
2025년 가락시장

주요 품목 주간 거래동향

12월 4주차 주요 동향

[2025. 12.20. ~ 12.26.]



서울특별시농수산물공사

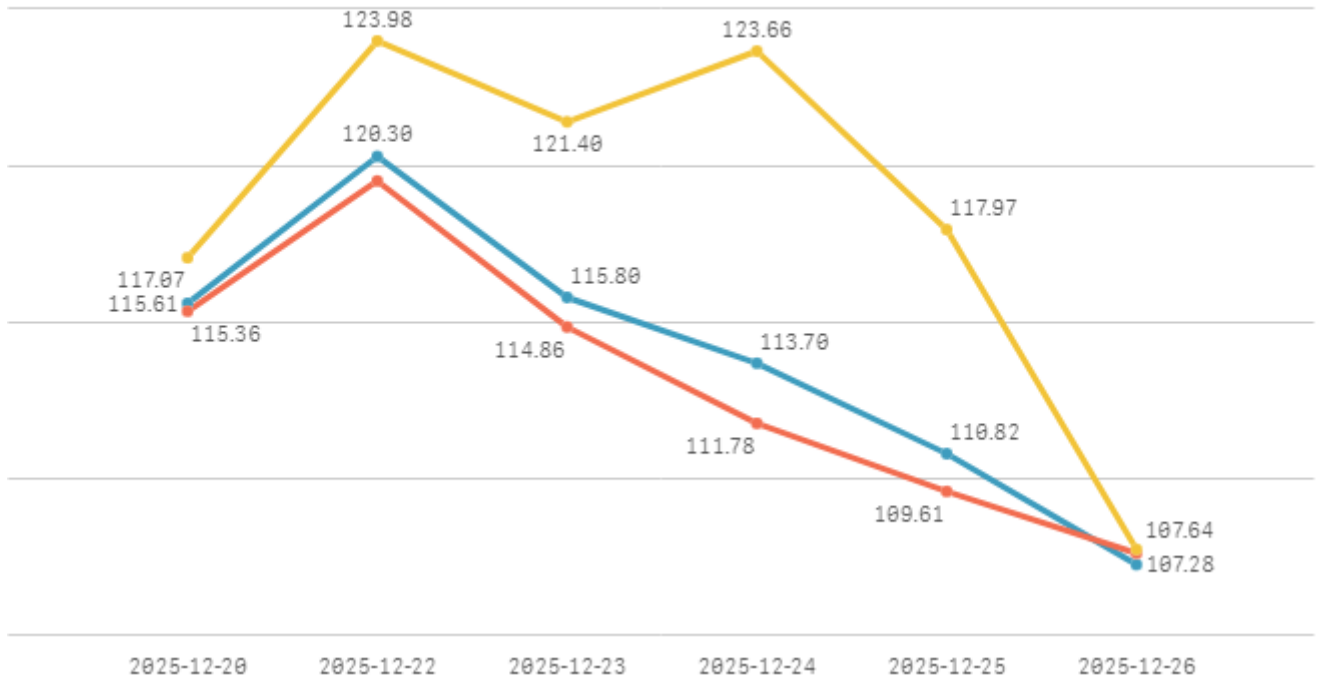
[데이터전략팀]

1. 주간 표준지수

※ 직전 5개년 평균가격을 지수 100으로 산정하여 100 이상일 경우 평년보다 상승, 100 이하일 경우 평년보다 하락

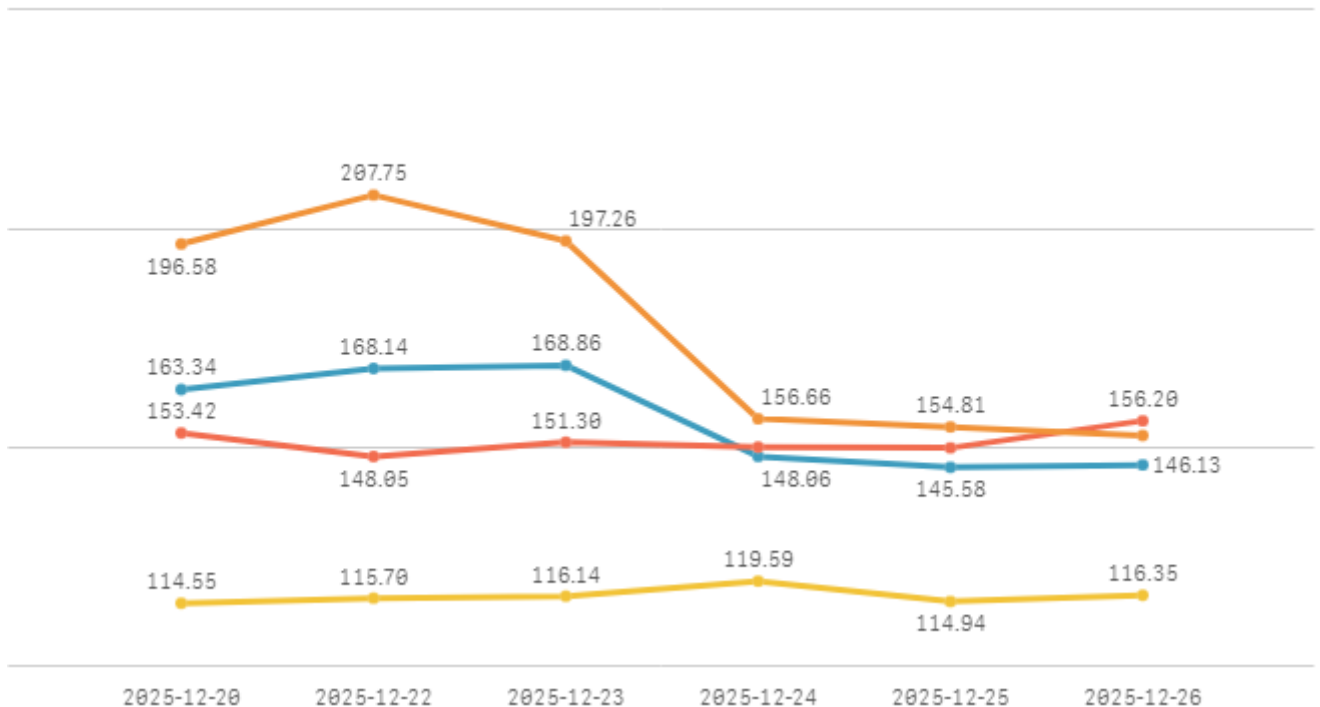
□ 청과부류

합계 채소계 과일계



□ 수산부류

합계 생선류 조개류 건어류



2. 12월 4주차 주요 품목 주간 거래동향

주요 품목(종) 주간동향 (12.20 ~ 12.26)

품종 단위	금주평균	전주평균	전월평균	전년평균	5년평균 가격	전주대비	전월대비	전년대비	5년평균 대비
(냉)고등어 수입(10키로상자)	75,395	78,692	74,745	47,911	45,752	-4% ▼	1% ▲	57% ▲	65% ▲
(선)갈치(5키로상자)	142,725	154,040	144,411	133,437	142,248	-7% ▼	-1% ▼	7% ▲	0% ▲
가지(8키로상자)	50,047	40,507	22,698	44,403	44,111	24% ▲	120% ▲	13% ▲	13% ▲
감 대봉시(10키로상자)	22,684	21,342	22,294	20,011	27,601	6% ▲	2% ▲	13% ▲	-18% ▼
감골 하우스(5키로상자)	16,268	-	18,659	22,330	18,713	-	-13% ▼	-27% ▼	-13% ▼
감자 수미(햇)(20키로상자)	45,056	41,910	41,789	42,933	44,115	8% ▲	8% ▲	5% ▲	2% ▲
건세멸치(1.5키로상자)	20,957	21,586	15,191	19,111	21,447	-3% ▼	38% ▲	10% ▲	-2% ▼
겉종합(10키로망대)	8,973	9,002	9,076	17,958	13,272	-0% ▼	-1% ▼	-50% ▼	-32% ▼
깐마늘 대서(20키로)	155,819	155,905	155,970	135,912	147,705	-0% ▼	-0% ▼	15% ▲	5% ▲
단감 부유(10키로상자)	34,504	33,001	30,901	30,921	37,451	5% ▲	12% ▲	12% ▲	-8% ▼
당근(20키로상자)	21,050	26,351	24,360	64,942	36,071	-20% ▼	-14% ▼	-68% ▼	-42% ▼
대추방울토마토(3키로상자)	17,689	16,701	19,937	22,311	18,786	6% ▲	-11% ▼	-21% ▼	-6% ▼
대파(일반)(1키로단)	1,422	1,764	2,425	1,917	2,143	-19% ▼	-41% ▼	-26% ▼	-34% ▼
돌미나리(4키로상자)	38,312	43,141	24,844	40,365	39,929	-11% ▼	54% ▲	-5% ▼	-4% ▼
돌산갓(10키로)	30,491	29,601	27,402	14,841	21,014	3% ▲	11% ▲	105% ▲	45% ▲
딸기 설향(2키로상자)	45,707	36,302	47,838	43,276	42,024	26% ▲	-4% ▼	6% ▲	9% ▲
만감 황금향(3키로상자)	14,334	13,798	12,934	16,410	15,506	4% ▲	11% ▲	-13% ▼	-8% ▼
무(20키로상자)	12,244	16,340	12,049	22,406	13,788	-25% ▼	2% ▲	-45% ▼	-11% ▼
물오징어(6키로상자)	144,256	128,677	65,570	150,112	117,396	12% ▲	120% ▲	-4% ▼	23% ▲
바나나 수입(13키로상자)	25,728	25,330	24,037	18,790	22,442	2% ▲	7% ▲	37% ▲	15% ▲
배 신고(15키로상자)	46,822	46,434	42,471	88,854	56,088	1% ▲	10% ▲	-47% ▼	-17% ▼
배추(10키로망대)	8,719	9,630	12,484	11,465	7,896	-9% ▼	-30% ▼	-24% ▼	10% ▲
백다다기오이(100개)	73,778	62,243	67,625	65,671	75,176	19% ▲	9% ▲	12% ▲	-2% ▼
부추(일반)(500그램단)	2,008	2,727	4,588	4,388	3,310	-26% ▼	-56% ▼	-54% ▼	-39% ▼
브로콜리 극산(8키로상자)	26,771	30,630	43,028	34,952	27,772	-13% ▼	-38% ▼	-23% ▼	-4% ▼
빨강 파프리카(5키로상자)	18,196	24,119	22,764	44,000	27,085	-25% ▼	-20% ▼	-59% ▼	-33% ▼
사과 부사(10키로상자)	83,741	74,290	63,491	73,302	57,718	13% ▲	32% ▲	14% ▲	45% ▲
상추 포기잡(4키로상자)	17,170	12,624	10,275	14,515	18,517	36% ▲	67% ▲	18% ▲	-7% ▼
새송이버섯(2키로상자)	10,063	8,695	6,726	8,845	8,585	16% ▲	50% ▲	14% ▲	17% ▲
시금치(4키로상자)	10,648	10,523	11,320	13,217	10,695	1% ▲	-6% ▼	-19% ▼	-0% ▼
알배기배추(8키로상자)	16,220	19,698	18,330	16,702	16,933	-18% ▼	-12% ▼	-3% ▼	-4% ▼
애호박(20개)	23,353	20,328	16,102	30,849	29,136	15% ▲	45% ▲	-24% ▼	-20% ▼
양배추(8키로망대)	5,982	5,855	7,325	12,443	7,764	2% ▲	-18% ▼	-52% ▼	-23% ▼
양상추(일반)(12개)	18,140	21,316	45,431	31,451	23,475	-15% ▼	-60% ▼	-42% ▼	-23% ▼
양파(1키로)	1,024	1,076	1,055	1,221	1,118	-5% ▼	-3% ▼	-16% ▼	-8% ▼
열무(4키로상자)	14,509	14,336	9,583	12,495	12,561	1% ▲	51% ▲	16% ▲	16% ▲
오이맛고추(10키로상자)	34,280	32,586	40,143	43,852	41,260	5% ▲	-15% ▼	-22% ▼	-17% ▼
쪽파(10키로상자)	52,673	52,885	59,319	92,789	65,634	-0% ▼	-11% ▼	-43% ▼	-20% ▼
청경채(4키로상자)	9,827	7,292	4,486	8,611	9,900	35% ▲	119% ▲	14% ▲	-1% ▼
청양고추(10키로상자)	52,347	46,781	45,028	54,325	54,089	12% ▲	16% ▲	-4% ▼	-3% ▼
토마토(5키로상자)	16,993	17,697	16,461	17,547	16,898	-4% ▼	3% ▲	-3% ▼	1% ▲
팽이버섯(5키로상자)	11,356	12,773	9,423	13,466	11,662	-11% ▼	21% ▲	-16% ▼	-3% ▼
포도 샤인머스캣(2키로상자)	6,672	6,352	7,232	9,119	14,380	5% ▲	-8% ▼	-27% ▼	-54% ▼

□ 품종별 등락가격 비교(전주대비)

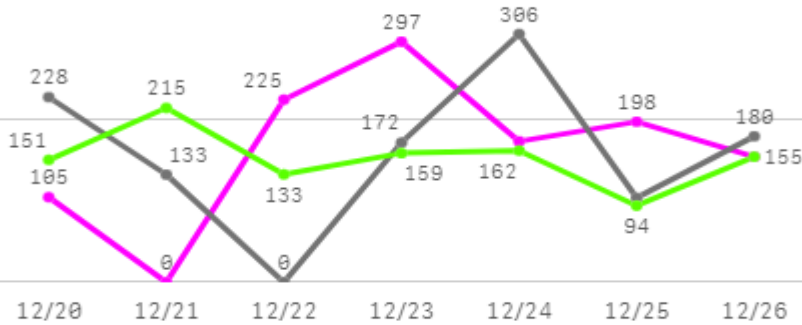
구분	품목(종)명
상승 품목(종)	가지(24%),감 대봉시(6%),감자 수미(햇)(8%),대추방울토마토(6%),딸기 설향(26%),물오징어(12%),백다다기오이(19%),사과 부사(13%),상추 포기잡(36%),새송이버섯(16%),애호박(15%),오이맛고추(5%),청경채(35%),청양고추(12%),포도 샤인머스켓(5%)
하락 품목(종)	(선)갈치(-7%),당근(-20%),대파(일반)(-19%),돌미나리(-11%),무(-25%),배추(-9%),부추(일반)(-26%),브로콜리 국산(-13%),빨강 파프리카(-25%),알배기배추(-18%),양상추(일반)(-15%),팽이버섯(-11%)
보합 품목(종)(+5%)	(냉)고등어 수입,건세멸치,겉홍합,깐마늘 대서,단감 부유,돌산갓,만감 황금향,바나나 수입,배 신고,시금치,양배추,양파,열무,쪽파,토마토,호박밤 고구마

3. 12월 4주차 품목(종)별 주간 거래동향

고구마

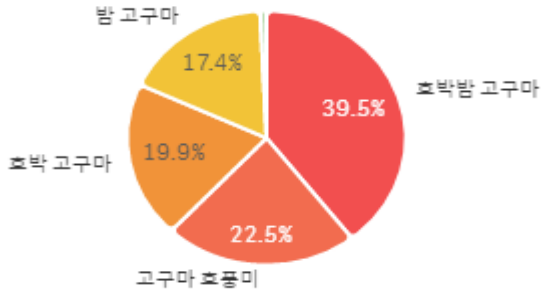
주간 반입량(톤)

2025 (pink line) 2024 (grey line) 평년 (green line)

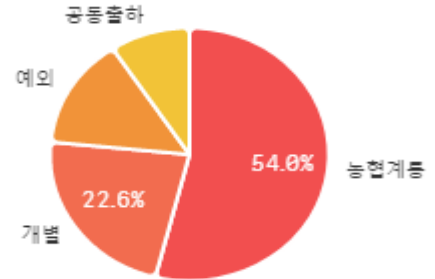


구분	금주(A)	전주(B)	전월(C)	전년(D)	평년(E)	A/B	A/C	A/D	A/E
물량(톤)	1,154	1,235	944	1,124	1,041	93.5%	122.2%	102.6%	110.9%

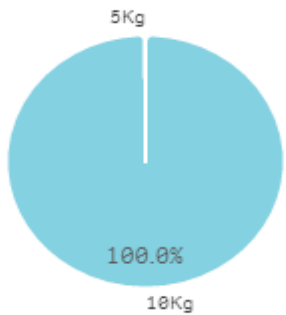
출하 품종별 거래물량 구성비



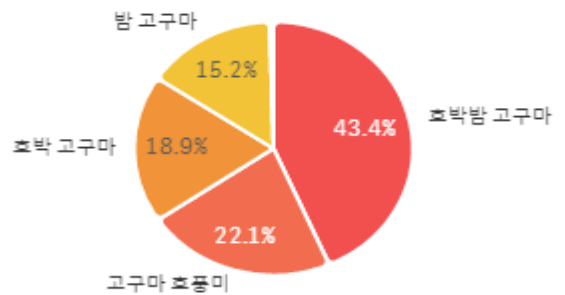
출하자별 거래물량 구성비



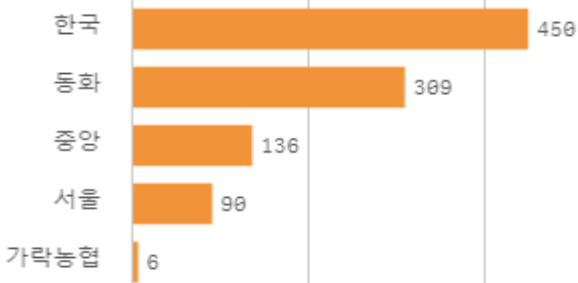
거래 단량별 물량 구성비



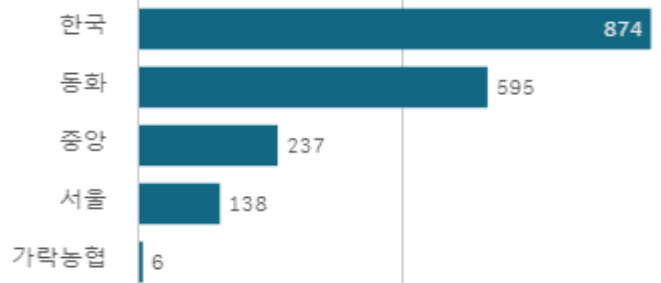
출하 품종별 거래금액 구성비



도매시장 법인별 거래물량(톤)

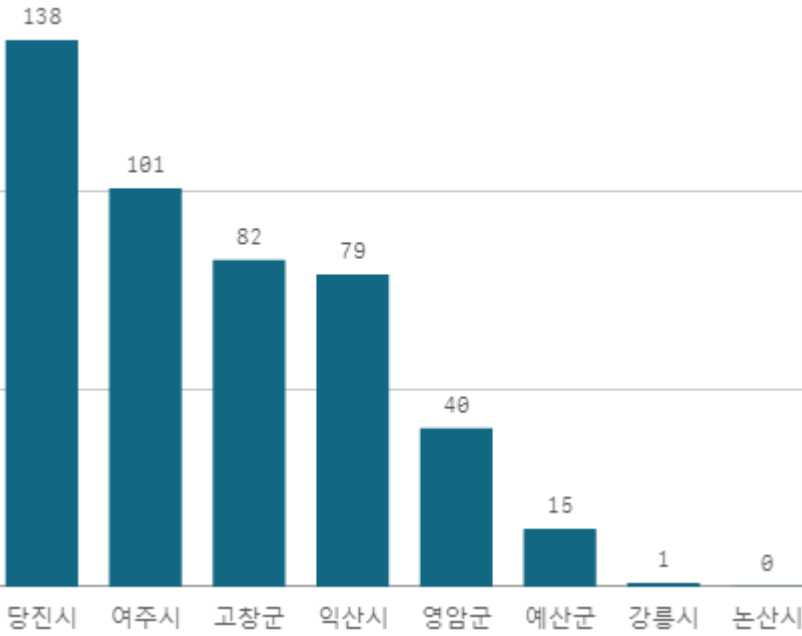


도매시장 법인별 거래금액(백만원)



호박밤 고구마(10Kg)

산지별 거래물량(톤)



출하산지(개소)

8

출하건수(천건)

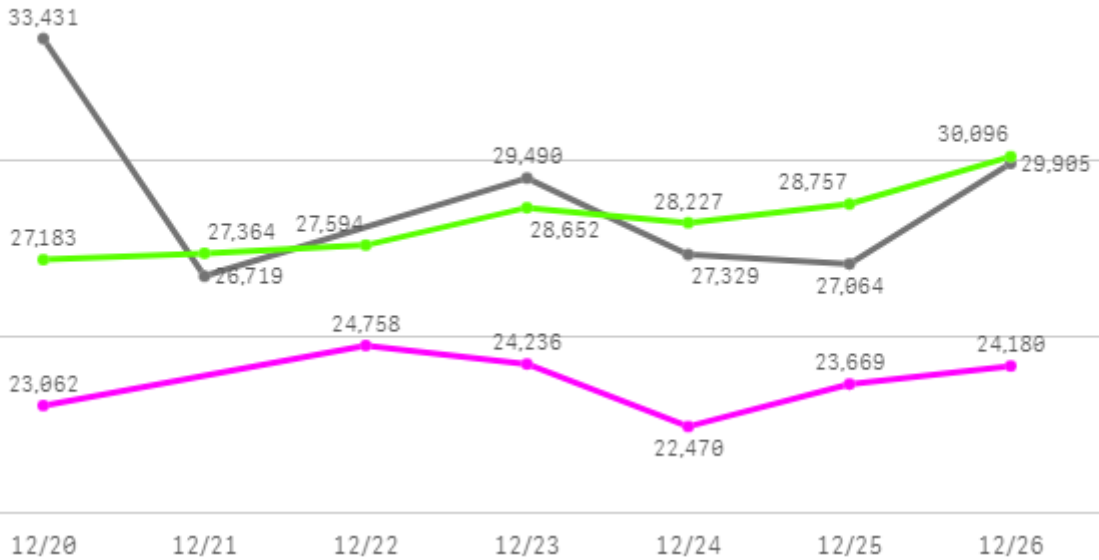
1

산지별 주출하 시군구



주간 도매가격(원)

◆ 2025 ● 2024 ▲ 평년



구분	금주(A)	전주(B)	전월(C)	전년(D)	평년(E)	A/B	A/C	A/D	A/E
가격(원)	23,729	24,804	22,863	28,990	25,761	95.7%	103.8%	81.9%	92.1%

※ 상품 가격 기준

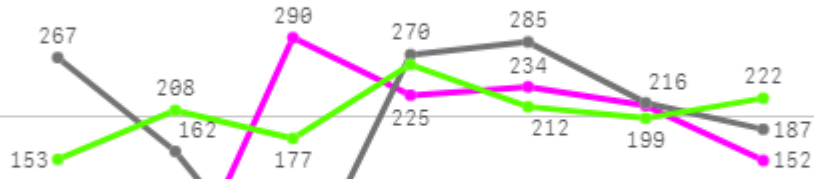
□ 호박밤 고구마(10Kg) 주간 가격

구분	Q	품종	Q	단량	Q	특	상	보통	하
2025-12-20		호박밤 고구마		10Kg		27,427	23,062	15,420	8,306
2025-12-22		호박밤 고구마		10Kg		31,327	24,758	15,478	8,696
2025-12-23		호박밤 고구마		10Kg		30,495	24,236	15,076	8,670
2025-12-24		호박밤 고구마		10Kg		27,279	22,470	14,251	8,127
2025-12-25		호박밤 고구마		10Kg		29,650	23,669	15,183	8,525
2025-12-26		호박밤 고구마		10Kg		30,047	24,180	15,015	8,258
평균						29,371	23,729	15,070	8,430

감자

주간 반입량(톤)

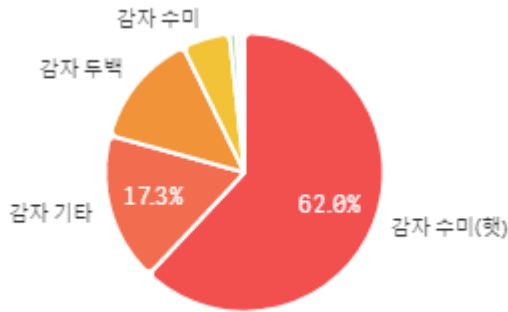
◆ 2025 ● 2024 ▲ 평년



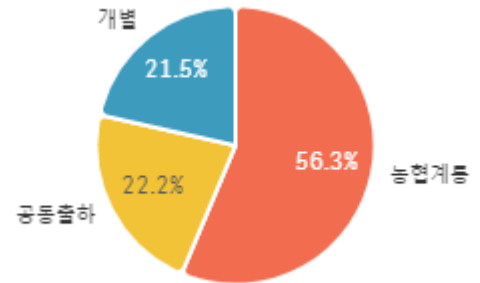
12/20 12/21 12/22 12/23 12/24 12/25 12/26

구분	금주(A)	전주(B)	전월(C)	전년(D)	평년(E)	A/B	A/C	A/D	A/E
물량(톤)	1,232	1,161	1,186	1,388	1,334	106.1%	103.9%	88.8%	92.3%

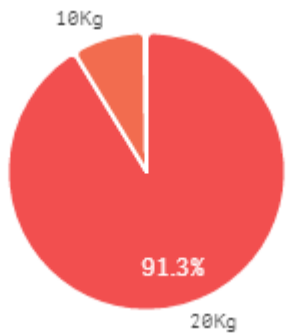
출하 품종별 거래물량 구성비



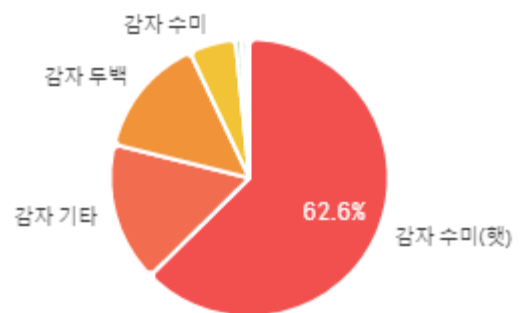
출하자별 거래물량 구성비



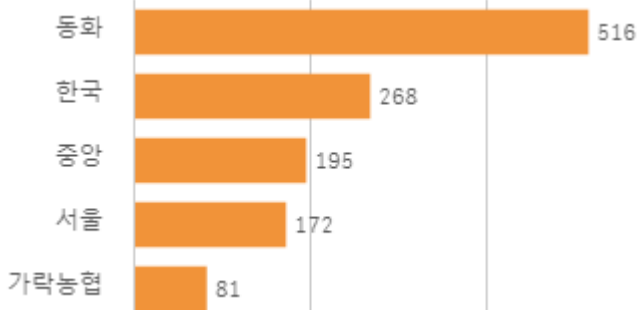
거래 단량별 물량 구성비



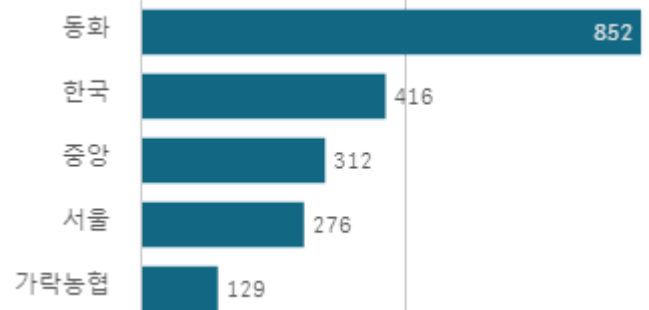
출하 품종별 거래금액 구성비



도매시장 법인별 거래물량(톤)

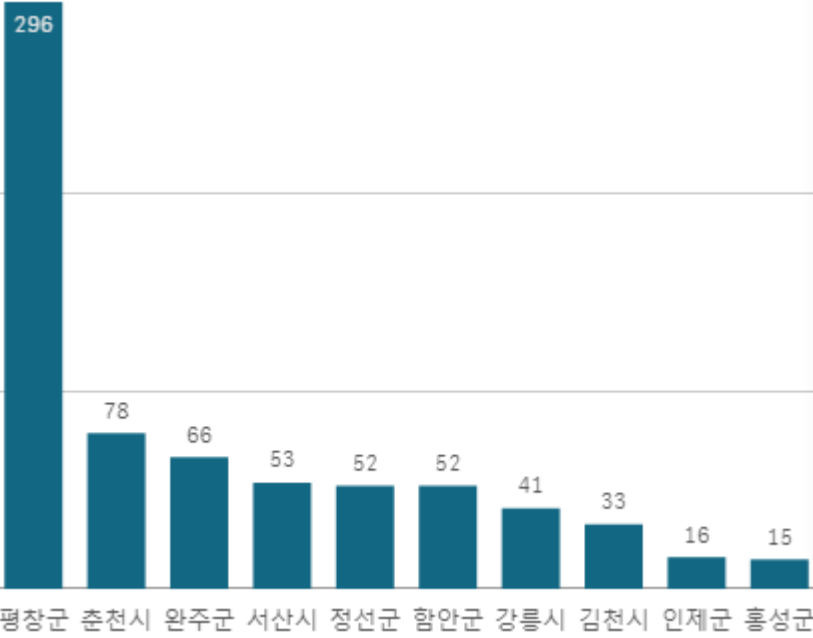


도매시장 법인별 거래금액(백만원)



감자 수미(햇) (20Kg)

산지별 거래물량(톤)



출하산지(개소)

20

출하건수(천건)

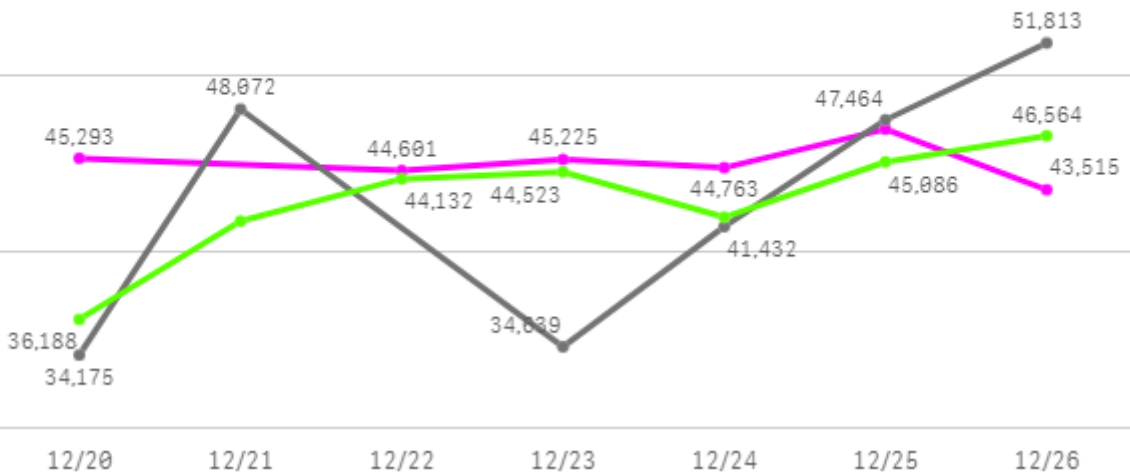
1

산지별 주출하 시군구



주간 도매가격(원)

◆ 2025 ● 2024 ◆ 평년



구분	금주(A)	전주(B)	전월(C)	전년(D)	평년(E)	A/B	A/C	A/D	A/E
가격(원)	45,056	41,910	41,789	42,933	44,115	107.5%	107.8%	104.9%	102.1%

※ 상품 가격 기준

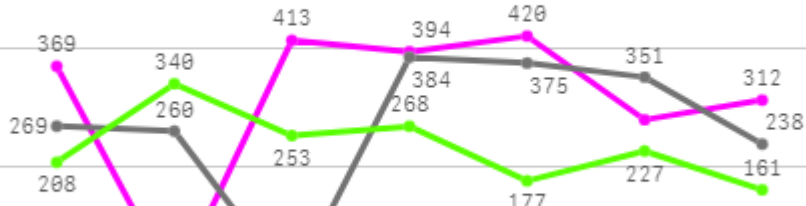
□ 감자 수미(햇)(20Kg) 주간 가격

구분	Q	품종	Q	단량	Q	특	상	보통	하
2025-12-20		감자 수미(햇)		20Kg		51,376	45,293	30,062	17,917
2025-12-22		감자 수미(햇)		20Kg		52,672	44,601	31,319	16,924
2025-12-23		감자 수미(햇)		20Kg		56,452	45,225	30,704	15,412
2025-12-24		감자 수미(햇)		20Kg		59,058	44,763	28,585	14,248
2025-12-25		감자 수미(햇)		20Kg		61,052	46,937	31,459	14,226
2025-12-26		감자 수미(햇)		20Kg		53,792	43,515	29,650	12,754
평균						55,734	45,056	30,297	15,247

배추

주간 반입량(톤)

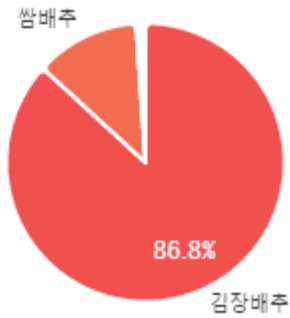
◆ 2025 ● 2024 ▲ 평년



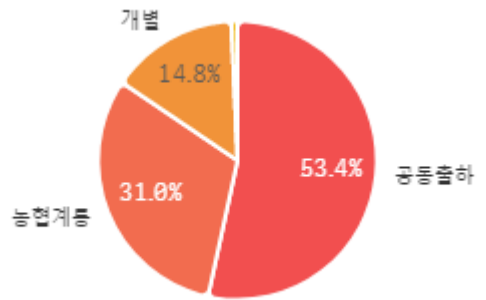
12/20 12/21 12/22 12/23 12/24 12/25 12/26

구분	금주(A)	전주(B)	전월(C)	전년(D)	평년(E)	A/B	A/C	A/D	A/E
물량(톤)	2,188	2,084	6,339	1,877	1,730	105.0%	34.5%	116.5%	126.5%

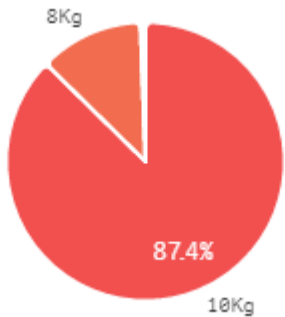
출하 품종별 거래물량 구성비



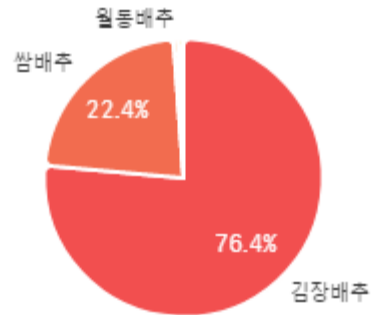
출하자별 거래물량 구성비



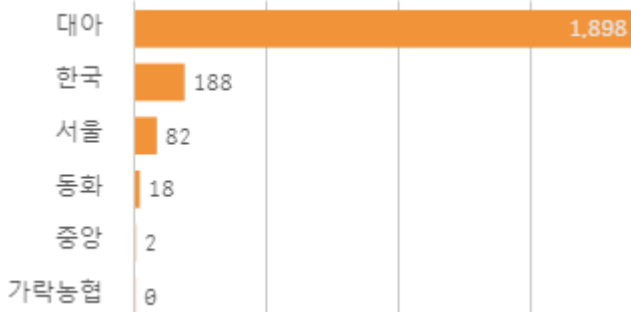
거래 단량별 물량 구성비



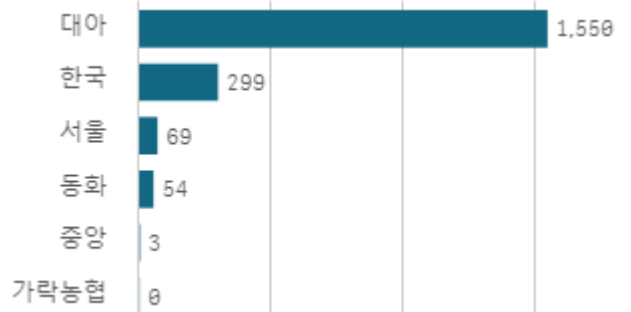
출하 품종별 거래금액 구성비



도매시장 법인별 거래물량(톤)

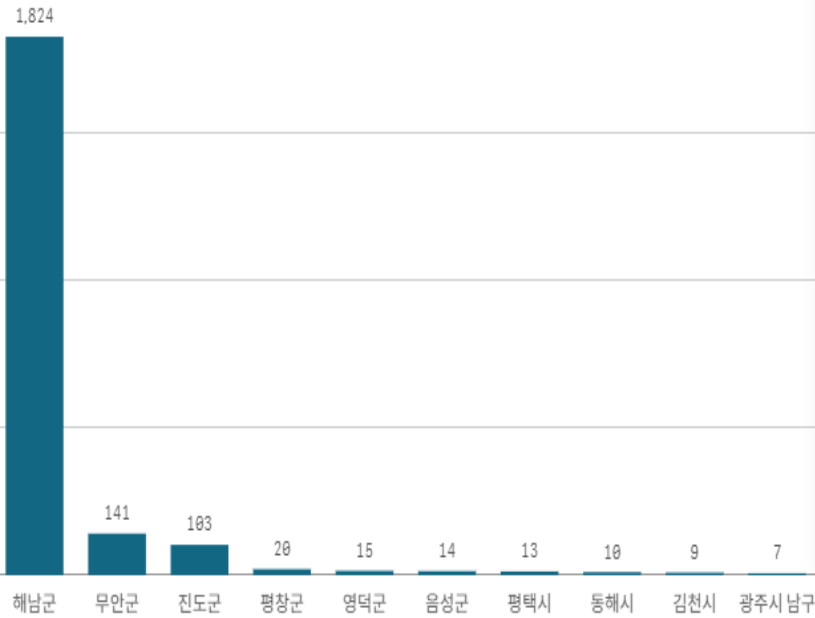


도매시장 법인별 거래금액(백만원)



배추(10Kg)

산지별 거래물량(톤)



출하산지(개소)

26

출하건수(천건)

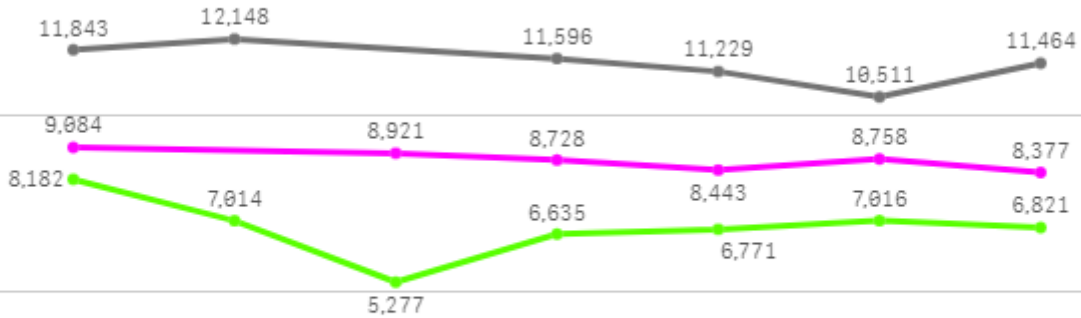
2

산지별 주출하 시군구



주간 도매가격(원)

◆ 2025 ● 2024 ◆ 평년



12/20 12/21 12/22 12/23 12/24 12/25 12/26

구분	금주(A)	전주(B)	전월(C)	전년(D)	평년(E)	A/B	A/C	A/D	A/E
가격(원)	8,719	9,630	12,484	11,465	7,896	90.5%	69.8%	76.0%	110.4%

※ 상품 가격 기준

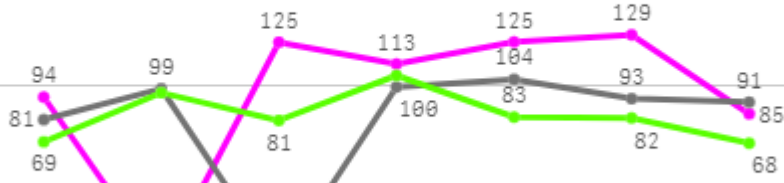
□ 배추(10Kg) 주간 가격

구분	Q	품종	Q	단량	Q	특	상	보통	하
2025-12-20		배추		10Kg		10,716	9,084	8,079	6,748
2025-12-22		배추		10Kg		10,549	8,921	8,185	7,011
2025-12-23		배추		10Kg		10,295	8,728	7,795	6,486
2025-12-24		배추		10Kg		9,942	8,443	7,542	6,118
2025-12-25		배추		10Kg		10,297	8,758	7,645	5,757
2025-12-26		배추		10Kg		9,105	8,377	7,512	5,895
평균						10,151	8,719	7,793	6,336

알배기배추

주간 반입량(톤)

◆ 2025 ● 2024 ▲ 평년

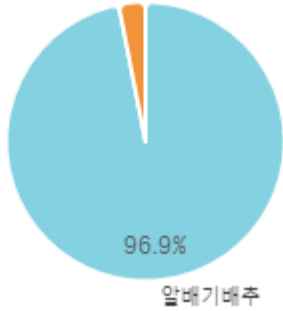


12/20 12/21 12/22 12/23 12/24 12/25 12/26

구분	금주(A)	전주(B)	전월(C)	전년(D)	평년(E)	A/B	A/C	A/D	A/E
물량(톤)	670	518	621	568	590	129.4%	107.9%	117.9%	113.5%

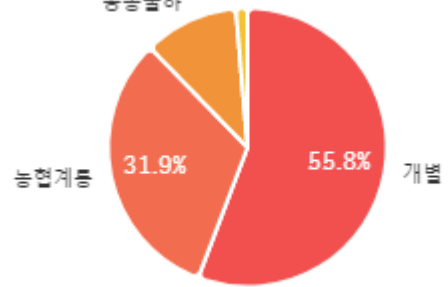
출하 품종별 거래물량 구성비

알배기배추(수입)



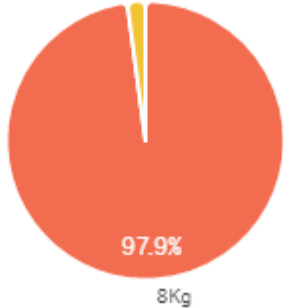
출하자별 거래물량 구성비

공동출하



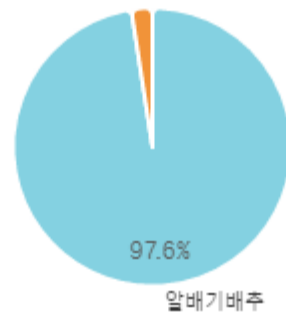
거래 단량별 물량 구성비

10Kg

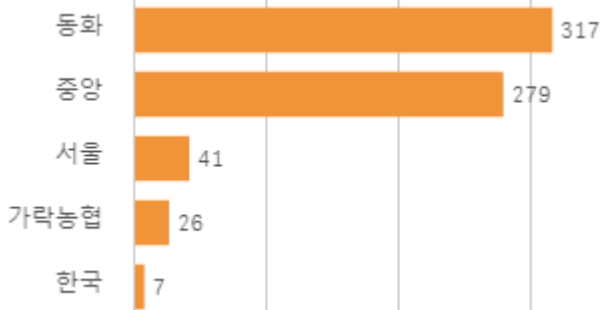


출하 품종별 거래금액 구성비

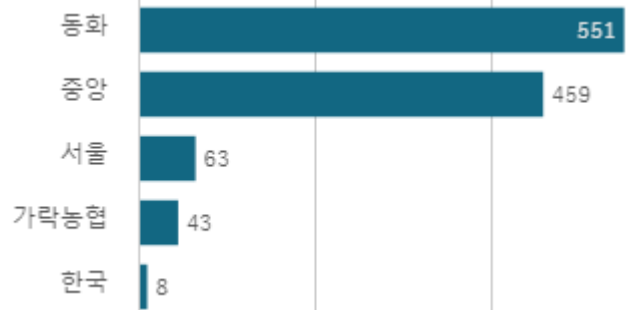
알배기배추(수입)



도매시장 법인별 거래물량(톤)

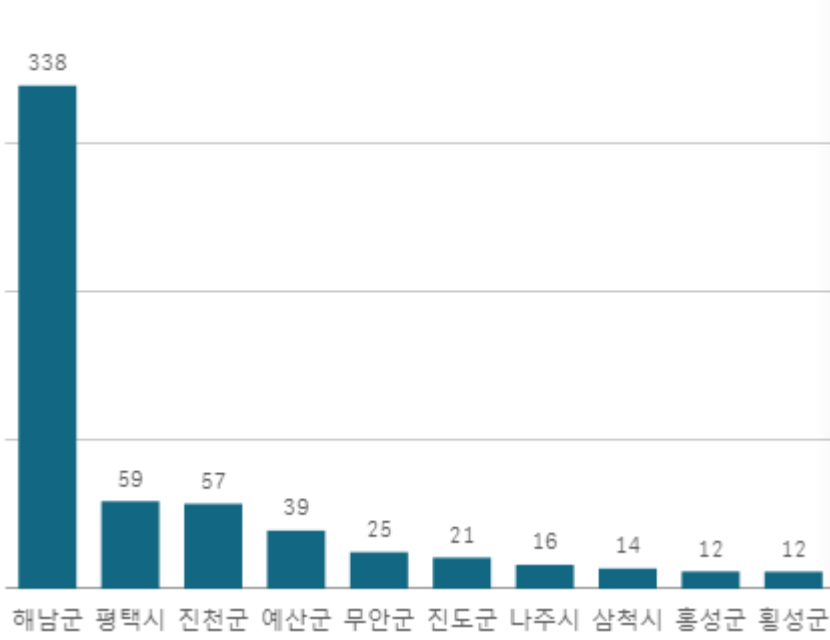


도매시장 법인별 거래금액(백만원)



알배기배추(8Kg)

산지별 거래물량(톤)



출하산지(개소)

29

출하건수(천건)

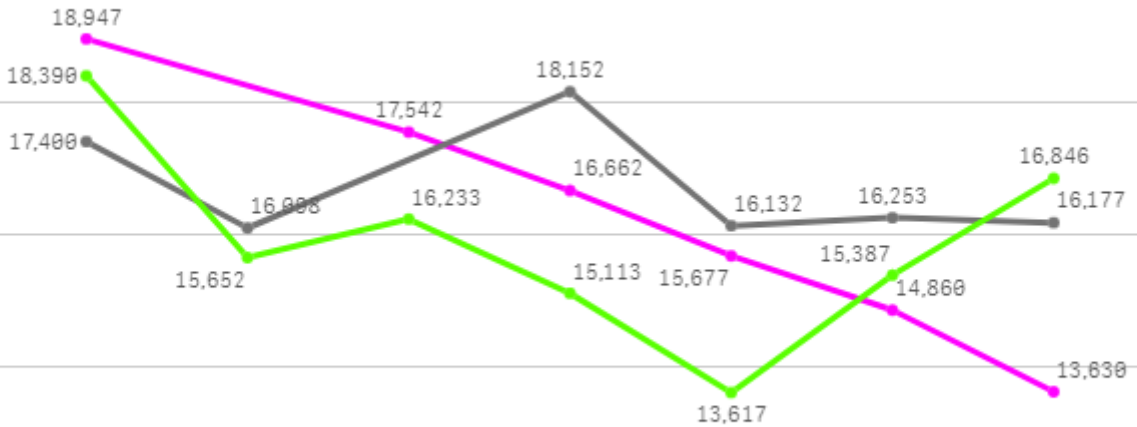
2

산지별 주출하 시군구



주간 도매가격(원)

◆ 2025 ● 2024 ◆ 평년



12/20 12/21 12/22 12/23 12/24 12/25 12/26

구분	금주(A)	전주(B)	전월(C)	전년(D)	평년(E)	A/B	A/C	A/D	A/E
가격(원)	16,220	19,698	18,330	16,702	16,933	82.3%	88.5%	97.1%	95.8%

※ 상품 가격 기준

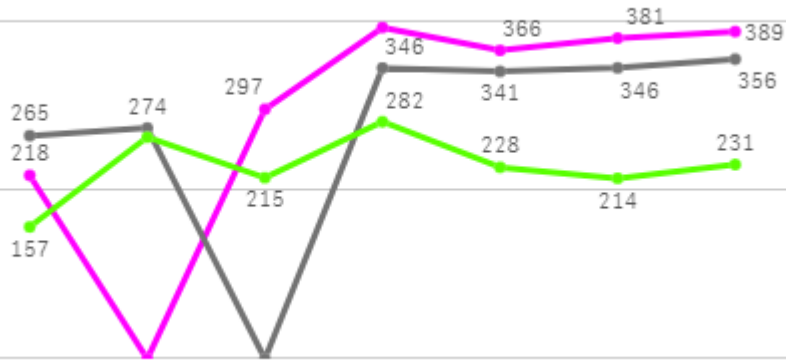
□ 알배기배추(8Kg) 주간 가격

구분	Q	품종	Q	단량	Q	특	상	보통	하
2025-12-20		알배기배추		8Kg		23,560	18,947	15,339	10,751
2025-12-22		알배기배추		8Kg		22,363	17,542	13,995	8,929
2025-12-23		알배기배추		8Kg		22,214	16,662	13,108	8,913
2025-12-24		알배기배추		8Kg		22,165	15,677	12,102	8,222
2025-12-25		알배기배추		8Kg		20,544	14,860	11,478	7,697
2025-12-26		알배기배추		8Kg		17,635	13,630	9,263	6,198
평균						21,414	16,220	12,548	8,452

양배추

주간 반입량(톤)

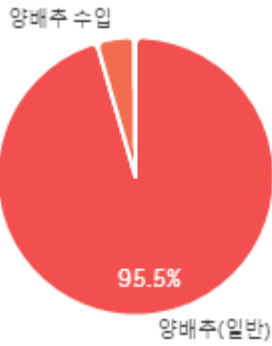
◆ 2025 ● 2024 ▲ 평년



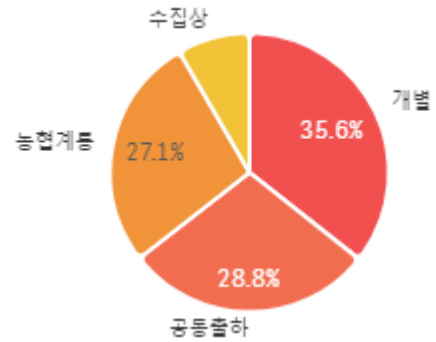
12/20 12/21 12/22 12/23 12/24 12/25 12/26

구분	금주(A)	전주(B)	전월(C)	전년(D)	평년(E)	A/B	A/C	A/D	A/E
물량(톤)	2,044	1,808	1,996	1,928	1,605	113.1%	102.4%	106.0%	127.4%

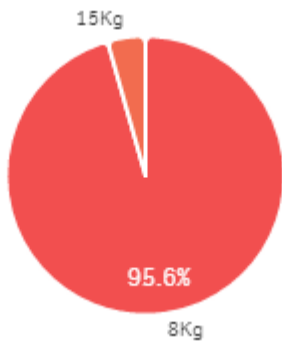
출하 품종별 거래물량 구성비



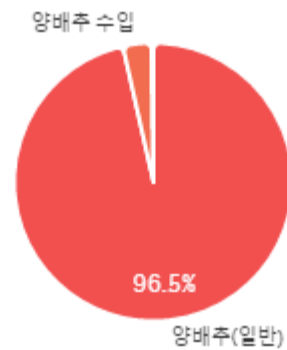
출하자별 거래물량 구성비



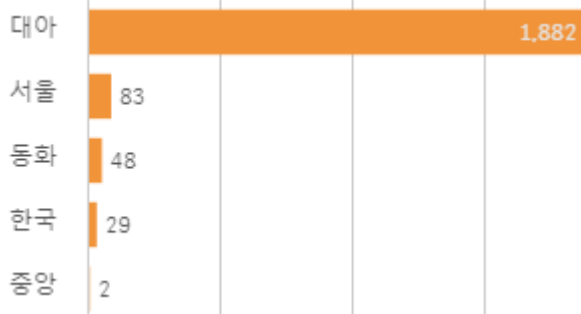
거래 단량별 물량 구성비



출하 품종별 거래금액 구성비



도매시장 법인별 거래물량(톤)

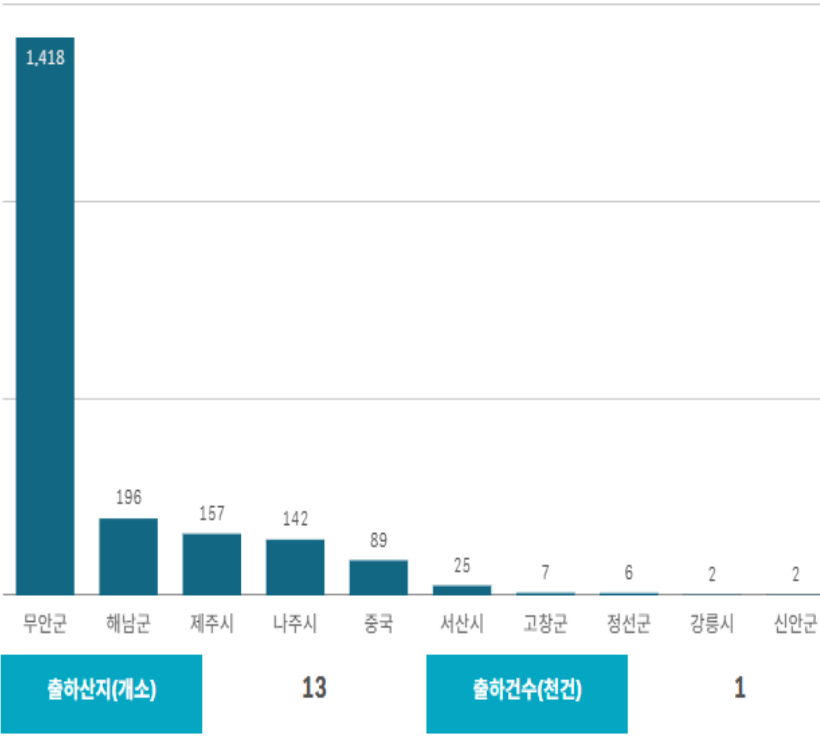


도매시장 법인별 거래금액(백만원)



양배추(8Kg)

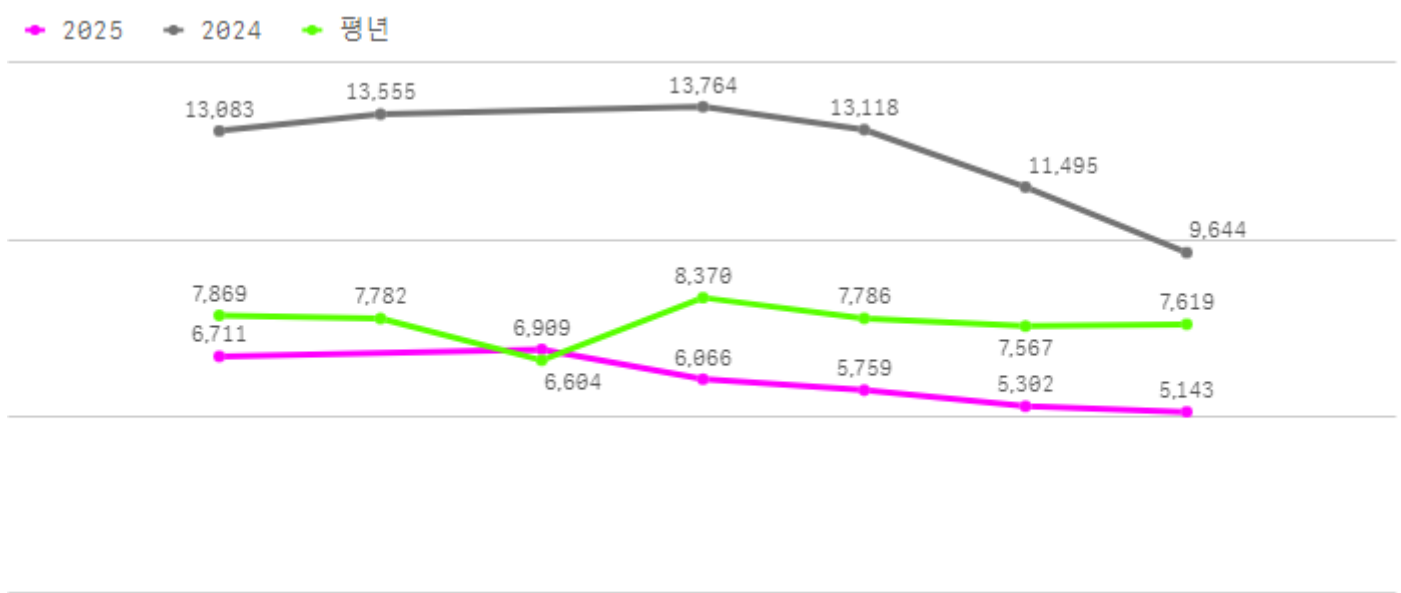
산지별 거래물량(톤)



산지별 주출하 시군구



주간 도매가격(원)



구분	금주(A)	전주(B)	전월(C)	전년(D)	평년(E)	A/B	A/C	A/D	A/E
가격(원)	5,982	5,855	7,325	12,443	7,764	102.2%	81.7%	48.1%	77.0%

※ 상품 가격 기준

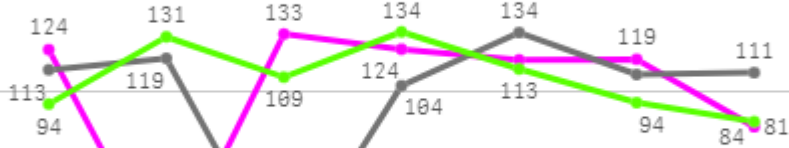
□ 양배추(8Kg) 주간 가격

구분	Q	품종	Q	단량	Q	특	상	보통	하
2025-12-20		양배추		8Kg		9,060	6,711	4,555	2,772
2025-12-22		양배추		8Kg		9,041	6,909	5,172	3,597
2025-12-23		양배추		8Kg		8,043	6,066	4,357	3,080
2025-12-24		양배추		8Kg		7,916	5,759	4,335	3,124
2025-12-25		양배추		8Kg		7,921	5,302	4,035	2,875
2025-12-26		양배추		8Kg		8,151	5,143	3,521	2,712
평균						8,355	5,982	4,329	3,027

시금치

주간 반입량(톤)

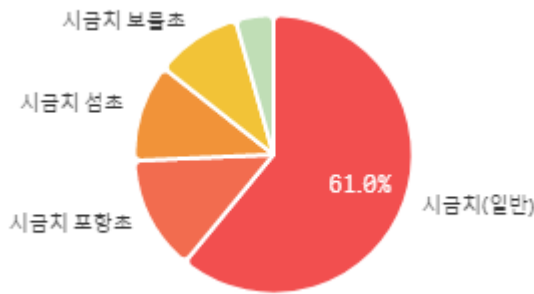
◆ 2025 ● 2024 ▲ 평년



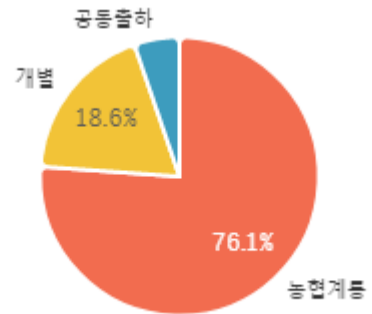
12/20 12/21 12/22 12/23 12/24 12/25 12/26

구분	금주(A)	전주(B)	전월(C)	전년(D)	평년(E)	A/B	A/C	A/D	A/E
물량(톤)	699	646	576	690	719	108.1%	121.3%	101.2%	97.2%

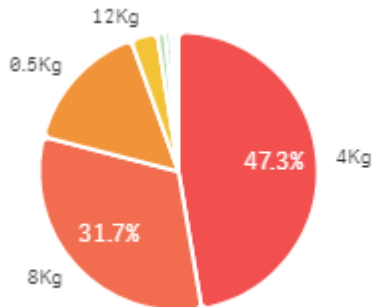
출하 품종별 거래물량 구성비



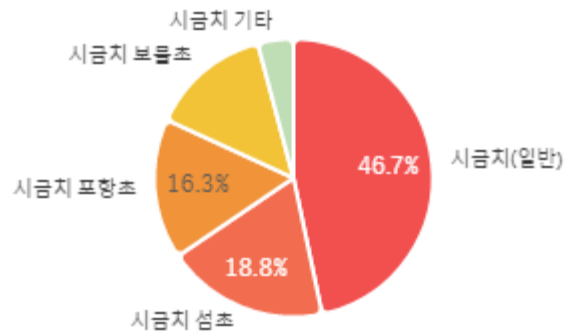
출하자별 거래물량 구성비



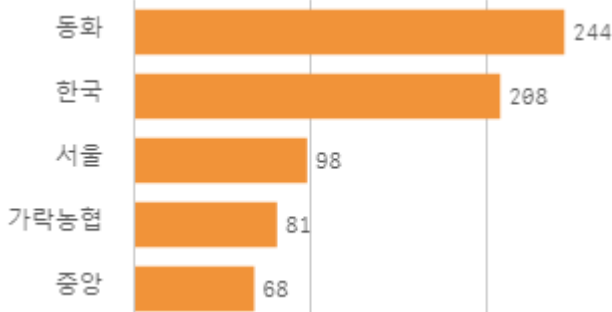
거래 단량별 물량 구성비



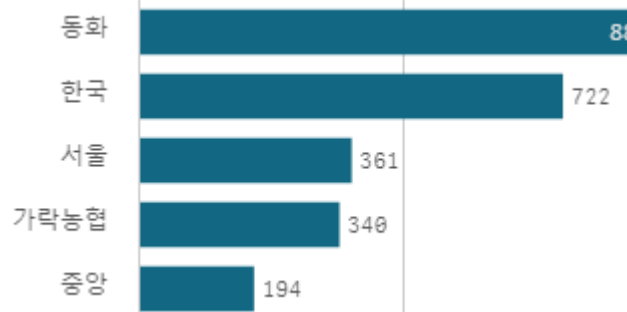
출하 품종별 거래금액 구성비



도매시장 법인별 거래물량(톤)

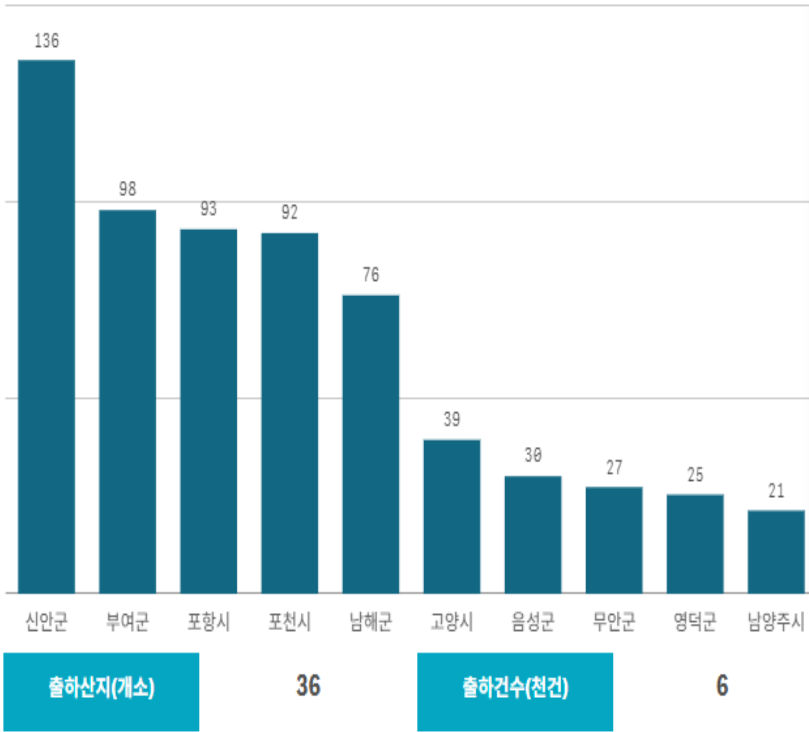


도매시장 법인별 거래금액(백만원)



시금치(4Kg)

산지별 거래물량(톤)

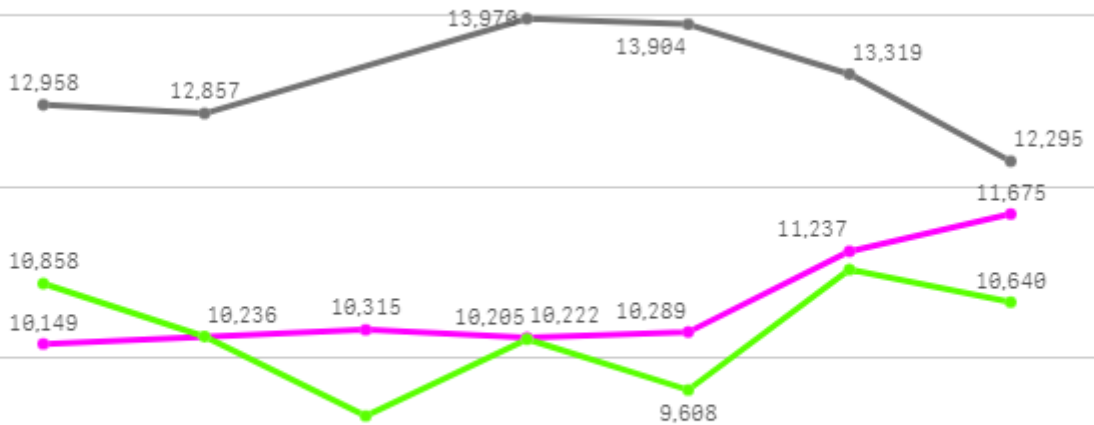


산지별 주출하 시군구



주간 도매가격(원)

◆ 2025 ● 2024 ◆ 평년



12/20 12/21 12/22 12/23 12/24 12/25 12/26

구분	금주(A)	전주(B)	전월(C)	전년(D)	평년(E)	A/B	A/C	A/D	A/E
가격(원)	10,648	10,523	11,320	13,217	10,695	101.2%	94.1%	80.6%	99.6%

※ 상품 가격 기준

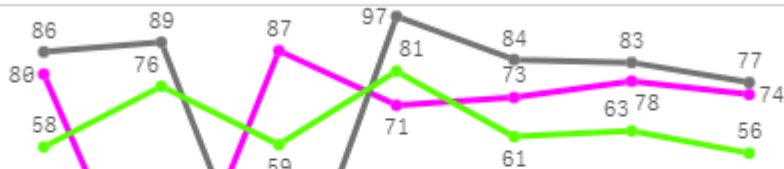
□ 시금치(4Kg) 주간 가격

구분	Q	품종	Q	단량	Q	특	상	보통	하
2025-12-20		시금치		4Kg		11,771	10,149	9,225	8,221
2025-12-22		시금치		4Kg		12,355	10,315	9,276	8,250
2025-12-23		시금치		4Kg		12,505	10,222	9,015	7,607
2025-12-24		시금치		4Kg		12,648	10,289	8,971	7,913
2025-12-25		시금치		4Kg		13,471	11,237	9,564	8,399
2025-12-26		시금치		4Kg		13,735	11,675	9,573	7,860
평균						12,748	10,648	9,271	8,042

상추

주간 반입량(톤)

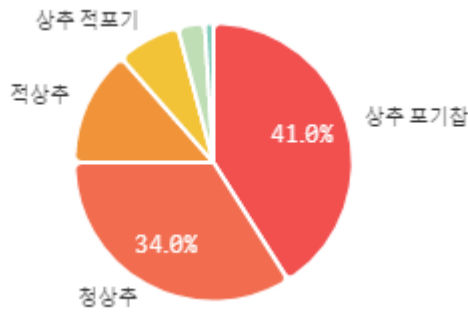
◆ 2025 ● 2024 ▲ 평년



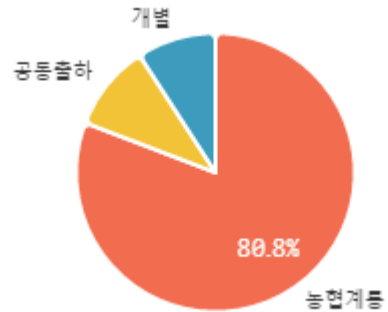
12/20 12/21 12/22 12/23 12/24 12/25 12/26

구분	금주(A)	전주(B)	전월(C)	전년(D)	평년(E)	A/B	A/C	A/D	A/E
물량(톤)	462	411	469	517	460	112.2%	98.5%	89.2%	100.4%

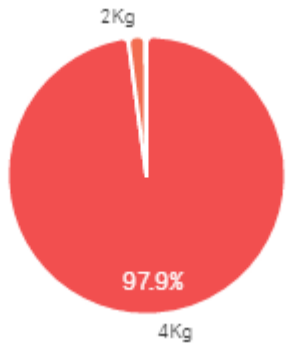
출하 품종별 거래물량 구성비



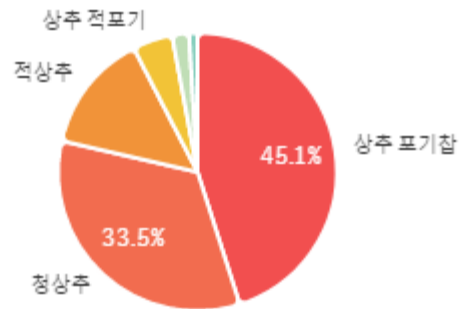
출하자별 거래물량 구성비



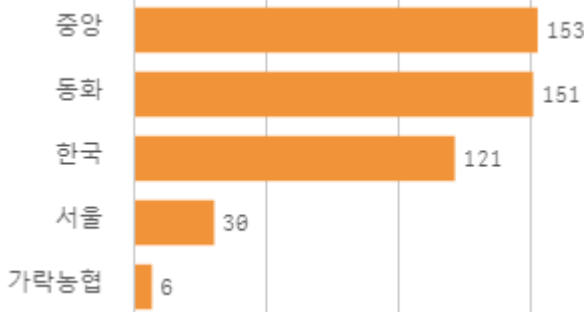
거래 단량별 물량 구성비



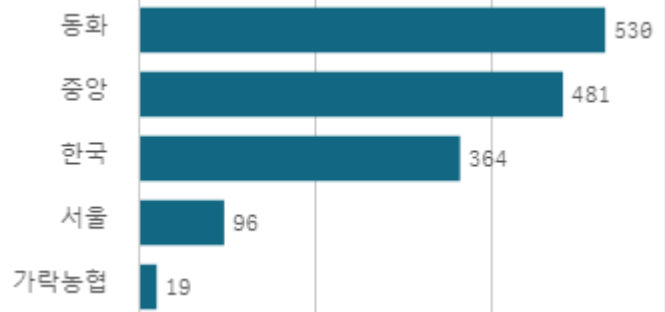
출하 품종별 거래금액 구성비



도매시장 법인별 거래물량(톤)

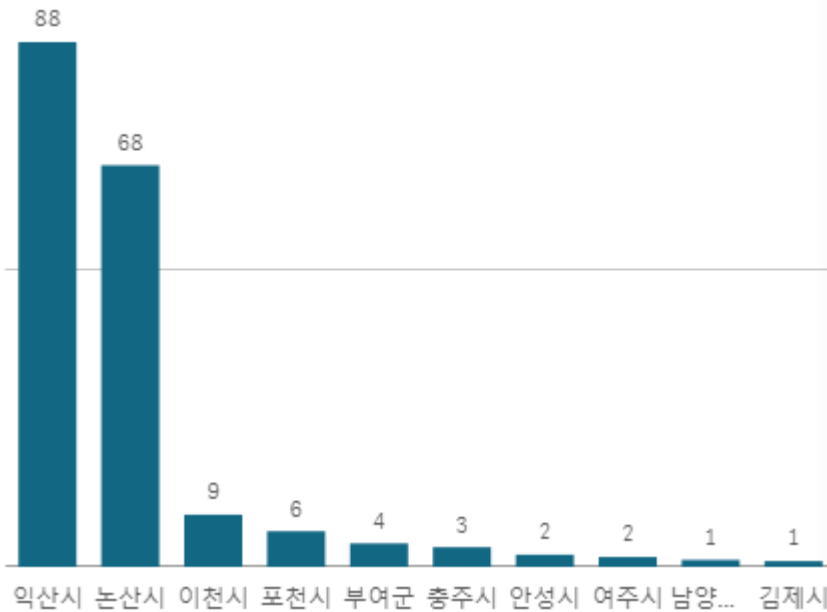


도매시장 법인별 거래금액(백만원)



상추 포기잡(4Kg)

산지별 거래물량(톤)



출하산지(개소)

24

출하건수(천건)

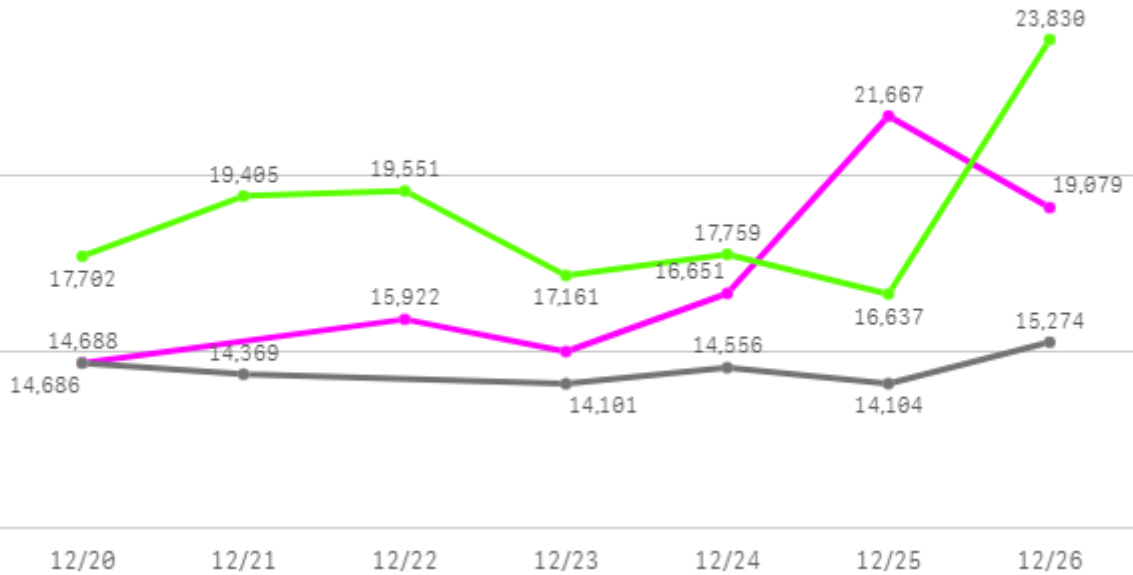
2

산지별 주출하 시군구



주간 도매가격(원)

◆ 2025 ● 2024 ◆ 평년



구분	금주(A)	전주(B)	전월(C)	전년(D)	평년(E)	A/B	A/C	A/D	A/E
가격(원)	17,170	12,624	10,275	14,515	18,517	136.0%	167.1%	118.3%	92.7%

※ 상품 가격 기준

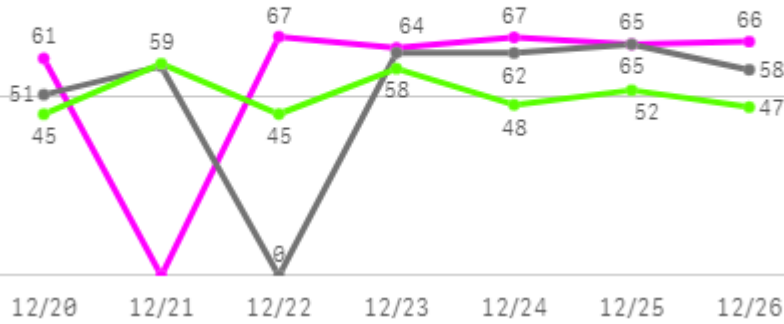
□ 상추 포기잡(4Kg) 주간 가격

구분	Q	품종	Q	단량	Q	특	상	보통	하
2025-12-20		상추 포기잡		4Kg		-	14,688	13,166	10,452
2025-12-22		상추 포기잡		4Kg		-	15,922	13,781	10,557
2025-12-23		상추 포기잡		4Kg		-	15,010	12,762	10,288
2025-12-24		상추 포기잡		4Kg		-	16,651	14,368	10,922
2025-12-25		상추 포기잡		4Kg		-	21,667	18,361	14,031
2025-12-26		상추 포기잡		4Kg		-	19,079	16,597	13,721
평균						-	17,170	14,839	11,662

부추

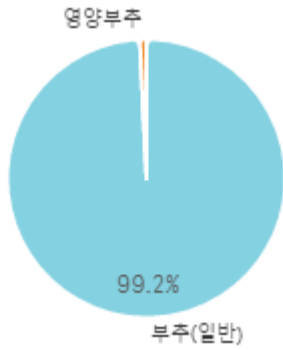
주간 반입량(톤)

◆ 2025 ● 2024 ▲ 평년

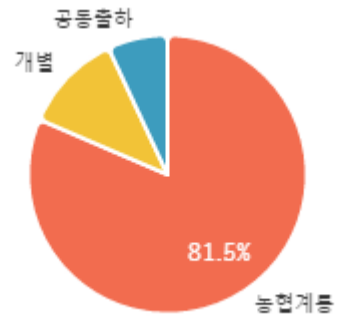


구분	금주(A)	전주(B)	전월(C)	전년(D)	평년(E)	A/B	A/C	A/D	A/E
물량(톤)	389	313	309	357	357	124.4%	126.0%	109.0%	109.1%

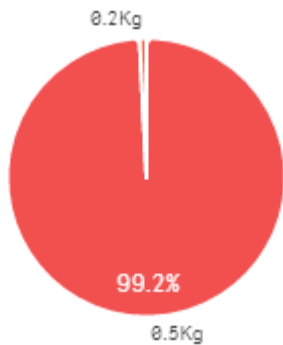
출하 품종별 거래물량 구성비



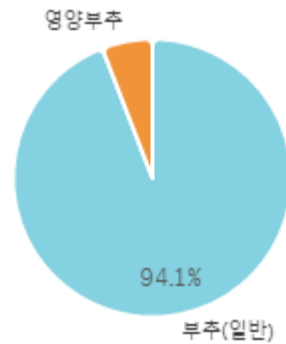
출하자별 거래물량 구성비



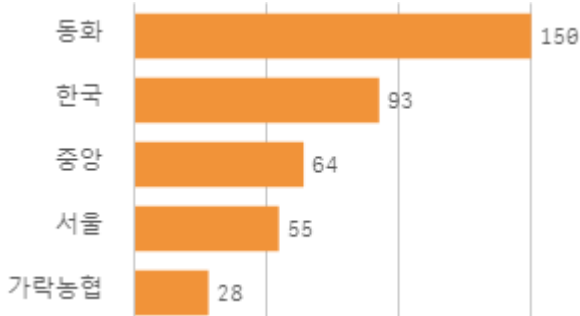
거래 단량별 물량 구성비



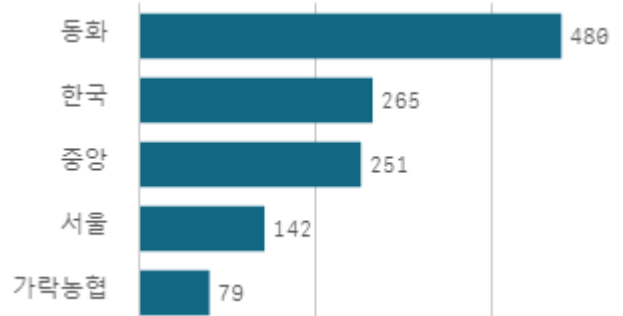
출하 품종별 거래금액 구성비



도매시장 법인별 거래물량(톤)

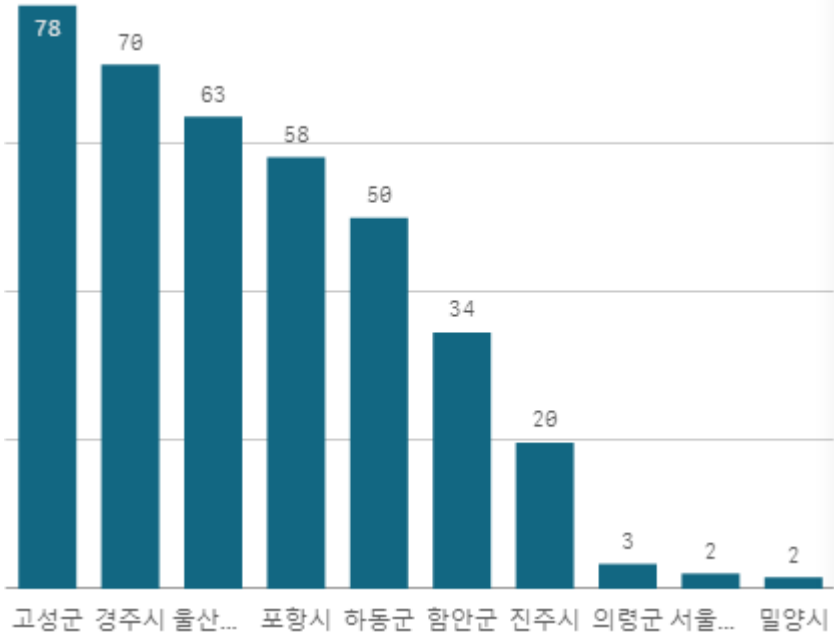


도매시장 법인별 거래금액(백만원)



부추(일반) (0.5Kg)

산지별 거래물량(톤)



출하산지(개소)

19

출하건수(천건)

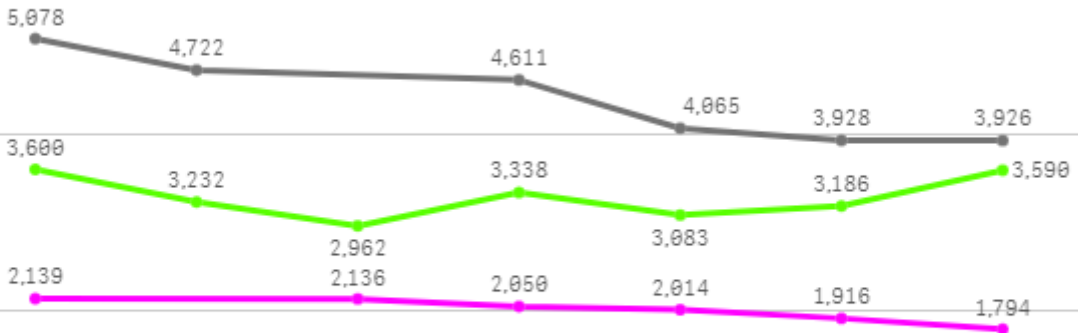
2

산지별 주출하 시군구



주간 도매가격(원)

◆ 2025 ◀ 2024 ◆ 평년



12/20 12/21 12/22 12/23 12/24 12/25 12/26

구분	금주(A)	전주(B)	전월(C)	전년(D)	평년(E)	A/B	A/C	A/D	A/E
가격(원)	2,008	2,727	4,588	4,388	3,310	73.6%	43.8%	45.8%	60.7%

※ 상품 가격 기준

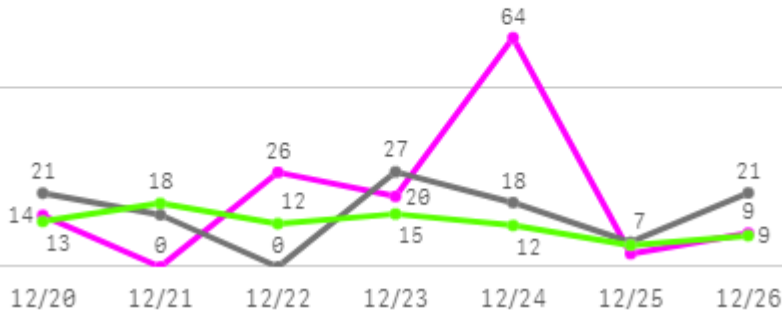
□ 부추(일반)(0.5Kg) 주간 가격

구분	Q	품종	Q	단량	Q	특	상	보통	하
2025-12-20		부추(일반)		0.5Kg		-	2,139	1,675	1,231
2025-12-22		부추(일반)		0.5Kg		-	2,136	1,699	1,308
2025-12-23		부추(일반)		0.5Kg		-	2,050	1,590	1,267
2025-12-24		부추(일반)		0.5Kg		-	2,014	1,502	1,114
2025-12-25		부추(일반)		0.5Kg		-	1,916	1,442	1,138
2025-12-26		부추(일반)		0.5Kg		-	1,794	1,305	935
평균						-	2,008	1,536	1,166

갯

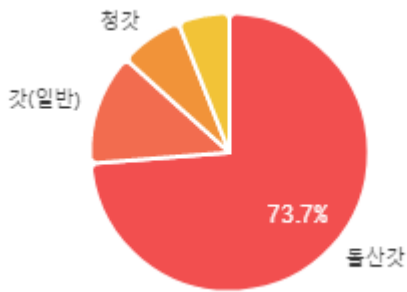
주간 반입량(톤)

◆ 2025 ● 2024 ▲ 평년

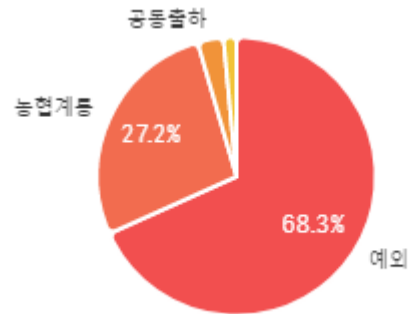


구분	금주(A)	전주(B)	전월(C)	전년(D)	평년(E)	A/B	A/C	A/D	A/E
물량(톤)	138	340	771	108	92	40.6%	17.9%	128.4%	150.3%

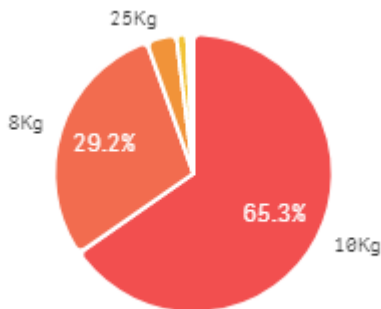
출하 품종별 거래물량 구성비



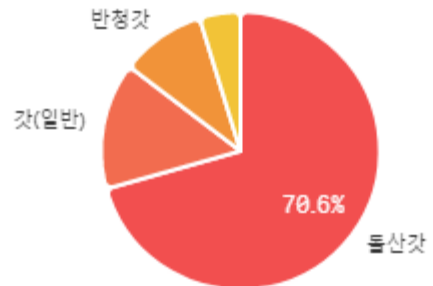
출하자별 거래물량 구성비



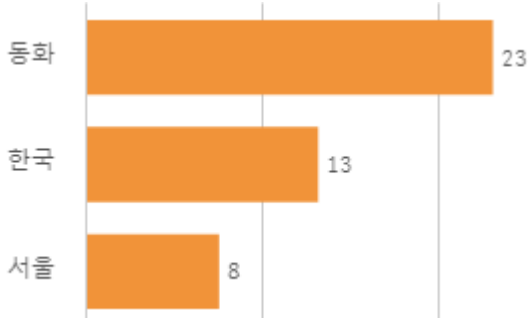
거래 단량별 물량 구성비



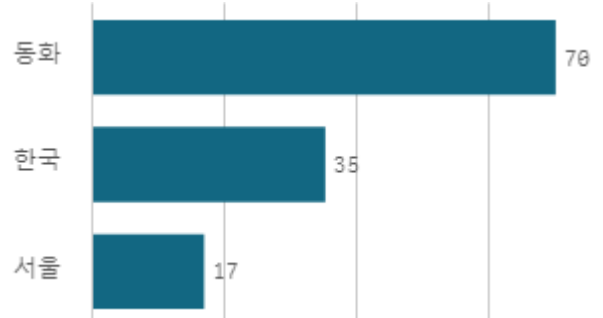
출하 품종별 거래금액 구성비



도매시장 법인별 거래물량(톤)

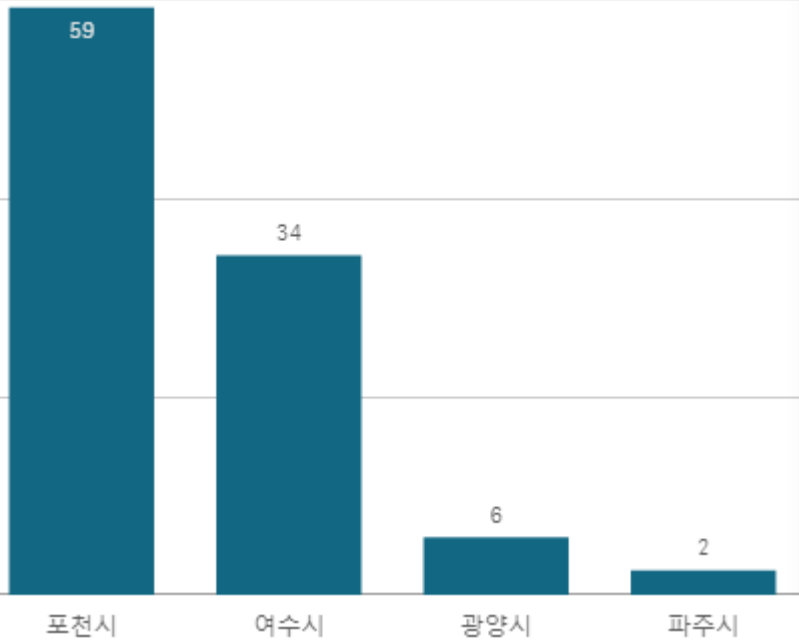


도매시장 법인별 거래금액(백만원)



돌산갓(10Kg)

산지별 거래물량(톤)



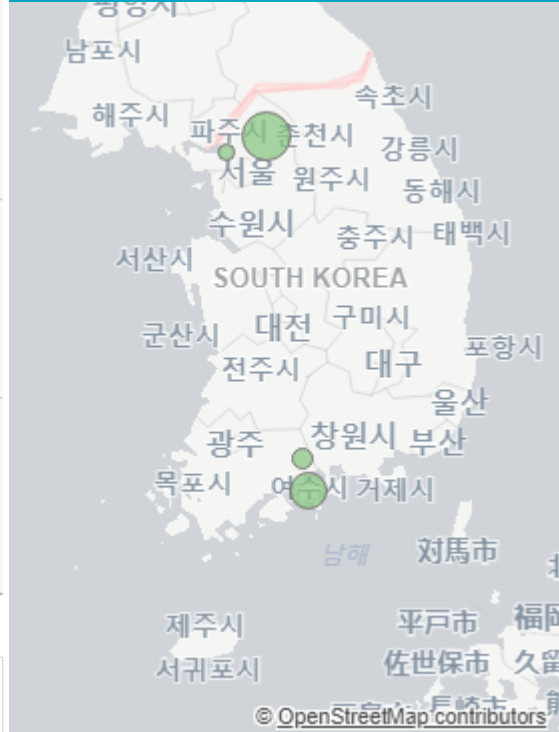
출하산지(개소)

4

출하건수(천건)

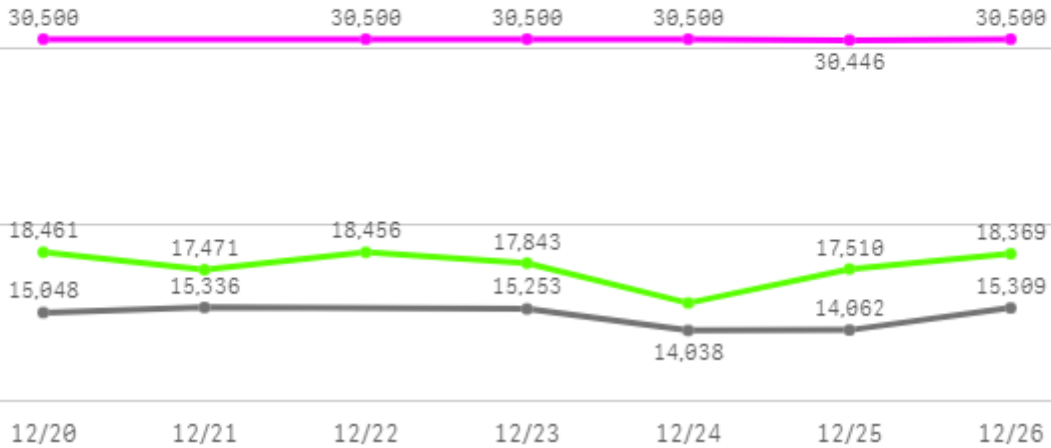
0

산지별 주출하 시군구



주간 도매가격(원)

◆ 2025 ● 2024 ◆ 평년



구분	금주(A)	전주(B)	전월(C)	전년(D)	평년(E)	A/B	A/C	A/D	A/E
가격(원)	30,491	29,601	27,402	14,841	21,014	103.0%	111.3%	205.5%	145.1%

※ 상품 가격 기준

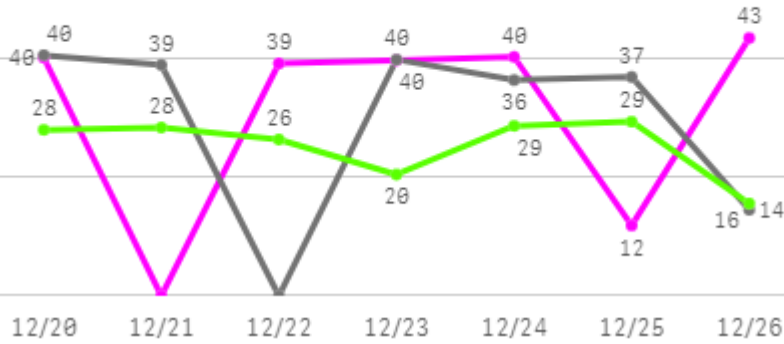
□ 돌산갓(10Kg) 주간 가격

구분	Q	품종	Q	단량	Q	특	상	보통	하
2025-12-20		돌산갓		10Kg		-	30,500	28,007	21,285
2025-12-22		돌산갓		10Kg		-	30,500	27,134	20,927
2025-12-23		돌산갓		10Kg		-	30,500	27,098	20,891
2025-12-24		돌산갓		10Kg		-	30,500	26,625	20,705
2025-12-25		돌산갓		10Kg		-	30,446	22,824	20,490
2025-12-26		돌산갓		10Kg		-	30,500	30,100	23,293
평균						-	30,491	26,965	21,265

미나리

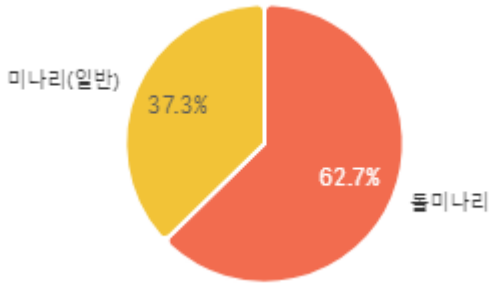
주간 반입량(톤)

◆ 2025 ● 2024 ▲ 평년

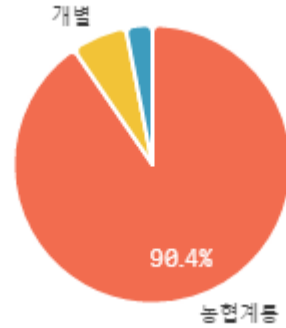


구분	금주(A)	전주(B)	전월(C)	전년(D)	평년(E)	A/B	A/C	A/D	A/E
물량(톤)	214	168	270	207	187	127.7%	79.3%	103.7%	114.8%

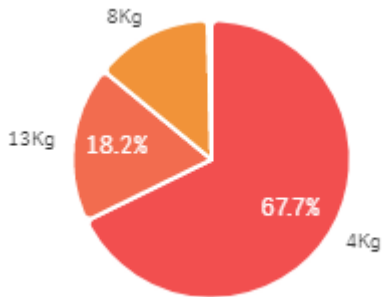
출하 품종별 거래물량 구성비



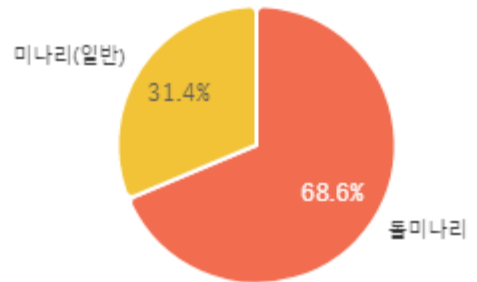
출하자별 거래물량 구성비



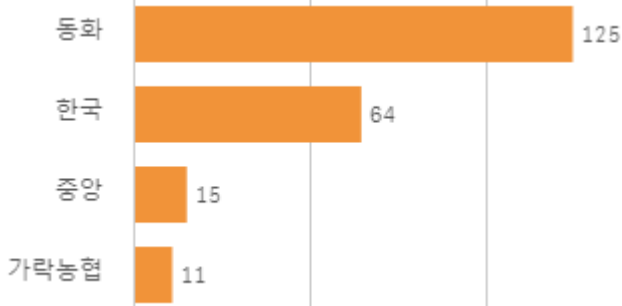
거래 단량별 물량 구성비



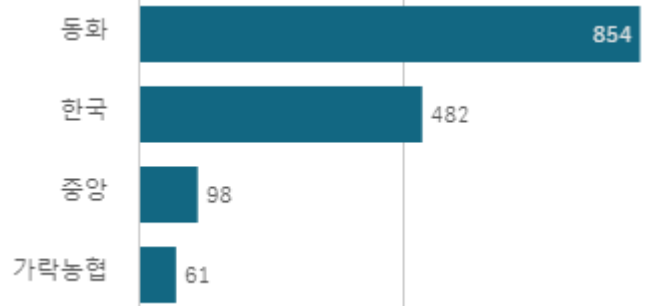
출하 품종별 거래금액 구성비



도매시장 법인별 거래물량(톤)

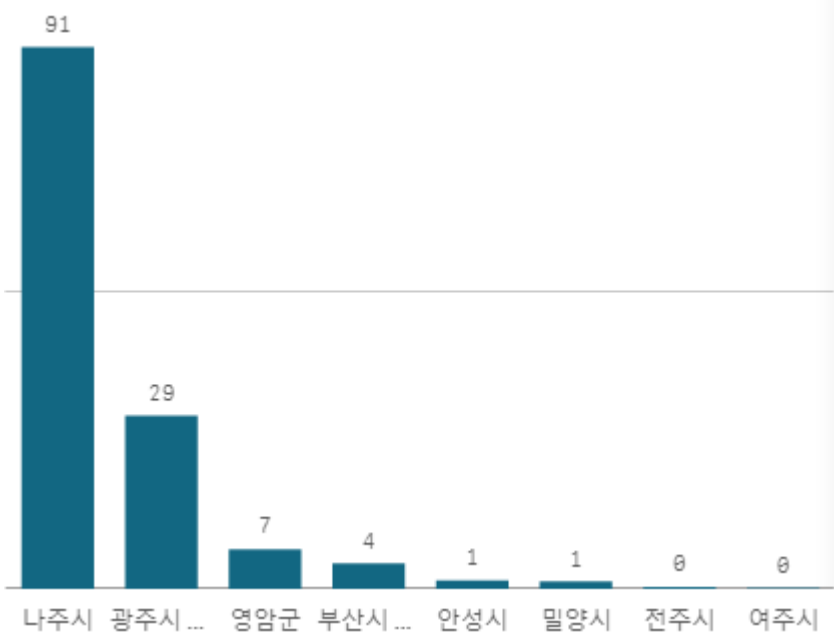


도매시장 법인별 거래금액(백만원)



돌미나리(4Kg)

산지별 거래물량(톤)



산지별 주출하 시군구



출하산지(개소)

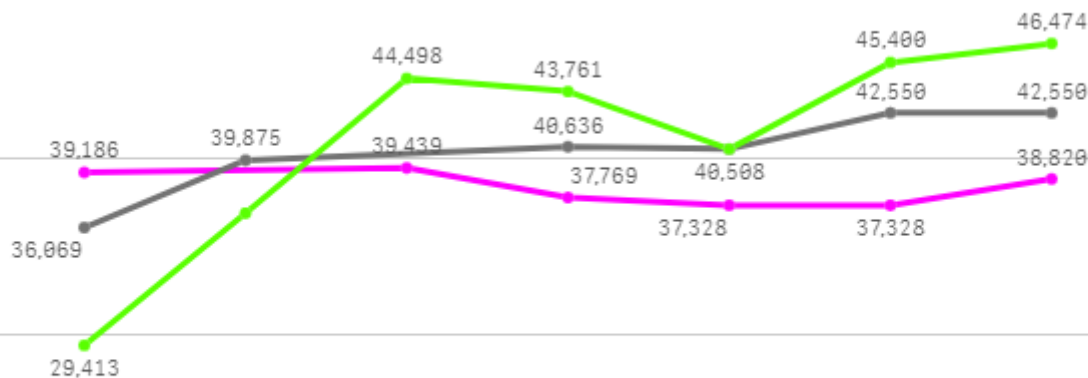
8

출하건수(천건)

1

주간 도매가격(원)

◆ 2025 ● 2024 ◆ 평년



12/20 12/21 12/22 12/23 12/24 12/25 12/26

구분	금주(A)	전주(B)	전월(C)	전년(D)	평년(E)	A/B	A/C	A/D	A/E
가격(원)	38,312	43,141	24,844	40,365	39,929	88.8%	154.2%	94.9%	95.9%

※ 상품 가격 기준

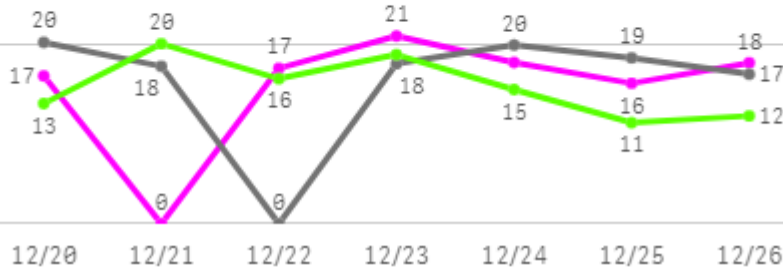
□ 돌미나리(4Kg) 주간 가격

구분	Q	품종	Q	단량	Q	특	상	보통	하
2025-12-20		돌미나리		4Kg		-	39,186	35,797	25,664
2025-12-22		돌미나리		4Kg		-	39,439	35,827	24,729
2025-12-23		돌미나리		4Kg		-	37,769	32,708	24,400
2025-12-24		돌미나리		4Kg		-	37,328	32,154	21,149
2025-12-25		돌미나리		4Kg		-	37,328	32,154	21,149
2025-12-26		돌미나리		4Kg		-	38,820	32,589	21,701
평균						-	38,312	33,538	23,132

열무

주간 반입량(톤)

◆ 2025 ● 2024 ▲ 평년

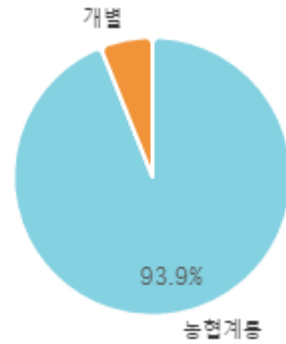


구분	금주(A)	전주(B)	전월(C)	전년(D)	평년(E)	A/B	A/C	A/D	A/E
물량(톤)	107	112	130	111	106	95.3%	82.6%	96.0%	101.4%

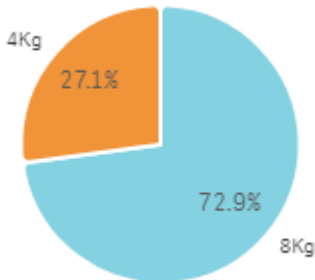
출하 품종별 거래물량 구성비



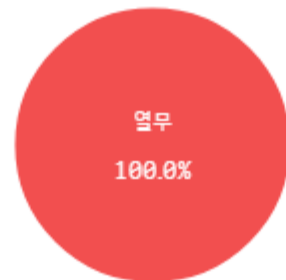
출하자별 거래물량 구성비



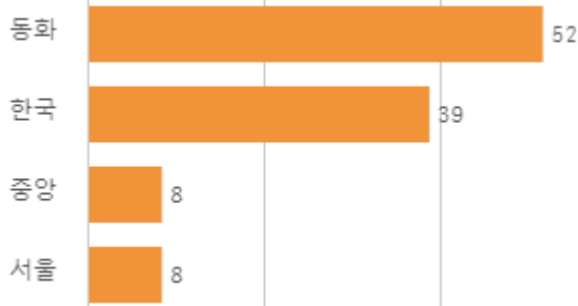
거래 단량별 물량 구성비



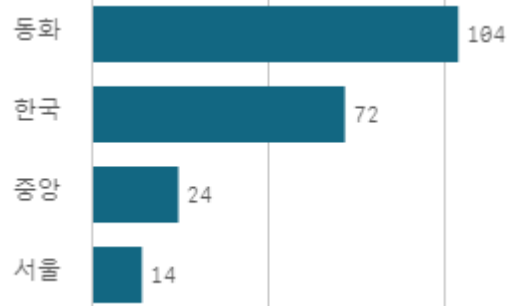
출하 품종별 거래금액 구성비



도매시장 법인별 거래물량(톤)

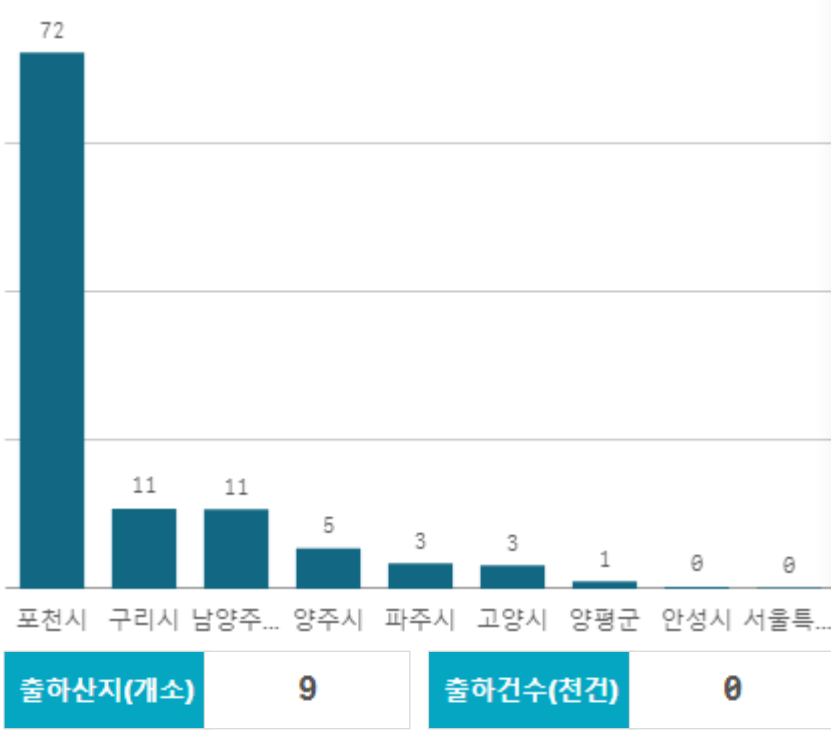


도매시장 법인별 거래금액(백만원)



열무(4Kg)

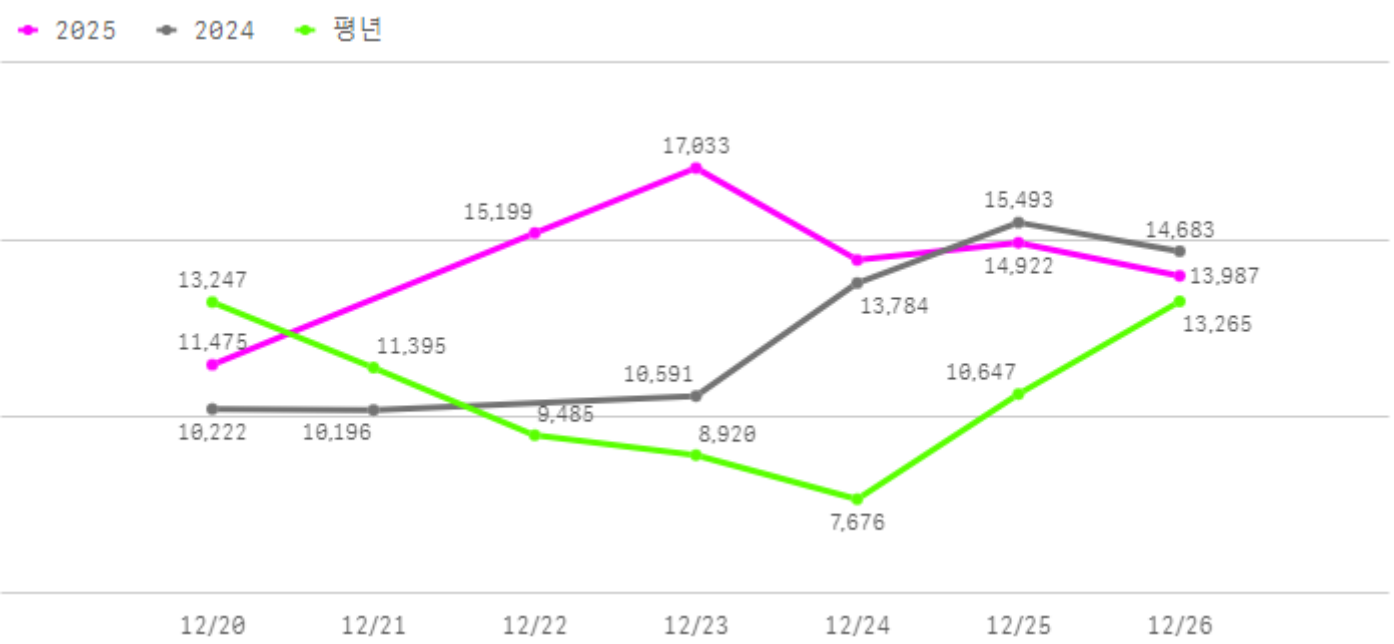
산지별 거래물량(톤)



산지별 주출하 시군구



주간 도매가격(원)



구분	금주(A)	전주(B)	전월(C)	전년(D)	평년(E)	A/B	A/C	A/D	A/E
가격(원)	14,509	14,336	9,583	12,495	12,561	101.2%	151.4%	116.1%	115.5%

※ 상품 가격 기준

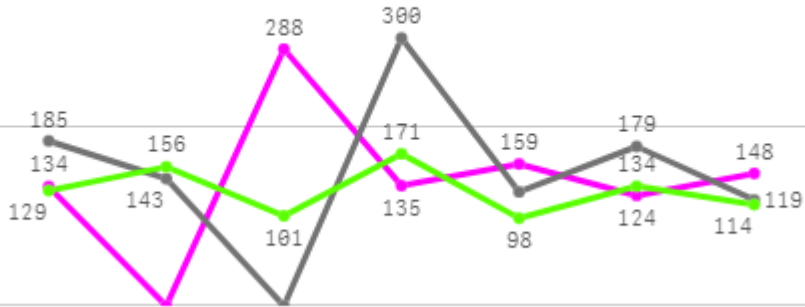
□ 열무(4Kg) 주간 가격

구분	Q	품종	Q	단량	Q	특	상	보통	하
2025-12-20		열무		4Kg		-	11,475	9,890	7,471
2025-12-22		열무		4Kg		-	15,199	11,777	8,615
2025-12-23		열무		4Kg		-	17,033	14,647	9,252
2025-12-24		열무		4Kg		-	14,435	11,324	8,026
2025-12-25		열무		4Kg		-	14,922	11,826	7,809
2025-12-26		열무		4Kg		-	13,987	11,016	7,997
평균						-	14,509	11,747	8,195

오이

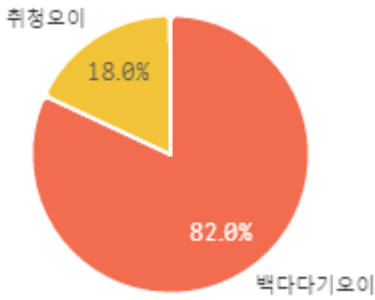
주간 반입량(톤)

◆ 2025 ● 2024 ▲ 평년

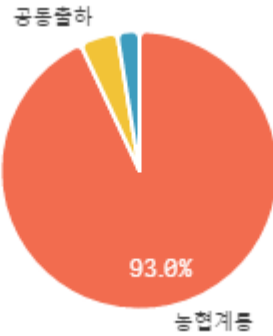


구분	금주(A)	전주(B)	전월(C)	전년(D)	평년(E)	A/B	A/C	A/D	A/E
물량(톤)	988	1,008	978	1,053	912	98.0%	101.0%	93.8%	108.4%

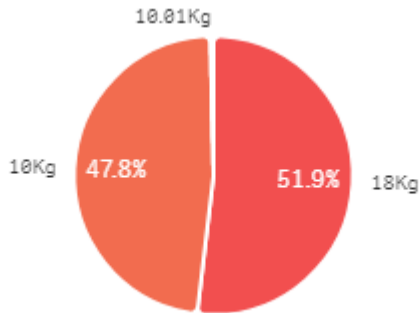
출하 품종별 거래물량 구성비



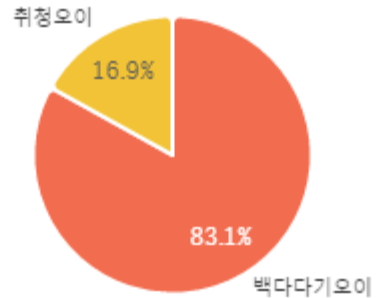
출하자별 거래물량 구성비



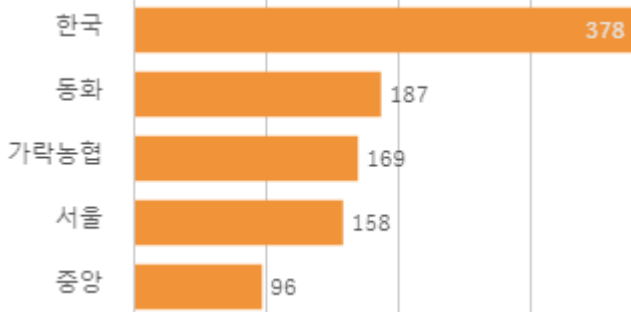
거래 단량별 물량 구성비



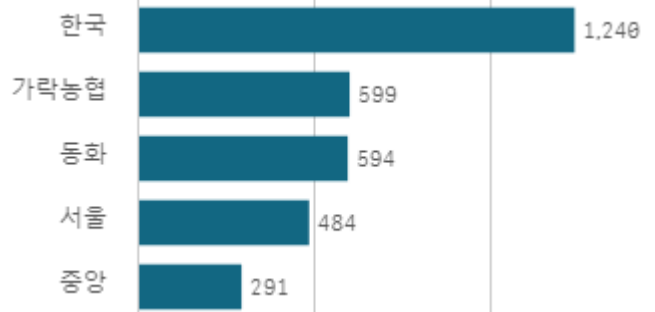
출하 품종별 거래금액 구성비



도매시장 법인별 거래물량(톤)

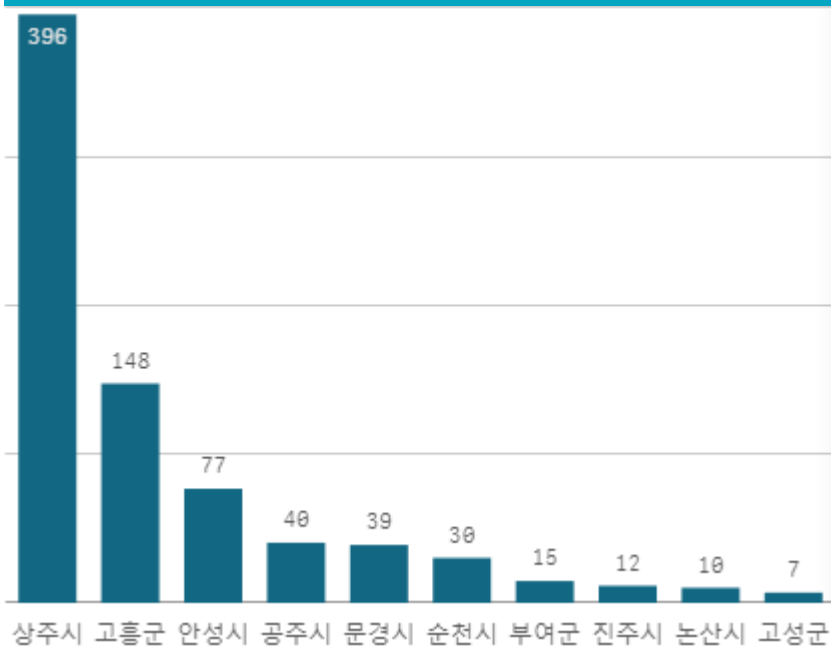


도매시장 법인별 거래금액(백만원)



백다다기오이(100개)

산지별 거래물량(톤)



출하산지(개소)

31

출하건수(천건)

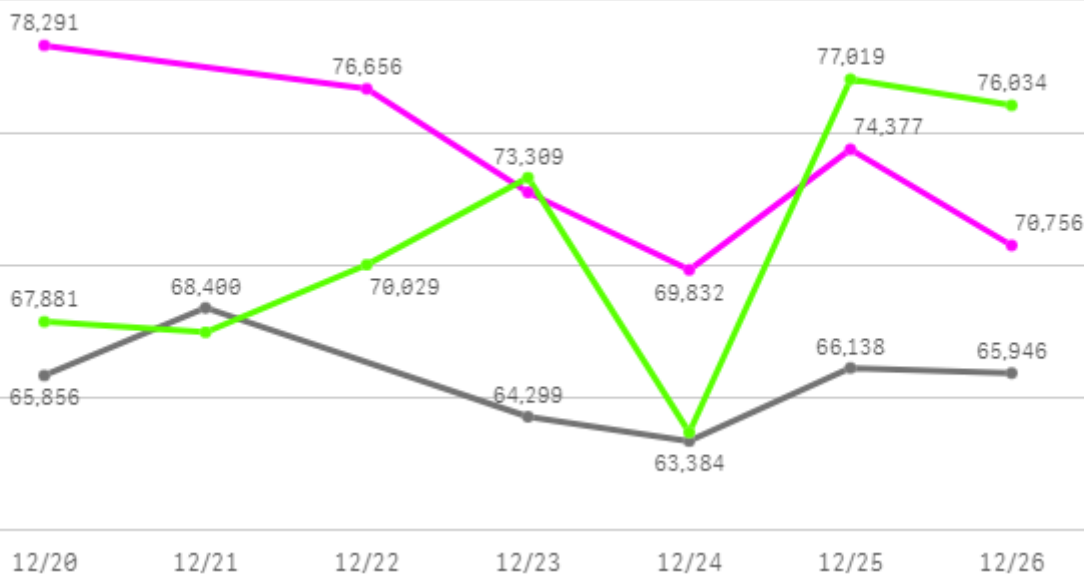
5

산지별 주출하 시군구



주간 도매가격(원)

◆ 2025 ● 2024 ◆ 평년



구분	금주(A)	전주(B)	전월(C)	전년(D)	평년(E)	A/B	A/C	A/D	A/E
가격(원)	73,778	62,243	67,625	65,671	75,176	118.5%	109.1%	112.3%	98.1%

※ 상품 가격 기준

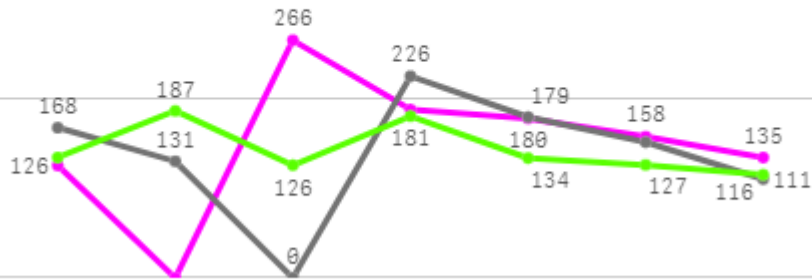
□ 백다다기오이(100개) 주간 가격

구분	Q	품종	Q	단량	Q	특	상	보통	하
2025-12-20		백다다기오이		100개		96,027	78,291	53,308	30,717
2025-12-22		백다다기오이		100개		99,733	76,656	52,673	34,217
2025-12-23		백다다기오이		100개		93,357	72,753	48,471	31,777
2025-12-24		백다다기오이		100개		90,513	69,832	49,430	31,417
2025-12-25		백다다기오이		100개		92,862	74,377	51,635	35,748
2025-12-26		백다다기오이		100개		93,933	70,756	47,519	27,826
평균						94,404	73,778	50,506	31,950

호박

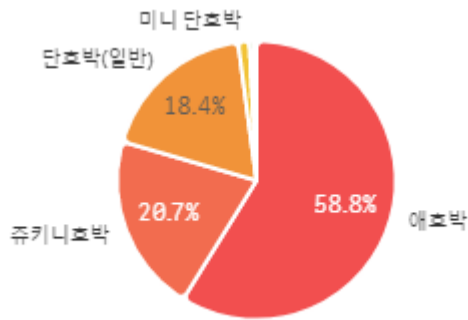
주간 반입량(톤)

◆ 2025 ● 2024 ▲ 평년

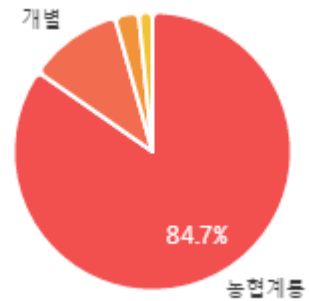


구분	금주(A)	전주(B)	전월(C)	전년(D)	평년(E)	A/B	A/C	A/D	A/E
물량(톤)	1,053	1,048	1,300	968	980	100.5%	81.0%	108.7%	107.5%

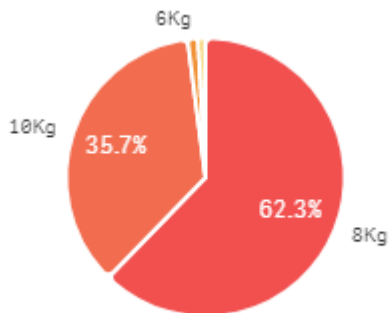
출하 품종별 거래물량 구성비



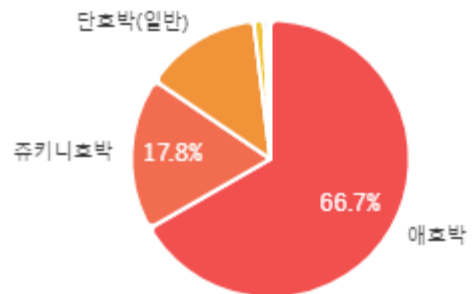
출하자별 거래물량 구성비



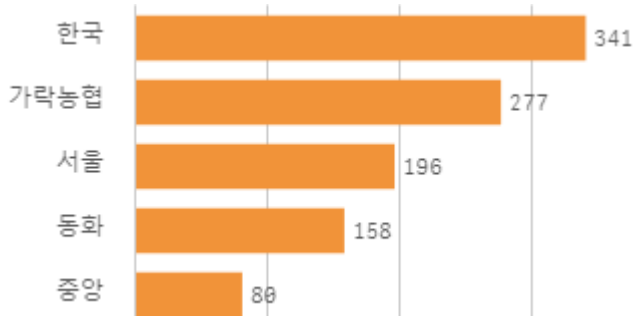
거래 단량별 물량 구성비



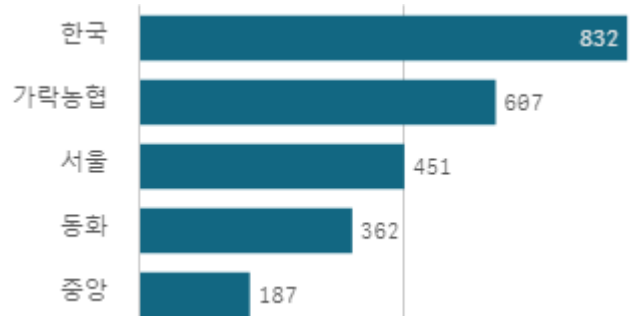
출하 품종별 거래금액 구성비



도매시장 법인별 거래물량(톤)

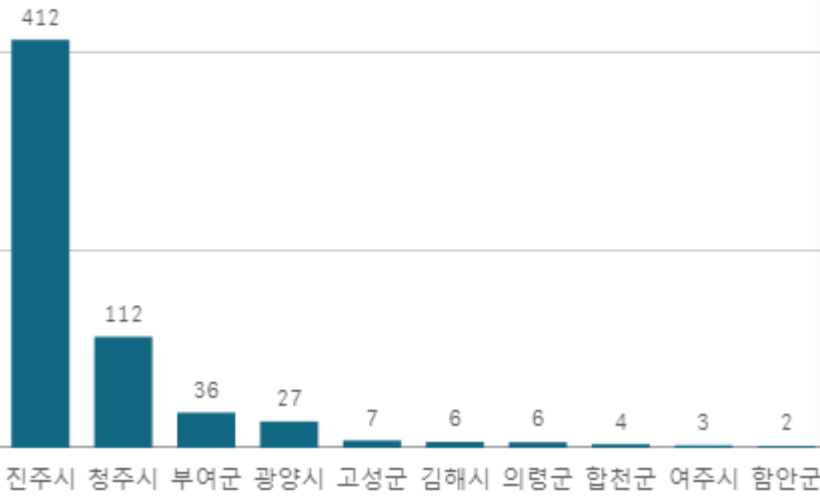


도매시장 법인별 거래금액(백만원)



애호박(20개)

산지별 거래물량(톤)



출하산지(개소)

17

출하건수(천건)

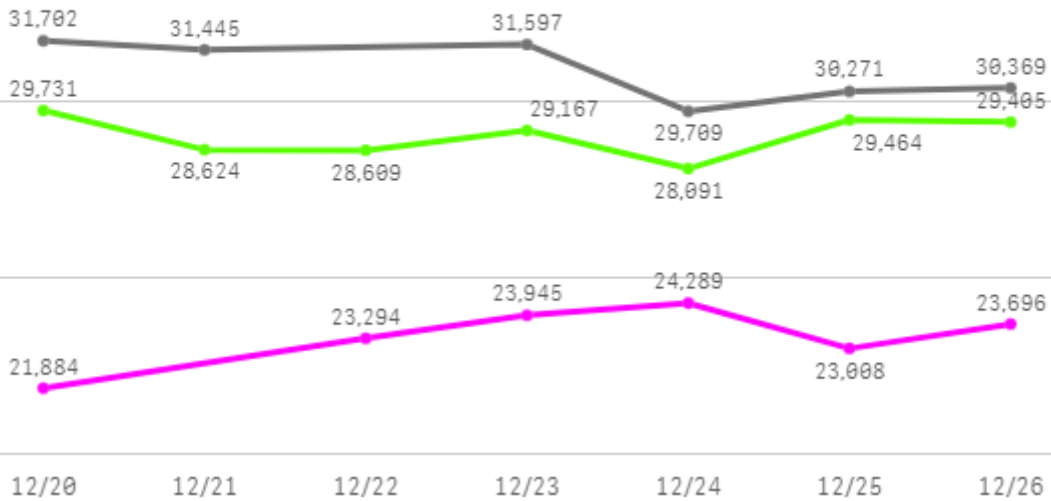
4

산지별 주출하 시군구



주간 도매가격(원)

◆ 2025 ◀ 2024 ◆ 평년



구분	금주(A)	전주(B)	전월(C)	전년(D)	평년(E)	A/B	A/C	A/D	A/E
가격(원)	23,353	20,328	16,102	30,849	29,136	114.9%	145.0%	75.7%	80.2%

※ 상품 가격 기준

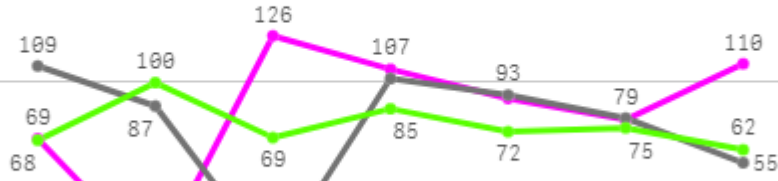
□ 애호박(20개) 주간 가격

구분	Q	품종	Q	단량	Q	특	상	보통	하
2025-12-20		애호박		20개		27,444	21,884	19,229	15,857
2025-12-22		애호박		20개		28,635	23,294	20,287	15,742
2025-12-23		애호박		20개		26,691	23,945	21,667	16,826
2025-12-24		애호박		20개		26,258	24,289	21,946	17,582
2025-12-25		애호박		20개		25,078	23,008	21,177	16,167
2025-12-26		애호박		20개		26,781	23,696	21,490	16,434
평균						26,815	23,353	20,966	16,435

토마토

주간 반입량(톤)

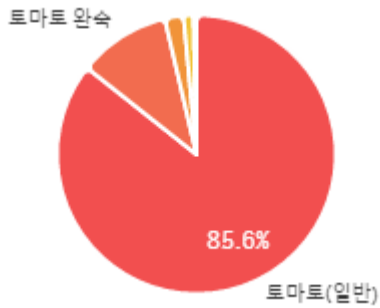
◆ 2025 ● 2024 ▲ 평년



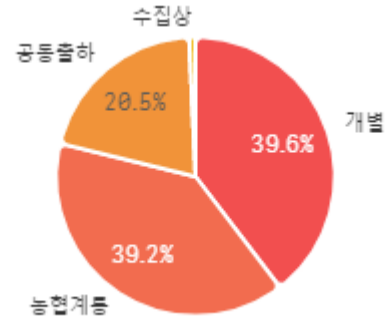
12/20 12/21 12/22 12/23 12/24 12/25 12/26

구분	금주(A)	전주(B)	전월(C)	전년(D)	평년(E)	A/B	A/C	A/D	A/E
물량(톤)	583	514	592	526	540	113.4%	98.5%	110.7%	108.0%

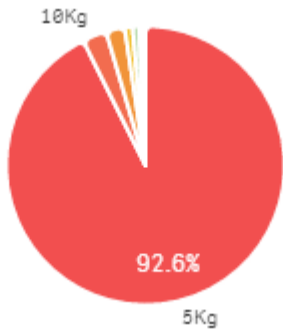
출하 품종별 거래물량 구성비



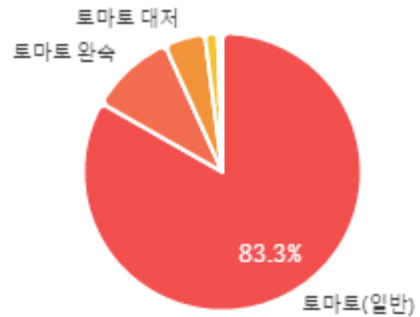
출하자별 거래물량 구성비



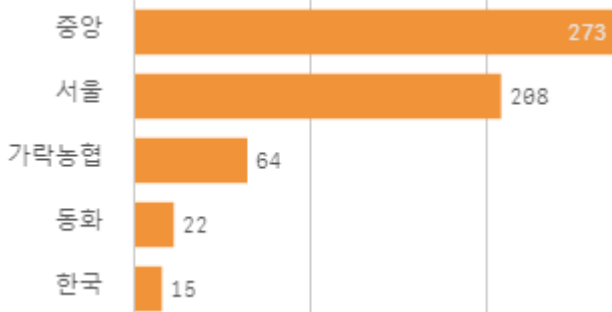
거래 단량별 물량 구성비



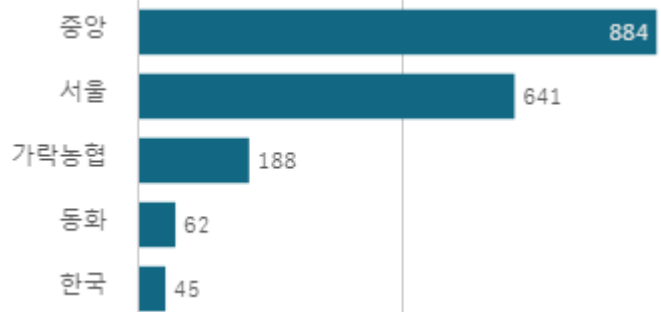
출하 품종별 거래금액 구성비



도매시장 법인별 거래물량(톤)

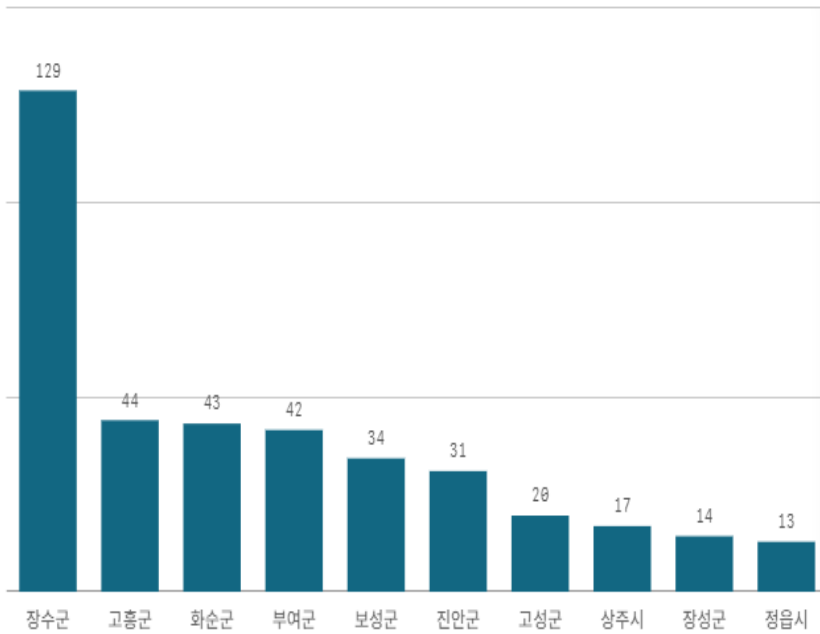


도매시장 법인별 거래금액(백만원)



토마토(5Kg)

산지별 거래물량(톤)



출하산지(개소)

55

출하건수(천건)

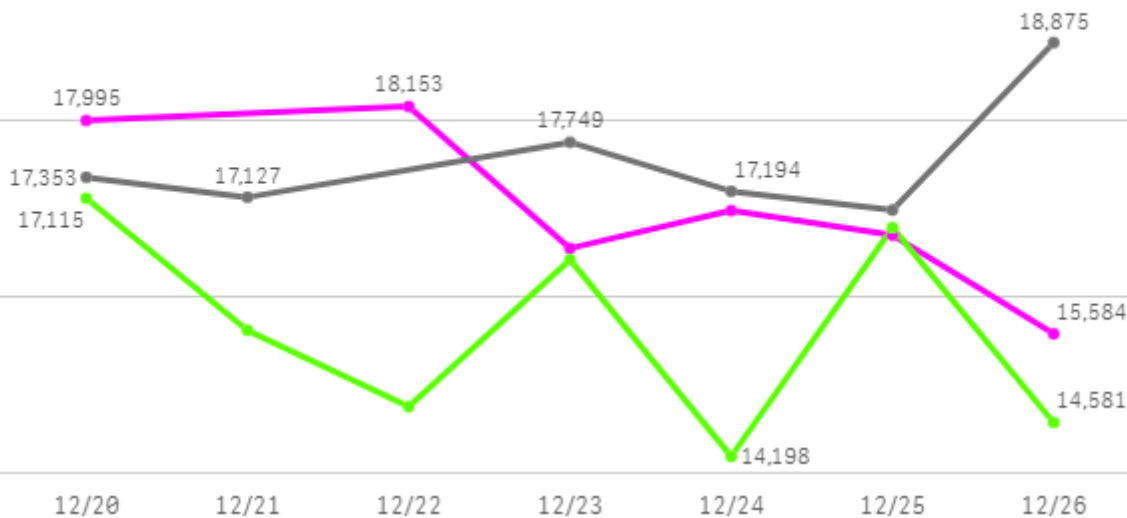
4

산지별 주출하 시군구



주간 도매가격(원)

◆ 2025 ● 2024 ◆ 평년



구분	금주(A)	전주(B)	전월(C)	전년(D)	평년(E)	A/B	A/C	A/D	A/E
가격(원)	16,993	17,697	16,461	17,547	16,898	96.0%	103.2%	96.8%	100.6%

※ 상품 가격 기준

□ 토마토(5Kg) 주간 가격

구분	Q	품종	Q	단량	Q	특	상	보통	하
2025-12-20		토마토		5Kg		19,127	17,995	16,178	11,738
2025-12-22		토마토		5Kg		19,151	18,153	16,294	12,429
2025-12-23		토마토		5Kg		17,682	16,550	15,013	11,681
2025-12-24		토마토		5Kg		18,038	16,976	15,056	11,147
2025-12-25		토마토		5Kg		18,059	16,699	14,476	7,504
2025-12-26		토마토		5Kg		17,230	15,584	13,616	9,279
평균						18,215	16,993	15,106	10,630

방울토마토

주간 반입량(톤)

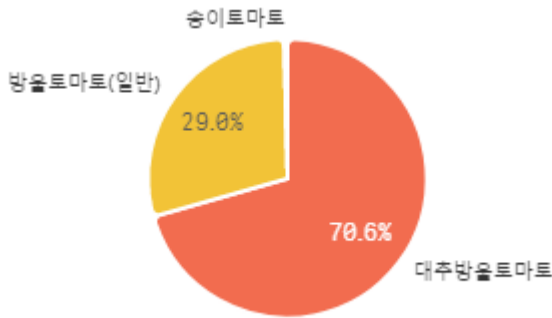
◆ 2025 ● 2024 ▲ 평년



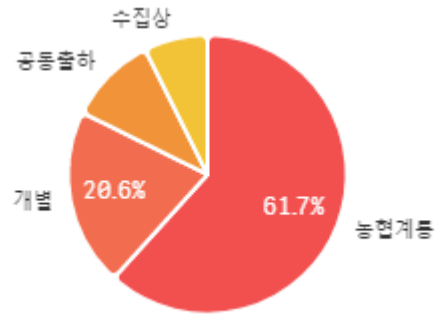
12/20 12/21 12/22 12/23 12/24 12/25 12/26

구분	금주(A)	전주(B)	전월(C)	전년(D)	평년(E)	A/B	A/C	A/D	A/E
물량(톤)	301	291	302	279	302	103.7%	99.9%	108.2%	99.7%

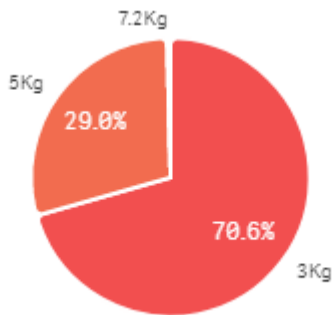
출하 품종별 거래물량 구성비



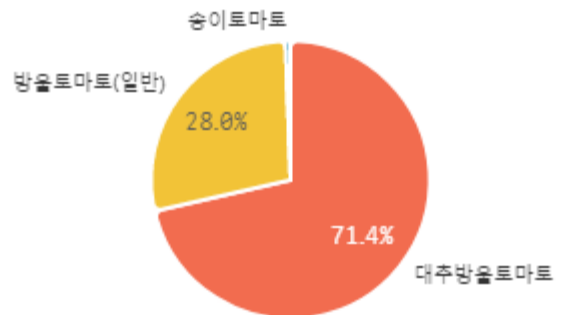
출하자별 거래물량 구성비



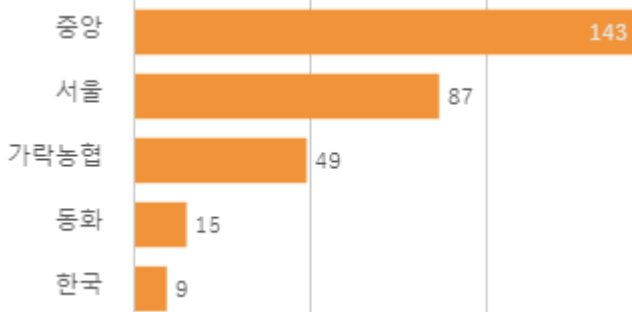
거래 단량별 물량 구성비



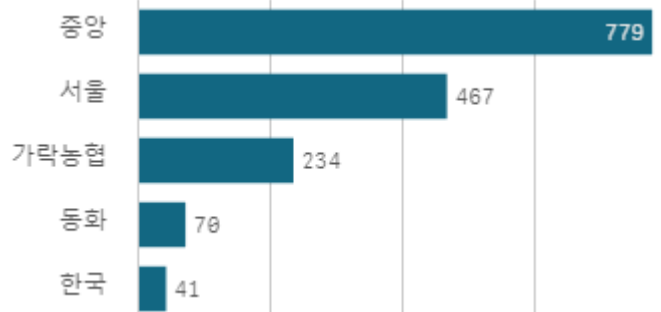
출하 품종별 거래금액 구성비



도매시장 법인별 거래물량(톤)

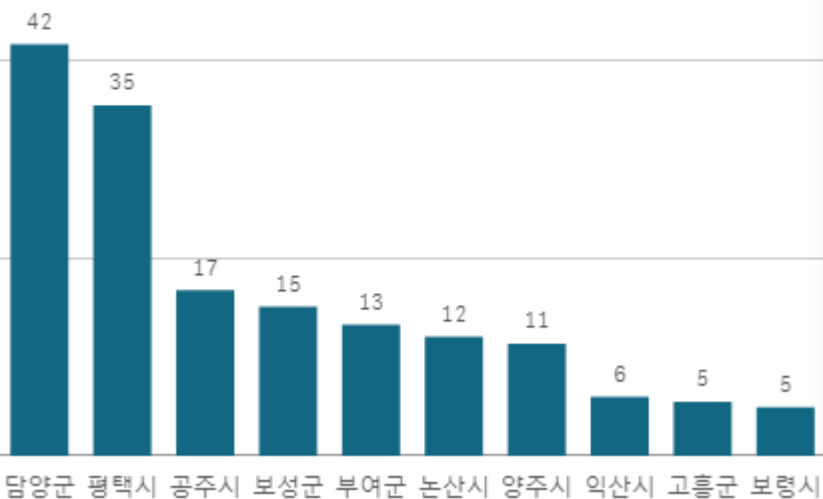


도매시장 법인별 거래금액(백만원)



대추방울토마토(3Kg)

산지별 거래물량(톤)



출하산지(개소)

42

출하건수(천건)

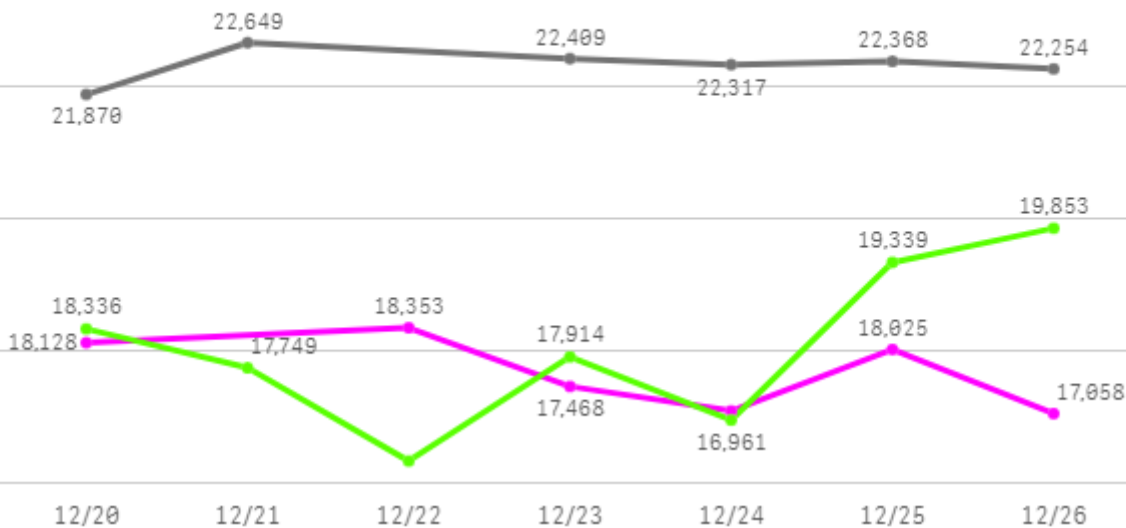
3

산지별 주출하 시군구



주간 도매가격(원)

◆ 2025 ● 2024 ◆ 평년



구분	금주(A)	전주(B)	전월(C)	전년(D)	평년(E)	A/B	A/C	A/D	A/E
가격(원)	17,689	16,701	19,937	22,311	18,786	105.9%	88.7%	79.3%	94.2%

※ 상품 가격 기준

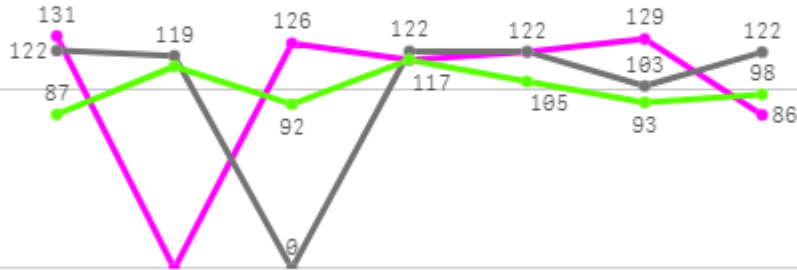
□ 대추방울토마토(3Kg) 주간 가격

구분	Q	품종	Q	단량	Q	특	상	보통	하
2025-12-20		대추방울토마토		3Kg		26,449	18,128	14,423	10,809
2025-12-22		대추방울토마토		3Kg		37,478	18,353	15,394	12,605
2025-12-23		대추방울토마토		3Kg		32,746	17,468	15,067	12,260
2025-12-24		대추방울토마토		3Kg		31,042	17,099	15,026	12,283
2025-12-25		대추방울토마토		3Kg		34,176	18,025	14,926	11,406
2025-12-26		대추방울토마토		3Kg		31,248	17,058	14,255	10,494
평균						32,190	17,689	14,849	11,643

딸기

주간 반입량(톤)

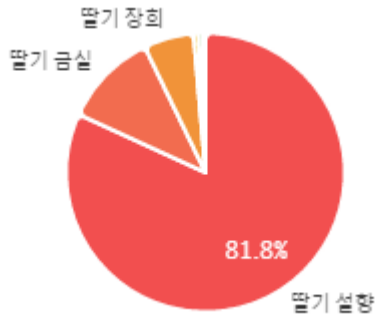
◆ 2025 ● 2024 ▲ 평년



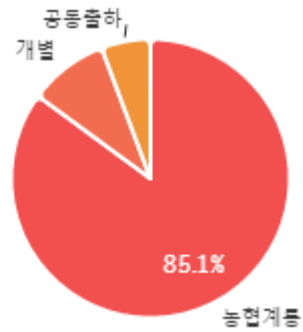
12/20 12/21 12/22 12/23 12/24 12/25 12/26

구분	금주(A)	전주(B)	전월(C)	전년(D)	평년(E)	A/B	A/C	A/D	A/E
물량(톤)	711	572	226	710	691	124.3%	314.6%	100.2%	102.8%

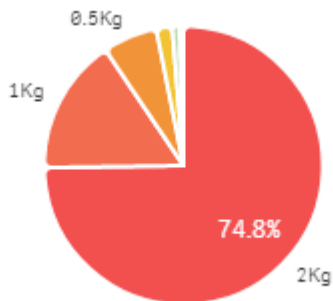
출하 품종별 거래물량 구성비



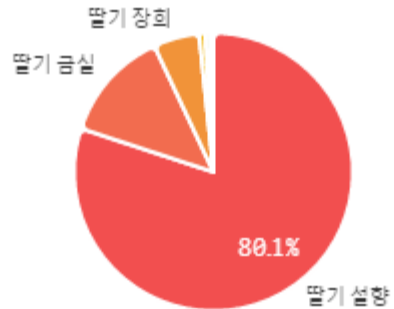
출하자별 거래물량 구성비



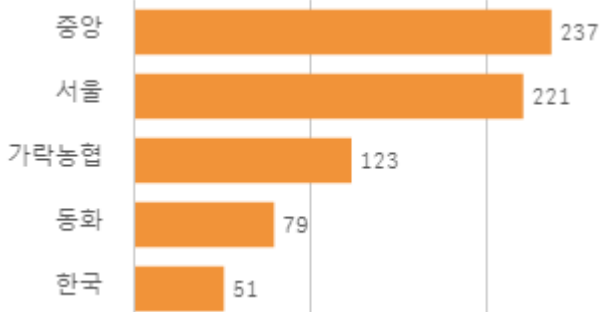
거래 단량별 물량 구성비



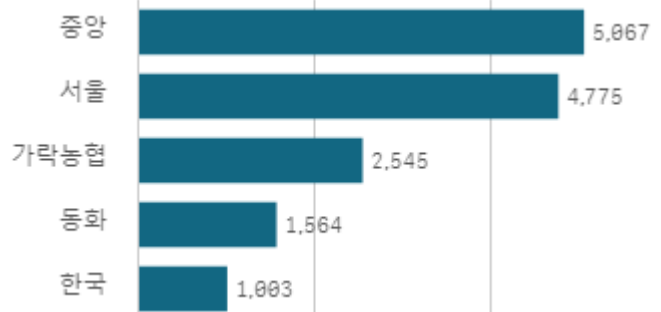
출하 품종별 거래금액 구성비



도매시장 법인별 거래물량(톤)

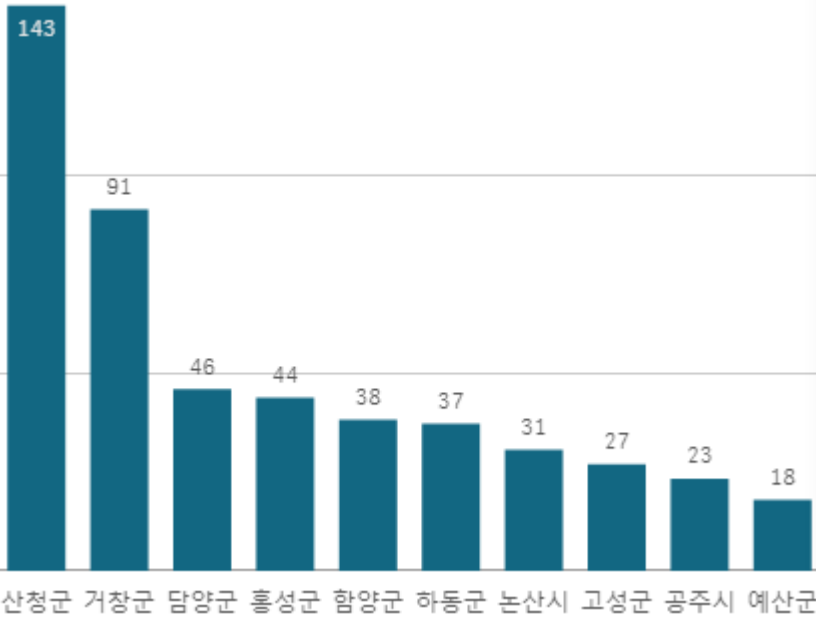


도매시장 법인별 거래금액(백만원)



딸기 설향(1Kg)

산지별 거래물량(톤)



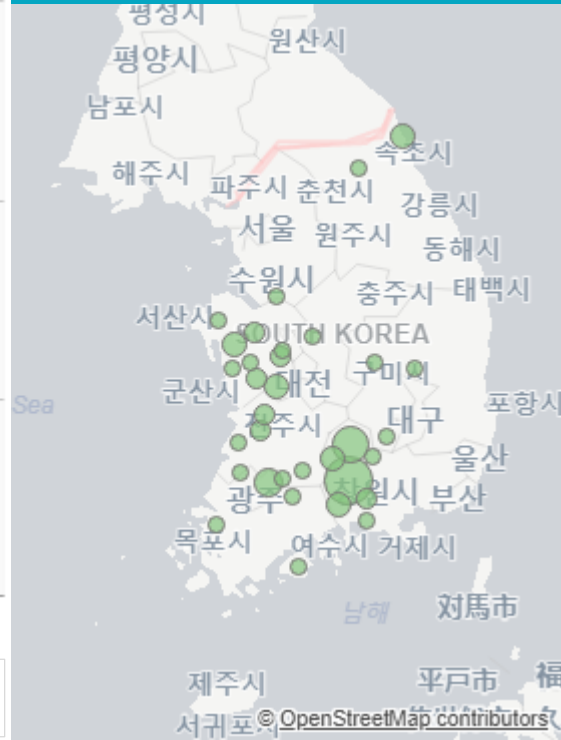
출하산지(개소)

33

출하건수(천건)

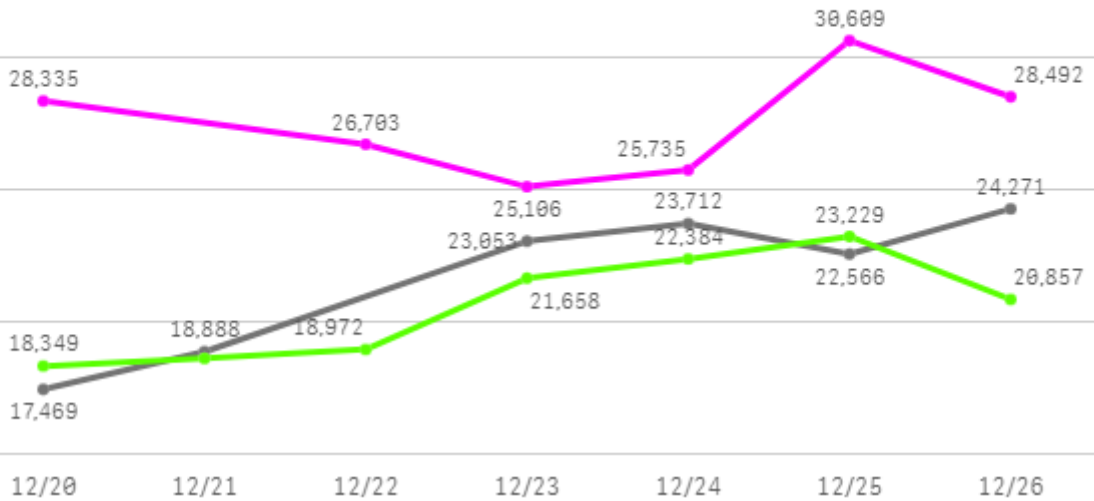
17

산지별 주출하 시군구



주간 도매가격(원)

◆ 2025 ● 2024 ▲ 평년



구분	금주(A)	전주(B)	전월(C)	전년(D)	평년(E)	A/B	A/C	A/D	A/E
가격(원)	27,497	19,590	19,723	21,660	22,801	140.4%	139.4%	126.9%	120.6%

※ 상품 가격 기준

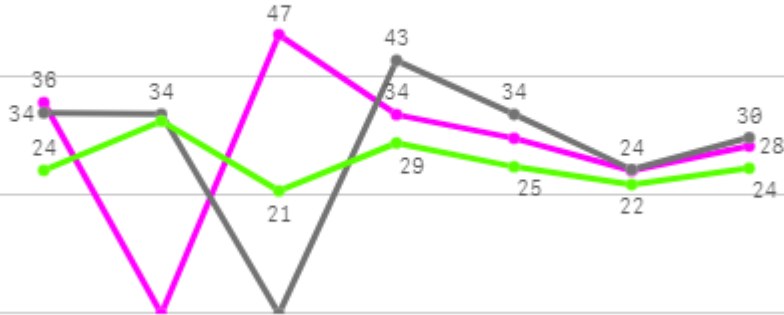
□ 딸기 설향(1Kg) 주간 가격

구분	Q	품종	Q	단량	Q	특	상	보통	하
2025-12-20		딸기 설향		1Kg		31,632	28,335	24,538	13,753
2025-12-22		딸기 설향		1Kg		27,977	26,703	24,793	17,085
2025-12-23		딸기 설향		1Kg		26,455	25,106	23,703	15,454
2025-12-24		딸기 설향		1Kg		27,271	25,735	23,388	15,913
2025-12-25		딸기 설향		1Kg		32,596	30,609	24,879	10,109
2025-12-26		딸기 설향		1Kg		30,136	28,492	27,609	19,555
평균						29,345	27,497	24,818	15,312

가지

주간 반입량(톤)

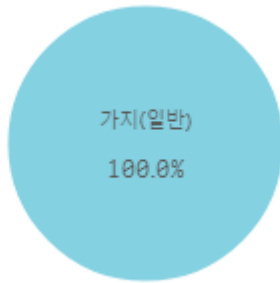
◆ 2025 ● 2024 ▲ 평년



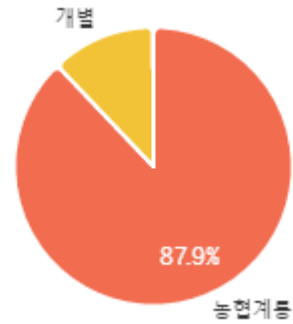
12/20 12/21 12/22 12/23 12/24 12/25 12/26

구분	금주(A)	전주(B)	전월(C)	전년(D)	평년(E)	A/B	A/C	A/D	A/E
물량(톤)	198	204	289	197	181	97.1%	68.5%	100.2%	109.1%

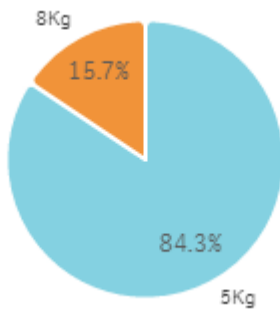
출하 품종별 거래물량 구성비



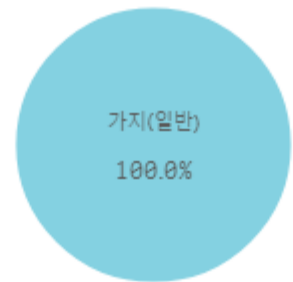
출하자별 거래물량 구성비



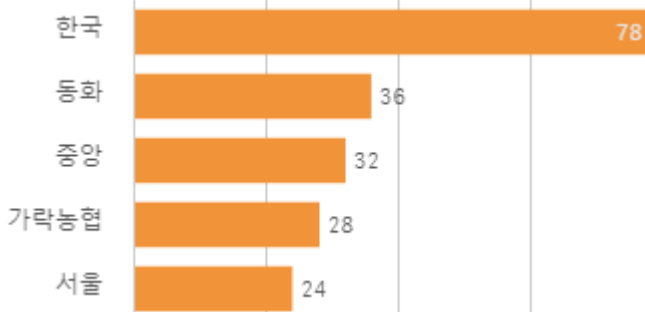
거래 단량별 물량 구성비



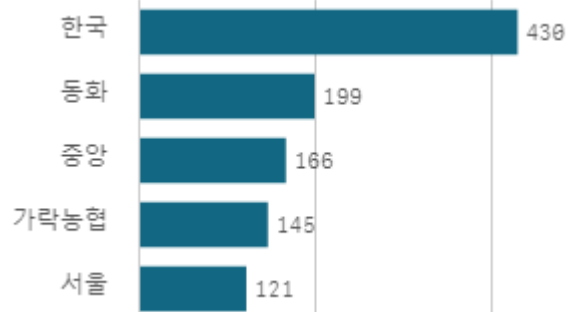
출하 품종별 거래금액 구성비



도매시장 법인별 거래물량(톤)

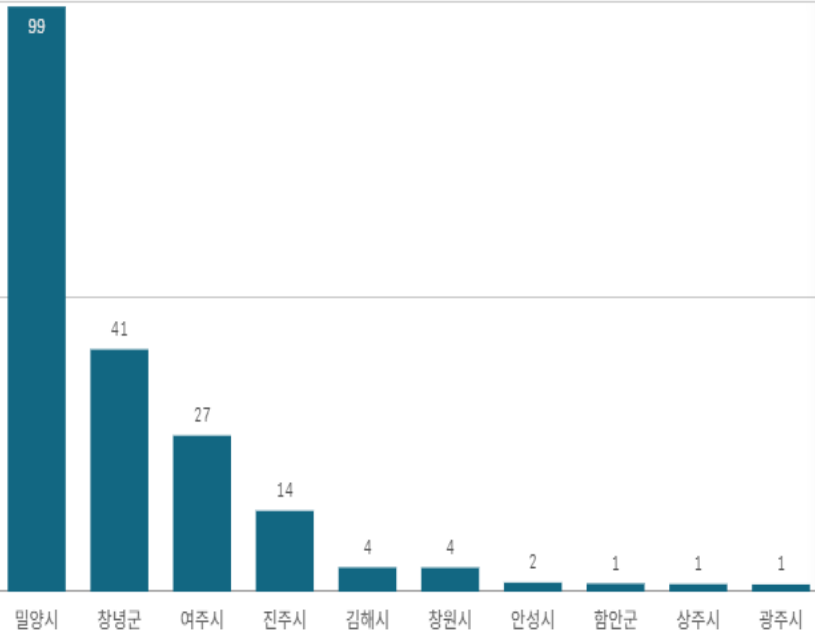


도매시장 법인별 거래금액(백만원)



가지(8Kg)

산지별 거래물량(톤)



출하산지(개소)

18

출하건수(천건)

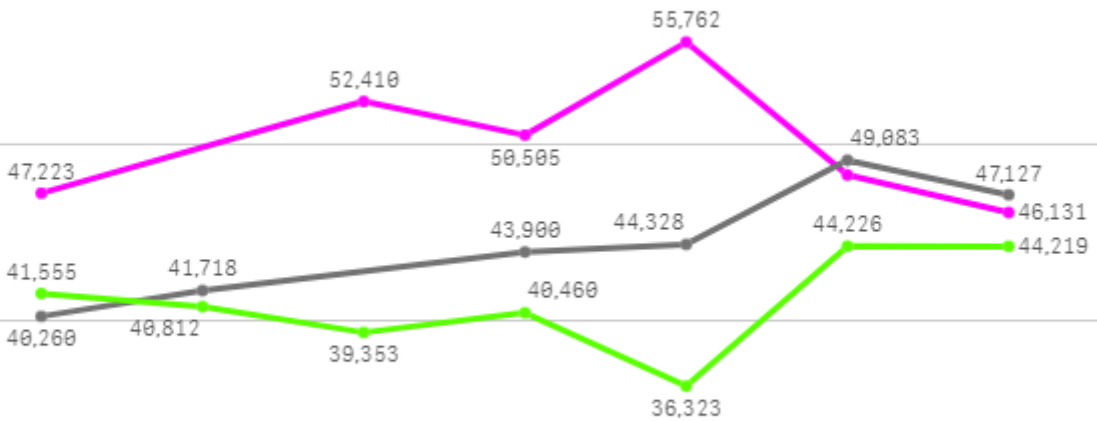
2

산지별 주출하 시군구



주간 도매가격(원)

◆ 2025 ● 2024 ◆ 평년



12/20 12/21 12/22 12/23 12/24 12/25 12/26

구분	금주(A)	전주(B)	전월(C)	전년(D)	평년(E)	A/B	A/C	A/D	A/E
가격(원)	50,047	40,507	22,698	44,403	44,111	123.6%	220.5%	112.7%	113.5%

※ 상품 가격 기준

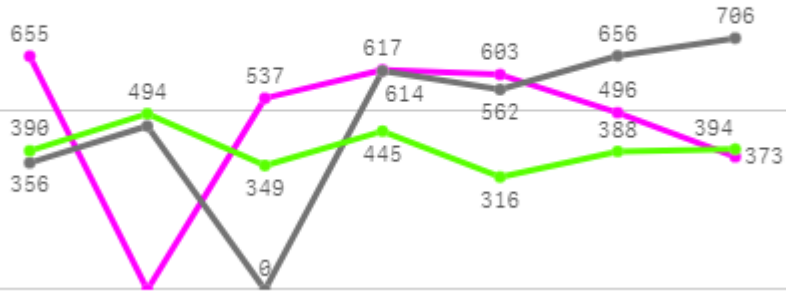
□ 가지(8Kg) 주간 가격

구분	Q	품종	Q	단량	Q	특	상	보통	하
2025-12-20		가지		8Kg		-	47,223	39,771	27,131
2025-12-22		가지		8Kg		-	52,410	44,268	29,813
2025-12-23		가지		8Kg		-	50,505	44,010	33,259
2025-12-24		가지		8Kg		-	55,762	44,649	29,201
2025-12-25		가지		8Kg		-	48,252	43,398	34,085
2025-12-26		가지		8Kg		-	46,131	38,857	28,061
평균						-	50,047	42,492	30,258

무

주간 반입량(톤)

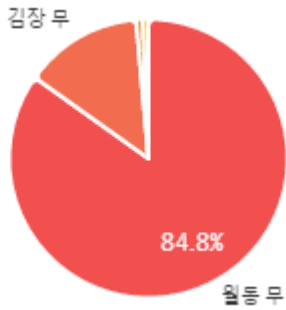
◆ 2025 ● 2024 ▲ 평년



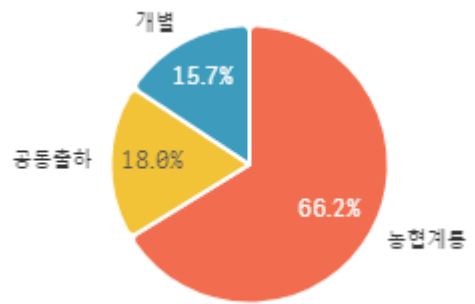
12/20 12/21 12/22 12/23 12/24 12/25 12/26

구분	금주(A)	전주(B)	전월(C)	전년(D)	평년(E)	A/B	A/C	A/D	A/E
물량(톤)	3,281	3,000	2,879	3,352	2,883	109.4%	114.0%	97.9%	113.8%

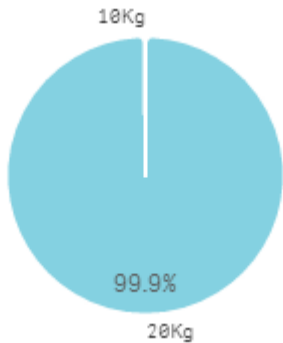
출하 품종별 거래물량 구성비



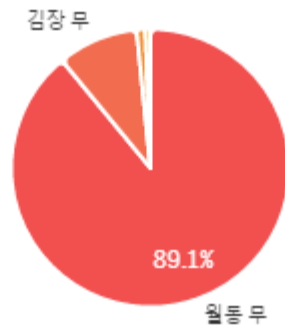
출하자별 거래물량 구성비



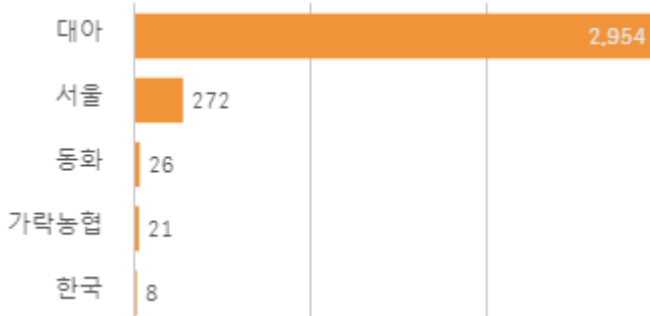
거래 단량별 물량 구성비



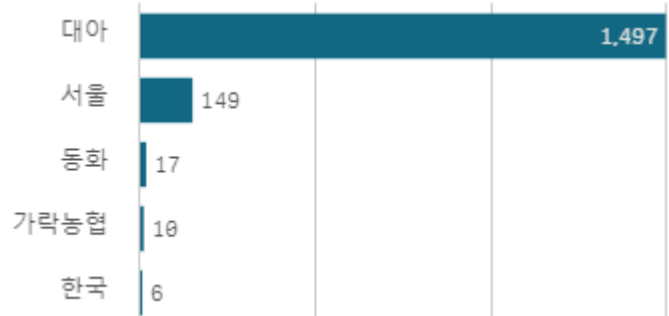
출하 품종별 거래금액 구성비



도매시장 법인별 거래물량(톤)

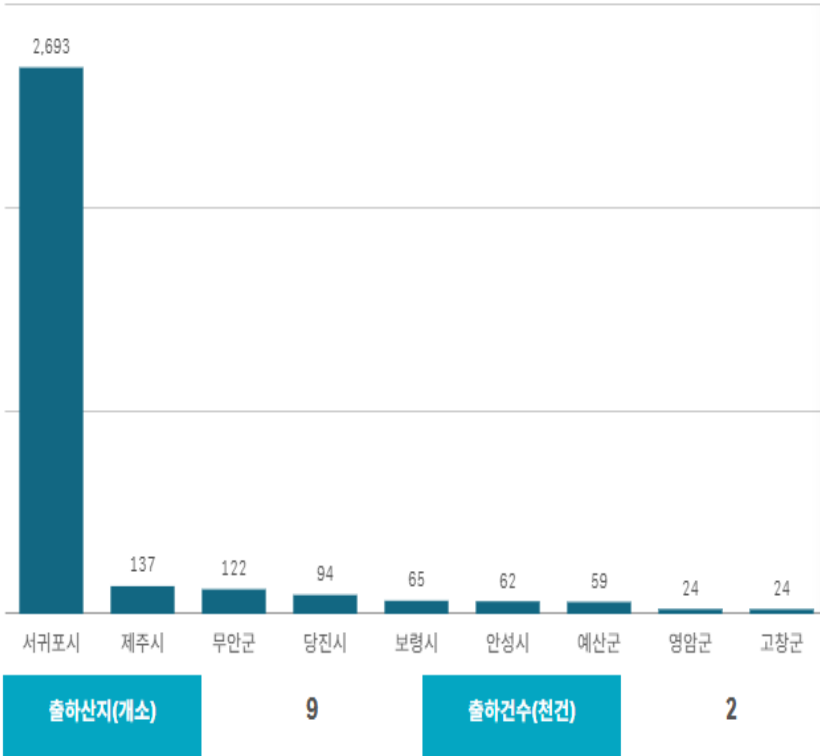


도매시장 법인별 거래금액(백만원)



무(20Kg)

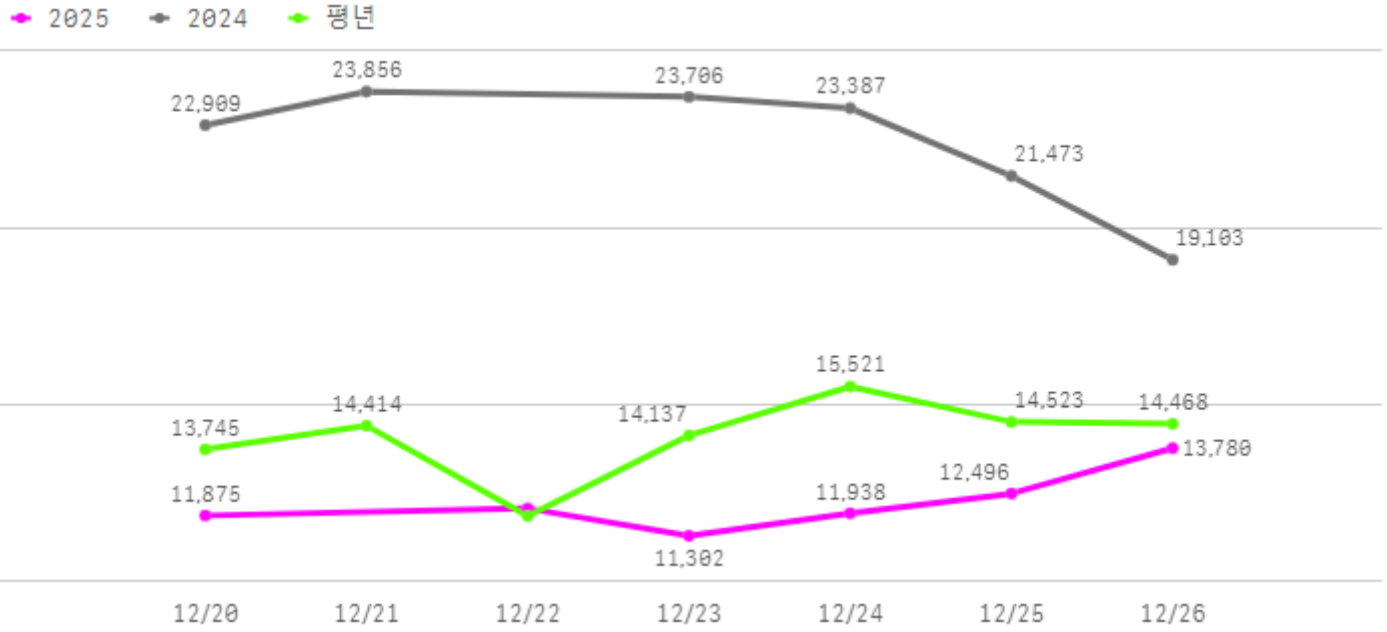
산지별 거래물량(톤)



산지별 주출하 시군구



주간 도매가격(원)



구분	금주(A)	전주(B)	전월(C)	전년(D)	평년(E)	A/B	A/C	A/D	A/E
가격(원)	12,244	16,340	12,049	22,406	13,788	74.9%	101.6%	54.6%	88.8%

※ 상품 가격 기준

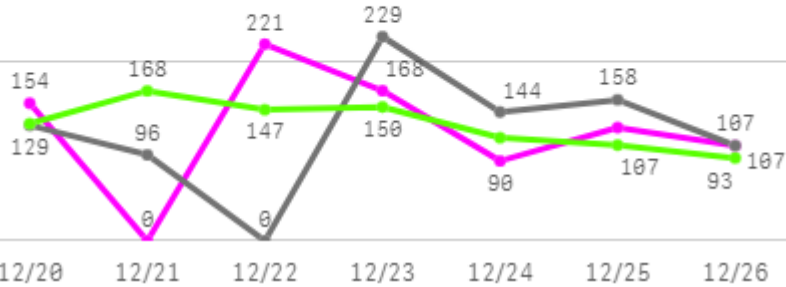
□ 무(20Kg) 주간 가격

구분	Q	품종	Q	단량	Q	특	상	보통	하
2025-12-20		무		20Kg		15,906	11,875	8,967	5,723
2025-12-22		무		20Kg		14,985	12,074	9,472	7,105
2025-12-23		무		20Kg		14,390	11,302	9,336	6,391
2025-12-24		무		20Kg		14,951	11,938	9,563	6,564
2025-12-25		무		20Kg		15,648	12,496	10,126	6,582
2025-12-26		무		20Kg		15,865	13,780	11,407	7,231
평균						15,291	12,244	9,812	6,599

당근

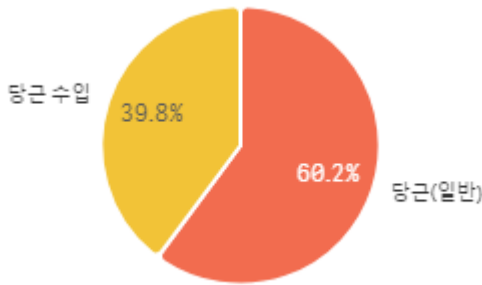
주간 반입량(톤)

◆ 2025 ● 2024 ▲ 평년

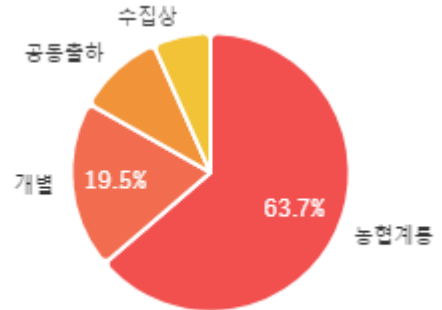


구분	금주(A)	전주(B)	전월(C)	전년(D)	평년(E)	A/B	A/C	A/D	A/E
물량(톤)	867	958	892	864	890	90.5%	97.1%	100.3%	97.4%

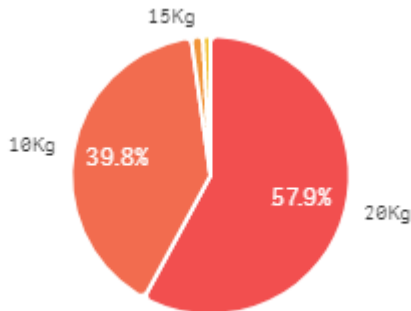
출하 품종별 거래물량 구성비



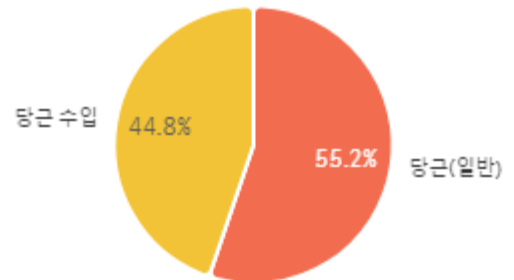
출하자별 거래물량 구성비



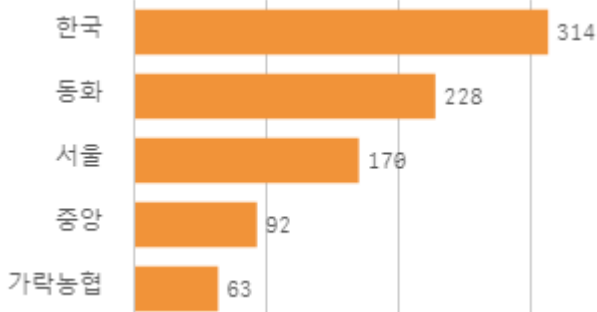
거래 단량별 물량 구성비



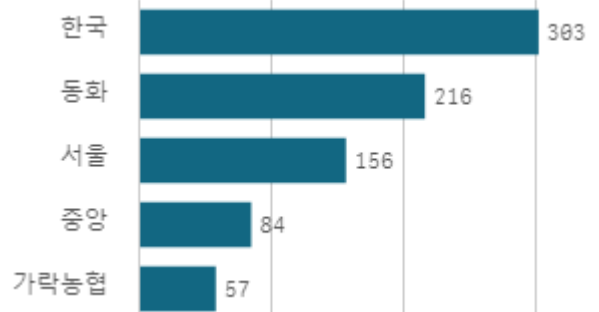
출하 품종별 거래금액 구성비



도매시장 법인별 거래물량(톤)

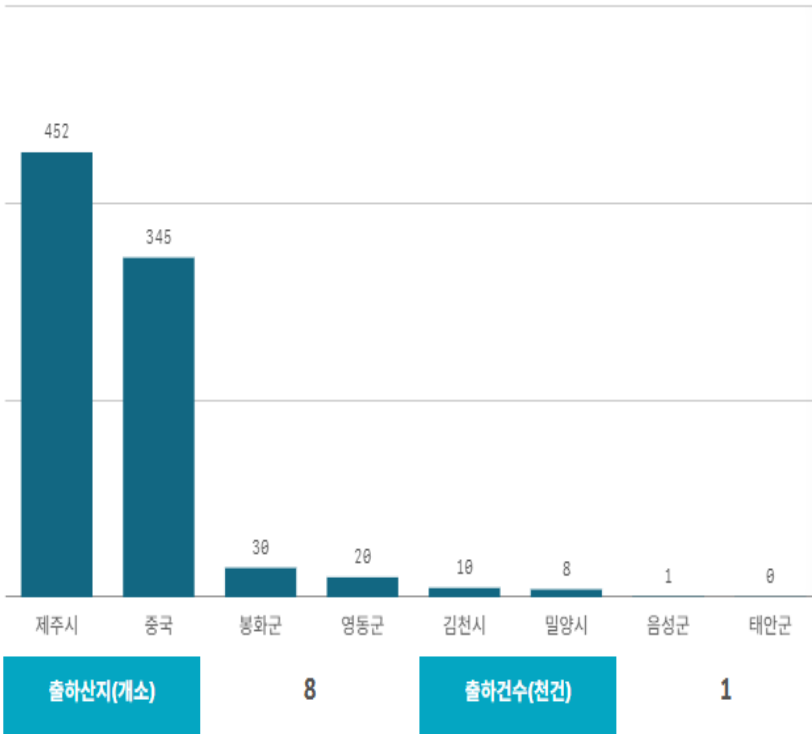


도매시장 법인별 거래금액(백만원)



당근(20Kg)

산지별 거래물량(톤)

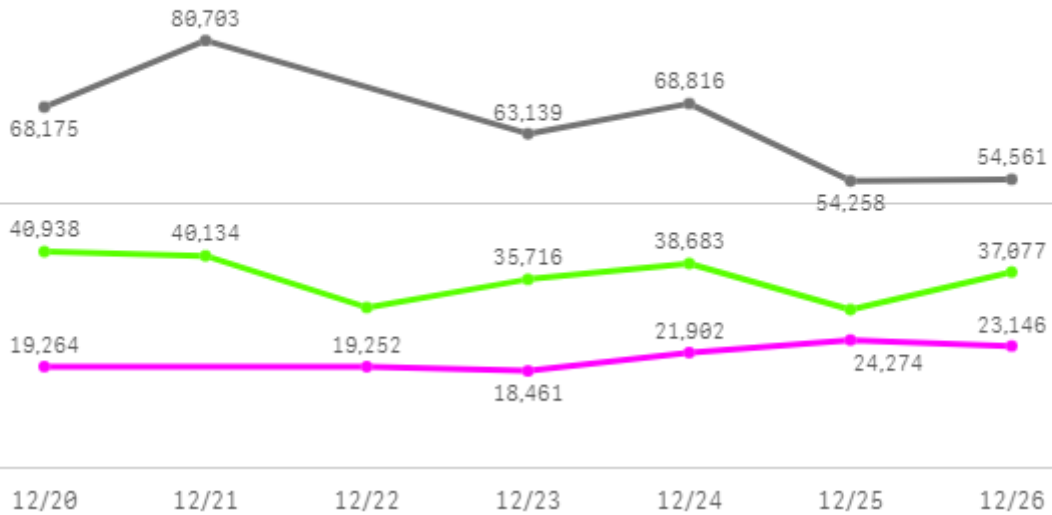


산지별 주출하 시군구



주간 도매가격(원)

◆ 2025 ● 2024 ◆ 평년



구분	금주(A)	전주(B)	전월(C)	전년(D)	평년(E)	A/B	A/C	A/D	A/E
가격(원)	21,050	26,351	24,360	64,942	36,071	79.9%	86.4%	32.4%	58.4%

※ 상품 가격 기준

□ 당근(20Kg) 주간 가격

구분	Q	품종	Q	단량	Q	특	상	보통	하
2025-12-20		당근		20Kg		24,516	19,264	14,827	11,295
2025-12-22		당근		20Kg		23,839	19,252	13,933	9,800
2025-12-23		당근		20Kg		23,498	18,461	14,405	9,979
2025-12-24		당근		20Kg		24,000	21,902	20,250	15,566
2025-12-25		당근		20Kg		26,750	24,274	18,328	12,485
2025-12-26		당근		20Kg		27,276	23,146	17,873	12,484
평균						24,980	21,050	16,603	11,935

생고추

주간 반입량(톤)

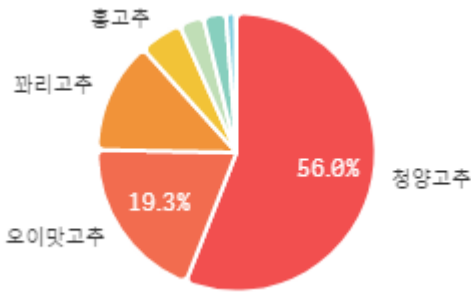
◆ 2025 ● 2024 ▲ 평년



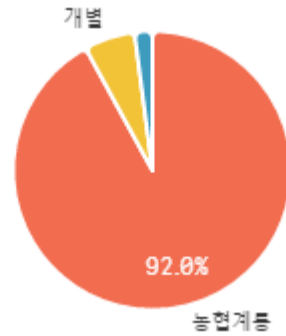
12/20 12/21 12/22 12/23 12/24 12/25 12/26

구분	금주(A)	전주(B)	전월(C)	전년(D)	평년(E)	A/B	A/C	A/D	A/E
물량(톤)	737	673	745	760	710	109.6%	99.0%	97.0%	103.9%

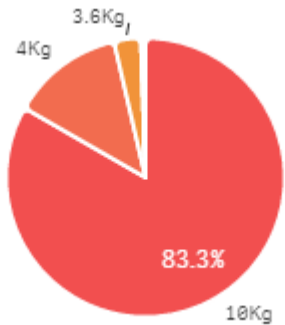
출하 품종별 거래물량 구성비



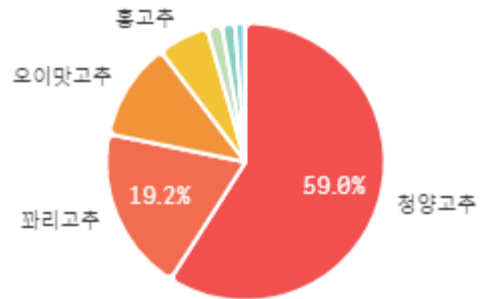
출하자별 거래물량 구성비



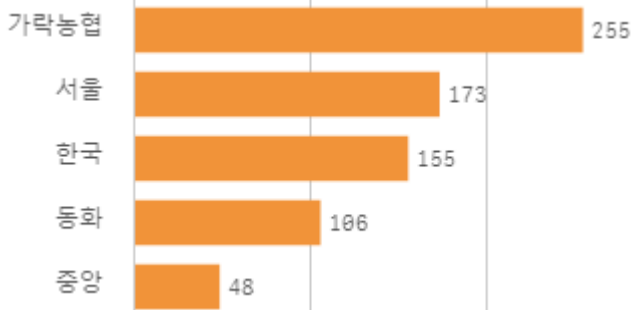
거래 단량별 물량 구성비



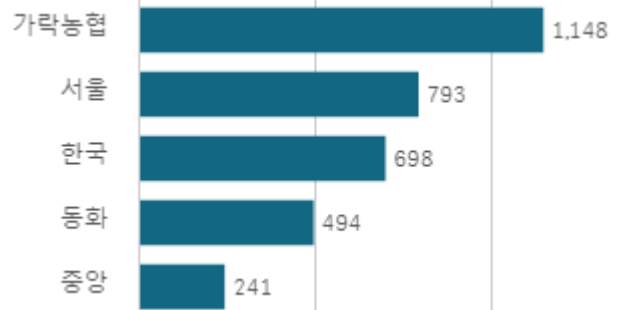
출하 품종별 거래금액 구성비



도매시장 법인별 거래물량(톤)

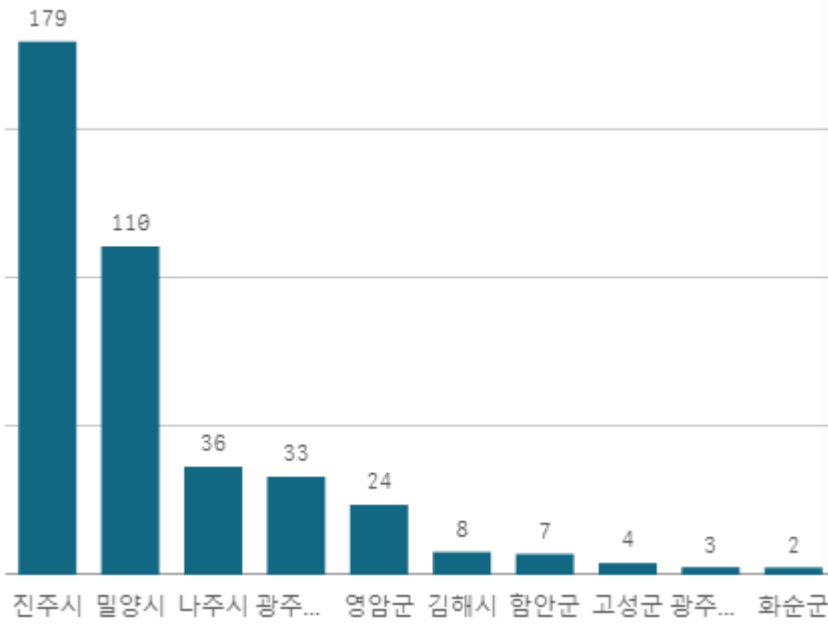


도매시장 법인별 거래금액(백만원)



청양고추(10Kg)

산지별 거래물량(톤)



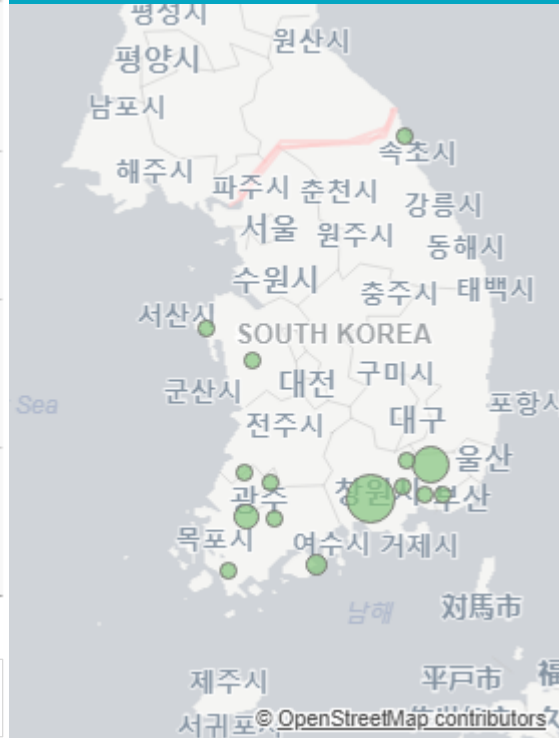
출하산지(개소)

18

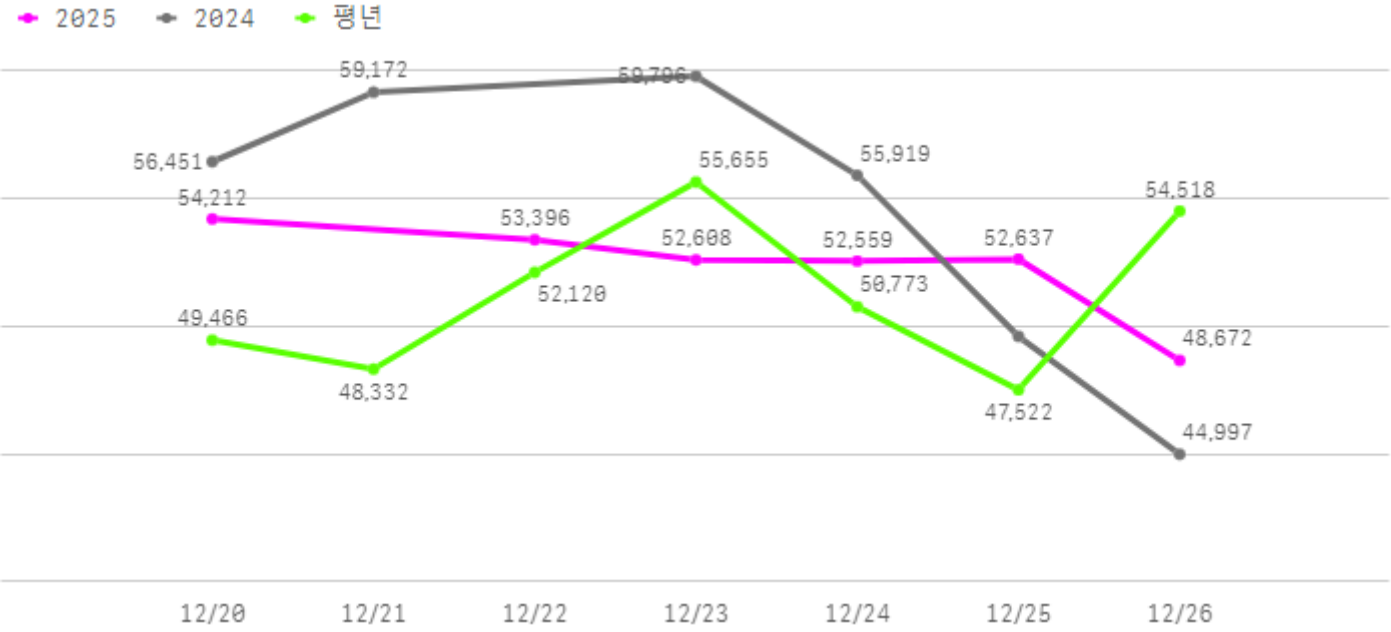
출하건수(천건)

3

산지별 주출하 시군구



주간 도매가격(원)



구분	금주(A)	전주(B)	전월(C)	전년(D)	평년(E)	A/B	A/C	A/D	A/E
가격(원)	52,347	46,781	45,028	54,325	54,089	111.9%	116.3%	96.4%	96.8%

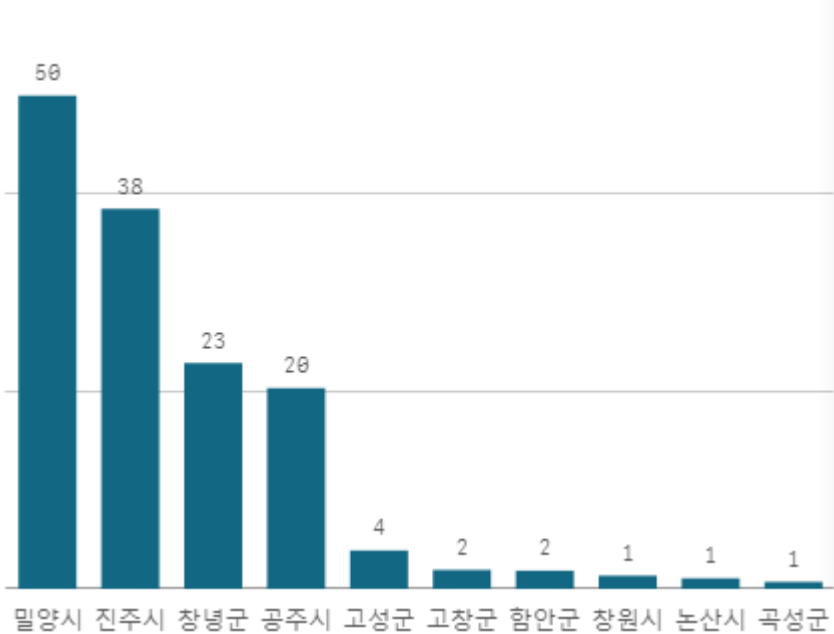
※ 상품 가격 기준

□ 청양고추(10Kg) 주간 가격

구분	Q	품종	Q	단량	Q	특	상	보통	하
2025-12-20		청양고추		10Kg		57,571	54,212	51,744	42,656
2025-12-22		청양고추		10Kg		56,049	53,396	50,860	42,420
2025-12-23		청양고추		10Kg		55,073	52,608	48,588	38,355
2025-12-24		청양고추		10Kg		54,916	52,559	48,915	39,032
2025-12-25		청양고추		10Kg		54,529	52,637	48,609	39,621
2025-12-26		청양고추		10Kg		51,934	48,672	44,213	32,977
평균						55,012	52,347	48,822	39,177

오이맛고추(10Kg)

산지별 거래물량(톤)



출하산지(개소)

13

출하건수(천건)

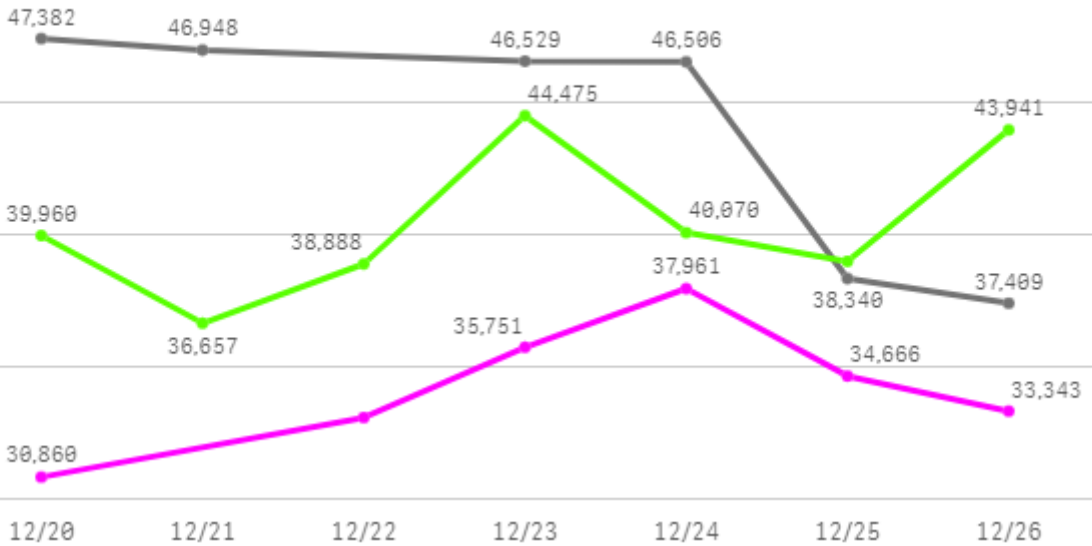
1

산지별 주출하 시군구



주간 도매가격(원)

◆ 2025 ● 2024 ◆ 평년



구분	금주(A)	전주(B)	전월(C)	전년(D)	평년(E)	A/B	A/C	A/D	A/E
가격(원)	34,280	32,586	40,143	43,852	41,260	105.2%	85.4%	78.2%	83.1%

※ 상품 가격 기준

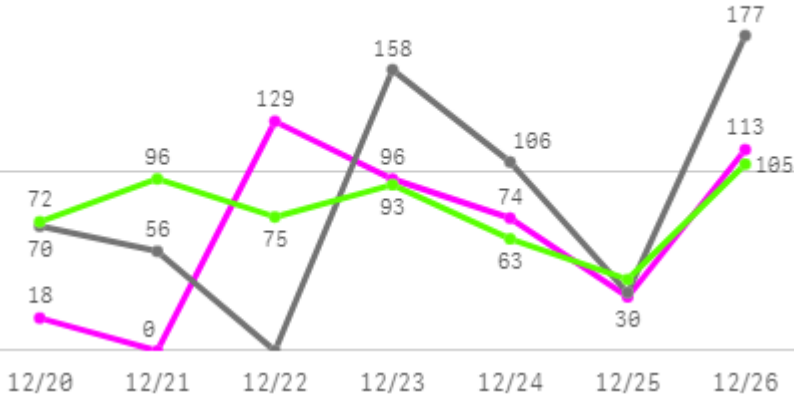
□ 오이맛고추(10Kg) 주간 가격

구분	Q	품종	Q	단량	Q	특	상	보통	하
2025-12-20		오이맛고추		10Kg		34,411	30,860	23,723	12,538
2025-12-22		오이맛고추		10Kg		38,209	33,101	25,873	14,801
2025-12-23		오이맛고추		10Kg		40,178	35,751	28,572	15,323
2025-12-24		오이맛고추		10Kg		44,067	37,961	27,124	14,945
2025-12-25		오이맛고추		10Kg		42,946	34,666	25,098	12,315
2025-12-26		오이맛고추		10Kg		40,272	33,343	19,376	8,170
평균						40,014	34,280	24,961	13,015

마늘

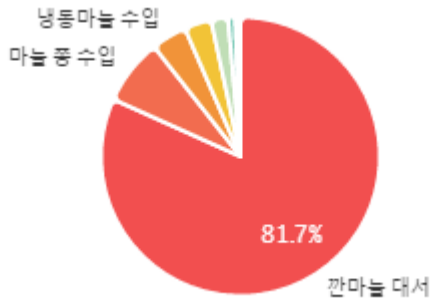
주간 반입량(톤)

◆ 2025 ● 2024 ▲ 평년



구분	금주(A)	전주(B)	전월(C)	전년(D)	평년(E)	A/B	A/C	A/D	A/E
물량(톤)	461	509	618	599	532	90.5%	74.5%	77.0%	86.6%

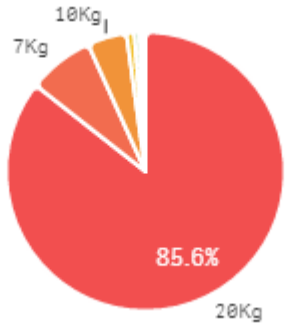
출하 품종별 거래물량 구성비



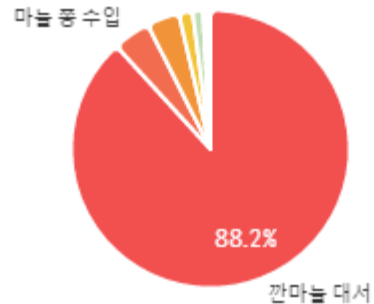
출하자별 거래물량 구성비



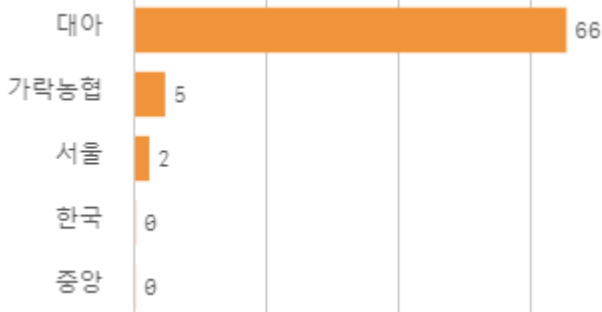
거래 단량별 물량 구성비



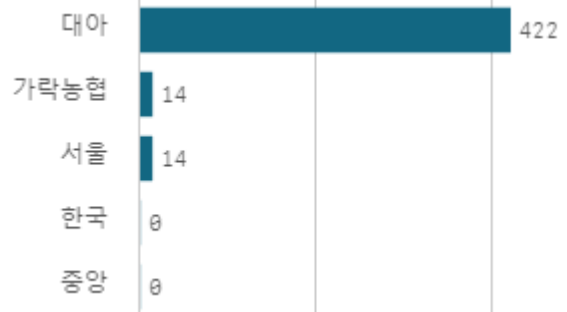
출하 품종별 거래금액 구성비



도매시장 법인별 거래물량(톤)

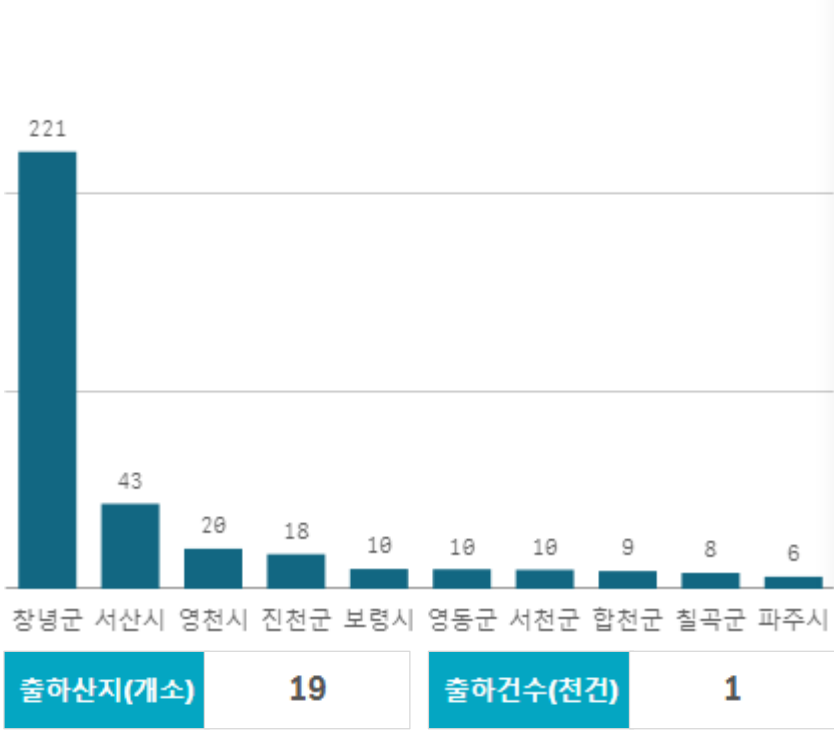


도매시장 법인별 거래금액(백만원)



깁마늘 대서(20Kg)

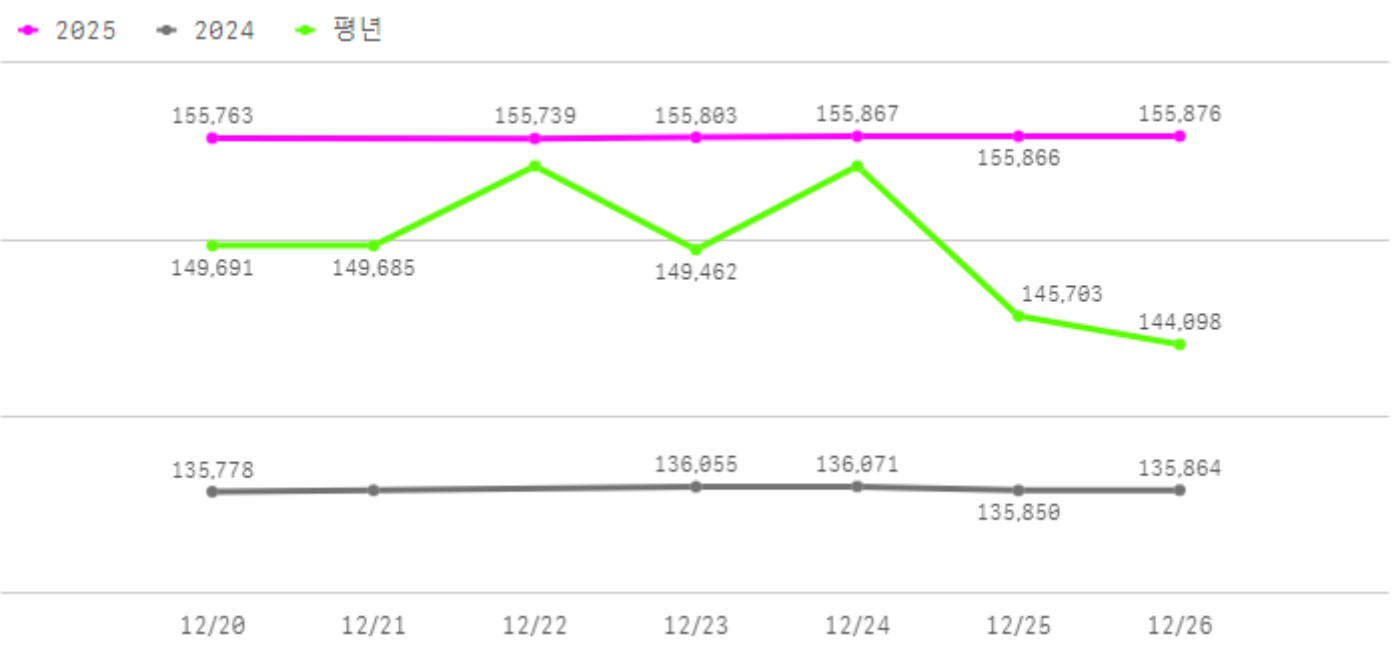
산지별 거래물량(톤)



산지별 주출하 시군구



주간 도매가격(원)



구분	금주(A)	전주(B)	전월(C)	전년(D)	평년(E)	A/B	A/C	A/D	A/E
가격(원)	155,819	155,905	155,970	135,912	147,705	99.9%	99.9%	114.6%	105.5%

※ 상품 가격 기준

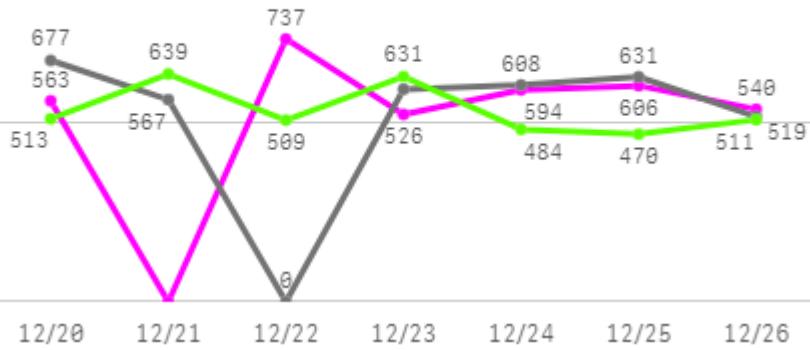
□ 깐마늘 대서(20Kg) 주간 가격

구분	Q	품종	Q	단량	Q	특	상	보통	하
2025-12-20		깐마늘 대서		20Kg		-	155,763	145,324	98,727
2025-12-22		깐마늘 대서		20Kg		-	155,739	140,815	97,058
2025-12-23		깐마늘 대서		20Kg		-	155,803	145,052	101,857
2025-12-24		깐마늘 대서		20Kg		-	155,867	141,088	99,558
2025-12-25		깐마늘 대서		20Kg		-	155,866	143,476	100,027
2025-12-26		깐마늘 대서		20Kg		-	155,876	141,427	100,148
평균						-	155,819	142,863	99,562

양파

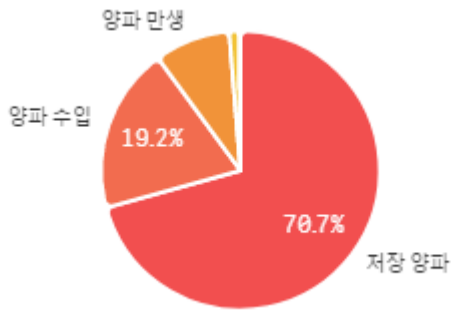
주간 반입량(톤)

◆ 2025 ● 2024 ▲ 평년

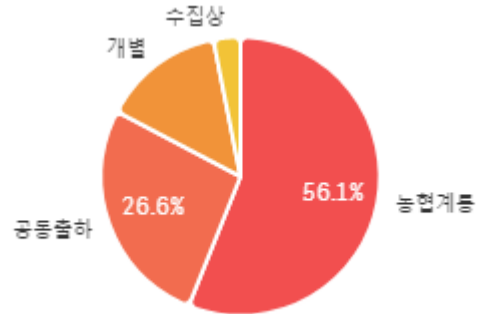


구분	금주(A)	전주(B)	전월(C)	전년(D)	평년(E)	A/B	A/C	A/D	A/E
물량(톤)	3,566	3,539	4,119	3,598	3,670	100.7%	86.6%	99.1%	97.2%

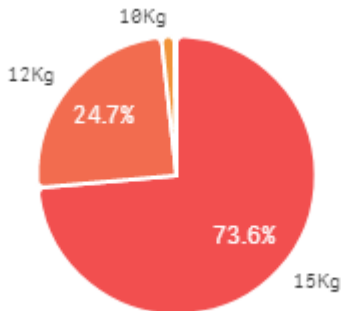
출하 품종별 거래물량 구성비



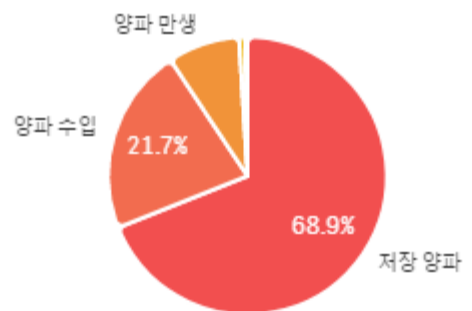
출하자별 거래물량 구성비



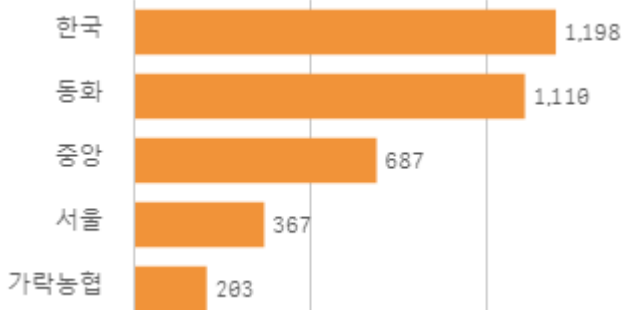
거래 단량별 물량 구성비



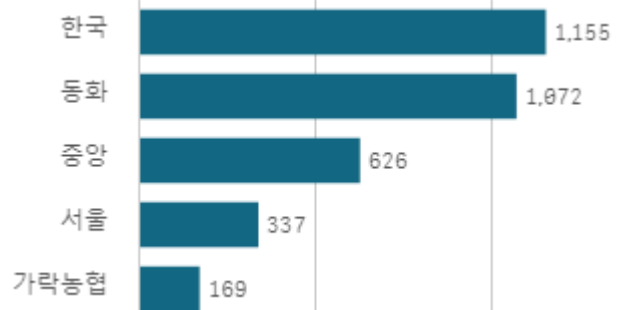
출하 품종별 거래금액 구성비



도매시장 법인별 거래물량(톤)

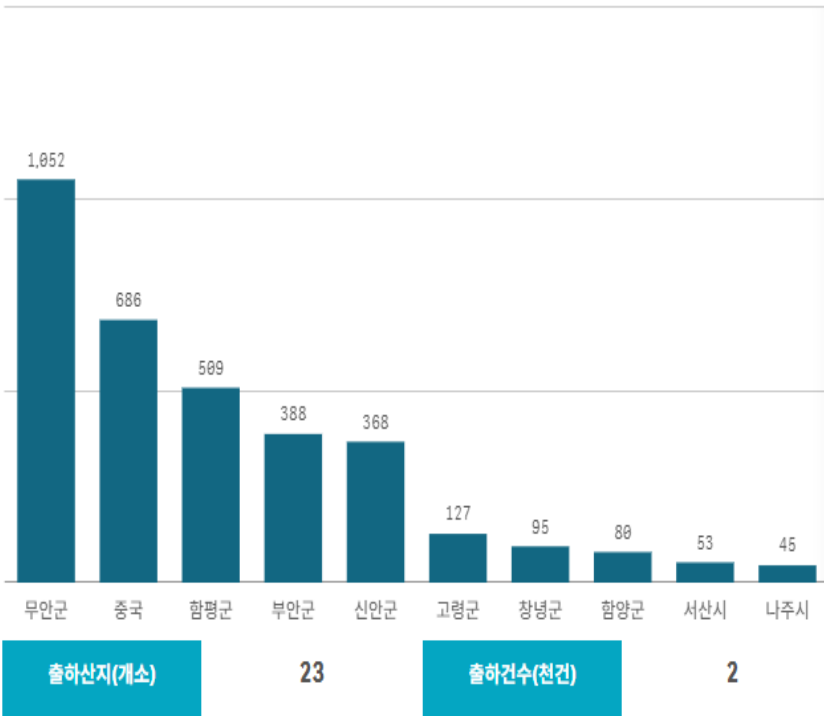


도매시장 법인별 거래금액(백만원)



양파(1Kg)

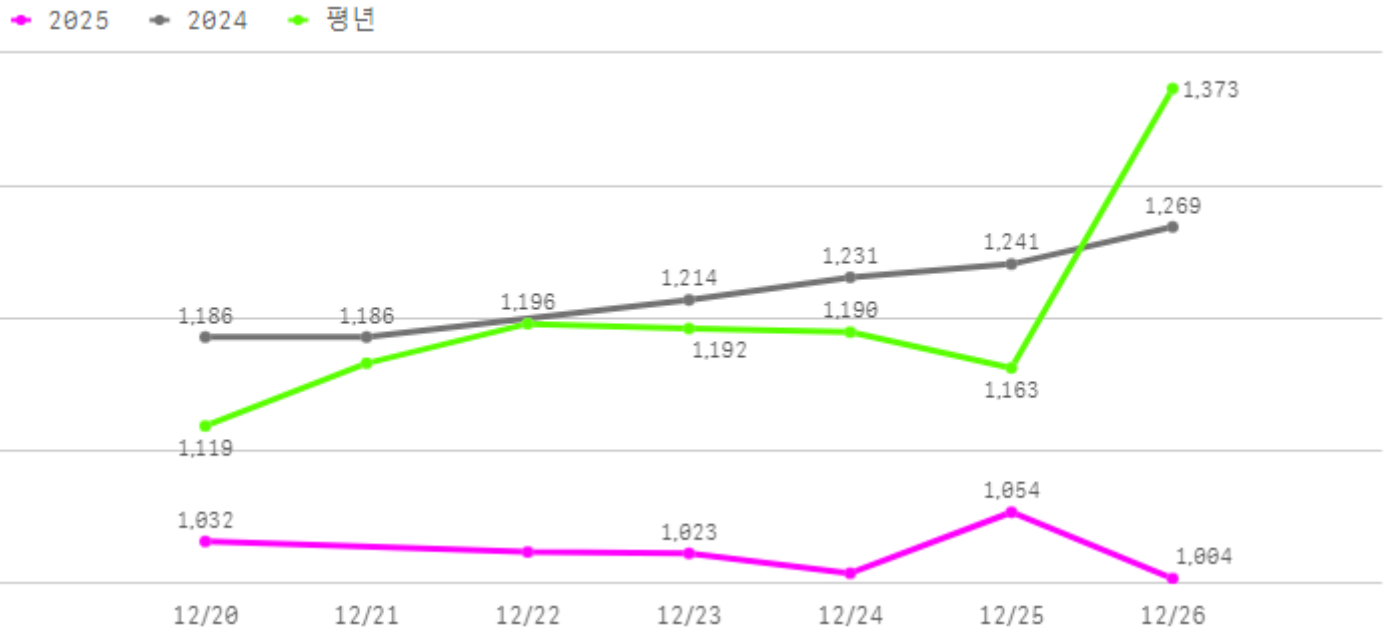
산지별 거래물량(톤)



산지별 주출하 시군구



주간 도매가격(원)



구분	금주(A)	전주(B)	전월(C)	전년(D)	평년(E)	A/B	A/C	A/D	A/E
가격(원)	1,024	1,076	1,055	1,221	1,118	95.2%	97.1%	83.9%	91.6%

※ 상품 가격 기준

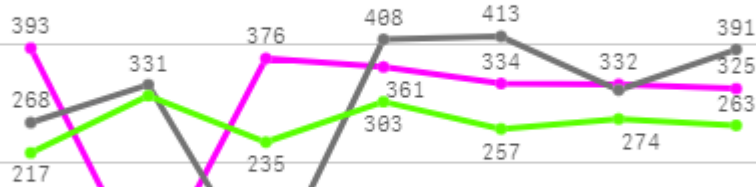
□ 양파(1Kg) 주간 가격

구분	Q	품종	Q	단량	Q	특	상	보통	하
2025-12-20		양파		1Kg		1,232	1,032	903	655
2025-12-22		양파		1Kg		1,187	1,024	898	661
2025-12-23		양파		1Kg		1,170	1,023	910	728
2025-12-24		양파		1Kg		1,170	1,008	874	682
2025-12-25		양파		1Kg		1,224	1,054	917	666
2025-12-26		양파		1Kg		1,164	1,004	863	675
평균						1,191	1,024	894	678

대파

주간 반입량(톤)

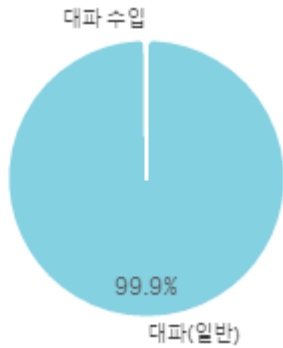
◆ 2025 ● 2024 ▲ 평년



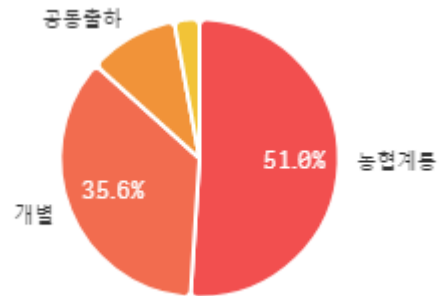
12/20 12/21 12/22 12/23 12/24 12/25 12/26

구분	금주(A)	전주(B)	전월(C)	전년(D)	평년(E)	A/B	A/C	A/D	A/E
물량(톤)	2,121	1,904	2,051	2,133	1,904	111.4%	103.4%	99.4%	111.4%

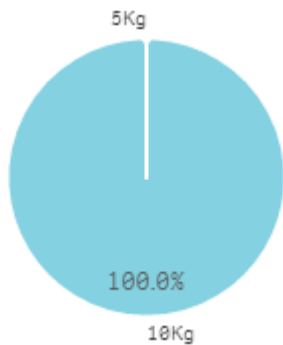
출하 품종별 거래물량 구성비



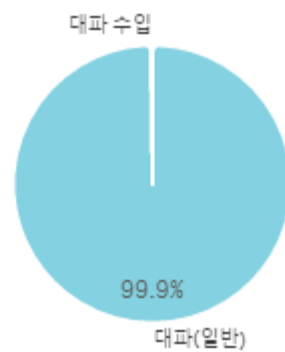
출하자별 거래물량 구성비



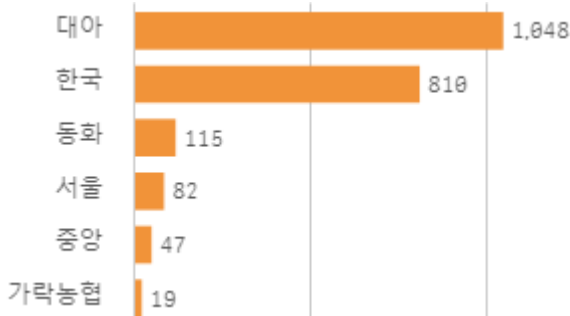
거래 단량별 물량 구성비



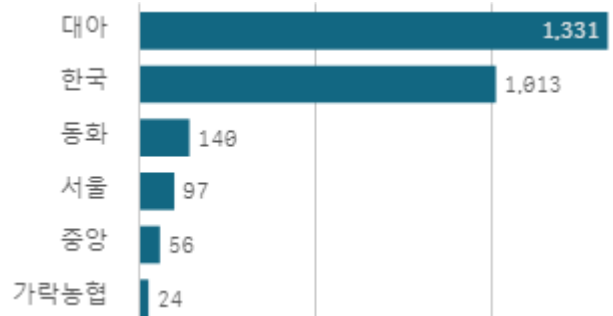
출하 품종별 거래금액 구성비



도매시장 법인별 거래물량(톤)

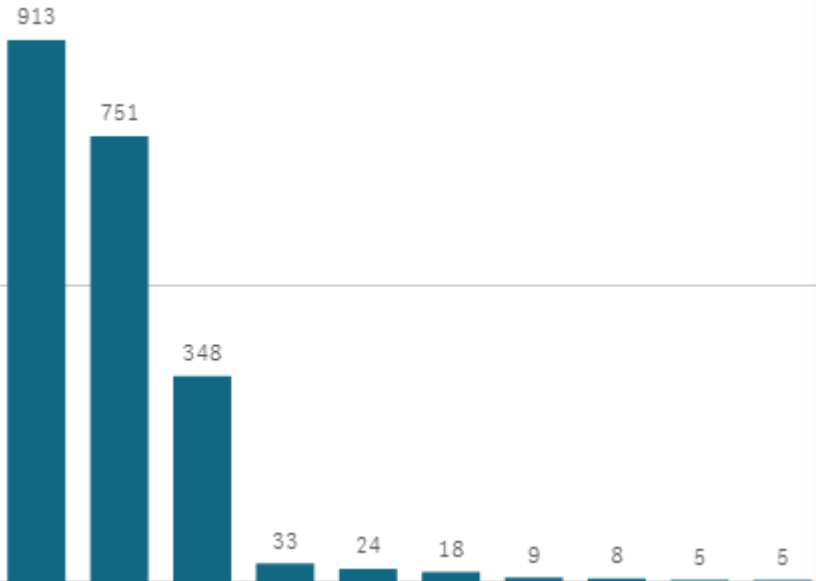


도매시장 법인별 거래금액(백만원)

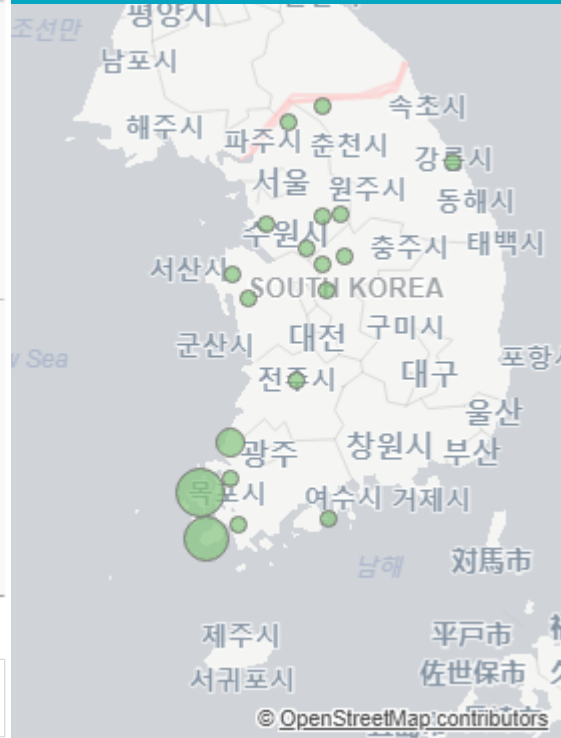


대파(일반)(1Kg)

산지별 거래물량(톤)



산지별 주출하 시군구



출하산지(개소)

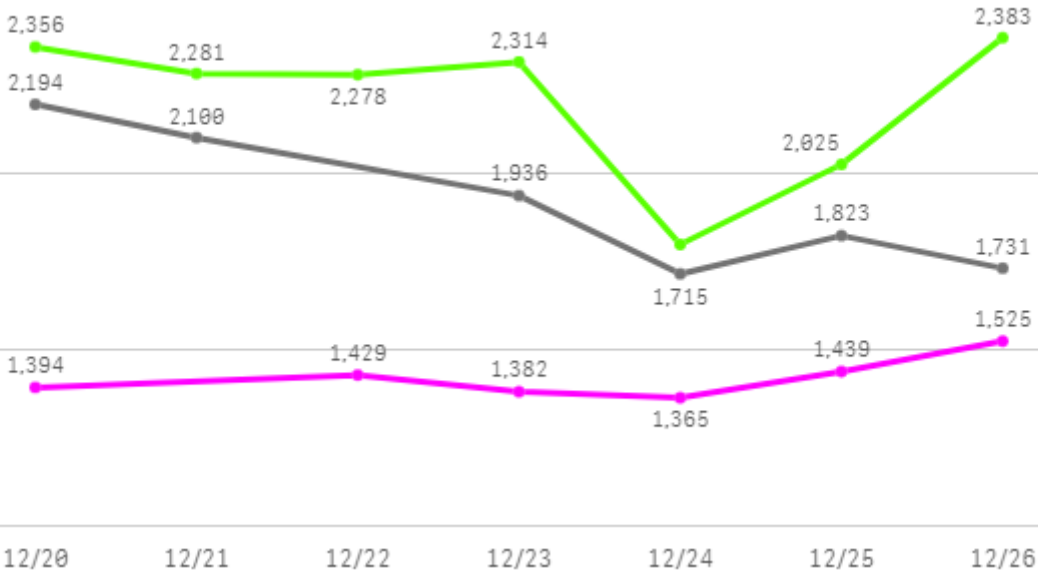
20

출하건수(천건)

1

주간 도매가격(원)

◆ 2025 ● 2024 ◆ 평년



구분	금주(A)	전주(B)	전월(C)	전년(D)	평년(E)	A/B	A/C	A/D	A/E
가격(원)	1,422	1,764	2,425	1,917	2,143	80.6%	58.6%	74.2%	66.4%

※ 상품 가격 기준

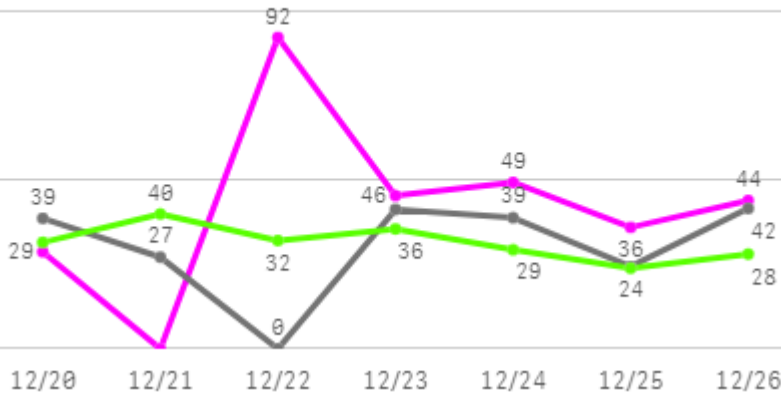
□ 대파(일반)(1Kg) 주간 가격

구분	Q	품종	Q	단량	Q	특	상	보통	하
2025-12-20		대파(일반)		1Kg		1,961	1,394	1,124	830
2025-12-22		대파(일반)		1Kg		1,977	1,429	1,237	973
2025-12-23		대파(일반)		1Kg		1,808	1,382	1,173	975
2025-12-24		대파(일반)		1Kg		1,870	1,365	1,128	951
2025-12-25		대파(일반)		1Kg		1,811	1,439	1,226	1,046
2025-12-26		대파(일반)		1Kg		1,883	1,525	1,295	1,091
평균						1,885	1,422	1,197	978

쪽파

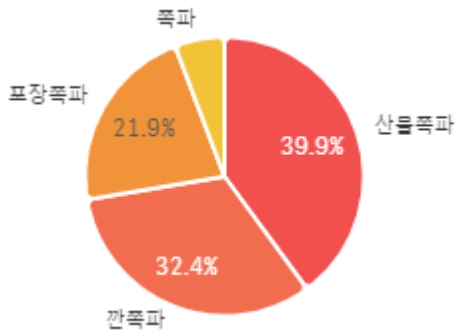
주간 반입량(톤)

2025 2024 평년

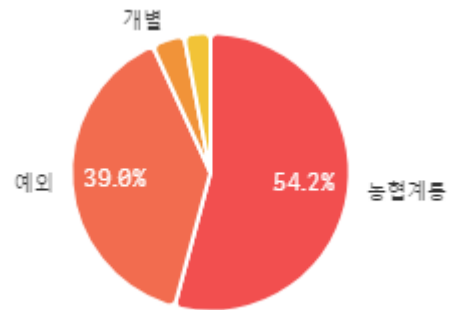


구분	금주(A)	전주(B)	전월(C)	전년(D)	평년(E)	A/B	A/C	A/D	A/E
물량(톤)	296	315	996	213	240	94.2%	29.8%	139.4%	123.6%

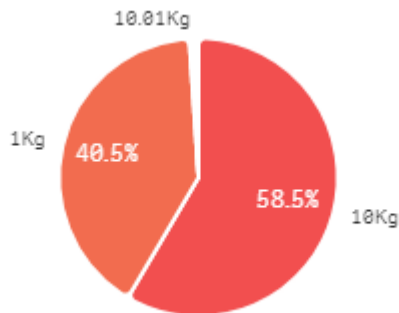
출하 품종별 거래물량 구성비



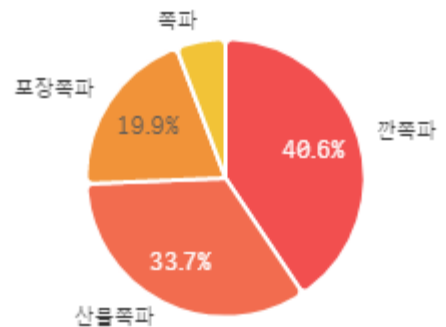
출하자별 거래물량 구성비



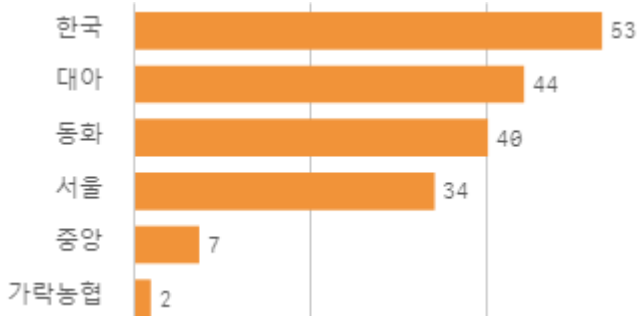
거래 단량별 물량 구성비



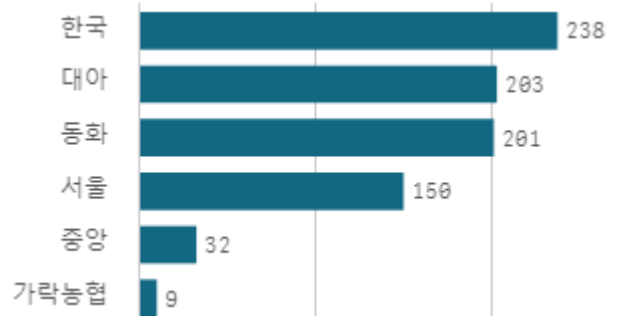
출하 품종별 거래금액 구성비



도매시장 법인별 거래물량(톤)

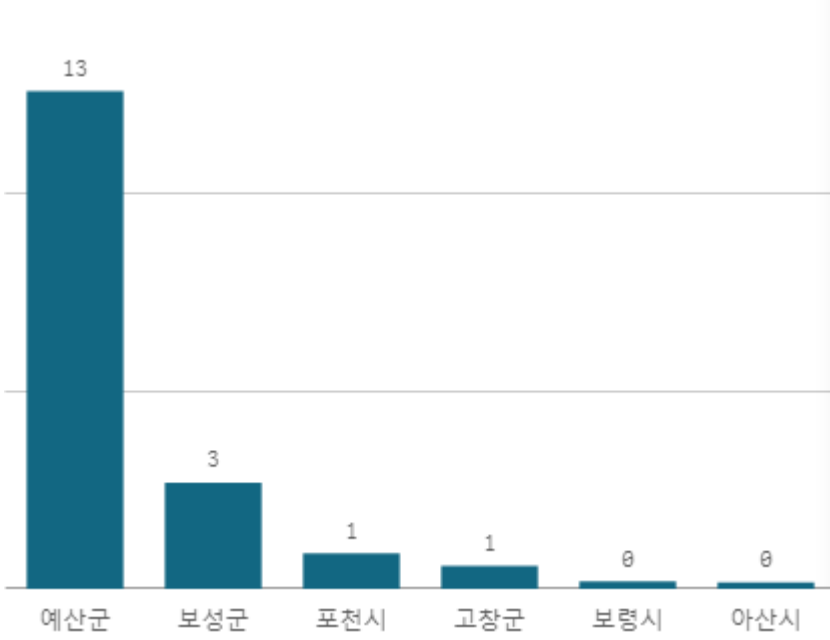


도매시장 법인별 거래금액(백만원)



쪽파(10Kg)

산지별 거래물량(톤)



출하산지(개소)

6

출하건수(천건)

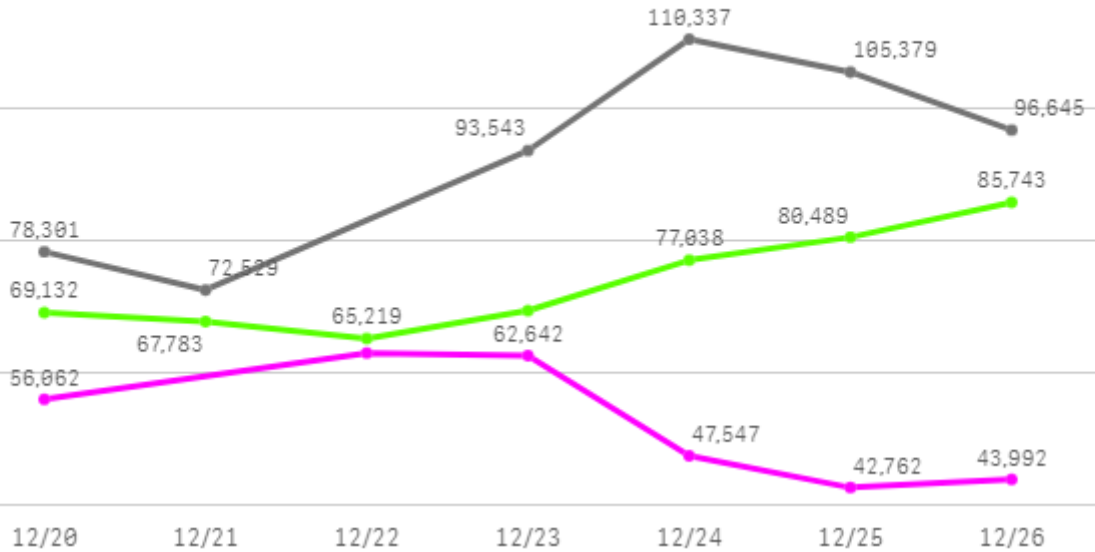
0

산지별 주출하 시군구



주간 도매가격(원)

◆ 2025 ● 2024 ◆ 평년



구분	금주(A)	전주(B)	전월(C)	전년(D)	평년(E)	A/B	A/C	A/D	A/E
가격(원)	52,673	52,885	59,319	92,789	65,634	99.6%	88.8%	56.8%	80.3%

※ 상품 가격 기준

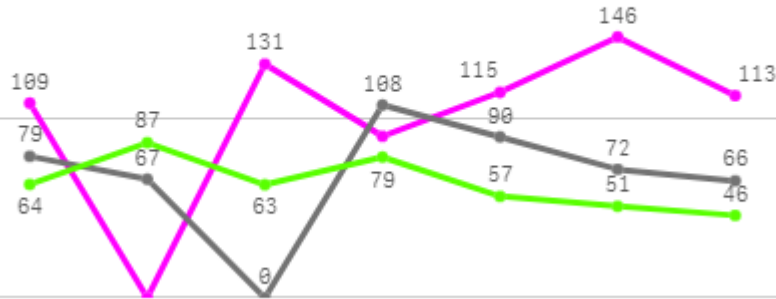
□ 쪽파(10Kg) 주간 가격

구분	Q	품종	Q	단량	Q	특	상	보통	하
2025-12-20		쪽파		10Kg		69,471	56,062	27,778	14,870
2025-12-22		쪽파		10Kg		71,887	63,031	48,850	31,038
2025-12-23		쪽파		10Kg		70,333	62,642	45,163	30,663
2025-12-24		쪽파		10Kg		56,521	47,547	32,544	20,157
2025-12-25		쪽파		10Kg		59,943	42,762	30,011	16,285
2025-12-26		쪽파		10Kg		50,889	43,992	31,200	17,728
평균						63,174	52,673	35,924	21,790

파프리카

주간 반입량(톤)

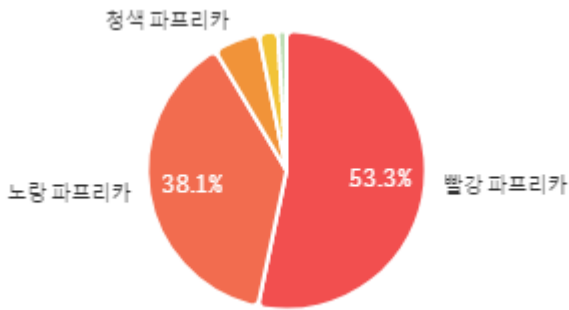
◆ 2025 ● 2024 ▲ 평년



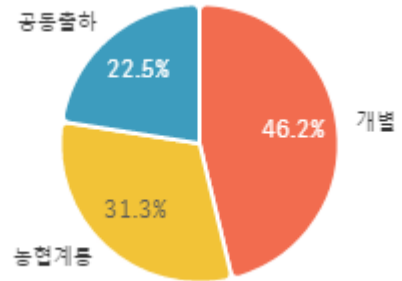
12/20 12/21 12/22 12/23 12/24 12/25 12/26

구분	금주(A)	전주(B)	전월(C)	전년(D)	평년(E)	A/B	A/C	A/D	A/E
물량(톤)	706	517	583	482	498	136.4%	121.0%	146.5%	141.6%

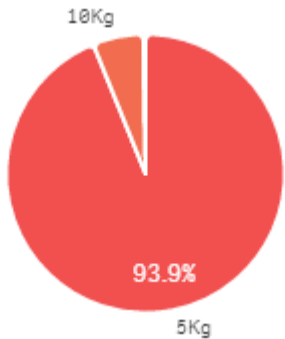
출하 품종별 거래물량 구성비



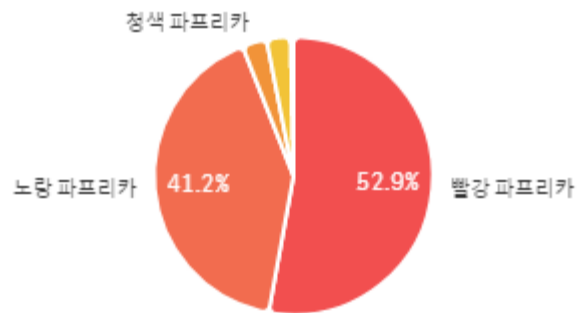
출하자별 거래물량 구성비



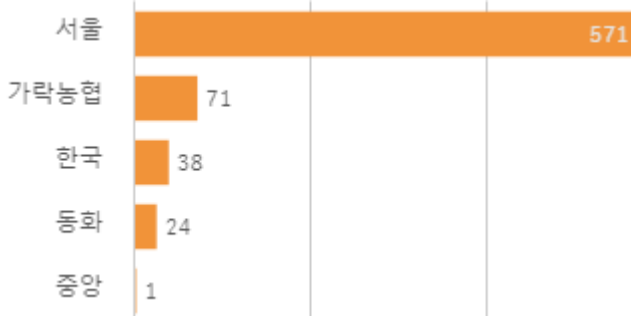
거래 단량별 물량 구성비



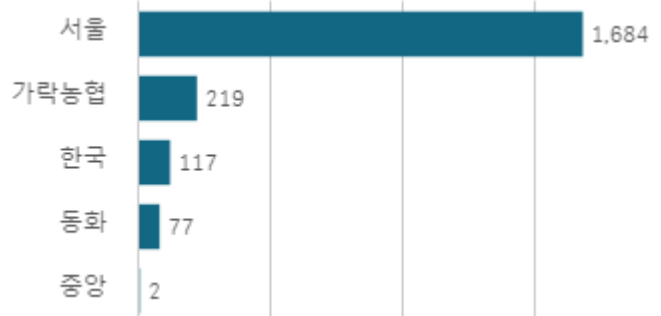
출하 품종별 거래금액 구성비



도매시장 법인별 거래물량(톤)

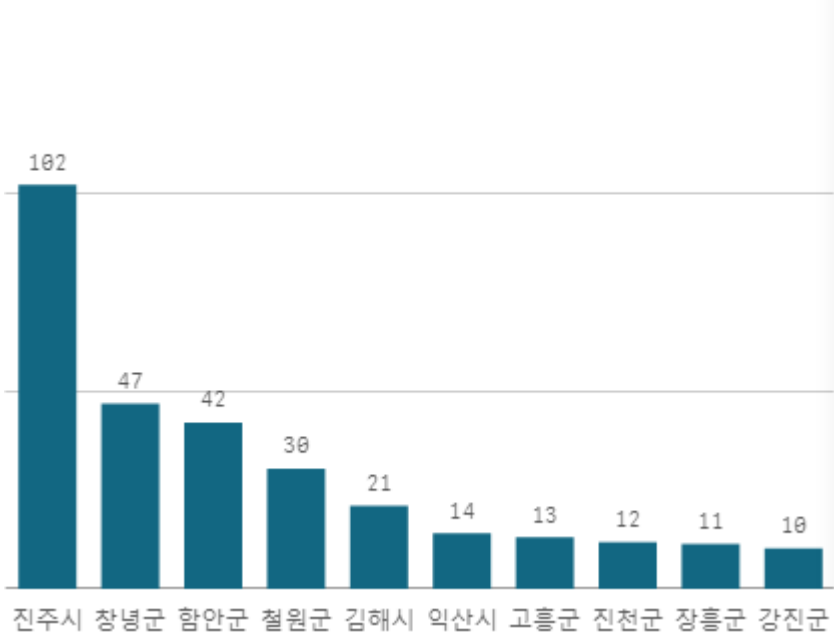


도매시장 법인별 거래금액(백만원)



빨강 파프리카(5Kg)

산지별 거래물량(톤)



출하산지(개소)

26

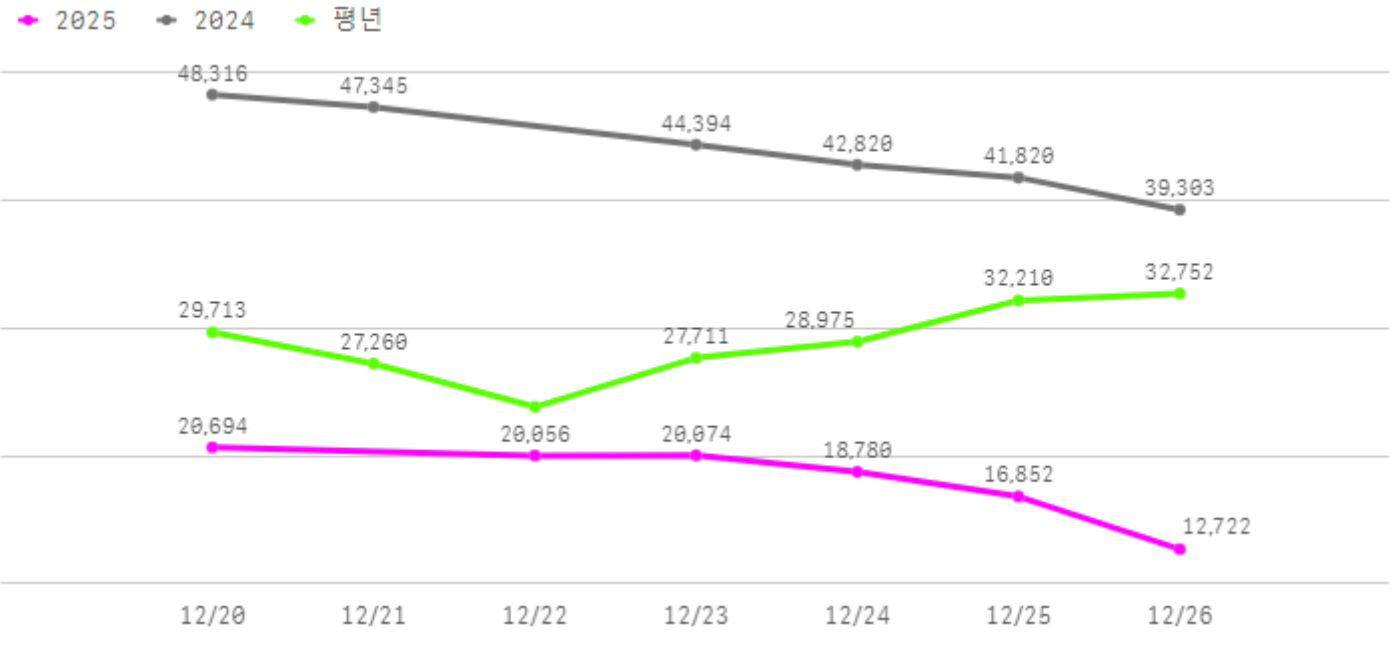
출하건수(천건)

2

산지별 주출하 시군구



주간 도매가격(원)



구분	금주(A)	전주(B)	전월(C)	전년(D)	평년(E)	A/B	A/C	A/D	A/E
가격(원)	18,196	24,119	22,764	44,000	27,085	75.4%	79.9%	41.4%	67.2%

※ 상품 가격 기준

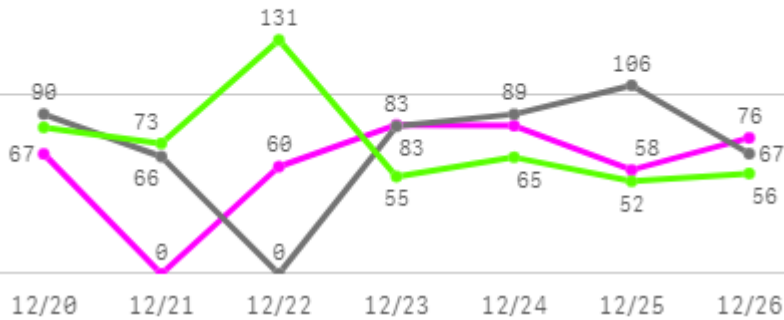
□ 빨강 파프리카(5Kg) 주간 가격

구분	Q	품종	Q	단량	Q	특	상	보통	하
2025-12-20		빨강 파프리카		5Kg		-	20,694	18,297	14,691
2025-12-22		빨강 파프리카		5Kg		-	20,056	17,071	13,722
2025-12-23		빨강 파프리카		5Kg		-	20,074	17,179	14,643
2025-12-24		빨강 파프리카		5Kg		-	18,780	16,505	13,368
2025-12-25		빨강 파프리카		5Kg		-	16,852	14,737	11,138
2025-12-26		빨강 파프리카		5Kg		-	12,722	10,227	6,806
평균						-	18,196	15,669	12,395

양상추

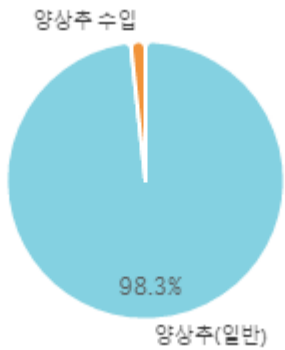
주간 반입량(톤)

◆ 2025 ● 2024 ▲ 평년

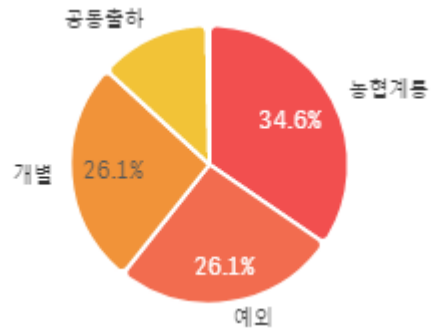


구분	금주(A)	전주(B)	전월(C)	전년(D)	평년(E)	A/B	A/C	A/D	A/E
물량(톤)	428	427	357	501	515	100.4%	119.9%	85.6%	83.3%

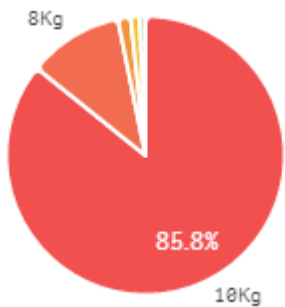
출하 품종별 거래물량 구성비



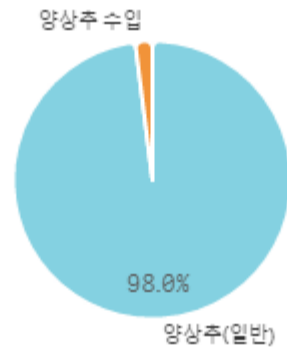
출하자별 거래물량 구성비



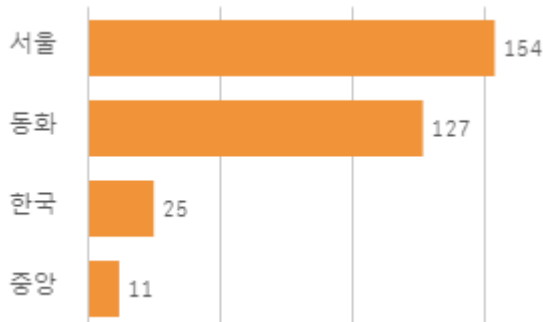
거래 단량별 물량 구성비



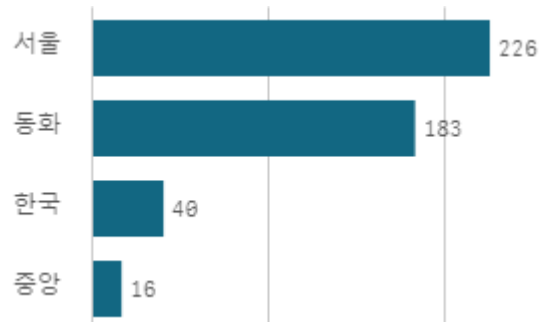
출하 품종별 거래금액 구성비



도매시장 법인별 거래물량(톤)

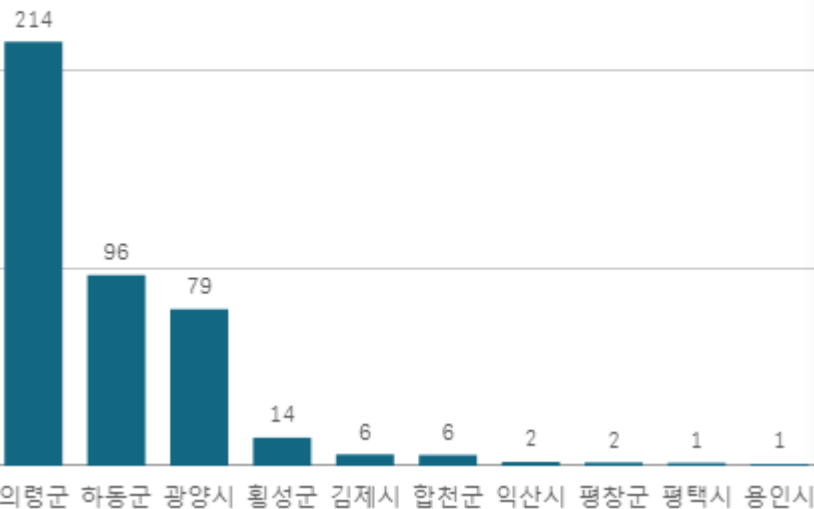


도매시장 법인별 거래금액(백만원)



양상추(일반)(12개)

산지별 거래물량(톤)



출하산지(개소)

12

출하건수(천건)

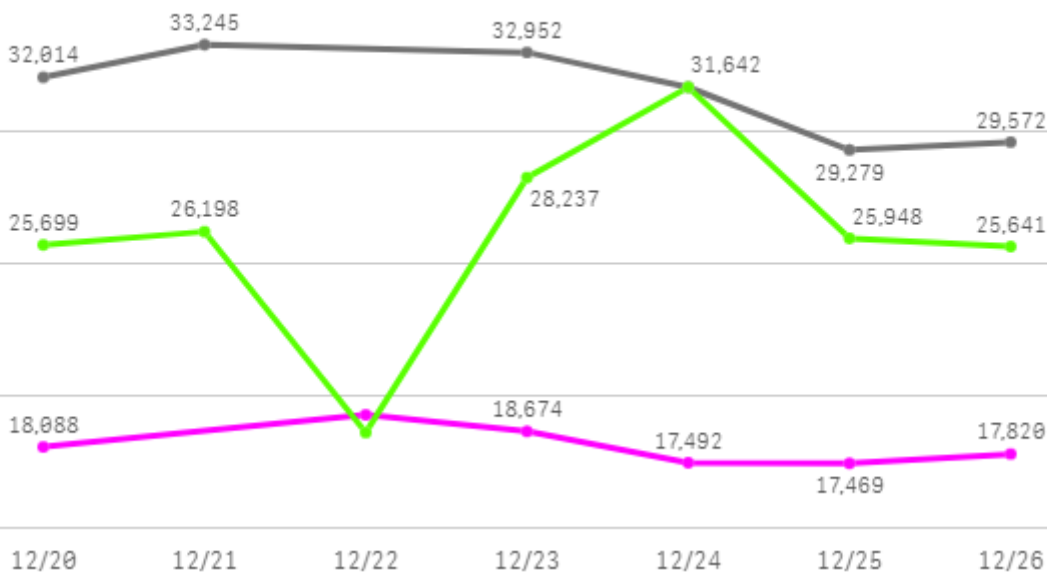
1

산지별 주출하 시군구



주간 도매가격(원)

◆ 2025 ● 2024 ▲ 평년



구분	금주(A)	전주(B)	전월(C)	전년(D)	평년(E)	A/B	A/C	A/D	A/E
가격(원)	18,140	21,316	45,431	31,451	23,475	85.1%	39.9%	57.7%	77.3%

※ 상품 가격 기준

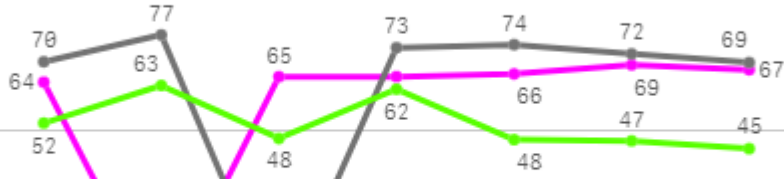
□ 양상추(일반)(12개) 주간 가격

구분	Q	품종	Q	단량	Q	특	상	보통	하
2025-12-20		양상추(일반)		12개		-	18,088	15,603	10,646
2025-12-22		양상추(일반)		12개		-	19,297	16,983	13,097
2025-12-23		양상추(일반)		12개		-	18,674	15,455	12,914
2025-12-24		양상추(일반)		12개		-	17,492	14,897	10,383
2025-12-25		양상추(일반)		12개		-	17,469	15,636	11,942
2025-12-26		양상추(일반)		12개		-	17,820	15,502	11,780
평균						-	18,140	15,679	11,794

청경채

주간 반입량(톤)

◆ 2025 ● 2024 ▲ 평년



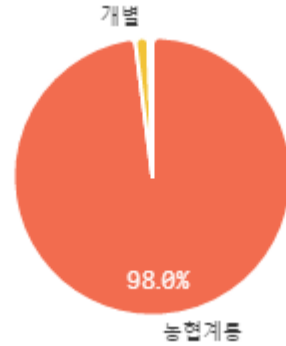
12/20 12/21 12/22 12/23 12/24 12/25 12/26

구분	금주(A)	전주(B)	전월(C)	전년(D)	평년(E)	A/B	A/C	A/D	A/E
물량(톤)	397	353	398	436	388	112.5%	99.7%	91.1%	102.2%

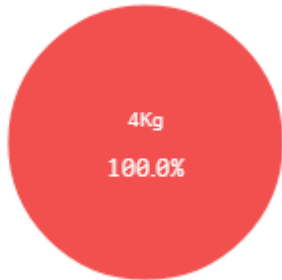
출하 품종별 거래물량 구성비



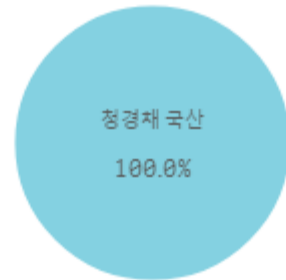
출하자별 거래물량 구성비



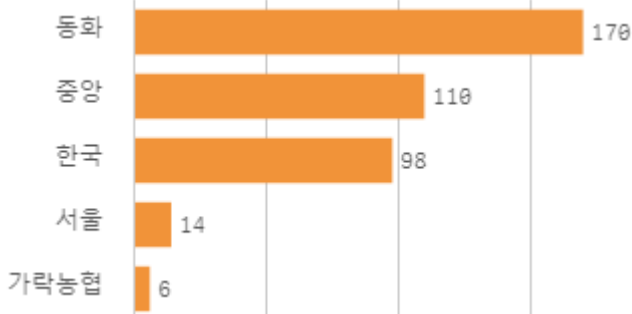
거래 단량별 물량 구성비



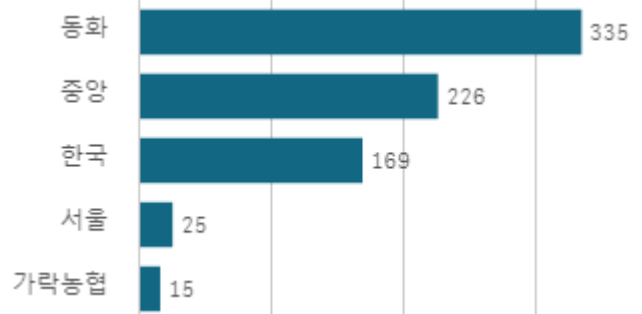
출하 품종별 거래금액 구성비



도매시장 법인별 거래물량(톤)

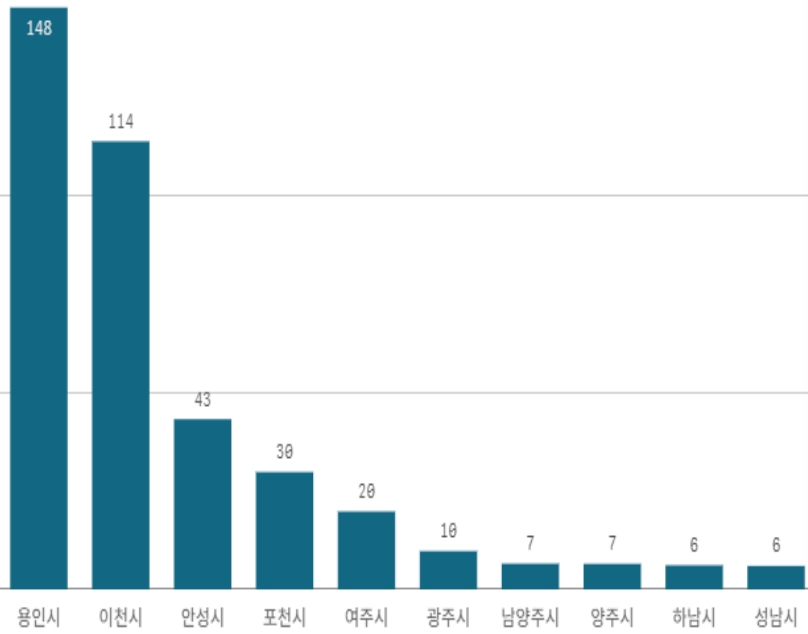


도매시장 법인별 거래금액(백만원)



청경채(4Kg)

산지별 거래물량(톤)



출하산지(개소)

15

출하건수(천건)

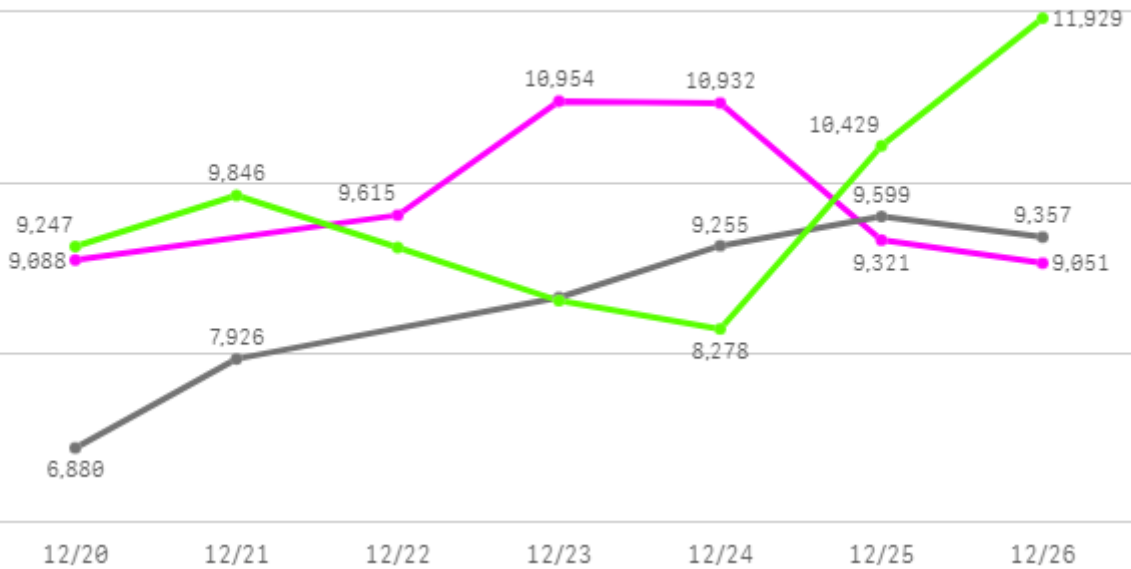
3

산지별 주출하 시군구



주간 도매가격(원)

◆ 2025 ● 2024 ◆ 평년



구분	금주(A)	전주(B)	전월(C)	전년(D)	평년(E)	A/B	A/C	A/D	A/E
가격(원)	9,827	7,292	4,486	8,611	9,900	134.8%	219.1%	114.1%	99.3%

※ 상품 가격 기준

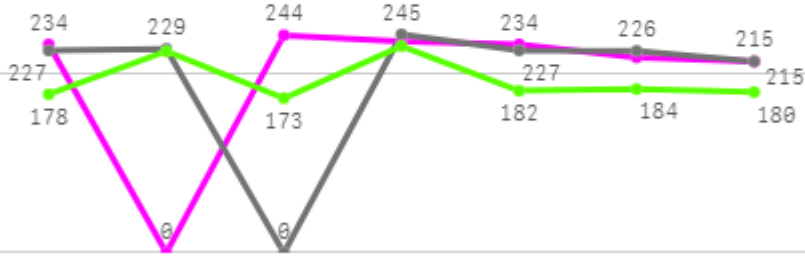
□ 청경채(4Kg) 주간 가격

구분	Q	품종	Q	단량	Q	특	상	보통	하
2025-12-20		청경채		4Kg		-	9,088	7,753	6,324
2025-12-22		청경채		4Kg		-	9,615	8,187	6,109
2025-12-23		청경채		4Kg		-	10,954	9,417	7,001
2025-12-24		청경채		4Kg		-	10,932	9,250	6,868
2025-12-25		청경채		4Kg		-	9,321	8,116	6,110
2025-12-26		청경채		4Kg		-	9,051	6,826	4,595
평균						-	9,827	8,258	6,168

버섯

주간 반입량(톤)

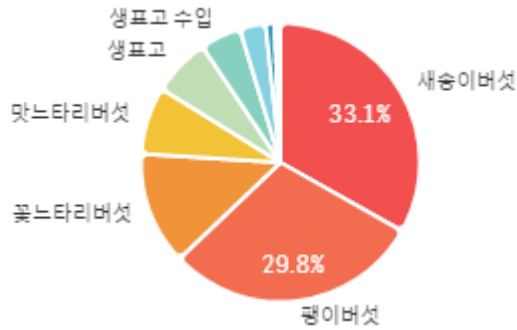
◆ 2025 ● 2024 ▲ 평년



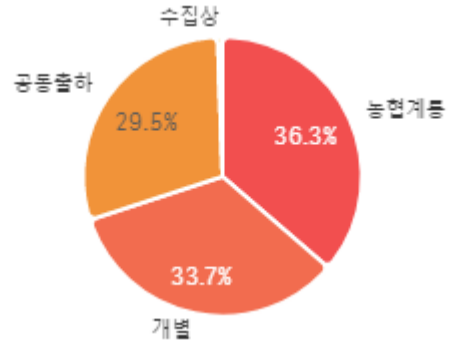
12/20 12/21 12/22 12/23 12/24 12/25 12/26

구분	금주(A)	전주(B)	전월(C)	전년(D)	평년(E)	A/B	A/C	A/D	A/E
물량(톤)	1,382	1,181	1,315	1,369	1,361	117.0%	105.1%	101.0%	101.5%

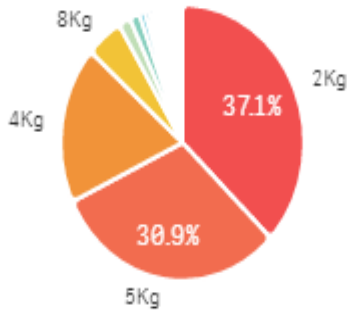
출하 품종별 거래물량 구성비



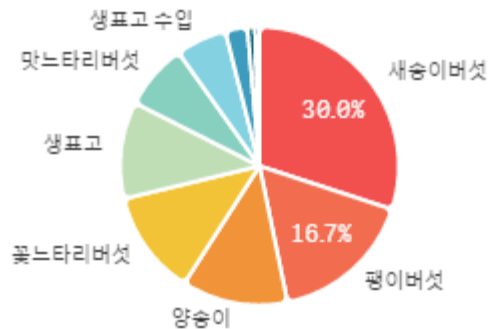
출하자별 거래물량 구성비



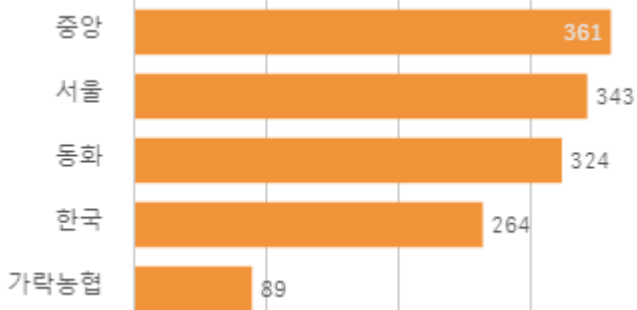
거래 단량별 물량 구성비



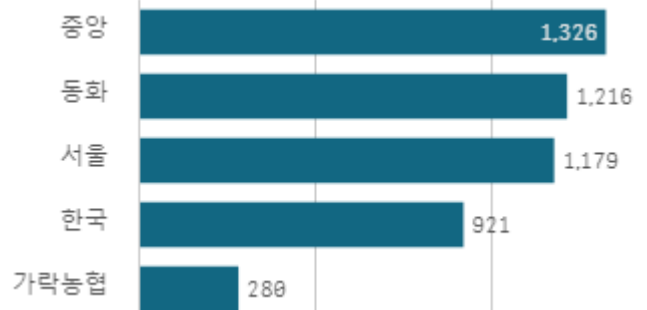
출하 품종별 거래금액 구성비



도매시장 법인별 거래물량(톤)

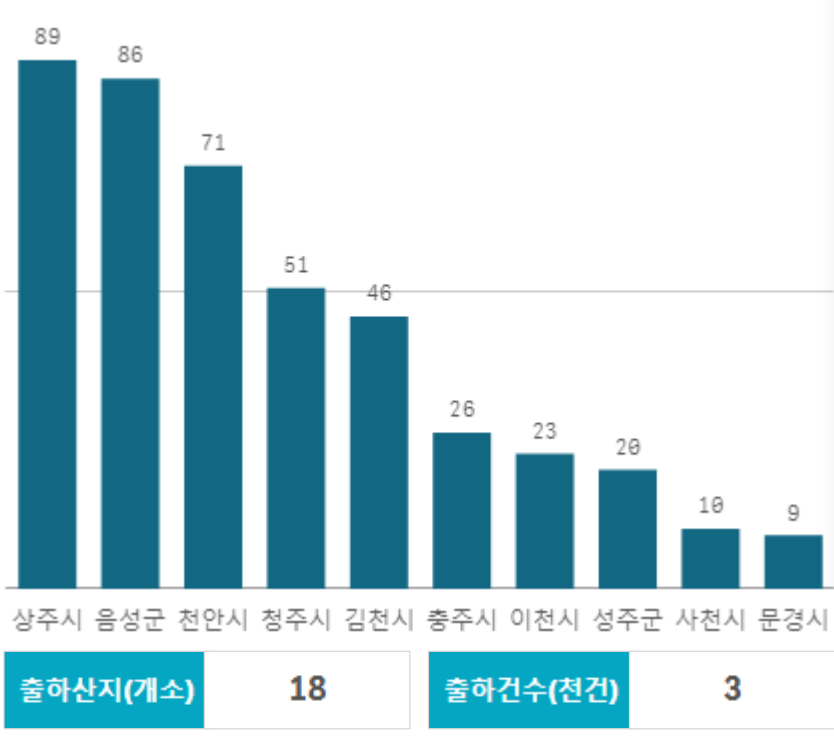


도매시장 법인별 거래금액(백만원)



새송이버섯(2Kg)

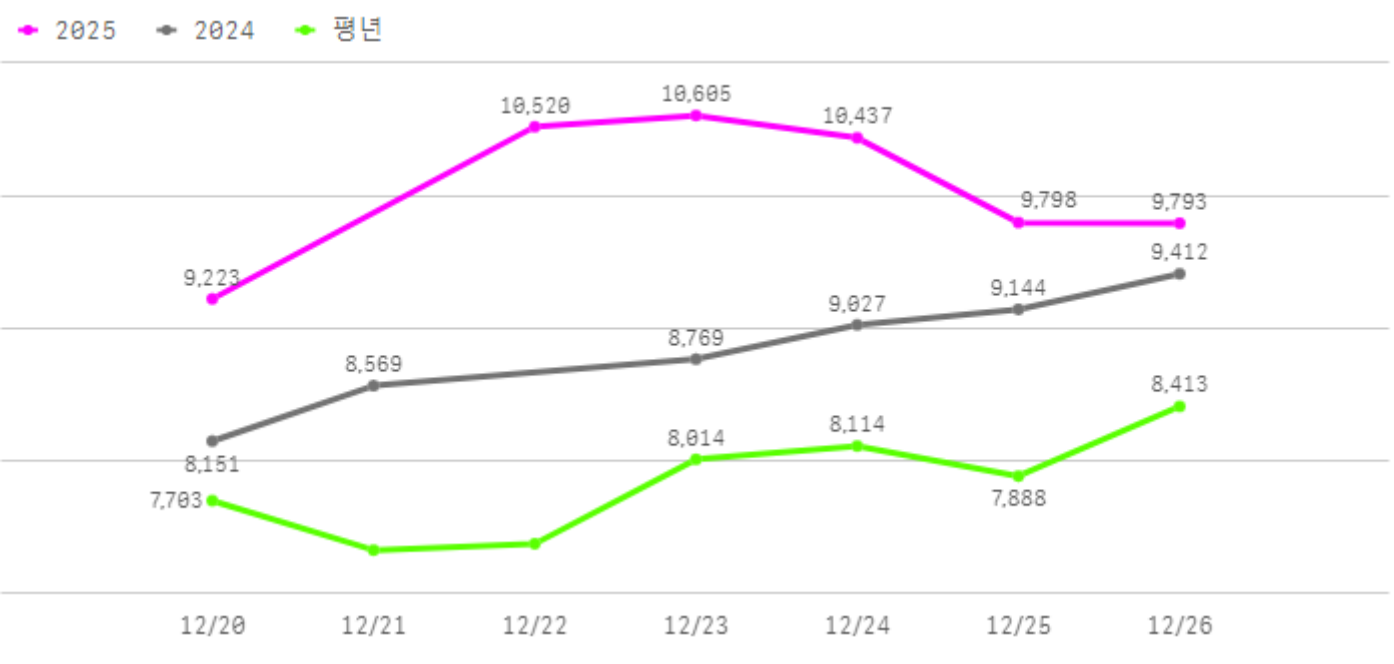
산지별 거래물량(톤)



산지별 주출하 시군구



주간 도매가격(원)



구분	금주(A)	전주(B)	전월(C)	전년(D)	평년(E)	A/B	A/C	A/D	A/E
가격(원)	10,063	8,695	6,726	8,845	8,585	115.7%	149.6%	113.8%	117.2%

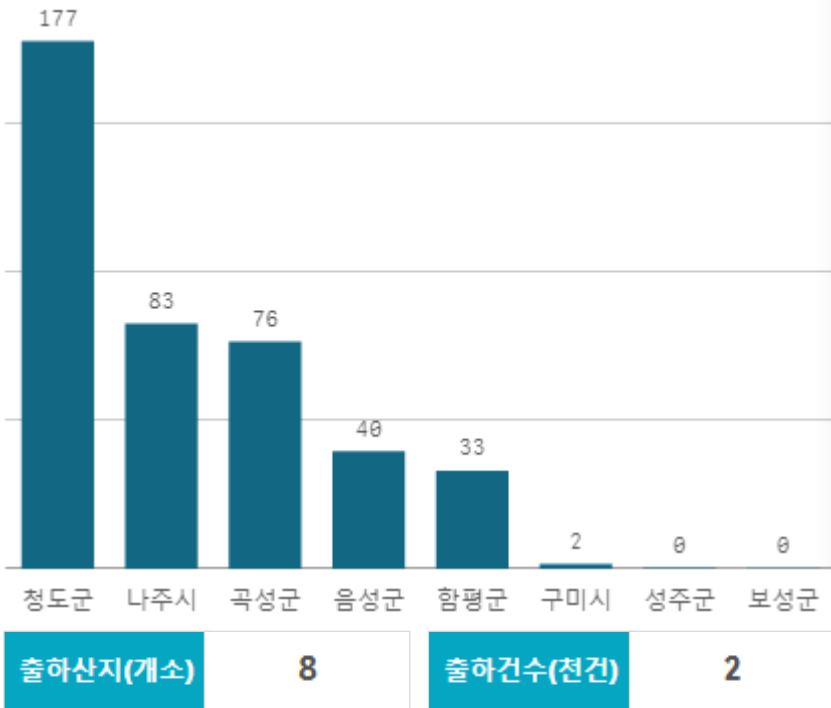
※ 상품 가격 기준

□ 새송이버섯(2Kg) 주간 가격

구분	Q	품종	Q	단량	Q	특	상	보통	하
2025-12-20		새송이버섯		2Kg		10,822	9,223	8,112	4,601
2025-12-22		새송이버섯		2Kg		12,279	10,520	9,550	5,256
2025-12-23		새송이버섯		2Kg		13,312	10,605	9,852	5,720
2025-12-24		새송이버섯		2Kg		11,924	10,437	8,908	5,837
2025-12-25		새송이버섯		2Kg		12,178	9,798	8,688	4,667
2025-12-26		새송이버섯		2Kg		11,971	9,793	9,217	6,037
평균						12,081	10,063	9,055	5,353

팬이버섯(5Kg)

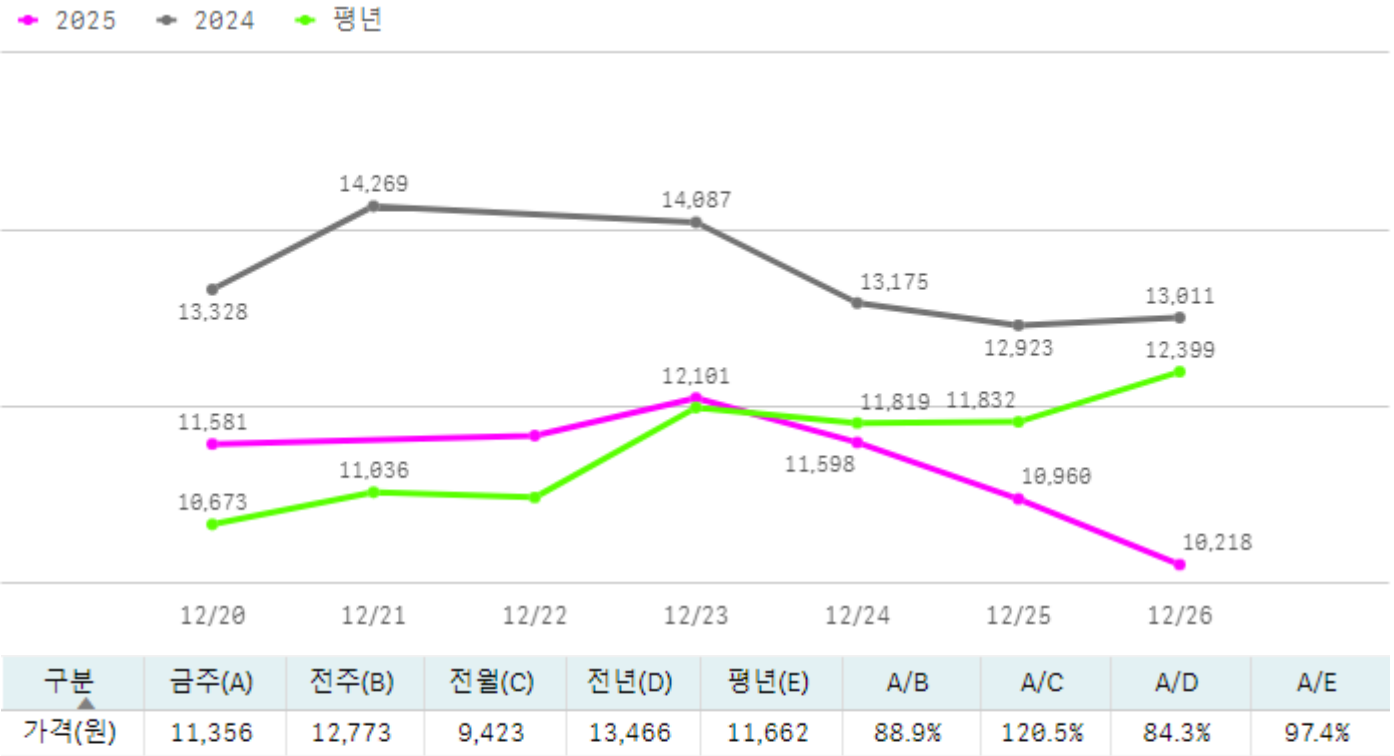
산지별 거래물량(톤)



산지별 주출하 시군구



주간 도매가격(원)



※ 상품 가격 기준

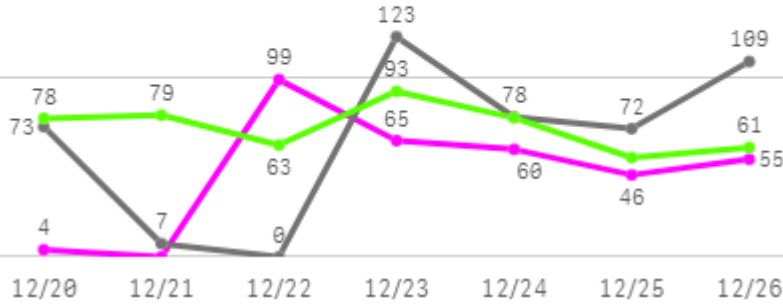
□ 팽이버섯(5Kg) 주간 가격

구분	Q	품종	Q	단량	Q	특	상	보통	하
2025-12-20		팽이버섯		5Kg		12,645	11,581	9,270	8,436
2025-12-22		팽이버섯		5Kg		12,512	11,676	10,060	8,965
2025-12-23		팽이버섯		5Kg		12,952	12,101	10,515	9,686
2025-12-24		팽이버섯		5Kg		13,006	11,598	9,809	8,973
2025-12-25		팽이버섯		5Kg		12,006	10,960	9,104	8,310
2025-12-26		팽이버섯		5Kg		11,188	10,218	8,662	7,735
평균						12,385	11,356	9,570	8,684

사과

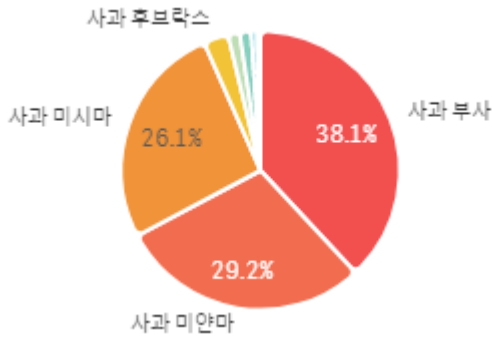
주간 반입량(톤)

◆ 2025 ● 2024 ▲ 평년

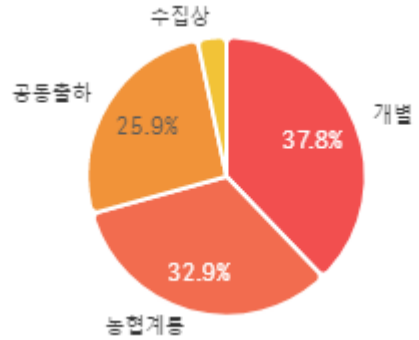


구분	금주(A)	전주(B)	전월(C)	전년(D)	평년(E)	A/B	A/C	A/D	A/E
물량(톤)	329	465	471	464	451	70.8%	69.9%	71.1%	73.1%

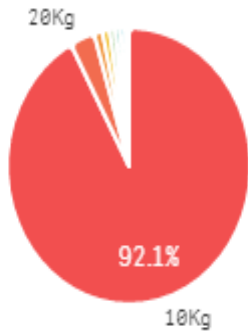
출하 품종별 거래물량 구성비



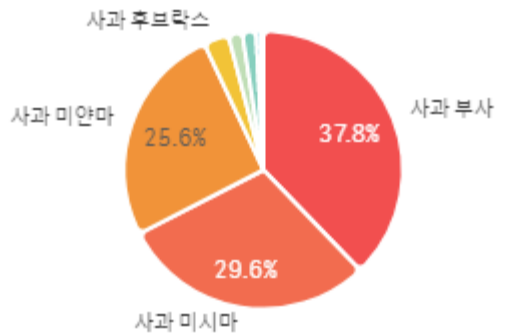
출하자별 거래물량 구성비



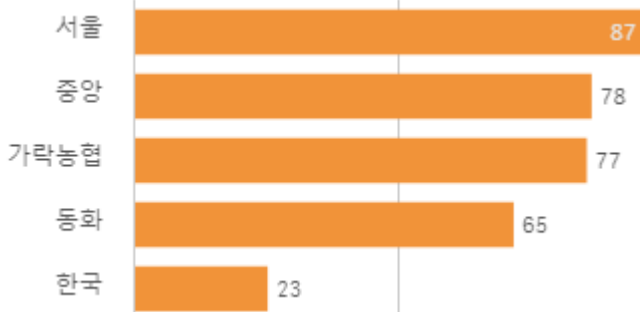
거래 단량별 물량 구성비



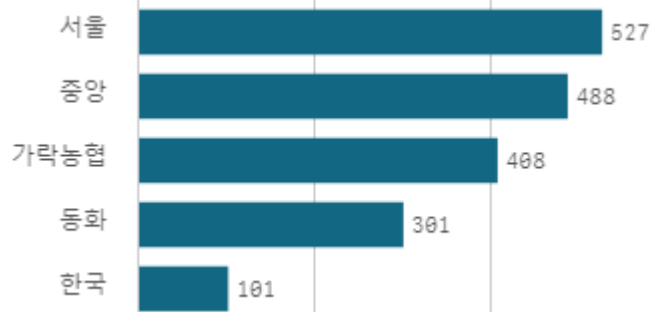
출하 품종별 거래금액 구성비



도매시장 법인별 거래물량(톤)

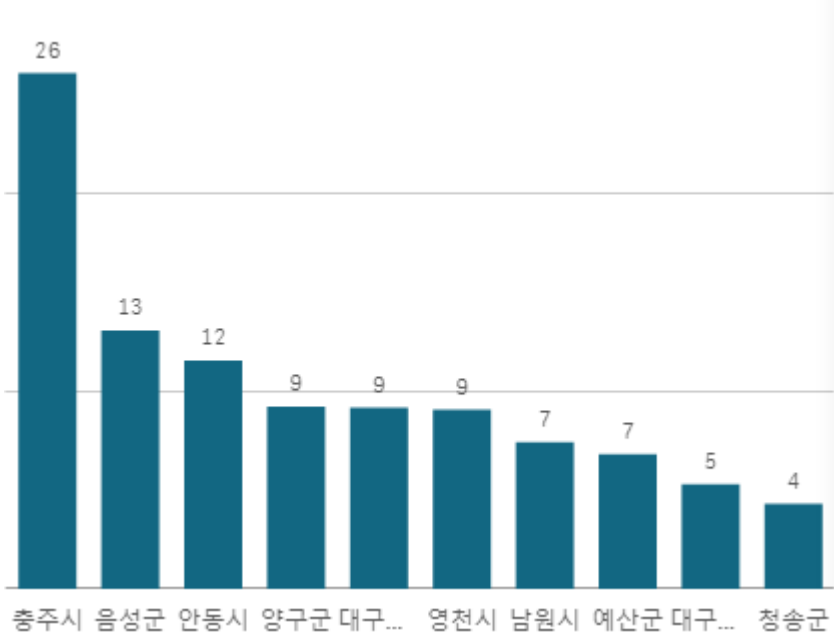


도매시장 법인별 거래금액(백만원)



사과 부사(10Kg)

산지별 거래물량(톤)



출하산지(개소)

25

출하건수(천건)

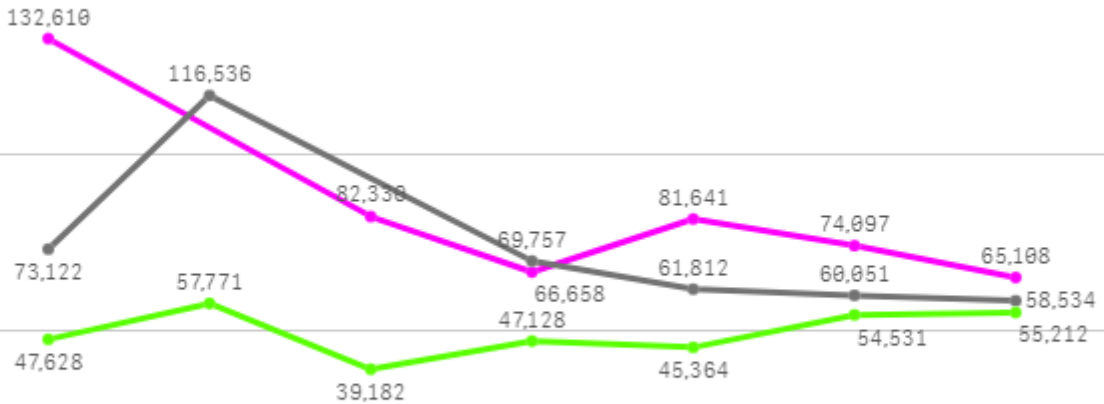
1

산지별 주출하 시군구



주간 도매가격(원)

◆ 2025 ● 2024 ▲ 평년



12/20 12/21 12/22 12/23 12/24 12/25 12/26

구분	금주(A)	전주(B)	전월(C)	전년(D)	평년(E)	A/B	A/C	A/D	A/E
가격(원)	83,741	74,290	63,491	73,302	57,718	112.7%	131.9%	114.2%	145.1%

※ 상품 가격 기준

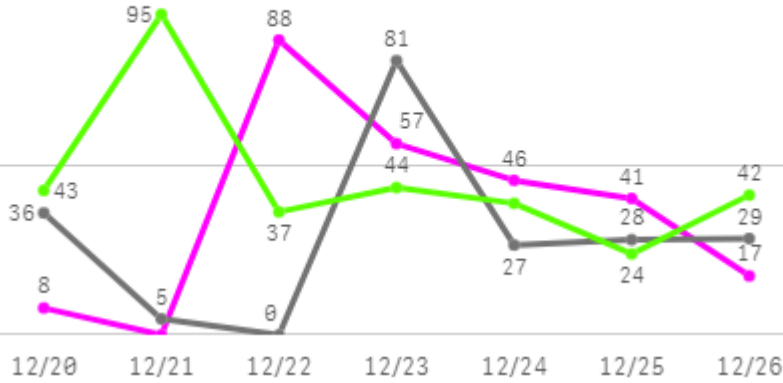
□ 사과 부사(10Kg) 주간 가격

구분	Q	품종	Q	단량	Q	특	상	보통	하
2025-12-20		사과 부사		10Kg		173,000	132,610	47,000	26,179
2025-12-22		사과 부사		10Kg		132,492	82,330	46,086	21,366
2025-12-23		사과 부사		10Kg		135,802	66,658	36,464	22,103
2025-12-24		사과 부사		10Kg		143,506	81,641	50,830	21,942
2025-12-25		사과 부사		10Kg		131,783	74,097	47,132	20,303
2025-12-26		사과 부사		10Kg		157,782	65,108	38,490	20,448
평균						145,728	83,741	44,334	22,057

배

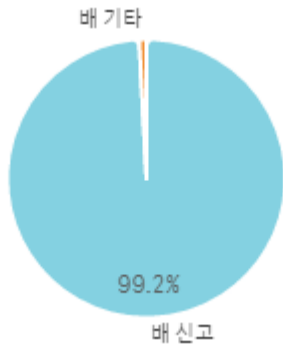
주간 반입량(톤)

◆ 2025 ● 2024 ▲ 평년

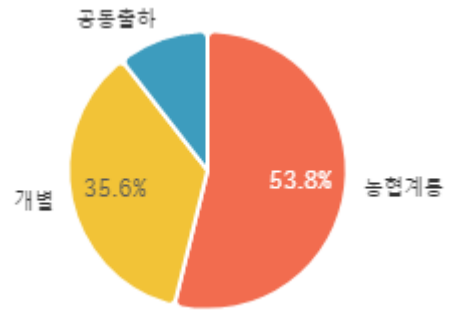


구분	금주(A)	전주(B)	전월(C)	전년(D)	평년(E)	A/B	A/C	A/D	A/E
물량(톤)	256	280	480	206	318	91.5%	53.4%	124.4%	80.6%

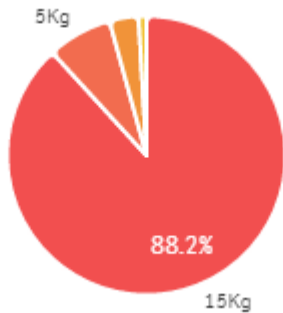
출하 품종별 거래물량 구성비



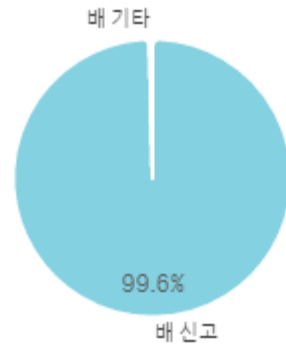
출하자별 거래물량 구성비



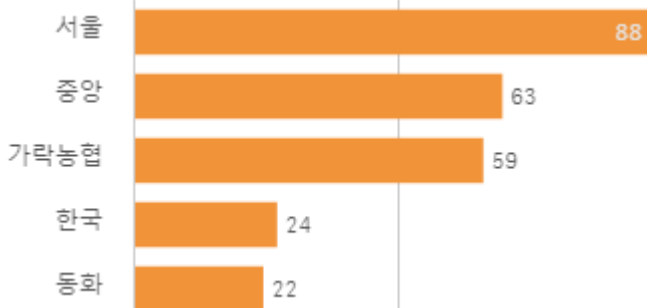
거래 단량별 물량 구성비



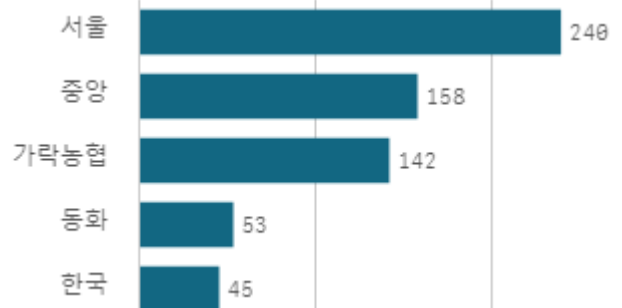
출하 품종별 거래금액 구성비



도매시장 법인별 거래물량(톤)

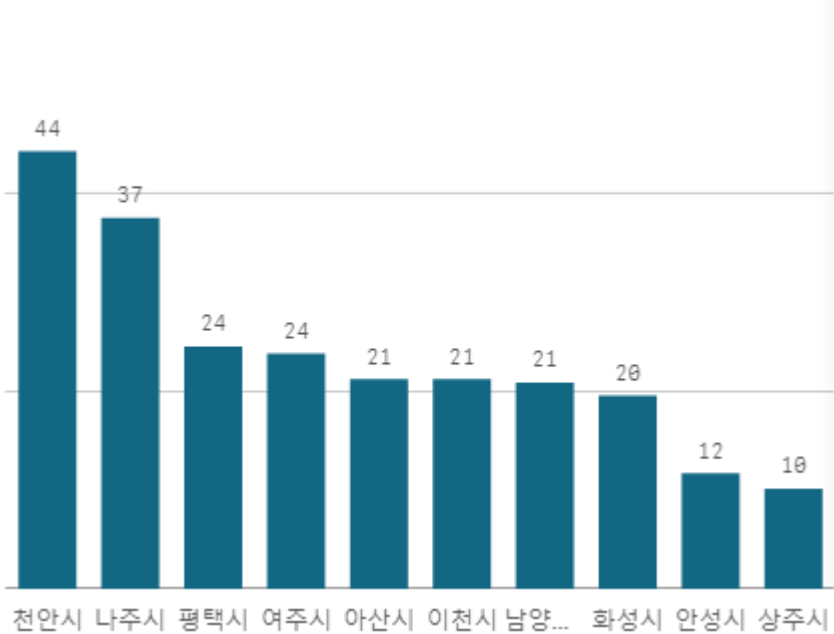


도매시장 법인별 거래금액(백만원)



배 신고(15Kg)

산지별 거래물량(톤)



출하산지(개소)

19

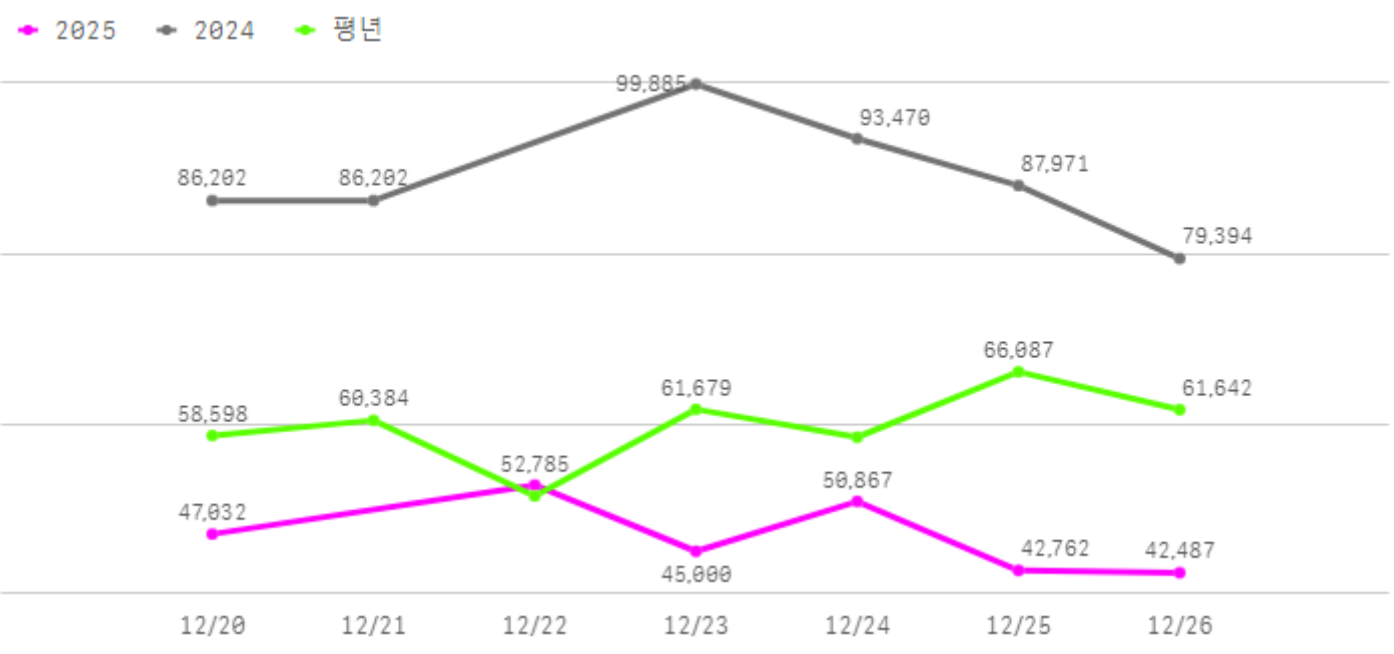
출하건수(천건)

1

산지별 주출하 시군구



주간 도매가격(원)



구분	금주(A)	전주(B)	전월(C)	전년(D)	평년(E)	A/B	A/C	A/D	A/E
가격(원)	46,822	46,434	42,471	88,854	56,088	100.8%	110.2%	52.7%	83.5%

※ 상품 가격 기준

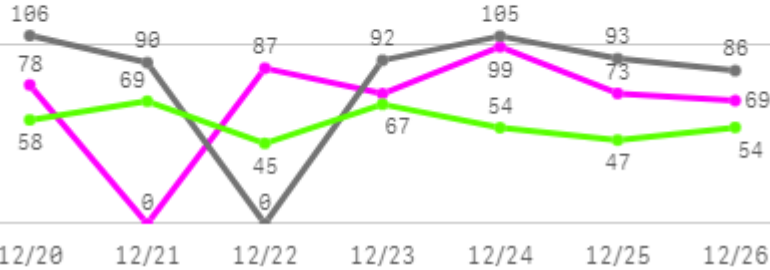
□ 배 신고(15Kg) 주간 가격

구분	Q	품종	Q	단량	Q	특	상	보통	하
2025-12-20		배 신고		15Kg		89,808	47,032	35,155	28,680
2025-12-22		배 신고		15Kg		76,148	52,785	36,581	21,705
2025-12-23		배 신고		15Kg		68,834	45,000	30,533	18,176
2025-12-24		배 신고		15Kg		72,253	50,867	32,571	17,395
2025-12-25		배 신고		15Kg		69,610	42,762	27,377	11,590
2025-12-26		배 신고		15Kg		73,696	42,487	30,241	20,446
평균						75,058	46,822	32,076	19,665

포도

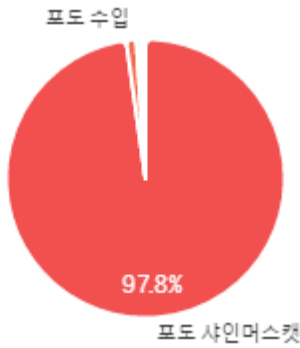
주간 반입량(톤)

◆ 2025 ● 2024 ▲ 평년

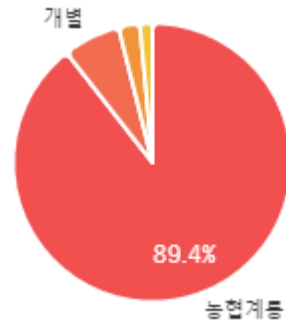


구분	금주(A)	전주(B)	전월(C)	전년(D)	평년(E)	A/B	A/C	A/D	A/E
물량(톤)	479	484	518	571	443	99.1%	92.6%	83.9%	108.1%

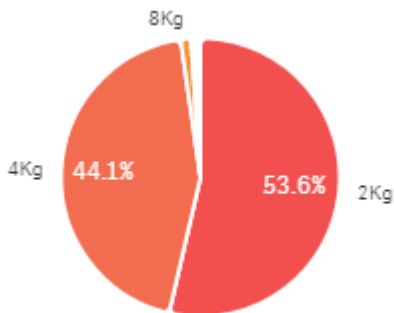
출하 품종별 거래물량 구성비



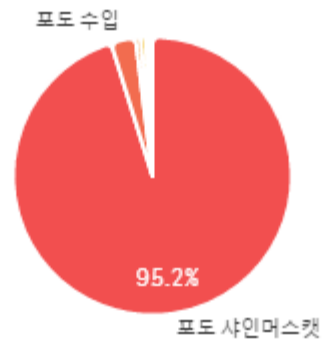
출하자별 거래물량 구성비



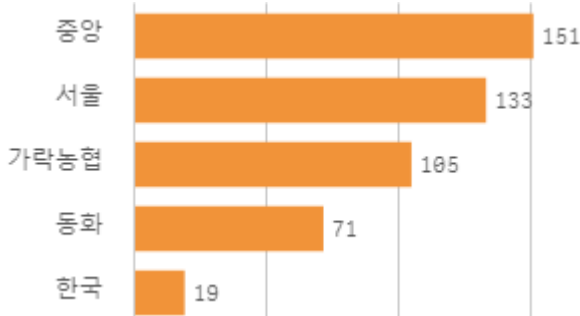
거래 단량별 물량 구성비



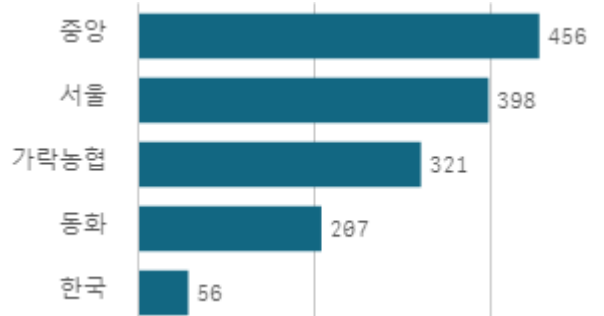
출하 품종별 거래금액 구성비



도매시장 법인별 거래물량(톤)

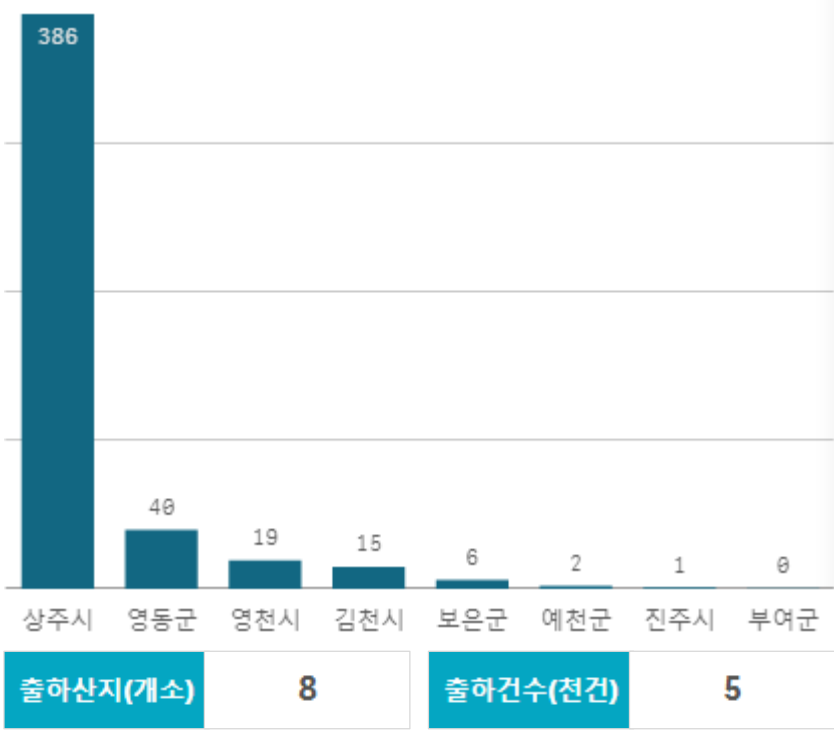


도매시장 법인별 거래금액(백만원)



포도 샤인머스캣(2Kg)

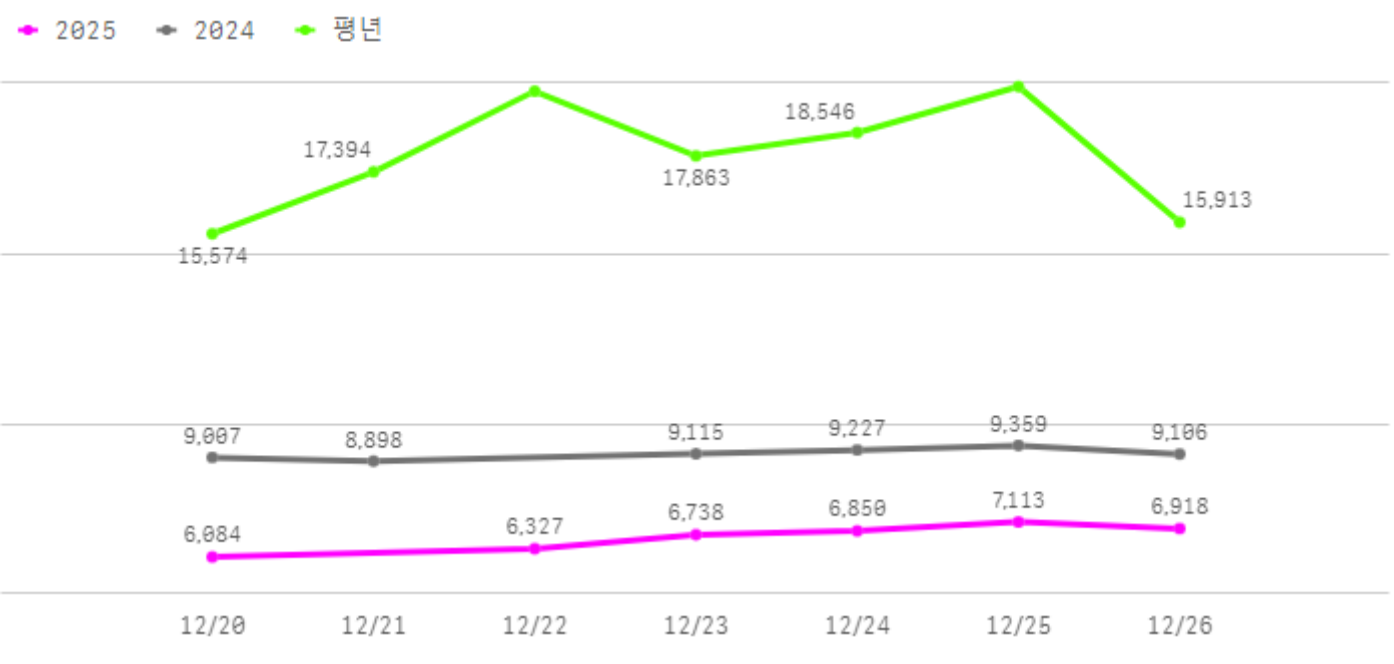
산지별 거래물량(톤)



산지별 주출하 시군구



주간 도매가격(원)



구분	금주(A)	전주(B)	전월(C)	전년(D)	평년(E)	A/B	A/C	A/D	A/E
가격(원)	6,672	6,352	7,232	9,119	14,380	105.0%	92.2%	73.2%	46.4%

※ 상품 가격 기준

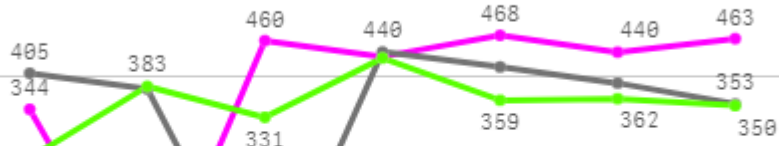
□ 포도 샤인머스켓(2Kg) 주간 가격

구분	Q	품종	Q	단량	Q	특	상	보통	하
2025-12-20		포도 샤인머스켓		2Kg		9,227	6,084	4,515	3,248
2025-12-22		포도 샤인머스켓		2Kg		9,438	6,327	4,692	3,569
2025-12-23		포도 샤인머스켓		2Kg		9,172	6,738	4,905	3,577
2025-12-24		포도 샤인머스켓		2Kg		9,606	6,850	4,776	3,545
2025-12-25		포도 샤인머스켓		2Kg		9,922	7,113	5,239	3,481
2025-12-26		포도 샤인머스켓		2Kg		9,661	6,918	5,014	3,146
평균						9,504	6,672	4,857	3,428

감귤

주간 반입량(톤)

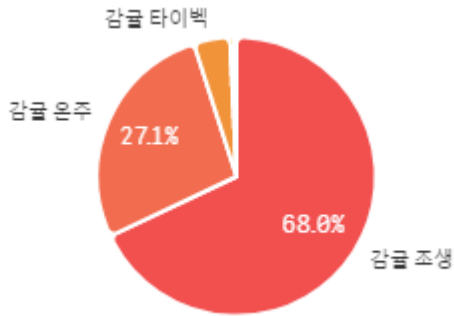
◆ 2025 ● 2024 ▲ 평년



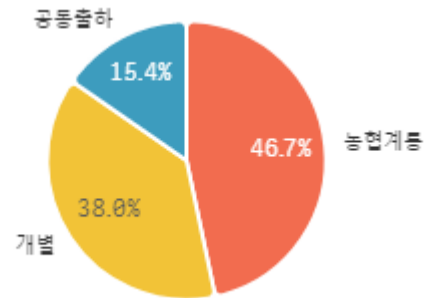
12/20 12/21 12/22 12/23 12/24 12/25 12/26

구분	금주(A)	전주(B)	전월(C)	전년(D)	평년(E)	A/B	A/C	A/D	A/E
물량(톤)	2,608	2,260	2,022	2,379	2,382	115.4%	129.0%	109.6%	109.5%

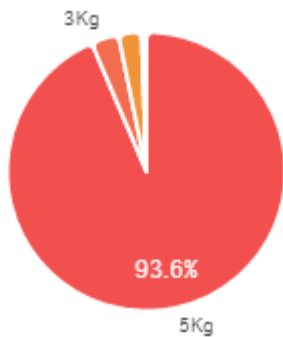
출하 품종별 거래물량 구성비



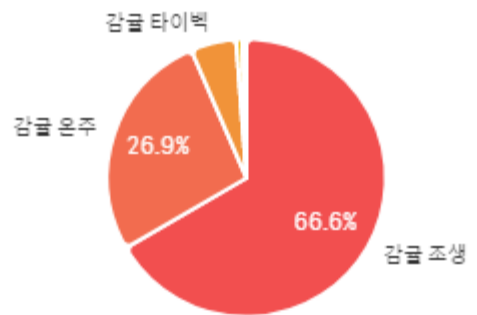
출하자별 거래물량 구성비



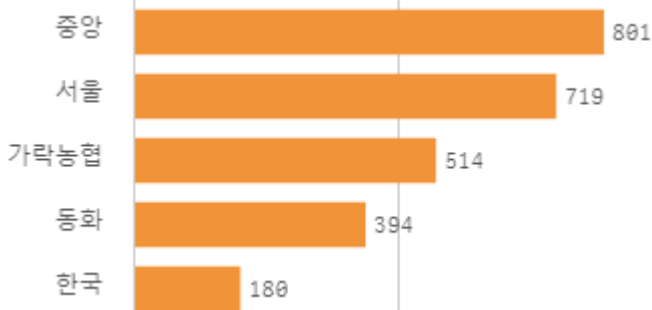
거래 단량별 물량 구성비



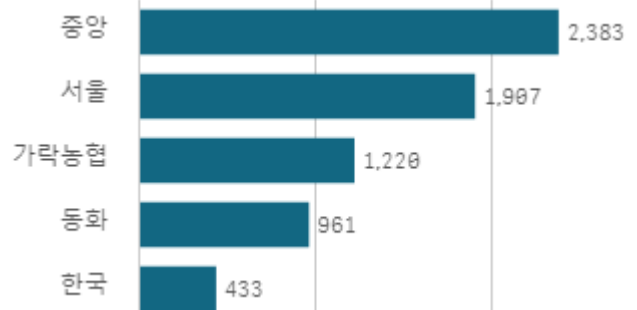
출하 품종별 거래금액 구성비



도매시장 법인별 거래물량(톤)

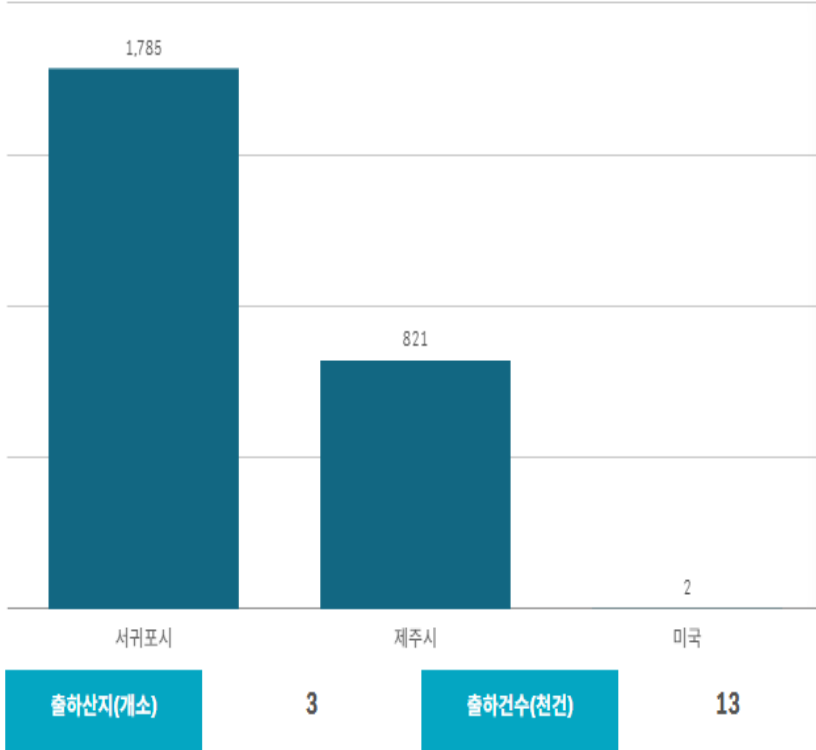


도매시장 법인별 거래금액(백만원)



감귤(5Kg)

산지별 거래물량(톤)

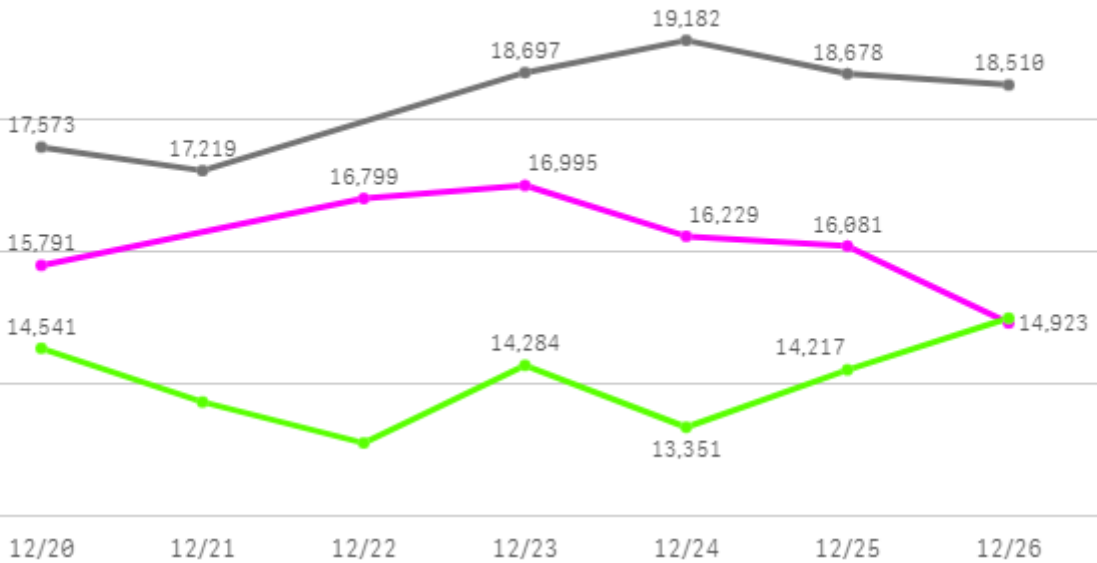


산지별 주출하 시군구



주간 도매가격(원)

◆ 2025 ● 2024 ◆ 평년



구분	금주(A)	전주(B)	전월(C)	전년(D)	평년(E)	A/B	A/C	A/D	A/E
가격(원)	16,136	15,605	18,328	18,310	15,532	103.4%	88.0%	88.1%	103.9%

※ 상품 가격 기준

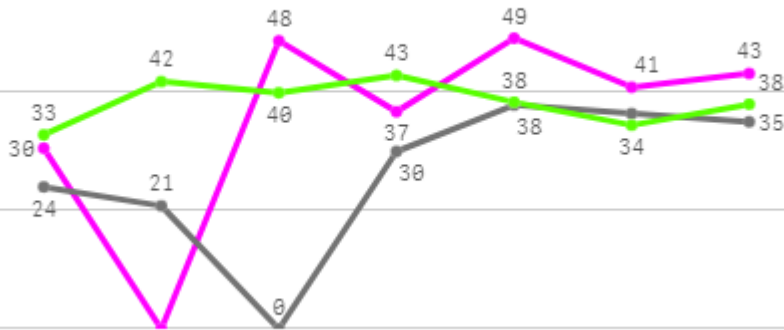
□ 감귤(5Kg) 주간 가격

구분	Q	품종	Q	단량	Q	특	상	보통	하
2025-12-20		감귤		5Kg		27,658	15,791	11,097	6,854
2025-12-22		감귤		5Kg		29,000	16,799	11,907	7,421
2025-12-23		감귤		5Kg		28,637	16,995	12,087	7,673
2025-12-24		감귤		5Kg		29,859	16,229	11,434	7,041
2025-12-25		감귤		5Kg		28,294	16,081	11,133	6,671
2025-12-26		감귤		5Kg		25,322	14,923	10,011	5,922
평균						28,128	16,136	11,278	6,930

만감

주간 반입량(톤)

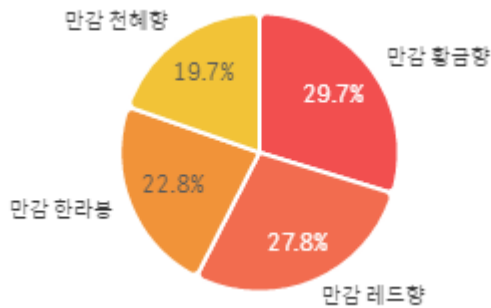
◆ 2025 ● 2024 ▲ 평년



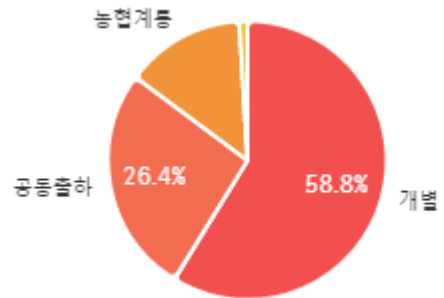
12/20 12/21 12/22 12/23 12/24 12/25 12/26

구분	금주(A)	전주(B)	전월(C)	전년(D)	평년(E)	A/B	A/C	A/D	A/E
물량(톤)	248	169	114	183	258	146.3%	217.5%	135.4%	96.0%

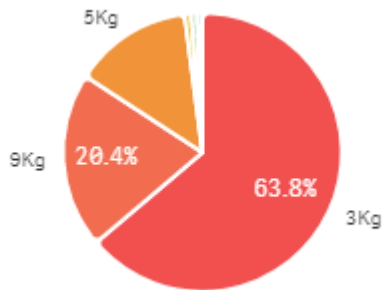
출하 품종별 거래물량 구성비



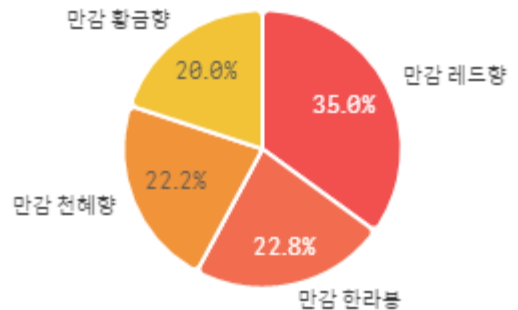
출하자별 거래물량 구성비



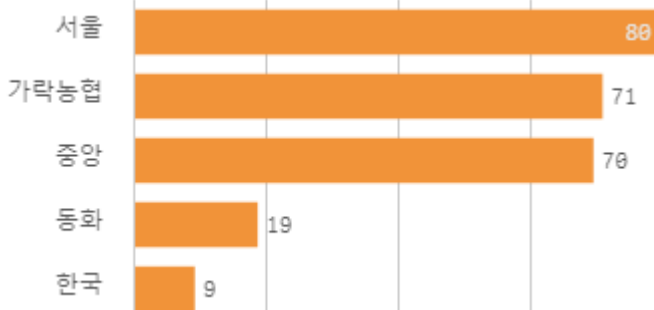
거래 단량별 물량 구성비



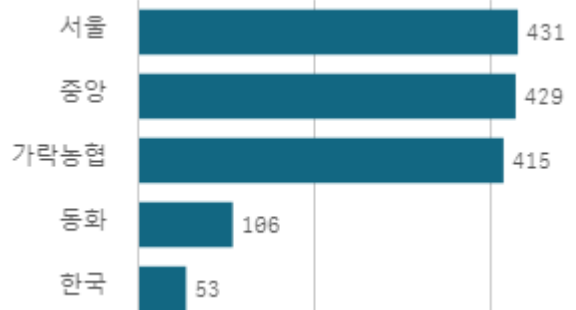
출하 품종별 거래금액 구성비



도매시장 법인별 거래물량(톤)

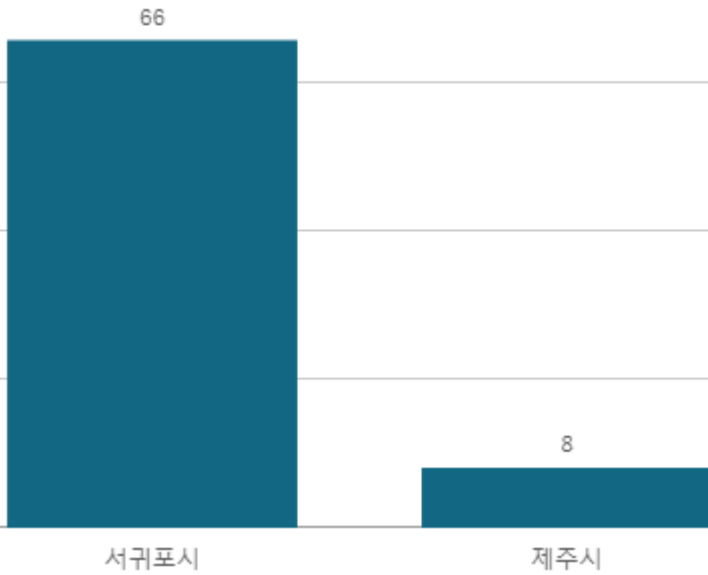


도매시장 법인별 거래금액(백만원)



만감 황금향(3Kg)

산지별 거래물량(톤)



산지별 주출하 시군구



출하산지(개소)

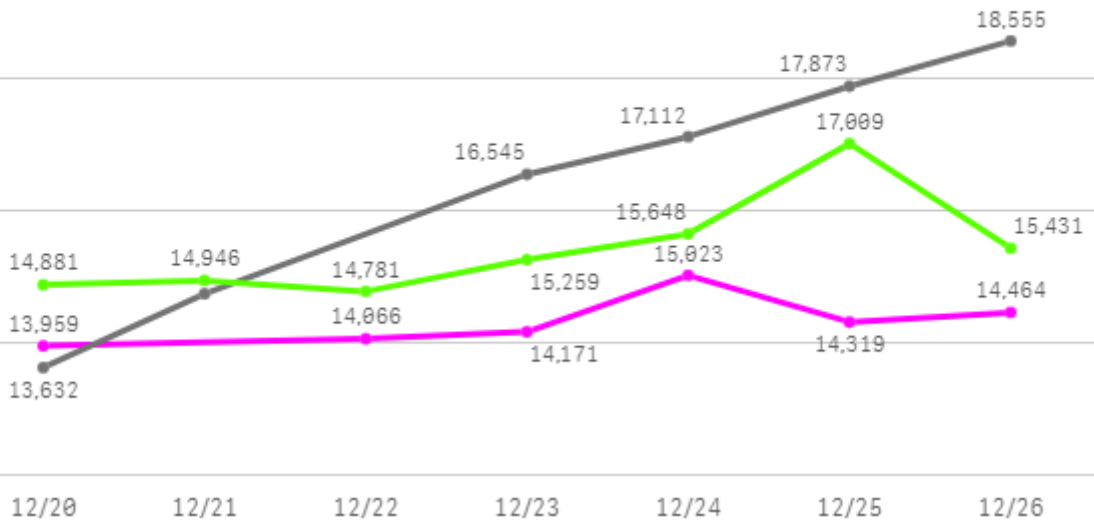
2

출하건수(천건)

1

주간 도매가격(원)

◆ 2025 ● 2024 ◆ 평년



구분	금주(A)	전주(B)	전월(C)	전년(D)	평년(E)	A/B	A/C	A/D	A/E
가격(원)	14,334	13,798	12,934	16,410	15,506	103.9%	110.8%	87.3%	92.4%

※ 상품 가격 기준

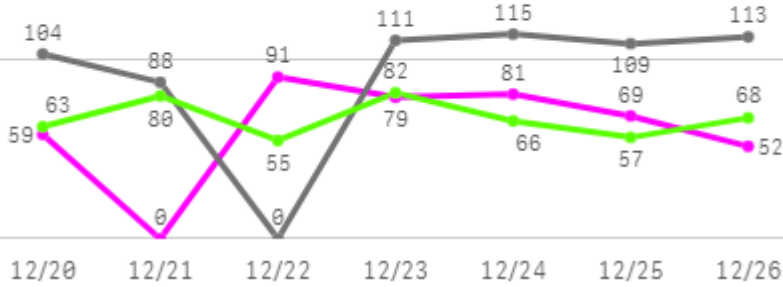
□ 만감 황금향(3Kg) 주간 가격

구분	Q	품종	Q	단량	Q	특	상	보통	하
2025-12-20		만감 황금향		3Kg		15,310	13,959	12,419	10,150
2025-12-22		만감 황금향		3Kg		15,923	14,066	12,377	10,153
2025-12-23		만감 황금향		3Kg		15,231	14,171	13,114	10,847
2025-12-24		만감 황금향		3Kg		15,930	15,023	13,584	11,531
2025-12-25		만감 황금향		3Kg		15,553	14,319	13,522	11,145
2025-12-26		만감 황금향		3Kg		15,321	14,464	13,332	11,273
평균						15,545	14,334	13,058	10,850

단감

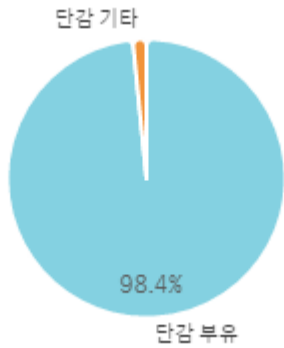
주간 반입량(톤)

◆ 2025 ● 2024 ▲ 평년

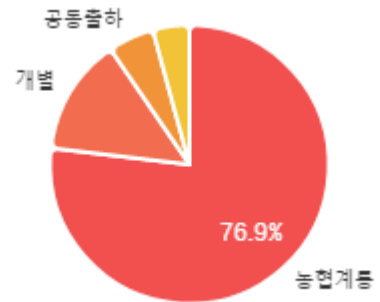


구분	금주(A)	전주(B)	전월(C)	전년(D)	평년(E)	A/B	A/C	A/D	A/E
물량(톤)	430	484	1,093	640	461	89.0%	39.4%	67.3%	93.4%

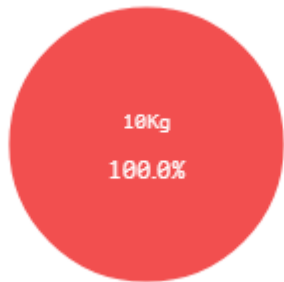
출하 품종별 거래물량 구성비



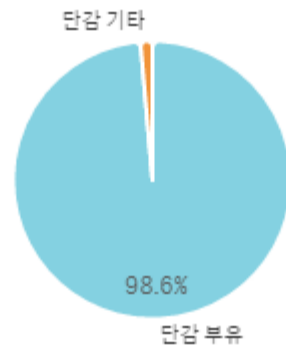
출하자별 거래물량 구성비



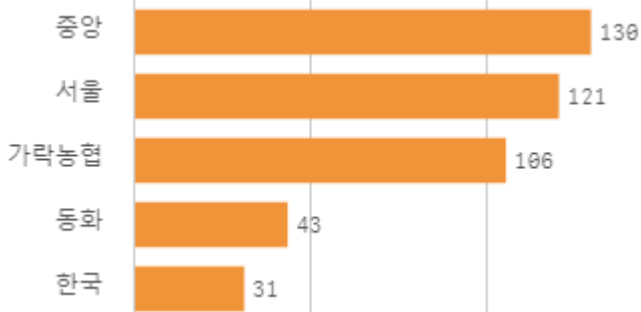
거래 단량별 물량 구성비



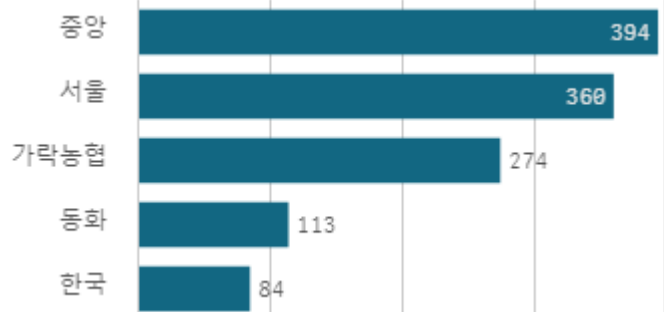
출하 품종별 거래금액 구성비



도매시장 법인별 거래물량(톤)

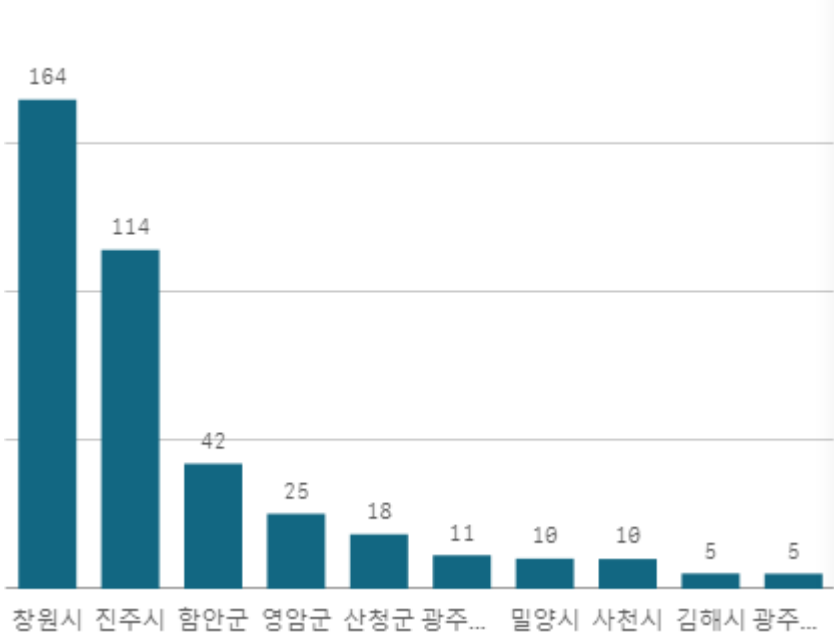


도매시장 법인별 거래금액(백만원)



단감 부유(10Kg)

산지별 거래물량(톤)



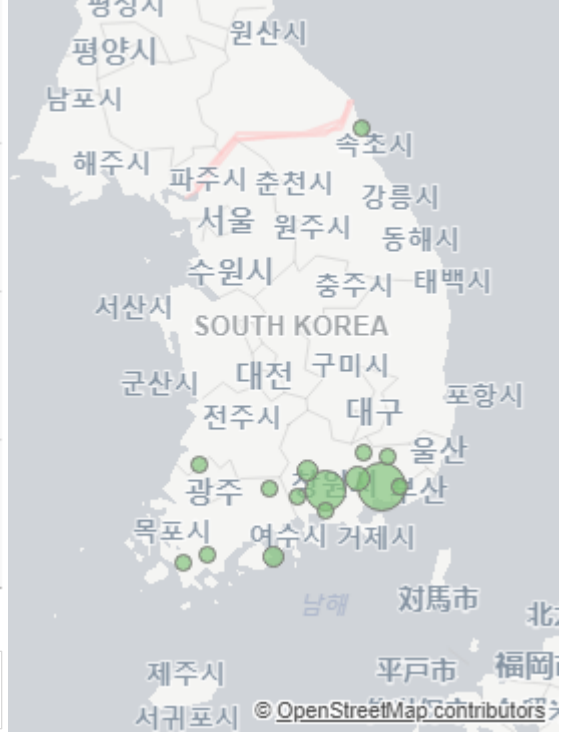
출하산지(개소)

18

출하건수(천건)

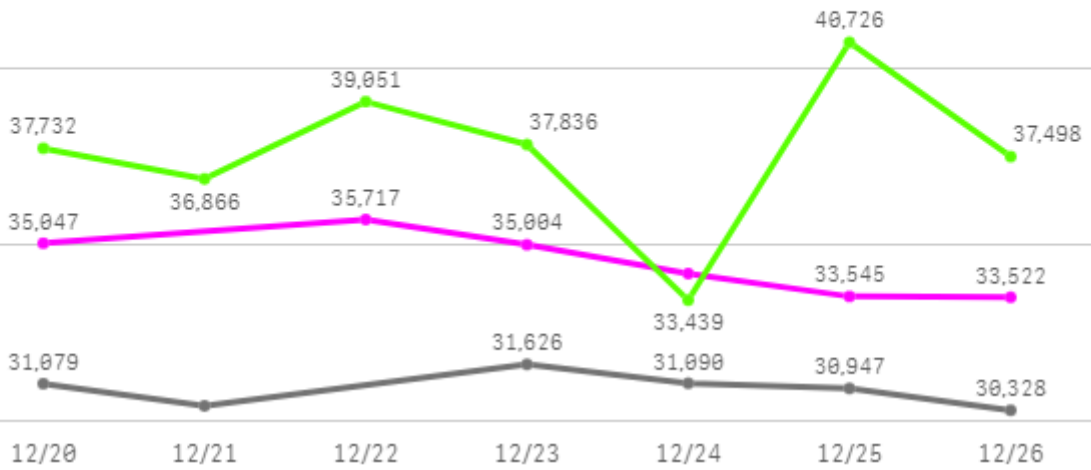
3

산지별 주출하 시군구



주간 도매가격(원)

◆ 2025 ● 2024 ◆ 평년



구분	금주(A)	전주(B)	전월(C)	전년(D)	평년(E)	A/B	A/C	A/D	A/E
가격(원)	34,504	33,001	30,901	30,921	37,451	104.6%	111.7%	111.6%	92.1%

※ 상품 가격 기준

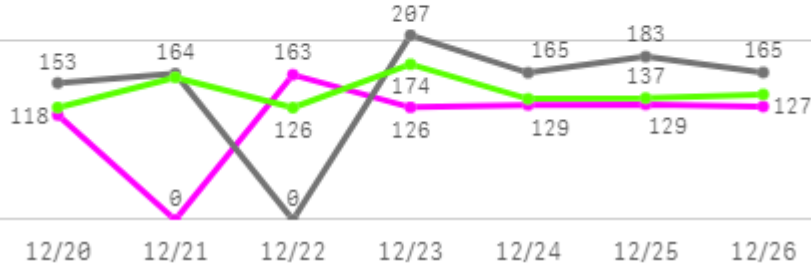
□ 단감 부유(10Kg) 주간 가격

구분	Q	품종	Q	단량	Q	특	상	보통	하
2025-12-20		단감 부유		10Kg		44,049	35,047	27,327	20,094
2025-12-22		단감 부유		10Kg		44,683	35,717	27,164	19,503
2025-12-23		단감 부유		10Kg		43,934	35,004	27,239	19,686
2025-12-24		단감 부유		10Kg		42,363	34,190	26,717	18,447
2025-12-25		단감 부유		10Kg		40,846	33,545	26,538	18,934
2025-12-26		단감 부유		10Kg		42,127	33,522	26,586	19,584
평균						43,000	34,504	26,929	19,375

바나나

주간 반입량(톤)

◆ 2025 ● 2024 ▲ 평년

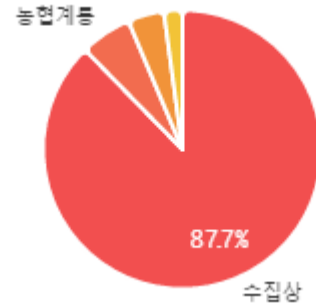


구분	금주(A)	전주(B)	전월(C)	전년(D)	평년(E)	A/B	A/C	A/D	A/E
물량(톤)	792	647	822	1,038	916	122.3%	96.4%	76.3%	86.4%

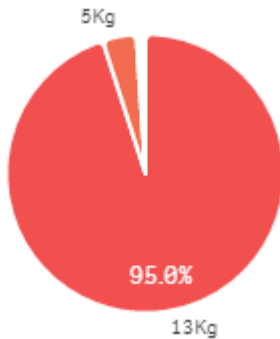
출하 품종별 거래물량 구성비



출하자별 거래물량 구성비



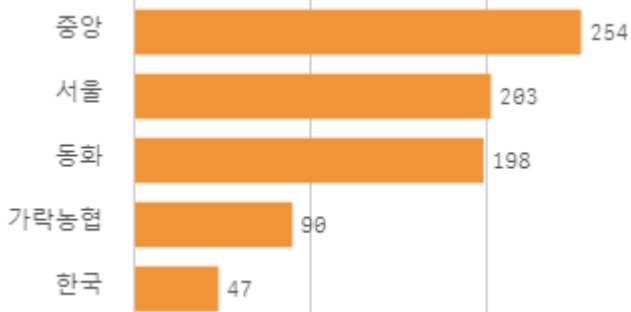
거래 단량별 물량 구성비



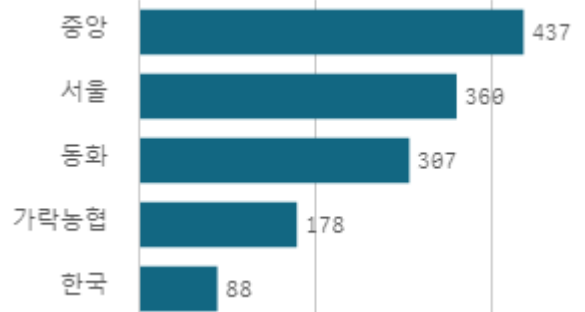
출하 품종별 거래금액 구성비



도매시장 법인별 거래물량(톤)

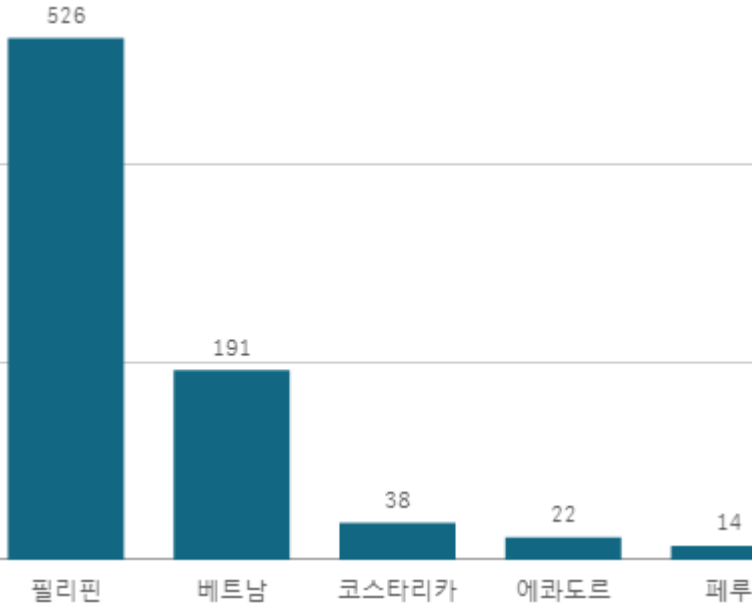


도매시장 법인별 거래금액(백만원)

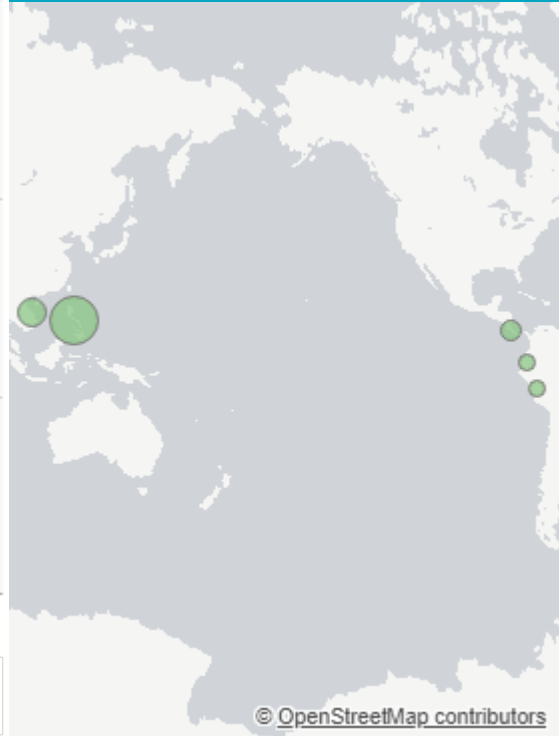


바나나 수입(13Kg)

산지별 거래물량(톤)



산지별 주출하 시군구



출하산지(개소)

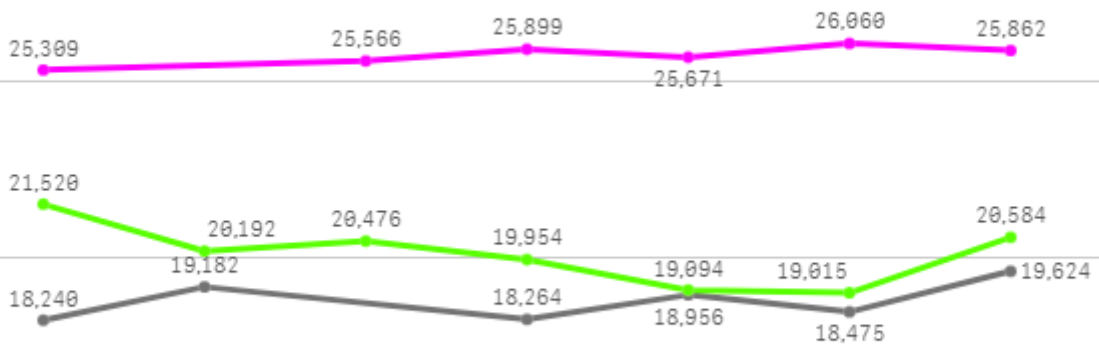
5

출하건수(천건)

2

주간 도매가격(원)

◆ 2025 ● 2024 ◆ 평년



12/20 12/21 12/22 12/23 12/24 12/25 12/26

구분	금주(A)	전주(B)	전월(C)	전년(D)	평년(E)	A/B	A/C	A/D	A/E
가격(원)	25,728	25,330	24,037	18,790	22,442	101.6%	107.0%	136.9%	114.6%

※ 상품 가격 기준

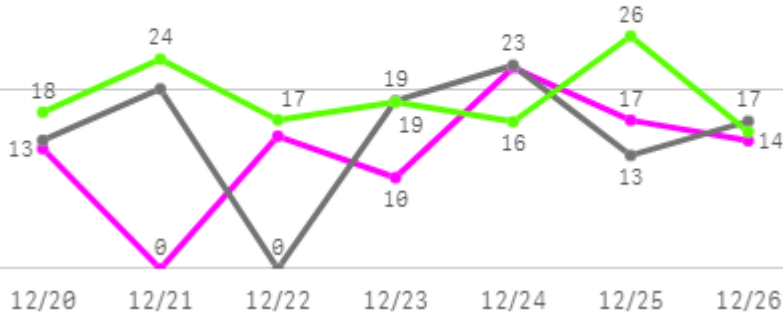
□ 바나나 수입(13Kg) 주간 가격

구분	Q	품종	Q	단량	Q	특	상	보통	하
2025-12-20		바나나 수입		13Kg		30,992	25,309	20,671	12,932
2025-12-22		바나나 수입		13Kg		31,304	25,566	19,445	13,583
2025-12-23		바나나 수입		13Kg		30,501	25,899	21,250	13,773
2025-12-24		바나나 수입		13Kg		30,773	25,671	20,306	13,441
2025-12-25		바나나 수입		13Kg		31,149	26,060	20,824	13,388
2025-12-26		바나나 수입		13Kg		31,039	25,862	19,256	13,252
평균						30,960	25,728	20,292	13,395

고등어

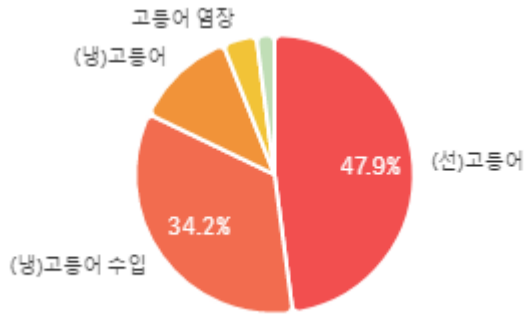
주간 반입량(톤)

2025 (파란색 선) 2024 (회색 선) 평년 (녹색 선)

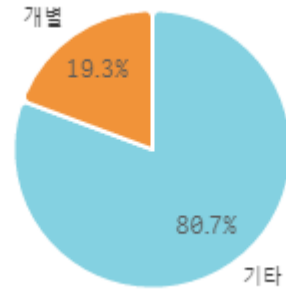


구분	금주(A)	전주(B)	전월(C)	전년(D)	평년(E)	A/B	A/C	A/D	A/E
물량(톤)	92	78	113	106	117	118.2%	81.9%	87.4%	78.5%

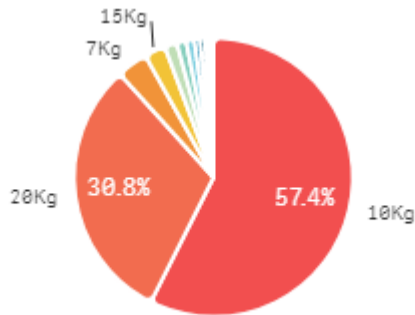
출하 품종별 거래물량 구성비



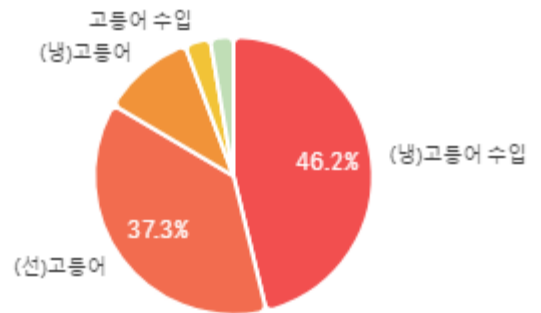
출하자별 거래물량 구성비



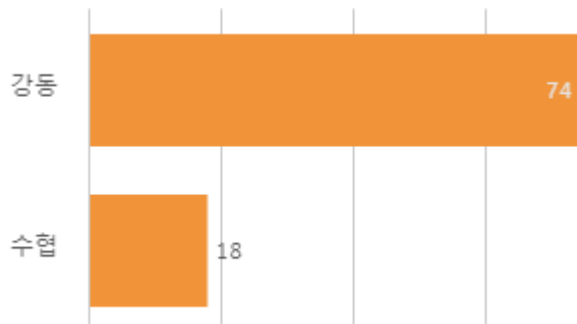
거래 단량별 물량 구성비



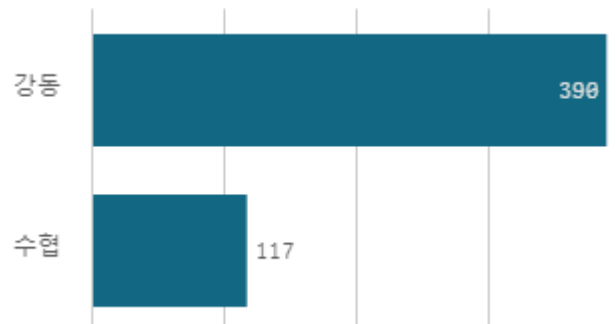
출하 품종별 거래금액 구성비



도매시장 법인별 거래물량(톤)



도매시장 법인별 거래금액(백만원)



(냉)고등어 수입(10Kg)

산지별 거래물량(톤)



노르웨이

산지별 주출하 시군구



출하산지(개소)

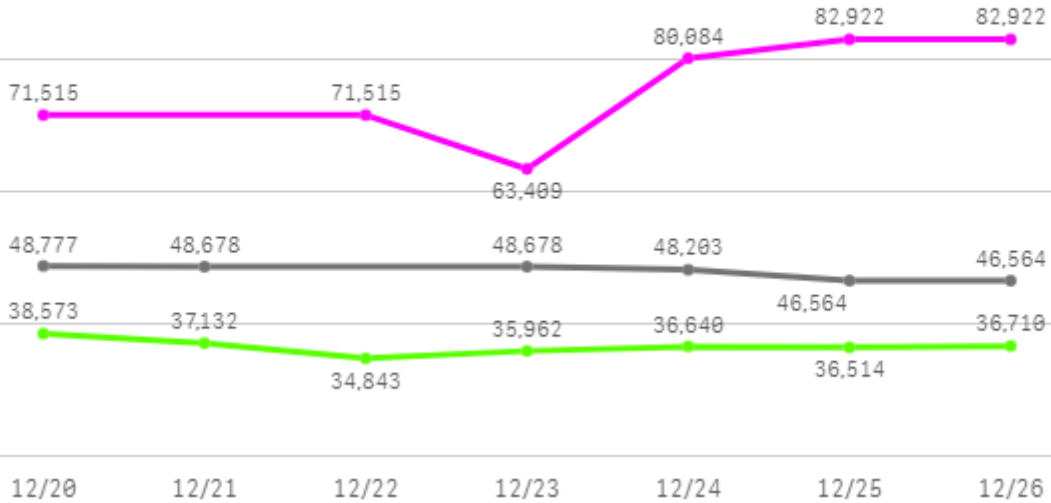
1

출하건수(천건)

0

주간 도매가격(원)

◆ 2025 ● 2024 ◆ 평년



구분	금주(A)	전주(B)	전월(C)	전년(D)	평년(E)	A/B	A/C	A/D	A/E
가격(원)	75,395	78,692	74,745	47,911	45,752	95.8%	100.9%	157.4%	164.8%

※ 상품 가격 기준

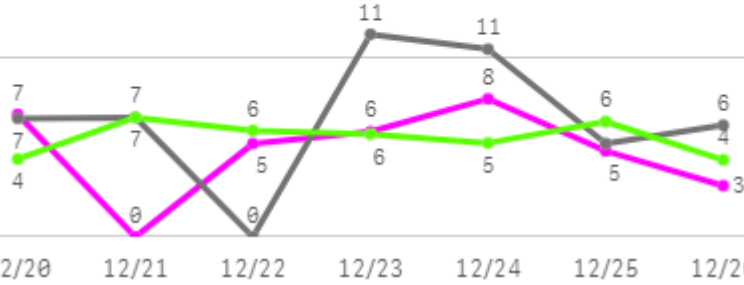
□ (냉)고등어 수입(10Kg) 주간 가격

구분	Q	품종	Q	단량	Q	특	상	보통	하
2025-12-20		(냉)고등어 수입		10Kg		-	71,515	-	-
2025-12-22		(냉)고등어 수입		10Kg		-	71,515	-	-
2025-12-23		(냉)고등어 수입		10Kg		-	63,409	-	-
2025-12-24		(냉)고등어 수입		10Kg		-	80,084	-	-
2025-12-25		(냉)고등어 수입		10Kg		-	82,922	-	-
2025-12-26		(냉)고등어 수입		10Kg		-	82,922	-	-
평균						-	75,395	-	-

갈치

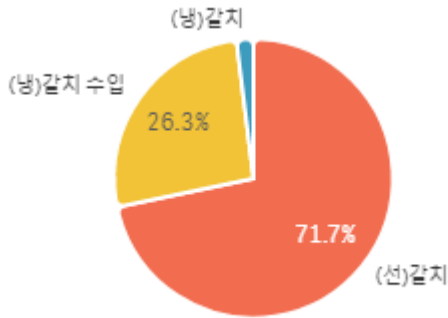
주간 반입량(톤)

◆ 2025 ● 2024 ▲ 평년

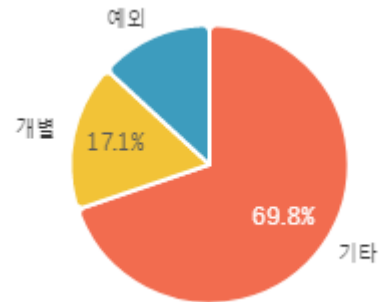


구분	금주(A)	전주(B)	전월(C)	전년(D)	평년(E)	A/B	A/C	A/D	A/E
물량(톤)	33	30	35	47	37	112.0%	96.8%	71.5%	90.6%

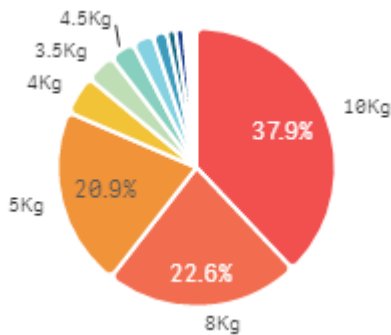
출하 품종별 거래물량 구성비



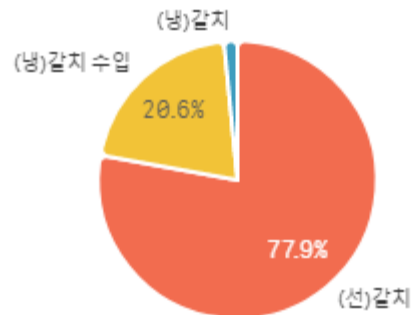
출하자별 거래물량 구성비



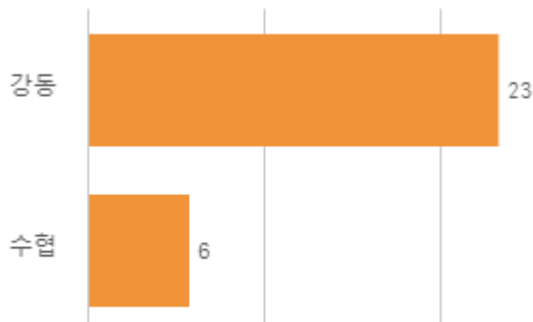
거래 단량별 물량 구성비



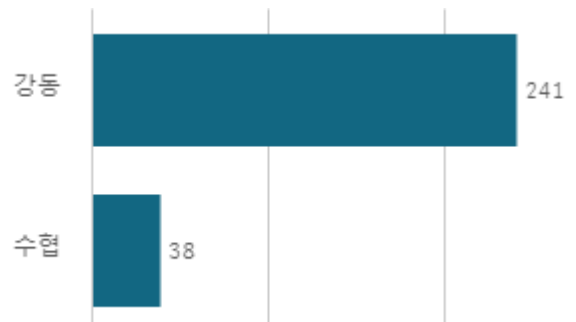
출하 품종별 거래금액 구성비



도매시장 법인별 거래물량(톤)

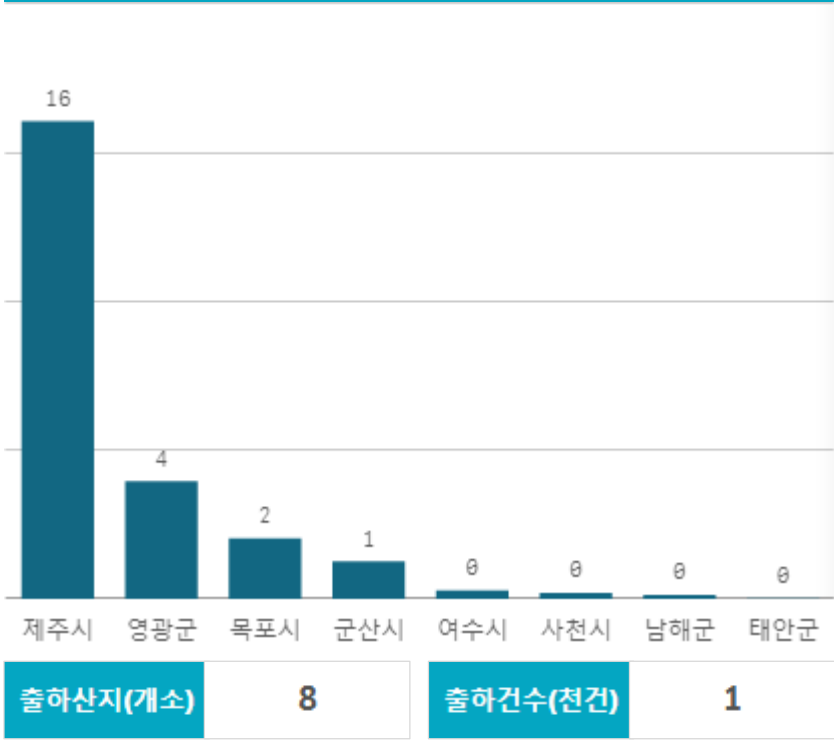


도매시장 법인별 거래금액(백만원)

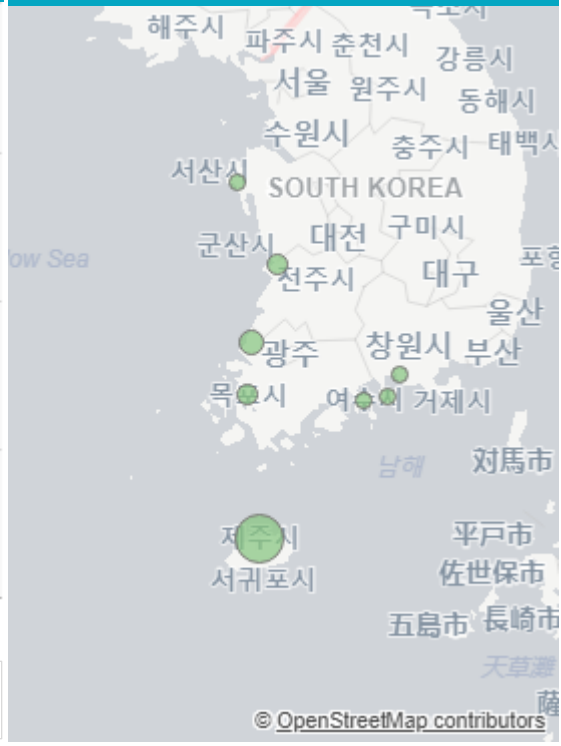


(선)갈치(5Kg)

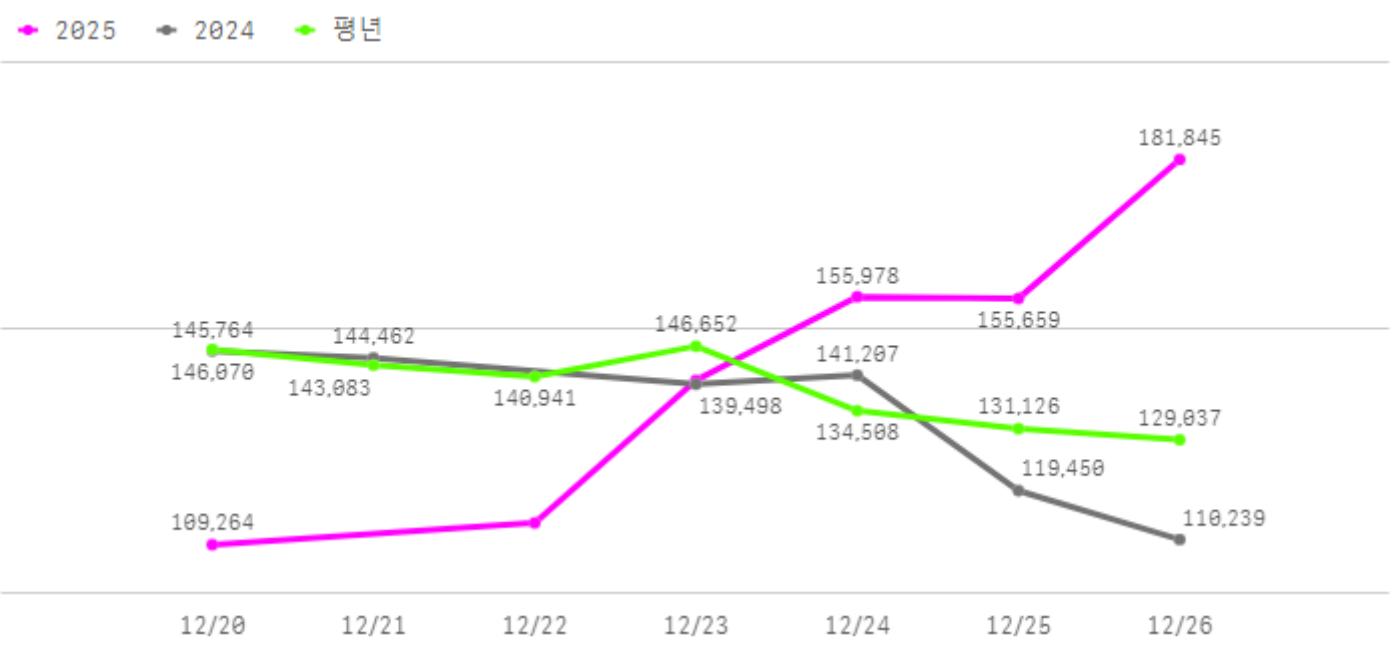
산지별 거래물량(톤)



산지별 주출하 시군구



주간 도매가격(원)



구분	금주(A)	전주(B)	전월(C)	전년(D)	평년(E)	A/B	A/C	A/D	A/E
가격(원)	142,725	154,040	144,411	133,437	142,248	92.7%	98.8%	107.0%	100.3%

※ 상품 가격 기준

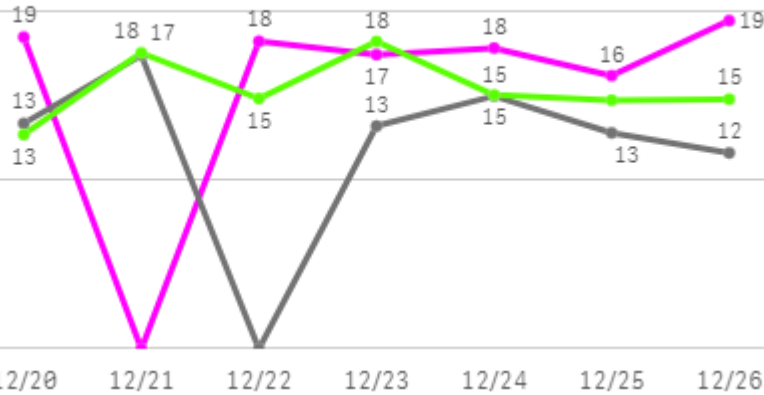
□ (선)갈치(5Kg) 주간 가격

구분	Q	품종	Q	단량	Q	특	상	보통	하
2025-12-20		(선)갈치		5Kg		-	109,264	60,505	22,868
2025-12-22		(선)갈치		5Kg		-	113,381	71,320	35,050
2025-12-23		(선)갈치		5Kg		-	140,222	78,944	44,113
2025-12-24		(선)갈치		5Kg		-	155,978	82,972	33,842
2025-12-25		(선)갈치		5Kg		-	155,659	89,536	30,943
2025-12-26		(선)갈치		5Kg		-	181,845	137,805	44,127
평균						-	142,725	86,847	35,157

홍합

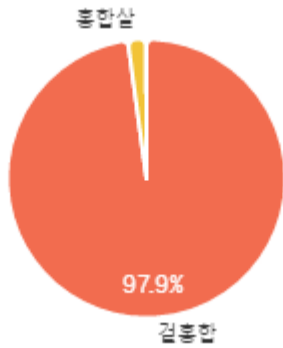
주간 반입량(톤)

◆ 2025 ● 2024 ▲ 평년

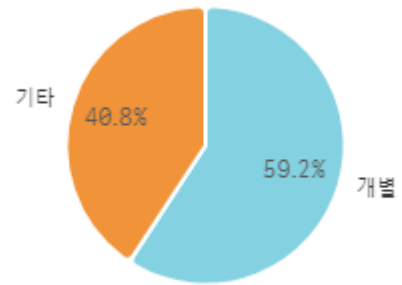


구분	금주(A)	전주(B)	전월(C)	전년(D)	평년(E)	A/B	A/C	A/D	A/E
물량(톤)	108	87	80	84	103	124.6%	134.2%	129.1%	104.3%

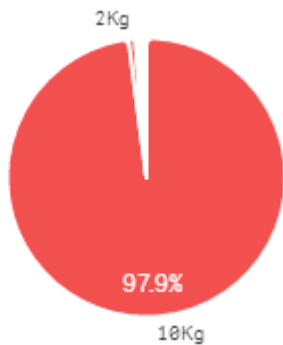
출하 품종별 거래물량 구성비



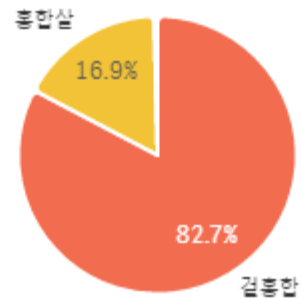
출하자별 거래물량 구성비



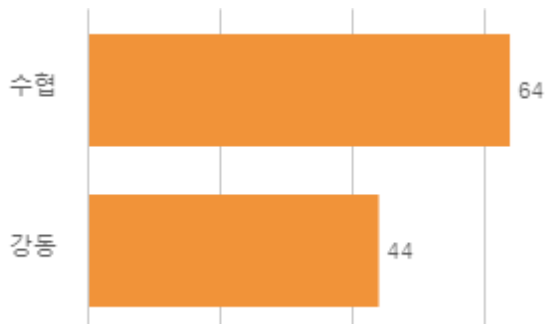
거래 단량별 물량 구성비



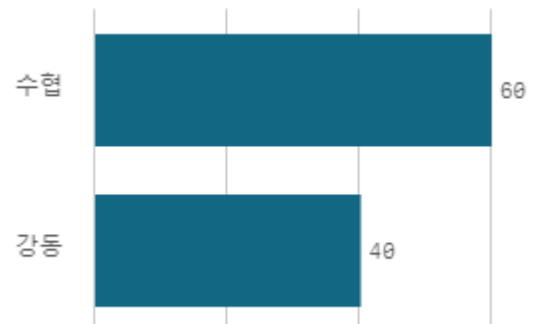
출하 품종별 거래금액 구성비



도매시장 법인별 거래물량(톤)

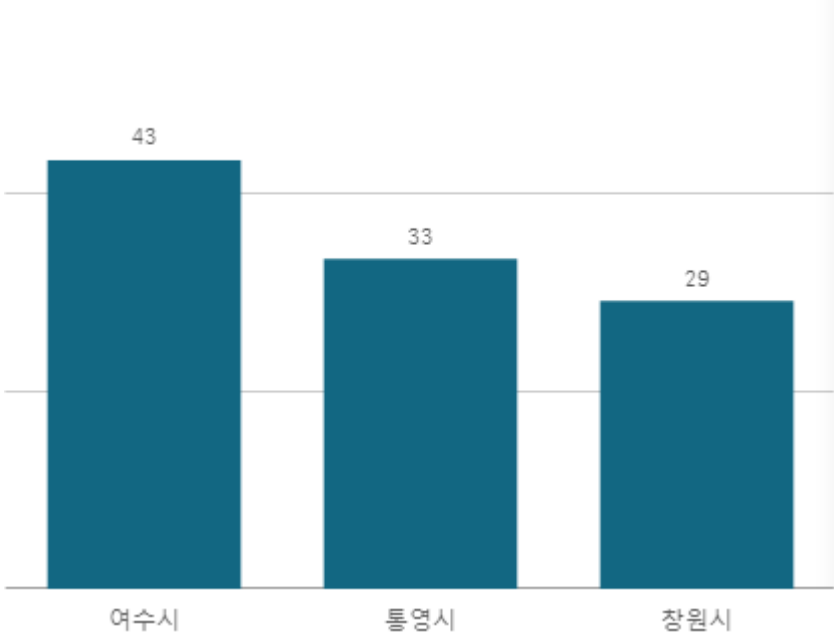


도매시장 법인별 거래금액(백만원)



겉홍합(10Kg)

산지별 거래물량(톤)



산지별 주출하 시군구



출하산지(개소)

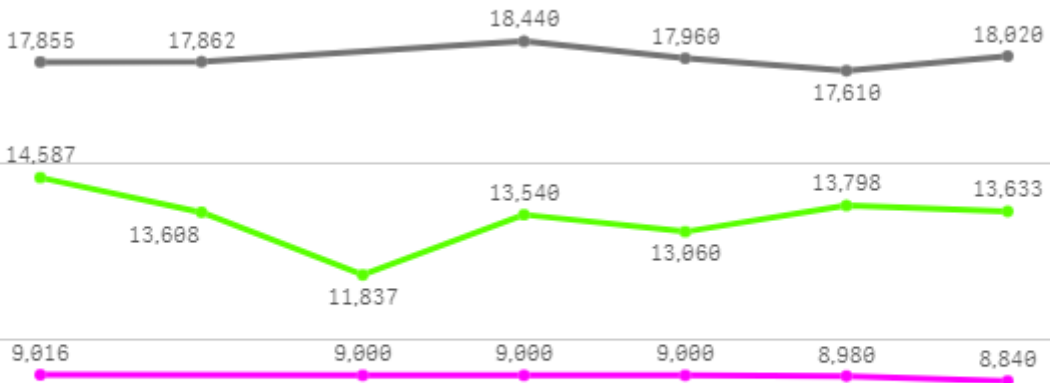
3

출하건수(천건)

1

주간 도매가격(원)

◆ 2025 ● 2024 ◆ 평년



12/20 12/21 12/22 12/23 12/24 12/25 12/26

구분	금주(A)	전주(B)	전월(C)	전년(D)	평년(E)	A/B	A/C	A/D	A/E
가격(원)	8,973	9,002	9,076	17,958	13,272	99.7%	98.9%	50.0%	67.6%

※ 상품 가격 기준

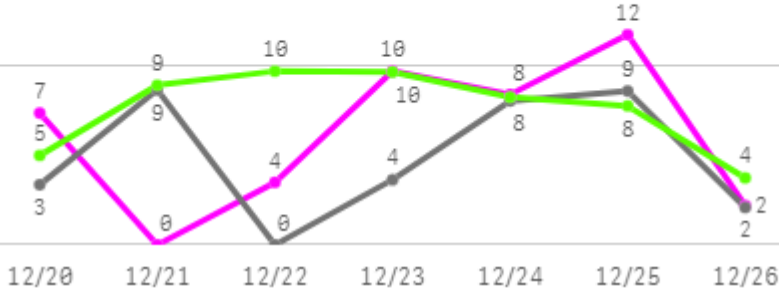
□ 곁홍합(10Kg) 주간 가격

구분	Q	품종	Q	단량	Q	특	상	보통	하
2025-12-20		곁홍합		10Kg		-	9,016	8,134	6,927
2025-12-22		곁홍합		10Kg		-	9,000	8,154	6,951
2025-12-23		곁홍합		10Kg		-	9,000	8,058	7,000
2025-12-24		곁홍합		10Kg		-	9,000	7,749	6,772
2025-12-25		곁홍합		10Kg		-	8,980	7,280	6,093
2025-12-26		곁홍합		10Kg		-	8,840	7,047	5,961
평균						-	8,973	7,737	6,617

오징어

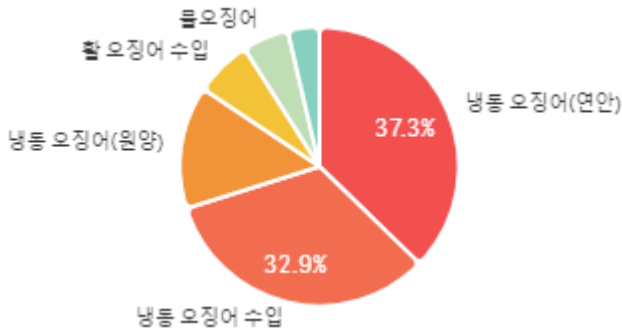
주간 반입량(톤)

◆ 2025 ● 2024 ▲ 평년

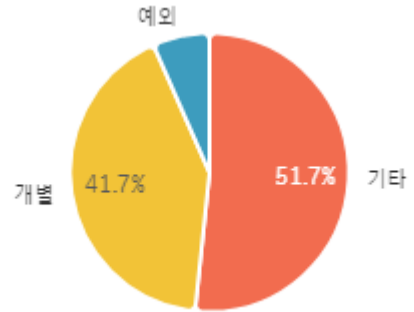


구분	금주(A)	전주(B)	전월(C)	전년(D)	평년(E)	A/B	A/C	A/D	A/E
물량(톤)	43	39	29	34	46	111.4%	147.0%	124.8%	93.2%

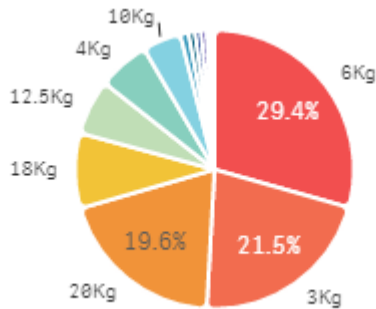
출하 품종별 거래물량 구성비



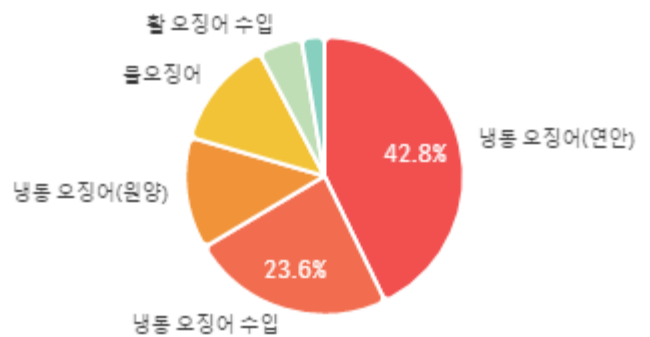
출하자별 거래물량 구성비



거래 단량별 물량 구성비



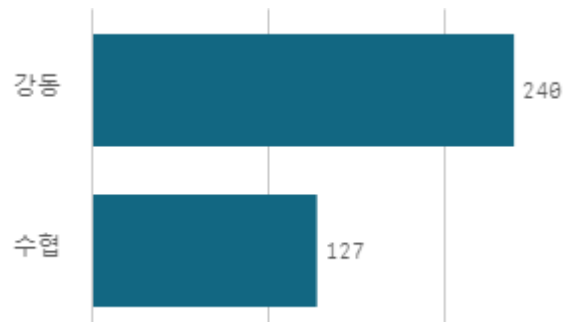
출하 품종별 거래금액 구성비



도매시장 법인별 거래물량(톤)

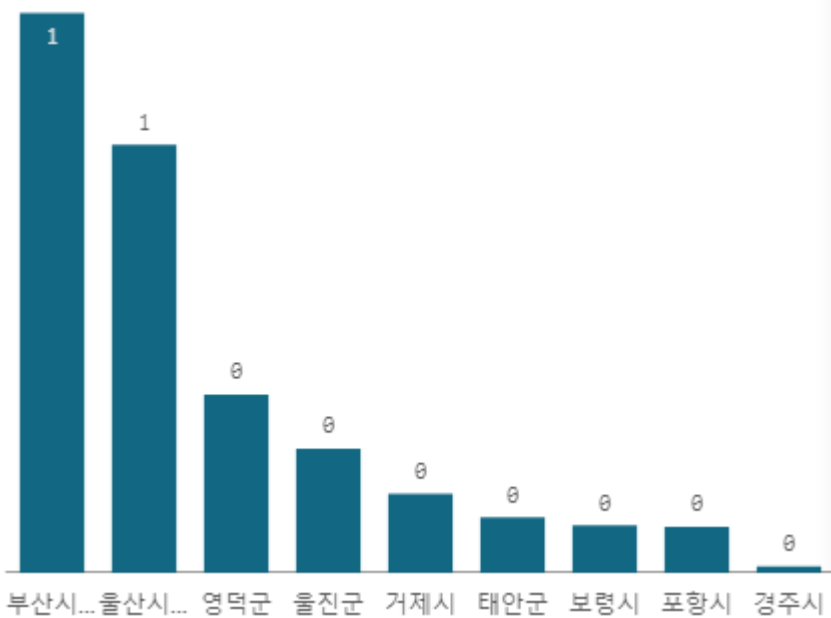


도매시장 법인별 거래금액(백만원)



물오징어(6Kg)

산지별 거래물량(톤)



출하산지(개소)

9

출하건수(천건)

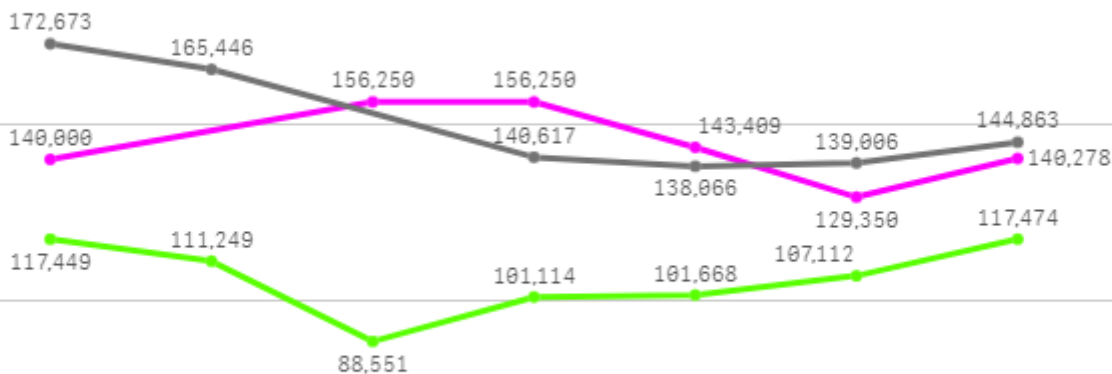
0

산지별 주출하 시군구



주간 도매가격(원)

◆ 2025 ● 2024 ◆ 평년



12/20 12/21 12/22 12/23 12/24 12/25 12/26

구분	금주(A)	전주(B)	전월(C)	전년(D)	평년(E)	A/B	A/C	A/D	A/E
가격(원)	144,256	128,677	65,570	150,112	117,396	112.1%	220.0%	96.1%	122.9%

※ 상품 가격 기준

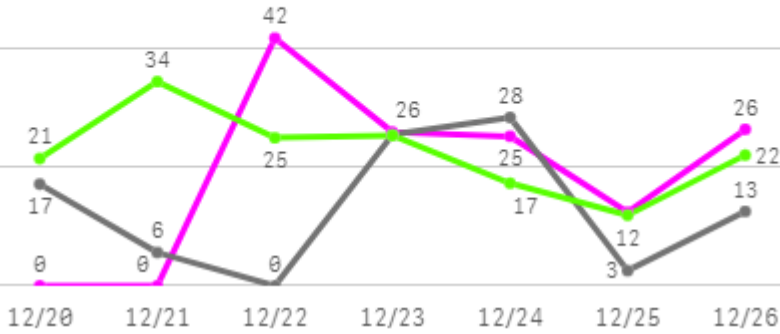
□ 물오징어(6Kg) 주간 가격

구분	Q	품종	Q	단량	Q	특	상	보통	하
2025-12-20		물오징어		6Kg		-	140,000	126,250	111,667
2025-12-22		물오징어		6Kg		-	156,250	139,167	130,000
2025-12-23		물오징어		6Kg		-	156,250	139,167	130,000
2025-12-24		물오징어		6Kg		-	143,409	132,425	122,483
2025-12-25		물오징어		6Kg		-	129,350	108,327	94,202
2025-12-26		물오징어		6Kg		-	140,278	133,392	100,000
평균						-	144,256	129,788	114,725

건멸치

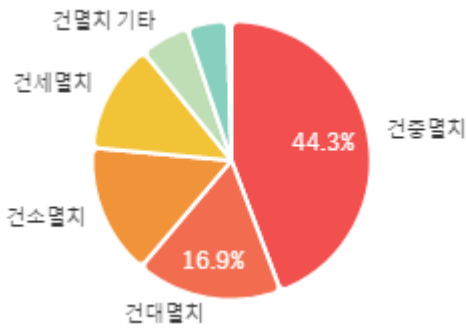
주간 반입량(톤)

◆ 2025 ● 2024 ▲ 평년

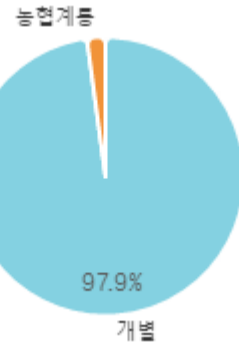


구분	금주(A)	전주(B)	전월(C)	전년(D)	평년(E)	A/B	A/C	A/D	A/E
물량(톤)	131	117	193	92	137	111.9%	67.9%	143.5%	96.0%

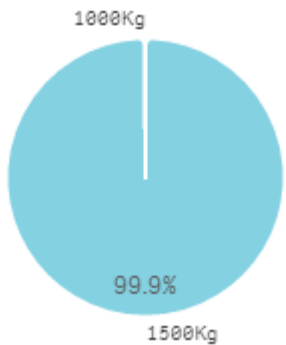
출하 품종별 거래물량 구성비



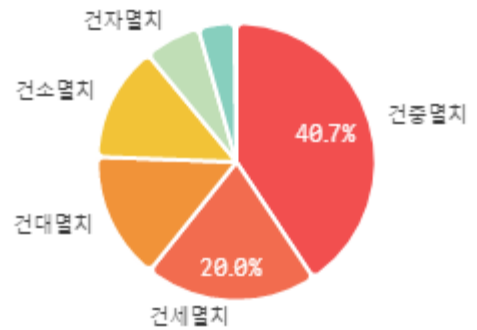
출하자별 거래물량 구성비



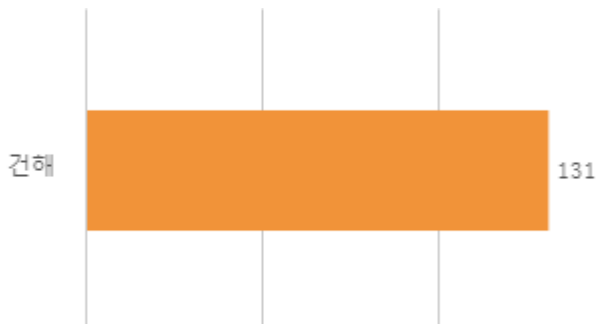
거래 단량별 물량 구성비



출하 품종별 거래금액 구성비



도매시장 법인별 거래물량(톤)

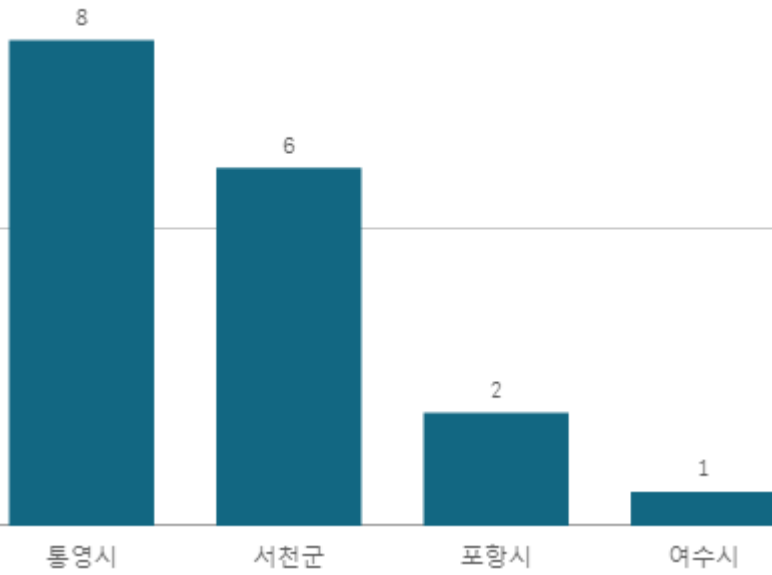


도매시장 법인별 거래금액(백만원)



건세멸치(1.5Kg)

산지별 거래물량(톤)



출하산지(개소)

4

출하건수(천건)

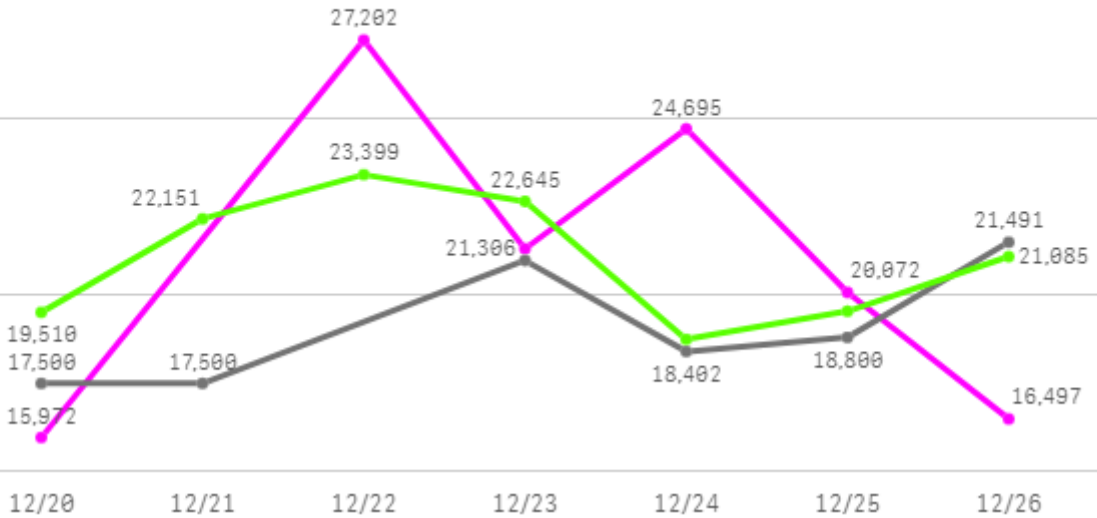
0

산지별 주출하 시군구



주간 도매가격(원)

◆ 2025 ● 2024 ◆ 평년



구분	금주(A)	전주(B)	전월(C)	전년(D)	평년(E)	A/B	A/C	A/D	A/E
가격(원)	20,957	21,586	15,191	19,111	21,447	97.1%	138.0%	109.7%	97.7%

※ 상품 가격 기준

□ 건세멸치(1.5Kg) 주간 가격

구분	Q	품종	Q	단량	Q	특	상	보통	하
2025-12-20		건세멸치		1.5Kg		-	15,972	12,994	9,609
2025-12-22		건세멸치		1.5Kg		-	27,202	25,186	10,750
2025-12-23		건세멸치		1.5Kg		-	21,306	18,220	12,626
2025-12-24		건세멸치		1.5Kg		-	24,695	13,464	8,332
2025-12-25		건세멸치		1.5Kg		-	20,072	19,214	15,982
2025-12-26		건세멸치		1.5Kg		-	16,497	15,320	8,560
평균						-	20,957	17,400	10,977