
2025년 가락시장

주요 품목 주간 거래동향

8월 3주차 주요 동향

[2025. 8.16. ~ 8.22.]



서울특별시농수산물공사

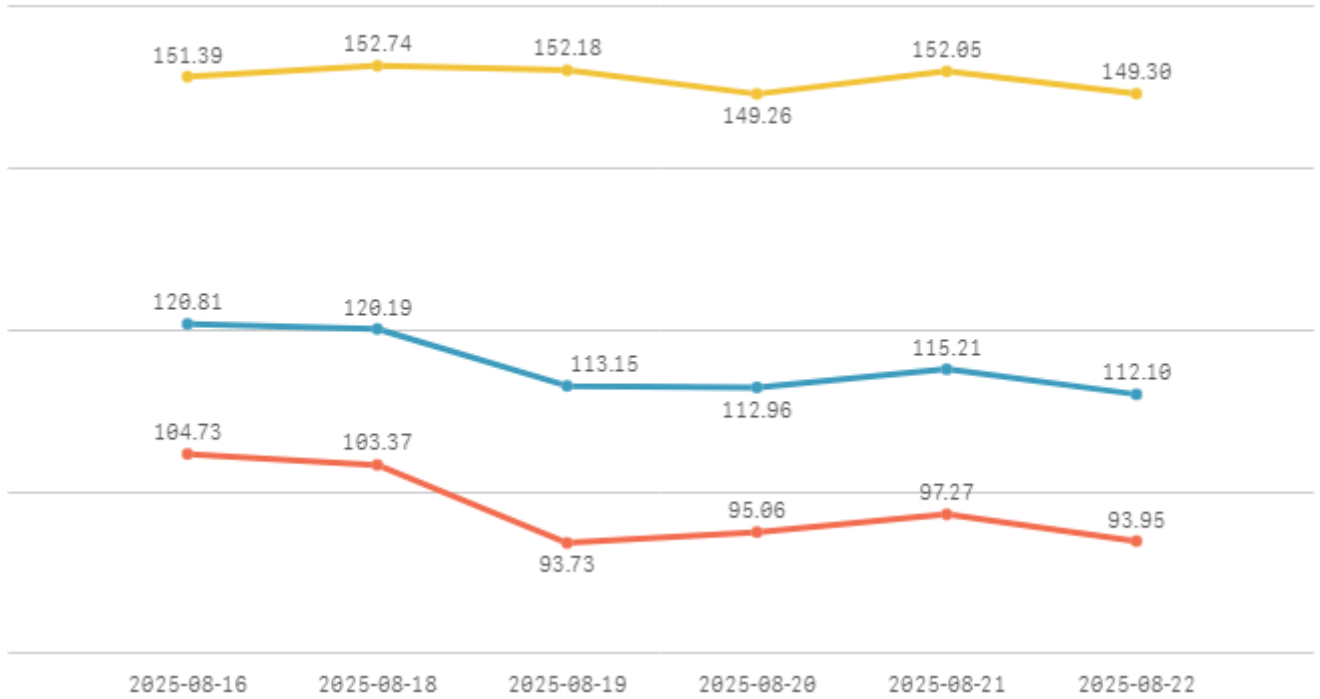
[데이터전략팀]

1. 주간 표준지수

※ 직전 5개년 평균가격을 지수 100으로 산정하여 100 이상일 경우 평년보다 상승, 100 이하일 경우 평년보다 하락

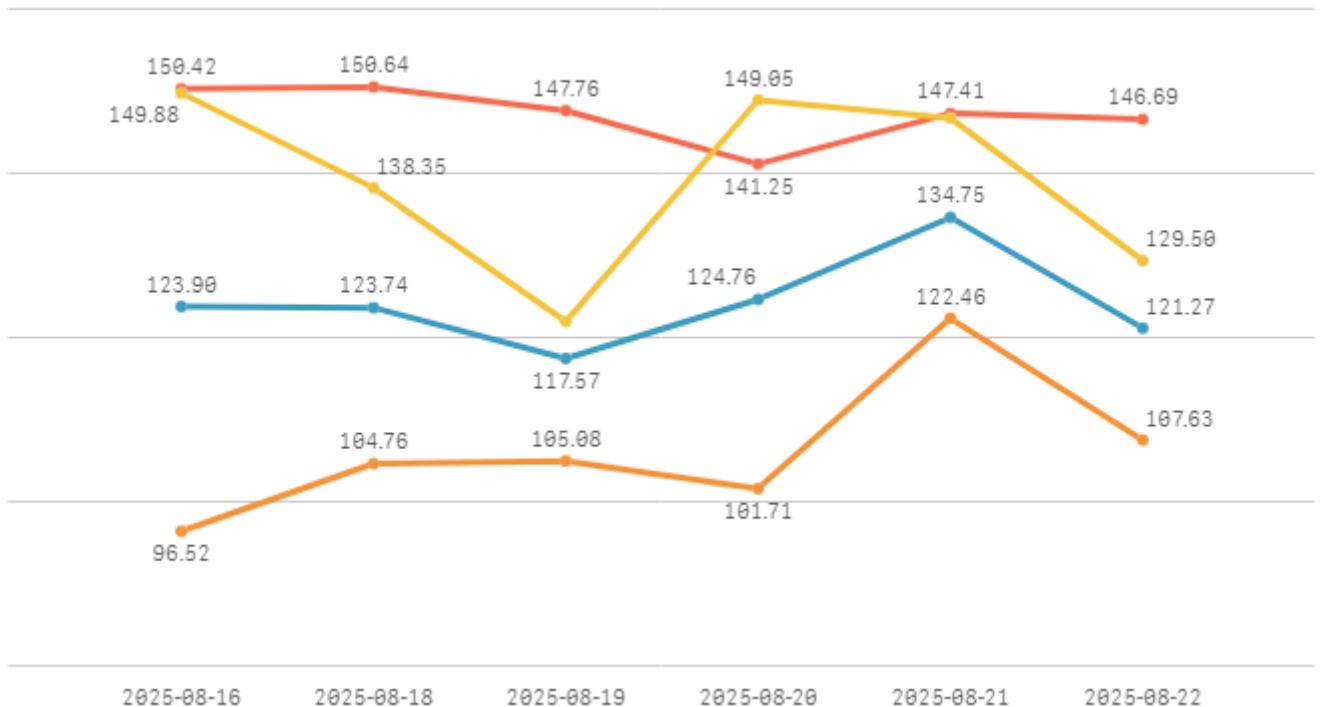
□ 청과부류

합계 채소계 과일계



□ 수산부류

합계 생선류 조개류 건어류



2. 주요 품목 주간 거래동향

주요 품목(종) 주간동향 (2025.08.16 ~ 08.22)

품종 단위	Q	금주평균	전주평균	전월평균	전년평균	5년평균 가격	전주대비	전월대비	전년대비	5년평균 대비
(냉)고등어 수입(10키로상자)		51,002	51,231	50,350	39,743	45,103	-0% ▼	1% ▲	28% ▲	13% ▲
(선)갈치(5키로상자)		121,443	133,930	168,590	113,445	112,258	-9% ▼	-28% ▼	7% ▲	8% ▲
가지(8키로상자)		18,649	20,280	21,635	15,711	19,739	-8% ▼	-14% ▼	19% ▲	-6% ▼
감자 수미(햇)(20키로상자)		36,965	37,825	33,673	28,811	35,338	-2% ▼	10% ▲	28% ▲	5% ▲
건세멸치(1.5키로상자)		18,953	21,143	21,526	19,542	19,602	-10% ▼	-12% ▼	-3% ▼	-3% ▼
겉종합(10키로망대)		12,267	12,028	14,048	8,399	12,064	2% ▲	-13% ▼	46% ▲	2% ▲
간마늘 대서(20키로)		140,598	139,970	140,612	132,284	141,265	0% ▲	-0% ▼	6% ▲	-0% ▼
당근(20키로상자)		31,277	34,118	24,914	96,631	43,392	-8% ▼	26% ▲	-68% ▼	-28% ▼
대추방울토마토(3키로상자)		18,266	15,767	13,822	15,609	17,670	16% ▲	32% ▲	17% ▲	3% ▲
대파(일반)(1키로단)		1,871	1,721	1,895	1,783	1,762	9% ▲	-1% ▼	5% ▲	6% ▲
멜론 머스크(8키로상자)		24,949	23,965	34,064	27,108	28,448	4% ▲	-27% ▼	-8% ▼	-12% ▼
무(20키로상자)		11,376	12,472	14,722	29,171	14,607	-9% ▼	-23% ▼	-61% ▼	-22% ▼
무화과 국산(1키로)		9,349	11,445	-	12,981	9,672	-18% ▼	-	-28% ▼	-3% ▼
물오징어(6키로상자)		67,941	69,189	71,838	80,202	65,284	-2% ▼	-5% ▼	-15% ▼	4% ▲
바나나 수입(13키로상자)		25,533	23,500	21,200	29,572	25,309	9% ▲	20% ▲	-14% ▼	1% ▲
배 신고(15키로상자)		31,549	28,046	32,192	65,829	37,702	12% ▲	-2% ▼	-52% ▼	-16% ▼
배추(10키로망대)		13,447	13,755	11,685	16,936	13,250	-2% ▼	15% ▲	-21% ▼	1% ▲
백다다기오이(100개)		67,549	77,360	46,016	82,479	73,591	-13% ▼	47% ▲	-18% ▼	-8% ▼
복숭아 백도(백)(10키로상자)		54,432	49,184	50,492	48,116	53,241	11% ▲	8% ▲	13% ▲	2% ▲
복숭아 황도(황)(4키로상자)		23,535	28,804	28,234	21,776	22,968	-18% ▼	-17% ▼	8% ▲	2% ▲
부추(일반)(500그램단)		2,280	2,287	2,646	4,263	2,684	-0% ▼	-14% ▼	-47% ▼	-15% ▼
빨강 파프리카(5키로상자)		68,446	48,791	11,826	53,940	57,520	40% ▲	479% ▲	27% ▲	19% ▲
사과 홀로(10키로상자)		92,109	96,569	-	70,388	80,379	-5% ▼	-	31% ▲	15% ▲
상추 포기잡(4키로상자)		35,768	28,796	25,183	51,569	42,484	24% ▲	42% ▲	-31% ▼	-16% ▼
새송이버섯(2키로상자)		5,763	5,052	6,203	5,374	6,162	14% ▲	-7% ▼	7% ▲	-6% ▼
수박(일반)(8키로개)		28,671	21,306	26,563	30,591	26,029	35% ▲	8% ▲	-6% ▼	10% ▲
애호박(20개)		27,045	17,147	13,813	15,662	26,317	58% ▲	96% ▲	73% ▲	3% ▲
양배추(8키로망대)		5,470	6,515	7,953	8,999	6,013	-16% ▼	-31% ▼	-39% ▼	-9% ▼
양파(1키로)		1,065	1,121	1,060	1,166	1,121	-5% ▼	0% ▲	-9% ▼	-5% ▼
열무(4키로상자)		16,109	11,650	10,440	15,132	15,635	38% ▲	54% ▲	6% ▲	3% ▲
오이맛고추(10키로상자)		23,438	23,764	51,263	94,434	31,460	-1% ▼	-54% ▼	-75% ▼	-25% ▼
자두 도담(5키로상자)		38,224	36,322	26,516	31,782	37,555	5% ▲	44% ▲	20% ▲	2% ▲
찰옥수수(8키로)		25,188	23,625	17,060	14,534	22,698	7% ▲	48% ▲	73% ▲	11% ▲
참외(일반)(10키로상자)		31,700	26,666	30,557	40,140	32,793	19% ▲	4% ▲	-21% ▼	-3% ▼
청양고추(10키로상자)		35,983	31,414	98,997	60,385	36,477	15% ▲	-64% ▼	-40% ▼	-1% ▼
토마토(5키로상자)		25,335	14,142	12,833	23,469	21,912	79% ▲	97% ▲	8% ▲	16% ▲
팽이버섯(5키로상자)		8,169	8,725	8,530	9,069	9,523	-6% ▼	-4% ▼	-10% ▼	-14% ▼
포도 거봉(2키로상자)		14,334	13,686	22,745	16,391	15,282	5% ▲	-37% ▼	-13% ▼	-6% ▼
포도 샤인머스캣(2키로상자)		14,783	14,355	19,183	16,345	18,503	3% ▲	-23% ▼	-10% ▼	-20% ▼
포도 캠벨얼리(3키로상자)		21,499	22,781	32,373	22,477	20,979	-6% ▼	-34% ▼	-4% ▼	2% ▲
호박밤 고구마(10키로상자)		32,848	35,439	31,067	25,933	31,184	-7% ▼	6% ▲	27% ▲	5% ▲

□ 품종별 등락가격 비교(전주대비)

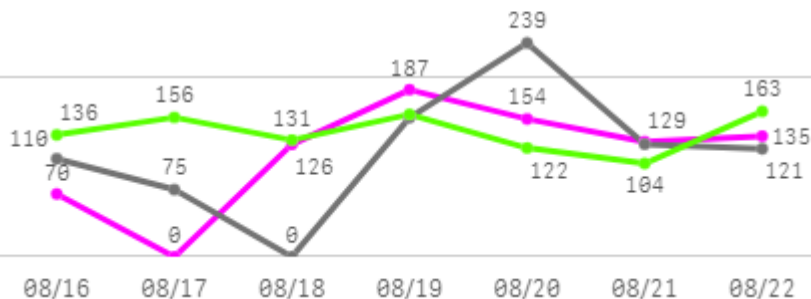
구분	품목(종)명
상승 품목(종)	대추방울토마토(16%),대파(일반)(9%),바나나 수입(9%),배 신고(12%),복숭아 백도(백)(11%),빨강 파프리카(40%),상주 포기잡(24%),새송이버섯(14%),수박(일반)(35%),애호박(58%),열무(38%),자두 도담(5%),찰옥수수(7%),참외(일반)(19%),청양고추(15%),토마토(79%)
하락 품목(종)	(선)갈치(-9%),가지(-8%),건세멸치(-10%),당근(-8%),무(-9%),무화과 국산(-18%),백다다기오이(-13%),복숭아 황도(황)(-18%),양배추(-16%),양파(-5%),팽이버섯(-6%),포도 캠벨얼리(-6%),호박밤 고구마(-7%)
보합 품목(종)(+5%)	(냉)고등어 수입,감자 수미(햇),걸홍합,깐마늘 대서,멜론 머스크,물오징어,배추,부추(일반),사과 홍로,오이맛고추,포도 거봉,포도 샤인머스켓

3. 품목(종)별 주간 거래동향

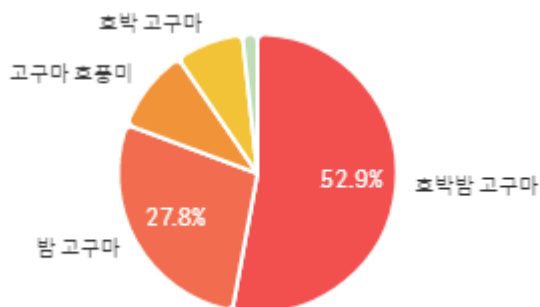
고구마

주간 반입량(톤)

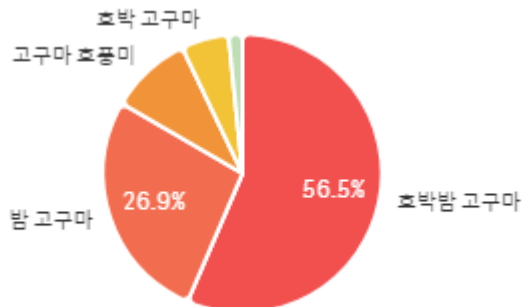
◆ 2025 ● 2024 ▲ 평년



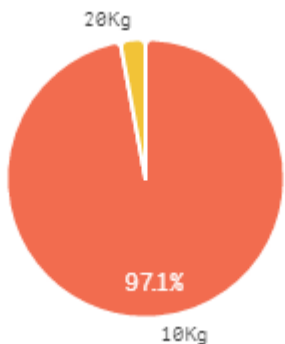
출하 품종별 거래물량 구성비



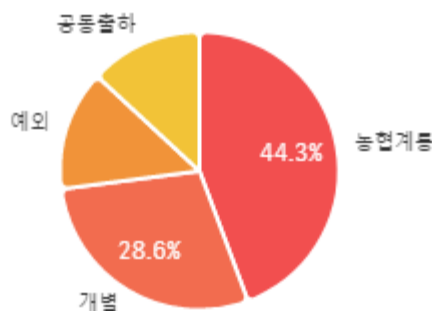
출하 품종별 거래금액 구성비



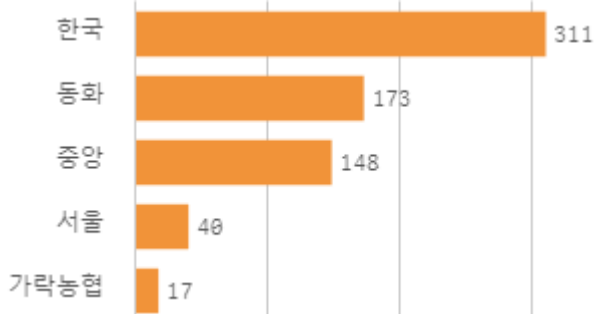
거래 단량별 물량 구성비



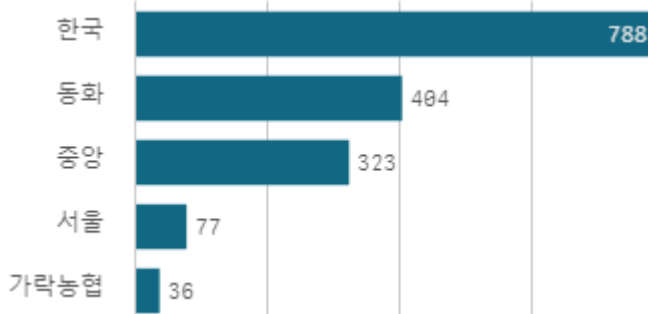
출하자별 거래물량 구성비



도매시장 법인별 거래물량(톤)

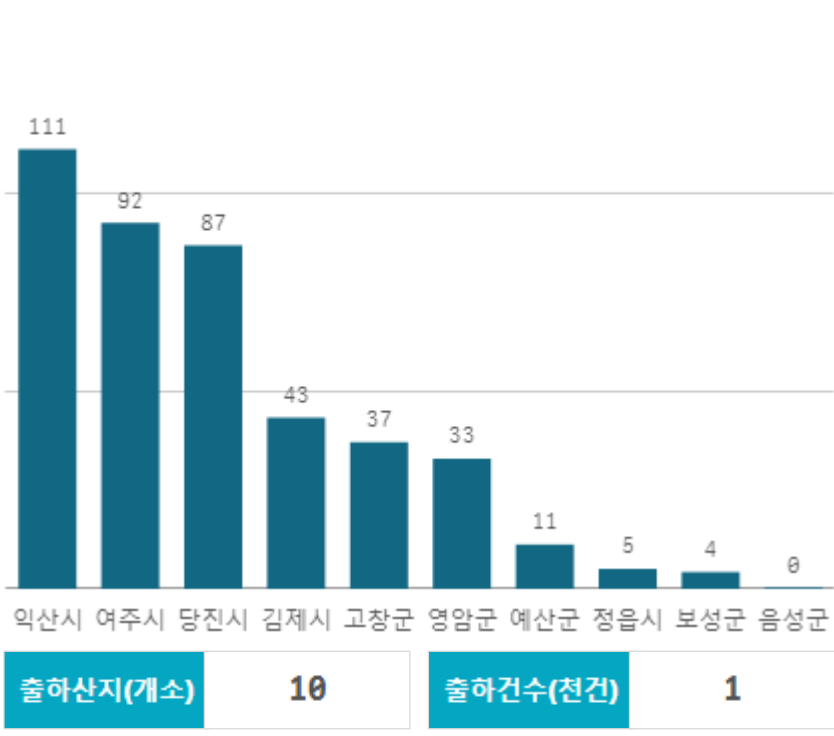


도매시장 법인별 거래금액(백만원)



호박밤 고구마(10Kg)

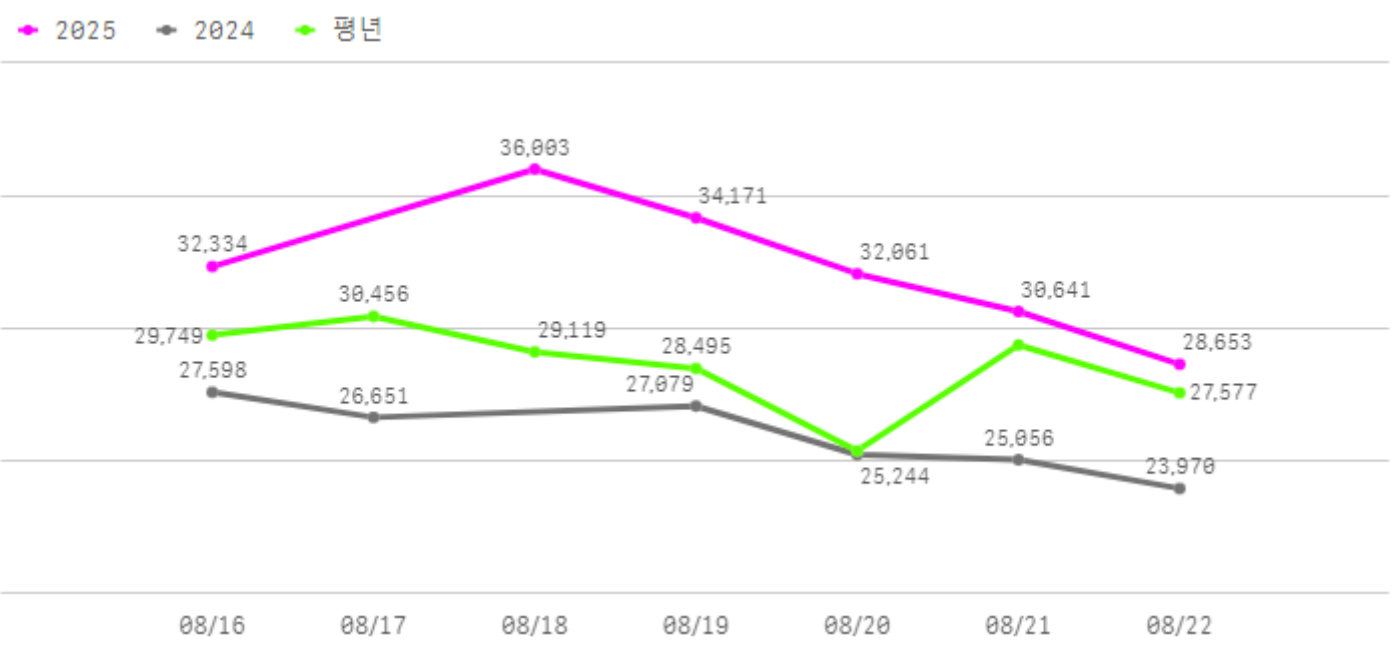
산지별 거래물량(톤)



산지별 주출하 시군구



주간 도매가격(원)



구분	금주(A)	전주(B)	전월(C)	전년(D)	평년(E)	A/B	A/C	A/D	A/E
가격(원)	32,848	35,439	31,067	25,933	31,184	92.7%	105.7%	126.7%	105.3%

※ 상품 가격 기준

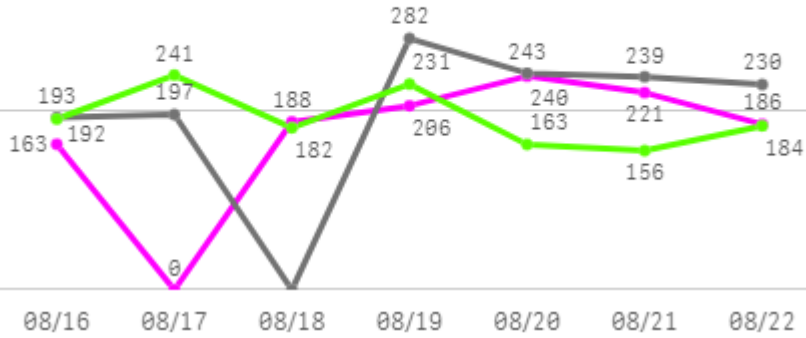
□ 호박밤 고구마(10Kg) 주간 가격

구분	Q	품종	Q	단량	Q	특	상	보통	하
2025-08-16		호박밤 고구마		10Kg		36,695	32,334	25,179	13,783
2025-08-18		호박밤 고구마		10Kg		41,704	36,003	27,412	15,014
2025-08-19		호박밤 고구마		10Kg		42,942	34,171	26,576	15,926
2025-08-20		호박밤 고구마		10Kg		39,788	32,061	24,176	13,688
2025-08-21		호박밤 고구마		10Kg		37,098	30,641	22,546	11,784
2025-08-22		호박밤 고구마		10Kg		36,250	28,653	21,332	11,574
평균						39,080	32,311	24,537	13,628

감자

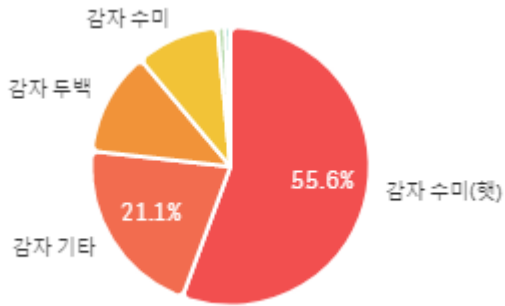
주간 반입량(톤)

◆ 2025 ● 2024 ▲ 평년

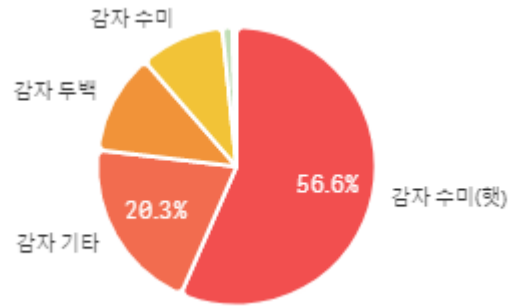


구분	금주(A)	전주(B)	전월(C)	전년(D)	평년(E)	A/B	A/C	A/D	A/E
물량(톤)	1,204	1,415	1,513	1,384	1,358	85.1%	79.6%	87.0%	88.7%

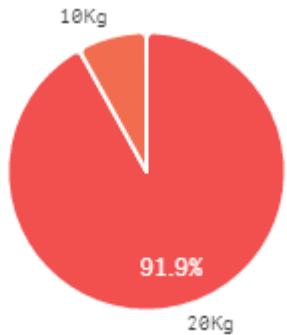
출하 품종별 거래물량 구성비



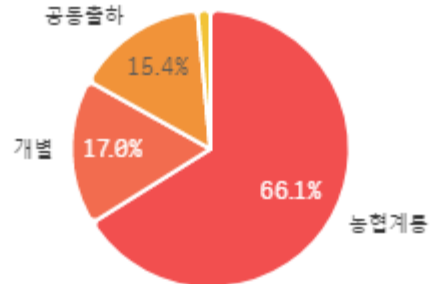
출하 품종별 거래금액 구성비



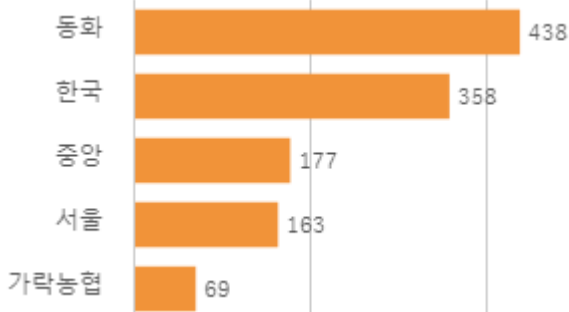
거래 단량별 물량 구성비



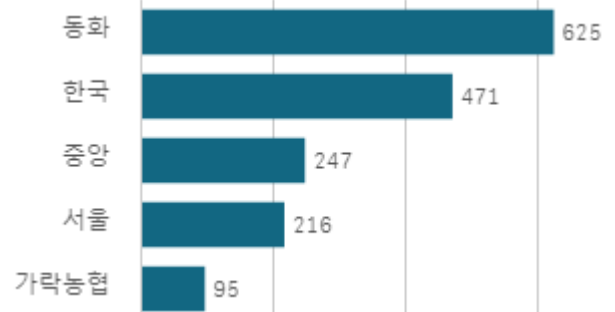
출하자별 거래물량 구성비



도매시장 법인별 거래물량(톤)

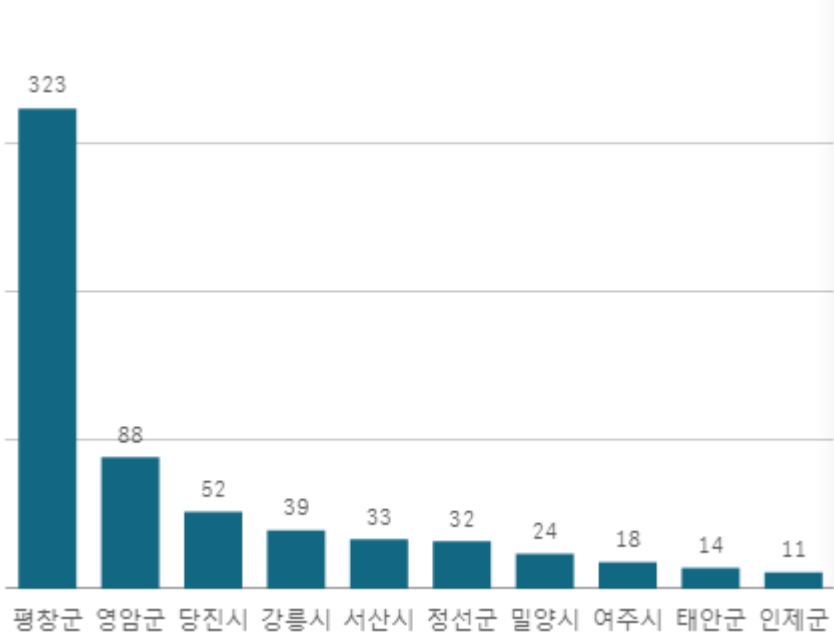


도매시장 법인별 거래금액(백만원)



감자 수미(햇) (20Kg)

산지별 거래물량(톤)



출하산지(개소)

22

출하건수(천건)

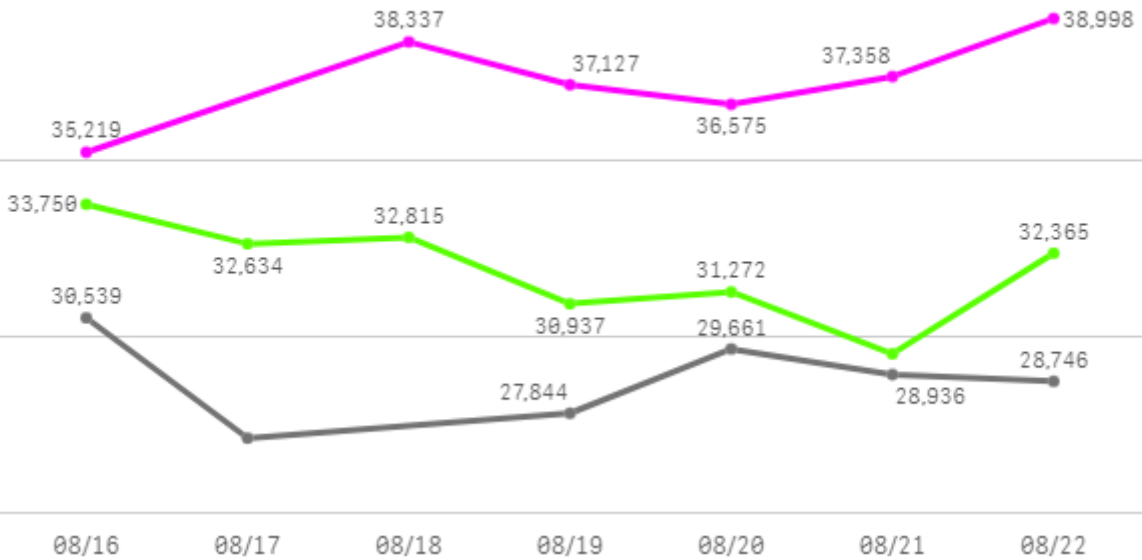
1

산지별 주출하 시군구



주간 도매가격(원)

◆ 2025 ● 2024 ◆ 평년



구분	금주(A)	전주(B)	전월(C)	전년(D)	평년(E)	A/B	A/C	A/D	A/E
가격(원)	36,965	37,825	33,673	28,811	35,338	97.7%	109.8%	128.3%	104.6%

※ 상품 가격 기준

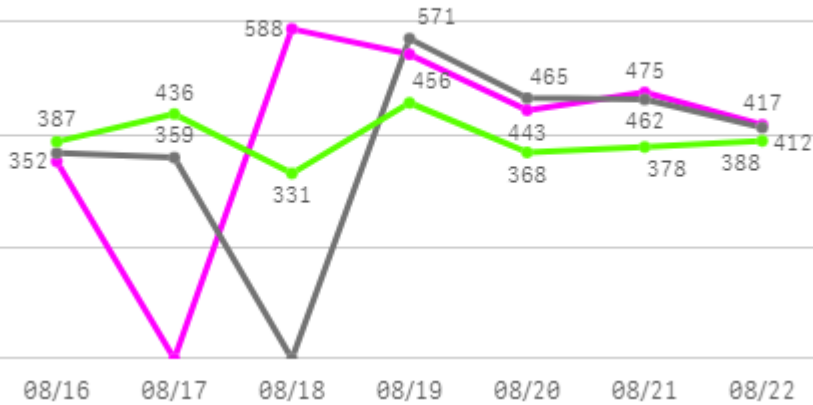
□ 감자 수미(햇)(20Kg) 주간 가격

구분	Q	품종	Q	단량	Q	특	상	보통	하
2025-08-16		감자 수미(햇)		20Kg		41,762	35,219	25,138	9,261
2025-08-18		감자 수미(햇)		20Kg		41,941	38,337	29,984	14,223
2025-08-19		감자 수미(햇)		20Kg		41,253	37,127	29,512	15,688
2025-08-20		감자 수미(햇)		20Kg		42,229	36,575	26,522	12,631
2025-08-21		감자 수미(햇)		20Kg		41,469	37,358	27,406	11,947
2025-08-22		감자 수미(햇)		20Kg		41,998	38,998	29,272	15,511
평균						41,775	37,269	27,972	13,210

배추

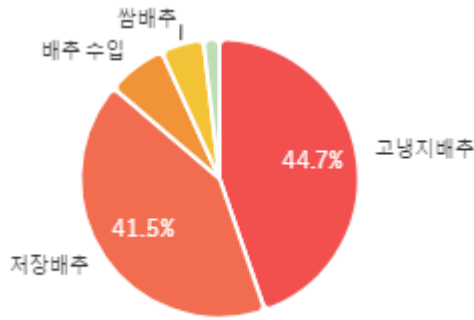
주간 반입량(톤)

2025 (파란색 선) 2024 (회색 선) 평년 (초록색 선)

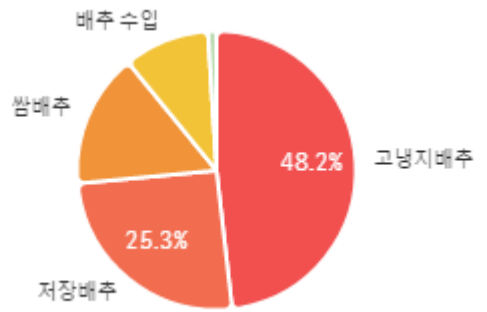


구분	금주(A)	전주(B)	전월(C)	전년(D)	평년(E)	A/B	A/C	A/D	A/E
물량(톤)	2,818	2,877	2,923	2,635	2,871	97.9%	96.4%	106.9%	98.1%

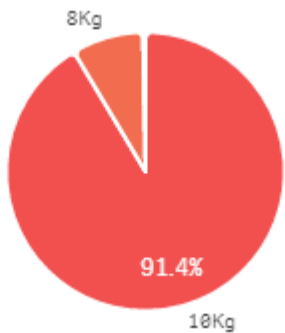
출하 품종별 거래물량 구성비



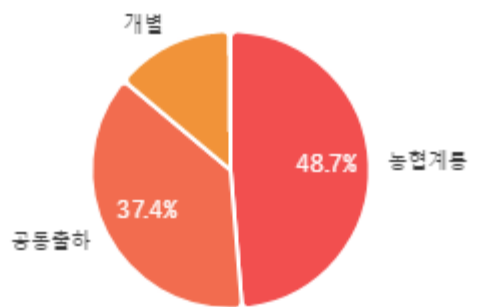
출하 품종별 거래금액 구성비



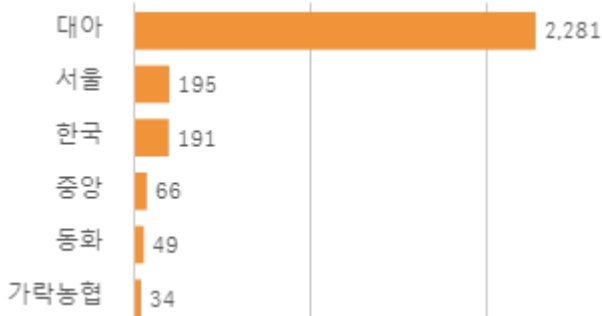
거래 단량별 물량 구성비



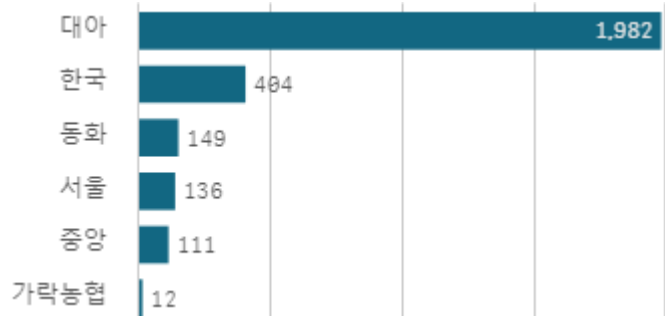
출하자별 거래물량 구성비



도매시장 법인별 거래물량(톤)

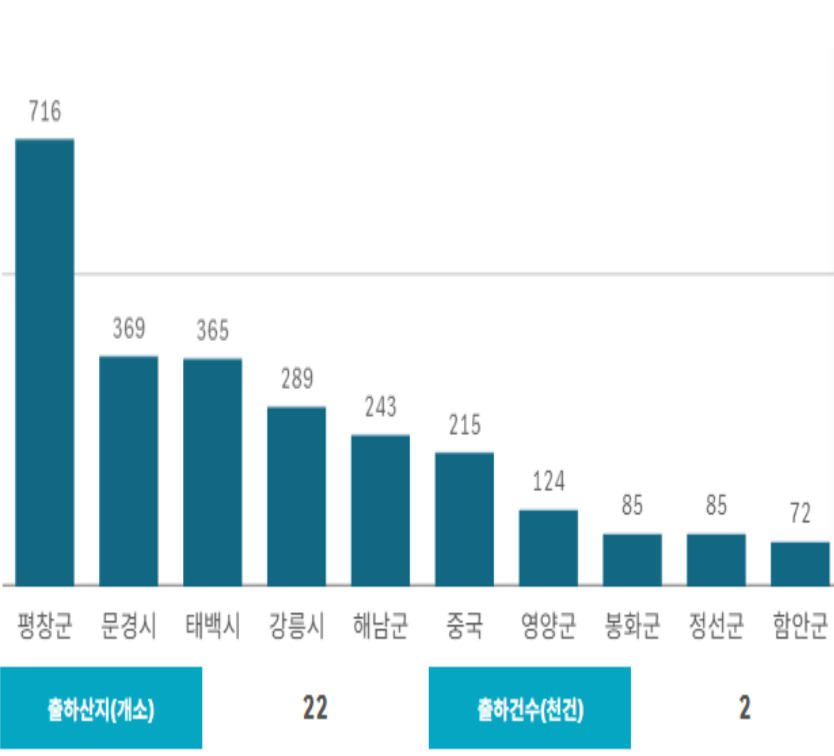


도매시장 법인별 거래금액(백만원)



배추(10Kg)

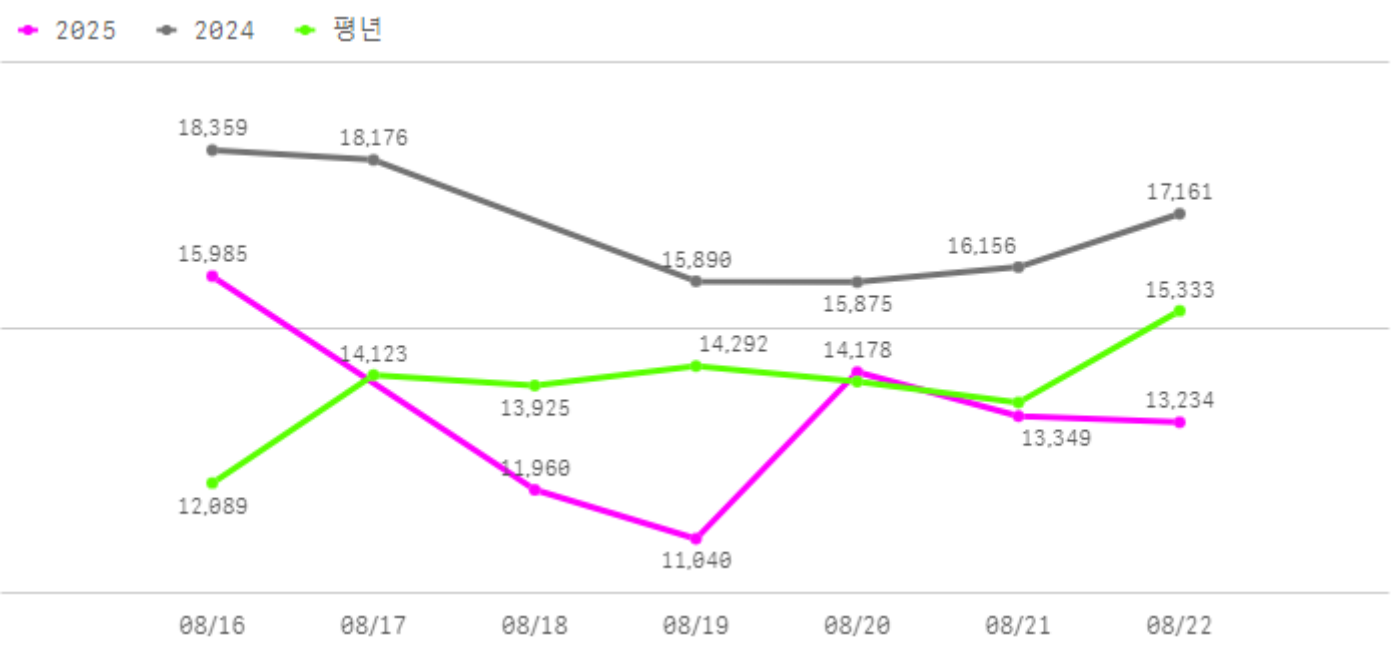
산지별 거래물량(톤)



산지별 주출하 시군구



주간 도매가격(원)



구분	금주(A)	전주(B)	전월(C)	전년(D)	평년(E)	A/B	A/C	A/D	A/E
가격(원)	13,447	13,755	11,685	16,936	13,250	97.8%	115.1%	79.4%	101.5%

※ 상품 가격 기준

□ 배추(10Kg) 주간 가격

구분	Q	품종	Q	단량	Q	특	상	보통	하
2025-08-16		배추		10Kg		22,503	15,985	5,965	3,400
2025-08-18		배추		10Kg		17,522	11,960	6,017	2,810
2025-08-19		배추		10Kg		17,046	11,040	4,766	2,696
2025-08-20		배추		10Kg		19,977	14,178	5,896	2,603
2025-08-21		배추		10Kg		23,303	13,349	6,092	2,844
2025-08-22		배추		10Kg		20,980	13,234	5,275	2,900
평균						20,222	13,291	5,669	2,876

양배추

주간 반입량(톤)

◆ 2025 ● 2024 ▲ 평년

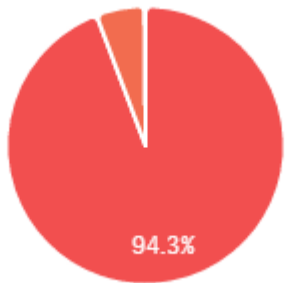


08/16 08/17 08/18 08/19 08/20 08/21 08/22

구분	금주(A)	전주(B)	전월(C)	전년(D)	평년(E)	A/B	A/C	A/D	A/E
물량(톤)	1,973	1,902	1,644	1,834	1,873	103.8%	120.0%	107.6%	105.4%

출하 품종별 거래물량 구성비

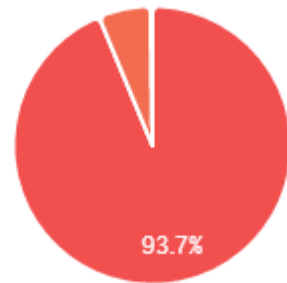
양배추 수입



양배추(일반)

출하 품종별 거래금액 구성비

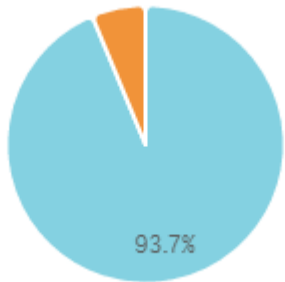
양배추 수입



양배추(일반)

거래 단량별 물량 구성비

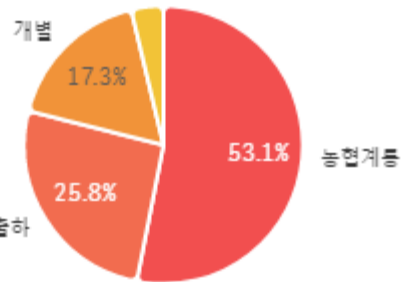
15Kg



8Kg

출하자별 거래물량 구성비


수집상



공동출하

농협계통

도매시장 법인별 거래물량(톤)

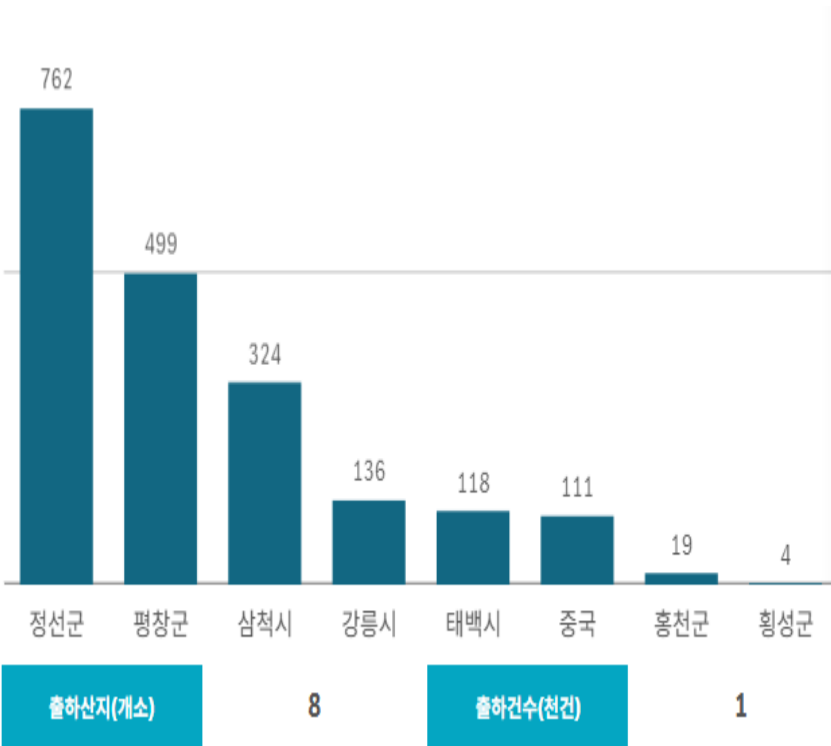


도매시장 법인별 거래금액(백만원)



양배추(8Kg)

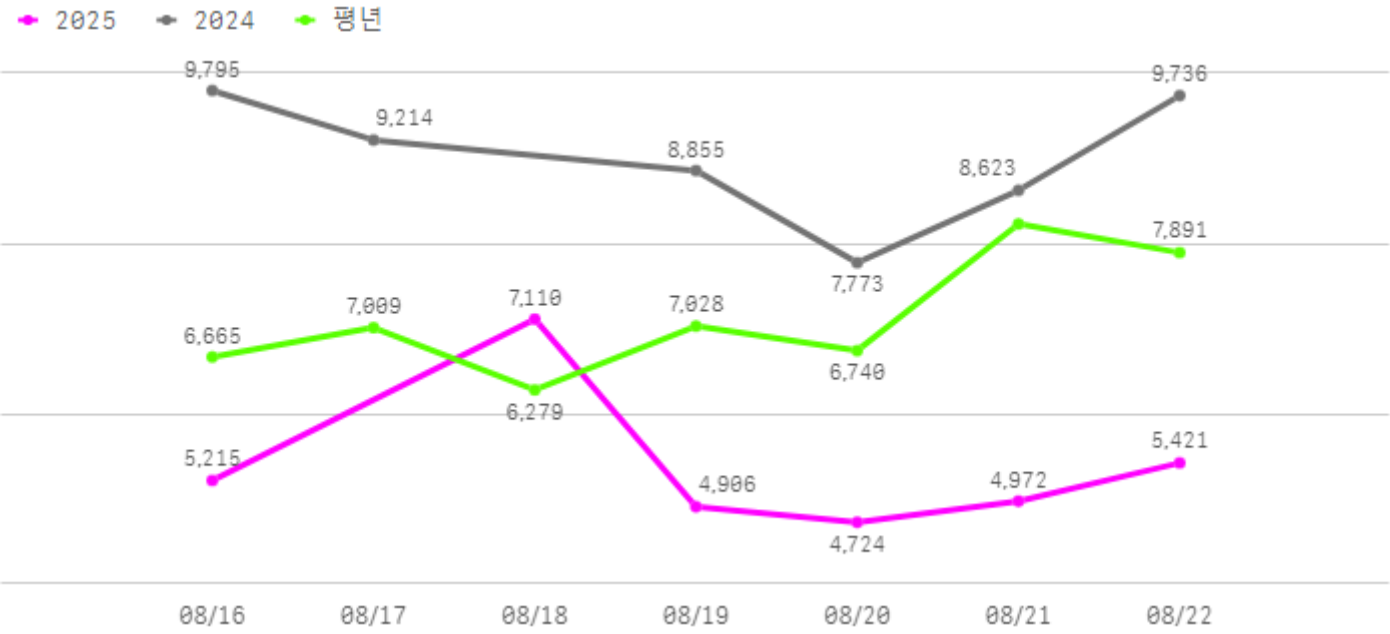
산지별 거래물량(톤)



산지별 주출하 시군구



주간 도매가격(원)



구분	금주(A)	전주(B)	전월(C)	전년(D)	평년(E)	A/B	A/C	A/D	A/E
가격(원)	5,470	6,515	7,953	8,999	6,013	84.0%	68.8%	60.8%	91.0%

※ 상품 가격 기준

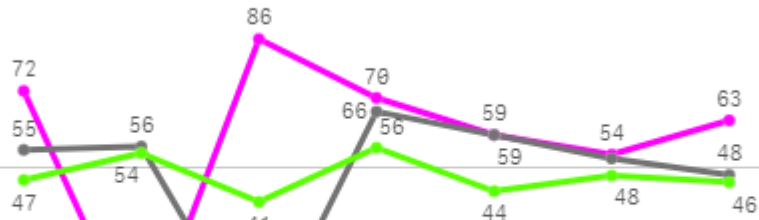
□ 양배추(8Kg) 주간 가격

구분	Q	품종	Q	단량	Q	특	상	보통	하
2025-08-16		양배추		8Kg		6,028	5,215	4,276	3,075
2025-08-18		양배추		8Kg		7,776	7,110	6,353	5,220
2025-08-19		양배추		8Kg		6,061	4,906	3,740	2,686
2025-08-20		양배추		8Kg		5,681	4,724	3,822	3,024
2025-08-21		양배추		8Kg		6,578	4,972	4,097	2,911
2025-08-22		양배추		8Kg		6,935	5,421	4,519	3,441
평균						6,510	5,391	4,468	3,393

상추

주간 반입량(톤)

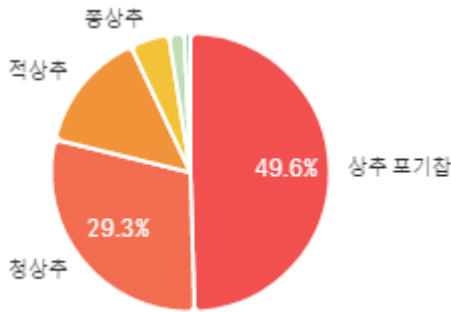
◆ 2025 ● 2024 ▲ 평년



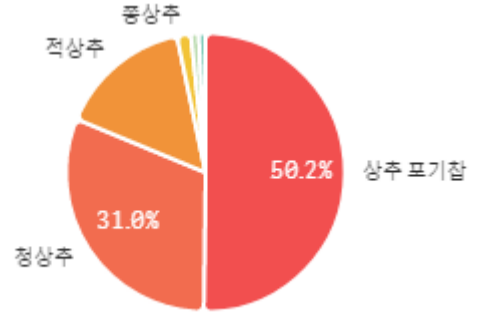
08/16 08/17 08/18 08/19 08/20 08/21 08/22

구분	금주(A)	전주(B)	전월(C)	전년(D)	평년(E)	A/B	A/C	A/D	A/E
물량(톤)	405	436	466	338	355	92.9%	86.7%	119.8%	114.1%

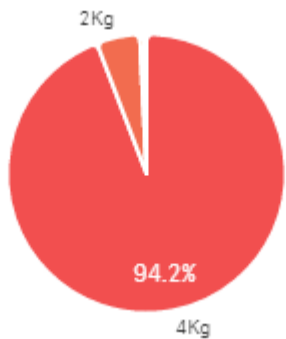
출하 품종별 거래물량 구성비



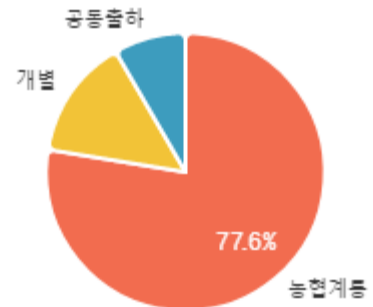
출하 품종별 거래금액 구성비



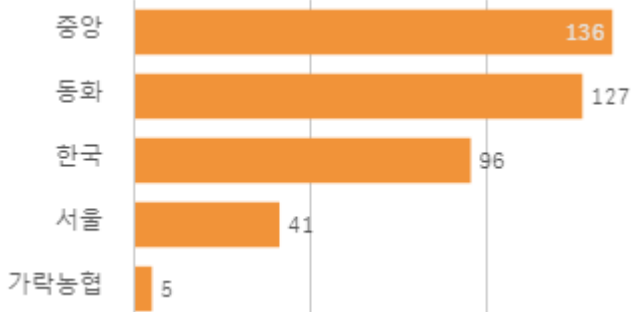
거래 단량별 물량 구성비



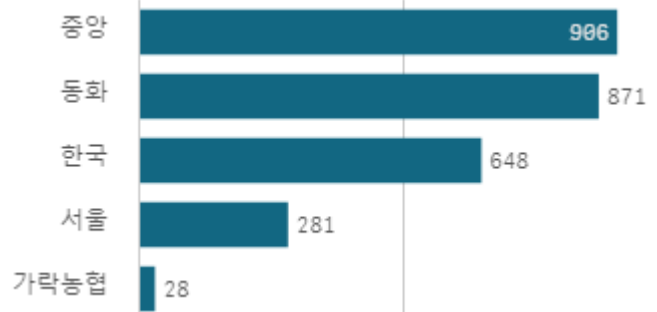
출하자별 거래물량 구성비



도매시장 법인별 거래물량(톤)

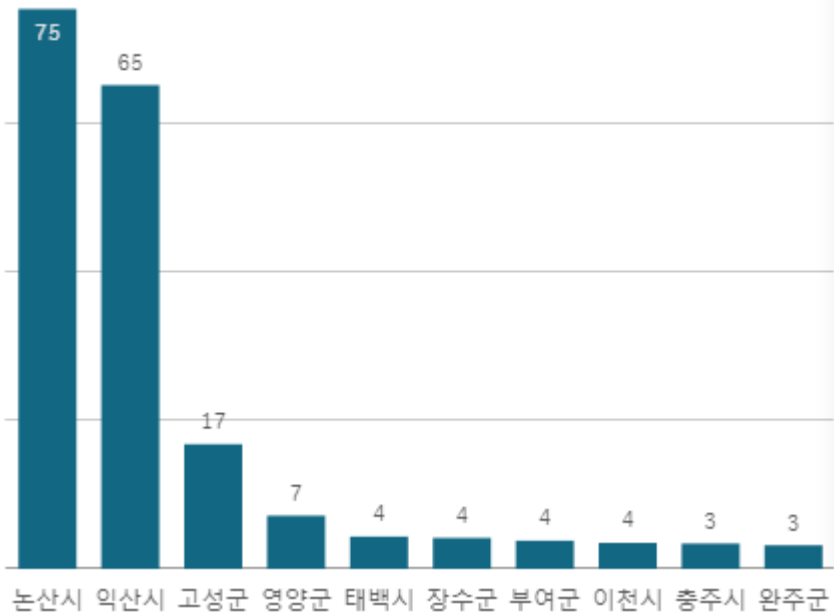


도매시장 법인별 거래금액(백만원)



상추 포기잡(4Kg)

산지별 거래물량(톤)



출하산지(개소)

28

출하건수(천건)

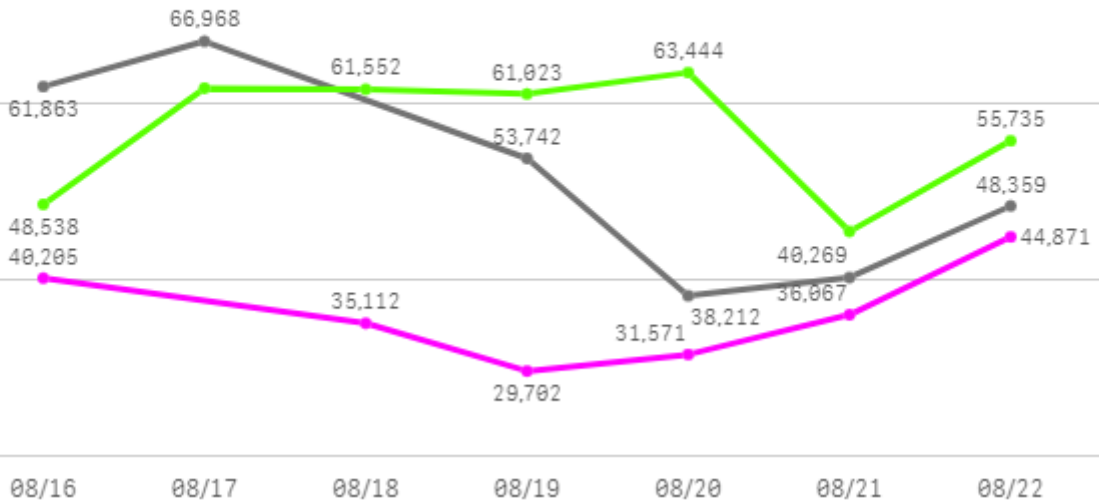
2

산지별 주출하 시군구



주간 도매가격(원)

◆ 2025 ● 2024 ◆ 평년



구분	금주(A)	전주(B)	전월(C)	전년(D)	평년(E)	A/B	A/C	A/D	A/E
가격(원)	35,768	28,796	25,183	51,569	42,484	124.2%	142.0%	69.4%	84.2%

※ 상품 가격 기준

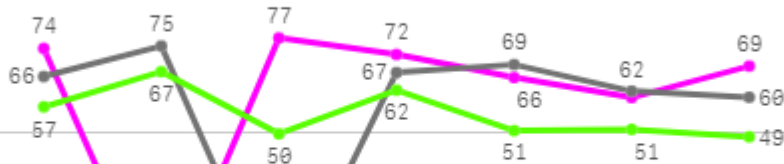
□ 상추 포기잡(4Kg) 주간 가격

구분	Q	품종	Q	단량	Q	특	상	보통	하
2025-08-16		상추 포기잡		4Kg		-	40,205	33,644	25,160
2025-08-18		상추 포기잡		4Kg		-	35,112	26,058	18,783
2025-08-19		상추 포기잡		4Kg		-	29,702	21,783	15,736
2025-08-20		상추 포기잡		4Kg		-	31,571	24,694	17,594
2025-08-21		상추 포기잡		4Kg		-	36,067	29,858	22,438
2025-08-22		상추 포기잡		4Kg		-	44,871	37,226	27,013
평균						-	36,255	28,877	21,121

부추

주간 반입량(톤)

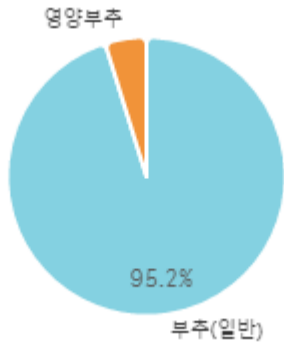
◆ 2025 ● 2024 ▲ 평년



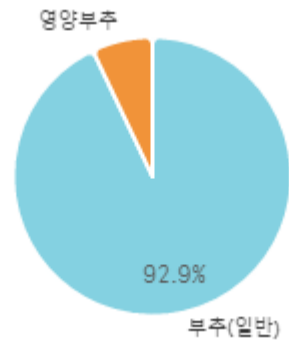
08/16 08/17 08/18 08/19 08/20 08/21 08/22

구분	금주(A)	전주(B)	전월(C)	전년(D)	평년(E)	A/B	A/C	A/D	A/E
물량(톤)	417	454	497	399	409	92.0%	84.1%	104.6%	102.0%

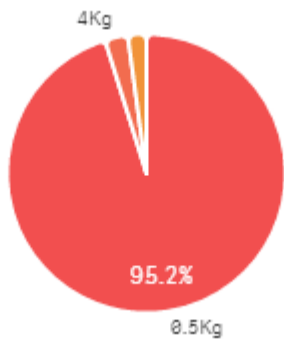
출하 품종별 거래물량 구성비



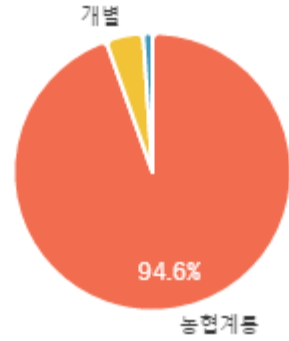
출하 품종별 거래금액 구성비



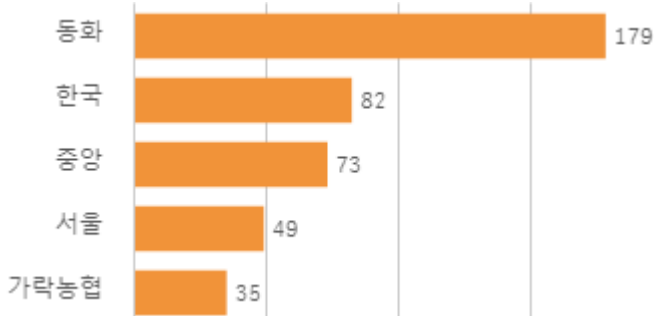
거래 단량별 물량 구성비



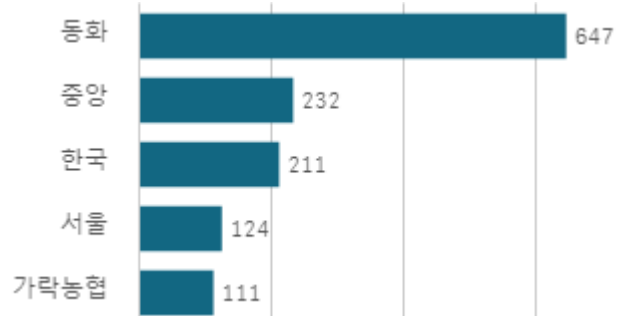
출하자별 거래물량 구성비



도매시장 법인별 거래물량(톤)

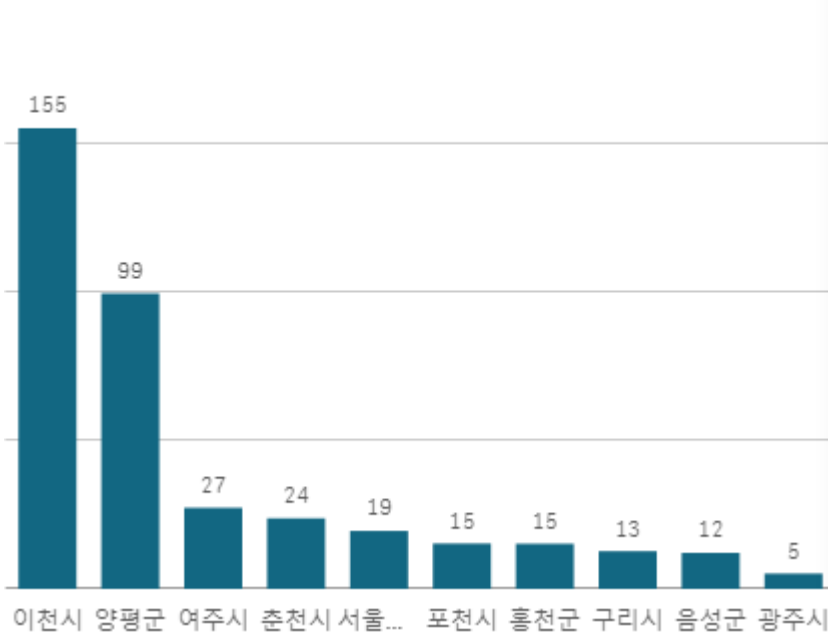


도매시장 법인별 거래금액(백만원)



부추(일반) (0.5Kg)

산지별 거래물량(톤)



출하산지(개소)

17

출하건수(천건)

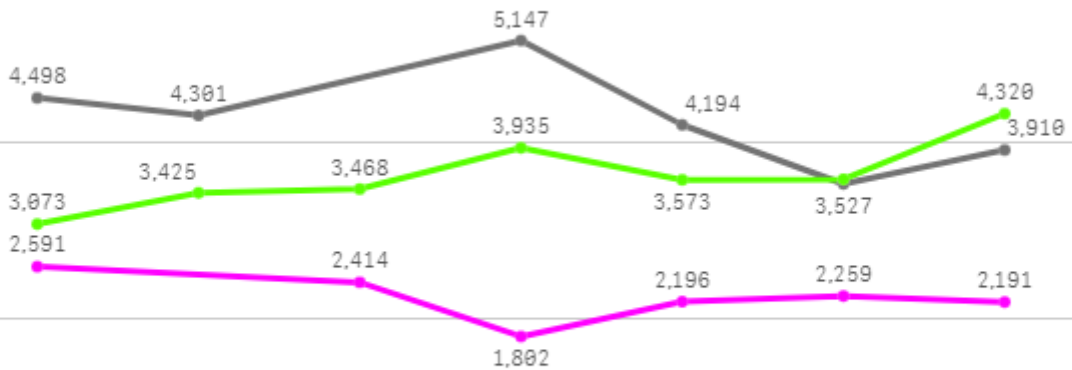
2

산지별 주출하 시군구



주간 도매가격(원)

◆ 2025 ● 2024 ◆ 평년



08/16 08/17 08/18 08/19 08/20 08/21 08/22

구분	금주(A)	전주(B)	전월(C)	전년(D)	평년(E)	A/B	A/C	A/D	A/E
가격(원)	2,280	2,287	2,646	4,263	2,684	99.7%	86.2%	53.5%	84.9%

※ 상품 가격 기준

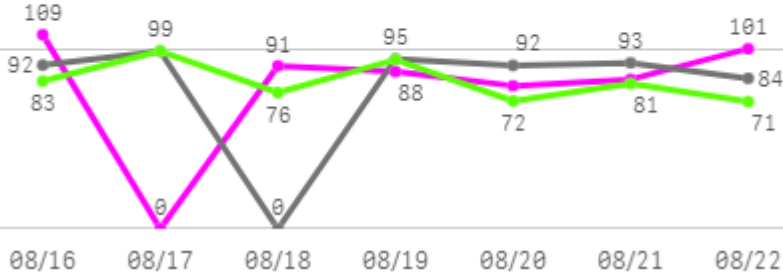
□ 부추(일반)(0.5Kg) 주간 가격

구분	Q	품종	Q	단량	Q	특	상	보통	하
2025-08-16		부추(일반)		0.5Kg		-	2,591	1,756	1,192
2025-08-18		부추(일반)		0.5Kg		-	2,414	1,770	1,408
2025-08-19		부추(일반)		0.5Kg		-	1,802	1,324	957
2025-08-20		부추(일반)		0.5Kg		-	2,196	1,472	1,066
2025-08-21		부추(일반)		0.5Kg		-	2,259	1,553	1,207
2025-08-22		부추(일반)		0.5Kg		-	2,191	1,519	1,141
평균						-	2,242	1,566	1,162

열무

주간 반입량(톤)

◆ 2025 ● 2024 ▲ 평년

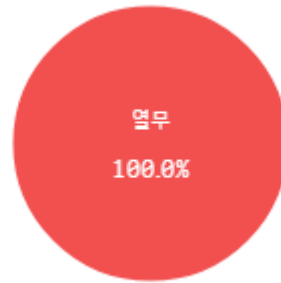


구분	금주(A)	전주(B)	전월(C)	전년(D)	평년(E)	A/B	A/C	A/D	A/E
물량(톤)	553	689	556	556	592	80.3%	99.6%	99.6%	93.5%

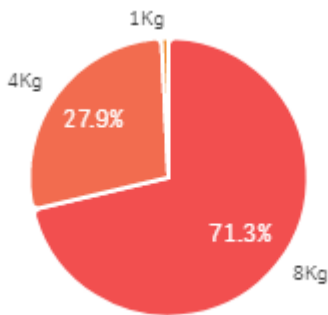
출하 품종별 거래물량 구성비



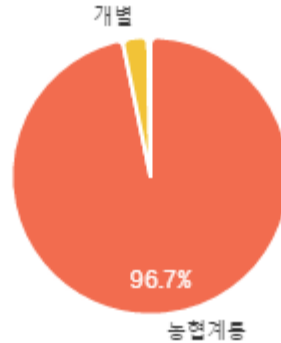
출하 품종별 거래금액 구성비



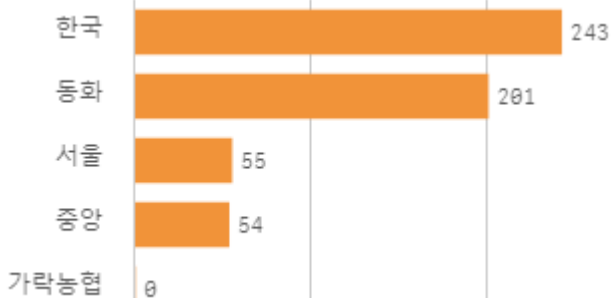
거래 단량별 물량 구성비



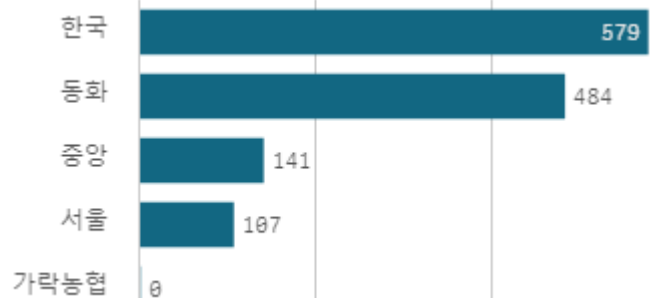
출하자별 거래물량 구성비



도매시장 법인별 거래물량(톤)

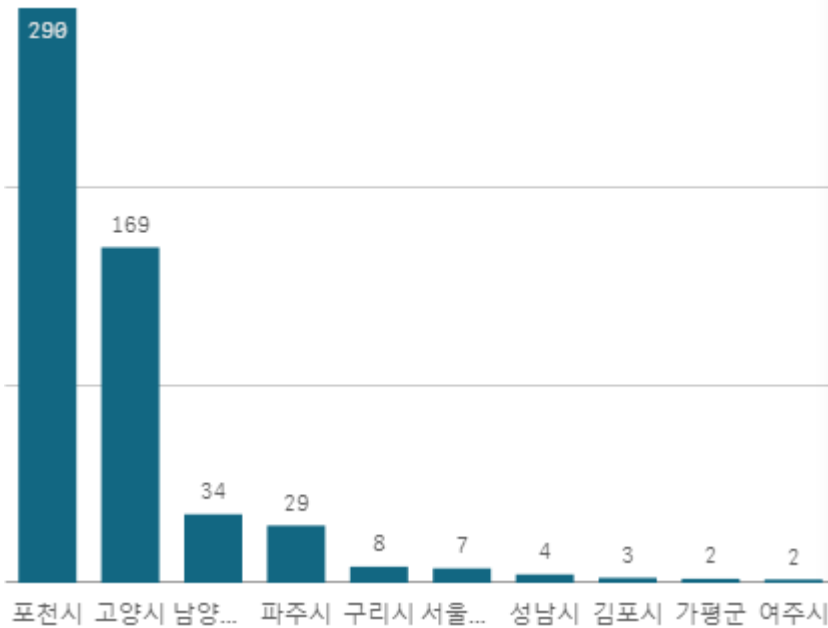


도매시장 법인별 거래금액(백만원)



열무(4Kg)

산지별 거래물량(톤)



출하산지(개소)

19

출하건수(천건)

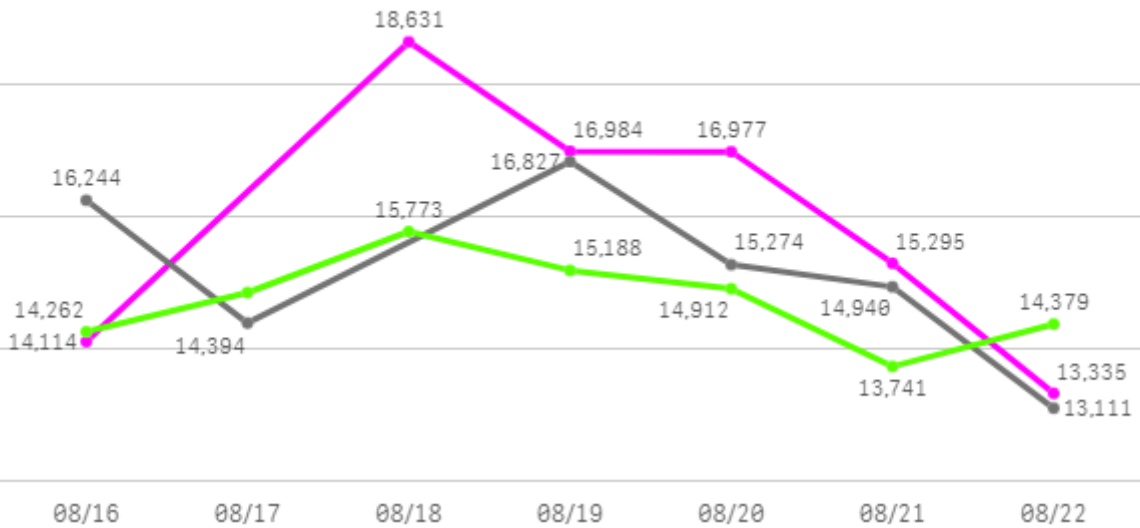
3

산지별 주출하 시군구



주간 도매가격(원)

◆ 2025 ● 2024 ◆ 평년



구분	금주(A)	전주(B)	전월(C)	전년(D)	평년(E)	A/B	A/C	A/D	A/E
가격(원)	16,109	11,650	10,440	15,132	15,635	138.3%	154.3%	106.5%	103.0%

※ 상품 가격 기준

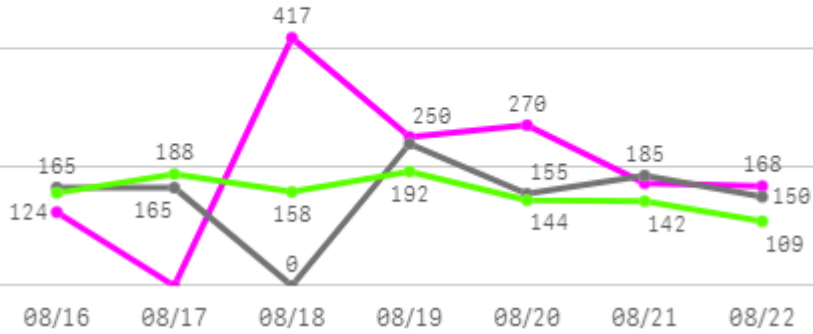
□ 열무(4Kg) 주간 가격

구분	Q	품종	Q	단량	Q	특	상	보통	하
2025-08-16		열무		4Kg		-	14,114	10,207	5,382
2025-08-18		열무		4Kg		-	18,631	13,842	7,348
2025-08-19		열무		4Kg		-	16,984	14,861	10,677
2025-08-20		열무		4Kg		-	16,977	14,676	11,320
2025-08-21		열무		4Kg		-	15,295	11,350	8,593
2025-08-22		열무		4Kg		-	13,335	9,868	5,676
평균						-	15,889	12,467	8,166

수박

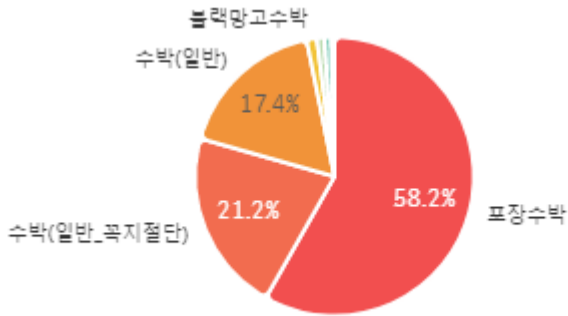
주간 반입량(톤)

◆ 2025 ● 2024 ▲ 평년

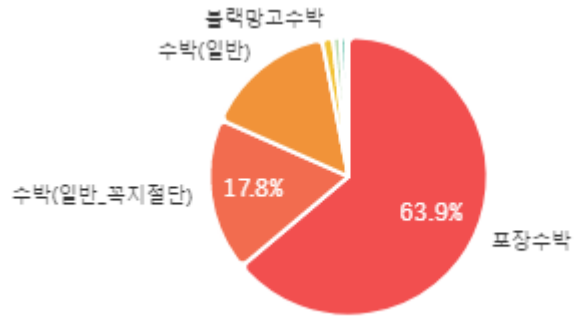


구분	금주(A)	전주(B)	전월(C)	전년(D)	평년(E)	A/B	A/C	A/D	A/E
물량(톤)	1,402	1,989	2,341	1,059	1,125	70.5%	59.9%	132.3%	124.6%

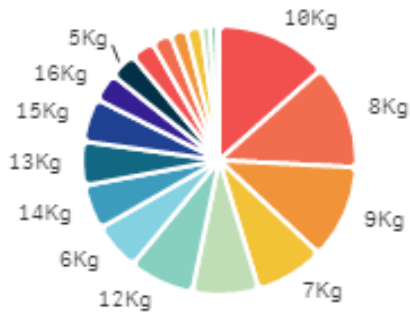
출하 품종별 거래물량 구성비



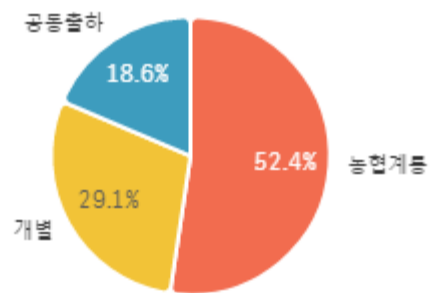
출하 품종별 거래금액 구성비



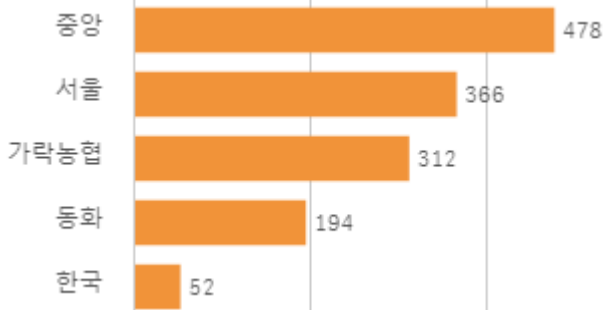
거래 단량별 물량 구성비



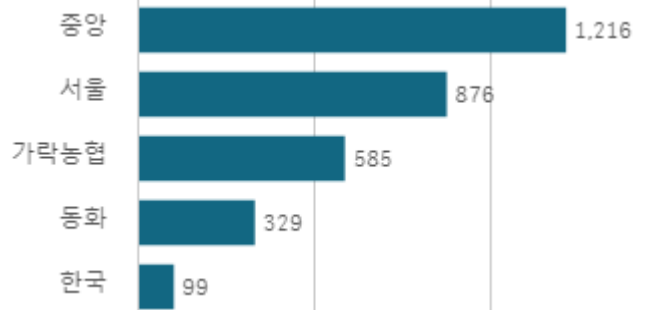
출하자별 거래물량 구성비



도매시장 법인별 거래물량(톤)

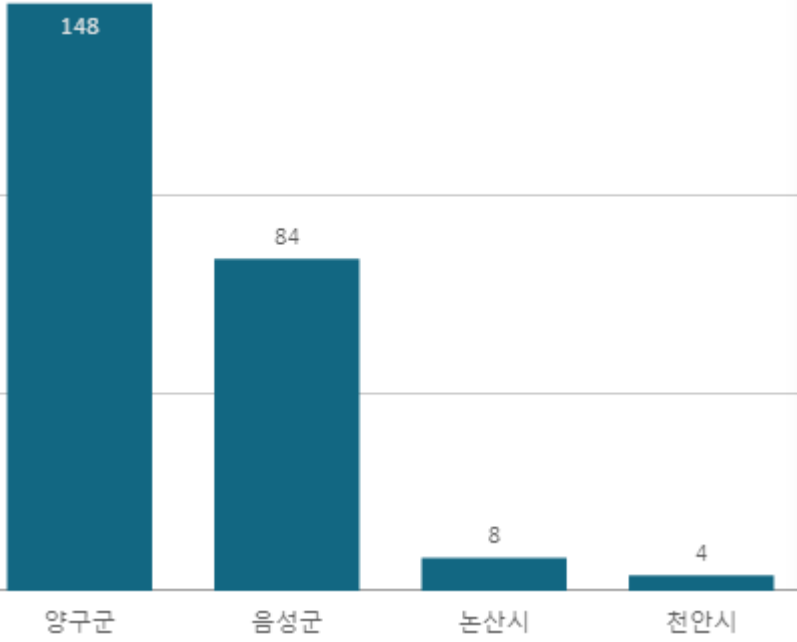


도매시장 법인별 거래금액(백만원)



수박(일반) (8Kg)

산지별 거래물량(톤)



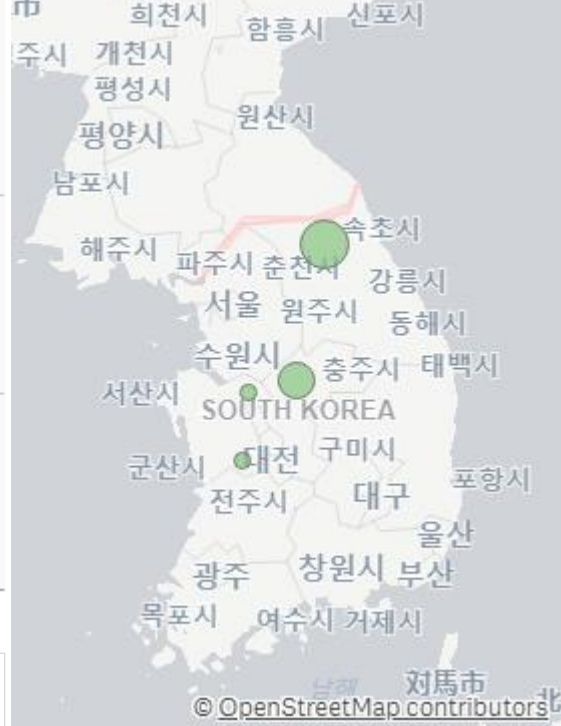
출하산지(개소)

4

출하건수(천건)

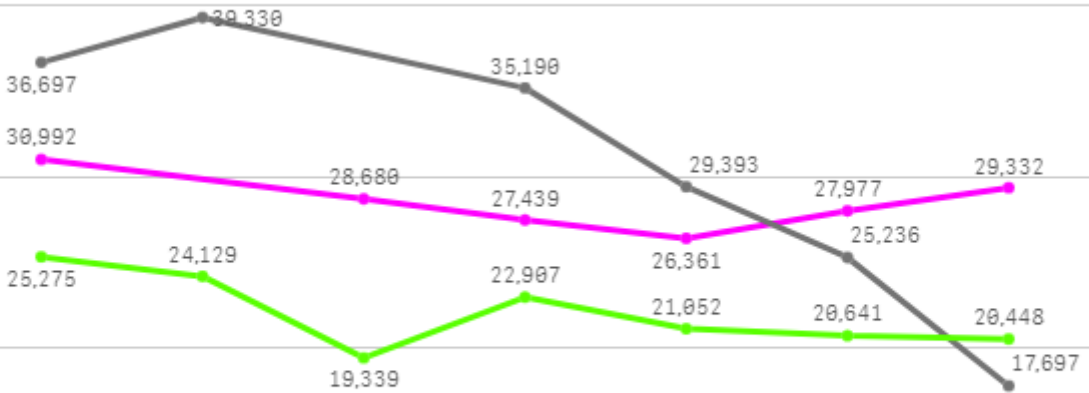
1

산지별 주출하 시군구



주간 도매가격(원)

◆ 2025 ● 2024 ◆ 평년



08/16 08/17 08/18 08/19 08/20 08/21 08/22

구분	금주(A)	전주(B)	전월(C)	전년(D)	평년(E)	A/B	A/C	A/D	A/E
가격(원)	28,671	21,306	26,563	30,591	26,029	134.6%	107.9%	93.7%	110.2%

※ 상품 가격 기준

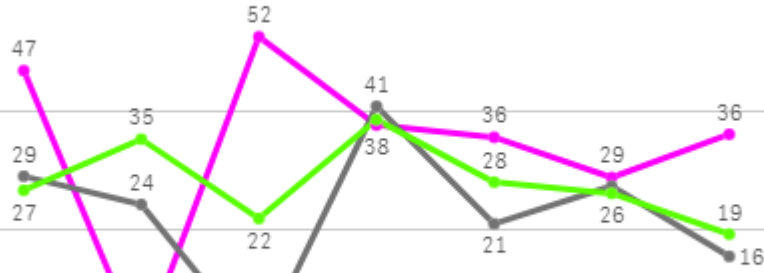
□ 수박(일반)(8Kg) 주간 가격

구분	Q	품종	Q	단량	Q	특	상	보통	하
2025-08-16		수박(일반)		8Kg		40,485	30,992	20,436	14,482
2025-08-18		수박(일반)		8Kg		33,580	28,680	22,360	11,457
2025-08-19		수박(일반)		8Kg		33,708	27,439	17,696	9,041
2025-08-20		수박(일반)		8Kg		28,500	26,361	15,635	9,126
2025-08-21		수박(일반)		8Kg		29,851	27,977	18,009	9,014
2025-08-22		수박(일반)		8Kg		33,429	29,332	23,861	12,500
평균						33,259	28,464	19,666	10,937

참외

주간 반입량(톤)

◆ 2025 ● 2024 ▲ 평년



08/16 08/17 08/18 08/19 08/20 08/21 08/22

구분	금주(A)	전주(B)	전월(C)	전년(D)	평년(E)	A/B	A/C	A/D	A/E
물량(톤)	237	347	702	158	218	68.4%	33.8%	150.2%	109.1%

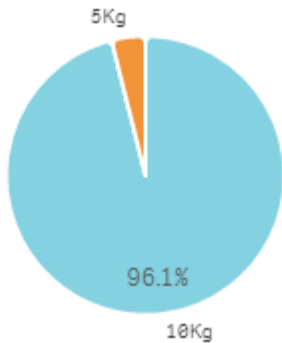
출하 품종별 거래물량 구성비



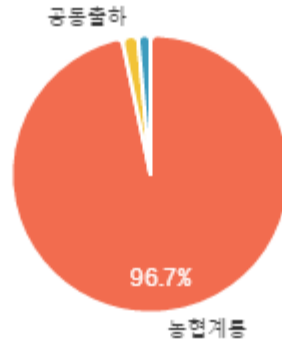
출하 품종별 거래금액 구성비



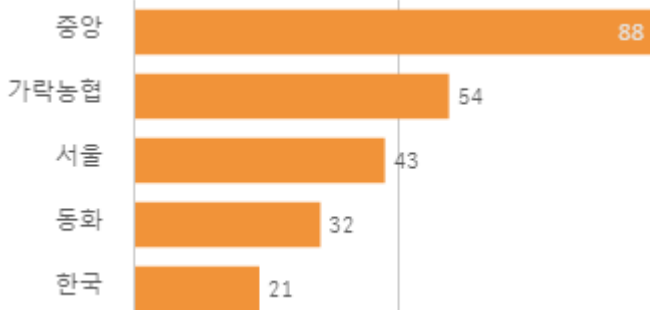
거래 단량별 물량 구성비



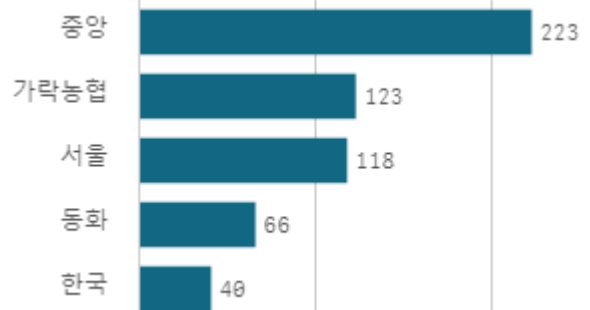
출하자별 거래물량 구성비



도매시장 법인별 거래물량(톤)

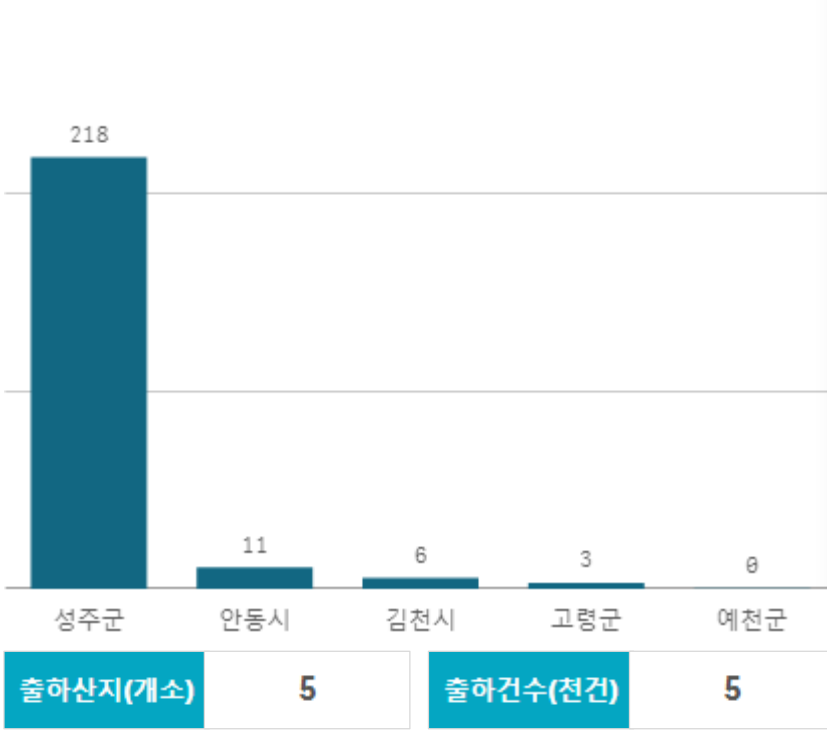


도매시장 법인별 거래금액(백만원)



참외(일반)(10Kg)

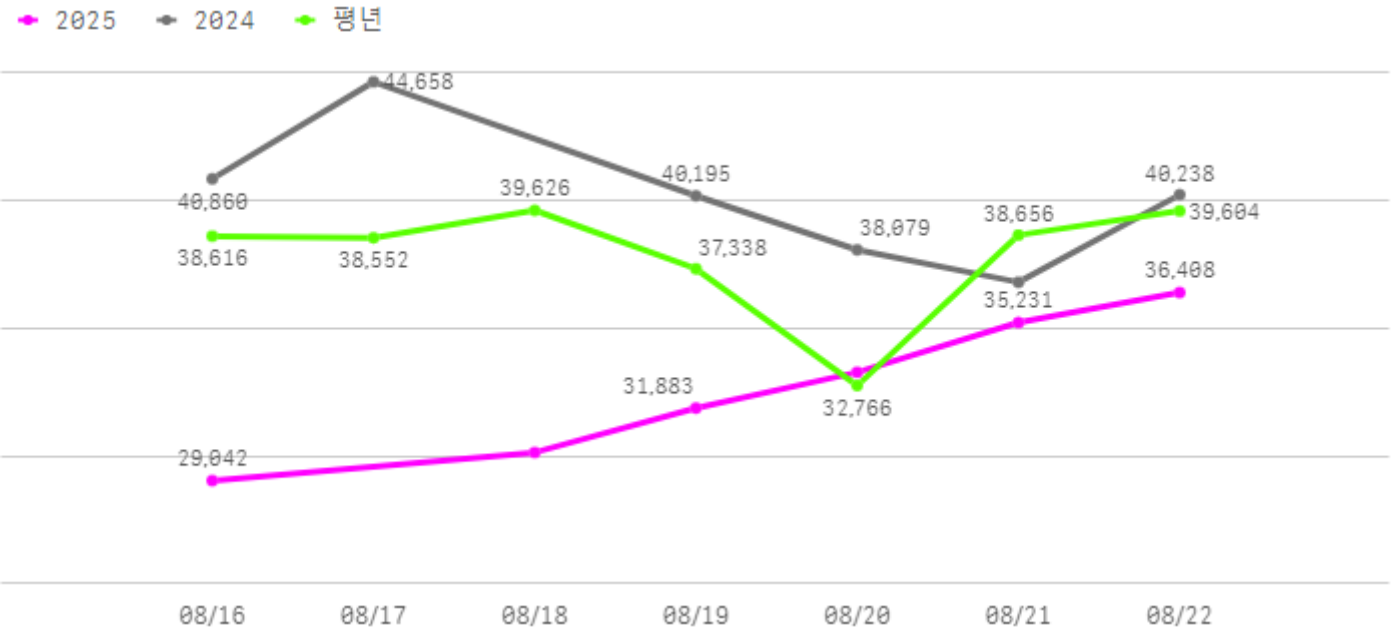
산지별 거래물량(톤)



산지별 주출하 시군구



주간 도매가격(원)



구분	금주(A)	전주(B)	전월(C)	전년(D)	평년(E)	A/B	A/C	A/D	A/E
가격(원)	31,700	26,666	30,557	40,140	32,793	118.9%	103.7%	79.0%	96.7%

※ 상품 가격 기준

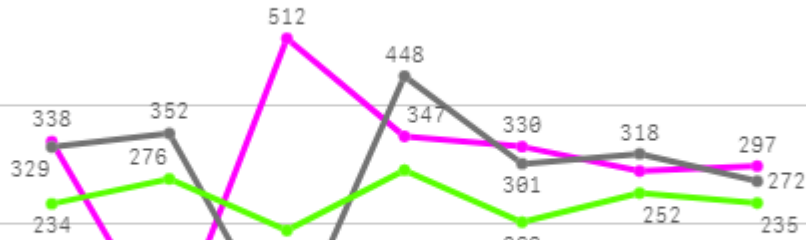
□ 참외(일반)(10Kg) 주간 가격

구분	Q	품종	Q	단량	Q	특	상	보통	하
2025-08-16		참외(일반)		10Kg		43,518	29,042	17,353	9,535
2025-08-18		참외(일반)		10Kg		44,730	30,144	19,685	12,082
2025-08-19		참외(일반)		10Kg		46,335	31,883	20,480	12,172
2025-08-20		참외(일반)		10Kg		45,058	33,286	22,290	13,806
2025-08-21		참외(일반)		10Kg		46,914	35,231	23,925	14,823
2025-08-22		참외(일반)		10Kg		49,920	36,408	24,896	15,558
평균						46,079	32,666	21,438	12,996

오이

주간 반입량(톤)

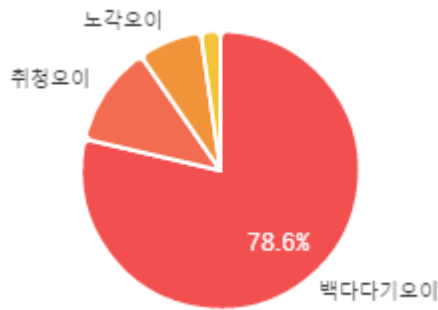
◆ 2025 ● 2024 ▲ 평년



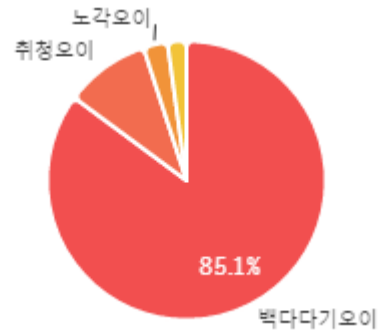
08/16 08/17 08/18 08/19 08/20 08/21 08/22

구분	금주(A)	전주(B)	전월(C)	전년(D)	평년(E)	A/B	A/C	A/D	A/E
물량(톤)	2,114	1,917	2,699	2,021	1,818	110.2%	78.3%	104.6%	116.3%

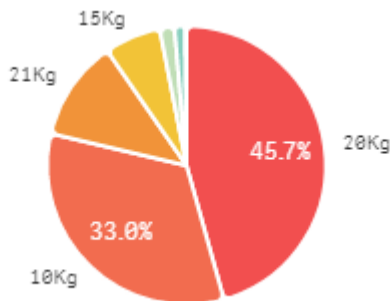
출하 품종별 거래물량 구성비



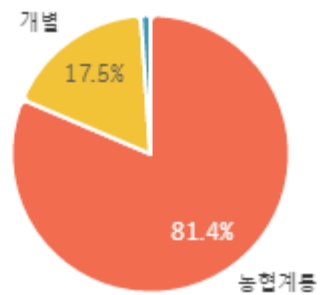
출하 품종별 거래금액 구성비



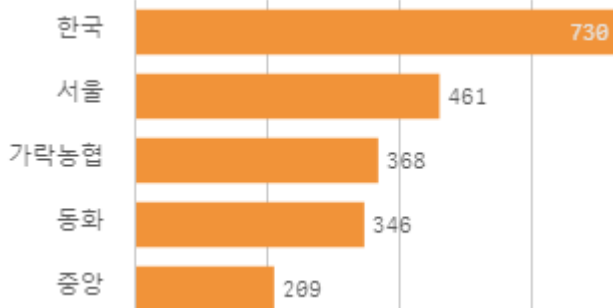
거래 단량별 물량 구성비



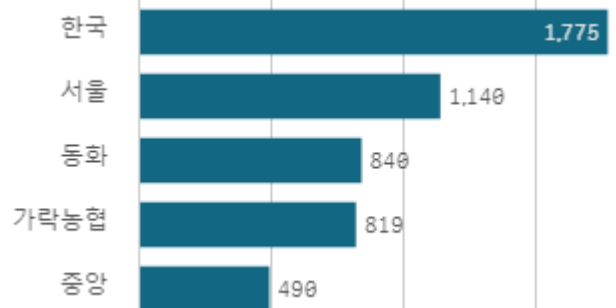
출하자별 거래물량 구성비



도매시장 법인별 거래물량(톤)

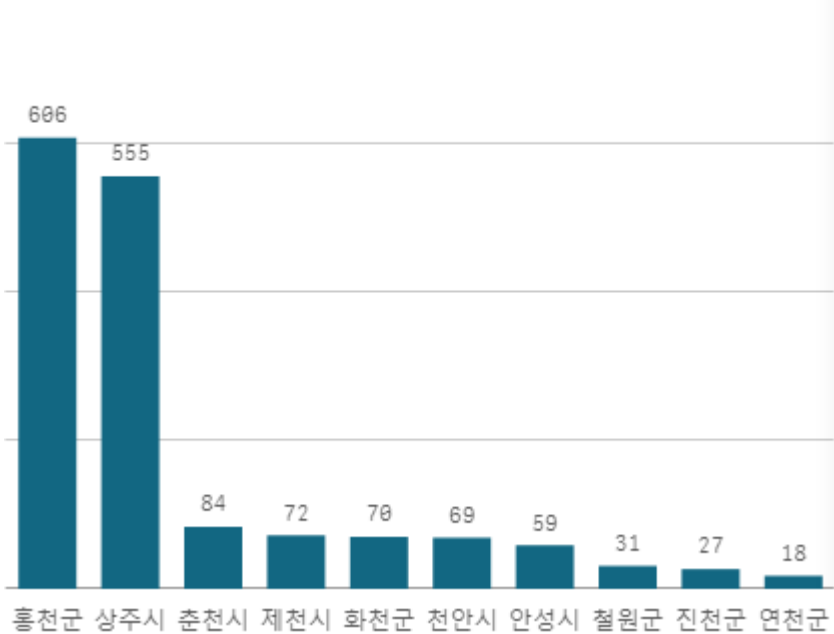


도매시장 법인별 거래금액(백만원)



백다다기오이(100개)

산지별 거래물량(톤)



출하산지(개소)

38

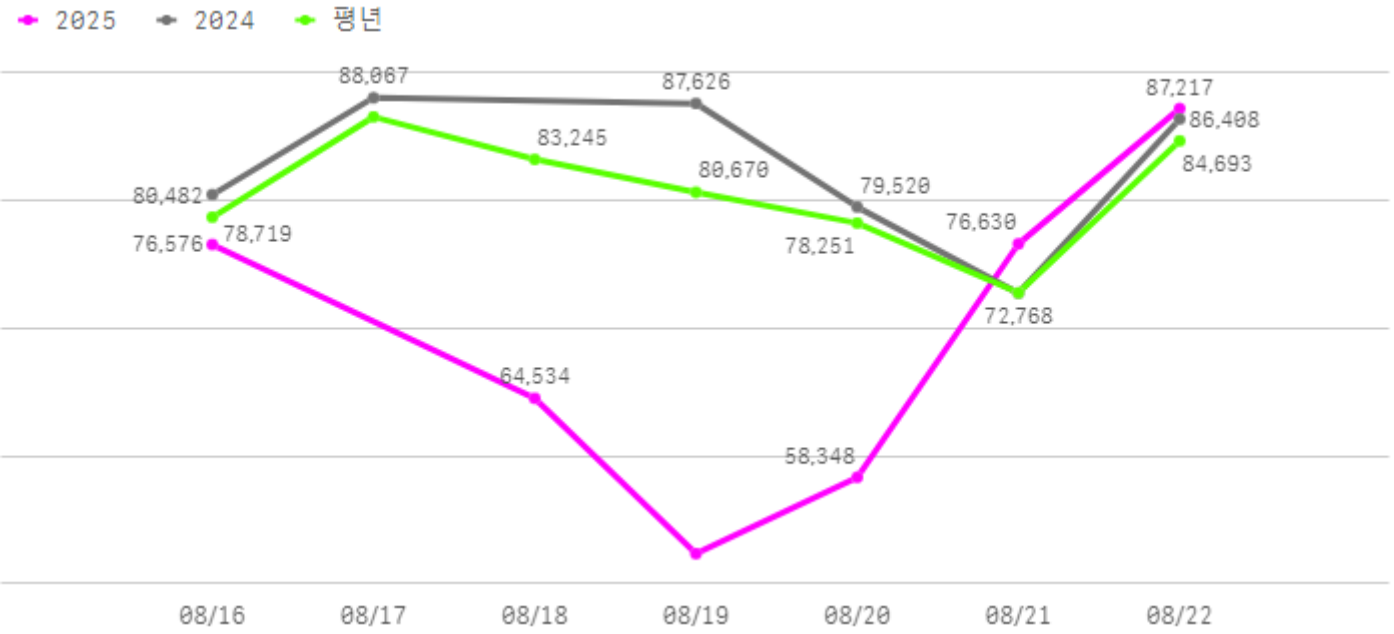
출하건수(천건)

7

산지별 주출하 시군구



주간 도매가격(원)



구분	금주(A)	전주(B)	전월(C)	전년(D)	평년(E)	A/B	A/C	A/D	A/E
가격(원)	67,549	77,360	46,016	82,479	73,591	87.3%	146.8%	81.9%	91.8%

※ 상품 가격 기준

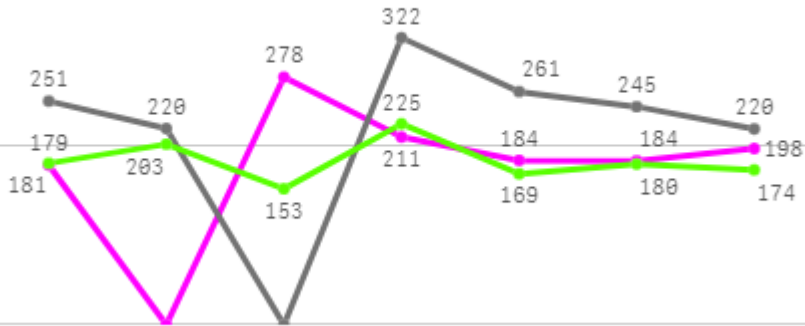
□ 백다다기오이(100개) 주간 가격

구분	Q	품종	Q	단량	Q	특	상	보통	하
2025-08-16		백다다기오이		100개		85,585	76,576	60,972	33,631
2025-08-18		백다다기오이		100개		73,840	64,534	50,545	28,367
2025-08-19		백다다기오이		100개		62,660	52,368	39,211	23,019
2025-08-20		백다다기오이		100개		68,871	58,348	42,378	24,757
2025-08-21		백다다기오이		100개		88,687	76,630	54,251	29,919
2025-08-22		백다다기오이		100개		104,423	87,217	62,052	35,671
평균						80,678	69,279	51,568	29,227

호박

주간 반입량(톤)

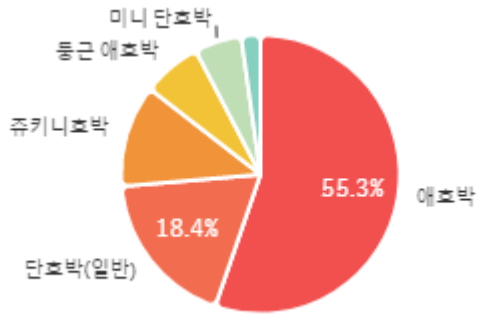
◆ 2025 ● 2024 ▲ 평년



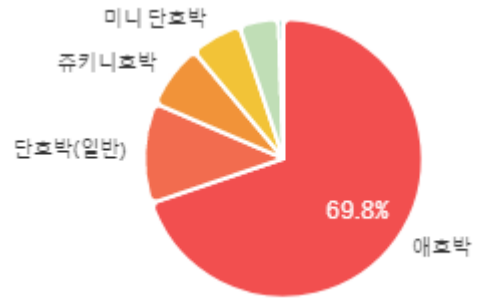
08/16 08/17 08/18 08/19 08/20 08/21 08/22

구분	금주(A)	전주(B)	전월(C)	전년(D)	평년(E)	A/B	A/C	A/D	A/E
물량(톤)	1,234	1,406	1,549	1,519	1,335	87.8%	79.6%	81.2%	92.4%

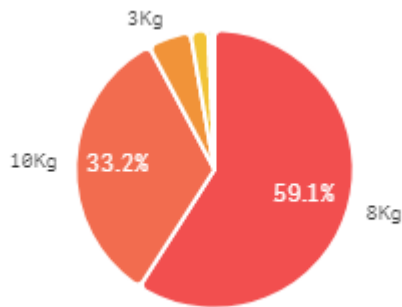
출하 품종별 거래물량 구성비



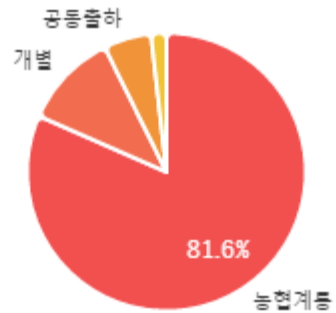
출하 품종별 거래금액 구성비



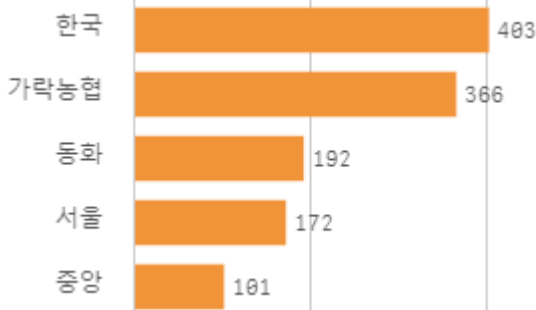
거래 단량별 물량 구성비



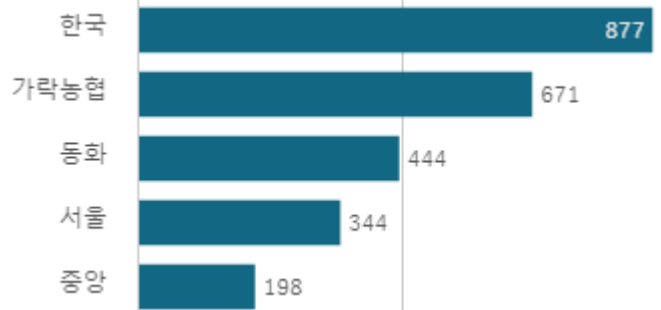
출하자별 거래물량 구성비



도매시장 법인별 거래물량(톤)

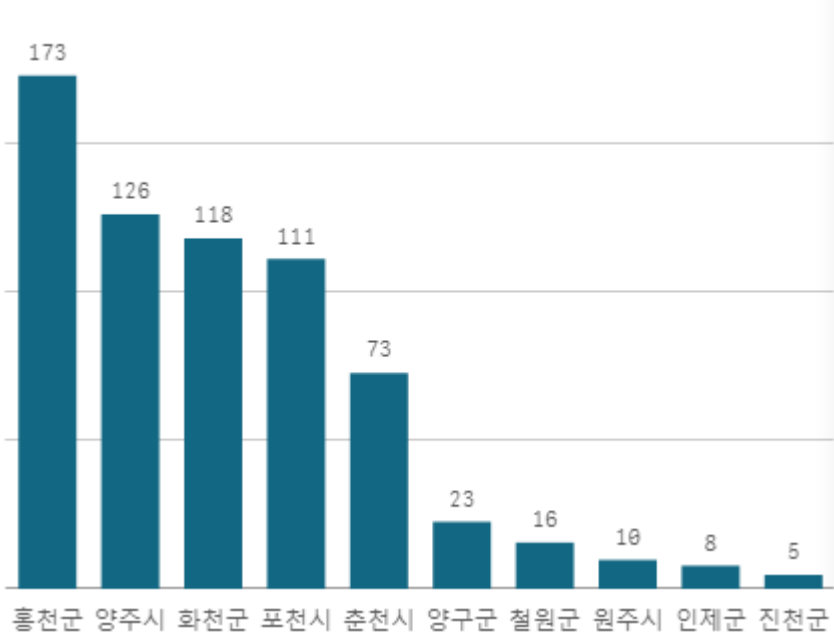


도매시장 법인별 거래금액(백만원)



애호박(20개)

산지별 거래물량(톤)



출하산지(개소)

24

출하건수(천건)

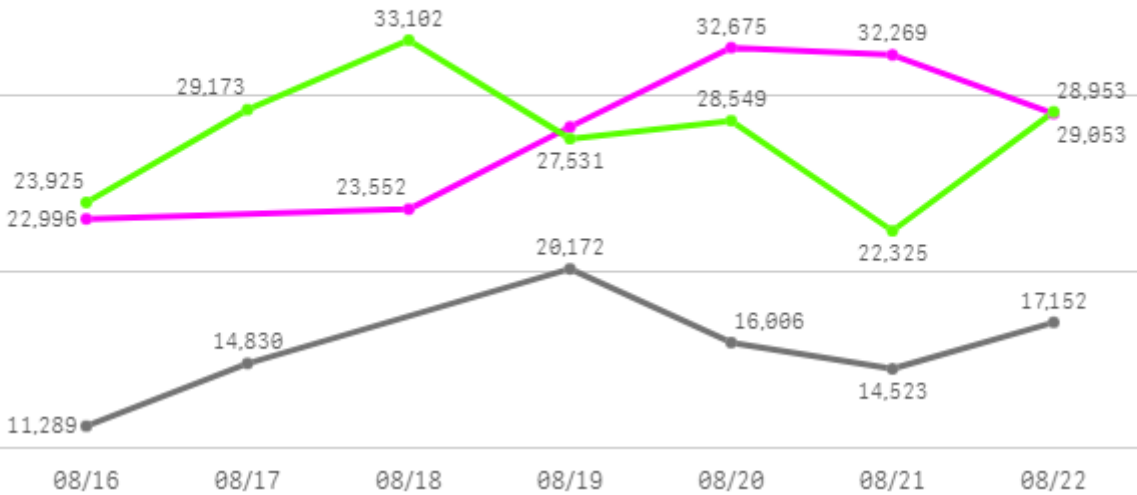
7

산지별 주출하 시군구



주간 도매가격(원)

◆ 2025 ● 2024 ◆ 평년



구분	금주(A)	전주(B)	전월(C)	전년(D)	평년(E)	A/B	A/C	A/D	A/E
가격(원)	27,045	17,147	13,813	15,662	26,317	157.7%	195.8%	172.7%	102.8%

※ 상품 가격 기준

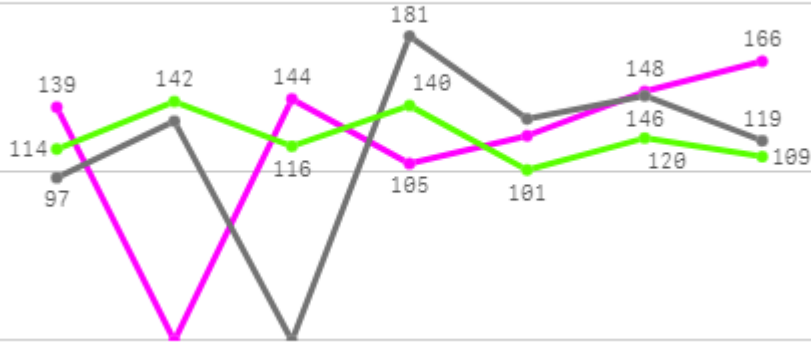
□ 애호박(20개) 주간 가격

구분	Q	품종	Q	단량	Q	특	상	보통	하
2025-08-16		애호박		20개		26,079	22,996	15,530	9,289
2025-08-18		애호박		20개		27,325	23,552	15,291	9,344
2025-08-19		애호박		20개		32,356	28,195	18,271	11,042
2025-08-20		애호박		20개		37,345	32,675	21,995	14,115
2025-08-21		애호박		20개		37,507	32,269	22,148	14,179
2025-08-22		애호박		20개		35,021	28,953	20,692	12,661
평균						32,606	28,107	18,988	11,772

토마토

주간 반입량(톤)

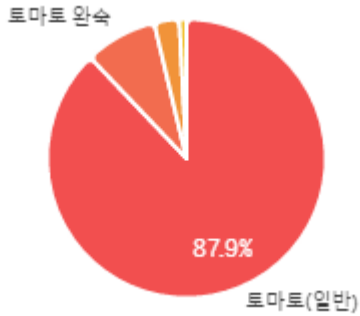
◆ 2025 ● 2024 ▲ 평년



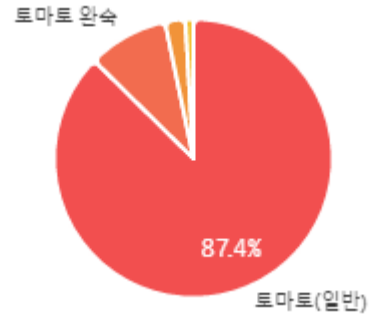
08/16 08/17 08/18 08/19 08/20 08/21 08/22

구분	금주(A)	전주(B)	전월(C)	전년(D)	평년(E)	A/B	A/C	A/D	A/E
물량(톤)	824	894	811	805	819	92.2%	101.5%	102.4%	100.5%

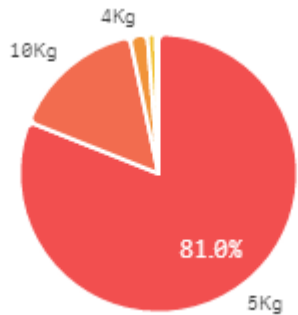
출하 품종별 거래물량 구성비



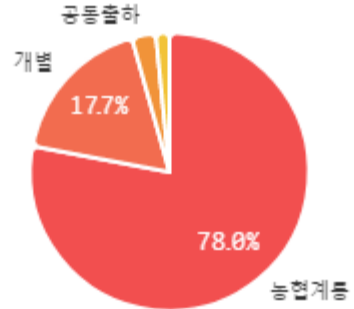
출하 품종별 거래금액 구성비



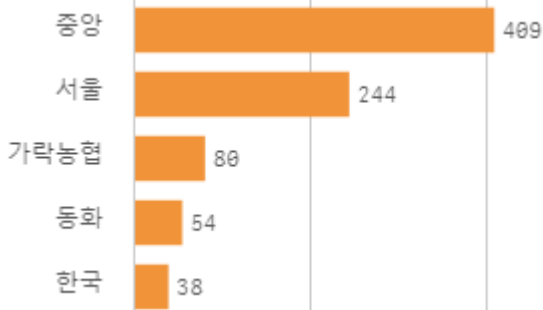
거래 단량별 물량 구성비



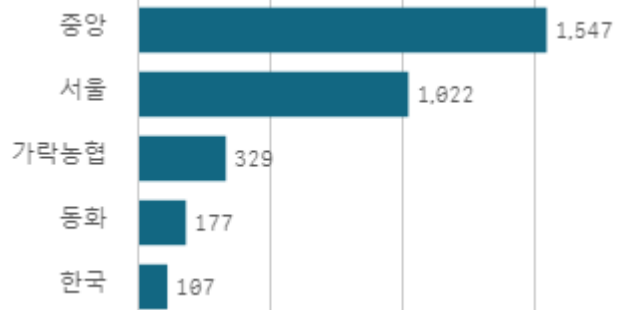
출하자별 거래물량 구성비



도매시장 법인별 거래물량(톤)

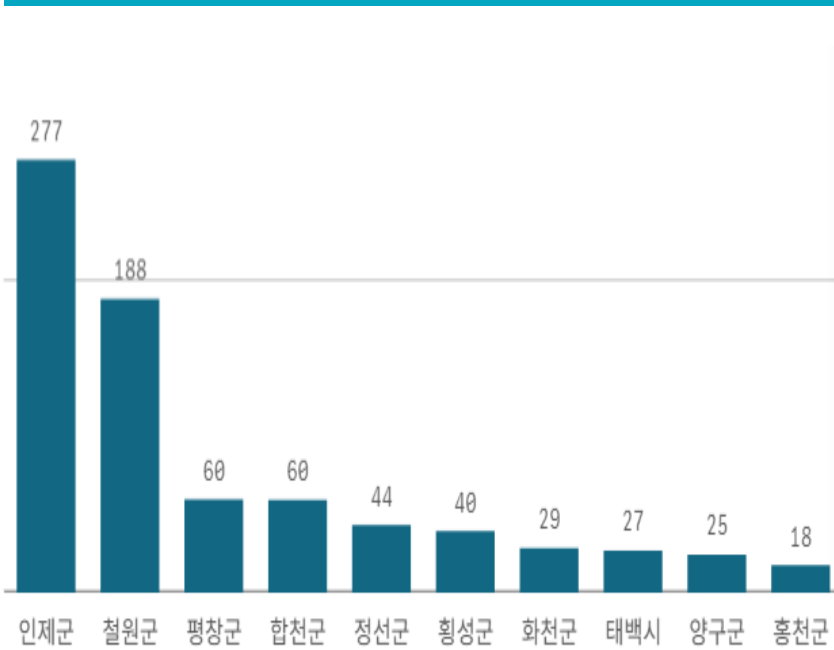


도매시장 법인별 거래금액(백만원)



토마토(5Kg)

산지별 거래물량(톤)



출하산지(개소)

22

출하건수(천건)

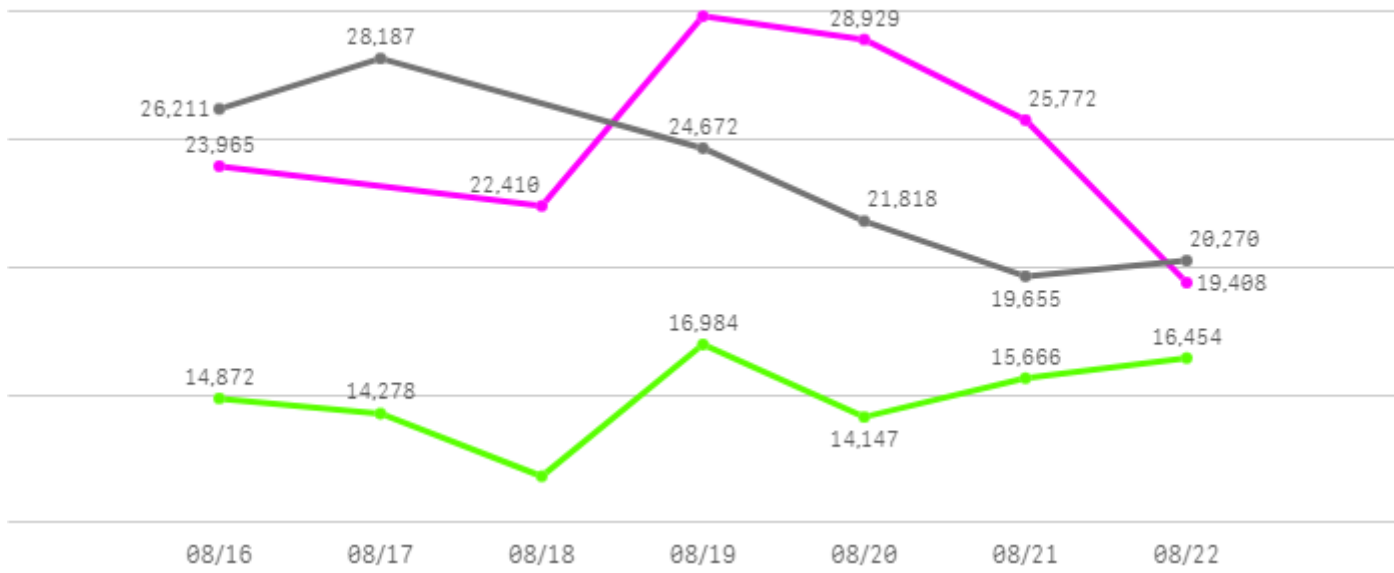
7

산지별 주출하 시군구



주간 도매가격(원)

◆ 2025 ● 2024 ◆ 평년



구분	금주(A)	전주(B)	전월(C)	전년(D)	평년(E)	A/B	A/C	A/D	A/E
가격(원)	25,335	14,142	12,833	23,469	21,912	179.1%	197.4%	108.0%	115.6%

※ 상품 가격 기준

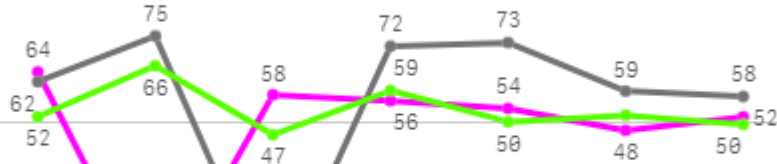
□ 토마토(5Kg) 주간 가격

구분	Q	품종	Q	단량	Q	특	상	보통	하
2025-08-16		토마토		5Kg		27,538	23,965	17,487	10,386
2025-08-18		토마토		5Kg		26,043	22,410	18,729	12,848
2025-08-19		토마토		5Kg		33,767	29,843	23,606	13,024
2025-08-20		토마토		5Kg		33,871	28,929	24,182	14,836
2025-08-21		토마토		5Kg		28,921	25,772	20,944	14,537
2025-08-22		토마토		5Kg		25,907	19,408	16,074	11,966
평균						29,341	25,055	20,170	12,933

방울토마토

주간 반입량(톤)

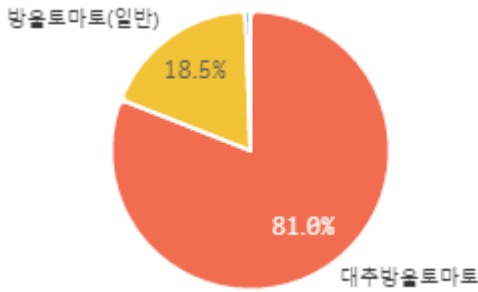
◆ 2025 ● 2024 ▲ 평년



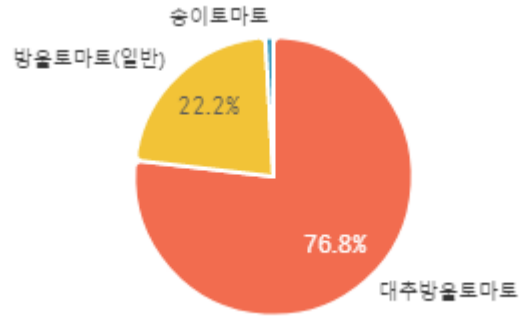
08/16 08/17 08/18 08/19 08/20 08/21 08/22

구분	금주(A)	전주(B)	전월(C)	전년(D)	평년(E)	A/B	A/C	A/D	A/E
물량(톤)	333	367	446	397	366	90.9%	74.6%	83.8%	90.9%

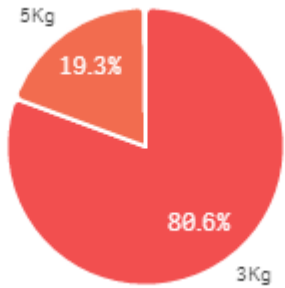
출하 품종별 거래물량 구성비



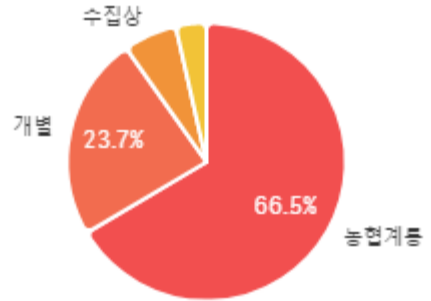
출하 품종별 거래금액 구성비



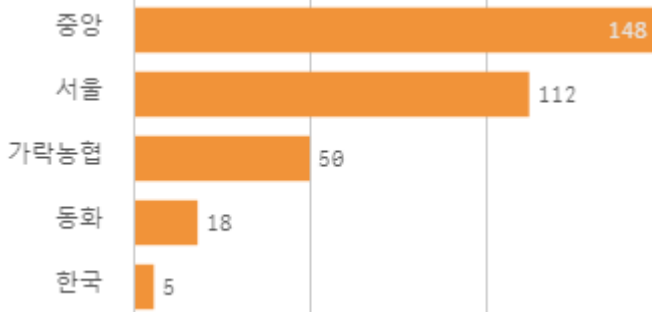
거래 단량별 물량 구성비



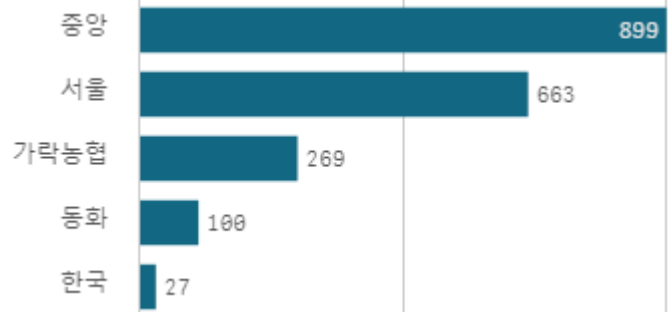
출하자별 거래물량 구성비



도매시장 법인별 거래물량(톤)

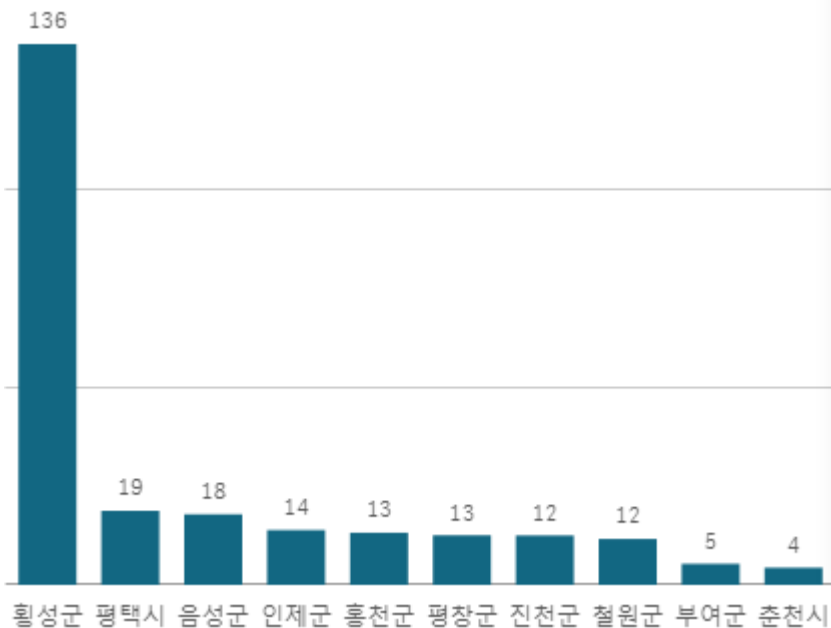


도매시장 법인별 거래금액(백만원)



대추방울토마토(3Kg)

산지별 거래물량(톤)



산지별 주출하 시군구



출하산지(개소)

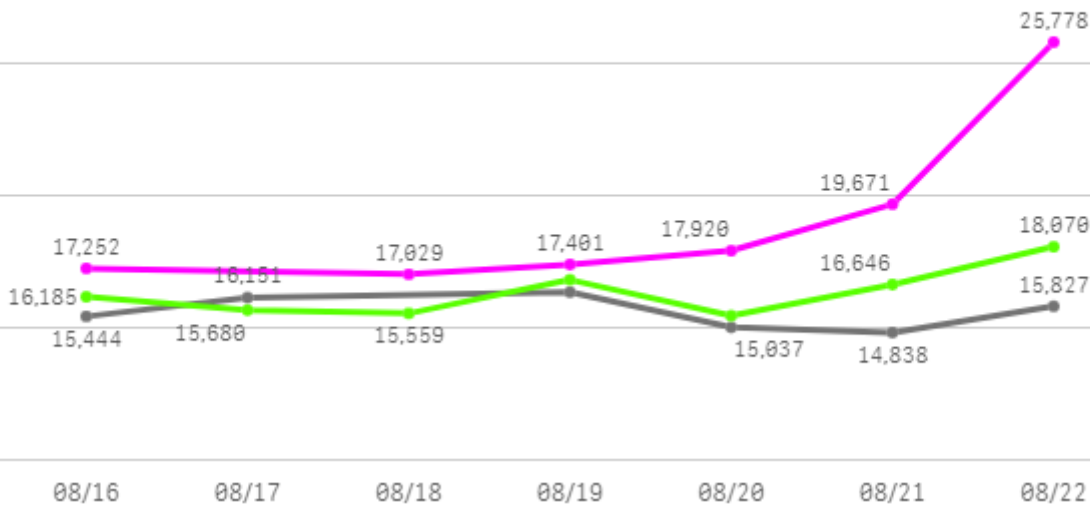
28

출하건수(천건)

3

주간 도매가격(원)

◆ 2025 ● 2024 ◆ 평년



구분	금주(A)	전주(B)	전월(C)	전년(D)	평년(E)	A/B	A/C	A/D	A/E
가격(원)	18,266	15,767	13,822	15,609	17,670	115.8%	132.2%	117.0%	103.4%

※ 상품 가격 기준

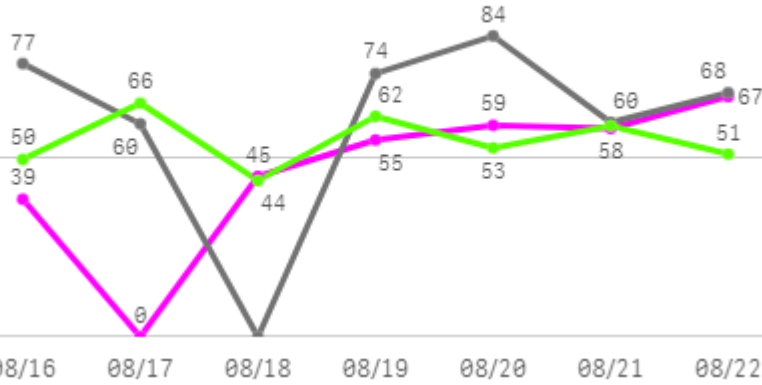
□ 대추방울토마토(3Kg) 주간 가격

구분	Q	품종	Q	단량	Q	특	상	보통	하
2025-08-16		대추방울토마토		3Kg		22,393	17,252	14,189	10,014
2025-08-18		대추방울토마토		3Kg		23,596	17,029	14,626	11,428
2025-08-19		대추방울토마토		3Kg		26,102	17,401	14,999	11,930
2025-08-20		대추방울토마토		3Kg		22,492	17,920	15,514	12,413
2025-08-21		대추방울토마토		3Kg		24,868	19,671	17,478	13,391
2025-08-22		대추방울토마토		3Kg		30,859	25,778	22,297	14,217
평균						25,052	19,175	16,517	12,232

멜론

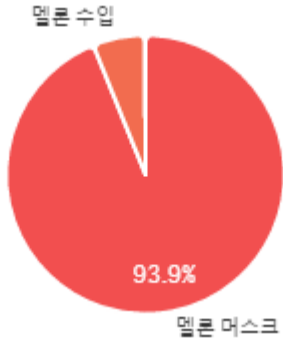
주간 반입량(톤)

◆ 2025 ● 2024 ▲ 평년

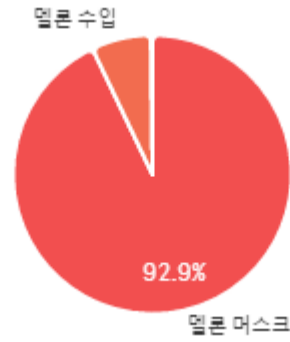


구분	금주(A)	전주(B)	전월(C)	전년(D)	평년(E)	A/B	A/C	A/D	A/E
물량(톤)	324	401	239	423	375	80.6%	135.7%	76.5%	86.4%

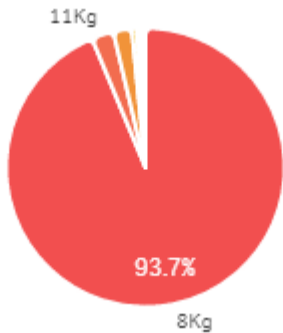
출하 품종별 거래물량 구성비



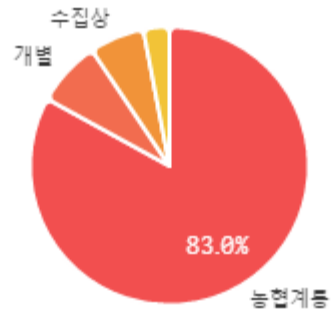
출하 품종별 거래금액 구성비



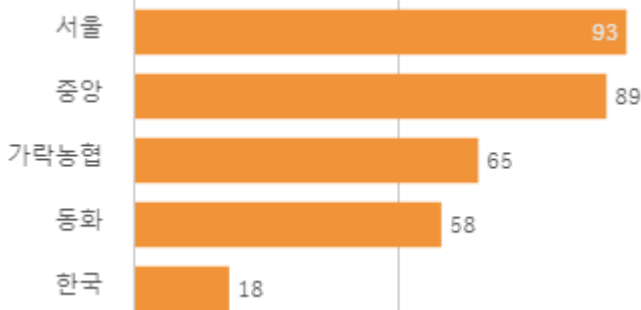
거래 단량별 물량 구성비



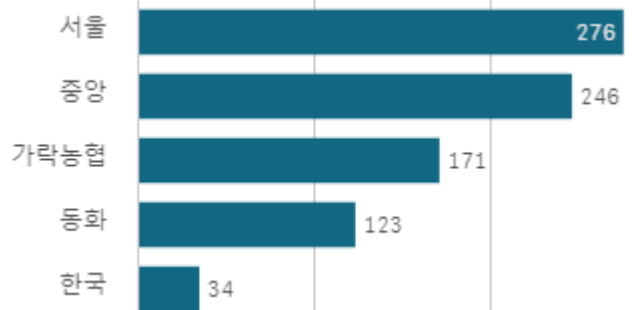
출하자별 거래물량 구성비



도매시장 법인별 거래물량(톤)

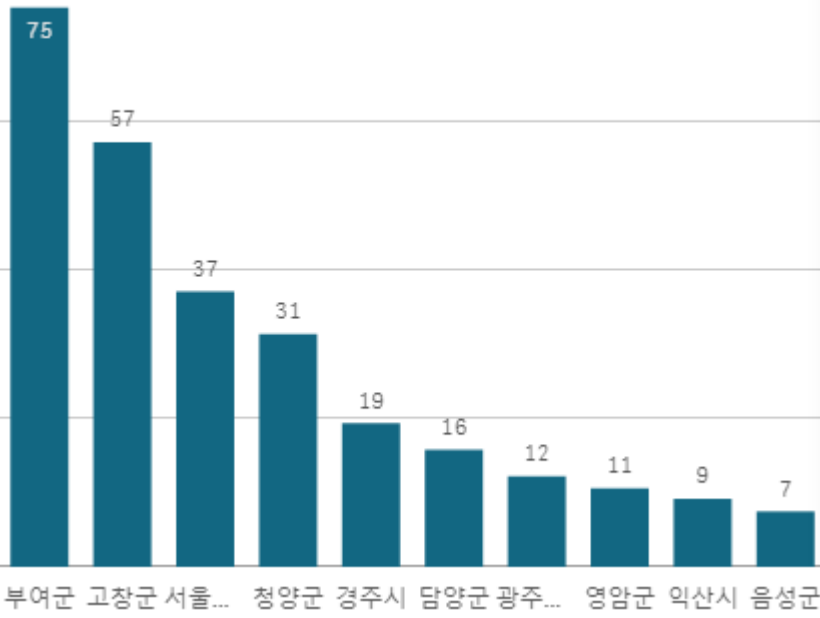


도매시장 법인별 거래금액(백만원)



멜론 머스크(8Kg)

산지별 거래물량(톤)



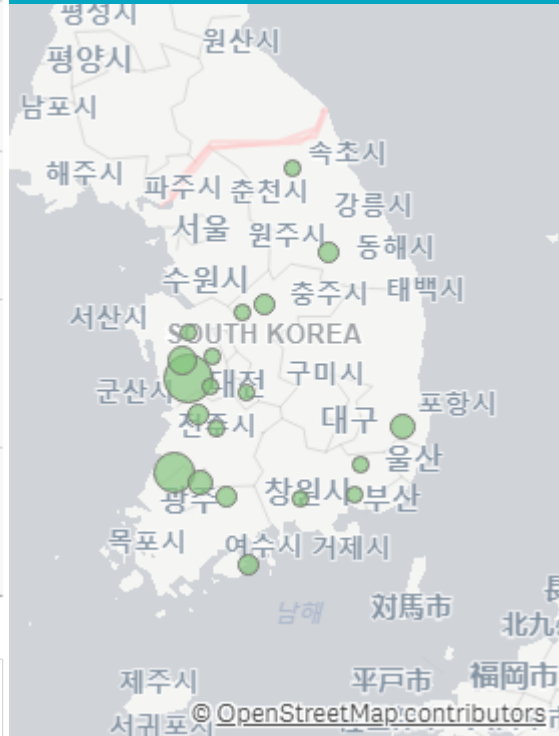
출하산지(개소)

22

출하건수(천건)

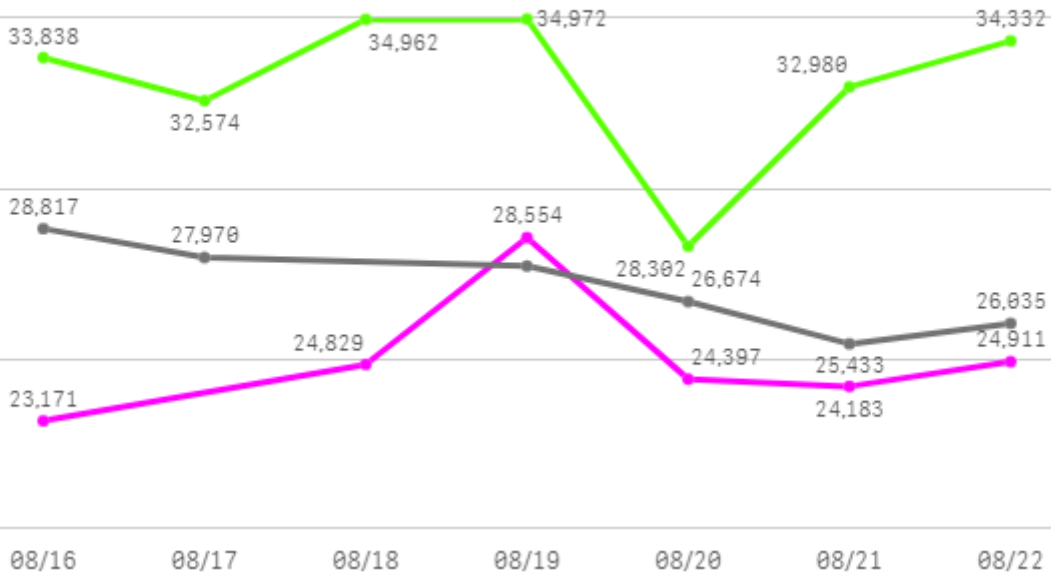
2

산지별 주출하 시군구



주간 도매가격(원)

◆ 2025 ● 2024 ◆ 평년



구분	금주(A)	전주(B)	전월(C)	전년(D)	평년(E)	A/B	A/C	A/D	A/E
가격(원)	24,949	23,965	34,064	27,108	28,448	104.1%	73.2%	92.0%	87.7%

※ 상품 가격 기준

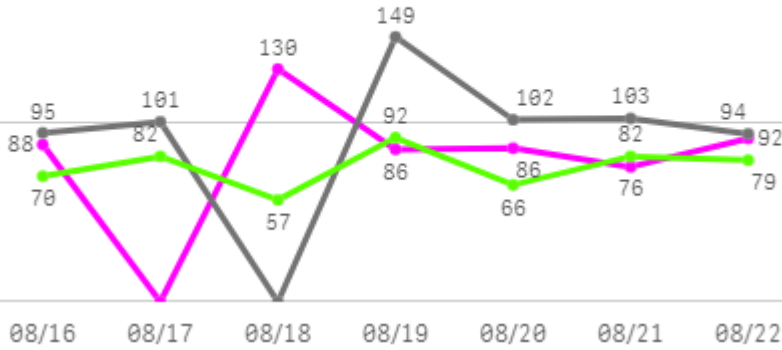
□ 멜론 머스크(8Kg) 주간 가격

구분	Q	품종	Q	단량	Q	특	상	보통	하
2025-08-16		멜론 머스크		8Kg		30,319	23,171	17,512	11,919
2025-08-18		멜론 머스크		8Kg		36,086	24,829	18,434	13,189
2025-08-19		멜론 머스크		8Kg		54,712	28,554	19,374	11,331
2025-08-20		멜론 머스크		8Kg		51,360	24,397	18,942	12,803
2025-08-21		멜론 머스크		8Kg		30,511	24,183	18,878	13,993
2025-08-22		멜론 머스크		8Kg		53,177	24,911	19,096	13,763
평균						42,694	25,008	18,706	12,833

가지

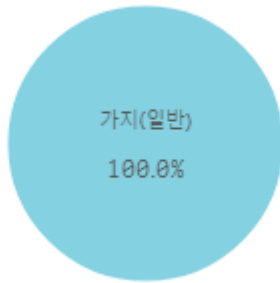
주간 반입량(톤)

◆ 2025 ● 2024 ▲ 평년

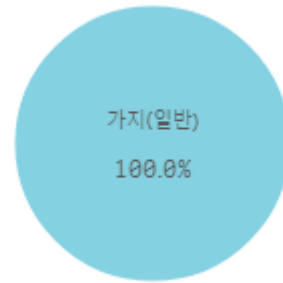


구분	금주(A)	전주(B)	전월(C)	전년(D)	평년(E)	A/B	A/C	A/D	A/E
물량(톤)	558	554	532	643	568	100.7%	104.9%	86.7%	98.2%

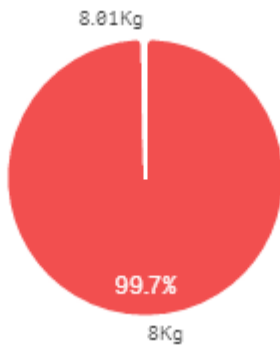
출하 품종별 거래물량 구성비



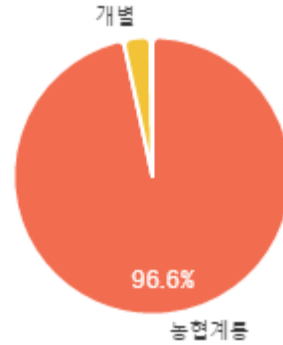
출하 품종별 거래금액 구성비



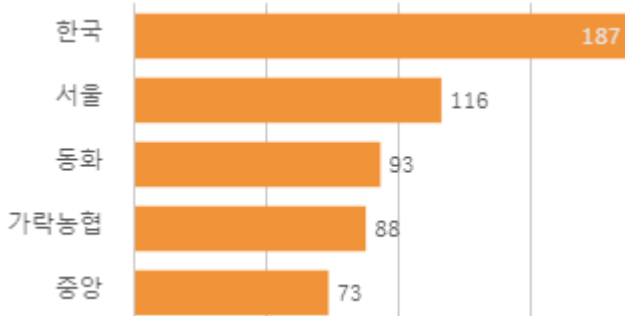
거래 단량별 물량 구성비



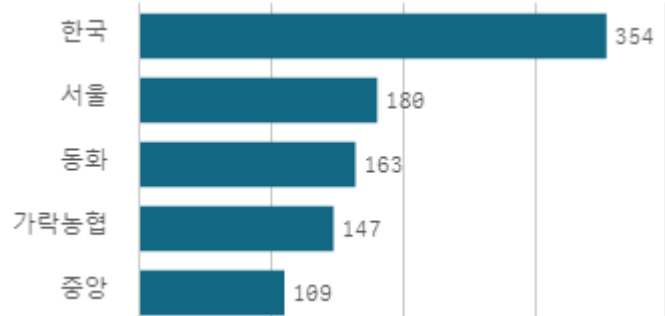
출하자별 거래물량 구성비



도매시장 법인별 거래물량(톤)

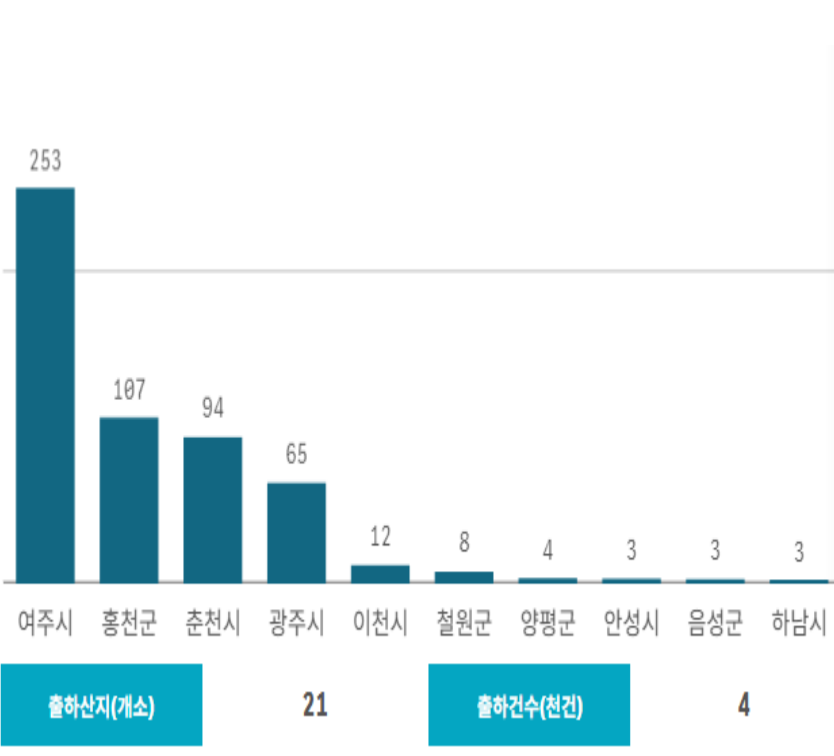


도매시장 법인별 거래금액(백만원)



가지(8Kg)

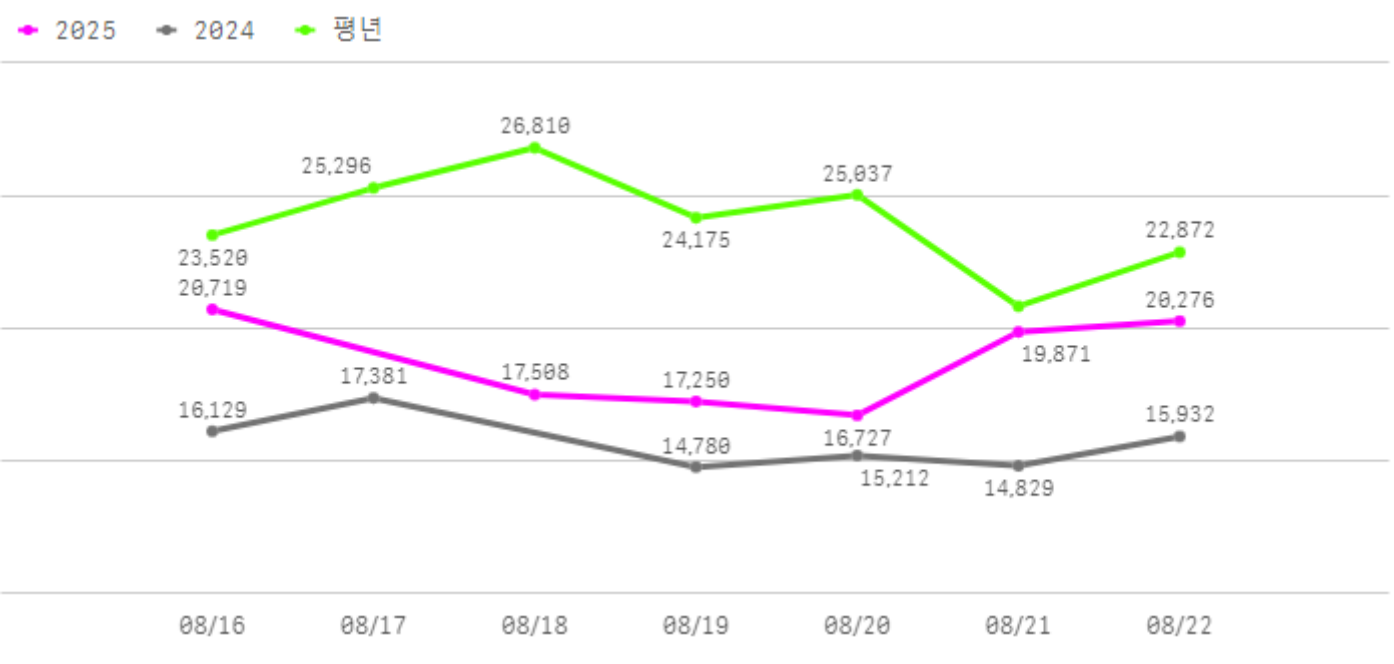
산지별 거래물량(톤)



산지별 주출하 시군구



주간 도매가격(원)



구분	금주(A)	전주(B)	전월(C)	전년(D)	평년(E)	A/B	A/C	A/D	A/E
가격(원)	18,649	20,280	21,635	15,711	19,739	92.0%	86.2%	118.7%	94.5%

※ 상품 가격 기준

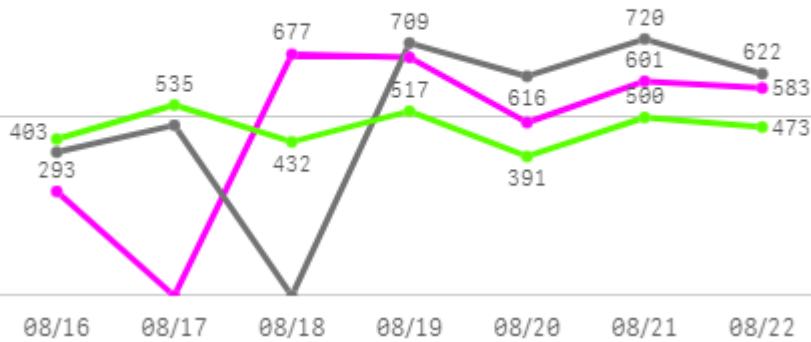
□ 가지(8Kg) 주간 가격

구분	Q	품종	Q	단량	Q	특	상	보통	하
2025-08-16		가지		8Kg		-	20,719	16,206	10,642
2025-08-18		가지		8Kg		-	17,508	13,877	9,344
2025-08-19		가지		8Kg		-	17,250	13,131	9,326
2025-08-20		가지		8Kg		-	16,727	13,372	9,348
2025-08-21		가지		8Kg		-	19,871	15,561	11,158
2025-08-22		가지		8Kg		-	20,276	16,296	11,423
평균						-	18,725	14,741	10,207

무

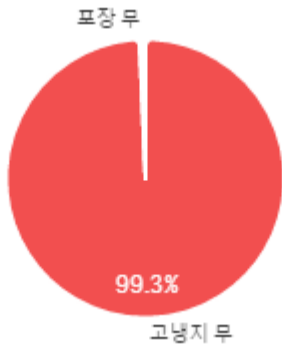
주간 반입량(톤)

◆ 2025 ● 2024 ▲ 평년

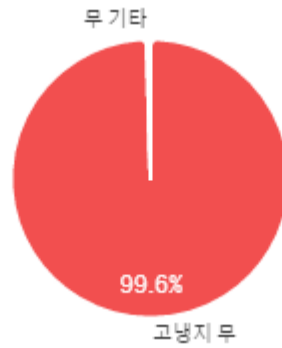


구분	금주(A)	전주(B)	전월(C)	전년(D)	평년(E)	A/B	A/C	A/D	A/E
물량(톤)	3,308	2,902	2,949	3,548	3,365	114.0%	112.2%	93.3%	98.3%

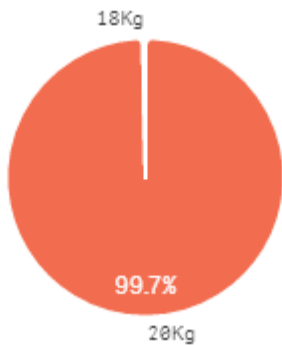
출하 품종별 거래물량 구성비



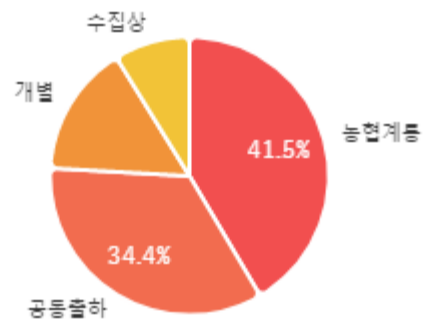
출하 품종별 거래금액 구성비



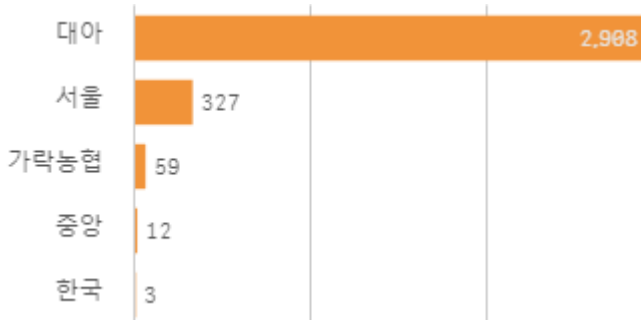
거래 단량별 물량 구성비



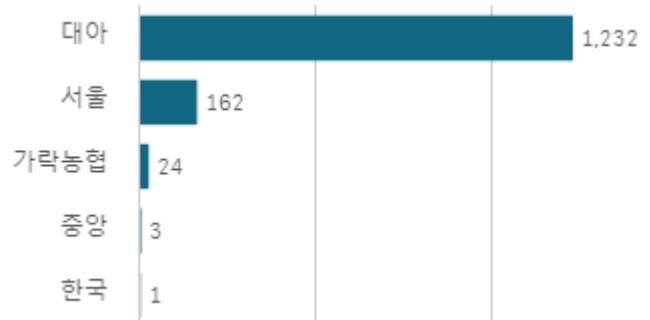
출하자별 거래물량 구성비



도매시장 법인별 거래물량(톤)

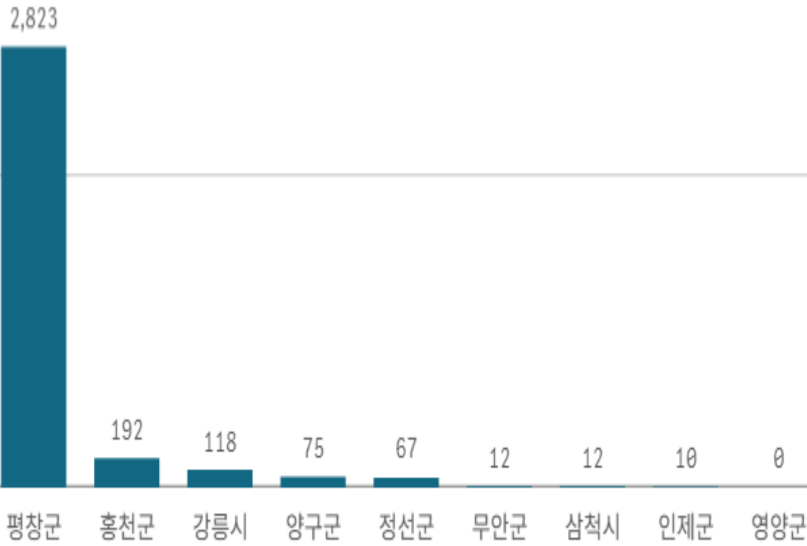


도매시장 법인별 거래금액(백만원)



무(20Kg)

산지별 거래물량(톤)



출하산지(개소)

9

출하건수(천건)

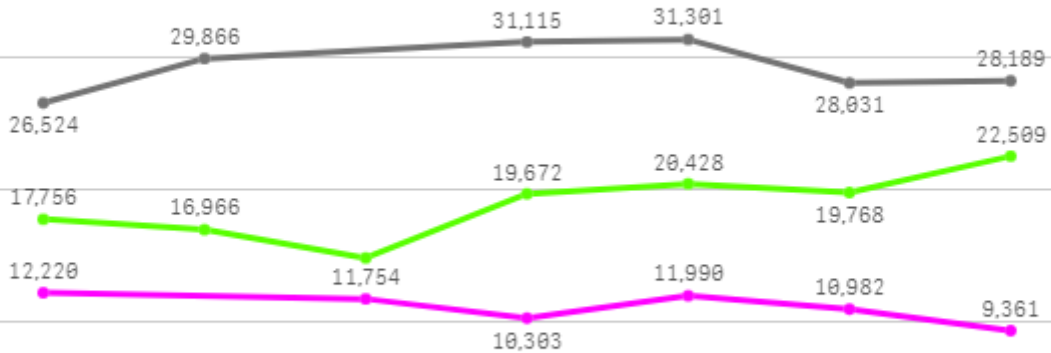
1

산지별 주출하 시군구



주간 도매가격(원)

◆ 2025 ● 2024 ▲ 평년



08/16 08/17 08/18 08/19 08/20 08/21 08/22

구분	금주(A)	전주(B)	전월(C)	전년(D)	평년(E)	A/B	A/C	A/D	A/E
가격(원)	11,376	12,472	14,722	29,171	14,607	91.2%	77.3%	39.0%	77.9%

※ 상품 가격 기준

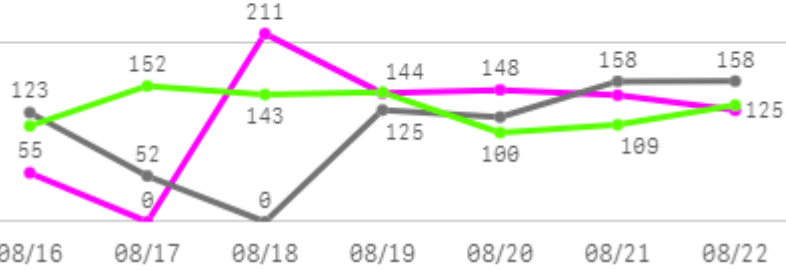
□ 무(20Kg) 주간 가격

구분	Q	품종	Q	단량	Q	특	상	보통	하
2025-08-16		무		20Kg		13,696	12,220	9,982	7,433
2025-08-18		무		20Kg		15,128	11,754	8,031	3,865
2025-08-19		무		20Kg		14,653	10,303	6,361	3,632
2025-08-20		무		20Kg		15,225	11,990	8,357	2,983
2025-08-21		무		20Kg		13,981	10,982	8,419	5,621
2025-08-22		무		20Kg		13,269	9,361	6,721	4,255
평균						14,325	11,102	7,979	4,632

당근

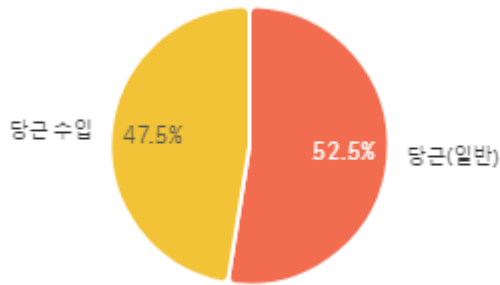
주간 반입량(톤)

◆ 2025 ● 2024 ▲ 평년

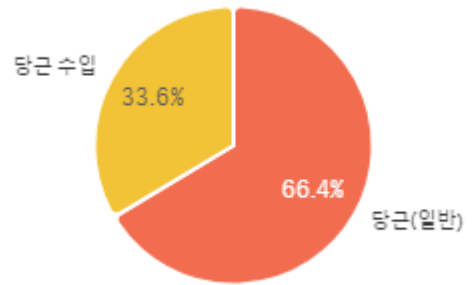


구분	금주(A)	전주(B)	전월(C)	전년(D)	평년(E)	A/B	A/C	A/D	A/E
물량(톤)	825	945	907	732	882	87.3%	91.0%	112.7%	93.5%

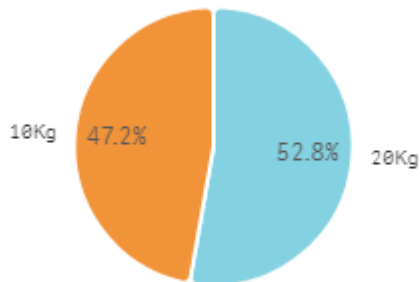
출하 품종별 거래물량 구성비



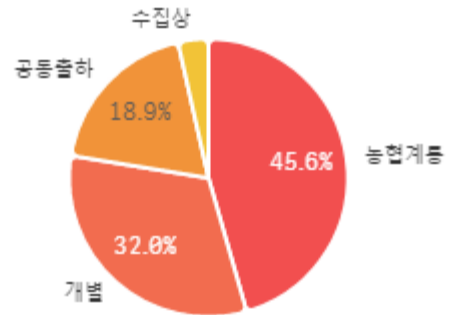
출하 품종별 거래금액 구성비



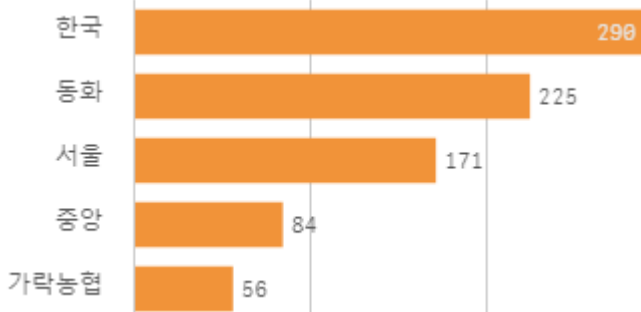
거래 단량별 물량 구성비



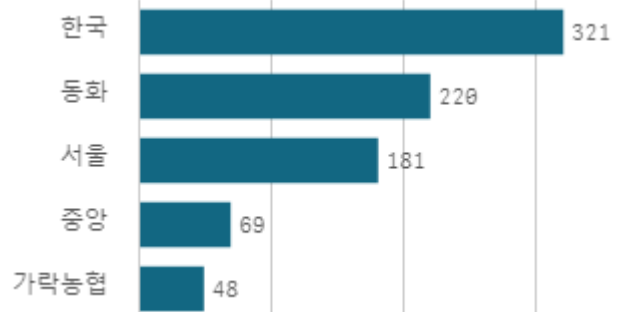
출하자별 거래물량 구성비



도매시장 법인별 거래물량(톤)

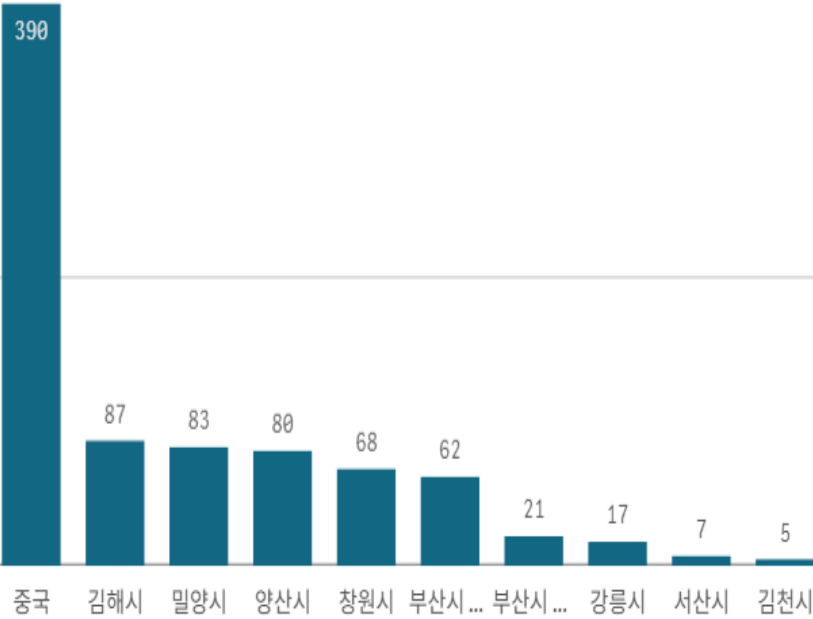


도매시장 법인별 거래금액(백만원)



당근(20Kg)

산지별 거래물량(톤)



출하산지(개소)

14

출하건수(천건)

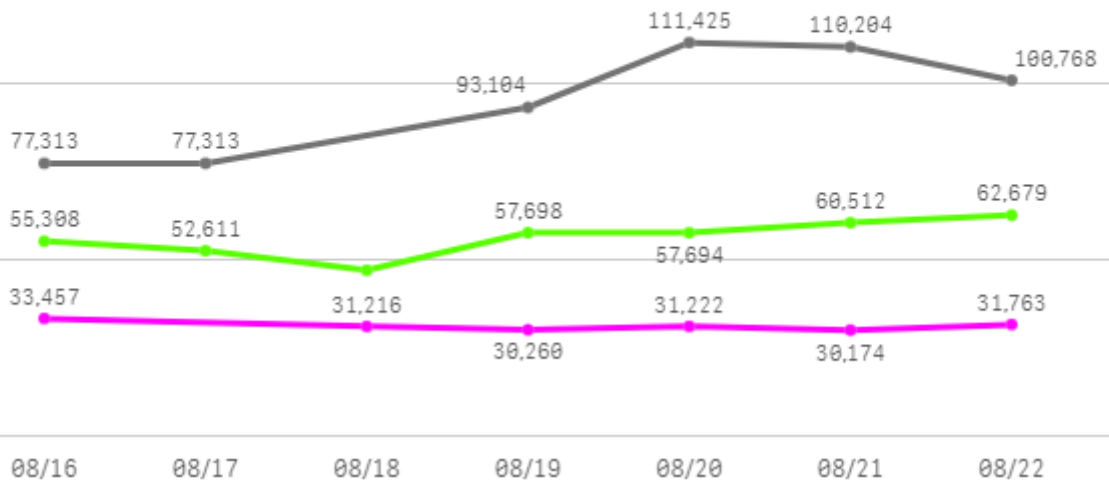
1

산지별 주출하 시군구



주간 도매가격(원)

◆ 2025 ● 2024 ◆ 평년



구분	금주(A)	전주(B)	전월(C)	전년(D)	평년(E)	A/B	A/C	A/D	A/E
가격(원)	31,277	34,118	24,914	96,631	43,392	91.7%	125.5%	32.4%	72.1%

※ 상품 가격 기준

□ 당근(20Kg) 주간 가격

구분	Q	품종	Q	단량	Q	특	상	보통	하
2025-08-16		당근		20Kg		37,000	33,457	27,516	21,519
2025-08-18		당근		20Kg		34,556	31,216	26,540	16,666
2025-08-19		당근		20Kg		34,000	30,260	23,137	12,708
2025-08-20		당근		20Kg		34,924	31,222	24,091	15,333
2025-08-21		당근		20Kg		32,971	30,174	26,384	15,941
2025-08-22		당근		20Kg		34,000	31,763	26,446	17,495
평균						34,575	31,349	25,686	16,610

생고추

주간 반입량(톤)

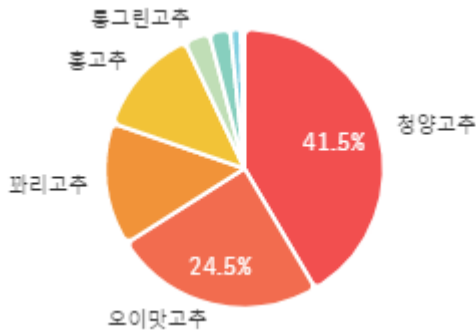
◆ 2025 ● 2024 ▲ 평년



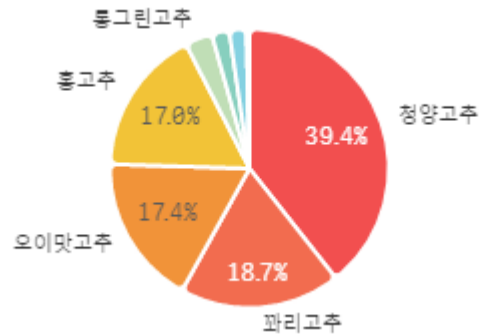
08/16 08/17 08/18 08/19 08/20 08/21 08/22

구분	금주(A)	전주(B)	전월(C)	전년(D)	평년(E)	A/B	A/C	A/D	A/E
물량(톤)	1,251	1,230	898	949	1,207	101.7%	139.3%	131.8%	103.6%

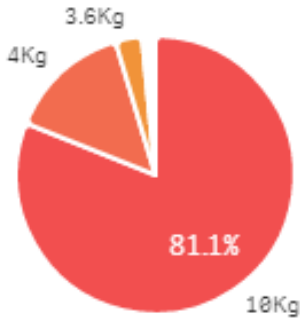
출하 품종별 거래물량 구성비



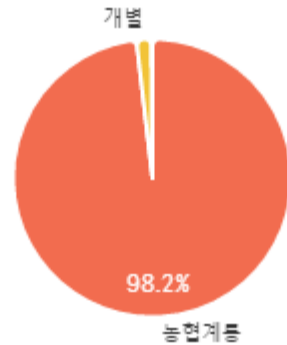
출하 품종별 거래금액 구성비



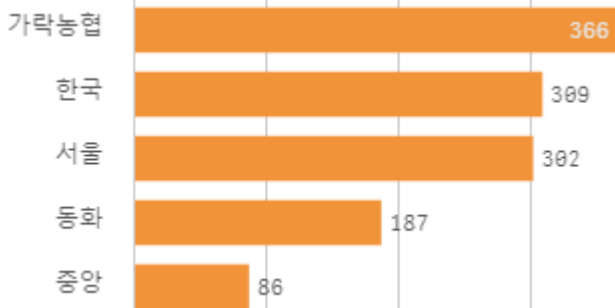
거래 단량별 물량 구성비



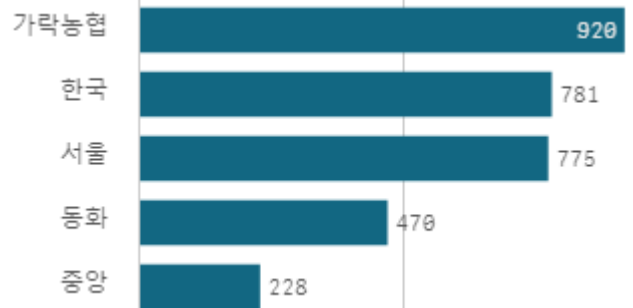
출하자별 거래물량 구성비



도매시장 법인별 거래물량(톤)

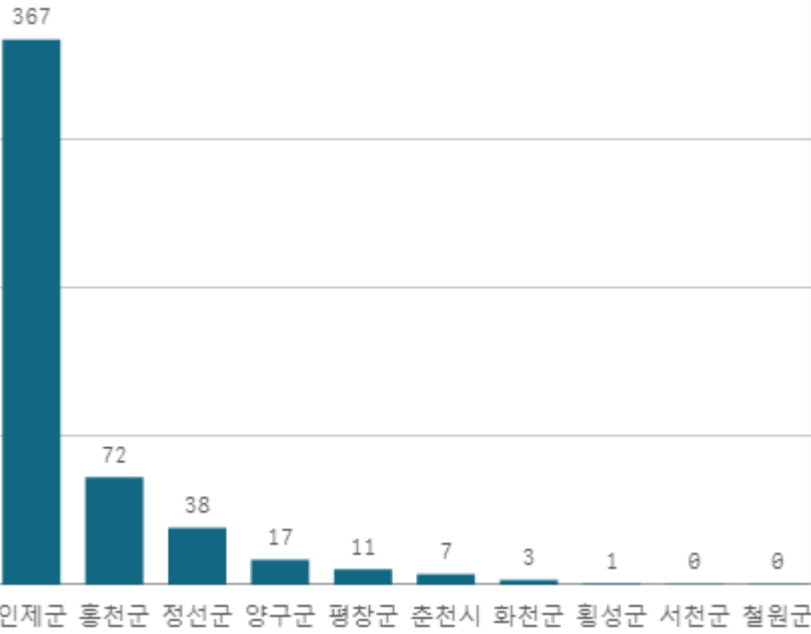


도매시장 법인별 거래금액(백만원)



청양고추(10Kg)

산지별 거래물량(톤)



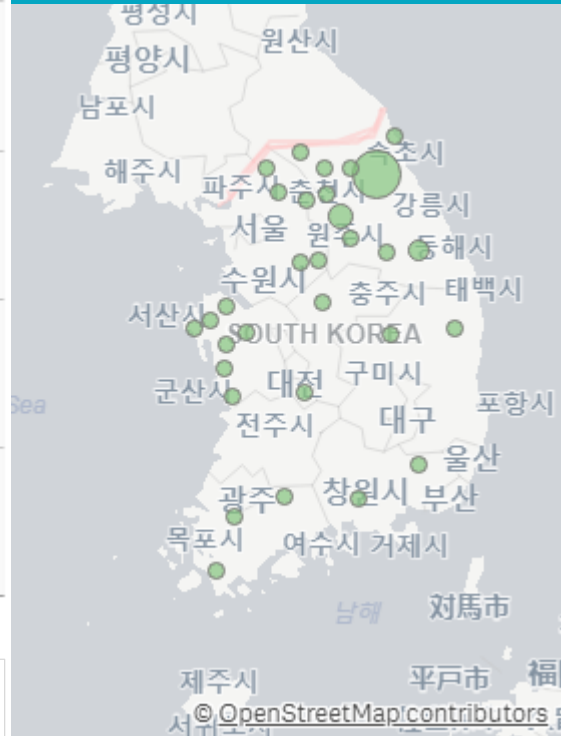
출하산지(개소)

32

출하건수(천건)

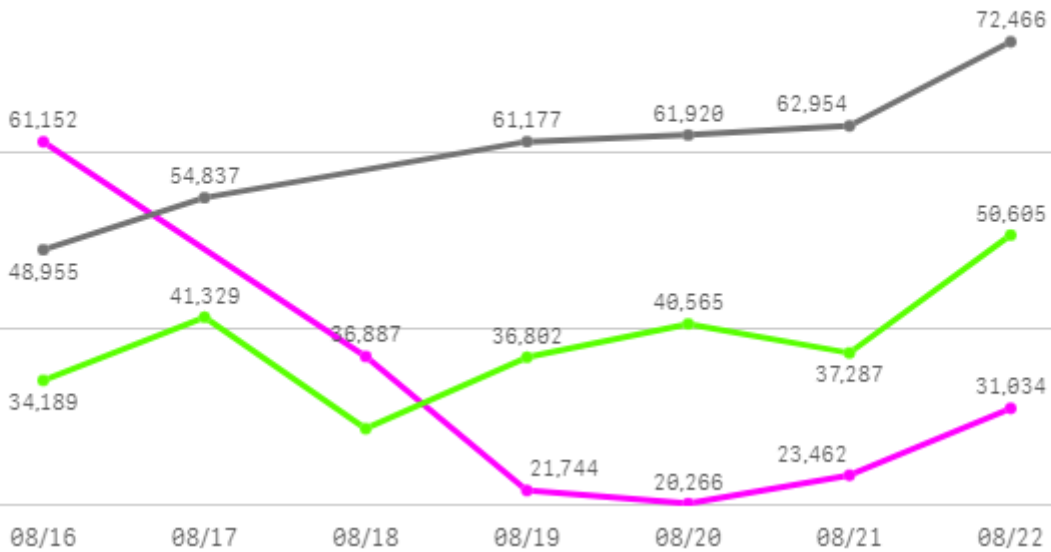
5

산지별 주출하 시군구



주간 도매가격(원)

◆ 2025 ● 2024 ◆ 평년



구분	금주(A)	전주(B)	전월(C)	전년(D)	평년(E)	A/B	A/C	A/D	A/E
가격(원)	35,983	31,414	98,997	60,385	36,477	114.5%	36.3%	59.6%	98.6%

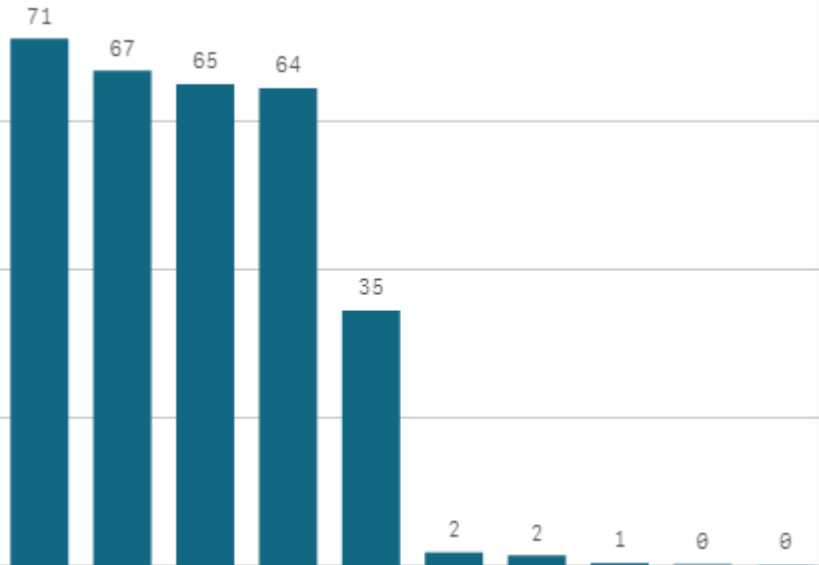
※ 상품 가격 기준

□ 청양고추(10Kg) 주간 가격

구분	Q	품종	Q	단량	Q	특	상	보통	하
2025-08-16		청양고추		10Kg		79,348	61,152	41,040	20,925
2025-08-18		청양고추		10Kg		47,996	36,887	26,378	15,724
2025-08-19		청양고추		10Kg		27,308	21,744	17,115	11,906
2025-08-20		청양고추		10Kg		23,090	20,266	16,630	13,225
2025-08-21		청양고추		10Kg		26,019	23,462	19,361	15,102
2025-08-22		청양고추		10Kg		35,482	31,034	24,669	18,683
평균						39,874	32,424	24,199	15,928

오이맛고추(10Kg)

산지별 거래물량(톤)



출하산지(개소)

16

출하건수(천건)

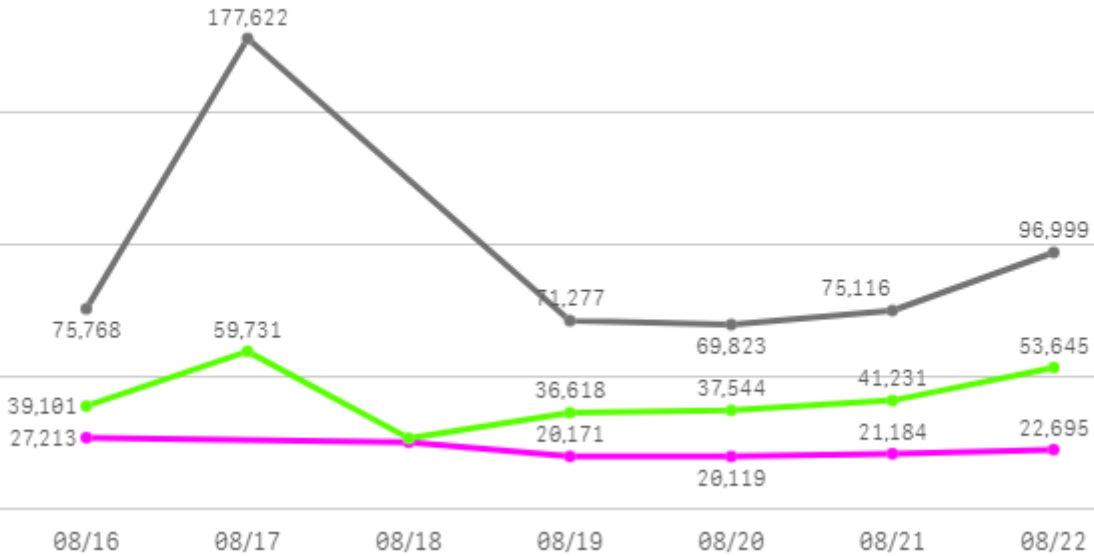
3

산지별 주출하 시군구



주간 도매가격(원)

◆ 2025 ● 2024 ◆ 평년



구분	금주(A)	전주(B)	전월(C)	전년(D)	평년(E)	A/B	A/C	A/D	A/E
가격(원)	23,438	23,764	51,263	94,434	31,460	98.6%	45.7%	24.8%	74.5%

※ 상품 가격 기준

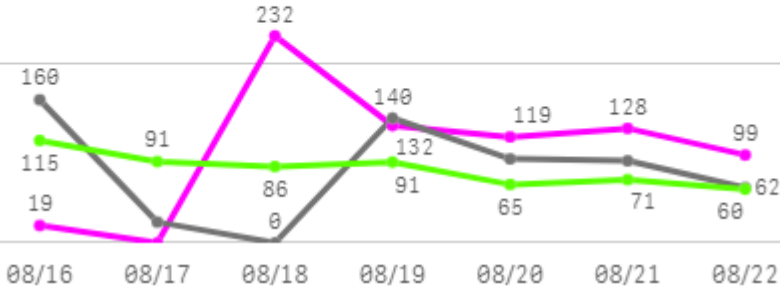
□ 오이맛고추(10Kg) 주간 가격

구분	Q	품종	Q	단량	Q	특	상	보통	하
2025-08-16		오이맛고추		10Kg		41,452	27,213	11,621	4,169
2025-08-18		오이맛고추		10Kg		34,527	25,472	13,023	4,764
2025-08-19		오이맛고추		10Kg		29,854	20,171	12,570	5,151
2025-08-20		오이맛고추		10Kg		26,237	20,119	14,060	6,410
2025-08-21		오이맛고추		10Kg		25,309	21,184	14,760	6,992
2025-08-22		오이맛고추		10Kg		28,555	22,695	16,292	7,761
평균						30,989	22,809	13,721	5,875

마늘

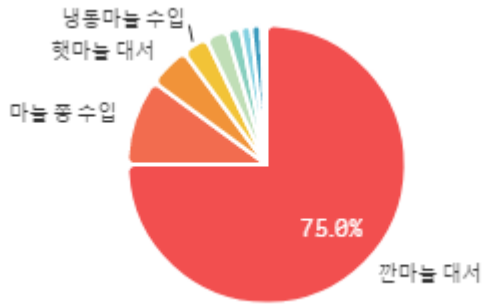
주간 반입량(톤)

◆ 2025 ● 2024 ▲ 평년

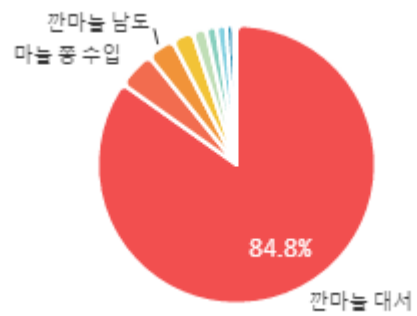


구분	금주(A)	전주(B)	전월(C)	전년(D)	평년(E)	A/B	A/C	A/D	A/E
물량(톤)	729	571	687	572	618	127.7%	106.1%	127.5%	117.8%

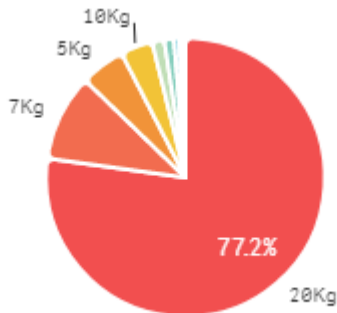
출하 품종별 거래물량 구성비



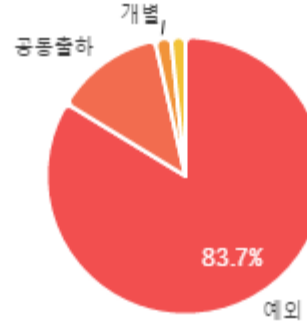
출하 품종별 거래금액 구성비



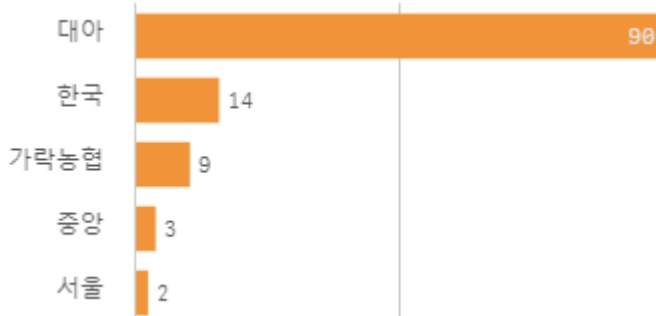
거래 단량별 물량 구성비



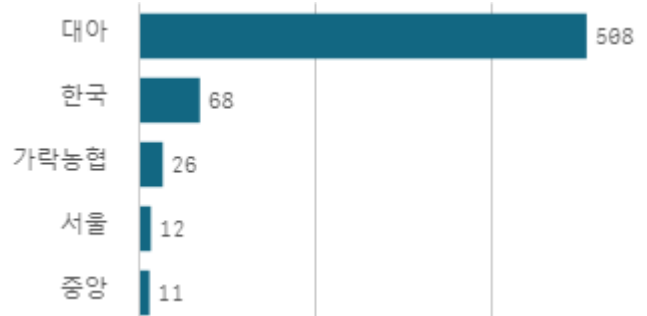
출하자별 거래물량 구성비



도매시장 법인별 거래물량(톤)

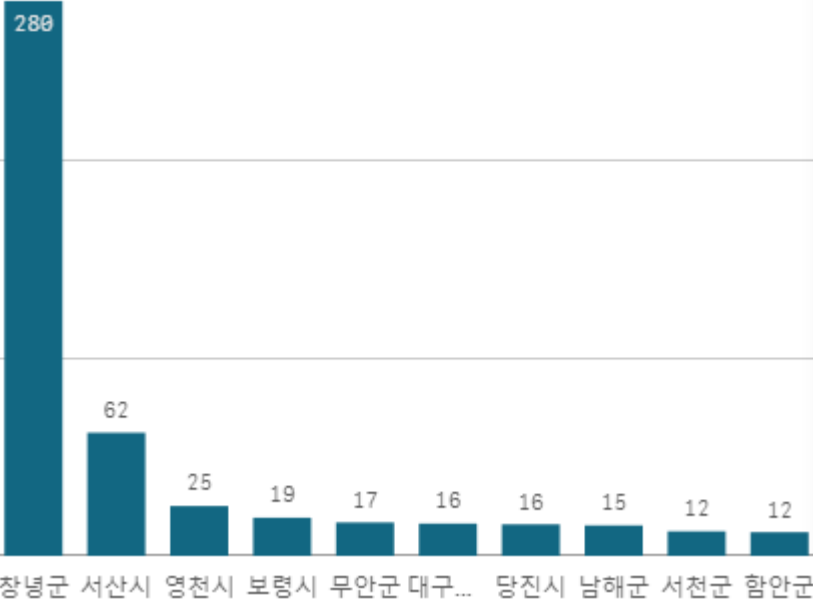


도매시장 법인별 거래금액(백만원)



깎마늘 대서(20Kg)

산지별 거래물량(톤)



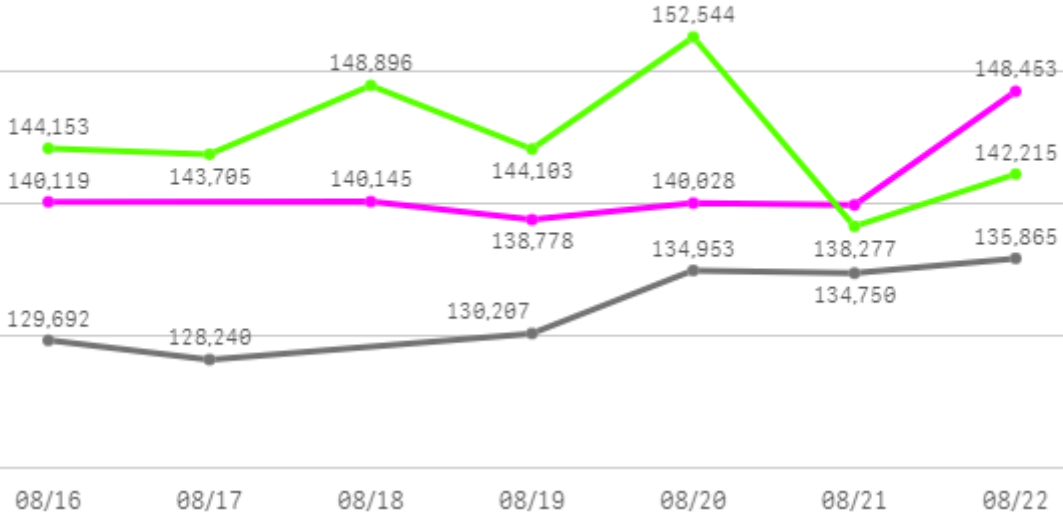
출하산지(개소) **23** 출하건수(천건) **2**

산지별 주출하 시군구



주간 도매가격(원)

◆ 2025 ● 2024 ◆ 평년



구분	금주(A)	전주(B)	전월(C)	전년(D)	평년(E)	A/B	A/C	A/D	A/E
가격(원)	140,598	139,970	140,612	132,284	141,265	100.4%	100.0%	106.3%	99.5%

※ 상품 가격 기준

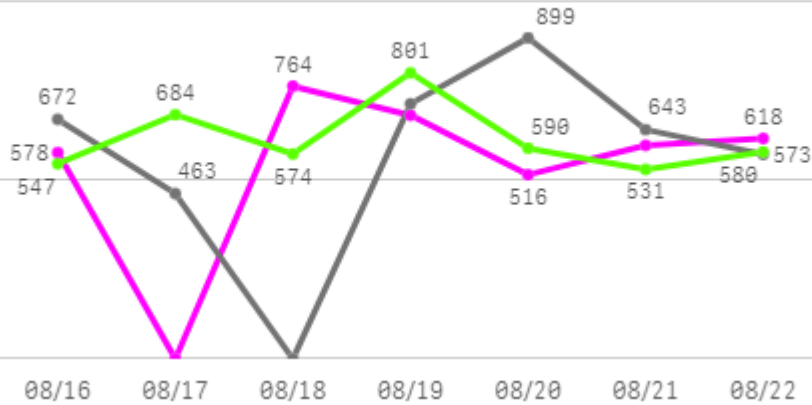
□ 깐마늘 대서(20Kg) 주간 가격

구분	Q	품종	Q	단량	Q	특	상	보통	하
2025-08-16		깐마늘 대서		20Kg		-	140,119	128,298	106,008
2025-08-18		깐마늘 대서		20Kg		-	140,145	129,218	101,692
2025-08-19		깐마늘 대서		20Kg		-	138,778	121,800	98,325
2025-08-20		깐마늘 대서		20Kg		-	140,028	124,569	97,189
2025-08-21		깐마늘 대서		20Kg		-	139,892	122,782	98,420
2025-08-22		깐마늘 대서		20Kg		-	148,453	133,471	102,139
평균						-	141,236	126,690	100,629

양파

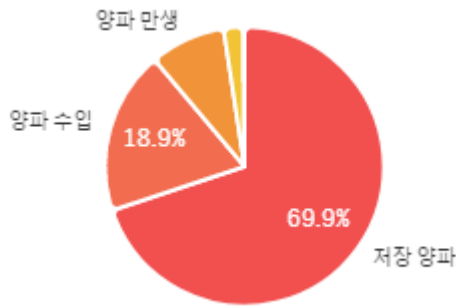
주간 반입량(톤)

◆ 2025 ● 2024 ▲ 평년

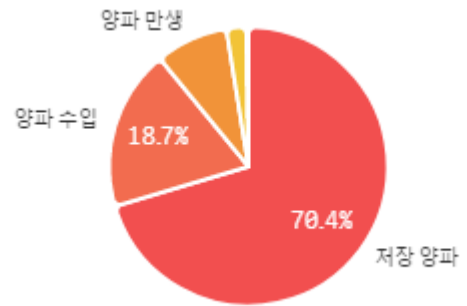


구분	금주(A)	전주(B)	전월(C)	전년(D)	평년(E)	A/B	A/C	A/D	A/E
물량(톤)	3,758	3,854	3,515	3,965	4,261	97.5%	106.9%	94.8%	88.2%

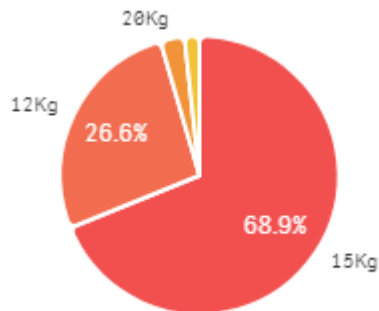
출하 품종별 거래물량 구성비



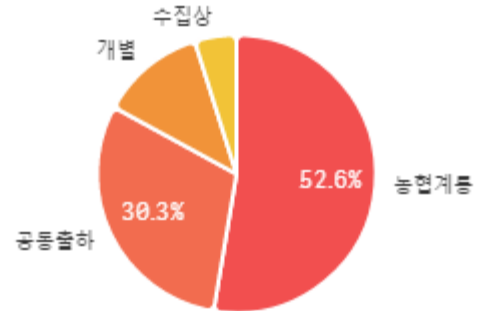
출하 품종별 거래금액 구성비



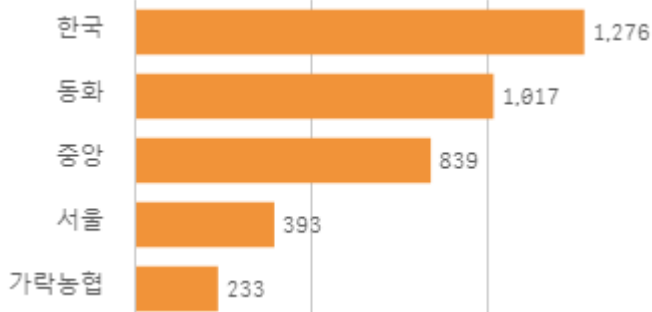
거래 단량별 물량 구성비



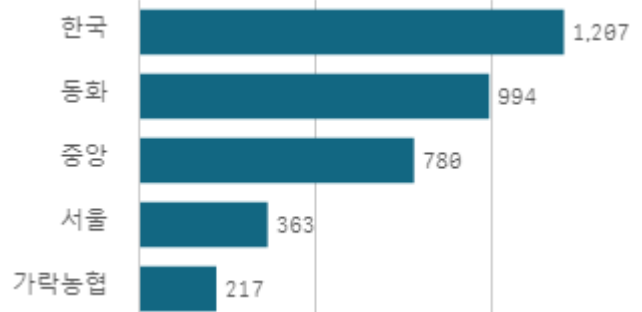
출하자별 거래물량 구성비



도매시장 법인별 거래물량(톤)

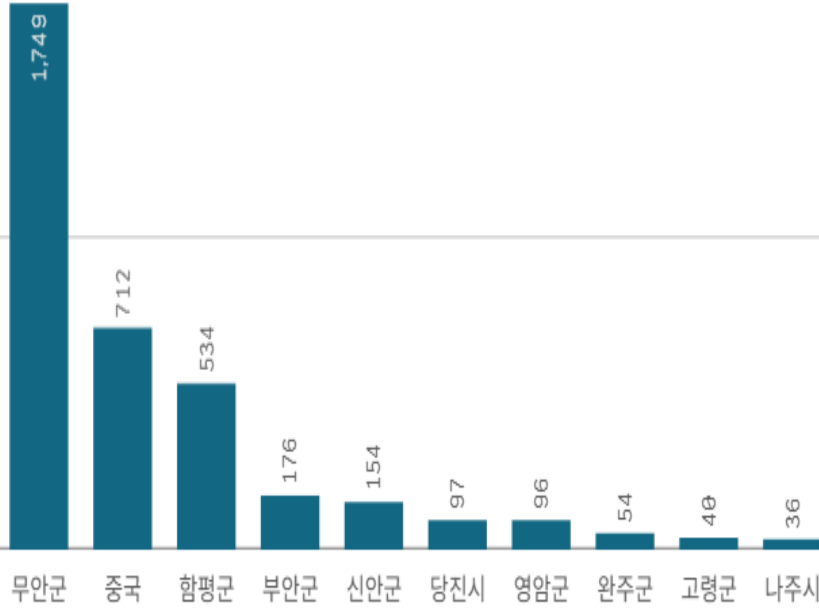


도매시장 법인별 거래금액(백만원)



양파(1Kg)

산지별 거래물량(톤)



출하산지(개소)

27

출하건수(천건)

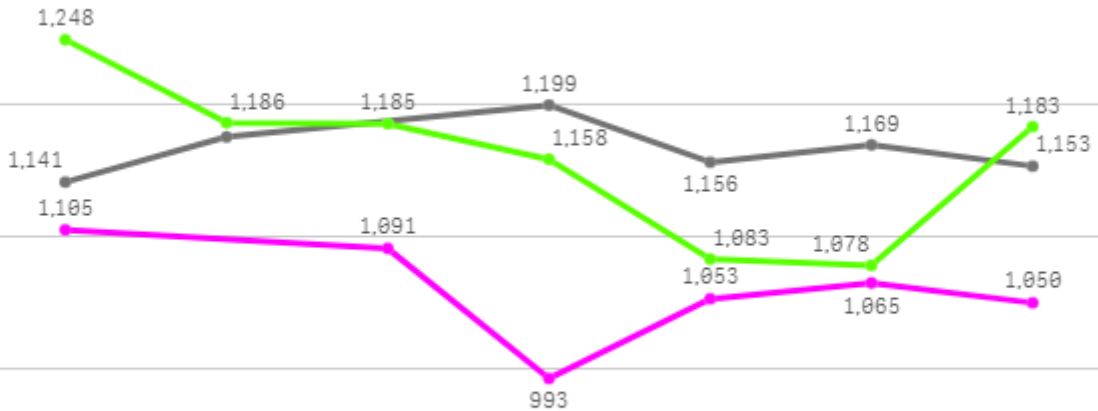
2

산지별 주출하 시군구



주간 도매가격(원)

● 2025 ● 2024 ● 평년



08/16 08/17 08/18 08/19 08/20 08/21 08/22

구분	금주(A)	전주(B)	전월(C)	전년(D)	평년(E)	A/B	A/C	A/D	A/E
가격(원)	1,065	1,121	1,060	1,166	1,121	95.0%	100.4%	91.3%	95.0%

※ 상품 가격 기준

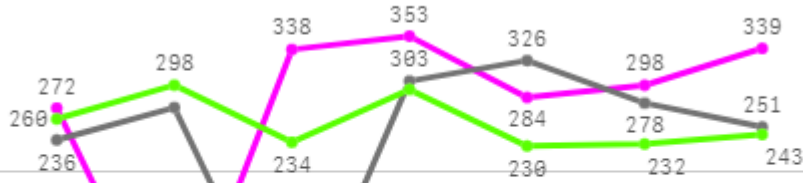
□ 양파(1Kg) 주간 가격

구분	Q	품종	Q	단량	Q	특	상	보통	하
2025-08-16		양파		1Kg		1,176	1,105	1,008	772
2025-08-18		양파		1Kg		1,188	1,091	987	763
2025-08-19		양파		1Kg		1,142	993	846	631
2025-08-20		양파		1Kg		1,174	1,053	935	685
2025-08-21		양파		1Kg		1,161	1,065	948	708
2025-08-22		양파		1Kg		1,183	1,050	940	671
평균						1,171	1,060	944	705

대파

주간 반입량(톤)

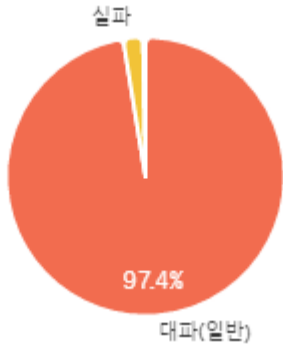
◆ 2025 ● 2024 ▲ 평년



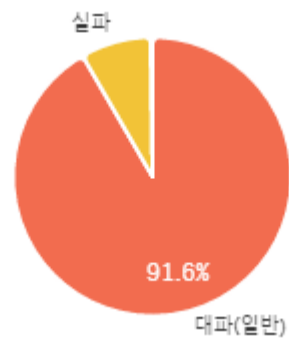
08/16 08/17 08/18 08/19 08/20 08/21 08/22

구분	금주(A)	전주(B)	전월(C)	전년(D)	평년(E)	A/B	A/C	A/D	A/E
물량(톤)	1,884	1,988	1,899	1,666	1,834	94.8%	99.2%	113.1%	102.8%

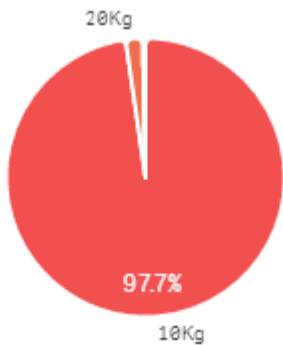
출하 품종별 거래물량 구성비



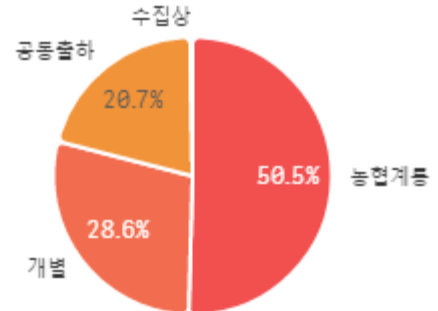
출하 품종별 거래금액 구성비



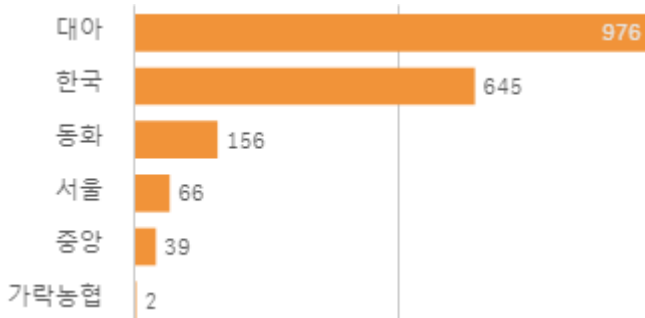
거래 단량별 물량 구성비



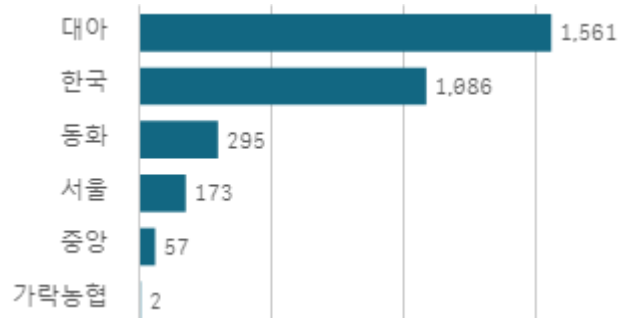
출하자별 거래물량 구성비



도매시장 법인별 거래물량(톤)

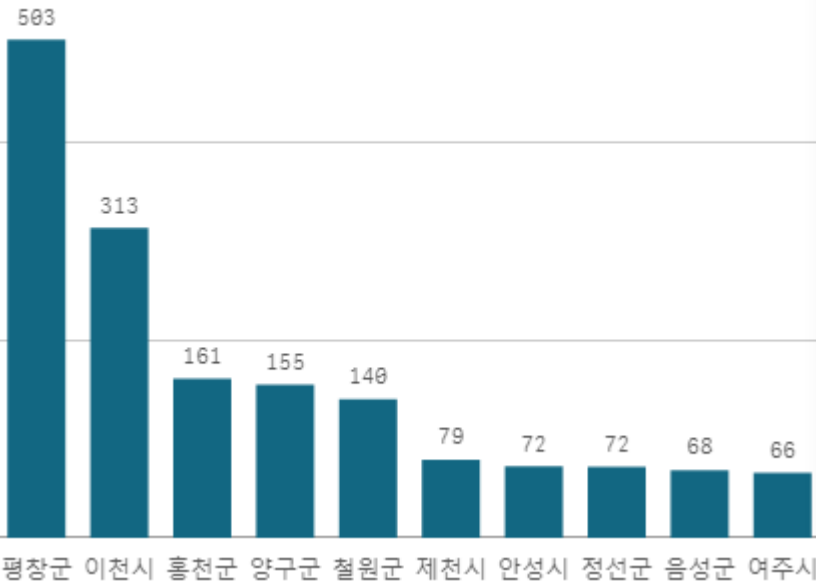


도매시장 법인별 거래금액(백만원)



대파(일반)(1Kg)

산지별 거래물량(톤)



출하산지(개소)

27

출하건수(천건)

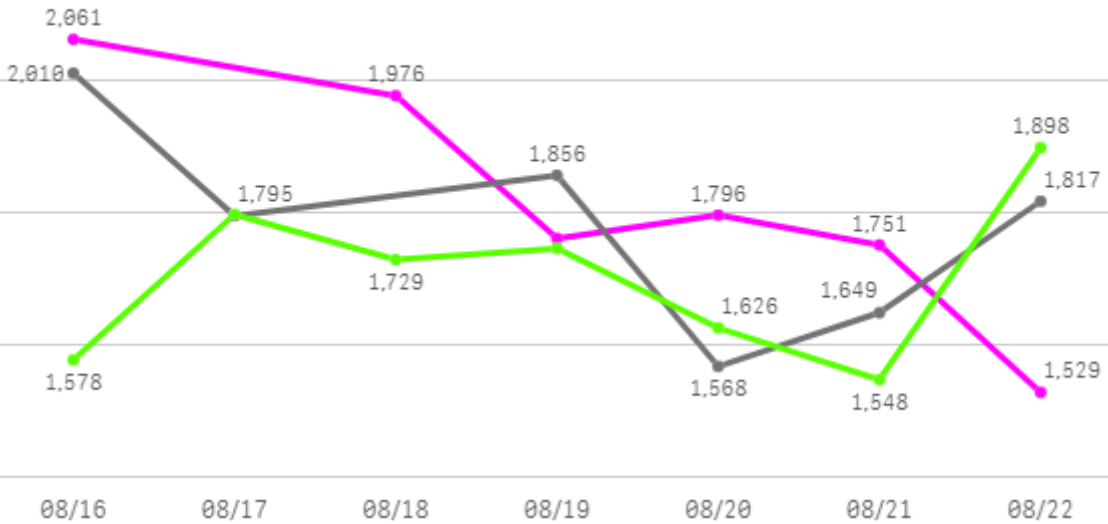
1

산지별 주출하 시군구



주간 도매가격(원)

◆ 2025 ● 2024 ◆ 평년



구분	금주(A)	전주(B)	전월(C)	전년(D)	평년(E)	A/B	A/C	A/D	A/E
가격(원)	1,871	1,721	1,895	1,783	1,762	108.7%	98.8%	105.0%	106.2%

※ 상품 가격 기준

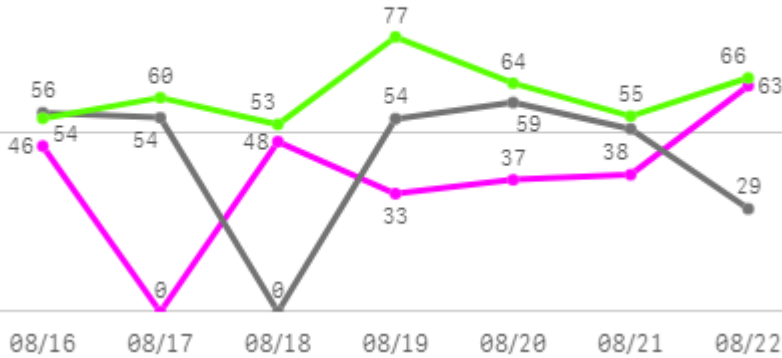
□ 대파(일반)(1Kg) 주간 가격

구분	Q	품종	Q	단량	Q	특	상	보통	하
2025-08-16		대파(일반)		1Kg		2,366	2,061	1,747	1,369
2025-08-18		대파(일반)		1Kg		2,382	1,976	1,665	1,456
2025-08-19		대파(일반)		1Kg		2,223	1,761	1,455	1,212
2025-08-20		대파(일반)		1Kg		2,228	1,796	1,462	1,206
2025-08-21		대파(일반)		1Kg		2,274	1,751	1,436	1,258
2025-08-22		대파(일반)		1Kg		1,995	1,529	1,304	1,093
평균						2,245	1,812	1,512	1,266

파프리카

주간 반입량(톤)

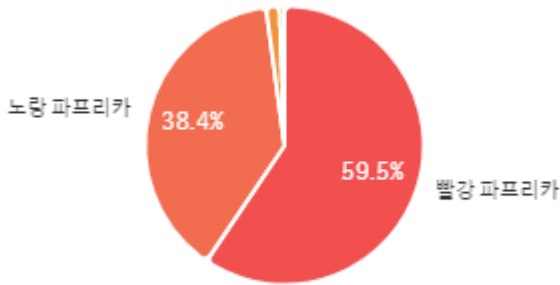
◆ 2025 ● 2024 ▲ 평년



구분	금주(A)	전주(B)	전월(C)	전년(D)	평년(E)	A/B	A/C	A/D	A/E
물량(톤)	266	343	1,035	303	395	77.5%	25.7%	87.8%	67.3%

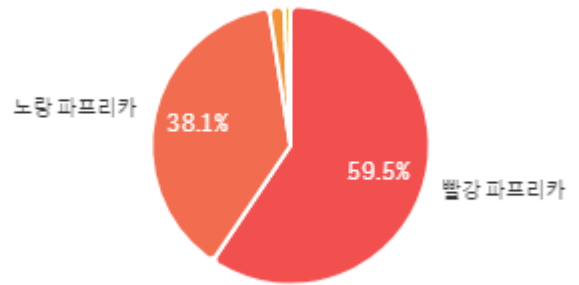
출하 품종별 거래물량 구성비

오렌지 파프리카



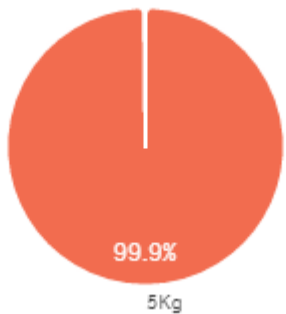
출하 품종별 거래금액 구성비

오렌지 파프리카



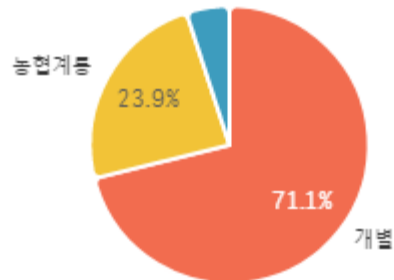
거래 단량별 물량 구성비

10Kg

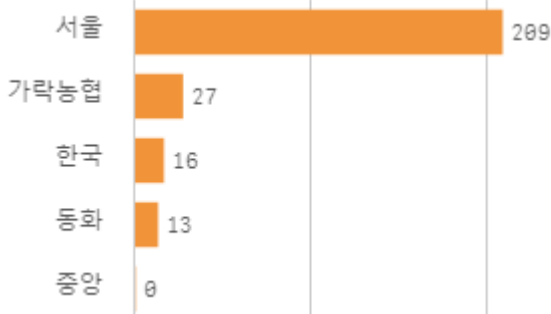


출하자별 거래물량 구성비

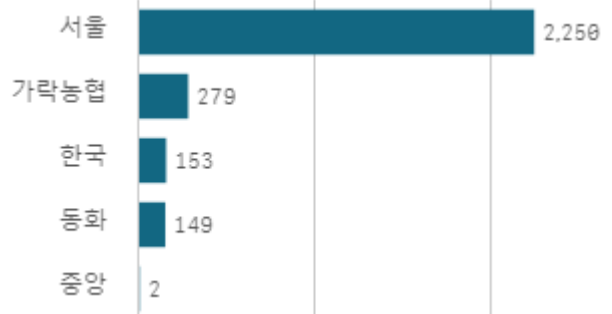
공동출하



도매시장 법인별 거래물량(톤)

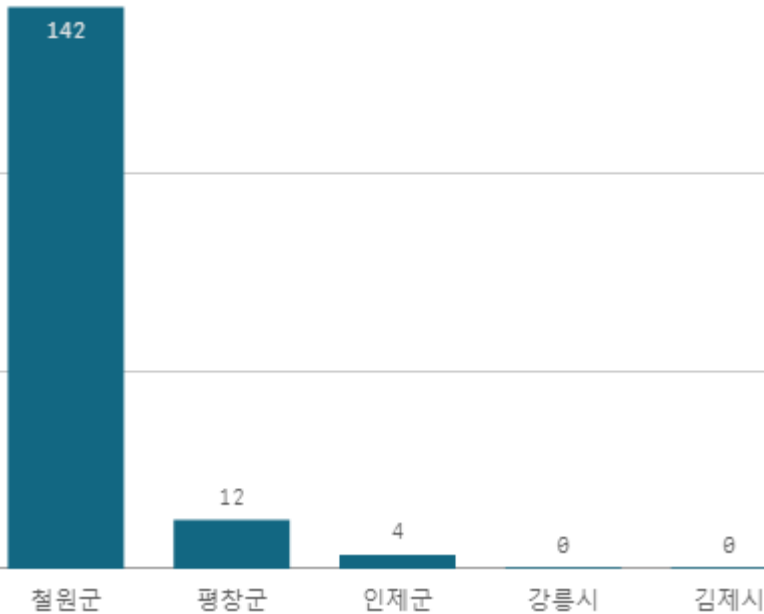


도매시장 법인별 거래금액(백만원)



빨강 파프리카(5Kg)

산지별 거래물량(톤)



출하산지(개소)

5

출하건수(천건)

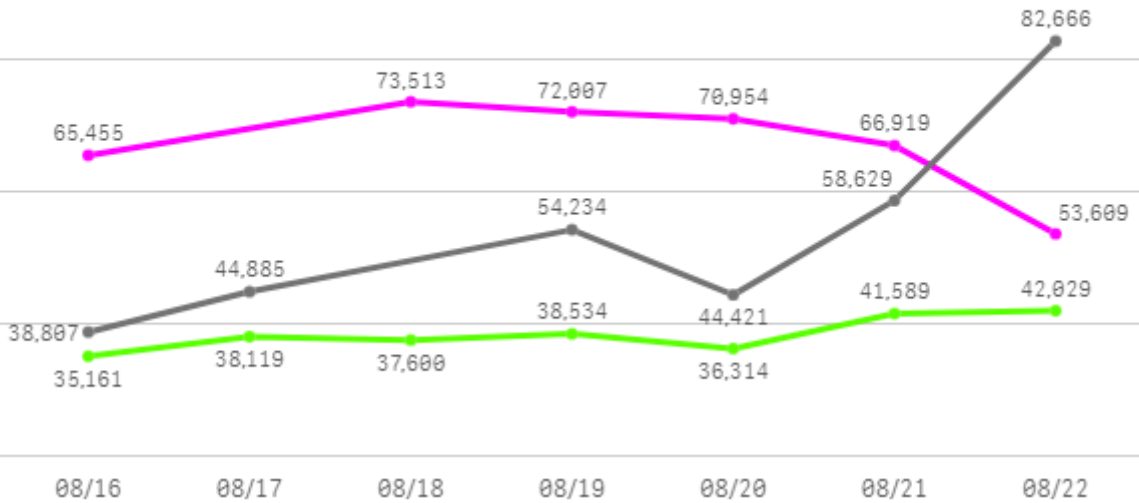
2

산지별 주출하 시군구



주간 도매가격(원)

◆ 2025 ● 2024 ◆ 평년



구분	금주(A)	전주(B)	전월(C)	전년(D)	평년(E)	A/B	A/C	A/D	A/E
가격(원)	68,446	48,791	11,826	53,940	57,520	140.3%	578.8%	126.9%	119.0%

※ 상품 가격 기준

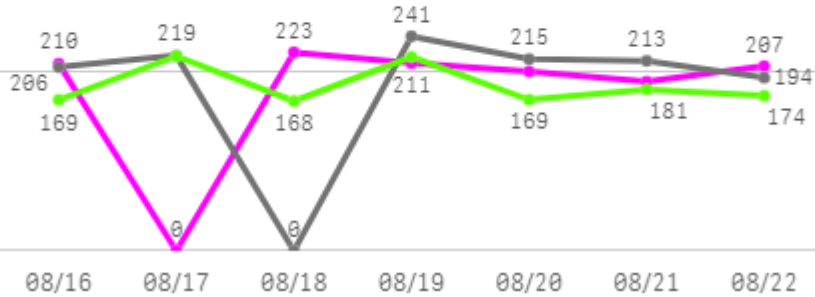
□ 빨강 파프리카(5Kg) 주간 가격

구분	Q	품종	Q	단량	Q	특	상	보통	하
2025-08-16		빨강 파프리카		5Kg		-	65,455	55,848	39,396
2025-08-18		빨강 파프리카		5Kg		-	73,513	63,046	45,790
2025-08-19		빨강 파프리카		5Kg		-	72,007	61,462	48,057
2025-08-20		빨강 파프리카		5Kg		-	70,954	60,699	44,456
2025-08-21		빨강 파프리카		5Kg		-	66,919	56,323	46,247
2025-08-22		빨강 파프리카		5Kg		-	53,609	48,149	39,948
평균						-	67,076	57,588	43,982

버섯

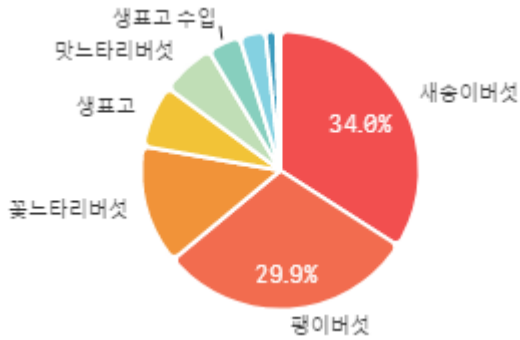
주간 반입량(톤)

◆ 2025 ● 2024 ▲ 평년

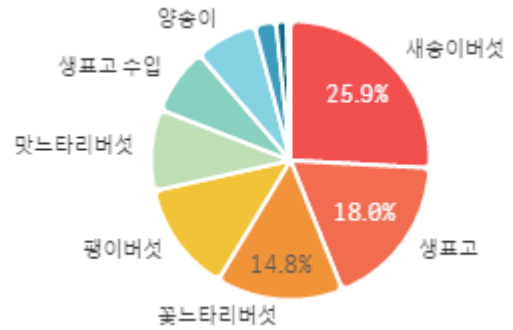


구분	금주(A)	전주(B)	전월(C)	전년(D)	평년(E)	A/B	A/C	A/D	A/E
물량(톤)	1,241	1,237	1,217	1,288	1,280	100.3%	101.9%	96.4%	96.9%

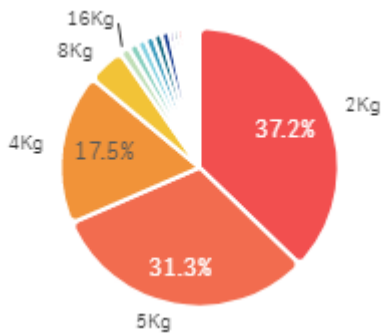
출하 품종별 거래물량 구성비



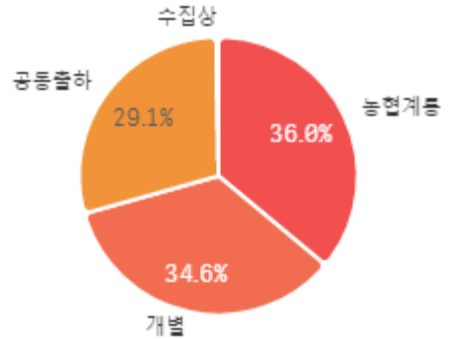
출하 품종별 거래금액 구성비



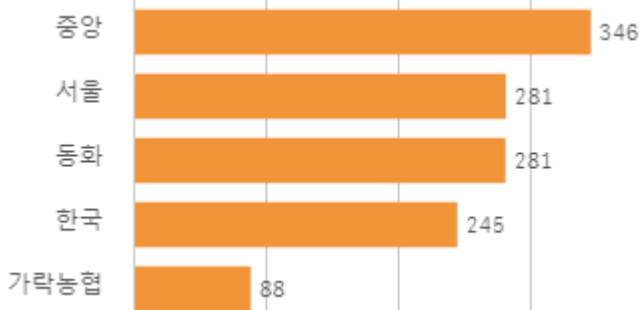
거래 단량별 물량 구성비



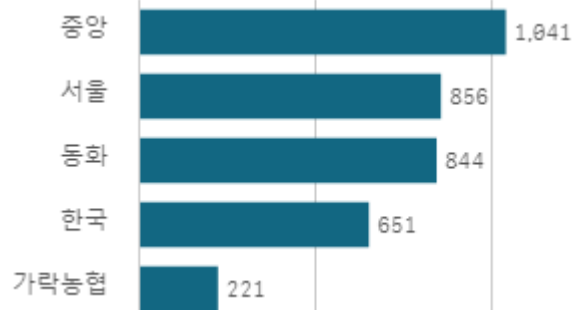
출하자별 거래물량 구성비



도매시장 법인별 거래물량(톤)

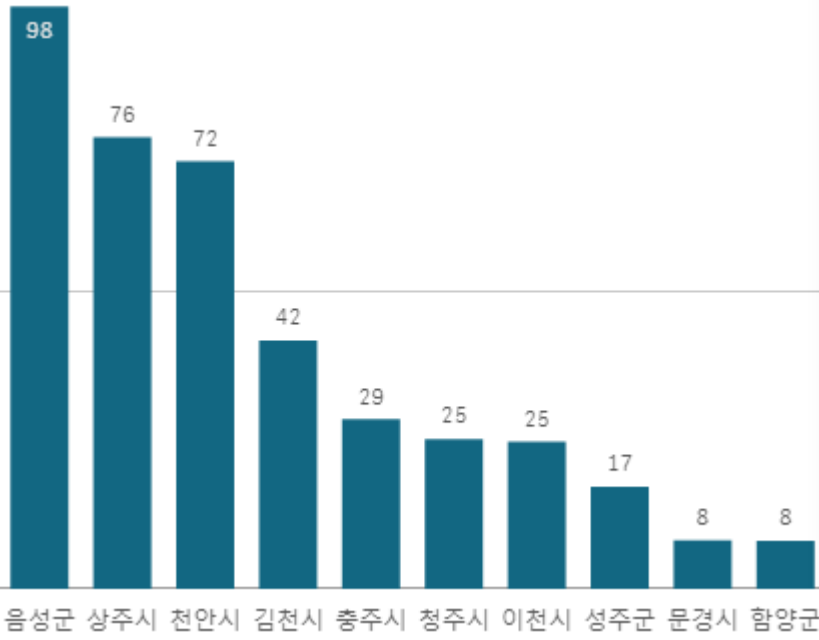


도매시장 법인별 거래금액(백만원)



새송이버섯(2Kg)

산지별 거래물량(톤)



출하산지(개소)

19

출하건수(천건)

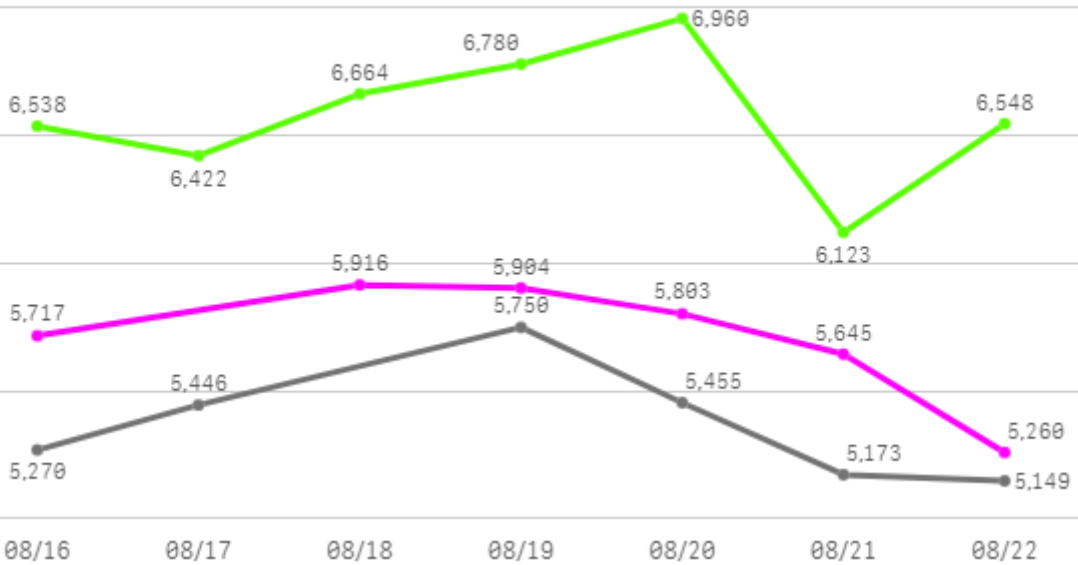
3

산지별 주출하 시군구



주간 도매가격(원)

● 2025 ● 2024 ● 평년



구분	금주(A)	전주(B)	전월(C)	전년(D)	평년(E)	A/B	A/C	A/D	A/E
가격(원)	5,763	5,052	6,203	5,374	6,162	114.1%	92.9%	107.2%	93.5%

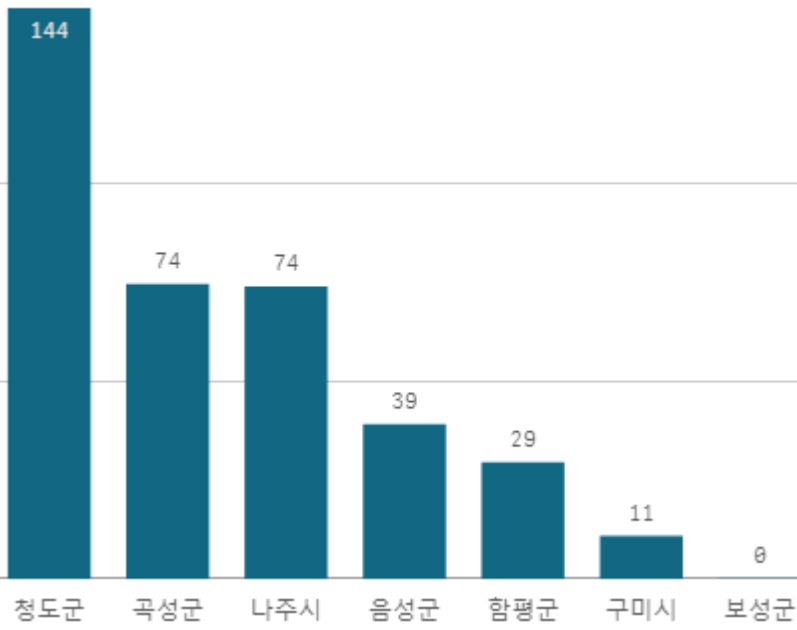
※ 상품 가격 기준

□ 새송이버섯(2Kg) 주간 가격

구분	Q	품종	Q	단량	Q	특	상	보통	하
2025-08-16		새송이버섯		2Kg		9,594	5,717	4,226	2,980
2025-08-18		새송이버섯		2Kg		10,196	5,916	4,695	2,998
2025-08-19		새송이버섯		2Kg		10,070	5,904	4,662	3,068
2025-08-20		새송이버섯		2Kg		9,230	5,803	4,557	3,308
2025-08-21		새송이버섯		2Kg		9,017	5,645	4,482	3,328
2025-08-22		새송이버섯		2Kg		8,695	5,260	4,087	3,264
평균						9,467	5,708	4,452	3,158

팬이버섯(5Kg)

산지별 거래물량(톤)



출하산지(개소)

7

출하건수(천건)

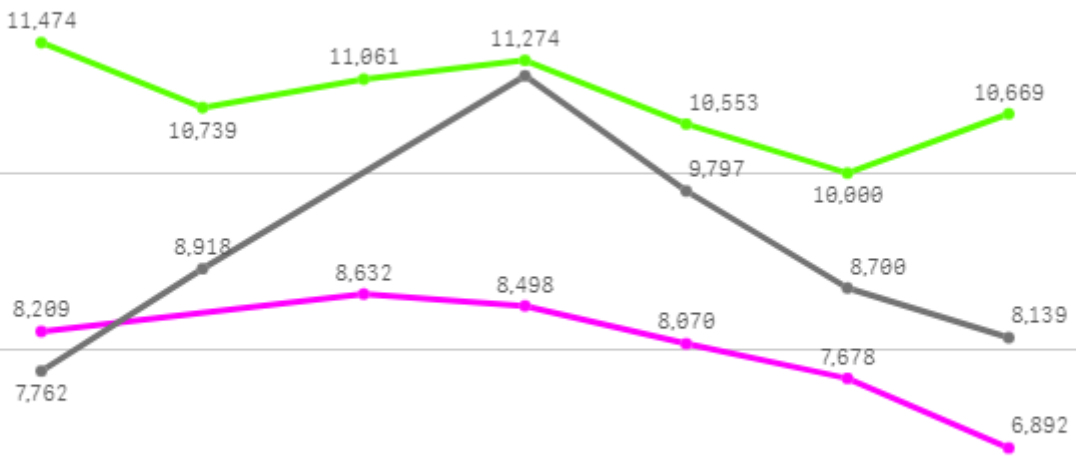
2

산지별 주출하 시군구



주간 도매가격(원)

◆ 2025 ● 2024 ◆ 평년



08/16 08/17 08/18 08/19 08/20 08/21 08/22

구분	금주(A)	전주(B)	전월(C)	전년(D)	평년(E)	A/B	A/C	A/D	A/E
가격(원)	8,169	8,725	8,530	9,069	9,523	93.6%	95.8%	90.1%	85.8%

※ 상품 가격 기준

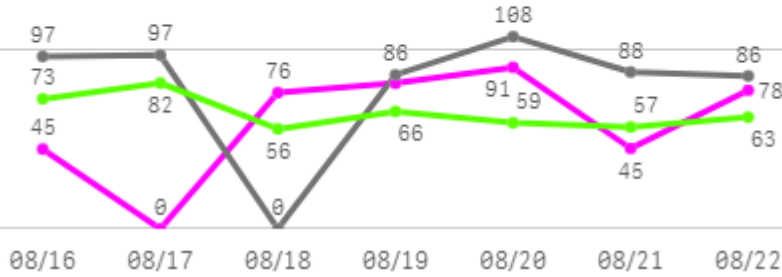
□ 팽이버섯(5Kg) 주간 가격

구분	Q	품종	Q	단량	Q	특	상	보통	하
2025-08-16		팽이버섯		5Kg		8,582	8,209	5,688	3,690
2025-08-18		팽이버섯		5Kg		9,000	8,632	7,036	4,702
2025-08-19		팽이버섯		5Kg		9,205	8,498	6,575	4,698
2025-08-20		팽이버섯		5Kg		9,000	8,070	5,836	4,254
2025-08-21		팽이버섯		5Kg		8,500	7,678	5,422	3,825
2025-08-22		팽이버섯		5Kg		8,425	6,892	4,617	3,560
평균						8,785	7,997	5,862	4,122

팥옥수수

주간 반입량(톤)

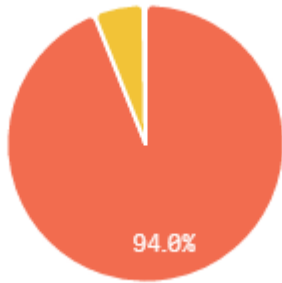
◆ 2025 ● 2024 ▲ 평년



구분	금주(A)	전주(B)	전월(C)	전년(D)	평년(E)	A/B	A/C	A/D	A/E
물량(톤)	416	457	886	562	450	90.9%	47.0%	74.1%	92.4%

출하 품종별 거래물량 구성비

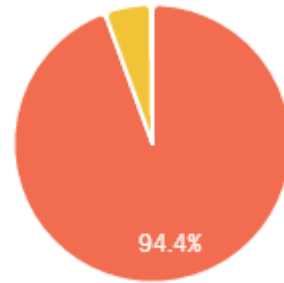
팥옥수수 기타



팥옥수수

출하 품종별 거래금액 구성비

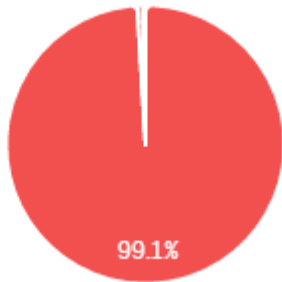
팥옥수수 기타



팥옥수수

거래 단량별 물량 구성비

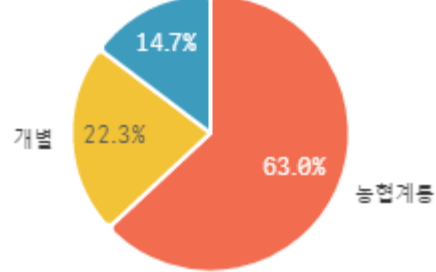
4Kg



8Kg

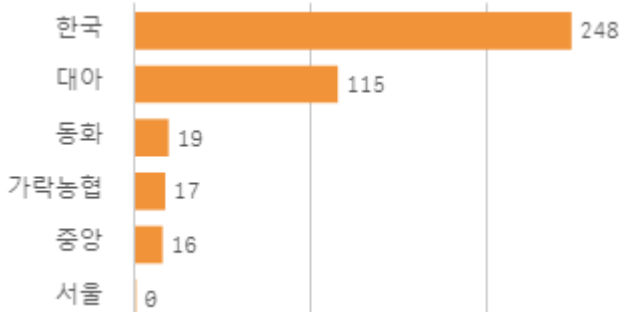
출하자별 거래물량 구성비

공동출하

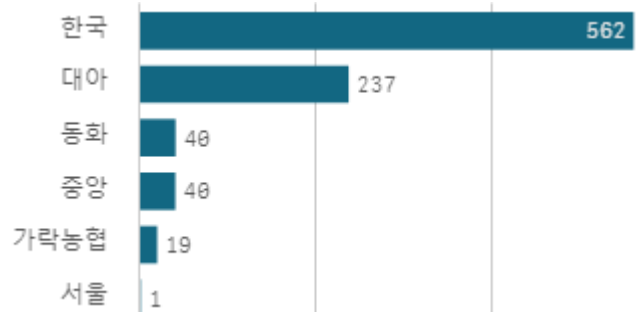


배협계통

도매시장 법인별 거래물량(톤)

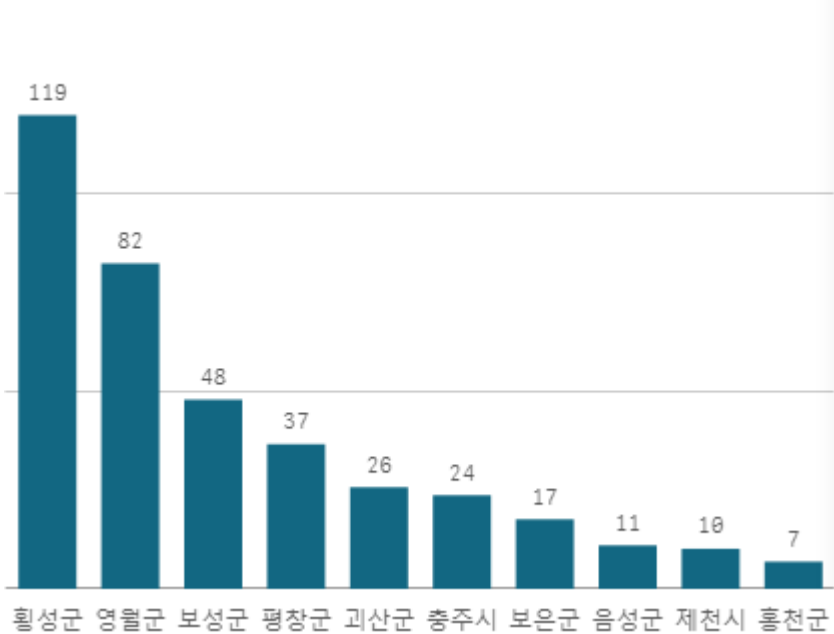


도매시장 법인별 거래금액(백만원)



찰옥수수(8Kg)

산지별 거래물량(톤)



출하산지(개소)

15

출하건수(천건)

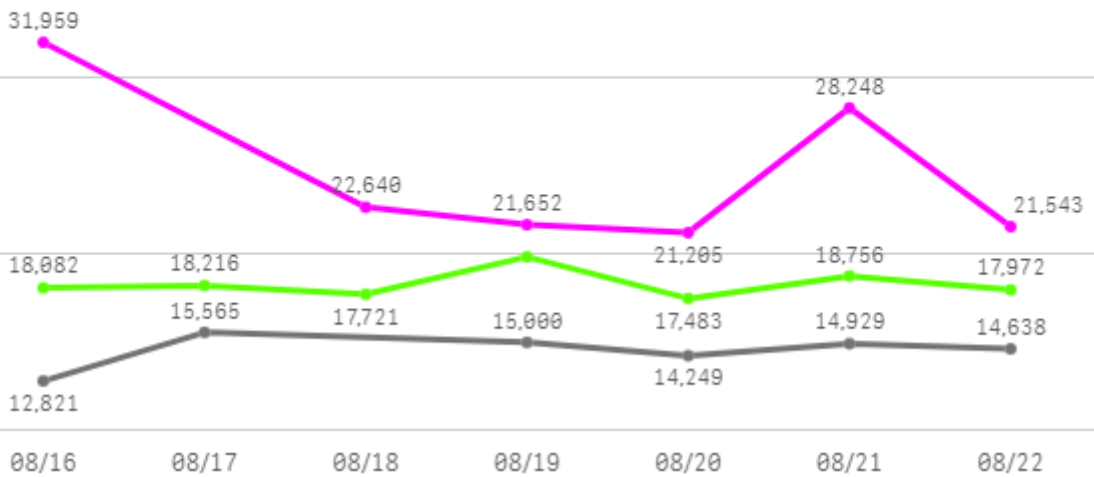
1

산지별 주출하 시군구



주간 도매가격(원)

◆ 2025 ● 2024 ◆ 평년



구분	금주(A)	전주(B)	전월(C)	전년(D)	평년(E)	A/B	A/C	A/D	A/E
가격(원)	25,188	23,625	17,060	14,534	22,698	106.6%	147.6%	173.3%	111.0%

※ 상품 가격 기준

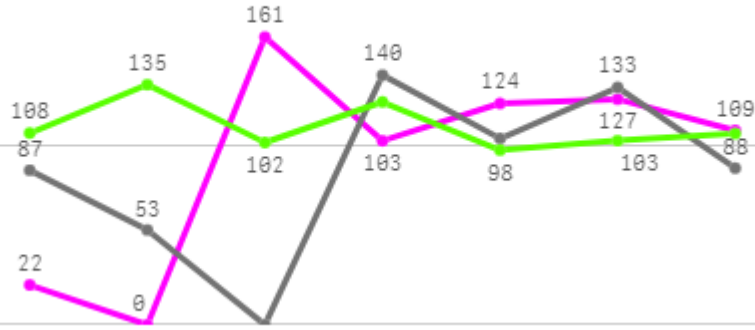
□ 찰옥수수(8Kg) 주간 가격

구분	Q	품종	Q	단량	Q	특	상	보통	하
2025-08-16		찰옥수수		8Kg		32,839	31,959	27,683	14,562
2025-08-18		찰옥수수		8Kg		27,173	22,640	15,126	8,698
2025-08-19		찰옥수수		8Kg		26,440	21,652	14,210	8,249
2025-08-20		찰옥수수		8Kg		22,631	21,205	16,756	10,623
2025-08-21		찰옥수수		8Kg		33,711	28,248	21,549	14,363
2025-08-22		찰옥수수		8Kg		27,054	21,543	15,903	9,172
평균						28,308	24,541	18,538	10,945

사과

주간 반입량(톤)

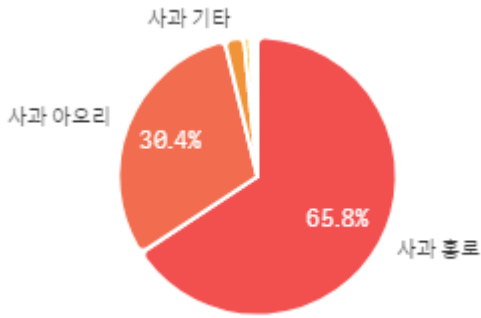
2025 (파란색 선) 2024 (회색 선) 평년 (초록색 선)



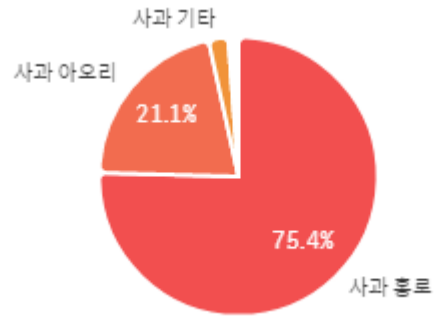
08/16 08/17 08/18 08/19 08/20 08/21 08/22

구분	금주(A)	전주(B)	전월(C)	전년(D)	평년(E)	A/B	A/C	A/D	A/E
물량(톤)	647	399	279	605	786	162.0%	231.6%	106.8%	82.2%

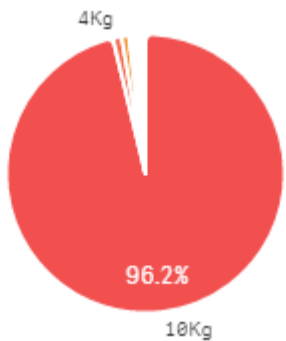
출하 품종별 거래물량 구성비



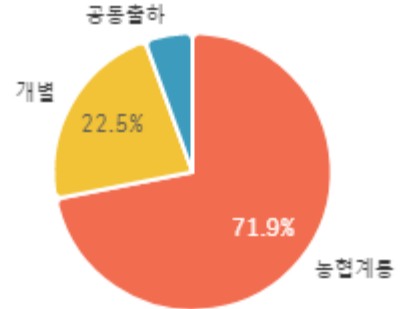
출하 품종별 거래금액 구성비



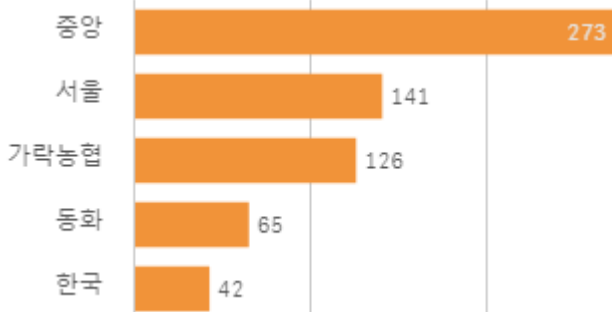
거래 단량별 물량 구성비



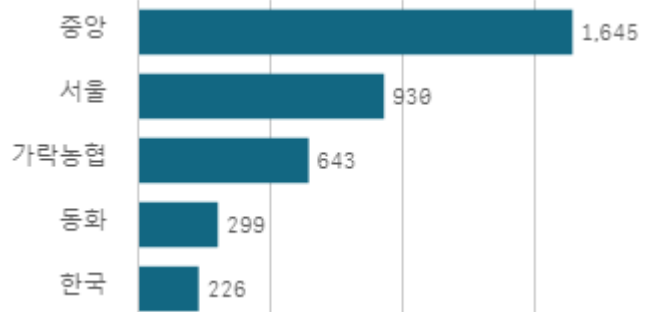
출하자별 거래물량 구성비



도매시장 법인별 거래물량(톤)

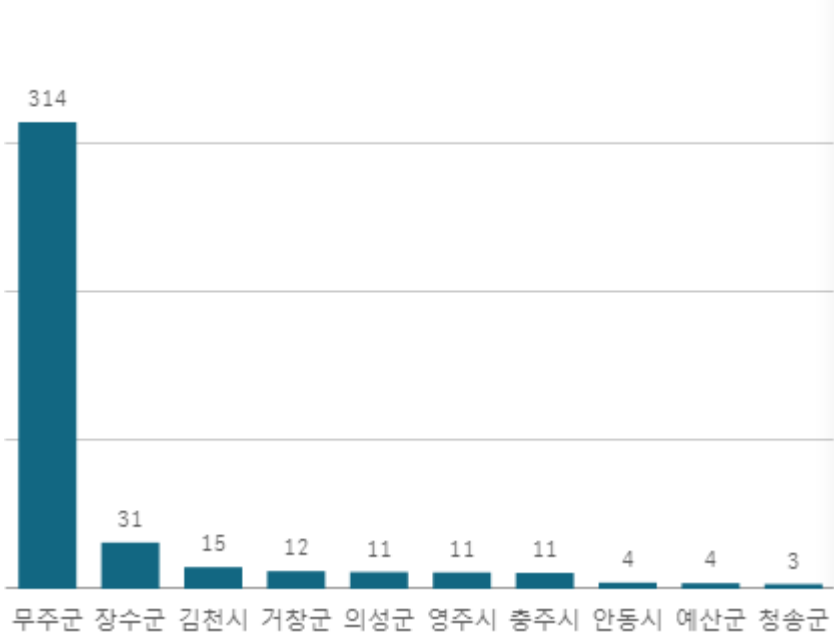


도매시장 법인별 거래금액(백만원)



사과 홍로(10Kg)

산지별 거래물량(톤)



출하산지(개소)

18

출하건수(천건)

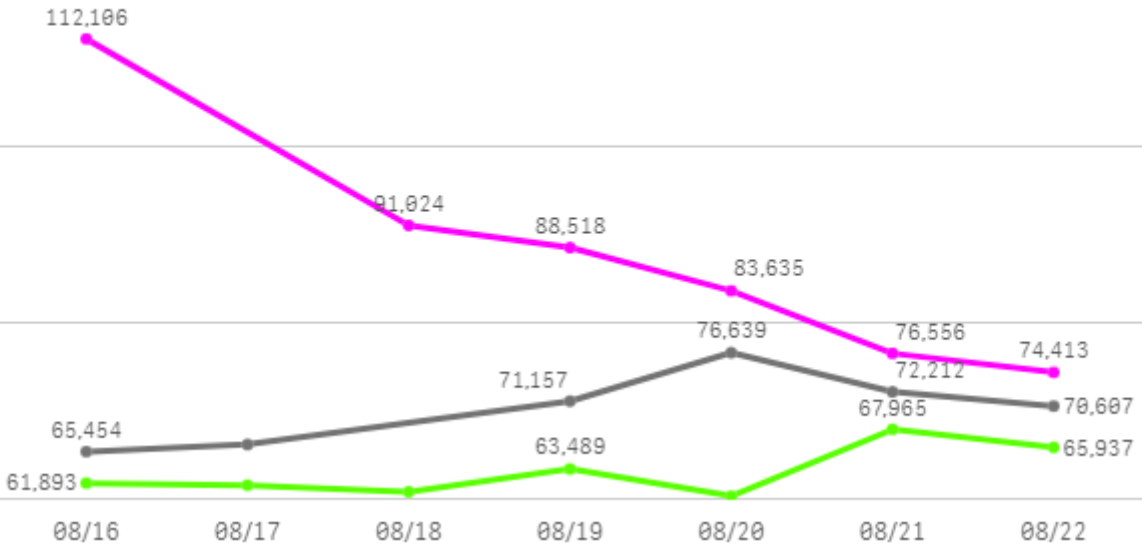
3

산지별 주출하 시군구



주간 도매가격(원)

◆ 2025 ● 2024 ◆ 평년



구분	금주(A)	전주(B)	전월(C)	전년(D)	평년(E)	A/B	A/C	A/D	A/E
가격(원)	92,109	96,569	-	70,388	80,379	95.4%	-	130.9%	114.6%

※ 상품 가격 기준

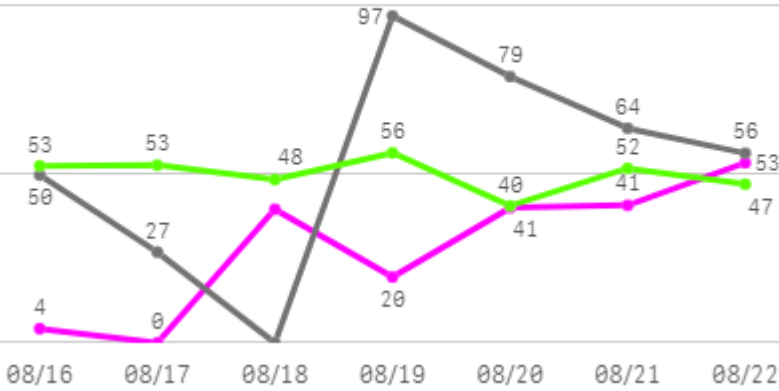
□ 사과 홍로(10Kg) 주간 가격

구분	Q	품종	Q	단량	Q	특	상	보통	하
2025-08-16		사과 홍로		10Kg		171,863	112,106	68,114	43,371
2025-08-18		사과 홍로		10Kg		139,486	91,024	66,755	39,837
2025-08-19		사과 홍로		10Kg		133,566	88,518	63,778	32,150
2025-08-20		사과 홍로		10Kg		125,581	83,635	61,205	32,869
2025-08-21		사과 홍로		10Kg		109,139	76,556	56,563	32,343
2025-08-22		사과 홍로		10Kg		110,163	74,413	57,967	34,660
평균						131,633	87,709	62,397	35,872

배

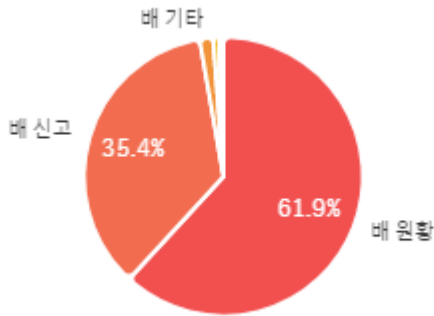
주간 반입량(톤)

◆ 2025 ● 2024 ▲ 평년

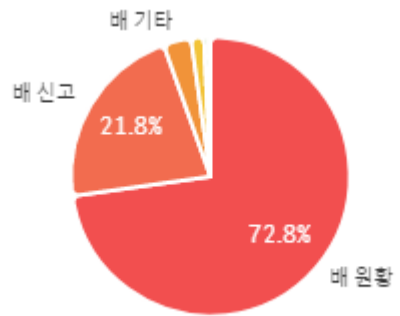


구분	금주(A)	전주(B)	전월(C)	전년(D)	평년(E)	A/B	A/C	A/D	A/E
물량(톤)	198	157	181	373	336	125.8%	109.4%	53.1%	58.9%

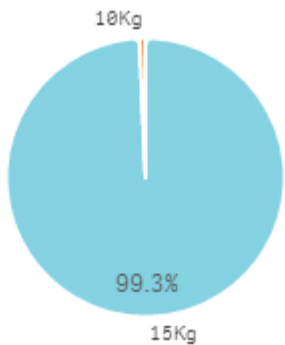
출하 품종별 거래물량 구성비



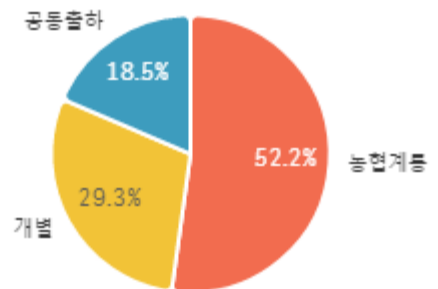
출하 품종별 거래금액 구성비



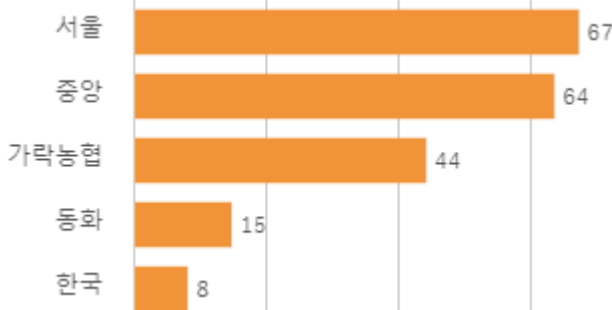
거래 단량별 물량 구성비



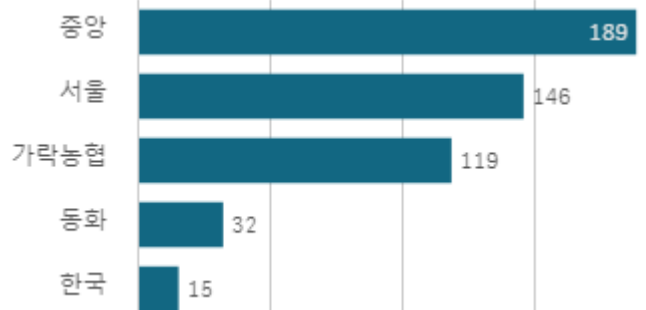
출하자별 거래물량 구성비



도매시장 법인별 거래물량(톤)

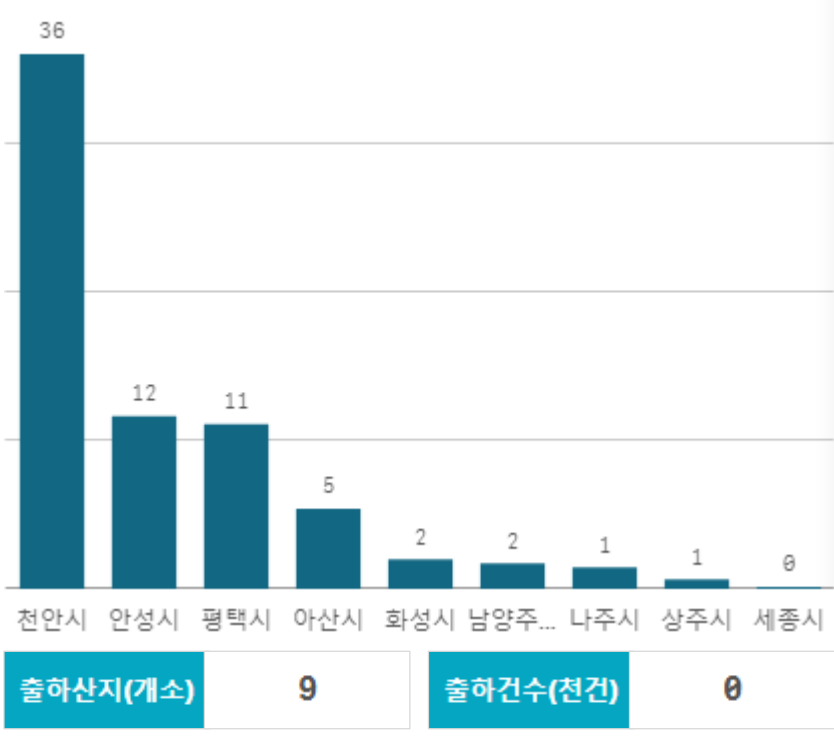


도매시장 법인별 거래금액(백만원)



배 신고(15Kg)

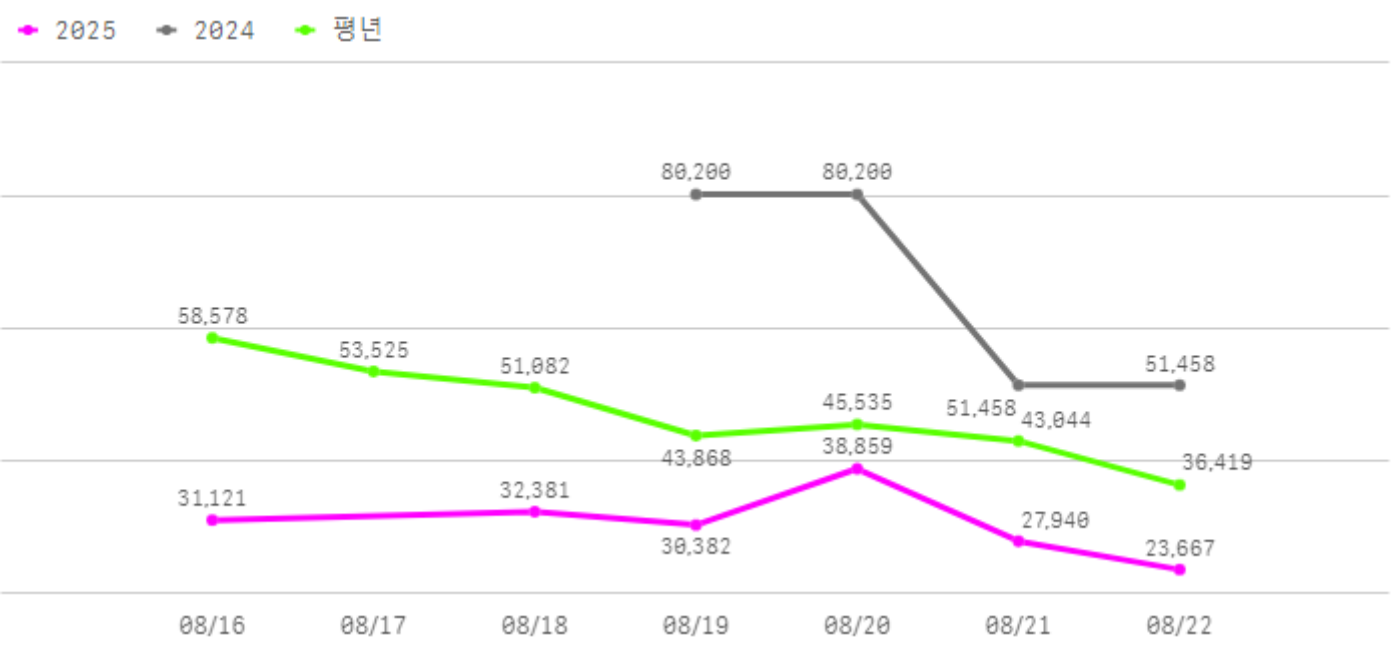
산지별 거래물량(톤)



산지별 주출하 시군구



주간 도매가격(원)



구분	금주(A)	전주(B)	전월(C)	전년(D)	평년(E)	A/B	A/C	A/D	A/E
가격(원)	31,549	28,046	32,192	65,829	37,702	112.5%	98.0%	47.9%	83.7%

※ 상품 가격 기준

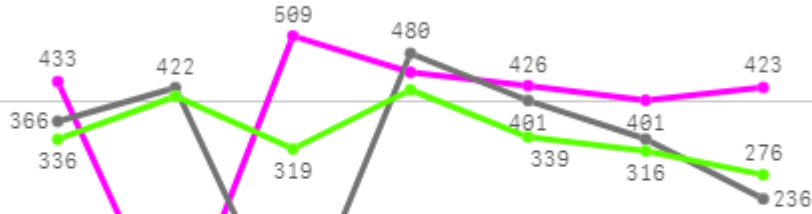
□ 배 신고(15Kg) 주간 가격

구분	Q	품종	Q	단량	Q	특	상	보통	하
2025-08-16		배 신고		15Kg		55,116	31,121	15,789	7,854
2025-08-18		배 신고		15Kg		62,387	32,381	22,280	15,384
2025-08-19		배 신고		15Kg		39,381	30,382	22,312	14,805
2025-08-20		배 신고		15Kg		55,750	38,859	22,667	12,099
2025-08-21		배 신고		15Kg		54,095	27,940	18,767	12,271
2025-08-22		배 신고		15Kg		28,816	23,667	15,637	7,643
평균						49,258	30,725	19,575	11,676

복숭아

주간 반입량(톤)

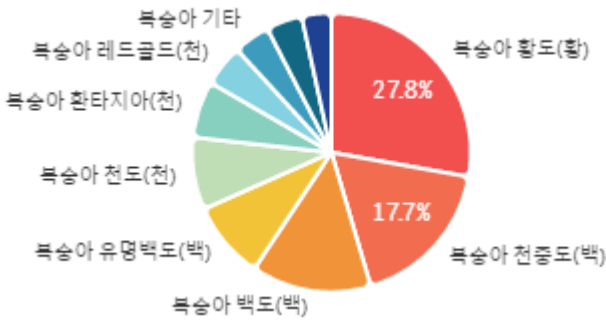
● 2025 ● 2024 ● 평년



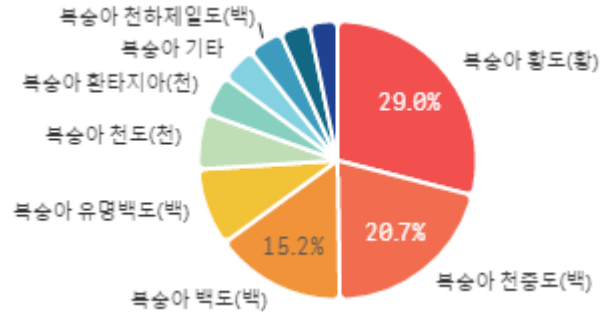
08/16 08/17 08/18 08/19 08/20 08/21 08/22

구분	금주(A)	전주(B)	전월(C)	전년(D)	평년(E)	A/B	A/C	A/D	A/E
물량(톤)	2,640	2,451	1,602	2,241	2,471	107.7%	164.8%	117.8%	106.8%

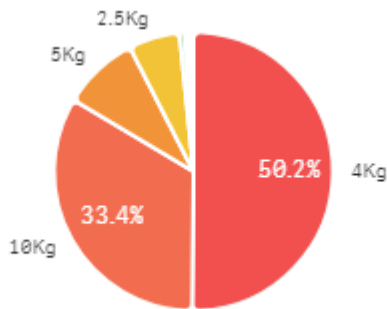
출하 품종별 거래물량 구성비



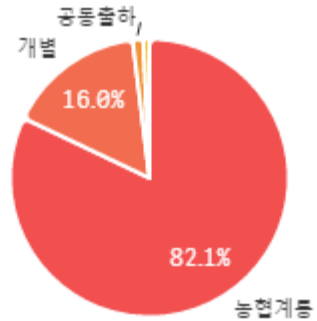
출하 품종별 거래금액 구성비



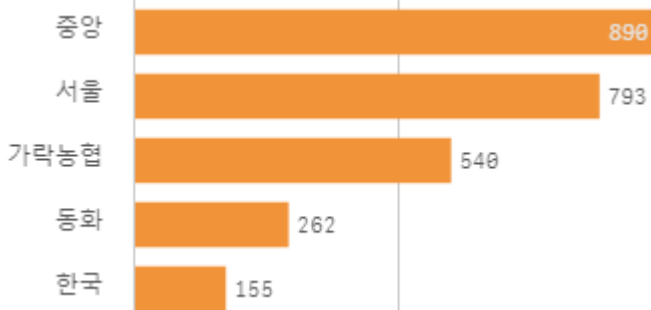
거래 단량별 물량 구성비



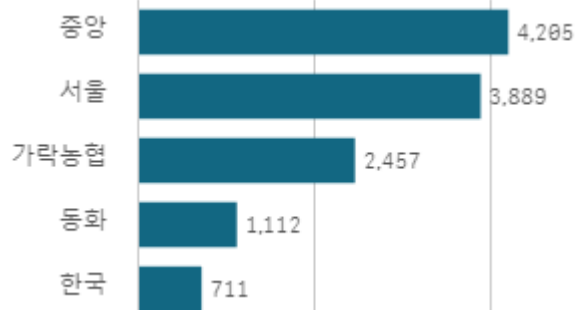
출하자별 거래물량 구성비



도매시장 법인별 거래물량(톤)

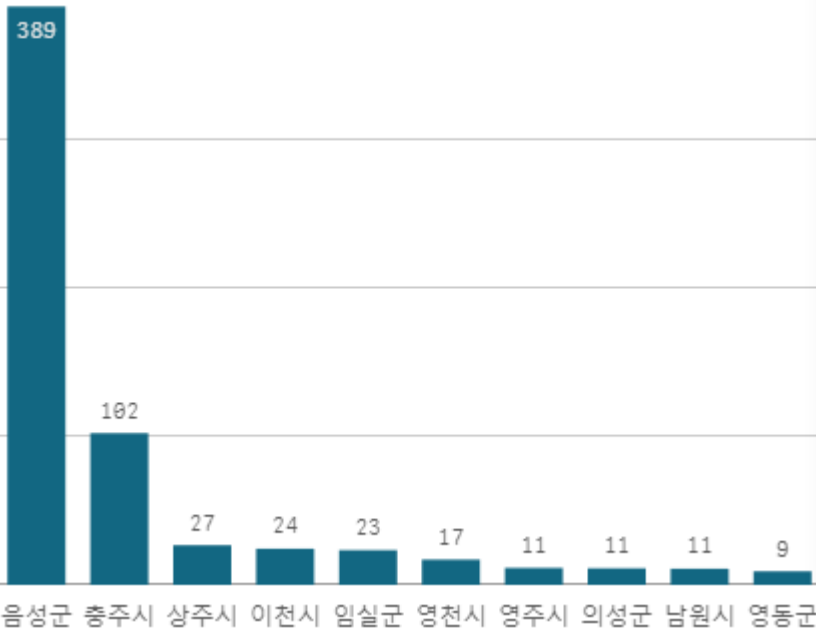


도매시장 법인별 거래금액(백만원)



복숭아 황도(황)(4Kg)

산지별 거래물량(톤)



출하산지(개소)

30

출하건수(천건)

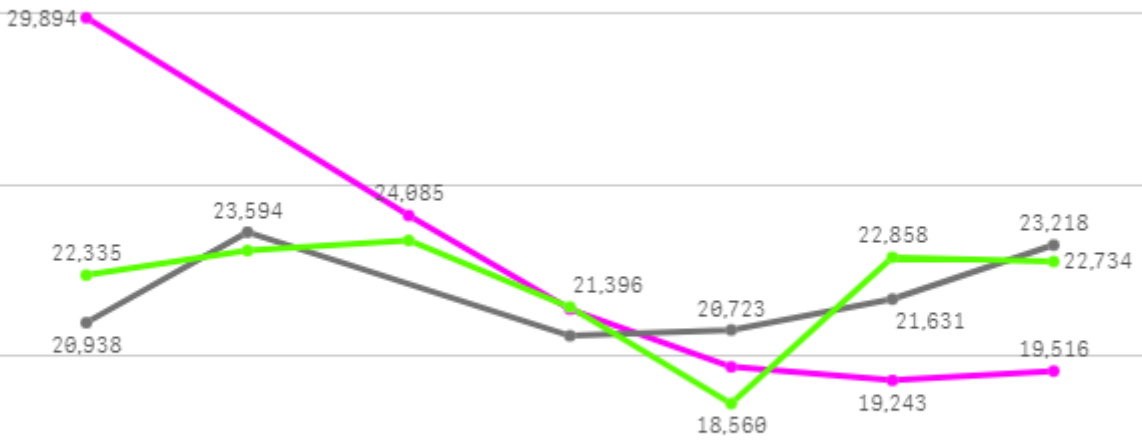
9

산지별 주출하 시군구



주간 도매가격(원)

◆ 2025 ● 2024 ◆ 평년



08/16 08/17 08/18 08/19 08/20 08/21 08/22

구분	금주(A)	전주(B)	전월(C)	전년(D)	평년(E)	A/B	A/C	A/D	A/E
가격(원)	23,535	28,804	28,234	21,776	22,968	81.7%	83.4%	108.1%	102.5%

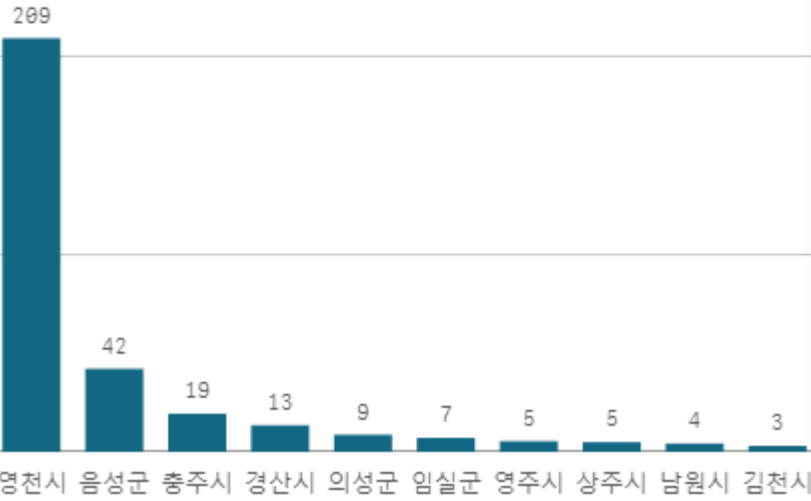
※ 상품 가격 기준

□ 복숭아 황도(황)(4Kg) 주간 가격

구분	Q	품종	Q	단량	Q	특	상	보통	하
2025-08-16		복숭아 황도(황)		4Kg		35,686	29,894	24,544	16,807
2025-08-18		복숭아 황도(황)		4Kg		27,859	24,085	19,875	13,090
2025-08-19		복숭아 황도(황)		4Kg		24,835	21,335	17,841	12,922
2025-08-20		복숭아 황도(황)		4Kg		23,457	19,641	16,667	11,520
2025-08-21		복숭아 황도(황)		4Kg		23,111	19,243	16,586	11,829
2025-08-22		복숭아 황도(황)		4Kg		23,930	19,516	16,894	12,538
평균						26,480	22,286	18,735	13,118

복숭아 백도(백)(10Kg)

산지별 거래물량(톤)



출하산지(개소)

31

출하건수(천건)

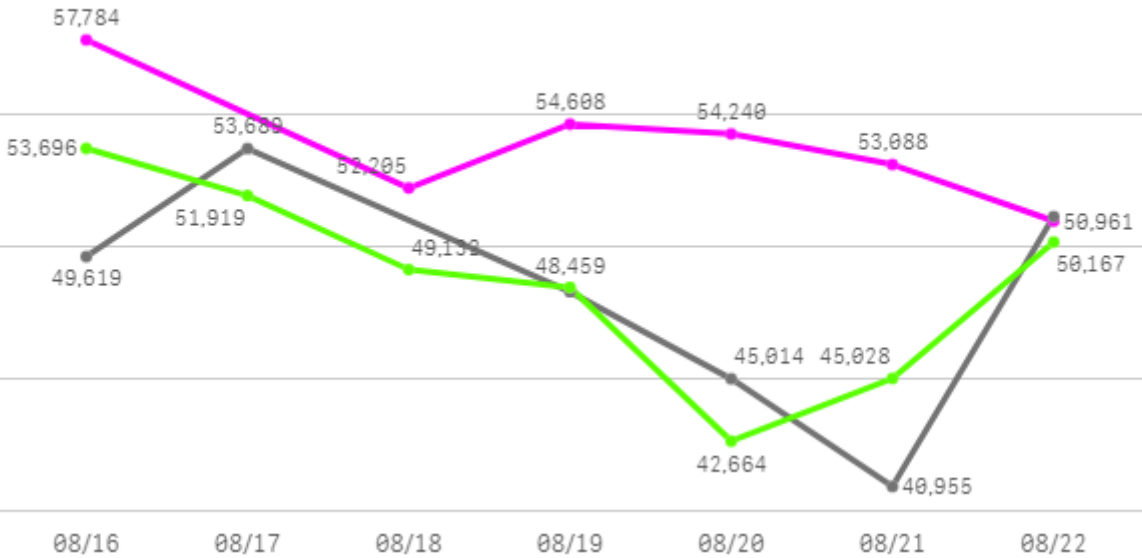
5

산지별 주출하 시군구



주간 도매가격(원)

◆ 2025 ● 2024 ◆ 평년



구분	금주(A)	전주(B)	전월(C)	전년(D)	평년(E)	A/B	A/C	A/D	A/E
가격(원)	54,432	49,184	50,492	48,116	53,241	110.7%	107.8%	113.1%	102.2%

※ 상품 가격 기준

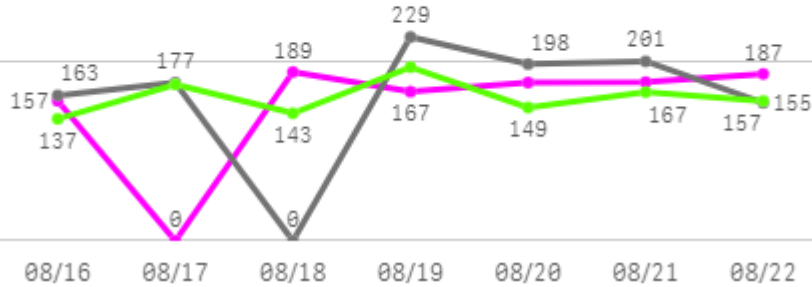
□ 복숭아 황도(황)(10Kg) 주간 가격

구분	Q	품종	Q	단량	Q	특	상	보통	하
2025-08-16		복숭아 황도(황)		10Kg		48,000	43,661	35,865	22,575
2025-08-18		복숭아 황도(황)		10Kg		46,000	37,032	28,239	10,429
2025-08-19		복숭아 황도(황)		10Kg		46,000	37,032	28,239	10,429
2025-08-20		복숭아 황도(황)		10Kg		46,000	37,032	28,239	10,429
2025-08-21		복숭아 황도(황)		10Kg		38,000	35,692	31,632	24,588
2025-08-22		복숭아 황도(황)		10Kg		38,000	35,692	31,632	24,588
평균						43,667	37,690	30,641	17,173

포도

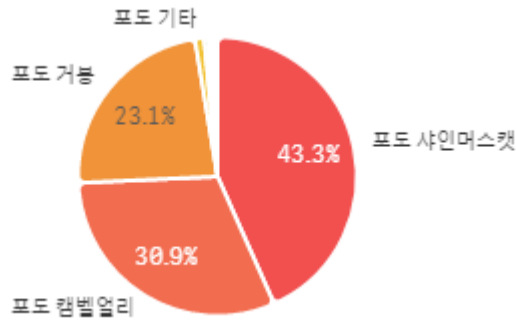
주간 반입량(톤)

◆ 2025 ● 2024 ▲ 평년

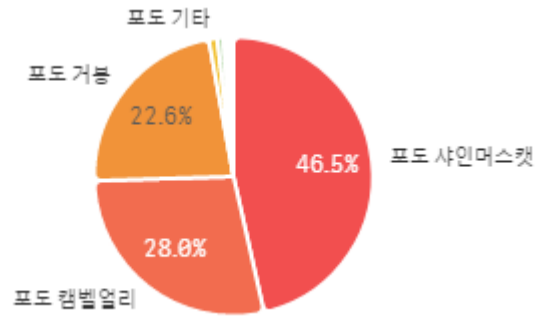


구분	금주(A)	전주(B)	전월(C)	전년(D)	평년(E)	A/B	A/C	A/D	A/E
물량(톤)	1,056	912	335	1,123	1,115	115.8%	315.0%	94.0%	94.7%

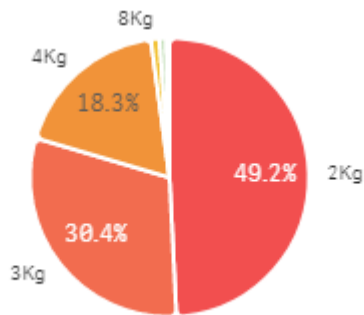
출하 품종별 거래물량 구성비



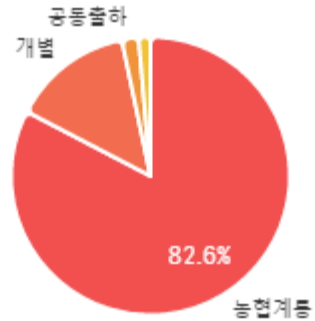
출하 품종별 거래금액 구성비



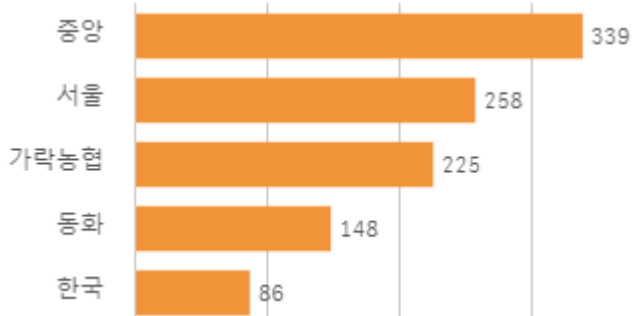
거래 단량별 물량 구성비



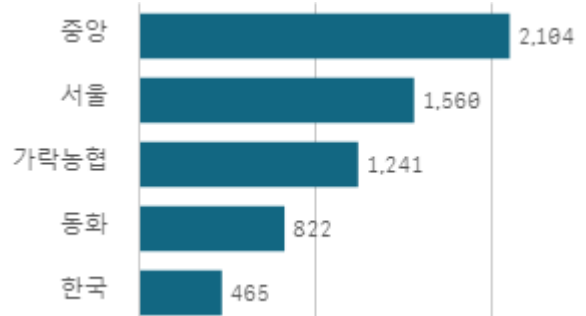
출하자별 거래물량 구성비



도매시장 법인별 거래물량(톤)

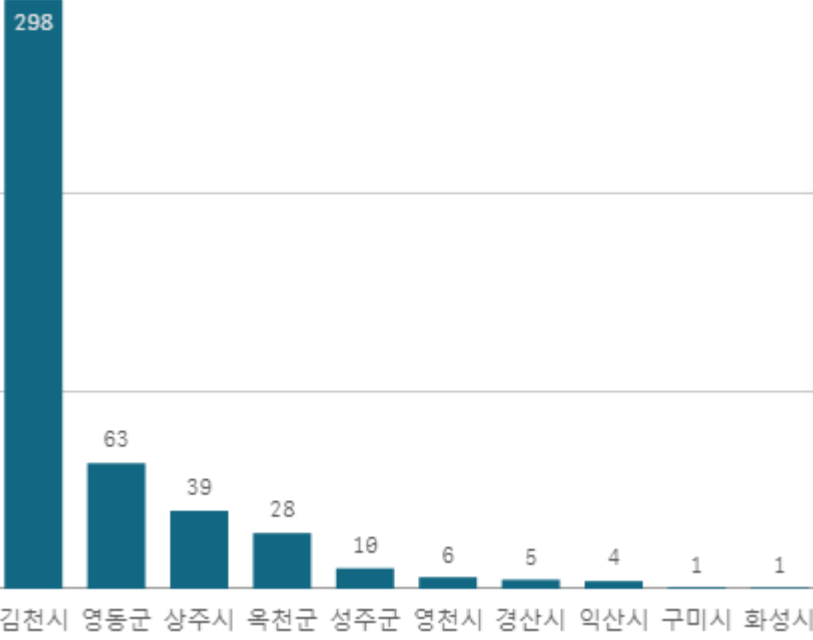


도매시장 법인별 거래금액(백만원)



포도 샤인머스캣(2Kg)

산지별 거래물량(톤)



출하산지(개소)

19

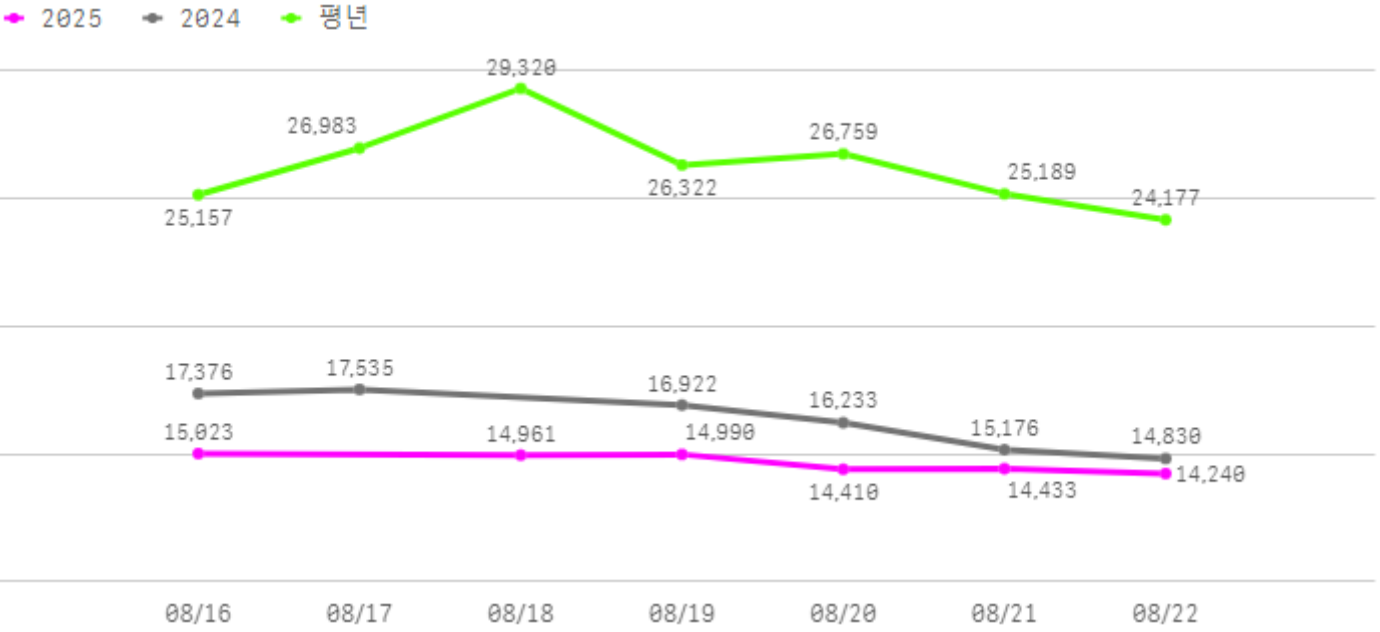
출하건수(천건)

5

산지별 주출하 시군구



주간 도매가격(원)



구분	금주(A)	전주(B)	전월(C)	전년(D)	평년(E)	A/B	A/C	A/D	A/E
가격(원)	14,783	14,355	19,183	16,345	18,503	103.0%	77.1%	90.4%	79.9%

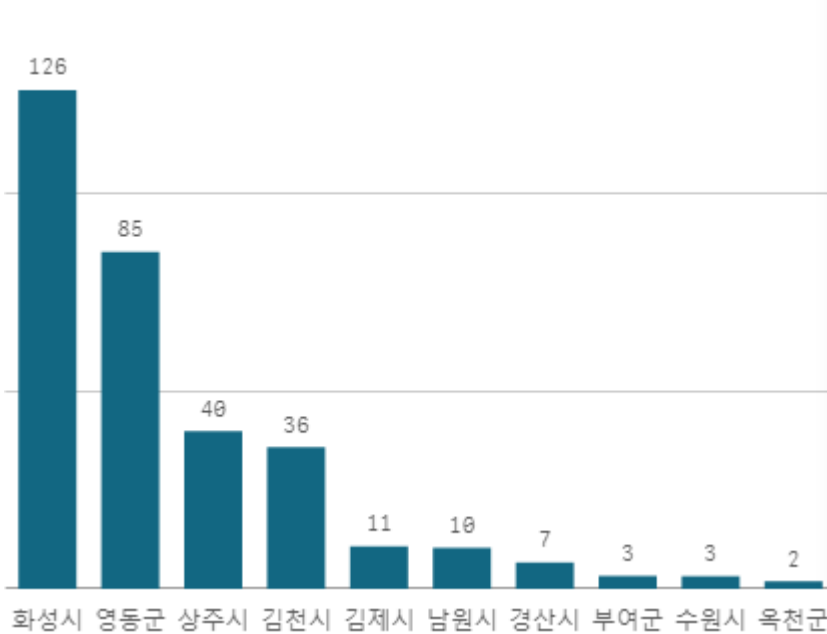
※ 상품 가격 기준

□ 포도 샤인머스켓(2Kg) 주간 가격

구분	Q	품종	Q	단량	Q	특	상	보통	하
2025-08-16		포도 샤인머스켓		2Kg		19,034	15,023	12,103	9,015
2025-08-18		포도 샤인머스켓		2Kg		18,408	14,961	12,386	9,352
2025-08-19		포도 샤인머스켓		2Kg		19,008	14,990	12,344	9,478
2025-08-20		포도 샤인머스켓		2Kg		19,677	14,410	12,202	8,959
2025-08-21		포도 샤인머스켓		2Kg		21,063	14,433	11,872	8,861
2025-08-22		포도 샤인머스켓		2Kg		20,154	14,240	11,624	8,381
평균						19,557	14,676	12,089	9,008

포도 캠벨얼리(3Kg)

산지별 거래물량(톤)



출하산지(개소)

15

출하건수(천건)

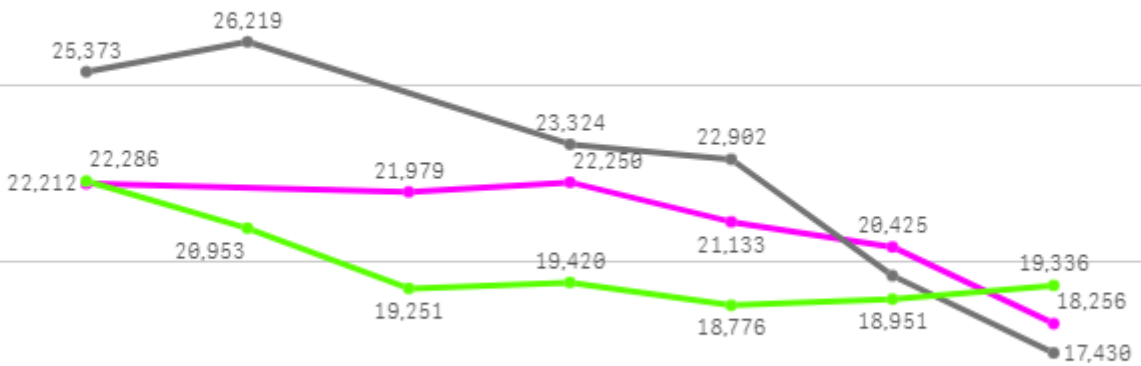
3

산지별 주출하 시군구



주간 도매가격(원)

◆ 2025 ● 2024 ◆ 평년



08/16 08/17 08/18 08/19 08/20 08/21 08/22

구분	금주(A)	전주(B)	전월(C)	전년(D)	평년(E)	A/B	A/C	A/D	A/E
가격(원)	21,499	22,781	32,373	22,477	20,979	94.4%	66.4%	95.7%	102.5%

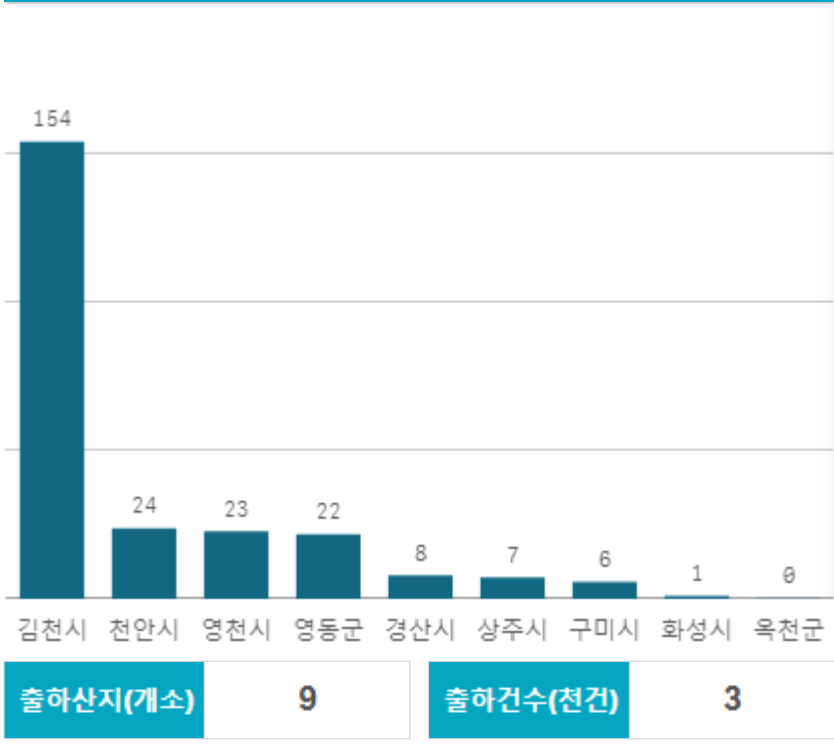
※ 상품 가격 기준

□ 포도 캠벨얼리(3Kg) 주간 가격

구분	Q	품종	Q	단량	Q	특	상	보통	하
2025-08-16		포도 캠벨얼리		3Kg		30,580	22,212	14,214	7,407
2025-08-18		포도 캠벨얼리		3Kg		29,373	21,979	15,078	9,007
2025-08-19		포도 캠벨얼리		3Kg		31,559	22,250	15,134	9,336
2025-08-20		포도 캠벨얼리		3Kg		28,685	21,133	14,068	8,732
2025-08-21		포도 캠벨얼리		3Kg		28,803	20,425	13,326	9,008
2025-08-22		포도 캠벨얼리		3Kg		29,206	18,256	12,365	7,642
평균						29,701	21,043	14,031	8,522

포도 거봉(2Kg)

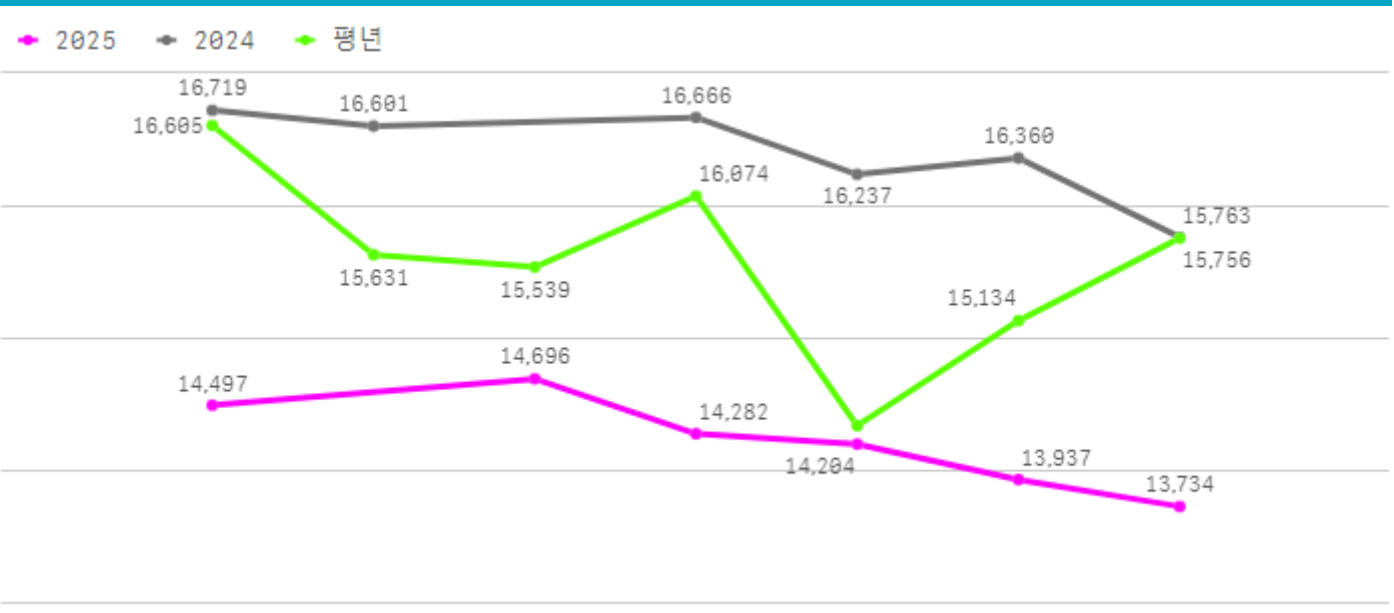
산지별 거래물량(톤)



산지별 주출하 시군구



주간 도매가격(원)



구분	금주(A)	전주(B)	전월(C)	전년(D)	평년(E)	A/B	A/C	A/D	A/E
가격(원)	14,334	13,686	22,745	16,391	15,282	104.7%	63.0%	87.4%	93.8%

※ 상품 가격 기준

□ 포도 거봉(2Kg) 주간 가격

구분	Q	품종	Q	단량	Q	특	상	보통	하
2025-08-16		포도 거봉		2Kg		17,825	14,497	10,782	7,407
2025-08-18		포도 거봉		2Kg		18,149	14,696	11,481	8,302
2025-08-19		포도 거봉		2Kg		18,749	14,282	10,869	8,311
2025-08-20		포도 거봉		2Kg		18,456	14,204	10,673	7,667
2025-08-21		포도 거봉		2Kg		17,634	13,937	10,431	7,444
2025-08-22		포도 거봉		2Kg		18,189	13,734	10,301	6,853
평균						18,167	14,225	10,756	7,664

자두

주간 반입량(톤)

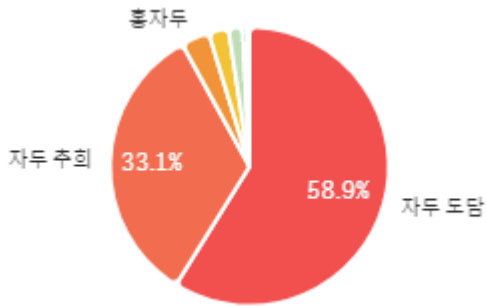
◆ 2025 ● 2024 ▲ 평년



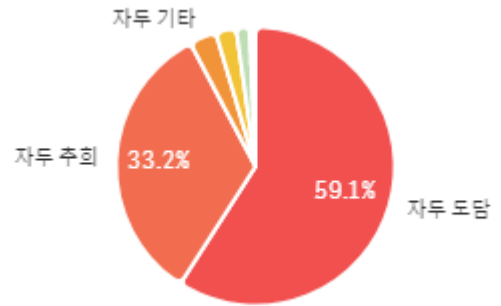
08/16 08/17 08/18 08/19 08/20 08/21 08/22

구분	금주(A)	전주(B)	전월(C)	전년(D)	평년(E)	A/B	A/C	A/D	A/E
물량(톤)	335	338	595	376	377	98.9%	56.3%	89.1%	88.7%

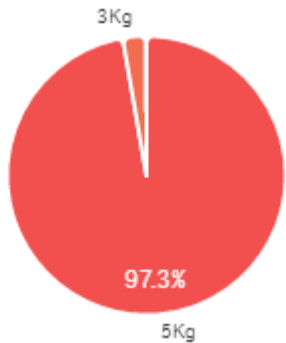
출하 품종별 거래물량 구성비



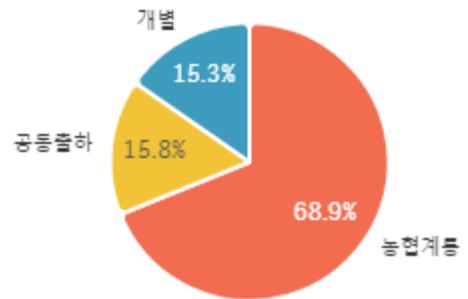
출하 품종별 거래금액 구성비



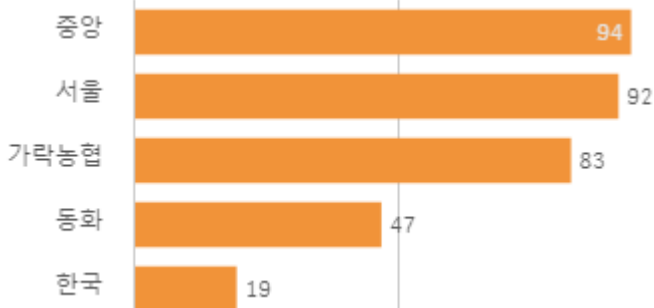
거래 단량별 물량 구성비



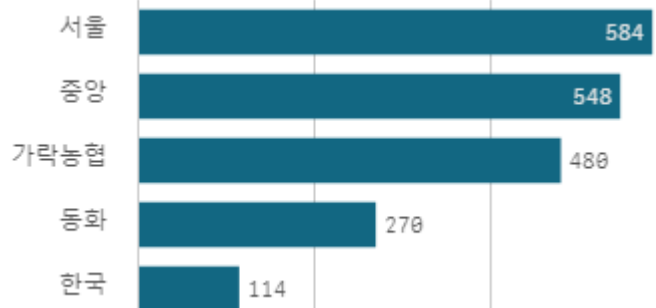
출하자별 거래물량 구성비



도매시장 법인별 거래물량(톤)

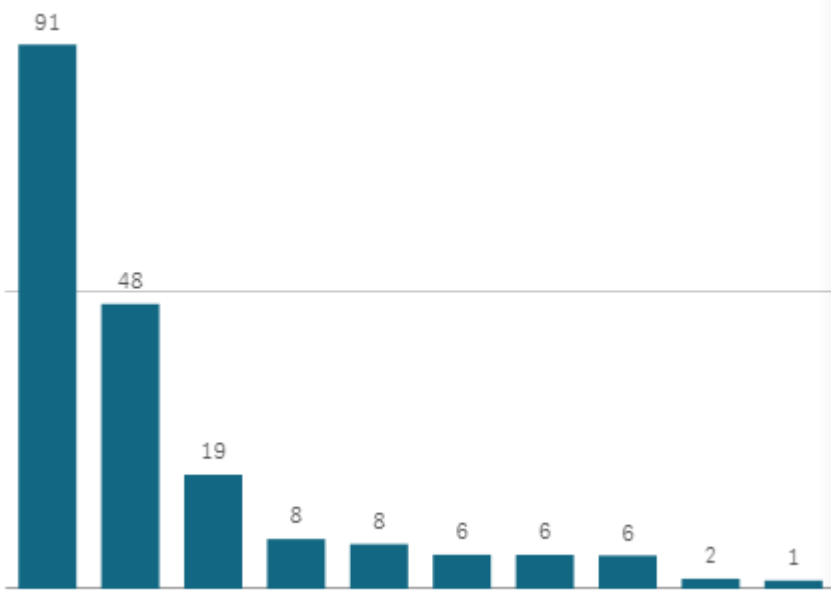


도매시장 법인별 거래금액(백만원)



자두 도담(5Kg)

산지별 거래물량(톤)



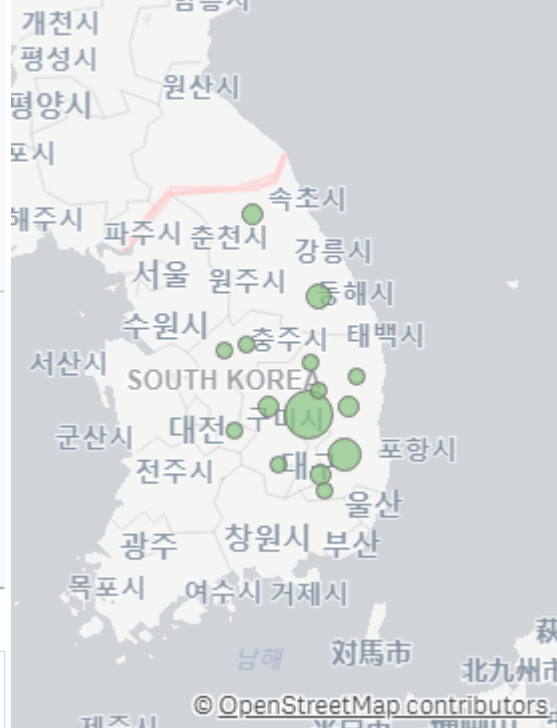
출하산지(개소)

15

출하건수(천건)

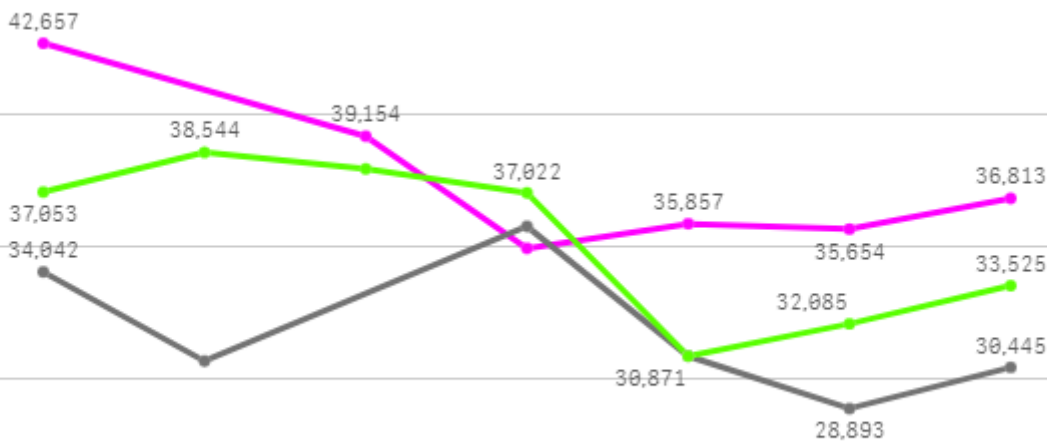
2

산지별 주출하 시군구



주간 도매가격(원)

◆ 2025 ● 2024 ◆ 평년



08/16 08/17 08/18 08/19 08/20 08/21 08/22

구분	금주(A)	전주(B)	전월(C)	전년(D)	평년(E)	A/B	A/C	A/D	A/E
가격(원)	38,224	36,322	26,516	31,782	37,555	105.2%	144.2%	120.3%	101.8%

※ 상품 가격 기준

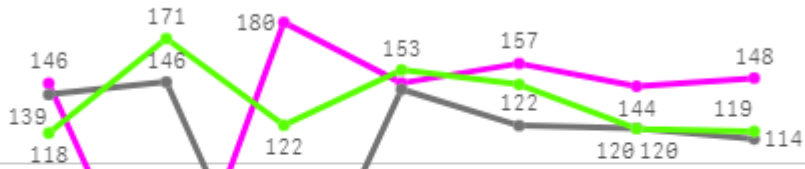
□ 자두 도담(5Kg) 주간 가격

구분	Q	품종	Q	단량	Q	특	상	보통	하
2025-08-16		자두 도담		5Kg		53,015	42,657	31,966	19,451
2025-08-18		자두 도담		5Kg		51,786	39,154	29,339	17,171
2025-08-19		자두 도담		5Kg		47,170	34,932	26,292	16,280
2025-08-20		자두 도담		5Kg		48,990	35,857	26,796	18,021
2025-08-21		자두 도담		5Kg		48,925	35,654	26,710	17,145
2025-08-22		자두 도담		5Kg		48,141	36,813	27,494	16,417
평균						49,671	37,511	28,100	17,414

바나나

주간 반입량(톤)

◆ 2025 ● 2024 ▲ 평년

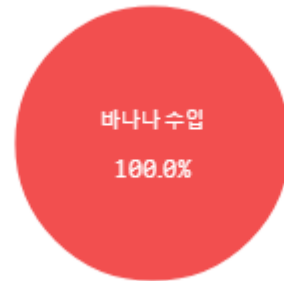


구분	금주(A)	전주(B)	전월(C)	전년(D)	평년(E)	A/B	A/C	A/D	A/E
물량(톤)	920	824	844	784	908	111.6%	109.0%	117.3%	101.3%

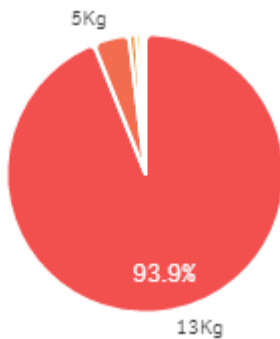
출하 품종별 거래물량 구성비



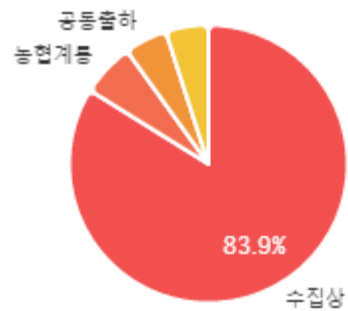
출하 품종별 거래금액 구성비



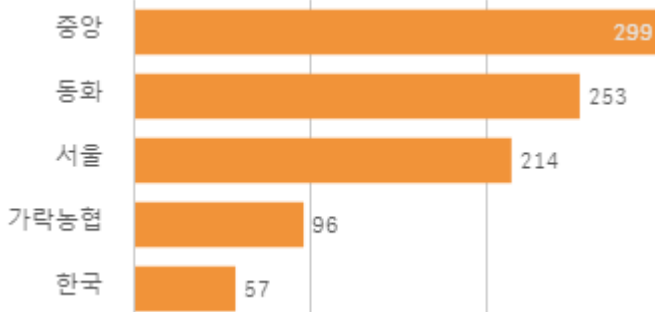
거래 단량별 물량 구성비



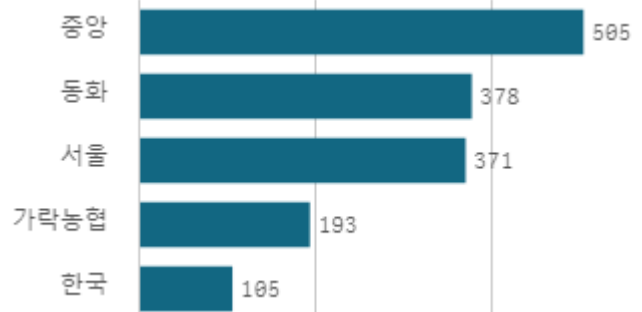
출하자별 거래물량 구성비



도매시장 법인별 거래물량(톤)

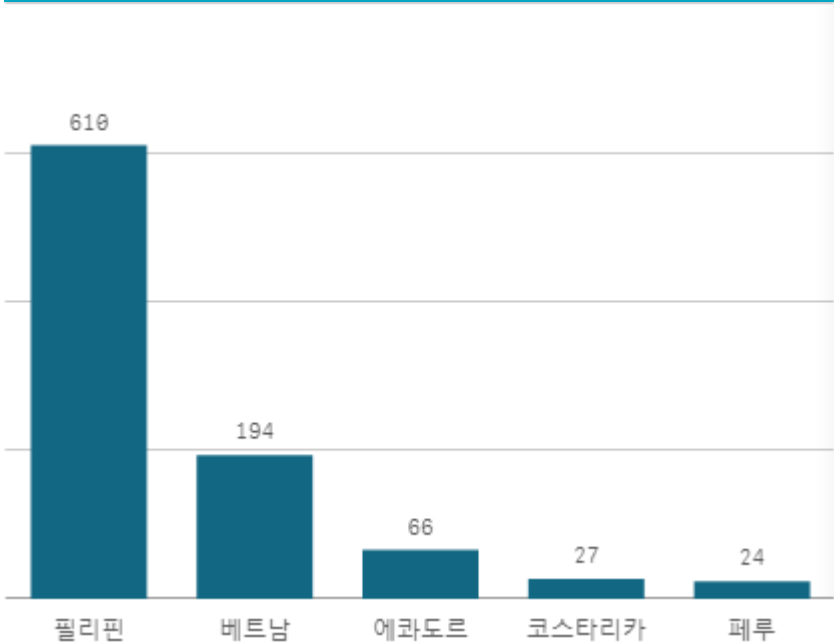


도매시장 법인별 거래금액(백만원)

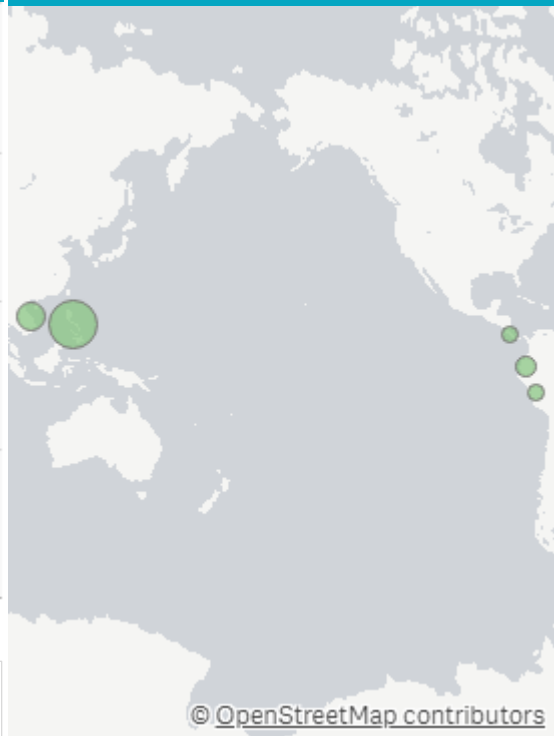


바나나 수입(13Kg)

산지별 거래물량(톤)



산지별 주출하 시군구



출하산지(개소)

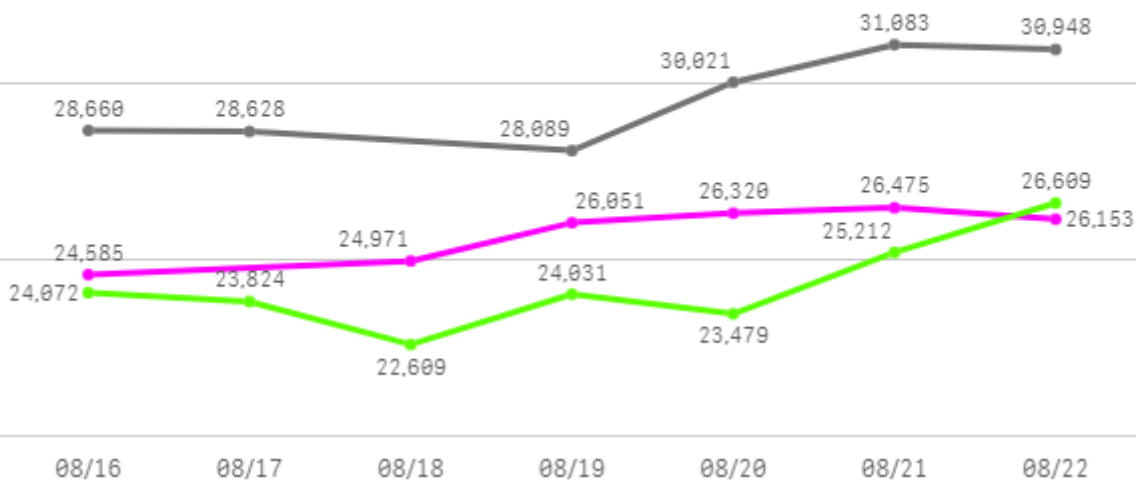
5

출하건수(천건)

2

주간 도매가격(원)

◆ 2025 ◀ 2024 ◆ 평년



구분	금주(A)	전주(B)	전월(C)	전년(D)	평년(E)	A/B	A/C	A/D	A/E
가격(원)	25,533	23,500	21,200	29,572	25,309	108.7%	120.4%	86.3%	100.9%

※ 상품 가격 기준

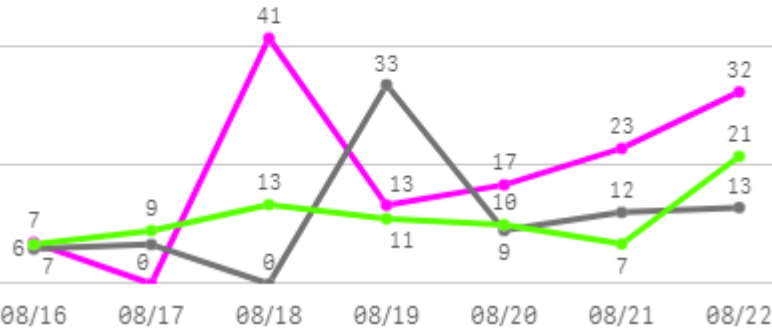
□ 바나나 수입(13Kg) 주간 가격

구분	Q	품종	Q	단량	Q	특	상	보통	하
2025-08-16		바나나 수입		13Kg		29,925	24,585	19,019	11,462
2025-08-18		바나나 수입		13Kg		29,896	24,971	18,466	11,232
2025-08-19		바나나 수입		13Kg		30,737	26,051	19,462	11,005
2025-08-20		바나나 수입		13Kg		30,790	26,320	20,833	13,822
2025-08-21		바나나 수입		13Kg		30,983	26,475	20,618	12,243
2025-08-22		바나나 수입		13Kg		30,812	26,153	19,279	12,490
평균						30,524	25,759	19,613	12,042

무화과

주간 반입량(톤)

◆ 2025 ● 2024 ▲ 평년



구분	금주(A)	전주(B)	전월(C)	전년(D)	평년(E)	A/B	A/C	A/D	A/E
물량(톤)	133	47	2	80	91	283.5%	5595.4%	166.9%	146.7%

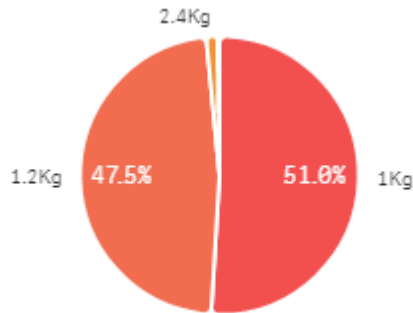
출하 품종별 거래물량 구성비



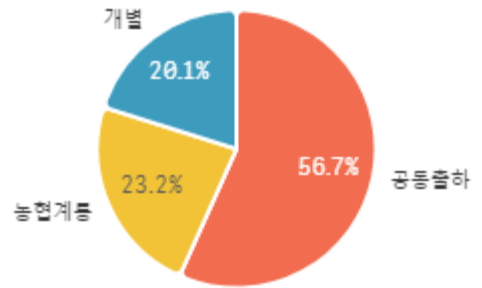
출하 품종별 거래금액 구성비



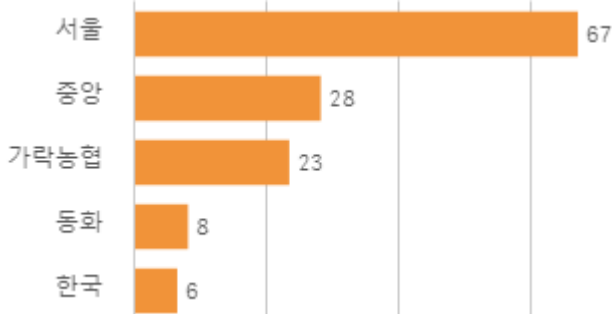
거래 단량별 물량 구성비



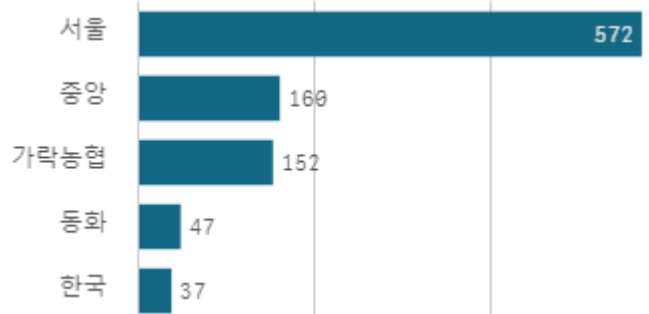
출하자별 거래물량 구성비



도매시장 법인별 거래물량(톤)

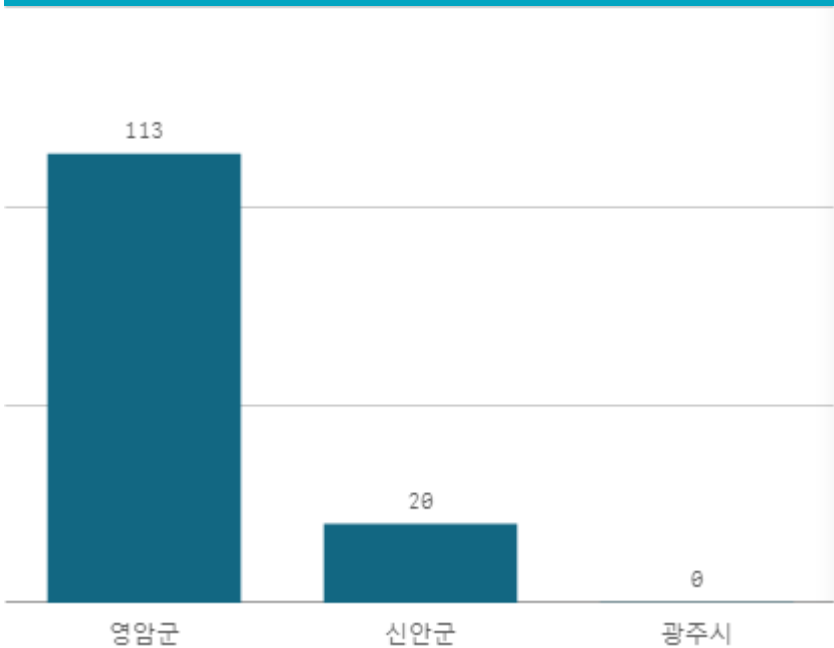


도매시장 법인별 거래금액(백만원)



무화과 국산(1Kg)

산지별 거래물량(톤)



산지별 주출하 시군구



출하산지(개소)

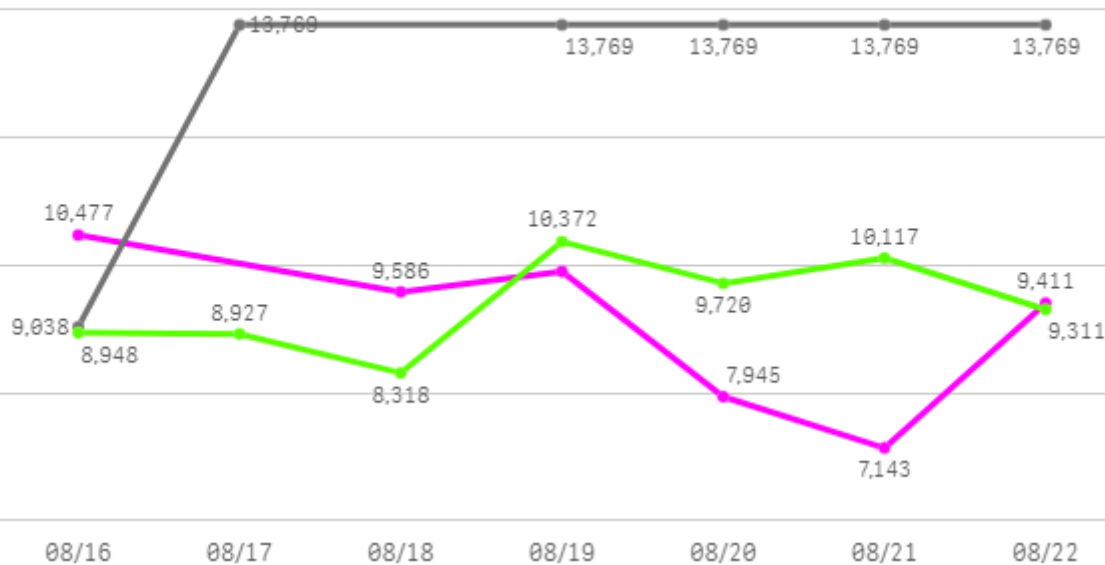
3

출하건수(천건)

1

주간 도매가격(원)

◆ 2025 ◀ 2024 ◆ 평년



구분	금주(A)	전주(B)	전월(C)	전년(D)	평년(E)	A/B	A/C	A/D	A/E
가격(원)	9,349	11,445	-	12,981	9,672	81.7%	-	72.0%	96.7%

※ 상품 가격 기준

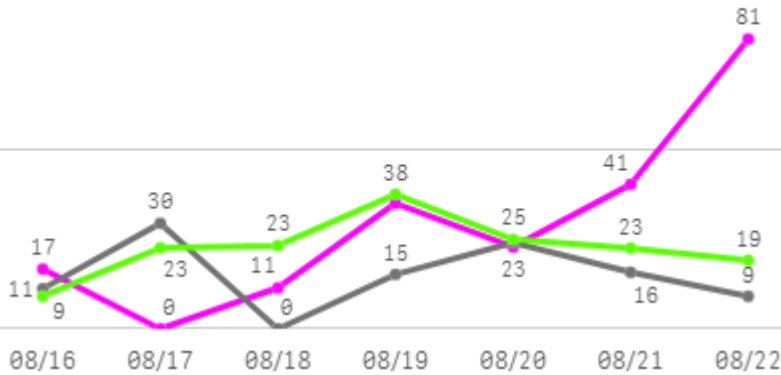
□ 무화과 국산(1Kg) 주간 가격

구분	Q	품종	Q	단량	Q	특	상	보통	하
2025-08-16		무화과 국산		1Kg		12,204	10,477	8,815	4,729
2025-08-18		무화과 국산		1Kg		11,272	9,586	7,927	5,218
2025-08-19		무화과 국산		1Kg		11,538	9,906	8,543	5,995
2025-08-20		무화과 국산		1Kg		10,455	7,945	7,124	5,009
2025-08-21		무화과 국산		1Kg		9,496	7,143	5,985	4,120
2025-08-22		무화과 국산		1Kg		9,710	9,411	8,827	5,957
평균						10,779	9,078	7,870	5,171

고등어

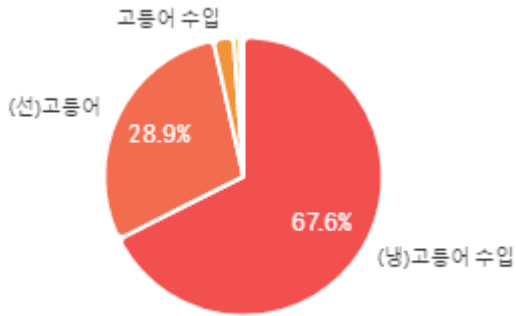
주간 반입량(톤)

◆ 2025 ● 2024 ▲ 평년

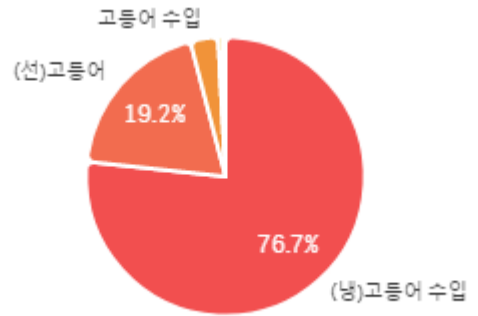


구분	금주(A)	전주(B)	전월(C)	전년(D)	평년(E)	A/B	A/C	A/D	A/E
물량(톤)	208	110	88	105	163	189.7%	237.1%	197.9%	127.5%

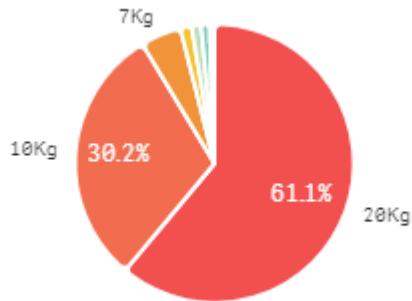
출하 품종별 거래물량 구성비



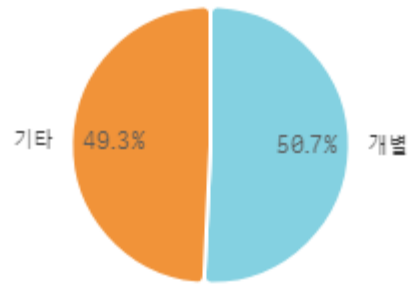
출하 품종별 거래금액 구성비



거래 단량별 물량 구성비



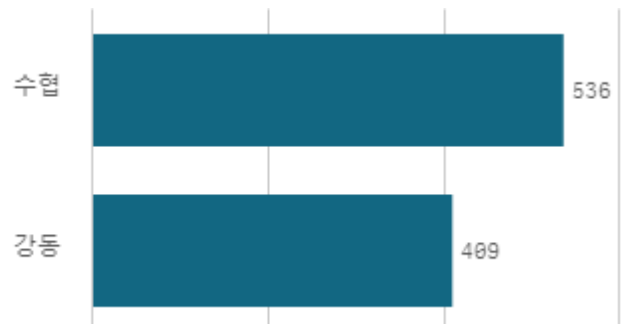
출하자별 거래물량 구성비



도매시장 법인별 거래물량(톤)

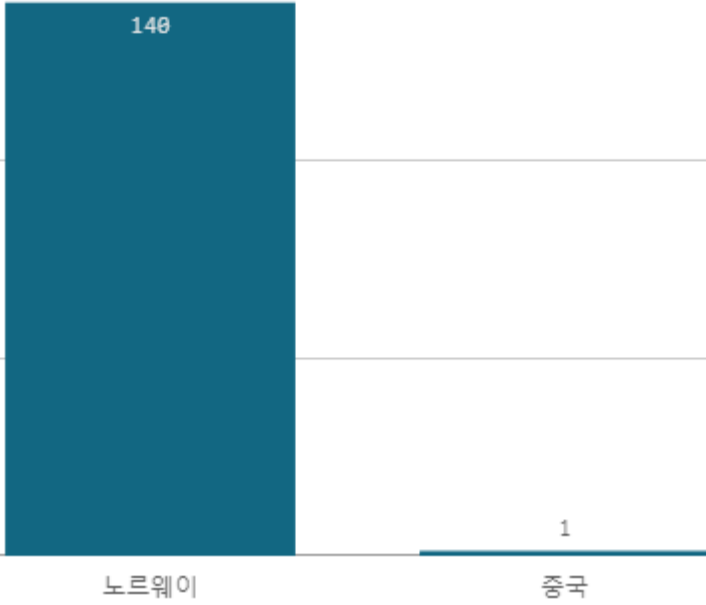


도매시장 법인별 거래금액(백만원)

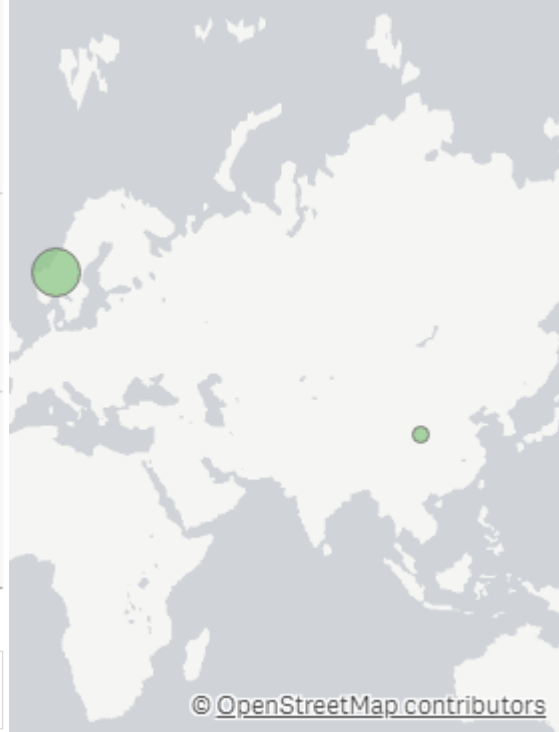


(냉)고등어 수입(10Kg)

산지별 거래물량(톤)



산지별 주출하 시군구



출하산지(개소)

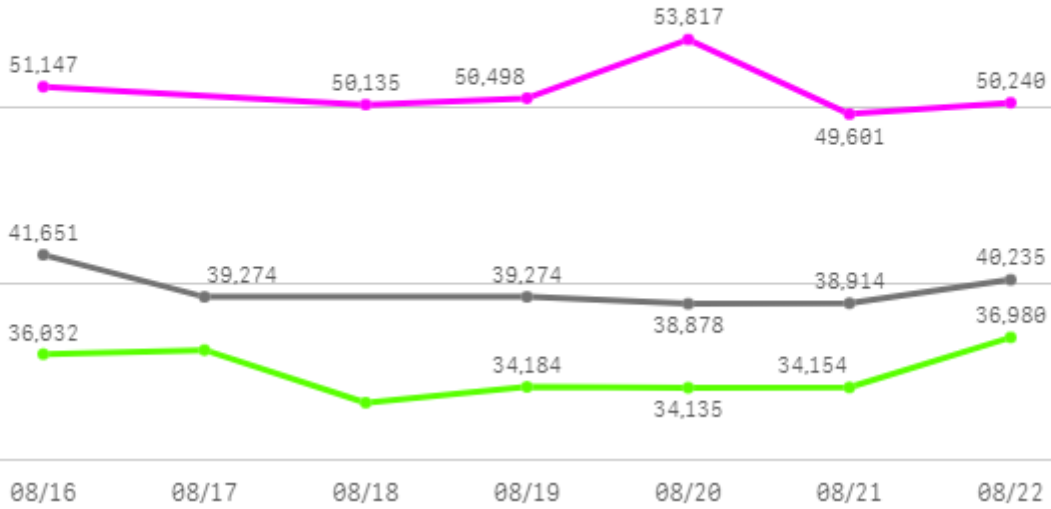
2

출하건수(천건)

0

주간 도매가격(원)

◆ 2025 ● 2024 ◆ 평년



구분	금주(A)	전주(B)	전월(C)	전년(D)	평년(E)	A/B	A/C	A/D	A/E
가격(원)	51,002	51,231	50,350	39,743	45,103	99.6%	101.3%	128.3%	113.1%

※ 상품 가격 기준

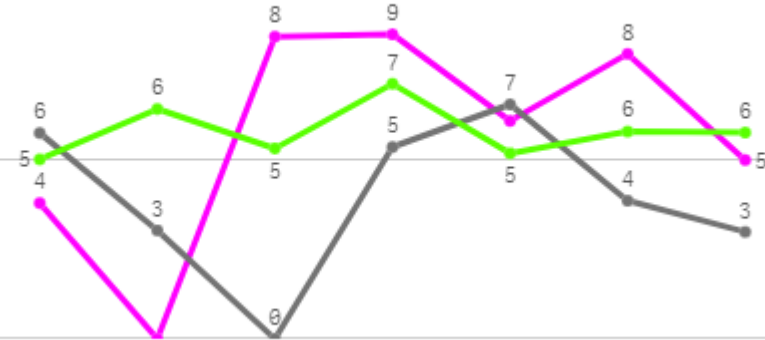
□ (냉)고등어 수입(10Kg) 주간 가격

구분	Q	품종	Q	단량	Q	특	상	보통	하
2025-08-16		(냉)고등어 수입		10Kg		-	51,147	-	-
2025-08-18		(냉)고등어 수입		10Kg		-	50,135	-	-
2025-08-19		(냉)고등어 수입		10Kg		-	50,498	-	-
2025-08-20		(냉)고등어 수입		10Kg		-	53,817	-	-
2025-08-21		(냉)고등어 수입		10Kg		-	49,601	-	-
2025-08-22		(냉)고등어 수입		10Kg		-	50,240	-	-
평균						-	50,906	-	-

갈치

주간 반입량(톤)

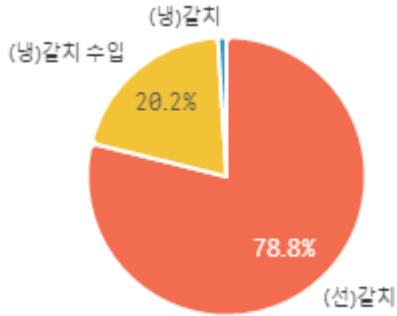
◆ 2025 ● 2024 ▲ 평년



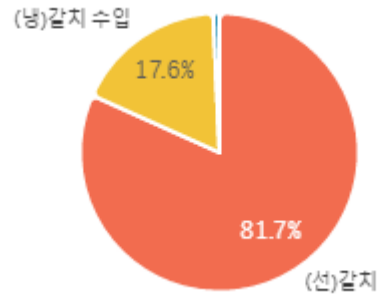
08/16 08/17 08/18 08/19 08/20 08/21 08/22

구분	금주(A)	전주(B)	전월(C)	전년(D)	평년(E)	A/B	A/C	A/D	A/E
물량(톤)	40	33	32	28	40	120.2%	124.0%	144.5%	100.9%

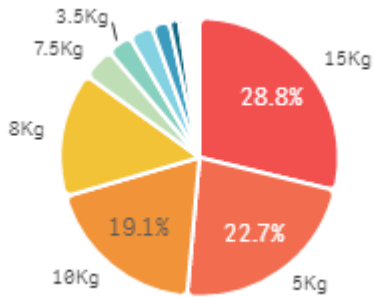
출하 품종별 거래물량 구성비



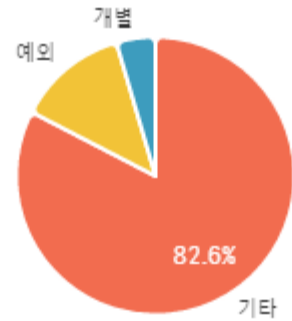
출하 품종별 거래금액 구성비



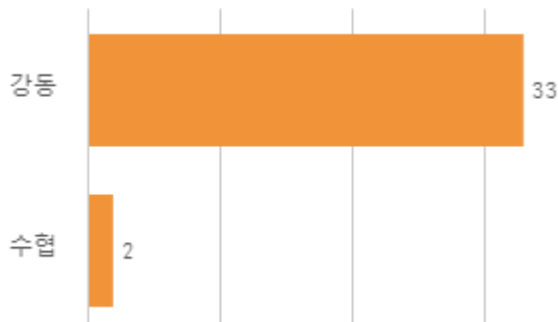
거래 단량별 물량 구성비



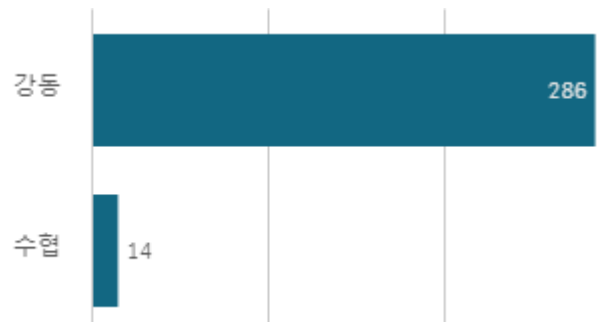
출하자별 거래물량 구성비



도매시장 법인별 거래물량(톤)

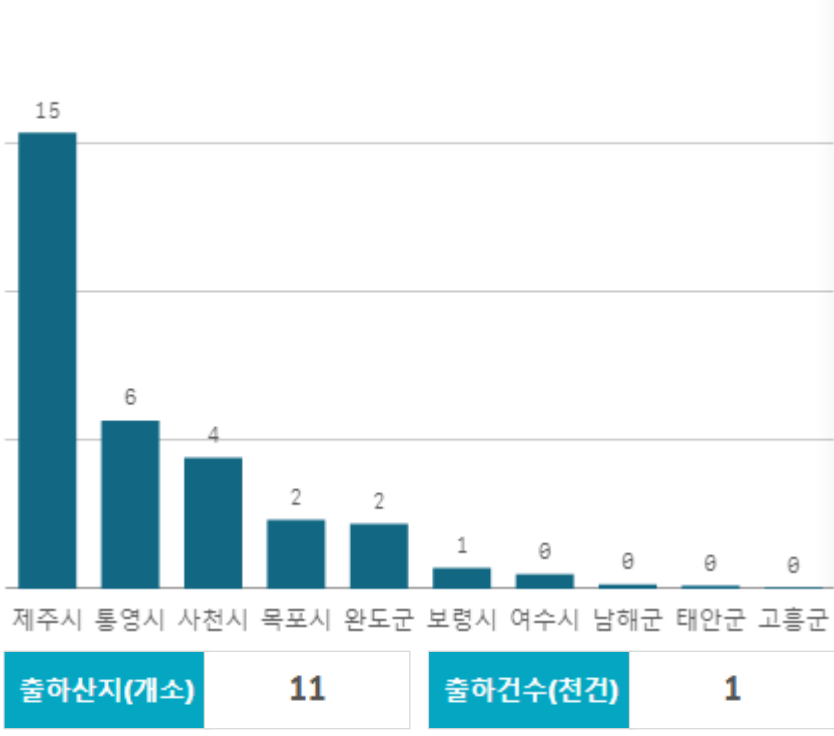


도매시장 법인별 거래금액(백만원)

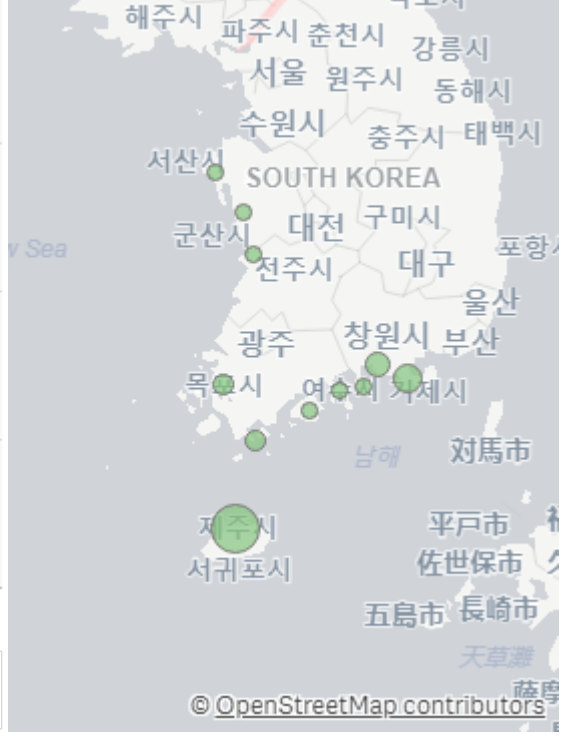


(선)갈치(5Kg)

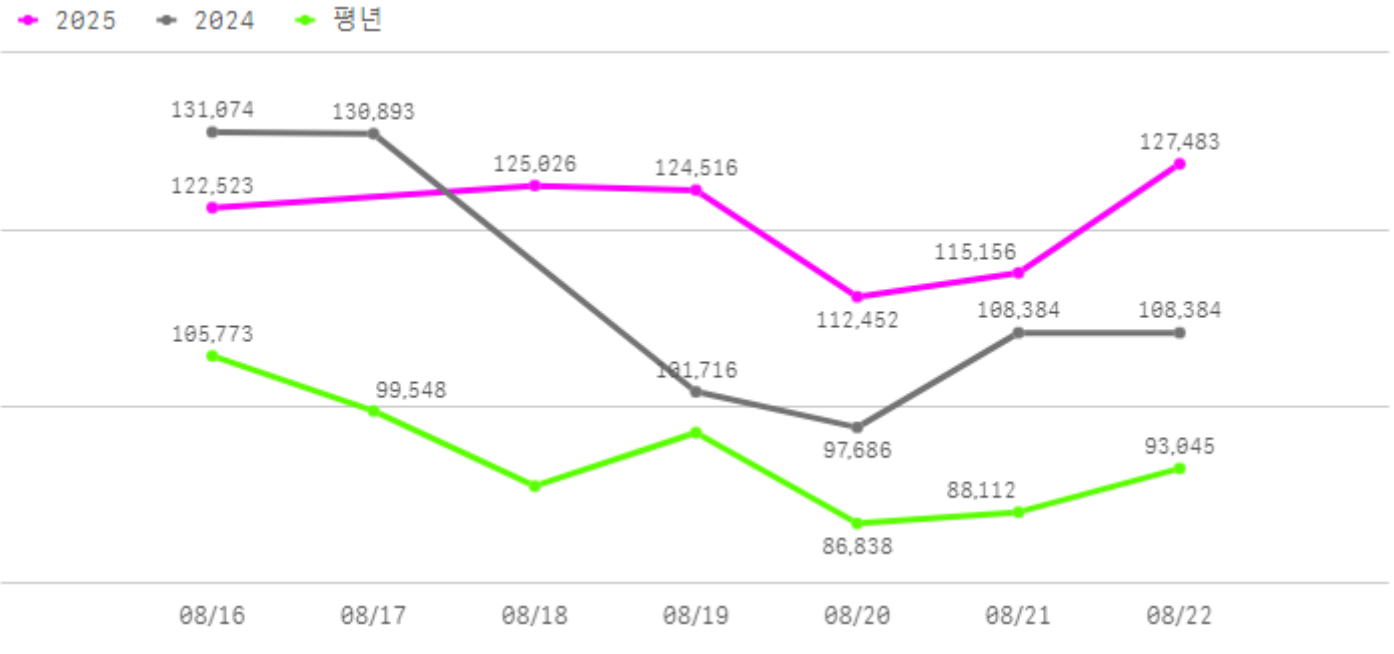
산지별 거래물량(톤)



산지별 주출하 시군구



주간 도매가격(원)



구분	금주(A)	전주(B)	전월(C)	전년(D)	평년(E)	A/B	A/C	A/D	A/E
가격(원)	121,443	133,930	168,590	113,445	112,258	90.7%	72.0%	107.1%	108.2%

※ 상품 가격 기준

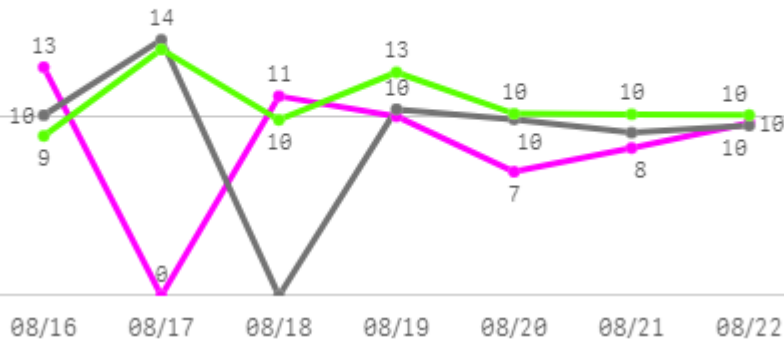
□ (선)갈치(5Kg) 주간 가격

구분	Q	품종	Q	단량	Q	특	상	보통	하
2025-08-16		(선)갈치		5Kg		-	122,523	48,720	29,682
2025-08-18		(선)갈치		5Kg		-	125,026	46,538	32,081
2025-08-19		(선)갈치		5Kg		-	124,516	50,545	30,387
2025-08-20		(선)갈치		5Kg		-	112,452	43,730	28,043
2025-08-21		(선)갈치		5Kg		-	115,156	43,289	32,488
2025-08-22		(선)갈치		5Kg		-	127,483	45,924	21,951
평균						-	121,193	46,458	29,105

홍합

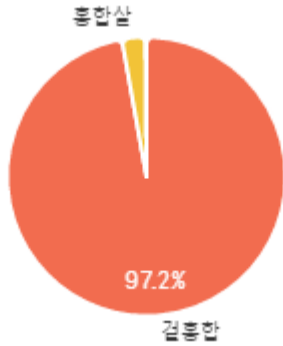
주간 반입량(톤)

◆ 2025 ● 2024 ▲ 평년

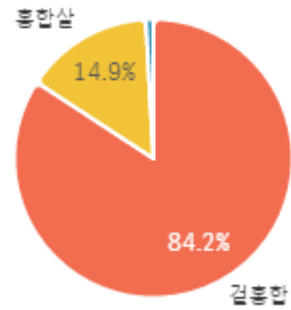


구분	금주(A)	전주(B)	전월(C)	전년(D)	평년(E)	A/B	A/C	A/D	A/E
물량(톤)	59	60	62	64	70	97.6%	95.8%	92.9%	84.4%

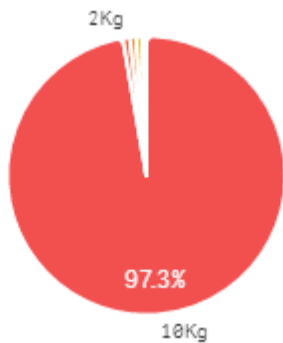
출하 품종별 거래물량 구성비



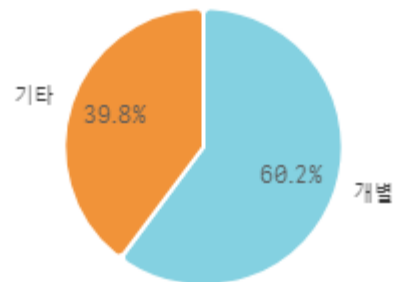
출하 품종별 거래금액 구성비



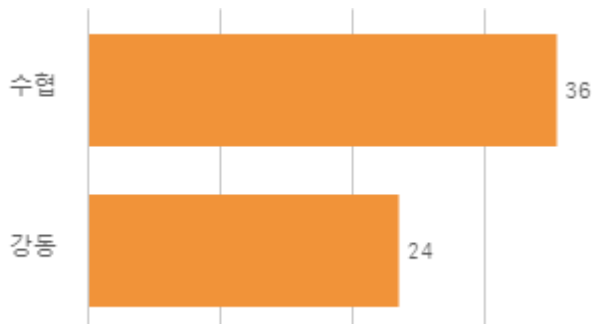
거래 단량별 물량 구성비



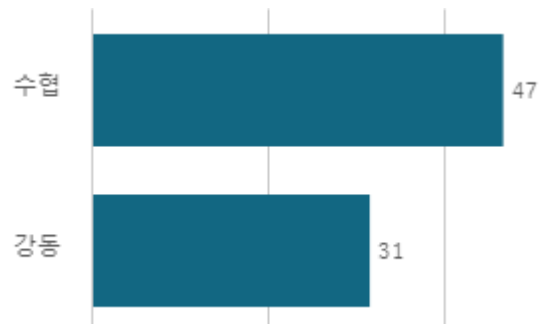
출하자별 거래물량 구성비



도매시장 법인별 거래물량(톤)

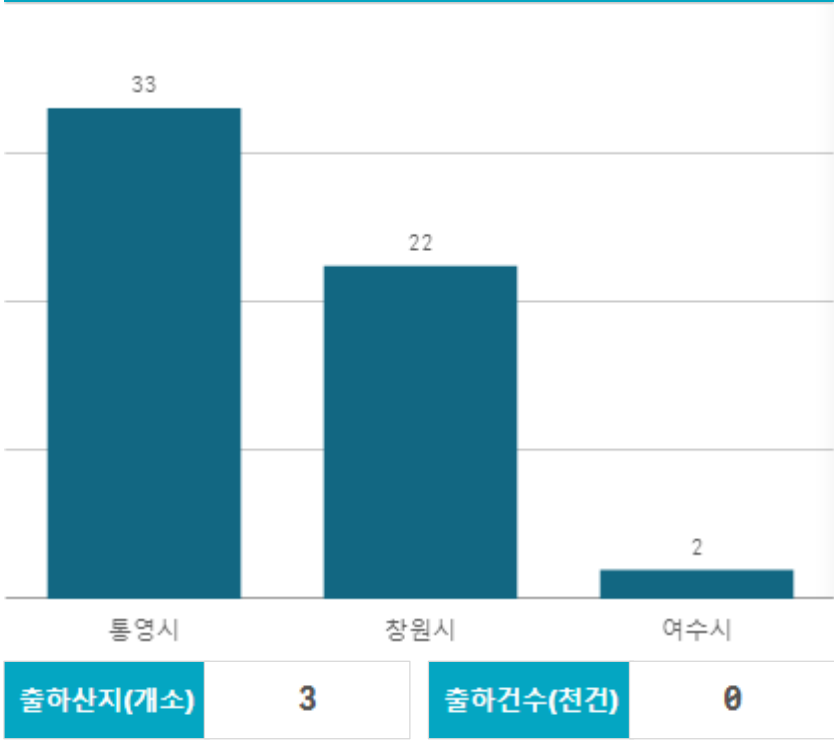


도매시장 법인별 거래금액(백만원)



걸홍합(10Kg)

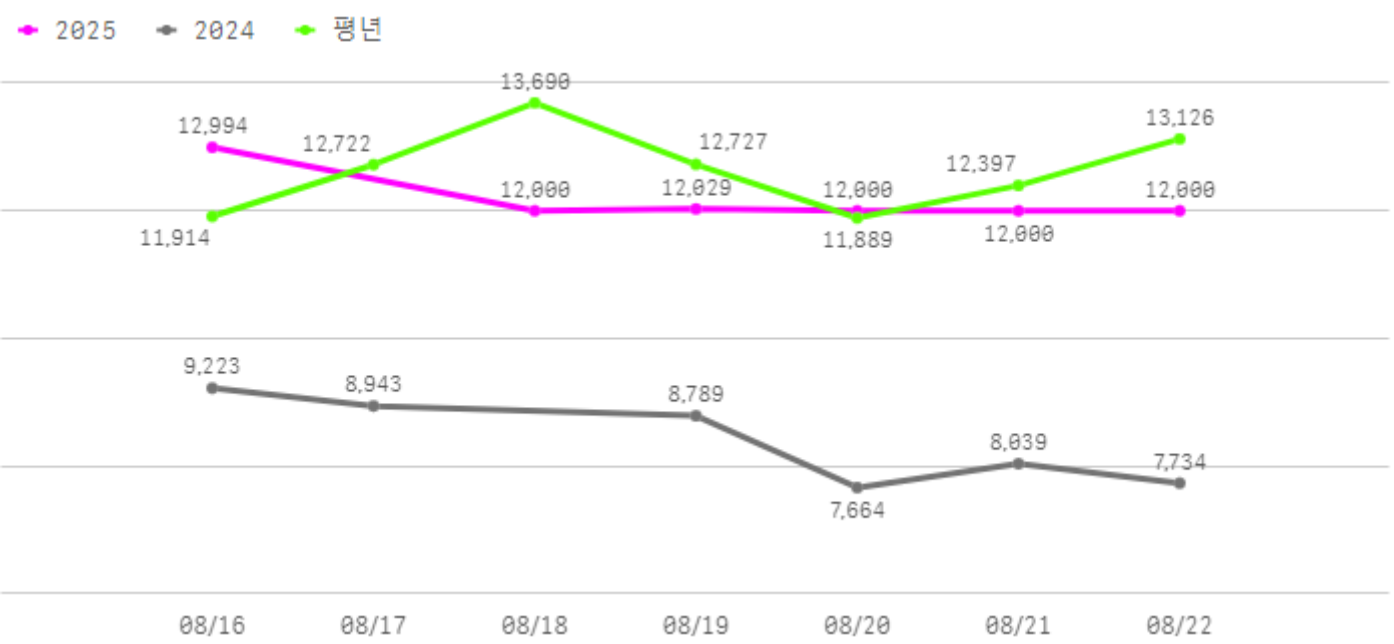
산지별 거래물량(톤)



산지별 주출하 시군구



주간 도매가격(원)



구분	금주(A)	전주(B)	전월(C)	전년(D)	평년(E)	A/B	A/C	A/D	A/E
가격(원)	12,267	12,028	14,048	8,399	12,064	102.0%	87.3%	146.1%	101.7%

※ 상품 가격 기준

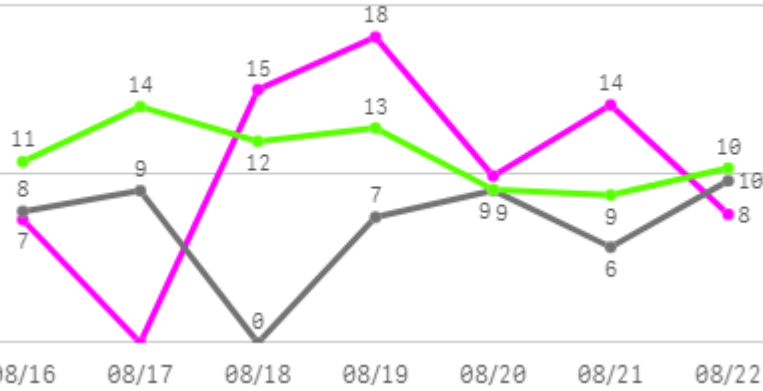
□ 곁홍합(10Kg) 주간 가격

구분	Q	품종	Q	단량	Q	특	상	보통	하
2025-08-16		곁홍합		10Kg		-	12,994	12,000	12,000
2025-08-18		곁홍합		10Kg		-	12,000	12,000	9,773
2025-08-19		곁홍합		10Kg		-	12,029	11,851	6,380
2025-08-20		곁홍합		10Kg		-	12,000	11,966	8,468
2025-08-21		곁홍합		10Kg		-	12,000	12,000	9,333
2025-08-22		곁홍합		10Kg		-	12,000	11,952	8,771
평균						-	12,171	11,962	9,121

오징어

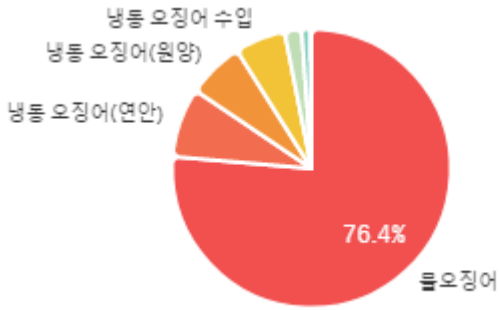
주간 반입량(톤)

◆ 2025 ● 2024 ▲ 평년

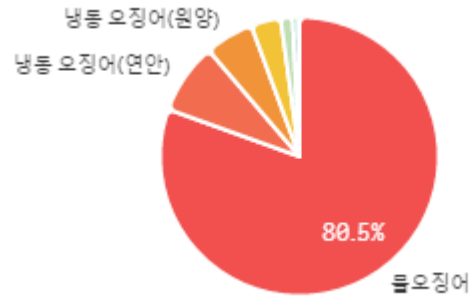


구분	금주(A)	전주(B)	전월(C)	전년(D)	평년(E)	A/B	A/C	A/D	A/E
물량(톤)	72	70	67	49	81	102.9%	107.5%	148.3%	89.6%

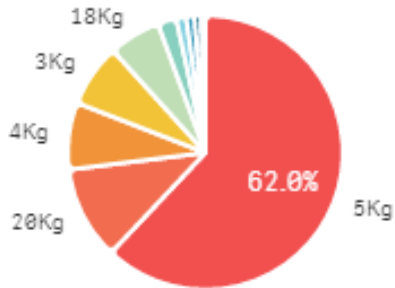
출하 품종별 거래물량 구성비



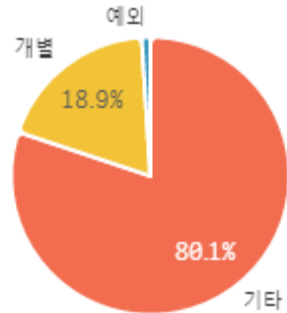
출하 품종별 거래금액 구성비



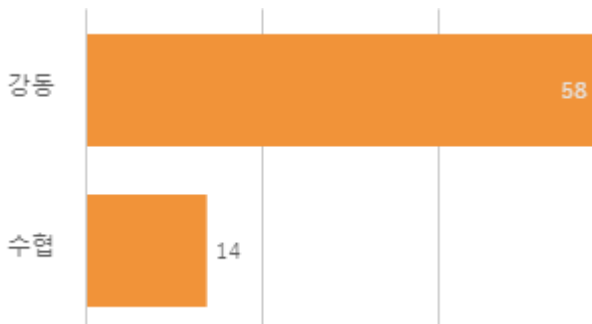
거래 단량별 물량 구성비



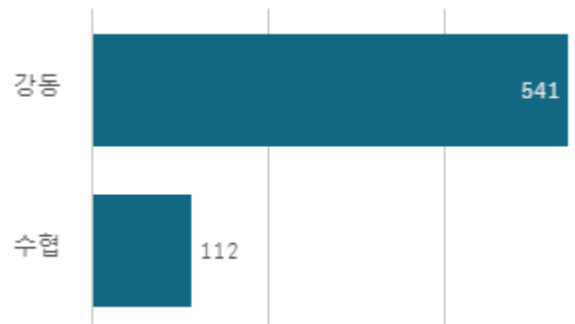
출하자별 거래물량 구성비



도매시장 법인별 거래물량(톤)

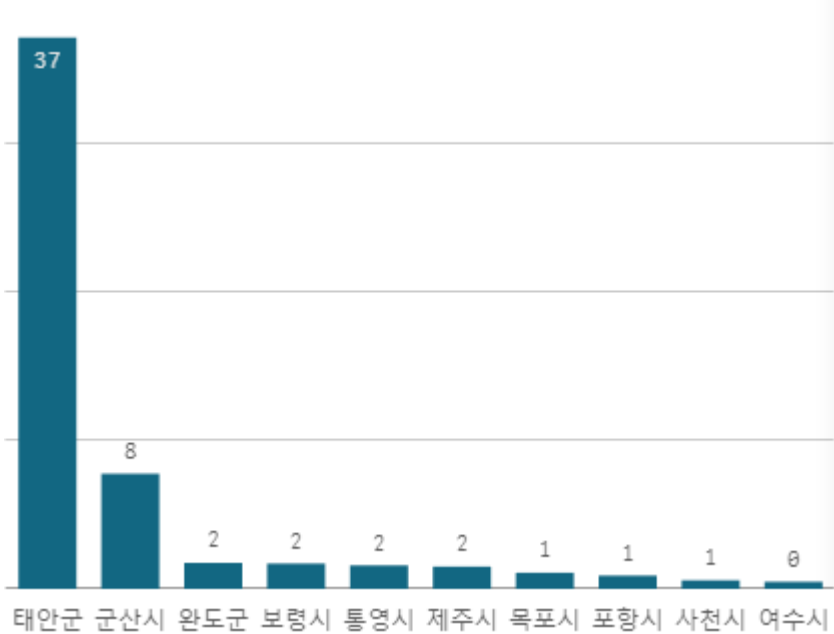


도매시장 법인별 거래금액(백만원)



물오징어(6Kg)

산지별 거래물량(톤)



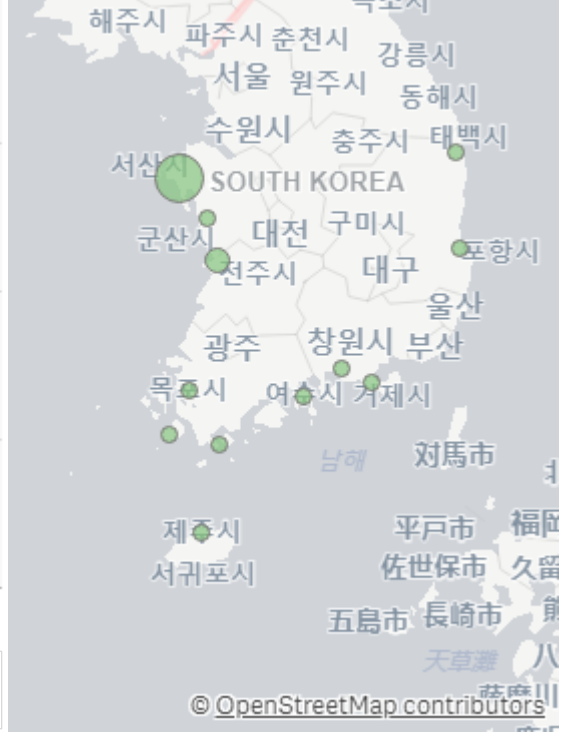
출하산지(개소)

12

출하건수(천건)

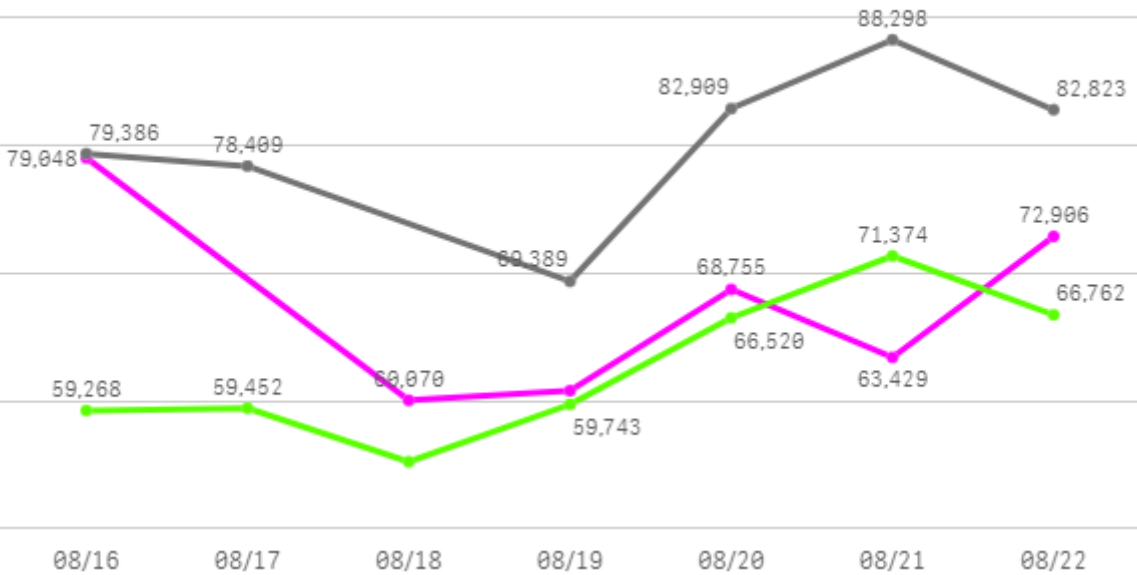
1

산지별 주출하 시군구



주간 도매가격(원)

◆ 2025 ● 2024 ◆ 평년



구분	금주(A)	전주(B)	전월(C)	전년(D)	평년(E)	A/B	A/C	A/D	A/E
가격(원)	67,941	69,189	71,838	80,202	65,284	98.2%	94.6%	84.7%	104.1%

※ 상품 가격 기준

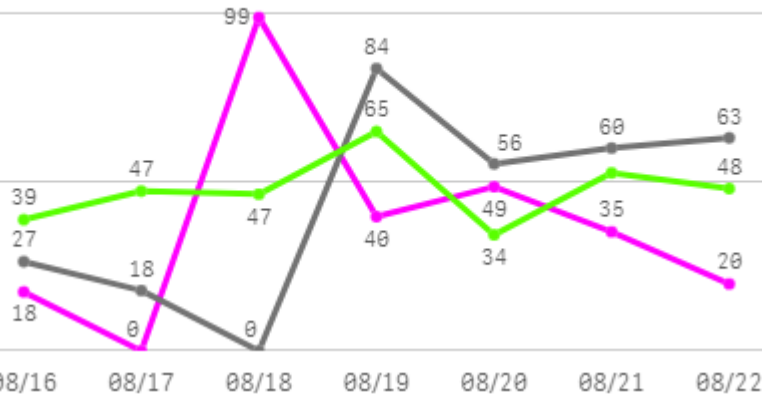
□ 물오징어(6Kg) 주간 가격

구분	Q	품종	Q	단량	Q	특	상	보통	하
2025-08-16		물오징어		6Kg		-	79,048	73,264	65,634
2025-08-18		물오징어		6Kg		-	60,070	47,545	39,398
2025-08-19		물오징어		6Kg		-	60,823	50,902	41,869
2025-08-20		물오징어		6Kg		-	68,755	62,252	55,333
2025-08-21		물오징어		6Kg		-	63,429	56,097	50,461
2025-08-22		물오징어		6Kg		-	72,906	64,258	48,725
평균						-	67,505	59,053	50,237

건멸치

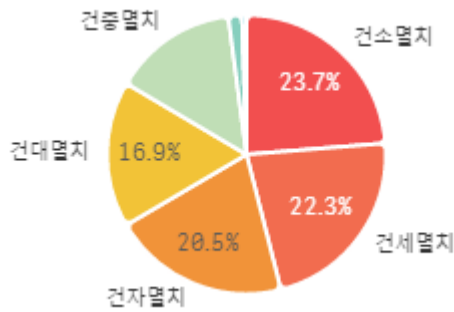
주간 반입량(톤)

◆ 2025 ● 2024 ▲ 평년

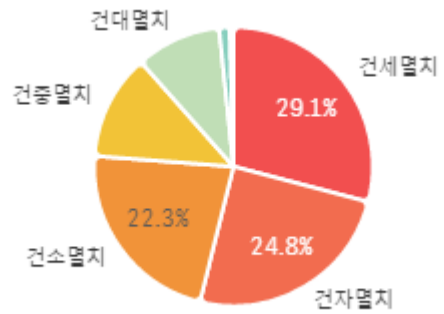


구분	금주(A)	전주(B)	전월(C)	전년(D)	평년(E)	A/B	A/C	A/D	A/E
물량(톤)	260	379	86	307	319	68.8%	302.6%	84.7%	81.6%

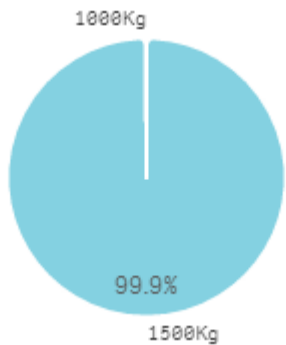
출하 품종별 거래물량 구성비



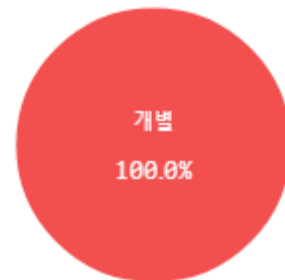
출하 품종별 거래금액 구성비



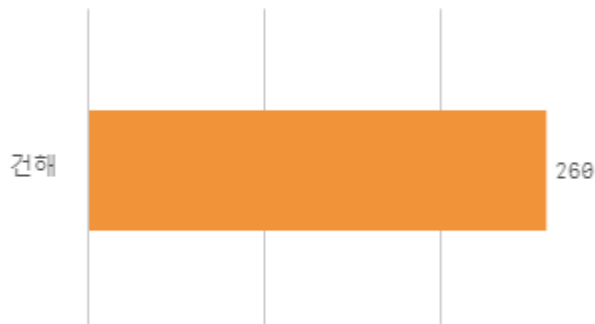
거래 단량별 물량 구성비



출하자별 거래물량 구성비



도매시장 법인별 거래물량(톤)

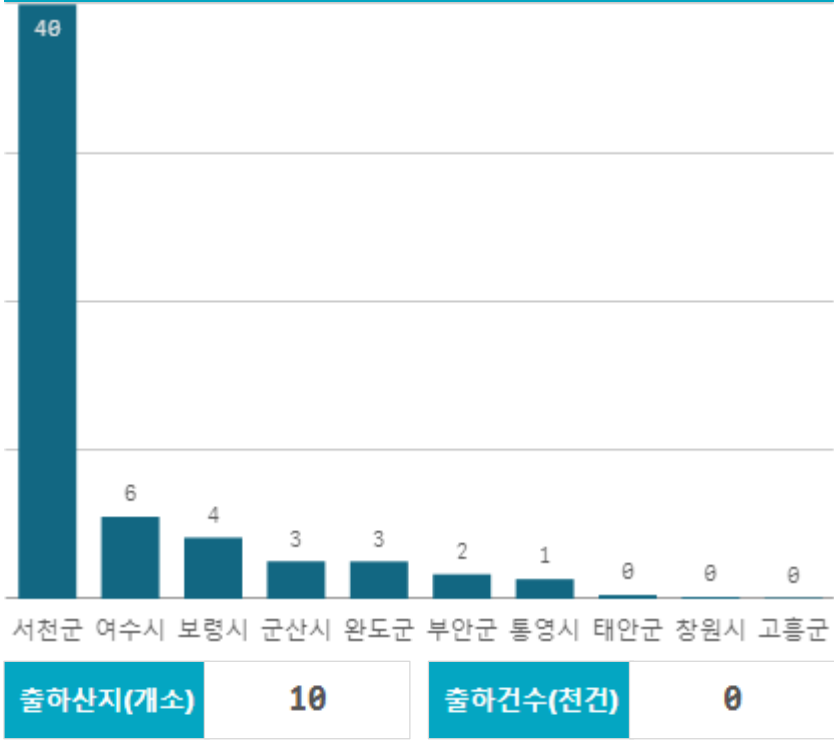


도매시장 법인별 거래금액(백만원)



건세열치(1.5Kg)

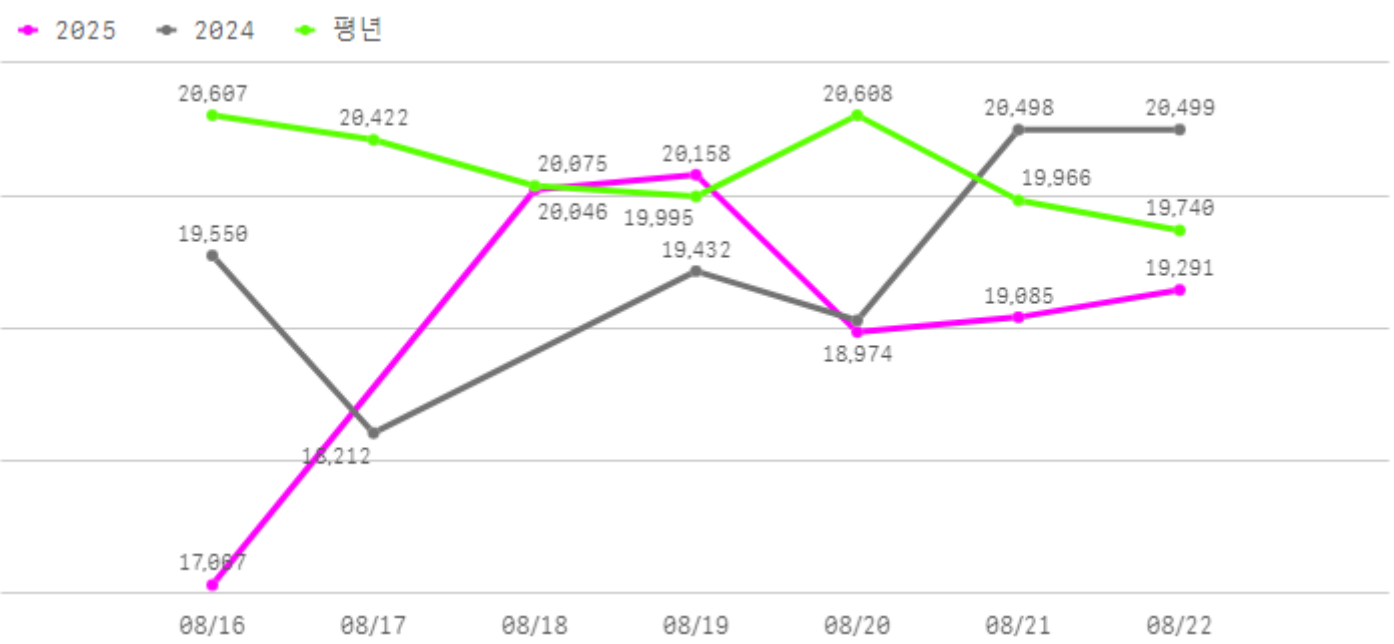
산지별 거래물량(톤)



산지별 주출하 시군구



주간 도매가격(원)



구분	금주(A)	전주(B)	전월(C)	전년(D)	평년(E)	A/B	A/C	A/D	A/E
가격(원)	18,953	21,143	21,526	19,542	19,602	89.6%	88.0%	97.0%	96.7%

※ 상품 가격 기준

□ 건세멸치(1.5Kg) 주간 가격

구분	Q	품종	Q	단량	Q	특	상	보통	하
2025-08-16		건세멸치		1.5Kg		-	17,067	14,145	10,397
2025-08-18		건세멸치		1.5Kg		-	20,046	15,715	10,936
2025-08-19		건세멸치		1.5Kg		-	20,158	13,588	8,713
2025-08-20		건세멸치		1.5Kg		-	18,974	13,899	8,949
2025-08-21		건세멸치		1.5Kg		-	19,085	15,703	12,582
2025-08-22		건세멸치		1.5Kg		-	19,291	15,879	10,468
평균						-	19,104	14,822	10,341