
2025년 가락시장

주요 품목 주간 거래동향

6월 1주차 주요 동향

[2025. 5.31. ~ 6.6.]



서울특별시농수산물공사

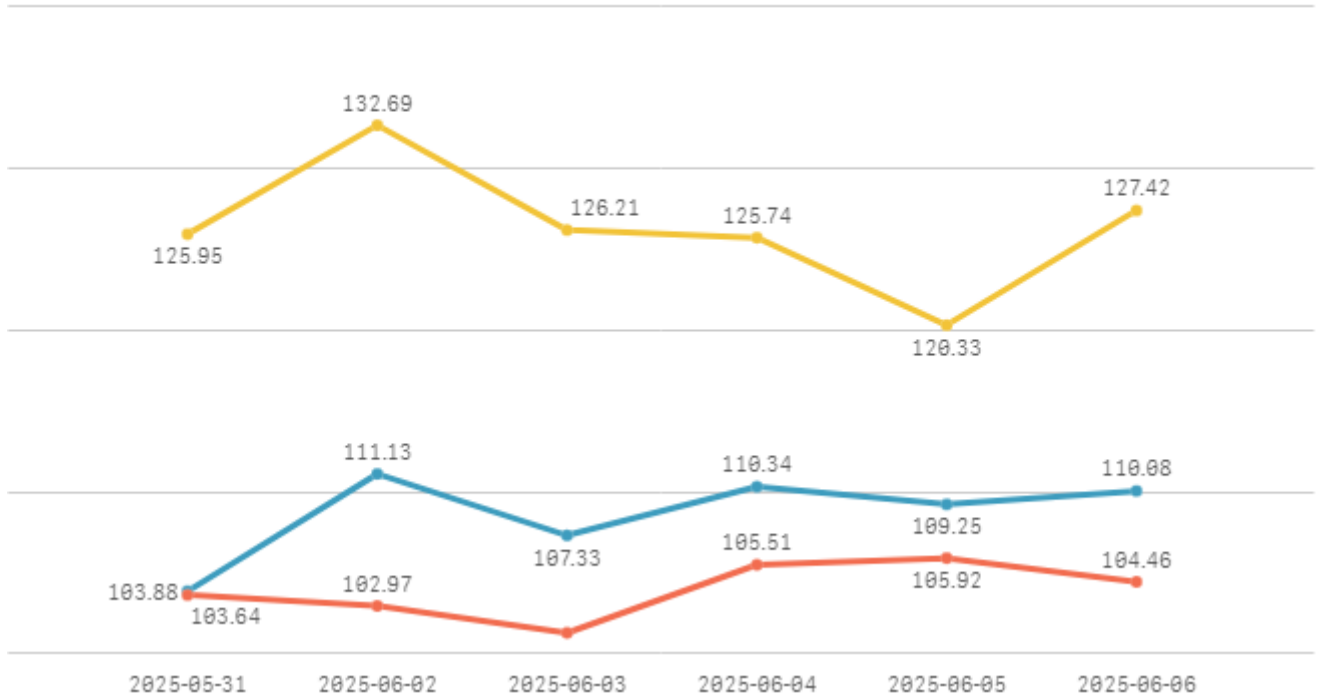
[데이터전략팀]

1. 주간 표준지수

※ 직전 5개년 평균가격을 지수 100으로 산정하여 100 이상일 경우 평년보다 상승, 100 이하일 경우 평년보다 하락

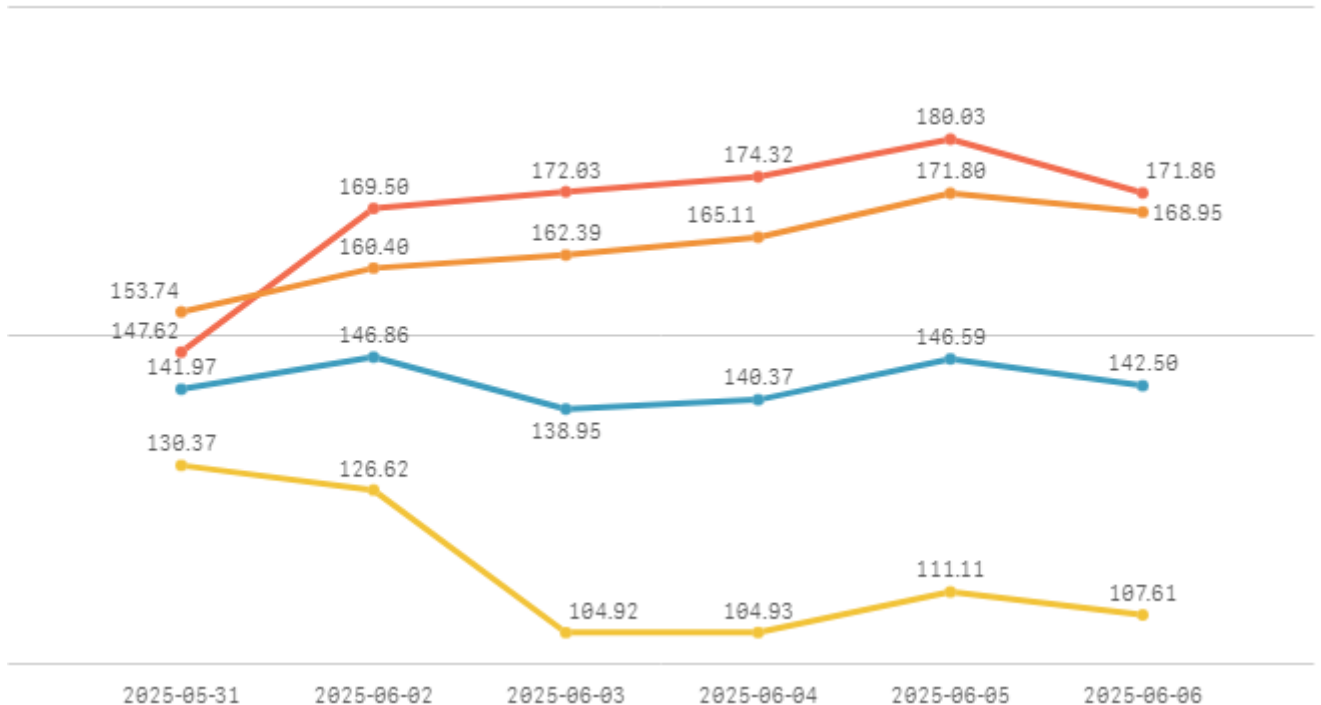
□ 청과부류

합계 채소계 과일계



□ 수산부류

합계 생선류 조개류 건어류



2. 주요 품목 주간 거래동향

주요 품목(종) 주간동향 (2025.05.31 ~ 06.06)

품종 단위	Q	금주평균	전주평균	전월평균	전년평균	5년평균 가격	전주대비	전월대비	전년대비	5년평균 대비
간마늘 대서(20키로)		189,210	190,316	157,576	130,323	154,432	-1% ▼	20% ▲	45% ▲	23% ▲
(선)갈치(5키로상자)		166,898	178,155	203,128	177,157	139,130	-6% ▼	-18% ▼	-6% ▼	20% ▲
사과 부사(10키로상자)		60,287	58,080	70,114	85,802	52,753	4% ▲	-14% ▼	-30% ▼	14% ▲
배 신고(15키로상자)		56,170	47,636	58,245	143,158	78,233	18% ▲	-4% ▼	-61% ▼	-28% ▼
오렌지 네블 수입(18키로상자)		53,524	51,681	56,574	60,503	52,176	4% ▲	-5% ▼	-12% ▼	3% ▲
(냉)고등어 수입(10키로상자)		48,084	48,593	48,515	34,750	36,256	-1% ▼	-1% ▼	38% ▲	33% ▲
포도 수입(8키로상자)		36,840	40,095	32,266	70,096	43,999	-8% ▼	14% ▲	-47% ▼	-16% ▼
참외(일반)(10키로상자)		36,536	44,813	47,110	35,391	36,070	-18% ▼	-22% ▼	3% ▲	1% ▲
백다다기오이(100개)		36,053	49,806	52,395	32,537	34,739	-28% ▼	-31% ▼	11% ▲	4% ▲
오이맛고추(10키로상자)		33,384	28,308	41,667	33,769	36,646	18% ▲	-20% ▼	-1% ▼	-9% ▼
감자 수미(햇)(20키로상자)		33,307	47,791	57,362	28,901	34,030	-30% ▼	-42% ▼	15% ▲	-2% ▼
청양고추(10키로상자)		29,127	29,398	27,855	40,208	42,655	-1% ▼	5% ▲	-28% ▼	-32% ▼
쪽파(10키로상자)		27,429	29,529	43,999	69,403	50,271	-7% ▼	-38% ▼	-60% ▼	-45% ▼
바나나 수입(13키로상자)		27,289	27,364	28,565	23,076	26,705	-0% ▼	-4% ▼	18% ▲	2% ▲
골드파인애플 수입(12키로상자)		26,950	27,760	28,629	31,411	29,661	-3% ▼	-6% ▼	-14% ▼	-9% ▼
망고 수입(5키로상자)		26,370	27,429	27,175	35,180	34,854	-4% ▼	-3% ▼	-25% ▼	-24% ▼
당근(20키로상자)		25,554	24,458	32,201	63,009	37,039	4% ▲	-21% ▼	-59% ▼	-31% ▼
호박밤 고구마(10키로상자)		24,704	27,030	24,003	31,952	30,290	-9% ▼	3% ▲	-23% ▼	-18% ▼
수박(일반)(10키로상자)		22,159	25,336	33,200	17,928	20,156	-13% ▼	-33% ▼	24% ▲	10% ▲
빨강 파프리카(5키로상자)		20,492	20,822	32,448	16,131	18,732	-2% ▼	-37% ▼	27% ▲	9% ▲
건세열치(1.5키로상자)		19,512	19,752	18,715	25,078	22,377	-1% ▼	4% ▲	-22% ▼	-13% ▼
애호박(20개)		16,750	21,894	14,805	12,126	15,676	-23% ▼	13% ▲	38% ▲	7% ▲
시금치(4키로상자)		14,685	13,206	12,257	13,361	14,391	11% ▲	20% ▲	10% ▲	2% ▲
겉종합(10키로망대)		14,461	16,327	17,583	11,793	12,197	-11% ▼	-18% ▼	23% ▲	19% ▲
상추 포기참(4키로상자)		14,038	16,430	16,349	12,161	16,620	-15% ▼	-14% ▼	15% ▲	-16% ▼
무(20키로상자)		13,902	18,186	23,192	15,408	12,730	-24% ▼	-40% ▼	-10% ▼	9% ▲
양상추(일반)(10키로상자)		12,571	17,813	16,162	10,099	13,619	-29% ▼	-22% ▼	24% ▲	-8% ▼
가지(5키로상자)		12,149	14,730	14,155	12,096	12,962	-18% ▼	-14% ▼	0% ▲	-6% ▼
알배기배추(8키로상자)		11,588	13,202	22,713	11,464	14,498	-12% ▼	-49% ▼	1% ▲	-20% ▼
대추방울토마토(3키로상자)		11,102	11,035	10,857	13,806	11,383	1% ▲	2% ▲	-20% ▼	-2% ▼
팽이버섯(5키로상자)		10,183	9,204	10,549	10,016	9,761	11% ▲	-3% ▼	2% ▲	4% ▲
토마토(5키로상자)		9,010	7,818	9,855	8,503	9,169	15% ▲	-9% ▼	6% ▲	-2% ▼
돌미나리(4키로상자)		8,172	8,773	10,328	7,828	8,000	-7% ▼	-21% ▼	4% ▲	2% ▲
배추(10키로망대)		6,866	5,525	7,691	6,334	7,494	24% ▲	-11% ▼	8% ▲	-8% ▼
청경채(4키로상자)		6,359	7,543	4,514	3,119	5,857	-16% ▼	41% ▲	104% ▲	9% ▲
열무(4키로상자)		6,129	7,869	10,423	6,460	7,832	-22% ▼	-41% ▼	-5% ▼	-22% ▼
새송이버섯(2키로상자)		5,912	5,699	7,485	4,545	6,272	4% ▲	-21% ▼	30% ▲	-6% ▼
배추얼갈이(4키로상자)		5,548	5,552	4,313	3,909	5,119	-0% ▼	29% ▲	42% ▲	8% ▲
양배추(8키로망대)		4,546	5,277	12,896	9,764	5,611	-14% ▼	-65% ▼	-53% ▼	-19% ▼
대구(1키로)		2,910	3,577	3,062	2,481	3,978	-19% ▼	-5% ▼	17% ▲	-27% ▼
대파(일반)(1키로단)		1,258	1,157	1,080	1,483	1,434	9% ▲	17% ▲	-15% ▼	-12% ▼
부추(일반)(500그램단)		980	994	2,198	977	1,040	-1% ▼	-55% ▼	0% ▲	-6% ▼
양파(1키로)		649	622	1,013	1,139	980	4% ▲	-36% ▼	-43% ▼	-34% ▼

□ 품종별 등락가격 비교(전주대비)

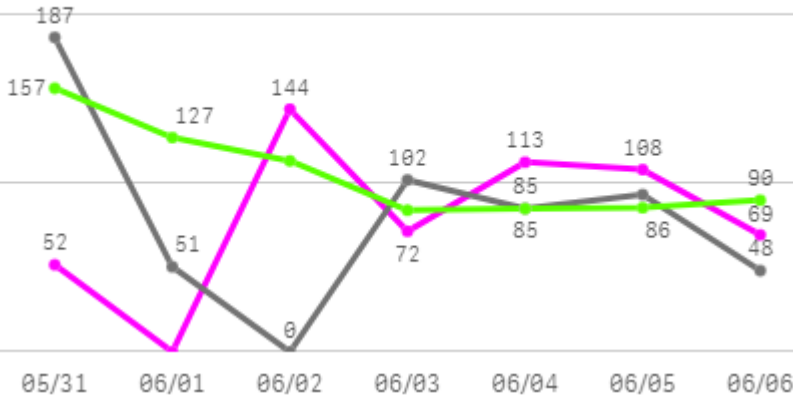
구분	품목(종)명
상승 품목(종)	대파(일반)(9%),배 신고(18%),배추(24%),시금치(11%),오이맛고추(18%),토마토(15%),팽이버섯(11%)
하락 품목(종)	(선)갈치(-6%),가지(-18%),감자 수미(햇)(-30%),겉흙합(-11%),대구(-19%),돌미나리(-7%),무(-24%),백다다기오이(-28%),상추 포기잡(-15%),수박(일반)(-13%),알배기배추(-12%),애호박(-23%),양배추(-14%),양상추(일반)(-29%),열무(-22%),쪽파(-7%),참외(일반)(-18%),청경채(-16%),포도 수입(-8%),호박밤 고구마(-9%)
보합 품목(종)(+5%)	(냉)고등어 수입,건세멸치,골드파인애플 수입,깐마늘 대서,당근,대추방울토마토,망고 수입,바나나 수입,배추얼갈이,부추(일반),빨강 파프리카,사과 부사,새송이버섯,양파,오렌지 네블 수입,청양고추

3. 품목(종)별 주간 거래동향

고구마

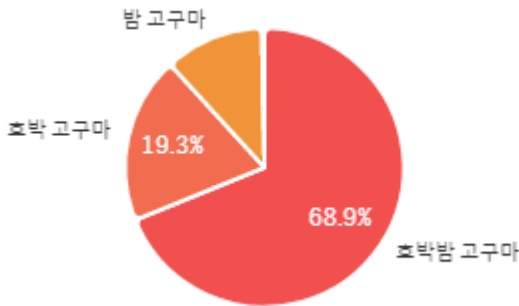
주간 반입량(톤)

● 2025 ● 2024 ● 평년

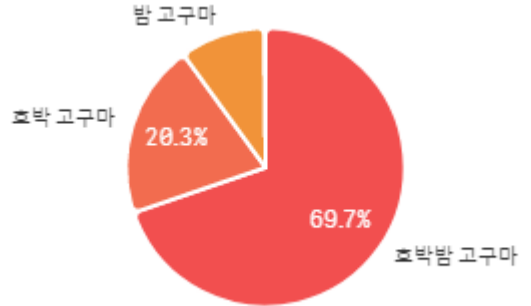


구분	금주(A)	전주(B)	전월(C)	전년(D)	평년(E)	A/B	A/C	A/D	A/E
물량(톤)	558	815	699	566	736	68.5%	79.7%	98.5%	75.8%

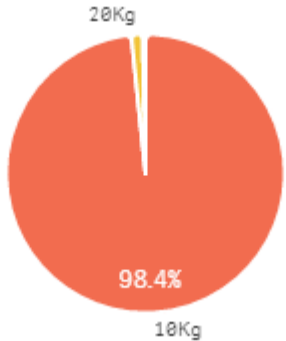
출하 품종별 거래물량 구성비



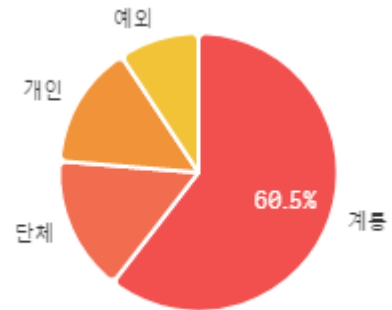
출하 품종별 거래금액 구성비



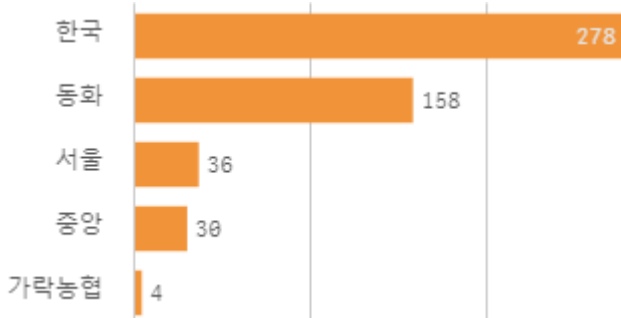
거래 단량별 물량 구성비



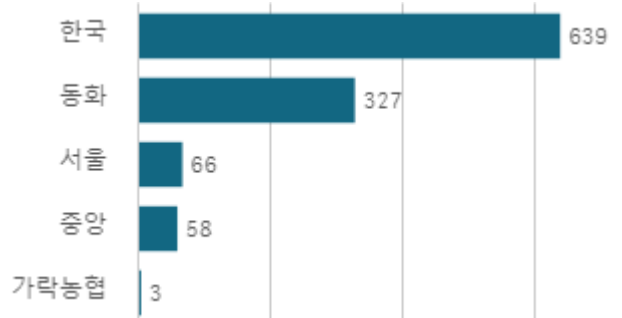
출하자별 거래물량 구성비



도매시장 법인별 거래물량(톤)

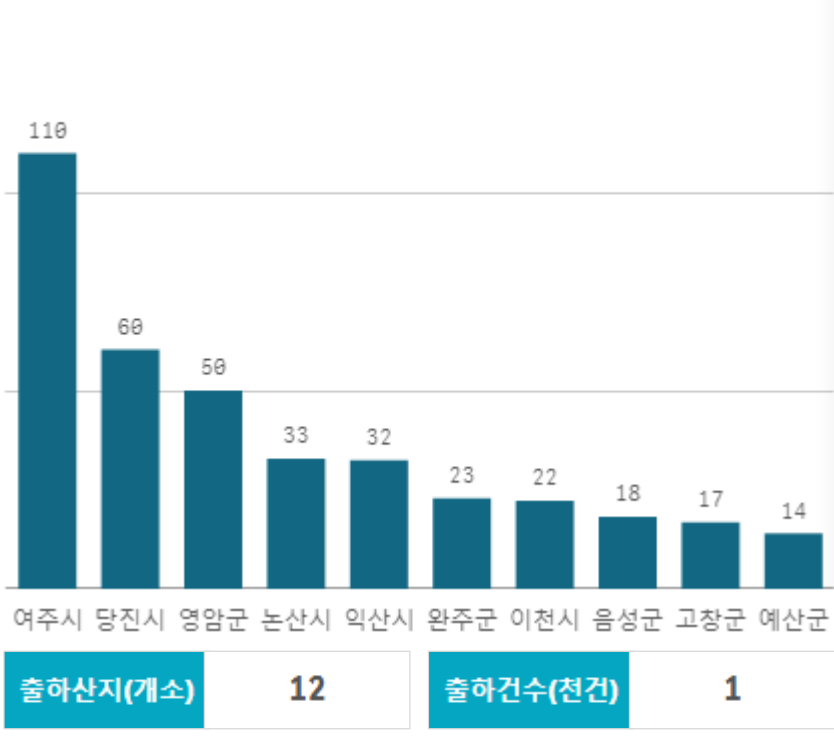


도매시장 법인별 거래금액(백만원)



호박밤 고구마(10Kg)

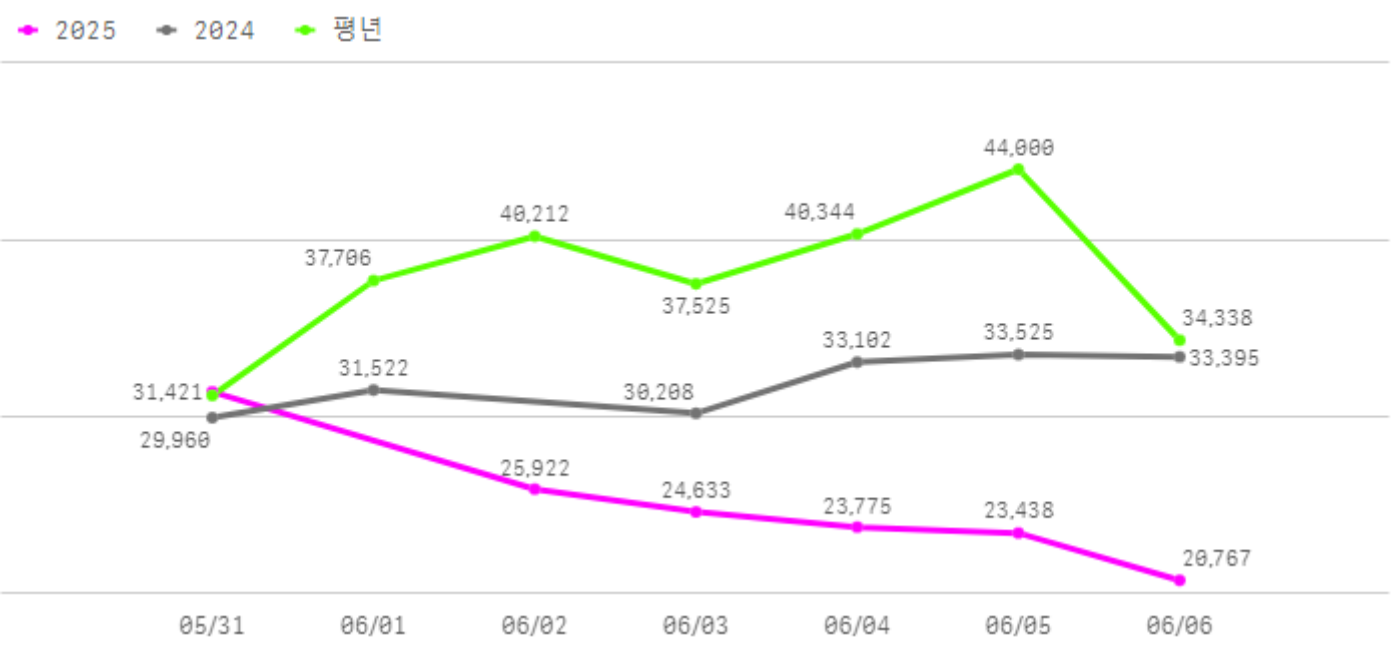
산지별 거래물량(톤)



산지별 주출하 시군구



주간 도매가격(원)



구분	금주(A)	전주(B)	전월(C)	전년(D)	평년(E)	A/B	A/C	A/D	A/E
가격(원)	24,704	27,030	24,003	31,952	30,290	91.4%	102.9%	77.3%	81.6%

※ 상품 가격 기준

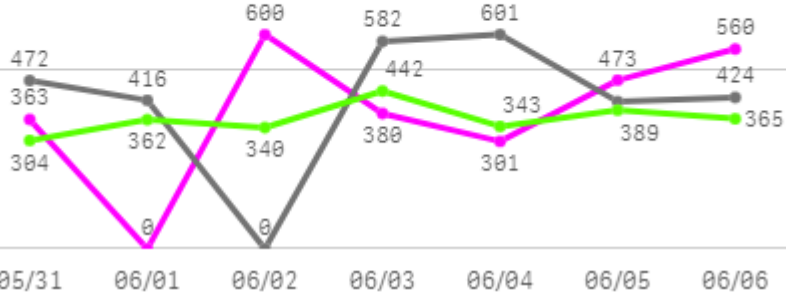
□ 호박밤 고구마(10Kg) 주간 가격

구분	Q	품종	Q	단량	Q	특	상	보통	하
2025-05-31		호박밤 고구마		10Kg		35,969	31,421	20,074	8,320
2025-06-02		호박밤 고구마		10Kg		32,710	25,922	18,532	8,292
2025-06-03		호박밤 고구마		10Kg		29,793	24,633	18,069	8,130
2025-06-04		호박밤 고구마		10Kg		29,025	23,775	17,639	7,815
2025-06-05		호박밤 고구마		10Kg		29,967	23,438	16,332	8,757
2025-06-06		호박밤 고구마		10Kg		26,448	20,767	15,255	8,437
평균						30,652	24,993	17,650	8,292

감자

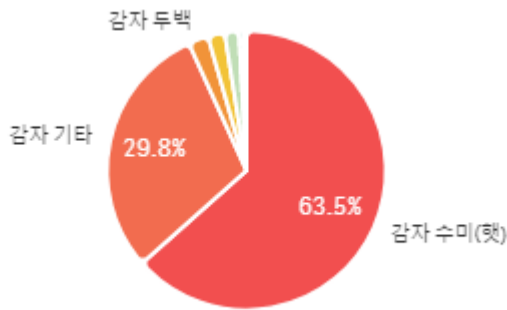
주간 반입량(톤)

◆ 2025 ● 2024 ▲ 평년

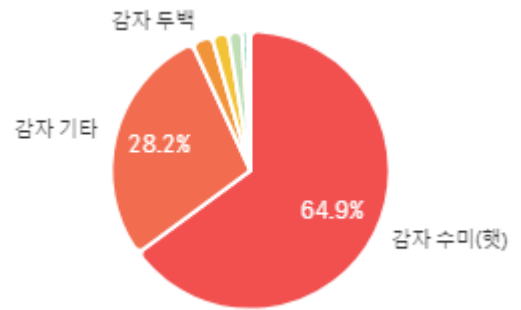


구분	금주(A)	전주(B)	전월(C)	전년(D)	평년(E)	A/B	A/C	A/D	A/E
물량(톤)	2,677	2,386	1,886	2,908	2,605	112.2%	141.9%	92.1%	102.8%

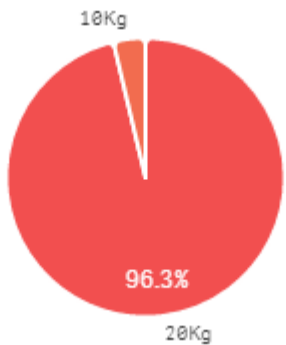
출하 품종별 거래물량 구성비



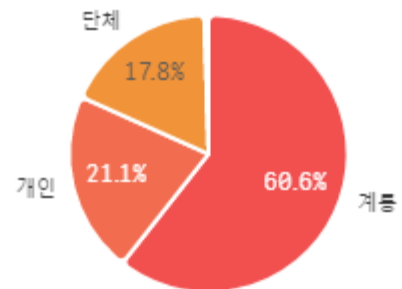
출하 품종별 거래금액 구성비



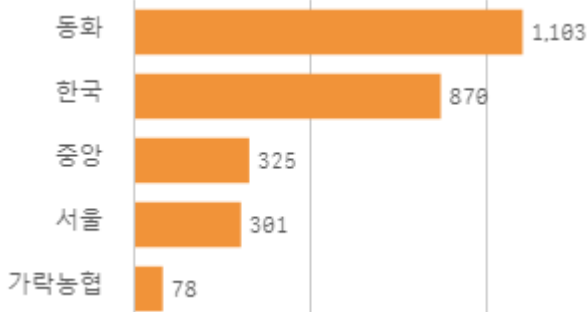
거래 단량별 물량 구성비



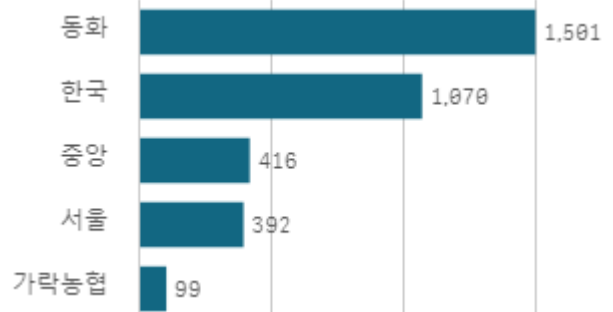
출하자별 거래물량 구성비



도매시장 법인별 거래물량(톤)

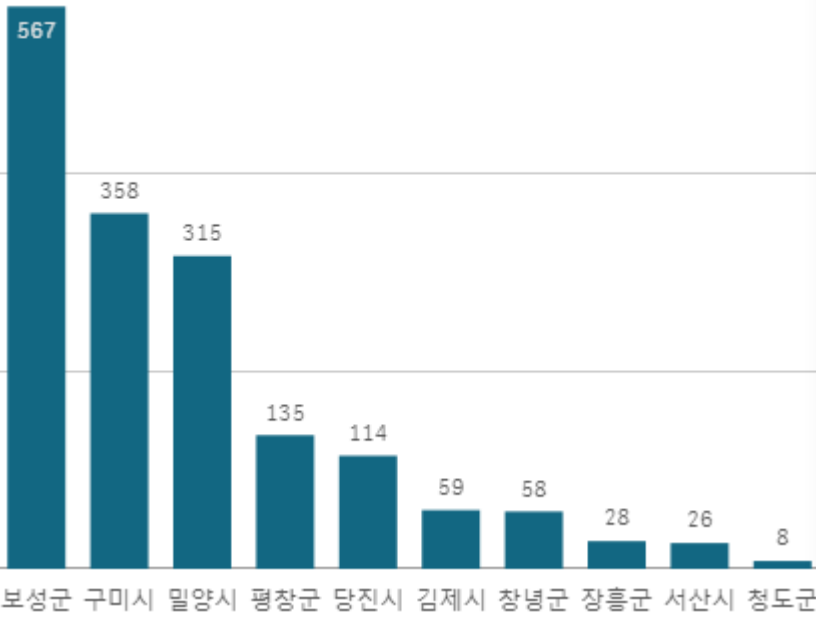


도매시장 법인별 거래금액(백만원)



감자 수미(햇) (20Kg)

산지별 거래물량(톤)



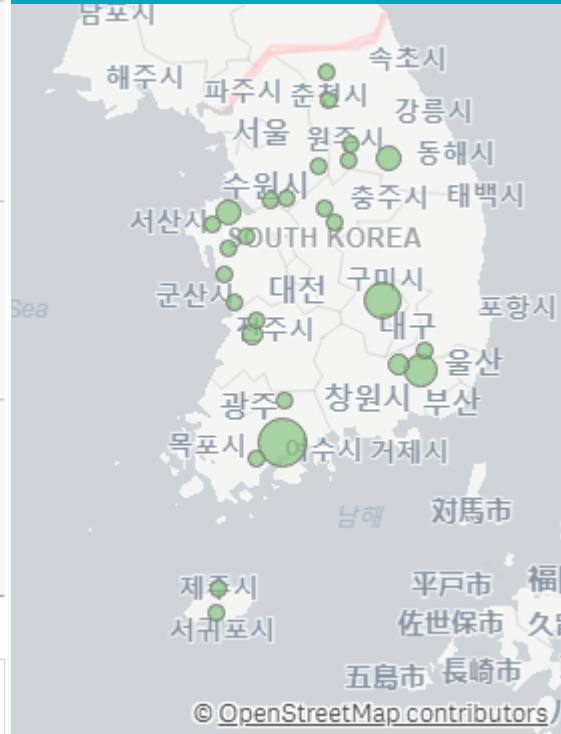
출하산지(개소)

27

출하건수(천건)

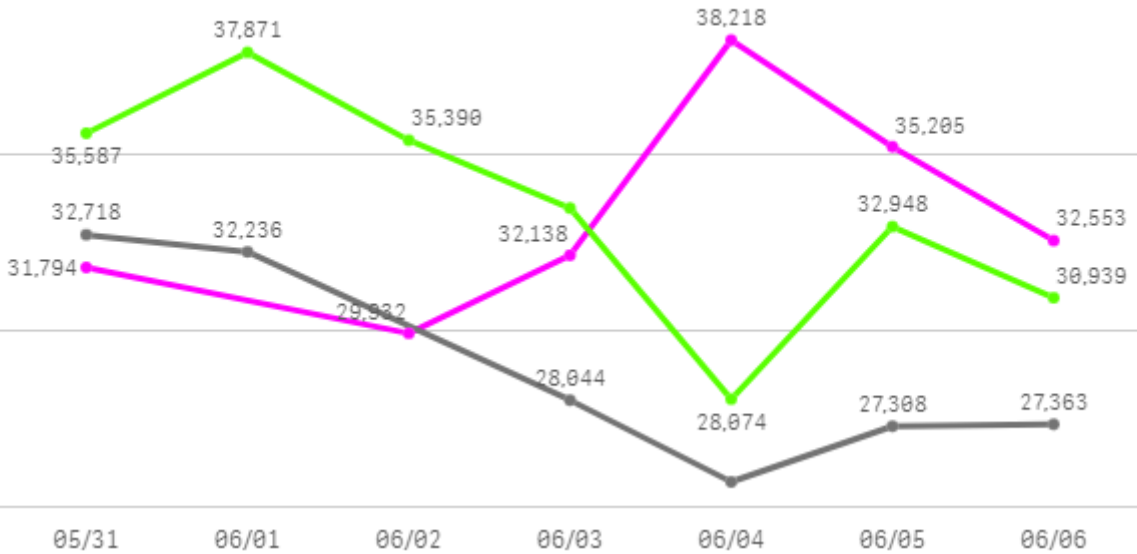
2

산지별 주출하 시군구



주간 도매가격(원)

◆ 2025 ● 2024 ◆ 평년



구분	금주(A)	전주(B)	전월(C)	전년(D)	평년(E)	A/B	A/C	A/D	A/E
가격(원)	33,307	47,791	57,362	28,901	34,030	69.7%	58.1%	115.2%	97.9%

※ 상품 가격 기준

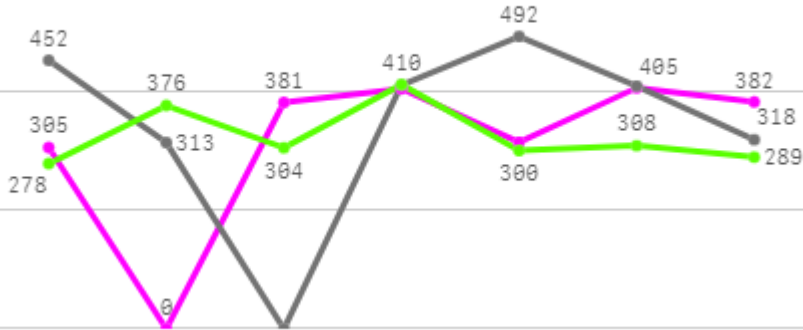
□ 감자 수미(햇)(20Kg) 주간 가격

구분	Q	품종	Q	단량	Q	특	상	보통	하
2025-05-31		감자 수미(햇)		20Kg		45,952	31,794	25,981	16,112
2025-06-02		감자 수미(햇)		20Kg		52,135	29,932	23,119	12,716
2025-06-03		감자 수미(햇)		20Kg		49,524	32,138	24,954	12,967
2025-06-04		감자 수미(햇)		20Kg		49,863	38,218	31,517	18,009
2025-06-05		감자 수미(햇)		20Kg		50,115	35,205	29,934	18,666
2025-06-06		감자 수미(햇)		20Kg		49,589	32,553	26,760	15,860
평균						49,530	33,307	27,044	15,722

배추

주간 반입량(톤)

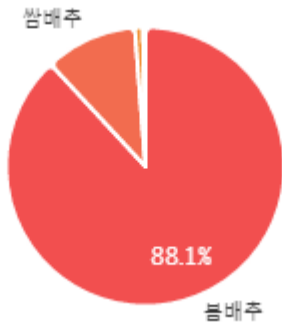
◆ 2025 ● 2024 ▲ 평년



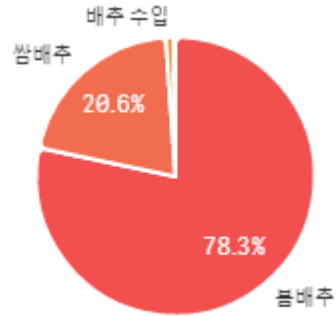
05/31 06/01 06/02 06/03 06/04 06/05 06/06

구분	금주(A)	전주(B)	전월(C)	전년(D)	평년(E)	A/B	A/C	A/D	A/E
물량(톤)	2,190	2,083	2,717	2,393	2,161	105.2%	80.6%	91.5%	101.3%

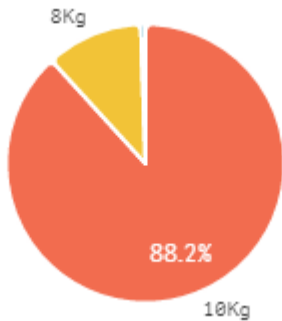
출하 품종별 거래물량 구성비



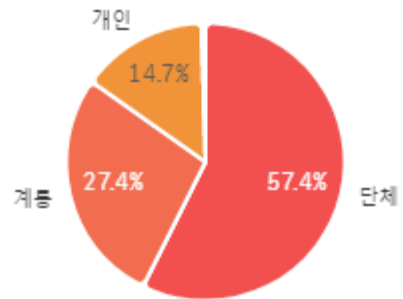
출하 품종별 거래금액 구성비



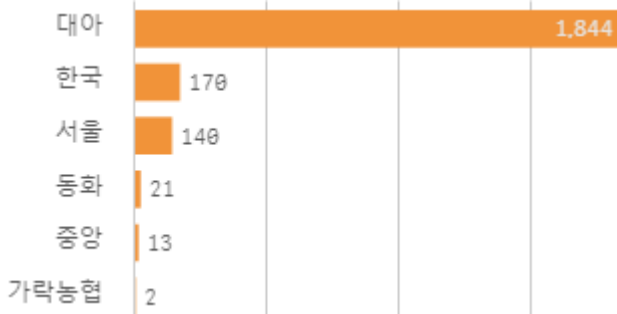
거래 단량별 물량 구성비



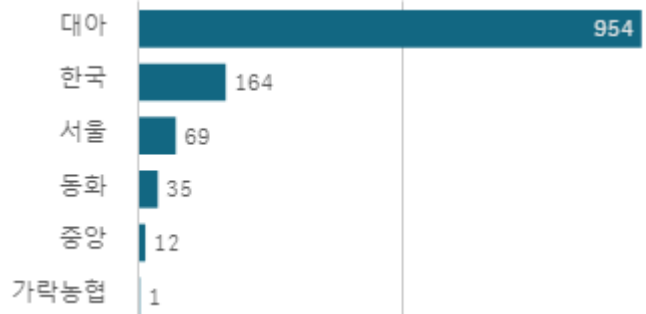
출하자별 거래물량 구성비



도매시장 법인별 거래물량(톤)

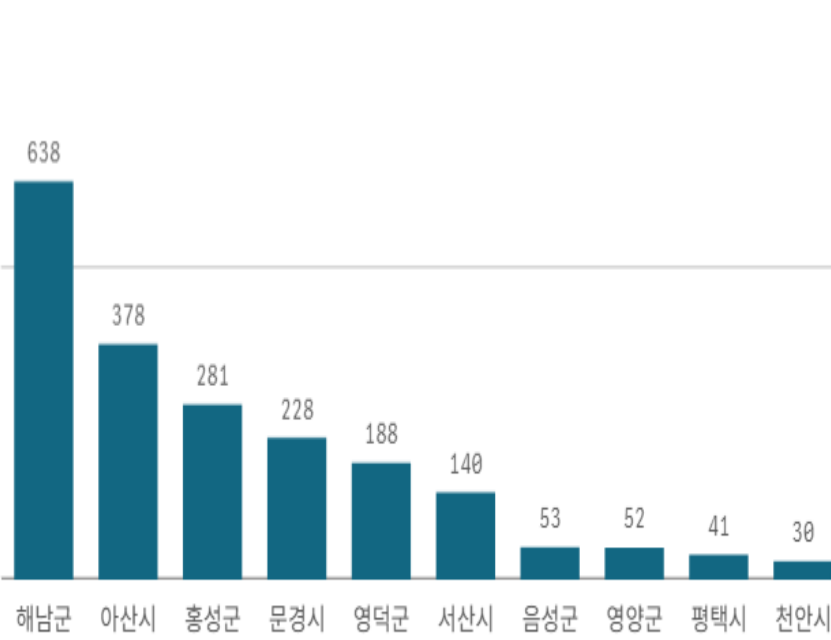


도매시장 법인별 거래금액(백만원)



배추(10Kg)

산지별 거래물량(톤)



출하산지(개소)

27

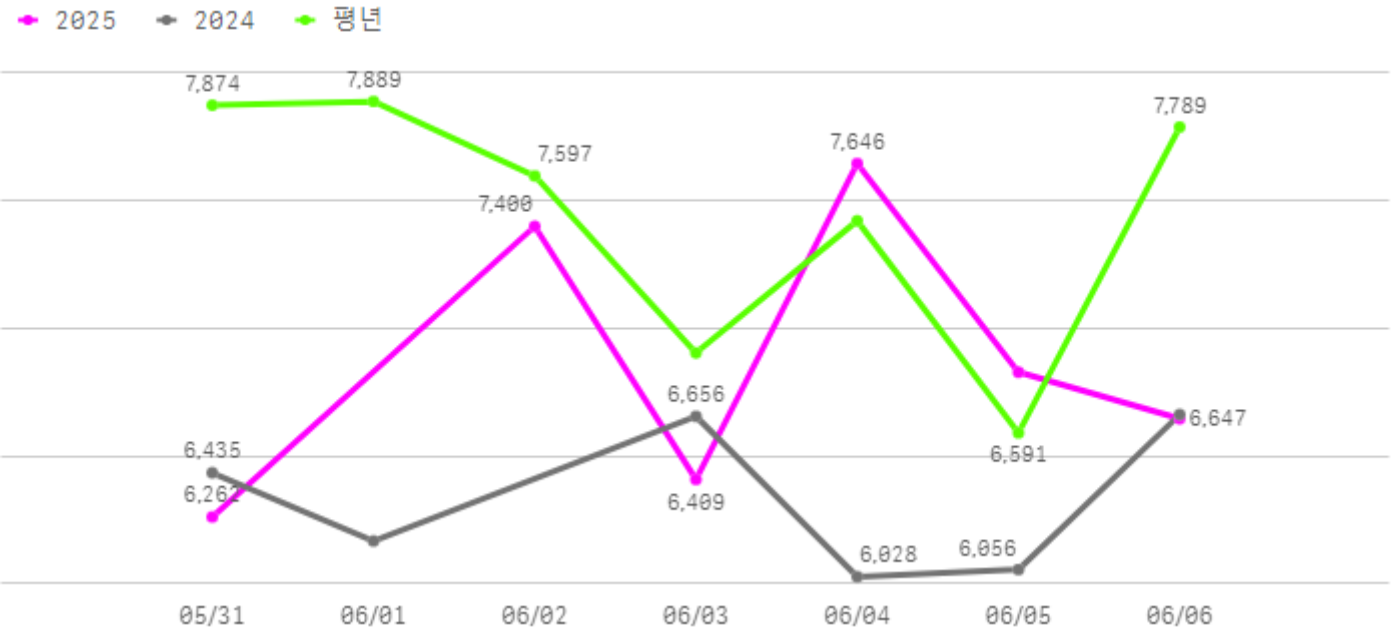
출하건수(천건)

2

산지별 주출하 시군구



주간 도매가격(원)



구분	금주(A)	전주(B)	전월(C)	전년(D)	평년(E)	A/B	A/C	A/D	A/E
가격(원)	6,866	5,525	7,691	6,334	7,494	124.3%	89.3%	108.4%	91.6%

※ 상품 가격 기준

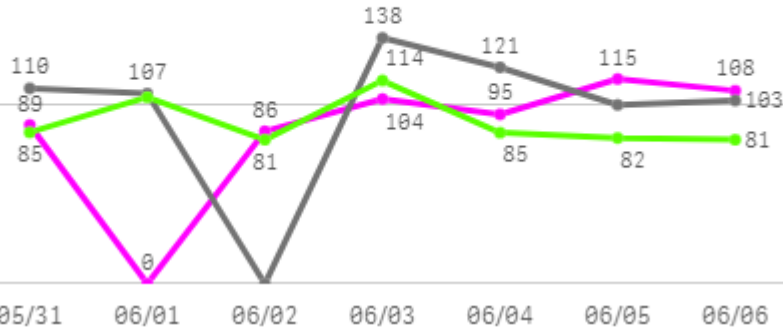
□ 배추(10Kg) 주간 가격

구분	Q	품종	Q	단량	Q	특	상	보통	하
2025-05-31		배추		10Kg		8,069	6,262	4,367	2,692
2025-06-02		배추		10Kg		9,471	7,400	4,720	2,271
2025-06-03		배추		10Kg		9,305	6,409	3,949	2,071
2025-06-04		배추		10Kg		11,282	7,646	4,599	2,640
2025-06-05		배추		10Kg		10,054	6,829	4,219	2,857
2025-06-06		배추		10Kg		9,029	6,647	3,610	1,538
평균						9,535	6,866	4,244	2,345

배추얼갈이

주간 반입량(톤)

◆ 2025 ● 2024 ▲ 평년



구분	금주(A)	전주(B)	전월(C)	전년(D)	평년(E)	A/B	A/C	A/D	A/E
물량(톤)	596	608	606	679	613	98.0%	98.5%	87.9%	97.2%

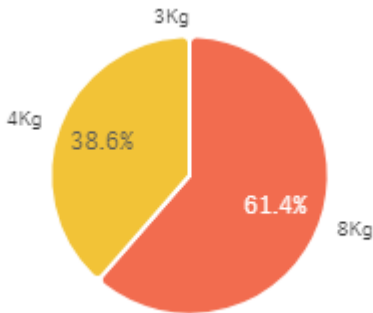
출하 품종별 거래물량 구성비



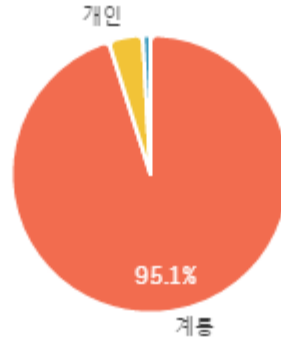
출하 품종별 거래금액 구성비



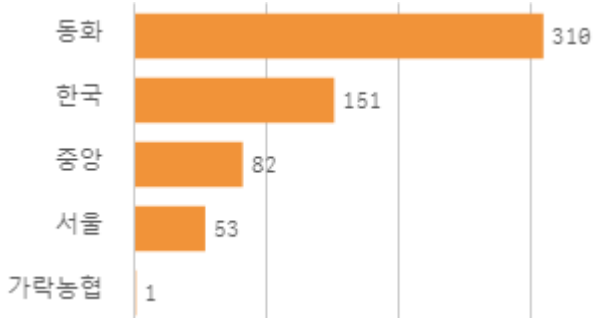
거래 단량별 물량 구성비



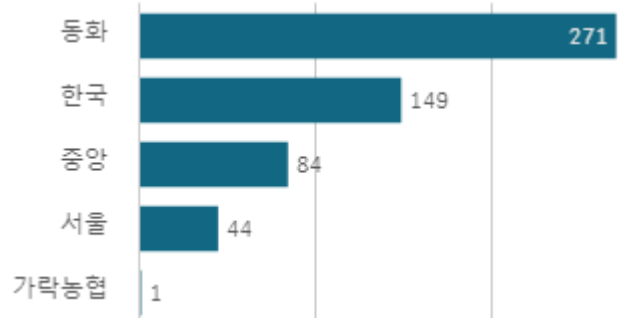
출하자별 거래물량 구성비



도매시장 법인별 거래물량(톤)

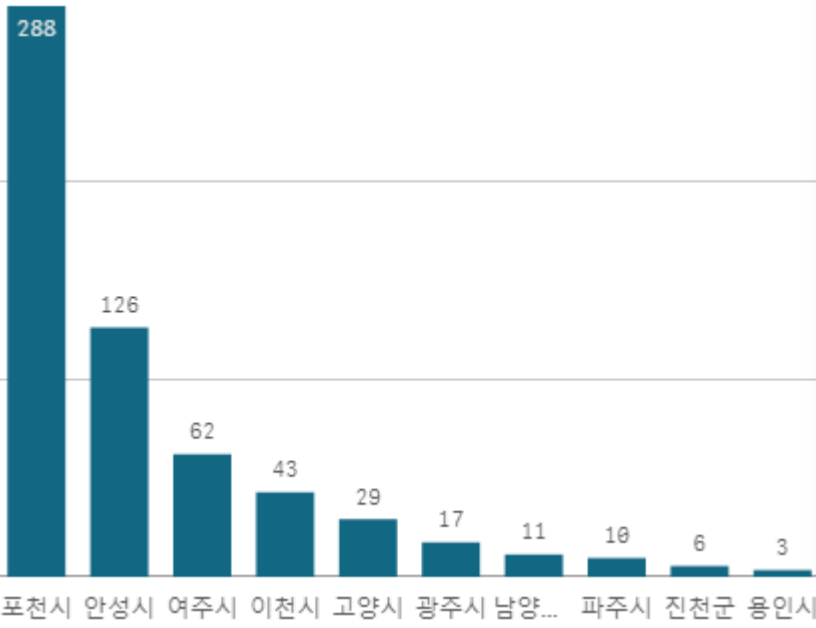


도매시장 법인별 거래금액(백만원)



배추얼갈이(4Kg)

산지별 거래물량(톤)



출하산지(개소)

13

출하건수(천건)

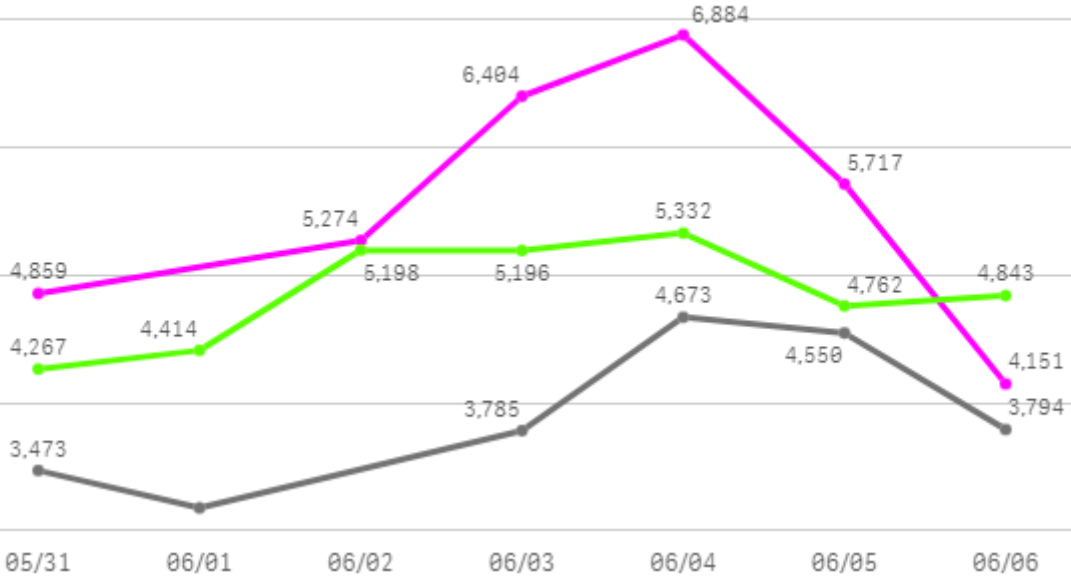
2

산지별 주출하 시군구



주간 도매가격(원)

◆ 2025 ● 2024 ◆ 평년



구분	금주(A)	전주(B)	전월(C)	전년(D)	평년(E)	A/B	A/C	A/D	A/E
가격(원)	5,548	5,552	4,313	3,909	5,119	99.9%	128.6%	141.9%	108.4%

※ 상품 가격 기준

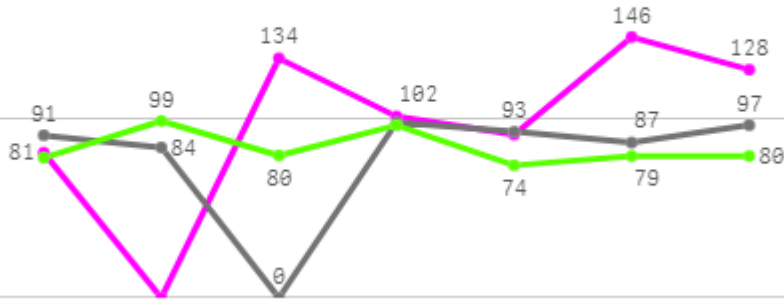
□ 배추얼갈이(4Kg) 주간 가격

구분	Q	품종	Q	단량	Q	특	상	보통	하
2025-05-31		배추얼갈이		4Kg		-	4,859	3,364	1,817
2025-06-02		배추얼갈이		4Kg		-	5,274	3,873	3,029
2025-06-03		배추얼갈이		4Kg		-	6,404	5,032	3,946
2025-06-04		배추얼갈이		4Kg		-	6,884	5,662	4,618
2025-06-05		배추얼갈이		4Kg		-	5,717	4,242	2,870
2025-06-06		배추얼갈이		4Kg		-	4,151	2,958	2,078
평균						-	5,548	4,189	3,060

알배기배추

주간 반입량(톤)

◆ 2025 ● 2024 ▲ 평년



05/31 06/01 06/02 06/03 06/04 06/05 06/06

구분	금주(A)	전주(B)	전월(C)	전년(D)	평년(E)	A/B	A/C	A/D	A/E
물량(톤)	683	630	534	551	589	108.4%	127.9%	124.0%	116.0%

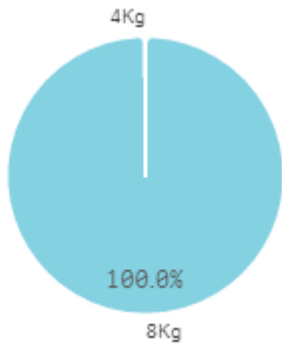
출하 품종별 거래물량 구성비



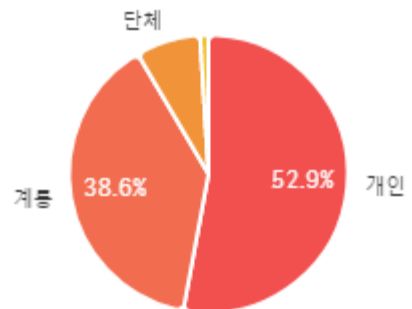
출하 품종별 거래금액 구성비



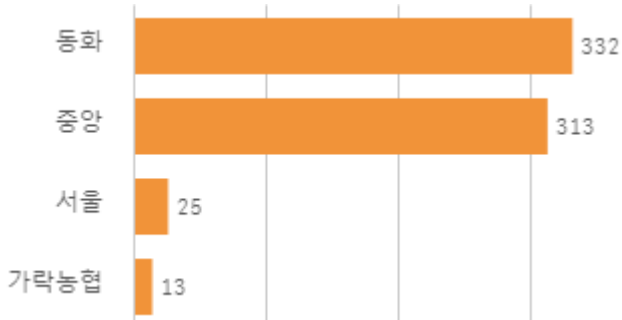
거래 단량별 물량 구성비



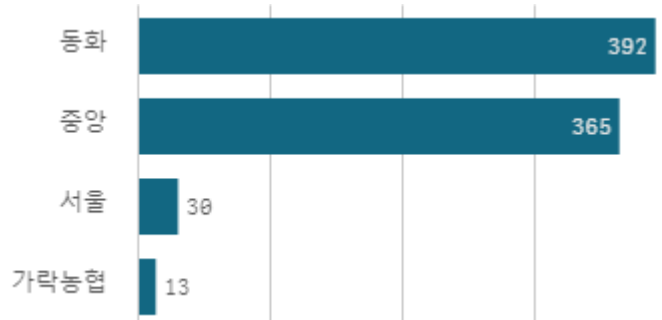
출하자별 거래물량 구성비



도매시장 법인별 거래물량(톤)

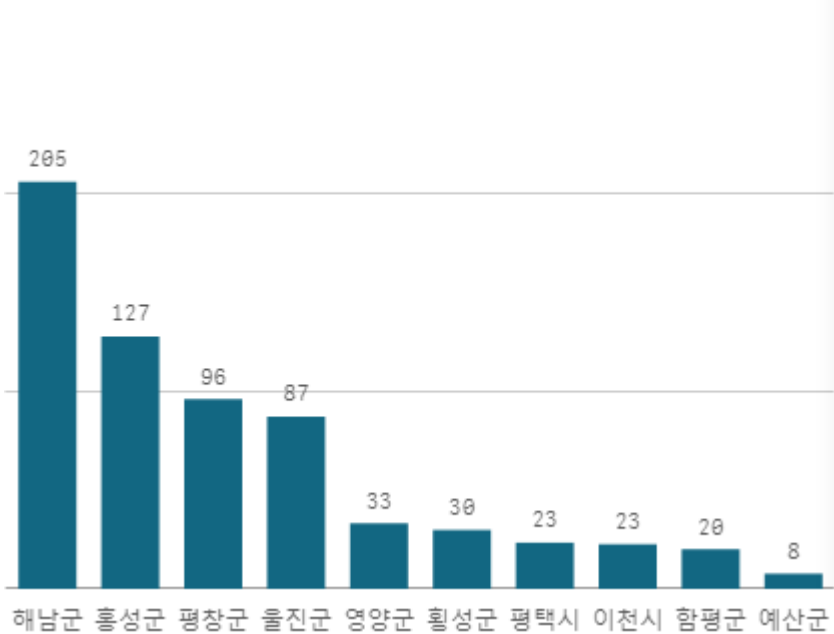


도매시장 법인별 거래금액(백만원)



알배기배추(8Kg)

산지별 거래물량(톤)



출하산지(개소)

19

출하건수(천건)

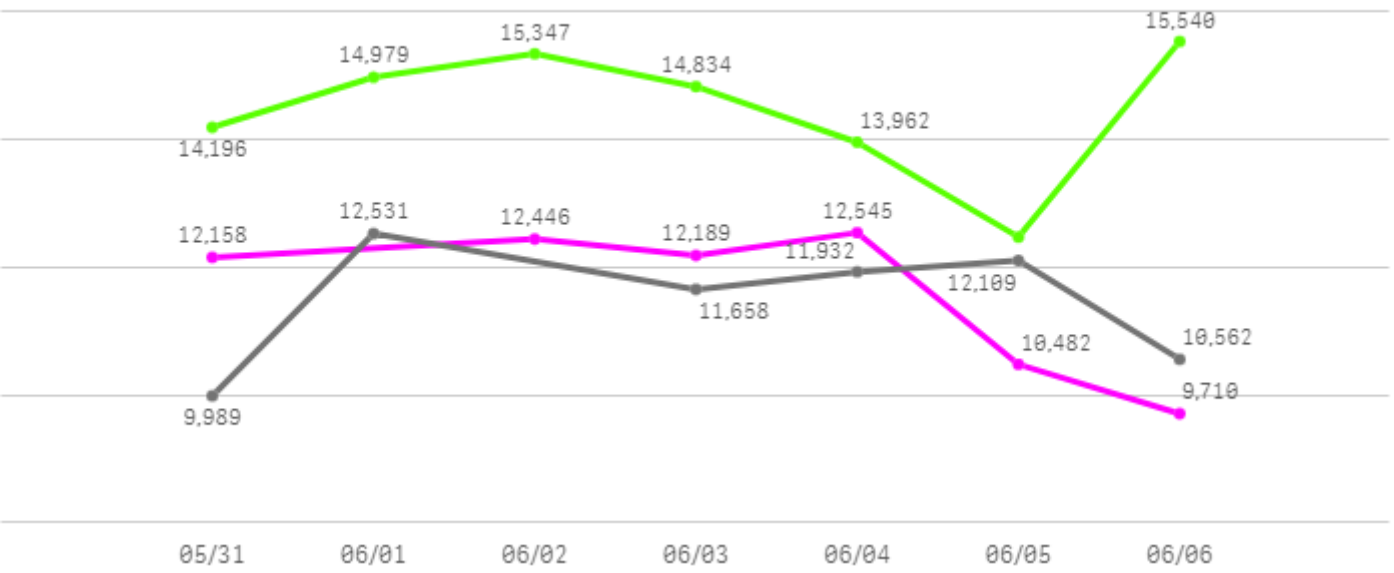
2

산지별 주출하 시군구



주간 도매가격(원)

◆ 2025 ● 2024 ◆ 평년



구분	금주(A)	전주(B)	전월(C)	전년(D)	평년(E)	A/B	A/C	A/D	A/E
가격(원)	11,588	13,202	22,713	11,464	14,498	87.8%	51.0%	101.1%	79.9%

※ 상품 가격 기준

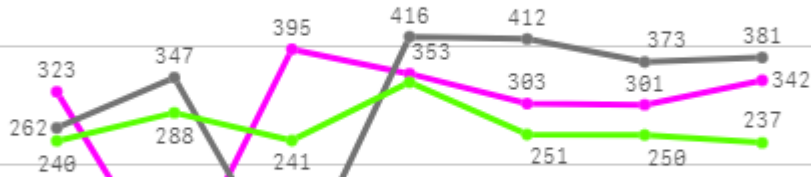
□ 알배기배추(8Kg) 주간 가격

구분	Q	품종	Q	단량	Q	특	상	보통	하
2025-05-31		알배기배추		8Kg		14,618	12,158	8,459	4,970
2025-06-02		알배기배추		8Kg		15,316	12,446	9,053	4,622
2025-06-03		알배기배추		8Kg		13,853	12,189	9,374	6,228
2025-06-04		알배기배추		8Kg		14,393	12,545	10,030	6,796
2025-06-05		알배기배추		8Kg		12,345	10,482	8,034	5,552
2025-06-06		알배기배추		8Kg		12,231	9,710	7,274	4,991
평균						13,793	11,588	8,704	5,527

양배추

주간 반입량(톤)

◆ 2025 ● 2024 ▲ 평년

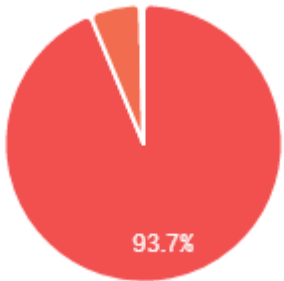


05/31 06/01 06/02 06/03 06/04 06/05 06/06

구분	금주(A)	전주(B)	전월(C)	전년(D)	평년(E)	A/B	A/C	A/D	A/E
물량(톤)	2,018	2,132	1,900	2,191	1,918	94.6%	106.2%	92.1%	105.2%

출하 품종별 거래물량 구성비

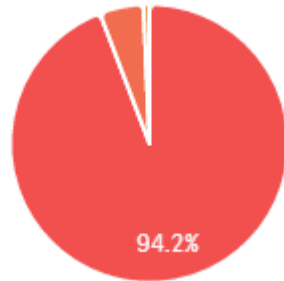
양배추 수입



양배추(일반)

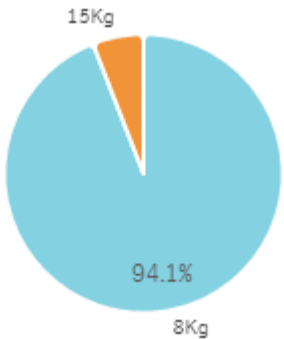
출하 품종별 거래금액 구성비

양배추 수입



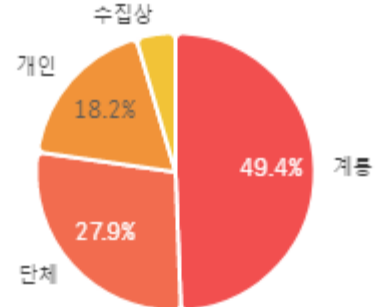
양배추(일반)

거래 단량별 물량 구성비



8Kg


출하자별 거래물량 구성비



단체

계통

도매시장 법인별 거래물량(톤)

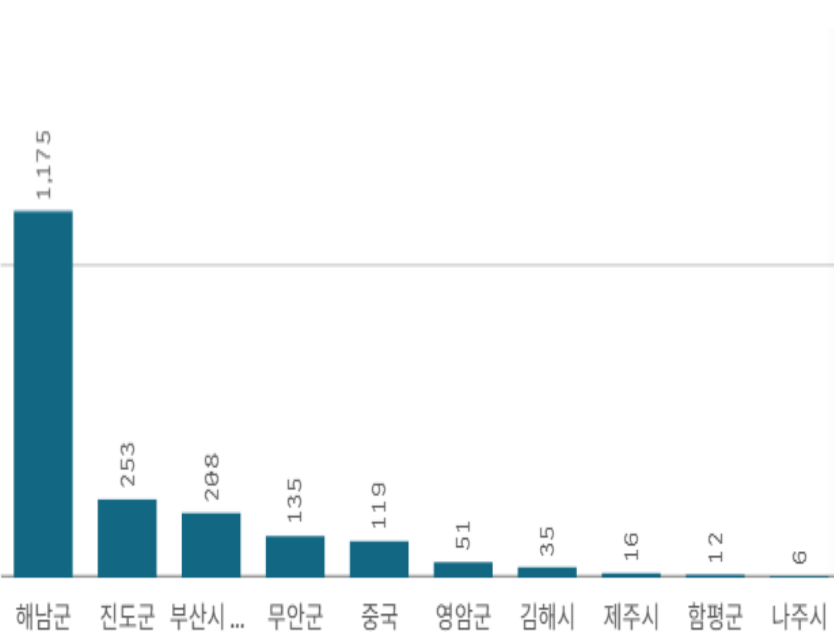


도매시장 법인별 거래금액(백만원)



양배추(8Kg)

산지별 거래물량(톤)



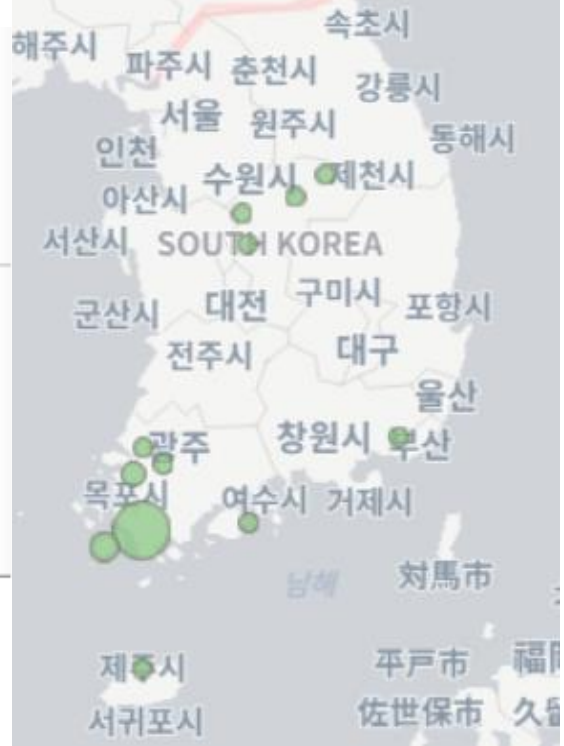
출하산지(개소)

14

출하건수(천건)

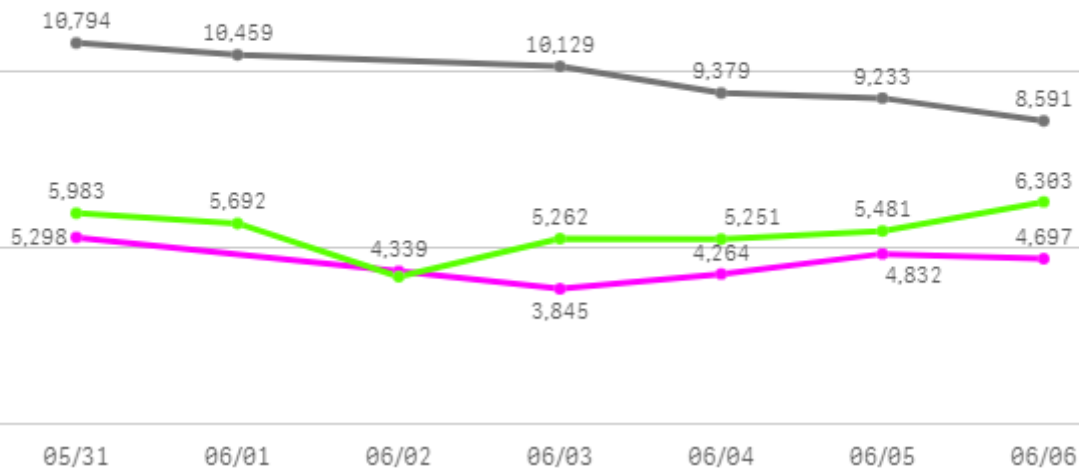
1

산지별 주출하 시군구



주간 도매가격(원)

◆ 2025 ● 2024 ◆ 평년



구분	금주(A)	전주(B)	전월(C)	전년(D)	평년(E)	A/B	A/C	A/D	A/E
가격(원)	4,546	5,277	12,896	9,764	5,611	86.1%	35.3%	46.6%	81.0%

※ 상품 가격 기준

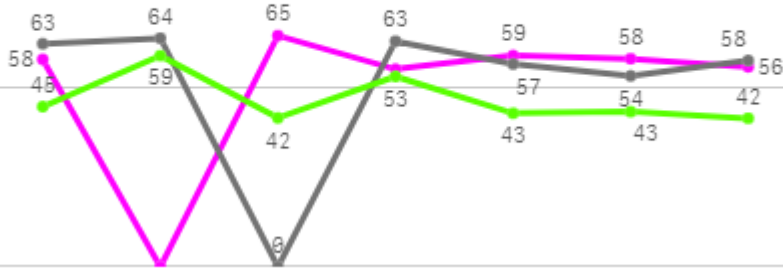
□ 양배추(8Kg) 주간 가격

구분	Q	품종	Q	단량	Q	특	상	보통	하
2025-05-31		양배추		8Kg		6,336	5,298	4,526	3,241
2025-06-02		양배추		8Kg		5,437	4,339	3,631	2,288
2025-06-03		양배추		8Kg		4,723	3,845	2,830	1,941
2025-06-04		양배추		8Kg		5,213	4,264	3,704	2,999
2025-06-05		양배추		8Kg		5,396	4,832	4,306	3,341
2025-06-06		양배추		8Kg		5,485	4,697	4,145	3,272
평균						5,432	4,546	3,857	2,847

시금치

주간 반입량(톤)

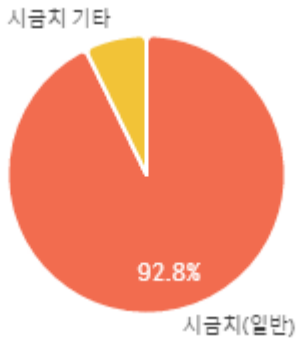
◆ 2025 ● 2024 ▲ 평년



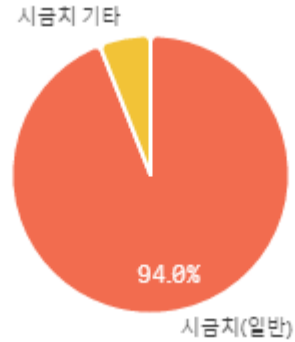
05/31 06/01 06/02 06/03 06/04 06/05 06/06

구분	금주(A)	전주(B)	전월(C)	전년(D)	평년(E)	A/B	A/C	A/D	A/E
물량(톤)	352	402	368	358	326	87.5%	95.7%	98.3%	107.9%

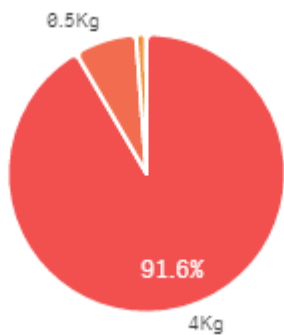
출하 품종별 거래물량 구성비



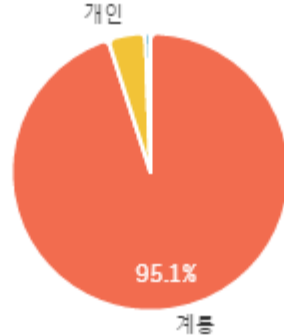
출하 품종별 거래금액 구성비



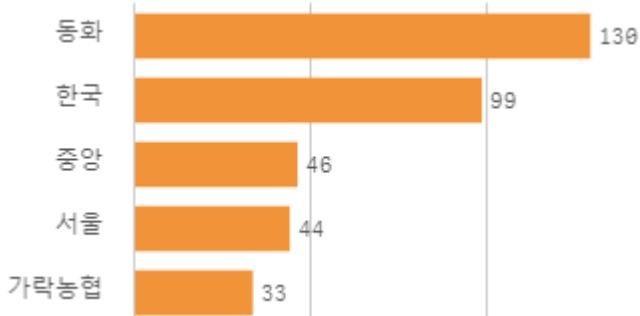
거래 단량별 물량 구성비



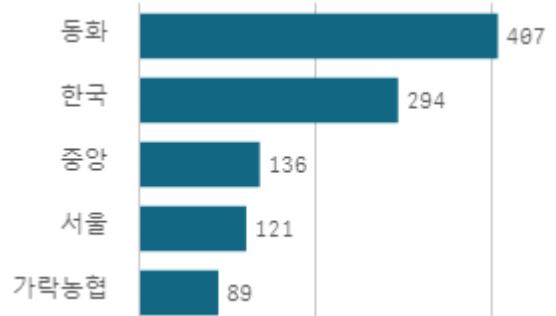
출하자별 거래물량 구성비



도매시장 법인별 거래물량(톤)

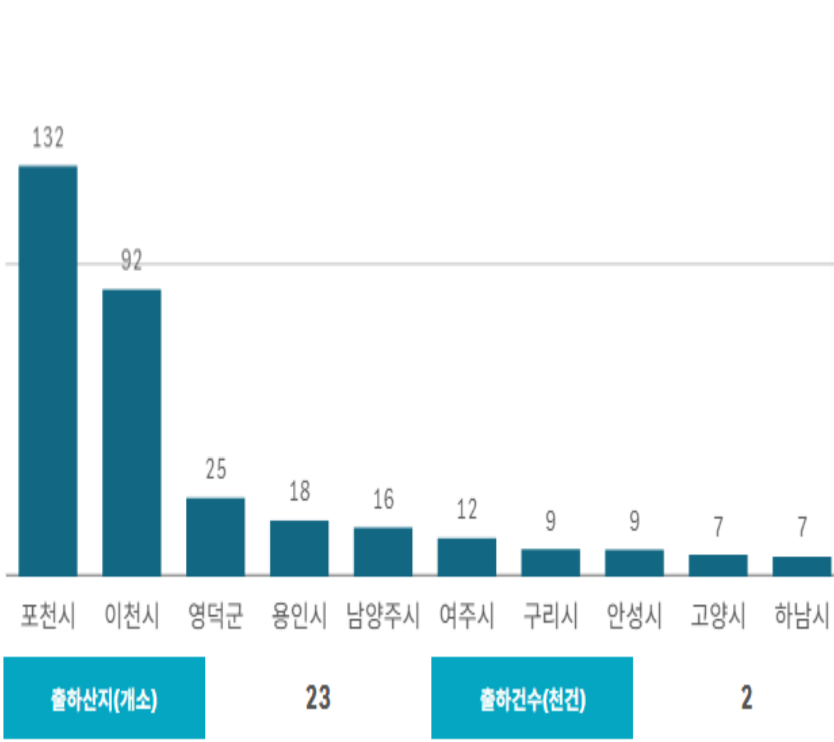


도매시장 법인별 거래금액(백만원)



시금치(4Kg)

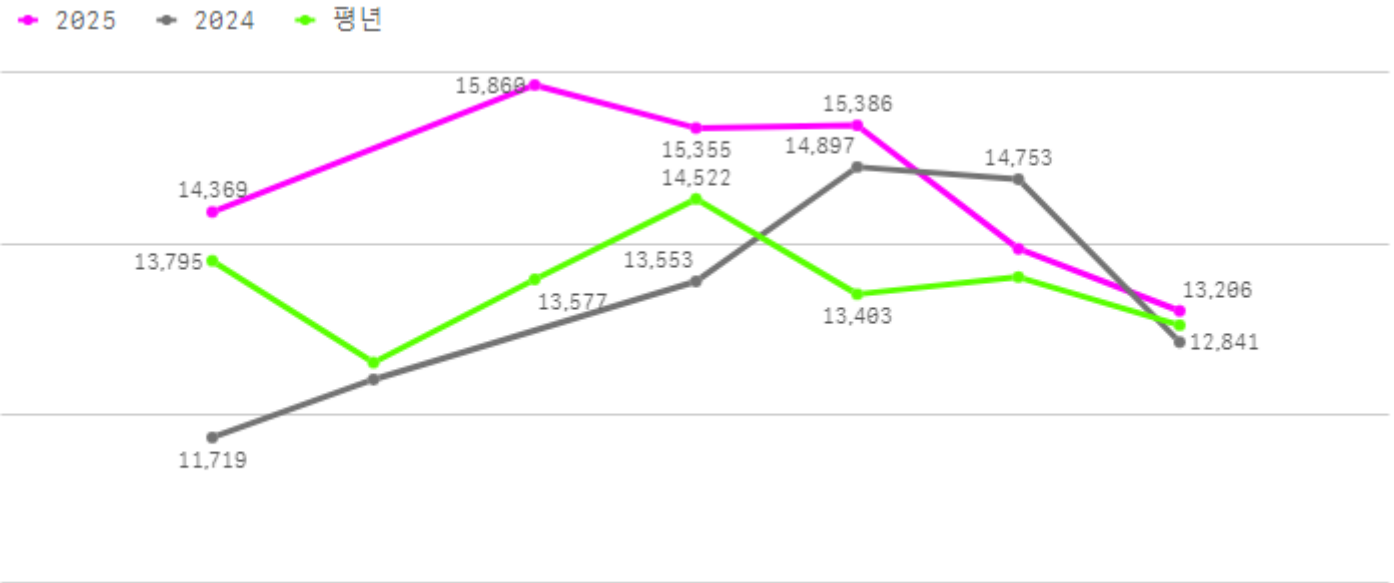
산지별 거래물량(톤)



산지별 주출하 시군구



주간 도매가격(원)



구분	금주(A)	전주(B)	전월(C)	전년(D)	평년(E)	A/B	A/C	A/D	A/E
가격(원)	14,685	13,206	12,257	13,361	14,391	111.2%	119.8%	109.9%	102.0%

※ 상품 가격 기준

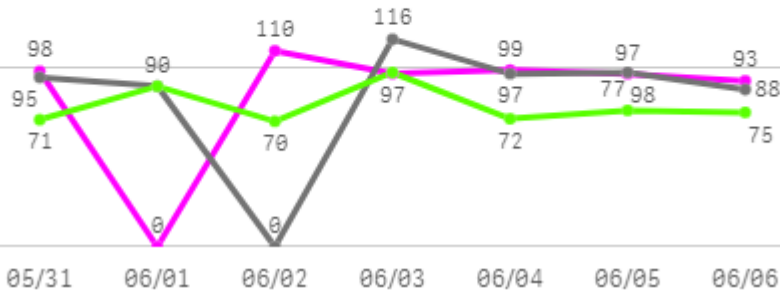
□ 시금치(4Kg) 주간 가격

구분	Q	품종	Q	단량	Q	특	상	보통	하
2025-05-31		시금치		4Kg		16,888	14,369	11,033	7,638
2025-06-02		시금치		4Kg		17,590	15,860	12,909	9,435
2025-06-03		시금치		4Kg		18,629	15,355	12,775	9,209
2025-06-04		시금치		4Kg		18,077	15,386	12,168	7,810
2025-06-05		시금치		4Kg		17,272	13,936	11,618	8,497
2025-06-06		시금치		4Kg		16,264	13,206	10,167	7,053
평균						17,453	14,685	11,778	8,274

상추

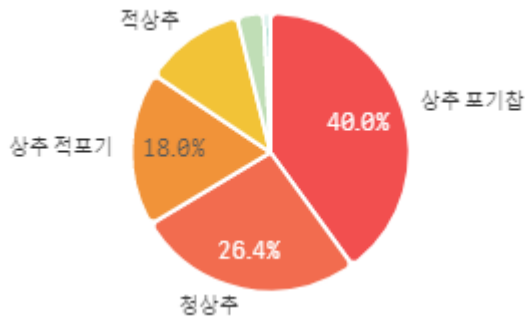
주간 반입량(톤)

◆ 2025 ● 2024 ▲ 평년

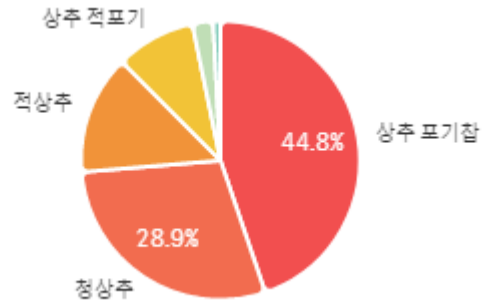


구분	금주(A)	전주(B)	전월(C)	전년(D)	평년(E)	A/B	A/C	A/D	A/E
물량(톤)	595	576	633	585	550	103.2%	93.9%	101.7%	108.1%

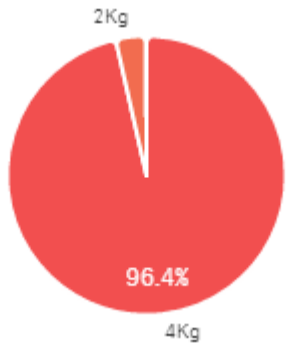
출하 품종별 거래물량 구성비



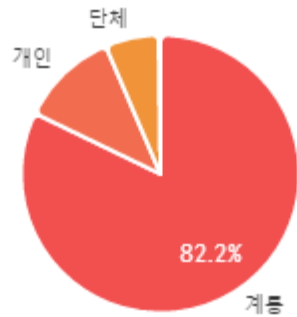
출하 품종별 거래금액 구성비



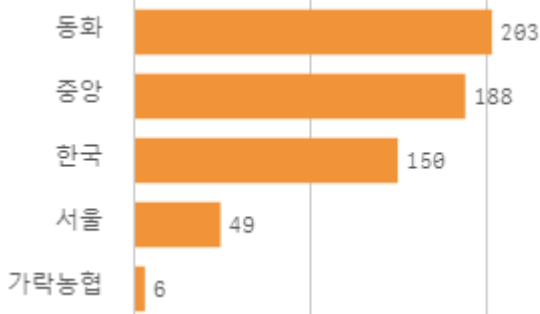
거래 단량별 물량 구성비



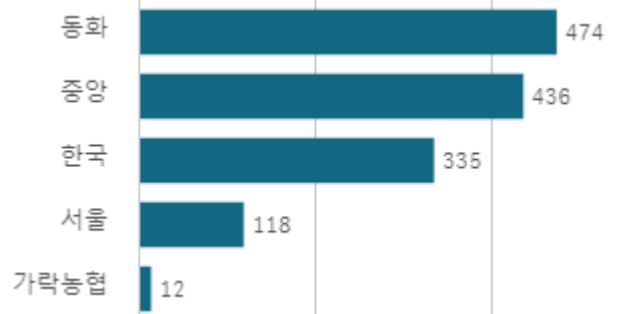
출하자별 거래물량 구성비



도매시장 법인별 거래물량(톤)

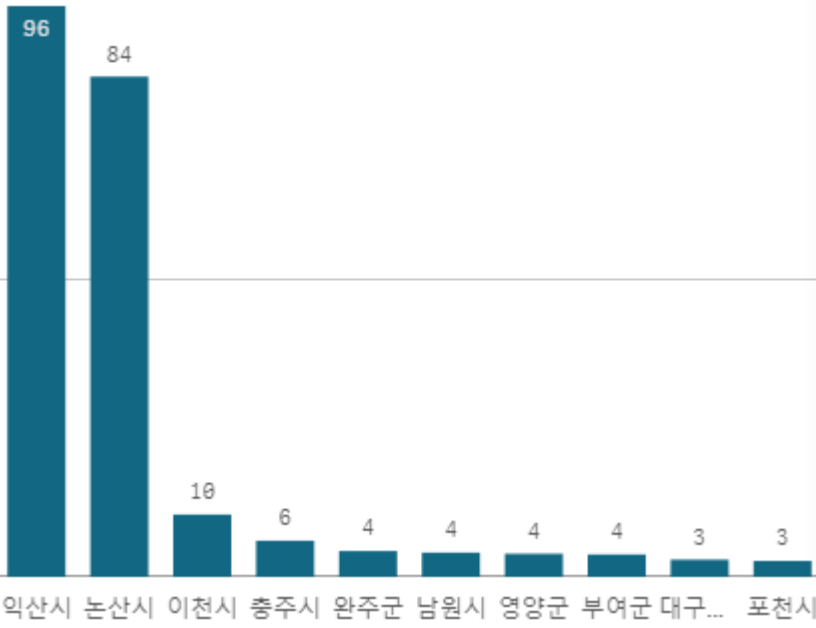


도매시장 법인별 거래금액(백만원)



상추 포기잡(4Kg)

산지별 거래물량(톤)



출하산지(개소)

29

출하건수(천건)

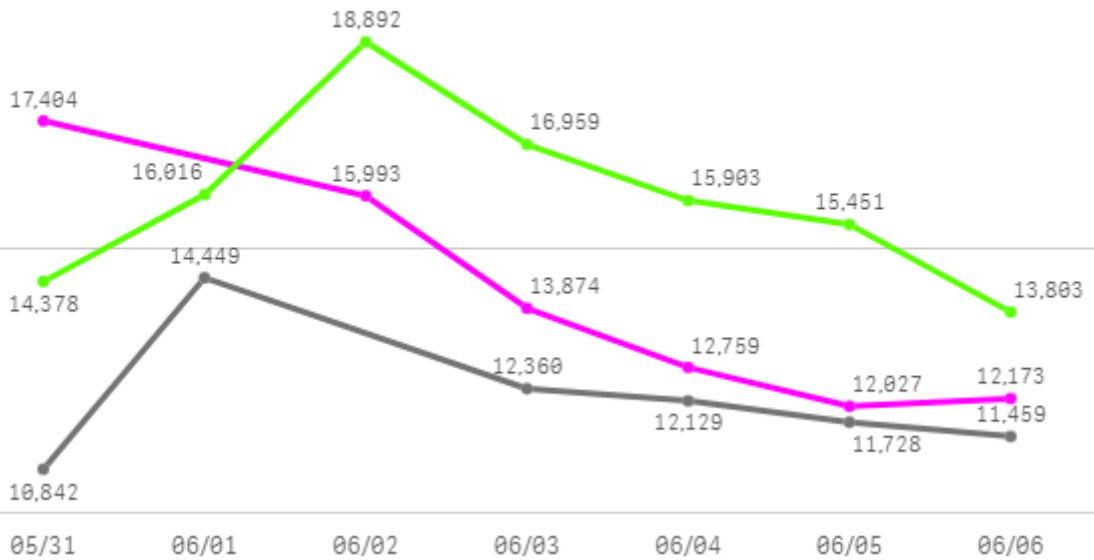
2

산지별 주출하 시군구



주간 도매가격(원)

◆ 2025 ● 2024 ◆ 평년



구분	금주(A)	전주(B)	전월(C)	전년(D)	평년(E)	A/B	A/C	A/D	A/E
가격(원)	14,038	16,430	16,349	12,161	16,620	85.4%	85.9%	115.4%	84.5%

※ 상품 가격 기준

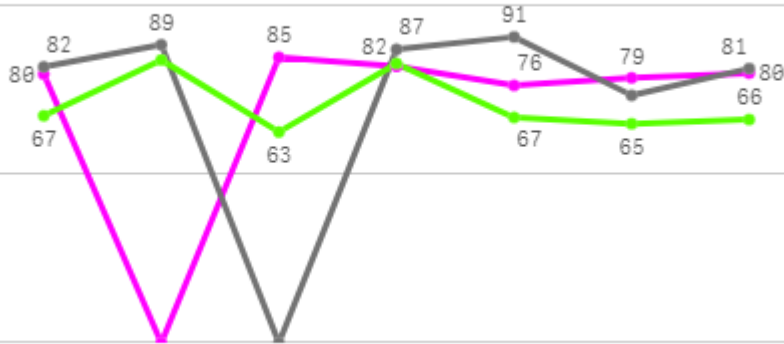
□ 상추 포기잡(4Kg) 주간 가격

구분	Q	품종	Q	단량	Q	특	상	보통	하
2025-05-31		상추 포기잡		4Kg		-	17,404	13,809	10,983
2025-06-02		상추 포기잡		4Kg		-	15,993	12,926	9,413
2025-06-03		상추 포기잡		4Kg		-	13,874	9,768	7,207
2025-06-04		상추 포기잡		4Kg		-	12,759	9,822	6,858
2025-06-05		상추 포기잡		4Kg		-	12,027	9,392	7,112
2025-06-06		상추 포기잡		4Kg		-	12,173	9,083	6,631
평균						-	14,038	10,800	8,034

부추

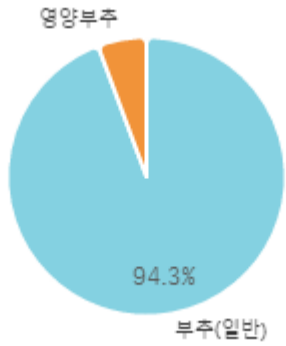
주간 반입량(톤)

◆ 2025 ● 2024 ▲ 평년



구분	금주(A)	전주(B)	전월(C)	전년(D)	평년(E)	A/B	A/C	A/D	A/E
물량(톤)	482	493	453	504	495	97.8%	106.4%	95.7%	97.3%

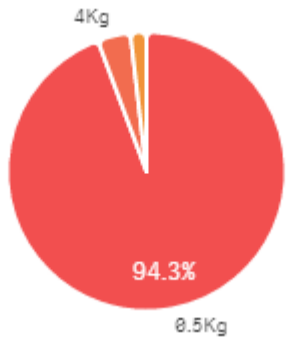
출하 품종별 거래물량 구성비



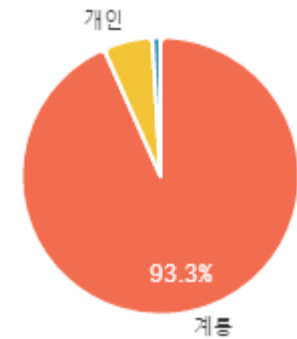
출하 품종별 거래금액 구성비



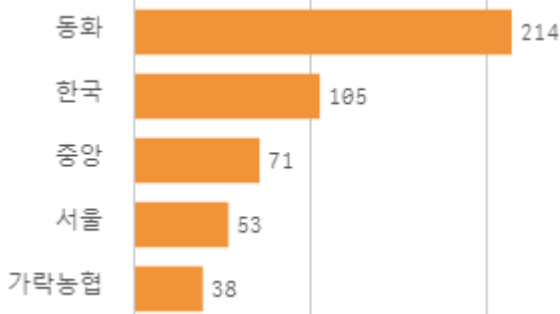
거래 단량별 물량 구성비



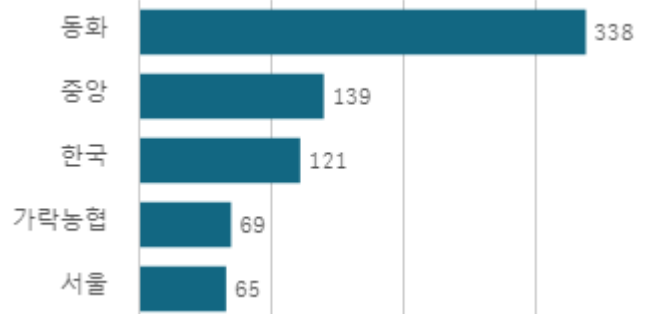
출하자별 거래물량 구성비



도매시장 법인별 거래물량(톤)

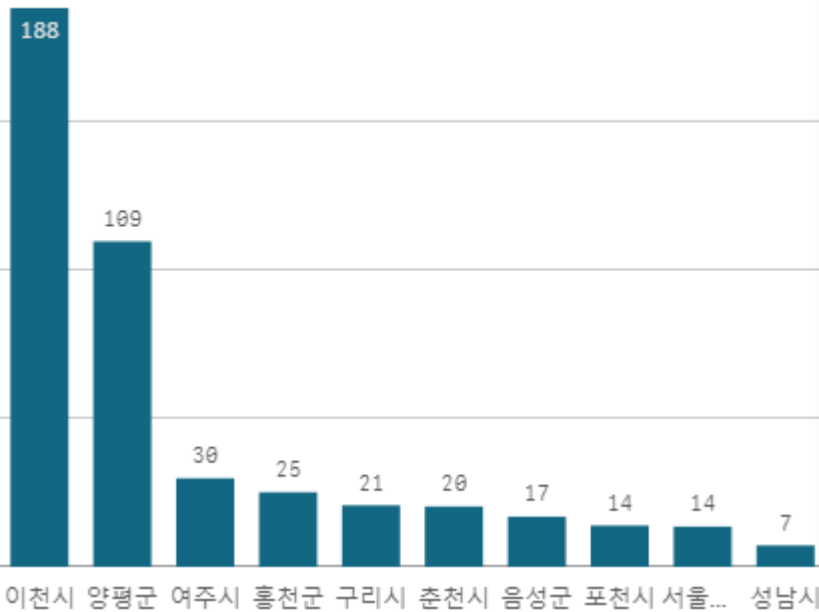


도매시장 법인별 거래금액(백만원)



부추(일반) (0.5Kg)

산지별 거래물량(톤)



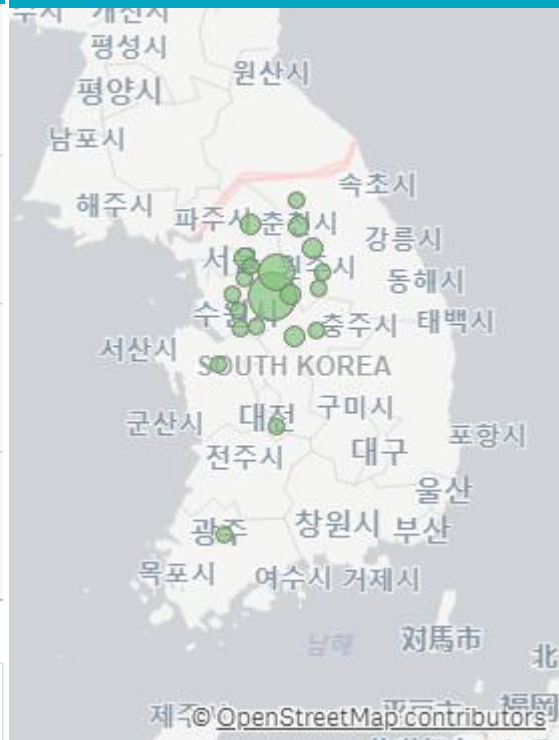
출하산지(개소)

23

출하건수(천건)

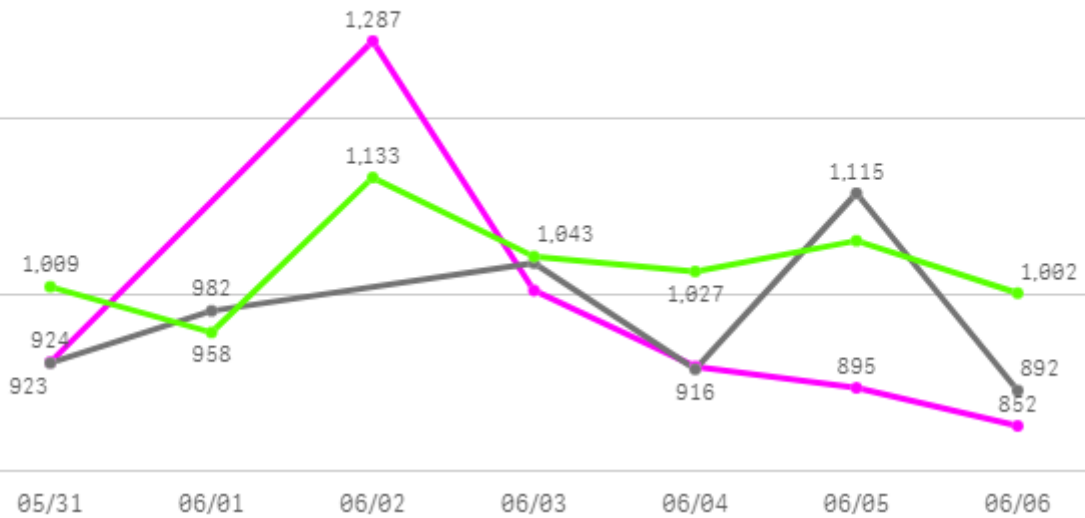
2

산지별 주출하 시군구



주간 도매가격(원)

◆ 2025 ◆ 2024 ◆ 평년



구분	금주(A)	전주(B)	전월(C)	전년(D)	평년(E)	A/B	A/C	A/D	A/E
가격(원)	980	994	2,198	977	1,040	98.6%	44.6%	100.3%	94.3%

※ 상품 가격 기준

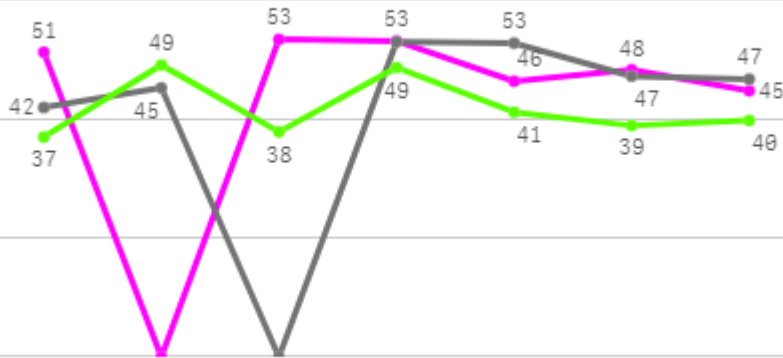
□ 부추(일반)(0.5Kg) 주간 가격

구분	Q	품종	Q	단량	Q	특	상	보통	하
2025-05-31		부추(일반)		0.5Kg		-	924	641	413
2025-06-02		부추(일반)		0.5Kg		-	1,287	987	628
2025-06-03		부추(일반)		0.5Kg		-	1,005	767	551
2025-06-04		부추(일반)		0.5Kg		-	919	712	536
2025-06-05		부추(일반)		0.5Kg		-	895	612	414
2025-06-06		부추(일반)		0.5Kg		-	852	613	405
평균						-	980	722	491

미나리

주간 반입량(톤)

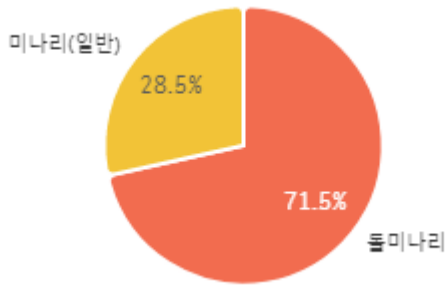
◆ 2025 ● 2024 ▲ 평년



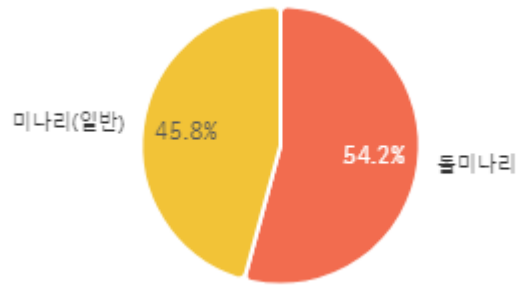
05/31 06/01 06/02 06/03 06/04 06/05 06/06

구분	금주(A)	전주(B)	전월(C)	전년(D)	평년(E)	A/B	A/C	A/D	A/E
물량(톤)	297	319	389	287	284	93.2%	76.5%	103.6%	104.7%

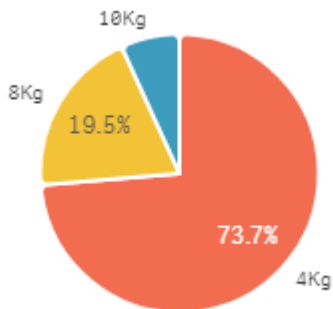
출하 품종별 거래물량 구성비



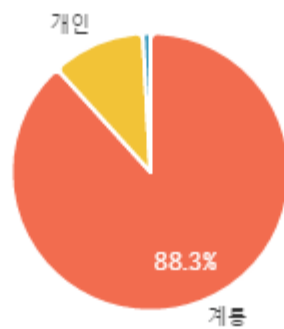
출하 품종별 거래금액 구성비



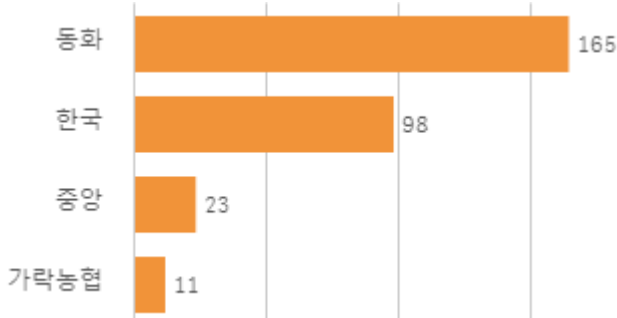
거래 단량별 물량 구성비



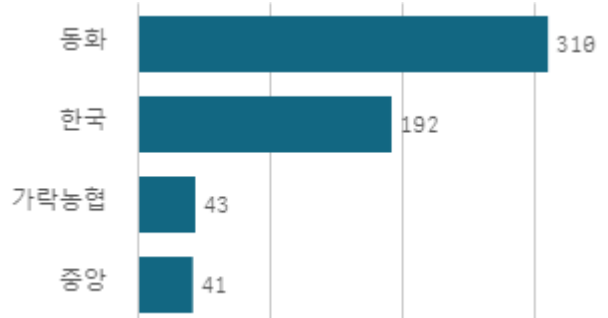
출하자별 거래물량 구성비



도매시장 법인별 거래물량(톤)

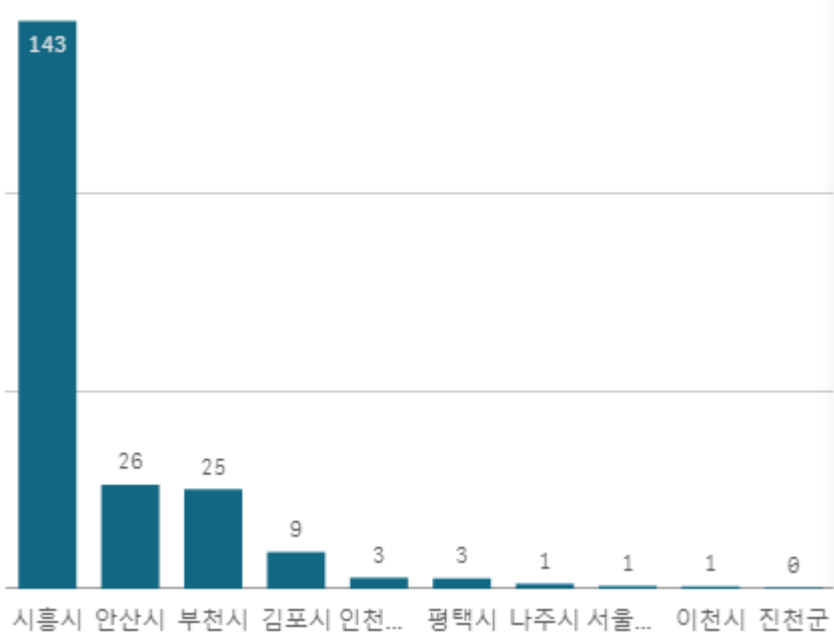


도매시장 법인별 거래금액(백만원)



돌미나리(4Kg)

산지별 거래물량(톤)



출하산지(개소)

11

출하건수(천건)

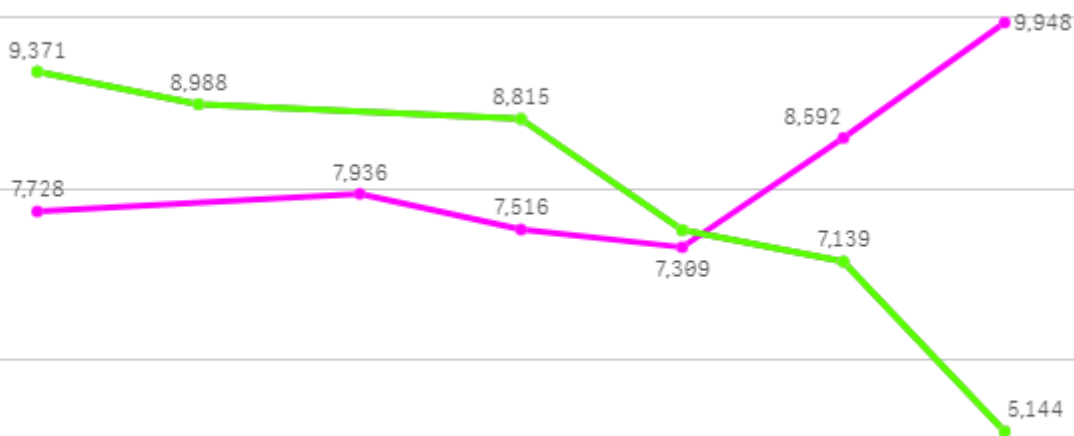
1

산지별 주출하 시군구



주간 도매가격(원)

◆ 2025 ◀ 2024 ◆ 평년



05/31 06/01 06/02 06/03 06/04 06/05 06/06

구분	금주(A)	전주(B)	전월(C)	전년(D)	평년(E)	A/B	A/C	A/D	A/E
가격(원)	8,172	8,773	10,328	7,828	8,000	93.1%	79.1%	104.4%	102.1%

※ 상품 가격 기준

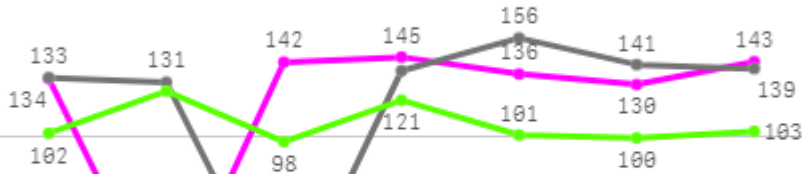
□ 돌미나리(4Kg) 주간 가격

구분	Q	품종	Q	단량	Q	특	상	보통	하
2025-05-31		돌미나리		4Kg		-	7,728	6,186	3,935
2025-06-02		돌미나리		4Kg		-	7,936	6,113	4,488
2025-06-03		돌미나리		4Kg		-	7,516	5,695	4,373
2025-06-04		돌미나리		4Kg		-	7,309	5,362	4,311
2025-06-05		돌미나리		4Kg		-	8,592	6,730	5,289
2025-06-06		돌미나리		4Kg		-	9,948	7,595	5,978
평균						-	8,172	6,280	4,729

열무

주간 반입량(톤)

◆ 2025 ● 2024 ▲ 평년



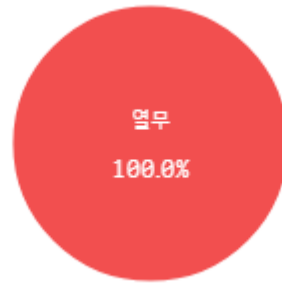
05/31 06/01 06/02 06/03 06/04 06/05 06/06

구분	금주(A)	전주(B)	전월(C)	전년(D)	평년(E)	A/B	A/C	A/D	A/E
물량(톤)	828	765	734	837	767	108.2%	112.9%	98.9%	108.0%

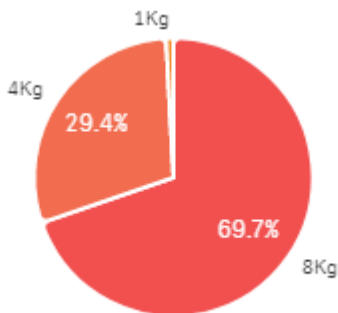
출하 품종별 거래물량 구성비



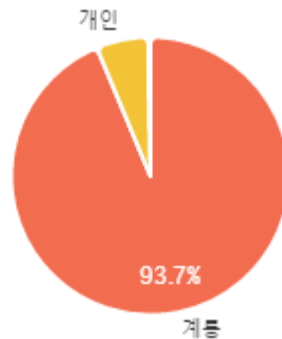
출하 품종별 거래금액 구성비



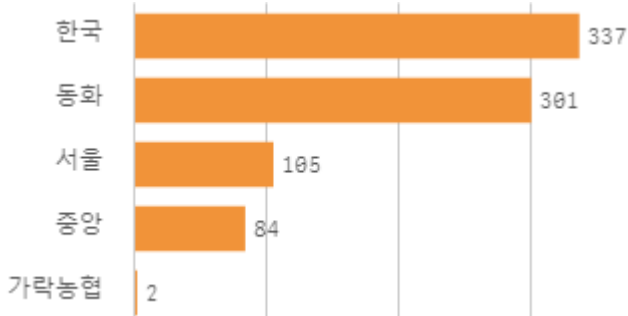
거래 단량별 물량 구성비



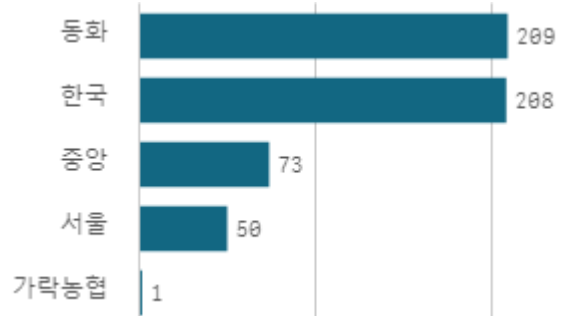
출하자별 거래물량 구성비



도매시장 법인별 거래물량(톤)

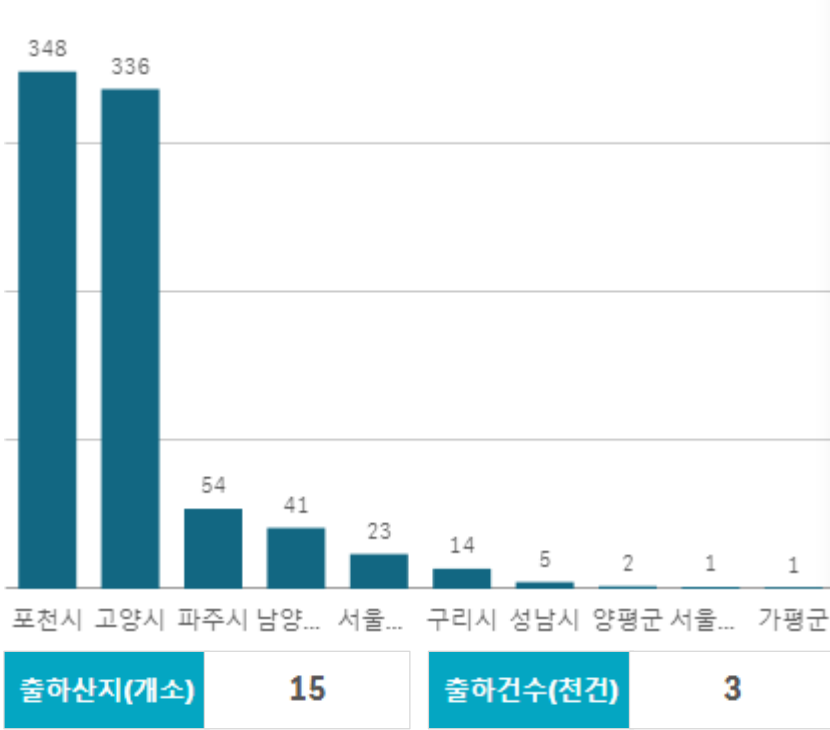


도매시장 법인별 거래금액(백만원)



열무(4Kg)

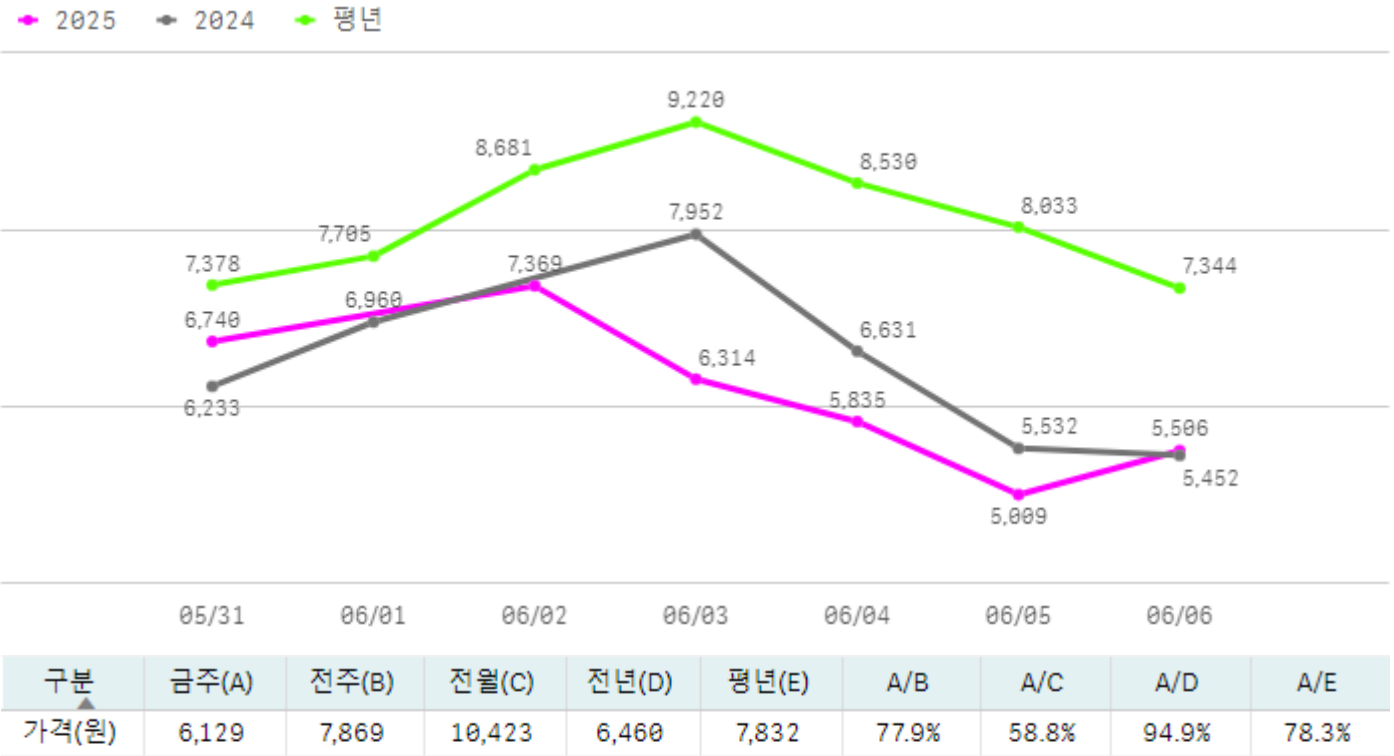
산지별 거래물량(톤)



산지별 주출하 시군구



주간 도매가격(원)



※ 상품 가격 기준

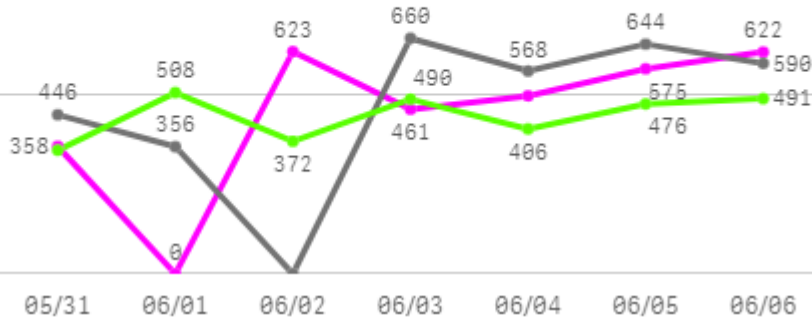
□ 열무(4Kg) 주간 가격

구분	Q	품종	Q	단량	Q	특	상	보통	하
2025-05-31		열무		4Kg		-	6,740	4,826	2,552
2025-06-02		열무		4Kg		-	7,369	5,381	2,966
2025-06-03		열무		4Kg		-	6,314	4,402	2,156
2025-06-04		열무		4Kg		-	5,835	4,001	1,682
2025-06-05		열무		4Kg		-	5,009	3,587	1,760
2025-06-06		열무		4Kg		-	5,506	3,602	1,647
평균						-	6,129	4,300	2,127

수박

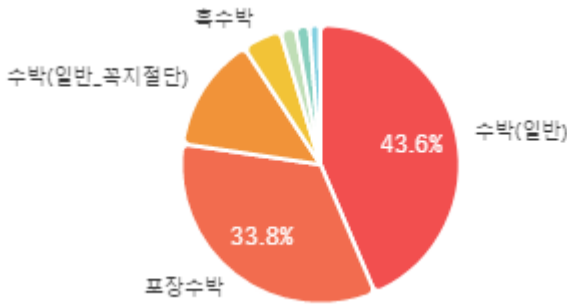
주간 반입량(톤)

◆ 2025 ● 2024 ▲ 평년

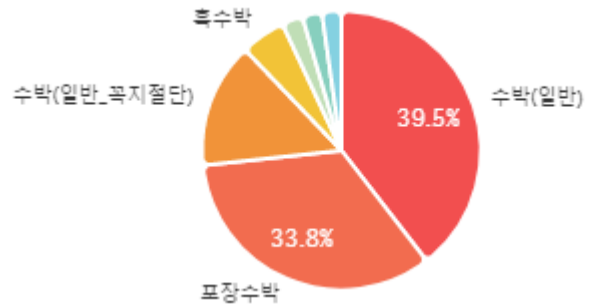


구분	금주(A)	전주(B)	전월(C)	전년(D)	평년(E)	A/B	A/C	A/D	A/E
물량(톤)	3,137	2,340	1,100	3,265	2,989	134.1%	285.2%	96.1%	105.0%

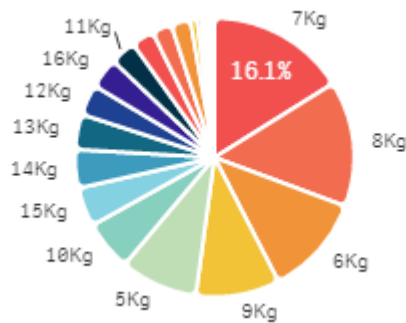
출하 품종별 거래물량 구성비



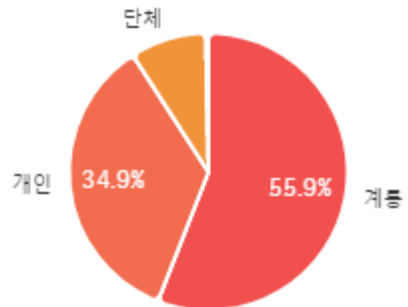
출하 품종별 거래금액 구성비



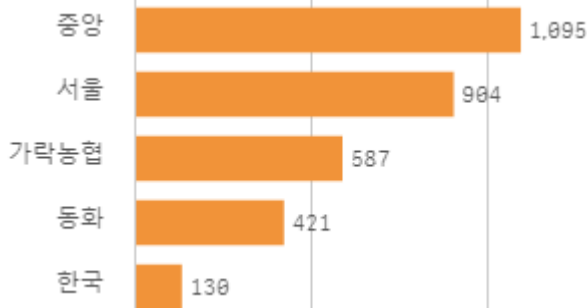
거래 단량별 물량 구성비



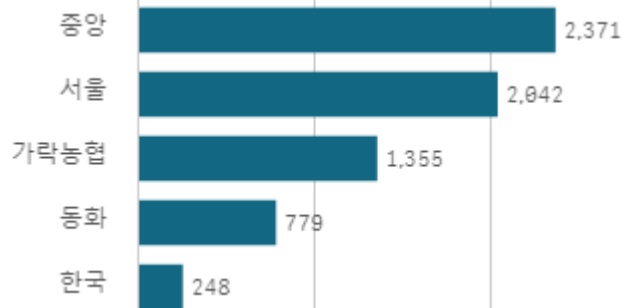
출하자별 거래물량 구성비



도매시장 법인별 거래물량(톤)

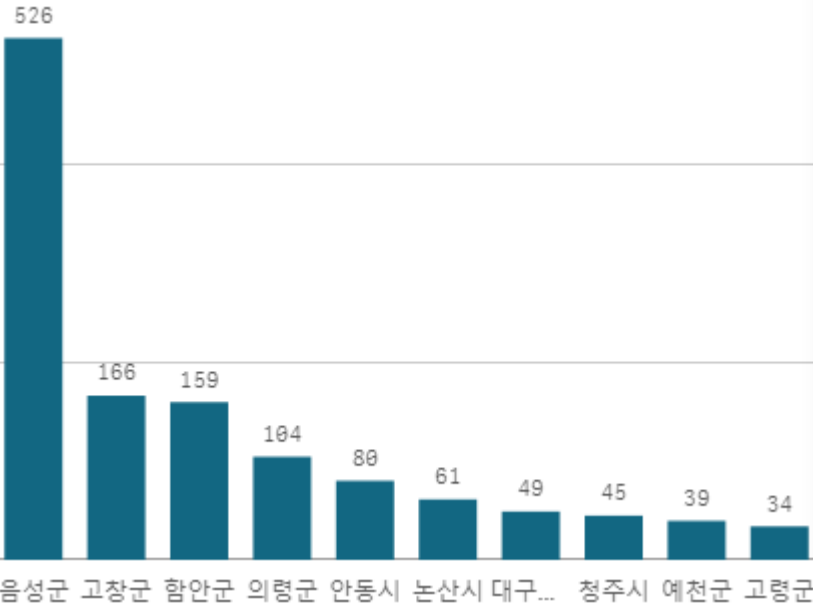


도매시장 법인별 거래금액(백만원)



수박(일반)(10Kg)

산지별 거래물량(톤)



출하산지(개소)

17

출하건수(천건)

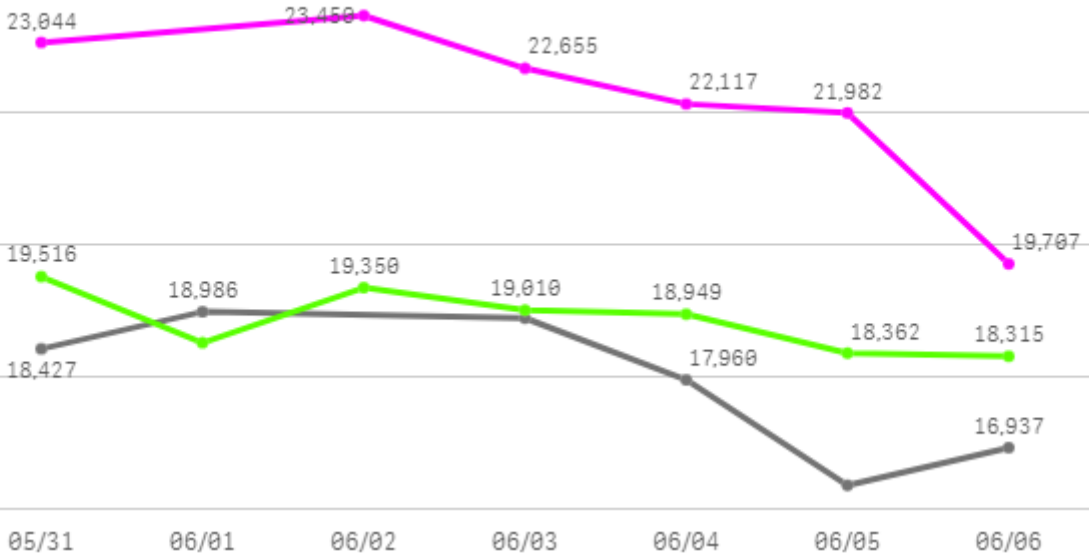
3

산지별 주출하 시군구



주간 도매가격(원)

◆ 2025 ● 2024 ◆ 평년



구분	금주(A)	전주(B)	전월(C)	전년(D)	평년(E)	A/B	A/C	A/D	A/E
가격(원)	22,159	25,336	33,200	17,928	20,156	87.5%	66.7%	123.6%	109.9%

※ 상품 가격 기준

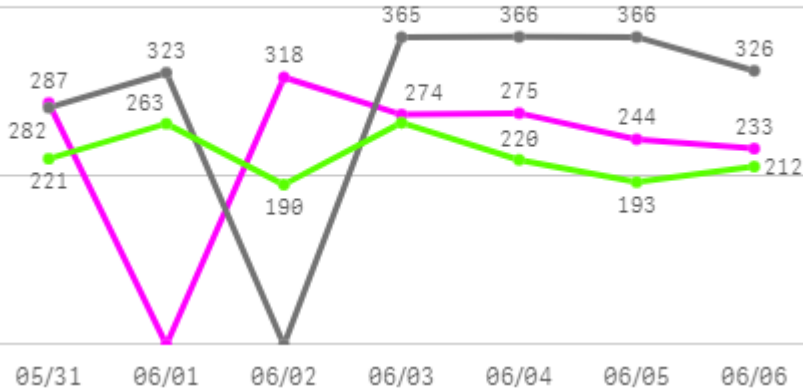
□ 수박(일반)(10Kg) 주간 가격

구분	Q	품종	Q	단량	Q	특	상	보통	하
2025-05-31		수박(일반)		10Kg		32,633	23,044	16,274	12,188
2025-06-02		수박(일반)		10Kg		33,223	23,450	17,752	13,942
2025-06-03		수박(일반)		10Kg		29,885	22,655	17,772	13,617
2025-06-04		수박(일반)		10Kg		29,799	22,117	17,355	13,525
2025-06-05		수박(일반)		10Kg		27,885	21,982	16,615	12,340
2025-06-06		수박(일반)		10Kg		25,733	19,707	15,967	12,226
평균						29,860	22,159	16,956	12,973

참외

주간 반입량(톤)

◆ 2025 ● 2024 ▲ 평년



구분	금주(A)	전주(B)	전월(C)	전년(D)	평년(E)	A/B	A/C	A/D	A/E
물량(톤)	1,631	1,389	1,799	2,028	1,690	117.4%	90.7%	80.4%	96.5%

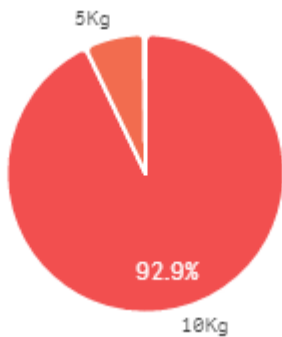
출하 품종별 거래물량 구성비



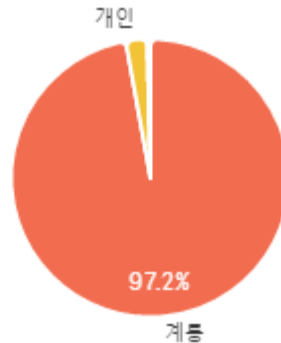
출하 품종별 거래금액 구성비



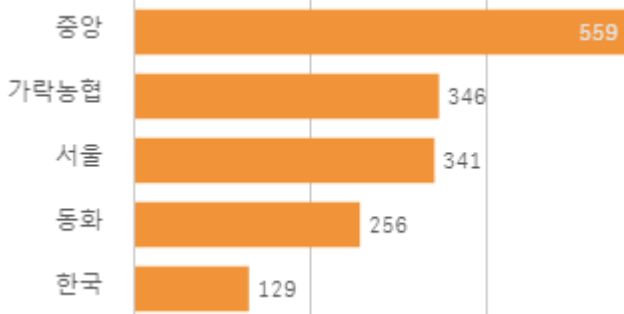
거래 단량별 물량 구성비



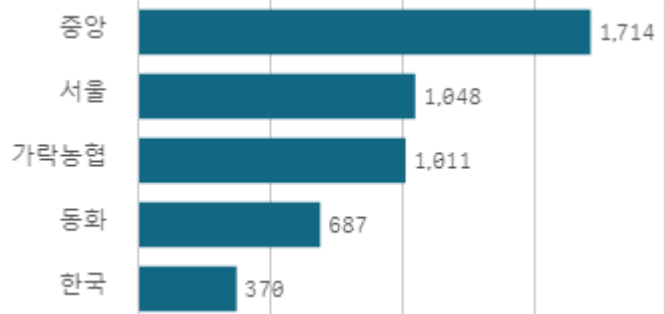
출하자별 거래물량 구성비



도매시장 법인별 거래물량(톤)

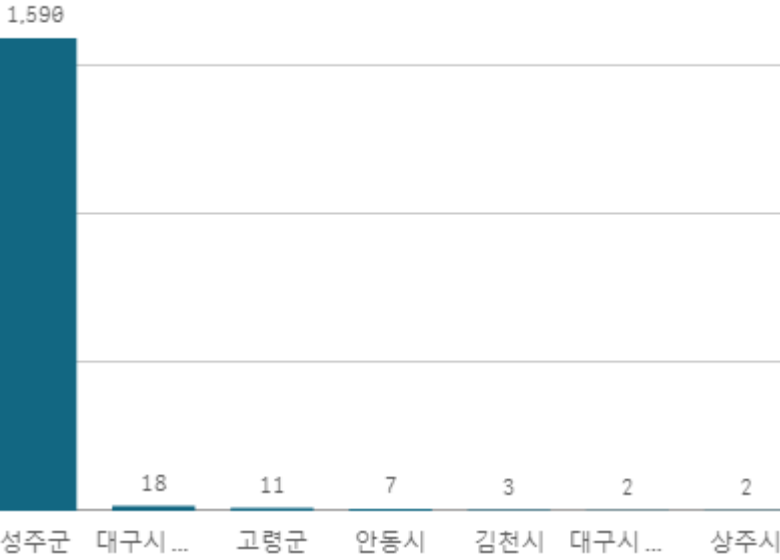


도매시장 법인별 거래금액(백만원)



참외(일반)(10Kg)

산지별 거래물량(톤)



출하산지(개소)

7

출하건수(천건)

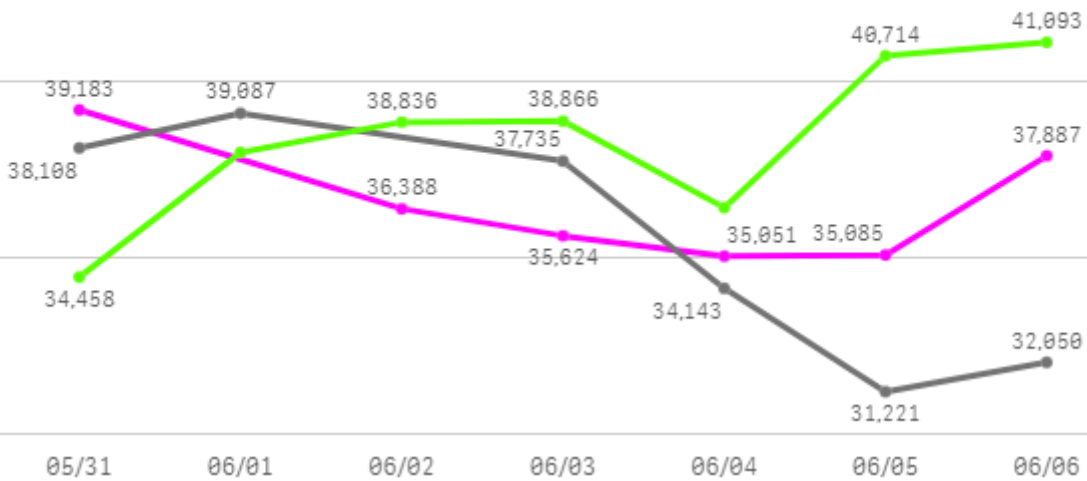
23

산지별 주출하 시군구



주간 도매가격(원)

◆ 2025 ● 2024 ◆ 평년



구분	금주(A)	전주(B)	전월(C)	전년(D)	평년(E)	A/B	A/C	A/D	A/E
가격(원)	36,536	44,813	47,110	35,391	36,070	81.5%	77.6%	103.2%	101.3%

※ 상품 가격 기준

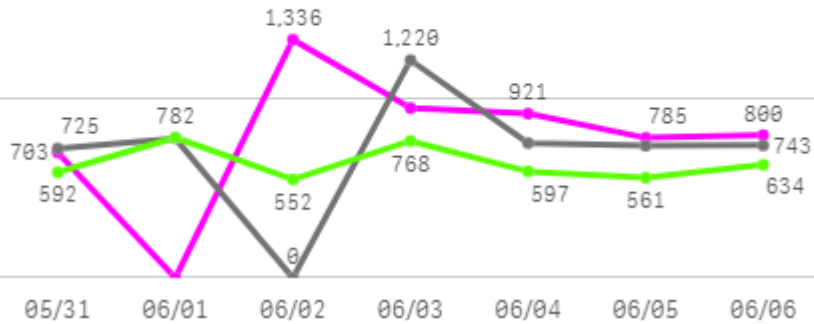
□ 참외(일반)(10Kg) 주간 가격

구분	Q	품종	Q	단량	Q	특	상	보통	하
2025-05-31		참외(일반)		10Kg		54,122	39,183	29,184	19,664
2025-06-02		참외(일반)		10Kg		48,410	36,388	27,800	17,703
2025-06-03		참외(일반)		10Kg		46,705	35,624	26,777	18,049
2025-06-04		참외(일반)		10Kg		45,432	35,051	26,975	18,155
2025-06-05		참외(일반)		10Kg		44,447	35,085	27,427	18,821
2025-06-06		참외(일반)		10Kg		49,227	37,887	29,151	19,166
평균						48,057	36,536	27,886	18,593

오이

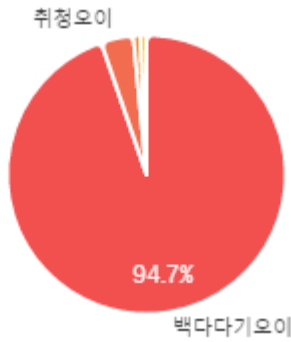
주간 반입량(톤)

◆ 2025 ● 2024 ▲ 평년

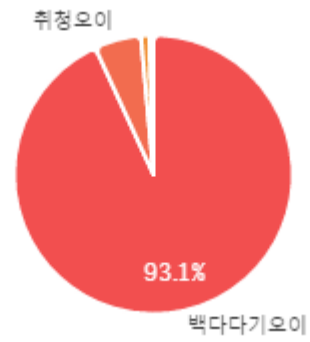


구분	금주(A)	전주(B)	전월(C)	전년(D)	평년(E)	A/B	A/C	A/D	A/E
물량(톤)	5,497	3,619	3,904	4,967	4,522	151.9%	140.8%	110.7%	121.6%

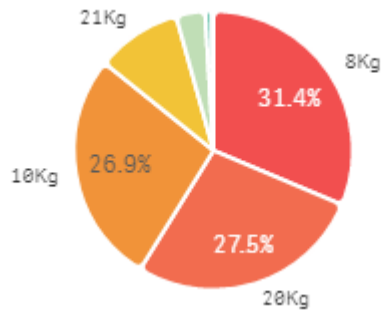
출하 품종별 거래물량 구성비



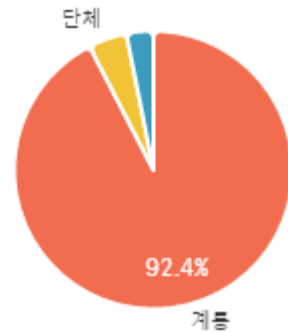
출하 품종별 거래금액 구성비



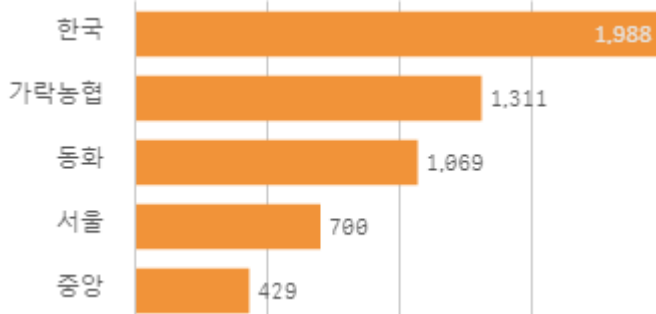
거래 단량별 물량 구성비



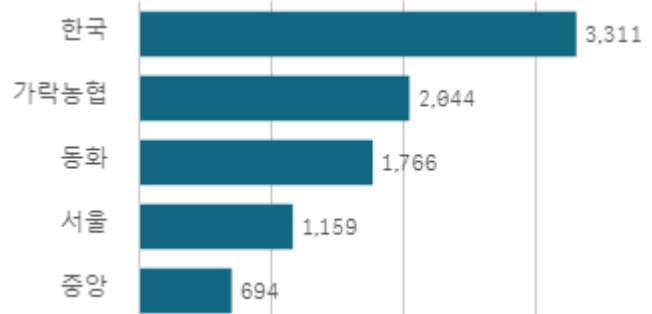
출하자별 거래물량 구성비



도매시장 법인별 거래물량(톤)

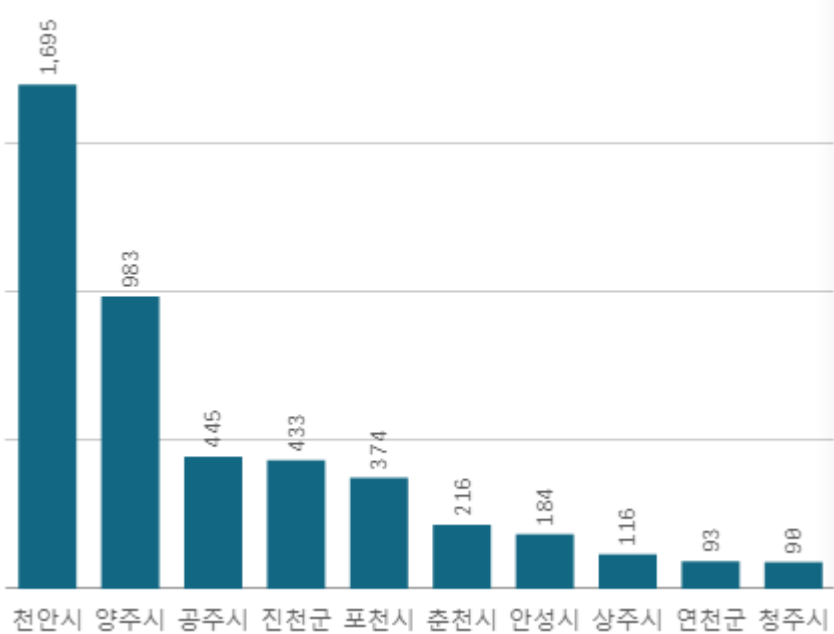


도매시장 법인별 거래금액(백만원)



백다다기오이(100개)

산지별 거래물량(톤)



출하산지(개소)

45

출하건수(천건)

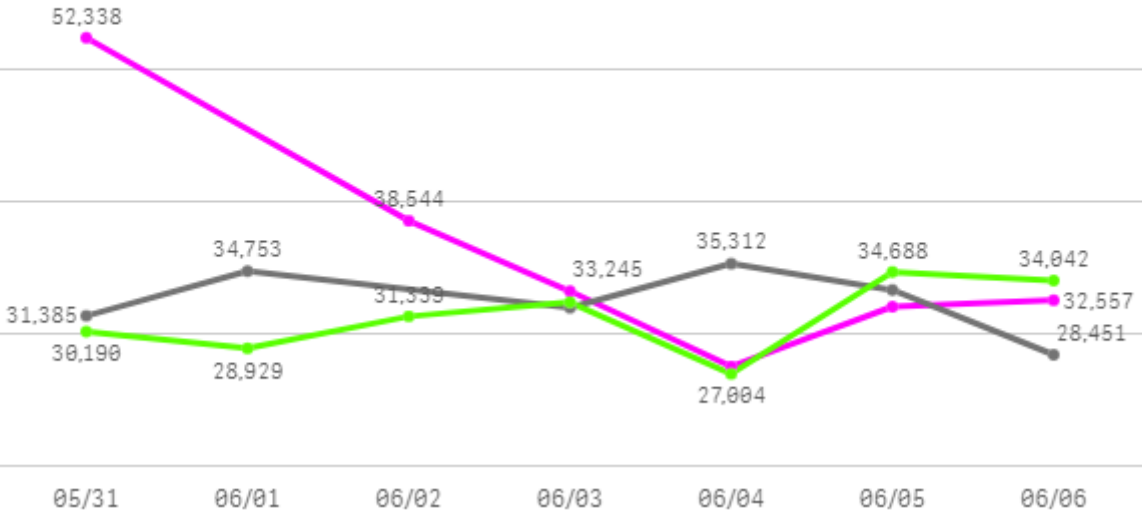
13

산지별 주출하 시군구



주간 도매가격(원)

◆ 2025 ● 2024 ◆ 평년



구분	금주(A)	전주(B)	전월(C)	전년(D)	평년(E)	A/B	A/C	A/D	A/E
가격(원)	36,053	49,806	52,395	32,537	34,739	72.4%	68.8%	110.8%	103.8%

※ 상품 가격 기준

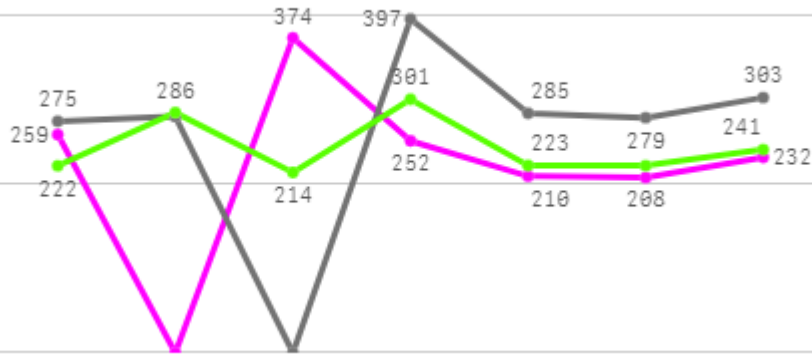
□ 백다다기오이(100개) 주간 가격

구분	Q	품종	Q	단량	Q	특	상	보통	하
2025-05-31		백다다기오이		100개		54,799	52,338	49,845	39,846
2025-06-02		백다다기오이		100개		42,259	38,544	34,751	27,828
2025-06-03		백다다기오이		100개		36,853	33,245	30,130	23,455
2025-06-04		백다다기오이		100개		31,596	27,563	25,245	19,445
2025-06-05		백다다기오이		100개		35,744	32,072	29,562	23,216
2025-06-06		백다다기오이		100개		36,792	32,557	28,309	21,255
평균						39,674	36,053	32,974	25,841

호박

주간 반입량(톤)

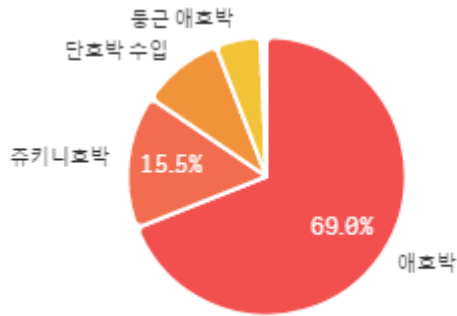
◆ 2025 ● 2024 ▲ 평년



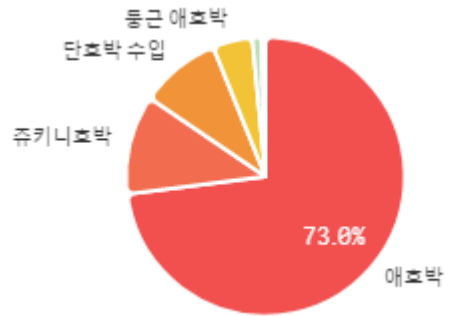
05/31 06/01 06/02 06/03 06/04 06/05 06/06

구분	금주(A)	전주(B)	전월(C)	전년(D)	평년(E)	A/B	A/C	A/D	A/E
물량(톤)	1,536	1,215	1,447	1,820	1,628	126.4%	106.2%	84.4%	94.3%

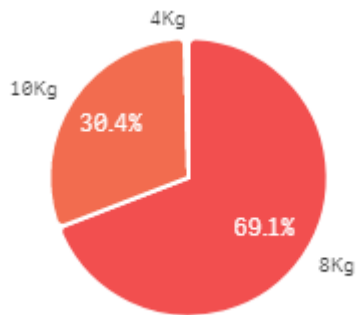
출하 품종별 거래물량 구성비



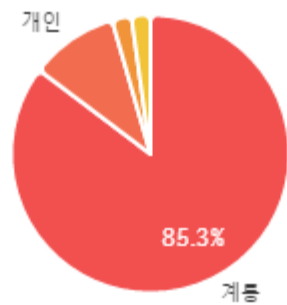
출하 품종별 거래금액 구성비



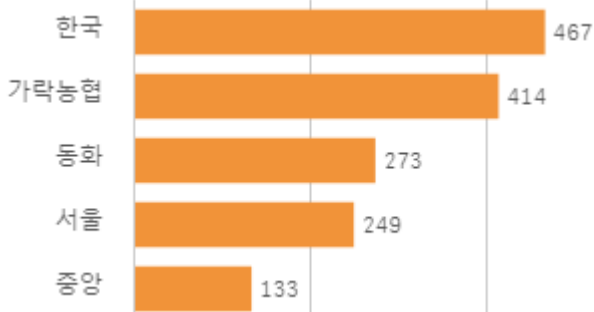
거래 단량별 물량 구성비



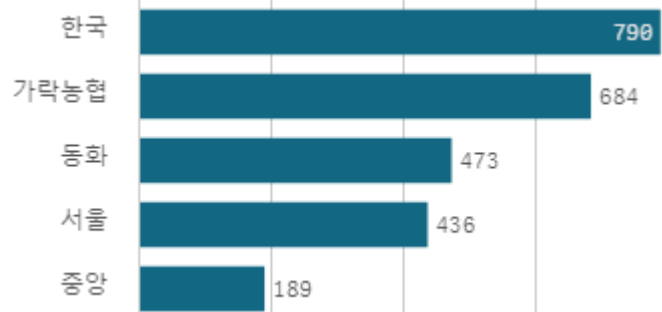
출하자별 거래물량 구성비



도매시장 법인별 거래물량(톤)

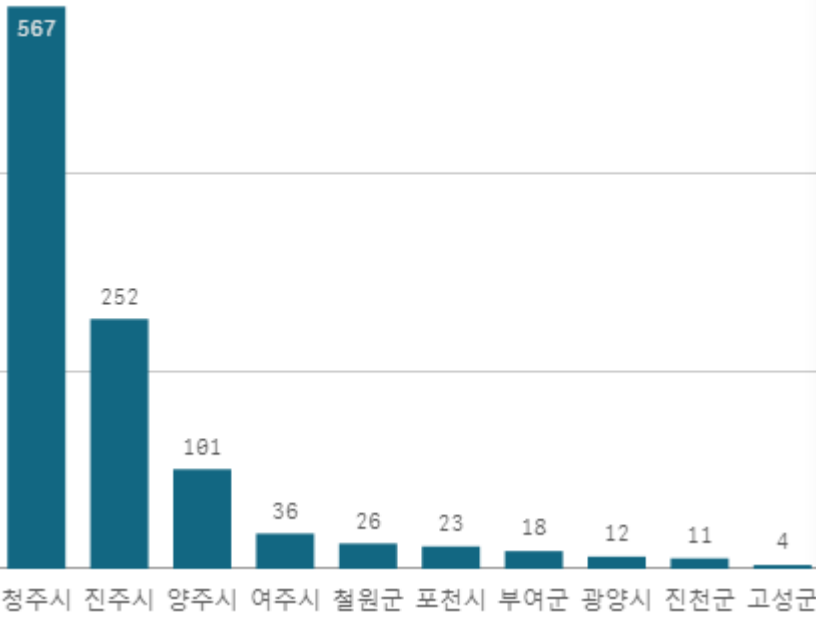


도매시장 법인별 거래금액(백만원)



애호박(20개)

산지별 거래물량(톤)



출하산지(개소)

24

출하건수(천건)

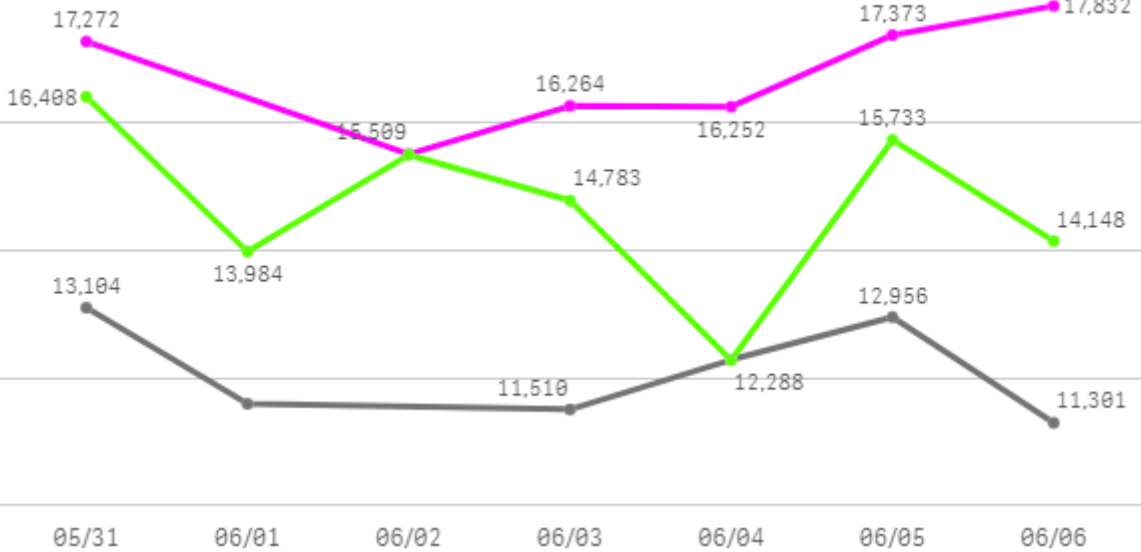
5

산지별 주출하 시군구



주간 도매가격(원)

◆ 2025 ● 2024 ◆ 평년



구분	금주(A)	전주(B)	전월(C)	전년(D)	평년(E)	A/B	A/C	A/D	A/E
가격(원)	16,750	21,894	14,805	12,126	15,676	76.5%	113.1%	138.1%	106.9%

※ 상품 가격 기준

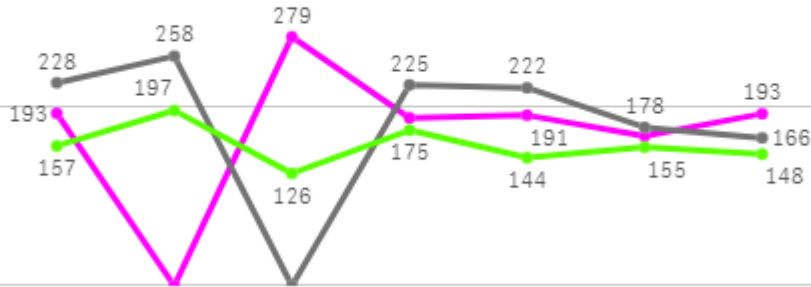
□ 애호박(20개) 주간 가격

구분	Q	품종	Q	단량	Q	특	상	보통	하
2025-05-31		애호박		20개		19,124	17,272	15,721	10,154
2025-06-02		애호박		20개		16,299	15,509	13,764	8,765
2025-06-03		애호박		20개		17,289	16,264	13,582	8,936
2025-06-04		애호박		20개		17,300	16,252	14,011	9,197
2025-06-05		애호박		20개		19,249	17,373	15,527	10,392
2025-06-06		애호박		20개		20,632	17,832	15,824	11,269
평균						18,316	16,750	14,738	9,786

토마토

주간 반입량(톤)

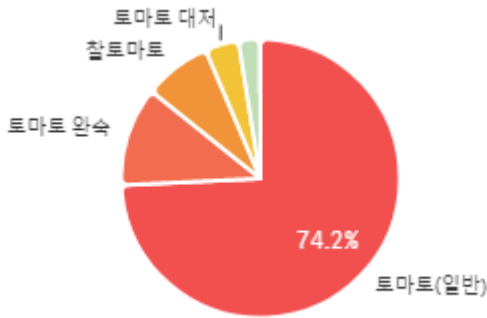
◆ 2025 ● 2024 ▲ 평년



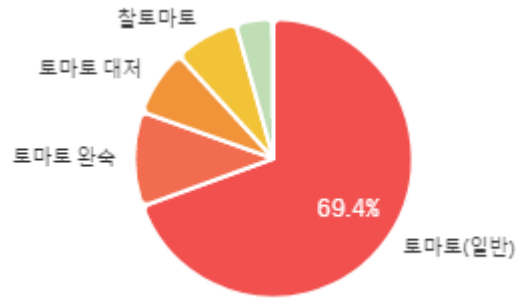
05/31 06/01 06/02 06/03 06/04 06/05 06/06

구분	금주(A)	전주(B)	전월(C)	전년(D)	평년(E)	A/B	A/C	A/D	A/E
물량(톤)	1,213	1,490	1,223	1,276	1,117	81.4%	99.2%	95.1%	108.6%

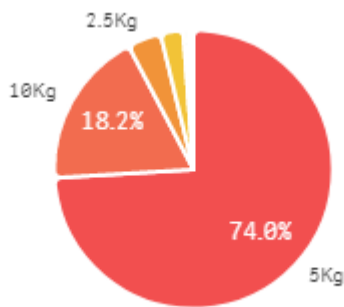
출하 품종별 거래물량 구성비



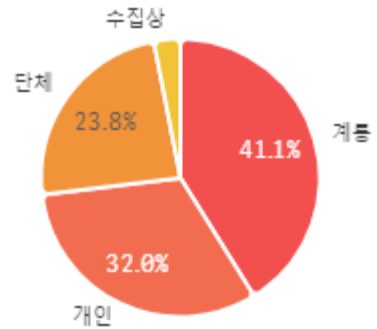
출하 품종별 거래금액 구성비



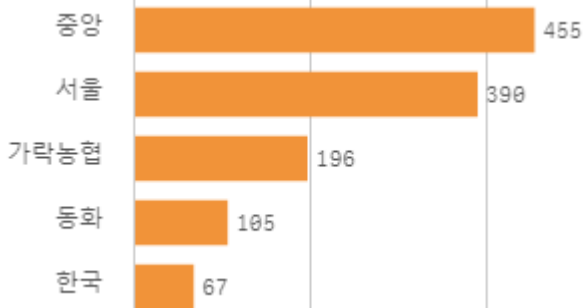
거래 단량별 물량 구성비



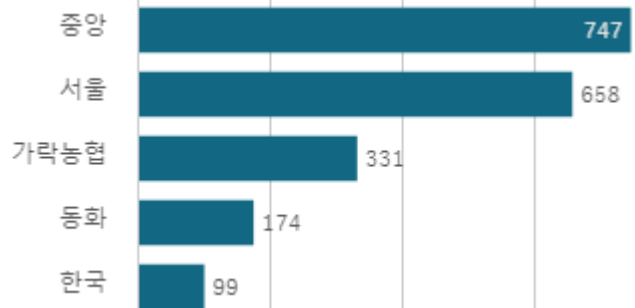
출하자별 거래물량 구성비



도매시장 법인별 거래물량(톤)

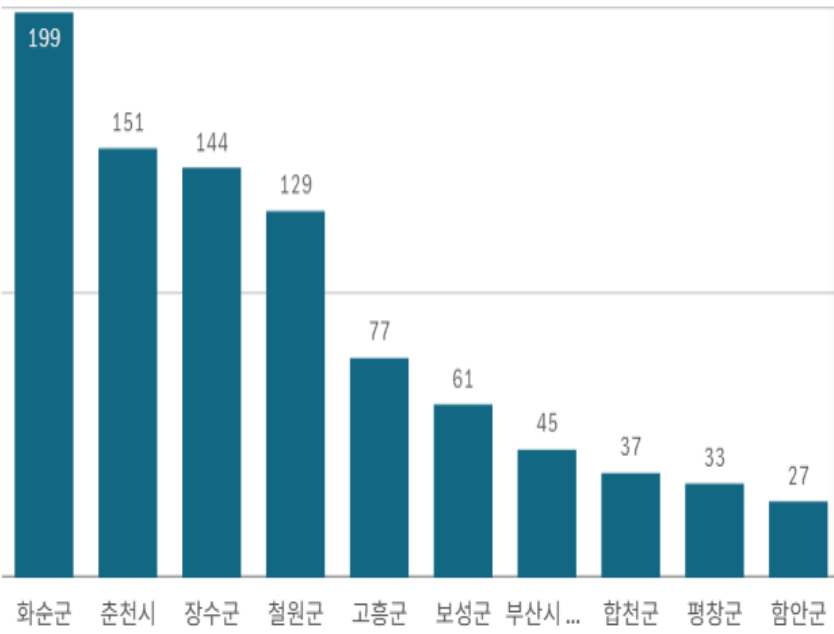


도매시장 법인별 거래금액(백만원)



토마토(5Kg)

산지별 거래물량(톤)



출하산지(개소)

50

출하건수(천건)

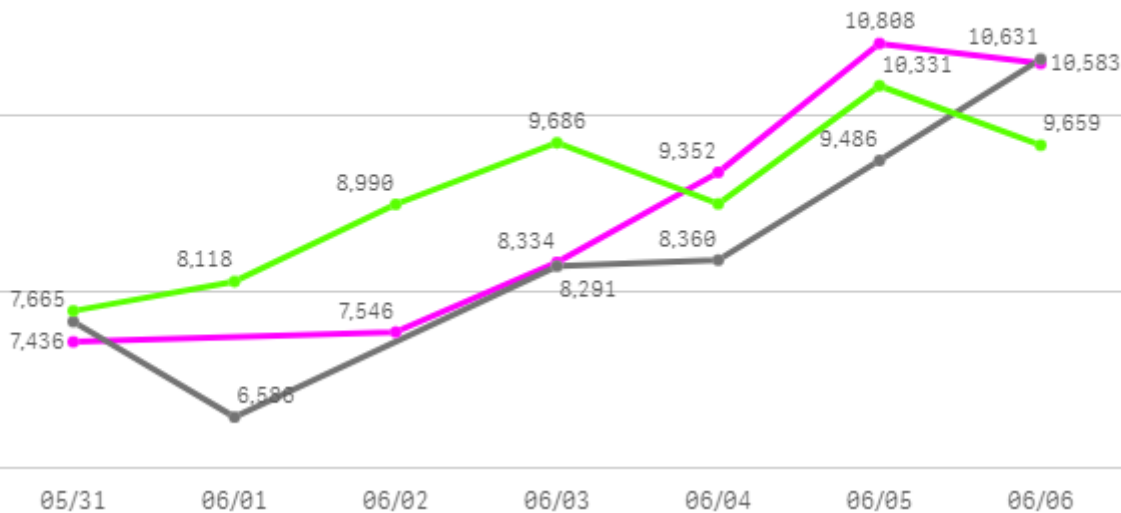
7

산지별 주출하 시군구



주간 도매가격(원)

◆ 2025 ● 2024 ◆ 평년



구분	금주(A)	전주(B)	전월(C)	전년(D)	평년(E)	A/B	A/C	A/D	A/E
가격(원)	9,010	7,818	9,855	8,503	9,169	115.2%	91.4%	106.0%	98.3%

※ 상품 가격 기준

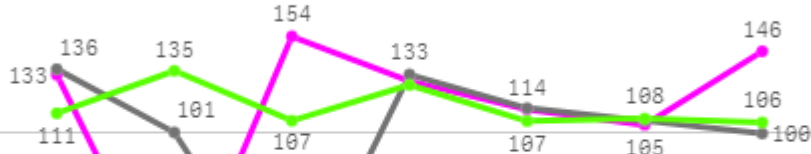
□ 토마토(5Kg) 주간 가격

구분	Q	품종	Q	단량	Q	특	상	보통	하
2025-05-31		토마토		5Kg		8,268	7,436	5,947	4,388
2025-06-02		토마토		5Kg		8,813	7,546	6,489	4,493
2025-06-03		토마토		5Kg		9,904	8,334	7,003	4,824
2025-06-04		토마토		5Kg		11,360	9,352	7,941	6,132
2025-06-05		토마토		5Kg		12,018	10,808	9,291	6,935
2025-06-06		토마토		5Kg		12,643	10,583	9,502	7,555
평균						10,501	9,010	7,696	5,721

방울토마토

주간 반입량(톤)

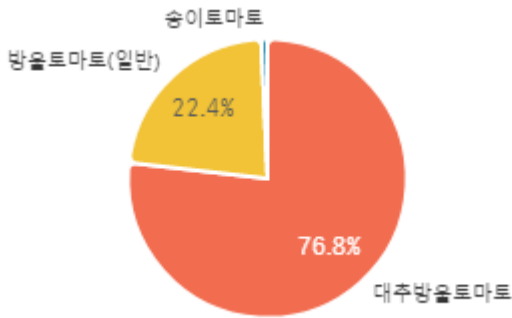
◆ 2025 ● 2024 ▲ 평년



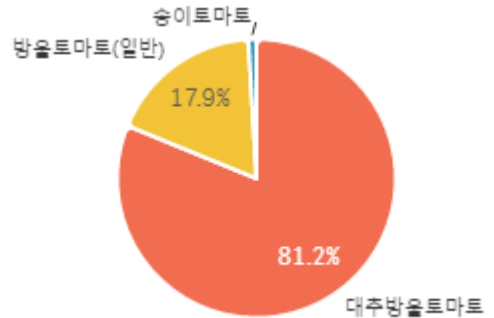
05/31 06/01 06/02 06/03 06/04 06/05 06/06

구분	금주(A)	전주(B)	전월(C)	전년(D)	평년(E)	A/B	A/C	A/D	A/E
물량(톤)	781	869	726	691	767	89.9%	107.7%	113.0%	101.9%

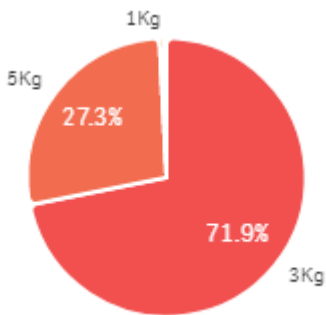
출하 품종별 거래물량 구성비



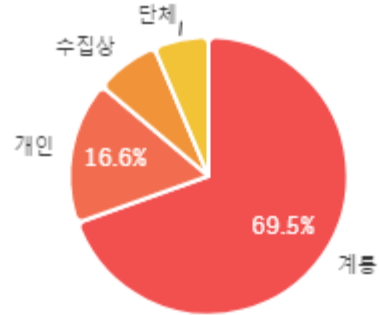
출하 품종별 거래금액 구성비



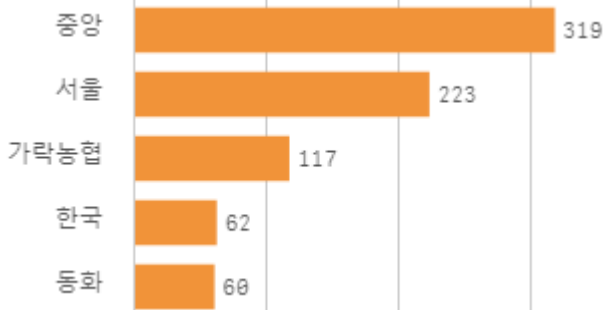
거래 단량별 물량 구성비



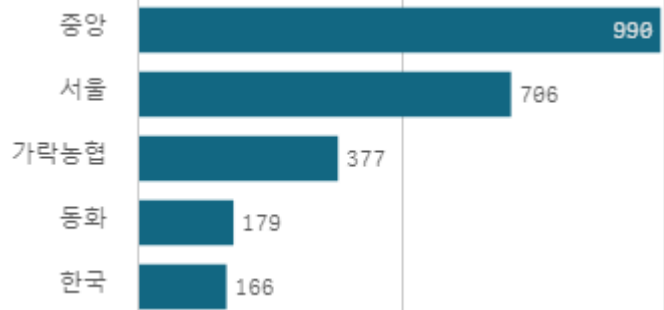
출하자별 거래물량 구성비



도매시장 법인별 거래물량(톤)

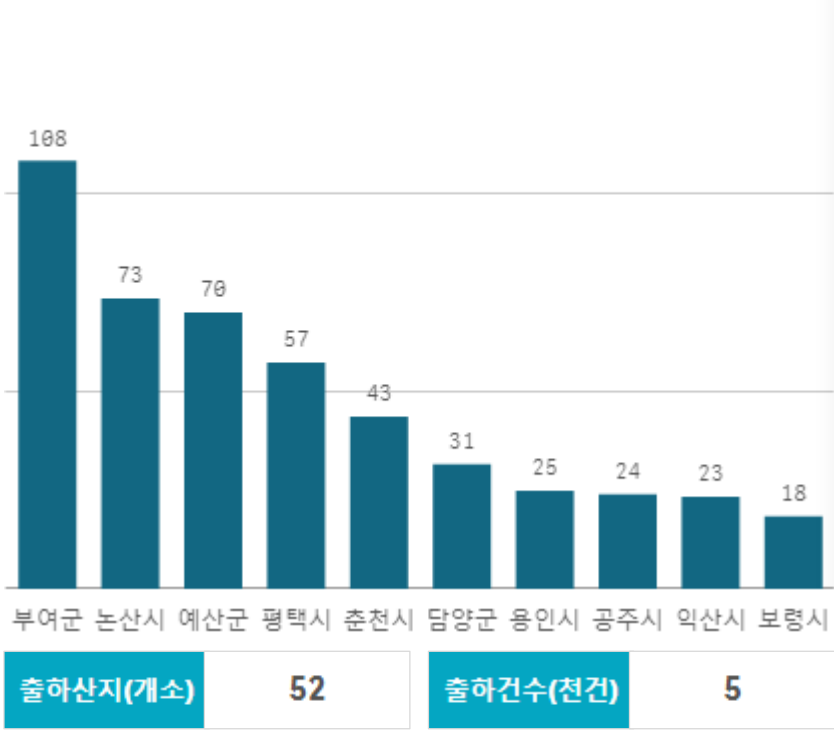


도매시장 법인별 거래금액(백만원)



대추방울토마토(3Kg)

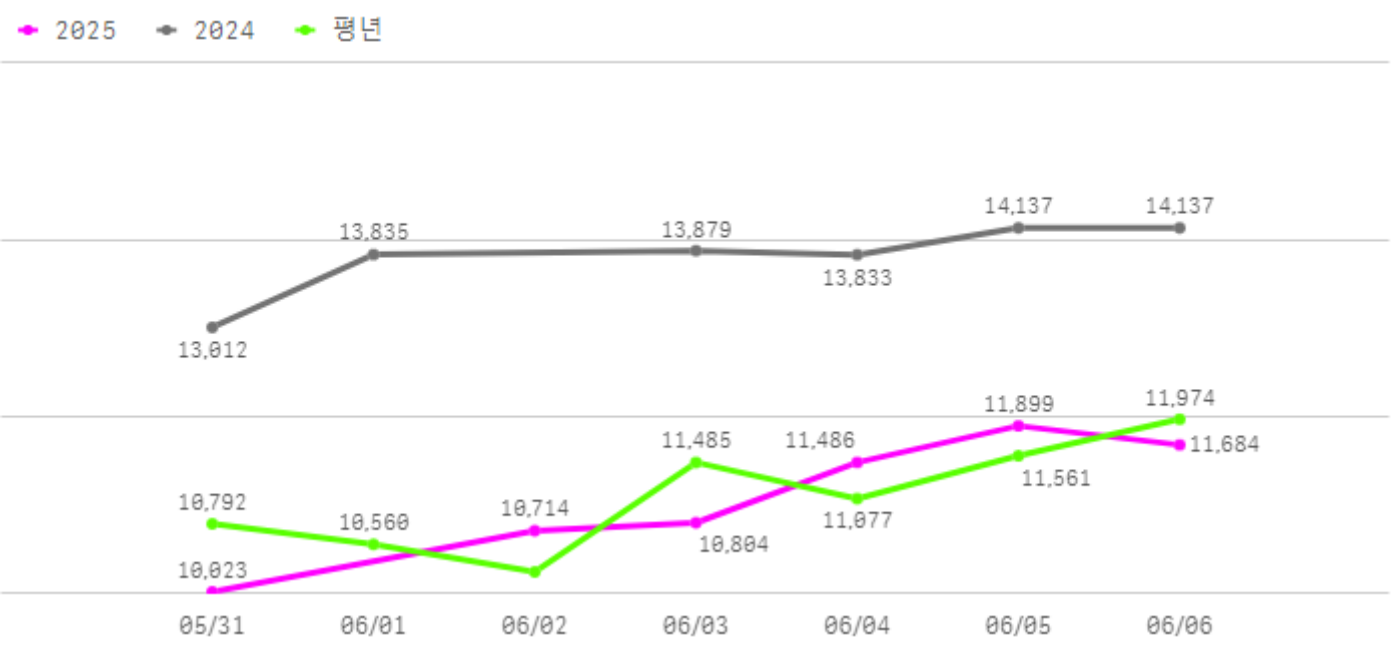
산지별 거래물량(톤)



산지별 주출하 시군구



주간 도매가격(원)



구분	금주(A)	전주(B)	전월(C)	전년(D)	평년(E)	A/B	A/C	A/D	A/E
가격(원)	11,102	11,035	10,857	13,806	11,383	100.6%	102.3%	80.4%	97.5%

※ 상품 가격 기준

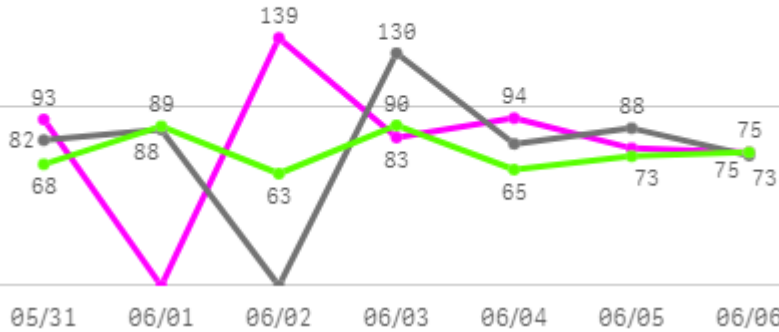
□ 대추방울토마토(3Kg) 주간 가격

구분	Q	품종	Q	단량	Q	특	상	보통	하
2025-05-31		대추방울토마토		3Kg		12,367	10,023	8,310	5,491
2025-06-02		대추방울토마토		3Kg		13,649	10,714	9,506	7,002
2025-06-03		대추방울토마토		3Kg		15,039	10,804	9,481	7,599
2025-06-04		대추방울토마토		3Kg		13,452	11,486	10,091	8,042
2025-06-05		대추방울토마토		3Kg		14,668	11,899	10,541	9,026
2025-06-06		대추방울토마토		3Kg		14,167	11,684	10,013	8,007
평균						13,890	11,102	9,657	7,528

가지

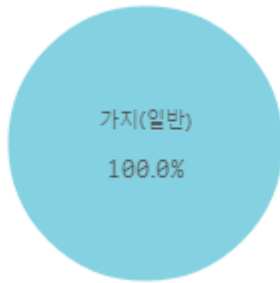
주간 반입량(톤)

◆ 2025 ● 2024 ▲ 평년

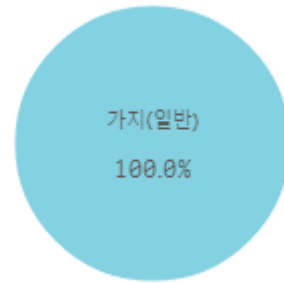


구분	금주(A)	전주(B)	전월(C)	전년(D)	평년(E)	A/B	A/C	A/D	A/E
물량(톤)	561	485	453	541	510	115.8%	123.9%	103.8%	110.0%

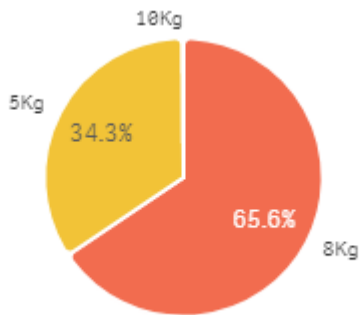
출하 품종별 거래물량 구성비



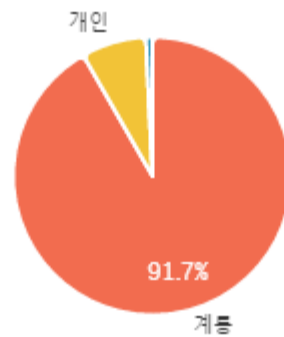
출하 품종별 거래금액 구성비



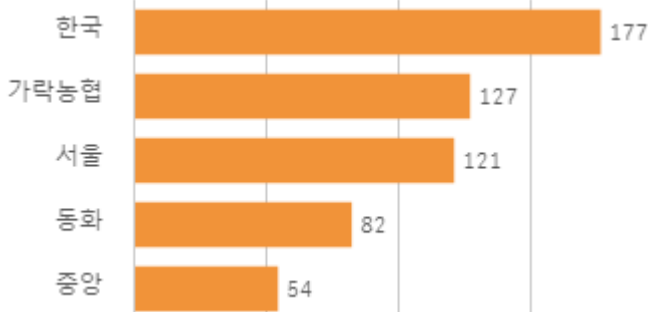
거래 단량별 물량 구성비



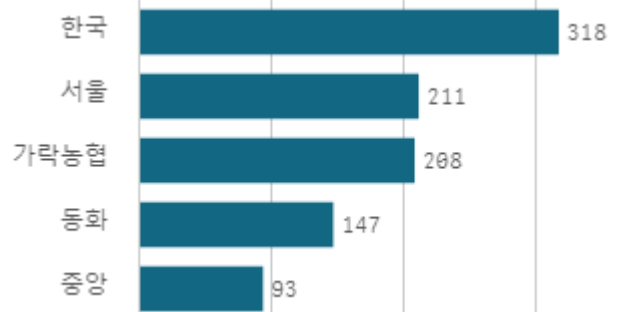
출하자별 거래물량 구성비



도매시장 법인별 거래물량(톤)

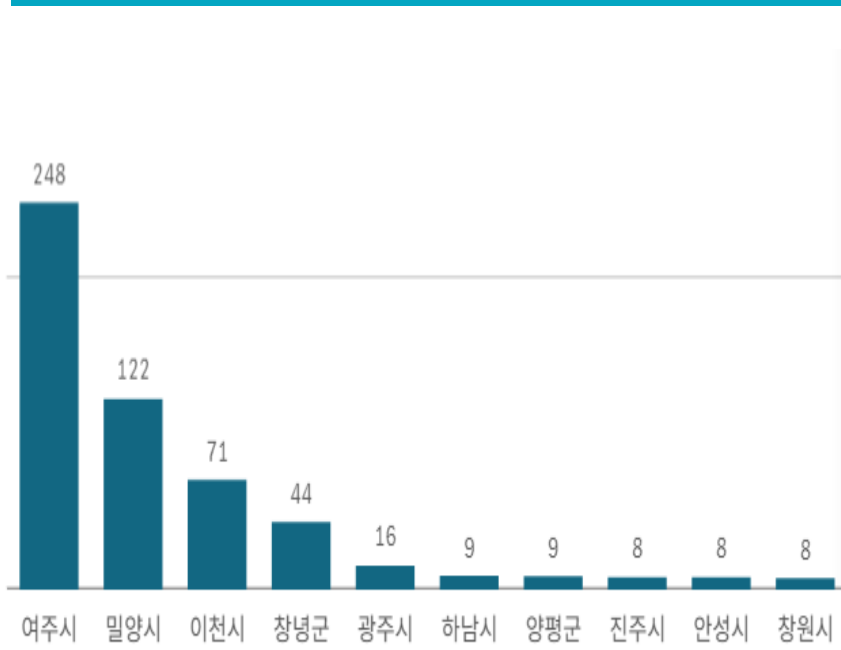


도매시장 법인별 거래금액(백만원)



가지(5Kg)

산지별 거래물량(톤)



출하산지(개소)

23

출하건수(천건)

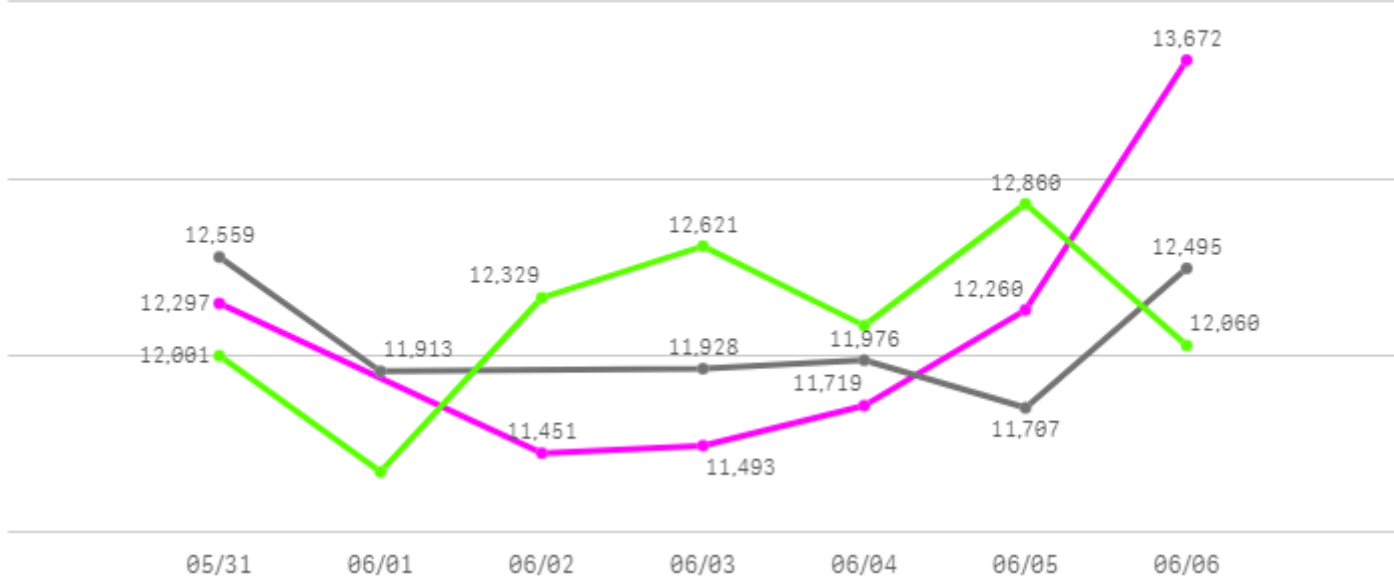
3

산지별 주출하 시군구



주간 도매가격(원)

◆ 2025 ● 2024 ◆ 평년



구분	금주(A)	전주(B)	전월(C)	전년(D)	평년(E)	A/B	A/C	A/D	A/E
가격(원)	12,149	14,730	14,155	12,096	12,962	82.5%	85.8%	100.4%	93.7%

※ 상품 가격 기준

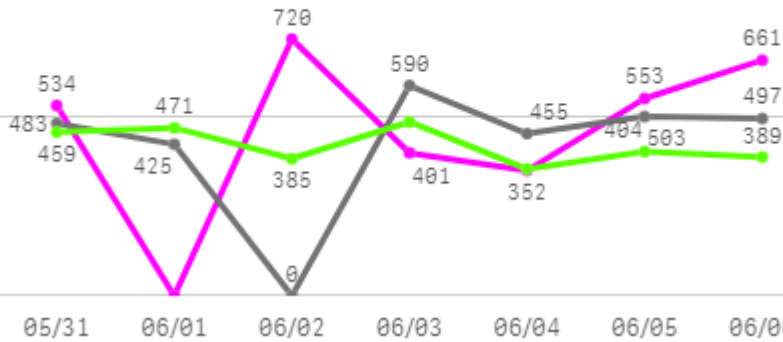
□ 가지(5Kg) 주간 가격

구분	Q	품종	Q	단량	Q	특	상	보통	하
2025-05-31		가지		5Kg		-	12,297	9,940	6,372
2025-06-02		가지		5Kg		-	11,451	8,886	5,502
2025-06-03		가지		5Kg		-	11,493	9,118	5,718
2025-06-04		가지		5Kg		-	11,719	9,008	5,796
2025-06-05		가지		5Kg		-	12,260	9,329	5,784
2025-06-06		가지		5Kg		-	13,672	10,413	5,638
평균						-	12,149	9,449	5,802

무

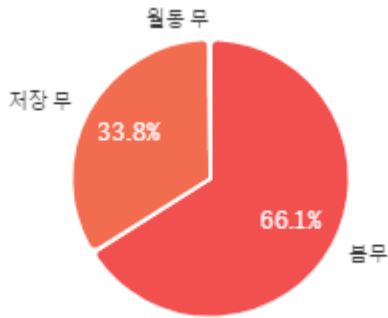
주간 반입량(톤)

◆ 2025 ● 2024 ▲ 평년

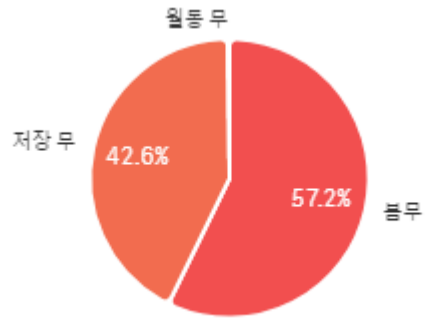


구분	금주(A)	전주(B)	전월(C)	전년(D)	평년(E)	A/B	A/C	A/D	A/E
물량(톤)	3,219	3,204	3,366	2,953	3,026	100.5%	95.6%	109.0%	106.4%

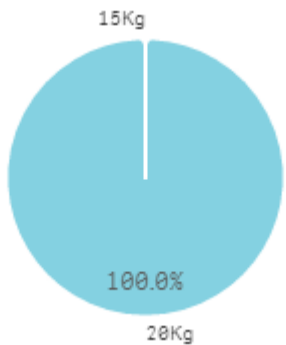
출하 품종별 거래물량 구성비



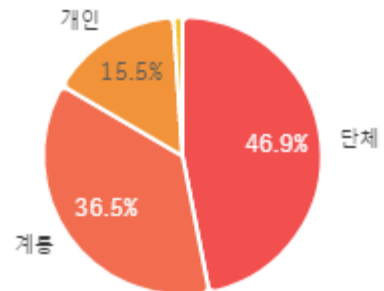
출하 품종별 거래금액 구성비



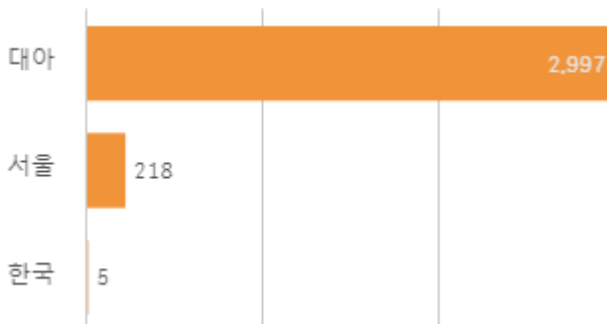
거래 단량별 물량 구성비




출하자별 거래물량 구성비



도매시장 법인별 거래물량(톤)

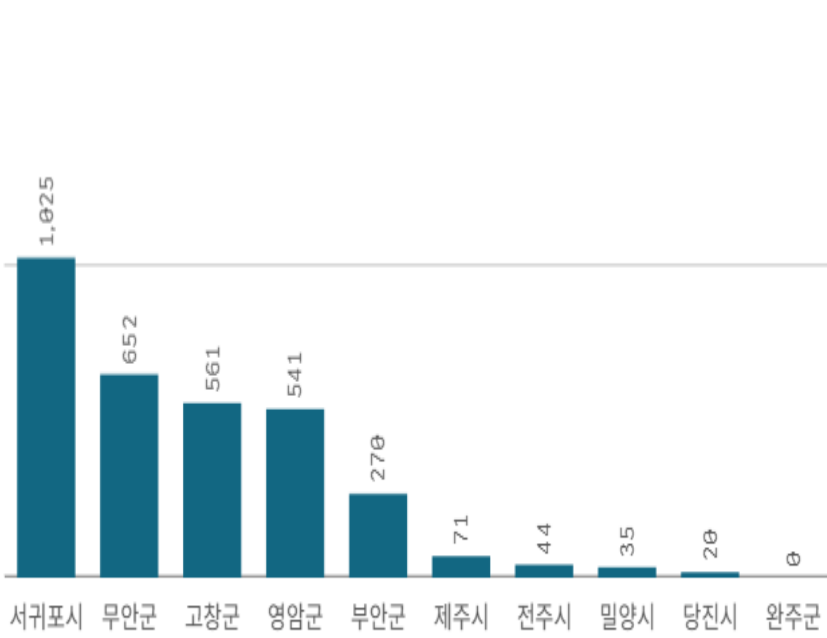


도매시장 법인별 거래금액(백만원)



무(20Kg)

산지별 거래물량(톤)



출하산지(개소)

10

출하건수(천건)

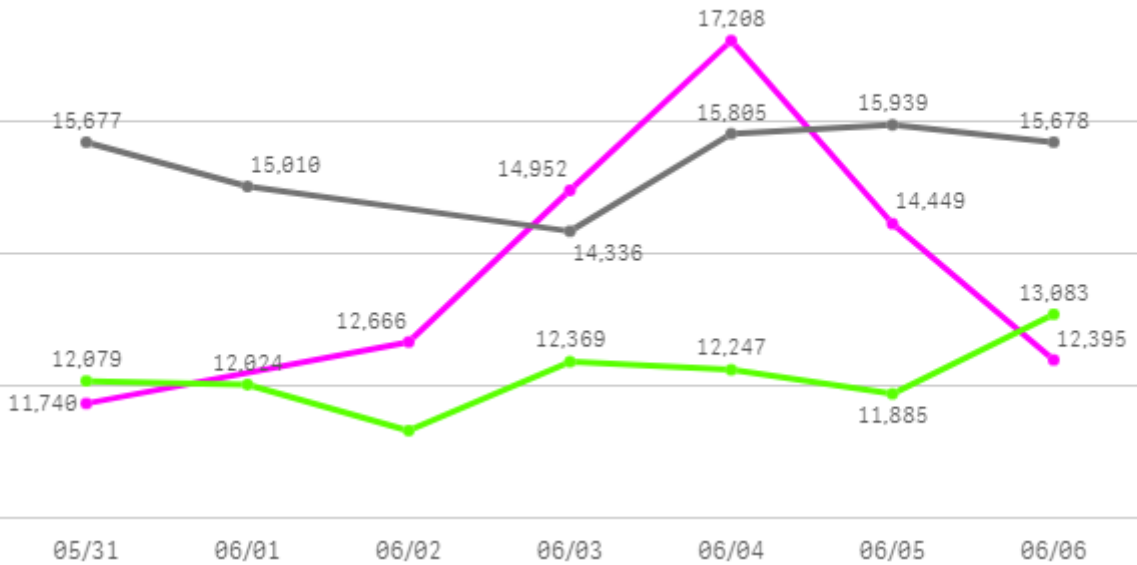
1

산지별 주출하 시군구



주간 도매가격(원)

◆ 2025 ● 2024 ▲ 평년



구분	금주(A)	전주(B)	전월(C)	전년(D)	평년(E)	A/B	A/C	A/D	A/E
가격(원)	13,902	18,186	23,192	15,408	12,730	76.4%	59.9%	90.2%	109.2%

※ 상품 가격 기준

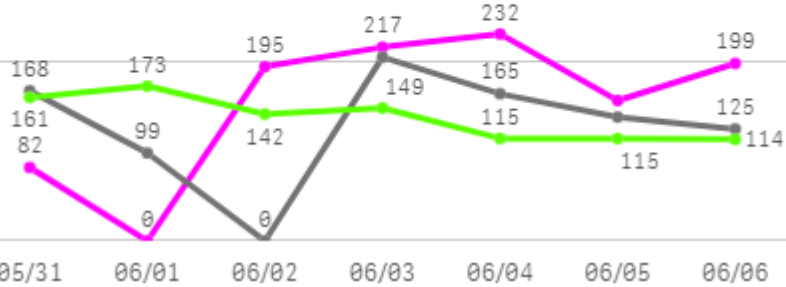
□ 무(20Kg) 주간 가격

구분	Q	품종	Q	단량	Q	특	상	보통	하
2025-05-31		무		20Kg		28,158	11,740	8,255	5,714
2025-06-02		무		20Kg		26,835	12,666	7,135	4,299
2025-06-03		무		20Kg		26,712	14,952	9,575	6,976
2025-06-04		무		20Kg		26,043	17,208	13,026	8,666
2025-06-05		무		20Kg		23,735	14,449	12,473	8,891
2025-06-06		무		20Kg		22,925	12,395	8,745	6,380
평균						25,735	13,902	9,868	6,821

당근

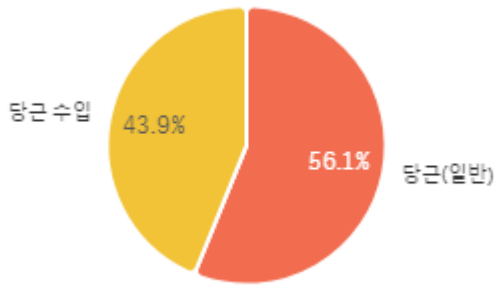
주간 반입량(톤)

◆ 2025 ● 2024 ▲ 평년

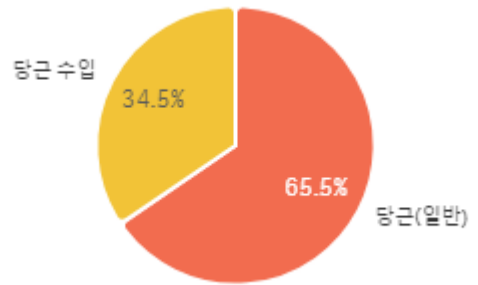


구분	금주(A)	전주(B)	전월(C)	전년(D)	평년(E)	A/B	A/C	A/D	A/E
물량(톤)	1,083	1,083	1,010	902	990	100.0%	107.3%	120.1%	109.4%

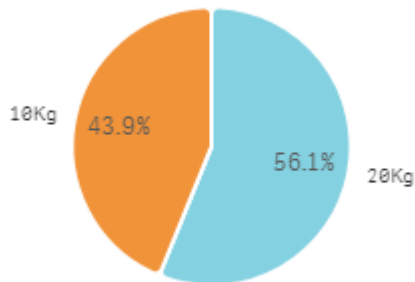
출하 품종별 거래물량 구성비



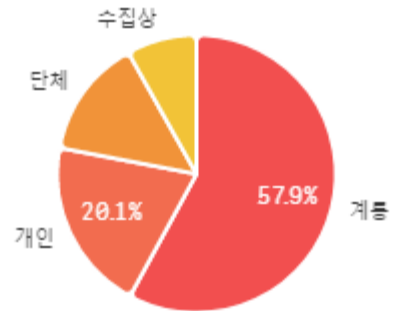
출하 품종별 거래금액 구성비



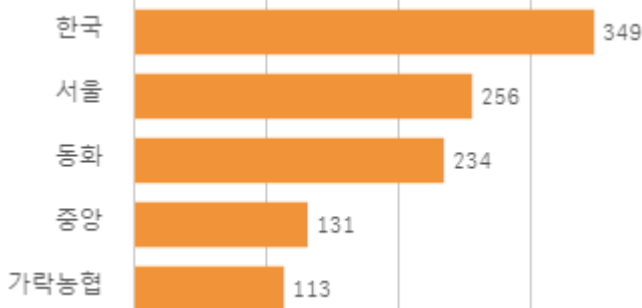
거래 단량별 물량 구성비



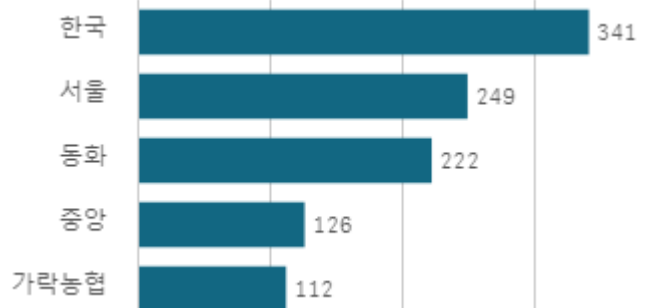
출하자별 거래물량 구성비



도매시장 법인별 거래물량(톤)

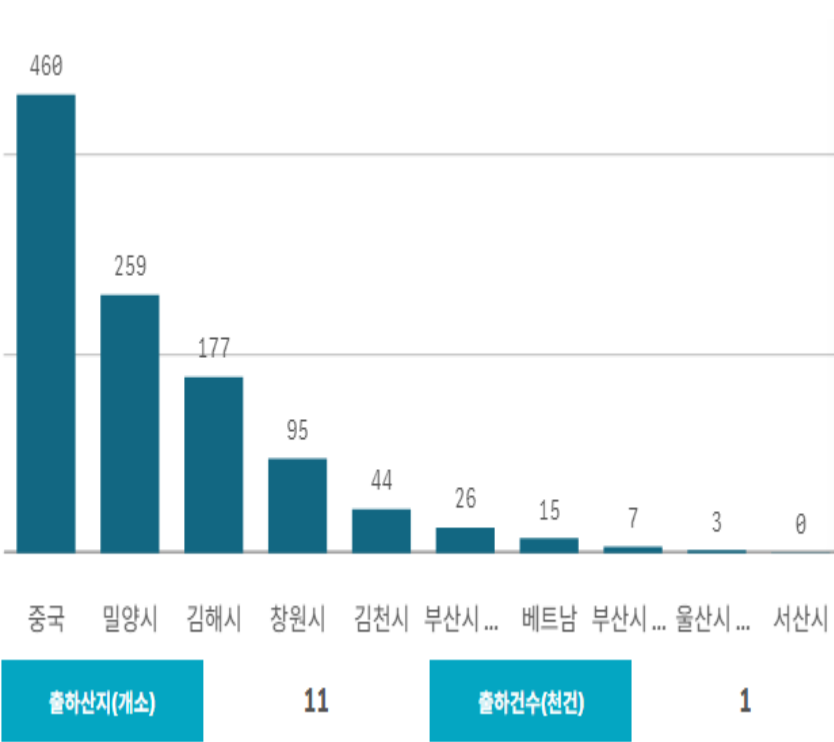


도매시장 법인별 거래금액(백만원)

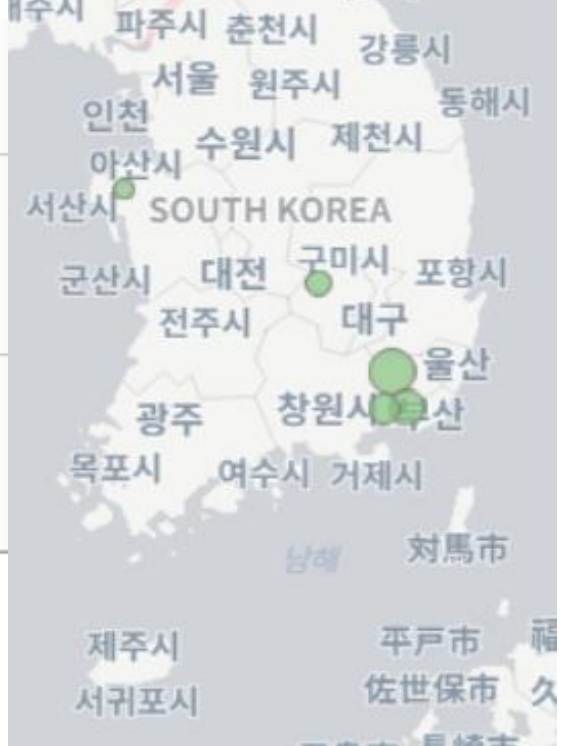


당근(20Kg)

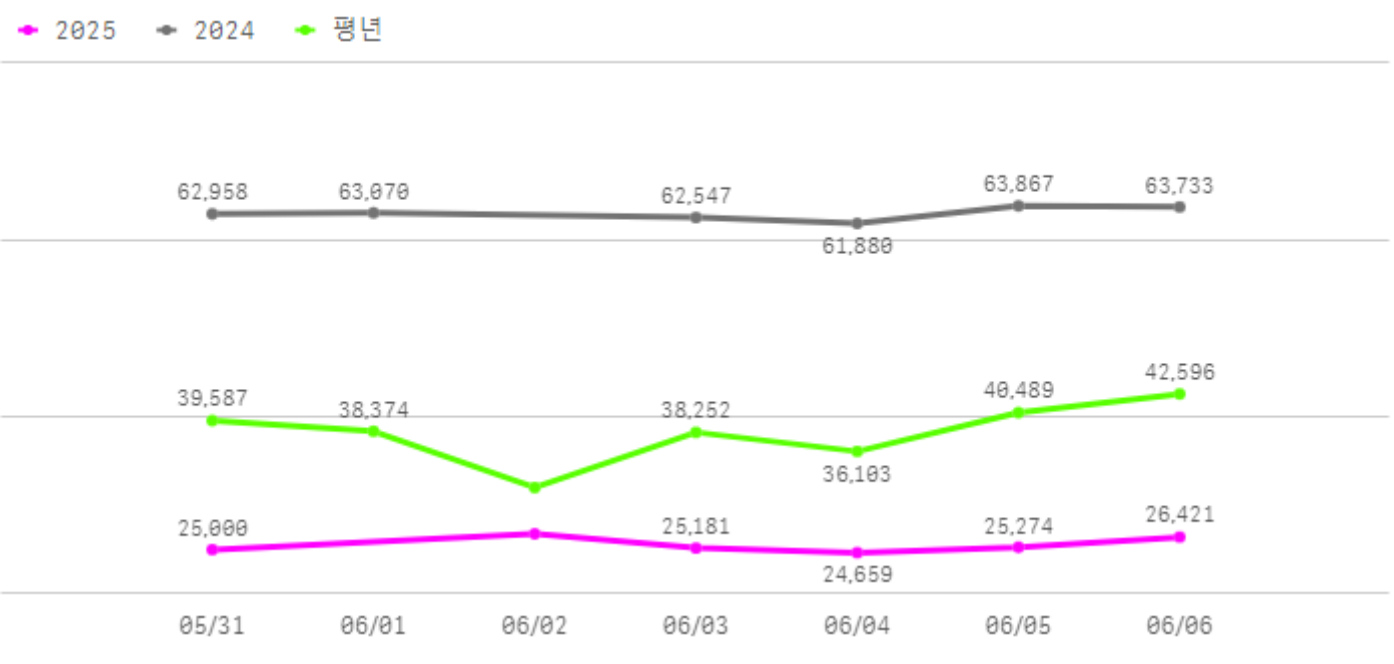
산지별 거래물량(톤)



산지별 주출하 시군구



주간 도매가격(원)



구분	금주(A)	전주(B)	전월(C)	전년(D)	평년(E)	A/B	A/C	A/D	A/E
가격(원)	25,554	24,458	32,201	63,009	37,039	104.5%	79.4%	40.6%	69.0%

※ 상품 가격 기준

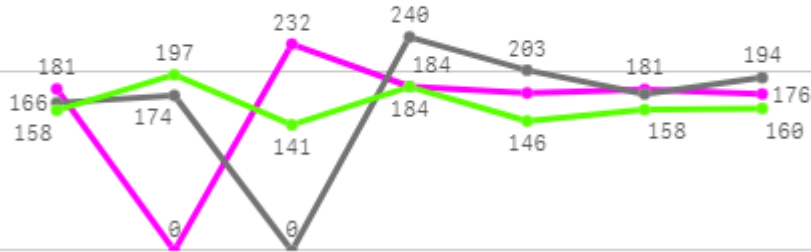
□ 당근(20Kg) 주간 가격

구분	Q	품종	Q	단량	Q	특	상	보통	하
2025-05-31		당근		20Kg		27,033	25,000	24,057	19,190
2025-06-02		당근		20Kg		29,000	26,788	24,771	19,644
2025-06-03		당근		20Kg		27,058	25,181	23,008	18,717
2025-06-04		당근		20Kg		27,158	24,659	21,281	14,850
2025-06-05		당근		20Kg		27,000	25,274	22,204	13,780
2025-06-06		당근		20Kg		28,000	26,421	23,114	17,245
평균						27,542	25,554	23,073	17,238

생고추

주간 반입량(톤)

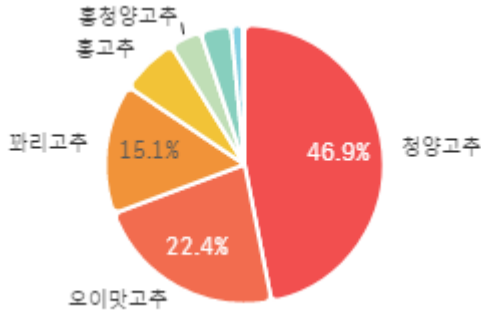
◆ 2025 ● 2024 ▲ 평년



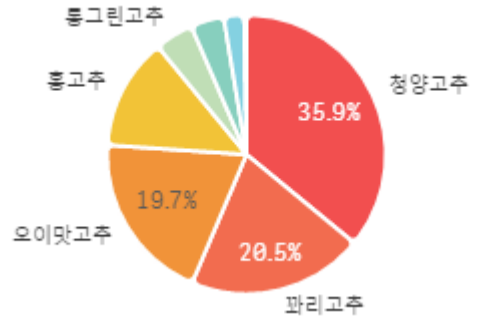
05/31 06/01 06/02 06/03 06/04 06/05 06/06

구분	금주(A)	전주(B)	전월(C)	전년(D)	평년(E)	A/B	A/C	A/D	A/E
물량(톤)	1,132	1,213	1,043	1,152	1,120	93.3%	108.5%	98.2%	101.0%

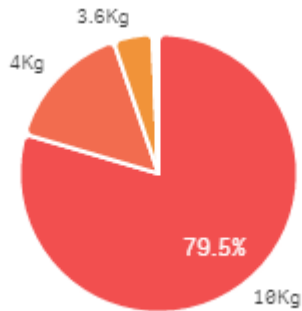
출하 품종별 거래물량 구성비



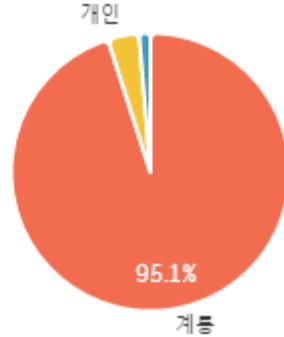
출하 품종별 거래금액 구성비



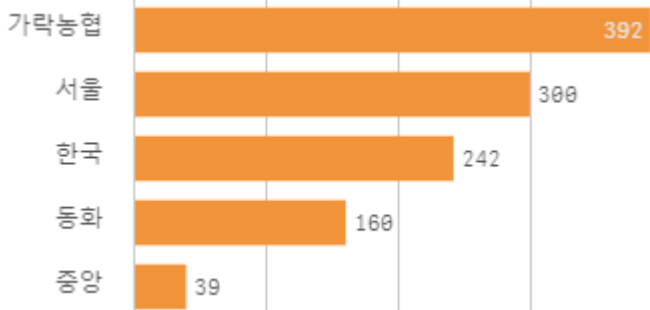
거래 단량별 물량 구성비



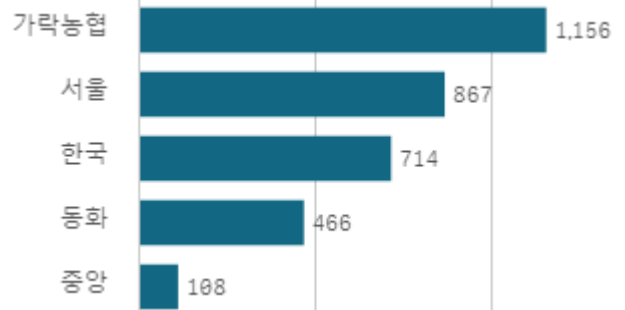
출하자별 거래물량 구성비



도매시장 법인별 거래물량(톤)

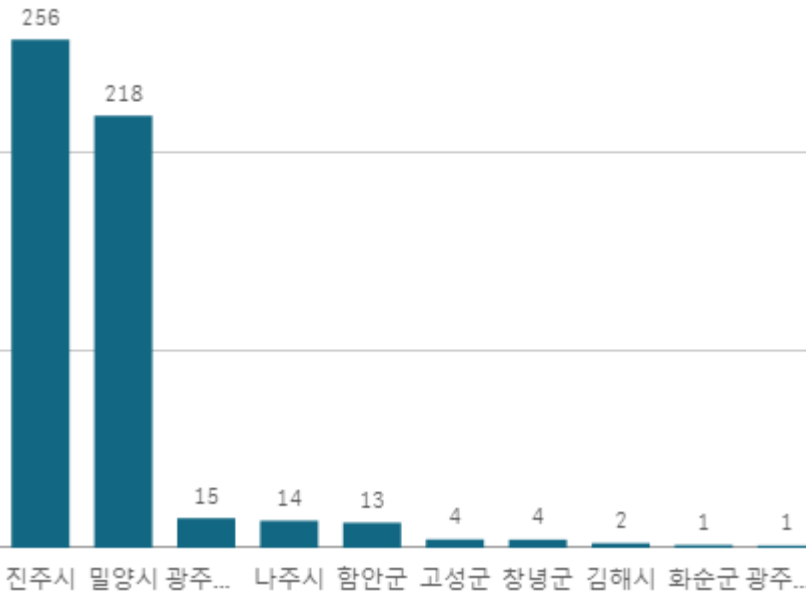


도매시장 법인별 거래금액(백만원)



청양고추(10Kg)

산지별 거래물량(톤)

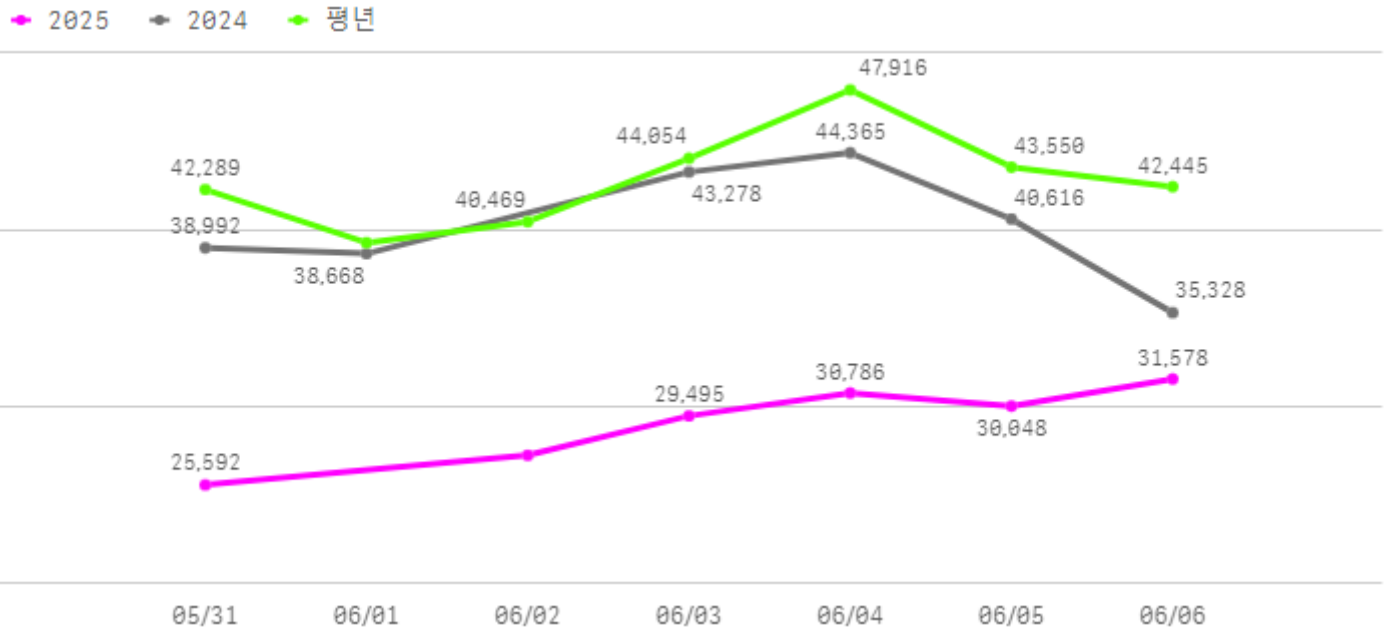


출하산지(개소) **16** 출하건수(천건) **4**

산지별 주출하 시군구



주간 도매가격(원)



구분	금주(A)	전주(B)	전월(C)	전년(D)	평년(E)	A/B	A/C	A/D	A/E
가격(원)	29,127	29,398	27,855	40,208	42,655	99.1%	104.6%	72.4%	68.3%

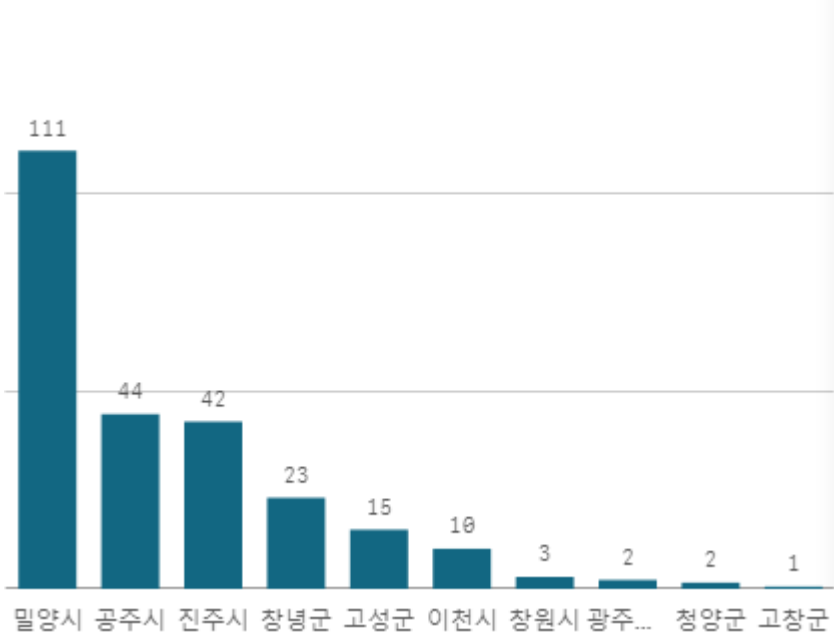
※ 상품 가격 기준

□ 청양고추(10Kg) 주간 가격

구분	Q	품종	Q	단량	Q	특	상	보통	하
2025-05-31		청양고추		10Kg		35,068	25,592	17,719	10,548
2025-06-02		청양고추		10Kg		43,403	27,265	19,395	12,775
2025-06-03		청양고추		10Kg		43,991	29,495	19,431	11,343
2025-06-04		청양고추		10Kg		39,487	30,786	22,494	13,224
2025-06-05		청양고추		10Kg		39,997	30,048	21,100	13,341
2025-06-06		청양고추		10Kg		40,852	31,578	23,183	13,390
평균						40,466	29,127	20,554	12,437

오이맛고추(10Kg)

산지별 거래물량(톤)



출하산지(개소)

20

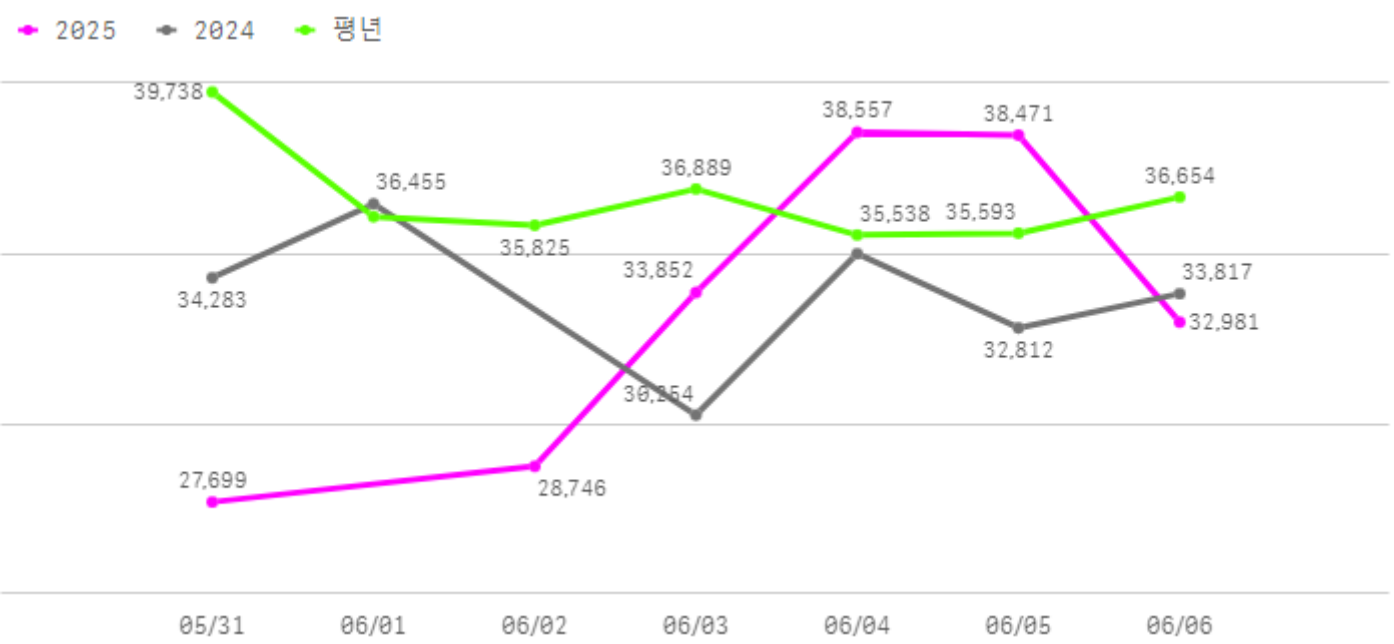
출하건수(천건)

2

산지별 주출하 시군구



주간 도매가격(원)



구분	금주(A)	전주(B)	전월(C)	전년(D)	평년(E)	A/B	A/C	A/D	A/E
가격(원)	33,384	28,308	41,667	33,769	36,646	117.9%	80.1%	98.9%	91.1%

※ 상품 가격 기준

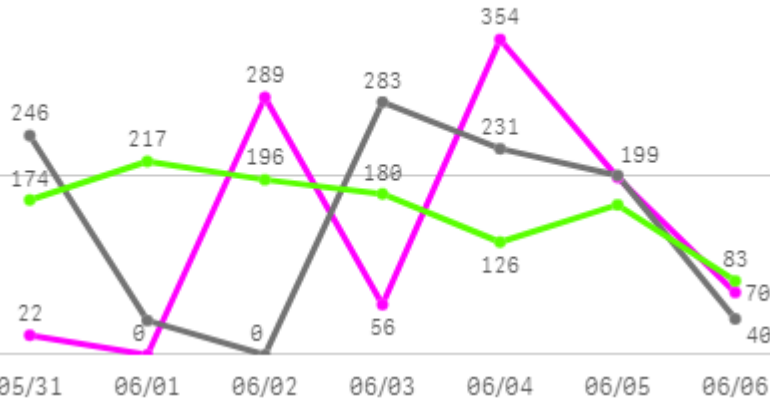
□ 오이맛고추(10Kg) 주간 가격

구분	Q	품종	Q	단량	Q	특	상	보통	하
2025-05-31		오이맛고추		10Kg		30,833	27,699	20,597	9,835
2025-06-02		오이맛고추		10Kg		35,454	28,746	19,342	9,033
2025-06-03		오이맛고추		10Kg		39,638	33,852	23,166	10,389
2025-06-04		오이맛고추		10Kg		43,167	38,557	28,436	13,695
2025-06-05		오이맛고추		10Kg		44,290	38,471	27,562	12,448
2025-06-06		오이맛고추		10Kg		40,176	32,981	22,275	10,108
평균						38,926	33,384	23,563	10,918

마늘

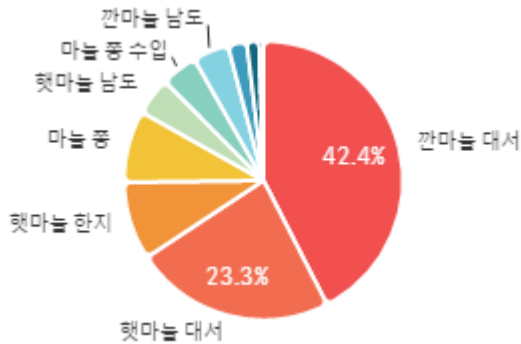
주간 반입량(톤)

◆ 2025 ● 2024 ▲ 평년

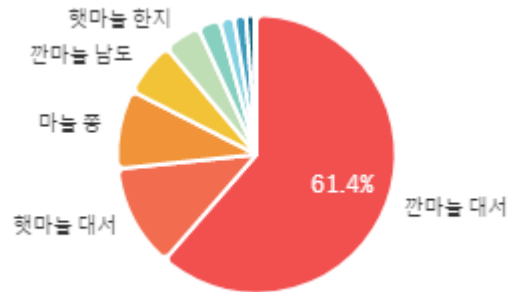


구분	금주(A)	전주(B)	전월(C)	전년(D)	평년(E)	A/B	A/C	A/D	A/E
물량(톤)	990	1,016	598	1,041	1,057	97.4%	165.4%	95.1%	93.7%

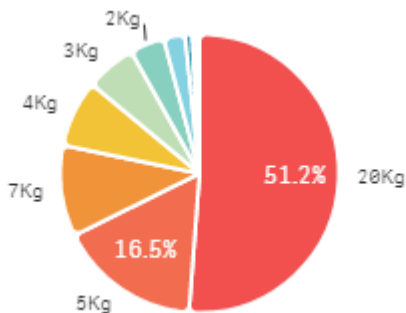
출하 품종별 거래물량 구성비



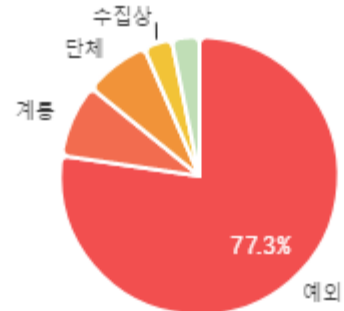
출하 품종별 거래금액 구성비



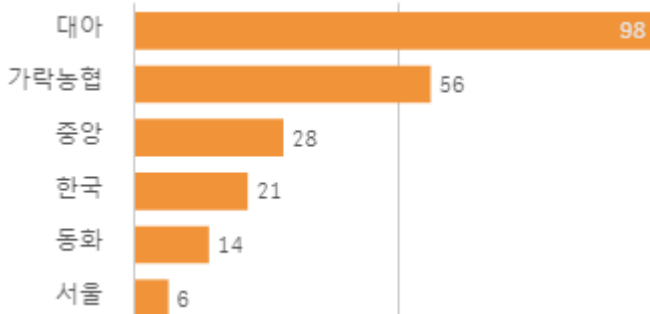
거래 단량별 물량 구성비



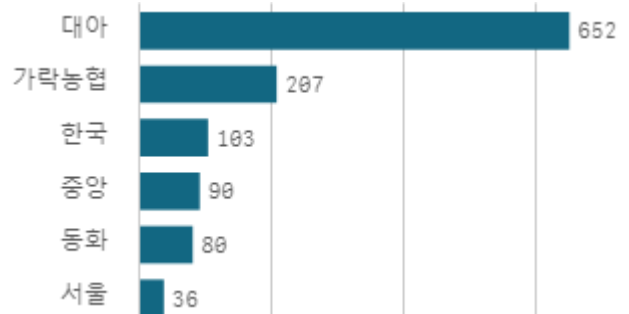
출하자별 거래물량 구성비



도매시장 법인별 거래물량(톤)

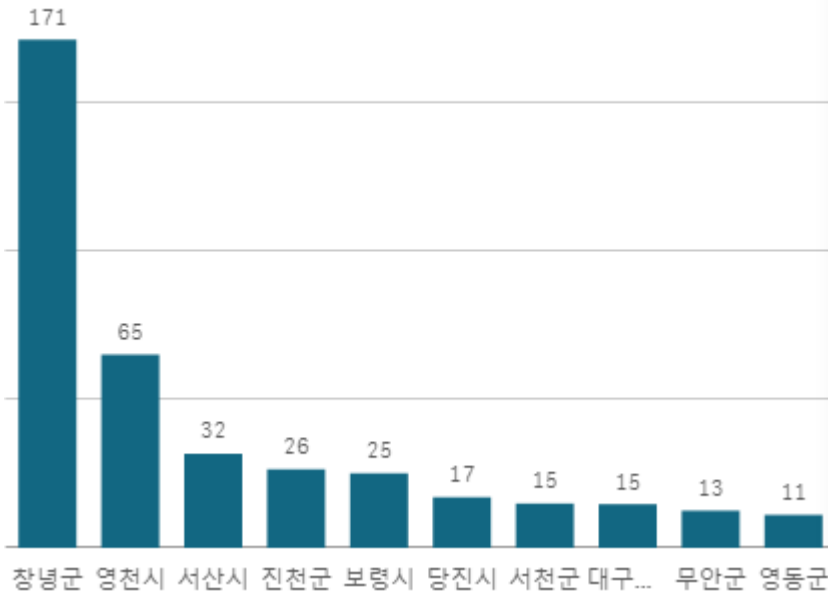


도매시장 법인별 거래금액(백만원)



깎마늘 대서(20Kg)

산지별 거래물량(톤)



출하산지(개소)

19

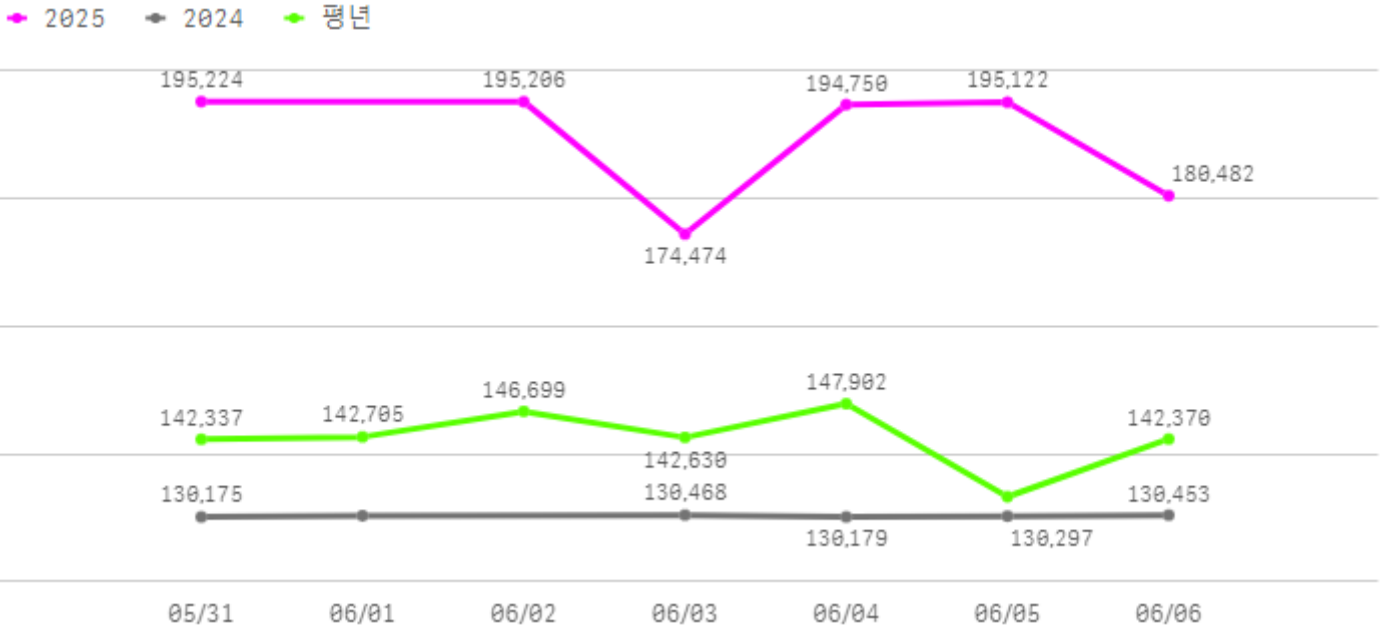
출하건수(천건)

1

산지별 주출하 시군구



주간 도매가격(원)



구분	금주(A)	전주(B)	전월(C)	전년(D)	평년(E)	A/B	A/C	A/D	A/E
가격(원)	189,210	190,316	157,576	130,323	154,432	99.4%	120.1%	145.2%	122.5%

※ 상품 가격 기준

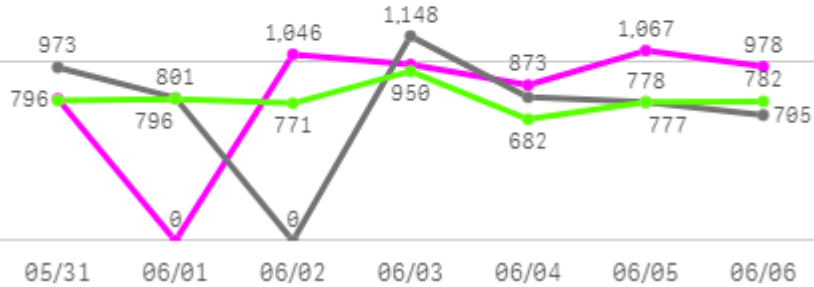
□ 깐마늘 대서(20Kg) 주간 가격

구분	Q	품종	Q	단량	Q	특	상	보통	하
2025-05-31		깐마늘 대서		20Kg		-	195,224	181,792	153,198
2025-06-02		깐마늘 대서		20Kg		-	195,206	182,339	151,859
2025-06-03		깐마늘 대서		20Kg		-	174,474	146,961	123,159
2025-06-04		깐마늘 대서		20Kg		-	194,750	176,920	142,823
2025-06-05		깐마늘 대서		20Kg		-	195,122	180,962	153,499
2025-06-06		깐마늘 대서		20Kg		-	180,482	149,288	125,111
평균						-	189,210	169,710	141,608

양파

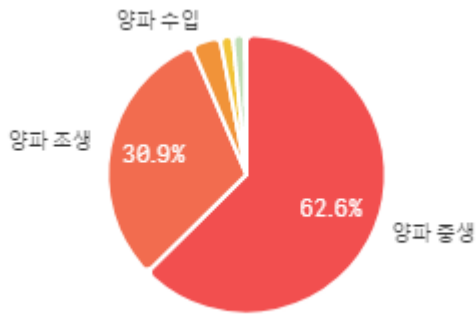
주간 반입량(톤)

◆ 2025 ● 2024 ▲ 평년

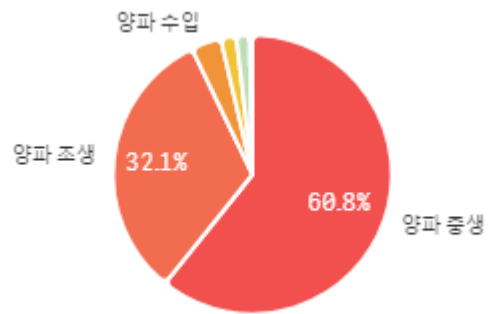


구분	금주(A)	전주(B)	전월(C)	전년(D)	평년(E)	A/B	A/C	A/D	A/E
물량(톤)	5,748	5,656	5,621	5,211	5,464	101.6%	102.2%	110.3%	105.2%

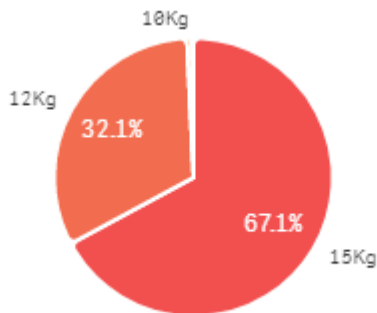
출하 품종별 거래물량 구성비



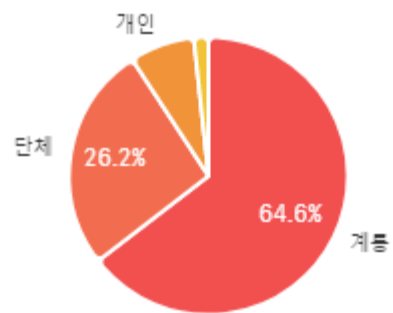
출하 품종별 거래금액 구성비



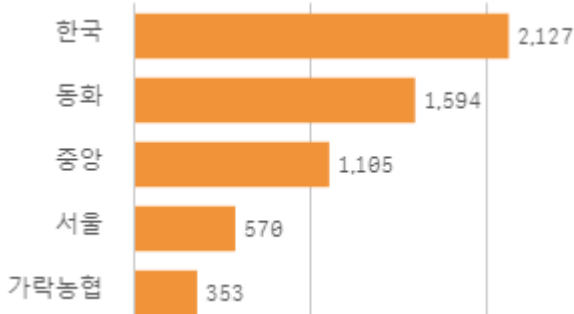
거래 단량별 물량 구성비



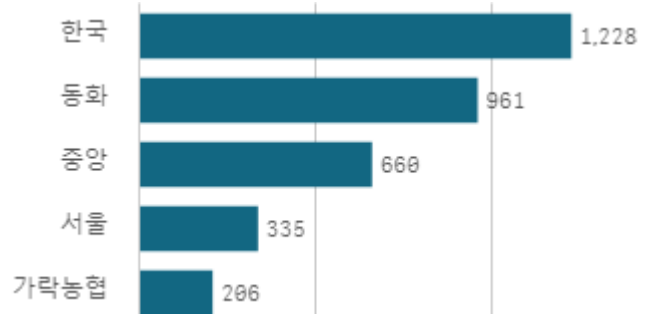
출하자별 거래물량 구성비



도매시장 법인별 거래물량(톤)

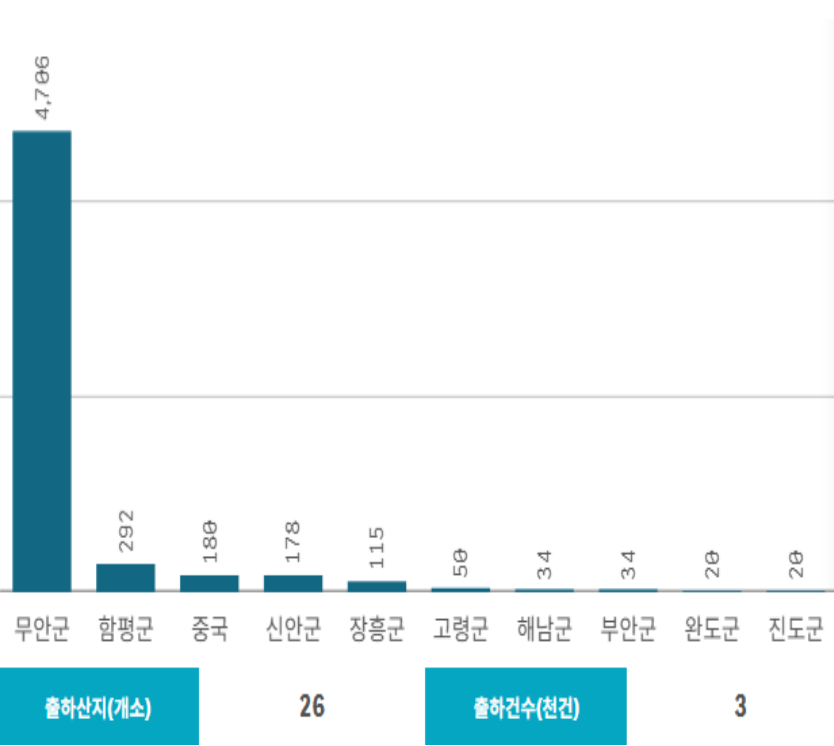


도매시장 법인별 거래금액(백만원)



양파(1Kg)

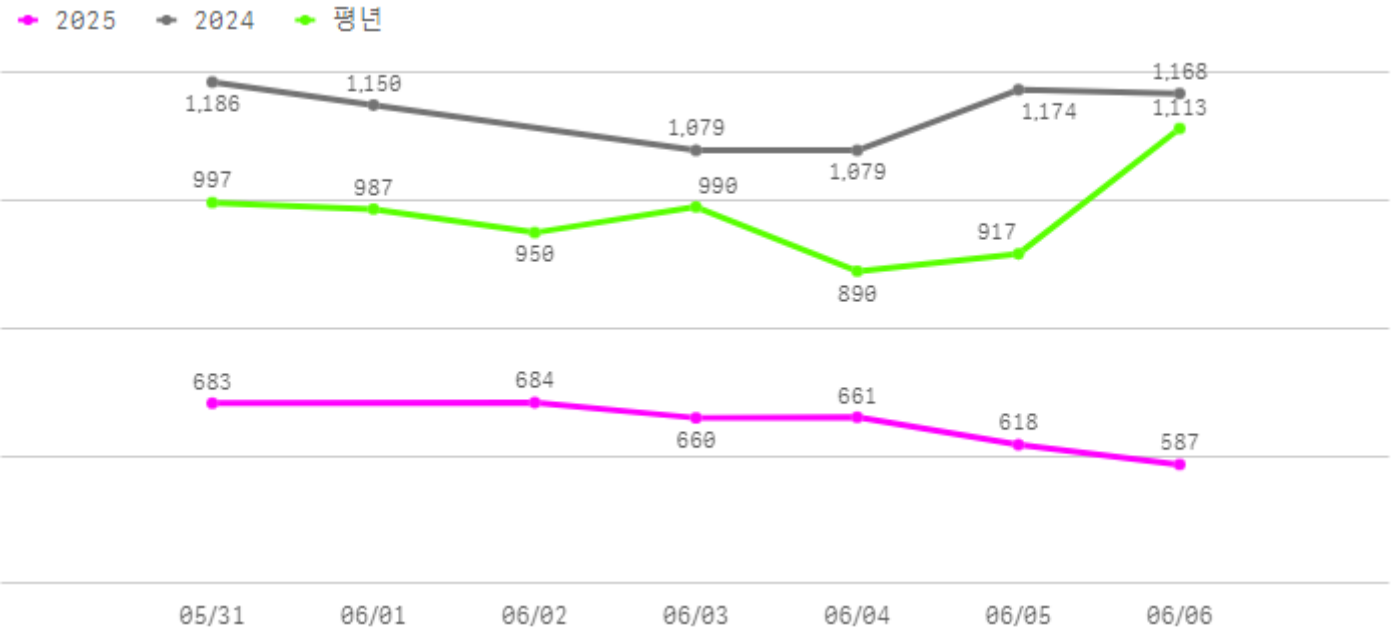
산지별 거래물량(톤)



산지별 주출하 시군구



주간 도매가격(원)



구분	금주(A)	전주(B)	전월(C)	전년(D)	평년(E)	A/B	A/C	A/D	A/E
가격(원)	649	622	1,013	1,139	980	104.3%	64.1%	56.9%	66.2%

※ 상품 가격 기준

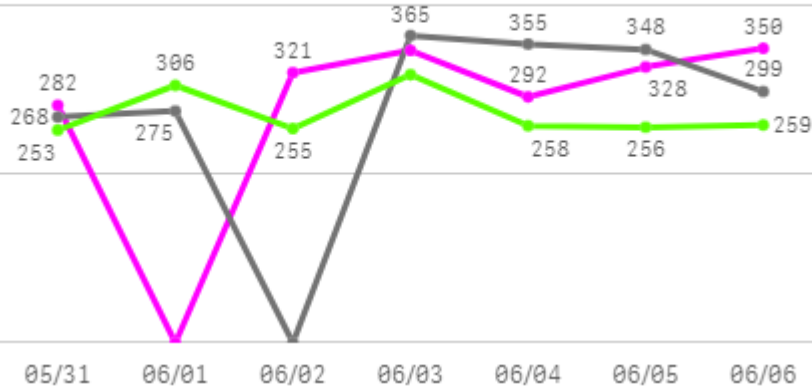
□ 양파(1Kg) 주간 가격

구분	Q	품종	Q	단량	Q	특	상	보통	하
2025-05-31		양파		1Kg		820	683	593	514
2025-06-02		양파		1Kg		790	684	590	482
2025-06-03		양파		1Kg		788	660	582	473
2025-06-04		양파		1Kg		750	661	586	486
2025-06-05		양파		1Kg		718	618	547	419
2025-06-06		양파		1Kg		666	587	540	400
평균						755	649	573	462

대파

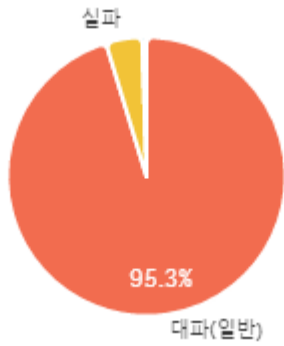
주간 반입량(톤)

◆ 2025 ● 2024 ▲ 평년

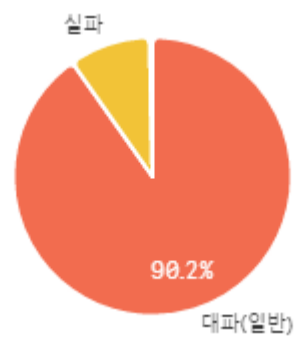


구분	금주(A)	전주(B)	전월(C)	전년(D)	평년(E)	A/B	A/C	A/D	A/E
물량(톤)	1,921	1,898	1,801	1,911	1,927	101.2%	106.6%	100.5%	99.7%

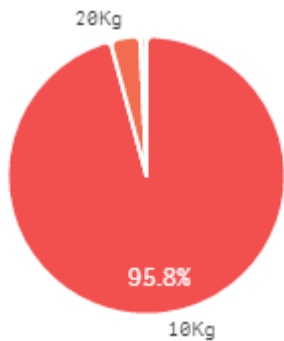
출하 품종별 거래물량 구성비



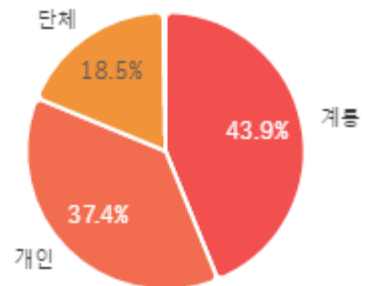
출하 품종별 거래금액 구성비



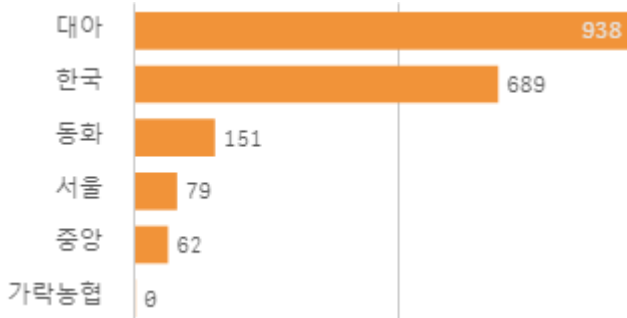
거래 단량별 물량 구성비



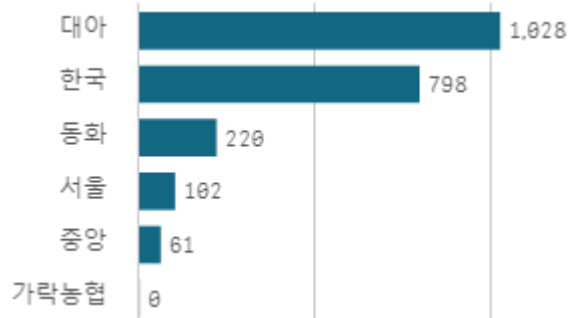
출하자별 거래물량 구성비



도매시장 법인별 거래물량(톤)

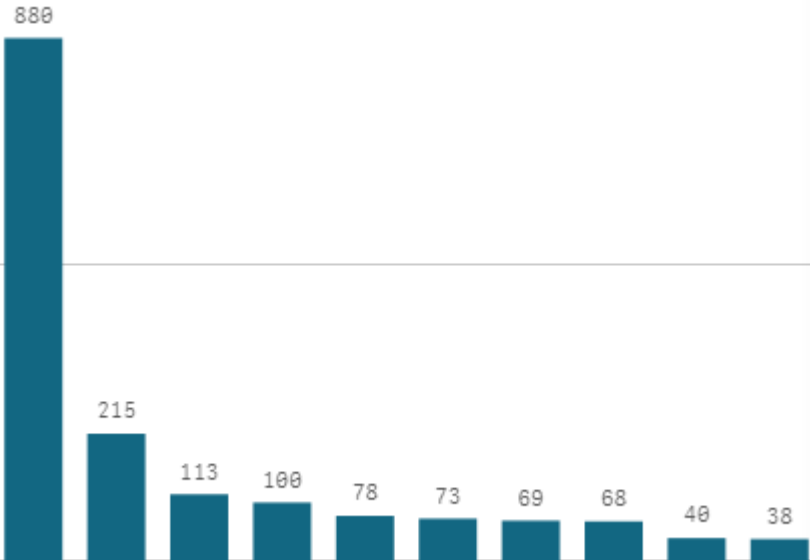


도매시장 법인별 거래금액(백만원)



대파(일반)(1Kg)

산지별 거래물량(톤)



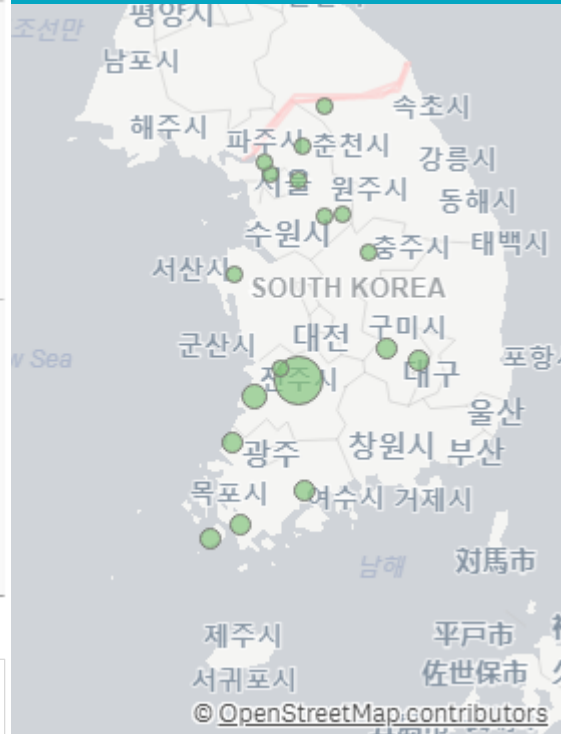
출하산지(개소)

20

출하건수(천건)

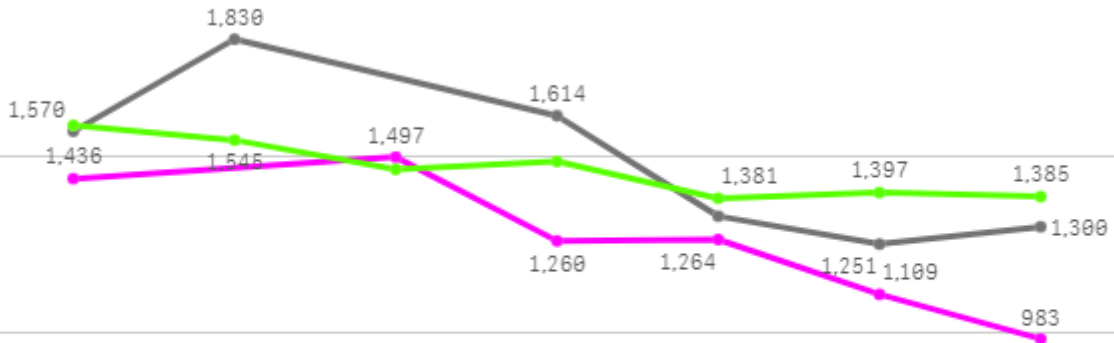
1

산지별 주출하 시군구



주간 도매가격(원)

◆ 2025 ● 2024 ◆ 평년



05/31 06/01 06/02 06/03 06/04 06/05 06/06

구분	금주(A)	전주(B)	전월(C)	전년(D)	평년(E)	A/B	A/C	A/D	A/E
가격(원)	1,258	1,157	1,080	1,483	1,434	108.7%	116.6%	84.9%	87.7%

※ 상품 가격 기준

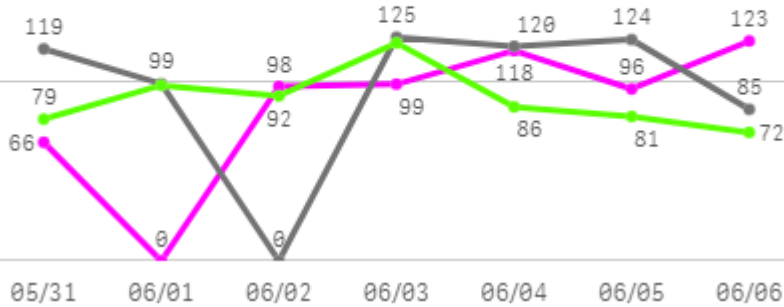
□ 대파(일반)(1Kg) 주간 가격

구분	Q	품종	Q	단량	Q	특	상	보통	하
2025-05-31		대파(일반)		1Kg		1,513	1,436	1,164	773
2025-06-02		대파(일반)		1Kg		1,623	1,497	1,275	979
2025-06-03		대파(일반)		1Kg		1,397	1,260	1,048	756
2025-06-04		대파(일반)		1Kg		1,364	1,264	1,144	1,014
2025-06-05		대파(일반)		1Kg		1,228	1,109	984	876
2025-06-06		대파(일반)		1Kg		1,159	983	828	666
평균						1,381	1,258	1,074	844

파프리카

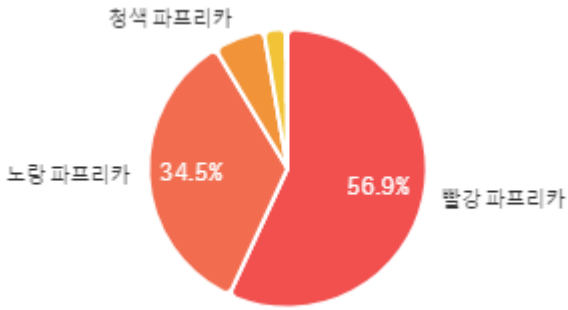
주간 반입량(톤)

◆ 2025 ● 2024 ▲ 평년

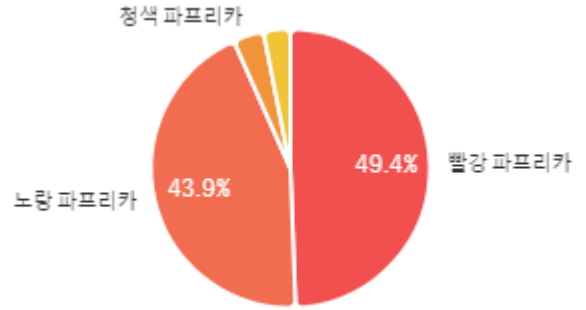


구분	금주(A)	전주(B)	전월(C)	전년(D)	평년(E)	A/B	A/C	A/D	A/E
물량(톤)	601	583	444	673	624	103.1%	135.2%	89.3%	96.3%

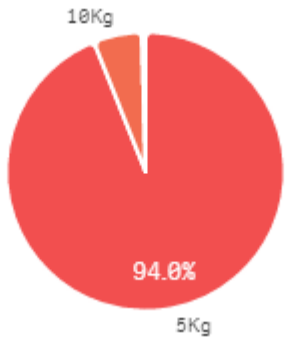
출하 품종별 거래물량 구성비



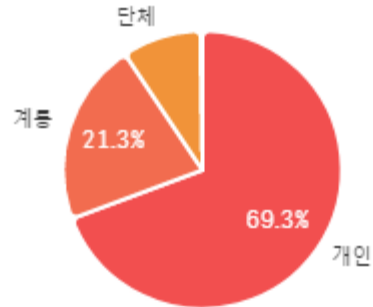
출하 품종별 거래금액 구성비



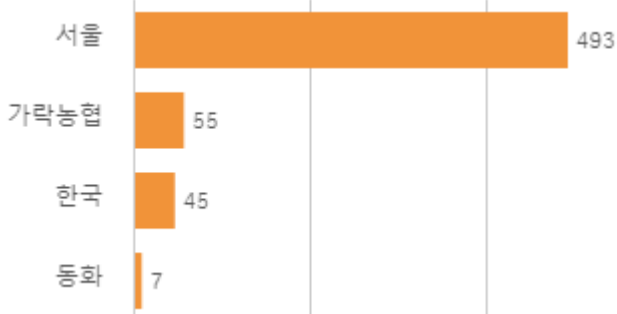
거래 단량별 물량 구성비



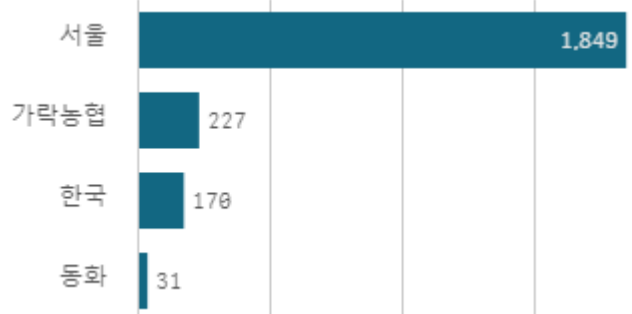
출하자별 거래물량 구성비



도매시장 법인별 거래물량(톤)

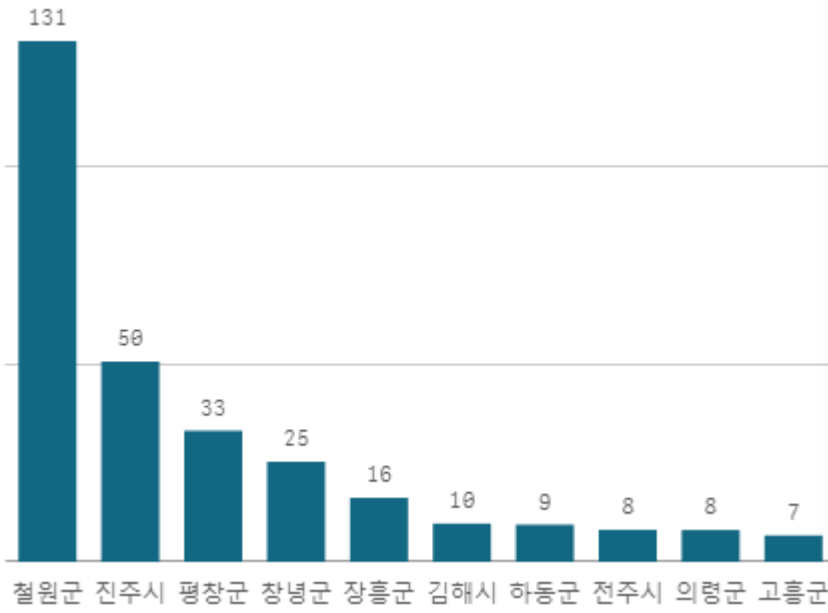


도매시장 법인별 거래금액(백만원)



빨강 파프리카(5Kg)

산지별 거래물량(톤)



출하산지(개소)

27

출하건수(천건)

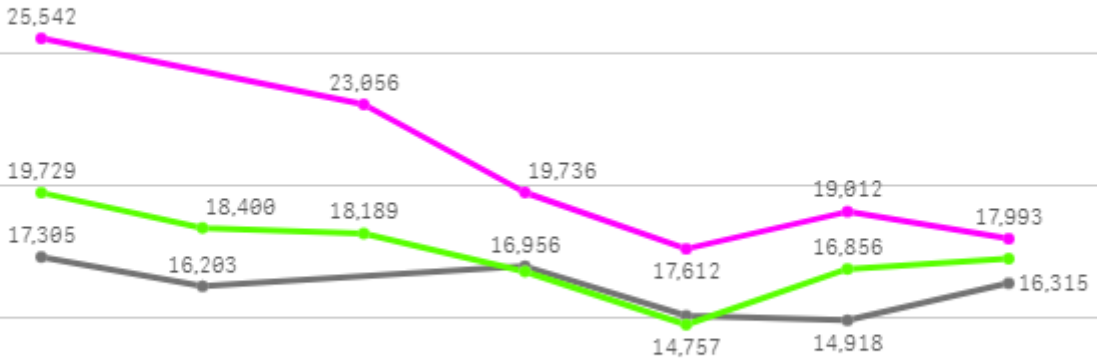
2

산지별 주출하 시군구



주간 도매가격(원)

◆ 2025 ● 2024 ◆ 평년



05/31 06/01 06/02 06/03 06/04 06/05 06/06

구분	금주(A)	전주(B)	전월(C)	전년(D)	평년(E)	A/B	A/C	A/D	A/E
가격(원)	20,492	20,822	32,448	16,131	18,732	98.4%	63.2%	127.0%	109.4%

※ 상품 가격 기준

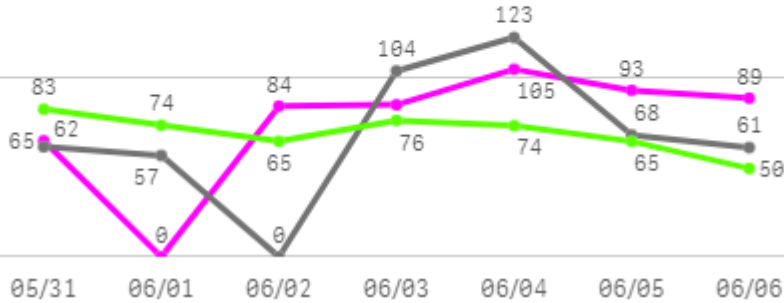
□ 빨강 파프리카(5Kg) 주간 가격

구분	Q	품종	Q	단량	Q	특	상	보통	하
2025-05-31		빨강 파프리카		5Kg		-	25,542	22,474	16,789
2025-06-02		빨강 파프리카		5Kg		-	23,056	20,070	16,504
2025-06-03		빨강 파프리카		5Kg		-	19,736	16,375	13,502
2025-06-04		빨강 파프리카		5Kg		-	17,612	14,772	12,434
2025-06-05		빨강 파프리카		5Kg		-	19,012	16,422	13,490
2025-06-06		빨강 파프리카		5Kg		-	17,993	15,489	12,550
평균						-	20,492	17,600	14,212

양상추

주간 반입량(톤)

◆ 2025 ● 2024 ▲ 평년



구분	금주(A)	전주(B)	전월(C)	전년(D)	평년(E)	A/B	A/C	A/D	A/E
물량(톤)	522	447	409	475	498	116.9%	127.6%	109.9%	104.9%

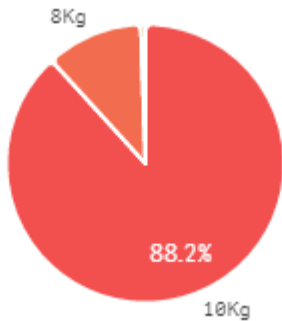
출하 품종별 거래물량 구성비



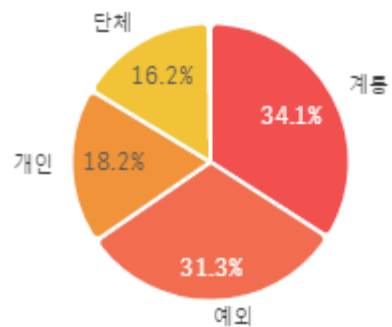
출하 품종별 거래금액 구성비



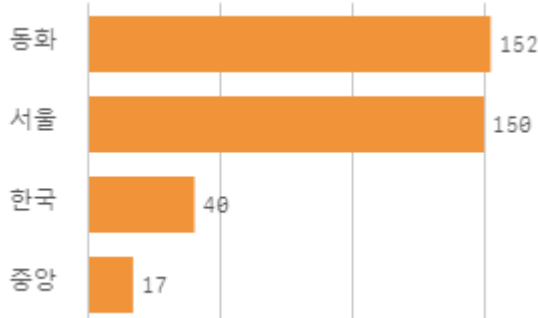
거래 단량별 물량 구성비



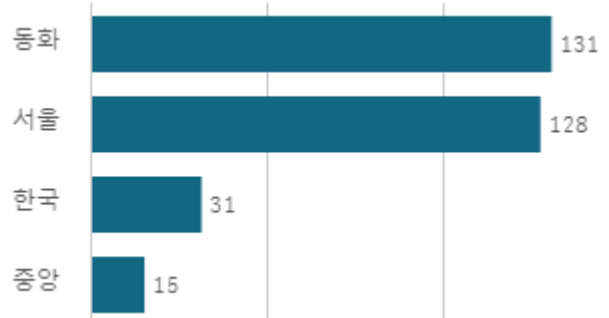
출하자별 거래물량 구성비



도매시장 법인별 거래물량(톤)

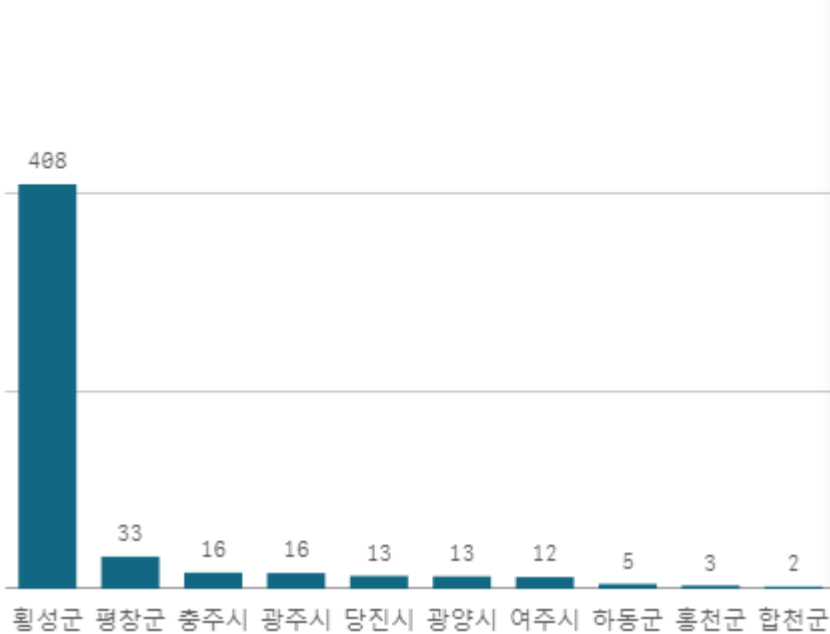


도매시장 법인별 거래금액(백만원)



양상추(일반)(10Kg)

산지별 거래물량(톤)



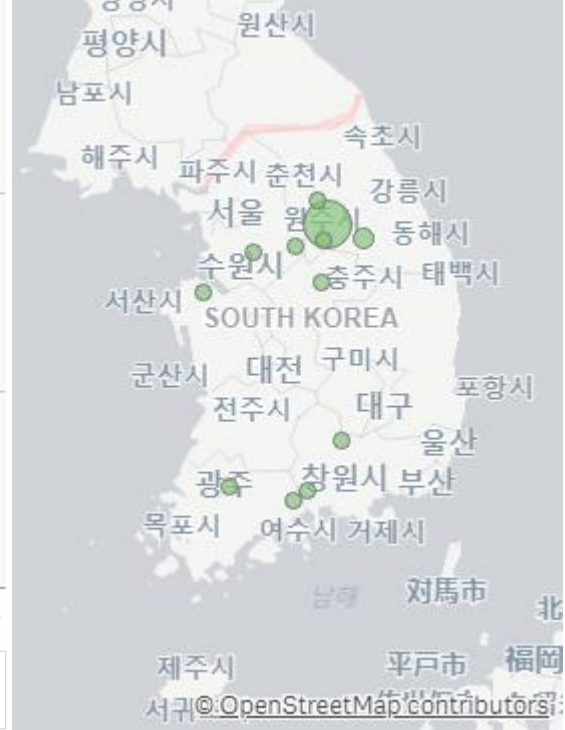
출하산지(개소)

12

출하건수(천건)

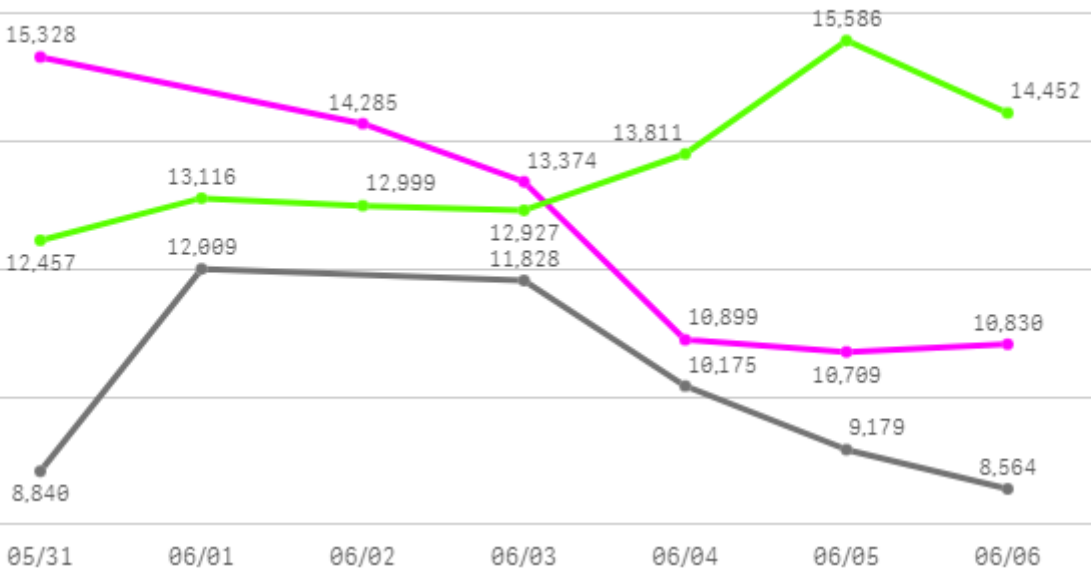
1

산지별 주출하 시군구



주간 도매가격(원)

◆ 2025 ● 2024 ◆ 평년



구분	금주(A)	전주(B)	전월(C)	전년(D)	평년(E)	A/B	A/C	A/D	A/E
가격(원)	12,571	17,813	16,162	10,099	13,619	70.6%	77.8%	124.5%	92.3%

※ 상품 가격 기준

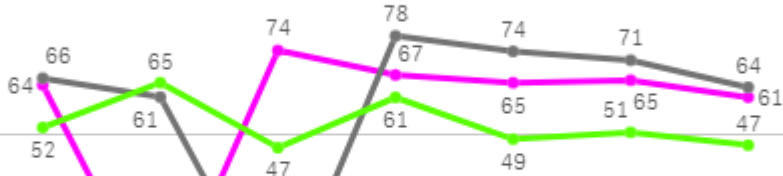
□ 양상추(일반)(10Kg) 주간 가격

구분	Q	품종	Q	단량	Q	특	상	보통	하
2025-05-31		양상추(일반)		10Kg		-	15,328	10,239	6,579
2025-06-02		양상추(일반)		10Kg		-	14,285	9,933	4,786
2025-06-03		양상추(일반)		10Kg		-	13,374	9,003	5,093
2025-06-04		양상추(일반)		10Kg		-	10,899	8,268	4,536
2025-06-05		양상추(일반)		10Kg		-	10,709	8,637	6,175
2025-06-06		양상추(일반)		10Kg		-	10,830	8,944	6,106
평균						-	12,571	9,171	5,546

청경채

주간 반입량(톤)

◆ 2025 ● 2024 ▲ 평년



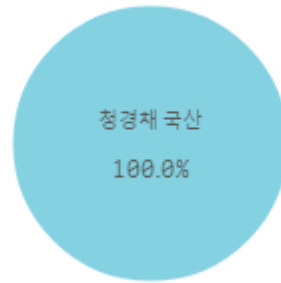
05/31 06/01 06/02 06/03 06/04 06/05 06/06

구분	금주(A)	전주(B)	전월(C)	전년(D)	평년(E)	A/B	A/C	A/D	A/E
물량(톤)	396	416	443	413	377	95.1%	89.4%	95.9%	104.9%

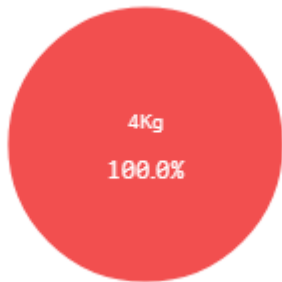
출하 품종별 거래물량 구성비



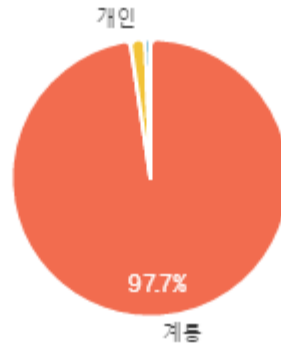
출하 품종별 거래금액 구성비



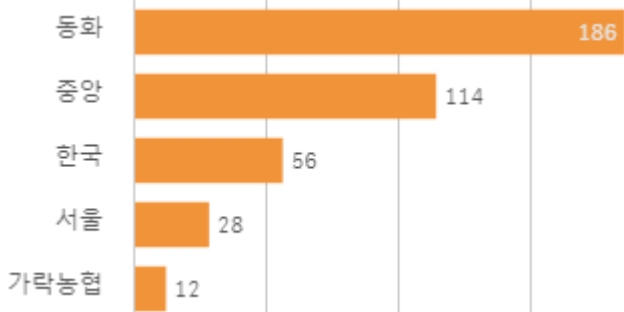
거래 단량별 물량 구성비



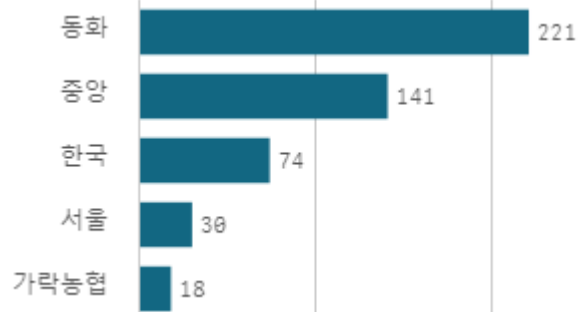
출하자별 거래물량 구성비



도매시장 법인별 거래물량(톤)

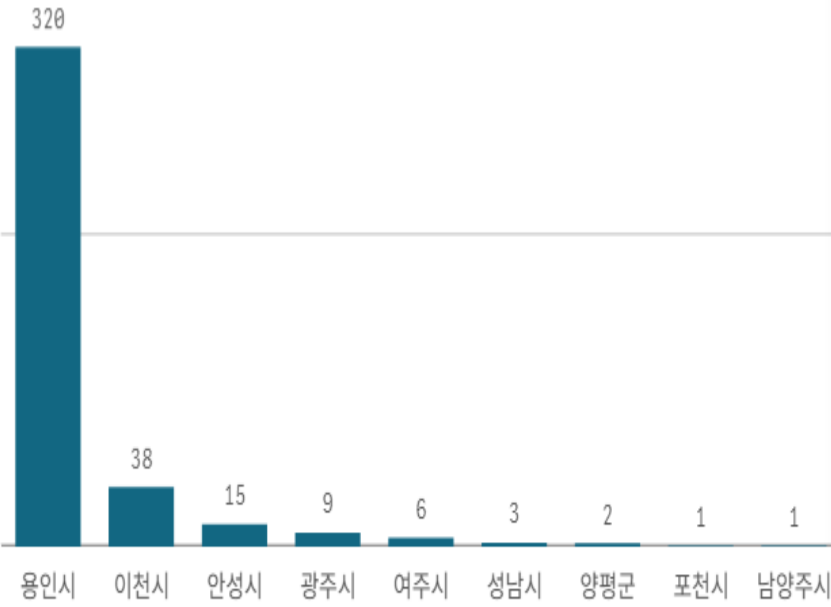


도매시장 법인별 거래금액(백만원)



청경채(4Kg)

산지별 거래물량(톤)



산지별 주출하 시군구



출하산지(개소)

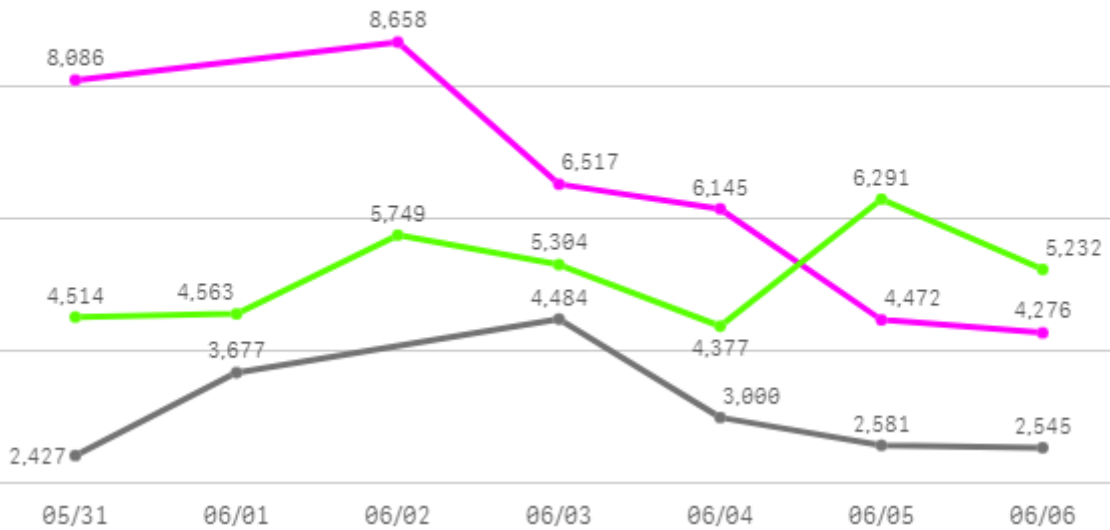
9

출하건수(천건)

2

주간 도매가격(원)

2025 (Magenta) 2024 (Grey) 평년 (Green)



구분	금주(A)	전주(B)	전월(C)	전년(D)	평년(E)	A/B	A/C	A/D	A/E
가격(원)	6,359	7,543	4,514	3,119	5,857	84.3%	140.9%	203.9%	108.6%

※ 상품 가격 기준

□ 청경채(4Kg) 주간 가격

구분	Q	품종	Q	단량	Q	특	상	보통	하
2025-05-31		청경채		4Kg		-	8,086	6,565	5,065
2025-06-02		청경채		4Kg		-	8,658	7,104	5,535
2025-06-03		청경채		4Kg		-	6,517	4,981	3,485
2025-06-04		청경채		4Kg		-	6,145	5,149	3,450
2025-06-05		청경채		4Kg		-	4,472	3,501	2,377
2025-06-06		청경채		4Kg		-	4,276	3,321	2,517
평균						-	6,359	5,104	3,738

버섯

주간 반입량(톤)

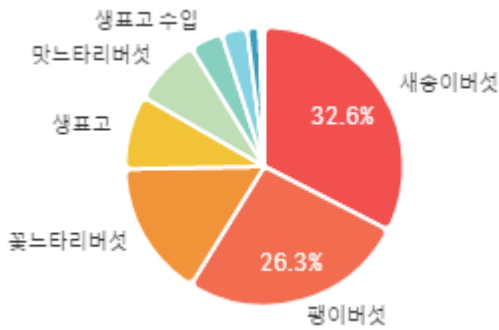
◆ 2025 ● 2024 ▲ 평년



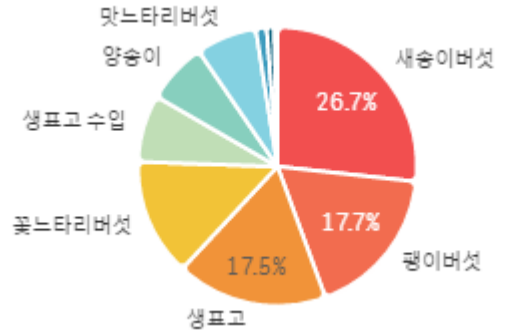
05/31 06/01 06/02 06/03 06/04 06/05 06/06

구분	금주(A)	전주(B)	전월(C)	전년(D)	평년(E)	A/B	A/C	A/D	A/E
물량(톤)	1,279	1,288	1,326	1,317	1,311	99.4%	96.5%	97.1%	97.6%

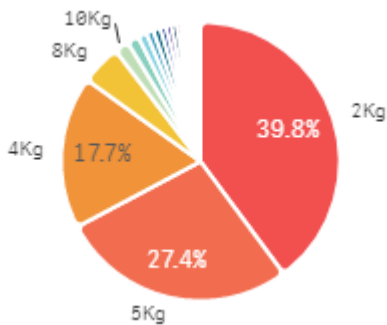
출하 품종별 거래물량 구성비



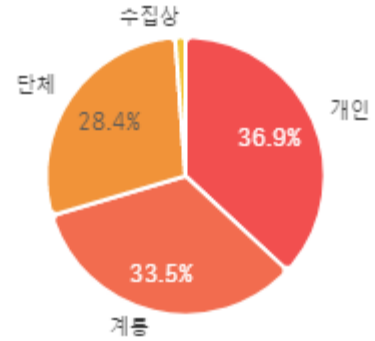
출하 품종별 거래금액 구성비



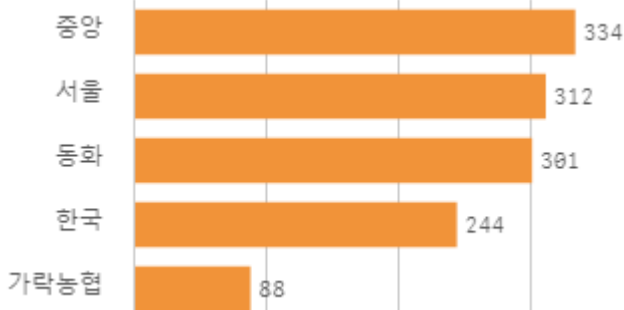
거래 단량별 물량 구성비



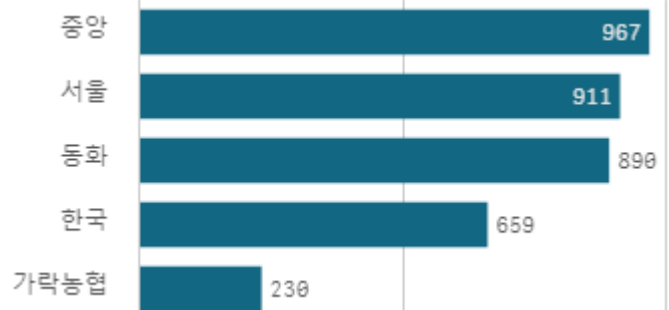
출하자별 거래물량 구성비



도매시장 법인별 거래물량(톤)

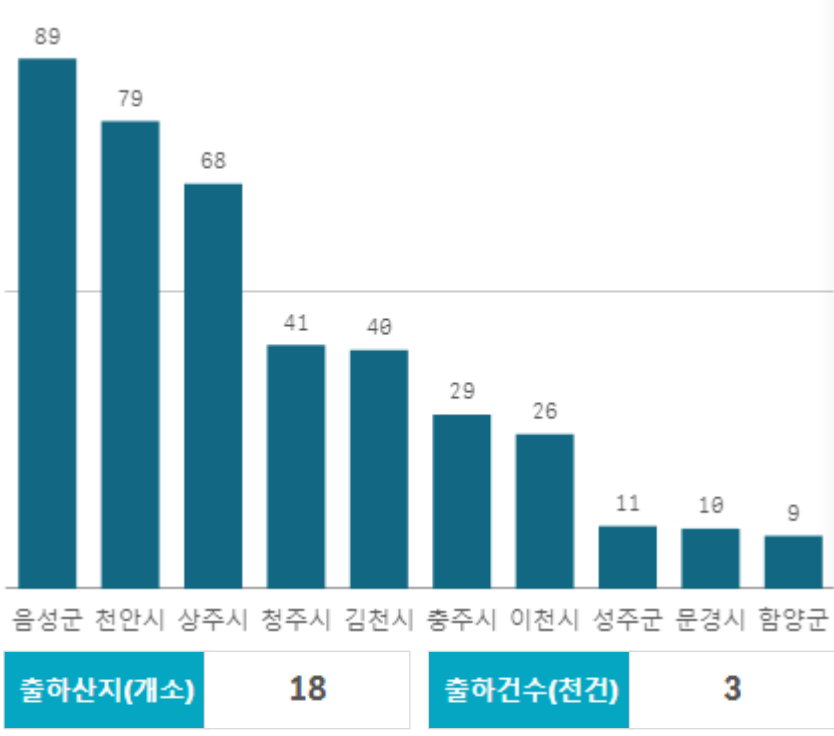


도매시장 법인별 거래금액(백만원)



새송이버섯(2Kg)

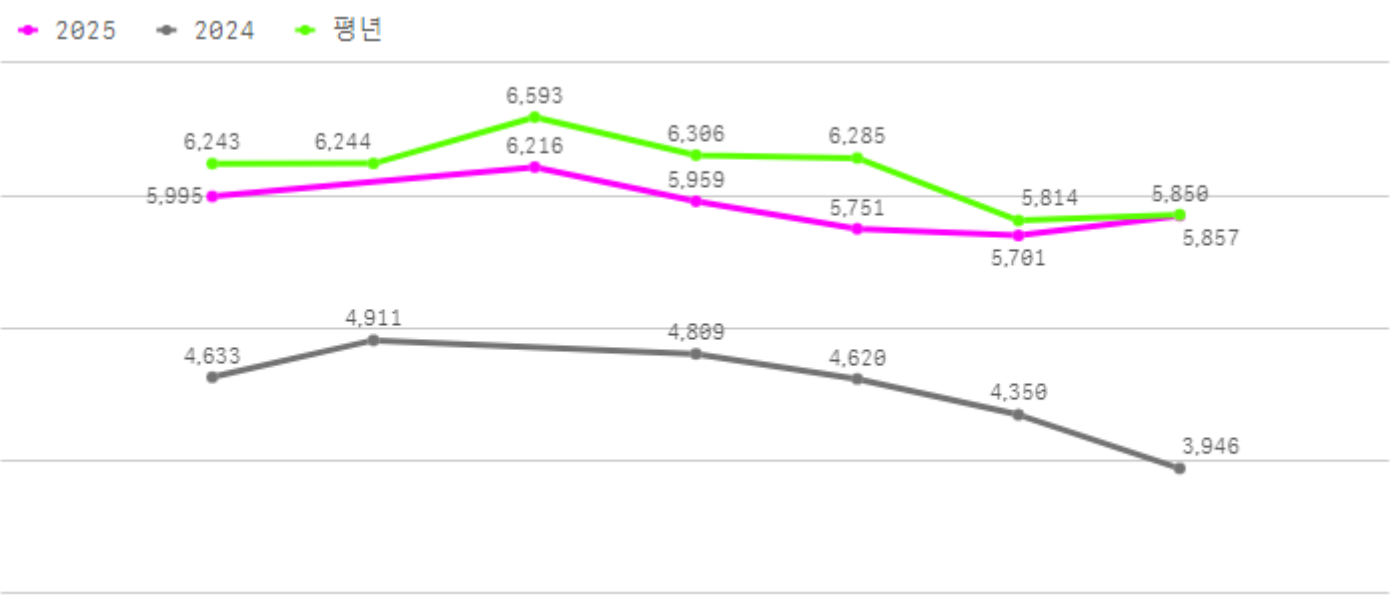
산지별 거래물량(톤)



산지별 주출하 시군구



주간 도매가격(원)



구분	금주(A)	전주(B)	전월(C)	전년(D)	평년(E)	A/B	A/C	A/D	A/E
가격(원)	5,912	5,699	7,485	4,545	6,272	103.7%	79.0%	130.1%	94.3%

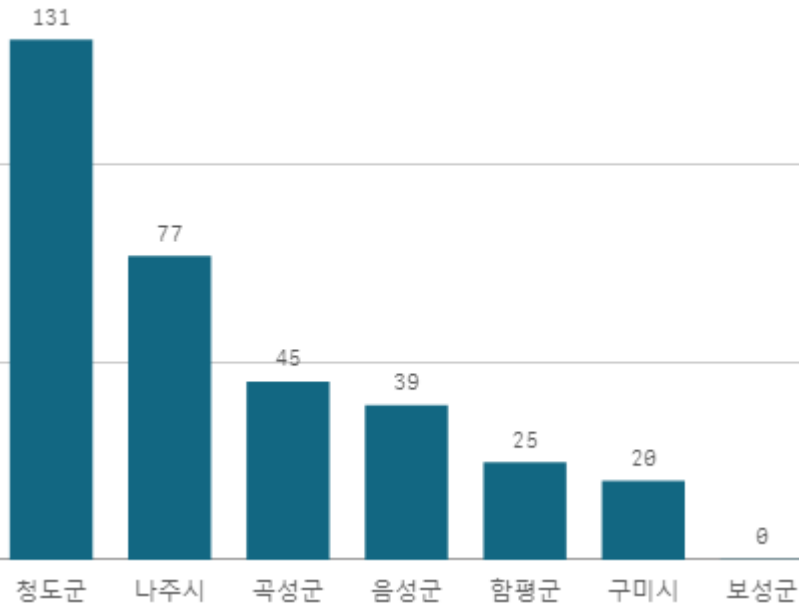
※ 상품 가격 기준

□ 새송이버섯(2Kg) 주간 가격

구분	Q	품종	Q	단량	Q	특	상	보통	하
2025-05-31		새송이버섯		2Kg		8,235	5,995	4,769	3,181
2025-06-02		새송이버섯		2Kg		8,455	6,216	5,049	3,040
2025-06-03		새송이버섯		2Kg		8,012	5,959	4,839	2,671
2025-06-04		새송이버섯		2Kg		8,261	5,751	4,766	3,208
2025-06-05		새송이버섯		2Kg		8,516	5,701	4,839	3,478
2025-06-06		새송이버섯		2Kg		9,013	5,850	4,808	3,295
평균						8,415	5,912	4,845	3,146

팬이버섯(5Kg)

산지별 거래물량(톤)



산지별 주출하 시군구



출하산지(개소)

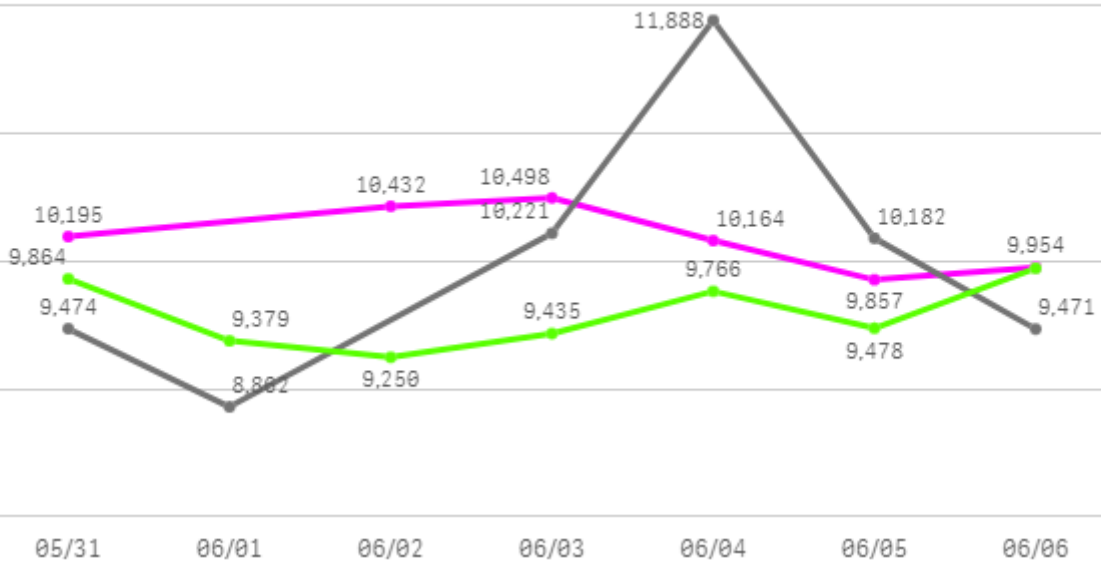
7

출하건수(천건)

1

주간 도매가격(원)

◆ 2025 ● 2024 ◆ 평년



구분	금주(A)	전주(B)	전월(C)	전년(D)	평년(E)	A/B	A/C	A/D	A/E
가격(원)	10,183	9,204	10,549	10,016	9,761	110.6%	96.5%	101.7%	104.3%

※ 상품 가격 기준

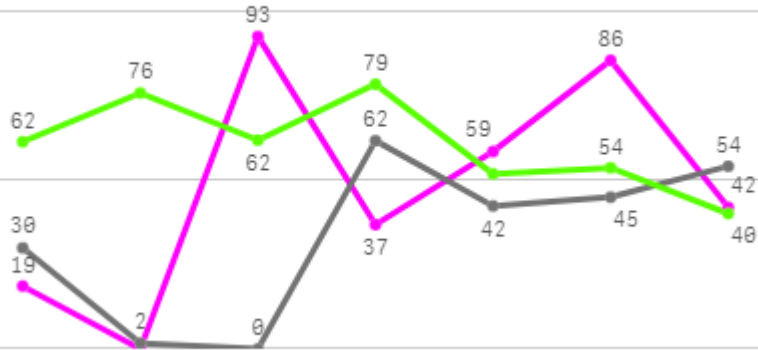
□ 팽이버섯(5Kg) 주간 가격

구분	Q	품종	Q	단량	Q	특	상	보통	하
2025-05-31		팽이버섯		5Kg		10,500	10,195	9,551	8,866
2025-06-02		팽이버섯		5Kg		10,596	10,432	9,916	9,367
2025-06-03		팽이버섯		5Kg		11,000	10,498	9,724	8,974
2025-06-04		팽이버섯		5Kg		10,885	10,164	9,250	8,555
2025-06-05		팽이버섯		5Kg		10,500	9,857	9,152	8,463
2025-06-06		팽이버섯		5Kg		10,529	9,954	9,051	8,440
평균						10,668	10,183	9,441	8,778

사과

주간 반입량(톤)

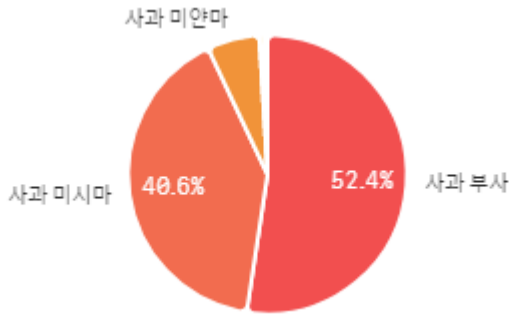
2025 (파란색 선) 2024 (회색 선) 평년 (초록색 선)



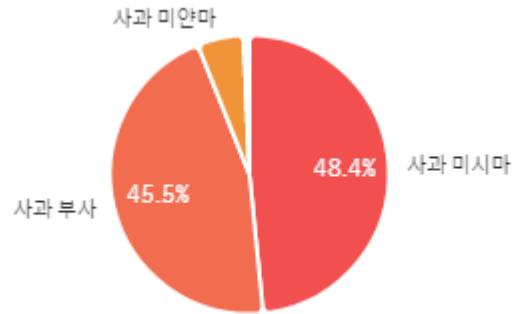
05/31 06/01 06/02 06/03 06/04 06/05 06/06

구분	금주(A)	전주(B)	전월(C)	전년(D)	평년(E)	A/B	A/C	A/D	A/E
물량(톤)	335	409	392	235	395	81.8%	85.3%	142.2%	84.7%

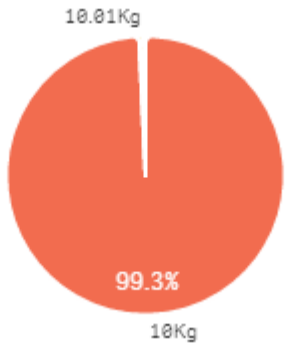
출하 품종별 거래물량 구성비



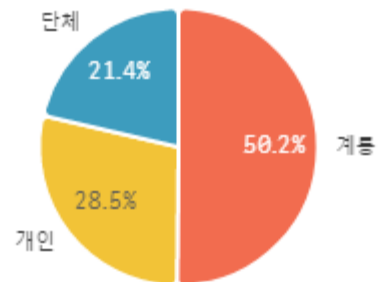
출하 품종별 거래금액 구성비



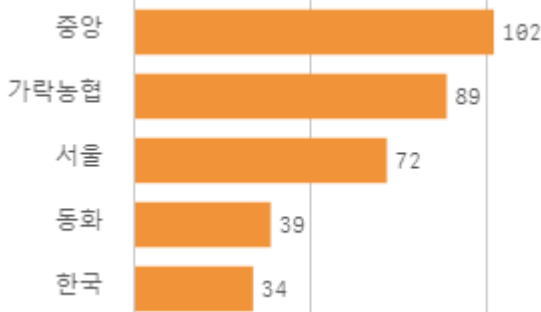
거래 단량별 물량 구성비



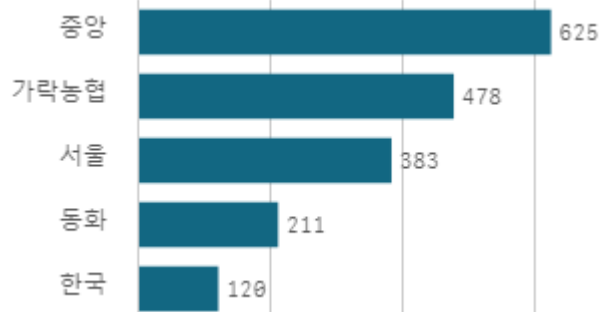
출하자별 거래물량 구성비



도매시장 법인별 거래물량(톤)

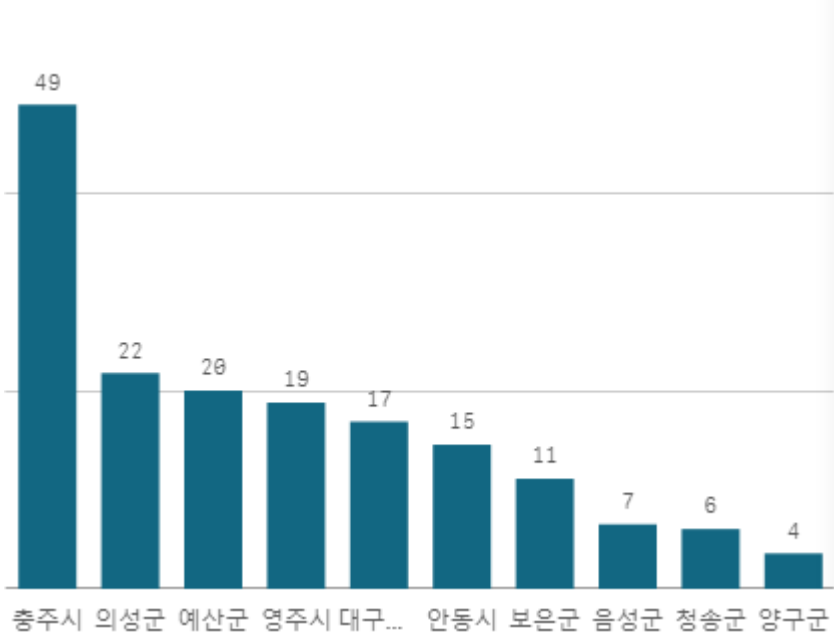


도매시장 법인별 거래금액(백만원)



사과 부사(10Kg)

산지별 거래물량(톤)



출하산지(개소)

15

출하건수(천건)

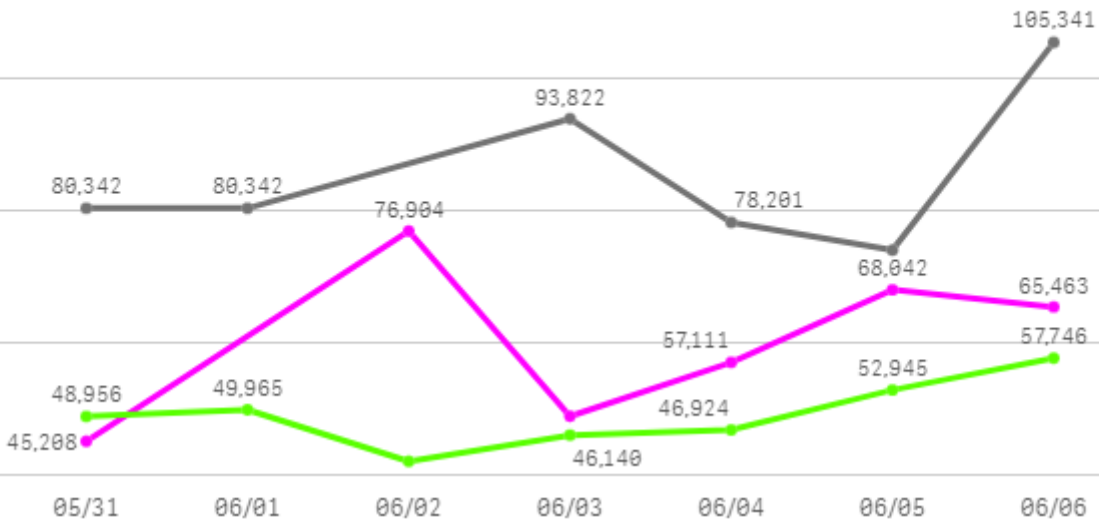
1

산지별 주출하 시군구



주간 도매가격(원)

● 2025 ● 2024 ● 평년



구분	금주(A)	전주(B)	전월(C)	전년(D)	평년(E)	A/B	A/C	A/D	A/E
가격(원)	60,287	58,080	70,114	85,802	52,753	103.8%	86.0%	70.3%	114.3%

※ 상품 가격 기준

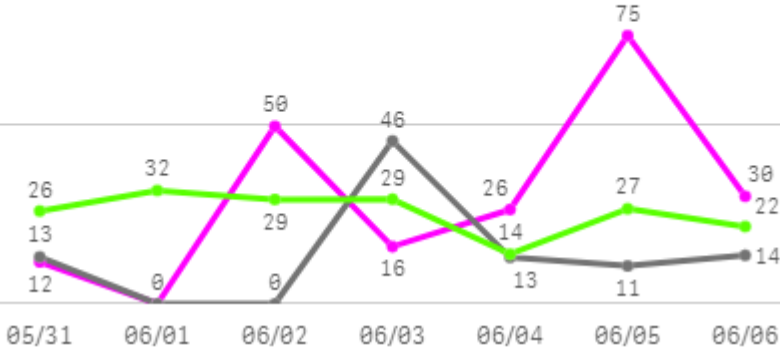
□ 사과 부사(10Kg) 주간 가격

구분	Q	품종	Q	단량	Q	특	상	보통	하
2025-05-31		사과 부사		10Kg		47,837	45,208	33,615	20,893
2025-06-02		사과 부사		10Kg		150,357	76,904	42,717	22,869
2025-06-03		사과 부사		10Kg		65,241	48,994	28,236	18,654
2025-06-04		사과 부사		10Kg		81,784	57,111	39,055	19,646
2025-06-05		사과 부사		10Kg		103,905	68,042	45,882	22,235
2025-06-06		사과 부사		10Kg		75,667	65,463	45,298	23,847
평균						87,465	60,287	39,134	21,357

배

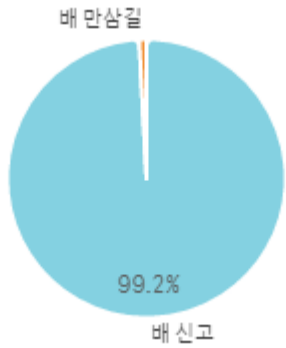
주간 반입량(톤)

◆ 2025 ● 2024 ▲ 평년

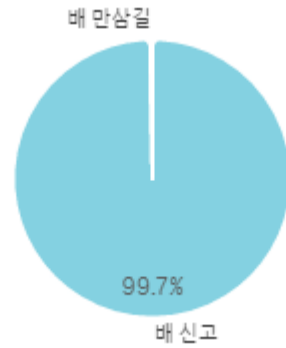


구분	금주(A)	전주(B)	전월(C)	전년(D)	평년(E)	A/B	A/C	A/D	A/E
물량(톤)	209	206	243	96	172	101.8%	86.1%	217.9%	121.9%

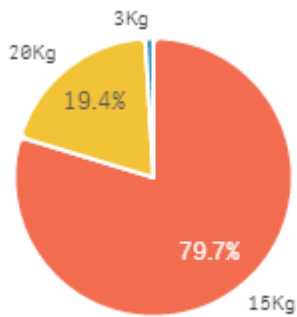
출하 품종별 거래물량 구성비



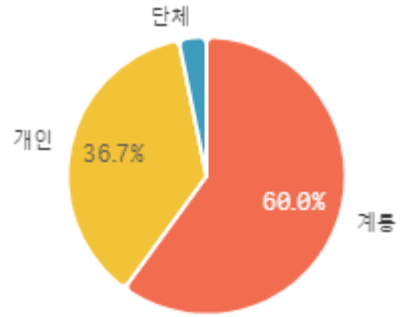
출하 품종별 거래금액 구성비



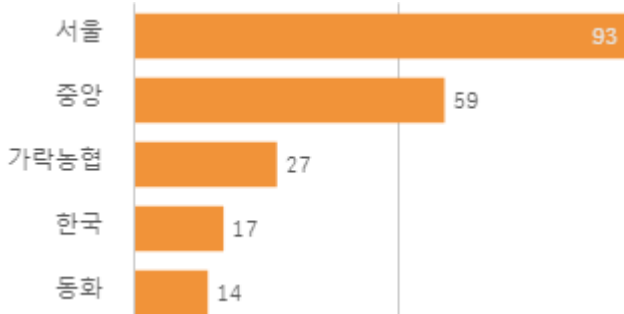
거래 단량별 물량 구성비



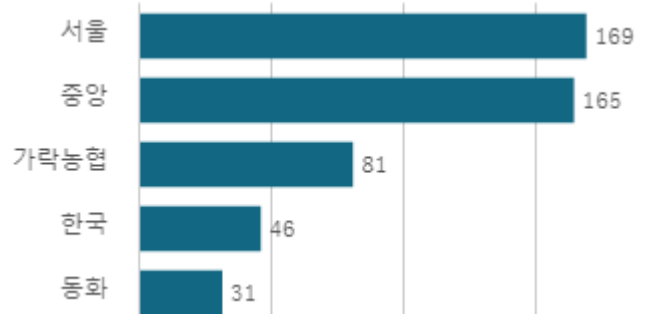
출하자별 거래물량 구성비



도매시장 법인별 거래물량(톤)

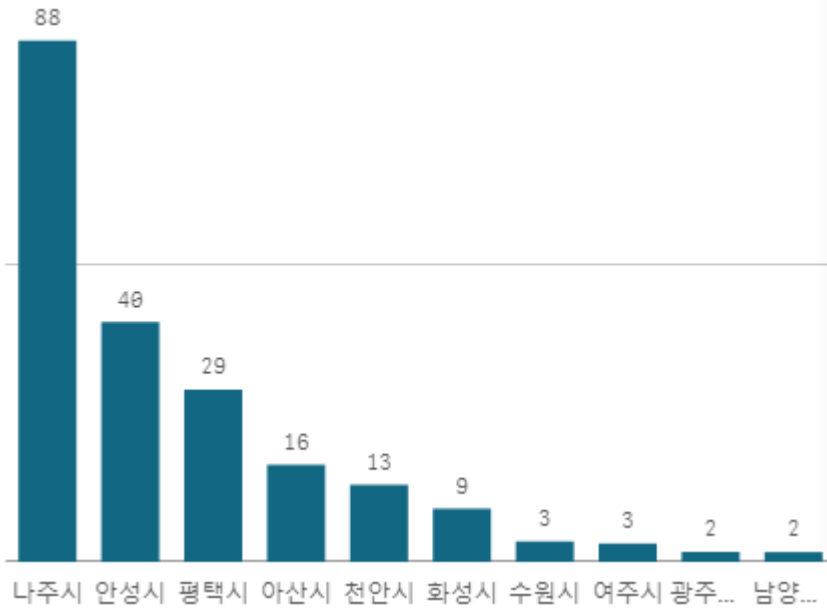


도매시장 법인별 거래금액(백만원)



배 신고(15Kg)

산지별 거래물량(톤)



출하산지(개소)

12

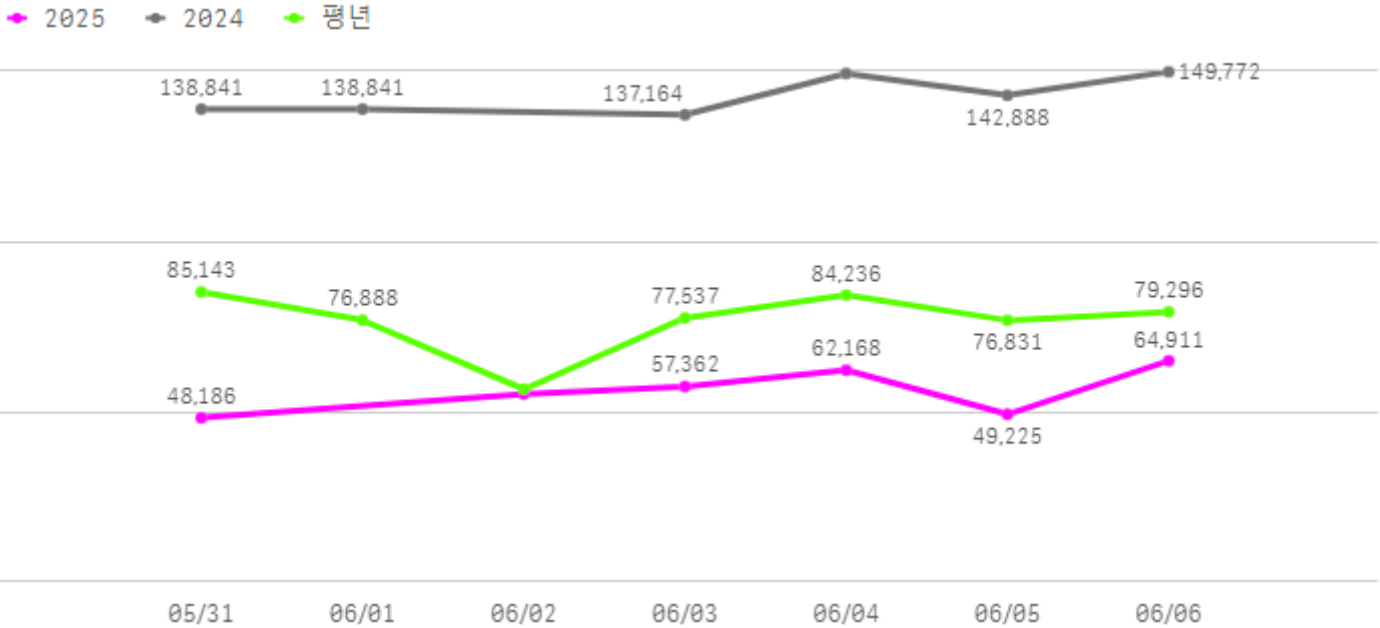
출하건수(천건)

1

산지별 주출하 시군구



주간 도매가격(원)



구분	금주(A)	전주(B)	전월(C)	전년(D)	평년(E)	A/B	A/C	A/D	A/E
가격(원)	56,170	47,636	58,245	143,158	78,233	117.9%	96.4%	39.2%	71.8%

※ 상품 가격 기준

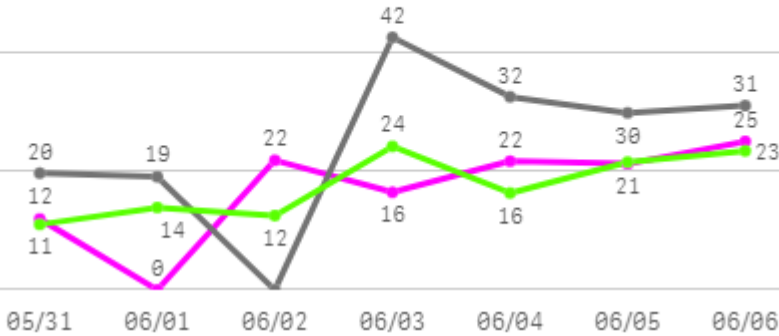
□ 배 신고(15Kg) 주간 가격

구분	Q	품종	Q	단량	Q	특	상	보통	하
2025-05-31		배 신고		15Kg		57,813	48,186	32,503	22,062
2025-06-02		배 신고		15Kg		95,952	55,167	33,989	18,422
2025-06-03		배 신고		15Kg		113,132	57,362	31,879	14,795
2025-06-04		배 신고		15Kg		101,549	62,168	39,065	23,393
2025-06-05		배 신고		15Kg		78,067	49,225	33,224	21,954
2025-06-06		배 신고		15Kg		91,840	64,911	37,089	13,445
평균						89,726	56,170	34,625	19,012

복숭아

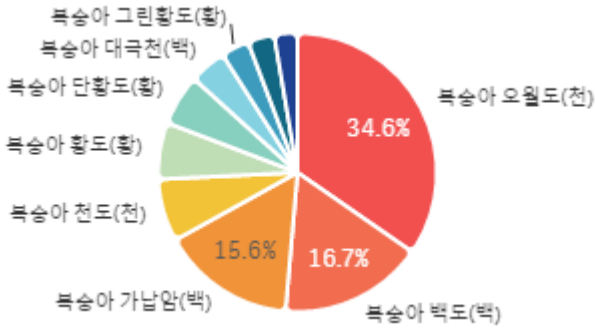
주간 반입량(톤)

◆ 2025 ● 2024 ▲ 평년

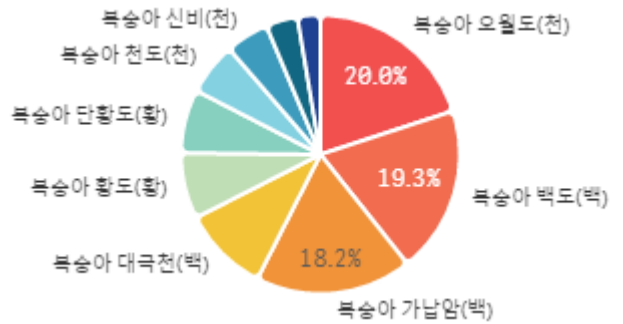


구분	금주(A)	전주(B)	전월(C)	전년(D)	평년(E)	A/B	A/C	A/D	A/E
물량(톤)	118	51	3	174	129	231.8%	4448.5%	67.7%	91.2%

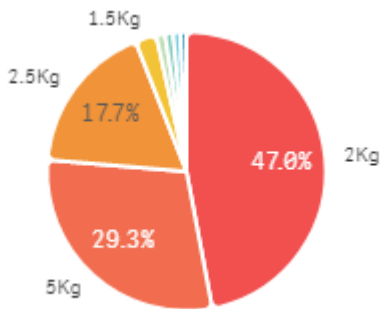
출하 품종별 거래물량 구성비



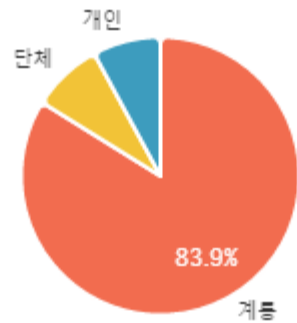
출하 품종별 거래금액 구성비



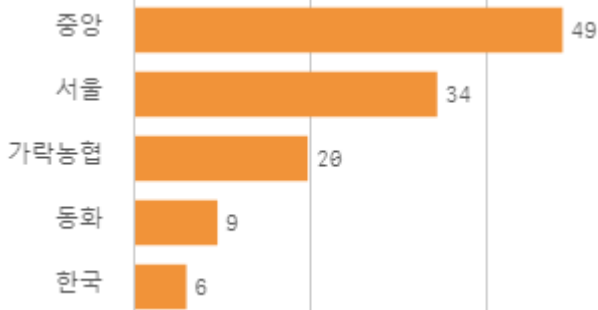
거래 단량별 물량 구성비



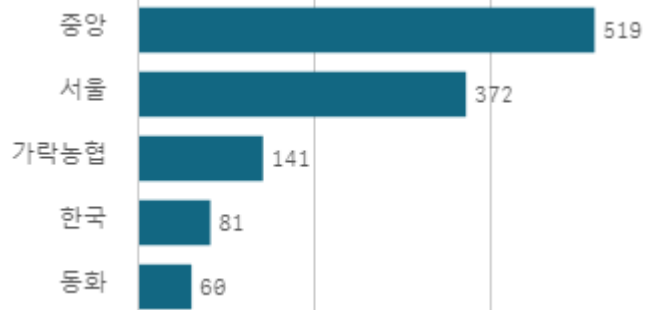
출하자별 거래물량 구성비



도매시장 법인별 거래물량(톤)

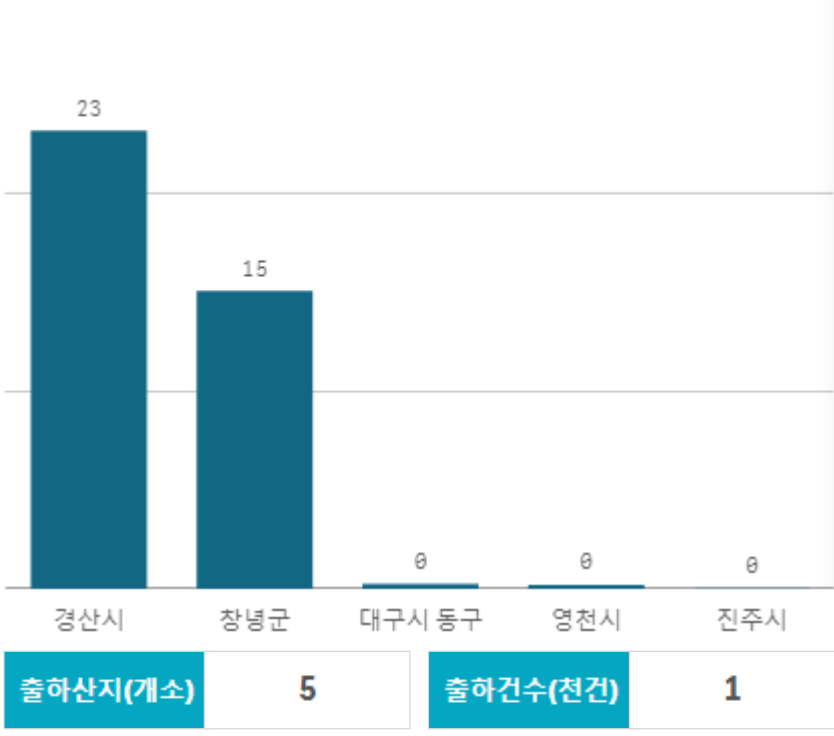


도매시장 법인별 거래금액(백만원)



복숭아 오월도(천) (5Kg)

산지별 거래물량(톤)



출하산지(개소)

5

출하건수(천건)

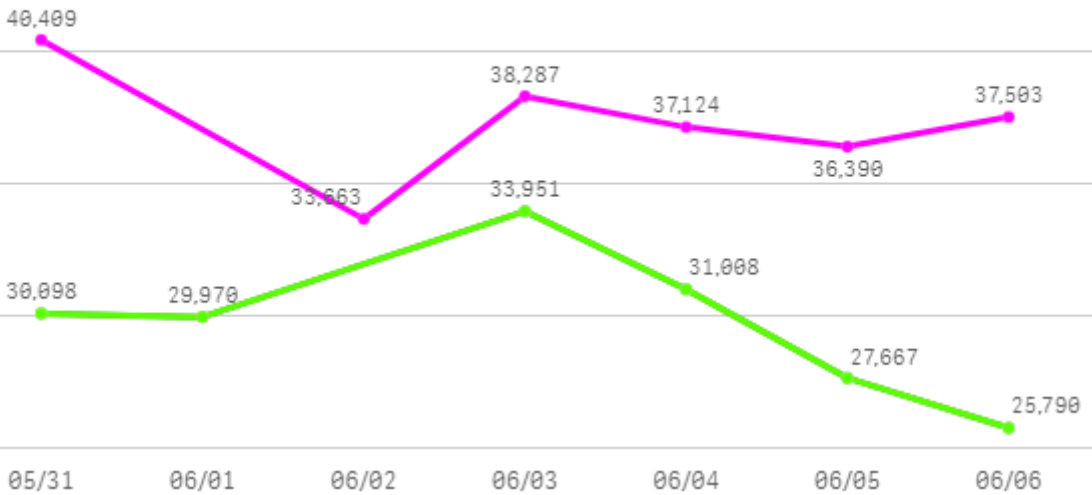
1

산지별 주출하 시군구



주간 도매가격(원)

◆ 2025 ◀ 2024 ◆ 평년



구분	금주(A)	전주(B)	전월(C)	전년(D)	평년(E)	A/B	A/C	A/D	A/E
가격(원)	37,229	-	-	29,747	33,488	-	-	125.2%	111.2%

※ 상품 가격 기준

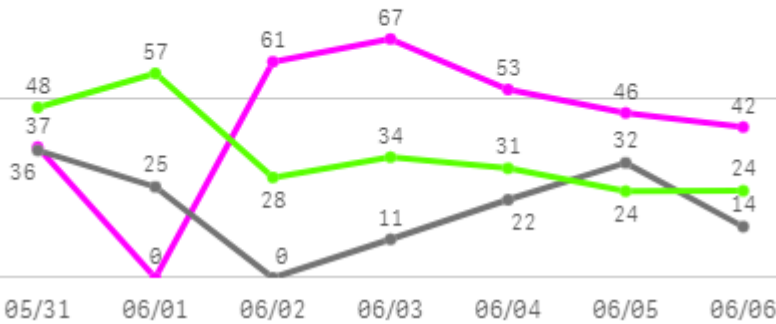
□ 복숭아 오월도(천)(5Kg) 주간 가격

구분	Q	품종	Q	단량	Q	특	상	보통	하
2025-05-31		복숭아 오월도(천)		5Kg		43,000	40,409	33,262	17,483
2025-06-02		복숭아 오월도(천)		5Kg		40,370	33,663	23,000	13,908
2025-06-03		복숭아 오월도(천)		5Kg		42,903	38,287	27,819	14,544
2025-06-04		복숭아 오월도(천)		5Kg		43,045	37,124	27,144	16,929
2025-06-05		복숭아 오월도(천)		5Kg		53,875	36,390	24,601	15,844
2025-06-06		복숭아 오월도(천)		5Kg		46,198	37,503	24,186	14,675
평균						44,899	37,229	26,669	15,564

포도

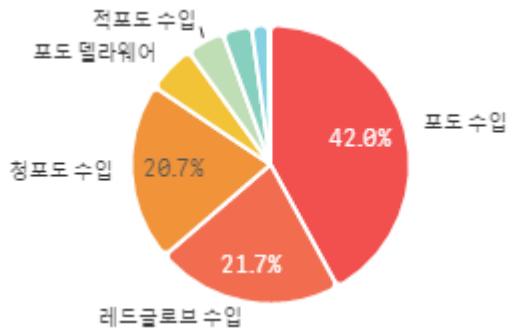
주간 반입량(톤)

◆ 2025 ● 2024 ▲ 평년

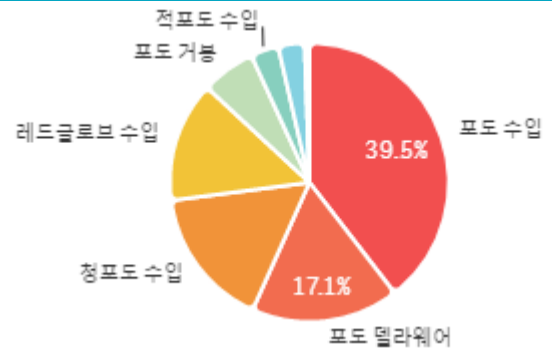


구분	금주(A)	전주(B)	전월(C)	전년(D)	평년(E)	A/B	A/C	A/D	A/E
물량(톤)	305	296	498	141	233	103.2%	61.3%	217.4%	131.1%

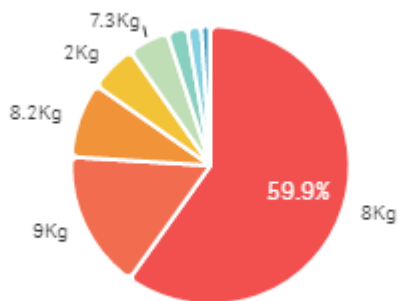
출하 품종별 거래물량 구성비



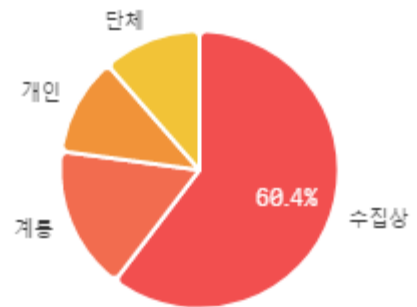
출하 품종별 거래금액 구성비



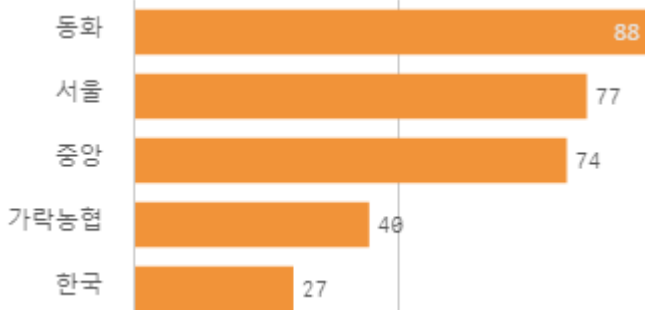
거래 단량별 물량 구성비



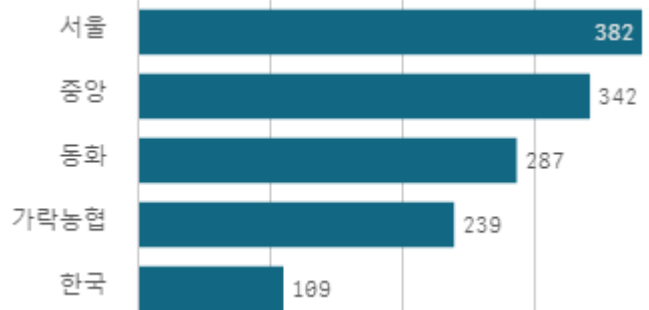
출하자별 거래물량 구성비



도매시장 법인별 거래물량(톤)

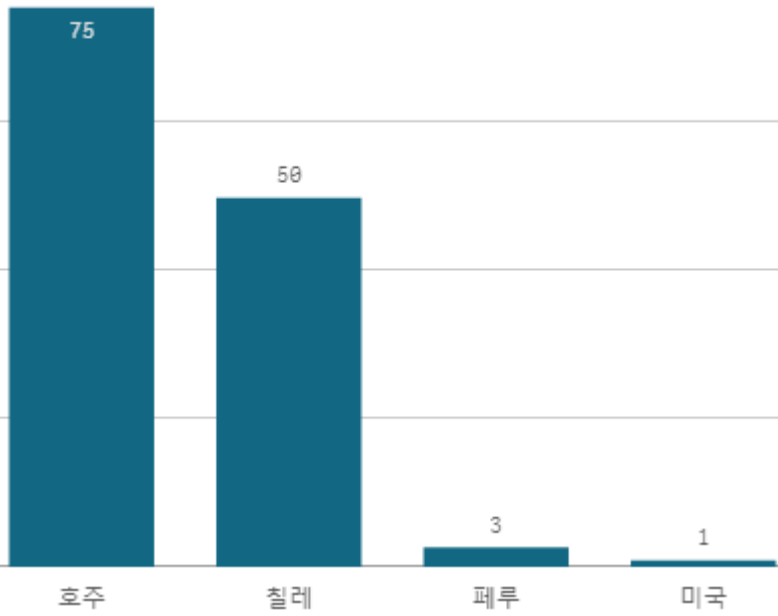


도매시장 법인별 거래금액(백만원)

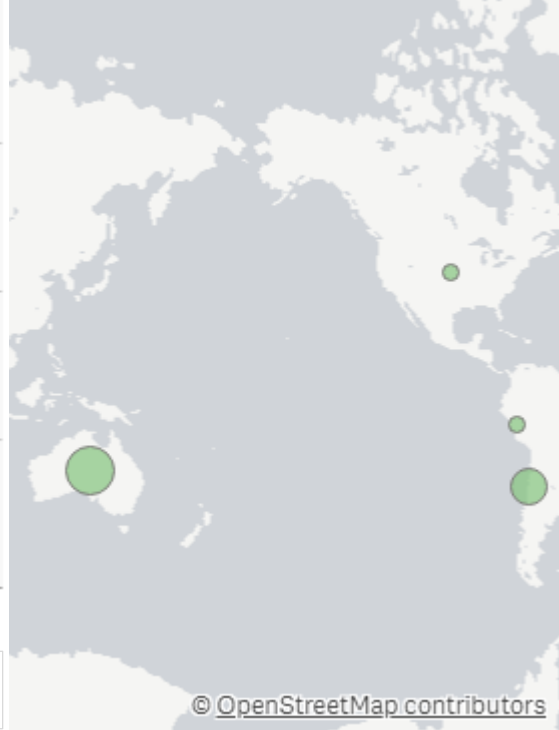


포도 수입(8Kg)

산지별 거래물량(톤)



산지별 주출하 시군구



출하산지(개소)

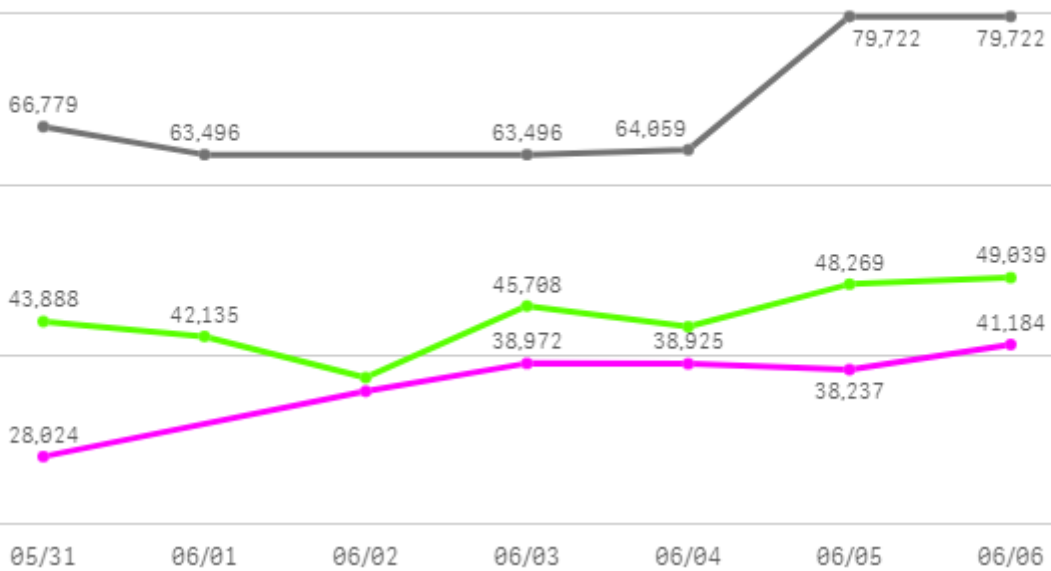
4

출하건수(천건)

0

주간 도매가격(원)

◆ 2025 ◆ 2024 ◆ 평년



구분	금주(A)	전주(B)	전월(C)	전년(D)	평년(E)	A/B	A/C	A/D	A/E
가격(원)	36,840	40,095	32,266	70,096	43,999	91.9%	114.2%	52.6%	83.7%

※ 상품 가격 기준

□ 포도 수입(8Kg) 주간 가격

구분	Q	품종	Q	단량	Q	특	상	보통	하
2025-05-31		포도 수입		8Kg		44,421	28,024	14,892	11,553
2025-06-02		포도 수입		8Kg		51,921	35,697	24,173	11,102
2025-06-03		포도 수입		8Kg		53,355	38,972	26,998	25,000
2025-06-04		포도 수입		8Kg		52,000	38,925	34,500	31,122
2025-06-05		포도 수입		8Kg		52,000	38,237	27,501	23,074
2025-06-06		포도 수입		8Kg		51,200	41,184	29,109	25,630
평균						50,816	36,840	26,196	21,247

바나나

주간 반입량(톤)

◆ 2025 ● 2024 ▲ 평년

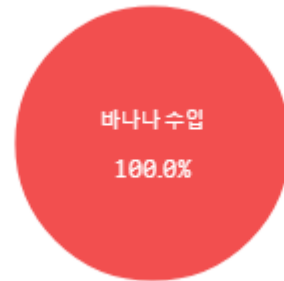


구분	금주(A)	전주(B)	전월(C)	전년(D)	평년(E)	A/B	A/C	A/D	A/E
물량(톤)	1,186	1,141	1,232	1,522	1,239	104.0%	96.2%	77.9%	95.7%

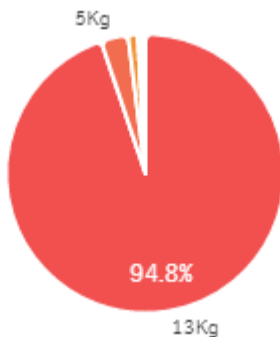
출하 품종별 거래물량 구성비



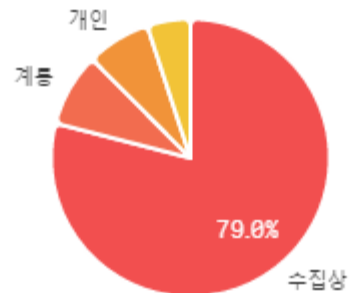
출하 품종별 거래금액 구성비



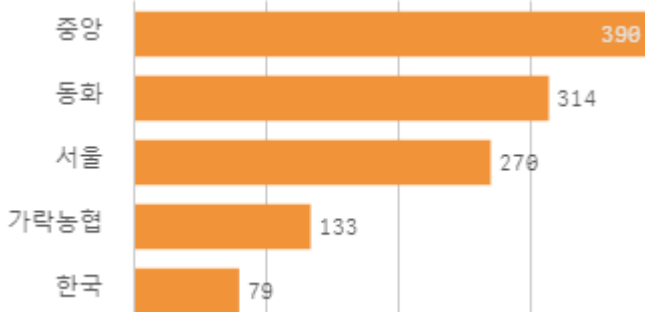
거래 단량별 물량 구성비



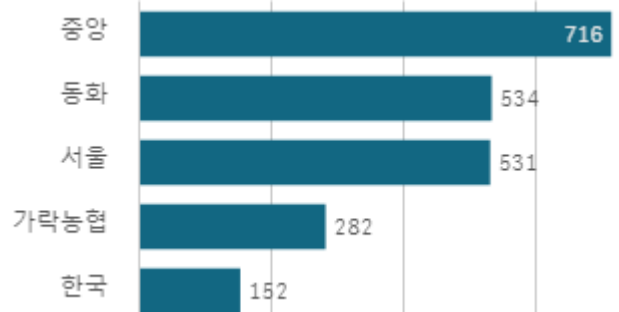
출하자별 거래물량 구성비



도매시장 법인별 거래물량(톤)

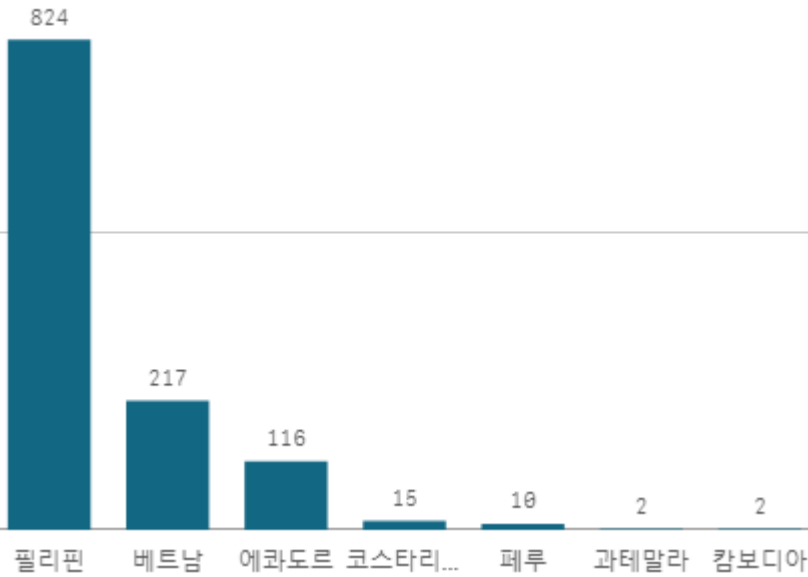


도매시장 법인별 거래금액(백만원)

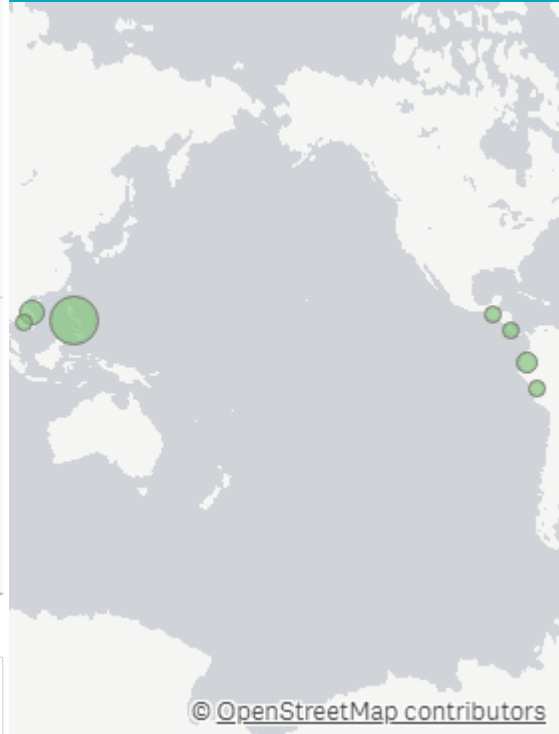


바나나 수입(13Kg)

산지별 거래물량(톤)



산지별 주출하 시군구



출하산지(개소)

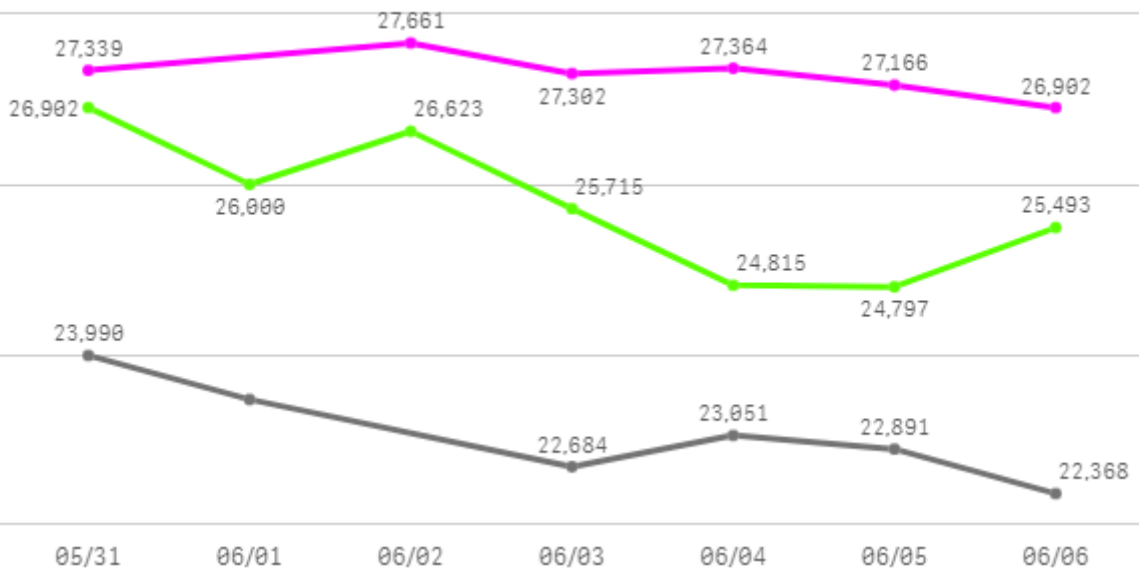
7

출하건수(천건)

2

주간 도매가격(원)

◆ 2025 ● 2024 ◆ 평년



구분	금주(A)	전주(B)	전월(C)	전년(D)	평년(E)	A/B	A/C	A/D	A/E
가격(원)	27,289	27,364	28,565	23,076	26,705	99.7%	95.5%	118.3%	102.2%

※ 상품 가격 기준

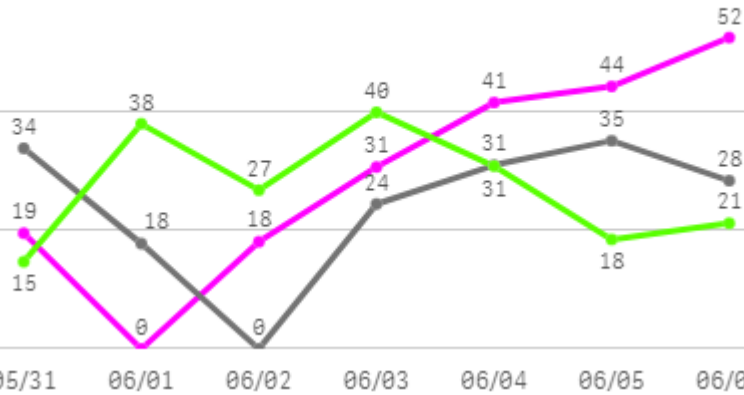
□ 바나나 수입(13Kg) 주간 가격

구분	Q	품종	Q	단량	Q	특	상	보통	하
2025-05-31		바나나 수입		13Kg		32,259	27,339	23,342	12,698
2025-06-02		바나나 수입		13Kg		32,260	27,661	23,183	13,002
2025-06-03		바나나 수입		13Kg		32,174	27,302	22,907	13,944
2025-06-04		바나나 수입		13Kg		32,414	27,364	22,977	14,492
2025-06-05		바나나 수입		13Kg		31,771	27,166	22,378	13,641
2025-06-06		바나나 수입		13Kg		32,415	26,902	21,399	13,275
평균						32,216	27,289	22,698	13,509

파인애플

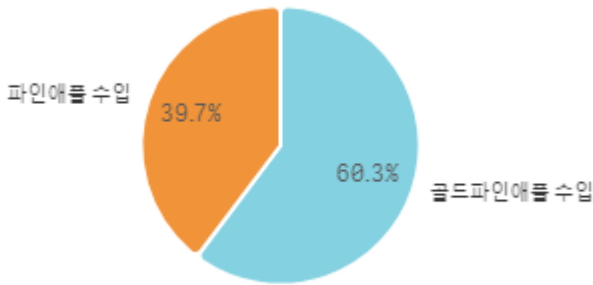
주간 반입량(톤)

◆ 2025 ● 2024 ▲ 평년

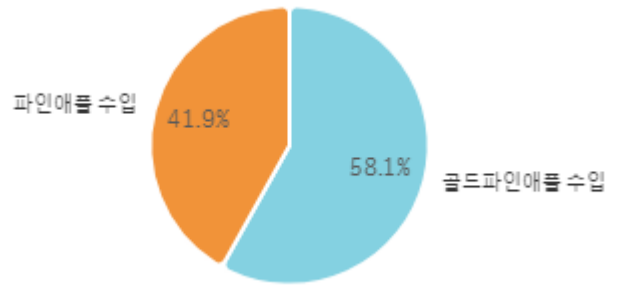


구분	금주(A)	전주(B)	전월(C)	전년(D)	평년(E)	A/B	A/C	A/D	A/E
물량(톤)	206	175	149	170	178	117.9%	137.9%	121.2%	115.6%

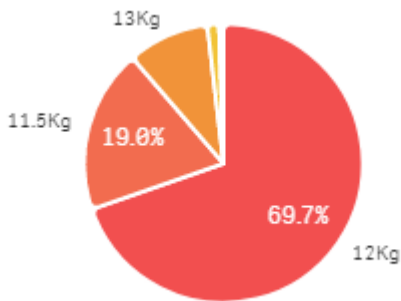
출하 품종별 거래물량 구성비



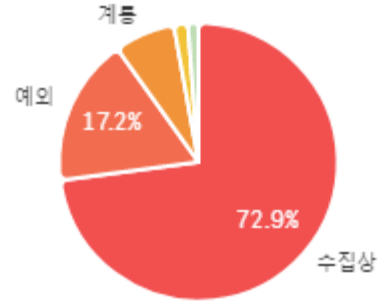
출하 품종별 거래금액 구성비



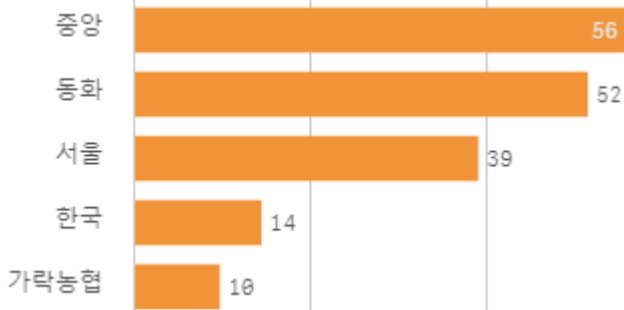
거래 단량별 물량 구성비



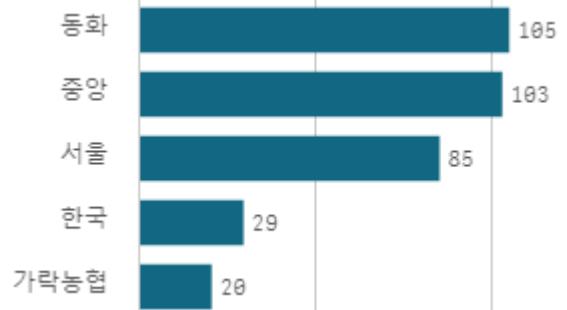
출하자별 거래물량 구성비



도매시장 법인별 거래물량(톤)

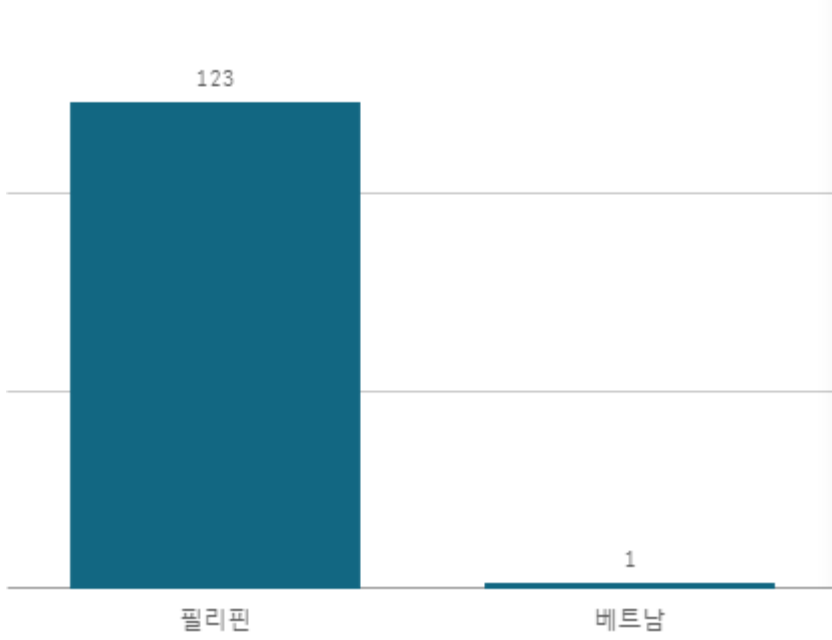


도매시장 법인별 거래금액(백만원)



골드파인애플 수입(12Kg)

산지별 거래물량(톤)



산지별 주출하 시군구



출하산지(개소)

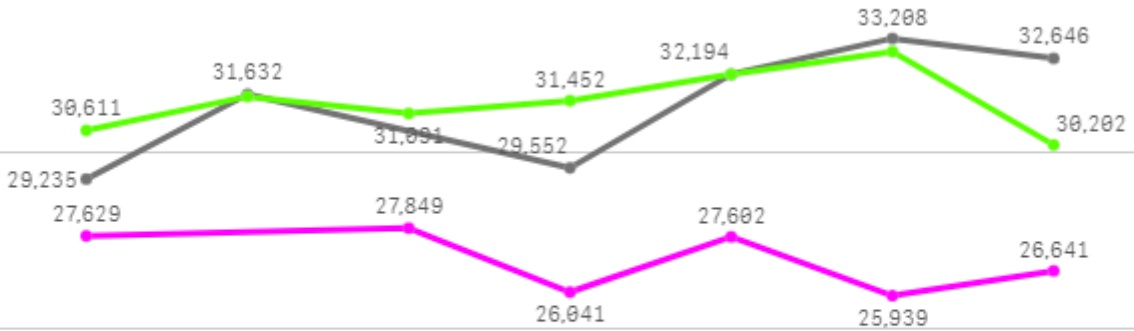
2

출하건수(천건)

0

주간 도매가격(원)

◆ 2025 ● 2024 ◆ 평년



05/31 06/01 06/02 06/03 06/04 06/05 06/06

구분	금주(A)	전주(B)	전월(C)	전년(D)	평년(E)	A/B	A/C	A/D	A/E
가격(원)	26,950	27,760	28,629	31,411	29,661	97.1%	94.1%	85.8%	90.9%

※ 상품 가격 기준

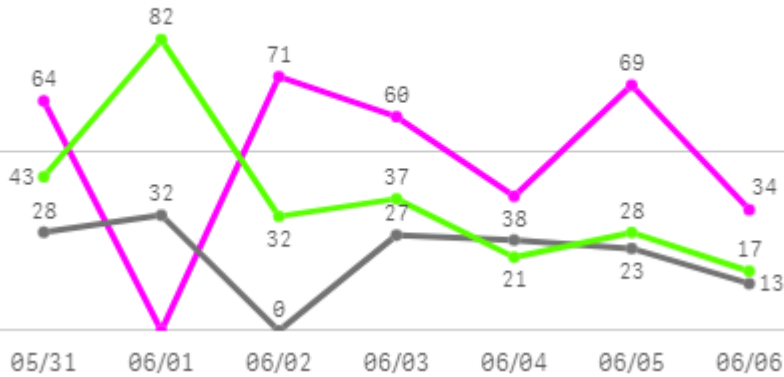
□ 골드파인애플 수입(12Kg) 주간 가격

구분	Q	품종	Q	단량	Q	특	상	보통	하
2025-05-31		골드파인애플 수입		12Kg		27,841	27,629	26,303	21,979
2025-06-02		골드파인애플 수입		12Kg		30,507	27,849	24,816	25,131
2025-06-03		골드파인애플 수입		12Kg		27,841	26,041	24,781	23,306
2025-06-04		골드파인애플 수입		12Kg		29,186	27,602	25,452	23,508
2025-06-05		골드파인애플 수입		12Kg		27,703	25,939	24,392	22,754
2025-06-06		골드파인애플 수입		12Kg		27,841	26,641	25,380	22,754
평균						28,486	26,950	25,187	23,239

오렌지

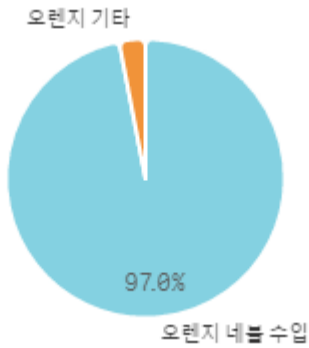
주간 반입량(톤)

◆ 2025 ● 2024 ▲ 평년

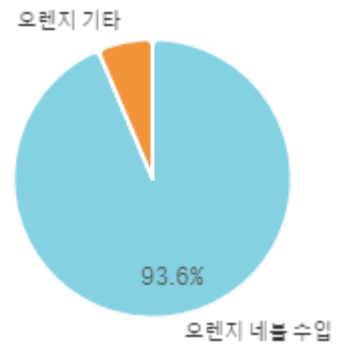


구분	금주(A)	전주(B)	전월(C)	전년(D)	평년(E)	A/B	A/C	A/D	A/E
물량(톤)	336	362	572	149	229	93.0%	58.8%	226.2%	146.7%

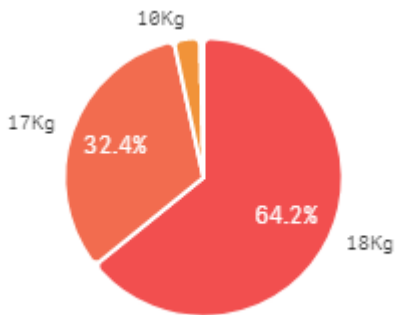
출하 품종별 거래물량 구성비



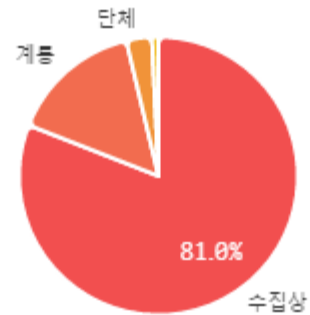
출하 품종별 거래금액 구성비



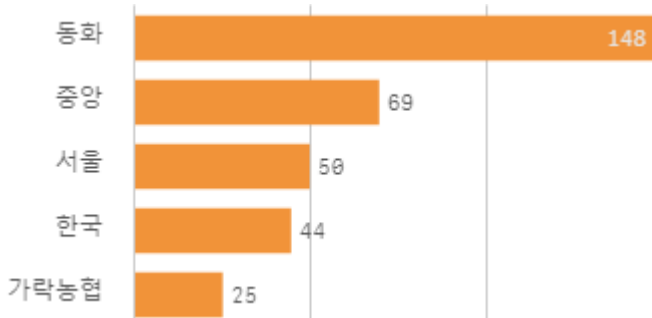
거래 단량별 물량 구성비



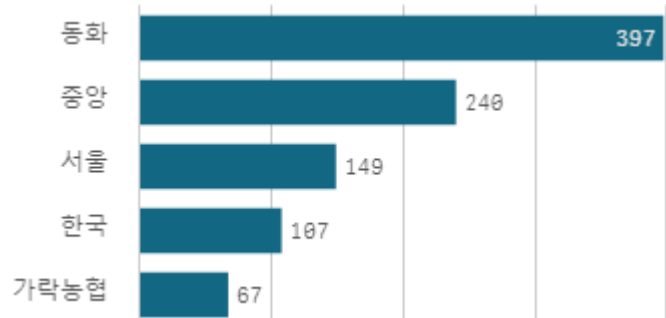
출하자별 거래물량 구성비



도매시장 법인별 거래물량(톤)



도매시장 법인별 거래금액(백만원)



오렌지 네블 수입(18Kg)

산지별 거래물량(톤)



미국

산지별 주출하 시군구



출하산지(개소)

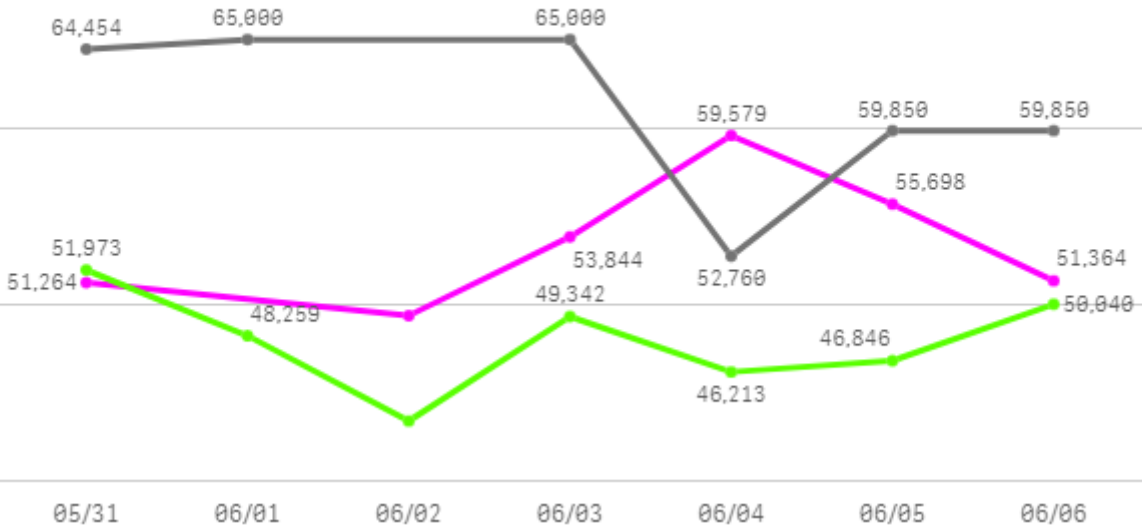
1

출하건수(천건)

0

주간 도매가격(원)

◆ 2025 ● 2024 ◆ 평년



구분	금주(A)	전주(B)	전월(C)	전년(D)	평년(E)	A/B	A/C	A/D	A/E
가격(원)	53,524	51,681	56,574	60,503	52,176	103.6%	94.6%	88.5%	102.6%

※ 상품 가격 기준

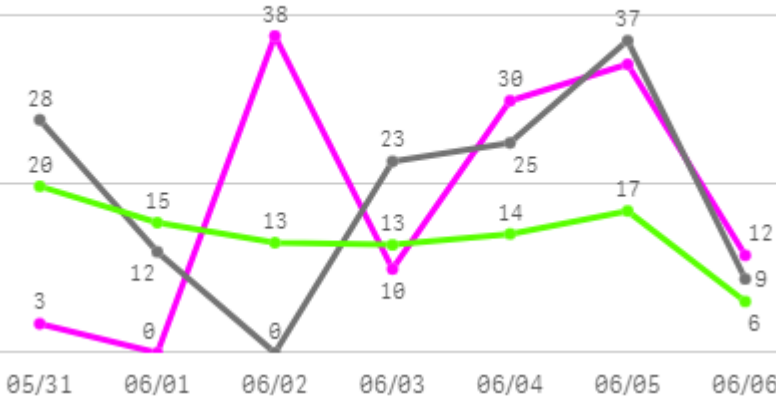
□ 오렌지 네블 수입(18Kg) 주간 가격

구분	Q	품종	Q	단량	Q	특	상	보통	하
2025-05-31		오렌지 네블 수입		18Kg		58,790	51,264	46,067	40,222
2025-06-02		오렌지 네블 수입		18Kg		58,083	49,395	37,607	22,000
2025-06-03		오렌지 네블 수입		18Kg		60,519	53,844	44,143	40,376
2025-06-04		오렌지 네블 수입		18Kg		64,399	59,579	43,481	37,566
2025-06-05		오렌지 네블 수입		18Kg		62,479	55,698	38,048	15,000
2025-06-06		오렌지 네블 수입		18Kg		56,974	51,364	40,589	37,868
평균						60,207	53,524	41,656	32,172

망고

주간 반입량(톤)

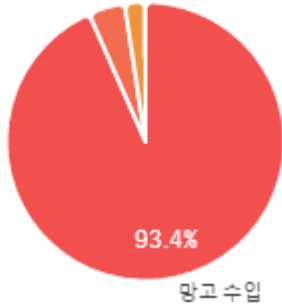
◆ 2025 ● 2024 ▲ 평년



구분	금주(A)	전주(B)	전월(C)	전년(D)	평년(E)	A/B	A/C	A/D	A/E
물량(톤)	127	148	89	133	105	85.6%	142.2%	95.2%	120.5%

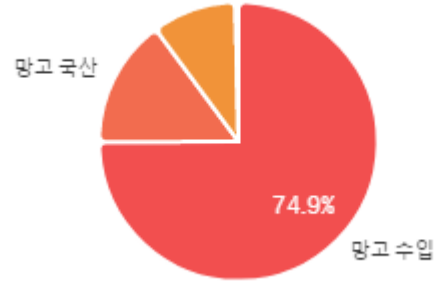
출하 품종별 거래물량 구성비

애플망고 수입



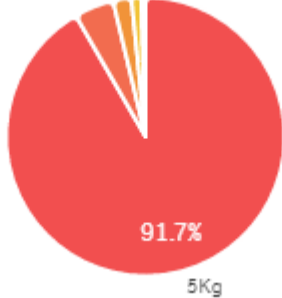
출하 품종별 거래금액 구성비

애플망고 수입



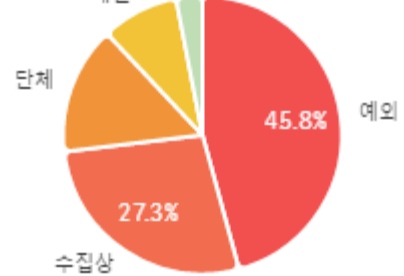
거래 단량별 물량 구성비

4Kg

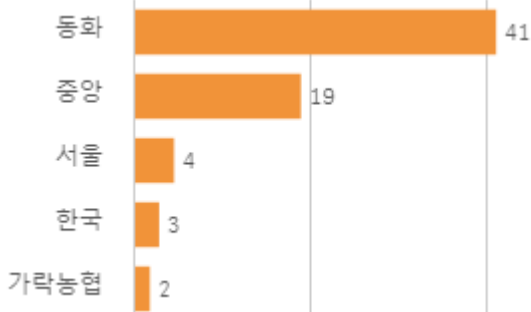


출하자별 거래물량 구성비

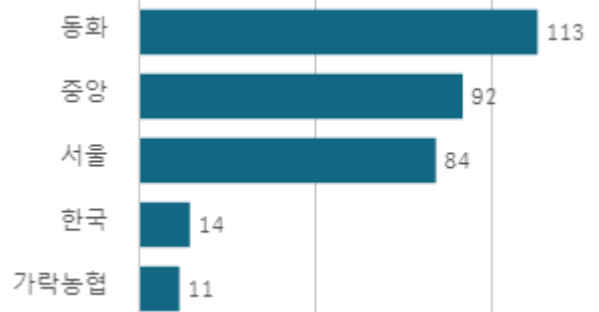
개인



도매시장 법인별 거래물량(톤)

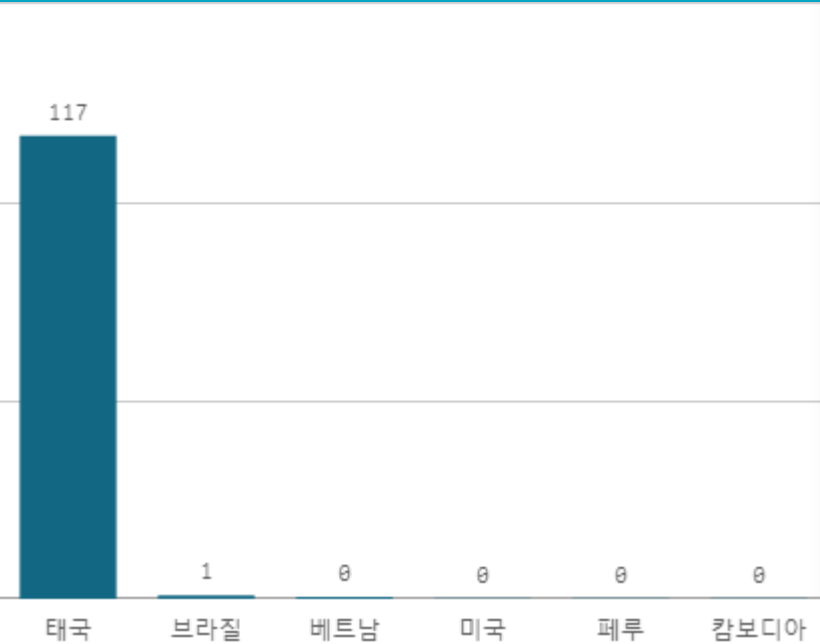


도매시장 법인별 거래금액(백만원)



망고 수입(5Kg)

산지별 거래물량(톤)



산지별 주출하 시군구



출하산지(개소)

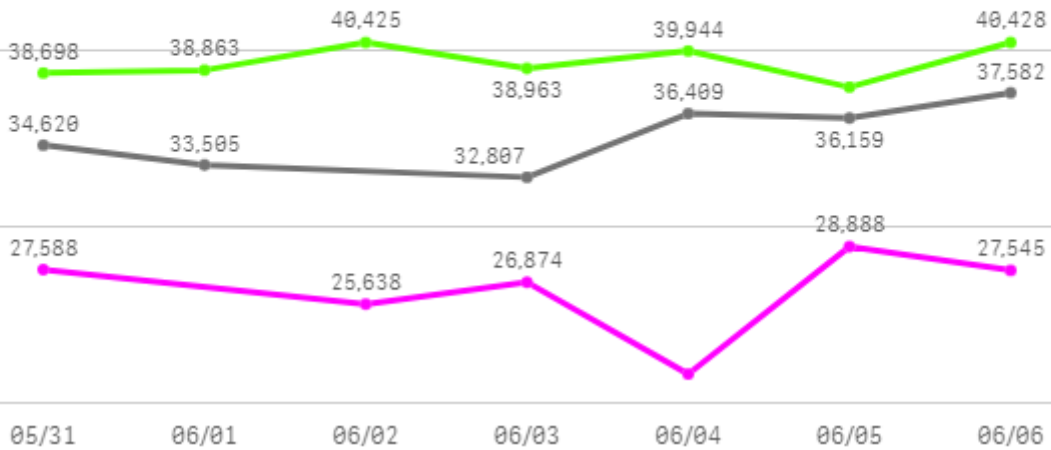
6

출하건수(천건)

0

주간 도매가격(원)

◆ 2025 ● 2024 ▲ 평년



구분	금주(A)	전주(B)	전월(C)	전년(D)	평년(E)	A/B	A/C	A/D	A/E
가격(원)	26,370	27,429	27,175	35,180	34,854	96.1%	97.0%	75.0%	75.7%

※ 상품 가격 기준

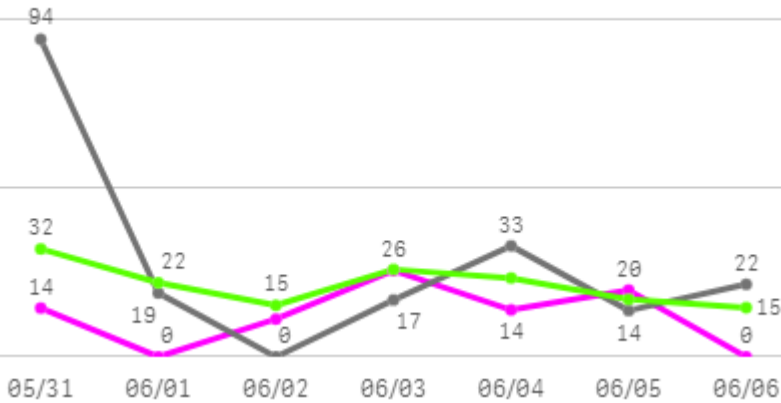
□ 망고 수입(5Kg) 주간 가격

구분	Q	품종	Q	단량	Q	특	상	보통	하
2025-05-31		망고 수입		5Kg		31,820	27,588	25,288	22,073
2025-06-02		망고 수입		5Kg		30,389	25,638	21,231	16,816
2025-06-03		망고 수입		5Kg		31,826	26,874	23,744	17,181
2025-06-04		망고 수입		5Kg		30,183	21,689	15,231	13,250
2025-06-05		망고 수입		5Kg		36,702	28,888	24,245	19,476
2025-06-06		망고 수입		5Kg		31,827	27,545	23,095	11,248
평균						32,124	26,370	22,139	16,674

고등어

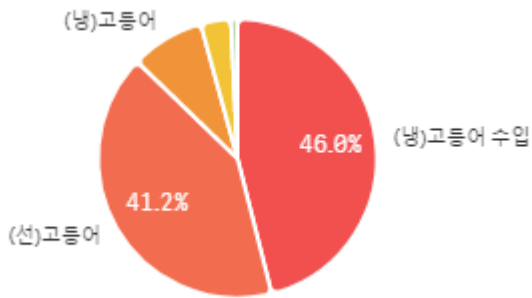
주간 반입량(톤)

◆ 2025 ● 2024 ▲ 평년

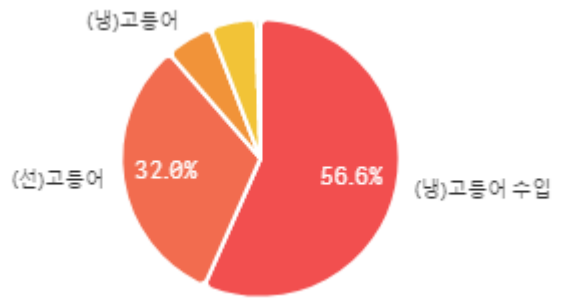


구분	금주(A)	전주(B)	전월(C)	전년(D)	평년(E)	A/B	A/C	A/D	A/E
물량(톤)	85	109	54	198	136	78.0%	156.4%	42.9%	62.4%

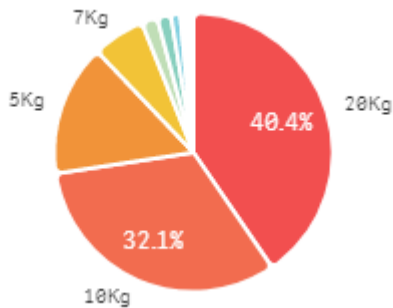
출하 품종별 거래물량 구성비



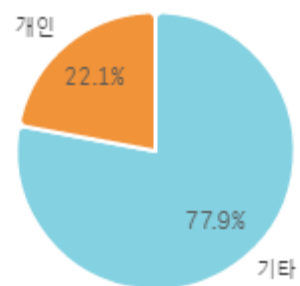
출하 품종별 거래금액 구성비



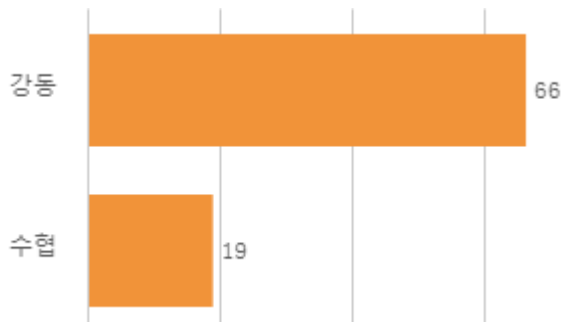
거래 단량별 물량 구성비



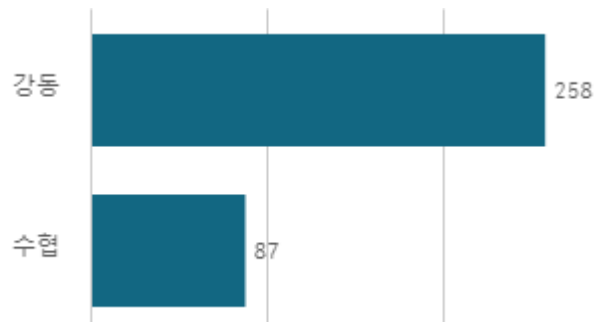
출하자별 거래물량 구성비



도매시장 법인별 거래물량(톤)

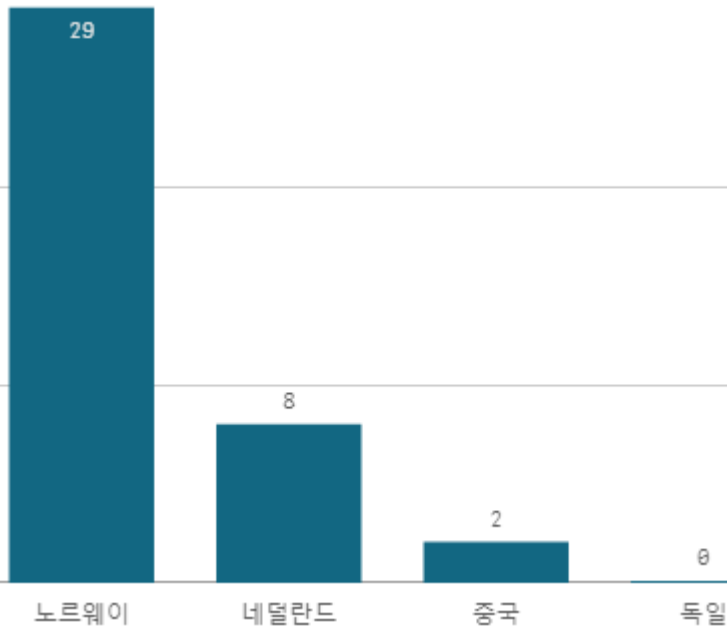


도매시장 법인별 거래금액(백만원)

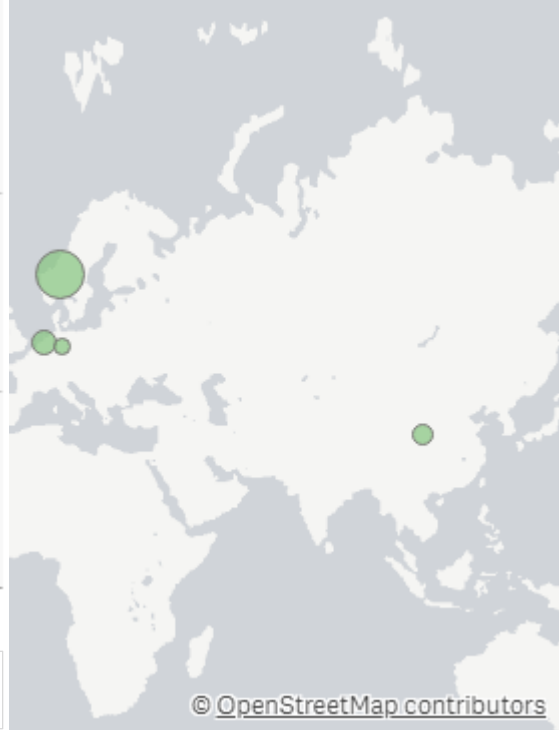


(냉)고등어 수입(10Kg)

산지별 거래물량(톤)



산지별 주출하 시군구



출하산지(개소)

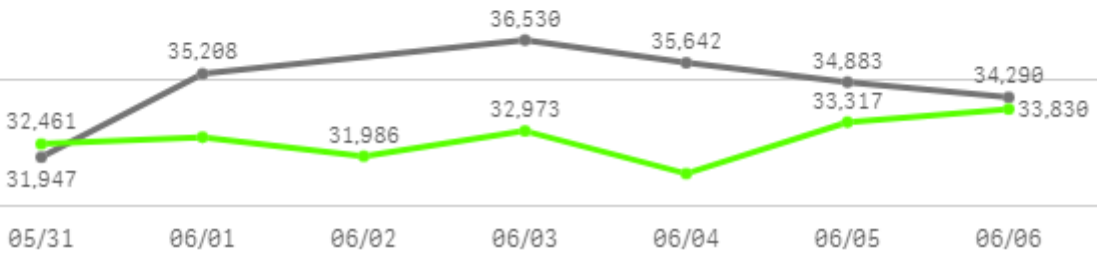
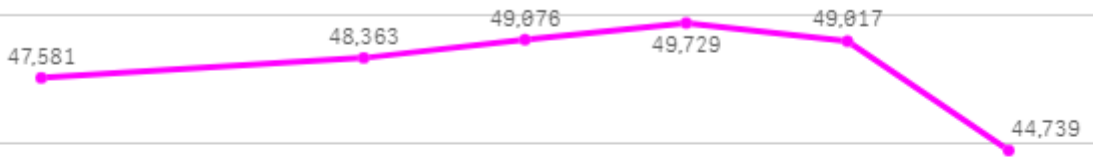
4

출하건수(천건)

0

주간 도매가격(원)

◆ 2025 ● 2024 ◆ 평년



구분	금주(A)	전주(B)	전월(C)	전년(D)	평년(E)	A/B	A/C	A/D	A/E
가격(원)	48,084	48,593	48,515	34,750	36,256	99.0%	99.1%	138.4%	132.6%

※ 상품 가격 기준

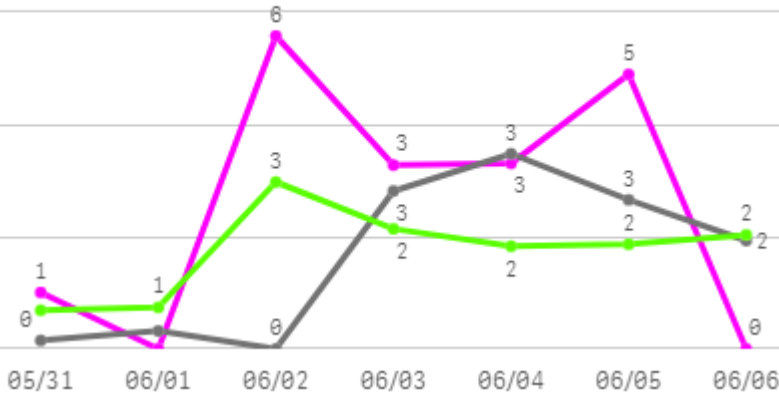
□ (냉)고등어 수입(10Kg) 주간 가격

구분	Q	품종	Q	단량	Q	특	상	보통	하
2025-05-31		(냉)고등어 수입		10Kg		-	47,581	-	-
2025-06-02		(냉)고등어 수입		10Kg		-	48,363	-	-
2025-06-03		(냉)고등어 수입		10Kg		-	49,076	-	-
2025-06-04		(냉)고등어 수입		10Kg		-	49,729	-	-
2025-06-05		(냉)고등어 수입		10Kg		-	49,017	-	-
2025-06-06		(냉)고등어 수입		10Kg		-	44,739	-	-
평균						-	48,084	-	-

삼치

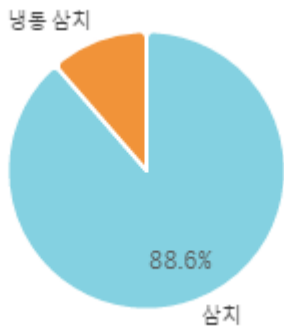
주간 반입량(톤)

2025 2024 평년

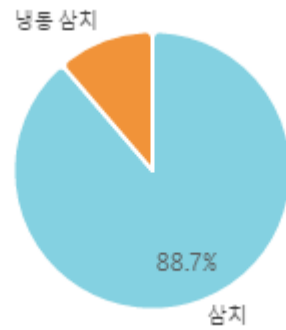


구분	금주(A)	전주(B)	전월(C)	전년(D)	평년(E)	A/B	A/C	A/D	A/E
물량(톤)	18	5	10	11	14	356.4%	181.6%	159.2%	129.0%

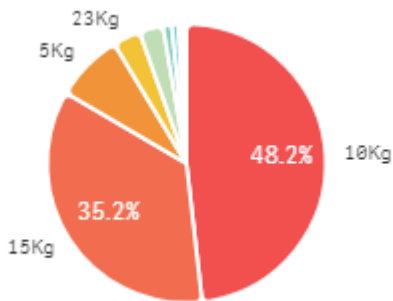
출하 품종별 거래물량 구성비



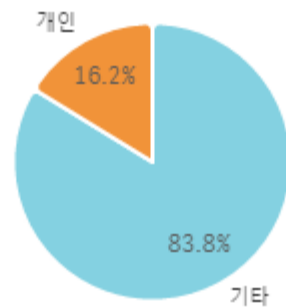
출하 품종별 거래금액 구성비



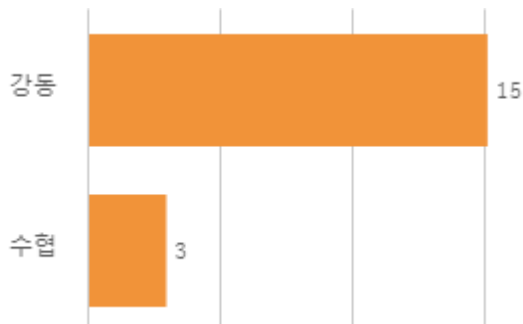
거래 단량별 물량 구성비



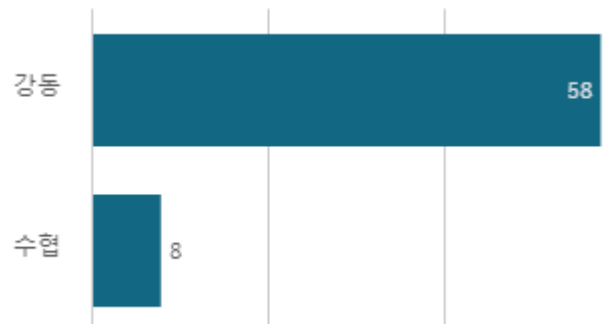
출하자별 거래물량 구성비



도매시장 법인별 거래물량(톤)

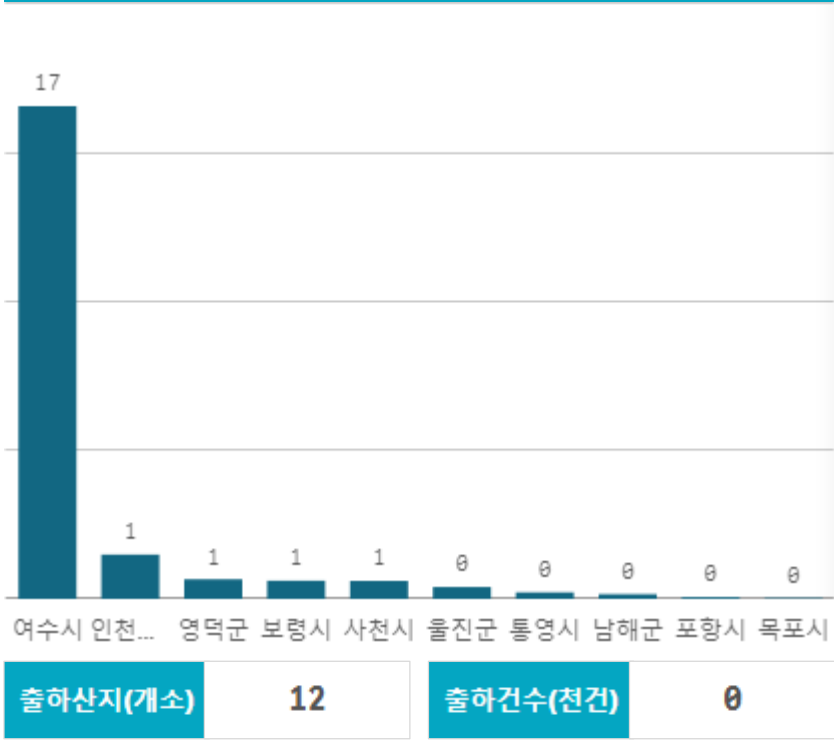


도매시장 법인별 거래금액(백만원)



삼치(10Kg)

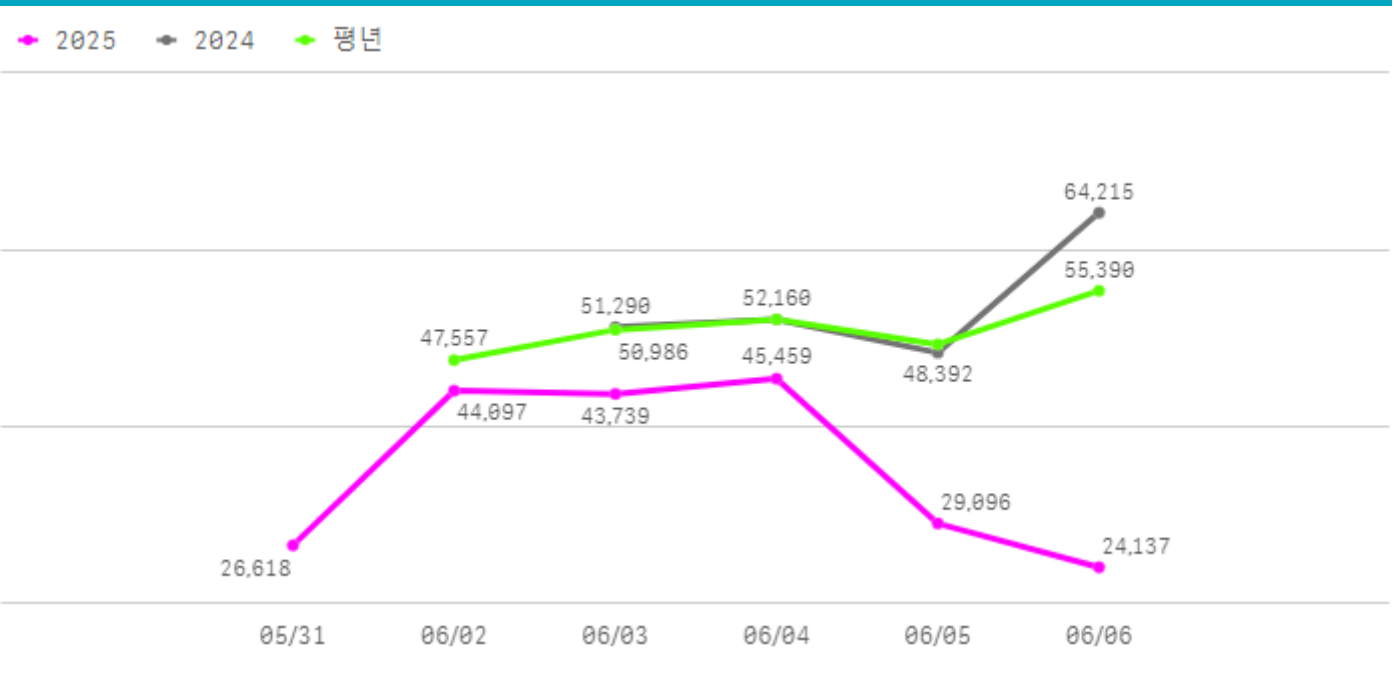
산지별 거래물량(톤)



산지별 주출하 시군구



주간 도매가격(원)



구분	금주(A)	전주(B)	전월(C)	전년(D)	평년(E)	A/B	A/C	A/D	A/E
가격(원)	36,334	26,618	91,511	54,014	45,258	136.5%	39.7%	67.3%	80.3%

※ 상품 가격 기준

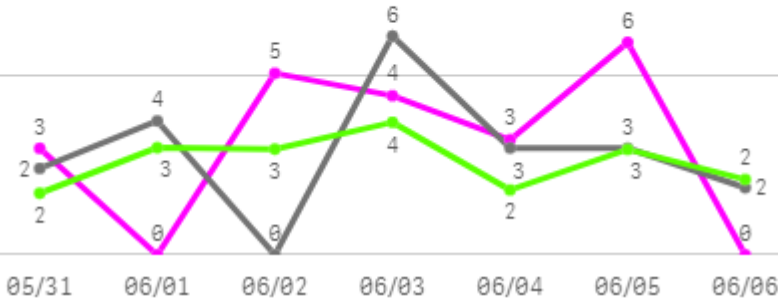
□ 삼치(10Kg) 주간 가격

구분	Q	품종	Q	단량	Q	특	상	보통	하
2025-05-31		삼치		10Kg		-	26,618	23,500	11,138
2025-06-02		삼치		10Kg		-	44,097	35,286	31,104
2025-06-03		삼치		10Kg		-	43,739	35,981	32,130
2025-06-04		삼치		10Kg		-	45,459	35,000	31,977
2025-06-05		삼치		10Kg		-	29,096	25,077	23,289
2025-06-06		삼치		10Kg		-	24,137	21,906	18,017
평균						-	35,524	29,458	24,609

대구

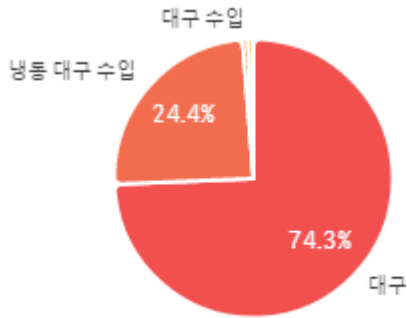
주간 반입량(톤)

◆ 2025 ● 2024 ▲ 평년

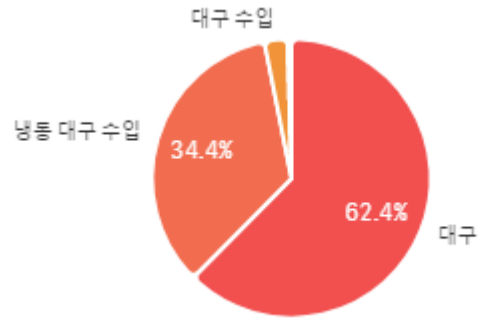


구분	금주(A)	전주(B)	전월(C)	전년(D)	평년(E)	A/B	A/C	A/D	A/E
물량(톤)	22	21	25	20	19	101.3%	86.8%	107.6%	115.5%

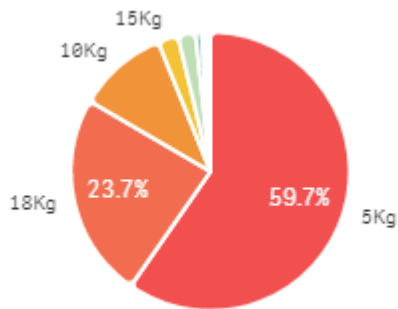
출하 품종별 거래물량 구성비



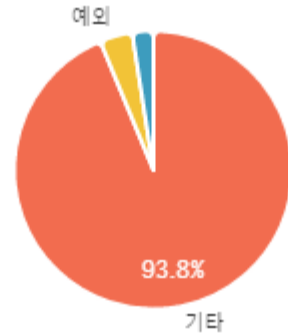
출하 품종별 거래금액 구성비



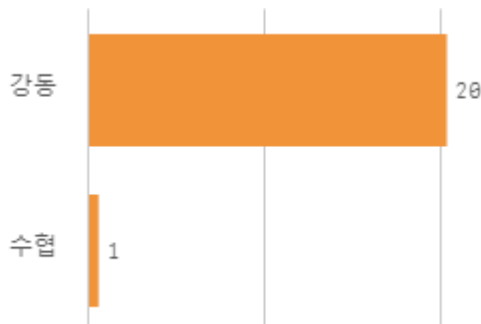
거래 단량별 물량 구성비



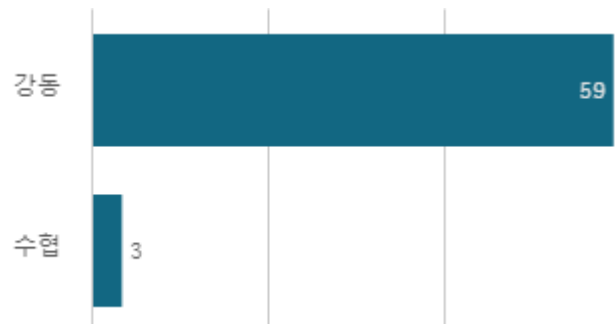
출하자별 거래물량 구성비



도매시장 법인별 거래물량(톤)

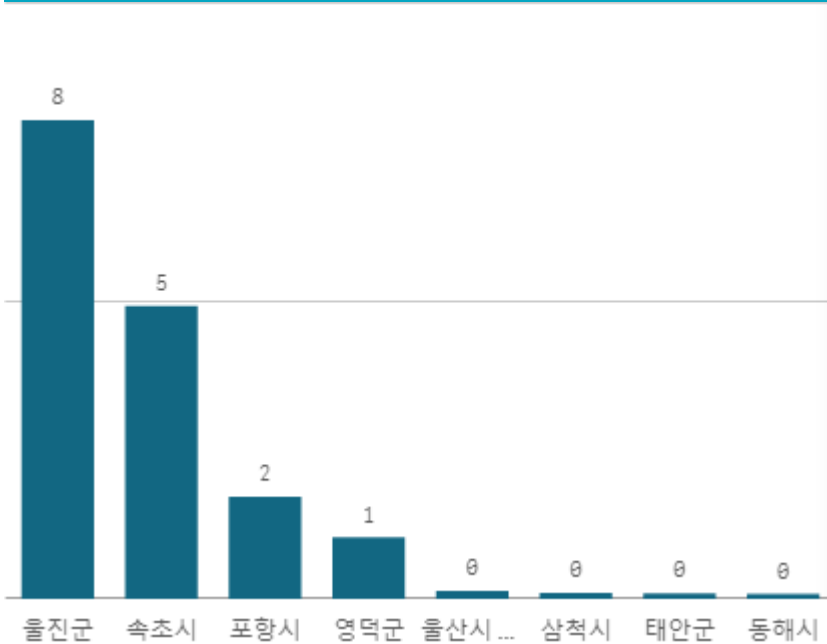


도매시장 법인별 거래금액(백만원)



대구(1Kg)

산지별 거래물량(톤)



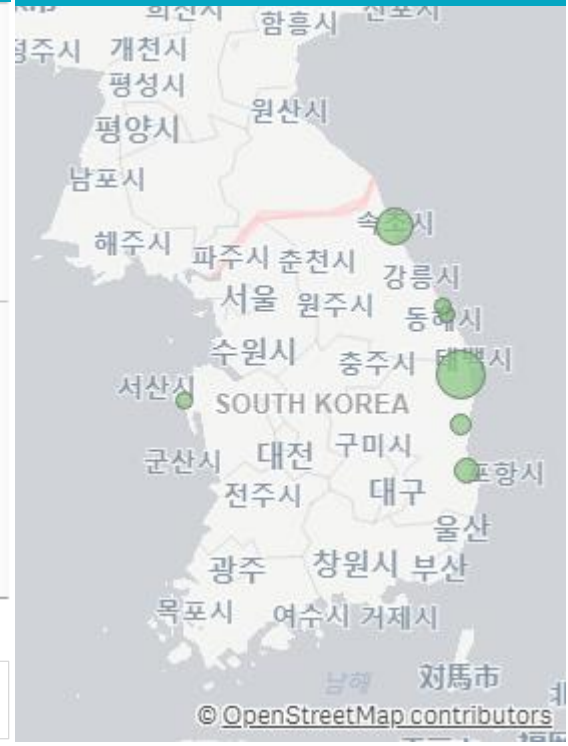
출하산지(개소)

8

출하건수(천건)

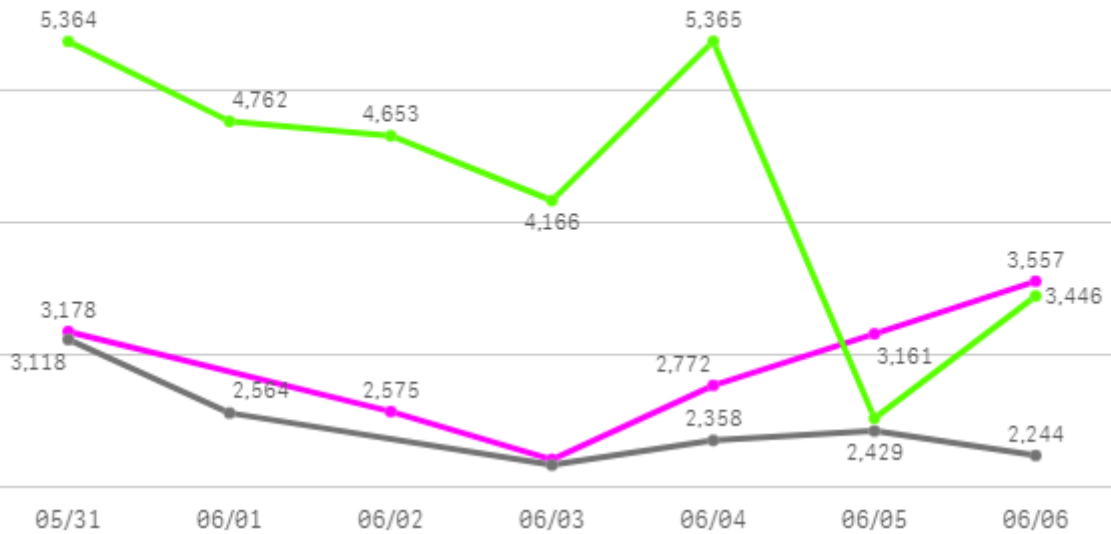
0

산지별 주출하 시군구



주간 도매가격(원)

◆ 2025 ● 2024 ◆ 평년



구분	금주(A)	전주(B)	전월(C)	전년(D)	평년(E)	A/B	A/C	A/D	A/E
가격(원)	2,910	3,577	3,062	2,481	3,978	81.3%	95.0%	117.3%	73.1%

※ 상품 가격 기준

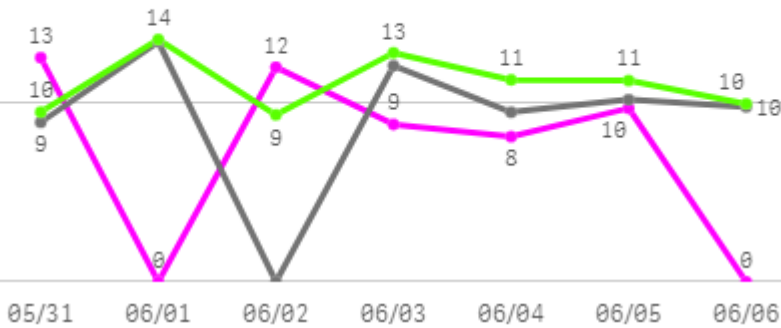
□ 대구(1Kg) 주간 가격

구분	Q	품종	Q	단량	Q	특	상	보통	하
2025-05-31		대구		1Kg		-	3,178	-	-
2025-06-02		대구		1Kg		-	2,575	-	-
2025-06-03		대구		1Kg		-	2,214	-	-
2025-06-04		대구		1Kg		-	2,772	-	-
2025-06-05		대구		1Kg		-	3,161	-	-
2025-06-06		대구		1Kg		-	3,557	-	-
평균						-	2,910	-	-

홍합

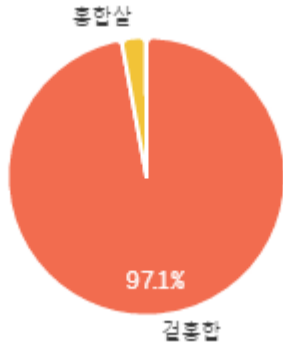
주간 반입량(톤)

◆ 2025 ● 2024 ▲ 평년

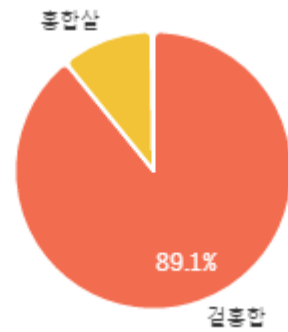


구분	금주(A)	전주(B)	전월(C)	전년(D)	평년(E)	A/B	A/C	A/D	A/E
물량(톤)	51	61	71	64	72	84.1%	72.5%	80.1%	71.5%

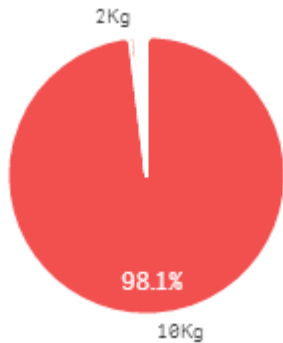
출하 품종별 거래물량 구성비



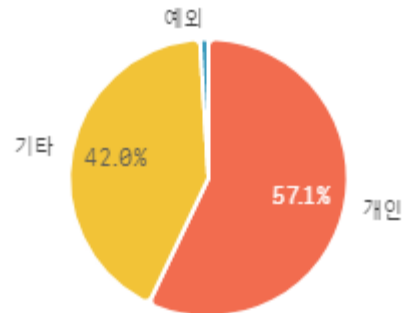
출하 품종별 거래금액 구성비



거래 단량별 물량 구성비



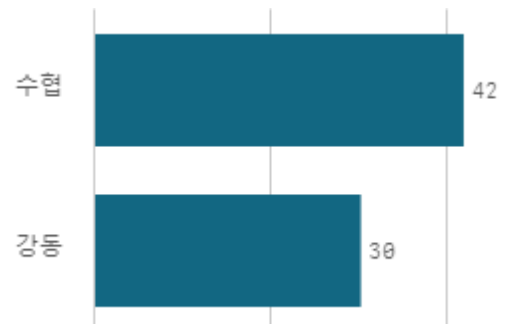
출하자별 거래물량 구성비



도매시장 법인별 거래물량(톤)

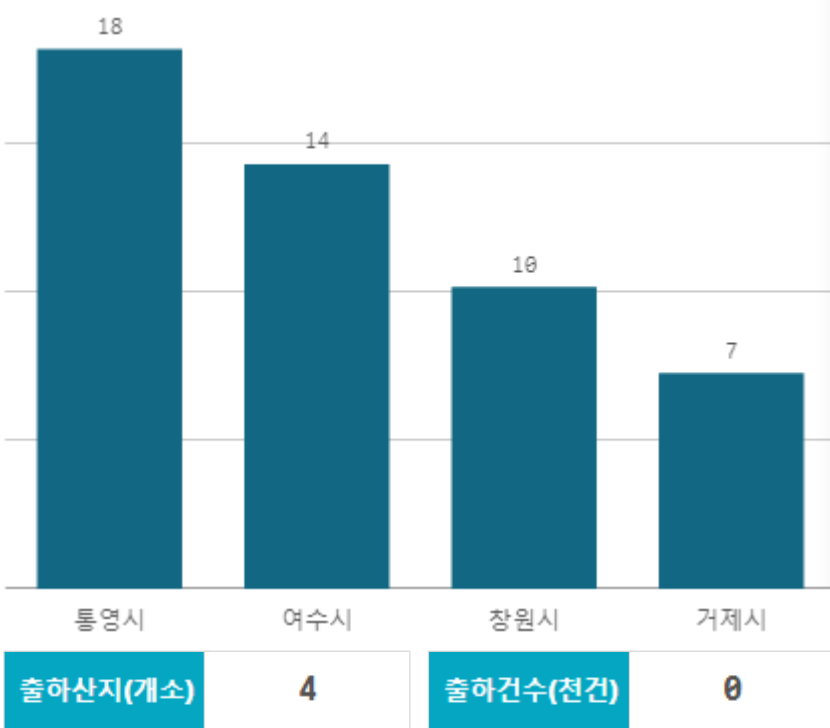


도매시장 법인별 거래금액(백만원)



겉홍합(10Kg)

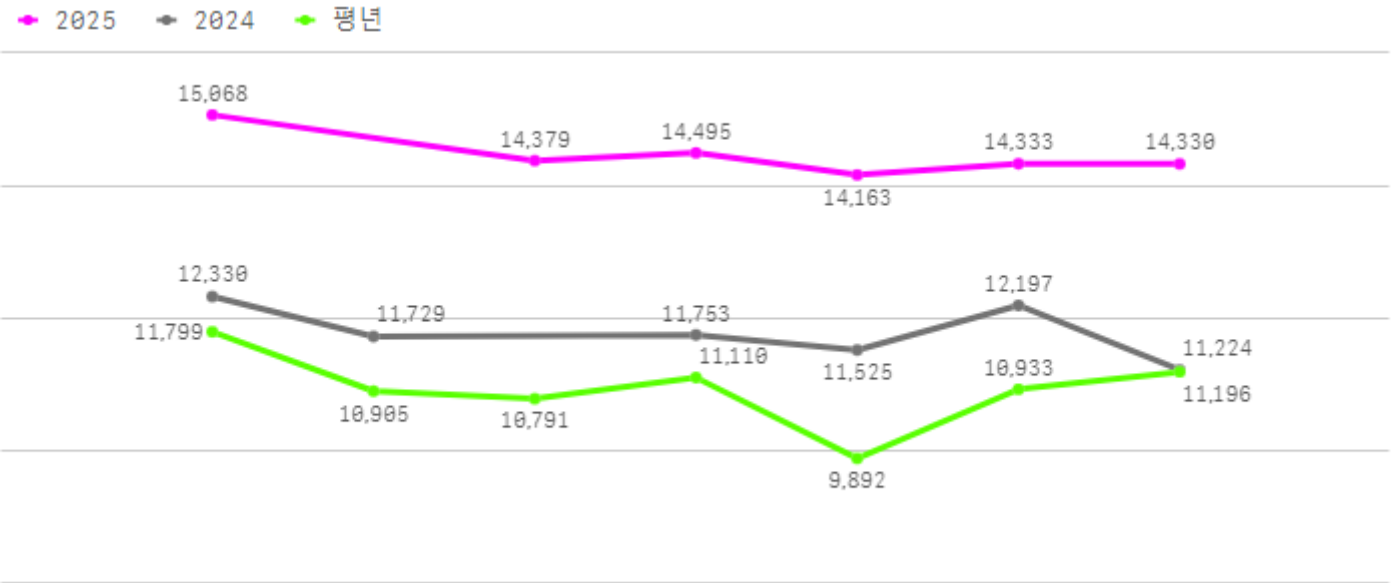
산지별 거래물량(톤)



산지별 주출하 시군구



주간 도매가격(원)



구분	금주(A)	전주(B)	전월(C)	전년(D)	평년(E)	A/B	A/C	A/D	A/E
가격(원)	14,461	16,327	17,583	11,793	12,197	88.6%	82.2%	122.6%	118.6%

※ 상품 가격 기준

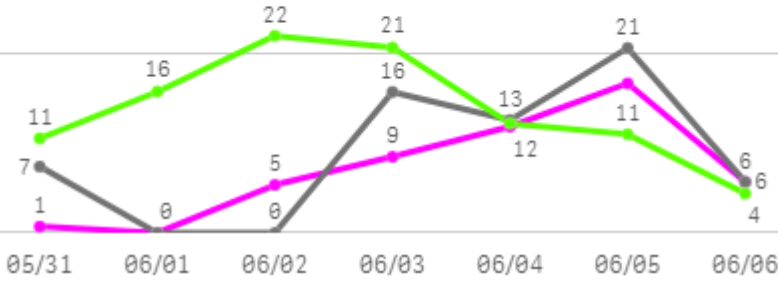
□ 곁홍합(10Kg) 주간 가격

구분	Q	품종	Q	단량	Q	특	상	보통	하
2025-05-31		곁홍합		10Kg		-	15,068	13,246	8,406
2025-06-02		곁홍합		10Kg		-	14,379	12,797	7,968
2025-06-03		곁홍합		10Kg		-	14,495	13,363	8,752
2025-06-04		곁홍합		10Kg		-	14,163	14,000	13,508
2025-06-05		곁홍합		10Kg		-	14,333	14,000	13,113
2025-06-06		곁홍합		10Kg		-	14,330	14,000	14,000
평균						-	14,461	13,568	10,958

건멸치

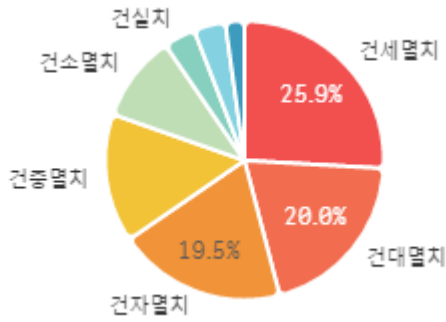
주간 반입량(톤)

◆ 2025 ● 2024 ▲ 평년

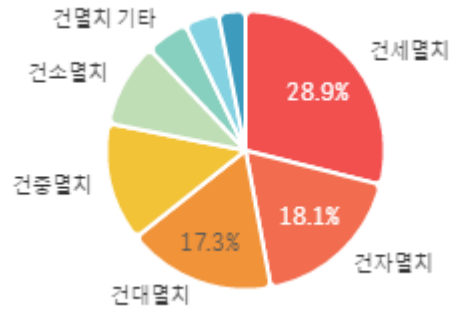


구분	금주(A)	전주(B)	전월(C)	전년(D)	평년(E)	A/B	A/C	A/D	A/E
물량(톤)	49	86	31	62	80	57.0%	159.7%	78.5%	60.9%

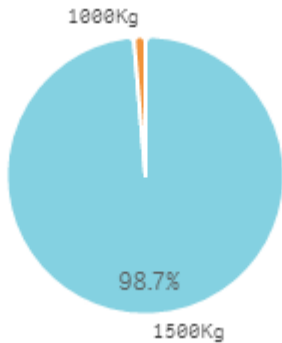
출하 품종별 거래물량 구성비



출하 품종별 거래금액 구성비



거래 단량별 물량 구성비



출하자별 거래물량 구성비



도매시장 법인별 거래물량(톤)

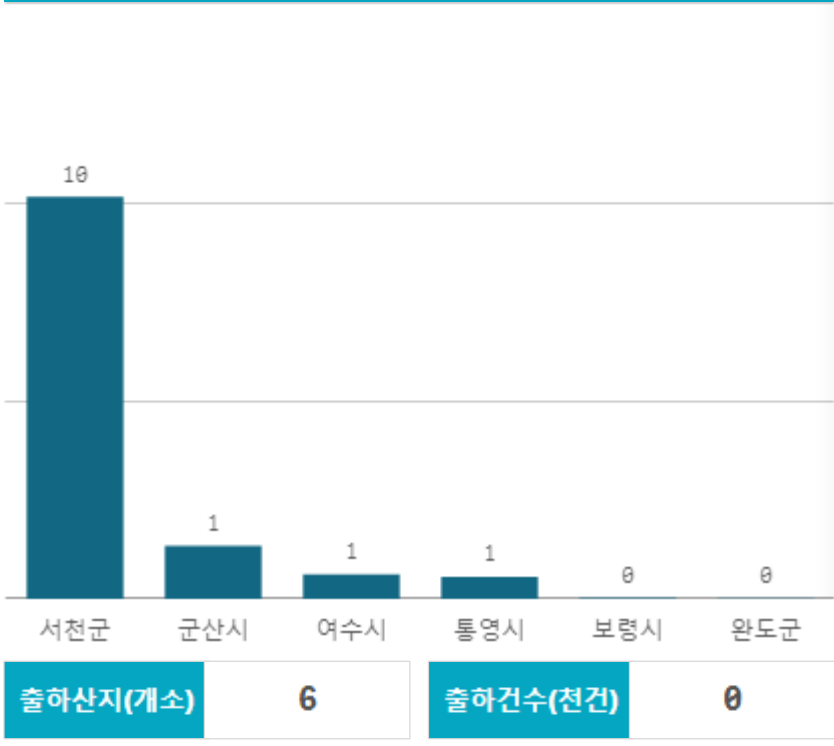


도매시장 법인별 거래금액(백만원)

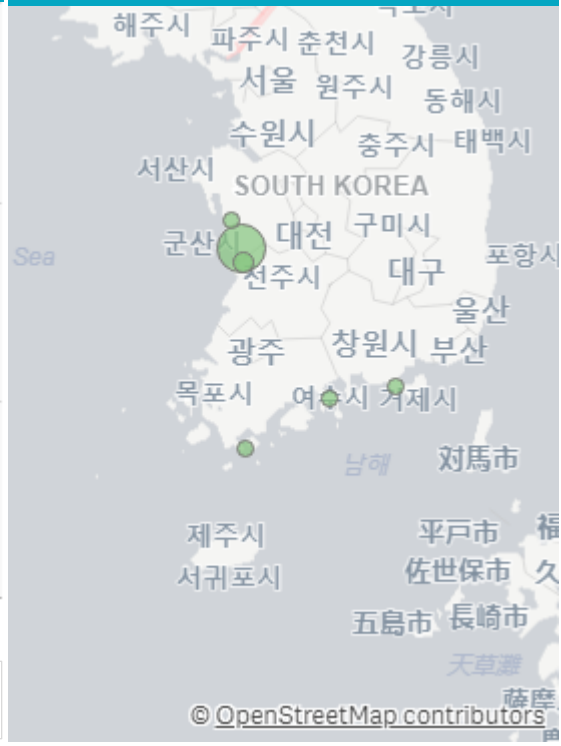


건세열치(1.5Kg)

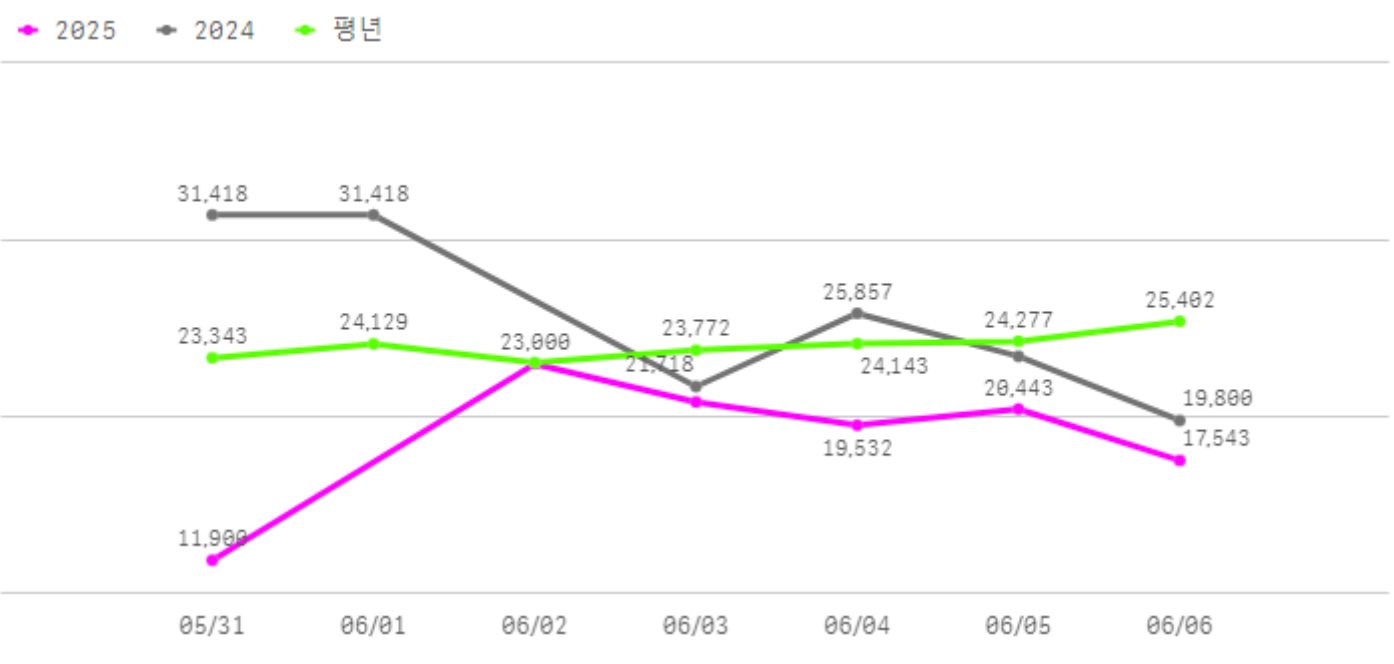
산지별 거래물량(톤)



산지별 주출하 시군구



주간 도매가격(원)



구분	금주(A)	전주(B)	전월(C)	전년(D)	평년(E)	A/B	A/C	A/D	A/E
가격(원)	19,512	19,752	18,715	25,078	22,377	98.8%	104.3%	77.8%	87.2%

※ 상품 가격 기준

□ 건세멸치(1.5Kg) 주간 가격

구분	Q	품종	Q	단량	Q	특	상	보통	하
2025-05-31		건세멸치		1.5Kg		-	11,900	11,488	9,519
2025-06-02		건세멸치		1.5Kg		-	23,000	18,715	11,102
2025-06-03		건세멸치		1.5Kg		-	20,849	17,066	10,807
2025-06-04		건세멸치		1.5Kg		-	19,532	16,768	9,885
2025-06-05		건세멸치		1.5Kg		-	20,443	16,727	12,086
2025-06-06		건세멸치		1.5Kg		-	17,543	14,638	11,492
평균						-	18,878	15,900	10,815