

---

2025년 가락시장

# 주요 품목 주간 거래동향

---

9월 1주차 주요 동향

[2025. 8.30. ~ 9.5.]



서울특별시농수산물공사

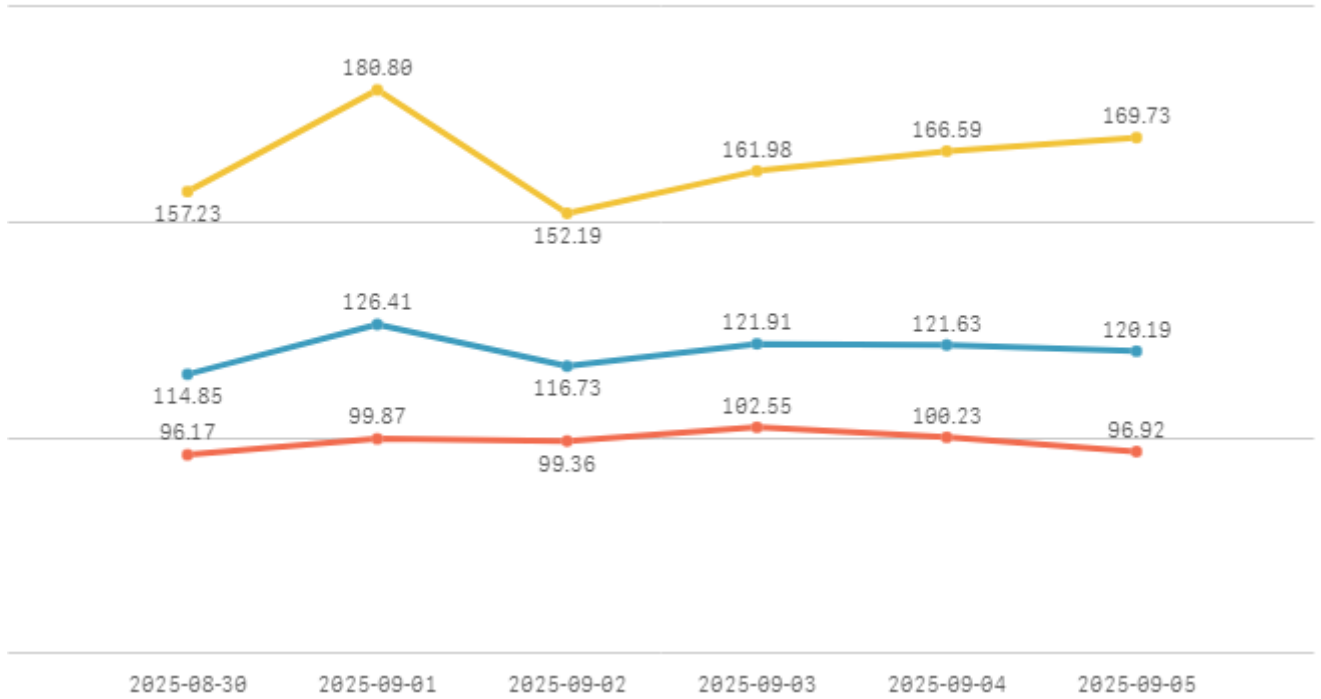
[데이터전략팀]

# 1. 주간 표준지수

※ 직전 5개년 평균가격을 지수 100으로 산정하여 100 이상일 경우 평년보다 상승, 100 이하일 경우 평년보다 하락

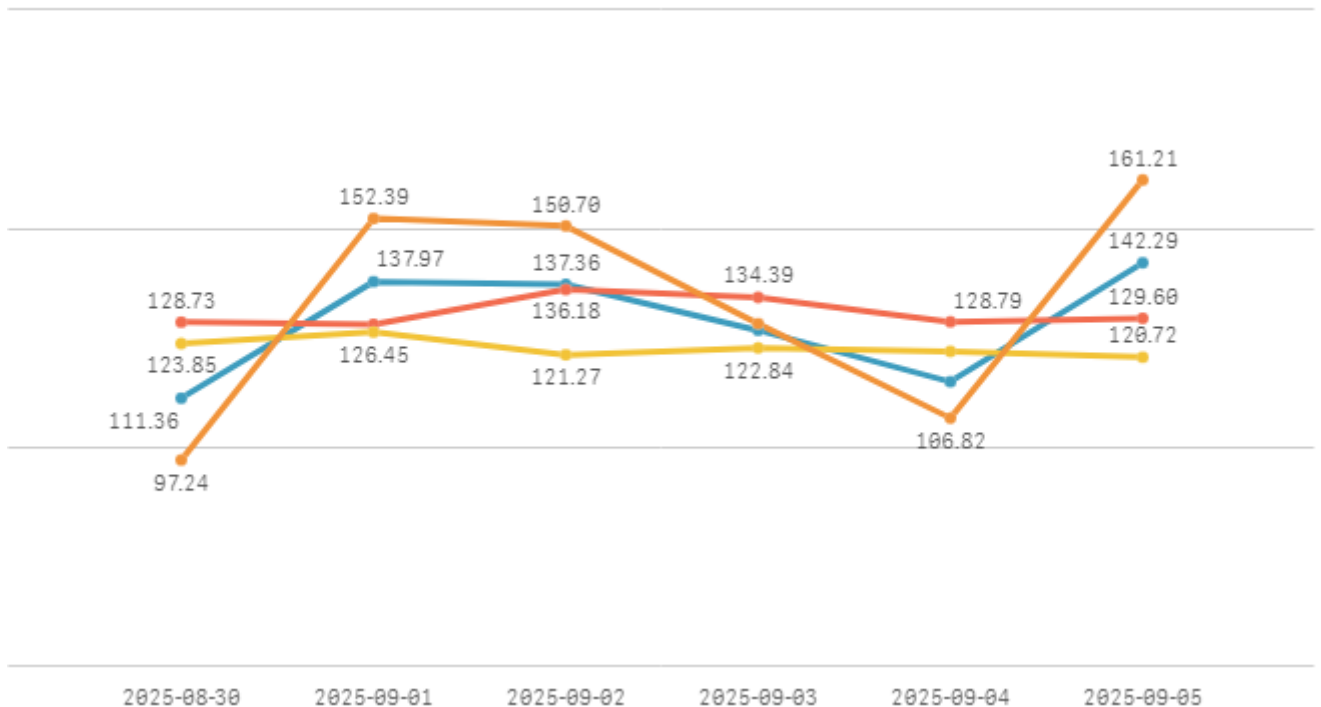
## □ 청과부류

합계 채소계 과일계



## □ 수산부류

합계 생선류 조개류 건어류



## 2. 주요 품목 주간 거래동향

### 주요 품목(종) 주간동향 (2025.08.30 ~ 09.05)

품종 단위	금주평균	전주평균	전월평균	전년평균	5년평균 가격	전주대비	전월대비	전년대비	5년평균 대비
(냉)고등어 수입(10키로상자)	60,399	51,657	50,189	37,330	55,972	17% ▲	20% ▲	62% ▲	8% ▲
(선)갈치(5키로상자)	131,579	124,027	133,403	114,811	126,469	6% ▲	-1% ▼	15% ▲	4% ▲
가지(8키로상자)	12,307	15,134	15,215	17,151	14,087	-19% ▼	-19% ▼	-28% ▼	-13% ▼
감글 하우스(3키로상자)	23,603	23,239	24,874	23,632	23,614	2% ▲	-5% ▼	-0% ▼	-0% ▼
감자 수미(햇)(20키로상자)	37,697	37,999	37,092	28,640	36,830	-1% ▼	2% ▲	32% ▲	2% ▲
건세 열치(1.5키로상자)	18,840	20,034	18,482	22,487	19,450	-6% ▼	2% ▲	-16% ▼	-3% ▼
겉홍합(10키로망대)	11,982	12,043	14,096	11,379	12,250	-1% ▼	-15% ▼	5% ▲	-2% ▼
간마늘 대서(20키로)	148,849	149,042	139,681	136,784	147,757	-0% ▼	7% ▲	9% ▲	1% ▲
당근(20키로상자)	32,101	34,706	28,113	90,060	38,226	-8% ▼	14% ▲	-64% ▼	-16% ▼
대추방울토마토(3키로상자)	20,469	22,876	15,154	21,517	20,887	-11% ▼	35% ▲	-5% ▼	-2% ▼
대파(일반)(1키로단)	1,654	1,419	2,113	1,615	1,665	16% ▲	-22% ▼	2% ▲	-1% ▼
멜론 머스크(8키로상자)	25,642	24,552	29,468	30,929	26,413	4% ▲	-13% ▼	-17% ▼	-3% ▼
무(20키로상자)	12,985	13,025	14,959	24,862	14,172	-0% ▼	-13% ▼	-48% ▼	-8% ▼
무화과 극산(1키로)	9,589	7,860	11,916	7,257	9,285	22% ▲	-20% ▼	32% ▲	3% ▲
물오징어(6키로상자)	71,686	68,501	74,539	87,235	71,037	5% ▲	-4% ▼	-18% ▼	1% ▲
바나나 수입(13키로상자)	26,572	25,900	21,478	33,626	26,864	3% ▲	24% ▲	-21% ▼	-1% ▼
배 원황(15키로상자)	44,356	46,780	-	37,459	43,922	-5% ▼	-	18% ▲	1% ▲
배추(10키로망대)	15,748	14,369	17,484	22,319	15,767	10% ▲	-10% ▼	-29% ▼	-0% ▼
백다다기오이(100개)	84,742	82,084	51,983	86,546	83,868	3% ▲	63% ▲	-2% ▼	1% ▲
복숭아 유명백도(백)(4키로상자)	23,750	22,398	26,192	26,182	24,108	6% ▲	-9% ▼	-9% ▼	-1% ▼
복숭아 황도(황)(4키로상자)	22,169	19,452	28,193	28,335	22,985	14% ▲	-21% ▼	-22% ▼	-4% ▼
부추(일반)(500그람단)	2,392	2,587	2,442	3,119	2,428	-8% ▼	-2% ▼	-23% ▼	-2% ▼
빨강 파프리카(5키로상자)	35,690	34,690	21,431	39,599	37,053	3% ▲	67% ▲	-10% ▼	-4% ▼
사과 홀로(10키로상자)	68,426	75,720	89,845	66,588	65,952	-10% ▼	-24% ▼	3% ▲	4% ▲
상추 포기찰(4키로상자)	38,751	36,918	39,835	63,353	41,744	5% ▲	-3% ▼	-39% ▼	-7% ▼
새송이버섯(2키로상자)	5,310	5,317	5,929	6,634	5,727	-0% ▼	-10% ▼	-20% ▼	-7% ▼
수박(일반)(10키로상자)	33,688	34,936	31,601	20,017	31,533	-4% ▼	7% ▲	68% ▲	7% ▲
애호박(20개)	16,583	23,506	18,767	33,590	19,674	-29% ▼	-12% ▼	-51% ▼	-16% ▼
양배추(8키로망대)	7,258	7,159	9,861	7,118	7,277	1% ▲	-26% ▼	2% ▲	-0% ▼
양파(1키로)	1,045	1,043	1,102	1,103	1,070	0% ▲	-5% ▼	-5% ▼	-2% ▼
열무(4키로상자)	13,430	14,668	15,226	17,401	13,639	-8% ▼	-12% ▼	-23% ▼	-2% ▼
오렌지 네블 수입(18키로상자)	57,836	56,385	60,429	35,760	56,417	3% ▲	-4% ▼	62% ▲	3% ▲
오이맛고추(10키로상자)	39,214	24,626	39,369	42,809	41,924	59% ▲	-0% ▼	-8% ▼	-6% ▼
자두 추희(5키로상자)	34,114	36,704	-	21,423	32,425	-7% ▼	-	59% ▲	5% ▲
찰옥수수(8키로)	19,714	19,501	17,081	20,152	19,826	1% ▲	15% ▲	-2% ▼	-1% ▼
청경채(4키로상자)	11,117	9,971	12,662	21,365	12,669	11% ▲	-12% ▼	-48% ▼	-12% ▼
청양고추(10키로상자)	33,090	31,267	44,712	62,583	37,166	6% ▲	-26% ▼	-47% ▼	-11% ▼
토마토(5키로상자)	16,122	15,620	19,032	28,169	17,668	3% ▲	-15% ▼	-43% ▼	-9% ▼
팽이버섯(5키로상자)	10,165	8,347	10,046	10,742	10,785	22% ▲	1% ▲	-5% ▼	-6% ▼
포도 샤인머스켓(2키로상자)	12,338	13,346	17,875	13,103	13,922	-8% ▼	-31% ▼	-6% ▼	-11% ▼
포도 캠벨얼리(3키로상자)	16,076	19,091	30,061	17,509	16,372	-16% ▼	-47% ▼	-8% ▼	-2% ▼
호박밥 고무마(10키로상자)	32,188	32,152	32,900	25,990	31,372	0% ▲	-2% ▼	24% ▲	3% ▲

## □ 품종별 등락가격 비교(전주대비)

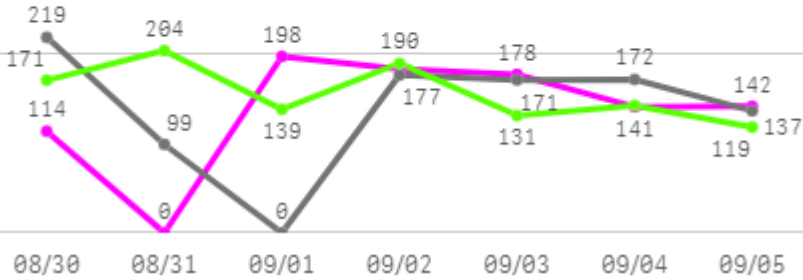
구분	품목(종)명
상승 품목(종)	(냉)고등어 수입(17%),(선)갈치(6%),대파(일반)(16%),무화과 국산(22%),배추(10%),복숭아 유명백도(백)(6%),복숭아 황도(황)(14%),오이맛고추(59%),청경채(11%),청양고추(6%),팽이버섯(22%)
하락 품목(종)	가지(-19%),건세멸치(-6%),당근(-8%),대추방울토마토(-11%),배 원황(-5%),부추(일반)(-8%),사과 홍로(-10%),애호박(-29%),열무(-8%),자두 추희(-7%),포도 샤인머스켓(-8%),포도 캠벨얼리(-16%)
보합 품목(종)(+5%)	감굴 하우스,감자 수미(햇),겉홍합,깐마늘 대서,멜론 머스크,무,물오징어,바나나 수입,백다다기오이,빨강 파프리카,상추 포기참,새송이버섯,수박(일반),양배추,양파,오렌지 네블 수입,찰옥수수,토마토,호박밤 고구마

# 3. 품목(종)별 주간 거래동향

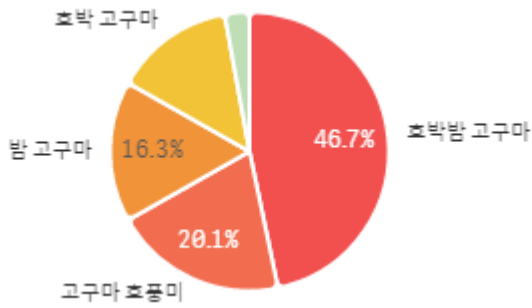
## 고구마

주간 반입량(톤)

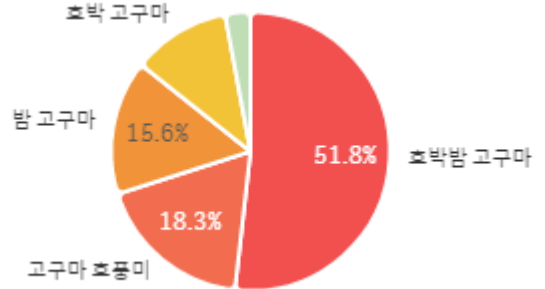
◆ 2025    ● 2024    ▲ 평년



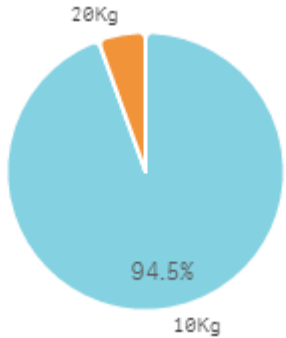
출하 품종별 거래물량 구성비



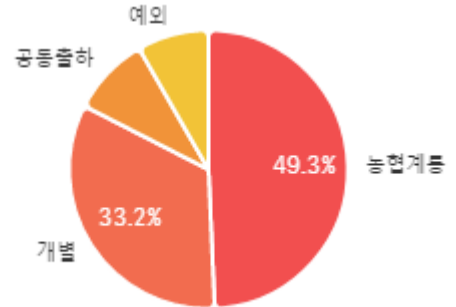
출하 품종별 거래금액 구성비



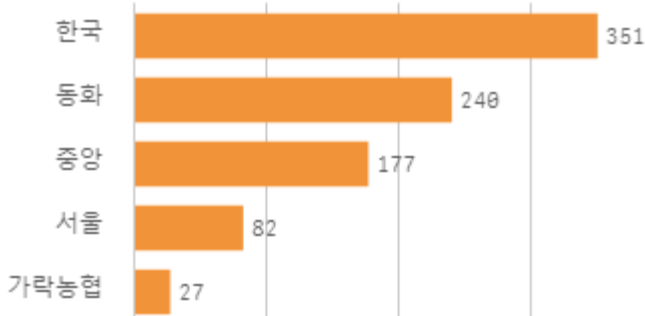
거래 단량별 물량 구성비



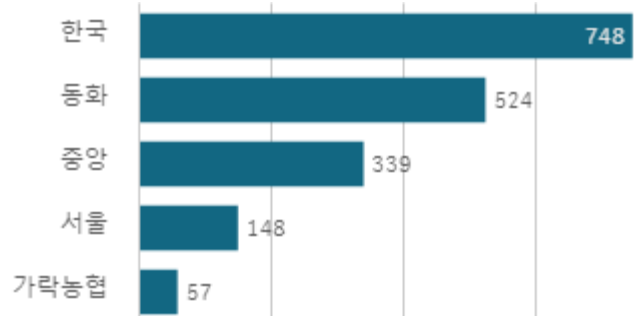
출하자별 거래물량 구성비



도매시장 법인별 거래물량(톤)

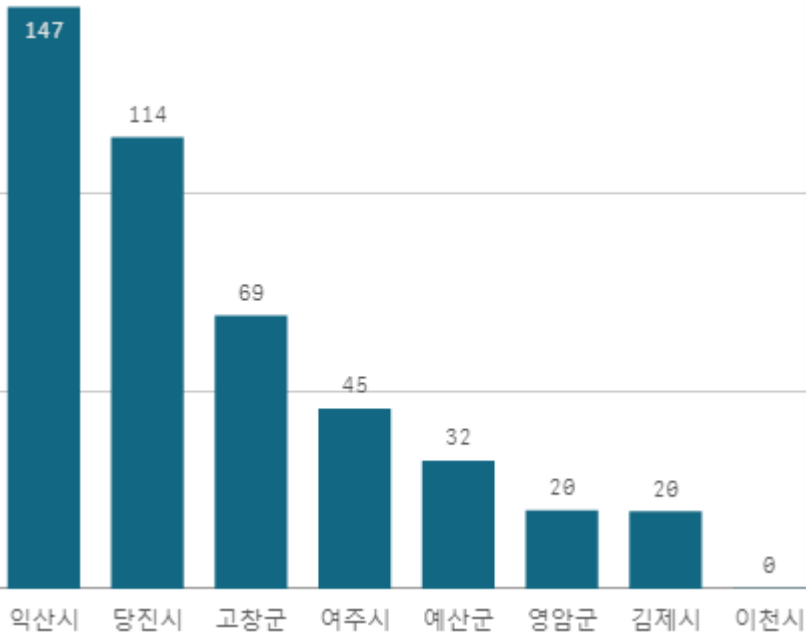


도매시장 법인별 거래금액(백만원)



# 호박밤 고구마(10Kg)

산지별 거래물량(톤)



출하산지(개소)

8

출하건수(천건)

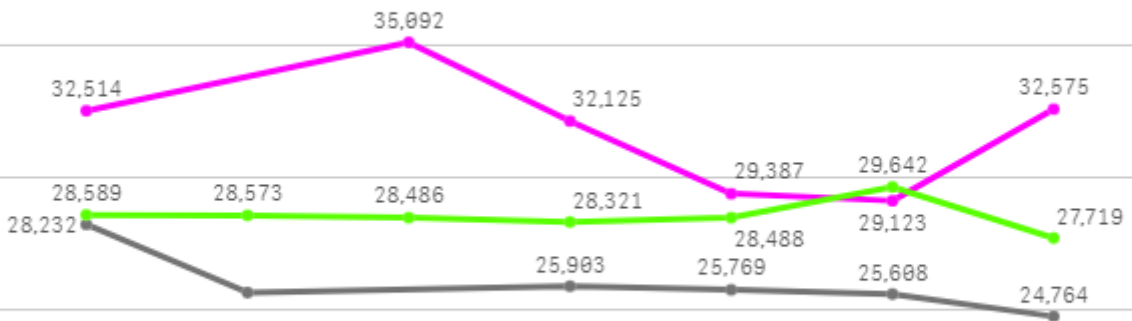
1

산지별 주출하 시군구



주간 도매가격(원)

◆ 2025    ● 2024    ◆ 평년



08/30    08/31    09/01    09/02    09/03    09/04    09/05

구분	금주(A)	전주(B)	전월(C)	전년(D)	평년(E)	A/B	A/C	A/D	A/E
가격(원)	32,141	32,116	32,879	25,990	31,215	100.1%	97.8%	123.7%	103.0%

※ 상품 가격 기준

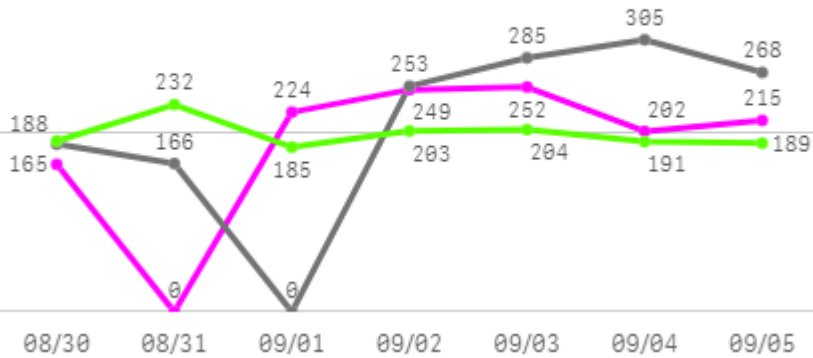
## □ 호박밤 고구마(10Kg) 주간 가격

구분	Q	품종	Q	단량	Q	특	상	보통	하
2025-08-30		호박밤 고구마		10Kg		37,087	32,514	25,672	14,336
2025-09-01		호박밤 고구마		10Kg		37,920	35,092	25,809	12,034
2025-09-02		호박밤 고구마		10Kg		37,097	32,125	25,159	12,735
2025-09-03		호박밤 고구마		10Kg		35,725	29,387	22,569	11,374
2025-09-04		호박밤 고구마		10Kg		36,659	29,123	22,858	13,744
2025-09-05		호박밤 고구마		10Kg		38,906	32,575	23,904	13,601
평균						<b>37,232</b>	<b>31,803</b>	<b>24,329</b>	<b>12,971</b>

# 감자

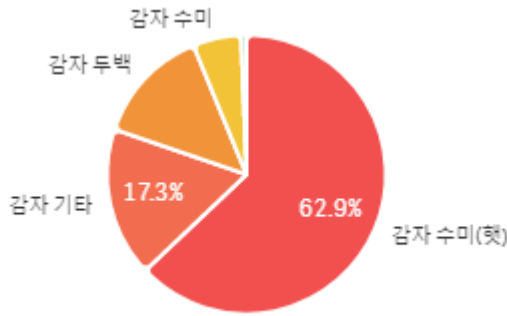
## 주간 반입량(톤)

◆ 2025    ● 2024    ▲ 평년

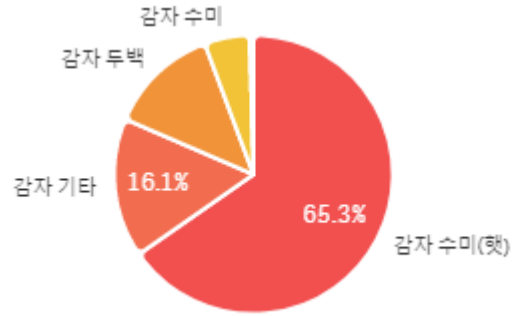


구분	금주(A)	전주(B)	전월(C)	전년(D)	평년(E)	A/B	A/C	A/D	A/E
물량(톤)	1,308	1,404	1,157	1,466	1,417	93.1%	113.1%	89.2%	92.3%

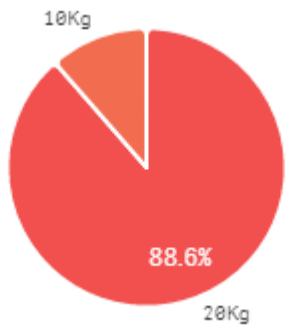
## 출하 품종별 거래물량 구성비



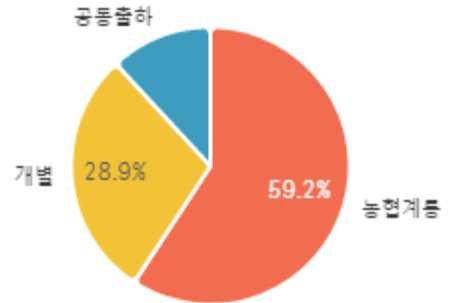
## 출하 품종별 거래금액 구성비



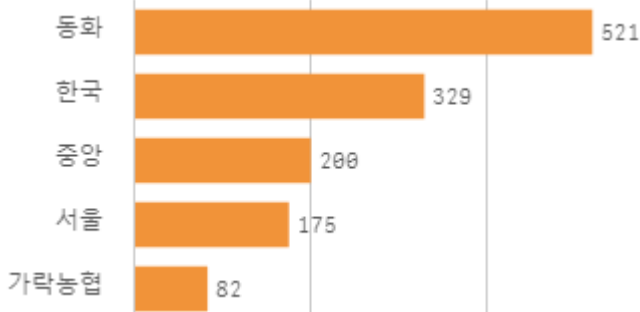
## 거래 단량별 물량 구성비



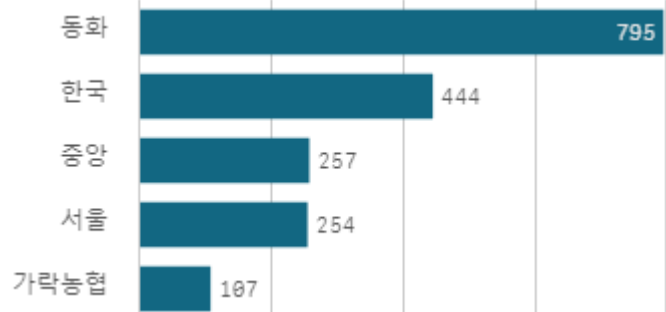
## 출하자별 거래물량 구성비



## 도매시장 법인별 거래물량(톤)

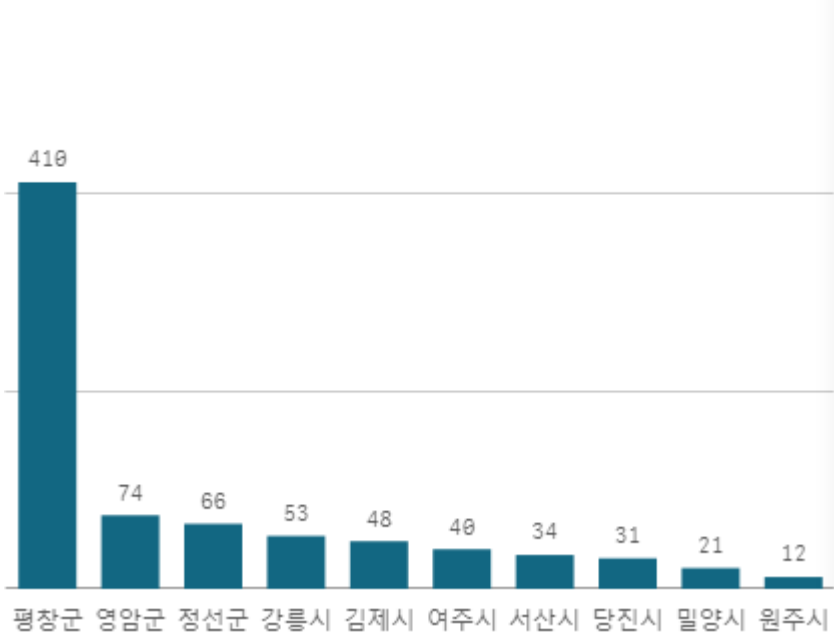


## 도매시장 법인별 거래금액(백만원)



# 감자 수미(햇) (20Kg)

산지별 거래물량(톤)



출하산지(개소)

18

출하건수(천건)

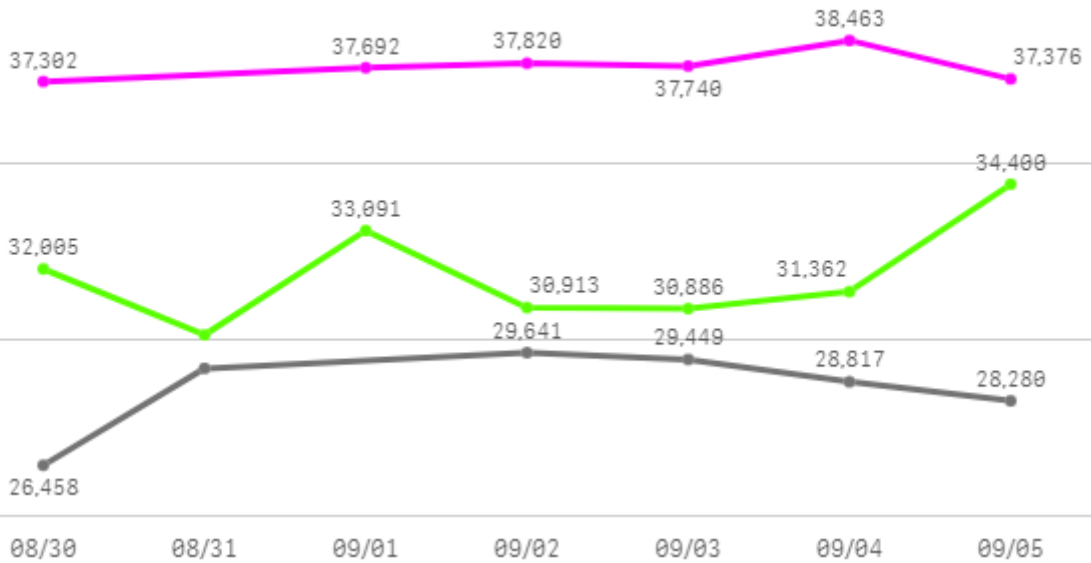
1

산지별 주출하 시군구



주간 도매가격(원)

◆ 2025    ● 2024    ◆ 평년



구분	금주(A)	전주(B)	전월(C)	전년(D)	평년(E)	A/B	A/C	A/D	A/E
가격(원)	37,690	37,996	37,092	28,640	36,693	99.2%	101.6%	131.6%	102.7%

※ 상품 가격 기준

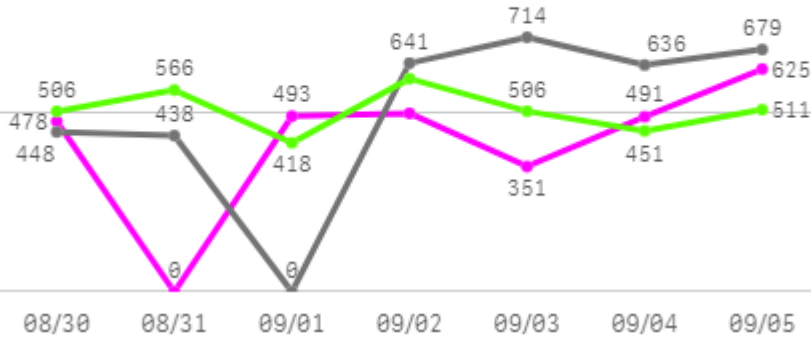
## □ 감자 수미(햇)(20Kg) 주간 가격

구분	Q	품종	Q	단량	Q	특	상	보통	하
2025-08-30		감자 수미(햇)		20Kg		42,798	37,302	27,741	11,121
2025-09-01		감자 수미(햇)		20Kg		41,948	37,692	31,447	16,659
2025-09-02		감자 수미(햇)		20Kg		42,136	37,820	31,024	14,478
2025-09-03		감자 수미(햇)		20Kg		41,170	37,740	28,511	15,369
2025-09-04		감자 수미(햇)		20Kg		42,024	38,463	30,653	15,973
2025-09-05		감자 수미(햇)		20Kg		40,725	37,376	29,875	14,158
평균						<b>41,800</b>	<b>37,732</b>	<b>29,875</b>	<b>14,626</b>

# 배추

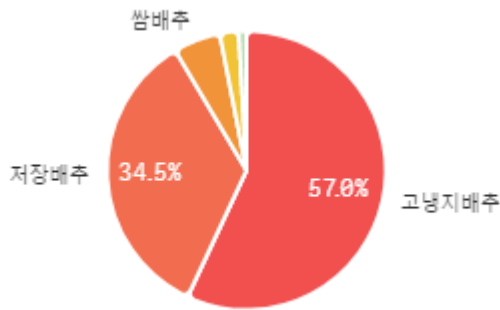
## 주간 반입량(톤)

◆ 2025    ● 2024    ▲ 평년

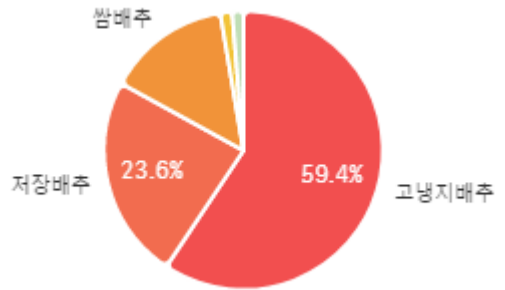


구분	금주(A)	전주(B)	전월(C)	전년(D)	평년(E)	A/B	A/C	A/D	A/E
물량(톤)	2,937	2,656	2,257	3,557	3,581	110.6%	130.1%	82.6%	82.0%

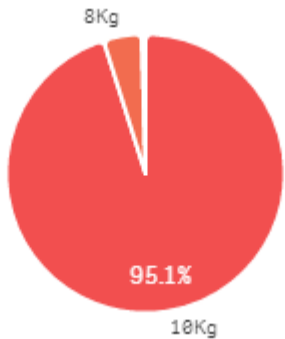
## 출하 품종별 거래물량 구성비



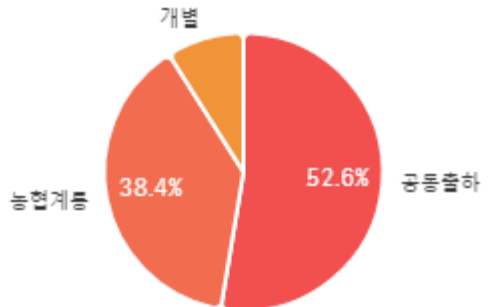
## 출하 품종별 거래금액 구성비



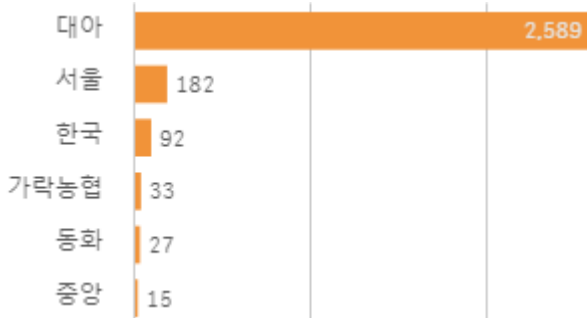
## 거래 단량별 물량 구성비



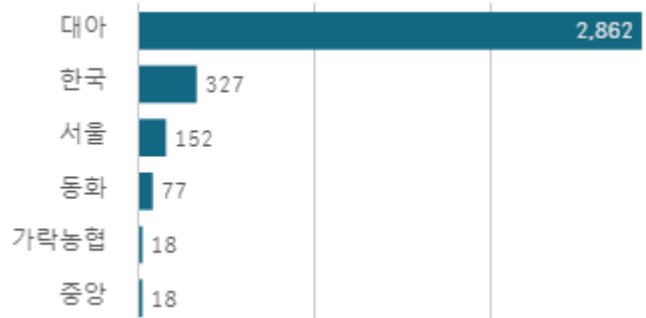
## 출하자별 거래물량 구성비



## 도매시장 법인별 거래물량(톤)

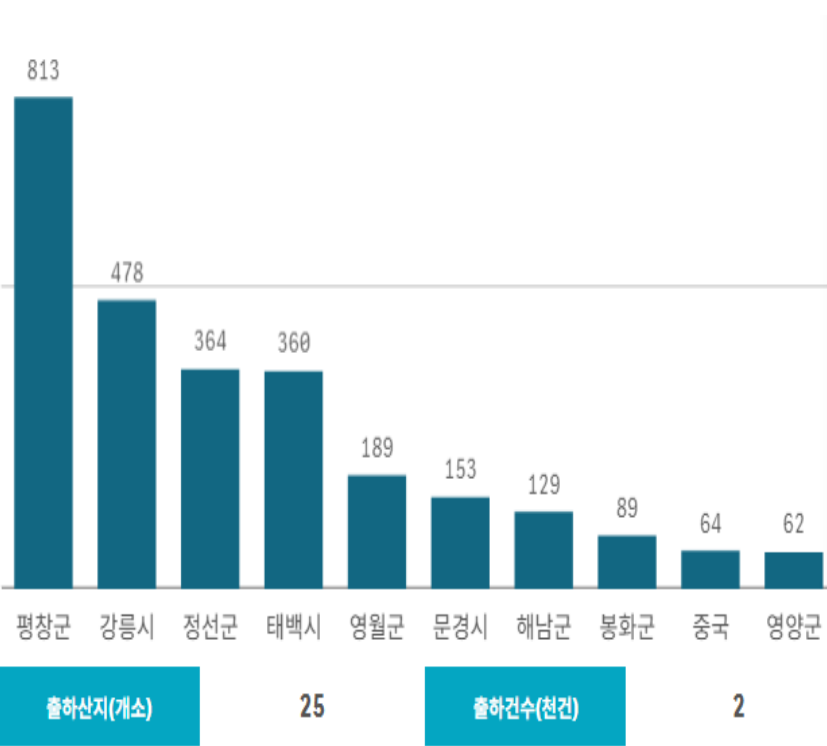


## 도매시장 법인별 거래금액(백만원)



# 배추(10Kg)

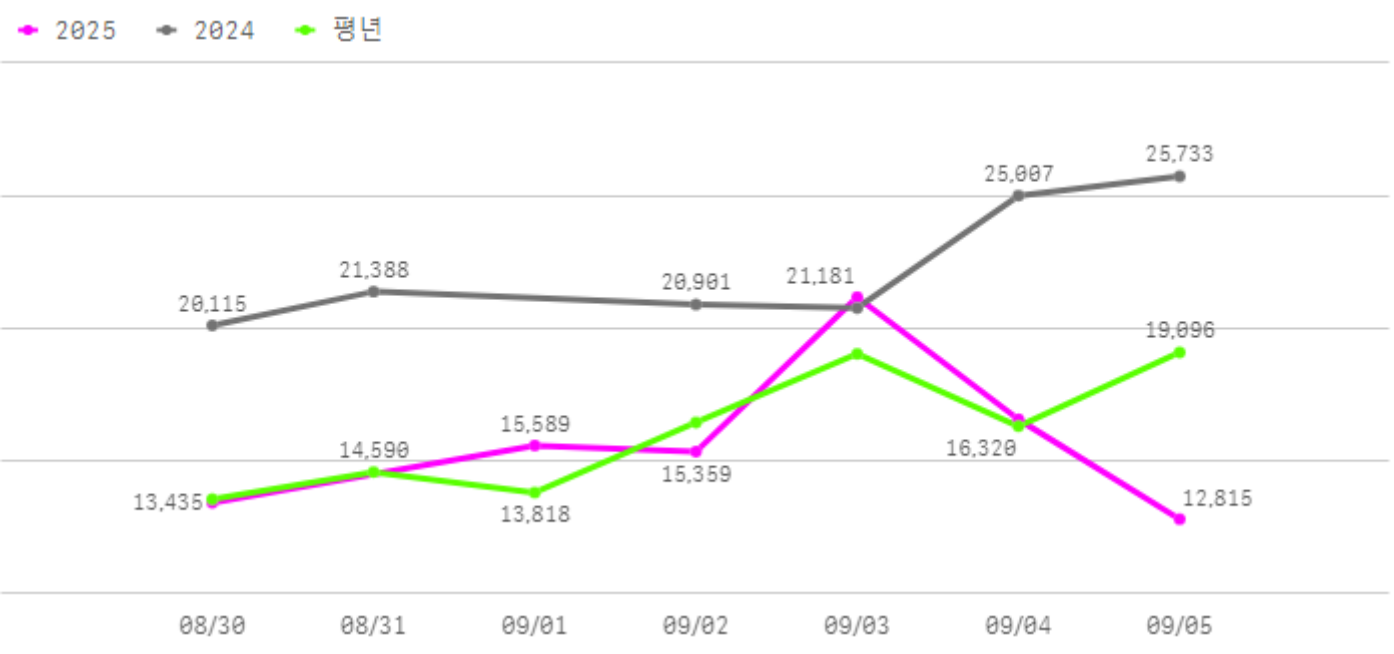
산지별 거래물량(톤)



산지별 주출하 시군구



주간 도매가격(원)



구분	금주(A)	전주(B)	전월(C)	전년(D)	평년(E)	A/B	A/C	A/D	A/E
가격(원)	15,733	14,358	17,483	22,319	15,758	109.6%	90.0%	70.5%	99.8%

※ 상품 가격 기준

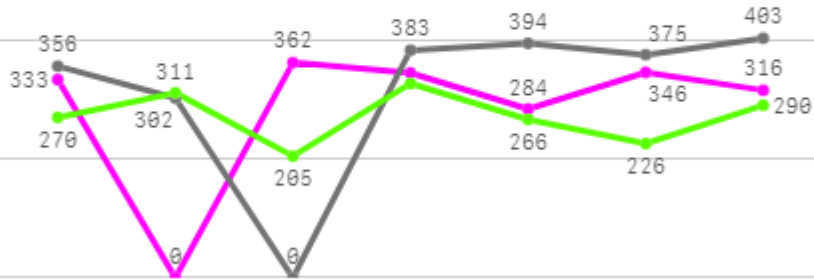
## □ 배추(10Kg) 주간 가격

구분	Q	품종	Q	단량	Q	특	상	보통	하
2025-08-30		배추		10Kg		20,270	13,435	6,805	2,656
2025-09-01		배추		10Kg		23,762	15,589	9,290	4,121
2025-09-02		배추		10Kg		21,839	15,359	7,795	3,803
2025-09-03		배추		10Kg		29,281	21,181	8,192	2,936
2025-09-04		배추		10Kg		23,380	16,577	9,863	6,099
2025-09-05		배추		10Kg		17,390	12,815	7,759	3,824
평균						<b>22,654</b>	<b>15,826</b>	<b>8,284</b>	<b>3,907</b>

# 양배추

## 주간 반입량(톤)

◆ 2025    ● 2024    ▲ 평년



08/30    08/31    09/01    09/02    09/03    09/04    09/05

구분	금주(A)	전주(B)	전월(C)	전년(D)	평년(E)	A/B	A/C	A/D	A/E
물량(톤)	1,985	1,927	1,778	2,214	1,954	103.1%	111.7%	89.7%	101.6%

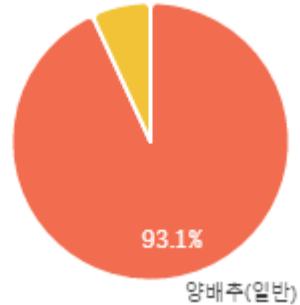
### 출하 품종별 거래물량 구성비

양배추 수입



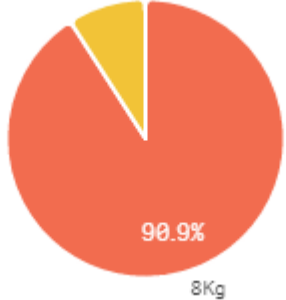
### 출하 품종별 거래금액 구성비

양배추 수입



### 거래 단량별 물량 구성비

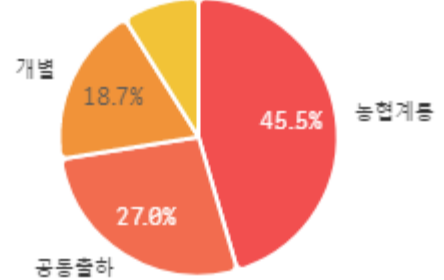
15Kg




8Kg

### 출하자별 거래물량 구성비

수집상



### 도매시장 법인별 거래물량(톤)

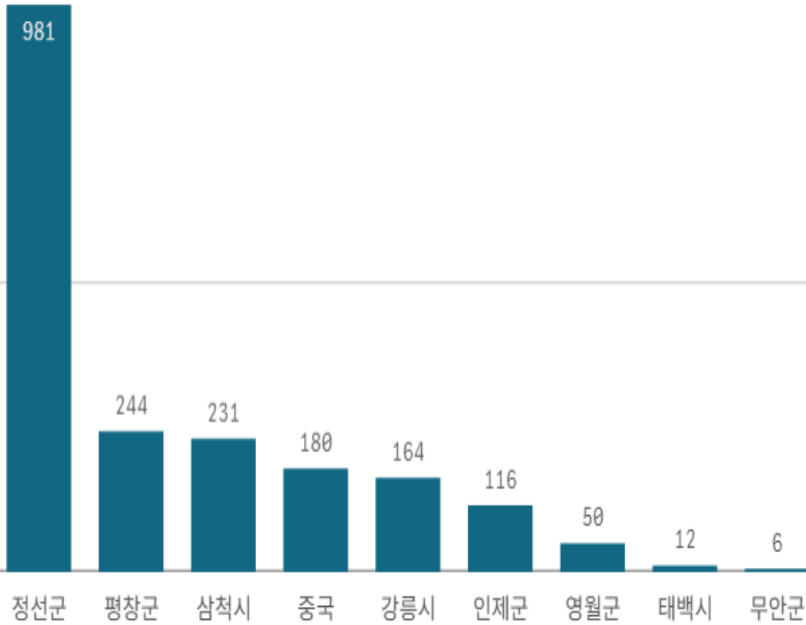


### 도매시장 법인별 거래금액(백만원)



# 양배추(8Kg)

산지별 거래물량(톤)



출하산지(개소)

9

출하건수(천건)

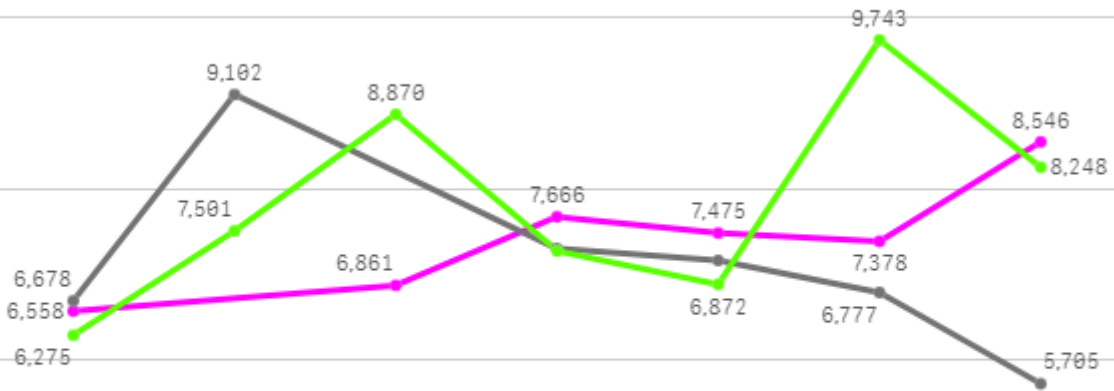
1

산지별 주출하 시군구



주간 도매가격(원)

◆ 2025    ● 2024    ▲ 평년



08/30    08/31    09/01    09/02    09/03    09/04    09/05

구분	금주(A)	전주(B)	전월(C)	전년(D)	평년(E)	A/B	A/C	A/D	A/E
가격(원)	7,228	7,160	9,864	7,118	7,257	100.9%	73.3%	101.5%	99.6%

※ 상품 가격 기준

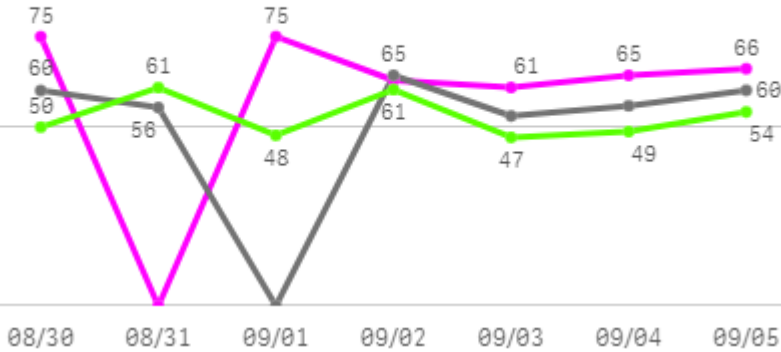
## □ 양배추(8Kg) 주간 가격

구분	Q	품종	Q	단량	Q	특	상	보통	하
2025-08-30		양배추		8Kg		9,224	6,558	4,971	3,645
2025-09-01		양배추		8Kg		9,540	6,861	5,312	3,965
2025-09-02		양배추		8Kg		10,268	7,666	5,771	4,238
2025-09-03		양배추		8Kg		10,216	7,475	5,400	3,917
2025-09-04		양배추		8Kg		10,264	7,378	5,227	3,654
2025-09-05		양배추		8Kg		10,883	8,546	5,568	4,227
평균						<b>10,066</b>	<b>7,414</b>	<b>5,375</b>	<b>3,941</b>

# 상추

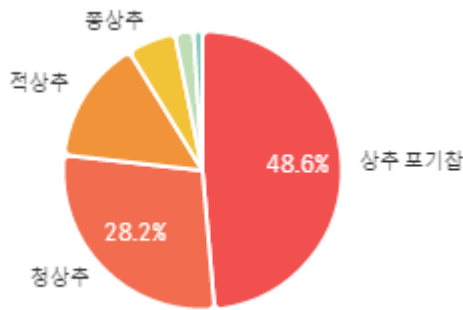
## 주간 반입량(톤)

◆ 2025    ● 2024    ▲ 평년

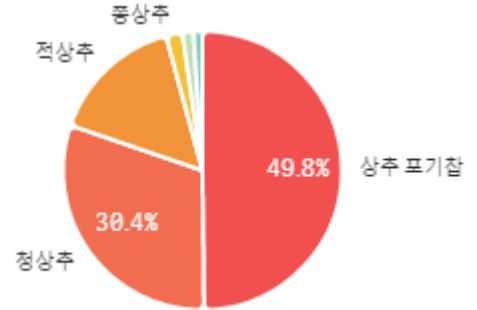


구분	금주(A)	전주(B)	전월(C)	전년(D)	평년(E)	A/B	A/C	A/D	A/E
물량(톤)	406	424	445	350	376	96.0%	91.4%	116.0%	108.2%

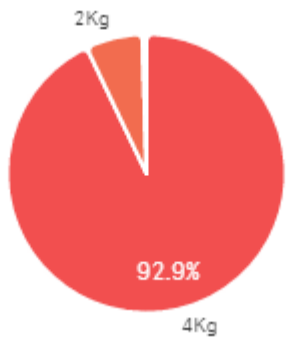
## 출하 품종별 거래물량 구성비



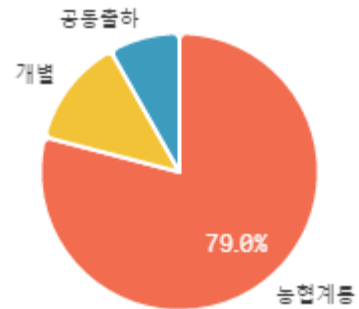
## 출하 품종별 거래금액 구성비



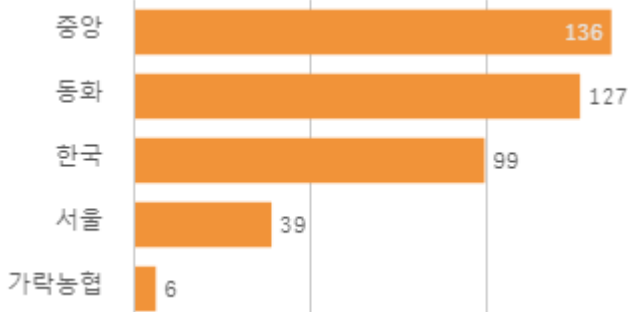
## 거래 단량별 물량 구성비



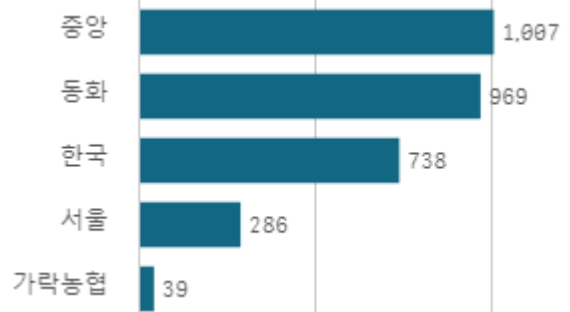
## 출하자별 거래물량 구성비



## 도매시장 법인별 거래물량(톤)

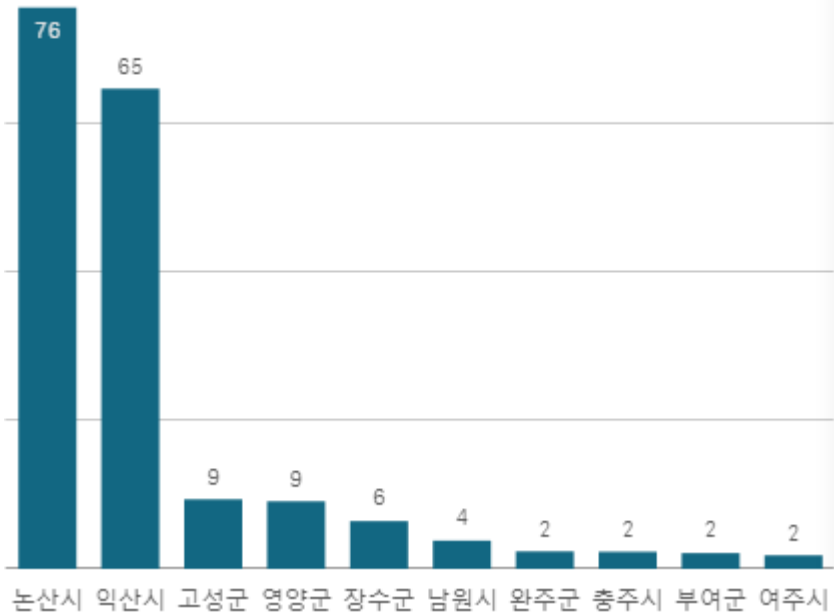


## 도매시장 법인별 거래금액(백만원)



# 상추 포기잡(4Kg)

산지별 거래물량(톤)



출하산지(개소)

34

출하건수(천건)

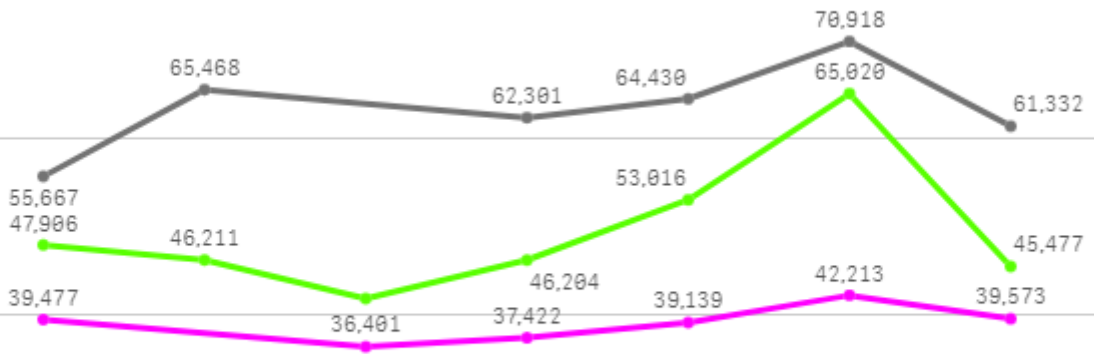
2

산지별 주출하 시군구



주간 도매가격(원)

◆ 2025    ● 2024    ◆ 평년



08/30    08/31    09/01    09/02    09/03    09/04    09/05

구분	금주(A)	전주(B)	전월(C)	전년(D)	평년(E)	A/B	A/C	A/D	A/E
가격(원)	38,696	36,919	39,847	63,353	42,157	104.8%	97.1%	61.1%	91.8%

※ 상품 가격 기준

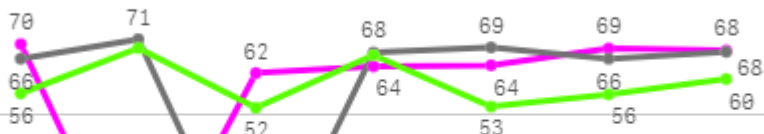
## □ 상추 포기잡(4Kg) 주간 가격

구분	Q	품종	Q	단량	Q	특	상	보통	하
2025-08-30		상추 포기잡		4Kg		-	39,477	32,548	24,520
2025-09-01		상추 포기잡		4Kg		-	36,401	29,650	21,335
2025-09-02		상추 포기잡		4Kg		-	37,422	31,756	23,995
2025-09-03		상추 포기잡		4Kg		-	39,139	32,568	24,611
2025-09-04		상추 포기잡		4Kg		-	42,213	33,702	25,402
2025-09-05		상추 포기잡		4Kg		-	39,573	33,159	25,733
평균						-	<b>39,038</b>	<b>32,231</b>	<b>24,266</b>

# 부추

## 주간 반입량(톤)

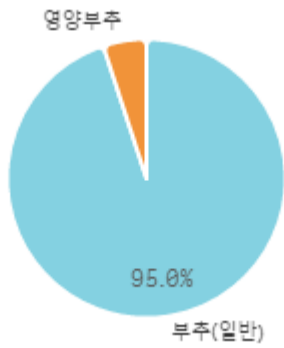
◆ 2025    ● 2024    ▲ 평년



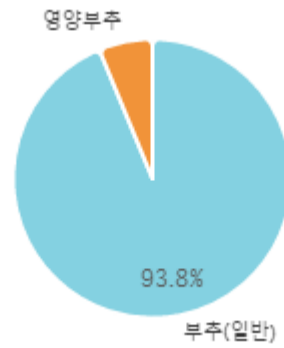
08/30    08/31    09/01    09/02    09/03    09/04    09/05

구분	금주(A)	전주(B)	전월(C)	전년(D)	평년(E)	A/B	A/C	A/D	A/E
물량(톤)	397	392	400	408	419	101.1%	99.2%	97.3%	94.7%

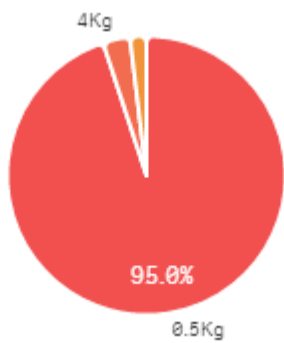
## 출하 품종별 거래물량 구성비



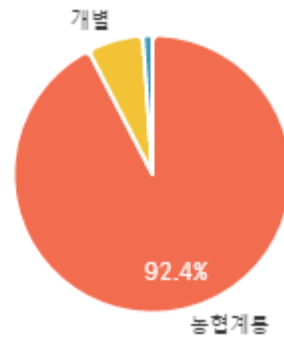
## 출하 품종별 거래금액 구성비



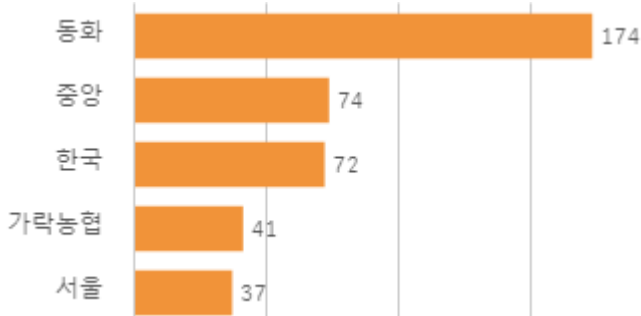
## 거래 단량별 물량 구성비



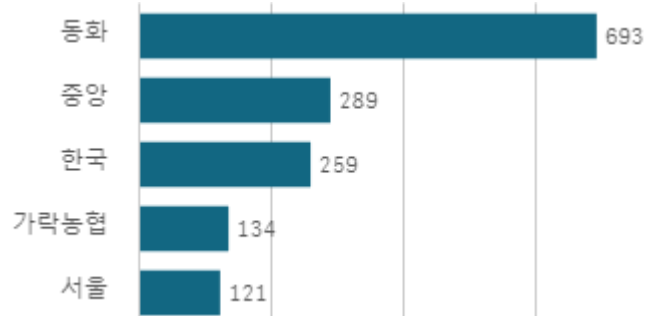
## 출하자별 거래물량 구성비



## 도매시장 법인별 거래물량(톤)

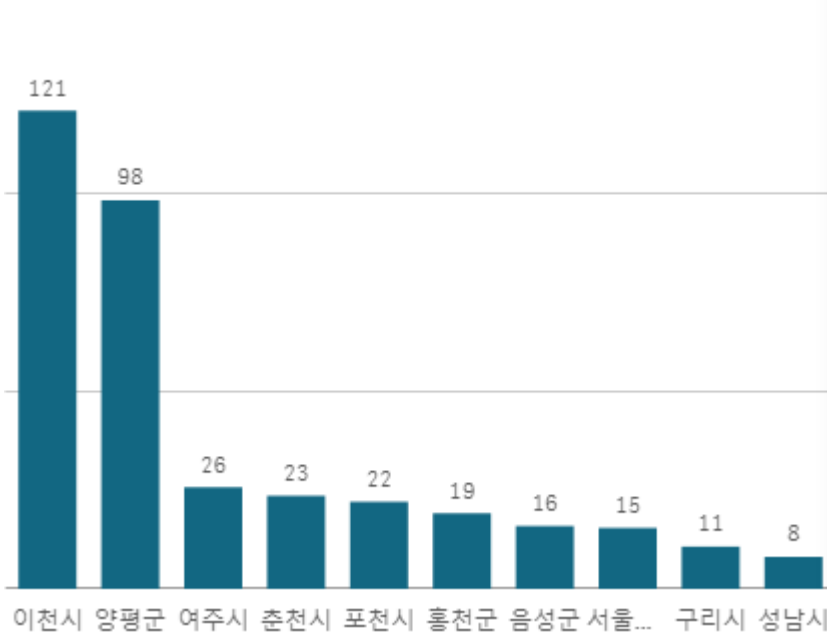


## 도매시장 법인별 거래금액(백만원)



# 부추(일반) (0.5Kg)

산지별 거래물량(톤)



산지별 주출하 시군구



출하산지(개소)

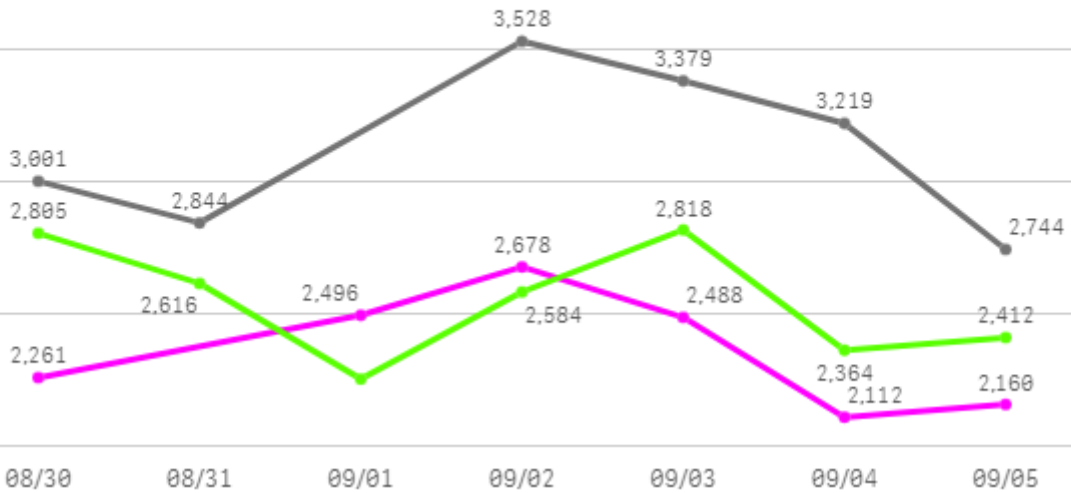
19

출하건수(천건)

2

주간 도매가격(원)

◆ 2025    ◆ 2024    ◆ 평년



구분	금주(A)	전주(B)	전월(C)	전년(D)	평년(E)	A/B	A/C	A/D	A/E
가격(원)	2,397	2,589	2,442	3,119	2,438	92.6%	98.1%	76.8%	98.3%

※ 상품 가격 기준

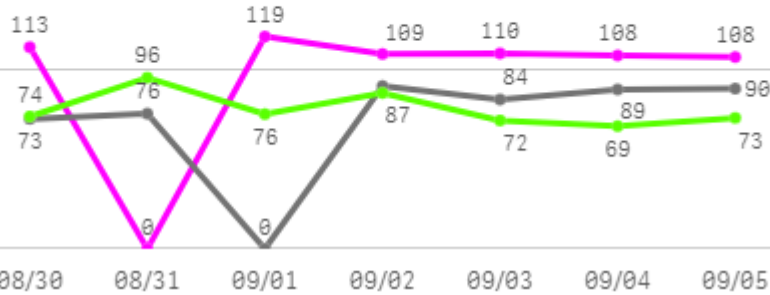
## □ 부추(일반)(0.5Kg) 주간 가격

구분	Q	품종	Q	단량	Q	특	상	보통	하
2025-08-30		부추(일반)		0.5Kg		-	2,261	1,738	1,324
2025-09-01		부추(일반)		0.5Kg		-	2,496	2,096	1,625
2025-09-02		부추(일반)		0.5Kg		-	2,678	2,248	1,825
2025-09-03		부추(일반)		0.5Kg		-	2,488	2,160	1,803
2025-09-04		부추(일반)		0.5Kg		-	2,112	1,656	1,354
2025-09-05		부추(일반)		0.5Kg		-	2,160	1,716	1,344
평균						-	<b>2,366</b>	<b>1,936</b>	<b>1,546</b>

# 열무

## 주간 반입량(톤)

◆ 2025    ● 2024    ▲ 평년

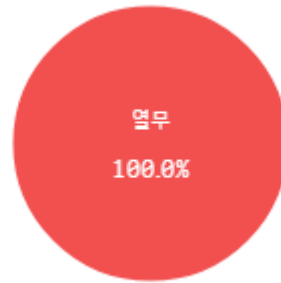


구분	금주(A)	전주(B)	전월(C)	전년(D)	평년(E)	A/B	A/C	A/D	A/E
물량(톤)	667	649	524	503	557	102.7%	127.3%	132.6%	119.8%

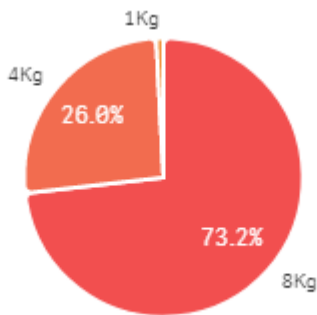
## 출하 품종별 거래물량 구성비



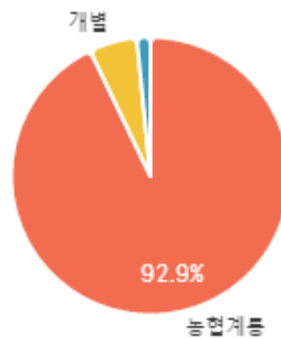
## 출하 품종별 거래금액 구성비



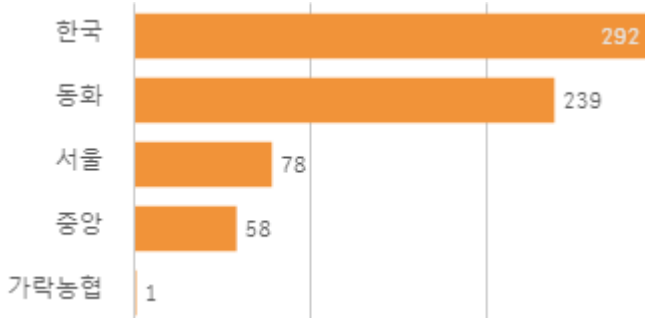
## 거래 단량별 물량 구성비



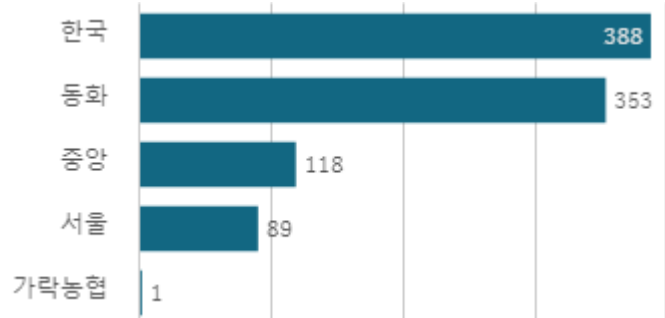
## 출하자별 거래물량 구성비



## 도매시장 법인별 거래물량(톤)

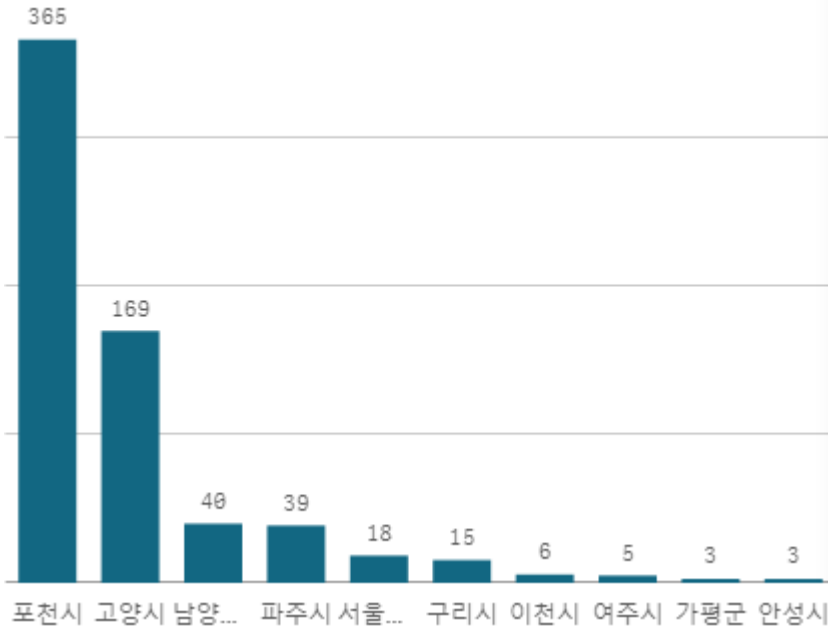


## 도매시장 법인별 거래금액(백만원)



# 열무(4Kg)

산지별 거래물량(톤)



출하산지(개소)

18

출하건수(천건)

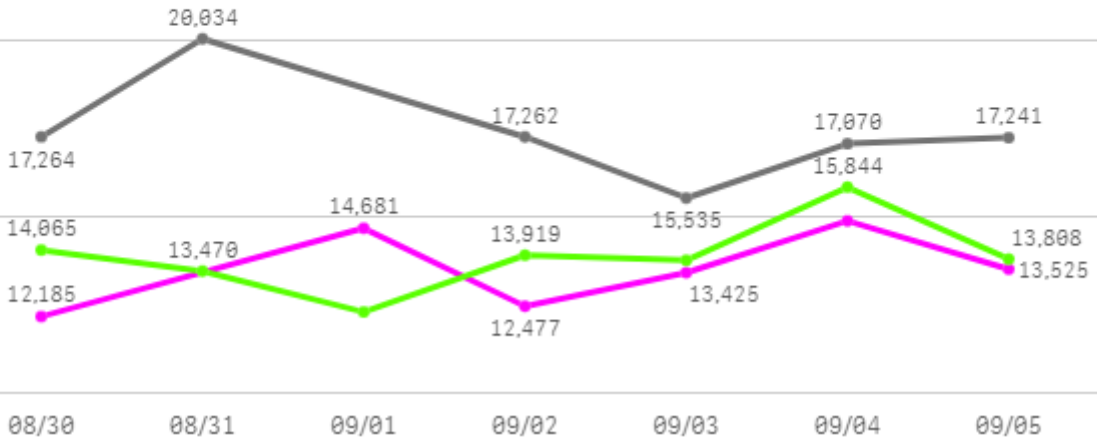
3

산지별 주출하 시군구



주간 도매가격(원)

◆ 2025    ◆ 2024    ◆ 평년



구분	금주(A)	전주(B)	전월(C)	전년(D)	평년(E)	A/B	A/C	A/D	A/E
가격(원)	13,410	14,680	15,229	17,401	13,656	91.4%	88.1%	77.1%	98.2%

※ 상품 가격 기준

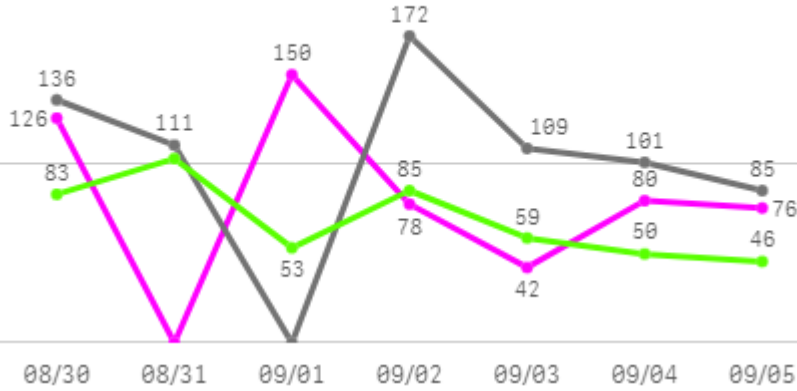
## □ 열무(4Kg) 주간 가격

구분	Q	품종	Q	단량	Q	특	상	보통	하
2025-08-30		열무		4Kg		-	12,185	8,496	4,269
2025-09-01		열무		4Kg		-	14,681	9,484	5,369
2025-09-02		열무		4Kg		-	12,477	8,683	4,538
2025-09-03		열무		4Kg		-	13,425	8,856	4,955
2025-09-04		열무		4Kg		-	14,888	10,263	4,614
2025-09-05		열무		4Kg		-	13,525	9,920	4,715
평균						-	<b>13,530</b>	<b>9,284</b>	<b>4,743</b>

# 수박

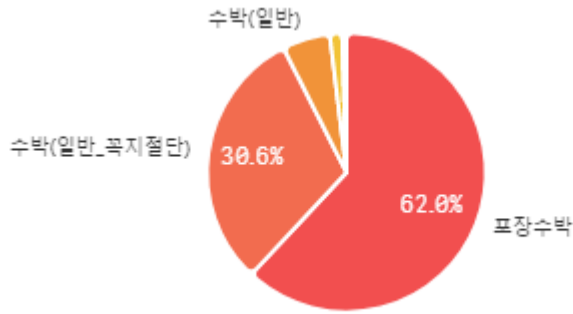
## 주간 반입량(톤)

◆ 2025    ● 2024    ▲ 평년

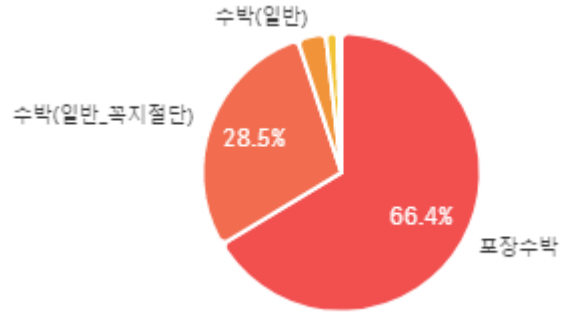


구분	금주(A)	전주(B)	전월(C)	전년(D)	평년(E)	A/B	A/C	A/D	A/E
물량(톤)	552	897	2,317	715	502	61.5%	23.8%	77.2%	109.9%

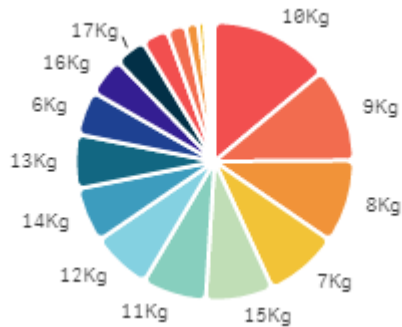
## 출하 품종별 거래물량 구성비



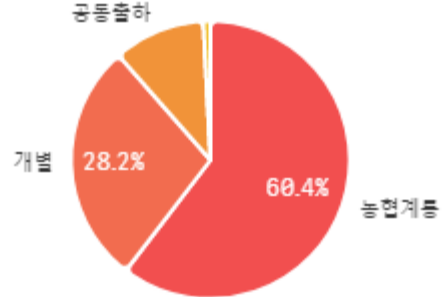
## 출하 품종별 거래금액 구성비



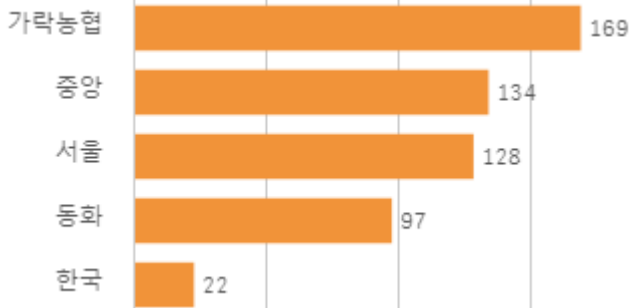
## 거래 단량별 물량 구성비



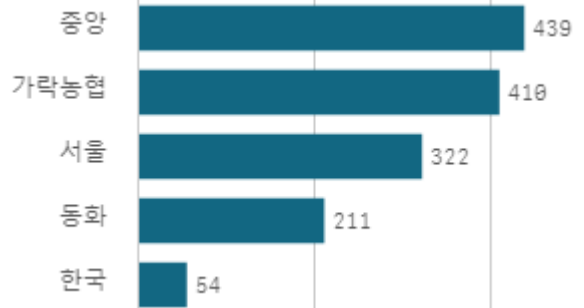
## 출하자별 거래물량 구성비



## 도매시장 법인별 거래물량(톤)

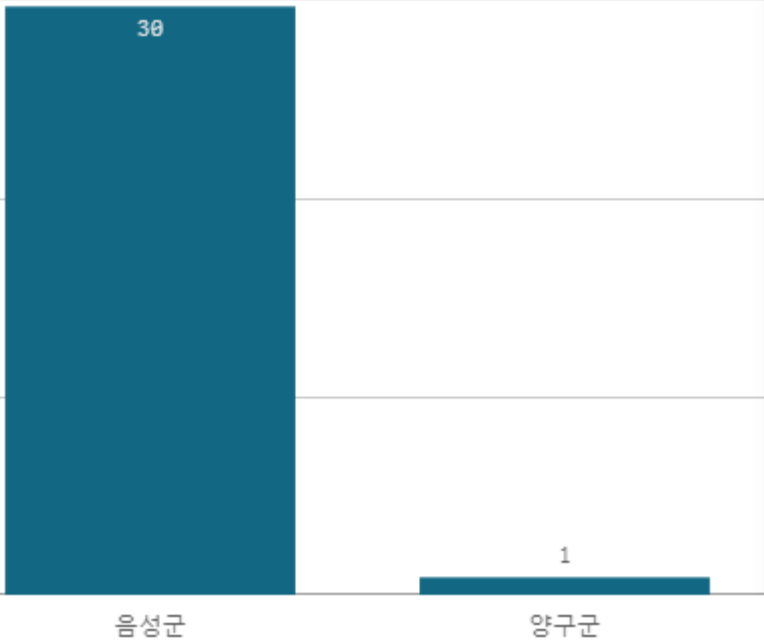


## 도매시장 법인별 거래금액(백만원)



# 수박(일반)(10Kg)

산지별 거래물량(톤)



산지별 주출하 시군구



출하산지(개소)

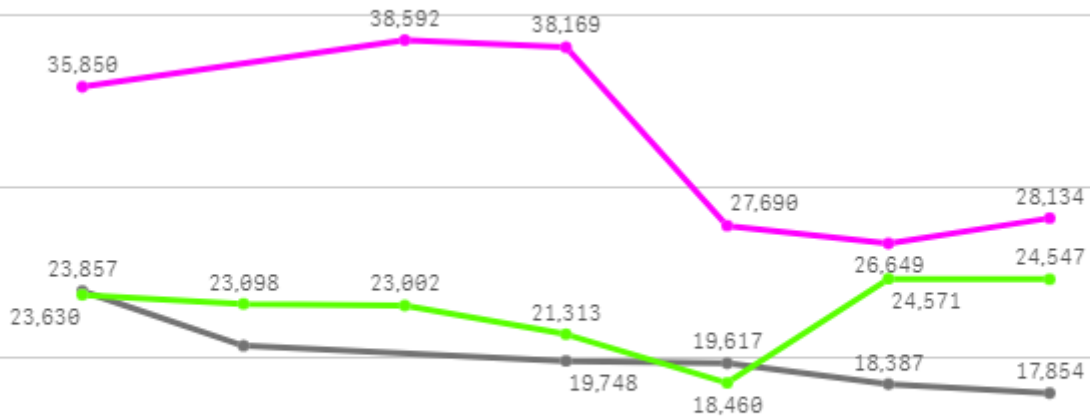
2

출하건수(천건)

0

주간 도매가격(원)

◆ 2025    ● 2024    ◆ 평년



08/30    08/31    09/01    09/02    09/03    09/04    09/05

구분	금주(A)	전주(B)	전월(C)	전년(D)	평년(E)	A/B	A/C	A/D	A/E
가격(원)	33,933	34,944	31,609	20,017	31,400	97.1%	107.4%	169.5%	108.1%

※ 상품 가격 기준

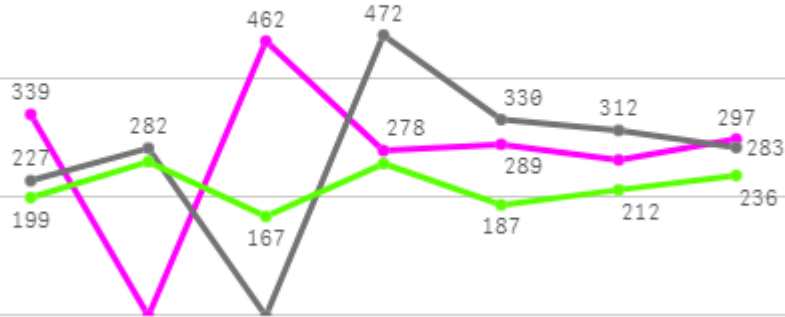
## □ 수박(일반)(10Kg) 주간 가격

구분	Q	품종	Q	단량	Q	특	상	보통	하
2025-08-30		수박(일반)		10Kg		41,156	35,850	23,607	14,917
2025-09-01		수박(일반)		10Kg		42,842	38,592	26,054	14,260
2025-09-02		수박(일반)		10Kg		46,410	38,169	26,462	16,824
2025-09-03		수박(일반)		10Kg		35,355	27,690	22,574	13,857
2025-09-04		수박(일반)		10Kg		34,660	26,649	23,079	17,096
2025-09-05		수박(일반)		10Kg		32,958	28,134	21,944	14,419
평균						<b>38,897</b>	<b>32,514</b>	<b>23,954</b>	<b>15,229</b>

# 오이

## 주간 반입량(톤)

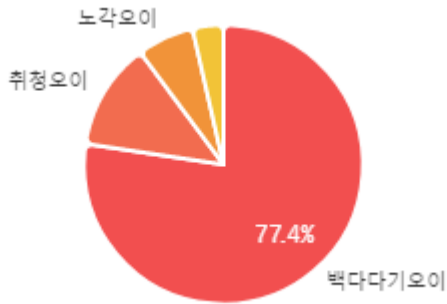
◆ 2025    ● 2024    ▲ 평년



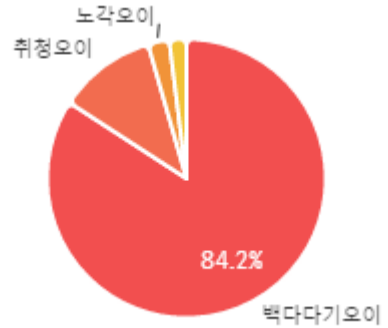
08/30    08/31    09/01    09/02    09/03    09/04    09/05

구분	금주(A)	전주(B)	전월(C)	전년(D)	평년(E)	A/B	A/C	A/D	A/E
물량(톤)	1,927	2,056	2,586	1,907	1,619	93.7%	74.5%	101.1%	119.0%

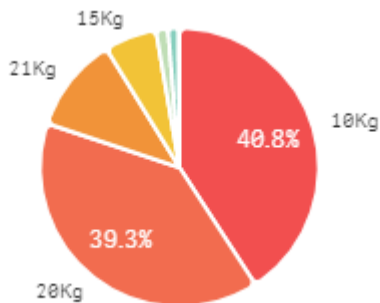
## 출하 품종별 거래물량 구성비



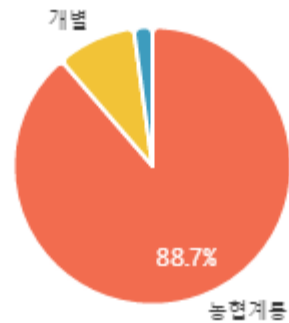
## 출하 품종별 거래금액 구성비



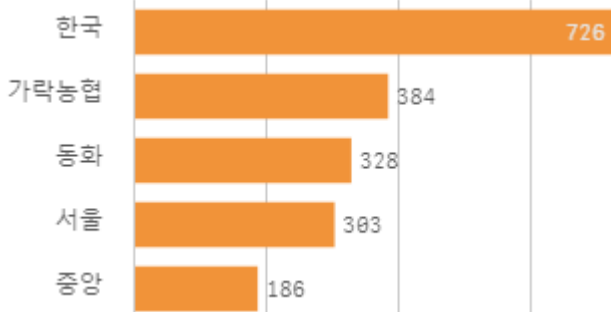
## 거래 단량별 물량 구성비



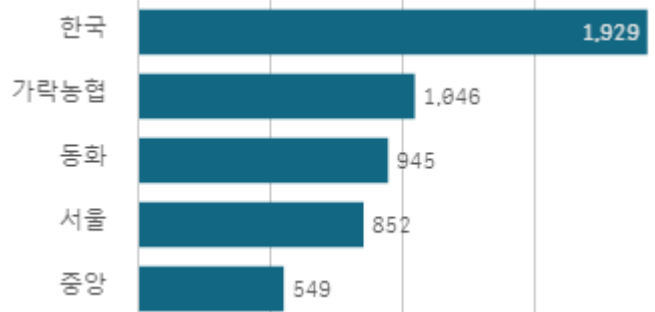
## 출하자별 거래물량 구성비



## 도매시장 법인별 거래물량(톤)

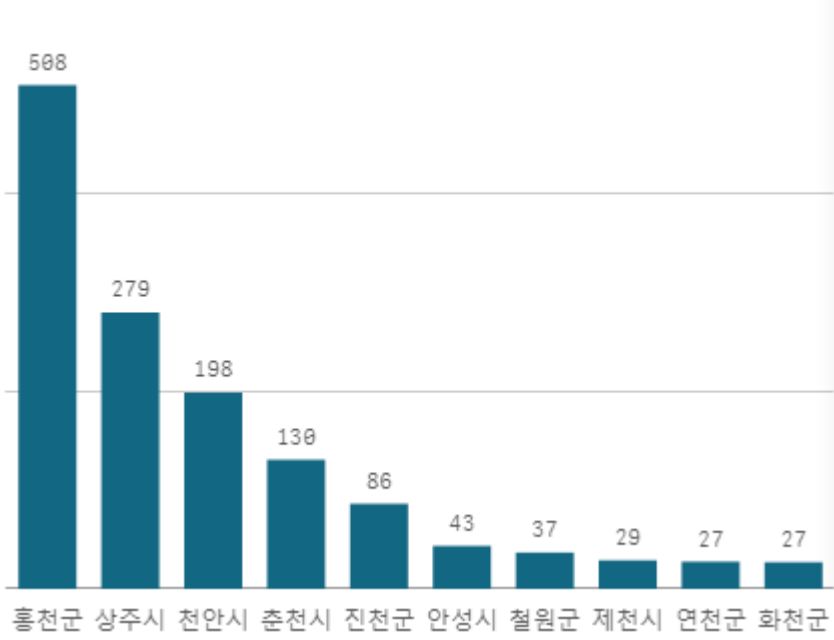


## 도매시장 법인별 거래금액(백만원)



# 백다다기오이(100개)

산지별 거래물량(톤)



출하산지(개소)

35

출하건수(천건)

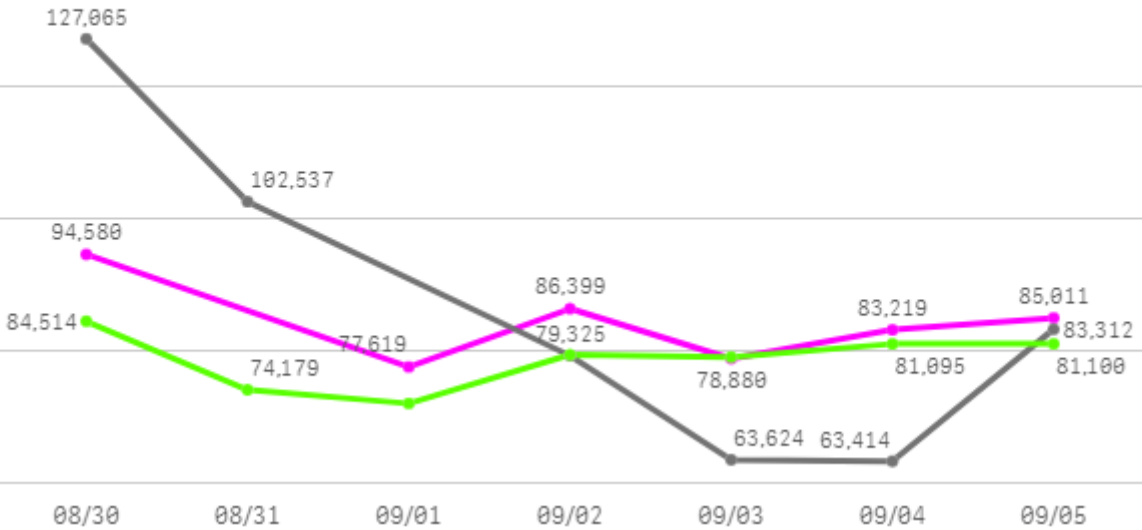
8

산지별 주출하 시군구



주간 도매가격(원)

◆ 2025    ● 2024    ◆ 평년



구분	금주(A)	전주(B)	전월(C)	전년(D)	평년(E)	A/B	A/C	A/D	A/E
가격(원)	84,829	82,059	51,986	86,546	83,805	103.4%	163.2%	98.0%	101.2%

※ 상품 가격 기준

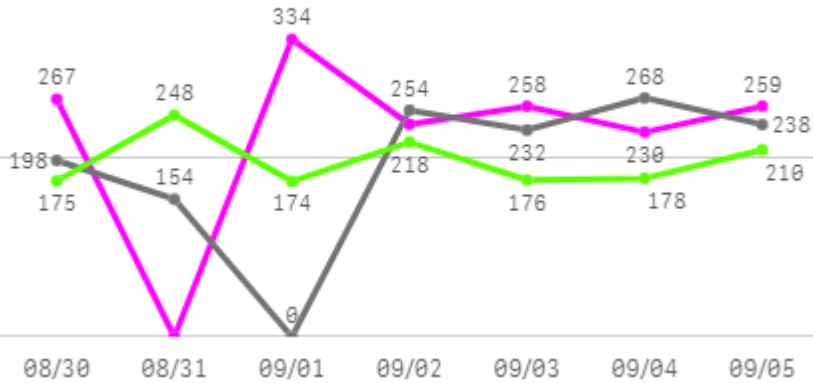
## □ 백다다기오이(100개) 주간 가격

구분	Q	품종	Q	단량	Q	특	상	보통	하
2025-08-30		백다다기오이		100개		115,245	94,580	59,902	27,931
2025-09-01		백다다기오이		100개		93,098	77,619	47,112	22,209
2025-09-02		백다다기오이		100개		111,365	86,399	54,626	27,255
2025-09-03		백다다기오이		100개		99,938	78,880	52,926	27,632
2025-09-04		백다다기오이		100개		104,563	83,219	56,972	32,630
2025-09-05		백다다기오이		100개		105,124	85,011	58,235	31,534
평균						<b>104,889</b>	<b>84,285</b>	<b>54,962</b>	<b>28,199</b>

# 호박

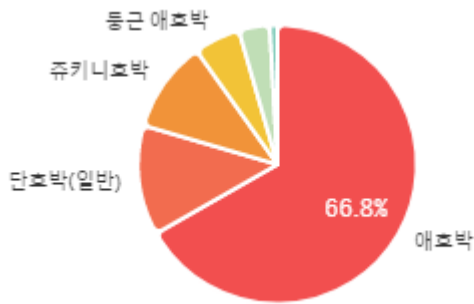
## 주간 반입량(톤)

◆ 2025    ● 2024    ▲ 평년

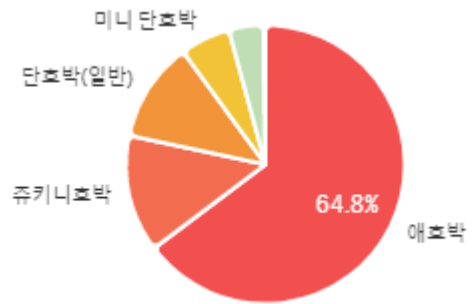


구분	금주(A)	전주(B)	전월(C)	전년(D)	평년(E)	A/B	A/C	A/D	A/E
물량(톤)	1,585	1,583	1,241	1,344	1,408	100.2%	127.8%	117.9%	112.6%

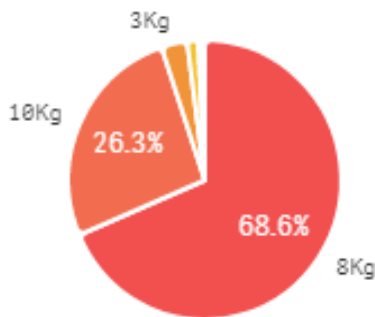
## 출하 품종별 거래물량 구성비



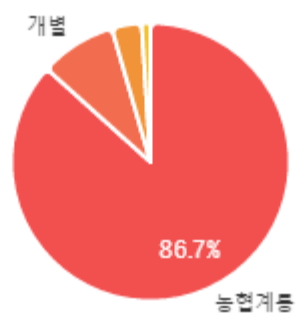
## 출하 품종별 거래금액 구성비



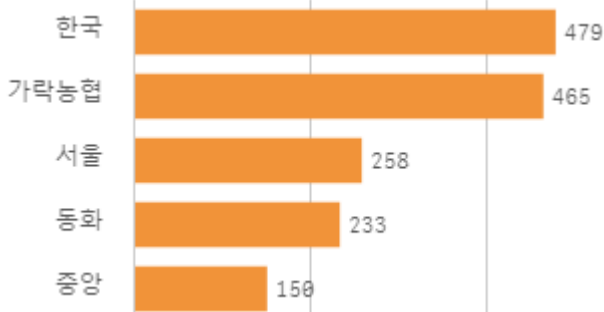
## 거래 단량별 물량 구성비



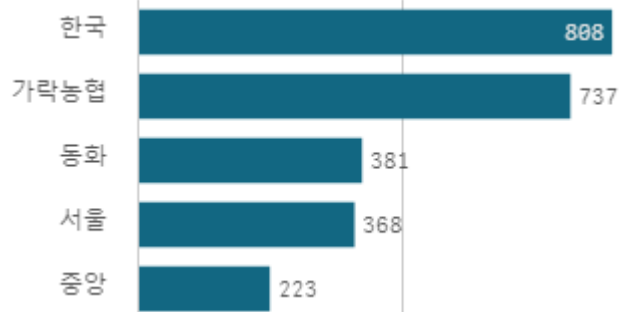
## 출하자별 거래물량 구성비



## 도매시장 법인별 거래물량(톤)

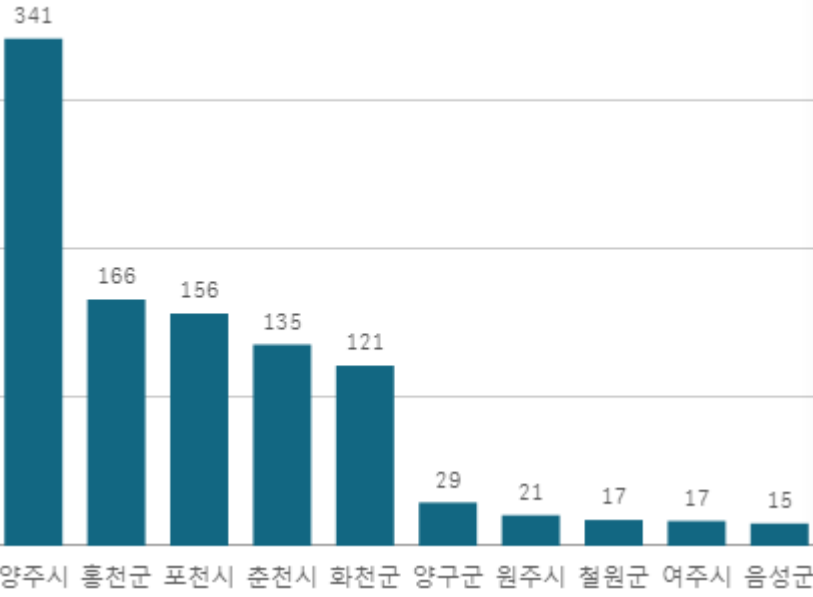


## 도매시장 법인별 거래금액(백만원)



# 애호박(20개)

산지별 거래물량(톤)



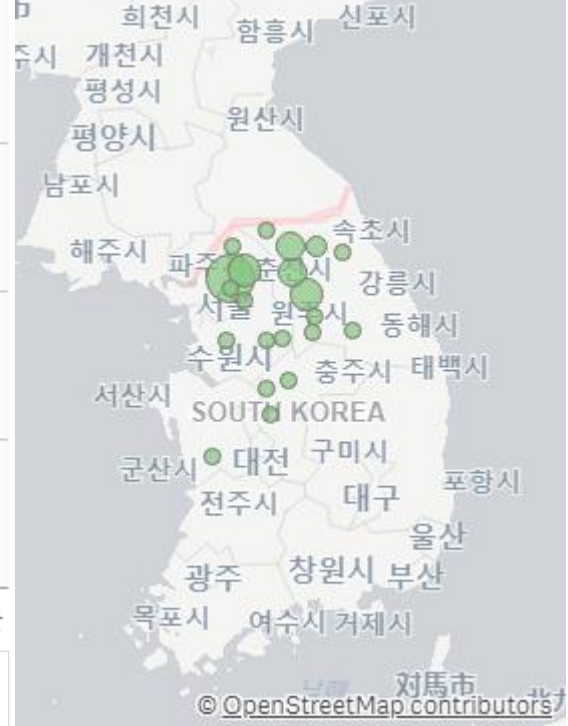
출하산지(개소)

22

출하건수(천건)

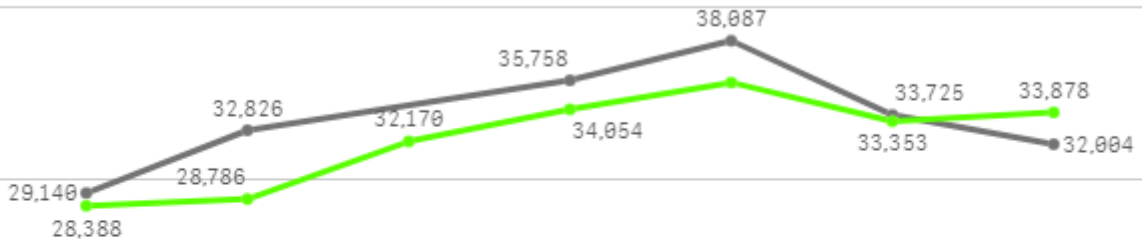
7

산지별 주출하 시군구



주간 도매가격(원)

◆ 2025    ● 2024    ◆ 평년



구분	금주(A)	전주(B)	전월(C)	전년(D)	평년(E)	A/B	A/C	A/D	A/E
가격(원)	16,588	23,536	18,771	33,590	20,150	70.5%	88.4%	49.4%	82.3%

※ 상품 가격 기준

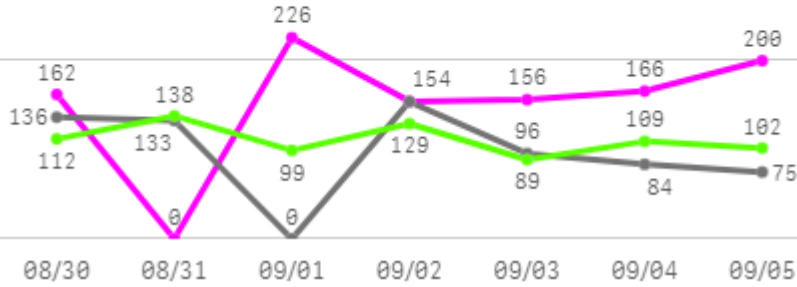
## □ 애호박(20개) 주간 가격

구분	Q	품종	Q	단량	Q	특	상	보통	하
2025-08-30		애호박		20개		20,413	16,156	9,573	4,320
2025-09-01		애호박		20개		19,702	16,331	10,194	4,771
2025-09-02		애호박		20개		20,726	17,472	12,429	6,408
2025-09-03		애호박		20개		21,699	17,280	12,769	7,294
2025-09-04		애호박		20개		19,954	16,319	12,758	7,975
2025-09-05		애호박		20개		18,466	15,785	12,257	7,435
평균						<b>20,160</b>	<b>16,557</b>	<b>11,663</b>	<b>6,367</b>

# 토마토

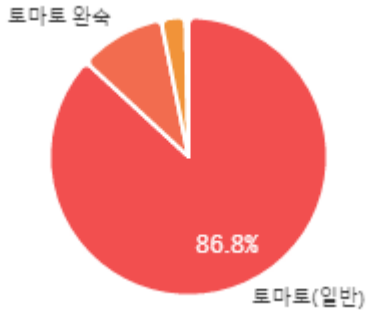
## 주간 반입량(톤)

◆ 2025    ● 2024    ▲ 평년

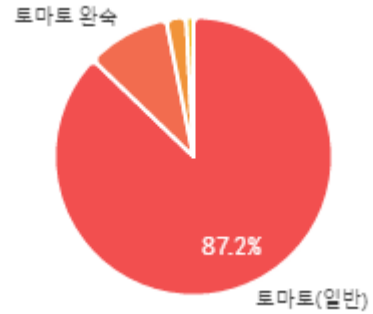


구분	금주(A)	전주(B)	전월(C)	전년(D)	평년(E)	A/B	A/C	A/D	A/E
물량(톤)	1,063	1,162	963	677	829	91.5%	110.3%	157.0%	128.2%

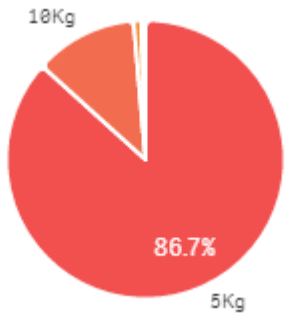
### 출하 품종별 거래물량 구성비



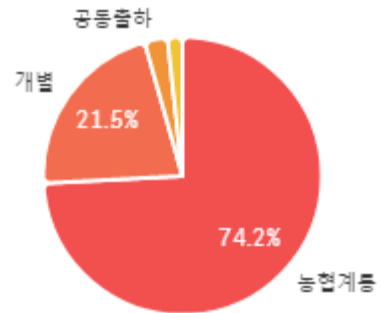
### 출하 품종별 거래금액 구성비



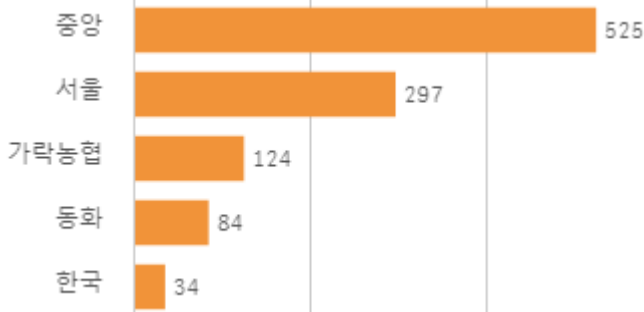
### 거래 단량별 물량 구성비



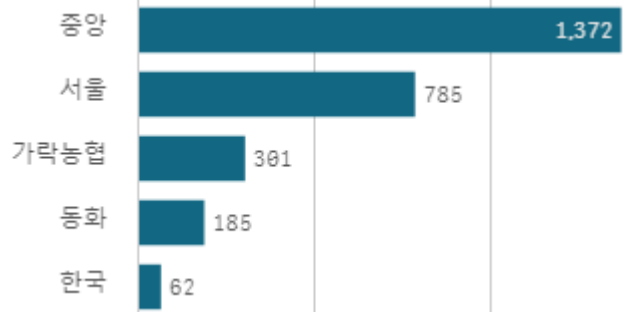
### 출하자별 거래물량 구성비



### 도매시장 법인별 거래물량(톤)

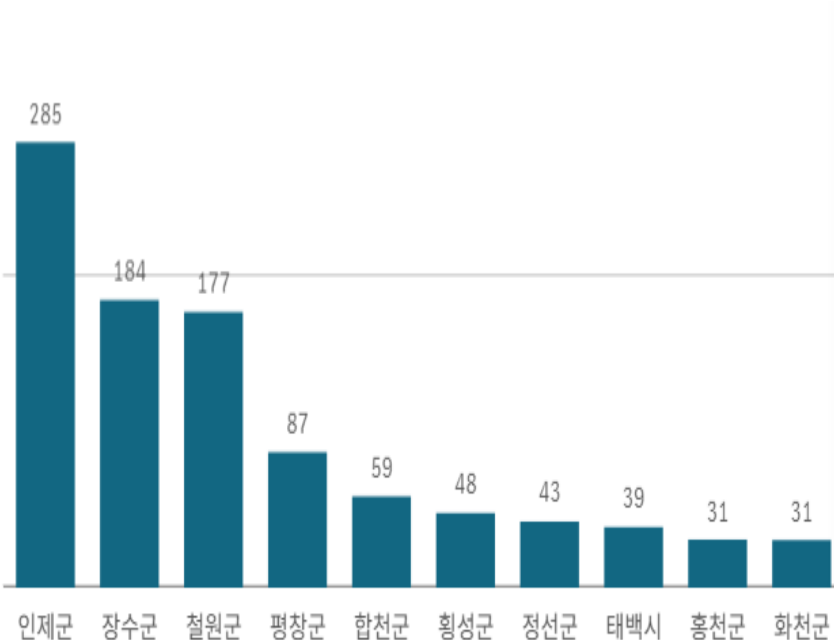


### 도매시장 법인별 거래금액(백만원)



# 토마토(5Kg)

산지별 거래물량(톤)



출하산지(개소)

22

출하건수(천건)

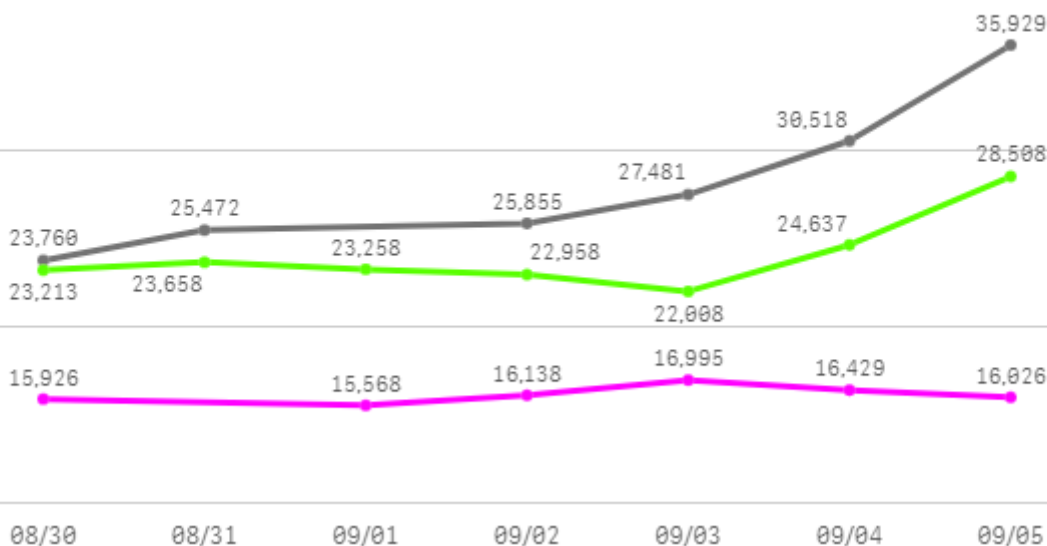
8

산지별 주출하 시군구



주간 도매가격(원)

◆ 2025    ● 2024    ◆ 평년



구분	금주(A)	전주(B)	전월(C)	전년(D)	평년(E)	A/B	A/C	A/D	A/E
가격(원)	16,111	15,618	19,038	28,169	17,895	103.2%	84.6%	57.2%	90.0%

※ 상품 가격 기준

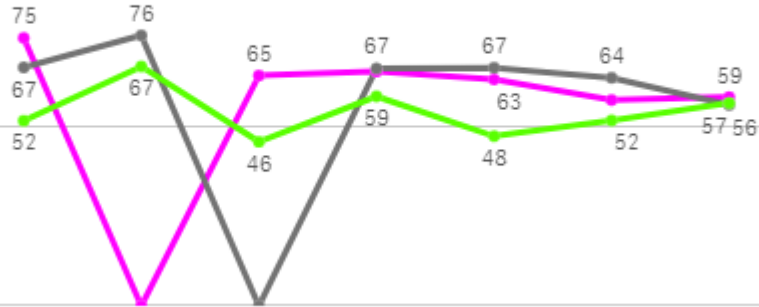
## □ 토마토(5Kg) 주간 가격

구분	Q	품종	Q	단량	Q	특	상	보통	하
2025-08-30		토마토		5Kg		18,839	15,926	12,362	7,421
2025-09-01		토마토		5Kg		17,940	15,568	11,958	7,498
2025-09-02		토마토		5Kg		18,454	16,138	12,406	7,190
2025-09-03		토마토		5Kg		21,933	16,995	12,975	8,301
2025-09-04		토마토		5Kg		19,374	16,429	12,912	8,153
2025-09-05		토마토		5Kg		20,351	16,026	12,097	7,590
평균						<b>19,482</b>	<b>16,180</b>	<b>12,452</b>	<b>7,692</b>

# 방울토마토

## 주간 반입량(톤)

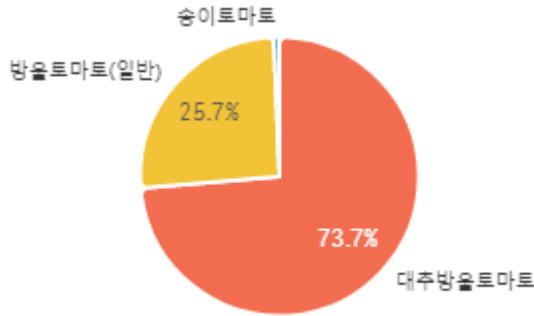
◆ 2025    ● 2024    ▲ 평년



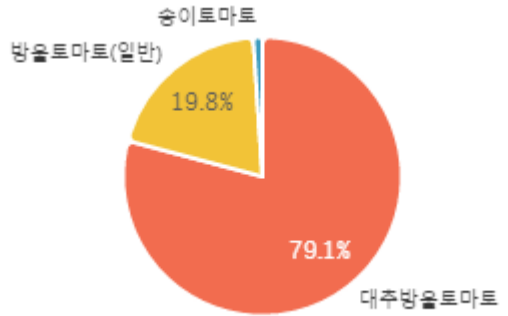
08/30    08/31    09/01    09/02    09/03    09/04    09/05

구분	금주(A)	전주(B)	전월(C)	전년(D)	평년(E)	A/B	A/C	A/D	A/E
물량(톤)	385	360	403	396	371	106.8%	95.6%	97.2%	103.8%

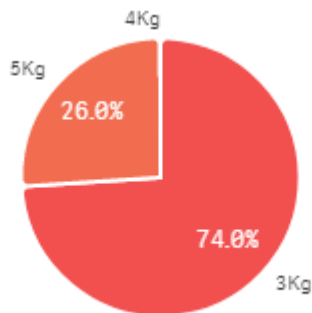
### 출하 품종별 거래물량 구성비



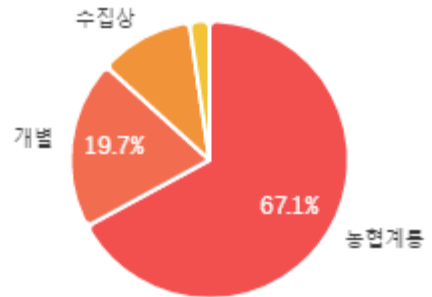
### 출하 품종별 거래금액 구성비



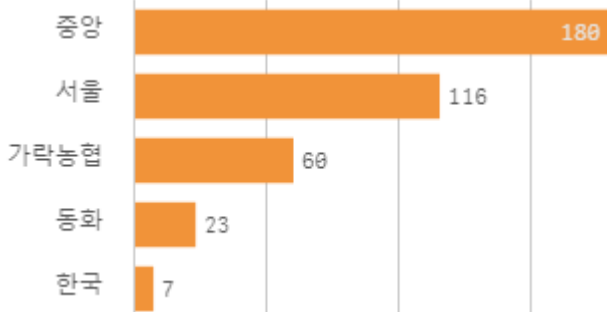
### 거래 단량별 물량 구성비



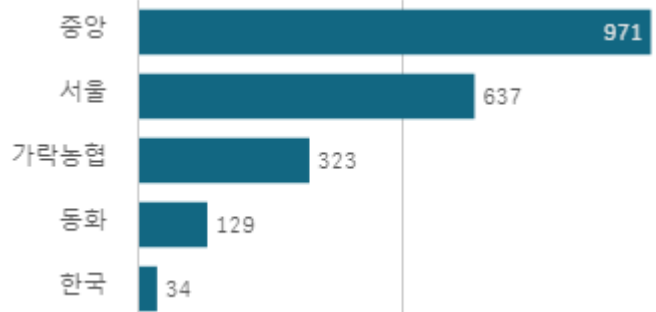
### 출하자별 거래물량 구성비



### 도매시장 법인별 거래물량(톤)

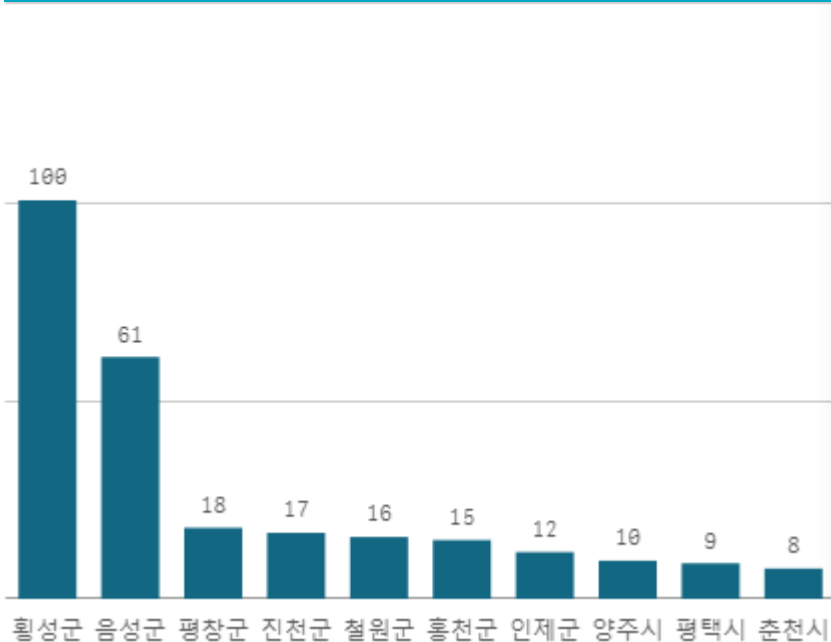


### 도매시장 법인별 거래금액(백만원)



# 대추방울토마토(3Kg)

산지별 거래물량(톤)



출하산지(개소)

26

출하건수(천건)

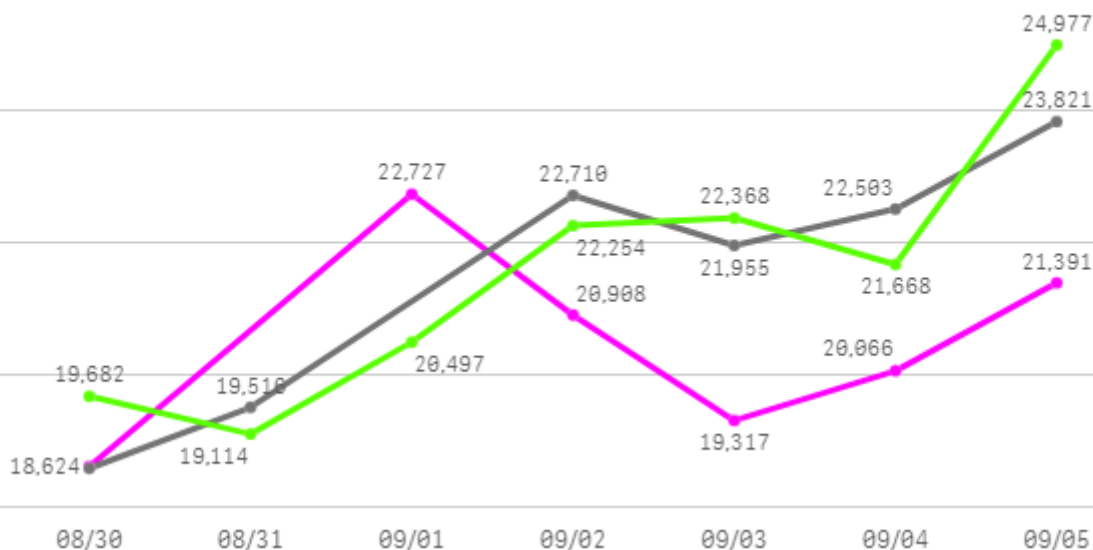
3

산지별 주출하 시군구



주간 도매가격(원)

◆ 2025    ● 2024    ◆ 평년



구분	금주(A)	전주(B)	전월(C)	전년(D)	평년(E)	A/B	A/C	A/D	A/E
가격(원)	20,461	22,888	15,155	21,517	20,945	89.4%	135.0%	95.1%	97.7%

※ 상품 가격 기준

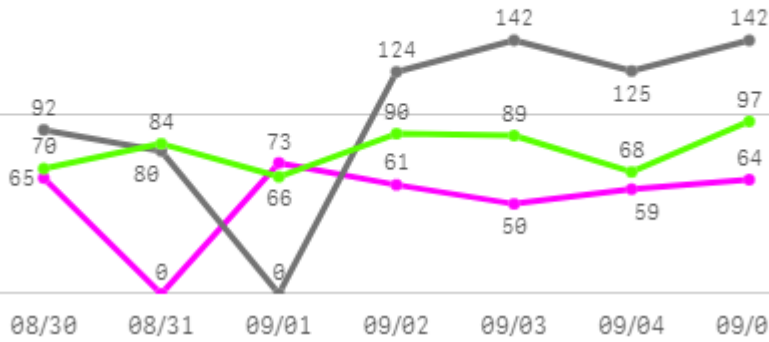
## □ 대추방울토마토(3Kg) 주간 가격

구분	Q	품종	Q	단량	Q	특	상	보통	하
2025-08-30		대추방울토마토		3Kg		27,050	18,624	14,642	10,669
2025-09-01		대추방울토마토		3Kg		32,153	22,727	18,034	13,686
2025-09-02		대추방울토마토		3Kg		29,057	20,908	17,281	13,365
2025-09-03		대추방울토마토		3Kg		27,272	19,317	16,505	13,078
2025-09-04		대추방울토마토		3Kg		23,056	20,066	17,122	13,591
2025-09-05		대추방울토마토		3Kg		29,563	21,391	17,450	13,264
평균						<b>28,025</b>	<b>20,505</b>	<b>16,839</b>	<b>12,942</b>

# 멜론

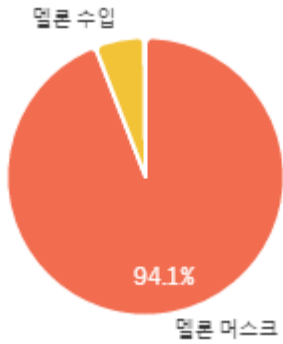
## 주간 반입량(톤)

◆ 2025    ● 2024    ▲ 평년

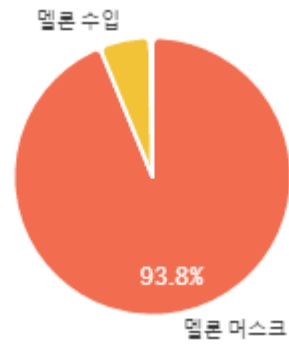


구분	금주(A)	전주(B)	전월(C)	전년(D)	평년(E)	A/B	A/C	A/D	A/E
물량(톤)	373	394	289	706	575	94.6%	128.8%	52.8%	64.8%

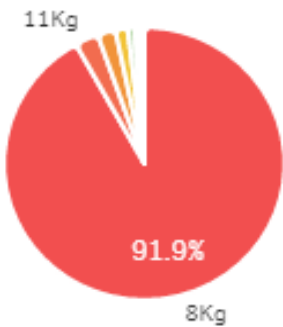
## 출하 품종별 거래물량 구성비



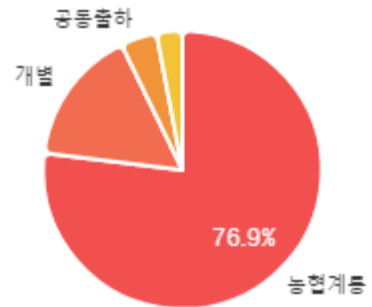
## 출하 품종별 거래금액 구성비



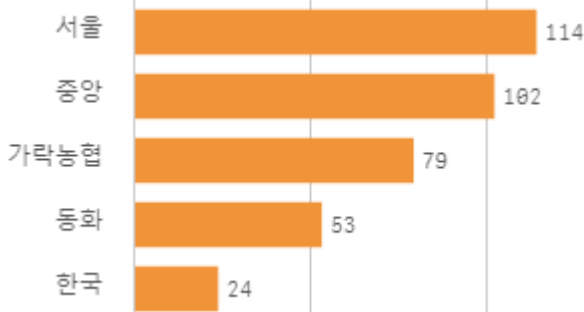
## 거래 단량별 물량 구성비



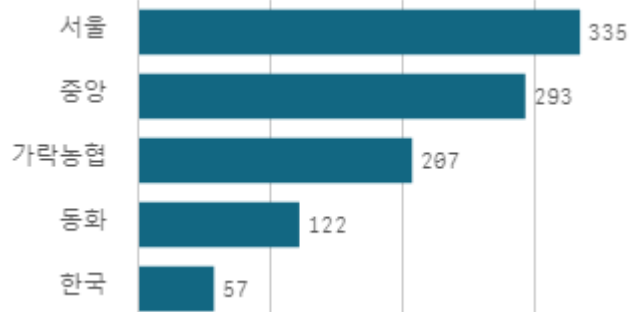
## 출하자별 거래물량 구성비



## 도매시장 법인별 거래물량(톤)

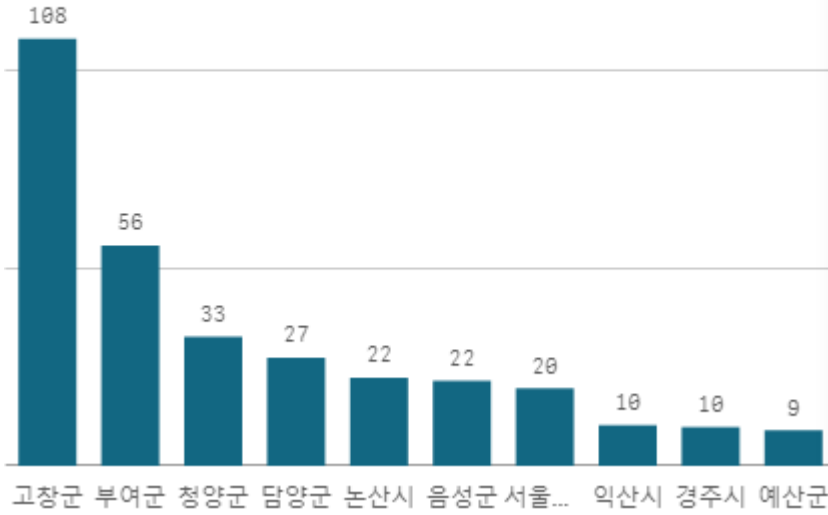


## 도매시장 법인별 거래금액(백만원)



# 멜론 머스크(8Kg)

산지별 거래물량(톤)



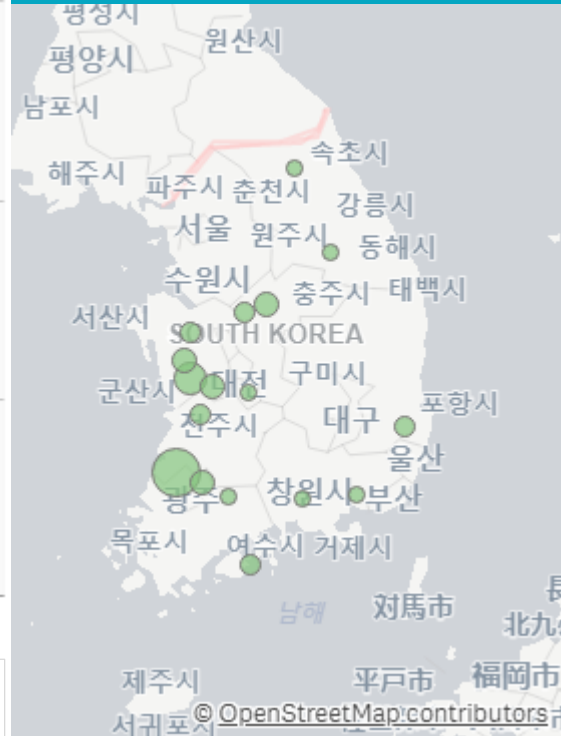
출하산지(개소)

18

출하건수(천건)

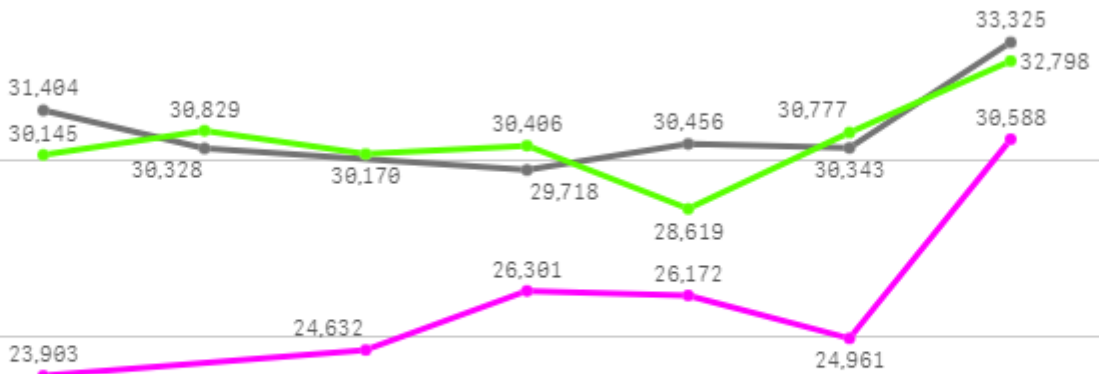
2

산지별 주출하 시군구



주간 도매가격(원)

◆ 2025    ● 2024    ◆ 평년



08/30    08/31    09/01    09/02    09/03    09/04    09/05

구분	금주(A)	전주(B)	전월(C)	전년(D)	평년(E)	A/B	A/C	A/D	A/E
가격(원)	25,530	24,544	29,470	30,929	26,442	104.0%	86.6%	82.5%	96.6%

※ 상품 가격 기준

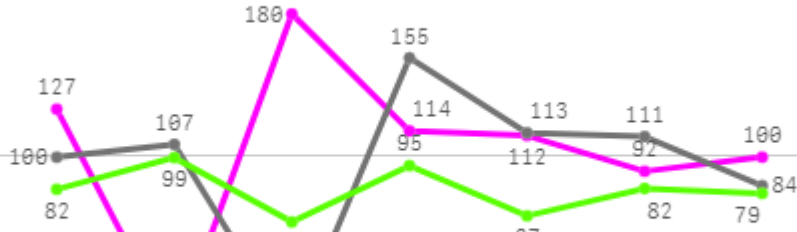
## □ 멜론 머스크(8Kg) 주간 가격

구분	Q	품종	Q	단량	Q	특	상	보통	하
2025-08-30		멜론 머스크		8Kg		33,469	23,903	18,460	12,442
2025-09-01		멜론 머스크		8Kg		32,723	24,632	18,928	13,213
2025-09-02		멜론 머스크		8Kg		51,716	26,301	20,299	12,608
2025-09-03		멜론 머스크		8Kg		36,967	26,172	21,142	15,632
2025-09-04		멜론 머스크		8Kg		31,016	24,961	20,887	15,753
2025-09-05		멜론 머스크		8Kg		51,943	30,588	21,693	15,547
평균						<b>39,639</b>	<b>26,093</b>	<b>20,235</b>	<b>14,199</b>

# 가지

## 주간 반입량(톤)

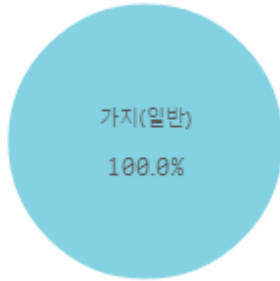
◆ 2025    ● 2024    ▲ 평년



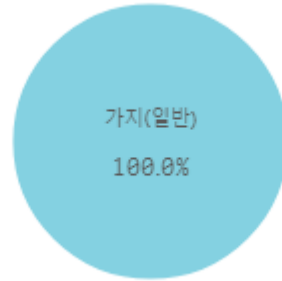
08/30    08/31    09/01    09/02    09/03    09/04    09/05

구분	금주(A)	전주(B)	전월(C)	전년(D)	평년(E)	A/B	A/C	A/D	A/E
물량(톤)	724	691	584	670	607	104.8%	123.9%	108.1%	119.3%

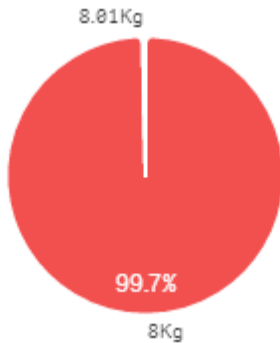
### 출하 품종별 거래물량 구성비



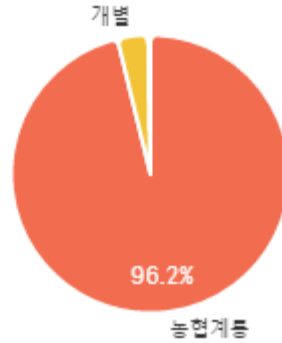
### 출하 품종별 거래금액 구성비



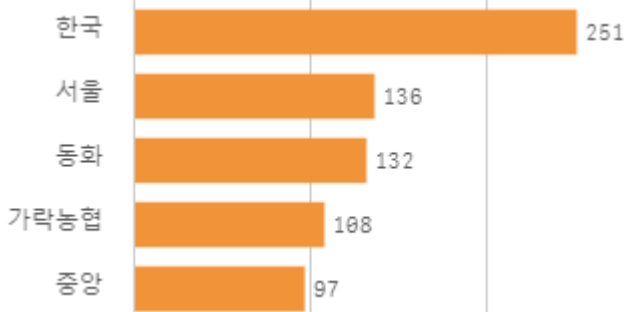
### 거래 단량별 물량 구성비



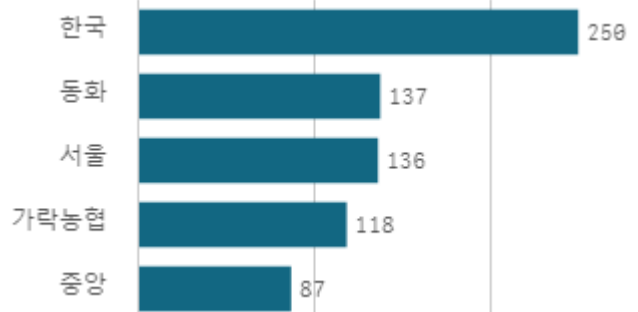
### 출하자별 거래물량 구성비



### 도매시장 법인별 거래물량(톤)

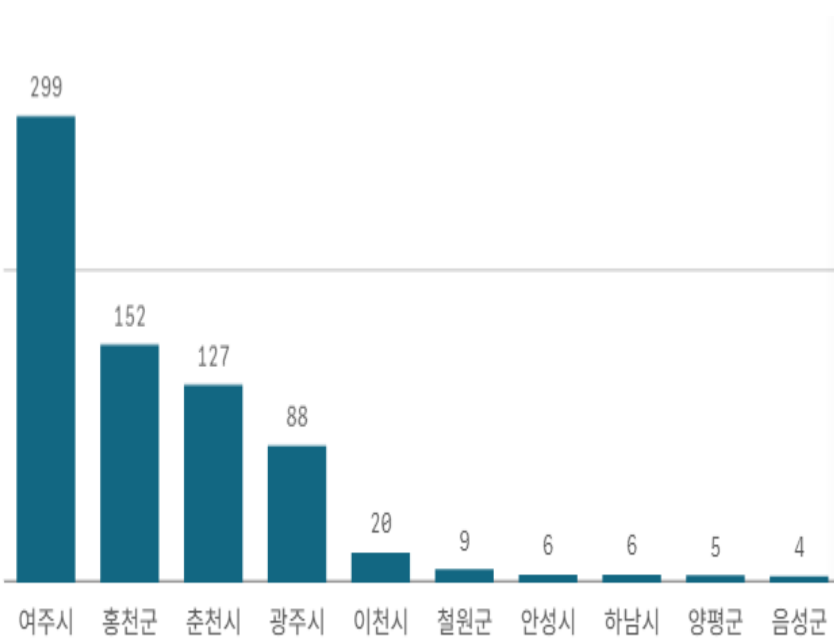


### 도매시장 법인별 거래금액(백만원)



# 가지(8Kg)

산지별 거래물량(톤)



출하산지(개소)

22

출하건수(천건)

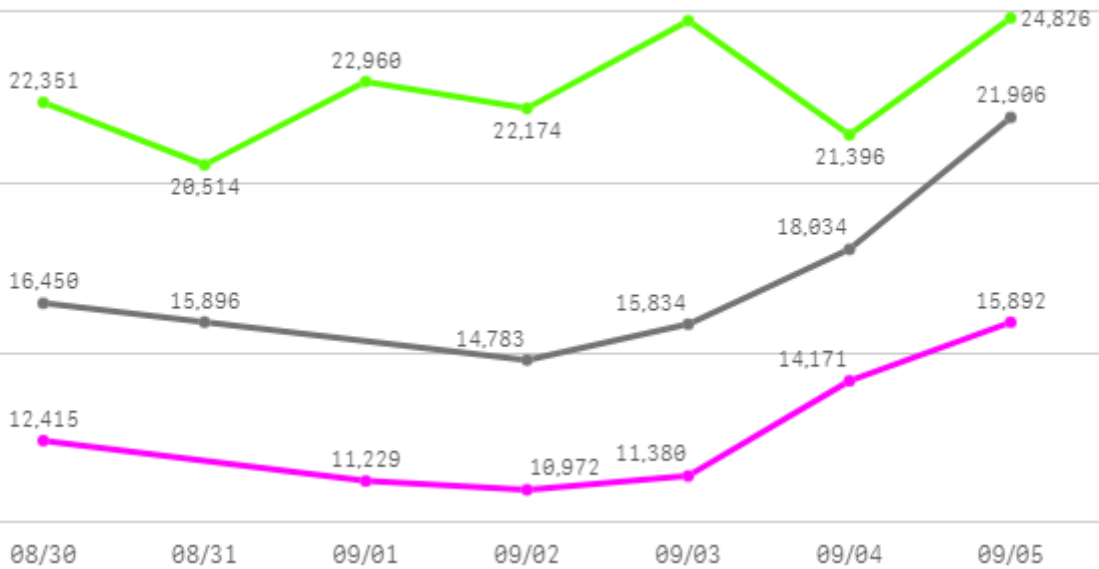
4

산지별 주출하 시군구



주간 도매가격(원)

◆ 2025    ● 2024    ◆ 평년



구분	금주(A)	전주(B)	전월(C)	전년(D)	평년(E)	A/B	A/C	A/D	A/E
가격(원)	12,236	15,141	15,216	17,151	14,302	80.8%	80.4%	71.3%	85.6%

※ 상품 가격 기준

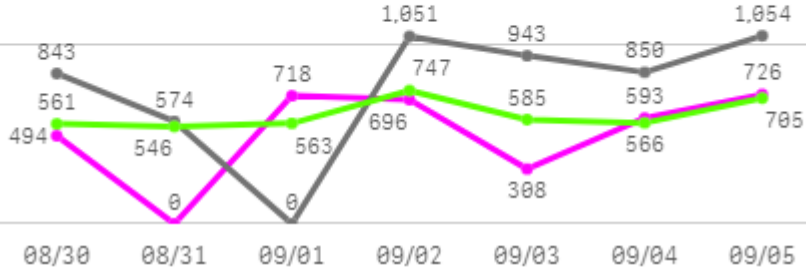
## □ 가지(8Kg) 주간 가격

구분	Q	품종	Q	단량	Q	특	상	보통	하
2025-08-30		가지		8Kg		-	12,415	8,788	5,003
2025-09-01		가지		8Kg		-	11,229	7,818	4,721
2025-09-02		가지		8Kg		-	10,972	7,734	4,367
2025-09-03		가지		8Kg		-	11,380	7,953	4,940
2025-09-04		가지		8Kg		-	14,171	10,022	6,508
2025-09-05		가지		8Kg		-	15,892	10,451	6,349
평균						-	<b>12,677</b>	<b>8,794</b>	<b>5,315</b>

# 무

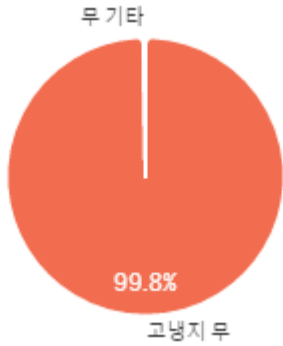
## 주간 반입량(톤)

◆ 2025    ● 2024    ▲ 평년

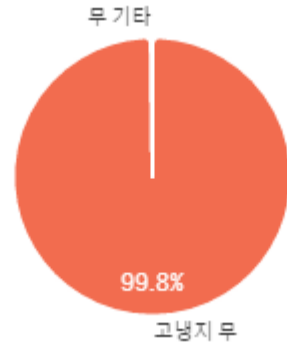


구분	금주(A)	전주(B)	전월(C)	전년(D)	평년(E)	A/B	A/C	A/D	A/E
물량(톤)	3,534	2,830	2,648	5,315	4,341	124.9%	133.5%	66.5%	81.4%

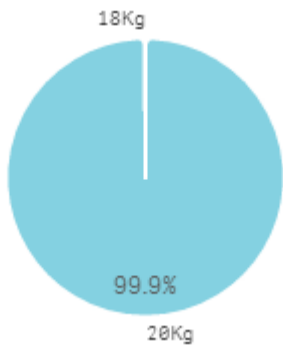
### 출하 품종별 거래물량 구성비



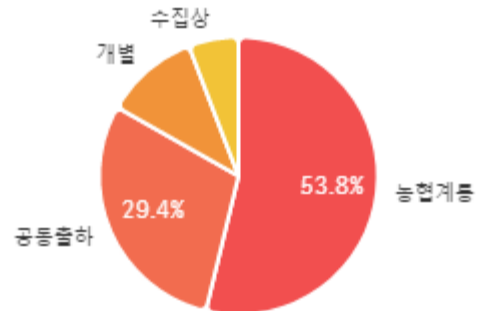
### 출하 품종별 거래금액 구성비



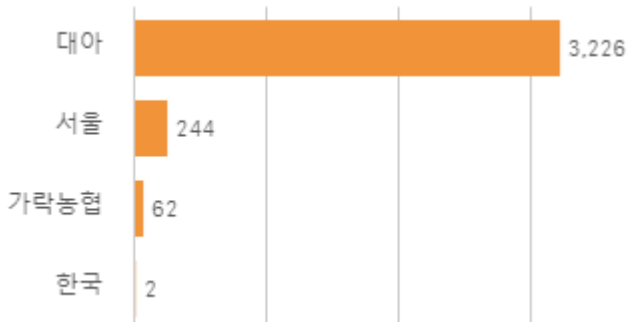
### 거래 단량별 물량 구성비



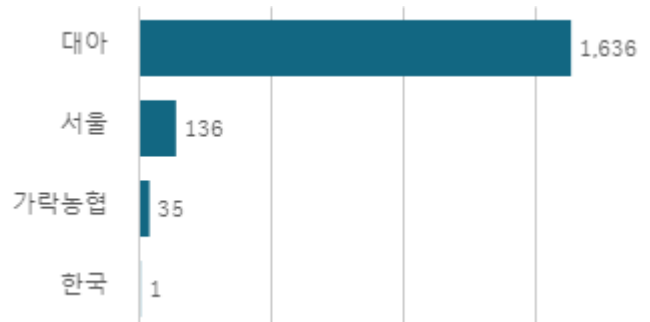
### 출하자별 거래물량 구성비



### 도매시장 법인별 거래물량(톤)

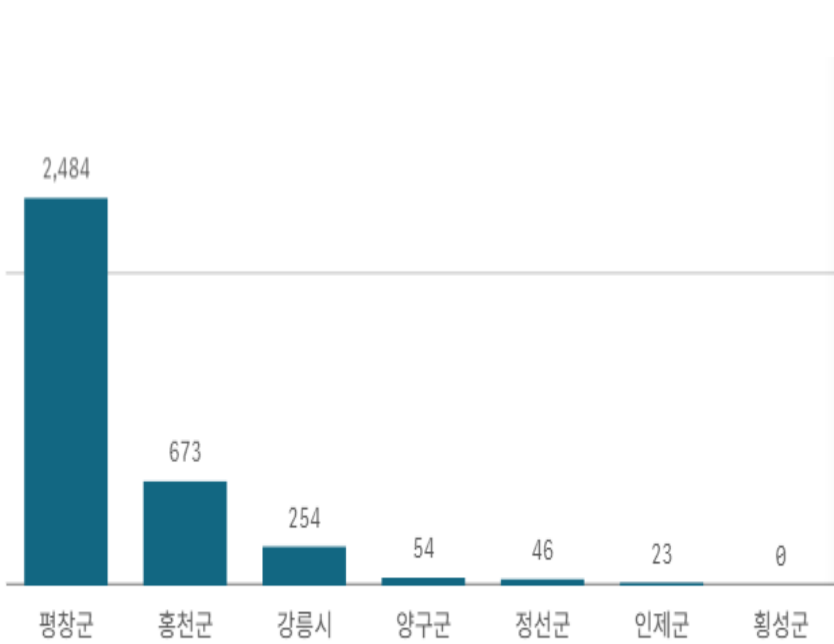


### 도매시장 법인별 거래금액(백만원)



# 무(20Kg)

산지별 거래물량(톤)



출하산지(개소)

7

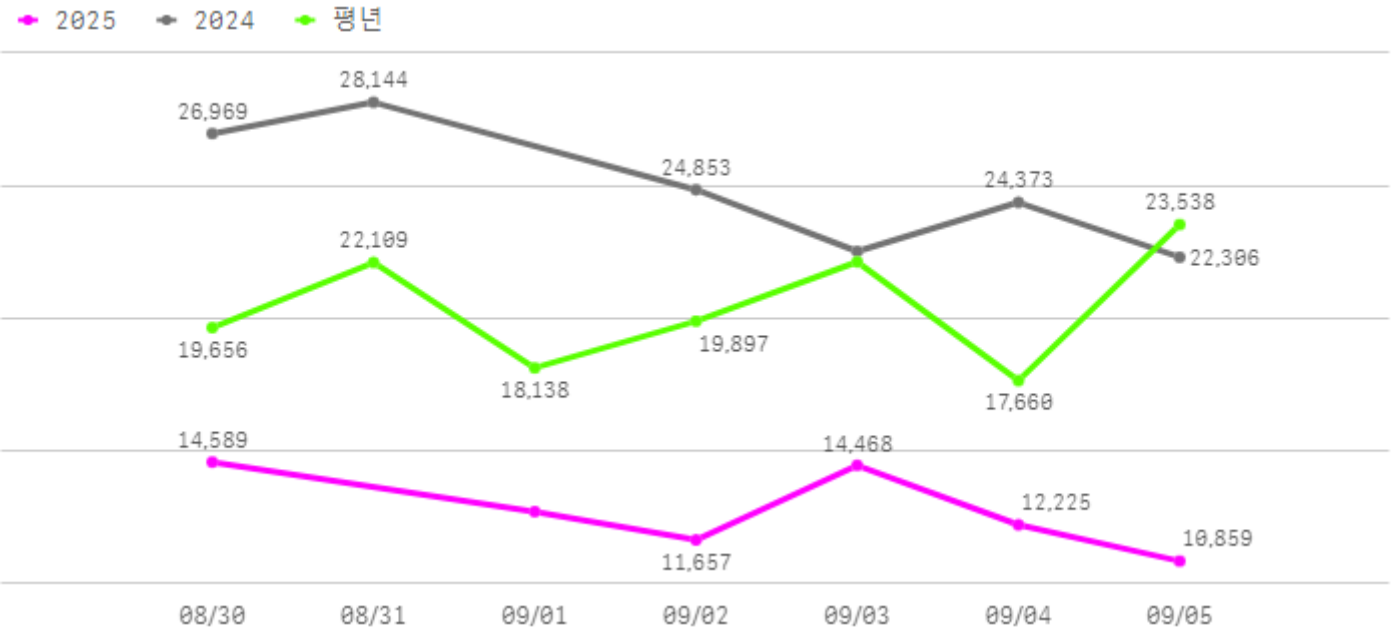
출하건수(천건)

1

산지별 주출하 시군구



주간 도매가격(원)



구분	금주(A)	전주(B)	전월(C)	전년(D)	평년(E)	A/B	A/C	A/D	A/E
가격(원)	13,029	13,015	14,955	24,862	14,388	100.1%	87.1%	52.4%	90.6%

※ 상품 가격 기준

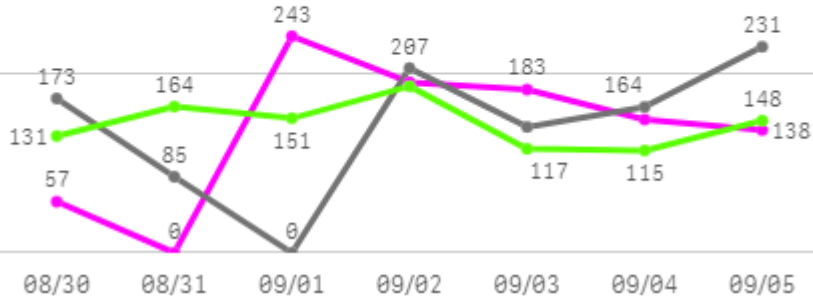
## □ 무(20Kg) 주간 가격

구분	Q	품종	Q	단량	Q	특	상	보통	하
2025-08-30		무		20Kg		16,231	14,589	12,149	9,069
2025-09-01		무		20Kg		15,709	12,721	10,183	6,384
2025-09-02		무		20Kg		14,101	11,657	8,354	4,071
2025-09-03		무		20Kg		16,062	14,468	12,226	10,113
2025-09-04		무		20Kg		14,904	12,225	9,508	6,570
2025-09-05		무		20Kg		13,744	10,859	7,487	4,670
평균						<b>15,125</b>	<b>12,753</b>	<b>9,985</b>	<b>6,813</b>

# 당근

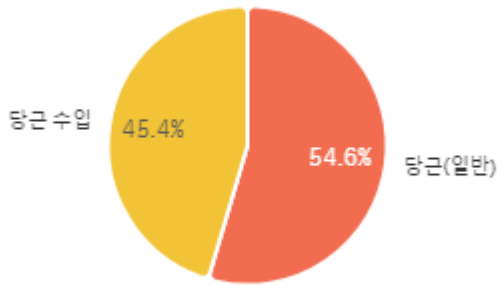
## 주간 반입량(톤)

◆ 2025    ● 2024    ▲ 평년

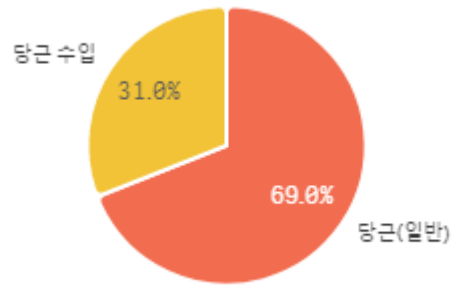


구분	금주(A)	전주(B)	전월(C)	전년(D)	평년(E)	A/B	A/C	A/D	A/E
물량(톤)	962	1,006	786	1,001	1,028	95.6%	122.4%	96.0%	93.6%

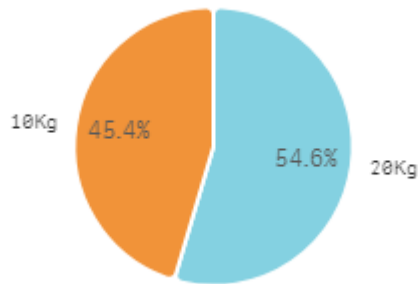
## 출하 품종별 거래물량 구성비



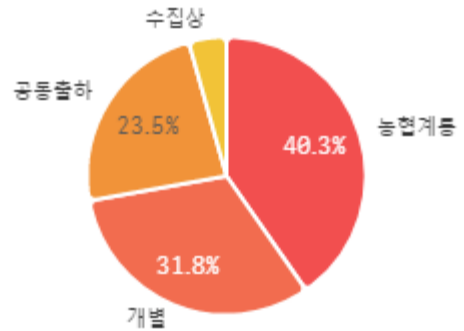
## 출하 품종별 거래금액 구성비



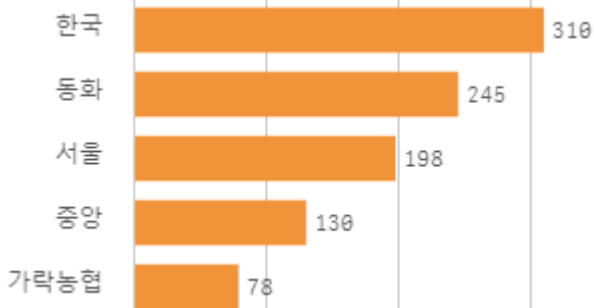
## 거래 단량별 물량 구성비



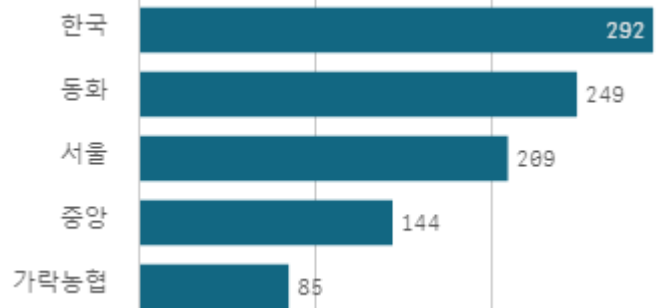
## 출하자별 거래물량 구성비



## 도매시장 법인별 거래물량(톤)

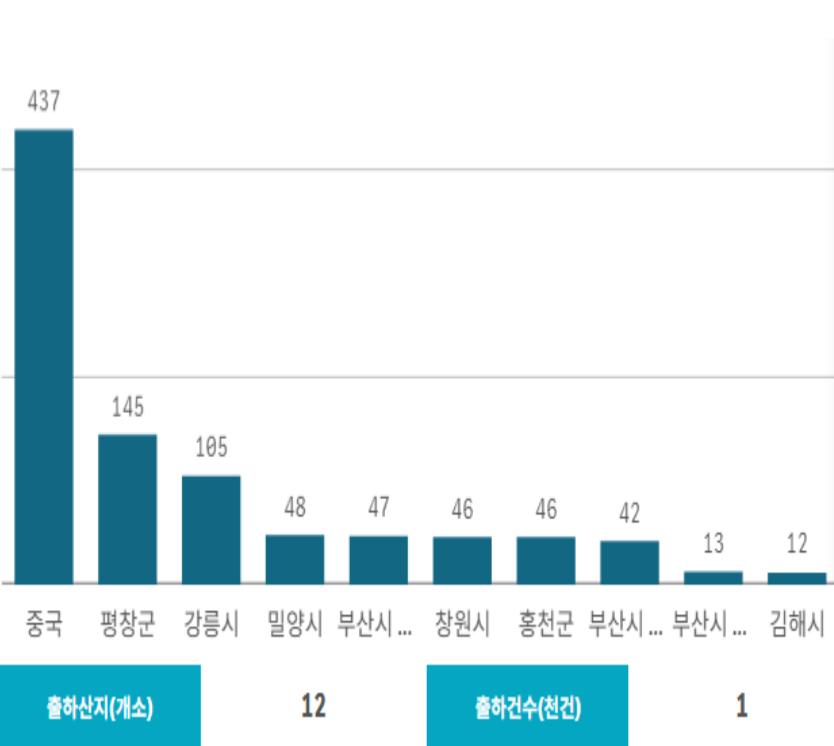


## 도매시장 법인별 거래금액(백만원)



# 당근(20Kg)

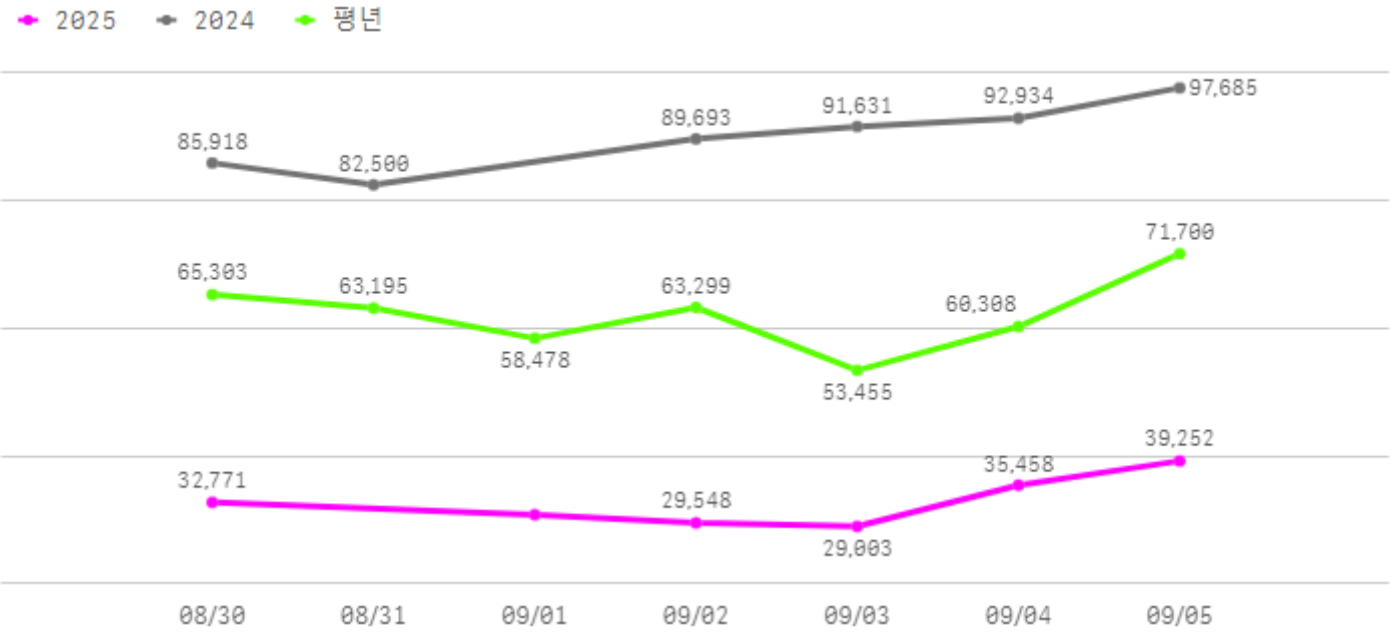
산지별 거래물량(톤)



산지별 주출하 시군구



주간 도매가격(원)



구분	금주(A)	전주(B)	전월(C)	전년(D)	평년(E)	A/B	A/C	A/D	A/E
가격(원)	31,959	34,703	28,114	90,060	39,069	92.1%	113.7%	35.5%	81.8%

※ 상품 가격 기준

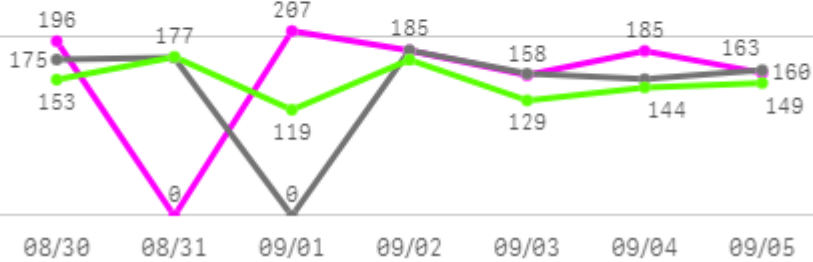
## □ 당근(20Kg) 주간 가격

구분	Q	품종	Q	단량	Q	특	상	보통	하
2025-08-30		당근		20Kg		37,598	32,771	27,669	19,367
2025-09-01		당근		20Kg		32,551	30,825	27,547	17,394
2025-09-02		당근		20Kg		32,645	29,548	20,851	10,646
2025-09-03		당근		20Kg		33,000	29,003	22,838	13,542
2025-09-04		당근		20Kg		37,000	35,458	30,568	24,196
2025-09-05		당근		20Kg		43,352	39,252	32,283	23,324
평균						<b>36,024</b>	<b>32,810</b>	<b>26,959</b>	<b>18,078</b>

# 생고추

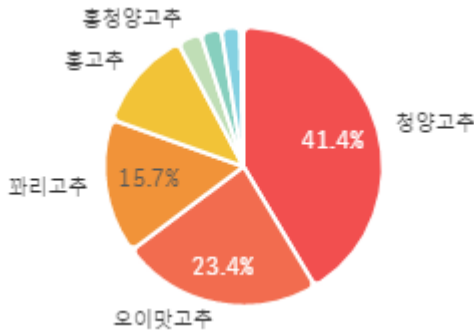
## 주간 반입량(톤)

◆ 2025    ● 2024    ▲ 평년

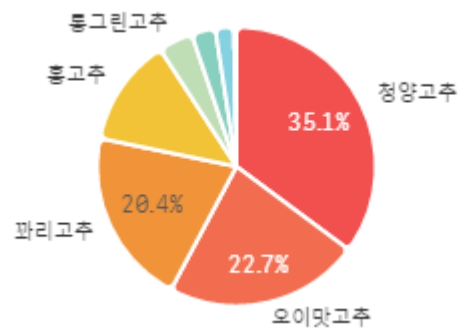


구분	금주(A)	전주(B)	전월(C)	전년(D)	평년(E)	A/B	A/C	A/D	A/E
물량(톤)	1,092	1,108	970	1,014	1,059	98.5%	112.5%	107.6%	103.0%

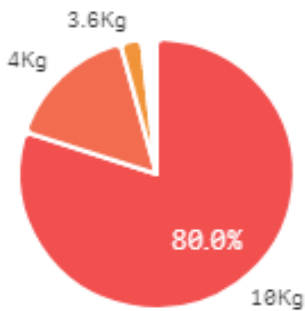
### 출하 품종별 거래물량 구성비



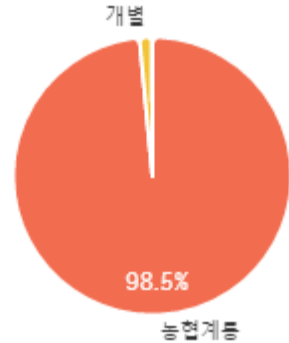
### 출하 품종별 거래금액 구성비



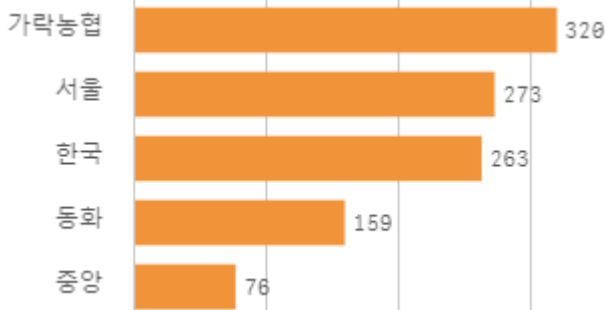
### 거래 단량별 물량 구성비



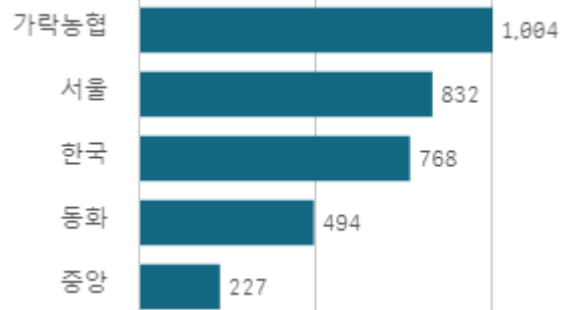
### 출하자별 거래물량 구성비



### 도매시장 법인별 거래물량(톤)

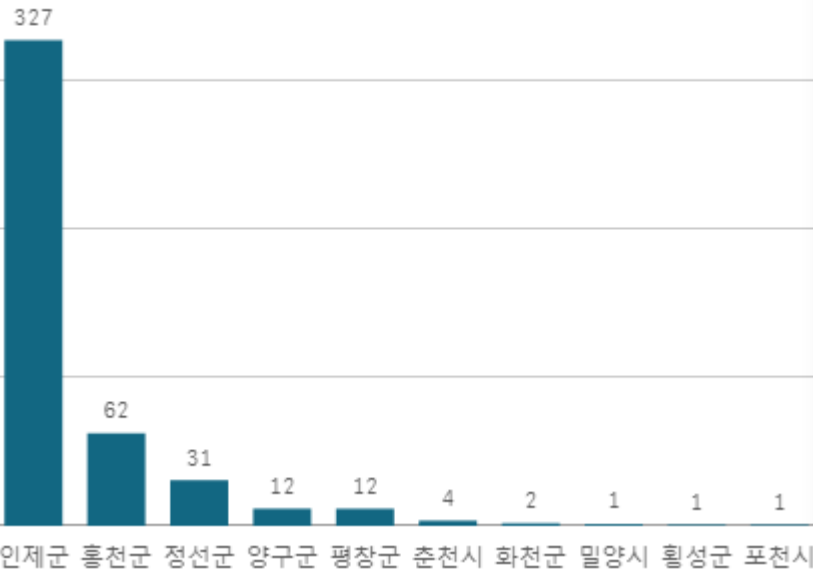


### 도매시장 법인별 거래금액(백만원)



# 청양고추(10Kg)

산지별 거래물량(톤)



출하산지(개소)

26

출하건수(천건)

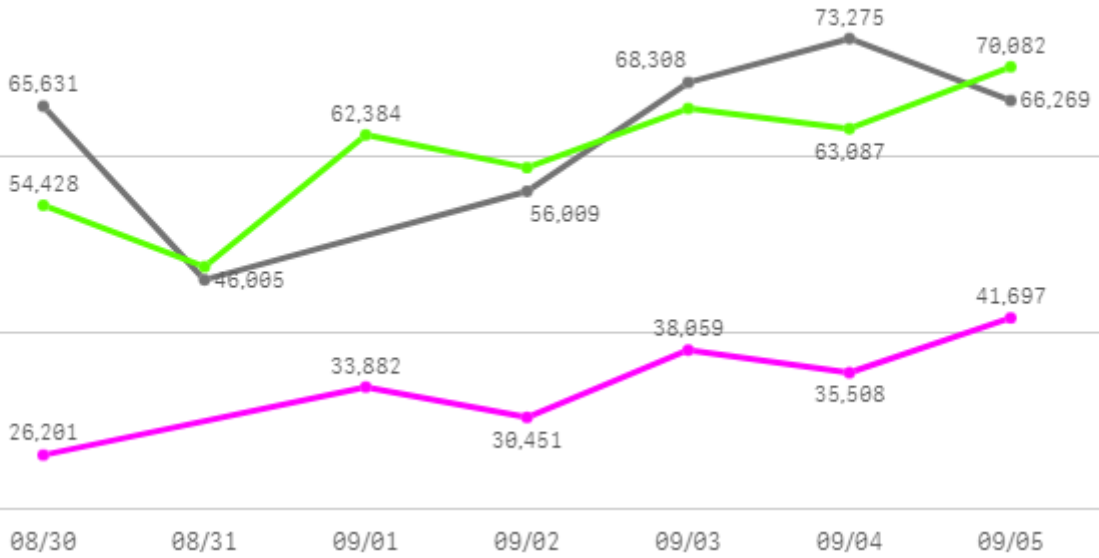
5

산지별 주출하 시군구



주간 도매가격(원)

◆ 2025    ● 2024    ◆ 평년



구분	금주(A)	전주(B)	전월(C)	전년(D)	평년(E)	A/B	A/C	A/D	A/E
가격(원)	32,860	31,233	44,708	62,583	37,603	105.2%	73.5%	52.5%	87.4%

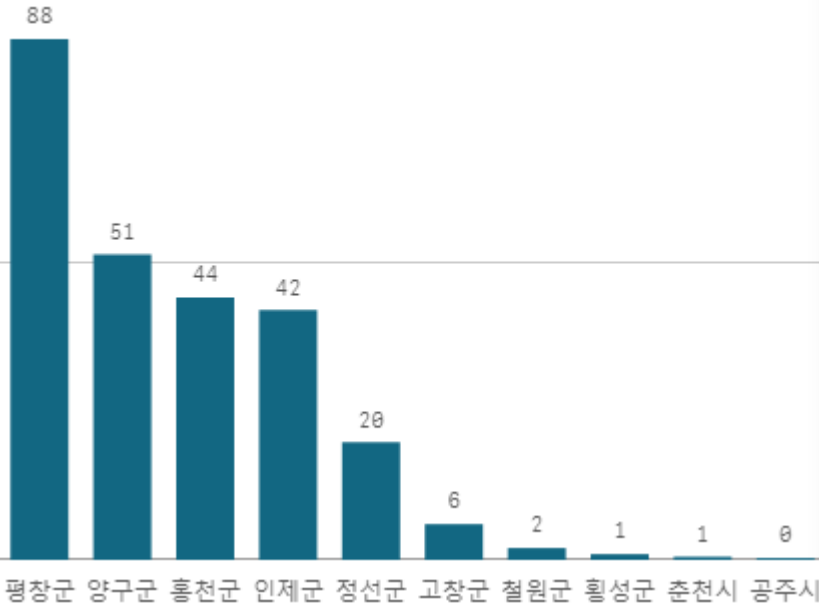
※ 상품 가격 기준

## □ 청양고추(10Kg) 주간 가격

구분	Q	품종	Q	단량	Q	특	상	보통	하
2025-08-30		청양고추		10Kg		32,622	26,201	20,267	13,866
2025-09-01		청양고추		10Kg		39,634	33,882	26,613	17,587
2025-09-02		청양고추		10Kg		38,417	30,451	20,983	14,150
2025-09-03		청양고추		10Kg		48,729	38,059	25,335	14,986
2025-09-04		청양고추		10Kg		47,199	35,508	23,337	13,654
2025-09-05		청양고추		10Kg		51,043	41,697	28,825	16,476
평균						<b>42,941</b>	<b>34,300</b>	<b>24,227</b>	<b>15,120</b>

# 오이맛고추(10Kg)

산지별 거래물량(톤)



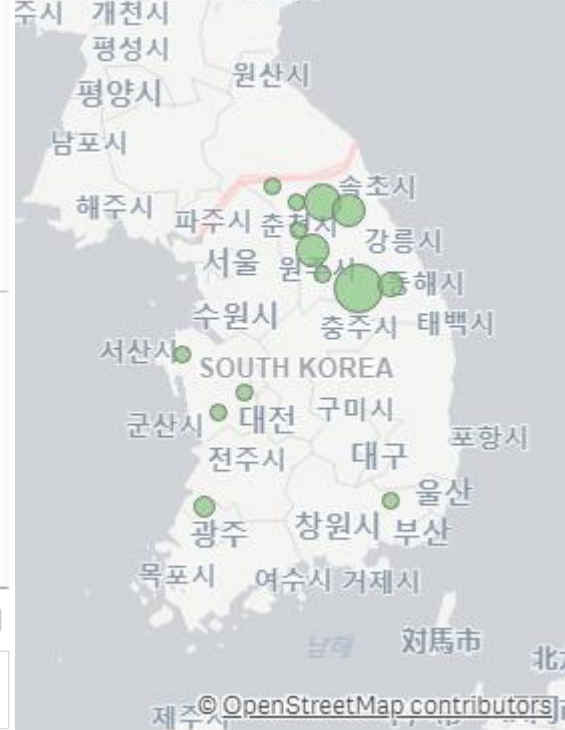
출하산지(개소)

14

출하건수(천건)

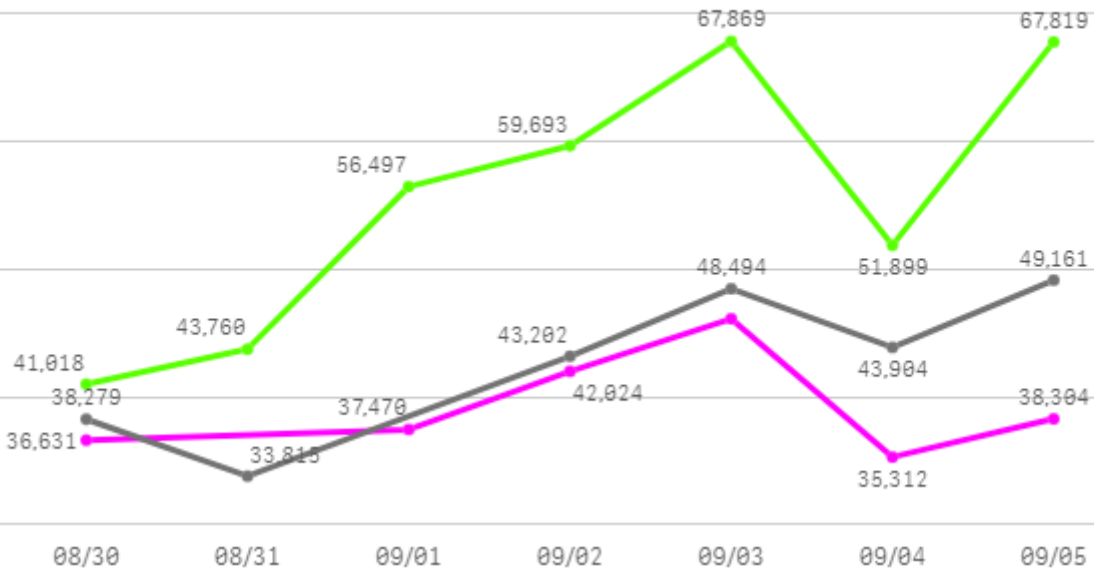
3

산지별 주출하 시군구



주간 도매가격(원)

◆ 2025    ● 2024    ◆ 평년



구분	금주(A)	전주(B)	전월(C)	전년(D)	평년(E)	A/B	A/C	A/D	A/E
가격(원)	39,198	24,585	39,376	42,809	42,325	159.4%	99.5%	91.6%	92.6%

※ 상품 가격 기준

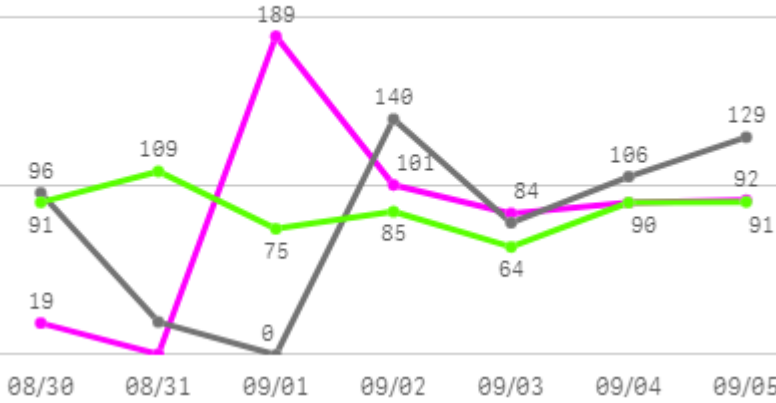
## □ 오이맛고추(10Kg) 주간 가격

구분	Q	품종	Q	단량	Q	특	상	보통	하
2025-08-30		오이맛고추		10Kg		44,733	36,631	23,676	10,833
2025-09-01		오이맛고추		10Kg		48,123	37,470	25,284	12,558
2025-09-02		오이맛고추		10Kg		52,061	42,024	27,773	13,899
2025-09-03		오이맛고추		10Kg		60,446	46,142	29,430	15,620
2025-09-04		오이맛고추		10Kg		52,056	35,312	23,585	11,878
2025-09-05		오이맛고추		10Kg		53,028	38,304	20,103	8,135
평균						<b>51,741</b>	<b>39,314</b>	<b>24,975</b>	<b>12,154</b>

# 마늘

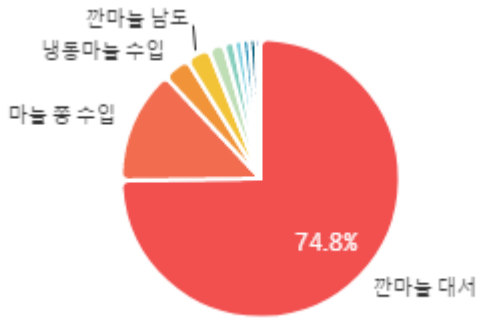
## 주간 반입량(톤)

◆ 2025    ● 2024    ▲ 평년

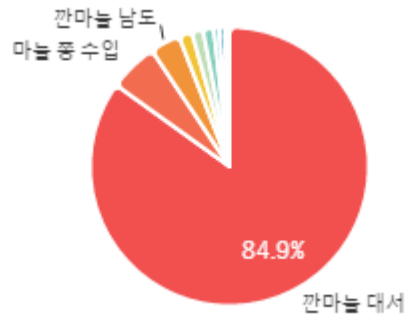


구분	금주(A)	전주(B)	전월(C)	전년(D)	평년(E)	A/B	A/C	A/D	A/E
물량(톤)	576	577	605	569	615	99.9%	95.1%	101.1%	93.6%

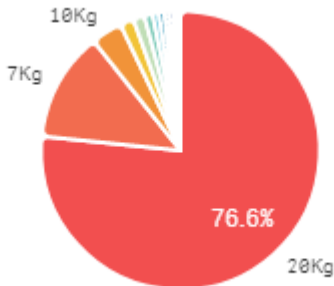
## 출하 품종별 거래물량 구성비



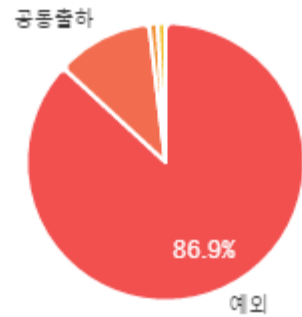
## 출하 품종별 거래금액 구성비



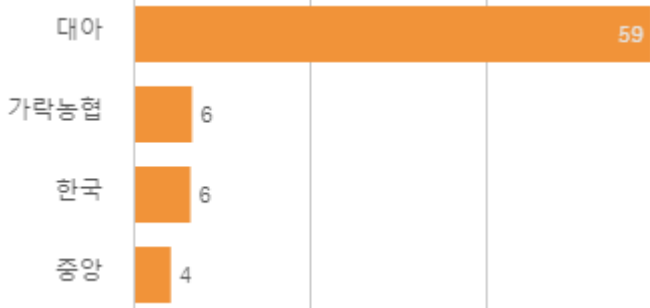
## 거래 단량별 물량 구성비




## 출하자별 거래물량 구성비



## 도매시장 법인별 거래물량(톤)



## 도매시장 법인별 거래금액(백만원)





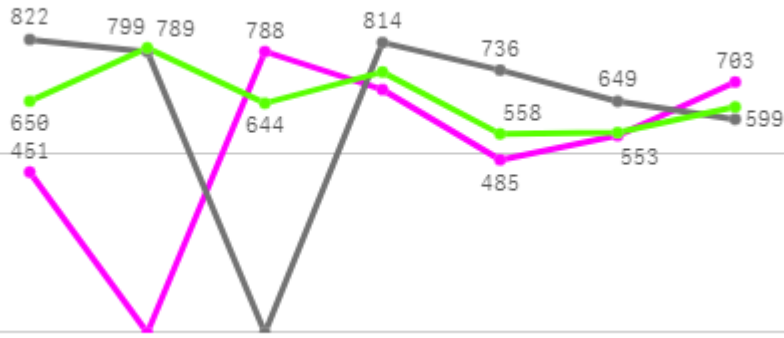
## □ 깐마늘 대서(20Kg) 주간 가격

구분	Q	품종	Q	단량	Q	특	상	보통	하
2025-08-30		깐마늘 대서		20Kg		-	149,006	136,347	88,122
2025-09-01		깐마늘 대서		20Kg		-	148,290	135,815	110,863
2025-09-02		깐마늘 대서		20Kg		-	147,632	124,739	77,181
2025-09-03		깐마늘 대서		20Kg		-	149,853	141,447	100,403
2025-09-04		깐마늘 대서		20Kg		-	149,981	136,385	80,733
2025-09-05		깐마늘 대서		20Kg		-	148,706	135,413	100,554
평균						-	<b>148,911</b>	<b>135,024</b>	<b>92,976</b>

# 양파

## 주간 반입량(톤)

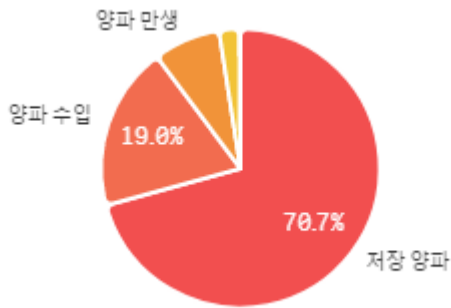
◆ 2025    ● 2024    ▲ 평년



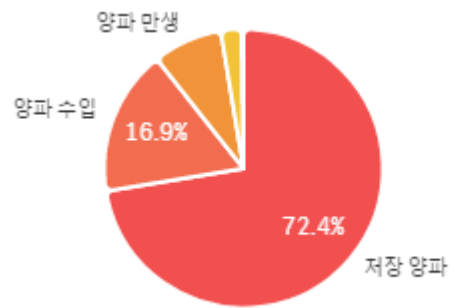
08/30    08/31    09/01    09/02    09/03    09/04    09/05

구분	금주(A)	전주(B)	전월(C)	전년(D)	평년(E)	A/B	A/C	A/D	A/E
물량(톤)	3,662	3,504	3,073	4,409	4,463	104.5%	119.2%	83.1%	82.0%

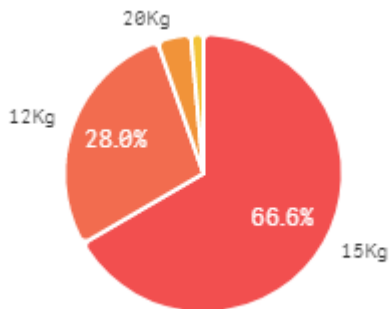
## 출하 품종별 거래물량 구성비



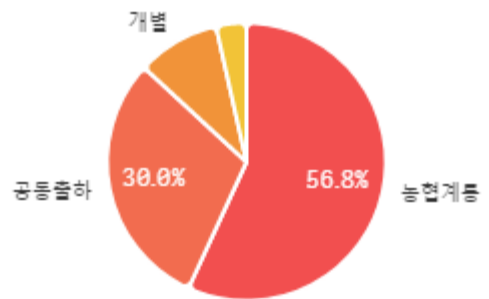
## 출하 품종별 거래금액 구성비



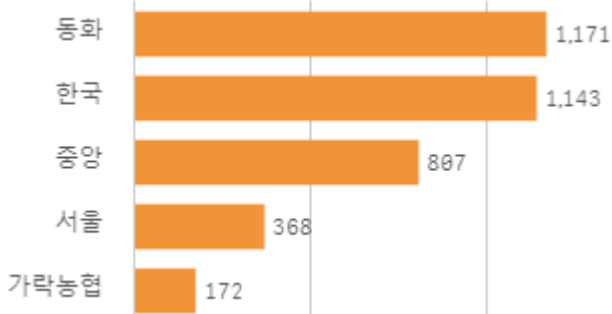
## 거래 단량별 물량 구성비



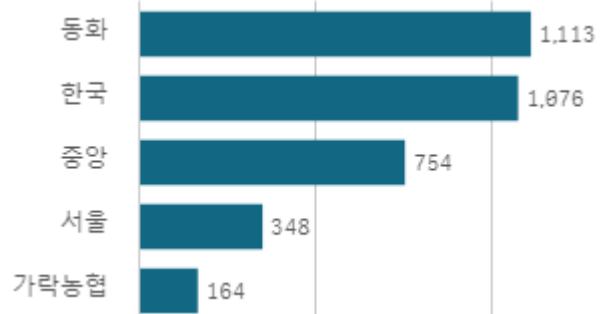
## 출하자별 거래물량 구성비



## 도매시장 법인별 거래물량(톤)

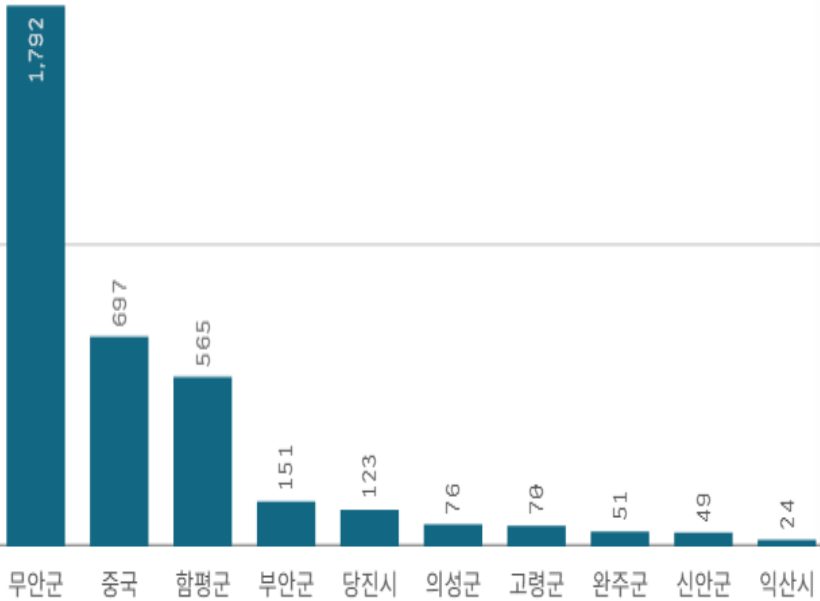


## 도매시장 법인별 거래금액(백만원)



# 양파(1Kg)

산지별 거래물량(톤)



출하산지(개소)

19

출하건수(천건)

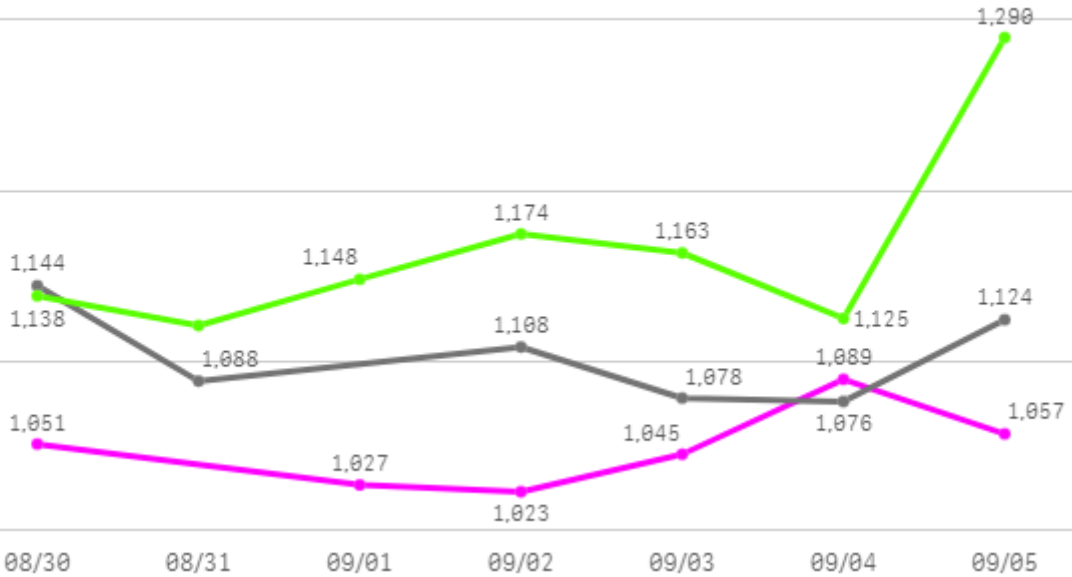
2

산지별 주출하 시군구



주간 도매가격(원)

◆ 2025    ● 2024    ◆ 평년



구분	금주(A)	전주(B)	전월(C)	전년(D)	평년(E)	A/B	A/C	A/D	A/E
가격(원)	1,045	1,043	1,102	1,103	1,073	100.2%	94.8%	94.7%	97.4%

※ 상품 가격 기준

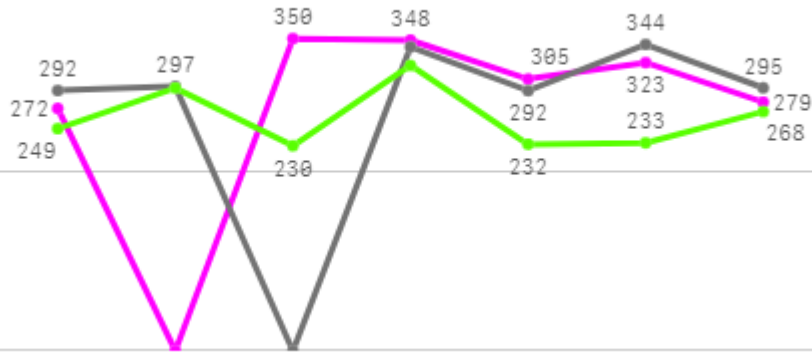
## □ 양파(1Kg) 주간 가격

구분	Q	품종	Q	단량	Q	특	상	보통	하
2025-08-30		양파		1Kg		1,162	1,051	980	823
2025-09-01		양파		1Kg		1,120	1,027	943	795
2025-09-02		양파		1Kg		1,101	1,023	924	752
2025-09-03		양파		1Kg		1,117	1,045	964	771
2025-09-04		양파		1Kg		1,171	1,089	989	826
2025-09-05		양파		1Kg		1,141	1,057	962	789
평균						<b>1,135</b>	<b>1,049</b>	<b>960</b>	<b>793</b>

# 대파

## 주간 반입량(톤)

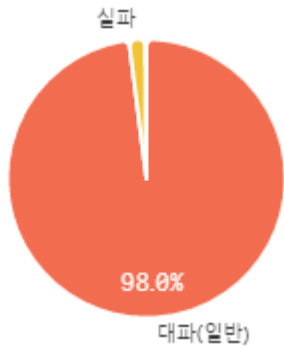
2025 (파란색 선) 2024 (회색 선) 평년 (녹색 선)



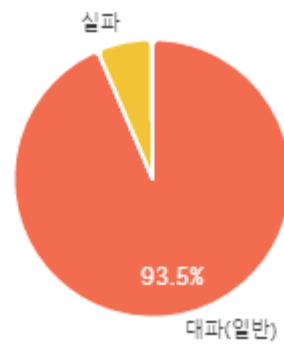
08/30 08/31 09/01 09/02 09/03 09/04 09/05

구분	금주(A)	전주(B)	전월(C)	전년(D)	평년(E)	A/B	A/C	A/D	A/E
물량(톤)	1,877	1,873	1,673	1,859	1,880	100.2%	112.2%	101.0%	99.9%

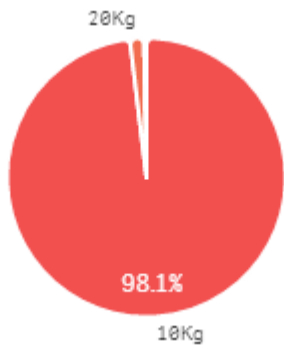
## 출하 품종별 거래물량 구성비



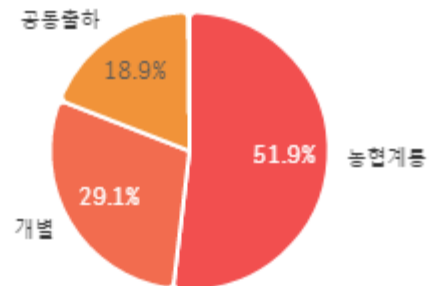
## 출하 품종별 거래금액 구성비



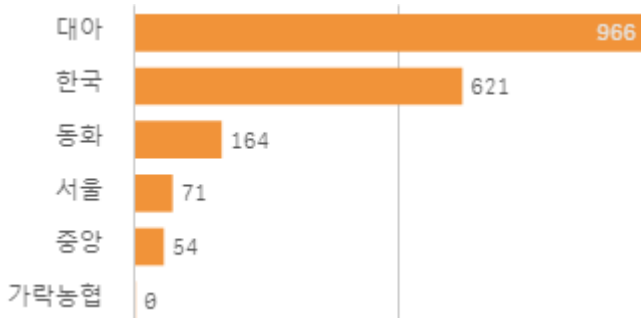
## 거래 단량별 물량 구성비



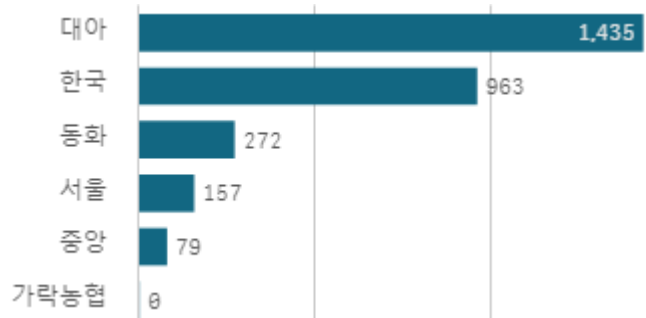
## 출하자별 거래물량 구성비



## 도매시장 법인별 거래물량(톤)

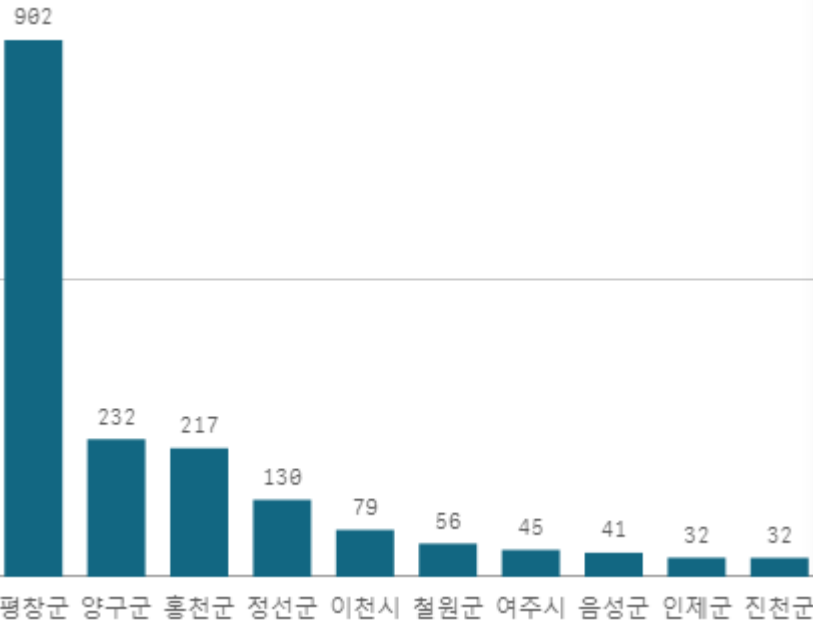


## 도매시장 법인별 거래금액(백만원)



# 대파(일반)(1Kg)

산지별 거래물량(톤)



출하산지(개소)

16

출하건수(천건)

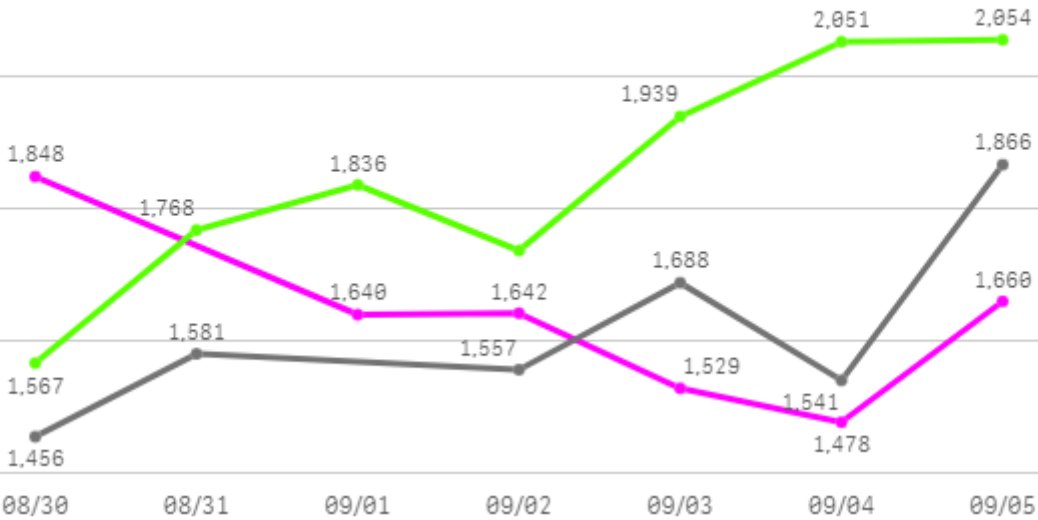
1

산지별 주출하 시군구



주간 도매가격(원)

◆ 2025    ● 2024    ◆ 평년



구분	금주(A)	전주(B)	전월(C)	전년(D)	평년(E)	A/B	A/C	A/D	A/E
가격(원)	1,657	1,419	2,114	1,615	1,670	116.8%	78.4%	102.6%	99.3%

※ 상품 가격 기준

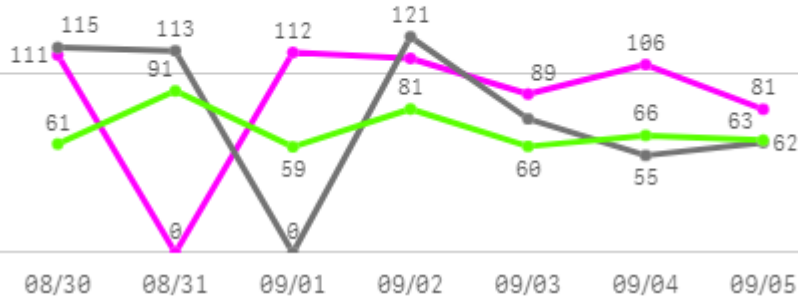
## □ 대파(일반)(1Kg) 주간 가격

구분	Q	품종	Q	단량	Q	특	상	보통	하
2025-08-30		대파(일반)		1Kg		2,269	1,848	1,682	1,404
2025-09-01		대파(일반)		1Kg		2,071	1,640	1,475	1,248
2025-09-02		대파(일반)		1Kg		2,155	1,642	1,468	1,282
2025-09-03		대파(일반)		1Kg		1,986	1,529	1,310	1,046
2025-09-04		대파(일반)		1Kg		1,899	1,478	1,266	1,040
2025-09-05		대파(일반)		1Kg		2,040	1,660	1,440	1,118
평균						<b>2,070</b>	<b>1,633</b>	<b>1,440</b>	<b>1,190</b>

# 파프리카

## 주간 반입량(톤)

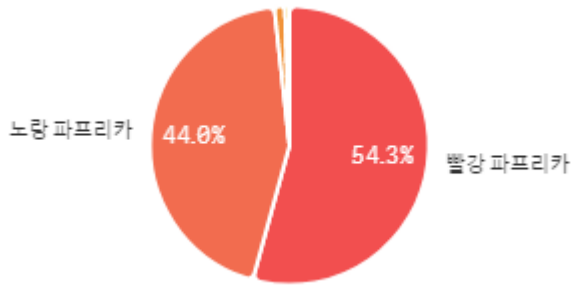
◆ 2025    ● 2024    ▲ 평년



구분	금주(A)	전주(B)	전월(C)	전년(D)	평년(E)	A/B	A/C	A/D	A/E
물량(톤)	607	589	403	541	497	103.2%	150.5%	112.2%	122.2%

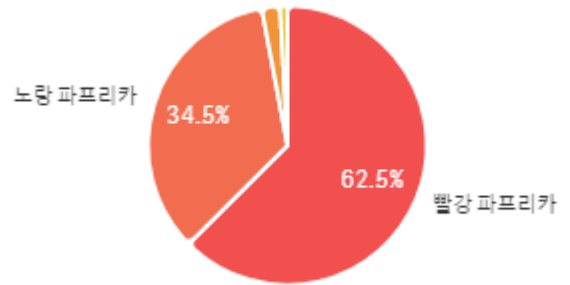
### 출하 품종별 거래물량 구성비

오렌지 파프리카

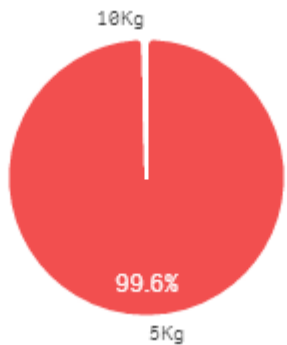


### 출하 품종별 거래금액 구성비

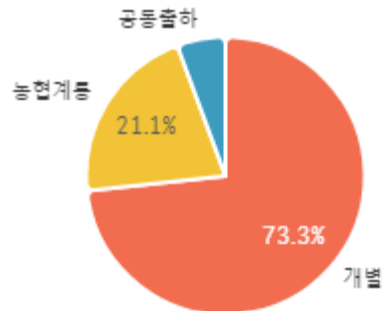
오렌지 파프리카



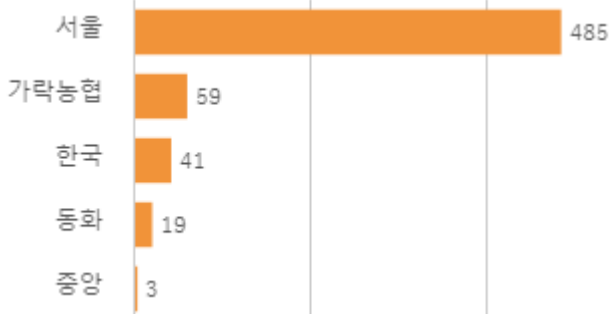
### 거래 단량별 물량 구성비



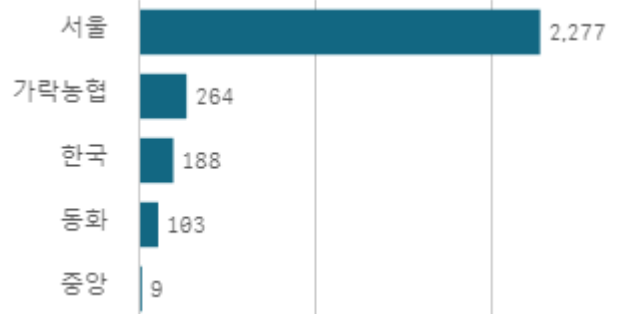
### 출하자별 거래물량 구성비



### 도매시장 법인별 거래물량(톤)

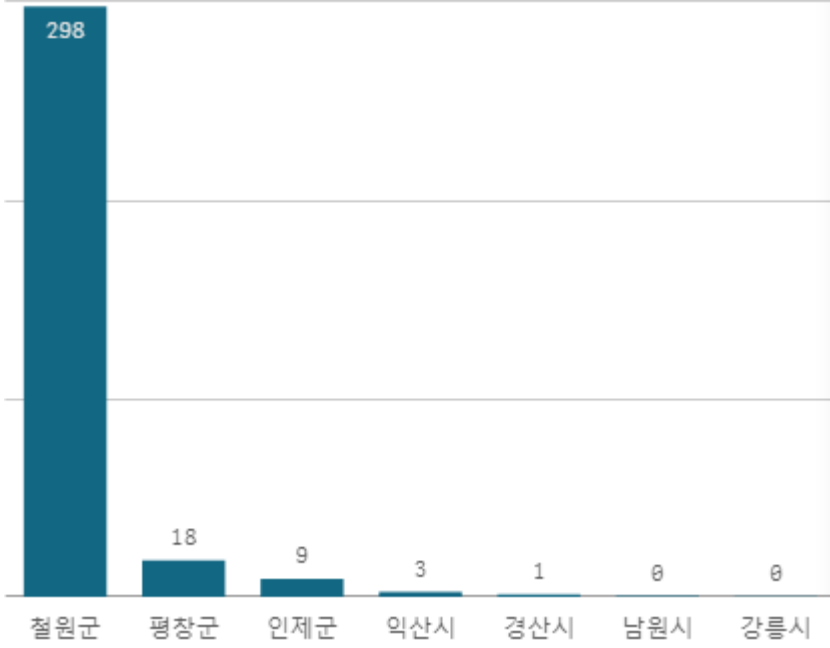


### 도매시장 법인별 거래금액(백만원)



# 빨강 파프리카(5Kg)

산지별 거래물량(톤)



출하산지(개소)

7

출하건수(천건)

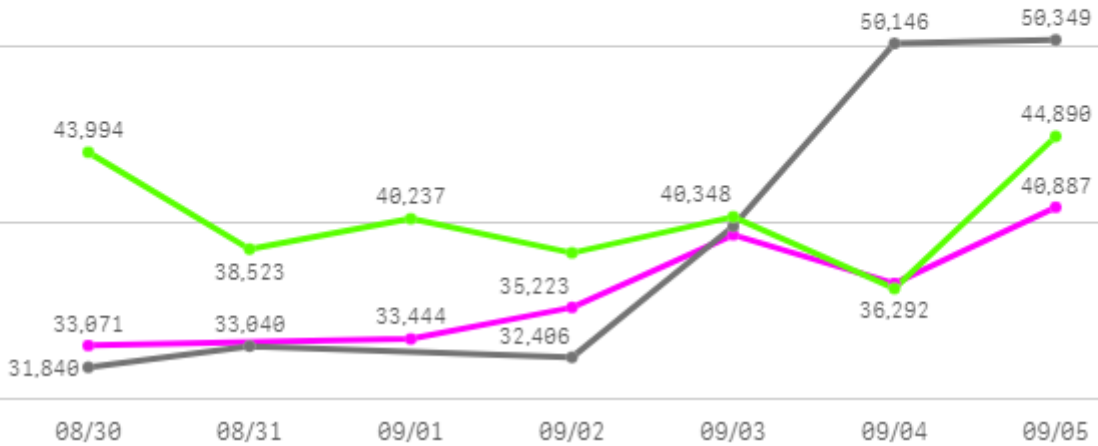
2

산지별 주출하 시군구



주간 도매가격(원)

◆ 2025    ● 2024    ◆ 평년



구분	금주(A)	전주(B)	전월(C)	전년(D)	평년(E)	A/B	A/C	A/D	A/E
가격(원)	35,550	34,694	21,425	39,599	37,150	102.5%	165.9%	89.8%	95.7%

※ 상품 가격 기준

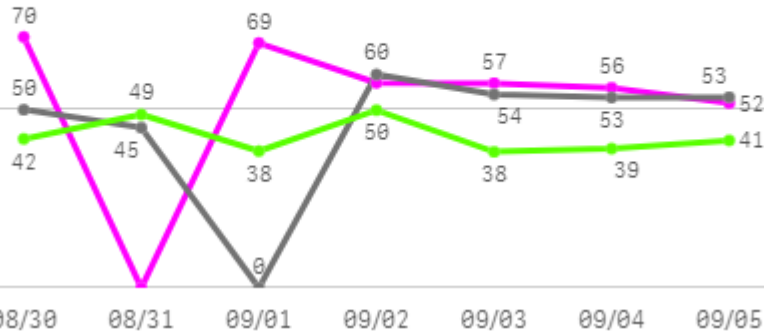
## □ 빨강 파프리카(5Kg) 주간 가격

구분	Q	품종	Q	단량	Q	특	상	보통	하
2025-08-30		빨강 파프리카		5Kg		-	33,071	29,987	20,894
2025-09-01		빨강 파프리카		5Kg		-	33,444	29,244	19,280
2025-09-02		빨강 파프리카		5Kg		-	35,223	28,936	17,309
2025-09-03		빨강 파프리카		5Kg		-	39,324	32,908	20,227
2025-09-04		빨강 파프리카		5Kg		-	36,578	28,961	19,464
2025-09-05		빨강 파프리카		5Kg		-	40,887	31,348	18,958
평균						-	<b>36,421</b>	<b>30,231</b>	<b>19,355</b>

# 청경채

## 주간 반입량(톤)

◆ 2025    ● 2024    ▲ 평년

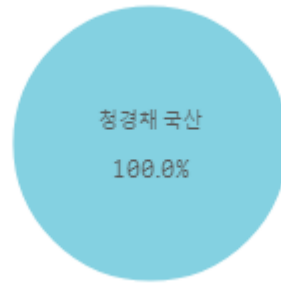


구분	금주(A)	전주(B)	전월(C)	전년(D)	평년(E)	A/B	A/C	A/D	A/E
물량(톤)	362	399	340	316	313	90.6%	106.4%	114.6%	115.4%

### 출하 품종별 거래물량 구성비



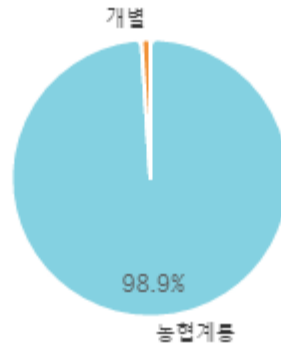
### 출하 품종별 거래금액 구성비



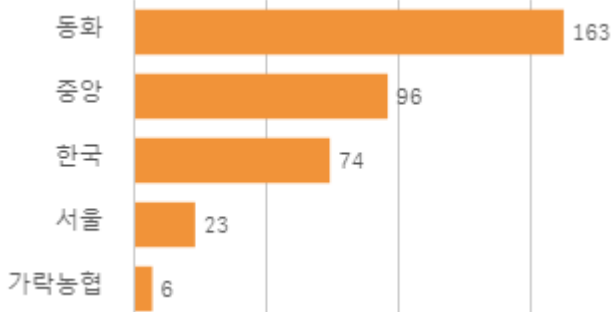
### 거래 단량별 물량 구성비



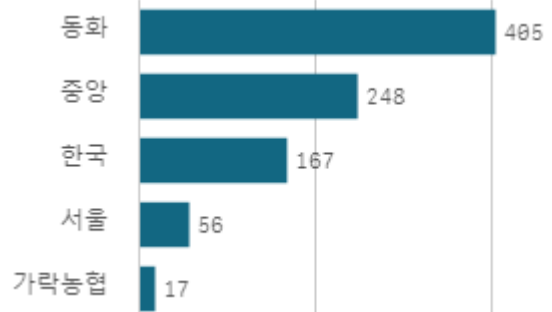
### 출하자별 거래물량 구성비



### 도매시장 법인별 거래물량(톤)

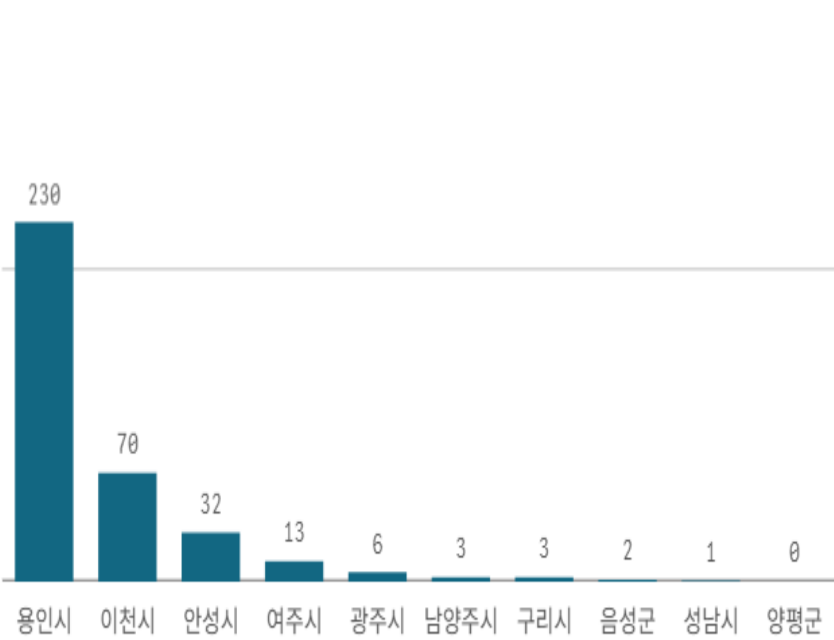


### 도매시장 법인별 거래금액(백만원)



# 청경채(4Kg)

산지별 거래물량(톤)



출하산지(개소)

10

출하건수(천건)

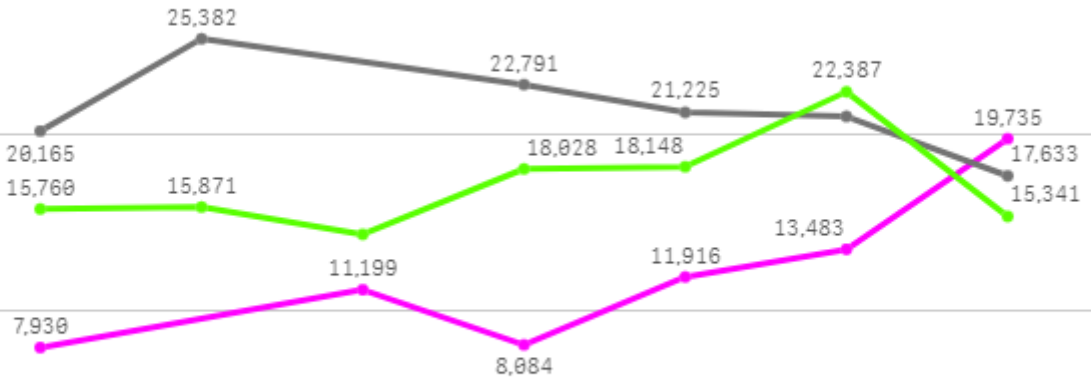
2

산지별 주출하 시군구



주간 도매가격(원)

◆ 2025    ● 2024    ◆ 평년



08/30    08/31    09/01    09/02    09/03    09/04    09/05

구분	금주(A)	전주(B)	전월(C)	전년(D)	평년(E)	A/B	A/C	A/D	A/E
가격(원)	10,936	9,978	12,667	21,365	12,762	109.6%	86.3%	51.2%	85.7%

※ 상품 가격 기준

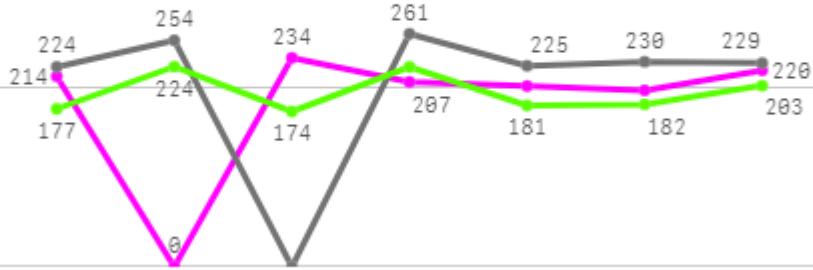
## □ 청경채(4Kg) 주간 가격

구분	Q	품종	Q	단량	Q	특	상	보통	하
2025-08-30		청경채		4Kg		-	7,930	6,802	4,666
2025-09-01		청경채		4Kg		-	11,199	9,667	7,501
2025-09-02		청경채		4Kg		-	8,084	6,886	5,389
2025-09-03		청경채		4Kg		-	11,916	10,703	8,529
2025-09-04		청경채		4Kg		-	13,483	11,966	10,090
2025-09-05		청경채		4Kg		-	19,735	18,310	15,777
평균						-	<b>12,058</b>	<b>10,722</b>	<b>8,659</b>

# 버섯

## 주간 반입량(톤)

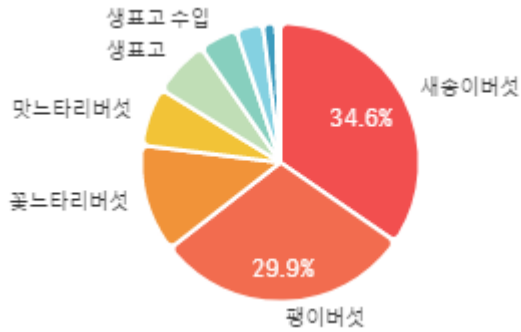
◆ 2025    ● 2024    ▲ 평년



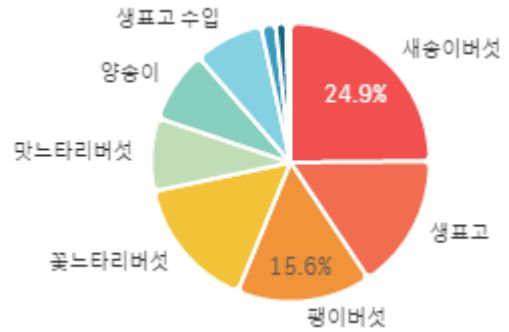
08/30    08/31    09/01    09/02    09/03    09/04    09/05

구분	금주(A)	전주(B)	전월(C)	전년(D)	평년(E)	A/B	A/C	A/D	A/E
물량(톤)	1,276	1,203	1,125	1,423	1,362	106.1%	113.5%	89.7%	93.7%

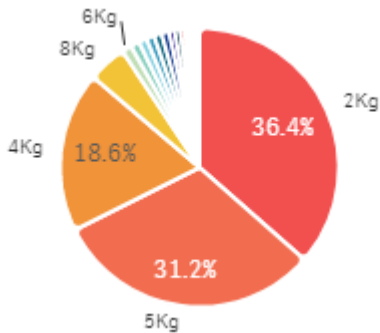
## 출하 품종별 거래물량 구성비



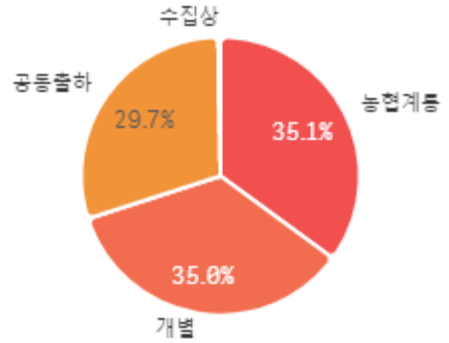
## 출하 품종별 거래금액 구성비



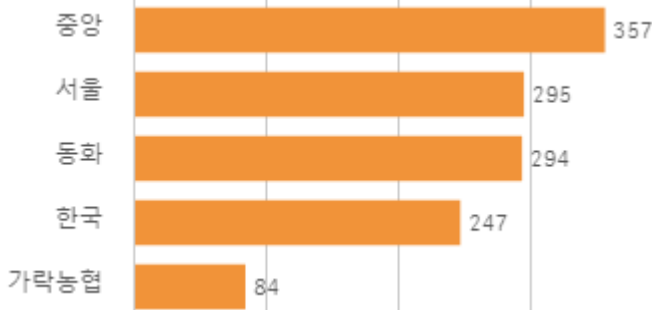
## 거래 단량별 물량 구성비



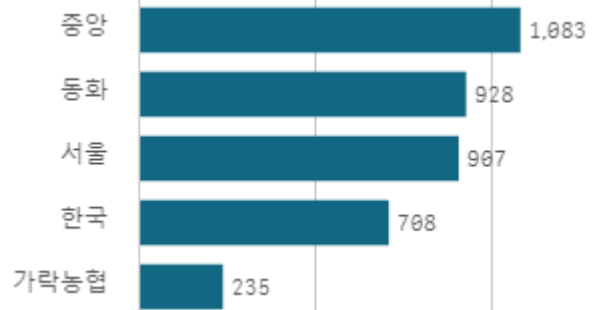
## 출하자별 거래물량 구성비



## 도매시장 법인별 거래물량(톤)

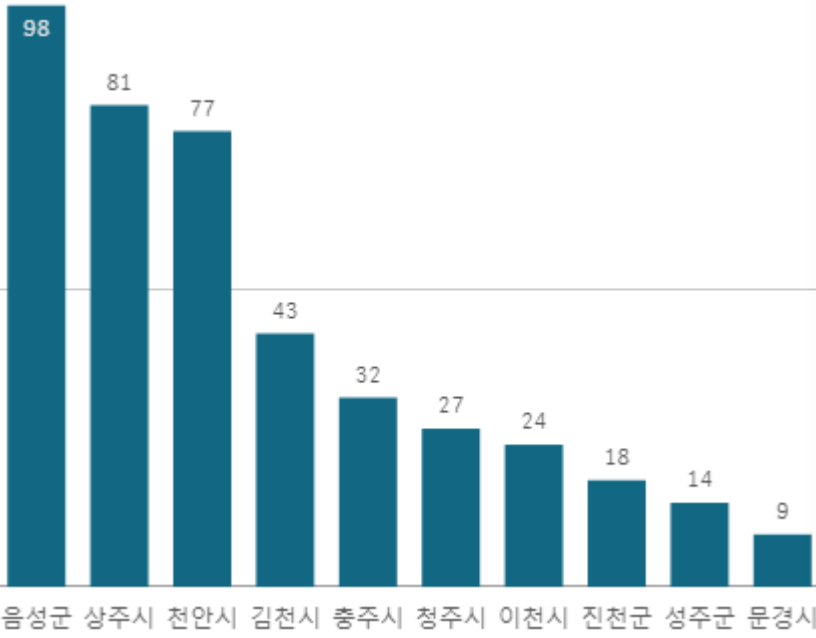


## 도매시장 법인별 거래금액(백만원)



# 새송이버섯(2Kg)

산지별 거래물량(톤)



출하산지(개소)

20

출하건수(천건)

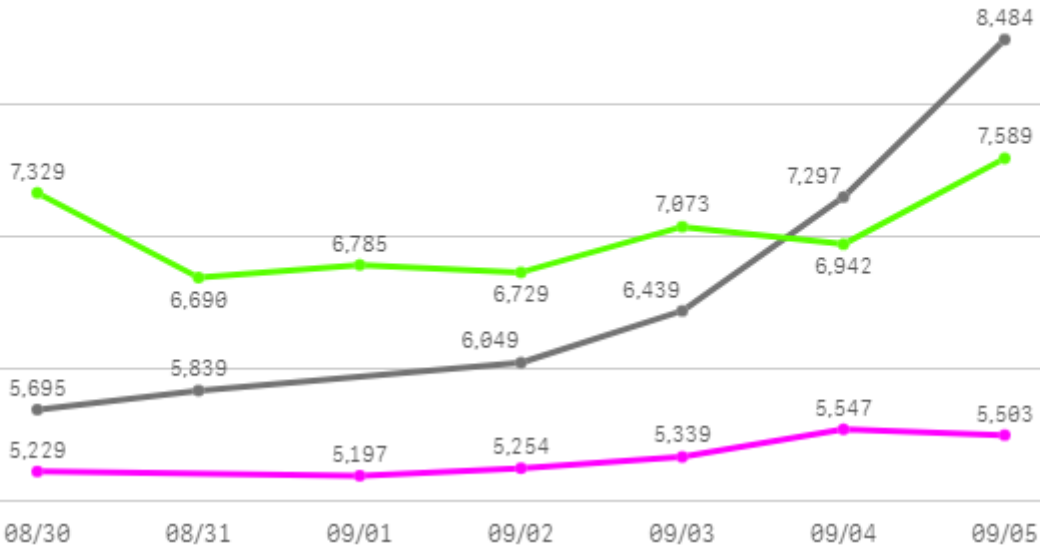
3

산지별 주출하 시군구



주간 도매가격(원)

◆ 2025    ● 2024    ◆ 평년



구분	금주(A)	전주(B)	전월(C)	전년(D)	평년(E)	A/B	A/C	A/D	A/E
가격(원)	5,303	5,317	5,929	6,634	5,785	99.7%	89.5%	79.9%	91.7%

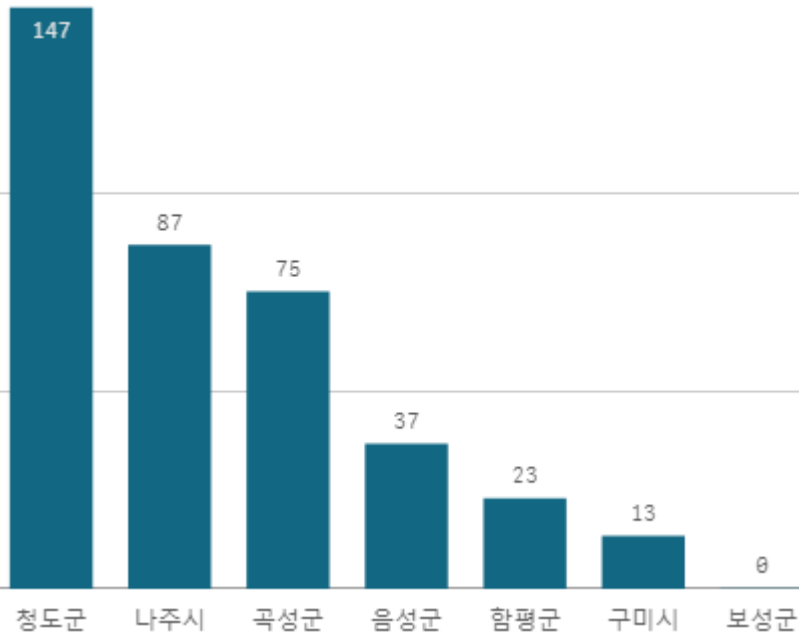
※ 상품 가격 기준

## □ 새송이버섯(2Kg) 주간 가격

구분	Q	품종	Q	단량	Q	특	상	보통	하
2025-08-30		새송이버섯		2Kg		7,942	5,229	4,095	3,324
2025-09-01		새송이버섯		2Kg		8,226	5,197	4,075	3,211
2025-09-02		새송이버섯		2Kg		7,842	5,254	3,999	3,146
2025-09-03		새송이버섯		2Kg		7,943	5,339	4,170	3,335
2025-09-04		새송이버섯		2Kg		7,540	5,547	4,365	3,417
2025-09-05		새송이버섯		2Kg		7,314	5,503	4,728	3,643
평균						<b>7,801</b>	<b>5,345</b>	<b>4,239</b>	<b>3,346</b>

# 팬이버섯(5Kg)

산지별 거래물량(톤)



산지별 주출하 시군구



출하산지(개소)

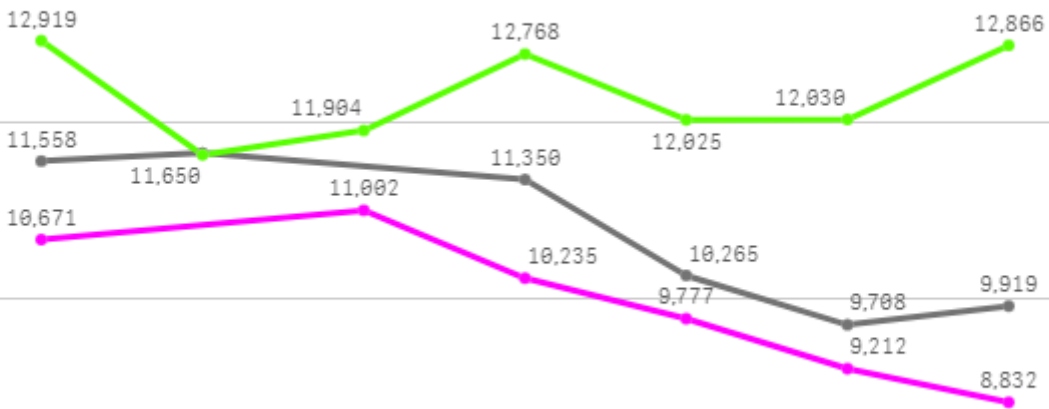
7

출하건수(천건)

2

주간 도매가격(원)

◆ 2025    ● 2024    ◆ 평년



08/30    08/31    09/01    09/02    09/03    09/04    09/05

구분	금주(A)	전주(B)	전월(C)	전년(D)	평년(E)	A/B	A/C	A/D	A/E
가격(원)	10,206	8,340	10,047	10,742	10,911	122.4%	101.6%	95.0%	93.5%

※ 상품 가격 기준

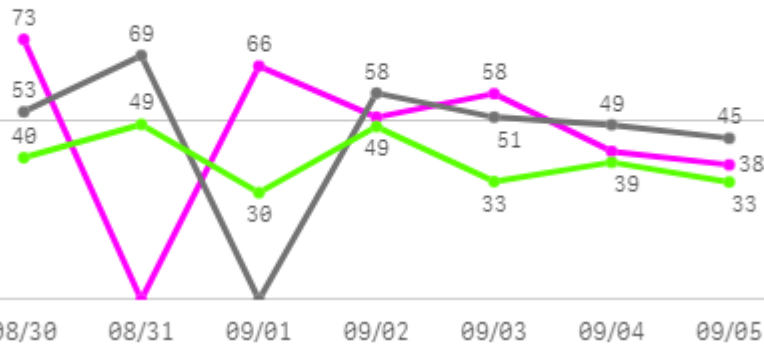
## □ 팽이버섯(5Kg) 주간 가격

구분	Q	품종	Q	단량	Q	특	상	보통	하
2025-08-30		팽이버섯		5Kg		11,083	10,671	8,820	7,586
2025-09-01		팽이버섯		5Kg		11,740	11,002	8,601	7,128
2025-09-02		팽이버섯		5Kg		11,731	10,235	7,476	6,100
2025-09-03		팽이버섯		5Kg		11,000	9,777	6,658	5,326
2025-09-04		팽이버섯		5Kg		11,094	9,212	6,130	4,914
2025-09-05		팽이버섯		5Kg		9,689	8,832	6,194	4,372
평균						<b>11,056</b>	<b>9,955</b>	<b>7,313</b>	<b>5,904</b>

# 팥옥수수

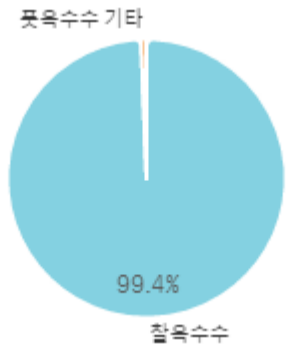
## 주간 반입량(톤)

◆ 2025    ● 2024    ▲ 평년

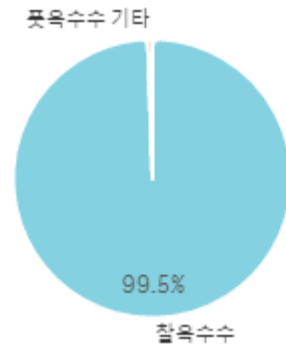


구분	금주(A)	전주(B)	전월(C)	전년(D)	평년(E)	A/B	A/C	A/D	A/E
물량(톤)	327	445	521	325	288	73.5%	62.7%	100.7%	113.6%

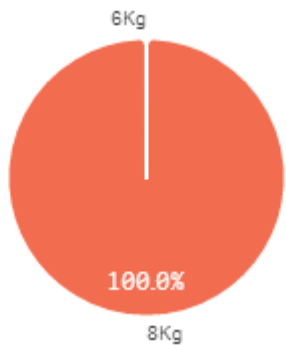
### 출하 품종별 거래물량 구성비



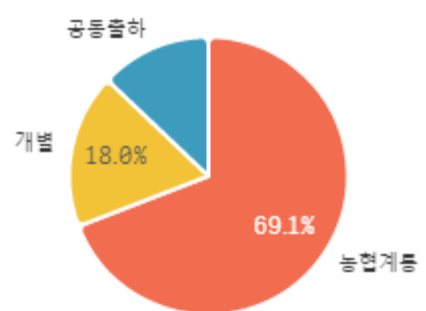
### 출하 품종별 거래금액 구성비



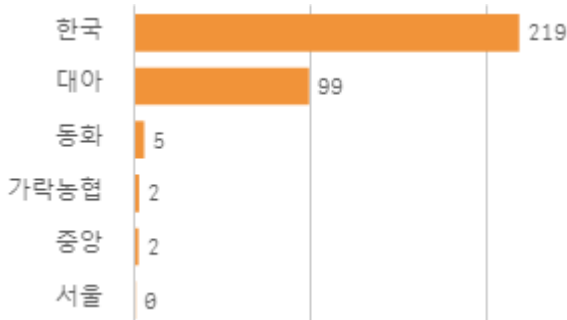
### 거래 단량별 물량 구성비



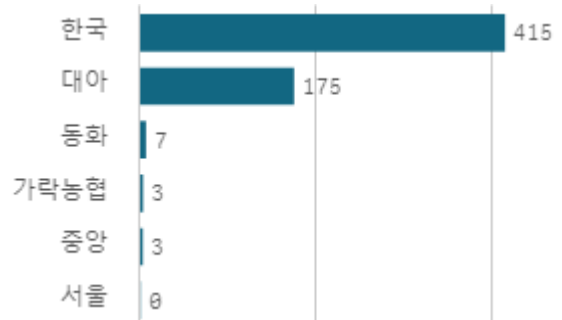
### 출하자별 거래물량 구성비



### 도매시장 법인별 거래물량(톤)

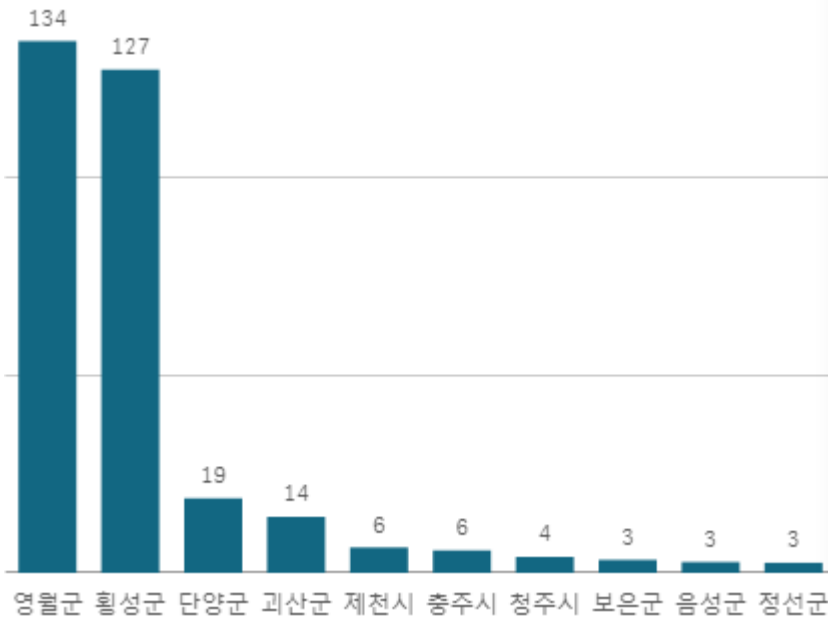


### 도매시장 법인별 거래금액(백만원)



# 찰옥수수(8Kg)

산지별 거래물량(톤)



출하산지(개소)

17

출하건수(천건)

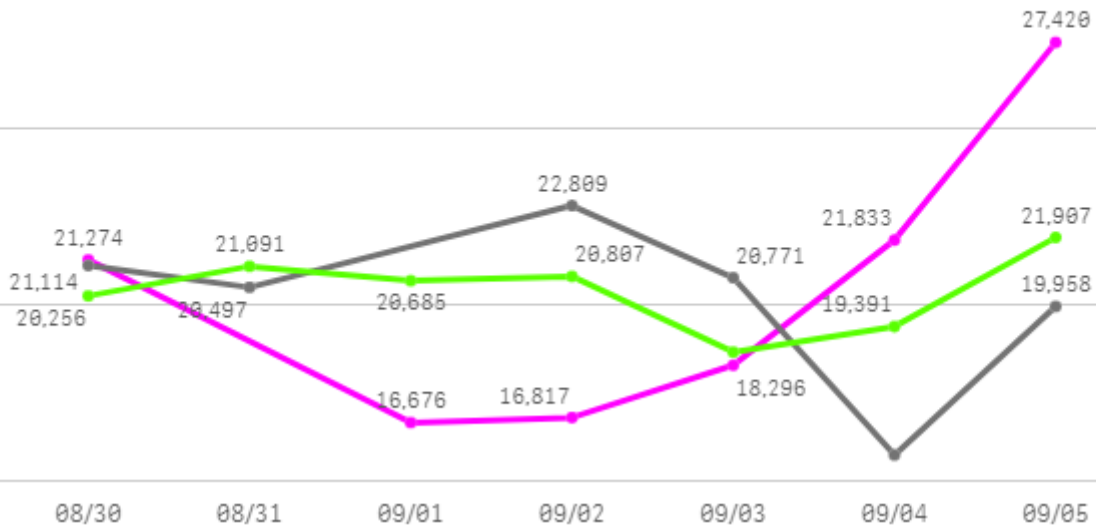
1

산지별 주출하 시군구



주간 도매가격(원)

◆ 2025    ● 2024    ◆ 평년



구분	금주(A)	전주(B)	전월(C)	전년(D)	평년(E)	A/B	A/C	A/D	A/E
가격(원)	19,586	19,509	17,082	20,152	19,740	100.4%	114.7%	97.2%	99.2%

※ 상품 가격 기준

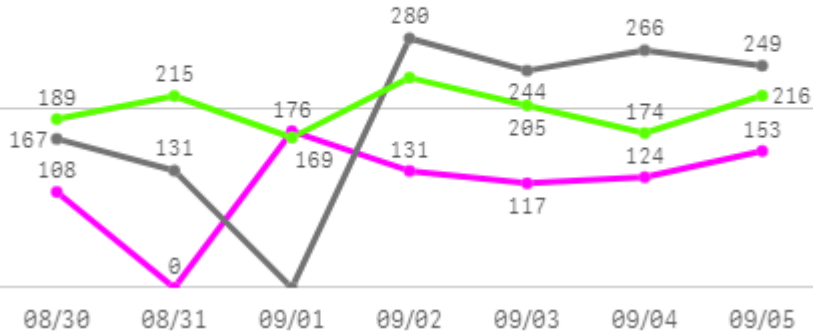
## □ 찰옥수수(8Kg) 주간 가격

구분	Q	품종	Q	단량	Q	특	상	보통	하
2025-08-30		찰옥수수		8Kg		25,213	21,274	13,412	7,826
2025-09-01		찰옥수수		8Kg		18,990	16,676	13,439	8,520
2025-09-02		찰옥수수		8Kg		18,365	16,817	14,929	10,425
2025-09-03		찰옥수수		8Kg		19,226	18,296	14,509	8,450
2025-09-04		찰옥수수		8Kg		27,040	21,833	15,767	8,231
2025-09-05		찰옥수수		8Kg		31,093	27,420	20,591	10,814
평균						<b>23,321</b>	<b>20,386</b>	<b>15,441</b>	<b>9,044</b>

# 사과

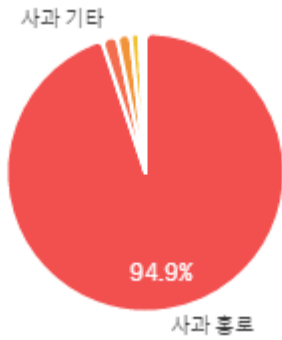
## 주간 반입량(톤)

◆ 2025    ● 2024    ▲ 평년

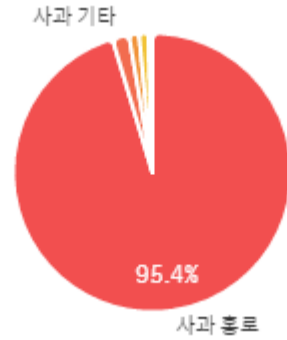


구분	금주(A)	전주(B)	전월(C)	전년(D)	평년(E)	A/B	A/C	A/D	A/E
물량(톤)	809	694	267	1,337	1,351	116.5%	303.2%	60.5%	59.9%

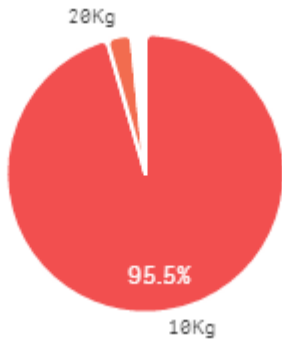
### 출하 품종별 거래물량 구성비



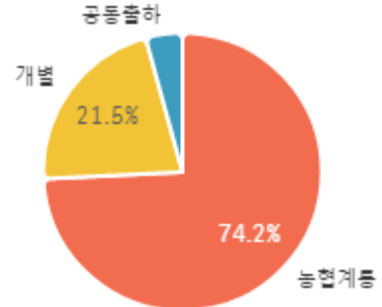
### 출하 품종별 거래금액 구성비



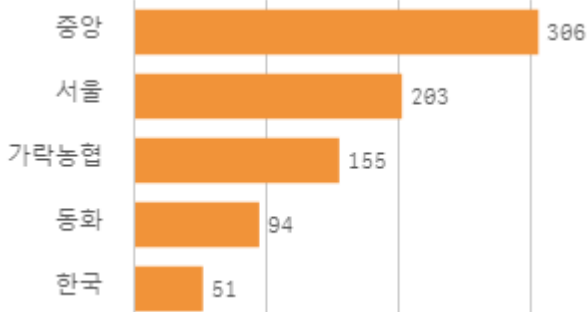
### 거래 단량별 물량 구성비



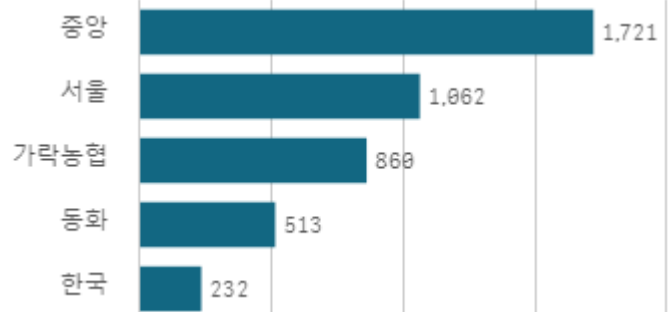
### 출하자별 거래물량 구성비



### 도매시장 법인별 거래물량(톤)

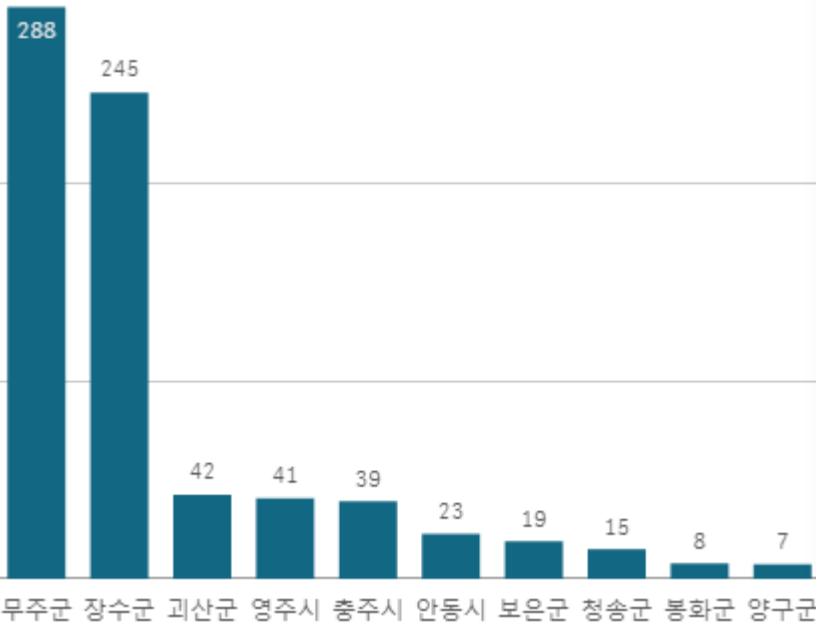


### 도매시장 법인별 거래금액(백만원)



# 사과 홍로(10Kg)

산지별 거래물량(톤)



출하산지(개소)

26

출하건수(천건)

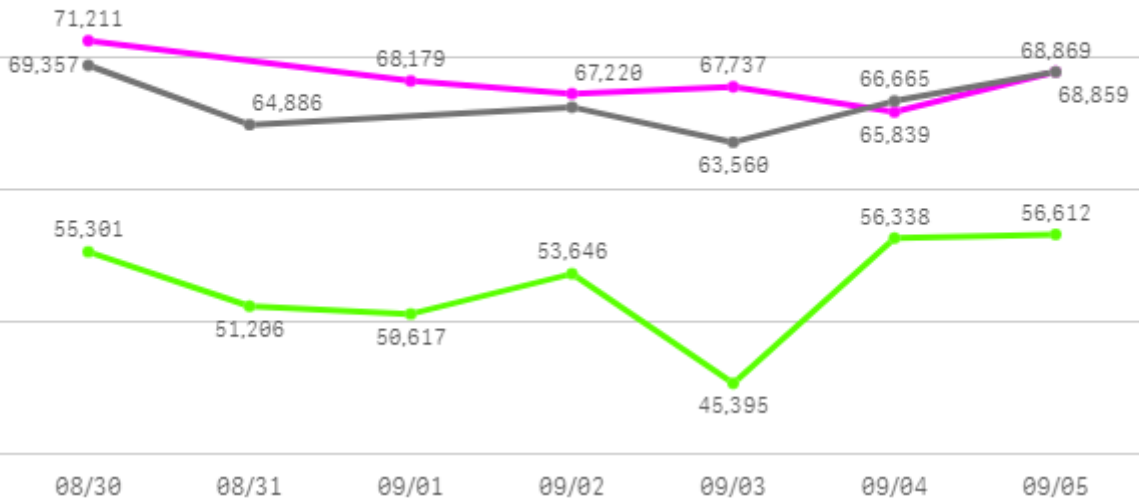
6

산지별 주출하 시군구



주간 도매가격(원)

● 2025   ● 2024   ● 평년



구분	금주(A)	전주(B)	전월(C)	전년(D)	평년(E)	A/B	A/C	A/D	A/E
가격(원)	68,466	75,725	89,845	66,588	65,607	90.4%	76.2%	102.8%	104.4%

※ 상품 가격 기준

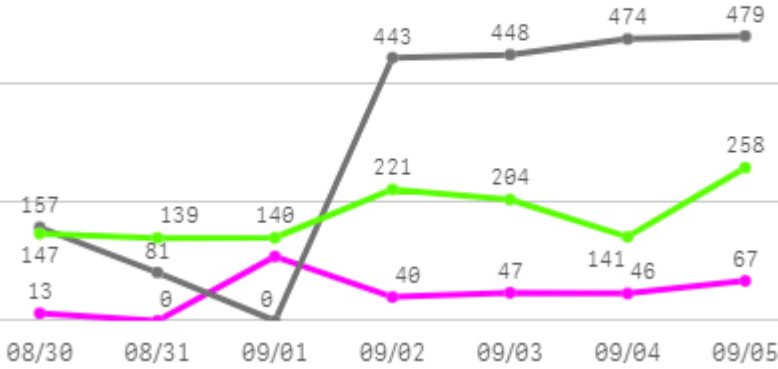
## □ 사과 홍로(10Kg) 주간 가격

구분	Q	품종	Q	단량	Q	특	상	보통	하
2025-08-30		사과 홍로		10Kg		118,689	71,211	52,171	32,784
2025-09-01		사과 홍로		10Kg		100,657	68,179	51,763	32,527
2025-09-02		사과 홍로		10Kg		104,093	67,220	47,817	28,227
2025-09-03		사과 홍로		10Kg		94,520	67,737	49,203	30,732
2025-09-04		사과 홍로		10Kg		95,468	65,839	46,582	29,819
2025-09-05		사과 홍로		10Kg		102,529	68,869	50,360	28,449
평균						<b>102,659</b>	<b>68,176</b>	<b>49,649</b>	<b>30,423</b>

# 배

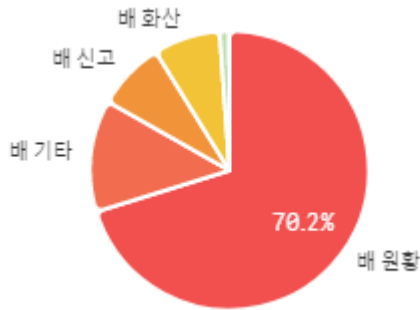
## 주간 반입량(톤)

◆ 2025    ● 2024    ▲ 평년

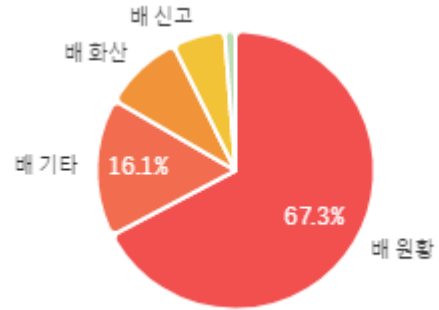


구분	금주(A)	전주(B)	전월(C)	전년(D)	평년(E)	A/B	A/C	A/D	A/E
물량(톤)	322	365	141	2,082	1,245	88.2%	227.4%	15.5%	25.8%

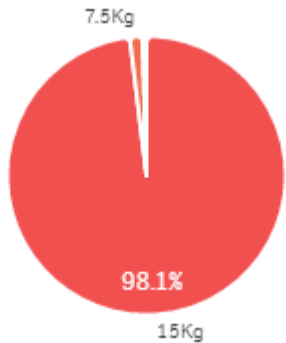
### 출하 품종별 거래물량 구성비



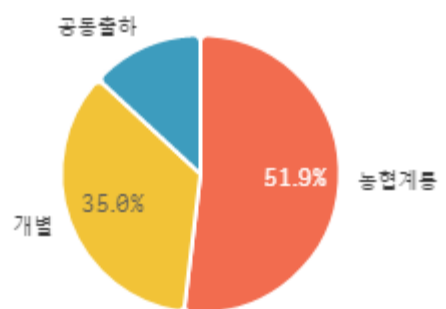
### 출하 품종별 거래금액 구성비



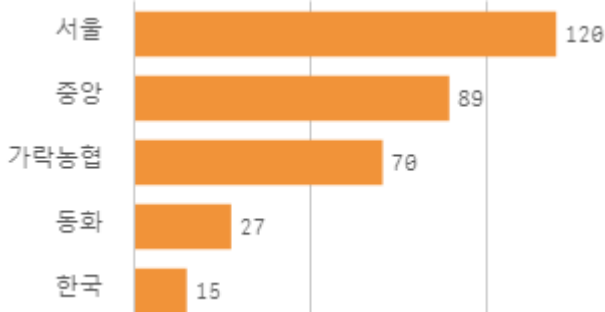
### 거래 단량별 물량 구성비



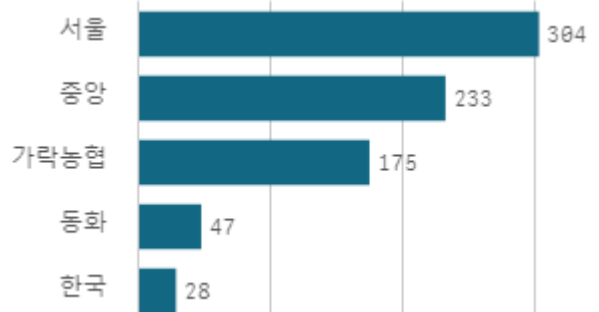
### 출하자별 거래물량 구성비



### 도매시장 법인별 거래물량(톤)

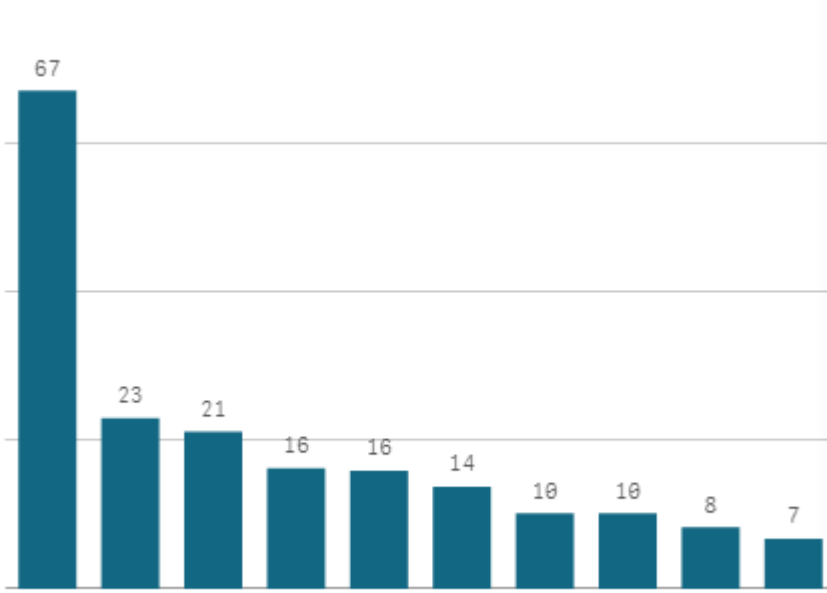


### 도매시장 법인별 거래금액(백만원)



# 배 원황(15Kg)

산지별 거래물량(톤)



출하산지(개소)

29

출하건수(천건)

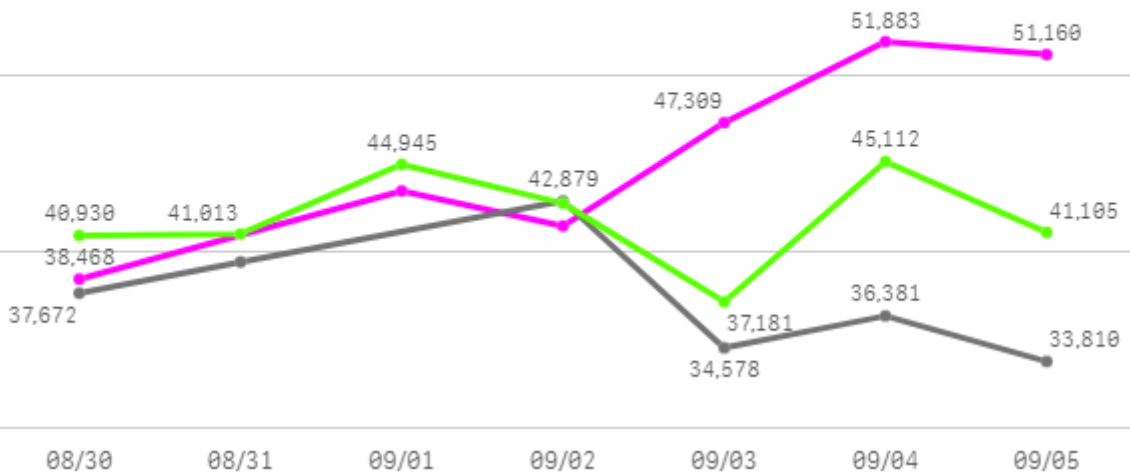
2

산지별 주출하 시군구



주간 도매가격(원)

◆ 2025    ● 2024    ◆ 평년



구분	금주(A)	전주(B)	전월(C)	전년(D)	평년(E)	A/B	A/C	A/D	A/E
가격(원)	44,090	46,808	-	37,459	43,643	94.2%	-	117.7%	101.0%

※ 상품 가격 기준

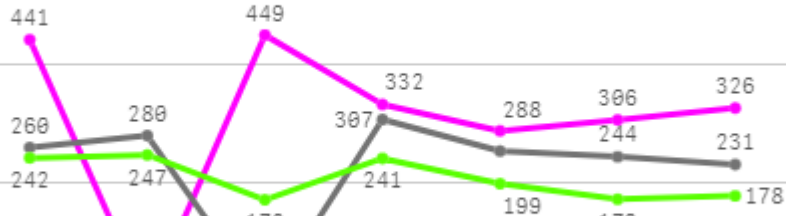
## □ 배 원황(15Kg) 주간 가격

구분	Q	품종	Q	단량	Q	특	상	보통	하
2025-08-30		배 원황		15Kg		45,242	38,468	27,741	14,679
2025-09-01		배 원황		15Kg		66,146	43,448	28,513	15,225
2025-09-02		배 원황		15Kg		57,190	41,467	28,466	15,996
2025-09-03		배 원황		15Kg		66,187	47,309	32,844	17,772
2025-09-04		배 원황		15Kg		61,567	51,883	40,106	21,870
2025-09-05		배 원황		15Kg		63,828	51,160	37,080	19,672
평균						<b>60,027</b>	<b>45,622</b>	<b>32,458</b>	<b>17,536</b>

# 복숭아

## 주간 반입량(톤)

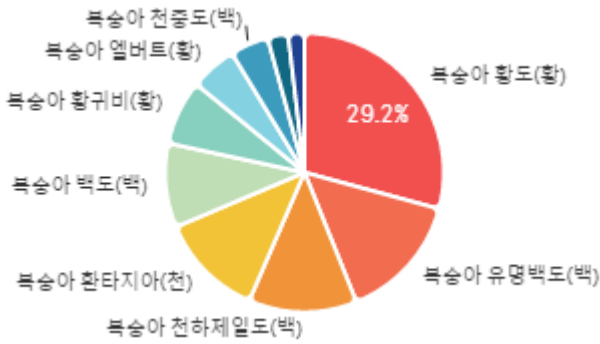
◆ 2025    ● 2024    ▲ 평년



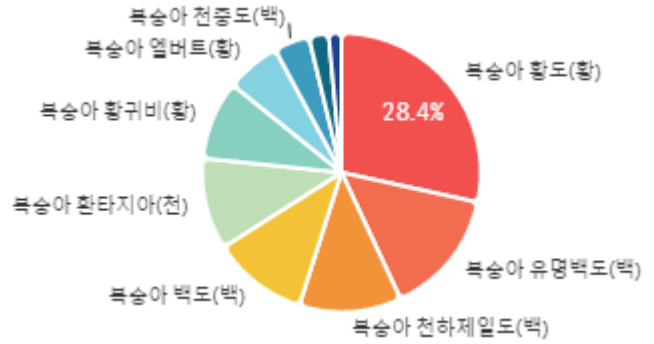
08/30    08/31    09/01    09/02    09/03    09/04    09/05

구분	금주(A)	전주(B)	전월(C)	전년(D)	평년(E)	A/B	A/C	A/D	A/E
물량(톤)	2,141	2,597	2,134	1,574	1,643	82.4%	100.3%	136.0%	130.3%

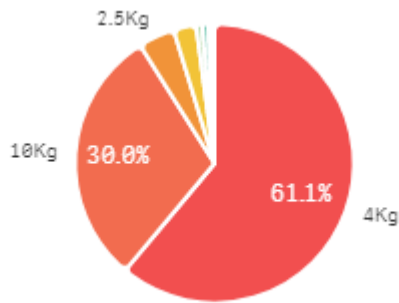
## 출하 품종별 거래물량 구성비



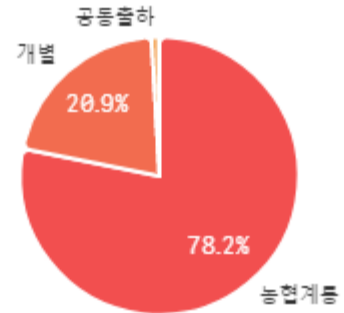
## 출하 품종별 거래금액 구성비



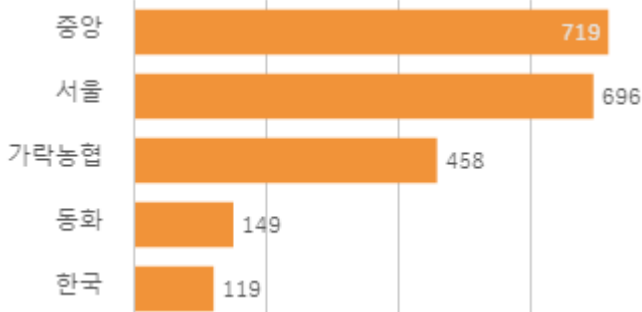
## 거래 단량별 물량 구성비



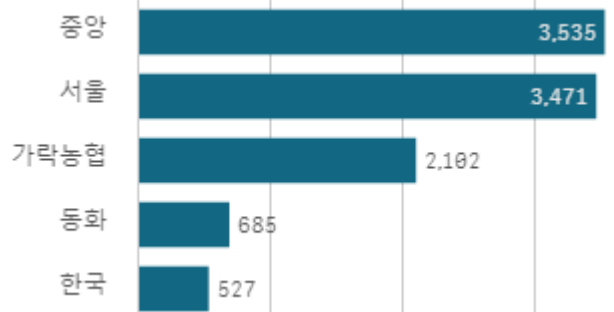
## 출하자별 거래물량 구성비



## 도매시장 법인별 거래물량(톤)

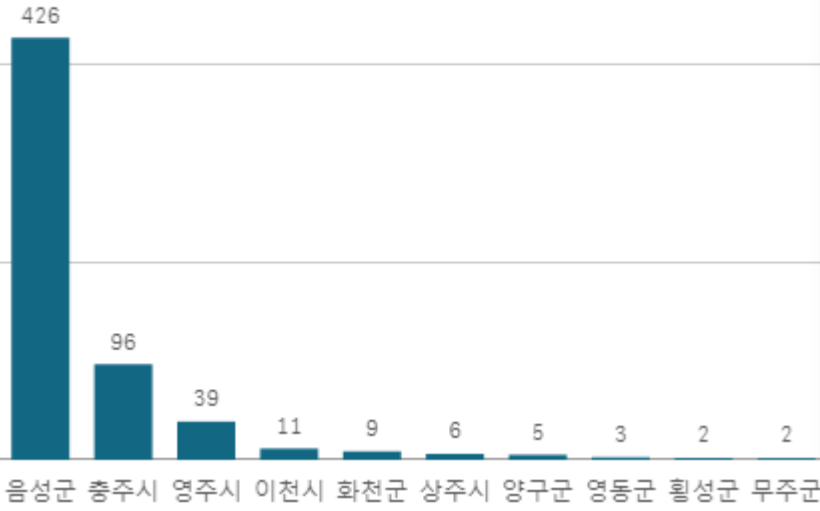


## 도매시장 법인별 거래금액(백만원)



# 복숭아 황도(황)(4Kg)

산지별 거래물량(톤)



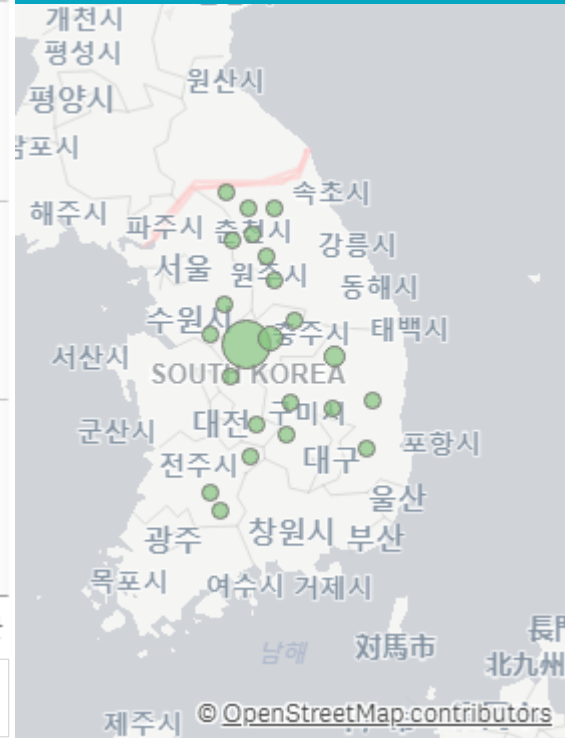
출하산지(개소)

23

출하건수(천건)

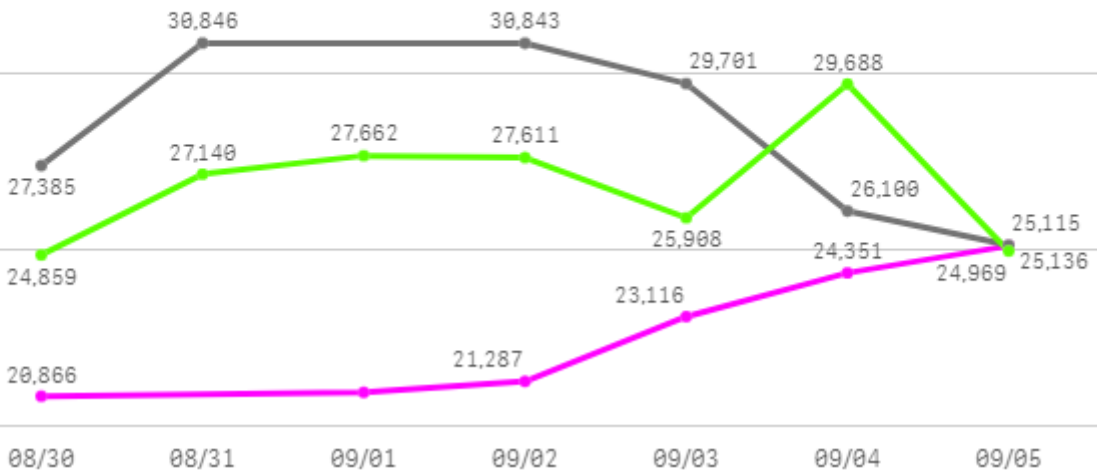
7

산지별 주출하 시군구



주간 도매가격(원)

◆ 2025    ● 2024    ◆ 평년



구분	금주(A)	전주(B)	전월(C)	전년(D)	평년(E)	A/B	A/C	A/D	A/E
가격(원)	22,071	19,444	28,197	28,335	23,032	113.5%	78.3%	77.9%	95.8%

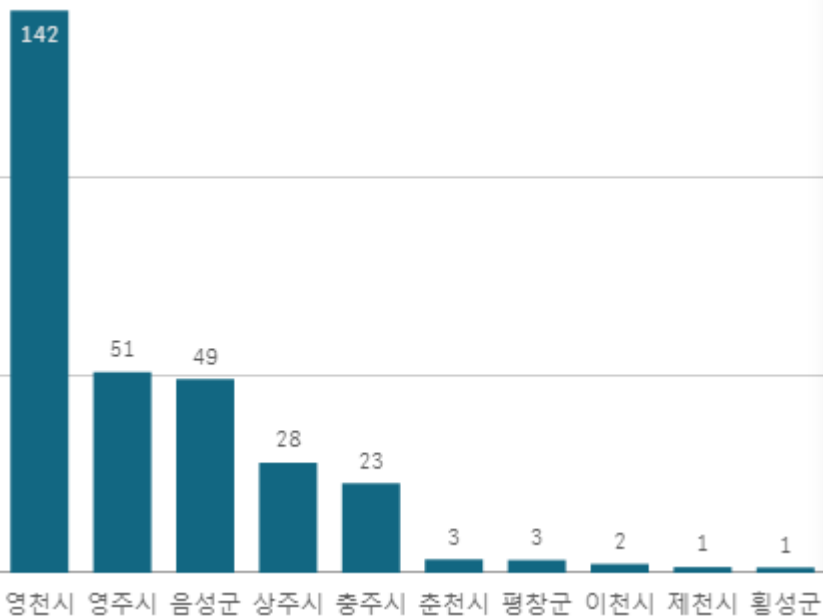
※ 상품 가격 기준

## □ 복숭아 황도(황)(4Kg) 주간 가격

구분	Q	품종	Q	단량	Q	특	상	보통	하
2025-08-30		복숭아 황도(황)		4Kg		23,330	20,866	17,488	11,057
2025-09-01		복숭아 황도(황)		4Kg		24,225	20,975	17,030	10,319
2025-09-02		복숭아 황도(황)		4Kg		24,908	21,287	17,710	10,844
2025-09-03		복숭아 황도(황)		4Kg		25,741	23,116	19,827	11,282
2025-09-04		복숭아 황도(황)		4Kg		26,751	24,351	21,259	12,714
2025-09-05		복숭아 황도(황)		4Kg		28,021	25,115	21,735	12,886
평균						<b>25,496</b>	<b>22,618</b>	<b>19,175</b>	<b>11,517</b>

# 복숭아 유명백도(백)(4Kg)

산지별 거래물량(톤)



출하산지(개소)

13

출하건수(천건)

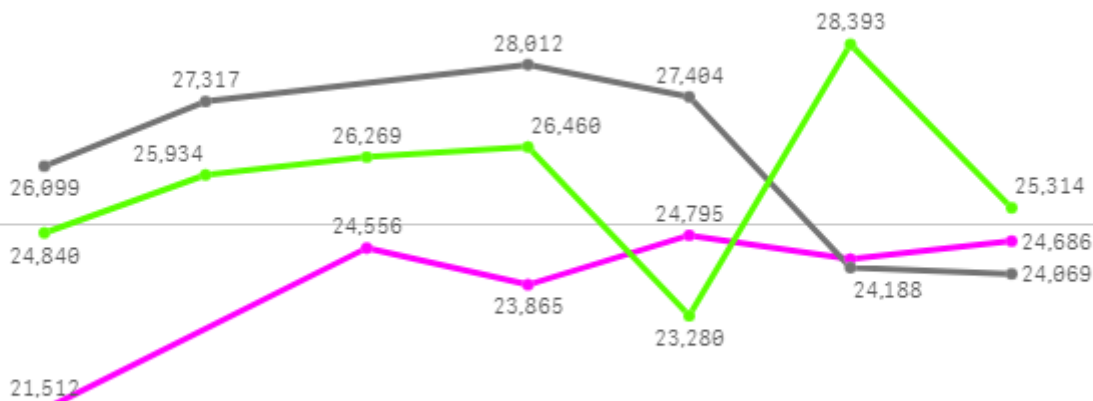
3

산지별 주출하 시군구



주간 도매가격(원)

◆ 2025    ● 2024    ◆ 평년



08/30    08/31    09/01    09/02    09/03    09/04    09/05

구분	금주(A)	전주(B)	전월(C)	전년(D)	평년(E)	A/B	A/C	A/D	A/E
가격(원)	23,708	22,395	26,195	26,182	24,130	105.9%	90.5%	90.6%	98.3%

※ 상품 가격 기준

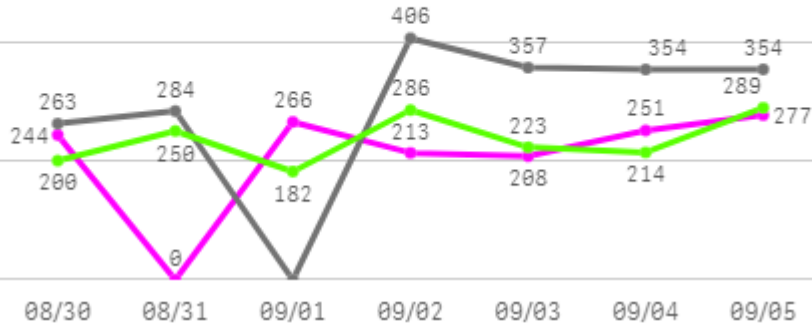
## □ 복숭아 유명백도(백)(4Kg) 주간 가격

구분	Q	품종	Q	단량	Q	특	상	보통	하
2025-08-30		복숭아 유명백도(백)		4Kg		24,000	21,512	18,390	13,026
2025-09-01		복숭아 유명백도(백)		4Kg		26,000	24,556	20,555	12,420
2025-09-02		복숭아 유명백도(백)		4Kg		25,059	23,865	20,216	13,484
2025-09-03		복숭아 유명백도(백)		4Kg		26,959	24,795	20,496	12,852
2025-09-04		복숭아 유명백도(백)		4Kg		26,629	24,346	20,872	12,300
2025-09-05		복숭아 유명백도(백)		4Kg		27,038	24,686	21,739	14,613
평균						<b>25,947</b>	<b>23,960</b>	<b>20,378</b>	<b>13,116</b>

# 포도

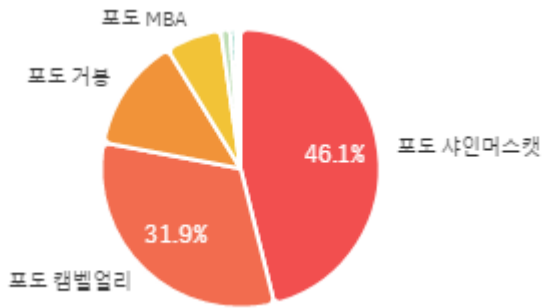
## 주간 반입량(톤)

◆ 2025    ● 2024    ▲ 평년

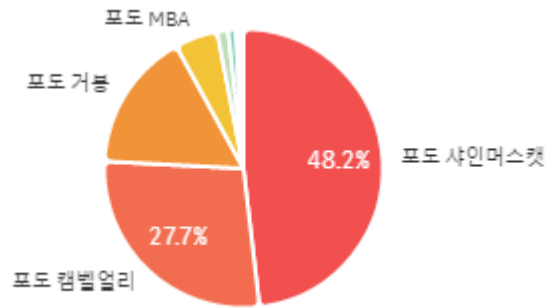


구분	금주(A)	전주(B)	전월(C)	전년(D)	평년(E)	A/B	A/C	A/D	A/E
물량(톤)	1,459	1,294	646	2,018	1,670	112.7%	225.8%	72.3%	87.3%

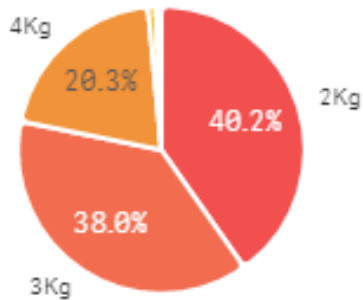
## 출하 품종별 거래물량 구성비



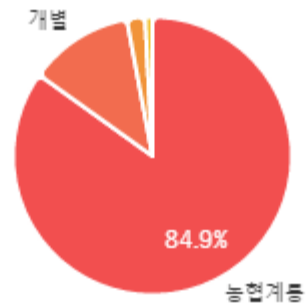
## 출하 품종별 거래금액 구성비



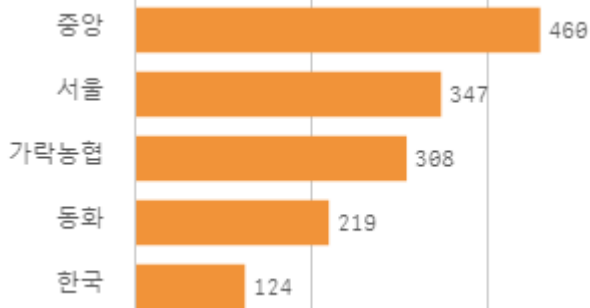
## 거래 단량별 물량 구성비



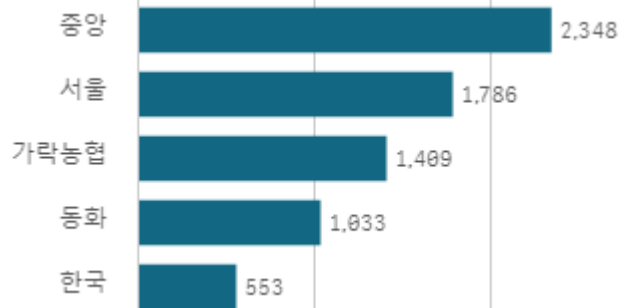
## 출하자별 거래물량 구성비



## 도매시장 법인별 거래물량(톤)

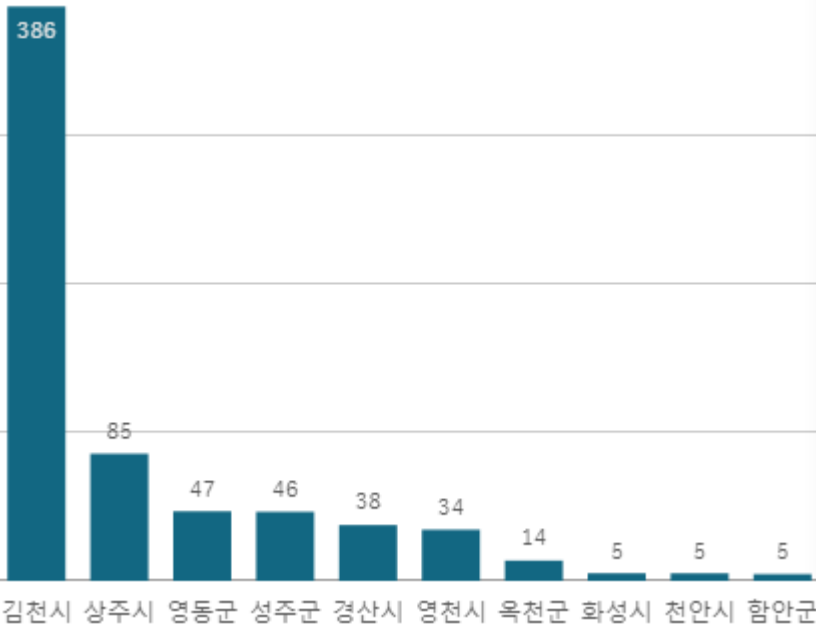


## 도매시장 법인별 거래금액(백만원)



# 포도 샤인머스캣(2Kg)

산지별 거래물량(톤)



출하산지(개소)

18

출하건수(천건)


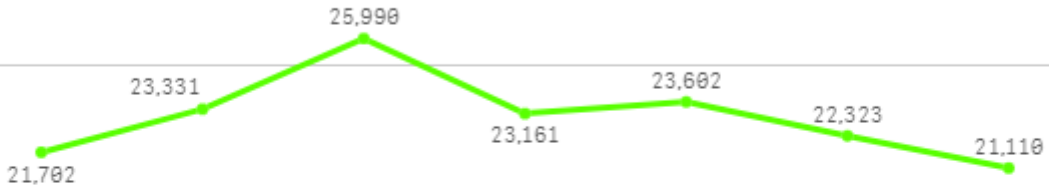
7

산지별 주출하 시군구



주간 도매가격(원)

◆ 2025    ● 2024    ▲ 평년



구분	금주(A)	전주(B)	전월(C)	전년(D)	평년(E)	A/B	A/C	A/D	A/E
가격(원)	12,355	13,348	17,877	13,103	14,177	92.6%	69.1%	94.3%	87.1%

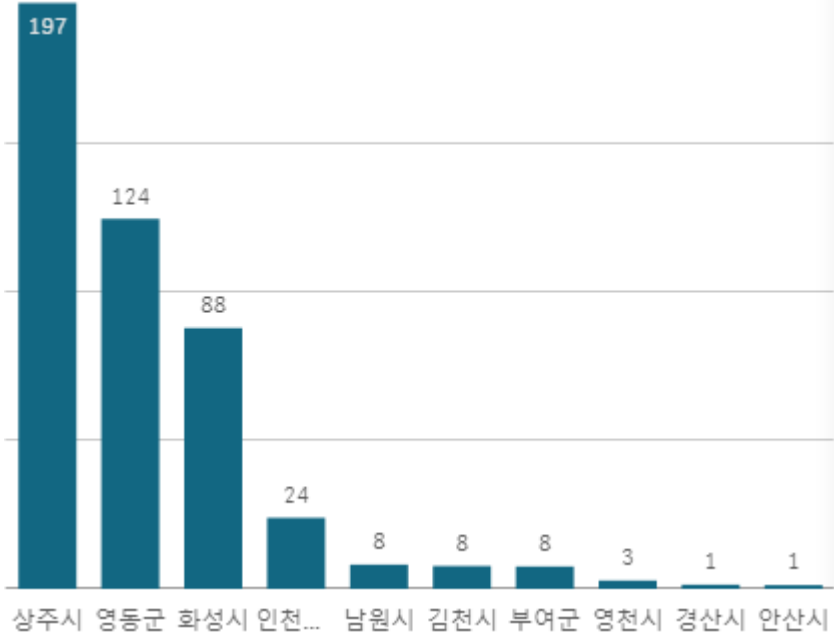
※ 상품 가격 기준

## □ 포도 샤인머스켓(2Kg) 주간 가격

구분	Q	품종	Q	단량	Q	특	상	보통	하
2025-08-30		포도 샤인머스켓		2Kg		19,163	12,193	9,567	6,713
2025-09-01		포도 샤인머스켓		2Kg		19,367	12,516	9,540	6,626
2025-09-02		포도 샤인머스켓		2Kg		20,215	12,485	9,797	6,882
2025-09-03		포도 샤인머스켓		2Kg		20,283	12,857	9,872	7,346
2025-09-04		포도 샤인머스켓		2Kg		17,941	12,292	9,561	7,371
2025-09-05		포도 샤인머스켓		2Kg		17,530	11,325	9,108	6,985
평균						<b>19,083</b>	<b>12,278</b>	<b>9,574</b>	<b>6,987</b>

# 포도 캠벨얼리(3Kg)

산지별 거래물량(톤)



출하산지(개소)

15

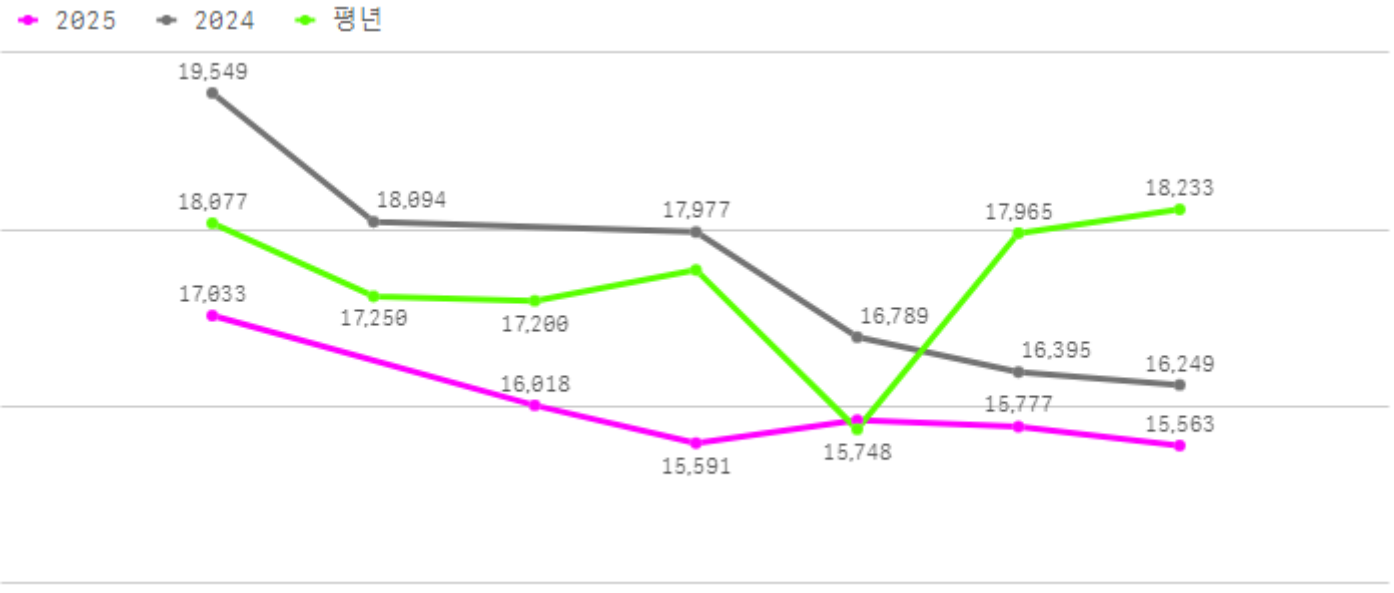
출하건수(천건)

4

산지별 주출하 시군구



주간 도매가격(원)



구분	금주(A)	전주(B)	전월(C)	전년(D)	평년(E)	A/B	A/C	A/D	A/E
가격(원)	16,097	19,094	30,064	17,509	16,434	84.3%	53.5%	91.9%	97.9%

※ 상품 가격 기준

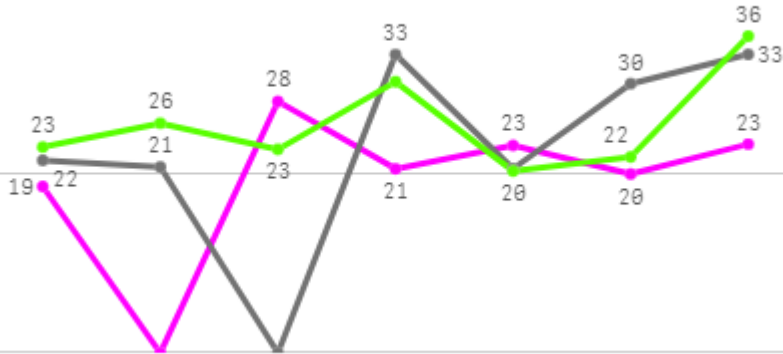
## □ 포도 캠벨얼리(3Kg) 주간 가격

구분	Q	품종	Q	단량	Q	특	상	보통	하
2025-08-30		포도 캠벨얼리		3Kg		28,439	17,033	11,311	7,185
2025-09-01		포도 캠벨얼리		3Kg		27,021	16,018	10,897	7,011
2025-09-02		포도 캠벨얼리		3Kg		26,586	15,591	10,698	6,699
2025-09-03		포도 캠벨얼리		3Kg		25,864	15,851	11,447	7,433
2025-09-04		포도 캠벨얼리		3Kg		26,335	15,777	11,408	7,755
2025-09-05		포도 캠벨얼리		3Kg		26,391	15,563	11,339	7,311
평균						<b>26,773</b>	<b>15,972</b>	<b>11,184</b>	<b>7,232</b>

# 감귤

## 주간 반입량(톤)

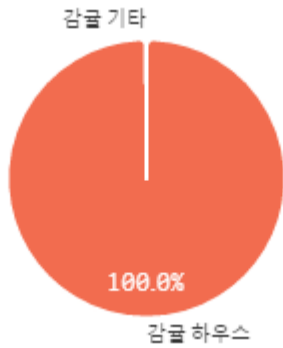
◆ 2025    ● 2024    ▲ 평년



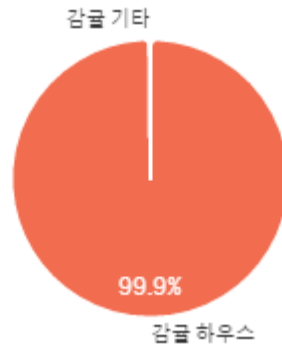
08/30    08/31    09/01    09/02    09/03    09/04    09/05

구분	금주(A)	전주(B)	전월(C)	전년(D)	평년(E)	A/B	A/C	A/D	A/E
물량(톤)	134	126	100	160	176	106.4%	133.5%	83.8%	76.4%

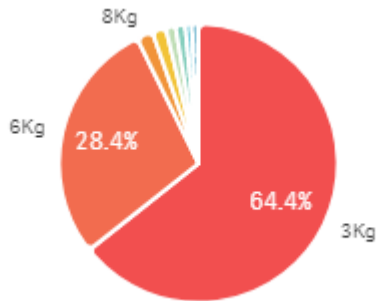
## 출하 품종별 거래물량 구성비



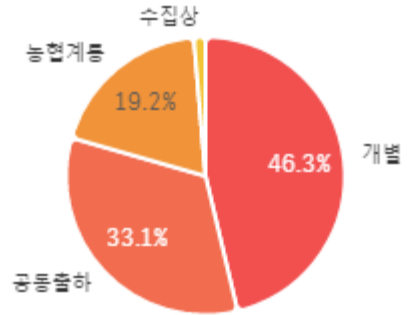
## 출하 품종별 거래금액 구성비



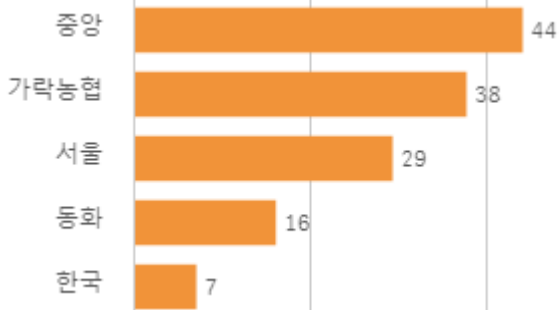
## 거래 단량별 물량 구성비



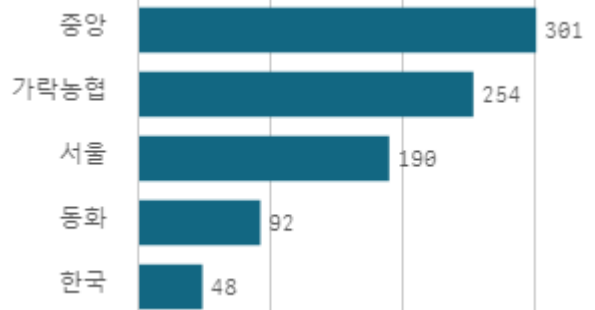
## 출하자별 거래물량 구성비



## 도매시장 법인별 거래물량(톤)

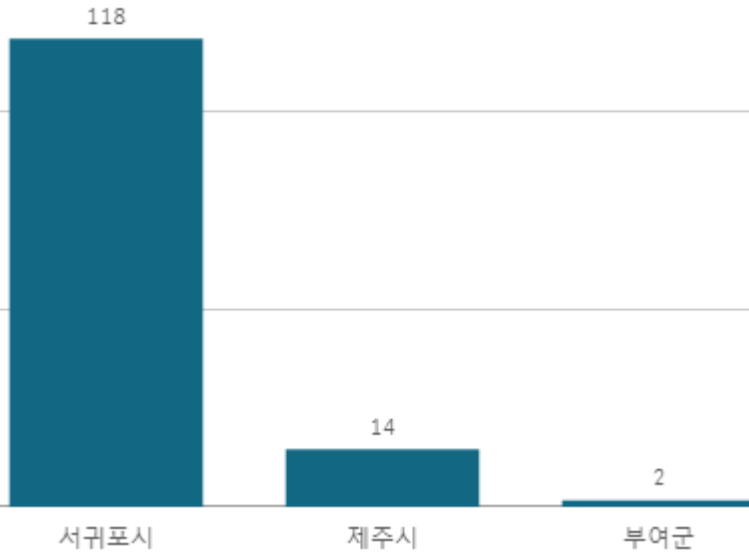


## 도매시장 법인별 거래금액(백만원)

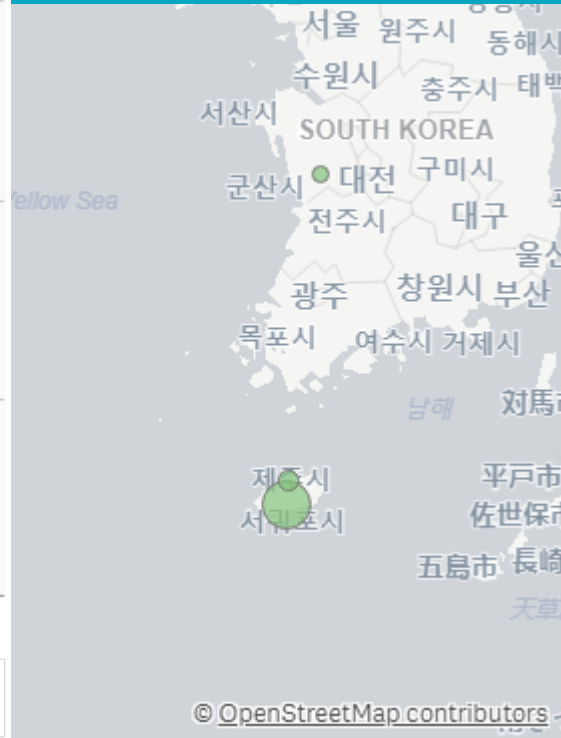


# 감귤 하우스(3Kg)

산지별 거래물량(톤)



산지별 주출하 시군구



출하산지(개소)

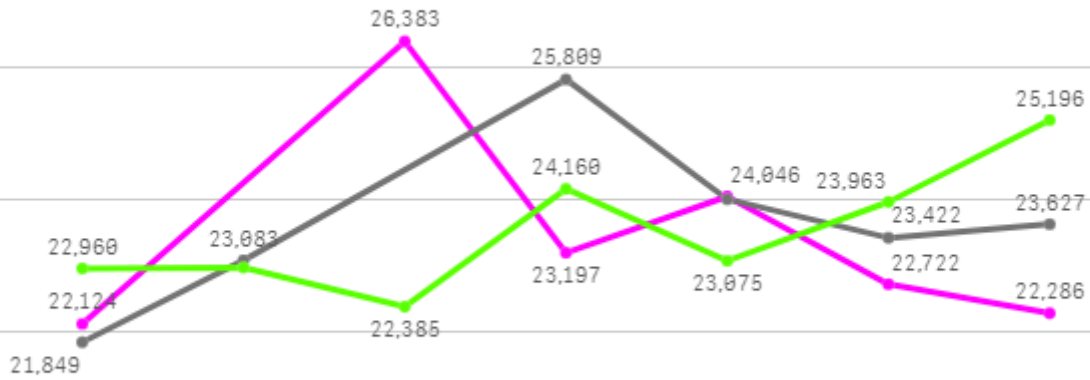
3

출하건수(천건)

1

주간 도매가격(원)

◆ 2025    ● 2024    ◆ 평년



08/30    08/31    09/01    09/02    09/03    09/04    09/05

구분	금주(A)	전주(B)	전월(C)	전년(D)	평년(E)	A/B	A/C	A/D	A/E
가격(원)	23,640	23,243	24,875	23,632	23,645	101.7%	95.0%	100.0%	100.0%

※ 상품 가격 기준

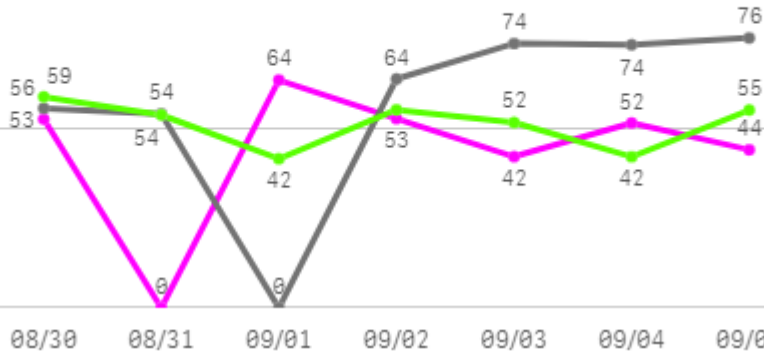
## □ 감귤 하우스(3Kg) 주간 가격

구분	Q	품종	Q	단량	Q	특	상	보통	하
2025-08-30		감귤 하우스		3Kg		28,907	22,124	18,582	15,383
2025-09-01		감귤 하우스		3Kg		32,407	26,383	19,590	15,700
2025-09-02		감귤 하우스		3Kg		32,135	23,197	19,267	16,548
2025-09-03		감귤 하우스		3Kg		31,440	24,046	18,795	15,014
2025-09-04		감귤 하우스		3Kg		31,769	22,722	18,607	15,867
2025-09-05		감귤 하우스		3Kg		30,645	22,286	18,782	15,078
평균						<b>31,217</b>	<b>23,460</b>	<b>18,937</b>	<b>15,598</b>

# 자두

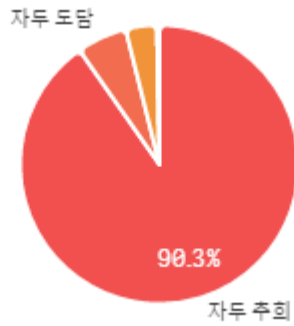
## 주간 반입량(톤)

◆ 2025    ● 2024    ▲ 평년

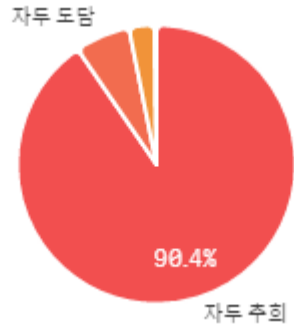


구분	금주(A)	전주(B)	전월(C)	전년(D)	평년(E)	A/B	A/C	A/D	A/E
물량(톤)	308	279	429	398	387	110.4%	71.8%	77.5%	79.7%

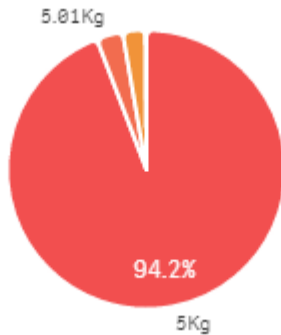
## 출하 품종별 거래물량 구성비



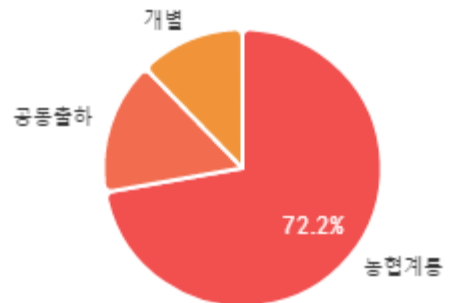
## 출하 품종별 거래금액 구성비



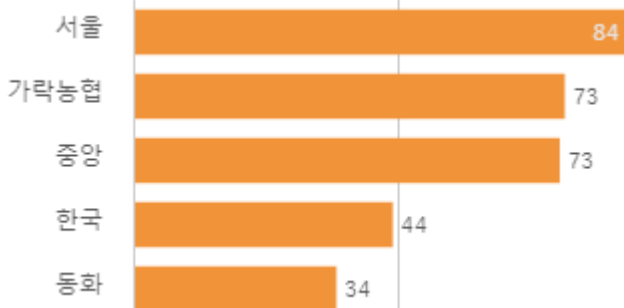
## 거래 단량별 물량 구성비



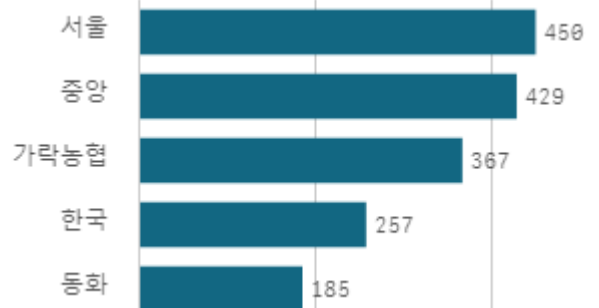
## 출하자별 거래물량 구성비



## 도매시장 법인별 거래물량(톤)

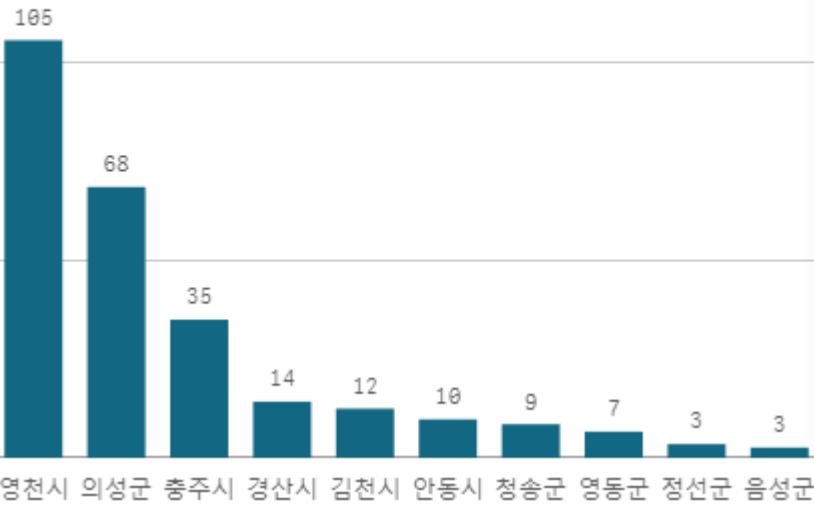


## 도매시장 법인별 거래금액(백만원)



# 자두 추희(5Kg)

산지별 거래물량(톤)



출하산지(개소)

27

출하건수(천건)

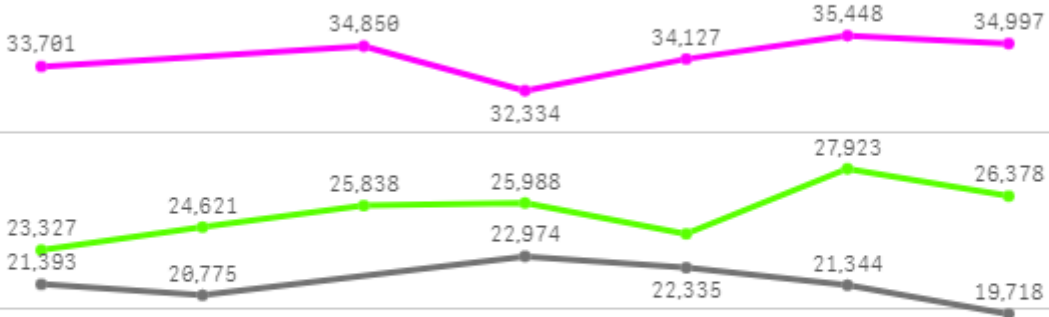
4

산지별 주출하 시군구



주간 도매가격(원)

◆ 2025    ● 2024    ◆ 평년



08/30    08/31    09/01    09/02    09/03    09/04    09/05

구분	금주(A)	전주(B)	전월(C)	전년(D)	평년(E)	A/B	A/C	A/D	A/E
가격(원)	34,089	36,708	-	21,423	32,147	92.9%	-	159.1%	106.0%

※ 상품 가격 기준

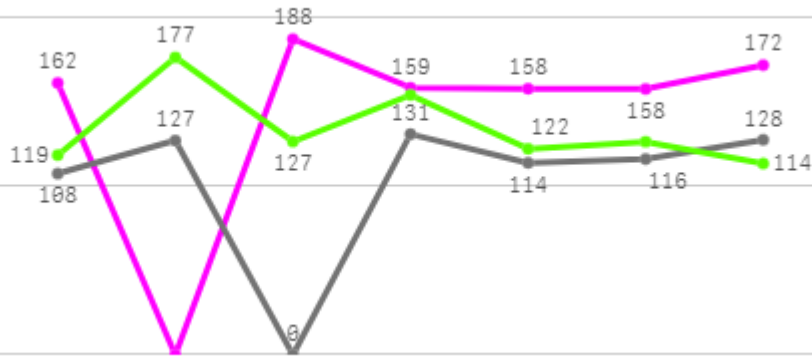
## □ 자두 추희(5Kg) 주간 가격

구분	Q	품종	Q	단량	Q	특	상	보통	하
2025-08-30		자두 추희		5Kg		42,942	33,701	26,261	14,956
2025-09-01		자두 추희		5Kg		43,539	34,850	26,855	15,513
2025-09-02		자두 추희		5Kg		42,789	32,334	24,177	13,152
2025-09-03		자두 추희		5Kg		44,772	34,127	25,731	14,431
2025-09-04		자두 추희		5Kg		46,884	35,448	26,499	15,040
2025-09-05		자두 추희		5Kg		43,892	34,997	27,367	17,990
평균						<b>44,136</b>	<b>34,243</b>	<b>26,148</b>	<b>15,180</b>

# 바나나

## 주간 반입량(톤)

◆ 2025    ● 2024    ▲ 평년



08/30    08/31    09/01    09/02    09/03    09/04    09/05

구분	금주(A)	전주(B)	전월(C)	전년(D)	평년(E)	A/B	A/C	A/D	A/E
물량(톤)	996	924	829	724	929	107.8%	120.1%	137.5%	107.1%

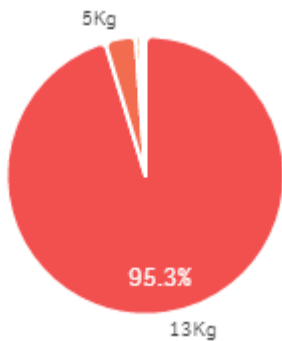
## 출하 품종별 거래물량 구성비



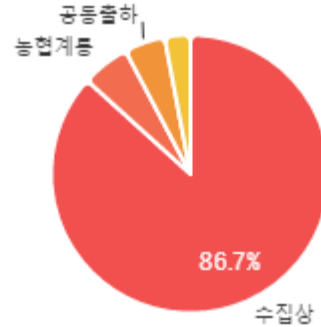
## 출하 품종별 거래금액 구성비



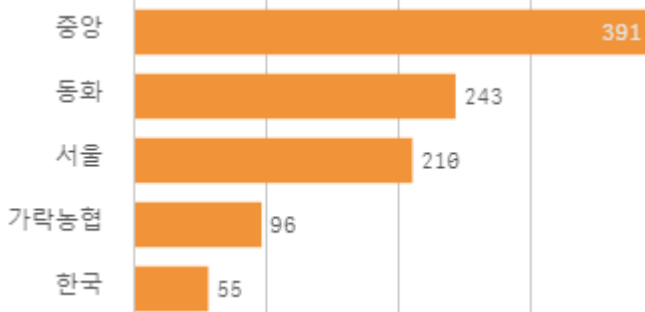
## 거래 단량별 물량 구성비



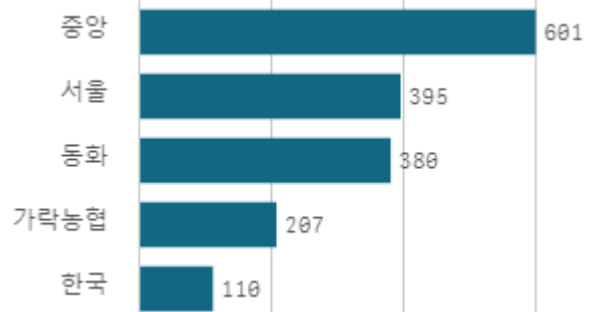
## 출하자별 거래물량 구성비



## 도매시장 법인별 거래물량(톤)

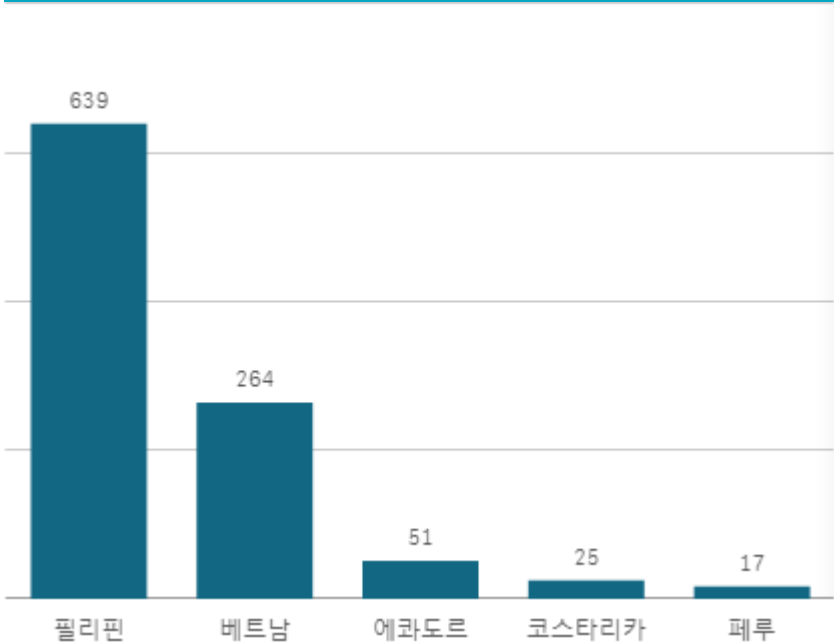


## 도매시장 법인별 거래금액(백만원)

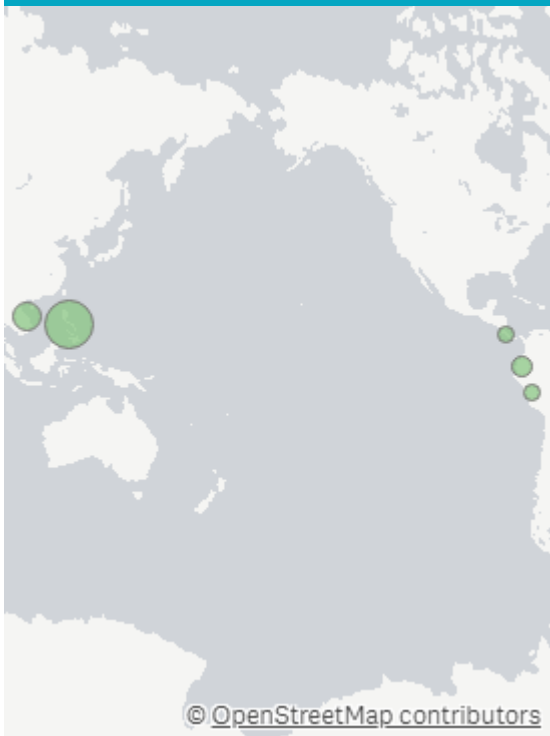


# 바나나 수입(13Kg)

산지별 거래물량(톤)



산지별 주출하 시군구



출하산지(개소)

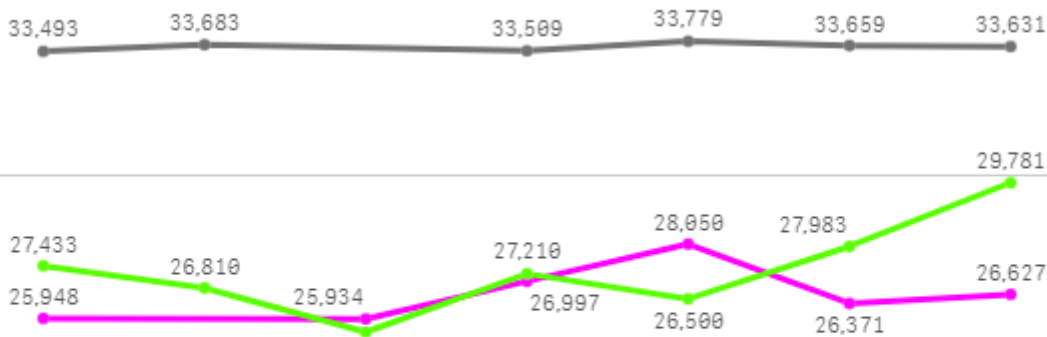
5

출하건수(천건)

2

주간 도매가격(원)

◆ 2025    ● 2024    ◆ 평년



08/30    08/31    09/01    09/02    09/03    09/04    09/05

구분	금주(A)	전주(B)	전월(C)	전년(D)	평년(E)	A/B	A/C	A/D	A/E
가격(원)	26,555	25,900	21,478	33,626	26,894	102.5%	123.6%	79.0%	98.7%

※ 상품 가격 기준

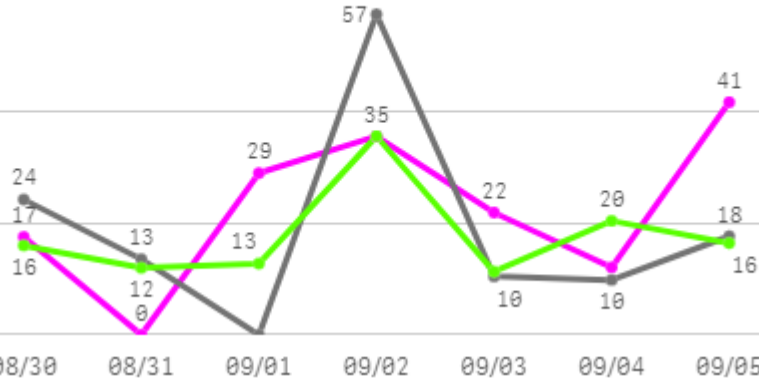
## □ 바나나 수입(13Kg) 주간 가격

구분	Q	품종	Q	단량	Q	특	상	보통	하
2025-08-30		바나나 수입		13Kg		30,484	25,948	18,512	12,492
2025-09-01		바나나 수입		13Kg		30,576	25,934	17,962	11,592
2025-09-02		바나나 수입		13Kg		31,868	26,997	18,022	12,027
2025-09-03		바나나 수입		13Kg		32,408	28,050	20,140	14,109
2025-09-04		바나나 수입		13Kg		32,773	26,371	17,954	12,453
2025-09-05		바나나 수입		13Kg		32,531	26,627	16,851	12,953
평균						<b>31,773</b>	<b>26,654</b>	<b>18,240</b>	<b>12,604</b>

# 무화과

## 주간 반입량(톤)

◆ 2025    ● 2024    ▲ 평년



구분	금주(A)	전주(B)	전월(C)	전년(D)	평년(E)	A/B	A/C	A/D	A/E
물량(톤)	157	162	19	132	124	96.6%	807.5%	118.5%	126.8%

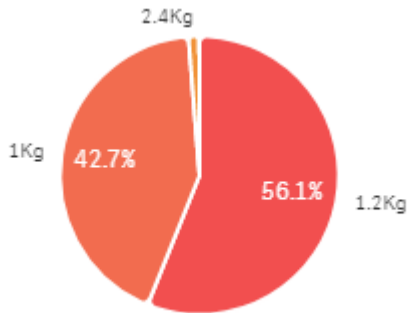
## 출하 품종별 거래물량 구성비



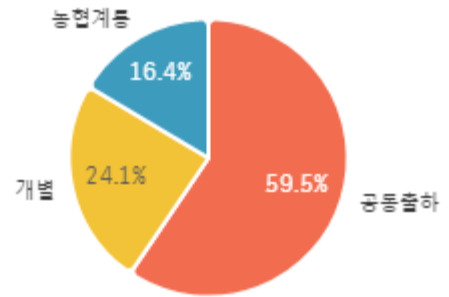
## 출하 품종별 거래금액 구성비



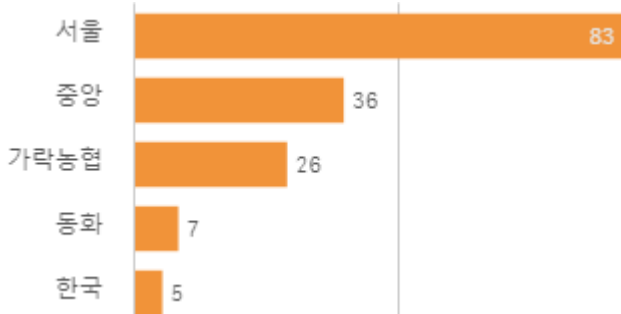
## 거래 단량별 물량 구성비



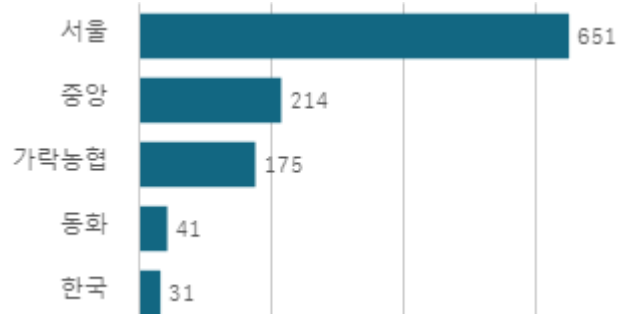
## 출하자별 거래물량 구성비



## 도매시장 법인별 거래물량(톤)

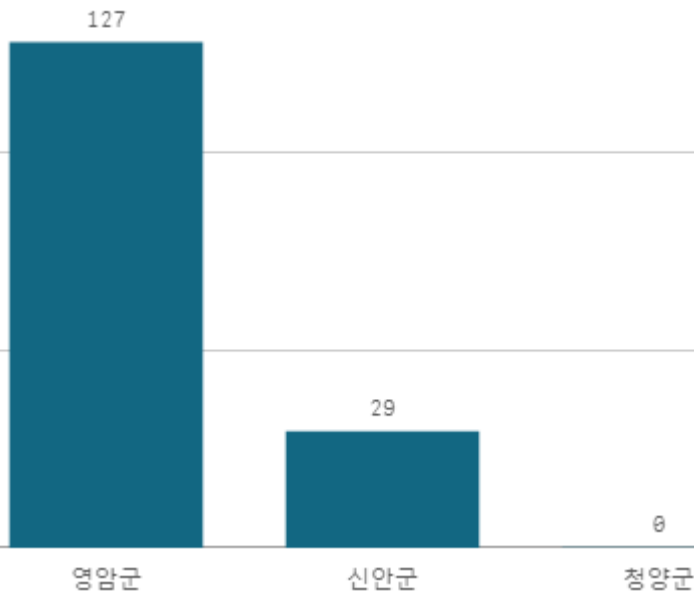


## 도매시장 법인별 거래금액(백만원)

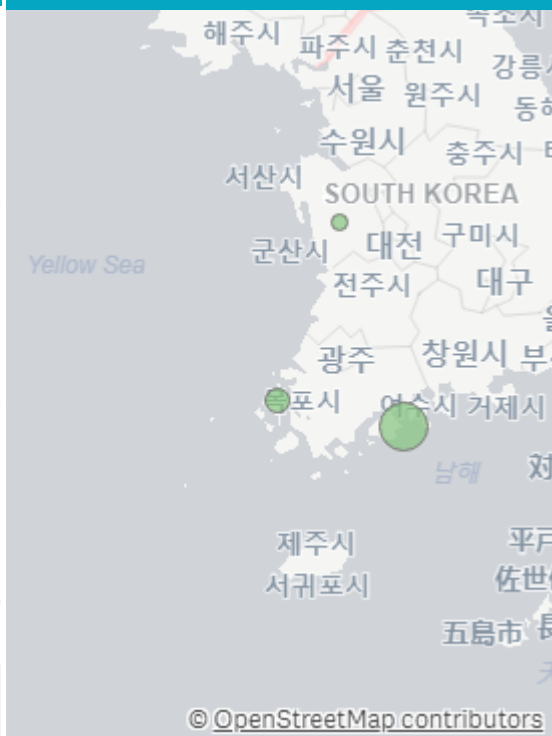


# 무화과 국산(1Kg)

산지별 거래물량(톤)



산지별 주출하 시군구



출하산지(개소)

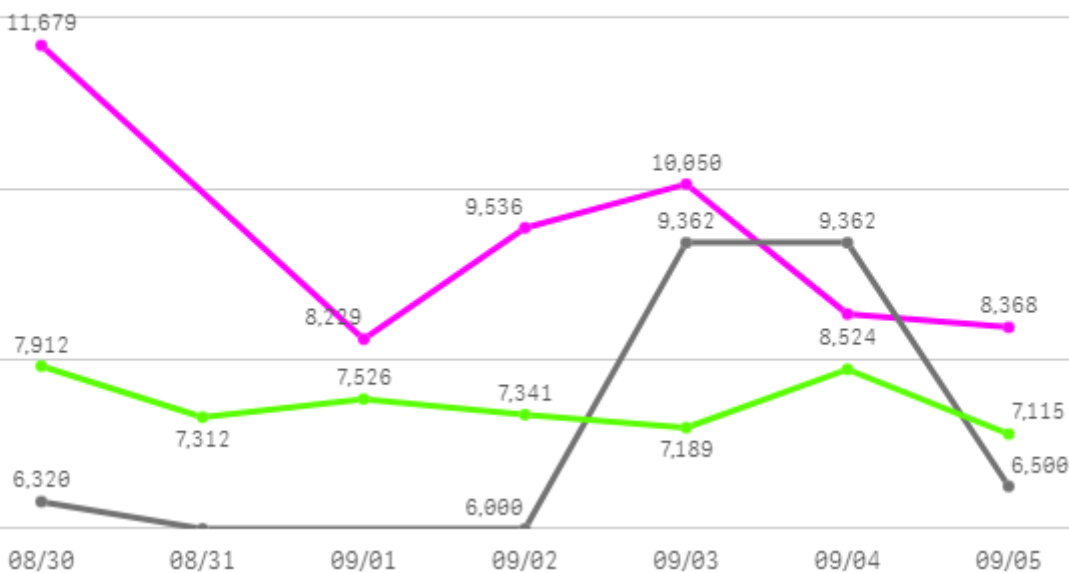
3

출하건수(천건)

1

주간 도매가격(원)

◆ 2025    ● 2024    ◆ 평년



구분	금주(A)	전주(B)	전월(C)	전년(D)	평년(E)	A/B	A/C	A/D	A/E
가격(원)	9,627	7,856	11,917	7,257	9,269	122.5%	80.8%	132.7%	103.9%

※ 상품 가격 기준

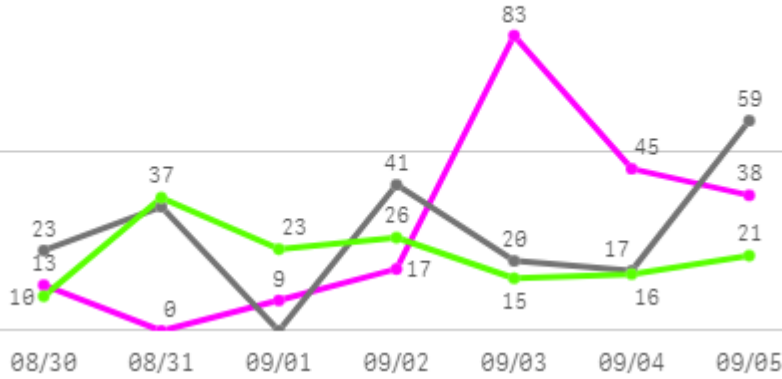
## □ 무화과 국산(1Kg) 주간 가격

구분	Q	품종	Q	단량	Q	특	상	보통	하
2025-08-30		무화과 국산		1Kg		12,323	11,679	9,468	7,146
2025-09-01		무화과 국산		1Kg		10,295	8,229	6,029	3,357
2025-09-02		무화과 국산		1Kg		11,231	9,536	7,946	4,622
2025-09-03		무화과 국산		1Kg		11,846	10,050	7,345	3,824
2025-09-04		무화과 국산		1Kg		9,717	8,524	5,663	4,759
2025-09-05		무화과 국산		1Kg		9,500	8,368	5,500	4,859
평균						<b>10,819</b>	<b>9,398</b>	<b>6,992</b>	<b>4,761</b>

# 오렌지

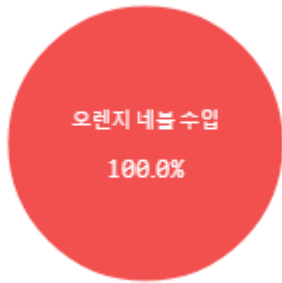
## 주간 반입량(톤)

◆ 2025    ● 2024    ▲ 평년



구분	금주(A)	전주(B)	전월(C)	전년(D)	평년(E)	A/B	A/C	A/D	A/E
물량(톤)	205	155	165	194	166	132.2%	124.2%	105.8%	123.5%

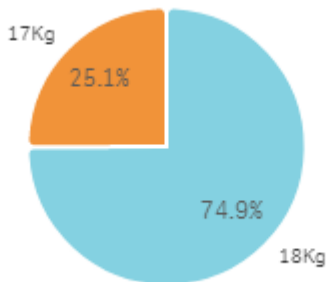
## 출하 품종별 거래물량 구성비



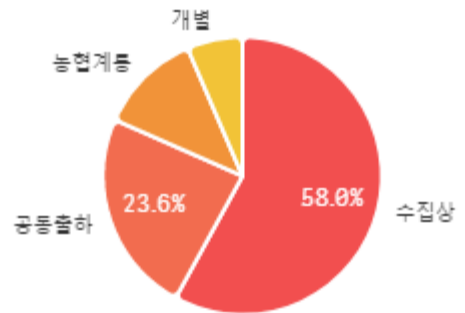
## 출하 품종별 거래금액 구성비



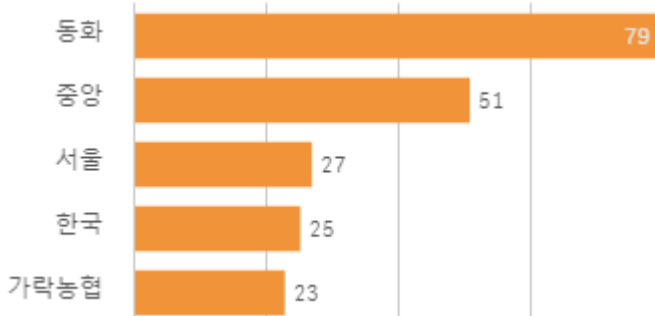
## 거래 단량별 물량 구성비



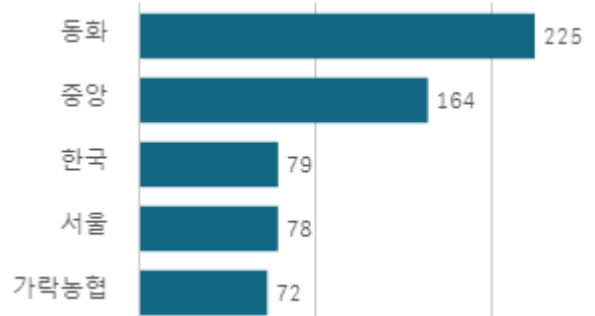
## 출하자별 거래물량 구성비



## 도매시장 법인별 거래물량(톤)

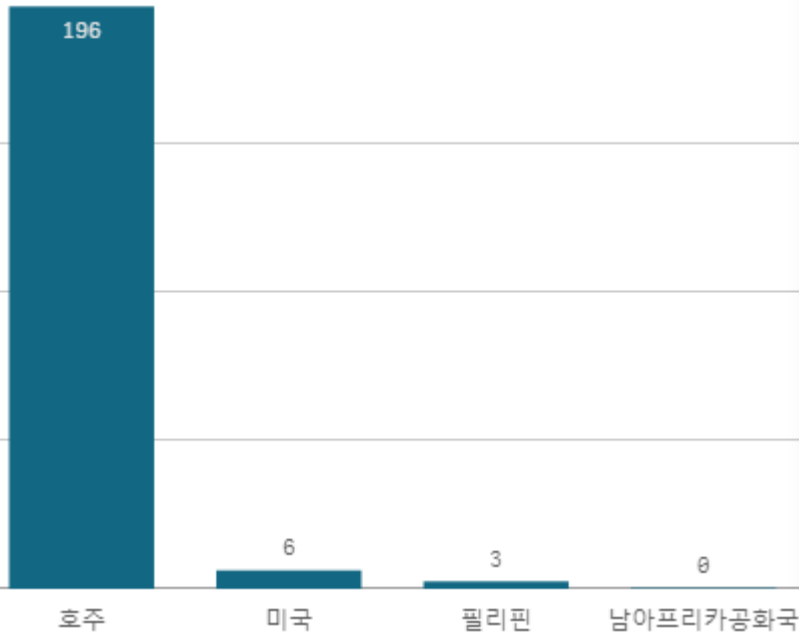


## 도매시장 법인별 거래금액(백만원)

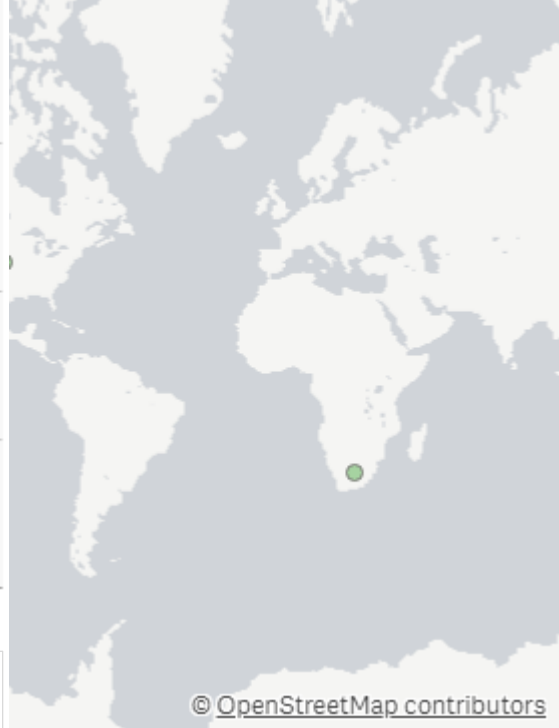


# 오렌지 네블 수입(18Kg)

산지별 거래물량(톤)



산지별 주출하 시군구



출하산지(개소)

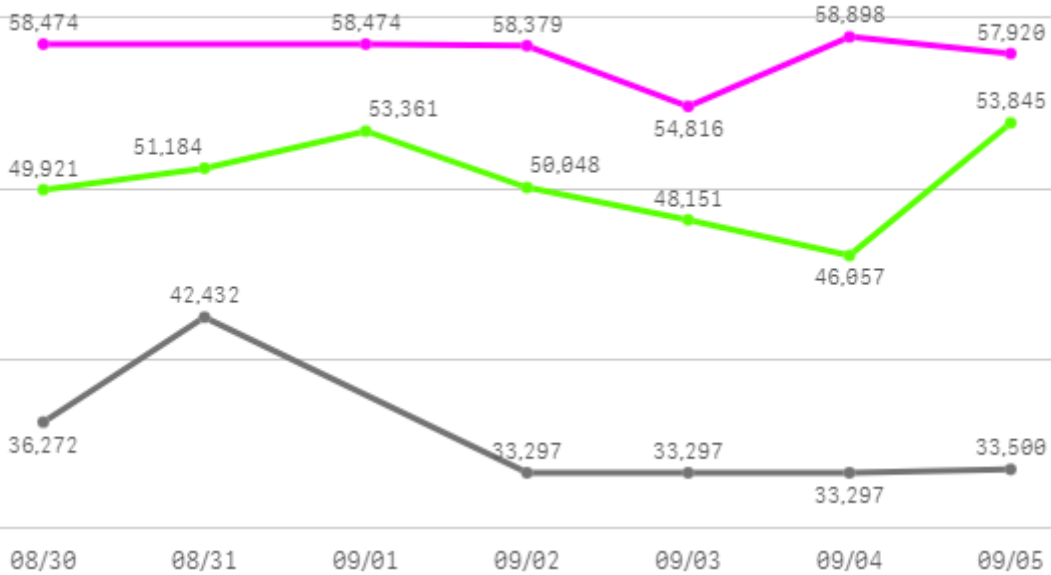
4

출하건수(천건)

0

주간 도매가격(원)

◆ 2025    ● 2024    ◆ 평년



구분	금주(A)	전주(B)	전월(C)	전년(D)	평년(E)	A/B	A/C	A/D	A/E
가격(원)	57,844	56,389	60,428	35,760	56,197	102.6%	95.7%	161.8%	102.9%

※ 상품 가격 기준

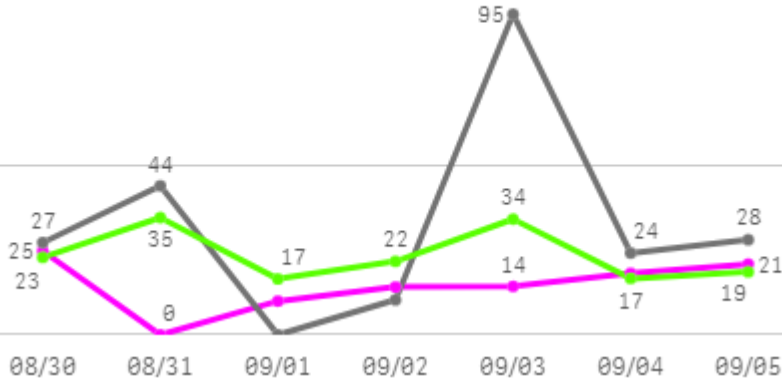
## □ 오렌지 네블 수입(18Kg) 주간 가격

구분	Q	품종	Q	단량	Q	특	상	보통	하
2025-08-30		오렌지 네블 수입		18Kg		61,000	58,474	54,178	50,000
2025-09-01		오렌지 네블 수입		18Kg		61,000	58,474	54,178	50,000
2025-09-02		오렌지 네블 수입		18Kg		59,235	58,379	55,547	48,714
2025-09-03		오렌지 네블 수입		18Kg		60,176	54,816	49,076	45,506
2025-09-04		오렌지 네블 수입		18Kg		61,573	58,898	51,707	47,455
2025-09-05		오렌지 네블 수입		18Kg		60,230	57,920	53,349	51,500
평균						<b>60,536</b>	<b>57,827</b>	<b>53,006</b>	<b>48,863</b>

# 고등어

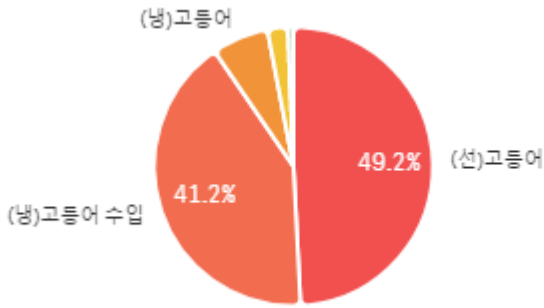
## 주간 반입량(톤)

2025 (pink line) 2024 (grey line) 평년 (green line)

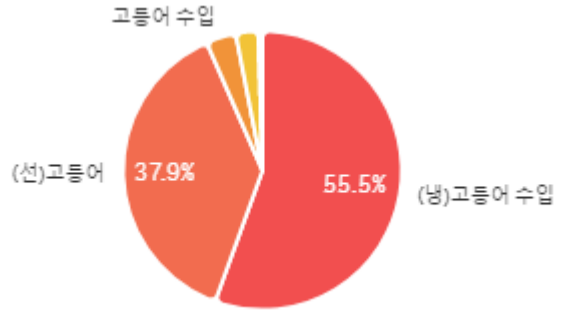


구분	금주(A)	전주(B)	전월(C)	전년(D)	평년(E)	A/B	A/C	A/D	A/E
물량(톤)	103	194	70	230	160	52.9%	146.2%	44.7%	64.3%

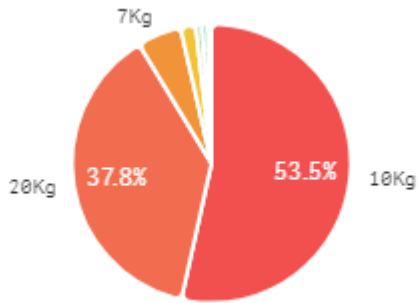
### 출하 품종별 거래물량 구성비



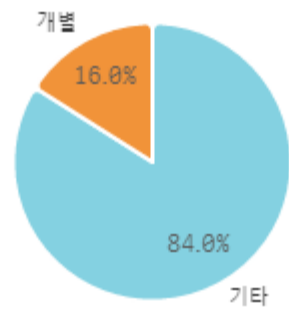
### 출하 품종별 거래금액 구성비



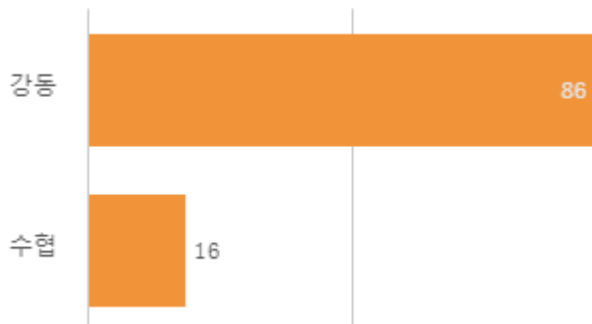
### 거래 단량별 물량 구성비



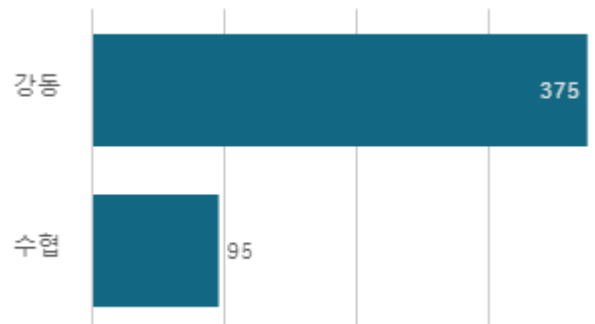
### 출하자별 거래물량 구성비



### 도매시장 법인별 거래물량(톤)

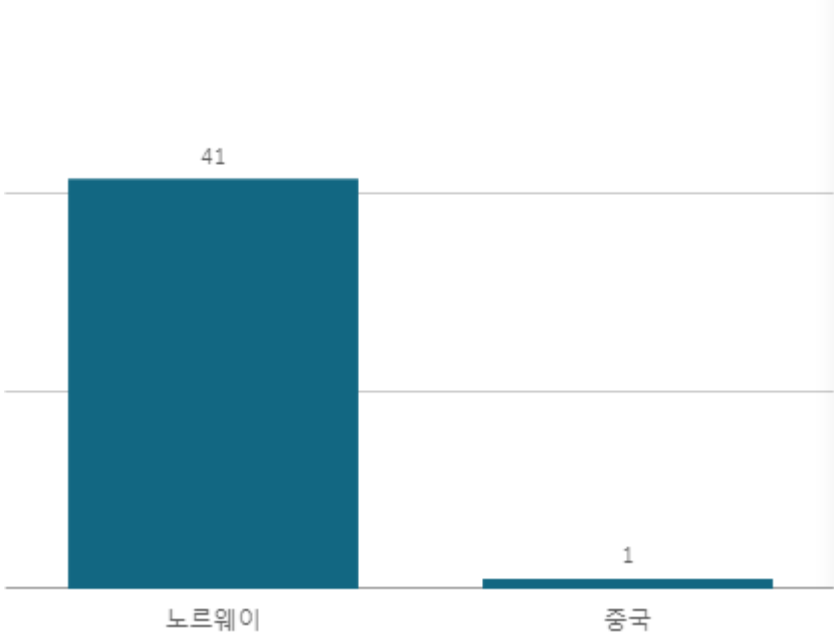


### 도매시장 법인별 거래금액(백만원)



# (냉)고등어 수입(10Kg)

산지별 거래물량(톤)



산지별 주출하 시군구



출하산지(개소)

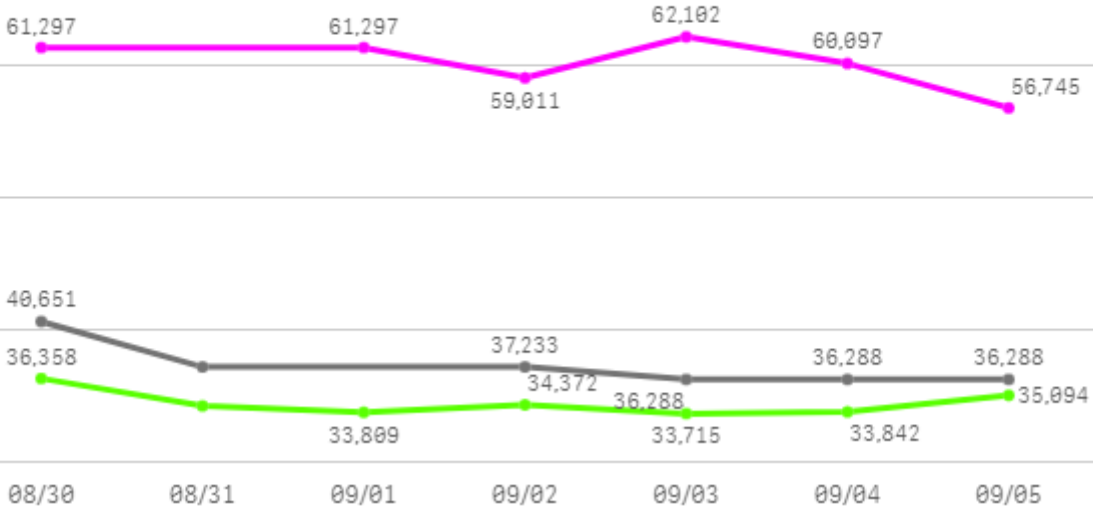
2

출하건수(천건)

0

주간 도매가격(원)

◆ 2025    ◄ 2024    ◆ 평년



구분	금주(A)	전주(B)	전월(C)	전년(D)	평년(E)	A/B	A/C	A/D	A/E
가격(원)	60,476	51,652	50,189	37,330	55,358	117.1%	120.5%	162.0%	109.2%

※ 상품 가격 기준

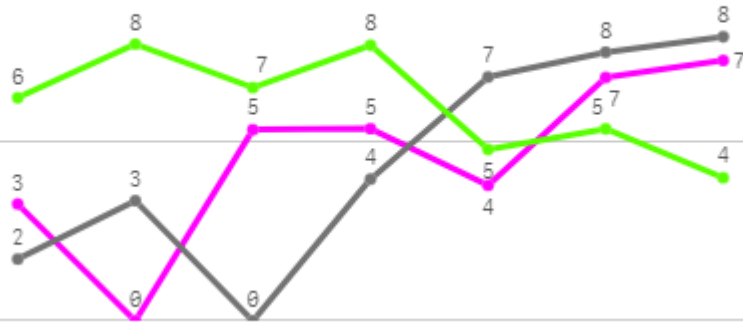
## □ (냉)고등어 수입(10Kg) 주간 가격

구분	Q	품종	Q	단량	Q	특	상	보통	하
2025-08-30		(냉)고등어 수입		10Kg		-	61,297	-	-
2025-09-01		(냉)고등어 수입		10Kg		-	61,297	-	-
2025-09-02		(냉)고등어 수입		10Kg		-	59,011	-	-
2025-09-03		(냉)고등어 수입		10Kg		-	62,102	-	-
2025-09-04		(냉)고등어 수입		10Kg		-	60,097	-	-
2025-09-05		(냉)고등어 수입		10Kg		-	56,745	-	-
평균						-	<b>60,092</b>	-	-

# 갈치

## 주간 반입량(톤)

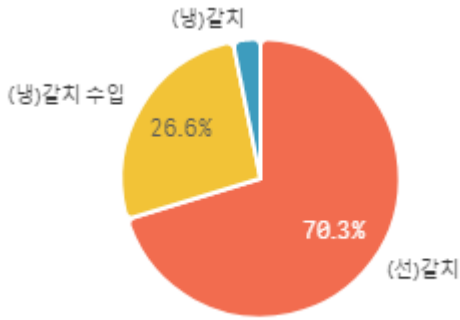
◆ 2025    ● 2024    ▲ 평년



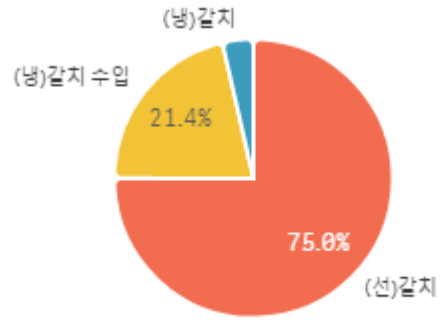
08/30    08/31    09/01    09/02    09/03    09/04    09/05

구분	금주(A)	전주(B)	전월(C)	전년(D)	평년(E)	A/B	A/C	A/D	A/E
물량(톤)	32	38	12	31	42	84.5%	264.1%	101.7%	75.3%

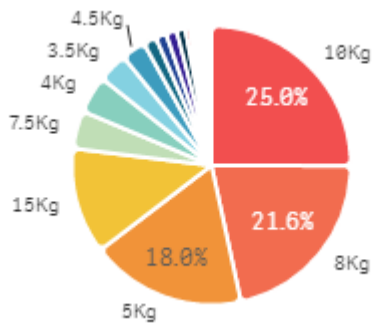
## 출하 품종별 거래물량 구성비



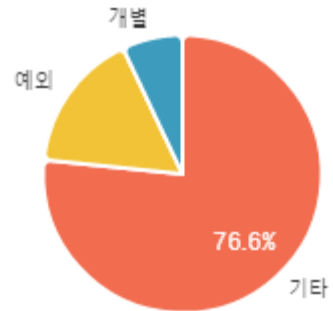
## 출하 품종별 거래금액 구성비



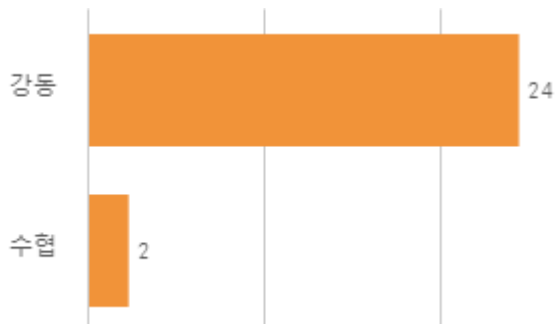
## 거래 단량별 물량 구성비



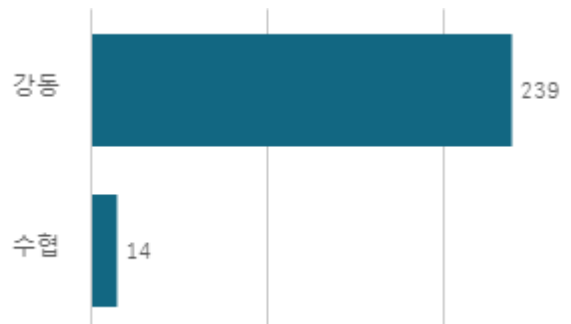
## 출하자별 거래물량 구성비



## 도매시장 법인별 거래물량(톤)

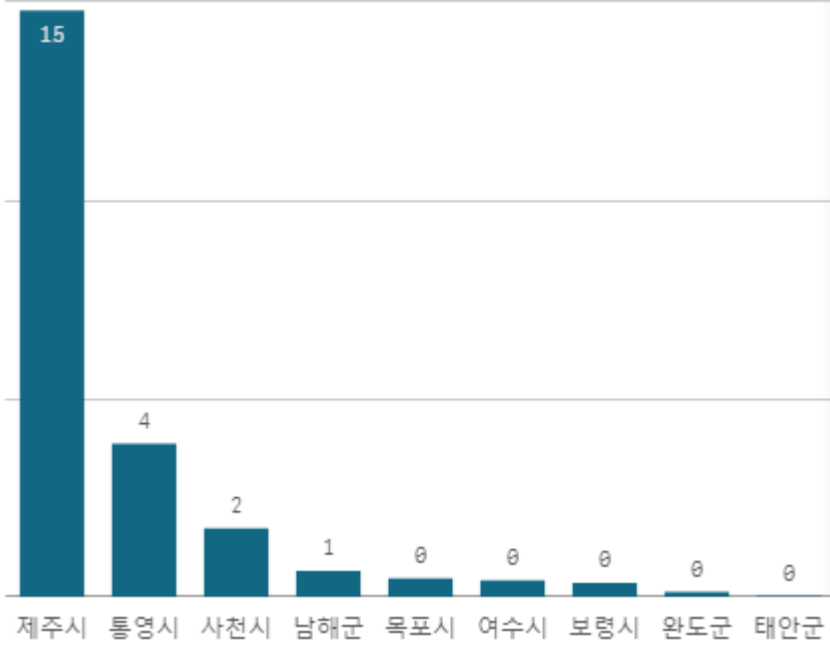


## 도매시장 법인별 거래금액(백만원)



# (선)갈치(5Kg)

산지별 거래물량(톤)



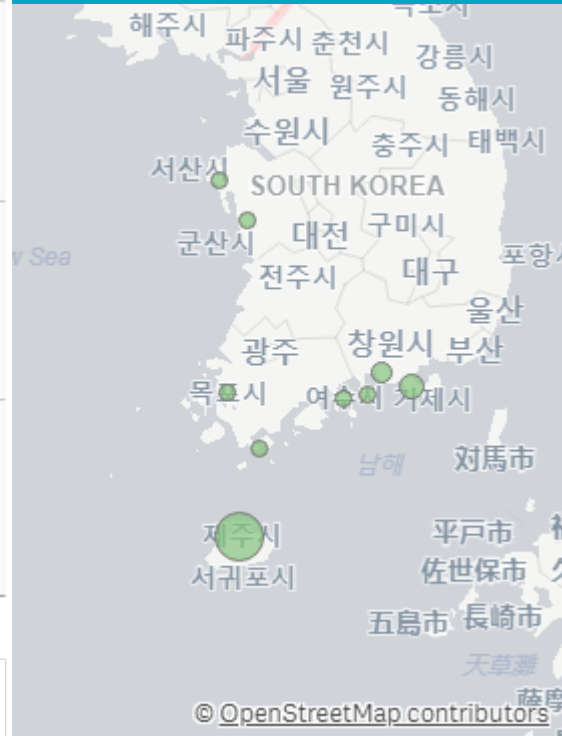
출하산지(개소)

9

출하건수(천건)

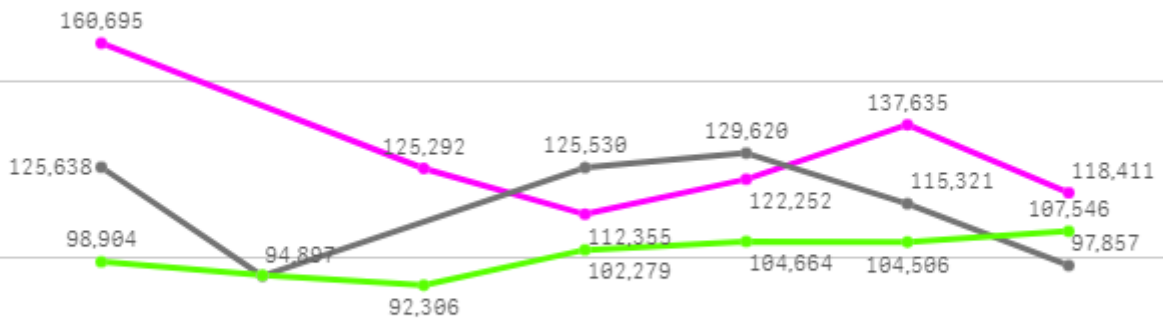
1

산지별 주출하 시군구



주간 도매가격(원)

◆ 2025    ● 2024    ◆ 평년



08/30    08/31    09/01    09/02    09/03    09/04    09/05

구분	금주(A)	전주(B)	전월(C)	전년(D)	평년(E)	A/B	A/C	A/D	A/E
가격(원)	132,021	124,002	133,368	114,811	126,041	106.5%	99.0%	115.0%	104.7%

※ 상품 가격 기준

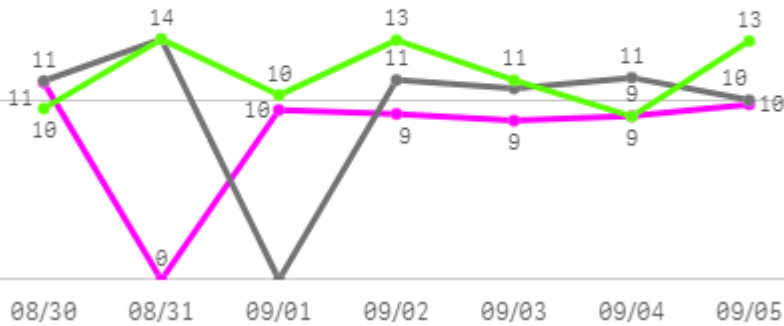
## □ (선)갈치(5Kg) 주간 가격

구분	Q	품종	Q	단량	Q	특	상	보통	하
2025-08-30		(선)갈치		5Kg		-	160,695	72,158	38,193
2025-09-01		(선)갈치		5Kg		-	125,292	64,907	27,668
2025-09-02		(선)갈치		5Kg		-	112,355	58,758	32,288
2025-09-03		(선)갈치		5Kg		-	122,252	49,444	26,418
2025-09-04		(선)갈치		5Kg		-	137,635	51,819	23,787
2025-09-05		(선)갈치		5Kg		-	118,411	45,627	23,762
평균						-	<b>129,440</b>	<b>57,119</b>	<b>28,686</b>

# 홍합

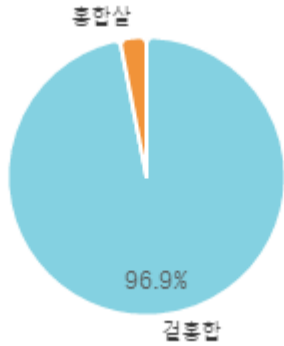
## 주간 반입량(톤)

◆ 2025    ● 2024    ▲ 평년

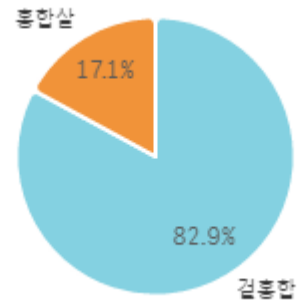


구분	금주(A)	전주(B)	전월(C)	전년(D)	평년(E)	A/B	A/C	A/D	A/E
물량(톤)	58	53	53	68	77	109.7%	110.0%	85.0%	75.1%

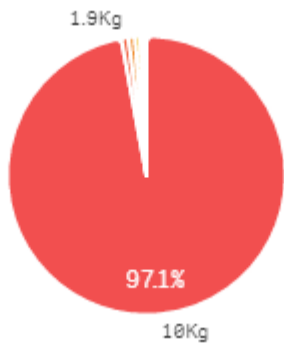
## 출하 품종별 거래물량 구성비



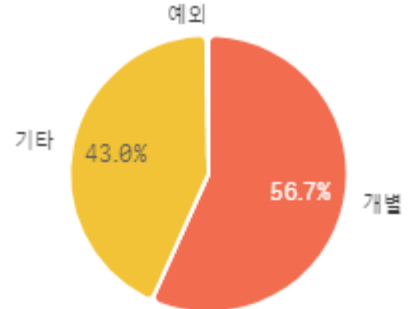
## 출하 품종별 거래금액 구성비



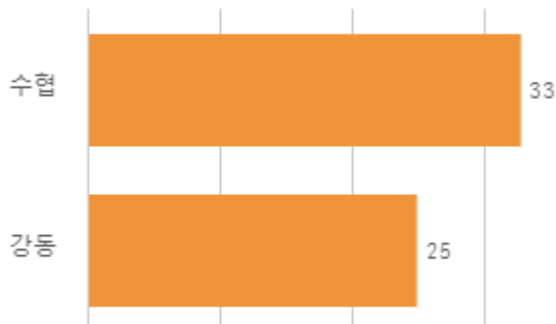
## 거래 단량별 물량 구성비



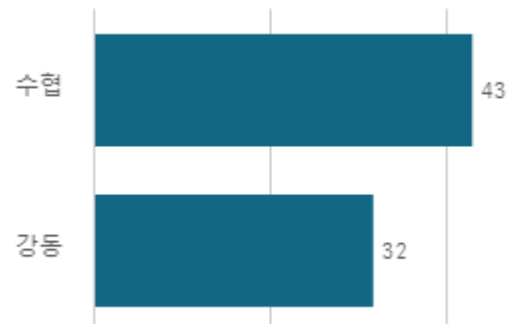
## 출하자별 거래물량 구성비



## 도매시장 법인별 거래물량(톤)

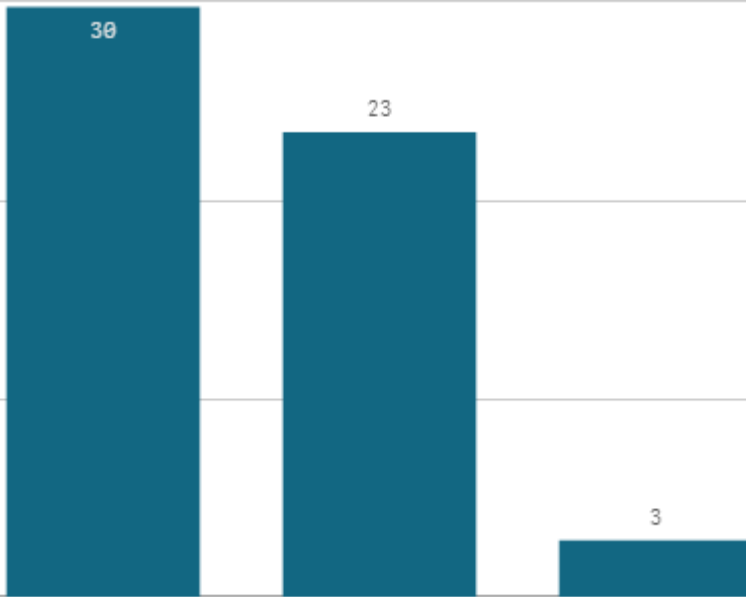


## 도매시장 법인별 거래금액(백만원)



# 겉홍합(10Kg)

산지별 거래물량(톤)



산지별 주출하 시군구



출하산지(개소)

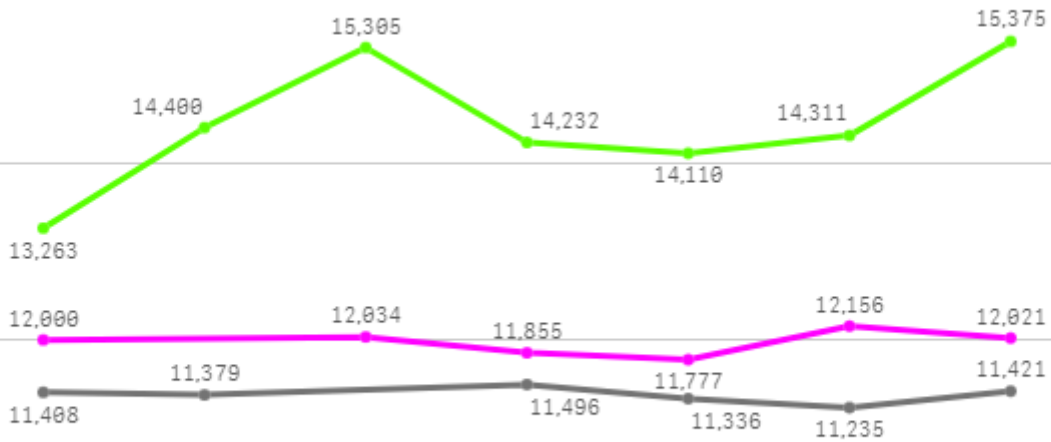
3

출하건수(천건)

0

주간 도매가격(원)

◆ 2025    ● 2024    ◆ 평년



08/30    08/31    09/01    09/02    09/03    09/04    09/05

구분	금주(A)	전주(B)	전월(C)	전년(D)	평년(E)	A/B	A/C	A/D	A/E
가격(원)	11,968	12,043	14,097	11,379	12,280	99.4%	84.9%	105.2%	97.5%

※ 상품 가격 기준

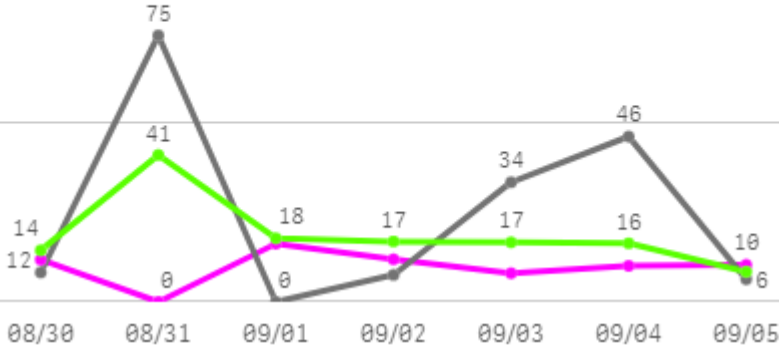
## □ 곁홍합(10Kg) 주간 가격

구분	Q	품종	Q	단량	Q	특	상	보통	하
2025-08-30		곁홍합		10Kg		-	12,000	12,000	10,646
2025-09-01		곁홍합		10Kg		-	12,034	12,000	11,746
2025-09-02		곁홍합		10Kg		-	11,855	11,602	8,360
2025-09-03		곁홍합		10Kg		-	11,777	11,679	8,964
2025-09-04		곁홍합		10Kg		-	12,156	11,485	9,012
2025-09-05		곁홍합		10Kg		-	12,021	11,929	10,623
평균						-	<b>11,974</b>	<b>11,782</b>	<b>9,892</b>

# 오징어

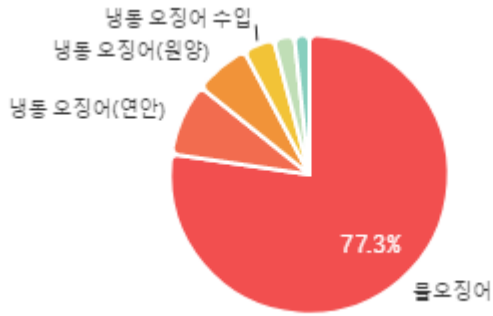
## 주간 반입량(톤)

◆ 2025    ● 2024    ▲ 평년

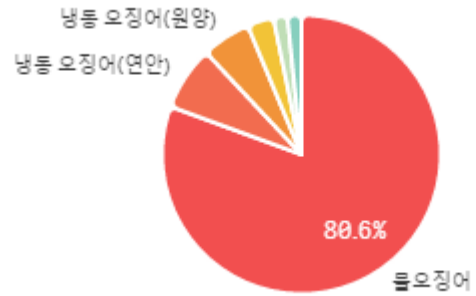


구분	금주(A)	전주(B)	전월(C)	전년(D)	평년(E)	A/B	A/C	A/D	A/E
물량(톤)	69	76	51	177	132	89.8%	134.3%	38.8%	51.9%

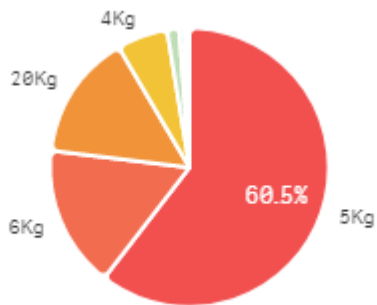
### 출하 품종별 거래물량 구성비



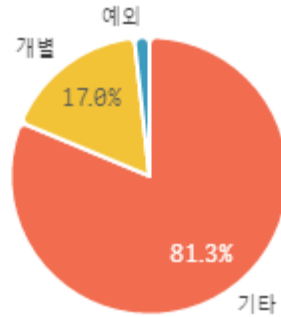
### 출하 품종별 거래금액 구성비



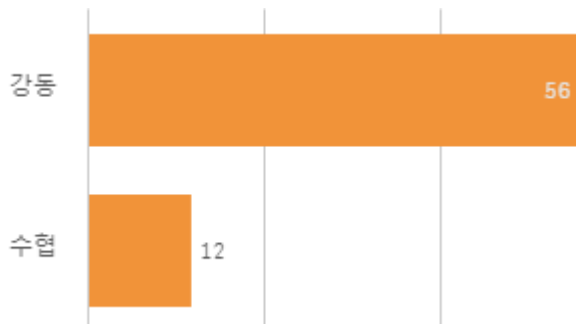
### 거래 단량별 물량 구성비



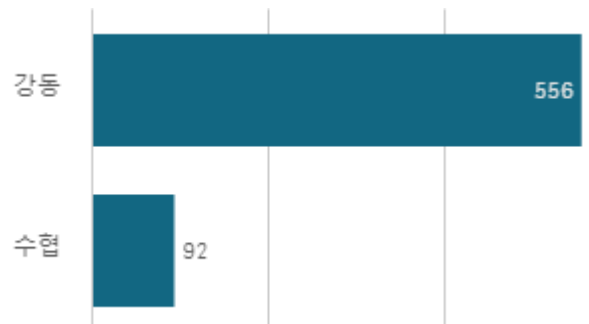
### 출하자별 거래물량 구성비



### 도매시장 법인별 거래물량(톤)

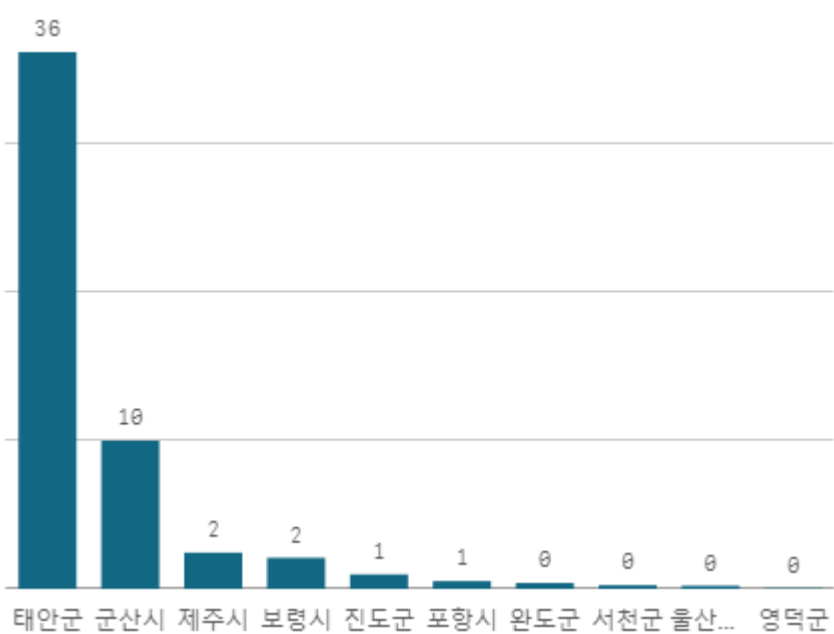


### 도매시장 법인별 거래금액(백만원)



# 물오징어(6Kg)

산지별 거래물량(톤)



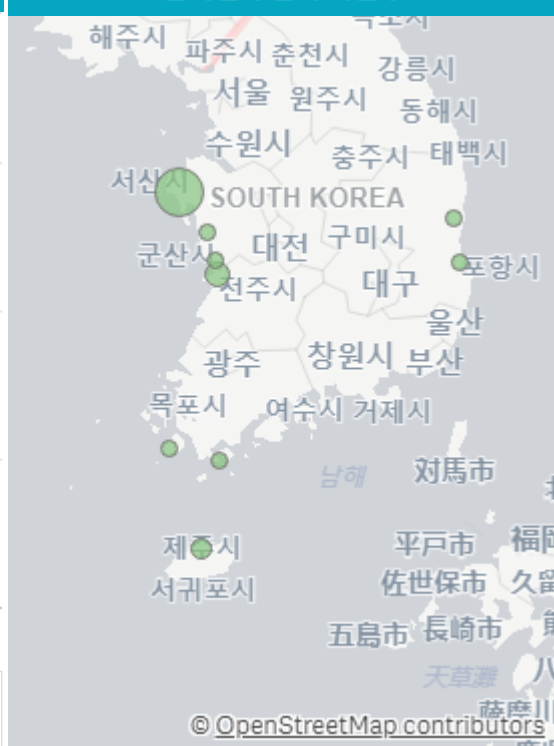
출하산지(개소)

10

출하건수(천건)

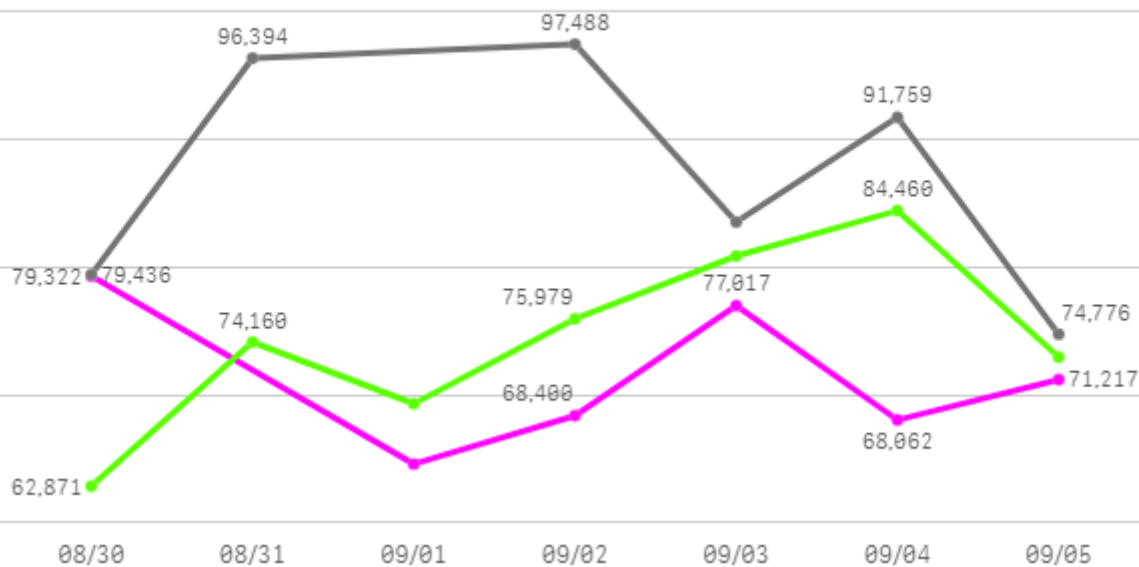
1

산지별 주출하 시군구



주간 도매가격(원)

◆ 2025    ◆ 2024    ◆ 평년



구분	금주(A)	전주(B)	전월(C)	전년(D)	평년(E)	A/B	A/C	A/D	A/E
가격(원)	71,708	68,481	74,554	87,235	70,955	104.7%	96.2%	82.2%	101.1%

※ 상품 가격 기준

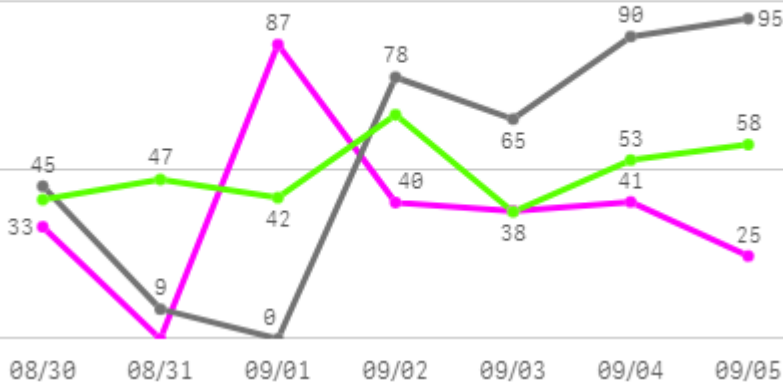
## □ 물오징어(6Kg) 주간 가격

구분	Q	품종	Q	단량	Q	특	상	보통	하
2025-08-30		물오징어		6Kg		-	79,322	68,507	55,062
2025-09-01		물오징어		6Kg		-	64,605	54,166	45,913
2025-09-02		물오징어		6Kg		-	68,400	58,317	43,333
2025-09-03		물오징어		6Kg		-	77,017	67,731	56,480
2025-09-04		물오징어		6Kg		-	68,062	59,013	43,998
2025-09-05		물오징어		6Kg		-	71,217	62,695	57,024
평균						-	<b>71,437</b>	<b>61,738</b>	<b>50,302</b>

# 건멸치

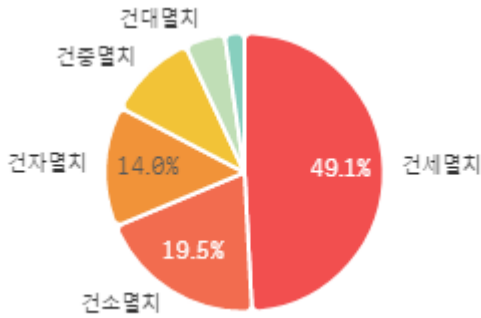
## 주간 반입량(톤)

◆ 2025    ● 2024    ▲ 평년

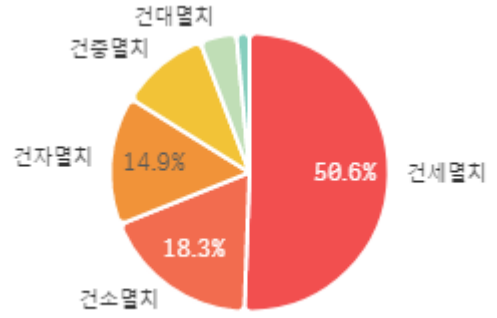


구분	금주(A)	전주(B)	전월(C)	전년(D)	평년(E)	A/B	A/C	A/D	A/E
물량(톤)	264	496	140	382	327	53.4%	189.2%	69.2%	80.8%

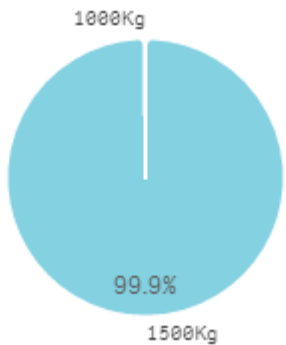
## 출하 품종별 거래물량 구성비



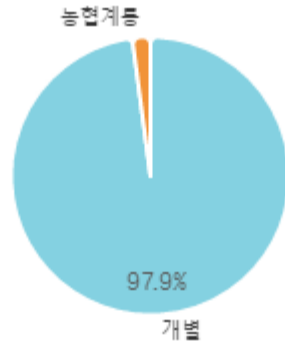
## 출하 품종별 거래금액 구성비



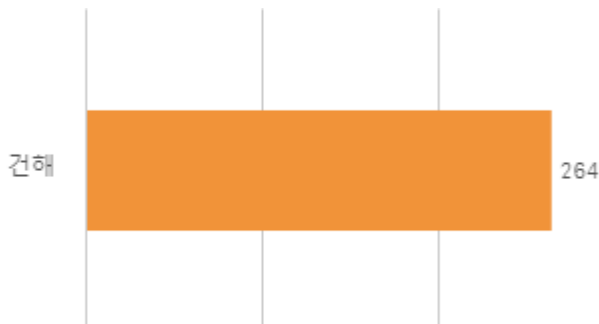
## 거래 단량별 물량 구성비



## 출하자별 거래물량 구성비



## 도매시장 법인별 거래물량(톤)

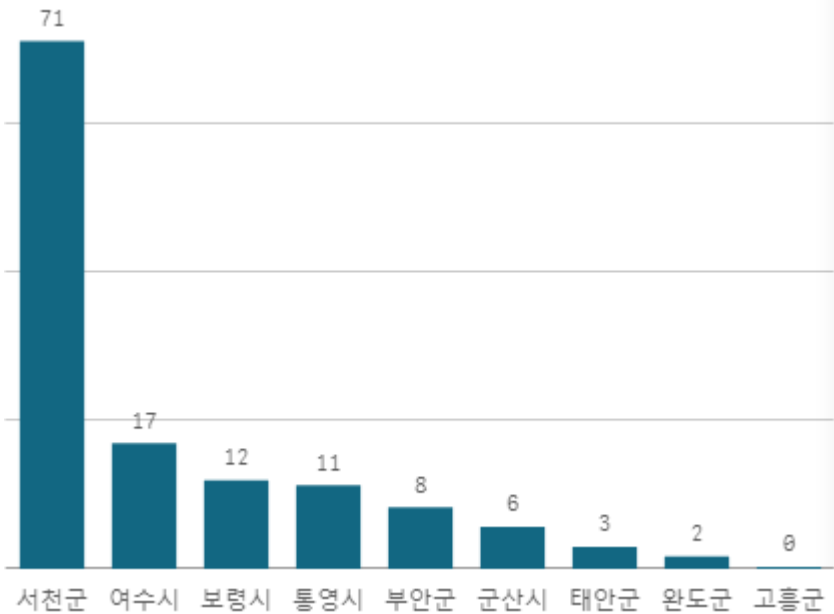


## 도매시장 법인별 거래금액(백만원)



# 건세열치(1.5Kg)

산지별 거래물량(톤)



출하산지(개소)

9

출하건수(천건)

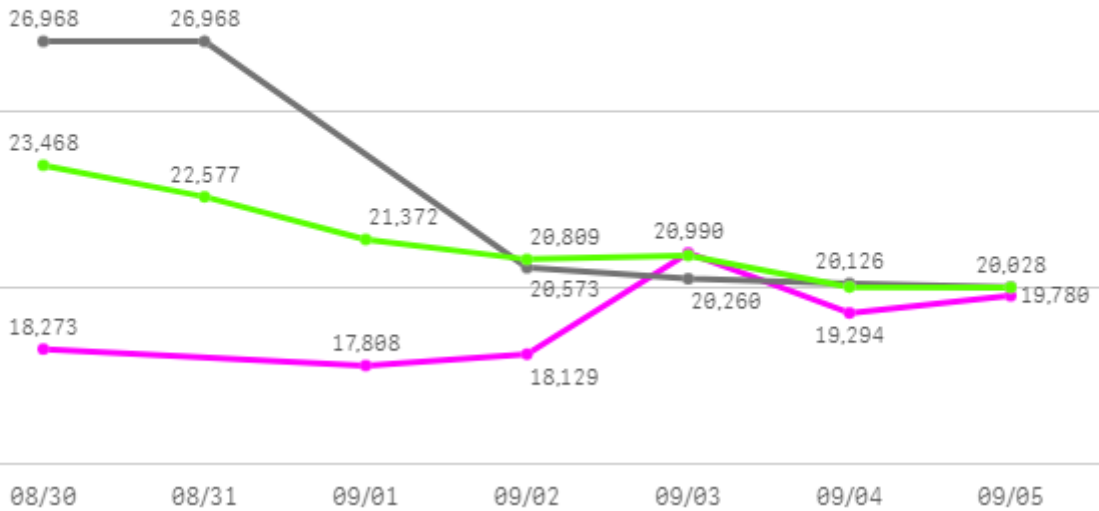
1

산지별 주출하 시군구



주간 도매가격(원)

◆ 2025    ● 2024    ◆ 평년



구분	금주(A)	전주(B)	전월(C)	전년(D)	평년(E)	A/B	A/C	A/D	A/E
가격(원)	18,795	20,038	18,481	22,487	19,508	93.8%	101.7%	83.6%	96.3%

※ 상품 가격 기준

## □ 건세멸치(1.5Kg) 주간 가격

구분	Q	품종	Q	단량	Q	특	상	보통	하
2025-08-30		건세멸치		1.5Kg		-	18,273	15,080	9,036
2025-09-01		건세멸치		1.5Kg		-	17,808	13,676	7,533
2025-09-02		건세멸치		1.5Kg		-	18,129	13,934	7,334
2025-09-03		건세멸치		1.5Kg		-	20,990	13,549	7,900
2025-09-04		건세멸치		1.5Kg		-	19,294	11,140	5,727
2025-09-05		건세멸치		1.5Kg		-	19,780	12,369	4,858
평균						-	<b>19,046</b>	<b>13,291</b>	<b>7,064</b>