

---

2025년 가락시장

# 주요 품목 주간 거래동향

---

1월 2주차 주요 동향

[2025. 1.4. ~ 1.10.]



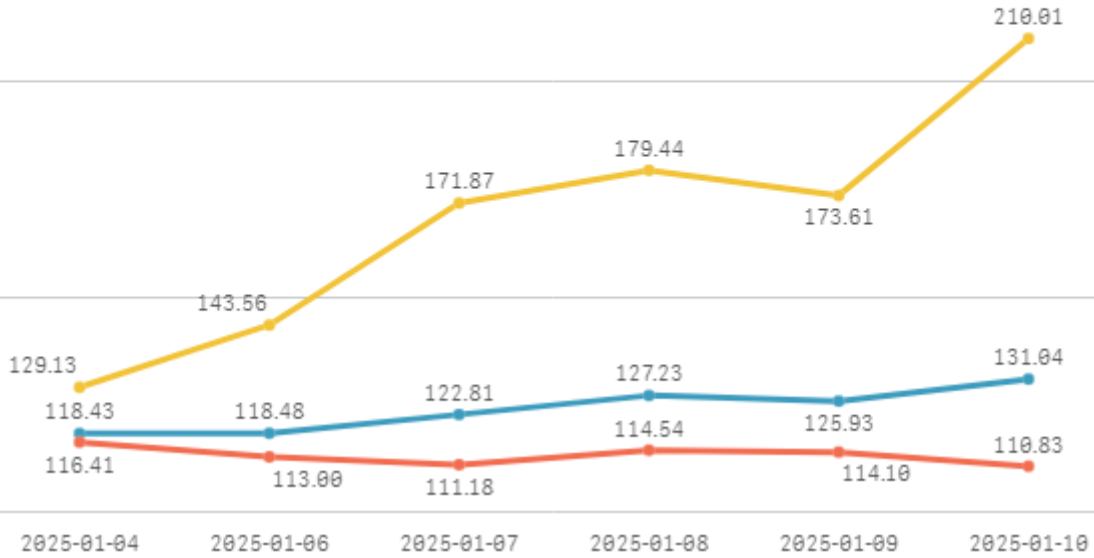
서울특별시농수산물공사

[데이터전략팀]

# 1. 주간 표준지수

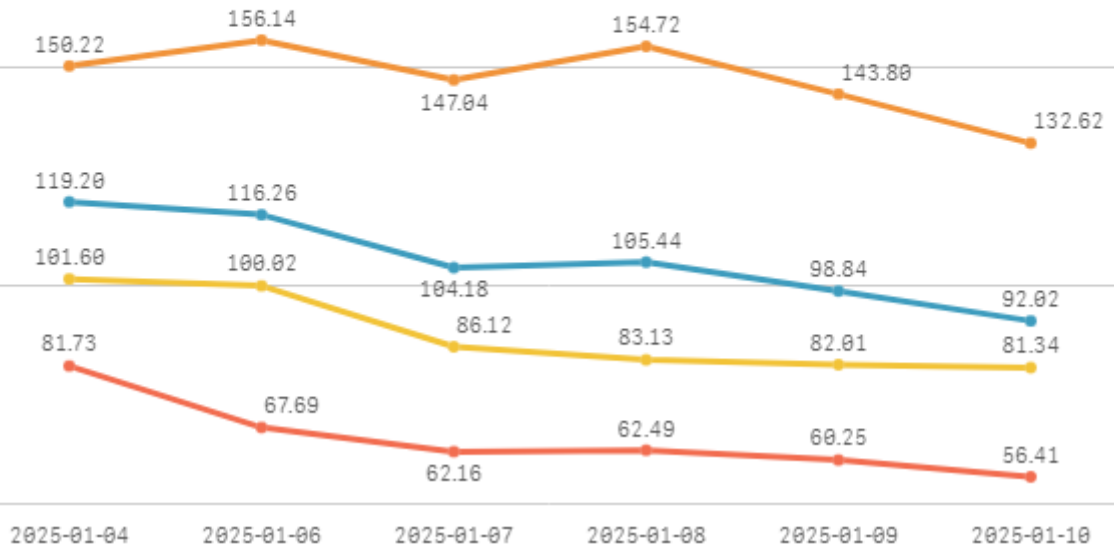
## □ 청과부류

합계    채소계    과일계



## □ 수산부류

합계    생선류    조개류    건어류



## 2. 주요 품목 주간 거래동향

### 주요 품목(종) 주간동향 (2025.01.04 ~ 01.10)

품종 단위	Q	금주평균	전주평균	전월평균	전년평균	5년평균 가격	전주대비	전월대비	전년대비	5년평균 대비
(선)갈치(5키로상자)		167,231	138,080	134,616	129,566	137,778	21% ▲	24% ▲	29% ▲	21% ▲
간마늘 대서(20키로)		136,112	135,628	135,718	135,144	144,516	0% ▲	0% ▲	1% ▲	-6% ▼
간쪽파(10키로상자)		97,015	145,387	98,896	85,292	95,231	-33% ▼	-2% ▼	14% ▲	2% ▲
배 신고(15키로상자)		96,018	86,206	76,244	71,491	63,596	11% ▲	26% ▲	34% ▲	51% ▲
오렌지 네블 수입(18키로상자)		88,768	96,230	71,164	66,210	73,024	-8% ▼	25% ▲	34% ▲	22% ▲
쪽파(10키로상자)		85,795	121,837	71,228	81,874	80,804	-30% ▼	20% ▲	5% ▲	6% ▲
백다다기오이(100개)		80,344	69,498	76,732	78,056	68,079	16% ▲	5% ▲	3% ▲	18% ▲
사과 부사(10키로상자)		77,769	94,404	74,224	68,177	51,694	-18% ▼	5% ▲	14% ▲	50% ▲
당근(20키로상자)		68,308	75,077	67,609	21,085	36,469	-9% ▼	1% ▲	224% ▲	87% ▲
청양고추(10키로상자)		55,404	53,105	40,790	68,593	59,872	4% ▲	36% ▲	-19% ▼	-7% ▼
(냉)고등어 수입(10키로상자)		54,609	48,160	47,679	34,433	37,106	13% ▲	15% ▲	59% ▲	47% ▲
(선)고등어(10키로상자)		47,130	43,133	49,216	57,815	49,812	9% ▲	-4% ▼	-18% ▼	-5% ▼
(선)명태 수입(10키로상자)		46,026	60,014	62,052	58,552	58,161	-23% ▼	-26% ▼	-21% ▼	-21% ▼
오이맛고추(10키로상자)		41,327	43,602	37,677	70,532	49,841	-5% ▼	10% ▲	-41% ▼	-17% ▼
빨강 파프리카(5키로상자)		35,443	34,559	28,408	34,854	33,764	3% ▲	25% ▲	2% ▲	5% ▲
감자 두백(20키로상자)		33,781	35,741	34,029	37,482	36,428	-5% ▼	-1% ▼	-10% ▼	-7% ▼
단감 부유(10키로상자)		33,265	34,392	31,301	54,880	38,666	-3% ▼	6% ▲	-39% ▼	-14% ▼
애호박(20개)		33,214	28,888	22,627	34,878	32,289	15% ▲	47% ▲	-5% ▼	3% ▲
딸기 설향(2키로상자)		30,488	36,303	40,326	28,497	28,848	-16% ▼	-24% ▼	7% ▲	6% ▲
무(20키로상자)		28,561	28,644	22,834	9,243	14,922	-0% ▼	25% ▲	209% ▲	91% ▲
호박밥 고무마(10키로상자)		26,139	25,515	29,200	31,068	28,352	2% ▲	-10% ▼	-16% ▼	-8% ▼
골드파인애플 수입(12키로상자)		23,767	23,710	30,162	33,664	27,534	0% ▲	-21% ▼	-29% ▼	-14% ▼
만감 한라봉(3키로상자)		22,202	20,975	24,762	18,778	18,766	6% ▲	-10% ▼	18% ▲	18% ▲
감귤(5키로상자)		21,080	20,434	16,040	19,940	14,538	3% ▲	31% ▲	6% ▲	45% ▲
감 대봉시(10키로상자)		20,875	19,336	20,185	52,926	35,150	8% ▲	3% ▲	-61% ▼	-41% ▼
바나나 수입(13키로상자)		20,244	19,574	18,308	25,189	20,936	3% ▲	11% ▲	-20% ▼	-3% ▼
알배기배추(8키로상자)		20,102	19,997	13,619	13,927	14,813	1% ▲	48% ▲	44% ▲	36% ▲
겉종합(10키로망대)		17,624	17,862	17,948	14,788	12,589	-1% ▼	-2% ▼	19% ▲	40% ▲
시금치(4키로상자)		16,426	14,569	10,527	13,143	12,374	13% ▲	56% ▲	25% ▲	33% ▲
대추방울토마토(3키로상자)		15,396	19,529	25,973	21,071	17,081	-21% ▼	-41% ▼	-27% ▼	-10% ▼
건종멸치(1.5키로상자)		15,331	20,329	16,774	16,817	12,491	-25% ▼	-9% ▼	-9% ▼	23% ▲
배추(10키로망대)		15,110	15,135	9,310	5,870	7,172	-0% ▼	62% ▲	157% ▲	111% ▲
양배추(8키로망대)		13,545	13,436	9,313	4,557	7,306	1% ▲	45% ▲	197% ▲	85% ▲
토마토(5키로상자)		13,383	14,188	21,107	17,929	12,938	-6% ▼	-37% ▼	-25% ▼	3% ▲
팽이버섯(5키로상자)		13,086	14,319	10,377	11,108	11,846	-9% ▼	26% ▲	18% ▲	10% ▲
상추 포기잡(4키로상자)		12,408	21,439	10,222	24,077	22,824	-42% ▼	21% ▲	-48% ▼	-46% ▼
포도 샤인머스켓(2키로상자)		9,866	9,799	9,290	18,334	20,019	1% ▲	6% ▲	-46% ▼	-51% ▼
새송이버섯(2키로상자)		9,019	10,381	6,516	6,947	7,469	-13% ▼	38% ▲	30% ▲	21% ▲
굴(1키로)		8,678	10,993	14,069	8,893	10,034	-21% ▼	-38% ▼	-2% ▼	-14% ▼
대파(일반)(1키로단)		2,082	2,110	2,456	3,160	2,136	-1% ▼	-15% ▼	-34% ▼	-3% ▼
양파(1키로)		1,524	1,398	1,199	1,210	1,269	9% ▲	27% ▲	26% ▲	20% ▲

## □ 품종별 등락가격 비교(전주대비)

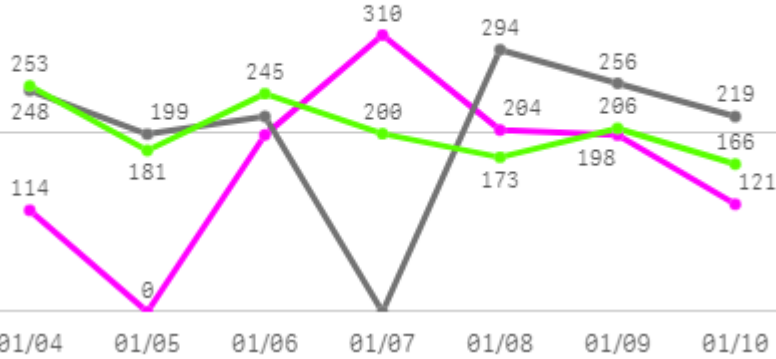
구분	품목(종)명
상승 품목(종)	(냉)고등어 수입(13%),(선)갈치(21%),(선)고등어(9%),감 대봉시(8%),만감 한라봉(6%),배 신고(11%),백다다기오이(16%),시금치(13%),애호박(15%),양파(9%)
하락 품목(종)	(선)명태 수입(-23%),감자 두백(-5%),건증멸치(-25%),굴(-21%),깐쪽파(-33%),당근(-9%),대추방울 토마토(-21%),딸기 설향(-16%),사과 부사(-18%),상추 포기잡(-42%),새송이버섯(-13%),오렌지 네 블 수입(-8%),오이맛고추(-5%),쪽파(-30%),토마토(-6%),팽이버섯(-9%)
보합 품목(종)(+5%)	감굴,겉홍합,골드파인애플 수입,간마늘 대서,단감 부유,대파(일반),무,바나나 수입,배추,빨강 파프리카,알배기배추,양배추,청양고추,포도 샤인머스켓,호박 밤 고구마

# 3. 품목(종)별 주간 거래동향

## 고구마

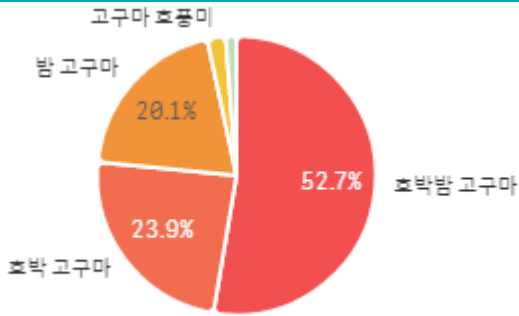
주간 반입량(톤)

◆ 2025    ◐ 2024    ▲ 평년

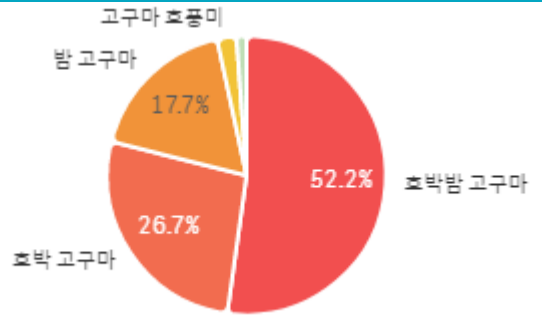


구분	금주(A)	전주(B)	전월(C)	전년(D)	평년(E)	A/B	A/C	A/D	A/E
물량(톤)	1,145	798	1,080	1,436	1,376	143.5%	106.0%	79.8%	83.2%

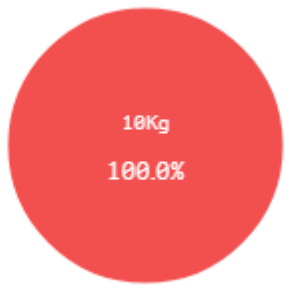
출하 품종별 거래물량 구성비



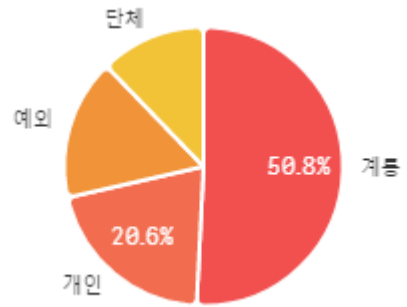
출하 품종별 거래금액 구성비



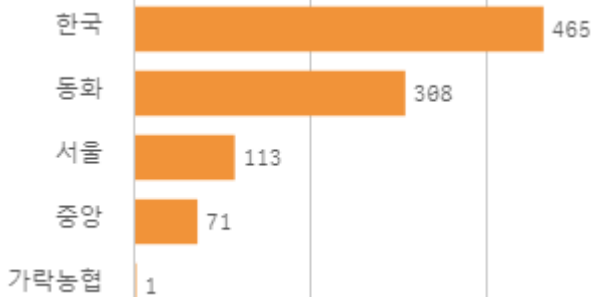
거래 단량별 물량 구성비



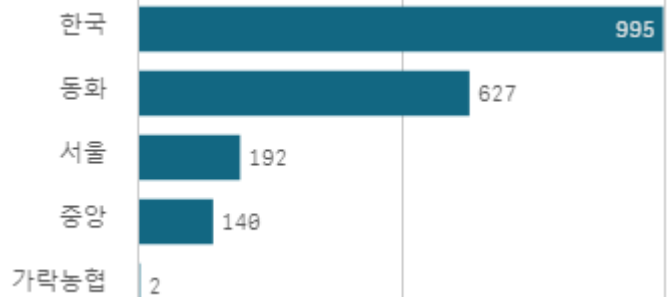
출하자별 거래물량 구성비



도매시장 법인별 거래물량(톤)

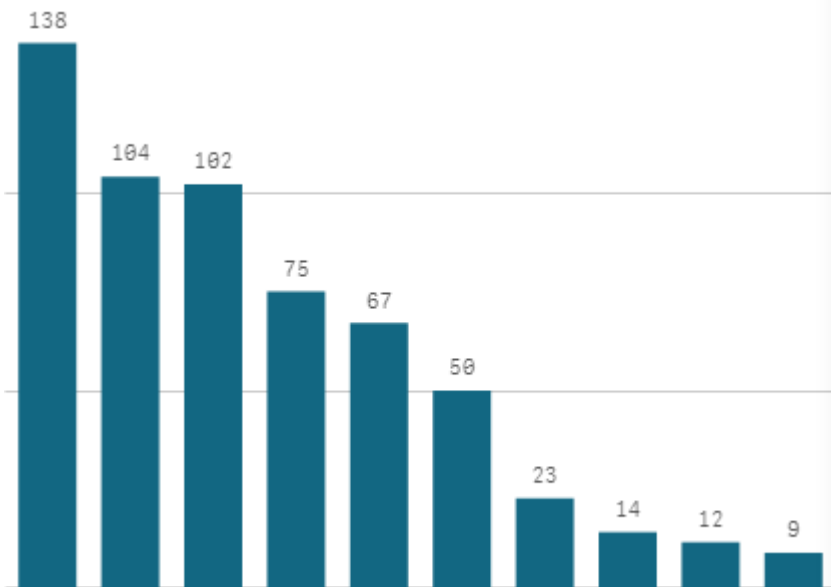


도매시장 법인별 거래금액(백만원)



# 호박밤 고구마(10Kg)

산지별 거래물량(톤)



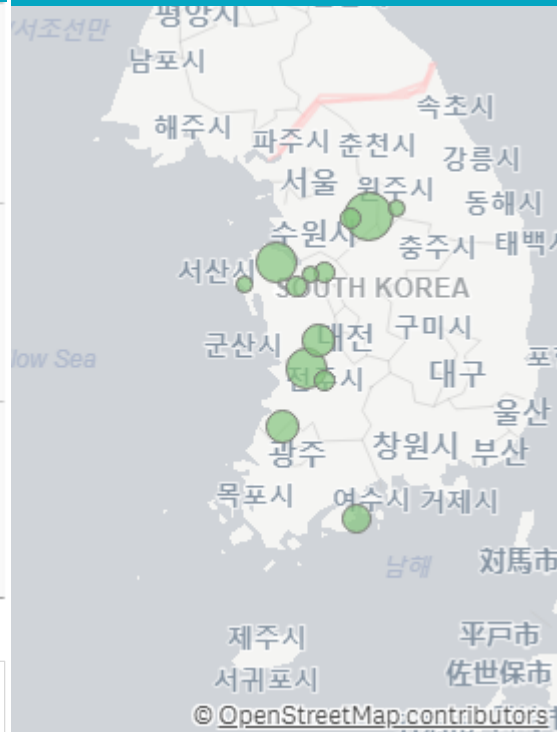
출하산지(개소)

13

출하건수(천건)

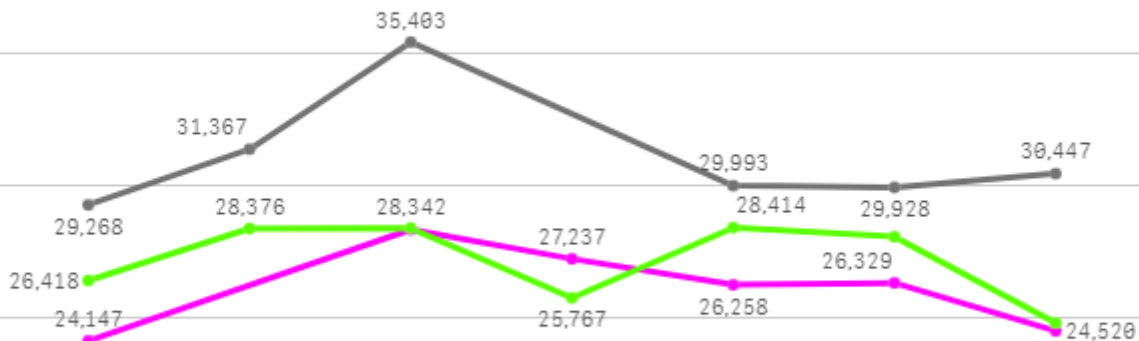
2

산지별 주출하 시군구



주간 도매가격(원)

◆ 2025    ● 2024    ◆ 평년



01/04

01/05

01/06

01/07

01/08

01/09

01/10

구분	금주(A)	전주(B)	전월(C)	전년(D)	평년(E)	A/B	A/C	A/D	A/E
가격(원)	26,139	25,515	29,200	31,068	28,352	102.4%	89.5%	84.1%	92.2%

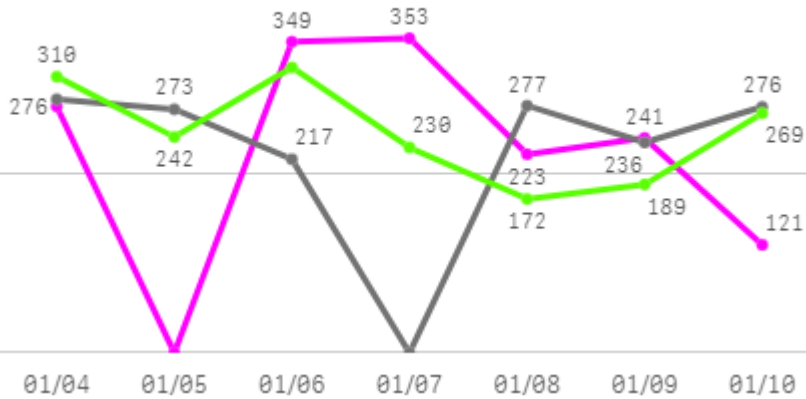
## □ 호박밤 고구마(10Kg) 주간 가격

구분	Q	품종	Q	단량	Q	특	상	보통	하
2025-01-04		호박밤 고구마		10Kg		31,074	24,147	18,057	9,816
2025-01-06		호박밤 고구마		10Kg		38,965	28,342	19,047	10,070
2025-01-07		호박밤 고구마		10Kg		39,817	27,237	18,810	10,521
2025-01-08		호박밤 고구마		10Kg		40,934	26,258	17,973	10,007
2025-01-09		호박밤 고구마		10Kg		38,745	26,329	16,519	9,060
2025-01-10		호박밤 고구마		10Kg		37,320	24,520	17,302	9,270
평균						<b>37,809</b>	<b>26,139</b>	<b>17,951</b>	<b>9,791</b>

# 감자

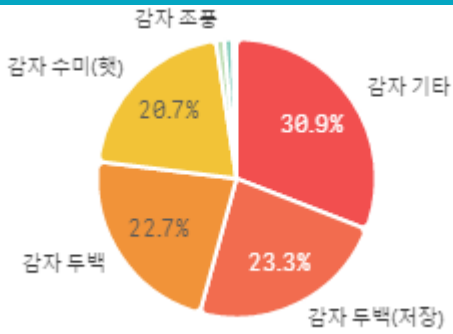
## 주간 반입량(톤)

◆ 2025    ● 2024    ▲ 평년

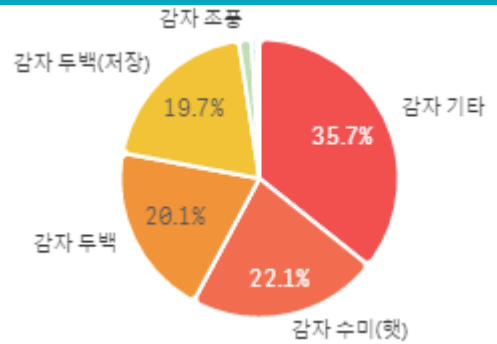


구분	금주(A)	전주(B)	전월(C)	전년(D)	평년(E)	A/B	A/C	A/D	A/E
물량(톤)	1,563	810	1,603	1,563	1,634	192.9%	97.5%	100.0%	95.6%

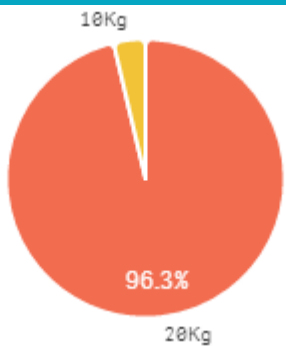
## 출하 품종별 거래물량 구성비



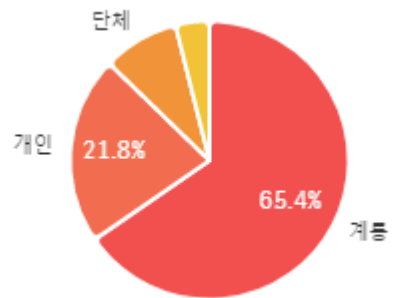
## 출하 품종별 거래금액 구성비



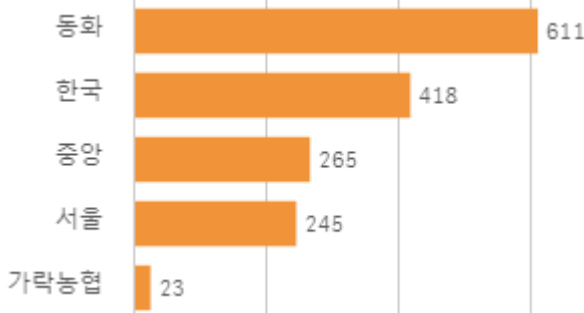
## 거래 단량별 물량 구성비



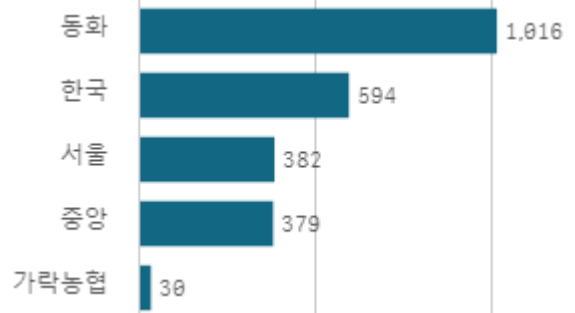
## 출하자별 거래물량 구성비



## 도매시장 법인별 거래물량(톤)

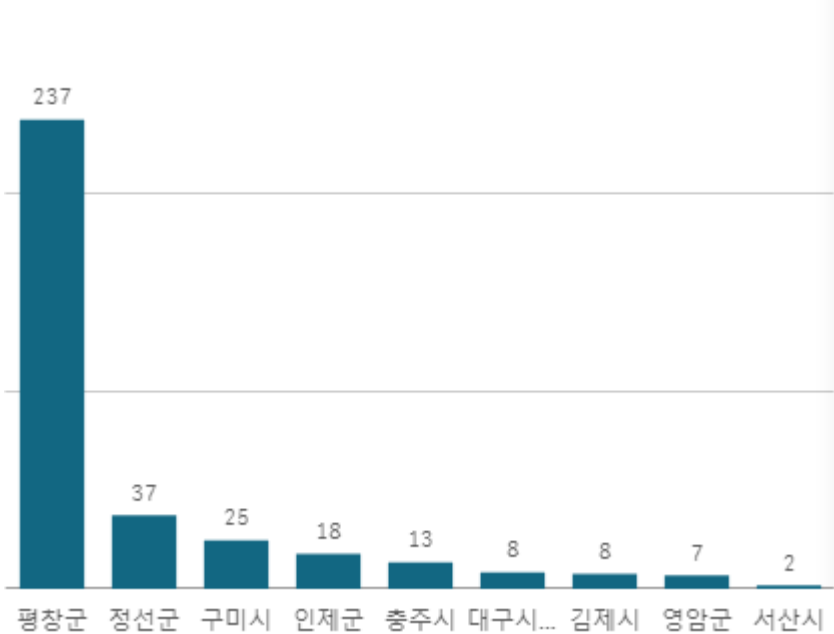


## 도매시장 법인별 거래금액(백만원)



# 감자 두백(20Kg)

산지별 거래물량(톤)



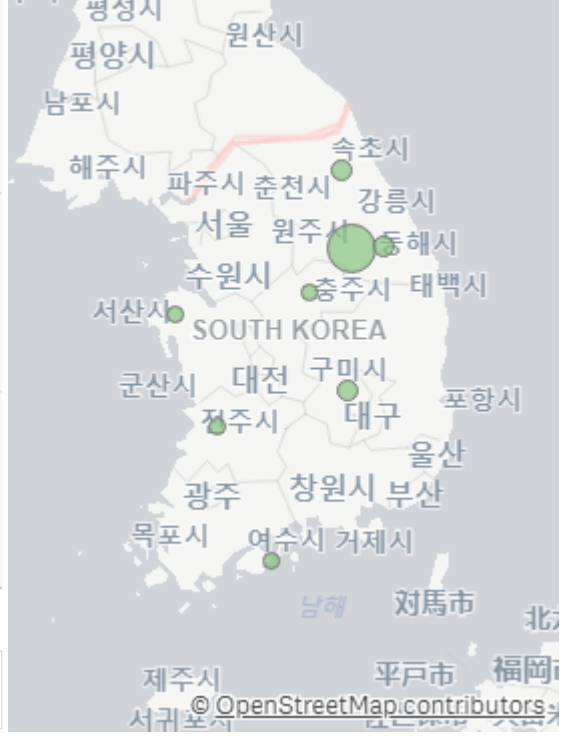
출하산지(개소)

9

출하건수(천건)

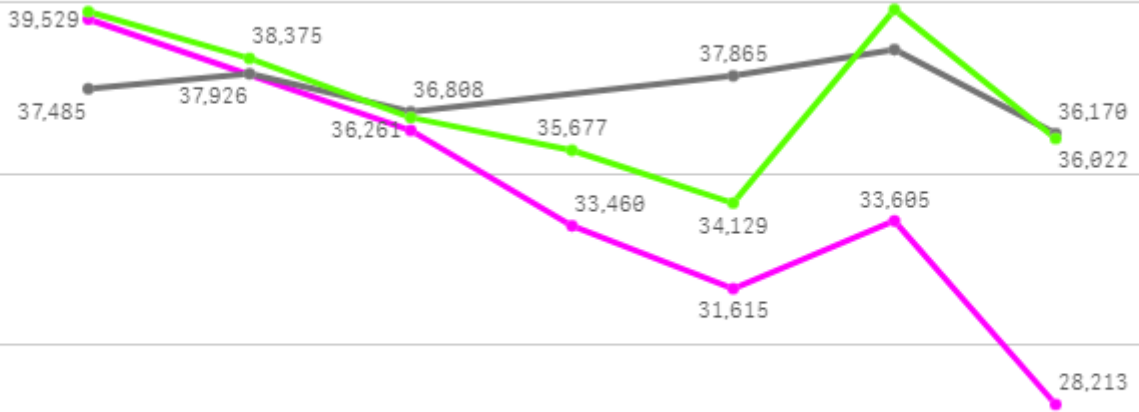
0

산지별 주출하 시군구



주간 도매가격(원)

2025 (Magenta) 2024 (Grey) 평년 (Green)



01/04 01/05 01/06 01/07 01/08 01/09 01/10

구분	금주(A)	전주(B)	전월(C)	전년(D)	평년(E)	A/B	A/C	A/D	A/E
가격(원)	33,781	35,741	34,029	37,482	36,428	94.5%	99.3%	90.1%	92.7%

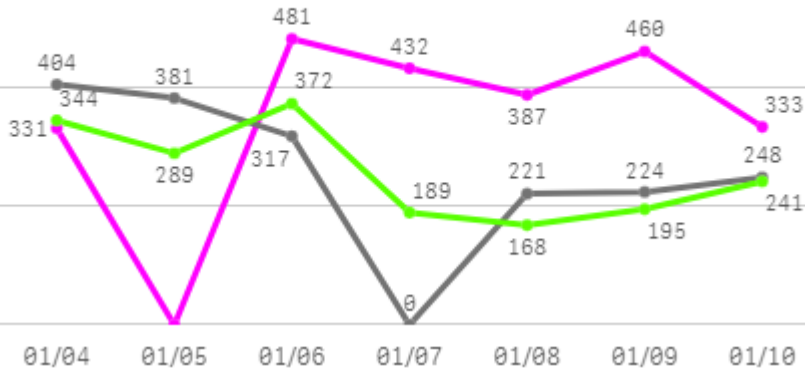
## □ 감자 두백(20Kg) 주간 가격

구분	Q	품종	Q	단량	Q	특	상	보통	하
2025-01-04		감자 두백		20Kg		43,704	39,529	29,944	16,581
2025-01-06		감자 두백		20Kg		40,824	36,261	29,203	17,227
2025-01-07		감자 두백		20Kg		38,797	33,460	24,210	13,498
2025-01-08		감자 두백		20Kg		39,215	31,615	23,038	12,277
2025-01-09		감자 두백		20Kg		38,873	33,605	25,069	13,667
2025-01-10		감자 두백		20Kg		33,176	28,213	21,351	9,250
평균						<b>39,098</b>	<b>33,781</b>	<b>25,469</b>	<b>13,750</b>

# 배추

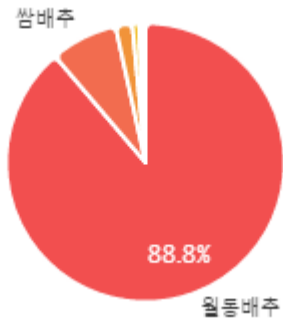
## 주간 반입량(톤)

◆ 2025    ● 2024    ▲ 평년

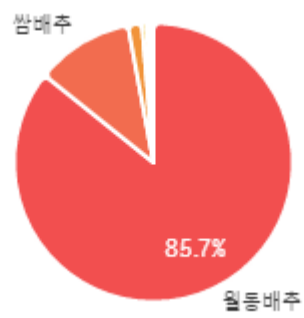


구분	금주(A)	전주(B)	전월(C)	전년(D)	평년(E)	A/B	A/C	A/D	A/E
물량(톤)	2,423	1,021	3,486	1,795	1,803	237.3%	69.5%	135.0%	134.4%

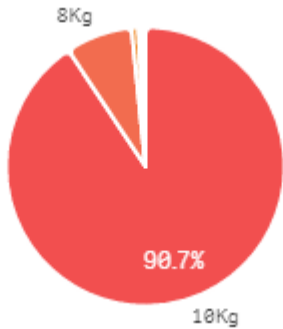
## 출하 품종별 거래물량 구성비



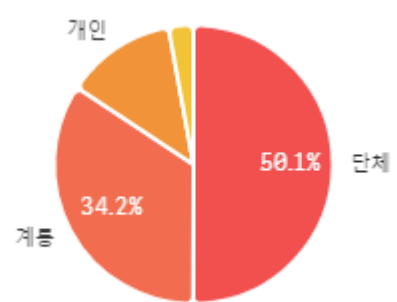
## 출하 품종별 거래금액 구성비



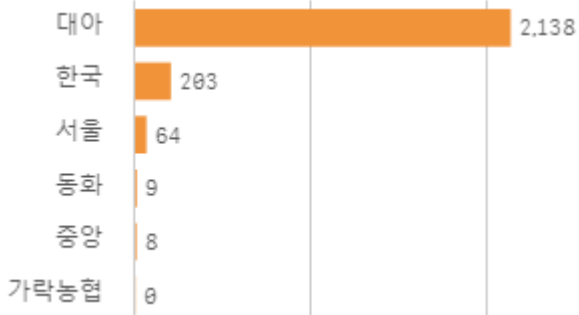
## 거래 단량별 물량 구성비



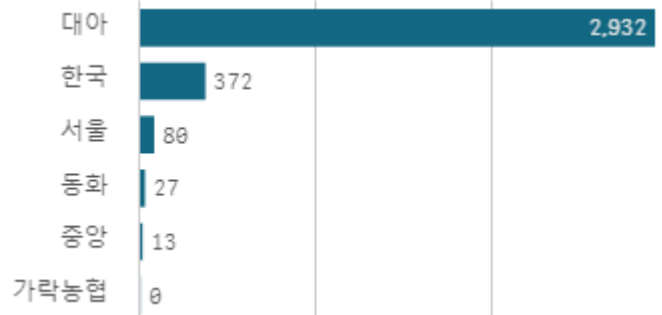
## 출하자별 거래물량 구성비



## 도매시장 법인별 거래물량(톤)

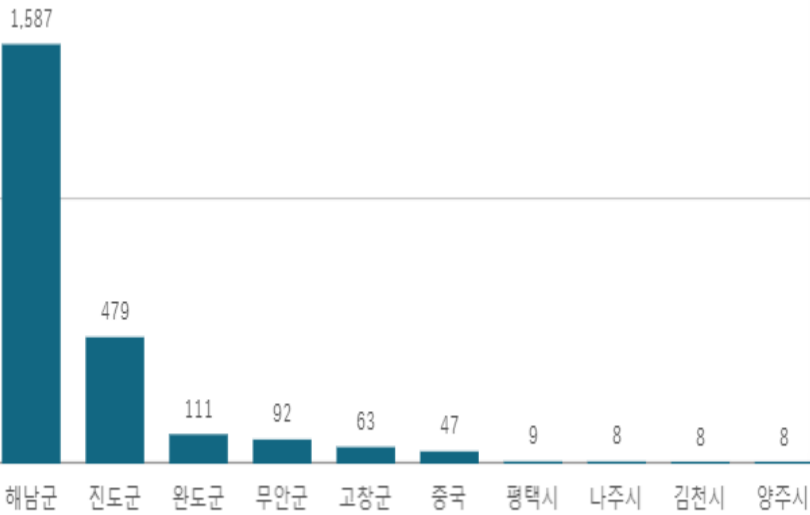


## 도매시장 법인별 거래금액(백만원)



# 배추(10Kg)

산지별 거래물량(톤)



출하산지(개소)

19

출하건수(천건)

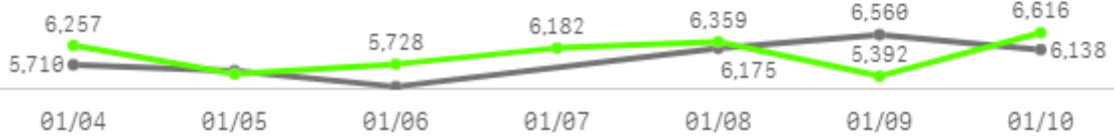
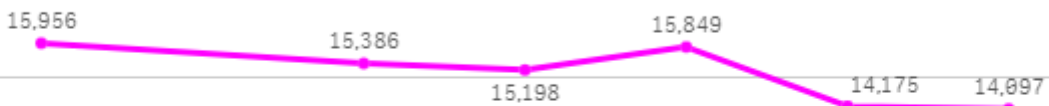
2

산지별 주출하 시군구



주간 도매가격(원)

◆ 2025    ● 2024    ◆ 평년



구분	금주(A)	전주(B)	전월(C)	전년(D)	평년(E)	A/B	A/C	A/D	A/E
가격(원)	15,110	15,135	9,310	5,870	7,172	99.8%	162.3%	257.4%	210.7%

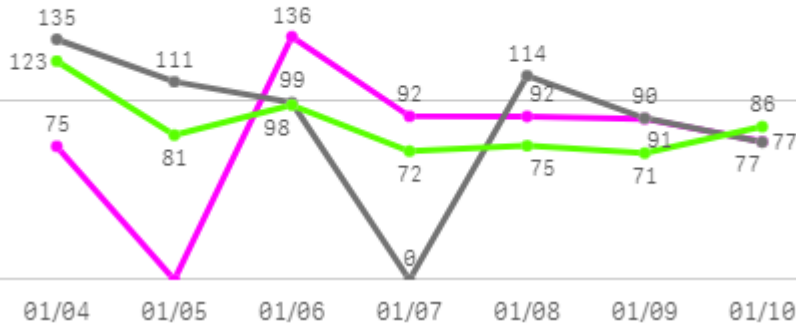
## □ 배추(10Kg) 주간 가격

구분	Q	품종	Q	단량	Q	특	상	보통	하
2025-01-04		배추		10Kg		17,000	15,956	14,306	12,299
2025-01-06		배추		10Kg		16,811	15,386	13,332	9,955
2025-01-07		배추		10Kg		16,582	15,198	13,319	10,602
2025-01-08		배추		10Kg		17,357	15,849	13,810	11,298
2025-01-09		배추		10Kg		16,292	14,175	12,707	9,541
2025-01-10		배추		10Kg		16,019	14,097	12,465	10,342
평균						<b>16,677</b>	<b>15,110</b>	<b>13,323</b>	<b>10,673</b>

# 알배기배추

## 주간 반입량(톤)

◆ 2025    ● 2024    ▲ 평년



구분	금주(A)	전주(B)	전월(C)	전년(D)	평년(E)	A/B	A/C	A/D	A/E
물량(톤)	562	407	607	628	595	138.0%	92.6%	89.6%	94.5%

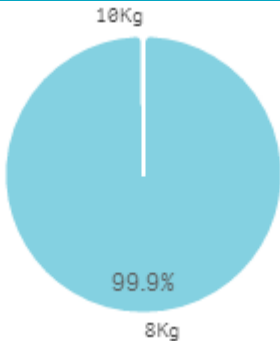
### 출하 품종별 거래물량 구성비



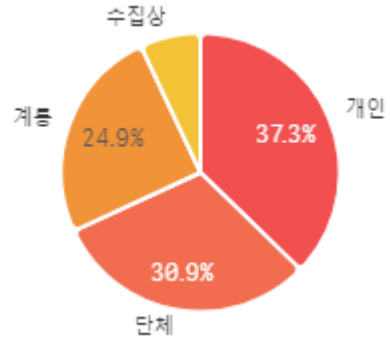
### 출하 품종별 거래금액 구성비



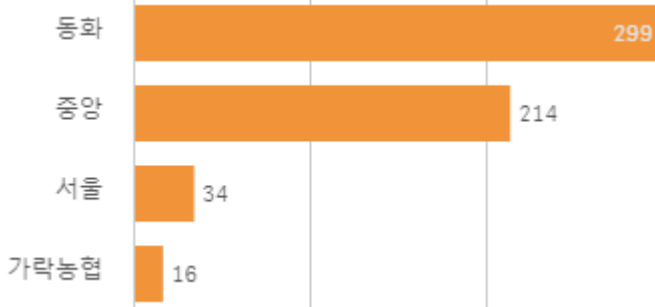
### 거래 단량별 물량 구성비



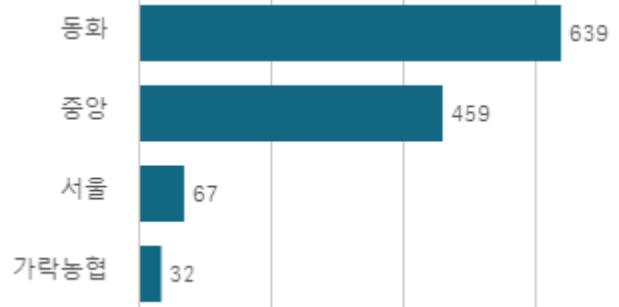
### 출하자별 거래물량 구성비



### 도매시장 법인별 거래물량(톤)

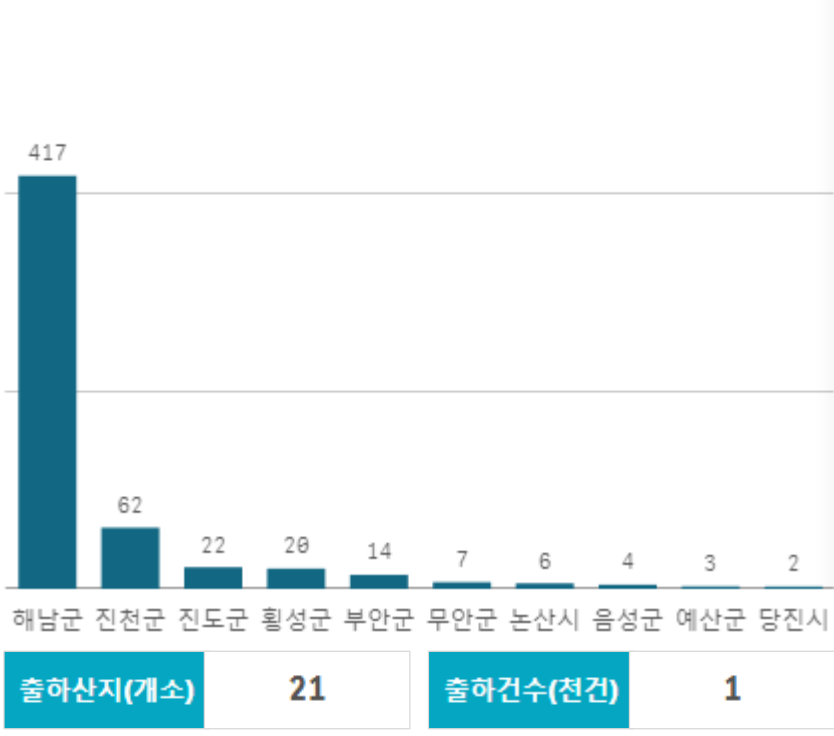


### 도매시장 법인별 거래금액(백만원)



# 알배기배추(8Kg)

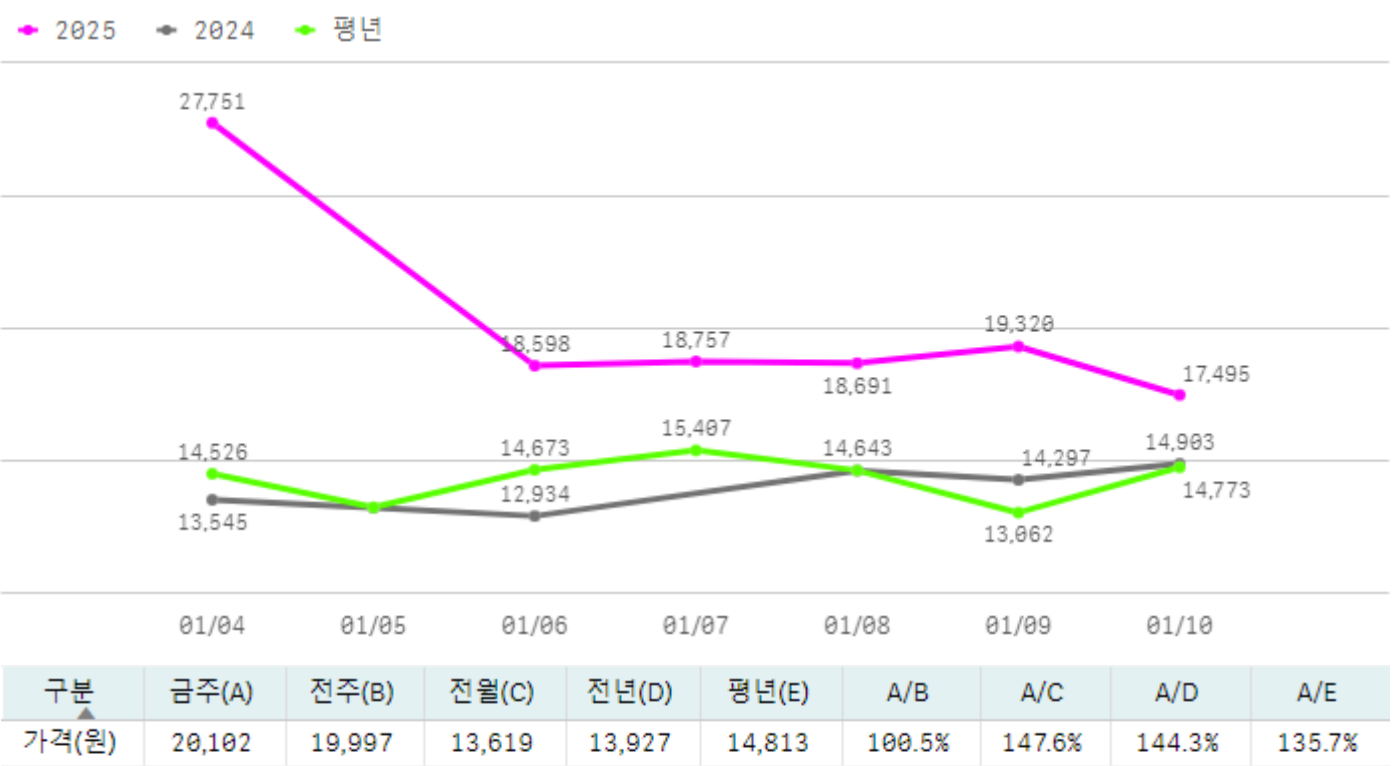
산지별 거래물량(톤)



산지별 주출하 시군구



주간 도매가격(원)



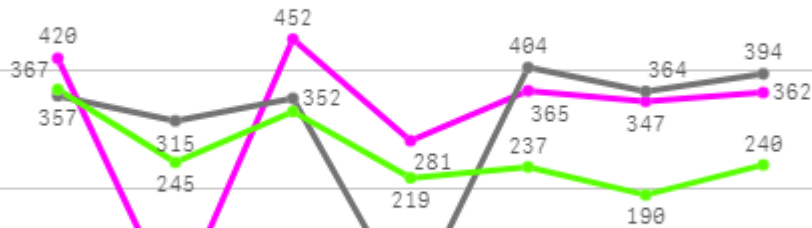
## □ 알배기배추(8Kg) 주간 가격

구분	Q	품종	Q	단량	Q	특	상	보통	하
2025-01-04		알배기배추		8Kg		29,437	27,751	21,702	15,299
2025-01-06		알배기배추		8Kg		21,602	18,598	15,084	11,021
2025-01-07		알배기배추		8Kg		21,300	18,757	15,180	12,227
2025-01-08		알배기배추		8Kg		21,322	18,691	15,902	12,053
2025-01-09		알배기배추		8Kg		22,898	19,320	15,964	12,809
2025-01-10		알배기배추		8Kg		19,285	17,495	14,527	10,453
평균						<b>22,641</b>	<b>20,102</b>	<b>16,393</b>	<b>12,310</b>

# 양배추

## 주간 반입량(톤)

◆ 2025    ● 2024    ▲ 평년

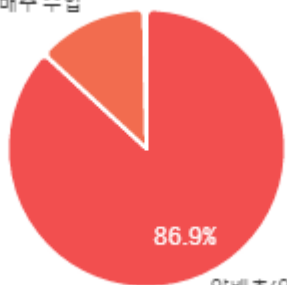


01/04    01/05    01/06    01/07    01/08    01/09    01/10

구분	금주(A)	전주(B)	전월(C)	전년(D)	평년(E)	A/B	A/C	A/D	A/E
물량(톤)	2,227	1,207	1,547	2,186	1,963	184.5%	144.0%	101.9%	113.5%

### 출하 품종별 거래물량 구성비

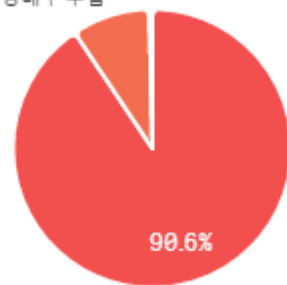
양배추 수입



양배추(일반)

### 출하 품종별 거래금액 구성비

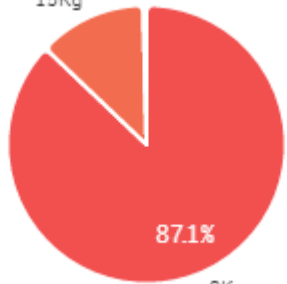
양배추 수입



양배추(일반)

### 거래 단량별 물량 구성비

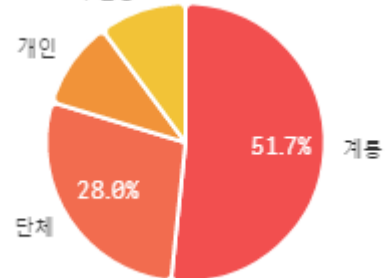
15Kg



8Kg

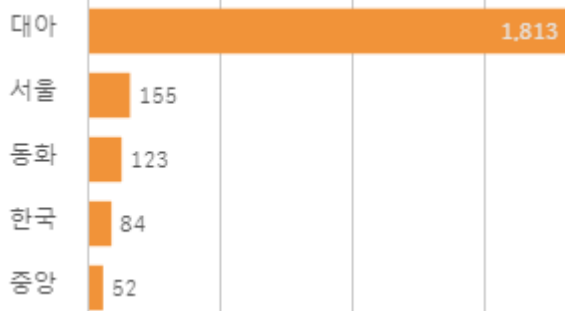
### 출하자별 거래물량 구성비

수집상




계통

### 도매시장 법인별 거래물량(톤)

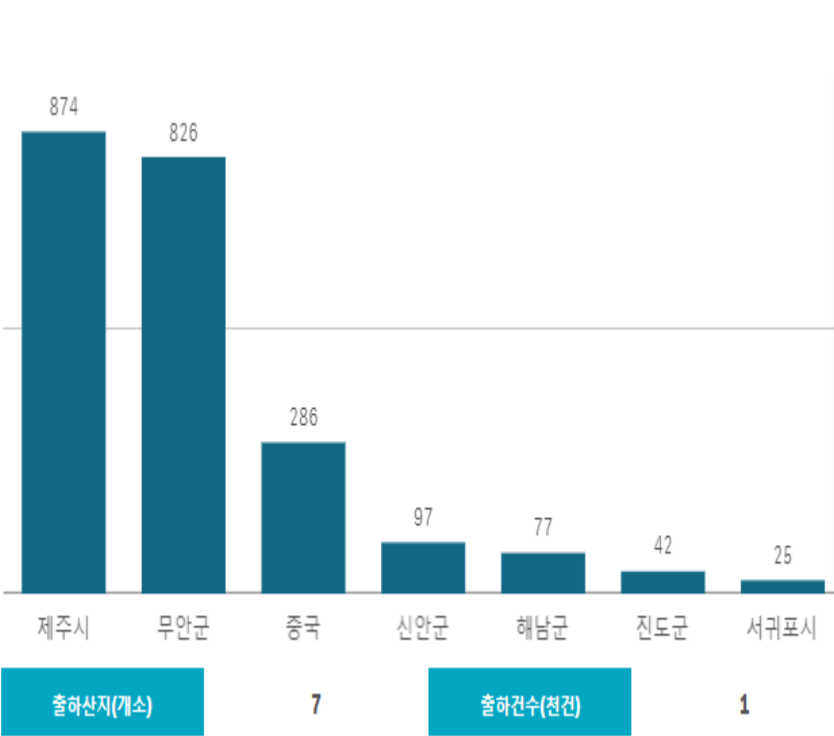


### 도매시장 법인별 거래금액(백만원)



# 양배추(8Kg)

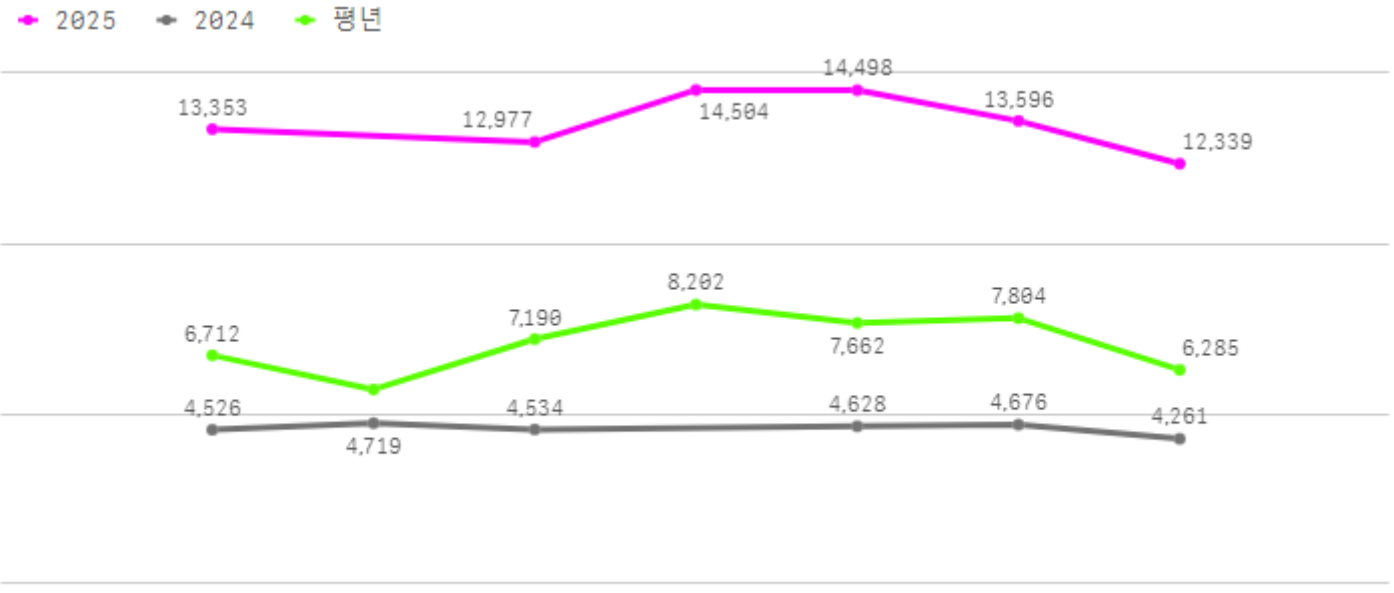
산지별 거래물량(톤)



산지별 주출하 시군구



주간 도매가격(원)



구분	금주(A)	전주(B)	전월(C)	전년(D)	평년(E)	A/B	A/C	A/D	A/E
가격(원)	13,545	13,436	9,313	4,557	7,306	100.8%	145.4%	297.2%	185.4%

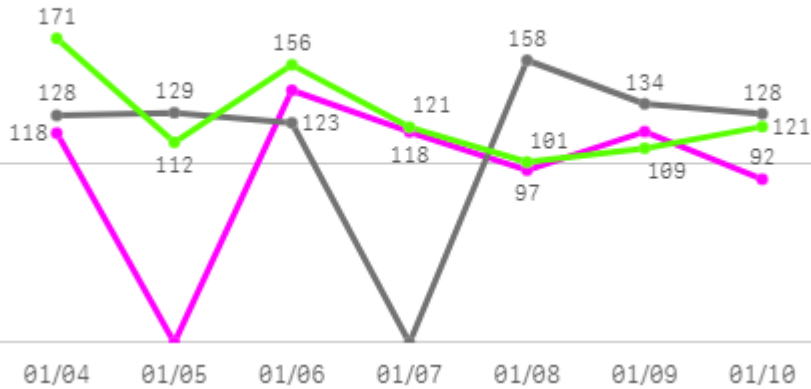
## □ 양배추(8Kg) 주간 가격

구분	Q	품종	Q	단량	Q	특	상	보통	하
2025-01-04		양배추		8Kg		17,050	13,353	10,001	5,873
2025-01-06		양배추		8Kg		16,864	12,977	9,055	5,645
2025-01-07		양배추		8Kg		18,347	14,504	10,970	6,333
2025-01-08		양배추		8Kg		18,348	14,498	10,615	7,039
2025-01-09		양배추		8Kg		17,498	13,596	10,634	7,068
2025-01-10		양배추		8Kg		15,400	12,339	9,717	7,091
평균						<b>17,251</b>	<b>13,545</b>	<b>10,165</b>	<b>6,508</b>

# 시금치

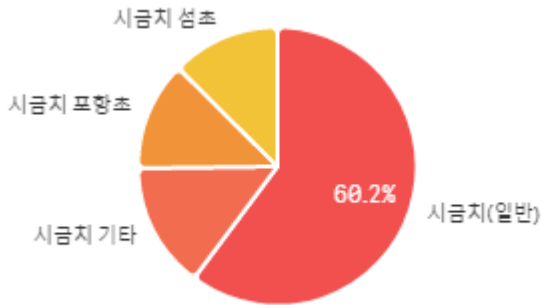
## 주간 반입량(톤)

◆ 2025    ● 2024    ▲ 평년

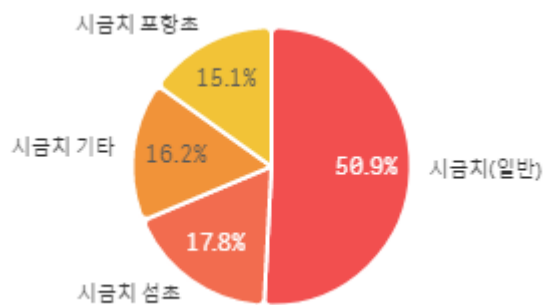


구분	금주(A)	전주(B)	전월(C)	전년(D)	평년(E)	A/B	A/C	A/D	A/E
물량(톤)	684	552	699	801	837	124.1%	97.9%	85.5%	81.8%

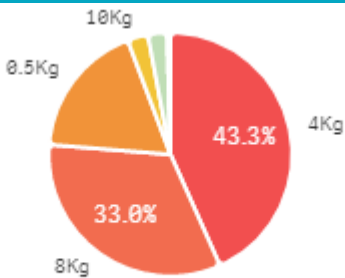
## 출하 품종별 거래물량 구성비



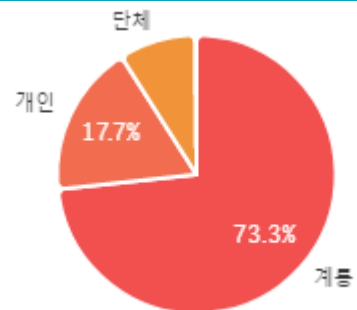
## 출하 품종별 거래금액 구성비



## 거래 단량별 물량 구성비

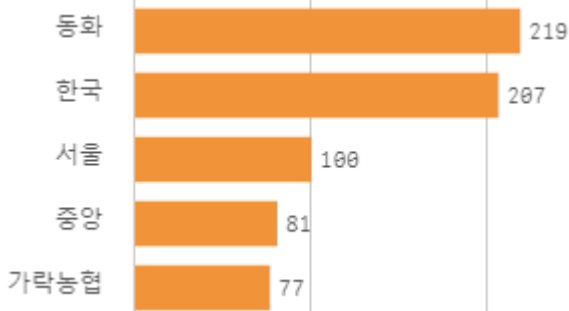


## 출하자별 거래물량 구성비

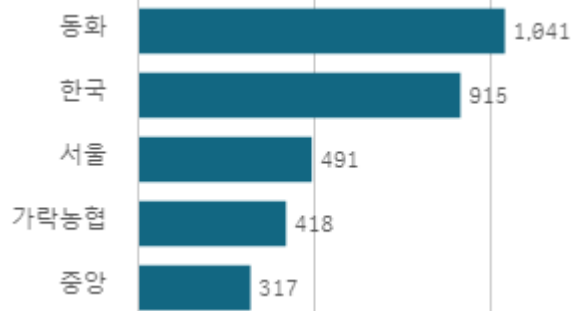


\* The data set contains negative or zero values that cannot ...

## 도매시장 법인별 거래물량(톤)

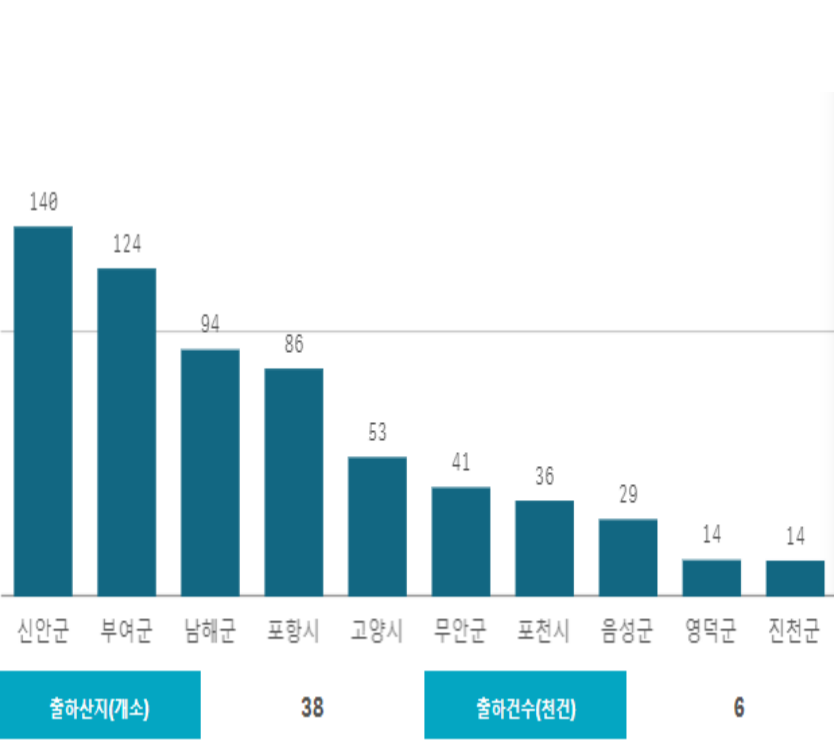


## 도매시장 법인별 거래금액(백만원)



# 시금치(4Kg)

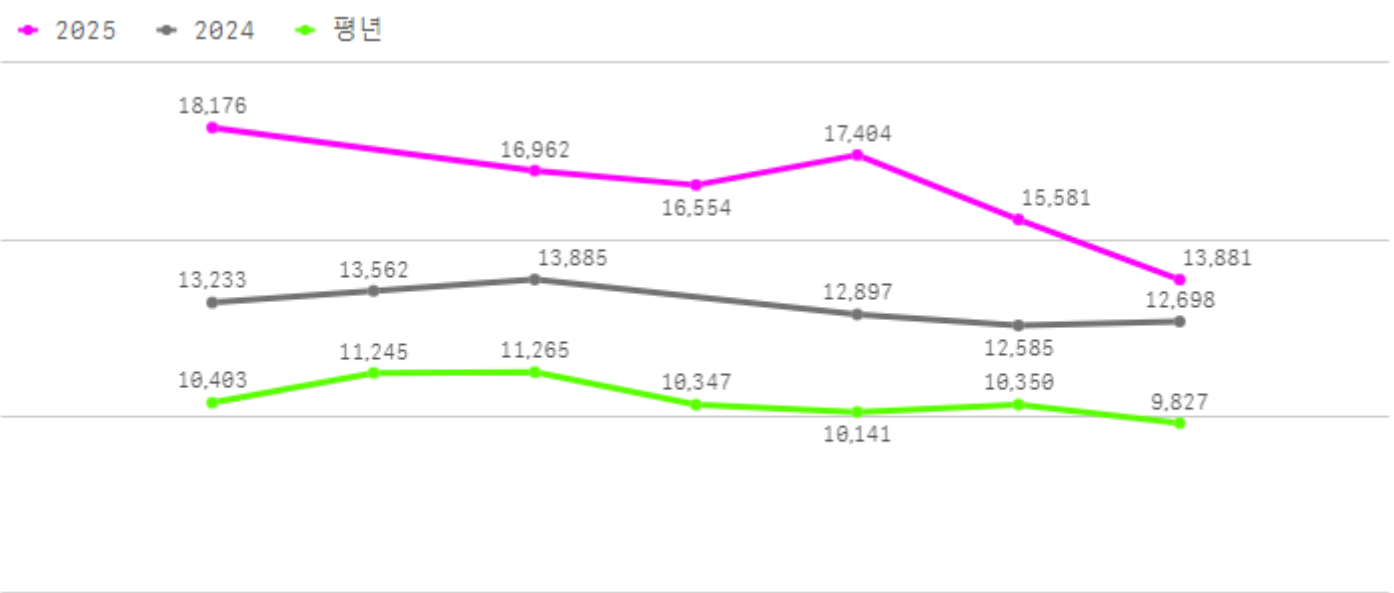
산지별 거래물량(톤)



산지별 주출하 시군구



주간 도매가격(원)



구분	금주(A)	전주(B)	전월(C)	전년(D)	평년(E)	A/B	A/C	A/D	A/E
가격(원)	16,426	14,569	10,527	13,143	12,374	112.8%	156.0%	125.0%	132.7%

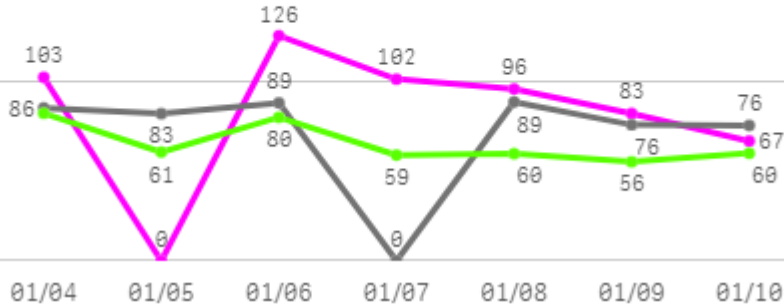
## □ 시금치(4Kg) 주간 가격

구분	Q	품종	Q	단량	Q	특	상	보통	하
2025-01-04		시금치		4Kg		21,221	18,176	14,598	11,846
2025-01-06		시금치		4Kg		20,260	16,962	13,443	10,530
2025-01-07		시금치		4Kg		19,290	16,554	13,736	10,817
2025-01-08		시금치		4Kg		21,019	17,404	14,769	12,009
2025-01-09		시금치		4Kg		19,222	15,581	13,845	11,510
2025-01-10		시금치		4Kg		16,498	13,881	11,162	8,793
평균						<b>19,585</b>	<b>16,426</b>	<b>13,592</b>	<b>10,918</b>

# 상추

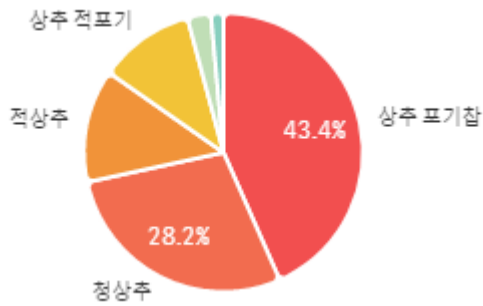
## 주간 반입량(톤)

◆ 2025    ● 2024    ▲ 평년

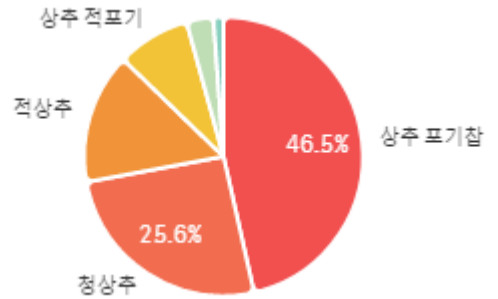


구분	금주(A)	전주(B)	전월(C)	전년(D)	평년(E)	A/B	A/C	A/D	A/E
물량(톤)	577	415	458	498	485	138.9%	126.0%	115.9%	119.0%

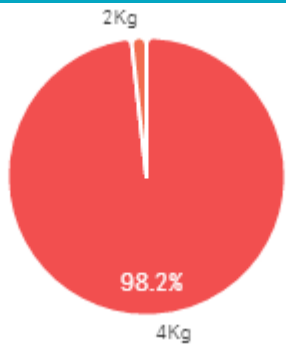
## 출하 품종별 거래물량 구성비



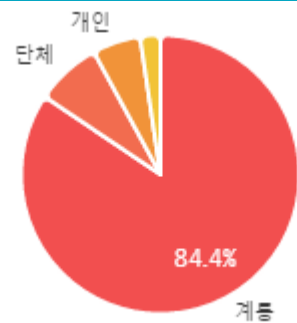
## 출하 품종별 거래금액 구성비



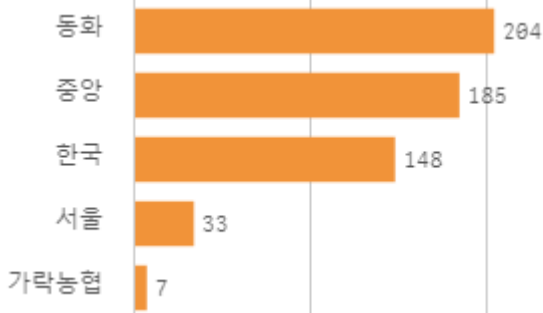
## 거래 단량별 물량 구성비



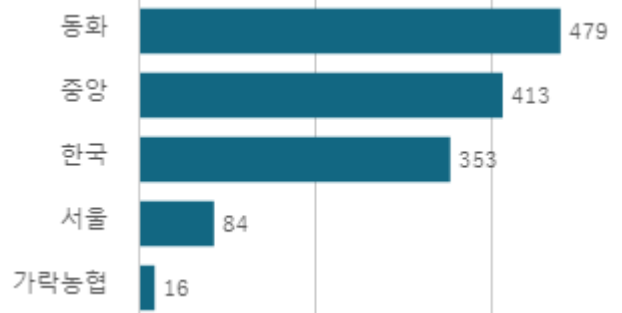
## 출하자별 거래물량 구성비



## 도매시장 법인별 거래물량(톤)

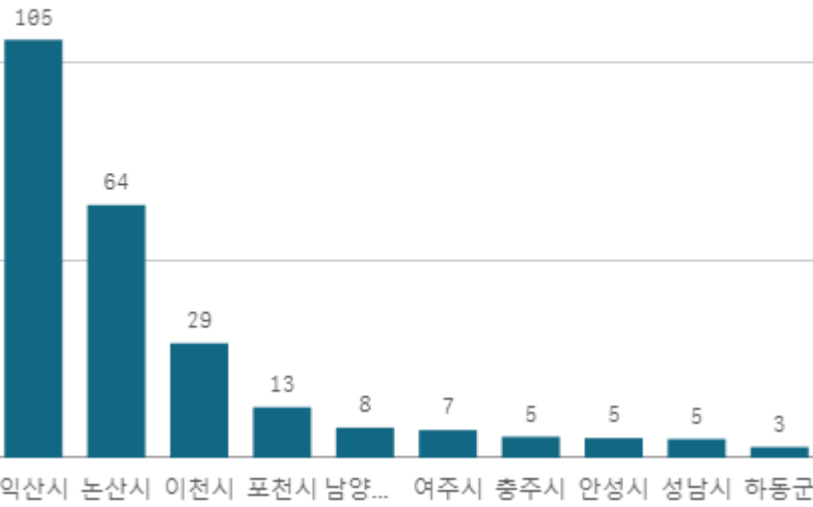


## 도매시장 법인별 거래금액(백만원)



# 상추 포기잡(4Kg)

산지별 거래물량(톤)



출하산지(개소)

26

출하건수(천건)

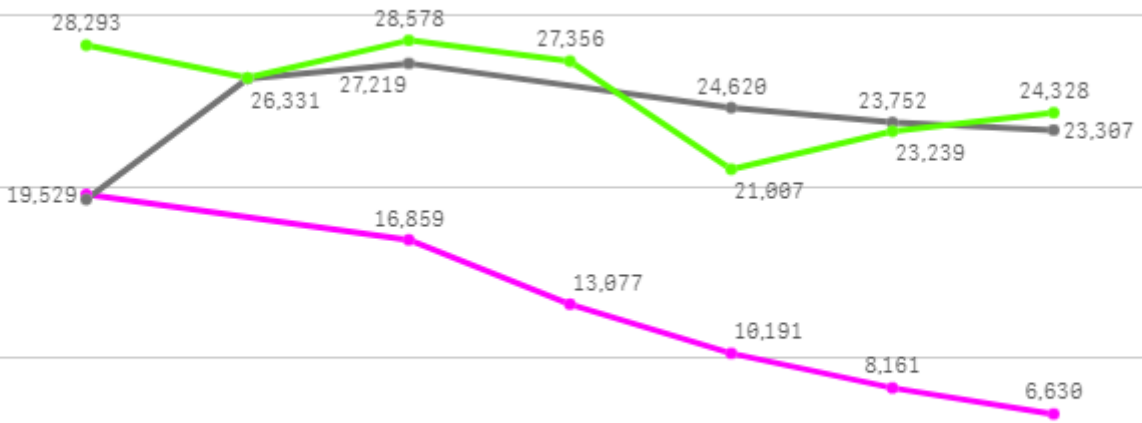
2

산지별 주출하 시군구



주간 도매가격(원)

◆ 2025    ● 2024    ◆ 평년



01/04    01/05    01/06    01/07    01/08    01/09    01/10

구분	금주(A)	전주(B)	전월(C)	전년(D)	평년(E)	A/B	A/C	A/D	A/E
가격(원)	12,408	21,439	10,222	24,077	22,824	57.9%	121.4%	51.5%	54.4%

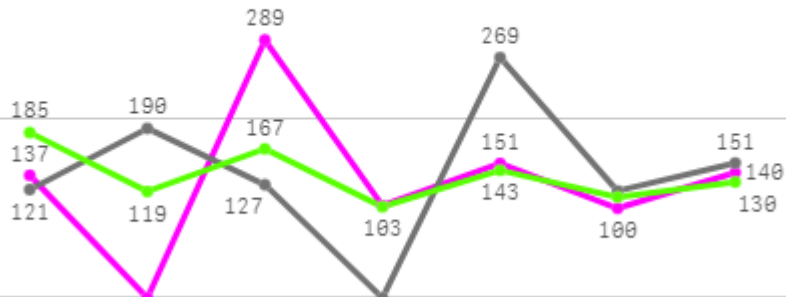
## □ 상추 포기잡(4Kg) 주간 가격

구분	Q	품종	Q	단량	Q	특	상	보통	하
2025-01-04		상추 포기잡		4Kg		-	19,529	16,496	11,959
2025-01-06		상추 포기잡		4Kg		-	16,859	13,386	9,889
2025-01-07		상추 포기잡		4Kg		-	13,077	10,462	8,298
2025-01-08		상추 포기잡		4Kg		-	10,191	7,594	5,633
2025-01-09		상추 포기잡		4Kg		-	8,161	6,214	4,419
2025-01-10		상추 포기잡		4Kg		-	6,630	3,998	2,156
평균						-	<b>12,408</b>	<b>9,692</b>	<b>7,059</b>

# 오이

## 주간 반입량(톤)

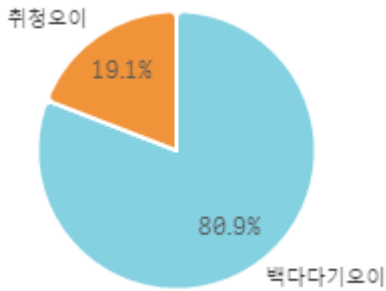
◆ 2025    ● 2024    ▲ 평년



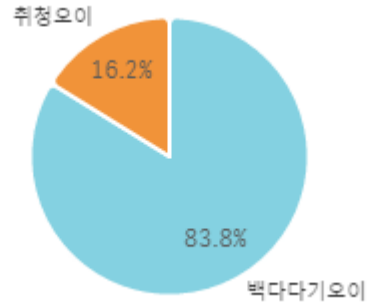
01/04    01/05    01/06    01/07    01/08    01/09    01/10

구분	금주(A)	전주(B)	전월(C)	전년(D)	평년(E)	A/B	A/C	A/D	A/E
물량(톤)	922	965	1,091	979	976	95.5%	84.5%	94.2%	94.4%

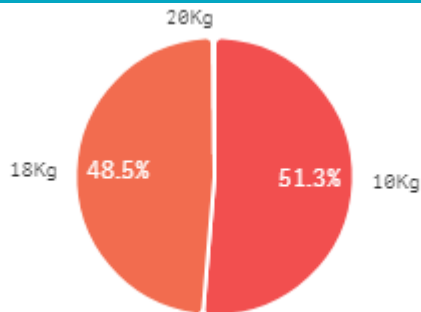
### 출하 품종별 거래물량 구성비



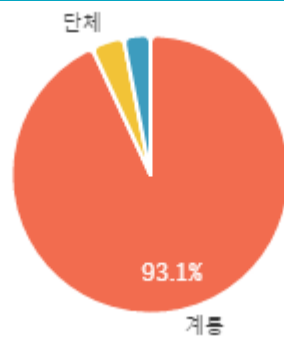
### 출하 품종별 거래금액 구성비



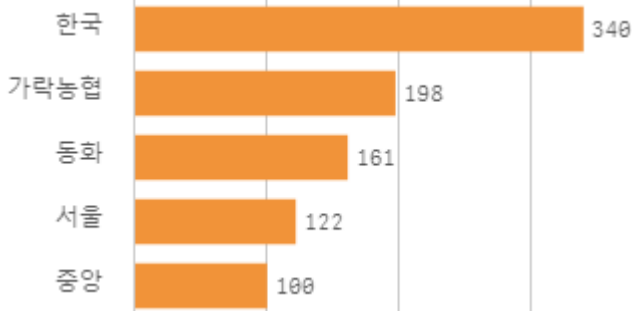
### 거래 단량별 물량 구성비



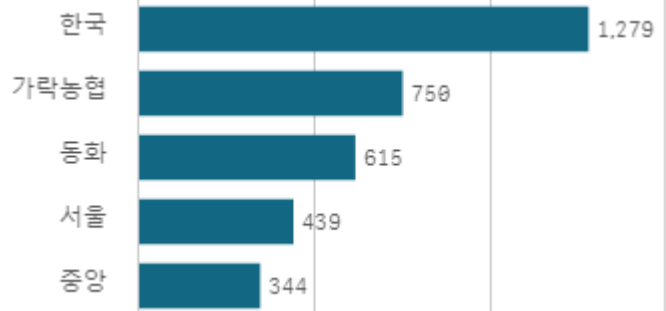
### 출하자별 거래물량 구성비



### 도매시장 법인별 거래물량(톤)

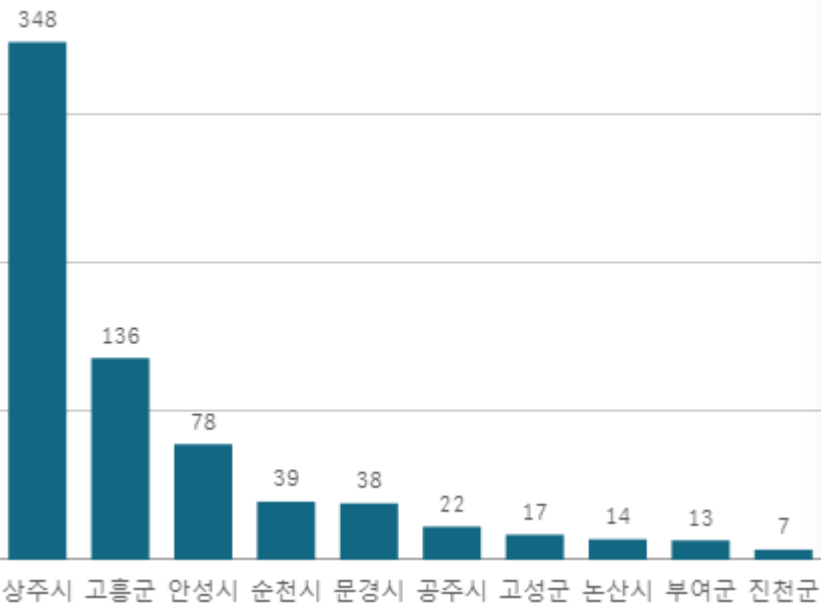


### 도매시장 법인별 거래금액(백만원)



# 백다다기오이(100개)

산지별 거래물량(톤)



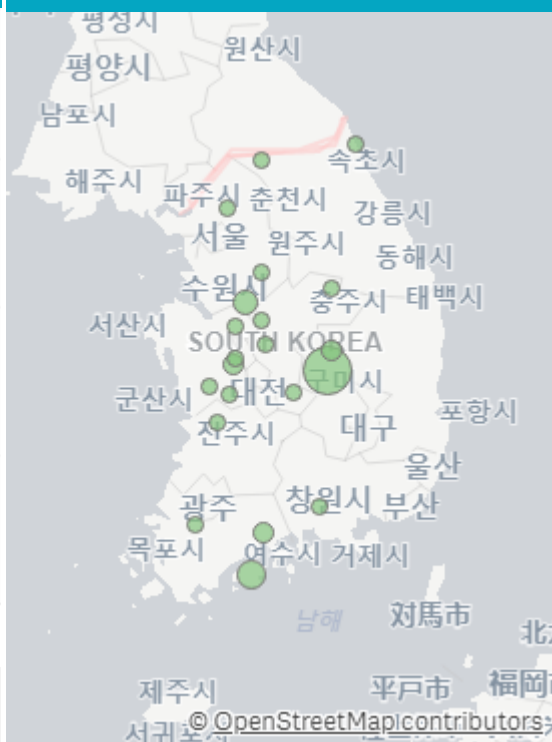
출하산지(개소)

24

출하건수(천건)

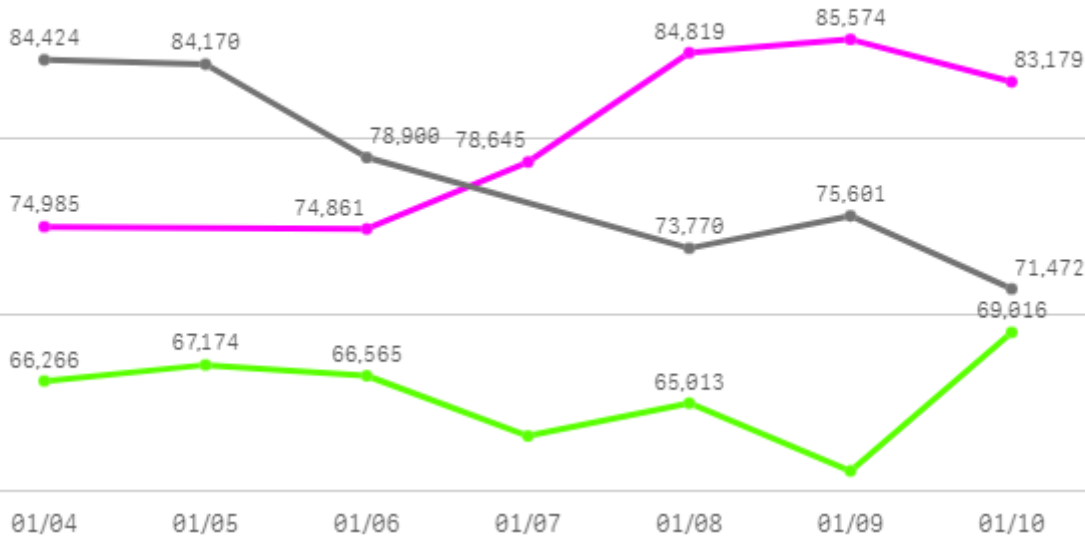
5

산지별 주출하 시군구



주간 도매가격(원)

◆ 2025    ● 2024    ◆ 평년



구분	금주(A)	전주(B)	전월(C)	전년(D)	평년(E)	A/B	A/C	A/D	A/E
가격(원)	80,344	69,498	76,732	78,056	68,079	115.6%	104.7%	102.9%	118.0%

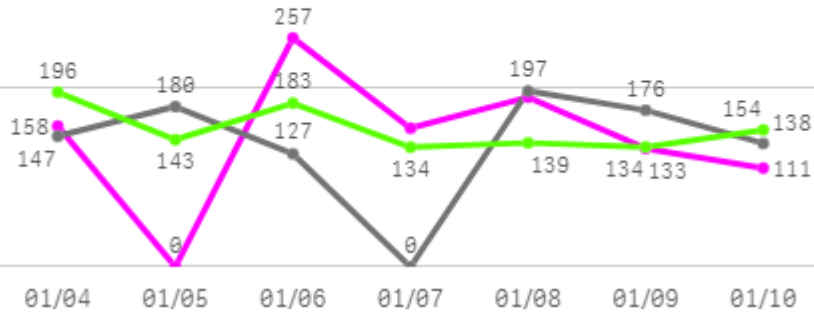
## □ 백다다기오이(100개) 주간 가격

구분	Q	품종	Q	단량	Q	특	상	보통	하
2025-01-04		백다다기오이		100개		97,110	74,985	55,559	43,512
2025-01-06		백다다기오이		100개		95,534	74,861	58,573	46,467
2025-01-07		백다다기오이		100개		96,758	78,645	62,878	48,545
2025-01-08		백다다기오이		100개		105,756	84,819	70,291	57,206
2025-01-09		백다다기오이		100개		107,057	85,574	72,493	62,294
2025-01-10		백다다기오이		100개		102,890	83,179	71,872	61,128
평균						<b>100,851</b>	<b>80,344</b>	<b>65,278</b>	<b>53,192</b>

# 호박

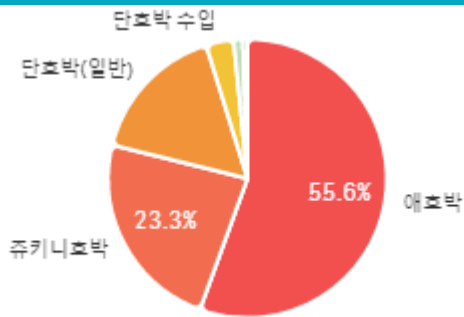
## 주간 반입량(톤)

◆ 2025    ● 2024    ▲ 평년

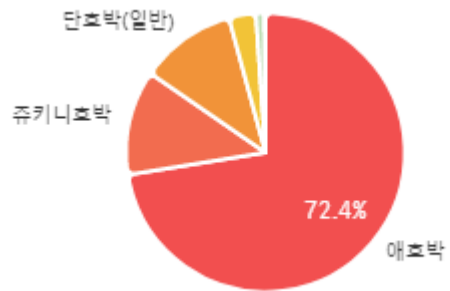


구분	금주(A)	전주(B)	전월(C)	전년(D)	평년(E)	A/B	A/C	A/D	A/E
물량(톤)	1,003	827	1,125	964	1,022	121.3%	89.2%	104.1%	98.2%

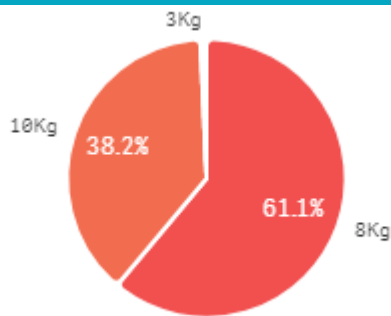
## 출하 품종별 거래물량 구성비



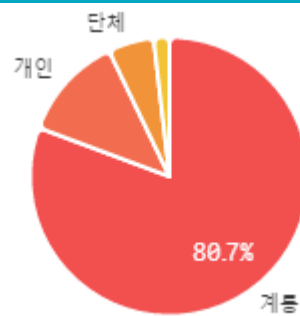
## 출하 품종별 거래금액 구성비



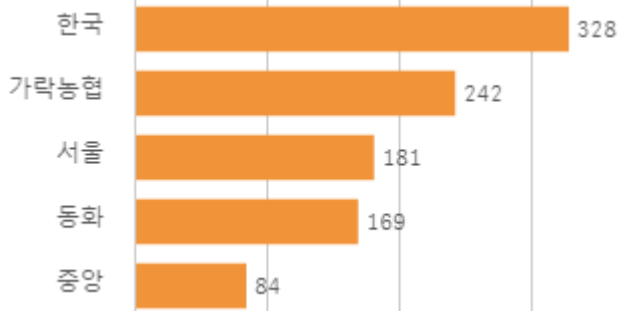
## 거래 단량별 물량 구성비



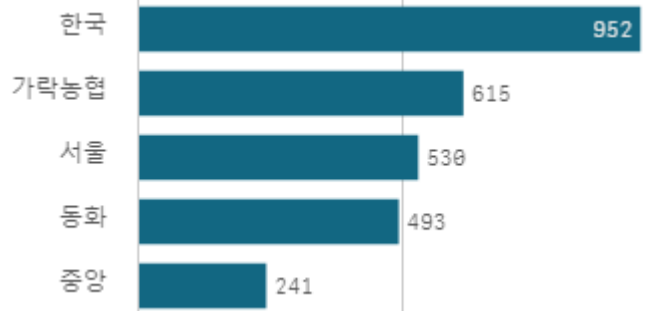
## 출하자별 거래물량 구성비



## 도매시장 법인별 거래물량(톤)

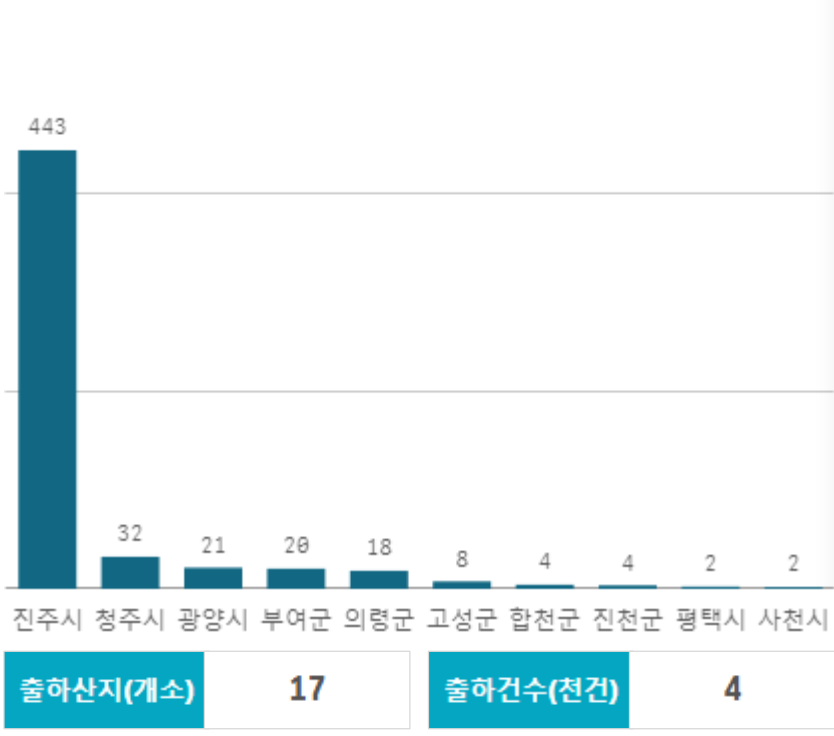


## 도매시장 법인별 거래금액(백만원)



# 애호박(20개)

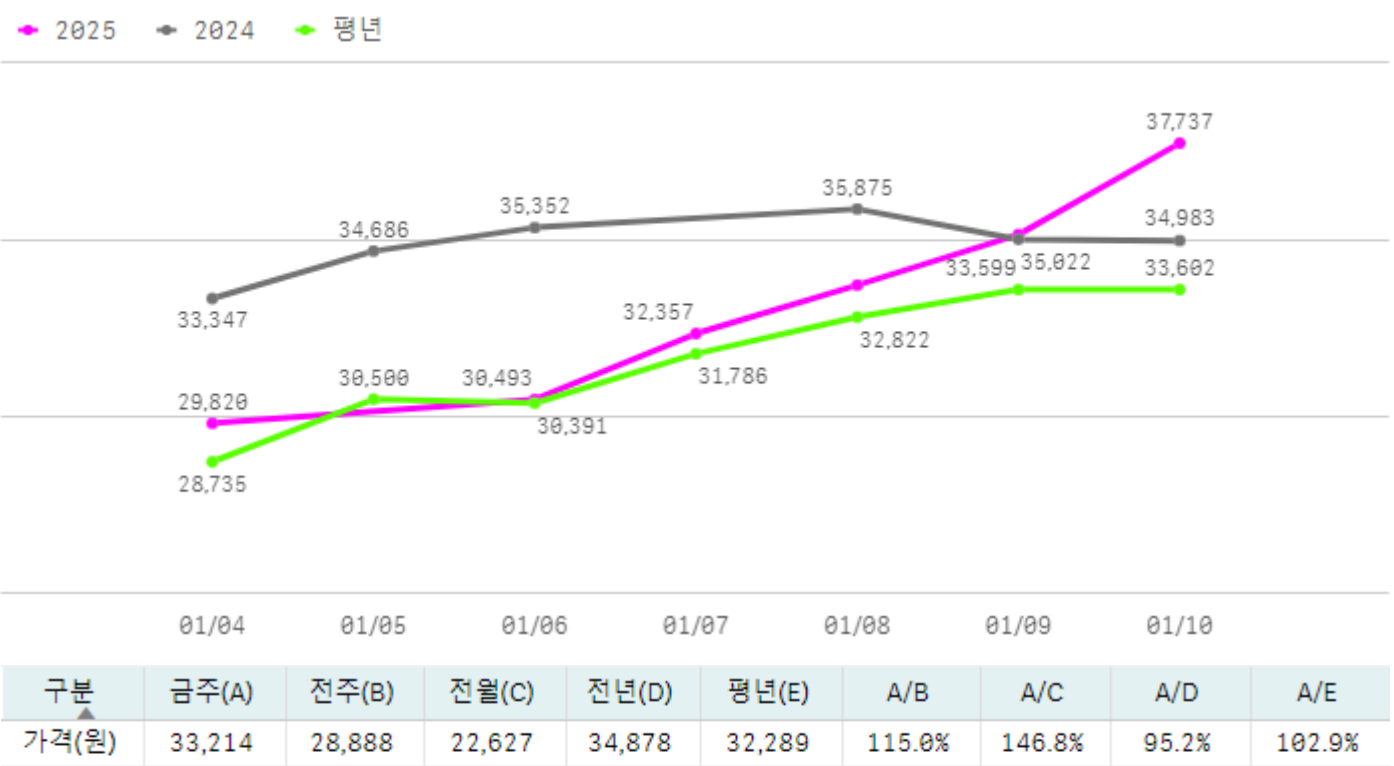
산지별 거래물량(톤)



산지별 주출하 시군구



주간 도매가격(원)



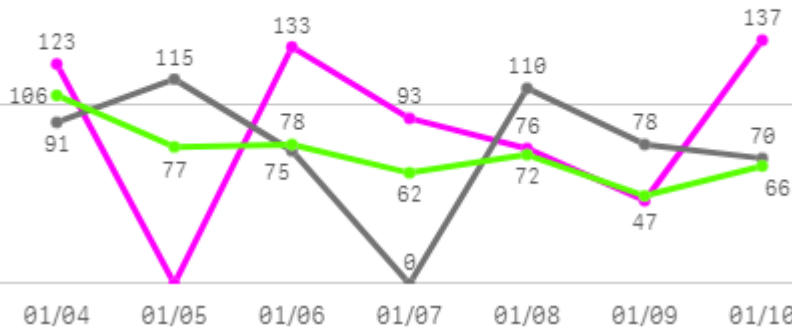
## □ 애호박(20개) 주간 가격

구분	Q	품종	Q	단량	Q	특	상	보통	하
2025-01-04		애호박		20개		31,881	29,820	27,176	19,418
2025-01-06		애호박		20개		32,810	30,493	27,528	21,085
2025-01-07		애호박		20개		34,254	32,357	29,488	22,882
2025-01-08		애호박		20개		36,424	33,725	30,905	25,062
2025-01-09		애호박		20개		38,028	35,152	33,112	26,764
2025-01-10		애호박		20개		40,294	37,737	35,134	27,442
평균						<b>35,615</b>	<b>33,214</b>	<b>30,557</b>	<b>23,776</b>

# 토마토

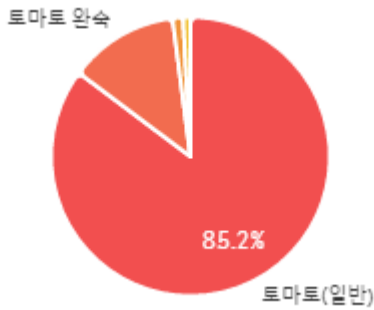
## 주간 반입량(톤)

◆ 2025    ● 2024    ▲ 평년

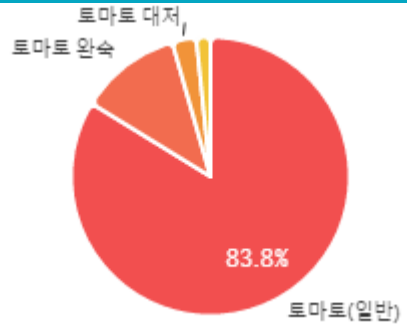


구분	금주(A)	전주(B)	전월(C)	전년(D)	평년(E)	A/B	A/C	A/D	A/E
물량(톤)	608	512	582	538	562	118.8%	104.5%	113.0%	108.1%

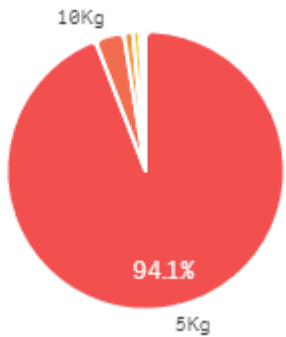
### 출하 품종별 거래물량 구성비



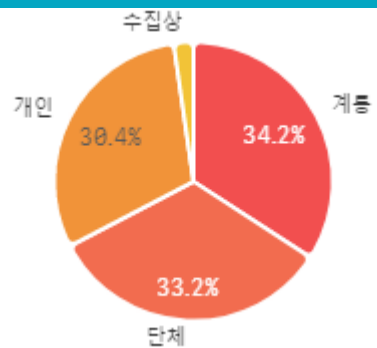
### 출하 품종별 거래금액 구성비



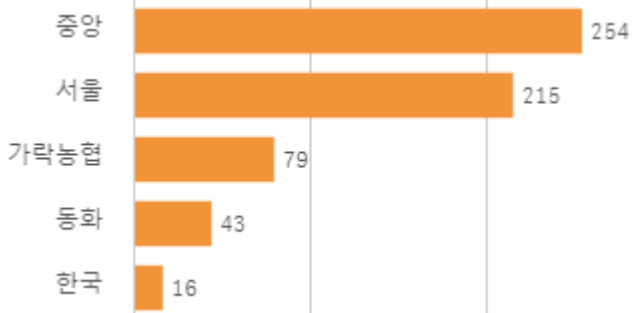
### 거래 단량별 물량 구성비



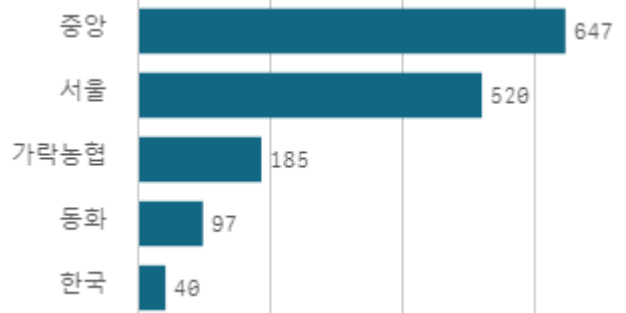
### 출하자별 거래물량 구성비



### 도매시장 법인별 거래물량(톤)

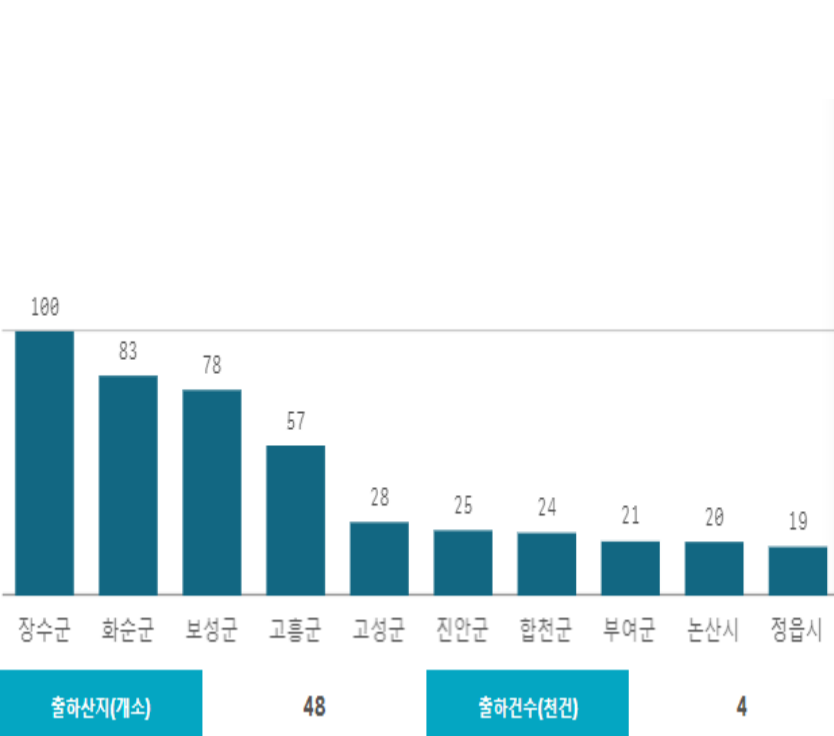


### 도매시장 법인별 거래금액(백만원)



# 토마토(5Kg)

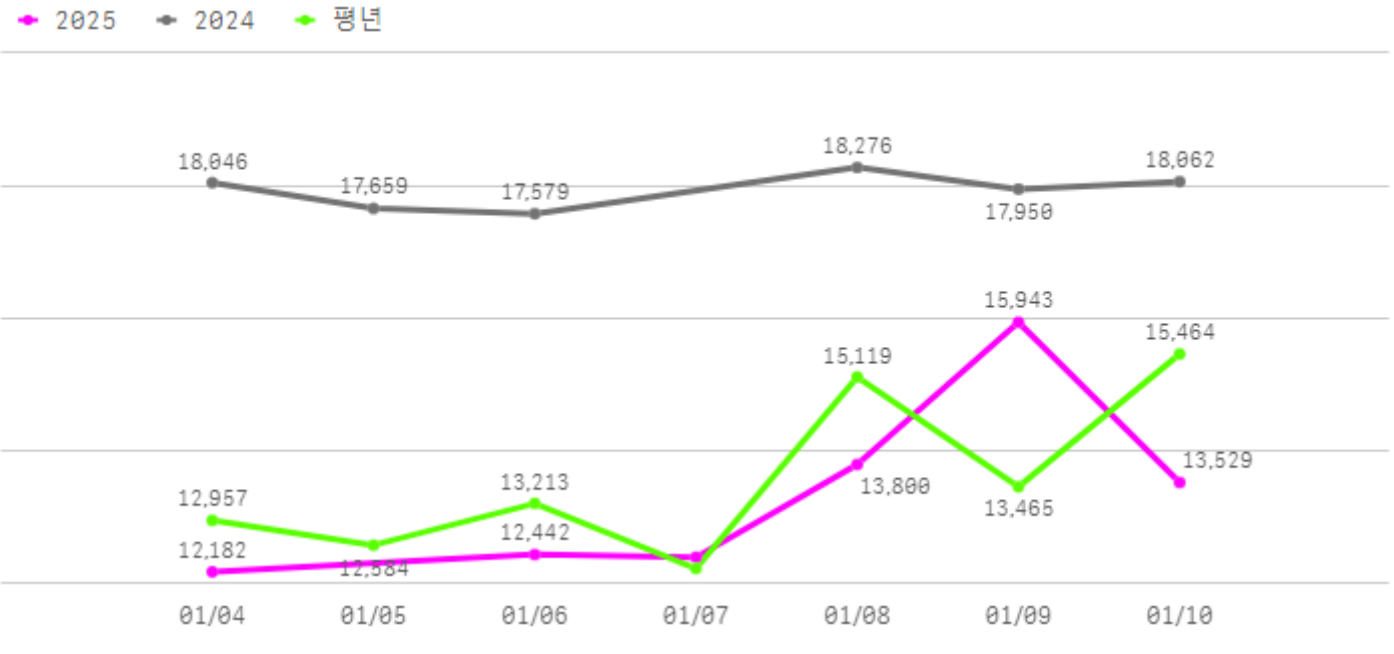
산지별 거래물량(톤)



산지별 주출하 시군구



주간 도매가격(원)



구분	금주(A)	전주(B)	전월(C)	전년(D)	평년(E)	A/B	A/C	A/D	A/E
가격(원)	13,383	14,188	21,107	17,929	12,938	94.3%	63.4%	74.6%	103.4%

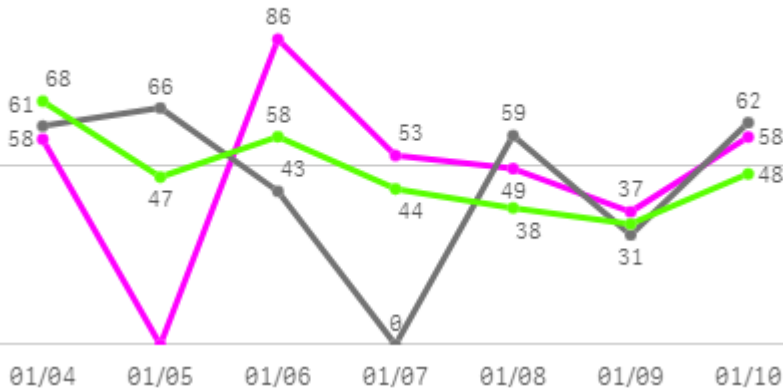
## □ 토마토(5Kg) 주간 가격

구분	Q	품종	Q	단량	Q	특	상	보통	하
2025-01-04		토마토		5Kg		13,475	12,182	11,049	9,181
2025-01-06		토마토		5Kg		14,027	12,442	11,206	9,324
2025-01-07		토마토		5Kg		13,721	12,402	11,080	8,749
2025-01-08		토마토		5Kg		15,000	13,800	12,587	9,886
2025-01-09		토마토		5Kg		17,605	15,943	14,561	10,718
2025-01-10		토마토		5Kg		15,246	13,529	12,374	9,413
평균						<b>14,846</b>	<b>13,383</b>	<b>12,143</b>	<b>9,545</b>

# 방울토마토

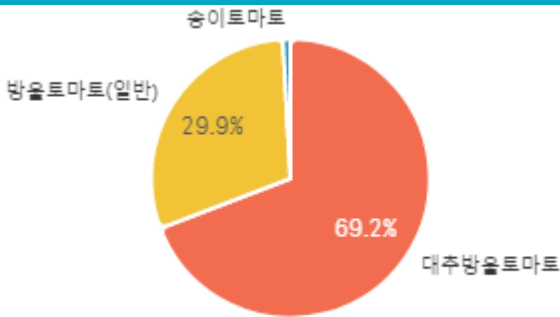
## 주간 반입량(톤)

◆ 2025    ● 2024    ▲ 평년

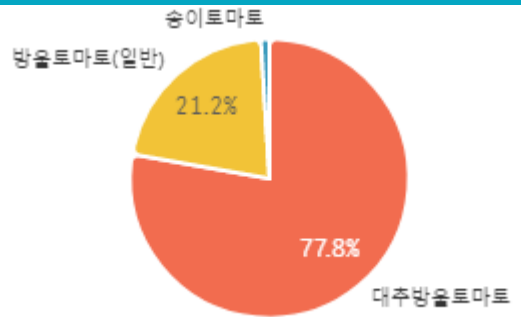


구분	금주(A)	전주(B)	전월(C)	전년(D)	평년(E)	A/B	A/C	A/D	A/E
물량(톤)	341	280	243	323	349	121.9%	140.5%	105.8%	97.8%

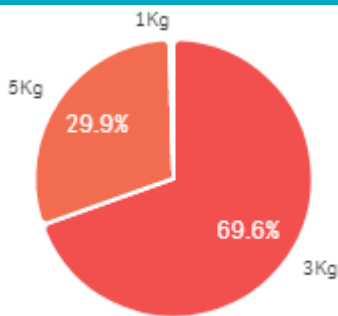
### 출하 품종별 거래물량 구성비



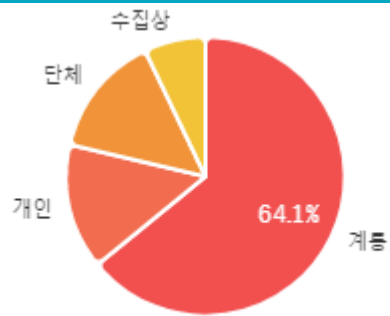
### 출하 품종별 거래금액 구성비



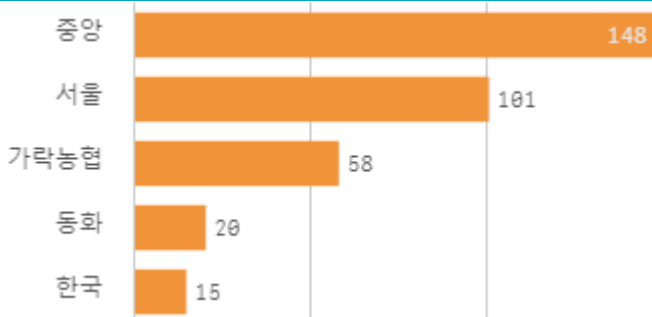
### 거래 단량별 물량 구성비



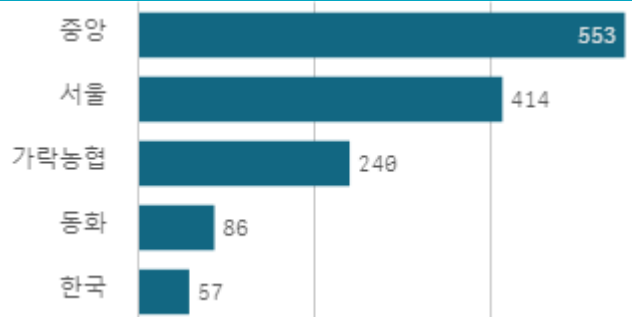
### 출하자별 거래물량 구성비



### 도매시장 법인별 거래물량(톤)

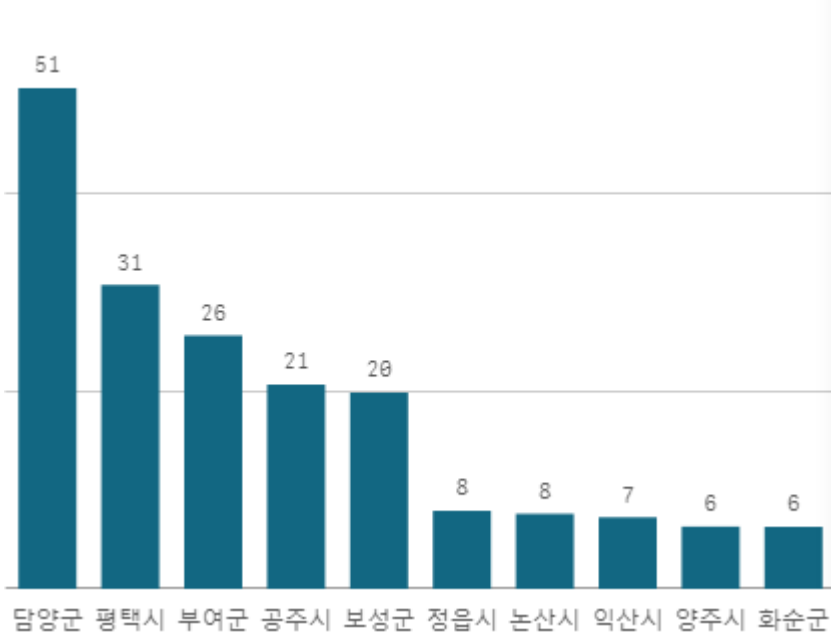


### 도매시장 법인별 거래금액(백만원)



# 대추방울토마토(3Kg)

산지별 거래물량(톤)



출하산지(개소)

42

출하건수(천건)

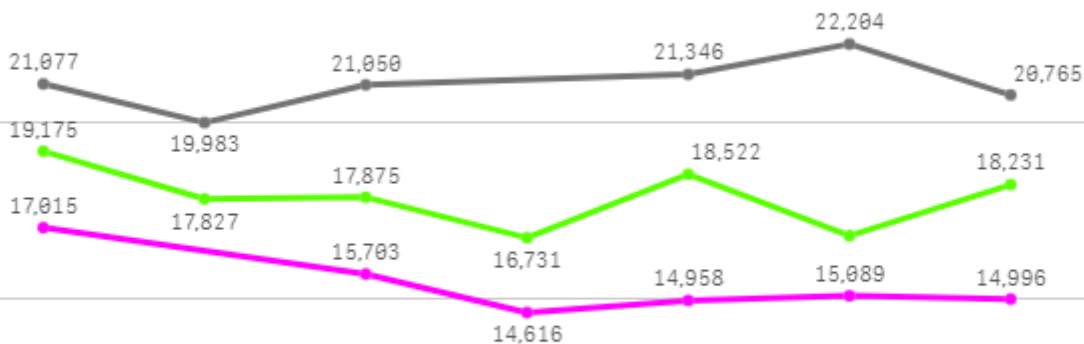
3

산지별 주출하 시군구



주간 도매가격(원)

◆ 2025    ◆ 2024    ◆ 평년



01/04    01/05    01/06    01/07    01/08    01/09    01/10

구분	금주(A)	전주(B)	전월(C)	전년(D)	평년(E)	A/B	A/C	A/D	A/E
가격(원)	15,396	19,529	25,973	21,071	17,081	78.8%	59.3%	73.1%	90.1%

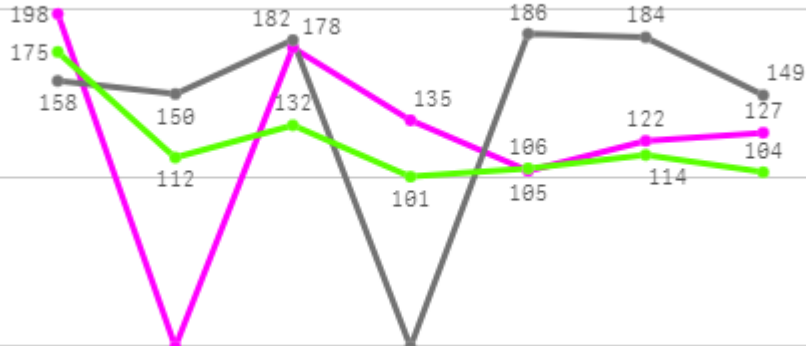
## □ 대추방울토마토(3Kg) 주간 가격

구분	Q	품종	Q	단량	Q	특	상	보통	하
2025-01-04		대추방울토마토		3Kg		21,213	17,015	14,169	10,778
2025-01-06		대추방울토마토		3Kg		18,062	15,703	13,252	9,831
2025-01-07		대추방울토마토		3Kg		17,064	14,616	12,267	8,500
2025-01-08		대추방울토마토		3Kg		18,266	14,958	12,794	9,584
2025-01-09		대추방울토마토		3Kg		18,182	15,089	12,910	9,090
2025-01-10		대추방울토마토		3Kg		17,426	14,996	12,261	8,708
평균						<b>18,369</b>	<b>15,396</b>	<b>12,942</b>	<b>9,415</b>

# 딸기

## 주간 반입량(톤)

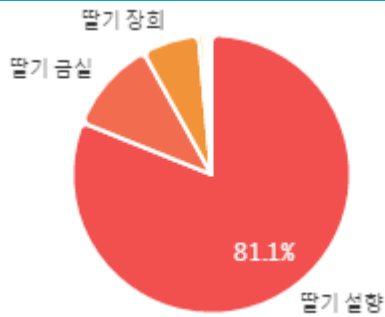
◆ 2025    ● 2024    ▲ 평년



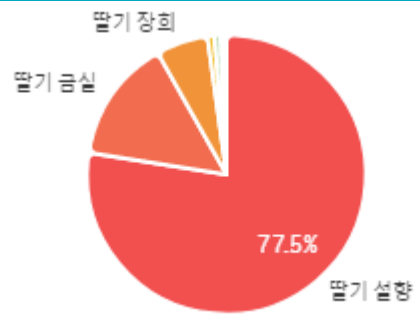
01/04    01/05    01/06    01/07    01/08    01/09    01/10

구분	금주(A)	전주(B)	전월(C)	전년(D)	평년(E)	A/B	A/C	A/D	A/E
물량(톤)	864	757	435	1,010	887	114.3%	198.6%	85.6%	97.4%

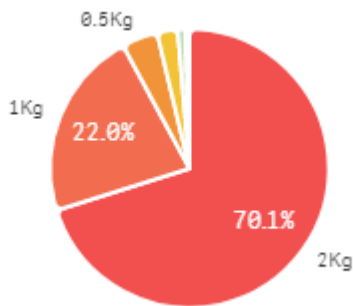
## 출하 품종별 거래물량 구성비



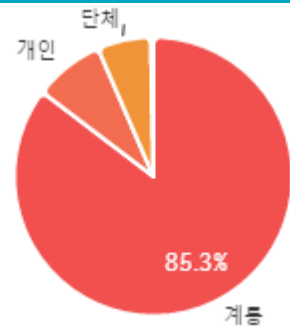
## 출하 품종별 거래금액 구성비



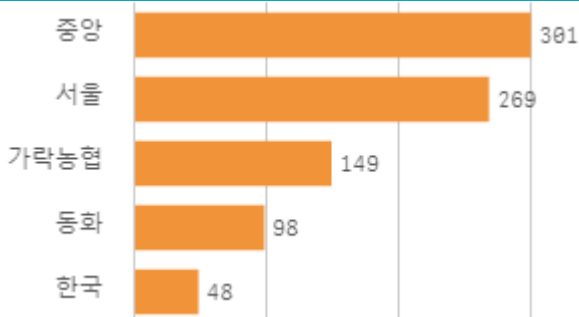
## 거래 단량별 물량 구성비



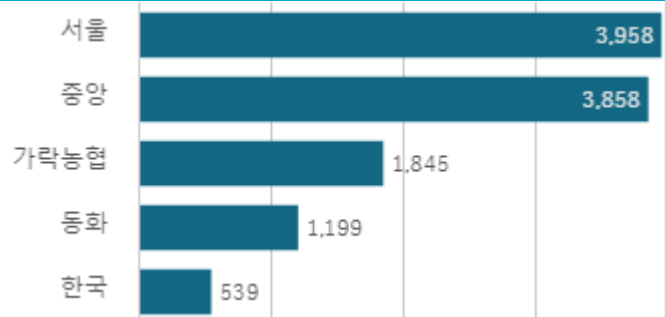
## 출하자별 거래물량 구성비



## 도매시장 법인별 거래물량(톤)

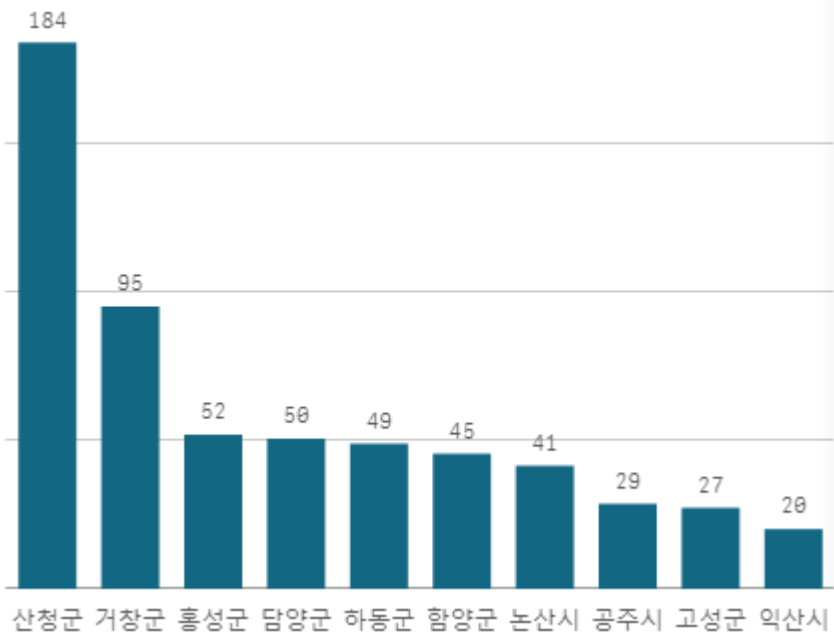


## 도매시장 법인별 거래금액(백만원)



# 딸기 설향(2Kg)

산지별 거래물량(톤)



출하산지(개소)

39

출하건수(천건)

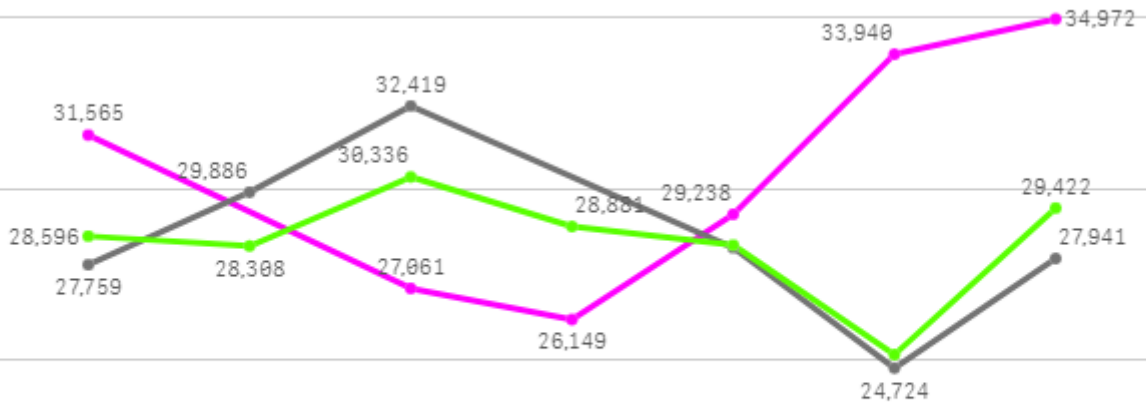
20

산지별 주출하 시군구



주간 도매가격(원)

◆ 2025    ● 2024    ◆ 평년



01/04    01/05    01/06    01/07    01/08    01/09    01/10

구분	금주(A)	전주(B)	전월(C)	전년(D)	평년(E)	A/B	A/C	A/D	A/E
가격(원)	30,488	36,303	40,326	28,497	28,848	84.0%	75.6%	107.0%	105.7%

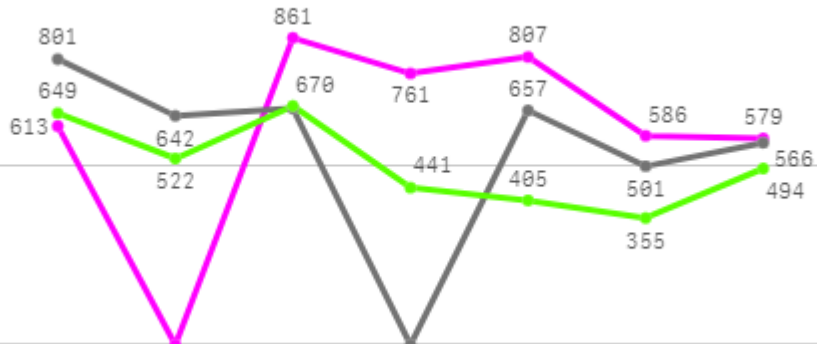
## □ 딸기 설향(2Kg) 주간 가격

구분	Q	품종	Q	단량	Q	특	상	보통	하
2025-01-04		딸기 설향		2Kg		39,419	31,565	24,922	14,945
2025-01-06		딸기 설향		2Kg		32,771	27,061	22,074	13,420
2025-01-07		딸기 설향		2Kg		30,060	26,149	21,838	14,687
2025-01-08		딸기 설향		2Kg		33,667	29,238	24,522	17,113
2025-01-09		딸기 설향		2Kg		39,894	33,940	28,363	18,878
2025-01-10		딸기 설향		2Kg		41,485	34,972	28,953	19,114
평균						<b>36,216</b>	<b>30,488</b>	<b>25,112</b>	<b>16,360</b>

# 무

## 주간 반입량(톤)

◆ 2025    ● 2024    ▲ 평년

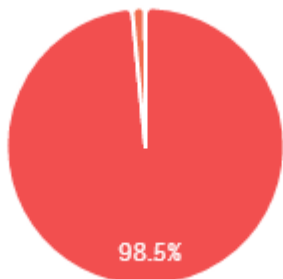


01/04    01/05    01/06    01/07    01/08    01/09    01/10

구분	금주(A)	전주(B)	전월(C)	전년(D)	평년(E)	A/B	A/C	A/D	A/E
물량(톤)	4,206	1,974	2,688	3,830	3,546	213.0%	156.5%	109.8%	118.6%

## 출하 품종별 거래물량 구성비

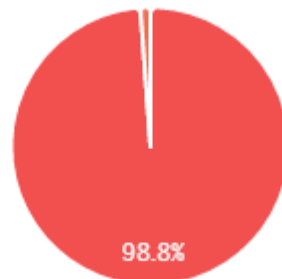
김장무



월동무

## 출하 품종별 거래금액 구성비

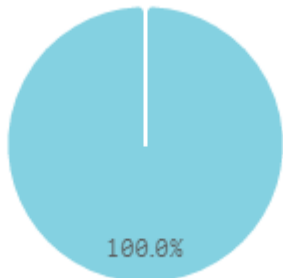
김장무



월동무

## 거래 단량별 물량 구성비

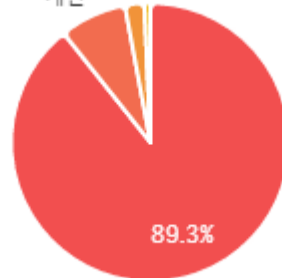
8Kg



20Kg

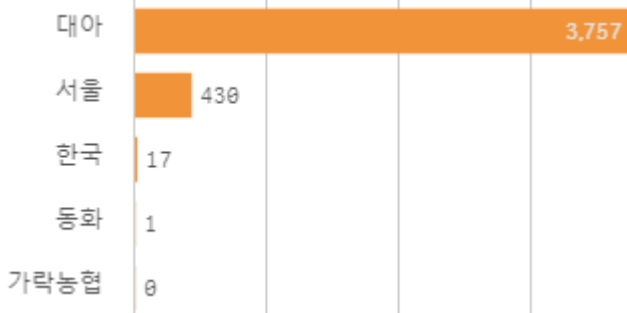
## 출하자별 거래물량 구성비

개인

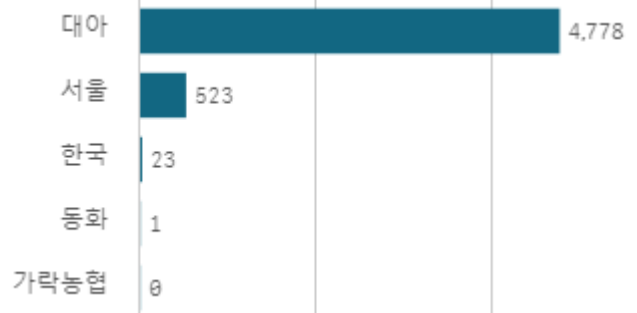


계종

## 도매시장 법인별 거래물량(톤)

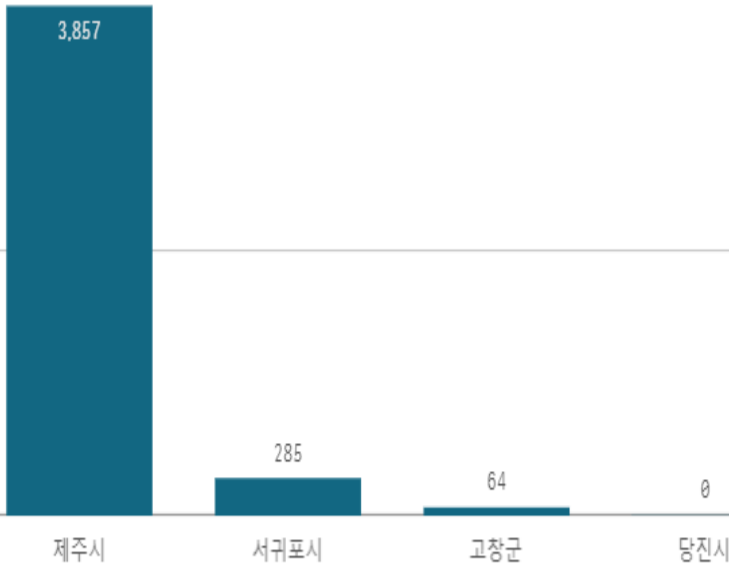


## 도매시장 법인별 거래금액(백만원)



# 무(20Kg)

산지별 거래물량(톤)



출하산지(개소)

4

출하건수(천건)

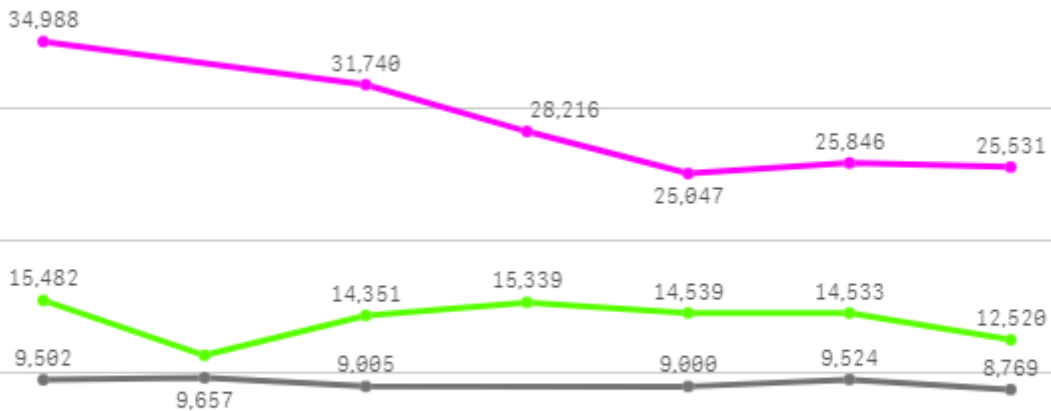
2

산지별 주출하 시군구



주간 도매가격(원)

◆ 2025    ● 2024    ◆ 평년



01/04    01/05    01/06    01/07    01/08    01/09    01/10

구분	금주(A)	전주(B)	전월(C)	전년(D)	평년(E)	A/B	A/C	A/D	A/E
가격(원)	28,561	28,644	22,834	9,243	14,922	99.7%	125.1%	309.0%	191.4%

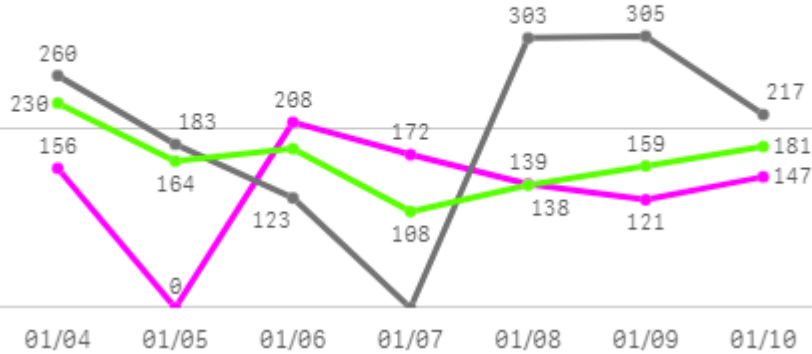
## □ 무(20Kg) 주간 가격

구분	Q	품종	Q	단량	Q	특	상	보통	하
2025-01-04		무		20Kg		38,687	34,988	27,954	19,611
2025-01-06		무		20Kg		35,197	31,740	25,780	18,456
2025-01-07		무		20Kg		31,202	28,216	24,510	19,314
2025-01-08		무		20Kg		28,681	25,047	22,747	18,943
2025-01-09		무		20Kg		29,285	25,846	23,641	19,633
2025-01-10		무		20Kg		27,830	25,531	22,662	19,366
평균						<b>31,814</b>	<b>28,561</b>	<b>24,549</b>	<b>19,221</b>

# 당근

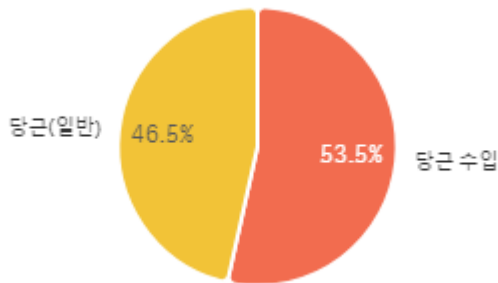
## 주간 반입량(톤)

◆ 2025    ◆ 2024    ◆ 평년

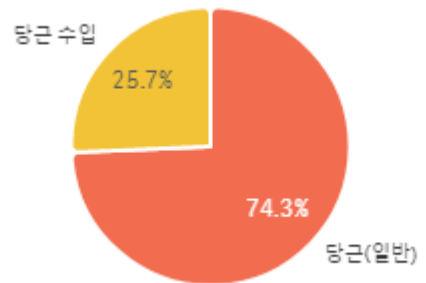


구분	금주(A)	전주(B)	전월(C)	전년(D)	평년(E)	A/B	A/C	A/D	A/E
물량(톤)	943	531	920	1,391	1,121	177.7%	102.6%	67.8%	84.2%

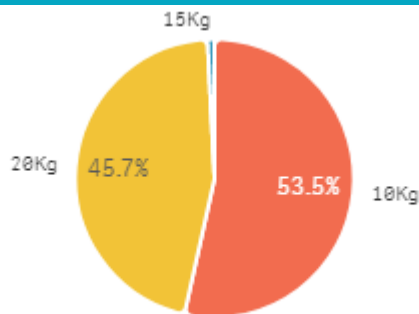
## 출하 품종별 거래물량 구성비



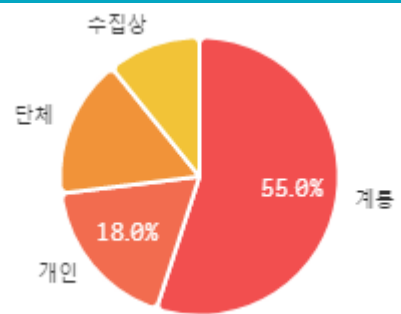
## 출하 품종별 거래금액 구성비



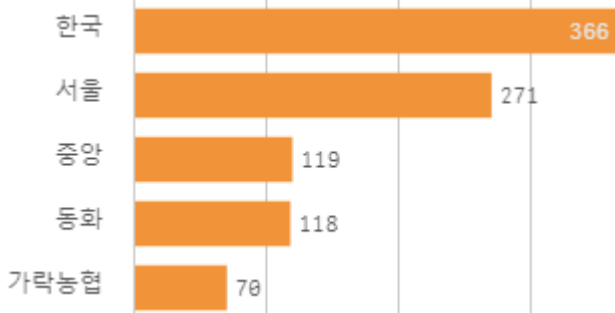
## 거래 단량별 물량 구성비



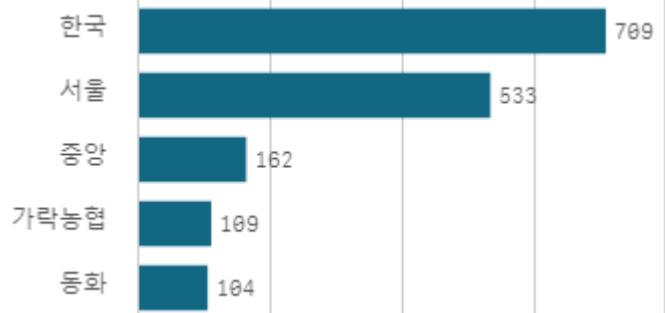
## 출하자별 거래물량 구성비



## 도매시장 법인별 거래물량(톤)



## 도매시장 법인별 거래금액(백만원)

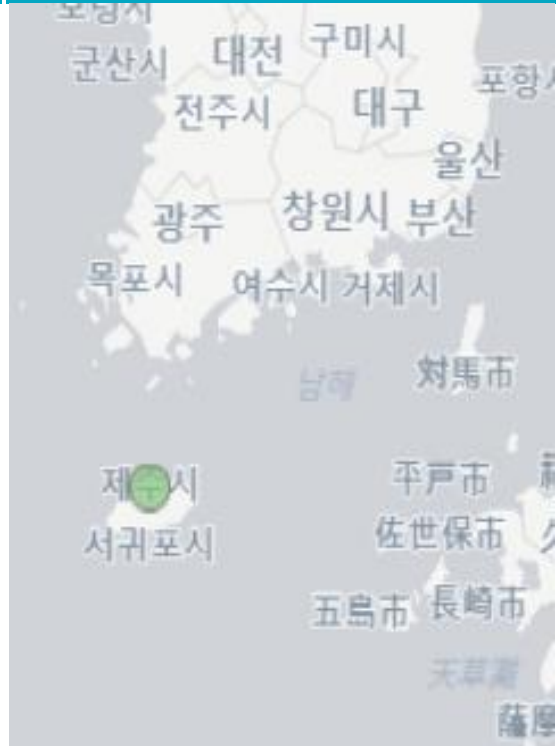


# 당근(20Kg)

산지별 거래물량(톤)



산지별 주출하 시군구



출하산지(개소)

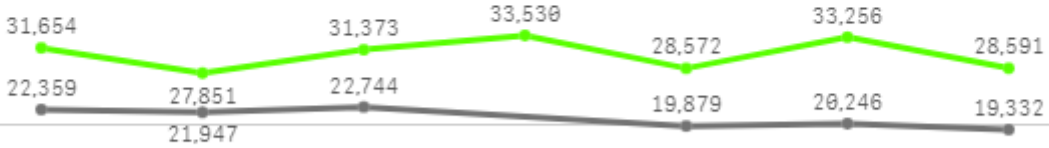
1

출하건수(천건)

0

주간 도매가격(원)

◆ 2025    ● 2024    ◆ 평년



01/04    01/05    01/06    01/07    01/08    01/09    01/10

구분	금주(A)	전주(B)	전월(C)	전년(D)	평년(E)	A/B	A/C	A/D	A/E
가격(원)	68,308	75,077	67,609	21,085	36,469	91.0%	101.0%	324.0%	187.3%

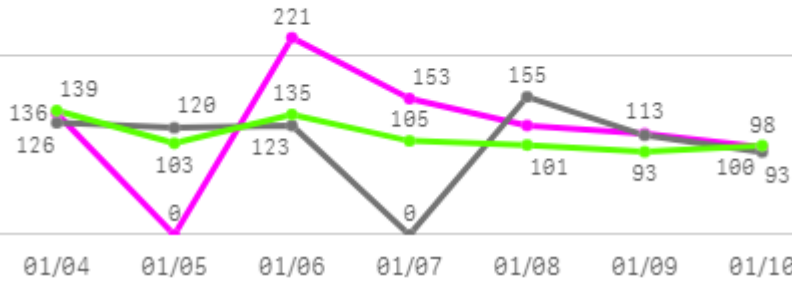
## □ 당근(20Kg) 주간 가격

구분	Q	품종	Q	단량	Q	특	상	보통	하
2025-01-04		당근		20Kg		78,663	70,781	46,057	34,987
2025-01-06		당근		20Kg		76,983	65,573	44,881	36,373
2025-01-07		당근		20Kg		76,561	67,586	48,413	39,463
2025-01-08		당근		20Kg		77,782	68,843	52,443	41,610
2025-01-09		당근		20Kg		75,653	71,063	53,699	46,516
2025-01-10		당근		20Kg		71,785	66,002	54,043	45,901
평균						<b>76,238</b>	<b>68,308</b>	<b>49,923</b>	<b>40,808</b>

# 생고추

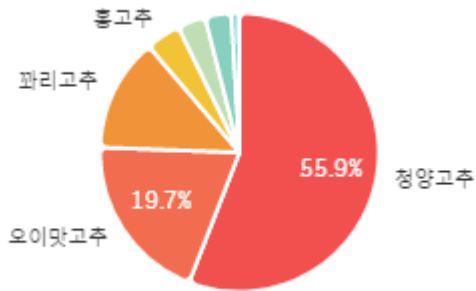
## 주간 반입량(톤)

◆ 2025    ● 2024    ▲ 평년

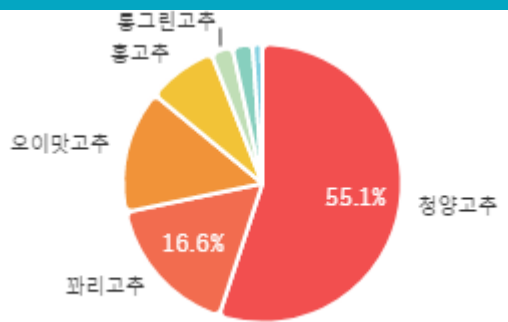


구분	금주(A)	전주(B)	전월(C)	전년(D)	평년(E)	A/B	A/C	A/D	A/E
물량(톤)	844	546	773	728	779	154.7%	109.2%	116.0%	108.4%

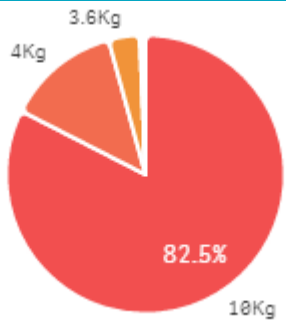
### 출하 품종별 거래물량 구성비



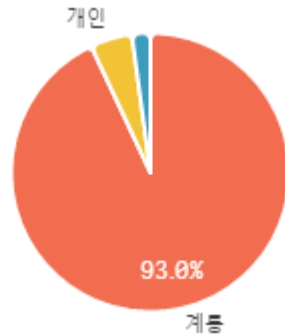
### 출하 품종별 거래금액 구성비



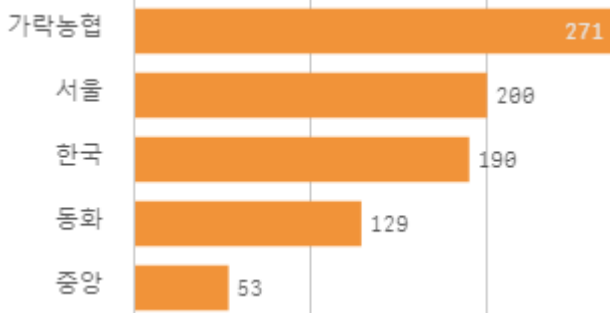
### 거래 단량별 물량 구성비



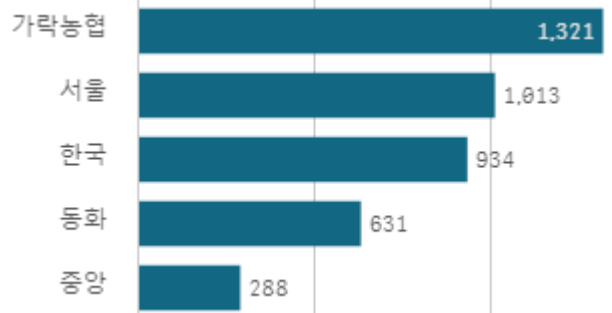
### 출하자별 거래물량 구성비



### 도매시장 법인별 거래물량(톤)

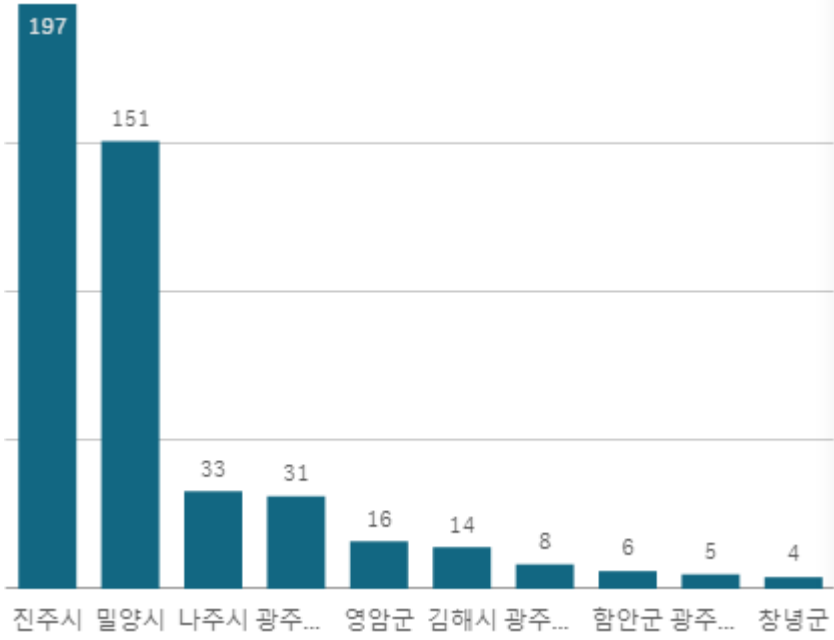


### 도매시장 법인별 거래금액(백만원)



# 청양고추(10Kg)

산지별 거래물량(톤)



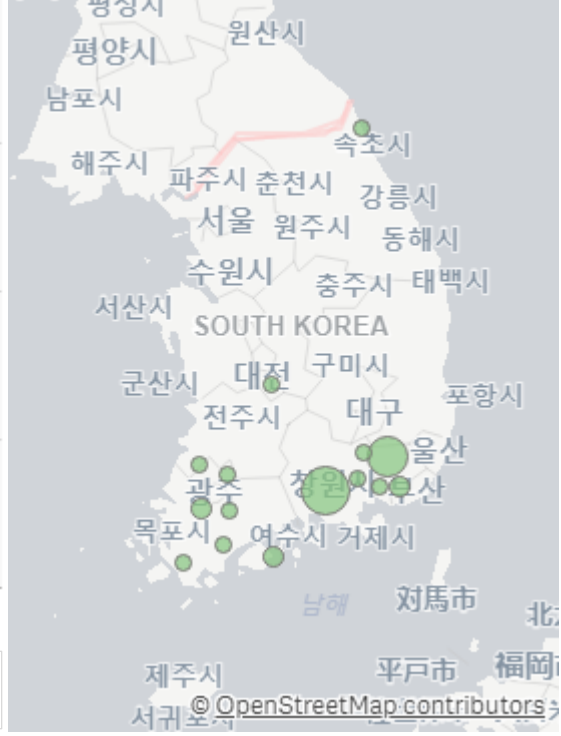
출하산지(개소)

18

출하건수(천건)

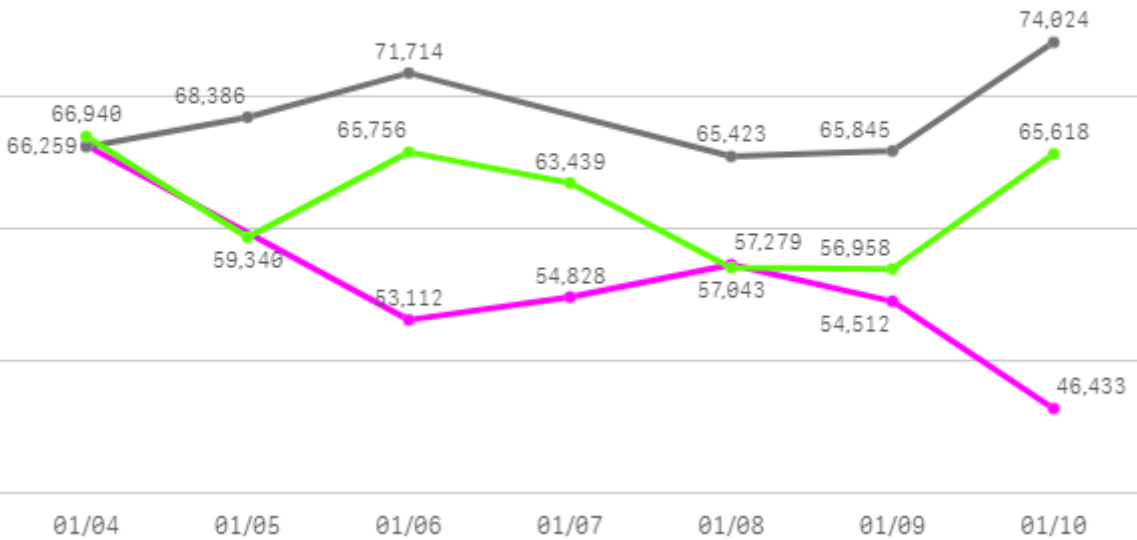
4

산지별 주출하 시군구



주간 도매가격(원)

2025 (pink) 2024 (grey) 평년 (green)



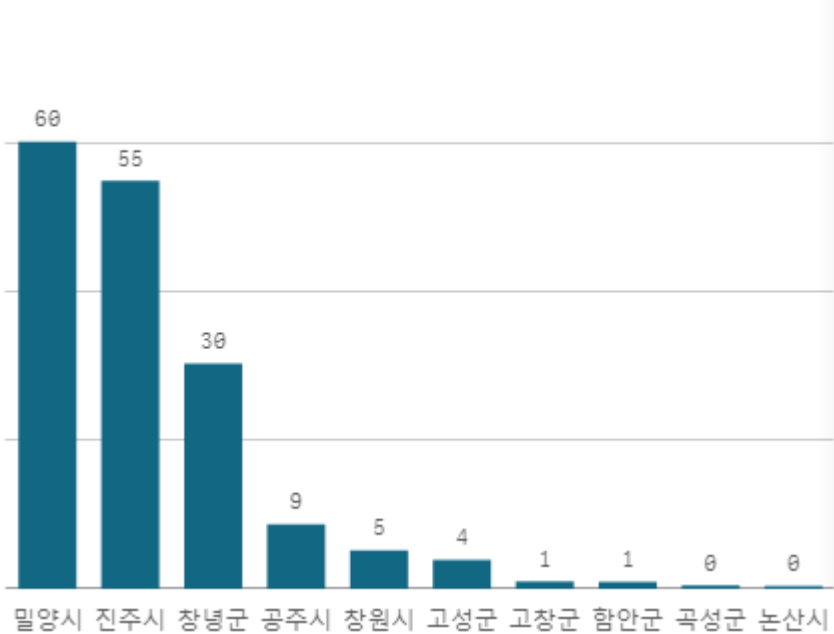
구분	금주(A)	전주(B)	전월(C)	전년(D)	평년(E)	A/B	A/C	A/D	A/E
가격(원)	55,404	53,105	40,790	68,593	59,872	104.3%	135.8%	80.8%	92.5%

## □ 청양고추(10Kg) 주간 가격

구분	Q	품종	Q	단량	Q	특	상	보통	하
2025-01-04		청양고추		10Kg		68,523	66,259	59,479	44,704
2025-01-06		청양고추		10Kg		58,168	53,112	49,135	39,559
2025-01-07		청양고추		10Kg		57,515	54,828	49,554	39,638
2025-01-08		청양고추		10Kg		61,059	57,279	49,422	37,626
2025-01-09		청양고추		10Kg		59,510	54,512	46,592	33,324
2025-01-10		청양고추		10Kg		53,345	46,433	40,188	27,973
평균						<b>59,687</b>	<b>55,404</b>	<b>49,062</b>	<b>37,137</b>

# 오이맛고추(10Kg)

산지별 거래물량(톤)



출하산지(개소)

11

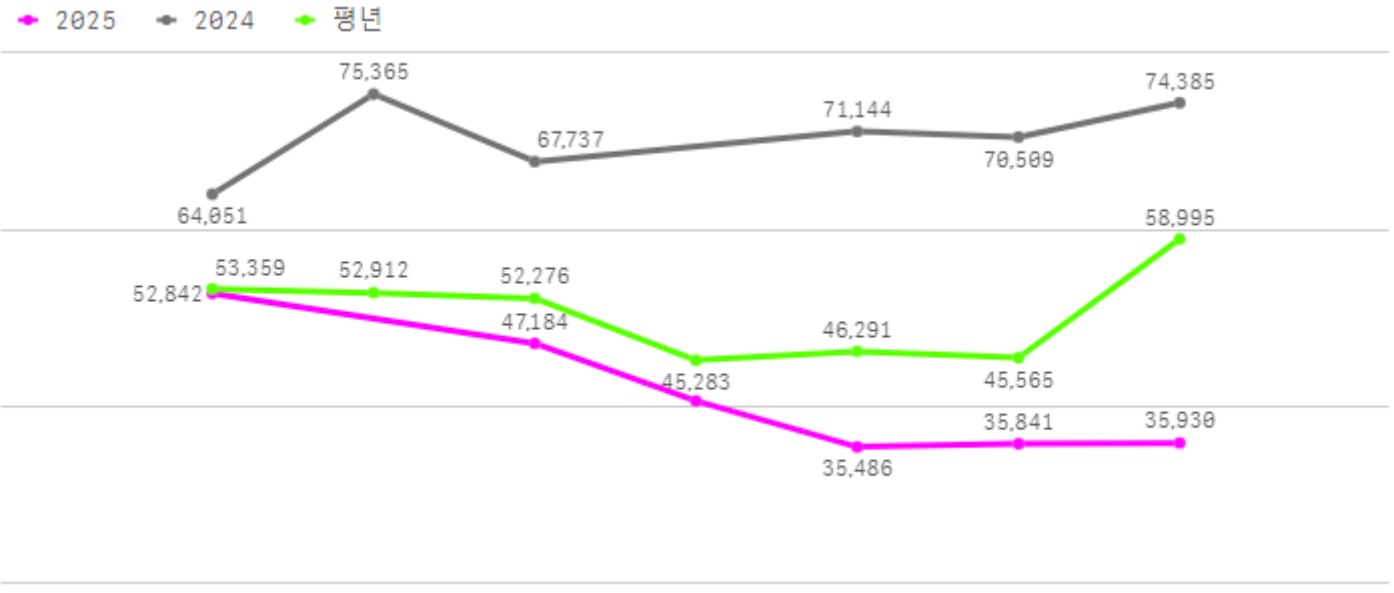
출하건수(천건)

2

산지별 주출하 시군구



주간 도매가격(원)



구분	금주(A)	전주(B)	전월(C)	전년(D)	평년(E)	A/B	A/C	A/D	A/E
가격(원)	41,327	43,602	37,677	70,532	49,841	94.8%	109.7%	58.6%	82.9%

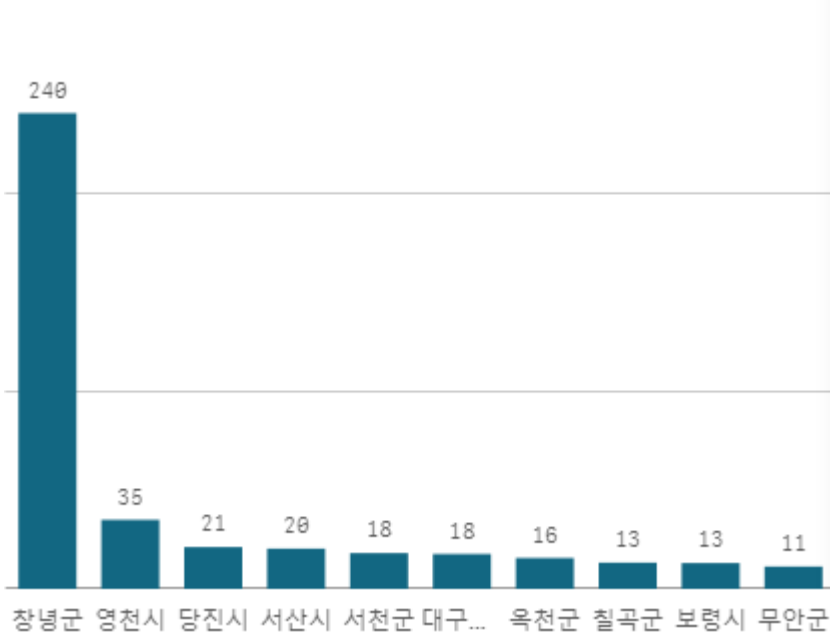
## □ 오이맛고추(10Kg) 주간 가격

구분	Q	품종	Q	단량	Q	특	상	보통	하
2025-01-04		오이맛고추		10Kg		62,638	52,842	38,876	25,093
2025-01-06		오이맛고추		10Kg		58,465	47,184	37,817	23,197
2025-01-07		오이맛고추		10Kg		52,111	40,681	34,081	21,367
2025-01-08		오이맛고추		10Kg		41,243	35,486	29,629	19,486
2025-01-09		오이맛고추		10Kg		43,185	35,841	28,089	17,325
2025-01-10		오이맛고추		10Kg		43,750	35,930	26,690	18,556
평균						<b>50,232</b>	<b>41,327</b>	<b>32,530</b>	<b>20,837</b>



# 깎마늘 대서(20Kg)

산지별 거래물량(톤)



출하산지(개소)

18

출하건수(천건)

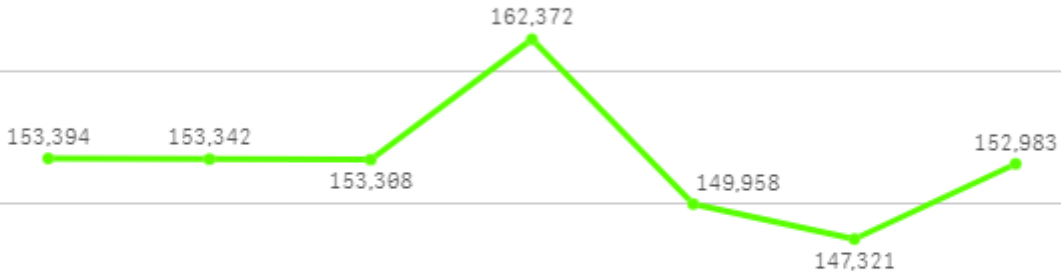
1

산지별 주출하 시군구



주간 도매가격(원)

◆ 2025    ● 2024    ◆ 평년



구분	금주(A)	전주(B)	전월(C)	전년(D)	평년(E)	A/B	A/C	A/D	A/E
가격(원)	136,112	135,628	135,718	135,144	144,516	100.4%	100.3%	100.7%	94.2%

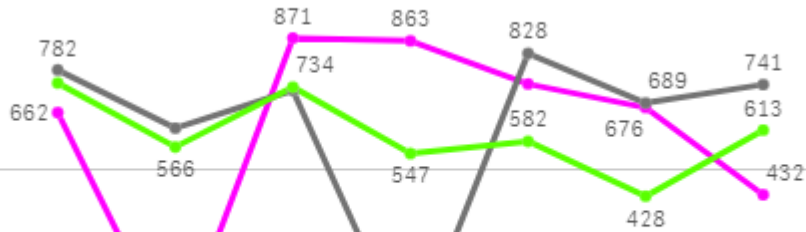
## □ 깐마늘 대서(20Kg) 주간 가격

구분	Q	품종	Q	단량	Q	특	상	보통	하
2025-01-04		깐마늘 대서		20Kg		-	135,716	122,781	93,126
2025-01-06		깐마늘 대서		20Kg		-	136,110	121,957	88,522
2025-01-07		깐마늘 대서		20Kg		-	136,274	118,947	88,574
2025-01-08		깐마늘 대서		20Kg		-	136,419	120,999	89,284
2025-01-09		깐마늘 대서		20Kg		-	135,916	121,231	91,636
2025-01-10		깐마늘 대서		20Kg		-	136,236	124,249	87,566
평균						-	<b>136,112</b>	<b>121,694</b>	<b>89,784</b>

# 양파

## 주간 반입량(톤)

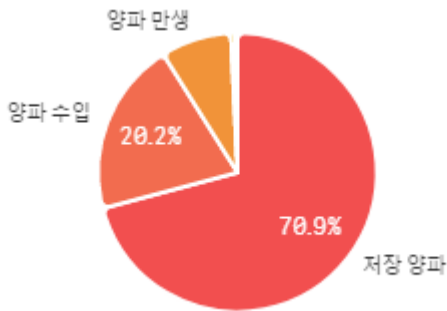
◆ 2025    ● 2024    ▲ 평년



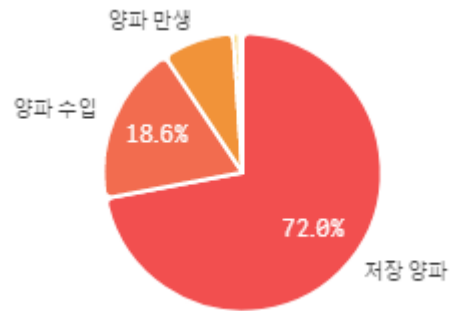
01/04    01/05    01/06    01/07    01/08    01/09    01/10

구분	금주(A)	전주(B)	전월(C)	전년(D)	평년(E)	A/B	A/C	A/D	A/E
물량(톤)	4,247	2,721	4,100	4,383	4,208	156.1%	103.6%	96.9%	100.9%

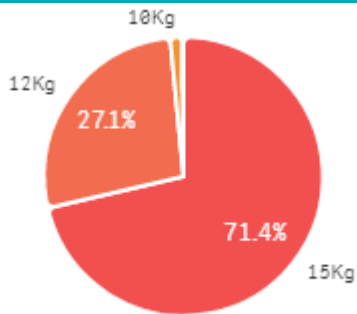
## 출하 품종별 거래물량 구성비



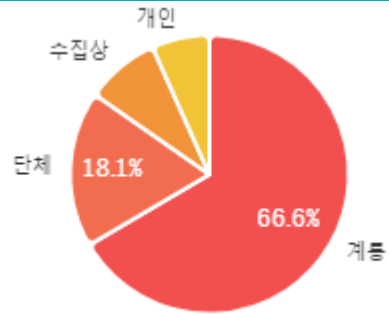
## 출하 품종별 거래금액 구성비



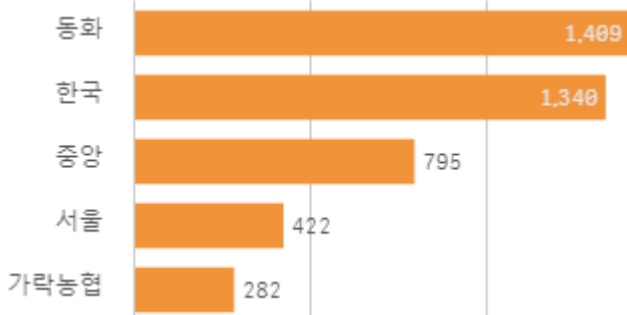
## 거래 단량별 물량 구성비



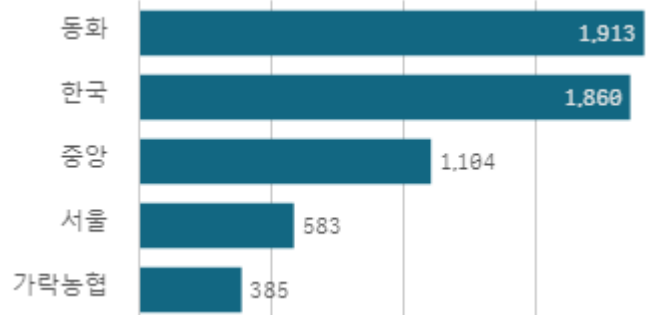
## 출하자별 거래물량 구성비



## 도매시장 법인별 거래물량(톤)

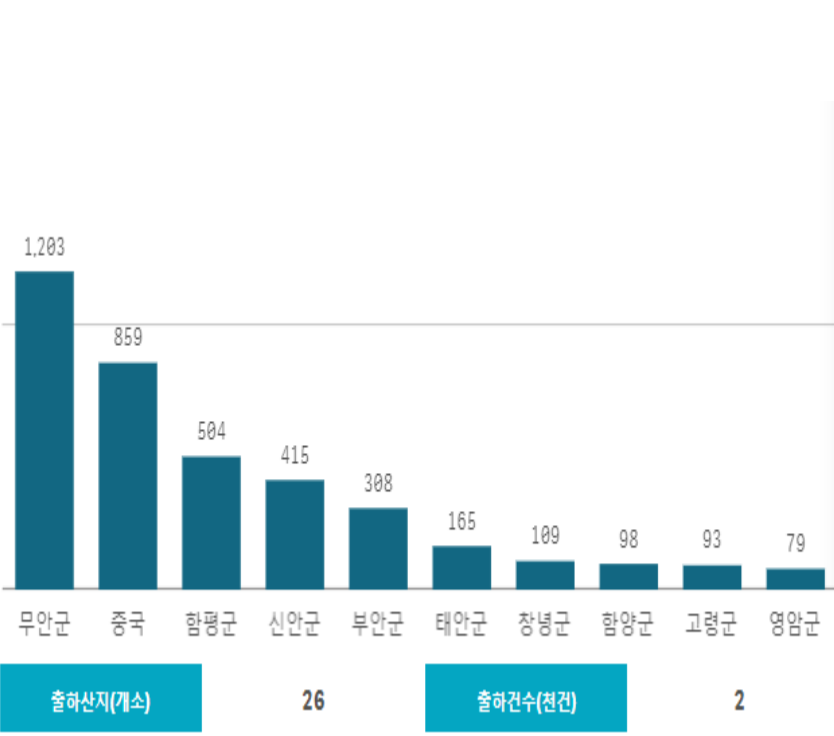


## 도매시장 법인별 거래금액(백만원)

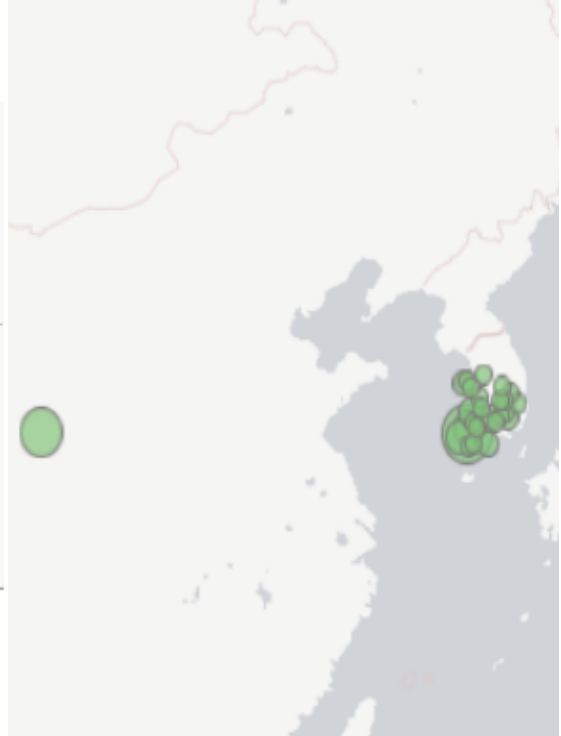


# 양파(1Kg)

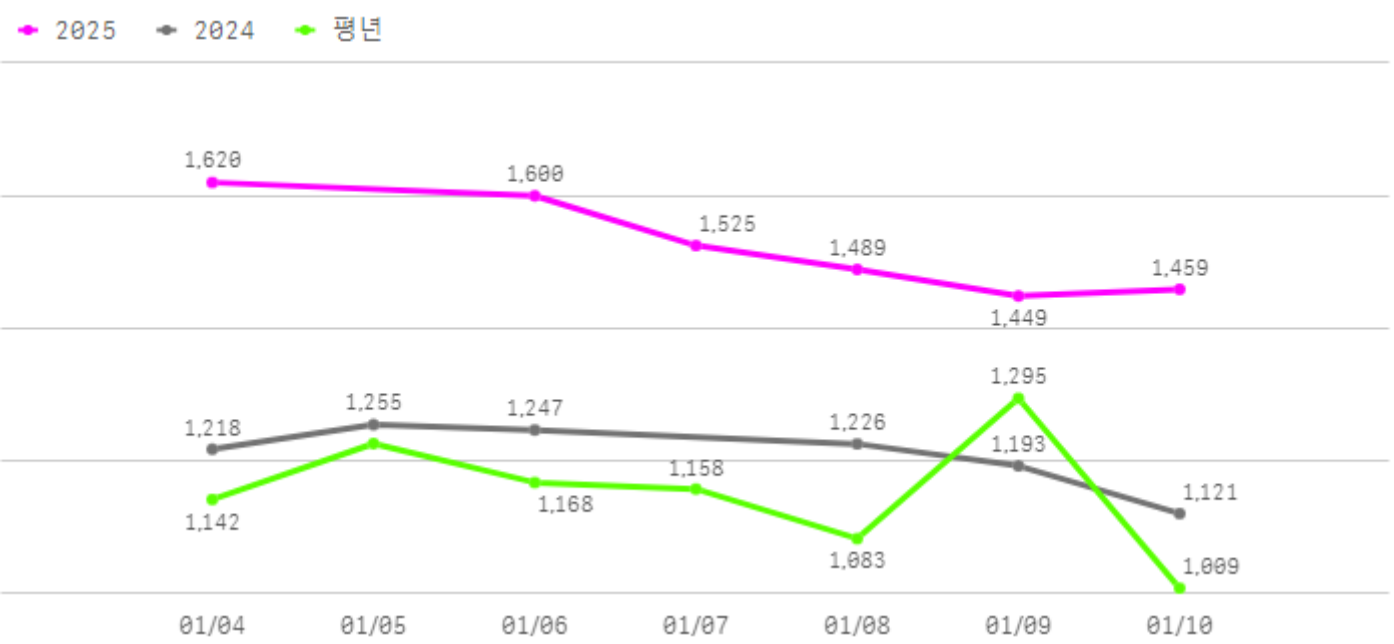
산지별 거래물량(톤)



산지별 주출하 시군구



주간 도매가격(원)



구분	금주(A)	전주(B)	전월(C)	전년(D)	평년(E)	A/B	A/C	A/D	A/E
가격(원)	1,524	1,398	1,199	1,210	1,269	109.0%	127.1%	125.9%	120.0%

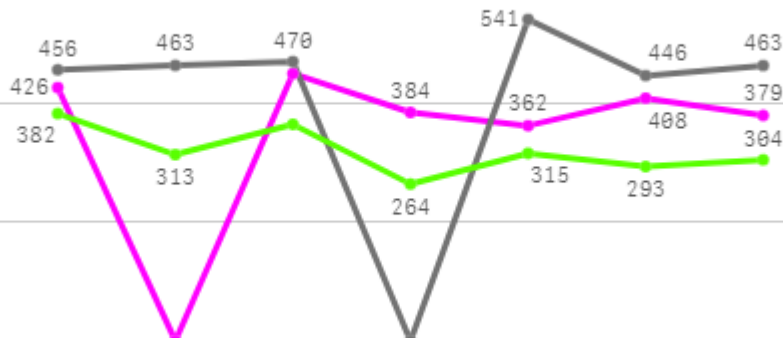
## □ 양파(1Kg) 주간 가격

구분	Q	품종	Q	단량	Q	특	상	보통	하
2025-01-04		양파		1Kg		1,692	1,620	1,468	1,102
2025-01-06		양파		1Kg		1,672	1,600	1,487	1,195
2025-01-07		양파		1Kg		1,656	1,525	1,412	1,119
2025-01-08		양파		1Kg		1,607	1,489	1,380	1,059
2025-01-09		양파		1Kg		1,589	1,449	1,332	1,103
2025-01-10		양파		1Kg		1,630	1,459	1,338	913
평균						<b>1,641</b>	<b>1,524</b>	<b>1,403</b>	<b>1,082</b>

# 대파

## 주간 반입량(톤)

◆ 2025    ● 2024    ▲ 평년

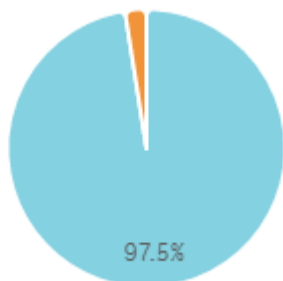


01/04    01/05    01/06    01/07    01/08    01/09    01/10

구분	금주(A)	전주(B)	전월(C)	전년(D)	평년(E)	A/B	A/C	A/D	A/E
물량(톤)	2,409	1,578	2,015	2,839	2,296	152.7%	119.5%	84.9%	104.9%

## 출하 품종별 거래물량 구성비

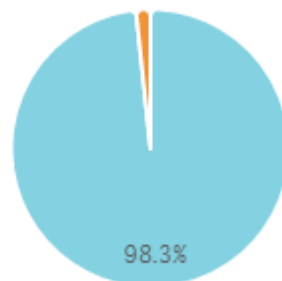
대파 수입



대파(일반)

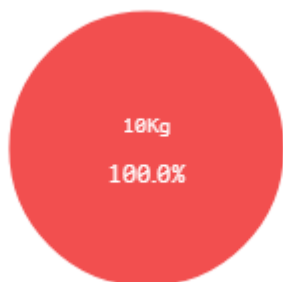
## 출하 품종별 거래금액 구성비

대파 수입

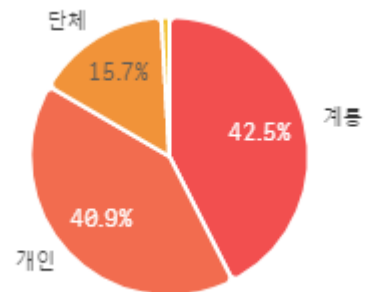


대파(일반)

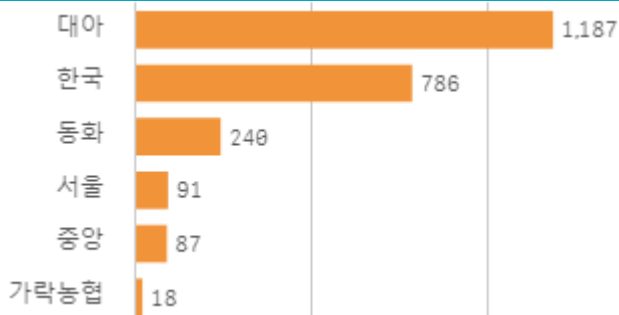
## 거래 단량별 물량 구성비



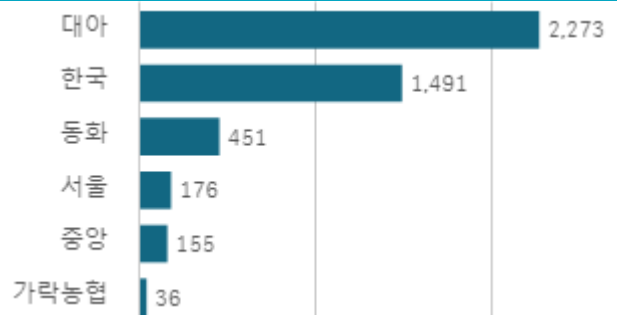
## 출하자별 거래물량 구성비



## 도매시장 법인별 거래물량(톤)

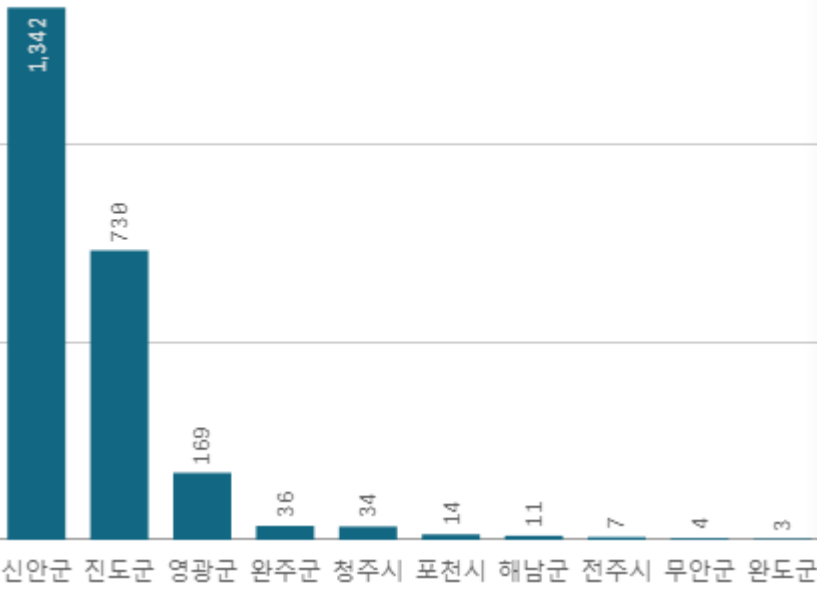


## 도매시장 법인별 거래금액(백만원)

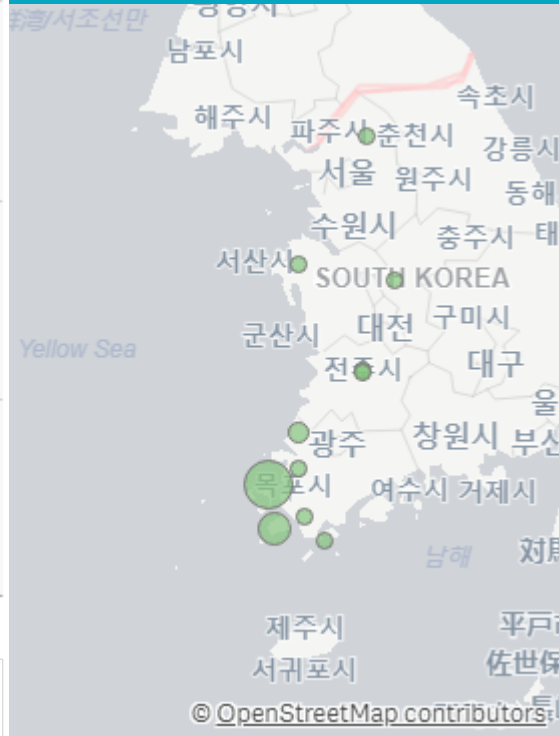


# 대파(일반)(1Kg)

산지별 거래물량(톤)



산지별 주출하 시군구



출하산지(개소)

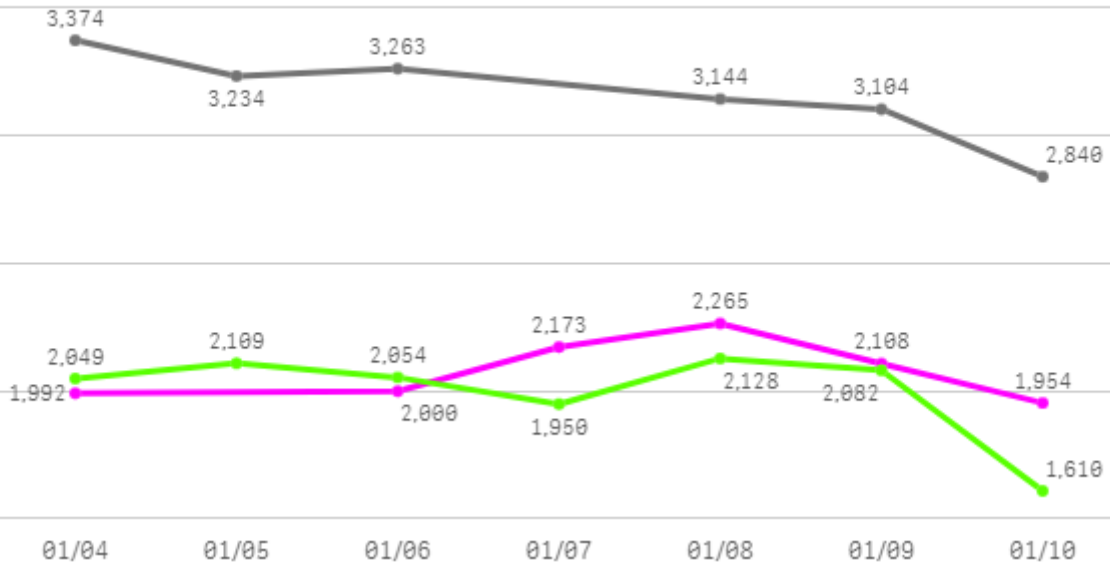
11

출하건수(천건)

1

주간 도매가격(원)

◆ 2025    ● 2024    ◆ 평년



구분	금주(A)	전주(B)	전월(C)	전년(D)	평년(E)	A/B	A/C	A/D	A/E
가격(원)	2,082	2,110	2,456	3,160	2,136	98.7%	84.8%	65.9%	97.5%

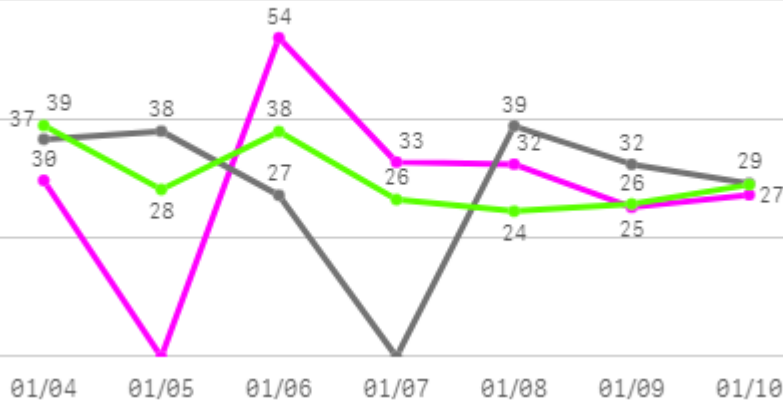
## □ 대파(일반)(1Kg) 주간 가격

구분	Q	품종	Q	단량	Q	특	상	보통	하
2025-01-04		대파(일반)		1Kg		2,180	1,992	1,783	1,597
2025-01-06		대파(일반)		1Kg		2,192	2,000	1,793	1,608
2025-01-07		대파(일반)		1Kg		2,391	2,173	1,970	1,778
2025-01-08		대파(일반)		1Kg		2,427	2,265	2,094	1,874
2025-01-09		대파(일반)		1Kg		2,277	2,108	1,898	1,736
2025-01-10		대파(일반)		1Kg		2,110	1,954	1,751	1,564
평균						<b>2,263</b>	<b>2,082</b>	<b>1,882</b>	<b>1,693</b>

# 쪽파

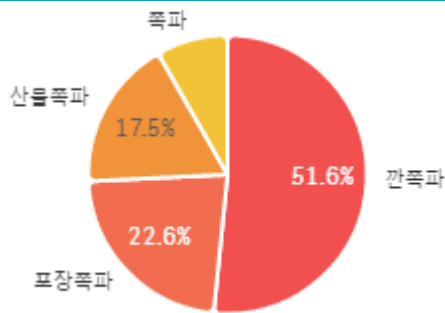
## 주간 반입량(톤)

◆ 2025    ● 2024    ▲ 평년

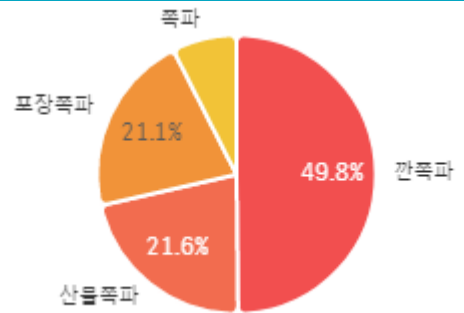


구분	금주(A)	전주(B)	전월(C)	전년(D)	평년(E)	A/B	A/C	A/D	A/E
물량(톤)	201	136	540	202	195	147.8%	37.2%	99.4%	102.9%

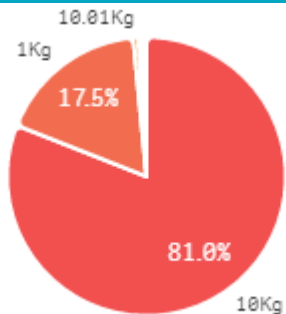
## 출하 품종별 거래물량 구성비



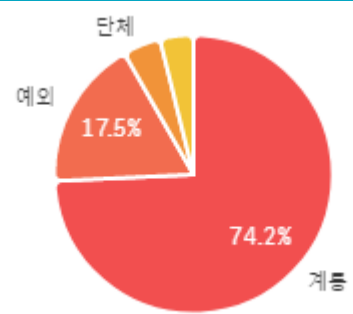
## 출하 품종별 거래금액 구성비



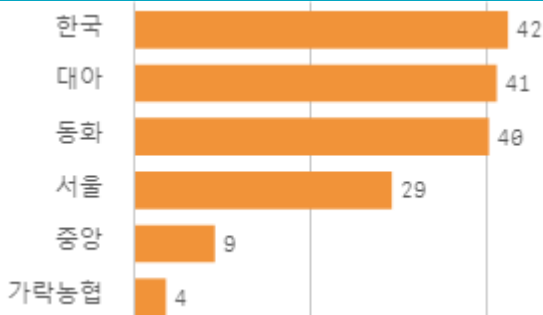
## 거래 단량별 물량 구성비



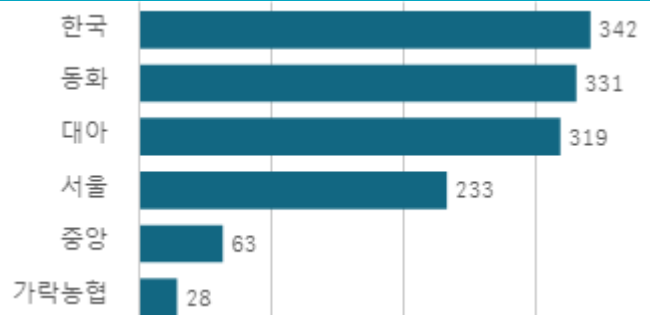
## 출하자별 거래물량 구성비



## 도매시장 법인별 거래물량(톤)

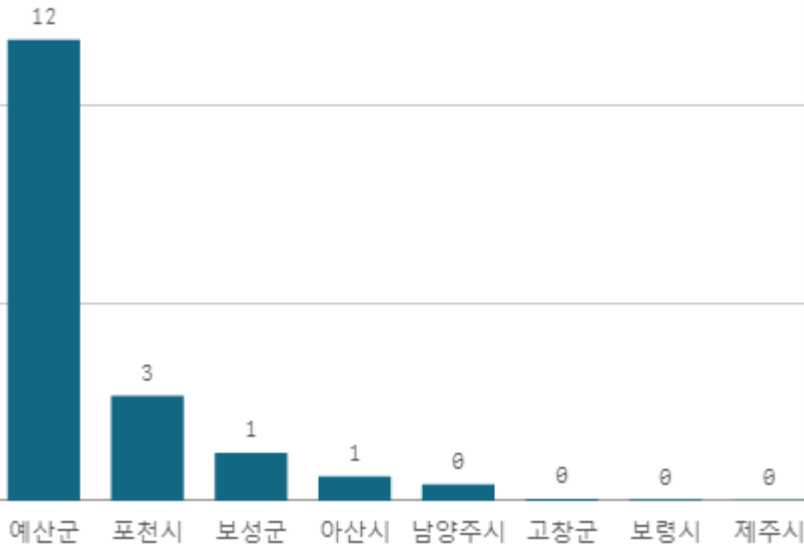


## 도매시장 법인별 거래금액(백만원)



# 쪽파(10Kg)

산지별 거래물량(톤)



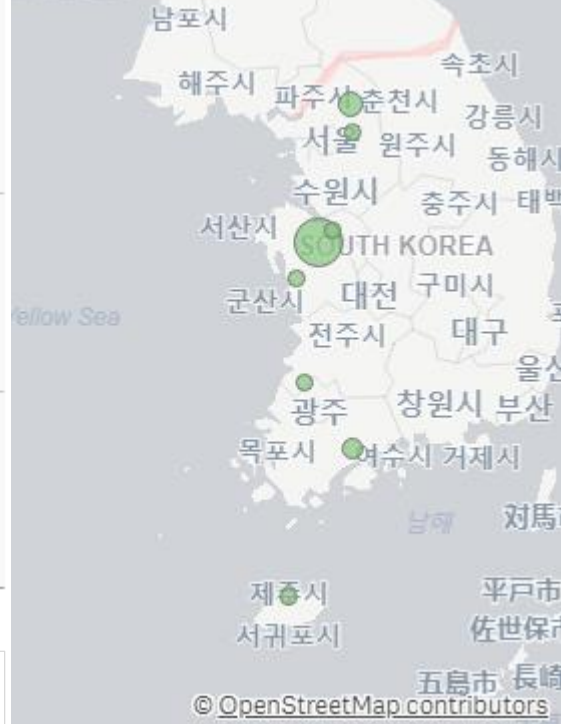
출하산지(개소)

8

출하건수(천건)

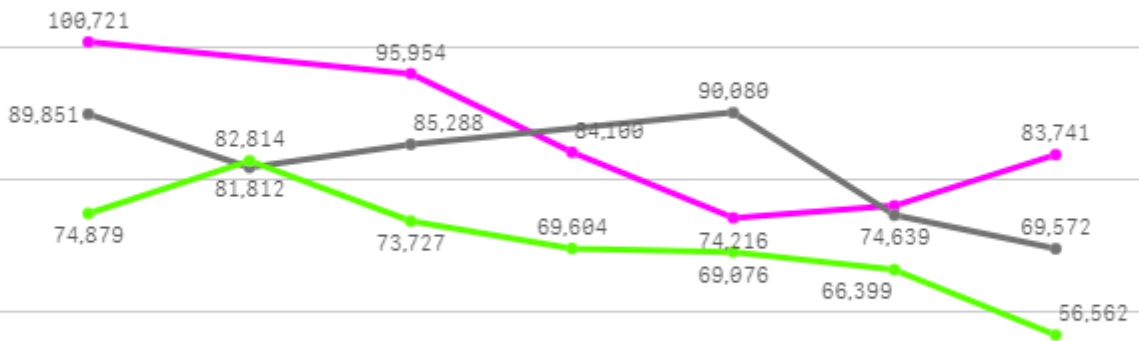
0

산지별 주출하 시군구



주간 도매가격(원)

◆ 2025    ● 2024    ◆ 평년



01/04    01/05    01/06    01/07    01/08    01/09    01/10

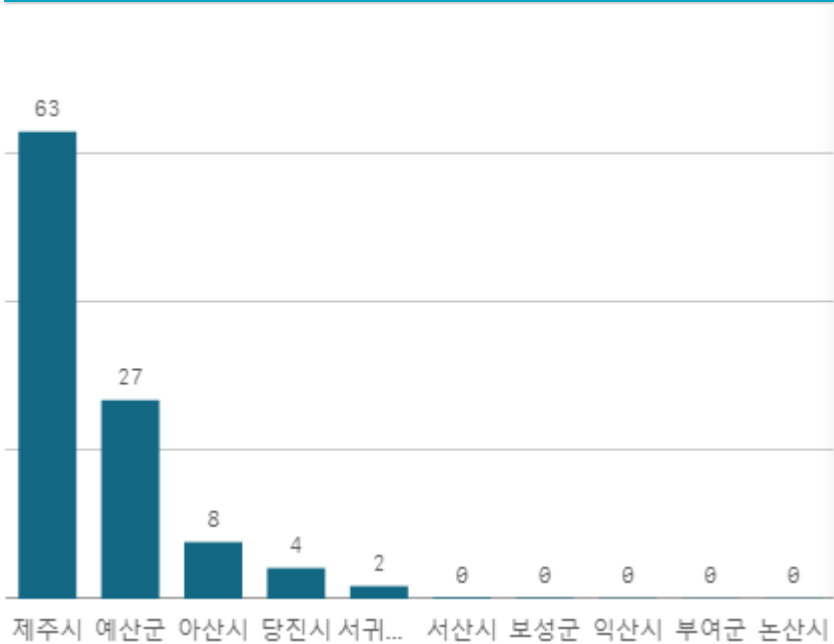
구분	금주(A)	전주(B)	전월(C)	전년(D)	평년(E)	A/B	A/C	A/D	A/E
가격(원)	85,795	121,837	71,228	81,874	80,804	70.4%	120.5%	104.8%	106.2%

## □ 쪽파(10Kg) 주간 가격

구분	Q	품종	Q	단량	Q	특	상	보통	하
2025-01-04		쪽파		10Kg		116,516	100,721	87,053	68,546
2025-01-06		쪽파		10Kg		117,452	95,954	83,102	70,718
2025-01-07		쪽파		10Kg		95,717	84,100	67,973	56,270
2025-01-08		쪽파		10Kg		85,651	74,216	62,197	49,824
2025-01-09		쪽파		10Kg		85,879	76,040	63,430	53,212
2025-01-10		쪽파		10Kg		105,057	83,741	69,138	53,475
평균						<b>101,045</b>	<b>85,795</b>	<b>72,149</b>	<b>58,674</b>

# 간쪽파(10Kg)

산지별 거래물량(톤)



출하산지(개소)

12

출하건수(천건)

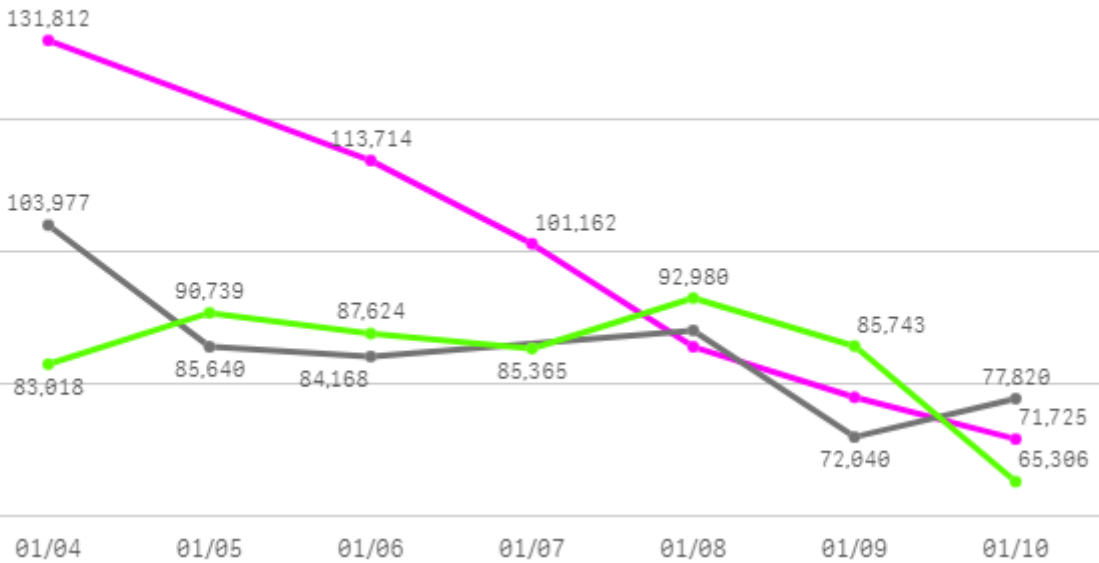
3

산지별 주출하 시군구



주간 도매가격(원)

◆ 2025    ● 2024    ◆ 평년



구분	금주(A)	전주(B)	전월(C)	전년(D)	평년(E)	A/B	A/C	A/D	A/E
가격(원)	97,015	145,387	98,896	85,292	95,231	66.7%	98.1%	113.7%	101.9%

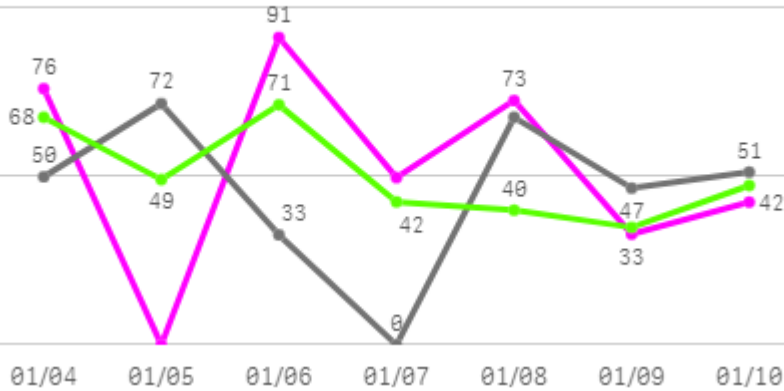
## □ 깎쪽파(10Kg) 주간 가격

구분	Q	품종	Q	단량	Q	특	상	보통	하
2025-01-04		깎쪽파		10Kg		174,732	131,812	94,310	69,473
2025-01-06		깎쪽파		10Kg		144,041	113,714	84,581	68,613
2025-01-07		깎쪽파		10Kg		135,566	101,162	79,457	67,188
2025-01-08		깎쪽파		10Kg		114,073	85,641	70,677	58,593
2025-01-09		깎쪽파		10Kg		107,771	78,036	55,137	42,483
2025-01-10		깎쪽파		10Kg		108,814	71,725	53,551	42,649
평균						<b>130,833</b>	<b>97,015</b>	<b>72,952</b>	<b>58,167</b>

# 파프리카

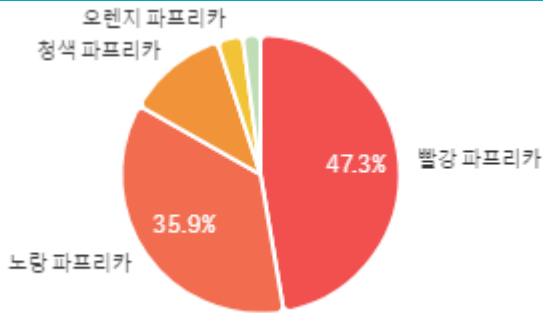
## 주간 반입량(톤)

◆ 2025    ● 2024    ▲ 평년

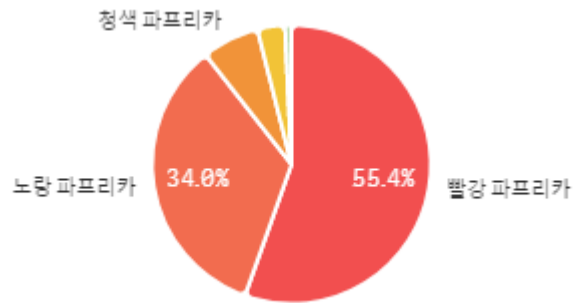


구분	금주(A)	전주(B)	전월(C)	전년(D)	평년(E)	A/B	A/C	A/D	A/E
물량(톤)	365	388	499	320	335	94.1%	73.1%	114.1%	109.0%

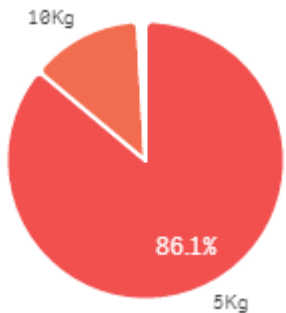
## 출하 품종별 거래물량 구성비



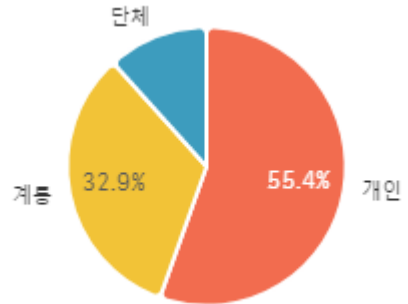
## 출하 품종별 거래금액 구성비



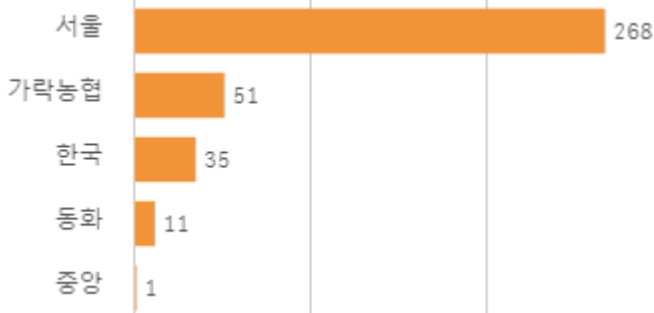
## 거래 단량별 물량 구성비



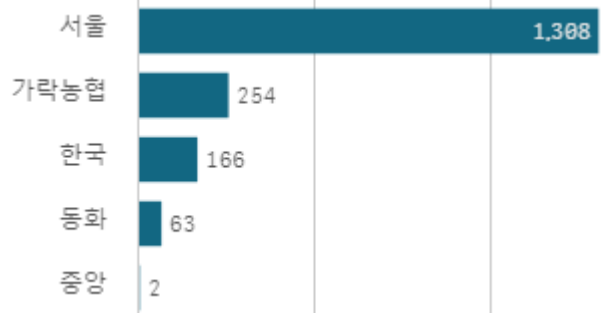
## 출하자별 거래물량 구성비



## 도매시장 법인별 거래물량(톤)

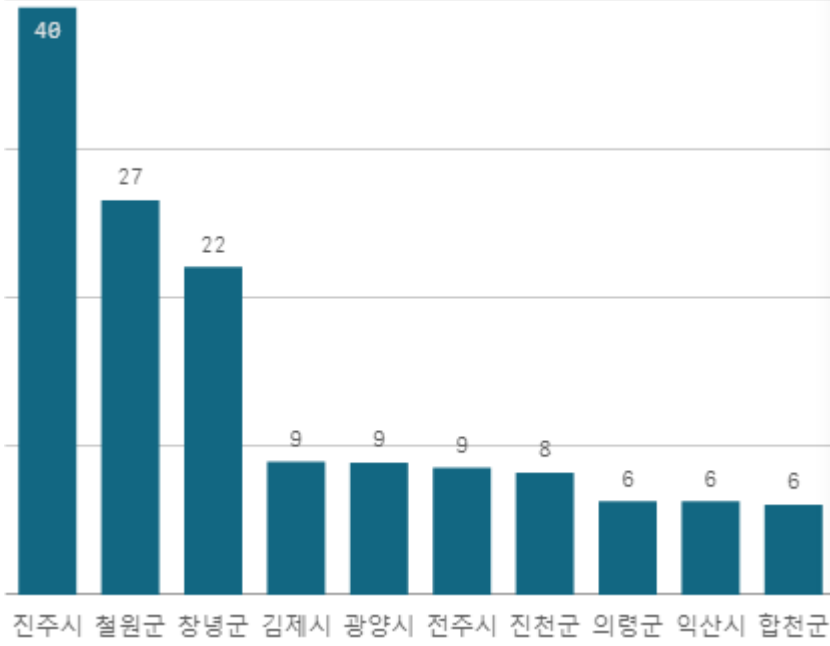


## 도매시장 법인별 거래금액(백만원)



# 빨강 파프리카(5Kg)

산지별 거래물량(톤)



출하산지(개소)

23

출하건수(천건)

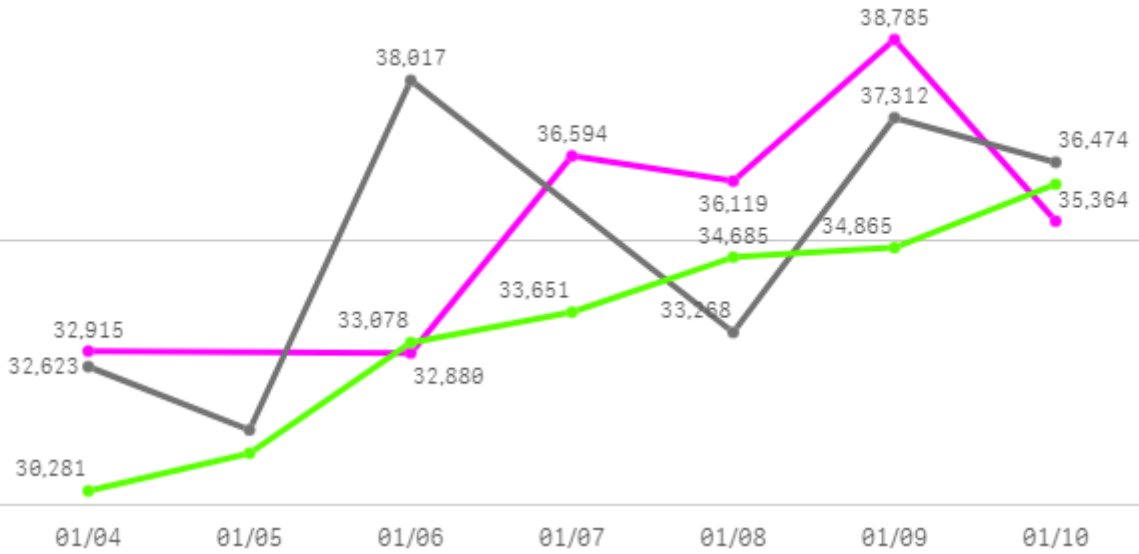
1

산지별 주출하 시군구



주간 도매가격(원)

◆ 2025    ● 2024    ◆ 평년



구분	금주(A)	전주(B)	전월(C)	전년(D)	평년(E)	A/B	A/C	A/D	A/E
가격(원)	35,443	34,559	28,408	34,854	33,764	102.6%	124.8%	101.7%	105.0%

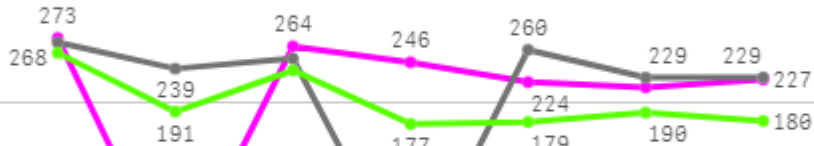
## □ 빨강 파프리카(5Kg) 주간 가격

구분	Q	품종	Q	단량	Q	특	상	보통	하
2025-01-04		빨강 파프리카		5Kg		-	32,915	27,881	21,807
2025-01-06		빨강 파프리카		5Kg		-	32,880	28,701	23,575
2025-01-07		빨강 파프리카		5Kg		-	36,594	33,575	25,773
2025-01-08		빨강 파프리카		5Kg		-	36,119	32,597	27,086
2025-01-09		빨강 파프리카		5Kg		-	38,785	33,360	26,732
2025-01-10		빨강 파프리카		5Kg		-	35,364	30,412	24,393
평균						-	<b>35,443</b>	<b>31,088</b>	<b>24,894</b>

# 버섯

## 주간 반입량(톤)

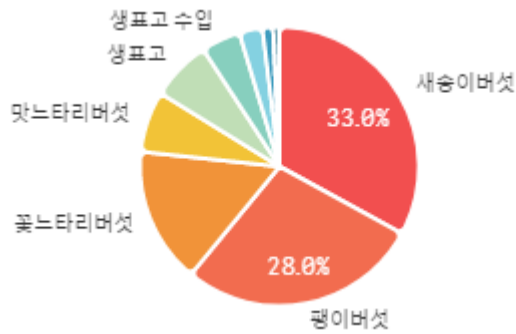
◆ 2025    ● 2024    ▲ 평년



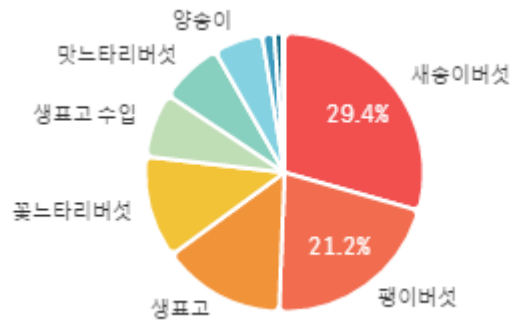
01/04    01/05    01/06    01/07    01/08    01/09    01/10

구분	금주(A)	전주(B)	전월(C)	전년(D)	평년(E)	A/B	A/C	A/D	A/E
물량(톤)	1,453	1,109	1,276	1,476	1,417	131.0%	113.8%	98.4%	102.5%

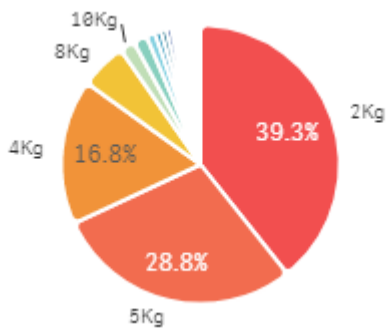
### 출하 품종별 거래물량 구성비



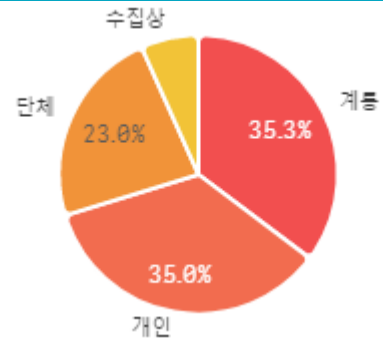
### 출하 품종별 거래금액 구성비



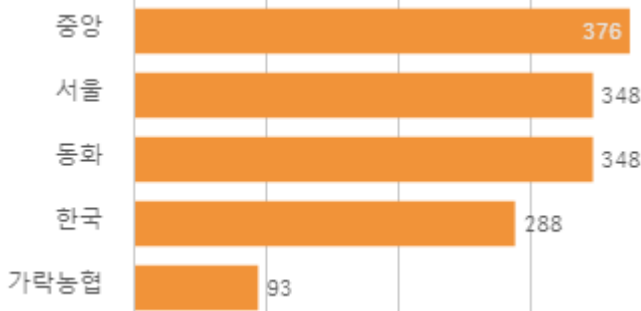
### 거래 단량별 물량 구성비



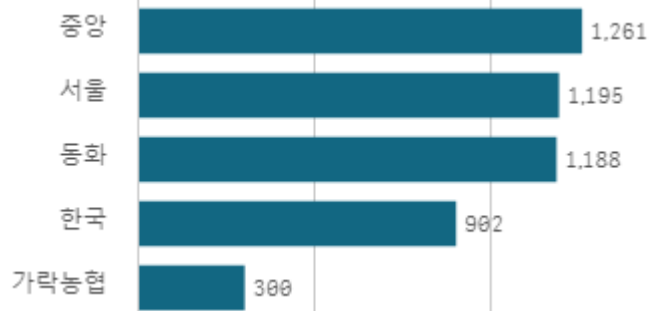
### 출하자별 거래물량 구성비



### 도매시장 법인별 거래물량(톤)

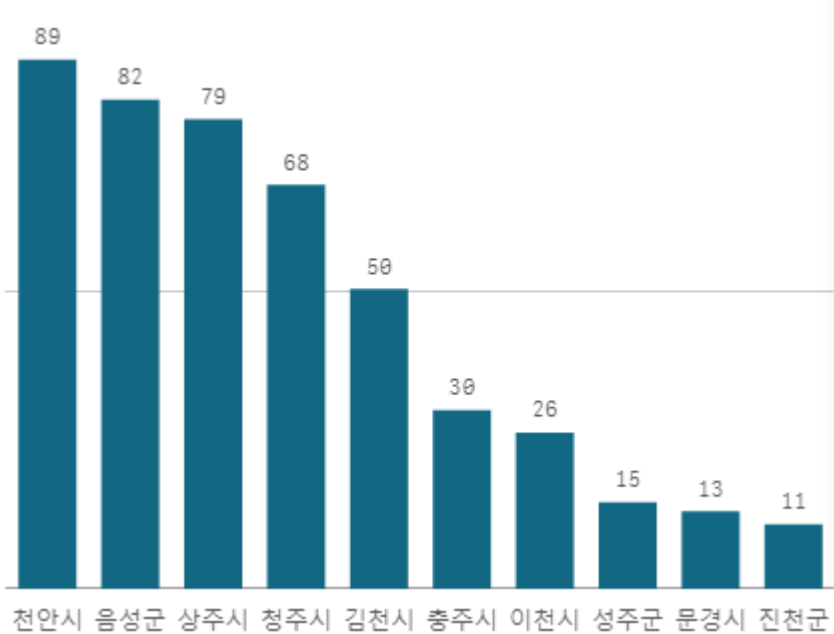


### 도매시장 법인별 거래금액(백만원)



# 새송이버섯(2Kg)

산지별 거래물량(톤)



출하산지(개소)

18

출하건수(천건)

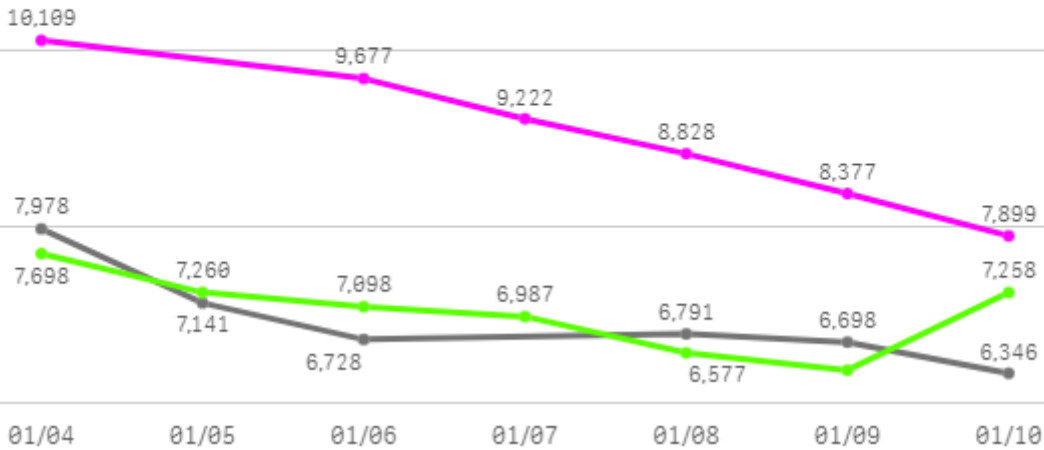
3

산지별 주출하 시군구



주간 도매가격(원)

◆ 2025    ● 2024    ◆ 평년



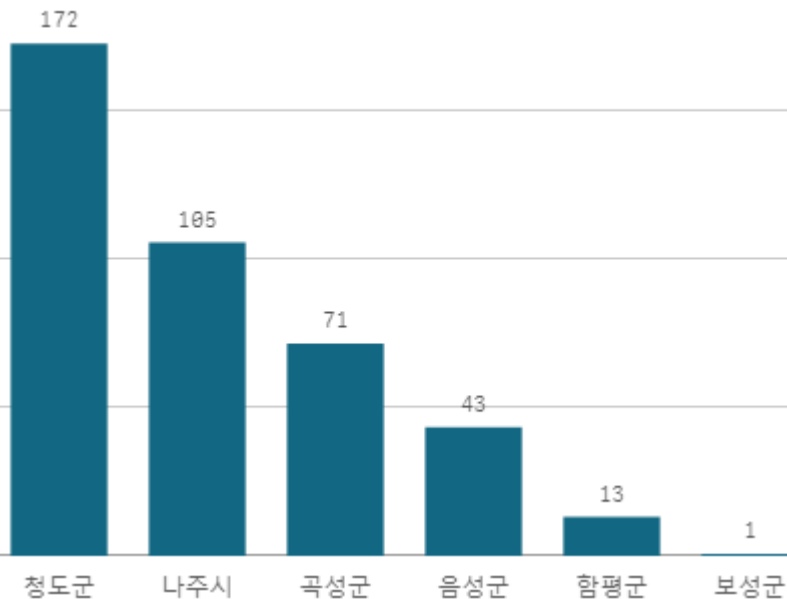
구분	금주(A)	전주(B)	전월(C)	전년(D)	평년(E)	A/B	A/C	A/D	A/E
가격(원)	9,019	10,381	6,516	6,947	7,469	86.9%	138.4%	129.8%	120.7%

## □ 새송이버섯(2Kg) 주간 가격

구분	Q	품종	Q	단량	Q	특	상	보통	하
2025-01-04		새송이버섯		2Kg		10,500	10,109	8,937	5,974
2025-01-06		새송이버섯		2Kg		10,159	9,677	8,624	4,964
2025-01-07		새송이버섯		2Kg		9,947	9,222	8,510	5,100
2025-01-08		새송이버섯		2Kg		10,626	8,828	8,060	4,703
2025-01-09		새송이버섯		2Kg		10,300	8,377	7,561	4,360
2025-01-10		새송이버섯		2Kg		10,260	7,899	7,133	4,876
평균						<b>10,299</b>	<b>9,019</b>	<b>8,138</b>	<b>4,996</b>

# 팬이버섯(5Kg)

산지별 거래물량(톤)



출하산지(개소)

6

출하건수(천건)

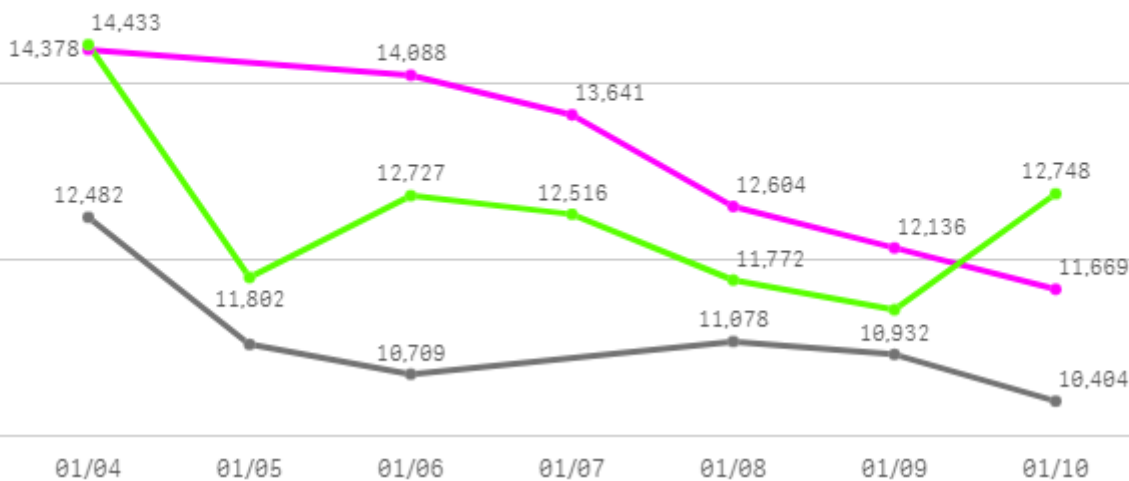
2

산지별 주출하 시군구



주간 도매가격(원)

◆ 2025    ● 2024    ◆ 평년



구분	금주(A)	전주(B)	전월(C)	전년(D)	평년(E)	A/B	A/C	A/D	A/E
가격(원)	13,086	14,319	10,377	11,108	11,846	91.4%	126.1%	117.8%	110.5%

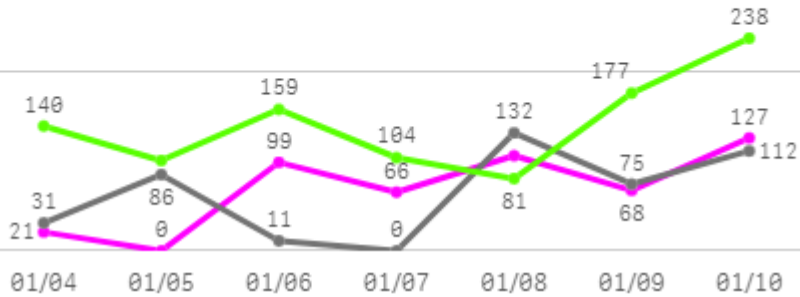
## □ 팽이버섯(5Kg) 주간 가격

구분	Q	품종	Q	단량	Q	특	상	보통	하
2025-01-04		팽이버섯		5Kg		14,974	14,378	13,833	13,140
2025-01-06		팽이버섯		5Kg		14,621	14,088	13,646	12,991
2025-01-07		팽이버섯		5Kg		14,500	13,641	12,632	12,219
2025-01-08		팽이버섯		5Kg		13,506	12,604	11,811	11,357
2025-01-09		팽이버섯		5Kg		12,551	12,136	11,388	10,947
2025-01-10		팽이버섯		5Kg		12,434	11,669	10,924	10,448
평균						<b>13,764</b>	<b>13,086</b>	<b>12,372</b>	<b>11,850</b>

# 사과

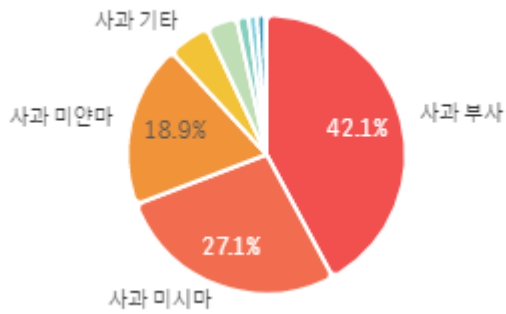
## 주간 반입량(톤)

◆ 2025    ● 2024    ▲ 평년

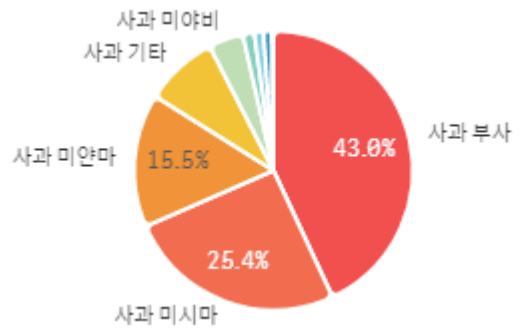


구분	금주(A)	전주(B)	전월(C)	전년(D)	평년(E)	A/B	A/C	A/D	A/E
물량(톤)	487	499	453	447	827	97.5%	107.4%	108.9%	58.9%

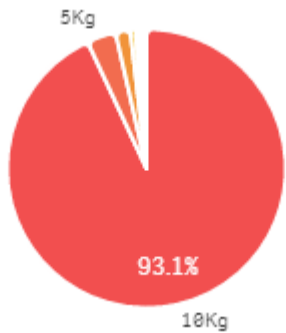
### 출하 품종별 거래물량 구성비



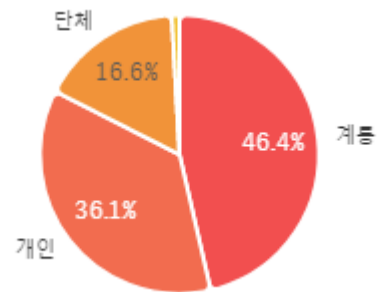
### 출하 품종별 거래금액 구성비



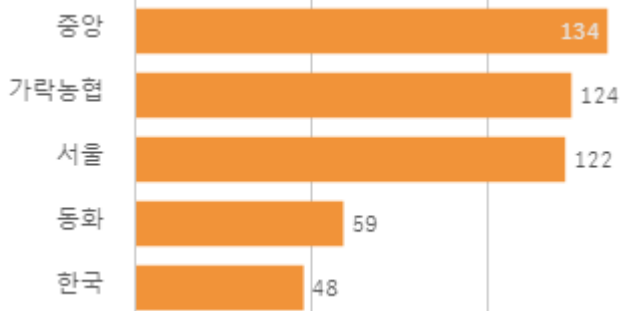
### 거래 단량별 물량 구성비



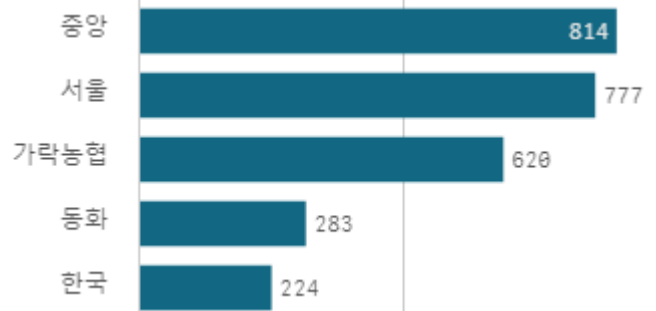
### 출하자별 거래물량 구성비



### 도매시장 법인별 거래물량(톤)

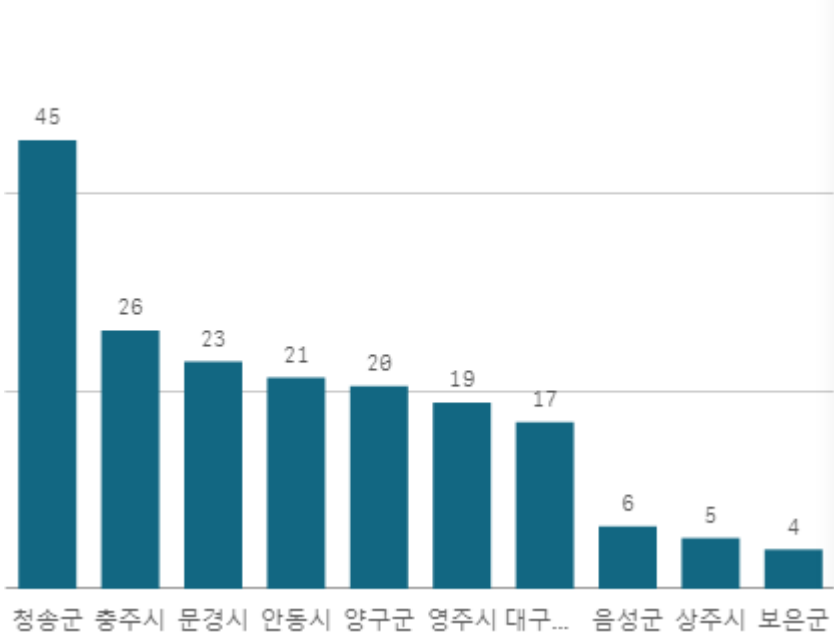


### 도매시장 법인별 거래금액(백만원)



# 사과 부사(10Kg)

산지별 거래물량(톤)



출하산지(개소)

22

출하건수(천건)

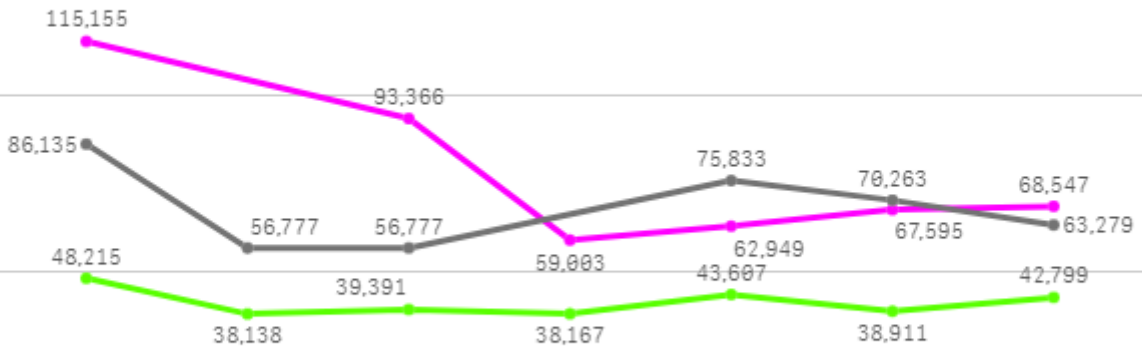
1

산지별 주출하 시군구



주간 도매가격(원)

◆ 2025    ● 2024    ◆ 평년



01/04    01/05    01/06    01/07    01/08    01/09    01/10

구분	금주(A)	전주(B)	전월(C)	전년(D)	평년(E)	A/B	A/C	A/D	A/E
가격(원)	77,769	94,404	74,224	68,177	51,694	82.4%	104.8%	114.1%	150.4%

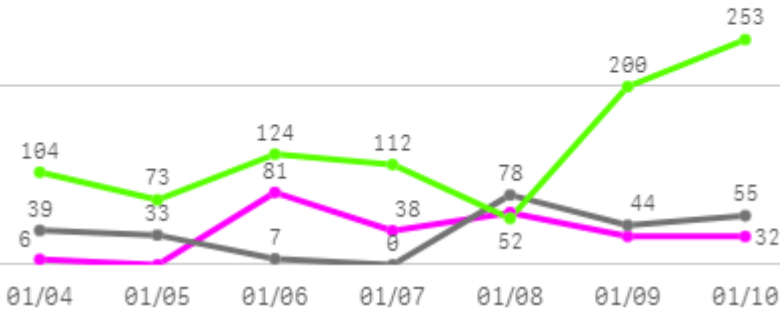
## □ 사과 부사(10Kg) 주간 가격

구분	Q	품종	Q	단량	Q	특	상	보통	하
2025-01-04		사과 부사		10Kg		155,882	115,155	42,652	15,159
2025-01-06		사과 부사		10Kg		176,457	93,366	48,876	24,938
2025-01-07		사과 부사		10Kg		122,268	59,003	35,326	21,734
2025-01-08		사과 부사		10Kg		102,416	62,949	42,531	25,328
2025-01-09		사과 부사		10Kg		132,465	67,595	38,600	24,884
2025-01-10		사과 부사		10Kg		114,568	68,547	42,720	32,553
평균						<b>134,009</b>	<b>77,769</b>	<b>41,784</b>	<b>24,099</b>

# 배

## 주간 반입량(톤)

◆ 2025    ● 2024    ▲ 평년



구분	금주(A)	전주(B)	전월(C)	전년(D)	평년(E)	A/B	A/C	A/D	A/E
물량(톤)	248	269	279	257	703	92.2%	88.7%	96.5%	35.3%

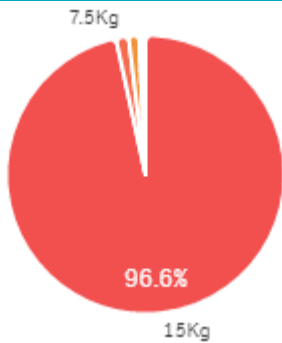
### 출하 품종별 거래물량 구성비



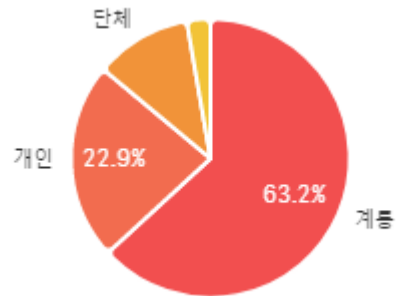
### 출하 품종별 거래금액 구성비



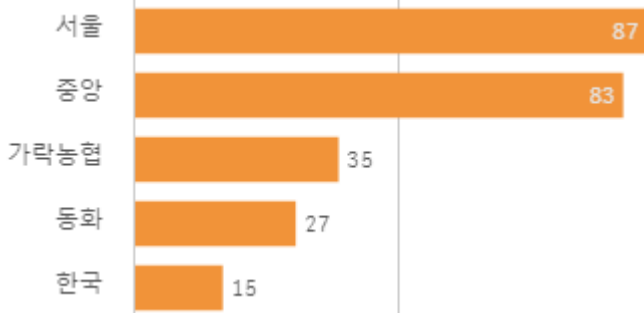
### 거래 단량별 물량 구성비



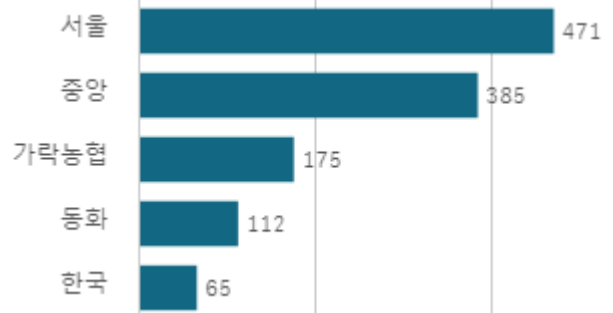
### 출하자별 거래물량 구성비



### 도매시장 법인별 거래물량(톤)

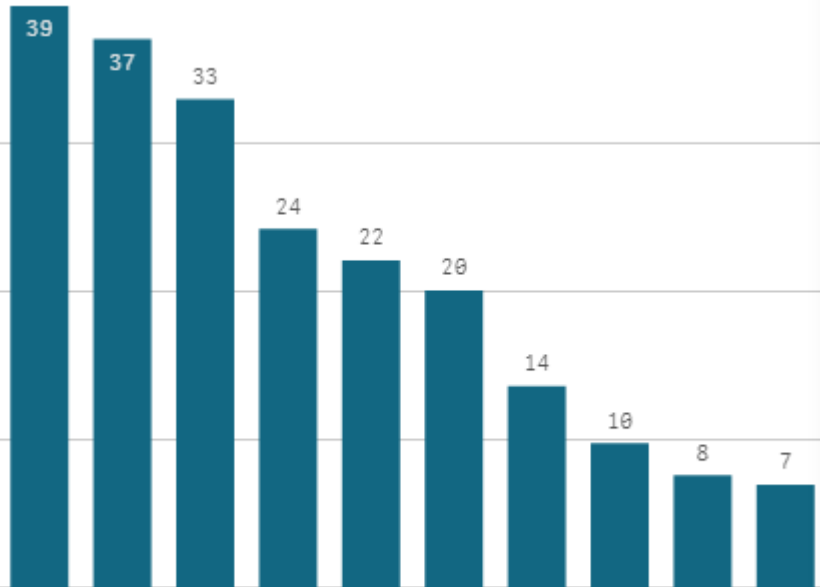


### 도매시장 법인별 거래금액(백만원)



# 배 신고(15Kg)

산지별 거래물량(톤)



출하산지(개소)

21

출하건수(천건)

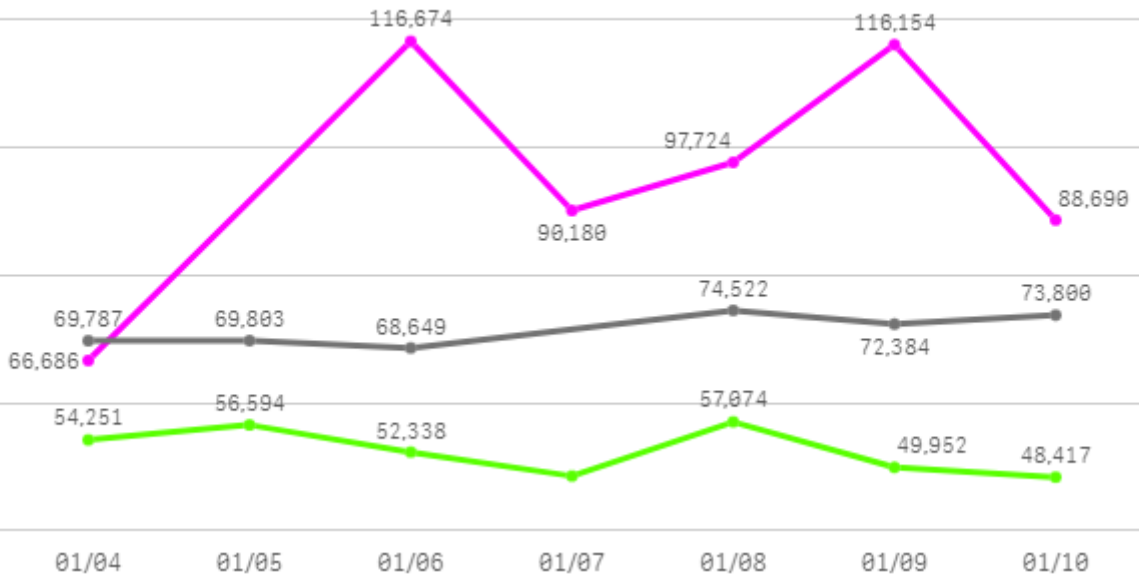
1

산지별 주출하 시군구



주간 도매가격(원)

◆ 2025    ● 2024    ◆ 평년



구분	금주(A)	전주(B)	전월(C)	전년(D)	평년(E)	A/B	A/C	A/D	A/E
가격(원)	96,018	86,206	76,244	71,491	63,596	111.4%	125.9%	134.3%	151.0%

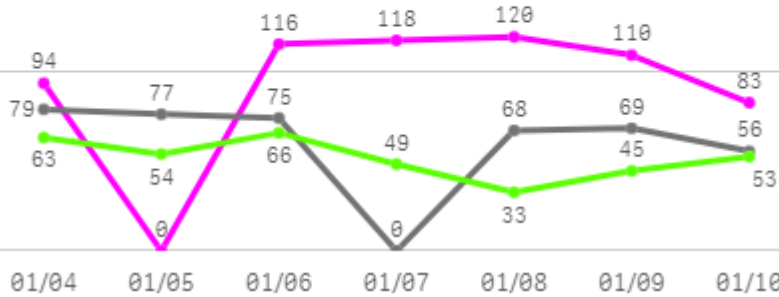
## □ 배 신고(15Kg) 주간 가격

구분	Q	품종	Q	단량	Q	특	상	보통	하
2025-01-04		배 신고		15Kg		93,700	66,686	29,657	17,600
2025-01-06		배 신고		15Kg		144,742	116,674	66,896	40,045
2025-01-07		배 신고		15Kg		126,213	90,180	55,327	31,057
2025-01-08		배 신고		15Kg		139,979	97,724	57,061	33,894
2025-01-09		배 신고		15Kg		128,769	116,154	73,154	39,055
2025-01-10		배 신고		15Kg		123,255	88,690	57,089	35,251
평균						<b>126,110</b>	<b>96,018</b>	<b>56,531</b>	<b>32,817</b>

# 포도

## 주간 반입량(톤)

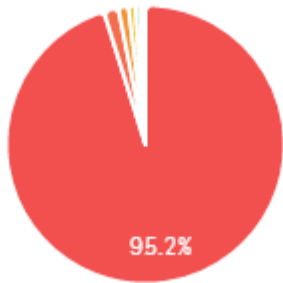
◆ 2025    ● 2024    ▲ 평년



구분	금주(A)	전주(B)	전월(C)	전년(D)	평년(E)	A/B	A/C	A/D	A/E
물량(톤)	641	392	508	423	440	163.4%	126.0%	151.6%	145.7%

## 출하 품종별 거래물량 구성비

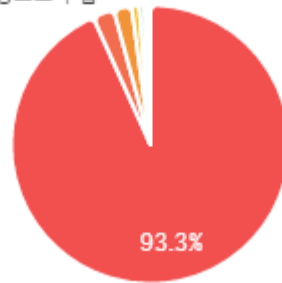
포도 수입



포도 샤인머스켓

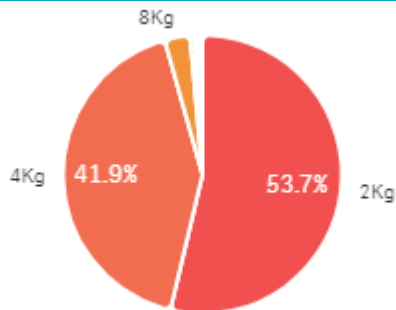
## 출하 품종별 거래금액 구성비

청포도 수입

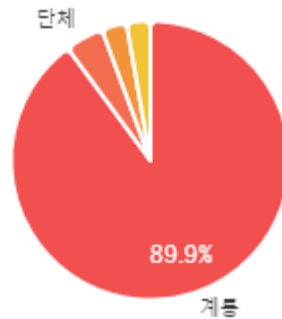


포도 샤인머스켓

## 거래 단량별 물량 구성비

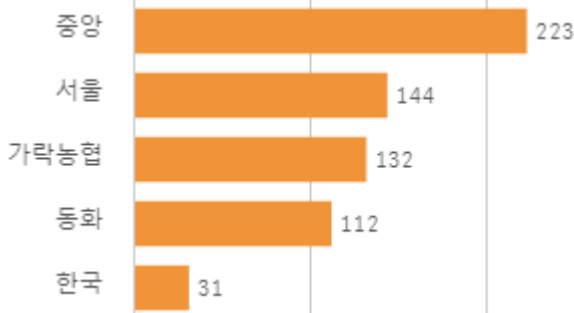


## 출하자별 거래물량 구성비

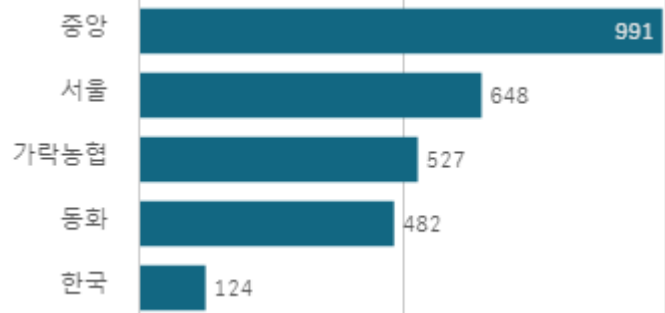


계통

## 도매시장 법인별 거래물량(톤)

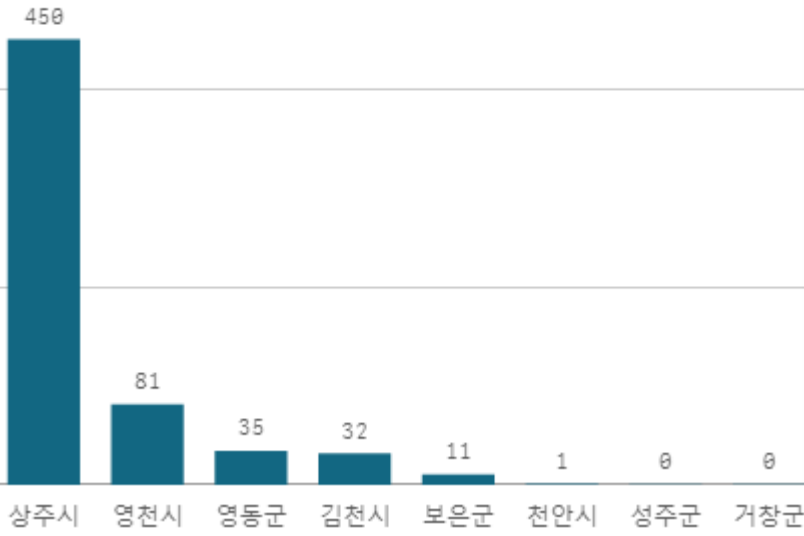


## 도매시장 법인별 거래금액(백만원)



# 포도 샤인머스캣(2Kg)

산지별 거래물량(톤)



출하산지(개소)

8

출하건수(천건)

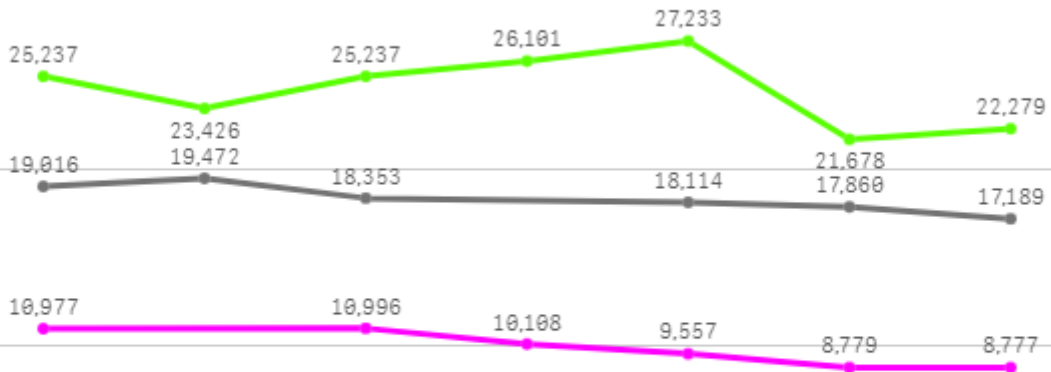
7

산지별 주출하 시군구



주간 도매가격(원)

◆ 2025    ● 2024    ◆ 평년



01/04    01/05    01/06    01/07    01/08    01/09    01/10

구분	금주(A)	전주(B)	전월(C)	전년(D)	평년(E)	A/B	A/C	A/D	A/E
가격(원)	9,866	9,799	9,290	18,334	20,019	100.7%	106.2%	53.8%	49.3%

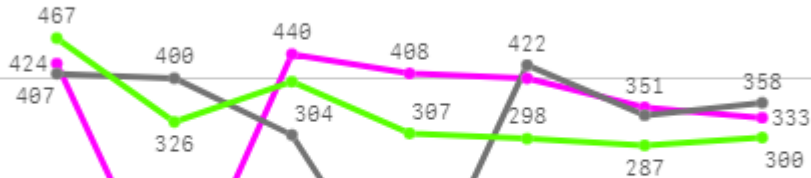
## □ 포도 샤인머스켓(2Kg) 주간 가격

구분	Q	품종	Q	단량	Q	특	상	보통	하
2025-01-04		포도 샤인머스켓		2Kg		14,724	10,977	8,785	6,654
2025-01-06		포도 샤인머스켓		2Kg		15,135	10,996	8,785	6,700
2025-01-07		포도 샤인머스켓		2Kg		13,736	10,108	7,928	5,838
2025-01-08		포도 샤인머스켓		2Kg		13,899	9,557	7,295	5,149
2025-01-09		포도 샤인머스켓		2Kg		13,391	8,779	6,447	4,458
2025-01-10		포도 샤인머스켓		2Kg		13,587	8,777	6,169	4,158
평균						<b>14,079</b>	<b>9,866</b>	<b>7,568</b>	<b>5,493</b>

# 감귤

## 주간 반입량(톤)

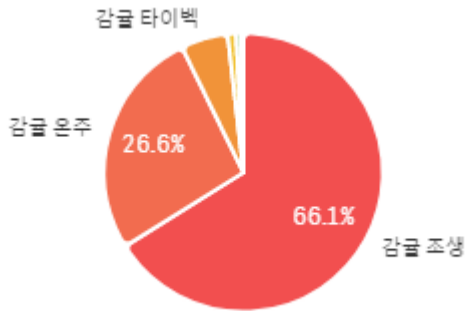
◆ 2025    ● 2024    ▲ 평년



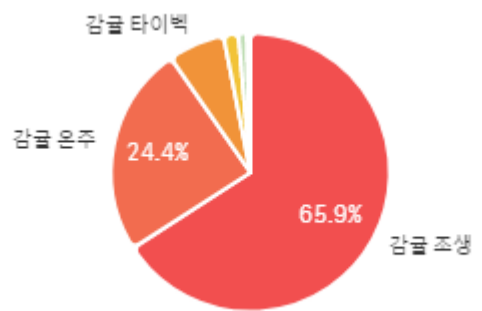
01/04    01/05    01/06    01/07    01/08    01/09    01/10

구분	금주(A)	전주(B)	전월(C)	전년(D)	평년(E)	A/B	A/C	A/D	A/E
물량(톤)	2,355	1,901	2,336	2,229	2,296	123.9%	100.8%	105.7%	102.6%

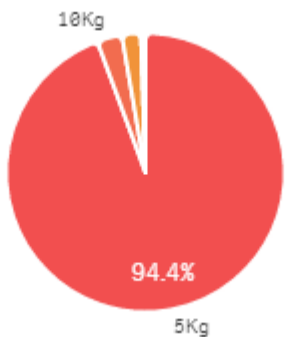
## 출하 품종별 거래물량 구성비



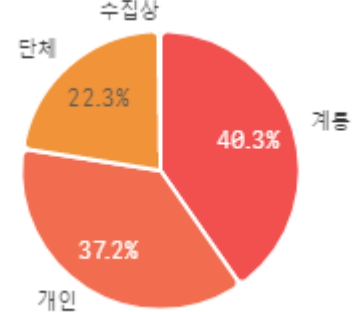
## 출하 품종별 거래금액 구성비



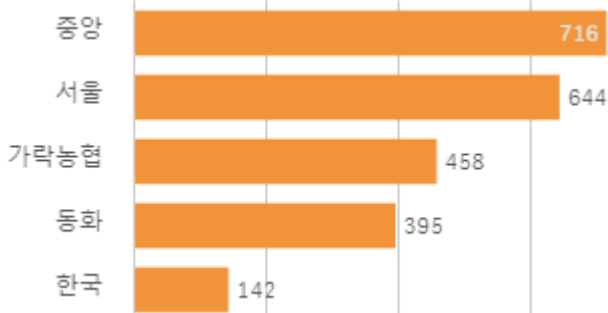
## 거래 단량별 물량 구성비



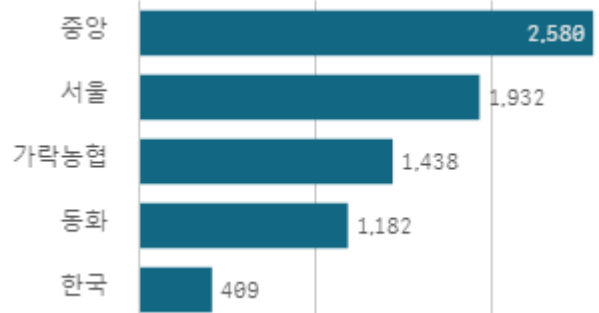
## 출하자별 거래물량 구성비



## 도매시장 법인별 거래물량(톤)

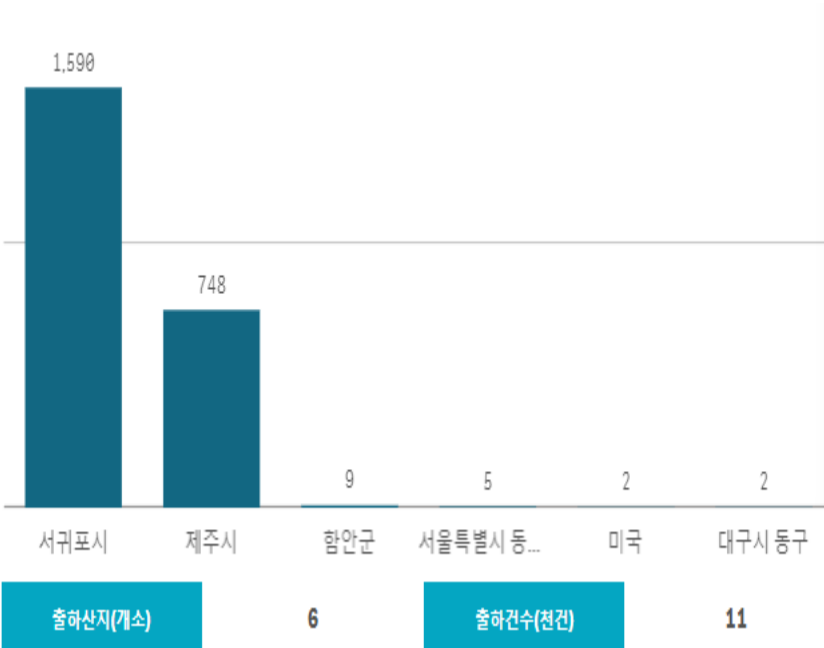


## 도매시장 법인별 거래금액(백만원)



# 감귤(5Kg)

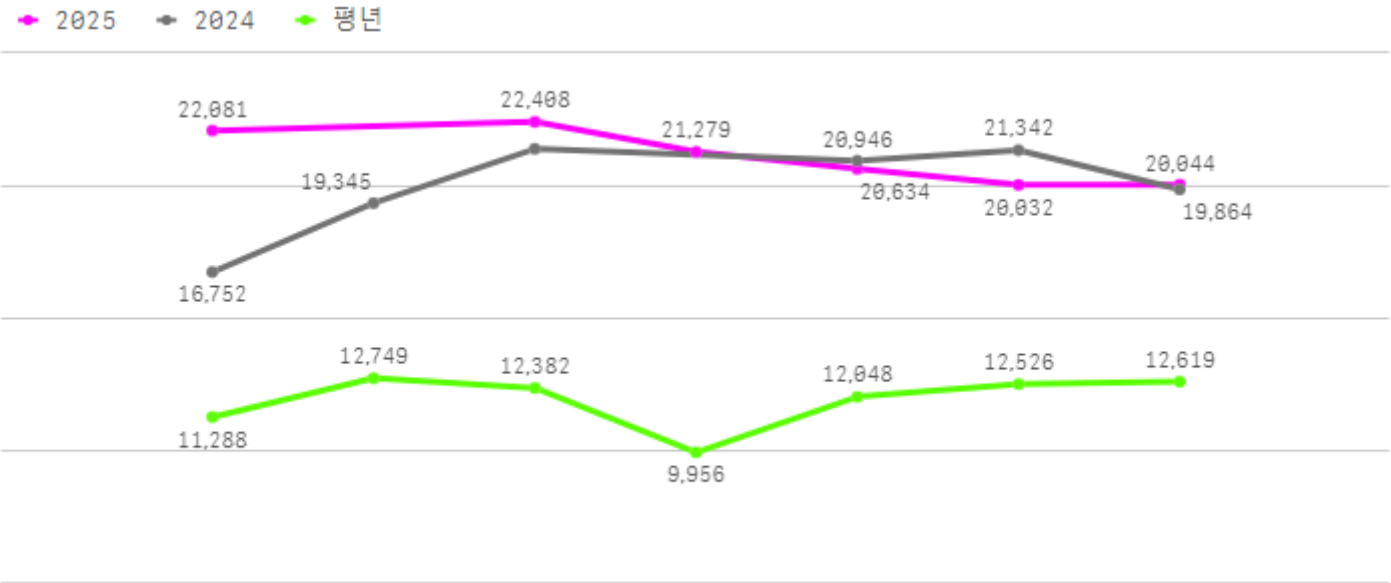
산지별 거래물량(톤)



산지별 주출하 시군구



주간 도매가격(원)



구분	금주(A)	전주(B)	전월(C)	전년(D)	평년(E)	A/B	A/C	A/D	A/E
가격(원)	21,080	20,434	16,040	19,940	14,538	103.2%	131.4%	105.7%	145.0%

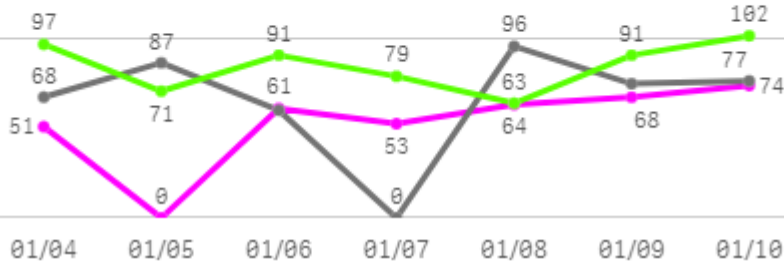
## □ 감귤(5Kg) 주간 가격

구분	Q	품종	Q	단량	Q	특	상	보통	하
2025-01-04		감귤		5Kg		32,721	22,081	13,641	7,862
2025-01-06		감귤		5Kg		33,727	22,408	14,431	8,620
2025-01-07		감귤		5Kg		35,411	21,279	13,550	8,646
2025-01-08		감귤		5Kg		33,312	20,634	12,891	8,255
2025-01-09		감귤		5Kg		34,052	20,032	12,627	8,100
2025-01-10		감귤		5Kg		32,107	20,044	12,435	7,933
평균						<b>33,555</b>	<b>21,080</b>	<b>13,263</b>	<b>8,236</b>

# 만감

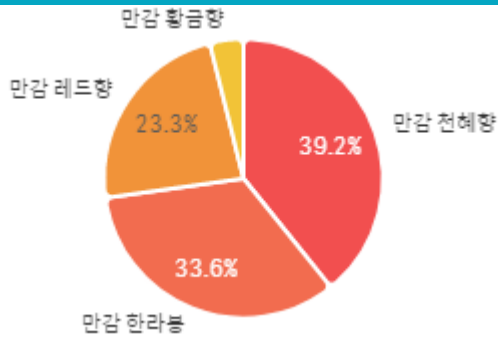
## 주간 반입량(톤)

◆ 2025    ● 2024    ▲ 평년

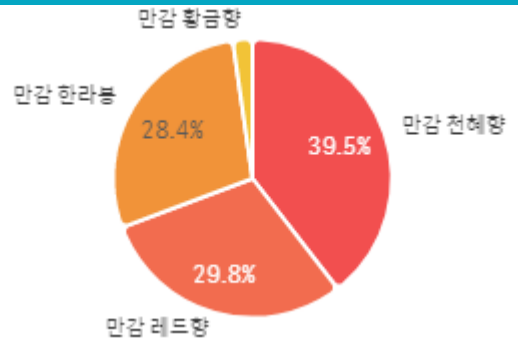


구분	금주(A)	전주(B)	전월(C)	전년(D)	평년(E)	A/B	A/C	A/D	A/E
물량(톤)	370	273	132	463	528	135.6%	281.6%	80.0%	70.1%

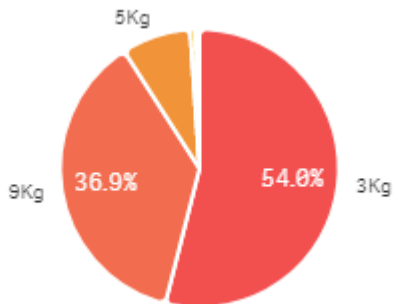
## 출하 품종별 거래물량 구성비



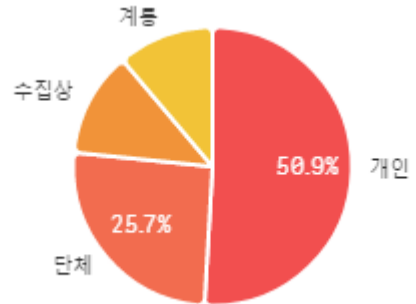
## 출하 품종별 거래금액 구성비



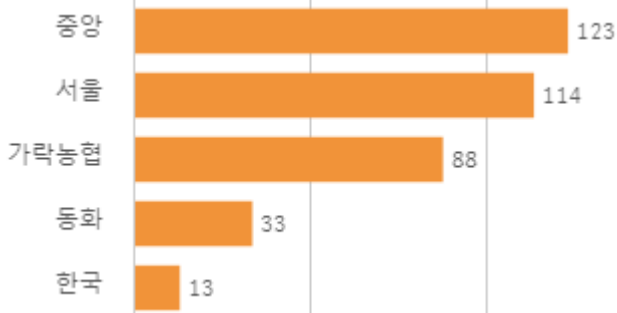
## 거래 단량별 물량 구성비



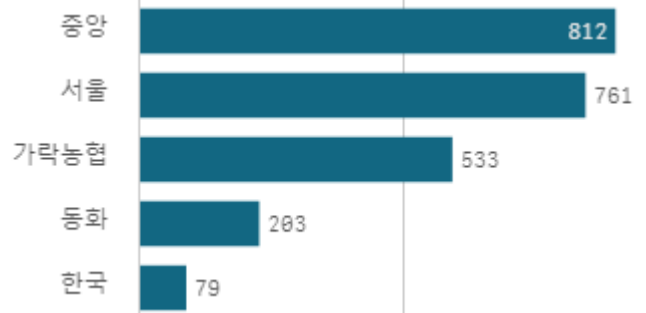
## 출하자별 거래물량 구성비



## 도매시장 법인별 거래물량(톤)

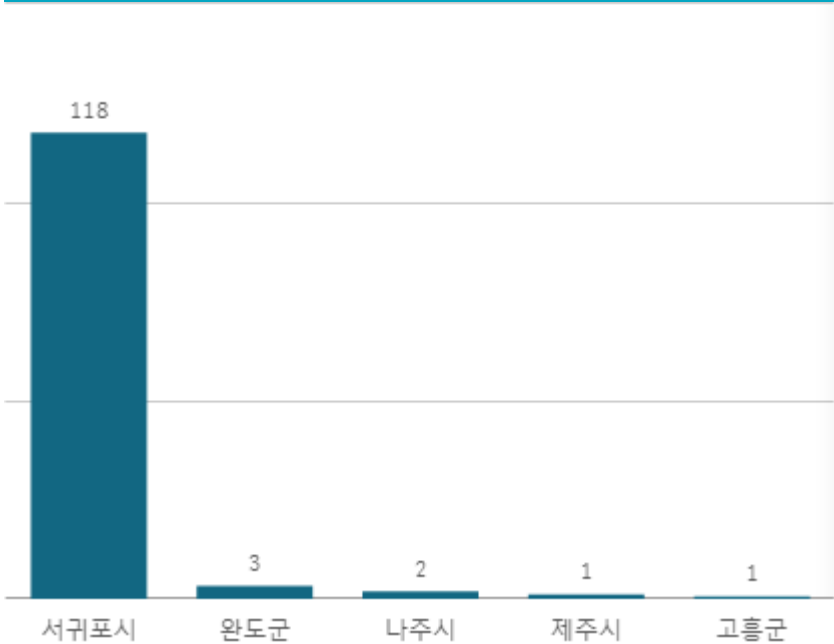


## 도매시장 법인별 거래금액(백만원)



# 만감 한라봉(3Kg)

산지별 거래물량(톤)



출하산지(개소)

5

출하건수(천건)

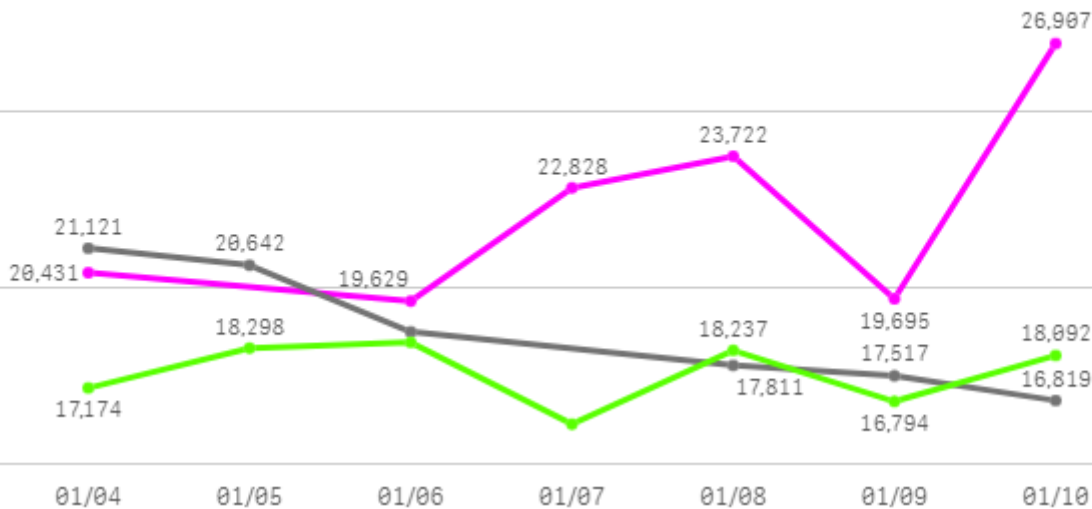
1

산지별 주출하 시군구



주간 도매가격(원)

◆ 2025    ● 2024    ◆ 평년



구분	금주(A)	전주(B)	전월(C)	전년(D)	평년(E)	A/B	A/C	A/D	A/E
가격(원)	22,202	20,975	24,762	18,778	18,766	105.8%	89.7%	118.2%	118.3%

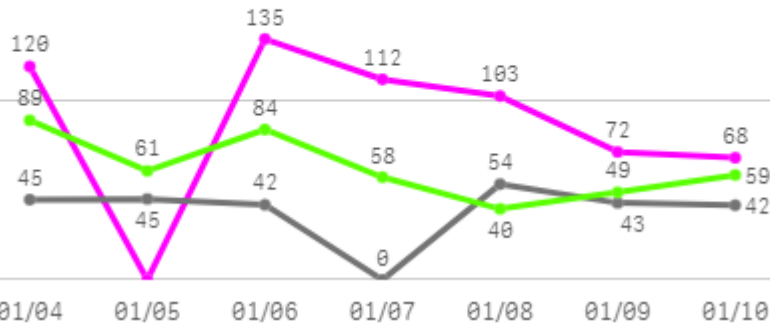
## □ 만감 한라봉(3Kg) 주간 가격

구분	Q	품종	Q	단량	Q	특	상	보통	하
2025-01-04		만감 한라봉		3Kg		24,337	20,431	15,845	14,023
2025-01-06		만감 한라봉		3Kg		24,385	19,629	16,825	15,009
2025-01-07		만감 한라봉		3Kg		28,236	22,828	16,220	13,667
2025-01-08		만감 한라봉		3Kg		27,000	23,722	16,745	12,665
2025-01-09		만감 한라봉		3Kg		23,298	19,695	16,856	12,340
2025-01-10		만감 한라봉		3Kg		30,000	26,907	19,769	14,008
평균						<b>26,209</b>	<b>22,202</b>	<b>17,043</b>	<b>13,619</b>

# 단감

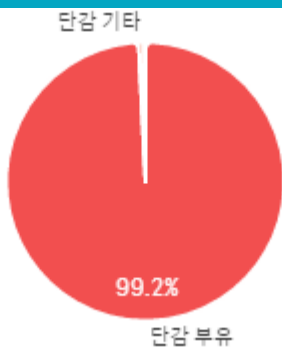
## 주간 반입량(톤)

◆ 2025    ● 2024    ▲ 평년

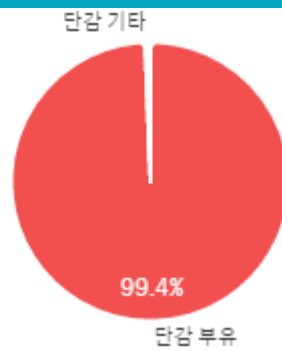


구분	금주(A)	전주(B)	전월(C)	전년(D)	평년(E)	A/B	A/C	A/D	A/E
물량(톤)	610	425	895	271	452	143.6%	68.2%	225.1%	134.9%

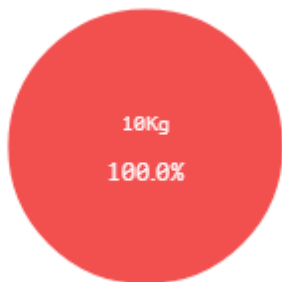
## 출하 품종별 거래물량 구성비



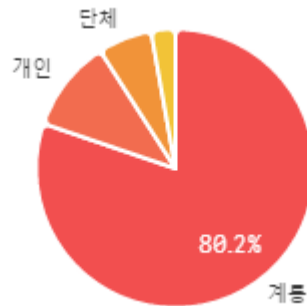
## 출하 품종별 거래금액 구성비



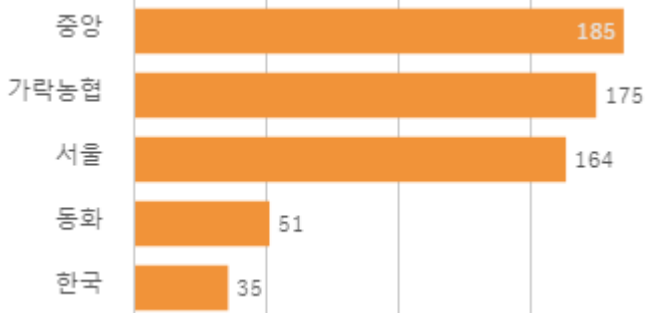
## 거래 단량별 물량 구성비



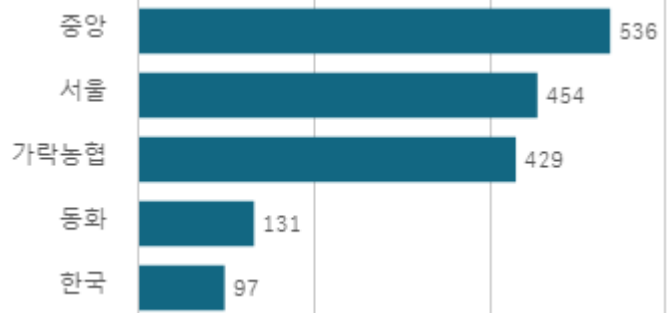
## 출하자별 거래물량 구성비



## 도매시장 법인별 거래물량(톤)

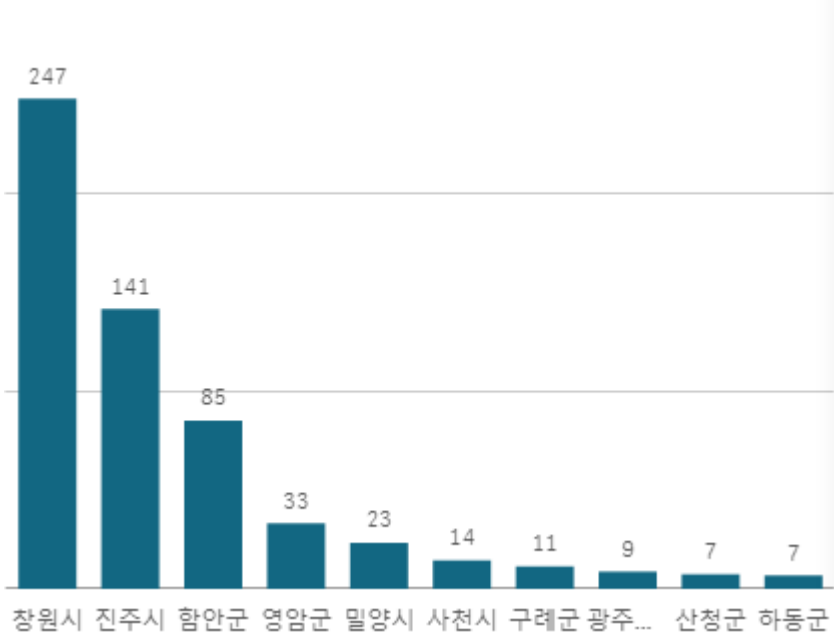


## 도매시장 법인별 거래금액(백만원)



# 단감 부유(10Kg)

산지별 거래물량(톤)



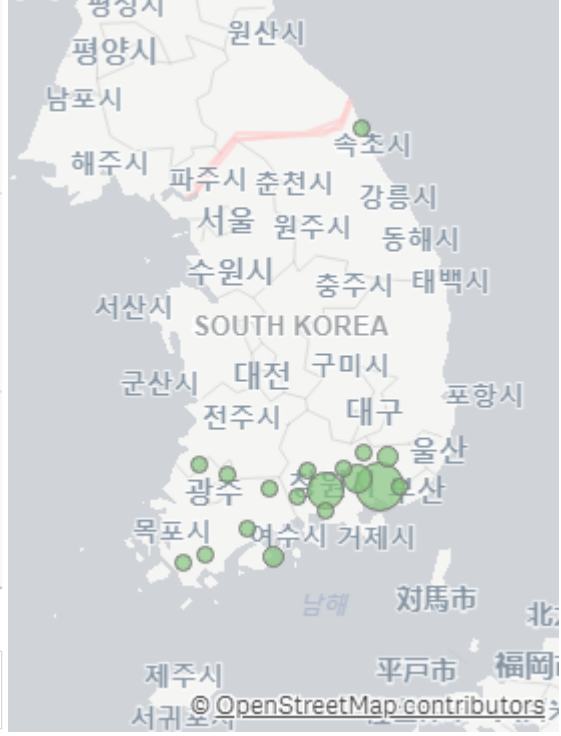
출하산지(개소)

20

출하건수(천건)

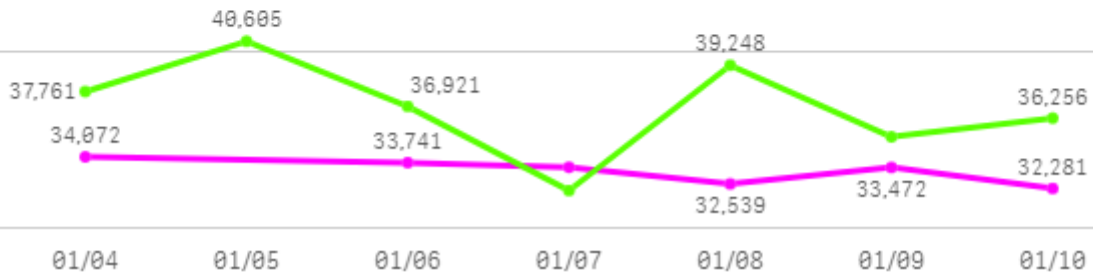
4

산지별 주출하 시군구



주간 도매가격(원)

◆ 2025    ● 2024    ▲ 평년



구분	금주(A)	전주(B)	전월(C)	전년(D)	평년(E)	A/B	A/C	A/D	A/E
가격(원)	33,265	34,392	31,301	54,880	38,666	96.7%	106.3%	60.6%	86.0%

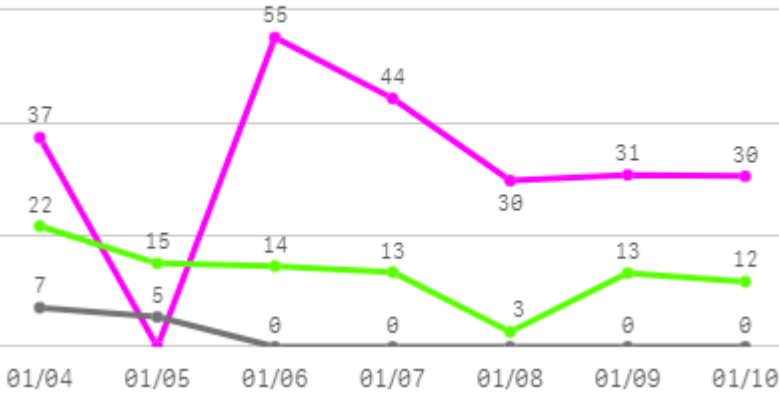
## □ 단감 부유(10Kg) 주간 가격

구분	Q	품종	Q	단량	Q	특	상	보통	하
2025-01-04		단감 부유		10Kg		47,074	34,072	26,239	18,282
2025-01-06		단감 부유		10Kg		44,987	33,741	25,373	17,698
2025-01-07		단감 부유		10Kg		45,504	33,482	24,386	17,310
2025-01-08		단감 부유		10Kg		43,932	32,539	24,353	17,548
2025-01-09		단감 부유		10Kg		44,270	33,472	25,030	17,825
2025-01-10		단감 부유		10Kg		44,481	32,281	23,758	16,332
평균						<b>45,041</b>	<b>33,265</b>	<b>24,857</b>	<b>17,499</b>

# 감

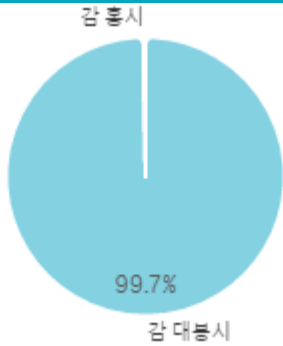
## 주간 반입량(톤)

◆ 2025    ● 2024    ▲ 평년

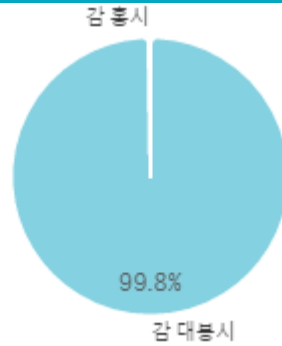


구분	금주(A)	전주(B)	전월(C)	전년(D)	평년(E)	A/B	A/C	A/D	A/E
물량(톤)	227	201	588	12	119	113.3%	38.7%	1846.4%	191.7%

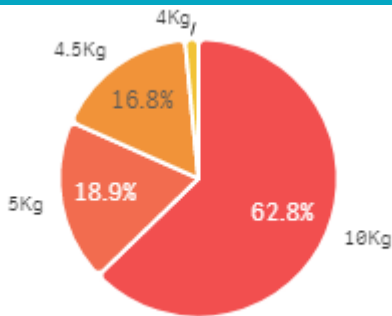
## 출하 품종별 거래물량 구성비



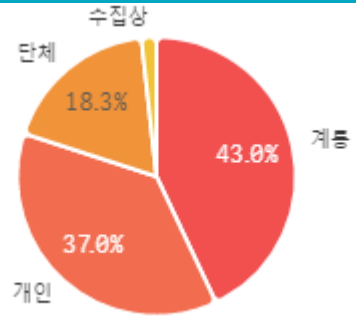
## 출하 품종별 거래금액 구성비



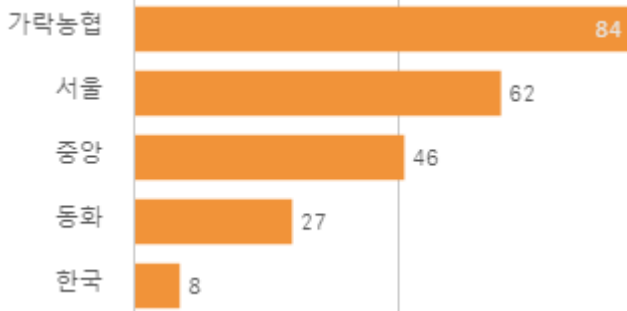
## 거래 단량별 물량 구성비



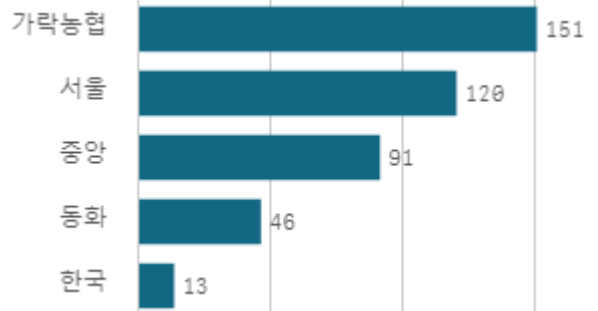
## 출하자별 거래물량 구성비



## 도매시장 법인별 거래물량(톤)

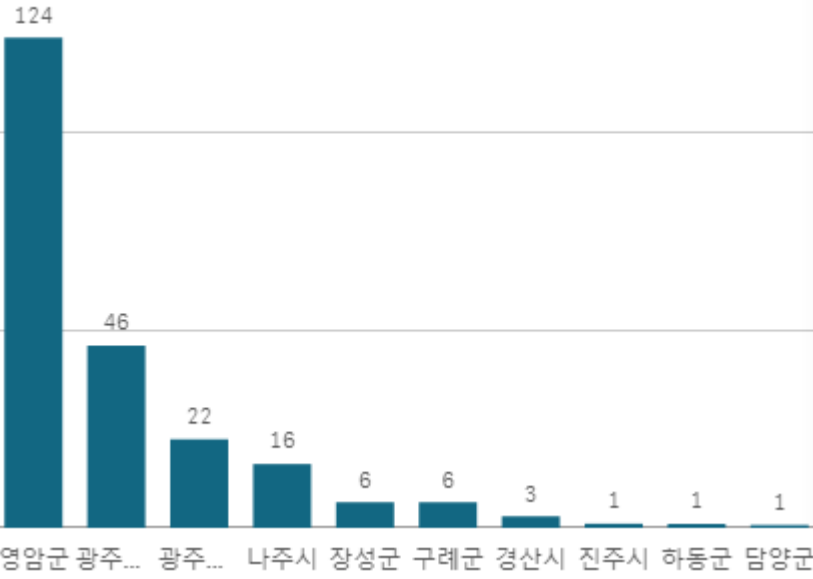


## 도매시장 법인별 거래금액(백만원)



# 감 대봉시(10Kg)

산지별 거래물량(톤)



출하산지(개소)

11

출하건수(천건)

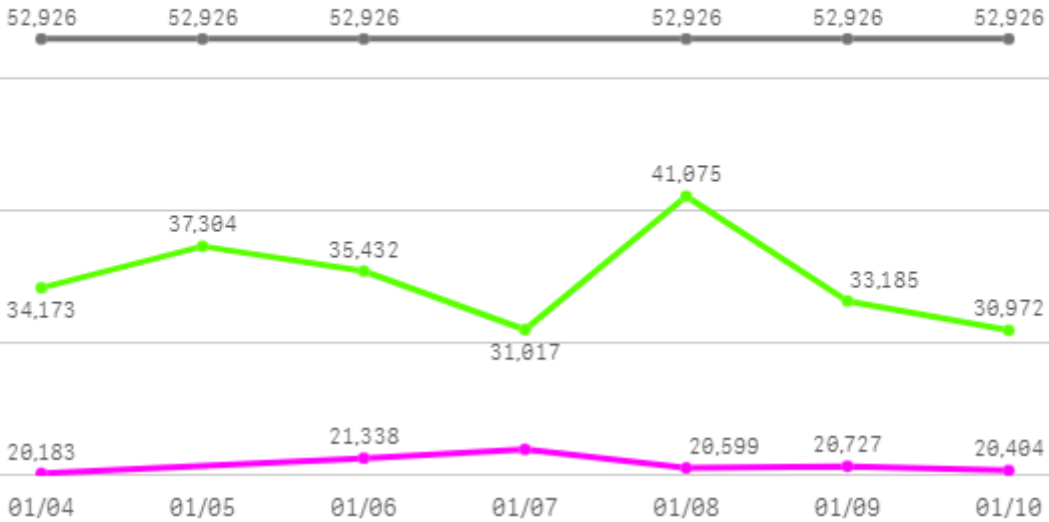
1

산지별 주출하 시군구



주간 도매가격(원)

◆ 2025    ◀ 2024    ◆ 평년



구분	금주(A)	전주(B)	전월(C)	전년(D)	평년(E)	A/B	A/C	A/D	A/E
가격(원)	20,875	19,336	20,185	52,926	35,150	108.0%	103.4%	39.4%	59.4%

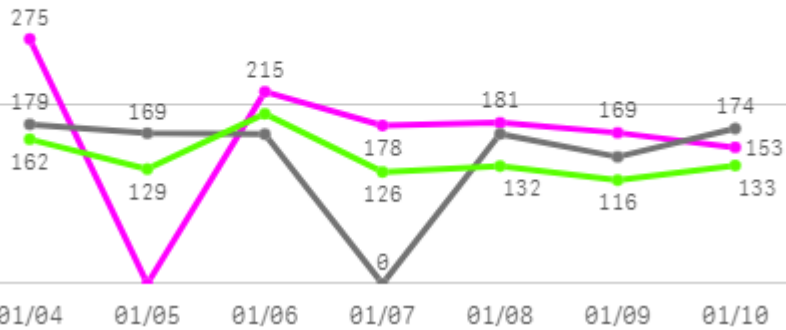
## □ 감 대봉시(10Kg) 주간 가격

구분	Q	품종	Q	단량	Q	특	상	보통	하
2025-01-04		감 대봉시		10Kg		22,684	20,183	16,434	12,654
2025-01-06		감 대봉시		10Kg		23,993	21,338	17,077	10,896
2025-01-07		감 대봉시		10Kg		24,000	21,997	18,685	14,761
2025-01-08		감 대봉시		10Kg		23,310	20,599	17,817	12,409
2025-01-09		감 대봉시		10Kg		22,270	20,727	17,242	10,783
2025-01-10		감 대봉시		10Kg		23,385	20,404	18,844	14,174
평균						<b>23,274</b>	<b>20,875</b>	<b>17,683</b>	<b>12,613</b>

# 바나나

## 주간 반입량(톤)

◆ 2025    ● 2024    ▲ 평년

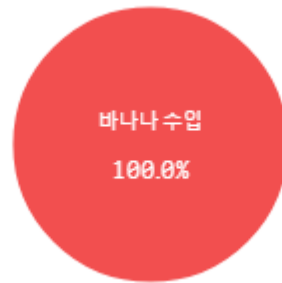


구분	금주(A)	전주(B)	전월(C)	전년(D)	평년(E)	A/B	A/C	A/D	A/E
물량(톤)	1,171	835	1,068	1,000	1,001	140.2%	109.6%	117.0%	117.0%

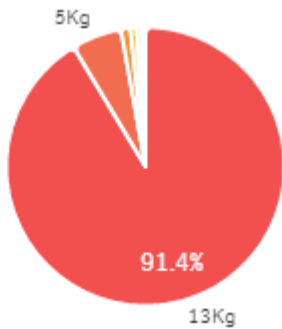
### 출하 품종별 거래물량 구성비



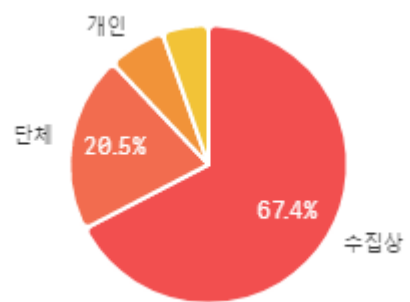
### 출하 품종별 거래금액 구성비



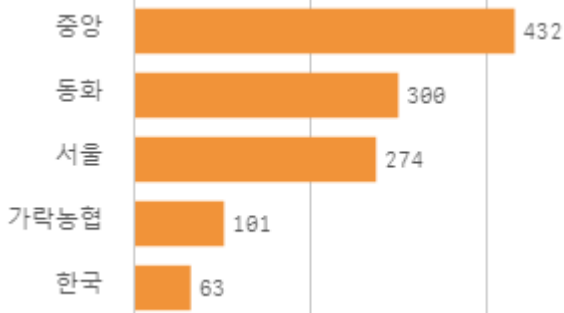
### 거래 단량별 물량 구성비



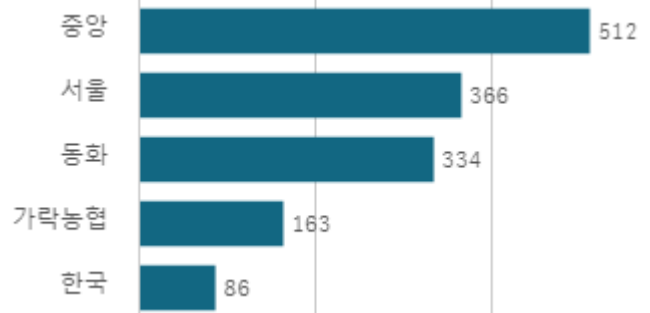
### 출하자별 거래물량 구성비



### 도매시장 법인별 거래물량(톤)

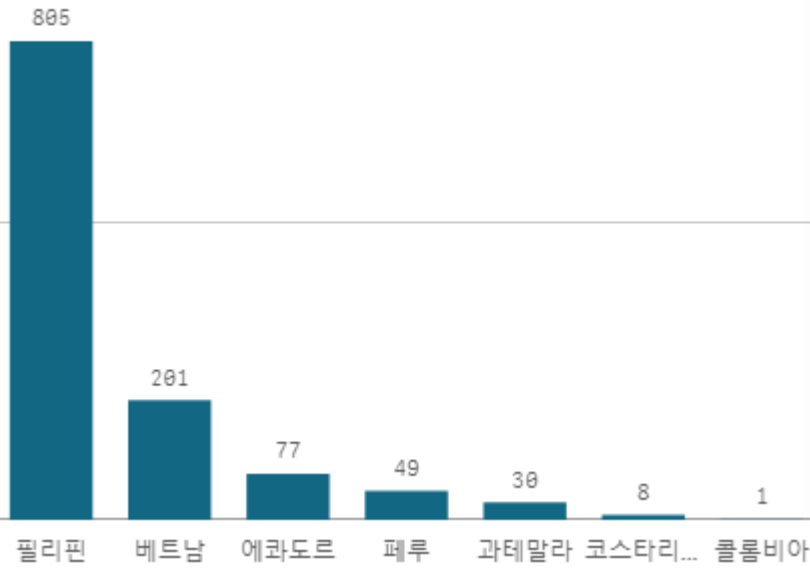


### 도매시장 법인별 거래금액(백만원)

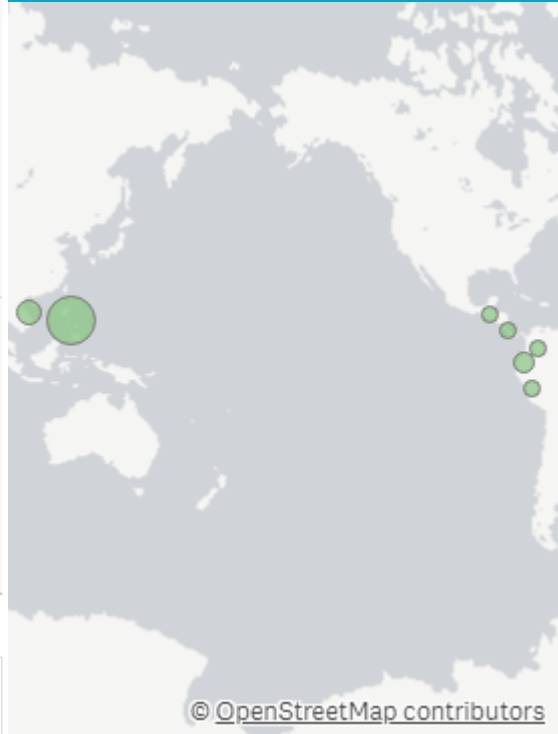


# 바나나 수입(13Kg)

산지별 거래물량(톤)



산지별 주출하 시군구



출하산지(개소)

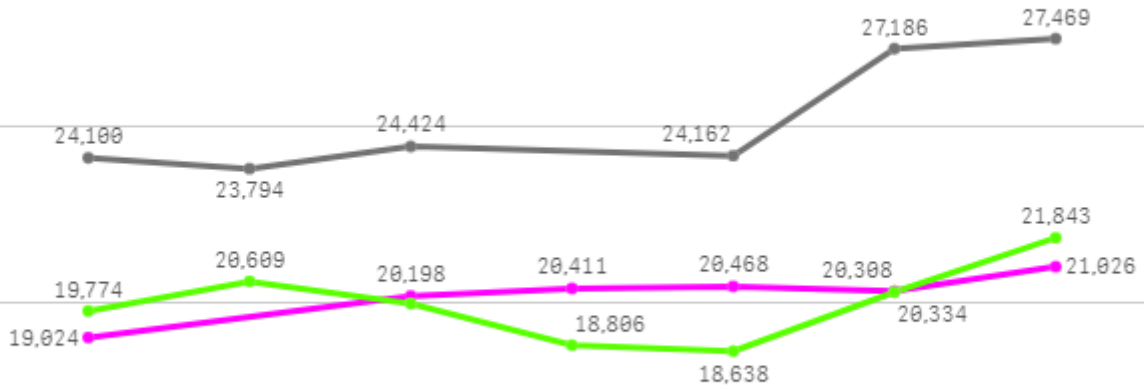
7

출하건수(천건)

2

주간 도매가격(원)

◆ 2025    ◀ 2024    ◆ 평년



01/04    01/05    01/06    01/07    01/08    01/09    01/10

구분	금주(A)	전주(B)	전월(C)	전년(D)	평년(E)	A/B	A/C	A/D	A/E
가격(원)	20,244	19,574	18,308	25,189	20,936	103.4%	110.6%	80.4%	96.7%

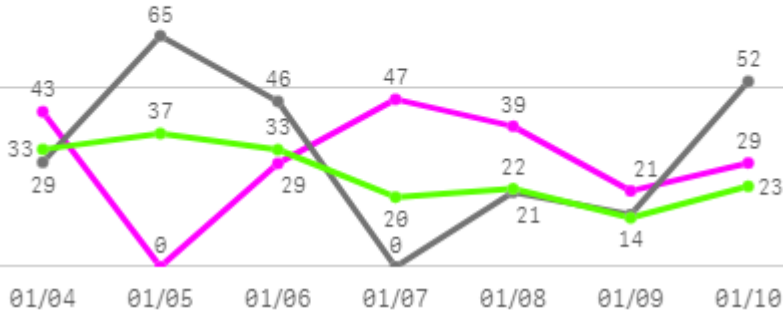
## □ 바나나 수입(13Kg) 주간 가격

구분	Q	품종	Q	단량	Q	특	상	보통	하
2025-01-04		바나나 수입		13Kg		24,817	19,024	11,848	7,410
2025-01-06		바나나 수입		13Kg		25,689	20,198	12,435	8,894
2025-01-07		바나나 수입		13Kg		25,920	20,411	13,559	9,157
2025-01-08		바나나 수입		13Kg		27,031	20,468	12,813	8,666
2025-01-09		바나나 수입		13Kg		26,582	20,334	12,140	8,901
2025-01-10		바나나 수입		13Kg		27,818	21,026	13,775	8,844
평균						<b>26,310</b>	<b>20,244</b>	<b>12,762</b>	<b>8,645</b>

# 파인애플

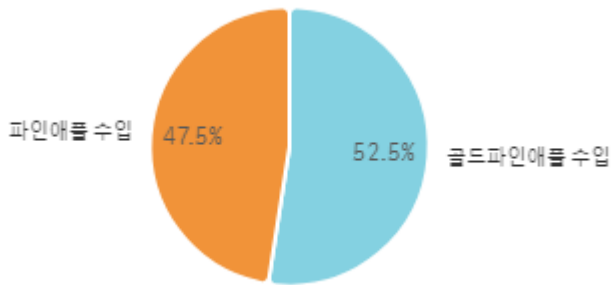
## 주간 반입량(톤)

◆ 2025    ● 2024    ▲ 평년

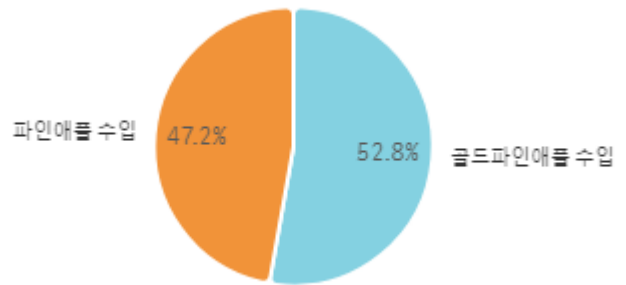


구분	금주(A)	전주(B)	전월(C)	전년(D)	평년(E)	A/B	A/C	A/D	A/E
물량(톤)	209	174	225	228	187	120.1%	93.0%	91.8%	112.0%

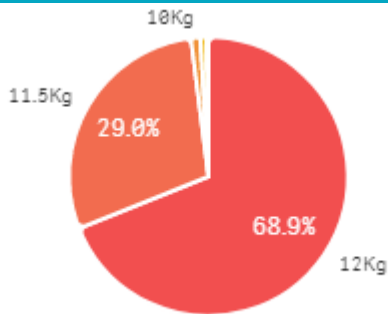
## 출하 품종별 거래물량 구성비



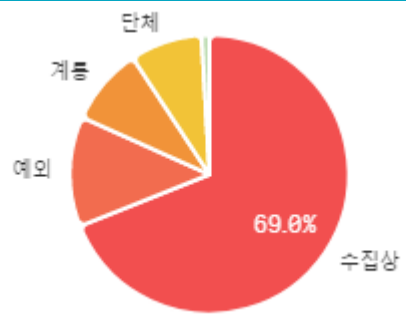
## 출하 품종별 거래금액 구성비



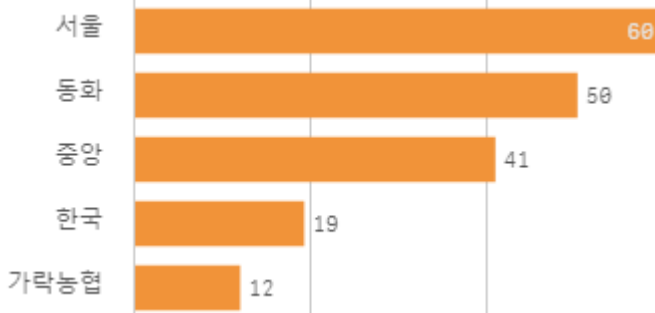
## 거래 단량별 물량 구성비



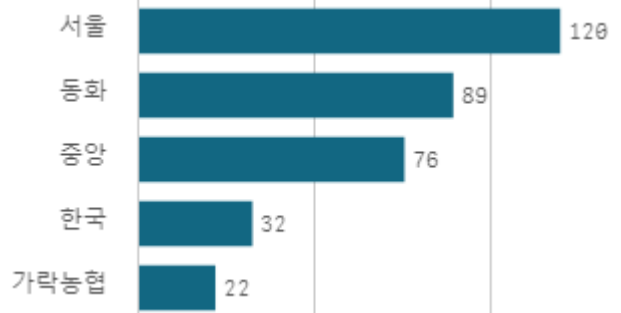
## 출하자별 거래물량 구성비



## 도매시장 법인별 거래물량(톤)



## 도매시장 법인별 거래금액(백만원)



# 골드파인애플 수입(12Kg)

산지별 거래물량(톤)



필리핀

출하산지(개소)

1

출하건수(천건)

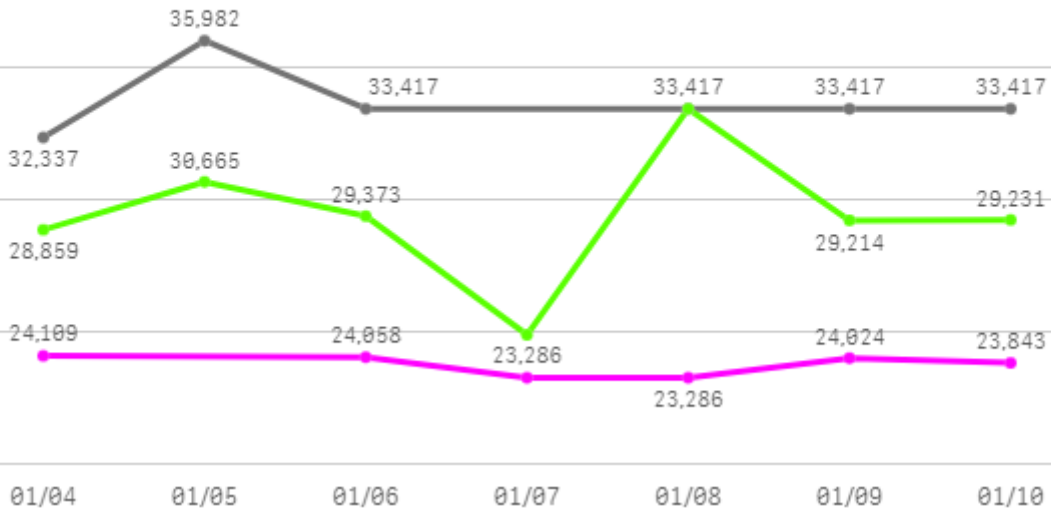
0

산지별 주출하 시군구



주간 도매가격(원)

◆ 2025    ◀ 2024    ◆ 평년



구분	금주(A)	전주(B)	전월(C)	전년(D)	평년(E)	A/B	A/C	A/D	A/E
가격(원)	23,767	23,710	30,162	33,664	27,534	100.2%	78.8%	70.6%	86.3%

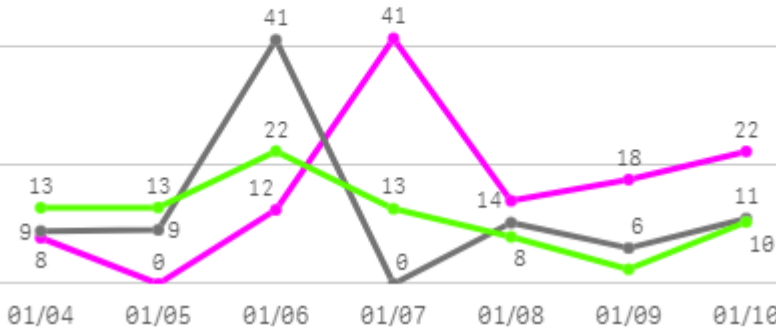
## □ 골드파인애플 수입(12Kg) 주간 가격

구분	Q	품종	Q	단량	Q	특	상	보통	하
2025-01-04		골드파인애플 수입		12Kg		26,812	24,109	20,242	11,522
2025-01-06		골드파인애플 수입		12Kg		26,834	24,058	20,479	17,262
2025-01-07		골드파인애플 수입		12Kg		25,161	23,286	19,343	12,156
2025-01-08		골드파인애플 수입		12Kg		25,161	23,286	19,343	12,156
2025-01-09		골드파인애플 수입		12Kg		24,557	24,024	20,070	15,630
2025-01-10		골드파인애플 수입		12Kg		25,500	23,843	19,386	15,522
평균						<b>25,671</b>	<b>23,767</b>	<b>19,810</b>	<b>14,041</b>

# 오렌지

## 주간 반입량(톤)

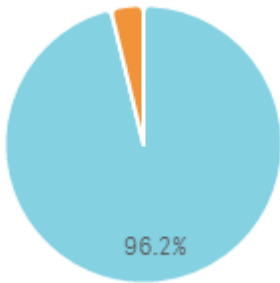
◆ 2025    ● 2024    ▲ 평년



구분	금주(A)	전주(B)	전월(C)	전년(D)	평년(E)	A/B	A/C	A/D	A/E
물량(톤)	115	56	53	86	86	206.5%	219.2%	133.6%	134.7%

### 출하 품종별 거래물량 구성비

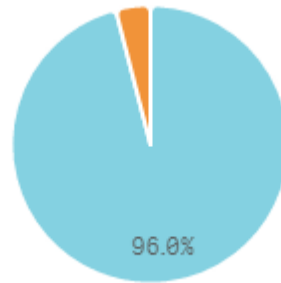
오렌지 기타



오렌지 네블 수입

### 출하 품종별 거래금액 구성비

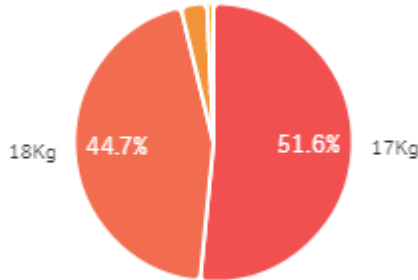
오렌지 기타



오렌지 네블 수입

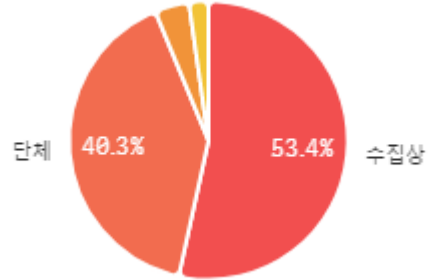
### 거래 단량별 물량 구성비

10Kg

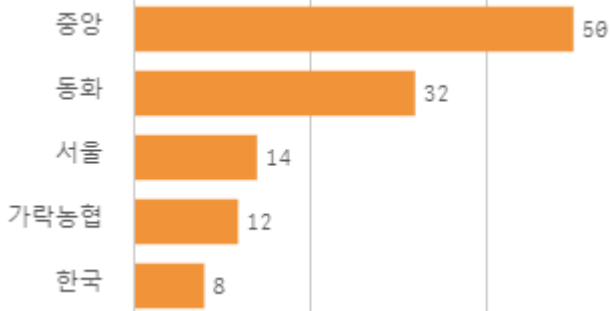


### 출하자별 거래물량 구성비

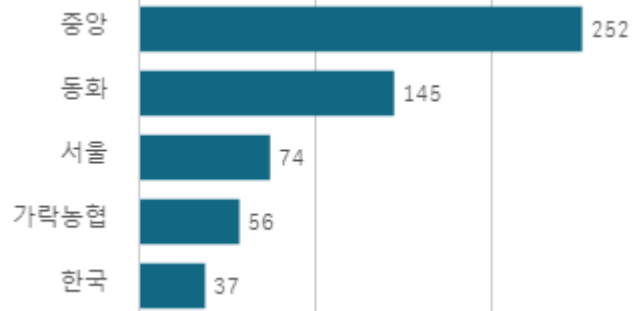
개인



### 도매시장 법인별 거래물량(톤)



### 도매시장 법인별 거래금액(백만원)



# 오렌지 네블 수입(18Kg)

산지별 거래물량(톤)



미국

출하산지(개소)

1

출하건수(천건)

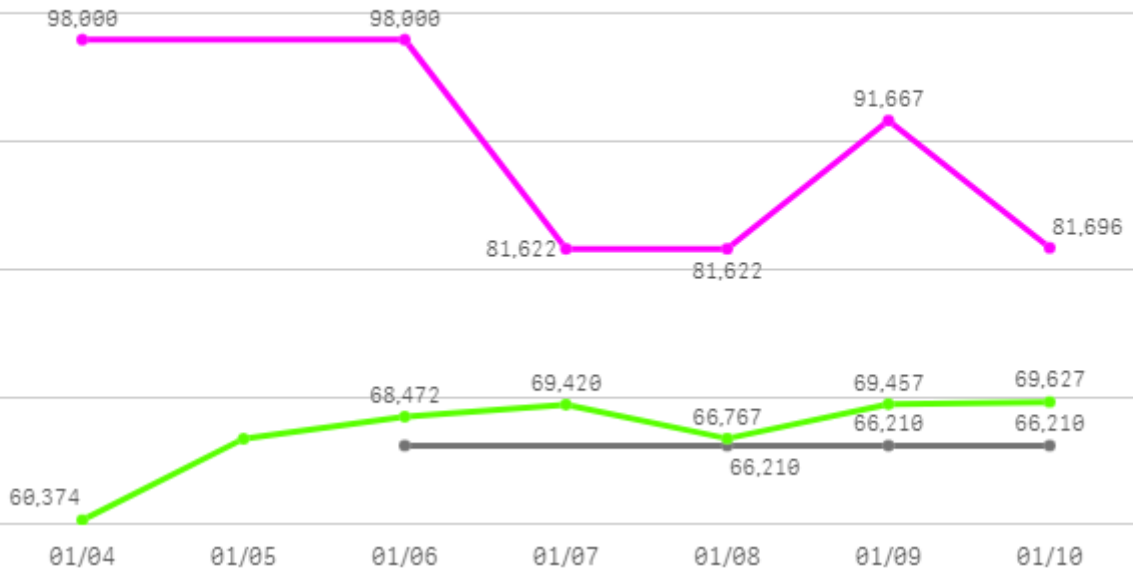
0

산지별 주출하 시군구



주간 도매가격(원)

◆ 2025    ◀ 2024    ◆ 평년



구분	금주(A)	전주(B)	전월(C)	전년(D)	평년(E)	A/B	A/C	A/D	A/E
가격(원)	88,768	96,230	71,164	66,210	73,024	92.2%	124.7%	134.1%	121.6%

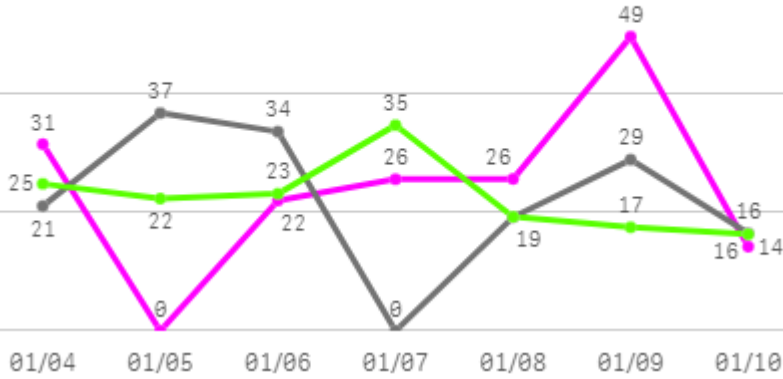
## □ 오렌지 네블 수입(18Kg) 주간 가격

구분	Q	품종	Q	단량	Q	특	상	보통	하
2025-01-04		오렌지 네블 수입		18Kg		98,000	98,000	95,153	90,000
2025-01-06		오렌지 네블 수입		18Kg		98,000	98,000	95,153	90,000
2025-01-07		오렌지 네블 수입		18Kg		90,750	81,622	76,529	70,781
2025-01-08		오렌지 네블 수입		18Kg		90,750	81,622	76,529	70,781
2025-01-09		오렌지 네블 수입		18Kg		96,935	91,667	82,336	74,000
2025-01-10		오렌지 네블 수입		18Kg		95,241	81,696	77,228	76,000
평균						<b>94,946</b>	<b>88,768</b>	<b>83,821</b>	<b>78,594</b>

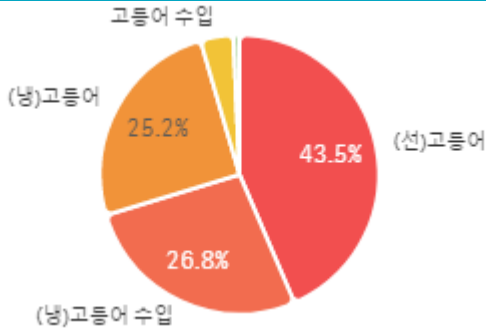
# 고등어

## 주간 반입량(톤)

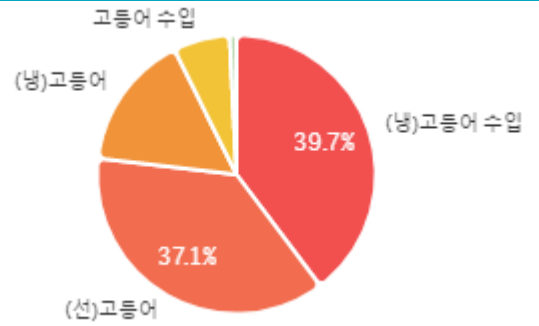
◆ 2025    ● 2024    ▲ 평년



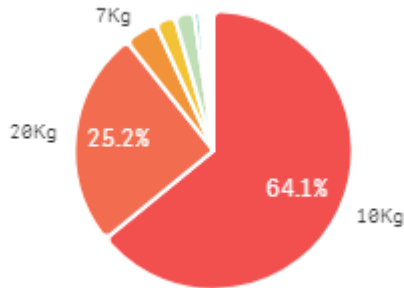
## 출하 품종별 거래물량 구성비



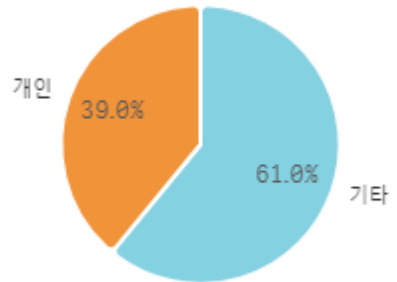
## 출하 품종별 거래금액 구성비



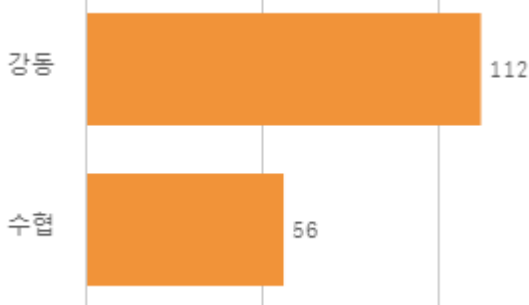
## 거래 단량별 물량 구성비



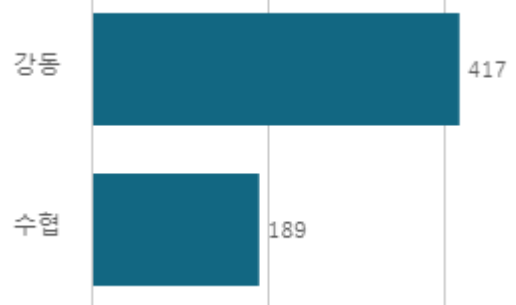
## 출하자별 거래물량 구성비



## 도매시장 법인별 거래물량(톤)

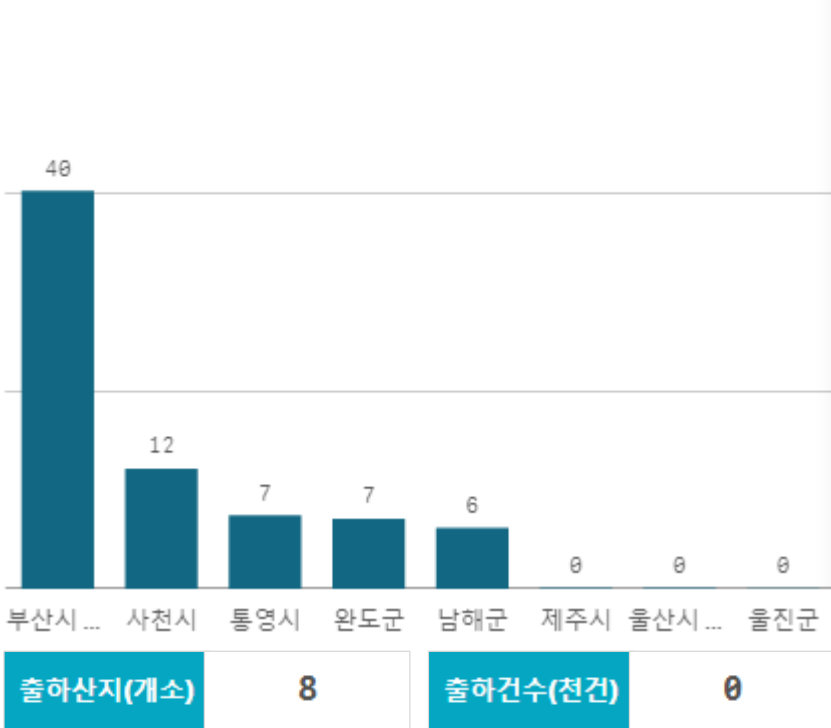


## 도매시장 법인별 거래금액(백만원)

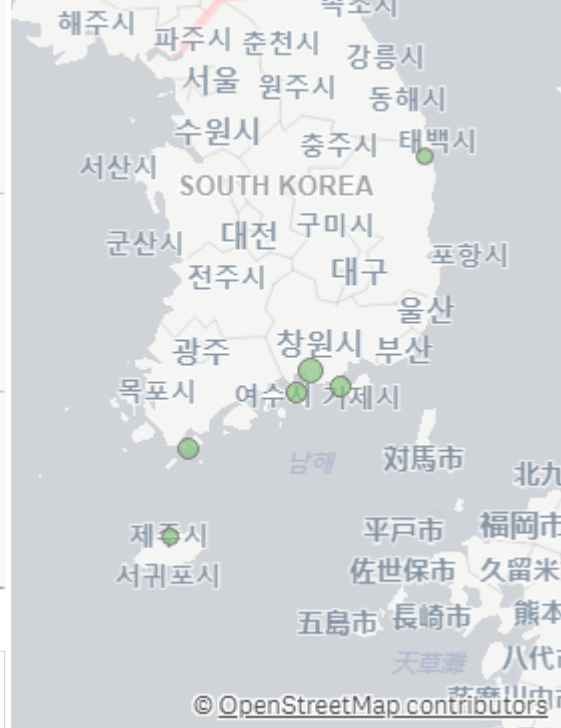


# (선)고등어(10Kg)

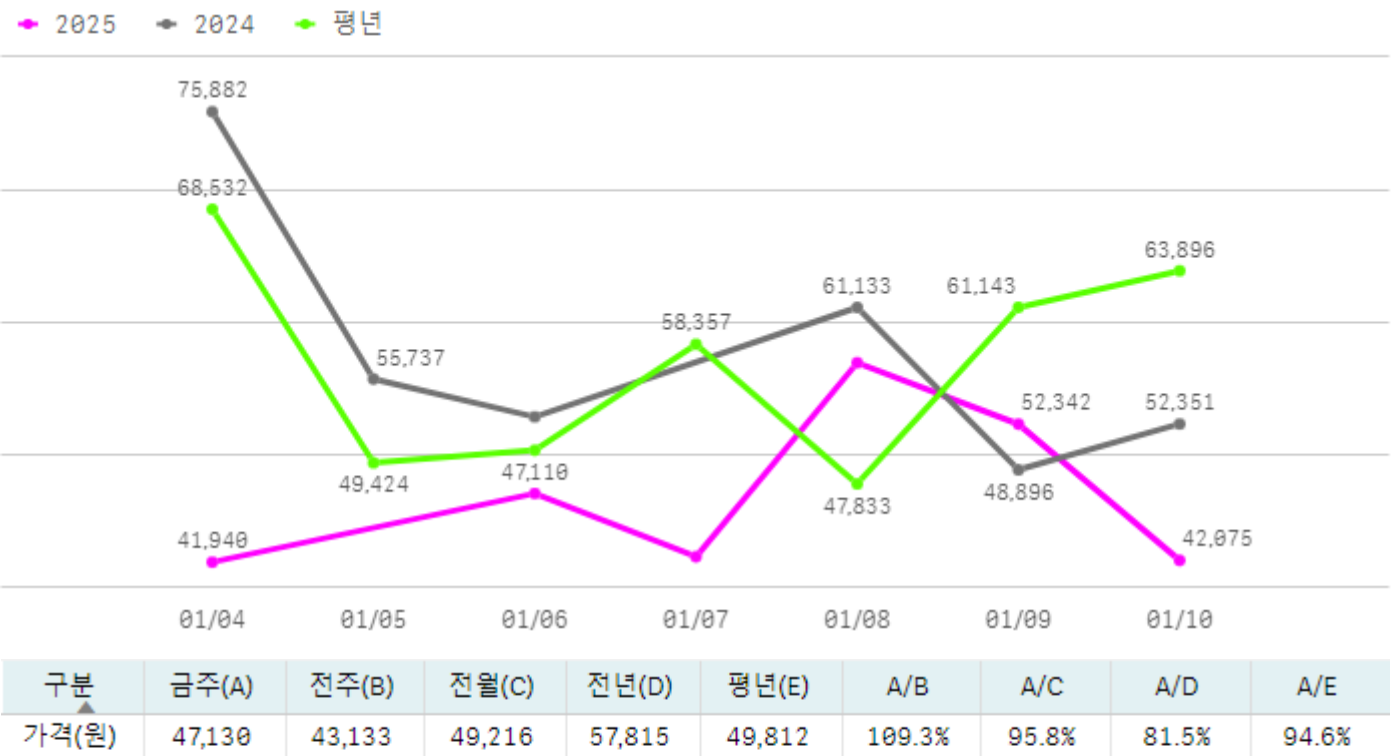
산지별 거래물량(톤)



산지별 주출하 시군구



주간 도매가격(원)



## □ (선)고등어(10Kg) 주간 가격

구분	Q	품종	Q	단량	Q	특	상	보통	하
2025-01-04		(선)고등어		10Kg		-	41,940	23,006	18,516
2025-01-06		(선)고등어		10Kg		-	47,110	25,268	18,711
2025-01-07		(선)고등어		10Kg		-	42,347	26,121	19,790
2025-01-08		(선)고등어		10Kg		-	56,965	31,065	26,174
2025-01-09		(선)고등어		10Kg		-	52,342	31,279	25,150
2025-01-10		(선)고등어		10Kg		-	42,075	26,528	20,000
평균						-	<b>47,130</b>	<b>27,211</b>	<b>21,390</b>

# (냉)고등어 수입(10Kg)

산지별 거래물량(톤)



노르웨이

출하산지(개소)

1

출하건수(천건)

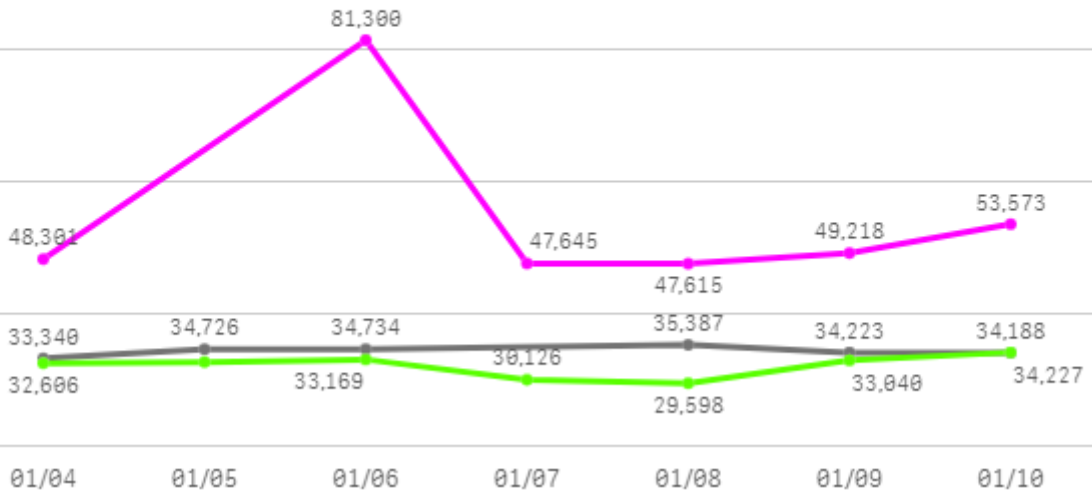
0

산지별 주출하 시군구



주간 도매가격(원)

◆ 2025    ● 2024    ◆ 평년



구분	금주(A)	전주(B)	전월(C)	전년(D)	평년(E)	A/B	A/C	A/D	A/E
가격(원)	54,609	48,160	47,679	34,433	37,106	113.4%	114.5%	158.6%	147.2%

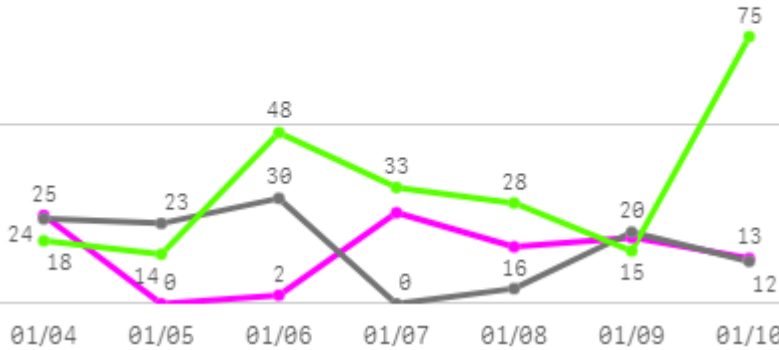
## □ (냉)고등어 수입(10Kg) 주간 가격

구분	Q	품종	Q	단량	Q	특	상	보통	하
2025-01-04		(냉)고등어 수입		10Kg		-	48,301	-	-
2025-01-06		(냉)고등어 수입		10Kg		-	81,300	-	-
2025-01-07		(냉)고등어 수입		10Kg		-	47,645	-	-
2025-01-08		(냉)고등어 수입		10Kg		-	47,615	-	-
2025-01-09		(냉)고등어 수입		10Kg		-	49,218	-	-
2025-01-10		(냉)고등어 수입		10Kg		-	53,573	-	-
평균						-	<b>54,609</b>	-	-

# 명태

## 주간 반입량(톤)

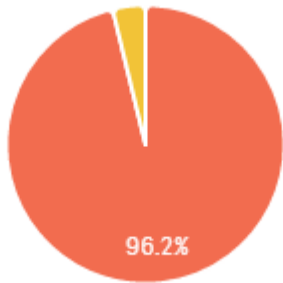
◆ 2025    ● 2024    ▲ 평년



구분	금주(A)	전주(B)	전월(C)	전년(D)	평년(E)	A/B	A/C	A/D	A/E
물량(톤)	100	43	279	112	192	235.3%	35.8%	89.2%	52.1%

### 출하 품종별 거래물량 구성비

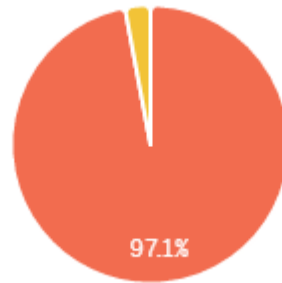
(선)명태 수입



(냉)명태 수입

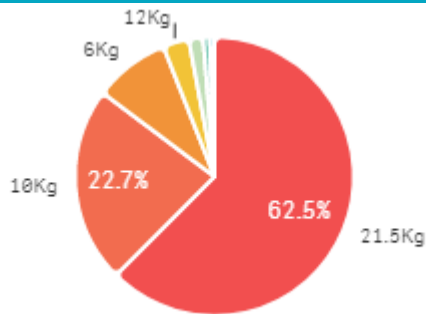
### 출하 품종별 거래금액 구성비

(선)명태 수입

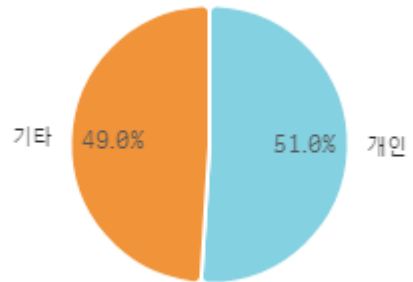


(냉)명태 수입

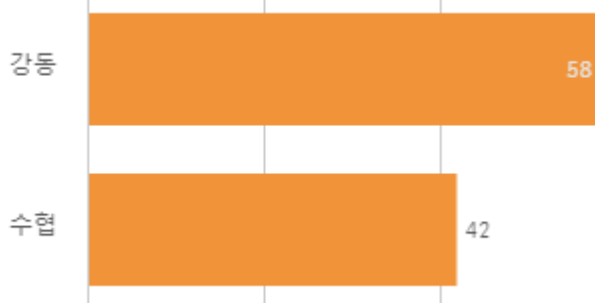
### 거래 단량별 물량 구성비



### 출하자별 거래물량 구성비



### 도매시장 법인별 거래물량(톤)




### 도매시장 법인별 거래금액(백만원)



# (선)명태 수입(10Kg)

산지별 거래물량(톤)



일본

산지별 주출하 시군구



출하산지(개소)

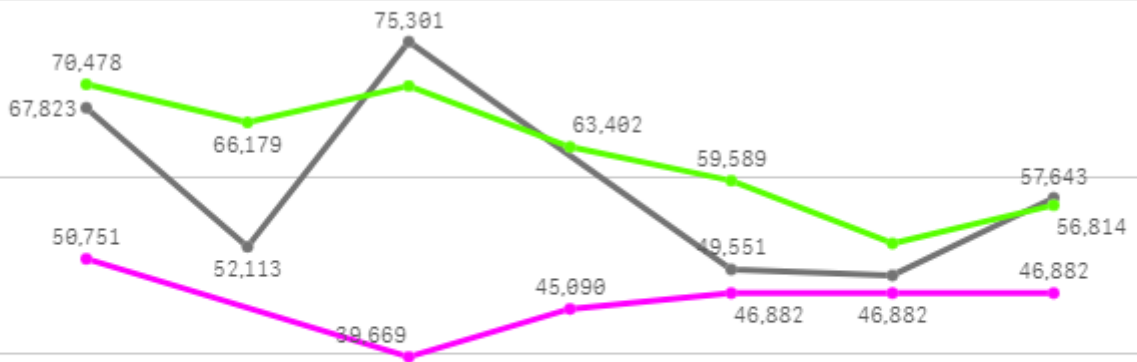
1

출하건수(천건)

0

주간 도매가격(원)

◆ 2025    ● 2024    ◆ 평년



01/04

01/05

01/06

01/07

01/08

01/09

01/10

구분	금주(A)	전주(B)	전월(C)	전년(D)	평년(E)	A/B	A/C	A/D	A/E
가격(원)	46,026	60,014	62,052	58,552	58,161	76.7%	74.2%	78.6%	79.1%

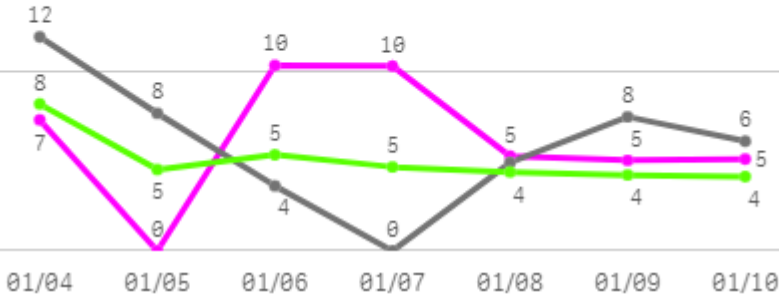
## □ (선)명태 수입(10Kg) 주간 가격

구분	Q	품종	Q	단량	Q	특	상	보통	하
2025-01-04		(선)명태 수입		10Kg		-	50,751	44,203	-
2025-01-06		(선)명태 수입		10Kg		-	39,669	10,525	-
2025-01-07		(선)명태 수입		10Kg		-	45,090	27,477	-
2025-01-08		(선)명태 수입		10Kg		-	46,882	37,120	-
2025-01-09		(선)명태 수입		10Kg		-	46,882	37,120	-
2025-01-10		(선)명태 수입		10Kg		-	46,882	37,120	-
평균						-	<b>46,026</b>	<b>32,261</b>	-

# 갈치

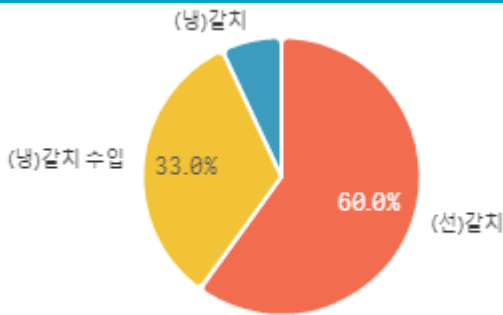
## 주간 반입량(톤)

◆ 2025    ● 2024    ▲ 평년

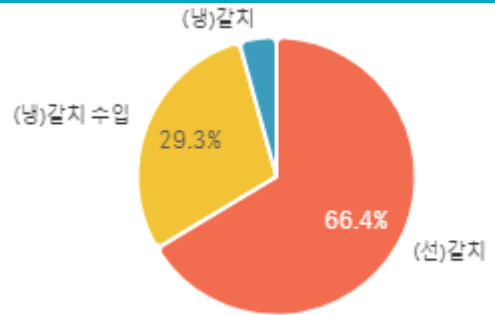


구분	금주(A)	전주(B)	전월(C)	전년(D)	평년(E)	A/B	A/C	A/D	A/E
물량(톤)	44	28	44	42	38	156.4%	98.5%	104.0%	115.8%

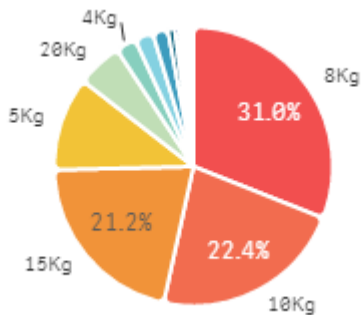
### 출하 품종별 거래물량 구성비



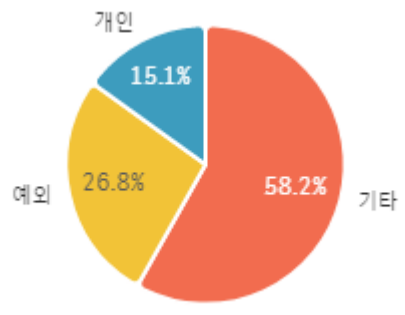
### 출하 품종별 거래금액 구성비



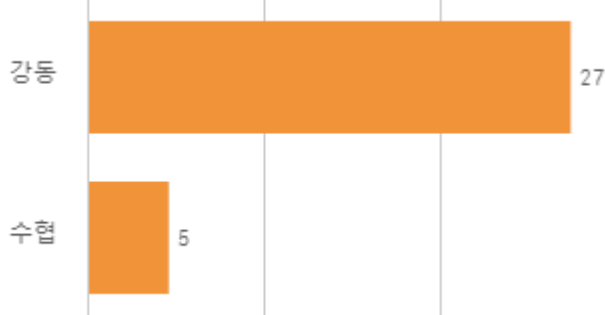
### 거래 단량별 물량 구성비



### 출하자별 거래물량 구성비



### 도매시장 법인별 거래물량(톤)

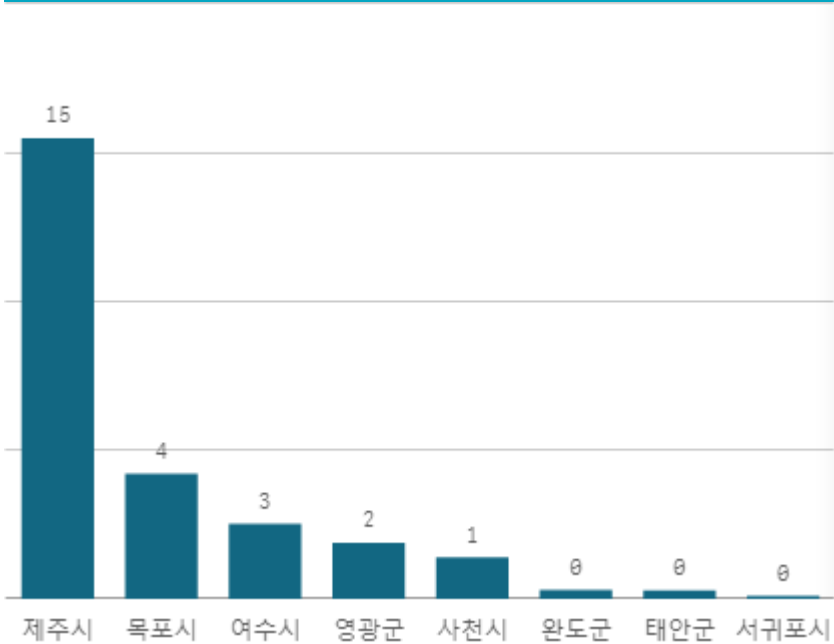


### 도매시장 법인별 거래금액(백만원)



# (선)갈치(5Kg)

산지별 거래물량(톤)



출하산지(개소)

8

출하건수(천건)

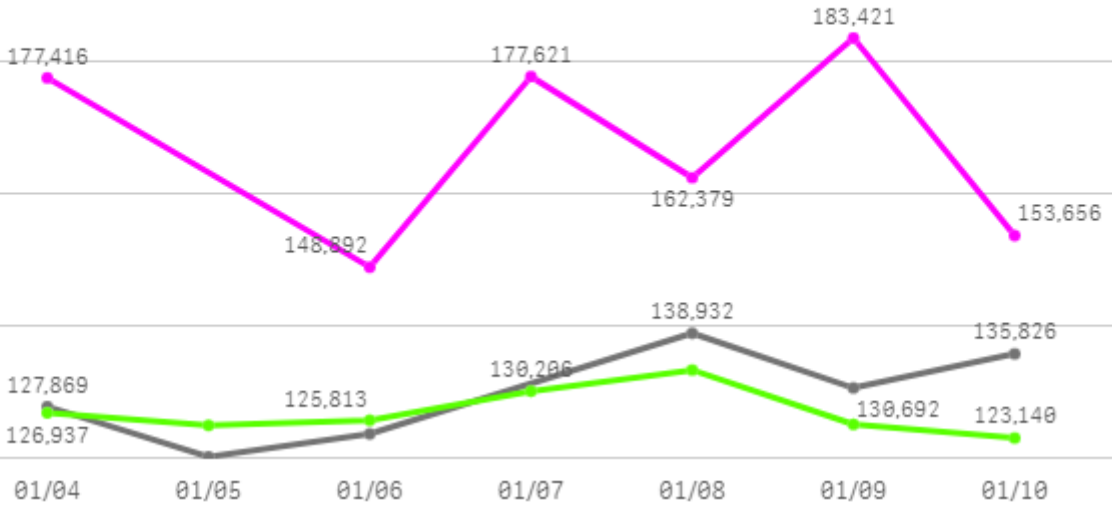
1

산지별 주출하 시군구



주간 도매가격(원)

◆ 2025    ● 2024    ◆ 평년



구분	금주(A)	전주(B)	전월(C)	전년(D)	평년(E)	A/B	A/C	A/D	A/E
가격(원)	167,231	138,080	134,616	129,566	137,778	121.1%	124.2%	129.1%	121.4%

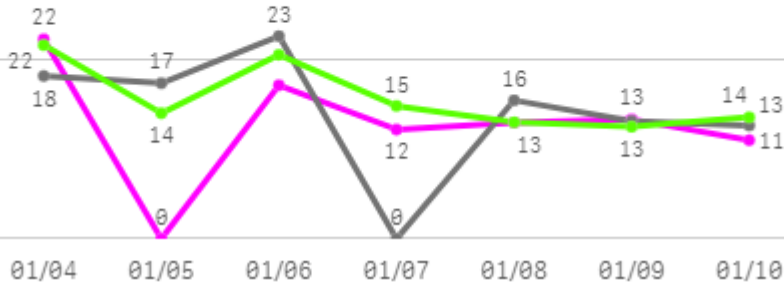
## □ (선)갈치(5Kg) 주간 가격

구분	Q	품종	Q	단량	Q	특	상	보통	하
2025-01-04		(선)갈치		5Kg		-	177,416	113,046	57,229
2025-01-06		(선)갈치		5Kg		-	148,892	69,881	23,012
2025-01-07		(선)갈치		5Kg		-	177,621	101,866	33,680
2025-01-08		(선)갈치		5Kg		-	162,379	98,175	32,863
2025-01-09		(선)갈치		5Kg		-	183,421	148,421	88,703
2025-01-10		(선)갈치		5Kg		-	153,656	87,541	29,135
평균						-	<b>167,231</b>	<b>103,155</b>	<b>44,104</b>

# 굴

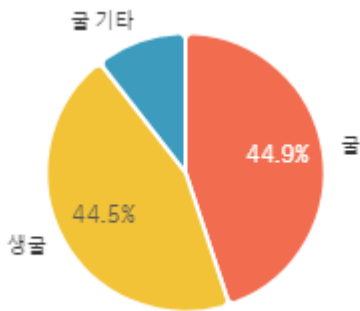
## 주간 반입량(톤)

◆ 2025    ● 2024    ▲ 평년

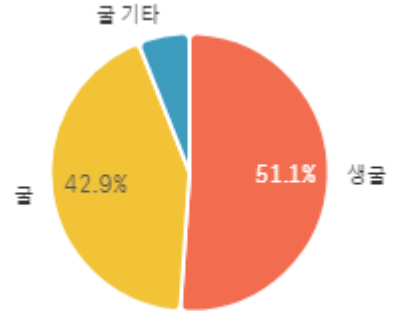


구분	금주(A)	전주(B)	전월(C)	전년(D)	평년(E)	A/B	A/C	A/D	A/E
물량(톤)	89	90	107	100	104	99.5%	83.7%	89.5%	85.9%

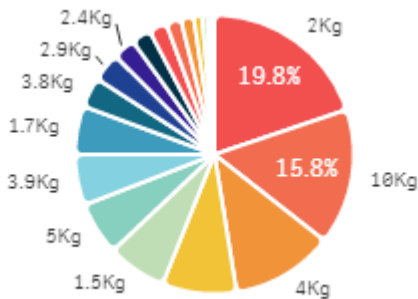
### 출하 품종별 거래물량 구성비



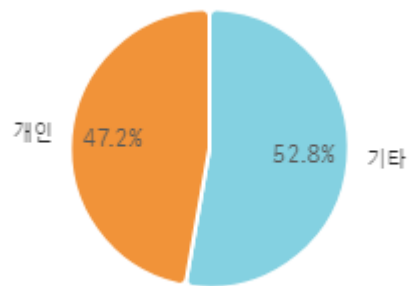
### 출하 품종별 거래금액 구성비



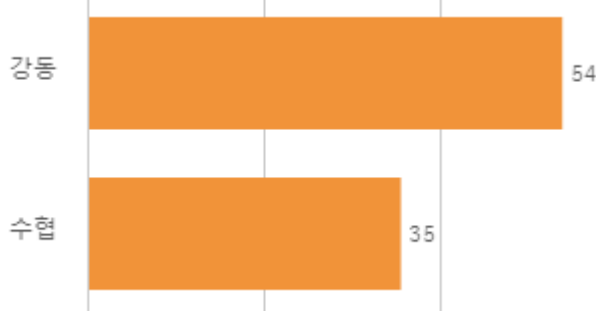
### 거래 단량별 물량 구성비



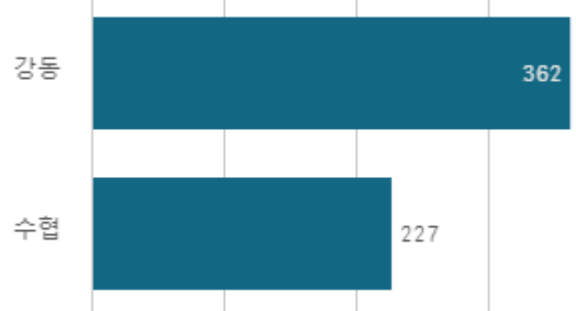
### 출하자별 거래물량 구성비



### 도매시장 법인별 거래물량(톤)

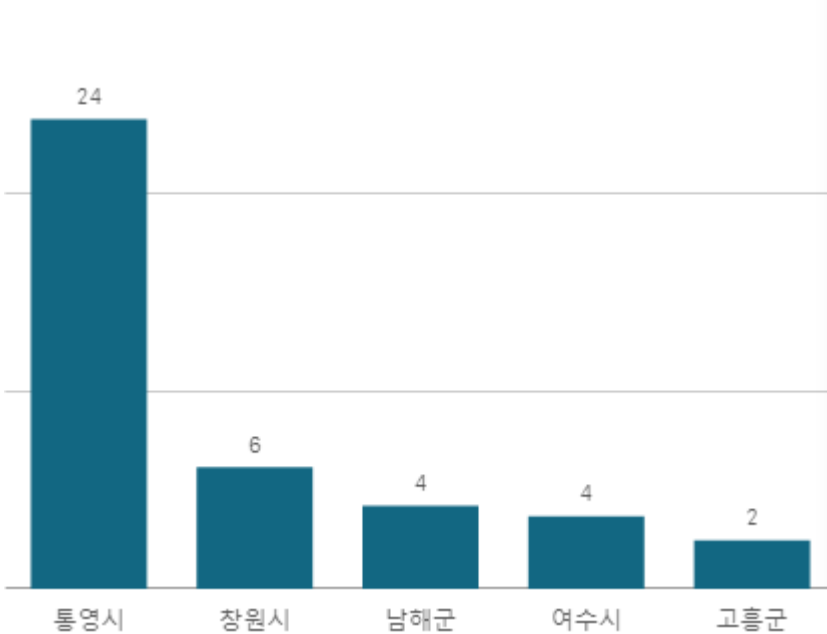


### 도매시장 법인별 거래금액(백만원)



# 굴(1Kg)

산지별 거래물량(톤)



산지별 주출하 시군구



출하산지(개소)

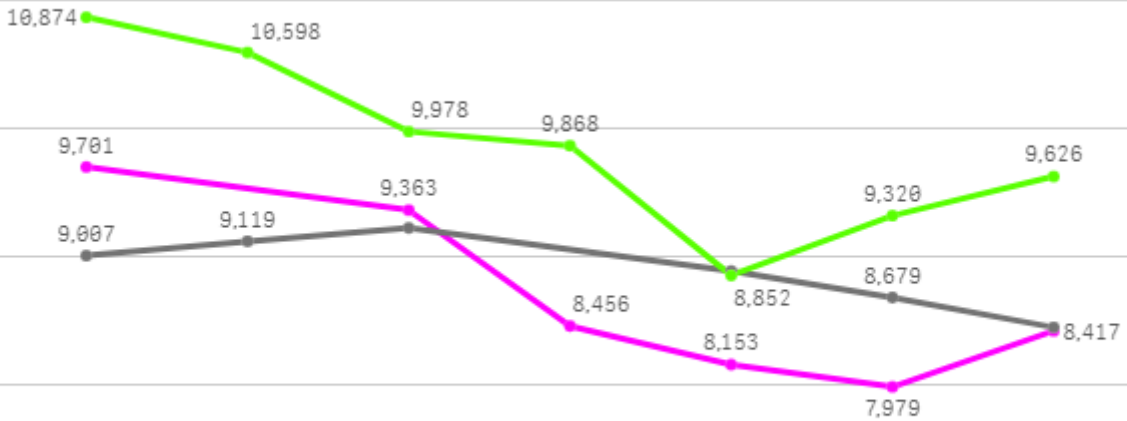
5

출하건수(천건)

1

주간 도매가격(원)

◆ 2025    ● 2024    ◆ 평년



01/04    01/05    01/06    01/07    01/08    01/09    01/10

구분	금주(A)	전주(B)	전월(C)	전년(D)	평년(E)	A/B	A/C	A/D	A/E
가격(원)	8,678	10,993	14,069	8,893	10,034	78.9%	61.7%	97.6%	86.5%

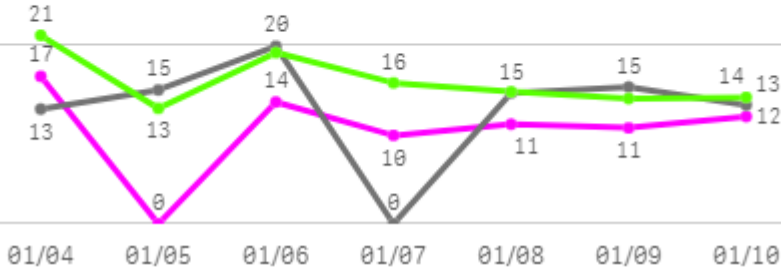
## □ 굴(1Kg) 주간 가격

구분	Q	품종	Q	단량	Q	특	상	보통	하
2025-01-04		굴		1Kg		11,632	9,701	7,474	5,578
2025-01-06		굴		1Kg		11,005	9,363	7,124	5,090
2025-01-07		굴		1Kg		10,393	8,456	6,070	4,354
2025-01-08		굴		1Kg		10,225	8,153	5,610	4,178
2025-01-09		굴		1Kg		10,089	7,979	4,451	3,295
2025-01-10		굴		1Kg		10,337	8,417	5,475	2,890
평균						<b>10,614</b>	<b>8,678</b>	<b>6,034</b>	<b>4,231</b>

# 홍합

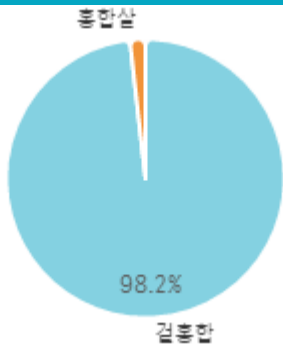
## 주간 반입량(톤)

◆ 2025    ● 2024    ▲ 평년

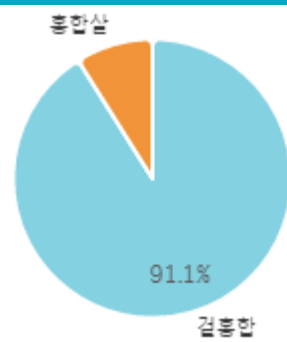


구분	금주(A)	전주(B)	전월(C)	전년(D)	평년(E)	A/B	A/C	A/D	A/E
물량(톤)	74	76	75	91	100	97.4%	98.8%	81.3%	74.4%

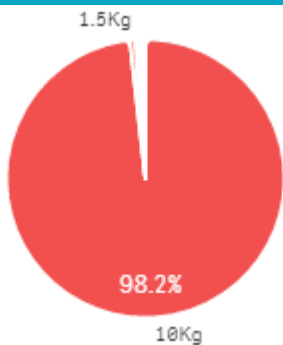
## 출하 품종별 거래물량 구성비



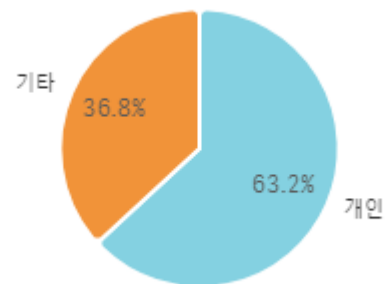
## 출하 품종별 거래금액 구성비



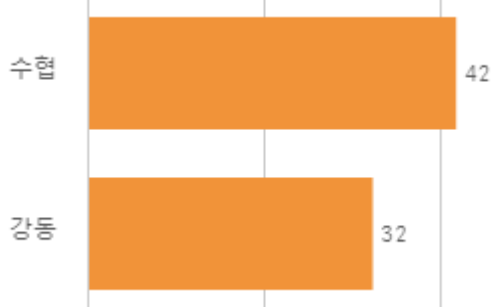
## 거래 단량별 물량 구성비



## 출하자별 거래물량 구성비



## 도매시장 법인별 거래물량(톤)

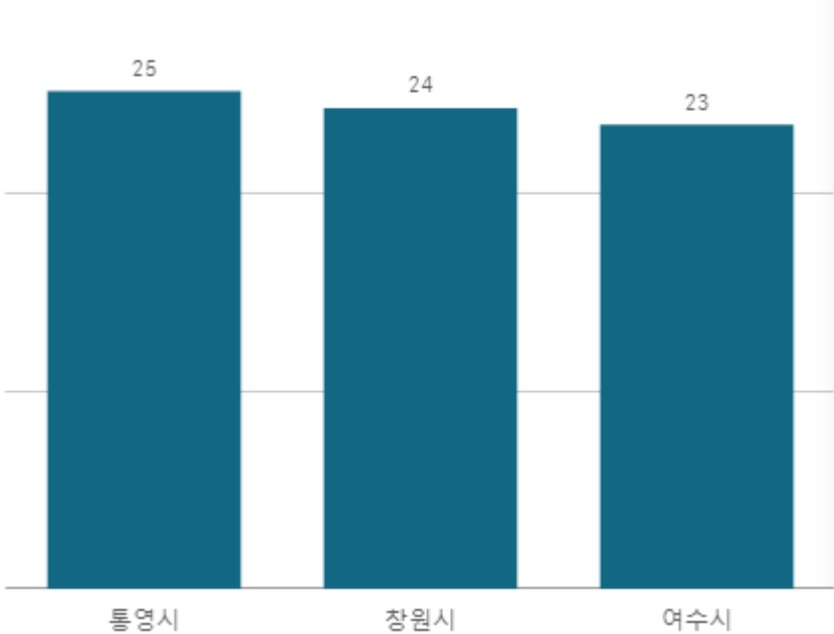


## 도매시장 법인별 거래금액(백만원)



# 걸홍합(10Kg)

산지별 거래물량(톤)

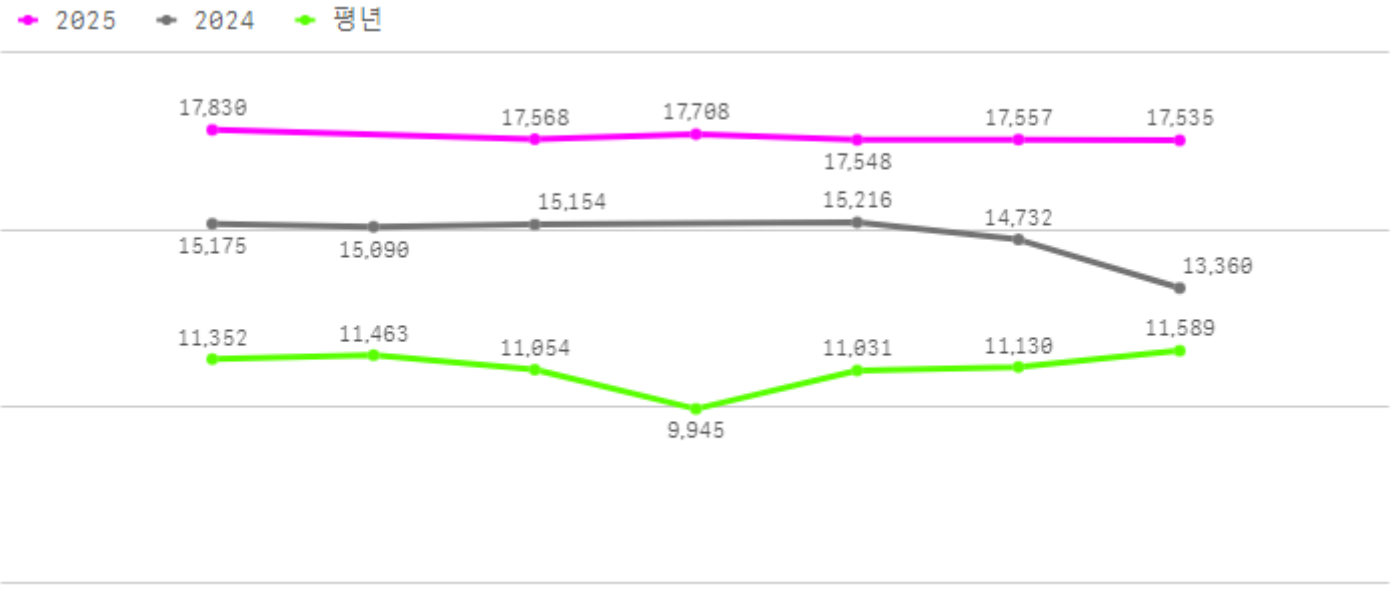


산지별 주출하 시군구



출하산지(개소)	3	출하건수(천건)	1
----------	---	----------	---

주간 도매가격(원)



구분	금주(A)	전주(B)	전월(C)	전년(D)	평년(E)	A/B	A/C	A/D	A/E
가격(원)	17,624	17,862	17,948	14,788	12,589	98.7%	98.2%	119.2%	140.0%

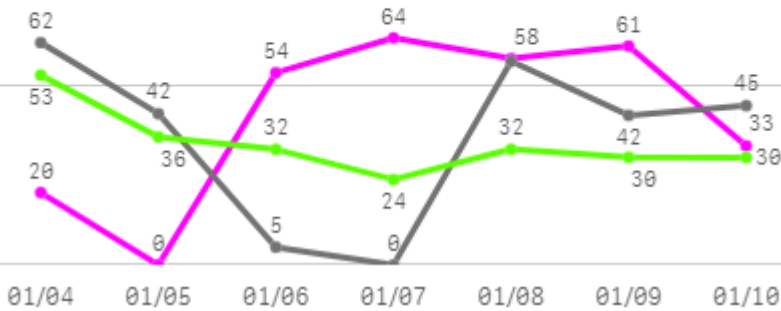
## □ 곁홍합(10Kg) 주간 가격

구분	Q	품종	Q	단량	Q	특	상	보통	하
2025-01-04		곁홍합		10Kg		-	17,830	17,372	13,925
2025-01-06		곁홍합		10Kg		-	17,568	17,366	16,092
2025-01-07		곁홍합		10Kg		-	17,708	17,250	15,438
2025-01-08		곁홍합		10Kg		-	17,548	17,006	15,163
2025-01-09		곁홍합		10Kg		-	17,557	17,316	15,375
2025-01-10		곁홍합		10Kg		-	17,535	17,245	15,479
평균						-	<b>17,624</b>	<b>17,259</b>	<b>15,245</b>

# 건멸치

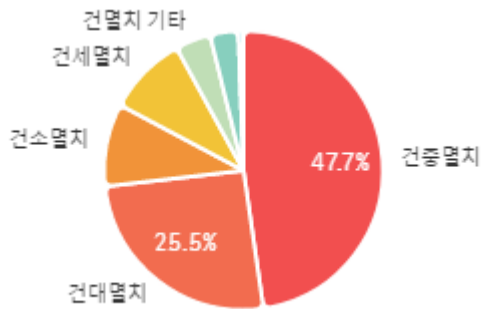
## 주간 반입량(톤)

◆ 2025    ● 2024    ▲ 평년

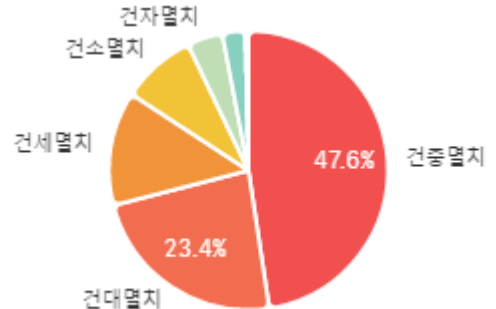


구분	금주(A)	전주(B)	전월(C)	전년(D)	평년(E)	A/B	A/C	A/D	A/E
물량(톤)	290	71	105	253	249	408.4%	276.5%	114.6%	116.3%

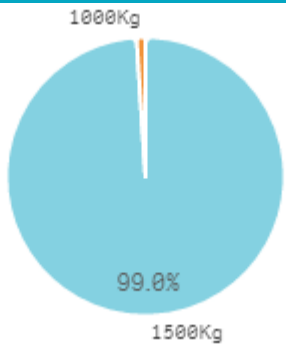
### 출하 품종별 거래물량 구성비



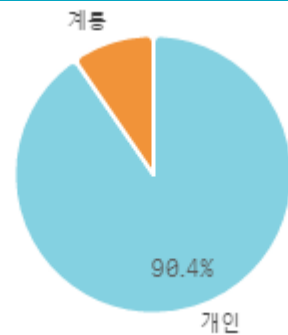
### 출하 품종별 거래금액 구성비




### 거래 단량별 물량 구성비




### 출하자별 거래물량 구성비



### 도매시장 법인별 거래물량(톤)

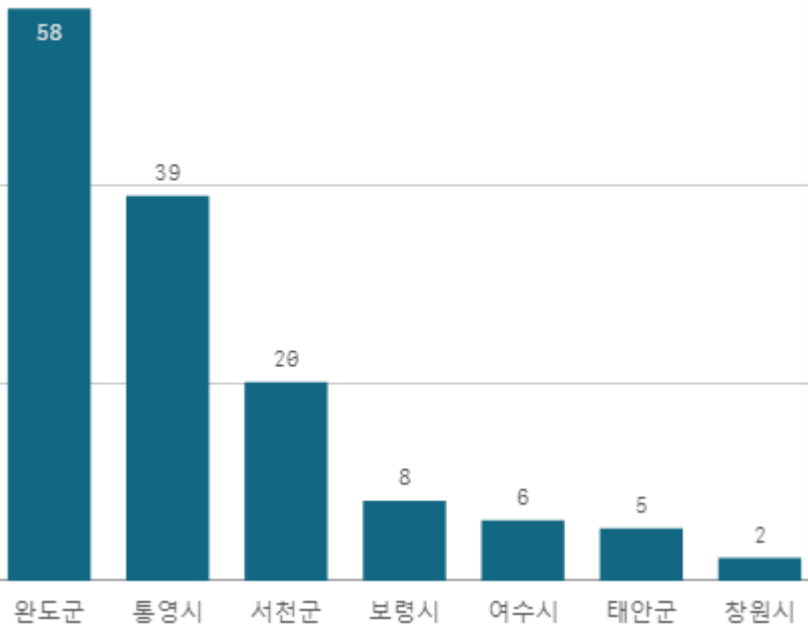


### 도매시장 법인별 거래금액(백만원)



# 건종멸치(1.5Kg)

산지별 거래물량(톤)



출하산지(개소)

7

출하건수(천건)

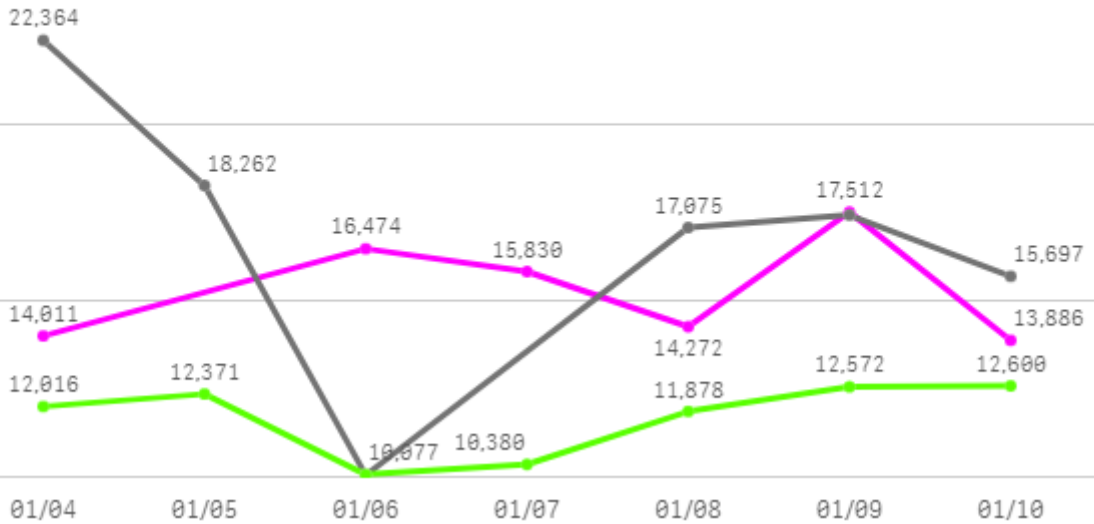
1

산지별 주출하 시군구



주간 도매가격(원)

◆ 2025    ● 2024    ◆ 평년



구분	금주(A)	전주(B)	전월(C)	전년(D)	평년(E)	A/B	A/C	A/D	A/E
가격(원)	15,331	20,329	16,774	16,817	12,491	75.4%	91.4%	91.2%	122.7%

## □ 건중멸치(1.5Kg) 주간 가격

구분	Q	품종	Q	단량	Q	특	상	보통	하
2025-01-04		건중멸치		1.5Kg		-	14,011	12,350	10,663
2025-01-06		건중멸치		1.5Kg		-	16,474	13,099	10,206
2025-01-07		건중멸치		1.5Kg		-	15,830	11,578	9,357
2025-01-08		건중멸치		1.5Kg		-	14,272	11,180	8,586
2025-01-09		건중멸치		1.5Kg		-	17,512	12,330	8,920
2025-01-10		건중멸치		1.5Kg		-	13,886	11,317	7,866
평균						-	<b>15,331</b>	<b>11,976</b>	<b>9,266</b>