
2025년 가락시장

주요 품목 주간 거래동향

7월 4주차 주요 동향

[2025. 7.19. ~ 7.25.]



서울특별시농수산물공사

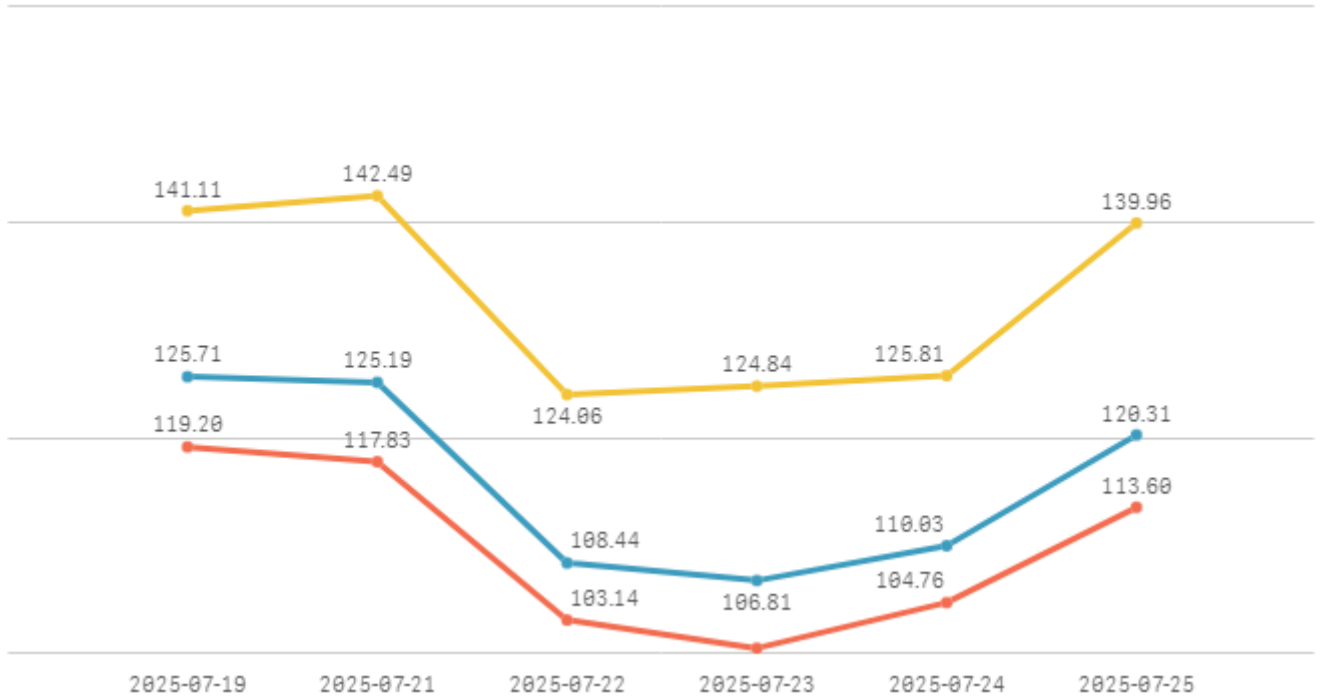
[데이터전략팀]

1. 주간 표준지수

※ 직전 5개년 평균가격을 지수 100으로 산정하여 100 이상일 경우 평년보다 상승, 100 이하일 경우 평년보다 하락

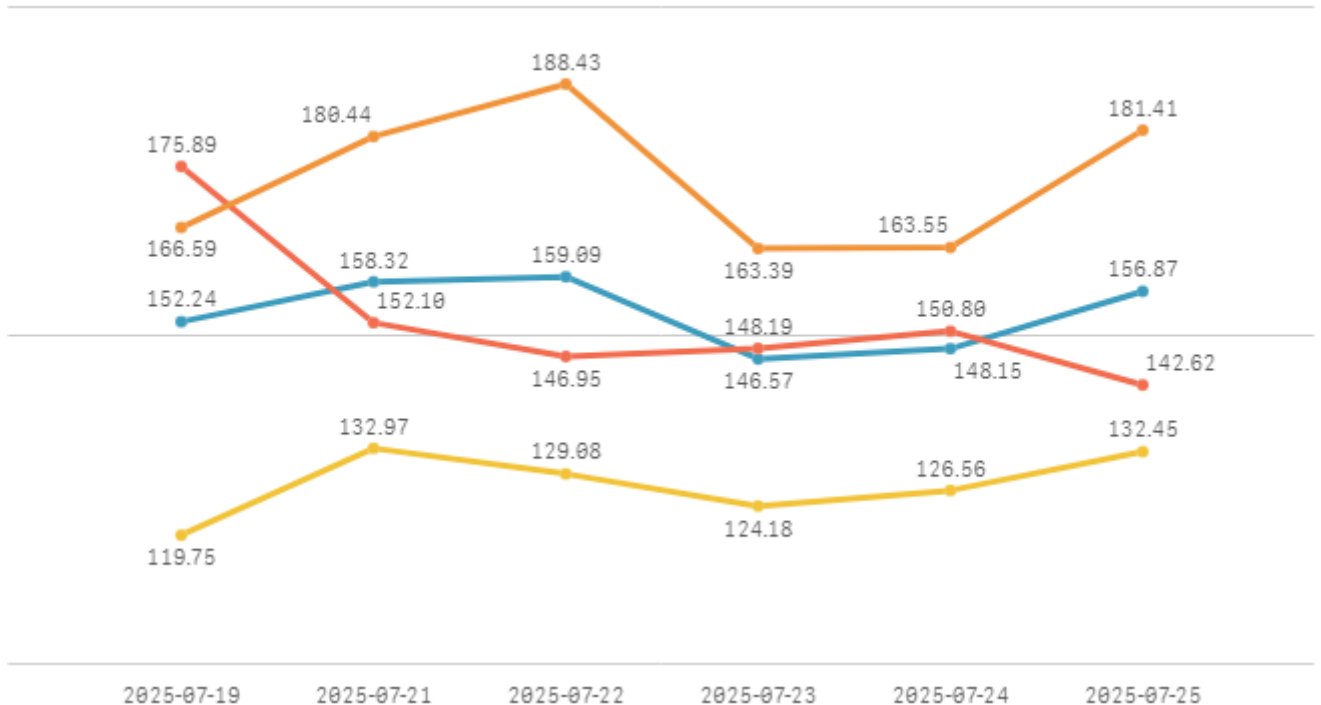
□ 청과부류

합계 채소계 과일계



□ 수산부류

합계 생선류 조개류 건어류



2. 주요 품목 주간 거래동향

주요 품목(종) 주간동향 (2025.07.19 ~ 07.25)

품종 단위	Q	금주평균	전주평균	전월평균	전년평균	5년평균 가격	전주대비	전월대비	전년대비	5년평균 대비
(선)갈치(5키로상자)		143,888	185,517	150,340	92,399	103,130	-22% ▼	-4% ▼	56% ▲	40% ▲
간마늘 대서(20키로)		142,899	143,079	169,436	130,056	142,572	-0% ▼	-16% ▼	10% ▲	0% ▲
사과 미시마(10키로상자)		88,810	82,213	79,379	78,785	63,210	8% ▲	12% ▲	13% ▲	40% ▲
청양고추(10키로상자)		74,890	101,395	43,546	63,066	59,158	-26% ▼	72% ▲	19% ▲	27% ▲
물오징어(6키로상자)		66,918	78,089	76,118	99,229	65,360	-14% ▼	-12% ▼	-33% ▼	2% ▲
사과 씬머킹(10키로상자)		66,338	62,825	-	55,449	58,226	6% ▲	-	20% ▲	14% ▲
(남)고등어 수입(10키로상자)		51,453	49,771	48,146	37,755	38,199	3% ▲	7% ▲	36% ▲	35% ▲
복숭아 천홍(천)(10키로상자)		47,986	58,852	-	36,643	39,766	-18% ▼	-	31% ▲	21% ▲
백다다기오이(100개)		46,598	59,620	42,789	58,443	57,999	-22% ▼	9% ▲	-20% ▼	-20% ▼
복숭아 대월(백)(10키로상자)		45,787	52,404	-	19,631	30,854	-13% ▼	-	133% ▲	48% ▲
오이맛고추(10키로상자)		36,059	67,666	24,333	40,083	42,926	-47% ▼	48% ▲	-10% ▼	-16% ▼
참외(일반)(10키로상자)		34,235	27,725	31,752	27,283	30,349	23% ▲	8% ▲	25% ▲	13% ▲
감자 수미(햇)(20키로상자)		33,064	33,729	32,711	25,458	31,004	-2% ▼	1% ▲	30% ▲	7% ▲
멜론 머스크(8키로상자)		32,705	33,146	28,194	21,922	26,914	-1% ▼	16% ▲	49% ▲	22% ▲
배 신고(15키로상자)		30,659	32,108	37,879	162,398	69,870	-5% ▼	-19% ▼	-81% ▼	-56% ▼
상추 포기잡(4키로상자)		29,108	27,166	17,247	59,723	53,951	7% ▲	69% ▲	-51% ▼	-46% ▼
수박(일반)(10키로상자)		28,550	30,900	18,459	22,795	23,150	-8% ▼	55% ▲	25% ▲	23% ▲
포도 캠벨얼리(3키로상자)		27,623	40,485	31,906	28,247	29,932	-32% ▼	-13% ▼	-2% ▼	-8% ▼
골드파인애플 수입(12키로상자)		27,549	27,632	25,821	19,654	25,270	-0% ▼	7% ▲	40% ▲	9% ▲
호박밤 고구마(10키로상자)		26,213	22,247	28,196	21,598	26,286	18% ▲	-7% ▼	21% ▲	-0% ▼
당근(20키로상자)		23,771	24,490	21,640	74,157	39,810	-3% ▼	10% ▲	-68% ▼	-40% ▼
자두 후무사(5키로상자)		22,433	31,175	-	21,040	24,213	-28% ▼	-	7% ▲	-7% ▼
바나나 수입(13키로상자)		21,153	21,417	25,701	16,867	20,813	-1% ▼	-18% ▼	25% ▲	2% ▲
건세열치(1.5키로상자)		20,335	20,882	17,837	21,271	21,906	-3% ▼	14% ▲	-4% ▼	-7% ▼
토마토(5키로상자)		19,514	10,146	7,013	10,311	15,707	92% ▲	178% ▲	89% ▲	24% ▲
가지(8키로상자)		19,445	18,511	19,204	24,534	21,153	5% ▲	1% ▲	-21% ▼	-8% ▼
포도 샤인머스켓(2키로상자)		18,501	20,259	37,547	21,244	29,124	-9% ▼	-51% ▼	-13% ▼	-36% ▼
찰옥수수(8키로)		18,353	15,026	35,393	12,549	14,579	22% ▲	-48% ▼	46% ▲	26% ▲
복숭아 단황도(팔)(2.5키로상자)		15,830	18,969	-	10,110	14,436	-17% ▼	-	57% ▲	10% ▲
대추방울토마토(3키로상자)		14,774	13,574	10,605	13,522	14,527	9% ▲	39% ▲	9% ▲	2% ▲
열무(4키로상자)		14,554	14,215	10,877	11,174	13,226	2% ▲	34% ▲	30% ▲	10% ▲
애호박(20개)		14,140	14,272	22,044	18,884	17,880	-1% ▼	-36% ▼	-25% ▼	-21% ▼
겉종합(10키로망대)		14,023	14,052	14,129	11,018	11,275	-0% ▼	-1% ▼	27% ▲	24% ▲
무(20키로상자)		12,087	15,994	10,704	18,008	15,171	-24% ▼	13% ▲	-33% ▼	-20% ▼
빨강 파프리카(5키로상자)		11,186	17,478	15,285	10,341	13,941	-36% ▼	-27% ▼	8% ▲	-20% ▼
배추(10키로망대)		9,928	12,646	7,435	12,020	10,804	-21% ▼	34% ▲	-17% ▼	-8% ▼
배추열갈이(4키로상자)		9,319	9,677	5,811	12,485	12,051	-4% ▼	60% ▲	-25% ▼	-23% ▼
랭이버섯(5키로상자)		8,626	7,204	7,137	7,786	9,040	20% ▲	21% ▲	11% ▲	-5% ▼
양배추(8키로망대)		6,868	8,268	4,502	4,934	5,864	-17% ▼	53% ▲	39% ▲	17% ▲
새송이버섯(2키로상자)		5,976	6,006	5,209	4,964	5,039	-0% ▼	15% ▲	20% ▲	19% ▲
부추(일반)(500그램단)		2,098	2,695	1,067	1,294	1,940	-22% ▼	97% ▲	62% ▲	8% ▲
대파(일반)(1키로단)		1,579	1,924	1,140	1,602	1,627	-18% ▼	38% ▲	-1% ▼	-3% ▼
양파(1키로)		1,104	942	947	1,155	1,159	17% ▲	17% ▲	-4% ▼	-5% ▼

□ 품종별 등락가격 비교(전주대비)

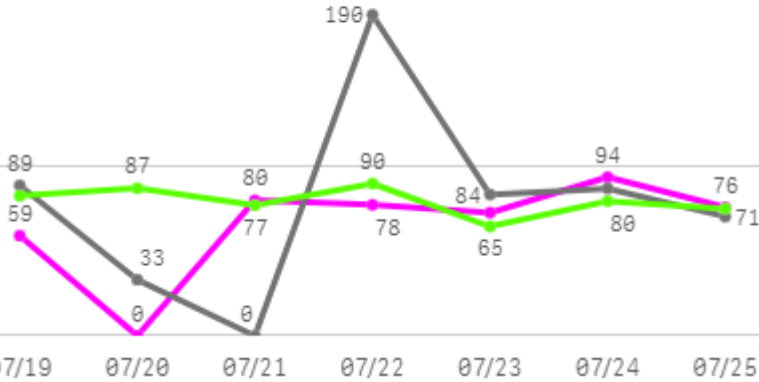
구분	품목(종)명
상승 품목(종)	가지(5%),대추방울토마토(9%),사과 미시마(8%),사과 썸머킹(6%),상추 포기잡(7%),양파(17%),찰옥수수(22%),참외(일반)(23%),토마토(92%),팽이버섯(20%),호박밤 고구마(18%)
하락 품목(종)	(선)갈치(-22%),대파(일반)(-18%),무(-24%),물오징어(-14%),배추(-21%),백다다기오이(-22%),복숭아 단황도(황)(-17%),복숭아 대월(백)(-13%),복숭아 천홍(천)(-18%),부추(일반)(-22%),빨강 파프리카(-36%),수박(일반)(-8%),양배추(-17%),오이맛고추(-47%),자두 후무사(-28%),청양고추(-26%),포도 샤인머스켓(-9%),포도 캠벨얼리(-32%)
보합 품목(종)(+5%)	(냉)고등어 수입,감자 수미(햇),건세멸치,겉홍합,골드파인애플 수입,깐마늘 대서,당근,멜론 머스크,바나나 수입,배 신고,배추얼갈이,새송이버섯,애호박,열무

3. 품목(종)별 주간 거래동향

고구마

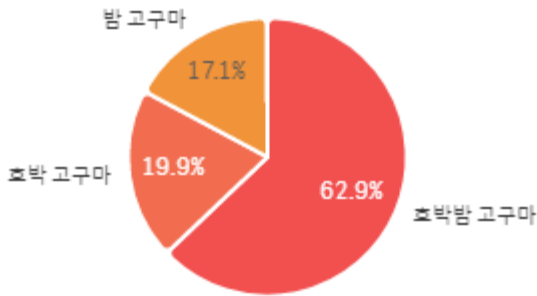
주간 반입량(톤)

◆ 2025 ● 2024 ▲ 평년

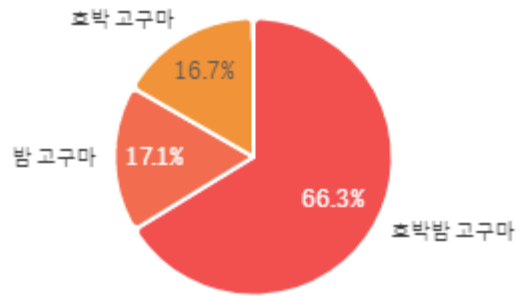


구분	금주(A)	전주(B)	전월(C)	전년(D)	평년(E)	A/B	A/C	A/D	A/E
물량(톤)	460	442	601	554	564	104.3%	76.6%	83.1%	81.6%

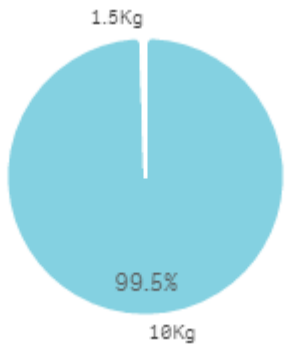
출하 품종별 거래물량 구성비



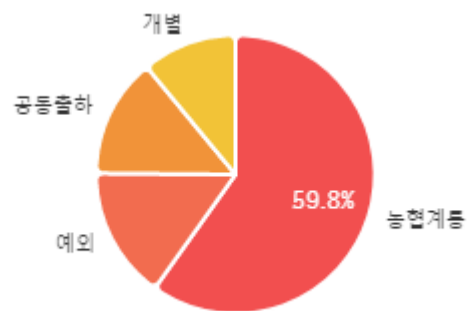
출하 품종별 거래금액 구성비



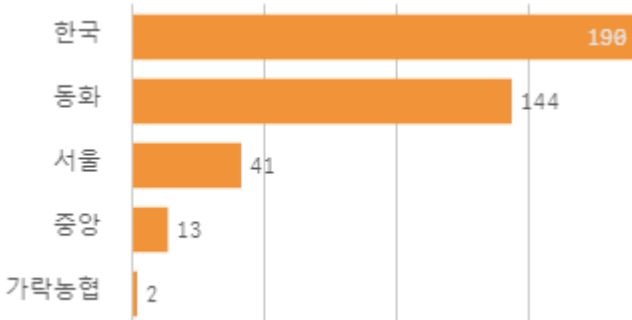
거래 단량별 물량 구성비



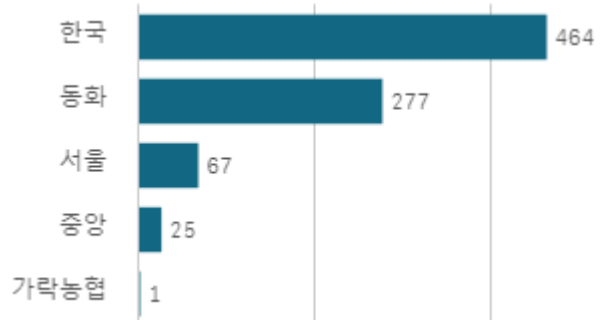
출하자별 거래물량 구성비



도매시장 법인별 거래물량(톤)

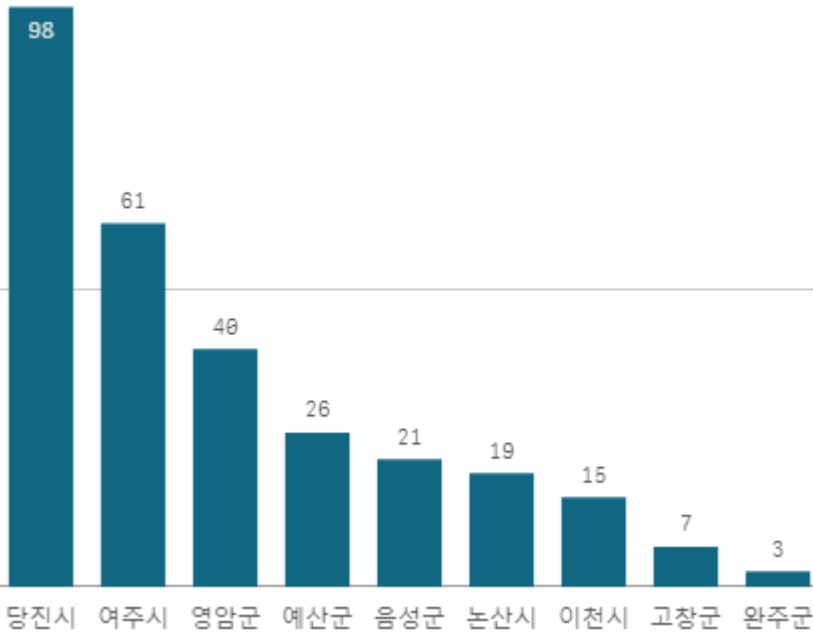


도매시장 법인별 거래금액(백만원)



호박밤 고구마(10Kg)

산지별 거래물량(톤)



출하산지(개소)

9

출하건수(천건)

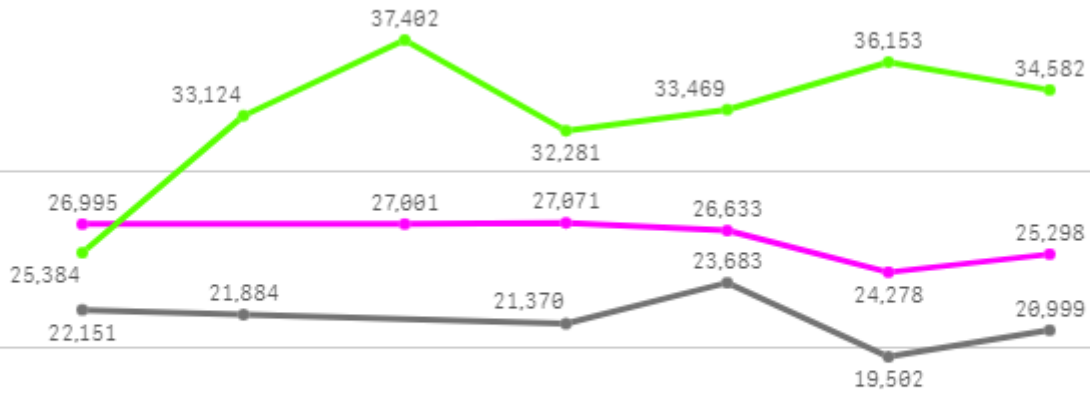
1

산지별 주출하 시군구



주간 도매가격(원)

◆ 2025 ● 2024 ◆ 평년



07/19 07/20 07/21 07/22 07/23 07/24 07/25

구분	금주(A)	전주(B)	전월(C)	전년(D)	평년(E)	A/B	A/C	A/D	A/E
가격(원)	26,213	22,247	28,196	21,598	26,286	117.8%	93.0%	121.4%	99.7%

※ 상품 가격 기준

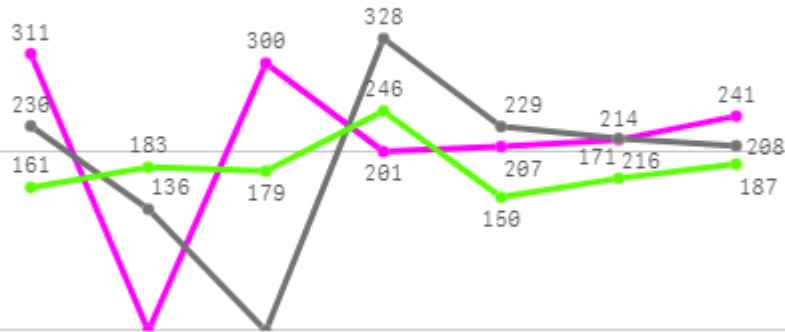
□ 호박밤 고구마(10Kg) 주간 가격

구분	Q	품종	Q	단량	Q	특	상	보통	하
2025-07-19		호박밤 고구마		10Kg		28,819	26,995	16,988	6,179
2025-07-21		호박밤 고구마		10Kg		29,333	27,001	19,728	8,080
2025-07-22		호박밤 고구마		10Kg		29,632	27,071	19,476	8,230
2025-07-23		호박밤 고구마		10Kg		29,171	26,633	17,732	7,196
2025-07-24		호박밤 고구마		10Kg		28,023	24,278	18,161	8,732
2025-07-25		호박밤 고구마		10Kg		28,424	25,298	19,008	8,693
평균						28,900	26,213	18,516	7,852

감자

주간 반입량(톤)

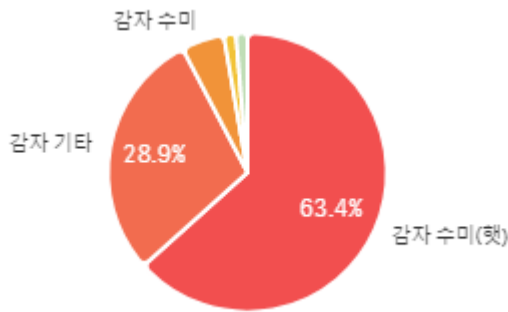
◆ 2025 ● 2024 ▲ 평년



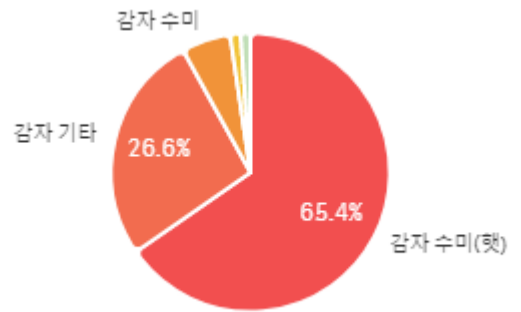
07/19 07/20 07/21 07/22 07/23 07/24 07/25

구분	금주(A)	전주(B)	전월(C)	전년(D)	평년(E)	A/B	A/C	A/D	A/E
물량(톤)	1,473	1,310	2,471	1,346	1,311	112.4%	59.6%	109.5%	112.4%

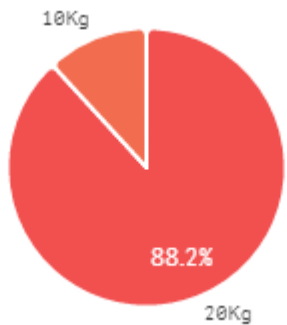
출하 품종별 거래물량 구성비



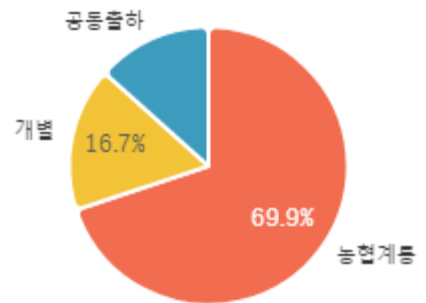
출하 품종별 거래금액 구성비



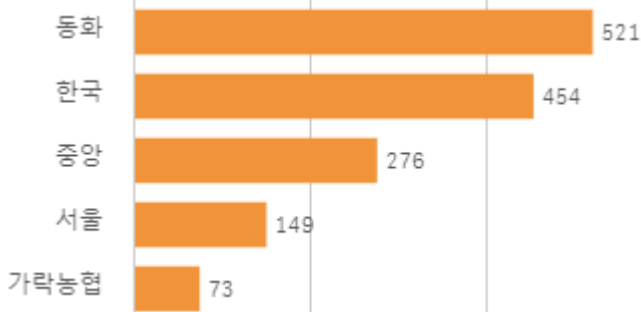
거래 단량별 물량 구성비



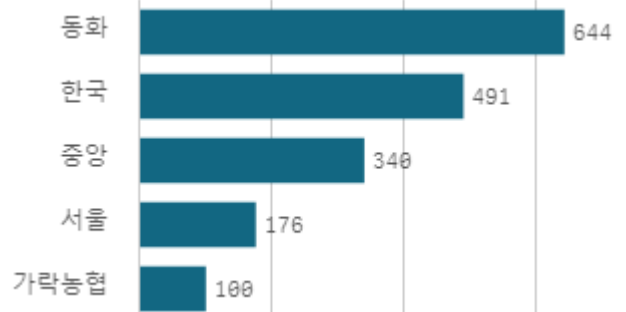
출하자별 거래물량 구성비



도매시장 법인별 거래물량(톤)

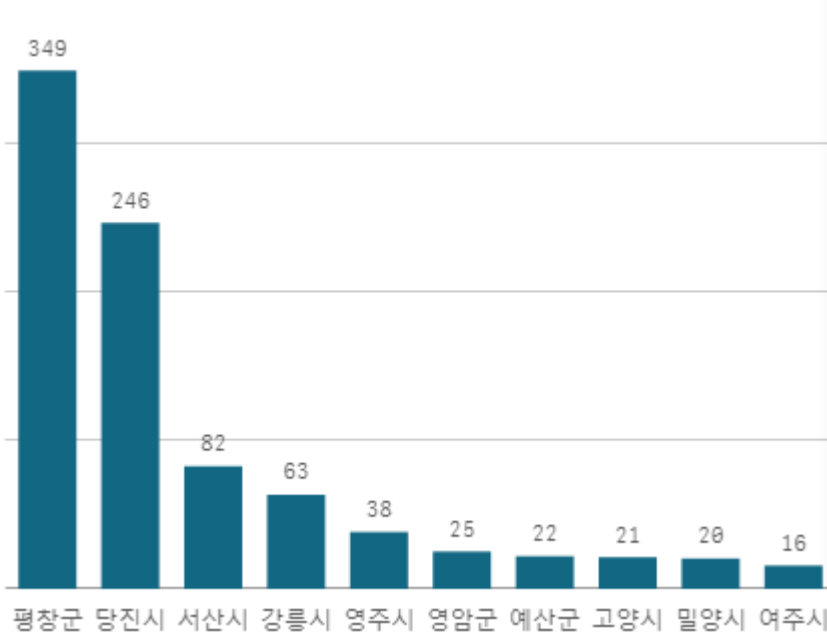


도매시장 법인별 거래금액(백만원)



감자 수미(햇) (20Kg)

산지별 거래물량(톤)



출하산지(개소)

24

출하건수(천건)

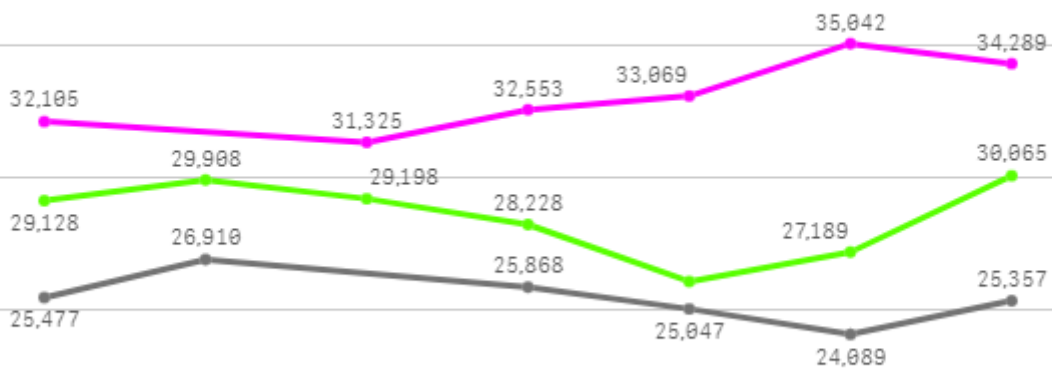
1

산지별 주출하 시군구



주간 도매가격(원)

◆ 2025 ● 2024 ◆ 평년



07/19 07/20 07/21 07/22 07/23 07/24 07/25

구분	금주(A)	전주(B)	전월(C)	전년(D)	평년(E)	A/B	A/C	A/D	A/E
가격(원)	33,064	33,729	32,711	25,458	31,004	98.0%	101.1%	129.9%	106.6%

※ 상품 가격 기준

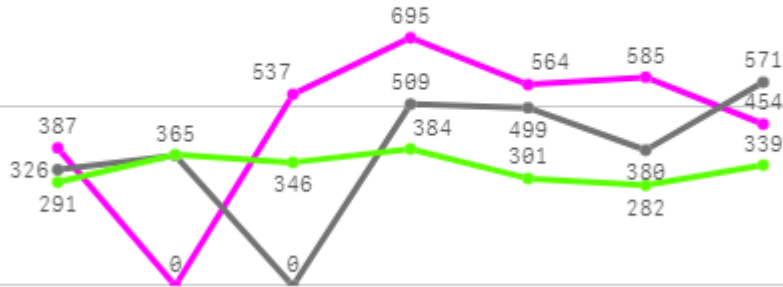
□ 감자 수미(햇)(20Kg) 주간 가격

구분	Q	품종	Q	단량	Q	특	상	보통	하
2025-07-19		감자 수미(햇)		20Kg		36,669	32,105	22,315	13,771
2025-07-21		감자 수미(햇)		20Kg		36,244	31,325	22,389	13,792
2025-07-22		감자 수미(햇)		20Kg		37,631	32,553	23,409	13,730
2025-07-23		감자 수미(햇)		20Kg		37,956	33,069	21,660	11,006
2025-07-24		감자 수미(햇)		20Kg		40,448	35,042	26,949	13,945
2025-07-25		감자 수미(햇)		20Kg		39,267	34,289	25,518	11,009
평균						38,036	33,064	23,707	12,876

배추

주간 반입량(톤)

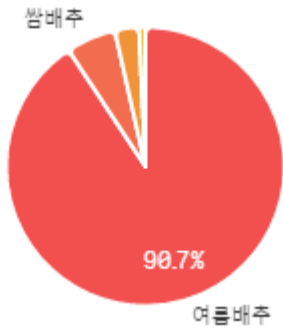
◆ 2025 ● 2024 ▲ 평년



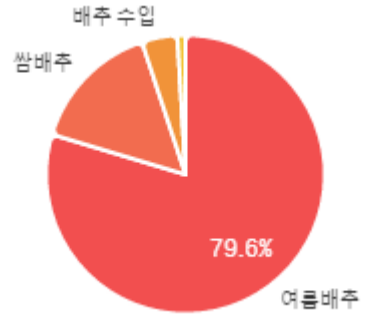
07/19 07/20 07/21 07/22 07/23 07/24 07/25

구분	금주(A)	전주(B)	전월(C)	전년(D)	평년(E)	A/B	A/C	A/D	A/E
물량(톤)	3,222	2,603	2,627	2,651	2,533	123.8%	122.6%	121.6%	127.2%

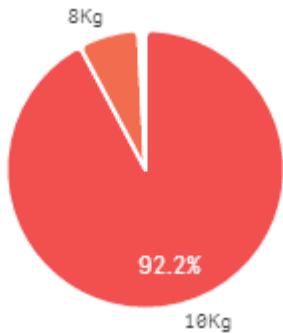
출하 품종별 거래물량 구성비



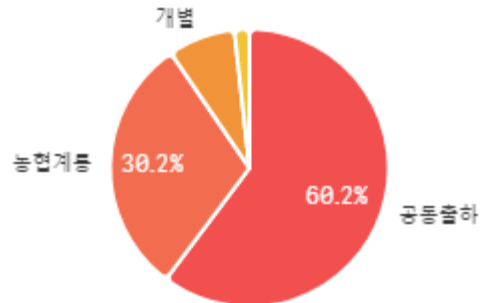
출하 품종별 거래금액 구성비



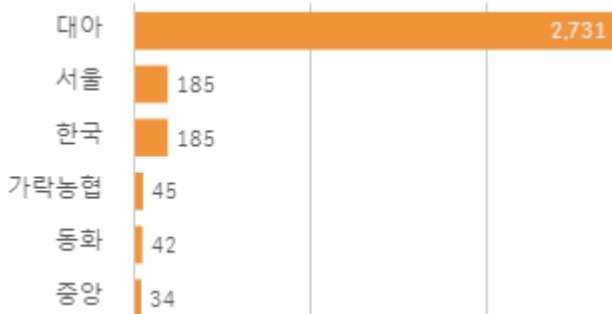
거래 단량별 물량 구성비



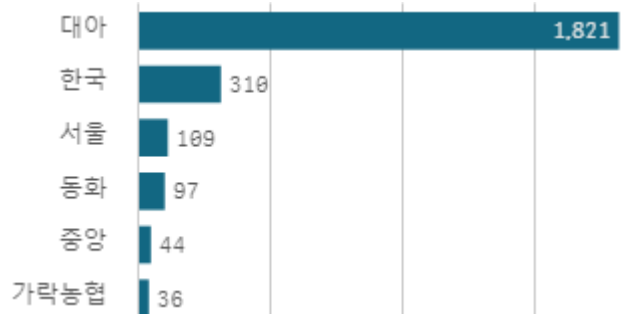
출하자별 거래물량 구성비



도매시장 법인별 거래물량(톤)

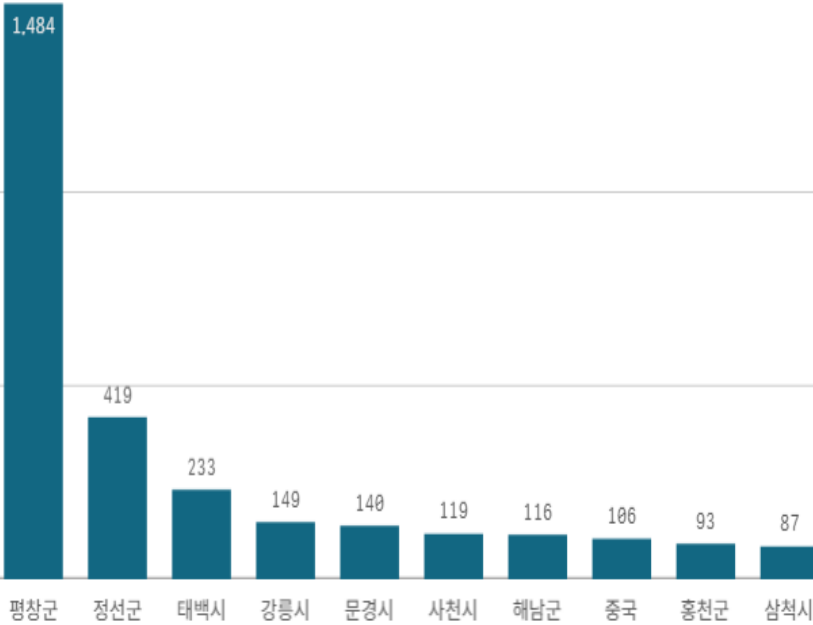


도매시장 법인별 거래금액(백만원)



배추(10Kg)

산지별 거래물량(톤)



출하산지(개소)

22

출하건수(천건)

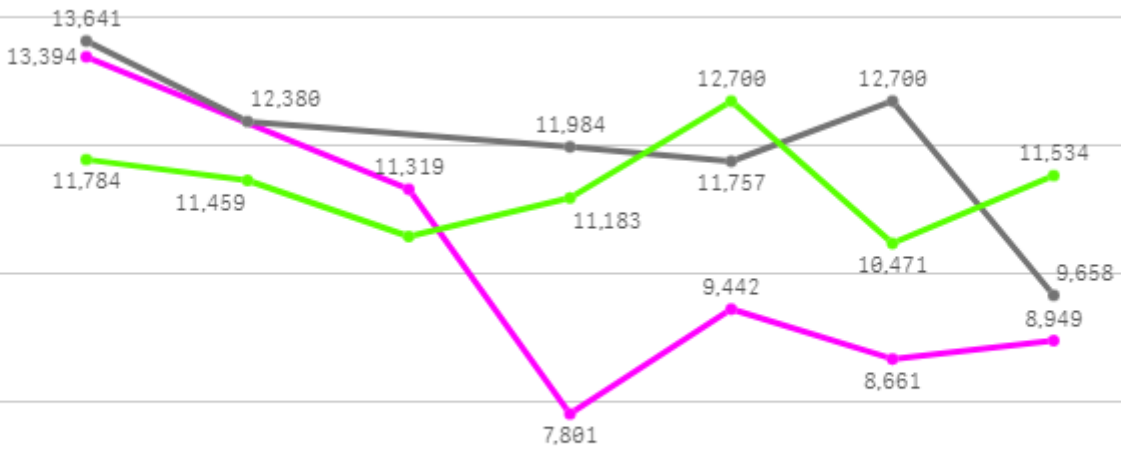
2

산지별 주출하 시군구



주간 도매가격(원)

◆ 2025 ● 2024 ▲ 평년



07/19 07/20 07/21 07/22 07/23 07/24 07/25

구분	금주(A)	전주(B)	전월(C)	전년(D)	평년(E)	A/B	A/C	A/D	A/E
가격(원)	9,928	12,646	7,435	12,020	10,804	78.5%	133.5%	82.6%	91.9%

※ 상품 가격 기준

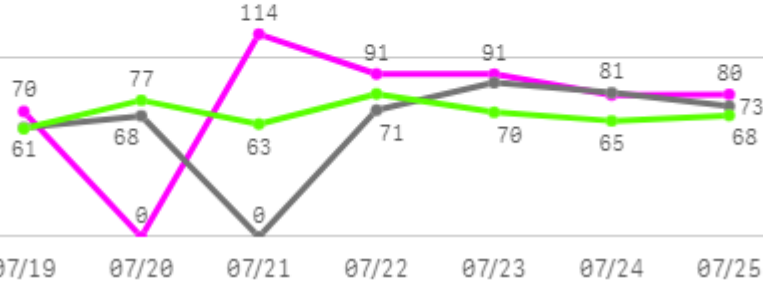
□ 배추(10Kg) 주간 가격

구분	Q	품종	Q	단량	Q	특	상	보통	하
2025-07-19		배추		10Kg		18,702	13,394	7,442	4,784
2025-07-21		배추		10Kg		17,867	11,319	6,259	3,161
2025-07-22		배추		10Kg		16,092	7,801	3,807	1,815
2025-07-23		배추		10Kg		14,349	9,442	4,515	1,689
2025-07-24		배추		10Kg		12,202	8,661	4,115	1,484
2025-07-25		배추		10Kg		15,045	8,949	4,961	1,845
평균						15,710	9,928	5,183	2,463

배추얼갈이

주간 반입량(톤)

◆ 2025 ● 2024 ▲ 평년



구분	금주(A)	전주(B)	전월(C)	전년(D)	평년(E)	A/B	A/C	A/D	A/E
물량(톤)	526	557	586	441	480	94.4%	89.8%	119.3%	109.5%

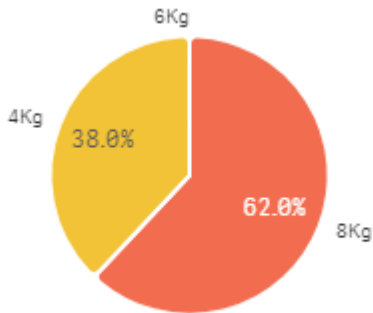
출하 품종별 거래물량 구성비



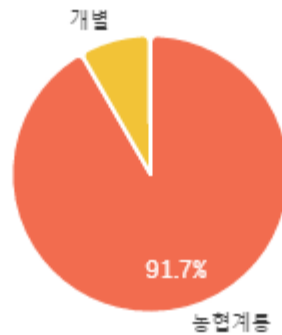
출하 품종별 거래금액 구성비



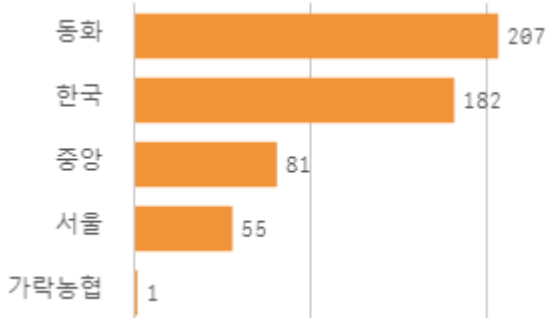
거래 단량별 물량 구성비



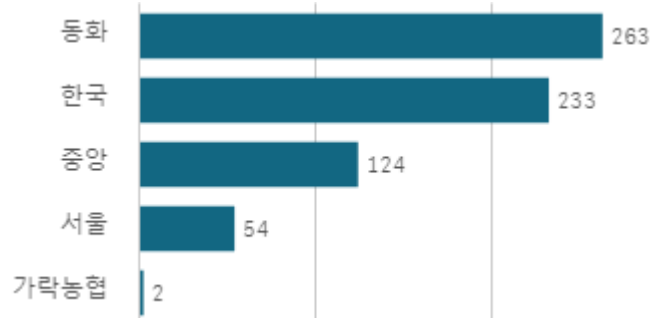
출하자별 거래물량 구성비



도매시장 법인별 거래물량(톤)

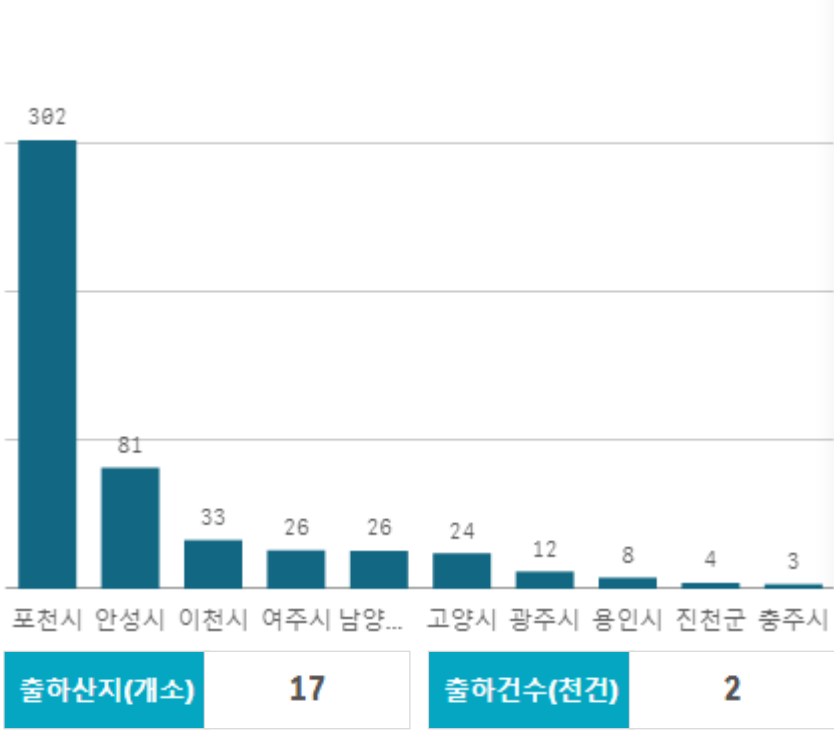


도매시장 법인별 거래금액(백만원)



배추얼갈이(4Kg)

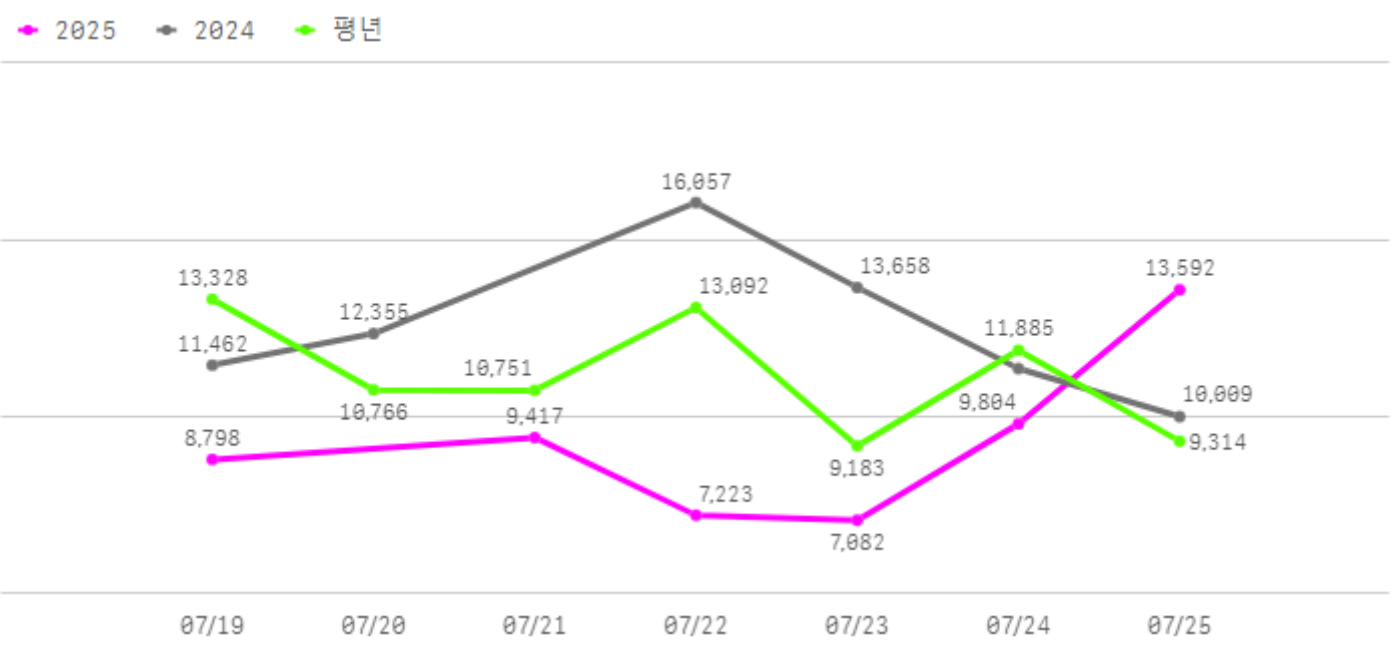
산지별 거래물량(톤)



산지별 주출하 시군구



주간 도매가격(원)



구분	금주(A)	전주(B)	전월(C)	전년(D)	평년(E)	A/B	A/C	A/D	A/E
가격(원)	9,319	9,677	5,811	12,485	12,051	96.3%	160.4%	74.6%	77.3%

※ 상품 가격 기준

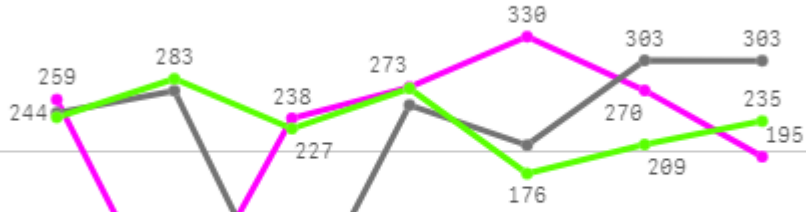
□ 배추얼갈이(4Kg) 주간 가격

구분	Q	품종	Q	단량	Q	특	상	보통	하
2025-07-19		배추얼갈이		4Kg		-	8,798	6,901	5,011
2025-07-21		배추얼갈이		4Kg		-	9,417	7,368	4,894
2025-07-22		배추얼갈이		4Kg		-	7,223	5,351	3,066
2025-07-23		배추얼갈이		4Kg		-	7,082	5,312	3,406
2025-07-24		배추얼갈이		4Kg		-	9,804	6,889	3,202
2025-07-25		배추얼갈이		4Kg		-	13,592	10,002	5,835
평균						-	9,319	6,971	4,236

양배추

주간 반입량(톤)

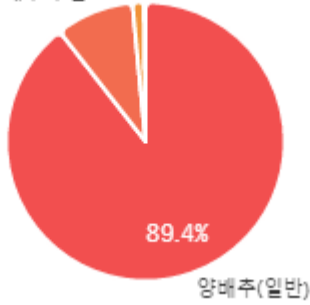
◆ 2025 ● 2024 ▲ 평년



구분	금주(A)	전주(B)	전월(C)	전년(D)	평년(E)	A/B	A/C	A/D	A/E
물량(톤)	1,566	1,635	2,058	1,581	1,678	95.8%	76.1%	99.0%	93.3%

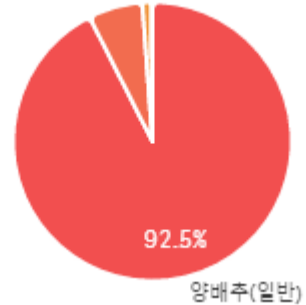
출하 품종별 거래물량 구성비

양배추 수입



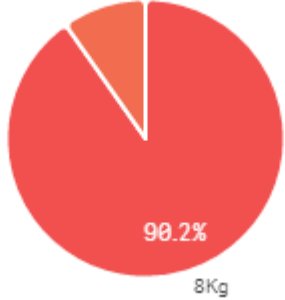
출하 품종별 거래금액 구성비

양배추 수입



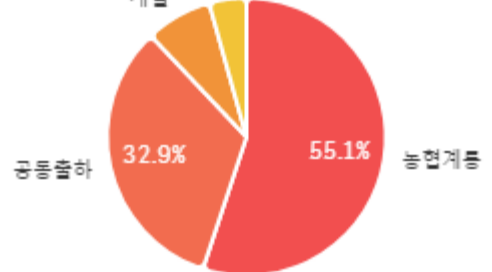
거래 단량별 물량 구성비

15Kg



출하자별 거래물량 구성비

개별



도매시장 법인별 거래물량(톤)

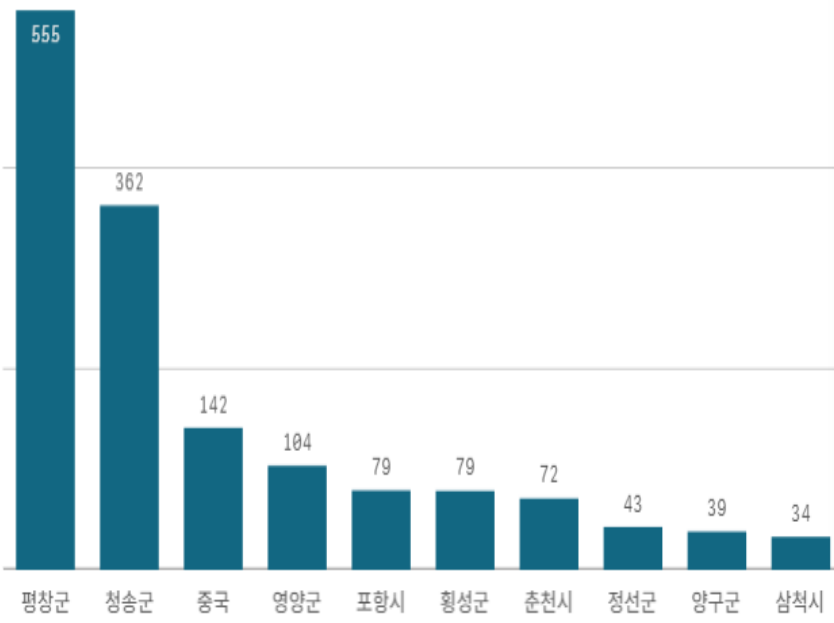


도매시장 법인별 거래금액(백만원)



양배추(8Kg)

산지별 거래물량(톤)



출하산지(개소)

20

출하건수(천건)

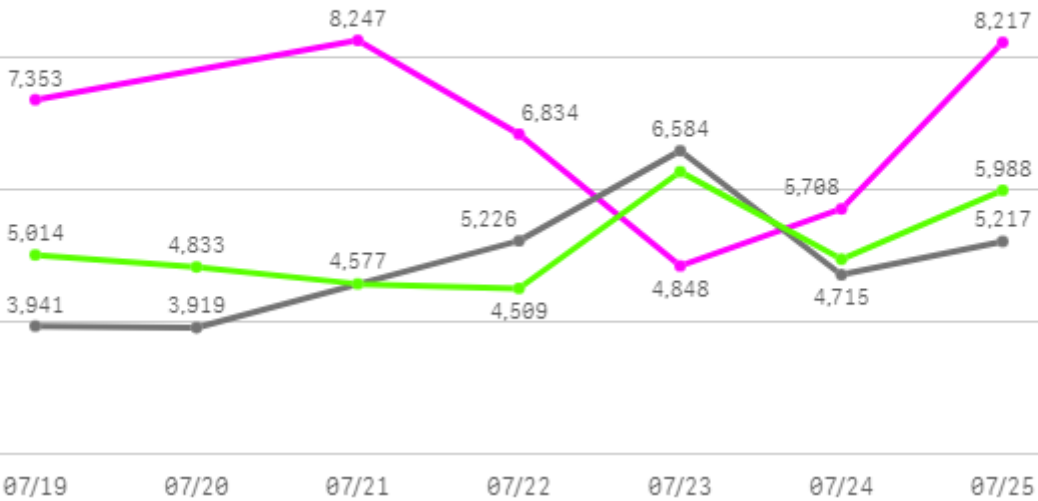
1

산지별 주출하 시군구



주간 도매가격(원)

◆ 2025 ● 2024 ◆ 평년



구분	금주(A)	전주(B)	전월(C)	전년(D)	평년(E)	A/B	A/C	A/D	A/E
가격(원)	6,868	8,268	4,502	4,934	5,864	83.1%	152.6%	139.2%	117.1%

※ 상품 가격 기준

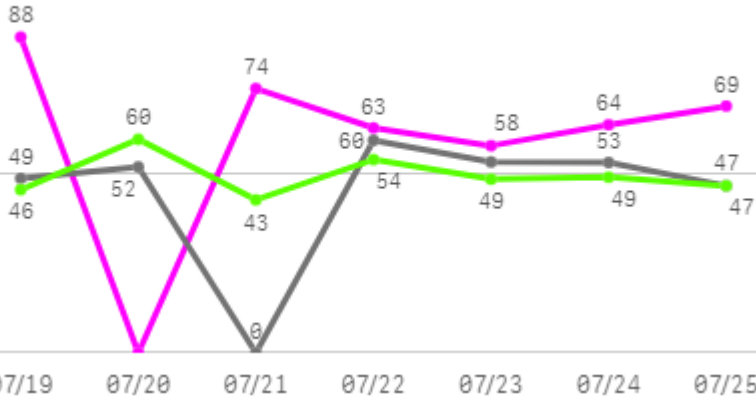
□ 양배추(8Kg) 주간 가격

구분	Q	품종	Q	단량	Q	특	상	보통	하
2025-07-19		양배추		8Kg		8,972	7,353	5,326	2,862
2025-07-21		양배추		8Kg		8,878	8,247	6,891	4,204
2025-07-22		양배추		8Kg		8,625	6,834	5,337	2,881
2025-07-23		양배추		8Kg		7,292	4,848	3,140	1,409
2025-07-24		양배추		8Kg		7,655	5,708	3,833	1,805
2025-07-25		양배추		8Kg		9,598	8,217	6,863	5,609
평균						8,503	6,868	5,232	3,128

상추

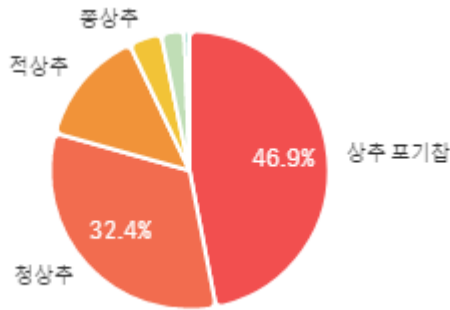
주간 반입량(톤)

◆ 2025 ● 2024 ▲ 평년

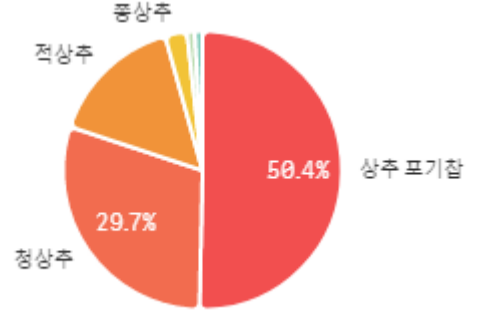


구분	금주(A)	전주(B)	전월(C)	전년(D)	평년(E)	A/B	A/C	A/D	A/E
물량(톤)	417	475	492	314	343	87.7%	84.8%	132.6%	121.6%

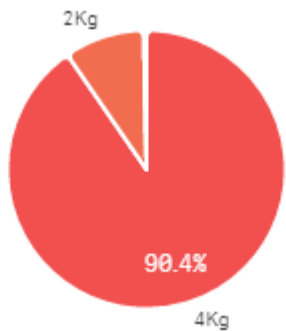
출하 품종별 거래물량 구성비



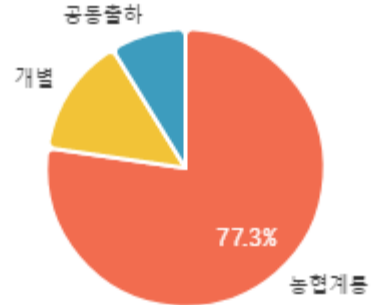
출하 품종별 거래금액 구성비



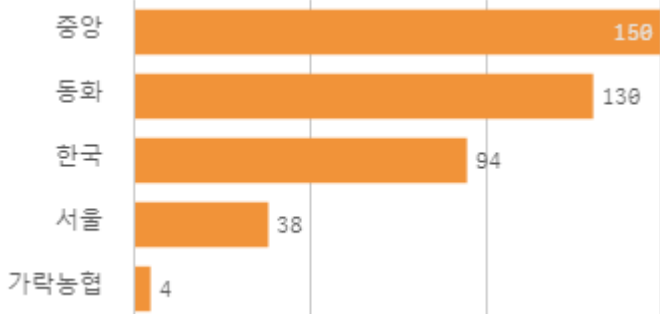
거래 단량별 물량 구성비



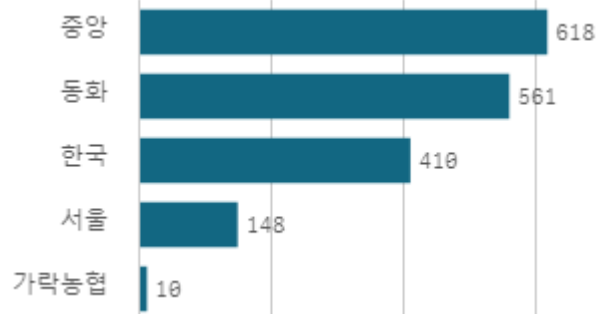
출하자별 거래물량 구성비



도매시장 법인별 거래물량(톤)

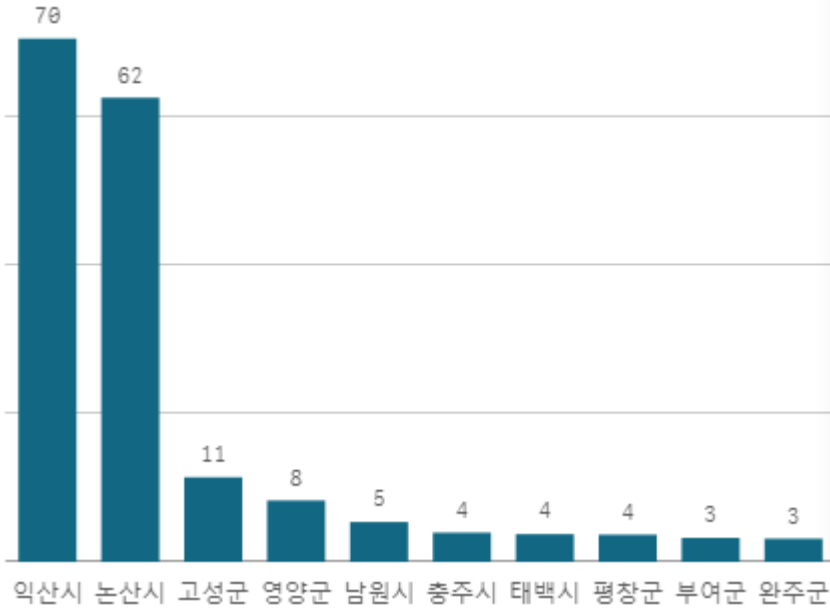


도매시장 법인별 거래금액(백만원)



상추 포기잡(4Kg)

산지별 거래물량(톤)



출하산지(개소)

38

출하건수(천건)

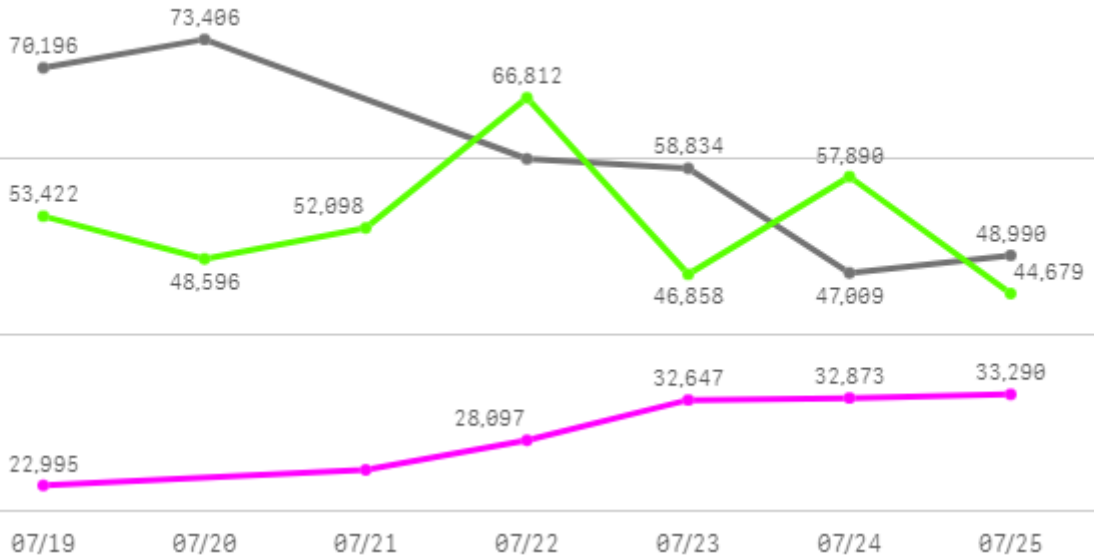
2

산지별 주출하 시군구



주간 도매가격(원)

◆ 2025 ● 2024 ◆ 평년



구분	금주(A)	전주(B)	전월(C)	전년(D)	평년(E)	A/B	A/C	A/D	A/E
가격(원)	29,108	27,166	17,247	59,723	53,951	107.1%	168.8%	48.7%	54.0%

※ 상품 가격 기준

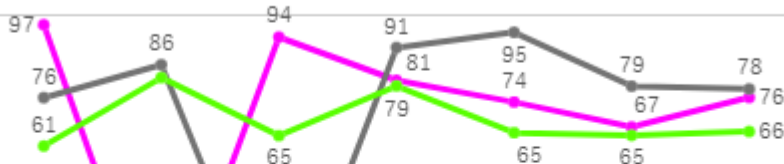
□ 상추 포기잡(4Kg) 주간 가격

구분	Q	품종	Q	단량	Q	특	상	보통	하
2025-07-19		상추 포기잡		4Kg		-	22,995	12,926	7,435
2025-07-21		상추 포기잡		4Kg		-	24,746	15,152	7,200
2025-07-22		상추 포기잡		4Kg		-	28,097	17,675	11,393
2025-07-23		상추 포기잡		4Kg		-	32,647	22,212	15,065
2025-07-24		상추 포기잡		4Kg		-	32,873	22,949	15,050
2025-07-25		상추 포기잡		4Kg		-	33,290	25,857	18,912
평균						-	29,108	19,462	12,509

부추

주간 반입량(톤)

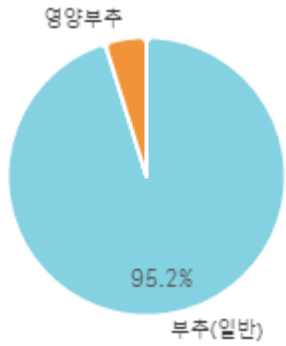
2025 (파란색 선) 2024 (회색 선) 평년 (초록색 선)



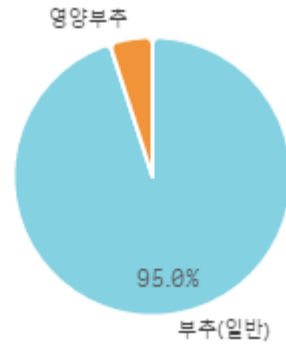
07/19 07/20 07/21 07/22 07/23 07/24 07/25

구분	금주(A)	전주(B)	전월(C)	전년(D)	평년(E)	A/B	A/C	A/D	A/E
물량(톤)	490	459	520	505	475	106.6%	94.2%	97.0%	103.2%

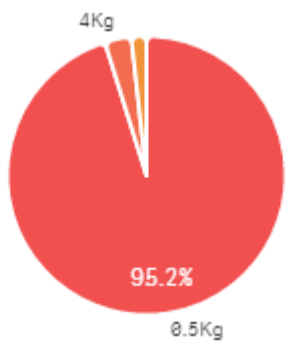
출하 품종별 거래물량 구성비



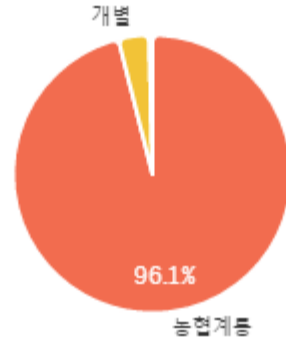
출하 품종별 거래금액 구성비



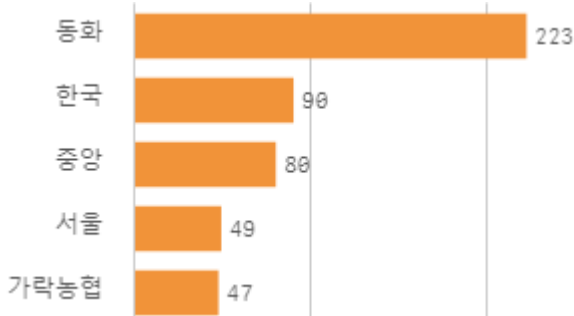
거래 단량별 물량 구성비



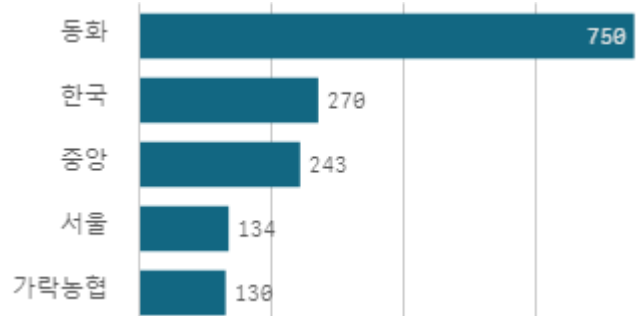
출하자별 거래물량 구성비



도매시장 법인별 거래물량(톤)

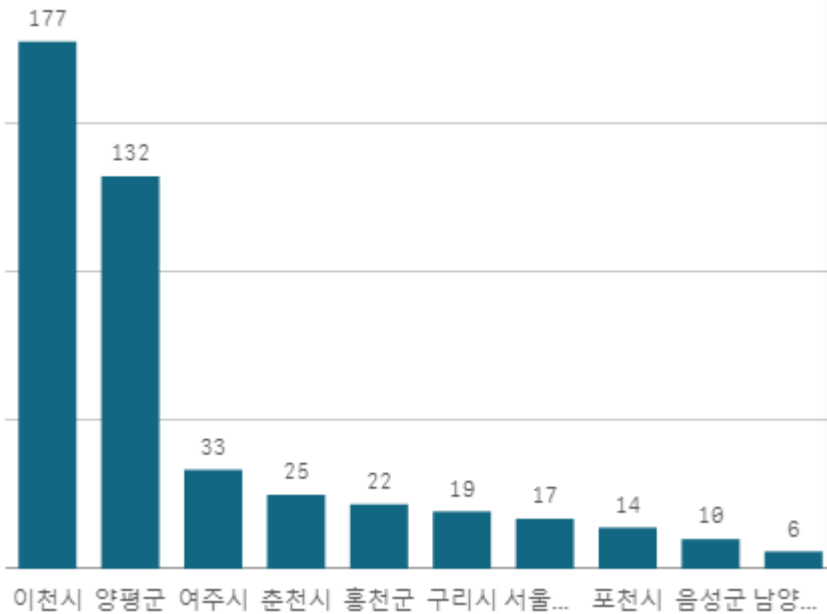


도매시장 법인별 거래금액(백만원)



부추(일반) (0.5Kg)

산지별 거래물량(톤)



산지별 주출하 시군구



출하산지(개소)

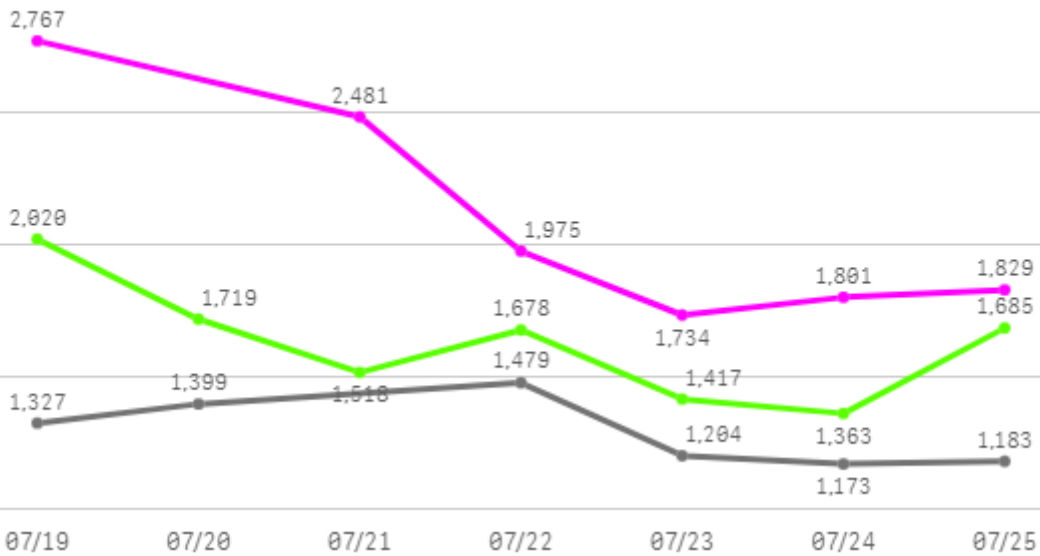
20

출하건수(천건)

2

주간 도매가격(원)

◆ 2025 ● 2024 ◆ 평년



구분	금주(A)	전주(B)	전월(C)	전년(D)	평년(E)	A/B	A/C	A/D	A/E
가격(원)	2,098	2,695	1,067	1,294	1,940	77.9%	196.7%	162.1%	108.1%

※ 상품 가격 기준

□ 부추(일반)(0.5Kg) 주간 가격

구분	Q	품종	Q	단량	Q	특	상	보통	하
2025-07-19		부추(일반)		0.5Kg		-	2,767	2,298	1,792
2025-07-21		부추(일반)		0.5Kg		-	2,481	2,015	1,573
2025-07-22		부추(일반)		0.5Kg		-	1,975	1,377	949
2025-07-23		부추(일반)		0.5Kg		-	1,734	1,198	847
2025-07-24		부추(일반)		0.5Kg		-	1,801	1,206	810
2025-07-25		부추(일반)		0.5Kg		-	1,829	1,283	876
평균						-	2,098	1,563	1,141

열무

주간 반입량(톤)

◆ 2025 ● 2024 ▲ 평년



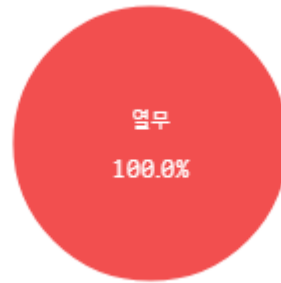
07/19 07/20 07/21 07/22 07/23 07/24 07/25

구분	금주(A)	전주(B)	전월(C)	전년(D)	평년(E)	A/B	A/C	A/D	A/E
물량(톤)	533	520	701	575	594	102.4%	76.0%	92.6%	89.7%

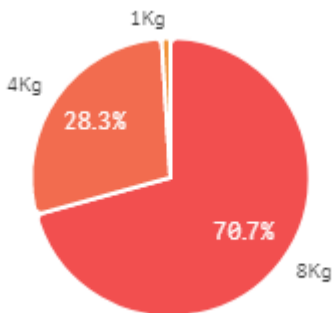
출하 품종별 거래물량 구성비



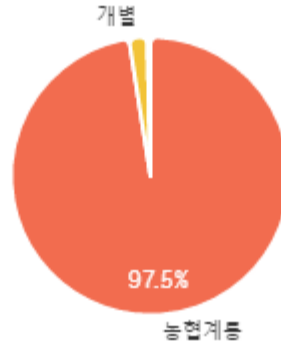
출하 품종별 거래금액 구성비



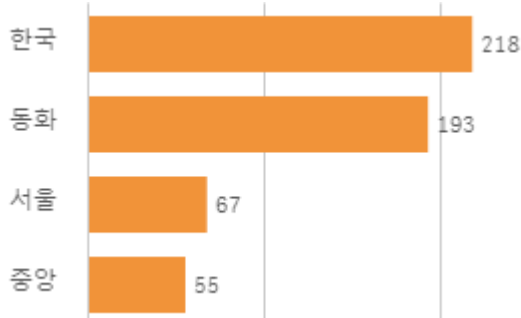
거래 단량별 물량 구성비



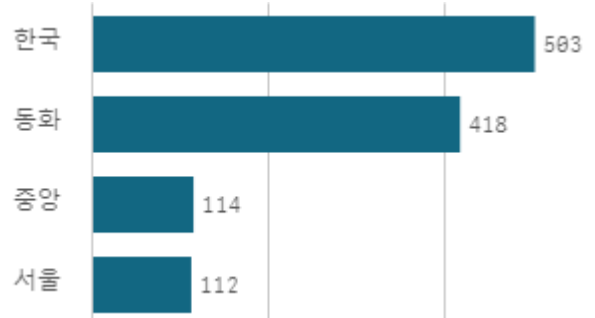
출하자별 거래물량 구성비



도매시장 법인별 거래물량(톤)

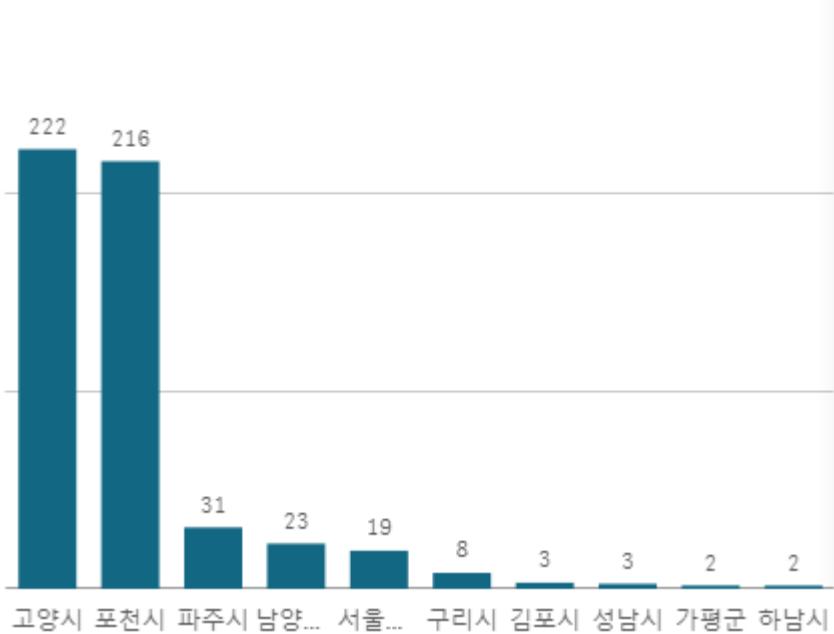


도매시장 법인별 거래금액(백만원)



열무(4Kg)

산지별 거래물량(톤)



출하산지(개소)

19

출하건수(천건)

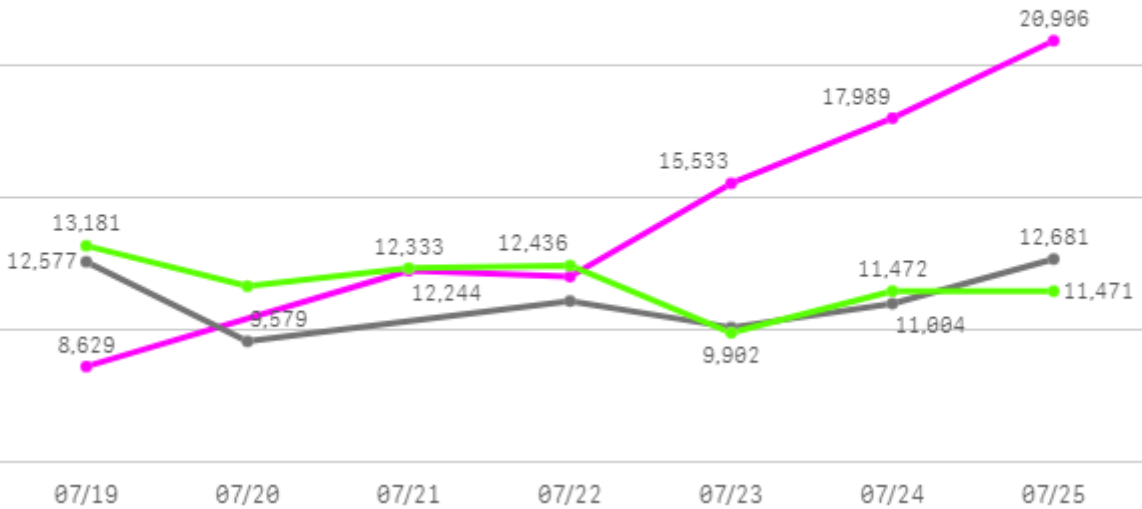
3

산지별 주출하 시군구



주간 도매가격(원)

◆ 2025 ● 2024 ◆ 평년



구분	금주(A)	전주(B)	전월(C)	전년(D)	평년(E)	A/B	A/C	A/D	A/E
가격(원)	14,554	14,215	10,877	11,174	13,226	102.4%	133.8%	130.2%	110.0%

※ 상품 가격 기준

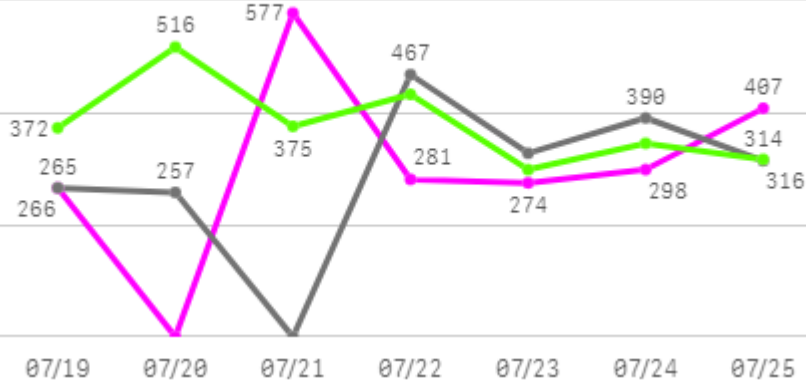
□ 열무(4Kg) 주간 가격

구분	Q	품종	Q	단량	Q	특	상	보통	하
2025-07-19		열무		4Kg		-	8,629	6,146	3,799
2025-07-21		열무		4Kg		-	12,244	8,303	4,857
2025-07-22		열무		4Kg		-	12,021	8,243	4,222
2025-07-23		열무		4Kg		-	15,533	11,218	6,193
2025-07-24		열무		4Kg		-	17,989	12,624	7,313
2025-07-25		열무		4Kg		-	20,906	16,740	10,885
평균						-	14,554	10,546	6,212

수박

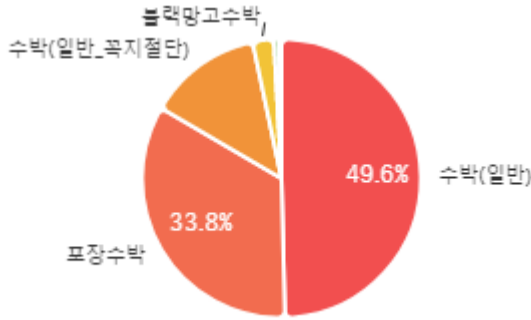
주간 반입량(톤)

● 2025 ● 2024 ● 평년

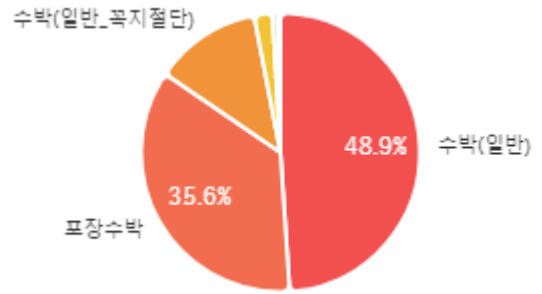


구분	금주(A)	전주(B)	전월(C)	전년(D)	평년(E)	A/B	A/C	A/D	A/E
물량(톤)	2,103	2,844	3,578	2,021	2,565	74.0%	58.8%	104.0%	82.0%

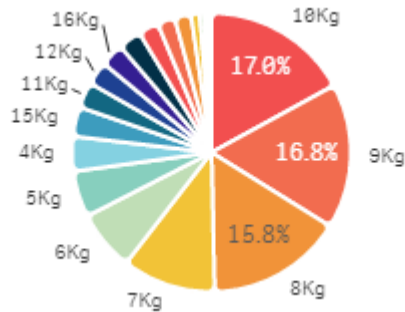
출하 품종별 거래물량 구성비



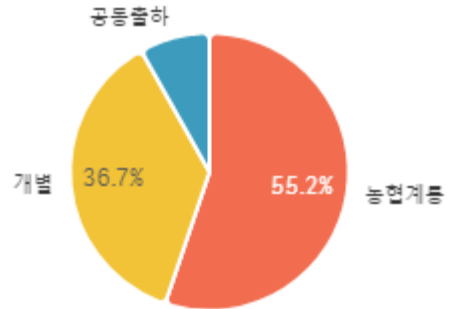
출하 품종별 거래금액 구성비



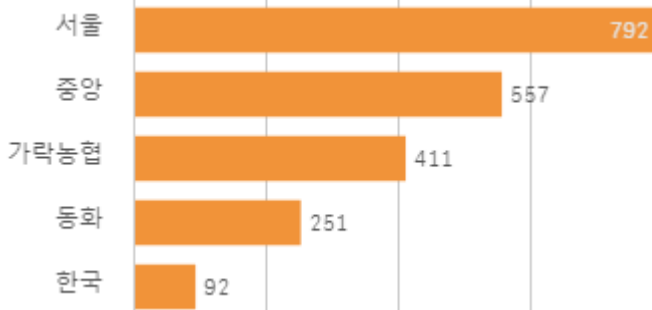
거래 단량별 물량 구성비



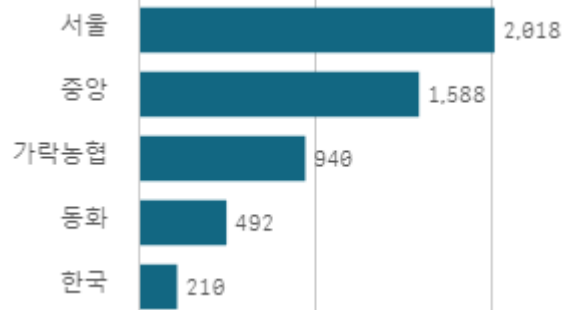
출하자별 거래물량 구성비



도매시장 법인별 거래물량(톤)

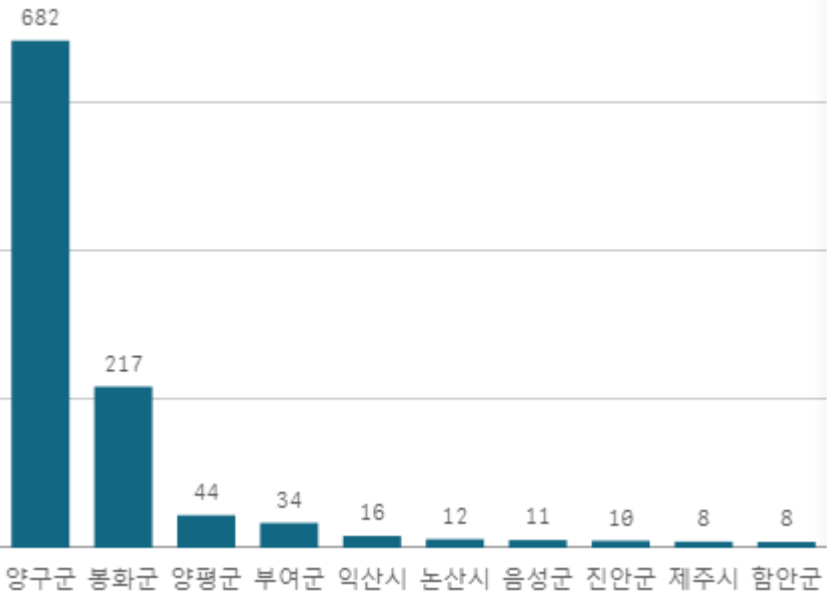


도매시장 법인별 거래금액(백만원)



수박(일반)(10Kg)

산지별 거래물량(톤)

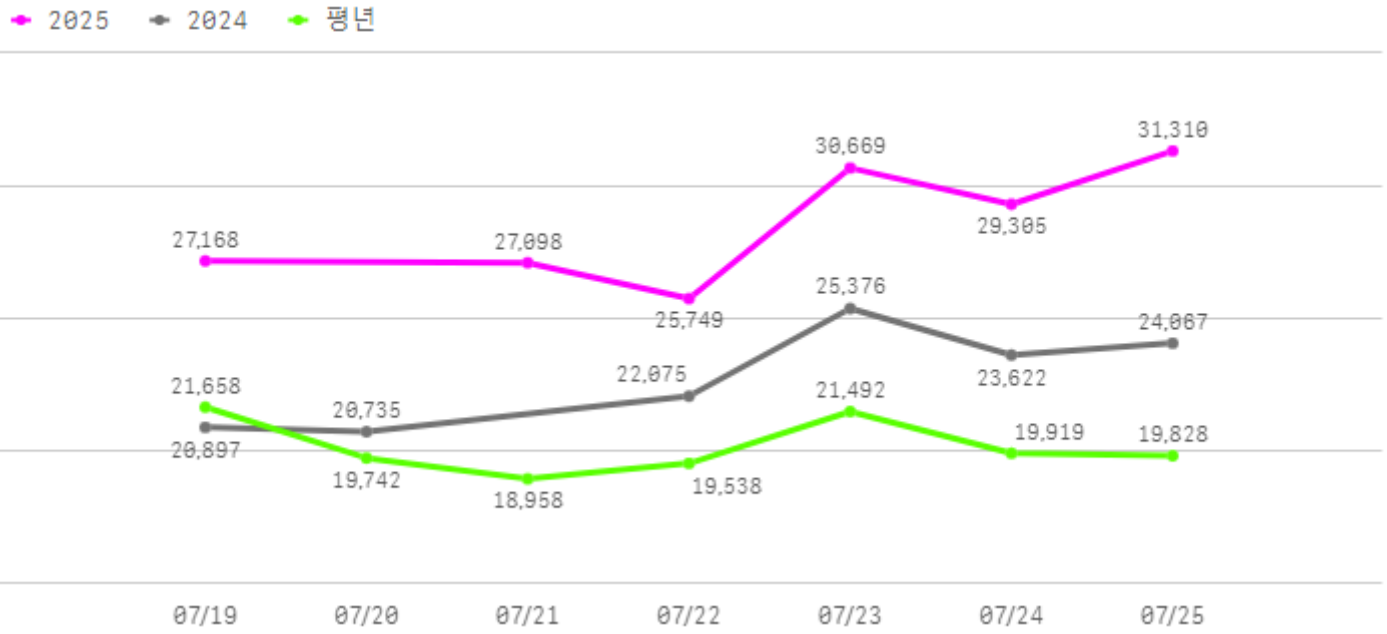


출하산지(개소) **11** 출하건수(천건) **2**

산지별 주출하 시군구



주간 도매가격(원)



구분	금주(A)	전주(B)	전월(C)	전년(D)	평년(E)	A/B	A/C	A/D	A/E
가격(원)	28,550	30,980	18,459	22,795	23,150	92.2%	154.7%	125.2%	123.3%

※ 상품 가격 기준

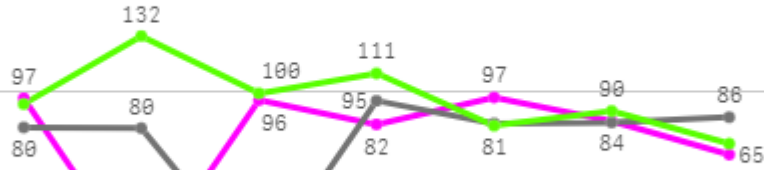
□ 수박(일반)(10Kg) 주간 가격

구분	Q	품종	Q	단량	Q	특	상	보통	하
2025-07-19		수박(일반)		10Kg		29,851	27,168	23,393	18,383
2025-07-21		수박(일반)		10Kg		31,763	27,098	24,189	15,492
2025-07-22		수박(일반)		10Kg		31,072	25,749	22,763	14,689
2025-07-23		수박(일반)		10Kg		37,254	30,669	24,189	14,445
2025-07-24		수박(일반)		10Kg		34,700	29,305	24,519	14,102
2025-07-25		수박(일반)		10Kg		38,336	31,310	25,762	17,995
평균						33,829	28,550	24,136	15,851

참외

주간 반입량(톤)

◆ 2025 ● 2024 ▲ 평년



07/19 07/20 07/21 07/22 07/23 07/24 07/25

구분	금주(A)	전주(B)	전월(C)	전년(D)	평년(E)	A/B	A/C	A/D	A/E
물량(톤)	521	974	1,416	508	593	53.5%	36.8%	102.6%	87.9%

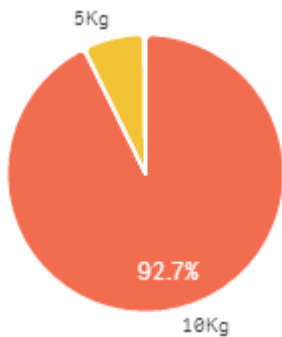
출하 품종별 거래물량 구성비



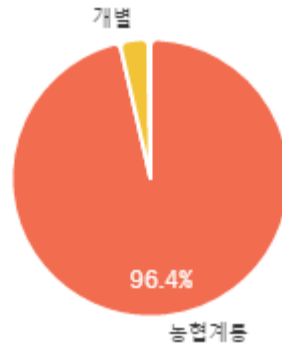
출하 품종별 거래금액 구성비



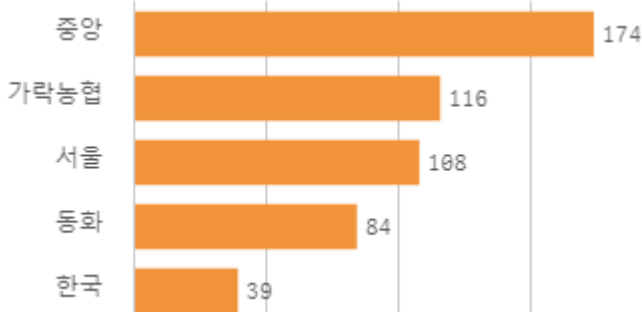
거래 단량별 물량 구성비



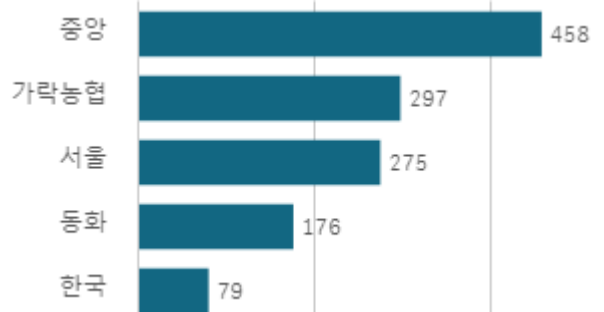
출하자별 거래물량 구성비



도매시장 법인별 거래물량(톤)

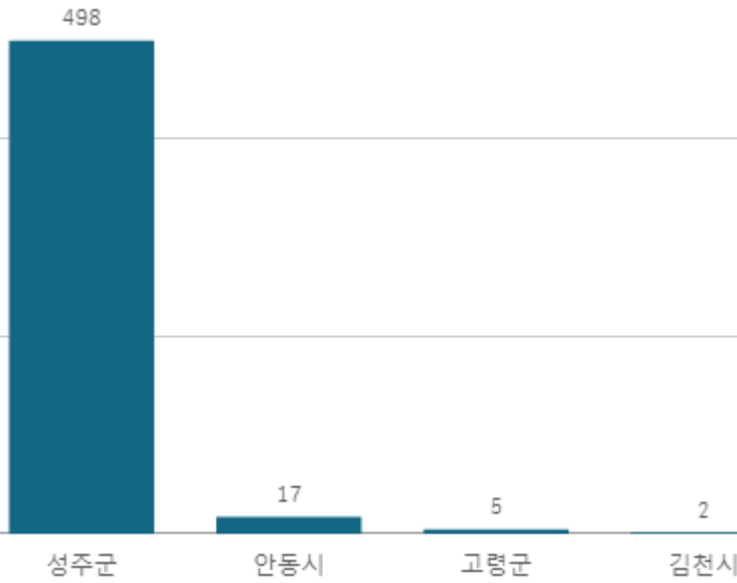


도매시장 법인별 거래금액(백만원)



참외(일반)(10Kg)

산지별 거래물량(톤)



출하산지(개소)

4

출하건수(천건)

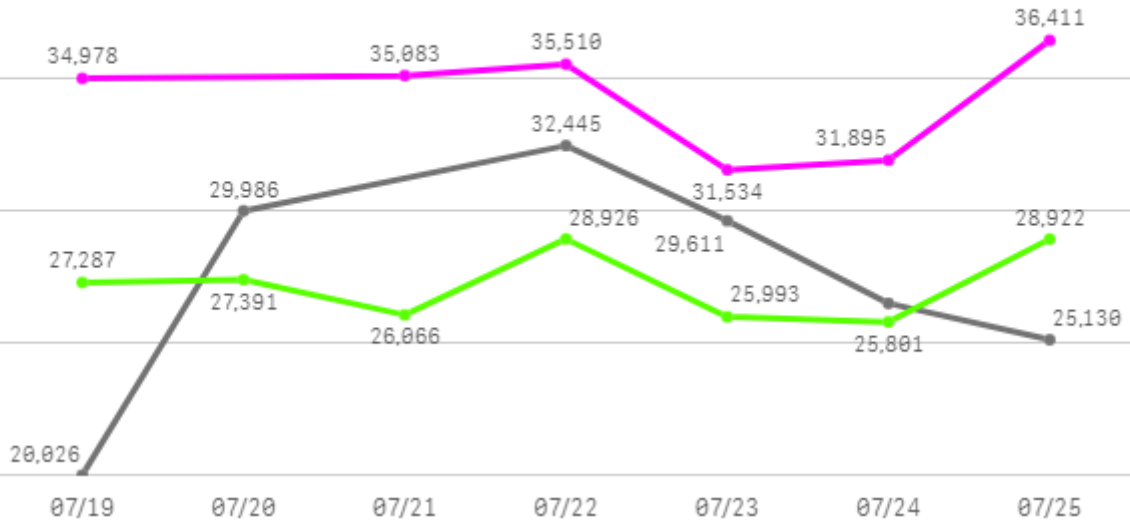
9

산지별 주출하 시군구



주간 도매가격(원)

◆ 2025 ● 2024 ◆ 평년



구분	금주(A)	전주(B)	전월(C)	전년(D)	평년(E)	A/B	A/C	A/D	A/E
가격(원)	34,235	27,725	31,752	27,283	30,349	123.5%	107.8%	125.5%	112.8%

※ 상품 가격 기준

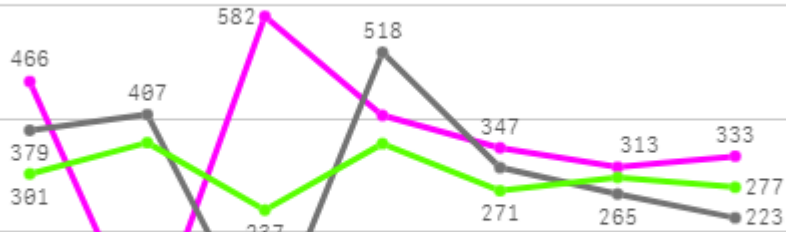
□ 참외(일반)(10Kg) 주간 가격

구분	Q	품종	Q	단량	Q	특	상	보통	하
2025-07-19		참외(일반)		10Kg		52,862	34,978	19,465	9,437
2025-07-21		참외(일반)		10Kg		51,496	35,083	22,820	12,812
2025-07-22		참외(일반)		10Kg		49,971	35,510	23,140	13,355
2025-07-23		참외(일반)		10Kg		47,108	31,534	19,683	10,924
2025-07-24		참외(일반)		10Kg		46,142	31,895	19,638	10,599
2025-07-25		참외(일반)		10Kg		54,446	36,411	21,397	12,133
평균						50,338	34,235	21,024	11,543

오이

주간 반입량(톤)

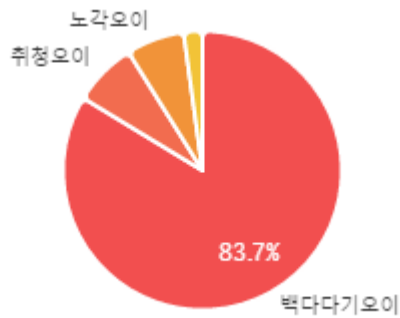
2025 (파란색 선) 2024 (회색 선) 평년 (초록색 선)



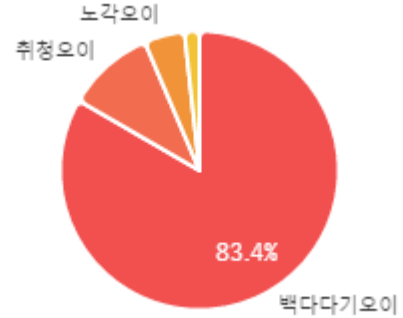
07/19 07/20 07/21 07/22 07/23 07/24 07/25

구분	금주(A)	전주(B)	전월(C)	전년(D)	평년(E)	A/B	A/C	A/D	A/E
물량(톤)	2,446	2,649	3,560	2,103	2,119	92.3%	68.7%	116.3%	115.4%

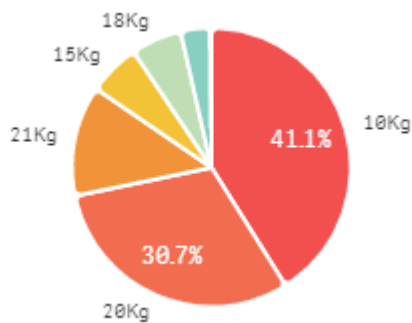
출하 품종별 거래물량 구성비



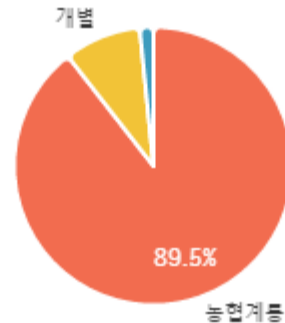
출하 품종별 거래금액 구성비



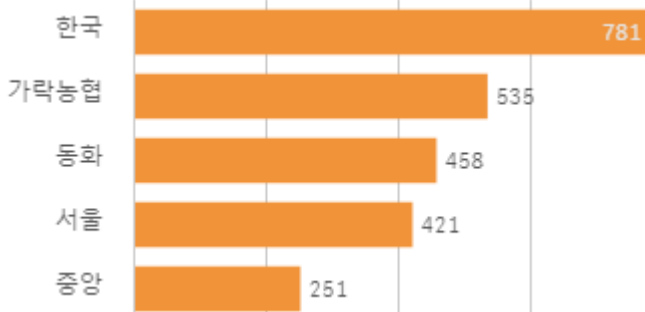
거래 단량별 물량 구성비



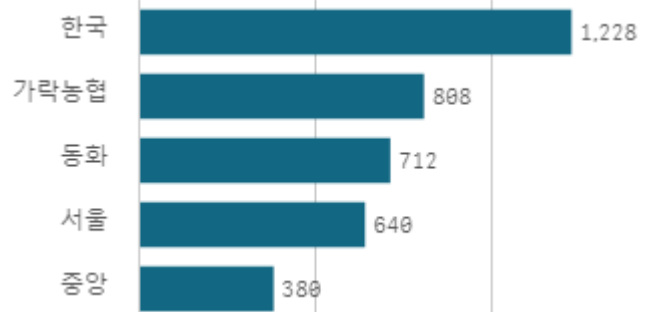
출하자별 거래물량 구성비



도매시장 법인별 거래물량(톤)

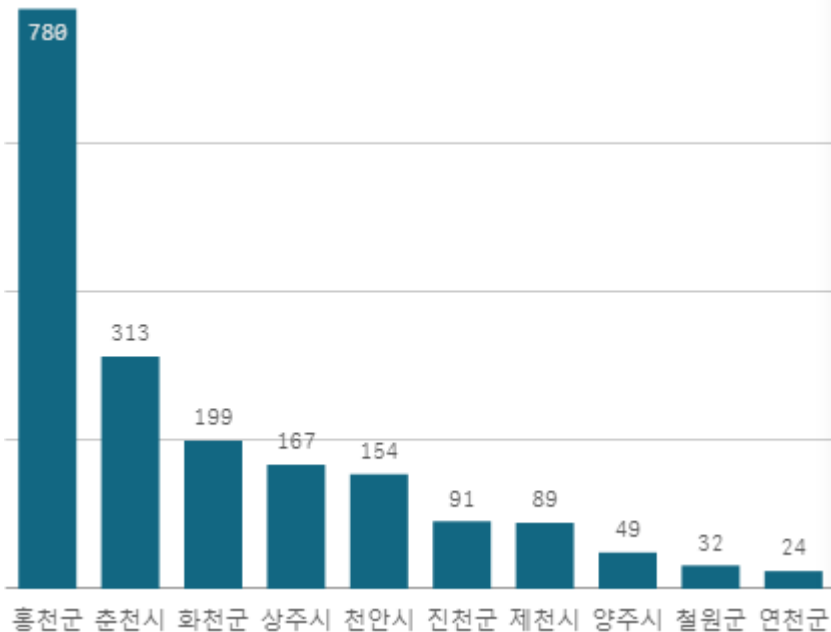


도매시장 법인별 거래금액(백만원)



백다다기오이(100개)

산지별 거래물량(톤)



출하산지(개소)

39

출하건수(천건)

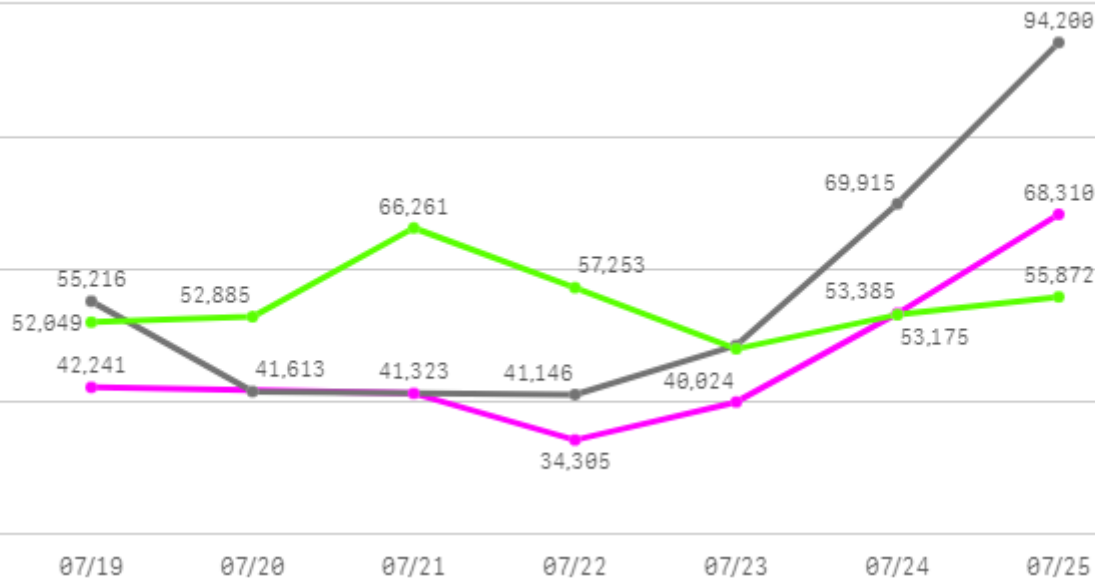
9

산지별 주출하 시군구



주간 도매가격(원)

◆ 2025 ● 2024 ◆ 평년



구분	금주(A)	전주(B)	전월(C)	전년(D)	평년(E)	A/B	A/C	A/D	A/E
가격(원)	46,598	59,620	42,789	58,443	57,999	78.2%	108.9%	79.7%	80.3%

※ 상품 가격 기준

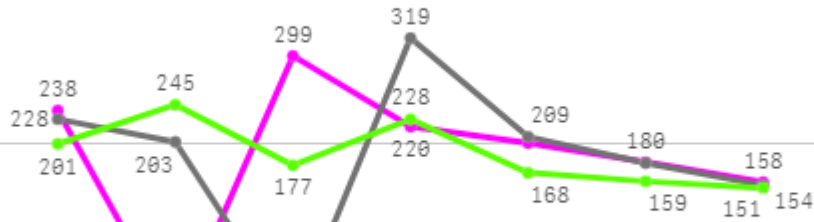
□ 백다다기오이(100개) 주간 가격

구분	Q	품종	Q	단량	Q	특	상	보통	하
2025-07-19		백다다기오이		100개		51,180	42,241	26,242	13,225
2025-07-21		백다다기오이		100개		54,942	41,323	24,249	12,602
2025-07-22		백다다기오이		100개		42,499	34,305	22,732	9,237
2025-07-23		백다다기오이		100개		50,036	40,024	25,971	11,748
2025-07-24		백다다기오이		100개		64,718	53,385	35,927	17,314
2025-07-25		백다다기오이		100개		84,766	68,310	40,862	17,519
평균						58,024	46,598	29,331	13,608

호박

주간 반입량(톤)

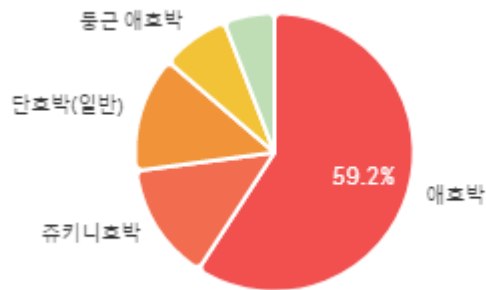
◆ 2025 ● 2024 ▲ 평년



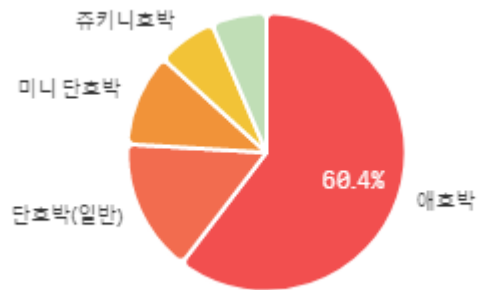
07/19 07/20 07/21 07/22 07/23 07/24 07/25

구분	금주(A)	전주(B)	전월(C)	전년(D)	평년(E)	A/B	A/C	A/D	A/E
물량(톤)	1,297	1,603	1,474	1,292	1,295	80.9%	88.0%	100.4%	100.1%

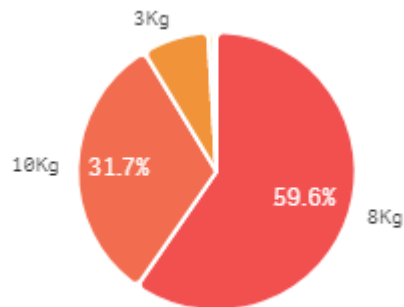
출하 품종별 거래물량 구성비



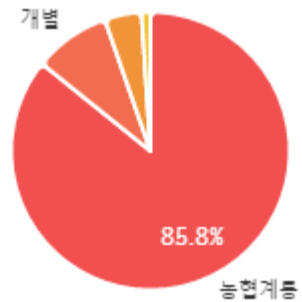
출하 품종별 거래금액 구성비



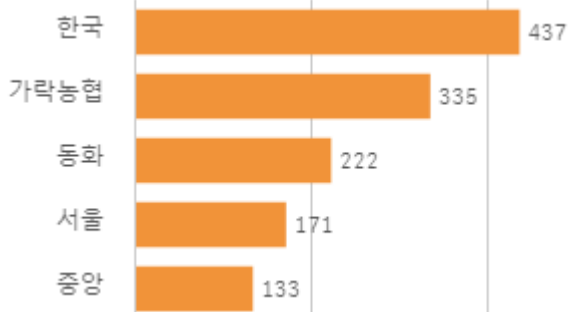
거래 단량별 물량 구성비



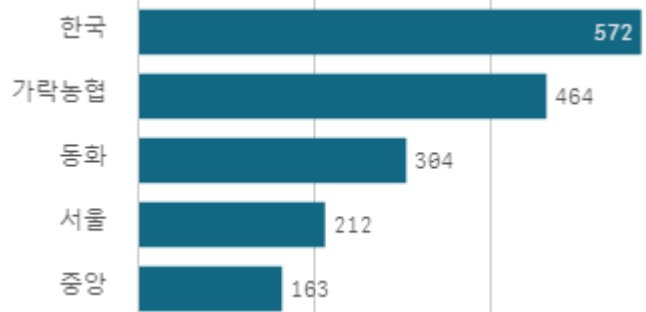
출하자별 거래물량 구성비



도매시장 법인별 거래물량(톤)

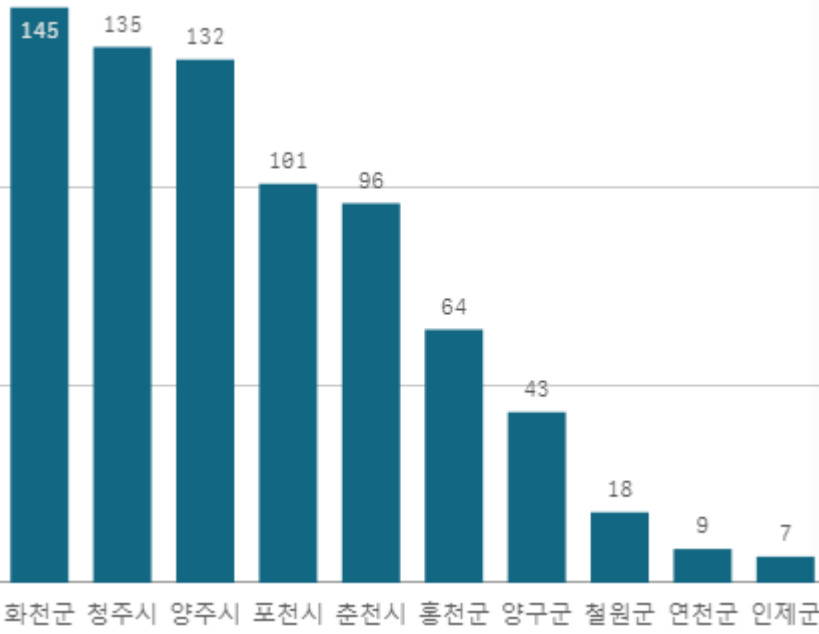


도매시장 법인별 거래금액(백만원)



애호박(20개)

산지별 거래물량(톤)



출하산지(개소)

21

출하건수(천건)

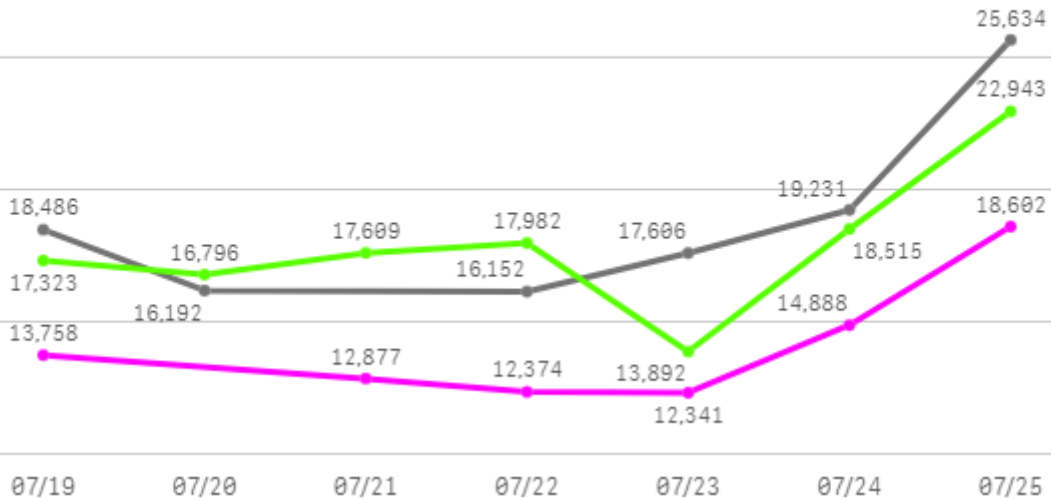
5

산지별 주출하 시군구



주간 도매가격(원)

◆ 2025 ◆ 2024 ◆ 평년



구분	금주(A)	전주(B)	전월(C)	전년(D)	평년(E)	A/B	A/C	A/D	A/E
가격(원)	14,140	14,272	22,044	18,884	17,880	99.1%	64.1%	74.9%	79.1%

※ 상품 가격 기준

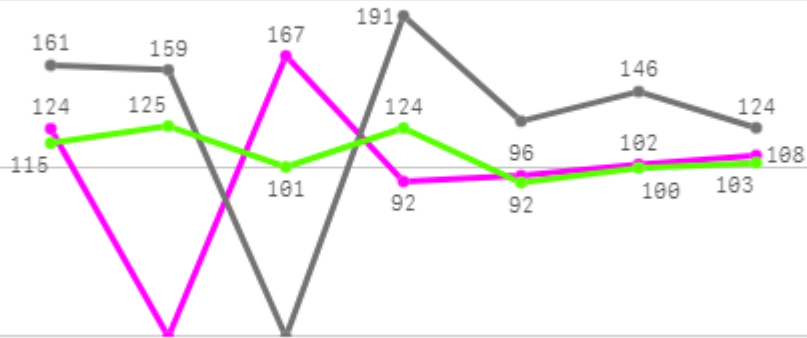
□ 애호박(20개) 주간 가격

구분	Q	품종	Q	단량	Q	특	상	보통	하
2025-07-19		애호박		20개		16,322	13,758	9,699	5,959
2025-07-21		애호박		20개		15,087	12,877	8,867	5,645
2025-07-22		애호박		20개		14,722	12,374	8,933	5,497
2025-07-23		애호박		20개		14,217	12,341	9,604	6,246
2025-07-24		애호박		20개		16,809	14,888	11,893	7,478
2025-07-25		애호박		20개		22,254	18,602	13,690	9,638
평균						16,569	14,140	10,448	6,744

토마토

주간 반입량(톤)

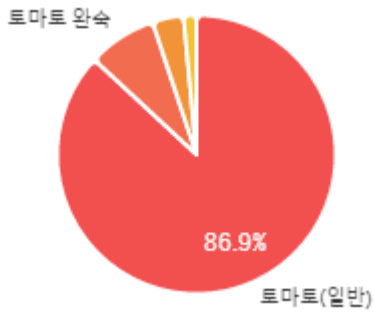
◆ 2025 ● 2024 ▲ 평년



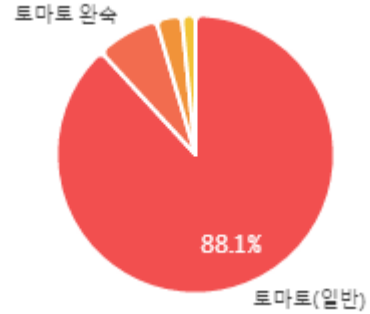
07/19 07/20 07/21 07/22 07/23 07/24 07/25

구분	금주(A)	전주(B)	전월(C)	전년(D)	평년(E)	A/B	A/C	A/D	A/E
물량(톤)	689	1,027	1,365	908	790	67.1%	50.5%	75.8%	87.2%

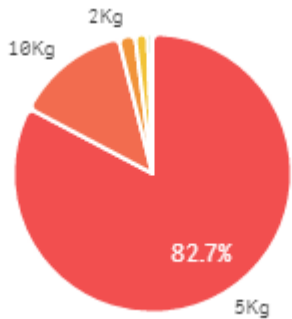
출하 품종별 거래물량 구성비



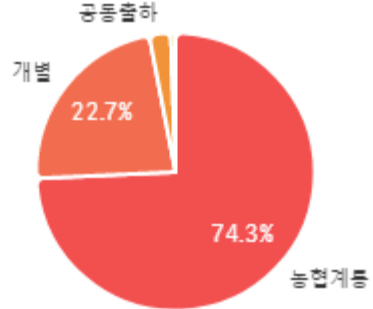
출하 품종별 거래금액 구성비



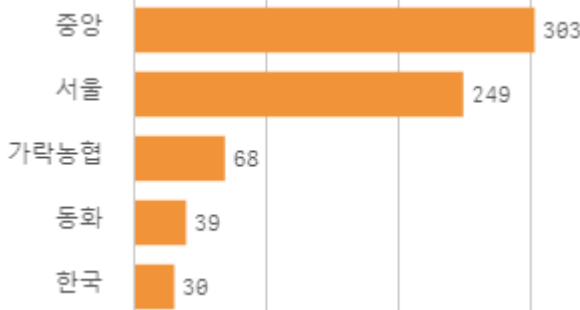
거래 단량별 물량 구성비



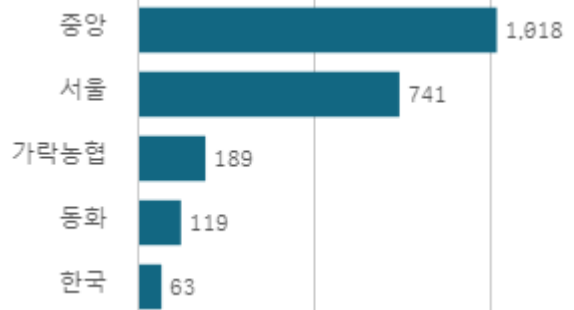
출하자별 거래물량 구성비



도매시장 법인별 거래물량(톤)

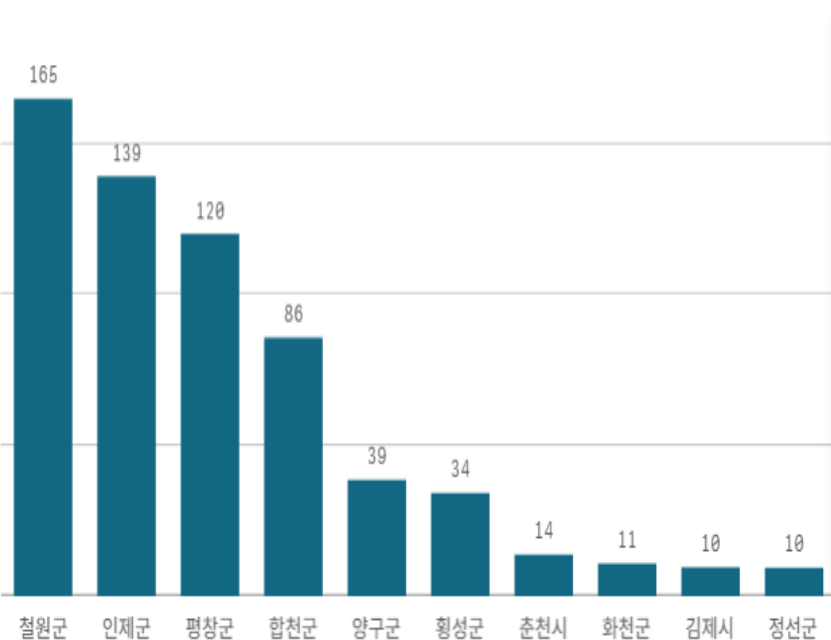


도매시장 법인별 거래금액(백만원)



토마토(5Kg)

산지별 거래물량(톤)



출하산지(개소)

30

출하건수(천건)

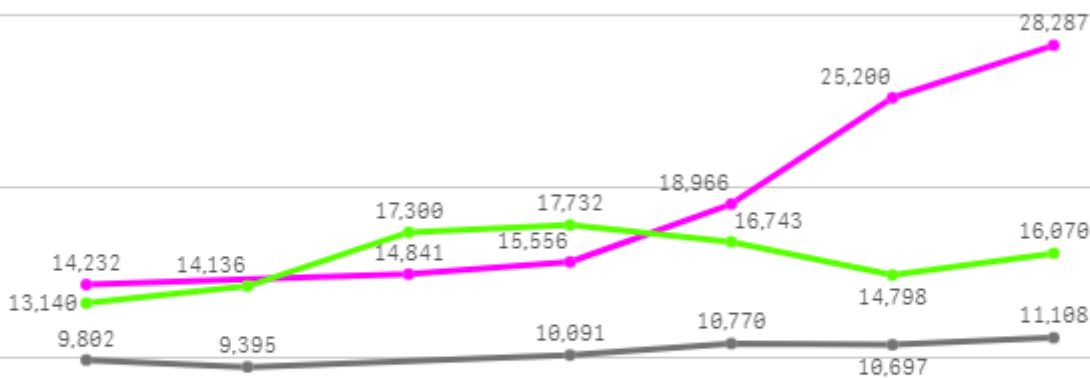
5

산지별 주출하 시군구



주간 도매가격(원)

◆ 2025 ● 2024 ◆ 평년



07/19 07/20 07/21 07/22 07/23 07/24 07/25

구분	금주(A)	전주(B)	전월(C)	전년(D)	평년(E)	A/B	A/C	A/D	A/E
가격(원)	19,514	10,146	7,013	10,311	15,707	192.3%	278.3%	189.3%	124.2%

※ 상품 가격 기준

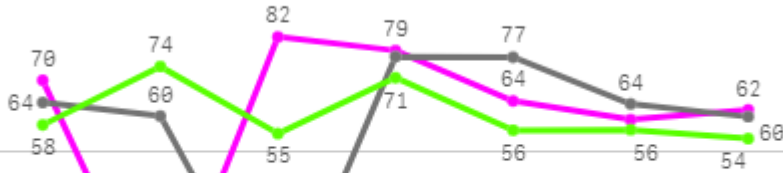
□ 토마토(5Kg) 주간 가격

구분	Q	품종	Q	단량	Q	특	상	보통	하
2025-07-19		토마토		5Kg		15,160	14,232	11,559	6,688
2025-07-21		토마토		5Kg		16,799	14,841	11,785	8,113
2025-07-22		토마토		5Kg		16,633	15,556	13,649	9,191
2025-07-23		토마토		5Kg		20,513	18,966	15,943	11,406
2025-07-24		토마토		5Kg		26,117	25,200	23,205	16,110
2025-07-25		토마토		5Kg		29,423	28,287	25,788	17,719
평균						20,774	19,514	16,988	11,538

방울토마토

주간 반입량(톤)

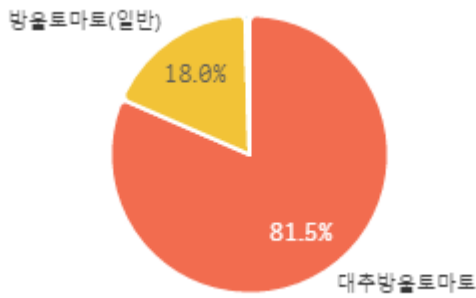
◆ 2025 ● 2024 ▲ 평년



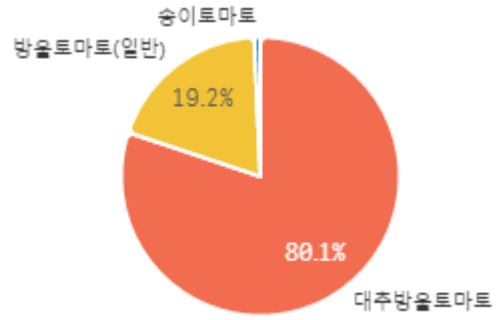
07/19 07/20 07/21 07/22 07/23 07/24 07/25

구분	금주(A)	전주(B)	전월(C)	전년(D)	평년(E)	A/B	A/C	A/D	A/E
물량(톤)	417	479	706	401	425	87.1%	59.1%	103.8%	98.1%

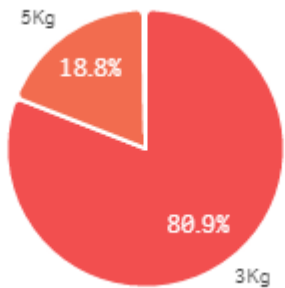
출하 품종별 거래물량 구성비



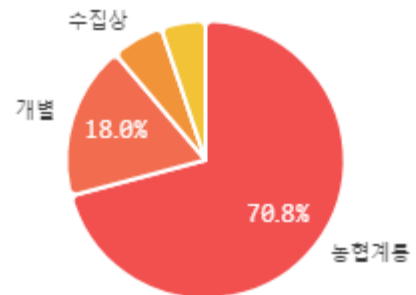
출하 품종별 거래금액 구성비



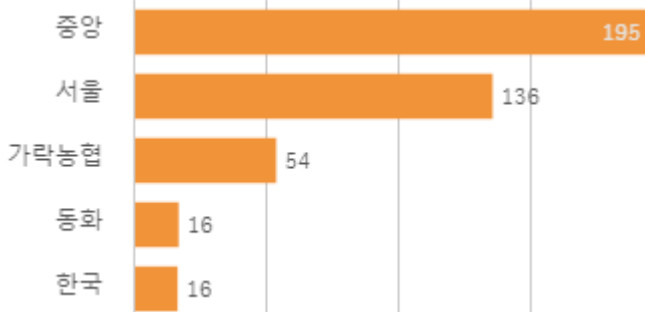
거래 단량별 물량 구성비



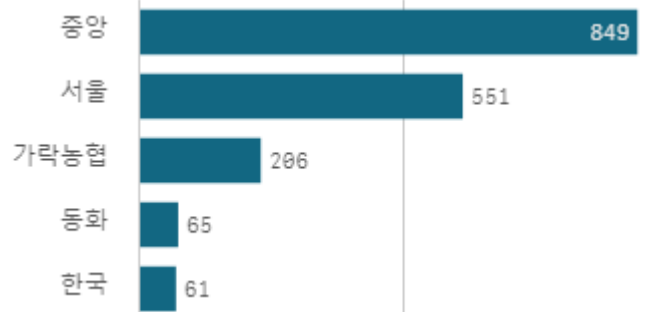
출하자별 거래물량 구성비



도매시장 법인별 거래물량(톤)

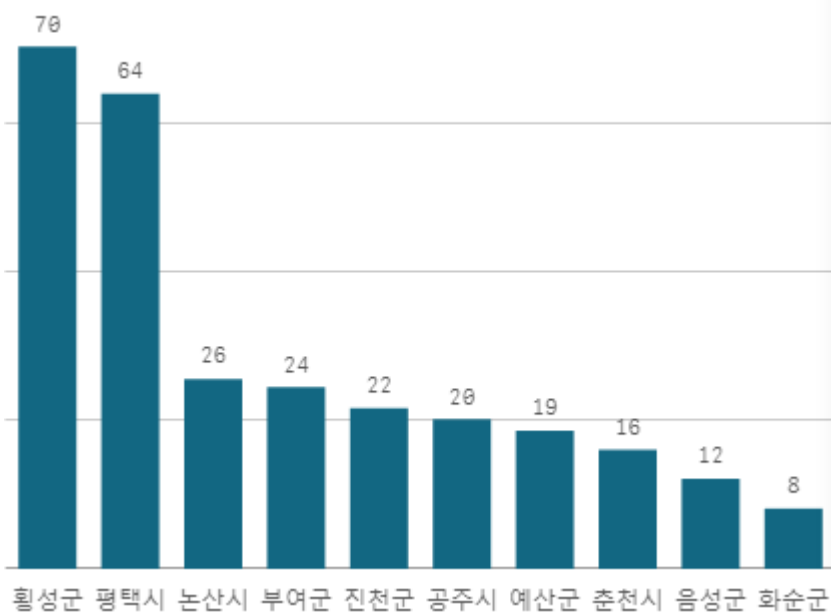


도매시장 법인별 거래금액(백만원)



대추방울토마토(3Kg)

산지별 거래물량(톤)



출하산지(개소)

44

출하건수(천건)

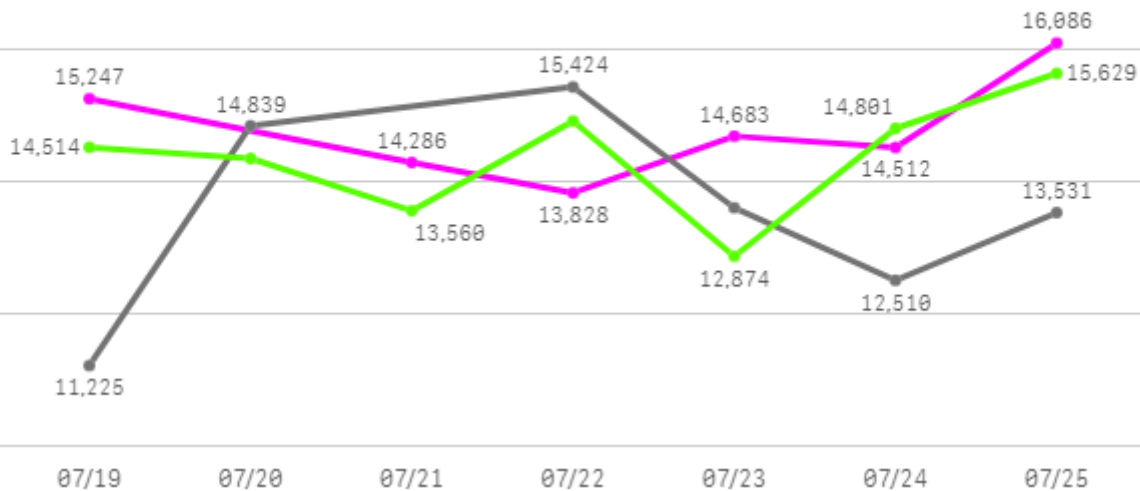
3

산지별 주출하 시군구



주간 도매가격(원)

◆ 2025 ● 2024 ◆ 평년



구분	금주(A)	전주(B)	전월(C)	전년(D)	평년(E)	A/B	A/C	A/D	A/E
가격(원)	14,774	13,574	10,605	13,522	14,527	108.8%	139.3%	109.3%	101.7%

※ 상품 가격 기준

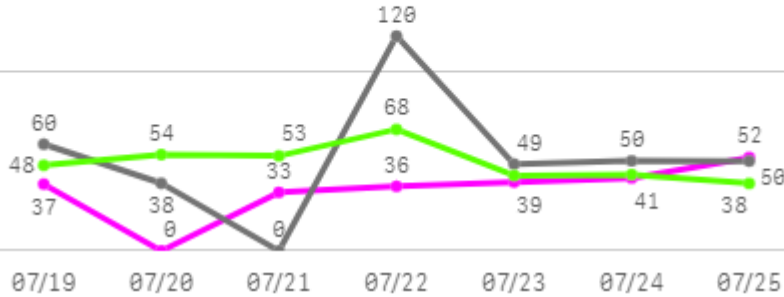
□ 대추방울토마토(3Kg) 주간 가격

구분	Q	품종	Q	단량	Q	특	상	보통	하
2025-07-19		대추방울토마토		3Kg		17,209	15,247	11,756	6,901
2025-07-21		대추방울토마토		3Kg		16,454	14,286	12,033	8,199
2025-07-22		대추방울토마토		3Kg		17,226	13,828	11,676	8,384
2025-07-23		대추방울토마토		3Kg		17,106	14,683	11,507	8,035
2025-07-24		대추방울토마토		3Kg		16,830	14,512	11,964	7,748
2025-07-25		대추방울토마토		3Kg		20,239	16,086	12,842	8,031
평균						17,511	14,774	11,963	7,883

멜론

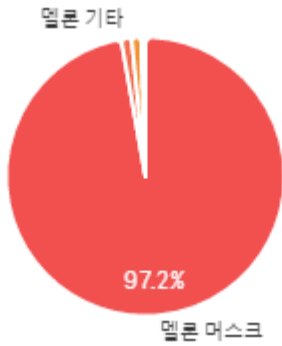
주간 반입량(톤)

◆ 2025 ● 2024 ▲ 평년

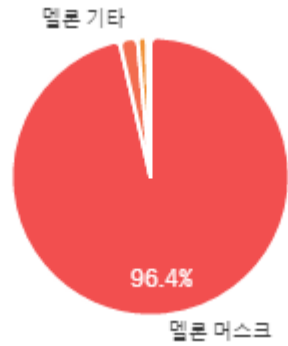


구분	금주(A)	전주(B)	전월(C)	전년(D)	평년(E)	A/B	A/C	A/D	A/E
물량(톤)	238	267	226	368	347	89.1%	105.1%	64.8%	68.6%

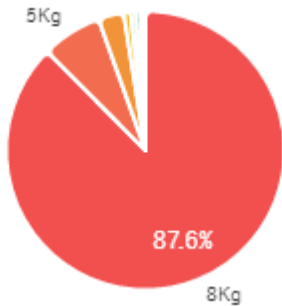
출하 품종별 거래물량 구성비



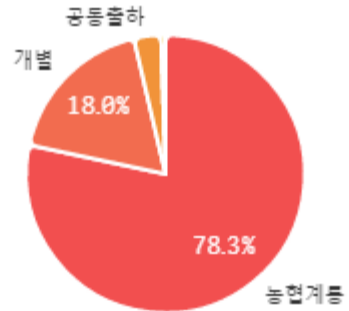
출하 품종별 거래금액 구성비



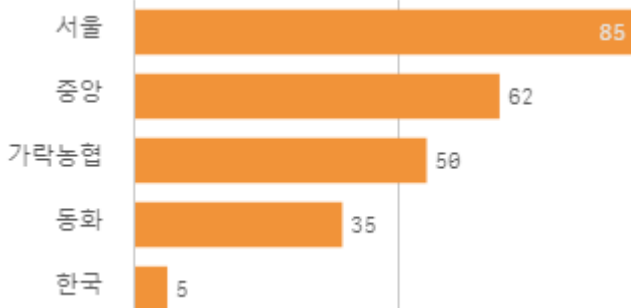
거래 단량별 물량 구성비



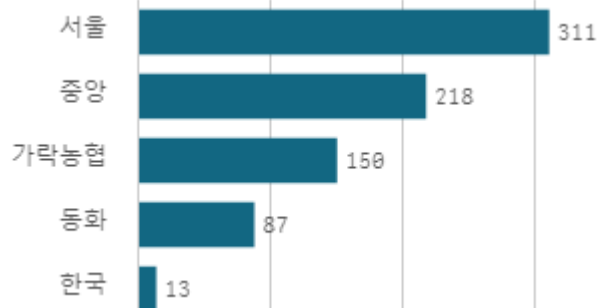
출하자별 거래물량 구성비



도매시장 법인별 거래물량(톤)

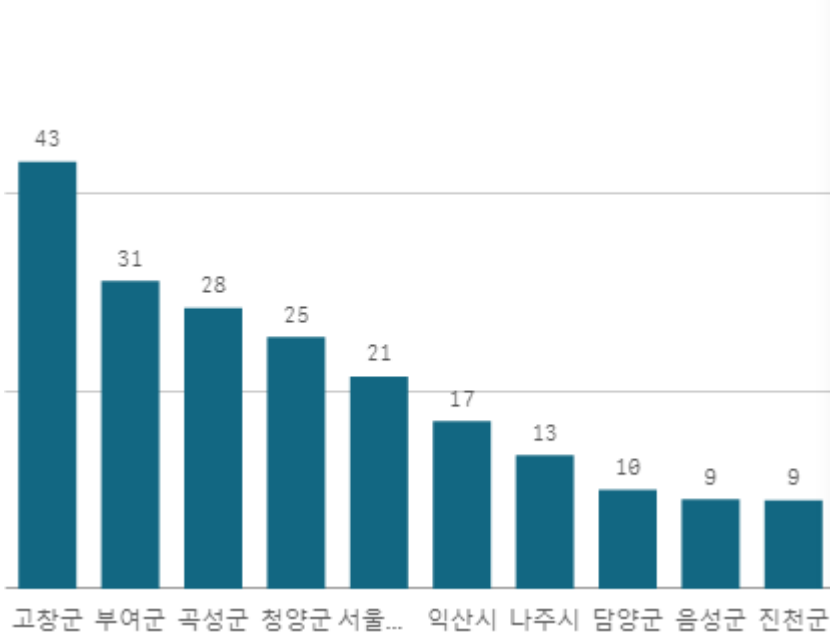


도매시장 법인별 거래금액(백만원)



멜론 머스크(8Kg)

산지별 거래물량(톤)



출하산지(개소)

22

출하건수(천건)

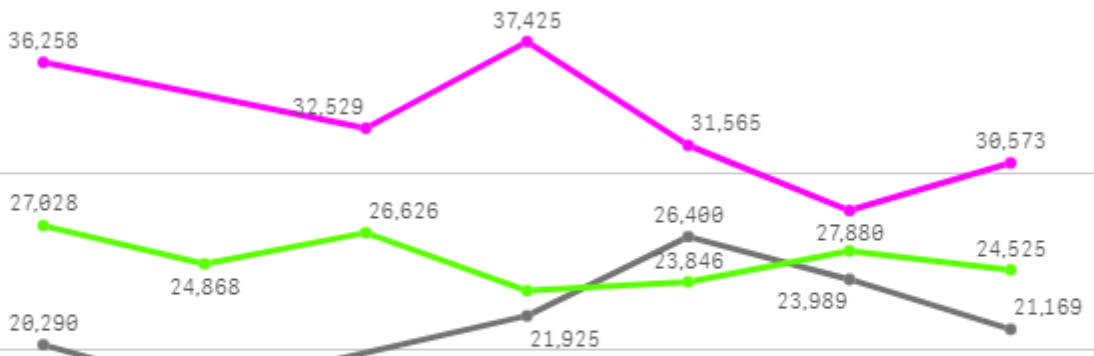
1

산지별 주출하 시군구



주간 도매가격(원)

◆ 2025 ● 2024 ◆ 평년



07/19 07/20 07/21 07/22 07/23 07/24 07/25

구분	금주(A)	전주(B)	전월(C)	전년(D)	평년(E)	A/B	A/C	A/D	A/E
가격(원)	32,705	33,146	28,194	21,922	26,914	98.7%	116.0%	149.2%	121.5%

※ 상품 가격 기준

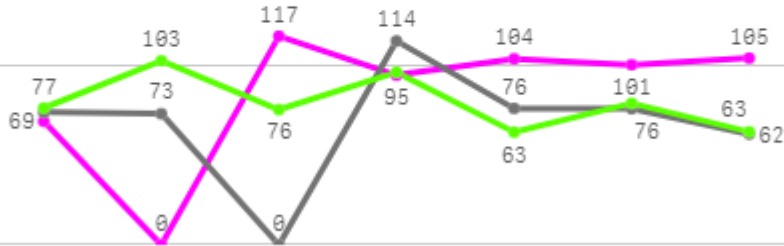
□ 멜론 머스크(8Kg) 주간 가격

구분	Q	품종	Q	단량	Q	특	상	보통	하
2025-07-19		멜론 머스크		8Kg		45,778	36,258	24,981	15,878
2025-07-21		멜론 머스크		8Kg		38,521	32,529	25,654	14,906
2025-07-22		멜론 머스크		8Kg		55,000	37,425	27,933	19,163
2025-07-23		멜론 머스크		8Kg		42,565	31,565	24,817	17,511
2025-07-24		멜론 머스크		8Kg		32,907	27,880	22,234	16,521
2025-07-25		멜론 머스크		8Kg		54,882	30,573	22,749	15,195
평균						44,942	32,705	24,728	16,529

가지

주간 반입량(톤)

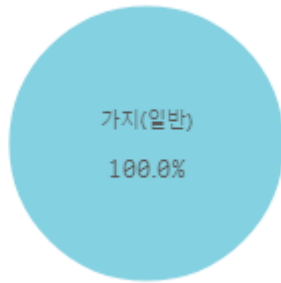
◆ 2025 ● 2024 ▲ 평년



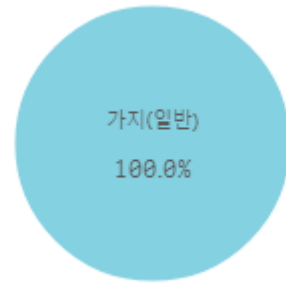
07/19 07/20 07/21 07/22 07/23 07/24 07/25

구분	금주(A)	전주(B)	전월(C)	전년(D)	평년(E)	A/B	A/C	A/D	A/E
물량(톤)	591	595	594	477	538	99.5%	99.6%	124.0%	110.0%

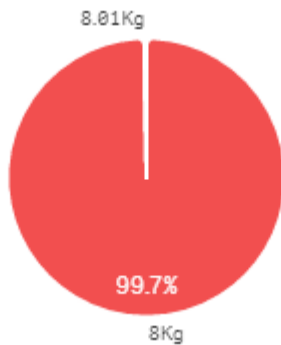
출하 품종별 거래물량 구성비



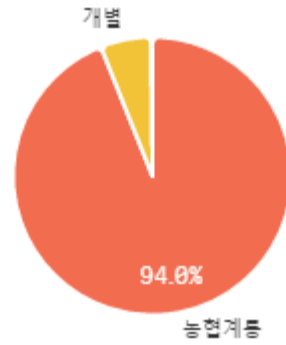
출하 품종별 거래금액 구성비



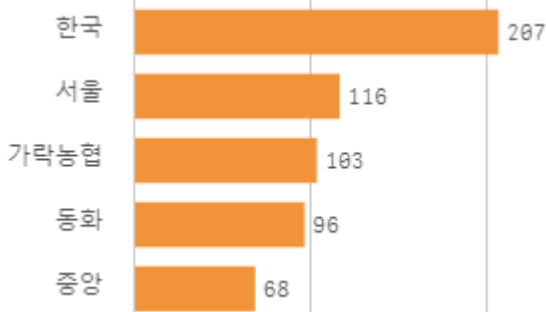
거래 단량별 물량 구성비



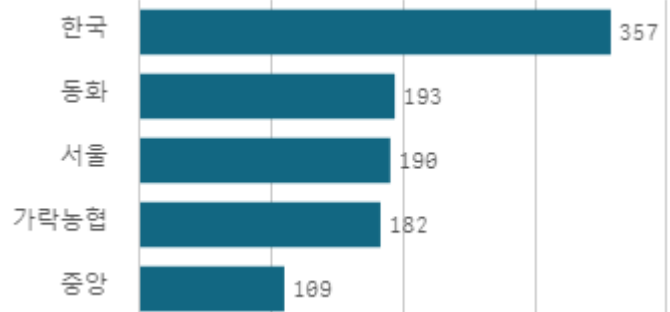
출하자별 거래물량 구성비



도매시장 법인별 거래물량(톤)

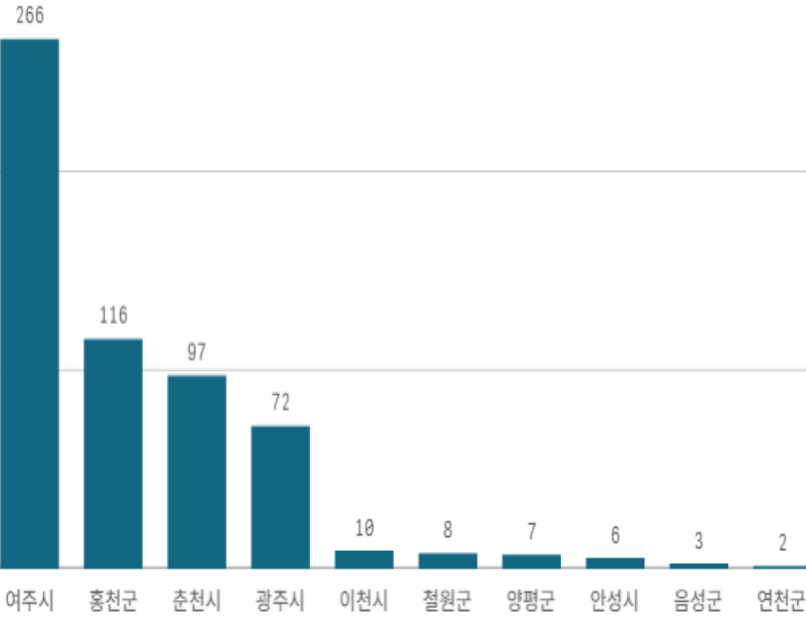


도매시장 법인별 거래금액(백만원)



가지(8Kg)

산지별 거래물량(톤)



산지별 주출하 시군구



출하산지(개소)

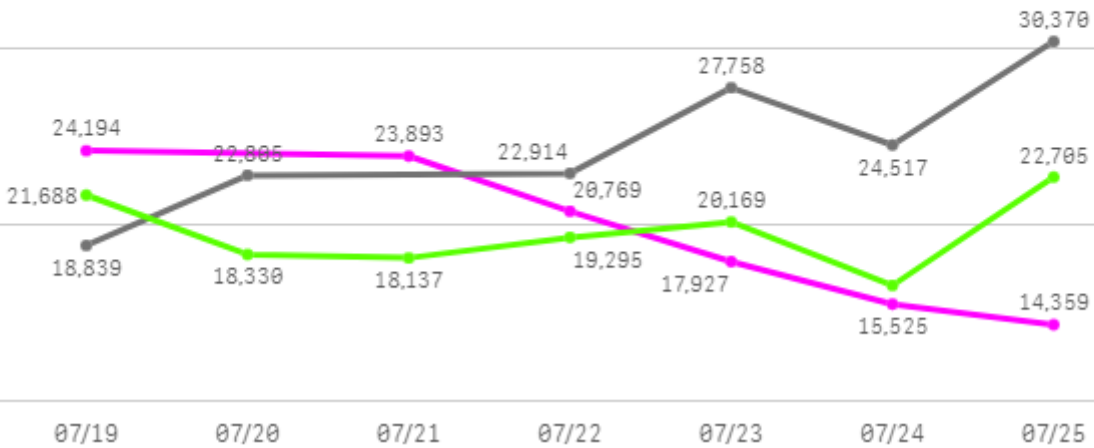
20

출하건수(천건)

4

주간 도매가격(원)

◆ 2025 ● 2024 ◆ 평년



구분	금주(A)	전주(B)	전월(C)	전년(D)	평년(E)	A/B	A/C	A/D	A/E
가격(원)	19,445	18,511	19,204	24,534	21,153	105.0%	101.3%	79.3%	91.9%

※ 상품 가격 기준

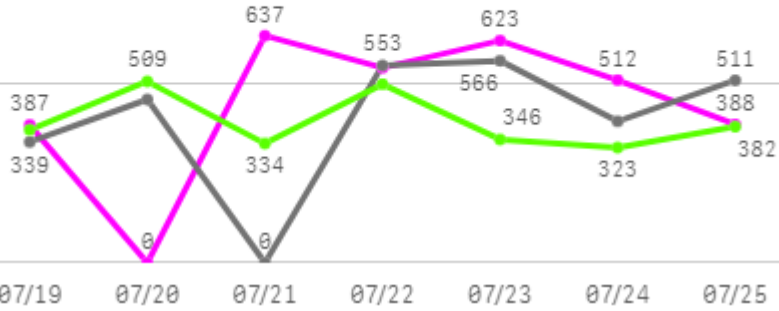
□ 가지(8Kg) 주간 가격

구분	Q	품종	Q	단량	Q	특	상	보통	하
2025-07-19		가지		8Kg		-	24,194	16,654	9,929
2025-07-21		가지		8Kg		-	23,893	18,597	12,625
2025-07-22		가지		8Kg		-	20,769	16,721	12,476
2025-07-23		가지		8Kg		-	17,927	14,089	10,241
2025-07-24		가지		8Kg		-	15,525	12,171	8,854
2025-07-25		가지		8Kg		-	14,359	11,427	7,580
평균						-	19,445	14,943	10,284

무

주간 반입량(톤)

◆ 2025 ● 2024 ▲ 평년

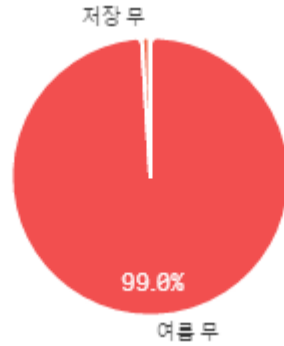


구분	금주(A)	전주(B)	전월(C)	전년(D)	평년(E)	A/B	A/C	A/D	A/E
물량(톤)	3,093	2,679	2,771	2,825	2,839	115.5%	111.6%	109.5%	108.9%

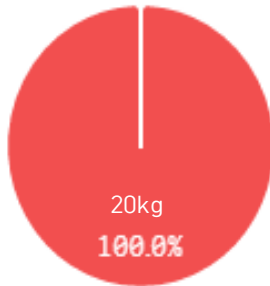
출하 품종별 거래물량 구성비



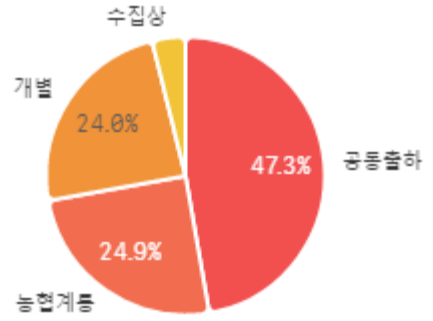
출하 품종별 거래금액 구성비



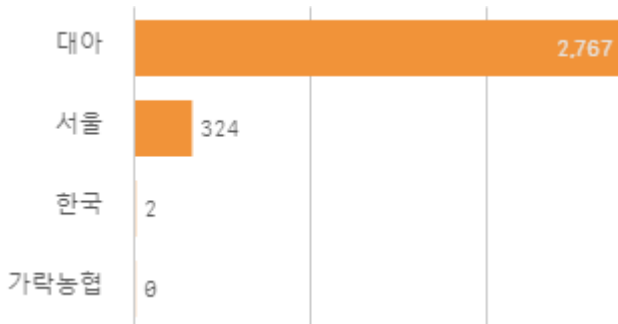
거래 단량별 물량 구성비



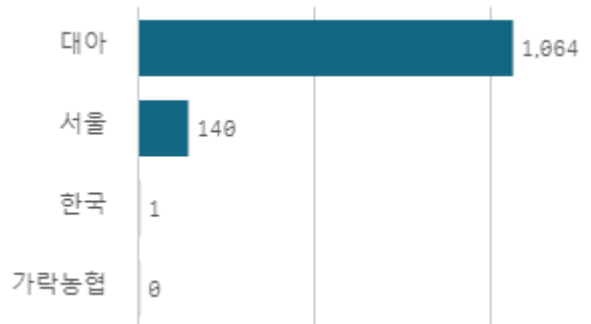
출하자별 거래물량 구성비



도매시장 법인별 거래물량(톤)

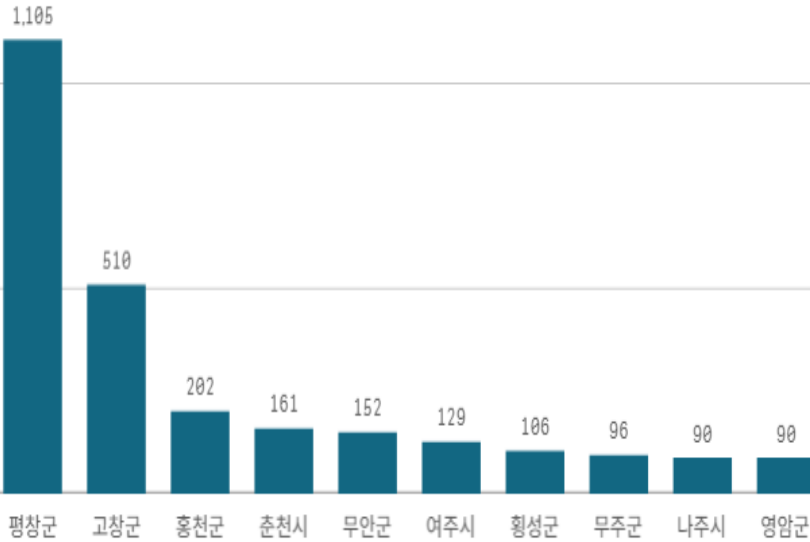


도매시장 법인별 거래금액(백만원)



무(20Kg)

산지별 거래물량(톤)



출하산지(개소)

25

출하건수(천건)

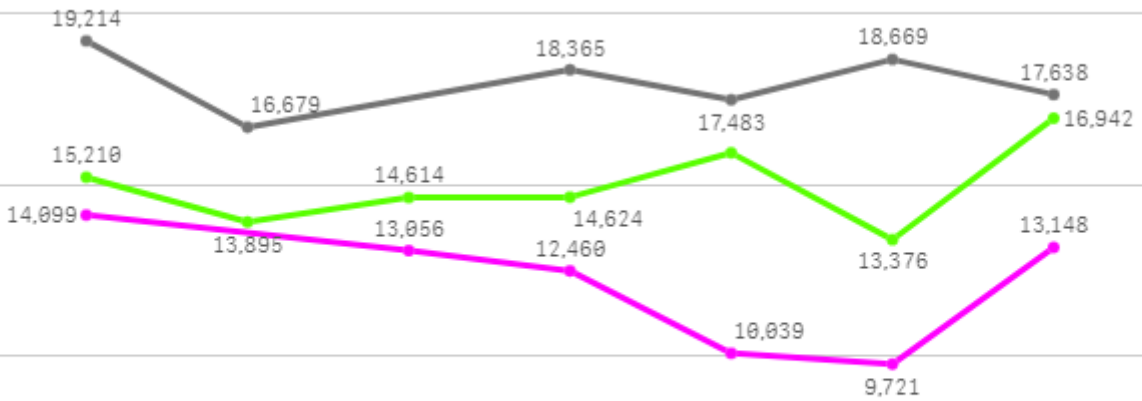
1

산지별 주출하 시군구



주간 도매가격(원)

◆ 2025 ◆ 2024 ◆ 평년



07/19 07/20 07/21 07/22 07/23 07/24 07/25

구분	금주(A)	전주(B)	전월(C)	전년(D)	평년(E)	A/B	A/C	A/D	A/E
가격(원)	12,087	15,994	10,704	18,008	15,171	75.6%	112.9%	67.1%	79.7%

※ 상품 가격 기준

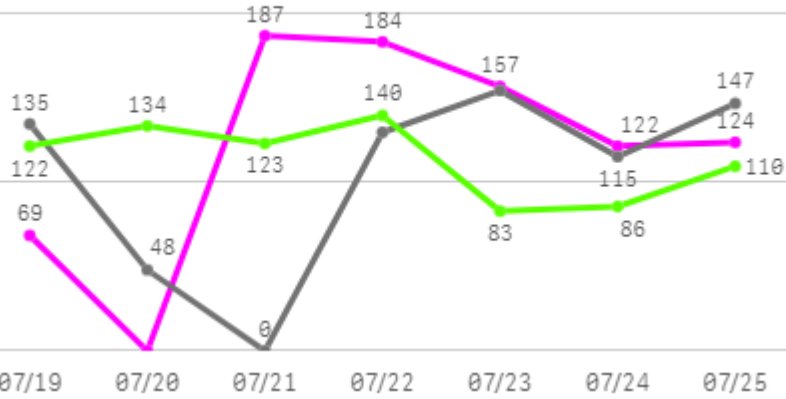
□ 무(20Kg) 주간 가격

구분	Q	품종	Q	단량	Q	특	상	보통	하
2025-07-19		무		20Kg		19,052	14,099	10,874	4,356
2025-07-21		무		20Kg		16,413	13,056	6,163	1,711
2025-07-22		무		20Kg		17,036	12,460	4,969	1,250
2025-07-23		무		20Kg		15,282	10,039	3,948	1,251
2025-07-24		무		20Kg		15,480	9,721	4,781	1,045
2025-07-25		무		20Kg		16,371	13,148	7,108	1,340
평균						16,606	12,087	6,307	1,826

당근

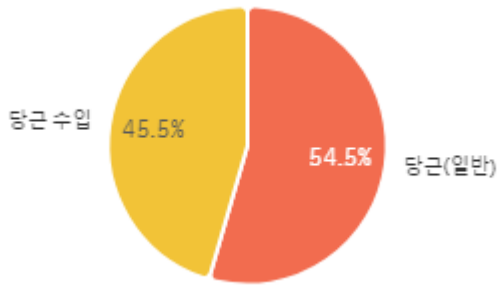
주간 반입량(톤)

◆ 2025 ● 2024 ▲ 평년

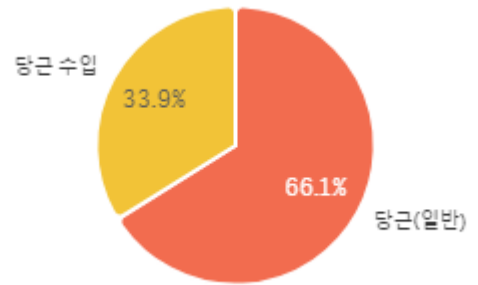


구분	금주(A)	전주(B)	전월(C)	전년(D)	평년(E)	A/B	A/C	A/D	A/E
물량(톤)	842	837	831	730	825	100.6%	101.3%	115.4%	102.0%

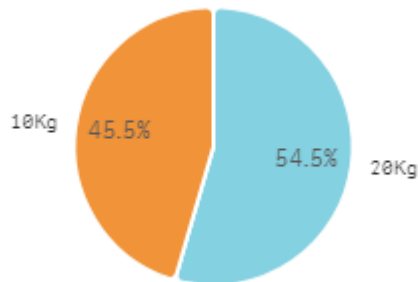
출하 품종별 거래물량 구성비



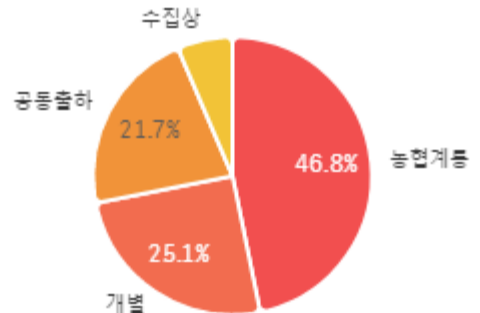
출하 품종별 거래금액 구성비



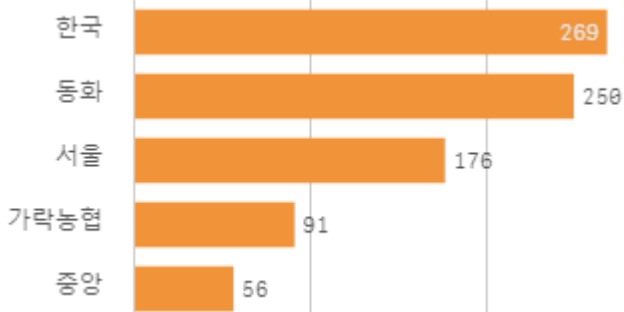
거래 단량별 물량 구성비



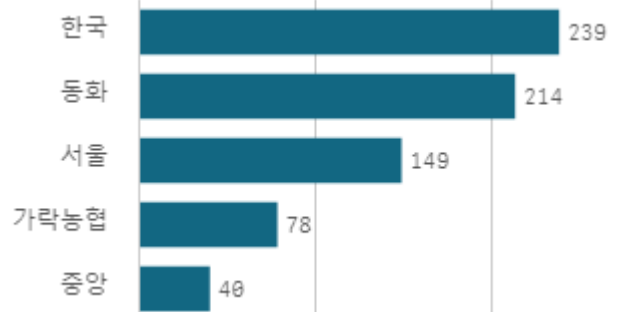
출하자별 거래물량 구성비



도매시장 법인별 거래물량(톤)

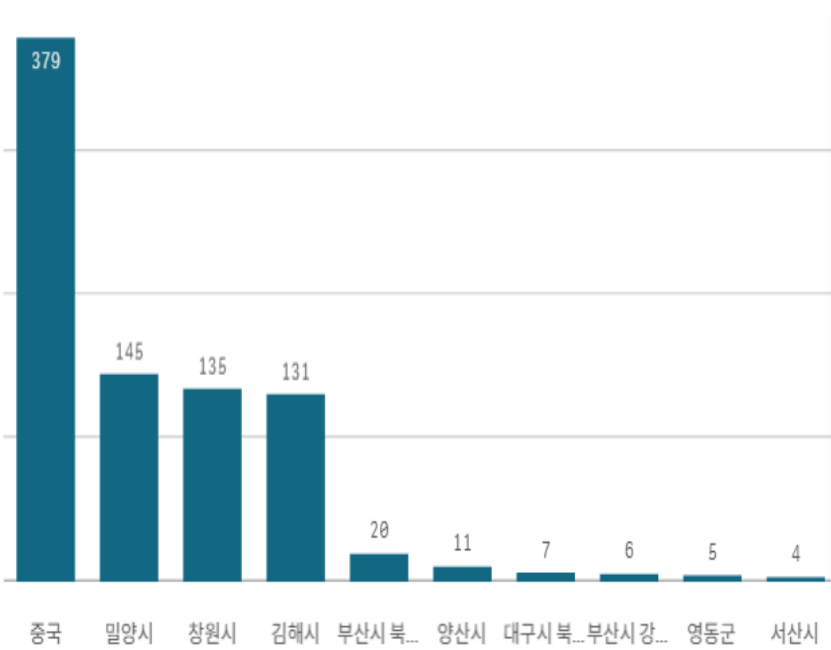


도매시장 법인별 거래금액(백만원)



당근(20Kg)

산지별 거래물량(톤)



출하산지(개소)

14

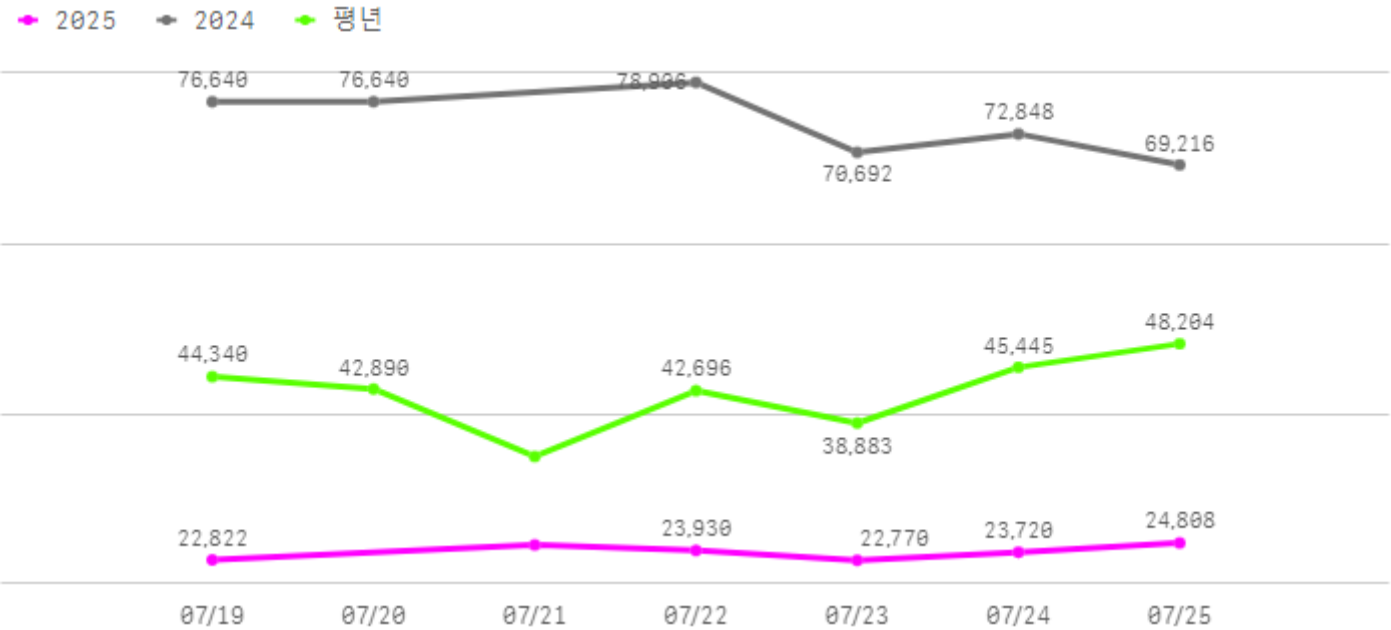
출하건수(천건)

1

산지별 주출하 시군구



주간 도매가격(원)



구분	금주(A)	전주(B)	전월(C)	전년(D)	평년(E)	A/B	A/C	A/D	A/E
가격(원)	23,771	24,490	21,640	74,157	39,810	97.1%	109.8%	32.1%	59.7%

※ 상품 가격 기준

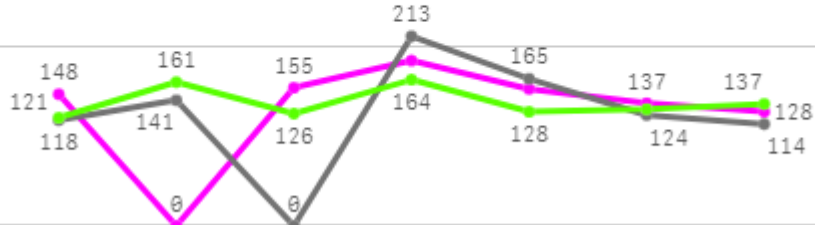
□ 당근(20Kg) 주간 가격

구분	Q	품종	Q	단량	Q	특	상	보통	하
2025-07-19		당근		20Kg		28,000	22,822	20,000	15,373
2025-07-21		당근		20Kg		26,566	24,573	21,963	12,783
2025-07-22		당근		20Kg		27,502	23,930	21,014	14,061
2025-07-23		당근		20Kg		24,869	22,770	19,242	13,856
2025-07-24		당근		20Kg		27,000	23,720	20,855	14,264
2025-07-25		당근		20Kg		27,000	24,808	22,121	16,426
평균						26,823	23,771	20,866	14,461

생고추

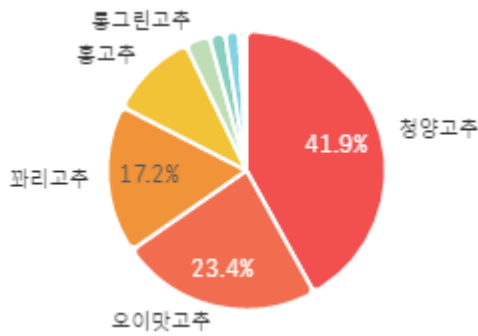
주간 반입량(톤)

◆ 2025 ● 2024 ▲ 평년

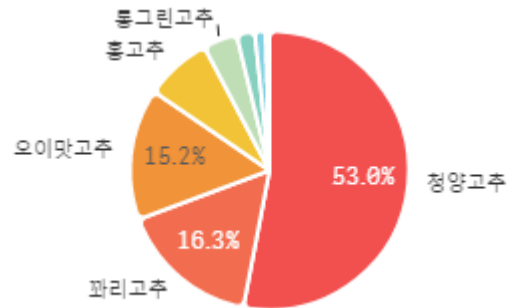


구분	금주(A)	전주(B)	전월(C)	전년(D)	평년(E)	A/B	A/C	A/D	A/E
물량(톤)	907	879	1,115	875	946	103.2%	81.3%	103.6%	95.9%

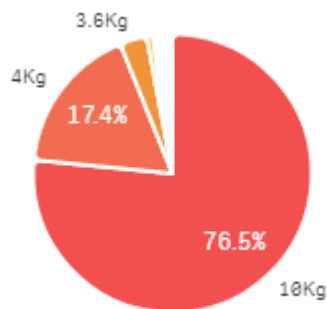
출하 품종별 거래물량 구성비



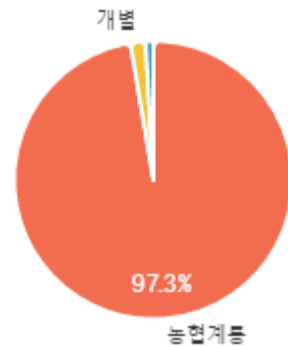
출하 품종별 거래금액 구성비



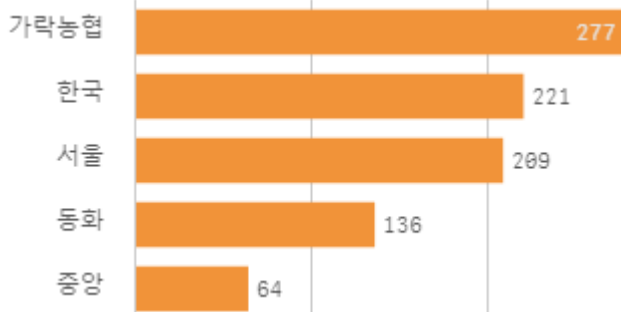
거래 단량별 물량 구성비



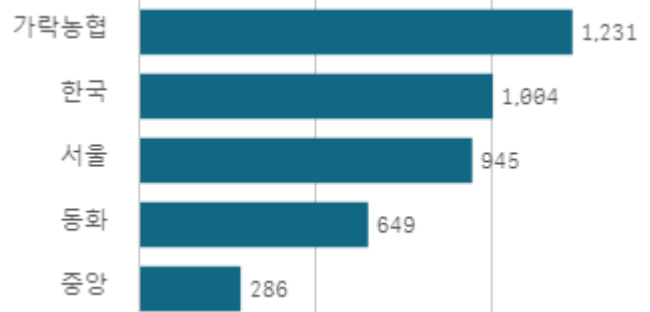
출하자별 거래물량 구성비



도매시장 법인별 거래물량(톤)

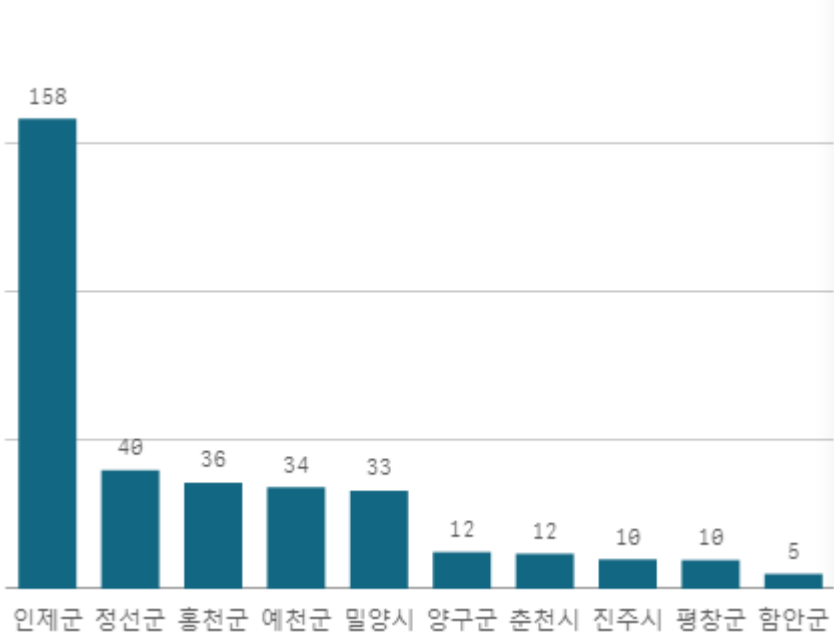


도매시장 법인별 거래금액(백만원)



청양고추(10Kg)

산지별 거래물량(톤)



출하산지(개소)

45

출하건수(천건)

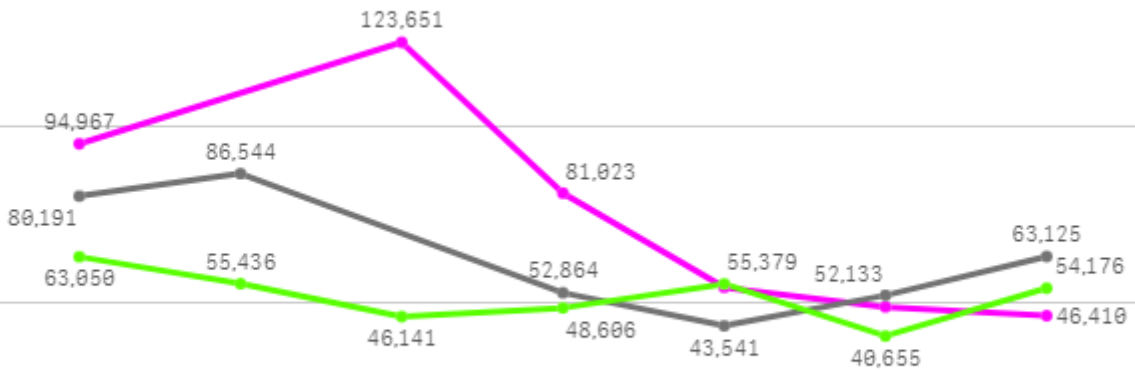
7

산지별 주출하 시군구



주간 도매가격(원)

◆ 2025 ● 2024 ◆ 평년



07/19 07/20 07/21 07/22 07/23 07/24 07/25

구분	금주(A)	전주(B)	전월(C)	전년(D)	평년(E)	A/B	A/C	A/D	A/E
가격(원)	74,890	101,395	43,546	63,066	59,158	73.9%	172.0%	118.7%	126.6%

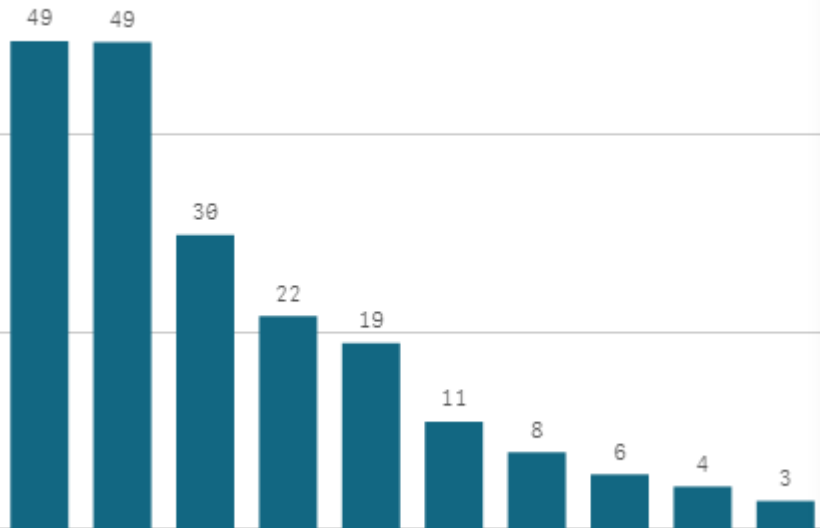
※ 상품 가격 기준

□ 청양고추(10Kg) 주간 가격

구분	Q	품종	Q	단량	Q	특	상	보통	하
2025-07-19		청양고추		10Kg		113,741	94,967	68,947	39,365
2025-07-21		청양고추		10Kg		135,202	123,651	92,624	45,829
2025-07-22		청양고추		10Kg		96,713	81,023	62,589	33,149
2025-07-23		청양고추		10Kg		68,581	54,401	40,739	15,977
2025-07-24		청양고추		10Kg		57,736	48,885	38,652	24,213
2025-07-25		청양고추		10Kg		50,110	46,410	38,635	28,690
평균						87,014	74,890	57,031	31,204

오이맛고추(10Kg)

산지별 거래물량(톤)



출하산지(개소)

34

출하건수(천건)

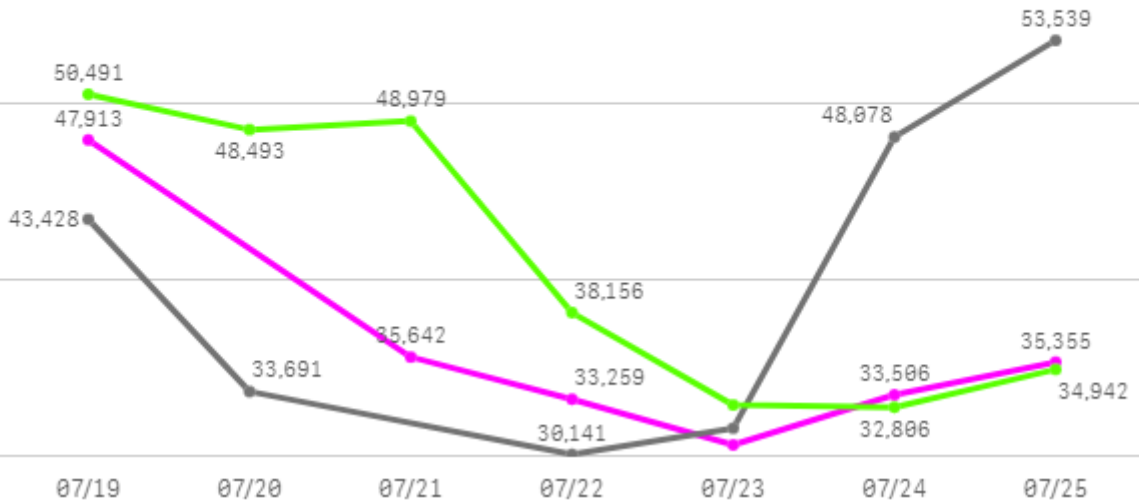
3

산지별 주출하 시군구



주간 도매가격(원)

◆ 2025 ● 2024 ◆ 평년



구분	금주(A)	전주(B)	전월(C)	전년(D)	평년(E)	A/B	A/C	A/D	A/E
가격(원)	36,059	67,666	24,333	40,083	42,926	53.3%	148.2%	90.0%	84.0%

※ 상품 가격 기준

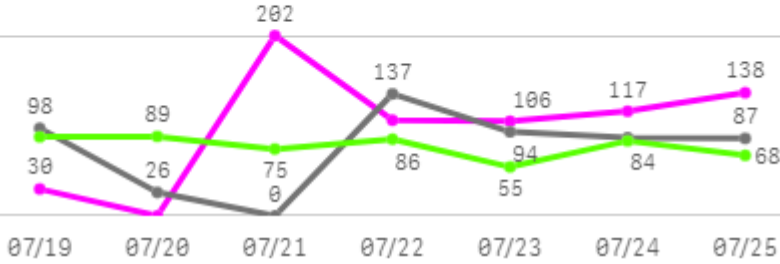
□ 오이맛고추(10Kg) 주간 가격

구분	Q	품종	Q	단량	Q	특	상	보통	하
2025-07-19		오이맛고추		10Kg		57,494	47,913	32,381	15,705
2025-07-21		오이맛고추		10Kg		45,901	35,642	24,820	9,673
2025-07-22		오이맛고추		10Kg		41,956	33,259	24,056	11,994
2025-07-23		오이맛고추		10Kg		38,360	30,677	23,479	10,827
2025-07-24		오이맛고추		10Kg		40,197	33,506	25,560	13,945
2025-07-25		오이맛고추		10Kg		42,290	35,355	27,354	19,165
평균						44,366	36,059	26,275	13,552

마늘

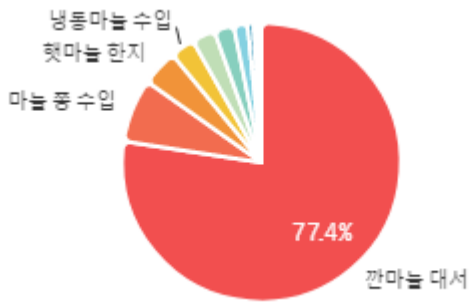
주간 반입량(톤)

◆ 2025 ● 2024 ▲ 평년

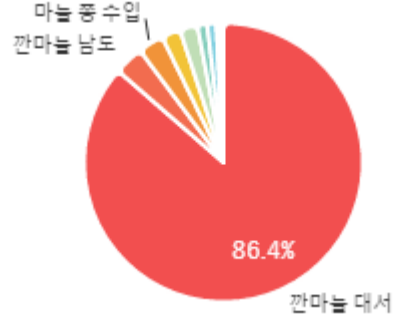


구분	금주(A)	전주(B)	전월(C)	전년(D)	평년(E)	A/B	A/C	A/D	A/E
물량(톤)	701	675	879	530	577	103.8%	79.7%	132.2%	121.4%

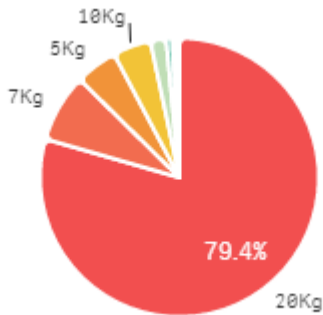
출하 품종별 거래물량 구성비



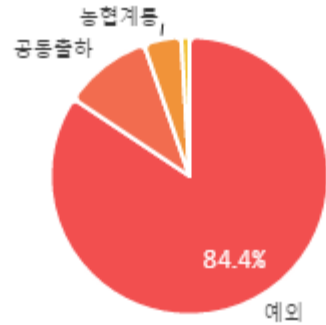
출하 품종별 거래금액 구성비



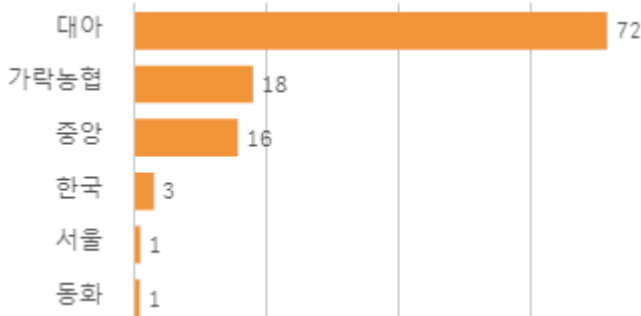
거래 단량별 물량 구성비



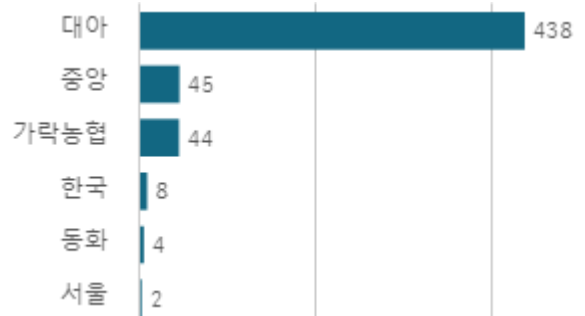
출하자별 거래물량 구성비



도매시장 법인별 거래물량(톤)

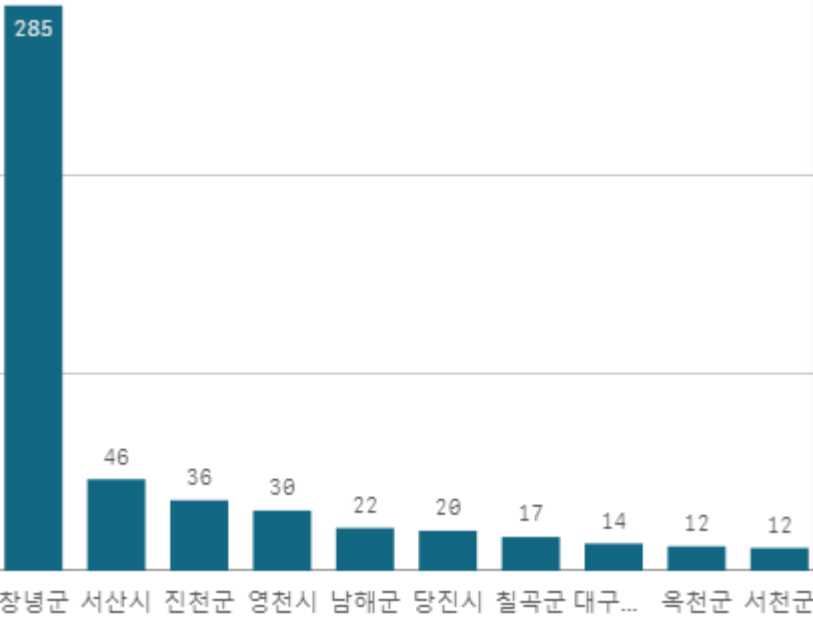


도매시장 법인별 거래금액(백만원)



깁마늘 대서(20Kg)

산지별 거래물량(톤)



산지별 주출하 시군구



출하산지(개소)

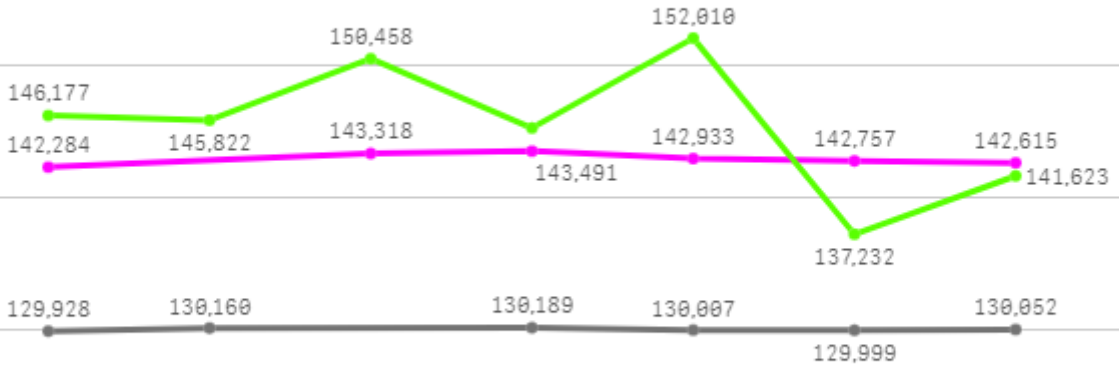
20

출하건수(천건)

1

주간 도매가격(원)

◆ 2025 ● 2024 ◆ 평년



07/19 07/20 07/21 07/22 07/23 07/24 07/25

구분	금주(A)	전주(B)	전월(C)	전년(D)	평년(E)	A/B	A/C	A/D	A/E
가격(원)	142,899	143,079	169,436	130,056	142,572	99.9%	84.3%	109.9%	100.2%

※ 상품 가격 기준

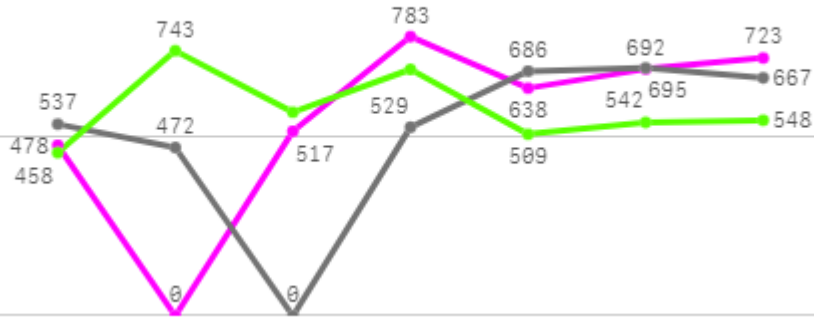
□ 깐마늘 대서(20Kg) 주간 가격

구분	Q	품종	Q	단량	Q	특	상	보통	하
2025-07-19		깐마늘 대서		20Kg		-	142,284	129,636	110,022
2025-07-21		깐마늘 대서		20Kg		-	143,318	128,237	107,445
2025-07-22		깐마늘 대서		20Kg		-	143,491	127,742	109,154
2025-07-23		깐마늘 대서		20Kg		-	142,933	127,871	109,518
2025-07-24		깐마늘 대서		20Kg		-	142,757	125,267	106,115
2025-07-25		깐마늘 대서		20Kg		-	142,615	129,648	109,308
평균						-	142,899	128,067	108,594

양파

주간 반입량(톤)

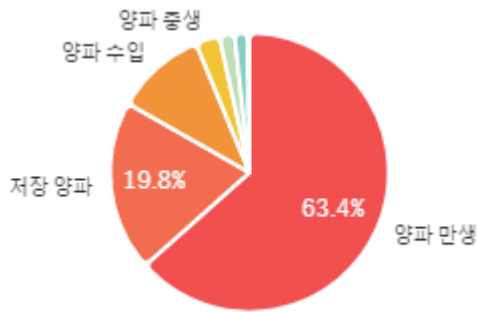
◆ 2025 ● 2024 ▲ 평년



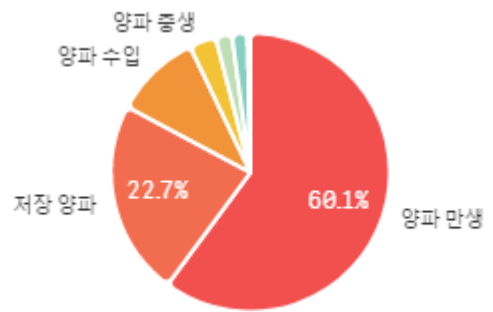
07/19 07/20 07/21 07/22 07/23 07/24 07/25

구분	금주(A)	전주(B)	전월(C)	전년(D)	평년(E)	A/B	A/C	A/D	A/E
물량(톤)	3,831	3,271	4,169	3,586	3,967	117.1%	91.9%	106.8%	96.6%

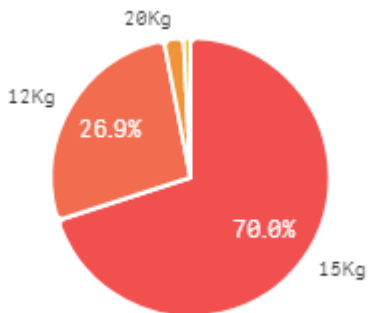
출하 품종별 거래물량 구성비



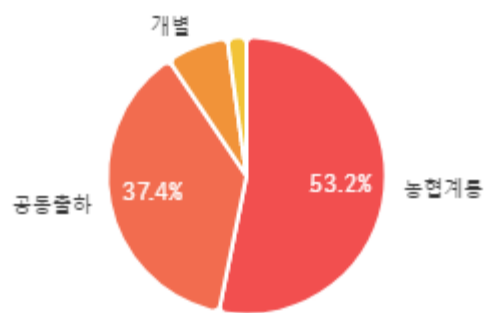
출하 품종별 거래금액 구성비



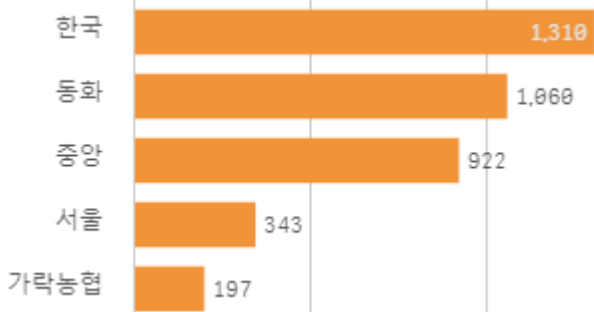
거래 단량별 물량 구성비



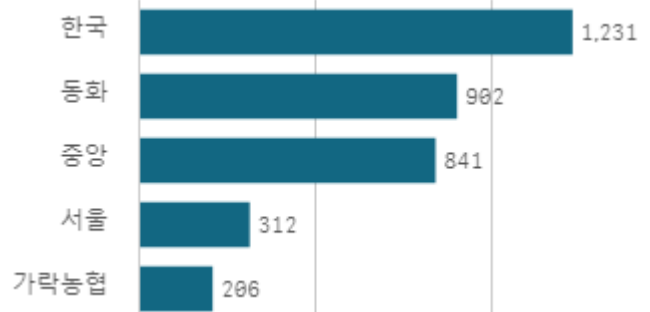
출하자별 거래물량 구성비



도매시장 법인별 거래물량(톤)

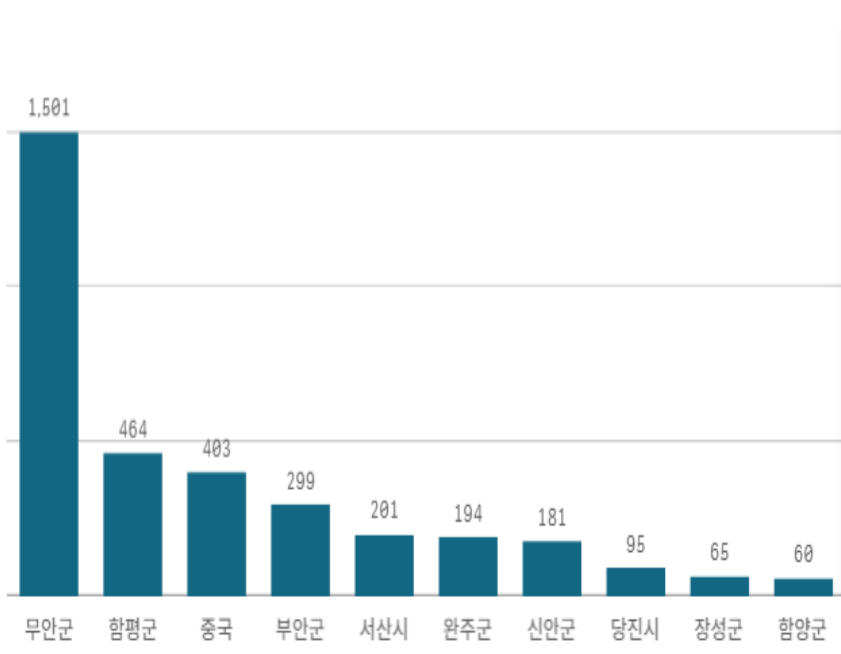


도매시장 법인별 거래금액(백만원)



양파(1Kg)

산지별 거래물량(톤)



산지별 주출하 시군구



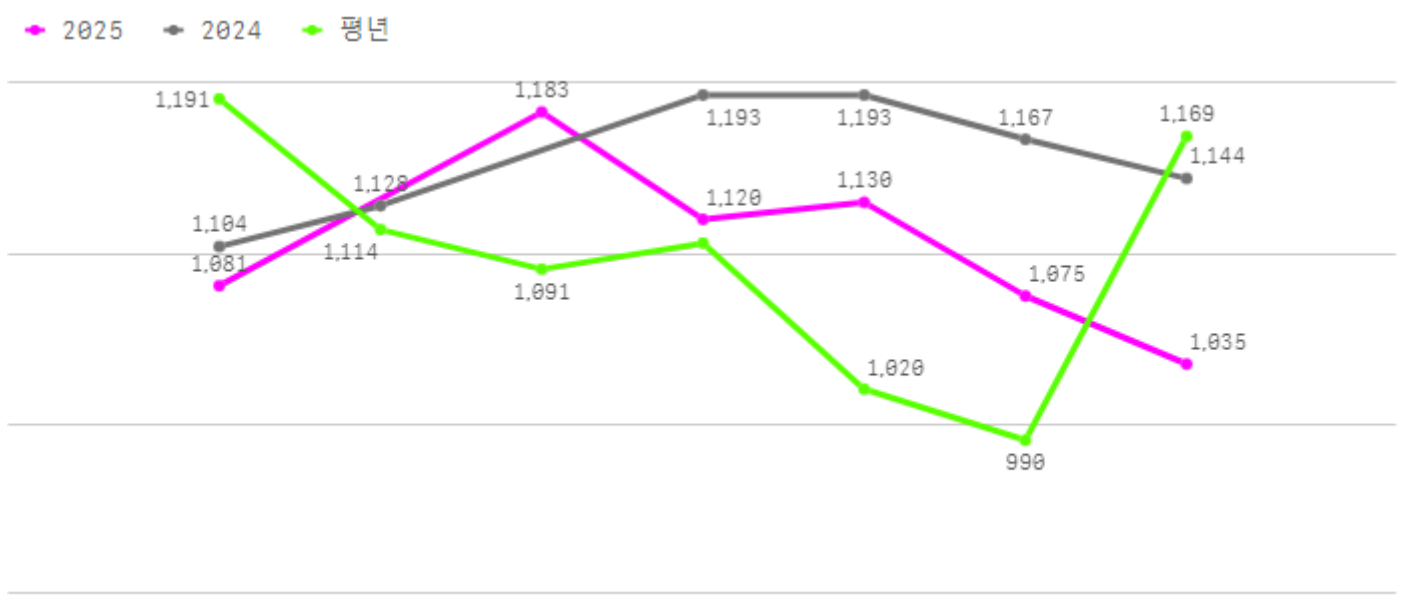
출하산지(개소)

29

출하건수(천건)

2

주간 도매가격(원)



구분	금주(A)	전주(B)	전월(C)	전년(D)	평년(E)	A/B	A/C	A/D	A/E
가격(원)	1,104	942	947	1,155	1,159	117.2%	116.6%	95.6%	95.3%

※ 상품 가격 기준

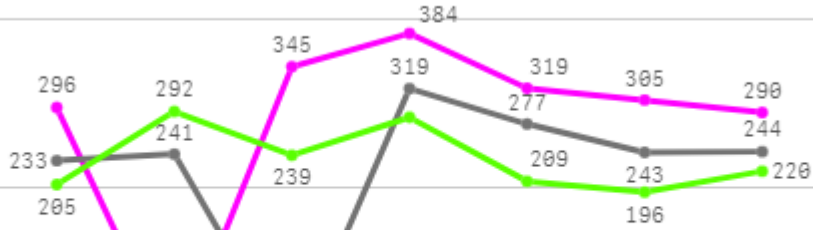
□ 양파(1Kg) 주간 가격

구분	Q	품종	Q	단량	Q	특	상	보통	하
2025-07-19		양파		1Kg		1,157	1,081	918	561
2025-07-21		양파		1Kg		1,301	1,183	1,018	667
2025-07-22		양파		1Kg		1,248	1,120	920	566
2025-07-23		양파		1Kg		1,267	1,130	891	484
2025-07-24		양파		1Kg		1,229	1,075	843	477
2025-07-25		양파		1Kg		1,196	1,035	794	421
평균						1,233	1,104	897	529

대파

주간 반입량(톤)

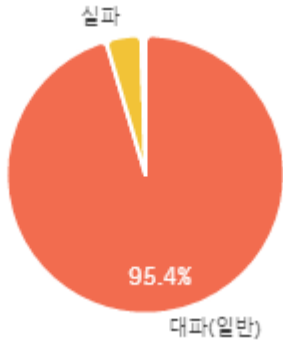
◆ 2025 ● 2024 ▲ 평년



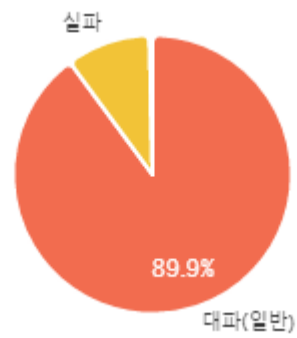
07/19 07/20 07/21 07/22 07/23 07/24 07/25

구분	금주(A)	전주(B)	전월(C)	전년(D)	평년(E)	A/B	A/C	A/D	A/E
물량(톤)	1,940	1,795	1,947	1,556	1,694	108.1%	99.6%	124.7%	114.5%

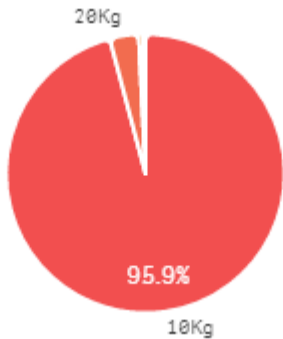
출하 품종별 거래물량 구성비



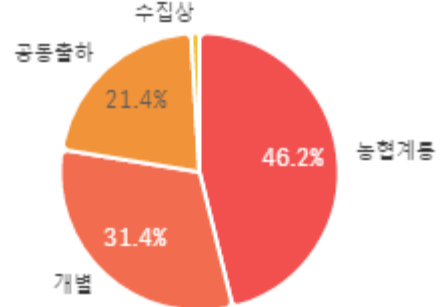
출하 품종별 거래금액 구성비



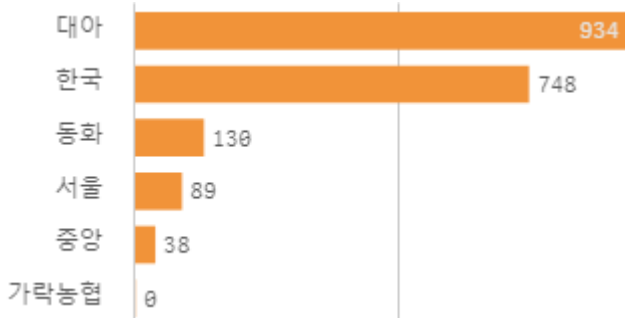
거래 단량별 물량 구성비



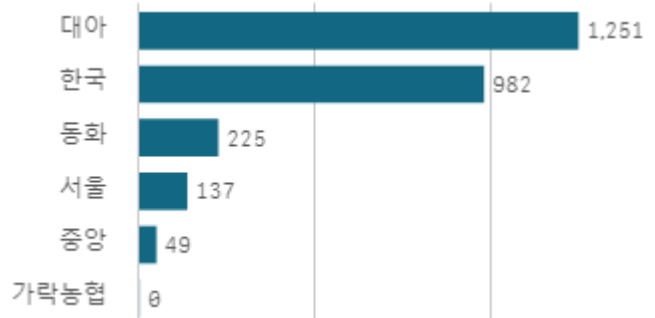
출하자별 거래물량 구성비



도매시장 법인별 거래물량(톤)

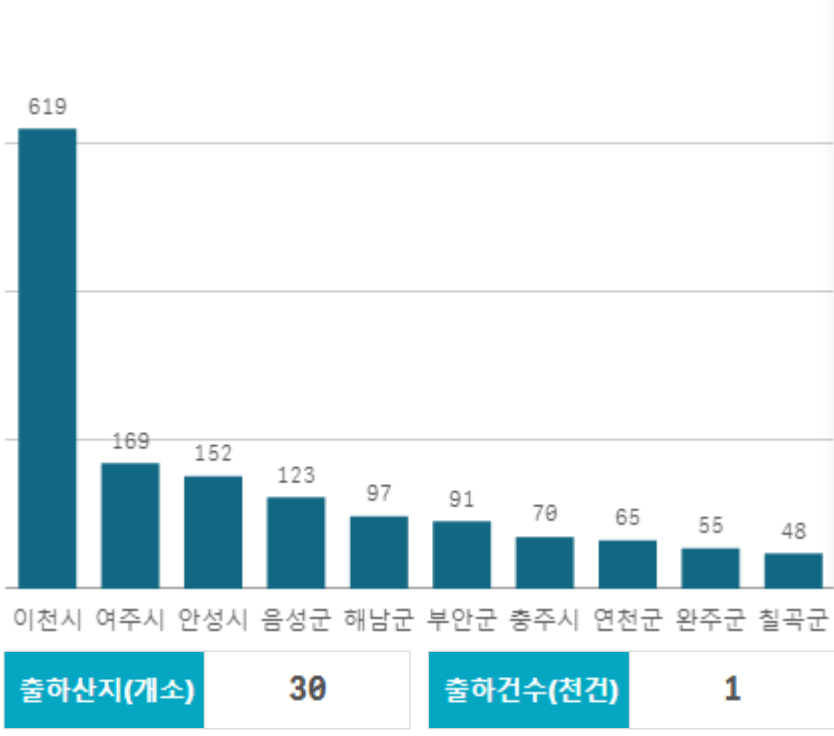


도매시장 법인별 거래금액(백만원)



대파(일반)(1Kg)

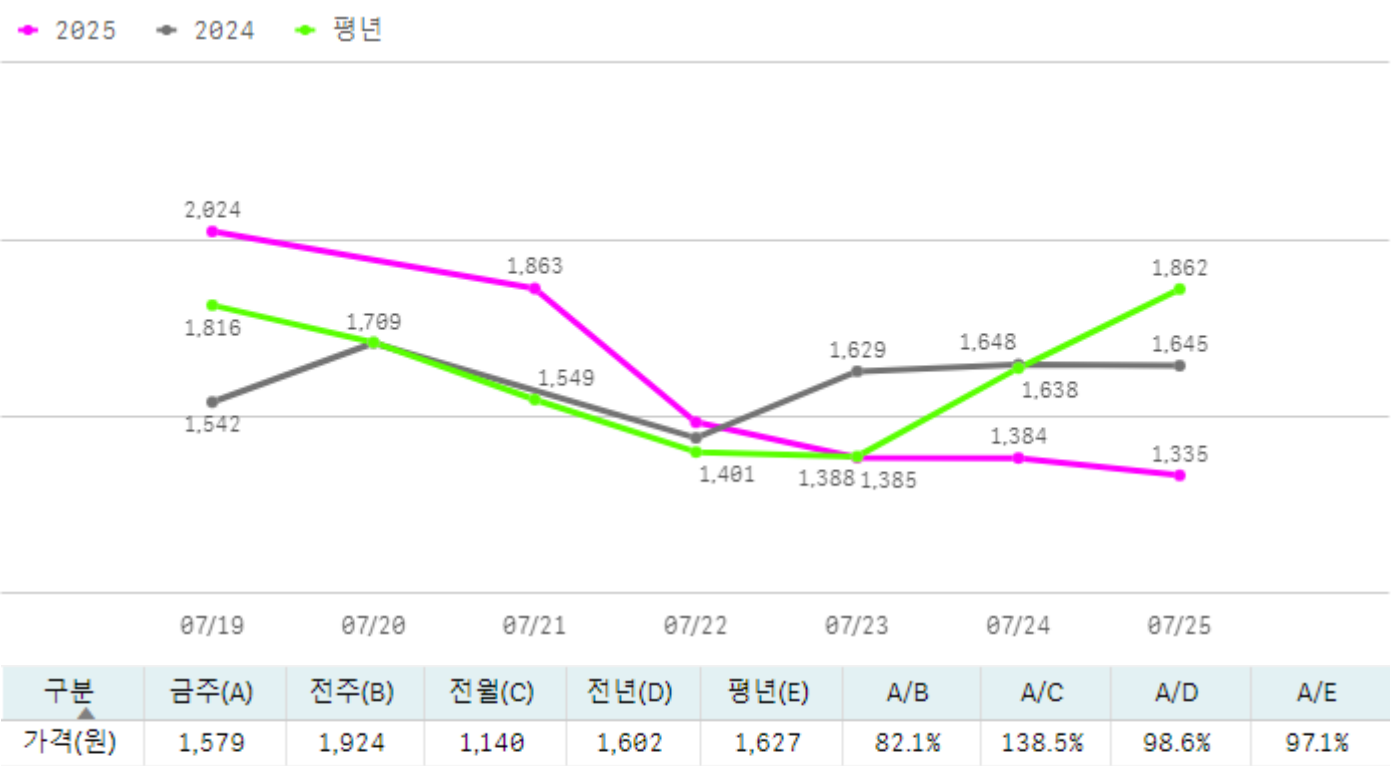
산지별 거래물량(톤)



산지별 주출하 시군구



주간 도매가격(원)



※ 상품 가격 기준

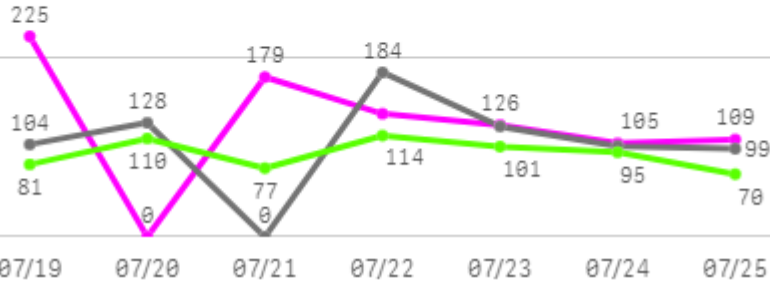
□ 대파(일반)(1Kg) 주간 가격

구분	Q	품종	Q	단량	Q	특	상	보통	하
2025-07-19		대파(일반)		1Kg		2,329	2,024	1,783	1,502
2025-07-21		대파(일반)		1Kg		2,168	1,863	1,604	1,173
2025-07-22		대파(일반)		1Kg		1,883	1,485	1,204	858
2025-07-23		대파(일반)		1Kg		2,024	1,385	888	436
2025-07-24		대파(일반)		1Kg		1,961	1,384	858	498
2025-07-25		대파(일반)		1Kg		1,755	1,335	946	501
평균						2,020	1,579	1,214	828

파프리카

주간 반입량(톤)

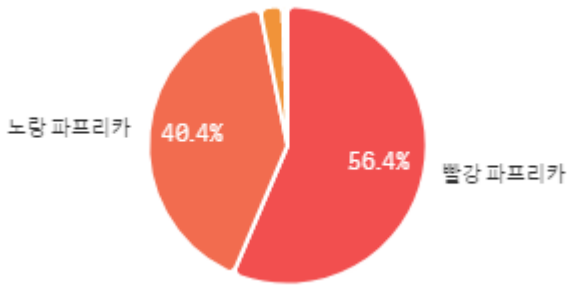
◆ 2025 ● 2024 ▲ 평년



구분	금주(A)	전주(B)	전월(C)	전년(D)	평년(E)	A/B	A/C	A/D	A/E
물량(톤)	882	798	881	740	695	110.5%	100.0%	119.1%	126.9%

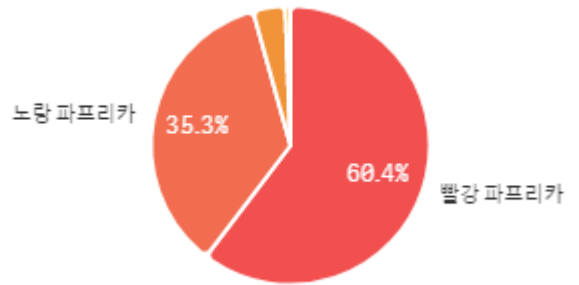
출하 품종별 거래물량 구성비

오렌지 파프리카



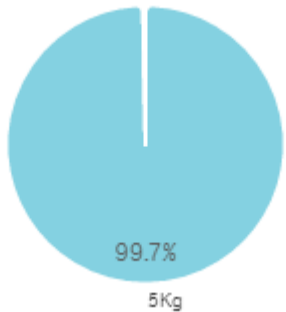
출하 품종별 거래금액 구성비

오렌지 파프리카



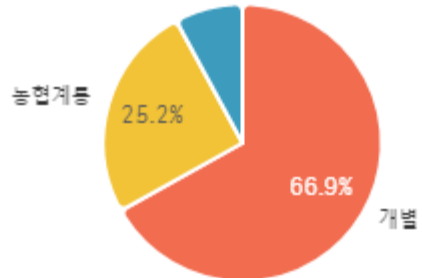
거래 단량별 물량 구성비

10Kg

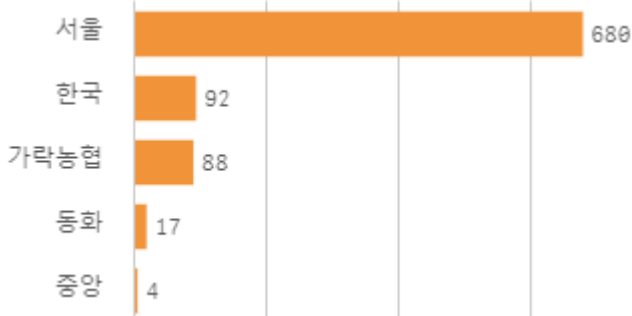


출하자별 거래물량 구성비

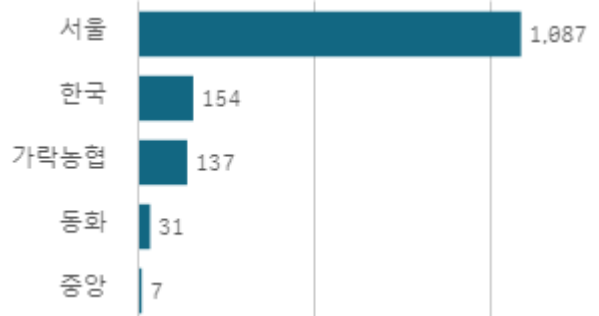
공동출하



도매시장 법인별 거래물량(톤)

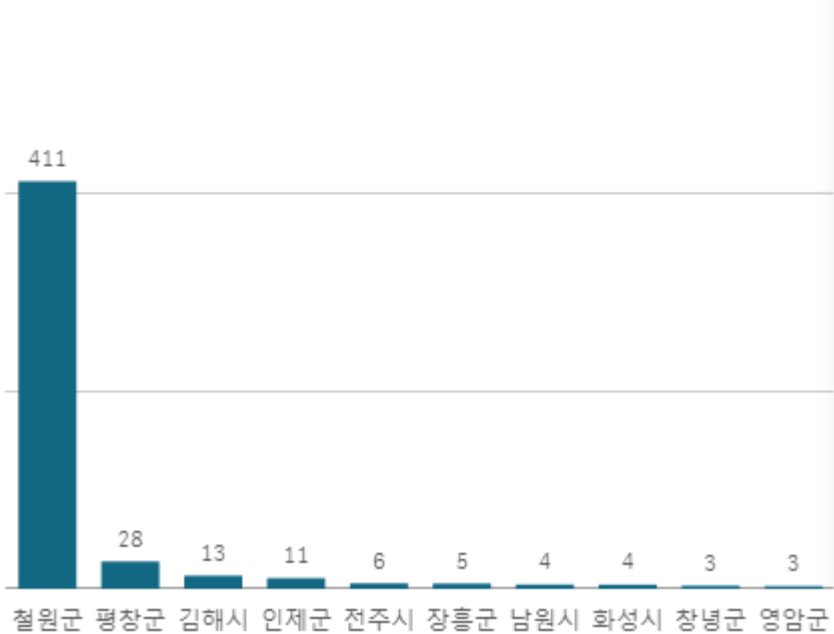


도매시장 법인별 거래금액(백만원)

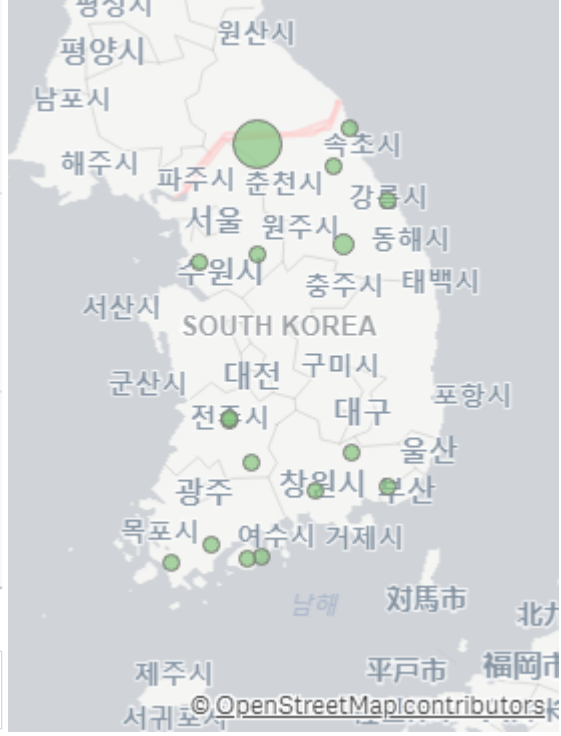


빨강 파프리카(5Kg)

산지별 거래물량(톤)



산지별 주출하 시군구



출하산지(개소)

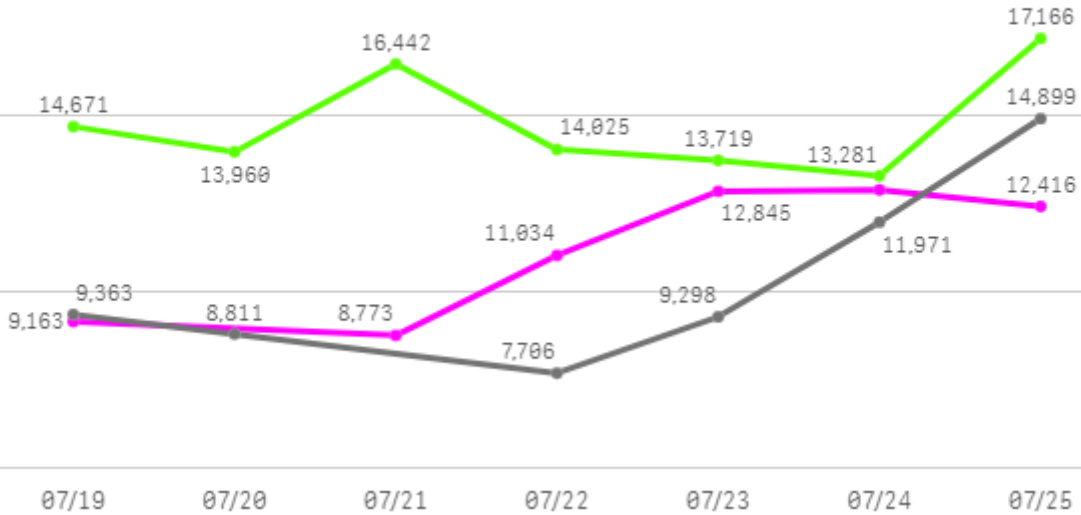
17

출하건수(천건)

2

주간 도매가격(원)

◆ 2025 ● 2024 ▲ 평년



구분	금주(A)	전주(B)	전월(C)	전년(D)	평년(E)	A/B	A/C	A/D	A/E
가격(원)	11,186	17,478	15,285	10,341	13,941	64.0%	73.2%	108.2%	80.2%

※ 상품 가격 기준

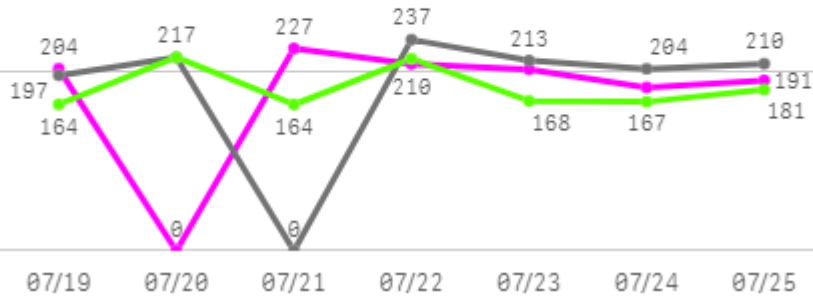
□ 빨강 파프리카(5Kg) 주간 가격

구분	Q	품종	Q	단량	Q	특	상	보통	하
2025-07-19		빨강 파프리카		5Kg		-	9,163	8,079	6,181
2025-07-21		빨강 파프리카		5Kg		-	8,773	7,758	6,460
2025-07-22		빨강 파프리카		5Kg		-	11,034	8,937	6,544
2025-07-23		빨강 파프리카		5Kg		-	12,845	10,664	6,642
2025-07-24		빨강 파프리카		5Kg		-	12,884	11,147	7,857
2025-07-25		빨강 파프리카		5Kg		-	12,416	11,201	8,256
평균						-	11,186	9,631	6,990

버섯

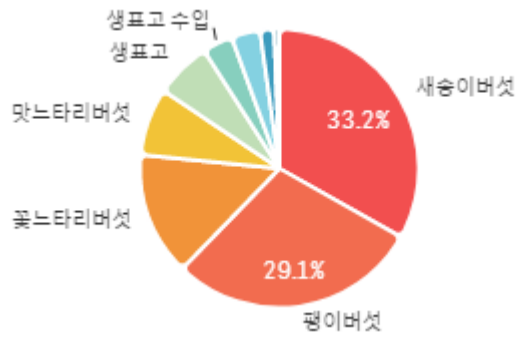
주간 반입량(톤)

◆ 2025 ● 2024 ▲ 평년

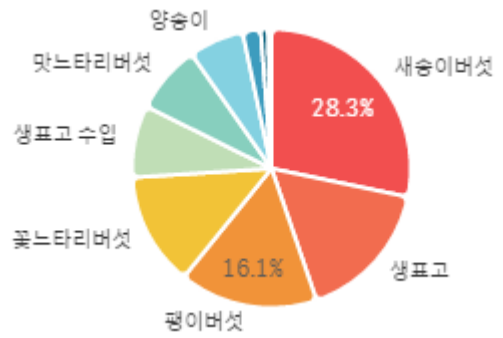


구분	금주(A)	전주(B)	전월(C)	전년(D)	평년(E)	A/B	A/C	A/D	A/E
물량(톤)	1,219	1,174	1,227	1,278	1,245	103.8%	99.3%	95.4%	97.9%

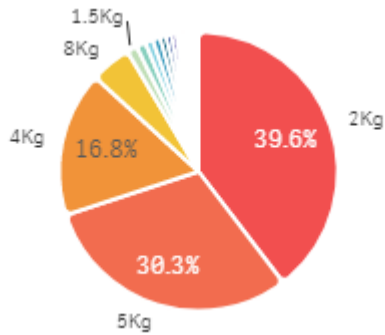
출하 품종별 거래물량 구성비



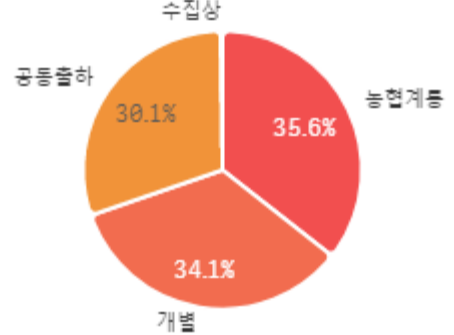
출하 품종별 거래금액 구성비



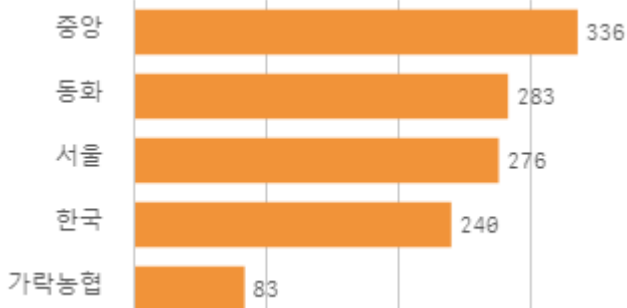
거래 단량별 물량 구성비



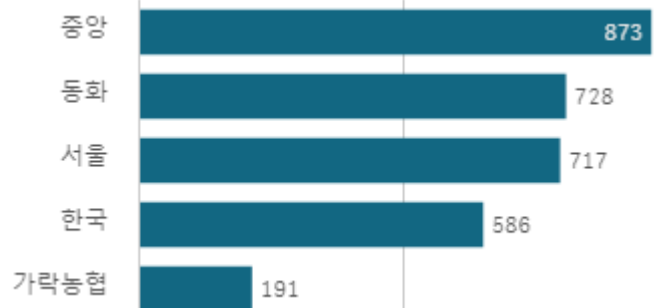
출하자별 거래물량 구성비



도매시장 법인별 거래물량(톤)

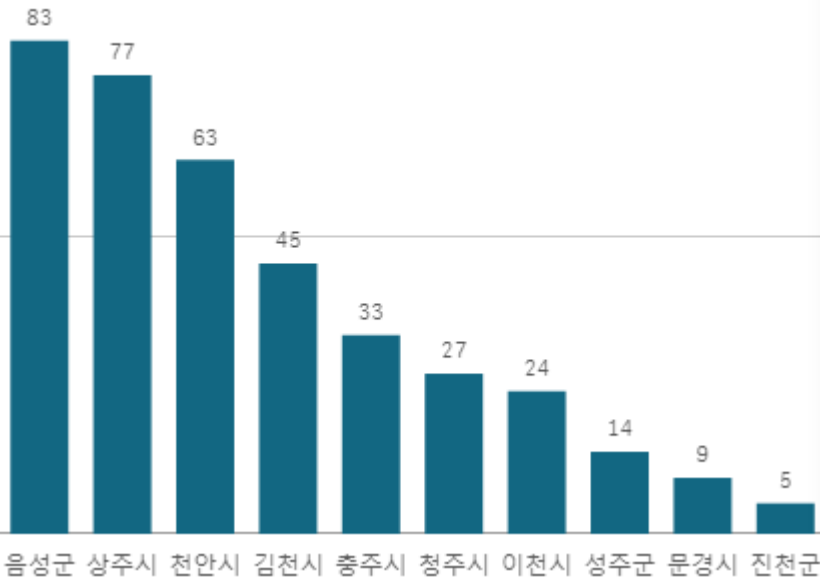


도매시장 법인별 거래금액(백만원)



새송이버섯(2Kg)

산지별 거래물량(톤)



출하산지(개소)

19

출하건수(천건)

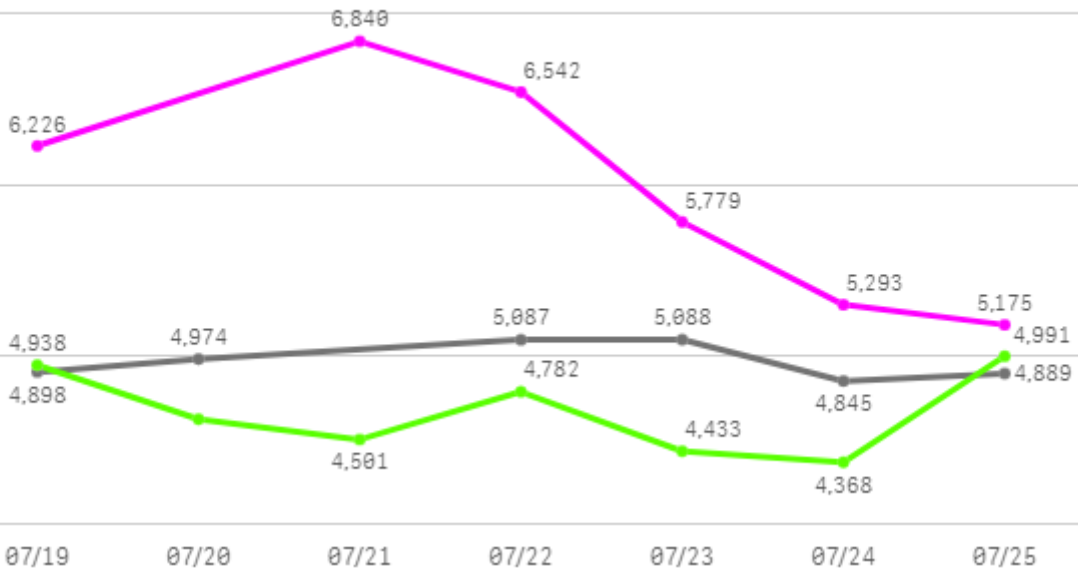
3

산지별 주출하 시군구



주간 도매가격(원)

◆ 2025 ● 2024 ▲ 평년



구분	금주(A)	전주(B)	전월(C)	전년(D)	평년(E)	A/B	A/C	A/D	A/E
가격(원)	5,976	6,006	5,209	4,964	5,039	99.5%	114.7%	120.4%	118.6%

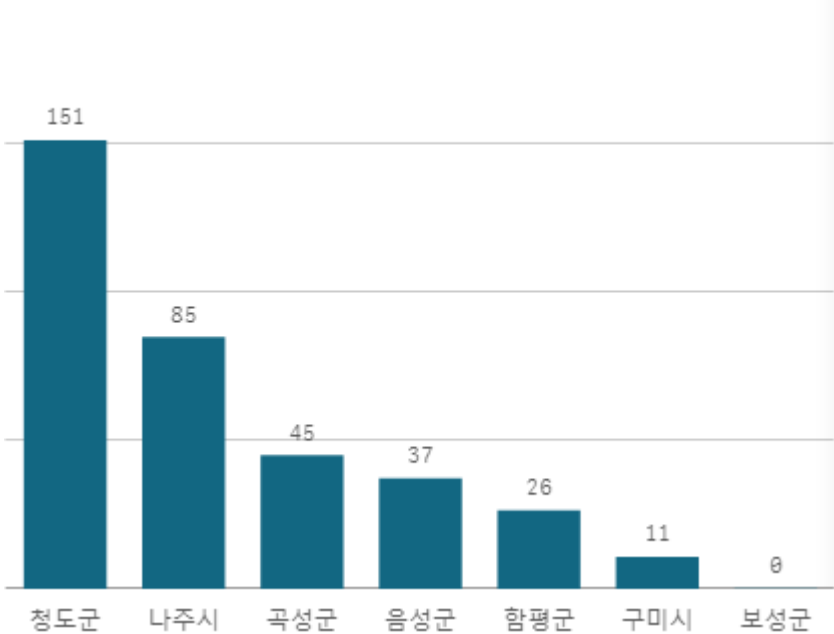
※ 상품 가격 기준

□ 새송이버섯(2Kg) 주간 가격

구분	Q	품종	Q	단량	Q	특	상	보통	하
2025-07-19		새송이버섯		2Kg		10,157	6,226	5,056	3,497
2025-07-21		새송이버섯		2Kg		10,824	6,840	5,481	3,535
2025-07-22		새송이버섯		2Kg		8,456	6,542	5,316	3,667
2025-07-23		새송이버섯		2Kg		8,790	5,779	4,923	3,359
2025-07-24		새송이버섯		2Kg		8,758	5,293	4,193	2,749
2025-07-25		새송이버섯		2Kg		8,391	5,175	4,054	3,028
평균						9,229	5,976	4,837	3,306

팬이버섯(5Kg)

산지별 거래물량(톤)



출하산지(개소)

7

출하건수(천건)

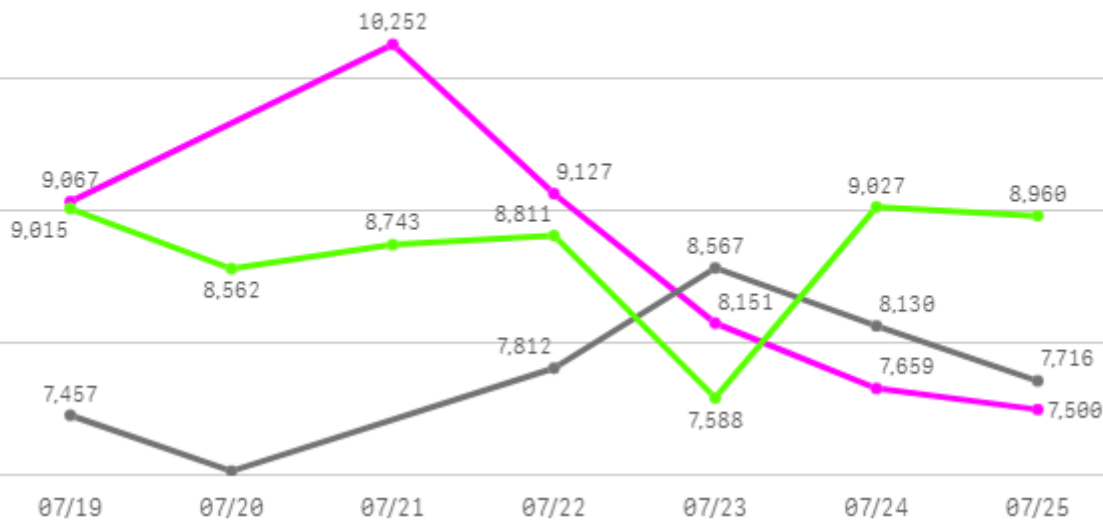
1

산지별 주출하 시군구



주간 도매가격(원)

● 2025 ● 2024 ● 평년



구분	금주(A)	전주(B)	전월(C)	전년(D)	평년(E)	A/B	A/C	A/D	A/E
가격(원)	8,626	7,204	7,137	7,786	9,040	119.7%	120.9%	110.8%	95.4%

※ 상품 가격 기준

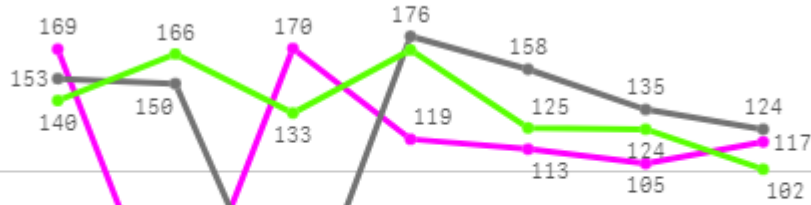
□ 팽이버섯(5Kg) 주간 가격

구분	Q	품종	Q	단량	Q	특	상	보통	하
2025-07-19		팽이버섯		5Kg		10,000	9,067	7,599	6,223
2025-07-21		팽이버섯		5Kg		10,988	10,252	8,667	7,075
2025-07-22		팽이버섯		5Kg		10,774	9,127	7,267	5,431
2025-07-23		팽이버섯		5Kg		9,592	8,151	6,128	4,367
2025-07-24		팽이버섯		5Kg		8,396	7,659	5,478	3,658
2025-07-25		팽이버섯		5Kg		7,602	7,500	5,283	3,588
평균						9,559	8,626	6,737	5,057

팥옥수수

주간 반입량(톤)

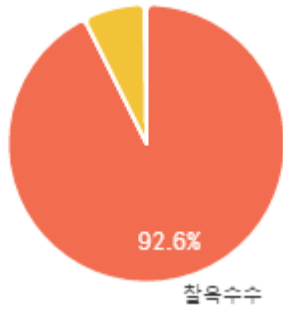
◆ 2025 ● 2024 ▲ 평년



구분	금주(A)	전주(B)	전월(C)	전년(D)	평년(E)	A/B	A/C	A/D	A/E
물량(톤)	793	995	250	896	901	79.6%	316.7%	88.4%	88.0%

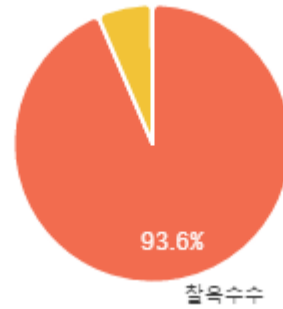
출하 품종별 거래물량 구성비

팥옥수수 기타



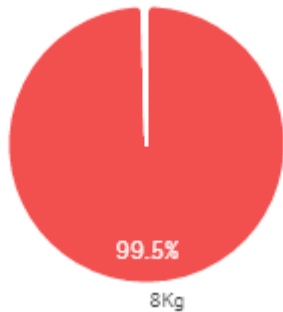
출하 품종별 거래금액 구성비

팥옥수수 기타



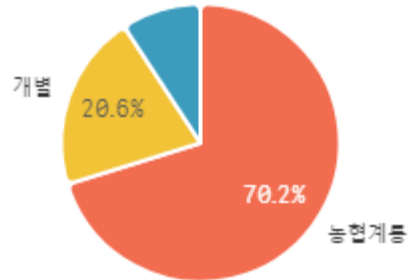
거래 단량별 물량 구성비

6Kg

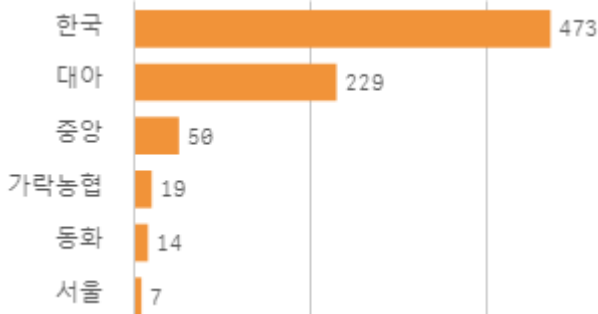


출하자별 거래물량 구성비

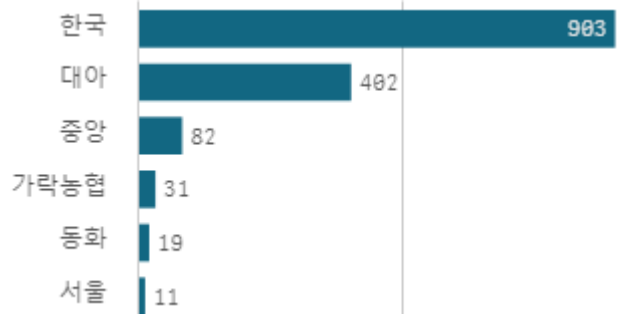
공동출하



도매시장 법인별 거래물량(톤)

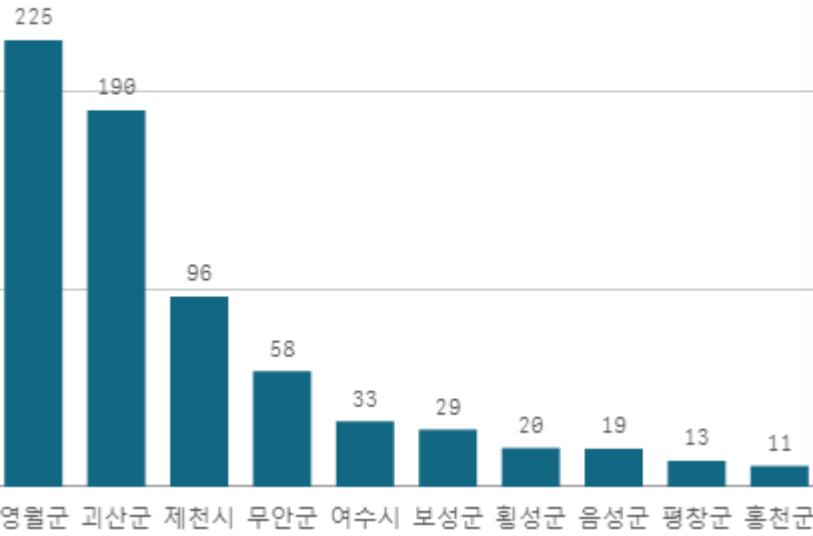


도매시장 법인별 거래금액(백만원)



찰옥수수(8Kg)

산지별 거래물량(톤)



출하산지(개소)

26

출하건수(천건)

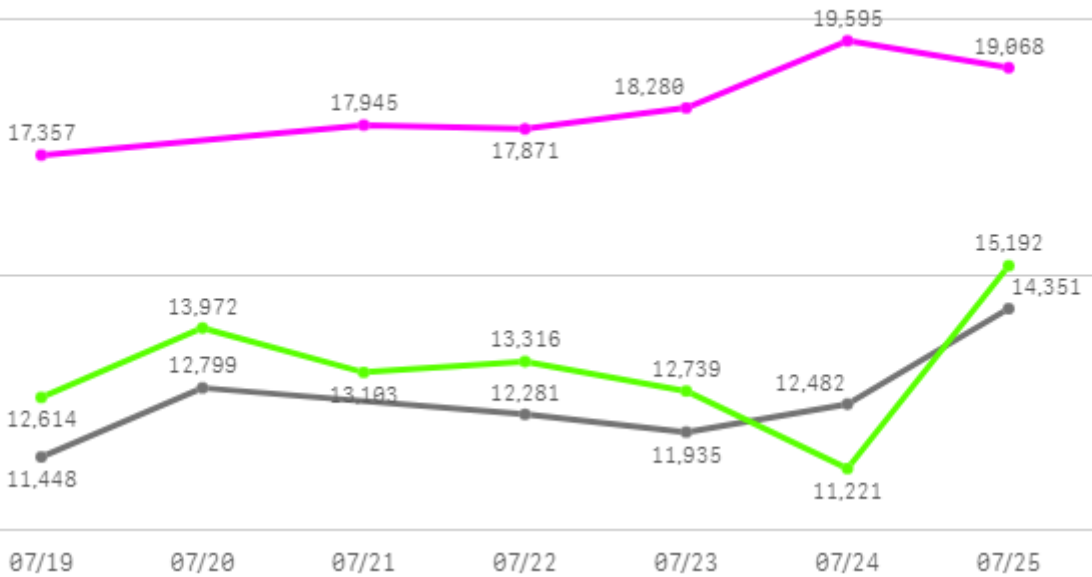
1

산지별 주출하 시군구



주간 도매가격(원)

◆ 2025 ● 2024 ◆ 평년



구분	금주(A)	전주(B)	전월(C)	전년(D)	평년(E)	A/B	A/C	A/D	A/E
가격(원)	18,353	15,026	35,393	12,549	14,579	122.1%	51.9%	146.2%	125.9%

※ 상품 가격 기준

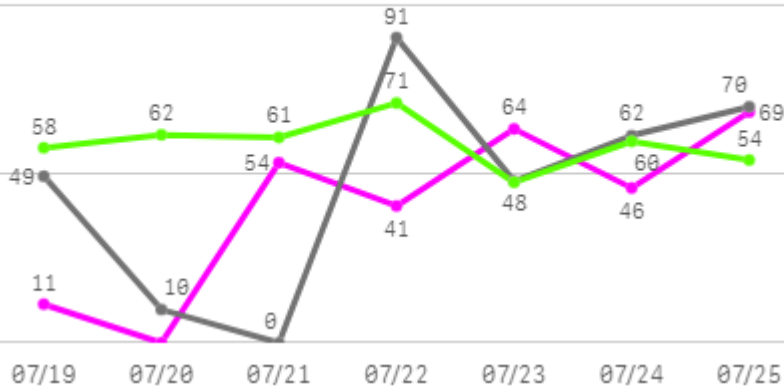
□ 찰옥수수(8Kg) 주간 가격

구분	Q	품종	Q	단량	Q	특	상	보통	하
2025-07-19		찰옥수수		8Kg		22,422	17,357	13,805	9,641
2025-07-21		찰옥수수		8Kg		20,049	17,945	14,721	9,983
2025-07-22		찰옥수수		8Kg		19,740	17,871	15,894	10,495
2025-07-23		찰옥수수		8Kg		19,762	18,280	15,109	11,243
2025-07-24		찰옥수수		8Kg		23,478	19,595	15,773	10,951
2025-07-25		찰옥수수		8Kg		25,157	19,068	15,320	11,059
평균						21,768	18,353	15,104	10,562

사과

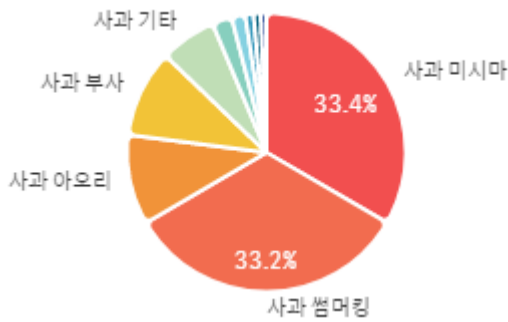
주간 반입량(톤)

◆ 2025 ● 2024 ▲ 평년

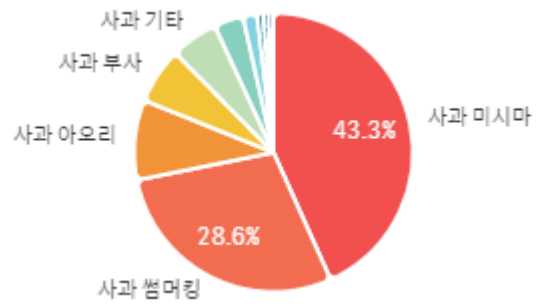


구분	금주(A)	전주(B)	전월(C)	전년(D)	평년(E)	A/B	A/C	A/D	A/E
물량(톤)	284	296	347	330	399	96.0%	81.8%	86.0%	71.0%

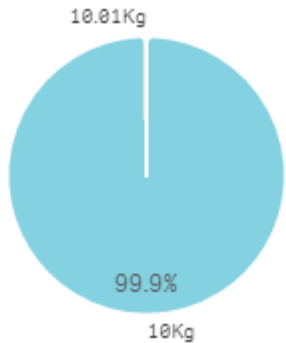
출하 품종별 거래물량 구성비



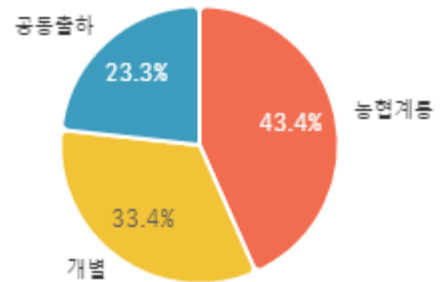
출하 품종별 거래금액 구성비



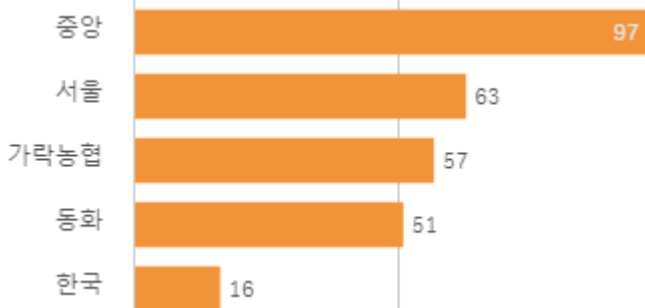
거래 단량별 물량 구성비



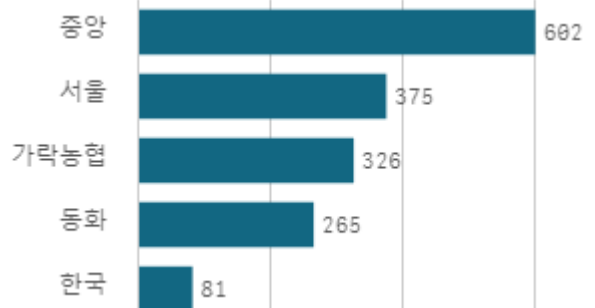
출하자별 거래물량 구성비



도매시장 법인별 거래물량(톤)

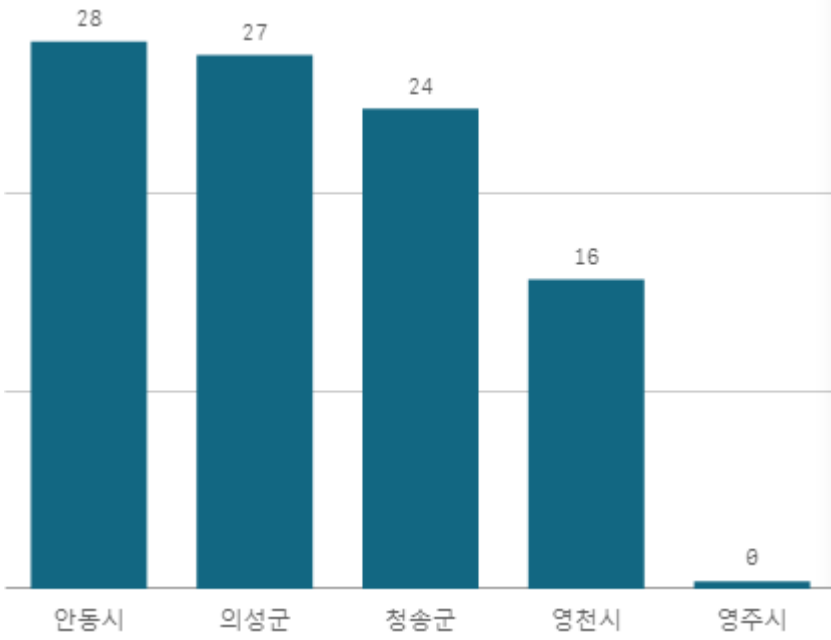


도매시장 법인별 거래금액(백만원)



사과 미시마(10Kg)

산지별 거래물량(톤)



산지별 주출하 시군구



출하산지(개소)

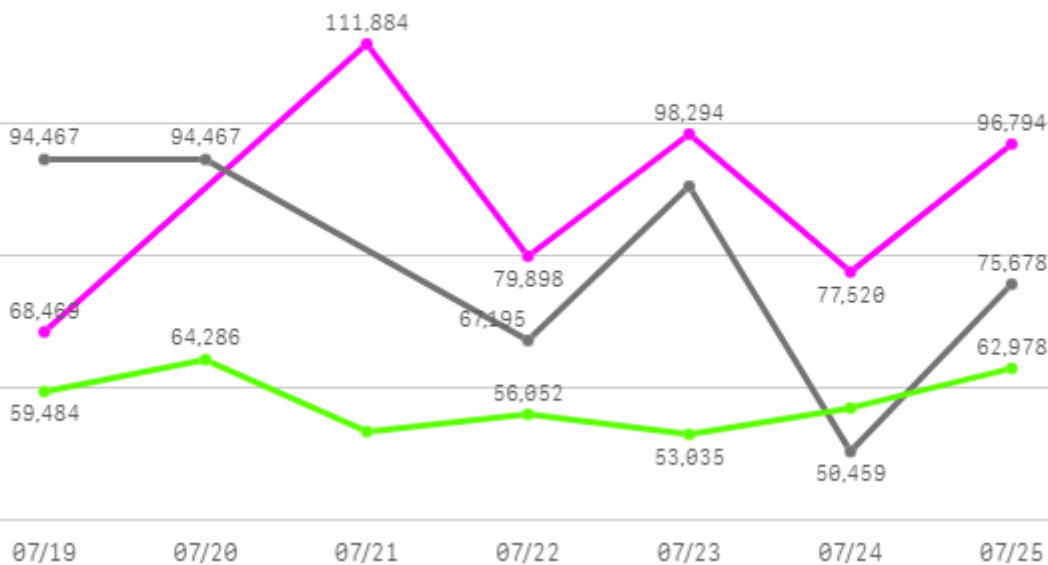
5

출하건수(천건)

1

주간 도매가격(원)

◆ 2025 ● 2024 ◆ 평년



구분	금주(A)	전주(B)	전월(C)	전년(D)	평년(E)	A/B	A/C	A/D	A/E
가격(원)	88,810	82,213	79,379	78,785	63,210	108.0%	111.9%	112.7%	140.5%

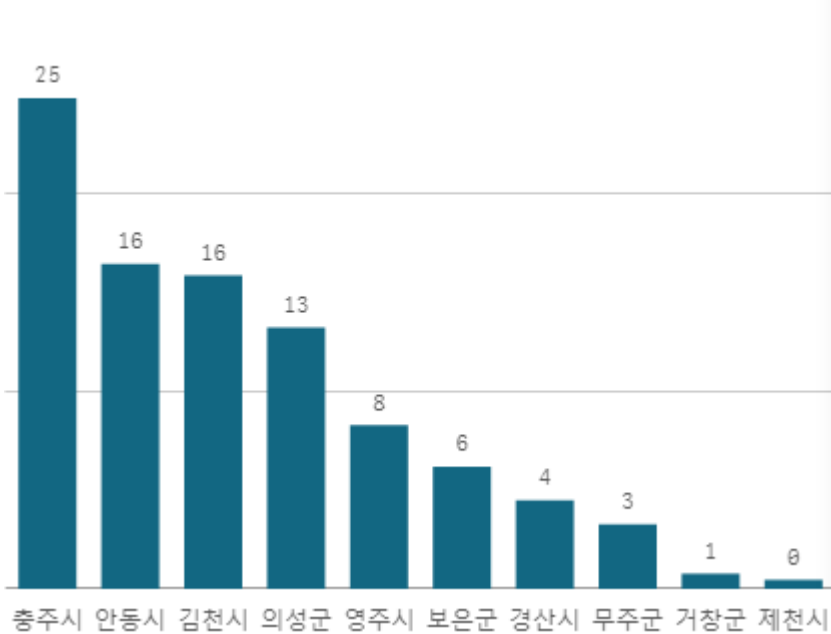
※ 상품 가격 기준

□ 사과 미시마(10Kg) 주간 가격

구분	Q	품종	Q	단량	Q	특	상	보통	하
2025-07-19		사과 미시마		10Kg		121,577	68,469	48,122	13,370
2025-07-21		사과 미시마		10Kg		175,893	111,884	66,643	39,510
2025-07-22		사과 미시마		10Kg		161,077	79,898	50,819	24,608
2025-07-23		사과 미시마		10Kg		178,967	98,294	62,098	42,466
2025-07-24		사과 미시마		10Kg		134,667	77,520	53,639	30,517
2025-07-25		사과 미시마		10Kg		152,541	96,794	66,707	43,605
평균						154,120	88,810	58,005	32,346

사과 껌머킹(10Kg)

산지별 거래물량(톤)



출하산지(개소)

13

출하건수(천건)

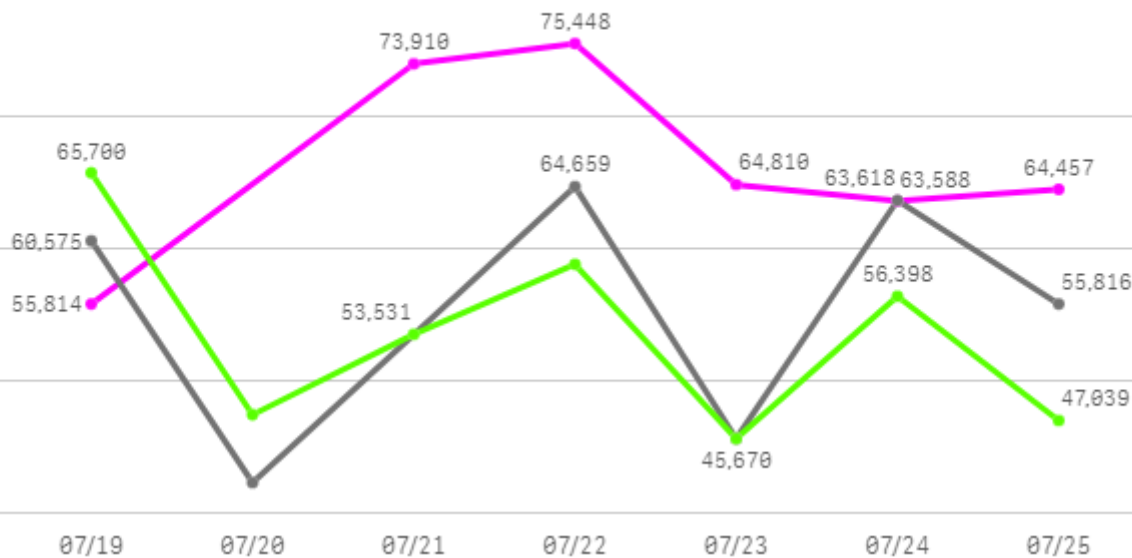
1

산지별 주출하 시군구



주간 도매가격(원)

● 2025 ● 2024 ● 평년



구분	금주(A)	전주(B)	전월(C)	전년(D)	평년(E)	A/B	A/C	A/D	A/E
가격(원)	66,338	62,825	-	55,449	58,226	105.6%	-	119.6%	113.9%

※ 상품 가격 기준

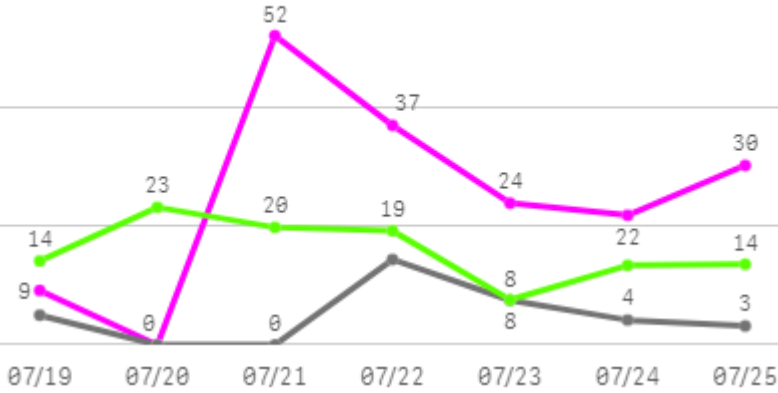
□ 사과 썸머킹(10Kg) 주간 가격

구분	Q	품종	Q	단량	Q	특	상	보통	하
2025-07-19		사과 썸머킹		10Kg		66,000	55,814	40,328	24,339
2025-07-21		사과 썸머킹		10Kg		86,873	73,910	47,435	30,131
2025-07-22		사과 썸머킹		10Kg		85,405	75,448	49,835	29,185
2025-07-23		사과 썸머킹		10Kg		80,481	64,810	47,167	25,964
2025-07-24		사과 썸머킹		10Kg		72,790	63,588	39,767	25,612
2025-07-25		사과 썸머킹		10Kg		78,364	64,457	43,942	24,368
평균						78,319	66,338	44,746	26,600

배

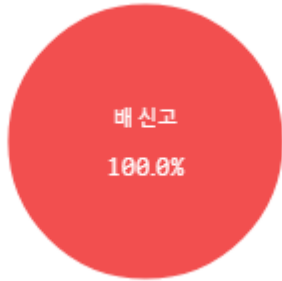
주간 반입량(톤)

◆ 2025 ● 2024 ▲ 평년



구분	금주(A)	전주(B)	전월(C)	전년(D)	평년(E)	A/B	A/C	A/D	A/E
물량(톤)	174	193	213	34	114	90.1%	81.8%	508.4%	152.2%

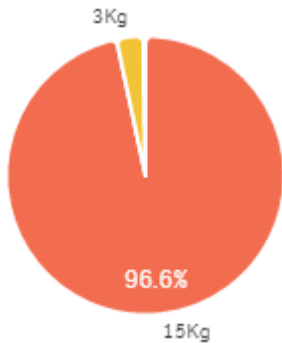
출하 품종별 거래물량 구성비



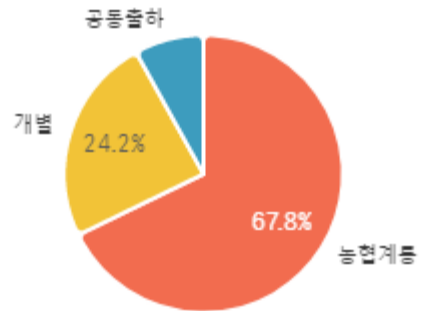
출하 품종별 거래금액 구성비



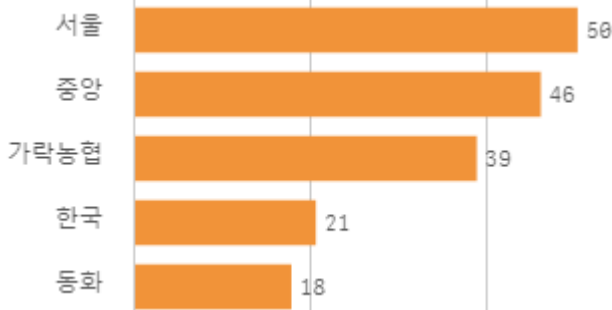
거래 단량별 물량 구성비



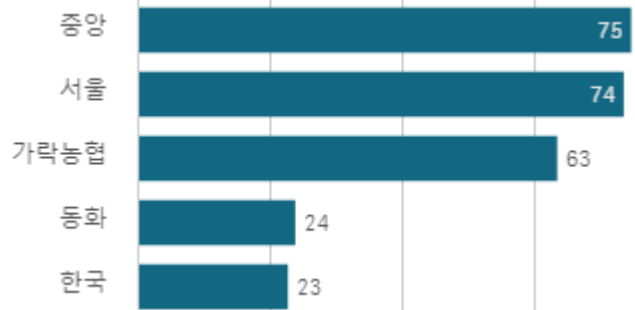
출하자별 거래물량 구성비



도매시장 법인별 거래물량(톤)

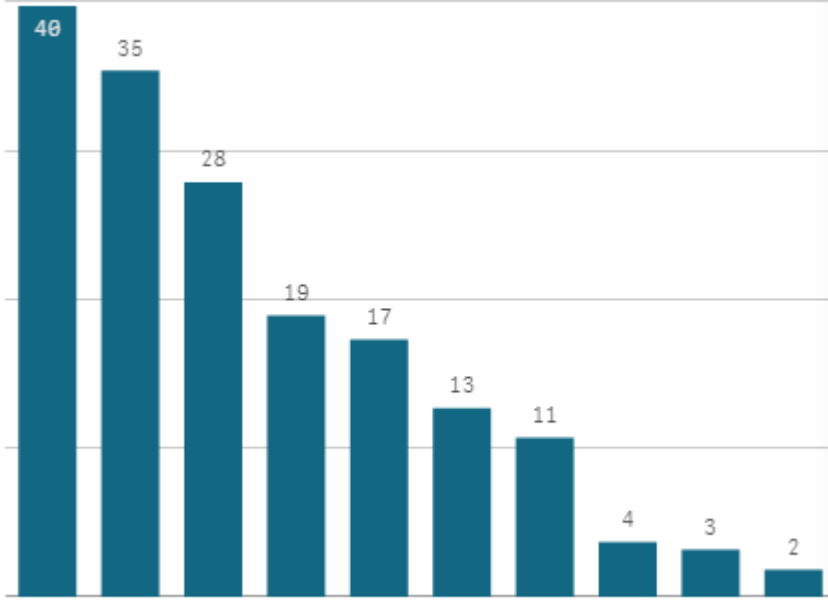


도매시장 법인별 거래금액(백만원)



배 신고(15Kg)

산지별 거래물량(톤)



출하산지(개소)

12

출하건수(천건)

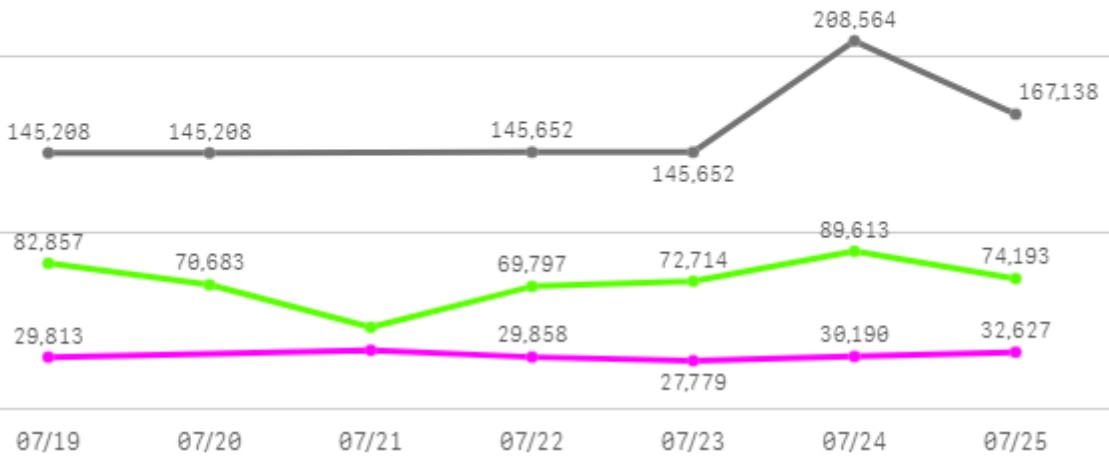
1

산지별 주출하 시군구



주간 도매가격(원)

◆ 2025 ● 2024 ◆ 평년



구분	금주(A)	전주(B)	전월(C)	전년(D)	평년(E)	A/B	A/C	A/D	A/E
가격(원)	30,659	32,108	37,879	162,398	69,870	95.5%	80.9%	18.9%	43.9%

※ 상품 가격 기준

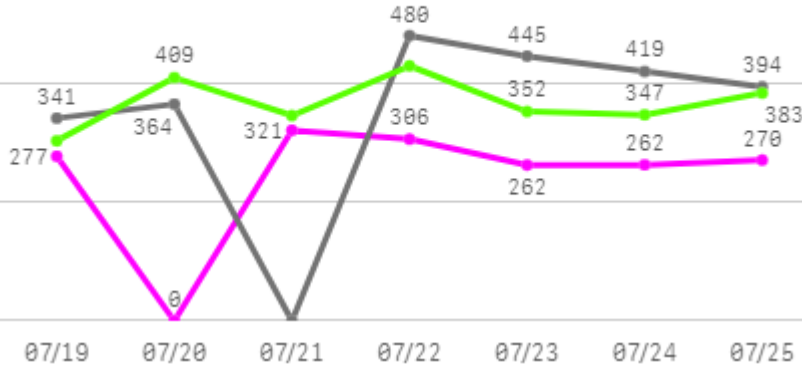
□ 배 신고(15Kg) 주간 가격

구분	Q	품종	Q	단량	Q	특	상	보통	하
2025-07-19		배 신고		15Kg		57,655	29,813	16,898	8,094
2025-07-21		배 신고		15Kg		67,166	33,687	19,089	9,278
2025-07-22		배 신고		15Kg		61,790	29,858	15,773	7,486
2025-07-23		배 신고		15Kg		50,400	27,779	14,183	8,266
2025-07-24		배 신고		15Kg		58,847	30,190	18,704	10,531
2025-07-25		배 신고		15Kg		61,473	32,627	16,471	7,715
평균						59,555	30,659	16,853	8,562

복숭아

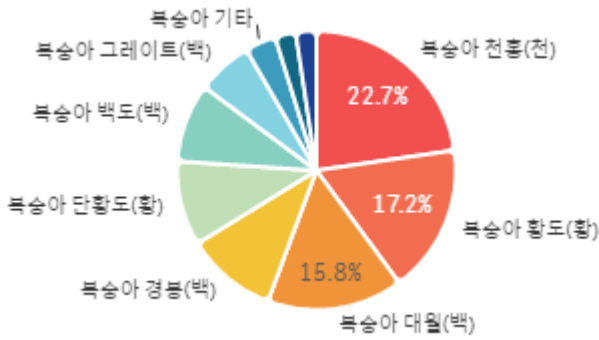
주간 반입량(톤)

◆ 2025 ● 2024 ▲ 평년

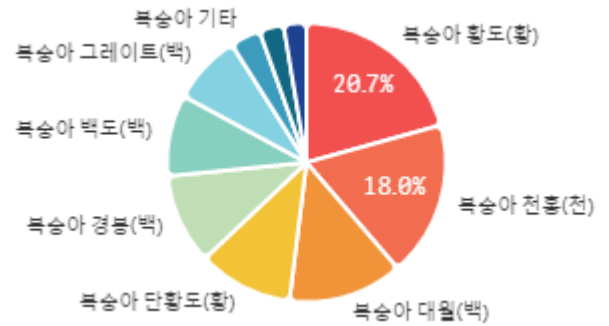


구분	금주(A)	전주(B)	전월(C)	전년(D)	평년(E)	A/B	A/C	A/D	A/E
물량(톤)	1,698	1,622	1,234	2,443	2,321	104.7%	137.6%	69.5%	73.2%

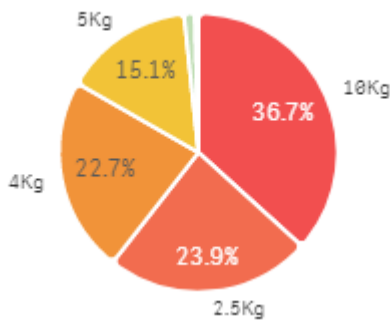
출하 품종별 거래물량 구성비



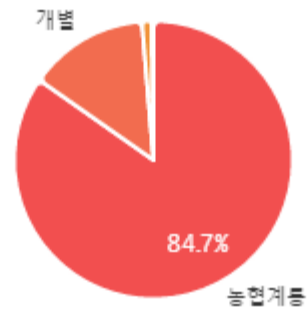
출하 품종별 거래금액 구성비



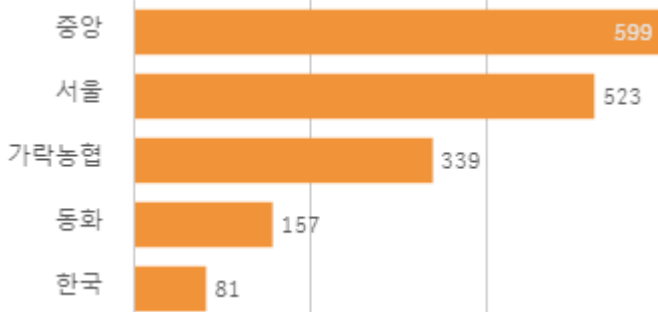
거래 단량별 물량 구성비



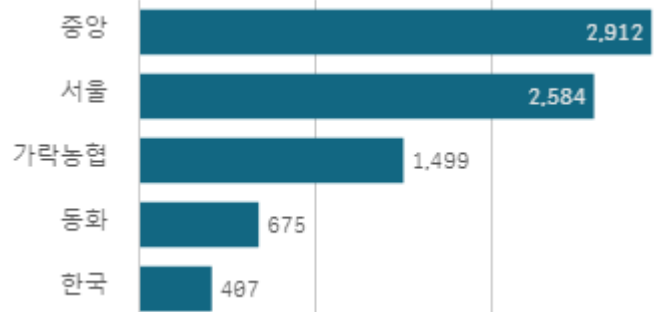
출하자별 거래물량 구성비



도매시장 법인별 거래물량(톤)

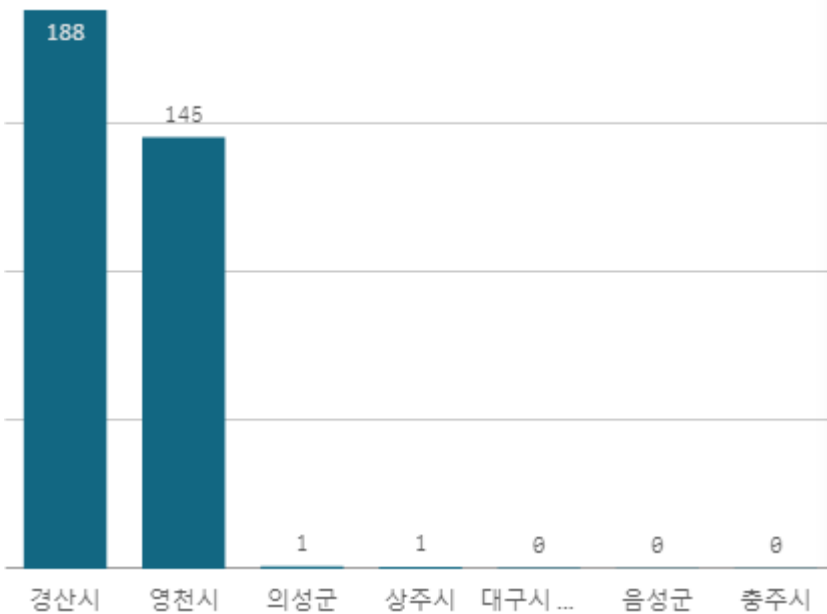


도매시장 법인별 거래금액(백만원)



복숭아 천홍(천)(10Kg)

산지별 거래물량(톤)



산지별 주출하 시군구



출하산지(개소)

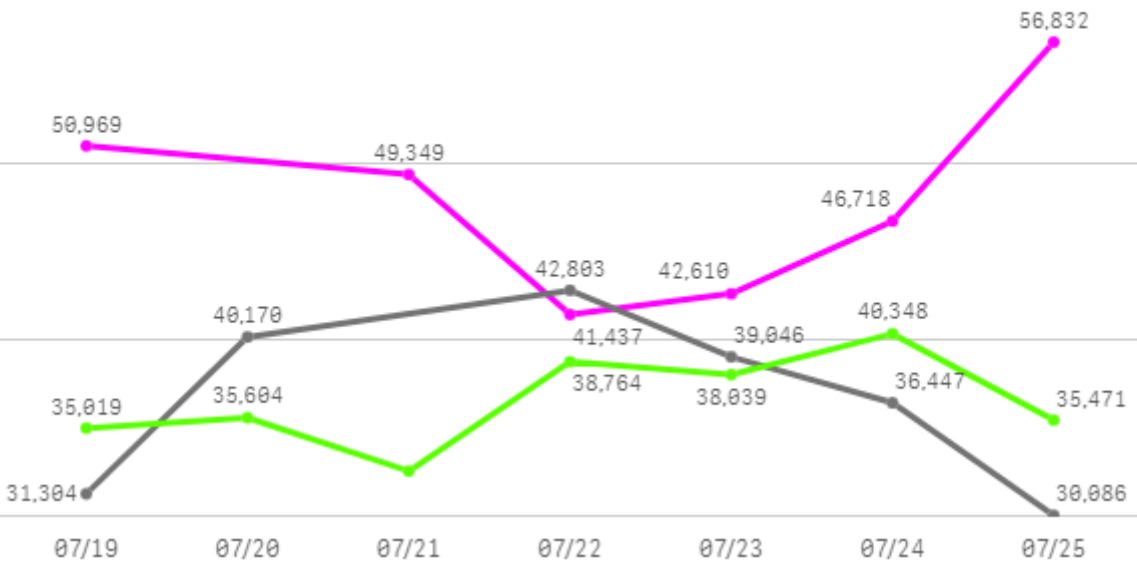
7

출하건수(천건)

5

주간 도매가격(원)

◆ 2025 ● 2024 ◆ 평년



구분	금주(A)	전주(B)	전월(C)	전년(D)	평년(E)	A/B	A/C	A/D	A/E
가격(원)	47,986	58,852	-	36,643	39,766	81.5%	-	131.0%	120.7%

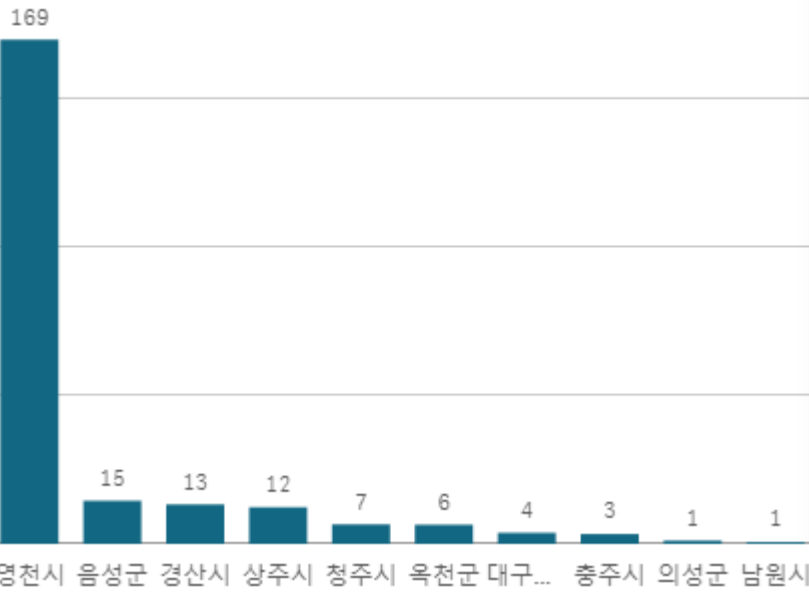
※ 상품 가격 기준

☐ 복숭아 천홍(천)(10Kg) 주간 가격

구분	Q	품종	Q	단량	Q	특	상	보통	하
2025-07-19		복숭아 천홍(천)		10Kg		59,943	50,969	37,960	25,838
2025-07-21		복숭아 천홍(천)		10Kg		57,509	49,349	40,950	27,616
2025-07-22		복숭아 천홍(천)		10Kg		50,244	41,437	27,762	12,864
2025-07-23		복숭아 천홍(천)		10Kg		54,260	42,610	28,562	12,959
2025-07-24		복숭아 천홍(천)		10Kg		55,113	46,718	30,539	14,786
2025-07-25		복숭아 천홍(천)		10Kg		66,821	56,832	35,937	16,535
평균						57,315	47,986	33,618	18,433

복숭아 대월(백)(10Kg)

산지별 거래물량(톤)



출하산지(개소)

16

출하건수(천건)

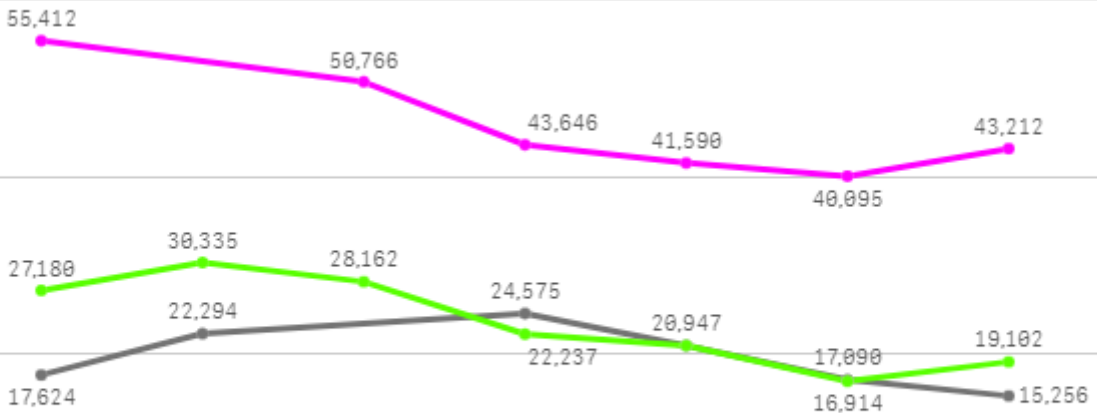
3

산지별 주출하 시군구



주간 도매가격(원)

◆ 2025 ● 2024 ◆ 평년



07/19 07/20 07/21 07/22 07/23 07/24 07/25

구분	금주(A)	전주(B)	전월(C)	전년(D)	평년(E)	A/B	A/C	A/D	A/E
가격(원)	45,787	52,404	-	19,631	30,854	87.4%	-	233.2%	148.4%

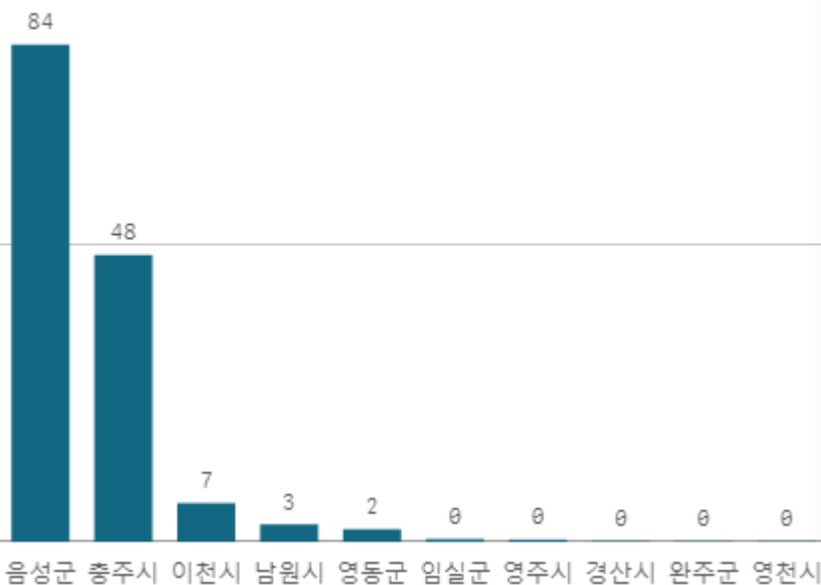
※ 상품 가격 기준

□ 복숭아 대월(백)(10Kg) 주간 가격

구분	Q	품종	Q	단량	Q	특	상	보통	하
2025-07-19		복숭아 대월(백)		10Kg		67,432	55,412	41,762	25,960
2025-07-21		복숭아 대월(백)		10Kg		59,005	50,766	37,105	22,841
2025-07-22		복숭아 대월(백)		10Kg		52,864	43,646	31,886	16,944
2025-07-23		복숭아 대월(백)		10Kg		49,871	41,590	27,974	16,097
2025-07-24		복숭아 대월(백)		10Kg		55,316	40,095	28,489	15,571
2025-07-25		복숭아 대월(백)		10Kg		56,183	43,212	31,507	17,948
평균						56,779	45,787	33,121	19,227

복숭아 단황도(황) (2.5Kg)

산지별 거래물량(톤)



산지별 주출하 시군구



출하산지(개소)

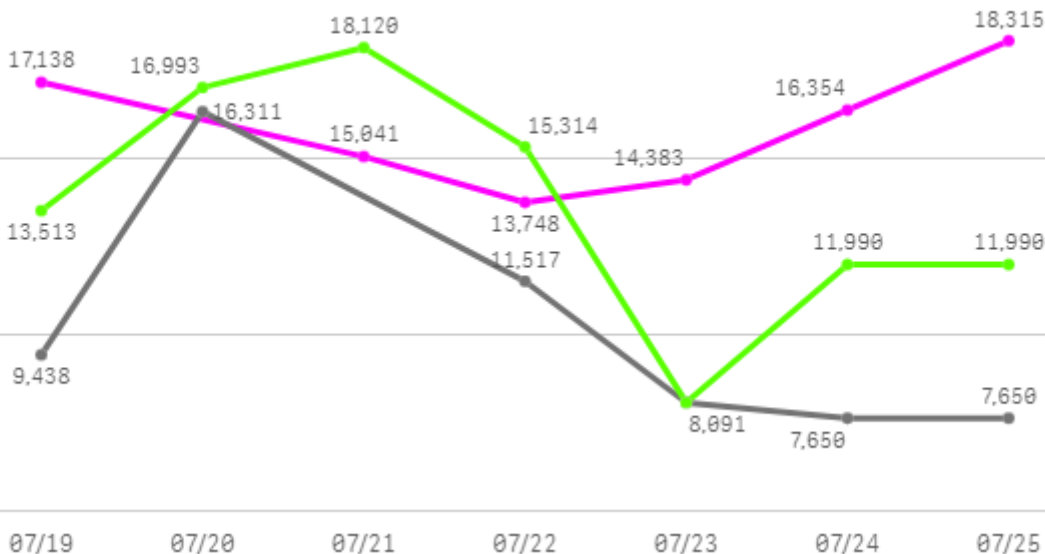
11

출하건수(천건)

3

주간 도매가격(원)

◆ 2025 ● 2024 ◆ 평년



구분	금주(A)	전주(B)	전월(C)	전년(D)	평년(E)	A/B	A/C	A/D	A/E
가격(원)	15,830	18,969	-	10,110	14,436	83.5%	-	156.6%	109.7%

※ 상품 가격 기준

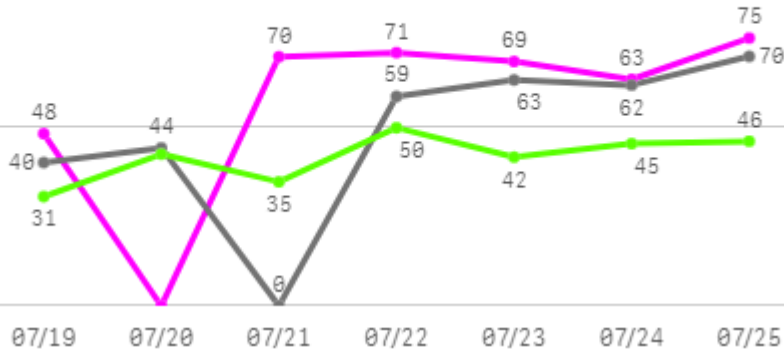
□ 복숭아 단황도(황)(2.5Kg) 주간 가격

구분	Q	품종	Q	단량	Q	특	상	보통	하
2025-07-19		복숭아 단황도(황)		2.5Kg		22,226	17,138	14,644	11,234
2025-07-21		복숭아 단황도(황)		2.5Kg		18,580	15,041	12,085	8,890
2025-07-22		복숭아 단황도(황)		2.5Kg		17,471	13,748	10,860	8,070
2025-07-23		복숭아 단황도(황)		2.5Kg		17,462	14,383	11,849	9,016
2025-07-24		복숭아 단황도(황)		2.5Kg		18,114	16,354	14,151	10,819
2025-07-25		복숭아 단황도(황)		2.5Kg		21,078	18,315	16,843	13,180
평균						19,155	15,830	13,405	10,202

포도

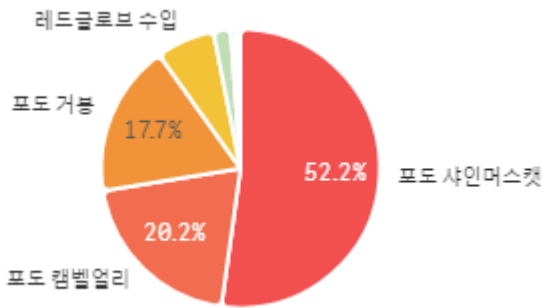
주간 반입량(톤)

◆ 2025 ● 2024 ▲ 평년

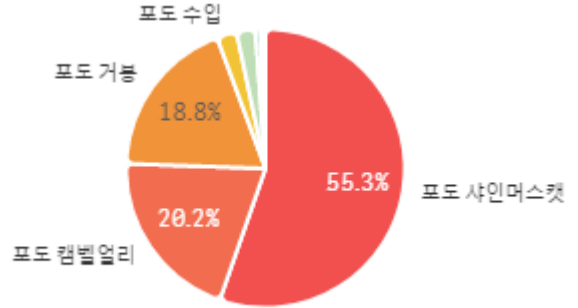


구분	금주(A)	전주(B)	전월(C)	전년(D)	평년(E)	A/B	A/C	A/D	A/E
물량(톤)	396	289	202	338	307	137.3%	196.1%	117.1%	129.2%

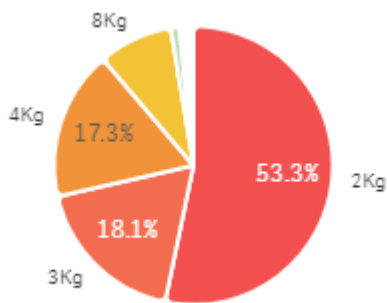
출하 품종별 거래물량 구성비



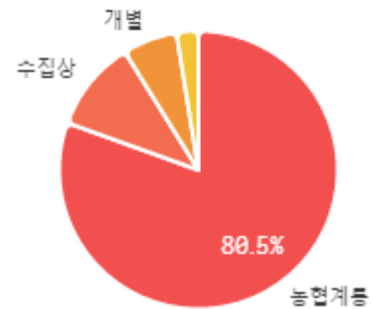
출하 품종별 거래금액 구성비



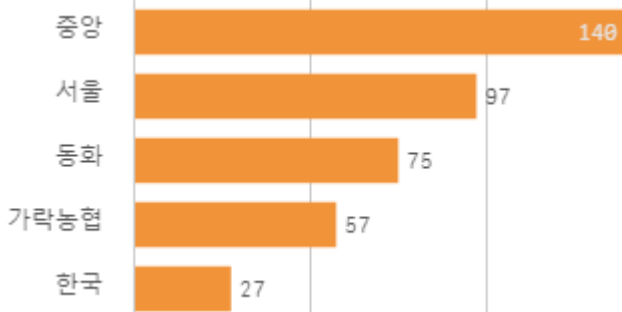
거래 단량별 물량 구성비



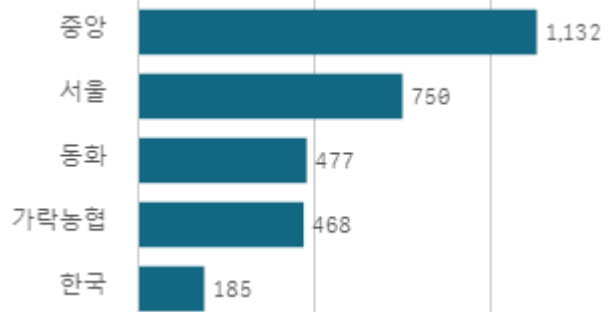
출하자별 거래물량 구성비



도매시장 법인별 거래물량(톤)

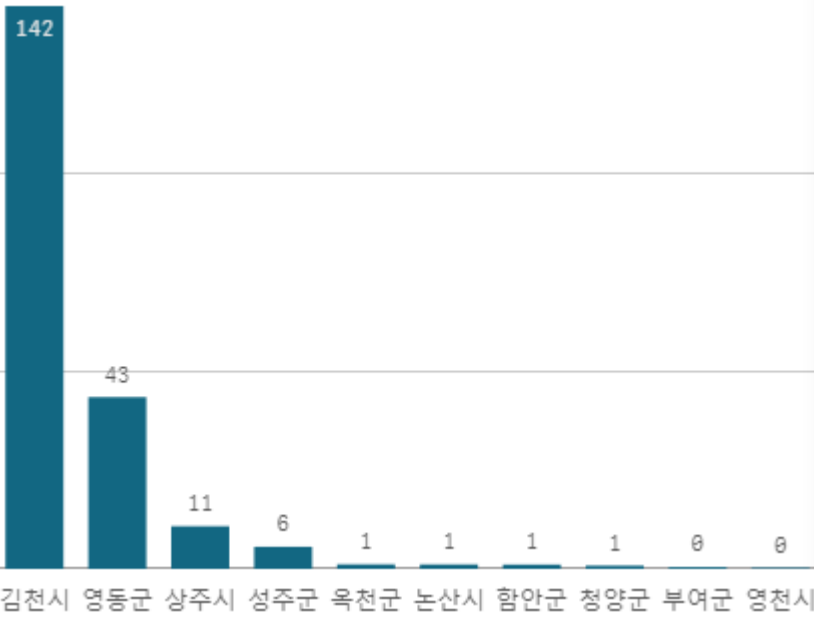


도매시장 법인별 거래금액(백만원)



포도 샤인머스캣(2Kg)

산지별 거래물량(톤)



출하산지(개소)

11

출하건수(천건)

3

산지별 주출하 시군구



주간 도매가격(원)

◆ 2025 ● 2024 ◆ 평년



07/19 07/20 07/21 07/22 07/23 07/24 07/25

구분	금주(A)	전주(B)	전월(C)	전년(D)	평년(E)	A/B	A/C	A/D	A/E
가격(원)	18,501	20,259	37,547	21,244	29,124	91.3%	49.3%	87.1%	63.5%

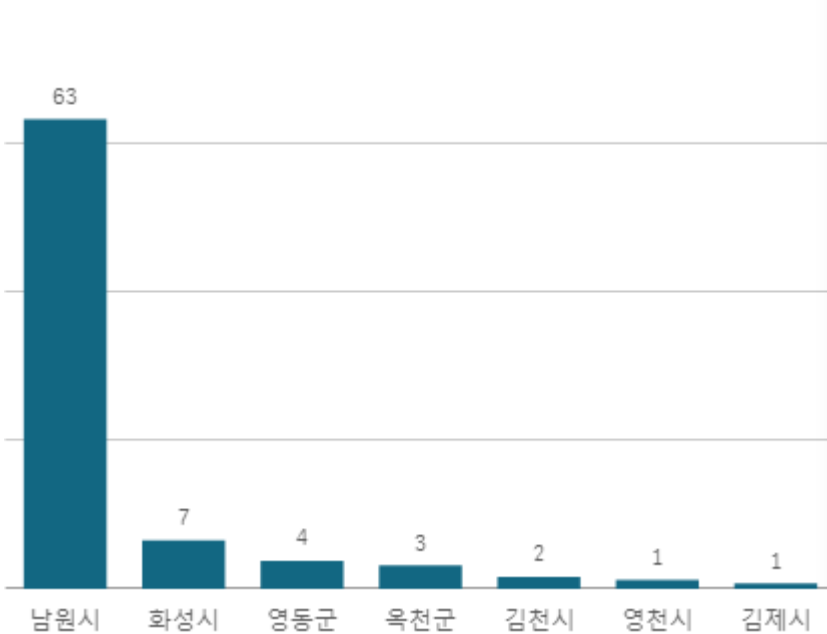
※ 상품 가격 기준

□ 포도 샤인머스켓(2Kg) 주간 가격

구분	Q	품종	Q	단량	Q	특	상	보통	하
2025-07-19		포도 샤인머스켓		2Kg		24,409	18,899	14,973	11,059
2025-07-21		포도 샤인머스켓		2Kg		25,105	19,313	15,632	12,172
2025-07-22		포도 샤인머스켓		2Kg		23,010	18,068	14,973	11,507
2025-07-23		포도 샤인머스켓		2Kg		22,508	17,584	13,823	10,990
2025-07-24		포도 샤인머스켓		2Kg		25,055	18,190	14,816	11,712
2025-07-25		포도 샤인머스켓		2Kg		21,943	18,949	15,698	12,188
평균						23,672	18,501	14,986	11,605

포도 캠벨얼리(3Kg)

산지별 거래물량(톤)



출하산지(개소)

7

출하건수(천건)

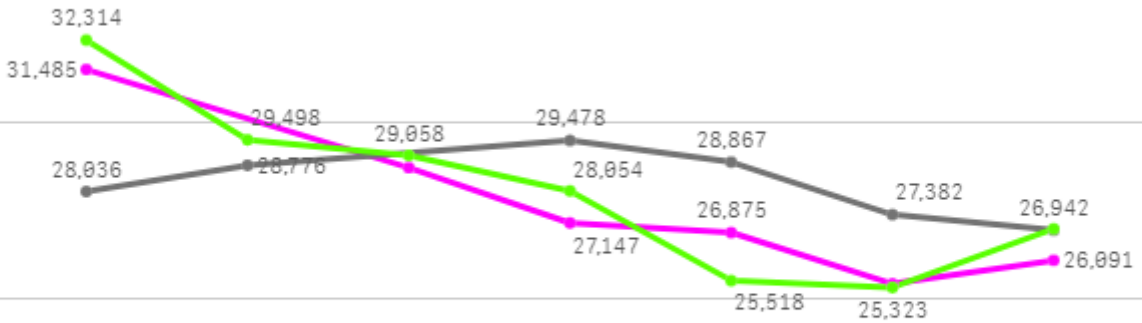
1

산지별 주출하 시군구



주간 도매가격(원)

◆ 2025 ● 2024 ◆ 평년



07/19 07/20 07/21 07/22 07/23 07/24 07/25

구분	금주(A)	전주(B)	전월(C)	전년(D)	평년(E)	A/B	A/C	A/D	A/E
가격(원)	27,623	40,485	31,906	28,247	29,932	68.2%	86.6%	97.8%	92.3%

※ 상품 가격 기준

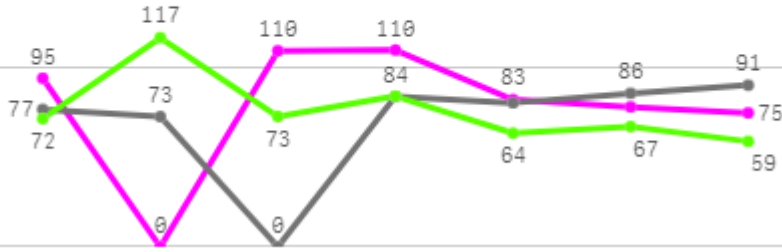
□ 포도 캠벨얼리(3Kg) 주간 가격

구분	Q	품종	Q	단량	Q	특	상	보통	하
2025-07-19		포도 캠벨얼리		3Kg		39,840	31,485	23,368	16,670
2025-07-21		포도 캠벨얼리		3Kg		34,542	28,710	22,611	15,983
2025-07-22		포도 캠벨얼리		3Kg		31,311	27,147	21,793	15,088
2025-07-23		포도 캠벨얼리		3Kg		31,307	26,875	21,690	16,237
2025-07-24		포도 캠벨얼리		3Kg		30,448	25,428	21,394	16,454
2025-07-25		포도 캠벨얼리		3Kg		35,737	26,091	21,629	15,679
평균						33,864	27,623	22,081	16,019

자두

주간 반입량(톤)

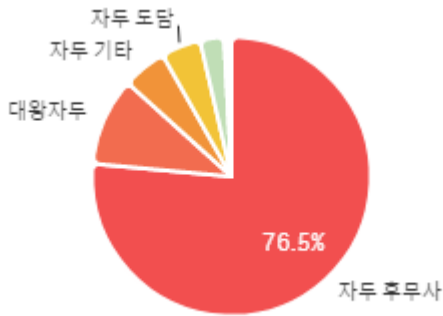
◆ 2025 ● 2024 ▲ 평년



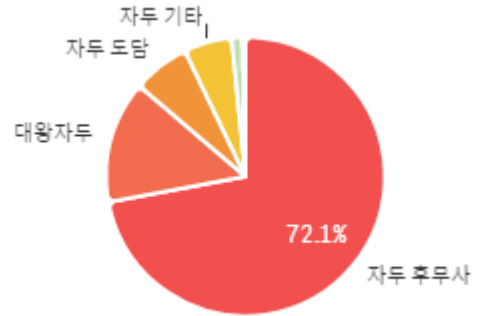
07/19 07/20 07/21 07/22 07/23 07/24 07/25

구분	금주(A)	전주(B)	전월(C)	전년(D)	평년(E)	A/B	A/C	A/D	A/E
물량(톤)	551	535	347	492	543	103.0%	158.7%	112.0%	101.5%

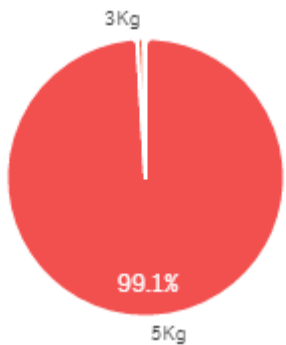
출하 품종별 거래물량 구성비



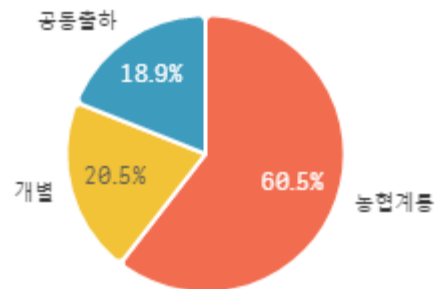
출하 품종별 거래금액 구성비



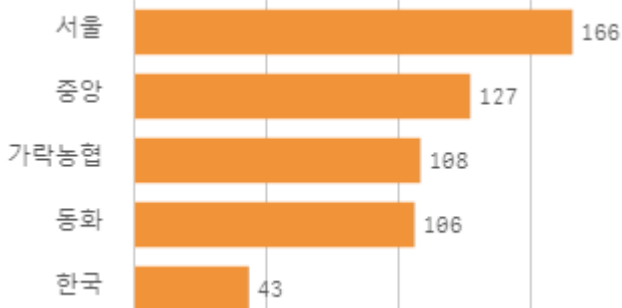
거래 단량별 물량 구성비



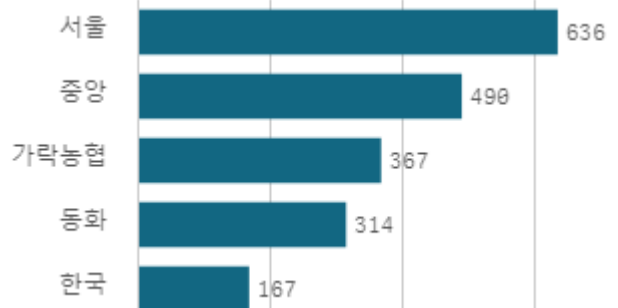
출하자별 거래물량 구성비



도매시장 법인별 거래물량(톤)

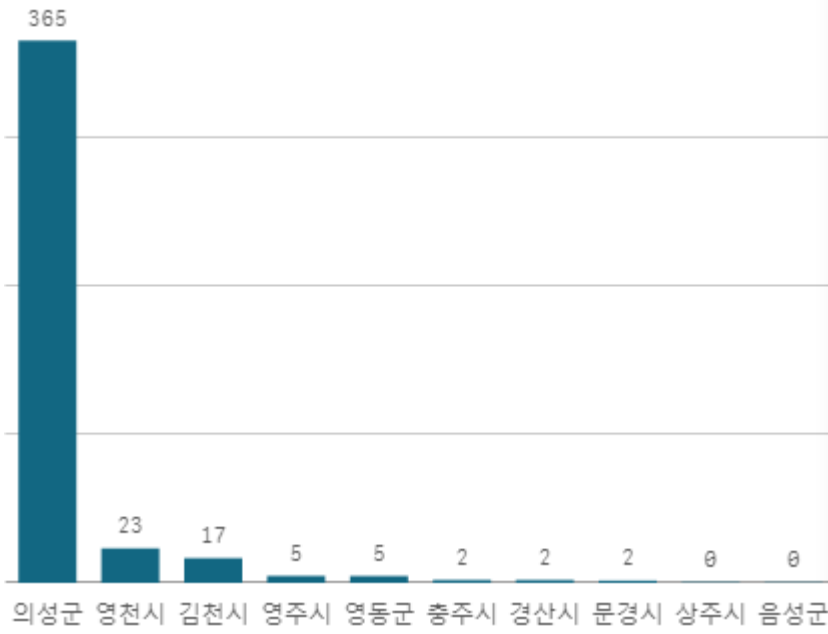


도매시장 법인별 거래금액(백만원)



자두 후무사(5Kg)

산지별 거래물량(톤)



출하산지(개소)

15

출하건수(천건)

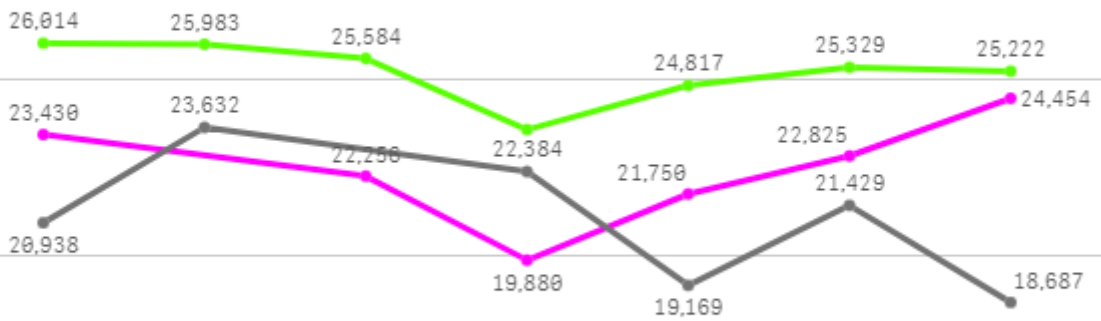
6

산지별 주출하 시군구



주간 도매가격(원)

● 2025 ● 2024 ● 평년



07/19 07/20 07/21 07/22 07/23 07/24 07/25

구분	금주(A)	전주(B)	전월(C)	전년(D)	평년(E)	A/B	A/C	A/D	A/E
가격(원)	22,433	31,175	-	21,040	24,213	72.0%	-	106.6%	92.6%

※ 상품 가격 기준

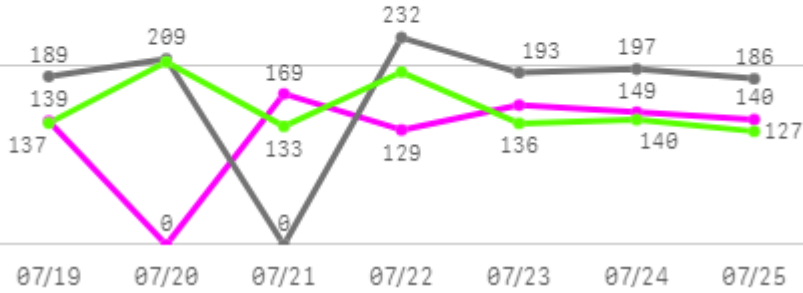
□ 자두 후무사(5Kg) 주간 가격

구분	Q	품종	Q	단량	Q	특	상	보통	하
2025-07-19		자두 후무사		5Kg		34,751	23,430	15,118	8,112
2025-07-21		자두 후무사		5Kg		31,898	22,256	14,346	8,218
2025-07-22		자두 후무사		5Kg		32,765	19,880	12,075	6,306
2025-07-23		자두 후무사		5Kg		34,109	21,750	13,721	6,591
2025-07-24		자두 후무사		5Kg		32,428	22,825	14,150	7,525
2025-07-25		자두 후무사		5Kg		32,320	24,454	16,009	8,152
평균						33,045	22,433	14,237	7,484

바나나

주간 반입량(톤)

◆ 2025 ● 2024 ▲ 평년



구분	금주(A)	전주(B)	전월(C)	전년(D)	평년(E)	A/B	A/C	A/D	A/E
물량(톤)	883	910	1,080	1,206	1,014	97.0%	81.7%	73.2%	87.0%

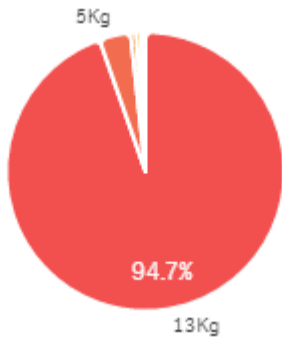
출하 품종별 거래물량 구성비



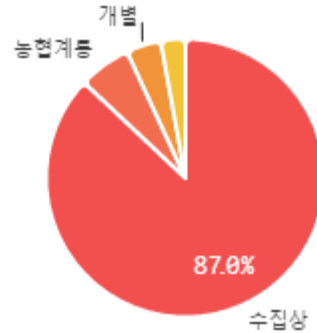
출하 품종별 거래금액 구성비



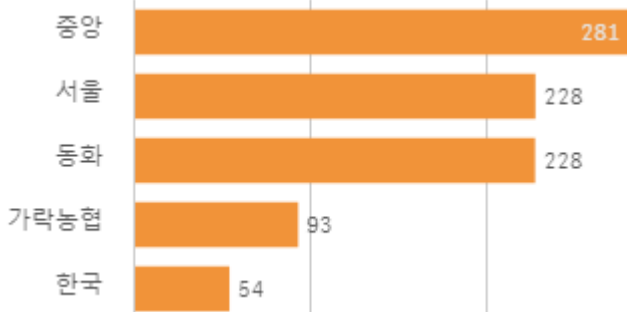
거래 단량별 물량 구성비



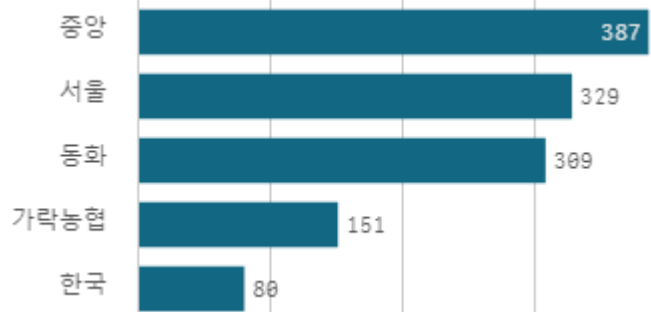
출하자별 거래물량 구성비



도매시장 법인별 거래물량(톤)

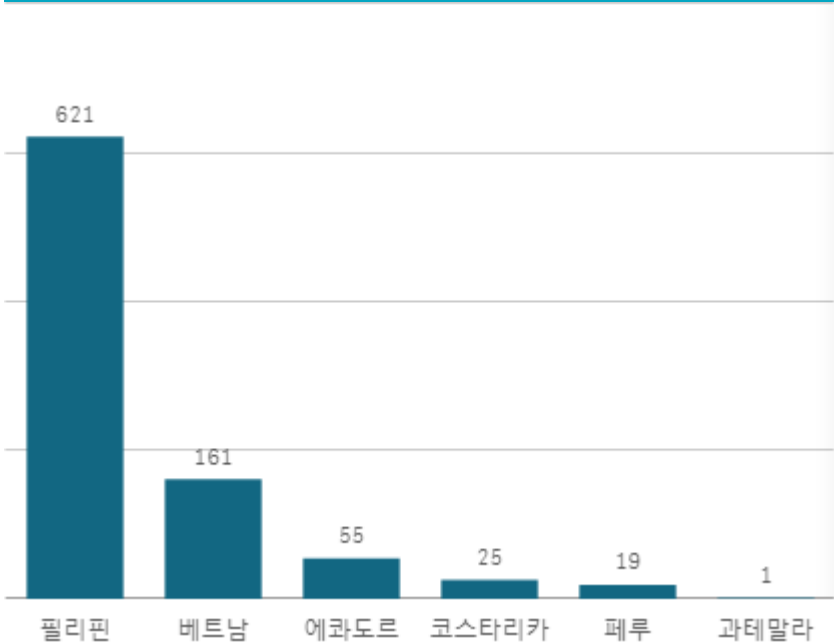


도매시장 법인별 거래금액(백만원)

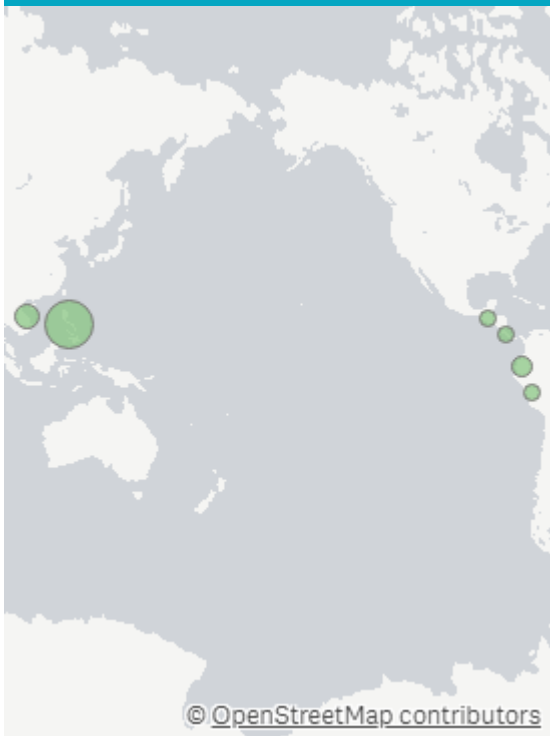


바나나 수입(13Kg)

산지별 거래물량(톤)



산지별 주출하 시군구



출하산지(개소)

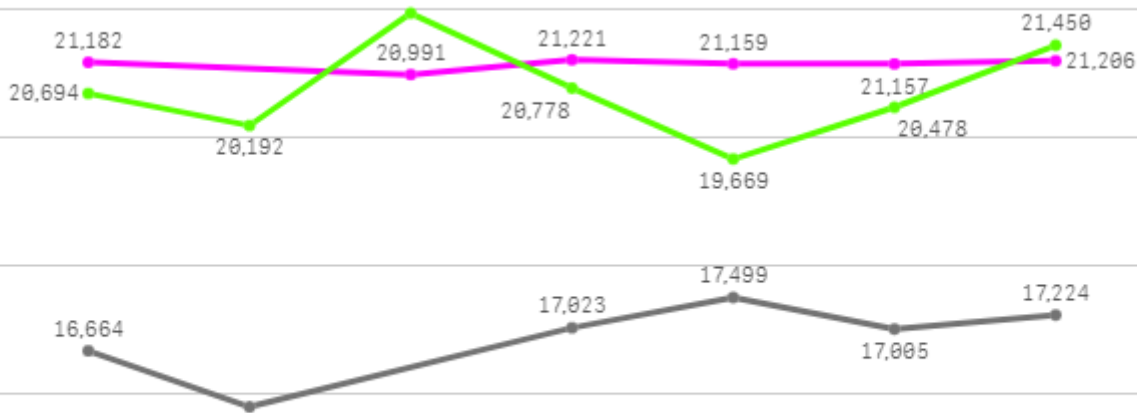
6

출하건수(천건)

2

주간 도매가격(원)

◆ 2025 ● 2024 ▲ 평년



07/19 07/20 07/21 07/22 07/23 07/24 07/25

구분	금주(A)	전주(B)	전월(C)	전년(D)	평년(E)	A/B	A/C	A/D	A/E
가격(원)	21,153	21,417	25,701	16,867	20,813	98.8%	82.3%	125.4%	101.6%

※ 상품 가격 기준

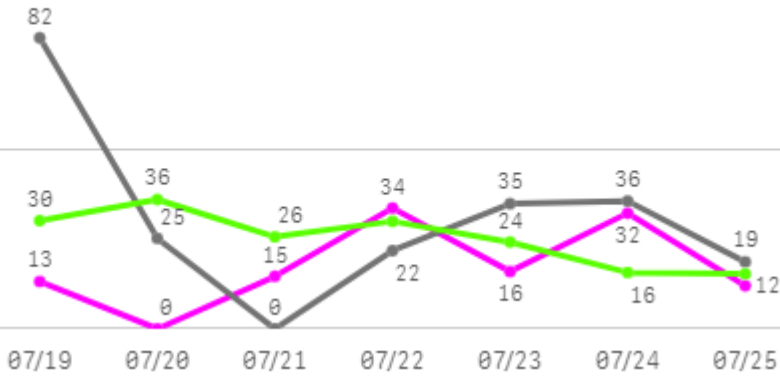
□ 바나나 수입(13Kg) 주간 가격

구분	Q	품종	Q	단량	Q	특	상	보통	하
2025-07-19		바나나 수입		13Kg		27,126	21,182	15,931	10,394
2025-07-21		바나나 수입		13Kg		26,818	20,991	14,436	10,067
2025-07-22		바나나 수입		13Kg		25,723	21,221	15,694	10,204
2025-07-23		바나나 수입		13Kg		26,676	21,159	16,465	10,394
2025-07-24		바나나 수입		13Kg		26,393	21,157	16,201	9,828
2025-07-25		바나나 수입		13Kg		26,756	21,206	16,503	10,748
평균						26,582	21,153	15,872	10,273

파인애플

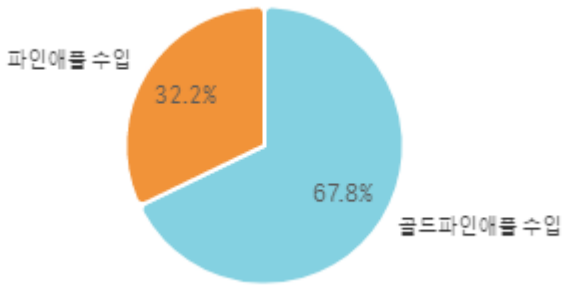
주간 반입량(톤)

◆ 2025 ● 2024 ▲ 평년

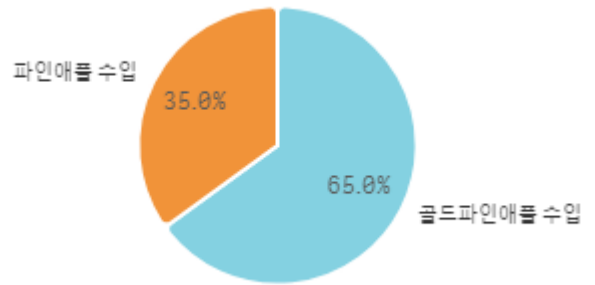


구분	금주(A)	전주(B)	전월(C)	전년(D)	평년(E)	A/B	A/C	A/D	A/E
물량(톤)	122	181	175	219	175	67.6%	69.8%	56.0%	70.2%

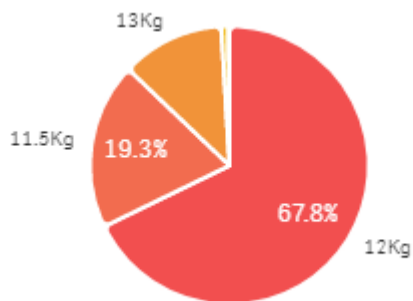
출하 품종별 거래물량 구성비



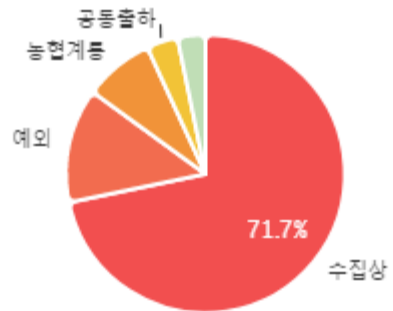
출하 품종별 거래금액 구성비



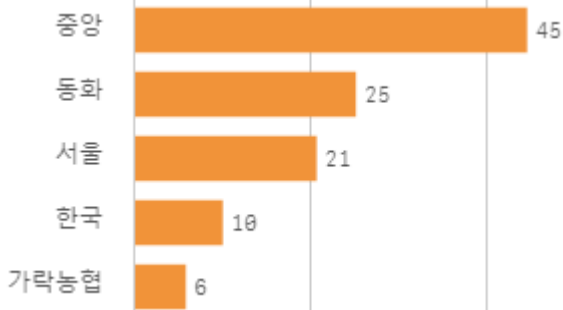
거래 단량별 물량 구성비



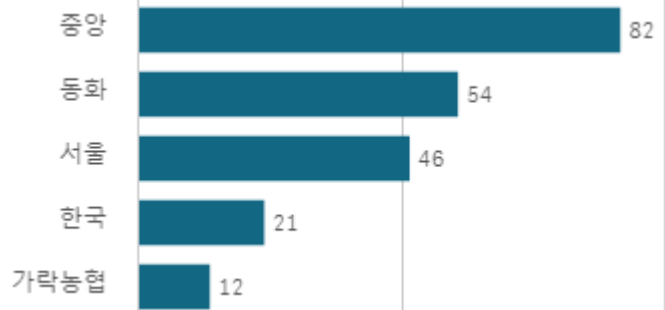
출하자별 거래물량 구성비



도매시장 법인별 거래물량(톤)




도매시장 법인별 거래금액(백만원)



골드파인애플 수입(12Kg)

산지별 거래물량(톤)



필리핀

산지별 주출하 시군구



출하산지(개소)

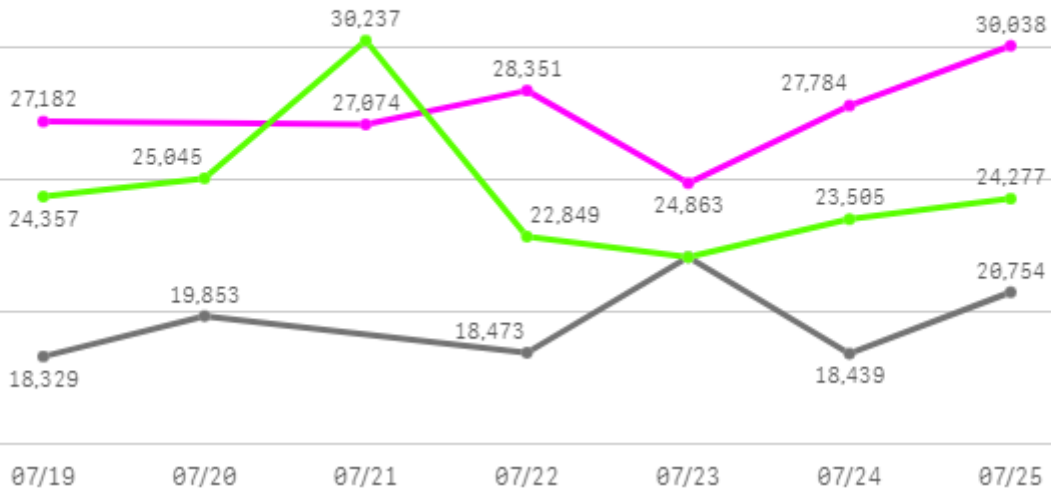
1

출하건수(천건)

0

주간 도매가격(원)

◆ 2025 ◄ 2024 ◆ 평년



구분	금주(A)	전주(B)	전월(C)	전년(D)	평년(E)	A/B	A/C	A/D	A/E
가격(원)	27,549	27,632	25,821	19,654	25,270	99.7%	106.7%	140.2%	109.0%

※ 상품 가격 기준

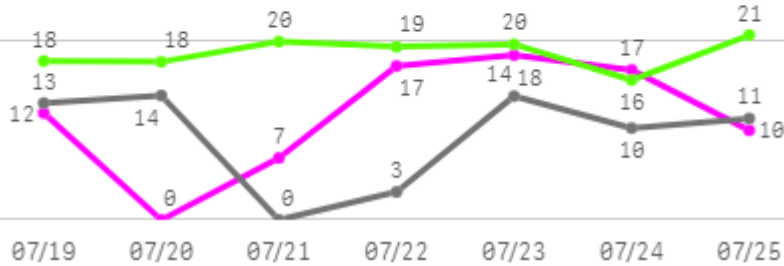
□ 골드파인애플 수입(12Kg) 주간 가격

구분	Q	품종	Q	단량	Q	특	상	보통	하
2025-07-19		골드파인애플 수입		12Kg		30,395	27,182	22,472	18,069
2025-07-21		골드파인애플 수입		12Kg		29,538	27,074	23,258	17,333
2025-07-22		골드파인애플 수입		12Kg		30,639	28,351	23,724	19,488
2025-07-23		골드파인애플 수입		12Kg		28,395	24,863	20,808	16,627
2025-07-24		골드파인애플 수입		12Kg		31,229	27,784	23,633	22,000
2025-07-25		골드파인애플 수입		12Kg		31,729	30,038	24,951	15,713
평균						30,321	27,549	23,141	18,205

고등어

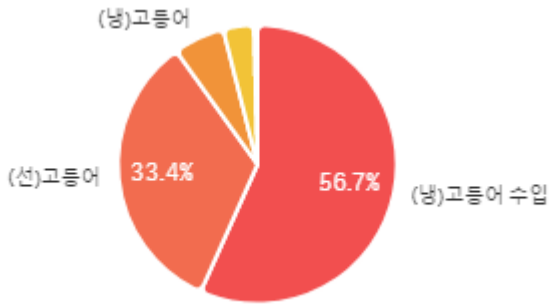
주간 반입량(톤)

◆ 2025 ● 2024 ▲ 평년

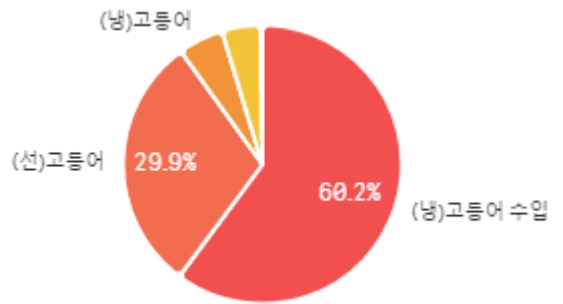


구분	금주(A)	전주(B)	전월(C)	전년(D)	평년(E)	A/B	A/C	A/D	A/E
물량(톤)	82	92	99	66	112	88.4%	82.6%	124.1%	72.8%

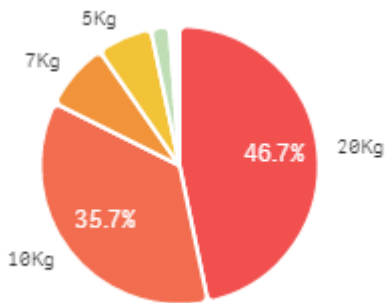
출하 품종별 거래물량 구성비



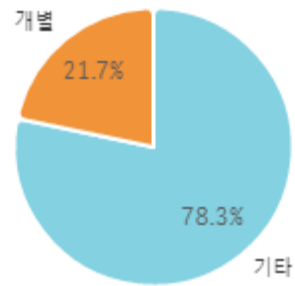
출하 품종별 거래금액 구성비



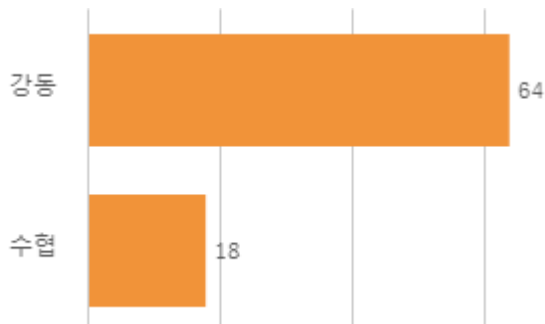
거래 단량별 물량 구성비



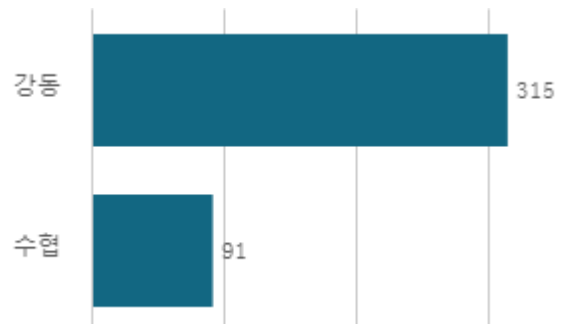
출하자별 거래물량 구성비



도매시장 법인별 거래물량(톤)

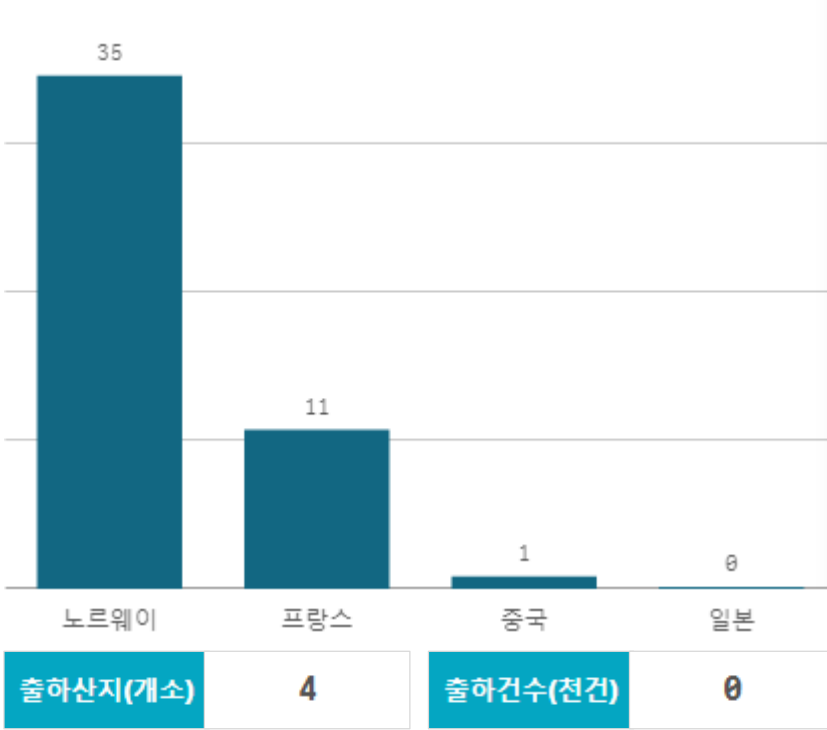


도매시장 법인별 거래금액(백만원)

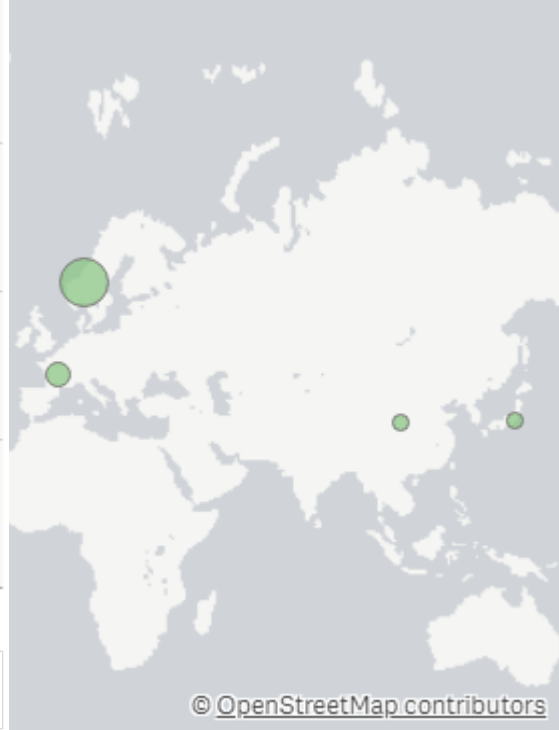


(냉)고등어 수입(10Kg)

산지별 거래물량(톤)

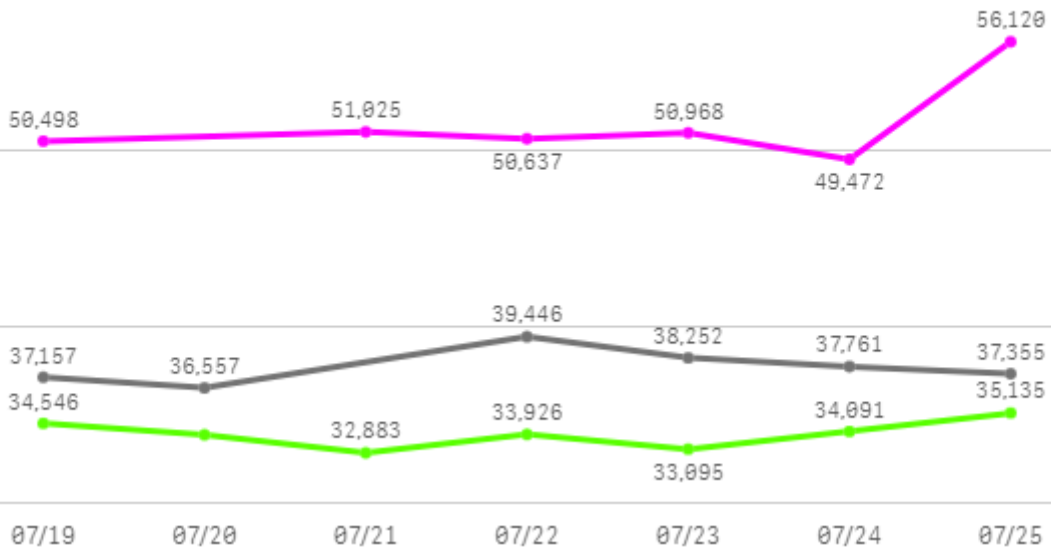


산지별 주출하 시군구



주간 도매가격(원)

◆ 2025 ● 2024 ◆ 평년



구분	금주(A)	전주(B)	전월(C)	전년(D)	평년(E)	A/B	A/C	A/D	A/E
가격(원)	51,453	49,771	48,146	37,755	38,199	103.4%	106.9%	136.3%	134.7%

※ 상품 가격 기준

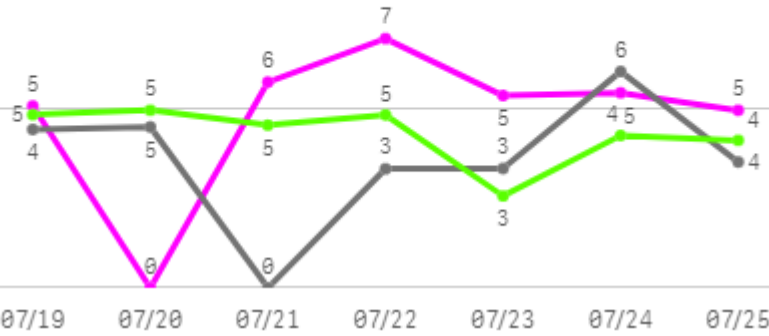
□ (냉)고등어 수입(10Kg) 주간 가격

구분	Q	품종	Q	단량	Q	특	상	보통	하
2025-07-19		(냉)고등어 수입		10Kg		-	50,498	-	-
2025-07-21		(냉)고등어 수입		10Kg		-	51,025	-	-
2025-07-22		(냉)고등어 수입		10Kg		-	50,637	-	-
2025-07-23		(냉)고등어 수입		10Kg		-	50,968	-	-
2025-07-24		(냉)고등어 수입		10Kg		-	49,472	-	-
2025-07-25		(냉)고등어 수입		10Kg		-	56,120	-	-
평균						-	51,453	-	-

갈치

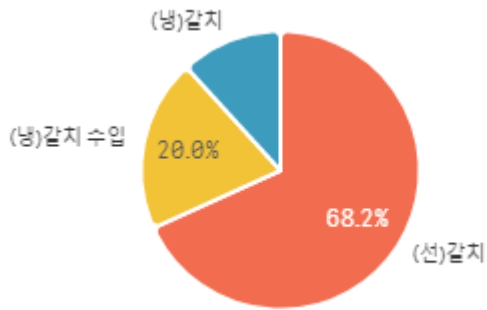
주간 반입량(톤)

◆ 2025 ● 2024 ▲ 평년

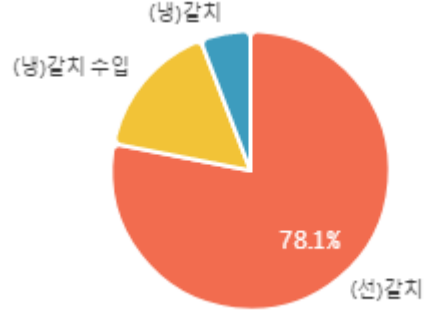


구분	금주(A)	전주(B)	전월(C)	전년(D)	평년(E)	A/B	A/C	A/D	A/E
물량(톤)	34	22	29	25	30	150.5%	116.8%	133.6%	111.0%

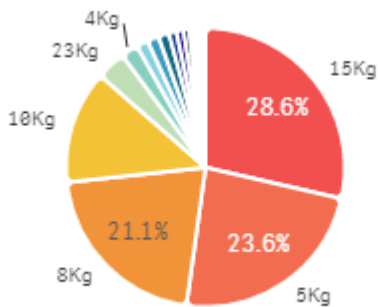
출하 품종별 거래물량 구성비



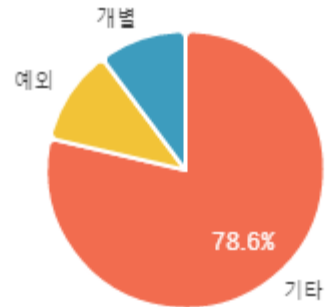
출하 품종별 거래금액 구성비



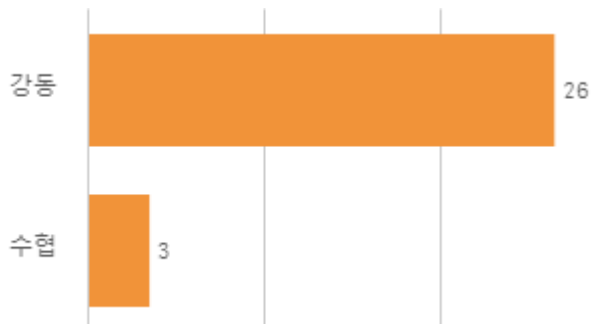
거래 단량별 물량 구성비



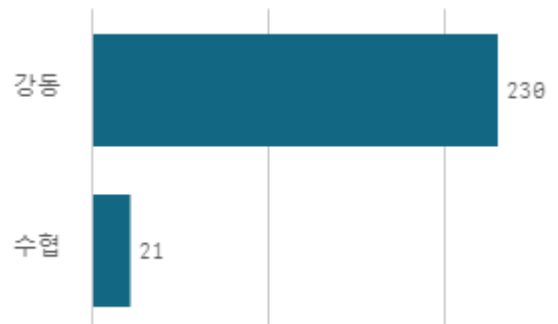
출하자별 거래물량 구성비



도매시장 법인별 거래물량(톤)

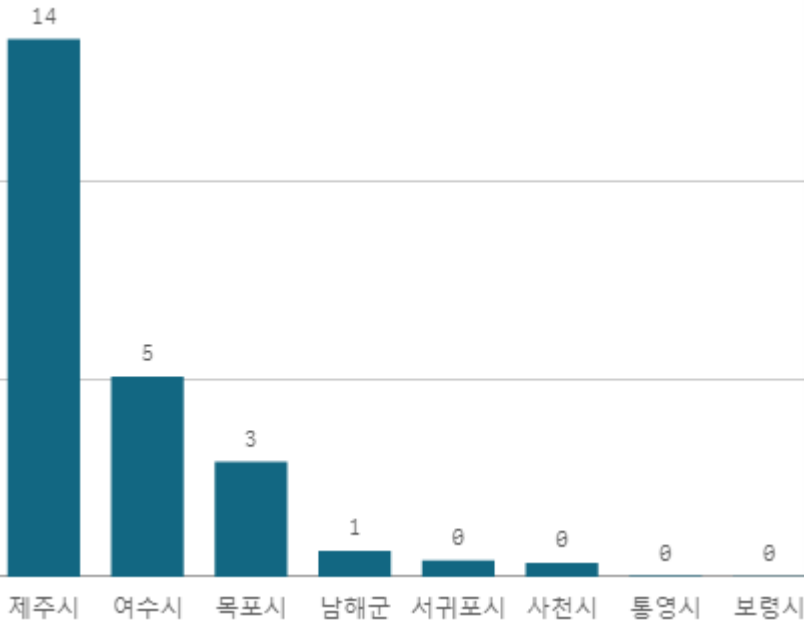


도매시장 법인별 거래금액(백만원)



(선)갈치(5Kg)

산지별 거래물량(톤)



출하산지(개소)

8

출하건수(천건)

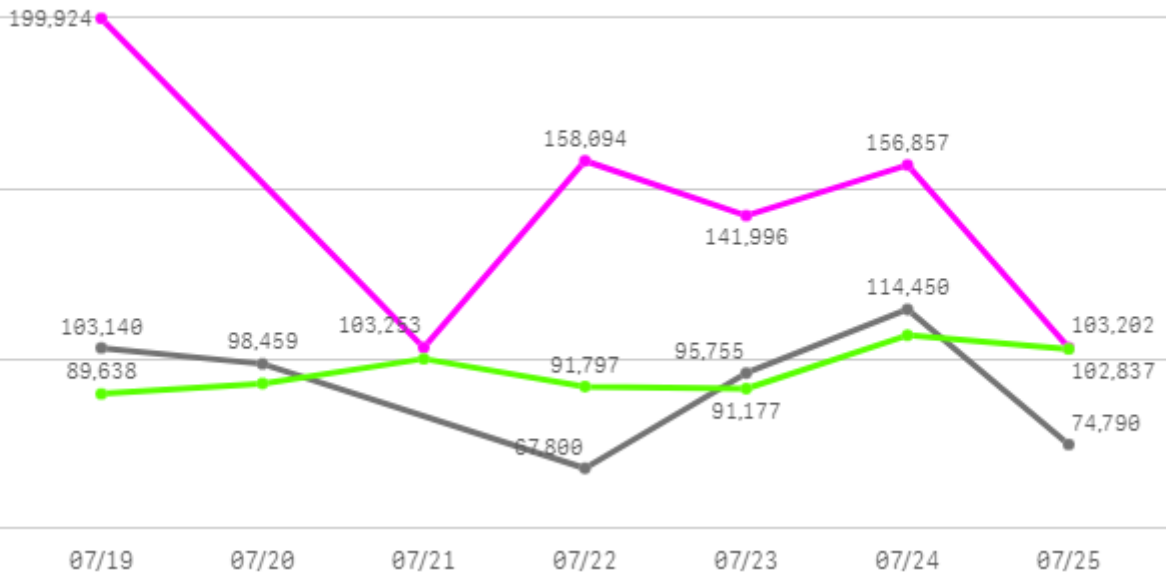
1

산지별 주출하 시군구



주간 도매가격(원)

◆ 2025 ● 2024 ◆ 평년



구분	금주(A)	전주(B)	전월(C)	전년(D)	평년(E)	A/B	A/C	A/D	A/E
가격(원)	143,888	185,517	150,340	92,399	103,130	77.6%	95.7%	155.7%	139.5%

※ 상품 가격 기준

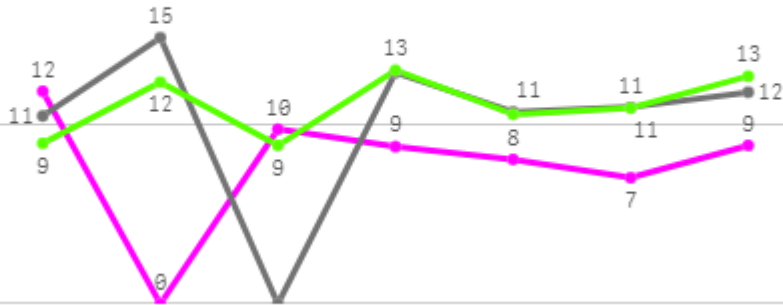
□ (선)갈치(5Kg) 주간 가격

구분	Q	품종	Q	단량	Q	특	상	보통	하
2025-07-19		(선)갈치		5Kg		-	199,924	136,756	34,392
2025-07-21		(선)갈치		5Kg		-	103,253	31,589	24,645
2025-07-22		(선)갈치		5Kg		-	158,094	52,018	25,198
2025-07-23		(선)갈치		5Kg		-	141,996	47,525	19,261
2025-07-24		(선)갈치		5Kg		-	156,857	58,462	22,856
2025-07-25		(선)갈치		5Kg		-	103,202	24,632	13,868
평균						-	143,888	58,497	23,370

홍합

주간 반입량(톤)

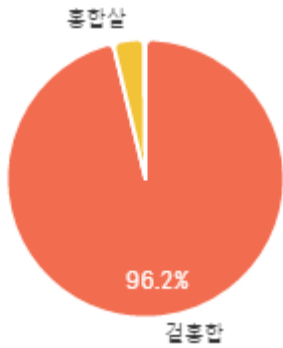
◆ 2025 ● 2024 ▲ 평년



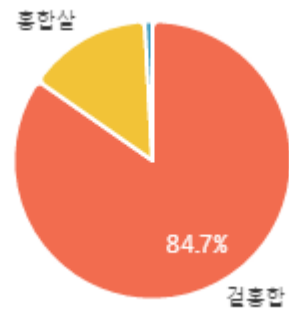
07/19 07/20 07/21 07/22 07/23 07/24 07/25

구분	금주(A)	전주(B)	전월(C)	전년(D)	평년(E)	A/B	A/C	A/D	A/E
물량(톤)	55	58	57	72	68	94.4%	95.6%	75.7%	79.9%

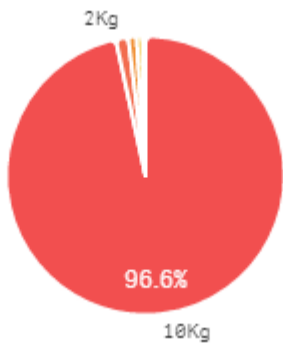
출하 품종별 거래물량 구성비



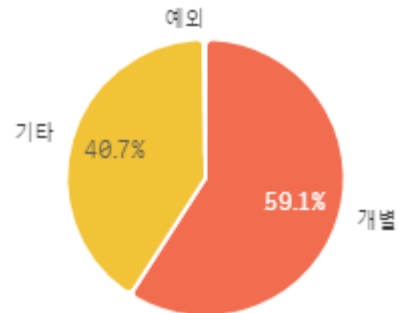
출하 품종별 거래금액 구성비



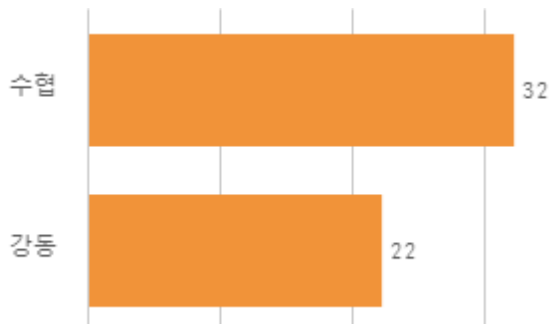
거래 단량별 물량 구성비



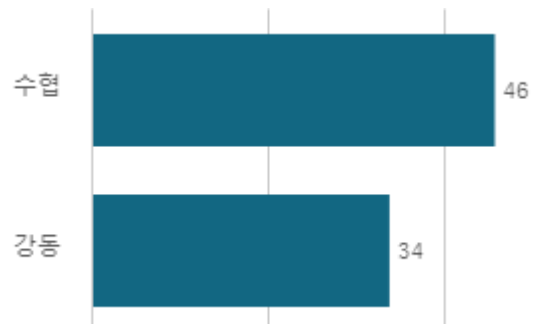
출하자별 거래물량 구성비



도매시장 법인별 거래물량(톤)

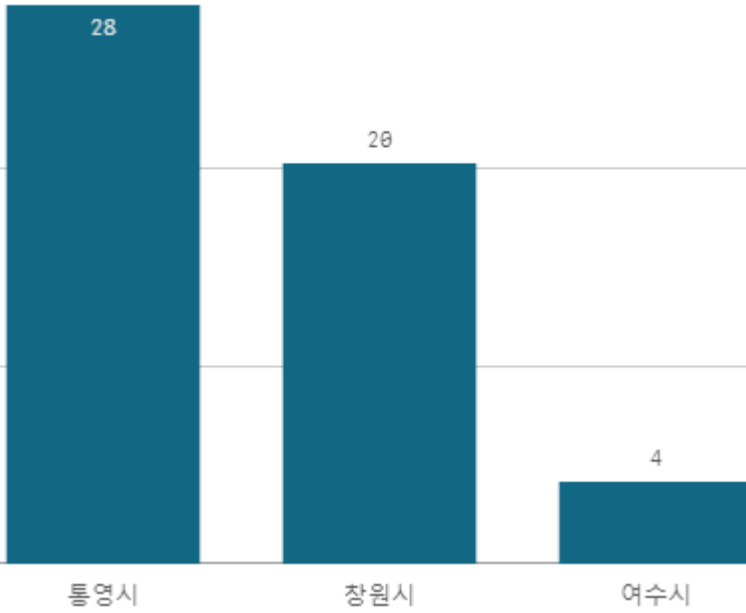


도매시장 법인별 거래금액(백만원)



겉홍합(10Kg)

산지별 거래물량(톤)



산지별 주출하 시군구



출하산지(개소)

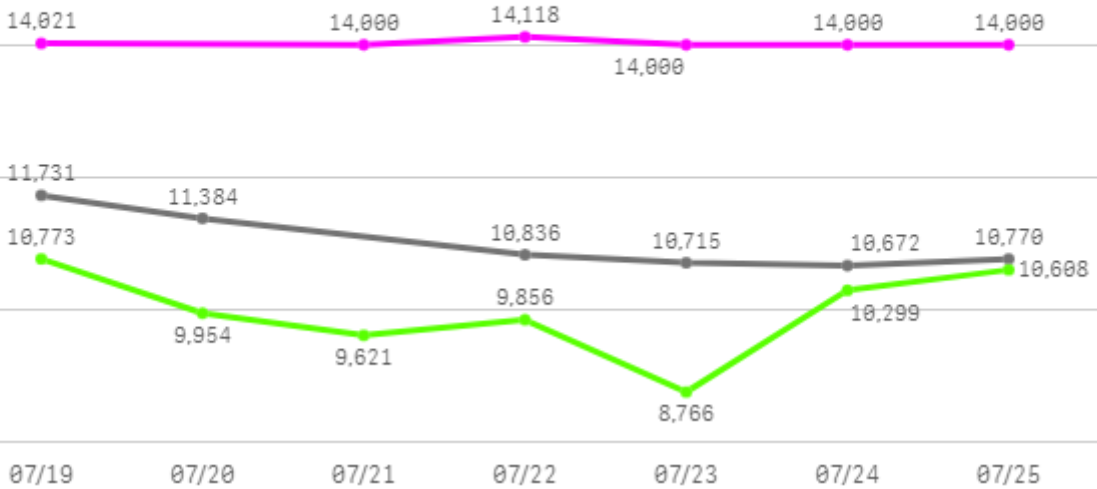
3

출하건수(천건)

0

주간 도매가격(원)

◆ 2025 ● 2024 ◆ 평년



구분	금주(A)	전주(B)	전월(C)	전년(D)	평년(E)	A/B	A/C	A/D	A/E
가격(원)	14,023	14,052	14,129	11,018	11,275	99.8%	99.2%	127.3%	124.4%

※ 상품 가격 기준

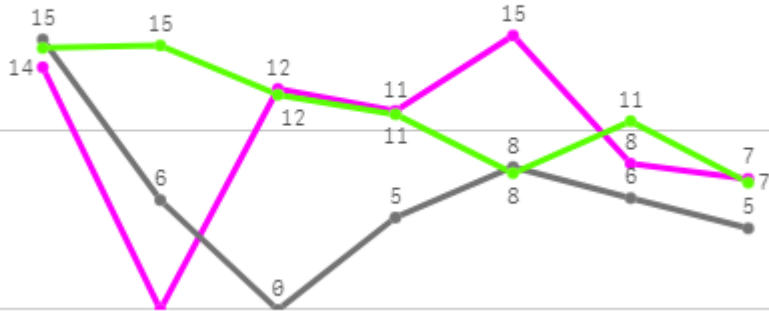
□ 곁홍합(10Kg) 주간 가격

구분	Q	품종	Q	단량	Q	특	상	보통	하
2025-07-19		곁홍합		10Kg		-	14,021	13,765	11,638
2025-07-21		곁홍합		10Kg		-	14,000	13,873	12,620
2025-07-22		곁홍합		10Kg		-	14,118	13,802	11,574
2025-07-23		곁홍합		10Kg		-	14,000	13,531	6,733
2025-07-24		곁홍합		10Kg		-	14,000	13,971	7,940
2025-07-25		곁홍합		10Kg		-	14,000	13,938	11,423
평균						-	14,023	13,813	10,321

오징어

주간 반입량(톤)

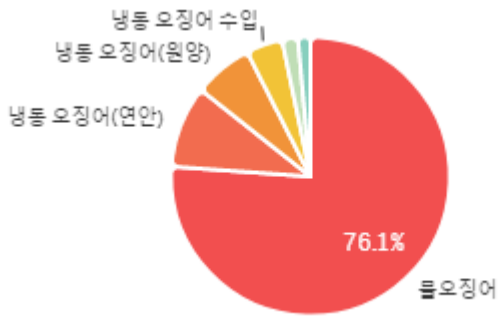
◆ 2025 ● 2024 ▲ 평년



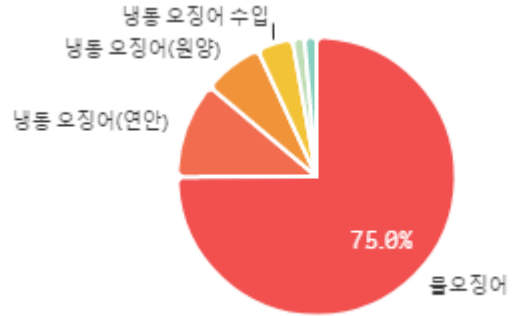
07/19 07/20 07/21 07/22 07/23 07/24 07/25

구분	금주(A)	전주(B)	전월(C)	전년(D)	평년(E)	A/B	A/C	A/D	A/E
물량(톤)	68	64	65	45	74	107.1%	105.4%	150.2%	92.0%

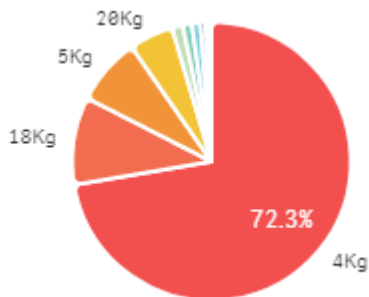
출하 품종별 거래물량 구성비



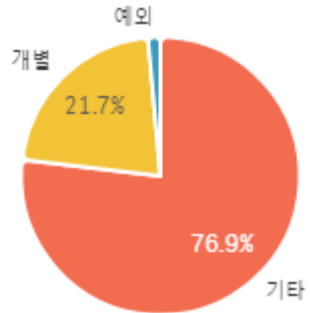
출하 품종별 거래금액 구성비



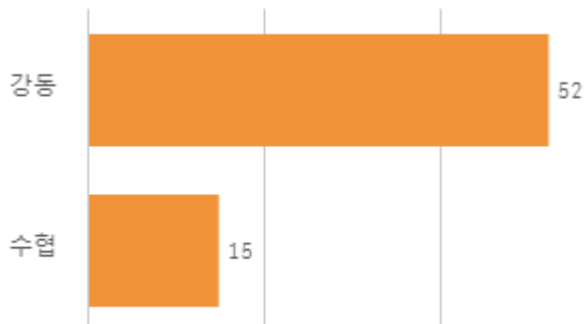
거래 단량별 물량 구성비



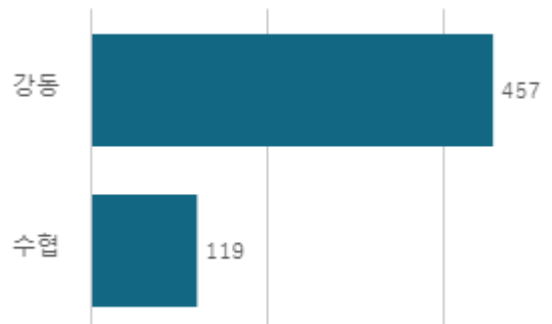
출하자별 거래물량 구성비



도매시장 법인별 거래물량(톤)

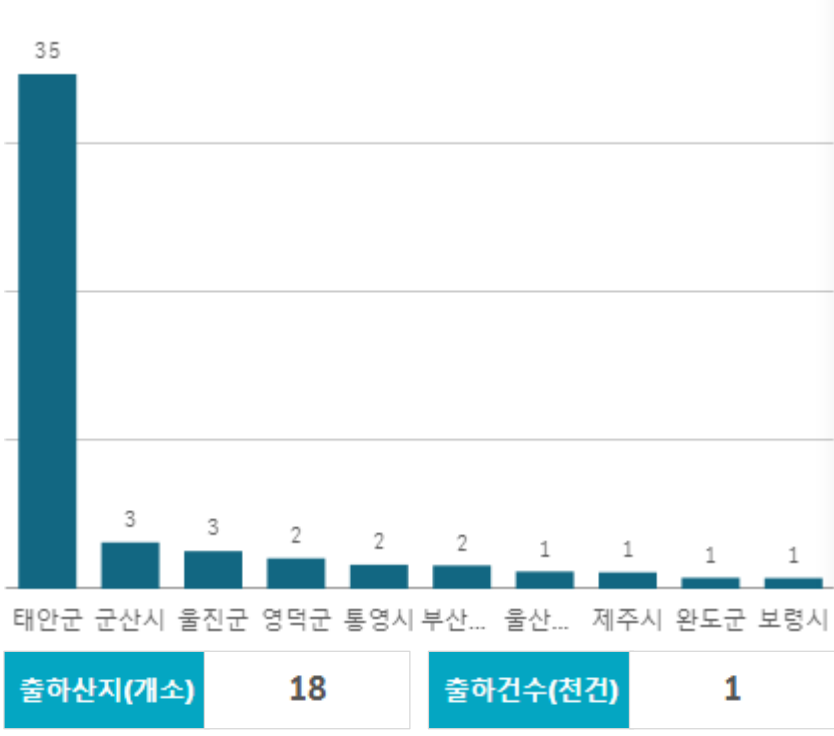


도매시장 법인별 거래금액(백만원)



물오징어(6Kg)

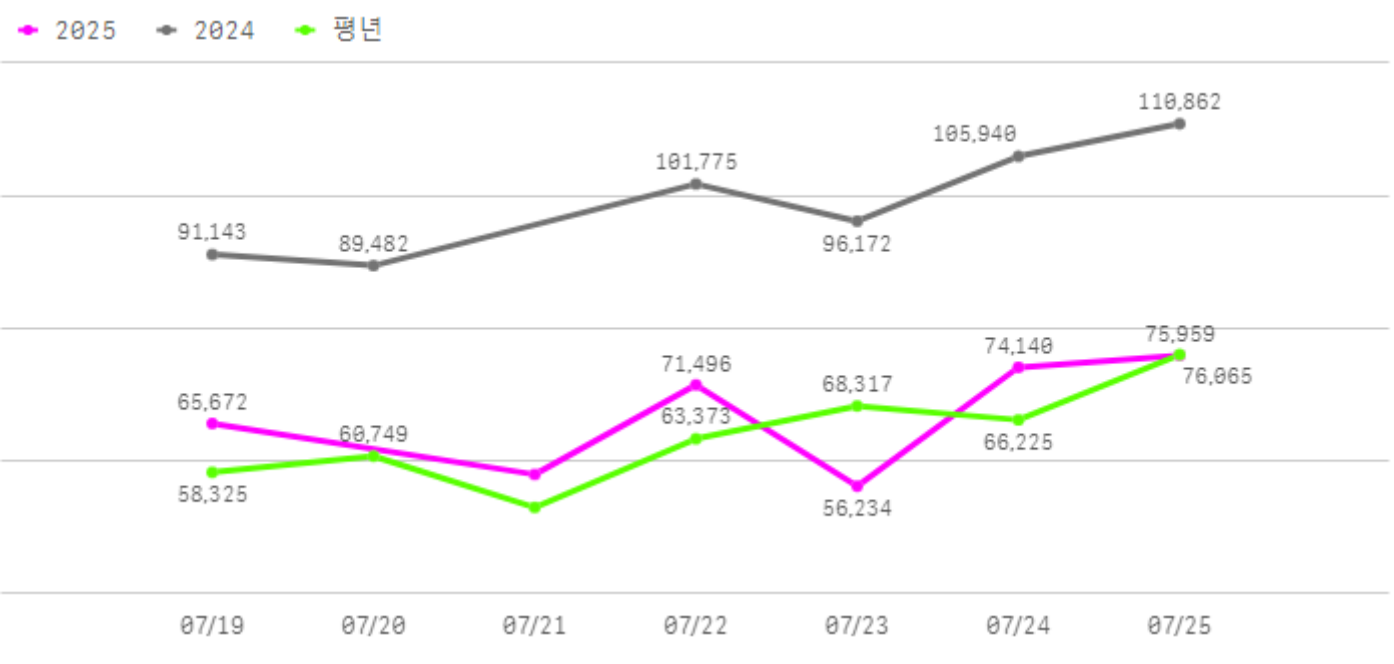
산지별 거래물량(톤)



산지별 주출하 시군구



주간 도매가격(원)



구분	금주(A)	전주(B)	전월(C)	전년(D)	평년(E)	A/B	A/C	A/D	A/E
가격(원)	66,918	78,089	76,118	99,229	65,360	85.7%	87.9%	67.4%	102.4%

※ 상품 가격 기준

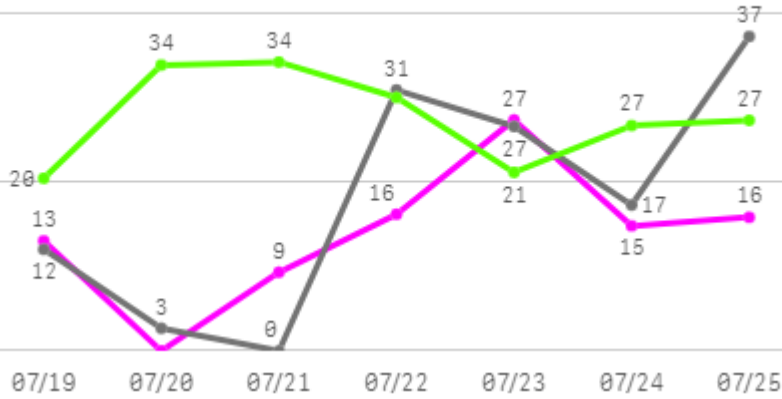
□ 물오징어(6Kg) 주간 가격

구분	Q	품종	Q	단량	Q	특	상	보통	하
2025-07-19		물오징어		6Kg		-	65,672	52,491	28,518
2025-07-21		물오징어		6Kg		-	58,004	46,578	29,233
2025-07-22		물오징어		6Kg		-	71,496	49,474	33,324
2025-07-23		물오징어		6Kg		-	56,234	37,965	28,342
2025-07-24		물오징어		6Kg		-	74,140	55,491	41,251
2025-07-25		물오징어		6Kg		-	75,959	66,067	46,458
평균						-	66,918	51,344	34,521

건멸치

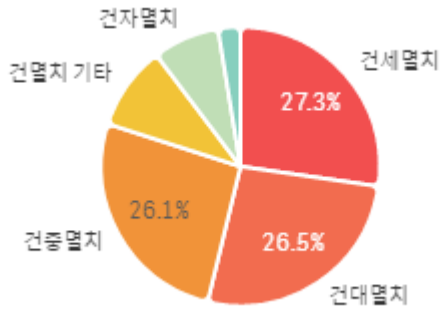
주간 반입량(톤)

◆ 2025 ● 2024 ▲ 평년

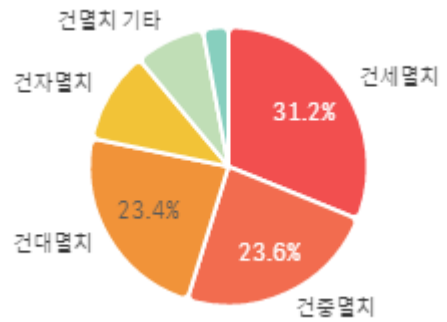


구분	금주(A)	전주(B)	전월(C)	전년(D)	평년(E)	A/B	A/C	A/D	A/E
물량(톤)	97	101	77	127	150	95.5%	125.6%	76.2%	64.4%

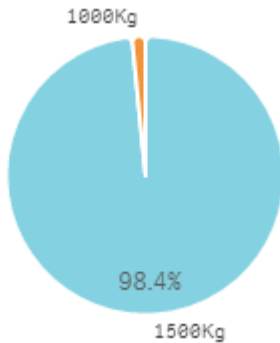
출하 품종별 거래물량 구성비



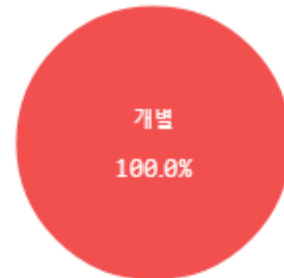
출하 품종별 거래금액 구성비



거래 단량별 물량 구성비



출하자별 거래물량 구성비



도매시장 법인별 거래물량(톤)

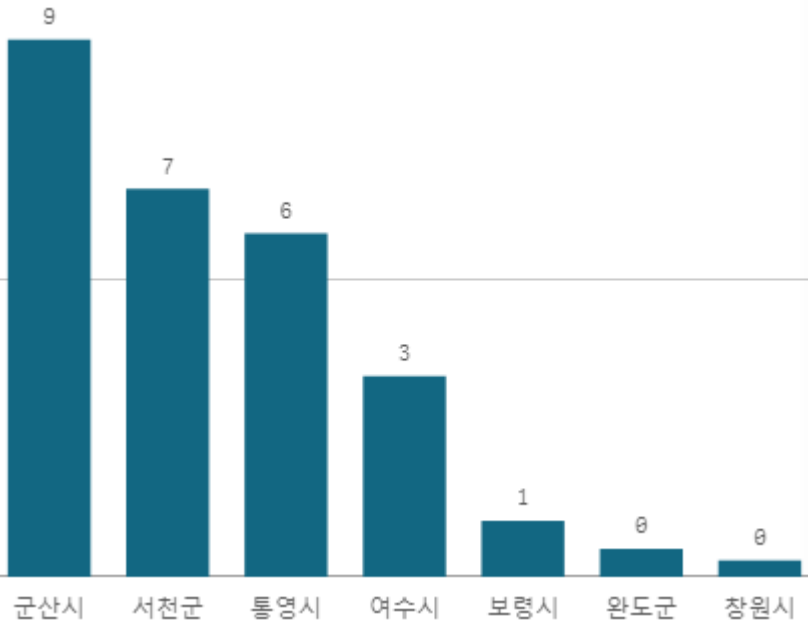


도매시장 법인별 거래금액(백만원)



건세멸치(1.5Kg)

산지별 거래물량(톤)



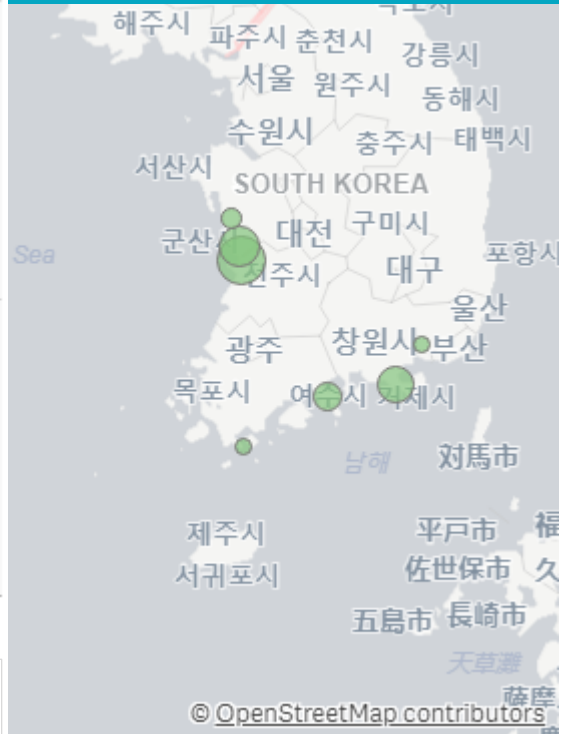
출하산지(개소)

7

출하건수(천건)

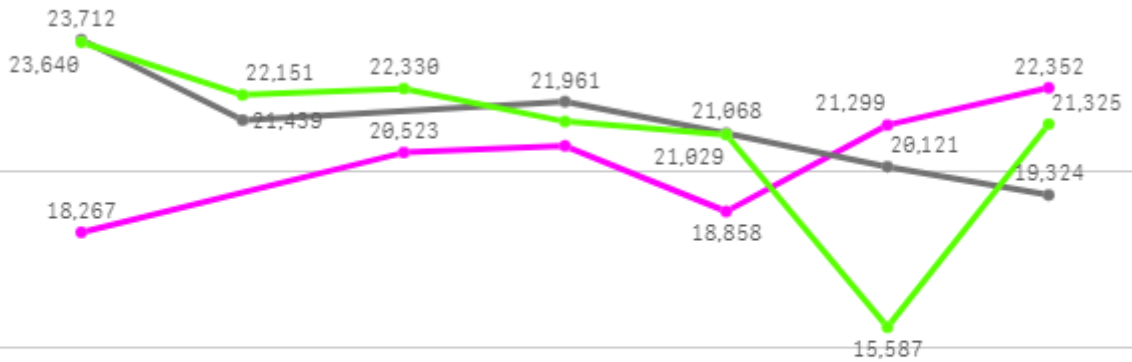
0

산지별 주출하 시군구



주간 도매가격(원)

◆ 2025 ● 2024 ◆ 평년



07/19 07/20 07/21 07/22 07/23 07/24 07/25

구분	금주(A)	전주(B)	전월(C)	전년(D)	평년(E)	A/B	A/C	A/D	A/E
가격(원)	20,335	20,882	17,837	21,271	21,906	97.4%	114.0%	95.6%	92.8%

※ 상품 가격 기준

□ 건세멸치(1.5Kg) 주간 가격

구분	Q	품종	Q	단량	Q	특	상	보통	하
2025-07-19		건세멸치		1.5Kg		-	18,267	14,635	11,087
2025-07-21		건세멸치		1.5Kg		-	20,523	15,443	9,318
2025-07-22		건세멸치		1.5Kg		-	20,711	15,453	7,845
2025-07-23		건세멸치		1.5Kg		-	18,858	14,726	10,469
2025-07-24		건세멸치		1.5Kg		-	21,299	15,610	12,406
2025-07-25		건세멸치		1.5Kg		-	22,352	19,701	12,338
평균						-	20,335	15,928	10,577