

---

2025년 가락시장

# 주요 품목 주간 거래동향

---

3월 2주차 주요 동향

[2025. 3.8. ~ 3.14.]



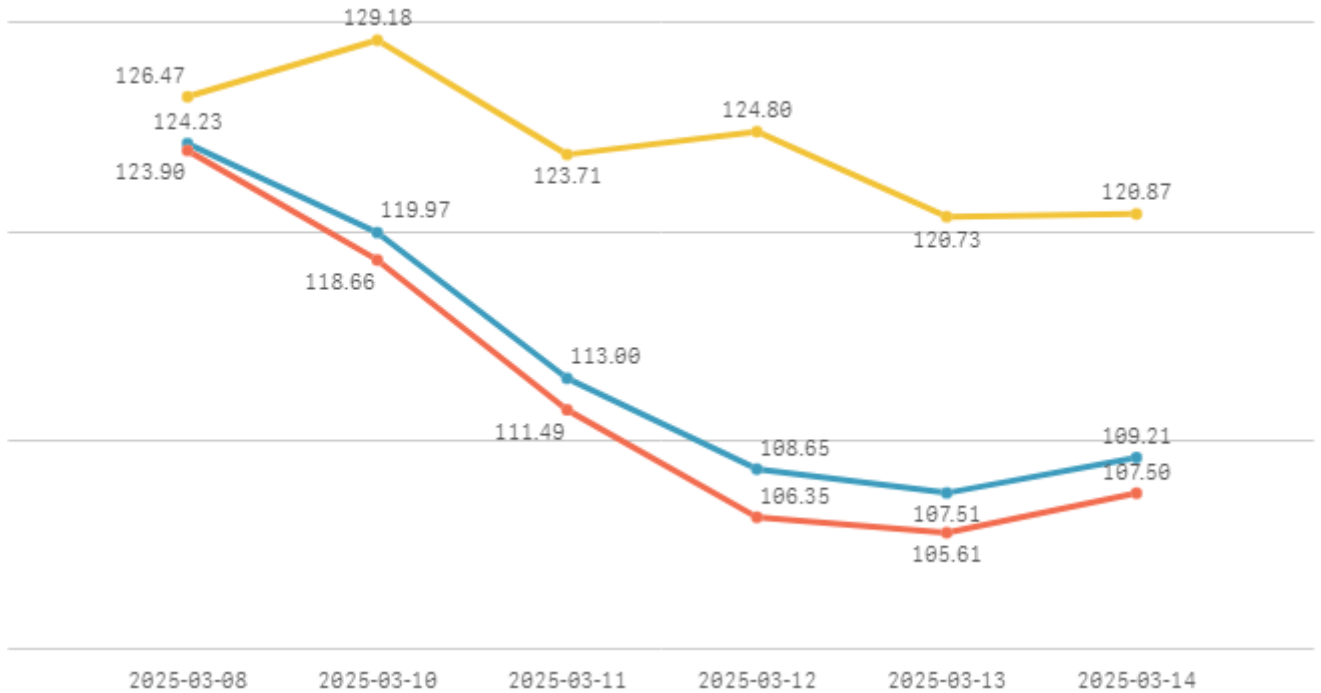
서울특별시농수산물공사

[데이터전략팀]

# 1. 주간 표준지수

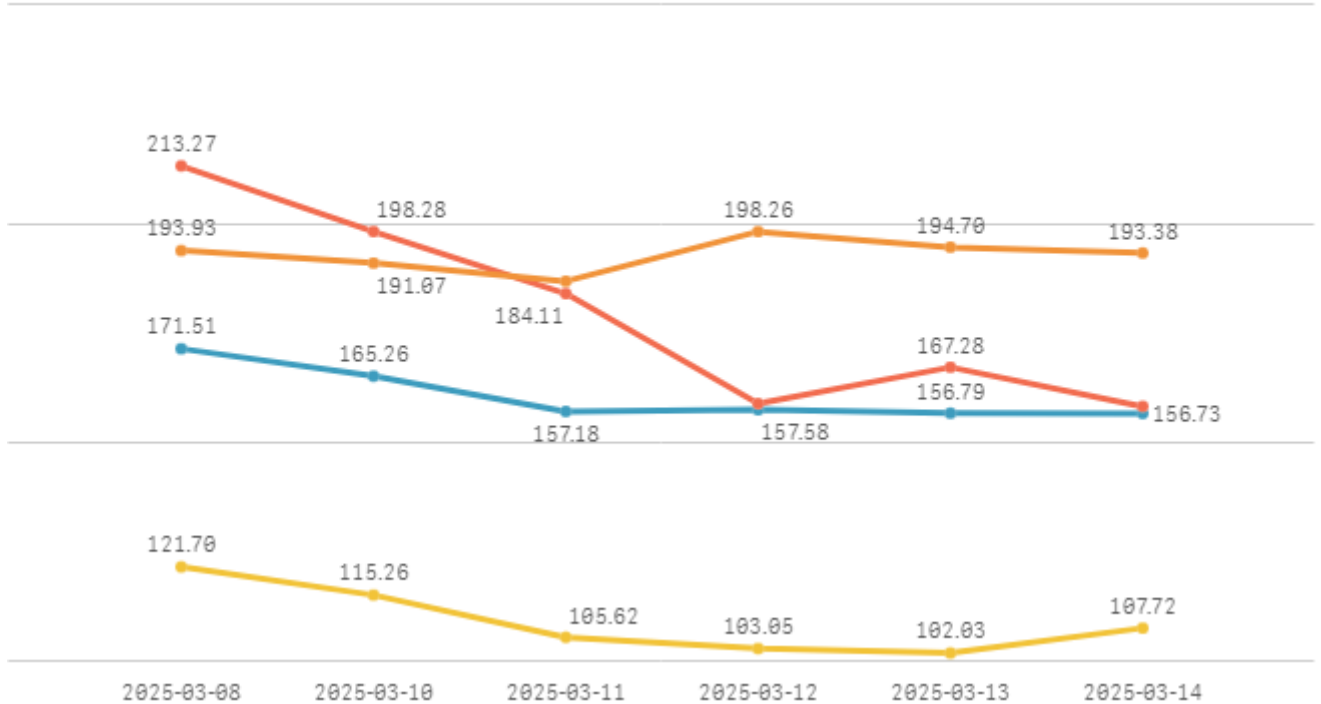
## □ 청과부류

합계    채소계    과일계



## □ 수산부류

합계    생선류    조개류    건어류



## 2. 주요 품목 주간 거래동향

### 주요 품목(종) 주간동향 (2025.03.08 ~ 03.14)

품종 단위	Q	금주평균	전주평균	전월평균	전년평균	5년평균 가격	전주대비	전월대비	전년대비	5년평균 대비
백다다기오이(100개)		86,369	89,101	79,027	87,363	69,676	-3% ▼	9% ▲	-1% ▼	24% ▲
오이맛고추(10키로상자)		83,580	94,195	74,638	96,503	67,246	-11% ▼	12% ▲	-13% ▼	24% ▲
참외(일반)(10키로상자)		78,123	74,800	90,297	84,219	73,098	4% ▲	-13% ▼	-7% ▼	7% ▲
(선)명태 수입(10키로상자)		74,689	76,447	65,120	56,909	59,760	-2% ▼	15% ▲	31% ▲	25% ▲
청양고추(10키로상자)		70,587	78,022	68,589	149,930	88,528	-10% ▼	3% ▲	-53% ▼	-20% ▼
사과 부사(10키로상자)		67,242	78,902	72,814	69,590	47,522	-15% ▼	-8% ▼	-3% ▼	41% ▲
당근(20키로상자)		64,896	70,560	65,822	50,875	40,645	-8% ▼	-1% ▼	28% ▲	60% ▲
배 신고(15키로상자)		59,621	84,061	74,676	99,936	61,607	-29% ▼	-20% ▼	-40% ▼	-3% ▼
오렌지 네블 수입(18키로상자)		55,443	58,667	58,809	70,423	55,344	-5% ▼	-6% ▼	-21% ▼	0% ▲
(냉)고등어 수입(10키로상자)		49,998	48,803	48,086	34,596	36,362	2% ▲	4% ▲	45% ▲	38% ▲
단감 부유(10키로상자)		47,246	45,137	41,555	72,059	48,699	5% ▲	14% ▲	-34% ▼	-3% ▼
쪽파(10키로상자)		46,671	81,940	99,894	59,717	41,576	-43% ▼	-53% ▼	-22% ▼	12% ▲
빨강 파프리카(5키로상자)		36,903	39,600	40,603	45,997	35,584	-7% ▼	-9% ▼	-20% ▼	4% ▲
감귤(5키로상자)		35,551	42,608	34,945	44,666	26,549	-17% ▼	2% ▲	-20% ▼	34% ▲
그린키위 국산(10키로상자)		34,481	32,575	37,577	49,213	39,210	6% ▲	-8% ▼	-30% ▼	-12% ▼
브로콜리 국산(8키로상자)		34,175	31,988	33,374	45,652	32,316	7% ▲	2% ▲	-25% ▼	6% ▲
감자 두백(20키로상자)		33,533	38,510	40,352	40,912	34,908	-13% ▼	-17% ▼	-18% ▼	-4% ▼
애호박(20개)		33,399	34,578	35,224	47,223	31,715	-3% ▼	-5% ▼	-29% ▼	5% ▲
바나나 수입(13키로상자)		27,097	25,696	24,231	28,720	27,954	5% ▲	12% ▲	-6% ▼	-3% ▼
무(20키로상자)		25,809	32,550	31,714	12,820	13,467	-21% ▼	-19% ▼	101% ▲	92% ▲
골드파인애플 수입(12키로상자)		25,458	23,584	23,899	26,355	26,053	8% ▲	7% ▲	-3% ▼	-2% ▼
말배기배추(8키로상자)		22,582	29,189	30,689	31,091	22,228	-23% ▼	-26% ▼	-27% ▼	2% ▲
호박밭 고무마(10키로상자)		22,036	26,884	29,526	30,502	26,531	-18% ▼	-25% ▼	-28% ▼	-17% ▼
볼등배추(15키로상자)		22,032	42,599	46,481	55,258	28,745	-48% ▼	-53% ▼	-60% ▼	-23% ▼
대추방울토마토(3키로상자)		21,111	19,522	21,124	25,906	20,803	8% ▲	-0% ▼	-19% ▼	1% ▲
건세열치(1.5키로상자)		20,950	18,349	16,243	22,091	20,163	14% ▲	29% ▲	-5% ▼	4% ▲
말기 설향(2키로상자)		18,711	22,063	27,236	22,567	17,344	-15% ▼	-31% ▼	-17% ▼	8% ▲
토마토(5키로상자)		18,550	17,207	20,869	27,230	18,202	8% ▲	-11% ▼	-32% ▼	2% ▲
겉종합(10키로망대)		17,510	17,547	17,584	12,961	12,873	-0% ▼	-0% ▼	35% ▲	36% ▲
만감 천혜향(3키로상자)		16,764	17,472	19,371	22,245	17,790	-4% ▼	-13% ▼	-25% ▼	-6% ▼
건대열치(1.5키로상자)		15,535	12,728	12,254	14,085	11,991	22% ▲	27% ▲	10% ▲	30% ▲
배추(10키로망대)		13,388	15,866	14,925	10,557	9,907	-16% ▼	-10% ▼	27% ▲	35% ▲
팽이버섯(5키로상자)		12,374	14,487	14,467	15,808	12,694	-15% ▼	-14% ▼	-22% ▼	-3% ▼
양배추(8키로망대)		12,308	19,319	13,416	8,009	7,228	-36% ▼	-8% ▼	54% ▲	70% ▲
시금치(4키로상자)		10,665	17,750	20,066	20,286	12,122	-40% ▼	-47% ▼	-47% ▼	-12% ▼
상추 포기잡(4키로상자)		10,640	12,998	13,569	20,729	13,759	-18% ▼	-22% ▼	-49% ▼	-23% ▼
포도 샤인머스켓(2키로상자)		10,184	11,644	10,828	22,303	24,079	-13% ▼	-6% ▼	-54% ▼	-58% ▼
청경채(4키로상자)		8,800	8,777	9,824	16,622	10,199	0% ▲	-10% ▼	-47% ▼	-14% ▼
새송이버섯(2키로상자)		8,020	9,382	7,467	7,944	7,559	-15% ▼	7% ▲	1% ▲	6% ▲
부추(일반)(500그램단)		2,938	4,831	4,931	5,353	3,245	-39% ▼	-40% ▼	-45% ▼	-9% ▼
대파(일반)(1키로단)		2,051	2,319	2,311	2,587	2,624	-12% ▼	-11% ▼	-21% ▼	-22% ▼
양파(1키로)		1,717	1,962	1,553	1,403	1,420	-13% ▼	11% ▲	22% ▲	21% ▲

## □ 품종별 등락가격 비교(전주대비)

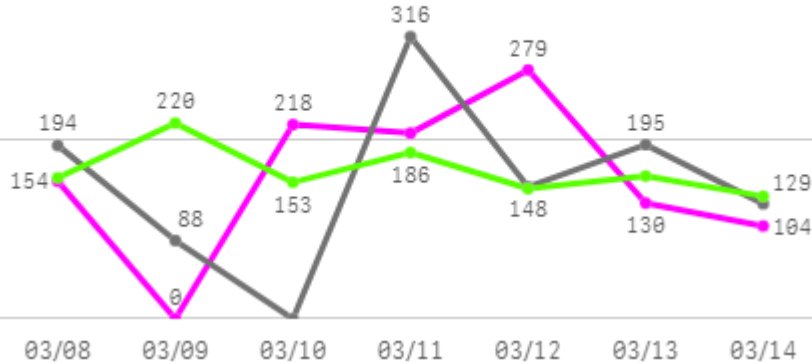
구분	품목(종)명
상승 품목(종)	건대멸치(22%),건세멸치(14%),골드파인애플 수입(8%),그린키위 국산(6%),대추방울토마토(8%),바나나 수입(5%),브로콜리 국산(7%),토마토(8%)
하락 품목(종)	감귤(-17%),감자 두백(-13%),당근(-8%),대파(일반)(-12%),딸기 설향(-15%),무(-21%),배 신고(-29%),배추(-16%),봄등배추(-48%),부추(일반)(-39%),빨강 파프리카(-7%),사과 부사(-15%),상추 포기잡(-18%),새송이버섯(-15%),시금치(-40%),알배기배추(-23%),양배추(-36%),양파(-13%),오렌지 넬 수입(-5%),오이맛고추(-11%),쪽파(-43%),청양고추(-10%),팽이버섯(-15%),프도 샤인머스켓(-13%),호박밤 고구마(-18%)
보합 품목(종)(+5%)	(냉)고등어 수입,(선)명태 수입,걸홍합,단감 부유,만감 천혜향,백다다기오이,애호박,참외(일반),청경채

# 3. 품목(종)별 주간 거래동향

## 고구마

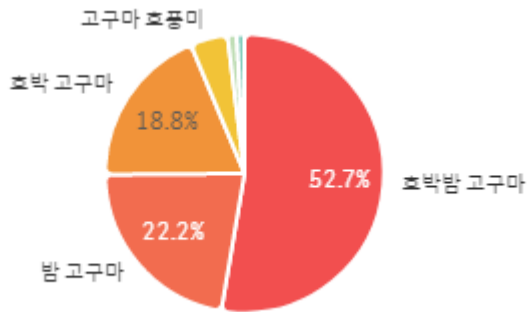
주간 반입량(톤)

◆ 2025    ● 2024    ▲ 평년

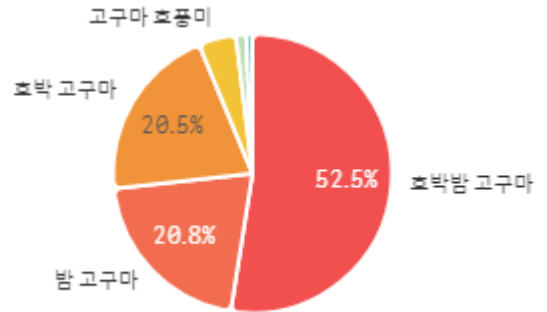


구분	금주(A)	전주(B)	전월(C)	전년(D)	평년(E)	A/B	A/C	A/D	A/E
물량(톤)	1,093	902	1,074	1,071	1,135	121.3%	101.8%	102.1%	96.4%

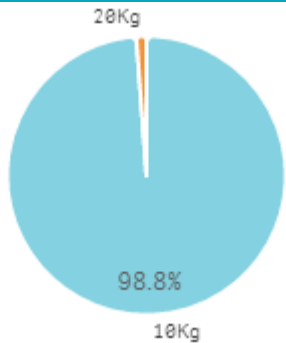
출하 품종별 거래물량 구성비



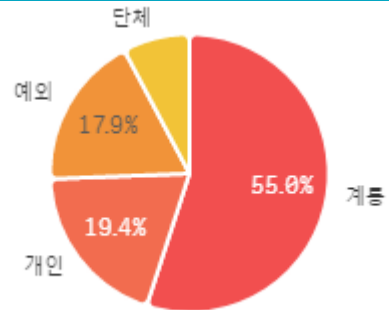
출하 품종별 거래금액 구성비



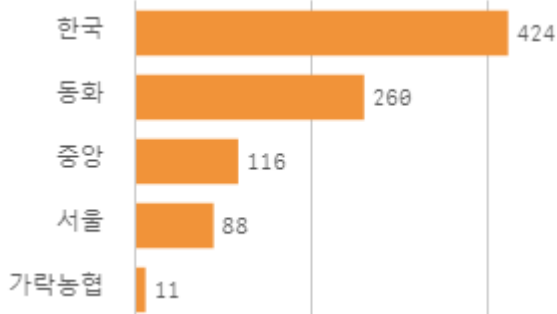
거래 단량별 물량 구성비



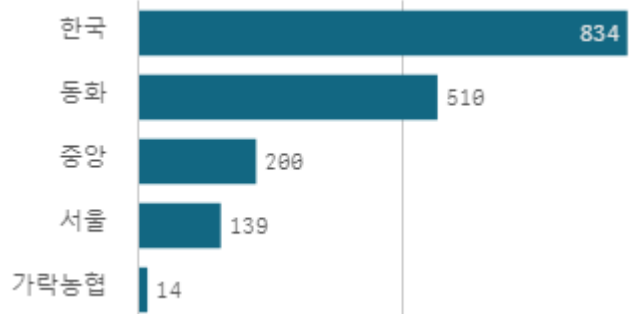
출하자별 거래물량 구성비



도매시장 법인별 거래물량(톤)

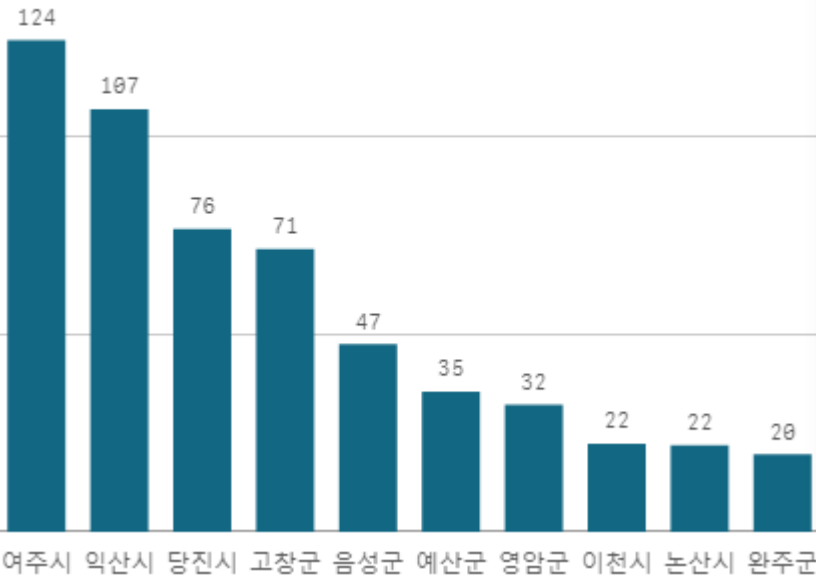


도매시장 법인별 거래금액(백만원)



# 호박밤 고구마(10Kg)

산지별 거래물량(톤)



출하산지(개소)

13

출하건수(천건)

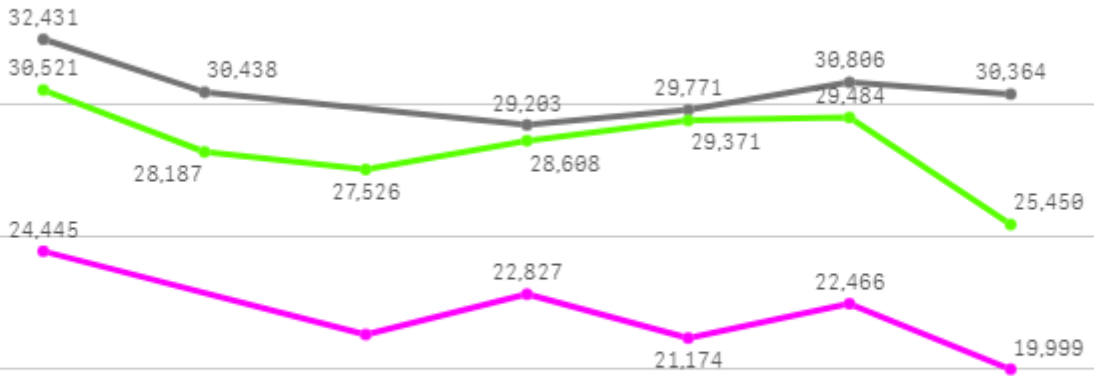
2

산지별 주출하 시군구



주간 도매가격(원)

◆ 2025    ● 2024    ◆ 평년



03/08    03/09    03/10    03/11    03/12    03/13    03/14

구분	금주(A)	전주(B)	전월(C)	전년(D)	평년(E)	A/B	A/C	A/D	A/E
가격(원)	22,036	26,884	29,526	30,502	26,531	82.0%	74.6%	72.2%	83.1%

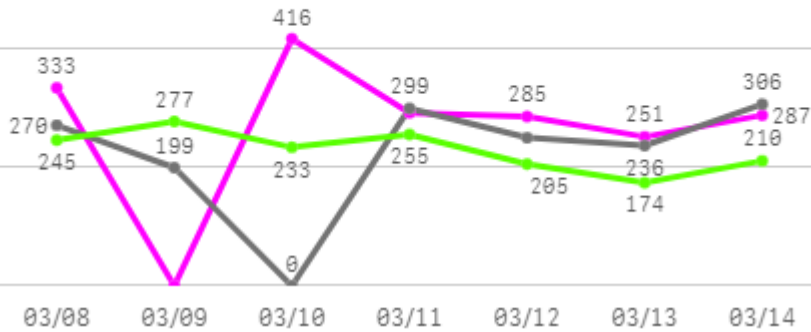
## □ 호박밤 고구마(10Kg) 주간 가격

구분	Q	품종	Q	단량	Q	특	상	보통	하
2025-03-08		호박밤 고구마		10Kg		33,781	24,445	18,264	11,425
2025-03-10		호박밤 고구마		10Kg		26,823	21,307	15,505	9,396
2025-03-11		호박밤 고구마		10Kg		30,595	22,827	15,596	9,596
2025-03-12		호박밤 고구마		10Kg		26,376	21,174	14,981	9,017
2025-03-13		호박밤 고구마		10Kg		29,496	22,466	15,087	9,032
2025-03-14		호박밤 고구마		10Kg		26,014	19,999	14,348	8,518
평균						<b>28,847</b>	<b>22,036</b>	<b>15,630</b>	<b>9,497</b>

# 감자

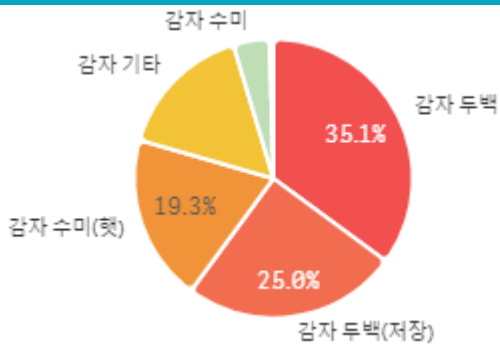
## 주간 반입량(톤)

◆ 2025    ● 2024    ▲ 평년

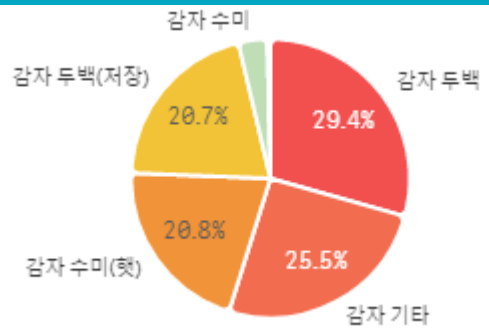


구분	금주(A)	전주(B)	전월(C)	전년(D)	평년(E)	A/B	A/C	A/D	A/E
물량(톤)	1,862	1,448	1,495	1,558	1,622	128.6%	124.6%	119.5%	114.8%

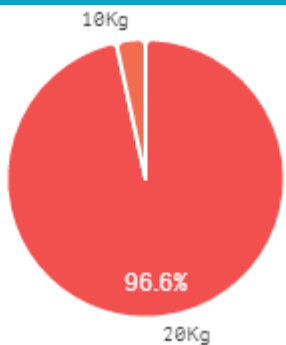
### 출하 품종별 거래물량 구성비



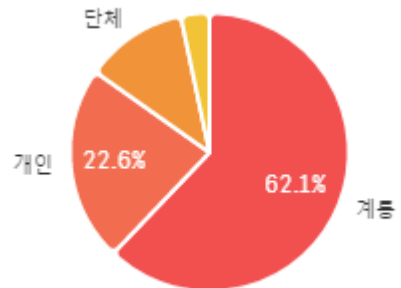
### 출하 품종별 거래금액 구성비



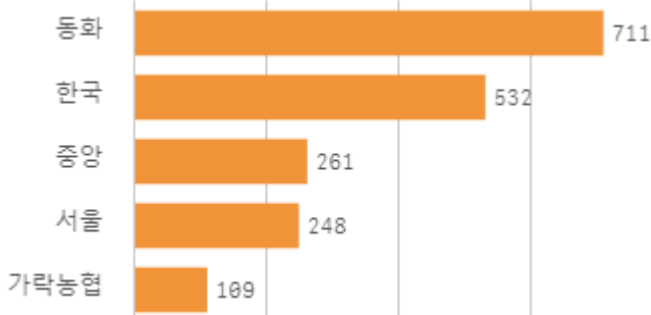
### 거래 단량별 물량 구성비



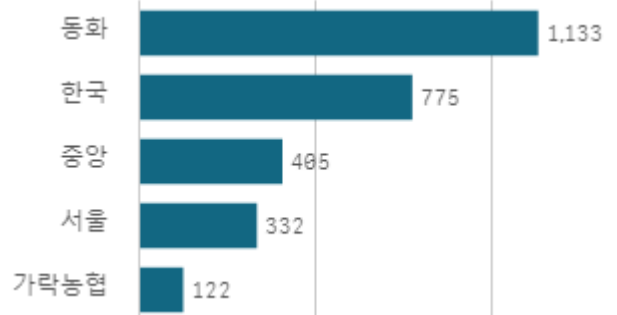
### 출하자별 거래물량 구성비



### 도매시장 법인별 거래물량(톤)

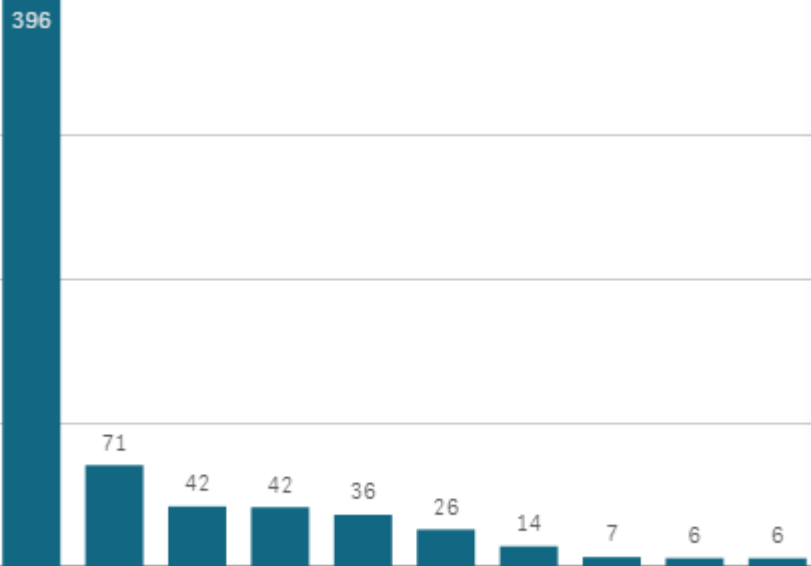


### 도매시장 법인별 거래금액(백만원)



# 감자 두백(20Kg)

산지별 거래물량(톤)



평창군 서산시 정선군 홍천군 창녕군 괴산군 영암군 예천군 당진시 원주시

출하산지(개소)

16

출하건수(천건)

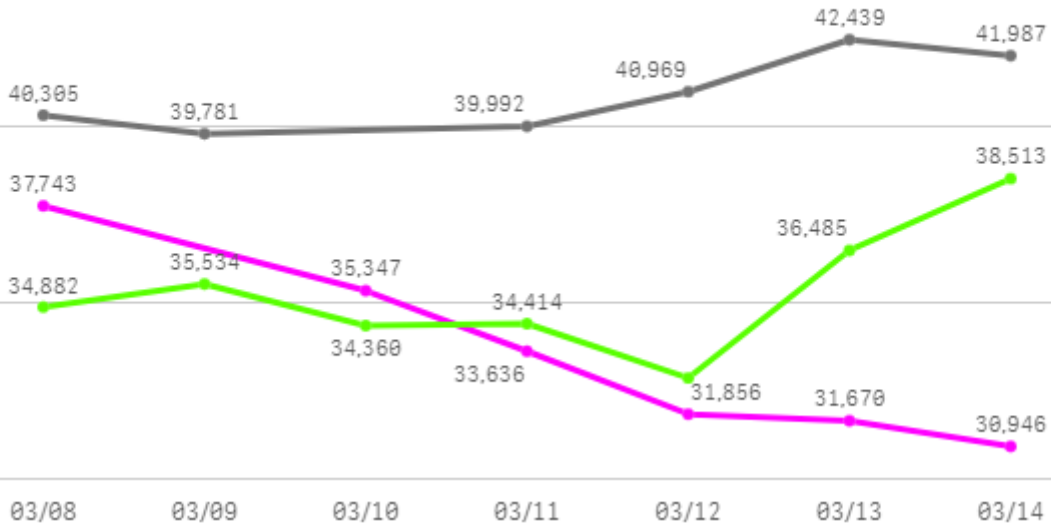
0

산지별 주출하 시군구



주간 도매가격(원)

◆ 2025    ● 2024    ◆ 평년



구분	금주(A)	전주(B)	전월(C)	전년(D)	평년(E)	A/B	A/C	A/D	A/E
가격(원)	33,533	38,510	40,352	40,912	34,908	87.1%	83.1%	82.0%	96.1%

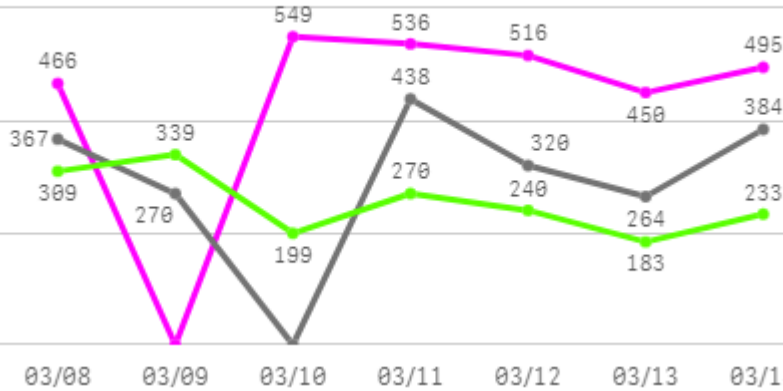
## □ 감자 두백(20Kg) 주간 가격

구분	Q	품종	Q	단량	Q	특	상	보통	하
2025-03-08		감자 두백		20Kg		43,489	37,743	28,129	15,992
2025-03-10		감자 두백		20Kg		47,457	35,347	25,483	12,641
2025-03-11		감자 두백		20Kg		40,161	33,636	25,794	13,305
2025-03-12		감자 두백		20Kg		48,978	31,856	23,343	11,252
2025-03-13		감자 두백		20Kg		48,418	31,670	23,377	12,059
2025-03-14		감자 두백		20Kg		38,494	30,946	22,767	11,246
평균						<b>44,500</b>	<b>33,533</b>	<b>24,816</b>	<b>12,749</b>

# 배추

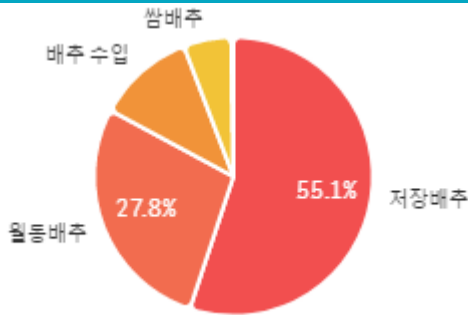
## 주간 반입량(톤)

◆ 2025    ● 2024    ▲ 평년

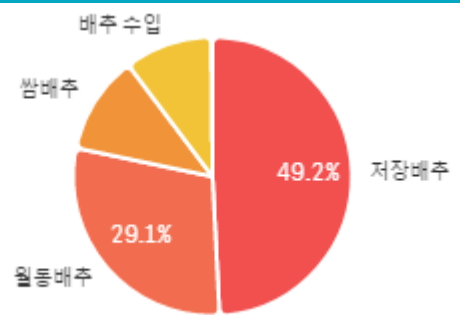


구분	금주(A)	전주(B)	전월(C)	전년(D)	평년(E)	A/B	A/C	A/D	A/E
물량(톤)	3,011	2,405	1,880	2,042	2,074	125.2%	160.2%	147.4%	145.2%

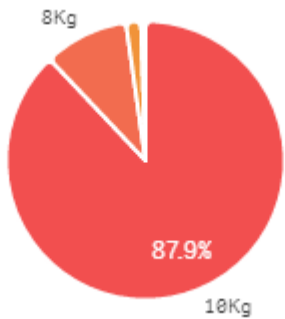
## 출하 품종별 거래물량 구성비



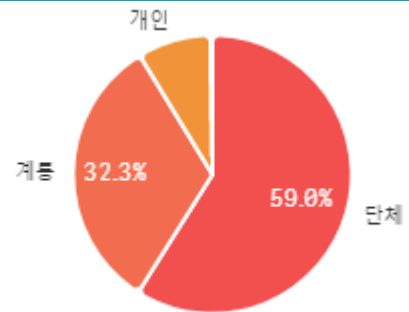
## 출하 품종별 거래금액 구성비



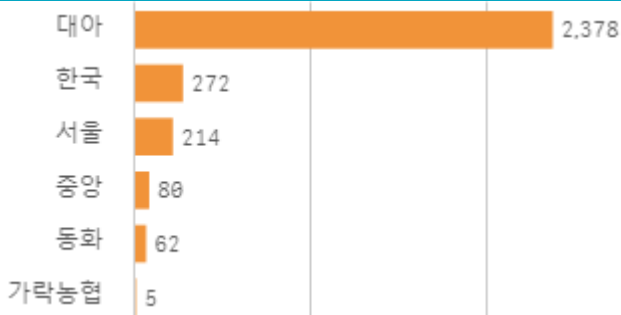
## 거래 단량별 물량 구성비



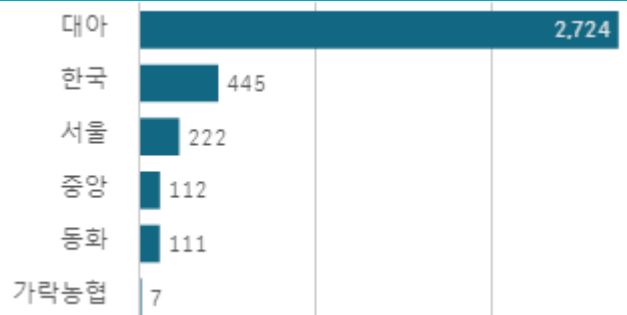
## 출하자별 거래물량 구성비



## 도매시장 법인별 거래물량(톤)

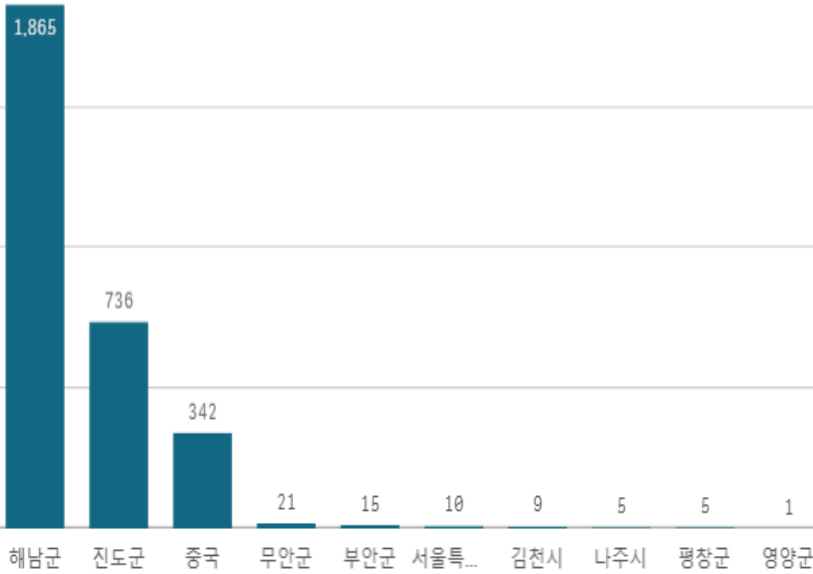


## 도매시장 법인별 거래금액(백만원)



# 배추(10Kg)

산지별 거래물량(톤)



출하산지(개소)

14

출하건수(천건)

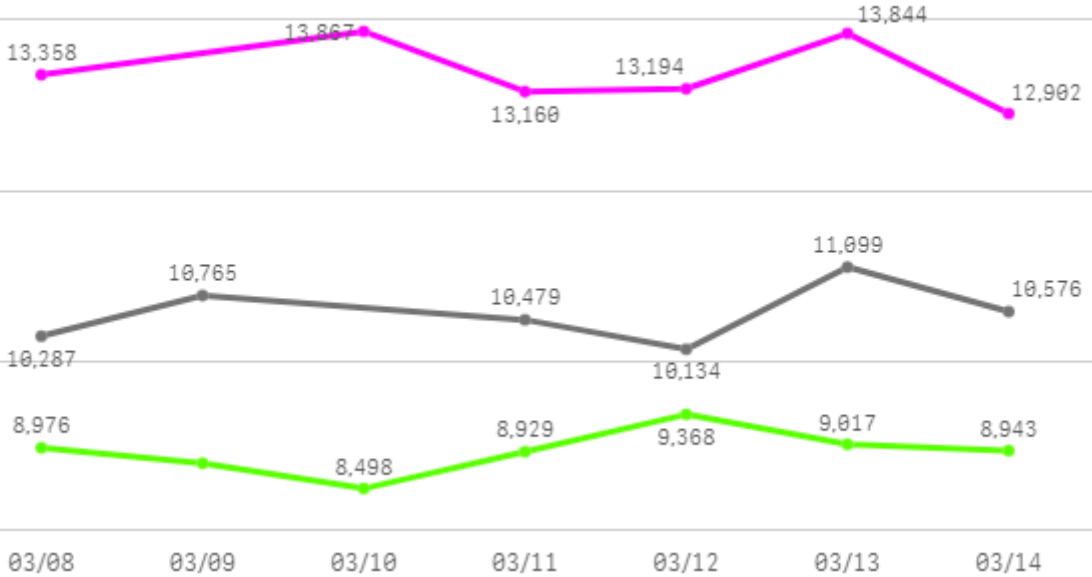
2

산지별 주출하 시군구



주간 도매가격(원)

◆ 2025    ● 2024    ◆ 평년



구분	금주(A)	전주(B)	전월(C)	전년(D)	평년(E)	A/B	A/C	A/D	A/E
가격(원)	13,388	15,866	14,925	10,557	9,907	84.4%	89.7%	126.8%	135.1%

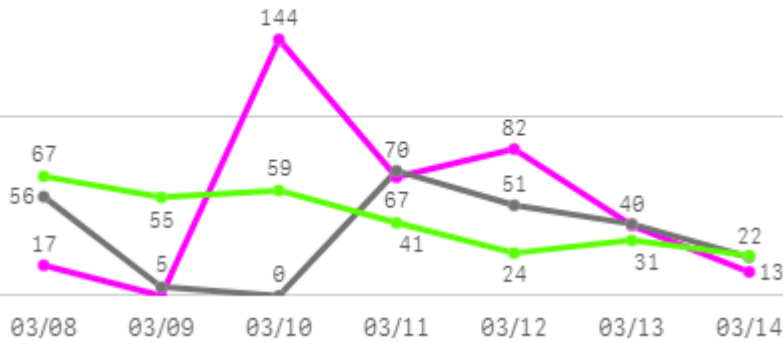
## □ 배추(10Kg) 주간 가격

구분	Q	품종	Q	단량	Q	특	상	보통	하
2025-03-08		배추		10Kg		15,719	13,358	11,518	9,271
2025-03-10		배추		10Kg		15,696	13,867	11,804	10,165
2025-03-11		배추		10Kg		16,009	13,160	10,742	8,860
2025-03-12		배추		10Kg		16,113	13,194	9,795	7,829
2025-03-13		배추		10Kg		15,716	13,844	9,589	7,898
2025-03-14		배추		10Kg		15,679	12,902	8,928	6,774
평균						<b>15,822</b>	<b>13,388</b>	<b>10,396</b>	<b>8,466</b>

# 봄동배추

## 주간 반입량(톤)

◆ 2025    ● 2024    ▲ 평년

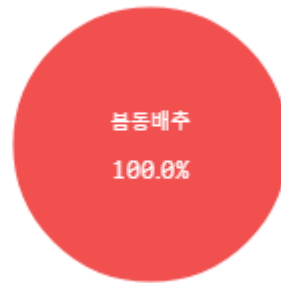


구분	금주(A)	전주(B)	전월(C)	전년(D)	평년(E)	A/B	A/C	A/D	A/E
물량(톤)	363	338	298	243	327	107.4%	121.9%	149.0%	110.8%

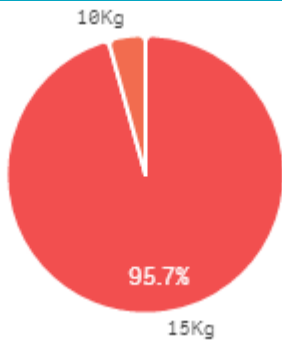
### 출하 품종별 거래물량 구성비



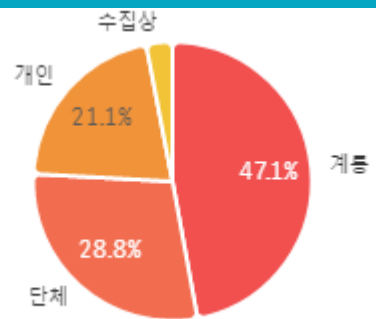
### 출하 품종별 거래금액 구성비



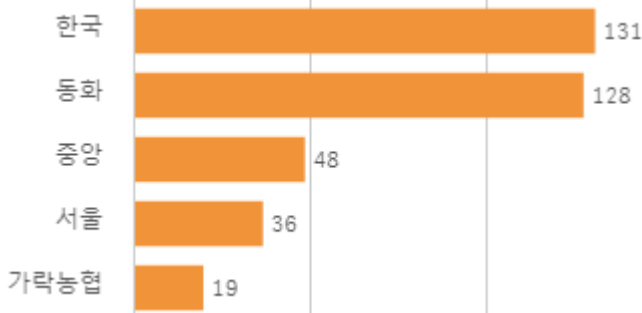
### 거래 단량별 물량 구성비



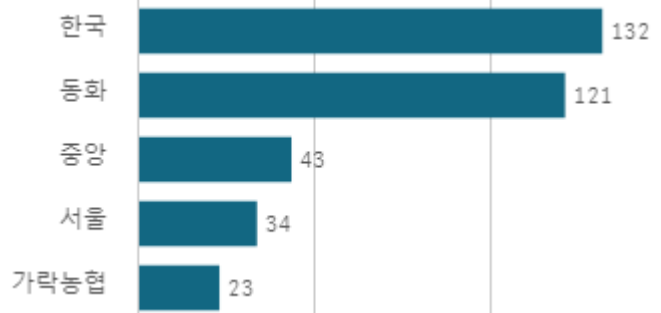
### 출하자별 거래물량 구성비



### 도매시장 법인별 거래물량(톤)

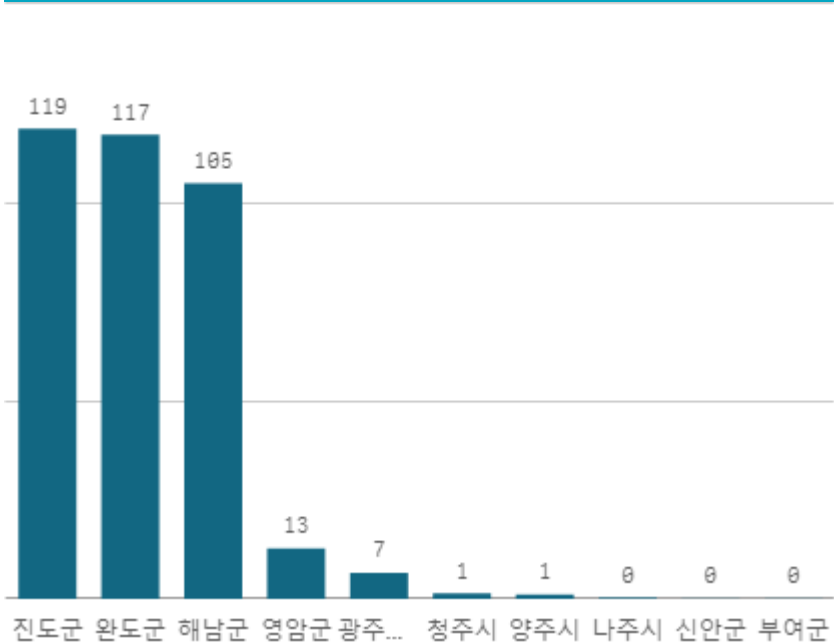


### 도매시장 법인별 거래금액(백만원)



# 봄동배추(15Kg)

산지별 거래물량(톤)



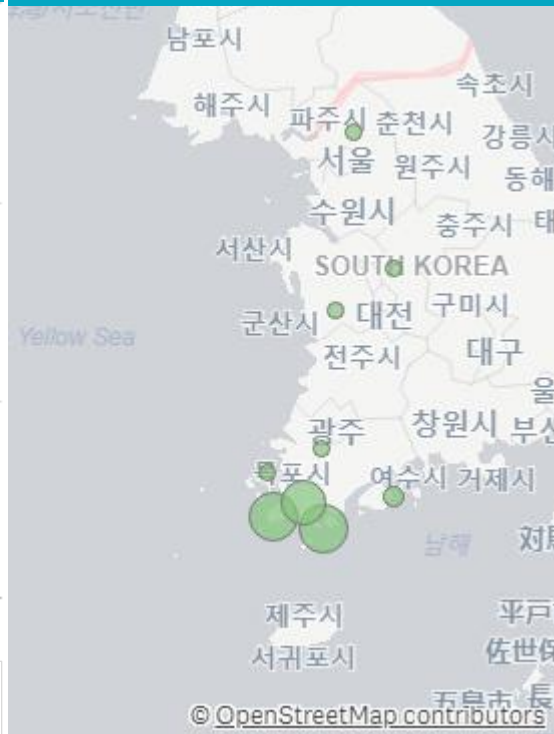
출하산지(개소)

10

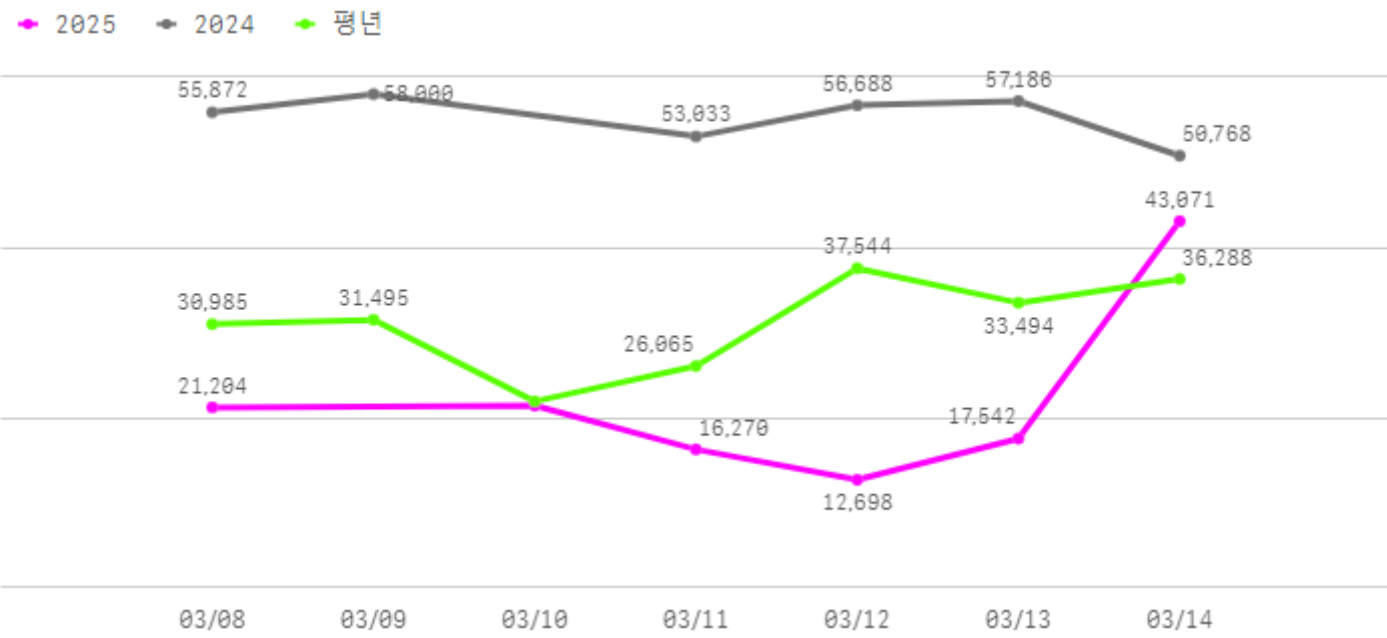
출하건수(천건)

0

산지별 주출하 시군구



주간 도매가격(원)



구분	금주(A)	전주(B)	전월(C)	전년(D)	평년(E)	A/B	A/C	A/D	A/E
가격(원)	22,032	42,599	46,481	55,258	28,745	51.7%	47.4%	39.9%	76.6%

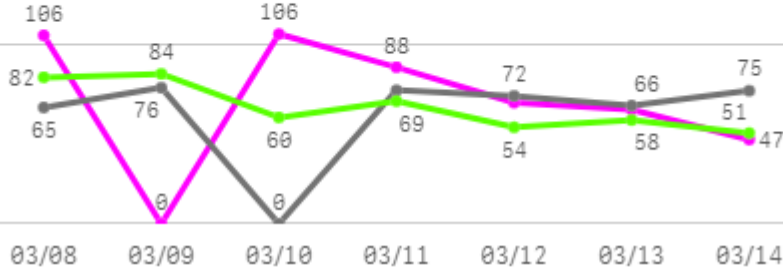
## ☐ 봄동배추(15Kg) 주간 가격

구분	Q	품종	Q	단량	Q	특	상	보통	하
2025-03-08		봄동배추		15Kg		-	21,204	17,796	13,284
2025-03-10		봄동배추		15Kg		-	21,406	17,322	13,609
2025-03-11		봄동배추		15Kg		-	16,270	15,088	11,964
2025-03-12		봄동배추		15Kg		-	12,698	8,735	6,877
2025-03-13		봄동배추		15Kg		-	17,542	13,343	10,895
2025-03-14		봄동배추		15Kg		-	43,071	39,675	29,495
평균						-	<b>22,032</b>	<b>18,660</b>	<b>14,354</b>

# 알배기배추

## 주간 반입량(톤)

◆ 2025    ● 2024    ▲ 평년



구분	금주(A)	전주(B)	전월(C)	전년(D)	평년(E)	A/B	A/C	A/D	A/E
물량(톤)	479	440	484	429	501	109.0%	99.1%	111.7%	95.6%

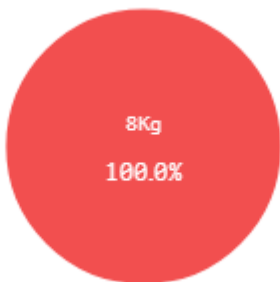
### 출하 품종별 거래물량 구성비



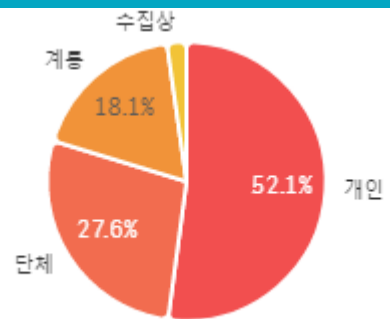
### 출하 품종별 거래금액 구성비



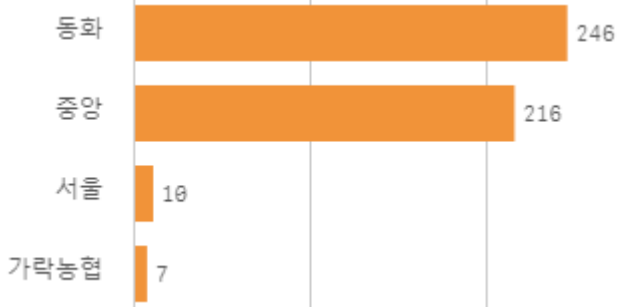
### 거래 단량별 물량 구성비



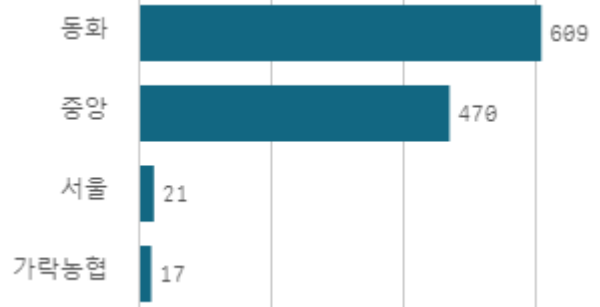
### 출하자별 거래물량 구성비



### 도매시장 법인별 거래물량(톤)

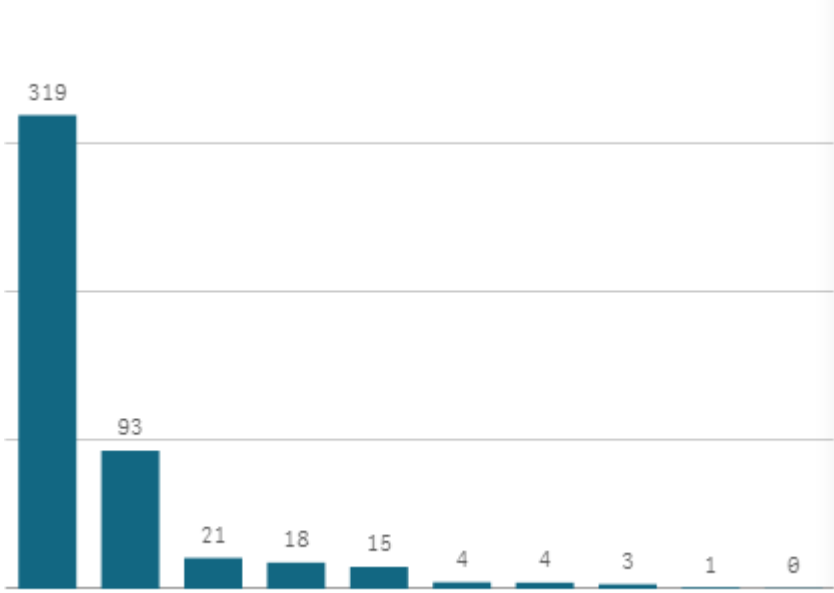


### 도매시장 법인별 거래금액(백만원)



# 알배기배추(8Kg)

산지별 거래물량(톤)



산지별 주출하 시군구



출하산지(개소)

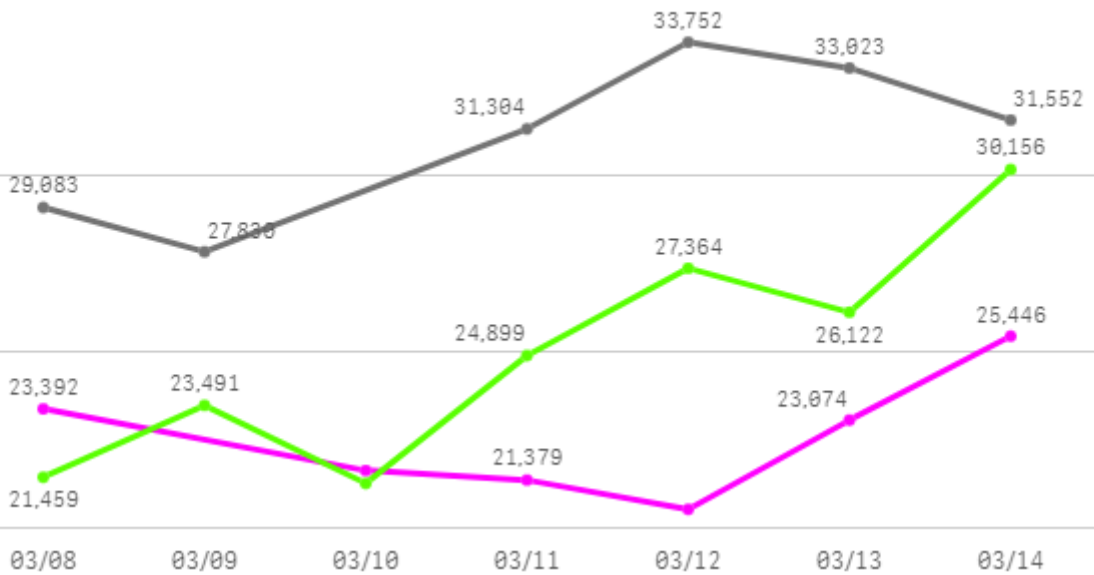
14

출하건수(천건)

1

주간 도매가격(원)

◆ 2025    ● 2024    ◆ 평년



구분	금주(A)	전주(B)	전월(C)	전년(D)	평년(E)	A/B	A/C	A/D	A/E
가격(원)	22,582	29,189	30,689	31,091	22,228	77.4%	73.6%	72.6%	101.6%

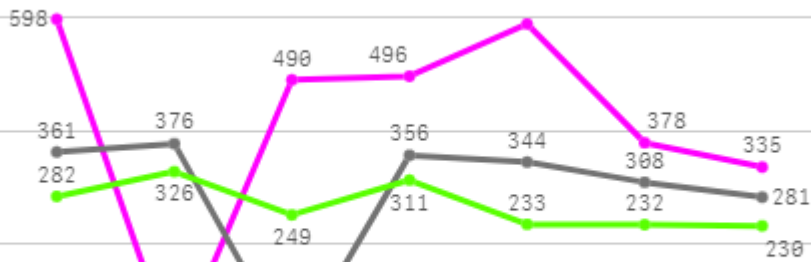
## □ 알배기배추(8Kg) 주간 가격

구분	Q	품종	Q	단량	Q	특	상	보통	하
2025-03-08		알배기배추		8Kg		27,586	23,392	17,404	11,853
2025-03-10		알배기배추		8Kg		24,915	21,649	15,890	10,176
2025-03-11		알배기배추		8Kg		27,782	21,379	15,556	10,570
2025-03-12		알배기배추		8Kg		27,593	20,552	11,523	7,542
2025-03-13		알배기배추		8Kg		31,065	23,074	14,523	9,539
2025-03-14		알배기배추		8Kg		35,219	25,446	14,664	8,227
평균						<b>29,027</b>	<b>22,582</b>	<b>14,927</b>	<b>9,651</b>

# 양배추

## 주간 반입량(톤)

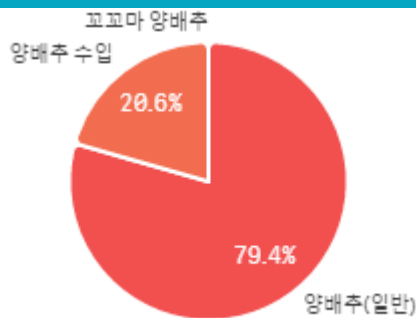
◆ 2025    ● 2024    ▲ 평년



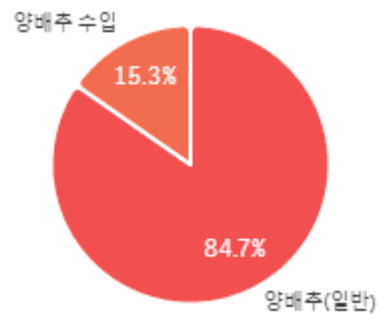
03/08    03/09    03/10    03/11    03/12    03/13    03/14

구분	금주(A)	전주(B)	전월(C)	전년(D)	평년(E)	A/B	A/C	A/D	A/E
물량(톤)	2,887	1,778	2,074	2,026	2,146	162.4%	139.2%	142.5%	134.5%

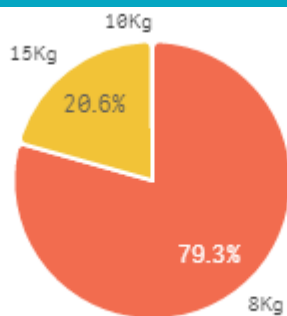
## 출하 품종별 거래물량 구성비



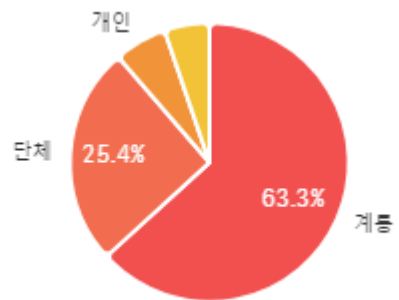
## 출하 품종별 거래금액 구성비



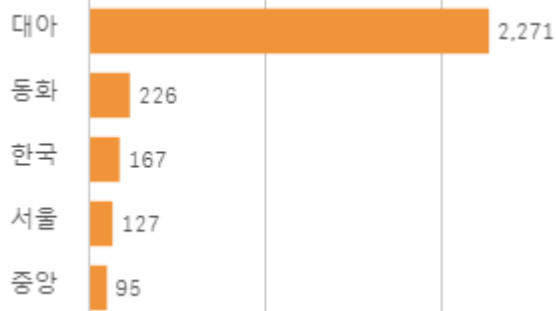
## 거래 단량별 물량 구성비




## 출하자별 거래물량 구성비



## 도매시장 법인별 거래물량(톤)

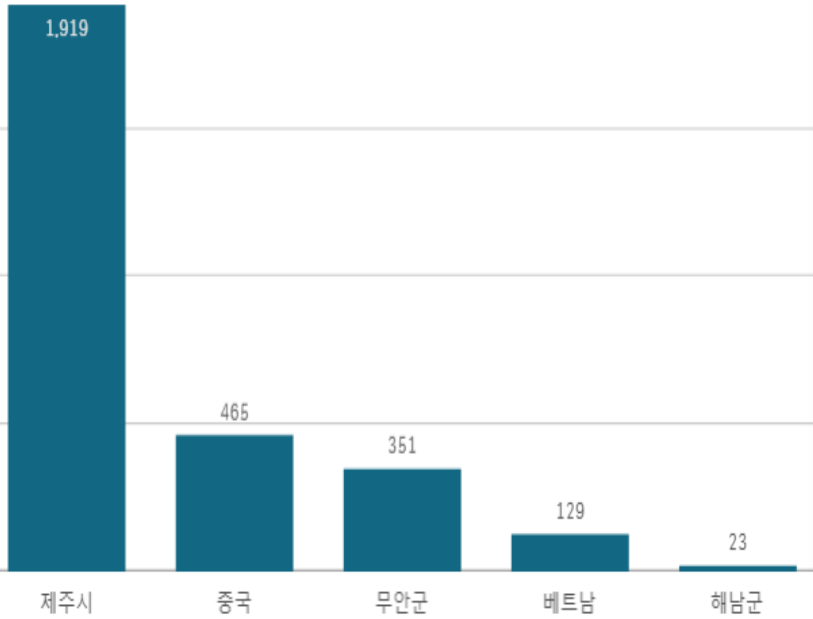


## 도매시장 법인별 거래금액(백만원)

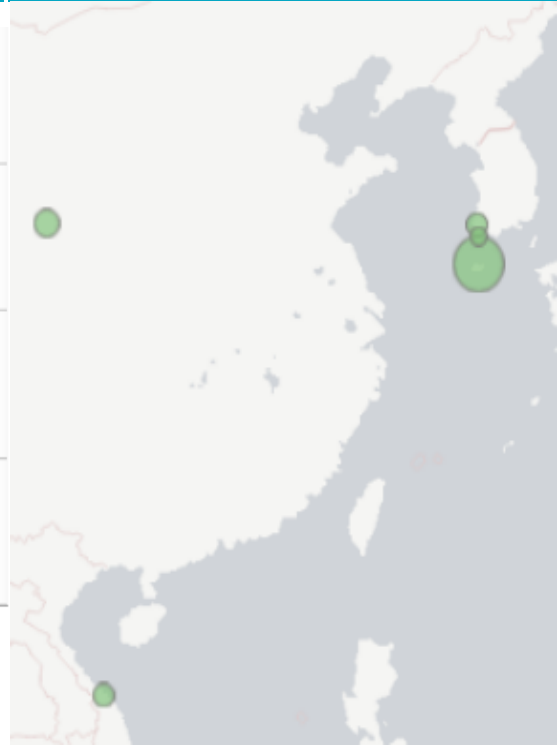


# 양배추(8Kg)

산지별 거래물량(톤)



산지별 주출하 시군구



출하산지(개소)

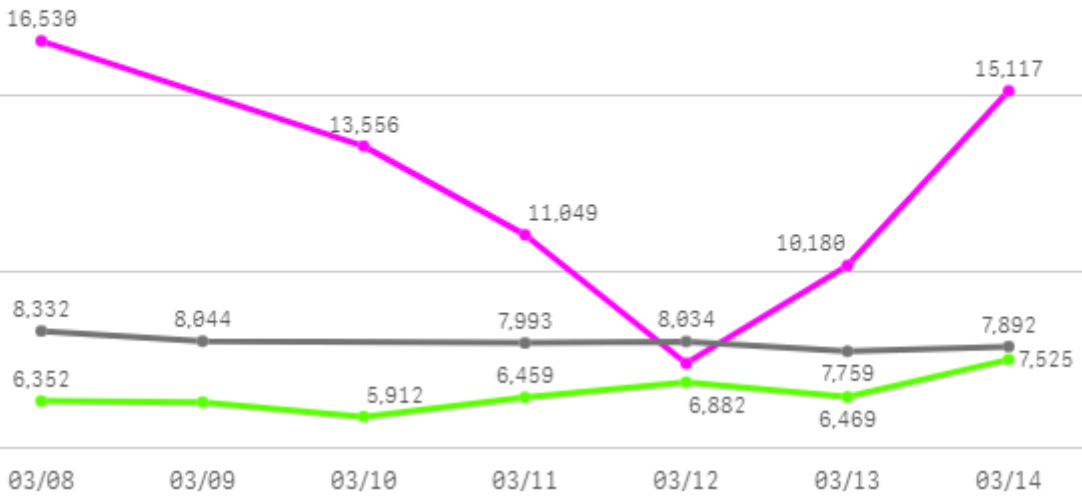
5

출하건수(천건)

2

주간 도매가격(원)

◆ 2025    ● 2024    ◆ 평년



구분	금주(A)	전주(B)	전월(C)	전년(D)	평년(E)	A/B	A/C	A/D	A/E
가격(원)	12,308	19,319	13,416	8,009	7,228	63.7%	91.7%	153.7%	170.3%

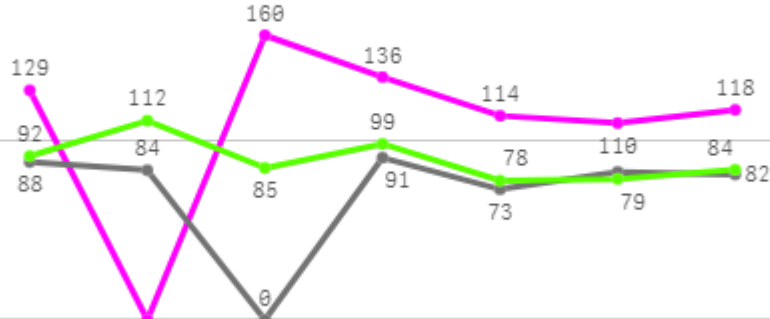
## □ 양배추(8Kg) 주간 가격

구분	Q	품종	Q	단량	Q	특	상	보통	하
2025-03-08		양배추		8Kg		18,840	16,530	14,249	11,261
2025-03-10		양배추		8Kg		15,721	13,556	11,550	10,044
2025-03-11		양배추		8Kg		15,002	11,049	9,343	8,433
2025-03-12		양배추		8Kg		11,997	7,416	6,409	5,677
2025-03-13		양배추		8Kg		12,746	10,180	8,731	7,354
2025-03-14		양배추		8Kg		18,220	15,117	12,553	9,195
평균						<b>15,421</b>	<b>12,308</b>	<b>10,473</b>	<b>8,661</b>

# 시금치

## 주간 반입량(톤)

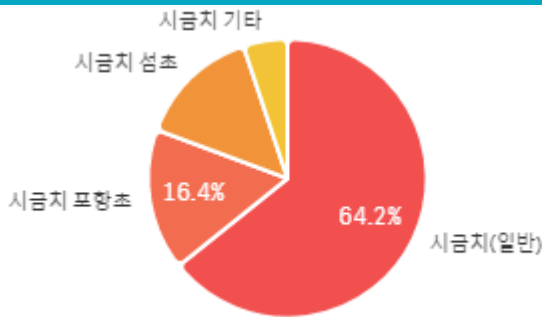
◆ 2025    ● 2024    ▲ 평년



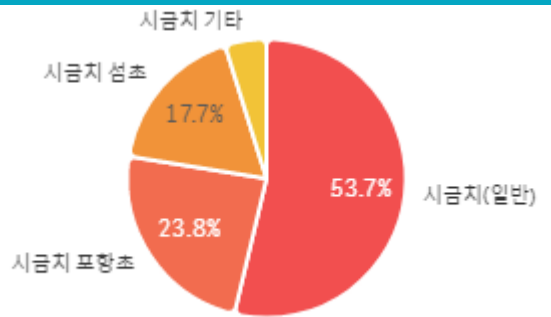
03/08    03/09    03/10    03/11    03/12    03/13    03/14

구분	금주(A)	전주(B)	전월(C)	전년(D)	평년(E)	A/B	A/C	A/D	A/E
물량(톤)	767	590	557	501	660	129.9%	137.8%	153.1%	116.1%

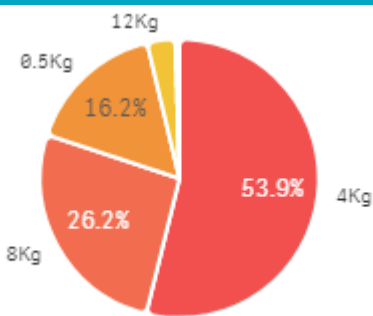
### 출하 품종별 거래물량 구성비



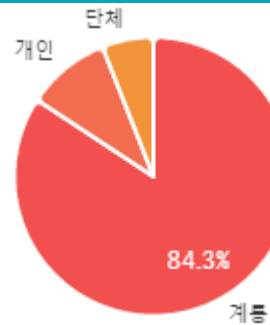
### 출하 품종별 거래금액 구성비



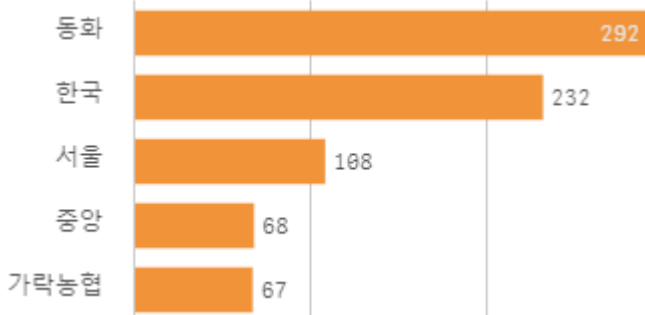
### 거래 단량별 물량 구성비



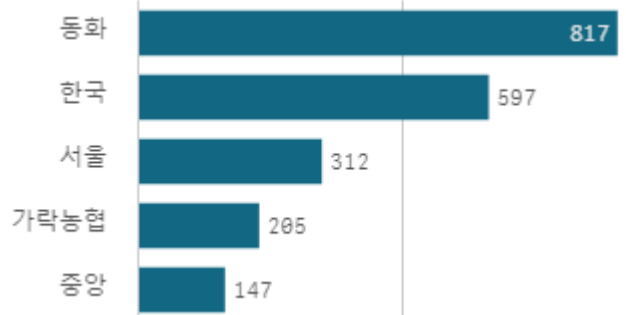
### 출하자별 거래물량 구성비



### 도매시장 법인별 거래물량(톤)

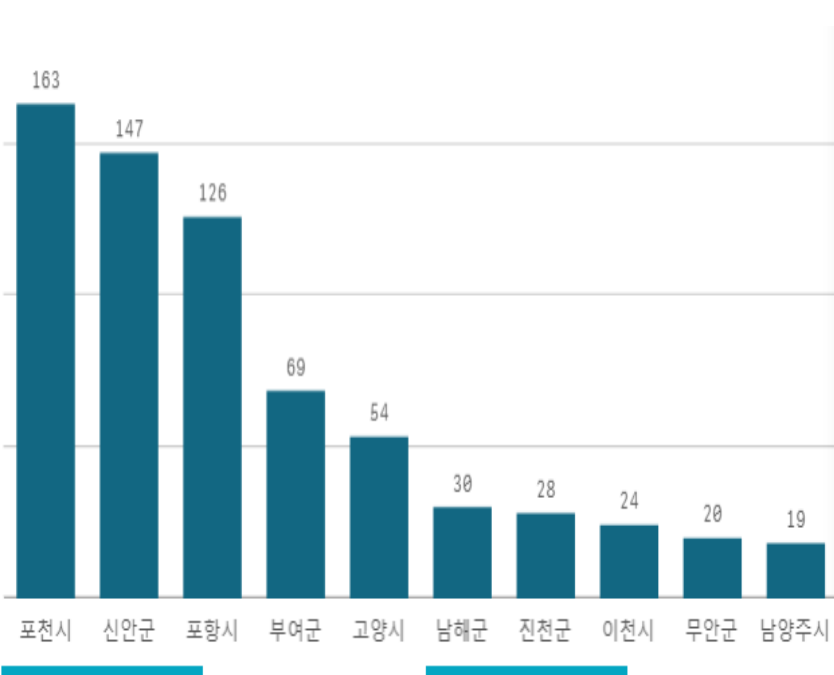


### 도매시장 법인별 거래금액(백만원)



# 시금치(4Kg)

산지별 거래물량(톤)



출하산지(개소)

46

출하건수(천건)

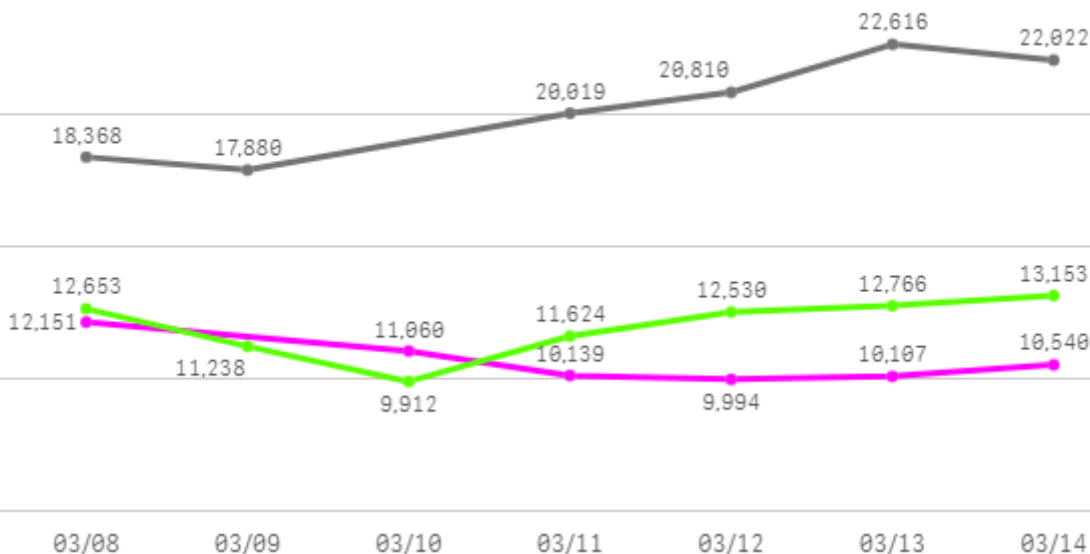
7

산지별 주출하 시군구



주간 도매가격(원)

◆ 2025    ● 2024    ◆ 평년



구분	금주(A)	전주(B)	전월(C)	전년(D)	평년(E)	A/B	A/C	A/D	A/E
가격(원)	10,665	17,750	20,066	20,286	12,122	60.1%	53.1%	52.6%	88.0%

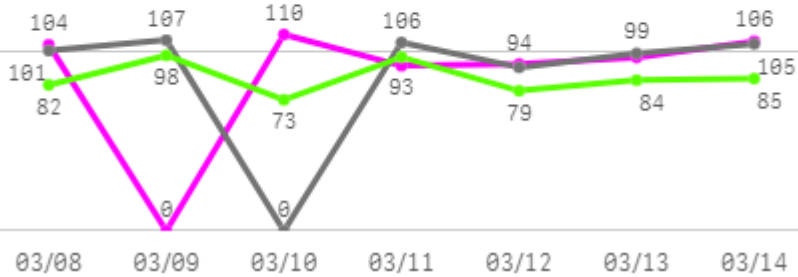
## □ 시금치(4Kg) 주간 가격

구분	Q	품종	Q	단량	Q	특	상	보통	하
2025-03-08		시금치		4Kg		16,061	12,151	9,908	7,927
2025-03-10		시금치		4Kg		14,275	11,060	8,761	6,459
2025-03-11		시금치		4Kg		12,413	10,139	8,020	5,573
2025-03-12		시금치		4Kg		11,937	9,994	8,160	5,778
2025-03-13		시금치		4Kg		13,001	10,107	8,067	6,399
2025-03-14		시금치		4Kg		13,326	10,540	8,340	6,431
평균						<b>13,502</b>	<b>10,665</b>	<b>8,543</b>	<b>6,428</b>

# 상추

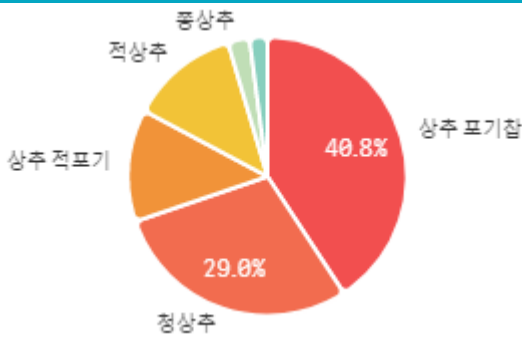
## 주간 반입량(톤)

◆ 2025    ● 2024    ▲ 평년

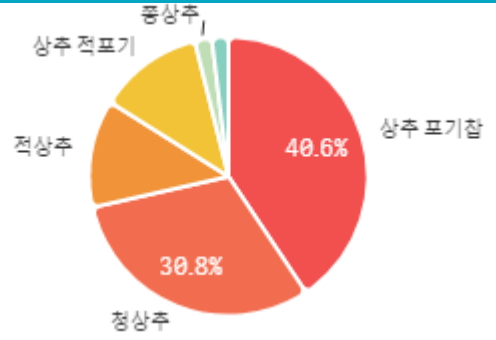


구분	금주(A)	전주(B)	전월(C)	전년(D)	평년(E)	A/B	A/C	A/D	A/E
물량(톤)	604	640	485	610	602	94.4%	124.6%	99.1%	100.4%

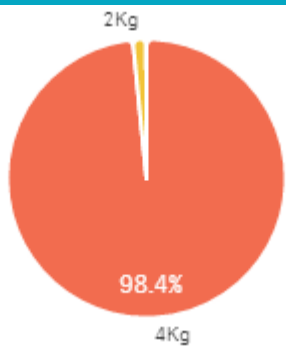
## 출하 품종별 거래물량 구성비



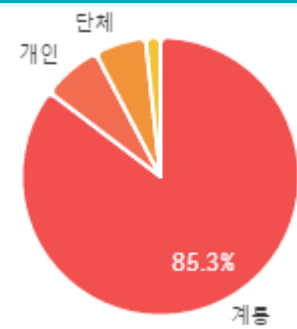
## 출하 품종별 거래금액 구성비



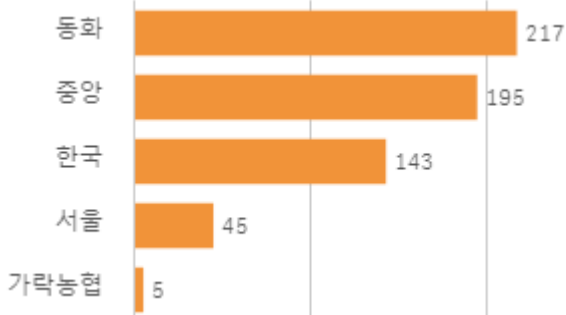
## 거래 단량별 물량 구성비



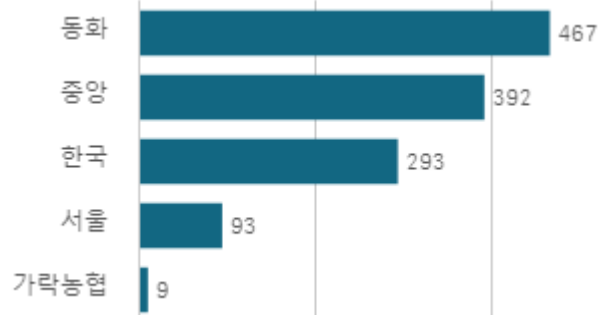
## 출하자별 거래물량 구성비



## 도매시장 법인별 거래물량(톤)

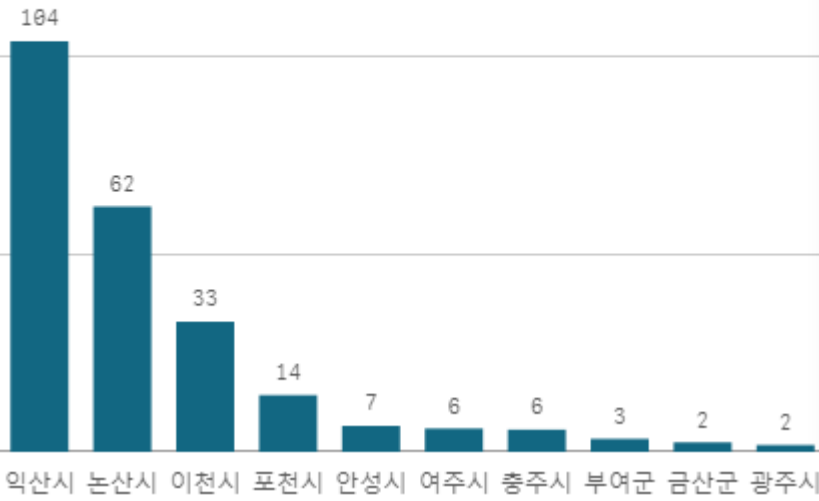


## 도매시장 법인별 거래금액(백만원)



# 상추 포기잡(4Kg)

산지별 거래물량(톤)



출하산지(개소)

24

출하건수(천건)

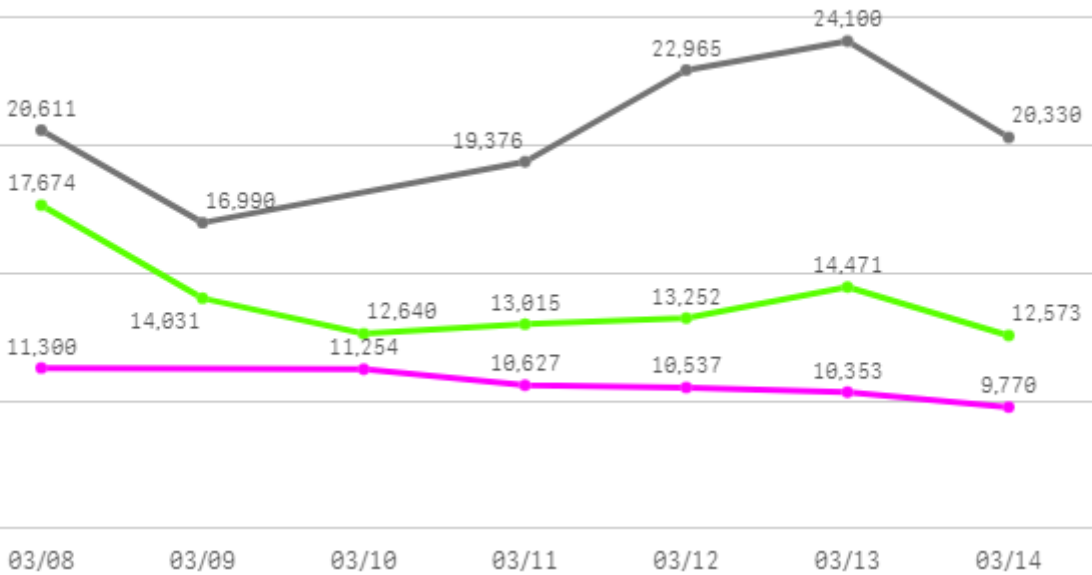
2

산지별 주출하 시군구



주간 도매가격(원)

◆ 2025    ● 2024    ◆ 평년



구분	금주(A)	전주(B)	전월(C)	전년(D)	평년(E)	A/B	A/C	A/D	A/E
가격(원)	10,640	12,998	13,569	20,729	13,759	81.9%	78.4%	51.3%	77.3%

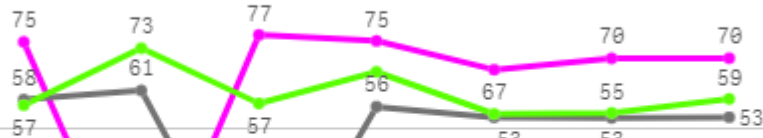
## □ 상추 포기잡(4Kg) 주간 가격

구분	Q	품종	Q	단량	Q	특	상	보통	하
2025-03-08		상추 포기잡		4Kg		-	11,300	8,611	6,869
2025-03-10		상추 포기잡		4Kg		-	11,254	9,321	7,415
2025-03-11		상추 포기잡		4Kg		-	10,627	8,363	6,672
2025-03-12		상추 포기잡		4Kg		-	10,537	8,418	6,988
2025-03-13		상추 포기잡		4Kg		-	10,353	8,019	6,743
2025-03-14		상추 포기잡		4Kg		-	9,770	7,775	6,078
평균						-	<b>10,640</b>	<b>8,418</b>	<b>6,794</b>

# 부추

## 주간 반입량(톤)

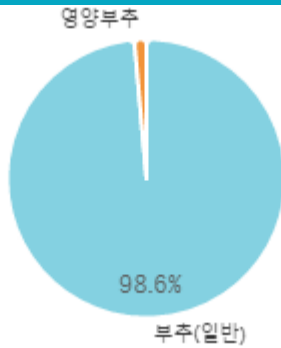
◆ 2025    ● 2024    ▲ 평년



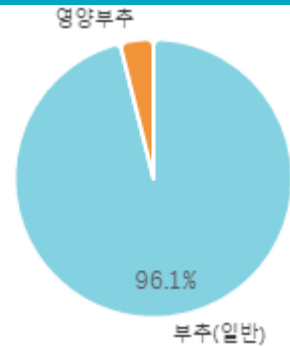
03/08    03/09    03/10    03/11    03/12    03/13    03/14

구분	금주(A)	전주(B)	전월(C)	전년(D)	평년(E)	A/B	A/C	A/D	A/E
물량(톤)	433	371	324	336	418	116.8%	133.7%	128.8%	103.6%

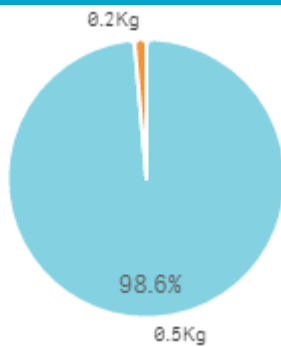
## 출하 품종별 거래물량 구성비



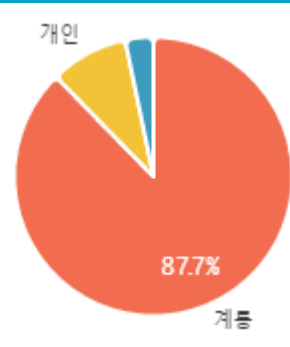
## 출하 품종별 거래금액 구성비



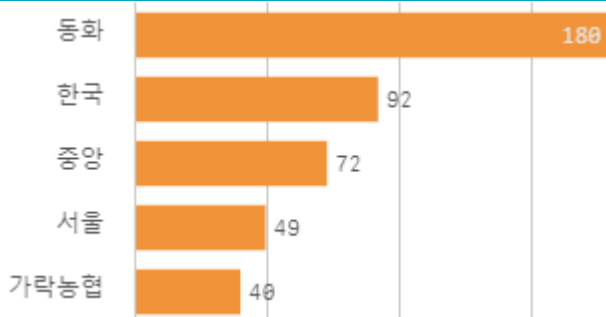
## 거래 단량별 물량 구성비



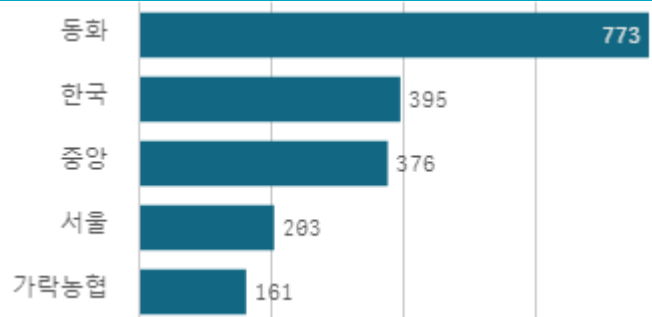
## 출하자별 거래물량 구성비



## 도매시장 법인별 거래물량(톤)

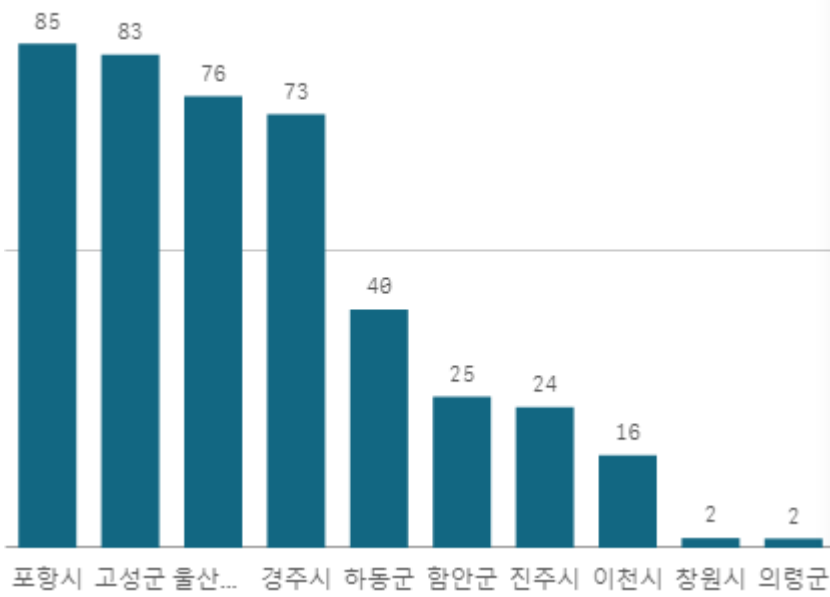


## 도매시장 법인별 거래금액(백만원)



# 부추(일반) (0.5Kg)

산지별 거래물량(톤)



출하산지(개소)

12

출하건수(천건)

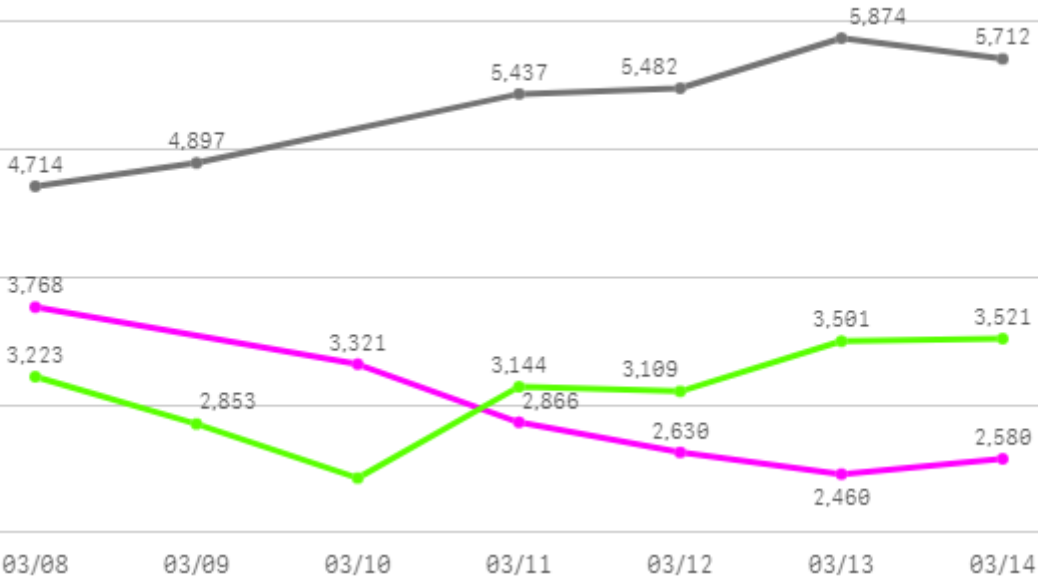
3

산지별 주출하 시군구



주간 도매가격(원)

◆ 2025    ● 2024    ◆ 평년



구분	금주(A)	전주(B)	전월(C)	전년(D)	평년(E)	A/B	A/C	A/D	A/E
가격(원)	2,938	4,831	4,931	5,353	3,245	60.8%	59.6%	54.9%	90.5%

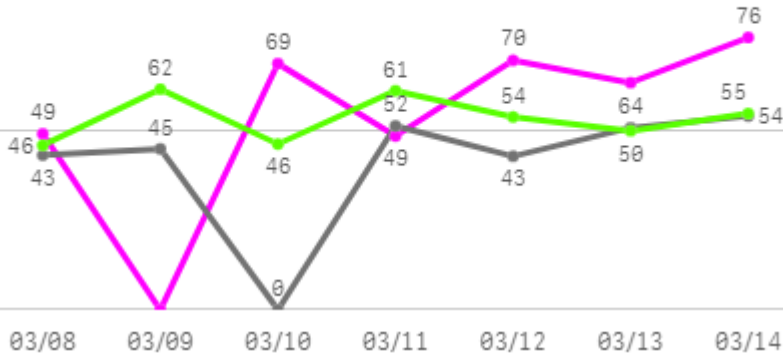
## □ 부추(일반)(0.5Kg) 주간 가격

구분	Q	품종	Q	단량	Q	특	상	보통	하
2025-03-08		부추(일반)		0.5Kg		-	3,768	2,861	1,977
2025-03-10		부추(일반)		0.5Kg		-	3,321	2,468	1,766
2025-03-11		부추(일반)		0.5Kg		-	2,866	2,218	1,490
2025-03-12		부추(일반)		0.5Kg		-	2,630	2,000	1,527
2025-03-13		부추(일반)		0.5Kg		-	2,460	1,927	1,449
2025-03-14		부추(일반)		0.5Kg		-	2,580	2,071	1,506
평균						-	<b>2,938</b>	<b>2,258</b>	<b>1,619</b>

# 참외

## 주간 반입량(톤)

◆ 2025    ● 2024    ▲ 평년

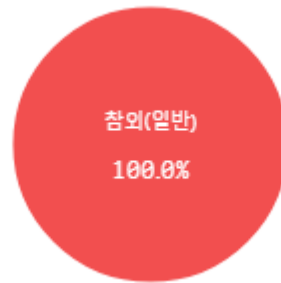


구분	금주(A)	전주(B)	전월(C)	전년(D)	평년(E)	A/B	A/C	A/D	A/E
물량(톤)	377	282	43	288	371	133.9%	880.2%	130.7%	101.7%

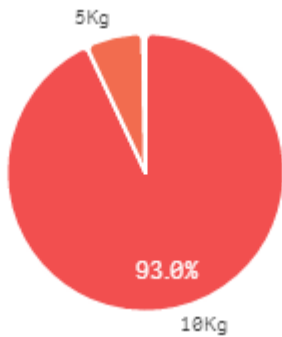
## 출하 품종별 거래물량 구성비



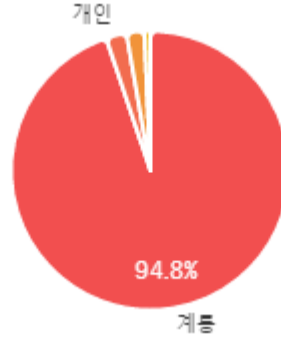
## 출하 품종별 거래금액 구성비



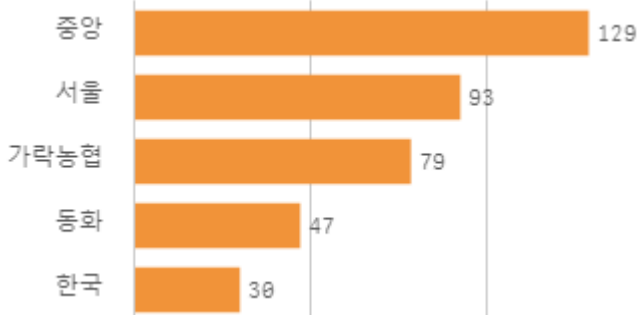
## 거래 단량별 물량 구성비



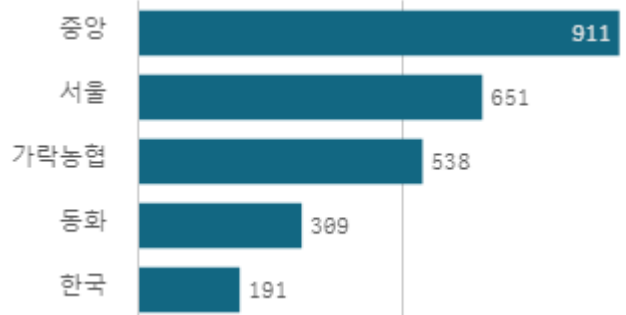
## 출하자별 거래물량 구성비



## 도매시장 법인별 거래물량(톤)

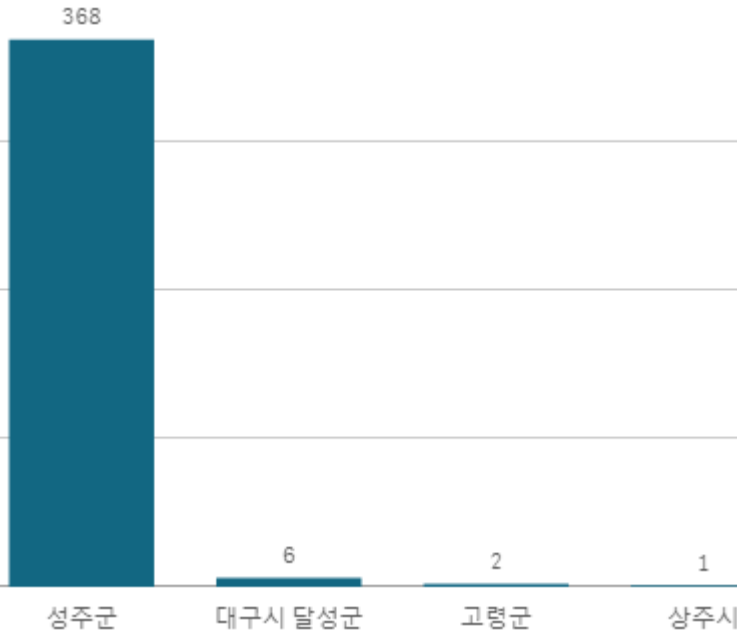


## 도매시장 법인별 거래금액(백만원)



# 참외(일반)(10Kg)

산지별 거래물량(톤)



출하산지(개소)

4

출하건수(천건)

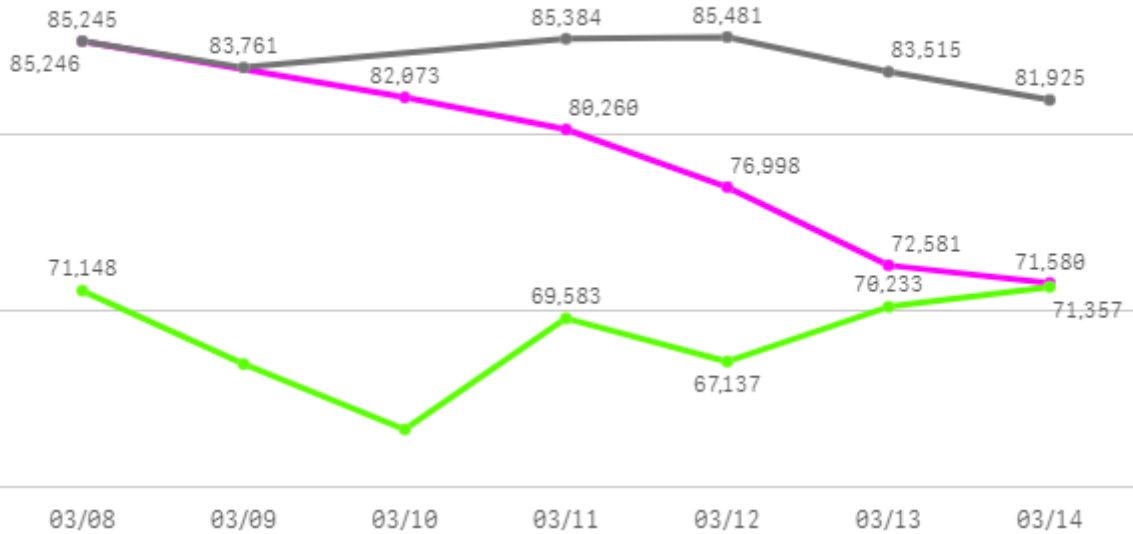
7

산지별 주출하 시군구



주간 도매가격(원)

◆ 2025    ● 2024    ◆ 평년



구분	금주(A)	전주(B)	전월(C)	전년(D)	평년(E)	A/B	A/C	A/D	A/E
가격(원)	78,123	74,800	90,297	84,219	73,098	104.4%	86.5%	92.8%	106.9%

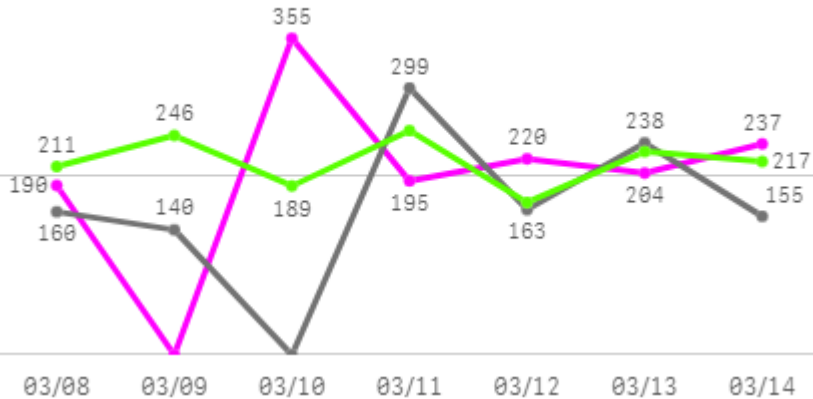
## □ 참외(일반)(10Kg) 주간 가격

구분	Q	품종	Q	단량	Q	특	상	보통	하
2025-03-08		참외(일반)		10Kg		95,991	85,245	77,348	59,292
2025-03-10		참외(일반)		10Kg		90,755	82,073	74,764	59,646
2025-03-11		참외(일반)		10Kg		92,526	80,260	72,133	56,004
2025-03-12		참외(일반)		10Kg		87,411	76,998	68,072	55,121
2025-03-13		참외(일반)		10Kg		87,216	72,581	63,589	48,188
2025-03-14		참외(일반)		10Kg		84,039	71,580	60,002	43,224
평균						<b>89,656</b>	<b>78,123</b>	<b>69,318</b>	<b>53,579</b>

# 오이

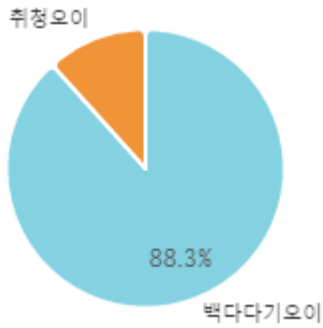
## 주간 반입량(톤)

◆ 2025    ● 2024    ▲ 평년

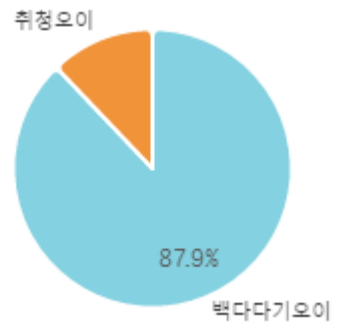


구분	금주(A)	전주(B)	전월(C)	전년(D)	평년(E)	A/B	A/C	A/D	A/E
물량(톤)	1,400	1,193	910	1,156	1,497	117.4%	153.9%	121.2%	93.5%

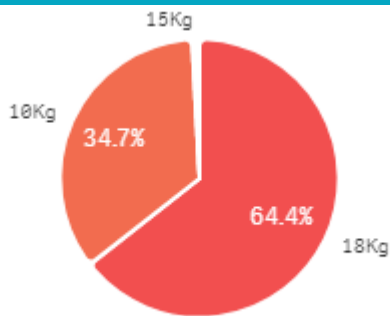
### 출하 품종별 거래물량 구성비



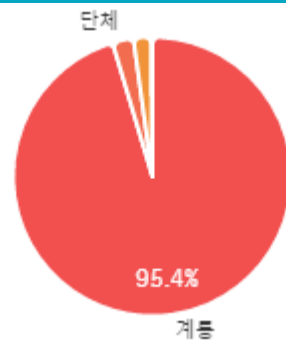
### 출하 품종별 거래금액 구성비



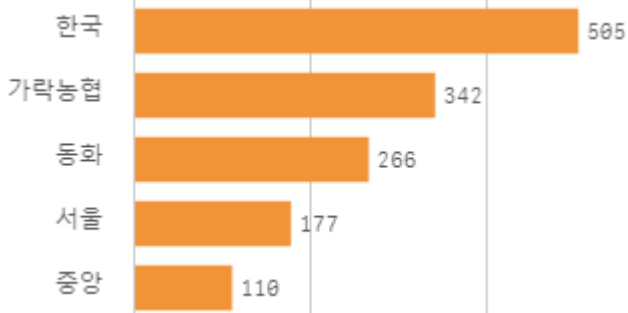
### 거래 단량별 물량 구성비



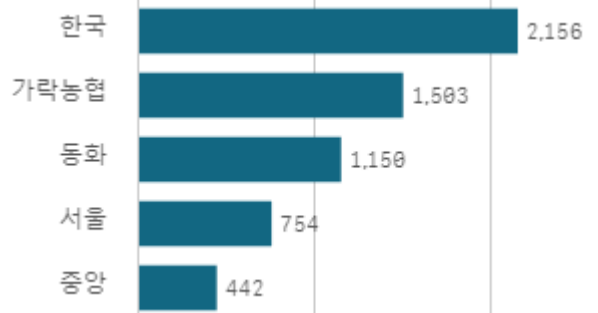
### 출하자별 거래물량 구성비



### 도매시장 법인별 거래물량(톤)

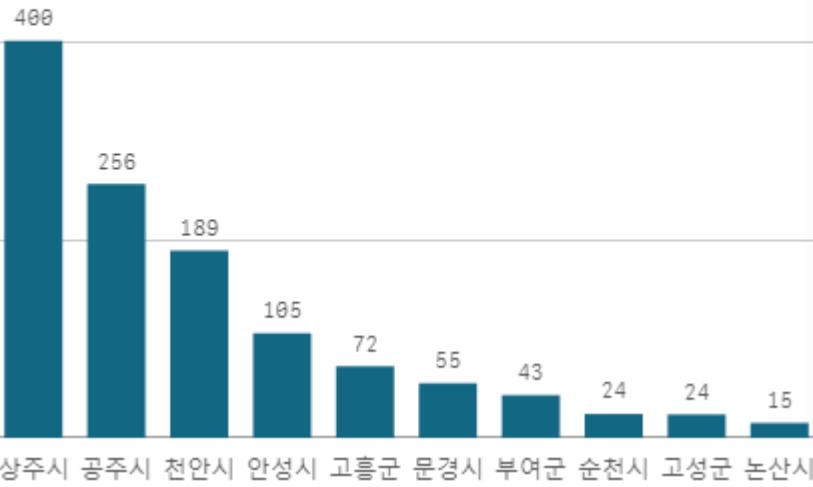


### 도매시장 법인별 거래금액(백만원)



# 백다다기오이(100개)

산지별 거래물량(톤)



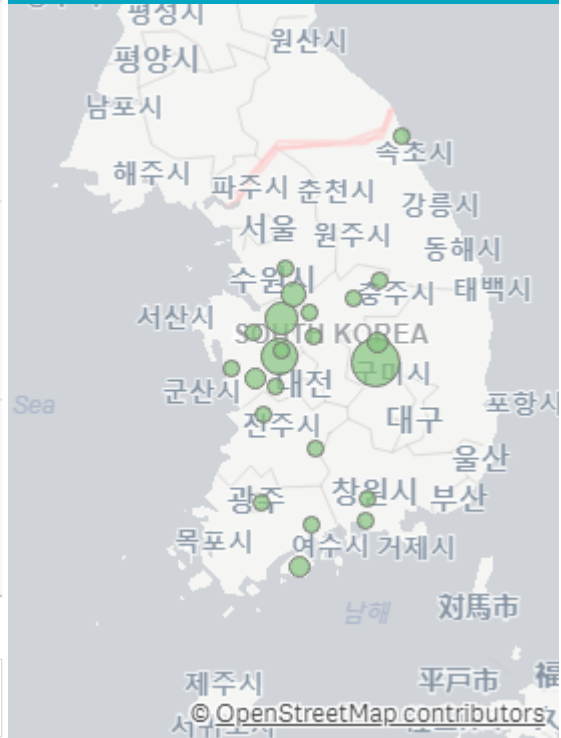
출하산지(개소)

27

출하건수(천건)

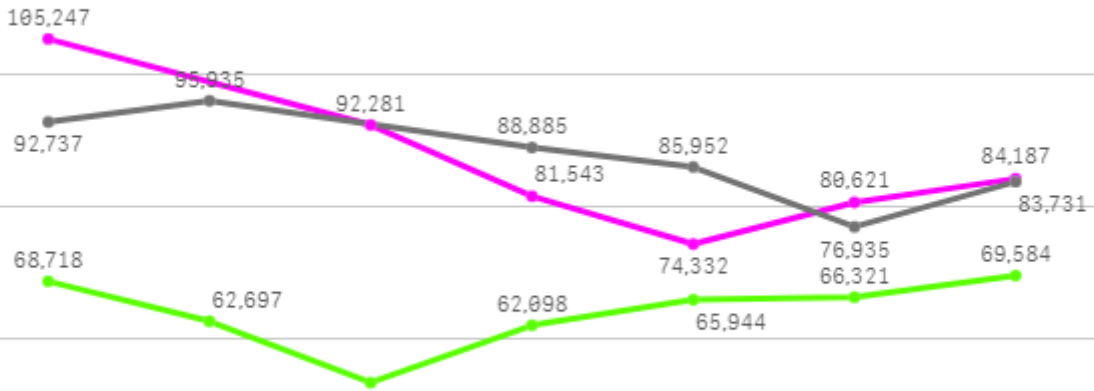
7

산지별 주출하 시군구



주간 도매가격(원)

◆ 2025    ● 2024    ◆ 평년



03/08    03/09    03/10    03/11    03/12    03/13    03/14

구분	금주(A)	전주(B)	전월(C)	전년(D)	평년(E)	A/B	A/C	A/D	A/E
가격(원)	86,369	89,101	79,027	87,363	69,676	96.9%	109.3%	98.9%	124.0%

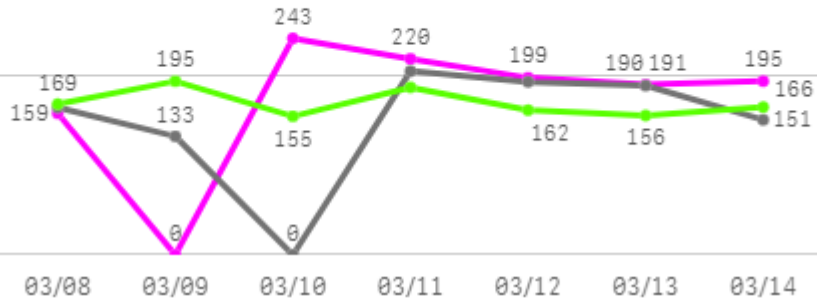
## □ 백다다기오이(100개) 주간 가격

구분	Q	품종	Q	단량	Q	특	상	보통	하
2025-03-08		백다다기오이		100개		112,118	105,247	96,874	77,944
2025-03-10		백다다기오이		100개		96,449	92,281	84,243	71,890
2025-03-11		백다다기오이		100개		85,973	81,543	72,244	61,546
2025-03-12		백다다기오이		100개		77,976	74,332	69,701	60,797
2025-03-13		백다다기오이		100개		86,511	80,621	74,443	62,103
2025-03-14		백다다기오이		100개		87,783	84,187	76,028	62,077
평균						<b>91,135</b>	<b>86,369</b>	<b>78,922</b>	<b>66,060</b>

# 호박

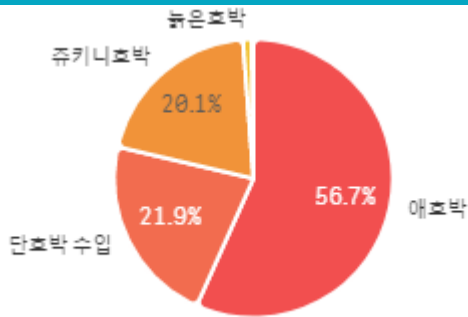
## 주간 반입량(톤)

◆ 2025    ● 2024    ▲ 평년

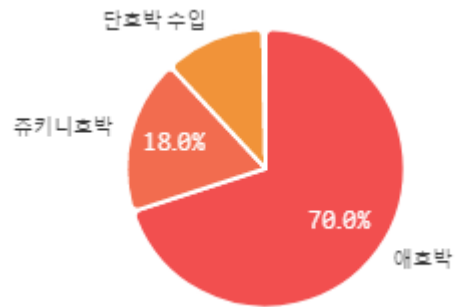


구분	금주(A)	전주(B)	전월(C)	전년(D)	평년(E)	A/B	A/C	A/D	A/E
물량(톤)	1,206	949	966	1,039	1,171	127.1%	124.7%	116.0%	103.0%

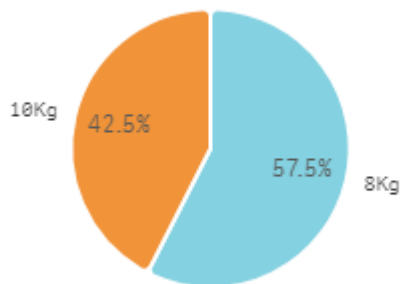
### 출하 품종별 거래물량 구성비



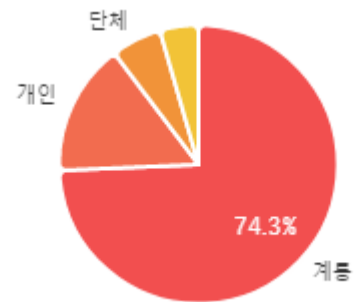
### 출하 품종별 거래금액 구성비



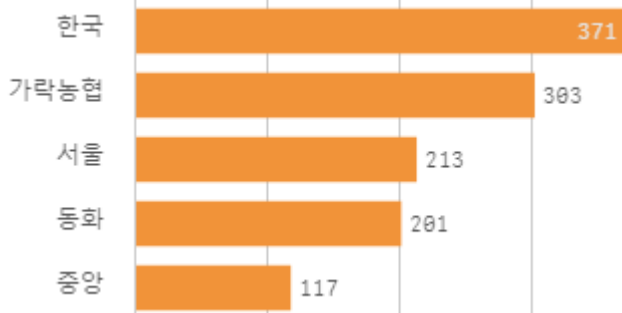
### 거래 단량별 물량 구성비



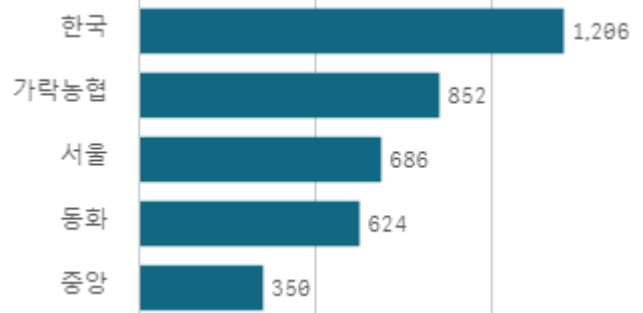
### 출하자별 거래물량 구성비



### 도매시장 법인별 거래물량(톤)

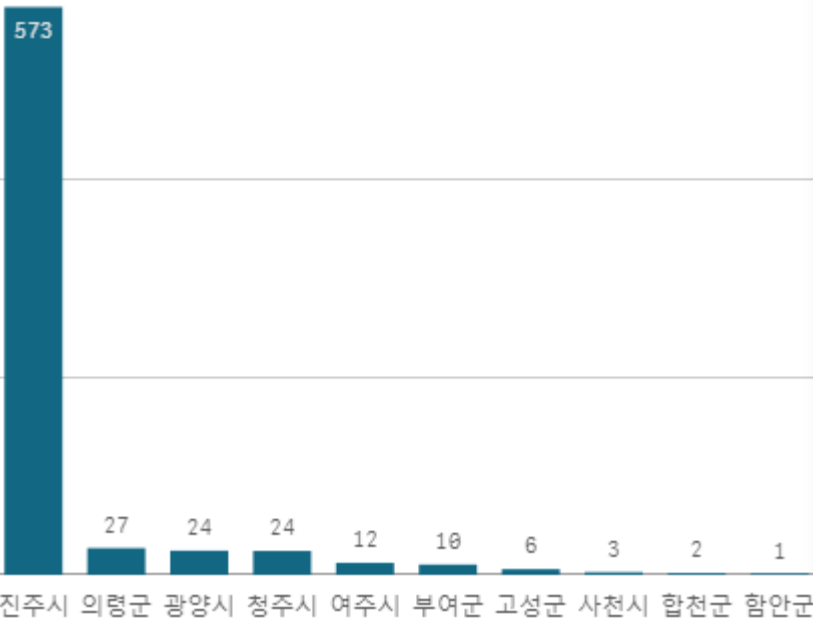


### 도매시장 법인별 거래금액(백만원)



# 애호박(20개)

산지별 거래물량(톤)



출하산지(개소)

13

출하건수(천건)

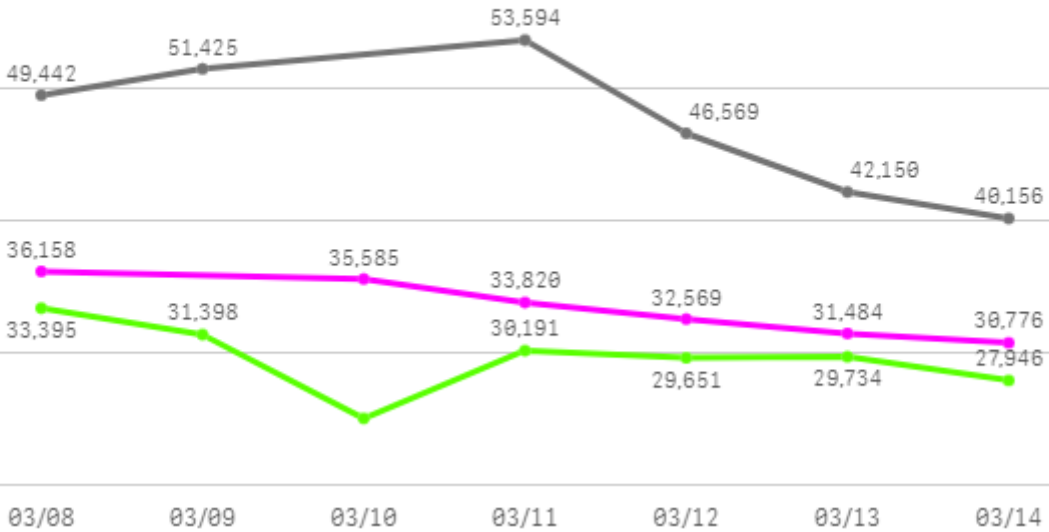
4

산지별 주출하 시군구



주간 도매가격(원)

◆ 2025    ● 2024    ◆ 평년



구분	금주(A)	전주(B)	전월(C)	전년(D)	평년(E)	A/B	A/C	A/D	A/E
가격(원)	33,399	34,578	35,224	47,223	31,715	96.6%	94.8%	70.7%	105.3%

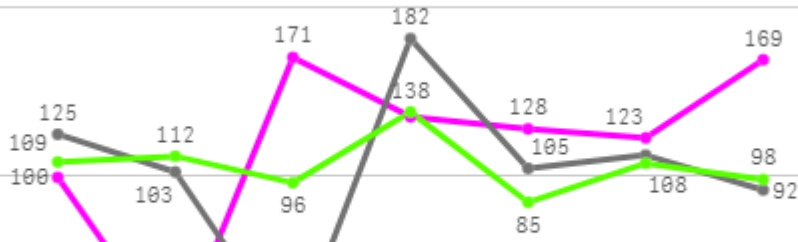
## □ 애호박(20개) 주간 가격

구분	Q	품종	Q	단량	Q	특	상	보통	하
2025-03-08		애호박		20개		38,868	36,158	33,810	27,223
2025-03-10		애호박		20개		37,330	35,585	33,537	27,799
2025-03-11		애호박		20개		36,508	33,820	31,143	25,109
2025-03-12		애호박		20개		34,535	32,569	30,061	23,909
2025-03-13		애호박		20개		34,297	31,484	28,805	21,961
2025-03-14		애호박		20개		33,173	30,776	27,692	20,950
평균						<b>35,785</b>	<b>33,399</b>	<b>30,841</b>	<b>24,492</b>

# 토마토

## 주간 반입량(톤)

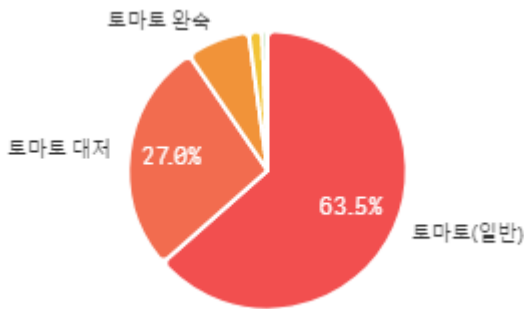
◆ 2025    ● 2024    ▲ 평년



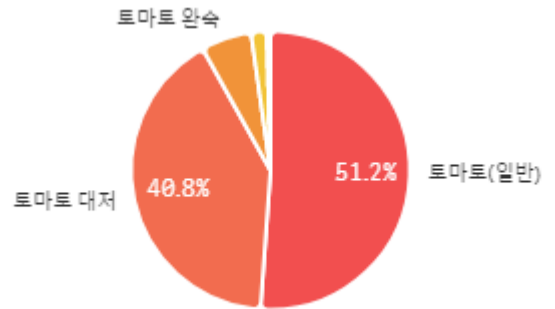
03/08    03/09    03/10    03/11    03/12    03/13    03/14

구분	금주(A)	전주(B)	전월(C)	전년(D)	평년(E)	A/B	A/C	A/D	A/E
물량(톤)	826	750	585	719	796	110.2%	141.2%	114.9%	103.8%

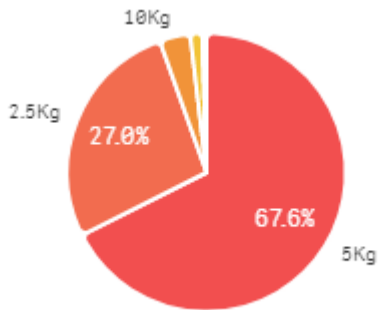
### 출하 품종별 거래물량 구성비



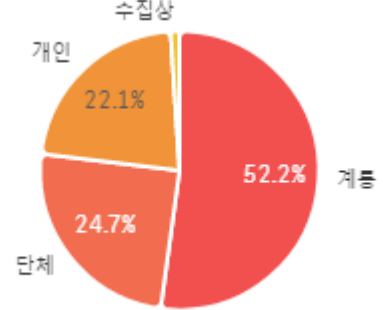
### 출하 품종별 거래금액 구성비



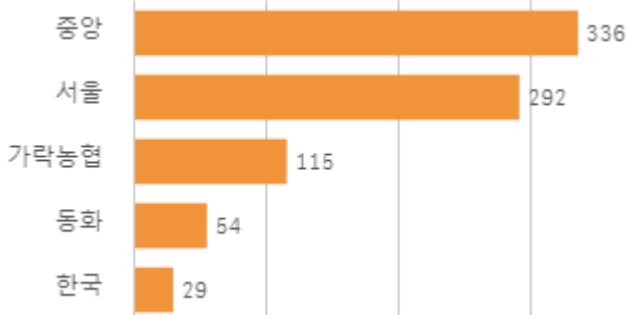
### 거래 단량별 물량 구성비



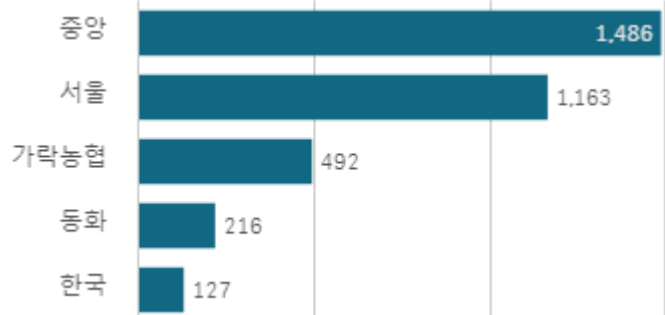
### 출하자별 거래물량 구성비



### 도매시장 법인별 거래물량(톤)

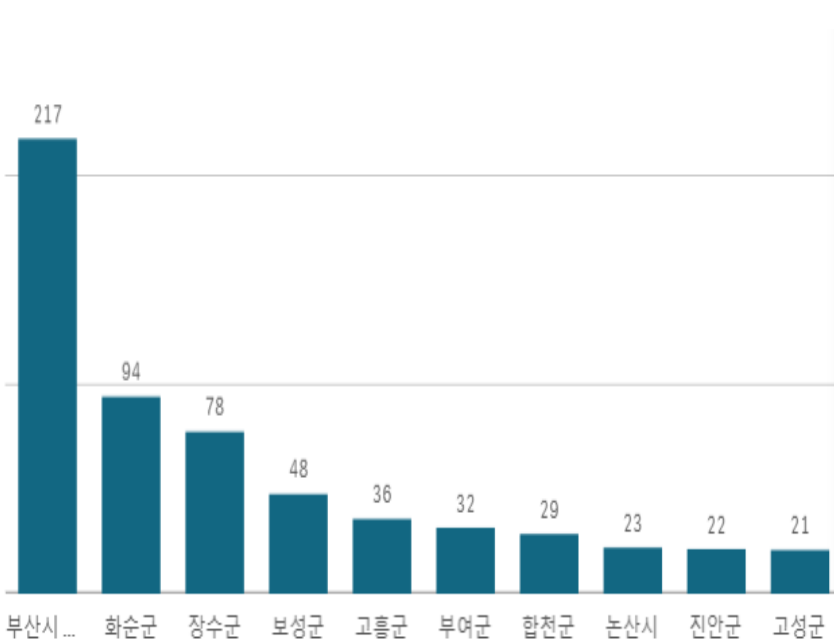


### 도매시장 법인별 거래금액(백만원)



# 토마토(5Kg)

산지별 거래물량(톤)



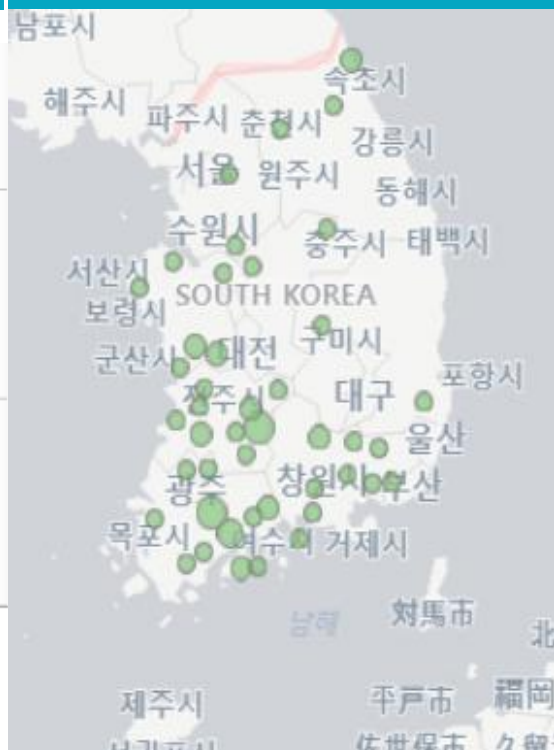
출하산지(개소)

47

출하건수(천건)

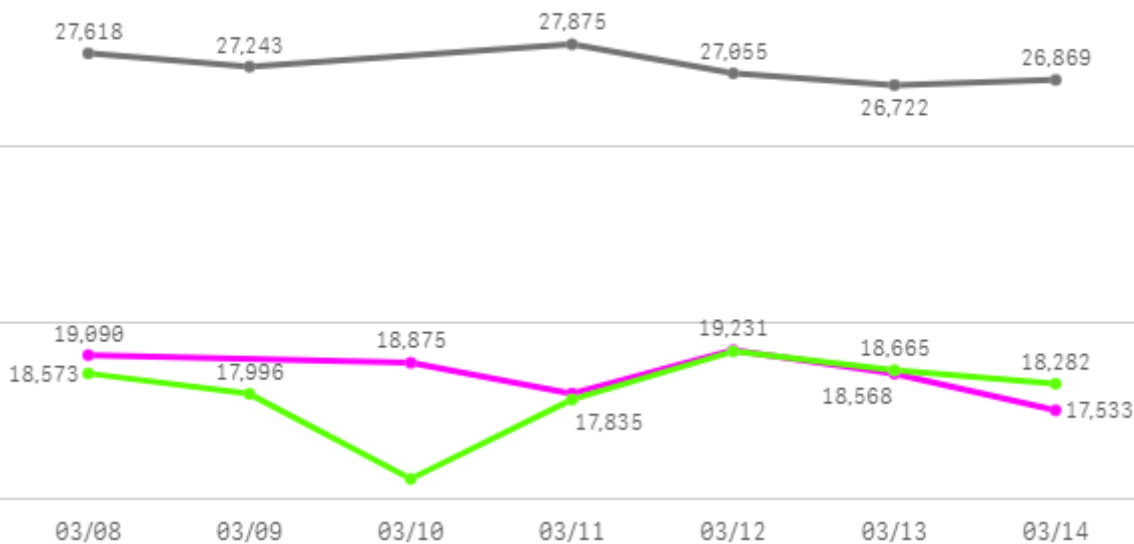
9

산지별 주출하 시군구



주간 도매가격(원)

◆ 2025    ● 2024    ◆ 평년



구분	금주(A)	전주(B)	전월(C)	전년(D)	평년(E)	A/B	A/C	A/D	A/E
가격(원)	18,550	17,207	20,869	27,230	18,202	107.8%	88.9%	68.1%	101.9%

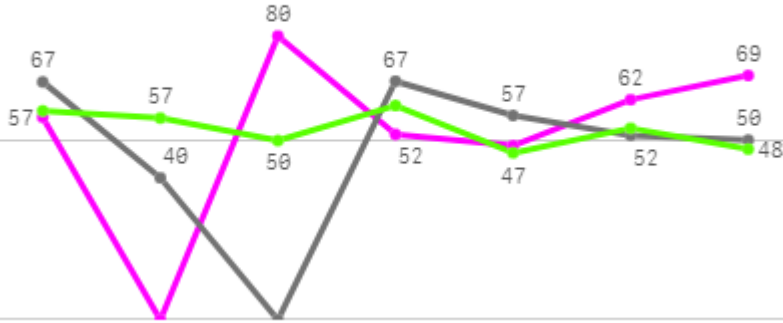
## □ 토마토(5Kg) 주간 가격

구분	Q	품종	Q	단량	Q	특	상	보통	하
2025-03-08		토마토		5Kg		20,062	19,090	16,401	13,162
2025-03-10		토마토		5Kg		20,938	18,875	16,919	14,460
2025-03-11		토마토		5Kg		19,310	18,005	16,133	14,143
2025-03-12		토마토		5Kg		22,233	19,231	17,024	15,432
2025-03-13		토마토		5Kg		20,032	18,568	16,542	14,925
2025-03-14		토마토		5Kg		19,090	17,533	15,771	14,564
평균						<b>20,278</b>	<b>18,550</b>	<b>16,465</b>	<b>14,448</b>

# 방울토마토

## 주간 반입량(톤)

◆ 2025    ● 2024    ▲ 평년

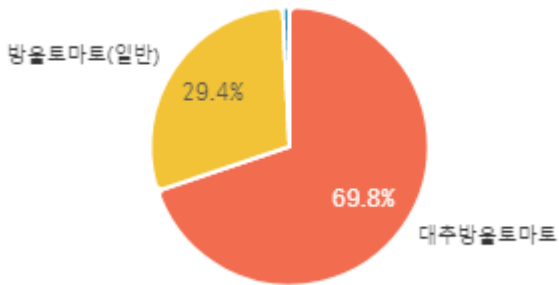


03/08    03/09    03/10    03/11    03/12    03/13    03/14

구분	금주(A)	전주(B)	전월(C)	전년(D)	평년(E)	A/B	A/C	A/D	A/E
물량(톤)	367	363	320	333	379	101.3%	114.9%	110.4%	97.1%

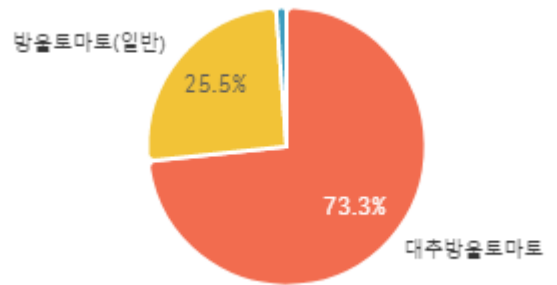
### 출하 품종별 거래물량 구성비

송이토마트

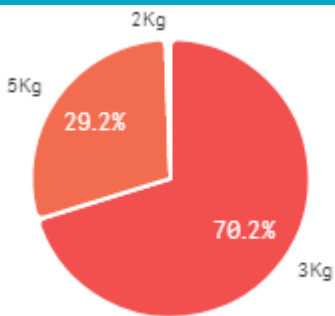


### 출하 품종별 거래금액 구성비

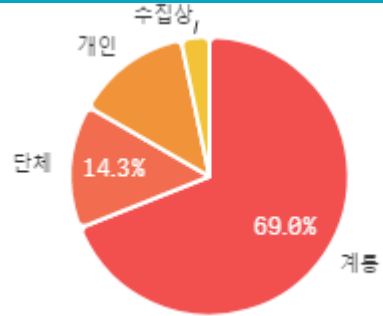
송이토마트



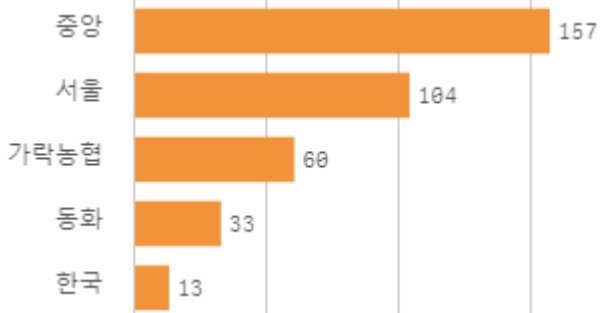
### 거래 단량별 물량 구성비



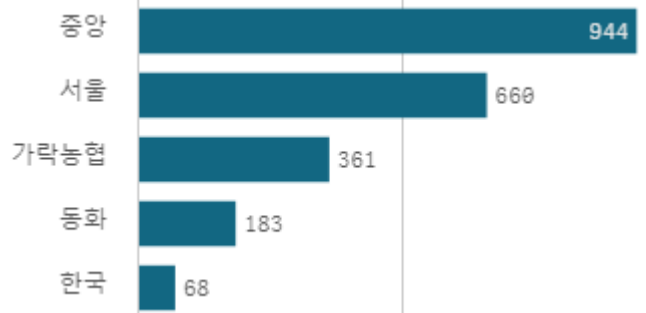
### 출하자별 거래물량 구성비



### 도매시장 법인별 거래물량(톤)

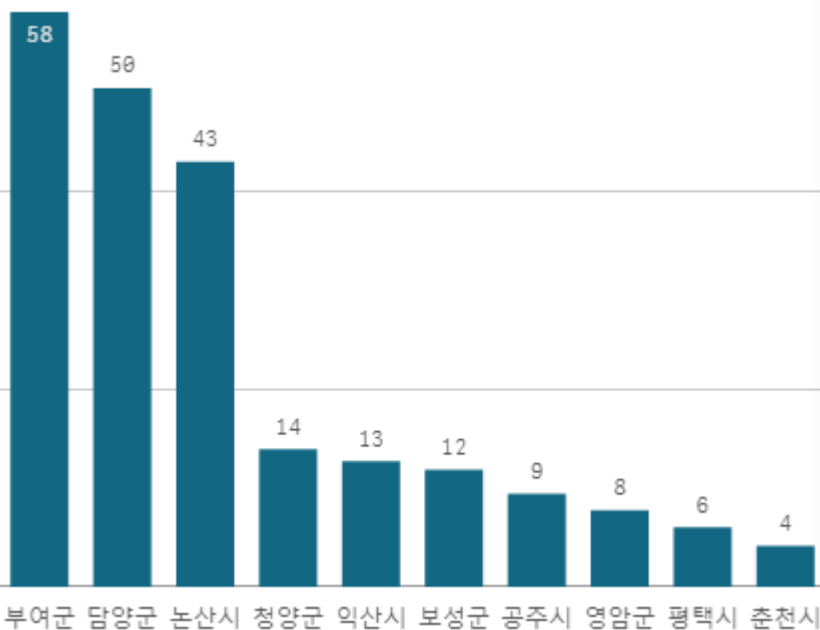


### 도매시장 법인별 거래금액(백만원)



# 대추방울토마토(3Kg)

산지별 거래물량(톤)



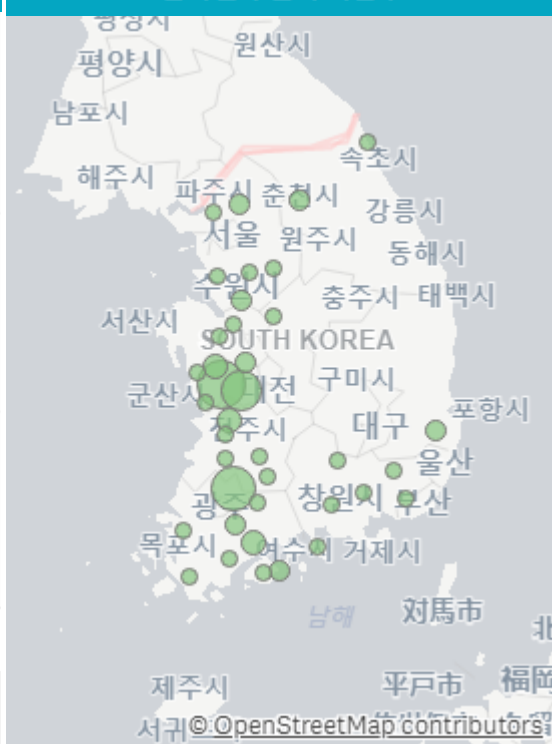
출하산지(개소)

41

출하건수(천건)

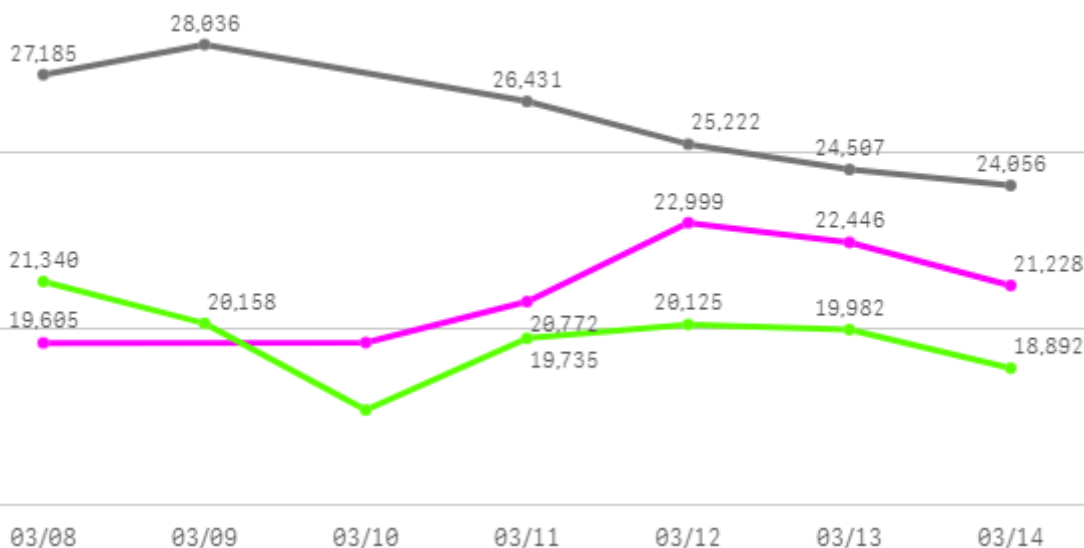
3

산지별 주출하 시군구



주간 도매가격(원)

◆ 2025    ● 2024    ◆ 평년



구분	금주(A)	전주(B)	전월(C)	전년(D)	평년(E)	A/B	A/C	A/D	A/E
가격(원)	21,111	19,522	21,124	25,906	20,803	108.1%	99.9%	81.5%	101.5%

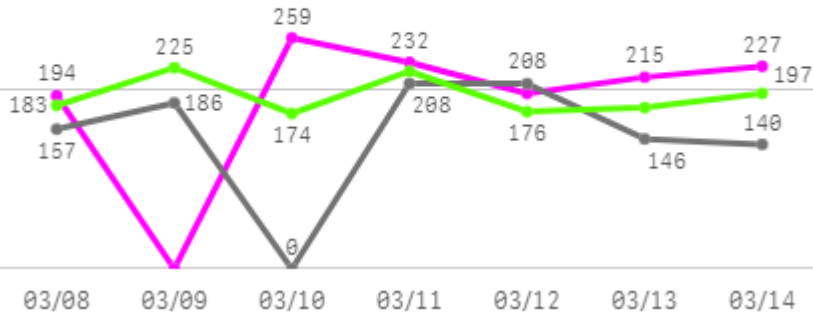
## □ 대추방울토마토(3Kg) 주간 가격

구분	Q	품종	Q	단량	Q	특	상	보통	하
2025-03-08		대추방울토마토		3Kg		24,652	19,605	16,883	10,623
2025-03-10		대추방울토마토		3Kg		26,432	19,614	17,599	13,401
2025-03-11		대추방울토마토		3Kg		26,676	20,772	18,901	14,185
2025-03-12		대추방울토마토		3Kg		29,013	22,999	20,317	16,690
2025-03-13		대추방울토마토		3Kg		29,703	22,446	19,848	16,455
2025-03-14		대추방울토마토		3Kg		27,172	21,228	19,153	14,705
평균						<b>27,275</b>	<b>21,111</b>	<b>18,784</b>	<b>14,343</b>

# 딸기

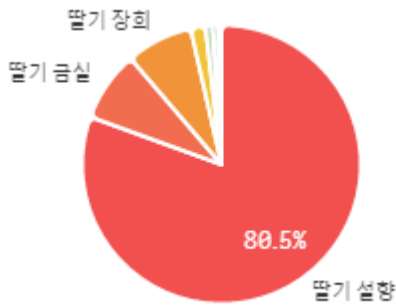
## 주간 반입량(톤)

◆ 2025    ● 2024    ▲ 평년

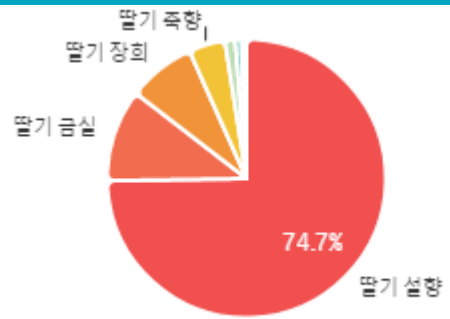


구분	금주(A)	전주(B)	전월(C)	전년(D)	평년(E)	A/B	A/C	A/D	A/E
물량(톤)	1,323	1,184	812	1,044	1,366	111.8%	163.1%	126.8%	96.9%

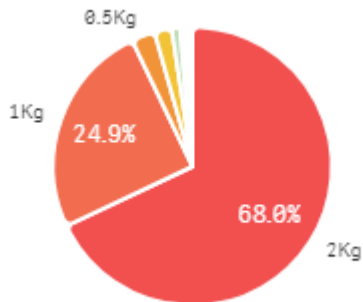
### 출하 품종별 거래물량 구성비



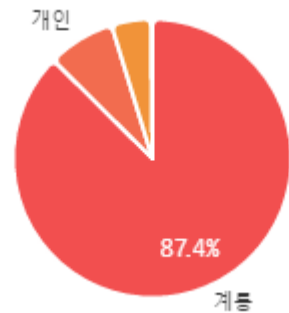
### 출하 품종별 거래금액 구성비



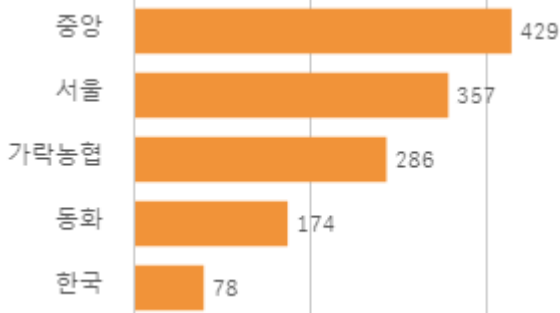
### 거래 단량별 물량 구성비



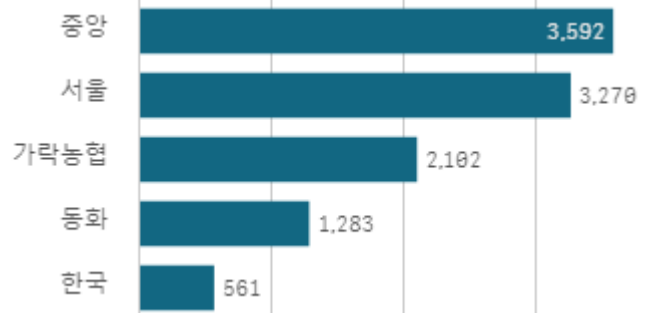
### 출하자별 거래물량 구성비



### 도매시장 법인별 거래물량(톤)



### 도매시장 법인별 거래금액(백만원)





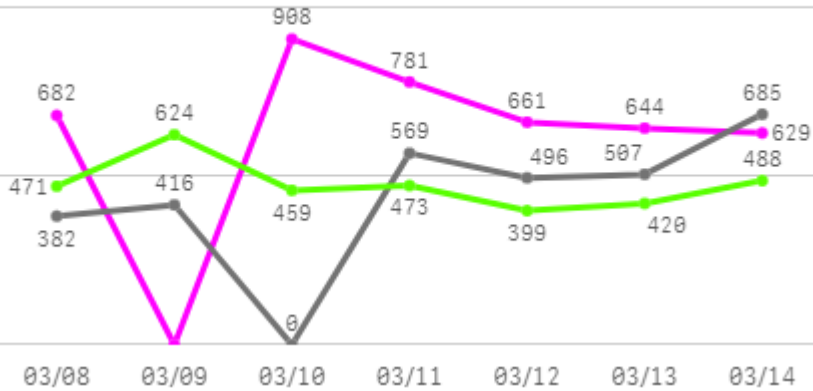
## □ 딸기 설향(2Kg) 주간 가격

구분	Q	품종	Q	단량	Q	특	상	보통	하
2025-03-08		딸기 설향		2Kg		28,884	23,804	19,986	13,375
2025-03-10		딸기 설향		2Kg		25,880	20,458	16,912	11,423
2025-03-11		딸기 설향		2Kg		23,598	18,056	14,618	9,302
2025-03-12		딸기 설향		2Kg		22,414	16,858	13,062	7,996
2025-03-13		딸기 설향		2Kg		21,167	16,151	12,535	7,992
2025-03-14		딸기 설향		2Kg		22,285	16,938	13,249	8,414
평균						<b>24,038</b>	<b>18,711</b>	<b>15,060</b>	<b>9,750</b>

# 무

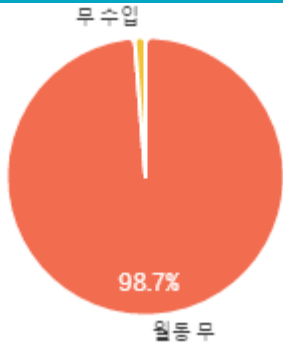
## 주간 반입량(톤)

◆ 2025    ● 2024    ▲ 평년

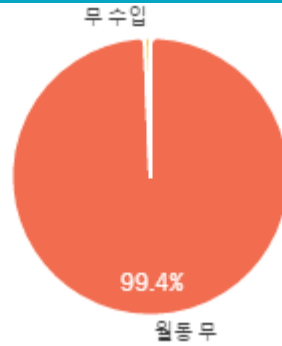


구분	금주(A)	전주(B)	전월(C)	전년(D)	평년(E)	A/B	A/C	A/D	A/E
물량(톤)	4,305	3,090	3,096	3,055	3,563	139.3%	139.0%	140.9%	120.8%

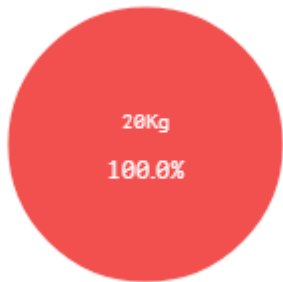
### 출하 품종별 거래물량 구성비



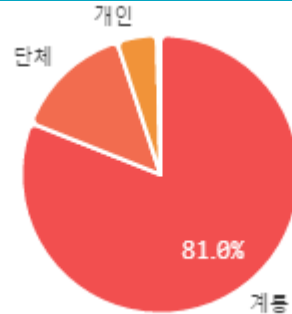
### 출하 품종별 거래금액 구성비



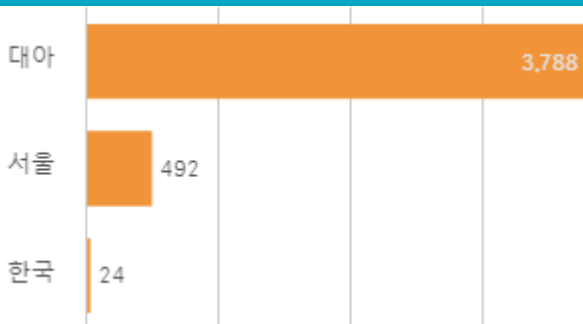
### 거래 단량별 물량 구성비



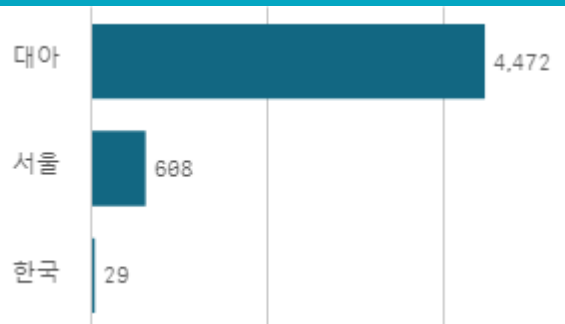
### 출하자별 거래물량 구성비



### 도매시장 법인별 거래물량(톤)

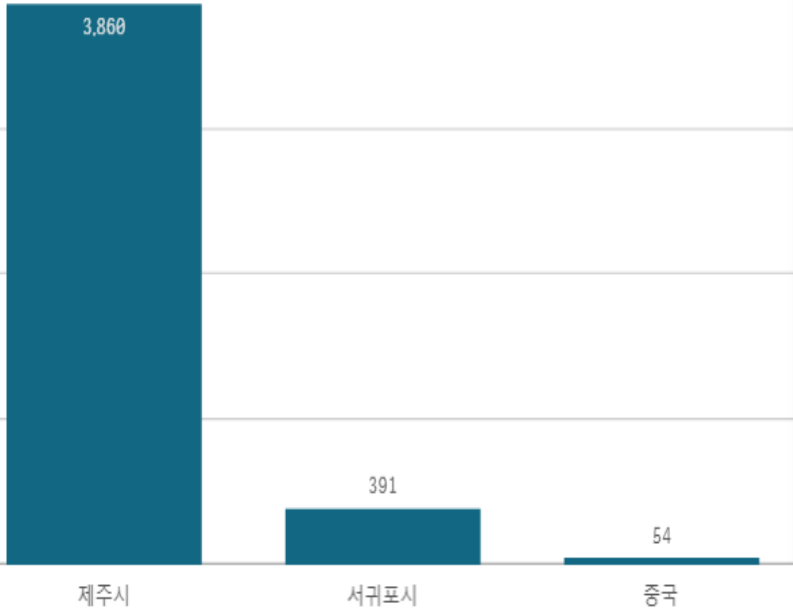


### 도매시장 법인별 거래금액(백만원)

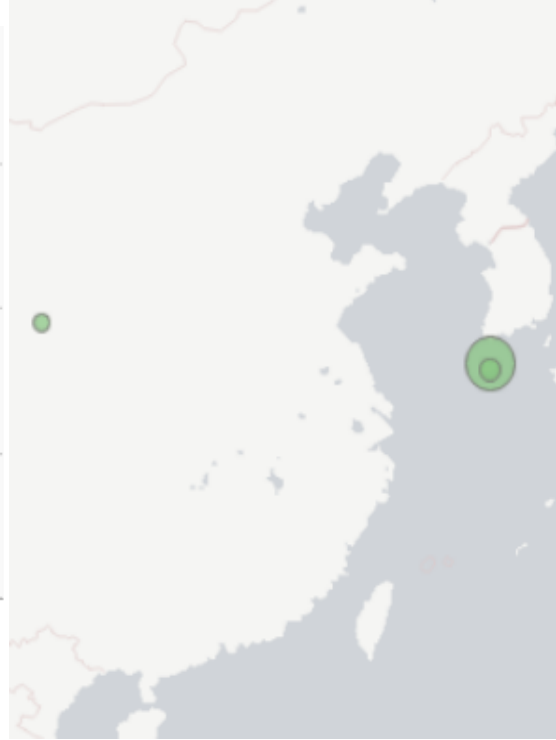


# 무(20Kg)

산지별 거래물량(톤)



산지별 주출하 시군구



출하산지(개소)

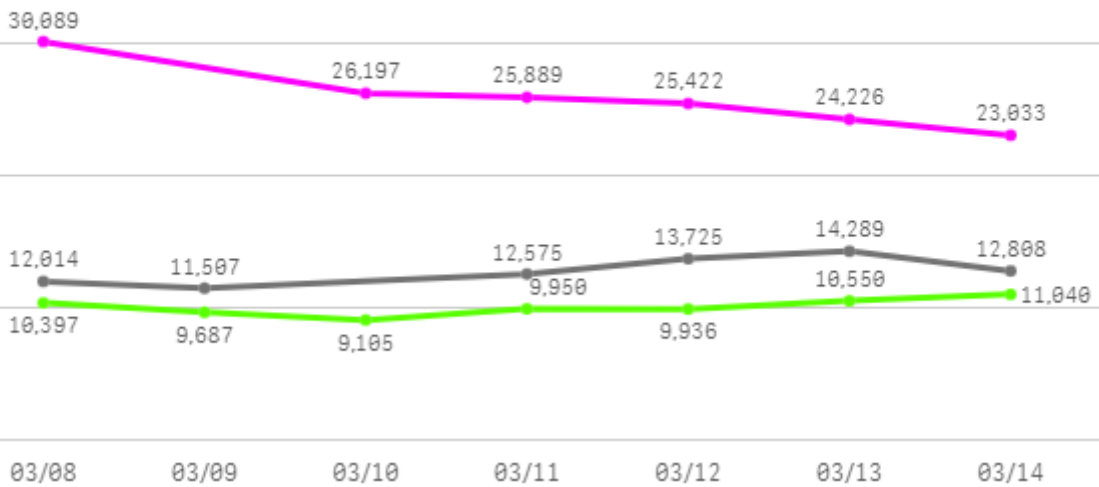
3

출하건수(천건)

2

주간 도매가격(원)

◆ 2025    ● 2024    ◆ 평년



구분	금주(A)	전주(B)	전월(C)	전년(D)	평년(E)	A/B	A/C	A/D	A/E
가격(원)	25,809	32,550	31,714	12,820	13,467	79.3%	81.4%	201.3%	191.7%

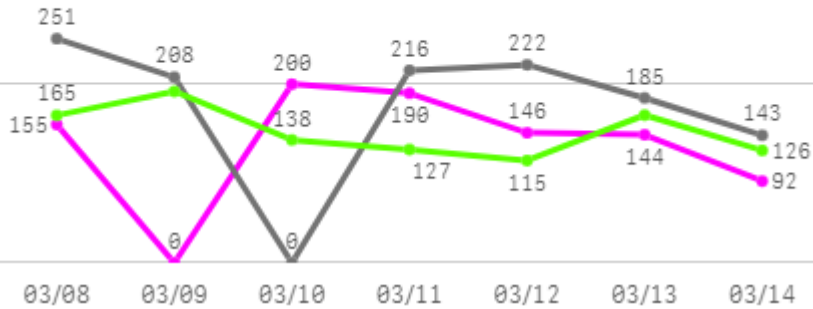
## □ 무(20Kg) 주간 가격

구분	Q	품종	Q	단량	Q	특	상	보통	하
2025-03-08		무		20Kg		32,584	30,089	27,526	23,842
2025-03-10		무		20Kg		27,968	26,197	24,287	22,145
2025-03-11		무		20Kg		27,492	25,889	23,984	20,022
2025-03-12		무		20Kg		27,532	25,422	23,428	20,257
2025-03-13		무		20Kg		26,942	24,226	21,298	17,824
2025-03-14		무		20Kg		25,897	23,033	19,854	15,378
평균						<b>28,069</b>	<b>25,809</b>	<b>23,396</b>	<b>19,911</b>

# 당근

## 주간 반입량(톤)

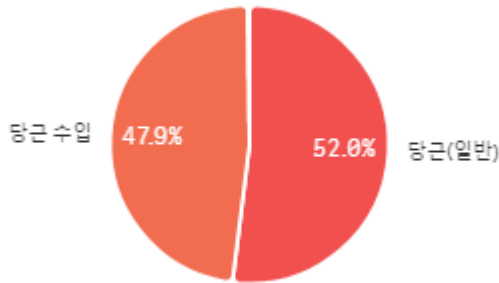
◆ 2025    ● 2024    ▲ 평년



구분	금주(A)	전주(B)	전월(C)	전년(D)	평년(E)	A/B	A/C	A/D	A/E
물량(톤)	927	828	808	1,226	1,037	112.0%	114.7%	75.6%	89.4%

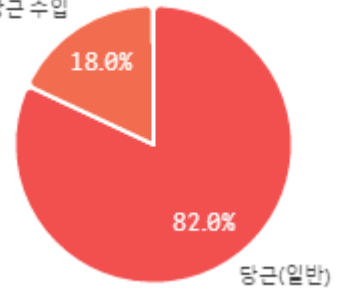
### 출하 품종별 거래물량 구성비

당근 기타



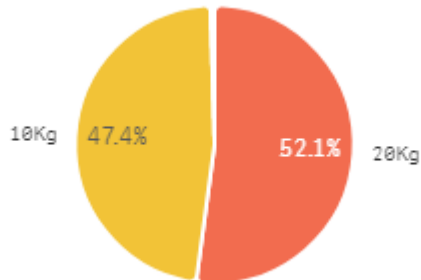
### 출하 품종별 거래금액 구성비

당근 수입



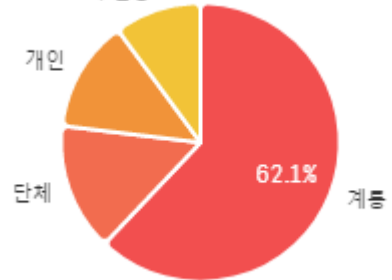
### 거래 단량별 물량 구성비

15Kg

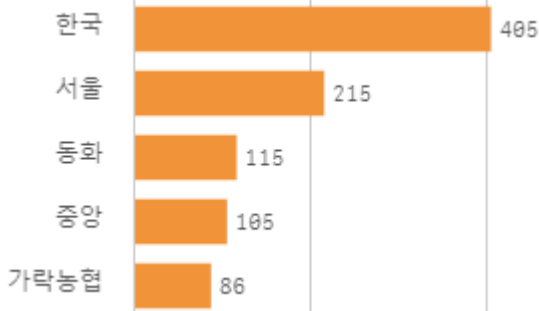


### 출하자별 거래물량 구성비

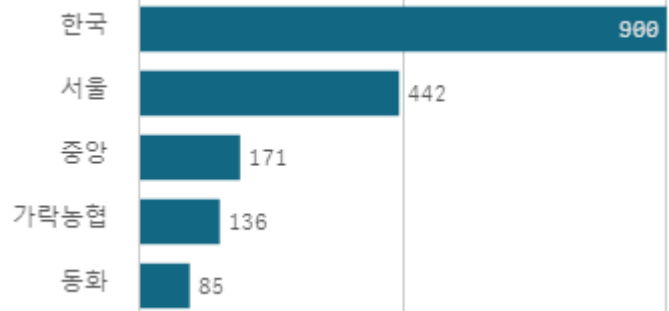
수집상



### 도매시장 법인별 거래물량(톤)



### 도매시장 법인별 거래금액(백만원)



# 당근(20Kg)

## 산지별 거래물량(톤)



제주시

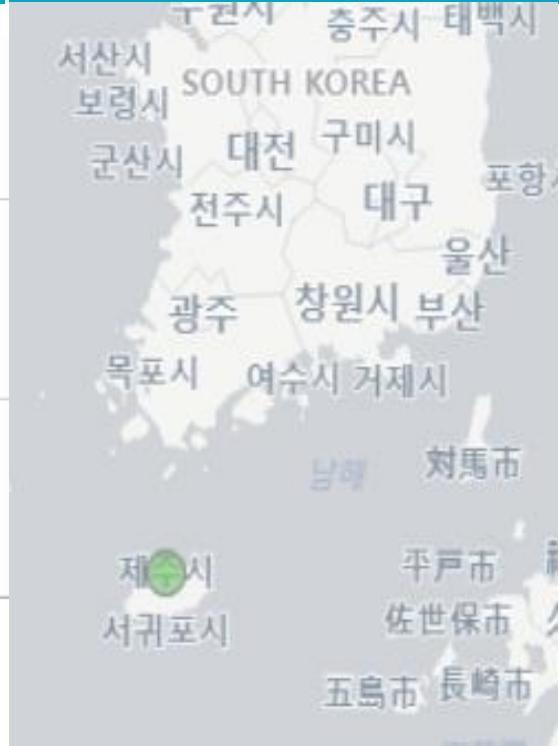
출하산지(개소)

1

출하건수(천건)

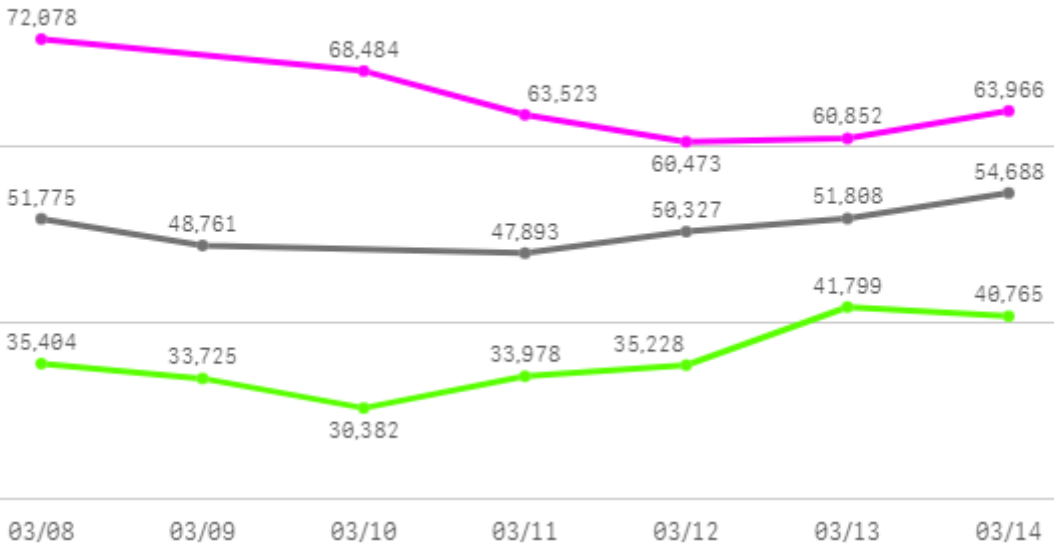
0

## 산지별 주출하 시군구



## 주간 도매가격(원)

◆ 2025    ● 2024    ◆ 평년



구분	금주(A)	전주(B)	전월(C)	전년(D)	평년(E)	A/B	A/C	A/D	A/E
가격(원)	64,896	70,560	65,822	50,875	40,645	92.0%	98.6%	127.6%	159.7%

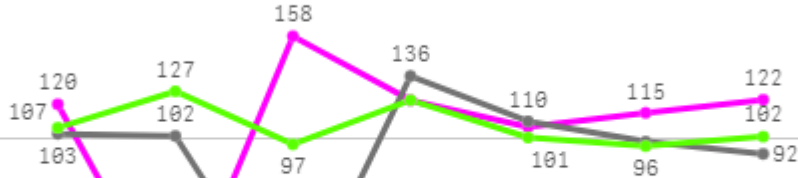
## □ 당근(20Kg) 주간 가격

구분	Q	품종	Q	단량	Q	특	상	보통	하
2025-03-08		당근		20Kg		78,370	72,078	64,512	56,203
2025-03-10		당근		20Kg		74,831	68,484	58,057	52,676
2025-03-11		당근		20Kg		72,570	63,523	53,761	48,633
2025-03-12		당근		20Kg		67,538	60,473	52,625	46,857
2025-03-13		당근		20Kg		66,423	60,852	52,945	48,195
2025-03-14		당근		20Kg		67,988	63,966	56,144	52,160
평균						<b>71,287</b>	<b>64,896</b>	<b>56,341</b>	<b>50,787</b>

# 생고추

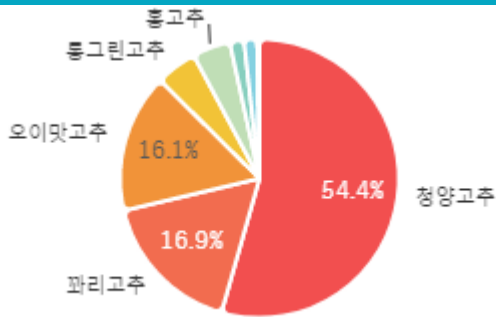
## 주간 반입량(톤)

◆ 2025    ● 2024    ▲ 평년

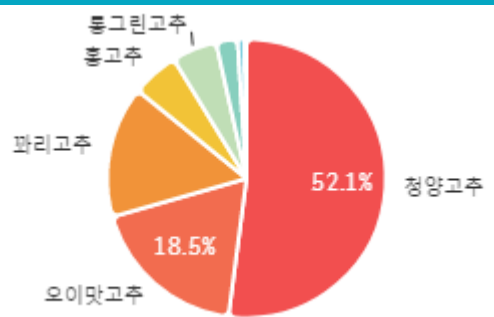


구분	금주(A)	전주(B)	전월(C)	전년(D)	평년(E)	A/B	A/C	A/D	A/E
물량(톤)	744	678	560	642	740	109.7%	132.9%	115.9%	100.6%

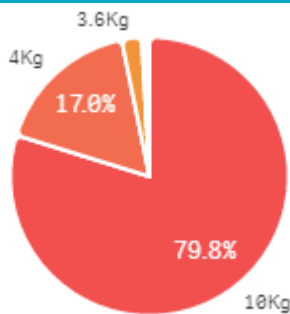
### 출하 품종별 거래물량 구성비



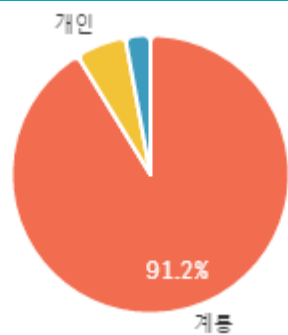
### 출하 품종별 거래금액 구성비



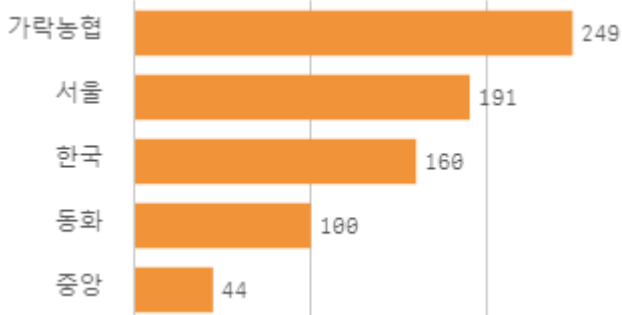
### 거래 단량별 물량 구성비



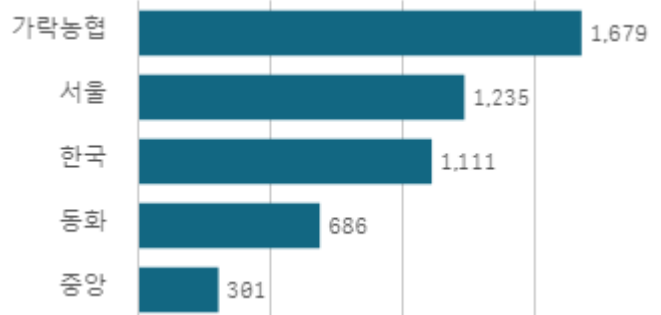
### 출하자별 거래물량 구성비



### 도매시장 법인별 거래물량(톤)

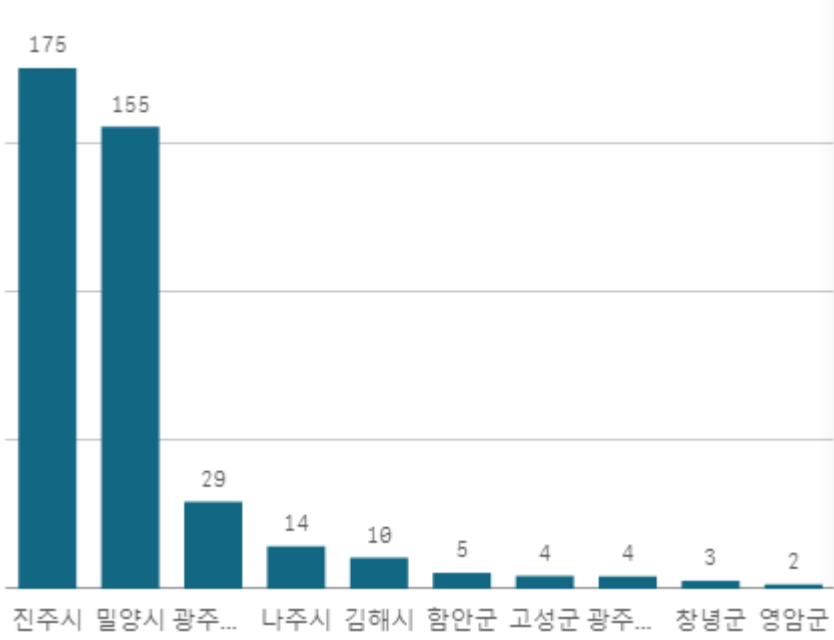


### 도매시장 법인별 거래금액(백만원)



# 청양고추(10Kg)

산지별 거래물량(톤)



출하산지(개소)

13

출하건수(천건)

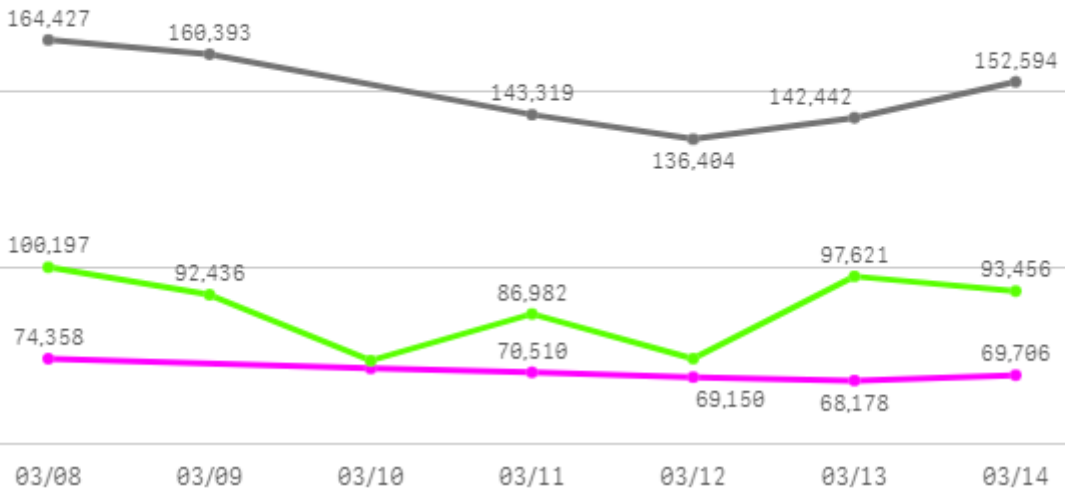
3

산지별 주출하 시군구



주간 도매가격(원)

◆ 2025    ● 2024    ◆ 평년



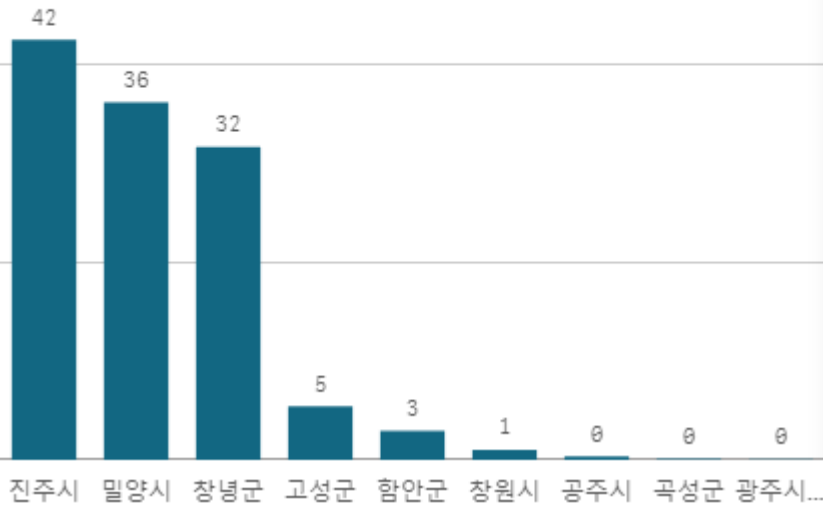
구분	금주(A)	전주(B)	전월(C)	전년(D)	평년(E)	A/B	A/C	A/D	A/E
가격(원)	70,587	78,022	68,589	149,930	88,528	90.5%	102.9%	47.1%	79.7%

## □ 청양고추(10Kg) 주간 가격

구분	Q	품종	Q	단량	Q	특	상	보통	하
2025-03-08		청양고추		10Kg		78,696	74,358	71,885	59,919
2025-03-10		청양고추		10Kg		76,508	71,618	66,997	47,835
2025-03-11		청양고추		10Kg		75,048	70,510	65,753	44,969
2025-03-12		청양고추		10Kg		72,560	69,150	64,202	46,106
2025-03-13		청양고추		10Kg		72,276	68,178	63,468	45,767
2025-03-14		청양고추		10Kg		74,397	69,706	65,109	49,460
평균						<b>74,914</b>	<b>70,587</b>	<b>66,236</b>	<b>49,009</b>

# 오이맛고추(10Kg)

산지별 거래물량(톤)



출하산지(개소)

9

출하건수(천건)

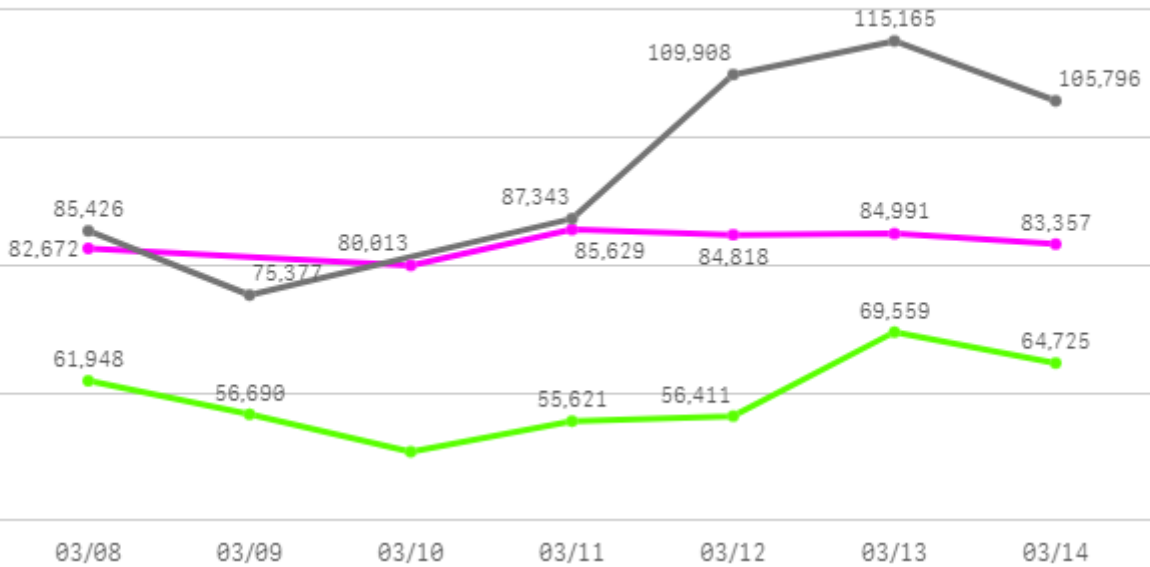
1

산지별 주출하 시군구



주간 도매가격(원)

◆ 2025    ● 2024    ◆ 평년



구분	금주(A)	전주(B)	전월(C)	전년(D)	평년(E)	A/B	A/C	A/D	A/E
가격(원)	83,580	94,195	74,638	96,503	67,246	88.7%	112.0%	86.6%	124.3%

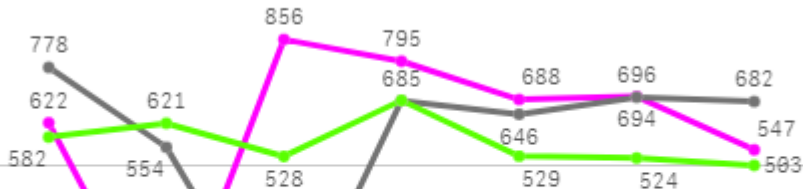
## □ 오이맛고추(10Kg) 주간 가격

구분	Q	품종	Q	단량	Q	특	상	보통	하
2025-03-08		오이맛고추		10Kg		92,767	82,672	74,216	61,365
2025-03-10		오이맛고추		10Kg		86,158	80,013	73,609	63,090
2025-03-11		오이맛고추		10Kg		93,324	85,629	75,885	63,924
2025-03-12		오이맛고추		10Kg		88,955	84,818	75,451	64,045
2025-03-13		오이맛고추		10Kg		89,821	84,991	75,416	61,812
2025-03-14		오이맛고추		10Kg		91,376	83,357	73,845	57,006
평균						<b>90,400</b>	<b>83,580</b>	<b>74,737</b>	<b>61,874</b>

# 양파

## 주간 반입량(톤)

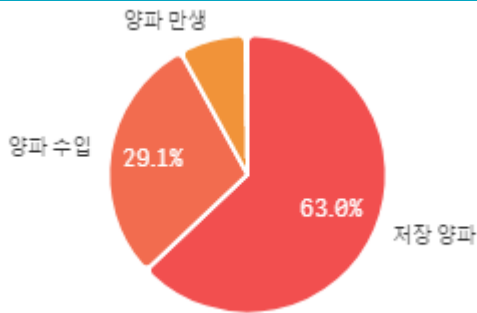
◆ 2025    ● 2024    ▲ 평년



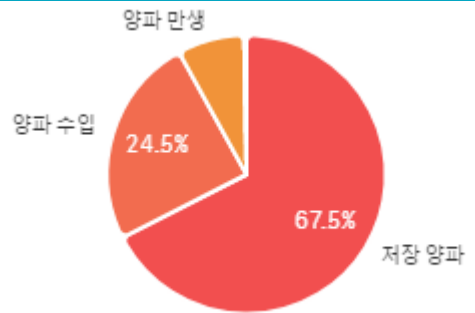
03/08    03/09    03/10    03/11    03/12    03/13    03/14

구분	금주(A)	전주(B)	전월(C)	전년(D)	평년(E)	A/B	A/C	A/D	A/E
물량(톤)	4,204	3,189	3,405	4,039	4,041	131.8%	123.5%	104.1%	104.0%

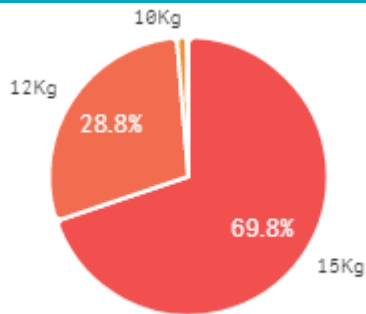
## 출하 품종별 거래물량 구성비



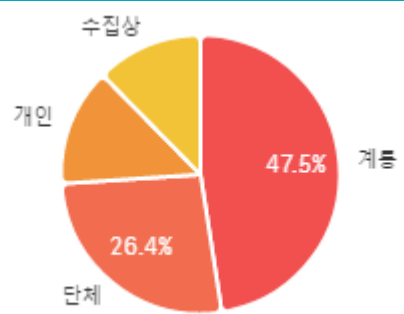
## 출하 품종별 거래금액 구성비



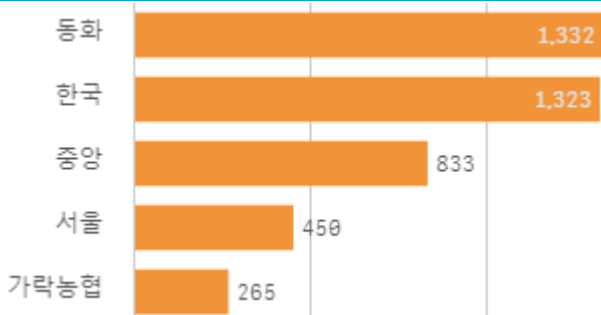
## 거래 단량별 물량 구성비



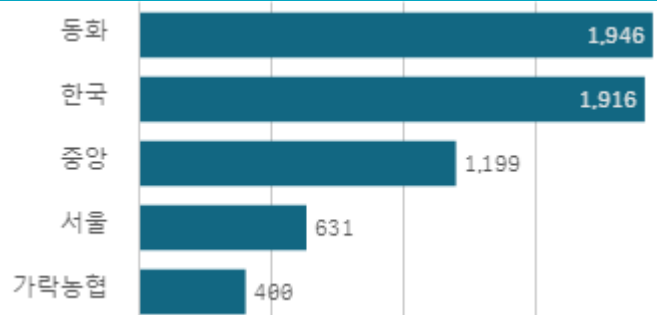
## 출하자별 거래물량 구성비



## 도매시장 법인별 거래물량(톤)

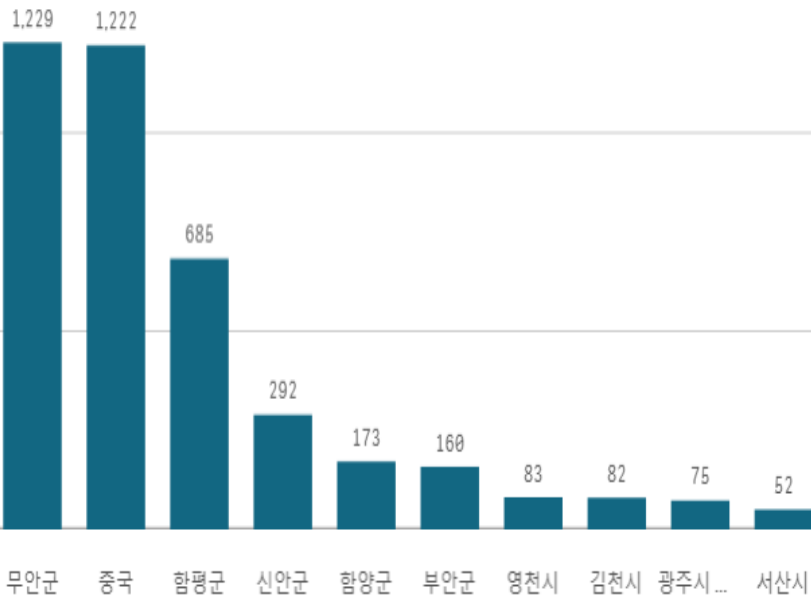


## 도매시장 법인별 거래금액(백만원)



# 양파(1Kg)

산지별 거래물량(톤)



출하산지(개소)

25

출하건수(천건)

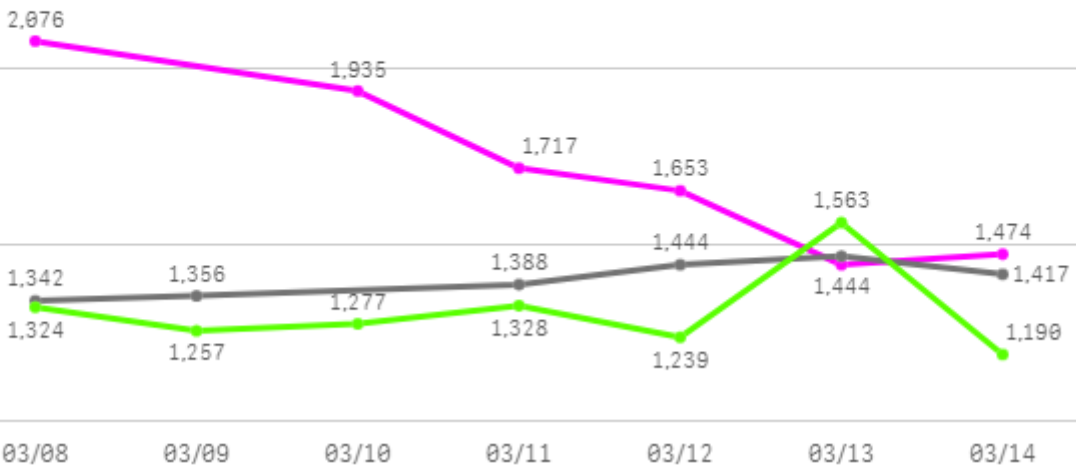
3

산지별 주출하 시군구



주간 도매가격(원)

◆ 2025    ● 2024    ◆ 평년



구분	금주(A)	전주(B)	전월(C)	전년(D)	평년(E)	A/B	A/C	A/D	A/E
가격(원)	1,717	1,962	1,553	1,403	1,420	87.5%	110.5%	122.4%	120.9%

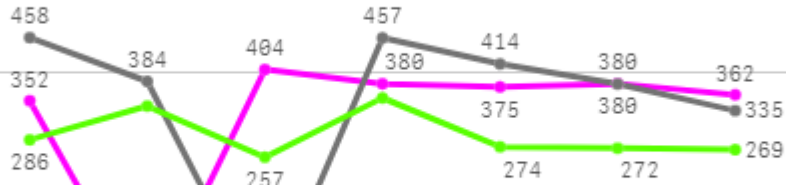
## □ 양파(1Kg) 주간 가격

구분	Q	품종	Q	단량	Q	특	상	보통	하
2025-03-08		양파		1Kg		2,456	2,076	1,833	1,551
2025-03-10		양파		1Kg		2,281	1,935	1,661	1,372
2025-03-11		양파		1Kg		1,965	1,717	1,518	1,212
2025-03-12		양파		1Kg		1,960	1,653	1,375	1,079
2025-03-13		양파		1Kg		1,903	1,444	1,152	818
2025-03-14		양파		1Kg		1,917	1,474	1,180	826
평균						<b>2,080</b>	<b>1,717</b>	<b>1,453</b>	<b>1,143</b>

# 대파

## 주간 반입량(톤)

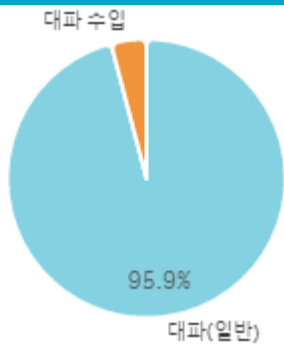
◆ 2025    ● 2024    ▲ 평년



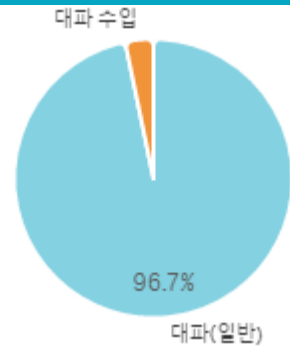
03/08    03/09    03/10    03/11    03/12    03/13    03/14

구분	금주(A)	전주(B)	전월(C)	전년(D)	평년(E)	A/B	A/C	A/D	A/E
물량(톤)	2,253	1,929	1,734	2,428	2,130	116.8%	129.9%	92.8%	105.8%

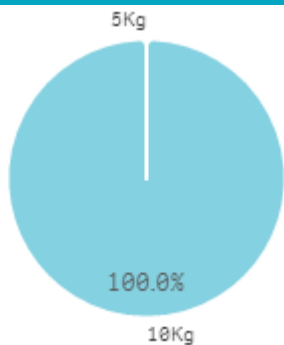
## 출하 품종별 거래물량 구성비



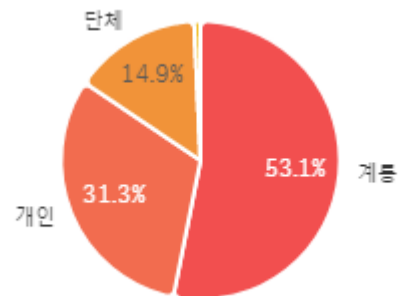
## 출하 품종별 거래금액 구성비



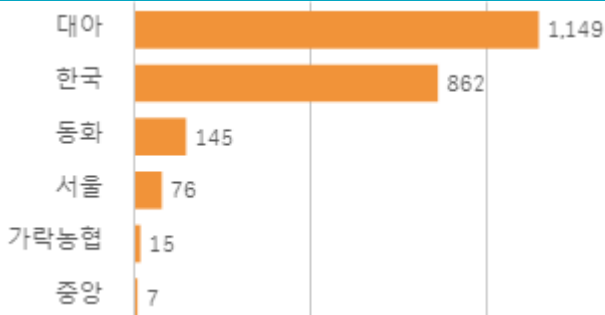
## 거래 단량별 물량 구성비



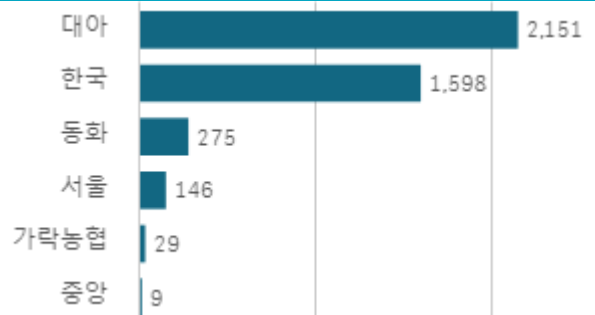
## 출하자별 거래물량 구성비



## 도매시장 법인별 거래물량(톤)

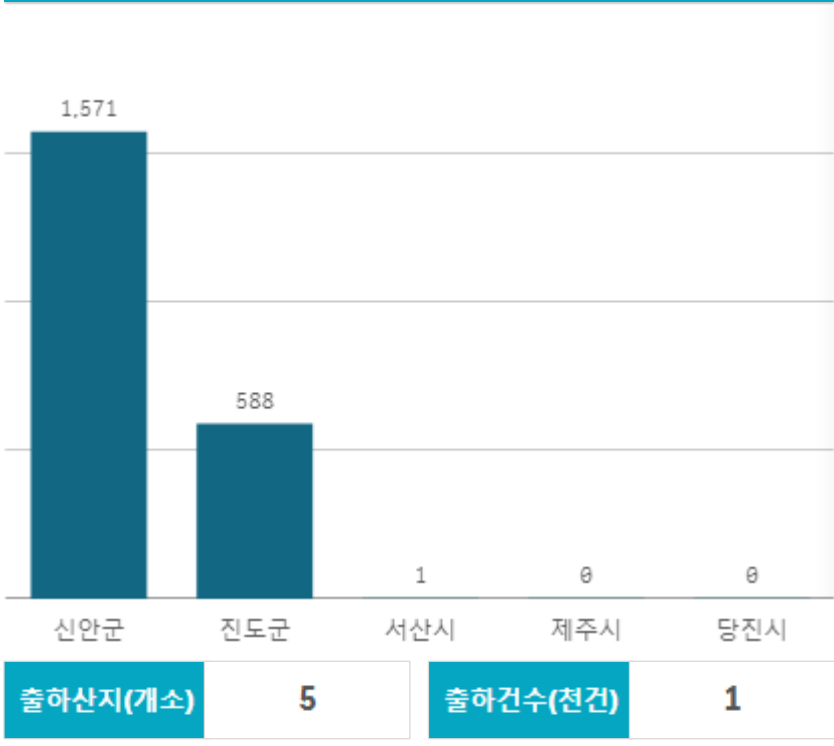


## 도매시장 법인별 거래금액(백만원)



# 대파(일반)(1Kg)

산지별 거래물량(톤)



산지별 주출하 시군구



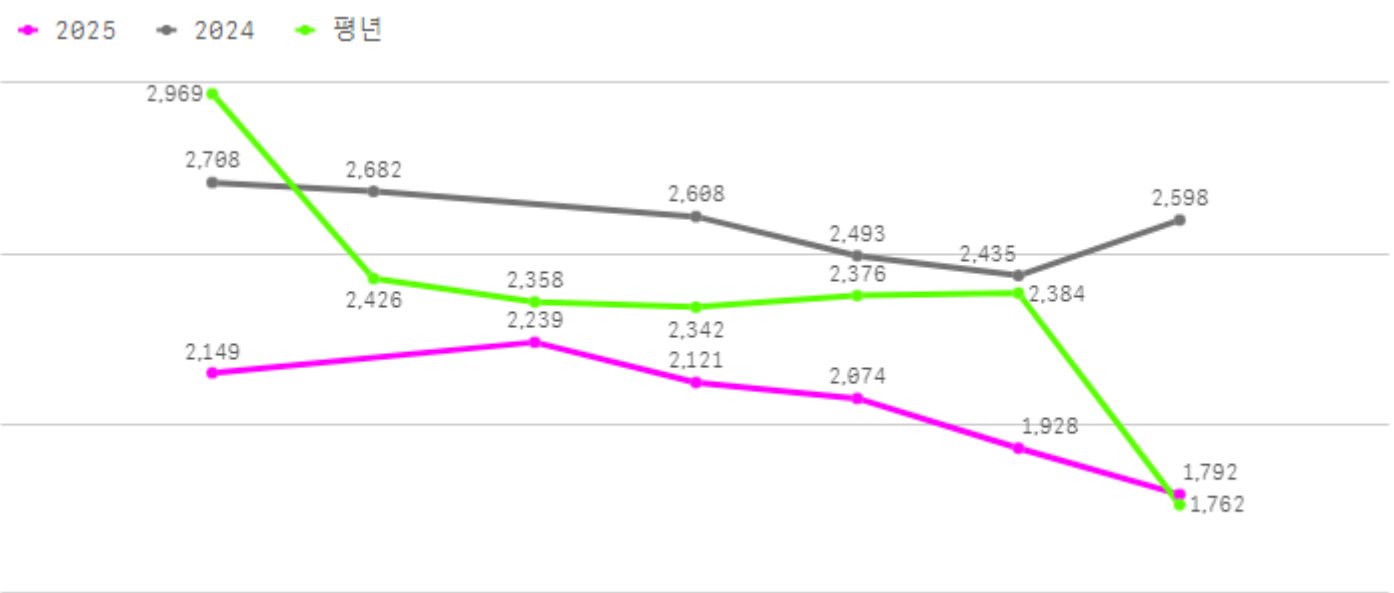
출하산지(개소)

5

출하건수(천건)

1

주간 도매가격(원)



구분	금주(A)	전주(B)	전월(C)	전년(D)	평년(E)	A/B	A/C	A/D	A/E
가격(원)	2,051	2,319	2,311	2,587	2,624	88.4%	88.7%	79.3%	78.1%

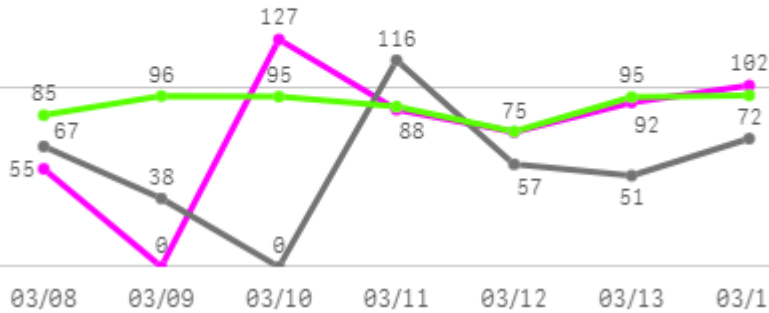
## □ 대파(일반)(1Kg) 주간 가격

구분	Q	품종	Q	단량	Q	특	상	보통	하
2025-03-08		대파(일반)		1Kg		2,516	2,149	1,993	1,738
2025-03-10		대파(일반)		1Kg		2,484	2,239	2,060	1,787
2025-03-11		대파(일반)		1Kg		2,343	2,121	1,931	1,680
2025-03-12		대파(일반)		1Kg		2,377	2,074	1,877	1,550
2025-03-13		대파(일반)		1Kg		2,104	1,928	1,666	1,368
2025-03-14		대파(일반)		1Kg		2,063	1,792	1,599	1,335
평균						<b>2,315</b>	<b>2,051</b>	<b>1,854</b>	<b>1,576</b>

# 쪽파

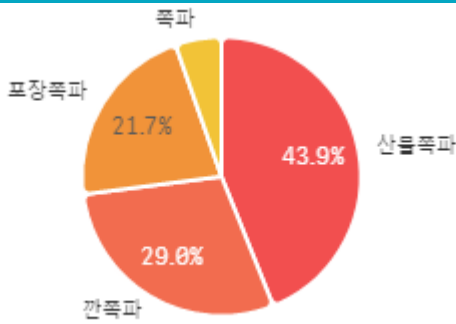
## 주간 반입량(톤)

◆ 2025    ● 2024    ▲ 평년

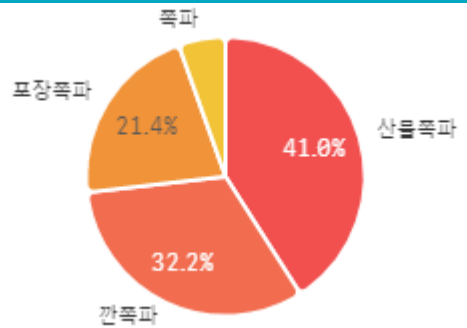


구분	금주(A)	전주(B)	전월(C)	전년(D)	평년(E)	A/B	A/C	A/D	A/E
물량(톤)	540	278	149	402	598	194.4%	361.2%	134.2%	90.3%

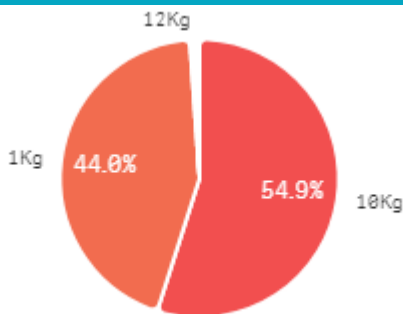
### 출하 품종별 거래물량 구성비



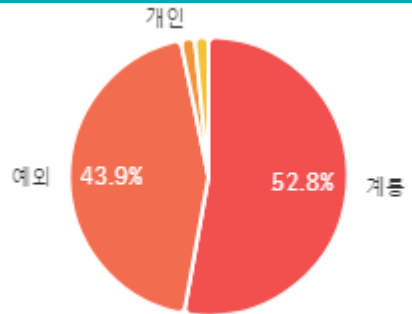
### 출하 품종별 거래금액 구성비



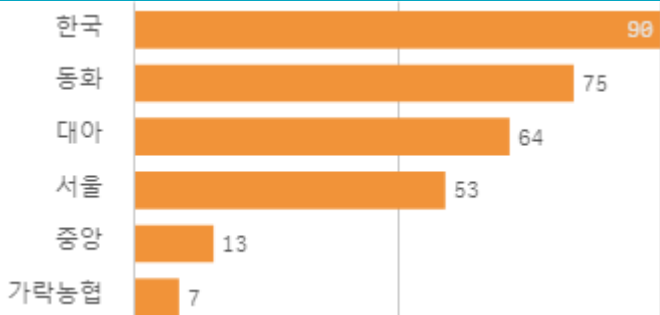
### 거래 단량별 물량 구성비



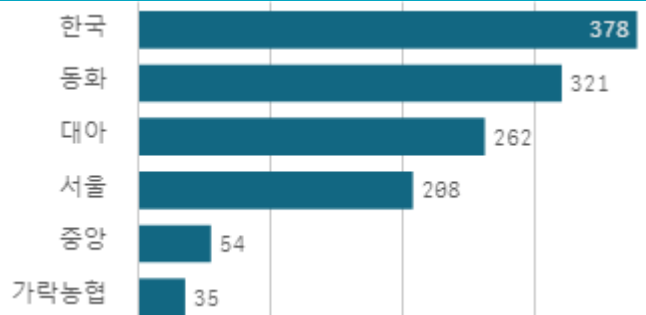
### 출하자별 거래물량 구성비



### 도매시장 법인별 거래물량(톤)

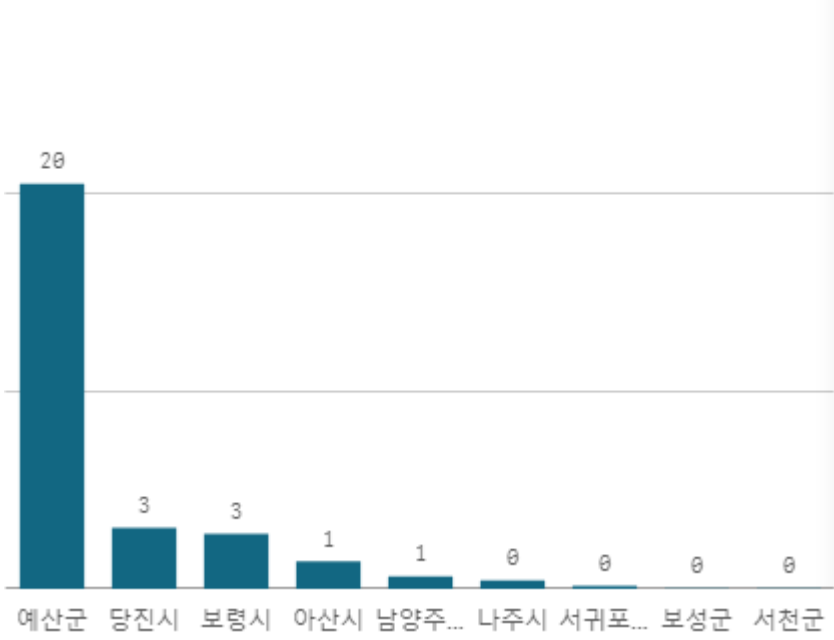


### 도매시장 법인별 거래금액(백만원)



# 쪽파(10Kg)

산지별 거래물량(톤)



출하산지(개소)

9

출하건수(천건)

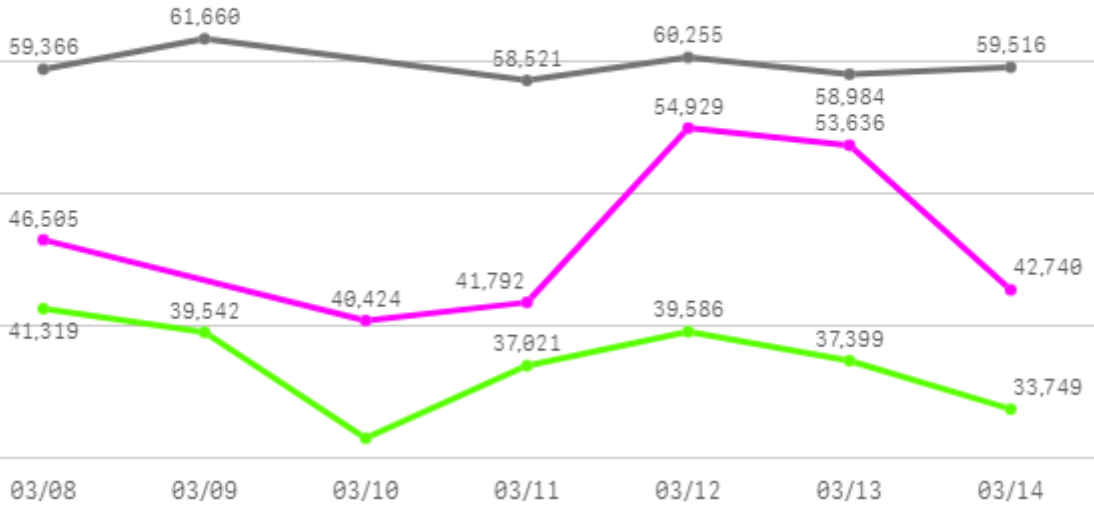
0

산지별 주출하 시군구



주간 도매가격(원)

◆ 2025    ● 2024    ◆ 평년



구분	금주(A)	전주(B)	전월(C)	전년(D)	평년(E)	A/B	A/C	A/D	A/E
가격(원)	46,671	81,940	99,894	59,717	41,576	57.0%	46.7%	78.2%	112.3%

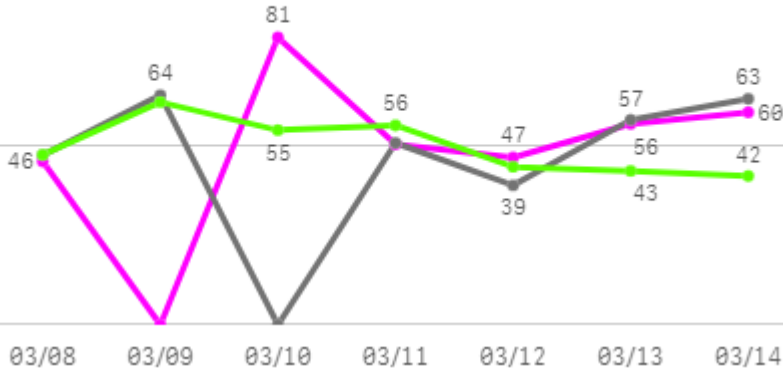
## □ 쪽파(10Kg) 주간 가격

구분	Q	품종	Q	단량	Q	특	상	보통	하
2025-03-08		쪽파		10Kg		54,058	46,505	37,247	23,286
2025-03-10		쪽파		10Kg		51,644	40,424	33,359	24,405
2025-03-11		쪽파		10Kg		51,206	41,792	33,911	20,589
2025-03-12		쪽파		10Kg		63,515	54,929	45,545	36,214
2025-03-13		쪽파		10Kg		61,227	53,636	46,286	33,943
2025-03-14		쪽파		10Kg		50,582	42,740	35,378	26,107
평균						<b>55,372</b>	<b>46,671</b>	<b>38,621</b>	<b>27,424</b>

# 파프리카

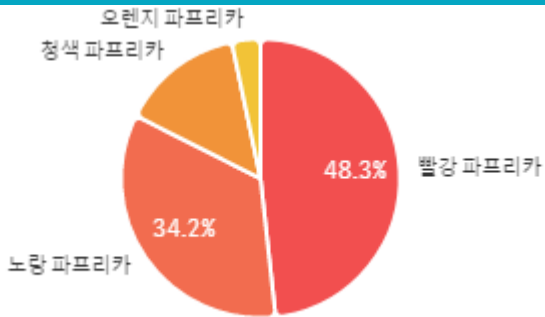
## 주간 반입량(톤)

◆ 2025    ● 2024    ▲ 평년

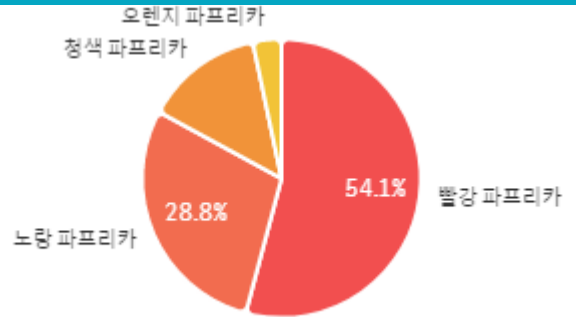


구분	금주(A)	전주(B)	전월(C)	전년(D)	평년(E)	A/B	A/C	A/D	A/E
물량(톤)	340	424	339	323	351	80.2%	100.2%	105.3%	96.9%

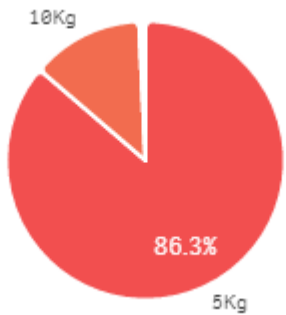
### 출하 품종별 거래물량 구성비



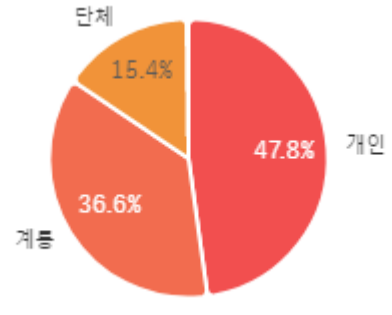
### 출하 품종별 거래금액 구성비



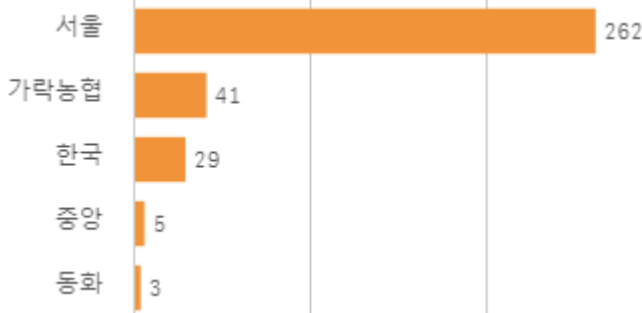
### 거래 단량별 물량 구성비



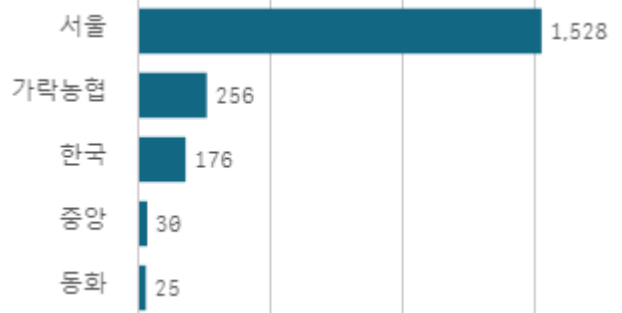
### 출하자별 거래물량 구성비



### 도매시장 법인별 거래물량(톤)

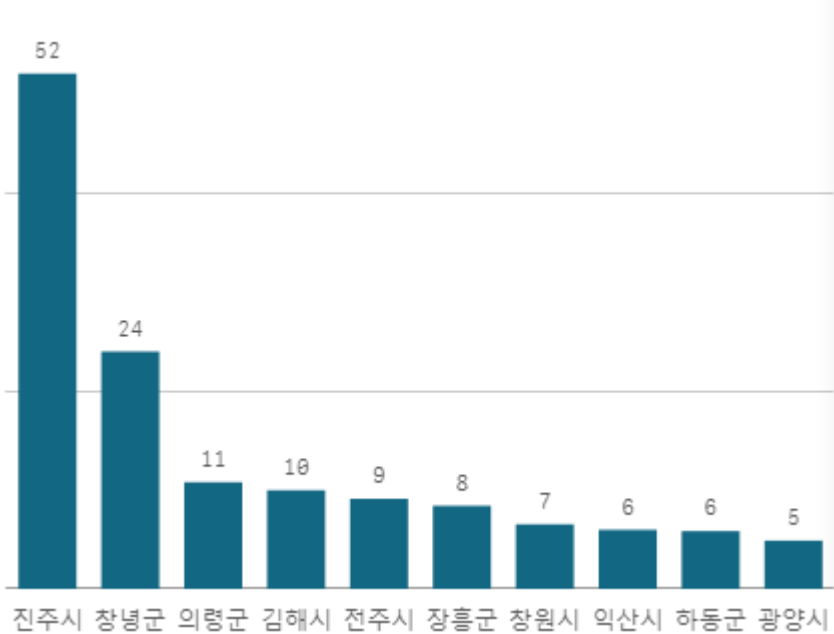


### 도매시장 법인별 거래금액(백만원)



# 빨강 파프리카(5Kg)

산지별 거래물량(톤)



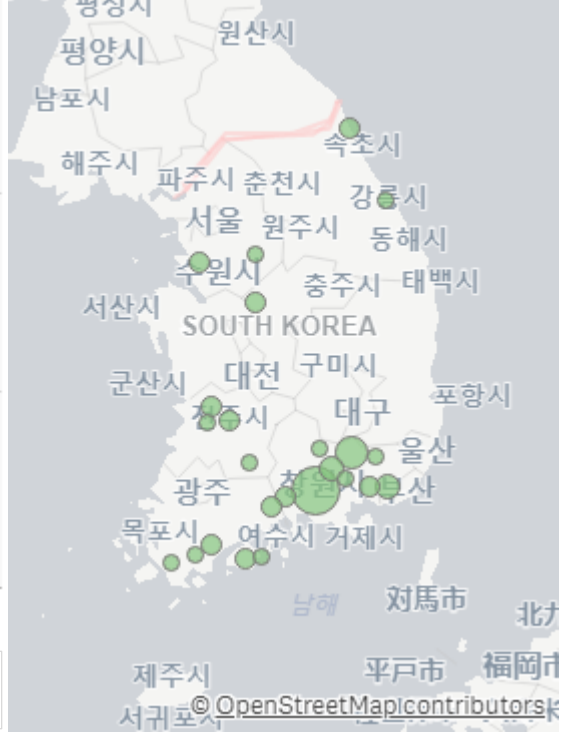
출하산지(개소)

25

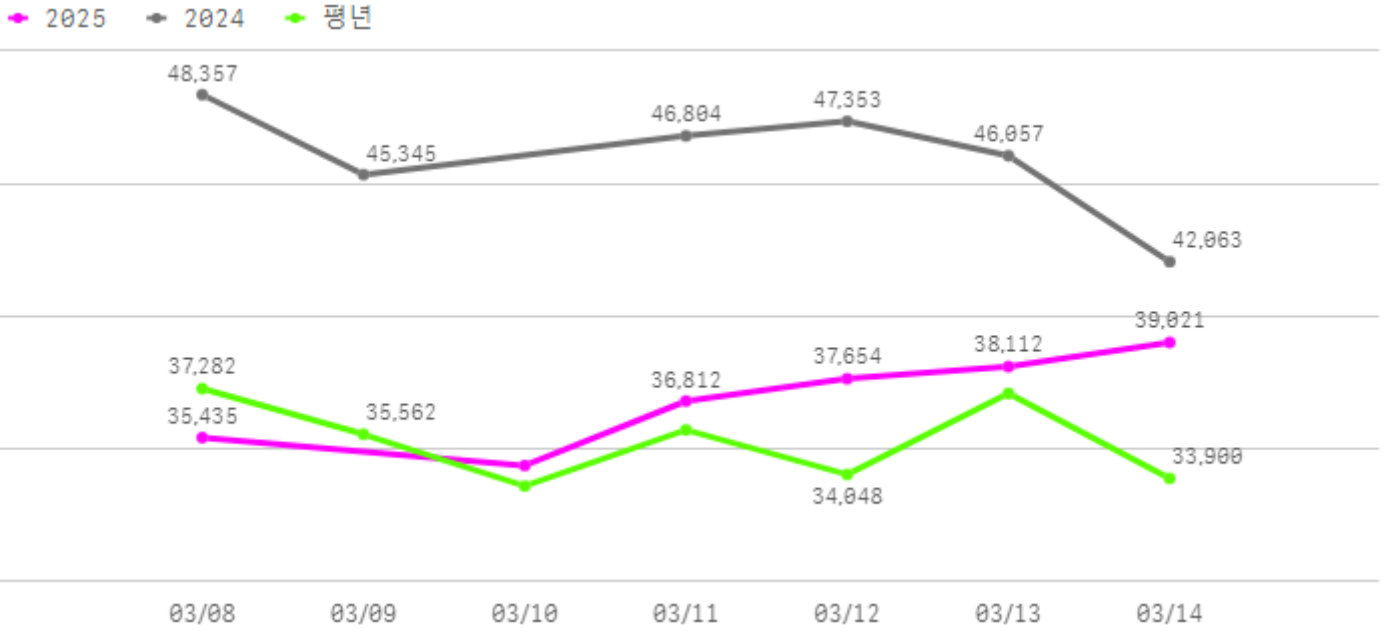
출하건수(천건)

1

산지별 주출하 시군구



주간 도매가격(원)



구분	금주(A)	전주(B)	전월(C)	전년(D)	평년(E)	A/B	A/C	A/D	A/E
가격(원)	36,903	39,600	40,603	45,997	35,584	93.2%	90.9%	80.2%	103.7%

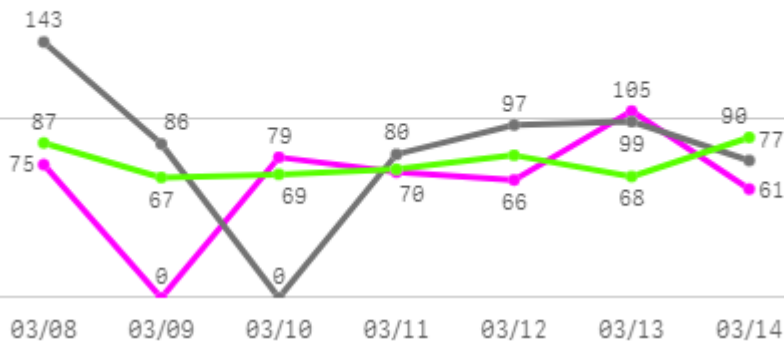
## □ 빨강 파프리카(5Kg) 주간 가격

구분	Q	품종	Q	단량	Q	특	상	보통	하
2025-03-08		빨강 파프리카		5Kg		-	35,435	33,341	31,007
2025-03-10		빨강 파프리카		5Kg		-	34,383	30,816	28,406
2025-03-11		빨강 파프리카		5Kg		-	36,812	33,656	30,643
2025-03-12		빨강 파프리카		5Kg		-	37,654	35,090	32,213
2025-03-13		빨강 파프리카		5Kg		-	38,112	35,437	31,574
2025-03-14		빨강 파프리카		5Kg		-	39,021	35,515	31,447
평균						-	<b>36,903</b>	<b>33,976</b>	<b>30,882</b>

# 양상추

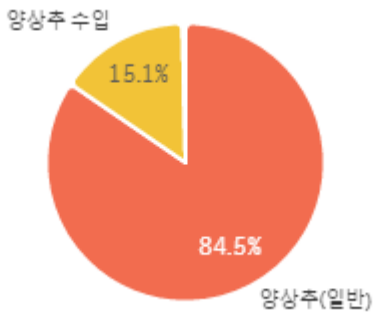
## 주간 반입량(톤)

◆ 2025    ● 2024    ▲ 평년

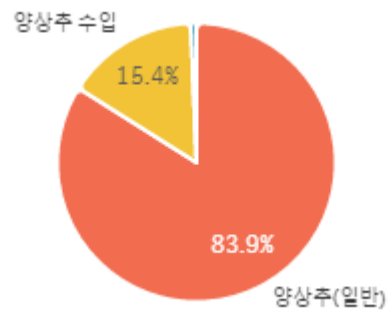


구분	금주(A)	전주(B)	전월(C)	전년(D)	평년(E)	A/B	A/C	A/D	A/E
물량(톤)	456	406	410	583	523	112.2%	111.3%	78.2%	87.1%

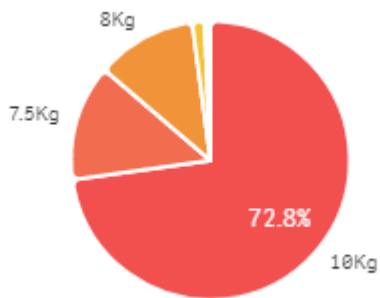
### 출하 품종별 거래물량 구성비



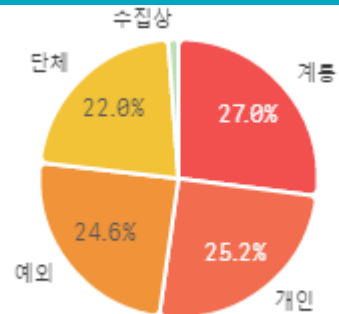
### 출하 품종별 거래금액 구성비



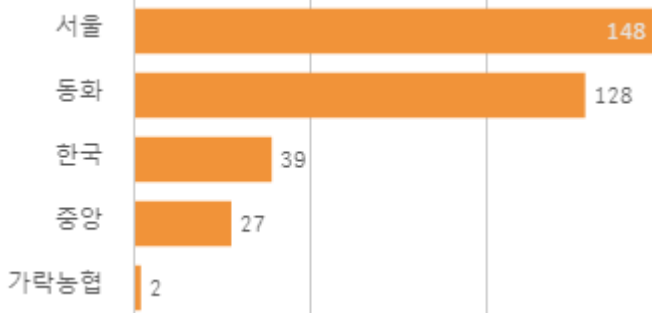
### 거래 단량별 물량 구성비



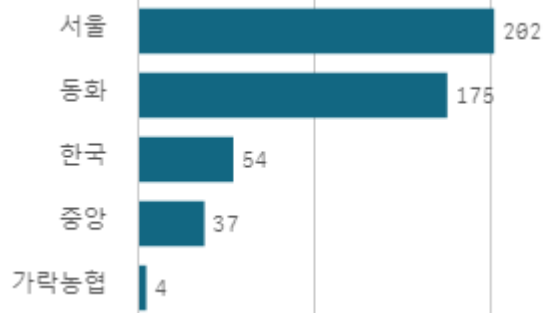
### 출하자별 거래물량 구성비



### 도매시장 법인별 거래물량(톤)

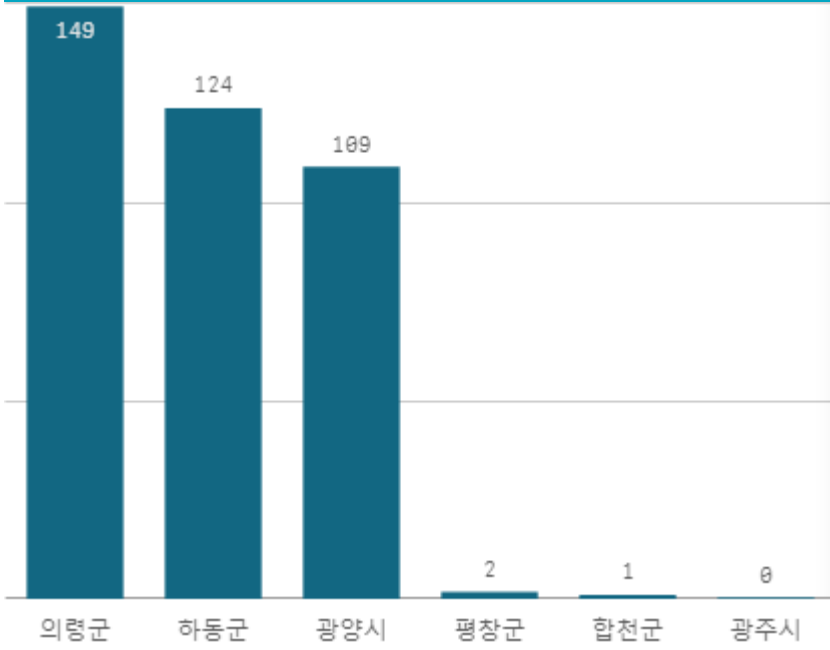


### 도매시장 법인별 거래금액(백만원)



# 양상추(일반)(10Kg)

산지별 거래물량(톤)



출하산지(개소)

6

출하건수(천건)

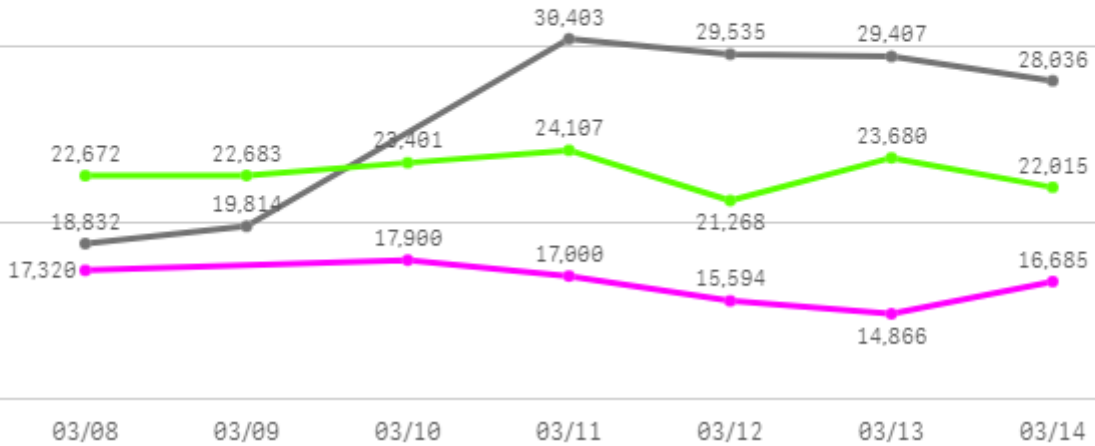
1

산지별 주출하 시군구



주간 도매가격(원)

◆ 2025    ◆ 2024    ◆ 평년



구분	금주(A)	전주(B)	전월(C)	전년(D)	평년(E)	A/B	A/C	A/D	A/E
가격(원)	16,561	18,879	22,592	26,005	23,390	87.7%	73.3%	63.7%	70.8%

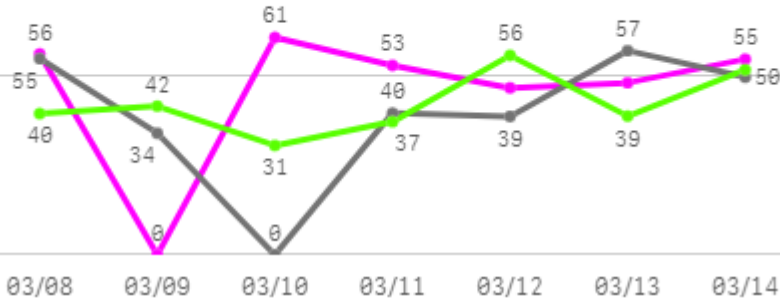
## □ 양상추(일반)(10Kg) 주간 가격

구분	Q	품종	Q	단량	Q	특	상	보통	하
2025-03-08		양상추(일반)		10Kg		-	17,320	15,996	12,089
2025-03-10		양상추(일반)		10Kg		-	17,900	15,364	11,748
2025-03-11		양상추(일반)		10Kg		-	17,000	15,119	11,435
2025-03-12		양상추(일반)		10Kg		-	15,594	14,264	10,667
2025-03-13		양상추(일반)		10Kg		-	14,866	12,520	9,318
2025-03-14		양상추(일반)		10Kg		-	16,685	14,092	11,743
평균						-	<b>16,561</b>	<b>14,559</b>	<b>11,167</b>

# 브로콜리

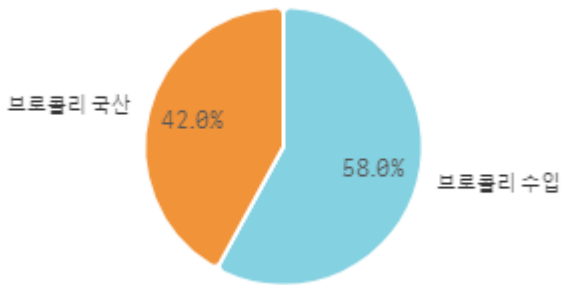
## 주간 반입량(톤)

◆ 2025    ● 2024    ▲ 평년

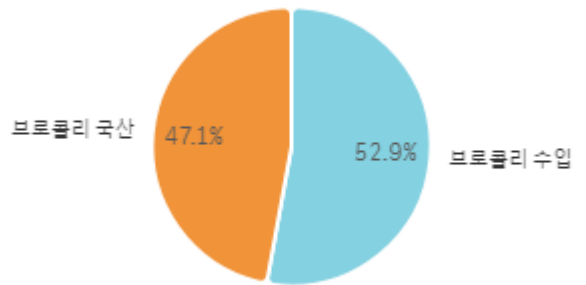


구분	금주(A)	전주(B)	전월(C)	전년(D)	평년(E)	A/B	A/C	A/D	A/E
물량(톤)	320	317	265	275	285	101.1%	120.9%	116.6%	112.5%

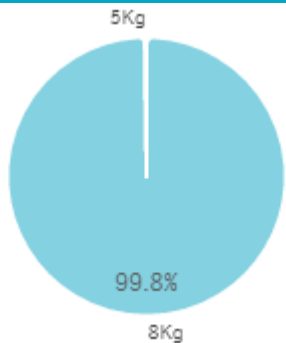
### 출하 품종별 거래물량 구성비



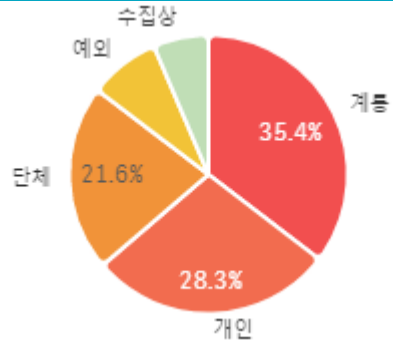
### 출하 품종별 거래금액 구성비



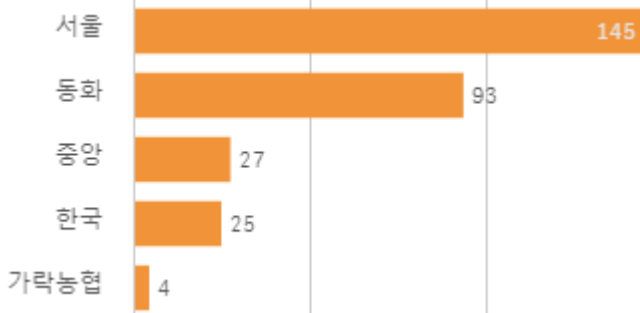
### 거래 단량별 물량 구성비



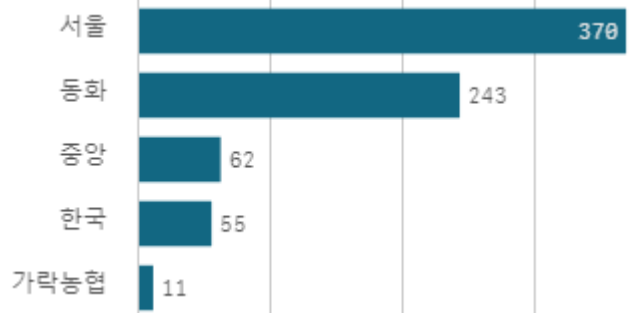
### 출하자별 거래물량 구성비



### 도매시장 법인별 거래물량(톤)

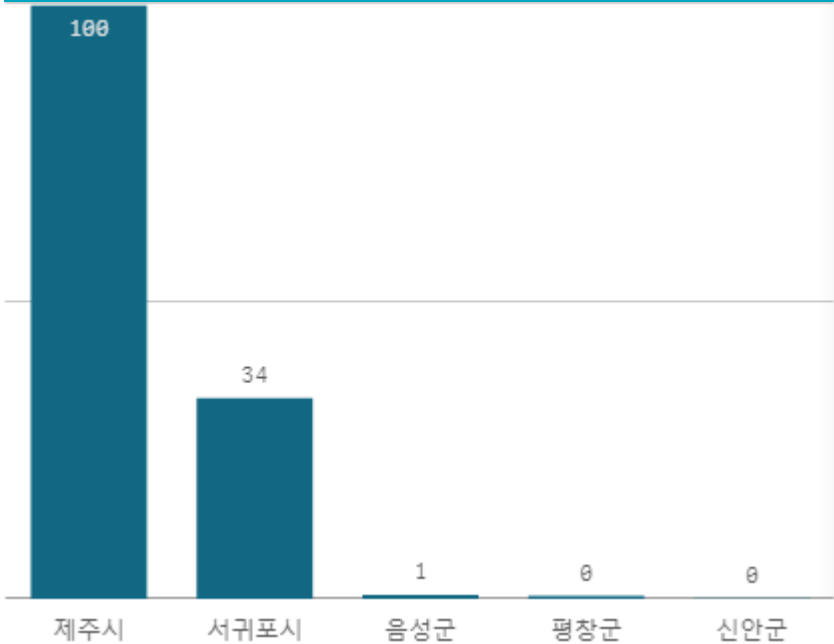


### 도매시장 법인별 거래금액(백만원)



# 브로콜리 국산(8Kg)

산지별 거래물량(톤)



출하산지(개소)

5

출하건수(천건)

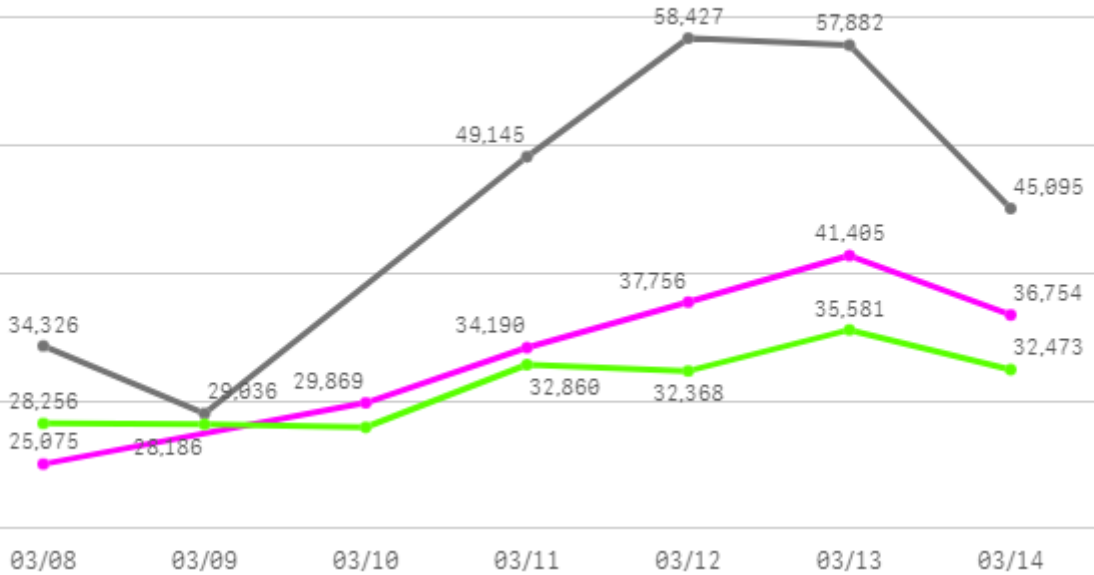
1

산지별 주출하 시군구



주간 도매가격(원)

◆ 2025    ● 2024    ◆ 평년



구분	금주(A)	전주(B)	전월(C)	전년(D)	평년(E)	A/B	A/C	A/D	A/E
가격(원)	34,175	31,988	33,374	45,652	32,316	106.8%	102.4%	74.9%	105.8%

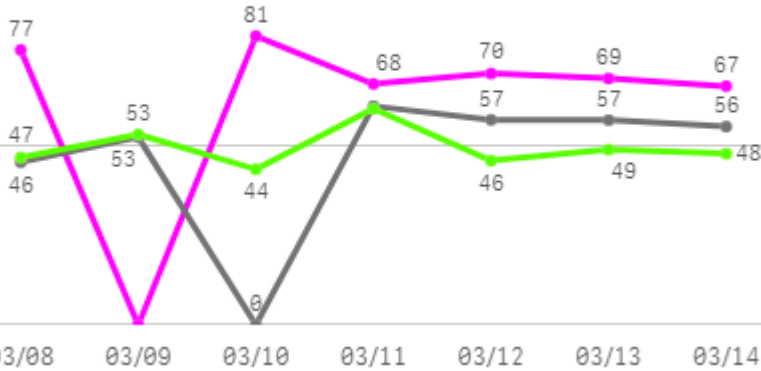
## □ 브로콜리 국산(8Kg) 주간 가격

구분	Q	품종	Q	단량	Q	특	상	보통	하
2025-03-08		브로콜리 국산		8Kg		-	25,075	17,906	12,015
2025-03-10		브로콜리 국산		8Kg		-	29,869	24,256	16,206
2025-03-11		브로콜리 국산		8Kg		-	34,190	26,919	17,174
2025-03-12		브로콜리 국산		8Kg		-	37,756	28,491	20,209
2025-03-13		브로콜리 국산		8Kg		-	41,405	27,703	17,275
2025-03-14		브로콜리 국산		8Kg		-	36,754	25,572	16,884
평균						-	<b>34,175</b>	<b>25,141</b>	<b>16,627</b>

# 청경제

## 주간 반입량(톤)

◆ 2025    ● 2024    ▲ 평년

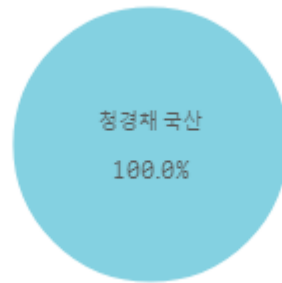


구분	금주(A)	전주(B)	전월(C)	전년(D)	평년(E)	A/B	A/C	A/D	A/E
물량(톤)	432	438	395	330	369	98.6%	109.5%	130.9%	117.1%

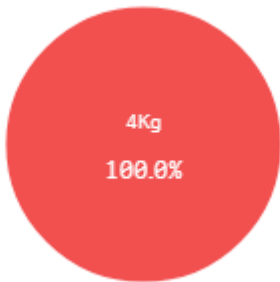
### 출하 품종별 거래물량 구성비



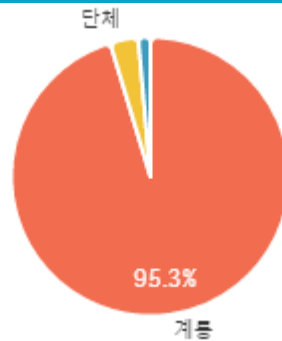
### 출하 품종별 거래금액 구성비



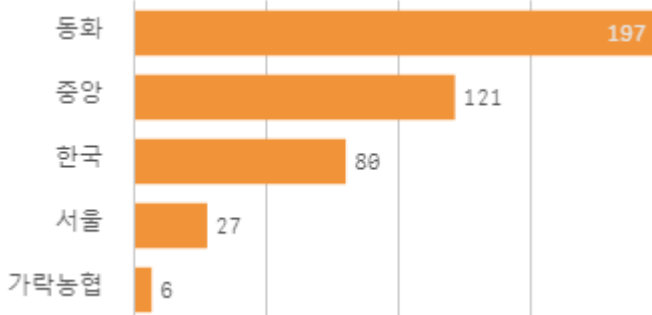
### 거래 단량별 물량 구성비



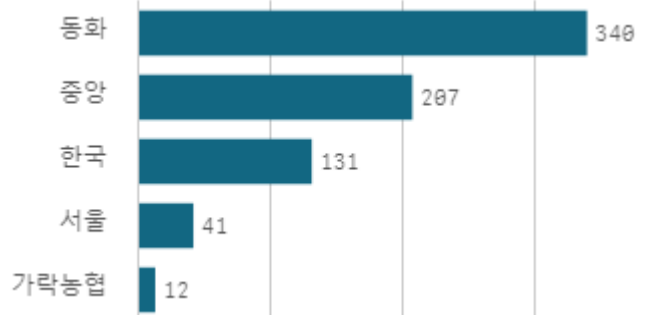
### 출하자별 거래물량 구성비



### 도매시장 법인별 거래물량(톤)

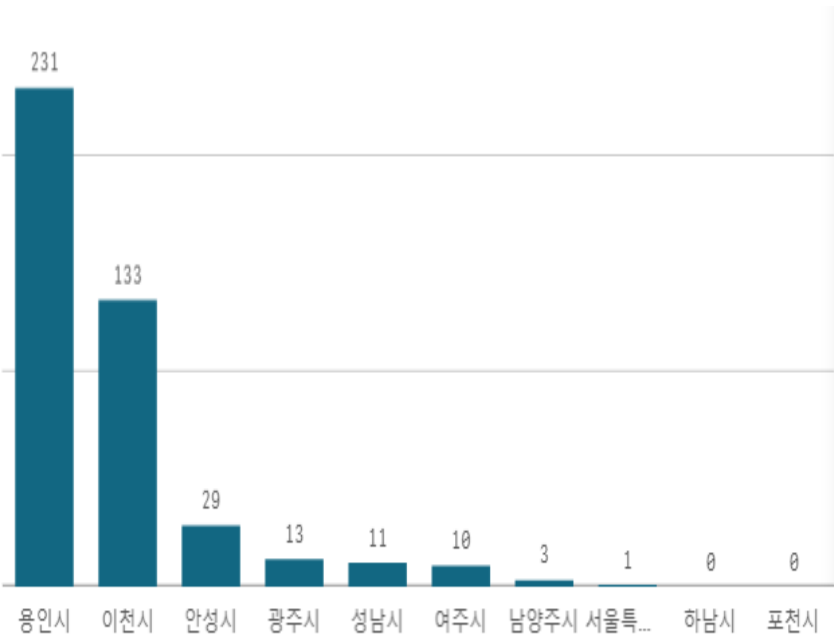


### 도매시장 법인별 거래금액(백만원)



# 청경채(4Kg)

산지별 거래물량(톤)



산지별 주출하 시군구



출하산지(개소)

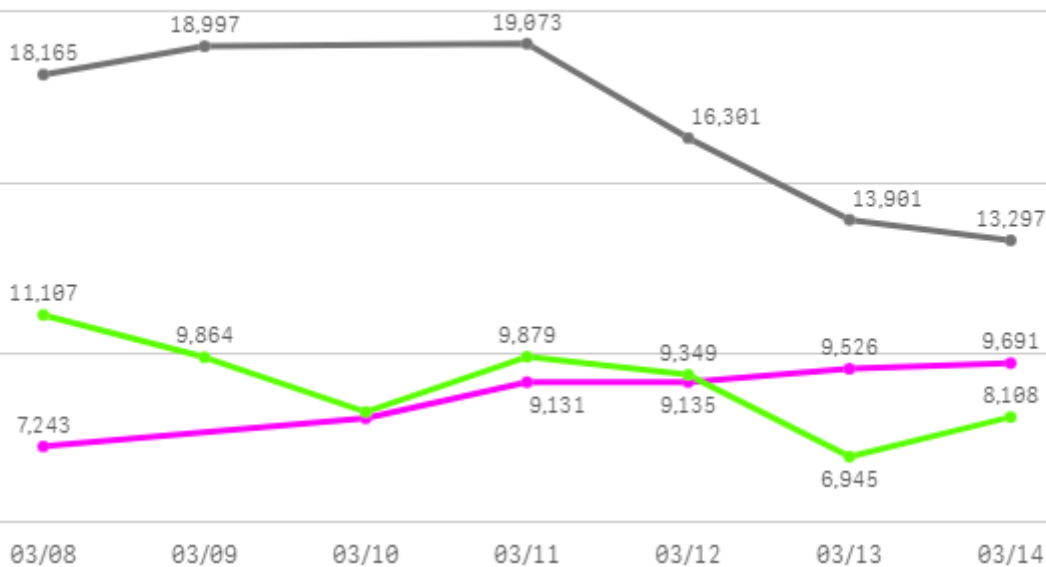
11

출하건수(천건)

3

주간 도매가격(원)

◆ 2025    ● 2024    ◆ 평년



구분	금주(A)	전주(B)	전월(C)	전년(D)	평년(E)	A/B	A/C	A/D	A/E
가격(원)	8,800	8,777	9,824	16,622	10,199	100.3%	89.6%	52.9%	86.3%

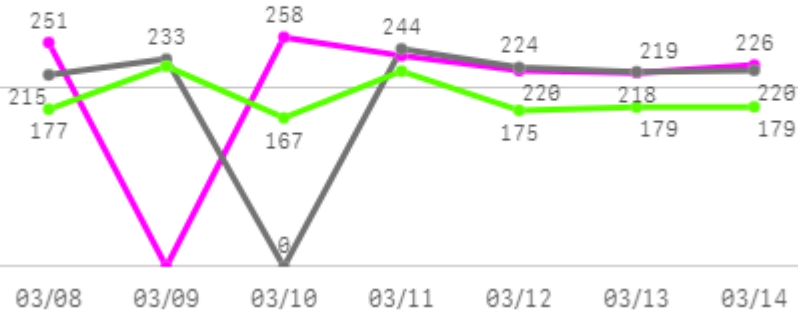
## □ 청경채(4Kg) 주간 가격

구분	Q	품종	Q	단량	Q	특	상	보통	하
2025-03-08		청경채		4Kg		-	7,243	5,477	4,050
2025-03-10		청경채		4Kg		-	8,071	6,301	4,660
2025-03-11		청경채		4Kg		-	9,131	7,486	5,561
2025-03-12		청경채		4Kg		-	9,135	7,770	6,168
2025-03-13		청경채		4Kg		-	9,526	8,021	6,209
2025-03-14		청경채		4Kg		-	9,691	8,114	6,192
평균						-	<b>8,800</b>	<b>7,195</b>	<b>5,473</b>

# 버섯

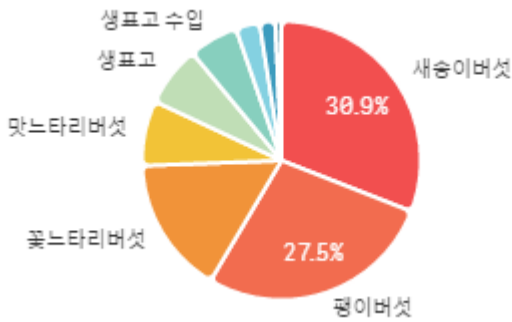
## 주간 반입량(톤)

◆ 2025    ● 2024    ▲ 평년

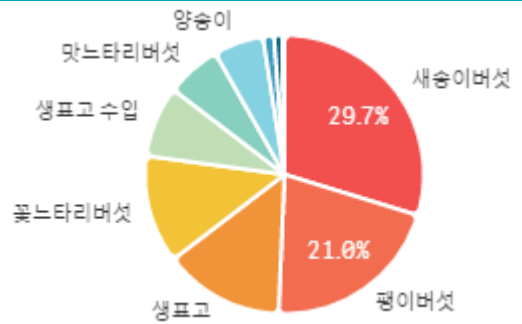


구분	금주(A)	전주(B)	전월(C)	전년(D)	평년(E)	A/B	A/C	A/D	A/E
물량(톤)	1,410	1,275	1,203	1,355	1,341	110.6%	117.2%	104.0%	105.1%

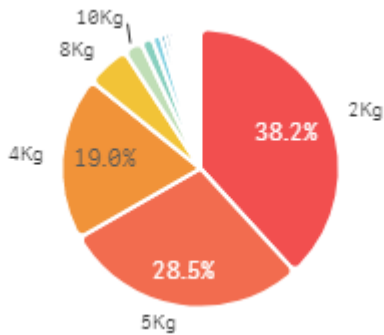
### 출하 품종별 거래물량 구성비



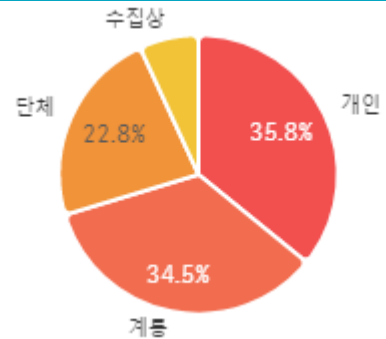
### 출하 품종별 거래금액 구성비



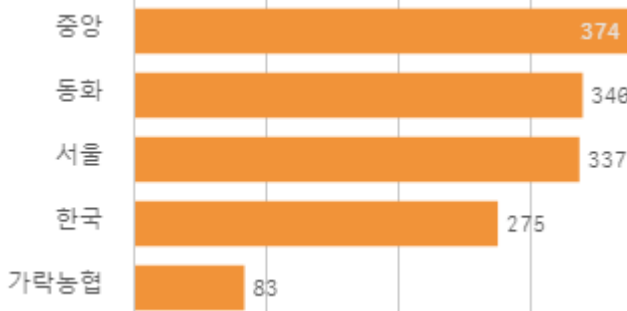
### 거래 단량별 물량 구성비



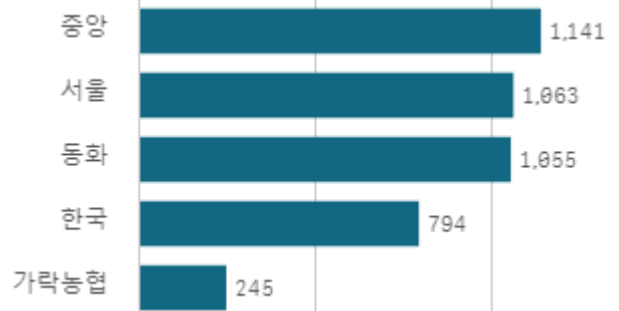
### 출하자별 거래물량 구성비



### 도매시장 법인별 거래물량(톤)

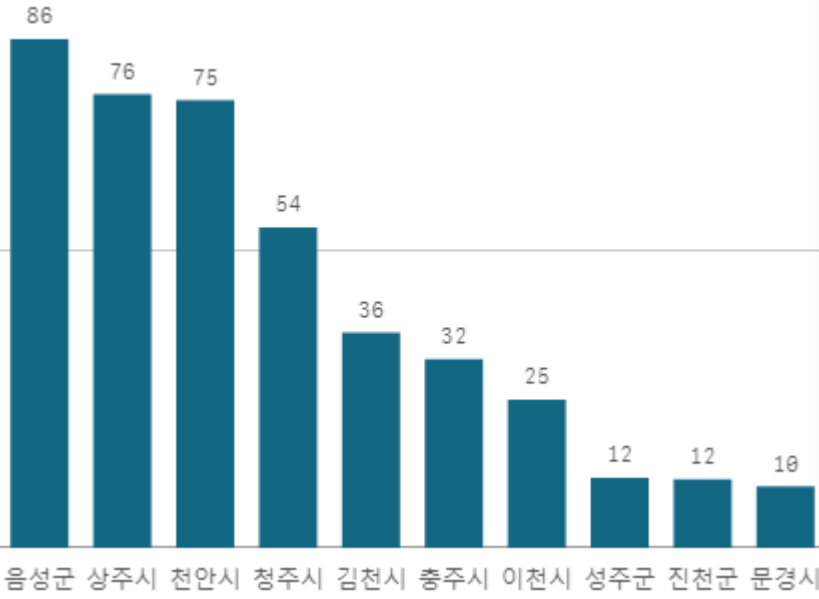


### 도매시장 법인별 거래금액(백만원)



# 새송이버섯(2Kg)

산지별 거래물량(톤)



출하산지(개소)

22

출하건수(천건)

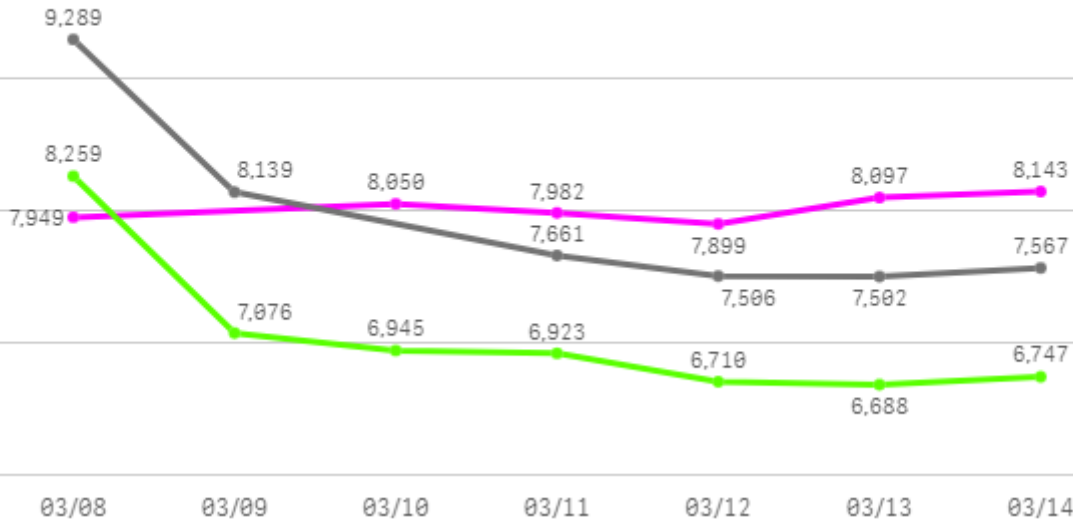
3

산지별 주출하 시군구



주간 도매가격(원)

2025 (pink line), 2024 (grey line), 평년 (green line)



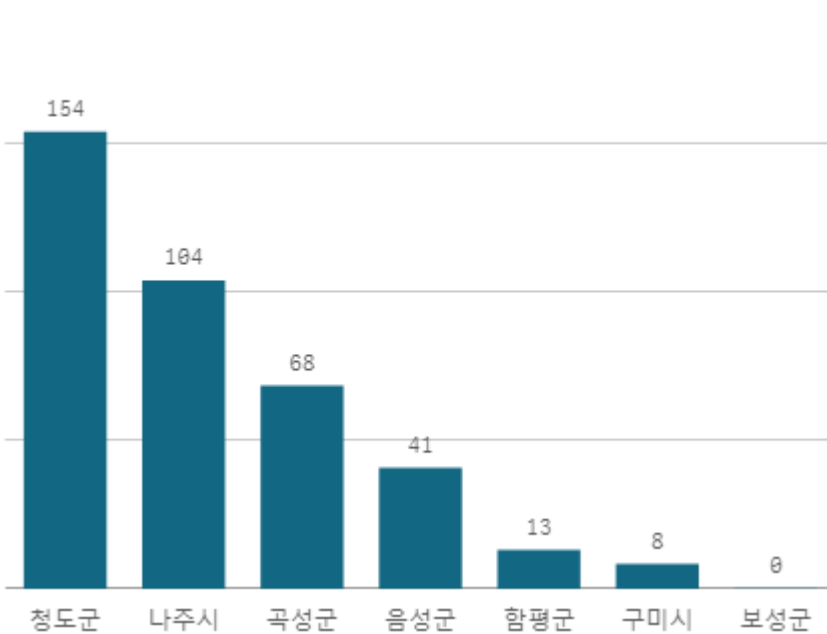
구분	금주(A)	전주(B)	전월(C)	전년(D)	평년(E)	A/B	A/C	A/D	A/E
가격(원)	8,020	9,382	7,467	7,944	7,559	85.5%	107.4%	101.0%	106.1%

## □ 새송이버섯(2Kg) 주간 가격

구분	Q	품종	Q	단량	Q	특	상	보통	하
2025-03-08		새송이버섯		2Kg		9,481	7,949	7,099	5,033
2025-03-10		새송이버섯		2Kg		9,653	8,050	7,248	4,902
2025-03-11		새송이버섯		2Kg		9,057	7,982	7,190	5,086
2025-03-12		새송이버섯		2Kg		8,685	7,899	7,261	4,841
2025-03-13		새송이버섯		2Kg		8,788	8,097	7,222	4,853
2025-03-14		새송이버섯		2Kg		9,610	8,143	7,057	4,669
평균						<b>9,212</b>	<b>8,020</b>	<b>7,180</b>	<b>4,897</b>

# 팬이버섯(5Kg)

산지별 거래물량(톤)



산지별 주출하 시군구



출하산지(개소)

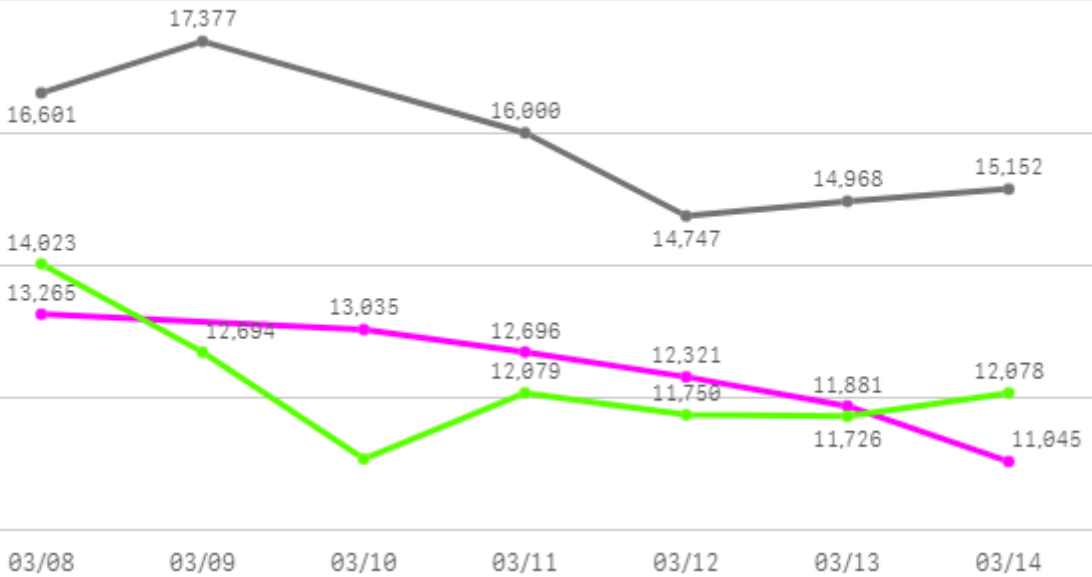
7

출하건수(천건)

2

주간 도매가격(원)

◆ 2025    ● 2024    ◆ 평년



구분	금주(A)	전주(B)	전월(C)	전년(D)	평년(E)	A/B	A/C	A/D	A/E
가격(원)	12,374	14,487	14,467	15,808	12,694	85.4%	85.5%	78.3%	97.5%

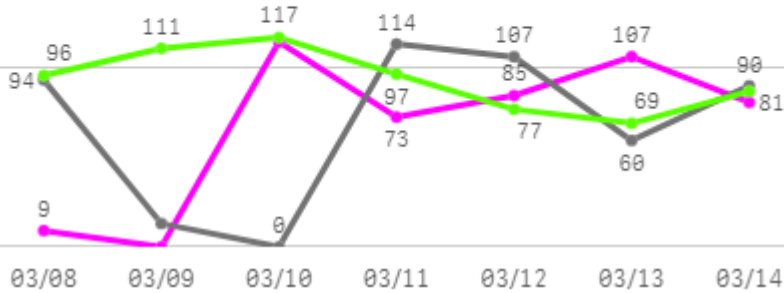
## □ 팽이버섯(5Kg) 주간 가격

구분	Q	품종	Q	단량	Q	특	상	보통	하
2025-03-08		팽이버섯		5Kg		14,458	13,265	12,340	11,850
2025-03-10		팽이버섯		5Kg		13,714	13,035	12,419	11,919
2025-03-11		팽이버섯		5Kg		13,557	12,696	11,830	11,260
2025-03-12		팽이버섯		5Kg		13,000	12,321	11,365	10,473
2025-03-13		팽이버섯		5Kg		12,888	11,881	10,473	9,344
2025-03-14		팽이버섯		5Kg		12,325	11,045	9,760	8,853
평균						<b>13,324</b>	<b>12,374</b>	<b>11,365</b>	<b>10,617</b>

# 사과

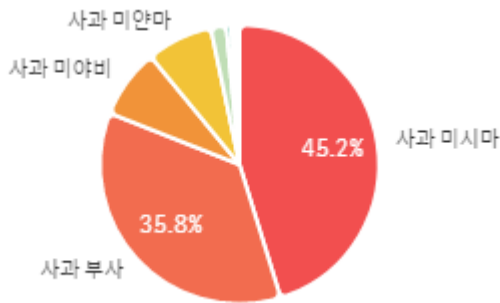
## 주간 반입량(톤)

◆ 2025    ● 2024    ▲ 평년

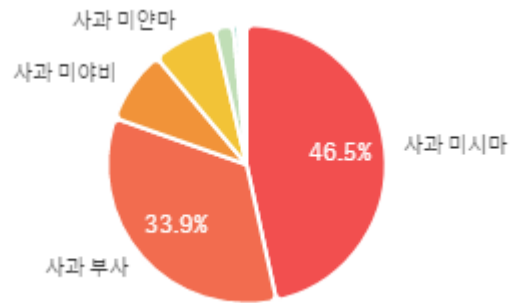


구분	금주(A)	전주(B)	전월(C)	전년(D)	평년(E)	A/B	A/C	A/D	A/E
물량(톤)	469	358	319	477	581	131.2%	147.3%	98.4%	80.8%

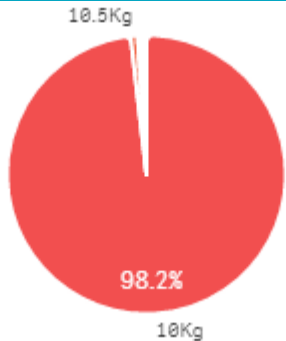
### 출하 품종별 거래물량 구성비



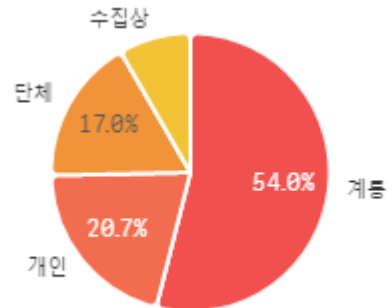
### 출하 품종별 거래금액 구성비



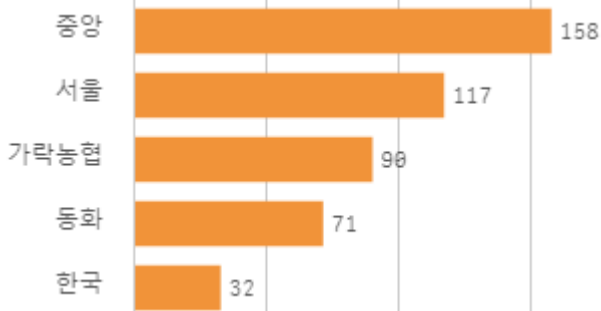
### 거래 단량별 물량 구성비



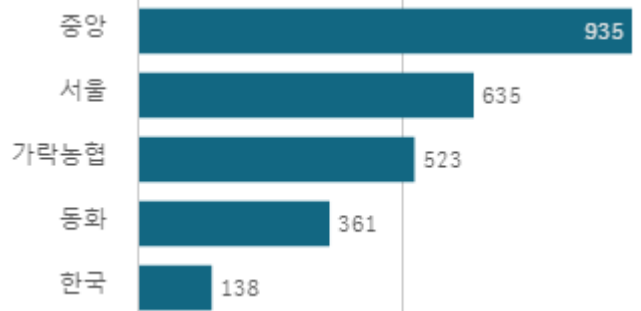
### 출하자별 거래물량 구성비



### 도매시장 법인별 거래물량(톤)

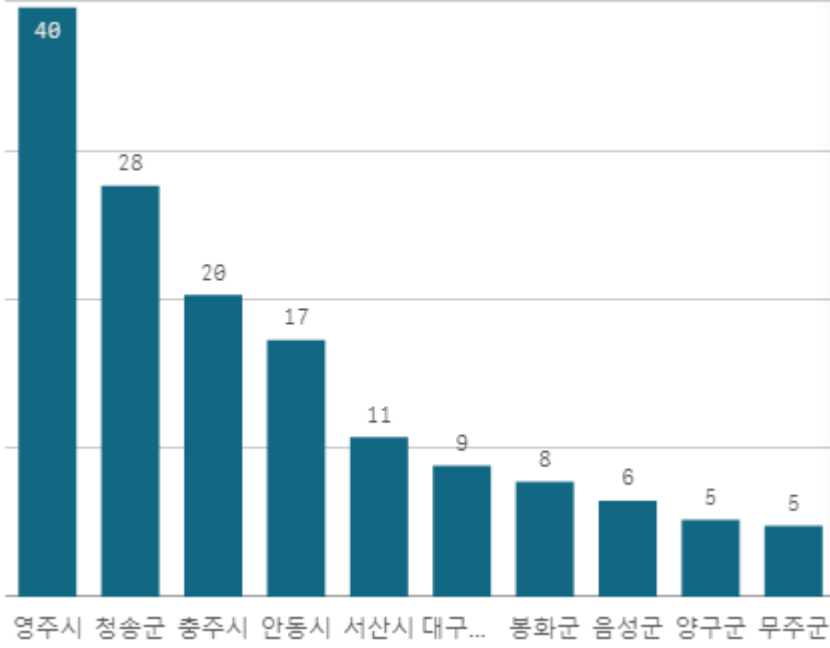


### 도매시장 법인별 거래금액(백만원)



# 사과 부사(10Kg)

산지별 거래물량(톤)



출하산지(개소)

19

출하건수(천건)

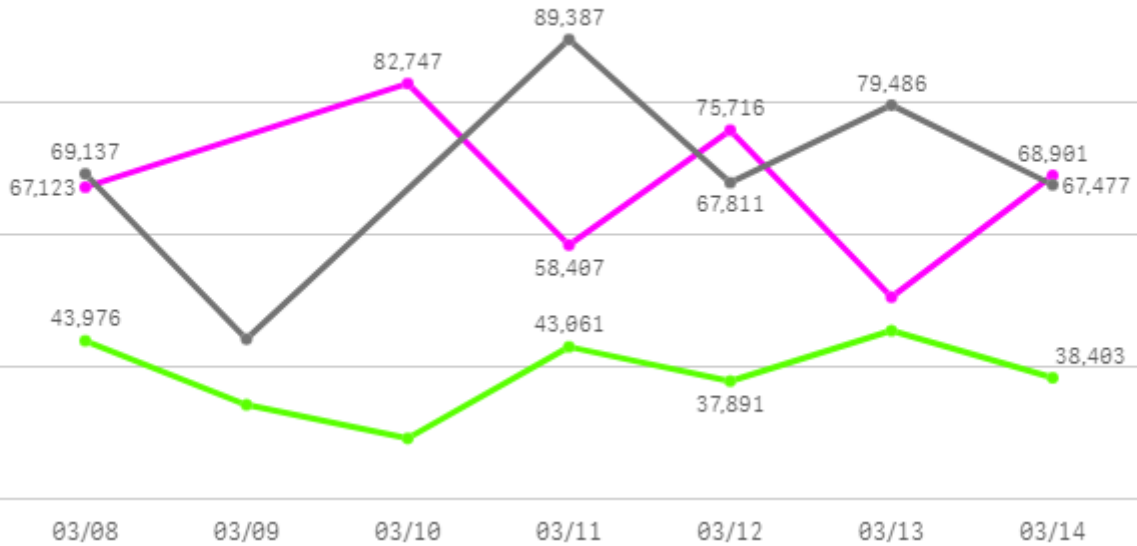
1

산지별 주출하 시군구



주간 도매가격(원)

◆ 2025    ● 2024    ◆ 평년



구분	금주(A)	전주(B)	전월(C)	전년(D)	평년(E)	A/B	A/C	A/D	A/E
가격(원)	67,242	78,902	72,814	69,590	47,522	85.2%	92.3%	96.6%	141.5%

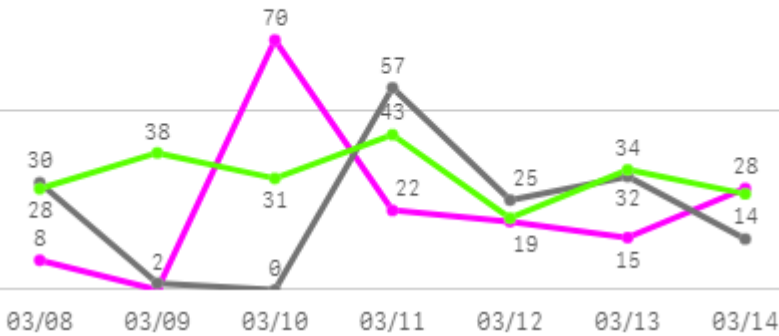
## □ 사과 부사(10Kg) 주간 가격

구분	Q	품종	Q	단량	Q	특	상	보통	하
2025-03-08		사과 부사		10Kg		160,000	67,123	44,030	28,370
2025-03-10		사과 부사		10Kg		125,381	82,747	49,023	30,672
2025-03-11		사과 부사		10Kg		67,116	58,407	46,317	27,955
2025-03-12		사과 부사		10Kg		107,767	75,716	50,848	27,802
2025-03-13		사과 부사		10Kg		63,347	50,560	39,507	25,483
2025-03-14		사과 부사		10Kg		94,256	68,901	43,466	26,501
평균						<b>102,978</b>	<b>67,242</b>	<b>45,532</b>	<b>27,797</b>

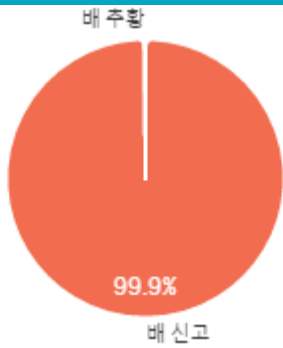
# 배

## 주간 반입량(톤)

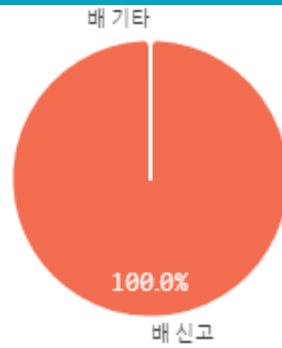
◆ 2025    ● 2024    ▲ 평년



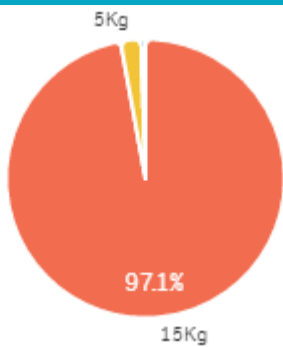
### 출하 품종별 거래물량 구성비



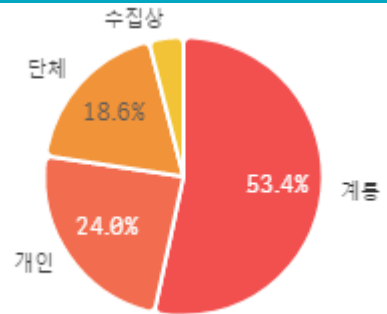
### 출하 품종별 거래금액 구성비



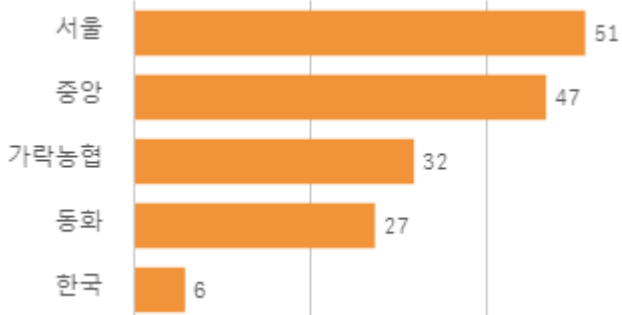
### 거래 단량별 물량 구성비



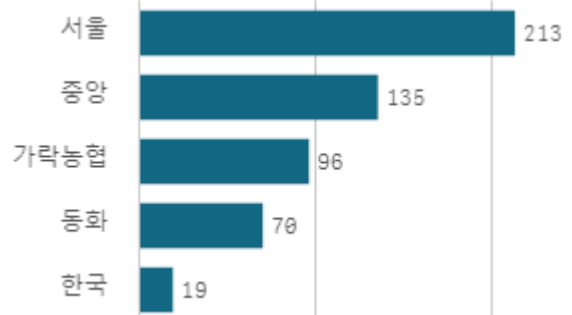
### 출하자별 거래물량 구성비



### 도매시장 법인별 거래물량(톤)

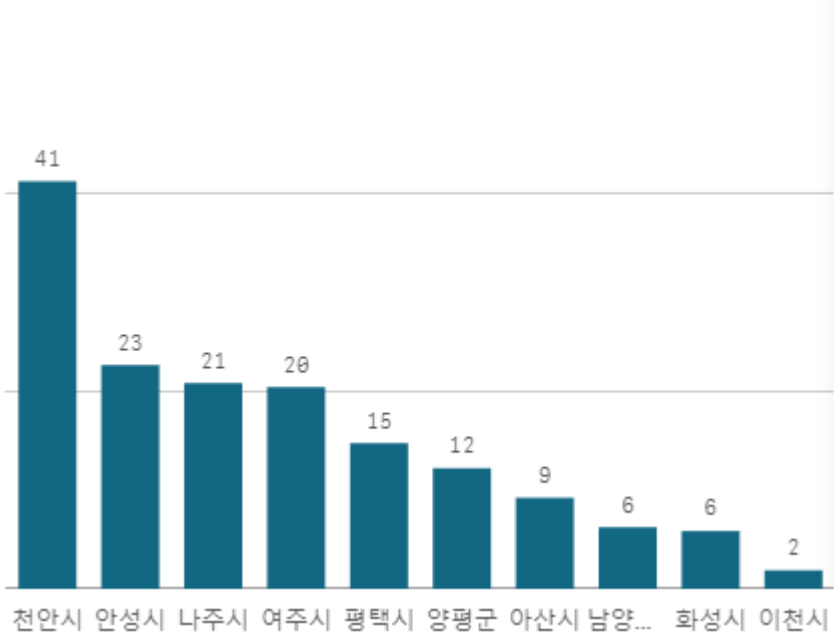


### 도매시장 법인별 거래금액(백만원)



# 배 신고(15Kg)

산지별 거래물량(톤)



출하산지(개소)

18

출하건수(천건)

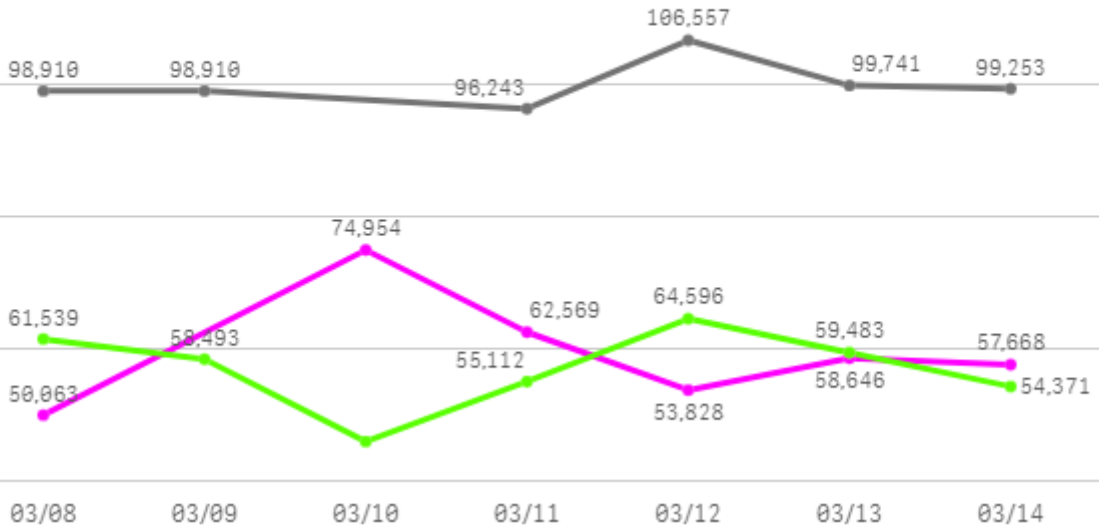
1

산지별 주출하 시군구



주간 도매가격(원)

◆ 2025    ◆ 2024    ◆ 평년



구분	금주(A)	전주(B)	전월(C)	전년(D)	평년(E)	A/B	A/C	A/D	A/E
가격(원)	59,621	84,061	74,676	99,936	61,607	70.9%	79.8%	59.7%	96.8%

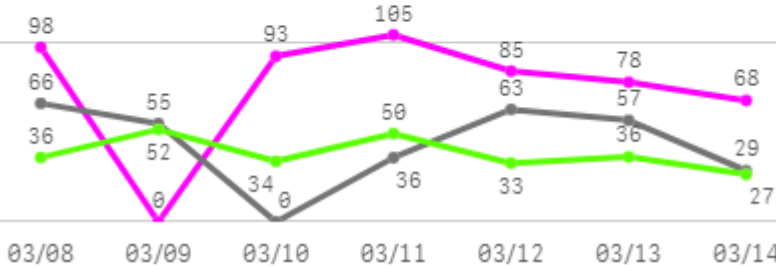
## □ 배 신고(15Kg) 주간 가격

구분	Q	품종	Q	단량	Q	특	상	보통	하
2025-03-08		배 신고		15Kg		76,778	50,063	24,544	14,832
2025-03-10		배 신고		15Kg		116,308	74,954	50,561	30,006
2025-03-11		배 신고		15Kg		93,548	62,569	43,209	22,120
2025-03-12		배 신고		15Kg		82,159	53,828	34,110	15,016
2025-03-13		배 신고		15Kg		87,906	58,646	39,519	24,146
2025-03-14		배 신고		15Kg		78,930	57,668	27,766	12,880
평균						<b>89,272</b>	<b>59,621</b>	<b>36,618</b>	<b>19,833</b>

# 포도

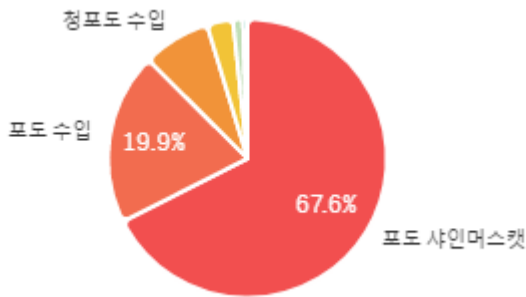
## 주간 반입량(톤)

◆ 2025    ● 2024    ▲ 평년

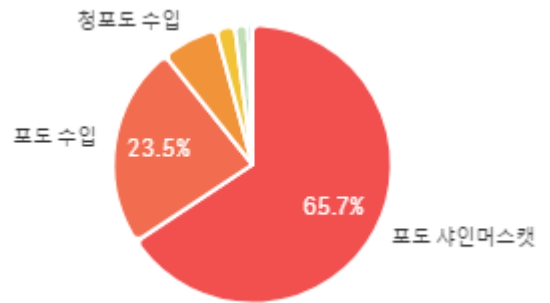


구분	금주(A)	전주(B)	전월(C)	전년(D)	평년(E)	A/B	A/C	A/D	A/E
물량(톤)	527	423	353	306	335	124.6%	149.3%	172.0%	156.9%

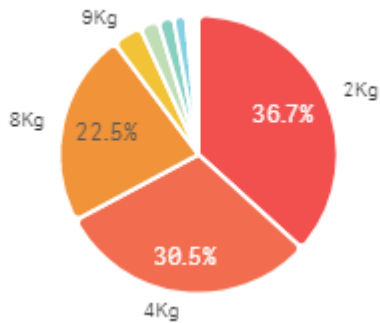
### 출하 품종별 거래물량 구성비



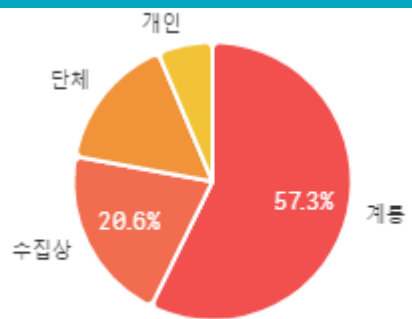
### 출하 품종별 거래금액 구성비



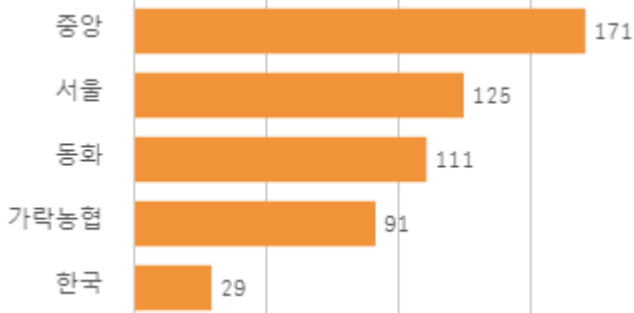
### 거래 단량별 물량 구성비



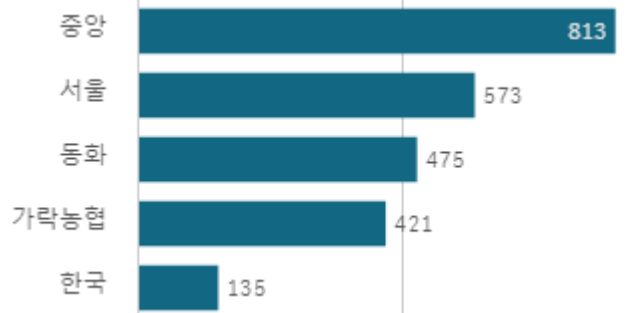
### 출하자별 거래물량 구성비



### 도매시장 법인별 거래물량(톤)

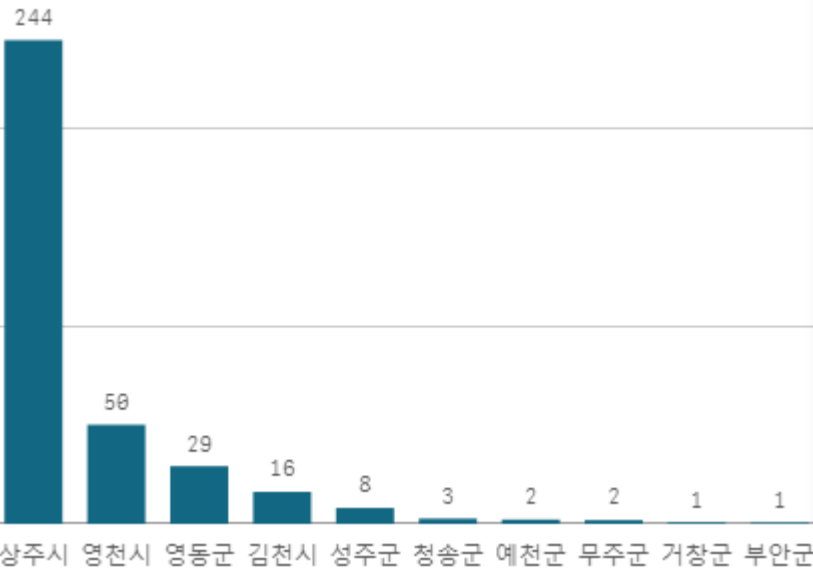


### 도매시장 법인별 거래금액(백만원)



# 포도 샤인머스켓(2Kg)

산지별 거래물량(톤)



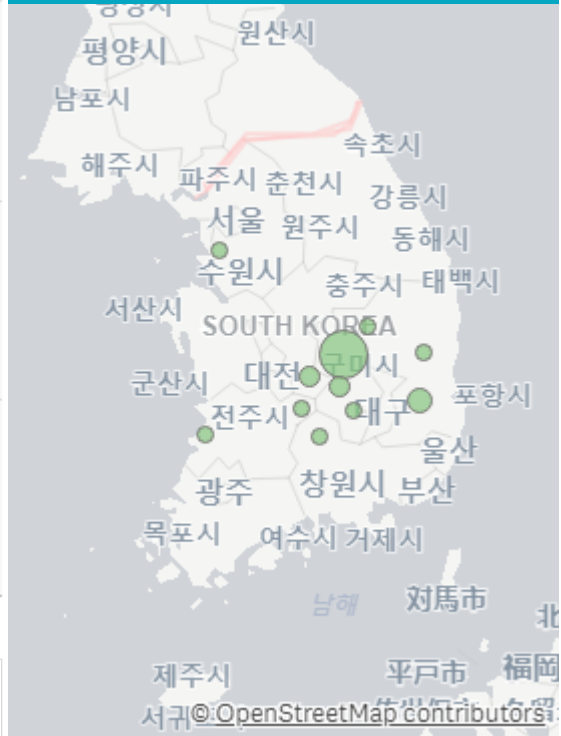
출하산지(개소)

11

출하건수(천건)

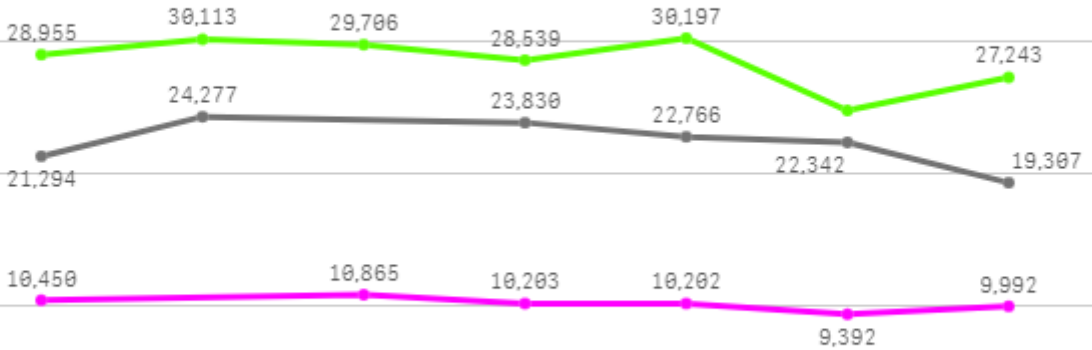
4

산지별 주출하 시군구



주간 도매가격(원)

◆ 2025    ● 2024    ▲ 평년



03/08    03/09    03/10    03/11    03/12    03/13    03/14

구분	금주(A)	전주(B)	전월(C)	전년(D)	평년(E)	A/B	A/C	A/D	A/E
가격(원)	10,184	11,644	10,828	22,303	24,079	87.5%	94.1%	45.7%	42.3%

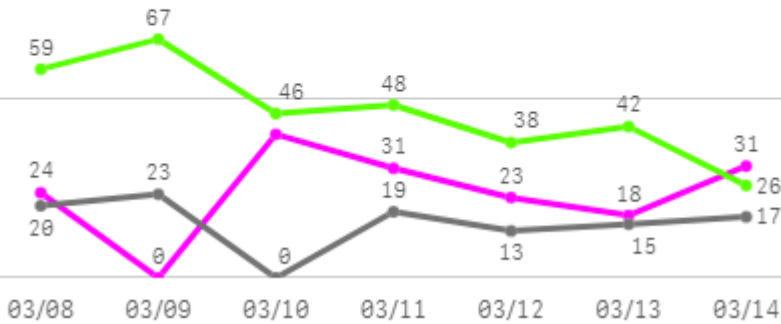
## □ 포도 샤인머스켓(2Kg) 주간 가격

구분	Q	품종	Q	단량	Q	특	상	보통	하
2025-03-08		포도 샤인머스켓		2Kg		14,976	10,450	8,059	6,168
2025-03-10		포도 샤인머스켓		2Kg		15,295	10,865	8,173	6,461
2025-03-11		포도 샤인머스켓		2Kg		14,052	10,203	7,671	5,737
2025-03-12		포도 샤인머스켓		2Kg		14,483	10,202	7,556	5,621
2025-03-13		포도 샤인머스켓		2Kg		13,588	9,392	7,087	5,007
2025-03-14		포도 샤인머스켓		2Kg		14,887	9,992	7,354	5,287
평균						<b>14,547</b>	<b>10,184</b>	<b>7,650</b>	<b>5,714</b>

# 감귤

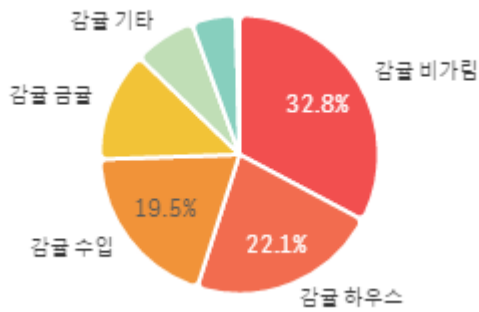
## 주간 반입량(톤)

◆ 2025    ● 2024    ▲ 평년

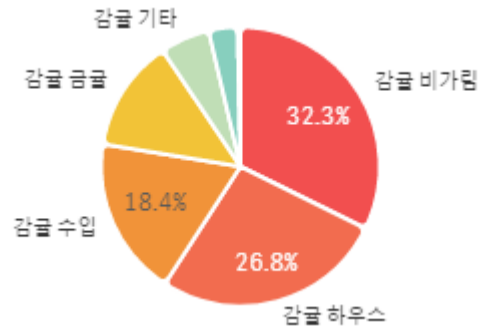


구분	금주(A)	전주(B)	전월(C)	전년(D)	평년(E)	A/B	A/C	A/D	A/E
물량(톤)	166	164	557	107	293	101.2%	29.8%	154.6%	56.7%

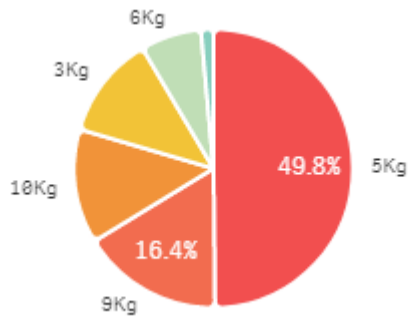
## 출하 품종별 거래물량 구성비



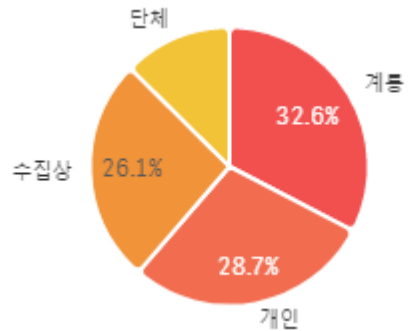
## 출하 품종별 거래금액 구성비



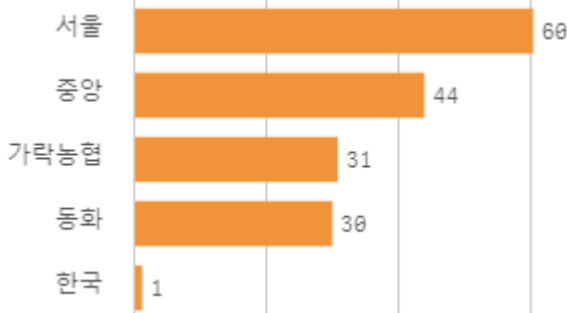
## 거래 단량별 물량 구성비



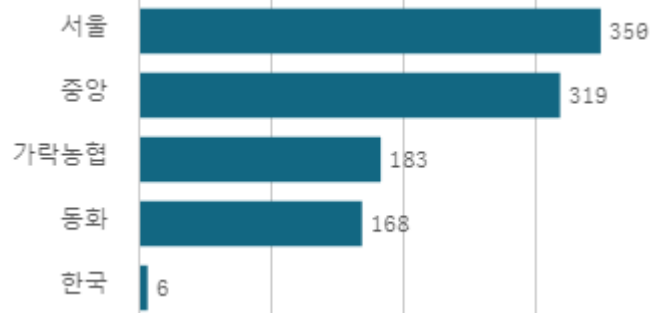
## 출하자별 거래물량 구성비



## 도매시장 법인별 거래물량(톤)

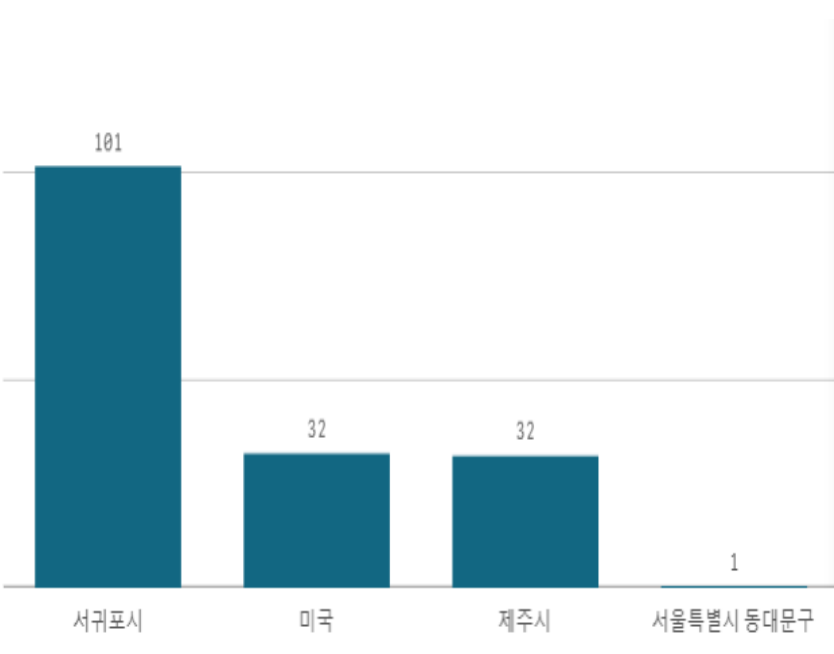


## 도매시장 법인별 거래금액(백만원)



# 감귤(5Kg)

산지별 거래물량(톤)



출하산지(개소)

4

출하건수(천건)

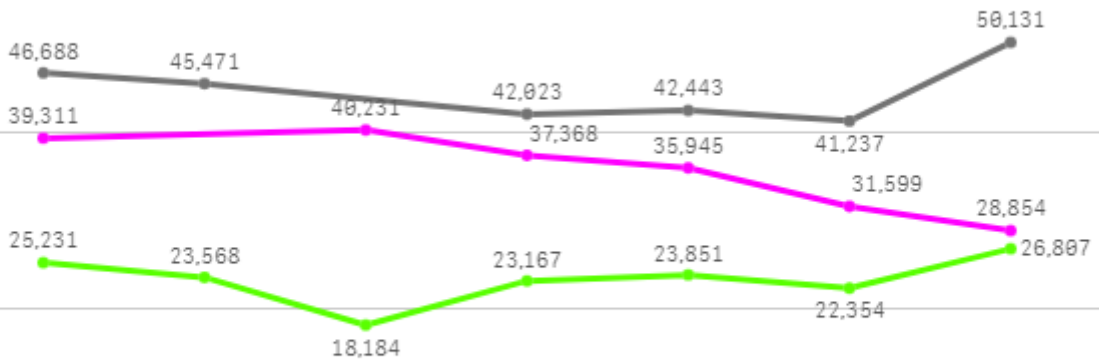
1

산지별 주출하 시군구



주간 도매가격(원)

◆ 2025    ● 2024    ◆ 평년



03/08    03/09    03/10    03/11    03/12    03/13    03/14

구분	금주(A)	전주(B)	전월(C)	전년(D)	평년(E)	A/B	A/C	A/D	A/E
가격(원)	35,551	42,608	34,945	44,666	26,549	83.4%	101.7%	79.6%	133.9%

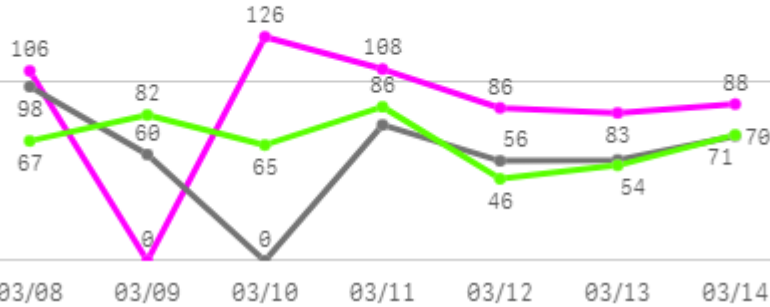
## □ 감귤(5Kg) 주간 가격

구분	Q	품종	Q	단량	Q	특	상	보통	하
2025-03-08		감귤		5Kg		44,282	39,311	32,361	19,793
2025-03-10		감귤		5Kg		51,811	40,231	26,502	16,732
2025-03-11		감귤		5Kg		42,792	37,368	26,874	16,533
2025-03-12		감귤		5Kg		42,678	35,945	27,110	16,895
2025-03-13		감귤		5Kg		35,088	31,599	23,563	13,964
2025-03-14		감귤		5Kg		41,705	28,854	20,825	14,959
평균						<b>43,059</b>	<b>35,551</b>	<b>26,206</b>	<b>16,479</b>

# 만감

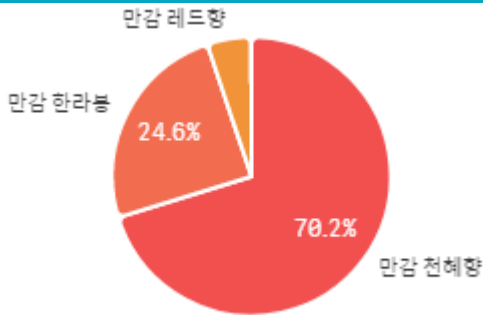
## 주간 반입량(톤)

◆ 2025    ● 2024    ▲ 평년

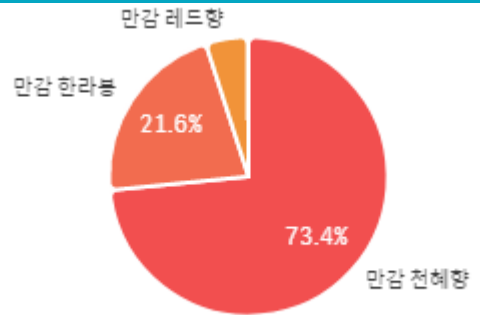


구분	금주(A)	전주(B)	전월(C)	전년(D)	평년(E)	A/B	A/C	A/D	A/E
물량(톤)	596	484	446	416	476	123.3%	133.7%	143.2%	125.2%

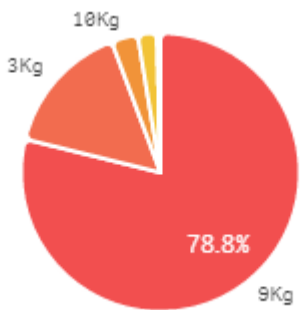
## 출하 품종별 거래물량 구성비



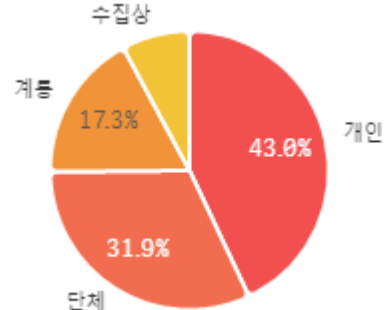
## 출하 품종별 거래금액 구성비



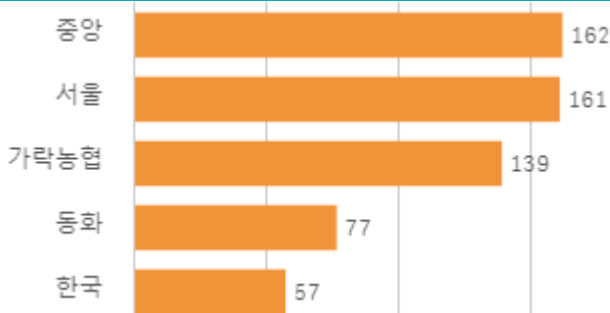
## 거래 단량별 물량 구성비



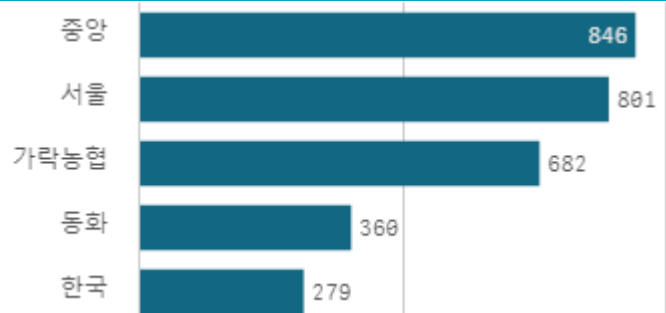
## 출하자별 거래물량 구성비



## 도매시장 법인별 거래물량(톤)

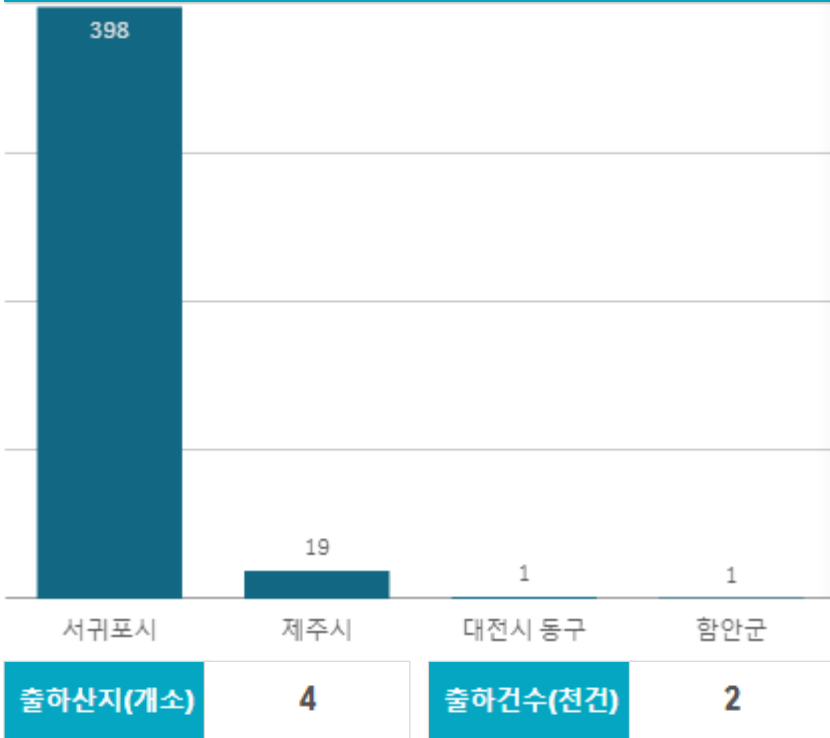


## 도매시장 법인별 거래금액(백만원)



# 만감 천혜향(3Kg)

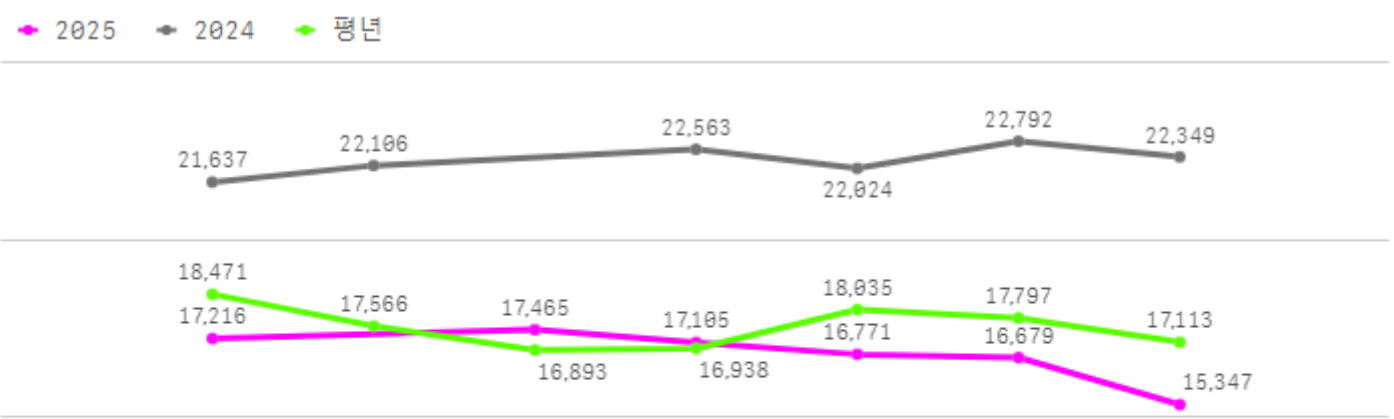
산지별 거래물량(톤)



산지별 주출하 시군구



주간 도매가격(원)



구분	금주(A)	전주(B)	전월(C)	전년(D)	평년(E)	A/B	A/C	A/D	A/E
가격(원)	16,764	17,472	19,371	22,245	17,790	95.9%	86.5%	75.4%	94.2%

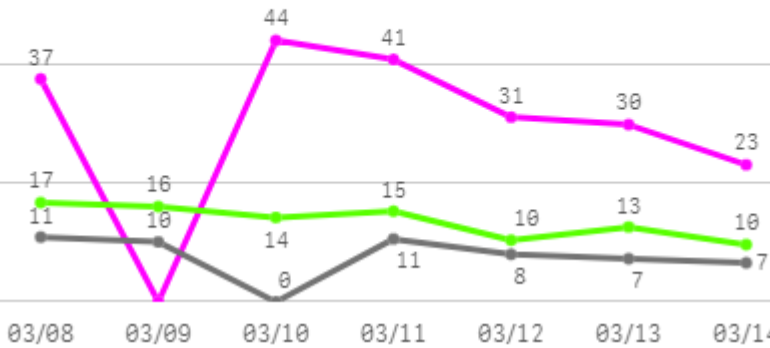
## □ 만감 천혜향(3Kg) 주간 가격

구분	Q	품종	Q	단량	Q	특	상	보통	하
2025-03-08		만감 천혜향		3Kg		18,168	17,216	16,727	15,941
2025-03-10		만감 천혜향		3Kg		19,647	17,465	16,356	15,852
2025-03-11		만감 천혜향		3Kg		18,000	17,105	15,844	15,000
2025-03-12		만감 천혜향		3Kg		22,317	16,771	15,428	13,755
2025-03-13		만감 천혜향		3Kg		17,000	16,679	14,913	12,826
2025-03-14		만감 천혜향		3Kg		16,531	15,347	15,000	12,897
평균						<b>18,611</b>	<b>16,764</b>	<b>15,711</b>	<b>14,379</b>

# 단감

## 주간 반입량(톤)

◆ 2025    ● 2024    ▲ 평년

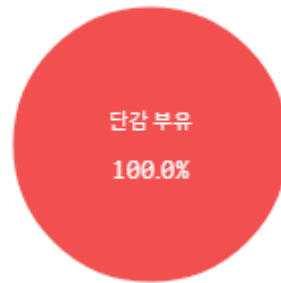


구분	금주(A)	전주(B)	전월(C)	전년(D)	평년(E)	A/B	A/C	A/D	A/E
물량(톤)	206	206	303	53	118	100.0%	68.1%	386.4%	174.6%

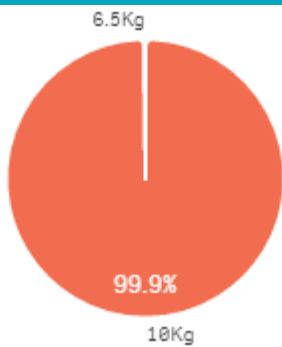
## 출하 품종별 거래물량 구성비



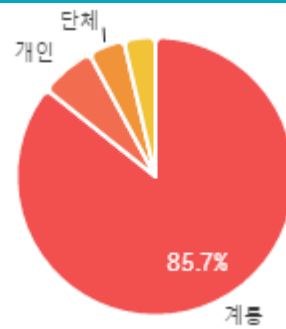
## 출하 품종별 거래금액 구성비



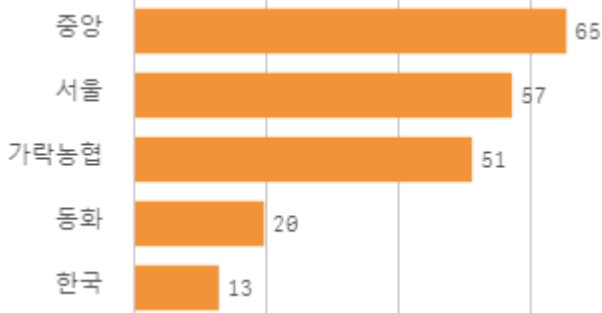
## 거래 단량별 물량 구성비



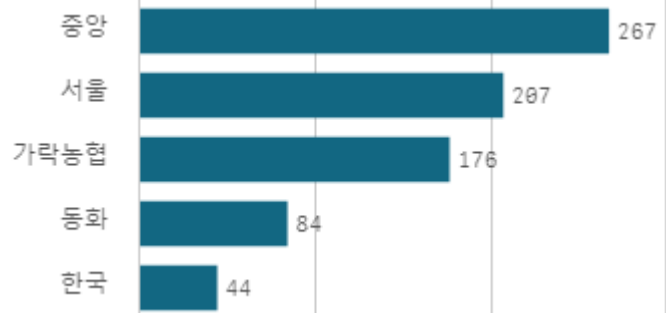
## 출하자별 거래물량 구성비



## 도매시장 법인별 거래물량(톤)

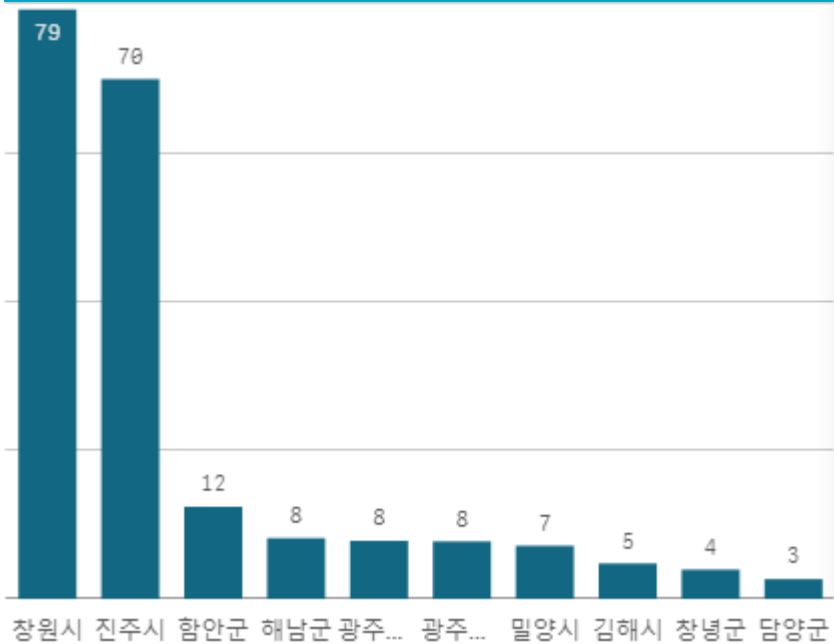


## 도매시장 법인별 거래금액(백만원)



# 단감 부유(10Kg)

산지별 거래물량(톤)



출하산지(개소)

13

출하건수(천건)

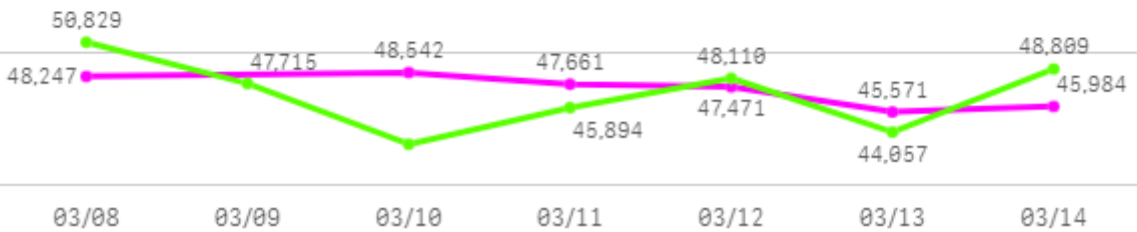
1

산지별 주출하 시군구



주간 도매가격(원)

◆ 2025    ● 2024    ◆ 평년



구분	금주(A)	전주(B)	전월(C)	전년(D)	평년(E)	A/B	A/C	A/D	A/E
가격(원)	47,246	45,137	41,555	72,059	48,699	104.7%	113.7%	65.6%	97.0%

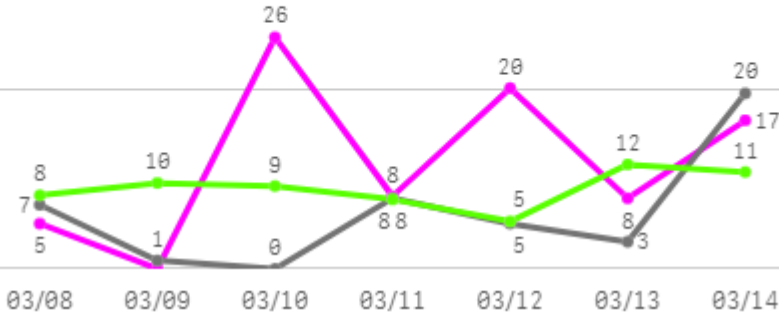
## □ 단감 부유(10Kg) 주간 가격

구분	Q	품종	Q	단량	Q	특	상	보통	하
2025-03-08		단감 부유		10Kg		62,665	48,247	37,891	22,992
2025-03-10		단감 부유		10Kg		60,635	48,542	37,358	22,911
2025-03-11		단감 부유		10Kg		59,971	47,661	36,662	24,736
2025-03-12		단감 부유		10Kg		60,590	47,471	34,163	22,012
2025-03-13		단감 부유		10Kg		57,676	45,571	31,992	21,535
2025-03-14		단감 부유		10Kg		59,235	45,984	31,667	17,122
평균						<b>60,129</b>	<b>47,246</b>	<b>34,956</b>	<b>21,885</b>

# 키위

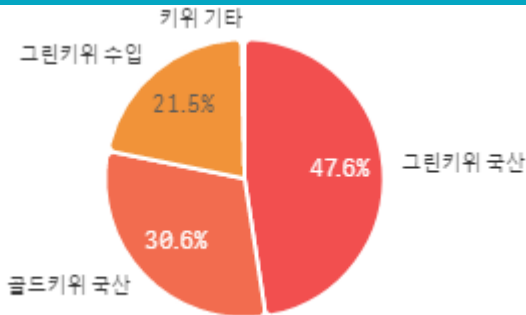
## 주간 반입량(톤)

◆ 2025    ● 2024    ▲ 평년

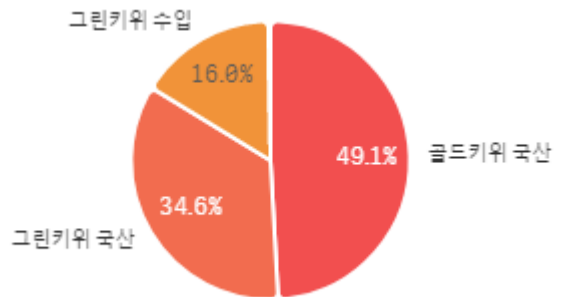


구분	금주(A)	전주(B)	전월(C)	전년(D)	평년(E)	A/B	A/C	A/D	A/E
물량(톤)	84	115	72	44	67	73.3%	116.5%	191.7%	125.6%

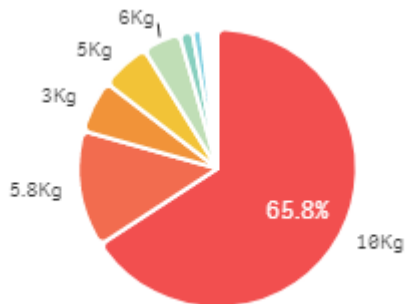
### 출하 품종별 거래물량 구성비



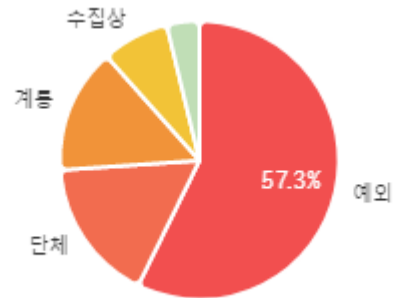
### 출하 품종별 거래금액 구성비



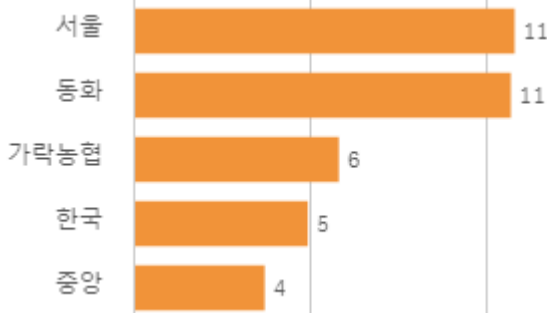
### 거래 단량별 물량 구성비



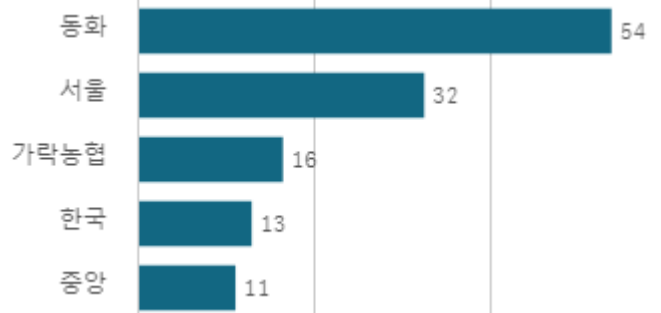
### 출하자별 거래물량 구성비



### 도매시장 법인별 거래물량(톤)

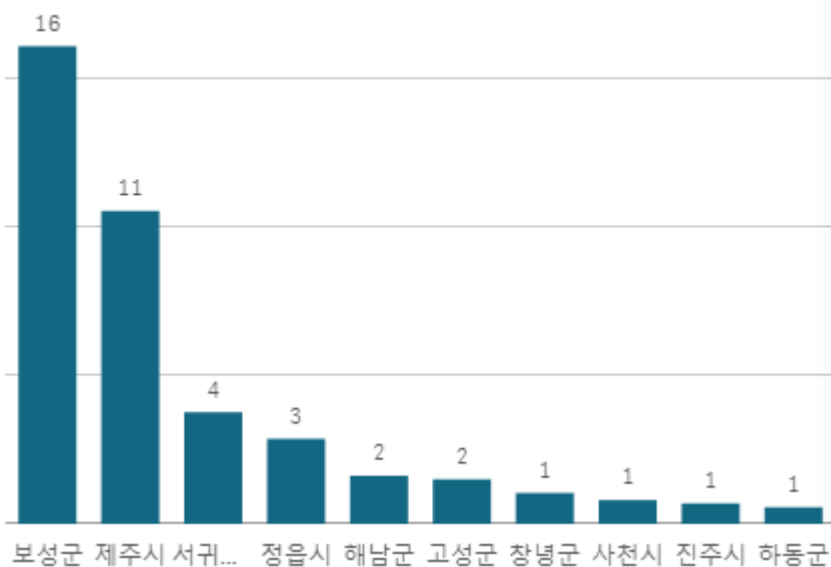


### 도매시장 법인별 거래금액(백만원)



# 그린키위 국산(10Kg)

산지별 거래물량(톤)



출하산지(개소)

12

출하건수(천건)

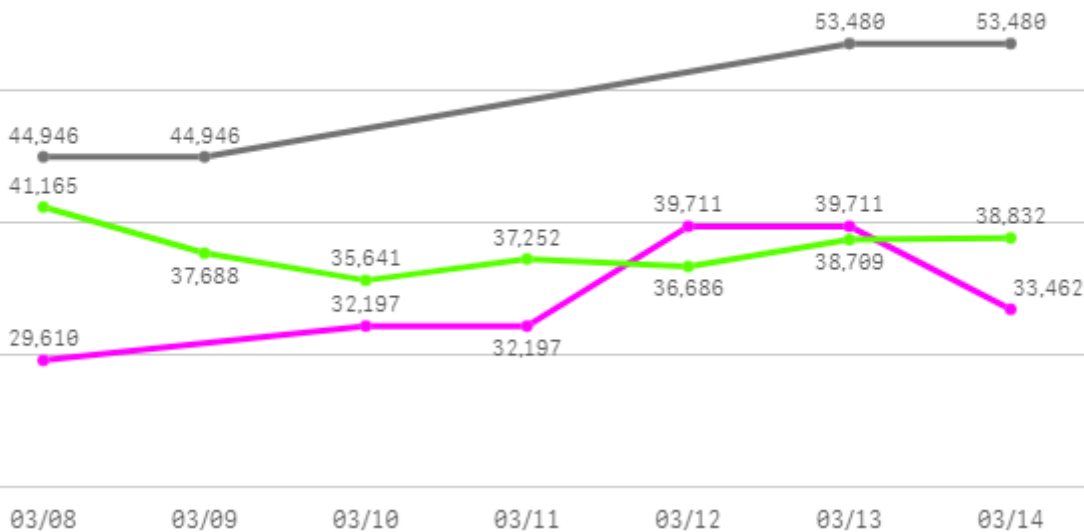
0

산지별 주출하 시군구



주간 도매가격(원)

◆ 2025    ● 2024    ◆ 평년



구분	금주(A)	전주(B)	전월(C)	전년(D)	평년(E)	A/B	A/C	A/D	A/E
가격(원)	34,481	32,575	37,577	49,213	39,210	105.9%	91.8%	70.1%	87.9%

## □ 그린키위 국산(10Kg) 주간 가격

구분	Q	품종	Q	단량	Q	특	상	보통	하
2025-03-08		그린키위 국산		10Kg		32,686	29,610	25,288	18,268
2025-03-10		그린키위 국산		10Kg		35,906	32,197	24,270	15,194
2025-03-11		그린키위 국산		10Kg		35,906	32,197	24,270	15,194
2025-03-12		그린키위 국산		10Kg		40,000	39,711	28,715	13,465
2025-03-13		그린키위 국산		10Kg		40,000	39,711	28,715	13,465
2025-03-14		그린키위 국산		10Kg		38,241	33,462	23,650	13,351
평균						<b>37,123</b>	<b>34,481</b>	<b>25,818</b>	<b>14,823</b>

# 바나나

## 주간 반입량(톤)

◆ 2025    ● 2024    ▲ 평년



03/08    03/09    03/10    03/11    03/12    03/13    03/14

구분	금주(A)	전주(B)	전월(C)	전년(D)	평년(E)	A/B	A/C	A/D	A/E
물량(톤)	1,097	1,021	960	1,289	1,057	107.4%	114.2%	85.1%	103.8%

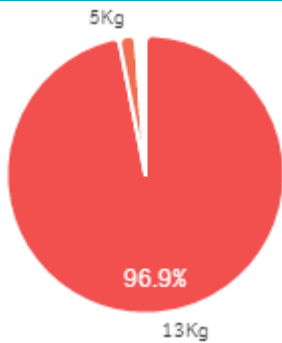
### 출하 품종별 거래물량 구성비



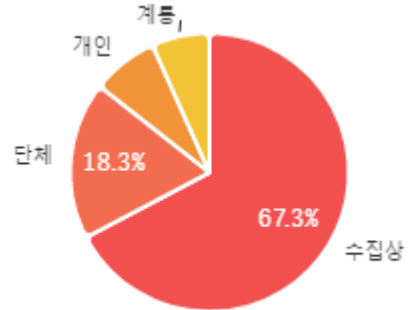
### 출하 품종별 거래금액 구성비



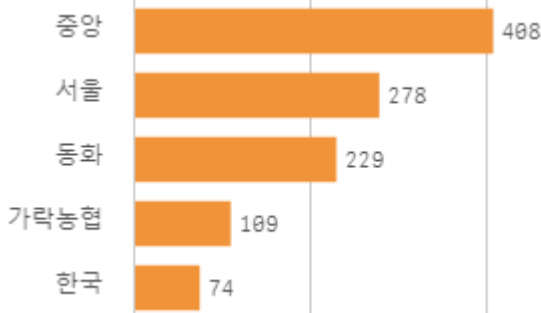
### 거래 단량별 물량 구성비



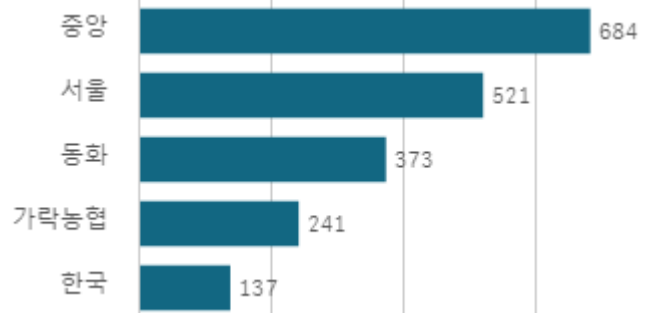
### 출하자별 거래물량 구성비



### 도매시장 법인별 거래물량(톤)

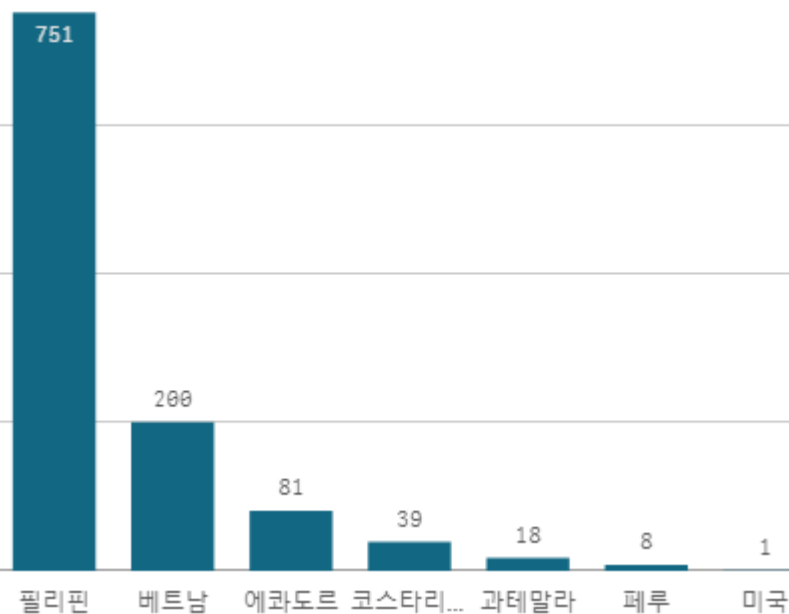


### 도매시장 법인별 거래금액(백만원)



# 바나나 수입(13Kg)

산지별 거래물량(톤)



산지별 주출하 시군구



출하산지(개소)

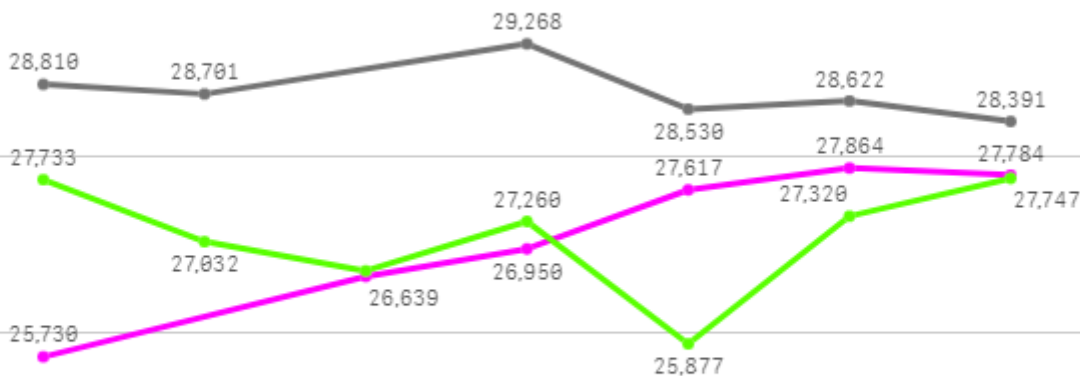
7

출하건수(천건)

2

주간 도매가격(원)

◆ 2025    ● 2024    ◆ 평년



03/08    03/09    03/10    03/11    03/12    03/13    03/14

구분	금주(A)	전주(B)	전월(C)	전년(D)	평년(E)	A/B	A/C	A/D	A/E
가격(원)	27,097	25,696	24,231	28,720	27,954	105.5%	111.8%	94.3%	96.9%

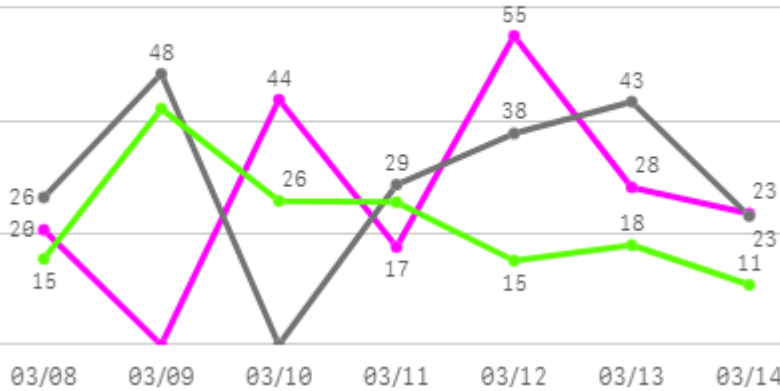
## □ 바나나 수입(13Kg) 주간 가격

구분	Q	품종	Q	단량	Q	특	상	보통	하
2025-03-08		바나나 수입		13Kg		33,155	25,730	17,425	10,321
2025-03-10		바나나 수입		13Kg		33,528	26,639	18,034	11,001
2025-03-11		바나나 수입		13Kg		33,422	26,950	20,384	11,583
2025-03-12		바나나 수입		13Kg		33,265	27,617	21,983	13,925
2025-03-13		바나나 수입		13Kg		33,386	27,864	21,994	14,488
2025-03-14		바나나 수입		13Kg		33,474	27,784	21,318	12,337
평균						<b>33,372</b>	<b>27,097</b>	<b>20,190</b>	<b>12,276</b>

# 파인애플

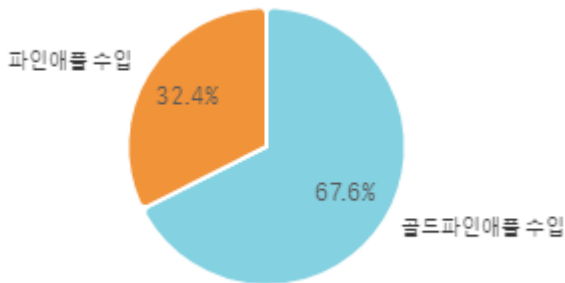
## 주간 반입량(톤)

◆ 2025    ● 2024    ▲ 평년

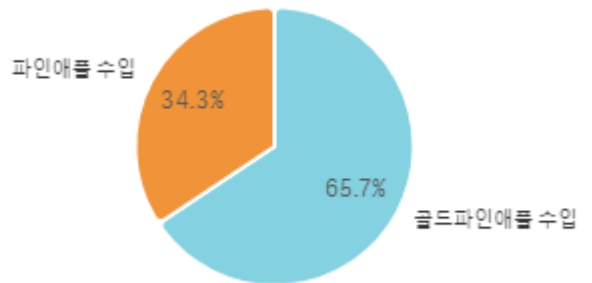


구분	금주(A)	전주(B)	전월(C)	전년(D)	평년(E)	A/B	A/C	A/D	A/E
물량(톤)	188	138	169	207	165	136.0%	111.4%	90.8%	114.3%

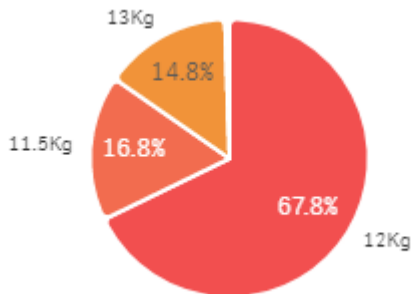
## 출하 품종별 거래물량 구성비



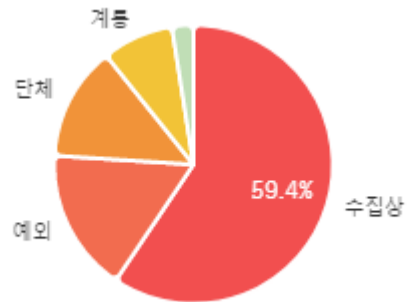
## 출하 품종별 거래금액 구성비



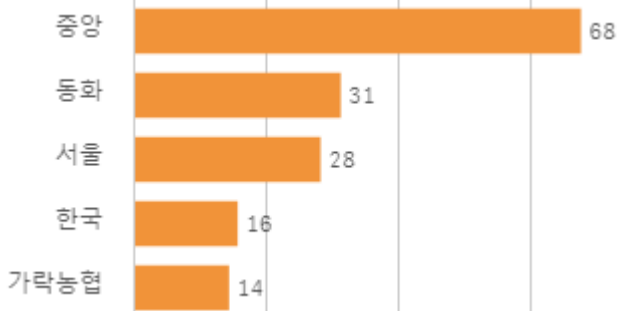
## 거래 단량별 물량 구성비



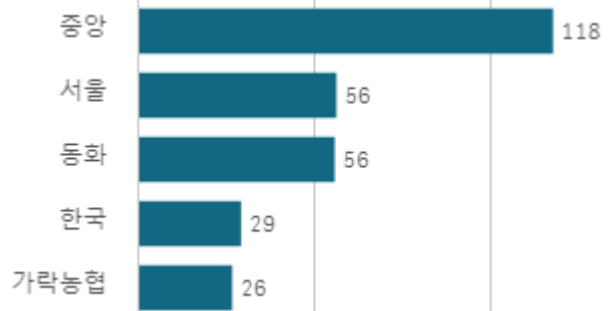
## 출하자별 거래물량 구성비



## 도매시장 법인별 거래물량(톤)



## 도매시장 법인별 거래금액(백만원)



# 골드파인애플 수입(12Kg)

산지별 거래물량(톤)



필리핀

출하산지(개소)

1

출하건수(천건)

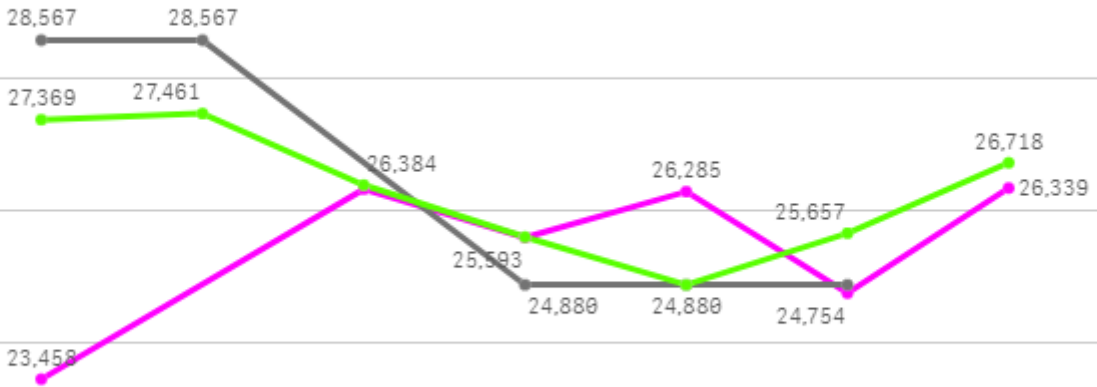
0

산지별 주출하 시군구



주간 도매가격(원)

◆ 2025    ● 2024    ◆ 평년



03/08    03/09    03/10    03/11    03/12    03/13    03/14

구분	금주(A)	전주(B)	전월(C)	전년(D)	평년(E)	A/B	A/C	A/D	A/E
가격(원)	25,458	23,584	23,899	26,355	26,053	107.9%	106.5%	96.6%	97.7%

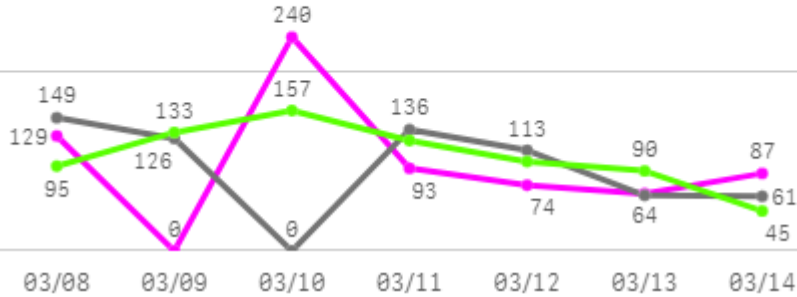
## □ 골드파인애플 수입(12Kg) 주간 가격

구분	Q	품종	Q	단량	Q	특	상	보통	하
2025-03-08		골드파인애플 수입		12Kg		24,500	23,458	18,601	12,754
2025-03-10		골드파인애플 수입		12Kg		27,218	26,321	23,720	17,872
2025-03-11		골드파인애플 수입		12Kg		27,218	25,593	23,767	20,217
2025-03-12		골드파인애플 수입		12Kg		28,432	26,285	23,463	20,640
2025-03-13		골드파인애플 수입		12Kg		25,218	24,754	23,132	18,581
2025-03-14		골드파인애플 수입		12Kg		28,718	26,339	22,859	20,625
평균						<b>26,884</b>	<b>25,458</b>	<b>22,590</b>	<b>18,448</b>

# 오렌지

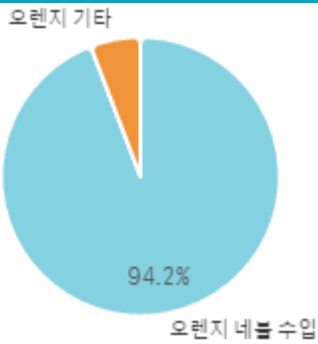
## 주간 반입량(톤)

◆ 2025    ● 2024    ▲ 평년

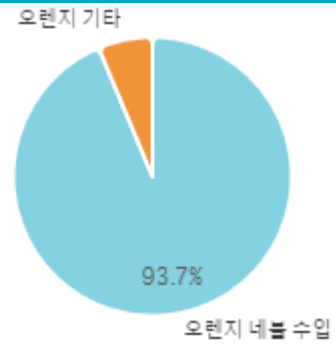


구분	금주(A)	전주(B)	전월(C)	전년(D)	평년(E)	A/B	A/C	A/D	A/E
물량(톤)	686	746	205	647	703	91.9%	334.7%	105.9%	97.6%

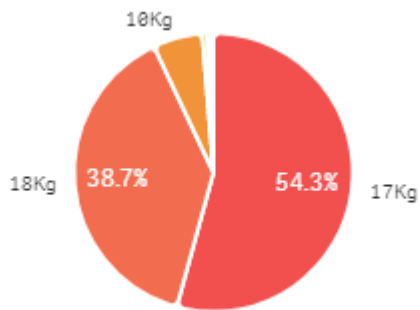
### 출하 품종별 거래물량 구성비



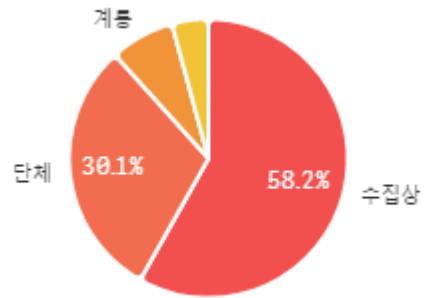
### 출하 품종별 거래금액 구성비



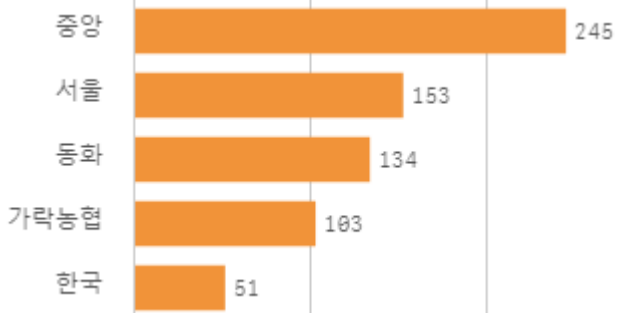
### 거래 단량별 물량 구성비



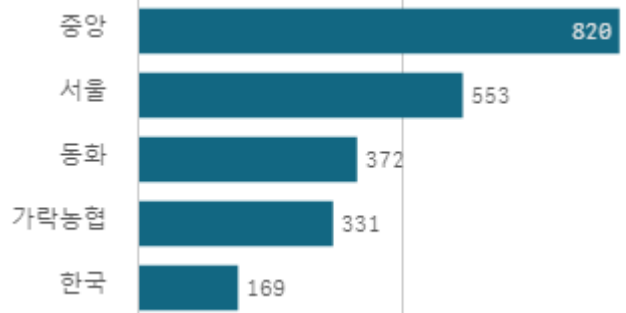
### 출하자별 거래물량 구성비



### 도매시장 법인별 거래물량(톤)

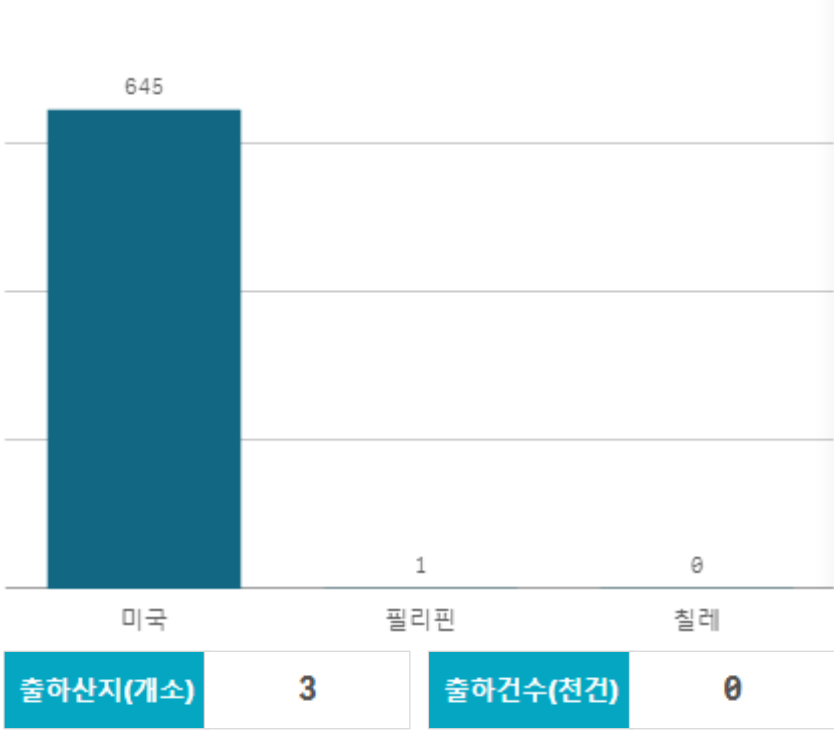


### 도매시장 법인별 거래금액(백만원)

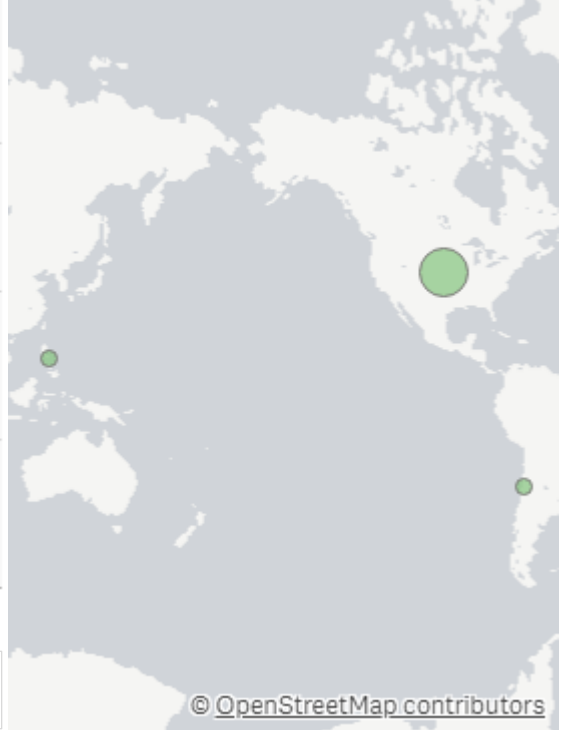


# 오렌지 네블 수입(18Kg)

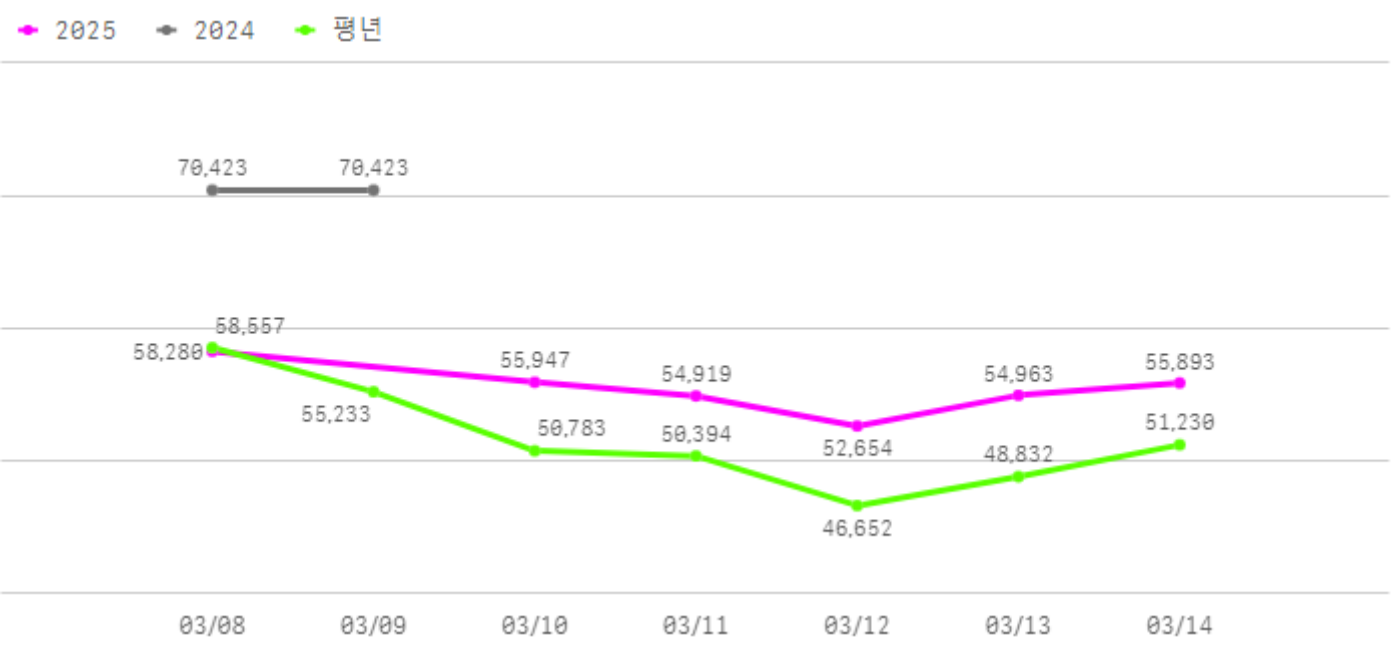
산지별 거래물량(톤)



산지별 주출하 시군구



주간 도매가격(원)



구분	금주(A)	전주(B)	전월(C)	전년(D)	평년(E)	A/B	A/C	A/D	A/E
가격(원)	55,443	58,667	58,809	70,423	55,344	94.5%	94.3%	78.7%	100.2%

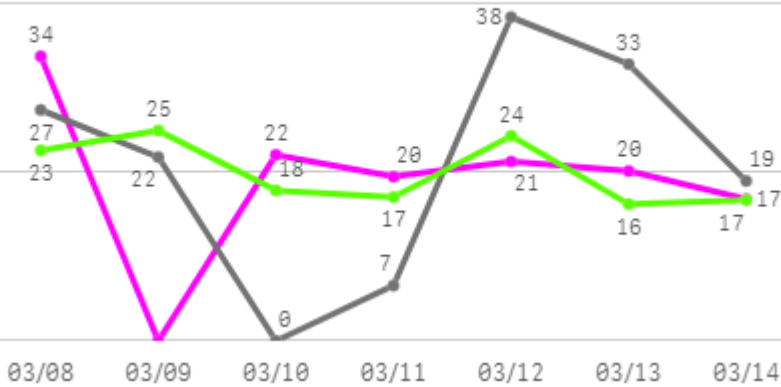
## □ 오렌지 네블 수입(18Kg) 주간 가격

구분	Q	품종	Q	단량	Q	특	상	보통	하
2025-03-08		오렌지 네블 수입		18Kg		65,804	58,280	51,592	47,495
2025-03-10		오렌지 네블 수입		18Kg		64,953	55,947	49,010	42,991
2025-03-11		오렌지 네블 수입		18Kg		63,123	54,919	45,475	43,745
2025-03-12		오렌지 네블 수입		18Kg		54,942	52,654	48,457	43,000
2025-03-13		오렌지 네블 수입		18Kg		56,000	54,963	47,230	36,667
2025-03-14		오렌지 네블 수입		18Kg		63,531	55,893	44,645	44,500
평균						<b>61,392</b>	<b>55,443</b>	<b>47,735</b>	<b>43,066</b>

# 고등어

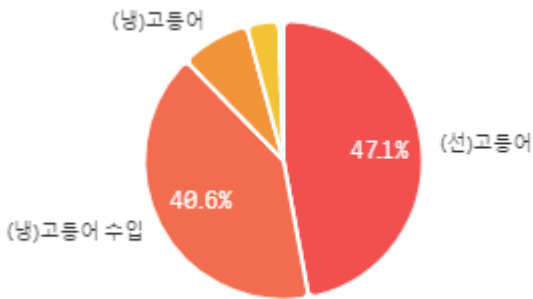
## 주간 반입량(톤)

◆ 2025    ● 2024    ▲ 평년

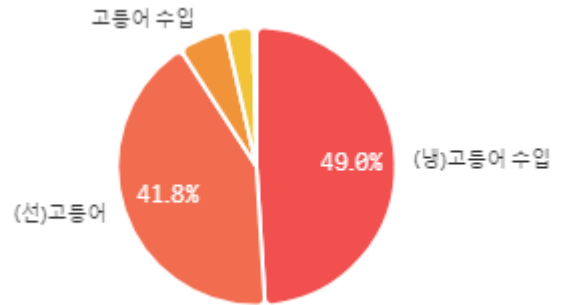


구분	금주(A)	전주(B)	전월(C)	전년(D)	평년(E)	A/B	A/C	A/D	A/E
물량(톤)	134	73	88	146	133	182.2%	151.2%	91.5%	100.4%

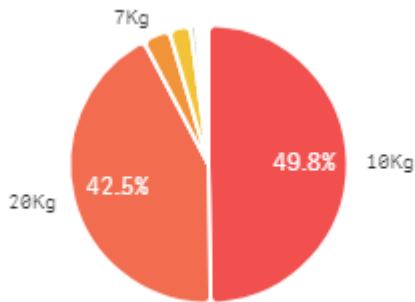
### 출하 품종별 거래물량 구성비



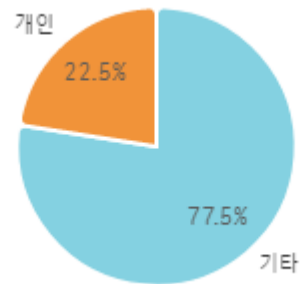
### 출하 품종별 거래금액 구성비



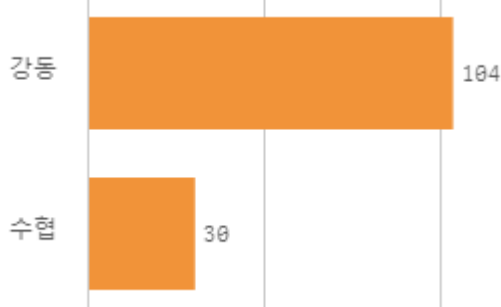
### 거래 단량별 물량 구성비



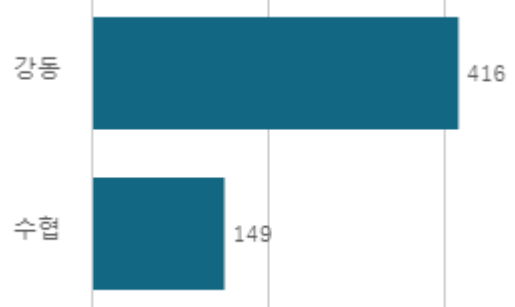
### 출하자별 거래물량 구성비



### 도매시장 법인별 거래물량(톤)

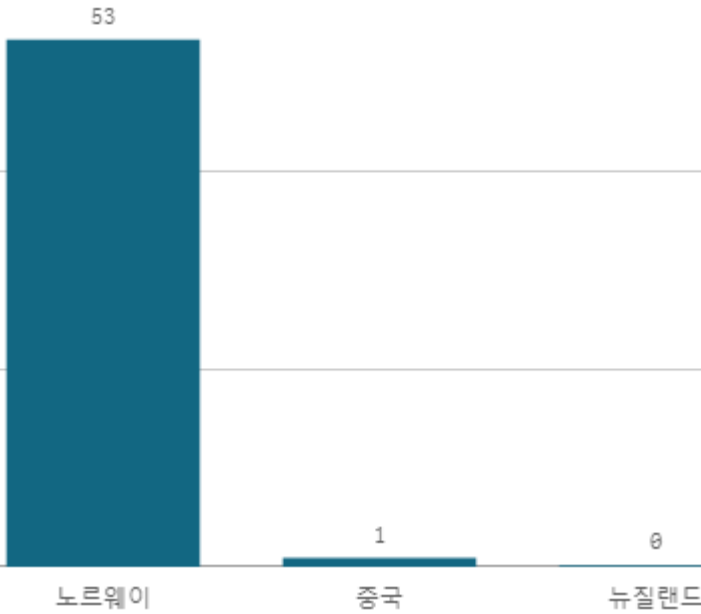


### 도매시장 법인별 거래금액(백만원)

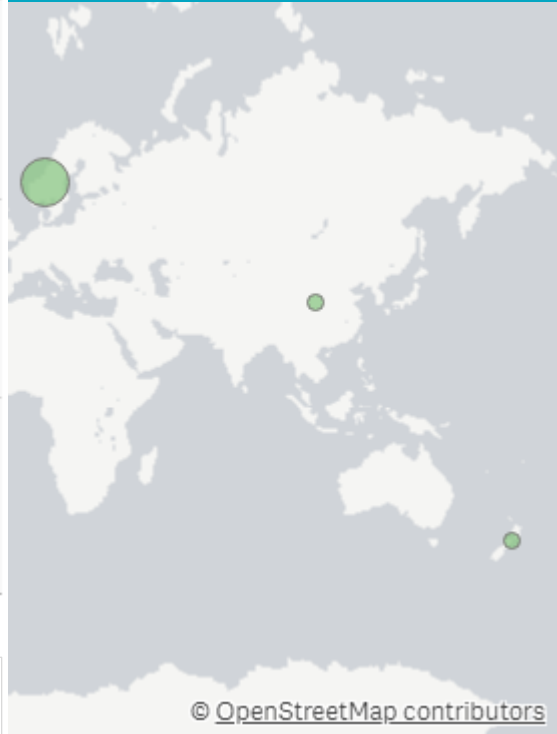


# (냉)고등어 수입(10Kg)

산지별 거래물량(톤)



산지별 주출하 시군구



출하산지(개소)

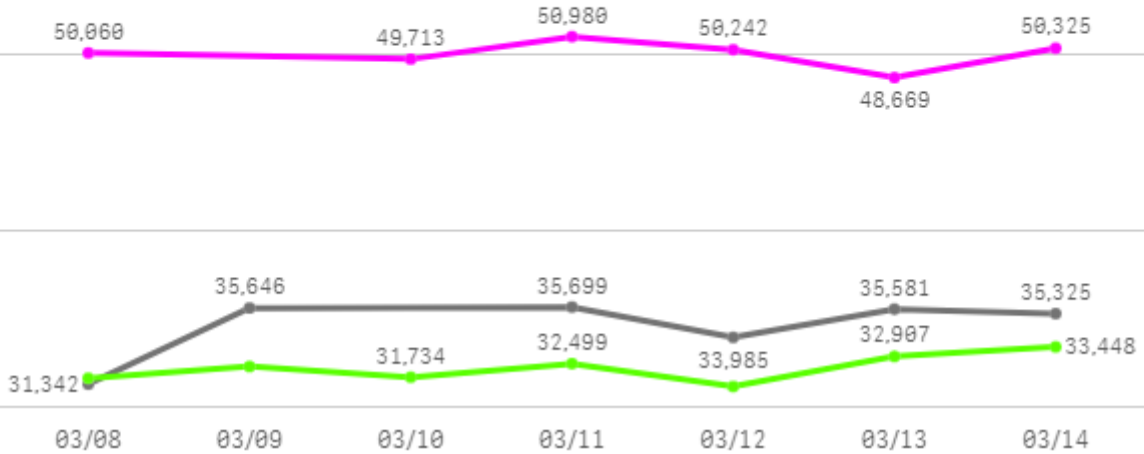
3

출하건수(천건)

0

주간 도매가격(원)

◆ 2025    ◀ 2024    ◆ 평년



구분	금주(A)	전주(B)	전월(C)	전년(D)	평년(E)	A/B	A/C	A/D	A/E
가격(원)	49,998	48,803	48,086	34,596	36,362	102.4%	104.0%	144.5%	137.5%

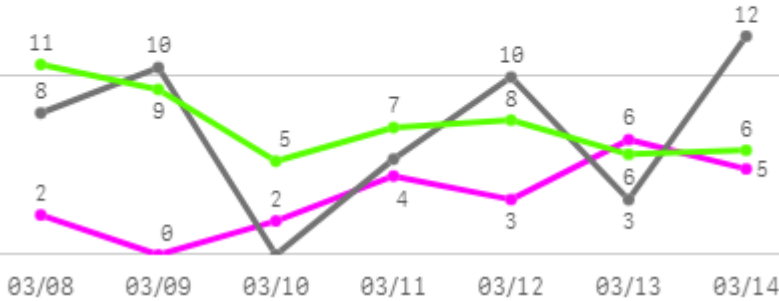
## □ (냉)고등어 수입(10Kg) 주간 가격

구분	Q	품종	Q	단량	Q	특	상	보통	하
2025-03-08		(냉)고등어 수입		10Kg		-	50,060	-	-
2025-03-10		(냉)고등어 수입		10Kg		-	49,713	-	-
2025-03-11		(냉)고등어 수입		10Kg		-	50,980	-	-
2025-03-12		(냉)고등어 수입		10Kg		-	50,242	-	-
2025-03-13		(냉)고등어 수입		10Kg		-	48,669	-	-
2025-03-14		(냉)고등어 수입		10Kg		-	50,325	-	-
평균						-	<b>49,998</b>	-	-

# 명태

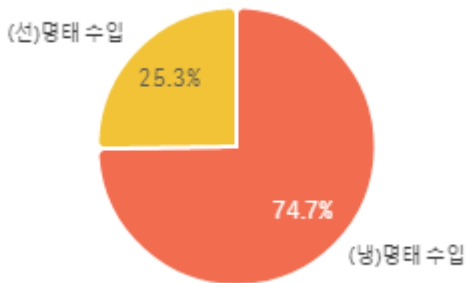
## 주간 반입량(톤)

◆ 2025    ● 2024    ▲ 평년

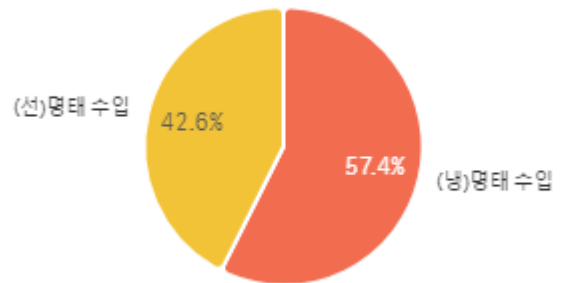


구분	금주(A)	전주(B)	전월(C)	전년(D)	평년(E)	A/B	A/C	A/D	A/E
물량(톤)	23	24	34	49	45	94.3%	66.9%	46.7%	50.5%

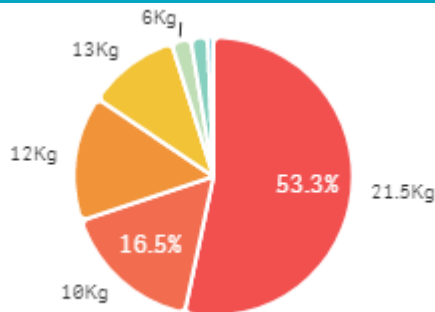
## 출하 품종별 거래물량 구성비



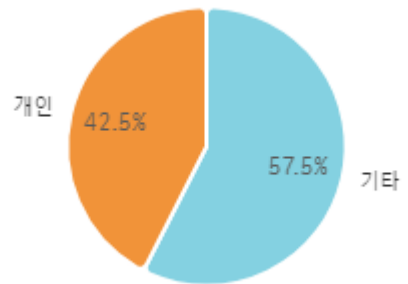
## 출하 품종별 거래금액 구성비



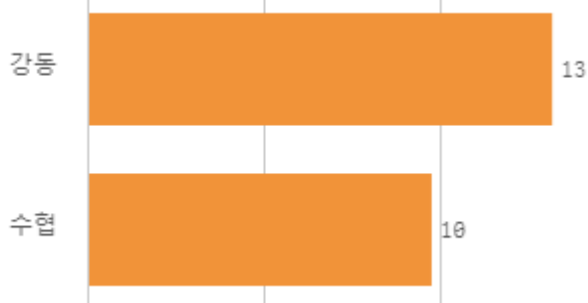
## 거래 단량별 물량 구성비



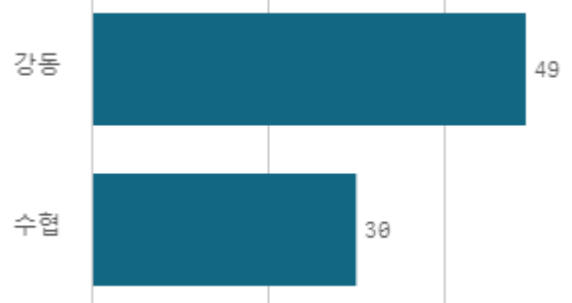
## 출하자별 거래물량 구성비



## 도매시장 법인별 거래물량(톤)




## 도매시장 법인별 거래금액(백만원)



# (선)명태 수입(10Kg)

산지별 거래물량(톤)



일본

출하산지(개소)

1

출하건수(천건)

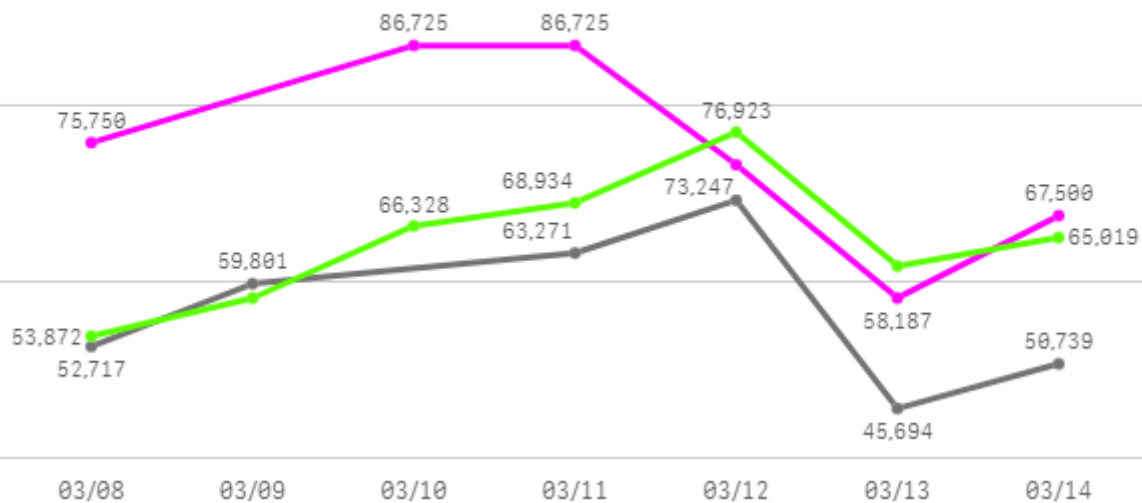
0

산지별 주출하 시군구



주간 도매가격(원)

◆ 2025    ● 2024    ◆ 평년



구분	금주(A)	전주(B)	전월(C)	전년(D)	평년(E)	A/B	A/C	A/D	A/E
가격(원)	74,689	76,447	65,120	56,909	59,760	97.7%	114.7%	131.2%	125.0%

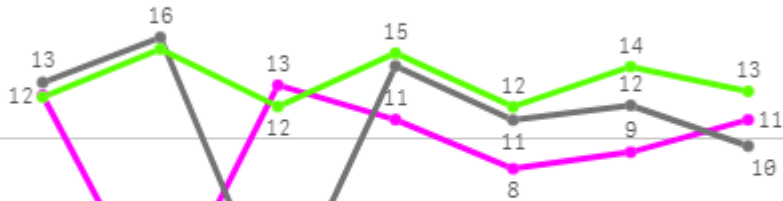
## □ (선)명태 수입(10Kg) 주간 가격

구분	Q	품종	Q	단량	Q	특	상	보통	하
2025-03-08		(선)명태 수입		10Kg		-	75,750	58,824	-
2025-03-10		(선)명태 수입		10Kg		-	86,725	69,231	-
2025-03-11		(선)명태 수입		10Kg		-	86,725	69,231	-
2025-03-12		(선)명태 수입		10Kg		-	73,247	50,060	-
2025-03-13		(선)명태 수입		10Kg		-	58,187	42,765	-
2025-03-14		(선)명태 수입		10Kg		-	67,500	48,823	-
평균						-	<b>74,689</b>	<b>56,489</b>	-

# 종합

## 주간 반입량(톤)

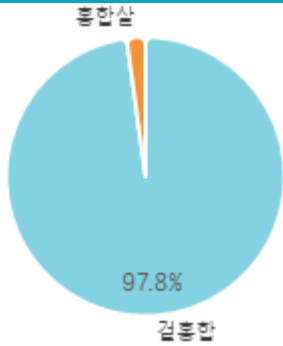
◆ 2025    ● 2024    ▲ 평년



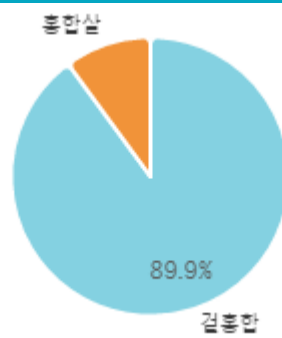
03/08    03/09    03/10    03/11    03/12    03/13    03/14

구분	금주(A)	전주(B)	전월(C)	전년(D)	평년(E)	A/B	A/C	A/D	A/E
물량(톤)	65	75	77	76	85	87.1%	85.0%	86.4%	76.8%

## 출하 품종별 거래물량 구성비



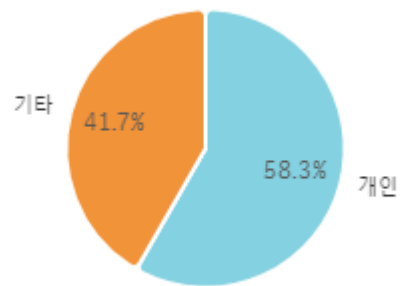
## 출하 품종별 거래금액 구성비



## 거래 단량별 물량 구성비



## 출하자별 거래물량 구성비



## 도매시장 법인별 거래물량(톤)

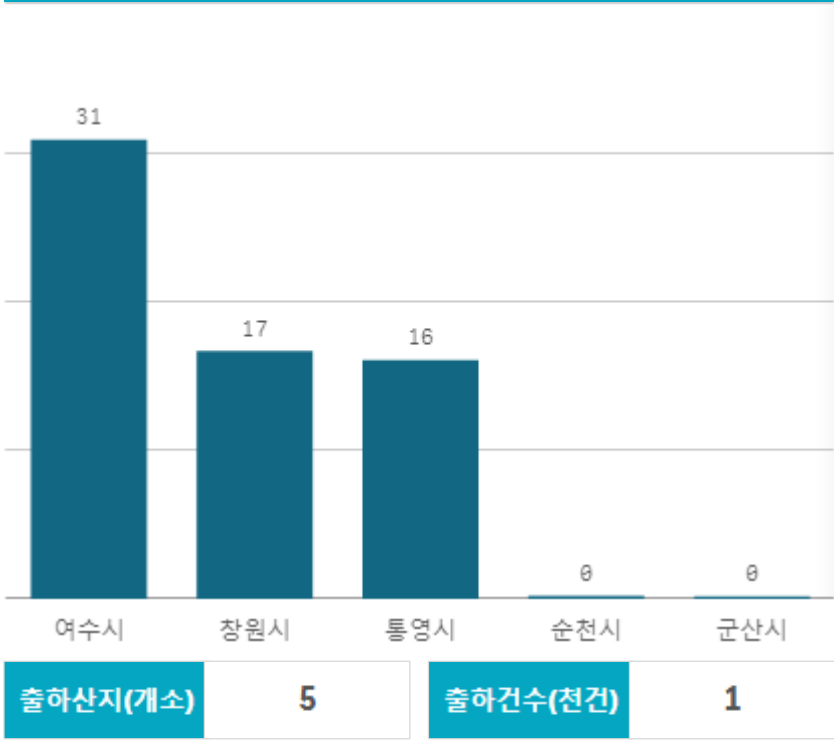


## 도매시장 법인별 거래금액(백만원)



# 걸홍합(10Kg)

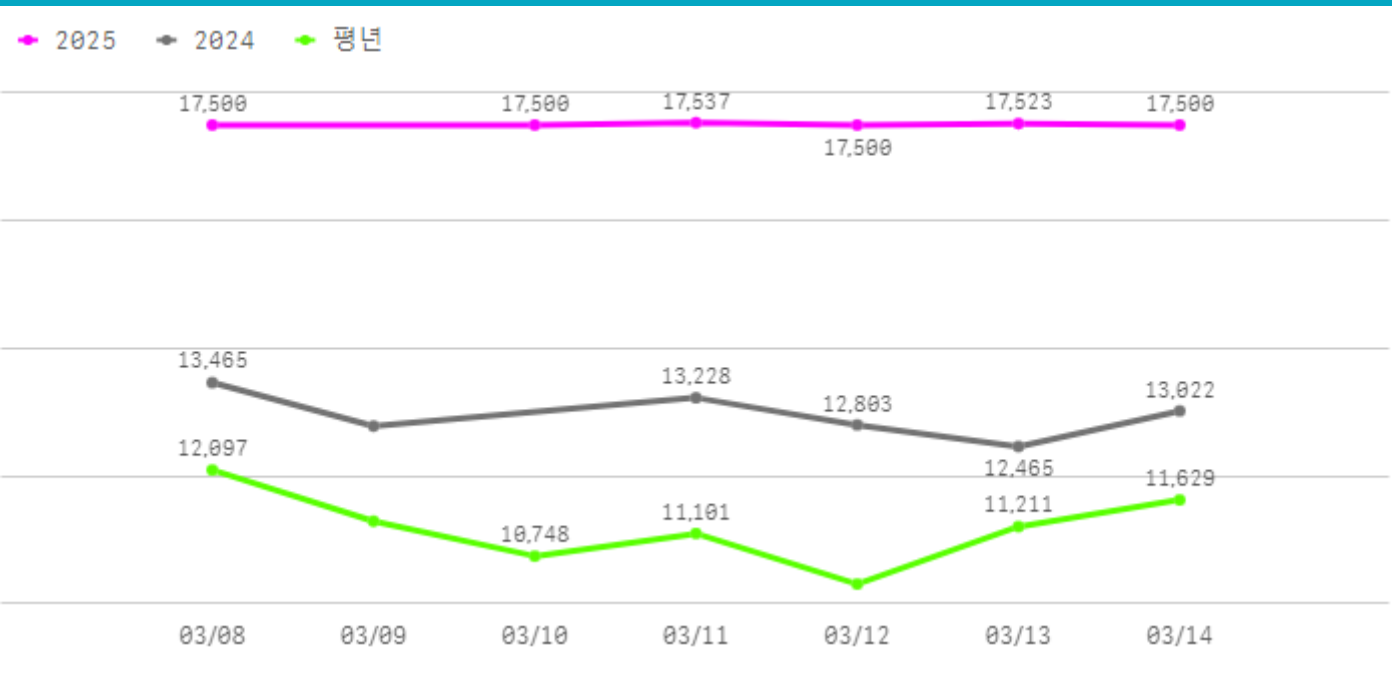
산지별 거래물량(톤)



산지별 주출하 시군구



주간 도매가격(원)



구분	금주(A)	전주(B)	전월(C)	전년(D)	평년(E)	A/B	A/C	A/D	A/E
가격(원)	17,510	17,547	17,584	12,961	12,873	99.8%	99.6%	135.1%	136.0%

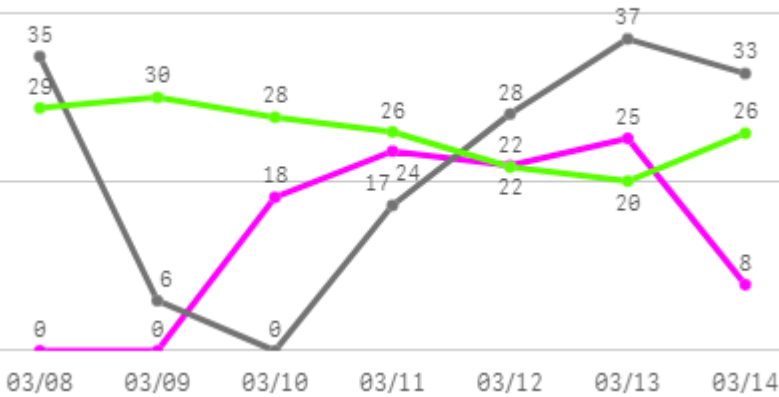
## □ 곁홍합(10Kg) 주간 가격

구분	Q	품종	Q	단량	Q	특	상	보통	하
2025-03-08		곁홍합		10Kg		-	17,500	17,065	14,874
2025-03-10		곁홍합		10Kg		-	17,500	17,199	15,237
2025-03-11		곁홍합		10Kg		-	17,537	17,080	14,822
2025-03-12		곁홍합		10Kg		-	17,500	16,802	14,426
2025-03-13		곁홍합		10Kg		-	17,523	16,844	13,889
2025-03-14		곁홍합		10Kg		-	17,500	16,941	14,719
평균						-	<b>17,510</b>	<b>16,989</b>	<b>14,661</b>

# 건멸치

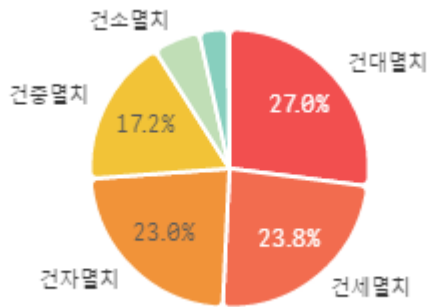
## 주간 반입량(톤)

◆ 2025    ● 2024    ▲ 평년

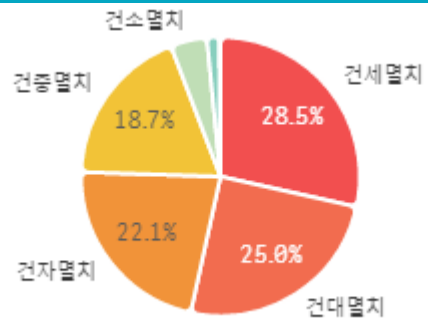


구분	금주(A)	전주(B)	전월(C)	전년(D)	평년(E)	A/B	A/C	A/D	A/E
물량(톤)	97	71	100	156	167	136.2%	97.0%	62.1%	58.2%

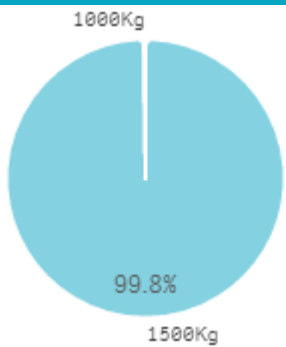
### 출하 품종별 거래물량 구성비



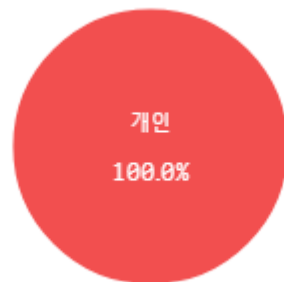
### 출하 품종별 거래금액 구성비




### 거래 단량별 물량 구성비




### 출하자별 거래물량 구성비



### 도매시장 법인별 거래물량(톤)

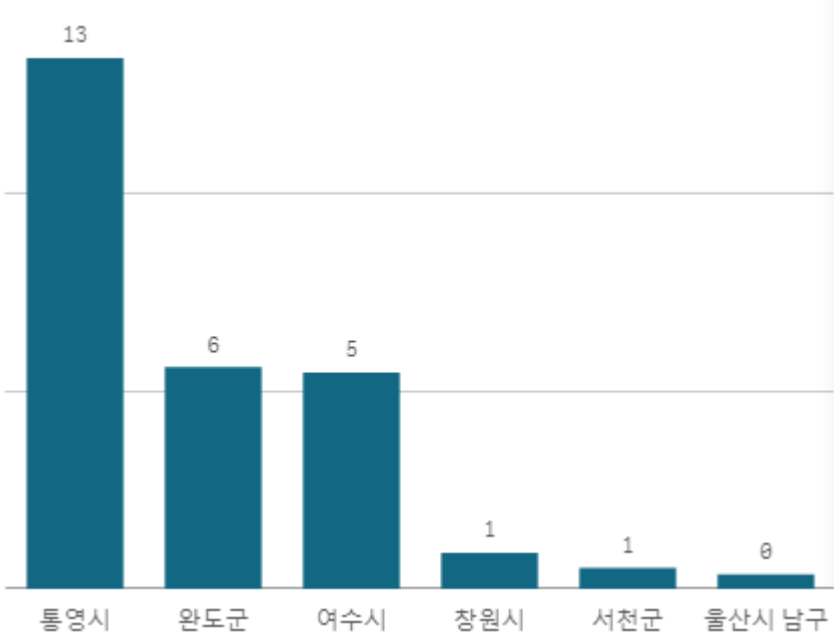


### 도매시장 법인별 거래금액(백만원)



# 건대멸치(1.5Kg)

산지별 거래물량(톤)



출하산지(개소)

6

출하건수(천건)

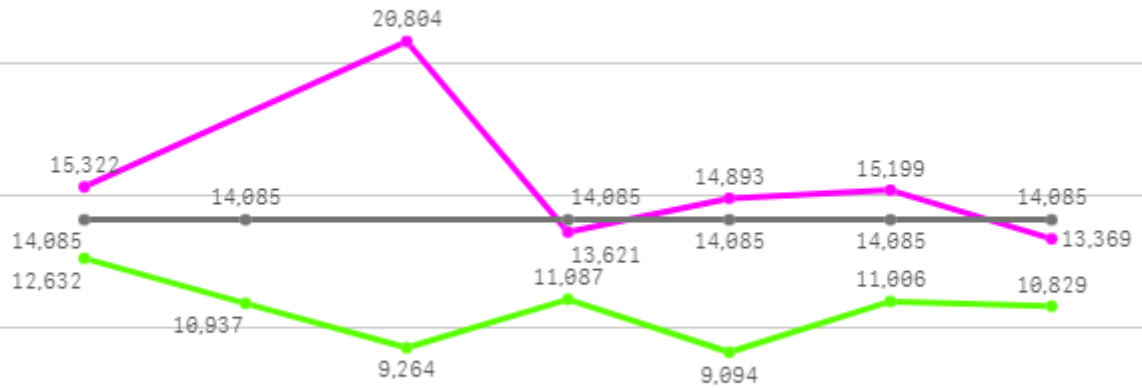
0

산지별 주출하 시군구



주간 도매가격(원)

◆ 2025    ● 2024    ◆ 평년



03/08    03/09    03/10    03/11    03/12    03/13    03/14

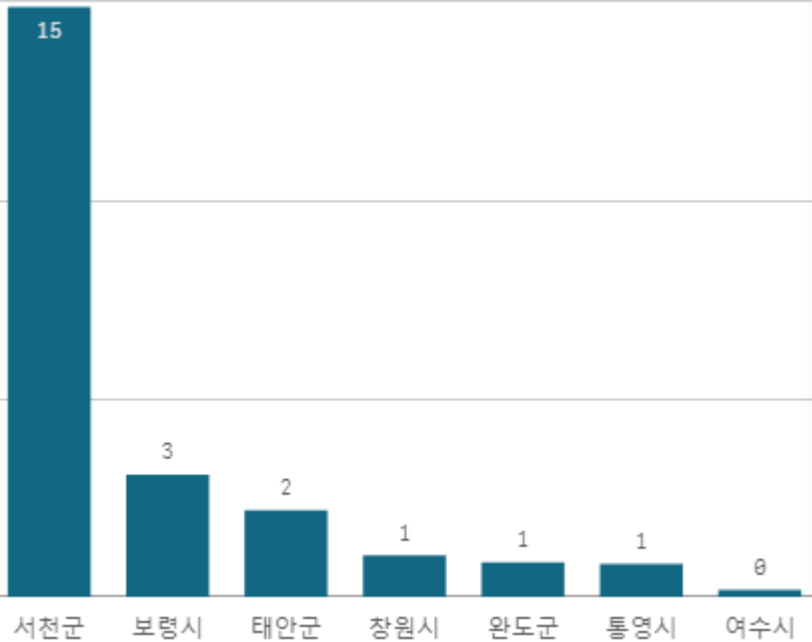
구분	금주(A)	전주(B)	전월(C)	전년(D)	평년(E)	A/B	A/C	A/D	A/E
가격(원)	15,535	12,728	12,254	14,085	11,991	122.0%	126.8%	110.3%	129.5%

## □ 건대멸치(1.5Kg) 주간 가격

구분	Q	품종	Q	단량	Q	특	상	보통	하
2025-03-08		건대멸치		1.5Kg		-	15,322	12,556	11,075
2025-03-10		건대멸치		1.5Kg		-	20,804	14,456	13,300
2025-03-11		건대멸치		1.5Kg		-	13,621	11,927	10,475
2025-03-12		건대멸치		1.5Kg		-	14,893	12,035	9,110
2025-03-13		건대멸치		1.5Kg		-	15,199	13,179	11,796
2025-03-14		건대멸치		1.5Kg		-	13,369	12,326	11,142
평균						-	<b>15,535</b>	<b>12,747</b>	<b>11,150</b>

# 건세열치(1.5Kg)

산지별 거래물량(톤)



산지별 주출하 시군구



출하산지(개소)

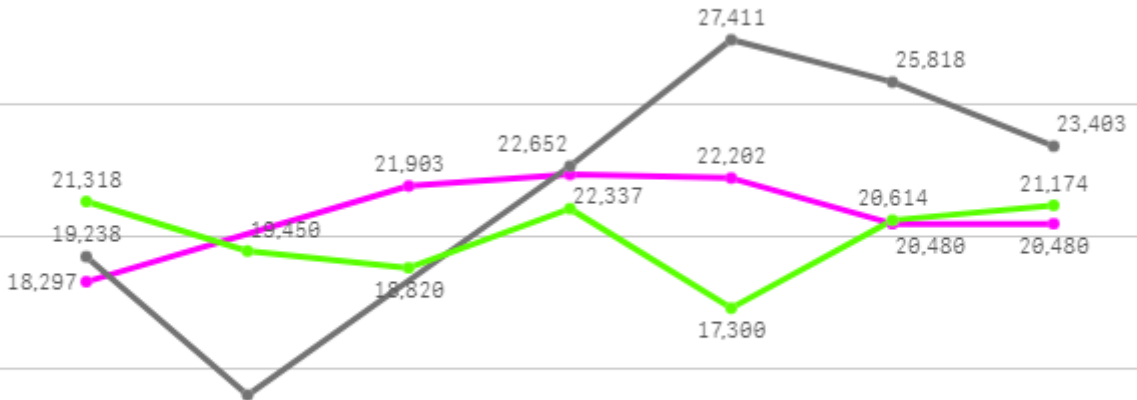
7

출하건수(천건)

0

주간 도매가격(원)

◆ 2025    ◆ 2024    ◆ 평년



03/08    03/09    03/10    03/11    03/12    03/13    03/14

구분	금주(A)	전주(B)	전월(C)	전년(D)	평년(E)	A/B	A/C	A/D	A/E
가격(원)	20,950	18,349	16,243	22,091	20,163	114.2%	129.0%	94.8%	103.9%

## □ 건세멸치(1.5Kg) 주간 가격

구분	Q	품종	Q	단량	Q	특	상	보통	하
2025-03-08		건세멸치		1.5Kg		-	18,297	15,309	10,593
2025-03-10		건세멸치		1.5Kg		-	21,903	11,471	4,990
2025-03-11		건세멸치		1.5Kg		-	22,337	17,957	11,882
2025-03-12		건세멸치		1.5Kg		-	22,202	19,821	15,891
2025-03-13		건세멸치		1.5Kg		-	20,480	16,926	11,026
2025-03-14		건세멸치		1.5Kg		-	20,480	16,926	11,026
평균						-	<b>20,950</b>	<b>16,402</b>	<b>10,901</b>