
2025년 가락시장

주요 품목 주간 거래동향

5월 4주차 주요 동향

[2025. 5.24. ~ 5.30.]



서울특별시농수산물공사

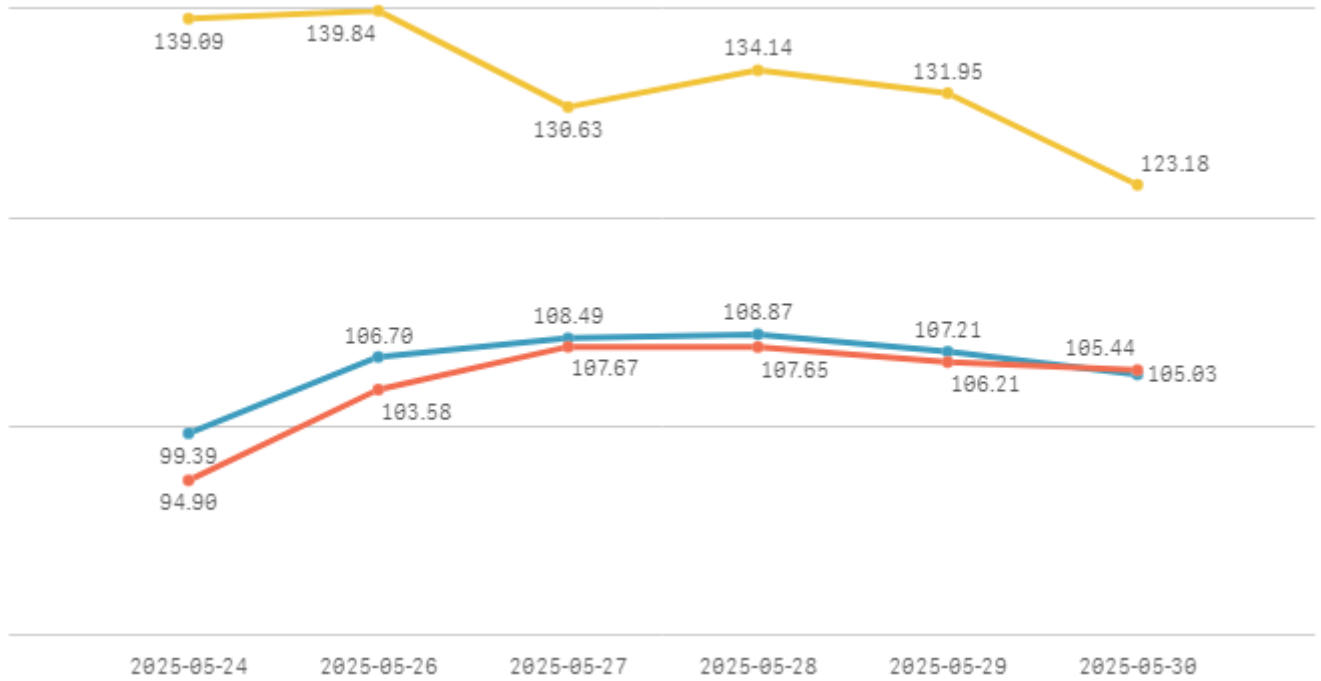
[데이터전략팀]

1. 주간 표준지수

※ 직전 5개년 평균가격을 지수 100으로 산정하여 100 이상일 경우 평년보다 상승, 100 이하일 경우 평년보다 하락

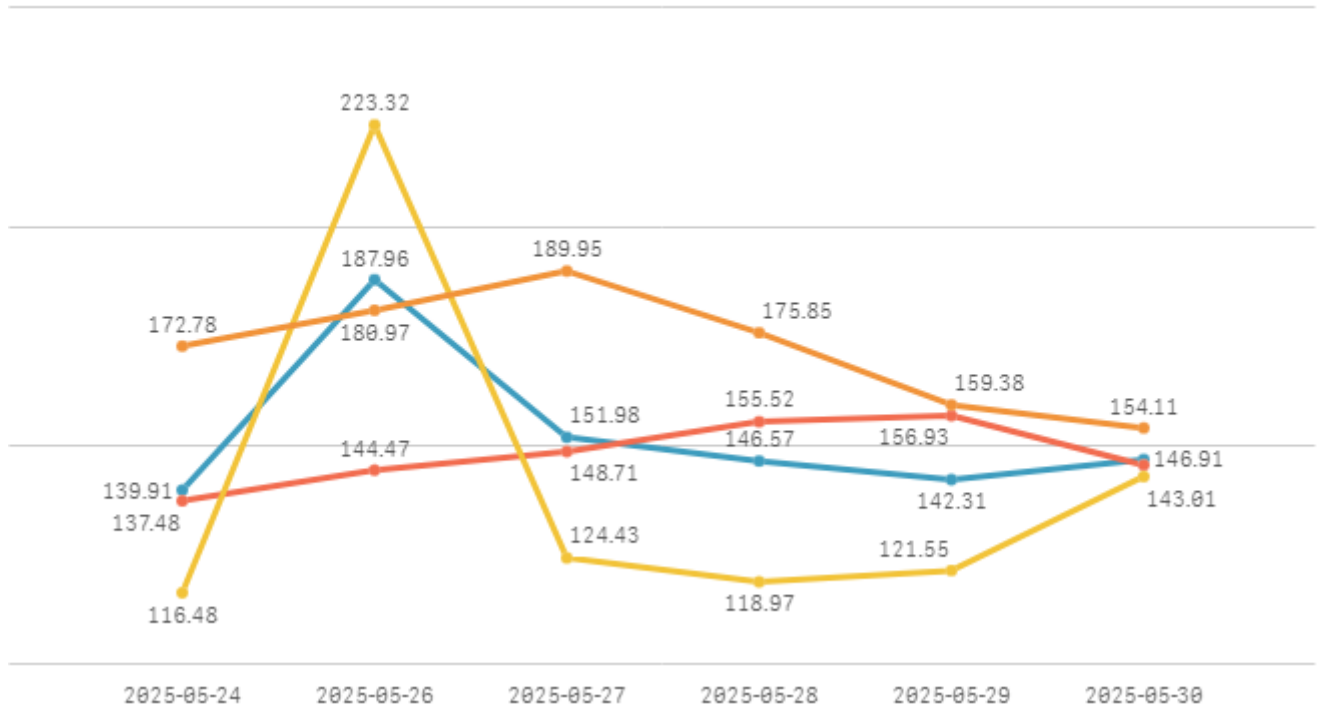
□ 청과부류

합계 채소계 과일계



□ 수산부류

합계 생선류 조개류 건어류



2. 주요 품목 주간 거래동향

주요 품목(종) 주간동향 (2025.05.24 ~ 05.30)

품종 단위	Q	금주평균	전주평균	전월평균	전년평균	5년평균 가격	전주대비	전월대비	전년대비	5년평균 대비
간마늘 대서(20키로)		190,316	188,462	151,943	130,317	156,358	1% ▲	25% ▲	46% ▲	22% ▲
(선)갈치(5키로상자)		178,155	175,493	181,969	194,827	149,255	2% ▲	-2% ▼	-9% ▼	19% ▲
사과 부사(10키로상자)		58,080	57,427	56,022	74,242	49,073	1% ▲	4% ▲	-22% ▼	18% ▲
오렌지 네블 수입(18키로상자)		51,681	50,622	55,375	61,773	51,327	2% ▲	-7% ▼	-16% ▼	1% ▲
백다다기오이(100개)		49,806	32,590	45,756	28,660	37,953	53% ▲	9% ▲	74% ▲	31% ▲
(냉)고등어 수입(10키로상자)		48,593	49,290	50,141	36,076	36,600	-1% ▼	-3% ▼	35% ▲	33% ▲
감자 수미(햇)(20키로상자)		47,791	65,403	52,033	42,090	41,959	-27% ▼	-8% ▼	14% ▲	14% ▲
배 신고(15키로상자)		47,636	48,093	54,159	132,210	72,420	-1% ▼	-12% ▼	-64% ▼	-34% ▼
찰외(일반)(10키로상자)		44,813	30,530	53,467	39,025	38,769	47% ▲	-16% ▼	15% ▲	16% ▲
포도 수입(8키로상자)		40,095	43,748	36,023	61,044	42,088	-8% ▼	11% ▲	-34% ▼	-5% ▼
쪽파(10키로상자)		29,529	29,383	29,677	63,639	47,338	0% ▲	-1% ▼	-54% ▼	-38% ▼
청양고추(10키로상자)		29,398	34,386	28,083	40,713	39,218	-15% ▼	5% ▲	-28% ▼	-25% ▼
골드파인애플 수입(12키로상자)		28,528	29,853	28,358	29,747	30,025	-4% ▼	1% ▲	-4% ▼	-5% ▼
오이맛고추(10키로상자)		28,308	40,773	40,294	44,497	36,823	-31% ▼	-30% ▼	-36% ▼	-23% ▼
망고 수입(5키로상자)		27,429	29,047	27,882	32,753	34,075	-6% ▼	-2% ▼	-16% ▼	-20% ▼
바나나 수입(13키로상자)		27,364	27,307	28,773	23,809	27,391	0% ▲	-5% ▼	15% ▲	-0% ▼
호박밥 고무마(10키로상자)		26,190	22,209	20,682	35,180	30,684	18% ▲	27% ▲	-26% ▼	-15% ▼
수박(일반)(10키로상자)		25,336	25,583	32,341	23,026	22,622	-1% ▼	-22% ▼	10% ▲	12% ▲
당근(20키로상자)		24,458	22,690	37,698	62,362	35,645	8% ▲	-35% ▼	-61% ▼	-31% ▼
애호박(20개)		21,894	15,449	16,131	11,993	18,507	42% ▲	36% ▲	83% ▲	18% ▲
빨강 파프리카(5키로상자)		20,822	21,749	32,286	20,102	20,282	-4% ▼	-36% ▼	4% ▲	3% ▲
건세멸치(1.5키로상자)		19,523	19,424	17,348	23,542	21,849	1% ▲	13% ▲	-17% ▼	-11% ▼
무(20키로상자)		18,186	19,202	22,625	17,717	14,383	-5% ▼	-20% ▼	3% ▲	26% ▲
양상추(일반)(10키로상자)		17,813	14,354	17,667	11,945	15,330	24% ▲	1% ▲	49% ▲	16% ▲
상추 포기찰(4키로상자)		16,430	12,585	13,085	9,152	13,402	31% ▲	26% ▲	80% ▲	23% ▲
겉홍합(10키로망대)		16,327	17,791	16,675	11,846	12,458	-8% ▼	-2% ▼	38% ▲	31% ▲
가지(5키로상자)		14,730	13,502	15,538	13,291	12,978	9% ▲	-5% ▼	11% ▲	13% ▲
시금치(4키로상자)		13,206	12,173	9,940	12,803	13,658	8% ▲	33% ▲	3% ▲	-3% ▼
알배기배추(8키로상자)		13,202	11,170	18,072	11,860	13,361	18% ▲	-27% ▼	11% ▲	-1% ▼
대추방울토마토(3키로상자)		11,035	14,044	13,642	13,646	11,058	-21% ▼	-19% ▼	-19% ▼	-0% ▼
팽이버섯(5키로상자)		9,204	9,363	10,135	11,174	9,406	-2% ▼	-9% ▼	-18% ▼	-2% ▼
돌미나리(4키로상자)		8,773	10,307	9,708	9,535	9,154	-15% ▼	-10% ▼	-8% ▼	-4% ▼
열무(4키로상자)		7,869	6,448	9,419	6,994	8,135	22% ▲	-16% ▼	13% ▲	-3% ▼
토마토(5키로상자)		7,818	11,478	9,989	12,614	8,736	-32% ▼	-22% ▼	-38% ▼	-11% ▼
청경채(4키로상자)		7,543	4,896	4,757	3,215	4,968	54% ▲	59% ▲	135% ▲	52% ▲
새송이버섯(2키로상자)		5,699	5,832	6,786	5,477	6,269	-2% ▼	-16% ▼	4% ▲	-9% ▼
배추열갈이(4키로상자)		5,552	4,199	4,167	3,872	5,202	32% ▲	33% ▲	43% ▲	7% ▲
배추(10키로망대)		5,525	4,757	8,360	6,890	6,502	16% ▲	-34% ▼	-20% ▼	-15% ▼
양배추(8키로망대)		5,277	6,723	14,165	15,649	8,025	-22% ▼	-63% ▼	-66% ▼	-34% ▼
대구(1키로)		3,577	3,509	2,886	2,559	5,032	2% ▲	24% ▲	40% ▲	-29% ▼
대파(일반)(1키로단)		1,157	1,244	754	1,598	1,510	-7% ▼	54% ▲	-28% ▼	-23% ▼
부추(일반)(500그램단)		994	1,277	1,552	1,125	1,118	-22% ▼	-36% ▼	-12% ▼	-11% ▼
양파(1키로)		622	683	1,059	1,166	851	-9% ▼	-41% ▼	-47% ▼	-27% ▼

□ 품종별 등락가격 비교(전주대비)

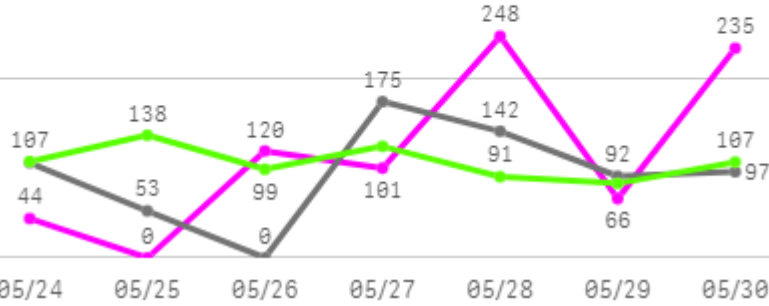
구분	품목(종)명
상승 품목(종)	가지(9%),당근(8%),배추(16%),배추얼갈이(32%),백다다기오이(53%),상추 포기찹(31%),시금치(8%),알배기배추(18%),애호박(42%),양상추(일반)(24%),열무(22%),참외(일반)(47%),청경채(54%),호박밤 고구마(18%)
하락 품목(종)	감자 수미(햇)(-27%),걸홍합(-8%),대추방울토마토(-21%),대파(일반)(-7%),돌미나리(-15%),망고 수입(-6%),무(-5%),부추(일반)(-22%),양배추(-22%),양파(-9%),오이맛고추(-31%),청양고추(-15%),토마토(-32%),포도 수입(-8%)
보합 품목(종)(+5%)	(냉)고등어 수입,(선)갈치,건세멸치,골드파인애플 수입,깐마늘 대서,대구,바나나 수입,배 신고,빨강 파프리카,사과 부사,새송이버섯,수박(일반),오렌지 네블 수입,쪽파,팽이버섯

3. 품목(종)별 주간 거래동향

고구마

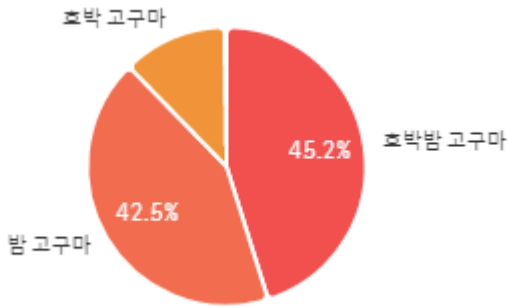
주간 반입량(톤)

◆ 2025 ● 2024 ▲ 평년

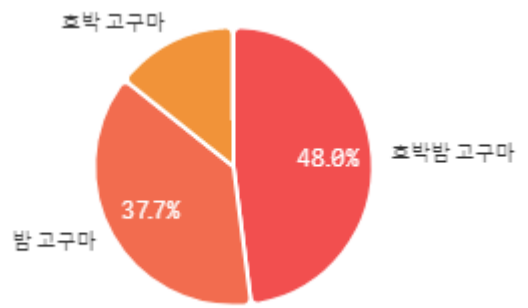


구분	금주(A)	전주(B)	전월(C)	전년(D)	평년(E)	A/B	A/C	A/D	A/E
물량(톤)	815	794	803	665	775	102.6%	101.4%	122.6%	105.0%

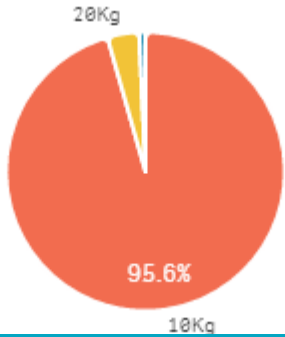
출하 품종별 거래물량 구성비



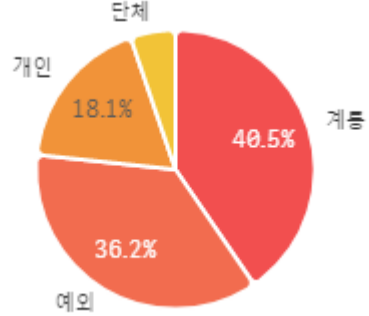
출하 품종별 거래금액 구성비



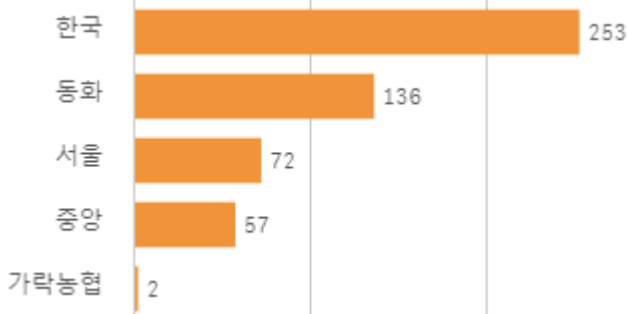
거래 단량별 물량 구성비



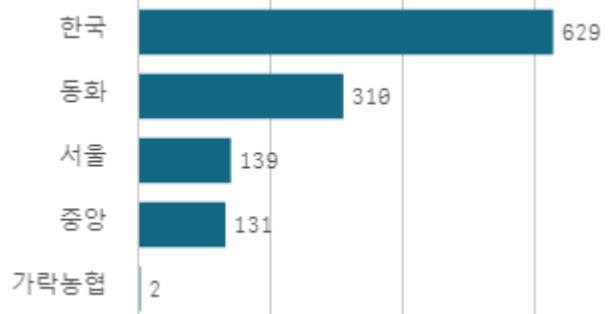
출하자별 거래물량 구성비



도매시장 법인별 거래물량(톤)

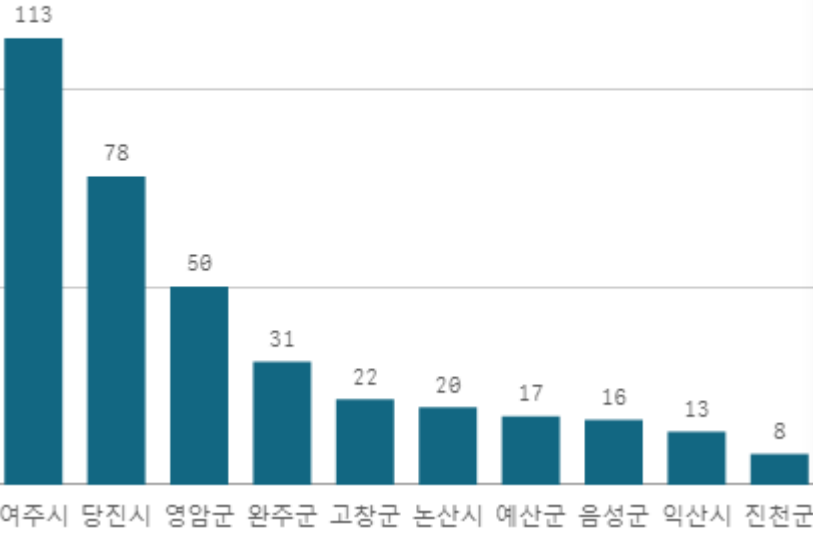


도매시장 법인별 거래금액(백만원)



호박밤 고구마(10Kg)

산지별 거래물량(톤)



출하산지(개소)

12

출하건수(천건)

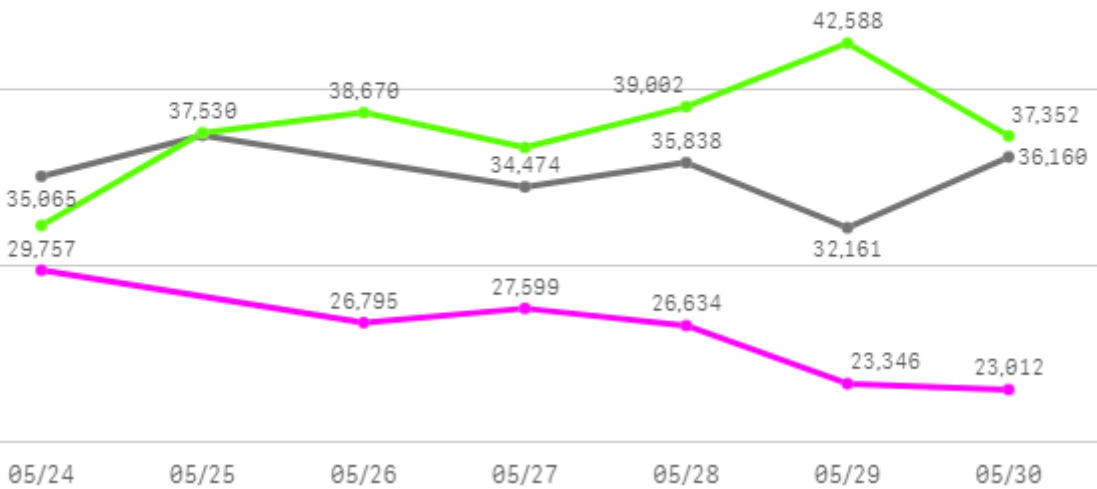
1

산지별 주출하 시군구



주간 도매가격(원)

◆ 2025 ● 2024 ◆ 평년



구분	금주(A)	전주(B)	전월(C)	전년(D)	평년(E)	A/B	A/C	A/D	A/E
가격(원)	26,190	22,209	20,682	35,180	30,684	117.9%	126.6%	74.4%	85.4%

※ 상품 가격 기준

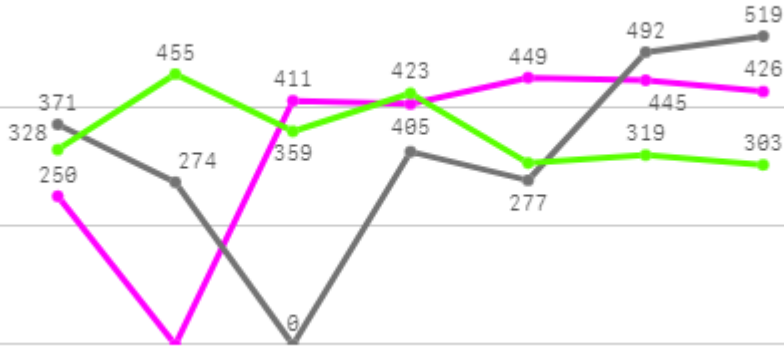
□ 호박밤 고구마(10Kg) 주간 가격

구분	Q	품종	Q	단량	Q	특	상	보통	하
2025-05-24		호박밤 고구마		10Kg		34,500	29,757	18,497	8,734
2025-05-26		호박밤 고구마		10Kg		34,113	26,795	19,059	8,937
2025-05-27		호박밤 고구마		10Kg		32,750	27,599	18,808	8,058
2025-05-28		호박밤 고구마		10Kg		32,573	26,634	18,473	7,947
2025-05-29		호박밤 고구마		10Kg		29,012	23,346	17,839	7,404
2025-05-30		호박밤 고구마		10Kg		27,159	23,012	17,509	7,691
평균						31,684	26,190	18,364	8,128

감자

주간 반입량(톤)

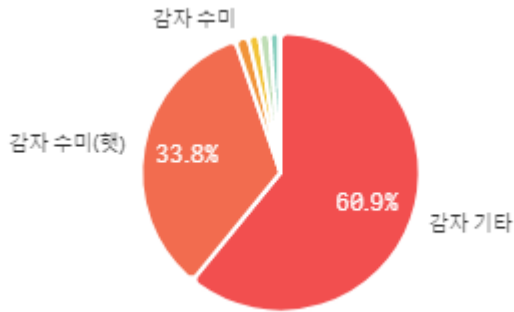
◆ 2025 ● 2024 ▲ 평년



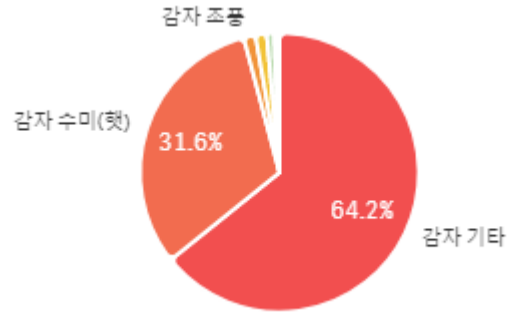
05/24 05/25 05/26 05/27 05/28 05/29 05/30

구분	금주(A)	전주(B)	전월(C)	전년(D)	평년(E)	A/B	A/C	A/D	A/E
물량(톤)	2,386	1,766	2,060	2,257	2,463	135.1%	115.8%	105.7%	96.9%

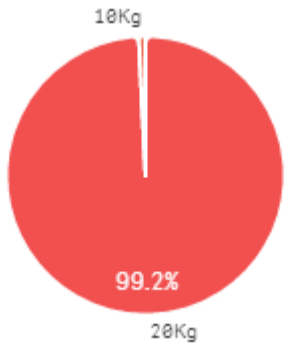
출하 품종별 거래물량 구성비



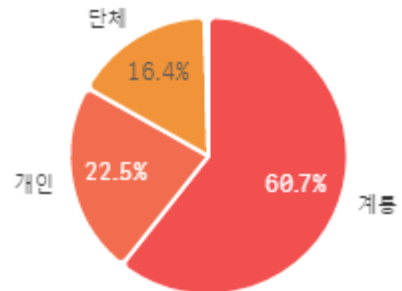
출하 품종별 거래금액 구성비



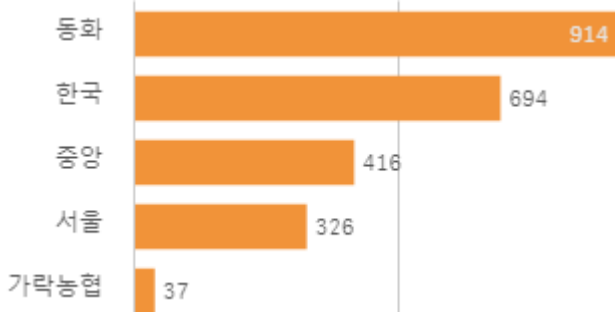
거래 단량별 물량 구성비



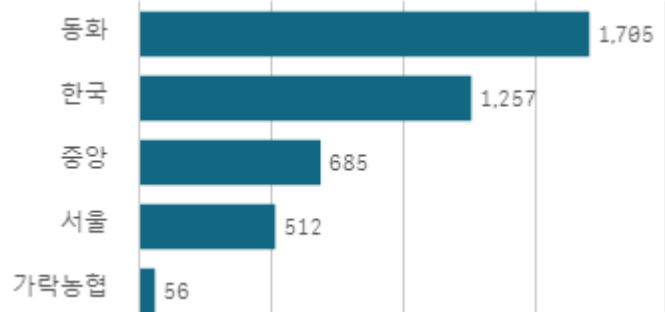
출하자별 거래물량 구성비



도매시장 법인별 거래물량(톤)

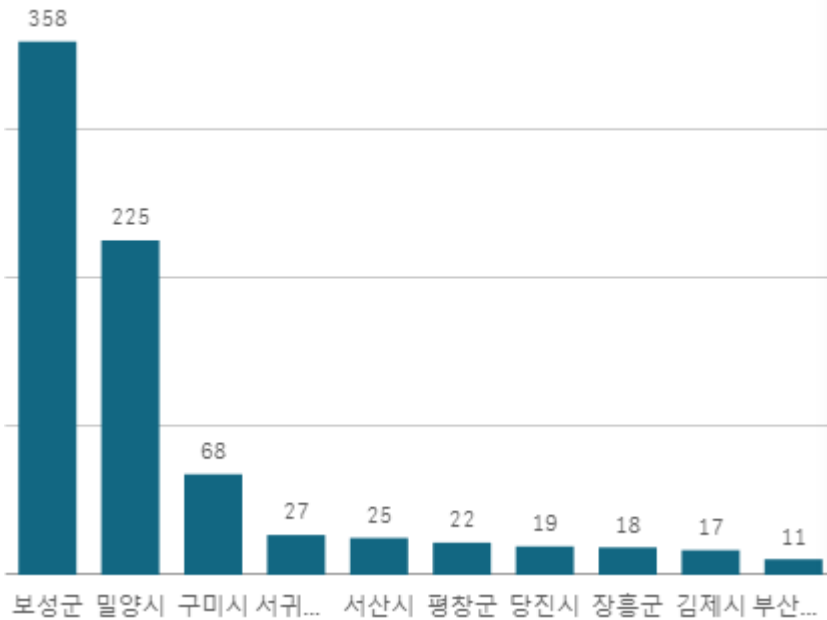


도매시장 법인별 거래금액(백만원)



감자 수미(햇) (20Kg)

산지별 거래물량(톤)



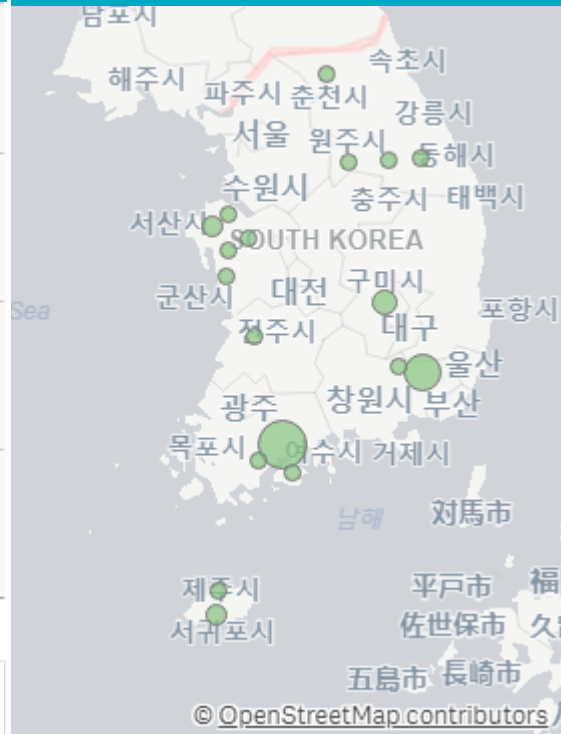
출하산지(개소)

19

출하건수(천건)

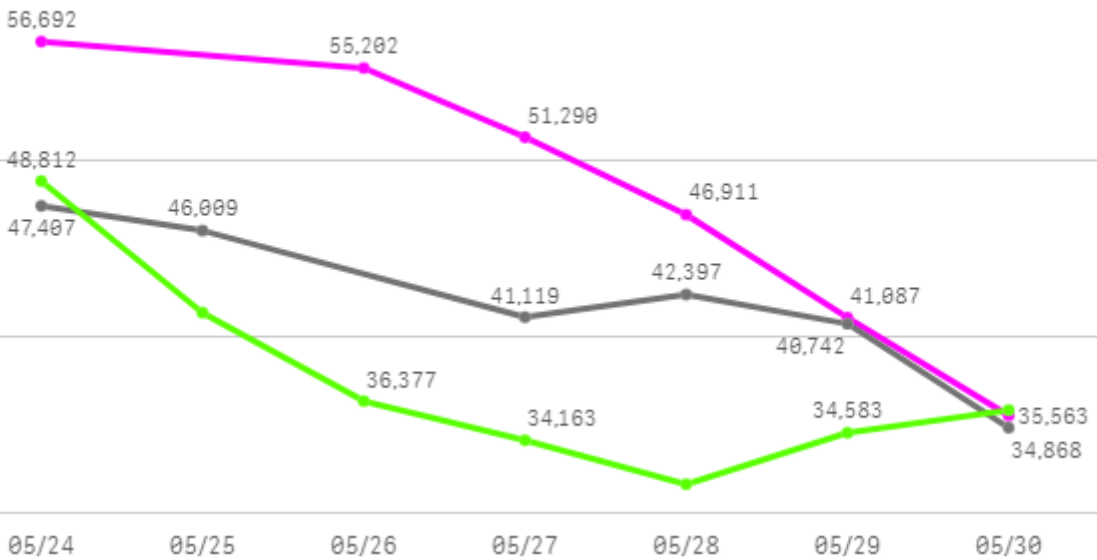
1

산지별 주출하 시군구



주간 도매가격(원)

◆ 2025 ● 2024 ◆ 평년



구분	금주(A)	전주(B)	전월(C)	전년(D)	평년(E)	A/B	A/C	A/D	A/E
가격(원)	47,791	65,403	52,033	42,090	41,959	73.1%	91.8%	113.5%	113.9%

※ 상품 가격 기준

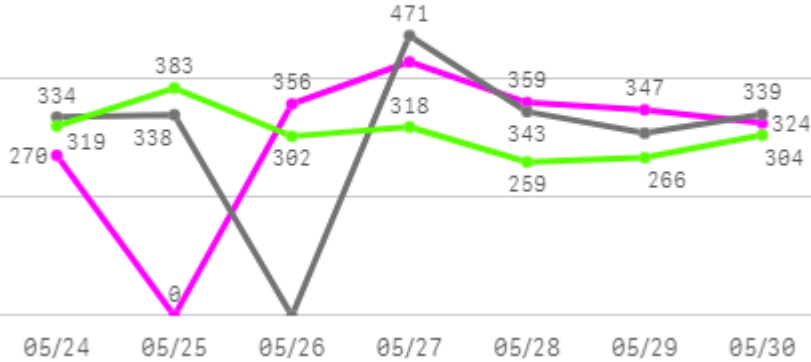
□ 감자 수미(햇)(20Kg) 주간 가격

구분	Q	품종	Q	단량	Q	특	상	보통	하
2025-05-24		감자 수미(햇)		20Kg		68,443	56,692	45,905	25,478
2025-05-26		감자 수미(햇)		20Kg		68,747	55,202	40,681	24,549
2025-05-27		감자 수미(햇)		20Kg		71,951	51,290	36,366	21,745
2025-05-28		감자 수미(햇)		20Kg		71,435	46,911	32,833	21,057
2025-05-29		감자 수미(햇)		20Kg		62,002	41,087	30,622	19,569
2025-05-30		감자 수미(햇)		20Kg		53,498	35,563	27,512	17,637
평균						66,013	47,791	35,653	21,673

배추

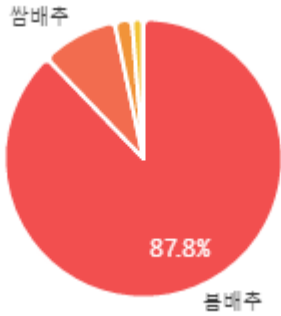
주간 반입량(톤)

◆ 2025 ● 2024 ▲ 평년

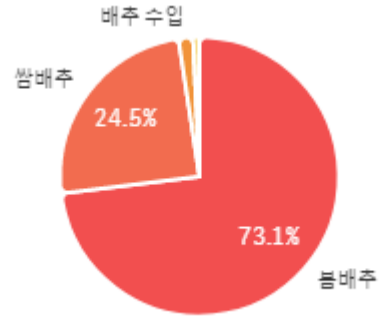


구분	금주(A)	전주(B)	전월(C)	전년(D)	평년(E)	A/B	A/C	A/D	A/E
물량(톤)	2,083	2,451	2,492	2,133	2,097	85.0%	83.6%	97.6%	99.4%

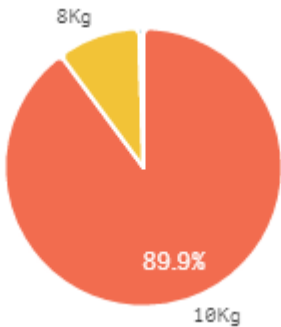
출하 품종별 거래물량 구성비



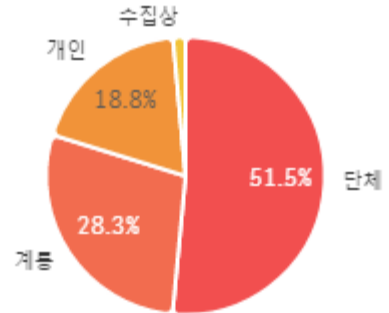
출하 품종별 거래금액 구성비



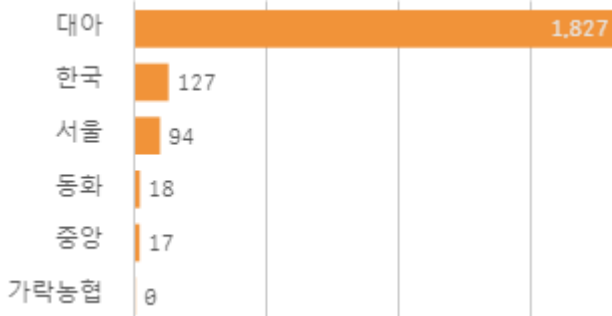
거래 단량별 물량 구성비



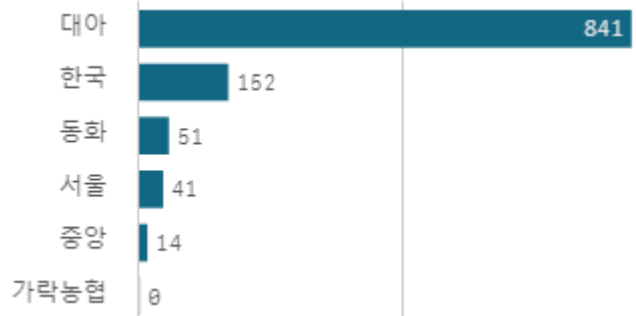
출하자별 거래물량 구성비



도매시장 법인별 거래물량(톤)

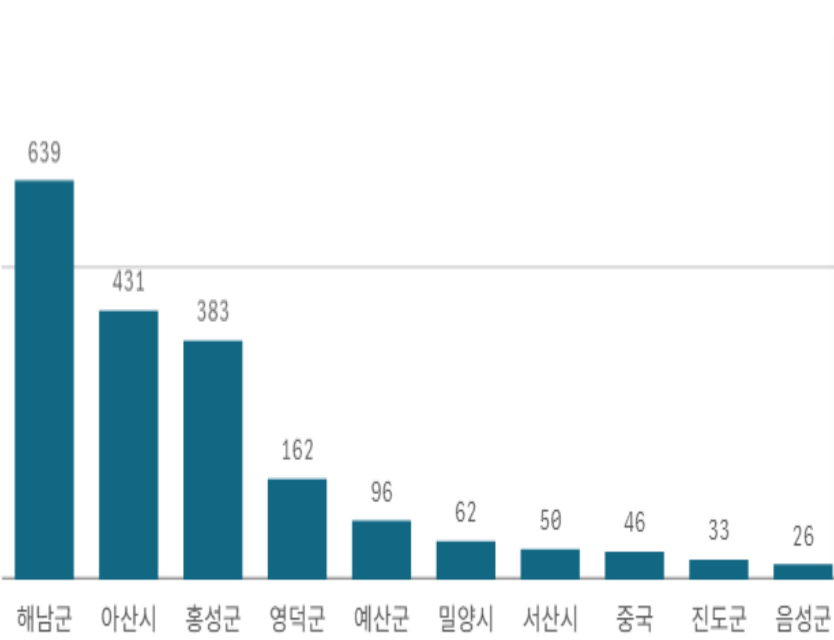


도매시장 법인별 거래금액(백만원)



배추(10Kg)

산지별 거래물량(톤)



출하산지(개소)

26

출하건수(천건)

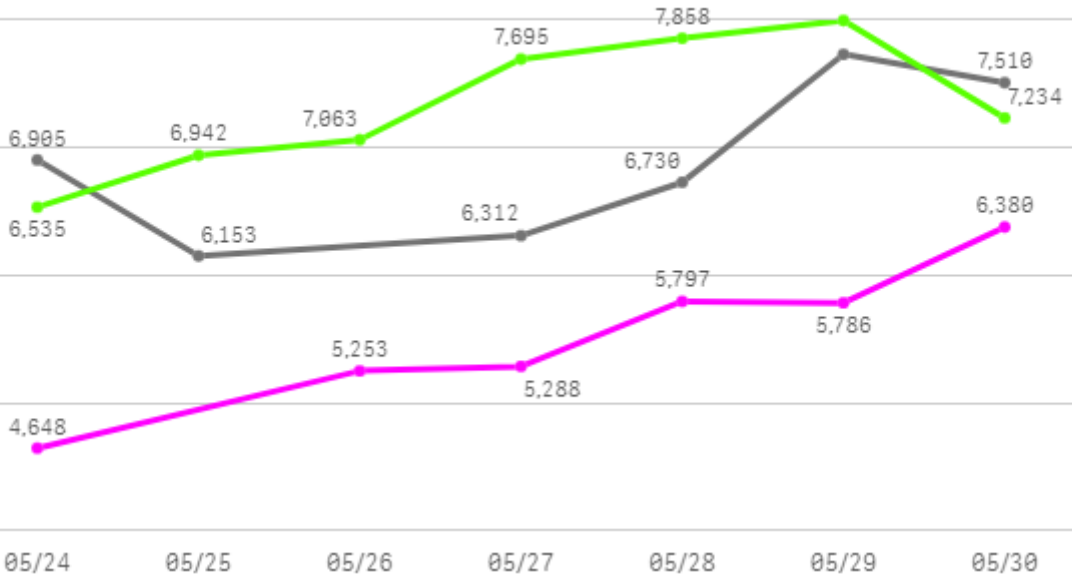
2

산지별 주출하 시군구



주간 도매가격(원)

◆ 2025 ● 2024 ▲ 평년



구분	금주(A)	전주(B)	전월(C)	전년(D)	평년(E)	A/B	A/C	A/D	A/E
가격(원)	5,525	4,757	8,360	6,890	6,502	116.2%	66.1%	80.2%	85.0%

※ 상품 가격 기준

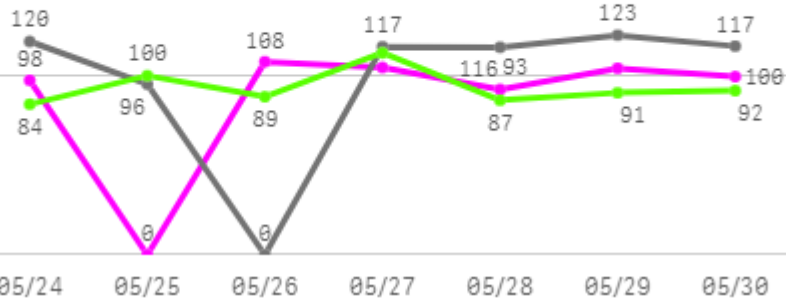
□ 배추(10Kg) 주간 가격

구분	Q	품종	Q	단량	Q	특	상	보통	하
2025-05-24		배추		10Kg		5,746	4,648	3,149	2,127
2025-05-26		배추		10Kg		6,219	5,253	4,329	3,567
2025-05-27		배추		10Kg		6,645	5,288	3,298	1,066
2025-05-28		배추		10Kg		6,628	5,797	3,817	2,441
2025-05-29		배추		10Kg		6,731	5,786	4,181	3,088
2025-05-30		배추		10Kg		7,510	6,380	5,080	3,792
평균						6,580	5,525	3,976	2,680

배추얼갈이

주간 반입량(톤)

◆ 2025 ● 2024 ▲ 평년



구분	금주(A)	전주(B)	전월(C)	전년(D)	평년(E)	A/B	A/C	A/D	A/E
물량(톤)	608	656	664	689	636	92.7%	91.6%	88.4%	95.6%

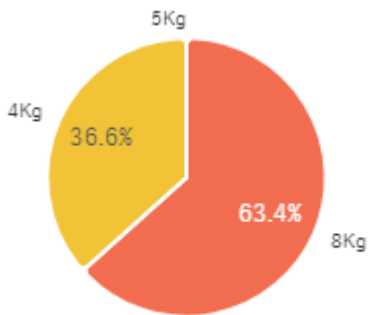
출하 품종별 거래물량 구성비



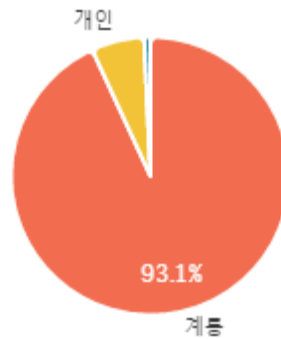
출하 품종별 거래금액 구성비



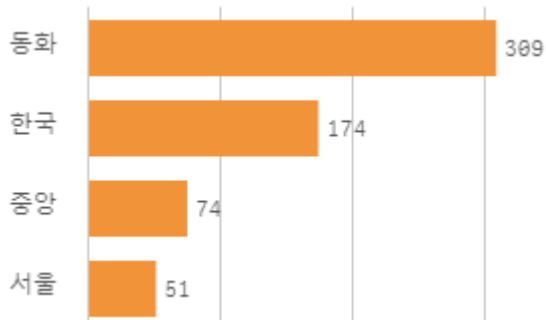
거래 단량별 물량 구성비



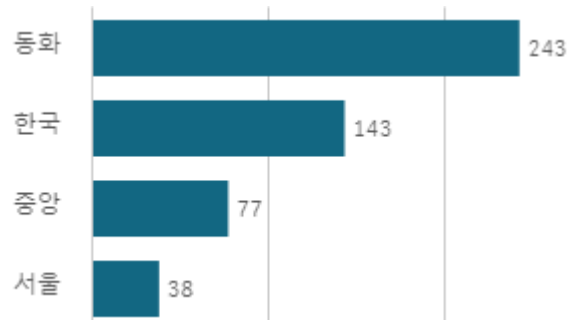
출하자별 거래물량 구성비



도매시장 법인별 거래물량(톤)

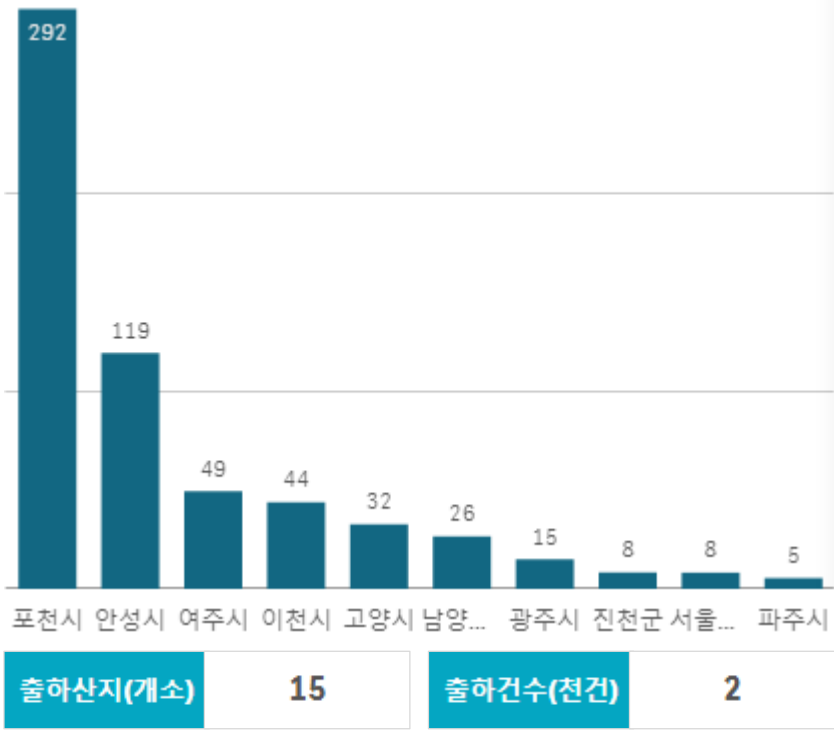


도매시장 법인별 거래금액(백만원)



배추얼갈이(4Kg)

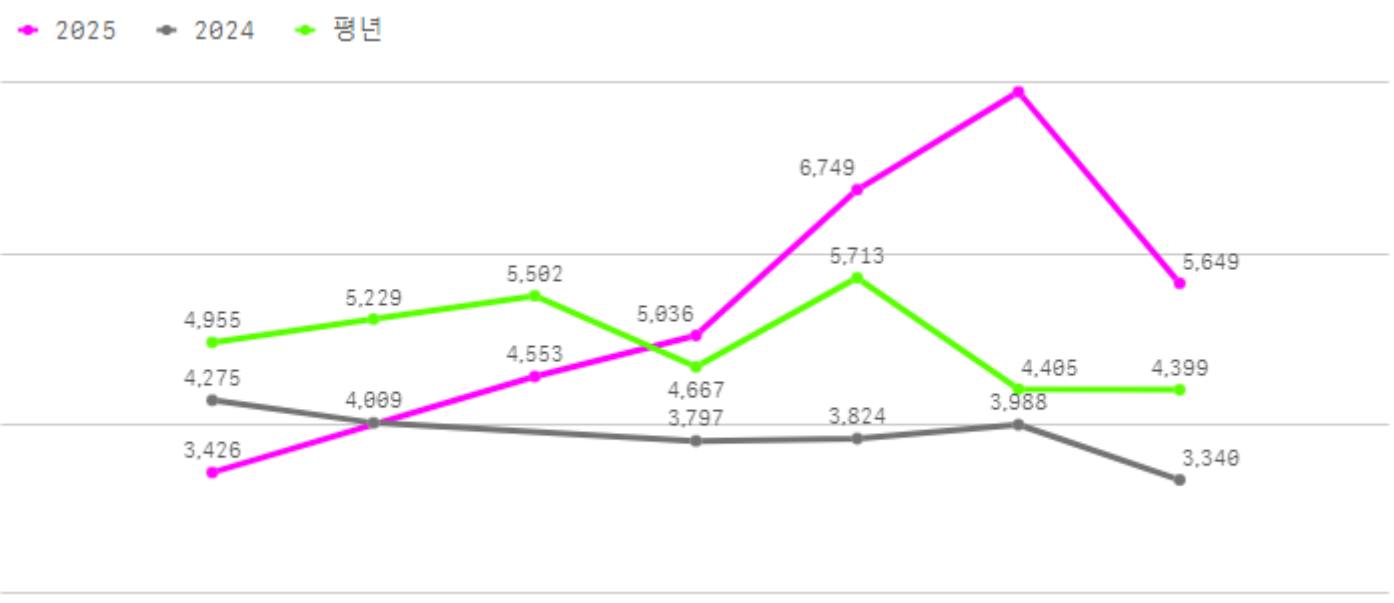
산지별 거래물량(톤)



산지별 주출하 시군구



주간 도매가격(원)



구분	금주(A)	전주(B)	전월(C)	전년(D)	평년(E)	A/B	A/C	A/D	A/E
가격(원)	5,552	4,199	4,167	3,872	5,202	132.2%	133.2%	143.4%	106.7%

※ 상품 가격 기준

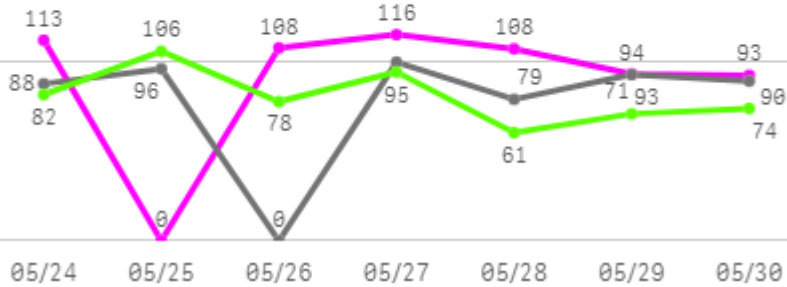
□ 배추얼갈이(4Kg) 주간 가격

구분	Q	품종	Q	단량	Q	특	상	보통	하
2025-05-24		배추얼갈이		4Kg		-	3,426	1,991	965
2025-05-26		배추얼갈이		4Kg		-	4,553	3,354	2,096
2025-05-27		배추얼갈이		4Kg		-	5,036	4,129	2,995
2025-05-28		배추얼갈이		4Kg		-	6,749	5,920	4,475
2025-05-29		배추얼갈이		4Kg		-	7,897	6,668	5,282
2025-05-30		배추얼갈이		4Kg		-	5,649	4,316	2,629
평균						-	5,552	4,396	3,074

알배기배추

주간 반입량(톤)

◆ 2025 ● 2024 ▲ 평년



구분	금주(A)	전주(B)	전월(C)	전년(D)	평년(E)	A/B	A/C	A/D	A/E
물량(톤)	630	693	612	547	582	91.0%	103.0%	115.3%	108.3%

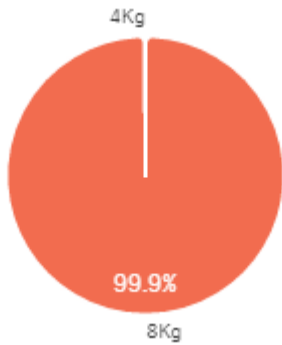
출하 품종별 거래물량 구성비



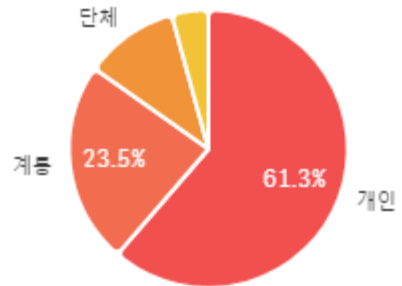
출하 품종별 거래금액 구성비



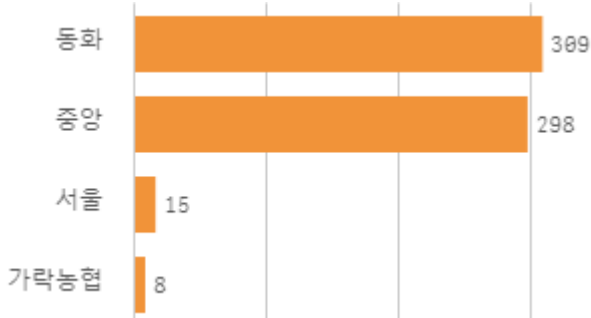
거래 단량별 물량 구성비



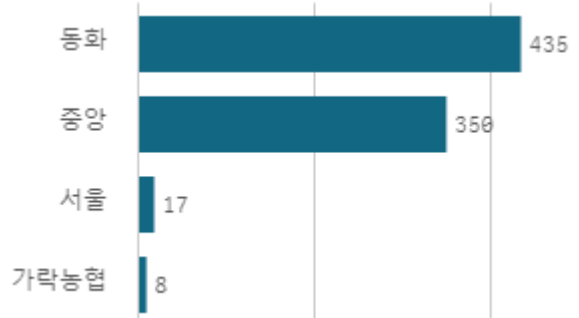
출하자별 거래물량 구성비



도매시장 법인별 거래물량(톤)

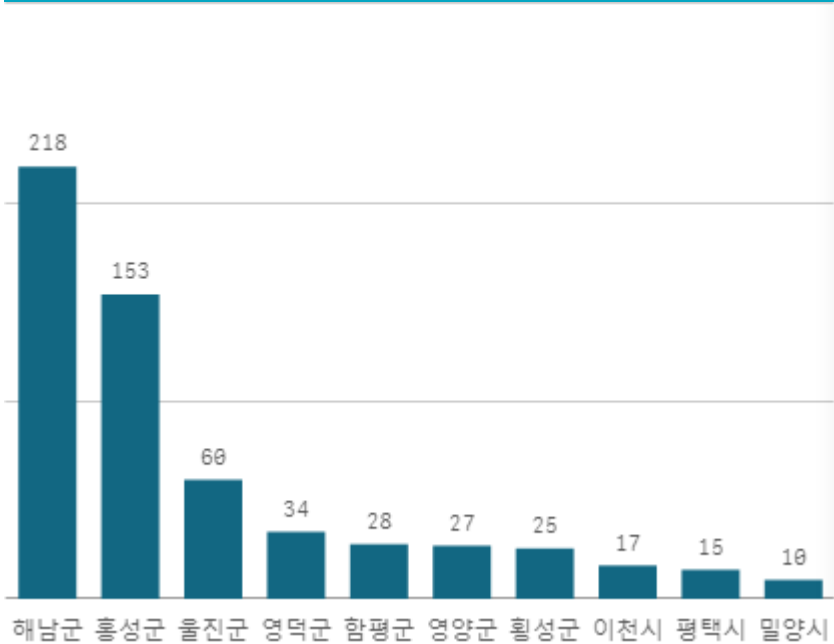


도매시장 법인별 거래금액(백만원)



알배기배추(8Kg)

산지별 거래물량(톤)



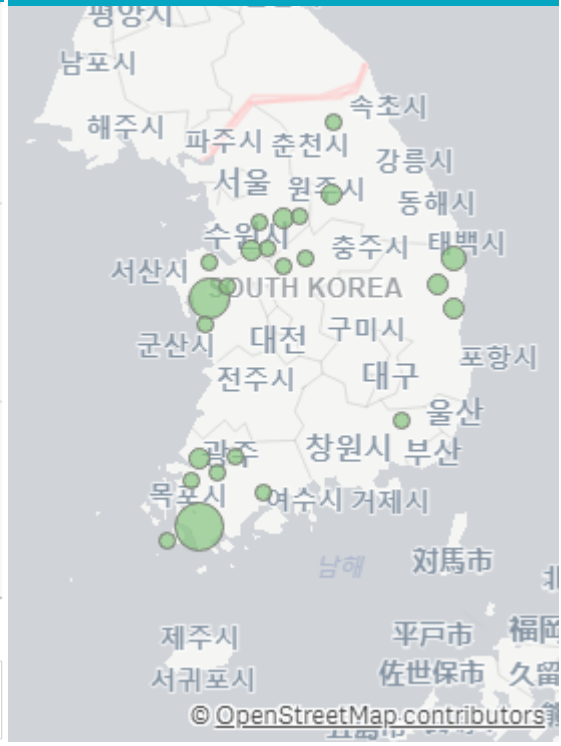
출하산지(개소)

25

출하건수(천건)

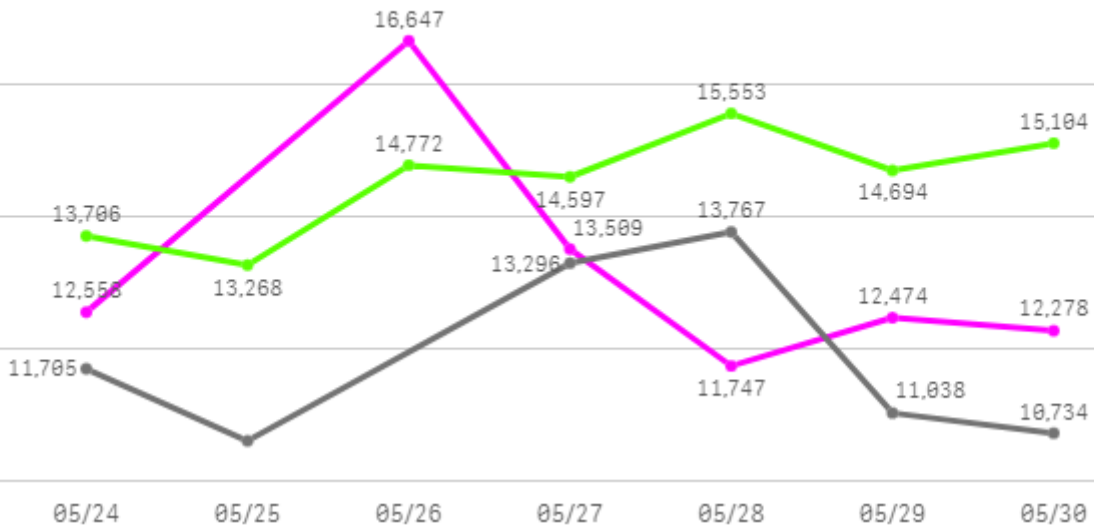
2

산지별 주출하 시군구



주간 도매가격(원)

◆ 2025 ● 2024 ◆ 평년



구분	금주(A)	전주(B)	전월(C)	전년(D)	평년(E)	A/B	A/C	A/D	A/E
가격(원)	13,202	11,170	18,072	11,860	13,361	118.2%	73.1%	111.3%	98.8%

※ 상품 가격 기준

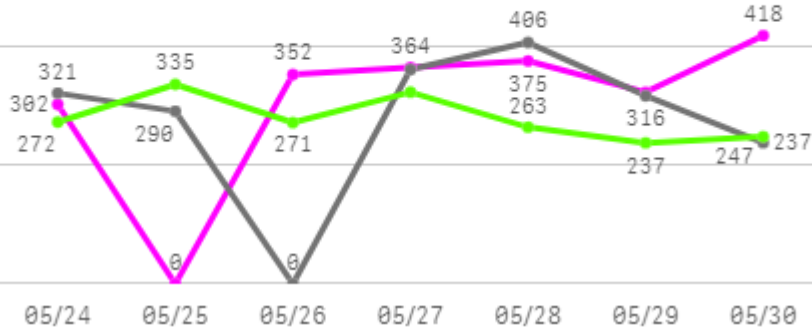
□ 알배기배추(8Kg) 주간 가격

구분	Q	품종	Q	단량	Q	특	상	보통	하
2025-05-24		알배기배추		8Kg		16,634	12,558	6,427	3,567
2025-05-26		알배기배추		8Kg		18,725	16,647	10,419	6,913
2025-05-27		알배기배추		8Kg		16,016	13,509	9,370	6,227
2025-05-28		알배기배추		8Kg		14,171	11,747	8,839	5,556
2025-05-29		알배기배추		8Kg		16,290	12,474	9,325	6,810
2025-05-30		알배기배추		8Kg		15,633	12,278	8,850	5,857
평균						16,245	13,202	8,872	5,822

양배추

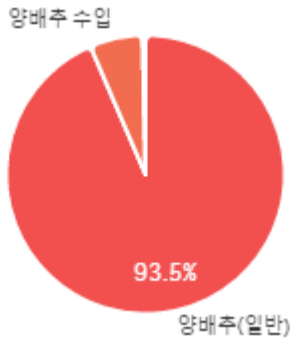
주간 반입량(톤)

◆ 2025 ● 2024 ▲ 평년

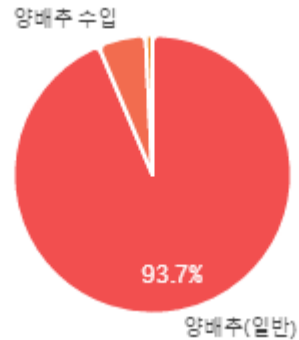


구분	금주(A)	전주(B)	전월(C)	전년(D)	평년(E)	A/B	A/C	A/D	A/E
물량(톤)	2,132	2,265	2,020	1,931	2,012	94.1%	105.6%	110.4%	106.0%

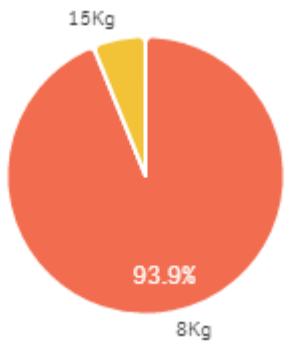
출하 품종별 거래물량 구성비



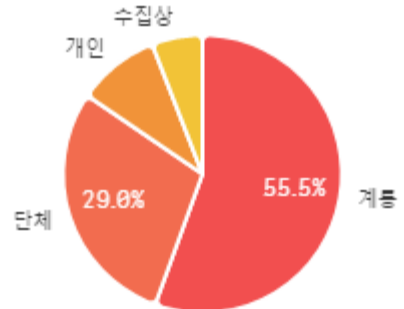
출하 품종별 거래금액 구성비



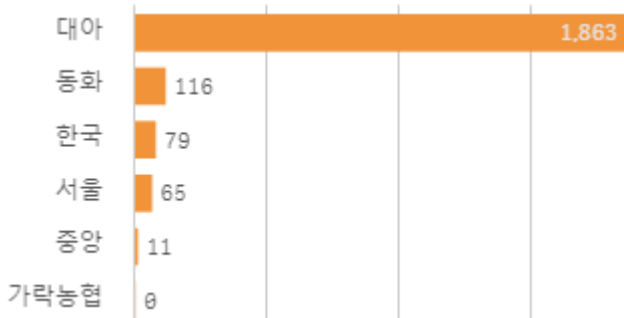
거래 단량별 물량 구성비



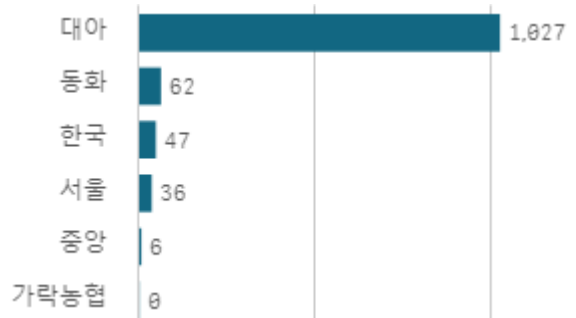
출하자별 거래물량 구성비



도매시장 법인별 거래물량(톤)

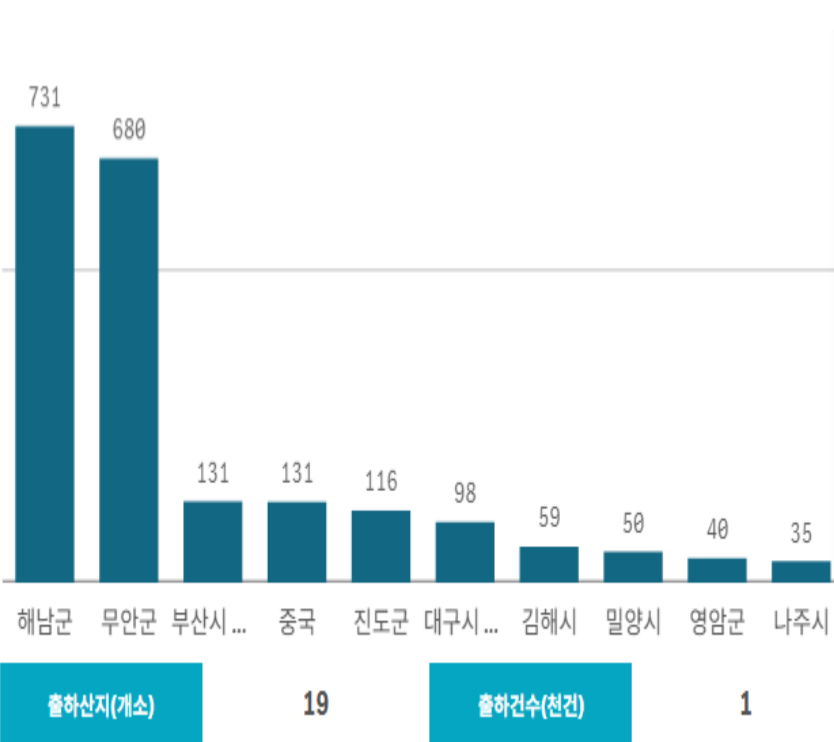


도매시장 법인별 거래금액(백만원)



양배추(8Kg)

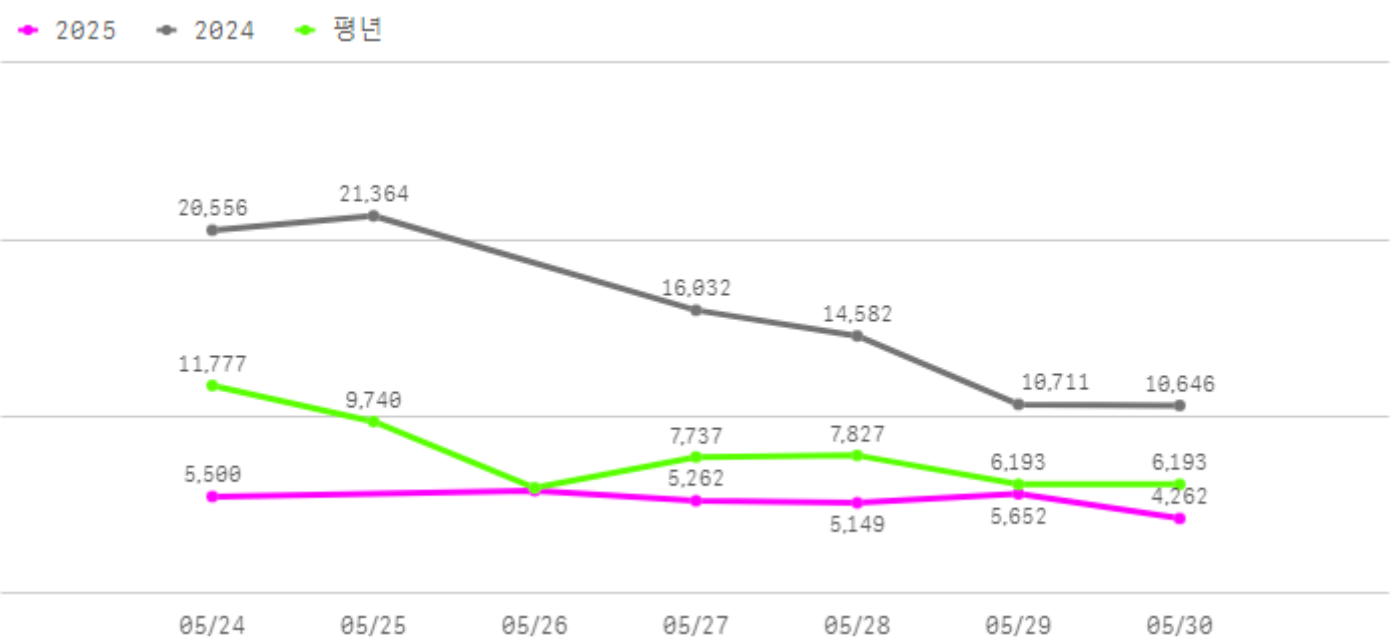
산지별 거래물량(톤)



산지별 주출하 시군구



주간 도매가격(원)



구분	금주(A)	전주(B)	전월(C)	전년(D)	평년(E)	A/B	A/C	A/D	A/E
가격(원)	5,277	6,723	14,165	15,649	8,025	78.5%	37.3%	33.7%	65.8%

※ 상품 가격 기준

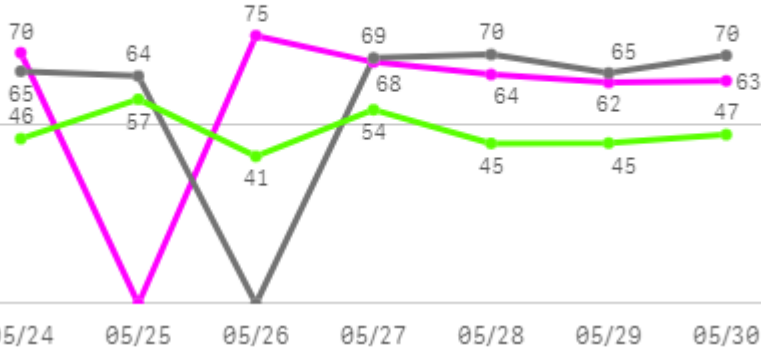
□ 양배추(8Kg) 주간 가격

구분	Q	품종	Q	단량	Q	특	상	보통	하
2025-05-24		양배추		8Kg		6,387	5,500	4,154	2,978
2025-05-26		양배추		8Kg		6,835	5,836	4,467	3,175
2025-05-27		양배추		8Kg		6,443	5,262	3,997	2,921
2025-05-28		양배추		8Kg		5,985	5,149	4,276	3,583
2025-05-29		양배추		8Kg		6,224	5,652	4,643	3,967
2025-05-30		양배추		8Kg		5,205	4,262	3,308	2,813
평균						6,180	5,277	4,141	3,240

시금치

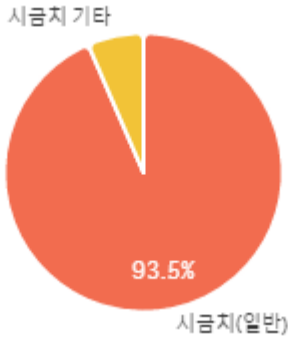
주간 반입량(톤)

◆ 2025 ● 2024 ▲ 평년

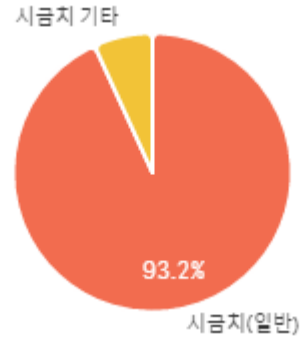


구분	금주(A)	전주(B)	전월(C)	전년(D)	평년(E)	A/B	A/C	A/D	A/E
물량(톤)	402	416	480	402	347	96.7%	83.8%	100.0%	115.8%

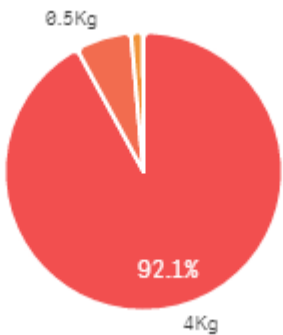
출하 품종별 거래물량 구성비



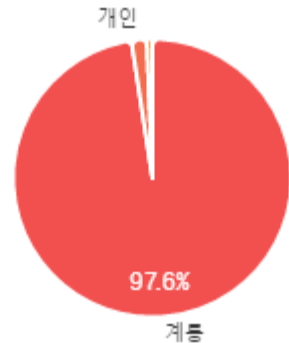
출하 품종별 거래금액 구성비



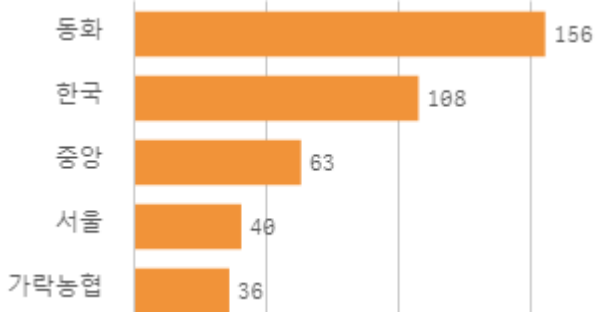
거래 단량별 물량 구성비



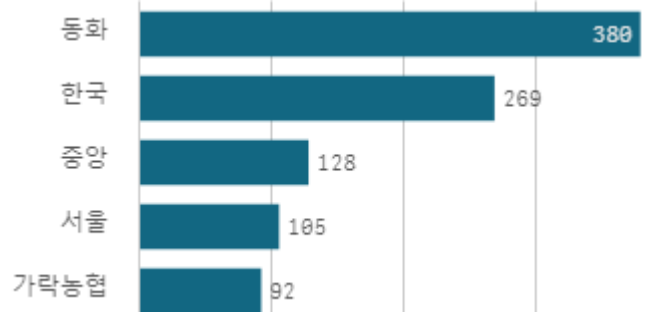
출하자별 거래물량 구성비



도매시장 법인별 거래물량(톤)

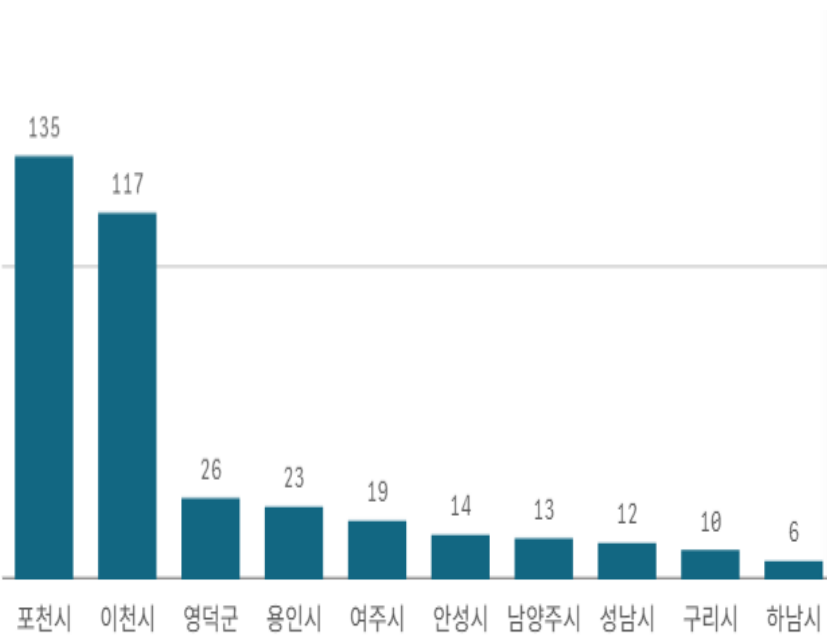


도매시장 법인별 거래금액(백만원)



시금치(4Kg)

산지별 거래물량(톤)



출하산지(개소)

24

출하건수(천건)

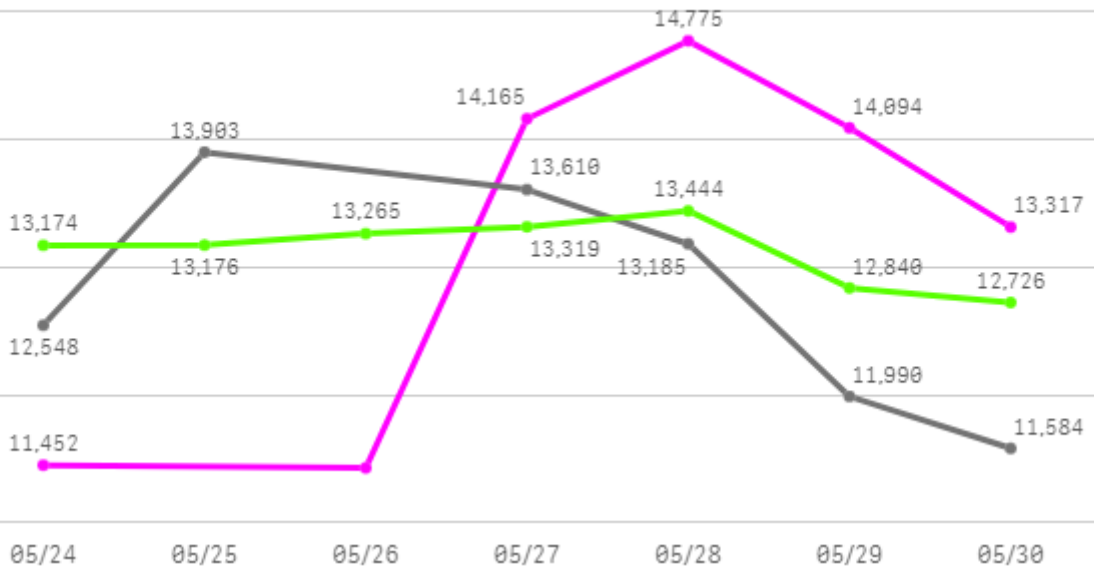
2

산지별 주출하 시군구



주간 도매가격(원)

◆ 2025 ● 2024 ◆ 평년



구분	금주(A)	전주(B)	전월(C)	전년(D)	평년(E)	A/B	A/C	A/D	A/E
가격(원)	13,206	12,173	9,940	12,803	13,658	108.5%	132.9%	103.1%	96.7%

※ 상품 가격 기준

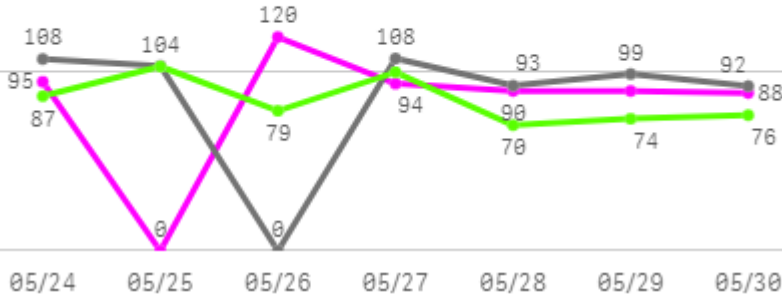
□ 시금치(4Kg) 주간 가격

구분	Q	품종	Q	단량	Q	특	상	보통	하
2025-05-24		시금치		4Kg		14,959	11,452	7,791	4,088
2025-05-26		시금치		4Kg		14,795	11,431	8,492	6,205
2025-05-27		시금치		4Kg		16,657	14,165	8,701	5,777
2025-05-28		시금치		4Kg		17,862	14,775	8,772	5,452
2025-05-29		시금치		4Kg		16,943	14,094	9,158	6,014
2025-05-30		시금치		4Kg		16,531	13,317	9,274	6,512
평균						16,291	13,206	8,698	5,675

상추

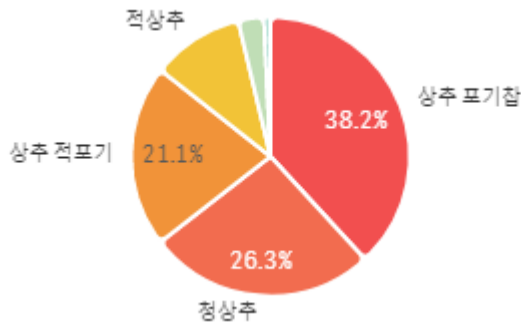
주간 반입량(톤)

◆ 2025 ● 2024 ▲ 평년

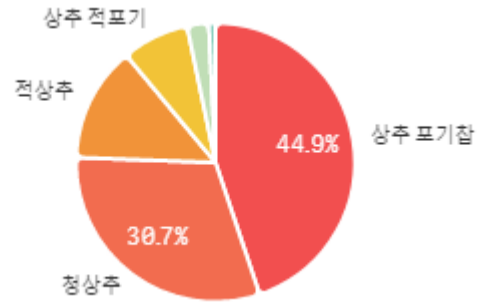


구분	금주(A)	전주(B)	전월(C)	전년(D)	평년(E)	A/B	A/C	A/D	A/E
물량(톤)	576	609	616	603	579	94.7%	93.6%	95.5%	99.6%

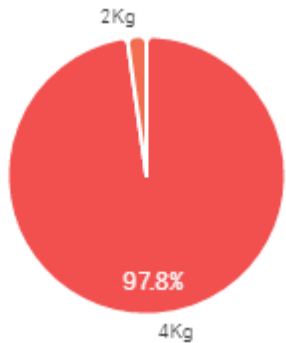
출하 품종별 거래물량 구성비



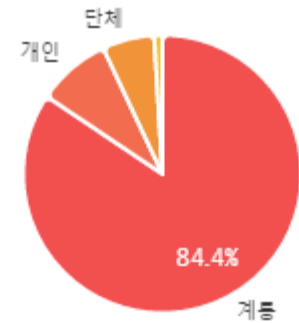
출하 품종별 거래금액 구성비



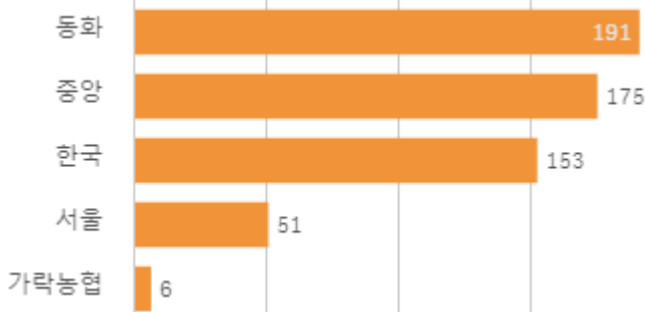
거래 단량별 물량 구성비



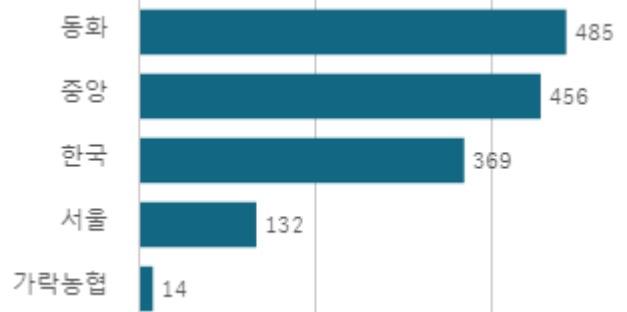
출하자별 거래물량 구성비



도매시장 법인별 거래물량(톤)

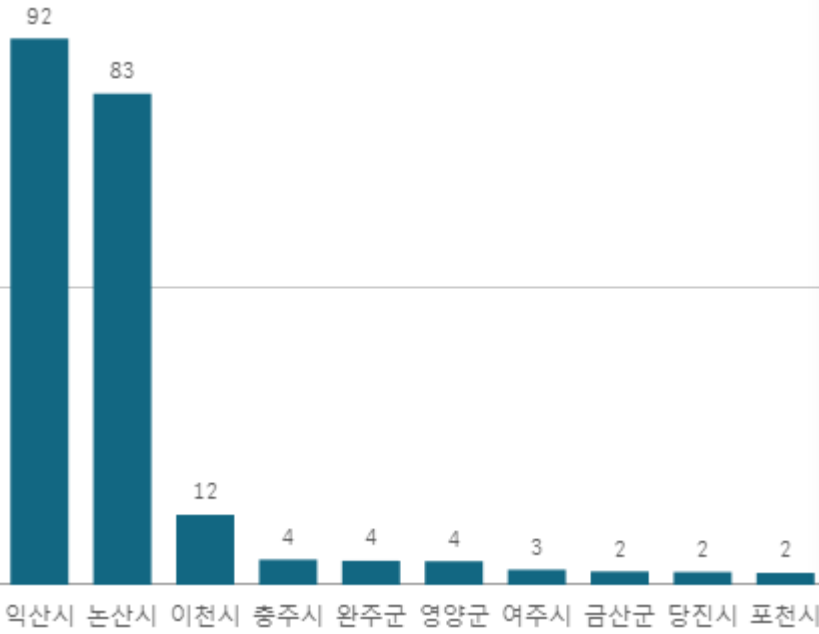


도매시장 법인별 거래금액(백만원)



상추 포기잡(4Kg)

산지별 거래물량(톤)



출하산지(개소)

23

출하건수(천건)

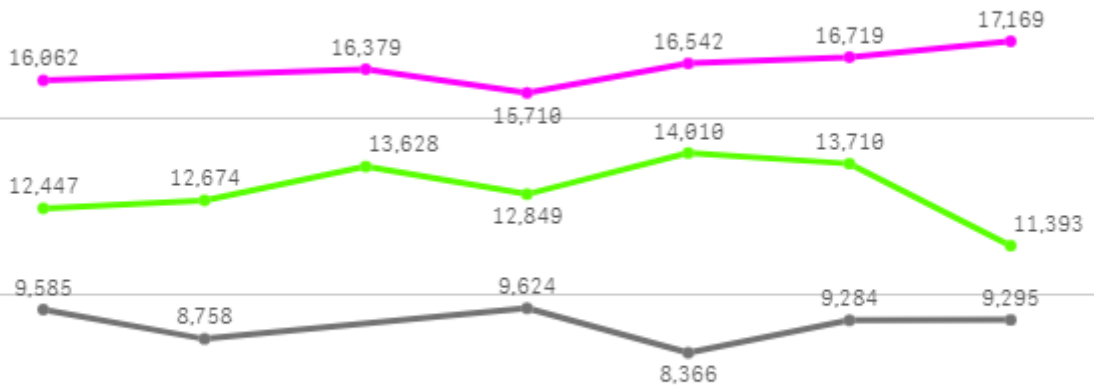
2

산지별 주출하 시군구



주간 도매가격(원)

◆ 2025 ● 2024 ◆ 평년



05/24 05/25 05/26 05/27 05/28 05/29 05/30

구분	금주(A)	전주(B)	전월(C)	전년(D)	평년(E)	A/B	A/C	A/D	A/E
가격(원)	16,430	12,585	13,085	9,152	13,402	130.6%	125.6%	179.5%	122.6%

※ 상품 가격 기준

□ 상추 포기잡(4Kg) 주간 가격

구분	Q	품종	Q	단량	Q	특	상	보통	하
2025-05-24		상추 포기잡		4Kg		-	16,062	13,376	9,570
2025-05-26		상추 포기잡		4Kg		-	16,379	12,977	9,990
2025-05-27		상추 포기잡		4Kg		-	15,710	11,834	8,062
2025-05-28		상추 포기잡		4Kg		-	16,542	12,431	9,010
2025-05-29		상추 포기잡		4Kg		-	16,719	12,619	8,847
2025-05-30		상추 포기잡		4Kg		-	17,169	11,856	7,683
평균						-	16,430	12,516	8,860

부추

주간 반입량(톤)

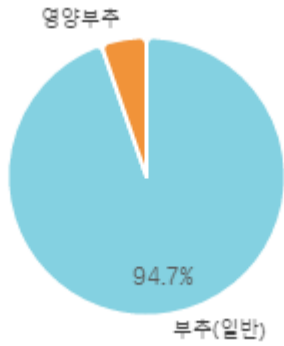
◆ 2025 ● 2024 ▲ 평년



05/24 05/25 05/26 05/27 05/28 05/29 05/30

구분	금주(A)	전주(B)	전월(C)	전년(D)	평년(E)	A/B	A/C	A/D	A/E
물량(톤)	493	473	516	522	496	104.2%	95.5%	94.5%	99.4%

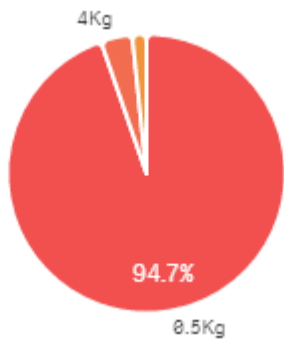
출하 품종별 거래물량 구성비



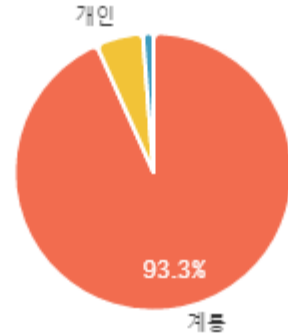
출하 품종별 거래금액 구성비



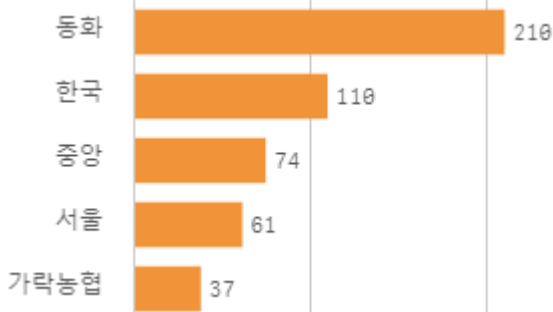
거래 단량별 물량 구성비



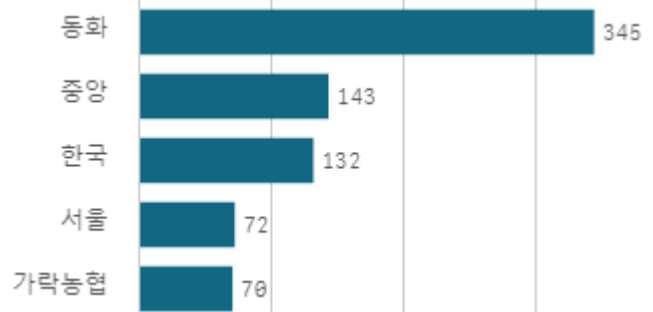
출하자별 거래물량 구성비



도매시장 법인별 거래물량(톤)

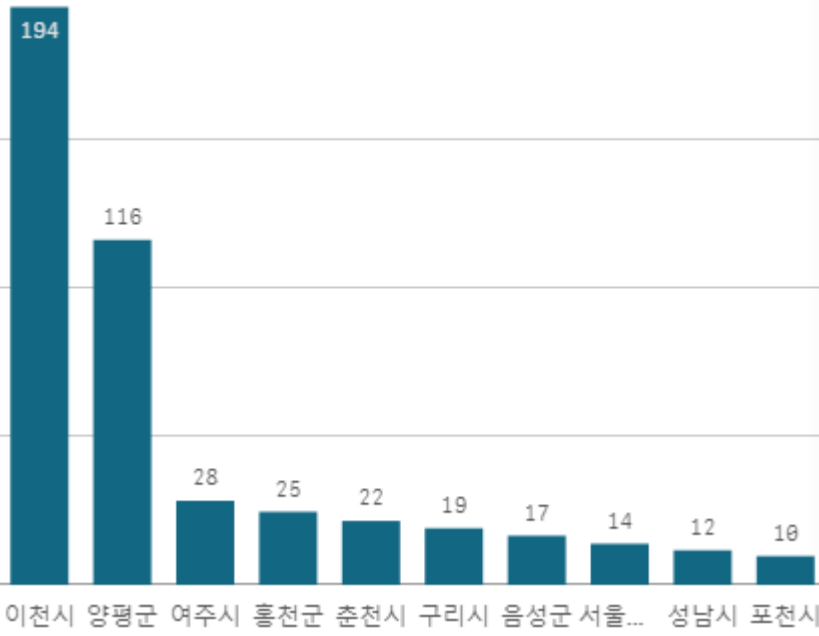


도매시장 법인별 거래금액(백만원)



부추(일반) (0.5Kg)

산지별 거래물량(톤)



산지별 주출하 시군구



출하산지(개소)

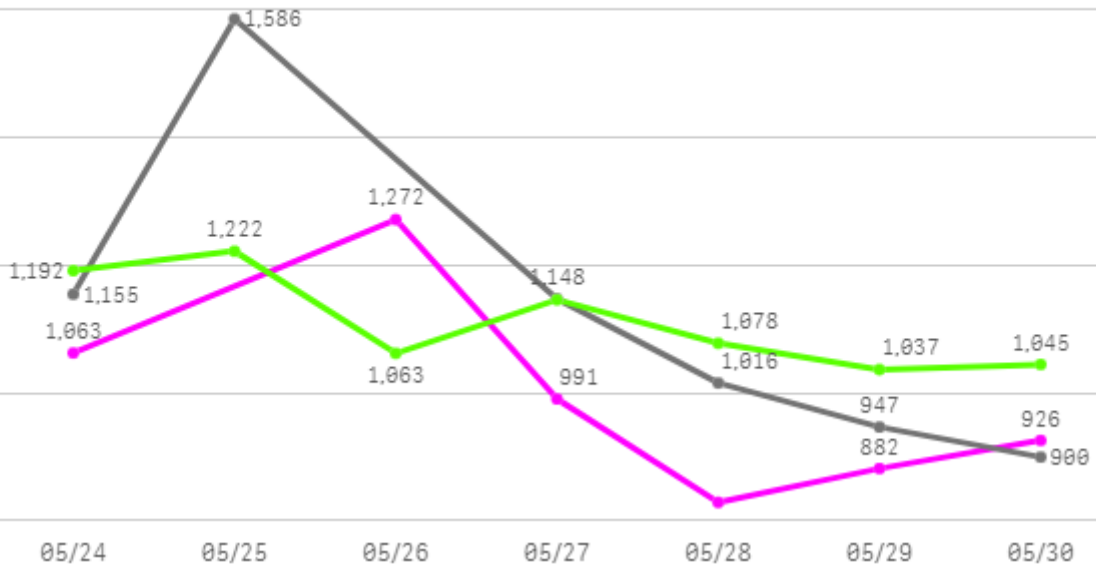
21

출하건수(천건)

2

주간 도매가격(원)

◆ 2025 ● 2024 ◆ 평년



구분	금주(A)	전주(B)	전월(C)	전년(D)	평년(E)	A/B	A/C	A/D	A/E
가격(원)	994	1,277	1,552	1,125	1,118	77.8%	64.0%	88.3%	88.9%

※ 상품 가격 기준

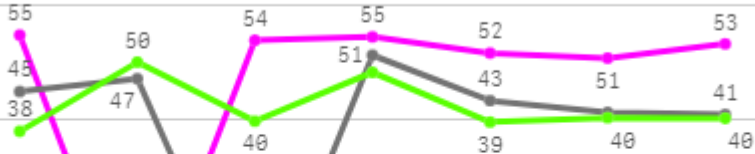
□ 부추(일반)(0.5Kg) 주간 가격

구분	Q	품종	Q	단량	Q	특	상	보통	하
2025-05-24		부추(일반)		0.5Kg		-	1,063	748	515
2025-05-26		부추(일반)		0.5Kg		-	1,272	958	674
2025-05-27		부추(일반)		0.5Kg		-	991	719	528
2025-05-28		부추(일반)		0.5Kg		-	829	594	410
2025-05-29		부추(일반)		0.5Kg		-	882	667	475
2025-05-30		부추(일반)		0.5Kg		-	926	691	501
평균						-	994	730	517

미나리

주간 반입량(톤)

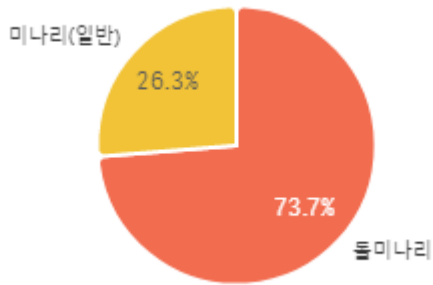
◆ 2025 ● 2024 ▲ 평년



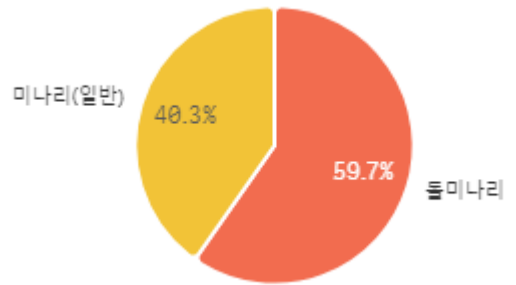
05/24 05/25 05/26 05/27 05/28 05/29 05/30

구분	금주(A)	전주(B)	전월(C)	전년(D)	평년(E)	A/B	A/C	A/D	A/E
물량(톤)	319	320	411	268	285	99.5%	77.6%	119.0%	111.9%

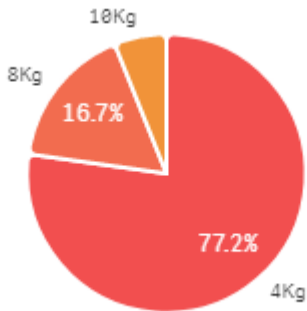
출하 품종별 거래물량 구성비



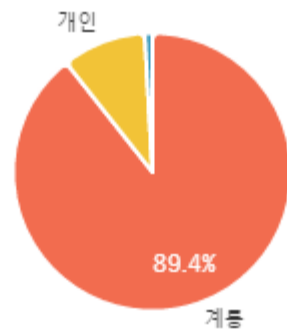
출하 품종별 거래금액 구성비



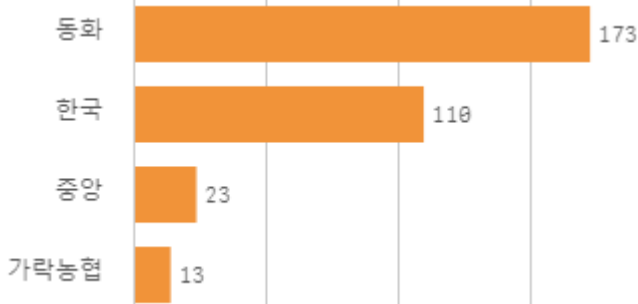
거래 단량별 물량 구성비



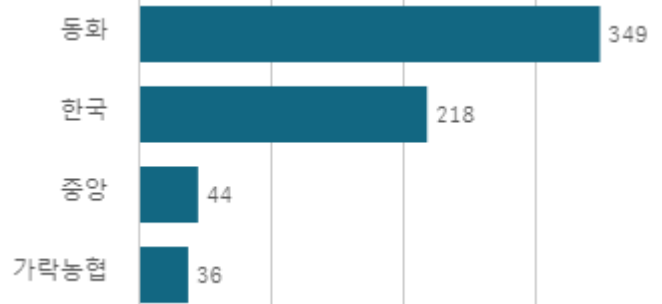
출하자별 거래물량 구성비



도매시장 법인별 거래물량(톤)

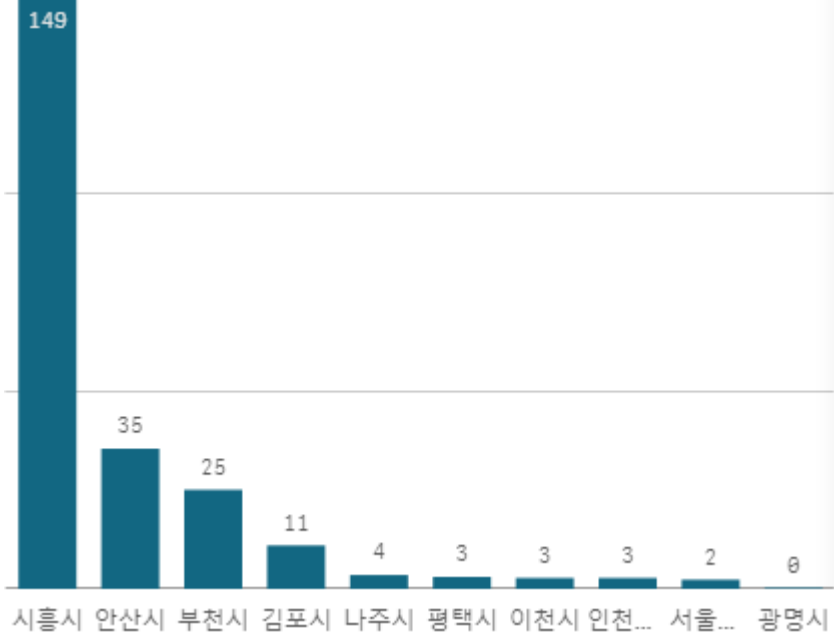


도매시장 법인별 거래금액(백만원)



돌미나리(4Kg)

산지별 거래물량(톤)



출하산지(개소)

11

출하건수(천건)

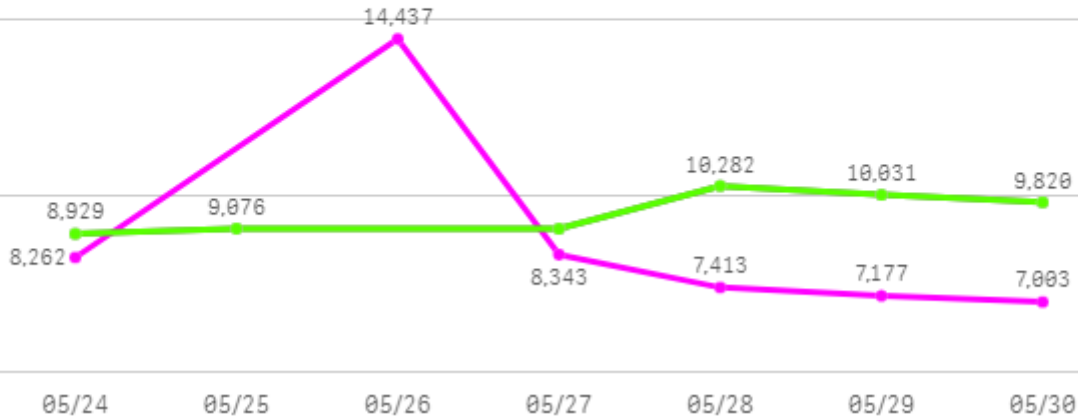
1

산지별 주출하 시군구



주간 도매가격(원)

◆ 2025 ◀ 2024 ◆ 평년



구분	금주(A)	전주(B)	전월(C)	전년(D)	평년(E)	A/B	A/C	A/D	A/E
가격(원)	8,773	10,307	9,708	9,535	9,154	85.1%	90.4%	92.0%	95.8%

※ 상품 가격 기준

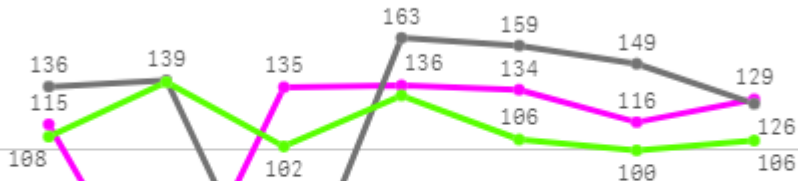
□ 돌미나리(4Kg) 주간 가격

구분	Q	품종	Q	단량	Q	특	상	보통	하
2025-05-24		돌미나리		4Kg		-	8,262	6,652	4,681
2025-05-26		돌미나리		4Kg		-	14,437	12,971	9,118
2025-05-27		돌미나리		4Kg		-	8,343	6,452	4,571
2025-05-28		돌미나리		4Kg		-	7,413	5,647	4,089
2025-05-29		돌미나리		4Kg		-	7,177	4,938	3,629
2025-05-30		돌미나리		4Kg		-	7,003	5,585	3,922
평균						-	8,773	7,041	5,002

열무

주간 반입량(톤)

◆ 2025 ● 2024 ▲ 평년



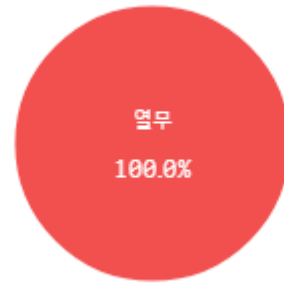
05/24 05/25 05/26 05/27 05/28 05/29 05/30

구분	금주(A)	전주(B)	전월(C)	전년(D)	평년(E)	A/B	A/C	A/D	A/E
물량(톤)	765	796	704	872	785	96.1%	108.7%	87.8%	97.5%

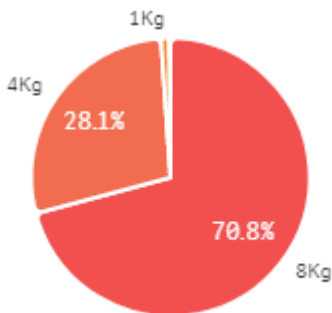
출하 품종별 거래물량 구성비



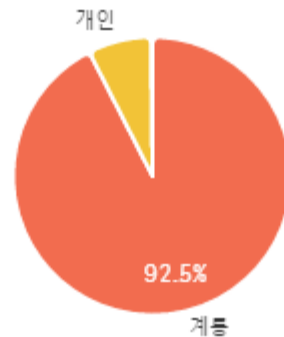
출하 품종별 거래금액 구성비



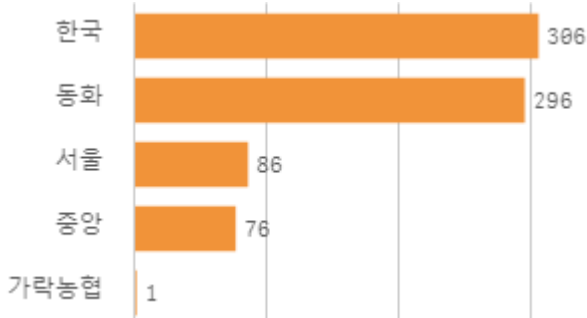
거래 단량별 물량 구성비



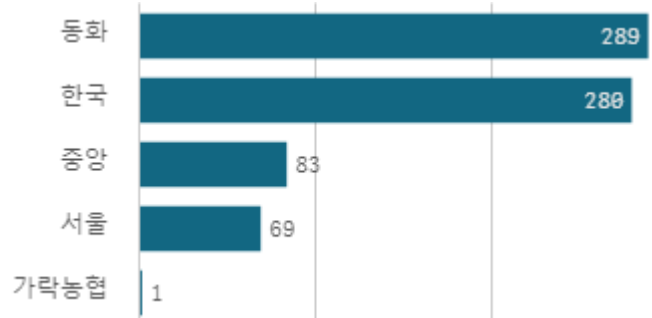
출하자별 거래물량 구성비



도매시장 법인별 거래물량(톤)

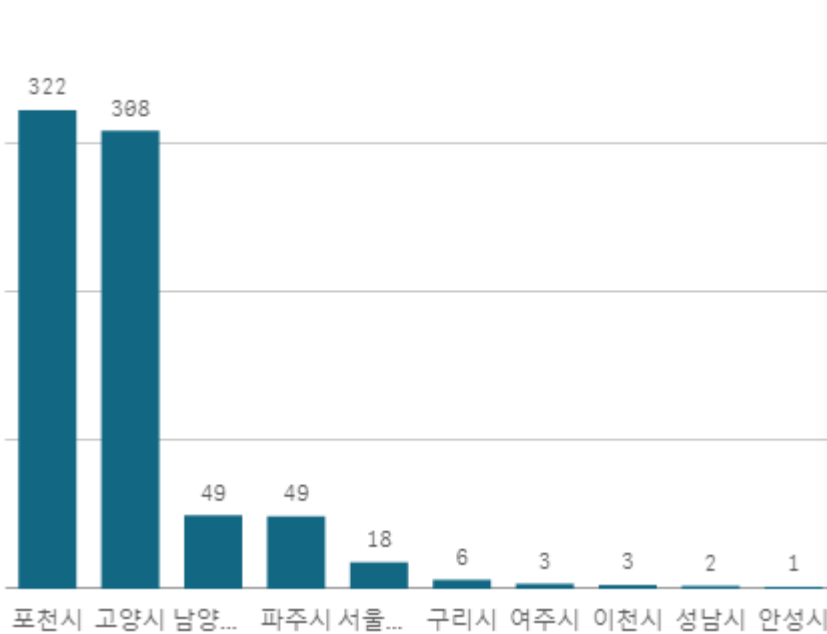


도매시장 법인별 거래금액(백만원)



열무(4Kg)

산지별 거래물량(톤)



출하산지(개소)

16

출하건수(천건)

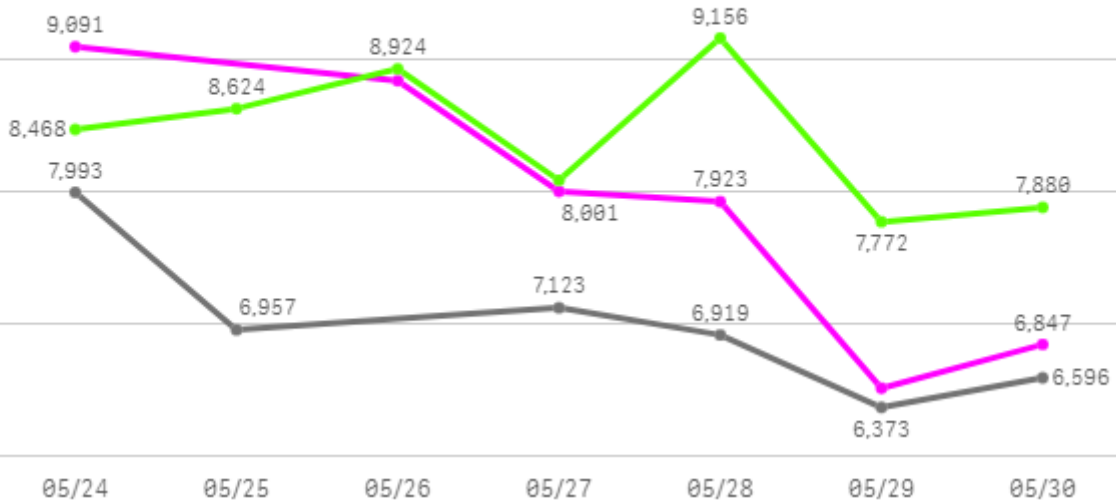
3

산지별 주출하 시군구



주간 도매가격(원)

◆ 2025 ● 2024 ◆ 평년



구분	금주(A)	전주(B)	전월(C)	전년(D)	평년(E)	A/B	A/C	A/D	A/E
가격(원)	7,869	6,448	9,419	6,994	8,135	122.0%	83.5%	112.5%	96.7%

※ 상품 가격 기준

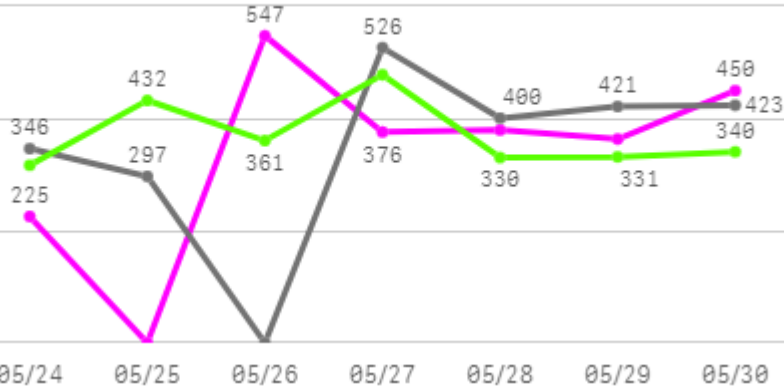
□ 열무(4Kg) 주간 가격

구분	Q	품종	Q	단량	Q	특	상	보통	하
2025-05-24		열무		4Kg		-	9,091	5,450	2,771
2025-05-26		열무		4Kg		-	8,835	6,596	3,897
2025-05-27		열무		4Kg		-	8,001	5,498	3,057
2025-05-28		열무		4Kg		-	7,923	5,385	3,304
2025-05-29		열무		4Kg		-	6,518	4,860	3,026
2025-05-30		열무		4Kg		-	6,847	4,339	2,553
평균						-	7,869	5,355	3,101

수박

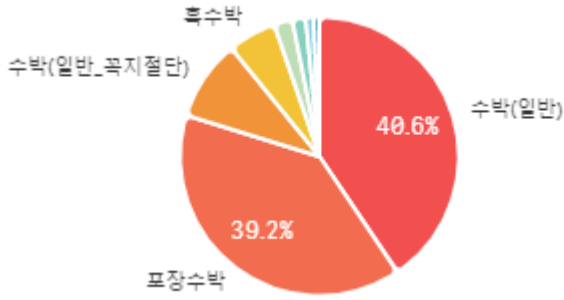
주간 반입량(톤)

◆ 2025 ● 2024 ▲ 평년

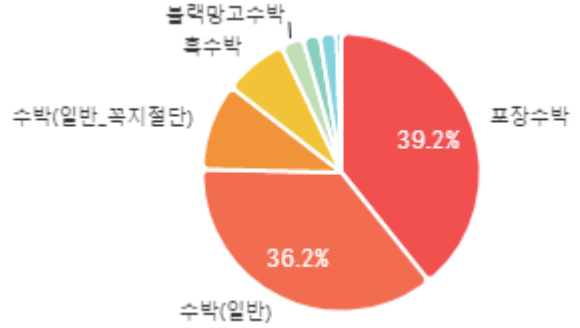


구분	금주(A)	전주(B)	전월(C)	전년(D)	평년(E)	A/B	A/C	A/D	A/E
물량(톤)	2,340	1,696	865	2,414	2,431	137.9%	270.6%	96.9%	96.2%

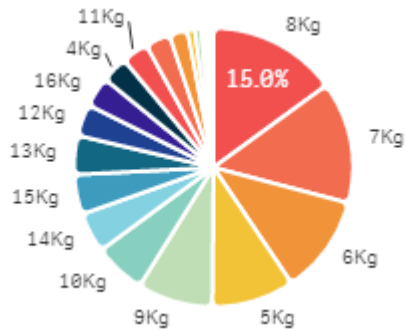
출하 품종별 거래물량 구성비



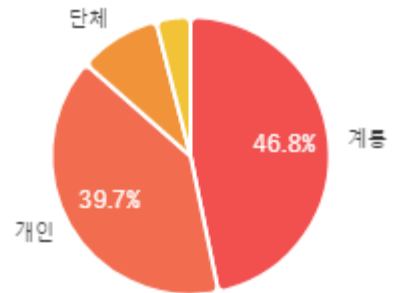
출하 품종별 거래금액 구성비



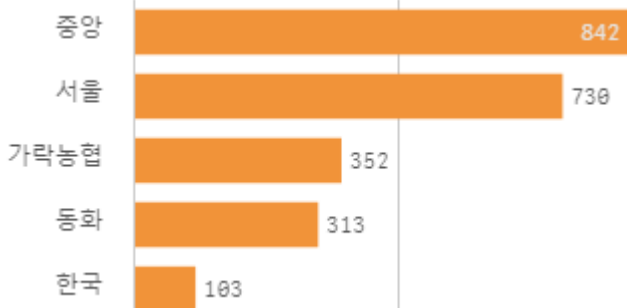
거래 단량별 물량 구성비



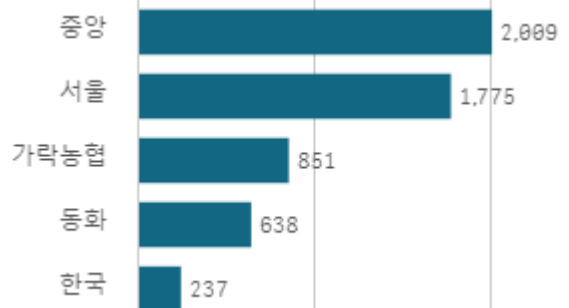
출하자별 거래물량 구성비



도매시장 법인별 거래물량(톤)

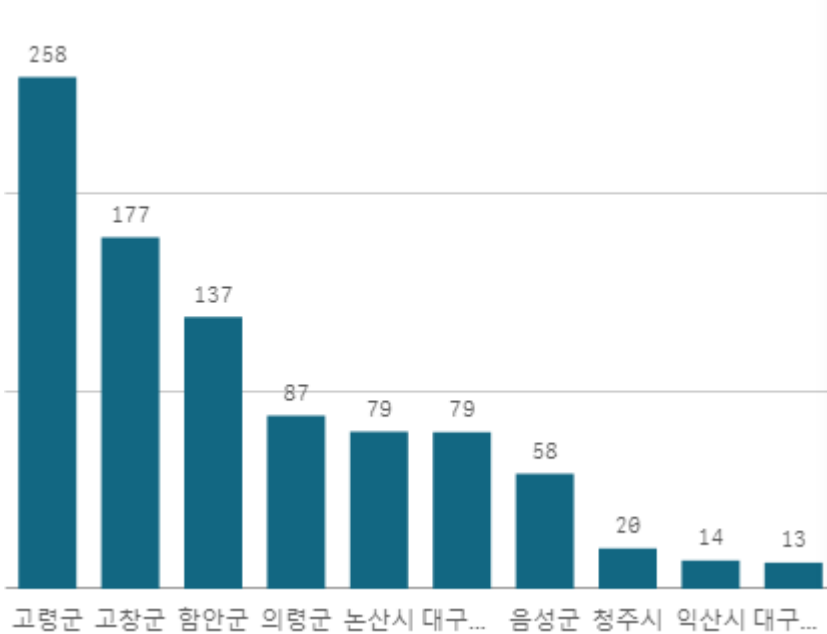


도매시장 법인별 거래금액(백만원)



수박(일반)(10Kg)

산지별 거래물량(톤)



출하산지(개소)

14

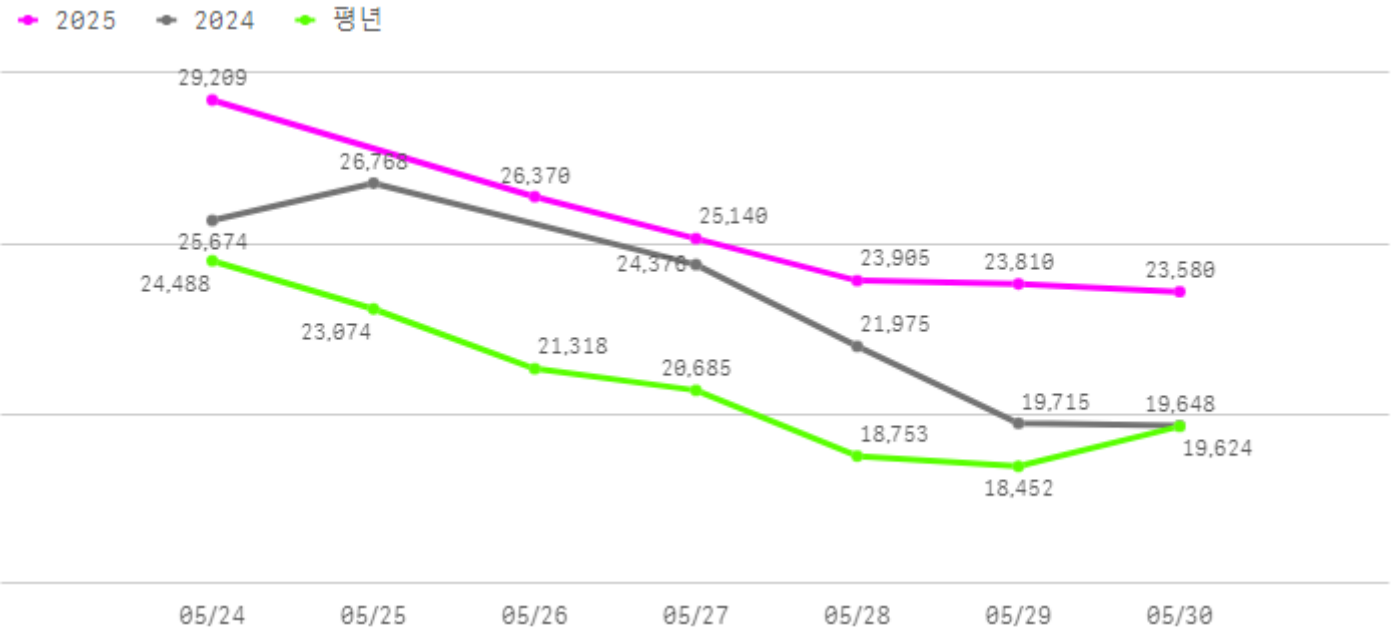
출하건수(천건)

2

산지별 주출하 시군구



주간 도매가격(원)



구분	금주(A)	전주(B)	전월(C)	전년(D)	평년(E)	A/B	A/C	A/D	A/E
가격(원)	25,336	25,583	32,341	23,026	22,622	99.0%	78.3%	110.0%	112.0%

※ 상품 가격 기준

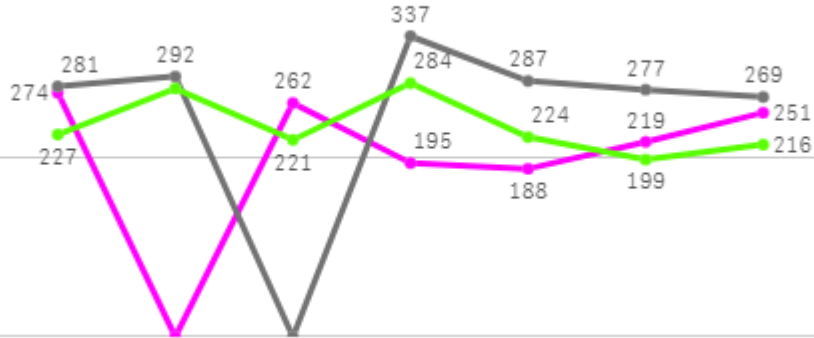
□ 수박(일반)(10Kg) 주간 가격

구분	Q	품종	Q	단량	Q	특	상	보통	하
2025-05-24		수박(일반)		10Kg		40,379	29,209	20,966	14,624
2025-05-26		수박(일반)		10Kg		35,371	26,370	20,103	14,696
2025-05-27		수박(일반)		10Kg		32,706	25,140	18,738	14,209
2025-05-28		수박(일반)		10Kg		31,544	23,905	17,771	14,513
2025-05-29		수박(일반)		10Kg		31,312	23,810	17,740	13,423
2025-05-30		수박(일반)		10Kg		33,939	23,580	17,341	13,365
평균						34,209	25,336	18,777	14,138

참외

주간 반입량(톤)

◆ 2025 ● 2024 ▲ 평년



05/24 05/25 05/26 05/27 05/28 05/29 05/30

구분	금주(A)	전주(B)	전월(C)	전년(D)	평년(E)	A/B	A/C	A/D	A/E
물량(톤)	1,389	1,880	1,233	1,743	1,649	73.9%	112.7%	79.7%	84.3%

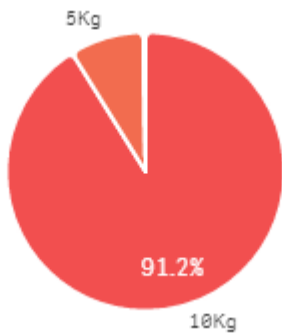
출하 품종별 거래물량 구성비



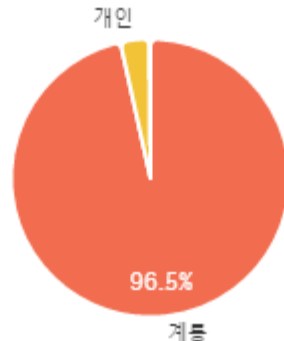
출하 품종별 거래금액 구성비



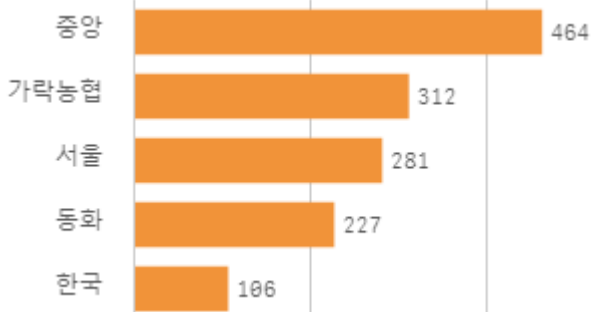
거래 단량별 물량 구성비



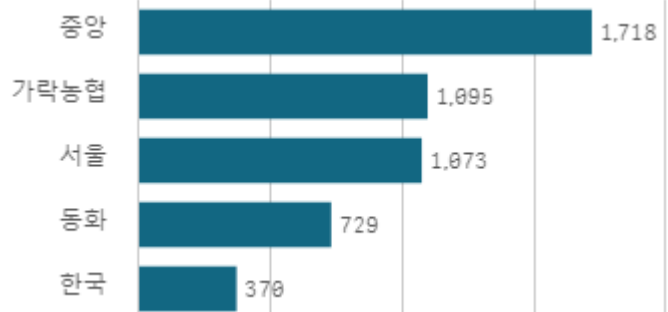
출하자별 거래물량 구성비



도매시장 법인별 거래물량(톤)

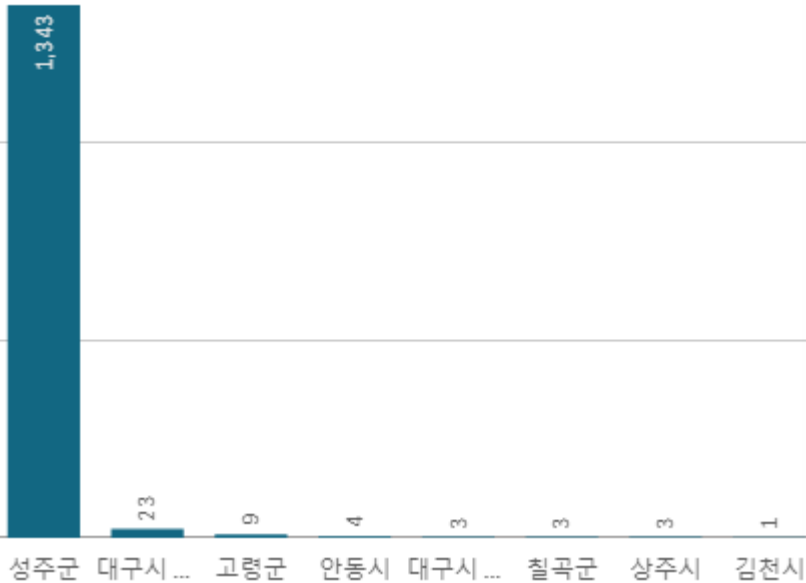


도매시장 법인별 거래금액(백만원)



참외(일반)(10Kg)

산지별 거래물량(톤)

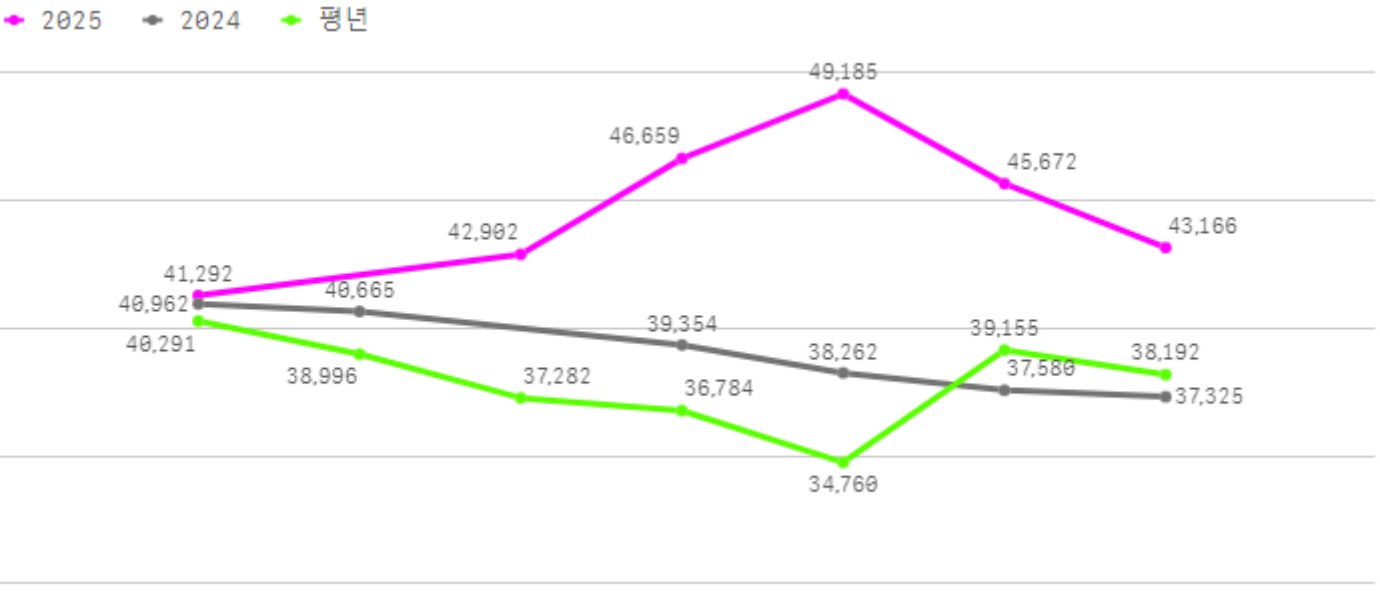


산지별 주출하 시군구



출하산지(개소) **8** 출하건수(천건) **21**

주간 도매가격(원)



구분	금주(A)	전주(B)	전월(C)	전년(D)	평년(E)	A/B	A/C	A/D	A/E
가격(원)	44,813	30,530	53,467	39,025	38,769	146.8%	83.8%	114.8%	115.6%

※ 상품 가격 기준

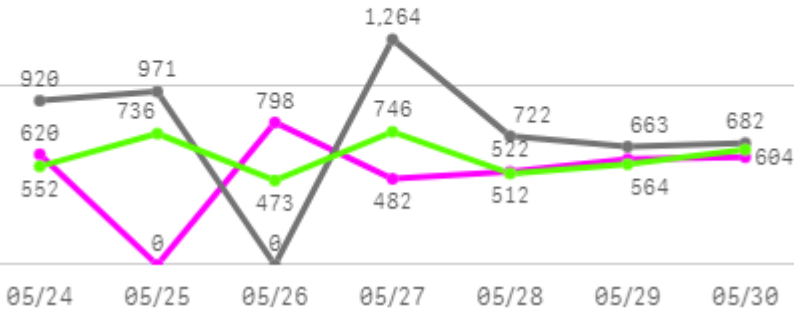
□ 참외(일반)(10Kg) 주간 가격

구분	Q	품종	Q	단량	Q	특	상	보통	하
2025-05-24		참외(일반)		10Kg		51,296	41,292	31,686	20,140
2025-05-26		참외(일반)		10Kg		56,829	42,902	32,523	20,263
2025-05-27		참외(일반)		10Kg		61,479	46,659	35,694	23,741
2025-05-28		참외(일반)		10Kg		64,245	49,185	37,996	24,805
2025-05-29		참외(일반)		10Kg		59,810	45,672	35,170	24,165
2025-05-30		참외(일반)		10Kg		56,031	43,166	32,765	21,141
평균						58,282	44,813	34,306	22,376

오이

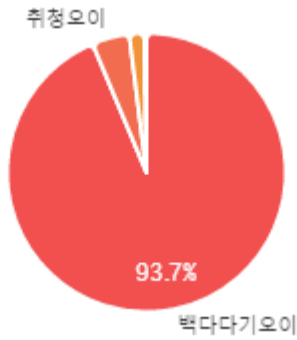
주간 반입량(톤)

◆ 2025 ● 2024 ▲ 평년

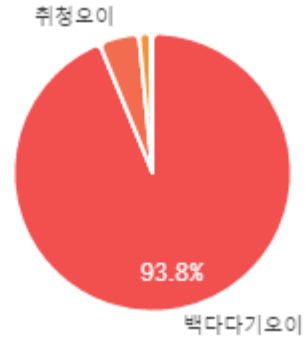


구분	금주(A)	전주(B)	전월(C)	전년(D)	평년(E)	A/B	A/C	A/D	A/E
물량(톤)	3,619	4,595	3,487	5,222	4,085	78.7%	103.8%	69.3%	88.6%

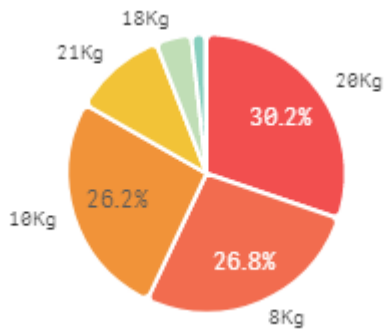
출하 품종별 거래물량 구성비



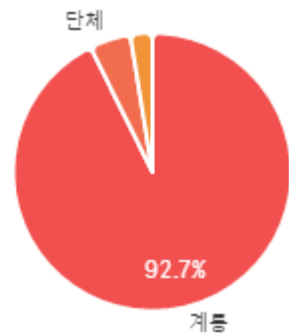
출하 품종별 거래금액 구성비



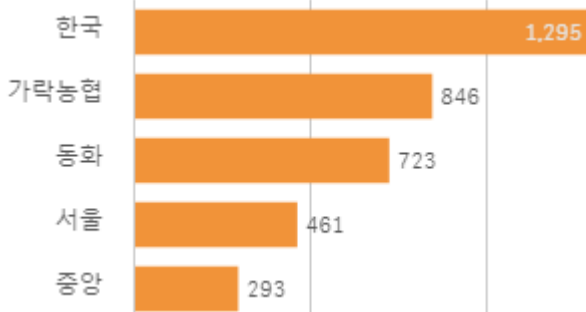
거래 단량별 물량 구성비



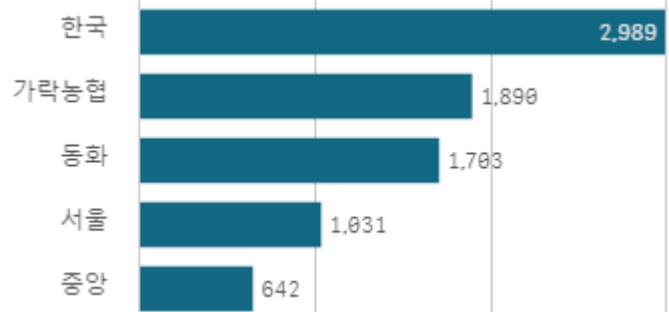
출하자별 거래물량 구성비



도매시장 법인별 거래물량(톤)

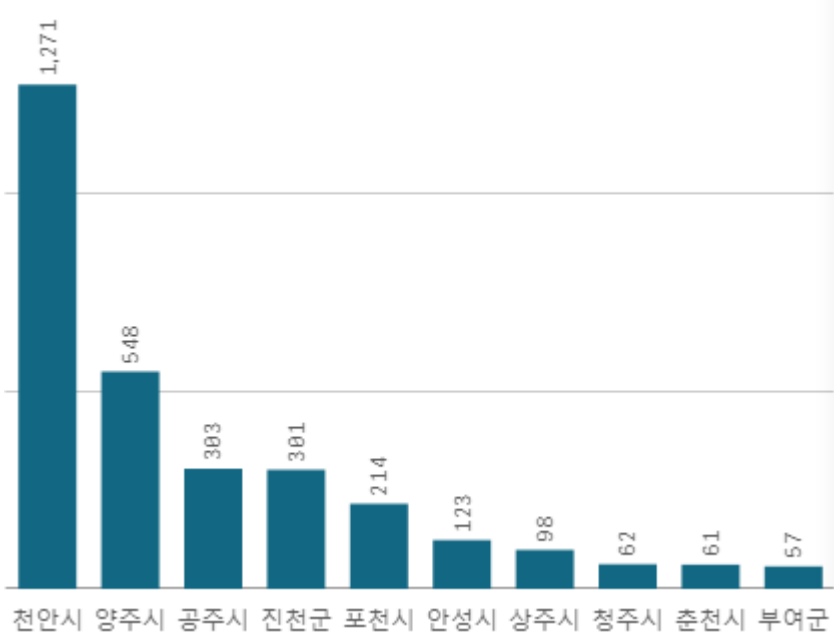


도매시장 법인별 거래금액(백만원)



백다다기오이(100개)

산지별 거래물량(톤)



출하산지(개소)

43

출하건수(천건)

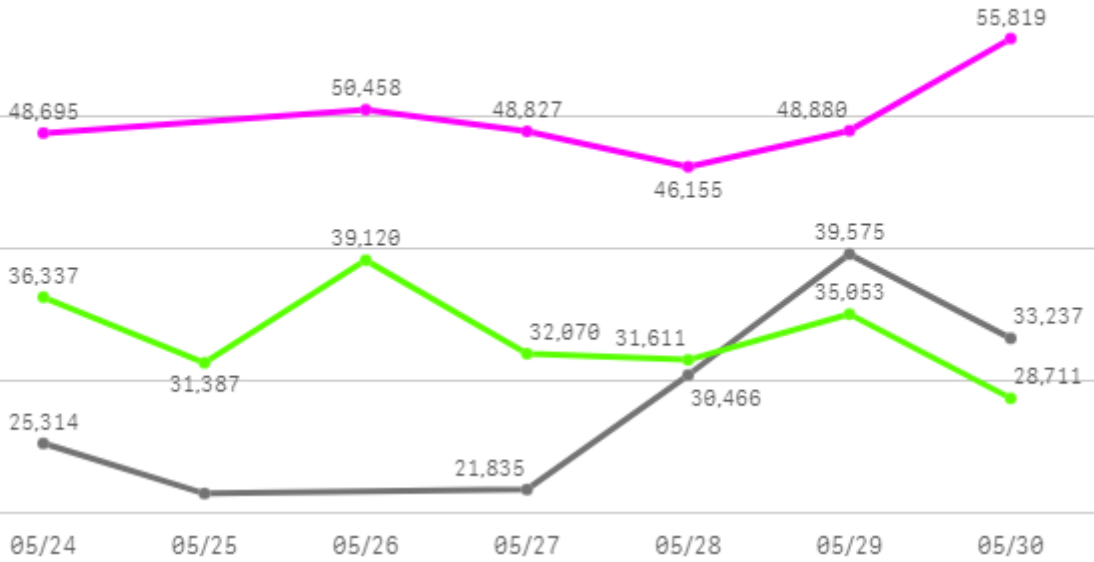
12

산지별 주출하 시군구



주간 도매가격(원)

◆ 2025 ● 2024 ◆ 평년



구분	금주(A)	전주(B)	전월(C)	전년(D)	평년(E)	A/B	A/C	A/D	A/E
가격(원)	49,806	32,590	45,756	28,660	37,953	152.8%	108.9%	173.8%	131.2%

※ 상품 가격 기준

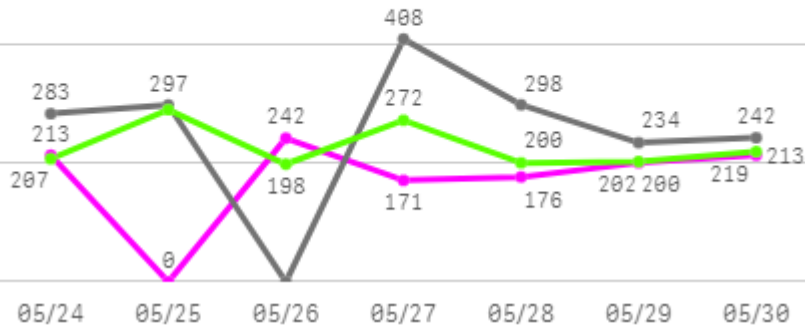
□ 백다다기오이(100개) 주간 가격

구분	Q	품종	Q	단량	Q	특	상	보통	하
2025-05-24		백다다기오이		100개		55,090	48,695	43,476	29,948
2025-05-26		백다다기오이		100개		55,543	50,458	45,184	34,571
2025-05-27		백다다기오이		100개		55,194	48,827	44,199	33,856
2025-05-28		백다다기오이		100개		51,720	46,155	42,915	35,742
2025-05-29		백다다기오이		100개		55,203	48,880	46,219	39,266
2025-05-30		백다다기오이		100개		60,518	55,819	52,922	45,257
평균						55,545	49,806	45,819	36,440

호박

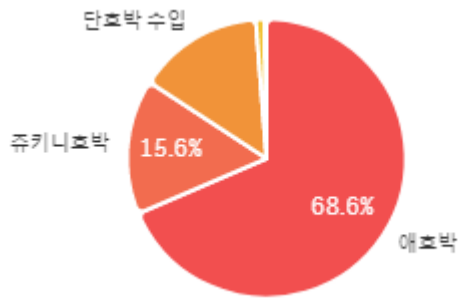
주간 반입량(톤)

◆ 2025 ● 2024 ▲ 평년

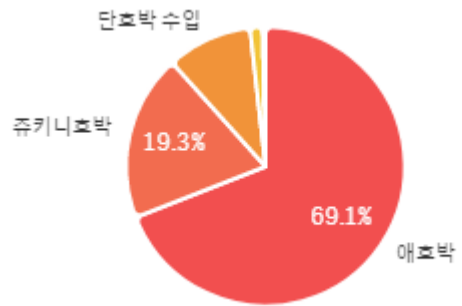


구분	금주(A)	전주(B)	전월(C)	전년(D)	평년(E)	A/B	A/C	A/D	A/E
물량(톤)	1,215	1,584	1,462	1,763	1,472	76.7%	83.1%	68.9%	82.5%

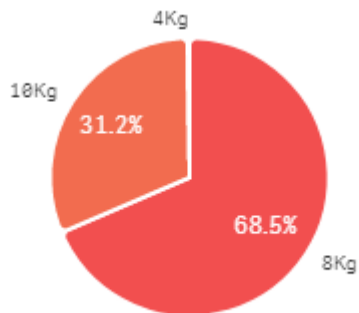
출하 품종별 거래물량 구성비



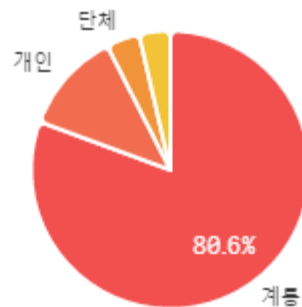
출하 품종별 거래금액 구성비



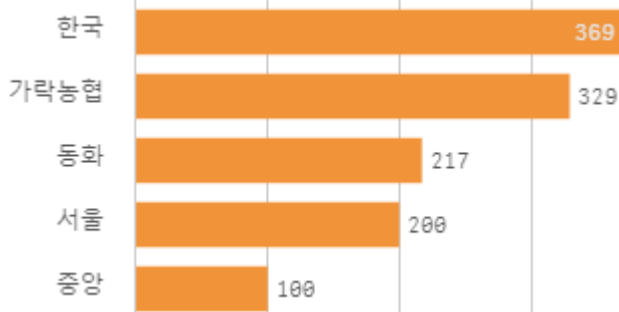
거래 단량별 물량 구성비



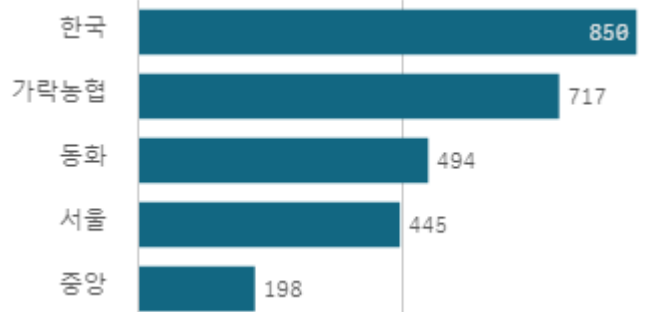
출하자별 거래물량 구성비



도매시장 법인별 거래물량(톤)

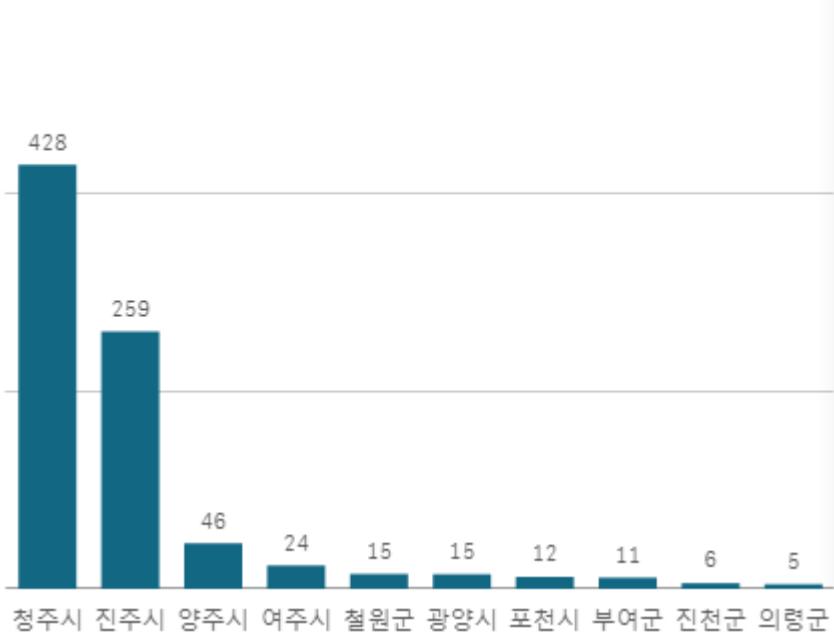


도매시장 법인별 거래금액(백만원)



애호박(20개)

산지별 거래물량(톤)



출하산지(개소)

19

출하건수(천건)

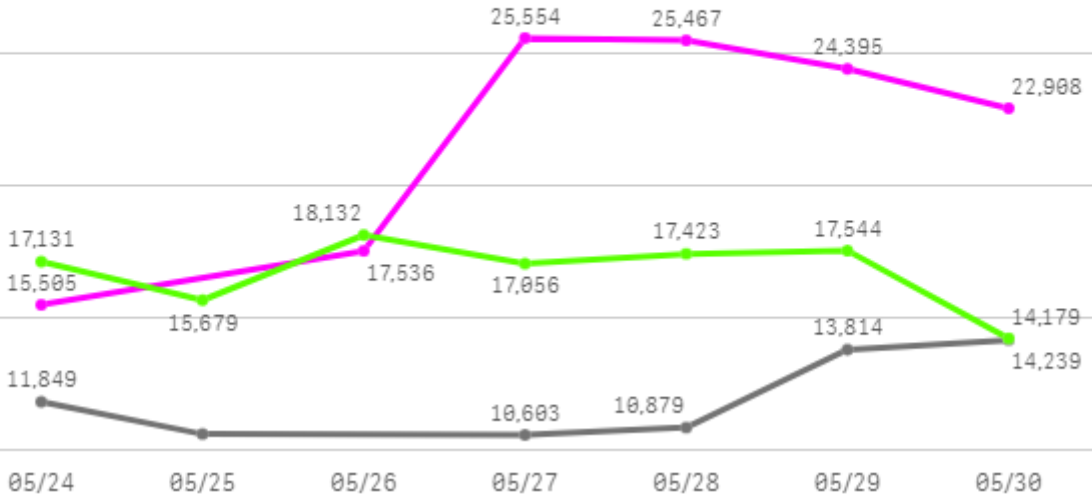
5

산지별 주출하 시군구



주간 도매가격(원)

◆ 2025 ● 2024 ◆ 평년



구분	금주(A)	전주(B)	전월(C)	전년(D)	평년(E)	A/B	A/C	A/D	A/E
가격(원)	21,894	15,449	16,131	11,993	18,507	141.7%	135.7%	182.6%	118.3%

※ 상품 가격 기준

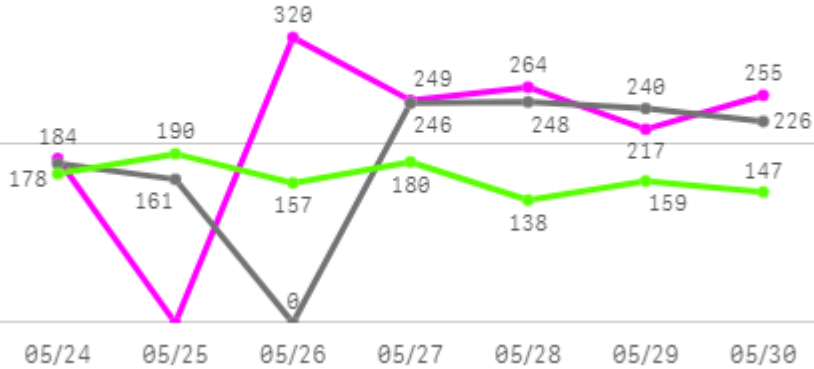
□ 애호박(20개) 주간 가격

구분	Q	품종	Q	단량	Q	특	상	보통	하
2025-05-24		애호박		20개		18,498	15,505	13,400	8,100
2025-05-26		애호박		20개		21,255	17,536	15,420	11,011
2025-05-27		애호박		20개		28,751	25,554	20,664	14,697
2025-05-28		애호박		20개		28,197	25,467	21,467	14,113
2025-05-29		애호박		20개		26,813	24,395	21,007	13,770
2025-05-30		애호박		20개		24,937	22,908	19,417	12,715
평균						24,742	21,894	18,563	12,401

토마토

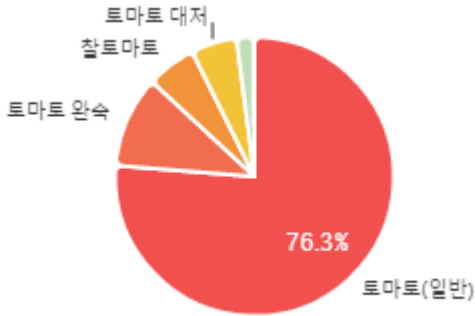
주간 반입량(톤)

2025 2024 평년

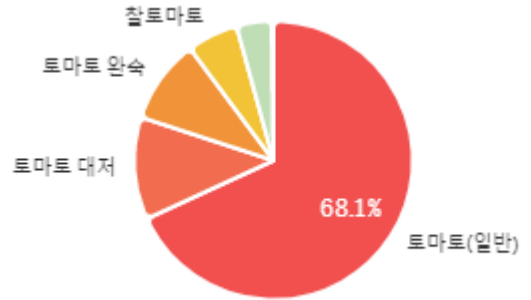


구분	금주(A)	전주(B)	전월(C)	전년(D)	평년(E)	A/B	A/C	A/D	A/E
물량(톤)	1,490	1,275	1,333	1,300	1,232	116.9%	111.8%	114.7%	121.0%

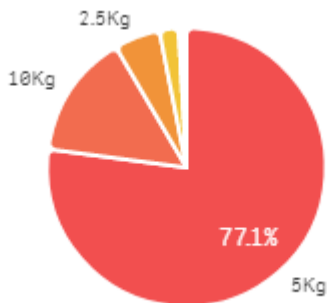
출하 품종별 거래물량 구성비



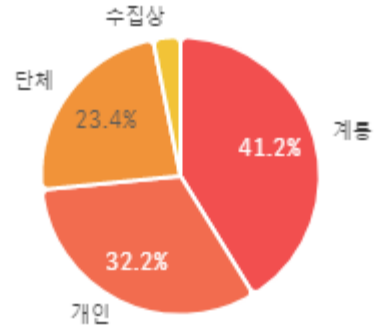
출하 품종별 거래금액 구성비



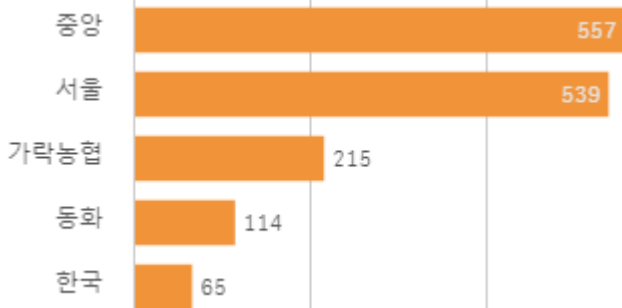
거래 단량별 물량 구성비



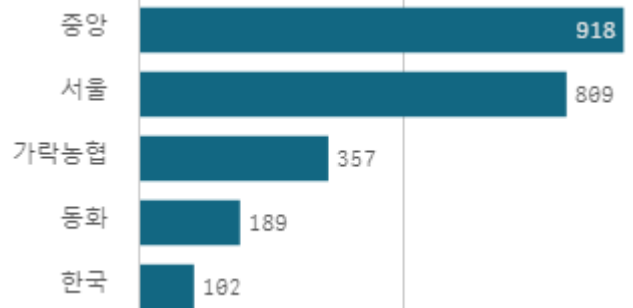
출하자별 거래물량 구성비



도매시장 법인별 거래물량(톤)

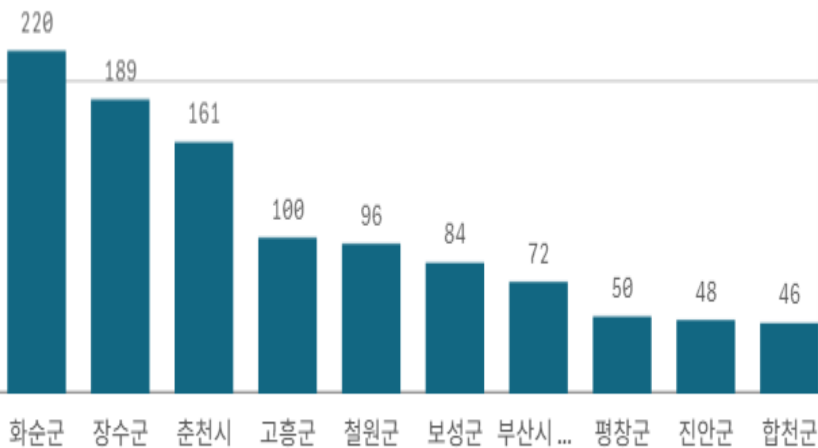


도매시장 법인별 거래금액(백만원)



토마토(5Kg)

산지별 거래물량(톤)



출하산지(개소)

57

출하건수(천건)

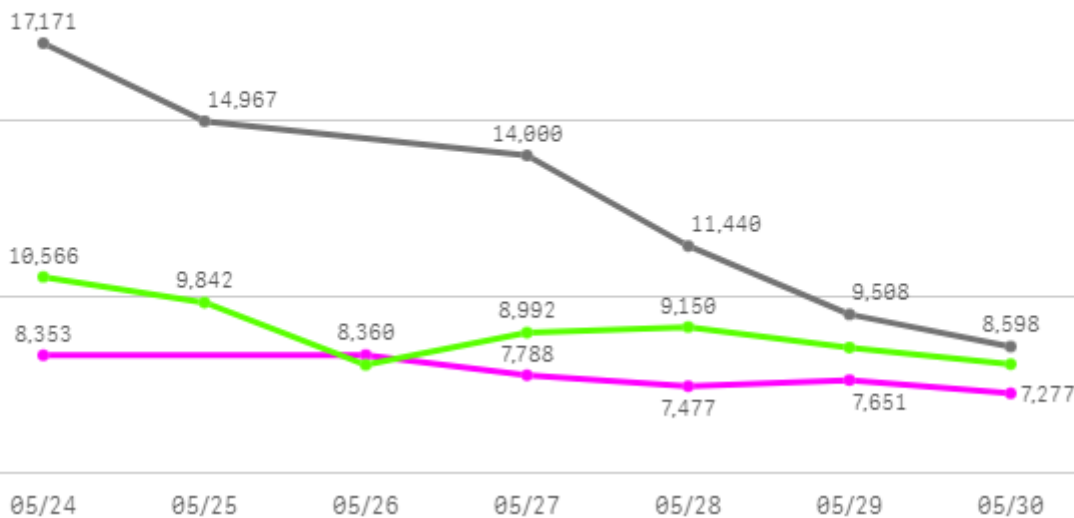
8

산지별 주출하 시군구



주간 도매가격(원)

◆ 2025 ◀ 2024 ◆ 평년



구분	금주(A)	전주(B)	전월(C)	전년(D)	평년(E)	A/B	A/C	A/D	A/E
가격(원)	7,818	11,478	9,989	12,614	8,736	68.1%	78.3%	62.0%	89.5%

※ 상품 가격 기준

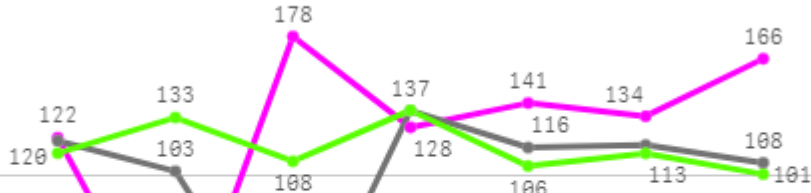
□ 토마토(5Kg) 주간 가격

구분	Q	품종	Q	단량	Q	특	상	보통	하
2025-05-24		토마토		5Kg		9,531	8,353	7,369	5,297
2025-05-26		토마토		5Kg		9,584	8,360	7,378	5,999
2025-05-27		토마토		5Kg		10,044	7,788	6,820	5,388
2025-05-28		토마토		5Kg		8,638	7,477	6,516	5,076
2025-05-29		토마토		5Kg		9,049	7,651	6,741	5,253
2025-05-30		토마토		5Kg		8,263	7,277	6,097	4,819
평균						9,185	7,818	6,820	5,305

방울토마토

주간 반입량(톤)

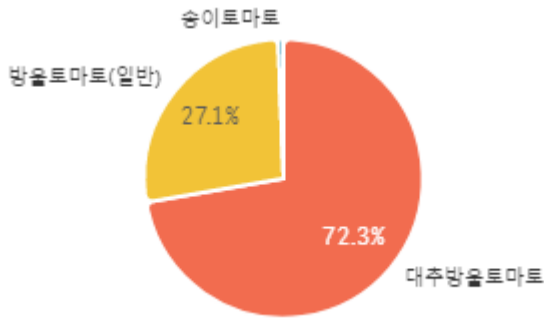
◆ 2025 ● 2024 ▲ 평년



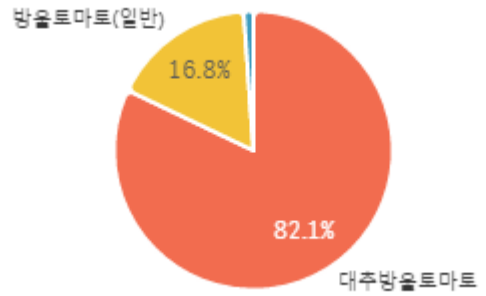
05/24 05/25 05/26 05/27 05/28 05/29 05/30

구분	금주(A)	전주(B)	전월(C)	전년(D)	평년(E)	A/B	A/C	A/D	A/E
물량(톤)	869	698	640	702	804	124.4%	135.8%	123.8%	108.0%

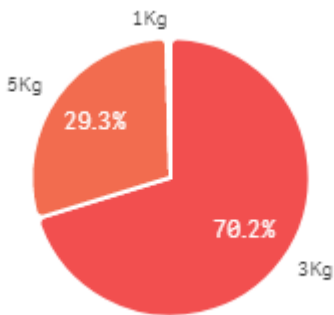
출하 품종별 거래물량 구성비



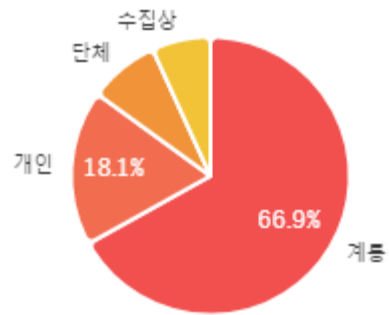
출하 품종별 거래금액 구성비



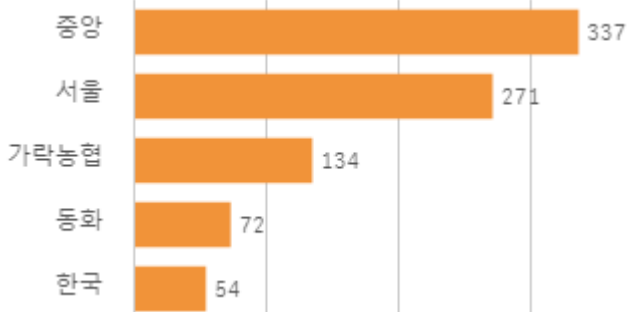
거래 단량별 물량 구성비



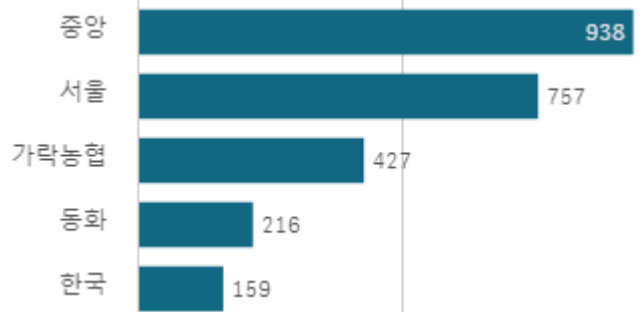
출하자별 거래물량 구성비



도매시장 법인별 거래물량(톤)

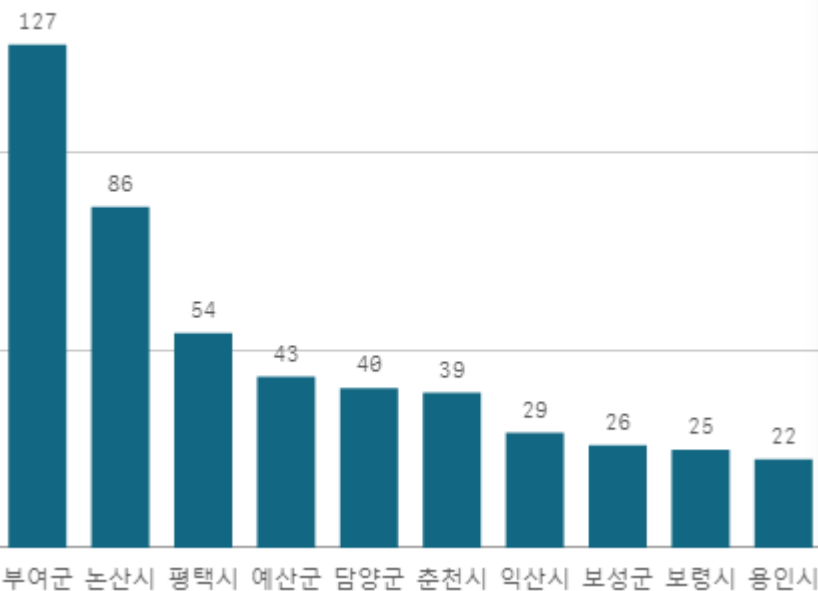


도매시장 법인별 거래금액(백만원)



대추방울토마토(3Kg)

산지별 거래물량(톤)



출하산지(개소)

47

출하건수(천건)

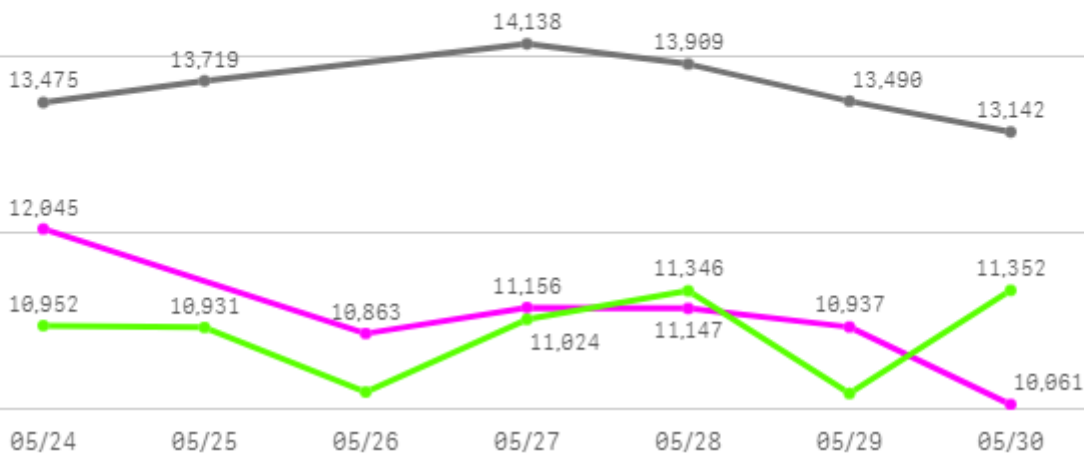
5

산지별 주출하 시군구



주간 도매가격(원)

◆ 2025 ● 2024 ◆ 평년



구분	금주(A)	전주(B)	전월(C)	전년(D)	평년(E)	A/B	A/C	A/D	A/E
가격(원)	11,035	14,044	13,642	13,646	11,058	78.6%	80.9%	80.9%	99.8%

※ 상품 가격 기준

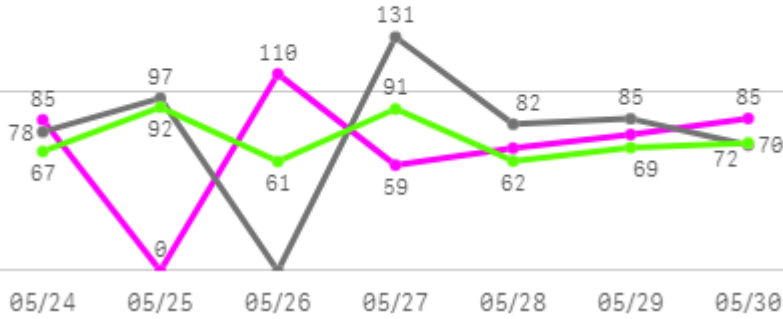
□ 대추방울토마토(3Kg) 주간 가격

구분	Q	품종	Q	단량	Q	특	상	보통	하
2025-05-24		대추방울토마토		3Kg		13,338	12,045	10,415	8,049
2025-05-26		대추방울토마토		3Kg		14,970	10,863	9,528	7,552
2025-05-27		대추방울토마토		3Kg		13,340	11,156	9,637	7,869
2025-05-28		대추방울토마토		3Kg		13,921	11,147	9,566	7,199
2025-05-29		대추방울토마토		3Kg		13,564	10,937	9,428	7,598
2025-05-30		대추방울토마토		3Kg		13,621	10,061	8,528	5,920
평균						13,792	11,035	9,517	7,365

가지

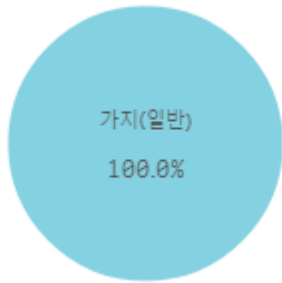
주간 반입량(톤)

◆ 2025 ● 2024 ▲ 평년

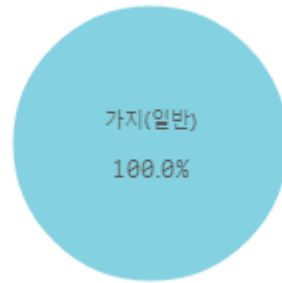


구분	금주(A)	전주(B)	전월(C)	전년(D)	평년(E)	A/B	A/C	A/D	A/E
물량(톤)	485	549	462	544	510	88.3%	105.1%	89.2%	95.2%

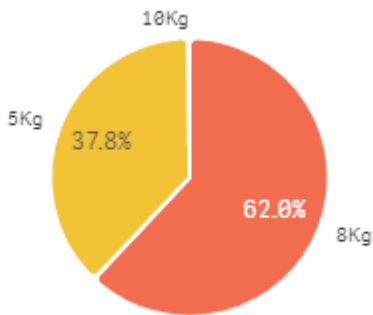
출하 품종별 거래물량 구성비



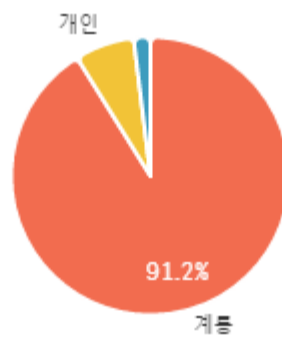
출하 품종별 거래금액 구성비



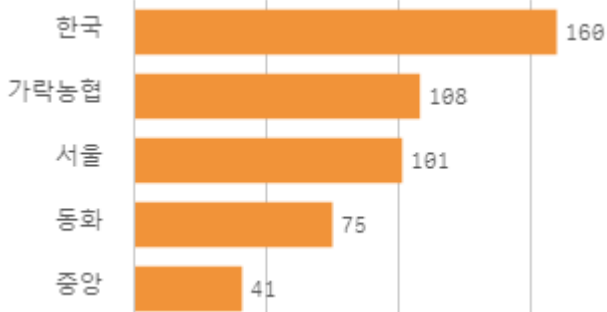
거래 단량별 물량 구성비



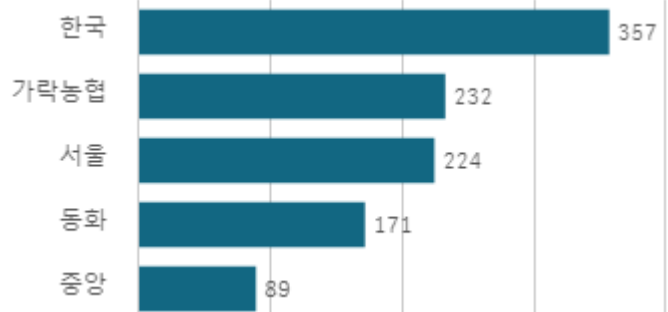
출하자별 거래물량 구성비



도매시장 법인별 거래물량(톤)

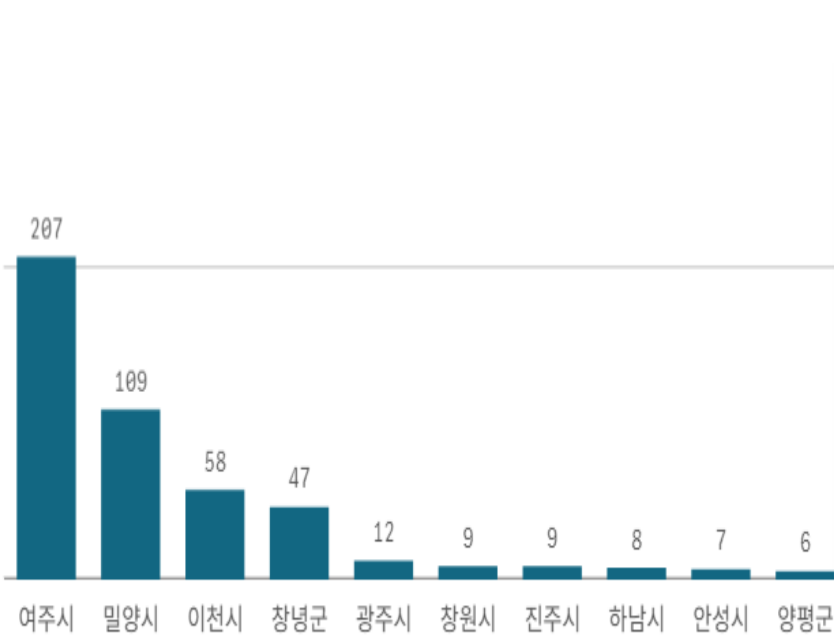


도매시장 법인별 거래금액(백만원)



가지(5Kg)

산지별 거래물량(톤)



출하산지(개소)

20

출하건수(천건)

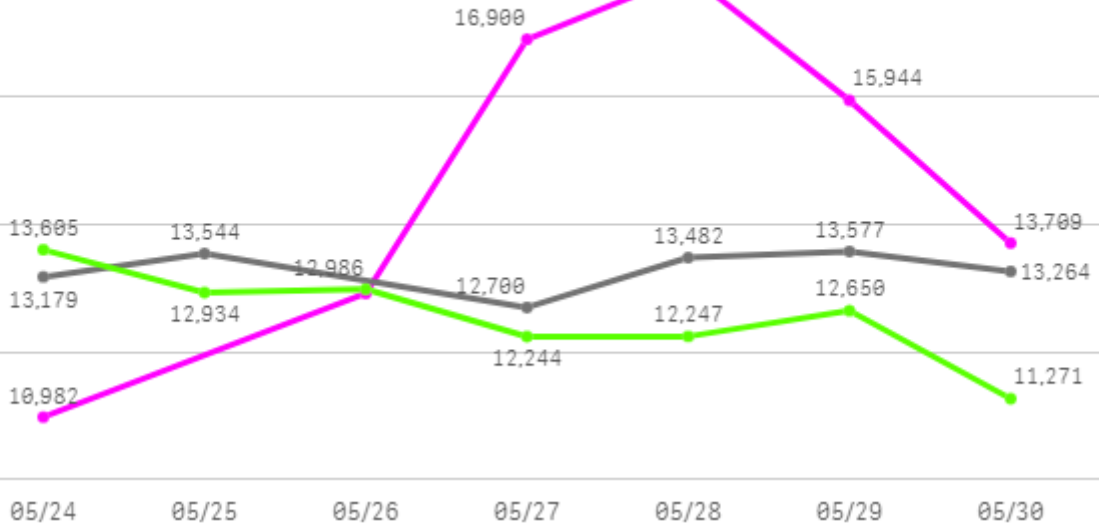
3

산지별 주출하 시군구



주간 도매가격(원)

◆ 2025 ● 2024 ◆ 평년



구분	금주(A)	전주(B)	전월(C)	전년(D)	평년(E)	A/B	A/C	A/D	A/E
가격(원)	14,730	13,502	15,538	13,291	12,978	109.1%	94.8%	110.8%	113.5%

※ 상품 가격 기준

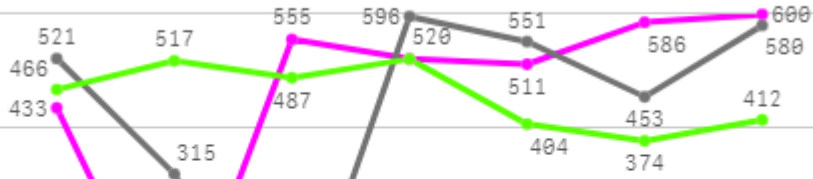
□ 가지(5Kg) 주간 가격

구분	Q	품종	Q	단량	Q	특	상	보통	하
2025-05-24		가지		5Kg		-	10,982	8,000	4,596
2025-05-26		가지		5Kg		-	12,919	10,638	6,502
2025-05-27		가지		5Kg		-	16,900	14,309	9,633
2025-05-28		가지		5Kg		-	17,924	14,878	10,621
2025-05-29		가지		5Kg		-	15,944	13,323	9,733
2025-05-30		가지		5Kg		-	13,709	11,517	8,679
평균						-	14,730	12,111	8,294

무

주간 반입량(톤)

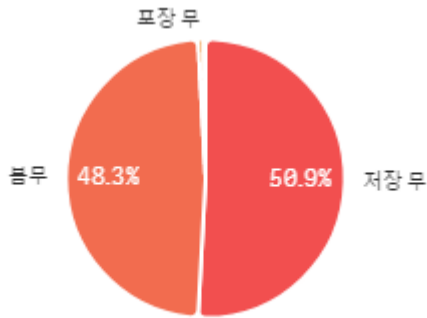
◆ 2025 ● 2024 ▲ 평년



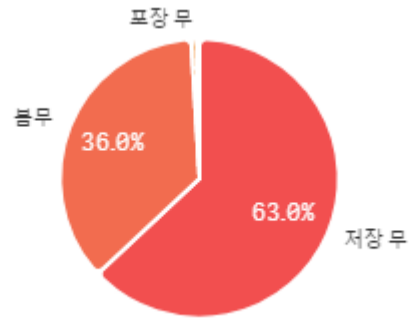
05/24 05/25 05/26 05/27 05/28 05/29 05/30

구분	금주(A)	전주(B)	전월(C)	전년(D)	평년(E)	A/B	A/C	A/D	A/E
물량(톤)	3,204	3,349	3,539	3,015	3,158	95.7%	90.5%	106.3%	101.5%

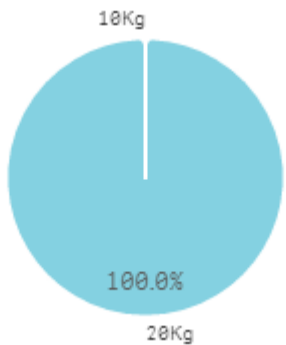
출하 품종별 거래물량 구성비



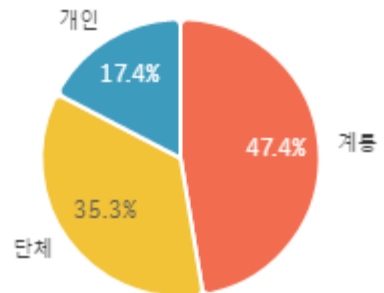
출하 품종별 거래금액 구성비



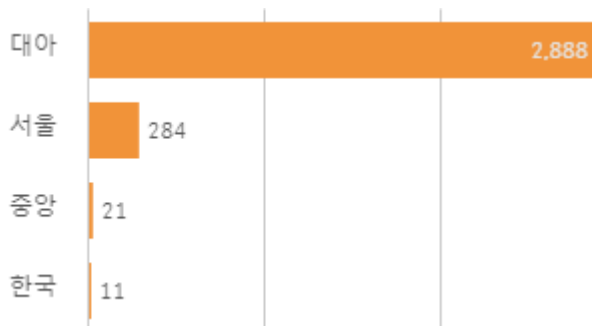
거래 단량별 물량 구성비



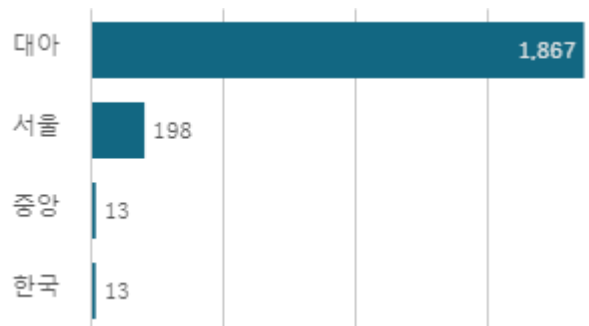
출하자별 거래물량 구성비



도매시장 법인별 거래물량(톤)

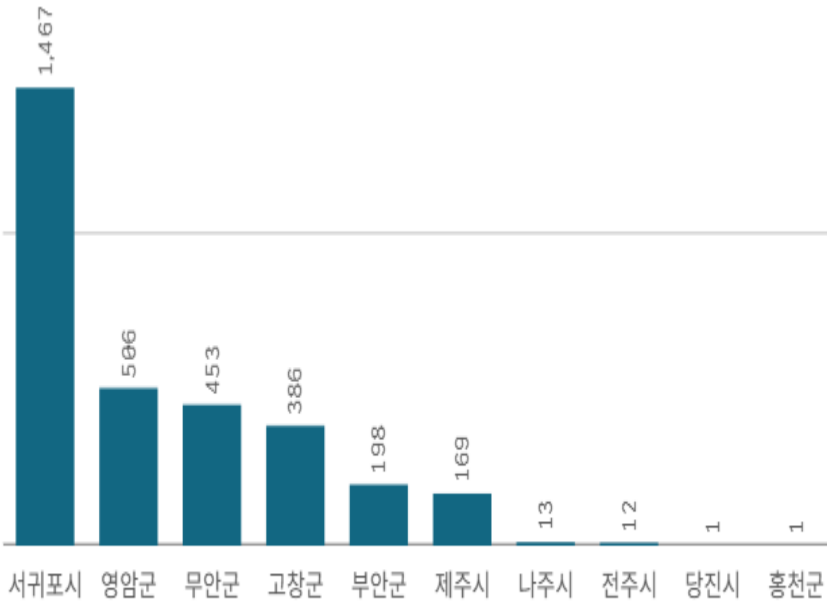


도매시장 법인별 거래금액(백만원)



무(20Kg)

산지별 거래물량(톤)



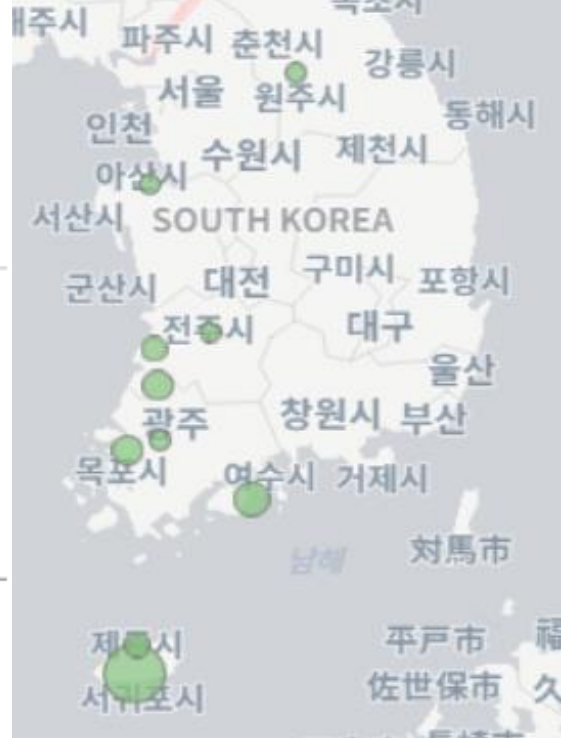
출하산지(개소)

10

출하건수(천건)

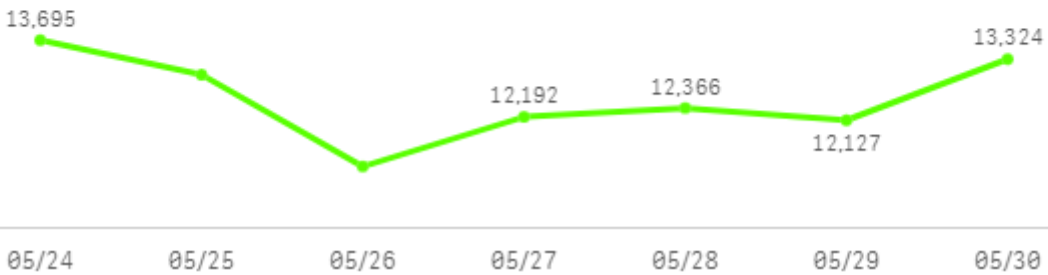
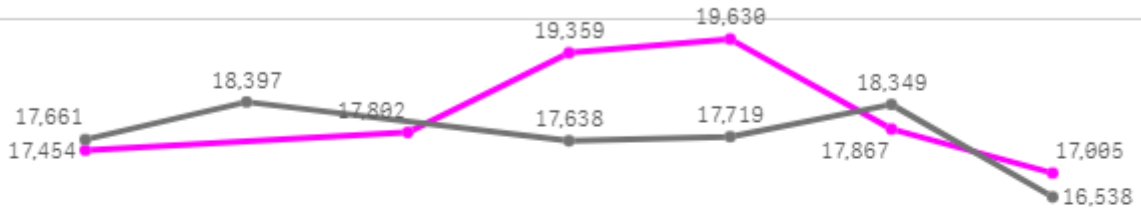
1

산지별 주출하 시군구



주간 도매가격(원)

◆ 2025 ● 2024 ◆ 평년



구분	금주(A)	전주(B)	전월(C)	전년(D)	평년(E)	A/B	A/C	A/D	A/E
가격(원)	18,186	19,202	22,625	17,717	14,383	94.7%	80.4%	102.6%	126.4%

※ 상품 가격 기준

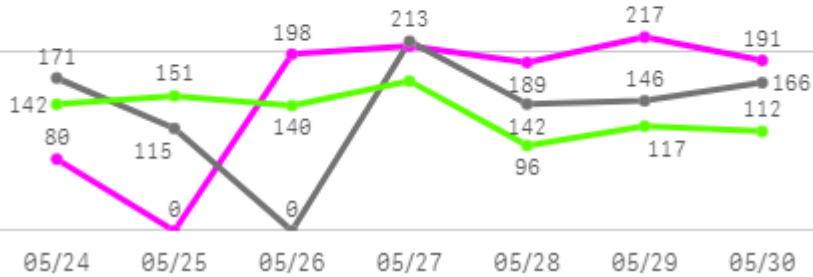
□ 무(20Kg) 주간 가격

구분	Q	품종	Q	단량	Q	특	상	보통	하
2025-05-24		무		20Kg		25,687	17,454	8,304	5,804
2025-05-26		무		20Kg		26,769	17,802	8,496	6,347
2025-05-27		무		20Kg		27,193	19,359	8,963	6,318
2025-05-28		무		20Kg		28,912	19,630	11,209	6,427
2025-05-29		무		20Kg		28,935	17,867	11,171	6,455
2025-05-30		무		20Kg		27,978	17,005	10,677	6,007
평균						27,579	18,186	9,803	6,226

당근

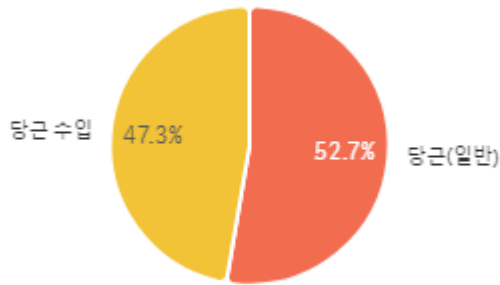
주간 반입량(톤)

◆ 2025 ● 2024 ▲ 평년

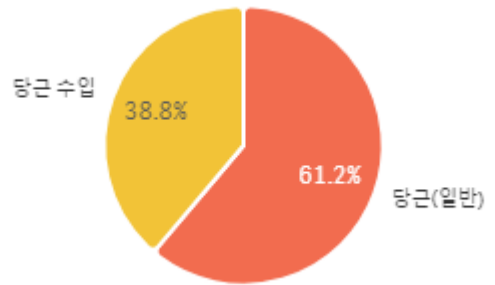


구분	금주(A)	전주(B)	전월(C)	전년(D)	평년(E)	A/B	A/C	A/D	A/E
물량(톤)	1,083	1,085	1,097	953	958	99.8%	98.7%	113.6%	113.0%

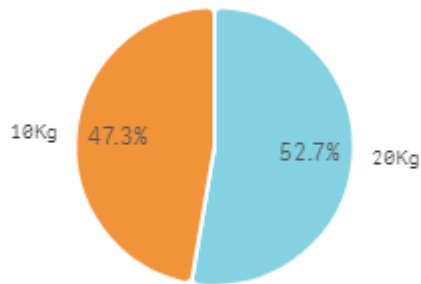
출하 품종별 거래물량 구성비



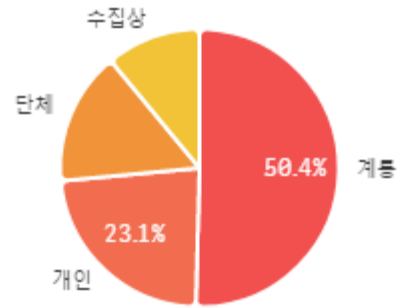
출하 품종별 거래금액 구성비



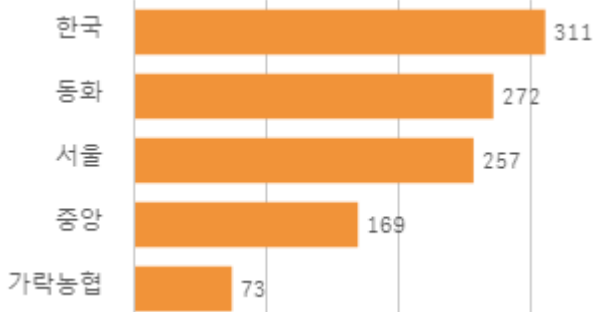
거래 단량별 물량 구성비



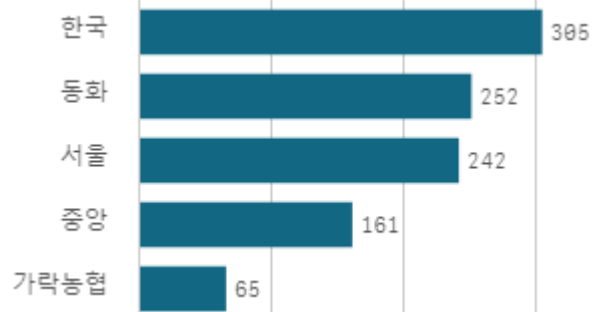
출하자별 거래물량 구성비



도매시장 법인별 거래물량(톤)

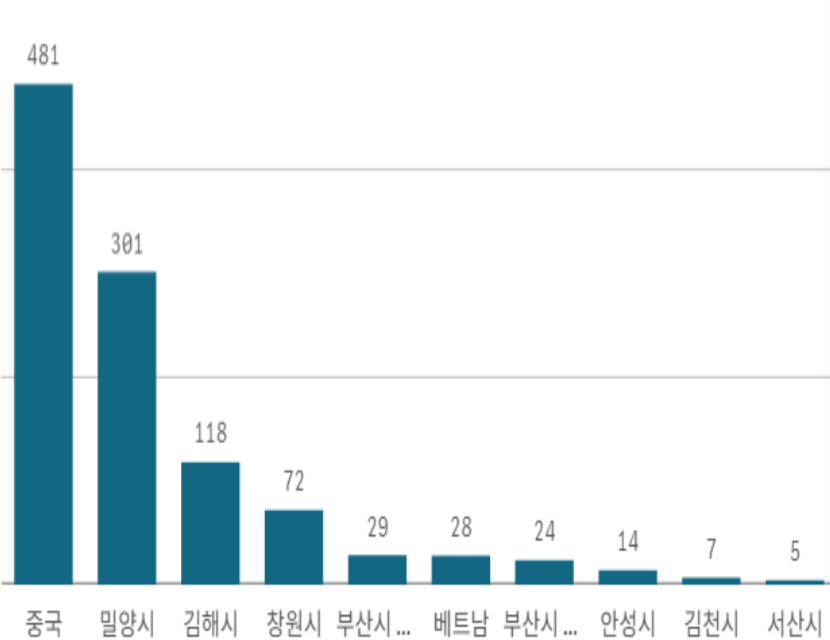


도매시장 법인별 거래금액(백만원)



당근(20Kg)

산지별 거래물량(톤)



출하산지(개소)

11

출하건수(천건)

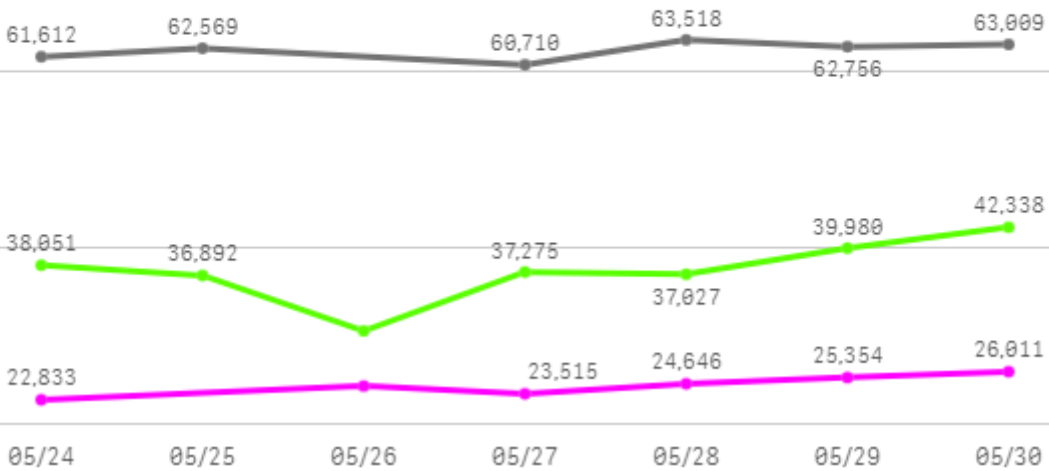
1

산지별 주출하 시군구



주간 도매가격(원)

◆ 2025 ◀ 2024 ◆ 평년



구분	금주(A)	전주(B)	전월(C)	전년(D)	평년(E)	A/B	A/C	A/D	A/E
가격(원)	24,458	22,690	37,698	62,362	35,645	107.8%	64.9%	39.2%	68.6%

※ 상품 가격 기준

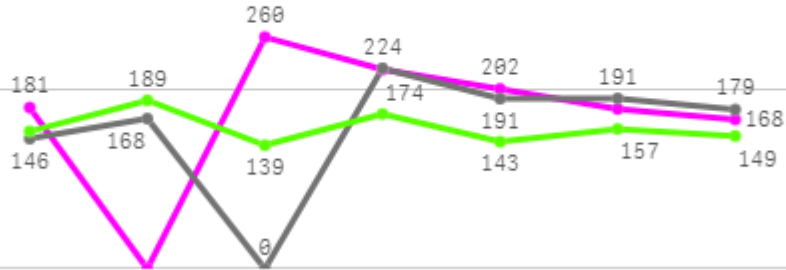
□ 당근(20Kg) 주간 가격

구분	Q	품종	Q	단량	Q	특	상	보통	하
2025-05-24		당근		20Kg		23,500	22,833	20,096	16,680
2025-05-26		당근		20Kg		26,000	24,391	21,688	17,681
2025-05-27		당근		20Kg		24,944	23,515	20,731	16,682
2025-05-28		당근		20Kg		27,474	24,646	22,044	16,940
2025-05-29		당근		20Kg		27,262	25,354	23,175	19,136
2025-05-30		당근		20Kg		28,373	26,011	23,747	18,835
평균						26,259	24,458	21,914	17,659

생고추

주간 반입량(톤)

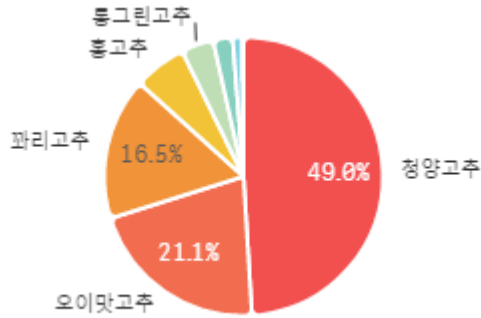
◆ 2025 ● 2024 ▲ 평년



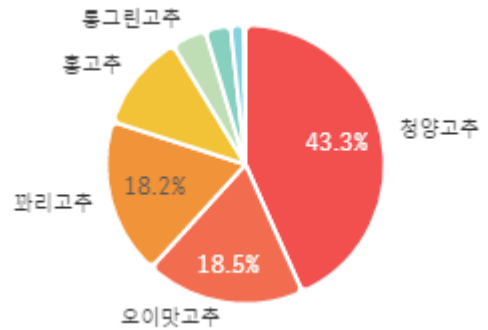
05/24 05/25 05/26 05/27 05/28 05/29 05/30

구분	금주(A)	전주(B)	전월(C)	전년(D)	평년(E)	A/B	A/C	A/D	A/E
물량(톤)	1,213	1,101	1,009	1,100	1,105	110.2%	120.2%	110.3%	109.7%

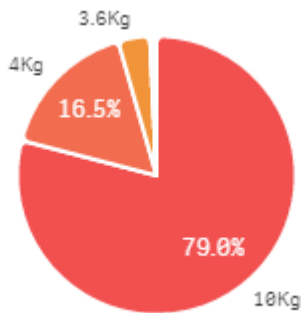
출하 품종별 거래물량 구성비



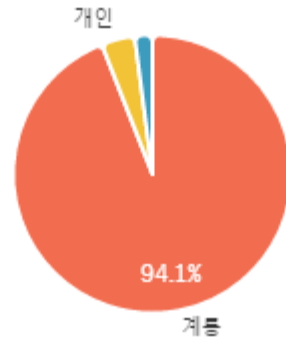
출하 품종별 거래금액 구성비



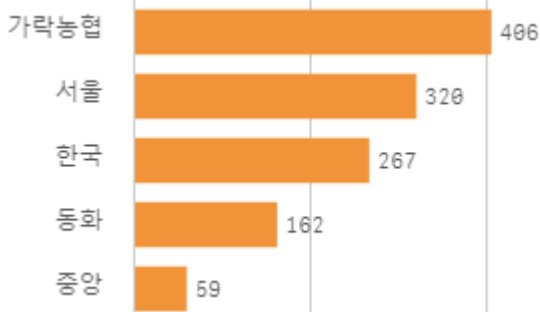
거래 단량별 물량 구성비



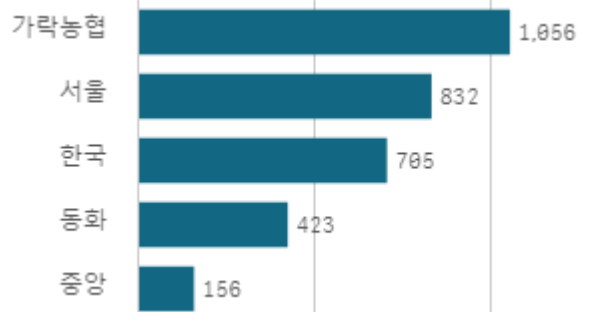
출하자별 거래물량 구성비



도매시장 법인별 거래물량(톤)

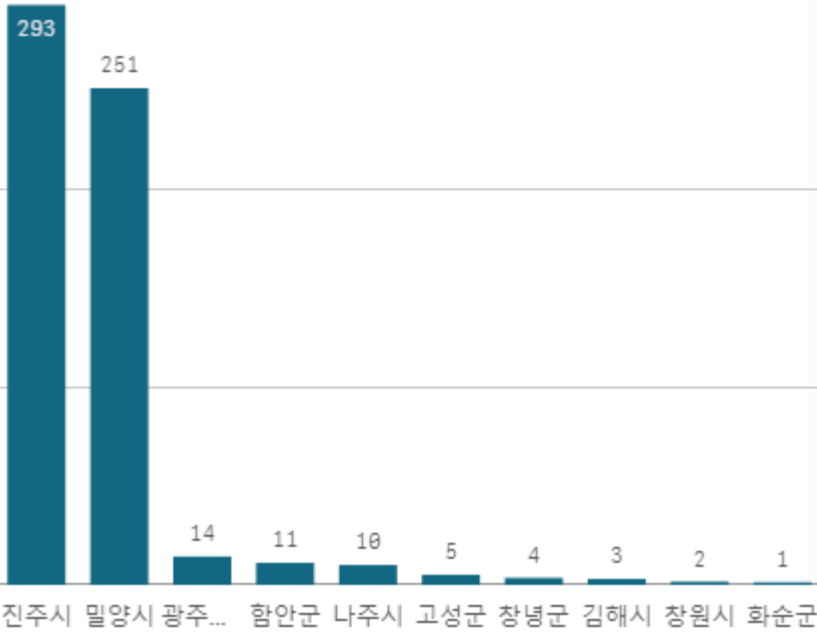


도매시장 법인별 거래금액(백만원)



청양고추(10Kg)

산지별 거래물량(톤)



출하산지(개소)

15

출하건수(천건)

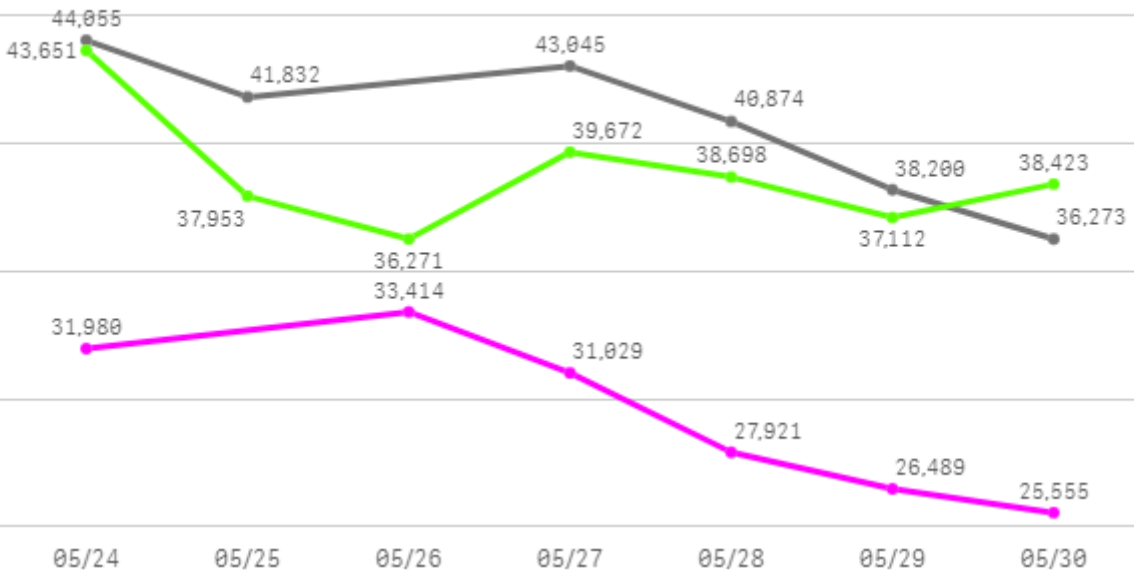
4

산지별 주출하 시군구



주간 도매가격(원)

◆ 2025 ● 2024 ◆ 평년



구분	금주(A)	전주(B)	전월(C)	전년(D)	평년(E)	A/B	A/C	A/D	A/E
가격(원)	29,398	34,386	28,083	40,713	39,218	85.5%	104.7%	72.2%	75.0%

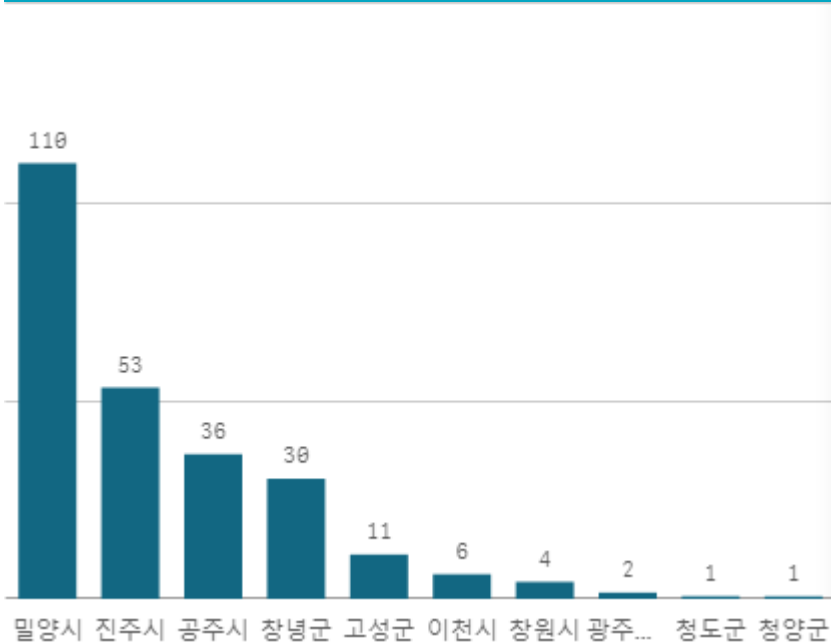
※ 상품 가격 기준

□ 청양고추(10Kg) 주간 가격

구분	Q	품종	Q	단량	Q	특	상	보통	하
2025-05-24		청양고추		10Kg		39,684	31,980	23,653	15,253
2025-05-26		청양고추		10Kg		43,674	33,414	24,780	17,074
2025-05-27		청양고추		10Kg		42,759	31,029	21,234	13,405
2025-05-28		청양고추		10Kg		38,309	27,921	18,587	11,384
2025-05-29		청양고추		10Kg		35,431	26,489	18,324	10,240
2025-05-30		청양고추		10Kg		34,021	25,555	17,954	11,059
평균						38,980	29,398	20,755	13,069

오이맛고추(10Kg)

산지별 거래물량(톤)



출하산지(개소)

19

출하건수(천건)

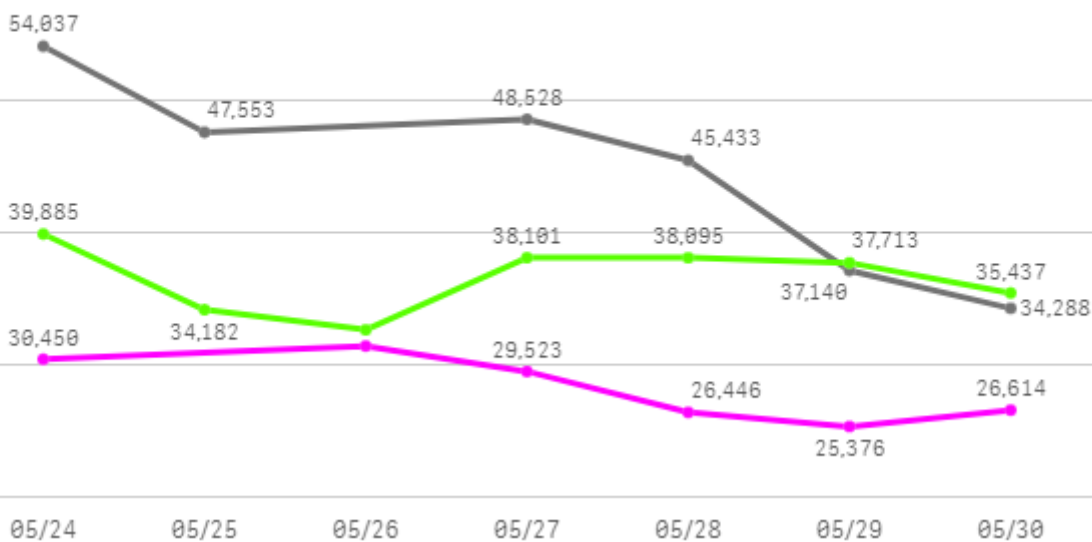
2

산지별 주출하 시군구



주간 도매가격(원)

◆ 2025 ◀ 2024 ◆ 평년



구분	금주(A)	전주(B)	전월(C)	전년(D)	평년(E)	A/B	A/C	A/D	A/E
가격(원)	28,308	40,773	40,294	44,497	36,823	69.4%	70.3%	63.6%	76.9%

※ 상품 가격 기준

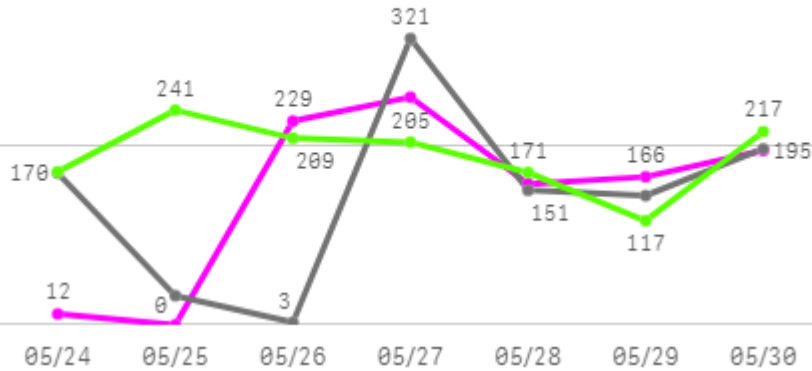
□ 오이맛고추(10Kg) 주간 가격

구분	Q	품종	Q	단량	Q	특	상	보통	하
2025-05-24		오이맛고추		10Kg		35,792	30,450	22,195	10,170
2025-05-26		오이맛고추		10Kg		40,844	31,441	20,799	11,029
2025-05-27		오이맛고추		10Kg		37,412	29,523	20,103	9,475
2025-05-28		오이맛고추		10Kg		33,571	26,446	18,578	9,664
2025-05-29		오이맛고추		10Kg		31,618	25,376	18,022	9,197
2025-05-30		오이맛고추		10Kg		33,941	26,614	18,727	9,629
평균						35,530	28,308	19,737	9,861

마늘

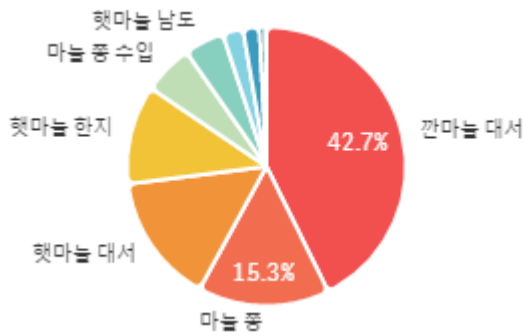
주간 반입량(톤)

◆ 2025 ● 2024 ▲ 평년

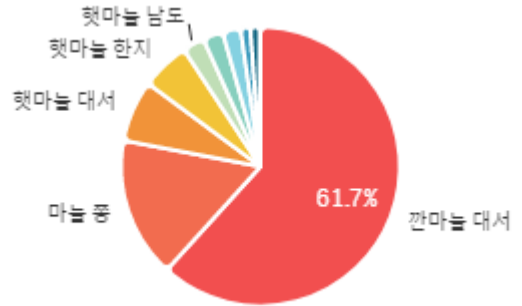


구분	금주(A)	전주(B)	전월(C)	전년(D)	평년(E)	A/B	A/C	A/D	A/E
물량(톤)	1,016	968	897	1,020	1,144	105.0%	113.3%	99.6%	88.8%

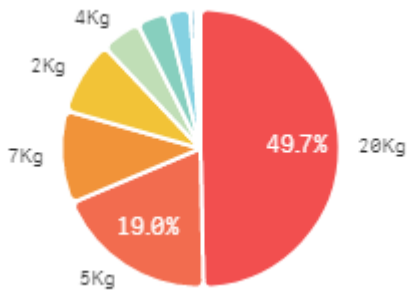
출하 품종별 거래물량 구성비



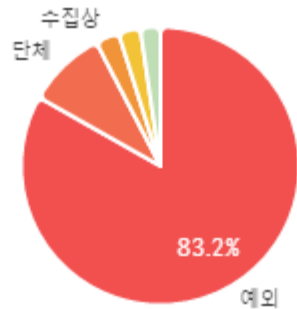
출하 품종별 거래금액 구성비



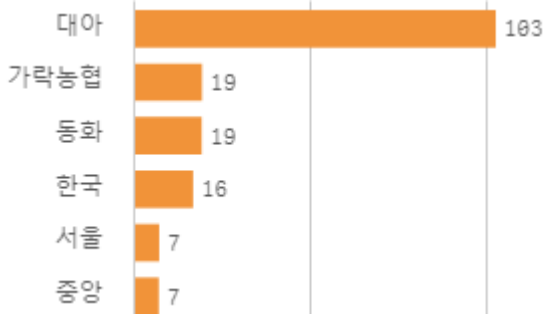
거래 단량별 물량 구성비



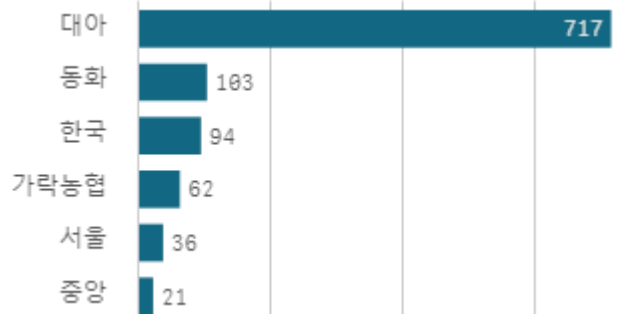
출하자별 거래물량 구성비



도매시장 법인별 거래물량(톤)

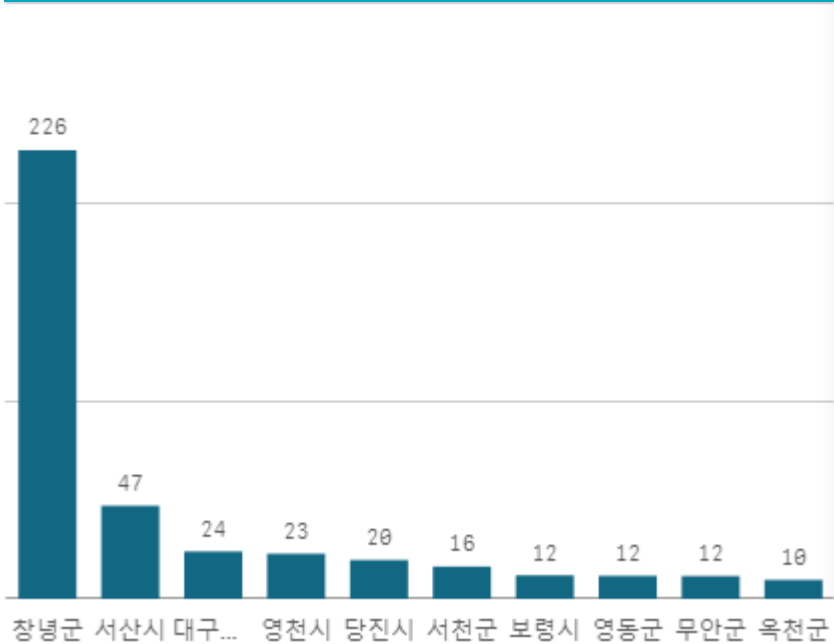


도매시장 법인별 거래금액(백만원)



깎마늘 대서(20Kg)

산지별 거래물량(톤)



출하산지(개소)

19

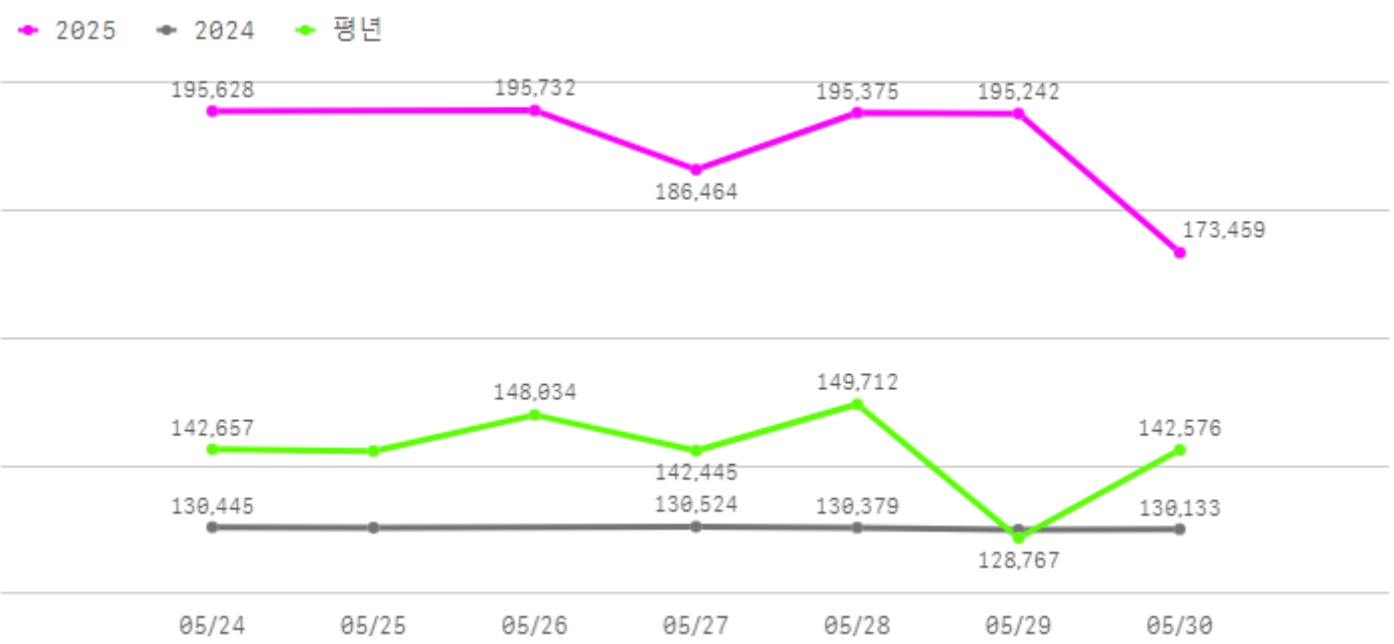
출하건수(천건)

1

산지별 주출하 시군구



주간 도매가격(원)



구분	금주(A)	전주(B)	전월(C)	전년(D)	평년(E)	A/B	A/C	A/D	A/E
가격(원)	190,316	188,462	151,943	130,317	156,358	101.0%	125.3%	146.0%	121.7%

※ 상품 가격 기준

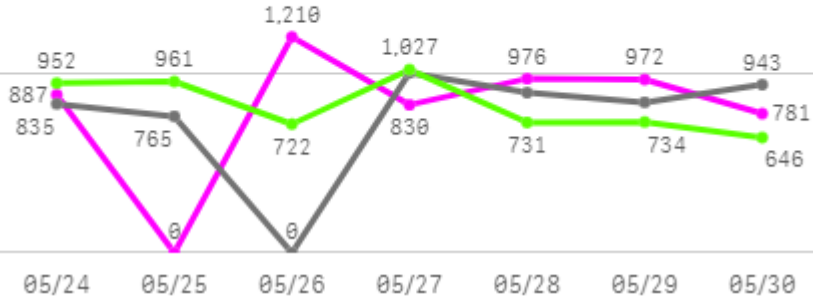
□ 깐마늘 대서(20Kg) 주간 가격

구분	Q	품종	Q	단량	Q	특	상	보통	하
2025-05-24		깐마늘 대서		20Kg		-	195,628	176,869	142,410
2025-05-26		깐마늘 대서		20Kg		-	195,732	177,299	148,000
2025-05-27		깐마늘 대서		20Kg		-	186,464	149,362	124,707
2025-05-28		깐마늘 대서		20Kg		-	195,375	178,270	154,309
2025-05-29		깐마늘 대서		20Kg		-	195,242	180,847	152,792
2025-05-30		깐마늘 대서		20Kg		-	173,459	150,211	125,829
평균						-	190,316	168,810	141,341

양파

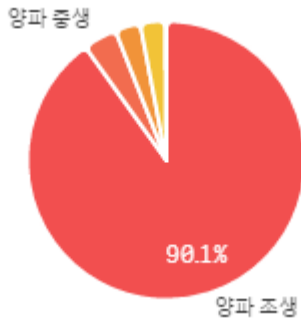
주간 반입량(톤)

◆ 2025 ● 2024 ▲ 평년

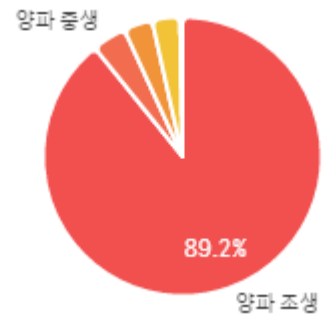


구분	금주(A)	전주(B)	전월(C)	전년(D)	평년(E)	A/B	A/C	A/D	A/E
물량(톤)	5,656	5,825	5,597	5,295	5,626	97.1%	101.1%	106.8%	100.5%

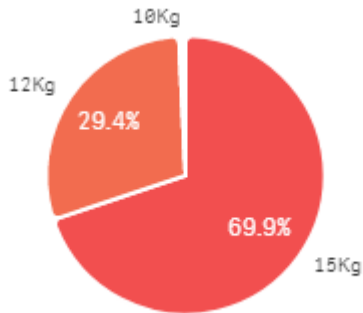
출하 품종별 거래물량 구성비



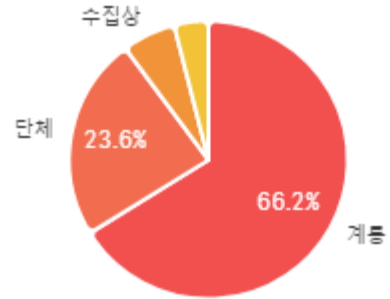
출하 품종별 거래금액 구성비



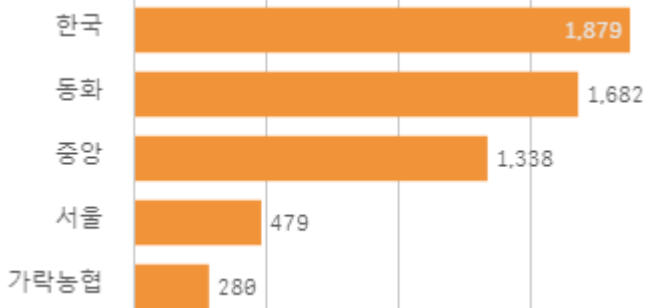
거래 단량별 물량 구성비



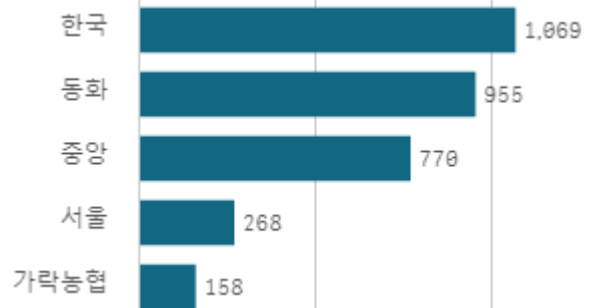
출하자별 거래물량 구성비



도매시장 법인별 거래물량(톤)

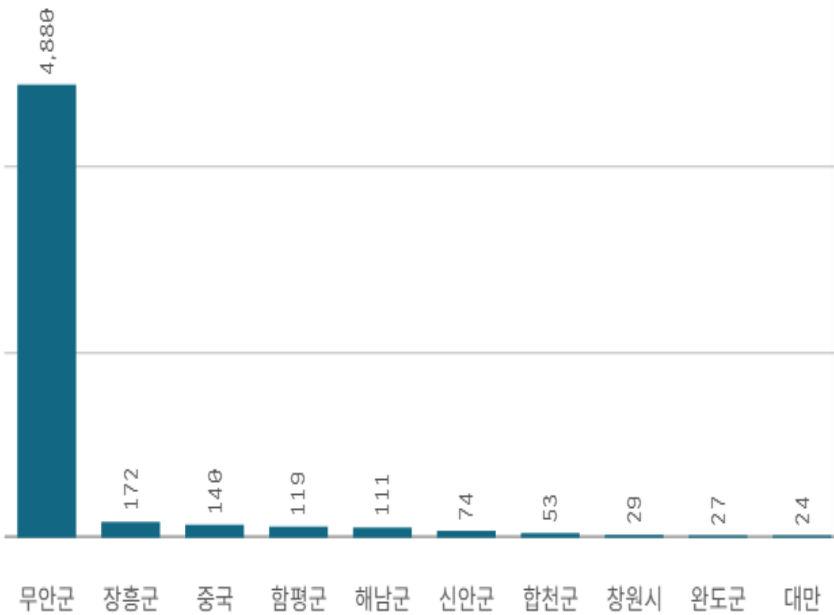


도매시장 법인별 거래금액(백만원)



양파(1Kg)

산지별 거래물량(톤)



산지별 주출하 시군구



출하산지(개소)

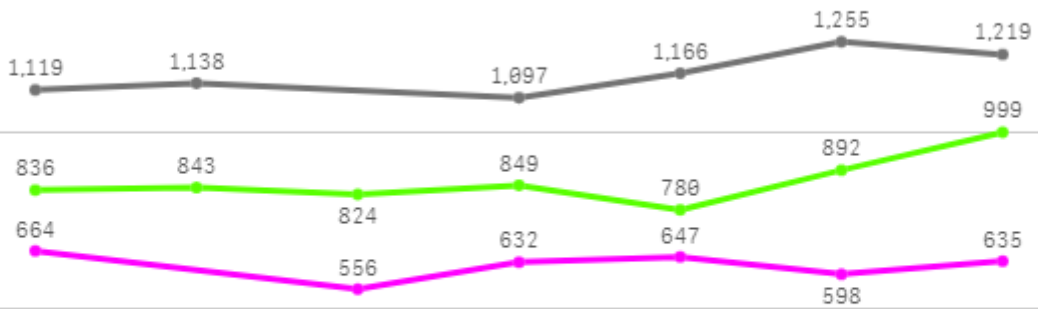
19

출하건수(천건)

3

주간 도매가격(원)

◆ 2025 ● 2024 ◆ 평년



05/24 05/25 05/26 05/27 05/28 05/29 05/30

구분	금주(A)	전주(B)	전월(C)	전년(D)	평년(E)	A/B	A/C	A/D	A/E
가격(원)	622	683	1,059	1,166	851	91.1%	58.7%	53.4%	73.1%

※ 상품 가격 기준

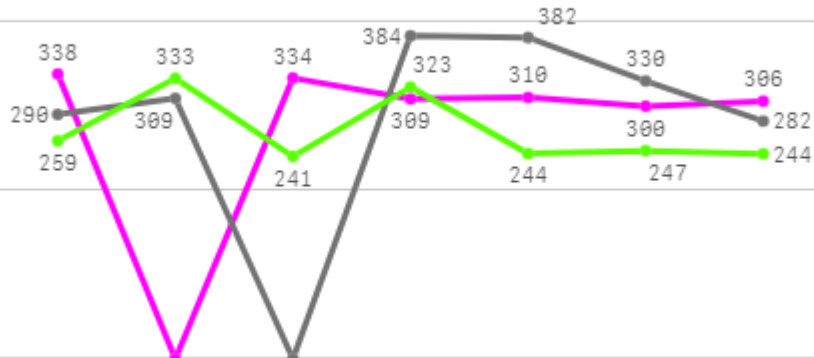
□ 양파(1Kg) 주간 가격

구분	Q	품종	Q	단량	Q	특	상	보통	하
2025-05-24		양파		1Kg		784	664	585	497
2025-05-26		양파		1Kg		651	556	489	438
2025-05-27		양파		1Kg		743	632	552	486
2025-05-28		양파		1Kg		761	647	561	496
2025-05-29		양파		1Kg		700	598	532	458
2025-05-30		양파		1Kg		759	635	555	479
평균						733	622	546	476

대파

주간 반입량(톤)

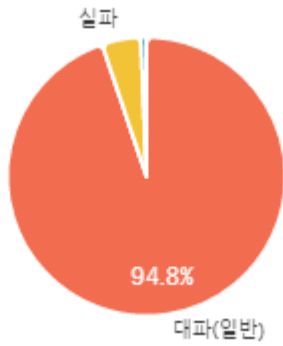
◆ 2025 ● 2024 ▲ 평년



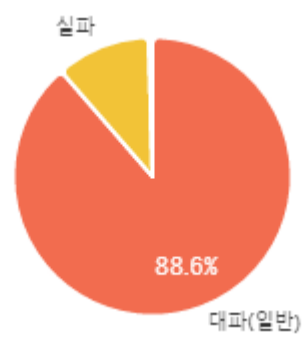
05/24 05/25 05/26 05/27 05/28 05/29 05/30

구분	금주(A)	전주(B)	전월(C)	전년(D)	평년(E)	A/B	A/C	A/D	A/E
물량(톤)	1,898	1,653	1,879	1,978	1,892	114.8%	101.0%	95.9%	100.3%

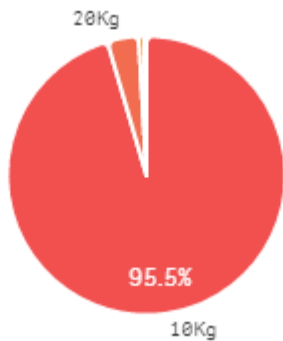
출하 품종별 거래물량 구성비



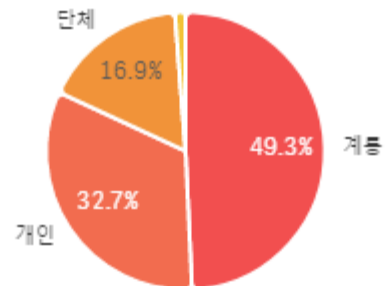
출하 품종별 거래금액 구성비



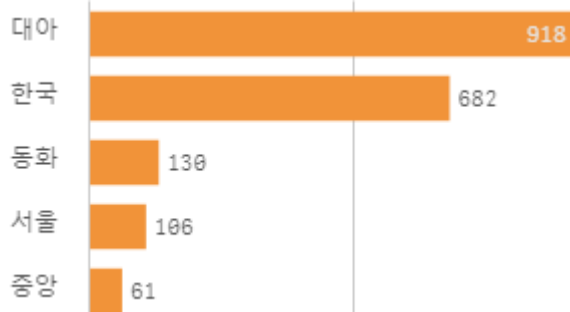
거래 단량별 물량 구성비



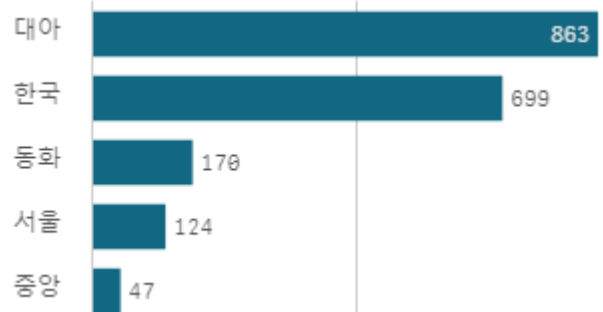
출하자별 거래물량 구성비



도매시장 법인별 거래물량(톤)

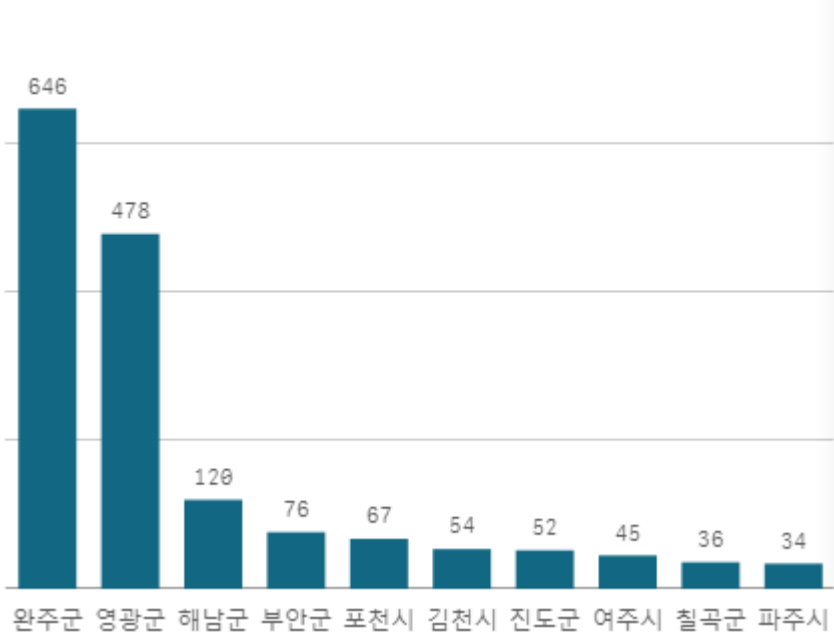


도매시장 법인별 거래금액(백만원)



대파(일반)(1Kg)

산지별 거래물량(톤)



산지별 주출하 시군구



출하산지(개소)

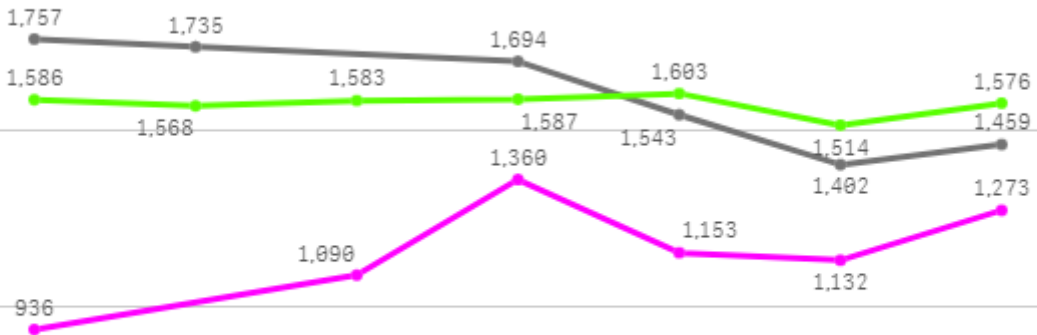
20

출하건수(천건)

1

주간 도매가격(원)

◆ 2025 ● 2024 ◆ 평년



05/24 05/25 05/26 05/27 05/28 05/29 05/30

구분	금주(A)	전주(B)	전월(C)	전년(D)	평년(E)	A/B	A/C	A/D	A/E
가격(원)	1,157	1,244	754	1,598	1,510	93.0%	153.5%	72.4%	76.7%

※ 상품 가격 기준

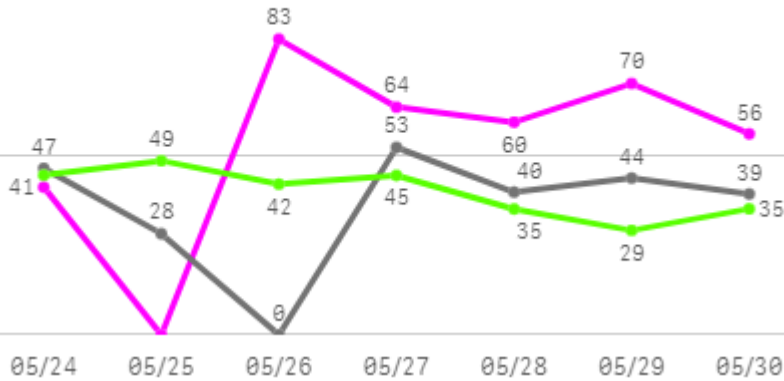
□ 대파(일반)(1Kg) 주간 가격

구분	Q	품종	Q	단량	Q	특	상	보통	하
2025-05-24		대파(일반)		1Kg		1,139	936	710	413
2025-05-26		대파(일반)		1Kg		1,198	1,090	795	511
2025-05-27		대파(일반)		1Kg		1,475	1,360	1,047	745
2025-05-28		대파(일반)		1Kg		1,282	1,153	938	704
2025-05-29		대파(일반)		1Kg		1,360	1,132	893	697
2025-05-30		대파(일반)		1Kg		1,414	1,273	973	680
평균						1,311	1,157	893	625

쪽파

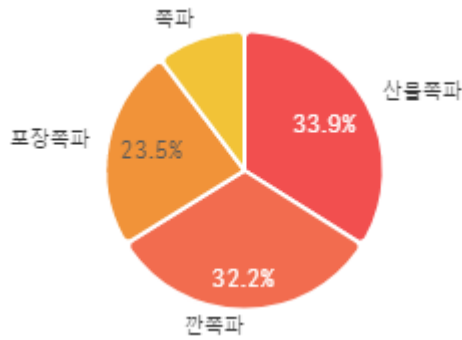
주간 반입량(톤)

2025 (파란색 선) 2024 (회색 선) 평년 (초록색 선)

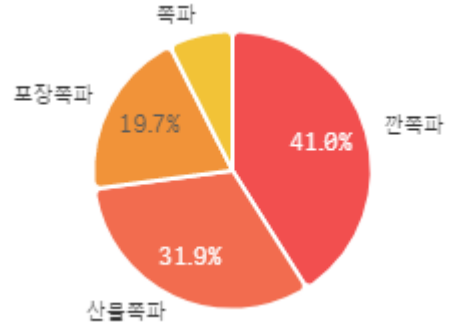


구분	금주(A)	전주(B)	전월(C)	전년(D)	평년(E)	A/B	A/C	A/D	A/E
물량(톤)	375	328	466	251	290	114.2%	80.3%	149.2%	129.0%

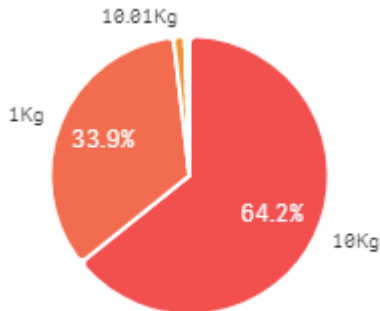
출하 품종별 거래물량 구성비



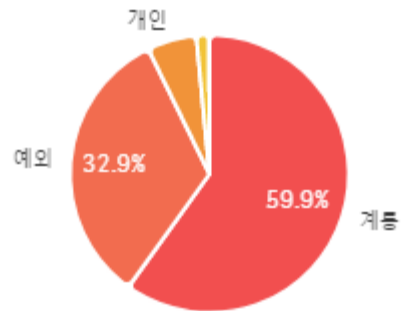
출하 품종별 거래금액 구성비



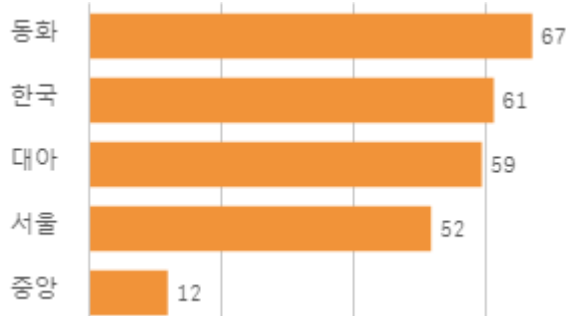
거래 단량별 물량 구성비



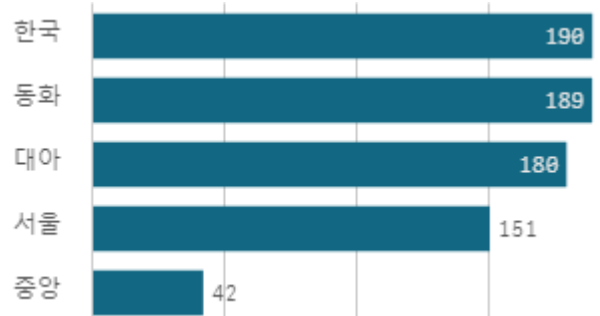
출하자별 거래물량 구성비



도매시장 법인별 거래물량(톤)

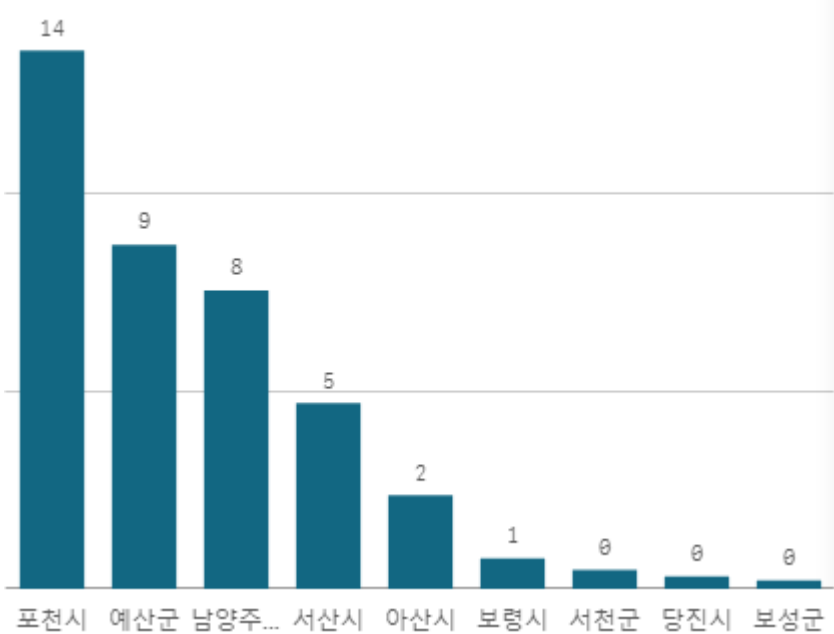


도매시장 법인별 거래금액(백만원)



쪽파(10Kg)

산지별 거래물량(톤)



출하산지(개소)

9

출하건수(천건)

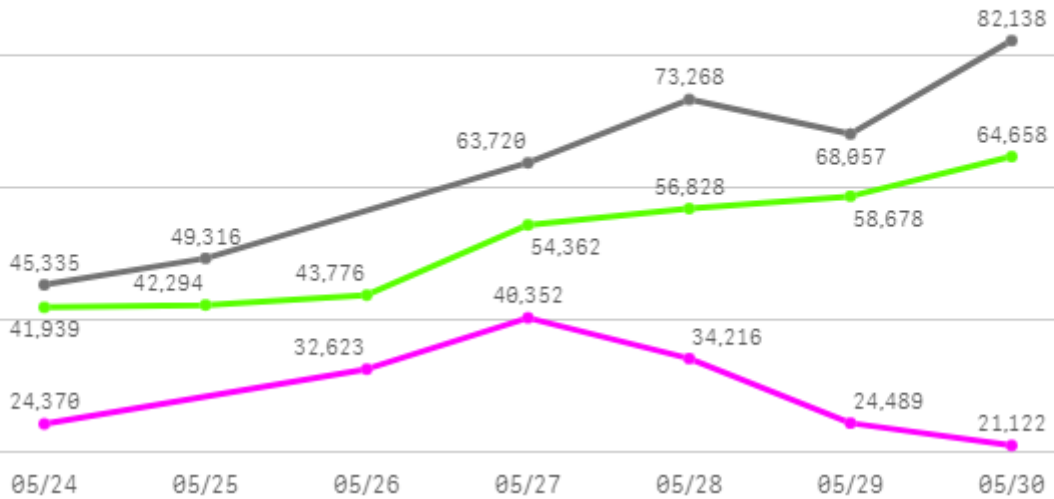
0

산지별 주출하 시군구



주간 도매가격(원)

◆ 2025 ● 2024 ◆ 평년



구분	금주(A)	전주(B)	전월(C)	전년(D)	평년(E)	A/B	A/C	A/D	A/E
가격(원)	29,529	29,383	29,677	63,639	47,338	100.5%	99.5%	46.4%	62.4%

※ 상품 가격 기준

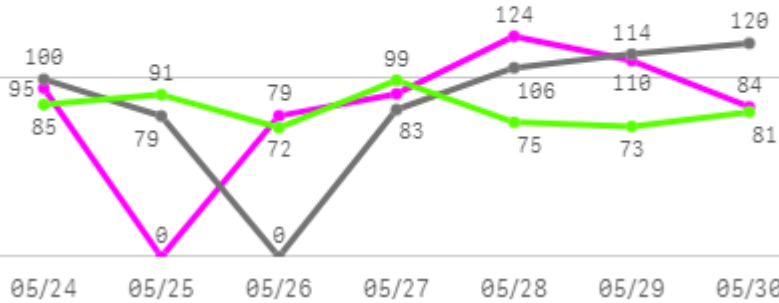
□ 쪽파(10Kg) 주간 가격

구분	Q	품종	Q	단량	Q	특	상	보통	하
2025-05-24		쪽파		10Kg		29,080	24,370	18,962	15,000
2025-05-26		쪽파		10Kg		44,477	32,623	22,917	17,722
2025-05-27		쪽파		10Kg		47,396	40,352	28,480	17,030
2025-05-28		쪽파		10Kg		42,006	34,216	25,196	14,888
2025-05-29		쪽파		10Kg		33,250	24,489	18,511	12,367
2025-05-30		쪽파		10Kg		28,365	21,122	15,593	9,302
평균						37,429	29,529	21,610	14,385

파프리카

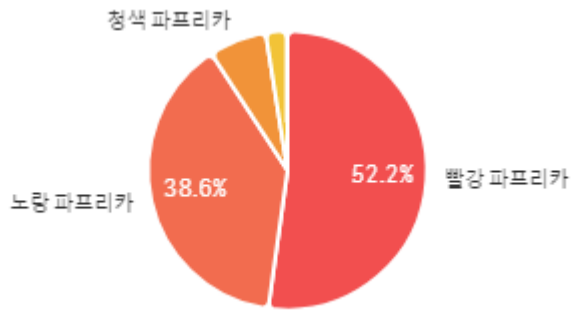
주간 반입량(톤)

◆ 2025 ● 2024 ▲ 평년

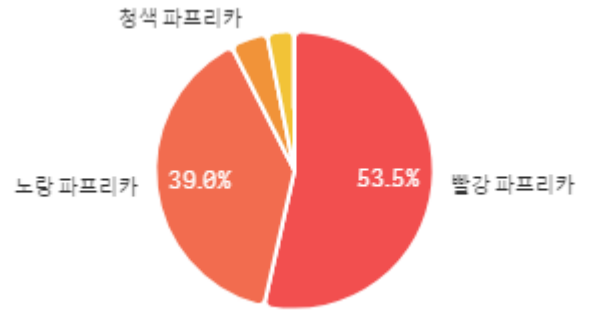


구분	금주(A)	전주(B)	전월(C)	전년(D)	평년(E)	A/B	A/C	A/D	A/E
물량(톤)	583	589	433	600	564	98.9%	134.5%	97.1%	103.3%

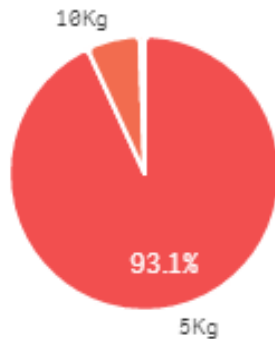
출하 품종별 거래물량 구성비



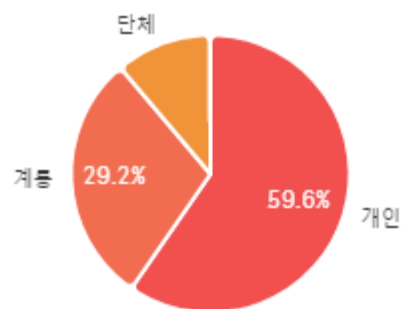
출하 품종별 거래금액 구성비



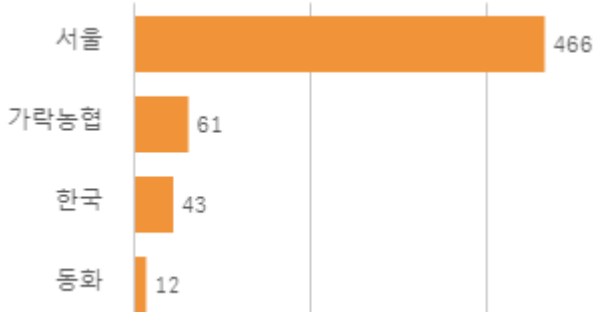
거래 단량별 물량 구성비



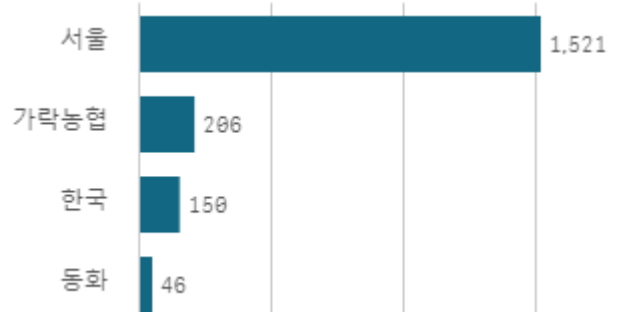
출하자별 거래물량 구성비



도매시장 법인별 거래물량(톤)

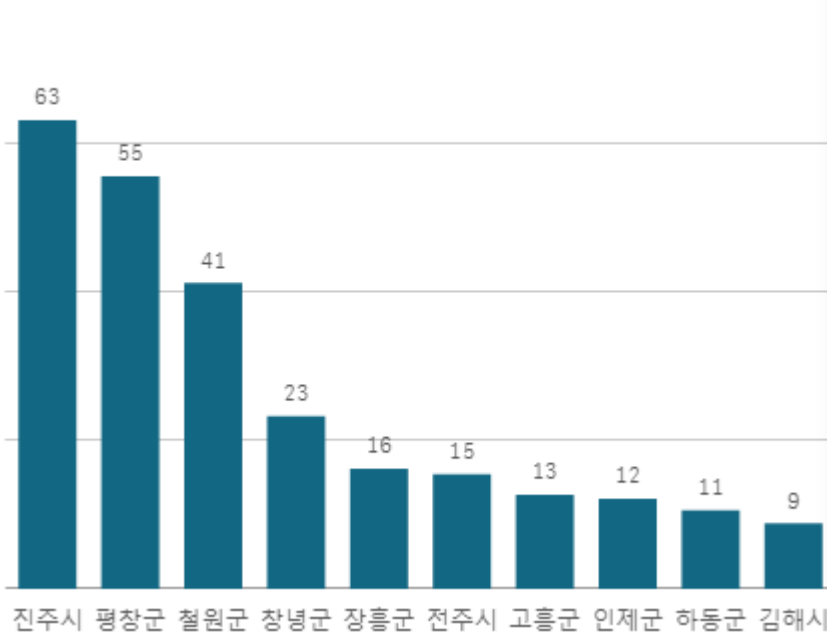


도매시장 법인별 거래금액(백만원)



빨강 파프리카(5Kg)

산지별 거래물량(톤)



출하산지(개소)

24

출하건수(천건)

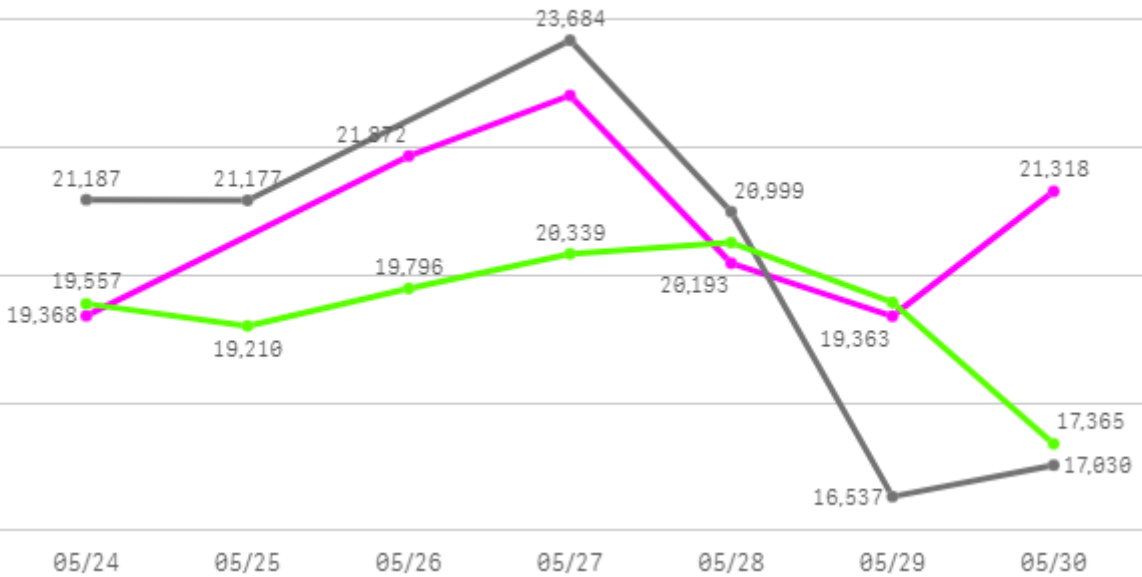
1

산지별 주출하 시군구



주간 도매가격(원)

◆ 2025 ● 2024 ◆ 평년



구분	금주(A)	전주(B)	전월(C)	전년(D)	평년(E)	A/B	A/C	A/D	A/E
가격(원)	20,822	21,749	32,286	20,102	20,282	95.7%	64.5%	103.6%	102.7%

※ 상품 가격 기준

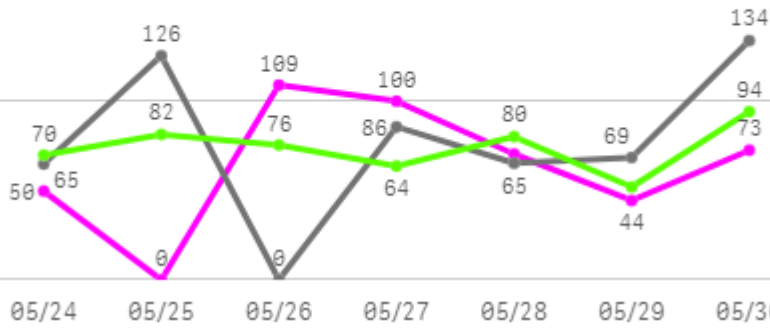
□ 빨강 파프리카(5Kg) 주간 가격

구분	Q	품종	Q	단량	Q	특	상	보통	하
2025-05-24		빨강 파프리카		5Kg		-	19,368	15,771	11,449
2025-05-26		빨강 파프리카		5Kg		-	21,872	19,615	15,497
2025-05-27		빨강 파프리카		5Kg		-	22,820	20,289	16,613
2025-05-28		빨강 파프리카		5Kg		-	20,193	16,715	13,900
2025-05-29		빨강 파프리카		5Kg		-	19,363	17,117	13,972
2025-05-30		빨강 파프리카		5Kg		-	21,318	18,146	14,324
평균						-	20,822	17,942	14,293

양상추

주간 반입량(톤)

◆ 2025 ● 2024 ▲ 평년



구분	금주(A)	전주(B)	전월(C)	전년(D)	평년(E)	A/B	A/C	A/D	A/E
물량(톤)	447	442	452	544	514	101.1%	98.9%	82.1%	86.9%

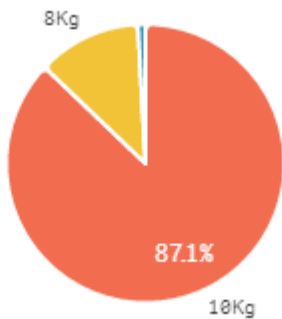
출하 품종별 거래물량 구성비



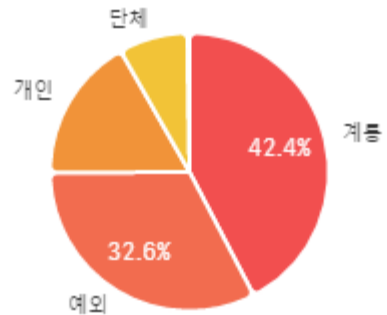
출하 품종별 거래금액 구성비



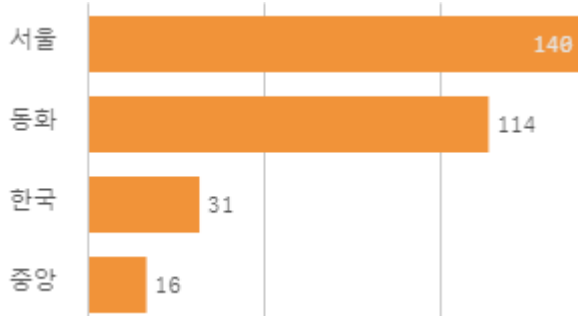
거래 단량별 물량 구성비



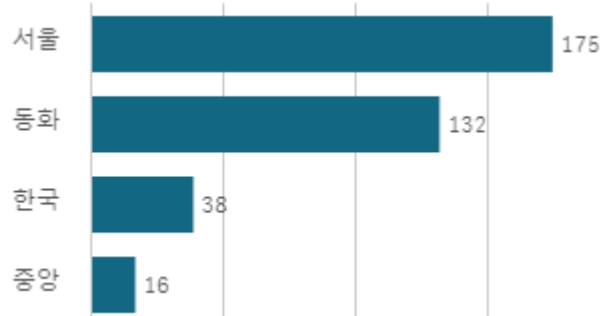
출하자별 거래물량 구성비



도매시장 법인별 거래물량(톤)

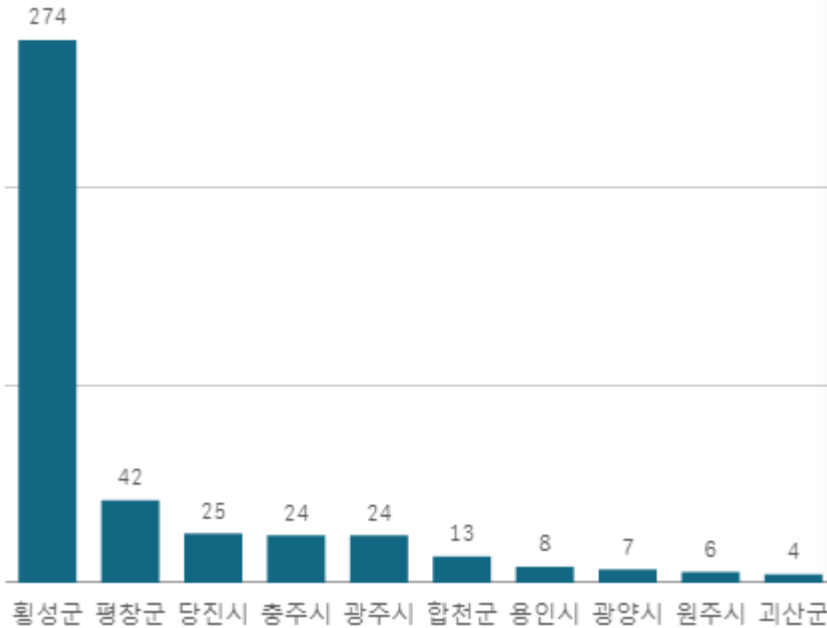


도매시장 법인별 거래금액(백만원)



양상추(일반)(10Kg)

산지별 거래물량(톤)



출하산지(개소)

22

출하건수(전건)

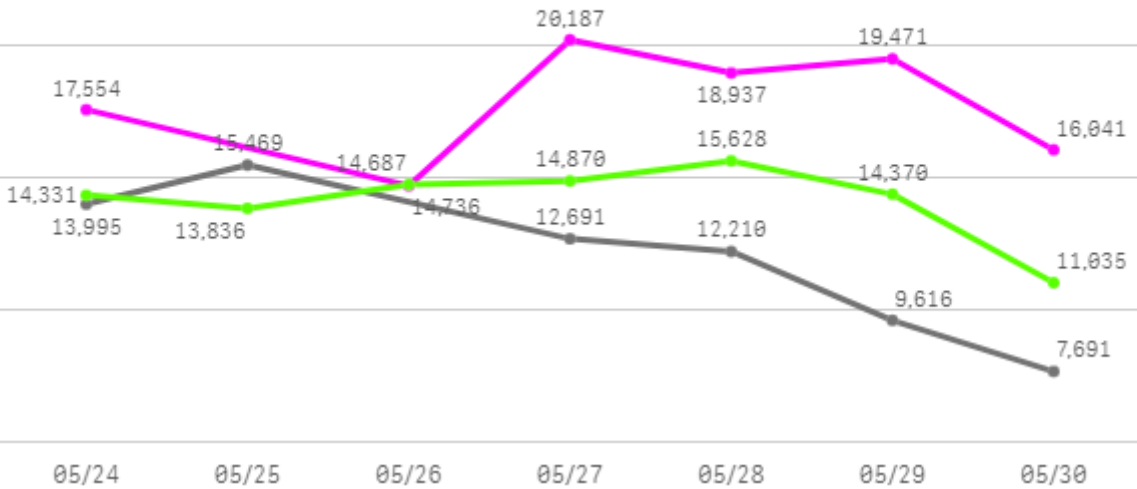
1

산지별 주출하 시군구



주간 도매가격(원)

◆ 2025 ● 2024 ◆ 평년



구분	금주(A)	전주(B)	전월(C)	전년(D)	평년(E)	A/B	A/C	A/D	A/E
가격(원)	17,813	14,354	17,667	11,945	15,330	124.1%	100.8%	149.1%	116.2%

※ 상품 가격 기준

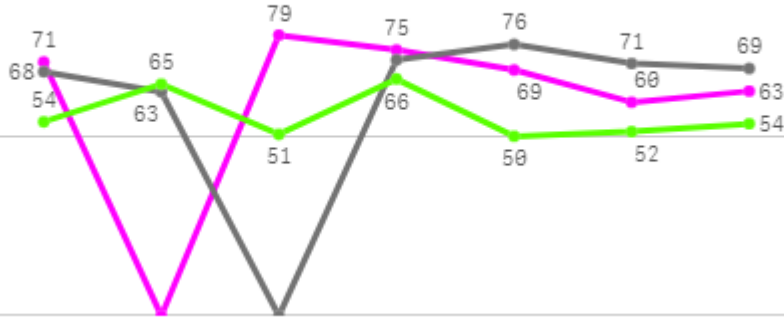
□ 양상추(일반)(10Kg) 주간 가격

구분	Q	품종	Q	단량	Q	특	상	보통	하
2025-05-24		양상추(일반)		10Kg		-	17,554	13,188	9,239
2025-05-26		양상추(일반)		10Kg		-	14,687	10,157	6,296
2025-05-27		양상추(일반)		10Kg		-	20,187	13,706	7,774
2025-05-28		양상추(일반)		10Kg		-	18,937	14,158	10,694
2025-05-29		양상추(일반)		10Kg		-	19,471	13,827	8,453
2025-05-30		양상추(일반)		10Kg		-	16,041	11,709	8,197
평균						-	17,813	12,791	8,442

청경채

주간 반입량(톤)

◆ 2025 ● 2024 ▲ 평년



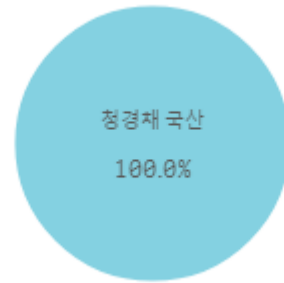
05/24 05/25 05/26 05/27 05/28 05/29 05/30

구분	금주(A)	전주(B)	전월(C)	전년(D)	평년(E)	A/B	A/C	A/D	A/E
물량(톤)	416	440	421	419	406	94.6%	98.9%	99.3%	102.5%

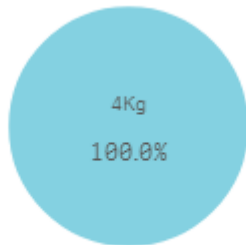
출하 품종별 거래물량 구성비



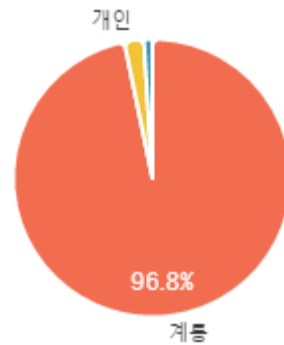
출하 품종별 거래금액 구성비



거래 단량별 물량 구성비

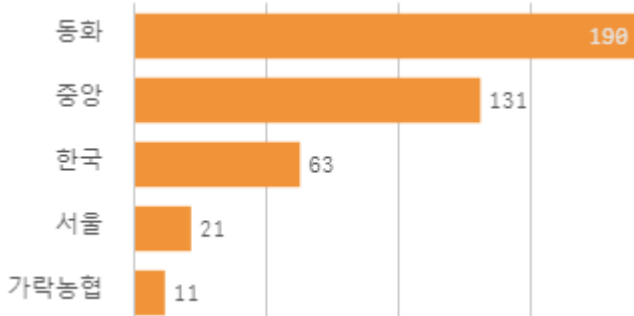


출하자별 거래물량 구성비

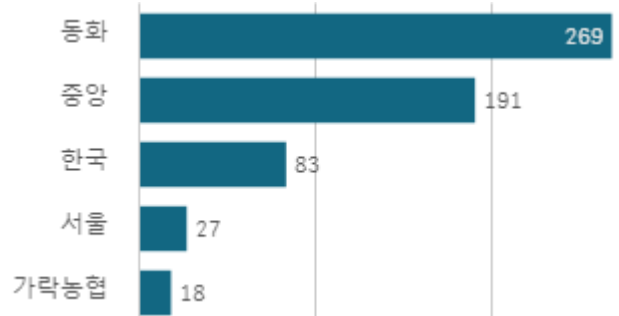


* The data set contains negative or zero values that cannot ...

도매시장 법인별 거래물량(톤)

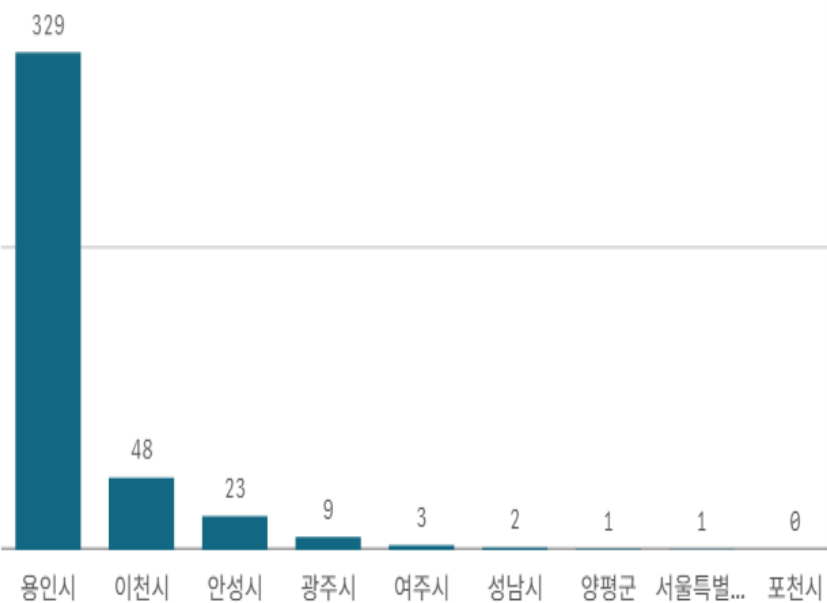


도매시장 법인별 거래금액(백만원)



청경채(4Kg)

산지별 거래물량(톤)



출하산지(개소)

9

출하건수(천건)

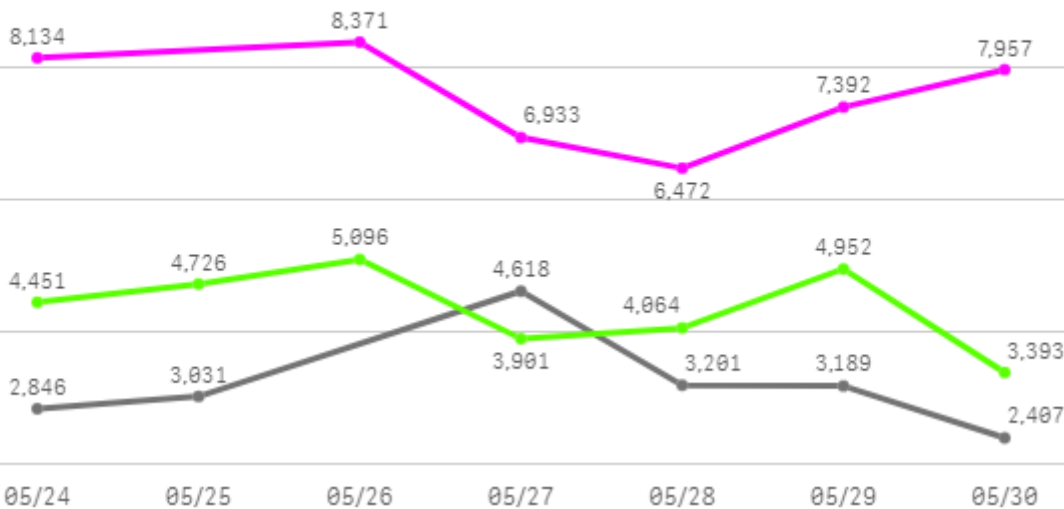
2

산지별 주출하 시군구



주간 도매가격(원)

● 2025 ● 2024 ● 평년



구분	금주(A)	전주(B)	전월(C)	전년(D)	평년(E)	A/B	A/C	A/D	A/E
가격(원)	7,543	4,896	4,757	3,215	4,968	154.1%	158.6%	234.6%	151.8%

※ 상품 가격 기준

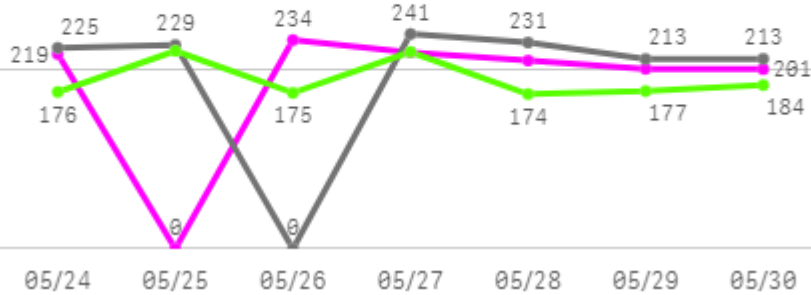
□ 청경채(4Kg) 주간 가격

구분	Q	품종	Q	단량	Q	특	상	보통	하
2025-05-24		청경채		4Kg		-	8,134	6,251	3,740
2025-05-26		청경채		4Kg		-	8,371	6,922	5,273
2025-05-27		청경채		4Kg		-	6,933	5,848	4,053
2025-05-28		청경채		4Kg		-	6,472	5,319	3,481
2025-05-29		청경채		4Kg		-	7,392	5,922	3,818
2025-05-30		청경채		4Kg		-	7,957	6,514	4,345
평균						-	7,543	6,129	4,118

버섯

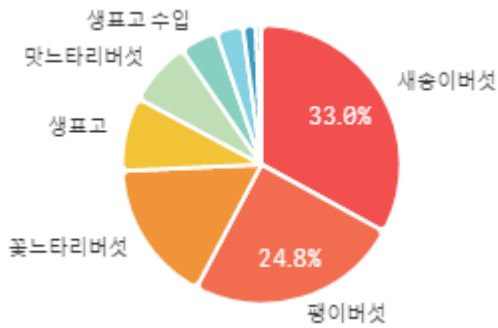
주간 반입량(톤)

◆ 2025 ● 2024 ▲ 평년

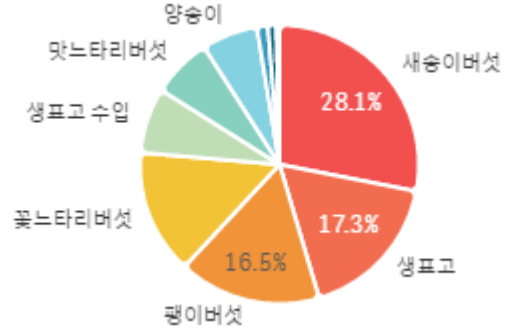


구분	금주(A)	전주(B)	전월(C)	전년(D)	평년(E)	A/B	A/C	A/D	A/E
물량(톤)	1,288	1,321	1,325	1,352	1,313	97.5%	97.2%	95.2%	98.1%

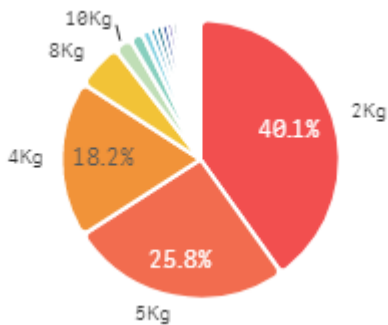
출하 품종별 거래물량 구성비



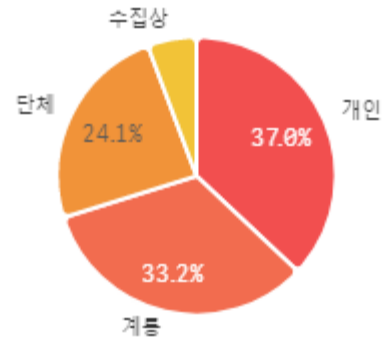
출하 품종별 거래금액 구성비



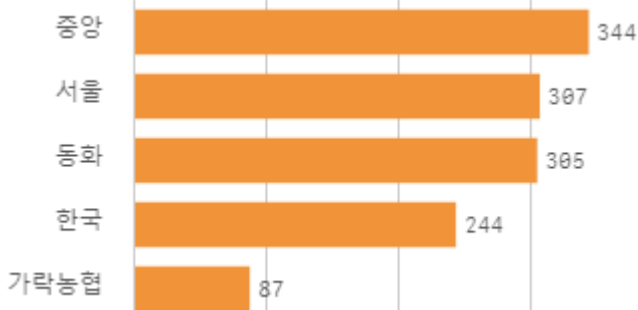
거래 단량별 물량 구성비



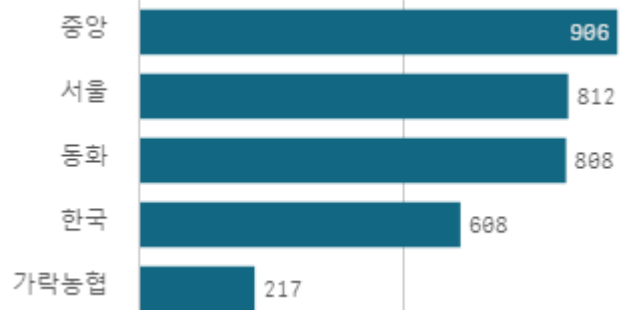
출하자별 거래물량 구성비



도매시장 법인별 거래물량(톤)

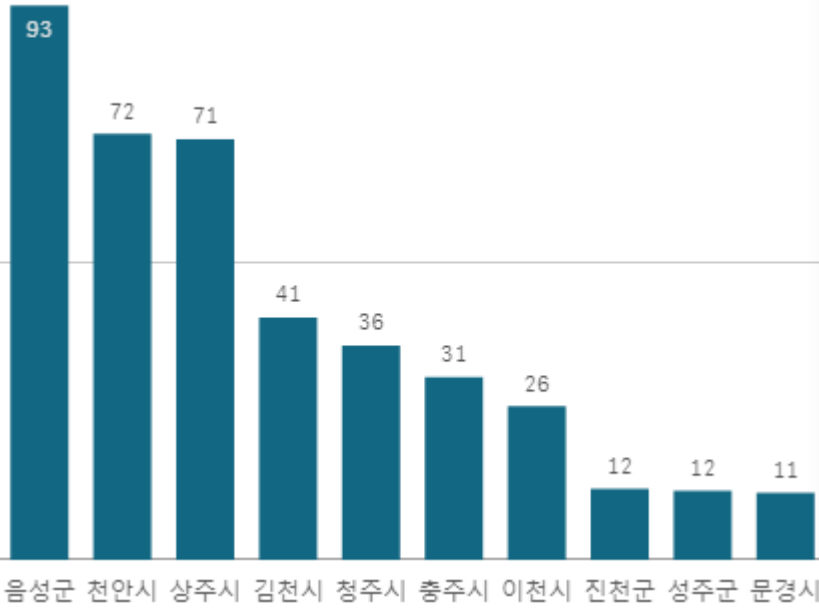


도매시장 법인별 거래금액(백만원)



새송이버섯(2Kg)

산지별 거래물량(톤)



출하산지(개소)

20

출하건수(천건)

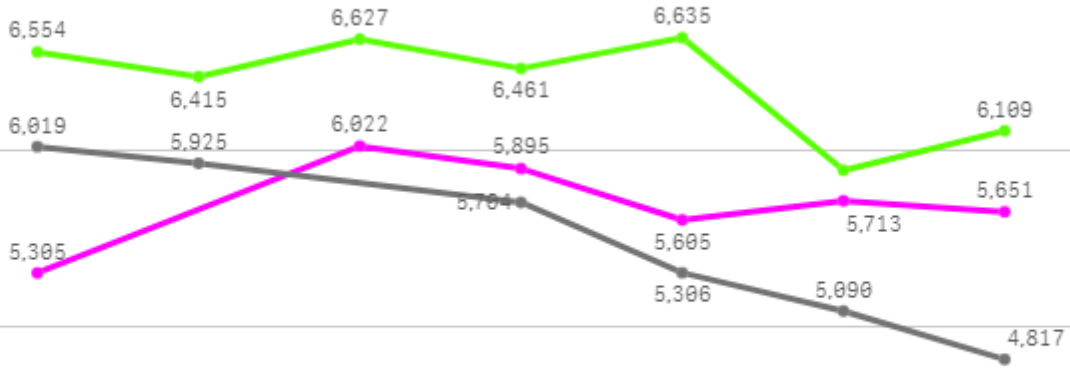
3

산지별 주출하 시군구



주간 도매가격(원)

◆ 2025 ● 2024 ◆ 평년



05/24 05/25 05/26 05/27 05/28 05/29 05/30

구분	금주(A)	전주(B)	전월(C)	전년(D)	평년(E)	A/B	A/C	A/D	A/E
가격(원)	5,699	5,832	6,786	5,477	6,269	97.7%	84.0%	104.0%	90.9%

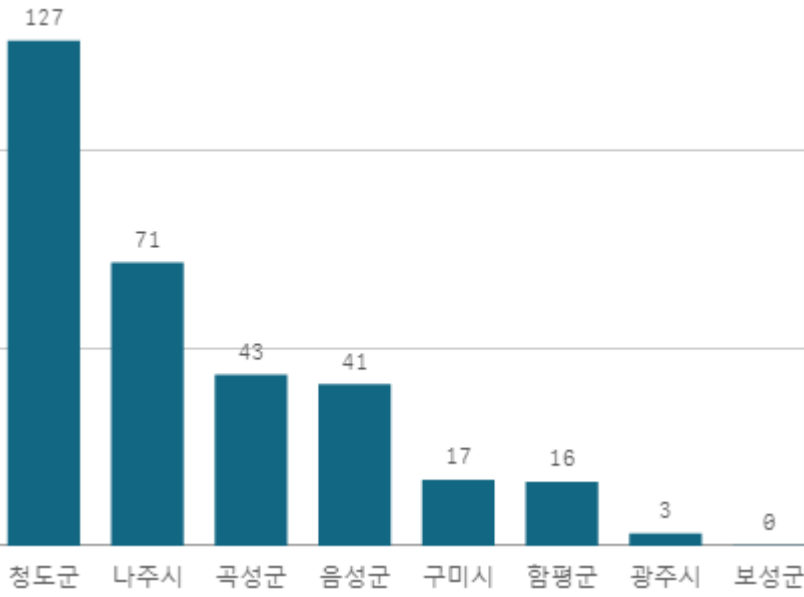
※ 상품 가격 기준

□ 새송이버섯(2Kg) 주간 가격

구분	Q	품종	Q	단량	Q	특	상	보통	하
2025-05-24		새송이버섯		2Kg		7,148	5,305	4,243	2,972
2025-05-26		새송이버섯		2Kg		7,726	6,022	5,183	3,416
2025-05-27		새송이버섯		2Kg		8,073	5,895	4,859	2,908
2025-05-28		새송이버섯		2Kg		7,853	5,605	4,481	2,928
2025-05-29		새송이버섯		2Kg		8,438	5,713	4,375	2,908
2025-05-30		새송이버섯		2Kg		8,108	5,651	4,538	2,818
평균						7,891	5,699	4,613	2,992

팬이버섯(5Kg)

산지별 거래물량(톤)



출하산지(개소)

8

출하건수(천건)

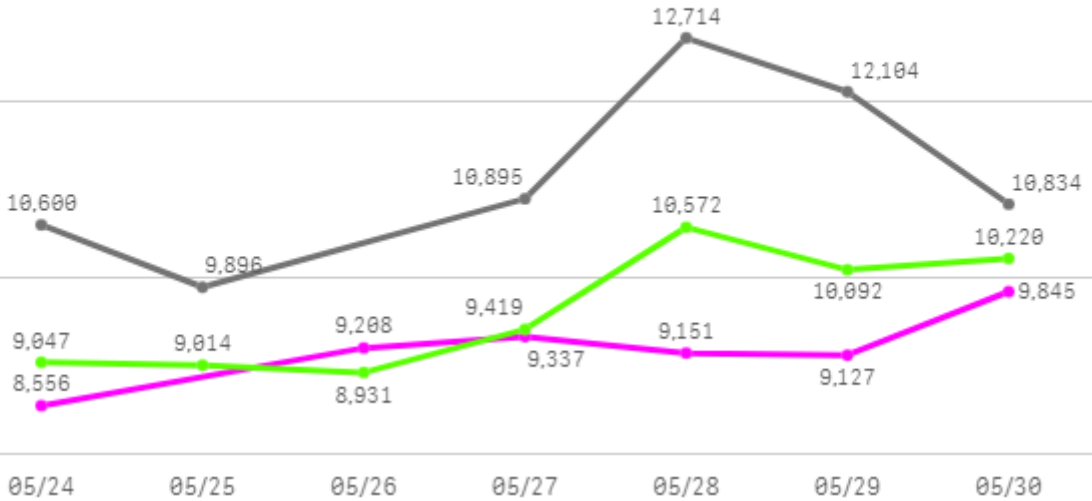
1

산지별 주출하 시군구



주간 도매가격(원)

● 2025 ● 2024 ● 평년



구분	금주(A)	전주(B)	전월(C)	전년(D)	평년(E)	A/B	A/C	A/D	A/E
가격(원)	9,204	9,363	10,135	11,174	9,406	98.3%	90.8%	82.4%	97.9%

※ 상품 가격 기준

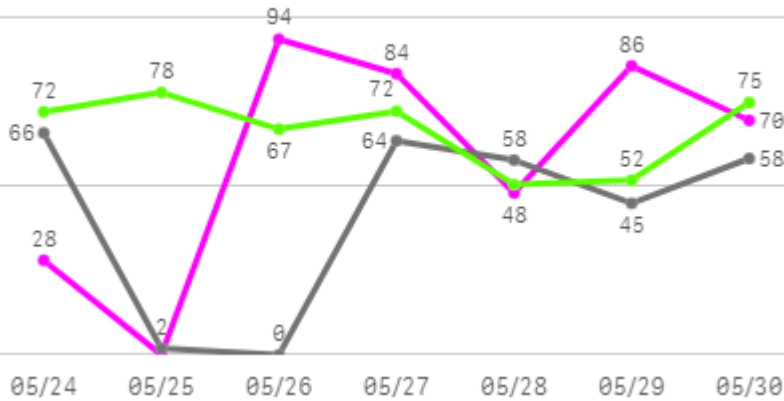
□ 팽이버섯(5Kg) 주간 가격

구분	Q	품종	Q	단량	Q	특	상	보통	하
2025-05-24		팽이버섯		5Kg		9,000	8,556	7,879	7,055
2025-05-26		팽이버섯		5Kg		9,685	9,208	8,589	7,782
2025-05-27		팽이버섯		5Kg		9,934	9,337	8,676	7,910
2025-05-28		팽이버섯		5Kg		9,879	9,151	8,628	7,837
2025-05-29		팽이버섯		5Kg		9,541	9,127	8,532	7,685
2025-05-30		팽이버섯		5Kg		10,479	9,845	9,123	8,037
평균						9,753	9,204	8,571	7,718

사과

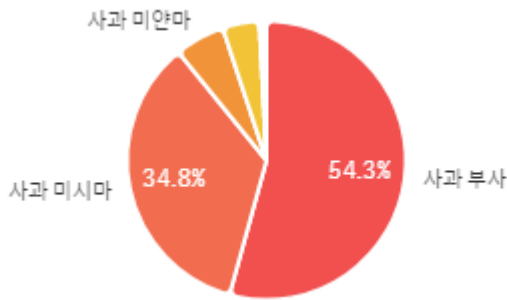
주간 반입량(톤)

◆ 2025 ● 2024 ▲ 평년

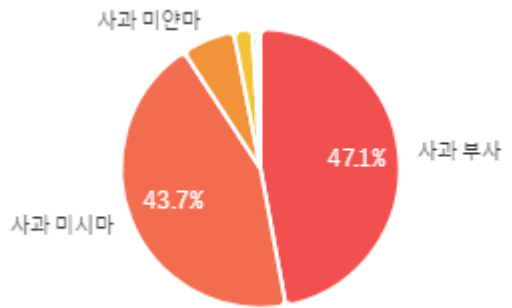


구분	금주(A)	전주(B)	전월(C)	전년(D)	평년(E)	A/B	A/C	A/D	A/E
물량(톤)	409	442	425	293	431	92.4%	96.2%	139.7%	94.9%

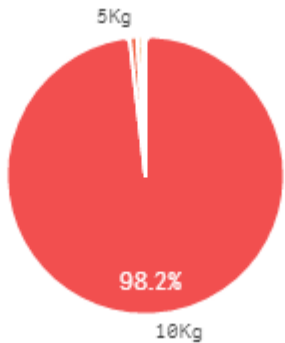
출하 품종별 거래물량 구성비



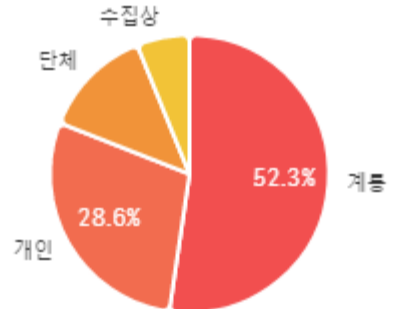
출하 품종별 거래금액 구성비



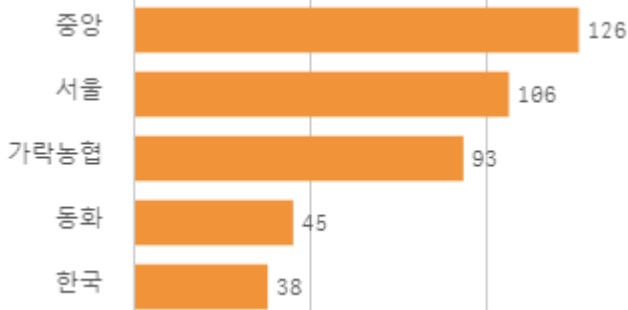
거래 단량별 물량 구성비



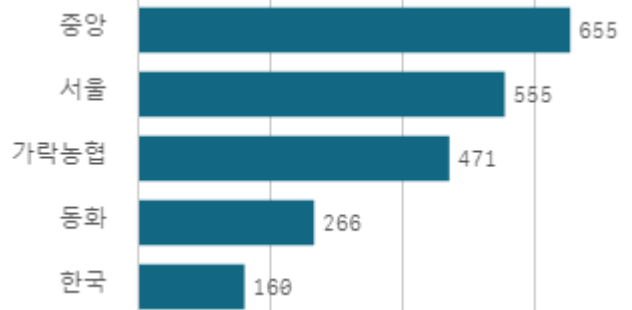
출하자별 거래물량 구성비



도매시장 법인별 거래물량(톤)

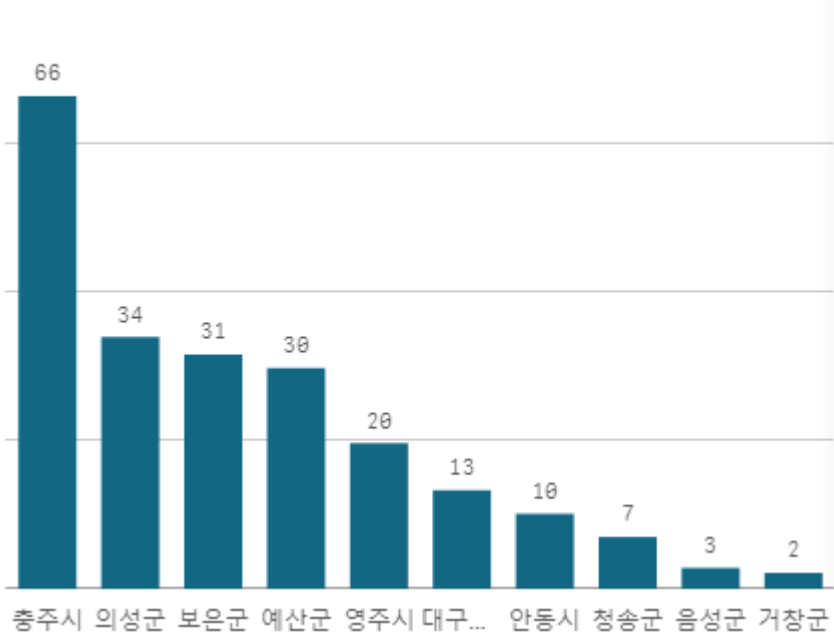


도매시장 법인별 거래금액(백만원)



사과 부사(10Kg)

산지별 거래물량(톤)



출하산지(개소)

15

출하건수(천건)

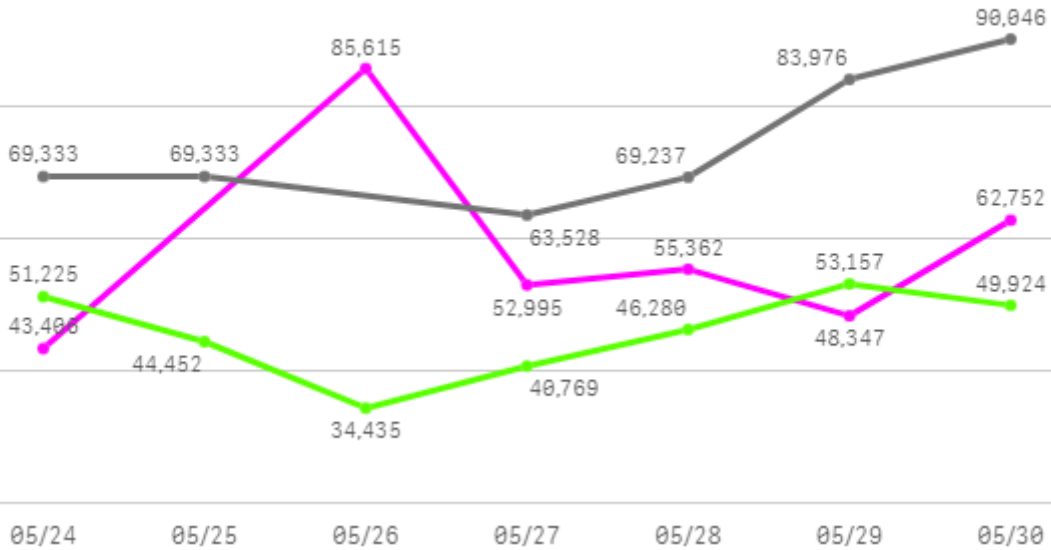
1

산지별 주출하 시군구



주간 도매가격(원)

◆ 2025 ● 2024 ◆ 평년



구분	금주(A)	전주(B)	전월(C)	전년(D)	평년(E)	A/B	A/C	A/D	A/E
가격(원)	58,080	57,427	56,022	74,242	49,073	101.1%	103.7%	78.2%	118.4%

※ 상품 가격 기준

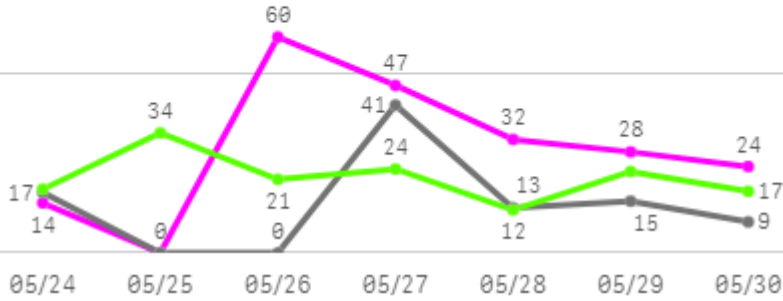
□ 사과 부사(10Kg) 주간 가격

구분	Q	품종	Q	단량	Q	특	상	보통	하
2025-05-24		사과 부사		10Kg		63,575	43,406	28,750	19,393
2025-05-26		사과 부사		10Kg		160,361	85,615	42,758	21,202
2025-05-27		사과 부사		10Kg		68,614	52,995	35,921	21,200
2025-05-28		사과 부사		10Kg		69,192	55,362	38,275	22,400
2025-05-29		사과 부사		10Kg		53,365	48,347	32,373	22,104
2025-05-30		사과 부사		10Kg		83,278	62,752	42,000	22,955
평균						83,064	58,080	36,680	21,542

배

주간 반입량(톤)

◆ 2025 ● 2024 ▲ 평년

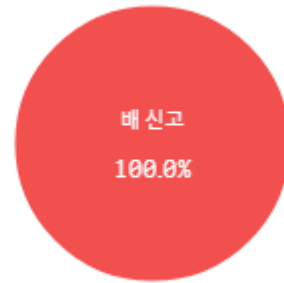


구분	금주(A)	전주(B)	전월(C)	전년(D)	평년(E)	A/B	A/C	A/D	A/E
물량(톤)	206	186	302	94	147	110.6%	68.1%	218.4%	140.1%

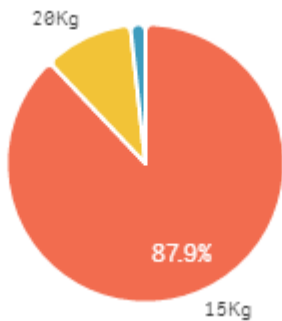
출하 품종별 거래물량 구성비



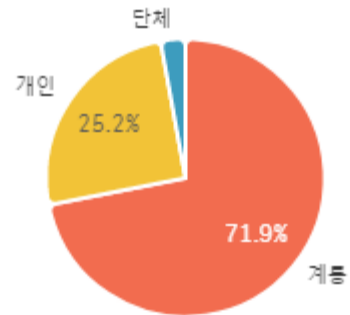
출하 품종별 거래금액 구성비



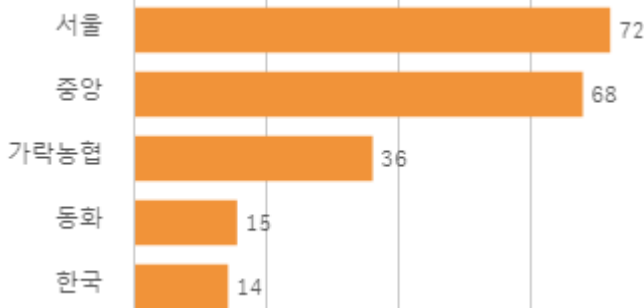
거래 단량별 물량 구성비



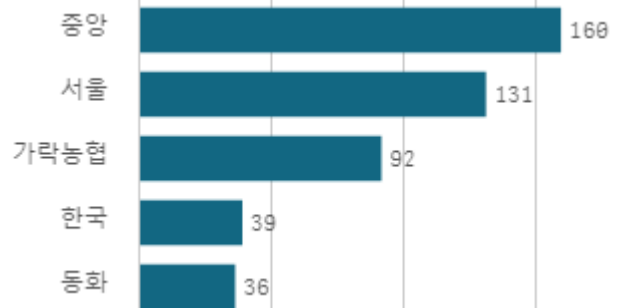
출하자별 거래물량 구성비



도매시장 법인별 거래물량(톤)

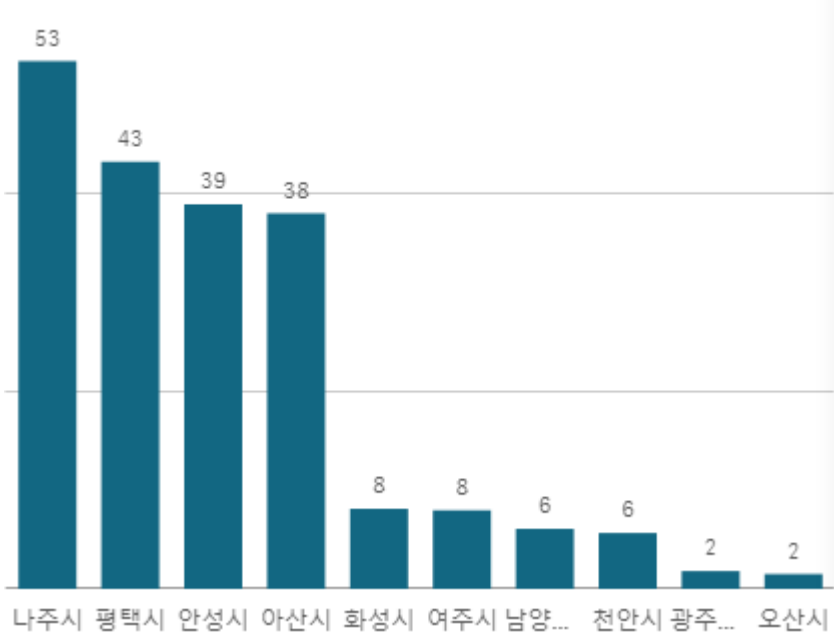


도매시장 법인별 거래금액(백만원)



배 신고(15Kg)

산지별 거래물량(톤)



출하산지(개소)

12

출하건수(천건)

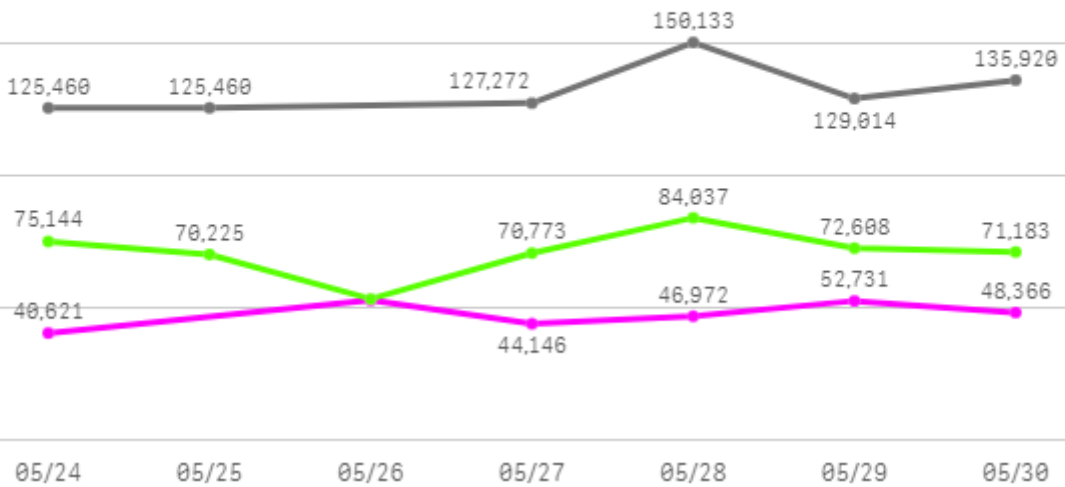
1

산지별 주출하 시군구



주간 도매가격(원)

◆ 2025 ● 2024 ◆ 평년



구분	금주(A)	전주(B)	전월(C)	전년(D)	평년(E)	A/B	A/C	A/D	A/E
가격(원)	47,636	48,093	54,159	132,210	72,420	99.0%	88.0%	36.0%	65.8%

※ 상품 가격 기준

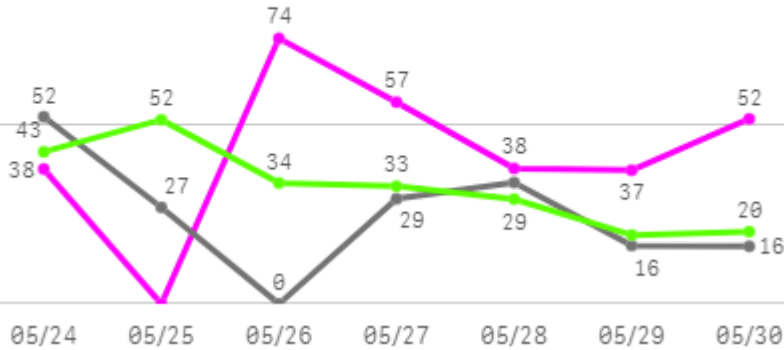
□ 배 신고(15Kg) 주간 가격

구분	Q	품종	Q	단량	Q	특	상	보통	하
2025-05-24		배 신고		15Kg		52,000	40,621	25,910	16,644
2025-05-26		배 신고		15Kg		94,194	52,980	30,133	15,388
2025-05-27		배 신고		15Kg		73,726	44,146	28,743	17,651
2025-05-28		배 신고		15Kg		67,575	46,972	29,549	15,948
2025-05-29		배 신고		15Kg		95,809	52,731	31,586	18,801
2025-05-30		배 신고		15Kg		72,493	48,366	31,978	22,669
평균						75,966	47,636	29,650	17,850

포도

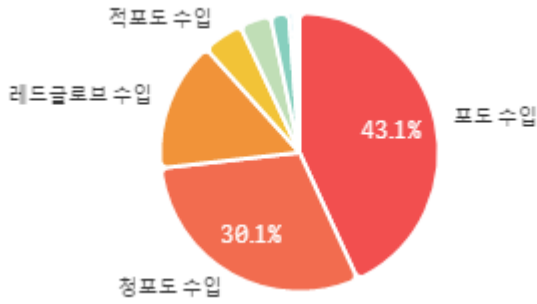
주간 반입량(톤)

◆ 2025 ● 2024 ▲ 평년

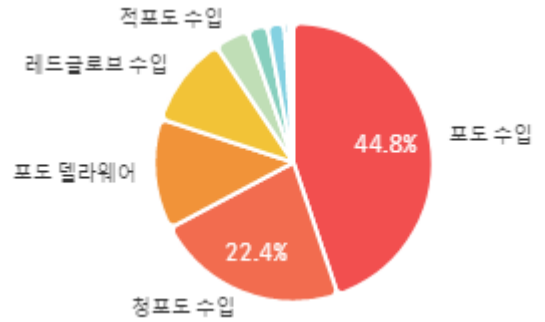


구분	금주(A)	전주(B)	전월(C)	전년(D)	평년(E)	A/B	A/C	A/D	A/E
물량(톤)	296	279	556	175	234	105.9%	53.2%	168.8%	126.7%

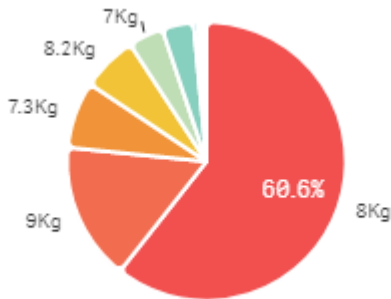
출하 품종별 거래물량 구성비



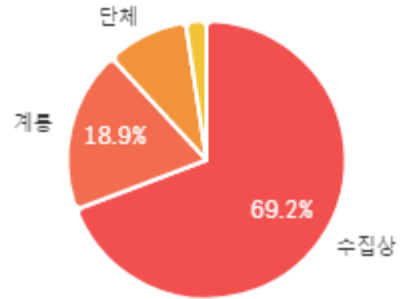
출하 품종별 거래금액 구성비



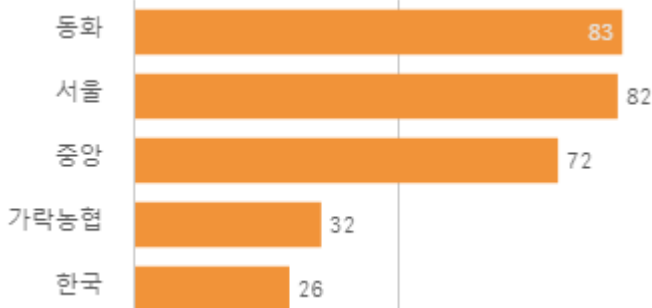
거래 단량별 물량 구성비



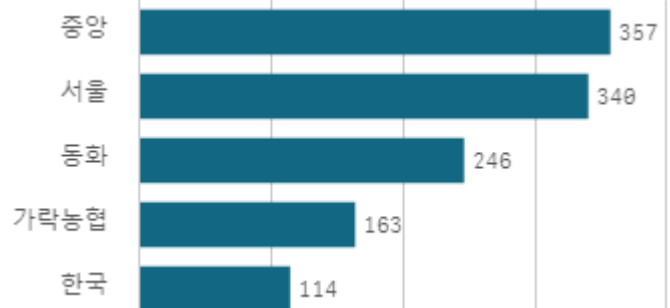
출하자별 거래물량 구성비



도매시장 법인별 거래물량(톤)

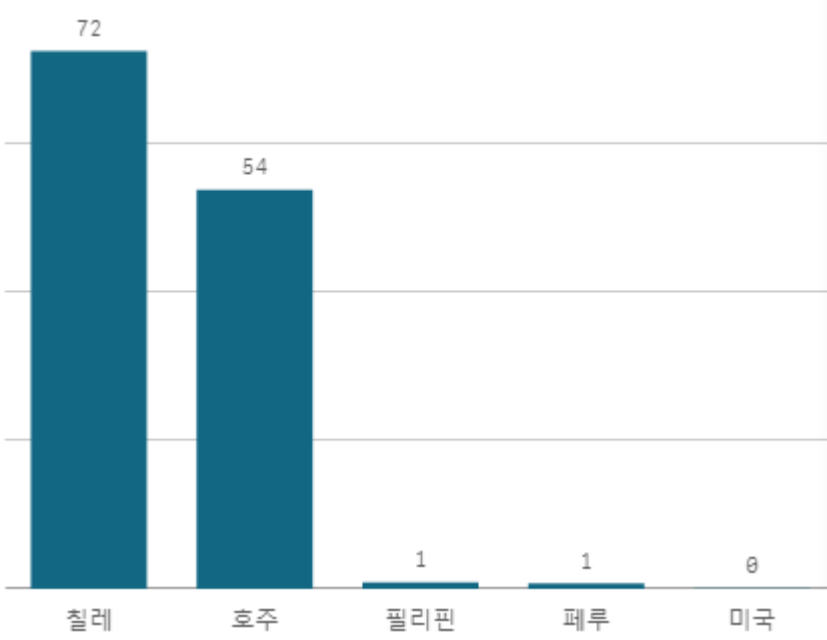


도매시장 법인별 거래금액(백만원)



포도 수입(8Kg)

산지별 거래물량(톤)



산지별 주출하 시군구



출하산지(개소)

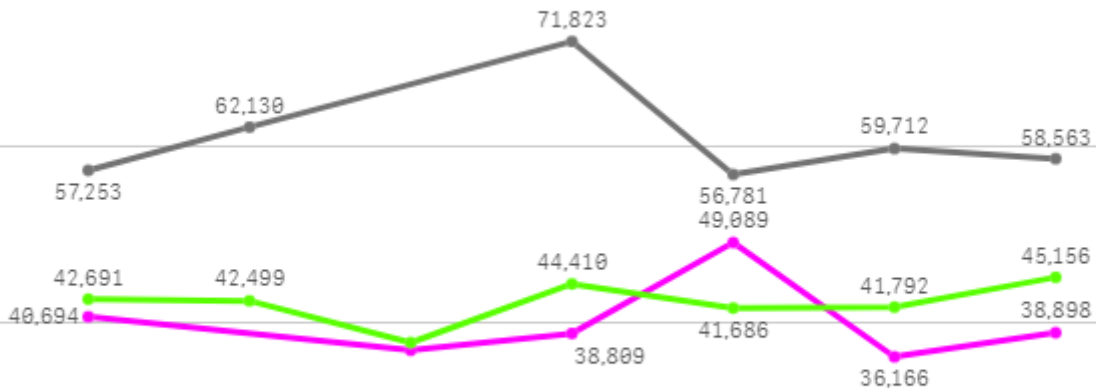
5

출하건수(천건)

0

주간 도매가격(원)

◆ 2025 ● 2024 ◆ 평년



05/24 05/25 05/26 05/27 05/28 05/29 05/30

구분	금주(A)	전주(B)	전월(C)	전년(D)	평년(E)	A/B	A/C	A/D	A/E
가격(원)	40,095	43,748	36,023	61,044	42,088	91.6%	111.3%	65.7%	95.3%

※ 상품 가격 기준

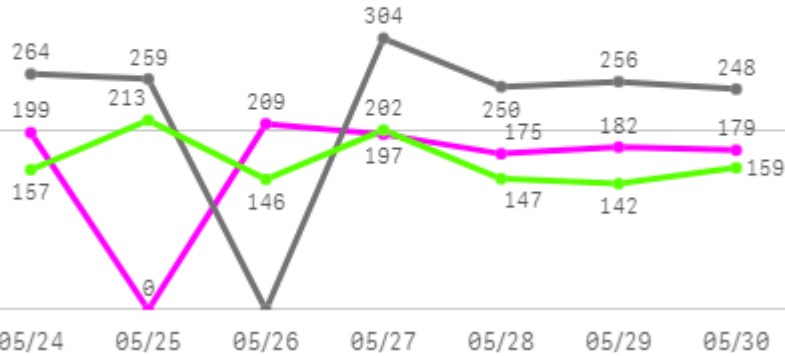
□ 포도 수입(8Kg) 주간 가격

구분	Q	품종	Q	단량	Q	특	상	보통	하
2025-05-24		포도 수입		8Kg		48,373	40,694	28,294	24,000
2025-05-26		포도 수입		8Kg		46,665	36,915	26,169	21,335
2025-05-27		포도 수입		8Kg		51,024	38,809	26,725	22,244
2025-05-28		포도 수입		8Kg		58,000	49,089	30,656	26,113
2025-05-29		포도 수입		8Kg		49,067	36,166	23,072	12,028
2025-05-30		포도 수입		8Kg		51,575	38,898	23,151	16,175
평균						50,784	40,095	26,345	20,316

바나나

주간 반입량(톤)

◆ 2025 ● 2024 ▲ 평년



구분	금주(A)	전주(B)	전월(C)	전년(D)	평년(E)	A/B	A/C	A/D	A/E
물량(톤)	1,141	1,126	1,170	1,581	1,188	101.3%	97.5%	72.1%	96.1%

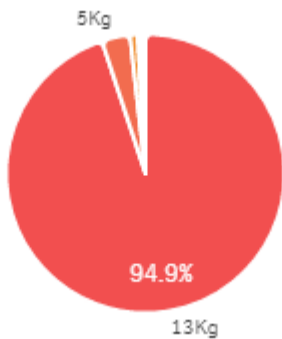
출하 품종별 거래물량 구성비



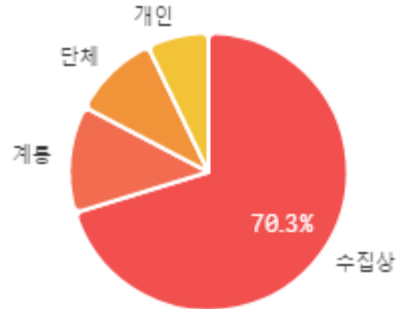
출하 품종별 거래금액 구성비



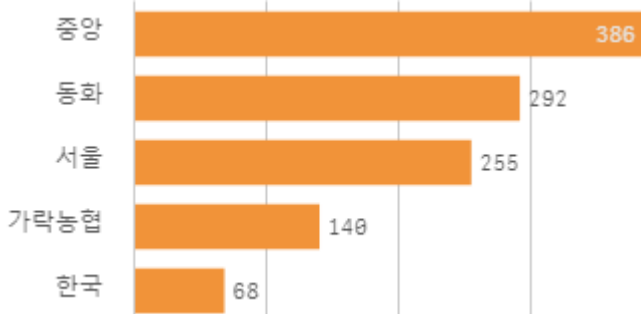
거래 단량별 물량 구성비



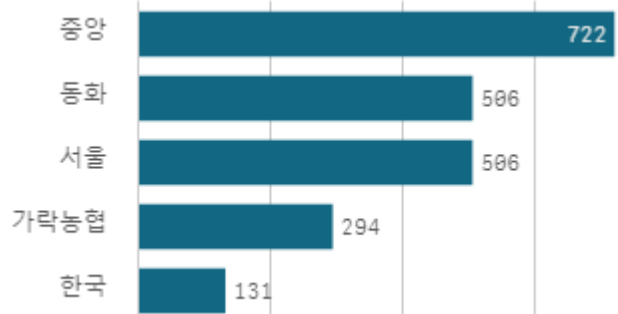
출하자별 거래물량 구성비



도매시장 법인별 거래물량(톤)

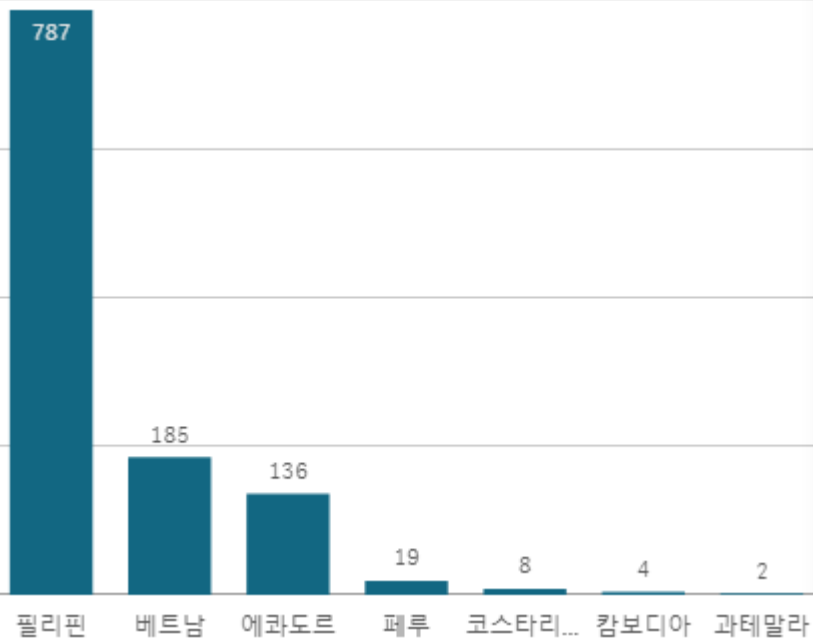


도매시장 법인별 거래금액(백만원)

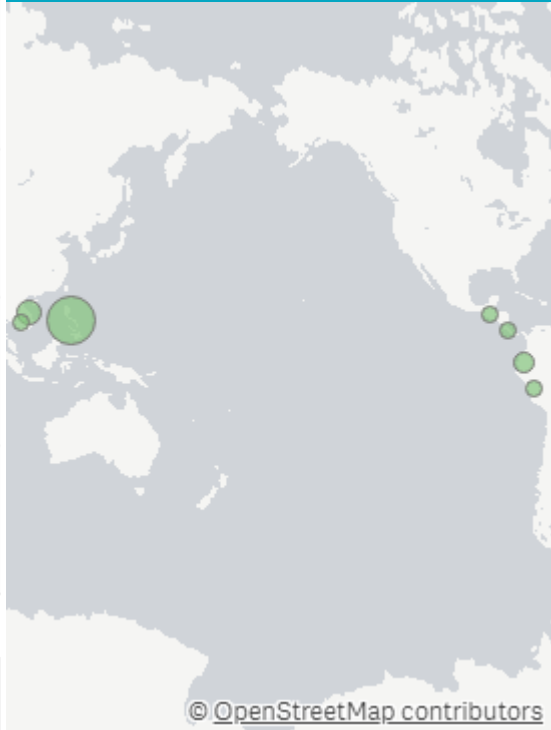


바나나 수입(13Kg)

산지별 거래물량(톤)



산지별 주출하 시군구



출하산지(개소)

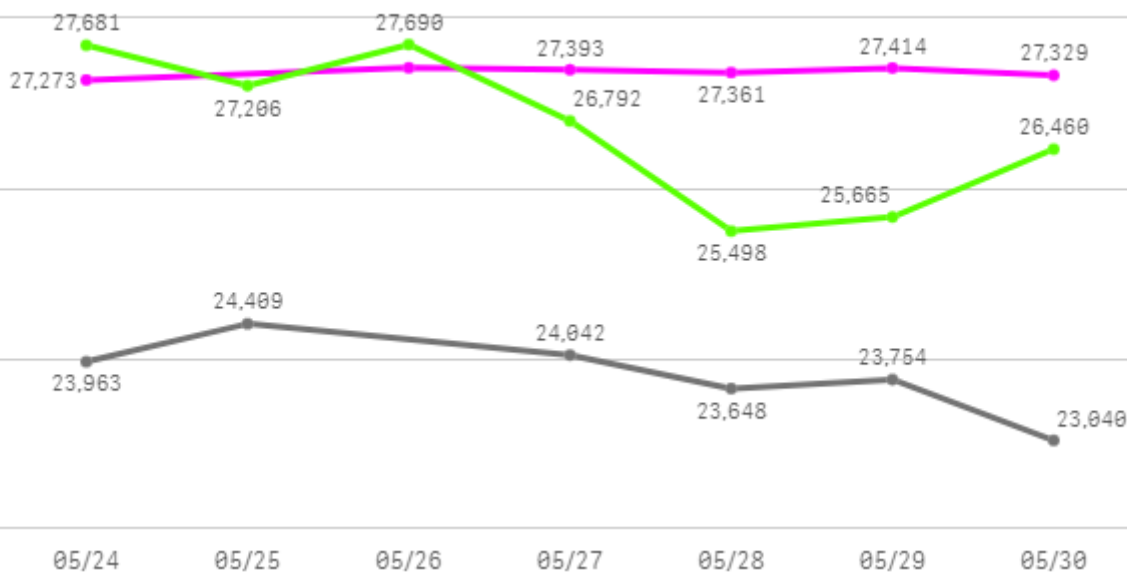
7

출하건수(천건)

2

주간 도매가격(원)

◆ 2025 ● 2024 ◆ 평년



구분	금주(A)	전주(B)	전월(C)	전년(D)	평년(E)	A/B	A/C	A/D	A/E
가격(원)	27,364	27,307	28,773	23,809	27,391	100.2%	95.1%	114.9%	99.9%

※ 상품 가격 기준

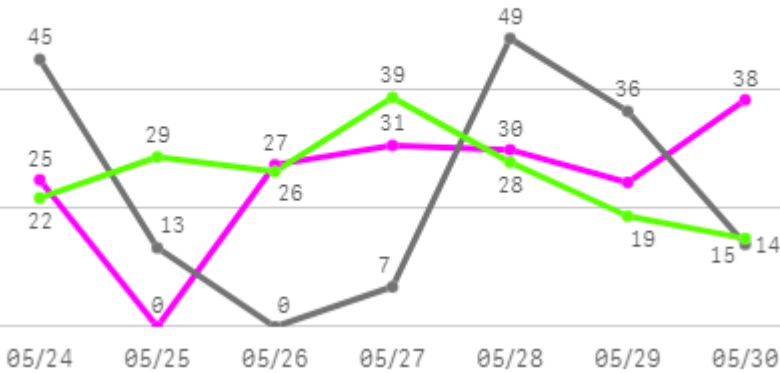
□ 바나나 수입(13Kg) 주간 가격

구분	Q	품종	Q	단량	Q	특	상	보통	하
2025-05-24		바나나 수입		13Kg		32,533	27,273	23,268	13,551
2025-05-26		바나나 수입		13Kg		32,121	27,416	22,240	13,038
2025-05-27		바나나 수입		13Kg		31,947	27,393	23,055	13,907
2025-05-28		바나나 수입		13Kg		32,179	27,361	23,725	13,875
2025-05-29		바나나 수입		13Kg		32,358	27,414	23,319	13,655
2025-05-30		바나나 수입		13Kg		32,317	27,329	23,543	13,696
평균						32,243	27,364	23,192	13,620

파인애플

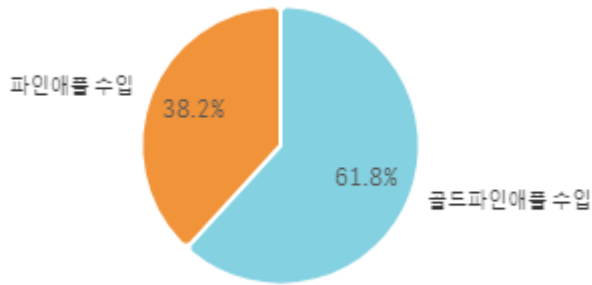
주간 반입량(톤)

◆ 2025 ● 2024 ▲ 평년

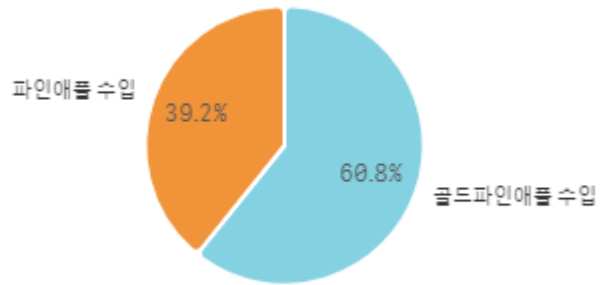


구분	금주(A)	전주(B)	전월(C)	전년(D)	평년(E)	A/B	A/C	A/D	A/E
물량(톤)	175	154	171	164	179	113.5%	102.0%	106.8%	97.5%

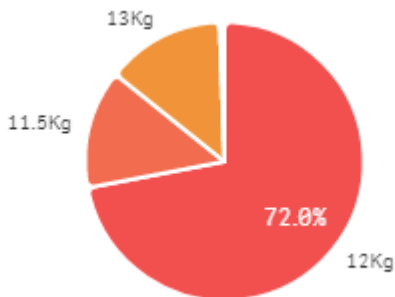
출하 품종별 거래물량 구성비



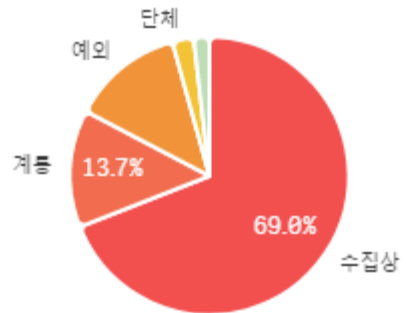
출하 품종별 거래금액 구성비



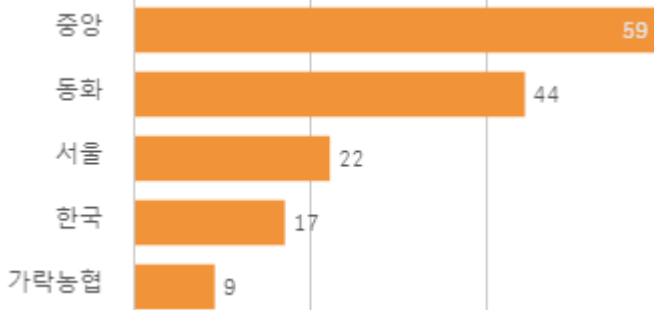
거래 단량별 물량 구성비



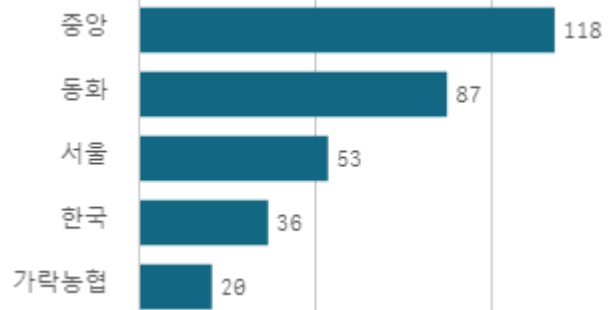
출하자별 거래물량 구성비



도매시장 법인별 거래물량(톤)

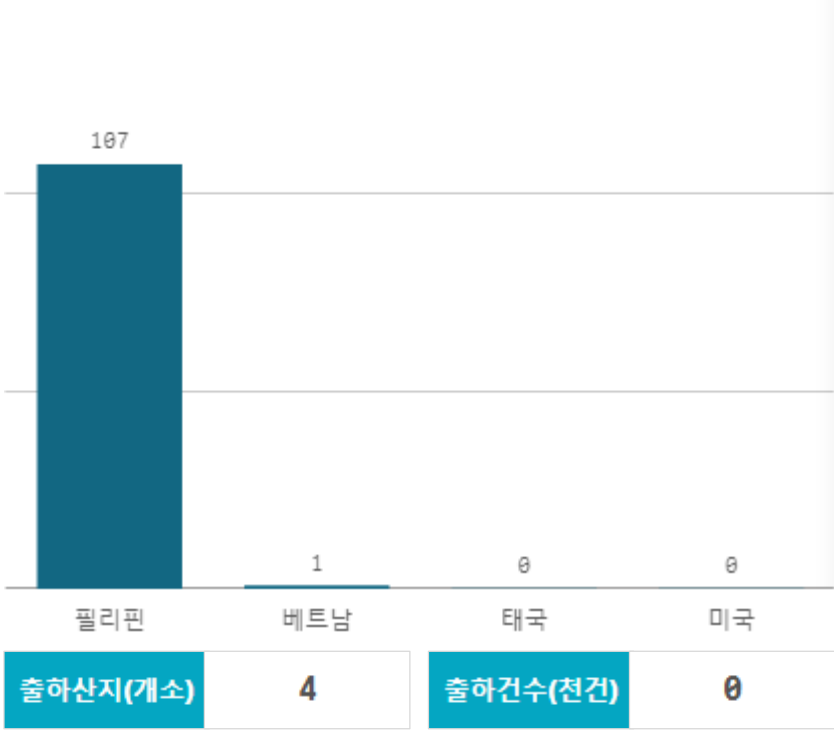


도매시장 법인별 거래금액(백만원)

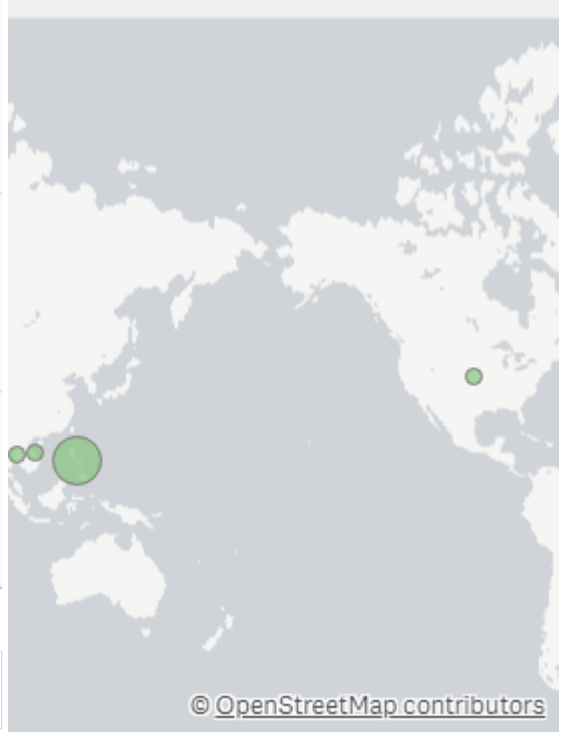


골드파인애플 수입(12Kg)

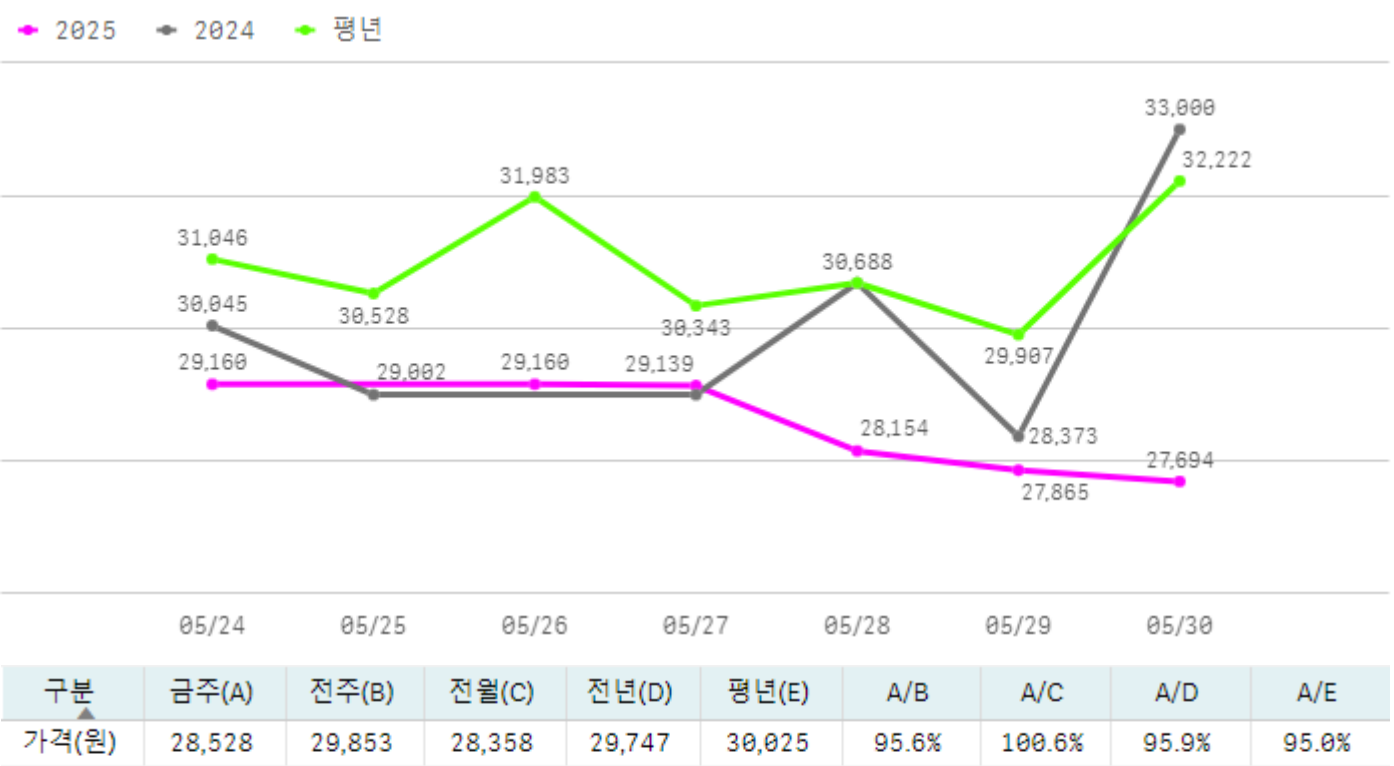
산지별 거래물량(톤)



산지별 주출하 시군구



주간 도매가격(원)



※ 상품 가격 기준

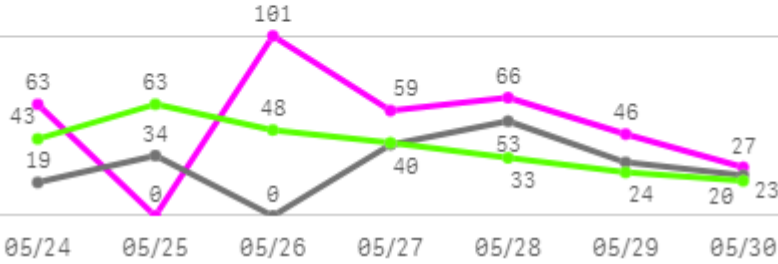
□ 골드파인애플 수입(12Kg) 주간 가격

구분	Q	품종	Q	단량	Q	특	상	보통	하
2025-05-24		골드파인애플 수입		12Kg		30,761	29,160	27,290	26,131
2025-05-26		골드파인애플 수입		12Kg		30,761	29,160	27,290	26,131
2025-05-27		골드파인애플 수입		12Kg		30,823	29,139	26,403	20,574
2025-05-28		골드파인애플 수입		12Kg		29,761	28,154	26,346	24,022
2025-05-29		골드파인애플 수입		12Kg		28,985	27,865	26,223	24,165
2025-05-30		골드파인애플 수입		12Kg		29,072	27,694	26,285	24,131
평균						30,027	28,528	26,639	24,192

오렌지

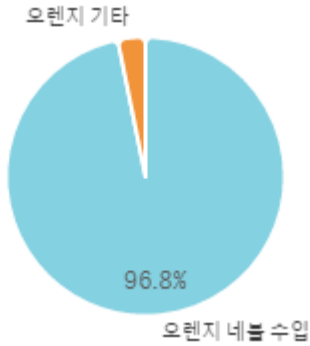
주간 반입량(톤)

2025 2024 평년

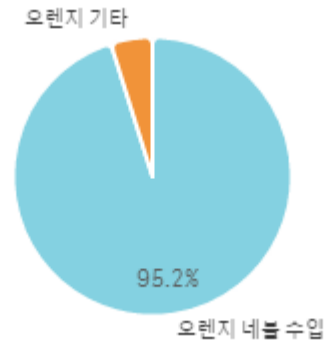


구분	금주(A)	전주(B)	전월(C)	전년(D)	평년(E)	A/B	A/C	A/D	A/E
물량(톤)	362	357	564	198	257	101.3%	64.1%	182.5%	140.5%

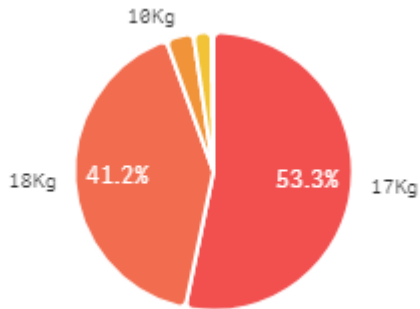
출하 품종별 거래물량 구성비



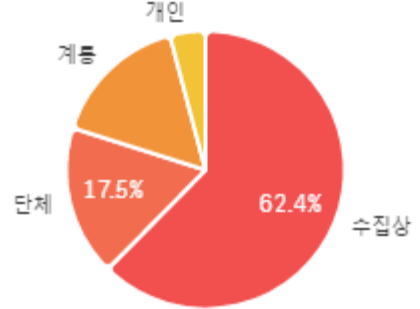
출하 품종별 거래금액 구성비



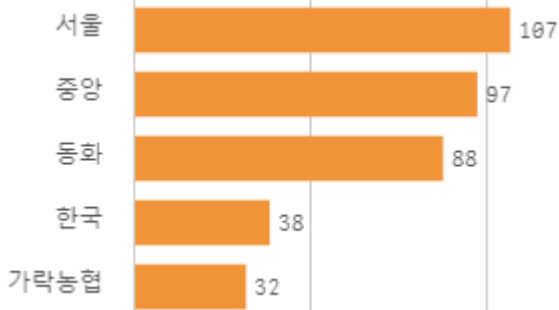
거래 단량별 물량 구성비



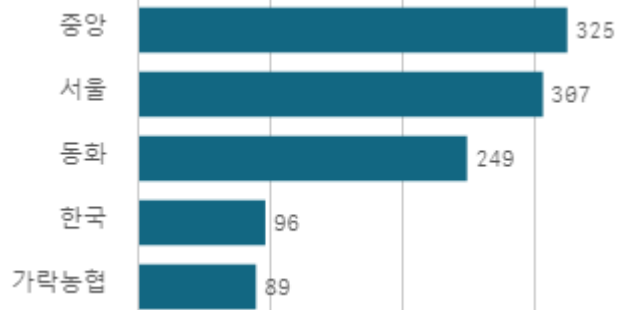
출하자별 거래물량 구성비



도매시장 법인별 거래물량(톤)

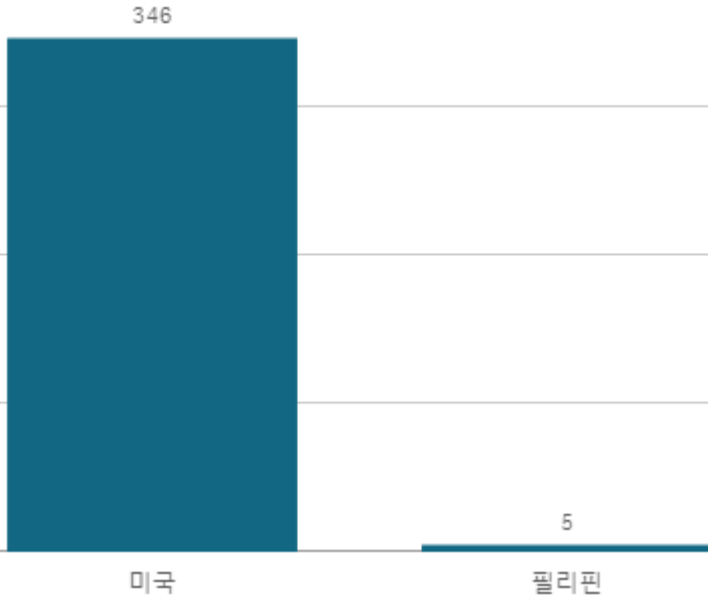


도매시장 법인별 거래금액(백만원)

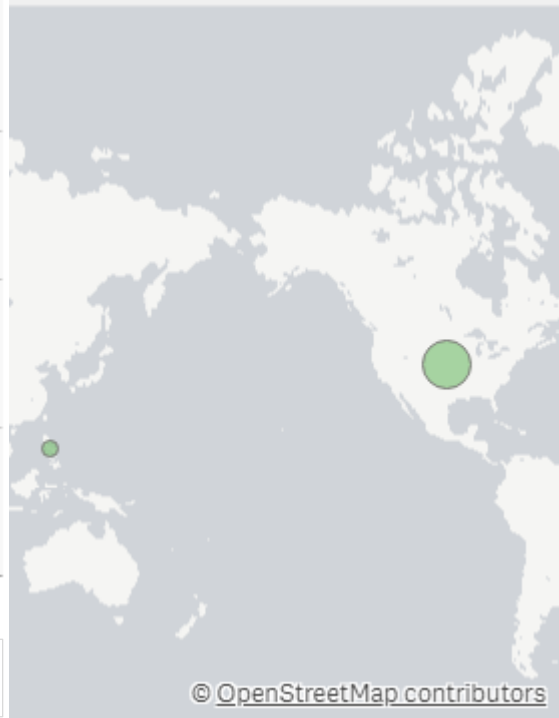


오렌지 네블 수입(18Kg)

산지별 거래물량(톤)



산지별 주출하 시군구



출하산지(개소)

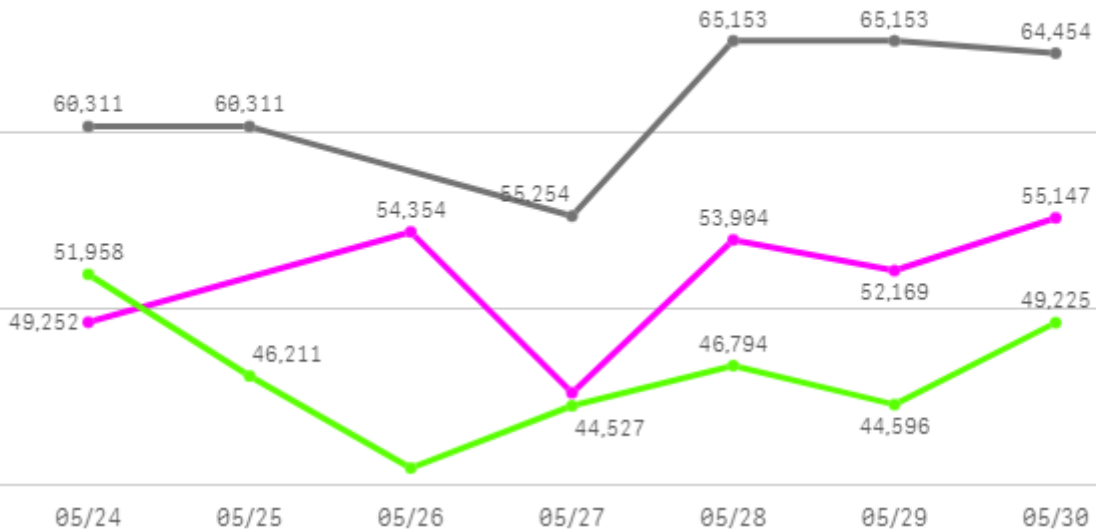
2

출하건수(천건)

0

주간 도매가격(원)

◆ 2025 ● 2024 ◆ 평년



구분	금주(A)	전주(B)	전월(C)	전년(D)	평년(E)	A/B	A/C	A/D	A/E
가격(원)	51,681	50,622	55,375	61,773	51,327	102.1%	93.3%	83.7%	100.7%

※ 상품 가격 기준

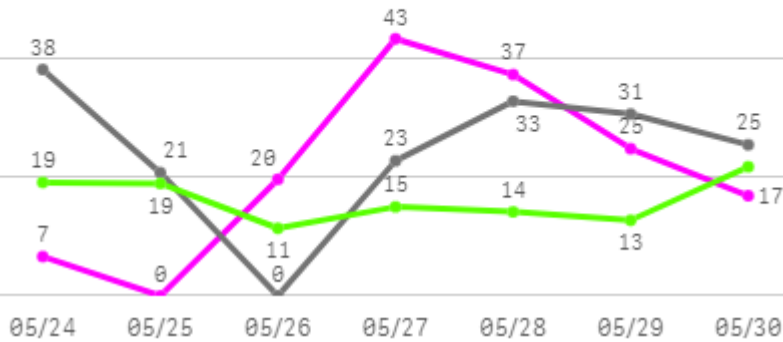
□ 오렌지 네블 수입(18Kg) 주간 가격

구분	Q	품종	Q	단량	Q	특	상	보통	하
2025-05-24		오렌지 네블 수입		18Kg		60,621	49,252	43,799	42,000
2025-05-26		오렌지 네블 수입		18Kg		63,801	54,354	41,155	34,833
2025-05-27		오렌지 네블 수입		18Kg		48,740	45,258	41,576	41,000
2025-05-28		오렌지 네블 수입		18Kg		58,544	53,904	44,770	38,000
2025-05-29		오렌지 네블 수입		18Kg		64,588	52,169	46,809	42,706
2025-05-30		오렌지 네블 수입		18Kg		66,000	55,147	48,792	48,000
평균						60,382	51,681	44,484	41,090

망고

주간 반입량(톤)

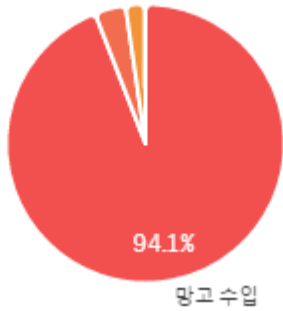
◆ 2025 ● 2024 ▲ 평년



구분	금주(A)	전주(B)	전월(C)	전년(D)	평년(E)	A/B	A/C	A/D	A/E
물량(톤)	148	151	117	170	130	98.0%	126.6%	87.1%	114.1%

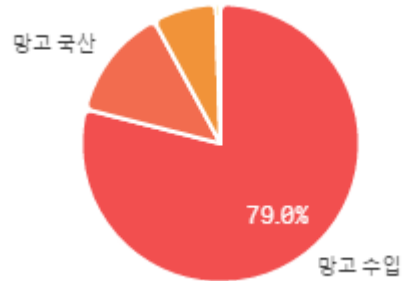
출하 품종별 거래물량 구성비

애플망고 수입

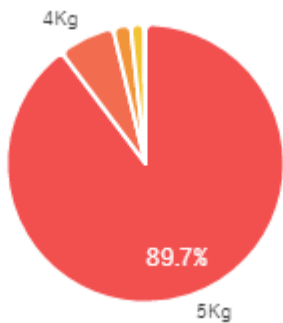


출하 품종별 거래금액 구성비

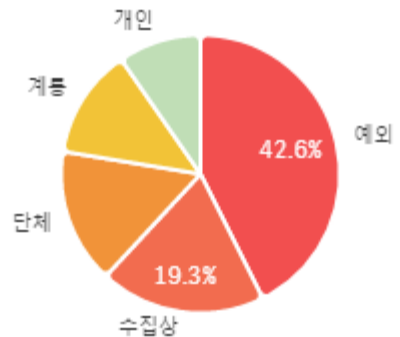
애플망고 수입



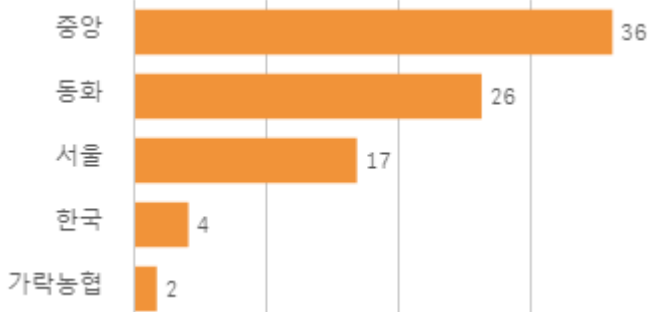
거래 단량별 물량 구성비



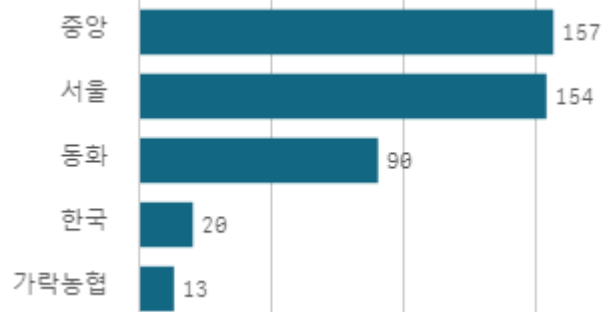
출하자별 거래물량 구성비



도매시장 법인별 거래물량(톤)

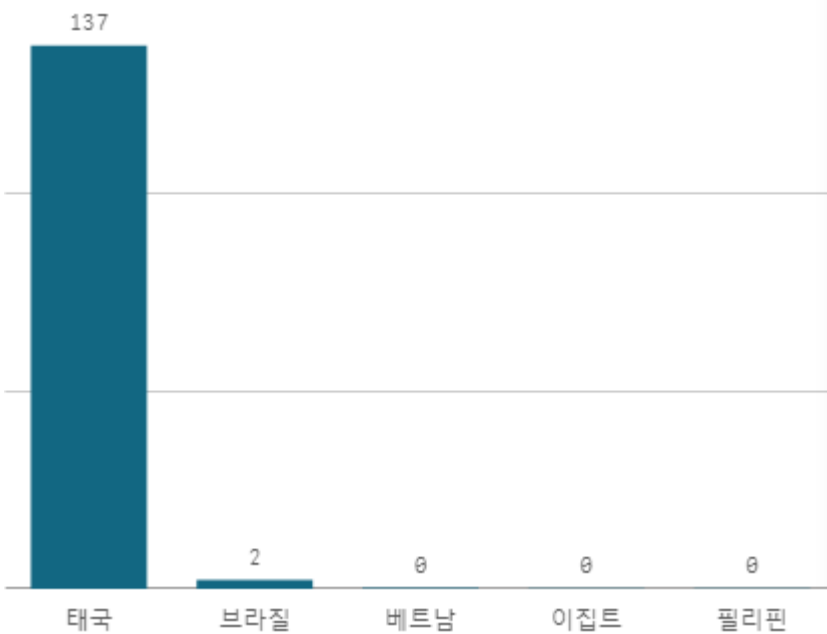


도매시장 법인별 거래금액(백만원)



망고 수입(5Kg)

산지별 거래물량(톤)



산지별 주출하 시군구



출하산지(개소)

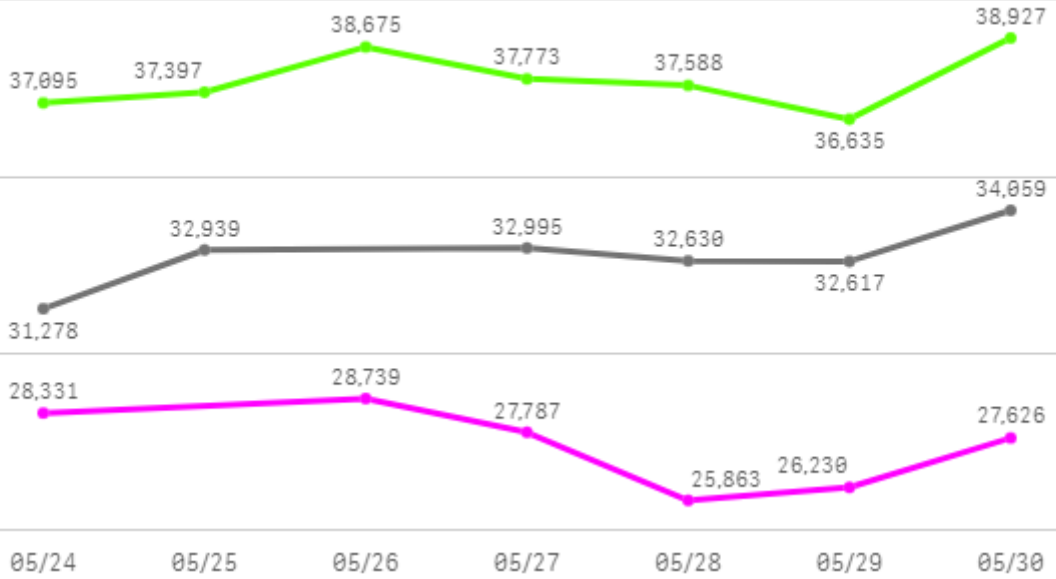
5

출하건수(천건)

0

주간 도매가격(원)

◆ 2025 ◆ 2024 ◆ 평년



구분	금주(A)	전주(B)	전월(C)	전년(D)	평년(E)	A/B	A/C	A/D	A/E
가격(원)	27,429	29,047	27,882	32,753	34,075	94.4%	98.4%	83.7%	80.5%

※ 상품 가격 기준

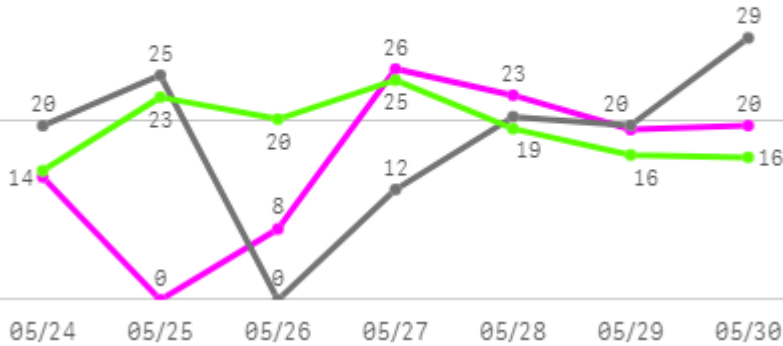
□ 망고 수입(5Kg) 주간 가격

구분	Q	품종	Q	단량	Q	특	상	보통	하
2025-05-24		망고 수입		5Kg		31,724	28,331	25,194	21,356
2025-05-26		망고 수입		5Kg		32,526	28,739	19,964	13,474
2025-05-27		망고 수입		5Kg		33,007	27,787	22,404	17,907
2025-05-28		망고 수입		5Kg		33,984	25,863	21,674	17,629
2025-05-29		망고 수입		5Kg		30,315	26,230	21,245	17,577
2025-05-30		망고 수입		5Kg		30,914	27,626	24,573	20,459
평균						32,078	27,429	22,509	18,067

고등어

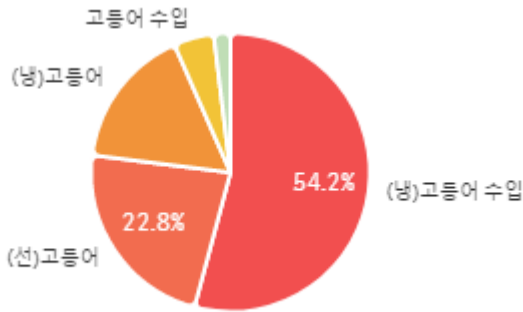
주간 반입량(톤)

◆ 2025 ● 2024 ▲ 평년

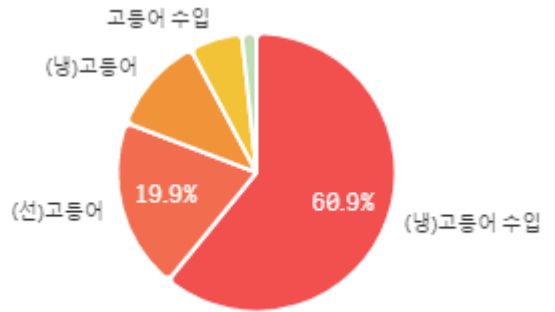


구분	금주(A)	전주(B)	전월(C)	전년(D)	평년(E)	A/B	A/C	A/D	A/E
물량(톤)	109	100	69	127	127	109.7%	158.3%	86.3%	86.0%

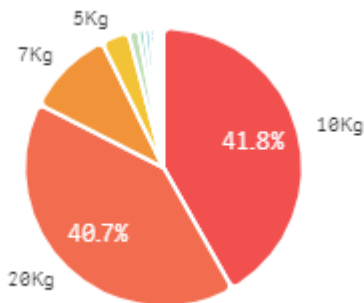
출하 품종별 거래물량 구성비



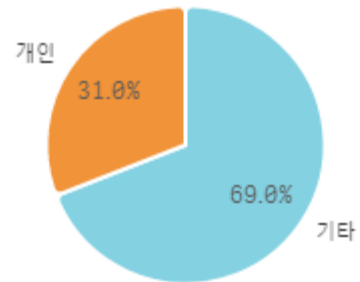
출하 품종별 거래금액 구성비



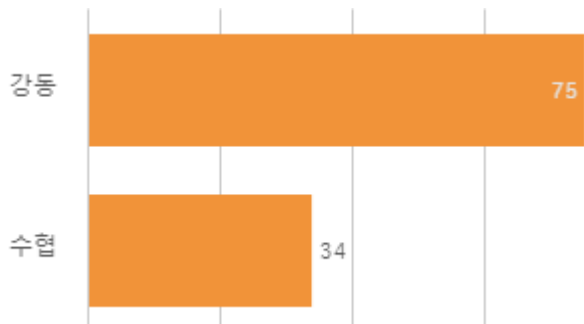
거래 단량별 물량 구성비



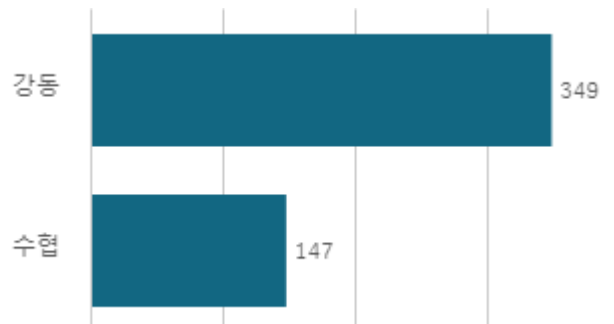
출하자별 거래물량 구성비



도매시장 법인별 거래물량(톤)

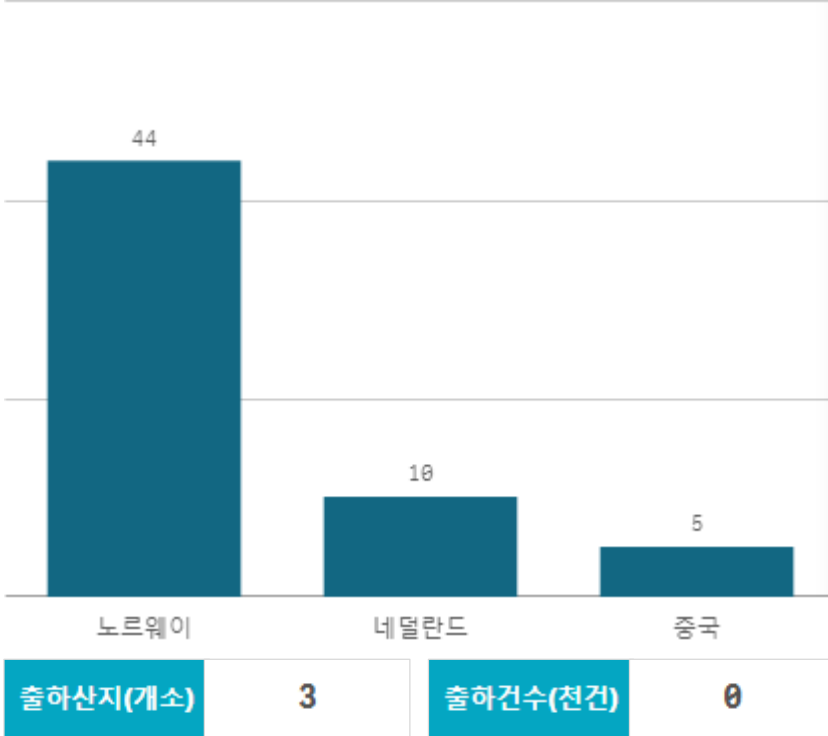


도매시장 법인별 거래금액(백만원)

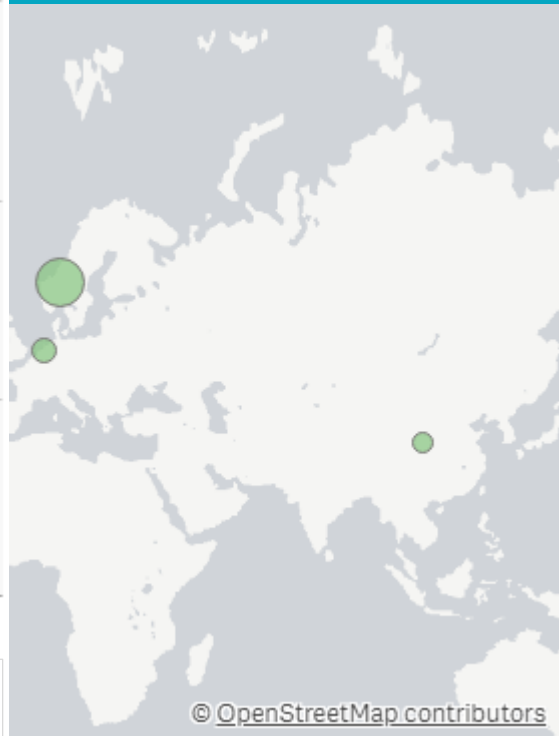


(냉)고등어 수입(10Kg)

산지별 거래물량(톤)

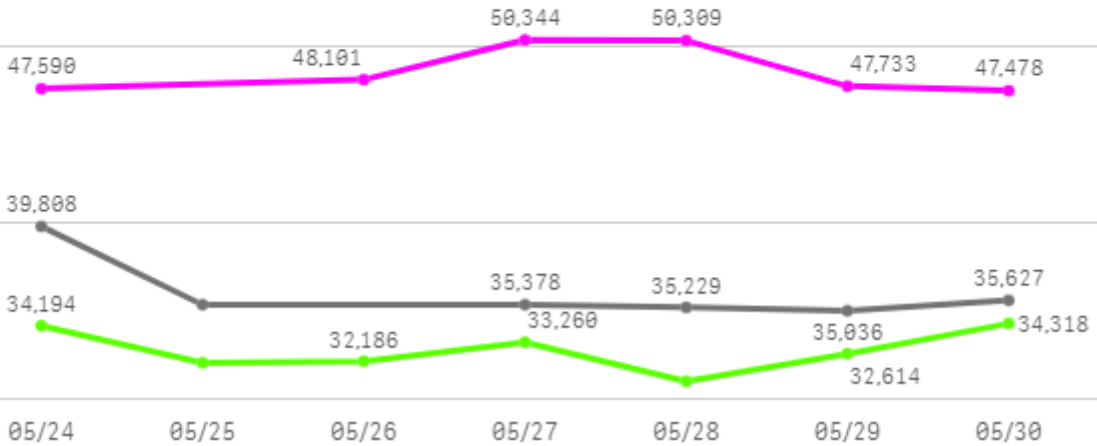


산지별 주출하 시군구



주간 도매가격(원)

◆ 2025 ● 2024 ◆ 평년



구분	금주(A)	전주(B)	전월(C)	전년(D)	평년(E)	A/B	A/C	A/D	A/E
가격(원)	48,593	49,290	50,141	36,076	36,600	98.6%	96.9%	134.7%	132.8%

※ 상품 가격 기준

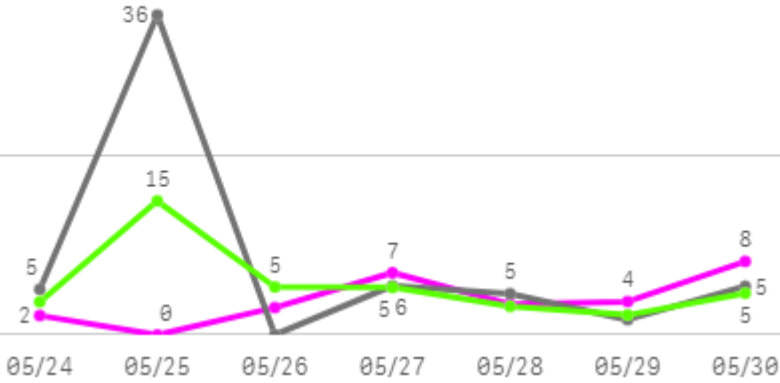
□ (냉)고등어 수입(10Kg) 주간 가격

구분	Q	품종	Q	단량	Q	특	상	보통	하
2025-05-24		(냉)고등어 수입		10Kg		-	47,590	-	-
2025-05-26		(냉)고등어 수입		10Kg		-	48,101	-	-
2025-05-27		(냉)고등어 수입		10Kg		-	50,344	-	-
2025-05-28		(냉)고등어 수입		10Kg		-	50,309	-	-
2025-05-29		(냉)고등어 수입		10Kg		-	47,733	-	-
2025-05-30		(냉)고등어 수입		10Kg		-	47,478	-	-
평균						-	48,593	-	-

갈치

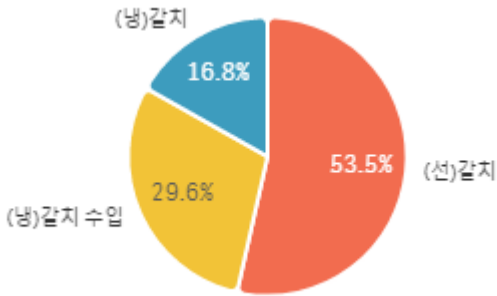
주간 반입량(톤)

◆ 2025 ● 2024 ▲ 평년

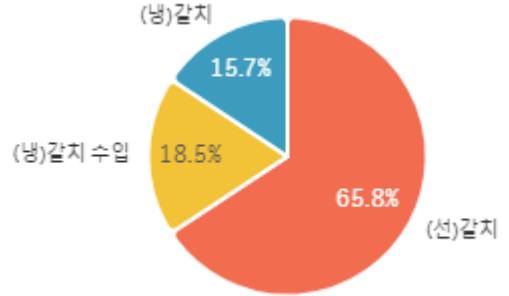


구분	금주(A)	전주(B)	전월(C)	전년(D)	평년(E)	A/B	A/C	A/D	A/E
물량(톤)	28	25	19	58	37	109.1%	144.4%	47.4%	75.0%

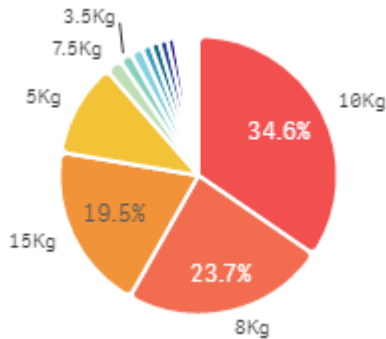
출하 품종별 거래물량 구성비



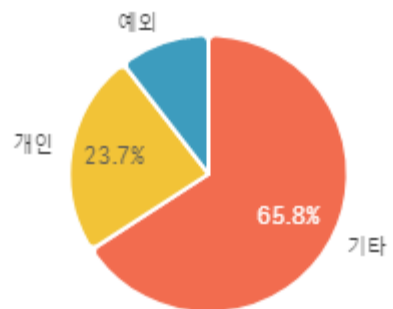
출하 품종별 거래금액 구성비



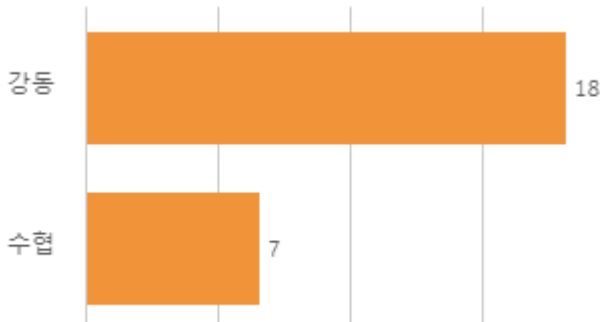
거래 단량별 물량 구성비



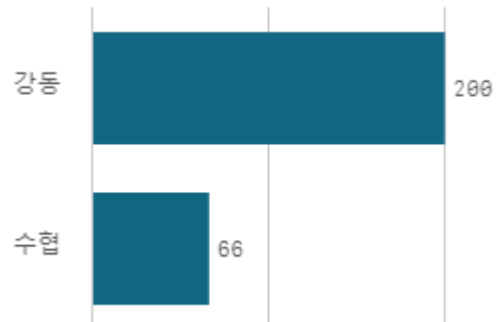
출하자별 거래물량 구성비



도매시장 법인별 거래물량(톤)

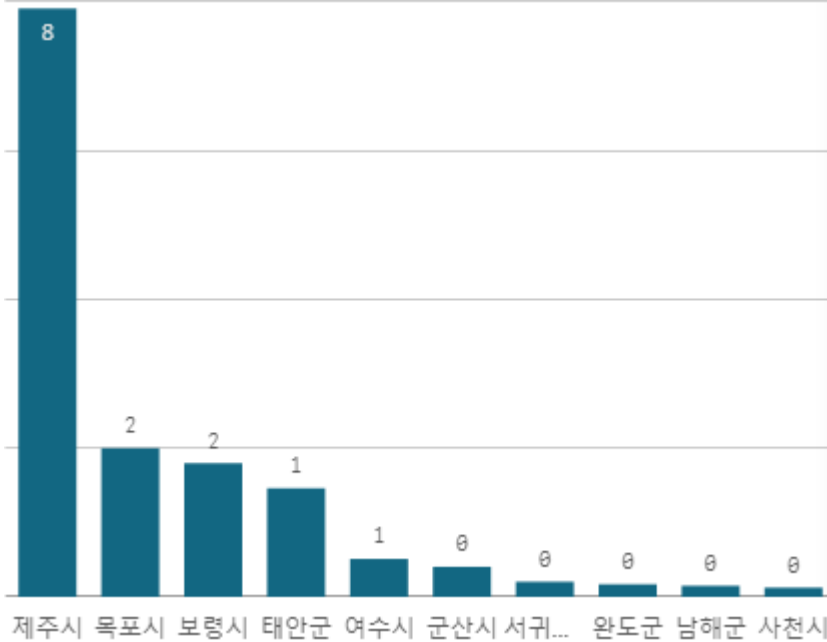


도매시장 법인별 거래금액(백만원)



(선)갈치(5Kg)

산지별 거래물량(톤)



출하산지(개소)

11

출하건수(천건)

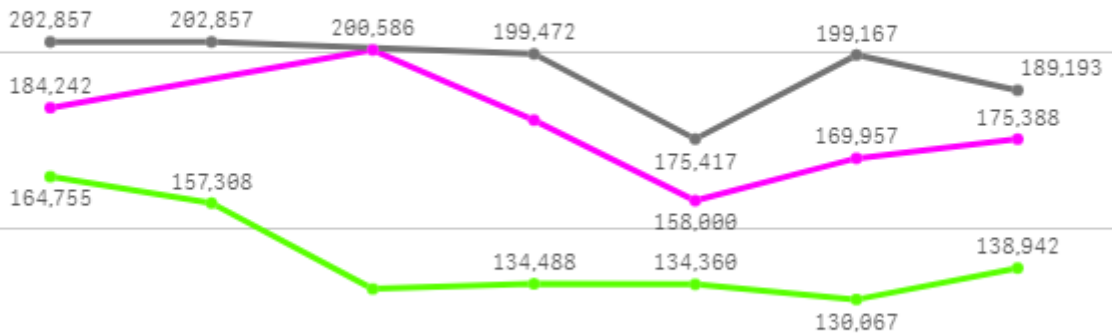
1

산지별 주출하 시군구



주간 도매가격(원)

◆ 2025 ◆ 2024 ◆ 평년



05/24 05/25 05/26 05/27 05/28 05/29 05/30

구분	금주(A)	전주(B)	전월(C)	전년(D)	평년(E)	A/B	A/C	A/D	A/E
가격(원)	178,155	175,493	181,969	194,827	149,255	101.5%	97.9%	91.4%	119.4%

※ 상품 가격 기준

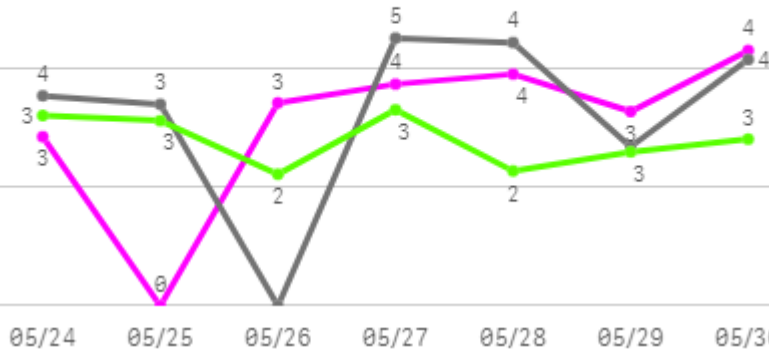
□ (선)갈치(5Kg) 주간 가격

구분	Q	품종	Q	단량	Q	특	상	보통	하
2025-05-24		(선)갈치		5Kg		-	184,242	61,139	30,000
2025-05-26		(선)갈치		5Kg		-	200,586	136,776	40,816
2025-05-27		(선)갈치		5Kg		-	180,758	136,156	35,179
2025-05-28		(선)갈치		5Kg		-	158,000	139,167	130,000
2025-05-29		(선)갈치		5Kg		-	169,957	109,277	53,200
2025-05-30		(선)갈치		5Kg		-	175,388	92,543	30,377
평균						-	178,155	112,510	53,262

대구

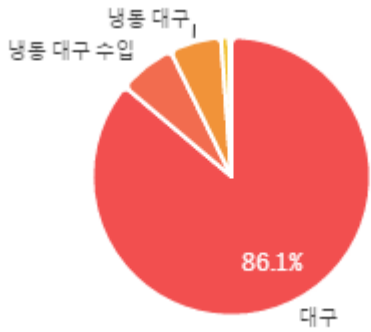
주간 반입량(톤)

◆ 2025 ● 2024 ▲ 평년

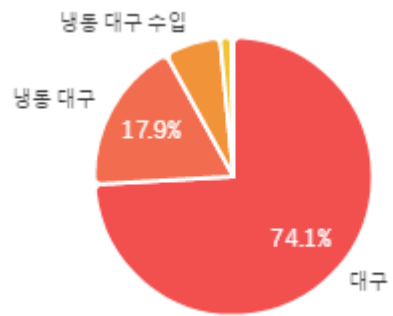


구분	금주(A)	전주(B)	전월(C)	전년(D)	평년(E)	A/B	A/C	A/D	A/E
물량(톤)	21	28	30	23	19	77.5%	72.7%	94.6%	113.0%

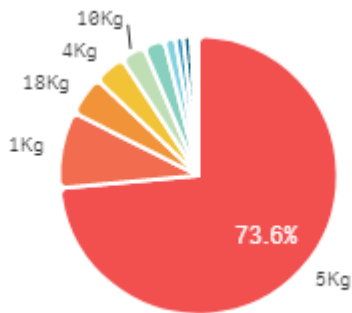
출하 품종별 거래물량 구성비



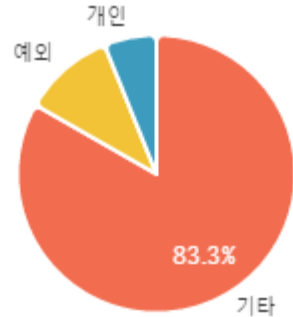
출하 품종별 거래금액 구성비



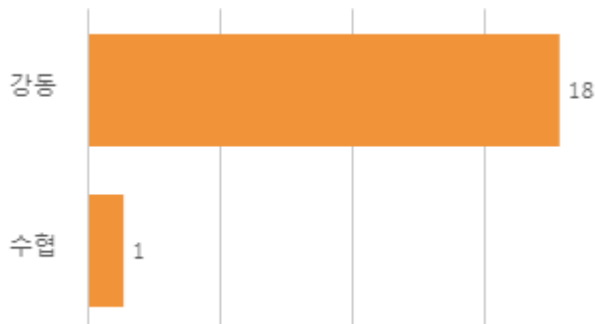
거래 단량별 물량 구성비



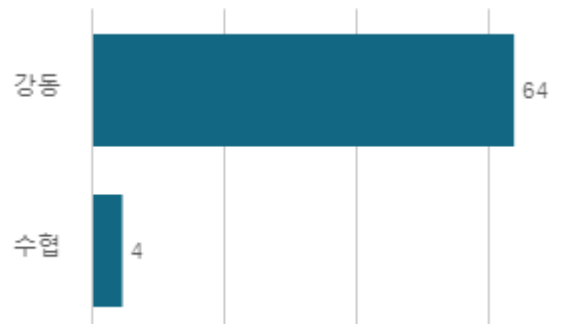
출하자별 거래물량 구성비



도매시장 법인별 거래물량(톤)

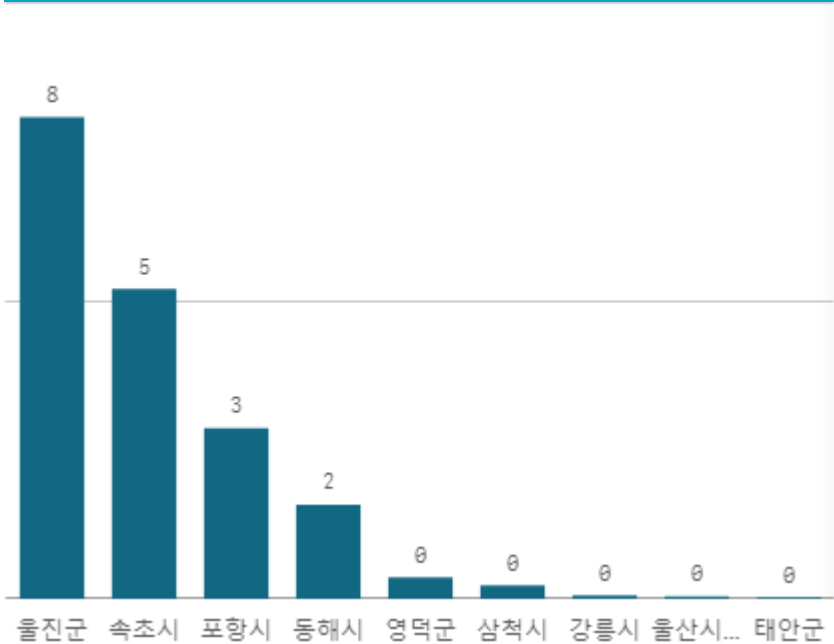


도매시장 법인별 거래금액(백만원)



대구(1Kg)

산지별 거래물량(톤)



출하산지(개소)

9

출하건수(천건)

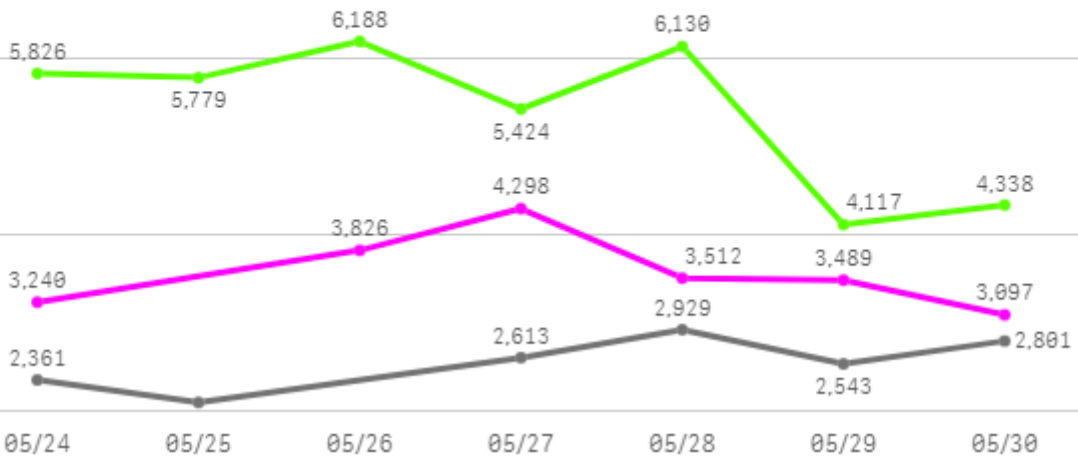
1

산지별 주출하 시군구



주간 도매가격(원)

◆ 2025 ● 2024 ◆ 평년



구분	금주(A)	전주(B)	전월(C)	전년(D)	평년(E)	A/B	A/C	A/D	A/E
가격(원)	3,577	3,509	2,886	2,559	5,032	101.9%	124.0%	139.8%	71.1%

※ 상품 가격 기준

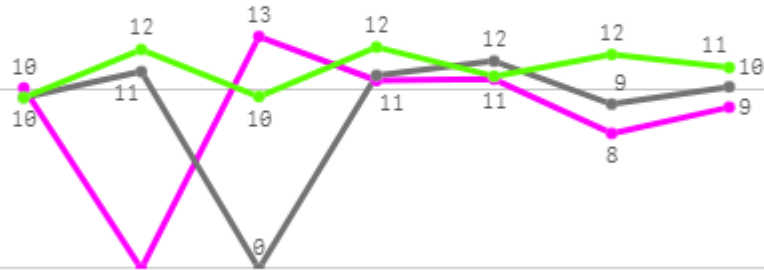
□ 대구(1Kg) 주간 가격

구분	Q	품종	Q	단량	Q	특	상	보통	하
2025-05-24		대구		1Kg		-	3,240	-	-
2025-05-26		대구		1Kg		-	3,826	-	-
2025-05-27		대구		1Kg		-	4,298	-	-
2025-05-28		대구		1Kg		-	3,512	-	-
2025-05-29		대구		1Kg		-	3,489	-	-
2025-05-30		대구		1Kg		-	3,097	-	-
평균						-	3,577	-	-

홍합

주간 반입량(톤)

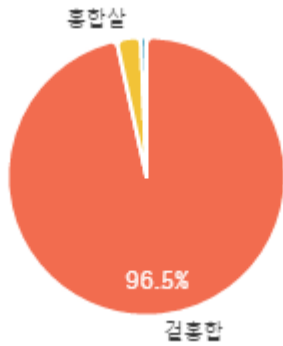
◆ 2025 ● 2024 ▲ 평년



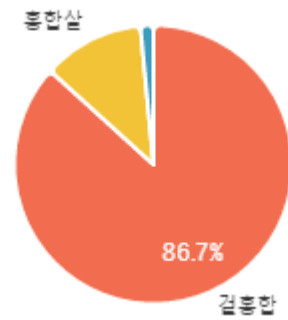
05/24 05/25 05/26 05/27 05/28 05/29 05/30

구분	금주(A)	전주(B)	전월(C)	전년(D)	평년(E)	A/B	A/C	A/D	A/E
물량(톤)	61	59	64	63	73	103.7%	94.7%	97.5%	84.1%

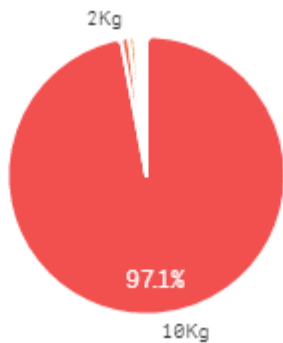
출하 품종별 거래물량 구성비



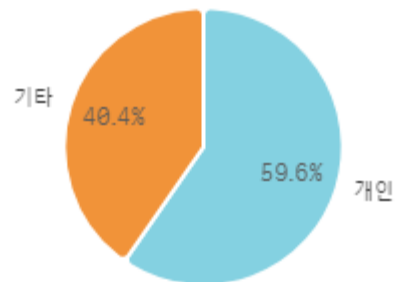
출하 품종별 거래금액 구성비



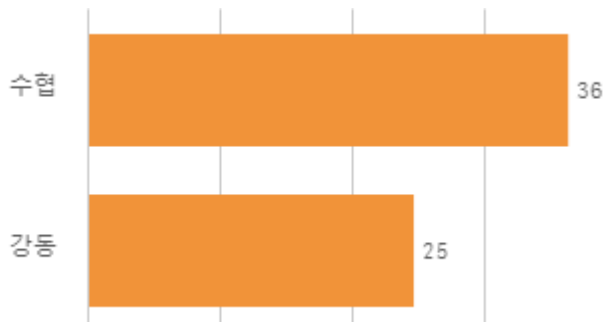
거래 단량별 물량 구성비



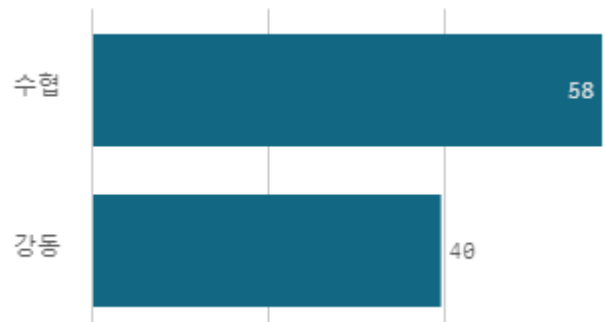
출하자별 거래물량 구성비



도매시장 법인별 거래물량(톤)

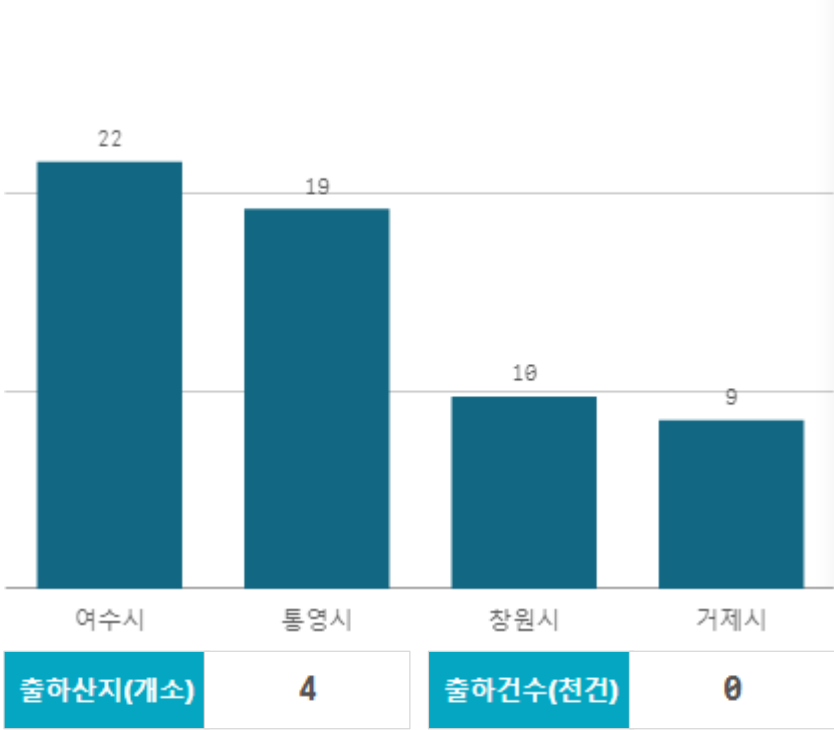


도매시장 법인별 거래금액(백만원)



겉홍합(10Kg)

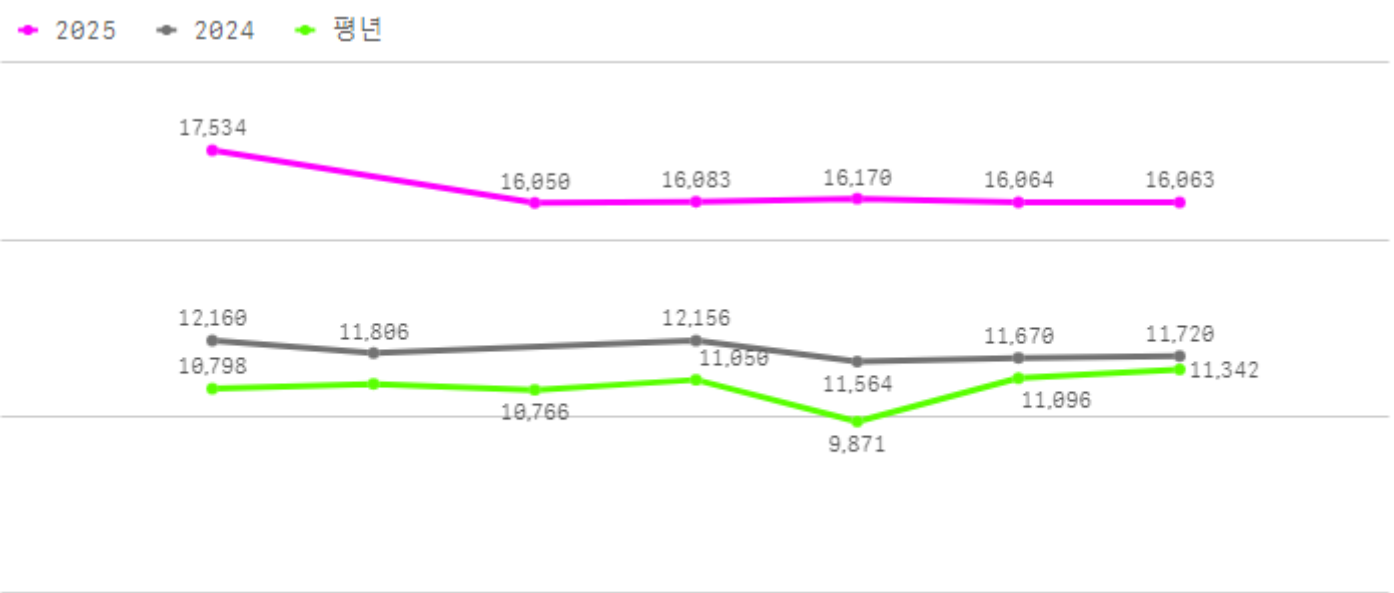
산지별 거래물량(톤)



산지별 주출하 시군구



주간 도매가격(원)



	05/24	05/25	05/26	05/27	05/28	05/29	05/30		
구분	금주(A)	전주(B)	전월(C)	전년(D)	평년(E)	A/B	A/C	A/D	A/E
가격(원)	16,327	17,791	16,675	11,846	12,458	91.8%	97.9%	137.8%	131.1%

※ 상품 가격 기준

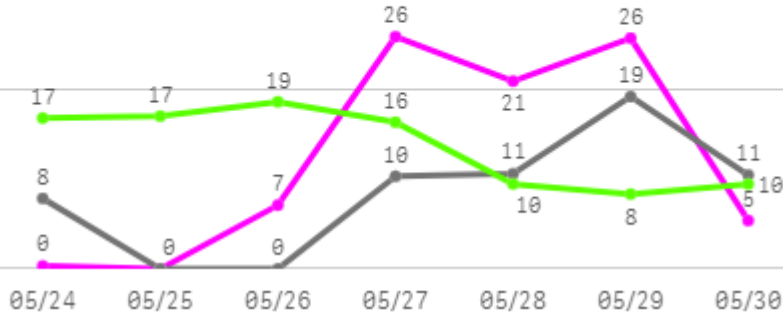
□ 곁홍합(10Kg) 주간 가격

구분	Q	품종	Q	단량	Q	특	상	보통	하
2025-05-24		곁홍합		10Kg		-	17,534	15,809	10,487
2025-05-26		곁홍합		10Kg		-	16,050	16,000	13,818
2025-05-27		곁홍합		10Kg		-	16,083	15,345	10,301
2025-05-28		곁홍합		10Kg		-	16,170	12,922	6,234
2025-05-29		곁홍합		10Kg		-	16,064	14,747	10,500
2025-05-30		곁홍합		10Kg		-	16,063	16,000	15,578
평균						-	16,327	15,137	11,153

건멸치

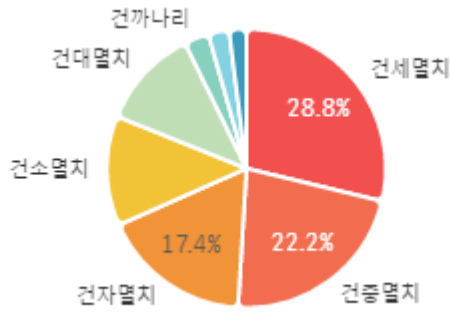
주간 반입량(톤)

◆ 2025 ● 2024 ▲ 평년

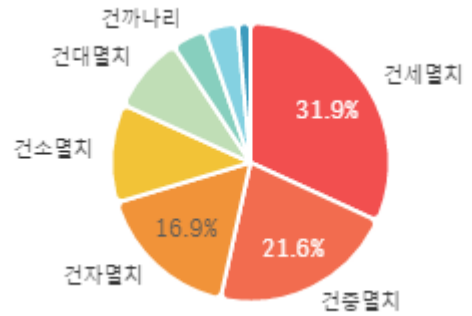


구분	금주(A)	전주(B)	전월(C)	전년(D)	평년(E)	A/B	A/C	A/D	A/E
물량(톤)	86	88	78	59	89	97.0%	110.5%	146.0%	96.8%

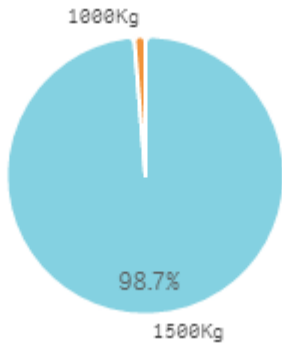
출하 품종별 거래물량 구성비



출하 품종별 거래금액 구성비



거래 단량별 물량 구성비



출하자별 거래물량 구성비



도매시장 법인별 거래물량(톤)

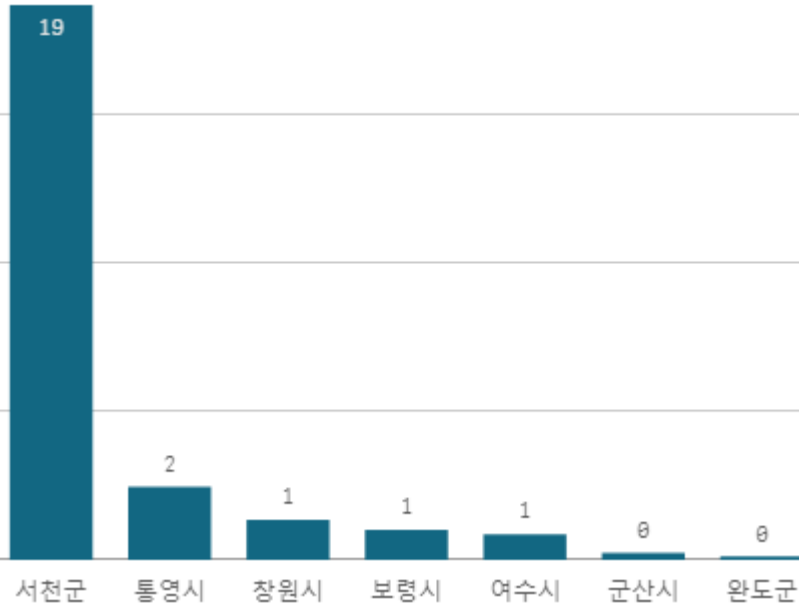


도매시장 법인별 거래금액(백만원)

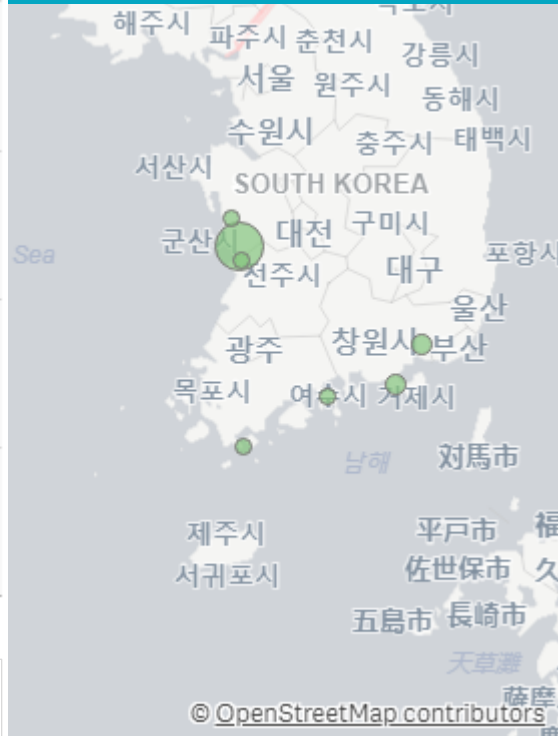


건세멸치(1.5Kg)

산지별 거래물량(톤)



산지별 주출하 시군구



출하산지(개소)

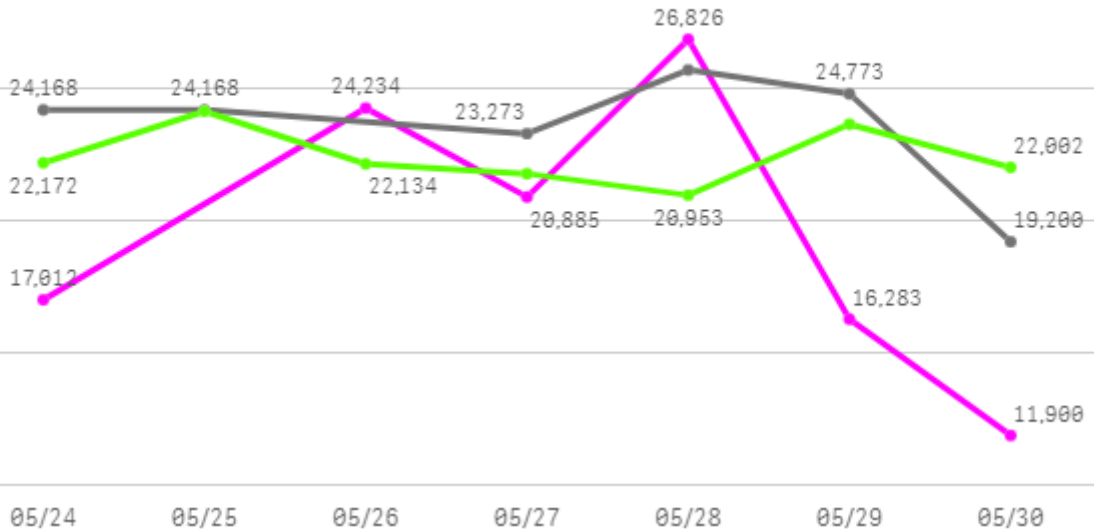
7

출하건수(천건)

0

주간 도매가격(원)

◆ 2025 ● 2024 ◆ 평년



구분	금주(A)	전주(B)	전월(C)	전년(D)	평년(E)	A/B	A/C	A/D	A/E
가격(원)	19,523	19,424	17,348	23,542	21,849	100.5%	112.5%	82.9%	89.4%

※ 상품 가격 기준

□ 건세멸치(1.5Kg) 주간 가격

구분	Q	품종	Q	단량	Q	특	상	보통	하
2025-05-24		건세멸치		1.5Kg		-	17,012	11,398	8,118
2025-05-26		건세멸치		1.5Kg		-	24,234	18,030	11,959
2025-05-27		건세멸치		1.5Kg		-	20,885	16,139	10,463
2025-05-28		건세멸치		1.5Kg		-	26,826	19,168	8,949
2025-05-29		건세멸치		1.5Kg		-	16,283	13,754	9,854
2025-05-30		건세멸치		1.5Kg		-	11,900	11,488	9,519
평균						-	19,523	14,996	9,810