
2025년 가락시장

주요 품목 주간 거래동향

1월 5주차 주요 동향

[2025. 1.25. ~ 1.31.]



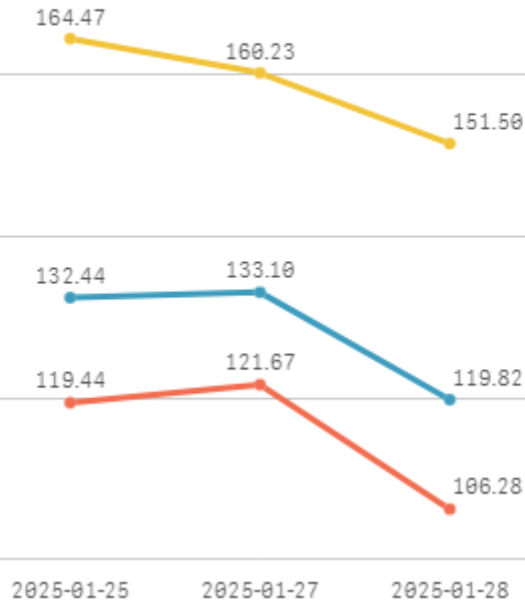
서울특별시농수산물공사

[데이터전략팀]

1. 주간 표준지수

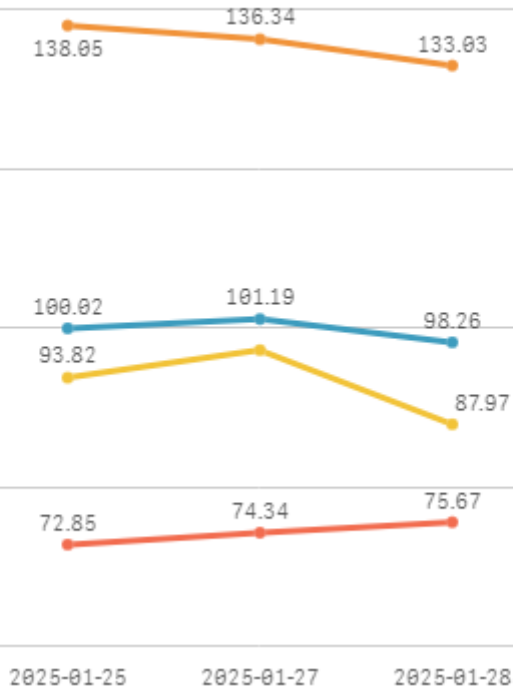
□ 청과부류

합계 채소계 과일계



□ 수산부류

합계 생선류 조개류 건어류



2. 주요 품목 주간 거래동향

주요 품목(종) 주간동향 (2025.01.25 ~ 01.31)

품종 단위	Q	금주평균	전주평균	전월평균	전년평균	5년평균 가격	전주대비	전월대비	전년대비	5년평균 대비
(선)갈치(5키로상자)		185,310	181,885	125,465	170,999	158,553	2% ▲	48% ▲	8% ▲	17% ▲
간쪽파(10키로상자)		155,727	107,452	117,056	109,978	118,388	45% ▲	33% ▲	42% ▲	32% ▲
간마늘 대서(20키로)		143,520	141,973	135,749	134,192	146,369	1% ▲	6% ▲	7% ▲	-2% ▼
(선)명태 수입(10키로상자)		100,627	57,216	62,406	65,309	58,119	76% ▲	61% ▲	54% ▲	73% ▲
쪽파(10키로상자)		100,552	85,487	106,319	78,652	81,023	18% ▲	-5% ▼	28% ▲	24% ▲
백다다기오이(100개)		100,515	95,881	68,332	104,466	89,101	5% ▲	47% ▲	-4% ▼	13% ▲
오렌지 네블 수입(18키로상자)		78,375	78,375	92,870	-	69,095	0% ▲	-16% ▼	-	13% ▲
오이맛고추(10키로상자)		73,802	86,300	41,314	89,877	84,296	-14% ▼	79% ▲	-18% ▼	-12% ▼
청양고추(10키로상자)		68,129	61,684	48,926	126,516	98,671	10% ▲	39% ▲	-46% ▼	-31% ▼
배 신고(15키로상자)		66,023	63,350	80,772	71,679	60,380	4% ▲	-18% ▼	-8% ▼	9% ▲
당근(20키로상자)		63,925	58,833	64,596	29,034	37,763	9% ▲	-1% ▼	120% ▲	69% ▲
(선)고등어(10키로상자)		54,968	80,053	49,697	36,934	50,110	-31% ▼	11% ▲	49% ▲	10% ▲
사과 부사(10키로상자)		52,146	47,371	79,708	71,487	50,354	10% ▲	-35% ▼	-27% ▼	4% ▲
빨강 파프리카(5키로상자)		52,039	46,544	37,511	43,295	39,765	12% ▲	39% ▲	20% ▲	31% ▲
(냉)고등어 수입(10키로상자)		49,957	49,983	47,575	36,112	35,463	-0% ▼	5% ▲	38% ▲	41% ▲
단감 부유(10키로상자)		45,336	35,621	31,820	62,843	44,567	27% ▲	42% ▲	-28% ▼	2% ▲
애호박(20개)		40,963	42,798	29,734	45,738	38,322	-4% ▼	38% ▲	-10% ▼	7% ▲
감자 두백(20키로상자)		36,465	34,342	34,706	36,780	37,940	6% ▲	5% ▲	-1% ▼	-4% ▼
딸기 설향(2키로상자)		36,346	28,409	40,395	37,339	32,811	28% ▲	-10% ▼	-3% ▼	11% ▲
만감 레드함(5키로상자)		35,215	46,551	43,500	43,674	38,100	-24% ▼	-19% ▼	-19% ▼	-8% ▼
감귤(5키로상자)		29,754	22,189	19,210	32,564	19,267	34% ▲	55% ▲	-9% ▼	54% ▲
무(20키로상자)		28,132	23,685	23,219	11,975	14,093	19% ▲	21% ▲	135% ▲	100% ▲
호박밥 고무마(10키로상자)		26,219	26,611	26,588	28,320	28,113	-1% ▼	-1% ▼	-7% ▼	-7% ▼
골드파인애플 수입(12키로상자)		23,686	22,880	23,646	34,564	28,653	4% ▲	0% ▲	-31% ▼	-17% ▼
바나나 수입(13키로상자)		22,542	21,824	19,230	28,359	24,069	3% ▲	17% ▲	-21% ▼	-6% ▼
만감 천혜함(3키로상자)		22,158	24,036	24,348	21,411	19,582	-8% ▼	-9% ▼	3% ▲	13% ▲
알배기배추(8키로상자)		20,381	20,494	17,623	19,512	17,353	-1% ▼	16% ▲	4% ▲	17% ▲
시금치(4키로상자)		18,165	18,239	12,929	21,635	16,117	-0% ▼	40% ▲	-16% ▼	13% ▲
겉종합(10키로망대)		17,519	17,601	17,831	13,755	12,565	-0% ▼	-2% ▼	27% ▲	39% ▲
대추방울토마토(3키로상자)		16,802	19,692	20,960	27,945	18,319	-15% ▼	-20% ▼	-40% ▼	-8% ▼
팽이버섯(5키로상자)		15,456	14,630	13,626	12,370	14,090	6% ▲	13% ▲	25% ▲	10% ▲
건종멸치(1.5키로상자)		14,961	13,923	21,168	14,763	11,778	7% ▲	-29% ▼	1% ▲	27% ▲
굴(1키로)		13,841	9,394	10,531	9,141	11,062	47% ▲	31% ▲	51% ▲	25% ▲
배추(10키로망대)		13,708	12,922	12,341	6,847	7,394	6% ▲	11% ▲	100% ▲	85% ▲
감 대봉시(10키로상자)		12,752	20,879	19,420	-	12,093	-39% ▼	-34% ▼	-	5% ▲
양배추(8키로망대)		12,727	13,216	10,627	5,069	7,397	-4% ▼	20% ▲	151% ▲	72% ▲
상추 포기참(4키로상자)		12,349	11,799	18,452	24,366	21,320	5% ▲	-33% ▼	-49% ▼	-42% ▼
토마토(5키로상자)		12,329	16,130	15,852	30,448	19,369	-24% ▼	-22% ▼	-60% ▼	-36% ▼
포도 샤인머스캣(2키로상자)		11,438	9,907	9,301	20,253	23,336	15% ▲	23% ▲	-44% ▼	-51% ▼
새송이버섯(2키로상자)		10,401	10,579	9,872	8,154	9,120	-2% ▼	5% ▲	28% ▲	14% ▲
대파(일반)(1키로단)		1,811	1,788	1,905	3,098	2,504	1% ▲	-5% ▼	-42% ▼	-28% ▼
양파(1키로)		1,439	1,398	1,309	1,146	1,265	3% ▲	10% ▲	26% ▲	14% ▲

□ 품종별 등락가격 비교(전주대비)

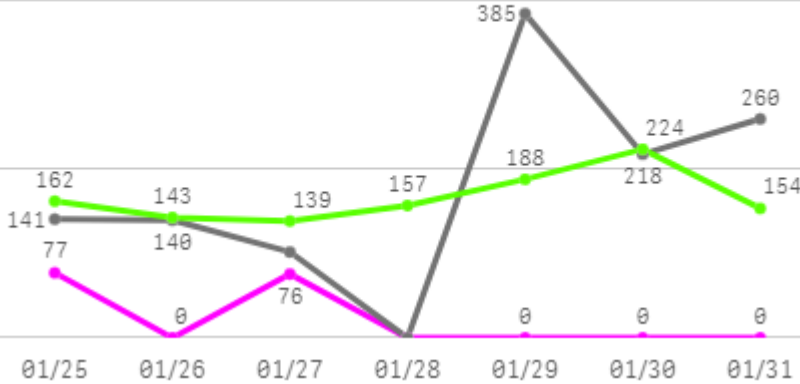
구분	품목(종)명
상승 품목(종)	(선)명태 수입(76%),감귤(34%),감자 두백(6%),건중멸치(7%),굴(47%),간쪽파(45%),단감 부유(27%),당근(9%),딸기 설향(28%),무(19%),배추(6%),빨강 파프리카(12%),사과 부사(10%),쪽파(18%),청양고추(10%),팽이버섯(6%),포도 샤인머스켓(15%)
하락 품목(종)	(선)고등어(-31%),감 대봉시(-39%),대추방울토마토(-15%),만감 레드향(-24%),만감 천혜향(-8%),오이맛고추(-14%),토마토(-24%)
보합 품목(종)(+5%)	(냉)고등어 수입,(선)갈치,겉홍합,골드파인애플 수입,깐마늘 대서,대파(일반),바나나 수입,배 신고,백다다기오이,상추 포기참,새송이버섯,시금치,알배기배추,애호박,양배추,양파,오렌지 네블 수입,호박밤 고구마

3. 품목(종)별 주간 거래동향

고구마

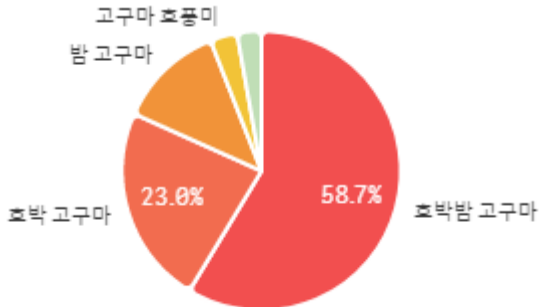
주간 반입량(톤)

◆ 2025 ● 2024 ▲ 평년

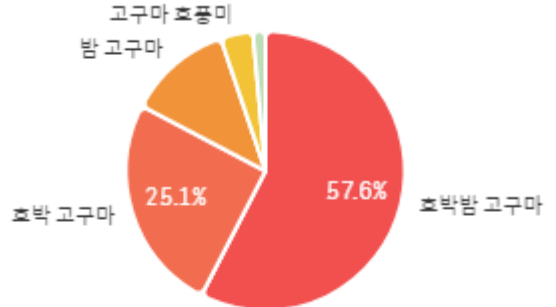


구분	금주(A)	전주(B)	전월(C)	전년(D)	평년(E)	A/B	A/C	A/D	A/E
물량(톤)	153	1,273	988	1,246	1,009	12.0%	15.5%	12.3%	15.2%

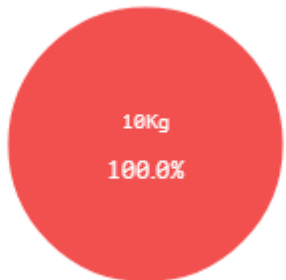
출하 품종별 거래물량 구성비



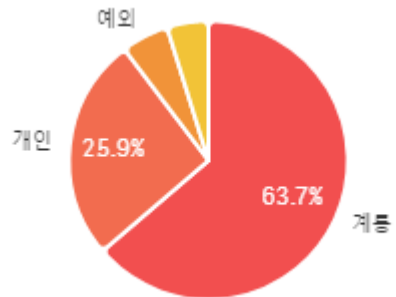
출하 품종별 거래금액 구성비



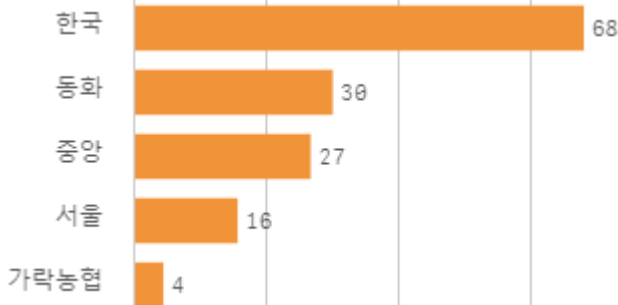
거래 단량별 물량 구성비



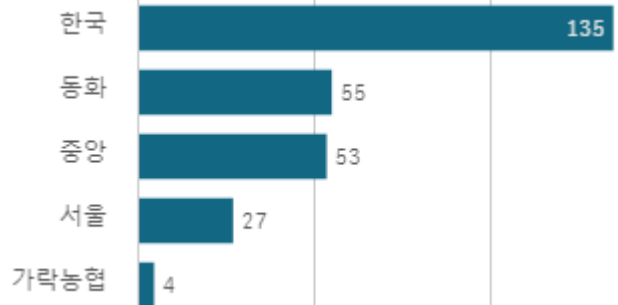
출하자별 거래물량 구성비



도매시장 법인별 거래물량(톤)

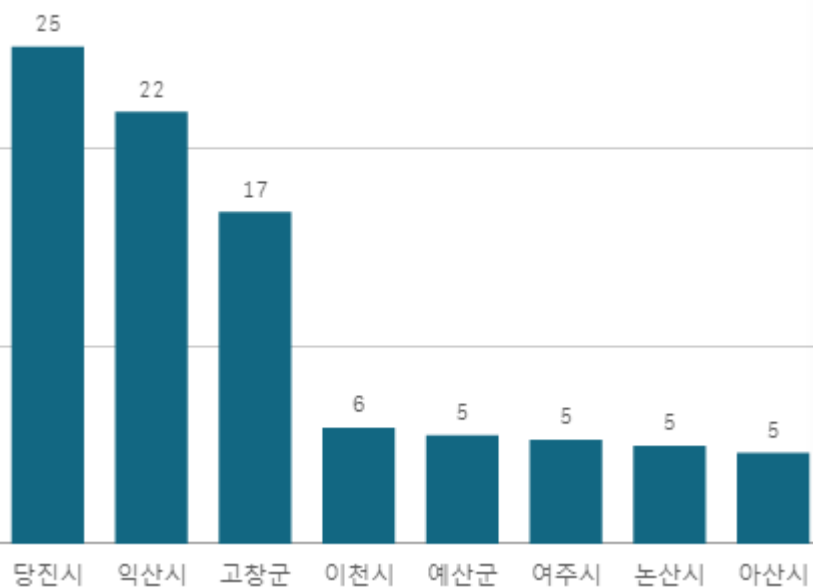


도매시장 법인별 거래금액(백만원)



호박밤 고구마(10Kg)

산지별 거래물량(톤)



출하산지(개소)

8

출하건수(천건)

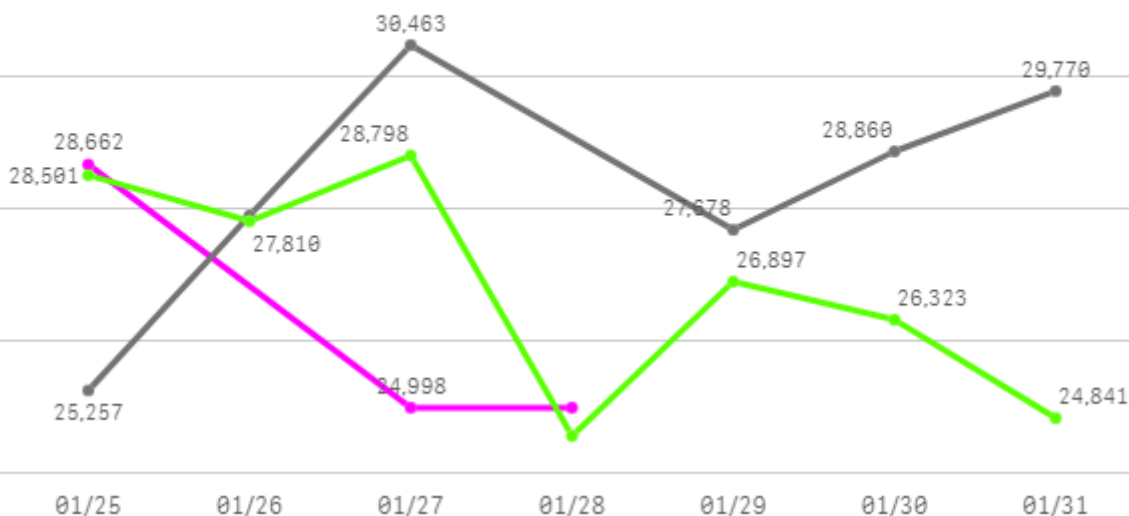
0

산지별 주출하 시군구



주간 도매가격(원)

◆ 2025 ● 2024 ◆ 평년



구분	금주(A)	전주(B)	전월(C)	전년(D)	평년(E)	A/B	A/C	A/D	A/E
가격(원)	26,219	26,611	26,588	28,320	28,113	98.5%	98.6%	92.6%	93.3%

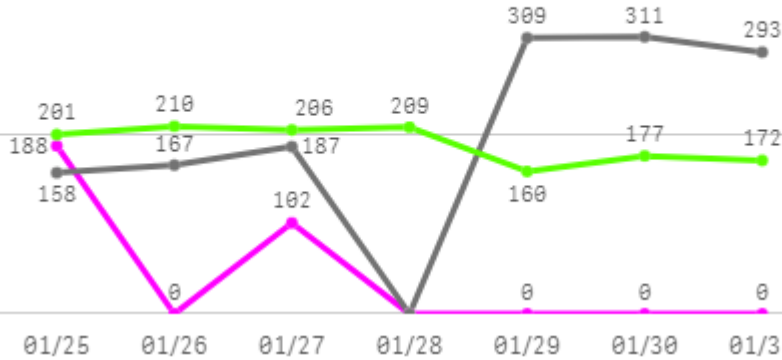
□ 호박밤 고구마(10Kg) 주간 가격

구분	Q	품종	Q	단량	Q	특	상	보통	하
2025-01-25		호박밤 고구마		10Kg		34,440	28,662	16,969	6,679
2025-01-27		호박밤 고구마		10Kg		32,855	24,998	16,573	7,977
2025-01-28		호박밤 고구마		10Kg		32,855	24,998	16,573	7,977
평균						33,383	26,219	16,705	7,544

감자

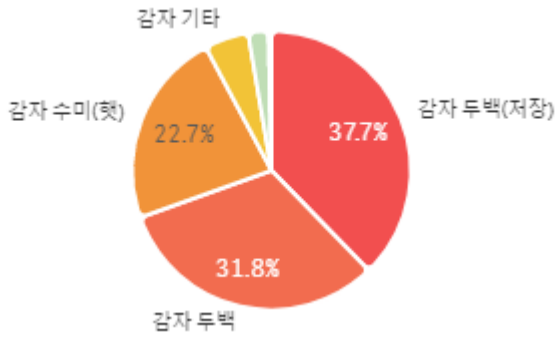
주간 반입량(톤)

◆ 2025 ● 2024 ▲ 평년

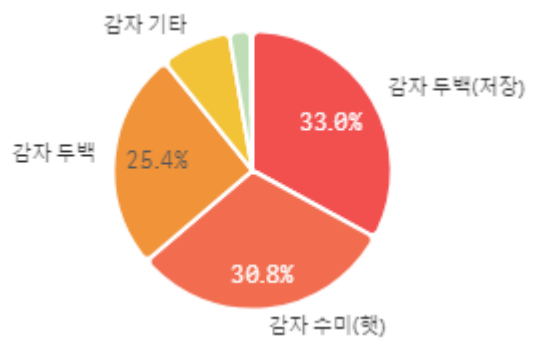


구분	금주(A)	전주(B)	전월(C)	전년(D)	평년(E)	A/B	A/C	A/D	A/E
물량(톤)	290	1,567	1,174	1,426	1,204	18.5%	24.7%	20.4%	24.1%

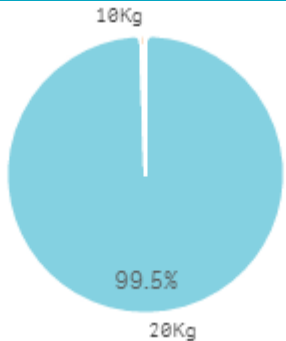
출하 품종별 거래물량 구성비



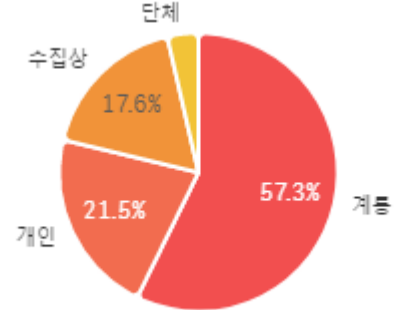
출하 품종별 거래금액 구성비



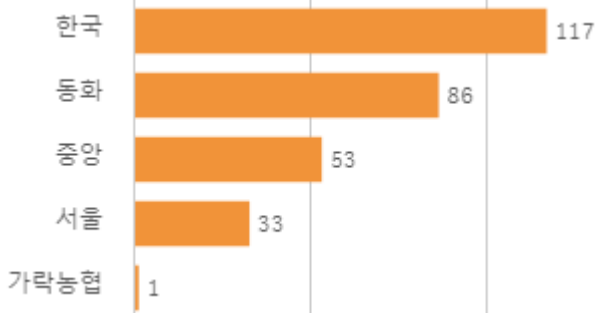
거래 단량별 물량 구성비



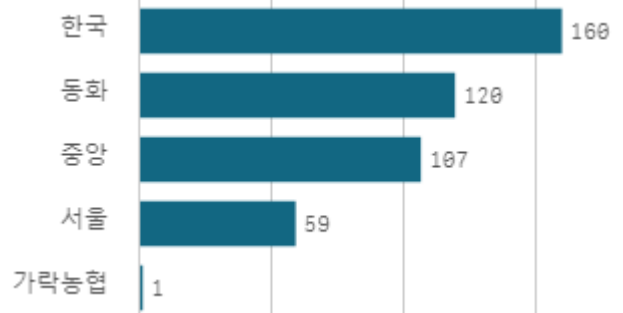
출하자별 거래물량 구성비



도매시장 법인별 거래물량(톤)

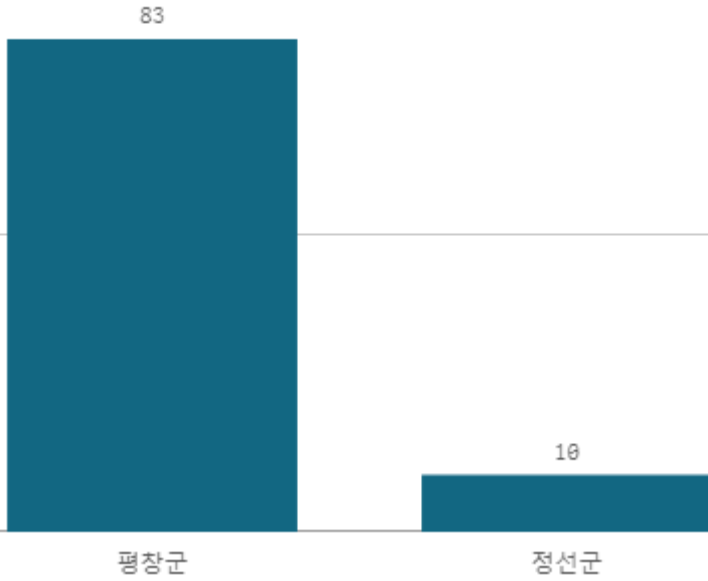


도매시장 법인별 거래금액(백만원)



감자 두백(20Kg)

산지별 거래물량(톤)



출하산지(개소)

2

출하건수(천건)

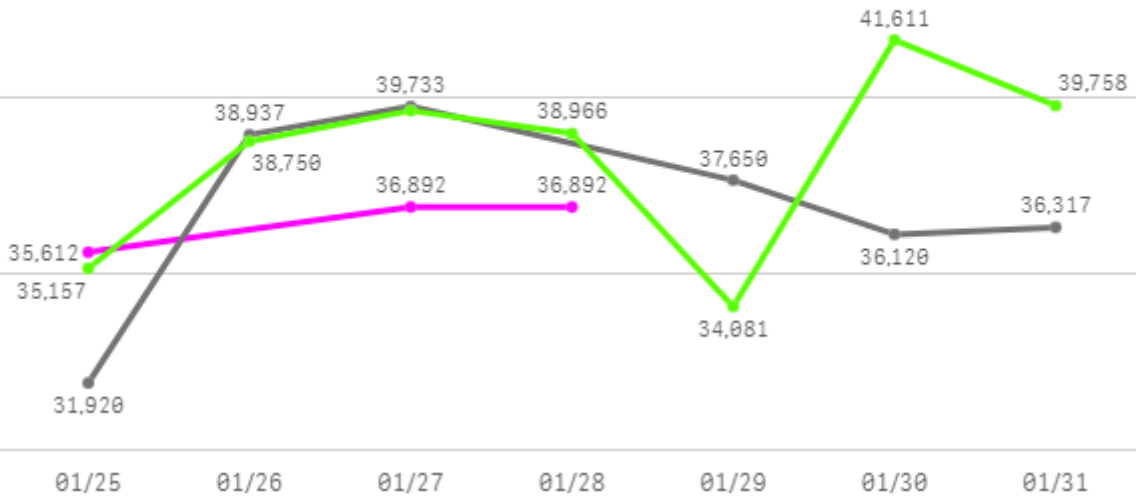
0

산지별 주출하 시군구



주간 도매가격(원)

◆ 2025 ● 2024 ◆ 평년



구분	금주(A)	전주(B)	전월(C)	전년(D)	평년(E)	A/B	A/C	A/D	A/E
가격(원)	36,465	34,342	34,706	36,780	37,940	106.2%	105.1%	99.1%	96.1%

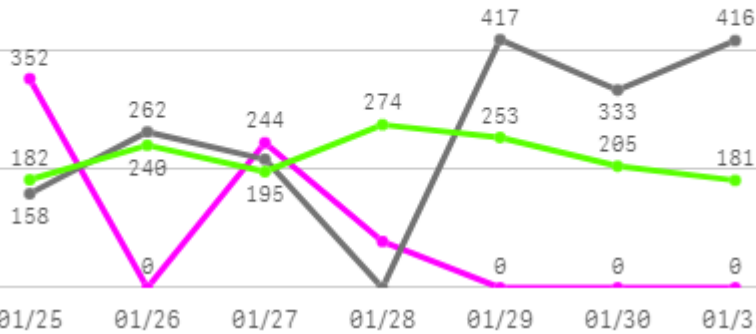
□ 감자 두백(20Kg) 주간 가격

구분	Q	품종	Q	단량	Q	특	상	보통	하
2025-01-25		감자 두백		20Kg		41,668	35,612	24,979	10,650
2025-01-27		감자 두백		20Kg		42,000	36,892	28,320	12,501
2025-01-28		감자 두백		20Kg		42,000	36,892	28,320	12,501
평균						41,889	36,465	27,206	11,884

배추

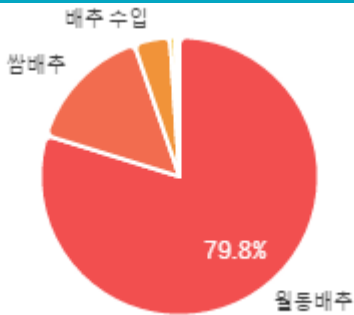
주간 반입량(톤)

◆ 2025 ● 2024 ▲ 평년

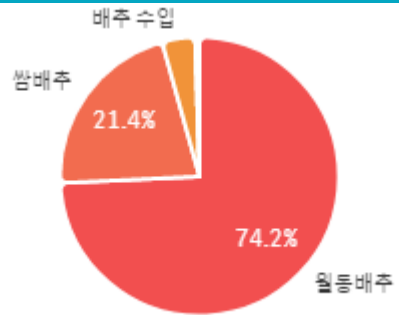


구분	금주(A)	전주(B)	전월(C)	전년(D)	평년(E)	A/B	A/C	A/D	A/E
물량(톤)	674	2,814	1,571	1,803	1,425	23.9%	42.9%	37.4%	47.2%

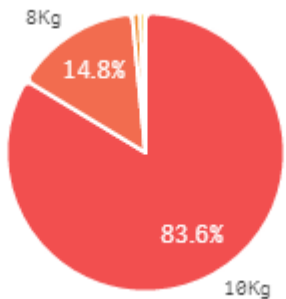
출하 품종별 거래물량 구성비



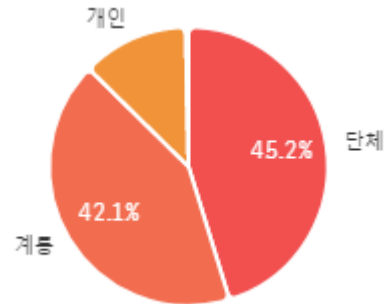
출하 품종별 거래금액 구성비



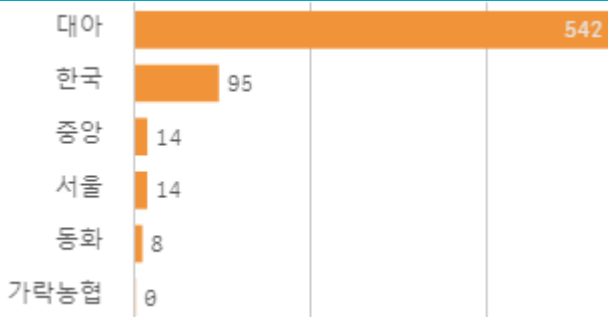
거래 단량별 물량 구성비



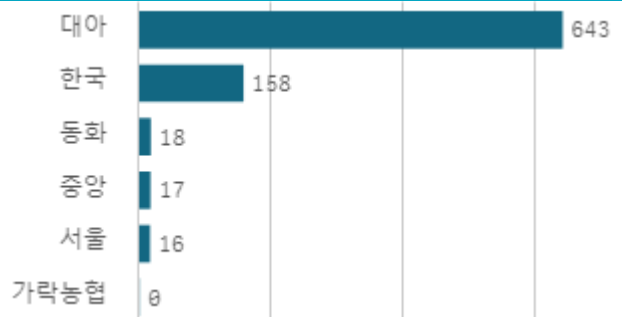
출하자별 거래물량 구성비



도매시장 법인별 거래물량(톤)

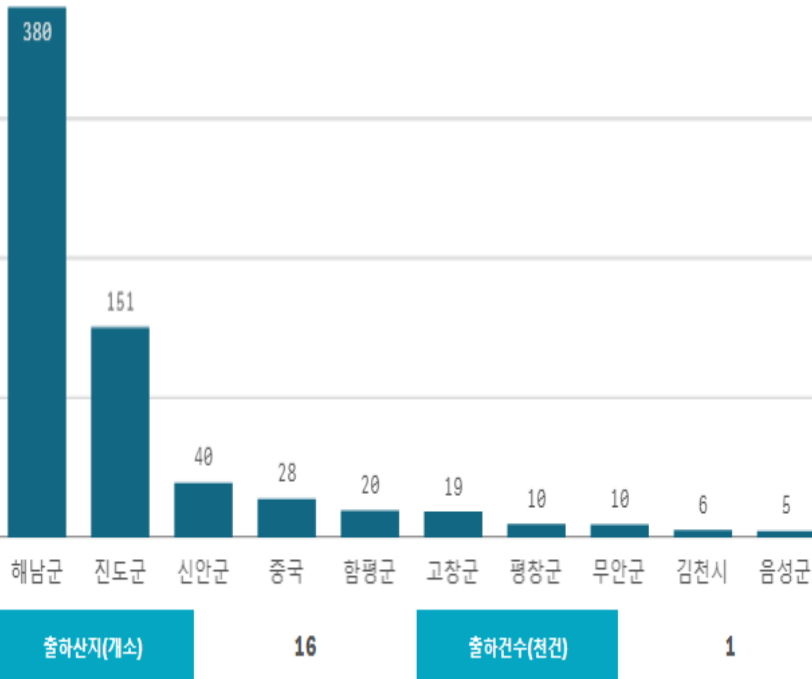


도매시장 법인별 거래금액(백만원)



배추(10Kg)

산지별 거래물량(톤)

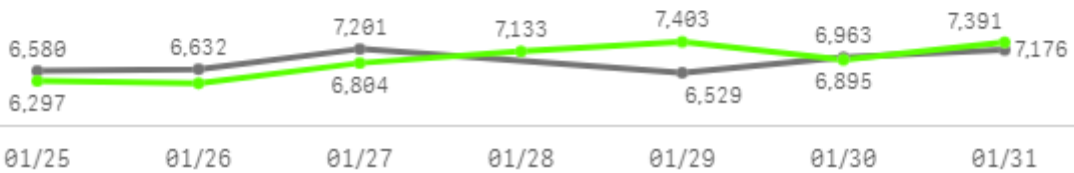


산지별 주출하 시군구



주간 도매가격(원)

◆ 2025 ● 2024 ◆ 평년



구분	금주(A)	전주(B)	전월(C)	전년(D)	평년(E)	A/B	A/C	A/D	A/E
가격(원)	13,708	12,922	12,341	6,847	7,394	106.1%	111.1%	200.2%	185.4%

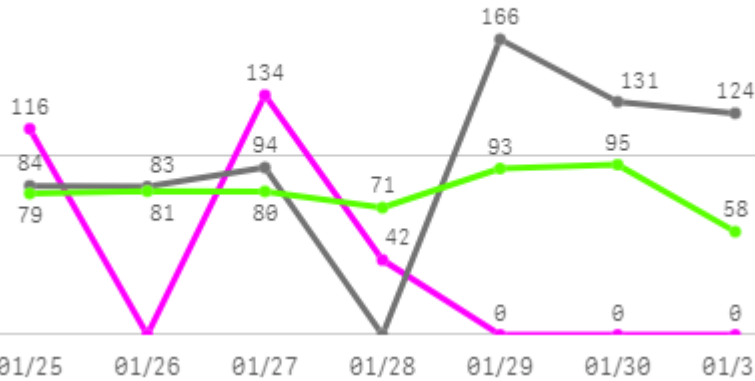
□ 배추(10Kg) 주간 가격

구분	Q	품종	Q	단량	Q	특	상	보통	하
2025-01-25		배추		10Kg		15,881	13,630	10,287	7,834
2025-01-27		배추		10Kg		16,441	14,861	12,320	8,247
2025-01-28		배추		10Kg		15,522	12,634	10,469	9,060
평균						15,948	13,708	11,025	8,380

알배기배추

주간 반입량(톤)

◆ 2025 ● 2024 ▲ 평년



구분	금주(A)	전주(B)	전월(C)	전년(D)	평년(E)	A/B	A/C	A/D	A/E
물량(톤)	292	823	579	681	545	35.5%	50.5%	42.9%	53.6%

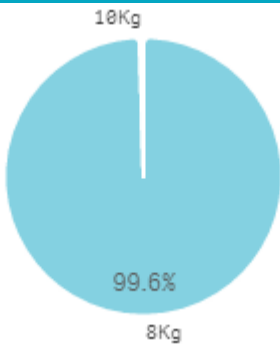
출하 품종별 거래물량 구성비



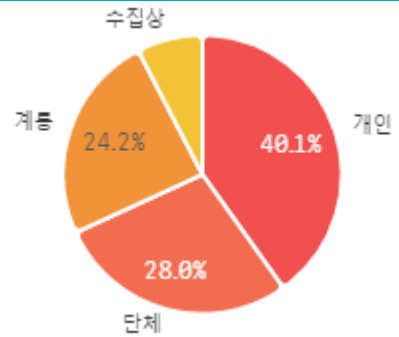
출하 품종별 거래금액 구성비



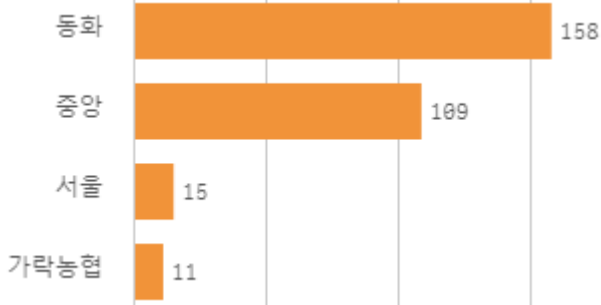
거래 단량별 물량 구성비



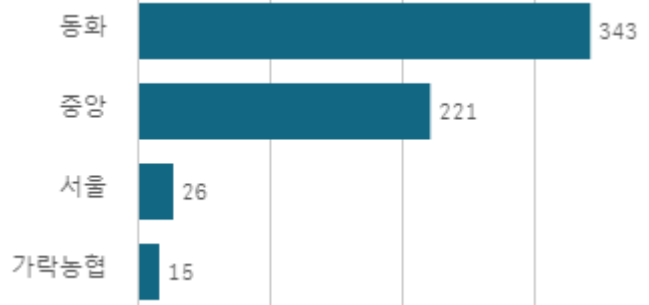
출하자별 거래물량 구성비



도매시장 법인별 거래물량(톤)

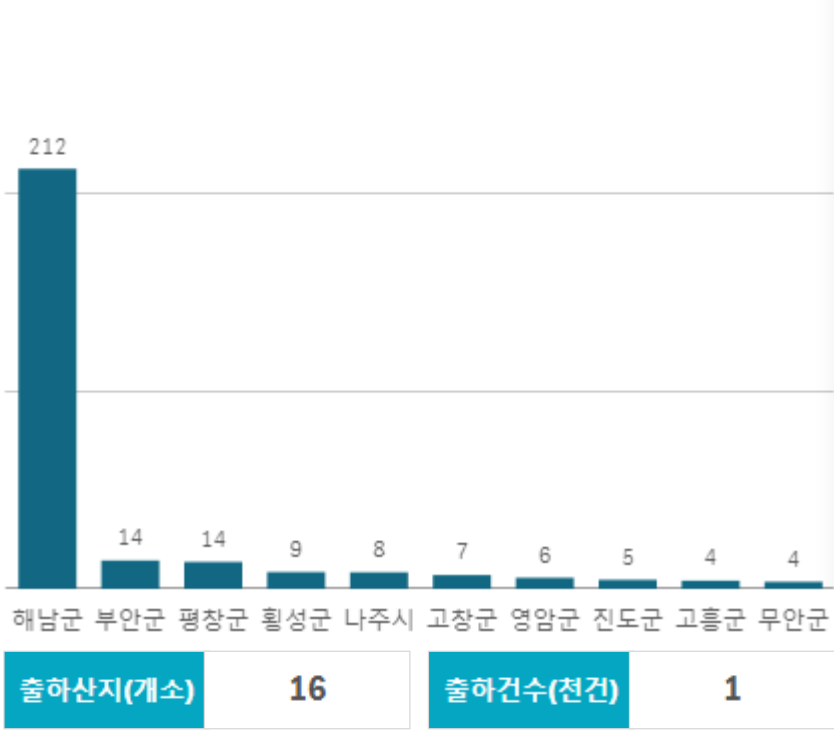


도매시장 법인별 거래금액(백만원)



알배기배추(8Kg)

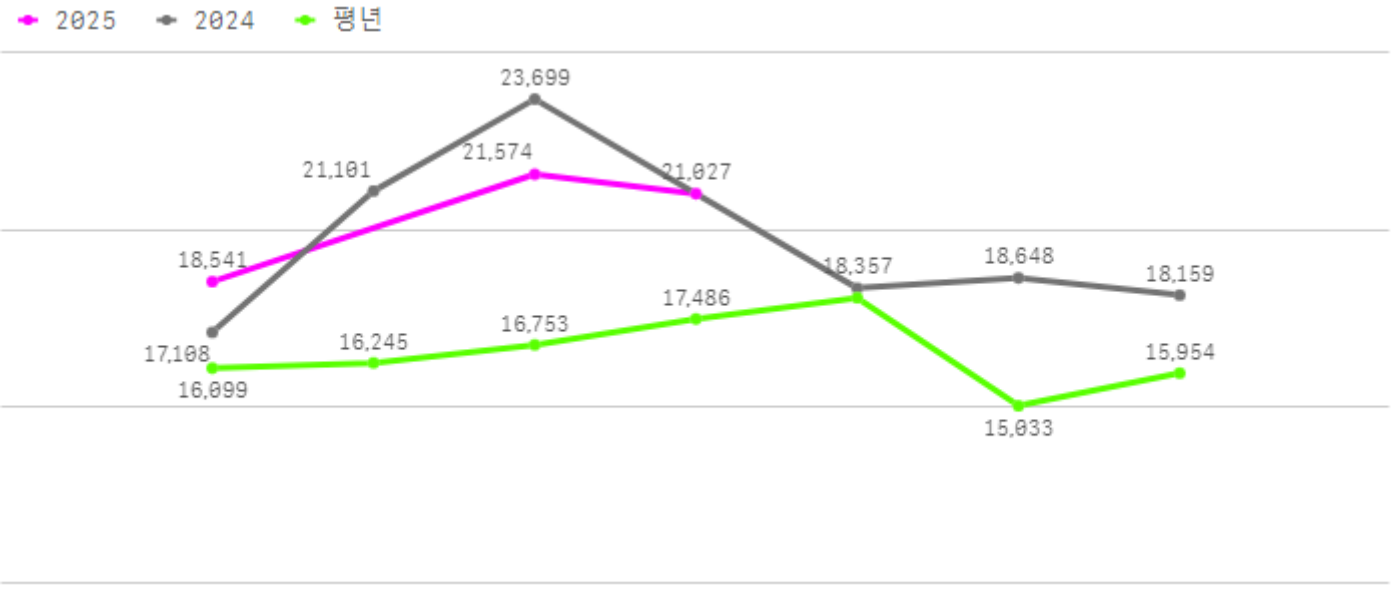
산지별 거래물량(톤)



산지별 주출하 시군구



주간 도매가격(원)



구분	금주(A)	전주(B)	전월(C)	전년(D)	평년(E)	A/B	A/C	A/D	A/E
가격(원)	20,381	20,494	17,623	19,512	17,353	99.4%	115.6%	104.5%	117.4%

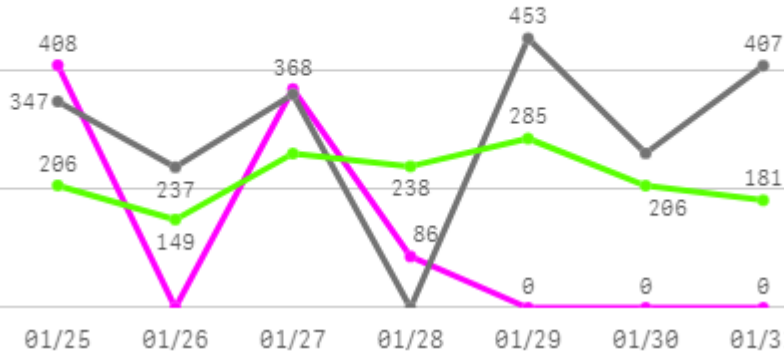
□ 알배기배추(8Kg) 주간 가격

구분	Q	품종	Q	단량	Q	특	상	보통	하
2025-01-25		알배기배추		8Kg		19,928	18,541	14,854	7,477
2025-01-27		알배기배추		8Kg		23,845	21,574	16,694	10,925
2025-01-28		알배기배추		8Kg		23,172	21,027	16,787	10,532
평균						22,315	20,381	16,112	9,645

양배추

주간 반입량(톤)

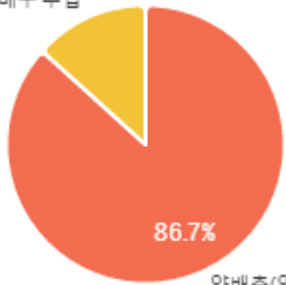
◆ 2025 ● 2024 ▲ 평년



구분	금주(A)	전주(B)	전월(C)	전년(D)	평년(E)	A/B	A/C	A/D	A/E
물량(톤)	863	2,100	1,949	2,063	1,520	41.1%	44.3%	41.8%	56.7%

출하 품종별 거래물량 구성비

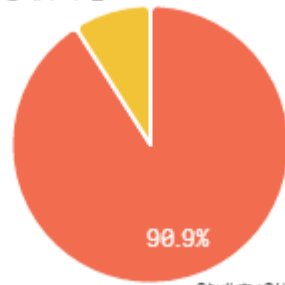
양배추 수입



양배추(일반)

출하 품종별 거래금액 구성비

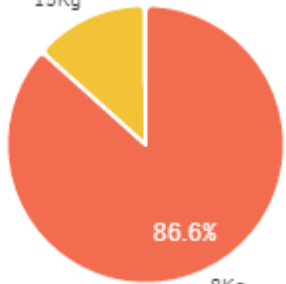
양배추 수입



양배추(일반)

거래 단량별 물량 구성비

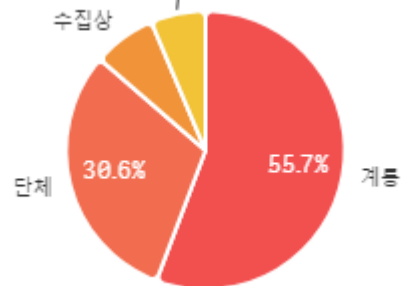
15Kg



8Kg

출하자별 거래물량 구성비


개인



단체

계통

도매시장 법인별 거래물량(톤)

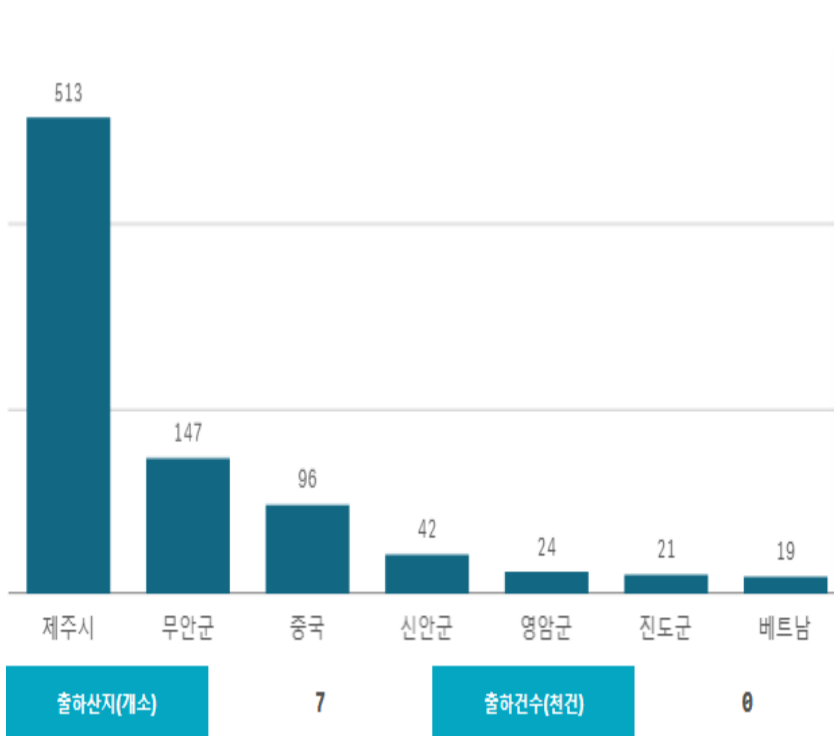


도매시장 법인별 거래금액(백만원)

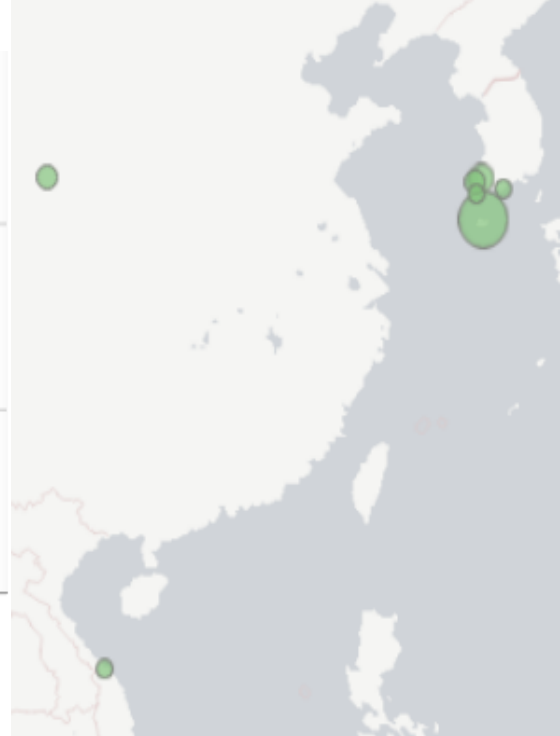


양배추(8Kg)

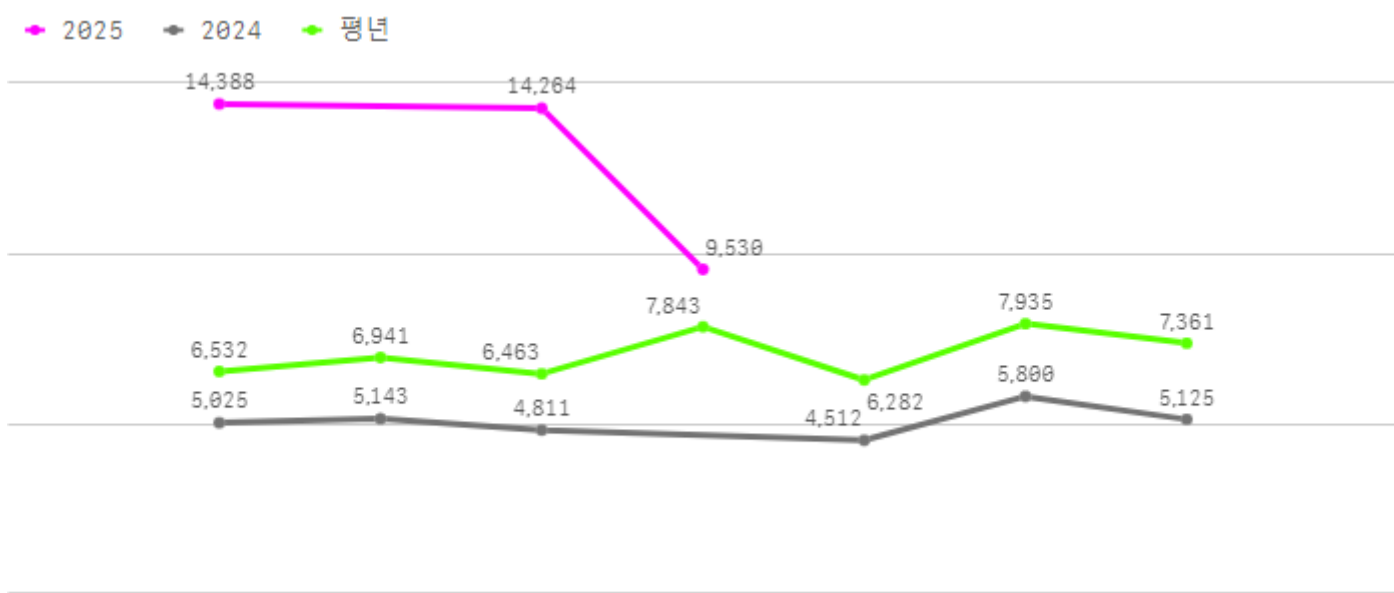
산지별 거래물량(톤)



산지별 주출하 시군구



주간 도매가격(원)



구분	금주(A)	전주(B)	전월(C)	전년(D)	평년(E)	A/B	A/C	A/D	A/E
가격(원)	12,727	13,216	10,627	5,069	7,397	96.3%	119.8%	251.1%	172.1%

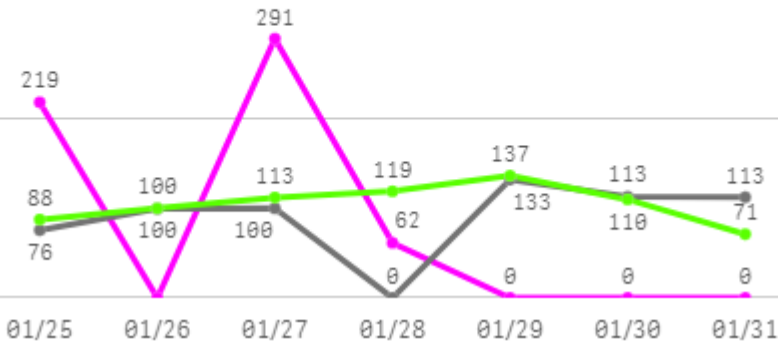
□ 양배추(8Kg) 주간 가격

구분	Q	품종	Q	단량	Q	특	상	보통	하
2025-01-25		양배추		8Kg		19,887	14,388	8,966	4,707
2025-01-27		양배추		8Kg		19,884	14,264	10,042	4,033
2025-01-28		양배추		8Kg		11,444	9,530	6,083	4,478
평균						17,072	12,727	8,364	4,406

시금치

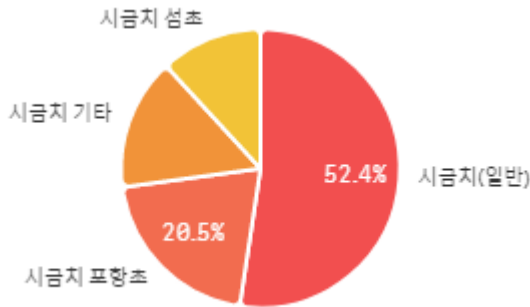
주간 반입량(톤)

◆ 2025 ● 2024 ▲ 평년

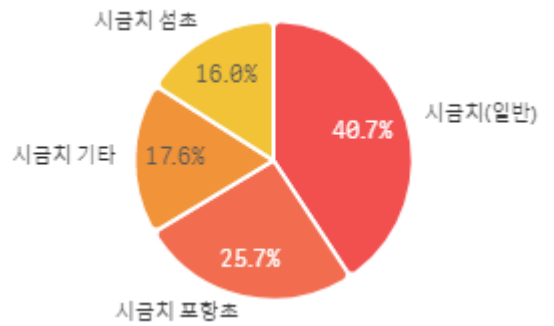


구분	금주(A)	전주(B)	전월(C)	전년(D)	평년(E)	A/B	A/C	A/D	A/E
물량(톤)	572	968	744	635	764	59.1%	76.8%	90.0%	74.8%

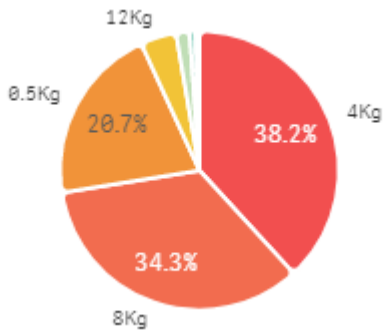
출하 품종별 거래물량 구성비



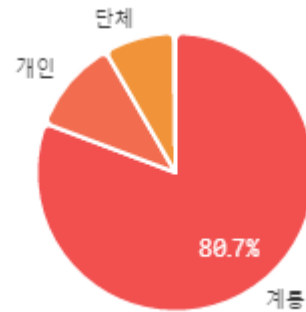
출하 품종별 거래금액 구성비



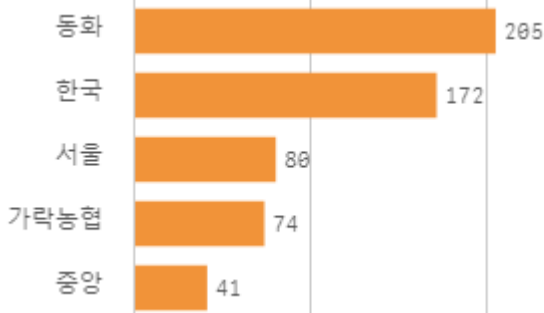
거래 단량별 물량 구성비



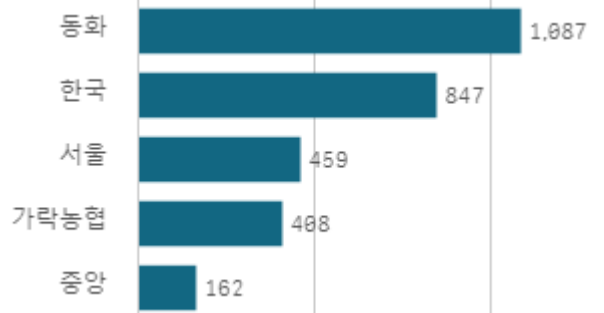
출하자별 거래물량 구성비



도매시장 법인별 거래물량(톤)

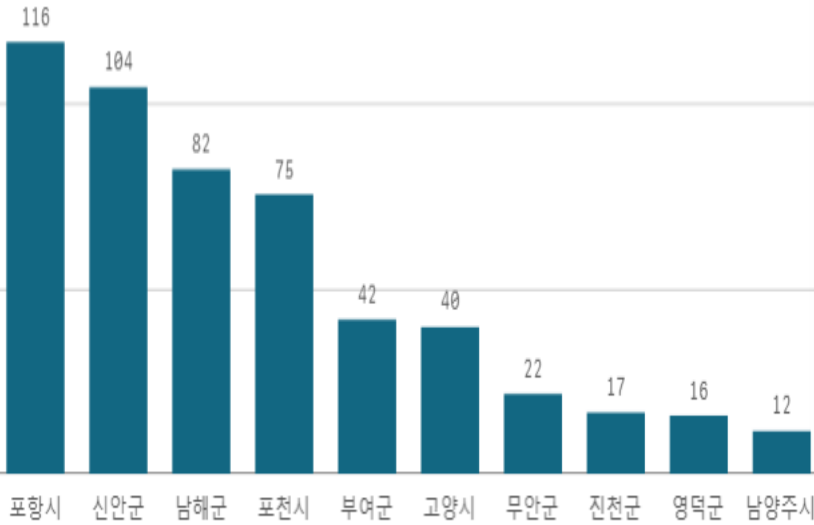


도매시장 법인별 거래금액(백만원)



시금치(4Kg)

산지별 거래물량(톤)



출하산지(개소)

41

출하건수(천건)

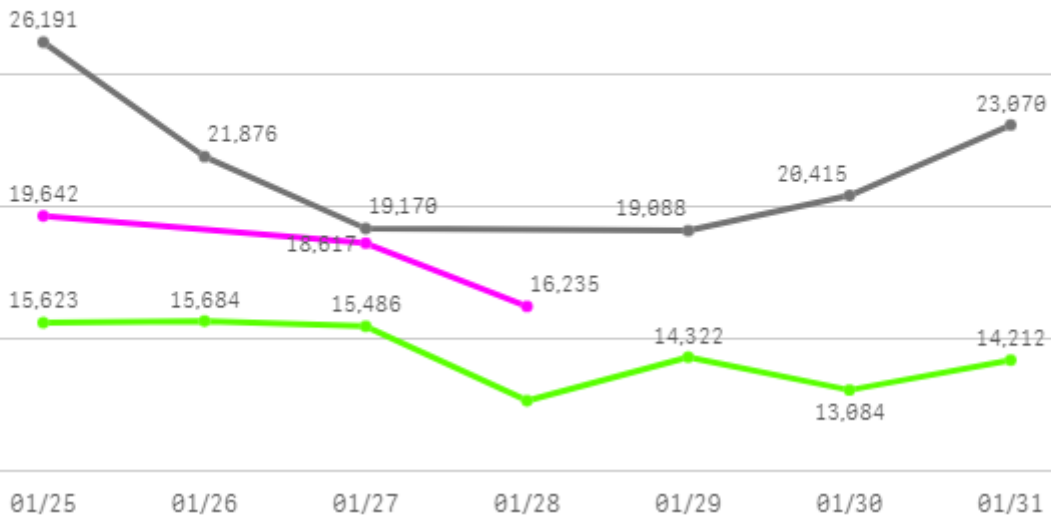
4

산지별 주출하 시군구



주간 도매가격(원)

◆ 2025 ● 2024 ◆ 평년



구분	금주(A)	전주(B)	전월(C)	전년(D)	평년(E)	A/B	A/C	A/D	A/E
가격(원)	18,165	18,239	12,929	21,635	16,117	99.6%	140.5%	84.0%	112.7%

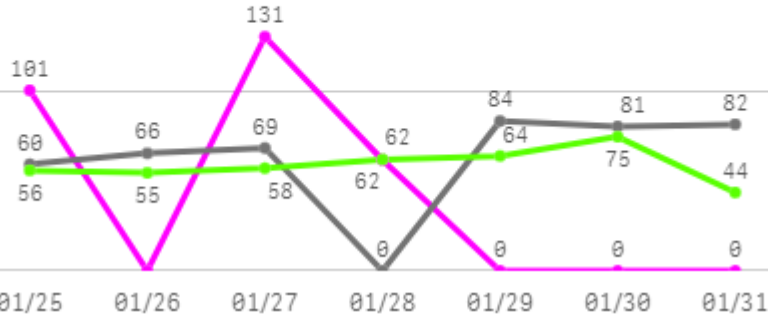
□ 시금치(4Kg) 주간 가격

구분	Q	품종	Q	단량	Q	특	상	보통	하
2025-01-25		시금치		4Kg		23,452	19,642	13,615	7,256
2025-01-27		시금치		4Kg		22,186	18,617	14,381	8,734
2025-01-28		시금치		4Kg		19,668	16,235	11,634	5,950
평균						21,769	18,165	13,210	7,313

상추

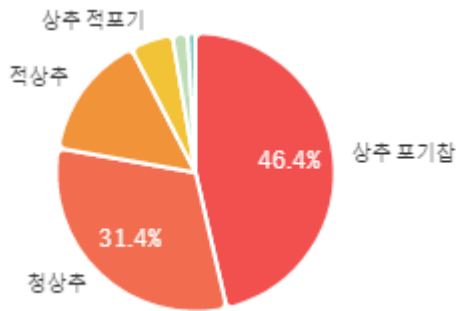
주간 반입량(톤)

◆ 2025 ● 2024 ▲ 평년

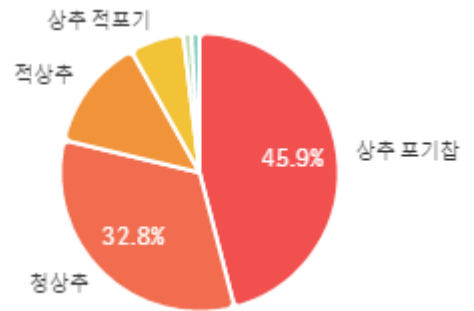


구분	금주(A)	전주(B)	전월(C)	전년(D)	평년(E)	A/B	A/C	A/D	A/E
물량(톤)	295	545	548	442	416	54.0%	53.8%	66.7%	70.8%

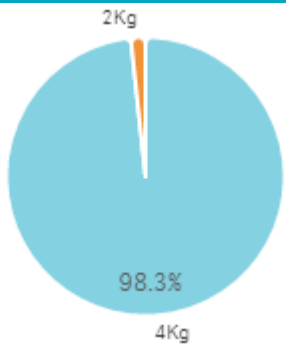
출하 품종별 거래물량 구성비



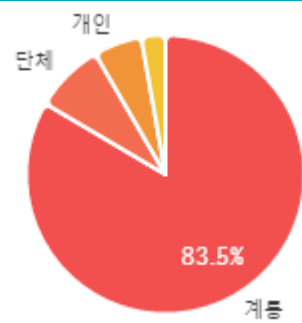
출하 품종별 거래금액 구성비



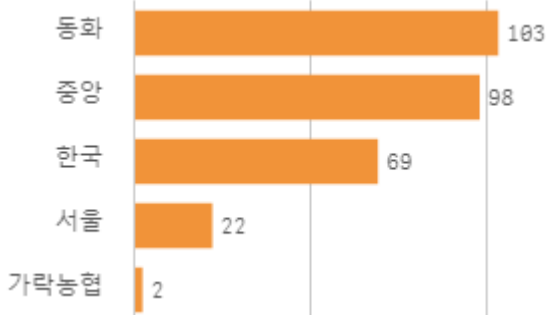
거래 단량별 물량 구성비



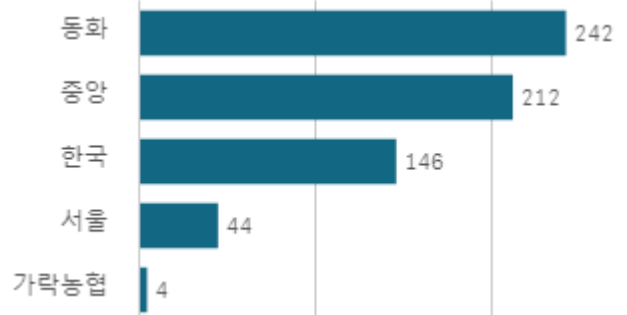
출하자별 거래물량 구성비



도매시장 법인별 거래물량(톤)

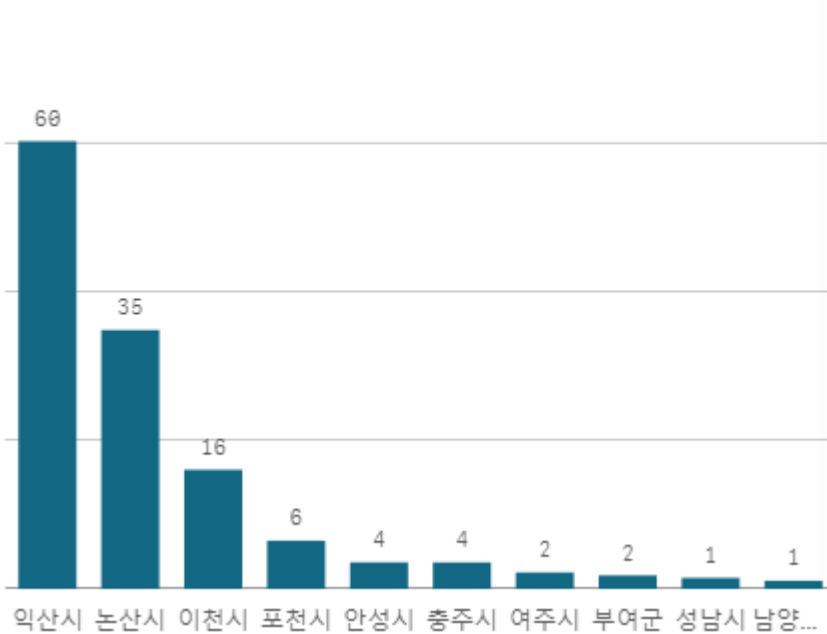


도매시장 법인별 거래금액(백만원)



상추 포기잡(4Kg)

산지별 거래물량(톤)



출하산지(개소)

24

출하건수(천건)

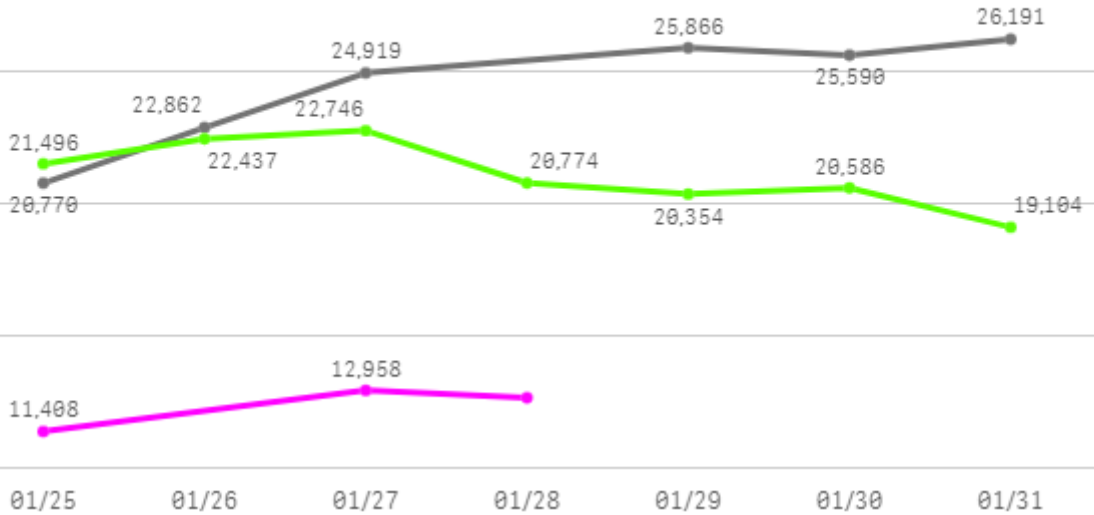
1

산지별 주출하 시군구



주간 도매가격(원)

● 2025 ● 2024 ● 평년



구분	금주(A)	전주(B)	전월(C)	전년(D)	평년(E)	A/B	A/C	A/D	A/E
가격(원)	12,349	11,799	18,452	24,366	21,320	104.7%	66.9%	50.7%	57.9%

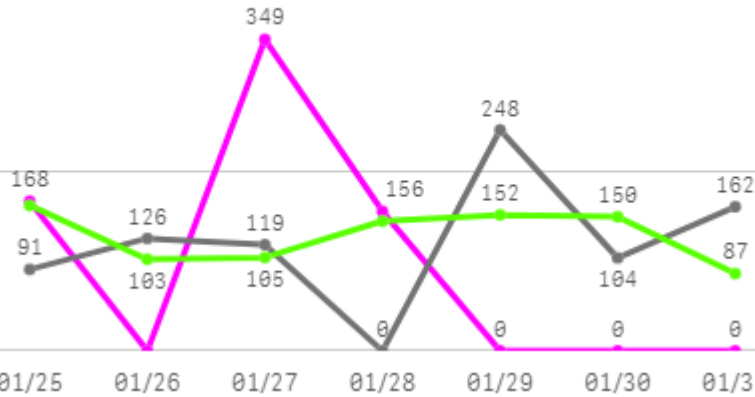
□ 상추 포기잡(4Kg) 주간 가격

구분	Q	품종	Q	단량	Q	특	상	보통	하
2025-01-25		상추 포기잡		4Kg		-	11,408	8,201	6,496
2025-01-27		상추 포기잡		4Kg		-	12,958	9,291	6,473
2025-01-28		상추 포기잡		4Kg		-	12,680	9,069	6,282
평균						-	12,349	8,854	6,417

오이

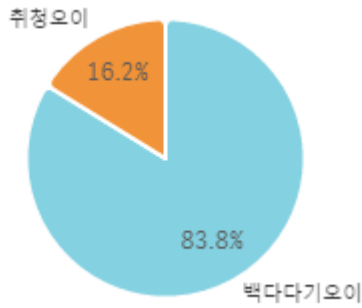
주간 반입량(톤)

◆ 2025 ● 2024 ▲ 평년

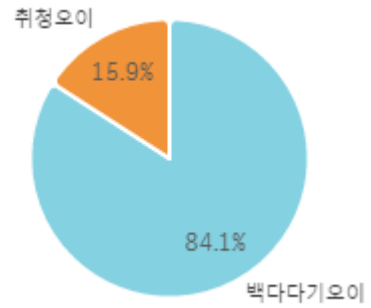


구분	금주(A)	전주(B)	전월(C)	전년(D)	평년(E)	A/B	A/C	A/D	A/E
물량(톤)	673	1,012	1,102	850	869	66.5%	61.1%	79.2%	77.5%

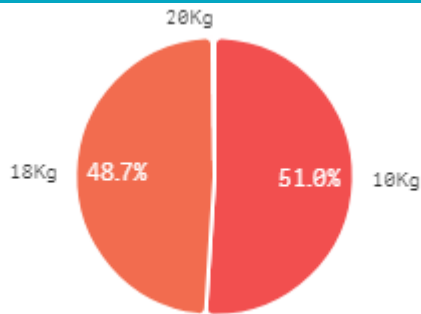
출하 품종별 거래물량 구성비



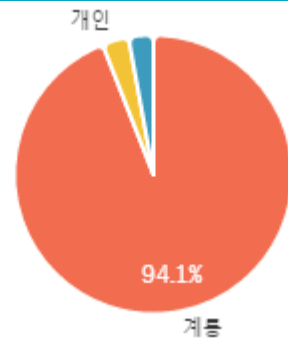
출하 품종별 거래금액 구성비



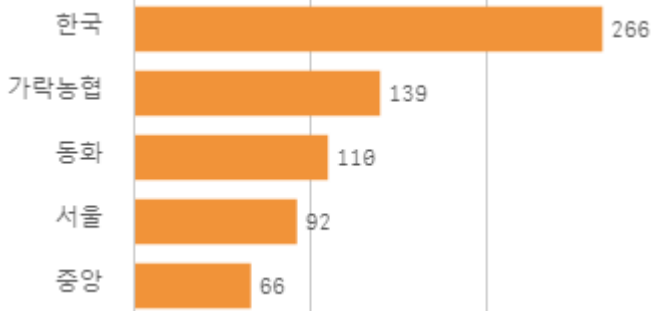
거래 단량별 물량 구성비



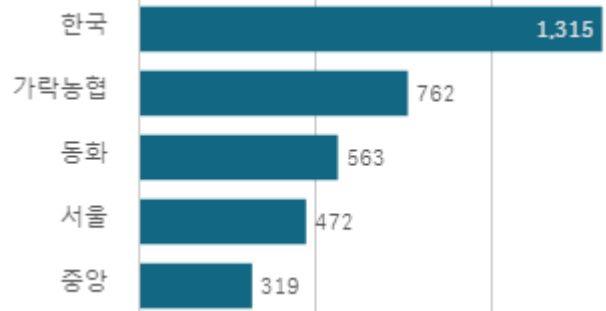
출하자별 거래물량 구성비



도매시장 법인별 거래물량(톤)

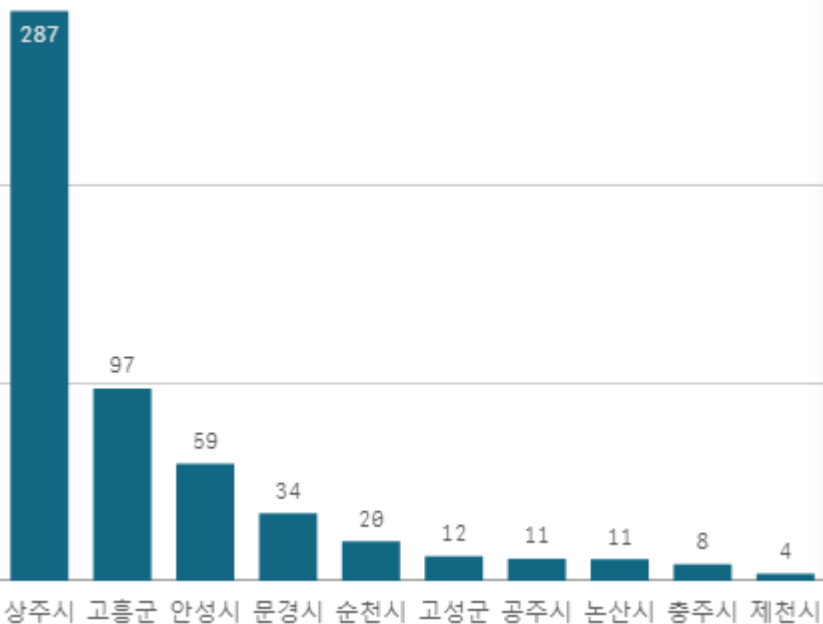


도매시장 법인별 거래금액(백만원)



백다다기오이(100개)

산지별 거래물량(톤)



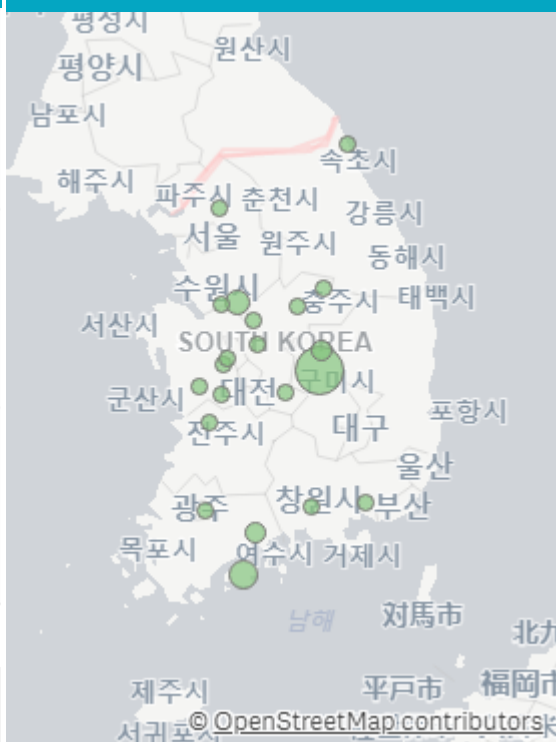
출하산지(개소)

24

출하건수(천건)

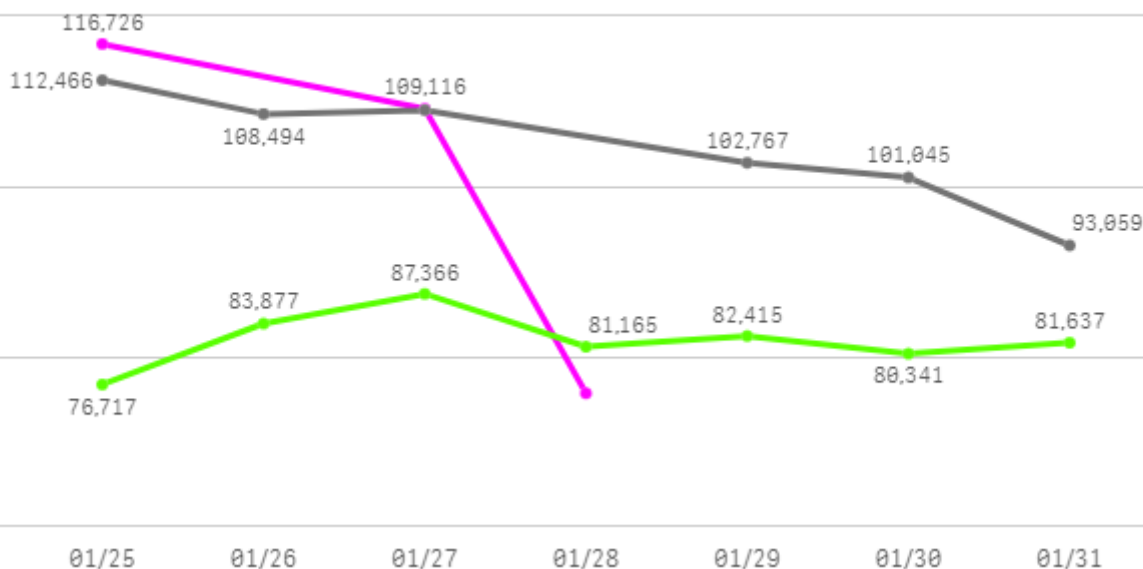
3

산지별 주출하 시군구



주간 도매가격(원)

◆ 2025 ● 2024 ◆ 평년



구분	금주(A)	전주(B)	전월(C)	전년(D)	평년(E)	A/B	A/C	A/D	A/E
가격(원)	100,515	95,881	68,332	104,466	89,101	104.8%	147.1%	96.2%	112.8%

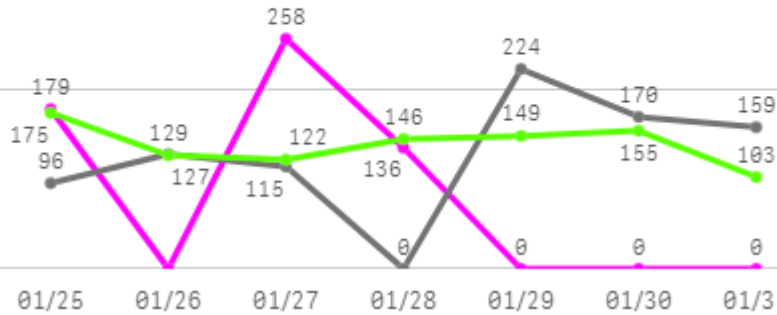
□ 백다다기오이(100개) 주간 가격

구분	Q	품종	Q	단량	Q	특	상	보통	하
2025-01-25		백다다기오이		100개		155,805	116,726	99,655	77,018
2025-01-27		백다다기오이		100개		154,973	109,116	90,018	69,871
2025-01-28		백다다기오이		100개		94,583	75,702	64,160	42,627
평균						135,120	100,515	84,611	63,172

호박

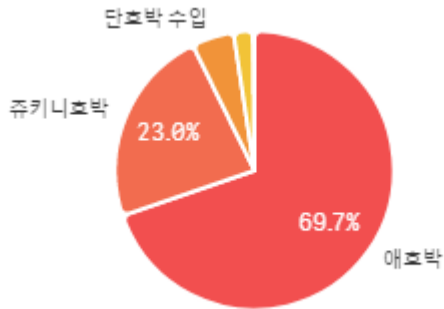
주간 반입량(톤)

◆ 2025 ● 2024 ▲ 평년

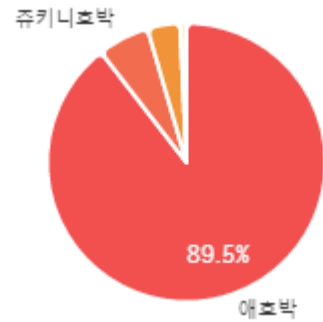


구분	금주(A)	전주(B)	전월(C)	전년(D)	평년(E)	A/B	A/C	A/D	A/E
물량(톤)	573	1,113	1,014	893	939	51.5%	56.5%	64.2%	61.0%

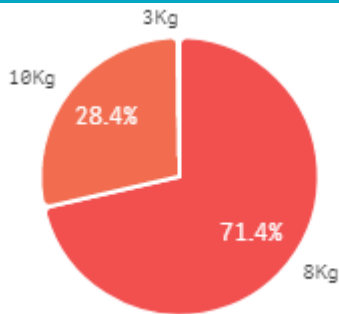
출하 품종별 거래물량 구성비



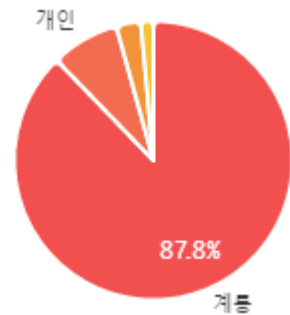
출하 품종별 거래금액 구성비



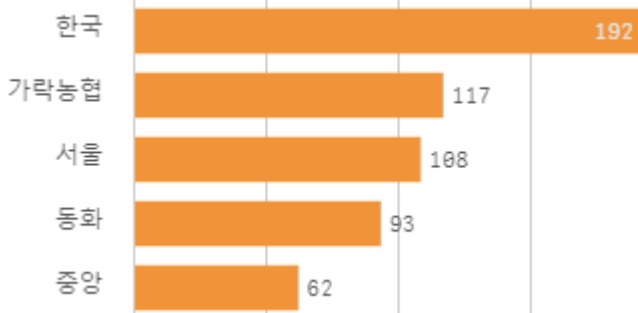
거래 단량별 물량 구성비



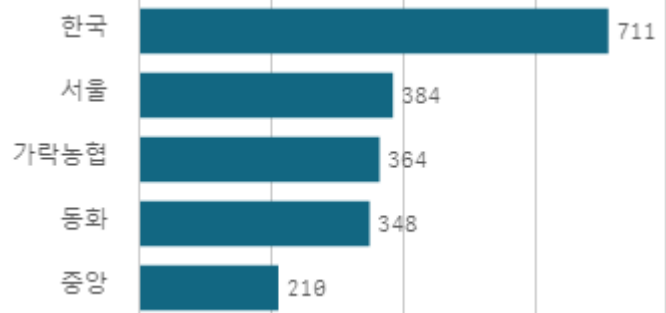
출하자별 거래물량 구성비



도매시장 법인별 거래물량(톤)

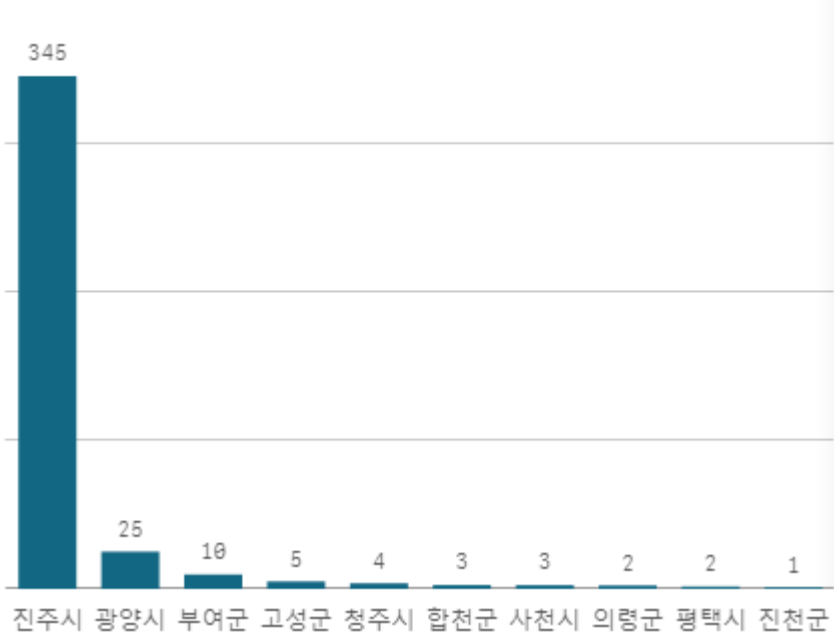


도매시장 법인별 거래금액(백만원)



애호박(20개)

산지별 거래물량(톤)



출하산지(개소)

15

출하건수(천건)

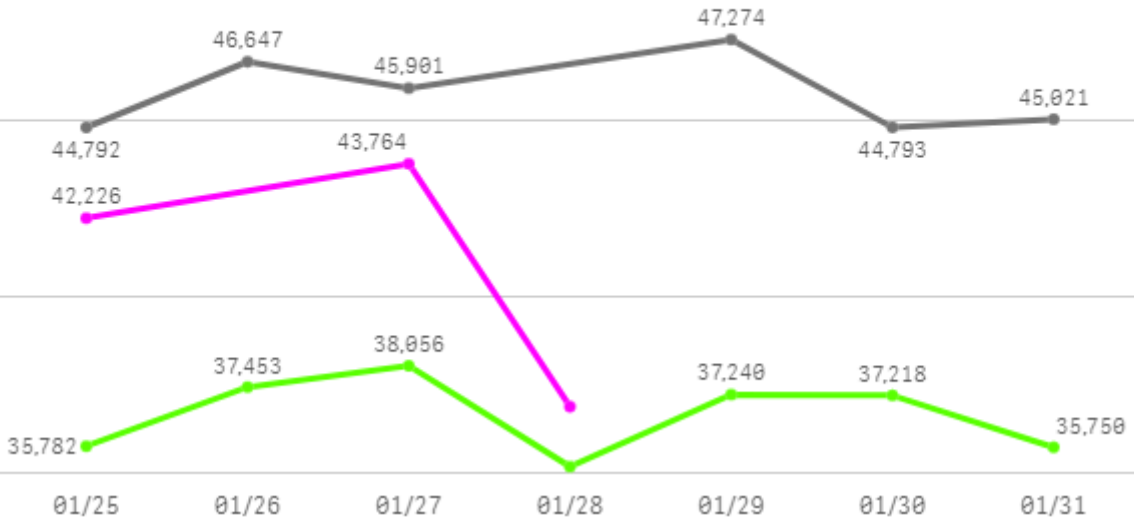
3

산지별 주출하 시군구



주간 도매가격(원)

● 2025 ● 2024 ● 평년



구분	금주(A)	전주(B)	전월(C)	전년(D)	평년(E)	A/B	A/C	A/D	A/E
가격(원)	40,963	42,798	29,734	45,738	38,322	95.7%	137.8%	89.6%	106.9%

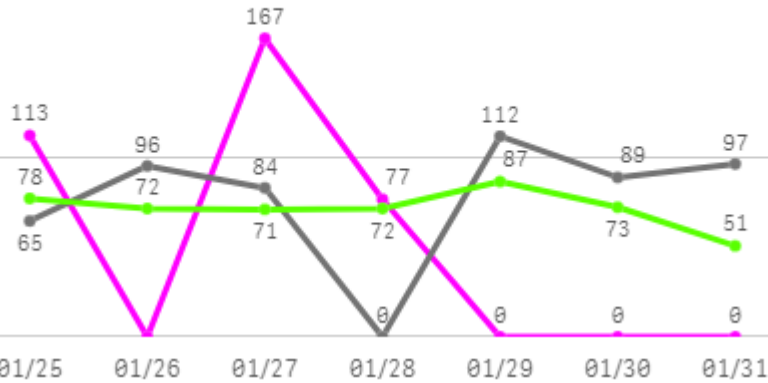
□ 애호박(20개) 주간 가격

구분	Q	품종	Q	단량	Q	특	상	보통	하
2025-01-25		애호박		20개		46,425	42,226	37,988	27,658
2025-01-27		애호박		20개		47,283	43,764	39,164	26,821
2025-01-28		애호박		20개		39,135	36,899	33,567	21,419
평균						44,281	40,963	36,906	25,299

토마토

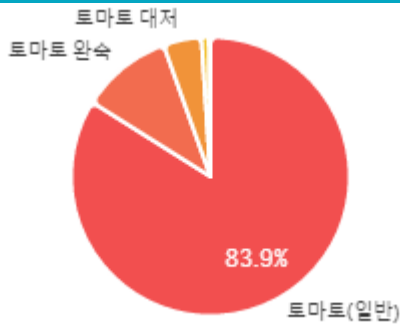
주간 반입량(톤)

◆ 2025 ● 2024 ▲ 평년

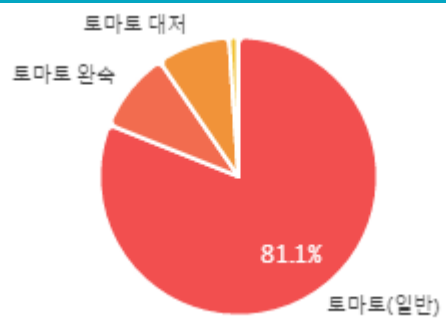


구분	금주(A)	전주(B)	전월(C)	전년(D)	평년(E)	A/B	A/C	A/D	A/E
물량(톤)	357	612	623	543	501	58.4%	57.4%	65.8%	71.3%

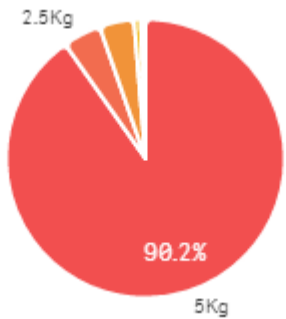
출하 품종별 거래물량 구성비



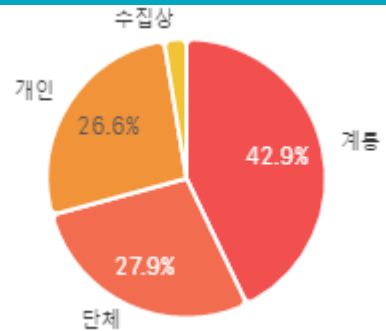
출하 품종별 거래금액 구성비



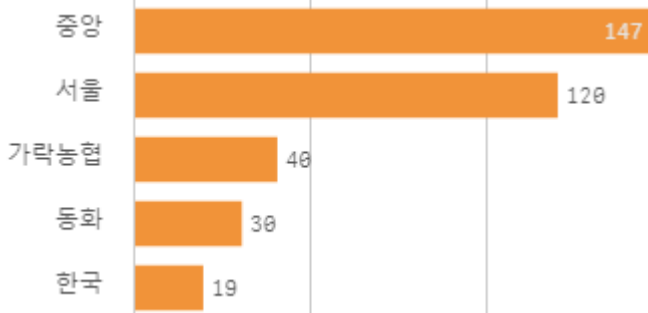
거래 단량별 물량 구성비



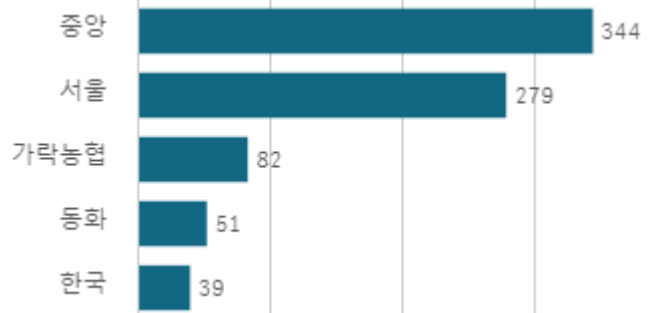
출하자별 거래물량 구성비



도매시장 법인별 거래물량(톤)

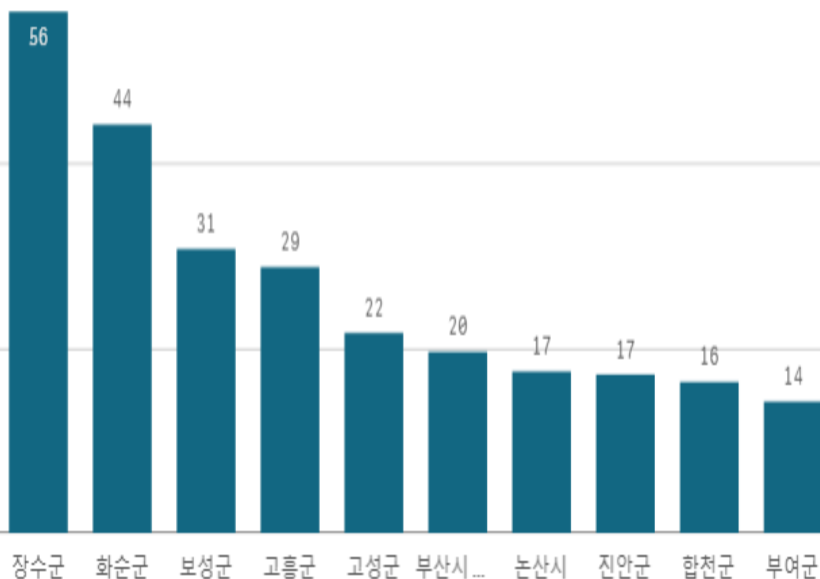


도매시장 법인별 거래금액(백만원)



토마토(5Kg)

산지별 거래물량(톤)



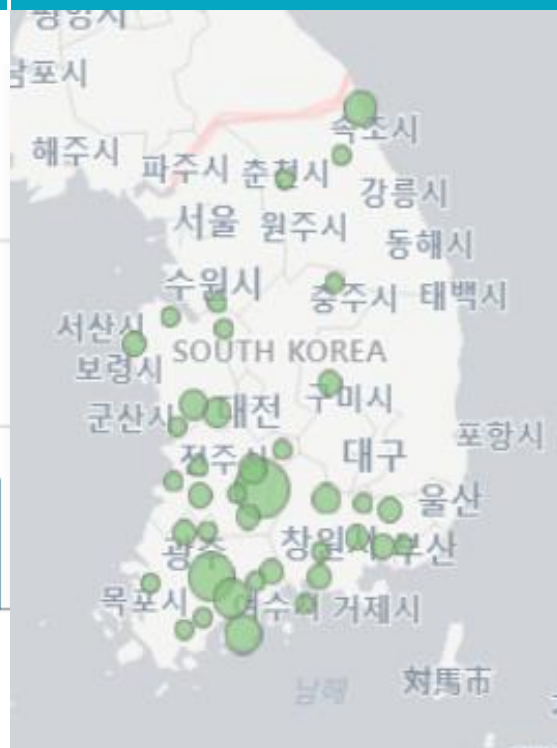
출하산지(개소)

40

출하전수(천건)

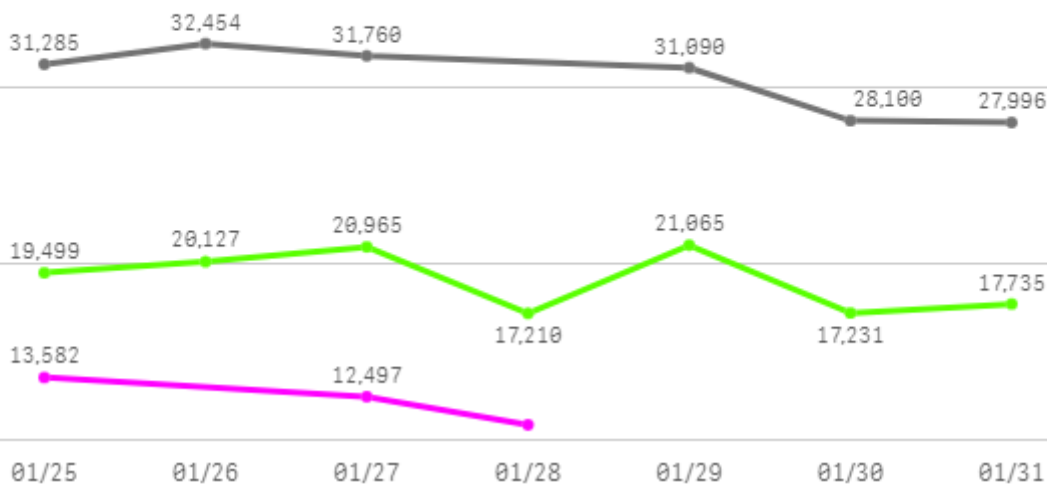
3

산지별 주출하 시군구



주간 도매가격(원)

◆ 2025 ● 2024 ◆ 평년



구분	금주(A)	전주(B)	전월(C)	전년(D)	평년(E)	A/B	A/C	A/D	A/E
가격(원)	12,329	16,130	15,852	30,448	19,369	76.4%	77.8%	40.5%	63.7%

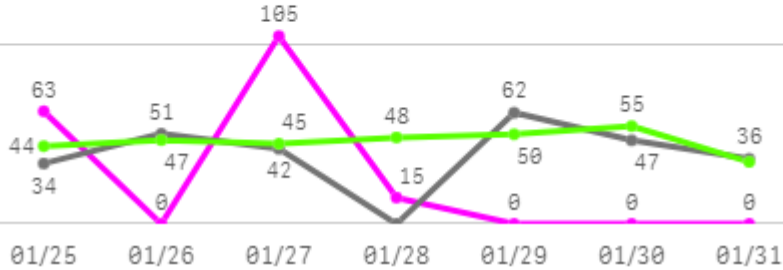
□ 토마토(5Kg) 주간 가격

구분	Q	품종	Q	단량	Q	특	상	보통	하
2025-01-25		토마토		5Kg		15,000	13,582	12,292	9,039
2025-01-27		토마토		5Kg		14,909	12,497	10,594	7,453
2025-01-28		토마토		5Kg		12,017	10,907	9,569	6,192
평균						13,975	12,329	10,818	7,561

방울토마토

주간 반입량(톤)

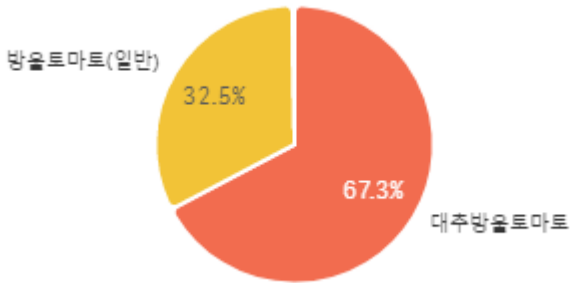
◆ 2025 ● 2024 ▲ 평년



구분	금주(A)	전주(B)	전월(C)	전년(D)	평년(E)	A/B	A/C	A/D	A/E
물량(톤)	183	347	332	272	308	52.8%	55.2%	67.3%	59.4%

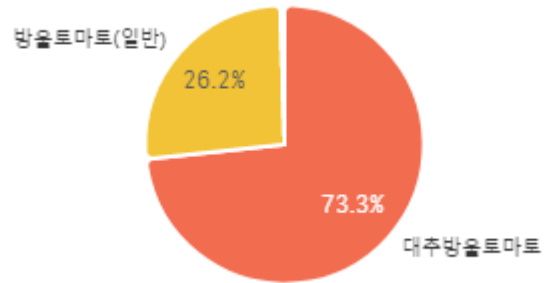
출하 품종별 거래물량 구성비

송이토마토

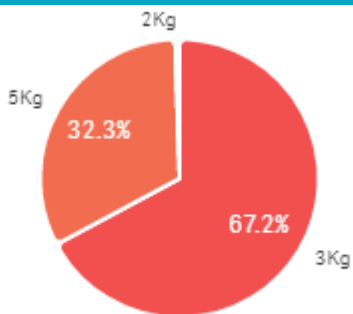


출하 품종별 거래금액 구성비

송이토마토

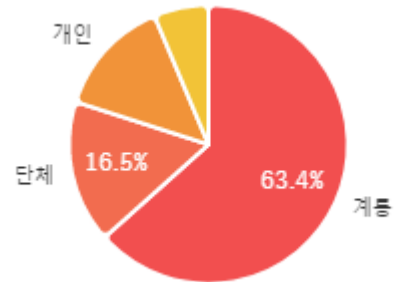


거래 단량별 물량 구성비

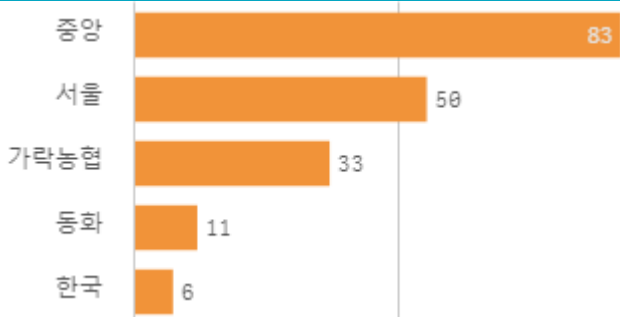


출하자별 거래물량 구성비

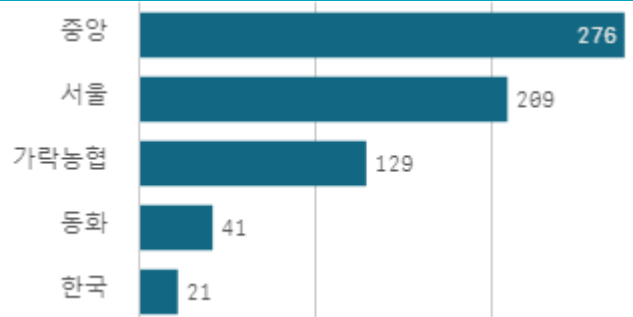
수집상



도매시장 법인별 거래물량(톤)

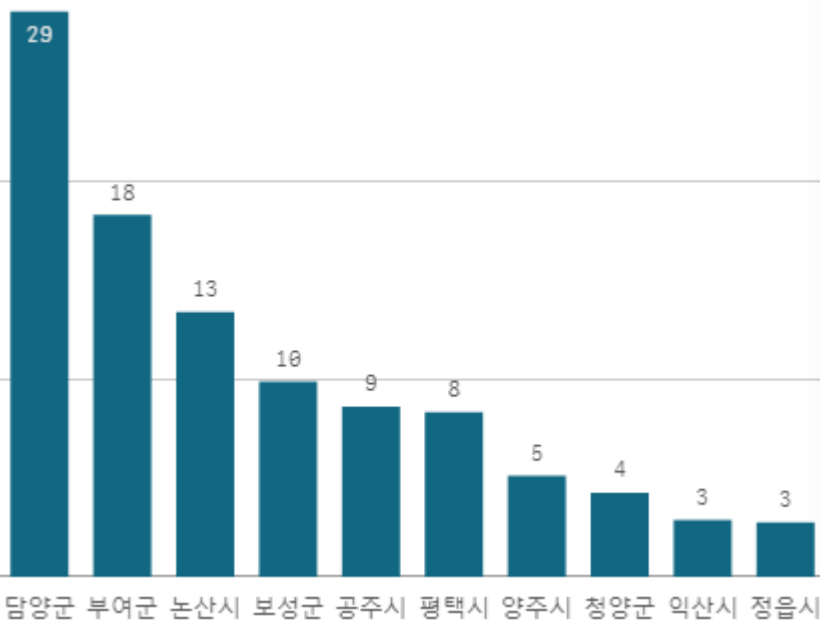


도매시장 법인별 거래금액(백만원)



대추방울토마토(3Kg)

산지별 거래물량(톤)



출하산지(개소)

33

출하건수(천건)

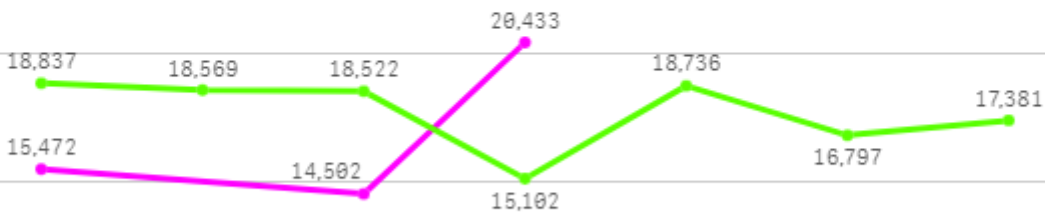
1

산지별 주출하 시군구



주간 도매가격(원)

2025 (pink line), 2024 (grey line), 평년 (green line)



01/25 01/26 01/27 01/28 01/29 01/30 01/31

구분	금주(A)	전주(B)	전월(C)	전년(D)	평년(E)	A/B	A/C	A/D	A/E
가격(원)	16,802	19,692	20,960	27,945	18,319	85.3%	80.2%	60.1%	91.7%

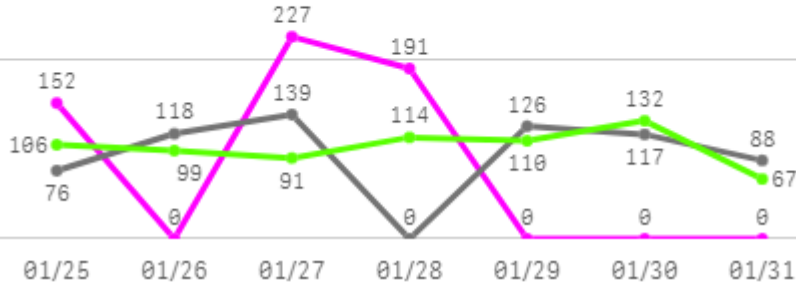
□ 대추방울토마토(3Kg) 주간 가격

구분	Q	품종	Q	단량	Q	특	상	보통	하
2025-01-25		대추방울토마토		3Kg		18,318	15,472	11,784	7,342
2025-01-27		대추방울토마토		3Kg		17,324	14,502	10,886	6,505
2025-01-28		대추방울토마토		3Kg		25,494	20,433	12,991	6,332
평균						20,379	16,802	11,887	6,726

딸기

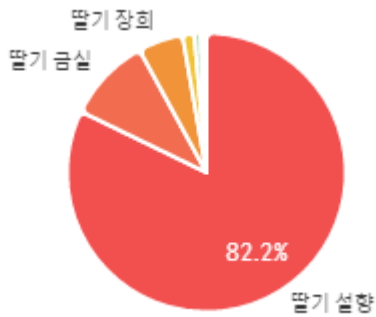
주간 반입량(톤)

◆ 2025 ● 2024 ▲ 평년

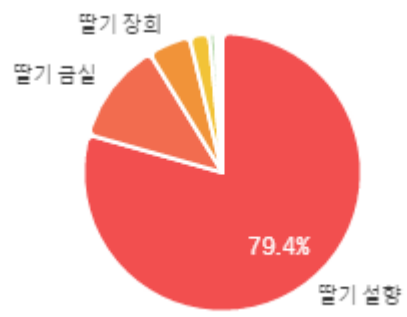


구분	금주(A)	전주(B)	전월(C)	전년(D)	평년(E)	A/B	A/C	A/D	A/E
물량(톤)	570	882	848	665	724	64.6%	67.2%	85.7%	78.7%

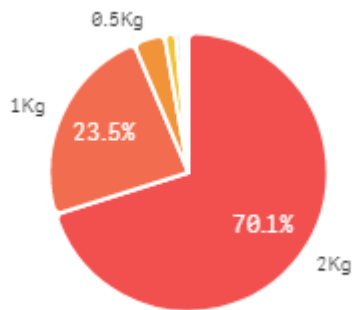
출하 품종별 거래물량 구성비



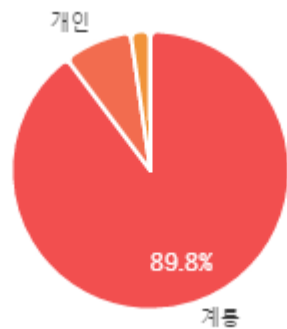
출하 품종별 거래금액 구성비



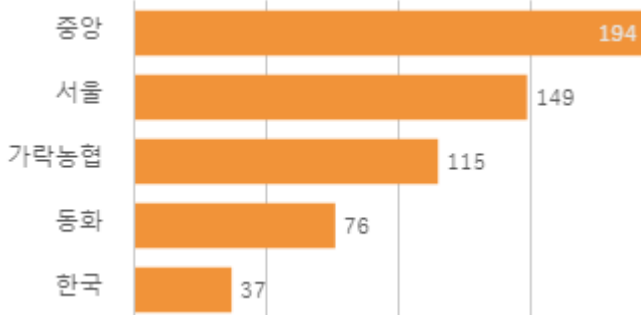
거래 단량별 물량 구성비



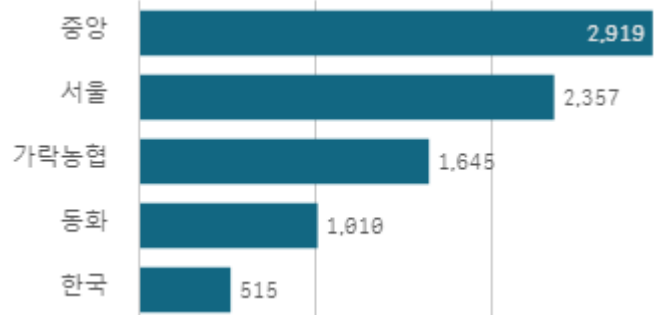
출하자별 거래물량 구성비



도매시장 법인별 거래물량(톤)

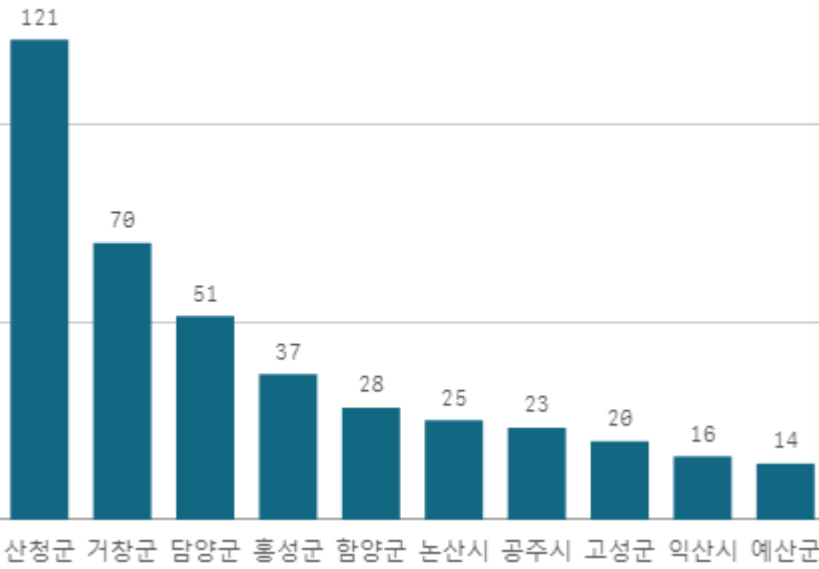


도매시장 법인별 거래금액(백만원)



딸기 설향(2Kg)

산지별 거래물량(톤)



출하산지(개소)

30

출하건수(천건)

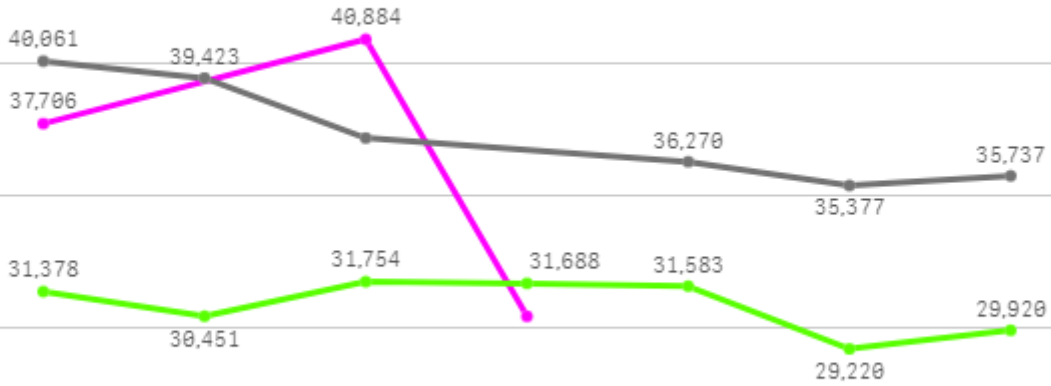
12

산지별 주출하 시군구



주간 도매가격(원)

◆ 2025 ● 2024 ◆ 평년



01/25 01/26 01/27 01/28 01/29 01/30 01/31

구분	금주(A)	전주(B)	전월(C)	전년(D)	평년(E)	A/B	A/C	A/D	A/E
가격(원)	36,346	28,409	40,395	37,339	32,811	127.9%	90.0%	97.3%	110.8%

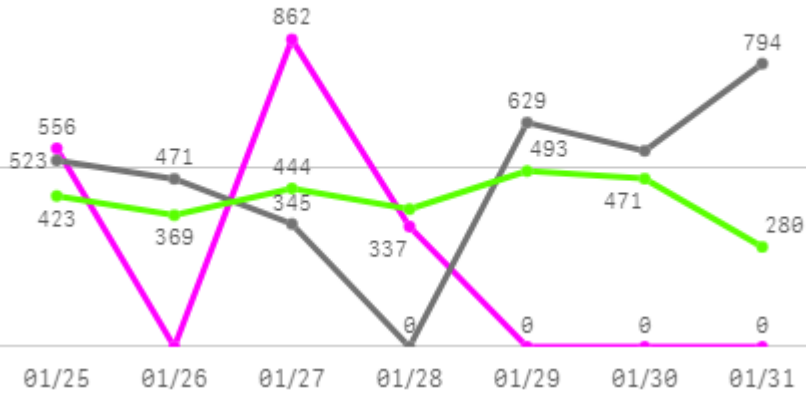
□ 딸기 설향(2Kg) 주간 가격

구분	Q	품종	Q	단량	Q	특	상	보통	하
2025-01-25		딸기 설향		2Kg		43,117	37,706	29,302	16,598
2025-01-27		딸기 설향		2Kg		46,391	40,884	32,471	18,014
2025-01-28		딸기 설향		2Kg		37,587	30,447	21,890	11,026
평균						42,365	36,346	27,888	15,213

무

주간 반입량(톤)

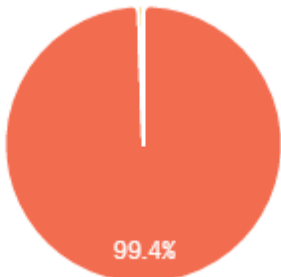
◆ 2025 ● 2024 ▲ 평년



구분	금주(A)	전주(B)	전월(C)	전년(D)	평년(E)	A/B	A/C	A/D	A/E
물량(톤)	1,755	4,576	3,134	3,310	2,790	38.4%	56.0%	53.0%	62.9%

출하 품종별 거래물량 구성비

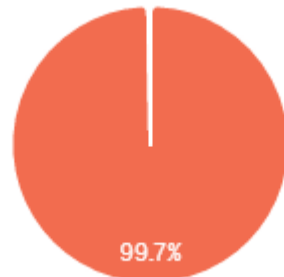
김장무



월동무

출하 품종별 거래금액 구성비

김장무



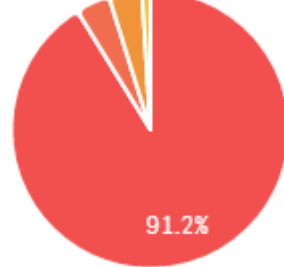
월동무

거래 단량별 물량 구성비

20Kg
100.0%


출하자별 거래물량 구성비

단체



계통

도매시장 법인별 거래물량(톤)

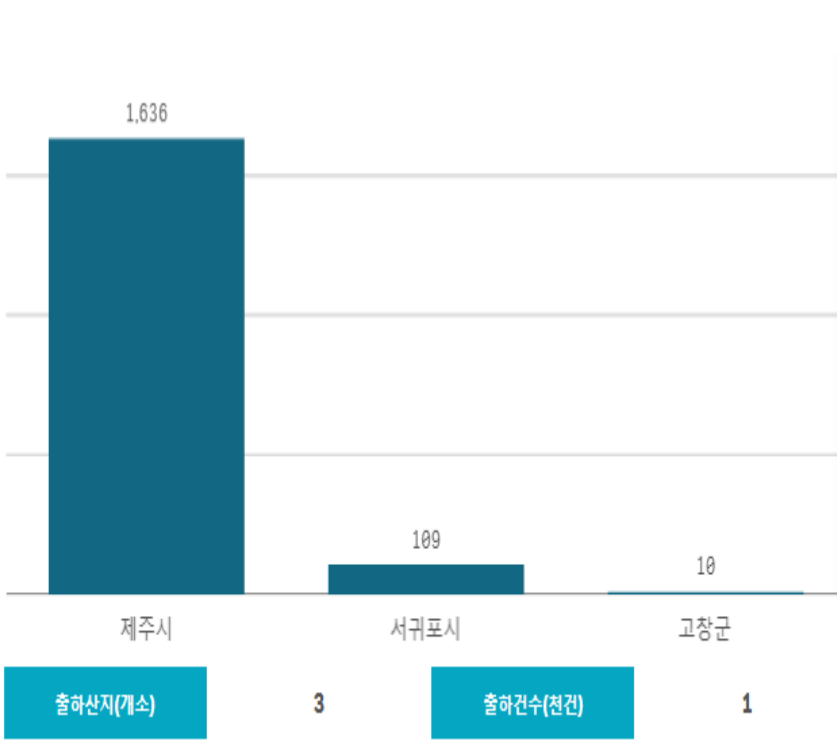


도매시장 법인별 거래금액(백만원)



무(20Kg)

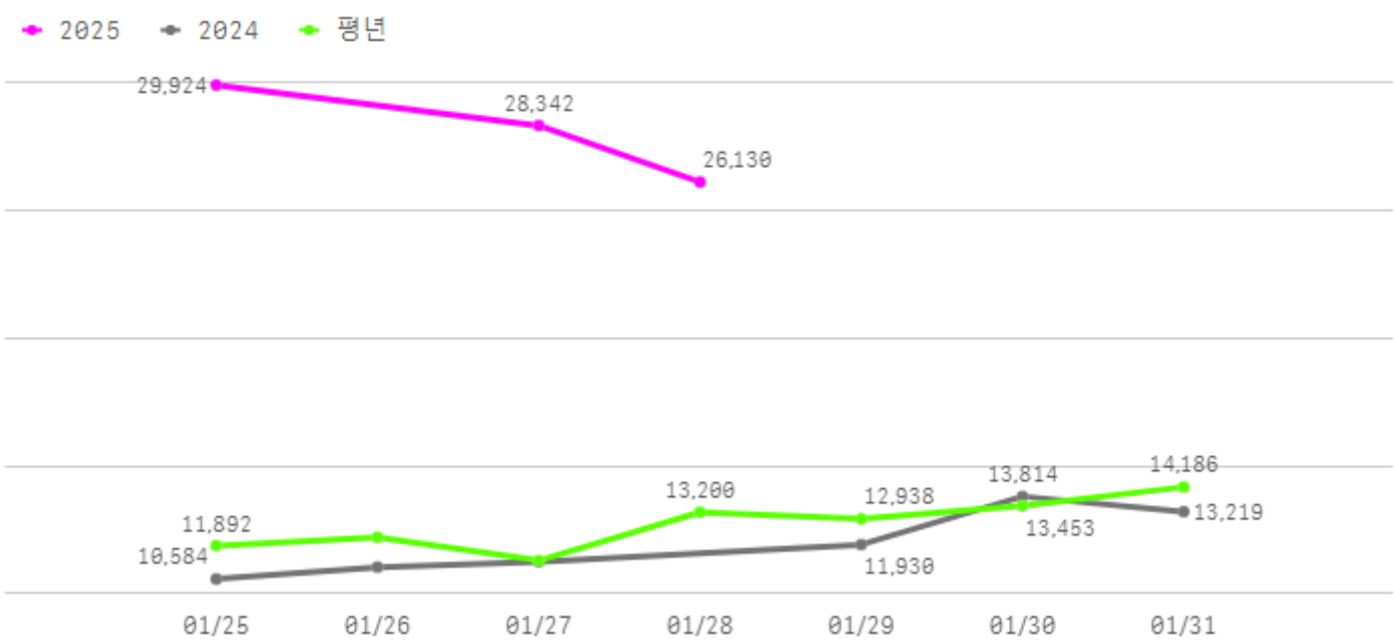
산지별 거래물량(톤)



산지별 주출하 시군구



주간 도매가격(원)



구분	금주(A)	전주(B)	전월(C)	전년(D)	평년(E)	A/B	A/C	A/D	A/E
가격(원)	28,132	23,685	23,219	11,975	14,093	118.8%	121.2%	234.9%	199.6%

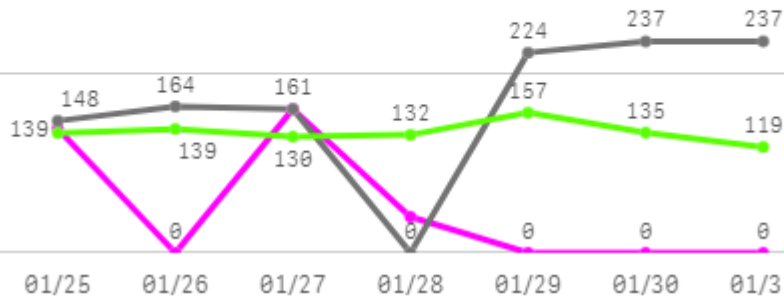
□ 무(20Kg) 주간 가격

구분	Q	품종	Q	단량	Q	특	상	보통	하
2025-01-25		무		20Kg		31,920	29,924	25,325	15,800
2025-01-27		무		20Kg		31,016	28,342	22,545	12,749
2025-01-28		무		20Kg		28,205	26,130	18,314	9,260
평균						30,380	28,132	22,061	12,603

당근

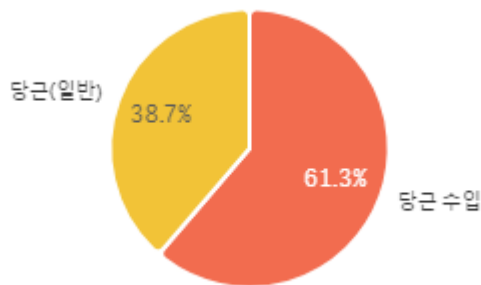
주간 반입량(톤)

◆ 2025 ● 2024 ▲ 평년

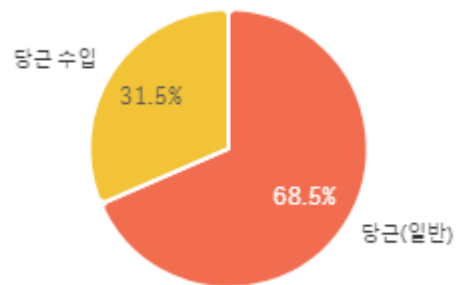


구분	금주(A)	전주(B)	전월(C)	전년(D)	평년(E)	A/B	A/C	A/D	A/E
물량(톤)	341	1,142	739	1,172	922	29.9%	46.2%	29.1%	37.0%

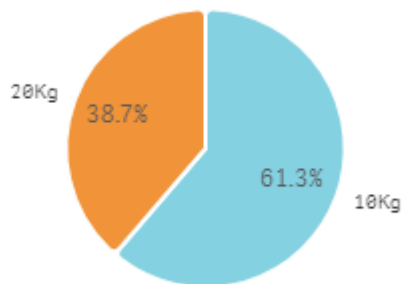
출하 품종별 거래물량 구성비



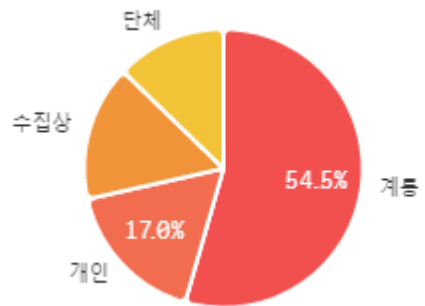
출하 품종별 거래금액 구성비



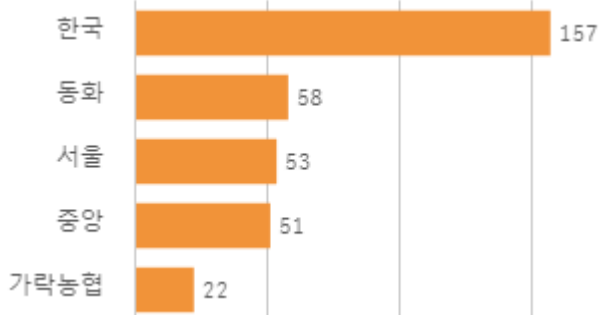
거래 단량별 물량 구성비



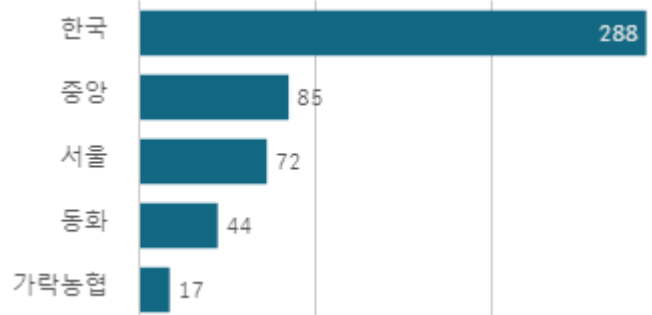
출하자별 거래물량 구성비



도매시장 법인별 거래물량(톤)

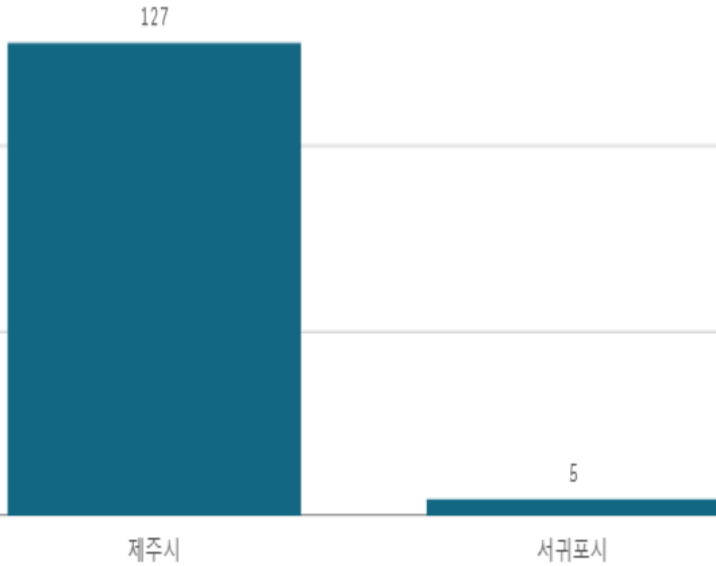


도매시장 법인별 거래금액(백만원)



당근(20Kg)

산지별 거래물량(톤)



출하산지(개소)

2

출하건수(전건)

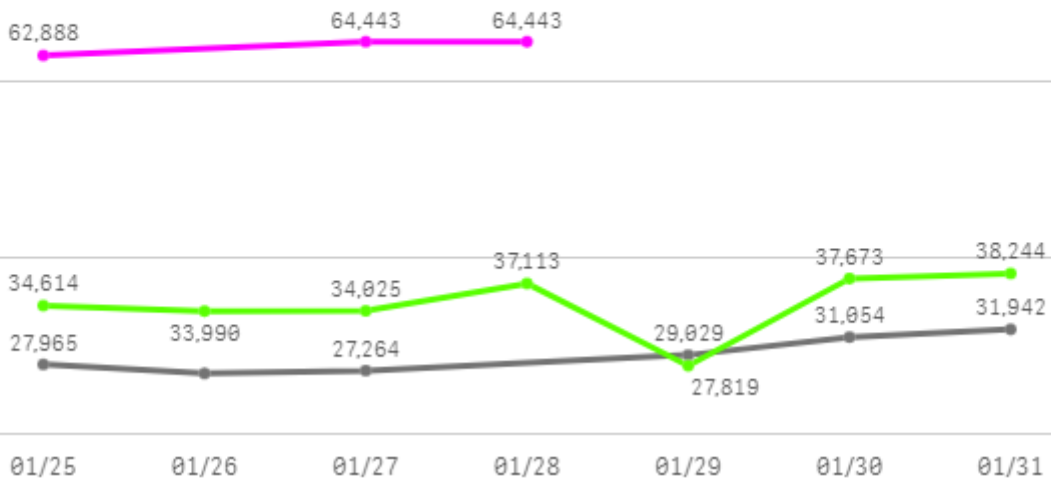
0

산지별 주출하 시군구



주간 도매가격(원)

◆ 2025 ◀ 2024 ◆ 평년



구분	금주(A)	전주(B)	전월(C)	전년(D)	평년(E)	A/B	A/C	A/D	A/E
가격(원)	63,925	58,833	64,596	29,034	37,763	108.7%	99.0%	220.2%	169.3%

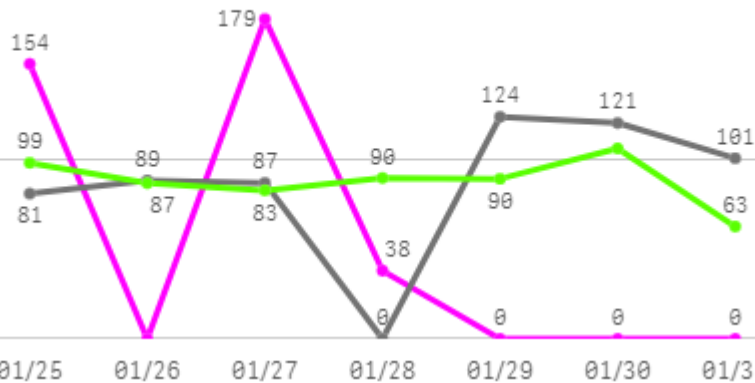
□ 당근(20Kg) 주간 가격

구분	Q	품종	Q	단량	Q	특	상	보통	하
2025-01-25		당근		20Kg		70,287	62,888	48,913	37,497
2025-01-27		당근		20Kg		72,309	64,443	51,340	36,728
2025-01-28		당근		20Kg		72,309	64,443	51,340	36,728
평균						71,635	63,925	50,531	36,984

생고추

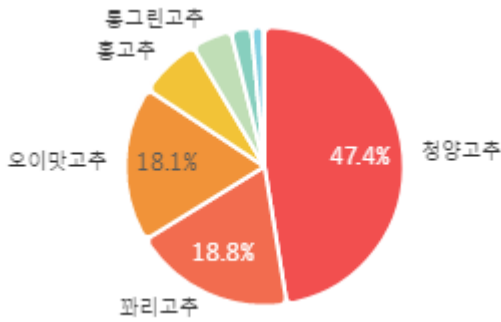
주간 반입량(톤)

◆ 2025 ● 2024 ▲ 평년

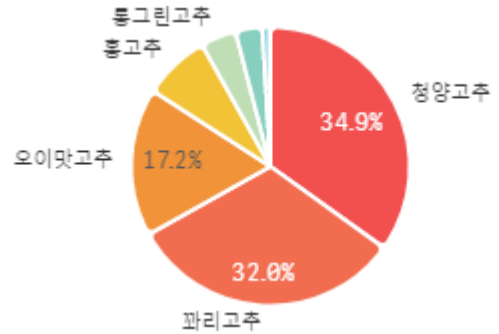


구분	금주(A)	전주(B)	전월(C)	전년(D)	평년(E)	A/B	A/C	A/D	A/E
물량(톤)	372	815	736	605	611	45.6%	50.5%	61.5%	60.8%

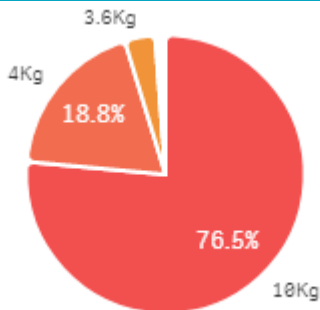
출하 품종별 거래물량 구성비



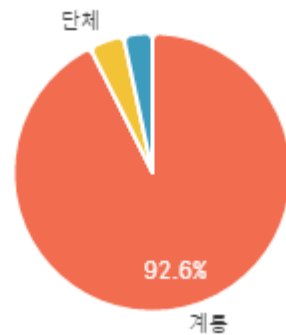
출하 품종별 거래금액 구성비



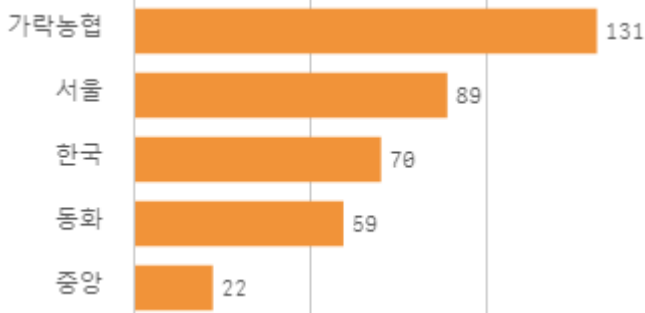
거래 단량별 물량 구성비



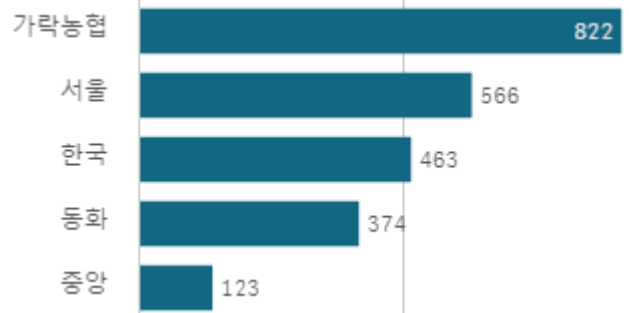
출하자별 거래물량 구성비



도매시장 법인별 거래물량(톤)

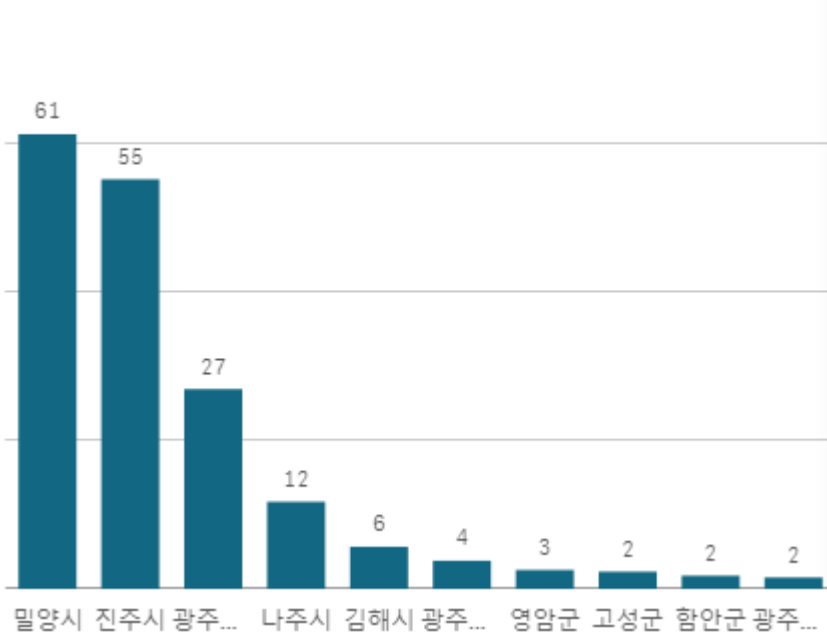


도매시장 법인별 거래금액(백만원)



청양고추(10Kg)

산지별 거래물량(톤)



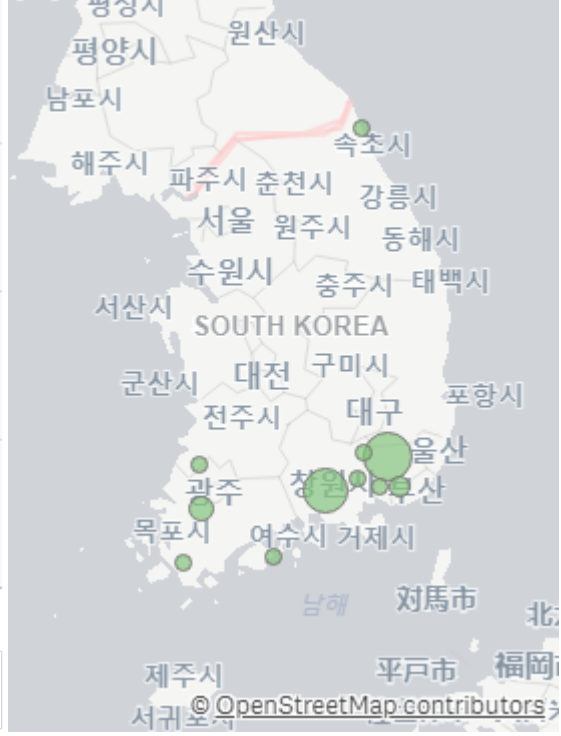
출하산지(개소)

14

출하건수(천건)

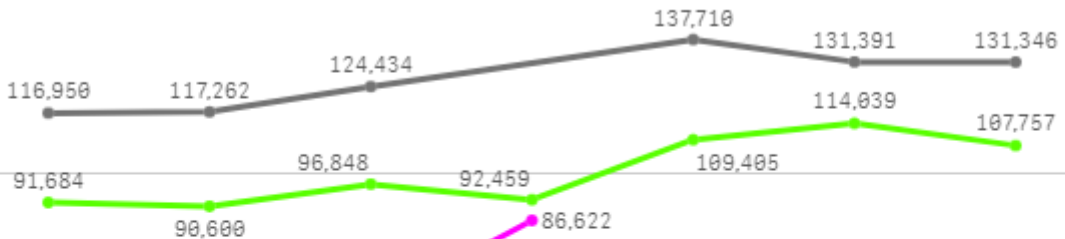
2

산지별 주출하 시군구



주간 도매가격(원)

◆ 2025 ● 2024 ◆ 평년



01/25 01/26 01/27 01/28 01/29 01/30 01/31

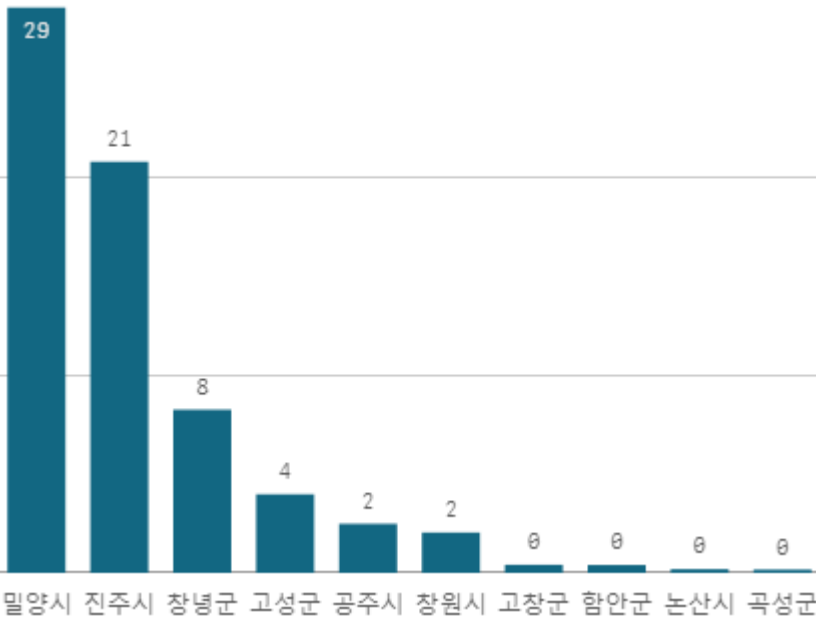
구분	금주(A)	전주(B)	전월(C)	전년(D)	평년(E)	A/B	A/C	A/D	A/E
가격(원)	68,129	61,684	48,926	126,516	98,671	110.4%	139.2%	53.9%	69.0%

□ 청양고추(10Kg) 주간 가격

구분	Q	품종	Q	단량	Q	특	상	보통	하
2025-01-25		청양고추		10Kg		65,470	55,489	41,199	21,274
2025-01-27		청양고추		10Kg		67,326	62,275	48,131	22,738
2025-01-28		청양고추		10Kg		95,638	86,622	67,669	39,075
평균						76,145	68,129	52,333	27,696

오이맛고추(10Kg)

산지별 거래물량(톤)



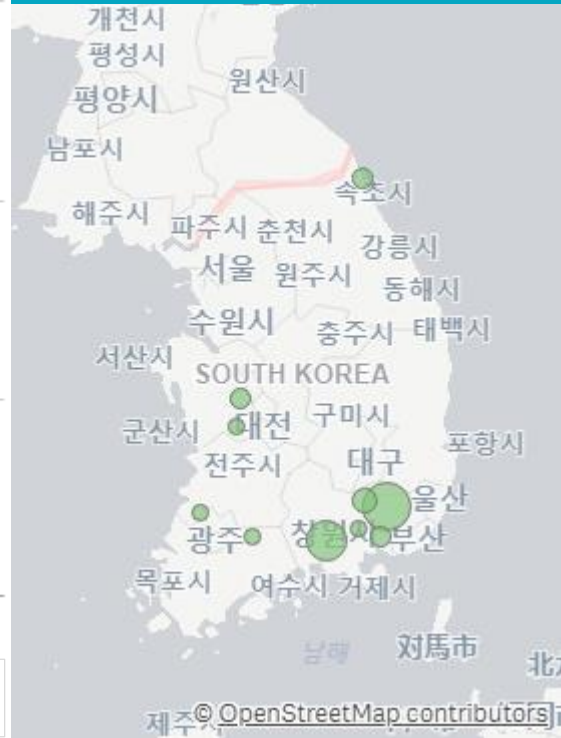
출하산지(개소)

10

출하건수(천건)

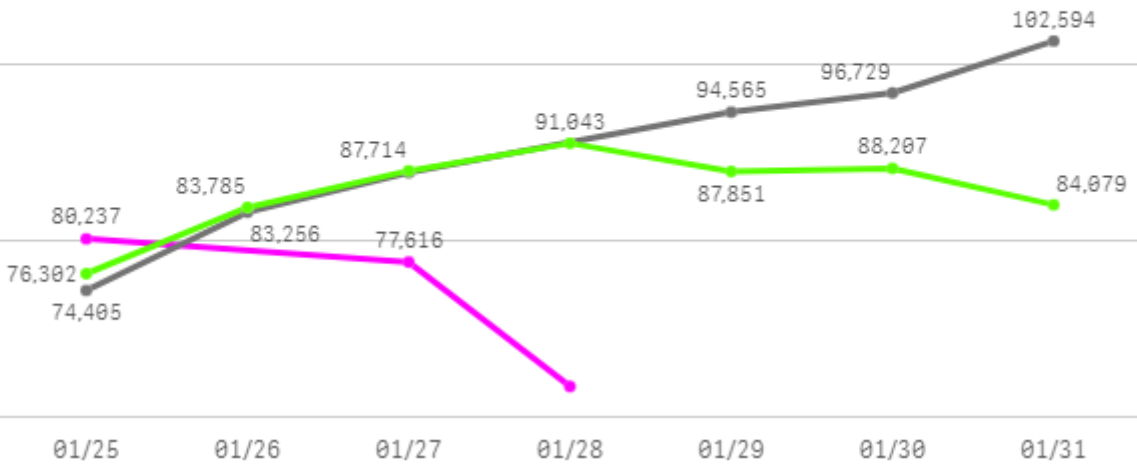
1

산지별 주출하 시군구



주간 도매가격(원)

◆ 2025 ● 2024 ◆ 평년



구분	금주(A)	전주(B)	전월(C)	전년(D)	평년(E)	A/B	A/C	A/D	A/E
가격(원)	73,802	86,300	41,314	89,877	84,296	85.5%	178.6%	82.1%	87.6%

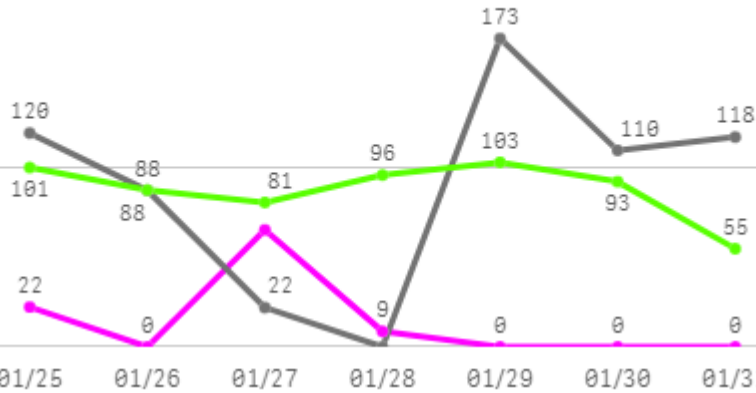
□ 오이맛고추(10Kg) 주간 가격

구분	Q	품종	Q	단량	Q	특	상	보통	하
2025-01-25		오이맛고추		10Kg		91,783	80,237	59,109	26,731
2025-01-27		오이맛고추		10Kg		91,432	77,616	55,172	23,444
2025-01-28		오이맛고추		10Kg		76,750	63,554	38,673	16,787
평균						86,655	73,802	50,985	22,321

마늘

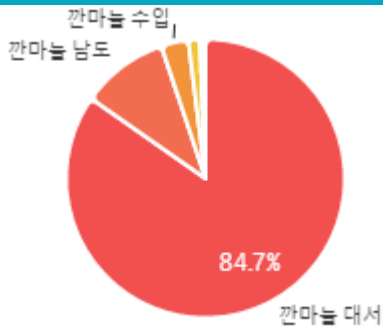
주간 반입량(톤)

◆ 2025 ● 2024 ▲ 평년

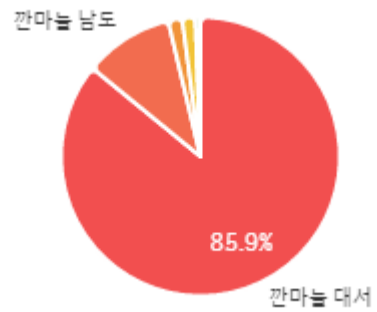


구분	금주(A)	전주(B)	전월(C)	전년(D)	평년(E)	A/B	A/C	A/D	A/E
물량(톤)	97	679	666	630	540	14.2%	14.5%	15.3%	17.9%

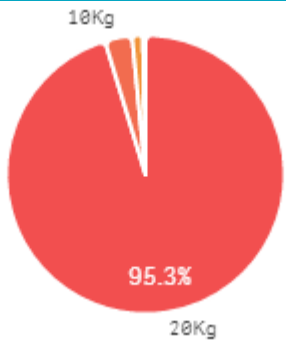
출하 품종별 거래물량 구성비



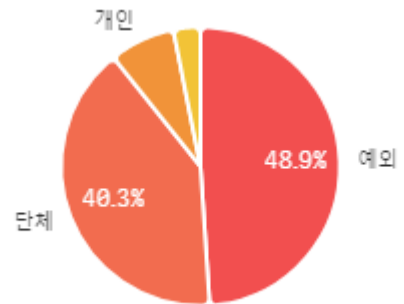
출하 품종별 거래금액 구성비



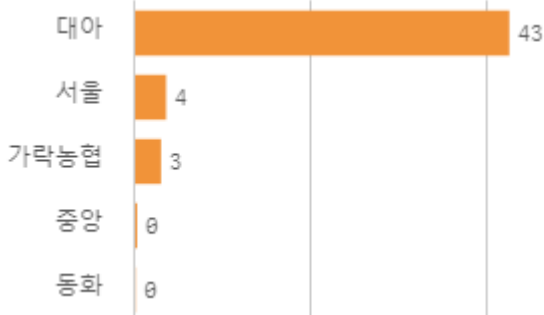
거래 단량별 물량 구성비



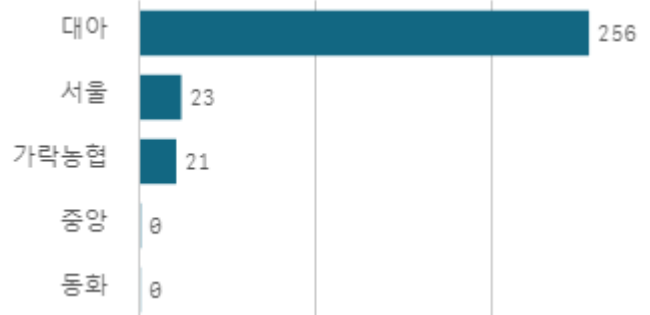
출하자별 거래물량 구성비



도매시장 법인별 거래물량(톤)

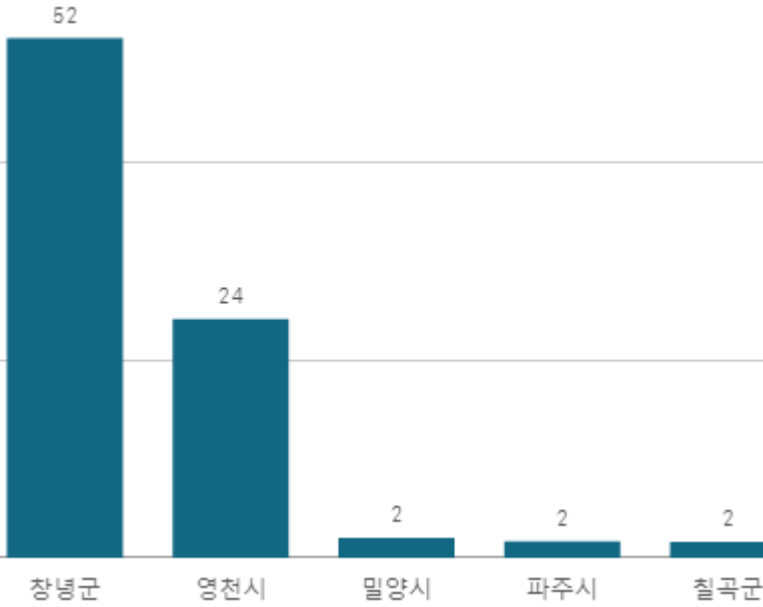


도매시장 법인별 거래금액(백만원)



깎마늘 대서(20Kg)

산지별 거래물량(톤)



출하산지(개소)

5

출하건수(천건)

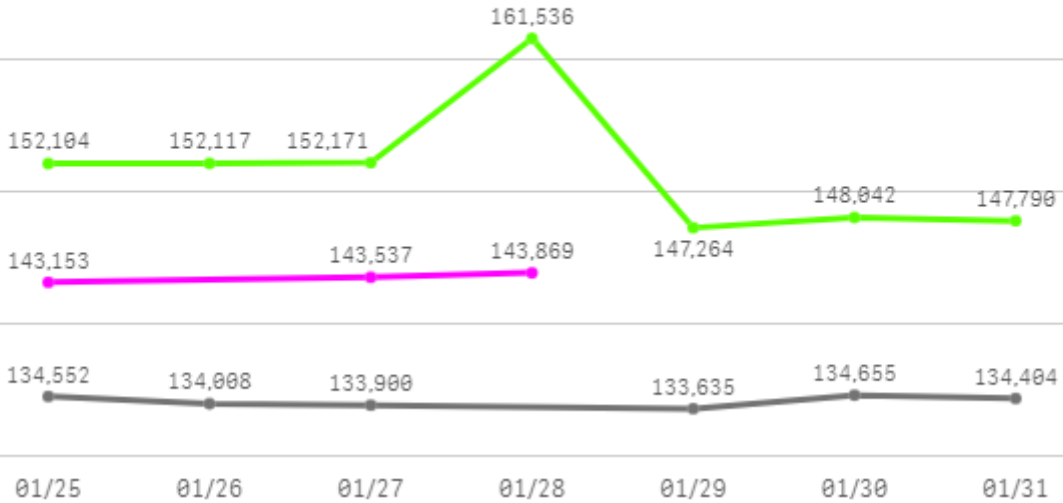
0

산지별 주출하 시군구



주간 도매가격(원)

◆ 2025 ● 2024 ◆ 평년



구분	금주(A)	전주(B)	전월(C)	전년(D)	평년(E)	A/B	A/C	A/D	A/E
가격(원)	143,520	141,973	135,749	134,192	146,369	101.1%	105.7%	107.0%	98.1%

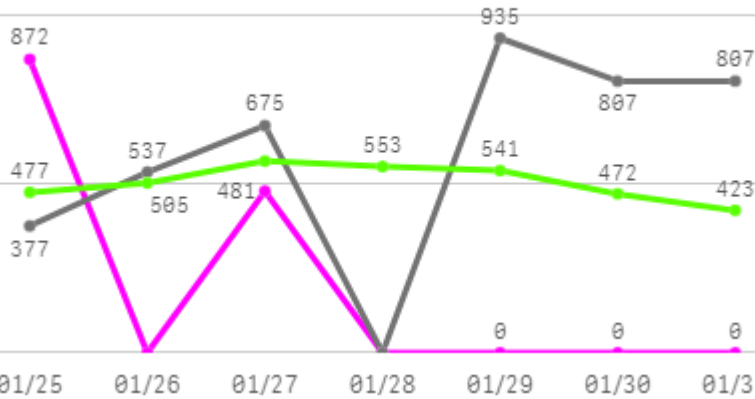
□ 깐마늘 대서(20Kg) 주간 가격

구분	Q	품종	Q	단량	Q	특	상	보통	하
2025-01-25		깐마늘 대서		20Kg		-	143,153	129,348	95,925
2025-01-27		깐마늘 대서		20Kg		-	143,537	130,259	97,256
2025-01-28		깐마늘 대서		20Kg		-	143,869	125,969	95,116
평균						-	143,520	128,525	96,099

양파

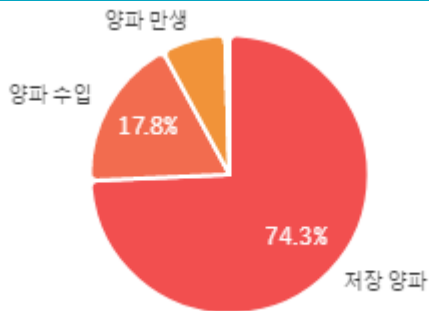
주간 반입량(톤)

◆ 2025 ● 2024 ▲ 평년

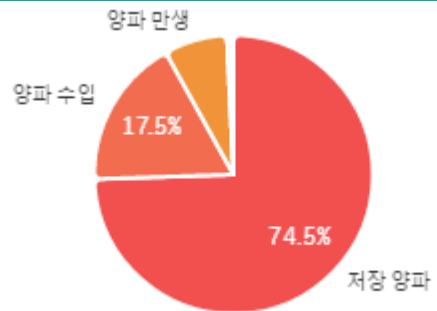


구분	금주(A)	전주(B)	전월(C)	전년(D)	평년(E)	A/B	A/C	A/D	A/E
물량(톤)	1,352	4,579	3,694	4,138	3,350	29.5%	36.6%	32.7%	40.4%

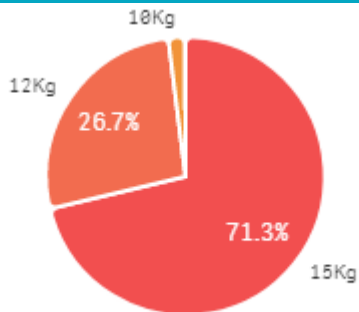
출하 품종별 거래물량 구성비



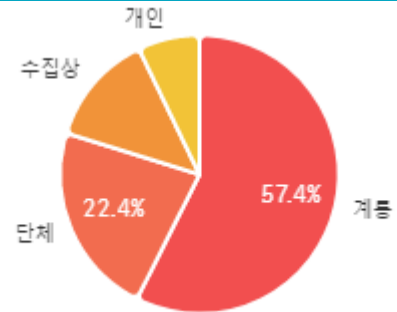
출하 품종별 거래금액 구성비



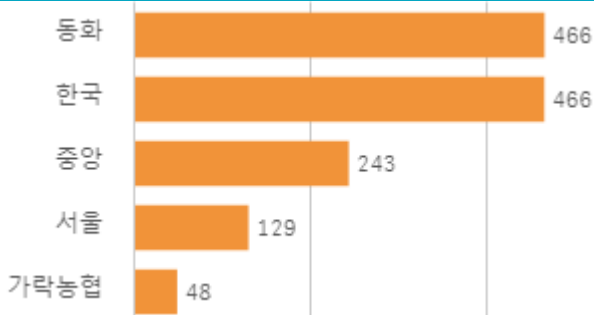
거래 단량별 물량 구성비



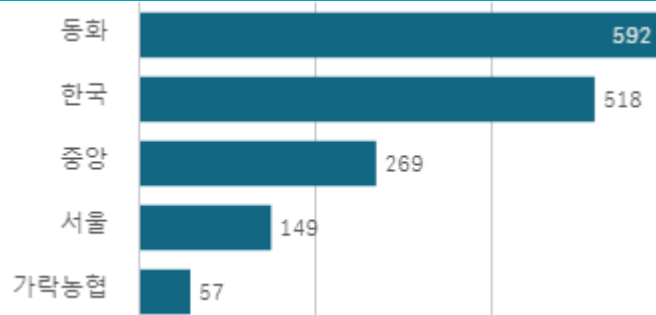
출하자별 거래물량 구성비



도매시장 법인별 거래물량(톤)

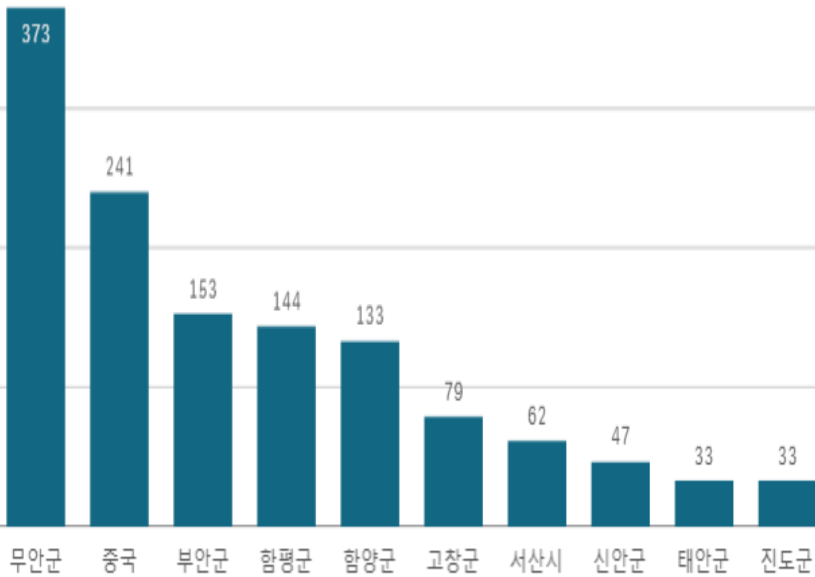


도매시장 법인별 거래금액(백만원)



양파(1Kg)

산지별 거래물량(톤)



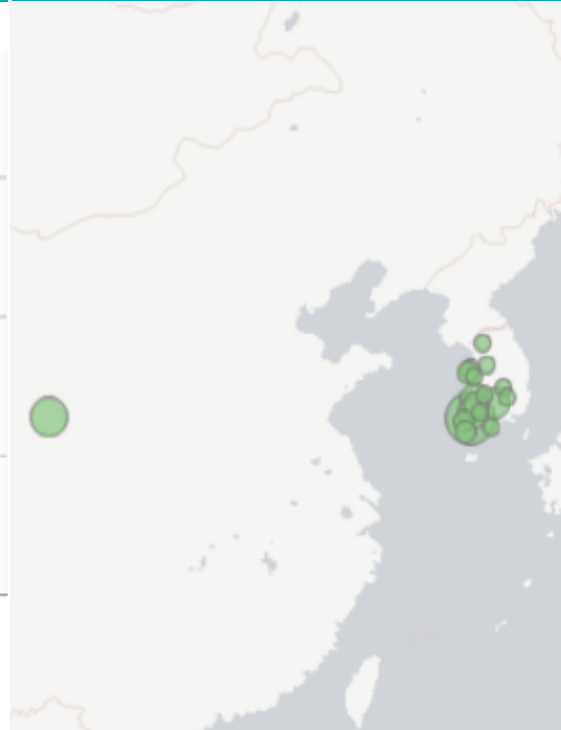
출하산지(개소)

18

출하건수(천건)

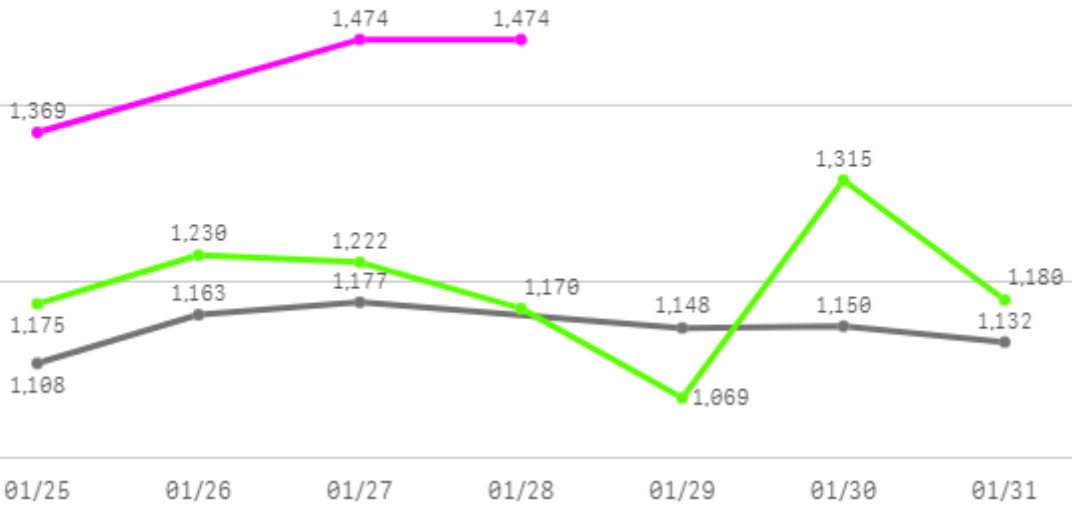
1

산지별 주출하 시군구



주간 도매가격(원)

◆ 2025 ● 2024 ◆ 평년



구분	금주(A)	전주(B)	전월(C)	전년(D)	평년(E)	A/B	A/C	A/D	A/E
가격(원)	1,439	1,398	1,309	1,146	1,265	103.0%	110.0%	125.5%	113.8%

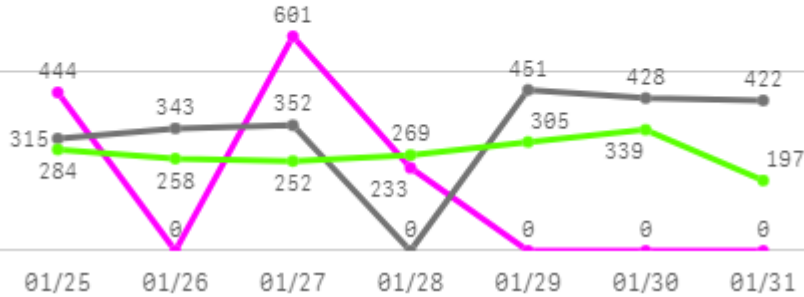
□ 양파(1Kg) 주간 가격

구분	Q	품종	Q	단량	Q	특	상	보통	하
2025-01-25		양파		1Kg		1,566	1,369	1,175	542
2025-01-27		양파		1Kg		1,656	1,474	1,290	694
2025-01-28		양파		1Kg		1,656	1,474	1,290	694
평균						1,626	1,439	1,252	643

대파

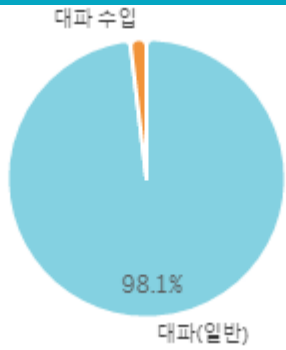
주간 반입량(톤)

◆ 2025 ● 2024 ▲ 평년

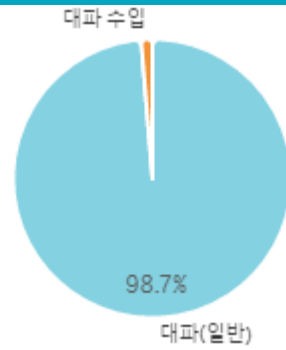


구분	금주(A)	전주(B)	전월(C)	전년(D)	평년(E)	A/B	A/C	A/D	A/E
물량(톤)	1,278	2,458	2,145	2,311	1,911	52.0%	59.6%	55.3%	66.9%

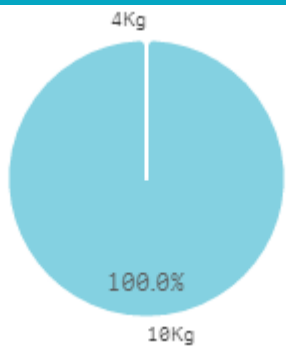
출하 품종별 거래물량 구성비



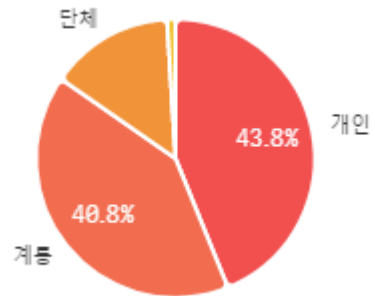
출하 품종별 거래금액 구성비



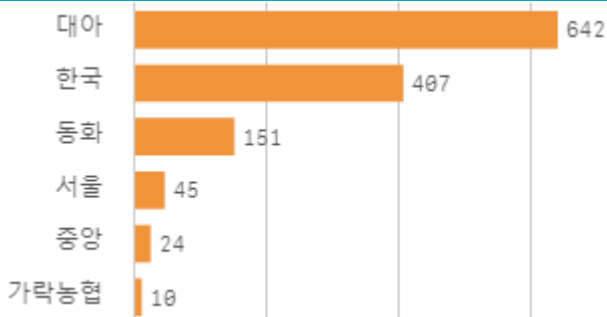
거래 단량별 물량 구성비



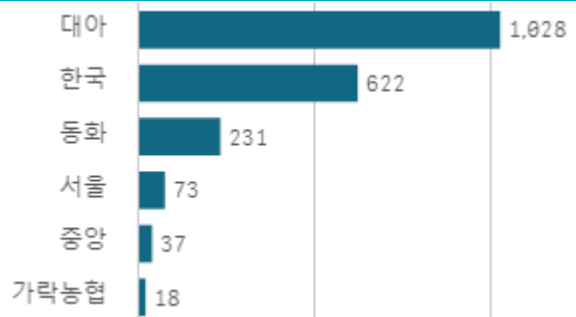
출하자별 거래물량 구성비



도매시장 법인별 거래물량(톤)

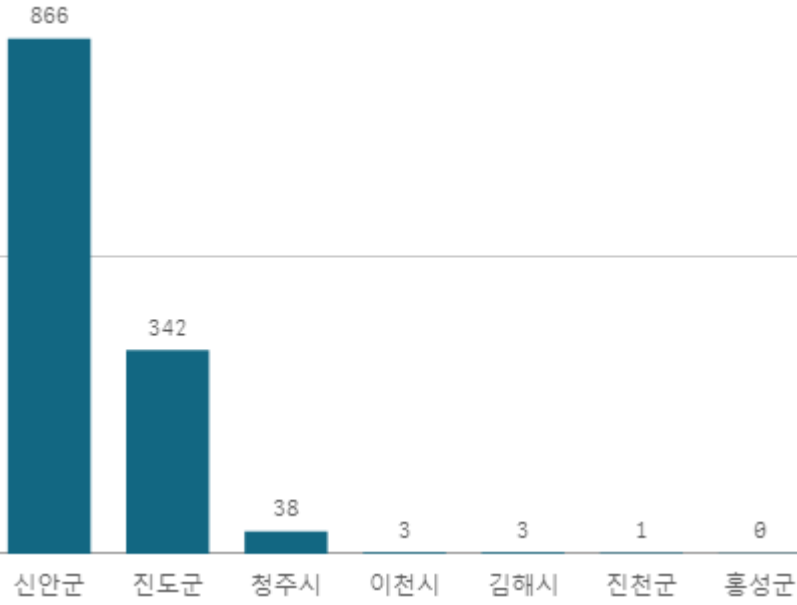


도매시장 법인별 거래금액(백만원)



대파(일반)(1Kg)

산지별 거래물량(톤)



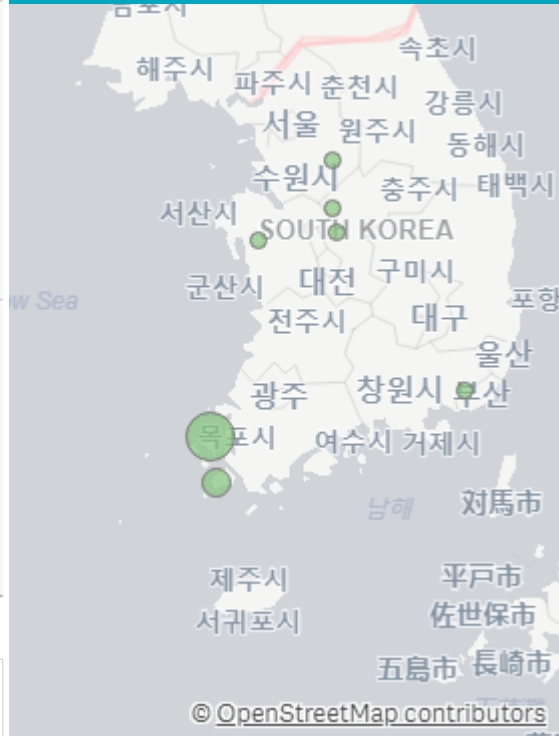
출하산지(개소)

7

출하건수(천건)

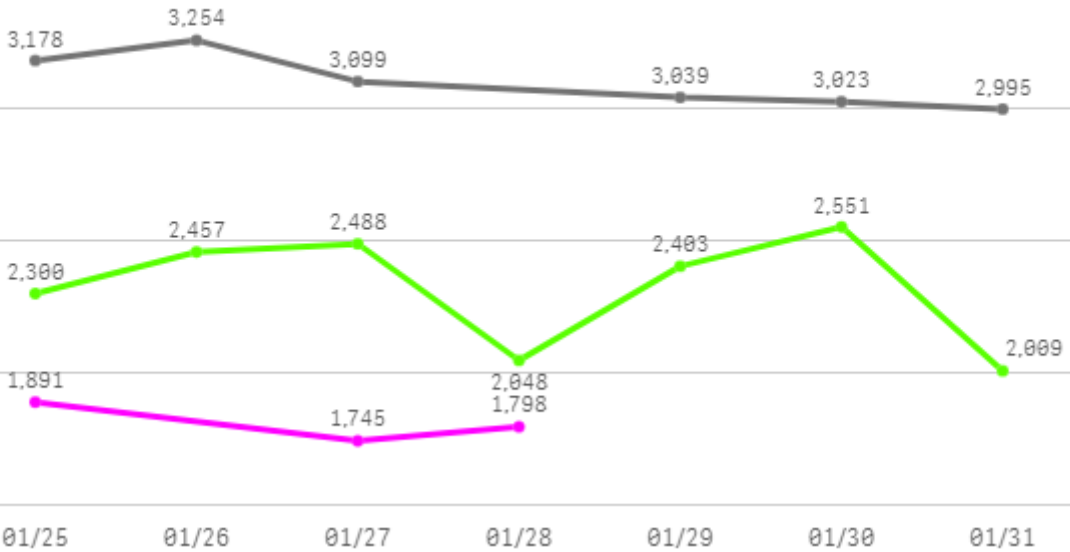
1

산지별 주출하 시군구



주간 도매가격(원)

◆ 2025 ● 2024 ◆ 평년



구분	금주(A)	전주(B)	전월(C)	전년(D)	평년(E)	A/B	A/C	A/D	A/E
가격(원)	1,811	1,788	1,905	3,098	2,504	101.3%	95.1%	58.5%	72.3%

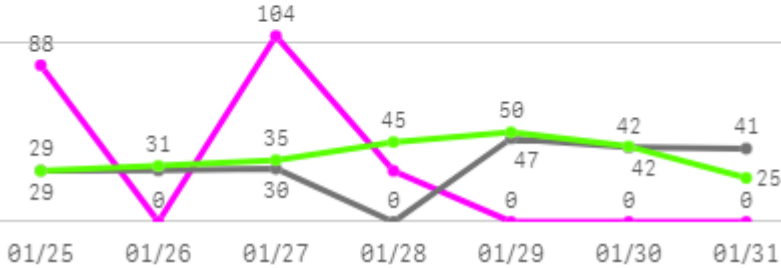
□ 대파(일반)(1Kg) 주간 가격

구분	Q	품종	Q	단량	Q	특	상	보통	하
2025-01-25		대파(일반)		1Kg		2,172	1,891	1,653	1,281
2025-01-27		대파(일반)		1Kg		1,985	1,745	1,478	1,095
2025-01-28		대파(일반)		1Kg		1,976	1,798	1,586	1,255
평균						2,044	1,811	1,572	1,210

쪽파

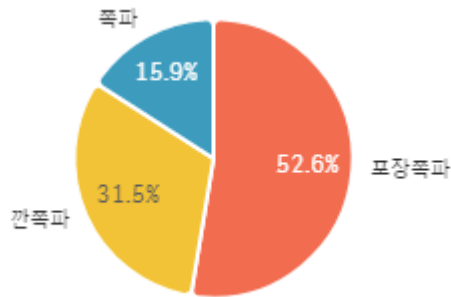
주간 반입량(톤)

◆ 2025 ● 2024 ▲ 평년

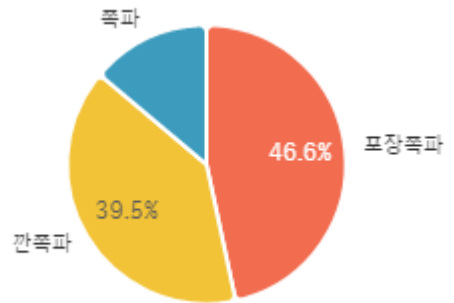


구분	금주(A)	전주(B)	전월(C)	전년(D)	평년(E)	A/B	A/C	A/D	A/E
물량(톤)	221	382	198	217	265	57.8%	111.7%	101.7%	83.2%

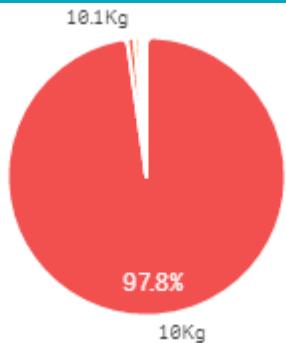
출하 품종별 거래물량 구성비



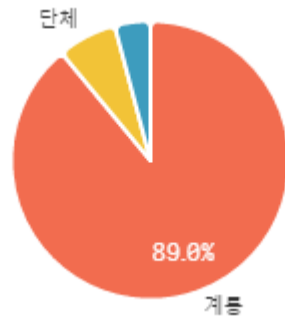
출하 품종별 거래금액 구성비



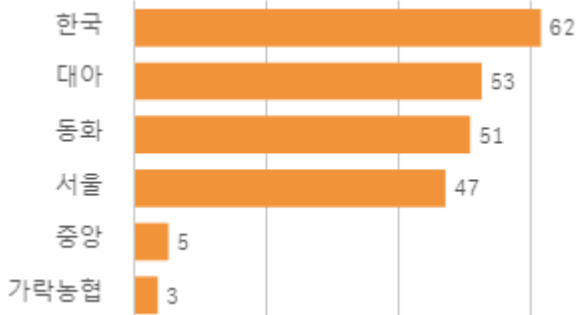
거래 단량별 물량 구성비



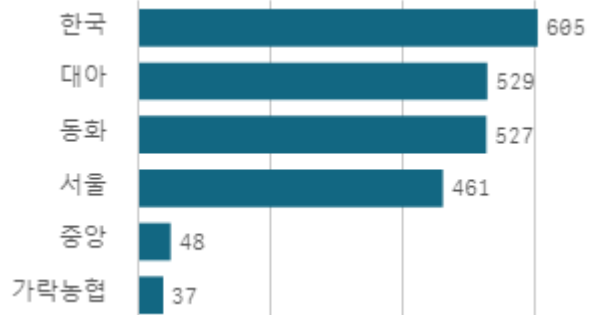
출하자별 거래물량 구성비



도매시장 법인별 거래물량(톤)

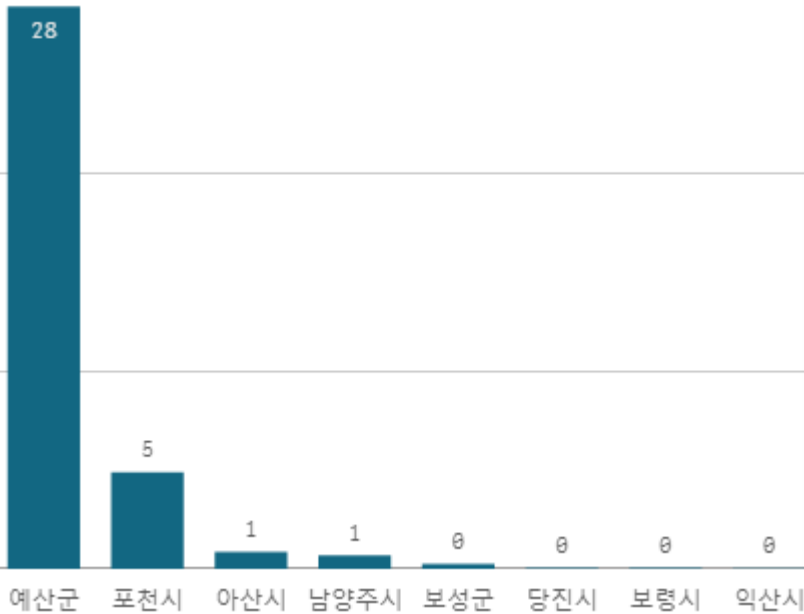


도매시장 법인별 거래금액(백만원)



쪽파(10Kg)

산지별 거래물량(톤)



출하산지(개소)

8

출하건수(천건)

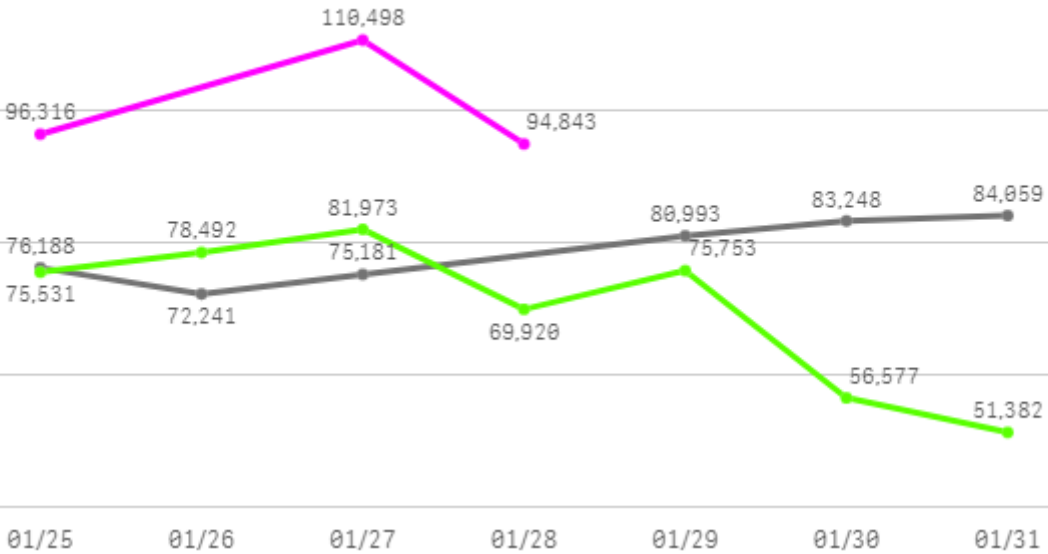
0

산지별 주출하 시군구



주간 도매가격(원)

◆ 2025 ● 2024 ◆ 평년



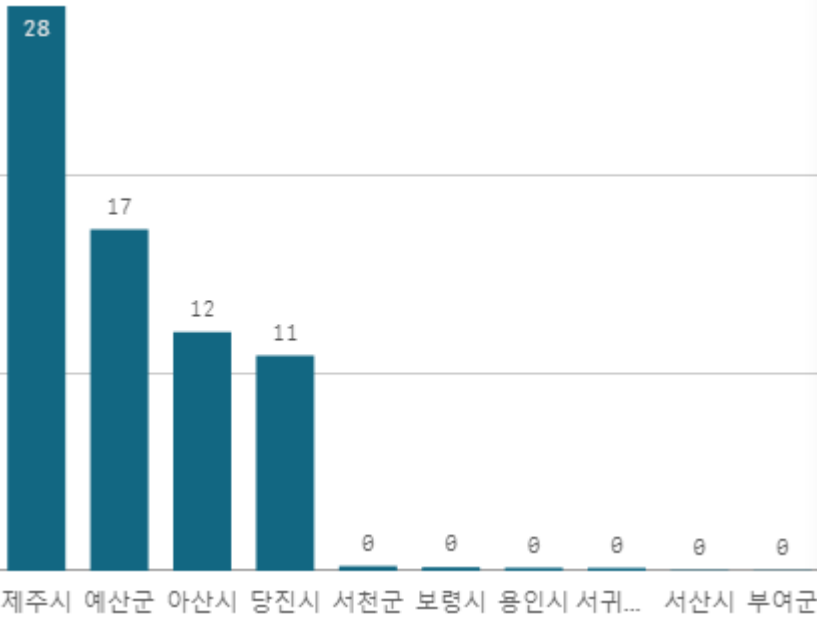
구분	금주(A)	전주(B)	전월(C)	전년(D)	평년(E)	A/B	A/C	A/D	A/E
가격(원)	100,552	85,487	106,319	78,652	81,023	117.6%	94.6%	127.8%	124.1%

□ 쪽파(10Kg) 주간 가격

구분	Q	품종	Q	단량	Q	특	상	보통	하
2025-01-25		쪽파		10Kg		110,928	96,316	81,665	58,833
2025-01-27		쪽파		10Kg		124,035	110,498	92,439	67,268
2025-01-28		쪽파		10Kg		102,619	94,843	83,595	64,346
평균						112,527	100,552	85,900	63,482

간쪽파(10Kg)

산지별 거래물량(톤)



출하산지(개소)

11

출하건수(천건)

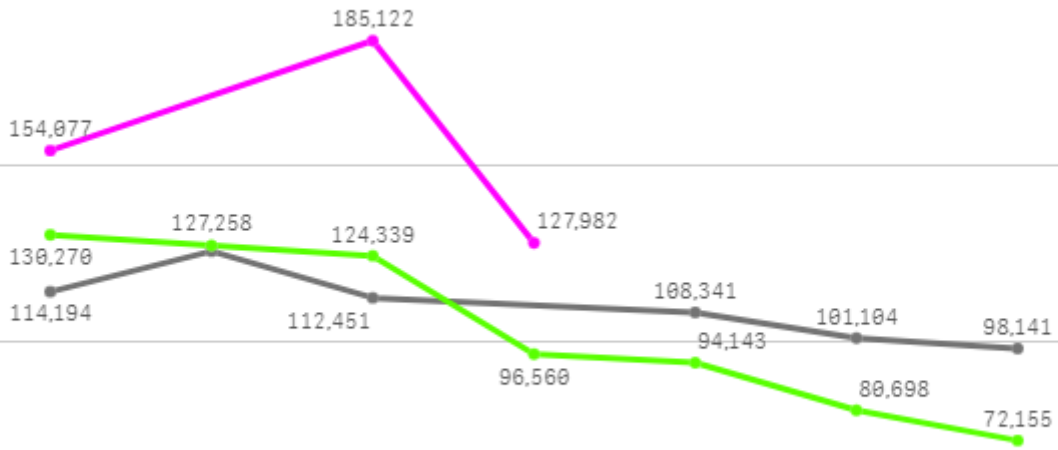
2

산지별 주출하 시군구



주간 도매가격(원)

◆ 2025 ● 2024 ◆ 평년



01/25 01/26 01/27 01/28 01/29 01/30 01/31

구분	금주(A)	전주(B)	전월(C)	전년(D)	평년(E)	A/B	A/C	A/D	A/E
가격(원)	155,727	107,452	117,056	109,978	118,388	144.9%	133.0%	141.6%	131.5%

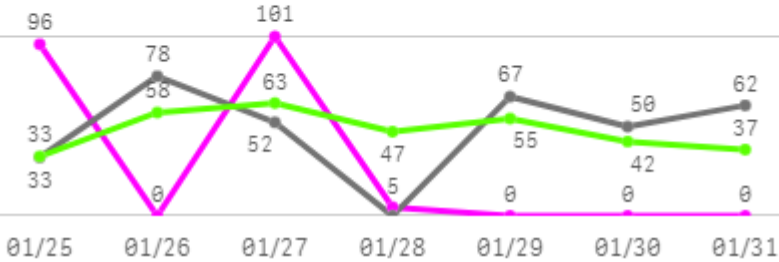
□ 깎쪽파(10Kg) 주간 가격

구분	Q	품종	Q	단량	Q	특	상	보통	하
2025-01-25		깎쪽파		10Kg		190,336	154,077	99,227	44,504
2025-01-27		깎쪽파		10Kg		212,506	185,122	137,778	91,631
2025-01-28		깎쪽파		10Kg		163,596	127,982	96,206	64,775
평균						188,813	155,727	111,070	66,970

파프리카

주간 반입량(톤)

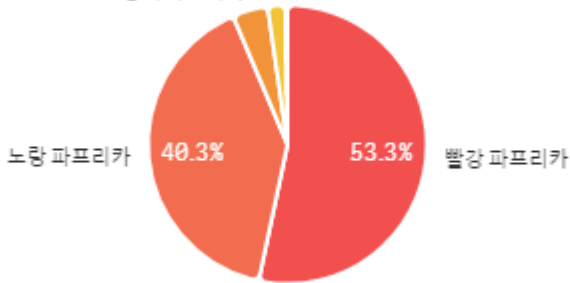
◆ 2025 ● 2024 ▲ 평년



구분	금주(A)	전주(B)	전월(C)	전년(D)	평년(E)	A/B	A/C	A/D	A/E
물량(톤)	202	477	513	342	327	42.3%	39.3%	58.9%	61.6%

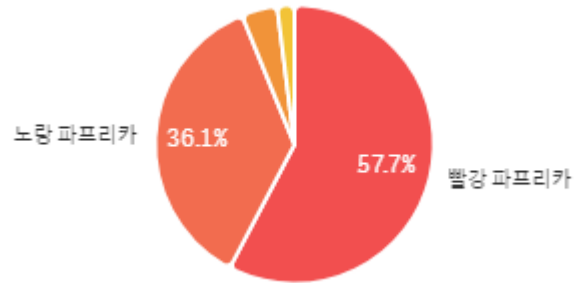
출하 품종별 거래물량 구성비

청색 파프리카



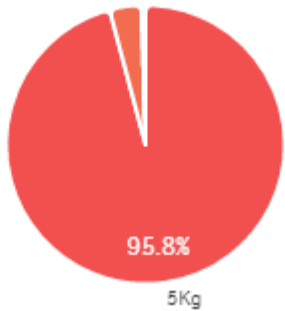
출하 품종별 거래금액 구성비

청색 파프리카



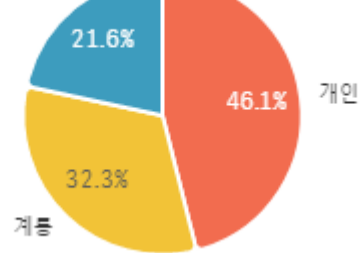
거래 단량별 물량 구성비

10Kg

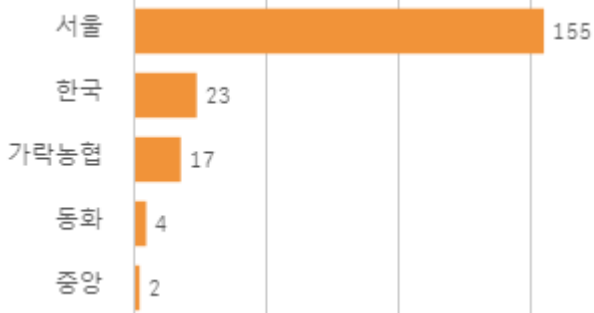


출하자별 거래물량 구성비

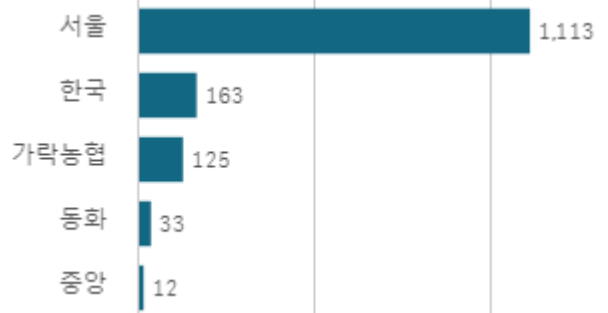
단체



도매시장 법인별 거래물량(톤)

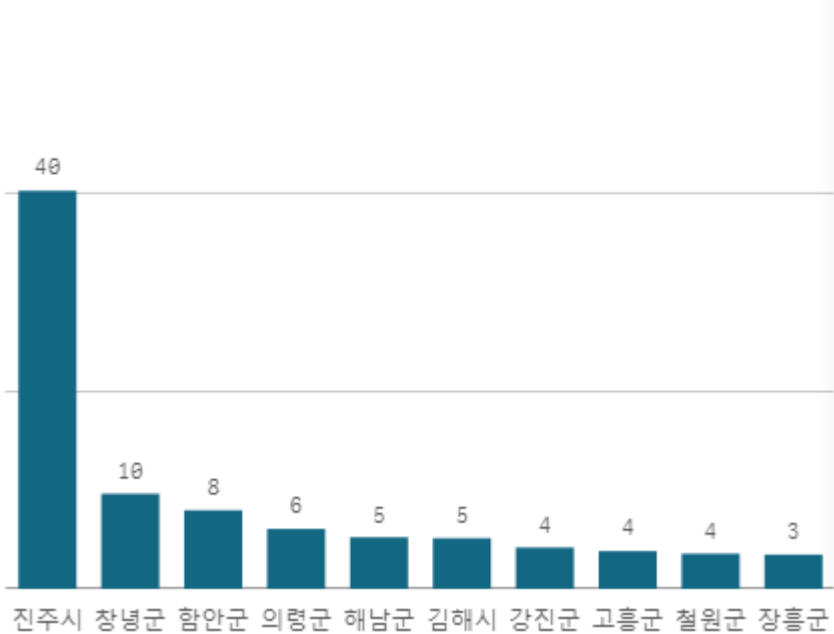


도매시장 법인별 거래금액(백만원)



빨강 파프리카(5Kg)

산지별 거래물량(톤)



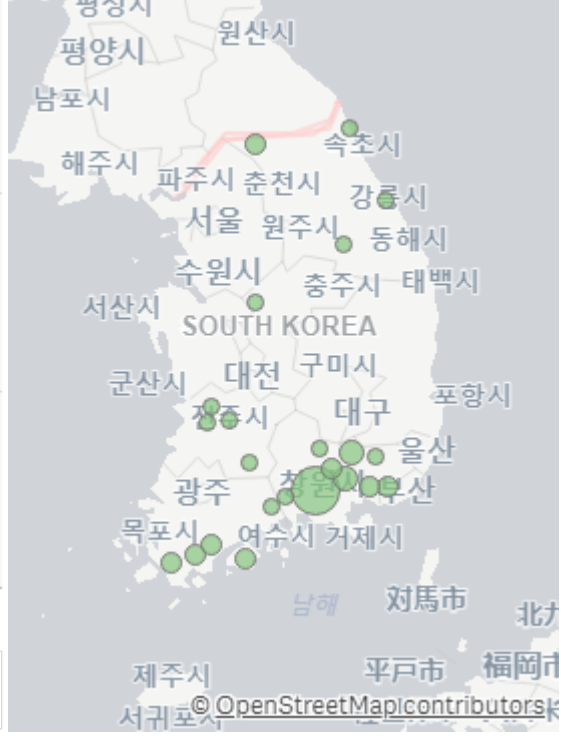
출하산지(개소)

24

출하건수(천건)

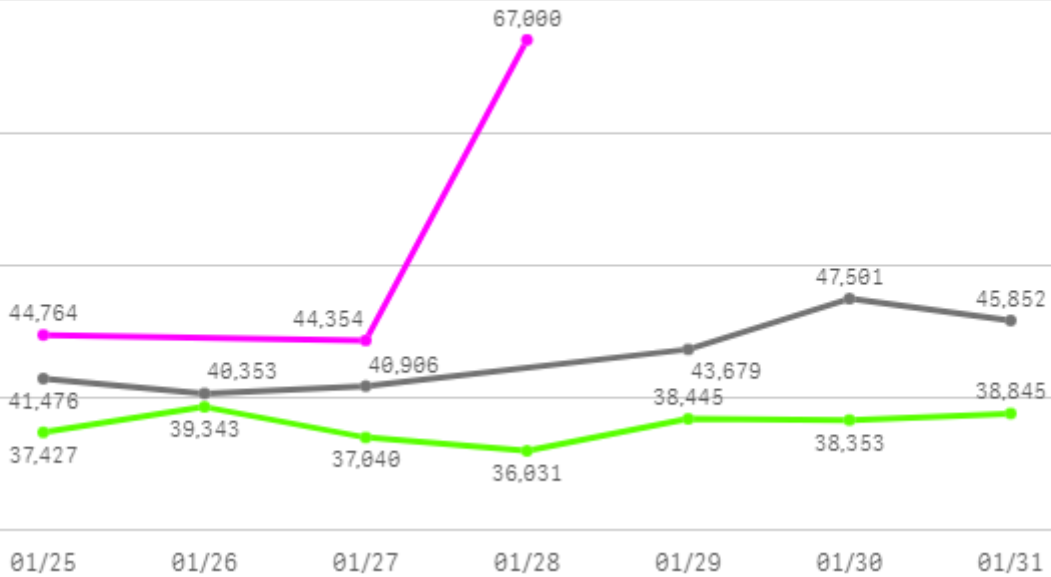
1

산지별 주출하 시군구



주간 도매가격(원)

● 2025 ● 2024 ● 평년



구분	금주(A)	전주(B)	전월(C)	전년(D)	평년(E)	A/B	A/C	A/D	A/E
가격(원)	52,039	46,544	37,511	43,295	39,765	111.8%	138.7%	120.2%	130.9%

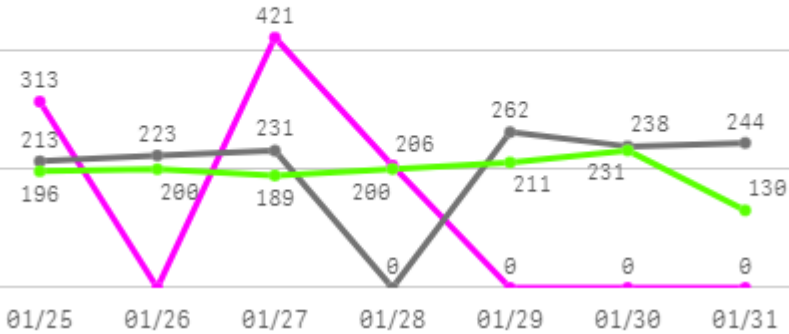
□ 빨강 파프리카(5Kg) 주간 가격

구분	Q	품종	Q	단량	Q	특	상	보통	하
2025-01-25		빨강 파프리카		5Kg		-	44,764	39,847	33,114
2025-01-27		빨강 파프리카		5Kg		-	44,354	40,652	34,906
2025-01-28		빨강 파프리카		5Kg		-	67,000	58,892	32,404
평균						-	52,039	46,464	33,475

버섯

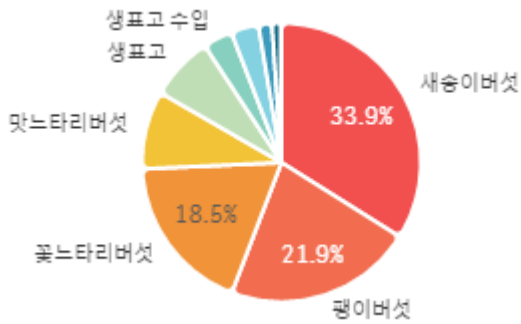
주간 반입량(톤)

◆ 2025 ● 2024 ▲ 평년

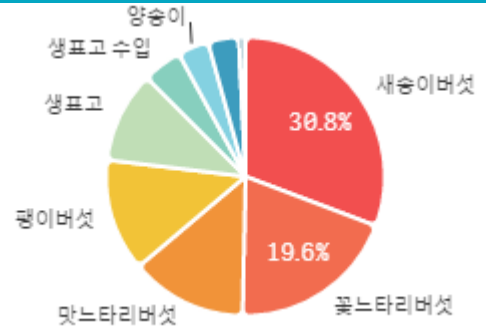


구분	금주(A)	전주(B)	전월(C)	전년(D)	평년(E)	A/B	A/C	A/D	A/E
물량(톤)	940	1,528	1,470	1,410	1,369	61.5%	64.0%	66.7%	68.7%

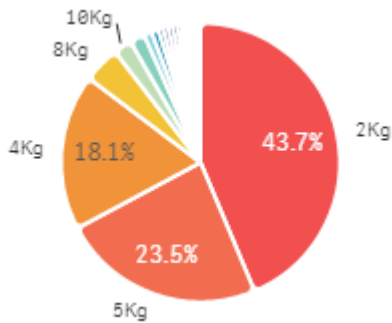
출하 품종별 거래물량 구성비



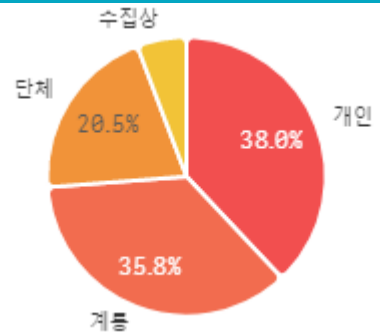
출하 품종별 거래금액 구성비



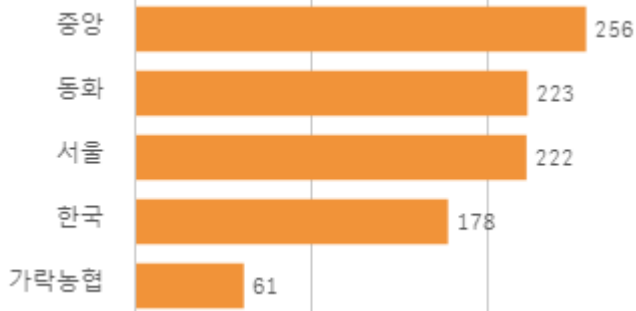
거래 단량별 물량 구성비



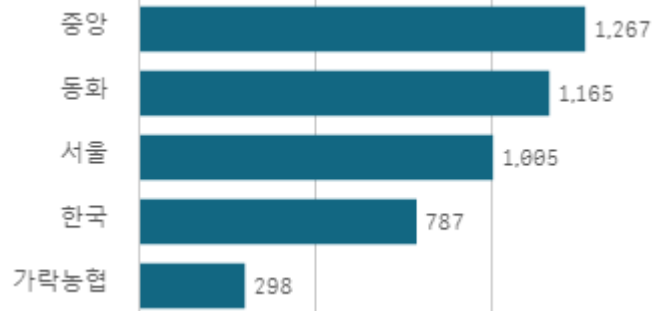
출하자별 거래물량 구성비



도매시장 법인별 거래물량(톤)

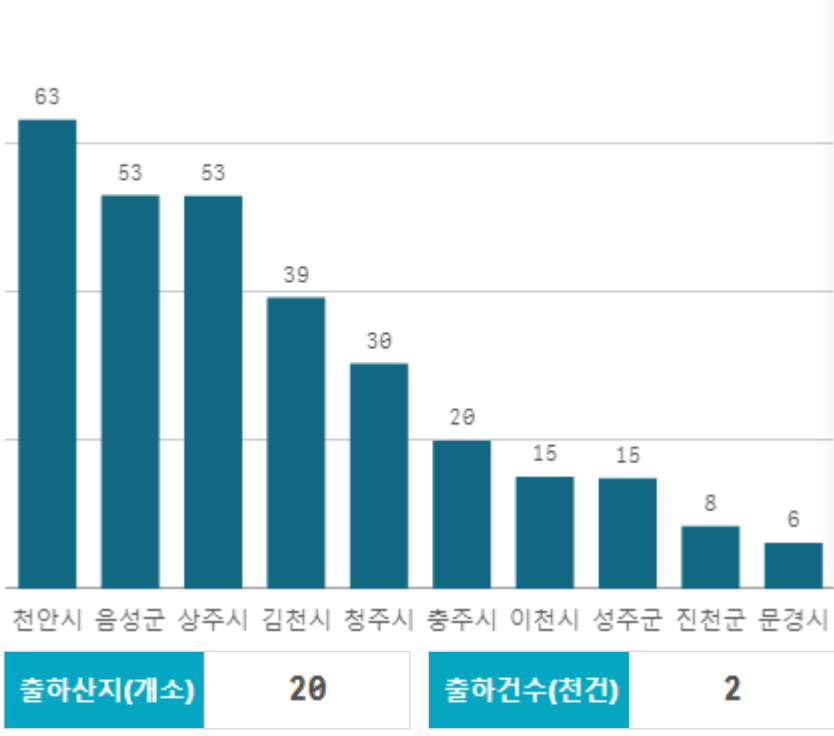


도매시장 법인별 거래금액(백만원)



새송이버섯(2Kg)

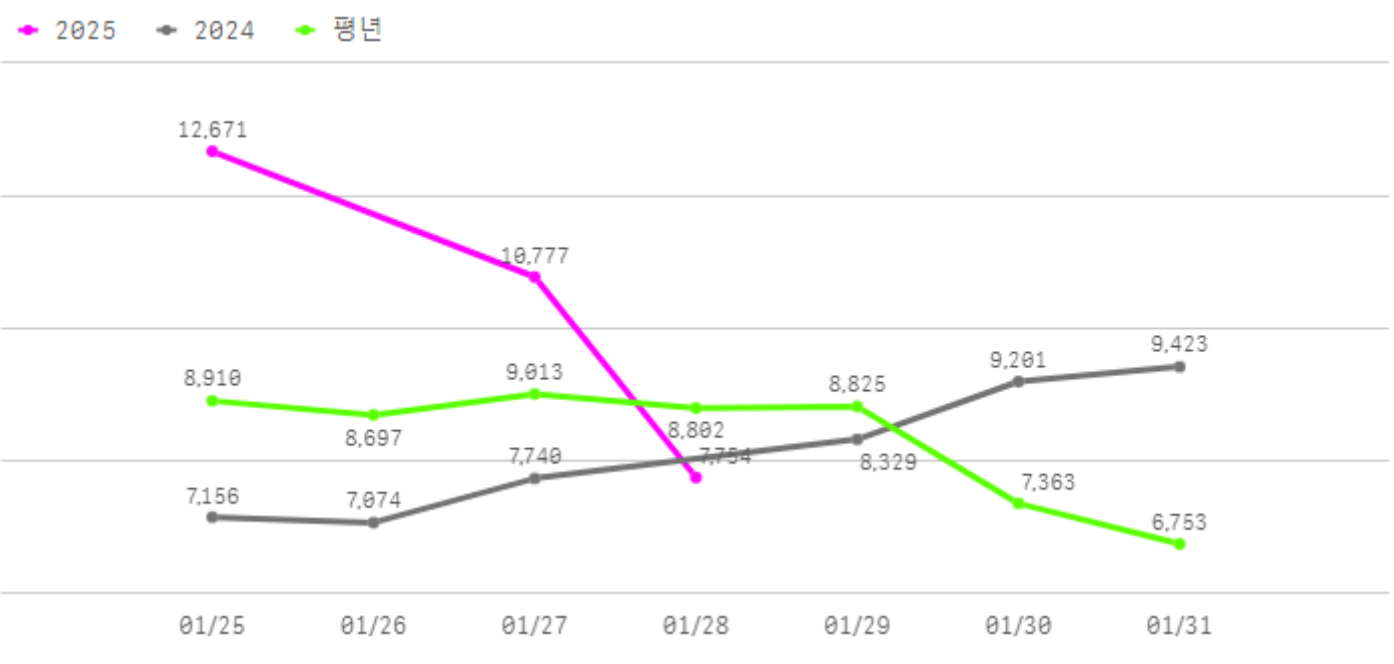
산지별 거래물량(톤)



산지별 주출하 시군구



주간 도매가격(원)



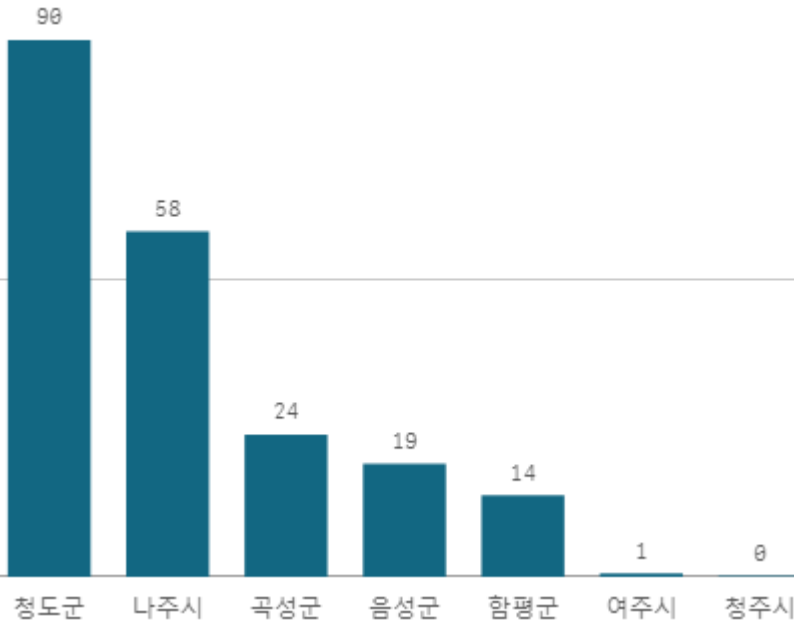
구분	금주(A)	전주(B)	전월(C)	전년(D)	평년(E)	A/B	A/C	A/D	A/E
가격(원)	10,401	10,579	9,872	8,154	9,120	98.3%	105.4%	127.6%	114.0%

□ 새송이버섯(2Kg) 주간 가격

구분	Q	품종	Q	단량	Q	특	상	보통	하
2025-01-25		새송이버섯		2Kg		20,540	12,671	10,687	6,079
2025-01-27		새송이버섯		2Kg		18,767	10,777	8,438	5,227
2025-01-28		새송이버섯		2Kg		10,374	7,754	6,409	2,847
평균						16,560	10,401	8,511	4,718

팬이버섯(5Kg)

산지별 거래물량(톤)



출하산지(개소)

7

출하건수(천건)

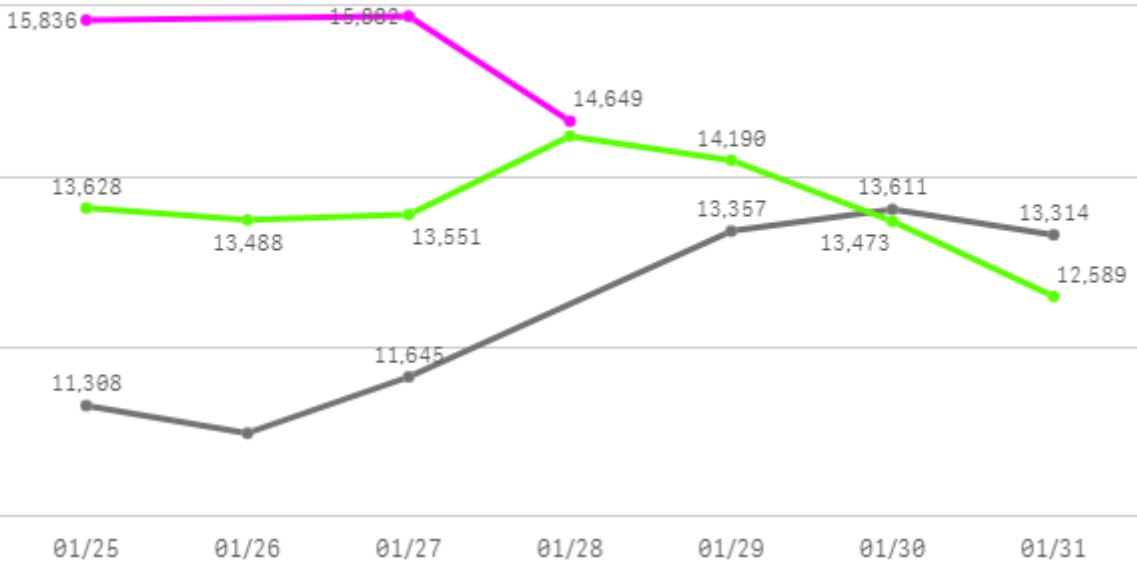
1

산지별 주출하 시군구



주간 도매가격(원)

◆ 2025 ● 2024 ◆ 평년



구분	금주(A)	전주(B)	전월(C)	전년(D)	평년(E)	A/B	A/C	A/D	A/E
가격(원)	15,456	14,630	13,626	12,370	14,090	105.6%	113.4%	124.9%	109.7%

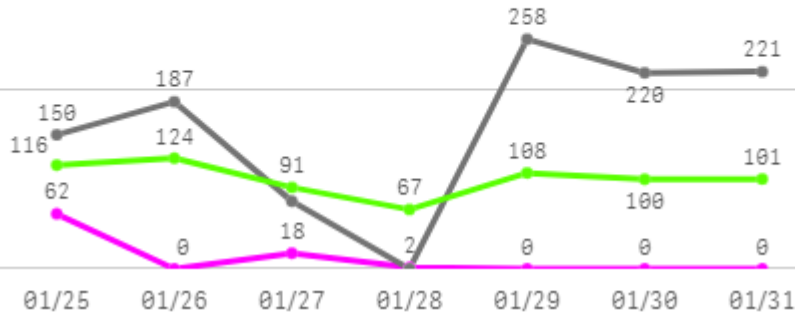
□ 팽이버섯(5Kg) 주간 가격

구분	Q	품종	Q	단량	Q	특	상	보통	하
2025-01-25		팽이버섯		5Kg		16,709	15,836	14,992	14,006
2025-01-27		팽이버섯		5Kg		17,000	15,882	14,721	13,379
2025-01-28		팽이버섯		5Kg		16,966	14,649	12,158	11,008
평균						16,892	15,456	13,957	12,798

사과

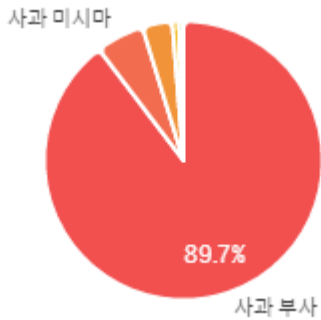
주간 반입량(톤)

◆ 2025 ● 2024 ▲ 평년

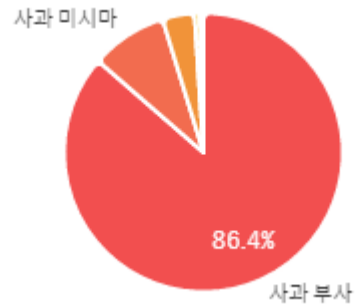


구분	금주(A)	전주(B)	전월(C)	전년(D)	평년(E)	A/B	A/C	A/D	A/E
물량(톤)	81	1,202	333	1,112	657	6.7%	24.3%	7.3%	12.3%

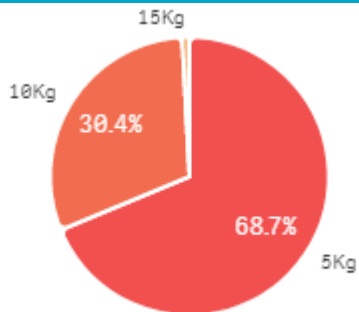
출하 품종별 거래물량 구성비



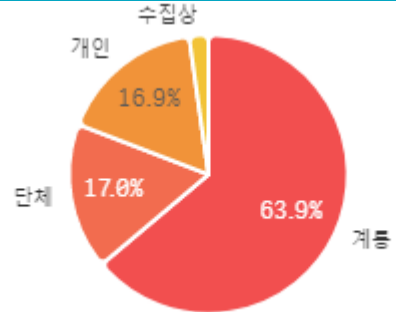
출하 품종별 거래금액 구성비



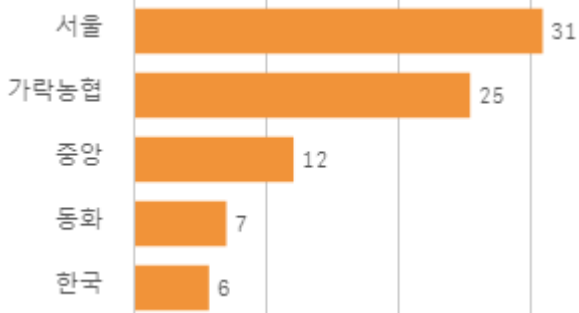
거래 단량별 물량 구성비



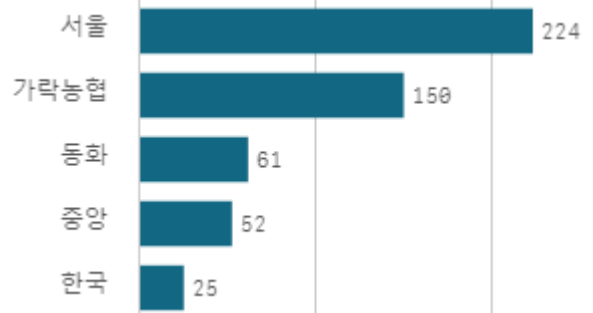
출하자별 거래물량 구성비



도매시장 법인별 거래물량(톤)

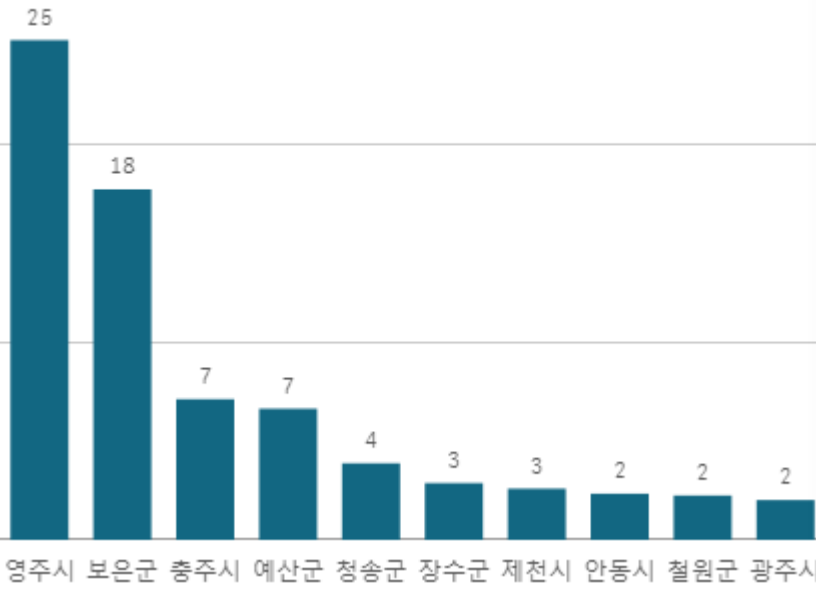


도매시장 법인별 거래금액(백만원)



사과 부사(10Kg)

산지별 거래물량(톤)



출하산지(개소)

11

출하건수(천건)

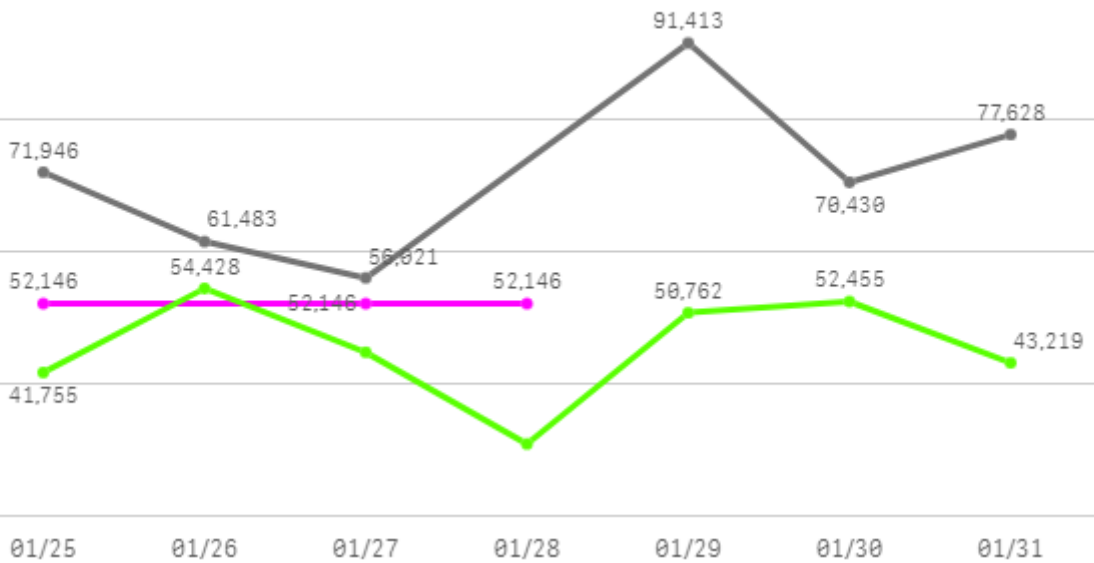
0

산지별 주출하 시군구



주간 도매가격(원)

◆ 2025 ● 2024 ◆ 평년



구분	금주(A)	전주(B)	전월(C)	전년(D)	평년(E)	A/B	A/C	A/D	A/E
가격(원)	52,146	47,371	79,708	71,487	50,354	110.1%	65.4%	72.9%	103.6%

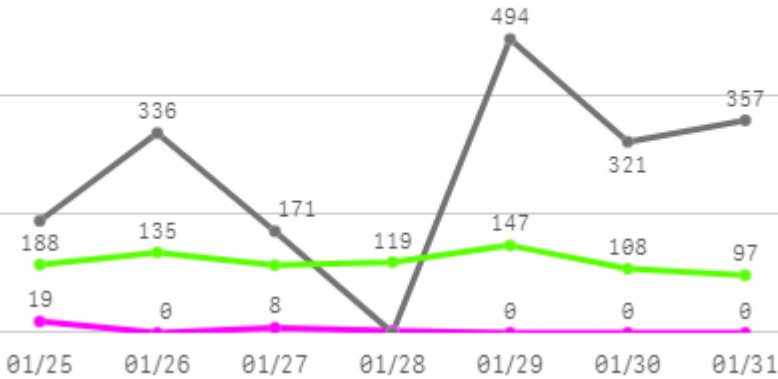
□ 사과 부사(10Kg) 주간 가격

구분	Q	품종	Q	단량	Q	특	상	보통	하
2025-01-25		사과 부사		10Kg		141,366	52,146	29,167	14,000
2025-01-27		사과 부사		10Kg		141,366	52,146	29,167	14,000
2025-01-28		사과 부사		10Kg		141,366	52,146	29,167	14,000
평균						141,366	52,146	29,167	14,000

배

주간 반입량(톤)

◆ 2025 ● 2024 ▲ 평년

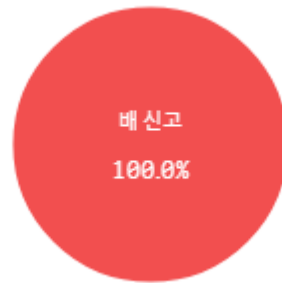


구분	금주(A)	전주(B)	전월(C)	전년(D)	평년(E)	A/B	A/C	A/D	A/E
물량(톤)	31	1,271	188	1,868	818	2.4%	16.5%	1.7%	3.8%

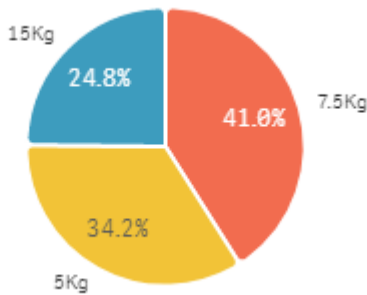
출하 품종별 거래물량 구성비



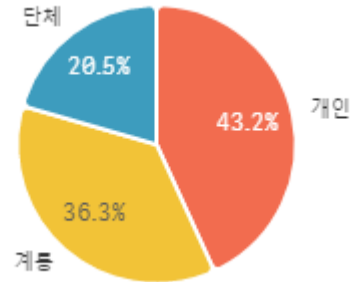
출하 품종별 거래금액 구성비



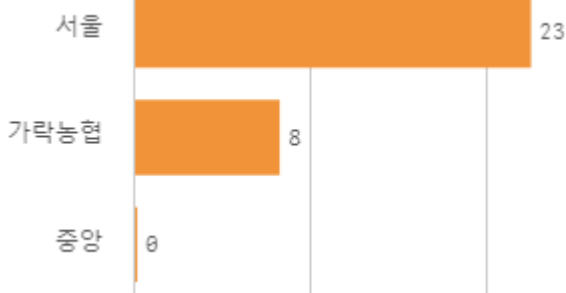
거래 단량별 물량 구성비



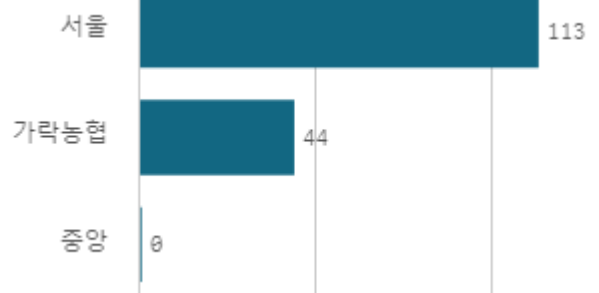
출하자별 거래물량 구성비



도매시장 법인별 거래물량(톤)

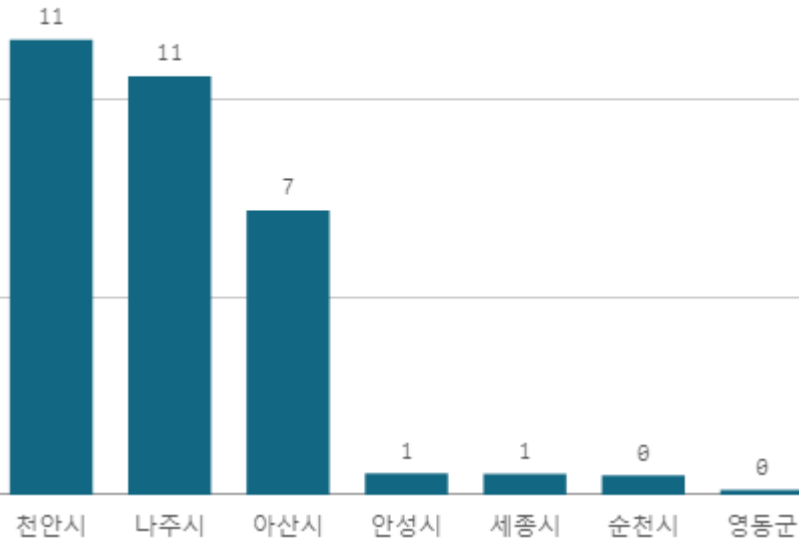


도매시장 법인별 거래금액(백만원)



배 신고(15Kg)

산지별 거래물량(톤)



출하산지(개소)

7

출하건수(천건)

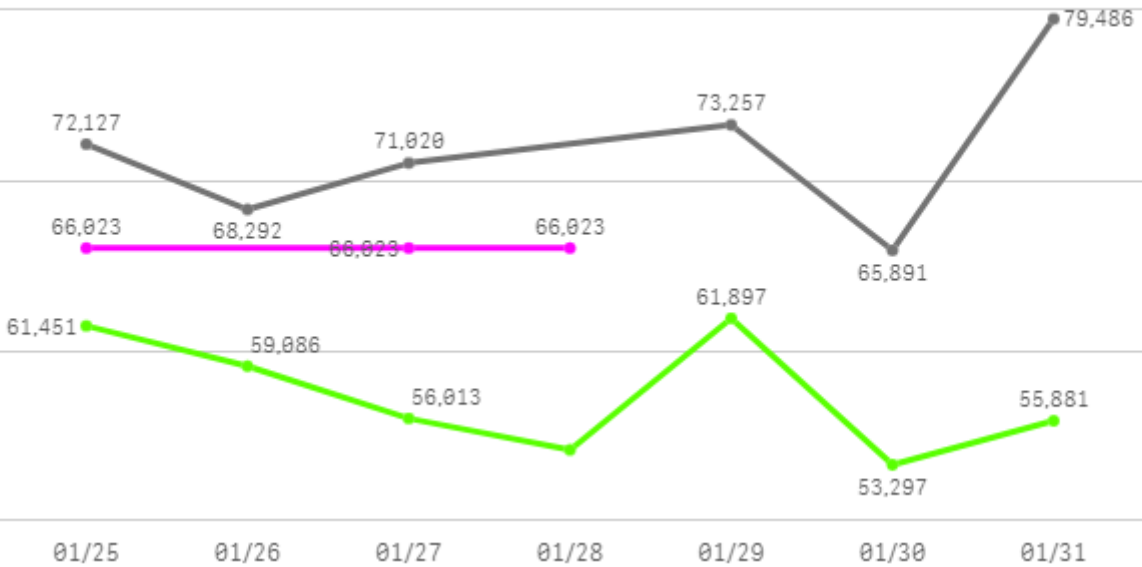
0

산지별 주출하 시군구



주간 도매가격(원)

◆ 2025 ◆ 2024 ◆ 평년



구분	금주(A)	전주(B)	전월(C)	전년(D)	평년(E)	A/B	A/C	A/D	A/E
가격(원)	66,023	63,350	80,772	71,679	60,380	104.2%	81.7%	92.1%	109.3%

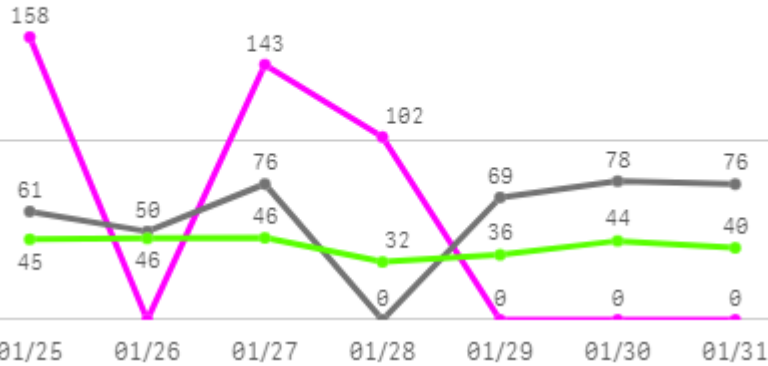
□ 배 신고(15Kg) 주간 가격

구분	Q	품종	Q	단량	Q	특	상	보통	하
2025-01-25		배 신고		15Kg		95,181	66,023	53,871	32,542
2025-01-27		배 신고		15Kg		95,181	66,023	53,871	32,542
2025-01-28		배 신고		15Kg		95,181	66,023	53,871	32,542
평균						95,181	66,023	53,871	32,542

포도

주간 반입량(톤)

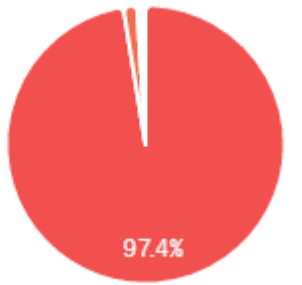
◆ 2025 ● 2024 ▲ 평년



구분	금주(A)	전주(B)	전월(C)	전년(D)	평년(E)	A/B	A/C	A/D	A/E
물량(톤)	404	840	553	409	346	48.1%	73.0%	98.8%	116.8%

출하 품종별 거래물량 구성비

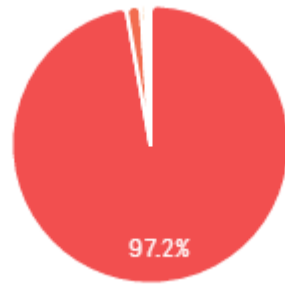
포도 수입



포도 샤인머스켓

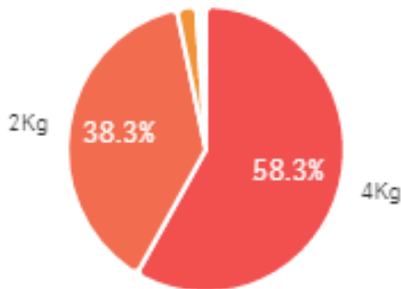
출하 품종별 거래금액 구성비

포도 수입

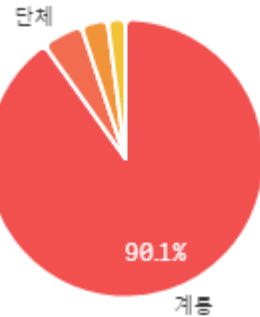


포도 샤인머스켓

거래 단량별 물량 구성비

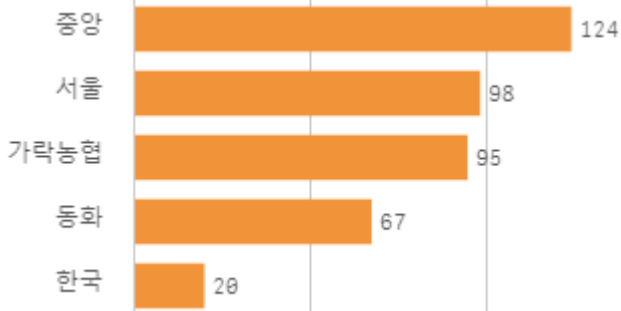


출하자별 거래물량 구성비

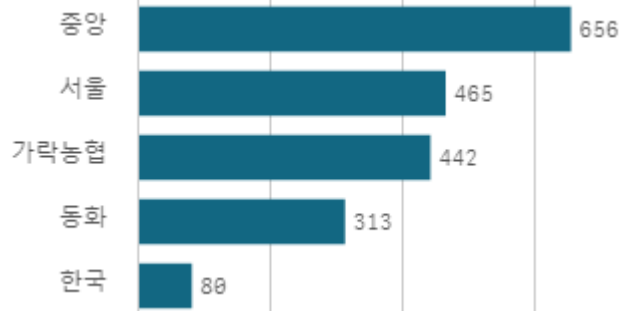


계통

도매시장 법인별 거래물량(톤)

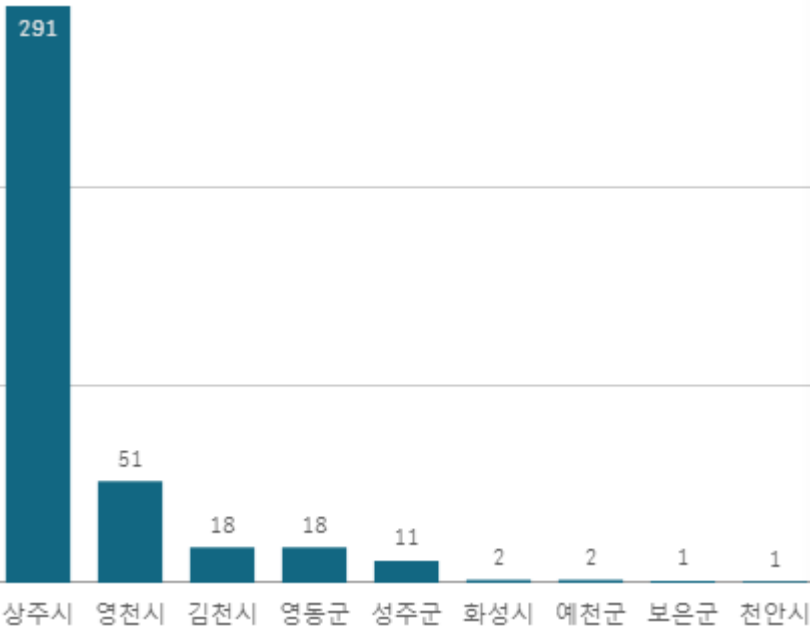


도매시장 법인별 거래금액(백만원)



포도 샤인머스캣(2Kg)

산지별 거래물량(톤)



출하산지(개소)

9

출하건수(천건)

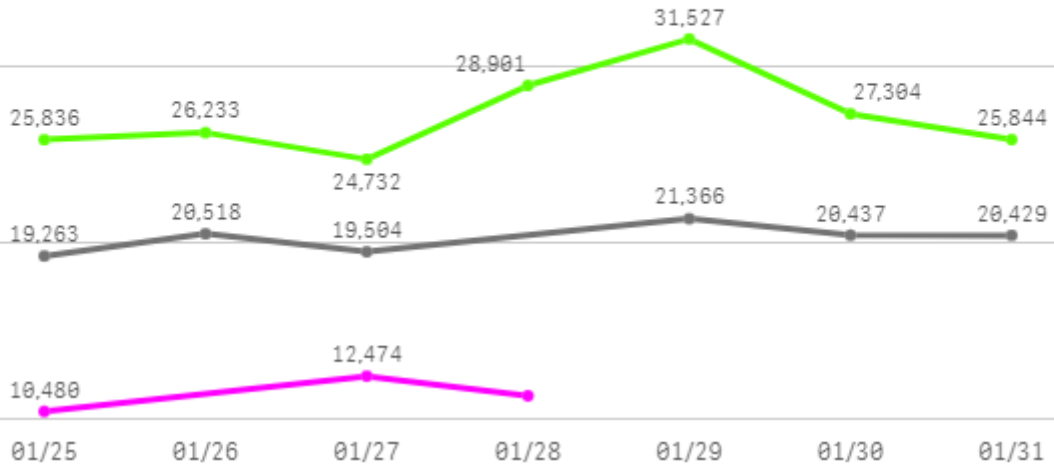
4

산지별 주출하 시군구



주간 도매가격(원)

◆ 2025 ● 2024 ◆ 평년



구분	금주(A)	전주(B)	전월(C)	전년(D)	평년(E)	A/B	A/C	A/D	A/E
가격(원)	11,438	9,907	9,301	20,253	23,336	115.5%	123.0%	56.5%	49.0%

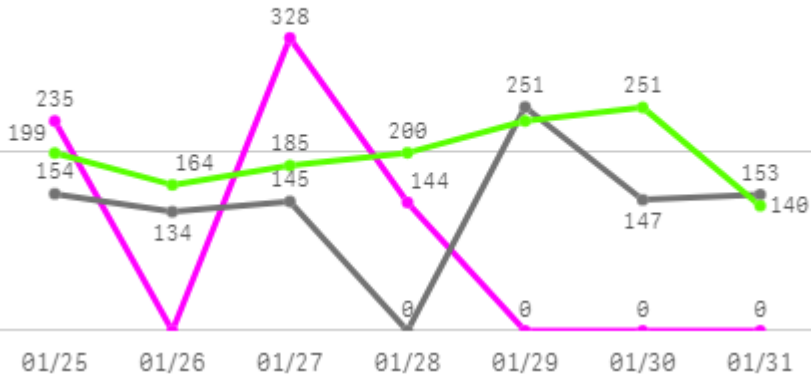
□ 포도 샤인머스켓(2Kg) 주간 가격

구분	Q	품종	Q	단량	Q	특	상	보통	하
2025-01-25		포도 샤인머스켓		2Kg		15,304	10,480	7,081	4,606
2025-01-27		포도 샤인머스켓		2Kg		17,261	12,474	8,994	6,237
2025-01-28		포도 샤인머스켓		2Kg		15,148	11,360	8,350	5,806
평균						15,904	11,438	8,142	5,550

감귤

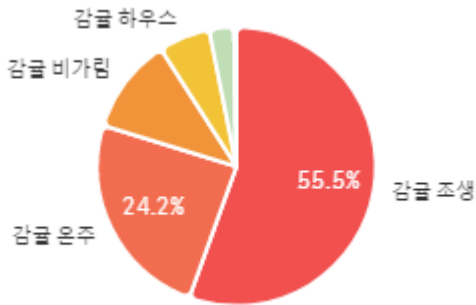
주간 반입량(톤)

◆ 2025 ● 2024 ▲ 평년

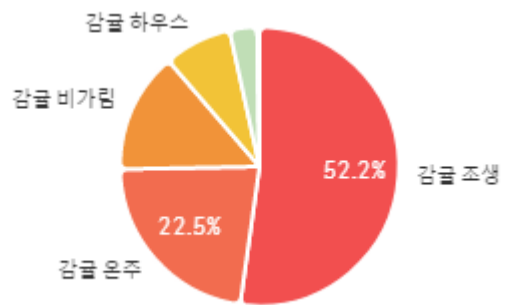


구분	금주(A)	전주(B)	전월(C)	전년(D)	평년(E)	A/B	A/C	A/D	A/E
물량(톤)	708	1,800	2,498	983	1,316	39.3%	28.3%	72.0%	53.8%

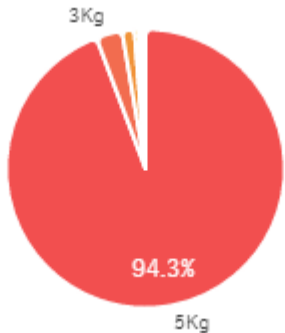
출하 품종별 거래물량 구성비



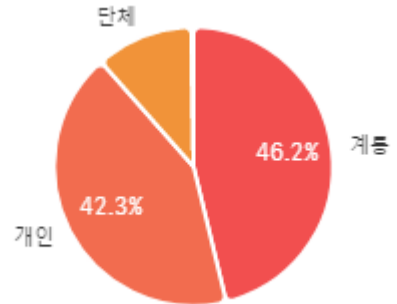
출하 품종별 거래금액 구성비



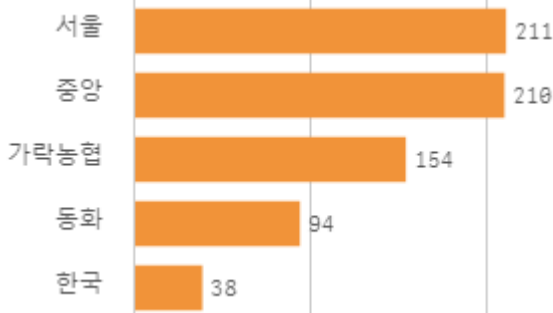
거래 단량별 물량 구성비



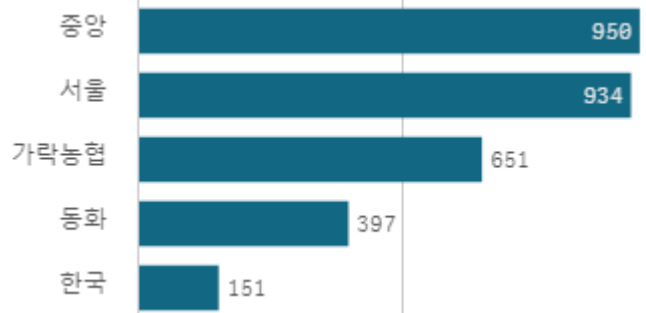
출하자별 거래물량 구성비



도매시장 법인별 거래물량(톤)



도매시장 법인별 거래금액(백만원)



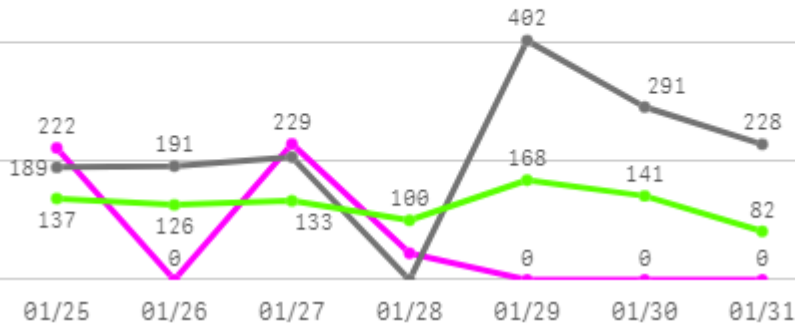
□ 감귤(5Kg) 주간 가격

구분	Q	품종	Q	단량	Q	특	상	보통	하
2025-01-25		감귤		5Kg		36,204	27,162	17,076	9,332
2025-01-27		감귤		5Kg		43,458	31,761	19,877	11,010
2025-01-28		감귤		5Kg		39,253	30,339	17,969	8,564
평균						39,638	29,754	18,307	9,635

만감

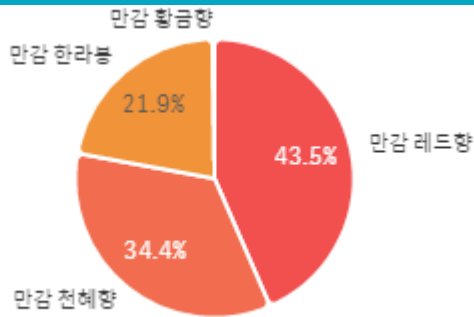
주간 반입량(톤)

◆ 2025 ● 2024 ▲ 평년

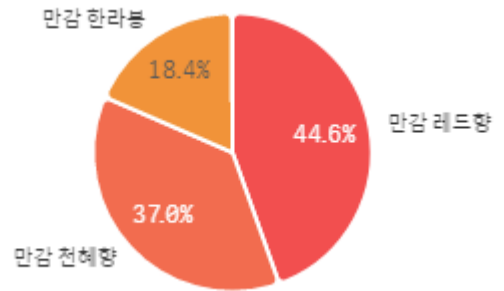


구분	금주(A)	전주(B)	전월(C)	전년(D)	평년(E)	A/B	A/C	A/D	A/E
물량(톤)	495	1,438	296	1,508	914	34.4%	167.3%	32.8%	54.2%

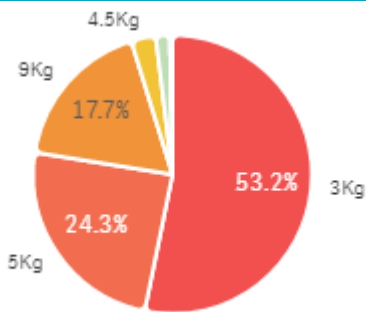
출하 품종별 거래물량 구성비



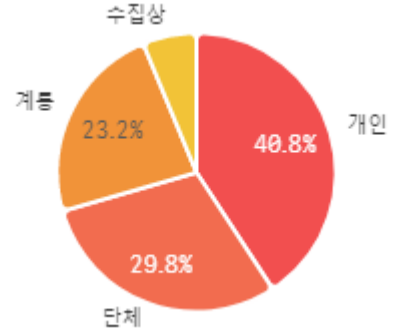
출하 품종별 거래금액 구성비



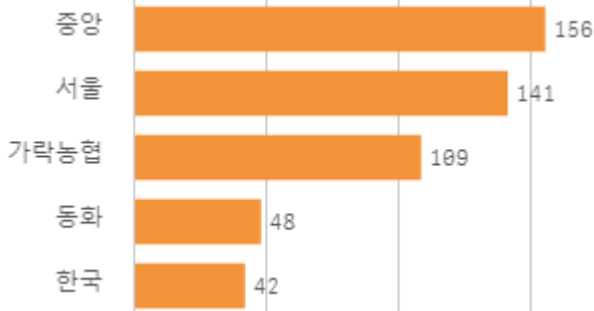
거래 단량별 물량 구성비



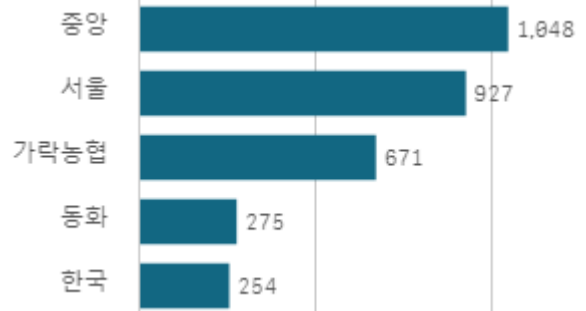
출하자별 거래물량 구성비



도매시장 법인별 거래물량(톤)



도매시장 법인별 거래금액(백만원)

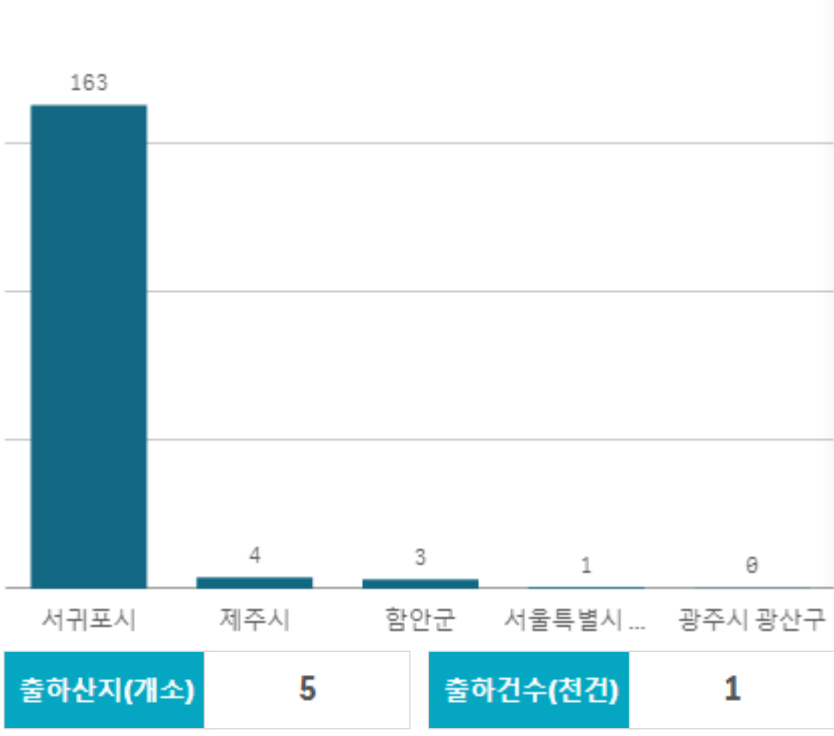


□ 만감 레드향(5Kg) 주간 가격

구분	Q	품종	Q	단량	Q	특	상	보통	하
2025-01-25		만감 레드향		5Kg		48,619	42,650	33,329	24,442
2025-01-27		만감 레드향		5Kg		52,000	36,440	26,531	18,063
2025-01-28		만감 레드향		5Kg		32,000	26,555	20,821	17,202
평균						44,206	35,215	26,894	19,902

만감 천혜향(3Kg)

산지별 거래물량(톤)



출하산지(개소)

5

출하건수(천건)

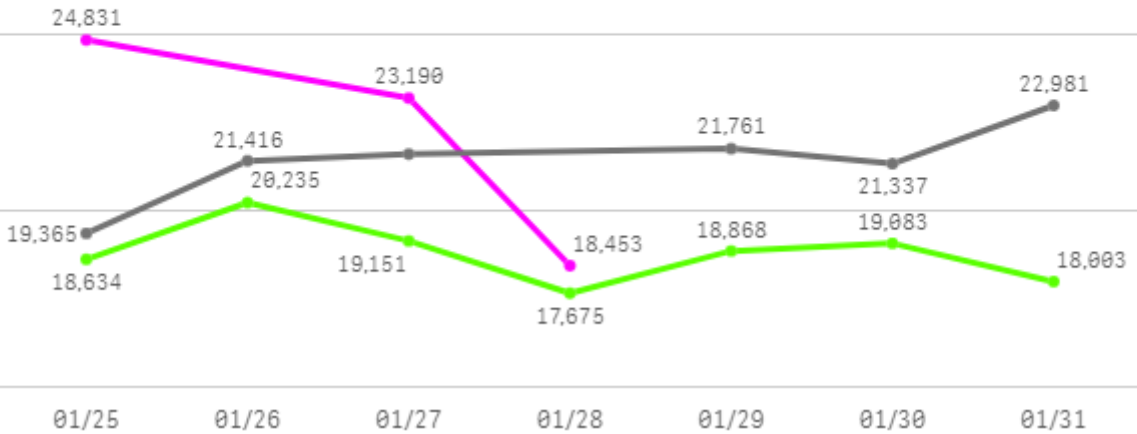
1

산지별 주출하 시군구



주간 도매가격(원)

◆ 2025 ● 2024 ◆ 평년



구분	금주(A)	전주(B)	전월(C)	전년(D)	평년(E)	A/B	A/C	A/D	A/E
가격(원)	22,158	24,036	24,348	21,411	19,582	92.2%	91.0%	103.5%	113.2%

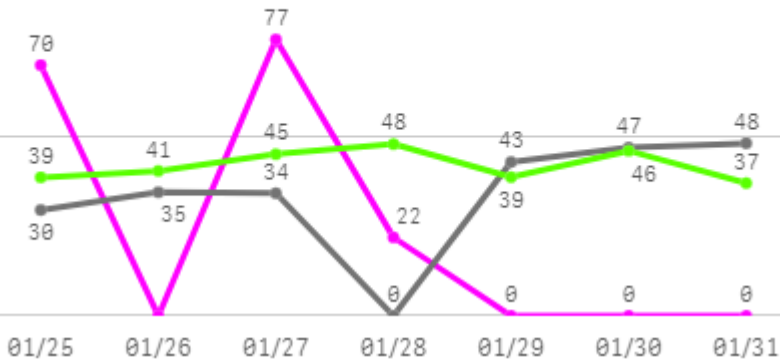
□ 만감 천혜향(3Kg) 주간 가격

구분	Q	품종	Q	단량	Q	특	상	보통	하
2025-01-25		만감 천혜향		3Kg		27,340	24,831	22,925	19,895
2025-01-27		만감 천혜향		3Kg		25,476	23,190	19,997	16,289
2025-01-28		만감 천혜향		3Kg		23,000	18,453	16,152	14,150
평균						25,272	22,158	19,691	16,778

단감

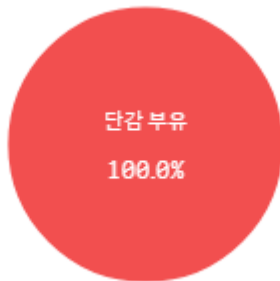
주간 반입량(톤)

◆ 2025 ● 2024 ▲ 평년

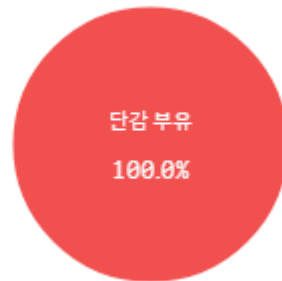


구분	금주(A)	전주(B)	전월(C)	전년(D)	평년(E)	A/B	A/C	A/D	A/E
물량(톤)	170	597	597	237	287	28.4%	28.4%	71.5%	59.0%

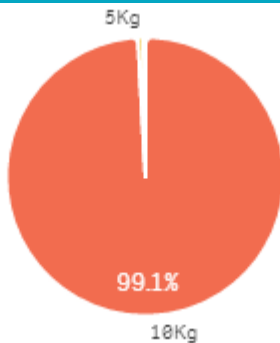
출하 품종별 거래물량 구성비



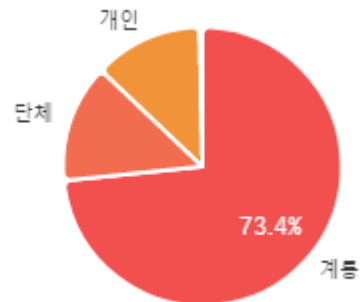
출하 품종별 거래금액 구성비



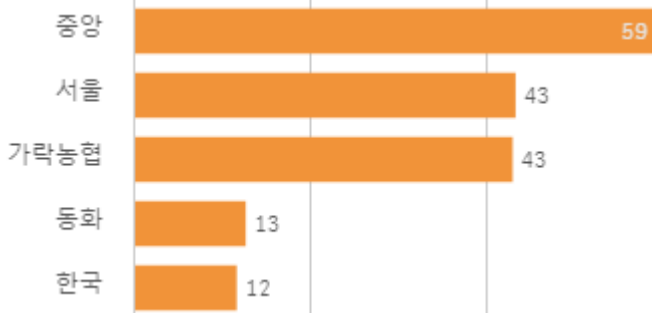
거래 단량별 물량 구성비



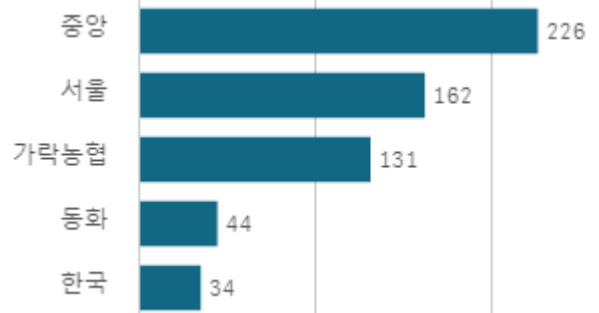
출하자별 거래물량 구성비



도매시장 법인별 거래물량(톤)

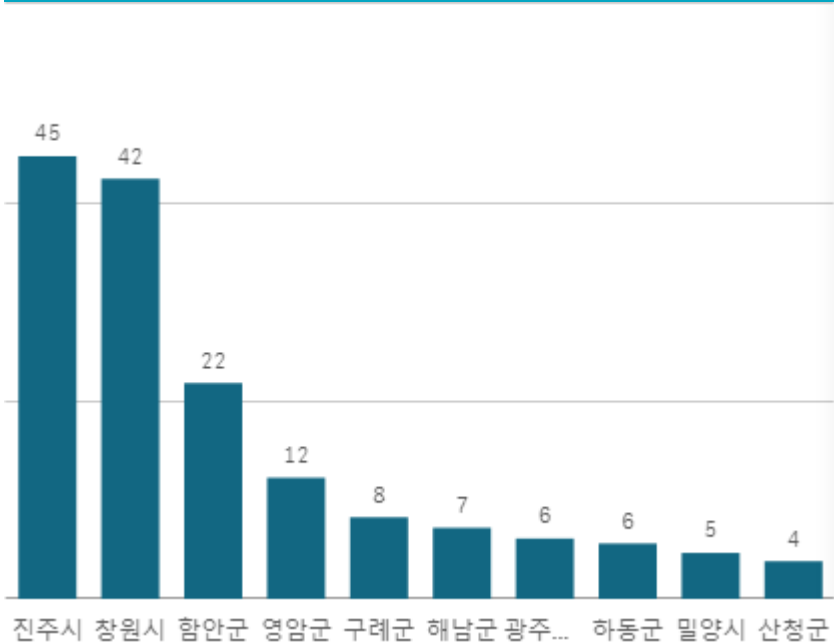


도매시장 법인별 거래금액(백만원)



단감 부유(10Kg)

산지별 거래물량(톤)



출하산지(개소)

17

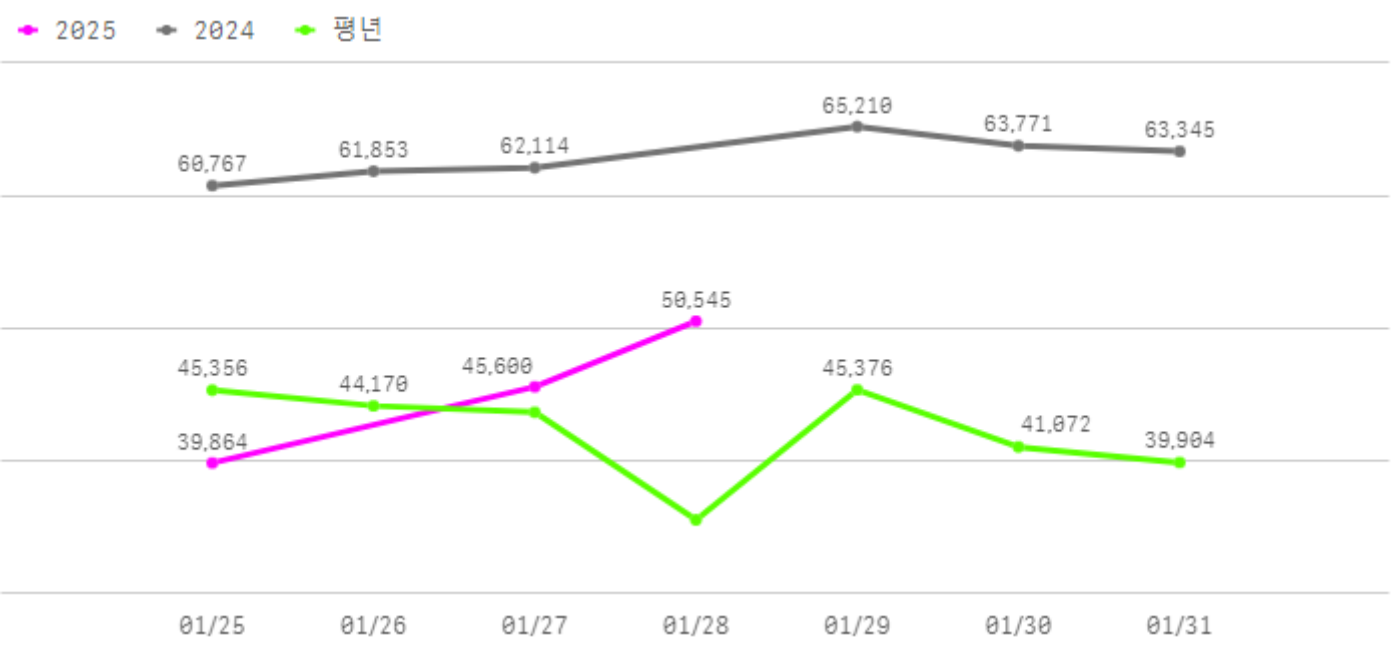
출하건수(천건)

1

산지별 주출하 시군구



주간 도매가격(원)



구분	금주(A)	전주(B)	전월(C)	전년(D)	평년(E)	A/B	A/C	A/D	A/E
가격(원)	45,336	35,621	31,820	62,843	44,567	127.3%	142.5%	72.1%	101.7%

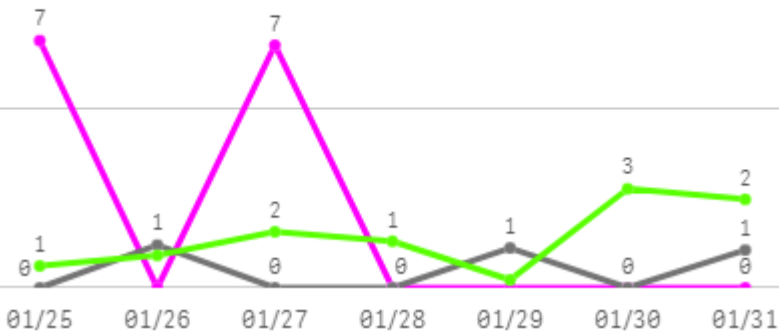
□ 단감 부유(10Kg) 주간 가격

구분	Q	품종	Q	단량	Q	특	상	보통	하
2025-01-25		단감 부유		10Kg		55,461	39,864	30,401	20,080
2025-01-27		단감 부유		10Kg		62,516	45,600	33,890	20,648
2025-01-28		단감 부유		10Kg		63,119	50,545	38,410	25,700
평균						60,365	45,336	34,234	22,143

감

주간 반입량(톤)

◆ 2025 ◆ 2024 ◆ 평년

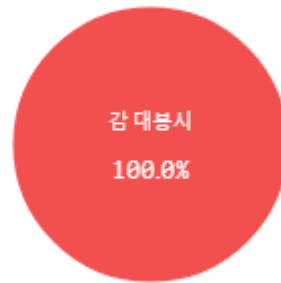


구분	금주(A)	전주(B)	전월(C)	전년(D)	평년(E)	A/B	A/C	A/D	A/E
물량(톤)	14	114	346	3	13	12.0%	4.0%	406.2%	108.7%

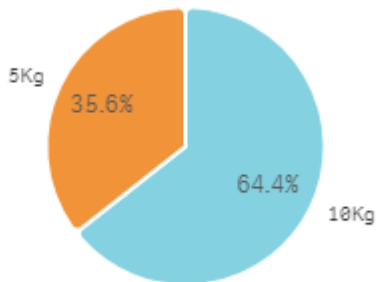
출하 품종별 거래물량 구성비



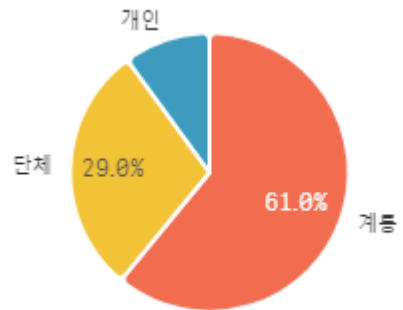
출하 품종별 거래금액 구성비



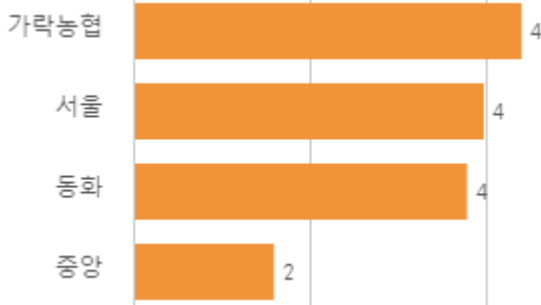
거래 단량별 물량 구성비



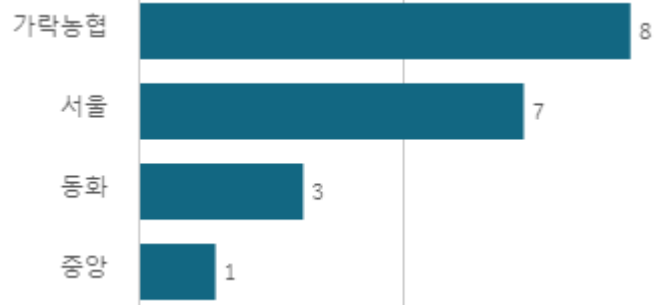
출하자별 거래물량 구성비



도매시장 법인별 거래물량(톤)

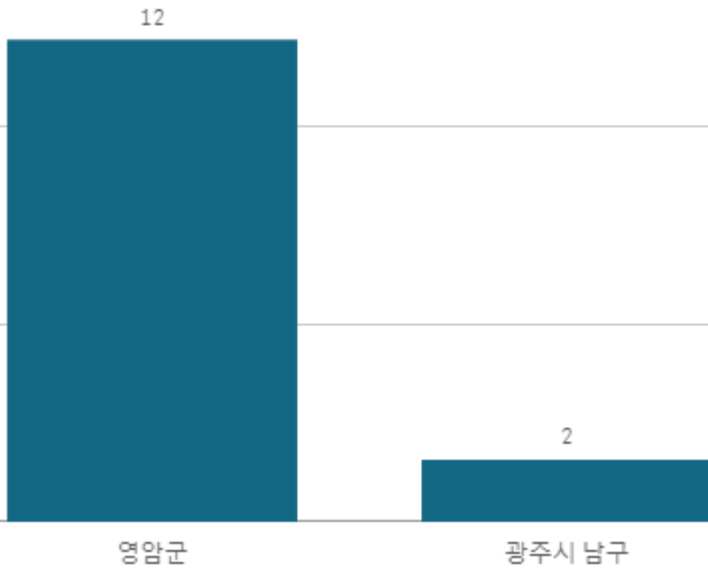


도매시장 법인별 거래금액(백만원)



감 대봉시(10Kg)

산지별 거래물량(톤)



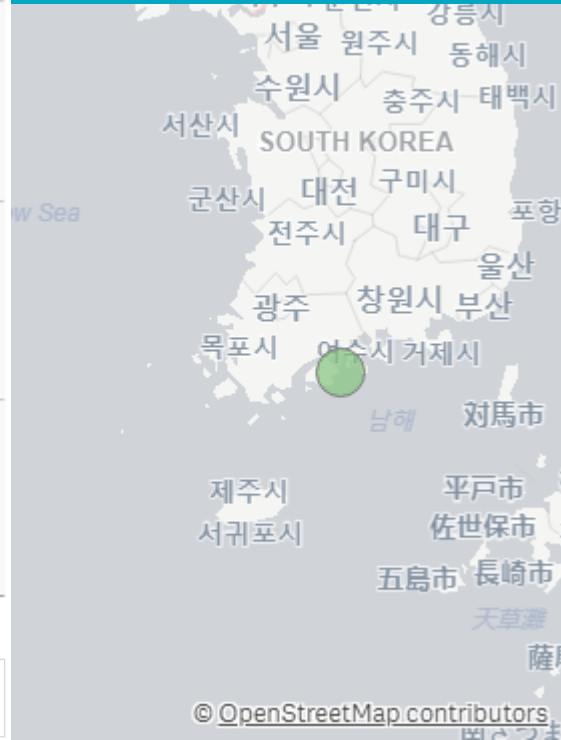
출하산지(개소)

2

출하건수(천건)

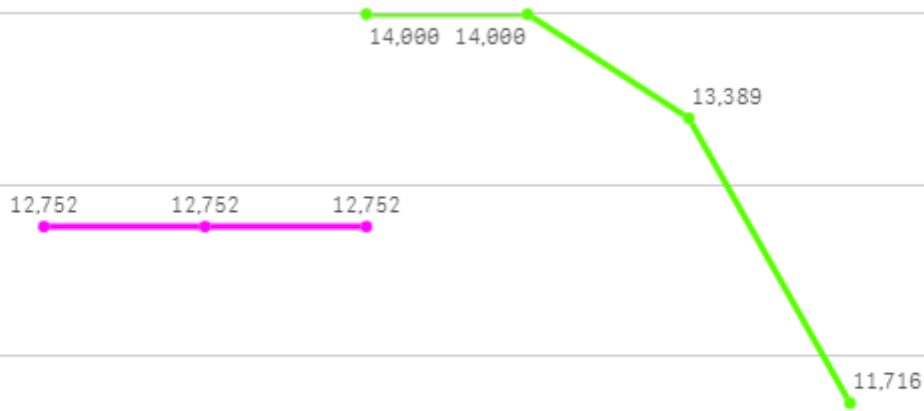
0

산지별 주출하 시군구



주간 도매가격(원)

◆ 2025 ◀ 2024 ◆ 평년



01/25 01/27 01/28 01/29 01/30 01/31

구분	금주(A)	전주(B)	전월(C)	전년(D)	평년(E)	A/B	A/C	A/D	A/E
가격(원)	12,752	20,879	19,420	-	12,093	61.1%	65.7%	-	105.5%

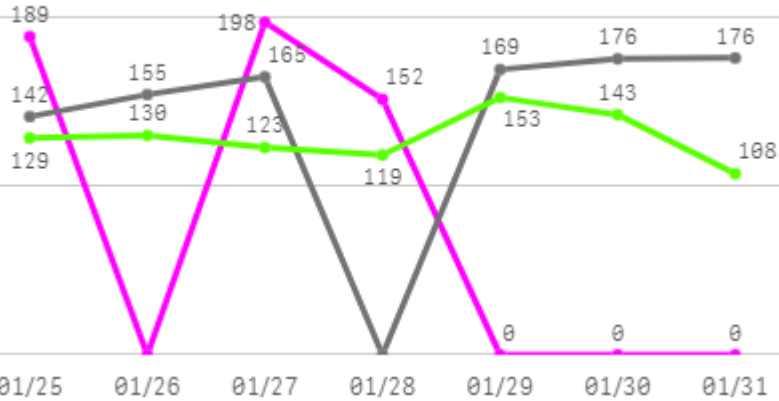
□ 감 대봉시(10Kg) 주간 가격

구분	Q	품종	Q	단량	Q	특	상	보통	하
2025-01-25		감 대봉시		10Kg		20,000	12,752	7,057	5,026
2025-01-27		감 대봉시		10Kg		20,000	12,752	7,057	5,026
2025-01-28		감 대봉시		10Kg		20,000	12,752	7,057	5,026
평균						20,000	12,752	7,057	5,026

바나나

주간 반입량(톤)

◆ 2025 ● 2024 ▲ 평년

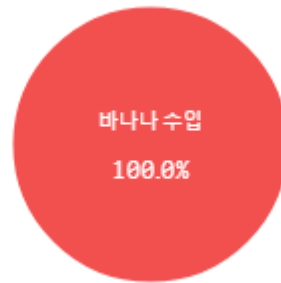


구분	금주(A)	전주(B)	전월(C)	전년(D)	평년(E)	A/B	A/C	A/D	A/E
물량(톤)	538	1,015	1,039	983	858	53.0%	51.8%	54.8%	62.8%

출하 품종별 거래물량 구성비



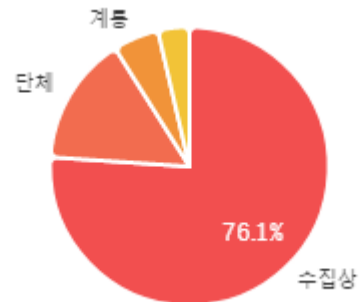
출하 품종별 거래금액 구성비



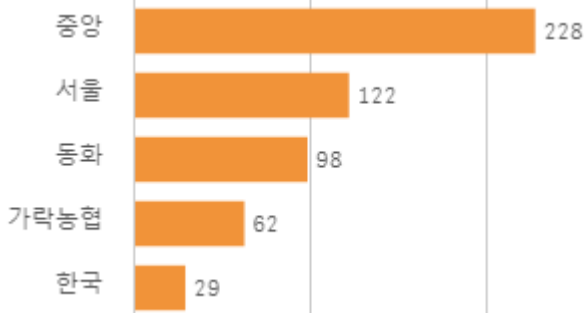
거래 단량별 물량 구성비



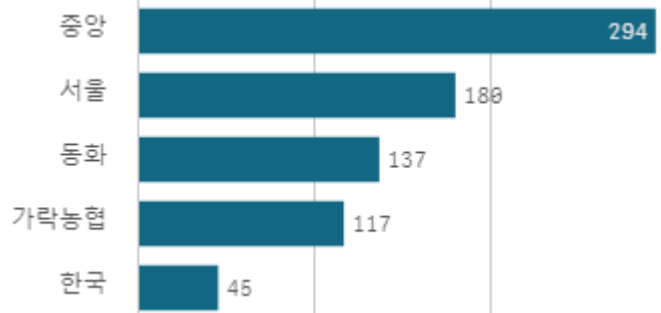
출하자별 거래물량 구성비



도매시장 법인별 거래물량(톤)

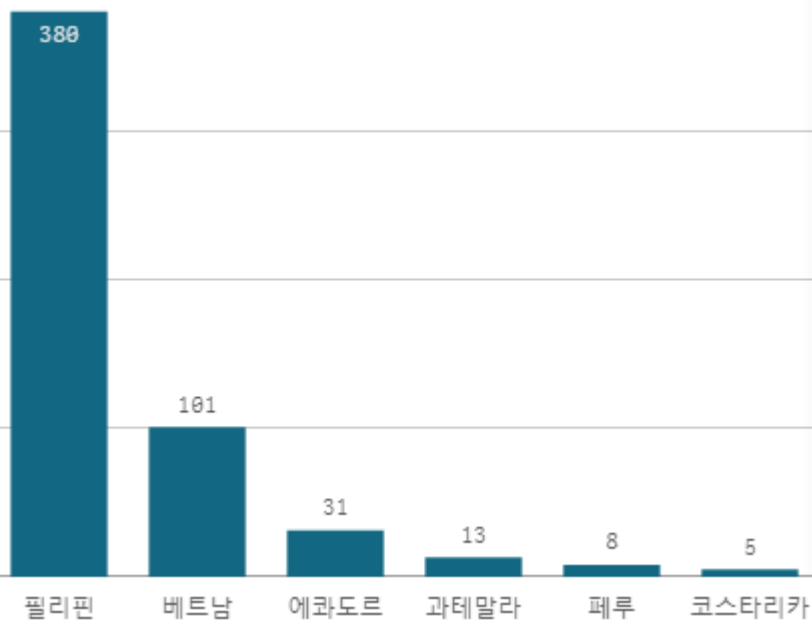


도매시장 법인별 거래금액(백만원)

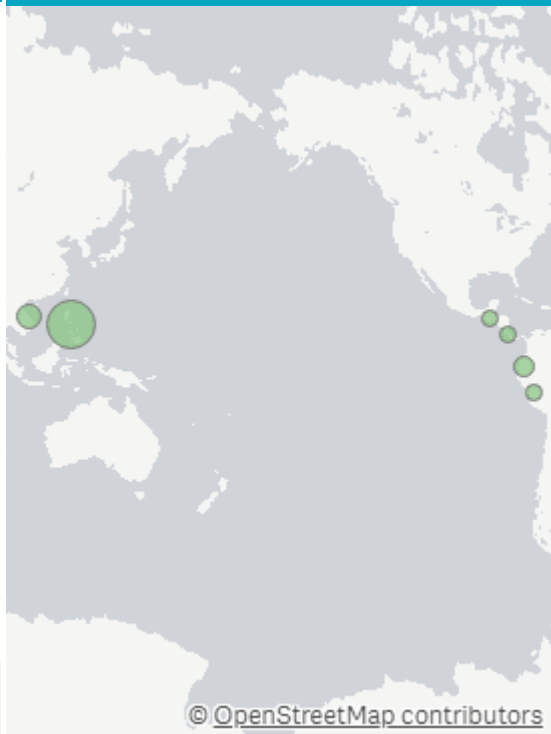


바나나 수입(13Kg)

산지별 거래물량(톤)



산지별 주출하 시군구



출하산지(개소)

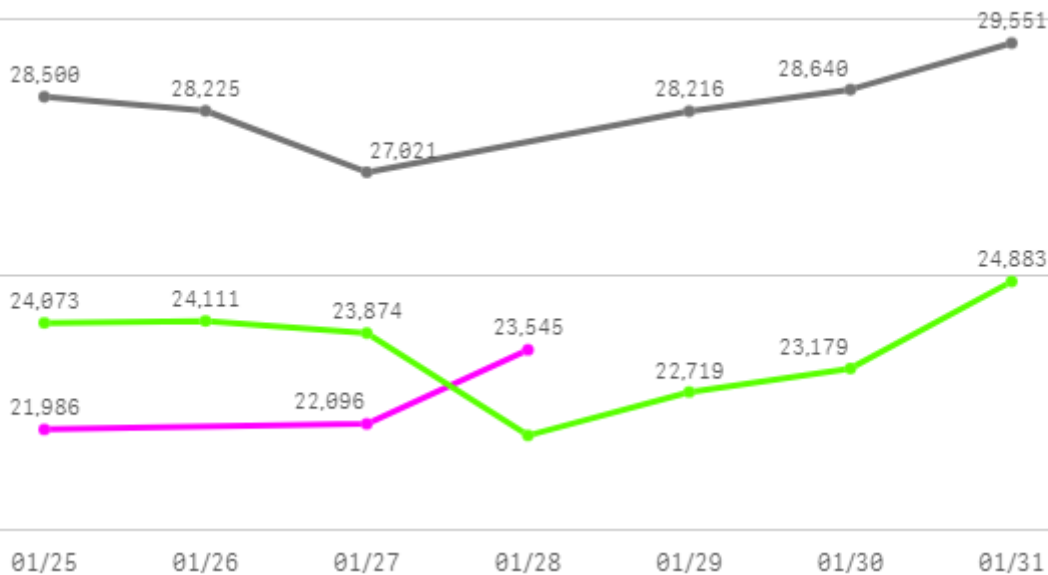
6

출하건수(천건)

1

주간 도매가격(원)

◆ 2025 ● 2024 ◆ 평년



구분	금주(A)	전주(B)	전월(C)	전년(D)	평년(E)	A/B	A/C	A/D	A/E
가격(원)	22,542	21,824	19,230	28,359	24,069	103.3%	117.2%	79.5%	93.7%

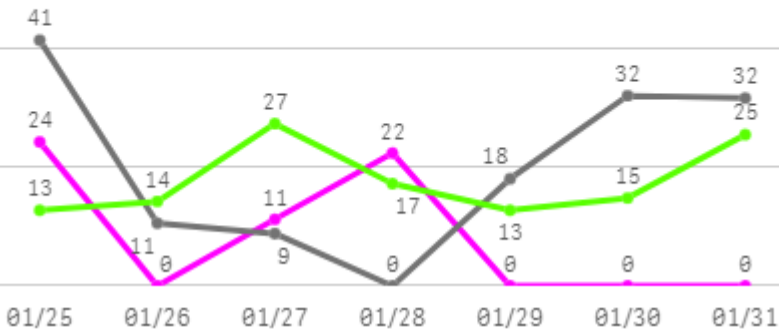
□ 바나나 수입(13Kg) 주간 가격

구분	Q	품종	Q	단량	Q	특	상	보통	하
2025-01-25		바나나 수입		13Kg		28,511	21,986	15,103	8,852
2025-01-27		바나나 수입		13Kg		29,087	22,096	15,074	9,300
2025-01-28		바나나 수입		13Kg		30,055	23,545	15,495	9,687
평균						29,218	22,542	15,224	9,280

파인애플

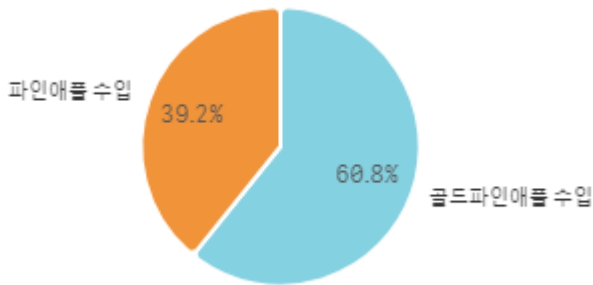
주간 반입량(톤)

◆ 2025 ● 2024 ▲ 평년

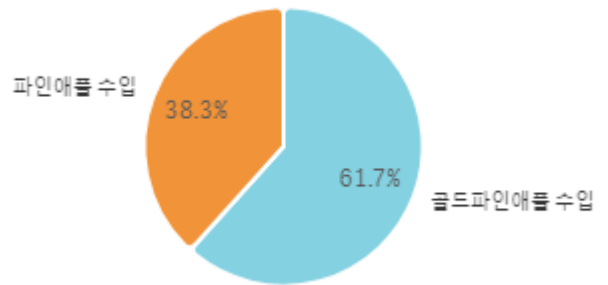


구분	금주(A)	전주(B)	전월(C)	전년(D)	평년(E)	A/B	A/C	A/D	A/E
물량(톤)	58	156	176	142	113	37.0%	32.8%	40.6%	51.1%

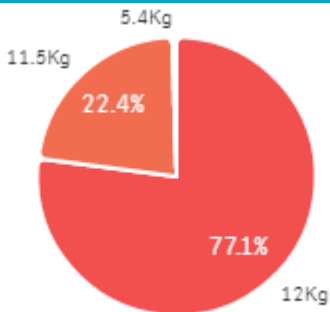
출하 품종별 거래물량 구성비



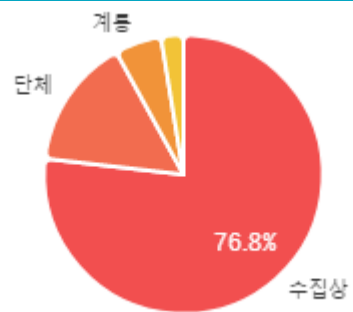
출하 품종별 거래금액 구성비



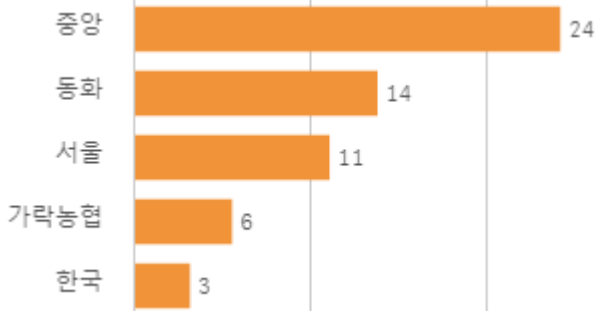
거래 단량별 물량 구성비



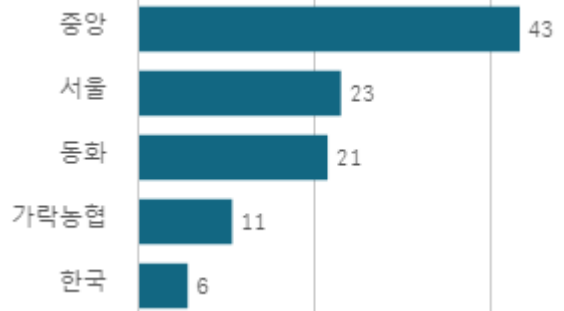
출하자별 거래물량 구성비



도매시장 법인별 거래물량(톤)



도매시장 법인별 거래금액(백만원)



골드파인애플 수입(12Kg)

산지별 거래물량(톤)



필리핀

산지별 주출하 시군구



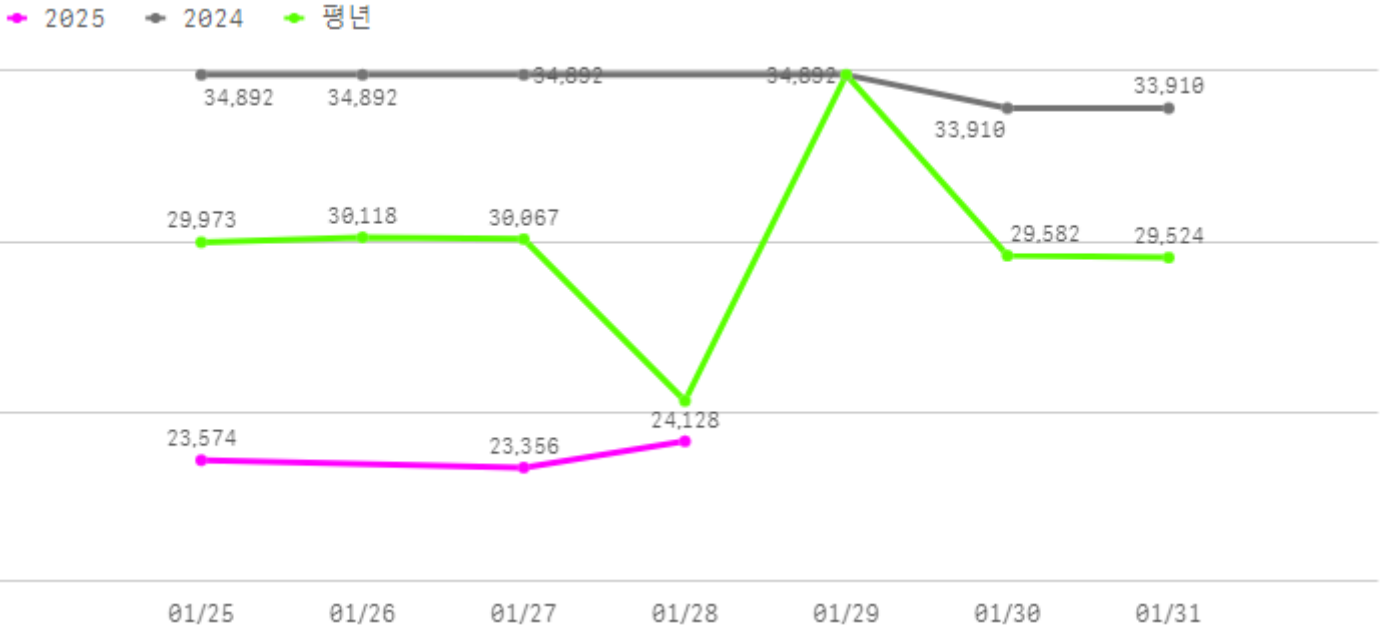
출하산지(개소)

1

출하건수(천건)

0

주간 도매가격(원)



구분	금주(A)	전주(B)	전월(C)	전년(D)	평년(E)	A/B	A/C	A/D	A/E
가격(원)	23,686	22,880	23,646	34,564	28,653	103.5%	100.2%	68.5%	82.7%

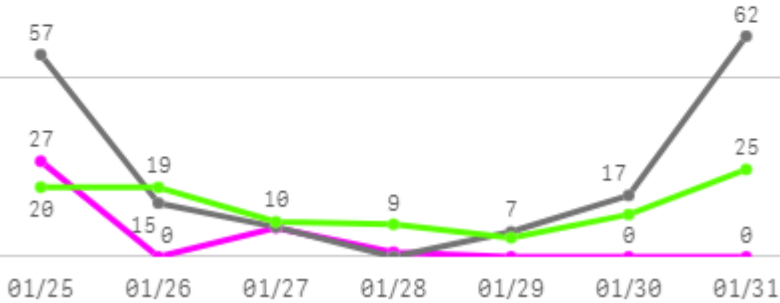
□ 골드파인애플 수입(12Kg) 주간 가격

구분	Q	품종	Q	단량	Q	특	상	보통	하
2025-01-25		골드파인애플 수입		12Kg		24,500	23,574	18,628	14,022
2025-01-27		골드파인애플 수입		12Kg		24,968	23,356	19,132	14,264
2025-01-28		골드파인애플 수입		12Kg		25,500	24,128	19,069	11,355
평균						24,989	23,686	18,943	13,213

오렌지

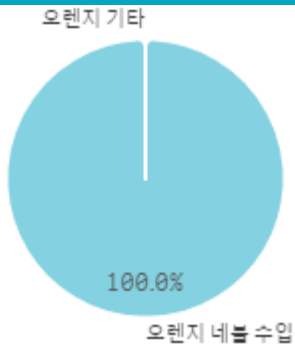
주간 반입량(톤)

◆ 2025 ● 2024 ▲ 평년

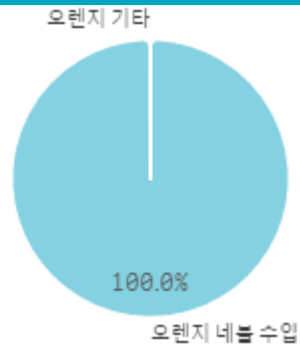


구분	금주(A)	전주(B)	전월(C)	전년(D)	평년(E)	A/B	A/C	A/D	A/E
물량(톤)	36	74	49	166	90	49.3%	73.5%	21.8%	40.3%

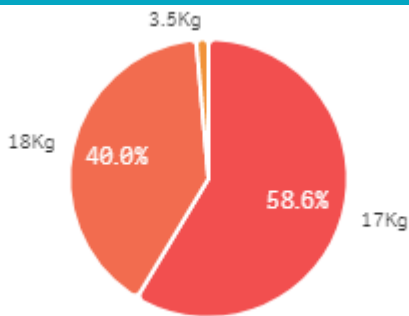
출하 품종별 거래물량 구성비



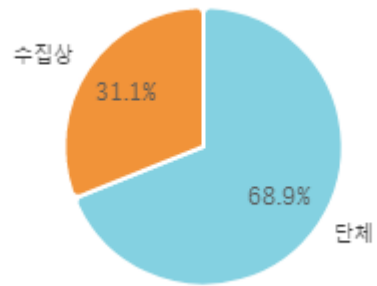
출하 품종별 거래금액 구성비



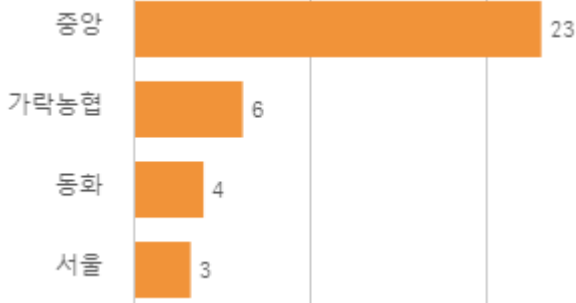
거래 단량별 물량 구성비



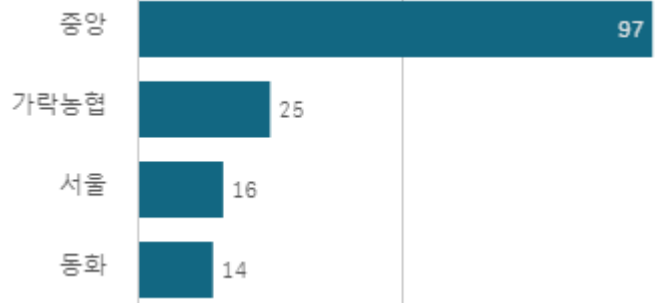
출하자별 거래물량 구성비



도매시장 법인별 거래물량(톤)



도매시장 법인별 거래금액(백만원)



오렌지 네블 수입(18Kg)

산지별 거래물량(톤)

36



미국

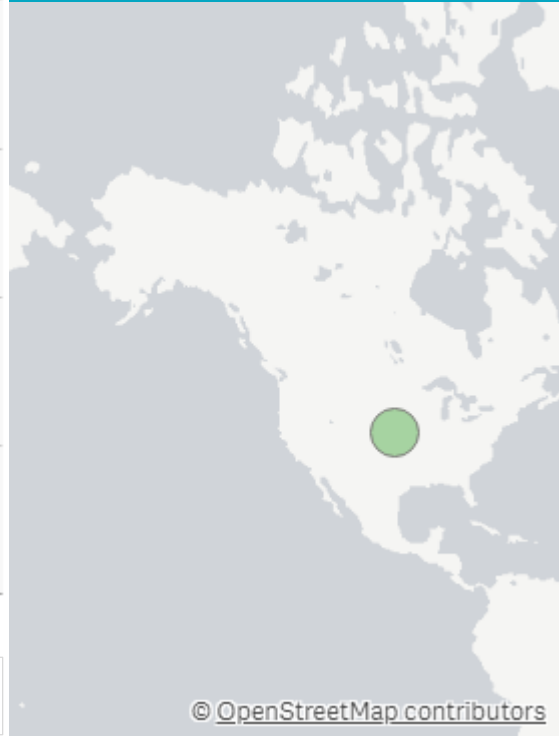
출하산지(개소)

1

출하건수(천건)

0

산지별 주출하 시군구



주간 도매가격(원)

◆ 2025 ◀ 2024 ◆ 평년

78,375 78,375 78,375



01/25 01/26 01/27 01/28 01/29 01/30 01/31

구분	금주(A)	전주(B)	전월(C)	전년(D)	평년(E)	A/B	A/C	A/D	A/E
가격(원)	78,375	78,375	92,870	-	69,095	100.0%	84.4%	-	113.4%

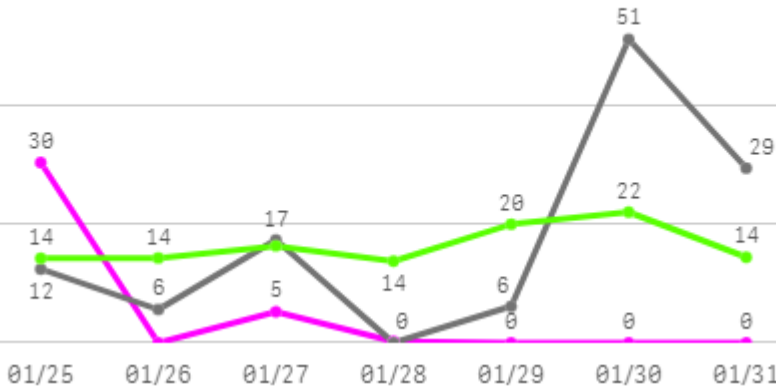
□ 오렌지 네블 수입(18Kg) 주간 가격

구분	Q	품종	Q	단량	Q	특	상	보통	하
2025-01-25		오렌지 네블 수입		18Kg		95,000	78,375	76,000	76,000
2025-01-27		오렌지 네블 수입		18Kg		95,000	78,375	76,000	76,000
2025-01-28		오렌지 네블 수입		18Kg		95,000	78,375	76,000	76,000
평균						95,000	78,375	76,000	76,000

고등어

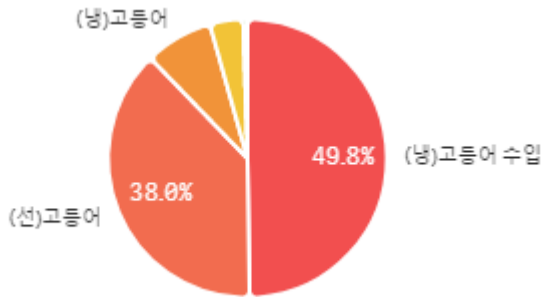
주간 반입량(톤)

◆ 2025 ● 2024 ▲ 평년

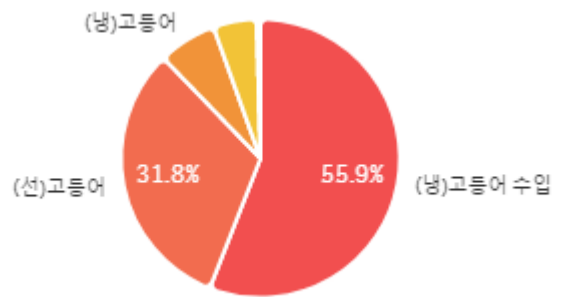


구분	금주(A)	전주(B)	전월(C)	전년(D)	평년(E)	A/B	A/C	A/D	A/E
물량(톤)	36	81	129	122	109	44.4%	27.6%	29.4%	33.0%

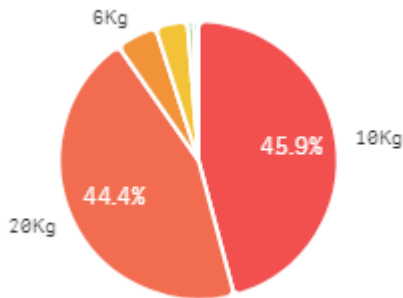
출하 품종별 거래물량 구성비



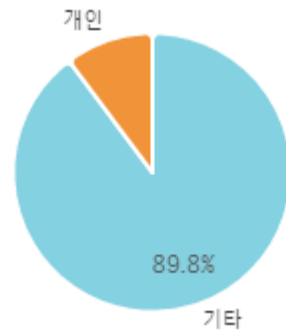
출하 품종별 거래금액 구성비



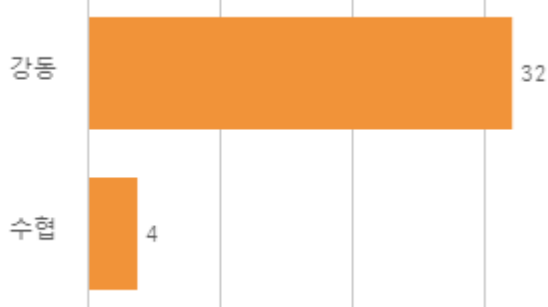
거래 단량별 물량 구성비



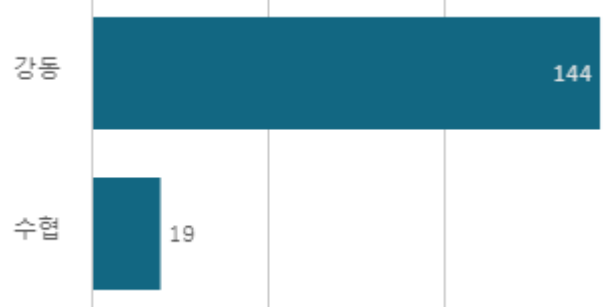
출하자별 거래물량 구성비



도매시장 법인별 거래물량(톤)

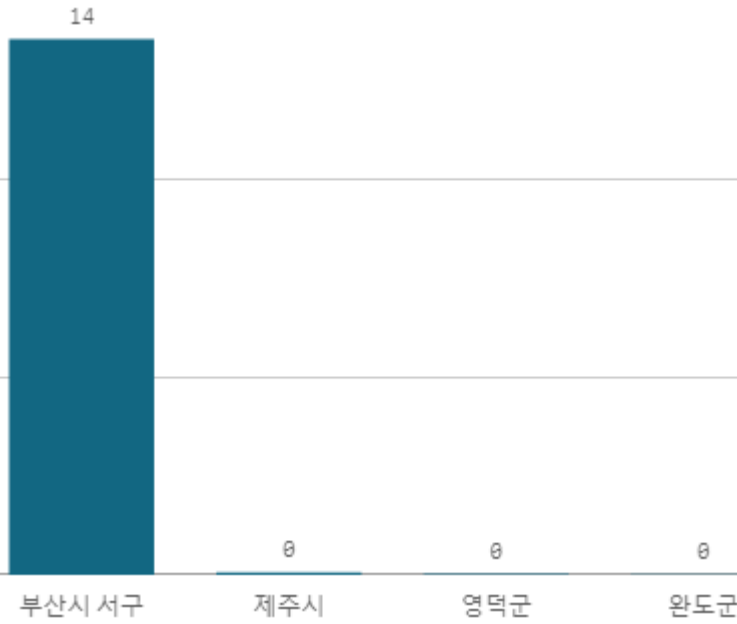


도매시장 법인별 거래금액(백만원)



(선)고등어(10Kg)

산지별 거래물량(톤)



출하산지(개소)

4

출하건수(천건)

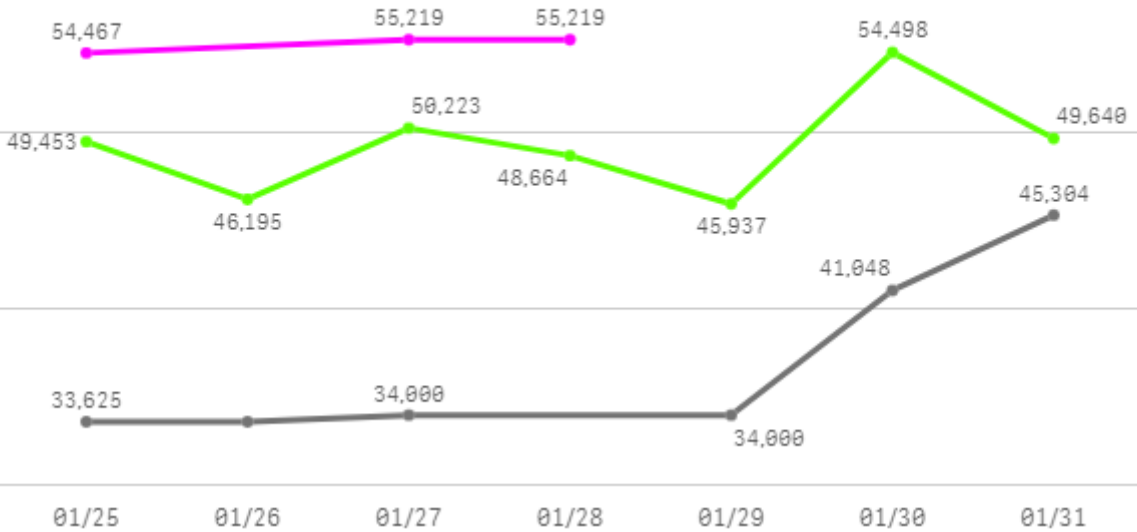
0

산지별 주출하 시군구



주간 도매가격(원)

● 2025 ● 2024 ● 평년



구분	금주(A)	전주(B)	전월(C)	전년(D)	평년(E)	A/B	A/C	A/D	A/E
가격(원)	54,968	80,053	49,697	36,934	50,110	68.7%	110.6%	148.8%	109.7%

□ (선)고등어(10Kg) 주간 가격

구분	Q	품종	Q	단량	Q	특	상	보통	하
2025-01-25		(선)고등어		10Kg		-	54,467	38,110	23,491
2025-01-27		(선)고등어		10Kg		-	55,219	38,138	19,912
2025-01-28		(선)고등어		10Kg		-	55,219	38,138	19,912
평균						-	54,968	38,129	21,105

(냉)고등어 수입(10Kg)

산지별 거래물량(톤)

18



노르웨이

출하산지(개소)

1

출하건수(천건)

0

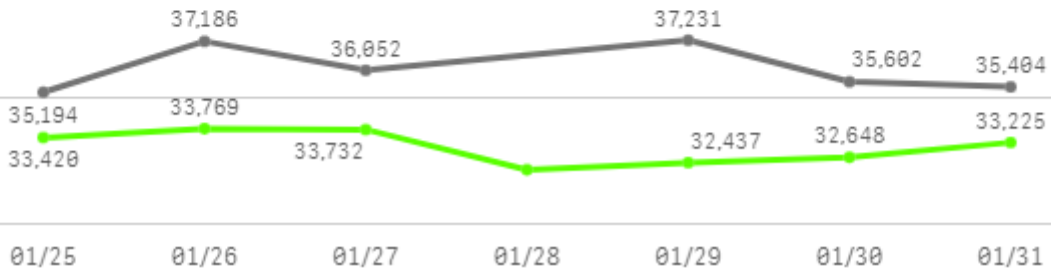

산지별 주출하 시군구



© OpenStreetMap contributors

주간 도매가격(원)

◆ 2025 ● 2024 ◆ 평년



구분	금주(A)	전주(B)	전월(C)	전년(D)	평년(E)	A/B	A/C	A/D	A/E
가격(원)	49,957	49,983	47,575	36,112	35,463	99.9%	105.0%	138.3%	140.9%

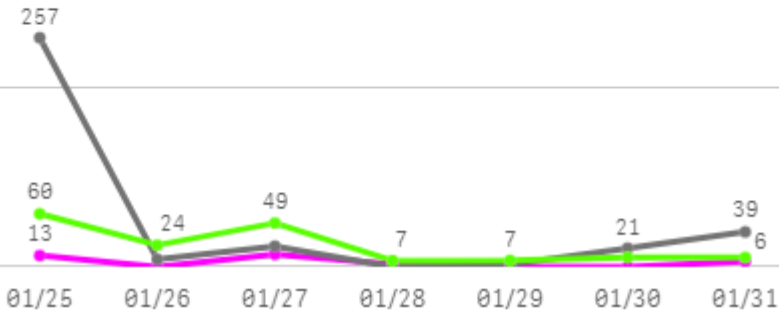
□ (냉)고등어 수입(10Kg) 주간 가격

구분	Q	품종	Q	단량	Q	특	상	보통	하
2025-01-25		(냉)고등어 수입		10Kg		-	49,957	-	-
2025-01-27		(냉)고등어 수입		10Kg		-	49,957	-	-
2025-01-28		(냉)고등어 수입		10Kg		-	49,957	-	-
평균						-	49,957	-	-

명태

주간 반입량(톤)

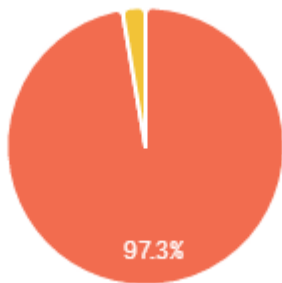
◆ 2025 ● 2024 ▲ 평년



구분	금주(A)	전주(B)	전월(C)	전년(D)	평년(E)	A/B	A/C	A/D	A/E
물량(톤)	36	82	78	351	171	43.4%	45.7%	10.2%	20.9%

출하 품종별 거래물량 구성비

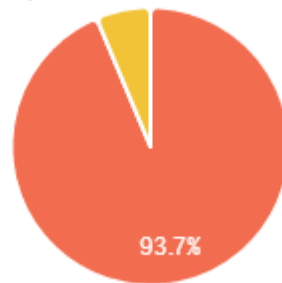
(선)명태 수입



(냉)명태 수입

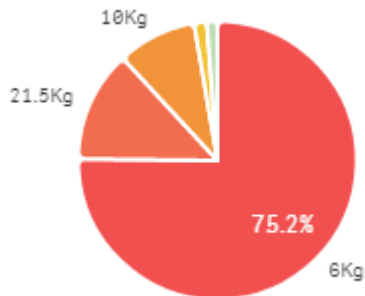
출하 품종별 거래금액 구성비

(선)명태 수입

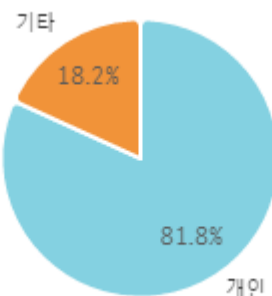


(냉)명태 수입

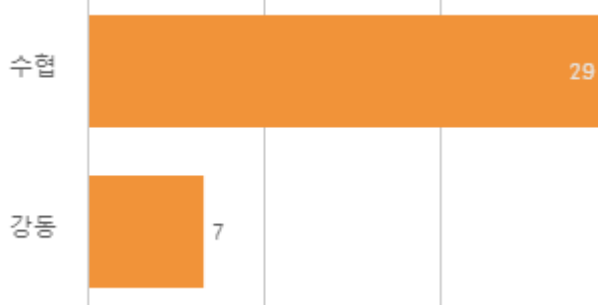
거래 단량별 물량 구성비



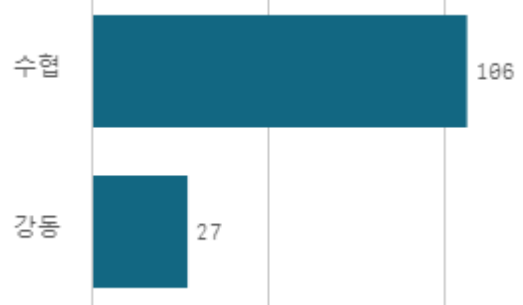
출하자별 거래물량 구성비



도매시장 법인별 거래물량(톤)




도매시장 법인별 거래금액(백만원)



(선)명태 수입(10Kg)

산지별 거래물량(톤)



일본

출하산지(개소)

1

출하건수(천건)

0

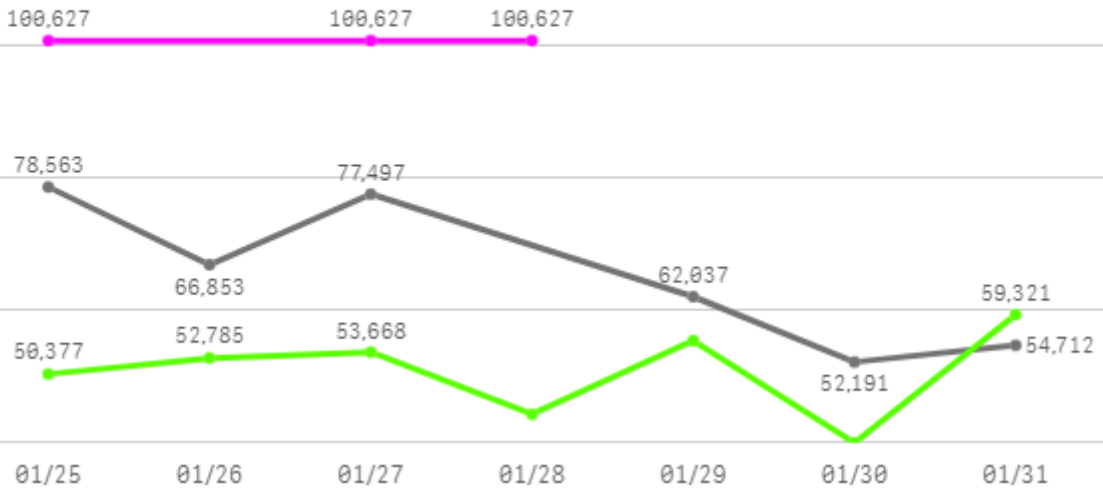
산지별 주출하 시군구



© OpenStreetMap contributors

주간 도매가격(원)

◆ 2025 ● 2024 ◆ 평년



구분	금주(A)	전주(B)	전월(C)	전년(D)	평년(E)	A/B	A/C	A/D	A/E
가격(원)	100,627	57,216	62,406	65,309	58,119	175.9%	161.2%	154.1%	173.1%

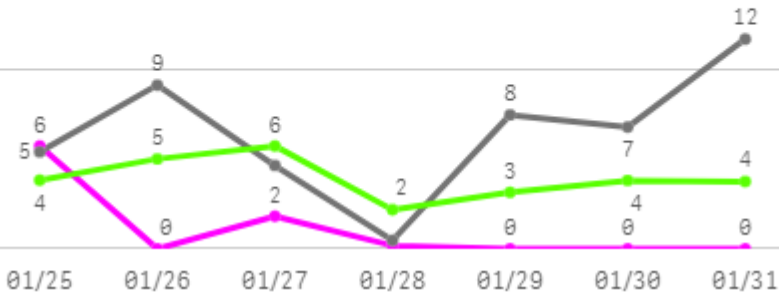
□ (선)명태 수입(10Kg) 주간 가격

구분	Q	품종	Q	단량	Q	특	상	보통	하
2025-01-25		(선)명태 수입		10Kg		-	100,627	40,588	-
2025-01-27		(선)명태 수입		10Kg		-	100,627	40,588	-
2025-01-28		(선)명태 수입		10Kg		-	100,627	40,588	-
평균						-	100,627	40,588	-

갈치

주간 반입량(톤)

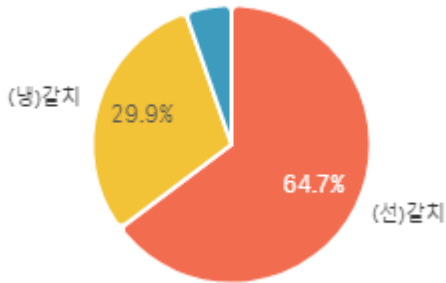
◆ 2025 ● 2024 ▲ 평년



구분	금주(A)	전주(B)	전월(C)	전년(D)	평년(E)	A/B	A/C	A/D	A/E
물량(톤)	8	37	40	46	28	20.9%	19.5%	16.9%	28.2%

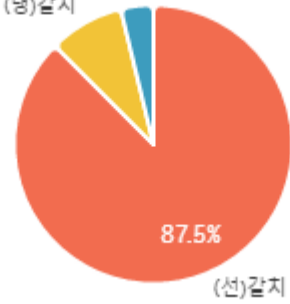
출하 품종별 거래물량 구성비

(냉)갈치 수입

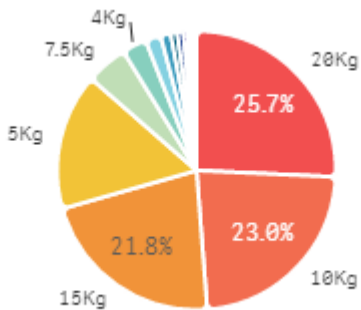


출하 품종별 거래금액 구성비

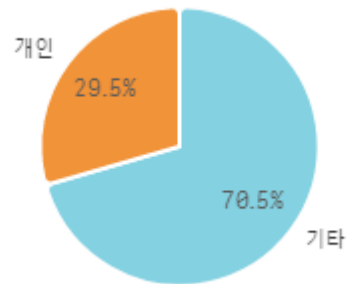
(냉)갈치



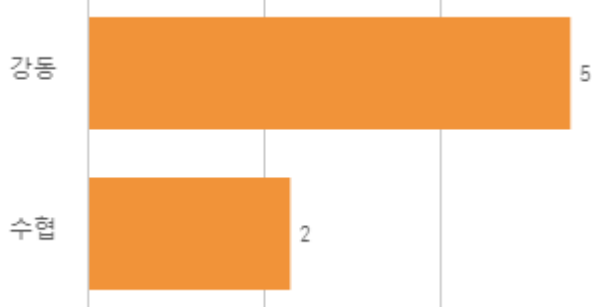
거래 단량별 물량 구성비



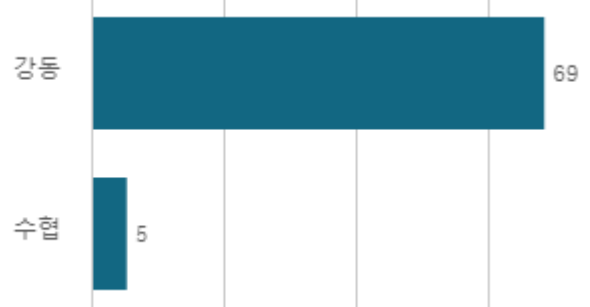
출하자별 거래물량 구성비



도매시장 법인별 거래물량(톤)

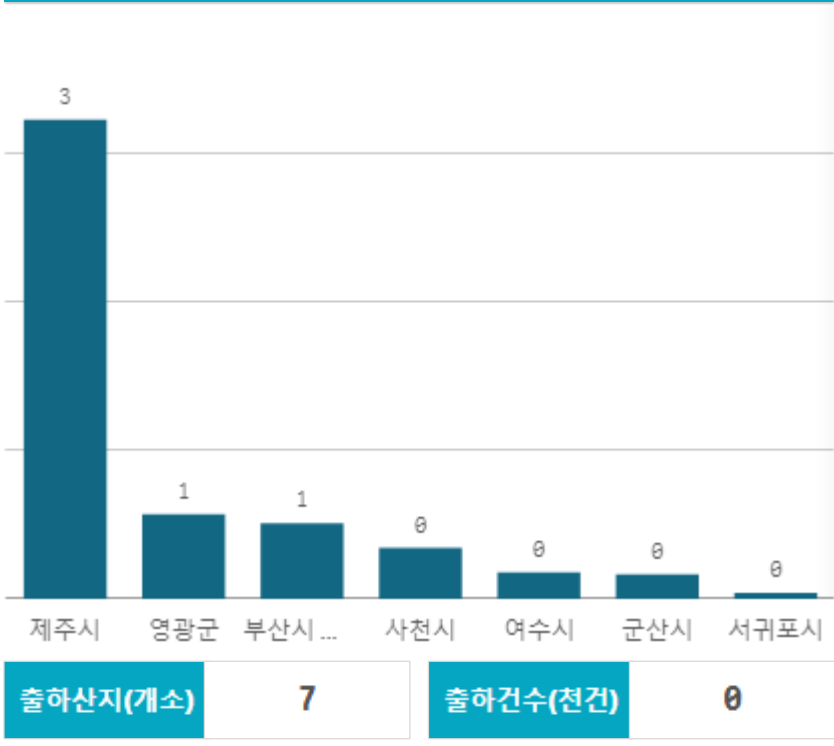


도매시장 법인별 거래금액(백만원)

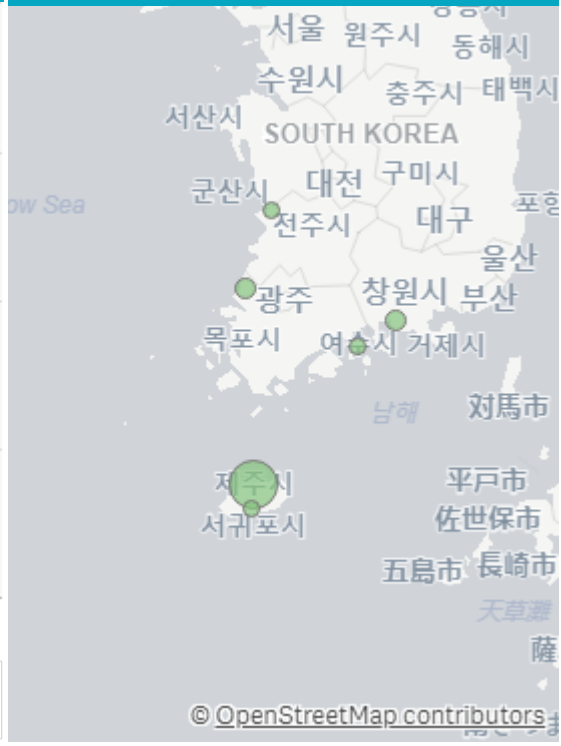


(선)갈치(5Kg)

산지별 거래물량(톤)



산지별 주출하 시군구



출하산지(개소)

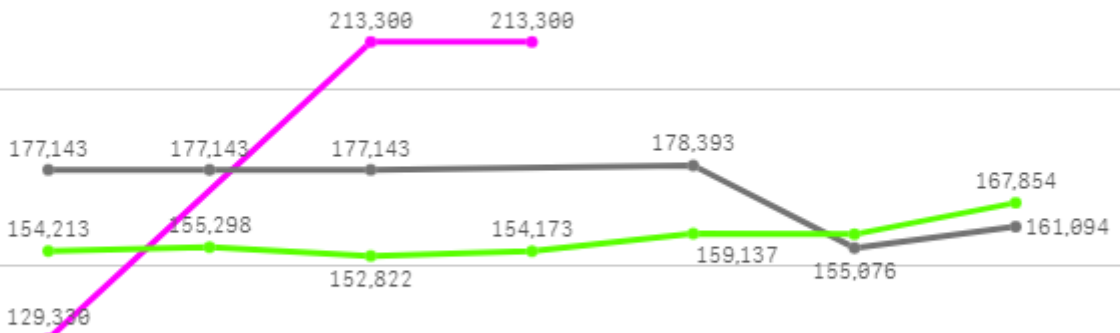
7

출하건수(천건)

0

주간 도매가격(원)

◆ 2025 ● 2024 ◆ 평년



01/25 01/26 01/27 01/28 01/29 01/30 01/31

구분	금주(A)	전주(B)	전월(C)	전년(D)	평년(E)	A/B	A/C	A/D	A/E
가격(원)	185,310	181,885	125,465	170,999	158,553	101.9%	147.7%	108.4%	116.9%

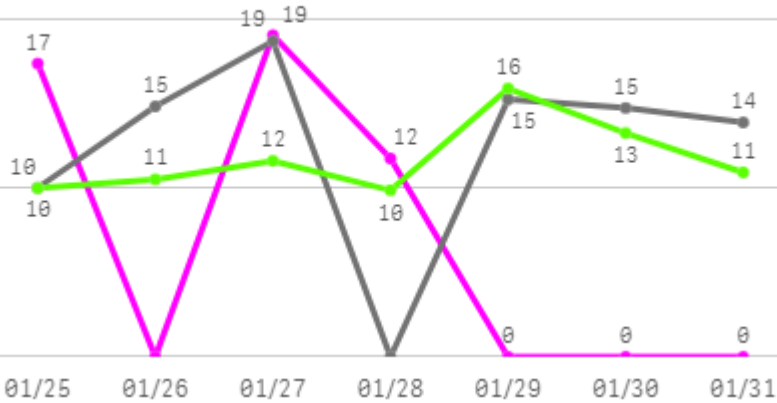
□ (선)갈치(5Kg) 주간 가격

구분	Q	품종	Q	단량	Q	특	상	보통	하
2025-01-25		(선)갈치		5Kg		-	129,330	43,625	21,369
2025-01-27		(선)갈치		5Kg		-	213,300	73,800	23,837
2025-01-28		(선)갈치		5Kg		-	213,300	73,800	23,837
평균						-	185,310	63,742	23,014

금

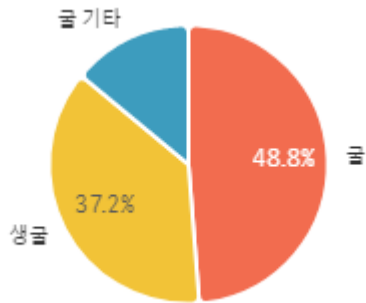
주간 반입량(톤)

◆ 2025 ● 2024 ▲ 평년

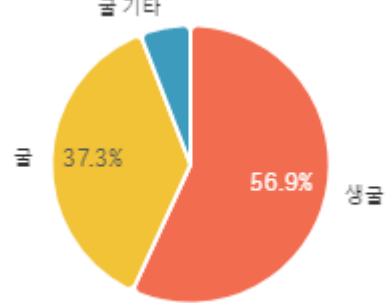


구분	금주(A)	전주(B)	전월(C)	전년(D)	평년(E)	A/B	A/C	A/D	A/E
물량(톤)	48	81	116	88	82	59.7%	41.5%	55.1%	59.0%

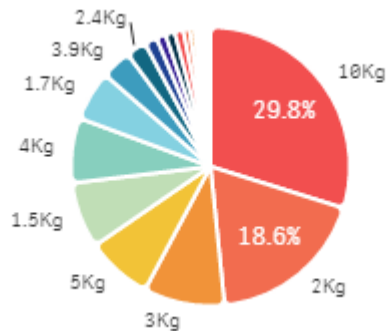
출하 품종별 거래물량 구성비



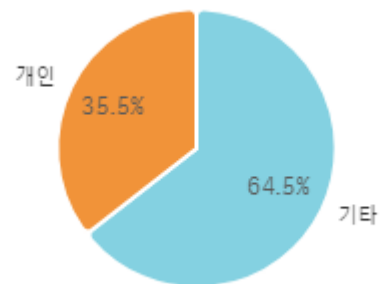
출하 품종별 거래금액 구성비



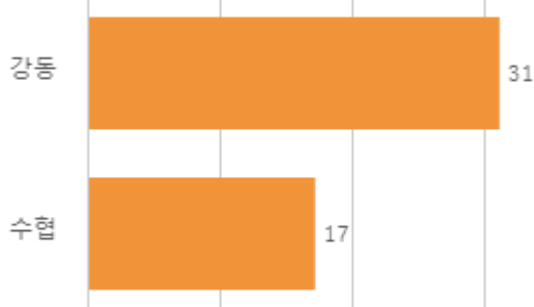
거래 단량별 물량 구성비



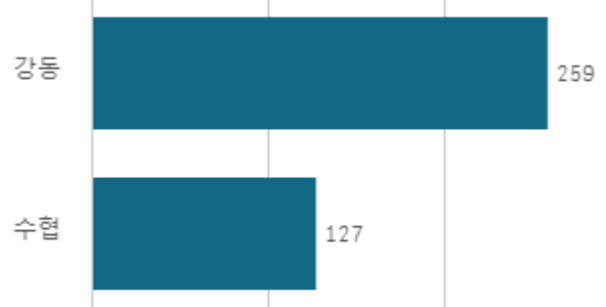
출하자별 거래물량 구성비



도매시장 법인별 거래물량(톤)

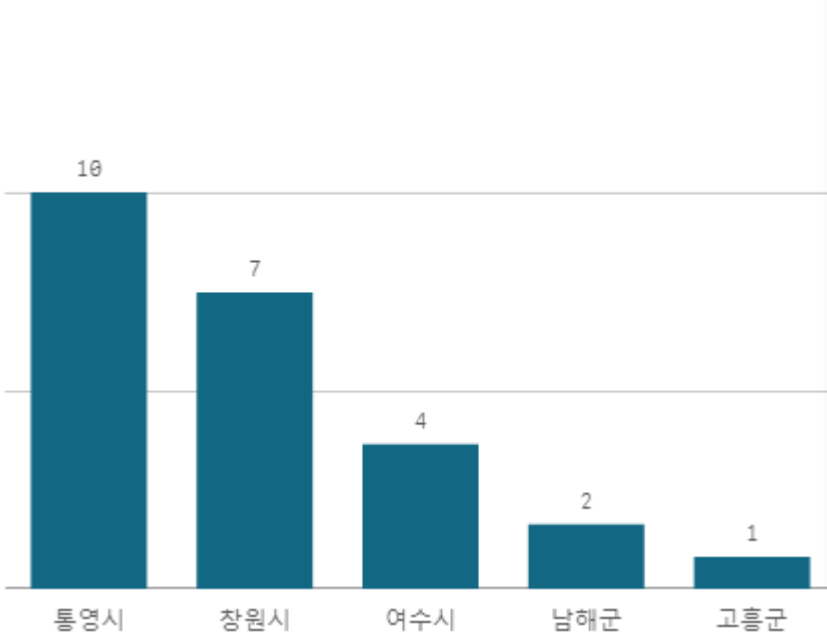


도매시장 법인별 거래금액(백만원)



굴(1Kg)

산지별 거래물량(톤)



산지별 주출하 시군구



출하산지(개소)

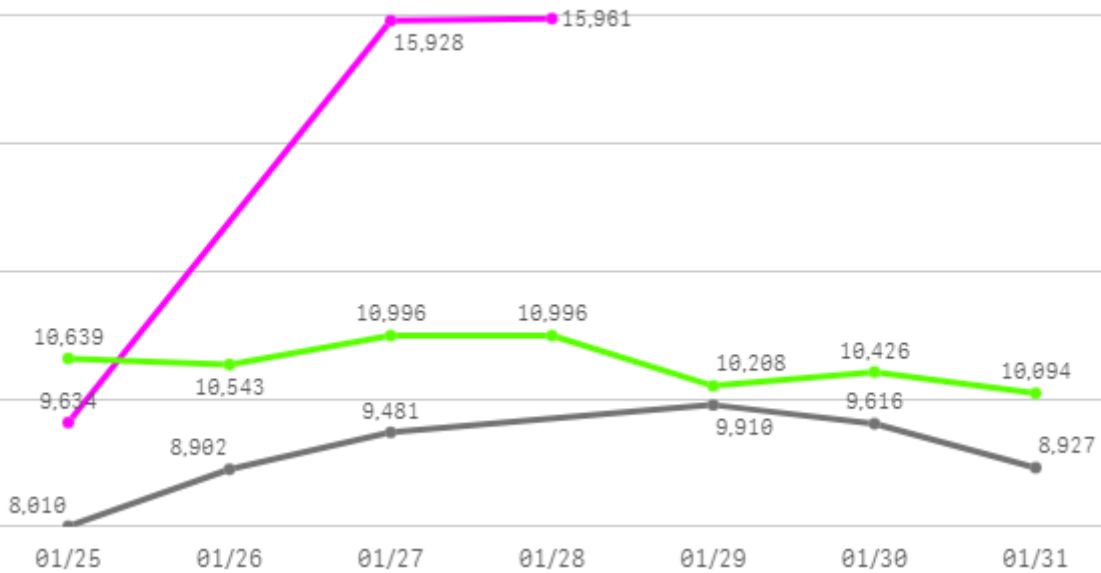
5

출하건수(천건)

0

주간 도매가격(원)

◆ 2025 ● 2024 ◆ 평년



구분	금주(A)	전주(B)	전월(C)	전년(D)	평년(E)	A/B	A/C	A/D	A/E
가격(원)	13,841	9,394	10,531	9,141	11,062	147.3%	131.4%	151.4%	125.1%

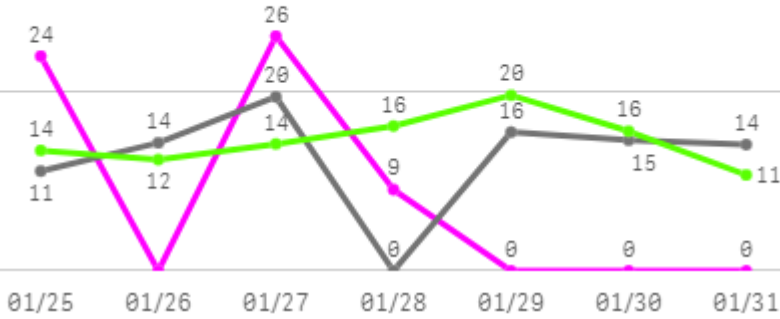
□ 굴(1Kg) 주간 가격

구분	Q	품종	Q	단량	Q	특	상	보통	하
2025-01-25		굴		1Kg		13,328	9,634	7,606	5,871
2025-01-27		굴		1Kg		19,479	15,928	10,296	6,582
2025-01-28		굴		1Kg		19,997	15,961	8,357	5,730
평균						17,601	13,841	8,753	6,061

홍합

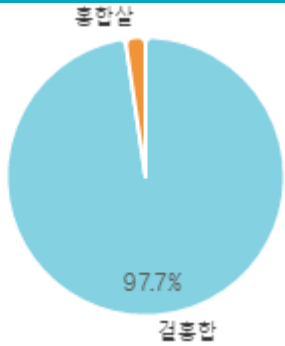
주간 반입량(톤)

◆ 2025 ● 2024 ▲ 평년

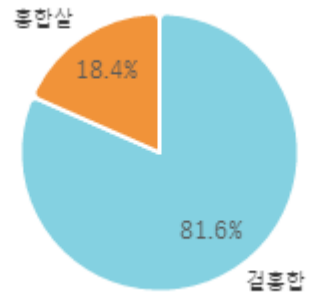


구분	금주(A)	전주(B)	전월(C)	전년(D)	평년(E)	A/B	A/C	A/D	A/E
물량(톤)	59	81	93	89	99	73.3%	64.3%	66.5%	60.0%

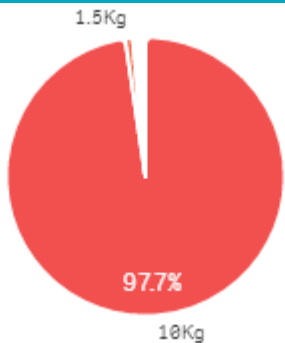
출하 품종별 거래물량 구성비



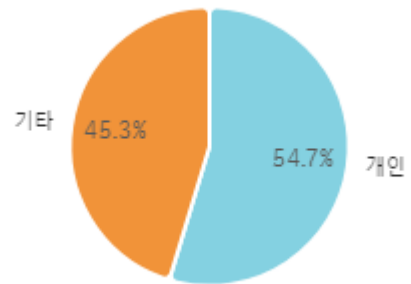
출하 품종별 거래금액 구성비




거래 단량별 물량 구성비



출하자별 거래물량 구성비



도매시장 법인별 거래물량(톤)

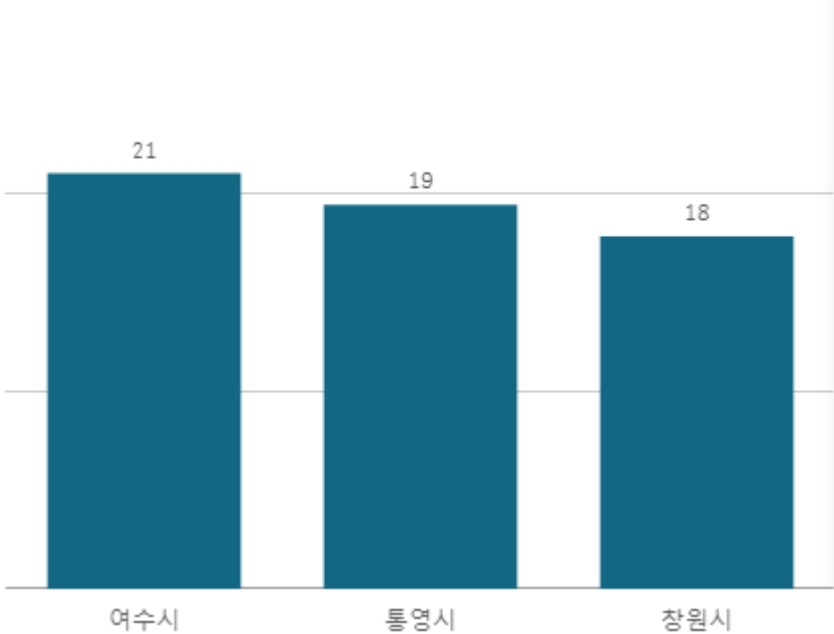


도매시장 법인별 거래금액(백만원)



겉흙합(10Kg)

산지별 거래물량(톤)



산지별 주출하 시군구



출하산지(개소)

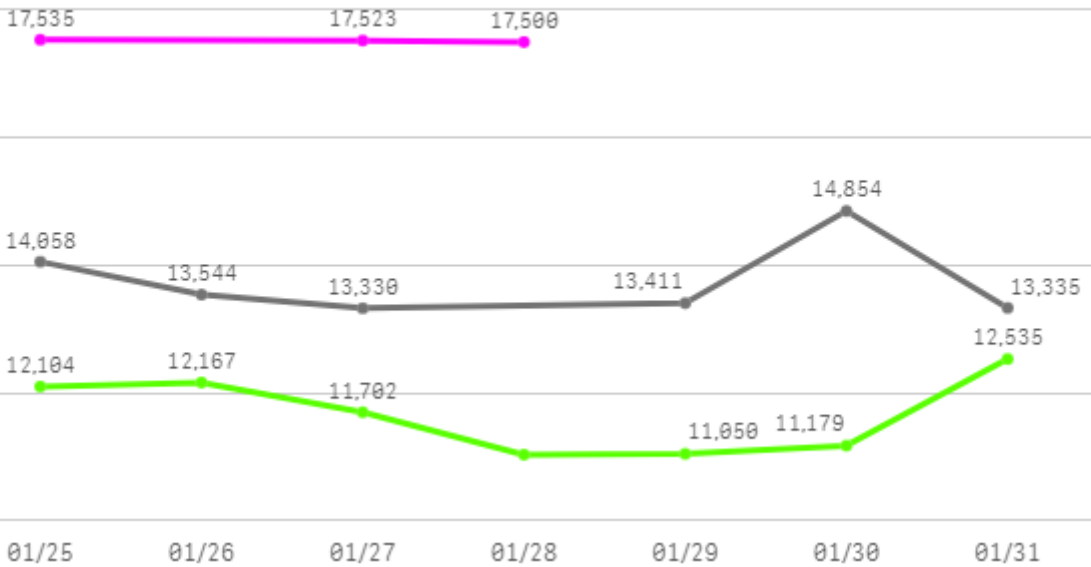
3

출하건수(천건)

0

주간 도매가격(원)

◆ 2025 ● 2024 ◆ 평년



구분	금주(A)	전주(B)	전월(C)	전년(D)	평년(E)	A/B	A/C	A/D	A/E
가격(원)	17,519	17,601	17,831	13,755	12,565	99.5%	98.3%	127.4%	139.4%

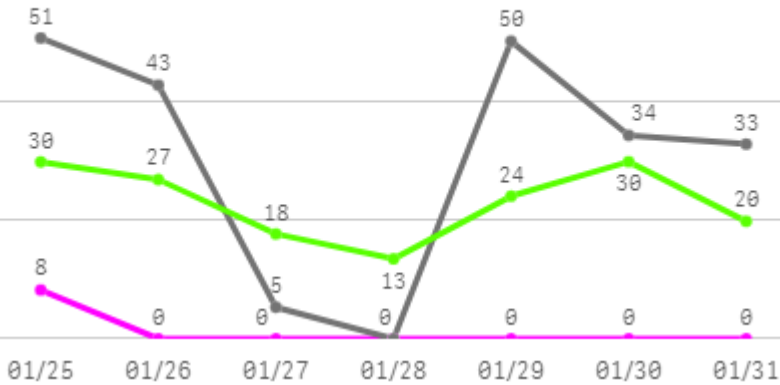
□ 곁홍합(10Kg) 주간 가격

구분	Q	품종	Q	단량	Q	특	상	보통	하
2025-01-25		곁홍합		10Kg		-	17,535	17,338	16,016
2025-01-27		곁홍합		10Kg		-	17,523	17,260	16,140
2025-01-28		곁홍합		10Kg		-	17,500	16,891	15,142
평균						-	17,519	17,163	15,766

건멸치

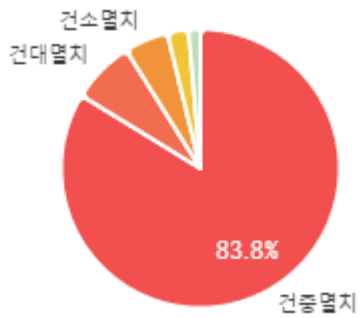
주간 반입량(톤)

◆ 2025 ◆ 2024 ◆ 평년

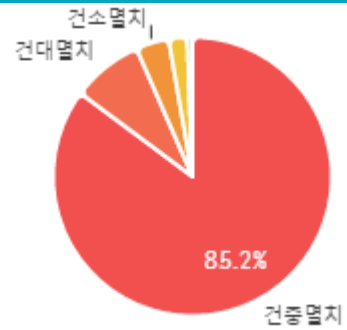


구분	금주(A)	전주(B)	전월(C)	전년(D)	평년(E)	A/B	A/C	A/D	A/E
물량(톤)	8	232	79	216	147	3.5%	10.4%	3.8%	5.6%

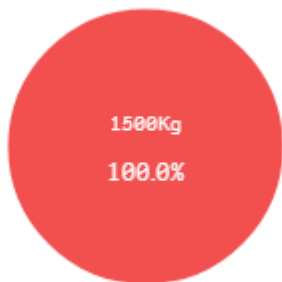
출하 품종별 거래물량 구성비



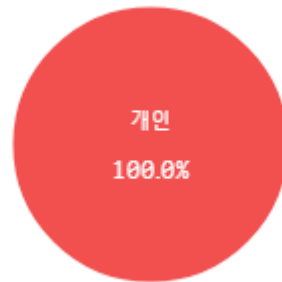
출하 품종별 거래금액 구성비



거래 단량별 물량 구성비



출하자별 거래물량 구성비



도매시장 법인별 거래물량(톤)

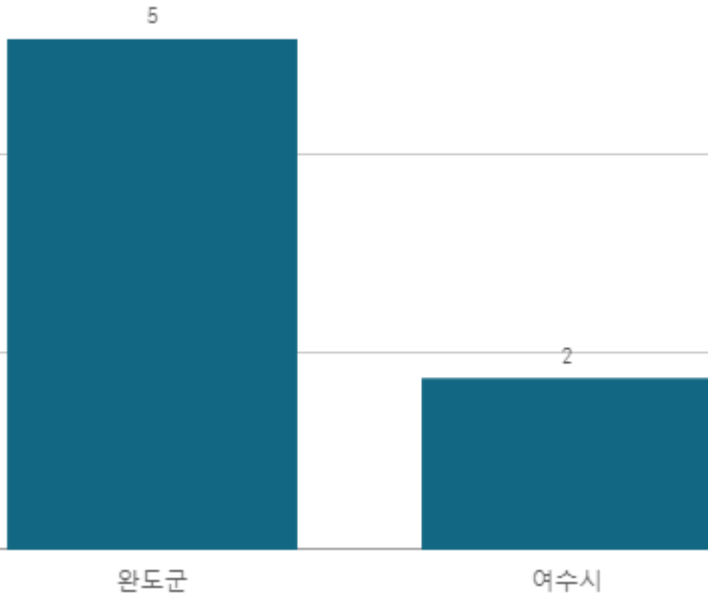


도매시장 법인별 거래금액(백만원)

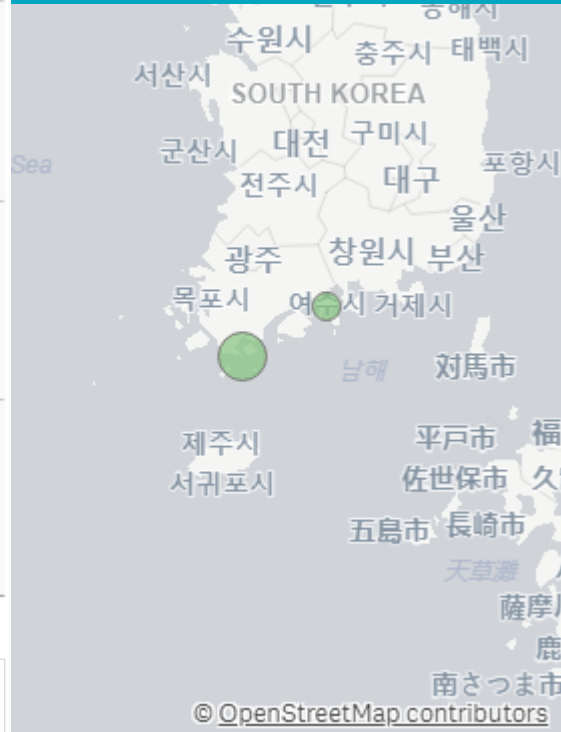


건종멸치(1.5Kg)

산지별 거래물량(톤)



산지별 주출하 시군구



출하산지(개소)

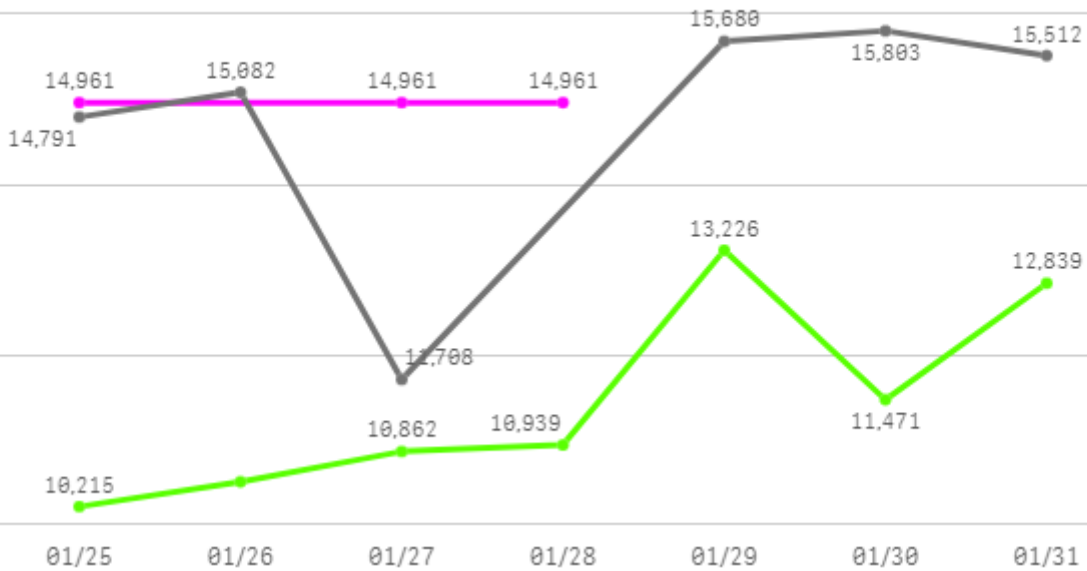
2

출하건수(천건)

0

주간 도매가격(원)

◆ 2025 ● 2024 ◆ 평년



구분	금주(A)	전주(B)	전월(C)	전년(D)	평년(E)	A/B	A/C	A/D	A/E
가격(원)	14,961	13,923	21,168	14,763	11,778	107.5%	70.7%	101.3%	127.0%

□ 건중멸치(1.5Kg) 주간 가격

구분	Q	품종	Q	단량	Q	특	상	보통	하
2025-01-25		건중멸치		1.5Kg		-	14,961	10,885	8,296
2025-01-27		건중멸치		1.5Kg		-	14,961	10,885	8,296
2025-01-28		건중멸치		1.5Kg		-	14,961	10,885	8,296
평균						-	14,961	10,885	8,296