

---

2025년 가락시장

# 주요 품목 주간 거래동향

---

7월 1주차 주요 동향

[2025. 6.28. ~ 7.4.]



서울특별시농수산물공사

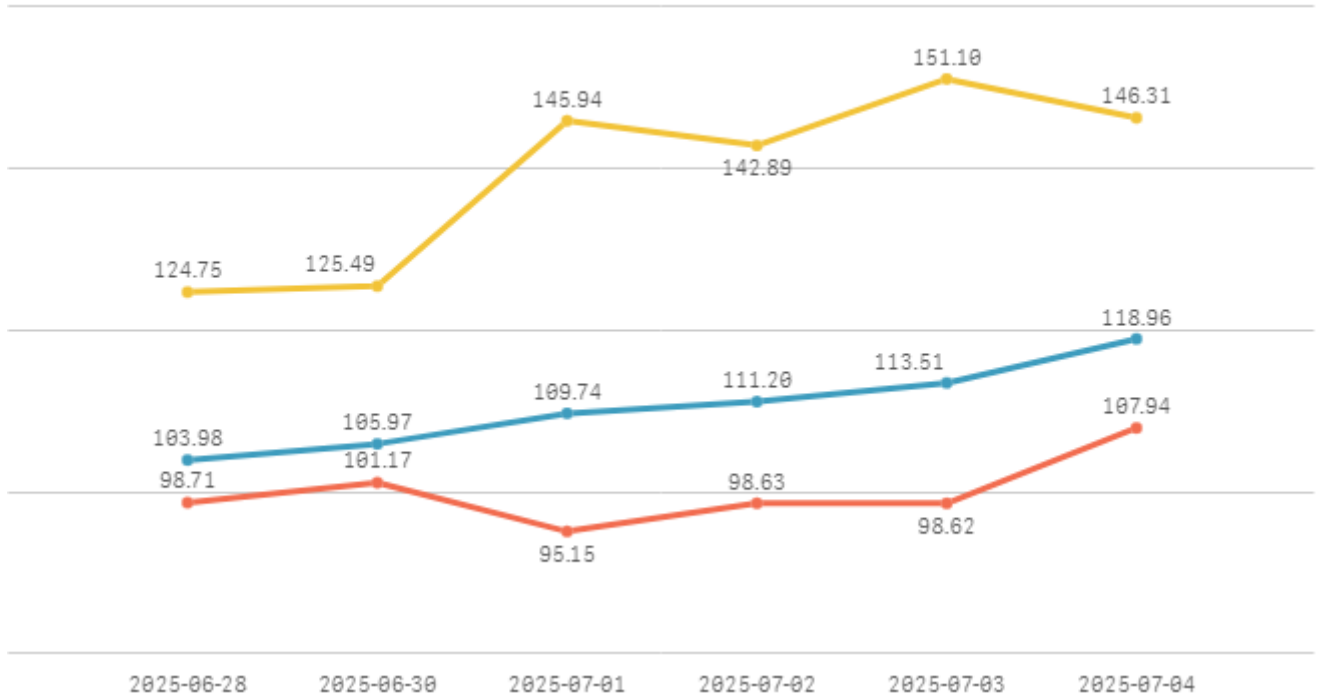
[데이터전략팀]

# 1. 주간 표준지수

※ 직전 5개년 평균가격을 지수 100으로 산정하여 100 이상일 경우 평년보다 상승, 100 이하일 경우 평년보다 하락

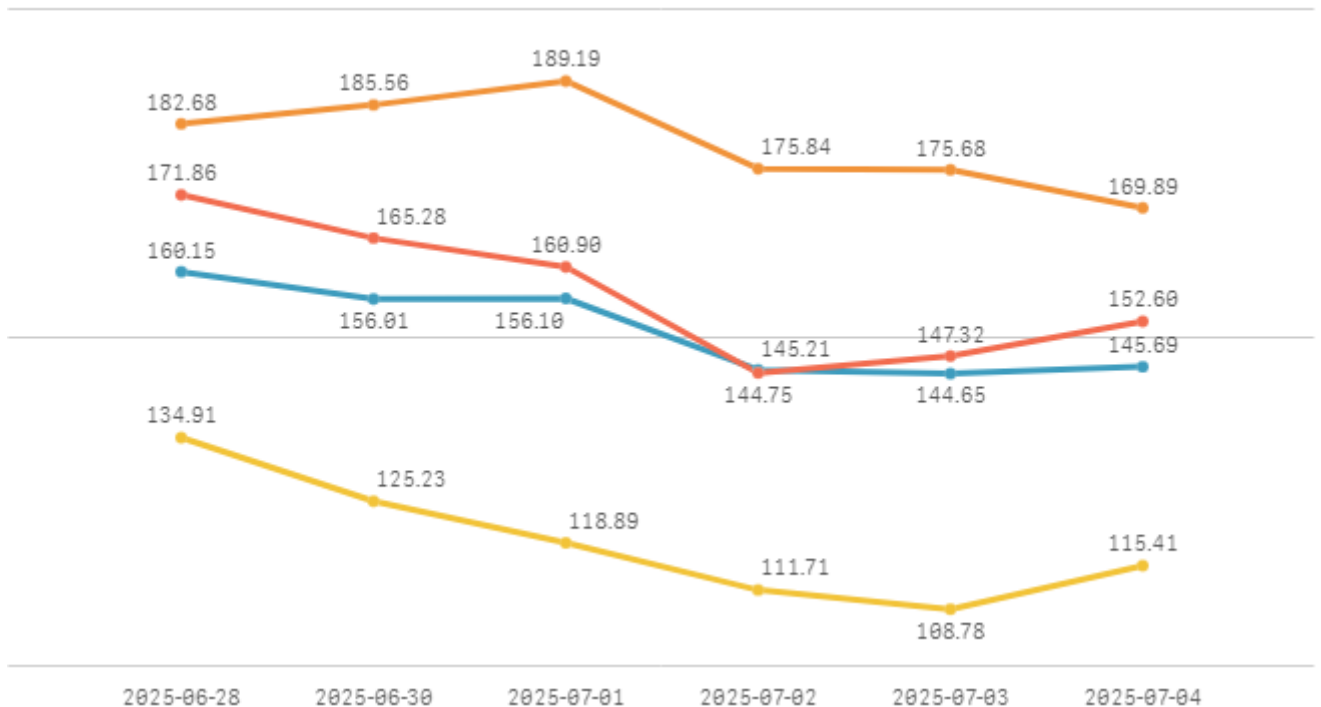
## □ 청과부류

합계    채소계    과일계



## □ 수산부류

합계    생선류    조개류    건어류



## 2. 주요 품목 주간 거래동향

### 주요 품목(종) 주간동향 (2025.06.28 ~ 07.04)

품종 단위	Q	금주평균	전주평균	전월평균	전년평균	5년평균 가격	전주대비	전월대비	전년대비	5년평균 대비
(선)갈치(5키로상자)		161,592	160,690	159,983	66,495	108,382	1% ▲	1% ▲	143% ▲	49% ▲
간마늘 대서(20키로)		154,301	166,899	189,104	130,215	144,737	-8% ▼	-18% ▼	18% ▲	7% ▲
사과 부사(10키로상자)		50,833	56,099	56,383	77,667	51,763	-9% ▼	-10% ▼	-35% ▼	-2% ▼
청양고추(10키로상자)		48,493	42,804	27,586	43,285	47,348	13% ▲	76% ▲	12% ▲	2% ▲
(냉)고들머 수입(10키로상자)		46,424	48,635	48,610	35,684	36,502	-5% ▼	-4% ▼	30% ▲	27% ▲
백다다기오이(100개)		39,180	49,620	43,221	51,772	43,784	-21% ▼	-9% ▼	-24% ▼	-11% ▼
배 신고(15키로상자)		36,219	35,774	52,993	199,274	83,486	1% ▲	-32% ▼	-82% ▼	-57% ▼
멜론 머스크(8키로상자)		32,960	29,236	39,339	19,719	26,439	13% ▲	-16% ▼	67% ▲	25% ▲
망고 수입(5키로상자)		32,651	29,931	25,930	31,765	37,172	9% ▲	26% ▲	3% ▲	-12% ▼
오이맛고추(10키로상자)		31,449	23,710	29,613	46,203	36,126	33% ▲	6% ▲	-32% ▼	-13% ▼
청매실(10키로상자)		31,074	32,389	34,443	47,950	27,250	-4% ▼	-10% ▼	-35% ▼	14% ▲
포도 샤인머스캣(2키로상자)		30,209	34,366	-	31,009	42,289	-12% ▼	-	-3% ▼	-29% ▼
골드파인애플 수입(12키로상자)		26,430	26,610	27,122	23,167	26,964	-1% ▼	-3% ▼	14% ▲	-2% ▼
호박밤 고구마(10키로상자)		25,468	25,964	26,150	26,319	27,255	-2% ▼	-3% ▼	-3% ▼	-7% ▼
감자 수미(햇)(20키로상자)		24,818	30,037	36,520	26,333	27,019	-17% ▼	-32% ▼	-6% ▼	-8% ▼
바나나 수입(13키로상자)		24,006	25,439	27,396	17,145	23,071	-6% ▼	-12% ▼	40% ▲	4% ▲
포도 거봉(2키로상자)		23,759	25,007	36,438	23,670	25,695	-5% ▼	-35% ▼	0% ▲	-8% ▼
당근(20키로상자)		23,474	23,951	25,377	70,729	38,705	-2% ▼	-8% ▼	-67% ▼	-39% ▼
상추 포기잡(4키로상자)		22,950	21,859	15,780	22,776	29,379	5% ▲	45% ▲	1% ▲	-22% ▼
복숭아 선프레(천)(5키로상자)		21,942	26,801	-	15,790	17,101	-18% ▼	-	39% ▲	28% ▲
복숭아 그린황도(황)(2.5키로상자)		20,251	25,693	-	19,621	19,936	-21% ▼	-	3% ▲	2% ▲
자두 대석(5키로상자)		20,171	27,523	-	20,441	20,329	-27% ▼	-	-1% ▼	-1% ▼
수박(일반)(8키로개)		20,151	16,205	18,590	14,881	16,981	24% ▲	8% ▲	35% ▲	19% ▲
빨강 파프리카(5키로상자)		19,587	15,641	20,974	12,583	15,079	25% ▲	-7% ▼	56% ▲	30% ▲
찰옥수수(8키로)		19,239	35,246	-	19,501	18,292	-45% ▼	-	-1% ▼	5% ▲
건세멸치(1.5키로상자)		17,118	17,669	19,129	18,560	19,959	-3% ▼	-11% ▼	-8% ▼	-14% ▼
참외(일반)(10키로상자)		16,939	27,044	40,610	17,995	19,516	-37% ▼	-58% ▼	-6% ▼	-13% ▼
애호박(20개)		15,643	23,557	19,724	13,789	16,028	-34% ▼	-21% ▼	13% ▲	-2% ▼
열무(4키로상자)		15,294	11,214	6,792	13,486	14,284	36% ▲	125% ▲	13% ▲	7% ▲
말배기배추(8키로상자)		14,688	15,643	12,262	22,999	16,681	-6% ▼	20% ▲	-36% ▼	-12% ▼
겉홍합(10키로망대)		14,195	14,057	15,200	10,895	10,841	1% ▲	-7% ▼	30% ▲	31% ▲
토마토(5키로상자)		13,700	6,988	7,868	8,628	10,270	96% ▲	74% ▲	59% ▲	33% ▲
가지(5키로상자)		10,318	13,979	13,505	11,510	10,778	-26% ▼	-24% ▼	-10% ▼	-4% ▼
대추방울토마토(3키로상자)		9,886	10,378	10,739	9,571	10,111	-5% ▼	-8% ▼	3% ▲	-2% ▼
무(20키로상자)		9,123	11,459	15,867	16,984	12,283	-20% ▼	-43% ▼	-46% ▼	-26% ▼
배추열갈이(4키로상자)		8,607	6,775	6,245	8,210	8,951	27% ▲	38% ▲	5% ▲	-4% ▼
랭이버섯(5키로상자)		7,131	7,125	9,916	11,391	8,877	0% ▲	-28% ▼	-37% ▼	-20% ▼
새송이버섯(2키로상자)		6,462	5,380	5,841	5,775	5,790	20% ▲	11% ▲	12% ▲	12% ▲
배추(10키로망대)		6,397	6,938	6,526	9,249	7,141	-8% ▼	-2% ▼	-31% ▼	-10% ▼
양배추(8키로망대)		4,002	5,158	4,687	5,302	5,568	-22% ▼	-15% ▼	-25% ▼	-28% ▼
대파(일반)(1키로단)		1,162	1,098	1,288	1,597	1,377	6% ▲	-10% ▼	-27% ▼	-16% ▼
양파(1키로)		839	886	653	1,040	1,013	-5% ▼	28% ▲	-19% ▼	-17% ▼
브추(일반)(500그램단)		700	000	000	1,444	1,100	-10% ▼	-17% ▼	-45% ▼	-33% ▼

## □ 품종별 등락가격 비교(전주대비)

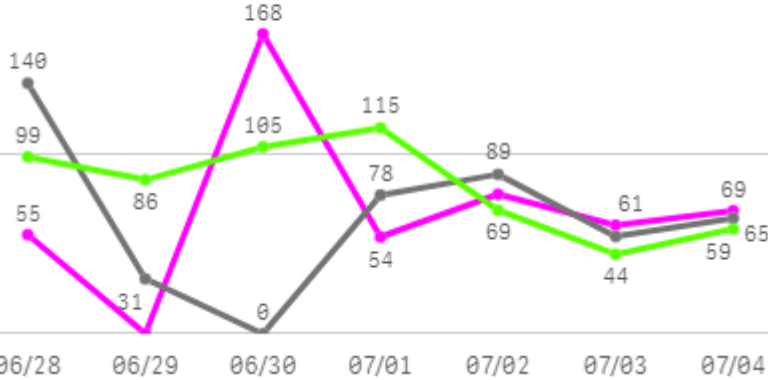
구분	품목(종)명
상승 품목(종)	대파(일반)(6%),망고 수입(9%),멜론 머스크(13%),배추얼갈이(27%),빨강 파프리카(25%),새송이버섯(20%),수박(일반)(24%),열무(36%),오이맛고추(33%),청양고추(13%),토마토(96%)
하락 품목(종)	가지(-26%),감자 수미(햇)(-17%),깐마늘 대서(-8%),무(-20%),바나나 수입(-6%),배추(-8%),백다다기오이(-21%),복숭아 그린황도(황)(-21%),복숭아 선프레(천)(-18%),부추(일반)(-19%),사과 부사(-9%),알배기배추(-6%),애호박(-34%),양배추(-22%),양파(-5%),자두 대석(-27%),찰옥수수(-45%),참외(일반)(-37%),포도 샤인머스켓(-12%)
보합 품목(종)(+5%)	(냉)고등어 수입,(선)갈치,건세멸치,걸홍합,골드파인애플 수입,당근,대추방울 토마토,배 신고,상추 포기찹,청매실,팽이버섯,포도 거봉,호박밤 고구마

# 3. 품목(종)별 주간 거래동향

## 고구마

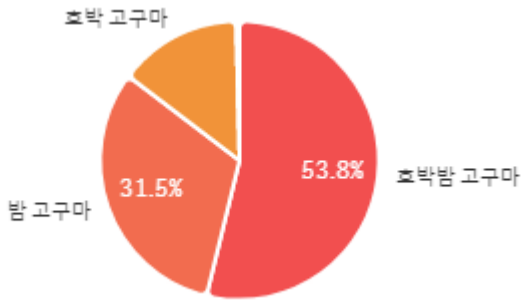
주간 반입량(톤)

◆ 2025    ◆ 2024    ◆ 평년

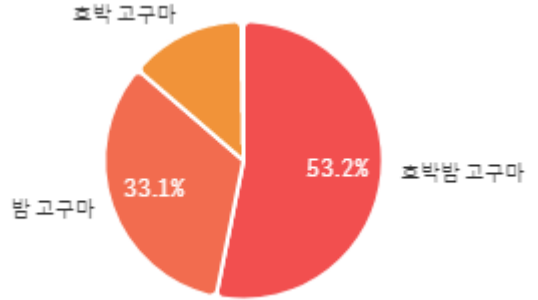


구분	금주(A)	전주(B)	전월(C)	전년(D)	평년(E)	A/B	A/C	A/D	A/E
물량(톤)	485	681	930	457	574	71.2%	52.1%	106.2%	84.5%

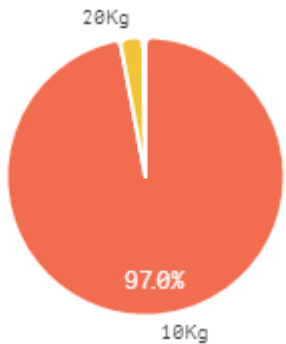
출하 품종별 거래물량 구성비



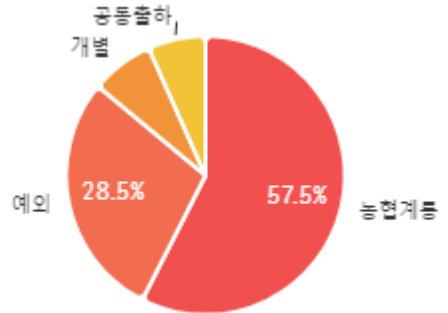
출하 품종별 거래금액 구성비



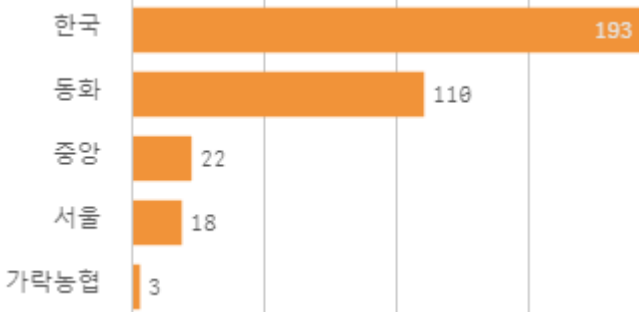
거래 단량별 물량 구성비



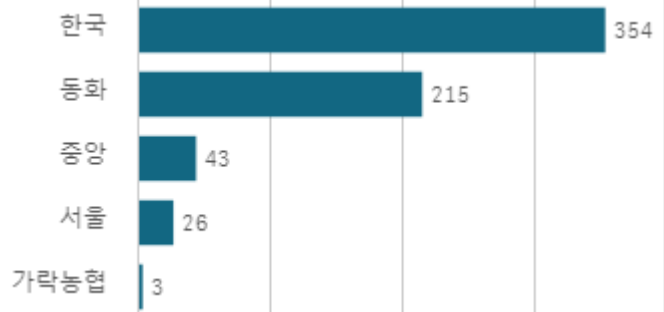
출하자별 거래물량 구성비



도매시장 법인별 거래물량(톤)

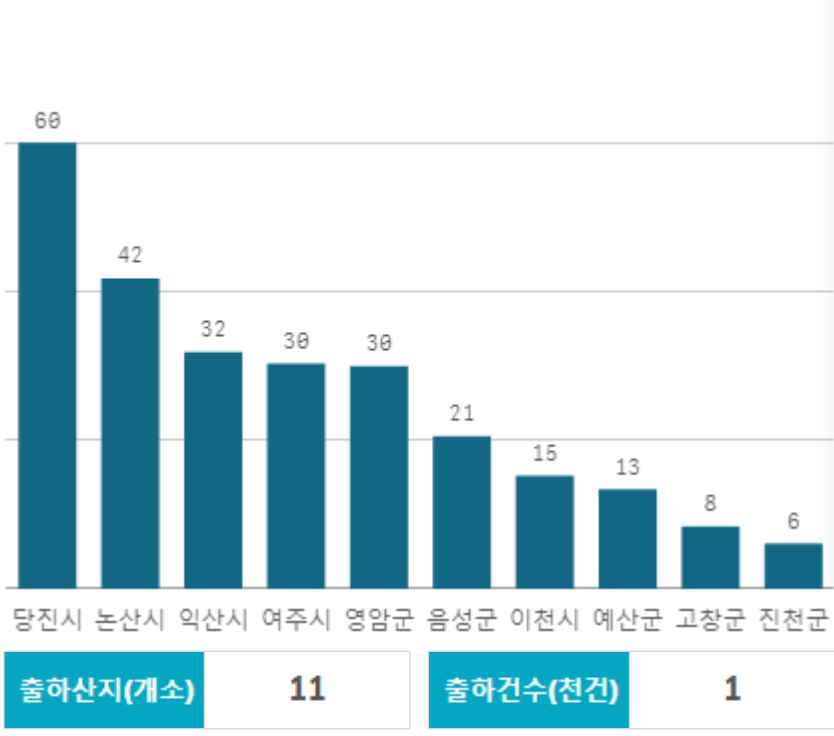


도매시장 법인별 거래금액(백만원)



# 호박밤 고구마(10Kg)

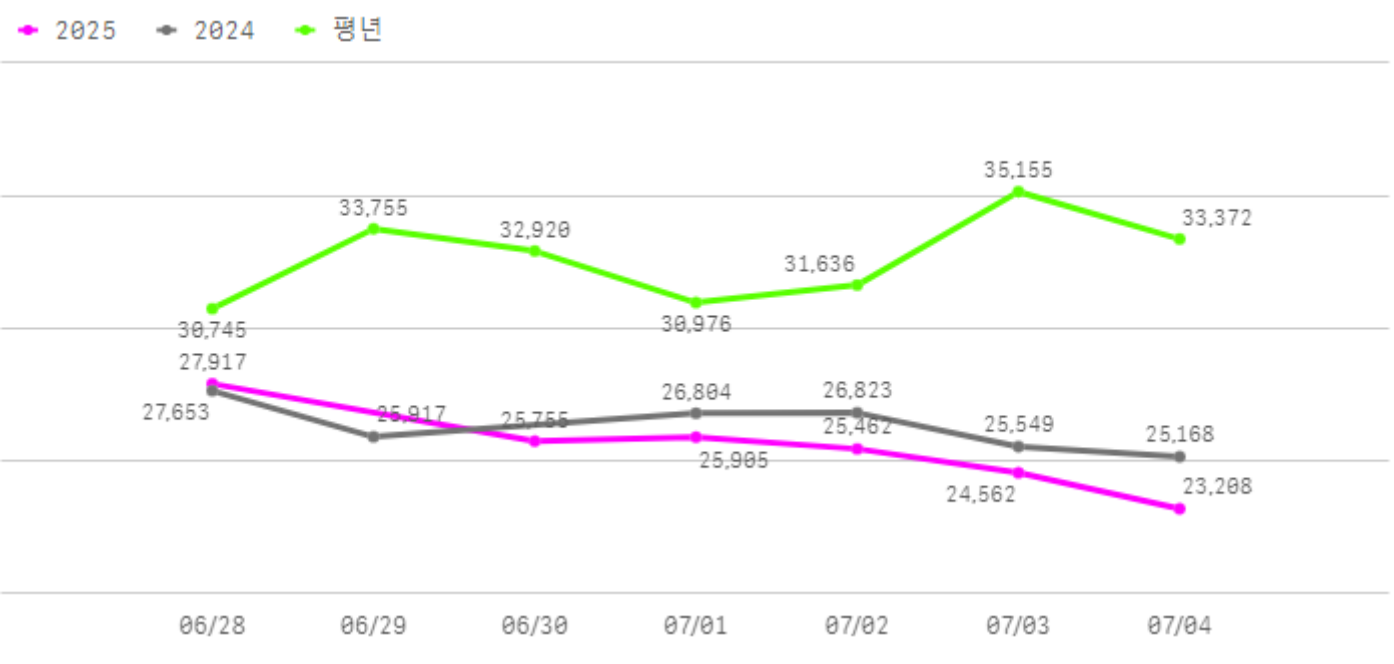
산지별 거래물량(톤)



산지별 주출하 시군구



주간 도매가격(원)



구분	금주(A)	전주(B)	전월(C)	전년(D)	평년(E)	A/B	A/C	A/D	A/E
가격(원)	25,468	25,964	26,150	26,319	27,255	98.1%	97.4%	96.8%	93.4%

※ 상품 가격 기준

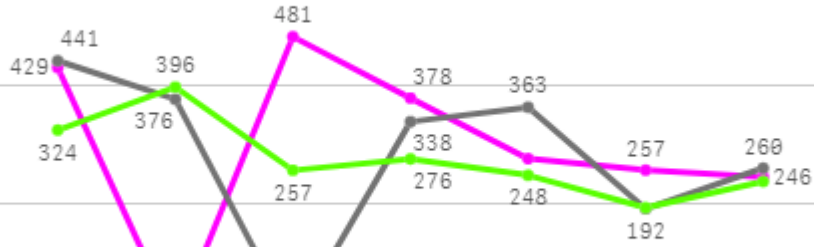
## □ 호박밤 고구마(10Kg) 주간 가격

구분	Q	품종	Q	단량	Q	특	상	보통	하
2025-06-28		호박밤 고구마		10Kg		30,963	27,917	20,767	11,251
2025-06-30		호박밤 고구마		10Kg		28,873	25,755	20,449	12,758
2025-07-01		호박밤 고구마		10Kg		32,084	25,905	20,977	12,573
2025-07-02		호박밤 고구마		10Kg		29,022	25,462	19,459	11,376
2025-07-03		호박밤 고구마		10Kg		27,940	24,562	19,721	11,260
2025-07-04		호박밤 고구마		10Kg		28,148	23,208	17,386	9,440
평균						<b>29,505</b>	<b>25,468</b>	<b>19,793</b>	<b>11,443</b>

# 감자

## 주간 반입량(톤)

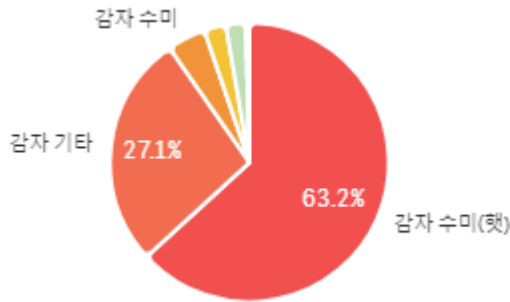
◆ 2025    ● 2024    ▲ 평년



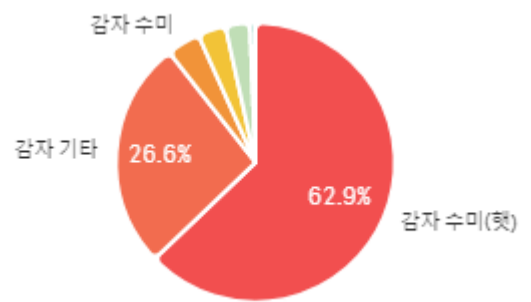
06/28    06/29    06/30    07/01    07/02    07/03    07/04

구분	금주(A)	전주(B)	전월(C)	전년(D)	평년(E)	A/B	A/C	A/D	A/E
물량(톤)	2,067	2,390	2,964	1,970	1,915	86.5%	69.7%	104.9%	108.0%

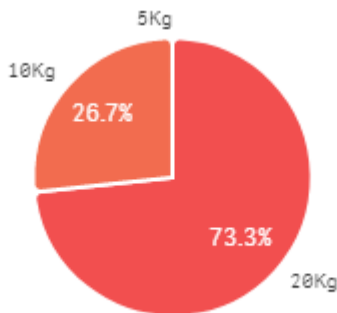
## 출하 품종별 거래물량 구성비



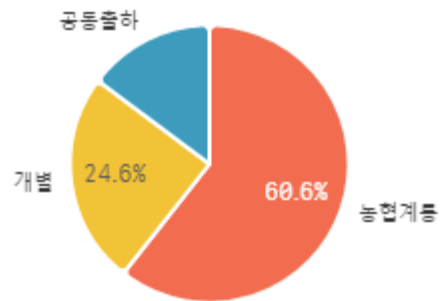
## 출하 품종별 거래금액 구성비



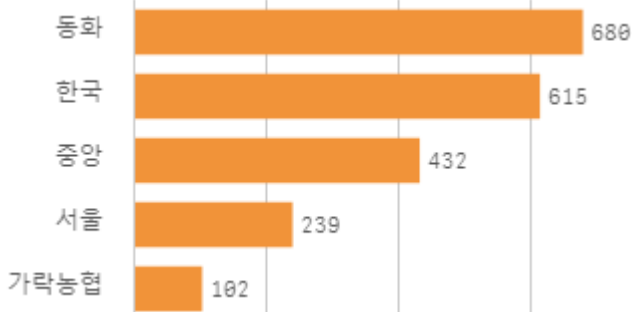
## 거래 단량별 물량 구성비



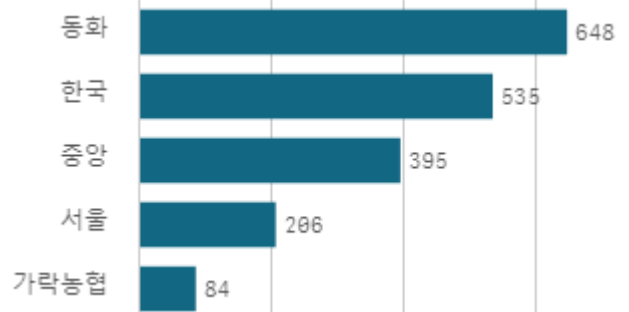
## 출하자별 거래물량 구성비



## 도매시장 법인별 거래물량(톤)

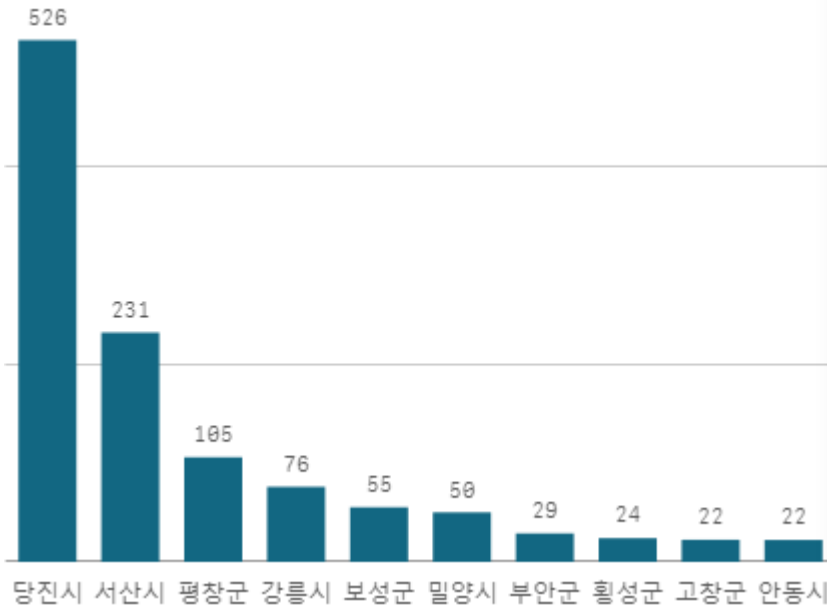


## 도매시장 법인별 거래금액(백만원)



# 감자 수미(햇) (20Kg)

산지별 거래물량(톤)



출하산지(개소)

40

출하건수(천건)

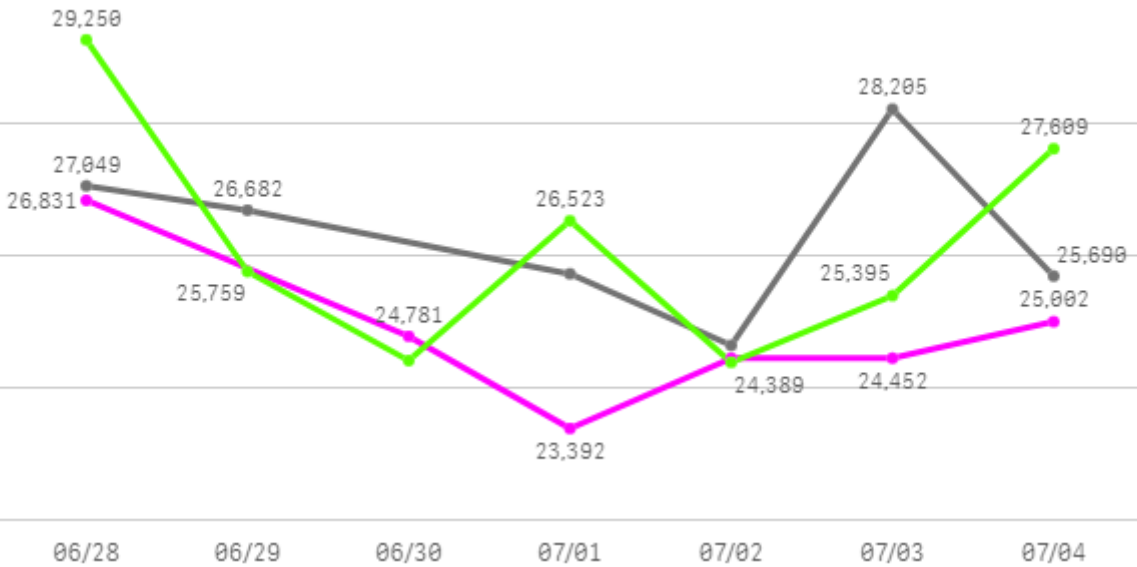
3

산지별 주출하 시군구



주간 도매가격(원)

◆ 2025    ● 2024    ▲ 평년



구분	금주(A)	전주(B)	전월(C)	전년(D)	평년(E)	A/B	A/C	A/D	A/E
가격(원)	24,818	30,037	36,520	26,333	27,019	82.6%	68.0%	94.2%	91.9%

※ 상품 가격 기준

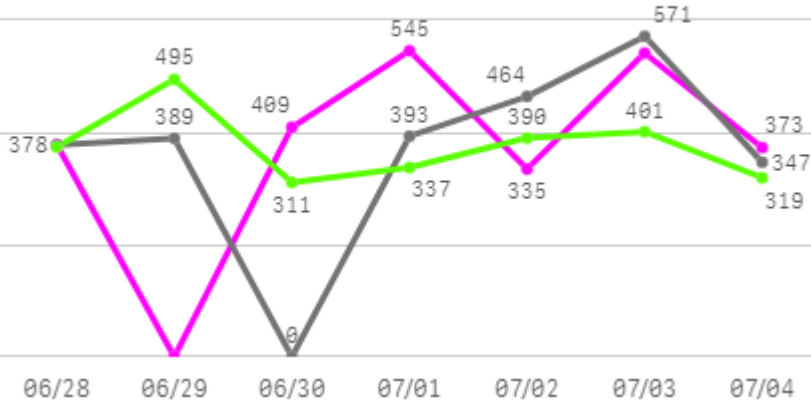
## □ 감자 수미(햇)(20Kg) 주간 가격

구분	Q	품종	Q	단량	Q	특	상	보통	하
2025-06-28		감자 수미(햇)		20Kg		32,494	26,831	20,878	11,810
2025-06-30		감자 수미(햇)		20Kg		28,687	24,781	17,296	6,981
2025-07-01		감자 수미(햇)		20Kg		28,450	23,392	16,311	7,649
2025-07-02		감자 수미(햇)		20Kg		29,544	24,452	17,651	8,285
2025-07-03		감자 수미(햇)		20Kg		28,564	24,452	19,214	10,237
2025-07-04		감자 수미(햇)		20Kg		30,395	25,002	18,389	8,615
평균						<b>29,689</b>	<b>24,818</b>	<b>18,290</b>	<b>8,930</b>

# 배추

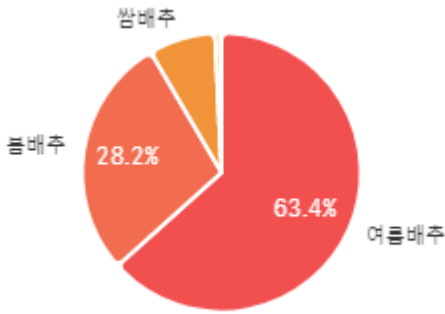
## 주간 반입량(톤)

◆ 2025    ● 2024    ▲ 평년

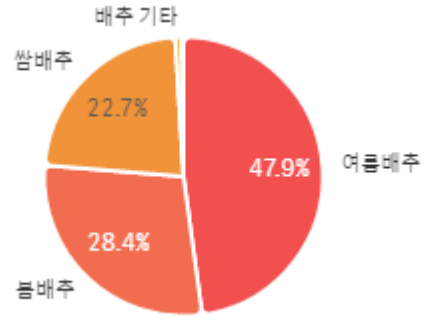


구분	금주(A)	전주(B)	전월(C)	전년(D)	평년(E)	A/B	A/C	A/D	A/E
물량(톤)	2,582	2,667	2,433	2,542	2,624	96.8%	106.1%	101.6%	98.4%

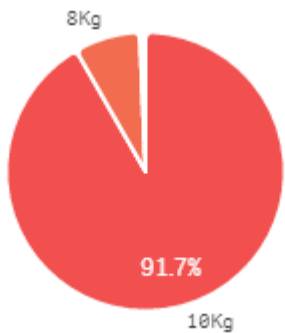
## 출하 품종별 거래물량 구성비



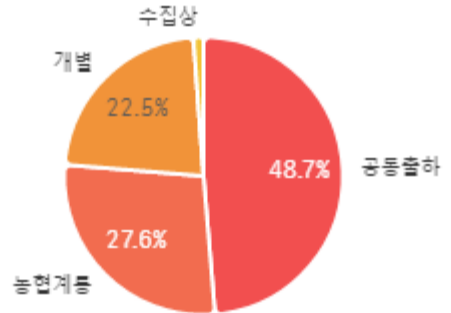
## 출하 품종별 거래금액 구성비



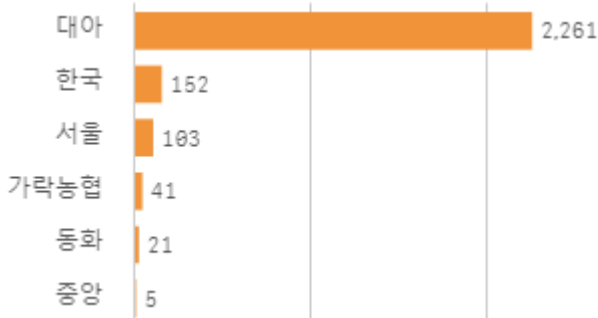
## 거래 단량별 물량 구성비



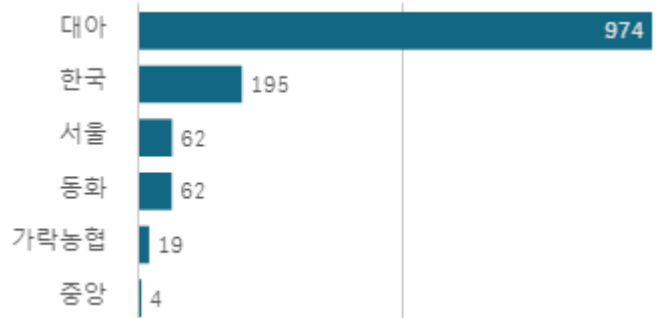
## 출하자별 거래물량 구성비



## 도매시장 법인별 거래물량(톤)

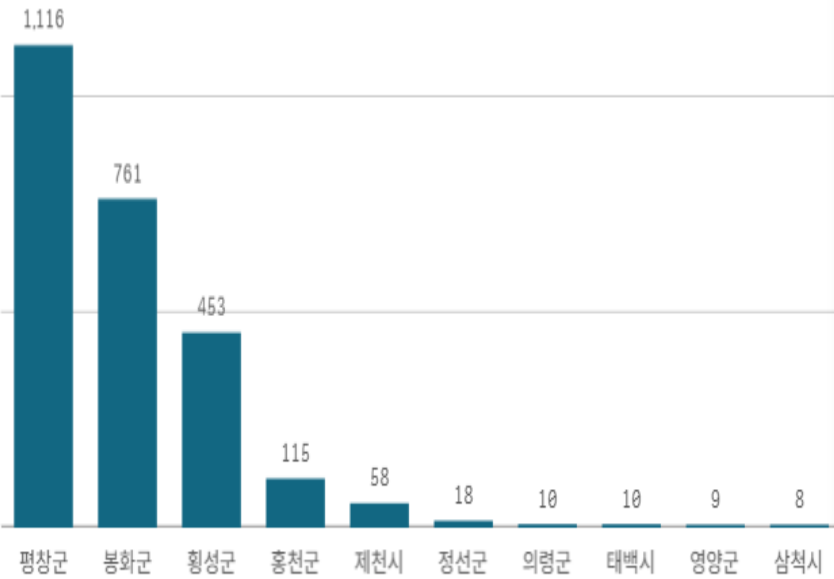


## 도매시장 법인별 거래금액(백만원)



# 배추(10Kg)

산지별 거래물량(톤)



출하산지(개소)

17

출하건수(천건)

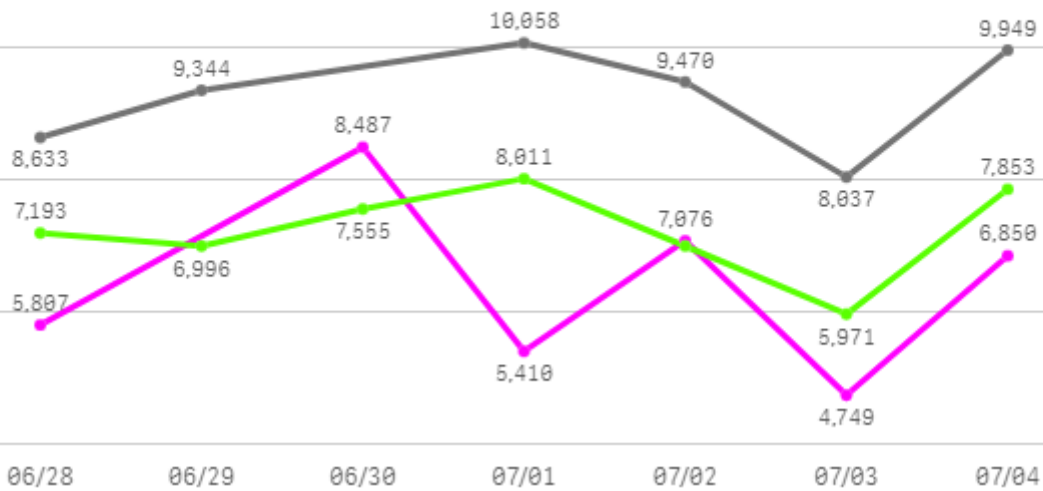
2

산지별 주출하 시군구



주간 도매가격(원)

◆ 2025    ◀ 2024    ● 평년



구분	금주(A)	전주(B)	전월(C)	전년(D)	평년(E)	A/B	A/C	A/D	A/E
가격(원)	6,397	6,938	6,526	9,249	7,141	92.2%	98.0%	69.2%	89.6%

※ 상품 가격 기준

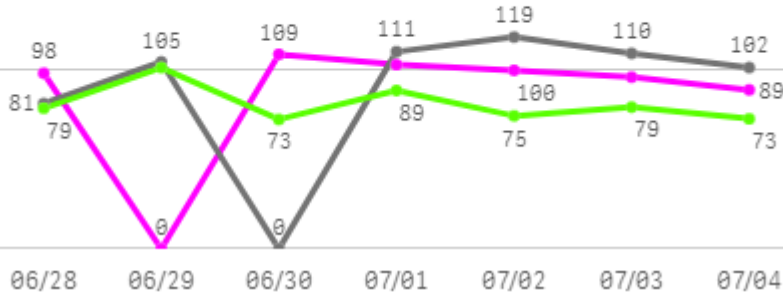
## □ 배추(10Kg) 주간 가격

구분	Q	품종	Q	단량	Q	특	상	보통	하
2025-06-28		배추		10Kg		7,760	5,807	3,152	1,618
2025-06-30		배추		10Kg		10,354	8,487	5,929	2,056
2025-07-01		배추		10Kg		6,870	5,410	2,869	1,139
2025-07-02		배추		10Kg		9,224	7,076	4,723	1,627
2025-07-03		배추		10Kg		7,635	4,749	1,949	678
2025-07-04		배추		10Kg		8,828	6,850	3,547	786
평균						<b>8,445</b>	<b>6,397</b>	<b>3,695</b>	<b>1,317</b>

# 배추얼갈이

## 주간 반입량(톤)

◆ 2025    ● 2024    ▲ 평년



구분	금주(A)	전주(B)	전월(C)	전년(D)	평년(E)	A/B	A/C	A/D	A/E
물량(톤)	596	608	671	627	573	98.1%	88.9%	95.1%	104.0%

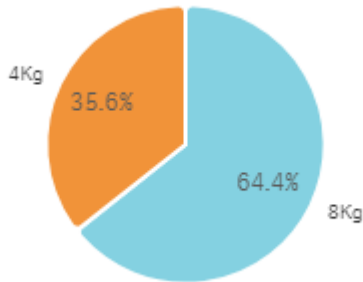
### 출하 품종별 거래물량 구성비



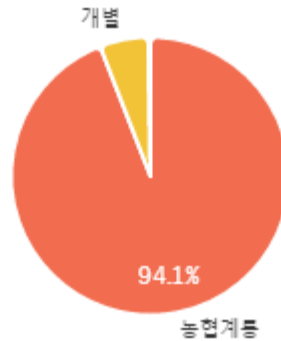
### 출하 품종별 거래금액 구성비



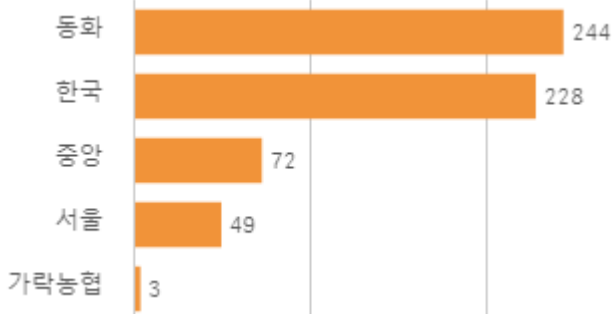
### 거래 단량별 물량 구성비



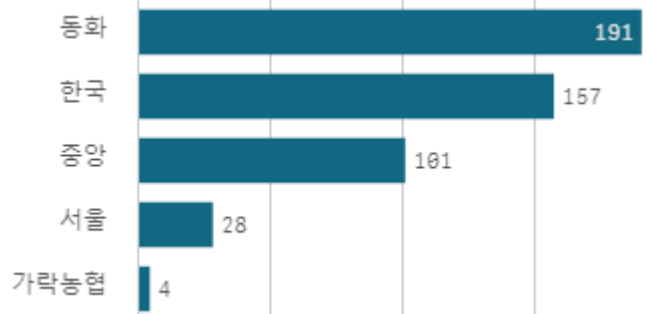
### 출하자별 거래물량 구성비



### 도매시장 법인별 거래물량(톤)

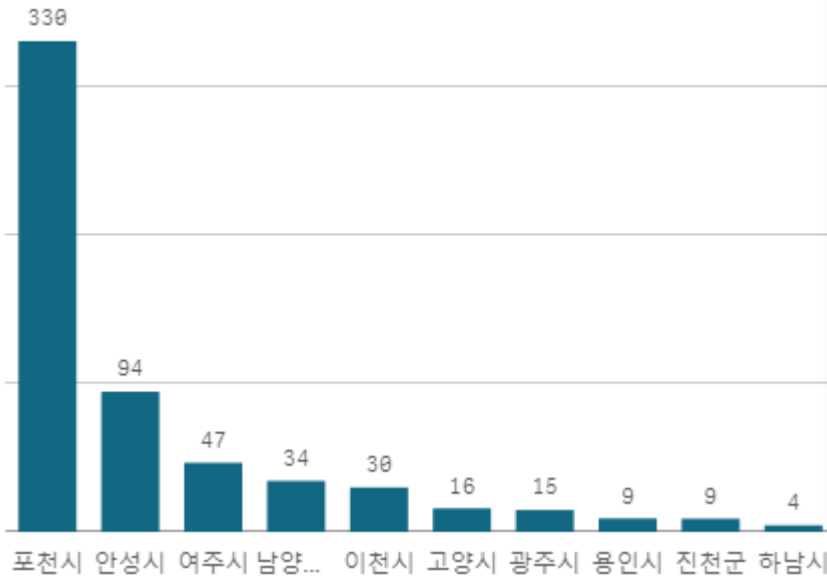


### 도매시장 법인별 거래금액(백만원)



# 배추얼갈이(4Kg)

산지별 거래물량(톤)



출하산지(개소)

17

출하건수(천건)

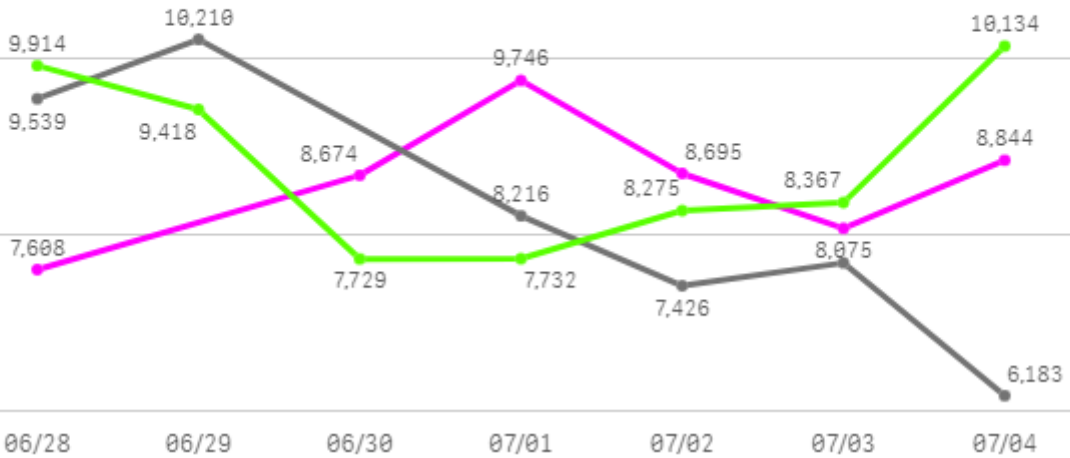
2

산지별 주출하 시군구



주간 도매가격(원)

◆ 2025    ● 2024    ◆ 평년



구분	금주(A)	전주(B)	전월(C)	전년(D)	평년(E)	A/B	A/C	A/D	A/E
가격(원)	8,607	6,775	6,245	8,210	8,951	127.0%	137.8%	104.8%	96.2%

※ 상품 가격 기준

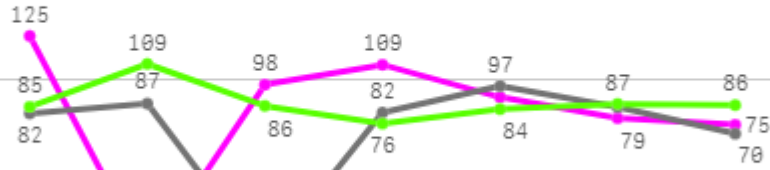
## □ 배추얼갈이(4Kg) 주간 가격

구분	Q	품종	Q	단량	Q	특	상	보통	하
2025-06-28		배추얼갈이		4Kg		-	7,608	5,186	2,913
2025-06-30		배추얼갈이		4Kg		-	8,674	6,472	3,714
2025-07-01		배추얼갈이		4Kg		-	9,746	7,035	4,070
2025-07-02		배추얼갈이		4Kg		-	8,695	5,574	3,183
2025-07-03		배추얼갈이		4Kg		-	8,075	4,977	3,226
2025-07-04		배추얼갈이		4Kg		-	8,844	5,878	3,209
평균						-	<b>8,607</b>	<b>5,854</b>	<b>3,386</b>

# 알배기배추

## 주간 반입량(톤)

◆ 2025    ● 2024    ▲ 평년



06/28    06/29    06/30    07/01    07/02    07/03    07/04

구분	금주(A)	전주(B)	전월(C)	전년(D)	평년(E)	A/B	A/C	A/D	A/E
물량(톤)	576	548	703	503	593	105.2%	81.9%	114.6%	97.1%

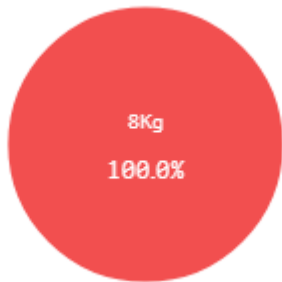
### 출하 품종별 거래물량 구성비



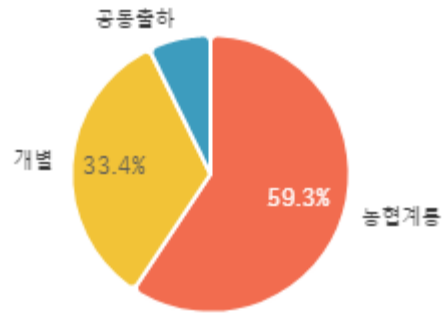
### 출하 품종별 거래금액 구성비



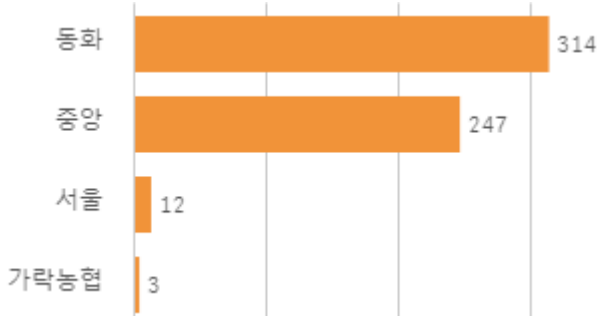
### 거래 단량별 물량 구성비



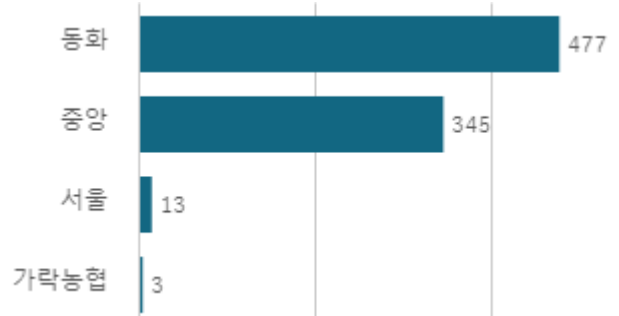
### 출하자별 거래물량 구성비



### 도매시장 법인별 거래물량(톤)

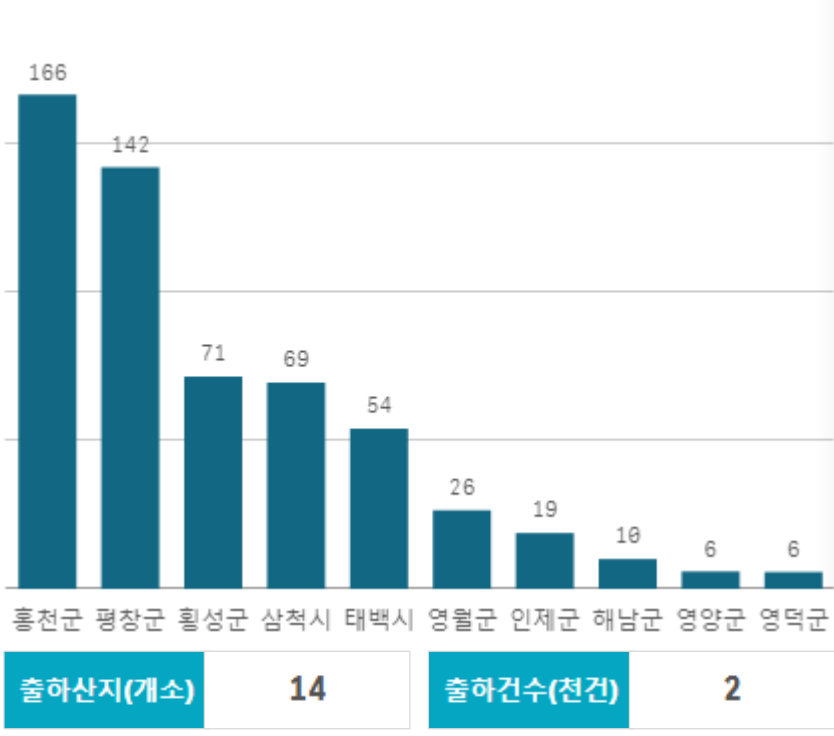


### 도매시장 법인별 거래금액(백만원)



# 알배기배추(8Kg)

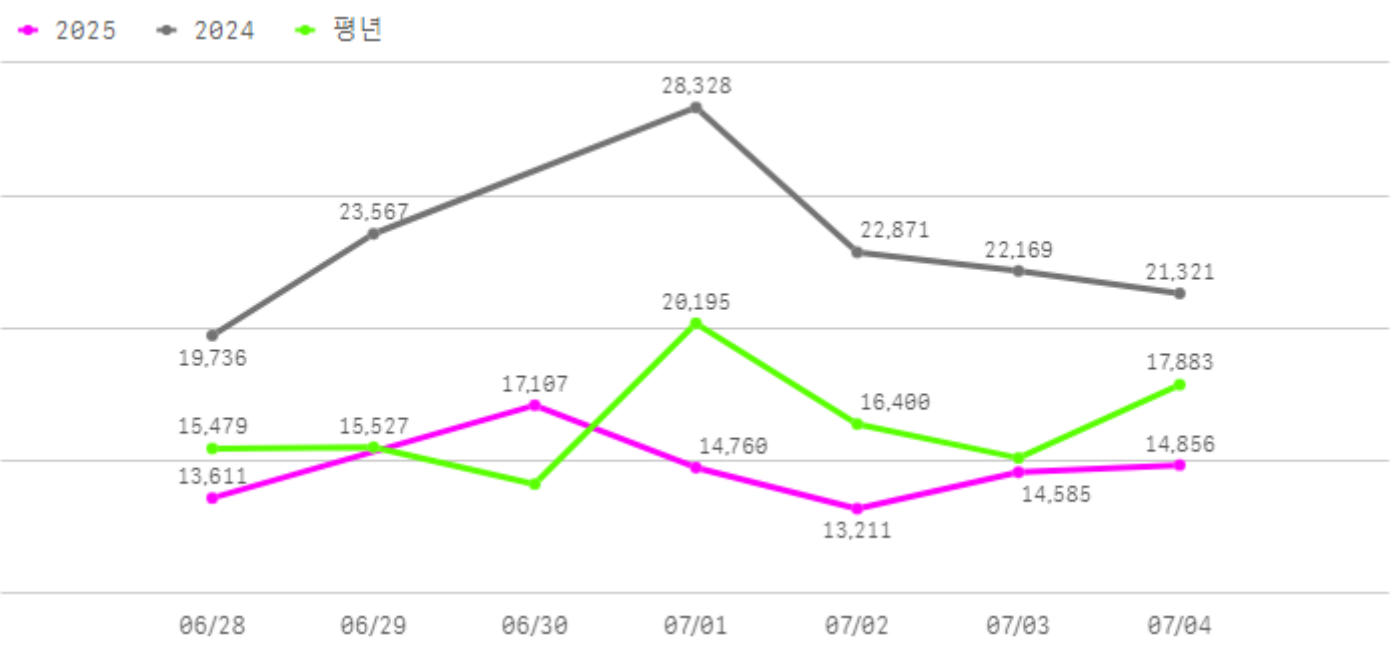
산지별 거래물량(톤)



산지별 주출하 시군구



주간 도매가격(원)



구분	금주(A)	전주(B)	전월(C)	전년(D)	평년(E)	A/B	A/C	A/D	A/E
가격(원)	14,688	15,643	12,262	22,999	16,681	93.9%	119.8%	63.9%	88.1%

※ 상품 가격 기준

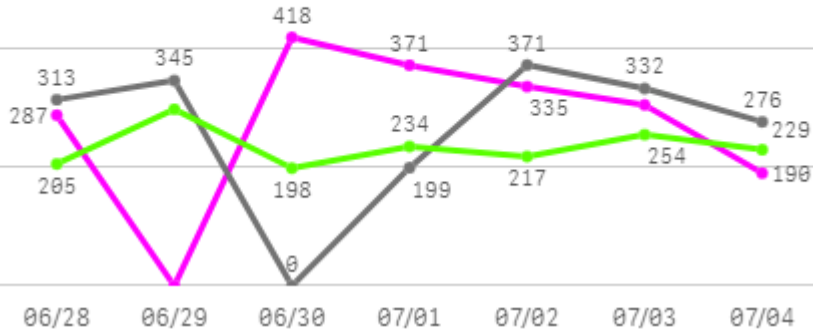
## □ 알배기배추(8Kg) 주간 가격

구분	Q	품종	Q	단량	Q	특	상	보통	하
2025-06-28		알배기배추		8Kg		17,970	13,611	10,091	6,654
2025-06-30		알배기배추		8Kg		24,822	17,107	12,139	7,728
2025-07-01		알배기배추		8Kg		24,927	14,760	9,479	5,750
2025-07-02		알배기배추		8Kg		21,455	13,211	8,302	3,922
2025-07-03		알배기배추		8Kg		24,130	14,585	9,520	4,830
2025-07-04		알배기배추		8Kg		22,460	14,856	10,880	7,396
평균						<b>22,627</b>	<b>14,688</b>	<b>10,069</b>	<b>6,047</b>

# 양배추

## 주간 반입량(톤)

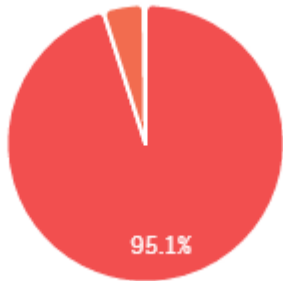
◆ 2025    ● 2024    ▲ 평년



구분	금주(A)	전주(B)	전월(C)	전년(D)	평년(E)	A/B	A/C	A/D	A/E
물량(톤)	1,905	1,793	2,489	1,836	1,717	106.2%	76.5%	103.7%	110.9%

### 출하 품종별 거래물량 구성비

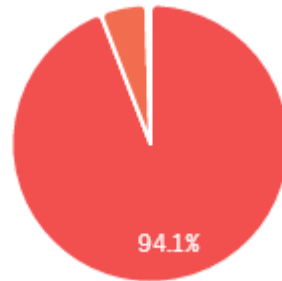
양배추 수입



양배추(일반)

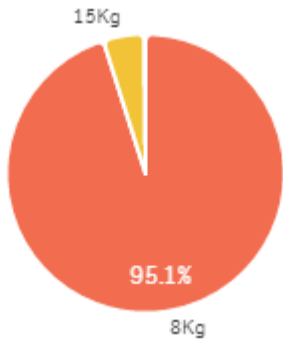
### 출하 품종별 거래금액 구성비

양배추 수입



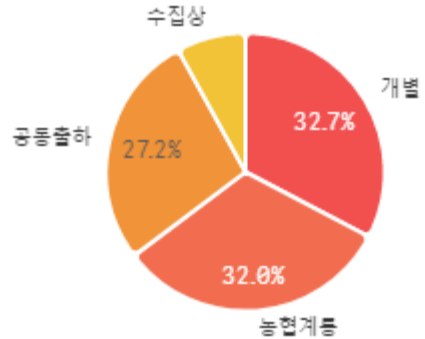
양배추(일반)

### 거래 단량별 물량 구성비



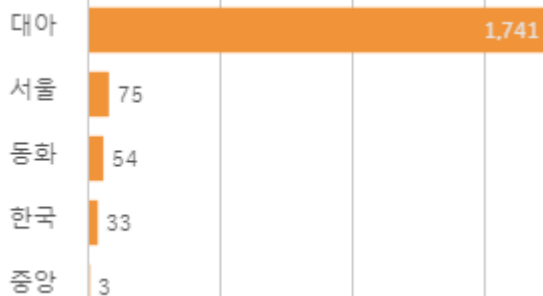
8Kg

### 출하자별 거래물량 구성비



농협계통

### 도매시장 법인별 거래물량(톤)

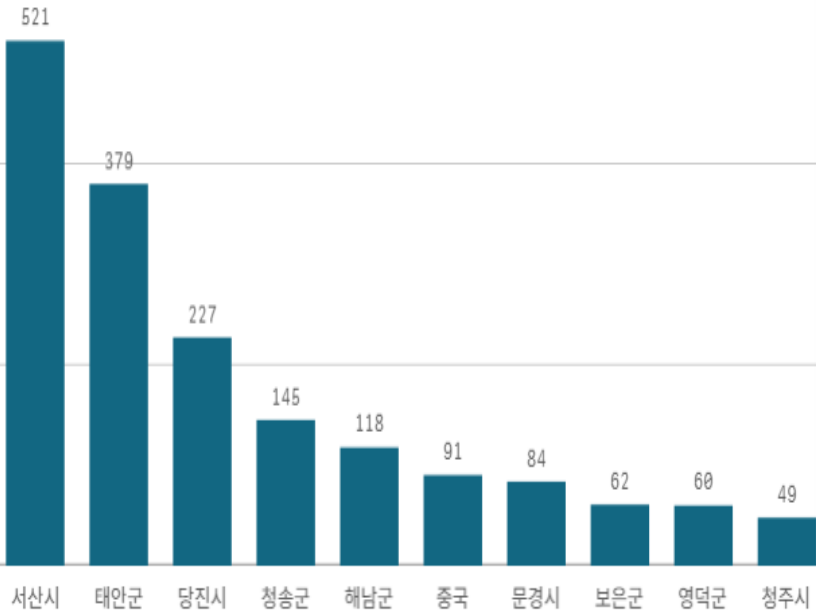


### 도매시장 법인별 거래금액(백만원)



# 양배추(8Kg)

산지별 거래물량(톤)



출하산지(개소)

20

출하건수(천건)

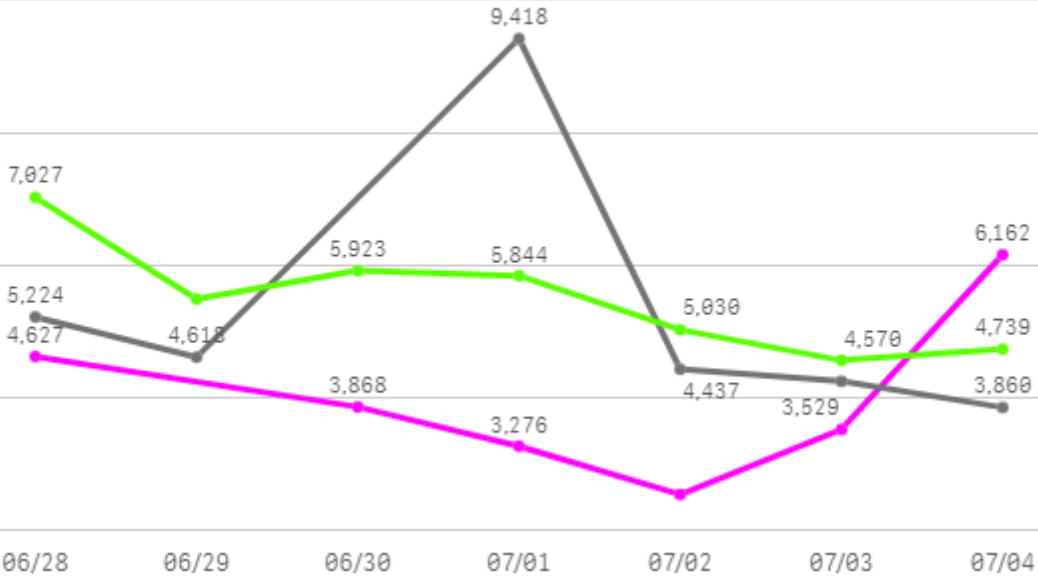
1

산지별 주출하 시군구



주간 도매가격(원)

◆ 2025    ● 2024    ◆ 평년



구분	금주(A)	전주(B)	전월(C)	전년(D)	평년(E)	A/B	A/C	A/D	A/E
가격(원)	4,002	5,158	4,687	5,302	5,568	77.6%	85.4%	75.5%	71.9%

※ 상품 가격 기준

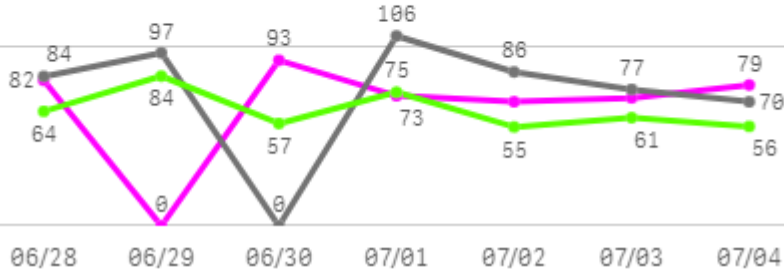
## □ 양배추(8Kg) 주간 가격

구분	Q	품종	Q	단량	Q	특	상	보통	하
2025-06-28		양배추		8Kg		6,001	4,627	3,893	2,243
2025-06-30		양배추		8Kg		5,709	3,868	2,333	1,310
2025-07-01		양배추		8Kg		5,385	3,276	2,064	1,185
2025-07-02		양배추		8Kg		5,183	2,548	1,289	446
2025-07-03		양배추		8Kg		5,428	3,529	1,650	506
2025-07-04		양배추		8Kg		7,128	6,162	5,188	4,266
평균						<b>5,806</b>	<b>4,002</b>	<b>2,736</b>	<b>1,659</b>

# 상추

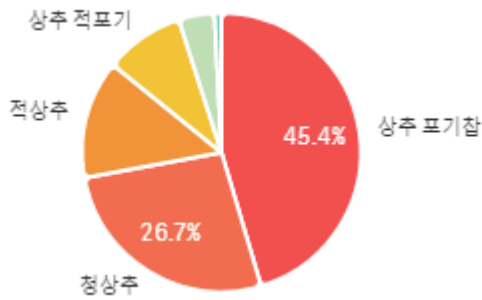
## 주간 반입량(톤)

◆ 2025    ● 2024    ▲ 평년

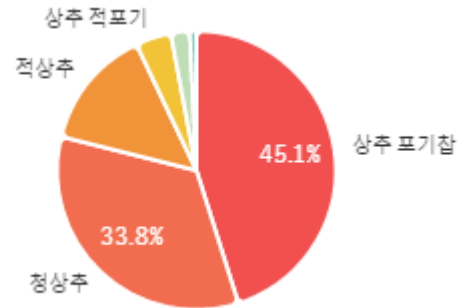


구분	금주(A)	전주(B)	전월(C)	전년(D)	평년(E)	A/B	A/C	A/D	A/E
물량(톤)	468	465	672	520	459	100.6%	69.6%	90.0%	102.0%

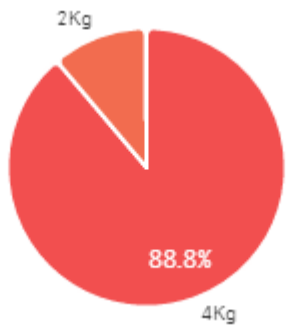
## 출하 품종별 거래물량 구성비



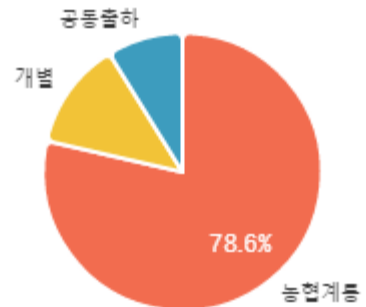
## 출하 품종별 거래금액 구성비



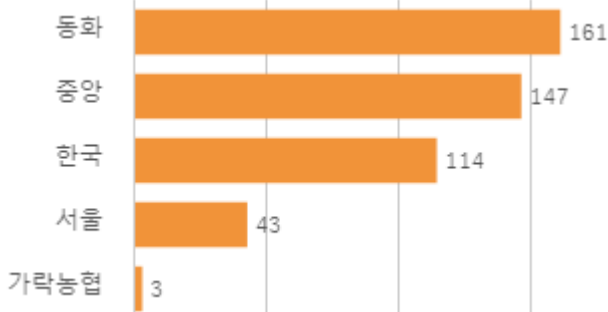
## 거래 단량별 물량 구성비



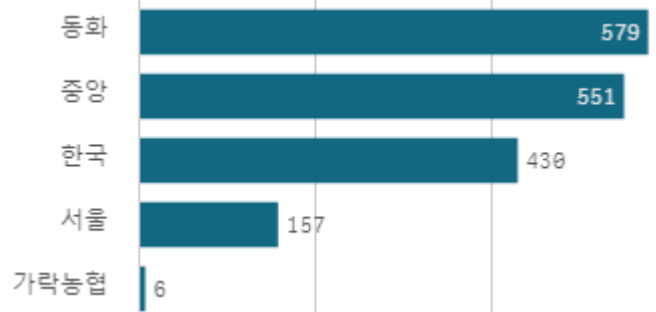
## 출하자별 거래물량 구성비



## 도매시장 법인별 거래물량(톤)

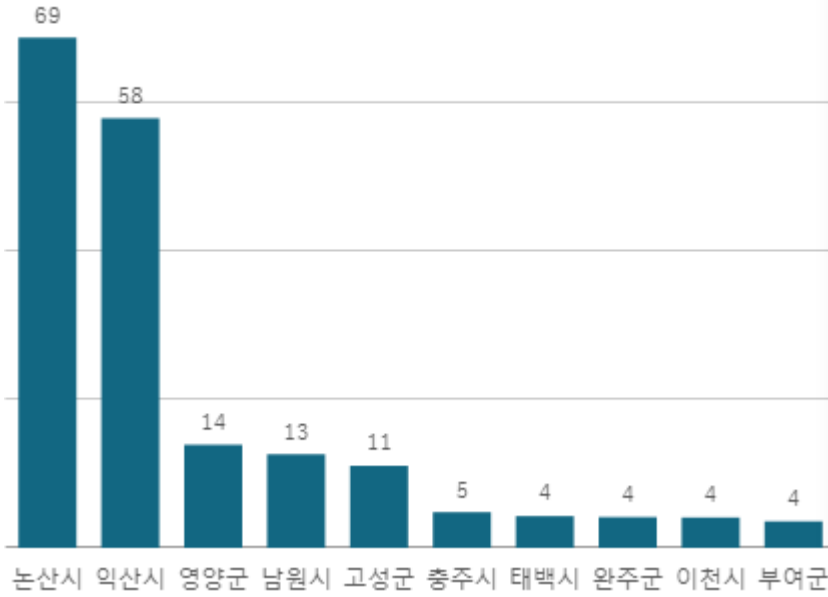


## 도매시장 법인별 거래금액(백만원)



# 상추 포기잡(4Kg)

산지별 거래물량(톤)



출하산지(개소)

34

출하건수(천건)

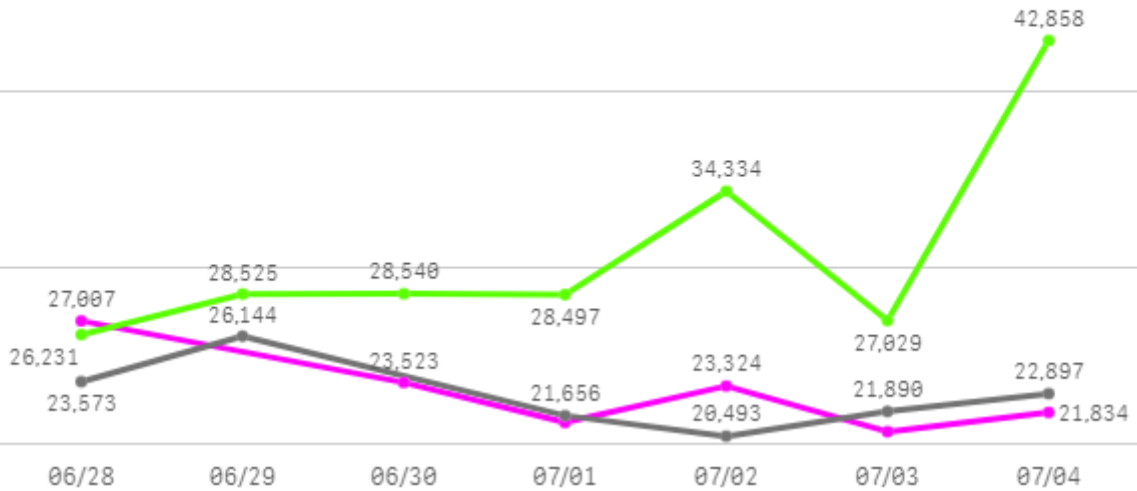
2

산지별 주출하 시군구



주간 도매가격(원)

◆ 2025    ● 2024    ▲ 평년



구분	금주(A)	전주(B)	전월(C)	전년(D)	평년(E)	A/B	A/C	A/D	A/E
가격(원)	22,950	21,859	15,780	22,776	29,379	105.0%	145.4%	100.8%	78.1%

※ 상품 가격 기준

## □ 상추 포기잡(4Kg) 주간 가격

구분	Q	품종	Q	단량	Q	특	상	보통	하
2025-06-28		상추 포기잡		4Kg		-	27,007	19,672	13,629
2025-06-30		상추 포기잡		4Kg		-	23,523	16,450	10,513
2025-07-01		상추 포기잡		4Kg		-	21,267	12,950	8,261
2025-07-02		상추 포기잡		4Kg		-	23,324	15,055	10,145
2025-07-03		상추 포기잡		4Kg		-	20,746	13,320	8,522
2025-07-04		상추 포기잡		4Kg		-	21,834	13,381	8,035
평균						-	<b>22,950</b>	<b>15,138</b>	<b>9,851</b>

# 부추

## 주간 반입량(톤)

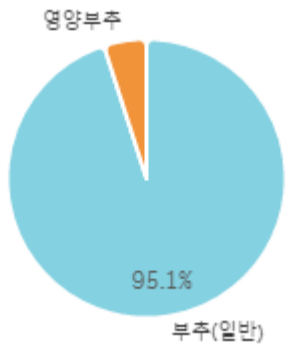
2025 (파란색 선) 2024 (회색 선) 평년 (녹색 선)



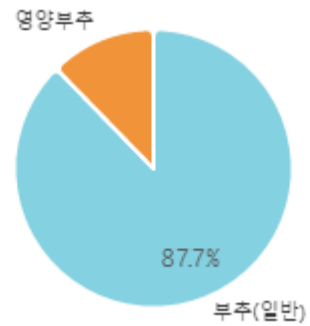
06/28 06/29 06/30 07/01 07/02 07/03 07/04

구분	금주(A)	전주(B)	전월(C)	전년(D)	평년(E)	A/B	A/C	A/D	A/E
물량(톤)	512	530	554	534	506	96.5%	92.4%	95.7%	101.1%

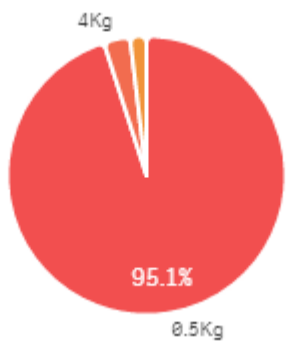
## 출하 품종별 거래물량 구성비



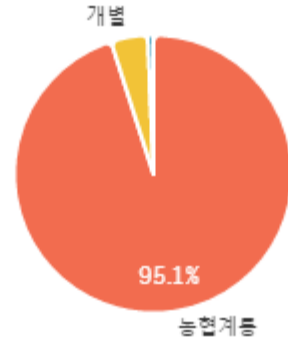
## 출하 품종별 거래금액 구성비



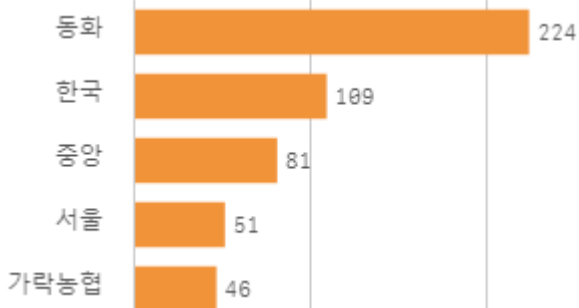
## 거래 단량별 물량 구성비



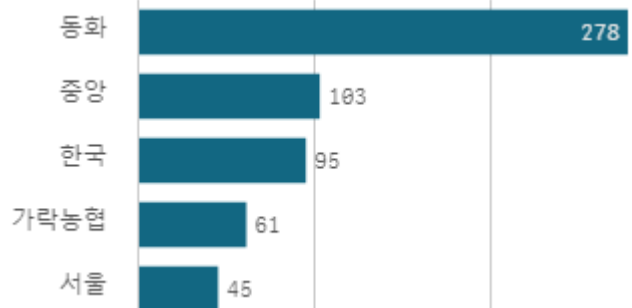
## 출하자별 거래물량 구성비



## 도매시장 법인별 거래물량(톤)

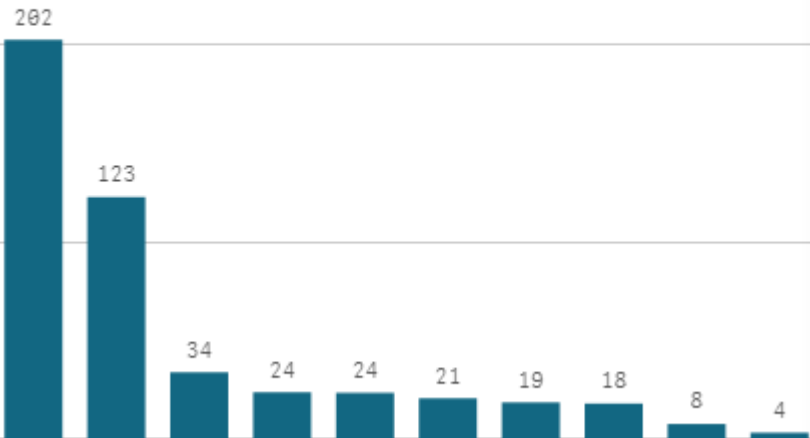


## 도매시장 법인별 거래금액(백만원)



# 부추(일반) (0.5Kg)

산지별 거래물량(톤)



출하산지(개소)

20

출하건수(천건)

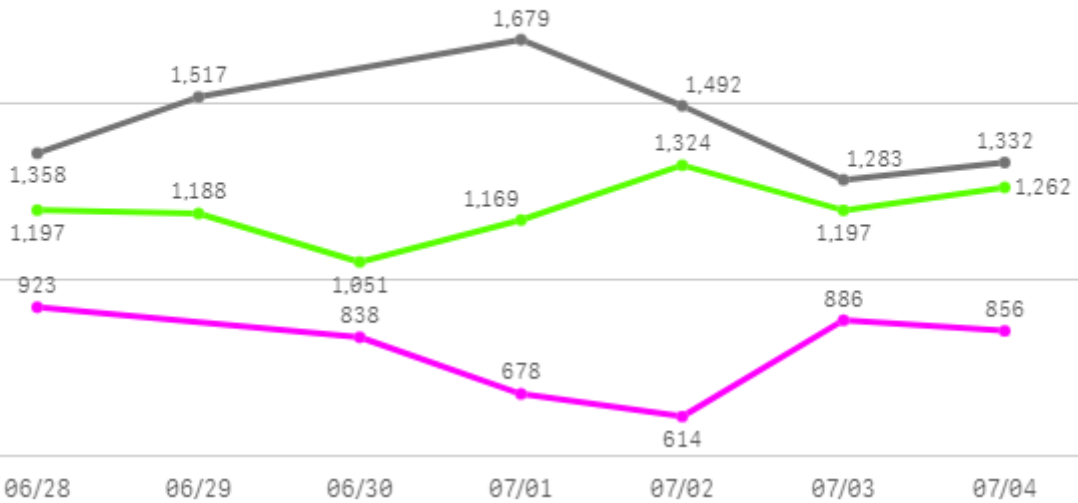
2

산지별 주출하 시군구



주간 도매가격(원)

◆ 2025    ● 2024    ◆ 평년



구분	금주(A)	전주(B)	전월(C)	전년(D)	평년(E)	A/B	A/C	A/D	A/E
가격(원)	799	990	967	1,444	1,190	80.7%	82.6%	55.4%	67.2%

※ 상품 가격 기준

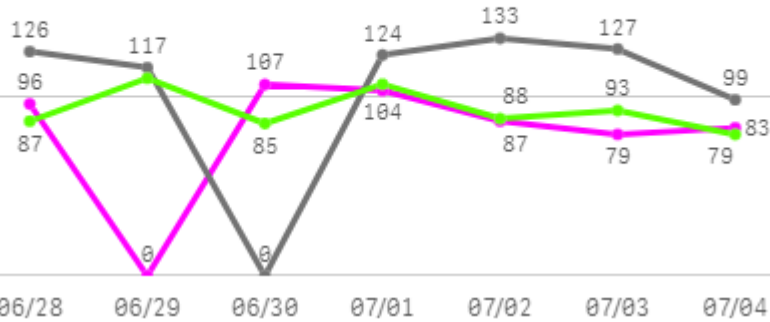
## □ 부추(일반)(0.5Kg) 주간 가격

구분	Q	품종	Q	단량	Q	특	상	보통	하
2025-06-28		부추(일반)		0.5Kg		-	923	692	429
2025-06-30		부추(일반)		0.5Kg		-	838	617	442
2025-07-01		부추(일반)		0.5Kg		-	678	437	304
2025-07-02		부추(일반)		0.5Kg		-	614	414	270
2025-07-03		부추(일반)		0.5Kg		-	886	518	289
2025-07-04		부추(일반)		0.5Kg		-	856	606	382
평균						-	<b>799</b>	<b>547</b>	<b>353</b>

# 열무

## 주간 반입량(톤)

◆ 2025    ● 2024    ▲ 평년

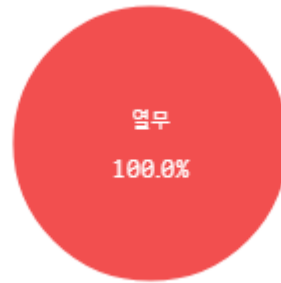


구분	금주(A)	전주(B)	전월(C)	전년(D)	평년(E)	A/B	A/C	A/D	A/E
물량(톤)	556	652	935	725	602	85.4%	59.5%	76.7%	92.4%

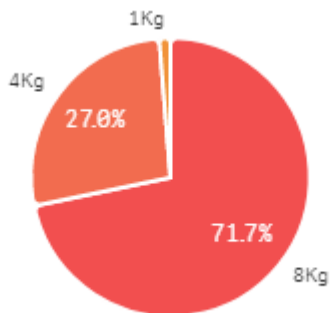
## 출하 품종별 거래물량 구성비



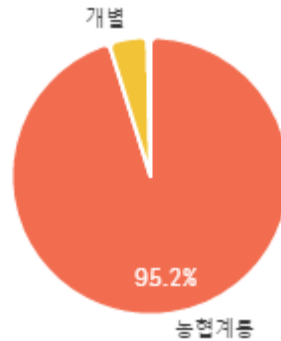
## 출하 품종별 거래금액 구성비



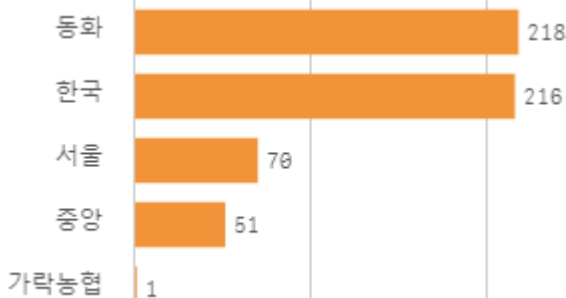
## 거래 단량별 물량 구성비



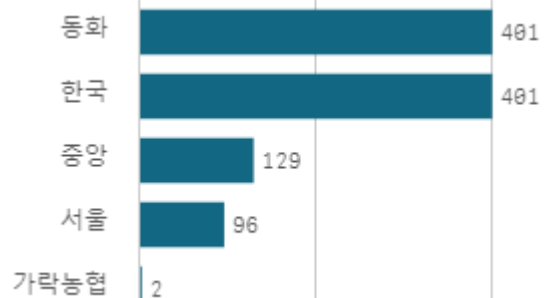
## 출하자별 거래물량 구성비



## 도매시장 법인별 거래물량(톤)

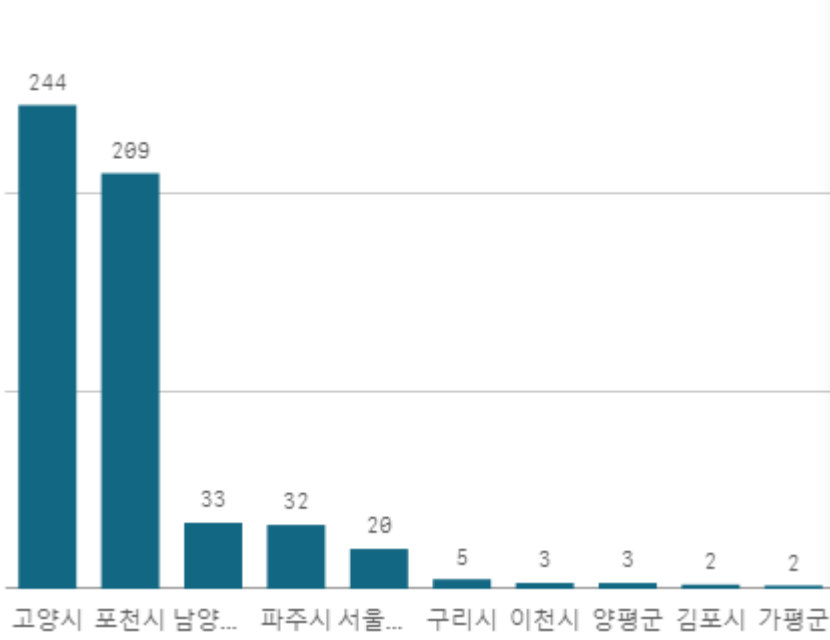


## 도매시장 법인별 거래금액(백만원)



# 열무(4Kg)

산지별 거래물량(톤)



출하산지(개소)

14

출하건수(천건)

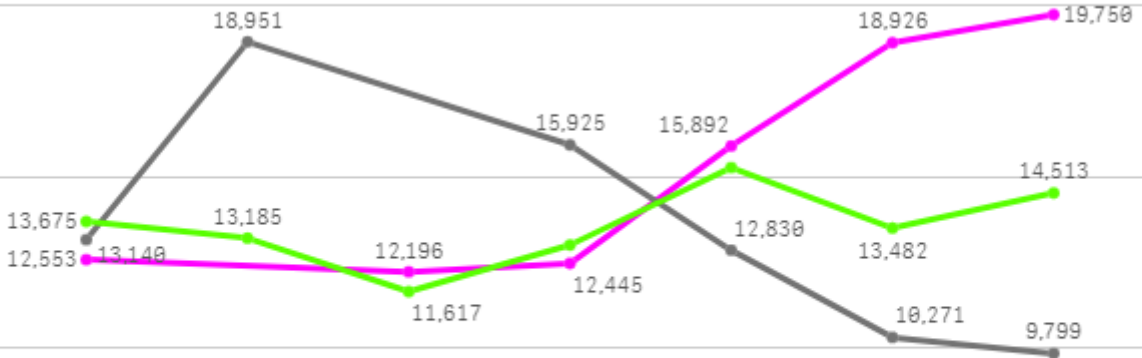
2

산지별 주출하 시군구



주간 도매가격(원)

◆ 2025    ● 2024    ◆ 평년



06/28    06/29    06/30    07/01    07/02    07/03    07/04

구분	금주(A)	전주(B)	전월(C)	전년(D)	평년(E)	A/B	A/C	A/D	A/E
가격(원)	15,294	11,214	6,792	13,486	14,284	136.4%	225.2%	113.4%	107.1%

※ 상품 가격 기준

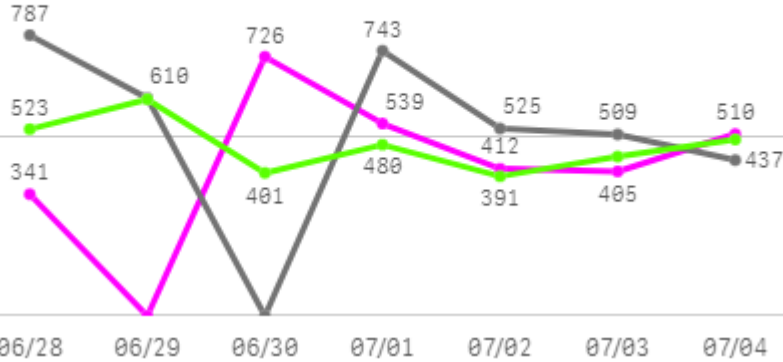
## □ 열무(4Kg) 주간 가격

구분	Q	품종	Q	단량	Q	특	상	보통	하
2025-06-28		열무		4Kg		-	12,553	10,012	6,957
2025-06-30		열무		4Kg		-	12,196	9,890	6,198
2025-07-01		열무		4Kg		-	12,445	9,500	6,228
2025-07-02		열무		4Kg		-	15,892	11,374	8,453
2025-07-03		열무		4Kg		-	18,926	16,201	12,504
2025-07-04		열무		4Kg		-	19,750	18,020	12,709
평균						-	<b>15,294</b>	<b>12,500</b>	<b>8,842</b>

# 수박

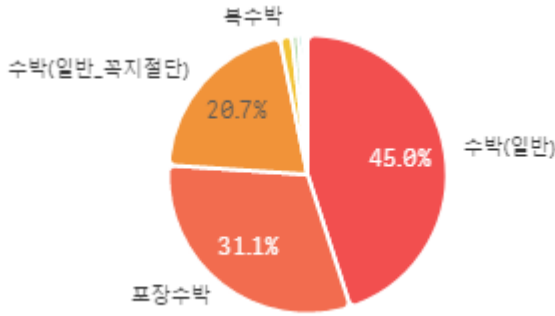
## 주간 반입량(톤)

◆ 2025    ● 2024    ▲ 평년

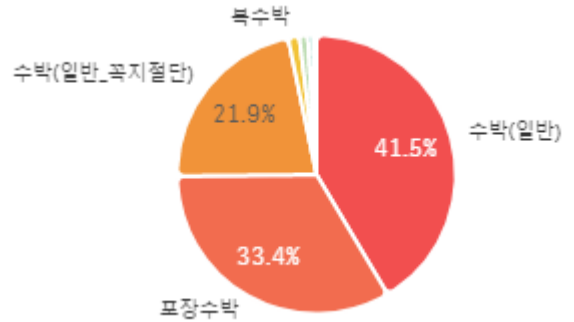


구분	금주(A)	전주(B)	전월(C)	전년(D)	평년(E)	A/B	A/C	A/D	A/E
물량(톤)	2,933	3,509	3,133	3,611	3,268	83.6%	93.6%	81.2%	89.7%

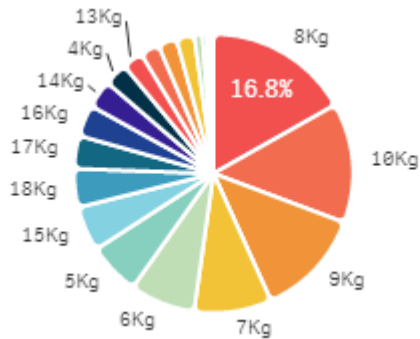
### 출하 품종별 거래물량 구성비



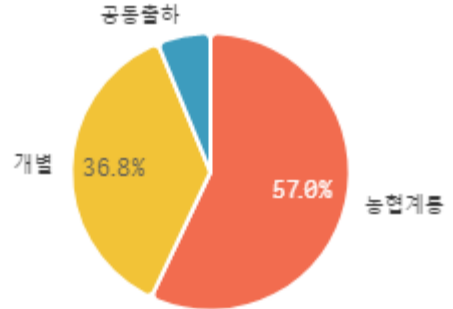
### 출하 품종별 거래금액 구성비



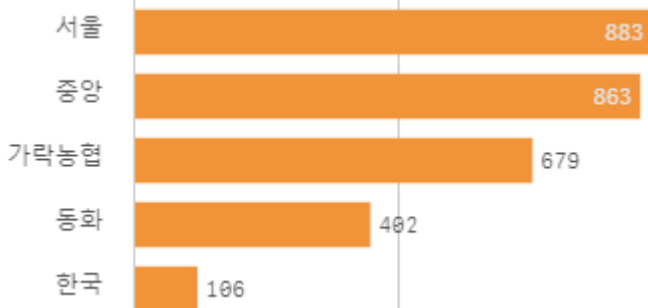
### 거래 단량별 물량 구성비



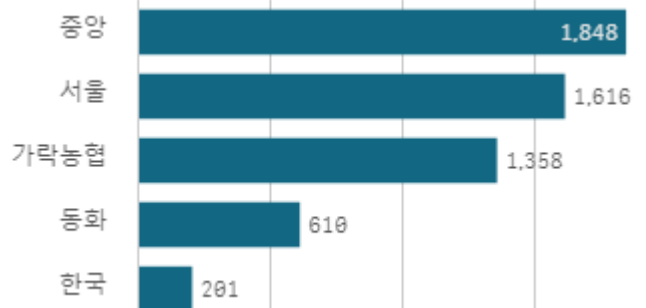
### 출하자별 거래물량 구성비



### 도매시장 법인별 거래물량(톤)

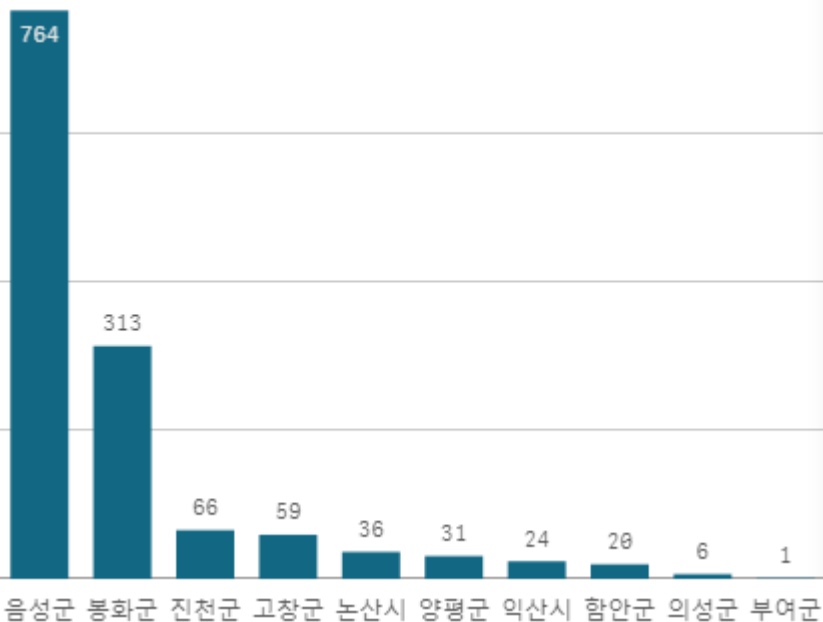


### 도매시장 법인별 거래금액(백만원)



# 수박(일반) (8Kg)

산지별 거래물량(톤)



출하산지(개소)

11

출하건수(천건)

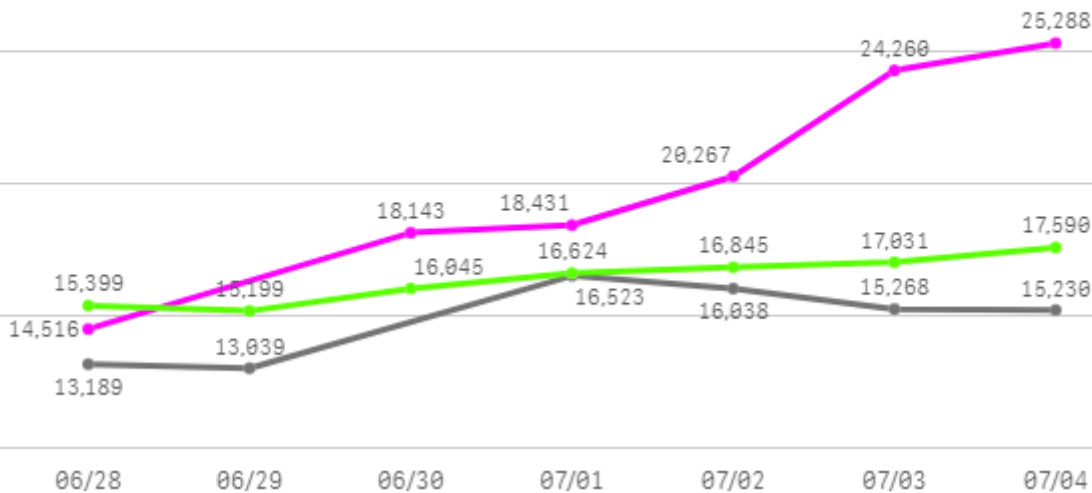
3

산지별 주출하 시군구



주간 도매가격(원)

◆ 2025    ● 2024    ◆ 평년



구분	금주(A)	전주(B)	전월(C)	전년(D)	평년(E)	A/B	A/C	A/D	A/E
가격(원)	20,151	16,205	18,590	14,881	16,981	124.4%	108.4%	135.4%	118.7%

※ 상품 가격 기준

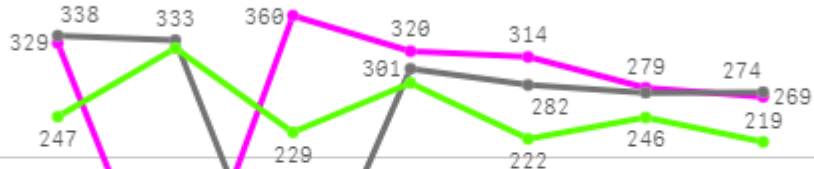
## □ 수박(일반)(8Kg) 주간 가격

구분	Q	품종	Q	단량	Q	특	상	보통	하
2025-06-28		수박(일반)		8Kg		16,654	14,516	8,392	4,979
2025-06-30		수박(일반)		8Kg		24,499	18,143	14,402	6,194
2025-07-01		수박(일반)		8Kg		22,755	18,431	13,161	5,235
2025-07-02		수박(일반)		8Kg		25,021	20,267	17,215	9,917
2025-07-03		수박(일반)		8Kg		27,677	24,260	20,624	12,929
2025-07-04		수박(일반)		8Kg		29,757	25,288	22,040	14,846
평균						<b>24,394</b>	<b>20,151</b>	<b>15,972</b>	<b>9,017</b>

# 참외

## 주간 반입량(톤)

◆ 2025    ● 2024    ▲ 평년



06/28    06/29    06/30    07/01    07/02    07/03    07/04

구분	금주(A)	전주(B)	전월(C)	전년(D)	평년(E)	A/B	A/C	A/D	A/E
물량(톤)	1,872	1,616	1,812	1,802	1,710	115.9%	103.3%	103.9%	109.5%

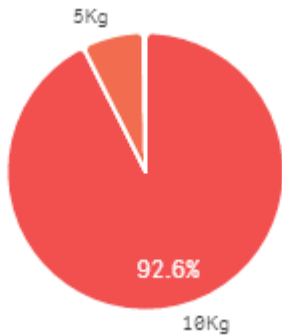
## 출하 품종별 거래물량 구성비



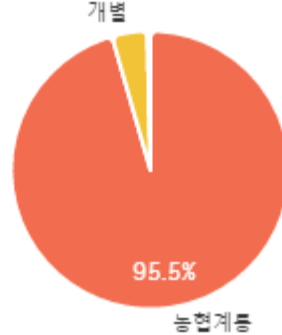
## 출하 품종별 거래금액 구성비



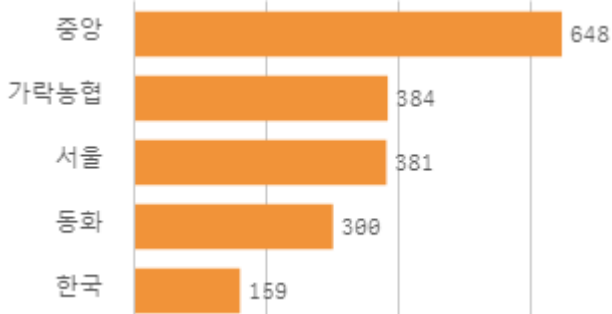
## 거래 단량별 물량 구성비



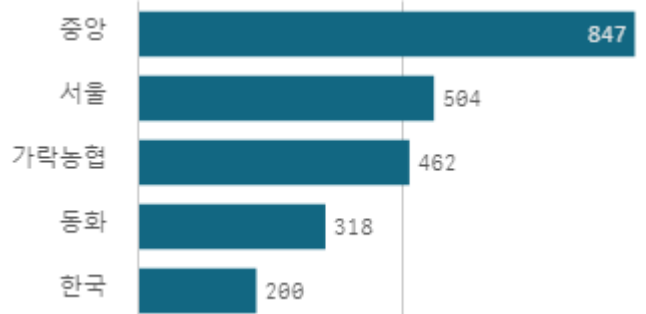
## 출하자별 거래물량 구성비



## 도매시장 법인별 거래물량(톤)

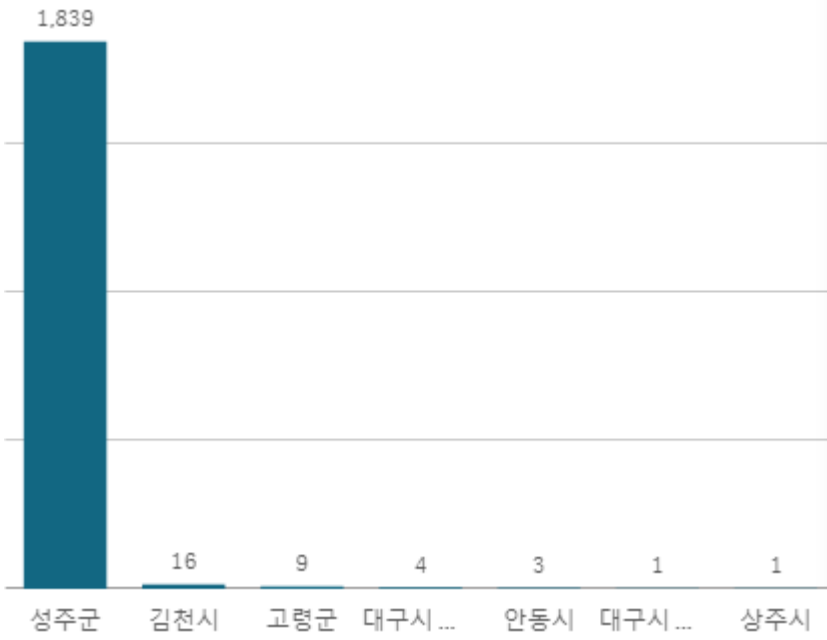


## 도매시장 법인별 거래금액(백만원)



# 참외(일반)(10Kg)

산지별 거래물량(톤)



산지별 주출하 시군구



출하산지(개소)

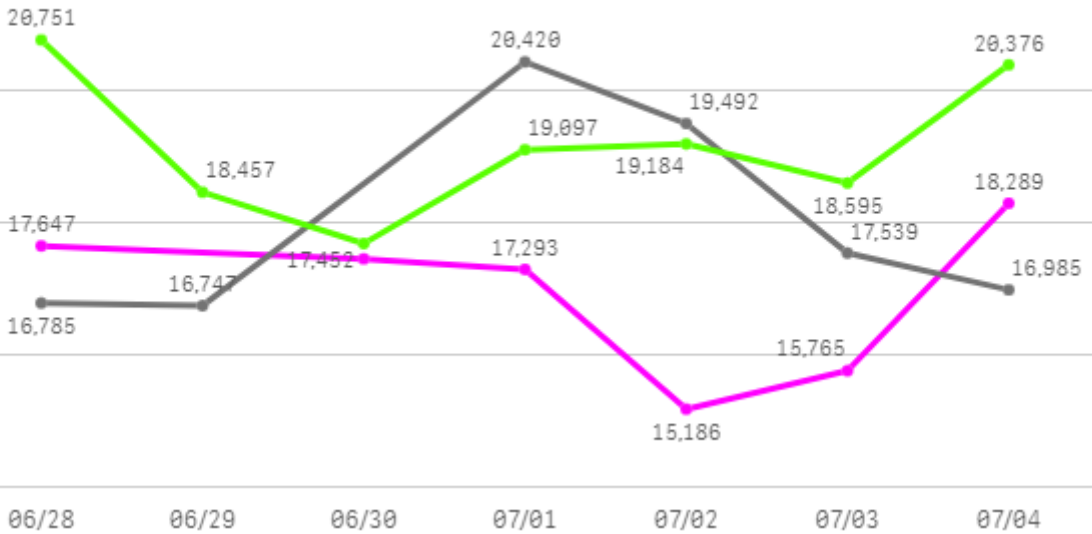
7

출하건수(천건)

20

주간 도매가격(원)

◆ 2025    ● 2024    ◆ 평년



구분	금주(A)	전주(B)	전월(C)	전년(D)	평년(E)	A/B	A/C	A/D	A/E
가격(원)	16,939	27,044	40,610	17,995	19,516	62.6%	41.7%	94.1%	86.8%

※ 상품 가격 기준

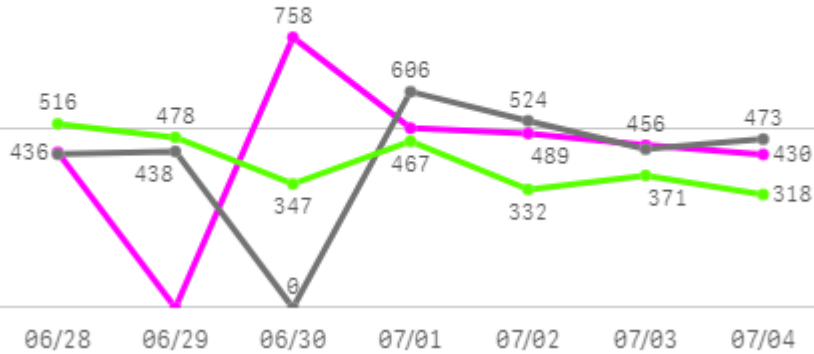
## □ 참외(일반)(10Kg) 주간 가격

구분	Q	품종	Q	단량	Q	특	상	보통	하
2025-06-28		참외(일반)		10Kg		29,329	17,647	9,529	5,000
2025-06-30		참외(일반)		10Kg		29,533	17,452	10,885	6,337
2025-07-01		참외(일반)		10Kg		28,345	17,293	10,221	5,803
2025-07-02		참외(일반)		10Kg		26,287	15,186	8,783	4,732
2025-07-03		참외(일반)		10Kg		26,220	15,765	9,317	5,664
2025-07-04		참외(일반)		10Kg		30,482	18,289	10,330	5,347
평균						<b>28,366</b>	<b>16,939</b>	<b>9,844</b>	<b>5,481</b>

# 오이

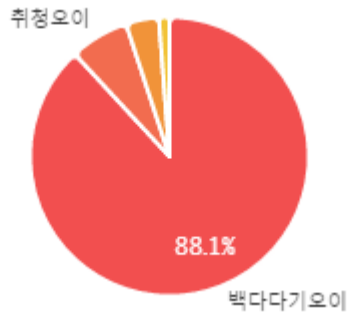
## 주간 반입량(톤)

◆ 2025    ● 2024    ▲ 평년

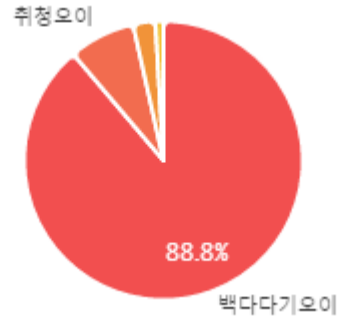


구분	금주(A)	전주(B)	전월(C)	전년(D)	평년(E)	A/B	A/C	A/D	A/E
물량(톤)	3,073	3,032	5,630	2,917	2,980	101.3%	54.6%	105.3%	103.1%

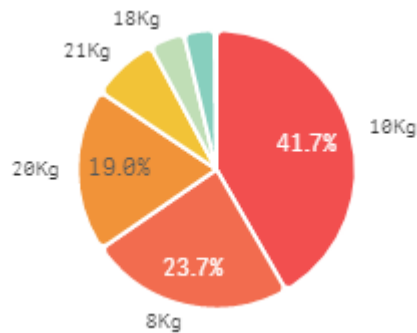
## 출하 품종별 거래물량 구성비



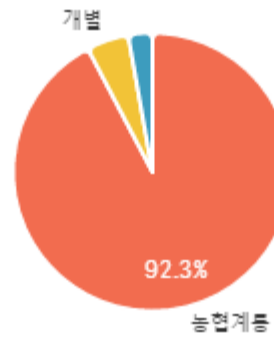
## 출하 품종별 거래금액 구성비



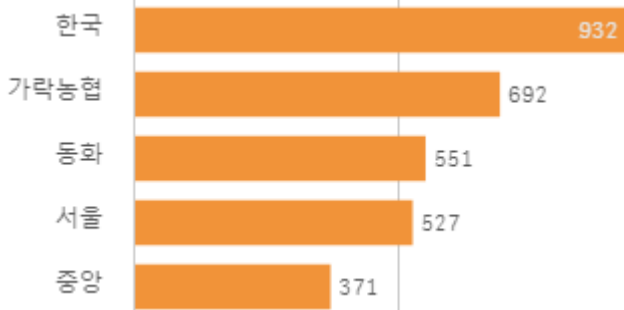
## 거래 단량별 물량 구성비



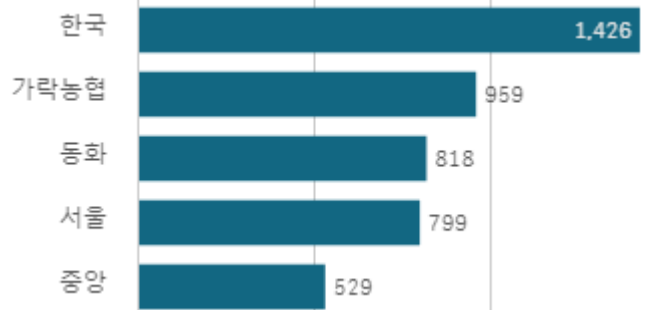
## 출하자별 거래물량 구성비



## 도매시장 법인별 거래물량(톤)

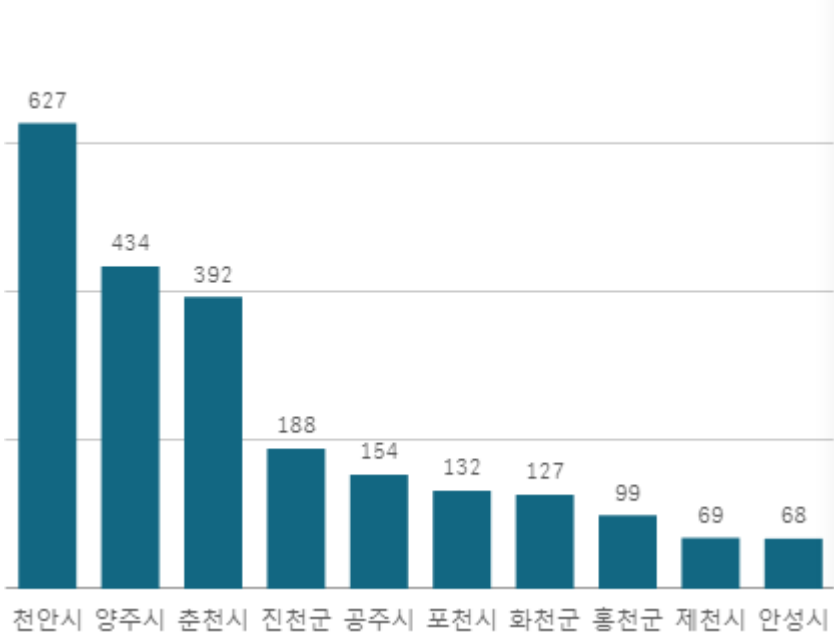


## 도매시장 법인별 거래금액(백만원)



# 백다다기오이(100개)

산지별 거래물량(톤)



출하산지(개소)

44

출하건수(천건)

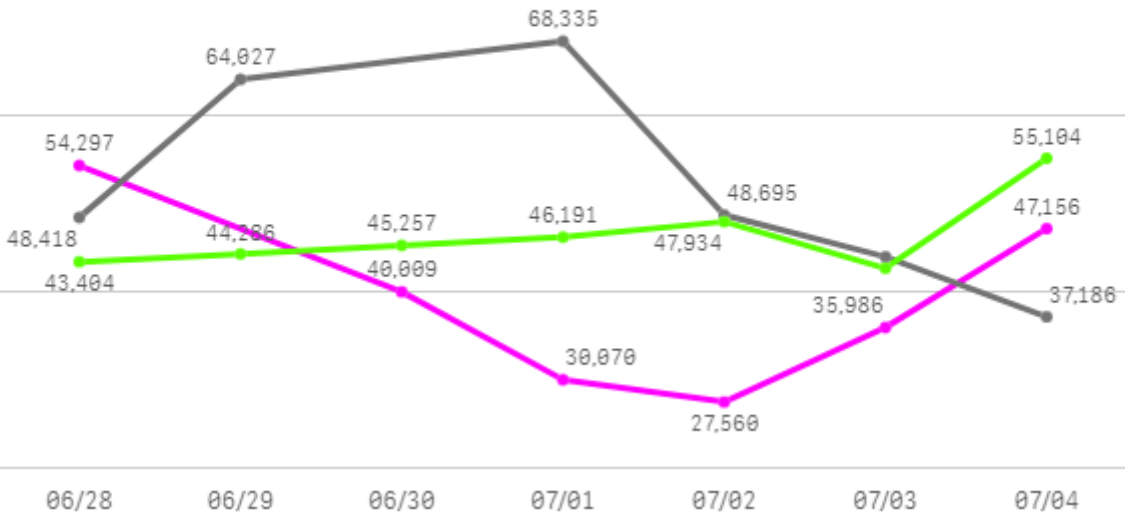
12

산지별 주출하 시군구



주간 도매가격(원)

◆ 2025    ● 2024    ◆ 평년



구분	금주(A)	전주(B)	전월(C)	전년(D)	평년(E)	A/B	A/C	A/D	A/E
가격(원)	39,180	49,620	43,221	51,772	43,784	79.0%	90.7%	75.7%	89.5%

※ 상품 가격 기준

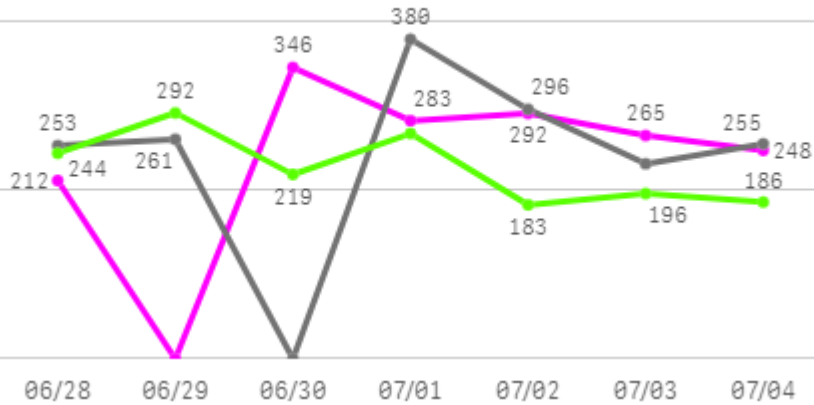
## □ 백다다기오이(100개) 주간 가격

구분	Q	품종	Q	단량	Q	특	상	보통	하
2025-06-28		백다다기오이		100개		62,534	54,297	40,427	17,933
2025-06-30		백다다기오이		100개		48,392	40,009	31,339	17,408
2025-07-01		백다다기오이		100개		38,186	30,070	23,491	14,443
2025-07-02		백다다기오이		100개		35,999	27,560	21,625	11,781
2025-07-03		백다다기오이		100개		47,095	35,986	25,388	13,016
2025-07-04		백다다기오이		100개		57,557	47,156	35,358	14,291
평균						<b>48,294</b>	<b>39,180</b>	<b>29,605</b>	<b>14,812</b>

# 호박

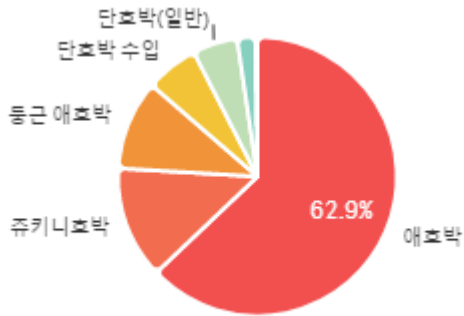
## 주간 반입량(톤)

◆ 2025    ● 2024    ▲ 평년

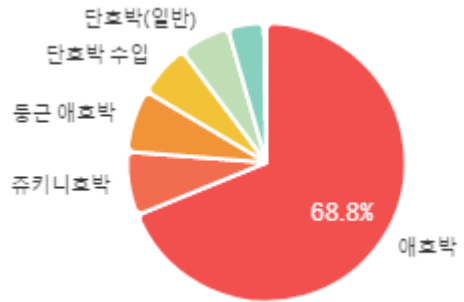


구분	금주(A)	전주(B)	전월(C)	전년(D)	평년(E)	A/B	A/C	A/D	A/E
물량(톤)	1,646	1,402	1,685	1,678	1,614	117.4%	97.7%	98.1%	101.9%

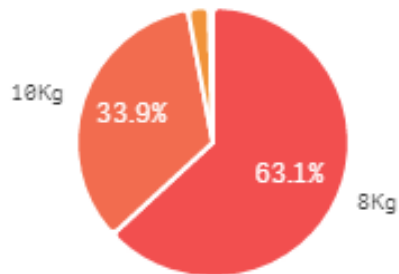
## 출하 품종별 거래물량 구성비



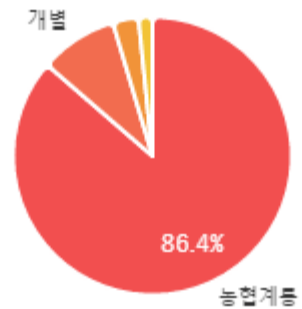
## 출하 품종별 거래금액 구성비



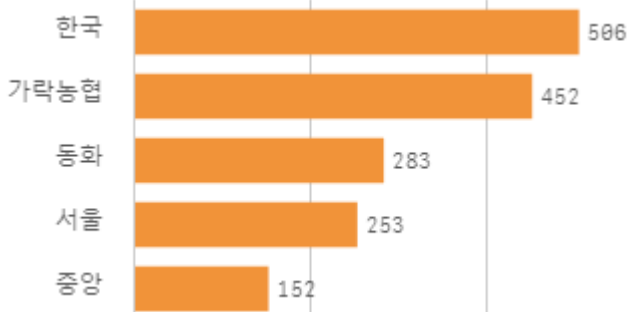
## 거래 단량별 물량 구성비



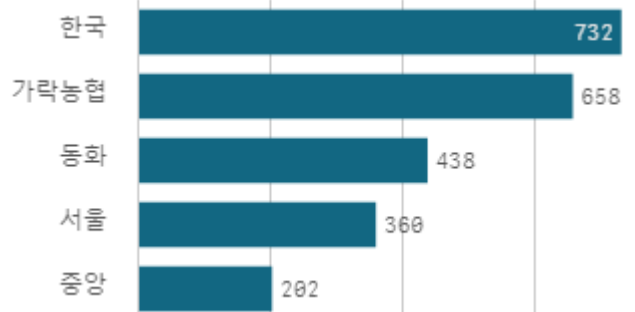
## 출하자별 거래물량 구성비



## 도매시장 법인별 거래물량(톤)

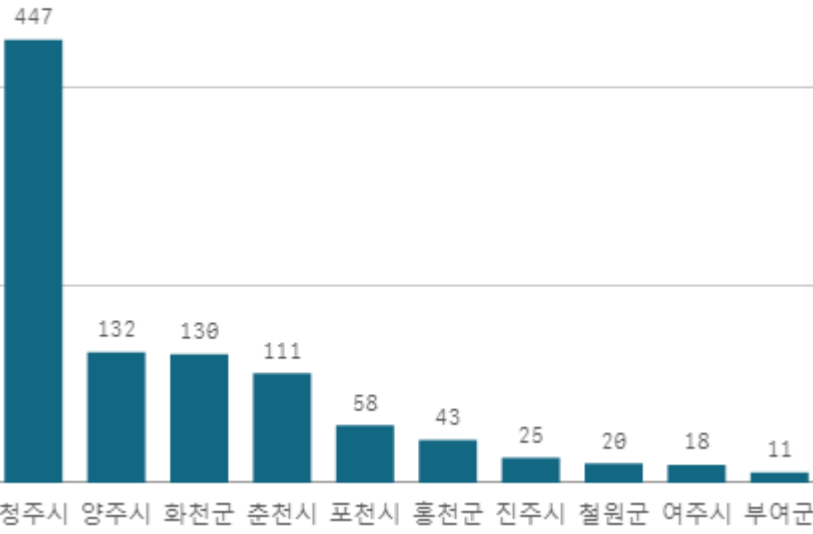


## 도매시장 법인별 거래금액(백만원)



# 애호박(20개)

산지별 거래물량(톤)



출하산지(개소)

24

출하건수(천건)

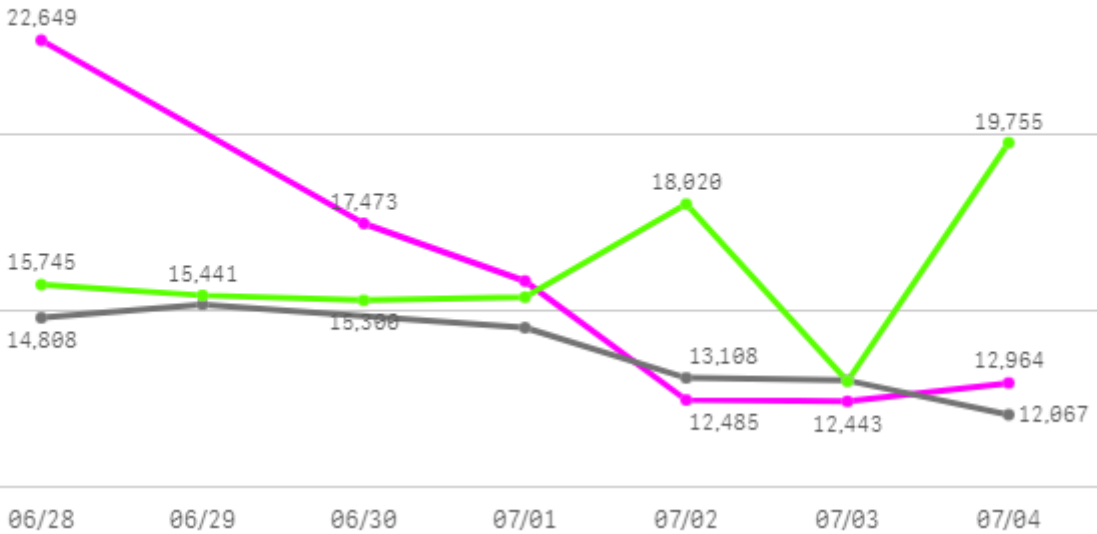
6

산지별 주출하 시군구



주간 도매가격(원)

◆ 2025    ● 2024    ◆ 평년



구분	금주(A)	전주(B)	전월(C)	전년(D)	평년(E)	A/B	A/C	A/D	A/E
가격(원)	15,643	23,557	19,724	13,789	16,028	66.4%	79.3%	113.4%	97.6%

※ 상품 가격 기준

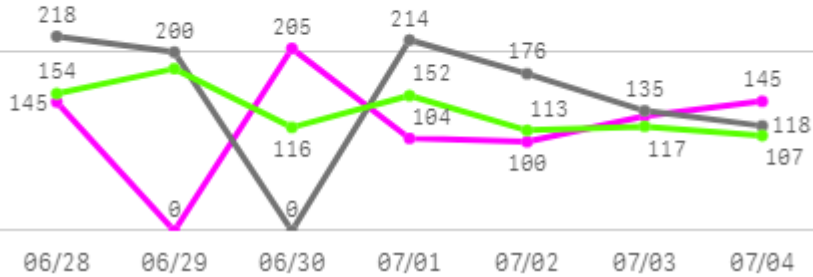
## □ 애호박(20개) 주간 가격

구분	Q	품종	Q	단량	Q	특	상	보통	하
2025-06-28		애호박		20개		24,980	22,649	18,725	12,866
2025-06-30		애호박		20개		19,676	17,473	15,640	10,440
2025-07-01		애호박		20개		16,936	15,845	13,828	8,490
2025-07-02		애호박		20개		14,074	12,485	10,716	6,518
2025-07-03		애호박		20개		13,997	12,443	9,484	5,484
2025-07-04		애호박		20개		14,997	12,964	8,221	4,454
평균						<b>17,443</b>	<b>15,643</b>	<b>12,769</b>	<b>8,042</b>

# 토마토

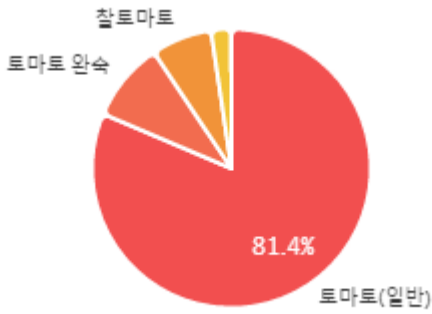
## 주간 반입량(톤)

◆ 2025    ● 2024    ▲ 평년

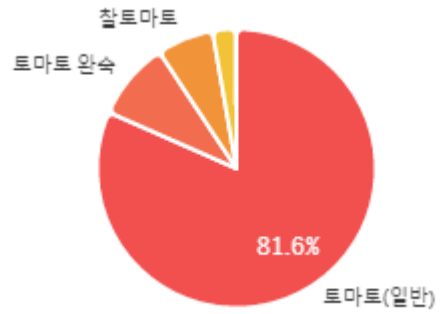


구분	금주(A)	전주(B)	전월(C)	전년(D)	평년(E)	A/B	A/C	A/D	A/E
물량(톤)	827	1,185	1,589	1,061	929	69.8%	52.0%	77.9%	89.0%

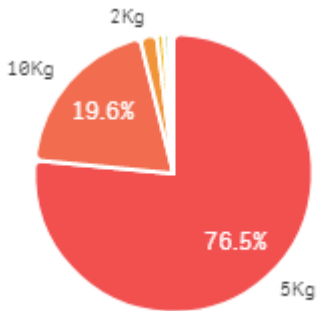
### 출하 품종별 거래물량 구성비



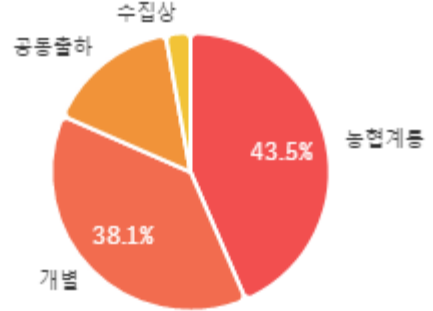
### 출하 품종별 거래금액 구성비



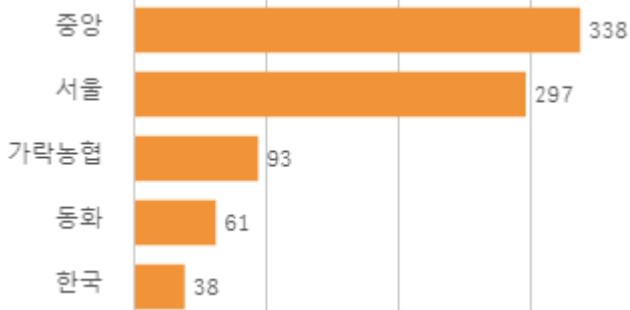
### 거래 단량별 물량 구성비



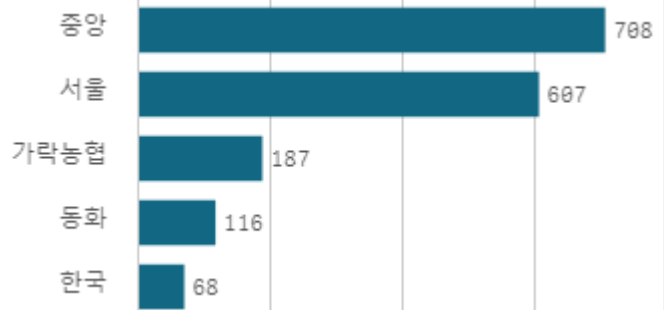
### 출하자별 거래물량 구성비



### 도매시장 법인별 거래물량(톤)

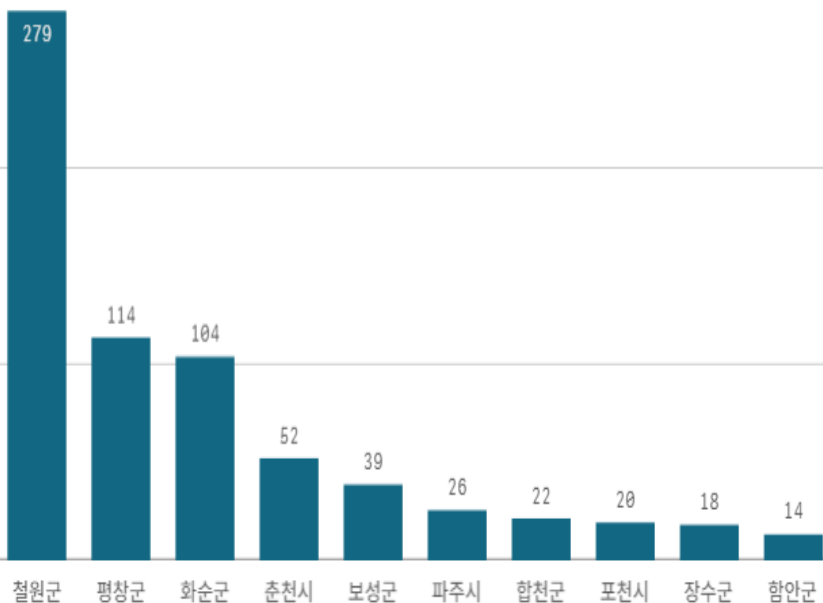


### 도매시장 법인별 거래금액(백만원)



# 토마토(5Kg)

산지별 거래물량(톤)



출하산지(개소)

43

출하건수(천건)

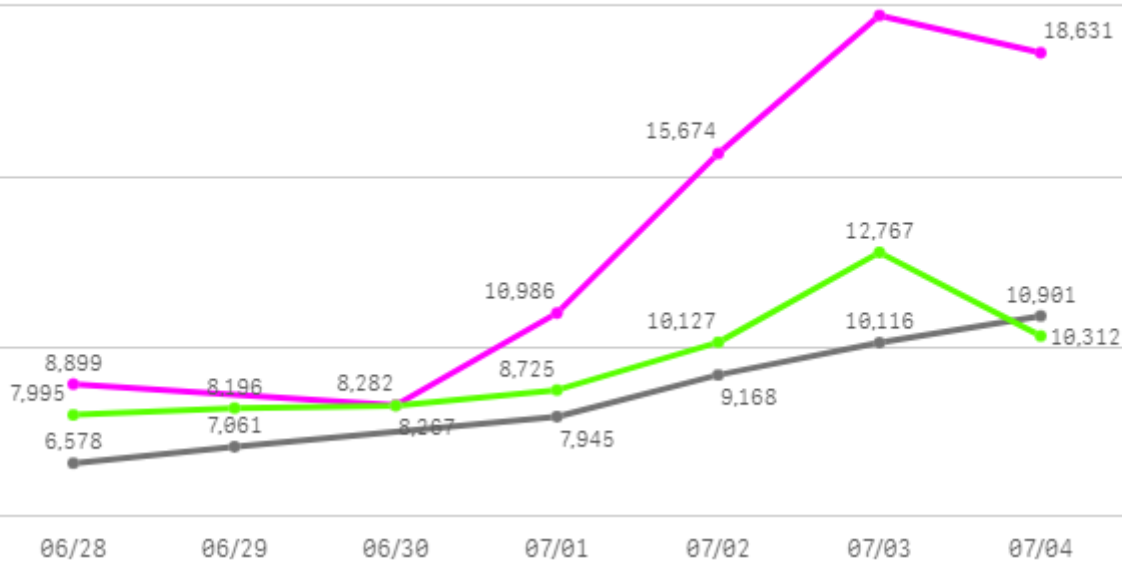
5

산지별 주출하 시군구



주간 도매가격(원)

◆ 2025    ● 2024    ◆ 평년



구분	금주(A)	전주(B)	전월(C)	전년(D)	평년(E)	A/B	A/C	A/D	A/E
가격(원)	13,700	6,988	7,868	8,628	10,270	196.1%	174.1%	158.8%	133.4%

※ 상품 가격 기준

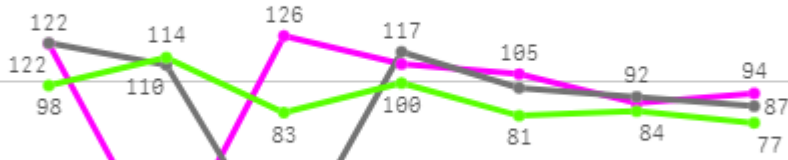
## □ 토마토(5Kg) 주간 가격

구분	Q	품종	Q	단량	Q	특	상	보통	하
2025-06-28		토마토		5Kg		10,288	8,899	7,040	5,193
2025-06-30		토마토		5Kg		9,700	8,282	6,471	4,623
2025-07-01		토마토		5Kg		12,114	10,986	8,517	6,110
2025-07-02		토마토		5Kg		18,461	15,674	12,356	7,593
2025-07-03		토마토		5Kg		22,251	19,725	14,911	8,988
2025-07-04		토마토		5Kg		21,264	18,631	14,619	9,574
평균						<b>15,680</b>	<b>13,700</b>	<b>10,652</b>	<b>7,014</b>

# 방울토마토

## 주간 반입량(톤)

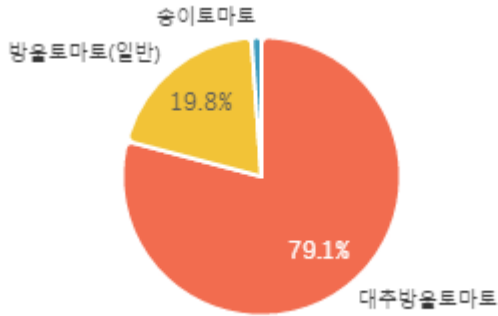
◆ 2025    ● 2024    ▲ 평년



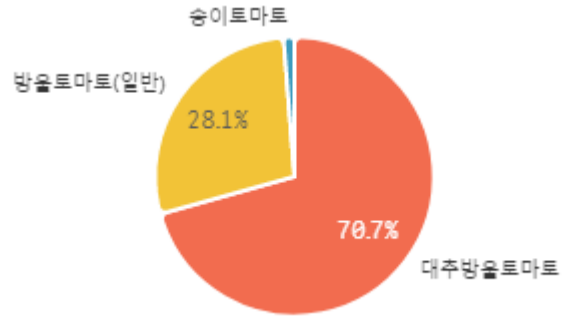
06/28    06/29    06/30    07/01    07/02    07/03    07/04

구분	금주(A)	전주(B)	전월(C)	전년(D)	평년(E)	A/B	A/C	A/D	A/E
물량(톤)	645	685	971	625	634	94.1%	66.4%	103.3%	101.8%

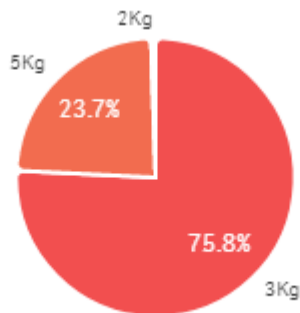
### 출하 품종별 거래물량 구성비



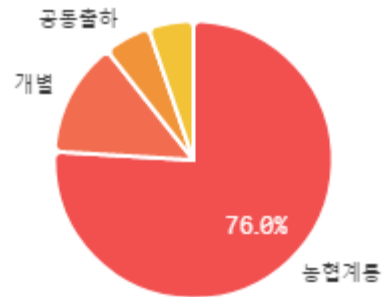
### 출하 품종별 거래금액 구성비



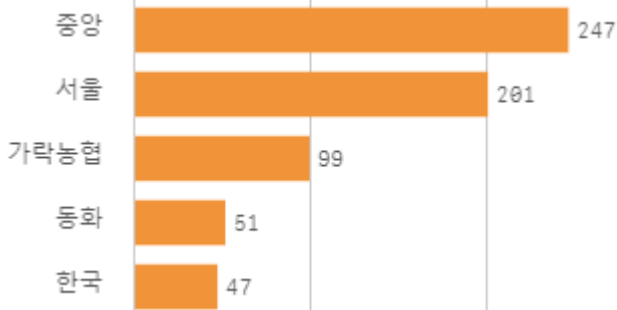
### 거래 단량별 물량 구성비



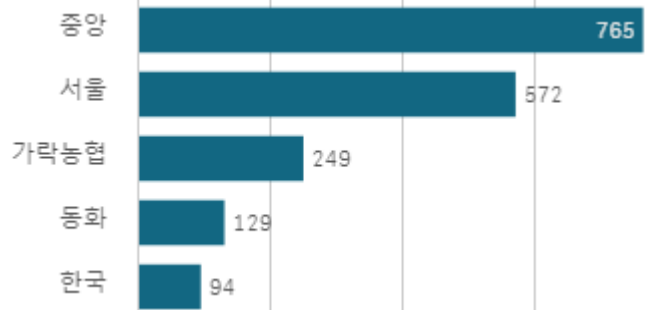
### 출하자별 거래물량 구성비



### 도매시장 법인별 거래물량(톤)

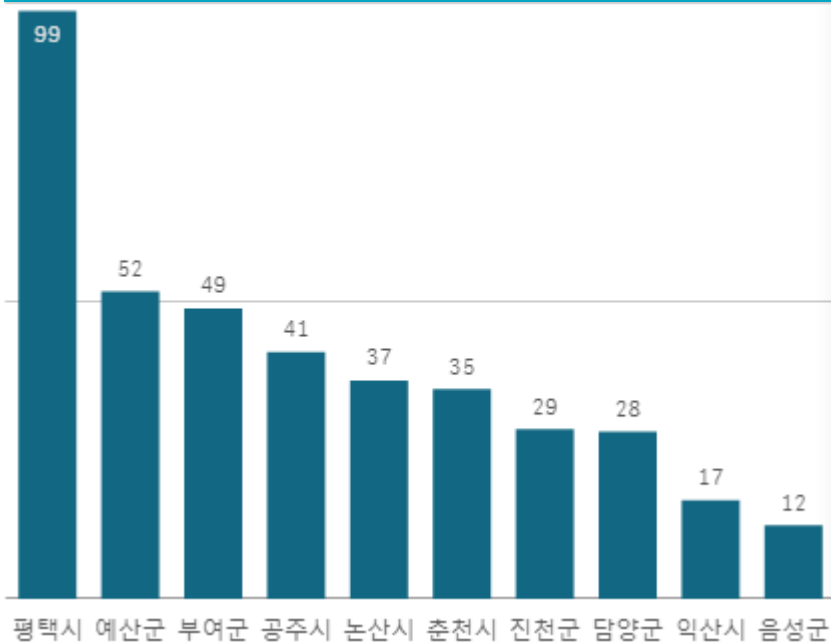


### 도매시장 법인별 거래금액(백만원)



# 대추방울토마토(3Kg)

산지별 거래물량(톤)



출하산지(개소)

50

출하건수(천건)

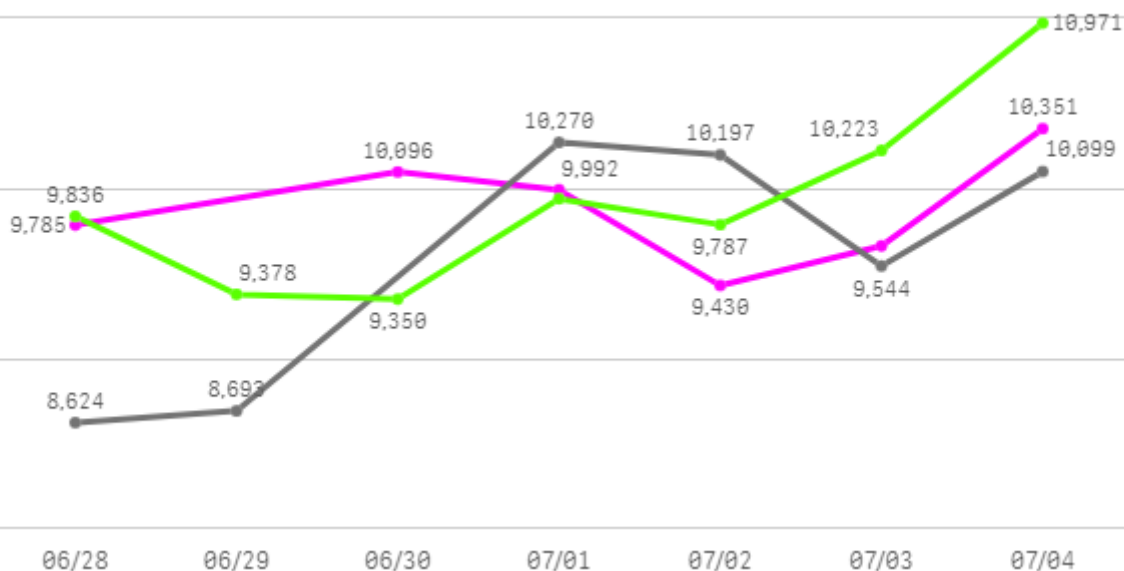
4

산지별 주출하 시군구



주간 도매가격(원)

◆ 2025    ● 2024    ◆ 평년



구분	금주(A)	전주(B)	전월(C)	전년(D)	평년(E)	A/B	A/C	A/D	A/E
가격(원)	9,886	10,378	10,739	9,571	10,111	95.3%	92.1%	103.3%	97.8%

※ 상품 가격 기준

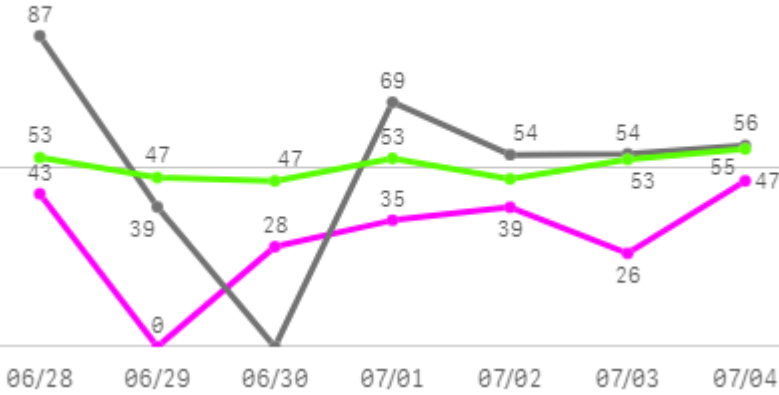
## □ 대추방울토마토(3Kg) 주간 가격

구분	Q	품종	Q	단량	Q	특	상	보통	하
2025-06-28		대추방울토마토		3Kg		12,090	9,785	7,245	3,784
2025-06-30		대추방울토마토		3Kg		14,148	10,096	7,168	4,393
2025-07-01		대추방울토마토		3Kg		12,634	9,992	7,134	4,435
2025-07-02		대추방울토마토		3Kg		12,439	9,430	6,300	3,698
2025-07-03		대추방울토마토		3Kg		12,653	9,662	6,599	4,042
2025-07-04		대추방울토마토		3Kg		13,680	10,351	7,080	4,265
평균						<b>12,941</b>	<b>9,886</b>	<b>6,921</b>	<b>4,103</b>

# 멜론

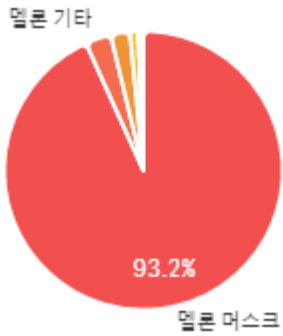
## 주간 반입량(톤)

◆ 2025    ● 2024    ▲ 평년

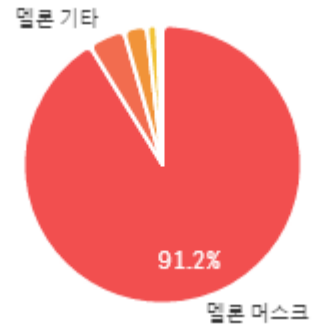


구분	금주(A)	전주(B)	전월(C)	전년(D)	평년(E)	A/B	A/C	A/D	A/E
물량(톤)	218	223	280	359	337	98.0%	77.8%	60.8%	64.8%

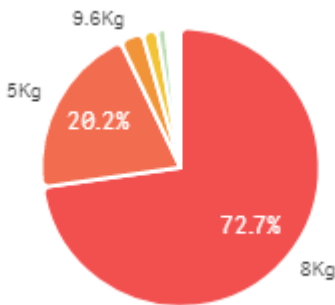
## 출하 품종별 거래물량 구성비



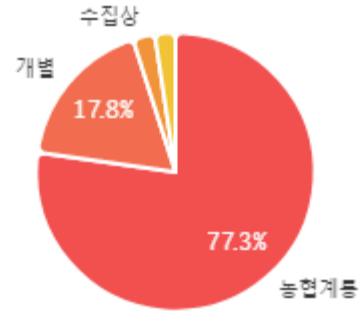
## 출하 품종별 거래금액 구성비



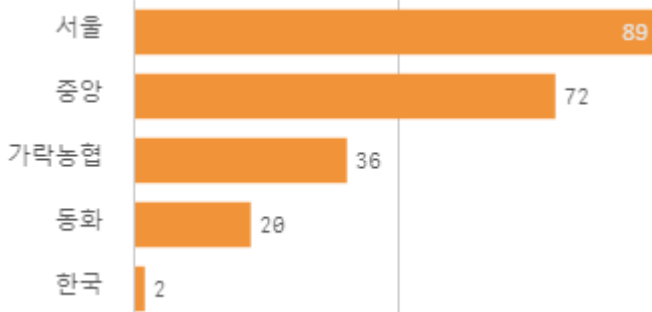
## 거래 단량별 물량 구성비



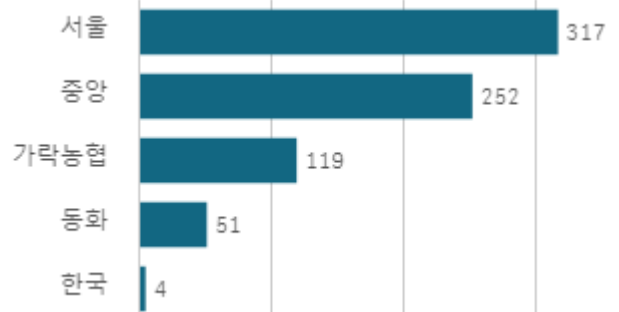
## 출하자별 거래물량 구성비



## 도매시장 법인별 거래물량(톤)



## 도매시장 법인별 거래금액(백만원)





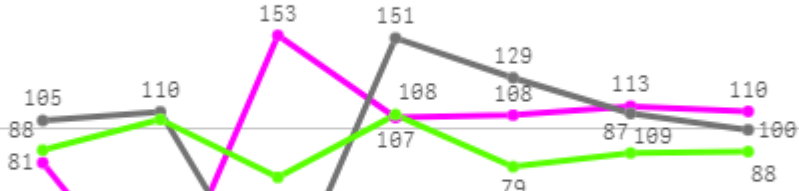
## □ 멜론 머스크(8Kg) 주간 가격

구분	Q	품종	Q	단량	Q	특	상	보통	하
2025-06-28		멜론 머스크		8Kg		47,895	37,196	25,893	17,376
2025-06-30		멜론 머스크		8Kg		42,478	30,853	25,279	16,807
2025-07-01		멜론 머스크		8Kg		49,089	34,573	26,292	19,961
2025-07-02		멜론 머스크		8Kg		41,141	30,513	26,039	18,262
2025-07-03		멜론 머스크		8Kg		39,633	31,029	23,280	13,661
2025-07-04		멜론 머스크		8Kg		39,872	33,594	26,758	12,260
평균						<b>43,351</b>	<b>32,960</b>	<b>25,590</b>	<b>16,388</b>

# 가지

## 주간 반입량(톤)

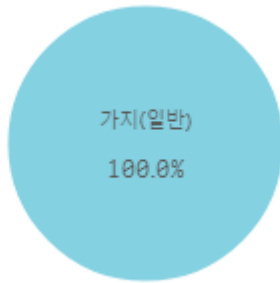
◆ 2025    ● 2024    ▲ 평년



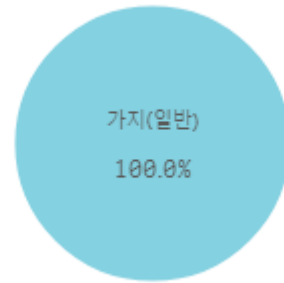
06/28    06/29    06/30    07/01    07/02    07/03    07/04

구분	금주(A)	전주(B)	전월(C)	전년(D)	평년(E)	A/B	A/C	A/D	A/E
물량(톤)	672	597	640	704	628	112.5%	105.0%	95.5%	107.0%

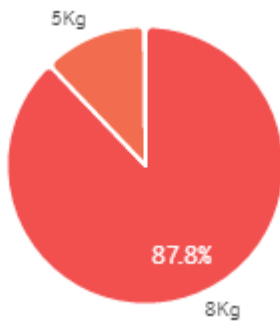
## 출하 품종별 거래물량 구성비



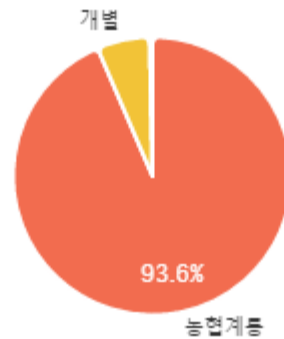
## 출하 품종별 거래금액 구성비



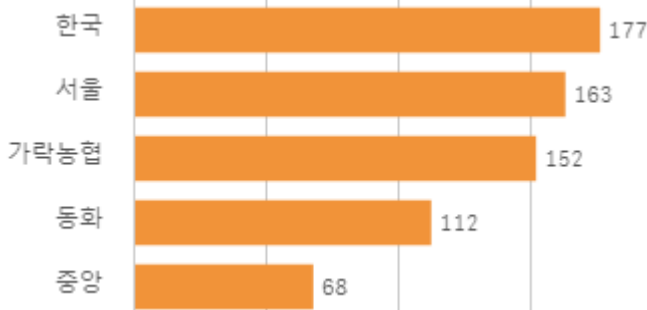
## 거래 단량별 물량 구성비



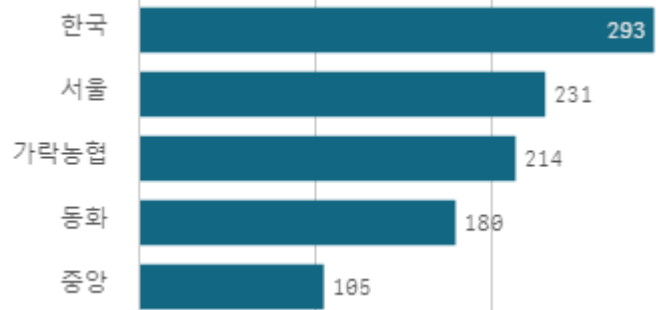
## 출하자별 거래물량 구성비



## 도매시장 법인별 거래물량(톤)

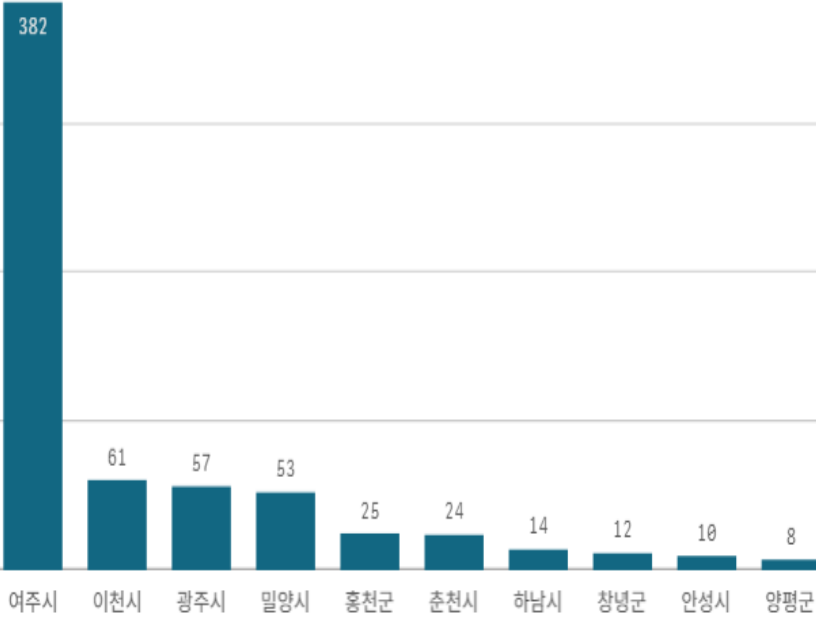


## 도매시장 법인별 거래금액(백만원)



# 가지(5Kg)

산지별 거래물량(톤)



산지별 주출하 시군구



출하산지(개소)

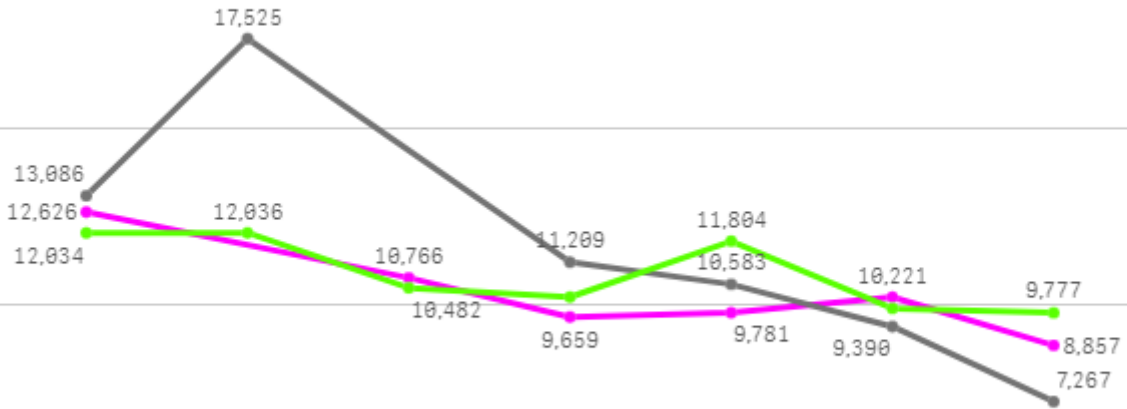
25

출하건수(천건)

5

주간 도매가격(원)

◆ 2025    ● 2024    ◆ 평년



06/28    06/29    06/30    07/01    07/02    07/03    07/04

구분	금주(A)	전주(B)	전월(C)	전년(D)	평년(E)	A/B	A/C	A/D	A/E
가격(원)	10,318	13,979	13,505	11,510	10,778	73.8%	76.4%	89.6%	95.7%

※ 상품 가격 기준

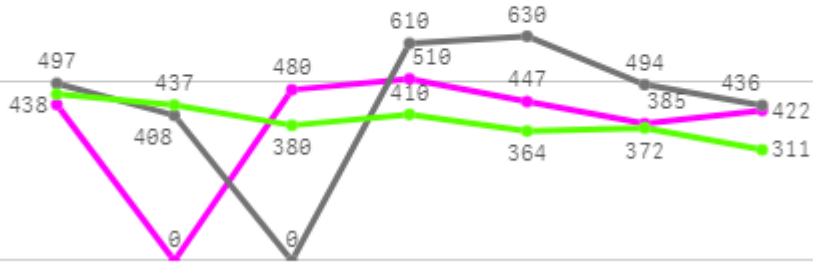
## □ 가지(5Kg) 주간 가격

구분	Q	품종	Q	단량	Q	특	상	보통	하
2025-06-28		가지		5Kg		-	12,626	9,428	5,714
2025-06-30		가지		5Kg		-	10,766	8,308	5,344
2025-07-01		가지		5Kg		-	9,659	7,315	4,525
2025-07-02		가지		5Kg		-	9,781	7,097	4,879
2025-07-03		가지		5Kg		-	10,221	7,887	4,267
2025-07-04		가지		5Kg		-	8,857	6,809	4,271
평균						-	<b>10,318</b>	<b>7,807</b>	<b>4,833</b>

# 무

## 주간 반입량(톤)

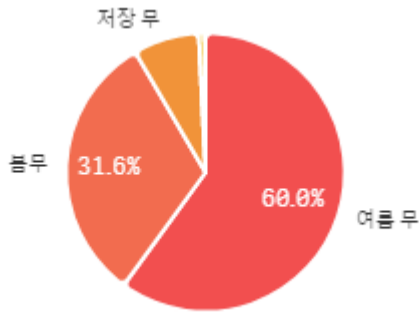
◆ 2025    ● 2024    ▲ 평년



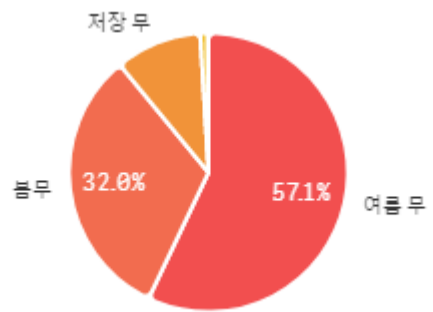
06/28    06/29    06/30    07/01    07/02    07/03    07/04

구분	금주(A)	전주(B)	전월(C)	전년(D)	평년(E)	A/B	A/C	A/D	A/E
물량(톤)	2,681	2,734	3,702	3,074	2,755	98.1%	72.4%	87.2%	97.3%

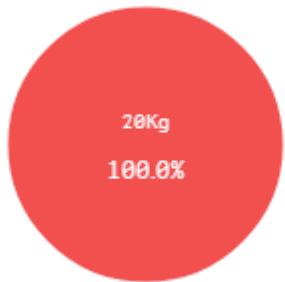
### 출하 품종별 거래물량 구성비



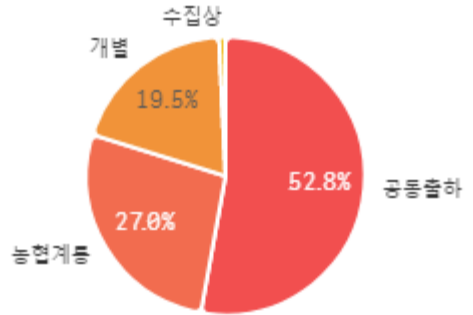
### 출하 품종별 거래금액 구성비




### 거래 단량별 물량 구성비



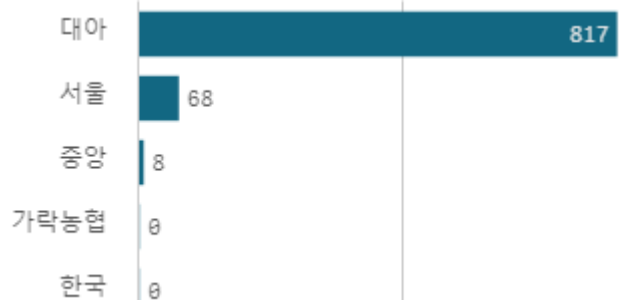
### 출하자별 거래물량 구성비



### 도매시장 법인별 거래물량(톤)

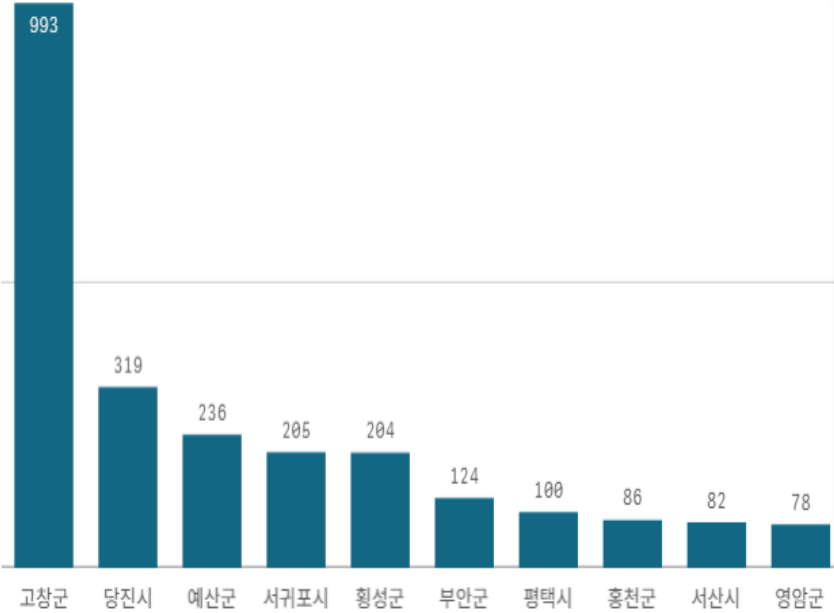


### 도매시장 법인별 거래금액(백만원)



# 무(20Kg)

산지별 거래물량(톤)



산지별 주출하 시군구



출하산지(개소)

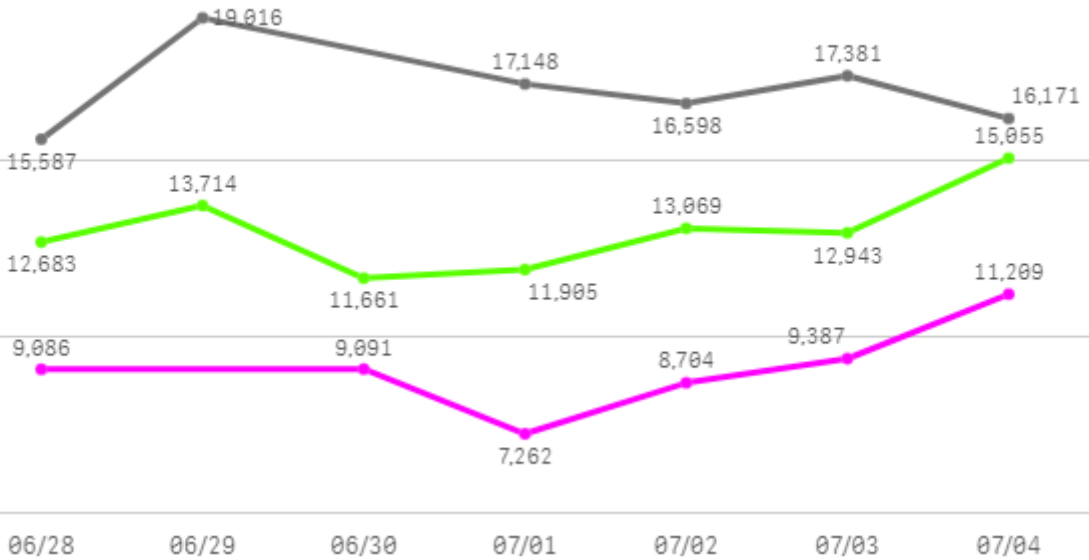
20

출하건수(천건)

1

주간 도매가격(원)

◆ 2025    ● 2024    ▲ 평년



구분	금주(A)	전주(B)	전월(C)	전년(D)	평년(E)	A/B	A/C	A/D	A/E
가격(원)	9,123	11,459	15,867	16,984	12,283	79.6%	57.5%	53.7%	74.3%

※ 상품 가격 기준

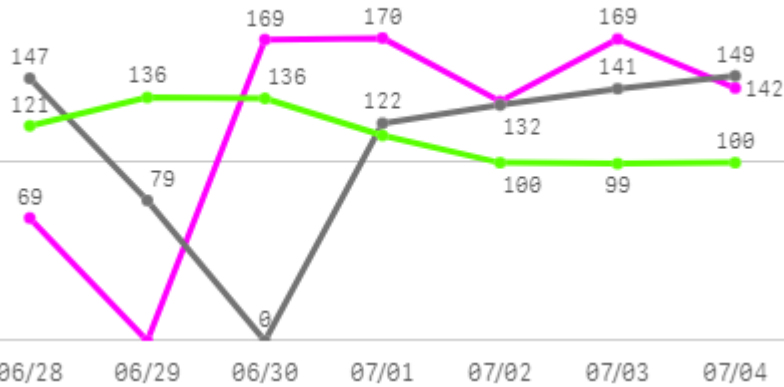
## □ 무(20Kg) 주간 가격

구분	Q	품종	Q	단량	Q	특	상	보통	하
2025-06-28		무		20Kg		14,322	9,086	6,329	2,872
2025-06-30		무		20Kg		13,942	9,091	6,012	2,483
2025-07-01		무		20Kg		11,749	7,262	4,827	1,925
2025-07-02		무		20Kg		15,121	8,704	5,129	2,206
2025-07-03		무		20Kg		14,283	9,387	4,672	1,731
2025-07-04		무		20Kg		14,013	11,209	7,530	2,704
평균						<b>13,905</b>	<b>9,123</b>	<b>5,750</b>	<b>2,320</b>

# 당근

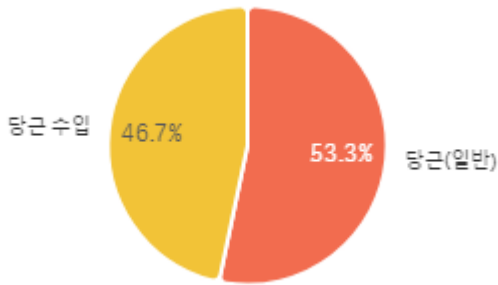
## 주간 반입량(톤)

◆ 2025    ● 2024    ▲ 평년

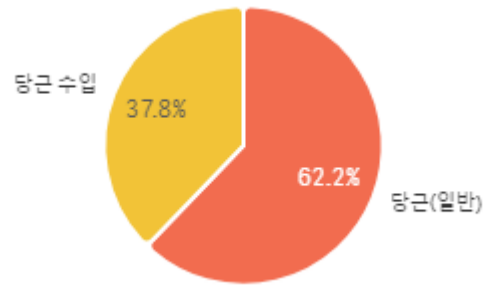


구분	금주(A)	전주(B)	전월(C)	전년(D)	평년(E)	A/B	A/C	A/D	A/E
물량(톤)	853	897	1,324	770	809	95.1%	64.4%	110.7%	105.4%

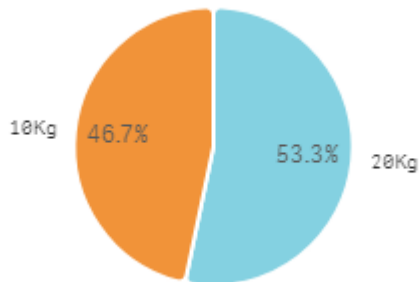
## 출하 품종별 거래물량 구성비



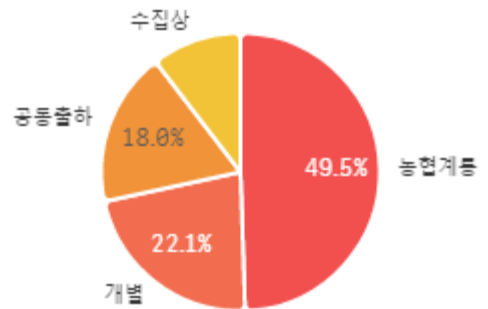
## 출하 품종별 거래금액 구성비



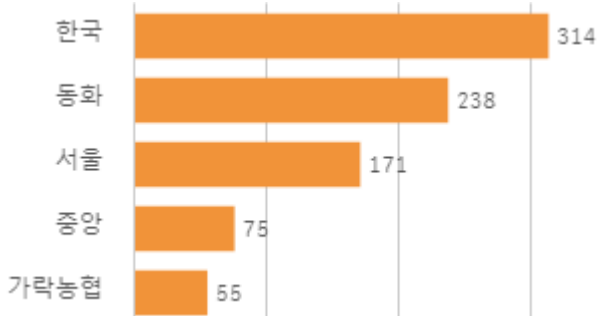
## 거래 단량별 물량 구성비



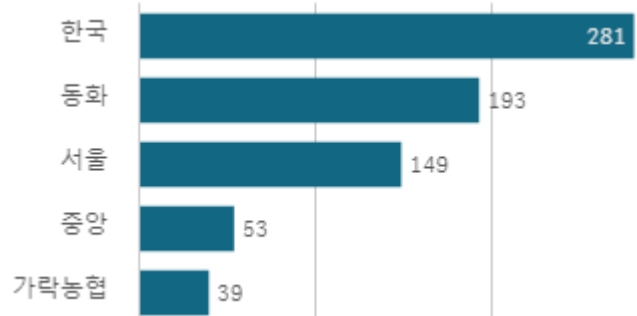
## 출하자별 거래물량 구성비



## 도매시장 법인별 거래물량(톤)

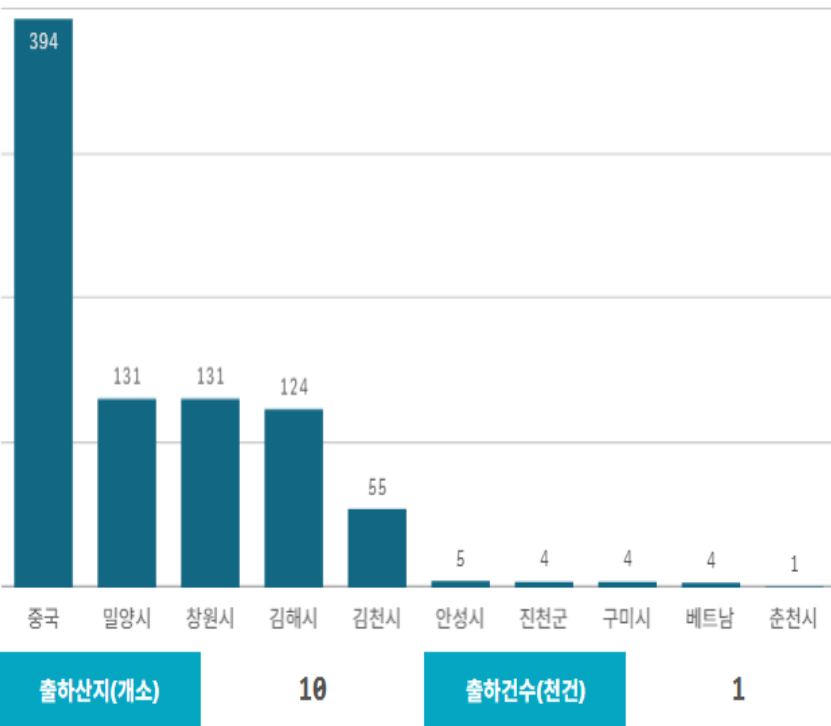


## 도매시장 법인별 거래금액(백만원)



# 당근(20Kg)

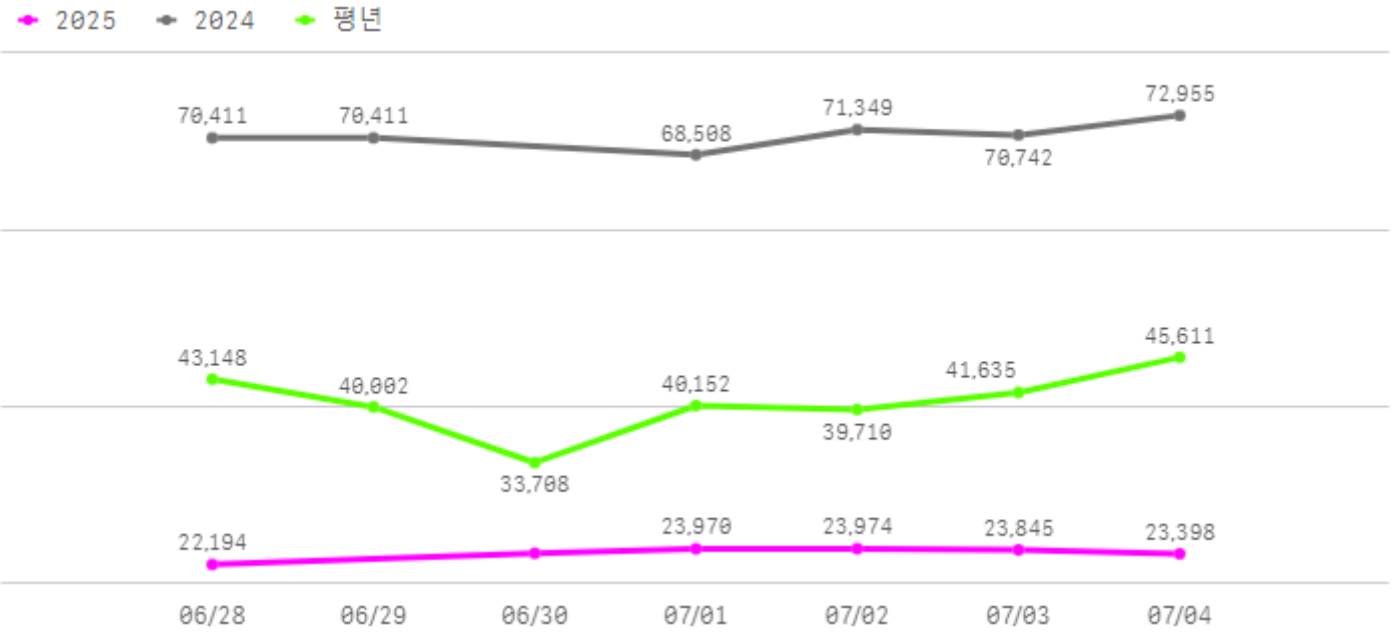
산지별 거래물량(톤)



산지별 주출하 시군구



주간 도매가격(원)



구분	금주(A)	전주(B)	전월(C)	전년(D)	평년(E)	A/B	A/C	A/D	A/E
가격(원)	23,474	23,951	25,377	70,729	38,705	98.0%	92.5%	33.2%	60.6%

※ 상품 가격 기준

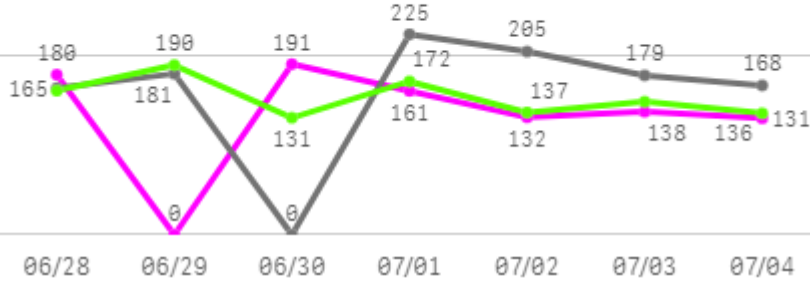
## □ 당근(20Kg) 주간 가격

구분	Q	품종	Q	단량	Q	특	상	보통	하
2025-06-28		당근		20Kg		24,000	22,194	16,133	11,751
2025-06-30		당근		20Kg		25,628	23,460	20,383	15,149
2025-07-01		당근		20Kg		26,754	23,970	19,980	15,600
2025-07-02		당근		20Kg		26,813	23,974	20,668	14,825
2025-07-03		당근		20Kg		26,000	23,845	18,440	9,097
2025-07-04		당근		20Kg		25,952	23,398	18,083	11,867
평균						<b>25,858</b>	<b>23,474</b>	<b>18,948</b>	<b>13,048</b>

# 생고추

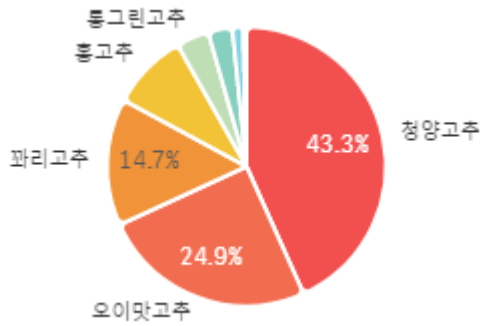
## 주간 반입량(톤)

◆ 2025    ● 2024    ▲ 평년

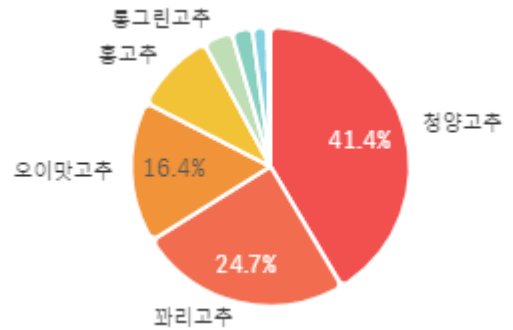


구분	금주(A)	전주(B)	전월(C)	전년(D)	평년(E)	A/B	A/C	A/D	A/E
물량(톤)	933	1,116	1,323	1,122	1,040	83.6%	70.5%	83.2%	89.7%

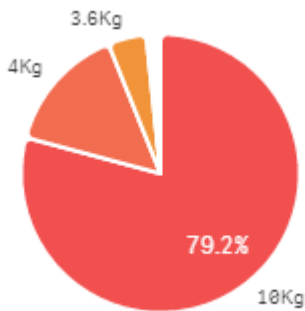
### 출하 품종별 거래물량 구성비



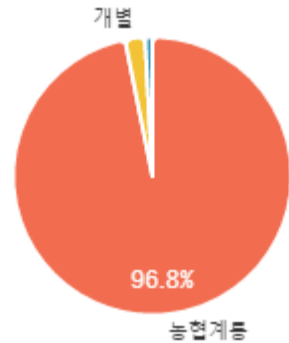
### 출하 품종별 거래금액 구성비



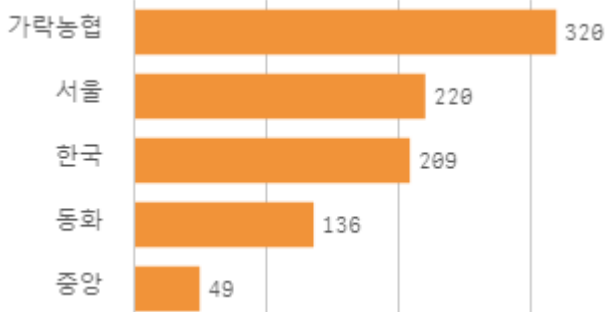
### 거래 단량별 물량 구성비



### 출하자별 거래물량 구성비



### 도매시장 법인별 거래물량(톤)

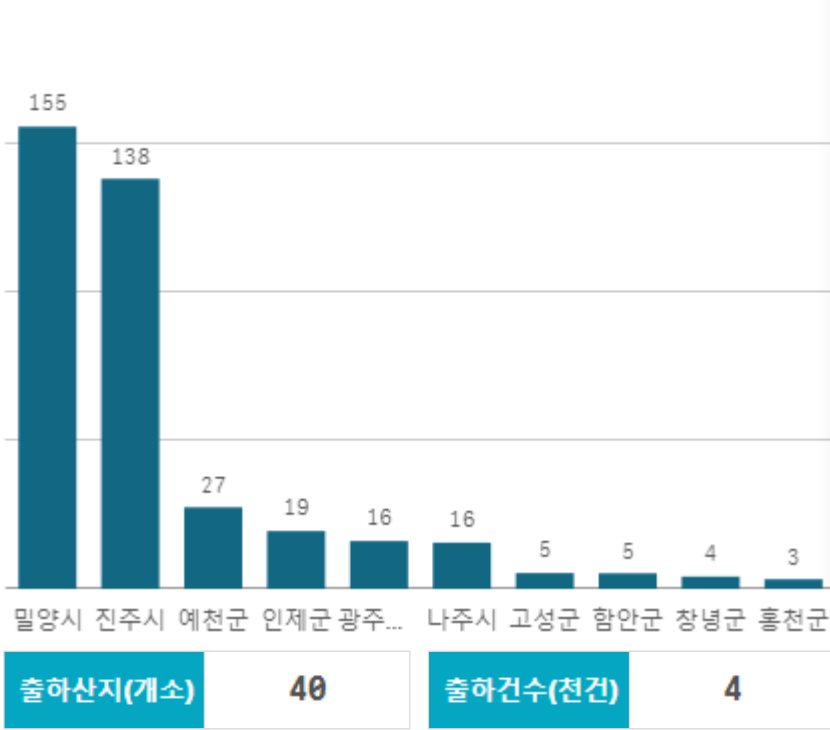


### 도매시장 법인별 거래금액(백만원)



# 청양고추(10Kg)

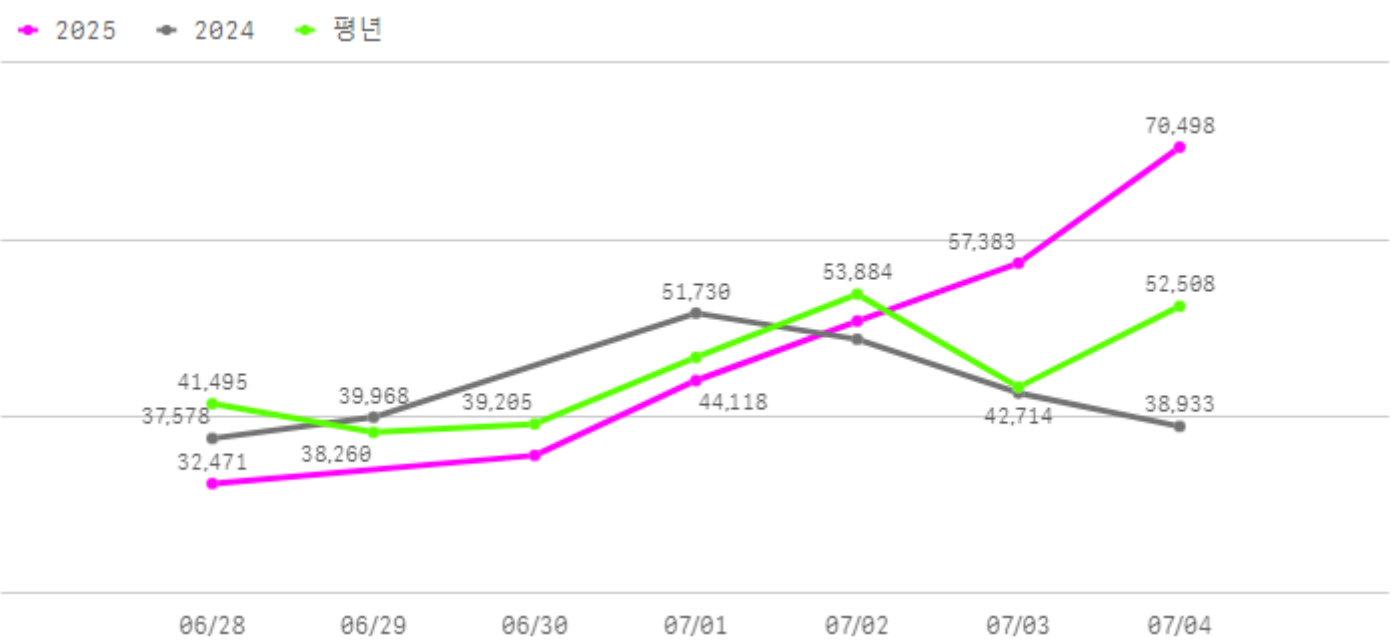
산지별 거래물량(톤)



산지별 주출하 시군구



주간 도매가격(원)



구분	금주(A)	전주(B)	전월(C)	전년(D)	평년(E)	A/B	A/C	A/D	A/E
가격(원)	48,493	42,804	27,586	43,285	47,348	113.3%	175.8%	112.0%	102.4%

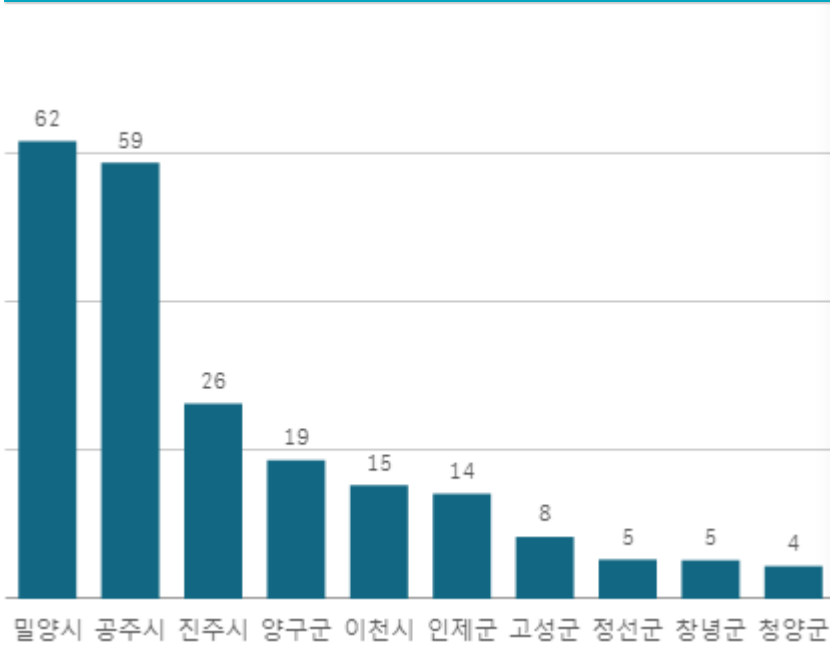
※ 상품 가격 기준

## □ 청양고추(10Kg) 주간 가격

구분	Q	품종	Q	단량	Q	특	상	보통	하
2025-06-28		청양고추		10Kg		43,405	32,471	19,777	11,680
2025-06-30		청양고추		10Kg		51,610	35,652	20,270	13,023
2025-07-01		청양고추		10Kg		57,610	44,118	27,618	16,195
2025-07-02		청양고추		10Kg		64,920	50,835	33,182	20,189
2025-07-03		청양고추		10Kg		71,158	57,383	42,000	26,241
2025-07-04		청양고추		10Kg		88,980	70,498	52,747	36,408
평균						<b>62,947</b>	<b>48,493</b>	<b>32,599</b>	<b>20,623</b>

# 오이맛고추(10Kg)

산지별 거래물량(톤)



출하산지(개소)

31

출하건수(천건)

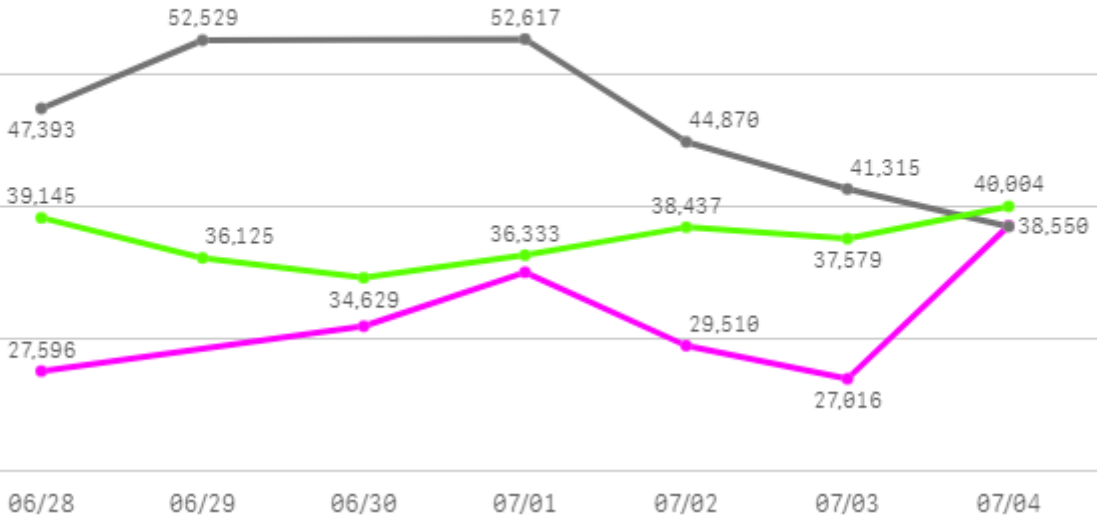
2

산지별 주출하 시군구



주간 도매가격(원)

◆ 2025    ● 2024    ◆ 평년



구분	금주(A)	전주(B)	전월(C)	전년(D)	평년(E)	A/B	A/C	A/D	A/E
가격(원)	31,449	23,710	29,613	46,203	36,126	132.6%	106.2%	68.1%	87.1%

※ 상품 가격 기준

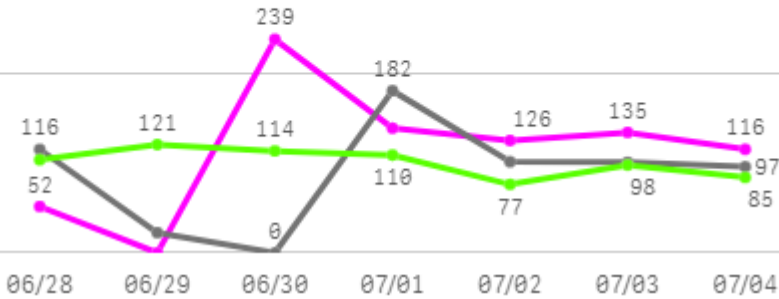
## □ 오이맛고추(10Kg) 주간 가격

구분	Q	품종	Q	단량	Q	특	상	보통	하
2025-06-28		오이맛고추		10Kg		41,786	27,596	18,329	8,641
2025-06-30		오이맛고추		10Kg		44,547	30,979	20,031	9,304
2025-07-01		오이맛고추		10Kg		45,086	35,041	20,525	10,657
2025-07-02		오이맛고추		10Kg		45,429	29,510	19,293	10,328
2025-07-03		오이맛고추		10Kg		42,477	27,016	17,162	8,330
2025-07-04		오이맛고추		10Kg		48,853	38,550	21,076	9,634
평균						<b>44,696</b>	<b>31,449</b>	<b>19,403</b>	<b>9,482</b>

# 마늘

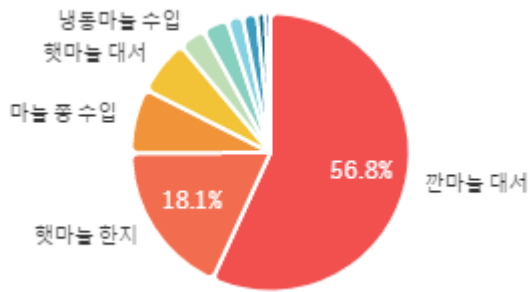
## 주간 반입량(톤)

◆ 2025    ● 2024    ▲ 평년

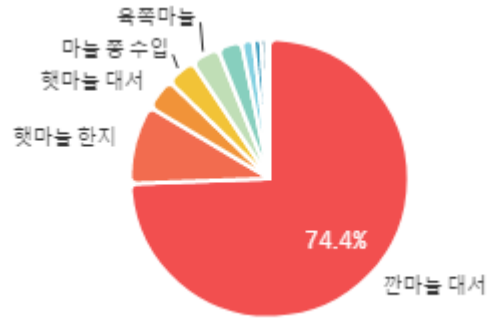


구분	금주(A)	전주(B)	전월(C)	전년(D)	평년(E)	A/B	A/C	A/D	A/E
물량(톤)	808	809	1,240	621	709	99.9%	65.2%	130.3%	114.0%

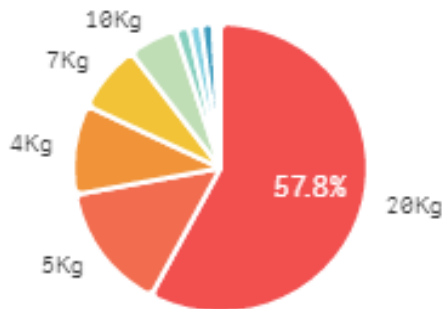
### 출하 품종별 거래물량 구성비



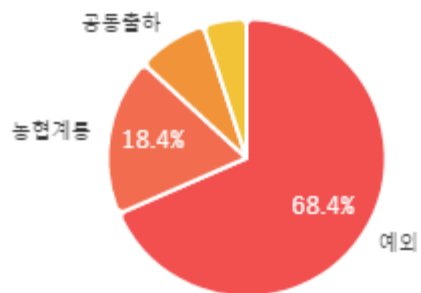
### 출하 품종별 거래금액 구성비



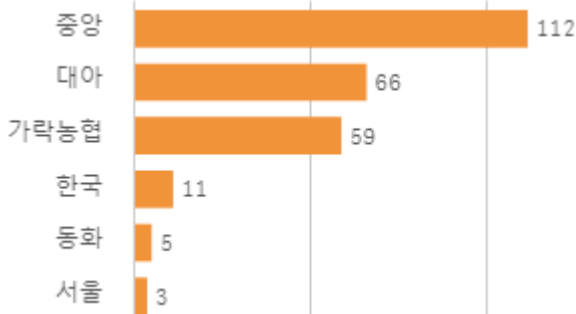
### 거래 단량별 물량 구성비



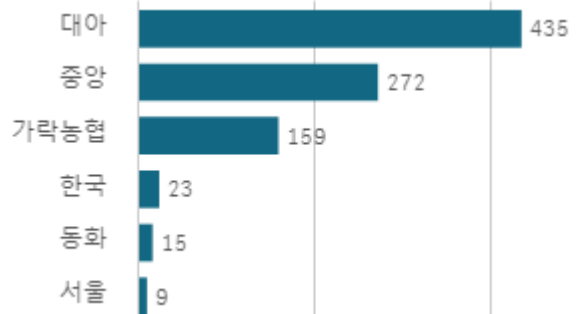
### 출하자별 거래물량 구성비



### 도매시장 법인별 거래물량(톤)

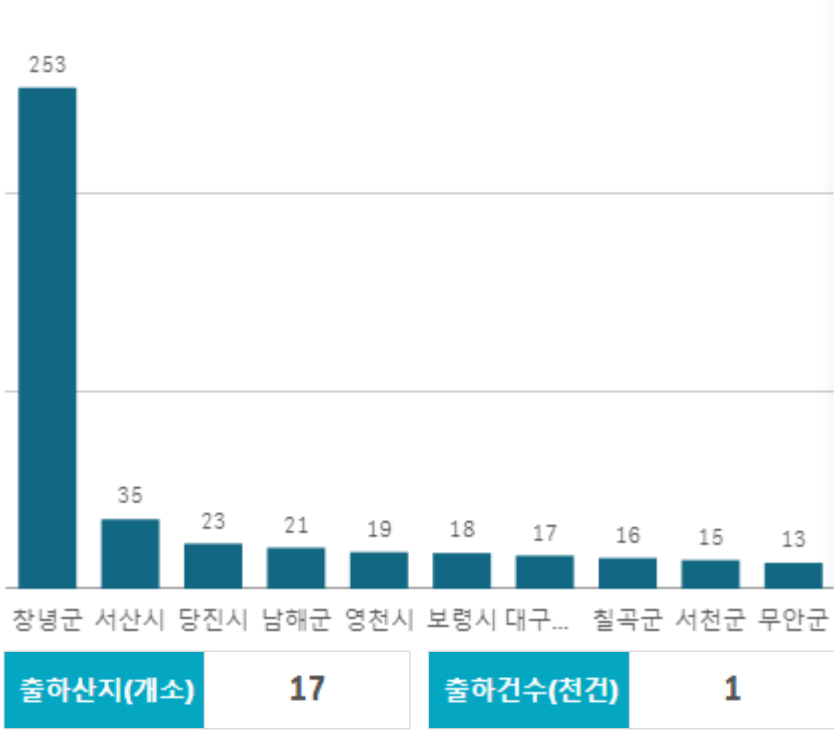


### 도매시장 법인별 거래금액(백만원)



# 깐마늘 대서(20Kg)

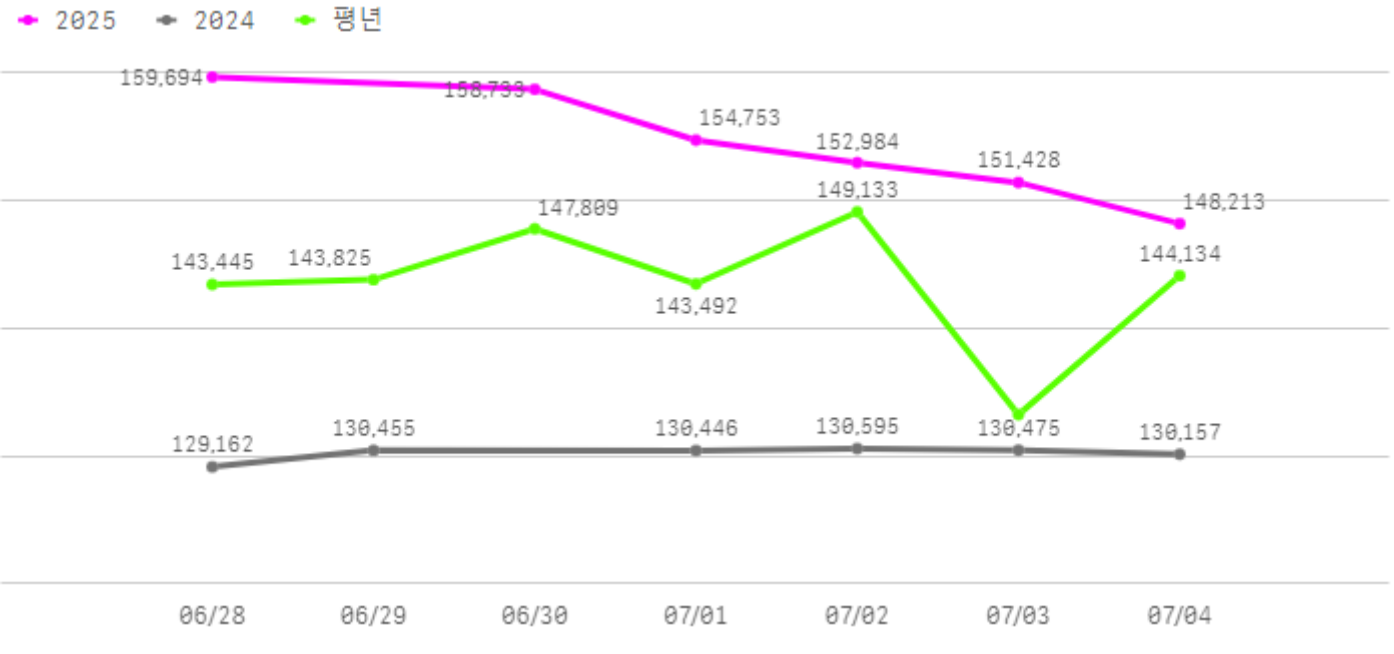
산지별 거래물량(톤)



산지별 주출하 시군구



주간 도매가격(원)



구분	금주(A)	전주(B)	전월(C)	전년(D)	평년(E)	A/B	A/C	A/D	A/E
가격(원)	154,301	166,899	189,104	130,215	144,737	92.5%	81.6%	118.5%	106.6%

※ 상품 가격 기준

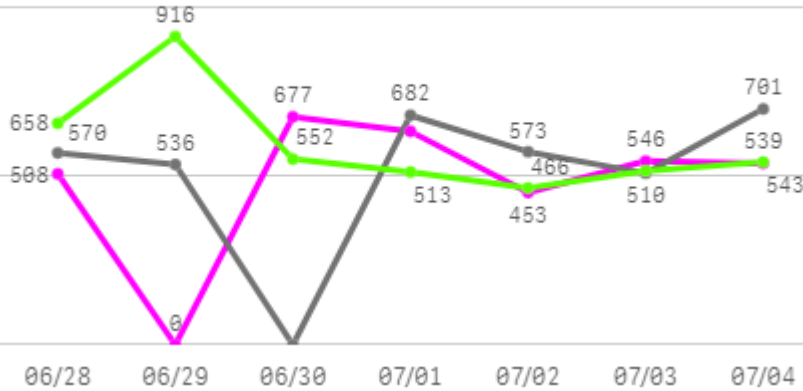
## □ 깐마늘 대서(20Kg) 주간 가격

구분	Q	품종	Q	단량	Q	특	상	보통	하
2025-06-28		깐마늘 대서		20Kg		-	159,694	145,562	124,260
2025-06-30		깐마늘 대서		20Kg		-	158,733	146,613	123,512
2025-07-01		깐마늘 대서		20Kg		-	154,753	139,825	119,796
2025-07-02		깐마늘 대서		20Kg		-	152,984	138,264	117,303
2025-07-03		깐마늘 대서		20Kg		-	151,428	137,124	117,776
2025-07-04		깐마늘 대서		20Kg		-	148,213	134,576	114,082
평균						-	<b>154,301</b>	<b>140,327</b>	<b>119,455</b>

# 양파

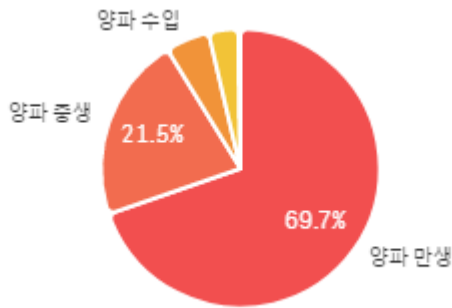
## 주간 반입량(톤)

◆ 2025    ● 2024    ▲ 평년

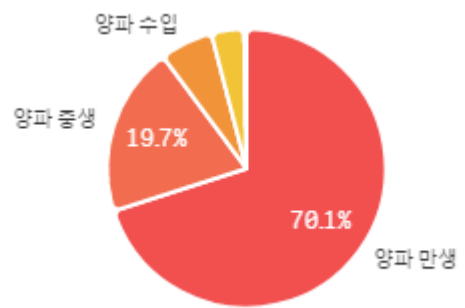


구분	금주(A)	전주(B)	전월(C)	전년(D)	평년(E)	A/B	A/C	A/D	A/E
물량(톤)	3,357	4,436	6,432	3,572	3,893	75.7%	52.2%	94.0%	86.2%

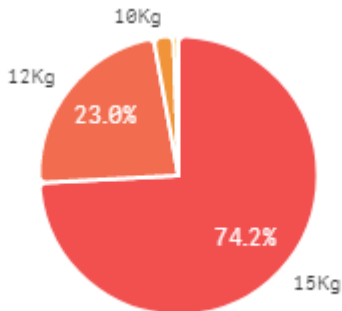
## 출하 품종별 거래물량 구성비



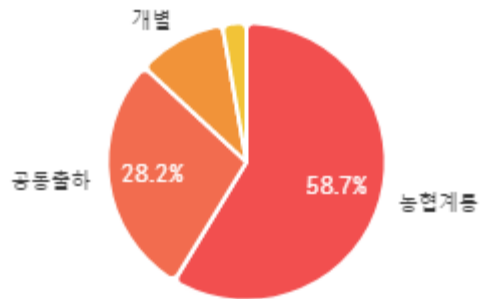
## 출하 품종별 거래금액 구성비



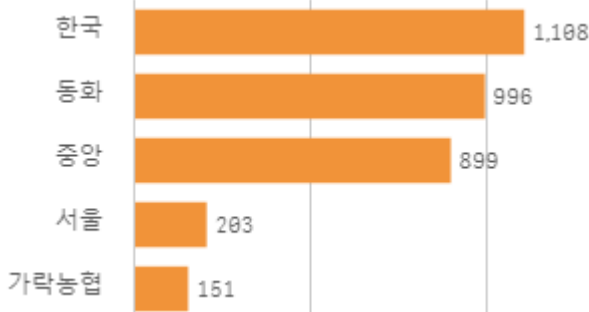
## 거래 단량별 물량 구성비



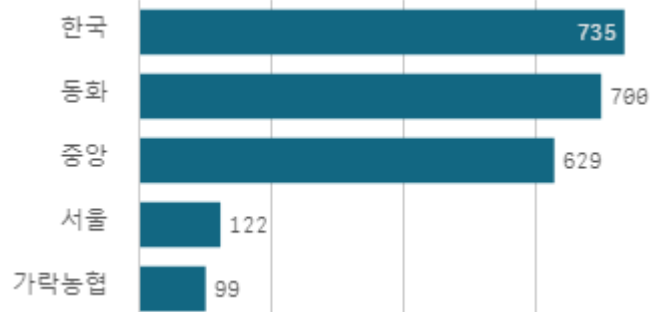
## 출하자별 거래물량 구성비



## 도매시장 법인별 거래물량(톤)

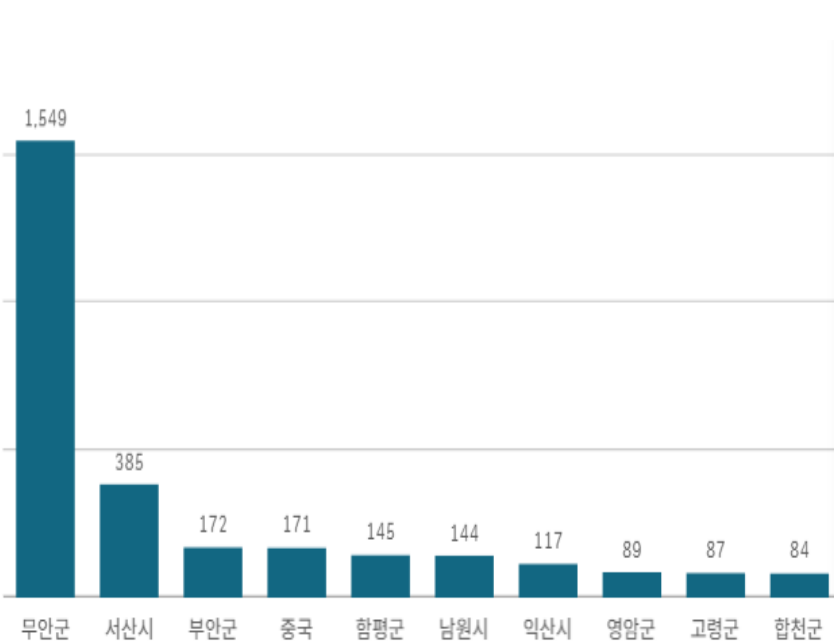


## 도매시장 법인별 거래금액(백만원)



# 양파(1Kg)

산지별 거래물량(톤)



산지별 주출하 시군구



출하산지(개소)

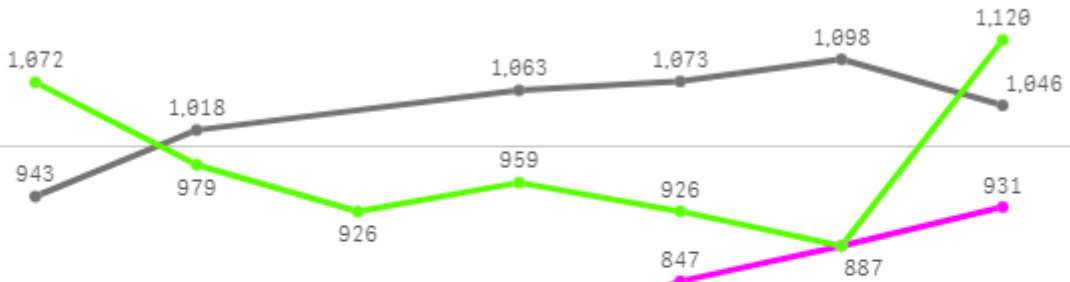
33

출하건수(천건)

2

주간 도매가격(원)

◆ 2025    ● 2024    ◆ 평년



06/28    06/29    06/30    07/01    07/02    07/03    07/04

구분	금주(A)	전주(B)	전월(C)	전년(D)	평년(E)	A/B	A/C	A/D	A/E
가격(원)	839	886	653	1,040	1,013	94.7%	128.5%	80.6%	82.7%

※ 상품 가격 기준

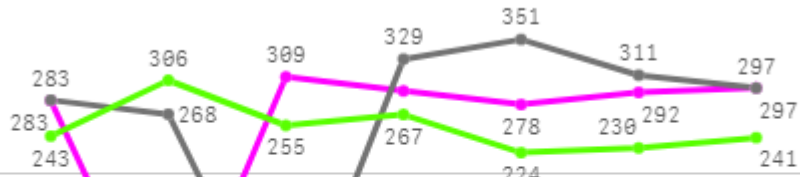
## □ 양파(1Kg) 주간 가격

구분	Q	품종	Q	단량	Q	특	상	보통	하
2025-06-28		양파		1Kg		942	808	657	435
2025-06-30		양파		1Kg		922	778	586	323
2025-07-01		양파		1Kg		912	780	596	341
2025-07-02		양파		1Kg		954	847	622	390
2025-07-03		양파		1Kg		1,037	887	673	354
2025-07-04		양파		1Kg		1,046	931	709	428
평균						<b>969</b>	<b>839</b>	<b>641</b>	<b>379</b>

# 대파

## 주간 반입량(톤)

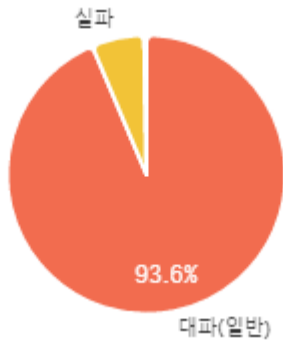
◆ 2025    ● 2024    ▲ 평년



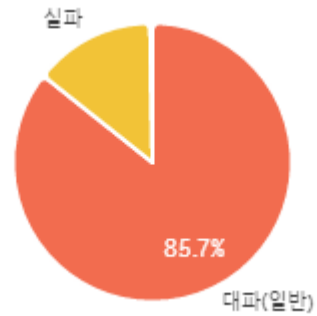
06/28    06/29    06/30    07/01    07/02    07/03    07/04

구분	금주(A)	전주(B)	전월(C)	전년(D)	평년(E)	A/B	A/C	A/D	A/E
물량(톤)	1,754	1,798	2,160	1,840	1,763	97.5%	81.2%	95.3%	99.5%

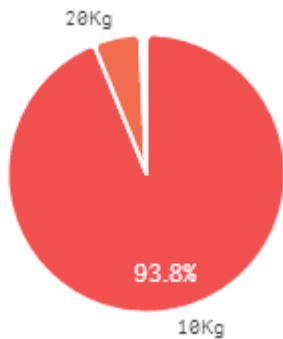
## 출하 품종별 거래물량 구성비



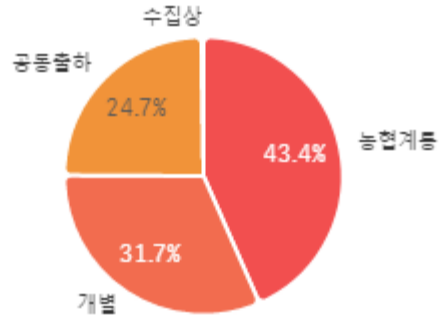
## 출하 품종별 거래금액 구성비



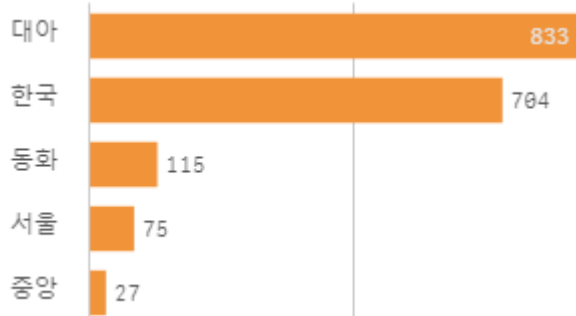
## 거래 단량별 물량 구성비



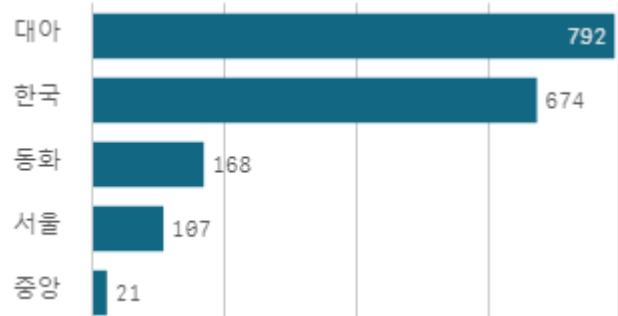
## 출하자별 거래물량 구성비



## 도매시장 법인별 거래물량(톤)

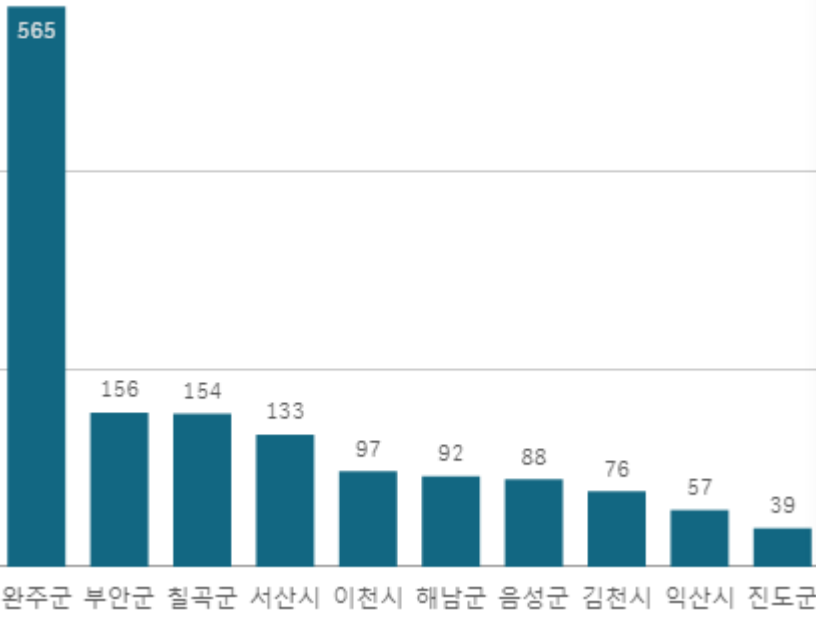


## 도매시장 법인별 거래금액(백만원)



# 대파(일반)(1Kg)

산지별 거래물량(톤)



출하산지(개소)

24

출하건수(천건)

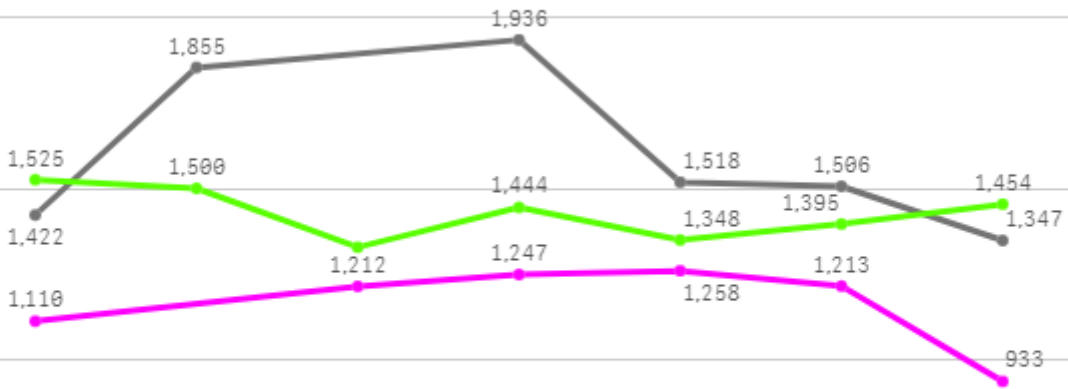
1

산지별 주출하 시군구



주간 도매가격(원)

◆ 2025    ● 2024    ◆ 평년



06/28    06/29    06/30    07/01    07/02    07/03    07/04

구분	금주(A)	전주(B)	전월(C)	전년(D)	평년(E)	A/B	A/C	A/D	A/E
가격(원)	1,162	1,098	1,288	1,597	1,377	105.9%	90.2%	72.8%	84.4%

※ 상품 가격 기준

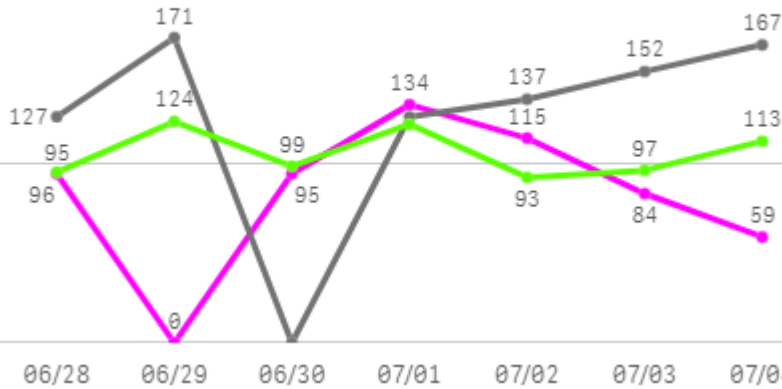
## □ 대파(일반)(1Kg) 주간 가격

구분	Q	품종	Q	단량	Q	특	상	보통	하
2025-06-28		대파(일반)		1Kg		1,330	1,110	953	684
2025-06-30		대파(일반)		1Kg		1,483	1,212	964	766
2025-07-01		대파(일반)		1Kg		1,548	1,247	919	570
2025-07-02		대파(일반)		1Kg		1,603	1,258	888	502
2025-07-03		대파(일반)		1Kg		1,486	1,213	784	453
2025-07-04		대파(일반)		1Kg		1,212	933	590	399
평균						<b>1,444</b>	<b>1,162</b>	<b>850</b>	<b>562</b>

# 파프리카

## 주간 반입량(톤)

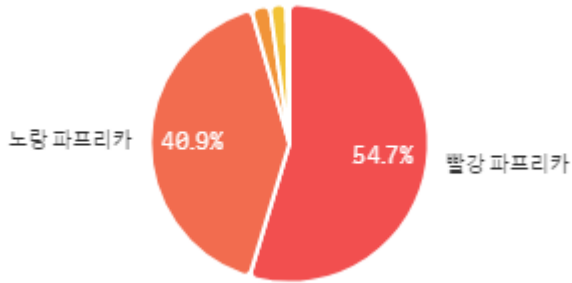
◆ 2025    ● 2024    ▲ 평년



구분	금주(A)	전주(B)	전월(C)	전년(D)	평년(E)	A/B	A/C	A/D	A/E
물량(톤)	581	817	699	880	727	71.1%	83.1%	66.0%	79.9%

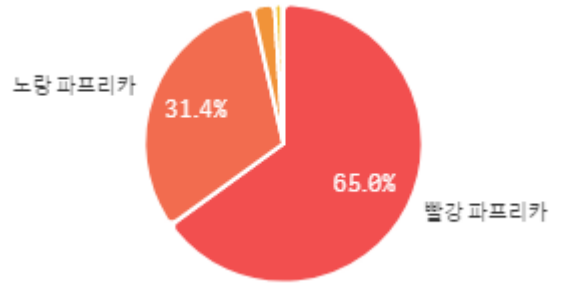
### 출하 품종별 거래물량 구성비

청색 파프리카



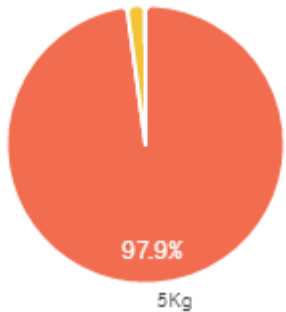
### 출하 품종별 거래금액 구성비

오렌지 파프리카



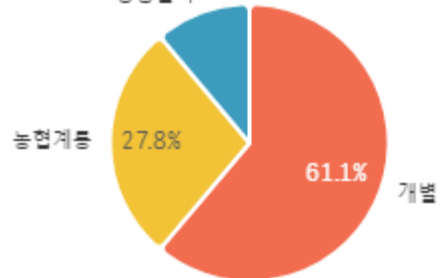
### 거래 단량별 물량 구성비

10Kg

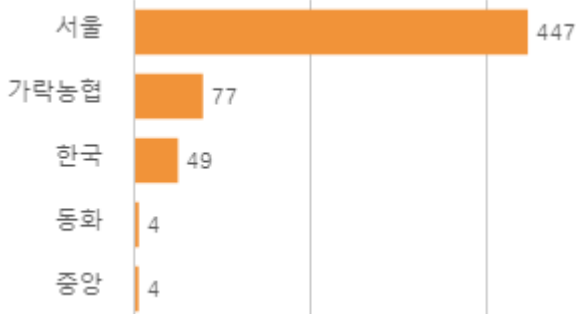


### 출하자별 거래물량 구성비

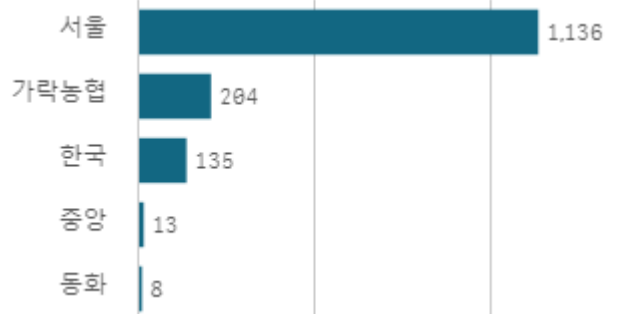
공동출하



### 도매시장 법인별 거래물량(톤)

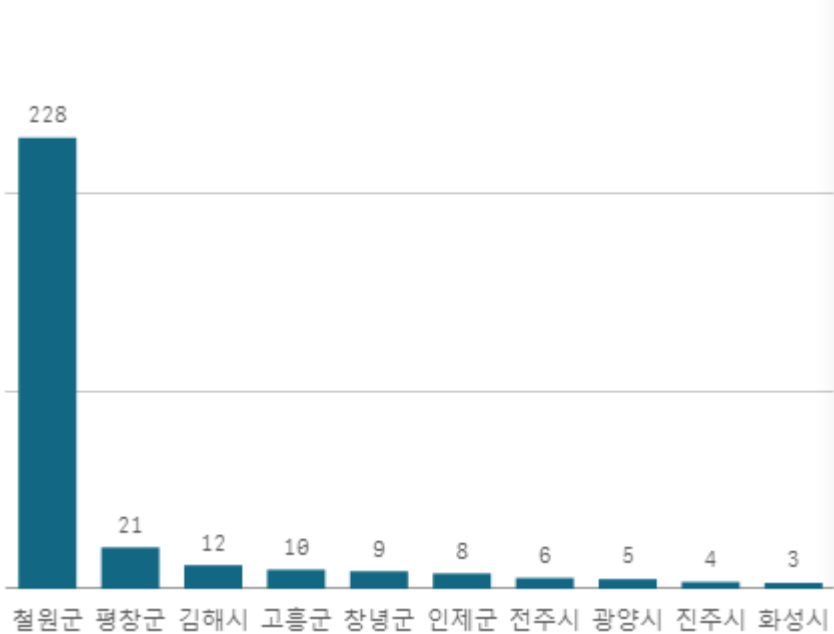


### 도매시장 법인별 거래금액(백만원)



# 빨강 파프리카(5Kg)

산지별 거래물량(톤)



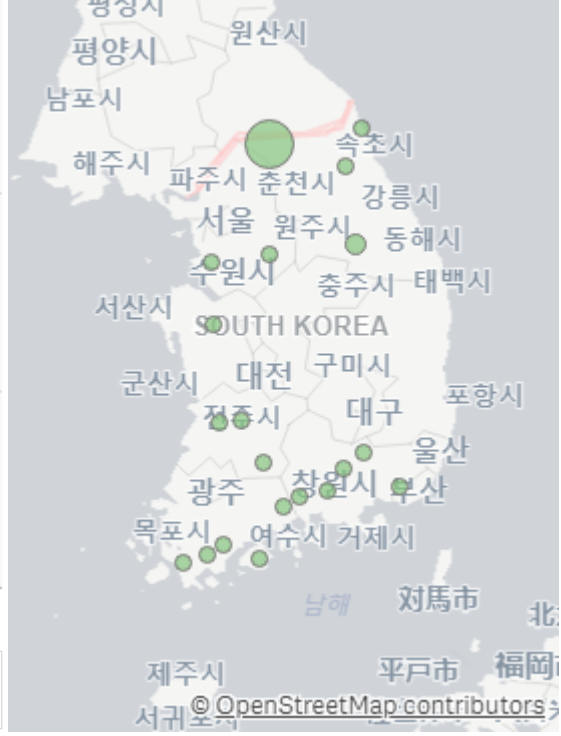
출하산지(개소)

20

출하건수(천건)

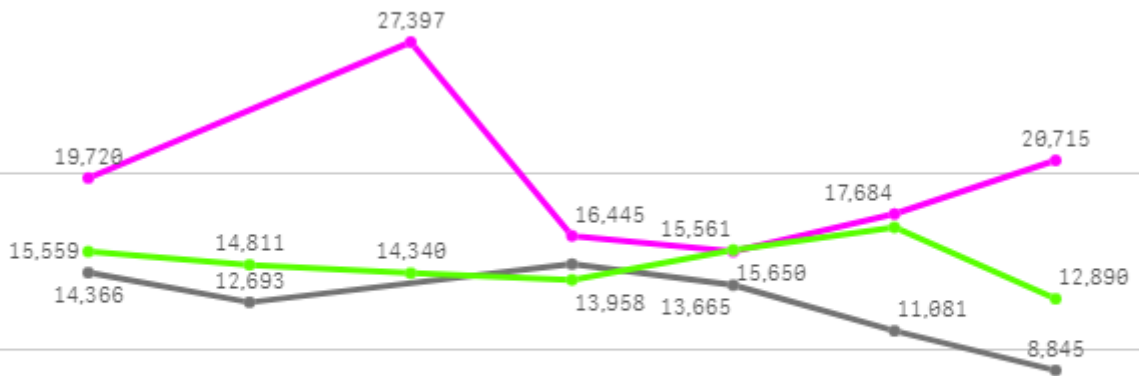
2

산지별 주출하 시군구



주간 도매가격(원)

◆ 2025    ● 2024    ◆ 평년



06/28    06/29    06/30    07/01    07/02    07/03    07/04

구분	금주(A)	전주(B)	전월(C)	전년(D)	평년(E)	A/B	A/C	A/D	A/E
가격(원)	19,587	15,641	20,974	12,583	15,079	125.2%	93.4%	155.7%	129.9%

※ 상품 가격 기준

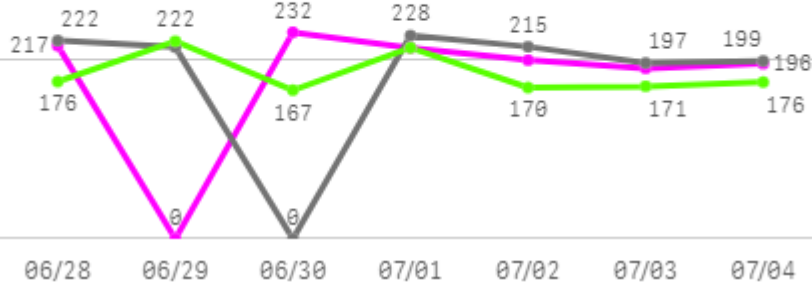
## □ 빨강 파프리카(5Kg) 주간 가격

구분	Q	품종	Q	단량	Q	특	상	보통	하
2025-06-28		빨강 파프리카		5Kg		-	19,720	16,075	11,744
2025-06-30		빨강 파프리카		5Kg		-	27,397	23,875	14,817
2025-07-01		빨강 파프리카		5Kg		-	16,445	14,883	11,583
2025-07-02		빨강 파프리카		5Kg		-	15,561	13,362	10,207
2025-07-03		빨강 파프리카		5Kg		-	17,684	15,416	11,741
2025-07-04		빨강 파프리카		5Kg		-	20,715	16,942	13,039
평균						-	<b>19,587</b>	<b>16,759</b>	<b>12,189</b>

# 버섯

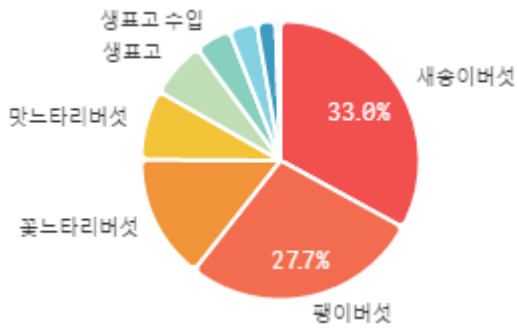
## 주간 반입량(톤)

◆ 2025    ● 2024    ▲ 평년

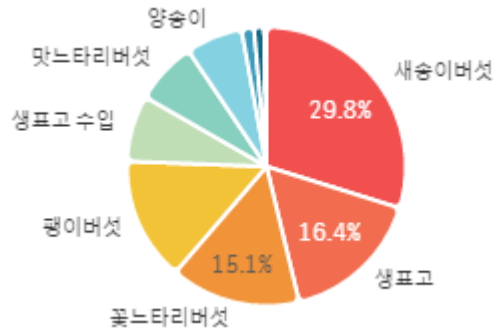


구분	금주(A)	전주(B)	전월(C)	전년(D)	평년(E)	A/B	A/C	A/D	A/E
물량(톤)	1,250	1,227	1,482	1,277	1,274	101.9%	84.3%	97.9%	98.2%

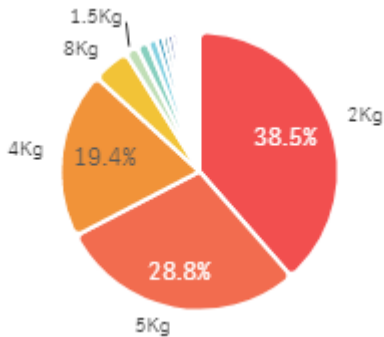
## 출하 품종별 거래물량 구성비



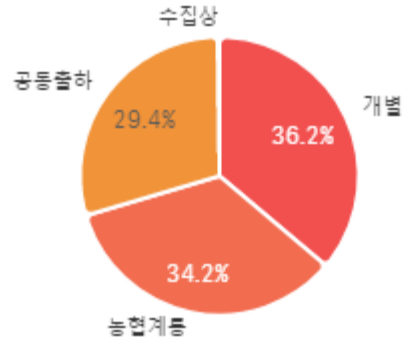
## 출하 품종별 거래금액 구성비



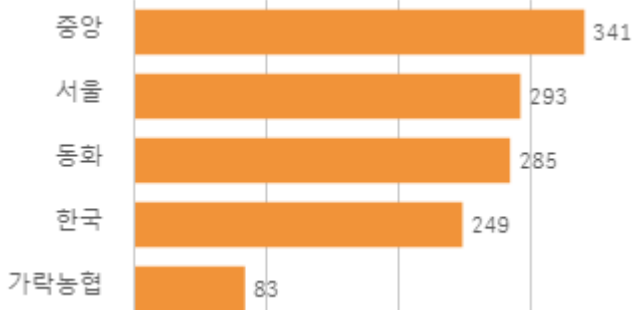
## 거래 단량별 물량 구성비



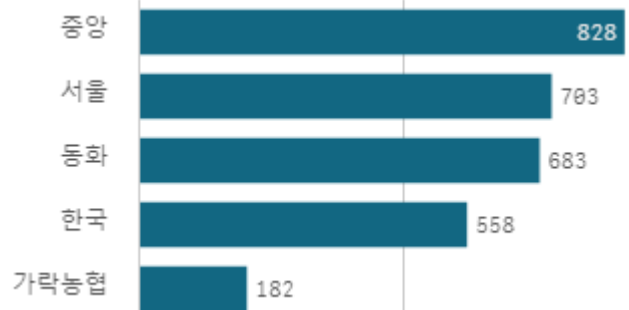
## 출하자별 거래물량 구성비



## 도매시장 법인별 거래물량(톤)

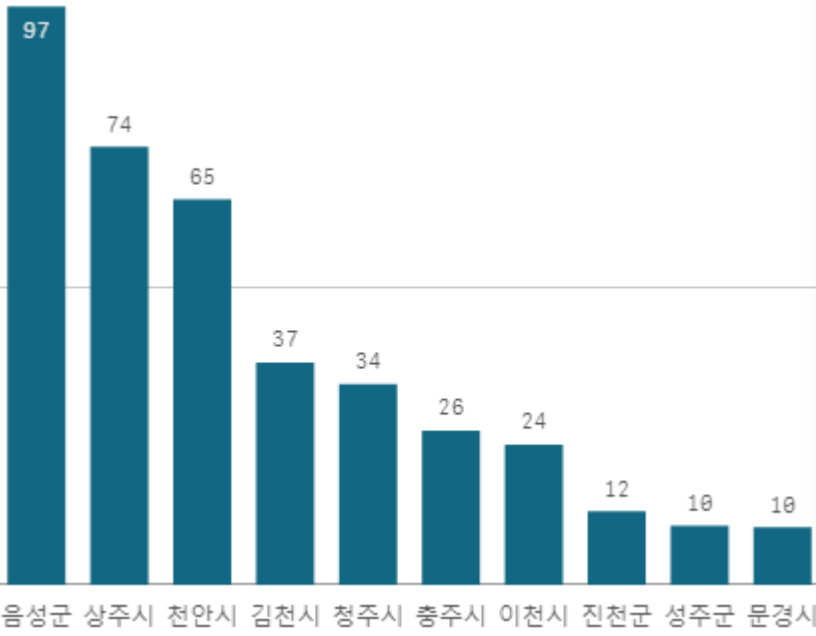


## 도매시장 법인별 거래금액(백만원)



# 새송이버섯(2Kg)

산지별 거래물량(톤)



출하산지(개소)

21

출하건수(천건)

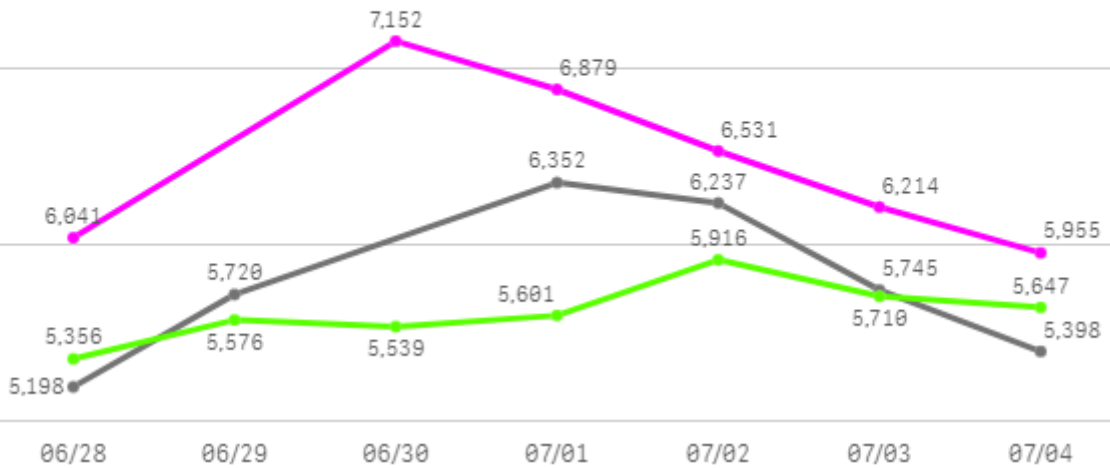
3

산지별 주출하 시군구



주간 도매가격(원)

● 2025   ● 2024   ● 평년



구분	금주(A)	전주(B)	전월(C)	전년(D)	평년(E)	A/B	A/C	A/D	A/E
가격(원)	6,462	5,380	5,841	5,775	5,790	120.1%	110.6%	111.9%	111.6%

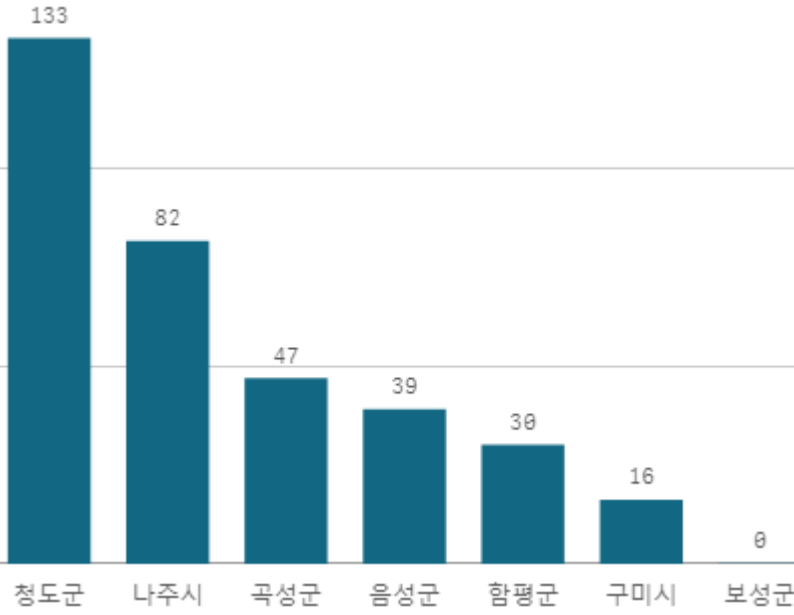
※ 상품 가격 기준

## □ 새송이버섯(2Kg) 주간 가격

구분	Q	품종	Q	단량	Q	특	상	보통	하
2025-06-28		새송이버섯		2Kg		8,584	6,041	4,927	3,371
2025-06-30		새송이버섯		2Kg		9,367	7,152	5,901	3,734
2025-07-01		새송이버섯		2Kg		8,811	6,879	5,927	4,077
2025-07-02		새송이버섯		2Kg		8,874	6,531	5,524	4,356
2025-07-03		새송이버섯		2Kg		8,461	6,214	4,832	3,571
2025-07-04		새송이버섯		2Kg		8,208	5,955	4,795	3,428
평균						<b>8,718</b>	<b>6,462</b>	<b>5,318</b>	<b>3,756</b>

# 팬이버섯(5Kg)

산지별 거래물량(톤)



출하산지(개소)

7

출하건수(천건)

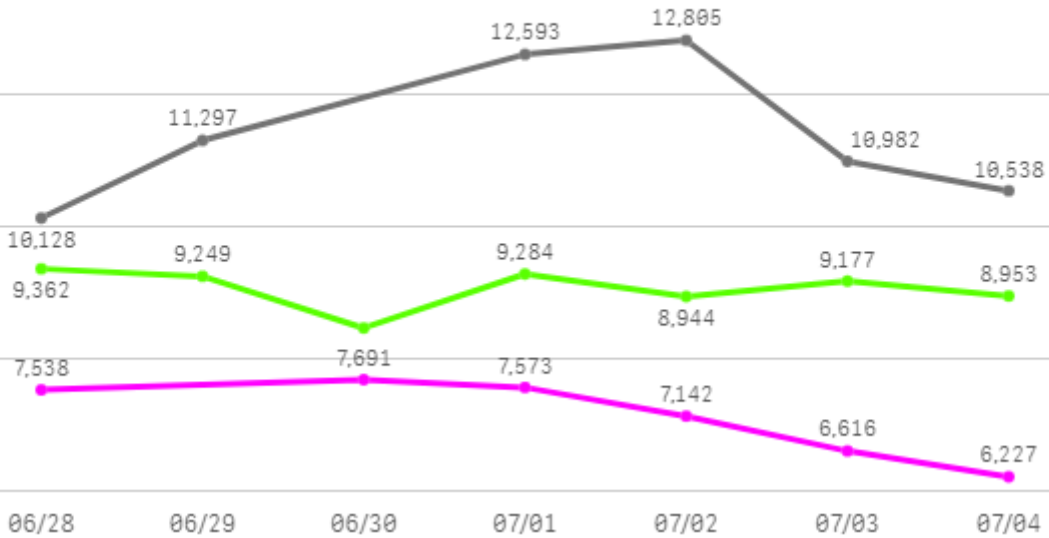
1

산지별 주출하 시군구



주간 도매가격(원)

◆ 2025    ● 2024    ◆ 평년



구분	금주(A)	전주(B)	전월(C)	전년(D)	평년(E)	A/B	A/C	A/D	A/E
가격(원)	7,131	7,125	9,916	11,391	8,877	100.1%	71.9%	62.6%	80.3%

※ 상품 가격 기준

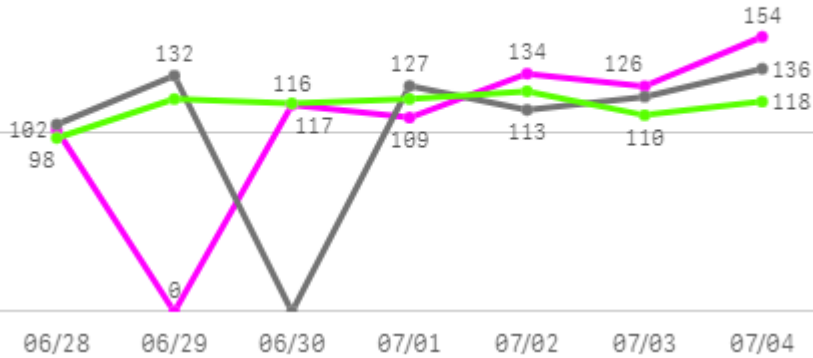
## □ 팽이버섯(5Kg) 주간 가격

구분	Q	품종	Q	단량	Q	특	상	보통	하
2025-06-28		팽이버섯		5Kg		8,000	7,538	6,549	5,630
2025-06-30		팽이버섯		5Kg		8,000	7,691	6,785	5,741
2025-07-01		팽이버섯		5Kg		8,181	7,573	6,299	5,026
2025-07-02		팽이버섯		5Kg		7,977	7,142	5,716	4,177
2025-07-03		팽이버섯		5Kg		7,500	6,616	5,362	3,966
2025-07-04		팽이버섯		5Kg		7,000	6,227	4,701	3,270
평균						<b>7,776</b>	<b>7,131</b>	<b>5,902</b>	<b>4,635</b>

# 팥옥수수

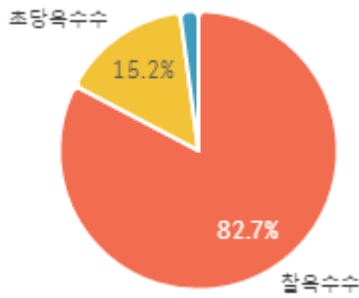
## 주간 반입량(톤)

◆ 2025    ● 2024    ▲ 평년

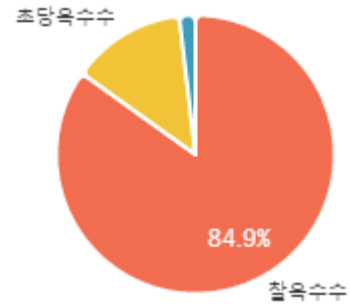


구분	금주(A)	전주(B)	전월(C)	전년(D)	평년(E)	A/B	A/C	A/D	A/E
물량(톤)	741	298	83	734	779	248.6%	892.1%	101.0%	95.2%

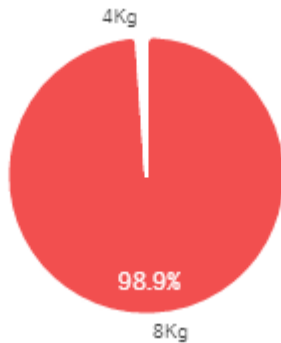
## 출하 품종별 거래물량 구성비



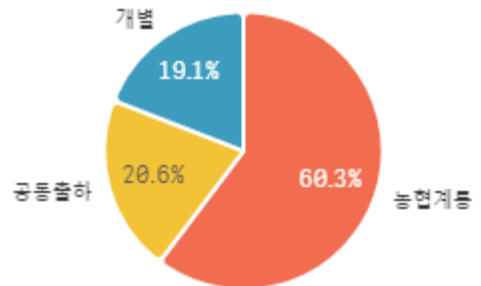
## 출하 품종별 거래금액 구성비



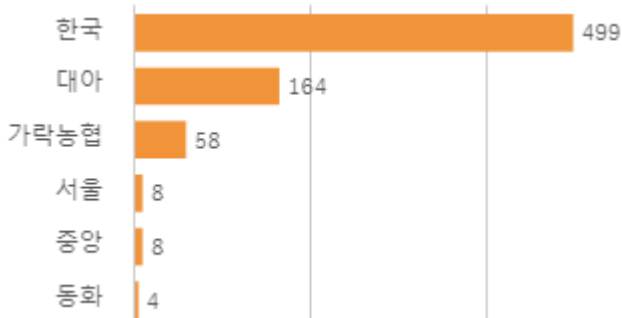
## 거래 단량별 물량 구성비



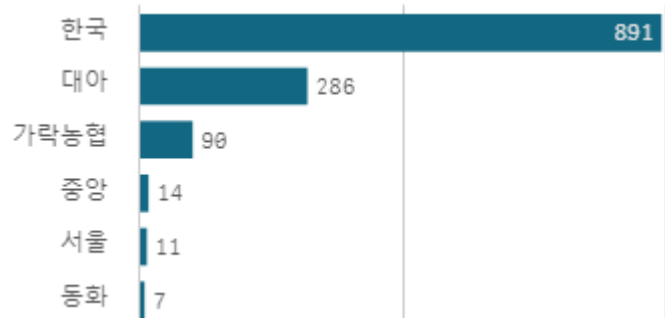
## 출하자별 거래물량 구성비



## 도매시장 법인별 거래물량(톤)

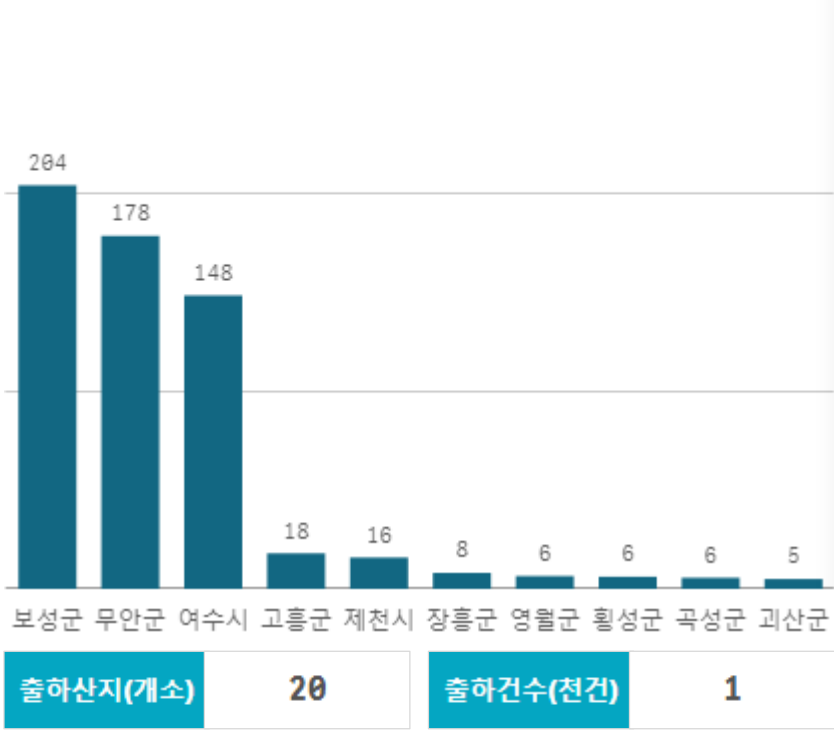


## 도매시장 법인별 거래금액(백만원)



# 찰옥수수(8Kg)

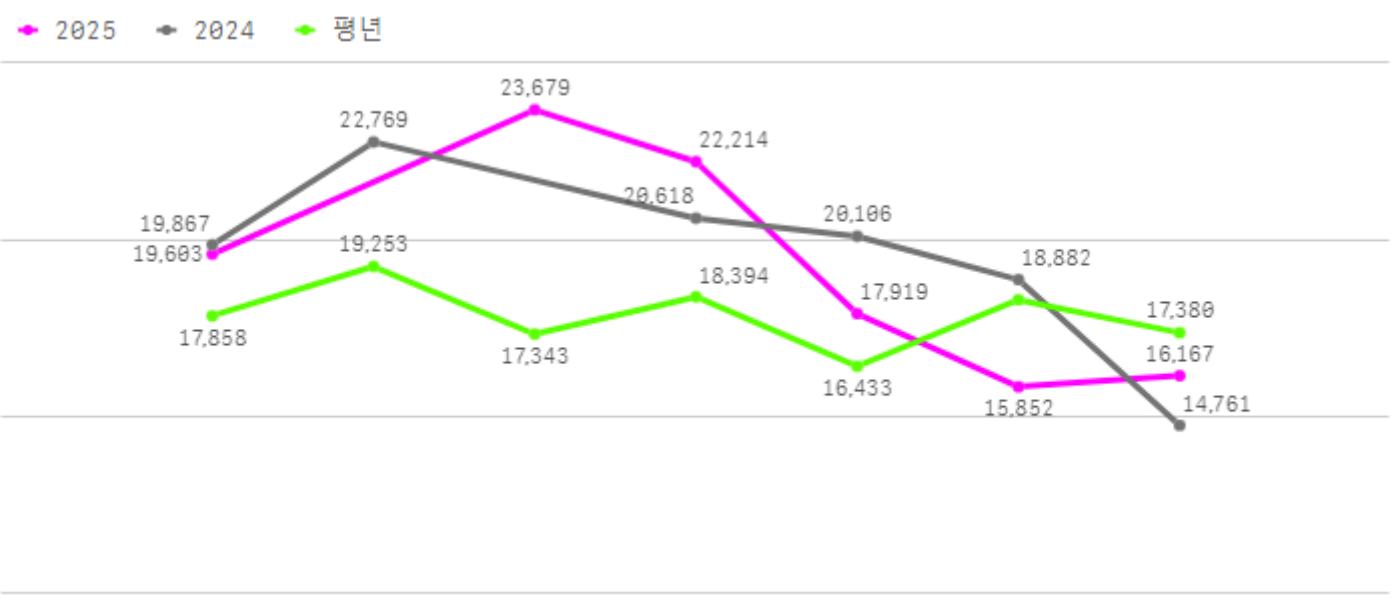
산지별 거래물량(톤)



산지별 주출하 시군구



주간 도매가격(원)



구분	금주(A)	전주(B)	전월(C)	전년(D)	평년(E)	A/B	A/C	A/D	A/E
가격(원)	19,239	35,246	-	19,501	18,292	54.6%	-	98.7%	105.2%

※ 상품 가격 기준

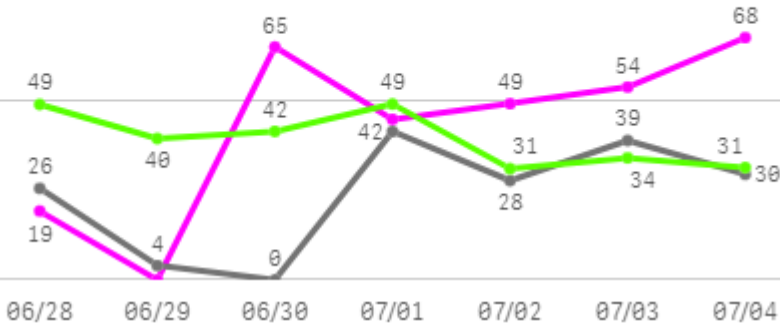
## □ 찰옥수수(8Kg) 주간 가격

구분	Q	품종	Q	단량	Q	특	상	보통	하
2025-06-28		찰옥수수		8Kg		29,619	19,603	14,523	10,843
2025-06-30		찰옥수수		8Kg		26,749	23,679	18,706	13,155
2025-07-01		찰옥수수		8Kg		27,798	22,214	16,784	11,507
2025-07-02		찰옥수수		8Kg		23,334	17,919	13,666	9,447
2025-07-03		찰옥수수		8Kg		19,993	15,852	11,611	7,663
2025-07-04		찰옥수수		8Kg		20,273	16,167	11,646	7,495
평균						<b>24,628</b>	<b>19,239</b>	<b>14,489</b>	<b>10,018</b>

# 사과

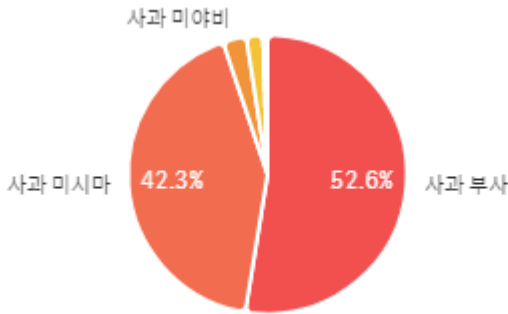
## 주간 반입량(톤)

2025 (파란 선) 2024 (회색 선) 평년 (녹색 선)

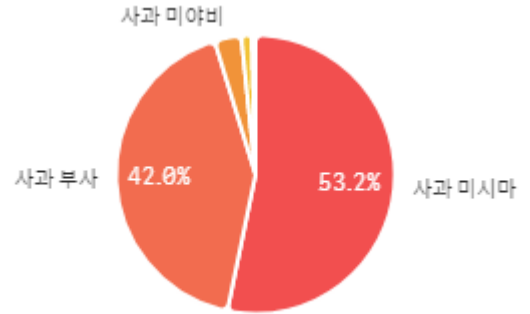


구분	금주(A)	전주(B)	전월(C)	전년(D)	평년(E)	A/B	A/C	A/D	A/E
물량(톤)	301	317	410	168	289	94.9%	73.3%	179.4%	104.3%

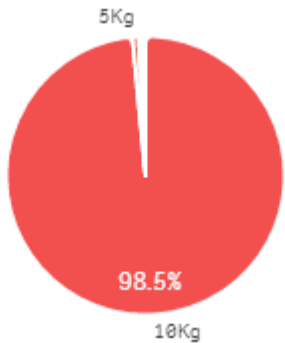
### 출하 품종별 거래물량 구성비



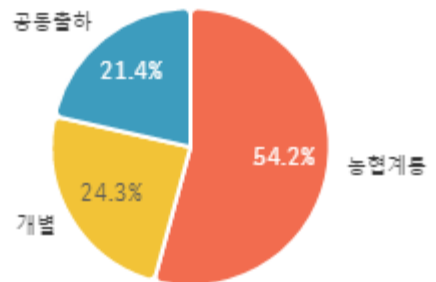
### 출하 품종별 거래금액 구성비



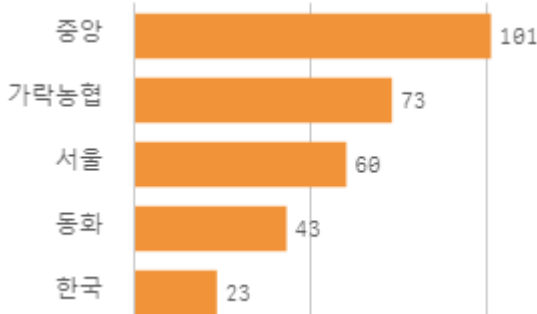
### 거래 단량별 물량 구성비



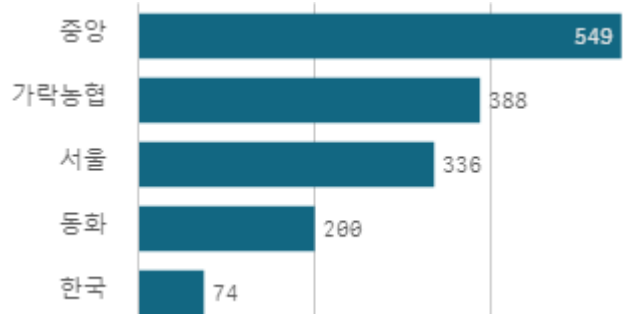
### 출하자별 거래물량 구성비



### 도매시장 법인별 거래물량(톤)

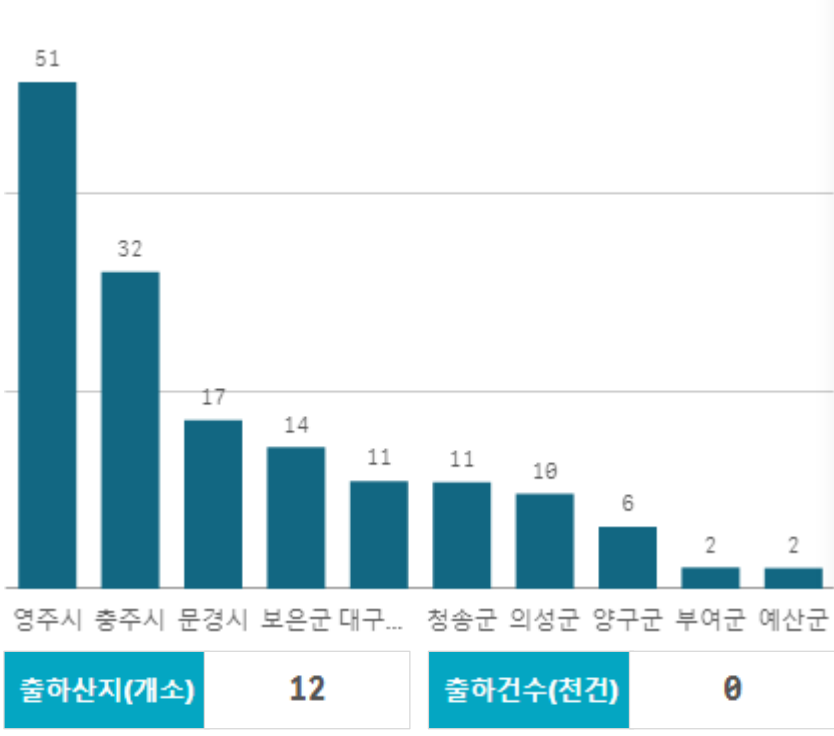


### 도매시장 법인별 거래금액(백만원)



# 사과 부사(10Kg)

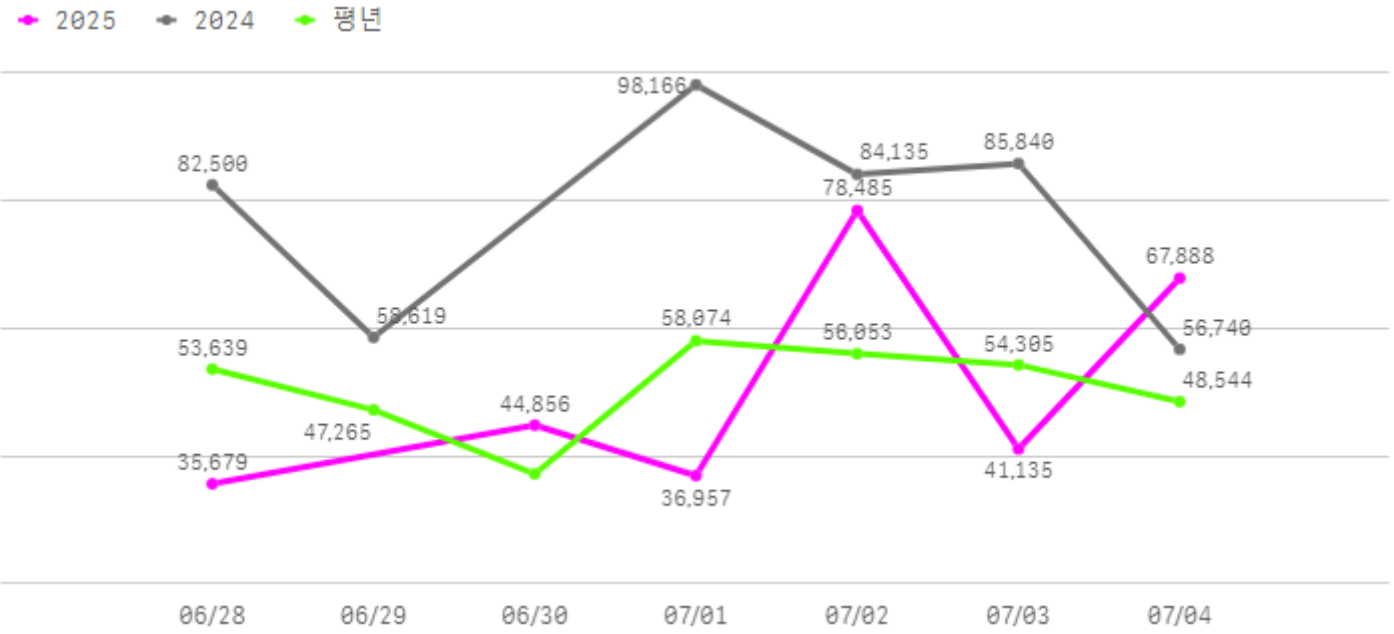
산지별 거래물량(톤)



산지별 주출하 시군구



주간 도매가격(원)



구분	금주(A)	전주(B)	전월(C)	전년(D)	평년(E)	A/B	A/C	A/D	A/E
가격(원)	50,833	56,099	56,383	77,667	51,763	90.6%	90.2%	65.5%	98.2%

※ 상품 가격 기준

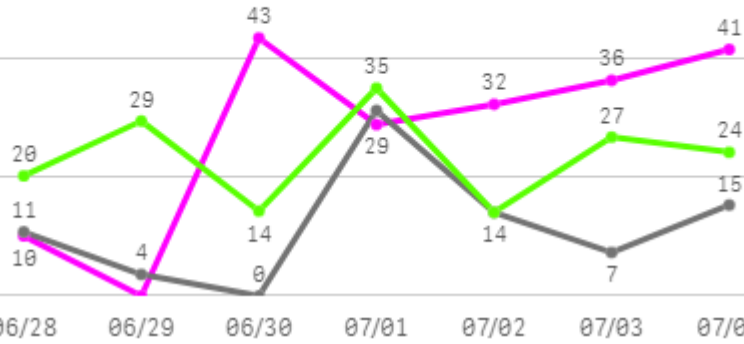
## □ 사과 부사(10Kg) 주간 가격

구분	Q	품종	Q	단량	Q	특	상	보통	하
2025-06-28		사과 부사		10Kg		50,623	35,679	28,965	18,140
2025-06-30		사과 부사		10Kg		69,760	44,856	34,113	25,676
2025-07-01		사과 부사		10Kg		74,177	36,957	24,563	20,474
2025-07-02		사과 부사		10Kg		97,358	78,485	44,161	22,689
2025-07-03		사과 부사		10Kg		52,308	41,135	31,089	19,332
2025-07-04		사과 부사		10Kg		103,426	67,888	37,605	22,382
평균						<b>74,609</b>	<b>50,833</b>	<b>33,416</b>	<b>21,449</b>

# 배

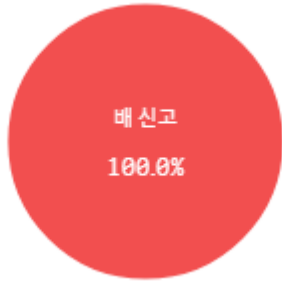
## 주간 반입량(톤)

2025 (pink line) 2024 (grey line) 평년 (green line)



구분	금주(A)	전주(B)	전월(C)	전년(D)	평년(E)	A/B	A/C	A/D	A/E
물량(톤)	192	210	188	82	150	91.5%	102.0%	234.0%	127.7%

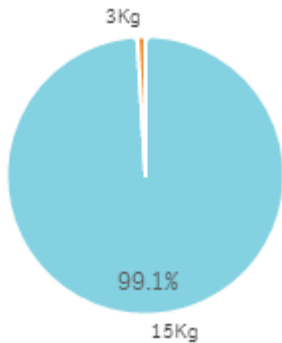
### 출하 품종별 거래물량 구성비



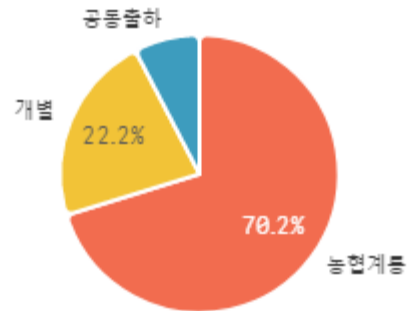
### 출하 품종별 거래금액 구성비



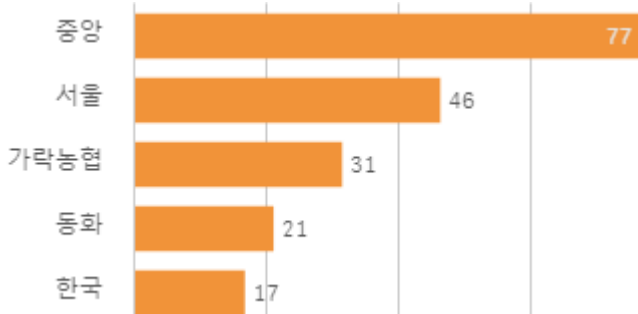
### 거래 단량별 물량 구성비



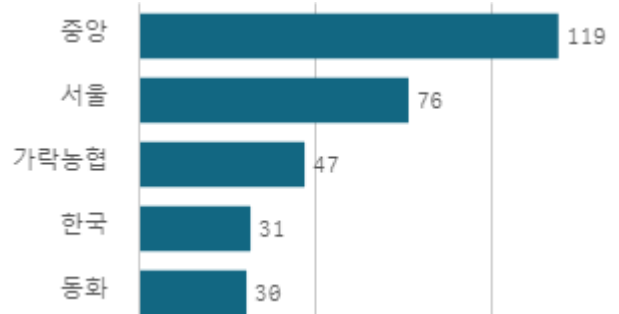
### 출하자별 거래물량 구성비



### 도매시장 법인별 거래물량(톤)

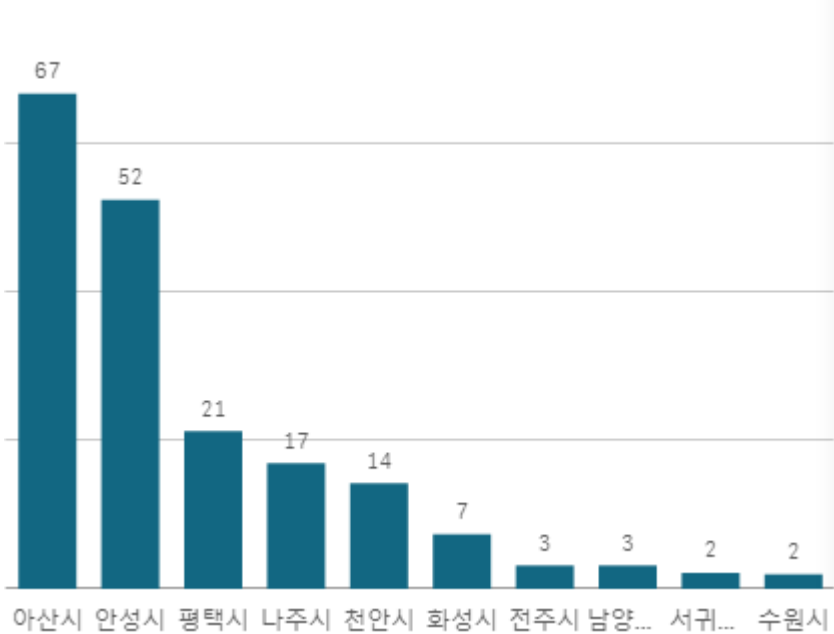


### 도매시장 법인별 거래금액(백만원)



# 배 신고(15Kg)

산지별 거래물량(톤)



출하산지(개소)

13

출하건수(천건)

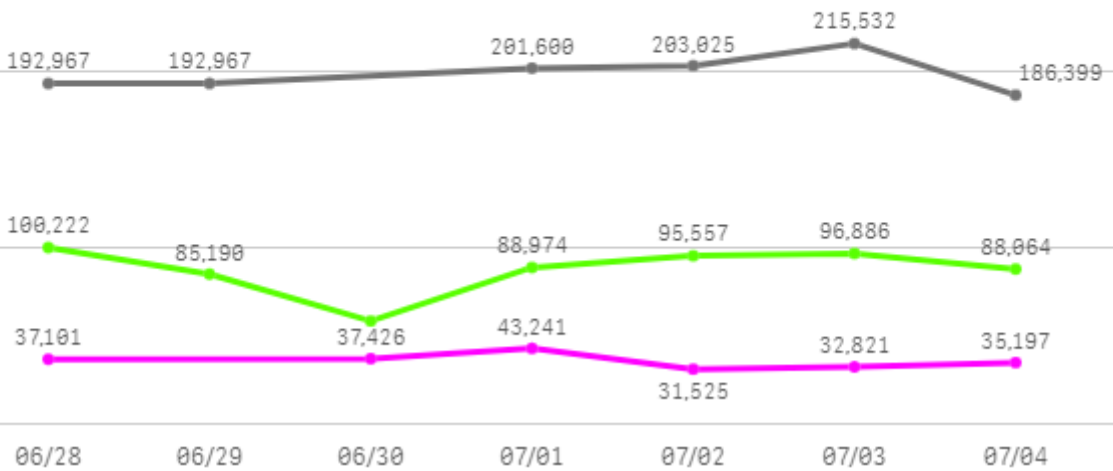
1

산지별 주출하 시군구



주간 도매가격(원)

◆ 2025    ● 2024    ◆ 평년



구분	금주(A)	전주(B)	전월(C)	전년(D)	평년(E)	A/B	A/C	A/D	A/E
가격(원)	36,219	35,774	52,993	199,274	83,486	101.2%	68.3%	18.2%	43.4%

※ 상품 가격 기준

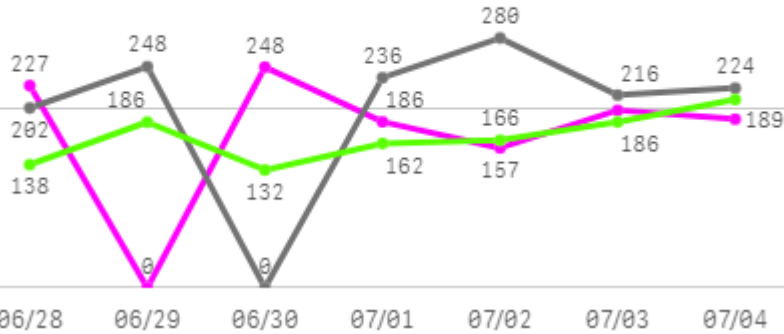
## □ 배 신고(15Kg) 주간 가격

구분	Q	품종	Q	단량	Q	특	상	보통	하
2025-06-28		배 신고		15Kg		43,182	37,101	18,393	6,477
2025-06-30		배 신고		15Kg		87,507	37,426	17,752	6,996
2025-07-01		배 신고		15Kg		79,833	43,241	25,220	8,703
2025-07-02		배 신고		15Kg		59,437	31,525	14,232	6,114
2025-07-03		배 신고		15Kg		62,942	32,821	15,187	6,468
2025-07-04		배 신고		15Kg		68,759	35,197	15,172	6,275
평균						<b>66,943</b>	<b>36,219</b>	<b>17,659</b>	<b>6,839</b>

# 복숭아

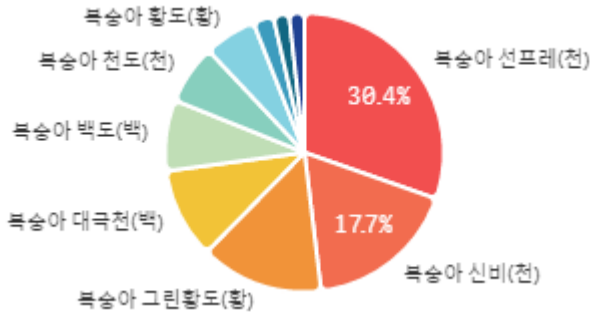
## 주간 반입량(톤)

◆ 2025    ● 2024    ▲ 평년

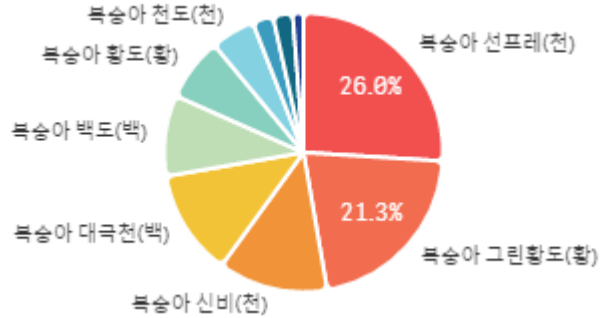


구분	금주(A)	전주(B)	전월(C)	전년(D)	평년(E)	A/B	A/C	A/D	A/E
물량(톤)	1,206	1,155	98	1,406	1,220	104.4%	1232.4%	85.8%	98.8%

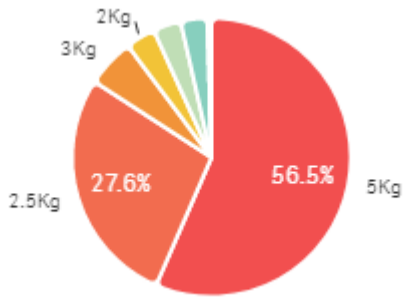
## 출하 품종별 거래물량 구성비



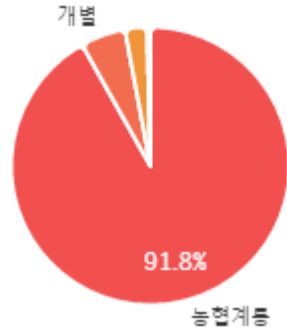
## 출하 품종별 거래금액 구성비



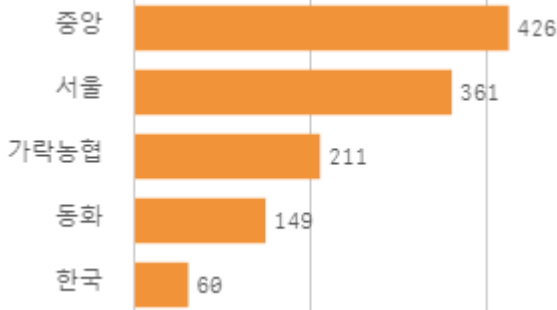
## 거래 단량별 물량 구성비



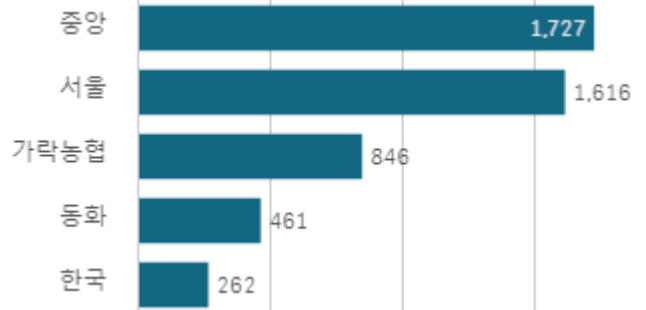
## 출하자별 거래물량 구성비



## 도매시장 법인별 거래물량(톤)

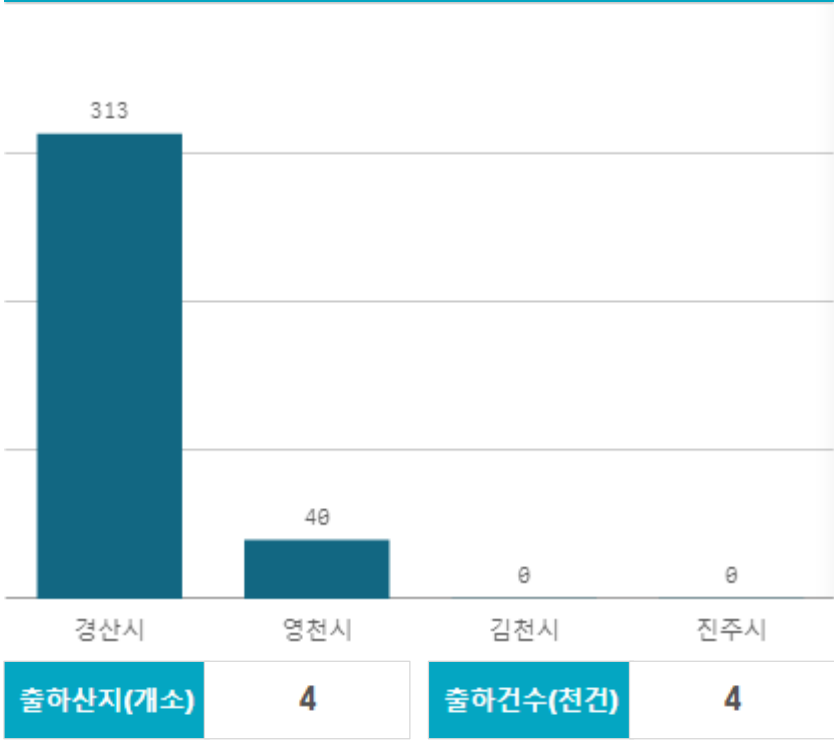


## 도매시장 법인별 거래금액(백만원)



# 복숭아 선프레(천) (5Kg)

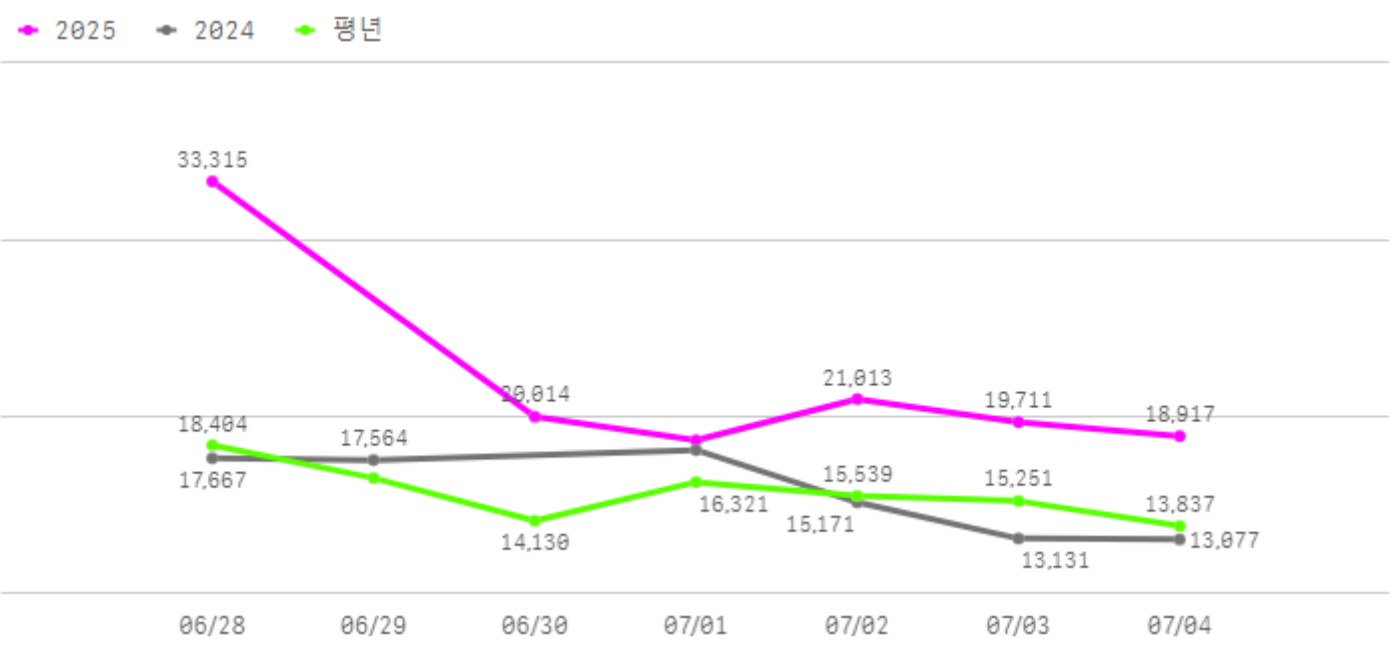
산지별 거래물량(톤)



산지별 주출하 시군구



주간 도매가격(원)



구분	금주(A)	전주(B)	전월(C)	전년(D)	평년(E)	A/B	A/C	A/D	A/E
가격(원)	21,942	26,801	-	15,790	17,101	81.9%	-	139.0%	128.3%

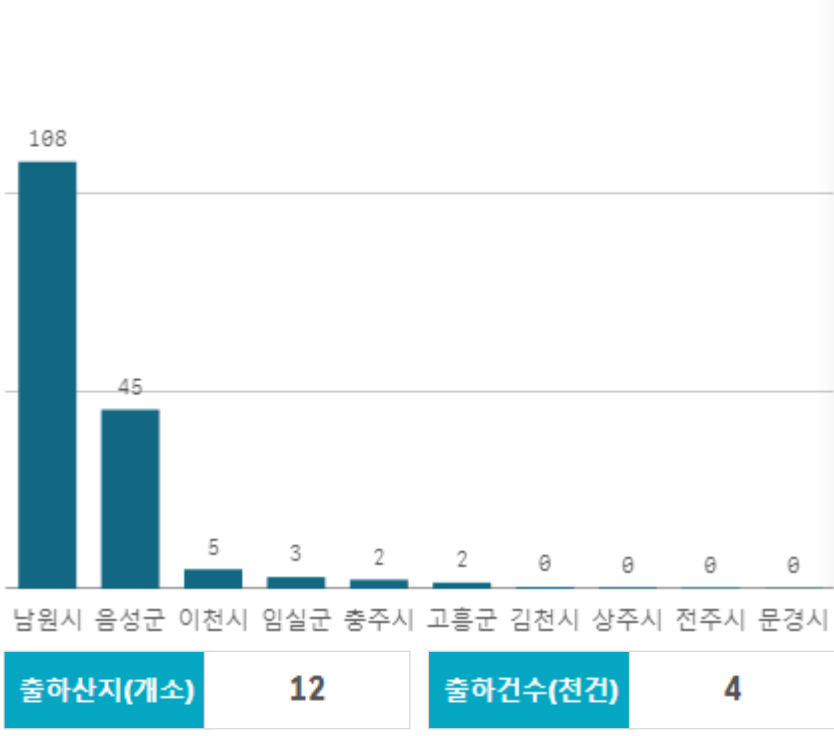
※ 상품 가격 기준

## □ 복숭아 선프레(천)(5Kg) 주간 가격

구분	Q	품종	Q	단량	Q	특	상	보통	하
2025-06-28		복숭아 선프레(천)		5Kg		37,395	33,315	26,832	15,956
2025-06-30		복숭아 선프레(천)		5Kg		25,320	20,014	15,202	9,565
2025-07-01		복숭아 선프레(천)		5Kg		22,378	18,682	15,558	10,325
2025-07-02		복숭아 선프레(천)		5Kg		24,910	21,013	17,048	10,717
2025-07-03		복숭아 선프레(천)		5Kg		22,673	19,711	16,047	10,643
2025-07-04		복숭아 선프레(천)		5Kg		21,928	18,917	15,606	10,767
평균						<b>25,767</b>	<b>21,942</b>	<b>17,716</b>	<b>11,329</b>

# 복숭아 그린황도(황)(2.5Kg)

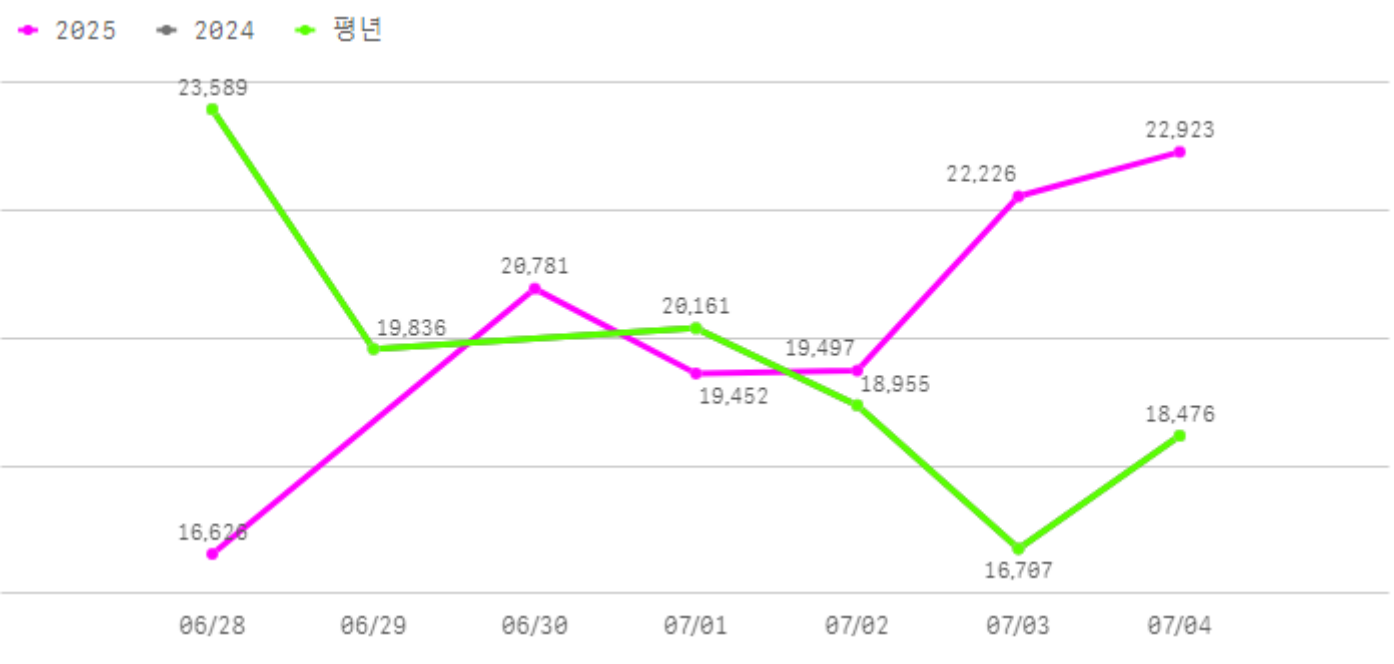
산지별 거래물량(톤)



산지별 주출하 시군구



주간 도매가격(원)



구분	금주(A)	전주(B)	전월(C)	전년(D)	평년(E)	A/B	A/C	A/D	A/E
가격(원)	20,251	25,693	-	19,621	19,936	78.8%	-	103.2%	101.6%

※ 상품 가격 기준

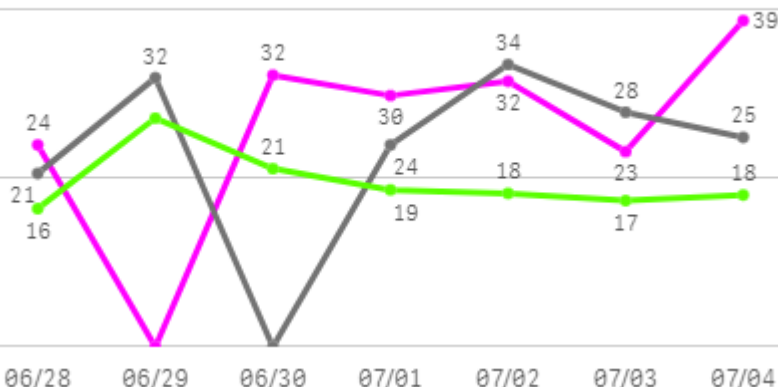
## □ 복숭아 그린황도(황)(2.5Kg) 주간 가격

구분	Q	품종	Q	단량	Q	특	상	보통	하
2025-06-28		복숭아 그린황도(황)		2.5Kg		29,249	16,626	10,480	6,396
2025-06-30		복숭아 그린황도(황)		2.5Kg		27,858	20,781	12,744	6,598
2025-07-01		복숭아 그린황도(황)		2.5Kg		32,253	19,452	12,287	6,462
2025-07-02		복숭아 그린황도(황)		2.5Kg		30,969	19,497	13,722	8,428
2025-07-03		복숭아 그린황도(황)		2.5Kg		32,508	22,226	15,833	9,358
2025-07-04		복숭아 그린황도(황)		2.5Kg		30,170	22,923	17,433	10,373
평균						<b>30,501</b>	<b>20,251</b>	<b>13,750</b>	<b>7,936</b>

# 포도

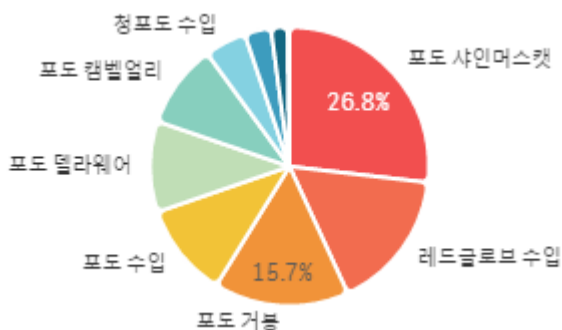
## 주간 반입량(톤)

◆ 2025    ● 2024    ▲ 평년

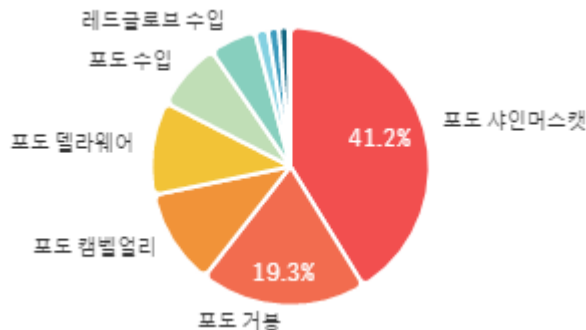


구분	금주(A)	전주(B)	전월(C)	전년(D)	평년(E)	A/B	A/C	A/D	A/E
물량(톤)	180	181	344	163	143	99.1%	52.2%	110.3%	125.3%

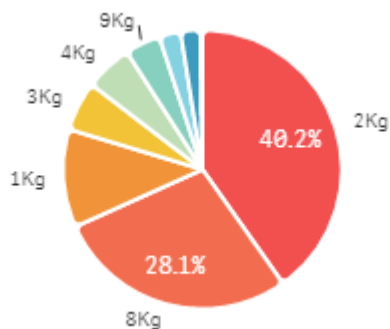
## 출하 품종별 거래물량 구성비



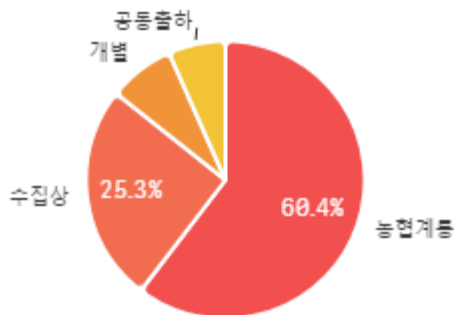
## 출하 품종별 거래금액 구성비



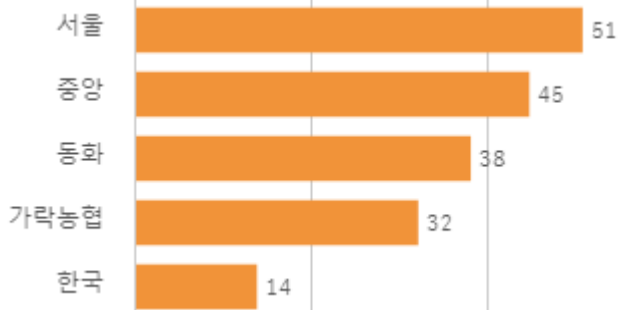
## 거래 단량별 물량 구성비



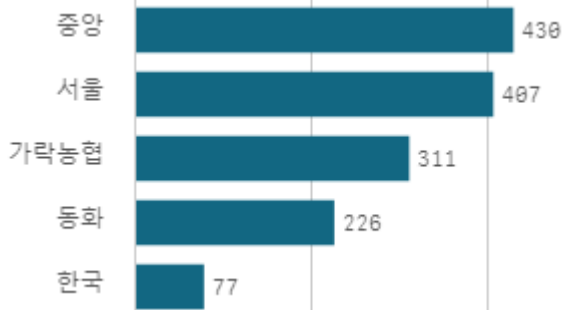
## 출하자별 거래물량 구성비



## 도매시장 법인별 거래물량(톤)

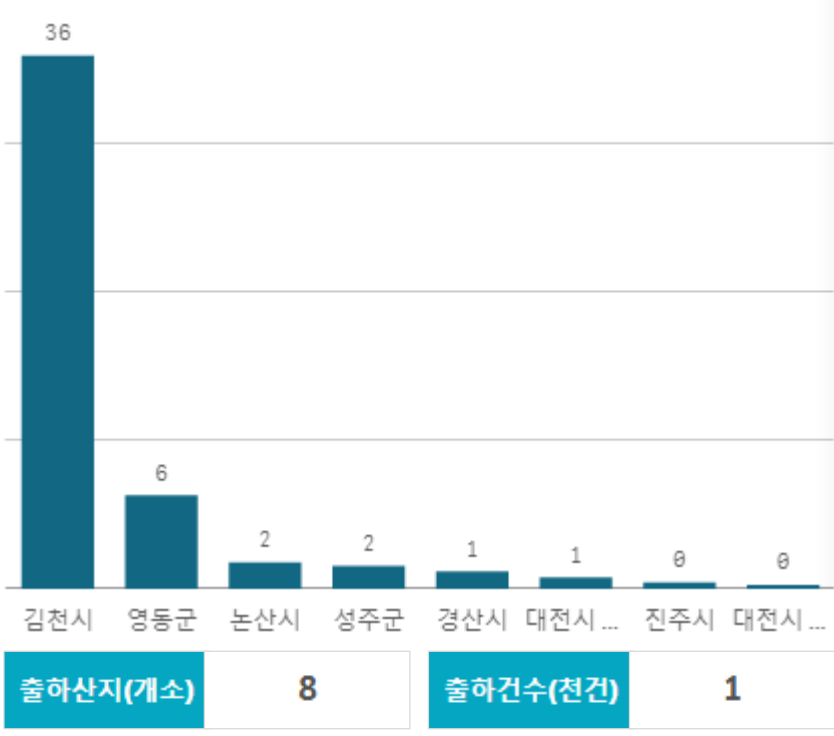


## 도매시장 법인별 거래금액(백만원)



# 포도 샤인머스켓(2Kg)

산지별 거래물량(톤)



출하산지(개소)

8

출하건수(천건)

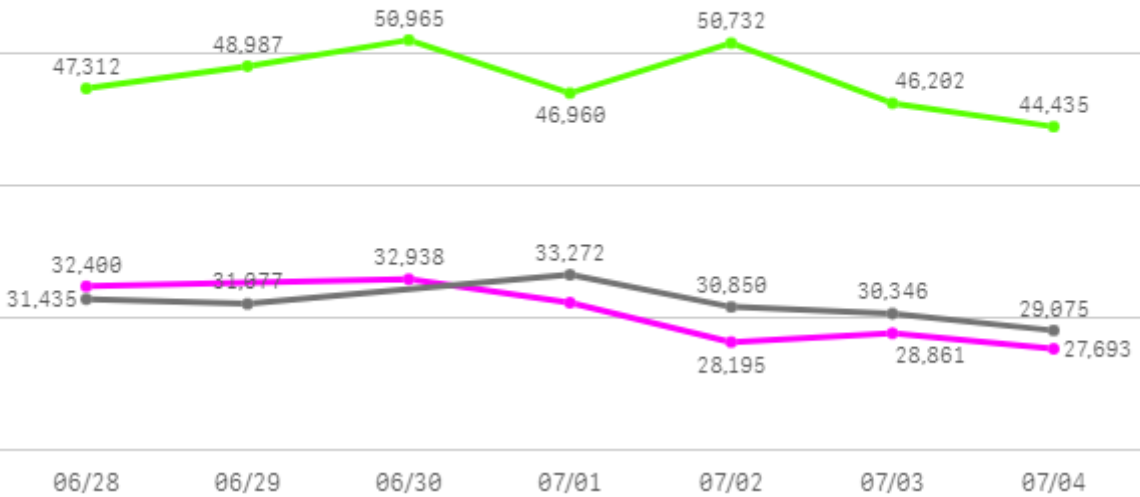
1

산지별 주출하 시군구



주간 도매가격(원)

◆ 2025    ● 2024    ▲ 평년



구분	금주(A)	전주(B)	전월(C)	전년(D)	평년(E)	A/B	A/C	A/D	A/E
가격(원)	30,209	34,366	-	31,009	42,289	87.9%	-	97.4%	71.4%

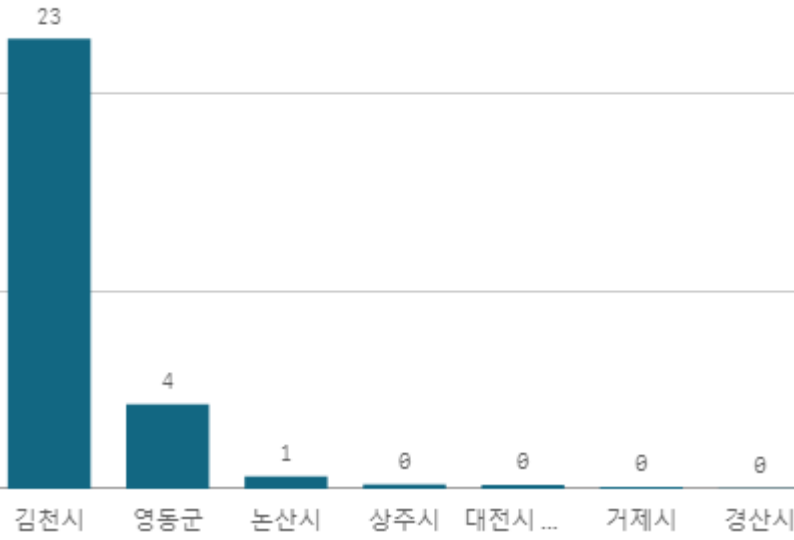
※ 상품 가격 기준

## □ 포도 샤인머스켓(2Kg) 주간 가격

구분	Q	품종	Q	단량	Q	특	상	보통	하
2025-06-28		포도 샤인머스켓		2Kg		37,500	32,400	26,718	16,572
2025-06-30		포도 샤인머스켓		2Kg		41,888	32,938	26,958	19,829
2025-07-01		포도 샤인머스켓		2Kg		41,911	31,168	23,946	17,066
2025-07-02		포도 샤인머스켓		2Kg		34,841	28,195	22,226	16,490
2025-07-03		포도 샤인머스켓		2Kg		35,556	28,861	21,490	14,770
2025-07-04		포도 샤인머스켓		2Kg		35,954	27,693	21,917	14,405
평균						<b>37,942</b>	<b>30,209</b>	<b>23,876</b>	<b>16,522</b>

# 포도 거봉(2Kg)

산지별 거래물량(톤)



출하산지(개소)

7

출하건수(천건)

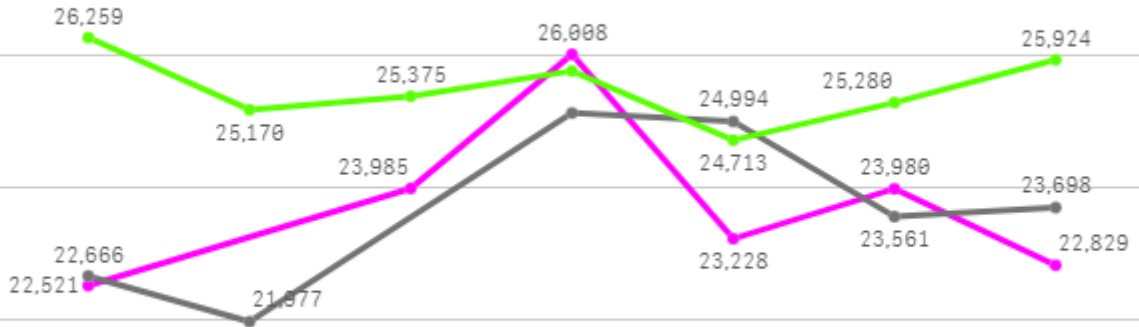
1

산지별 주출하 시군구



주간 도매가격(원)

◆ 2025    ● 2024    ◆ 평년



06/28    06/29    06/30    07/01    07/02    07/03    07/04

구분	금주(A)	전주(B)	전월(C)	전년(D)	평년(E)	A/B	A/C	A/D	A/E
가격(원)	23,759	25,007	36,438	23,670	25,695	95.0%	65.2%	100.4%	92.5%

※ 상품 가격 기준

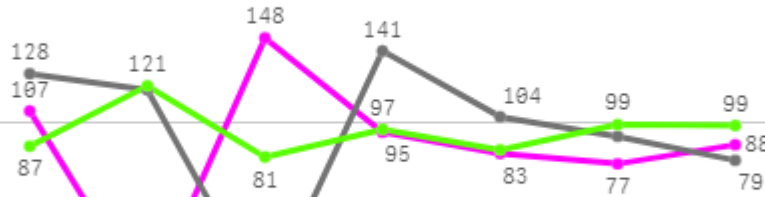
## □ 포도 거봉(2Kg) 주간 가격

구분	Q	품종	Q	단량	Q	특	상	보통	하
2025-06-28		포도 거봉		2Kg		31,099	22,521	16,263	11,813
2025-06-30		포도 거봉		2Kg		30,164	23,985	19,411	15,048
2025-07-01		포도 거봉		2Kg		35,934	26,008	20,321	13,496
2025-07-02		포도 거봉		2Kg		31,014	23,228	18,628	11,906
2025-07-03		포도 거봉		2Kg		30,706	23,980	19,280	13,059
2025-07-04		포도 거봉		2Kg		26,754	22,829	18,728	13,610
평균						<b>30,945</b>	<b>23,759</b>	<b>18,772</b>	<b>13,155</b>

# 자두

## 주간 반입량(톤)

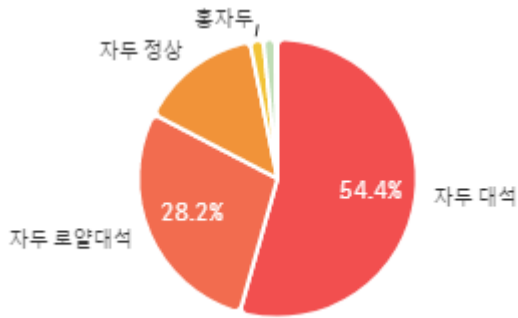
◆ 2025    ● 2024    ▲ 평년



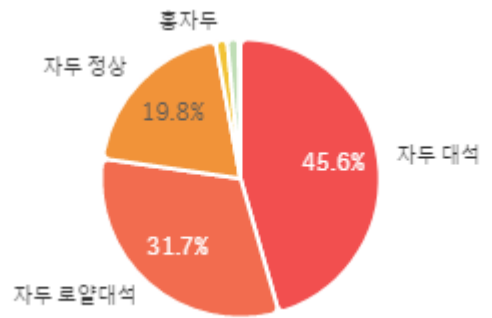
06/28    06/29    06/30    07/01    07/02    07/03    07/04

구분	금주(A)	전주(B)	전월(C)	전년(D)	평년(E)	A/B	A/C	A/D	A/E
물량(톤)	599	443	35	663	622	135.2%	1704.9%	90.3%	96.2%

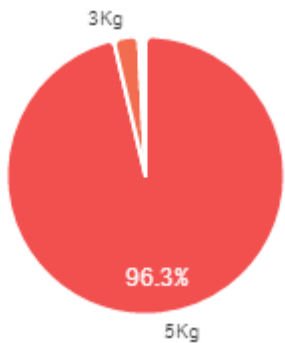
## 출하 품종별 거래물량 구성비



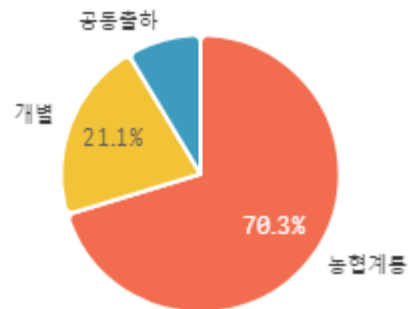
## 출하 품종별 거래금액 구성비



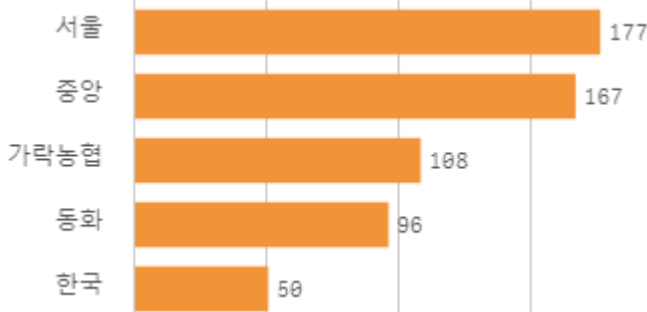
## 거래 단량별 물량 구성비



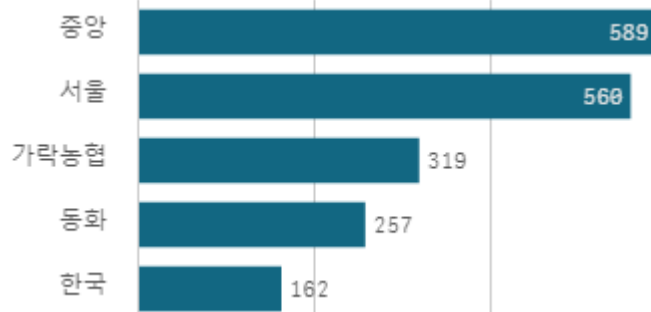
## 출하자별 거래물량 구성비



## 도매시장 법인별 거래물량(톤)

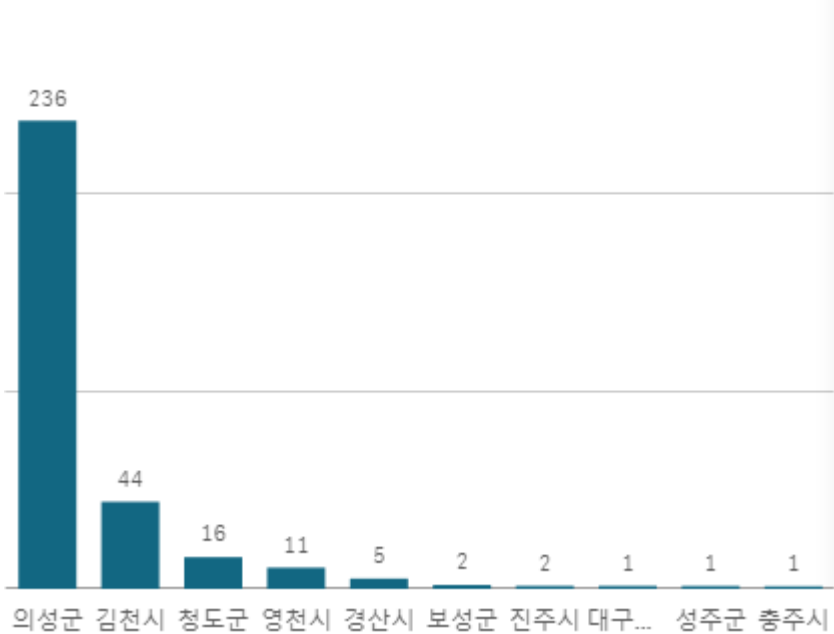


## 도매시장 법인별 거래금액(백만원)



# 자두 대석(5Kg)

산지별 거래물량(톤)



산지별 주출하 시군구



출하산지(개소)

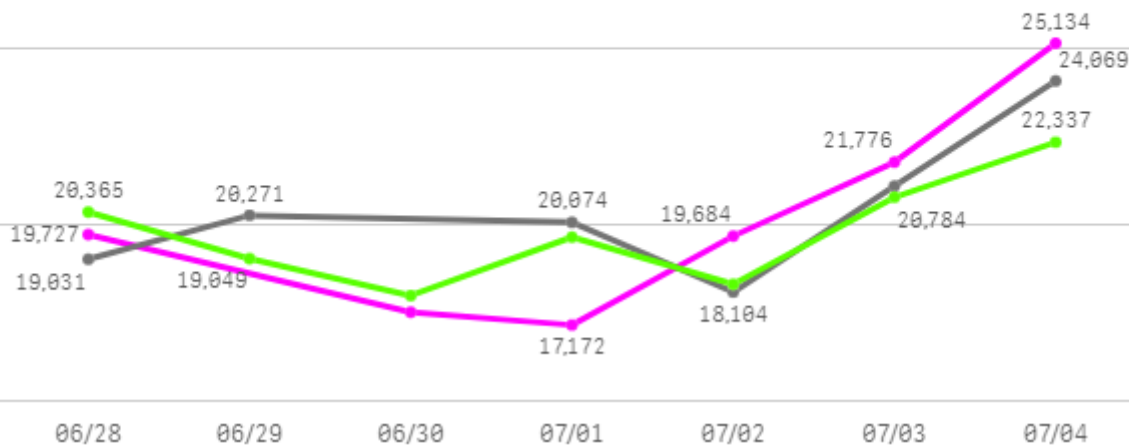
20

출하건수(천건)

5

주간 도매가격(원)

◆ 2025    ● 2024    ◆ 평년



구분	금주(A)	전주(B)	전월(C)	전년(D)	평년(E)	A/B	A/C	A/D	A/E
가격(원)	20,171	27,523	-	20,441	20,329	73.3%	-	98.7%	99.2%

※ 상품 가격 기준

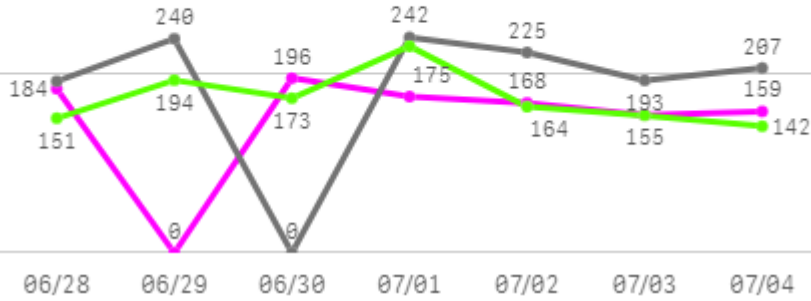
## □ 자두 대석(5Kg) 주간 가격

구분	Q	품종	Q	단량	Q	특	상	보통	하
2025-06-28		자두 대석		5Kg		33,355	19,727	11,507	5,360
2025-06-30		자두 대석		5Kg		29,153	17,535	9,711	5,384
2025-07-01		자두 대석		5Kg		25,537	17,172	9,689	4,964
2025-07-02		자두 대석		5Kg		32,431	19,684	12,091	6,641
2025-07-03		자두 대석		5Kg		30,618	21,776	14,930	9,437
2025-07-04		자두 대석		5Kg		41,601	25,134	14,868	8,070
평균						<b>32,116</b>	<b>20,171</b>	<b>12,133</b>	<b>6,643</b>

# 바나나

## 주간 반입량(톤)

◆ 2025    ● 2024    ▲ 평년



구분	금주(A)	전주(B)	전월(C)	전년(D)	평년(E)	A/B	A/C	A/D	A/E
물량(톤)	1,036	1,098	1,338	1,299	1,162	94.4%	77.4%	79.8%	89.2%

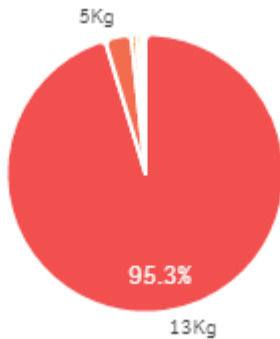
### 출하 품종별 거래물량 구성비



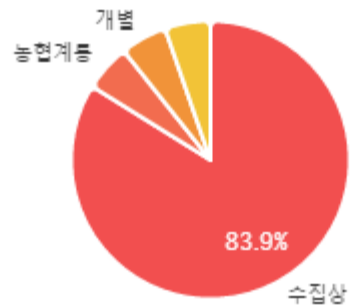
### 출하 품종별 거래금액 구성비



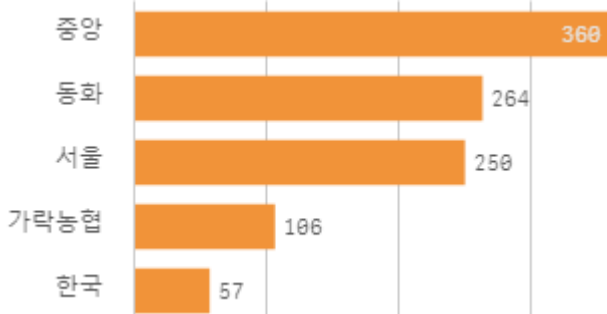
### 거래 단량별 물량 구성비



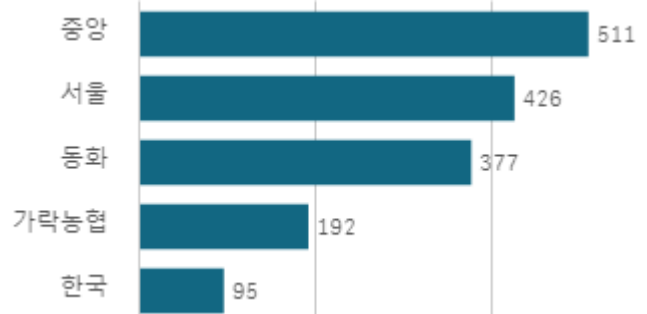
### 출하자별 거래물량 구성비



### 도매시장 법인별 거래물량(톤)

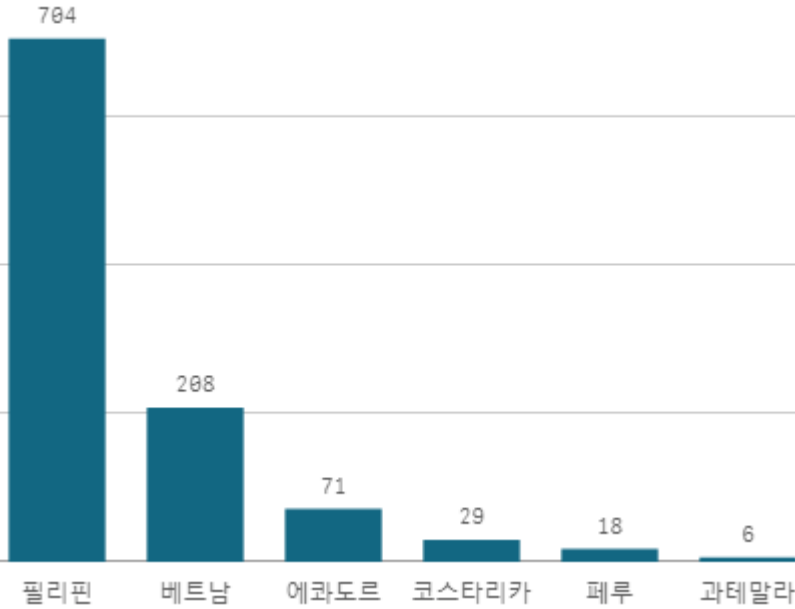


### 도매시장 법인별 거래금액(백만원)

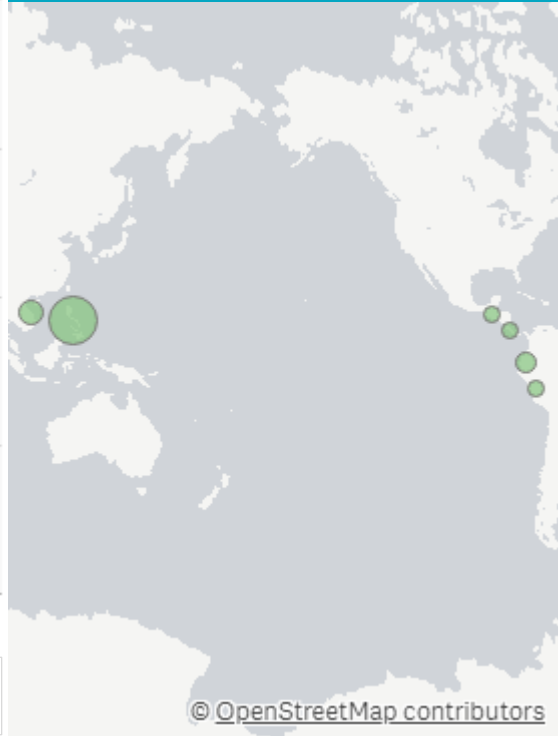


# 바나나 수입(13Kg)

산지별 거래물량(톤)



산지별 주출하 시군구



출하산지(개소)

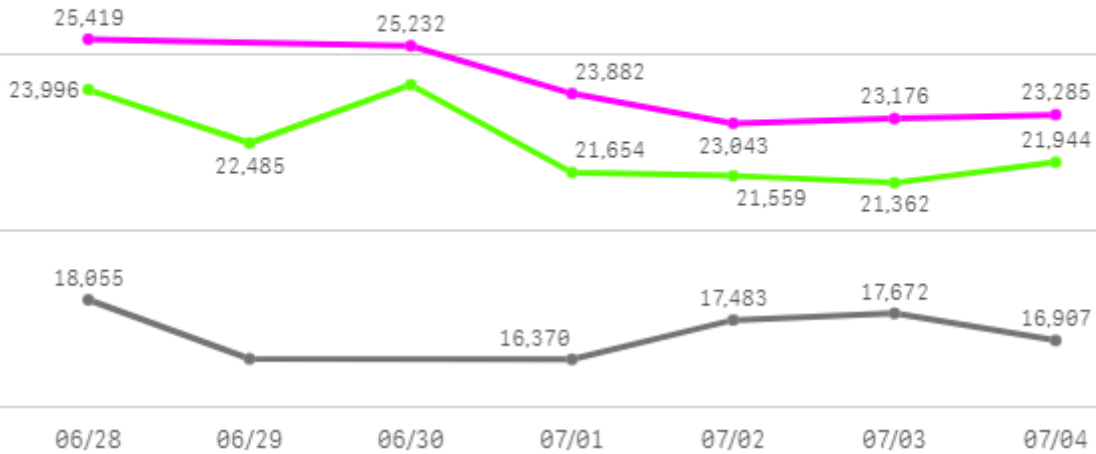
6

출하건수(천건)

2

주간 도매가격(원)

◆ 2025    ● 2024    ◆ 평년



구분	금주(A)	전주(B)	전월(C)	전년(D)	평년(E)	A/B	A/C	A/D	A/E
가격(원)	24,006	25,439	27,396	17,145	23,071	94.4%	87.6%	140.0%	104.1%

※ 상품 가격 기준

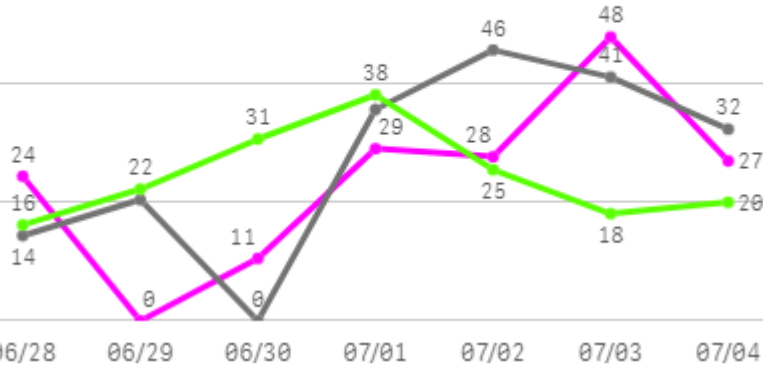
## □ 바나나 수입(13Kg) 주간 가격

구분	Q	품종	Q	단량	Q	특	상	보통	하
2025-06-28		바나나 수입		13Kg		30,198	25,419	17,930	11,184
2025-06-30		바나나 수입		13Kg		30,799	25,232	16,691	10,824
2025-07-01		바나나 수입		13Kg		29,091	23,882	16,404	9,722
2025-07-02		바나나 수입		13Kg		28,662	23,043	15,476	9,227
2025-07-03		바나나 수입		13Kg		28,592	23,176	15,807	8,972
2025-07-04		바나나 수입		13Kg		28,992	23,285	15,864	10,005
평균						<b>29,389</b>	<b>24,006</b>	<b>16,362</b>	<b>9,989</b>

# 파인애플

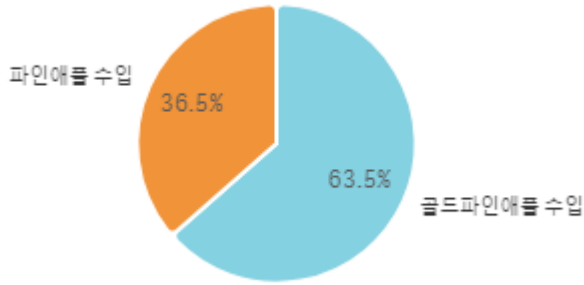
## 주간 반입량(톤)

◆ 2025    ● 2024    ▲ 평년

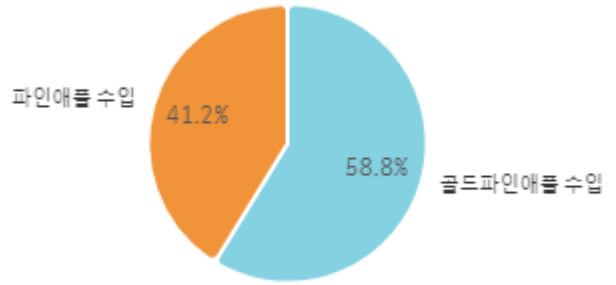


구분	금주(A)	전주(B)	전월(C)	전년(D)	평년(E)	A/B	A/C	A/D	A/E
물량(톤)	166	151	202	189	172	109.9%	82.3%	87.8%	96.4%

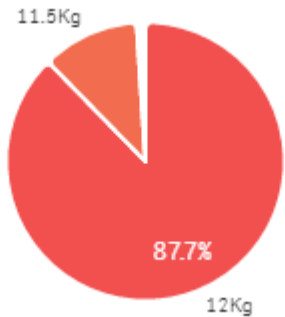
## 출하 품종별 거래물량 구성비



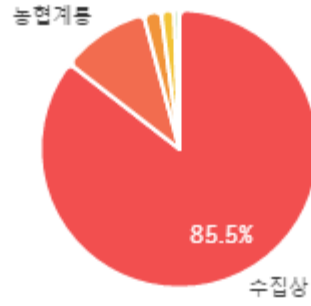
## 출하 품종별 거래금액 구성비



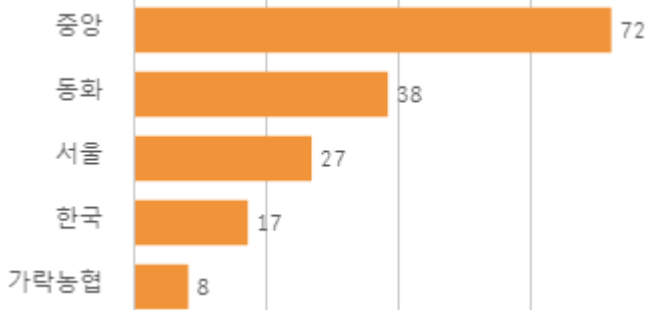
## 거래 단량별 물량 구성비



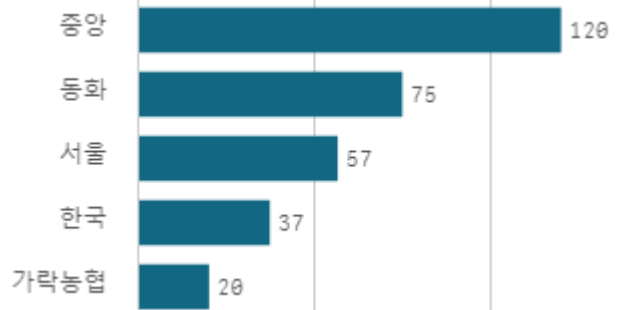
## 출하자별 거래물량 구성비



## 도매시장 법인별 거래물량(톤)



## 도매시장 법인별 거래금액(백만원)



# 골드파인애플 수입(12Kg)

산지별 거래물량(톤)



필리핀

출하산지(개소)

1

출하건수(천건)

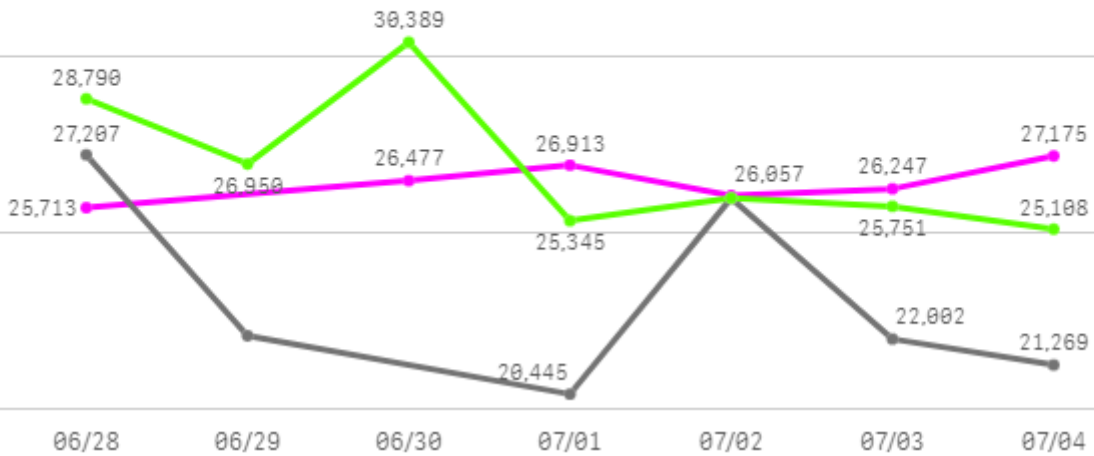
0

산지별 주출하 시군구



주간 도매가격(원)

◆ 2025    ● 2024    ◆ 평년



구분	금주(A)	전주(B)	전월(C)	전년(D)	평년(E)	A/B	A/C	A/D	A/E
가격(원)	26,430	26,610	27,122	23,167	26,964	99.3%	97.5%	114.1%	98.0%

※ 상품 가격 기준

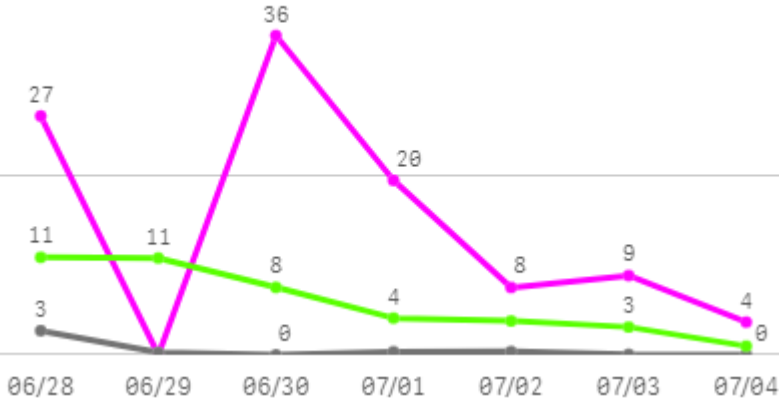
## □ 골드파인애플 수입(12Kg) 주간 가격

구분	Q	품종	Q	단량	Q	특	상	보통	하
2025-06-28		골드파인애플 수입		12Kg		29,098	25,713	19,967	13,868
2025-06-30		골드파인애플 수입		12Kg		28,917	26,477	19,820	15,000
2025-07-01		골드파인애플 수입		12Kg		30,870	26,913	19,890	13,850
2025-07-02		골드파인애플 수입		12Kg		28,763	26,057	19,072	14,029
2025-07-03		골드파인애플 수입		12Kg		29,525	26,247	22,756	15,921
2025-07-04		골드파인애플 수입		12Kg		30,104	27,175	21,122	16,553
평균						<b>29,546</b>	<b>26,430</b>	<b>20,438</b>	<b>14,870</b>

# 매실

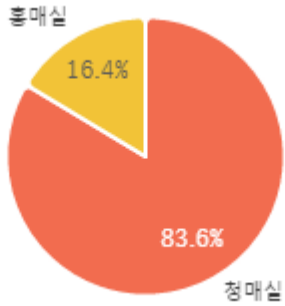
## 주간 반입량(톤)

2025 (파란색 선) 2024 (회색 선) 평년 (녹색 선)

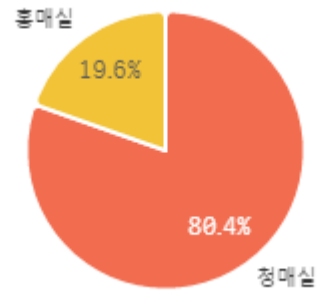


구분	금주(A)	전주(B)	전월(C)	전년(D)	평년(E)	A/B	A/C	A/D	A/E
물량(톤)	102	327	97	4	50	31.3%	105.2%	2716.3%	203.7%

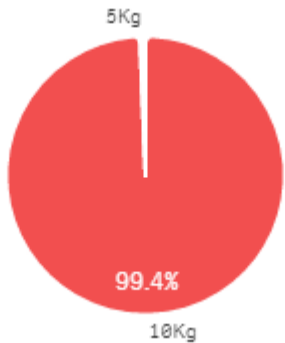
## 출하 품종별 거래물량 구성비



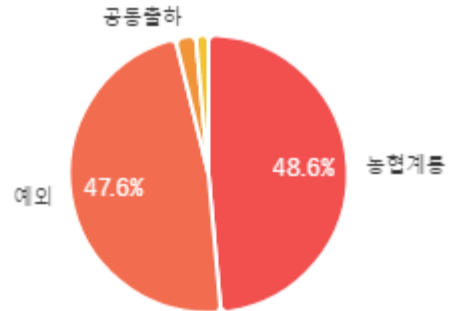
## 출하 품종별 거래금액 구성비



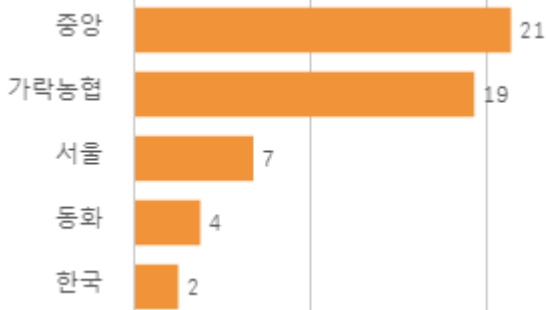
## 거래 단량별 물량 구성비



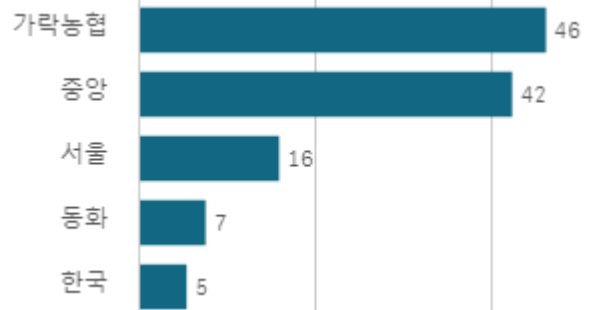
## 출하자별 거래물량 구성비



## 도매시장 법인별 거래물량(톤)

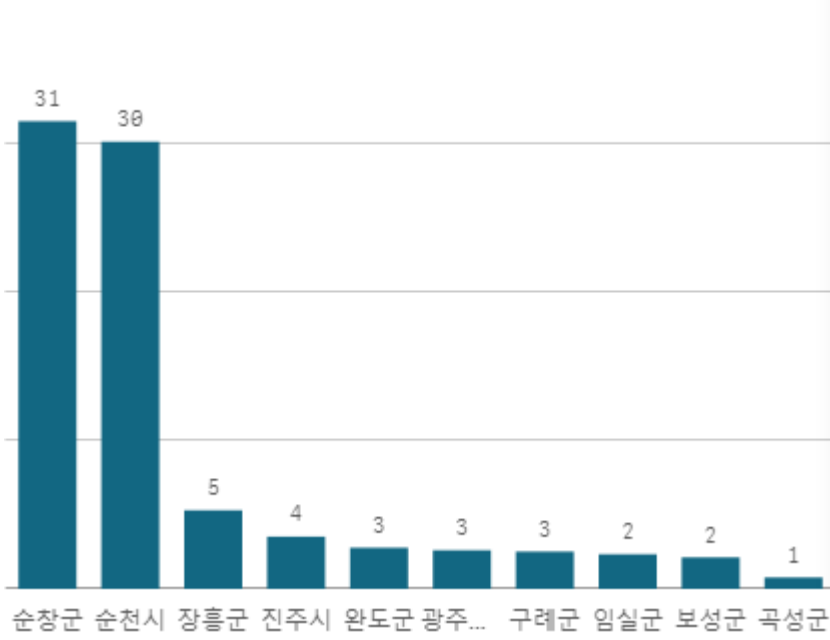


## 도매시장 법인별 거래금액(백만원)



# 청매실(10Kg)

산지별 거래물량(톤)



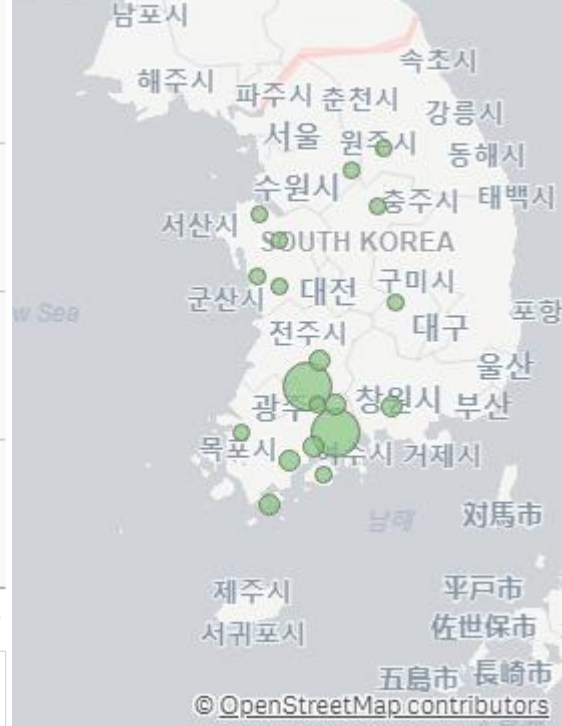
출하산지(개소)

20

출하건수(천건)

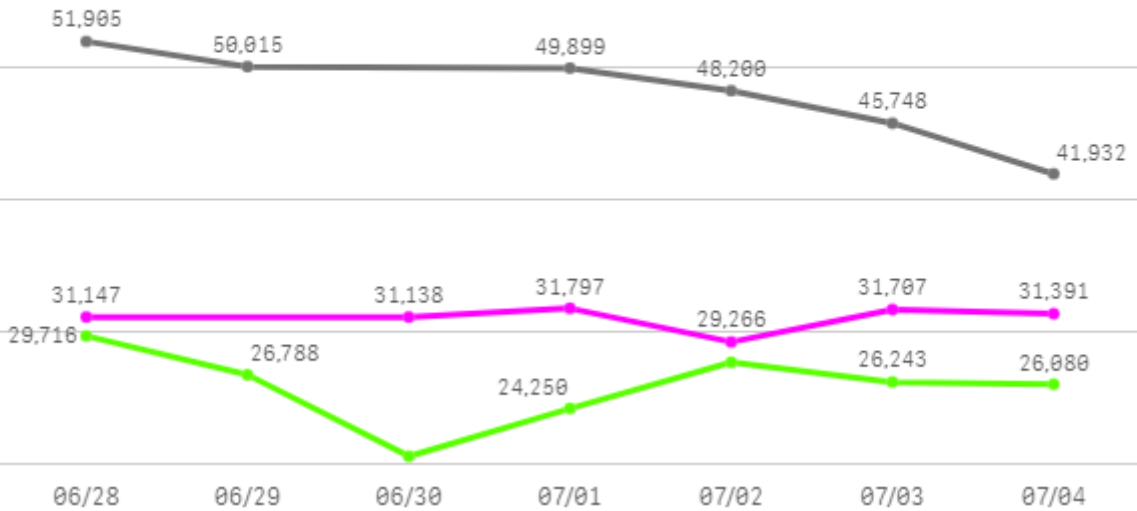
1

산지별 주출하 시군구



주간 도매가격(원)

◆ 2025    ● 2024    ◆ 평년



구분	금주(A)	전주(B)	전월(C)	전년(D)	평년(E)	A/B	A/C	A/D	A/E
가격(원)	31,074	32,389	34,443	47,950	27,250	95.9%	90.2%	64.8%	114.0%

※ 상품 가격 기준

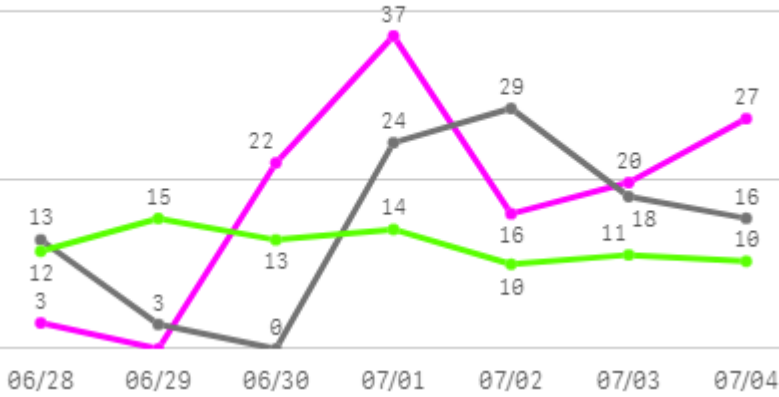
## □ 청매실(10Kg) 주간 가격

구분	Q	품종	Q	단량	Q	특	상	보통	하
2025-06-28		청매실		10Kg		36,955	31,147	20,874	11,325
2025-06-30		청매실		10Kg		37,860	31,138	20,414	12,077
2025-07-01		청매실		10Kg		36,289	31,797	21,992	12,572
2025-07-02		청매실		10Kg		35,600	29,266	21,713	12,071
2025-07-03		청매실		10Kg		35,453	31,707	22,475	13,632
2025-07-04		청매실		10Kg		35,454	31,391	22,040	13,428
평균						<b>36,268</b>	<b>31,074</b>	<b>21,585</b>	<b>12,517</b>

# 망고

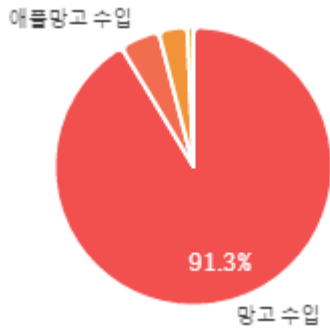
## 주간 반입량(톤)

◆ 2025    ● 2024    ▲ 평년

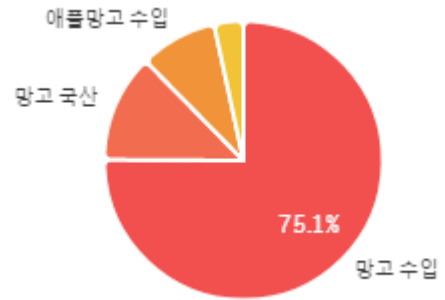


구분	금주(A)	전주(B)	전월(C)	전년(D)	평년(E)	A/B	A/C	A/D	A/E
물량(톤)	125	112	159	103	102	111.7%	79.0%	122.4%	123.4%

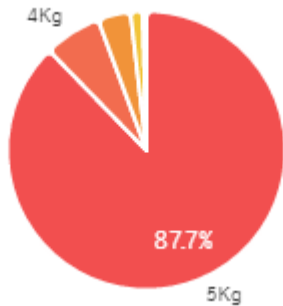
## 출하 품종별 거래물량 구성비



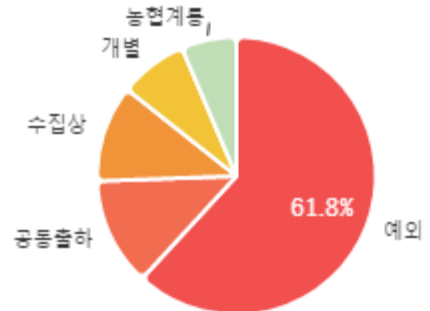
## 출하 품종별 거래금액 구성비



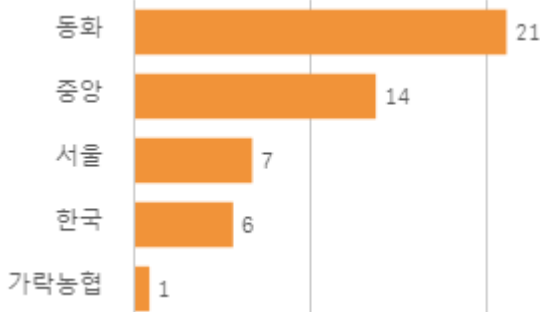
## 거래 단량별 물량 구성비



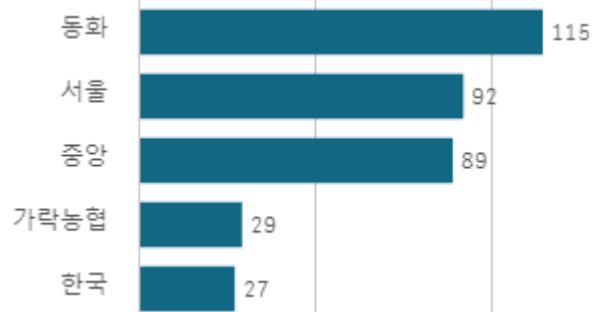
## 출하자별 거래물량 구성비



## 도매시장 법인별 거래물량(톤)

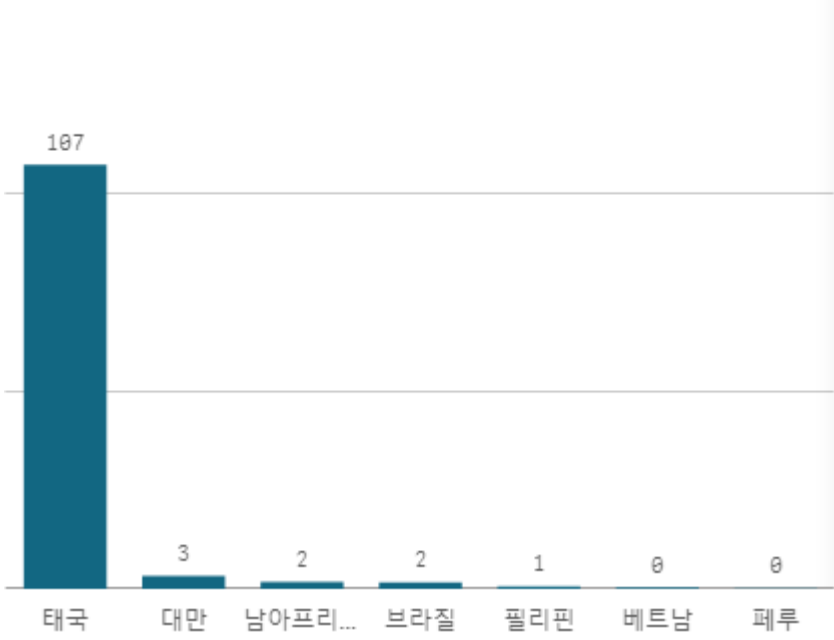


## 도매시장 법인별 거래금액(백만원)

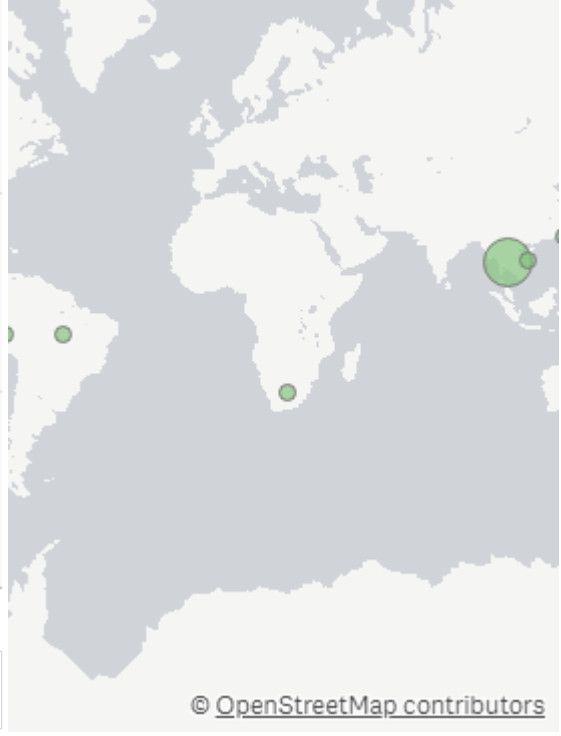


# 망고 수입(5Kg)

산지별 거래물량(톤)



산지별 주출하 시군구



출하산지(개소)

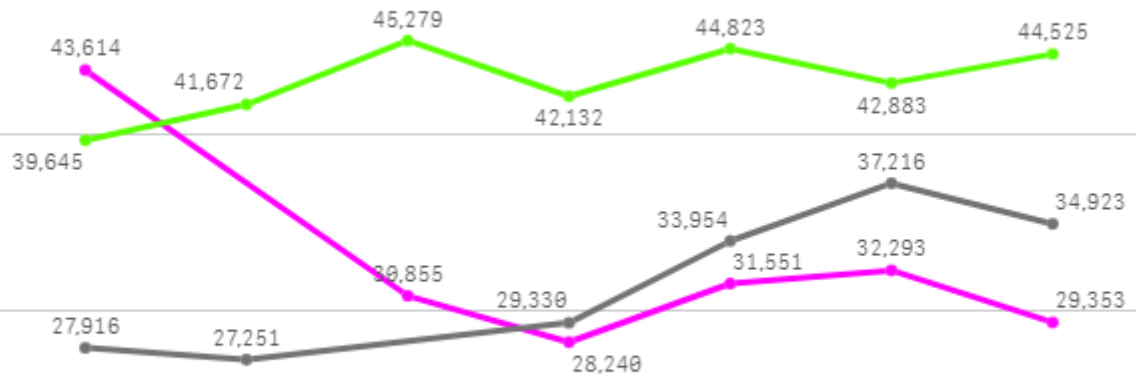
7

출하건수(천건)

0

주간 도매가격(원)

2025 (pink) 2024 (grey) 평년 (green)



06/28 06/29 06/30 07/01 07/02 07/03 07/04

구분	금주(A)	전주(B)	전월(C)	전년(D)	평년(E)	A/B	A/C	A/D	A/E
가격(원)	32,651	29,931	25,930	31,765	37,172	109.1%	125.9%	102.8%	87.8%

※ 상품 가격 기준

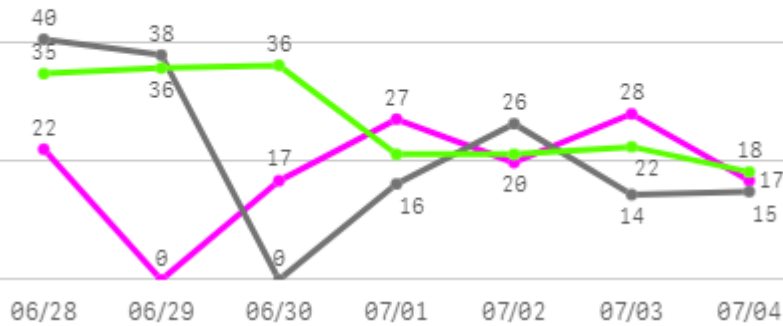
## □ 망고 수입(5Kg) 주간 가격

구분	Q	품종	Q	단량	Q	특	상	보통	하
2025-06-28		망고 수입		5Kg		54,960	43,614	30,716	22,537
2025-06-30		망고 수입		5Kg		53,599	30,855	26,472	20,191
2025-07-01		망고 수입		5Kg		40,219	28,240	19,519	12,559
2025-07-02		망고 수입		5Kg		36,760	31,551	25,568	19,422
2025-07-03		망고 수입		5Kg		53,883	32,293	25,050	19,271
2025-07-04		망고 수입		5Kg		37,356	29,353	24,070	22,388
평균						<b>46,129</b>	<b>32,651</b>	<b>25,232</b>	<b>19,394</b>

# 고등어

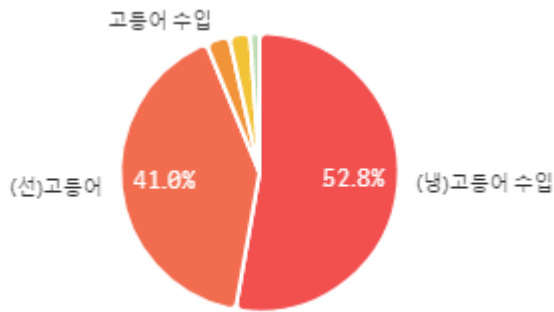
## 주간 반입량(톤)

◆ 2025    ● 2024    ▲ 평년

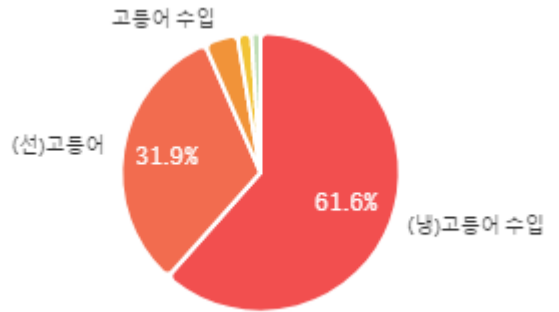


구분	금주(A)	전주(B)	전월(C)	전년(D)	평년(E)	A/B	A/C	A/D	A/E
물량(톤)	130	104	127	150	168	124.9%	102.5%	86.7%	77.2%

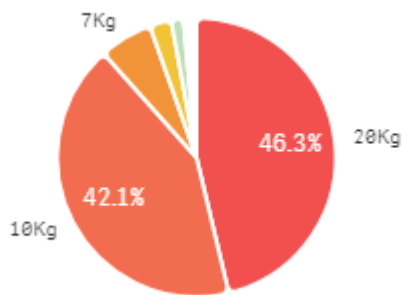
### 출하 품종별 거래물량 구성비



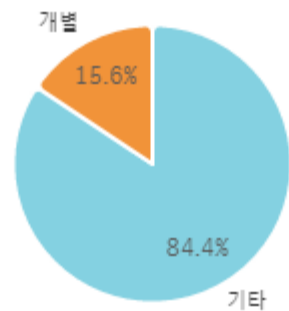
### 출하 품종별 거래금액 구성비



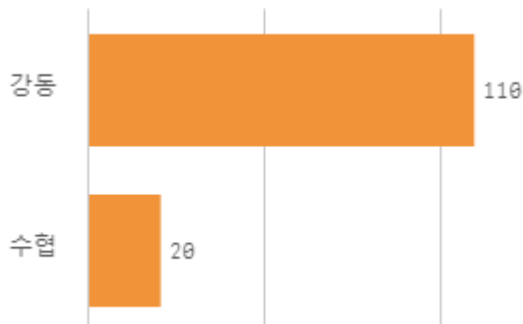
### 거래 단량별 물량 구성비



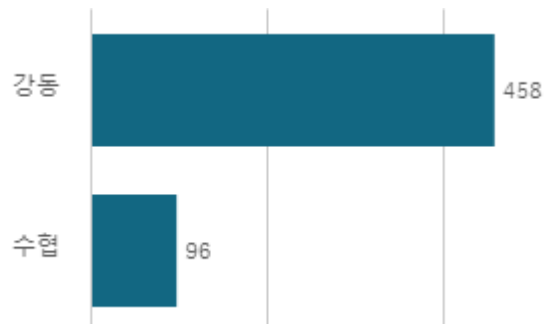
### 출하자별 거래물량 구성비



### 도매시장 법인별 거래물량(톤)

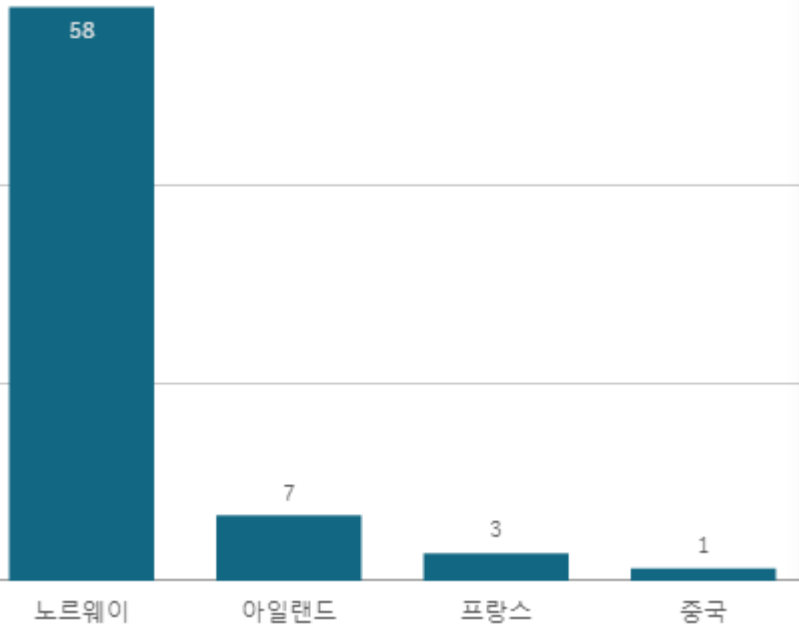


### 도매시장 법인별 거래금액(백만원)

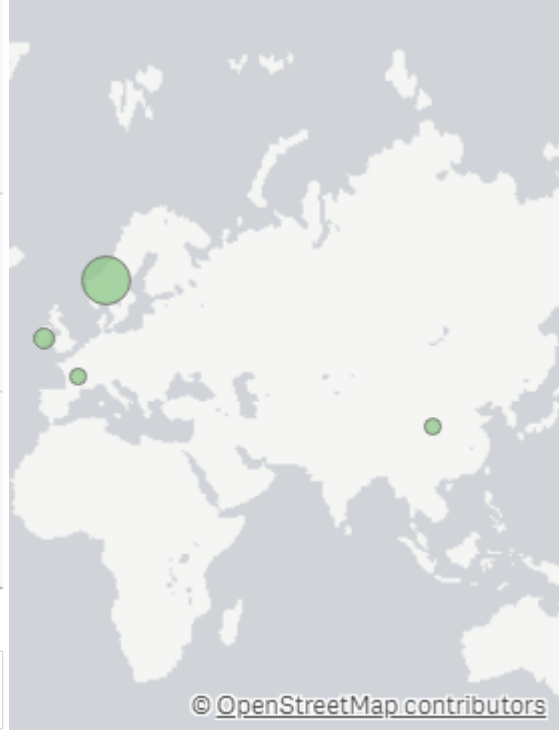


# (냉)고등어 수입(10Kg)

산지별 거래물량(톤)



산지별 주출하 시군구



출하산지(개소)

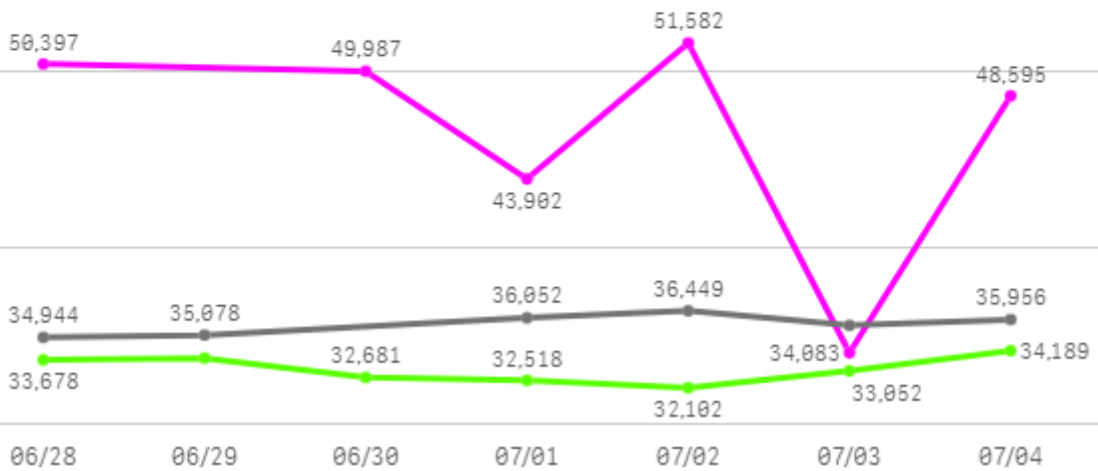
4

출하건수(천건)

0

주간 도매가격(원)

◆ 2025    ● 2024    ◆ 평년



구분	금주(A)	전주(B)	전월(C)	전년(D)	평년(E)	A/B	A/C	A/D	A/E
가격(원)	46,424	48,635	48,610	35,684	36,502	95.5%	95.5%	130.1%	127.2%

※ 상품 가격 기준

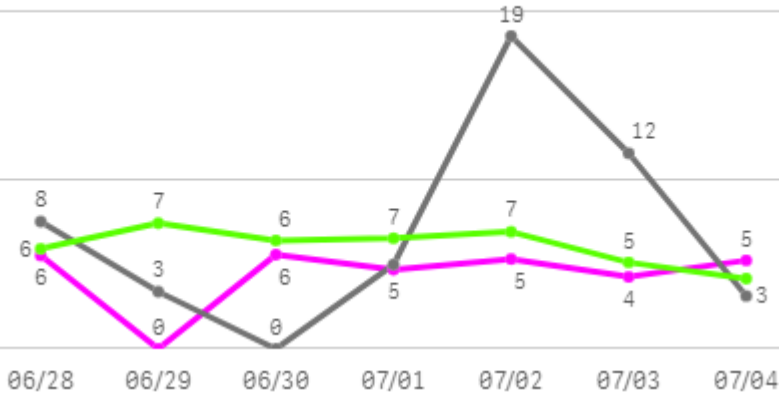
## □ (냉)고등어 수입(10Kg) 주간 가격

구분	Q	품종	Q	단량	Q	특	상	보통	하
2025-06-28		(냉)고등어 수입		10Kg		-	50,397	-	-
2025-06-30		(냉)고등어 수입		10Kg		-	49,987	-	-
2025-07-01		(냉)고등어 수입		10Kg		-	43,902	-	-
2025-07-02		(냉)고등어 수입		10Kg		-	51,582	-	-
2025-07-03		(냉)고등어 수입		10Kg		-	34,083	-	-
2025-07-04		(냉)고등어 수입		10Kg		-	48,595	-	-
평균						-	<b>46,424</b>	-	-

# 갈치

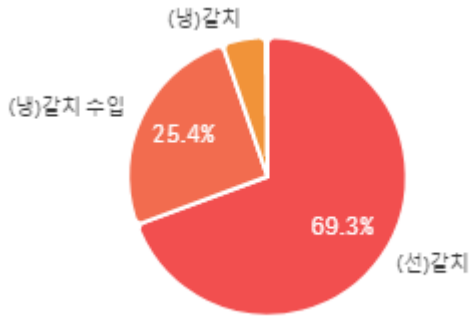
## 주간 반입량(톤)

◆ 2025    ● 2024    ▲ 평년

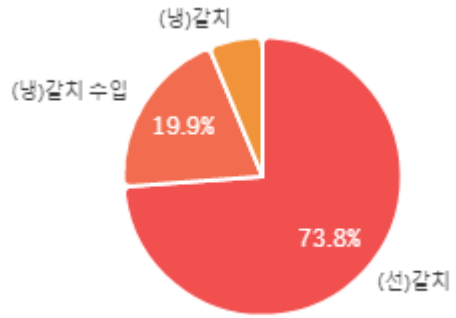


구분	금주(A)	전주(B)	전월(C)	전년(D)	평년(E)	A/B	A/C	A/D	A/E
물량(톤)	31	28	32	49	41	110.0%	96.8%	62.3%	75.5%

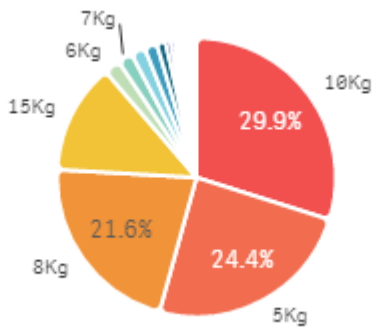
## 출하 품종별 거래물량 구성비



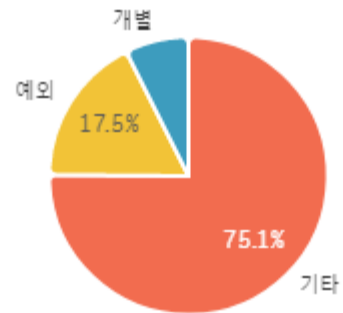
## 출하 품종별 거래금액 구성비



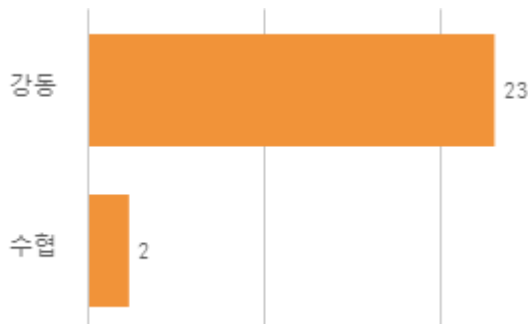
## 거래 단량별 물량 구성비



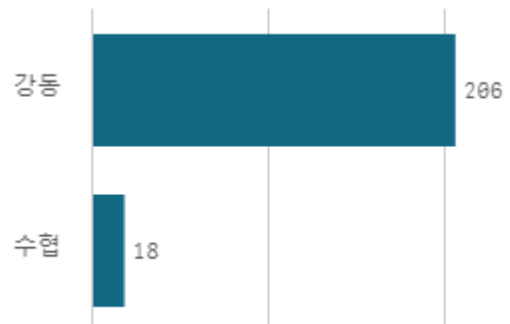
## 출하자별 거래물량 구성비



## 도매시장 법인별 거래물량(톤)

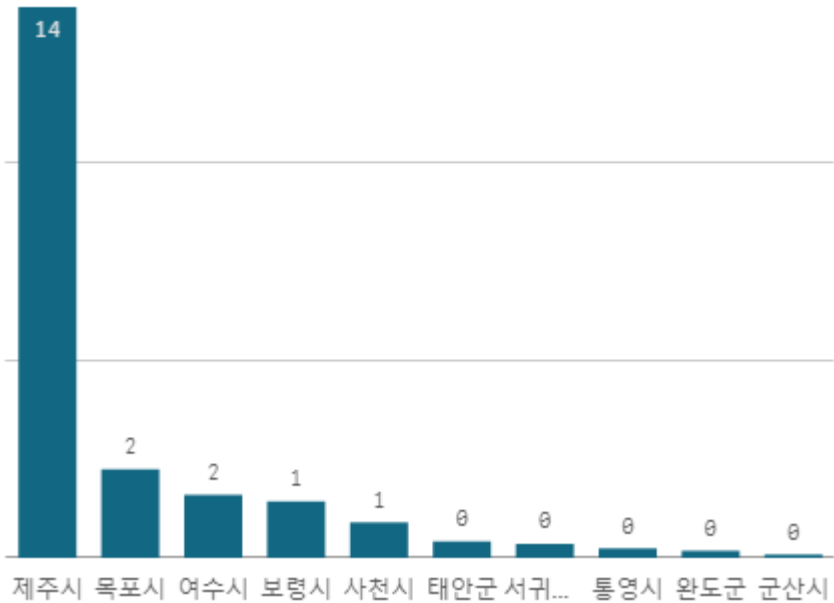


## 도매시장 법인별 거래금액(백만원)



# (선)갈치(5Kg)

산지별 거래물량(톤)



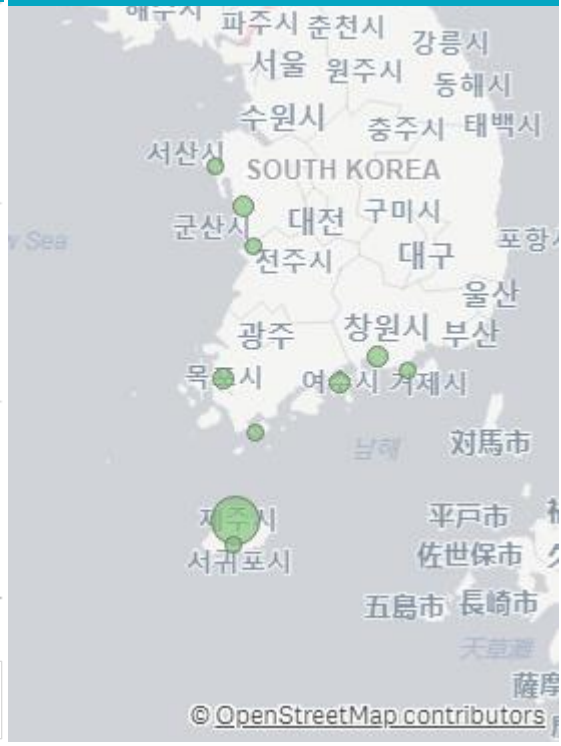
출하산지(개소)

10

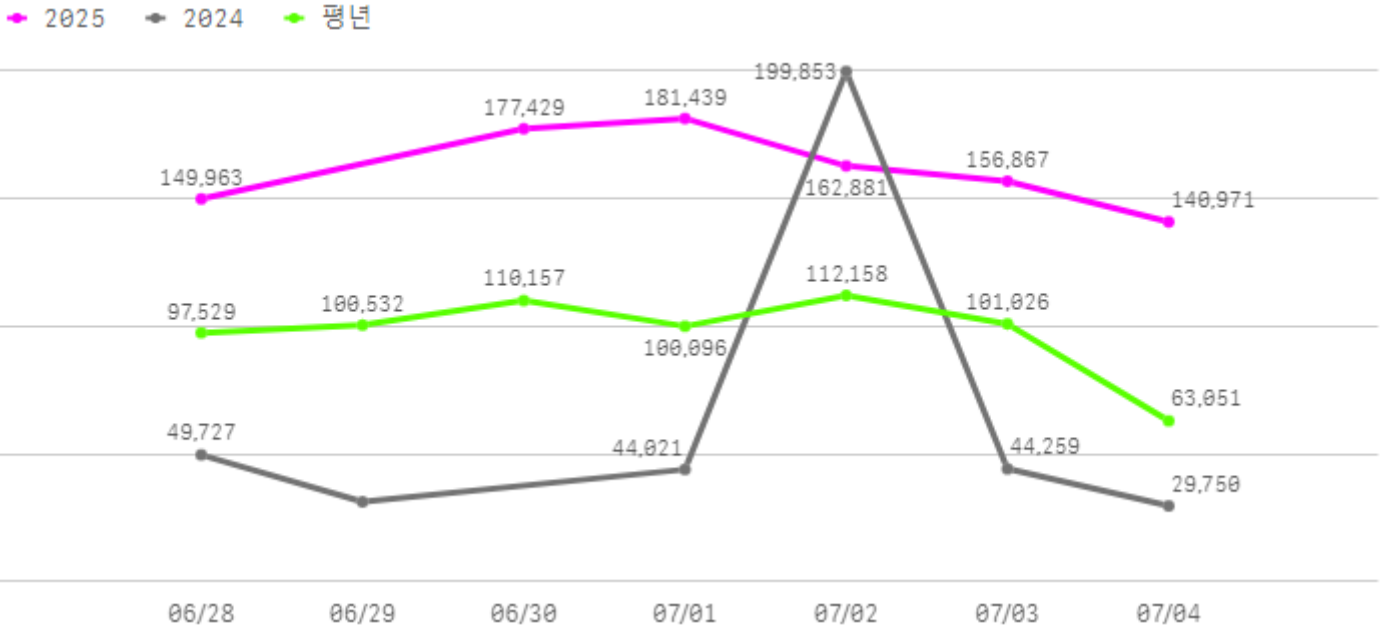
출하건수(천건)

1

산지별 주출하 시군구



주간 도매가격(원)



구분	금주(A)	전주(B)	전월(C)	전년(D)	평년(E)	A/B	A/C	A/D	A/E
가격(원)	161,592	160,690	159,983	66,495	108,382	100.6%	101.0%	243.0%	149.1%

※ 상품 가격 기준

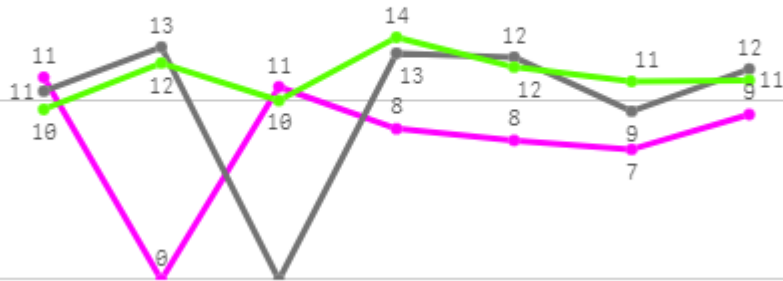
## □ (선)갈치(5Kg) 주간 가격

구분	Q	품종	Q	단량	Q	특	상	보통	하
2025-06-28		(선)갈치		5Kg		-	149,963	41,253	20,644
2025-06-30		(선)갈치		5Kg		-	177,429	36,453	14,026
2025-07-01		(선)갈치		5Kg		-	181,439	69,937	28,152
2025-07-02		(선)갈치		5Kg		-	162,881	67,080	26,358
2025-07-03		(선)갈치		5Kg		-	156,867	54,361	22,227
2025-07-04		(선)갈치		5Kg		-	140,971	40,392	24,846
평균						-	<b>161,592</b>	<b>51,579</b>	<b>22,709</b>

# 홍합

## 주간 반입량(톤)

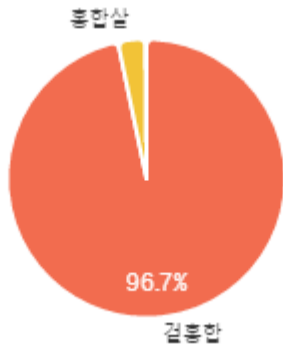
◆ 2025    ● 2024    ▲ 평년



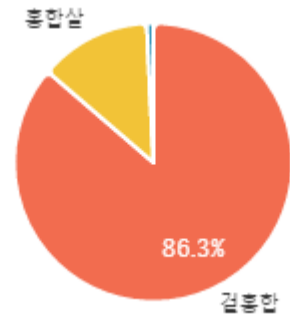
06/28    06/29    06/30    07/01    07/02    07/03    07/04

구분	금주(A)	전주(B)	전월(C)	전년(D)	평년(E)	A/B	A/C	A/D	A/E
물량(톤)	55	61	69	70	73	89.9%	79.9%	78.5%	75.4%

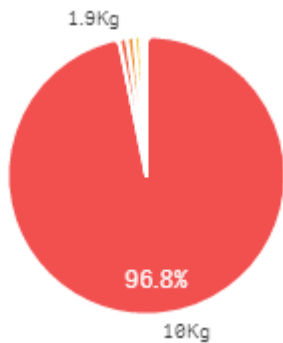
## 출하 품종별 거래물량 구성비



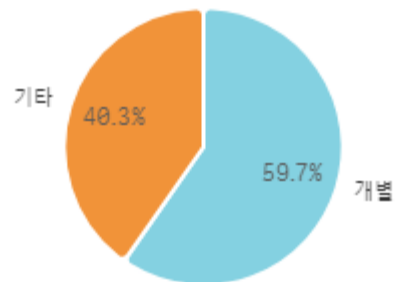
## 출하 품종별 거래금액 구성비



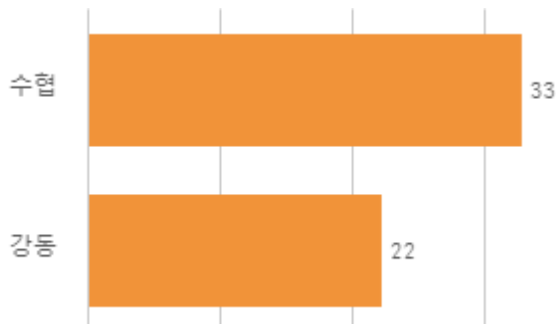
## 거래 단량별 물량 구성비



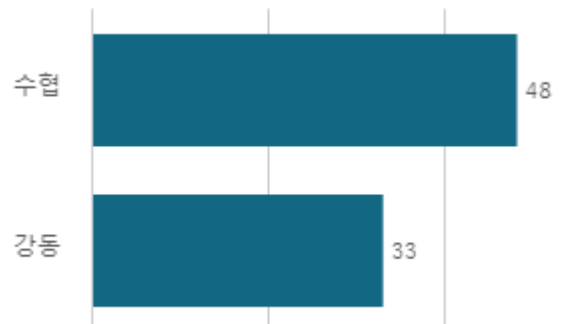
## 출하자별 거래물량 구성비



## 도매시장 법인별 거래물량(톤)

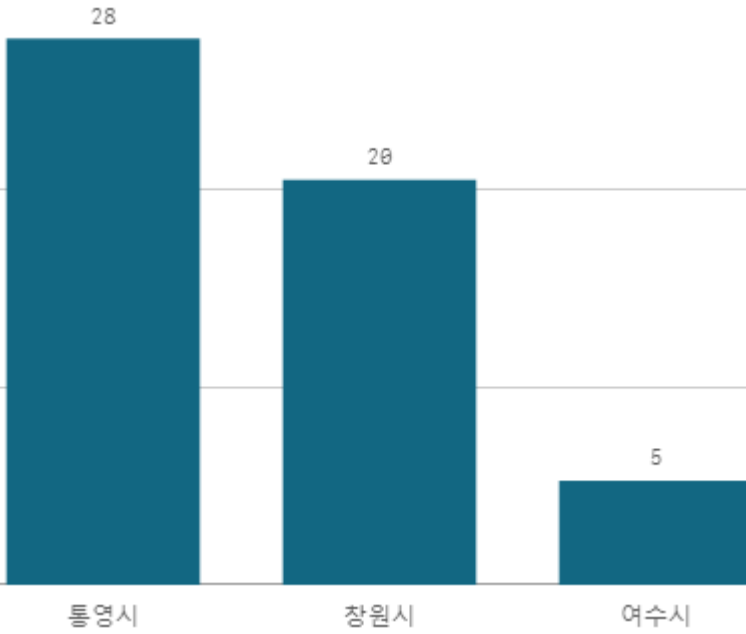


## 도매시장 법인별 거래금액(백만원)



# 걸홍합(10Kg)

산지별 거래물량(톤)



산지별 주출하 시군구



출하산지(개소)

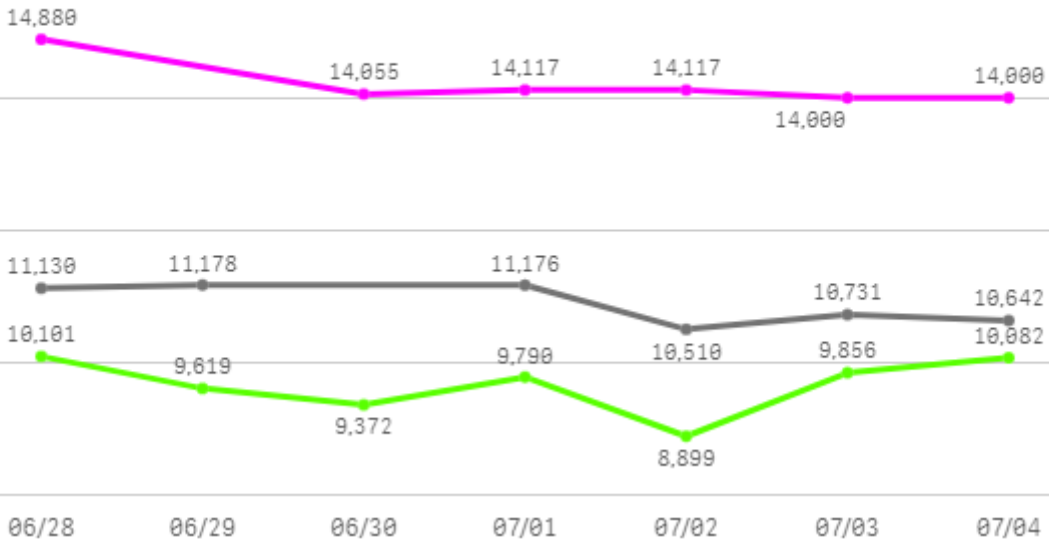
3

출하건수(천건)

1

주간 도매가격(원)

● 2025   ● 2024   ● 평년



구분	금주(A)	전주(B)	전월(C)	전년(D)	평년(E)	A/B	A/C	A/D	A/E
가격(원)	14,195	14,057	15,200	10,895	10,841	101.0%	93.4%	130.3%	130.9%

※ 상품 가격 기준

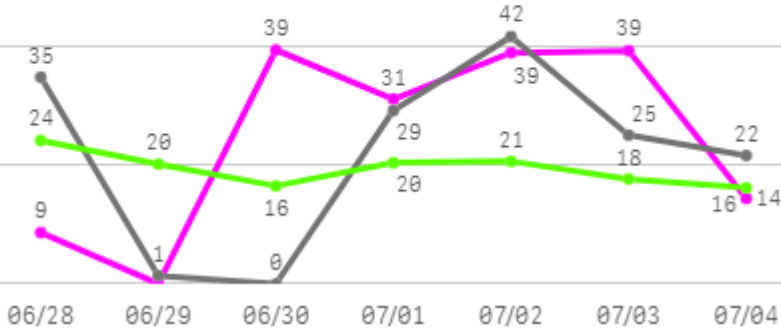
## □ 곁홍합(10Kg) 주간 가격

구분	Q	품종	Q	단량	Q	특	상	보통	하
2025-06-28		곁홍합		10Kg		-	14,880	14,000	13,855
2025-06-30		곁홍합		10Kg		-	14,055	14,000	12,438
2025-07-01		곁홍합		10Kg		-	14,117	14,000	11,549
2025-07-02		곁홍합		10Kg		-	14,117	13,760	9,673
2025-07-03		곁홍합		10Kg		-	14,000	14,000	11,363
2025-07-04		곁홍합		10Kg		-	14,000	13,946	12,433
평균						-	<b>14,195</b>	<b>13,951</b>	<b>11,885</b>

# 건멸치

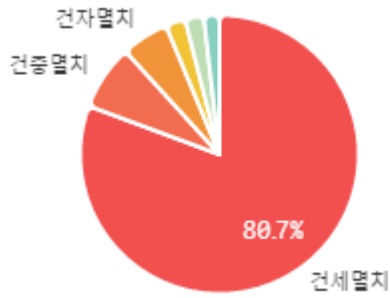
## 주간 반입량(톤)

◆ 2025    ● 2024    ▲ 평년

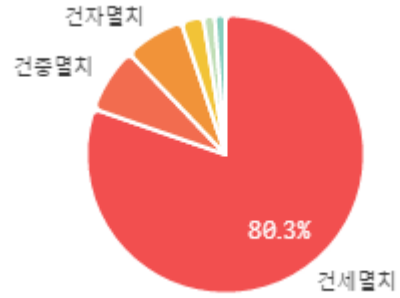


구분	금주(A)	전주(B)	전월(C)	전년(D)	평년(E)	A/B	A/C	A/D	A/E
물량(톤)	172	88	79	154	143	194.0%	217.5%	111.7%	120.0%

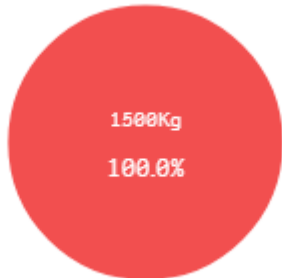
### 출하 품종별 거래물량 구성비



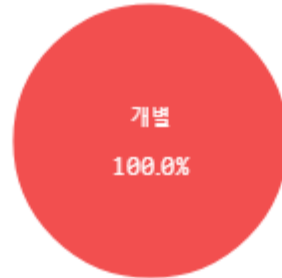
### 출하 품종별 거래금액 구성비



### 거래 단량별 물량 구성비



### 출하자별 거래물량 구성비



### 도매시장 법인별 거래물량(톤)

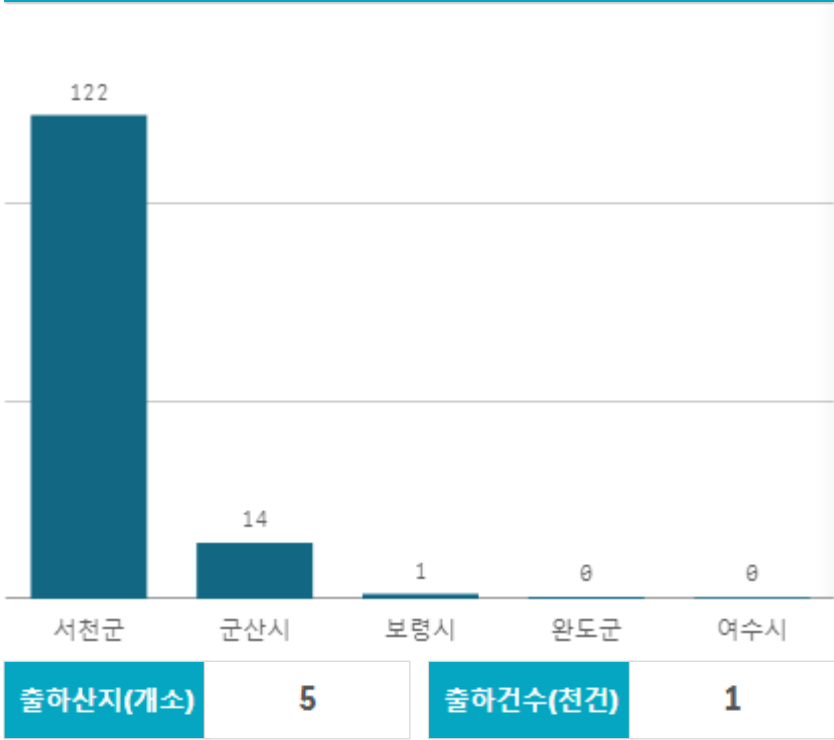


### 도매시장 법인별 거래금액(백만원)

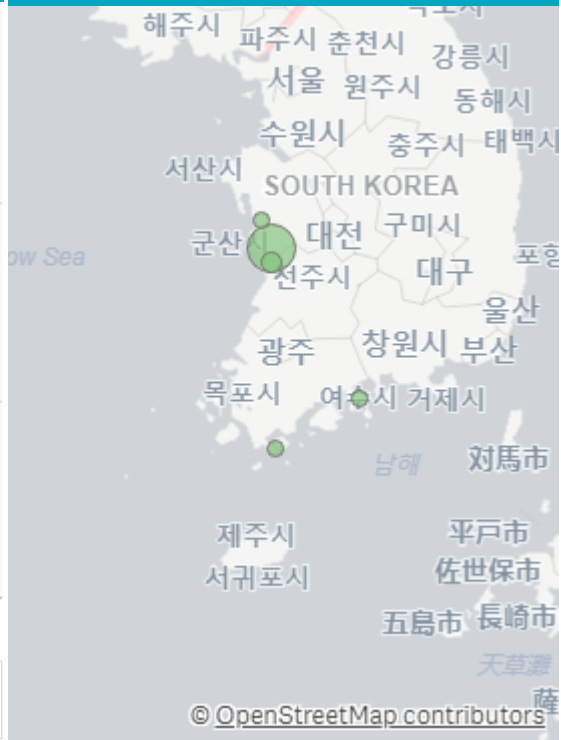


# 건세멸치(1.5Kg)

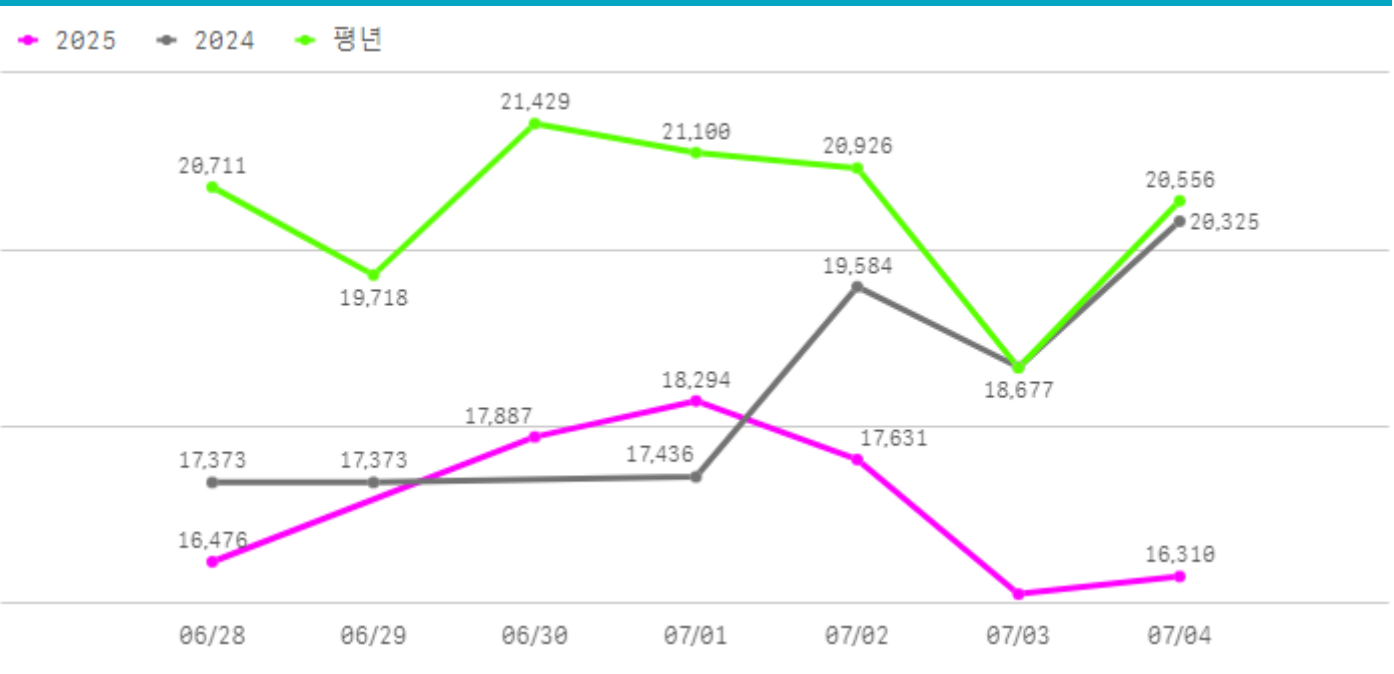
산지별 거래물량(톤)



산지별 주출하 시군구



주간 도매가격(원)



구분	금주(A)	전주(B)	전월(C)	전년(D)	평년(E)	A/B	A/C	A/D	A/E
가격(원)	17,118	17,669	19,129	18,560	19,959	96.9%	89.5%	92.2%	85.8%

※ 상품 가격 기준

## □ 건세멸치(1.5Kg) 주간 가격

구분	Q	품종	Q	단량	Q	특	상	보통	하
2025-06-28		건세멸치		1.5Kg		-	16,476	12,283	8,780
2025-06-30		건세멸치		1.5Kg		-	17,887	14,104	7,937
2025-07-01		건세멸치		1.5Kg		-	18,294	15,409	11,645
2025-07-02		건세멸치		1.5Kg		-	17,631	13,210	6,705
2025-07-03		건세멸치		1.5Kg		-	16,111	13,513	8,410
2025-07-04		건세멸치		1.5Kg		-	16,310	11,824	6,701
평균						-	<b>17,118</b>	<b>13,391</b>	<b>8,363</b>