
2025년 가락시장

주요 품목 주간 거래동향

10월 1주차 주요 동향

[2025. 9.27. ~ 10.3.]



서울특별시농수산물공사

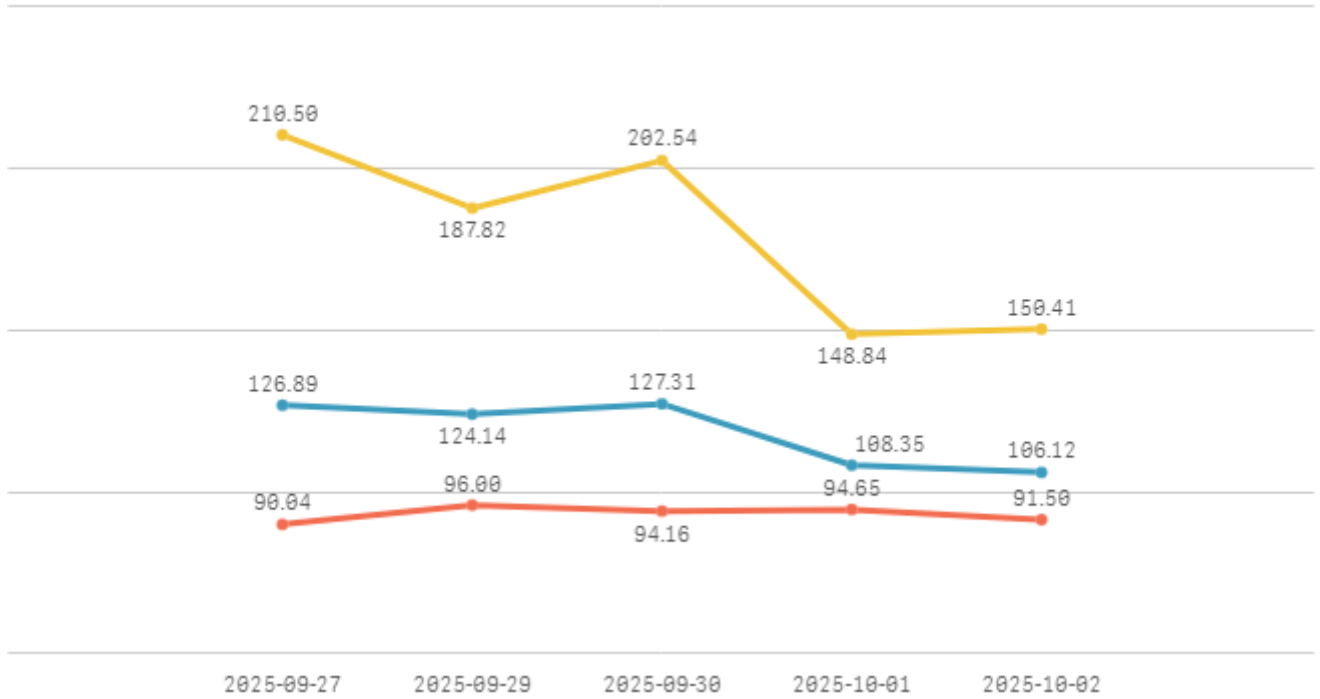
[데이터전략팀]

1. 주간 표준지수

※ 직전 5개년 평균가격을 지수 100으로 산정하여 100 이상일 경우 평년보다 상승, 100 이하일 경우 평년보다 하락

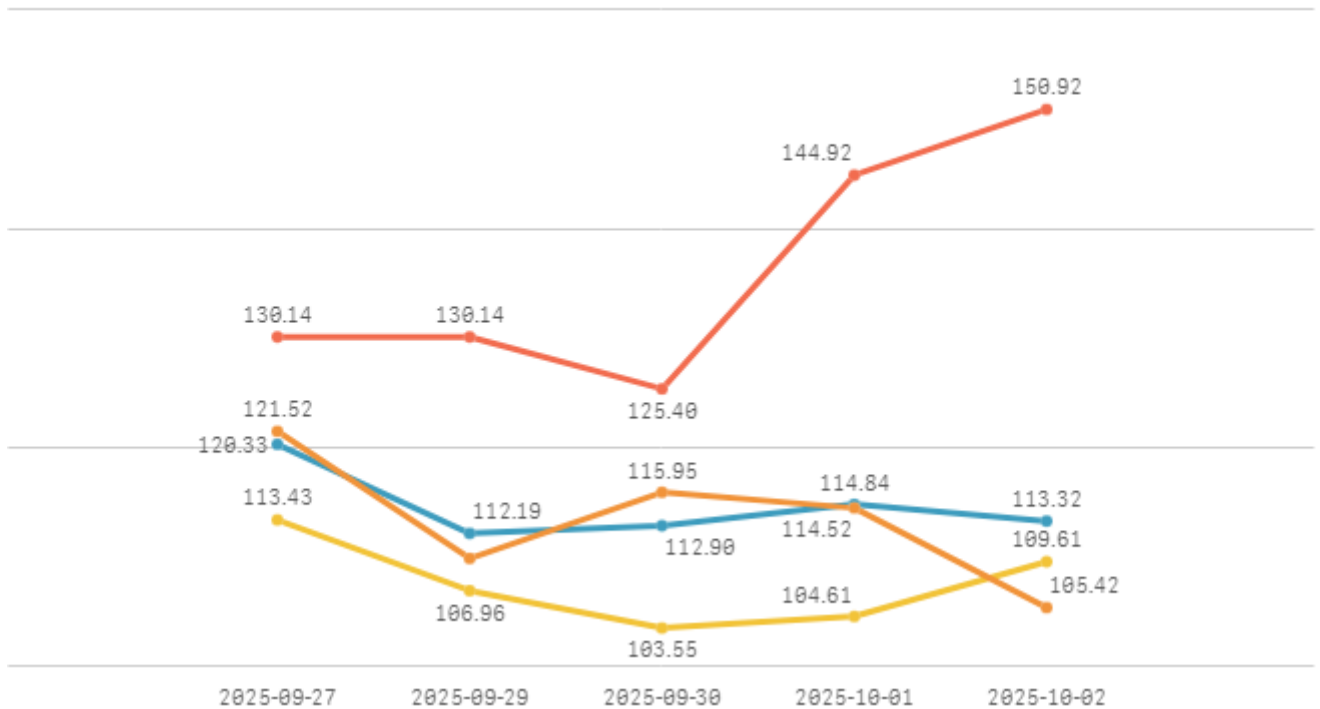
□ 청과부류

합계 채소계 과일계



□ 수산부류

합계 생선류 조개류 건어류



2. 주요 품목 주간 거래동향

주요 품목(종) 주간동향 (2025.09.27 ~ 10.03)

품종 단위	Q	금주평균	전주평균	전월평균	전년평균	5년평균 가격	전주대비	전월대비	전년대비	5년평균 대비
(냉)고등어 수입(10키로상자)		63,266	65,083	56,918	47,584	54,224	-3% ▼	11% ▲	33% ▲	17% ▲
(선)갈치(5키로상자)		150,739	142,995	130,561	133,609	135,884	5% ▲	15% ▲	13% ▲	11% ▲
가지(8키로상자)		17,707	25,215	12,714	27,774	18,742	-30% ▼	39% ▲	-36% ▼	-6% ▼
감글 하우스(3키로상자)		22,188	22,494	23,120	18,493	21,562	-1% ▼	-4% ▼	20% ▲	3% ▲
감자 수미(햇)(20키로상자)		38,766	38,397	37,915	30,926	36,981	1% ▲	2% ▲	25% ▲	5% ▲
건세 열치(1.5키로상자)		18,205	17,269	18,984	18,105	18,114	5% ▲	-4% ▼	1% ▲	1% ▲
겉홍합(10키로망대)		12,045	12,117	12,036	17,964	13,449	-1% ▼	0% ▲	-33% ▼	-10% ▼
간마늘 대서(20키로)		147,902	147,012	148,746	135,823	146,994	1% ▲	-1% ▼	9% ▲	1% ▲
단감 숯본(10키로상자)		59,632	63,501	-	59,935	55,919	-6% ▼	-	-1% ▼	7% ▲
당근(20키로상자)		32,192	34,886	32,683	70,216	40,360	-8% ▼	-2% ▼	-54% ▼	-20% ▼
대추방울토마토(3키로상자)		18,839	21,660	20,812	30,196	19,596	-13% ▼	-9% ▼	-38% ▼	-4% ▼
대파(일반)(1키로단)		1,381	1,582	1,586	1,667	1,537	-13% ▼	-13% ▼	-17% ▼	-10% ▼
멜론 머스크(8키로상자)		27,024	26,278	25,194	24,351	27,976	3% ▲	7% ▲	11% ▲	-3% ▼
무(20키로상자)		8,716	9,969	13,743	21,173	12,375	-13% ▼	-37% ▼	-59% ▼	-30% ▼
물오징어(6키로상자)		106,877	100,258	71,930	96,336	99,500	7% ▲	49% ▲	11% ▲	7% ▲
바나나 수입(13키로상자)		28,456	29,489	26,350	28,985	28,019	-4% ▼	8% ▲	-2% ▼	2% ▲
배 신고(15키로상자)		46,582	48,583	25,803	40,645	45,206	-4% ▼	81% ▲	15% ▲	3% ▲
배추(10키로망대)		15,144	15,484	16,071	23,893	15,684	-2% ▼	-6% ▼	-37% ▼	-3% ▼
백다다기오이(100개)		81,071	71,685	84,691	119,511	78,664	13% ▲	-4% ▼	-32% ▼	3% ▲
부추(일반)(500그람단)		1,706	1,432	2,443	1,939	1,788	19% ▲	-30% ▼	-12% ▼	-5% ▼
빨강 파프리카(5키로상자)		38,825	34,363	34,517	36,466	36,674	13% ▲	12% ▲	6% ▲	6% ▲
사과 홀로(10키로상자)		65,442	67,070	71,718	38,941	56,348	-2% ▼	-9% ▼	68% ▲	16% ▲
상추 포기합(4키로상자)		53,963	60,463	37,812	112,630	51,935	-11% ▼	43% ▲	-52% ▼	4% ▲
새송이버섯(2키로상자)		8,682	8,492	5,246	6,229	8,318	2% ▲	65% ▲	39% ▲	4% ▲
시금치(4키로상자)		38,056	37,752	73,805	48,911	35,832	1% ▲	-48% ▼	-22% ▼	6% ▲
알배기배추(8키로상자)		29,073	33,443	42,877	49,023	29,375	-13% ▼	-32% ▼	-41% ▼	-1% ▼
애호박(20개)		30,707	30,682	17,921	28,411	26,692	0% ▲	71% ▲	8% ▲	15% ▲
양배추(8키로망대)		5,294	5,695	7,248	7,657	6,337	-7% ▼	-27% ▼	-31% ▼	-16% ▼
양상추(일반)(12개)		23,388	21,470	27,987	41,517	26,626	9% ▲	-16% ▼	-44% ▼	-12% ▼
양파(1키로)		1,096	1,070	1,034	1,177	1,127	2% ▲	6% ▲	-7% ▼	-3% ▼
열무(4키로상자)		11,126	9,865	13,332	14,102	10,319	13% ▲	-17% ▼	-21% ▼	8% ▲
오렌지 네블 수입(18키로상자)		58,010	61,501	56,391	52,898	56,314	-6% ▼	3% ▲	10% ▲	3% ▲
오이맛고추(10키로상자)		58,768	53,890	35,887	50,890	52,875	9% ▲	64% ▲	15% ▲	11% ▲
자두 추희(5키로상자)		42,203	37,835	34,872	27,937	39,326	12% ▲	21% ▲	51% ▲	7% ▲
쪽파(10키로상자)		49,953	44,526	37,939	81,128	52,105	12% ▲	32% ▲	-38% ▼	-4% ▼
청경채(4키로상자)		17,365	21,824	9,554	20,397	15,519	-20% ▼	82% ▲	-15% ▼	12% ▲
청양고추(10키로상자)		41,225	39,904	34,014	51,326	44,440	3% ▲	21% ▲	-20% ▼	-7% ▼
토마토(5키로상자)		21,532	26,751	16,120	32,704	22,970	-20% ▼	34% ▲	-34% ▼	-6% ▼
팽이버섯(5키로상자)		12,405	11,033	9,929	10,222	12,600	12% ▲	25% ▲	21% ▲	-2% ▼
포도 샤인머스켓(2키로상자)		7,820	8,157	12,737	8,227	9,859	-4% ▼	-39% ▼	-5% ▼	-21% ▼
포도 캠벨얼리(3키로상자)		14,547	15,076	17,302	12,138	15,013	-4% ▼	-16% ▼	20% ▲	-3% ▼
호박밭 고구마(10키로상자)		23,625	26,498	33,261	24,611	24,038	-11% ▼	-29% ▼	-4% ▼	-2% ▼

□ 품종별 등락가격 비교(전주대비)

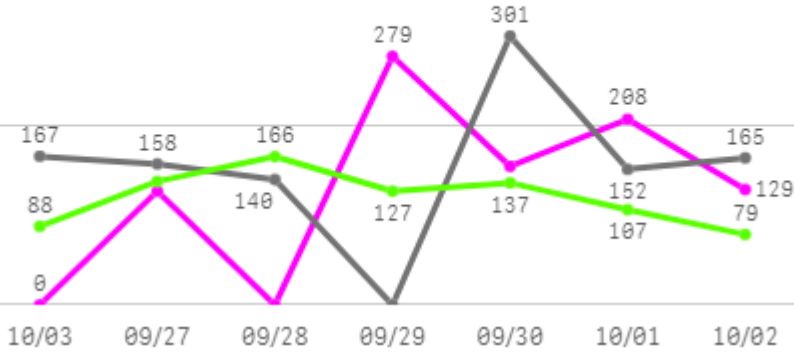
구분	품목(종)명
상승 품목(종)	(선)갈치(5%),건세멸치(5%),물오징어(7%),백다다기오이(13%),부추(일반)(19%),빨강 파프리카(13%),양상추(일반)(9%),열무(13%),오이맛고추(9%),자두추희(12%),쪽파(12%),팽이버섯(12%)
하락 품목(종)	가지(-30%),단감 송본(-6%),당근(-8%),대추방울토마토(-13%),대파(일반)(-13%),무(-13%),상추 포기참(-11%),알배기배추(-13%),양배추(-7%),오렌지 네블 수입(-6%),청경채(-20%),토마토(-20%),호박밤 고구마(-11%)
보합 품목(종)(+5%)	(냉)고등어 수입,감귤 하우스,감자 수미(햇),걸홍합,깐마늘 대서,멜론 머스크,바나나 수입,배 신고,배추,사과 홍로,새송이버섯,시금치,애호박,양파,청양고추,포도 샤인머스켓,포도 캠벨얼리

3. 품목(종)별 주간 거래동향

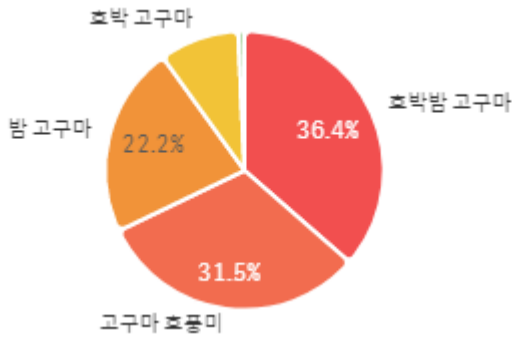
고구마

주간 반입량(톤)

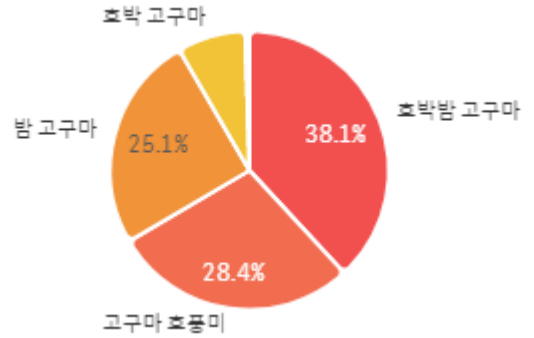
◆ 2025 ● 2024 ▲ 평년



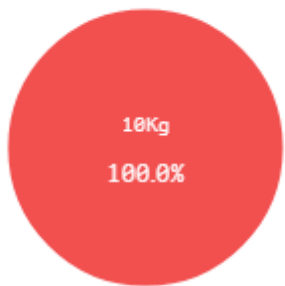
출하 품종별 거래물량 구성비



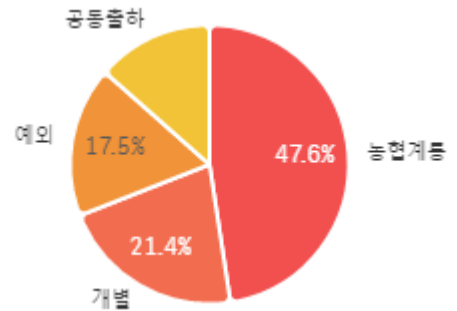
출하 품종별 거래금액 구성비



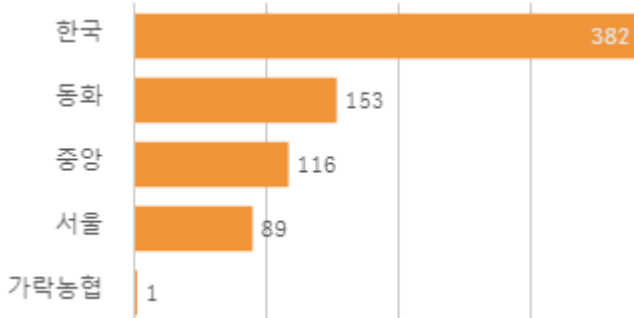
거래 단량별 물량 구성비



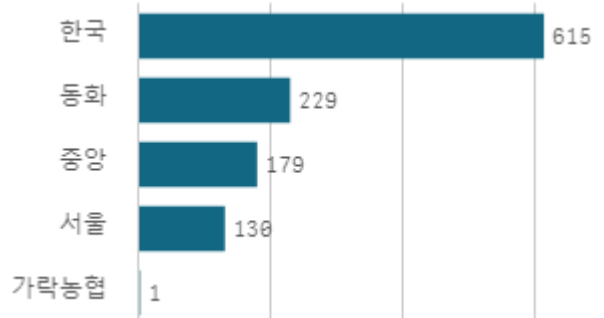
출하자별 거래물량 구성비



도매시장 법인별 거래물량(톤)

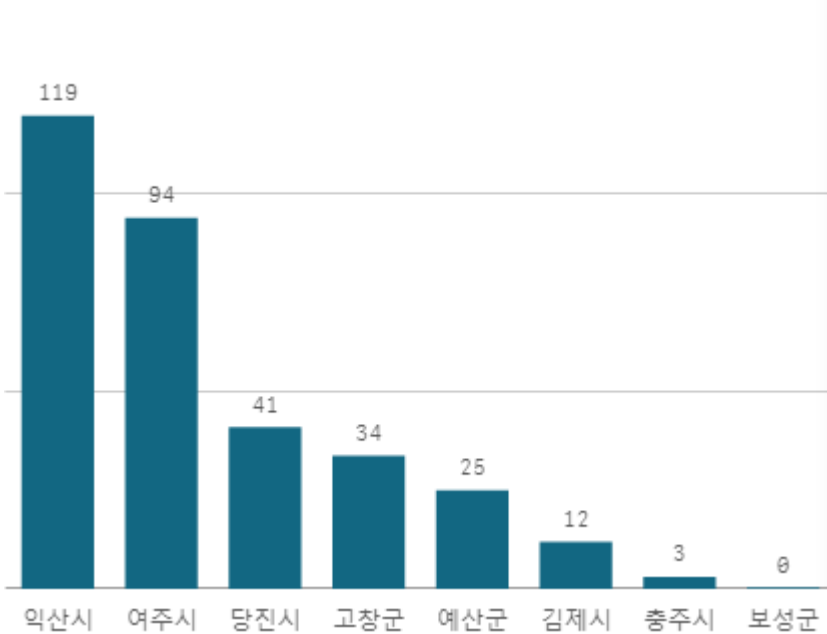


도매시장 법인별 거래금액(백만원)



호박밤 고구마(10Kg)

산지별 거래물량(톤)



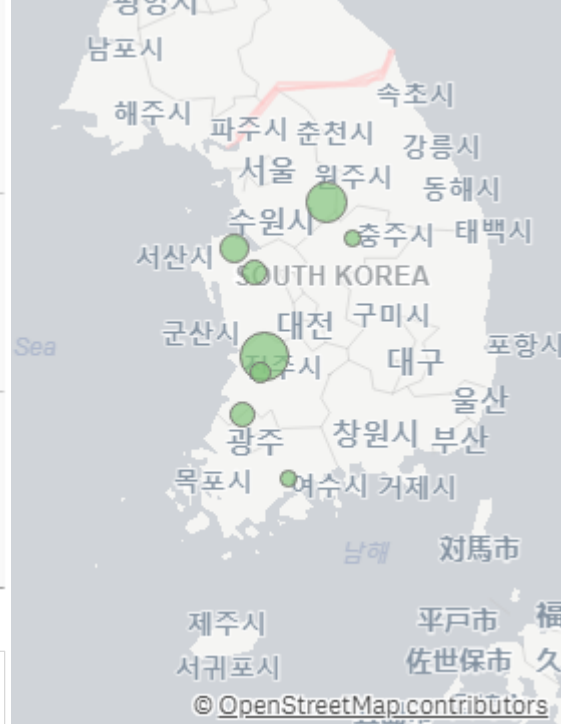
출하산지(개소)

8

출하건수(천건)

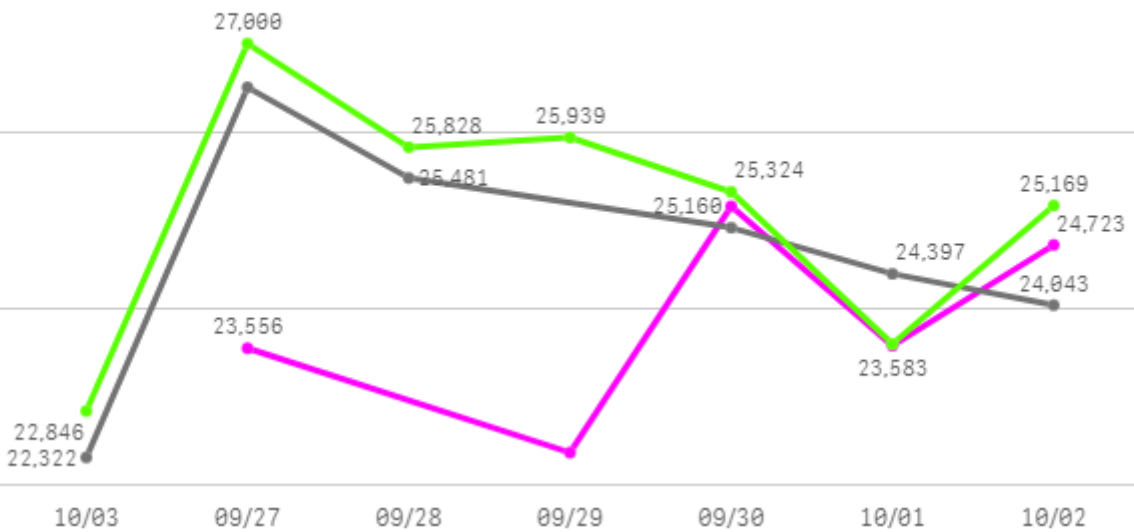
1

산지별 주출하 시군구



주간 도매가격(원)

◆ 2025 ● 2024 ◆ 평년



구분	금주(A)	전주(B)	전월(C)	전년(D)	평년(E)	A/B	A/C	A/D	A/E
가격(원)	23,625	26,498	33,261	24,611	24,038	89.2%	71.0%	96.0%	98.3%

※ 상품 가격 기준

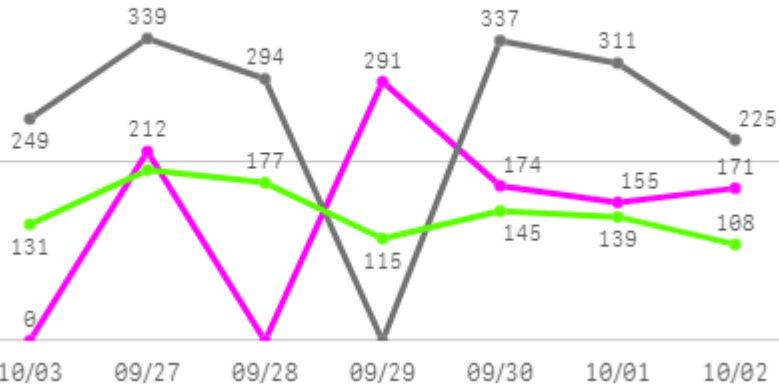
□ 호박밤 고구마(10Kg) 주간 가격

구분	Q	품종	Q	단량	Q	특	상	보통	하
2025-09-27		호박밤 고구마		10Kg		29,568	23,556	16,601	8,397
2025-09-29		호박밤 고구마		10Kg		32,508	22,377	15,761	6,925
2025-09-30		호박밤 고구마		10Kg		29,588	25,160	17,795	9,530
2025-10-01		호박밤 고구마		10Kg		28,925	23,583	15,022	7,150
2025-10-02		호박밤 고구마		10Kg		29,818	24,723	16,637	6,477
평균						30,081	23,880	16,363	7,696

감자

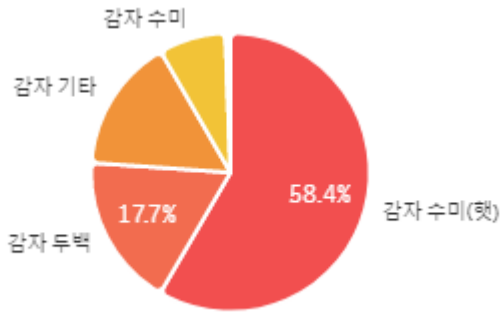
주간 반입량(톤)

◆ 2025 ● 2024 ▲ 평년

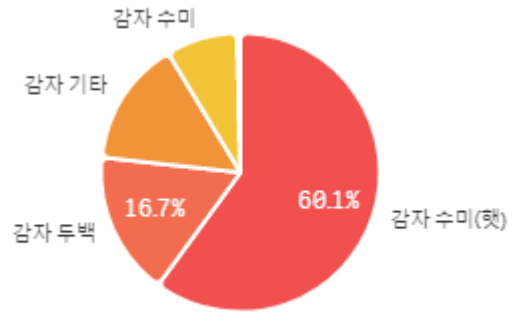


구분	금주(A)	전주(B)	전월(C)	전년(D)	평년(E)	A/B	A/C	A/D	A/E
물량(톤)	1,003	1,414	1,574	1,755	1,141	70.9%	63.7%	57.1%	87.9%

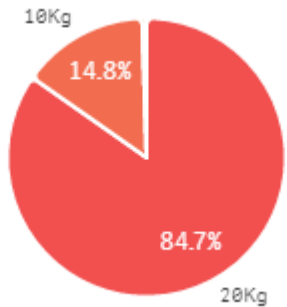
출하 품종별 거래물량 구성비



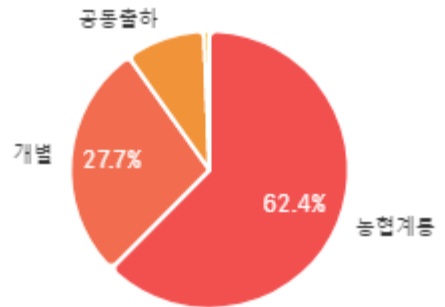
출하 품종별 거래금액 구성비



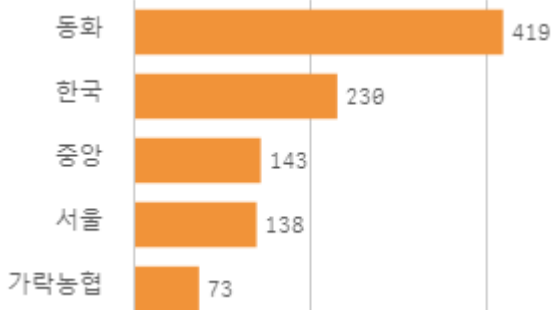
거래 단량별 물량 구성비



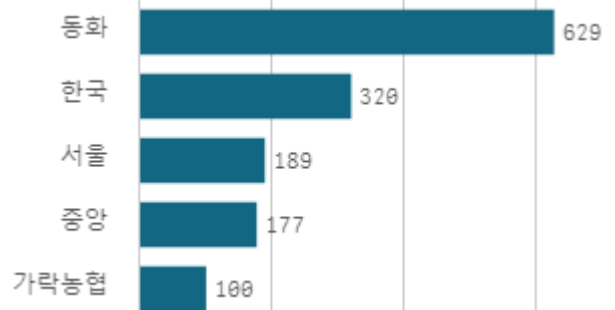
출하자별 거래물량 구성비



도매시장 법인별 거래물량(톤)

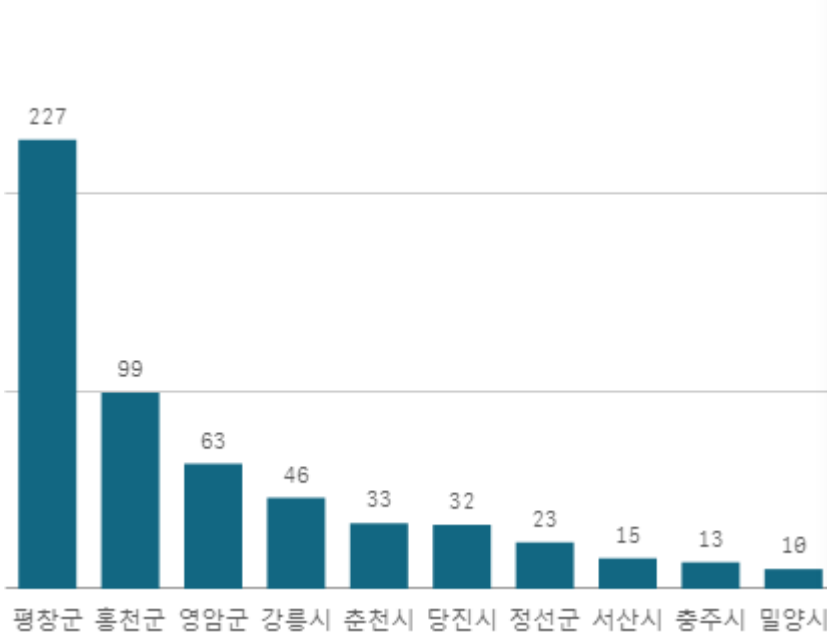


도매시장 법인별 거래금액(백만원)



감자 수미(햇) (20Kg)

산지별 거래물량(톤)



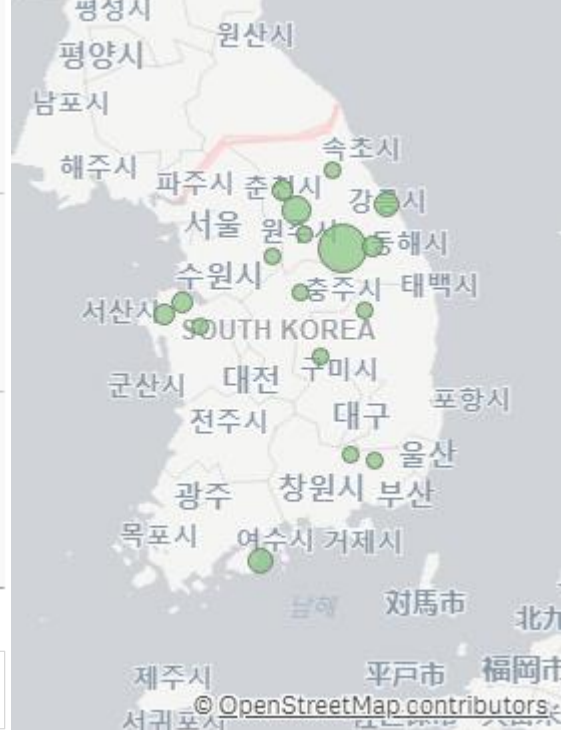
출하산지(개소)

17

출하건수(천건)

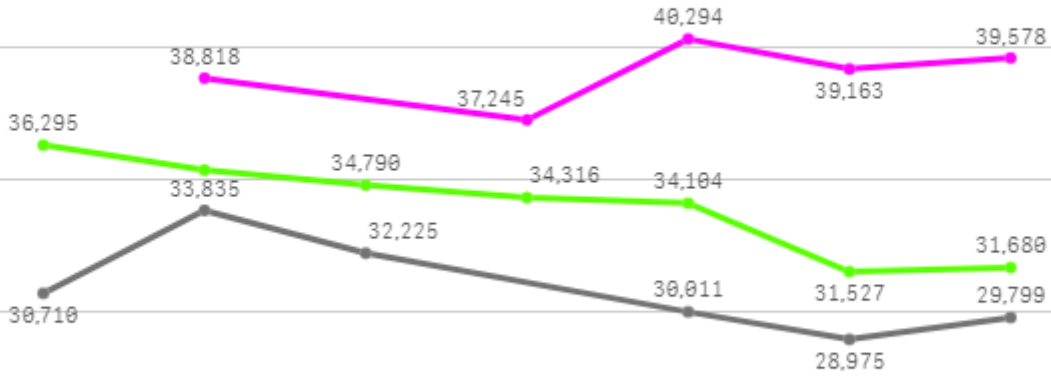
1

산지별 주출하 시군구



주간 도매가격(원)

◆ 2025 ● 2024 ◆ 평년



10/03 09/27 09/28 09/29 09/30 10/01 10/02

구분	금주(A)	전주(B)	전월(C)	전년(D)	평년(E)	A/B	A/C	A/D	A/E
가격(원)	38,766	38,397	37,915	30,926	36,981	101.0%	102.2%	125.4%	104.8%

※ 상품 가격 기준

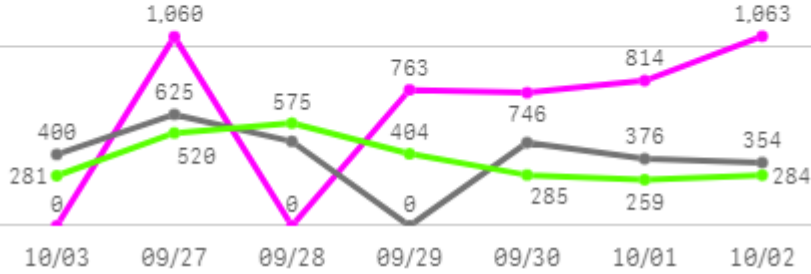
□ 감자 수미(햇)(20Kg) 주간 가격

구분	Q	품종	Q	단량	Q	특	상	보통	하
2025-09-27		감자 수미(햇)		20Kg		42,710	38,818	29,546	15,813
2025-09-29		감자 수미(햇)		20Kg		40,897	37,245	27,322	13,572
2025-09-30		감자 수미(햇)		20Kg		42,129	40,294	30,455	16,000
2025-10-01		감자 수미(햇)		20Kg		43,996	39,163	28,984	15,133
2025-10-02		감자 수미(햇)		20Kg		45,667	39,578	27,747	13,460
평균						43,080	39,020	28,811	14,796

배추

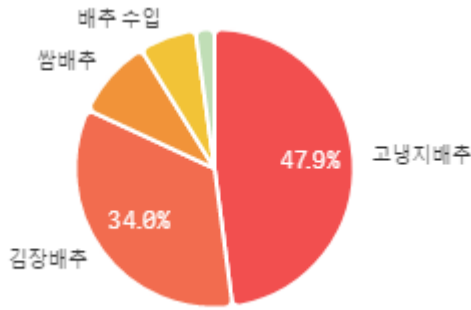
주간 반입량(톤)

2025 2024 평년

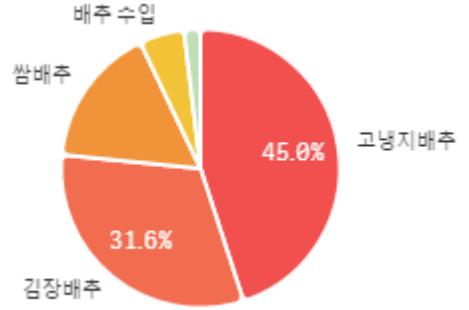


구분	금주(A)	전주(B)	전월(C)	전년(D)	평년(E)	A/B	A/C	A/D	A/E
물량(톤)	4,446	4,204	3,057	2,696	3,041	105.8%	145.5%	164.9%	146.2%

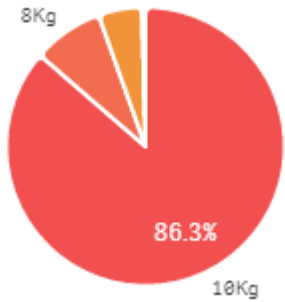
출하 품종별 거래물량 구성비



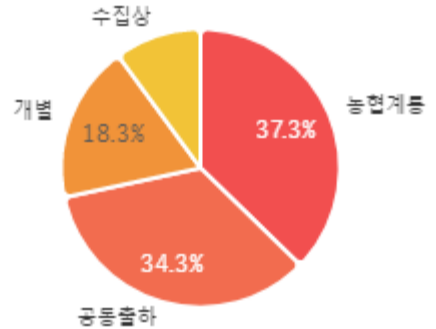
출하 품종별 거래금액 구성비



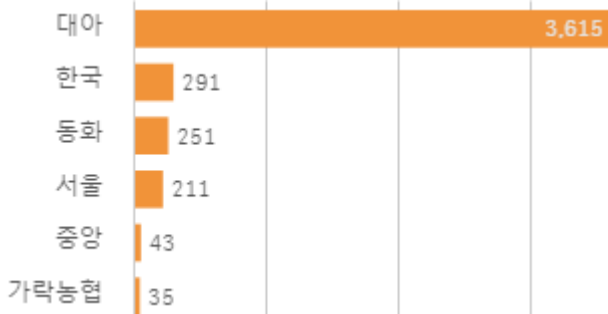
거래 단량별 물량 구성비



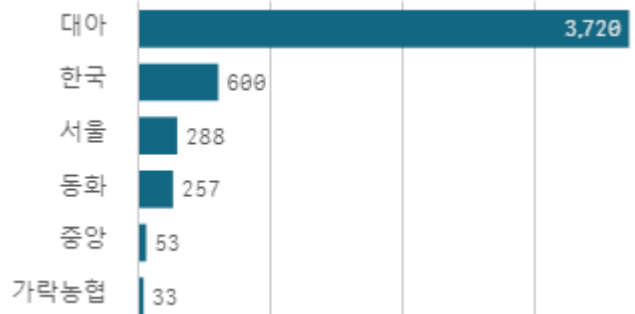
출하자별 거래물량 구성비



도매시장 법인별 거래물량(톤)

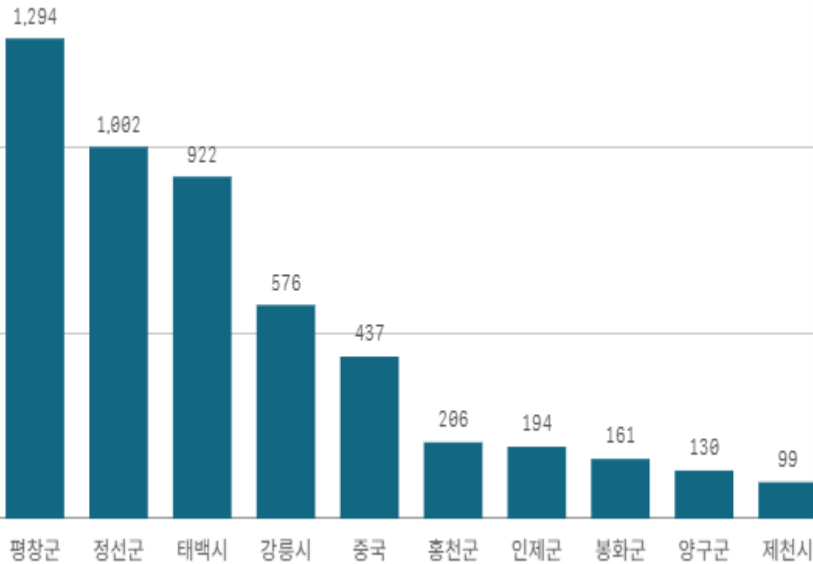


도매시장 법인별 거래금액(백만원)



배추(10Kg)

산지별 거래물량(톤)



산지별 주출하 시군구



출하산지(개소)

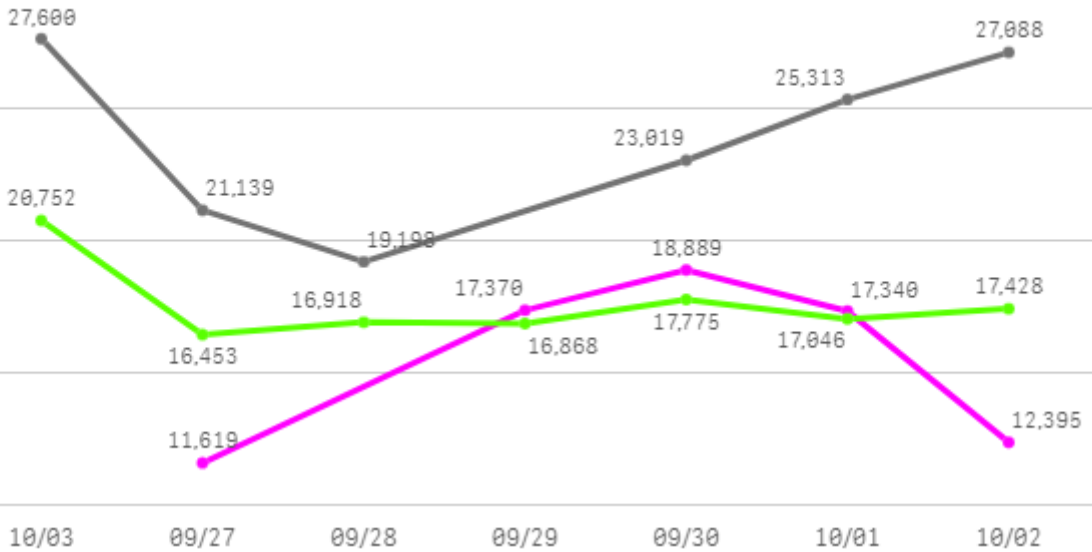
25

출하건수(천건)

4

주간 도매가격(원)

◆ 2025 ● 2024 ◆ 평년



구분	금주(A)	전주(B)	전월(C)	전년(D)	평년(E)	A/B	A/C	A/D	A/E
가격(원)	15,144	15,484	16,071	23,893	15,684	97.8%	94.2%	63.4%	96.6%

※ 상품 가격 기준

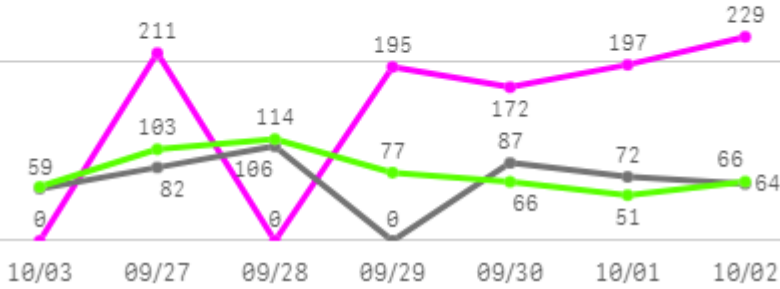
□ 배추(10Kg) 주간 가격

구분	Q	품종	Q	단량	Q	특	상	보통	하
2025-09-27		배추		10Kg		20,816	11,619	5,222	1,803
2025-09-29		배추		10Kg		29,565	17,370	9,207	3,780
2025-09-30		배추		10Kg		29,899	18,889	10,629	4,506
2025-10-01		배추		10Kg		27,248	17,340	10,767	5,028
2025-10-02		배추		10Kg		24,044	12,395	6,179	2,255
평균						26,314	15,523	8,401	3,474

알배기배추

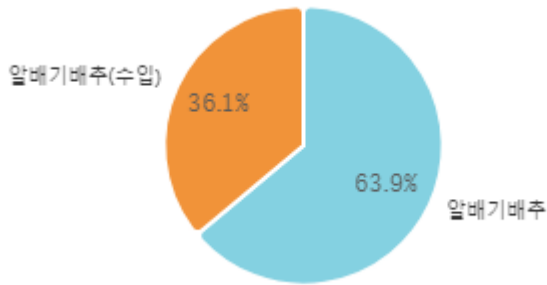
주간 반입량(톤)

◆ 2025 ● 2024 ▲ 평년

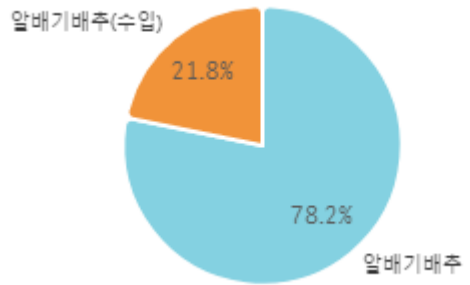


구분	금주(A)	전주(B)	전월(C)	전년(D)	평년(E)	A/B	A/C	A/D	A/E
물량(톤)	1,004	920	747	470	668	109.2%	134.4%	213.6%	150.3%

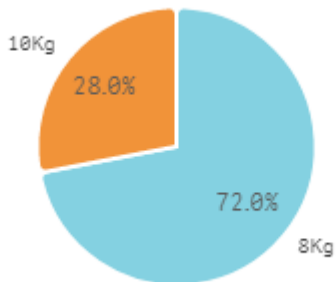
출하 품종별 거래물량 구성비



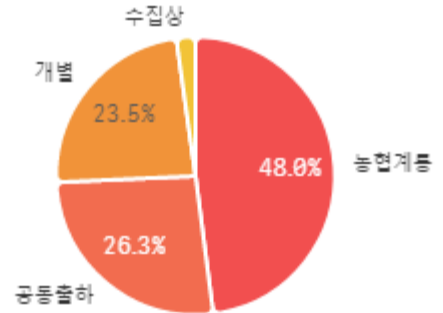
출하 품종별 거래금액 구성비



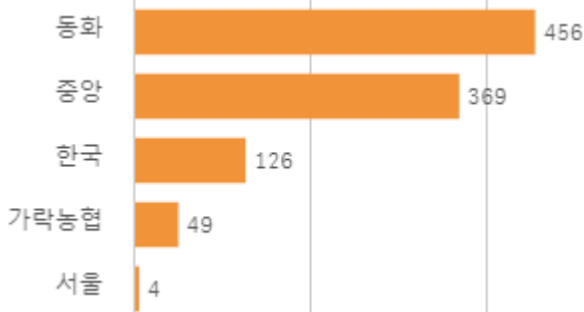
거래 단량별 물량 구성비



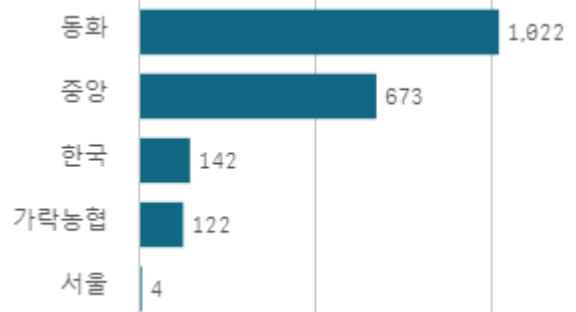
출하자별 거래물량 구성비



도매시장 법인별 거래물량(톤)

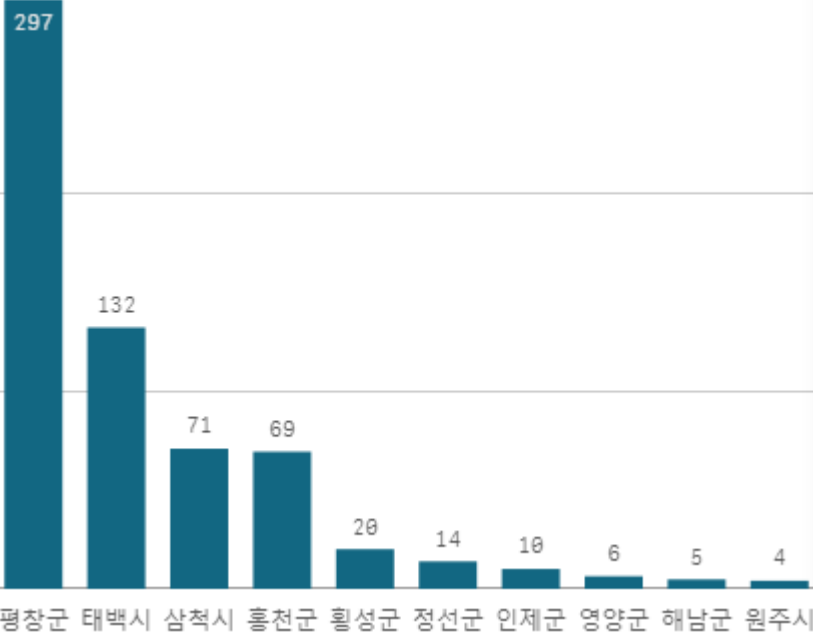


도매시장 법인별 거래금액(백만원)



알배기배추(8Kg)

산지별 거래물량(톤)



출하산지(개소)

16

출하건수(천건)

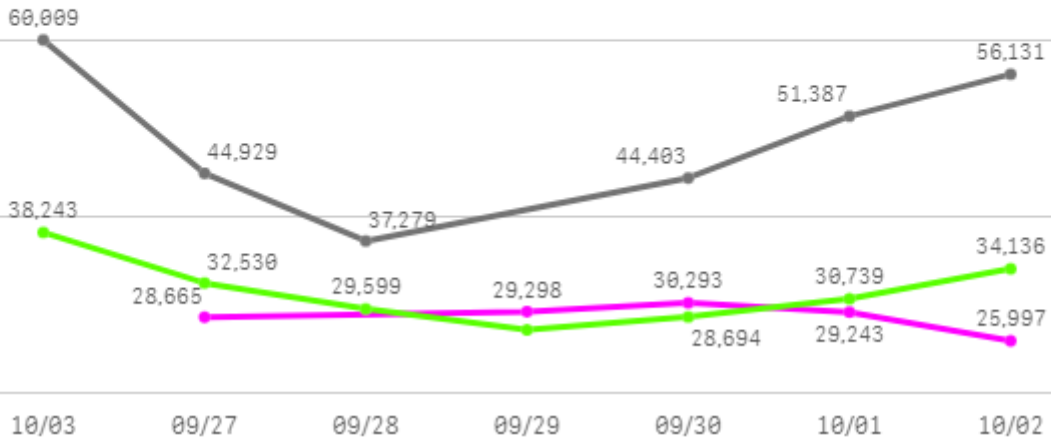
2

산지별 주출하 시군구



주간 도매가격(원)

◆ 2025 ● 2024 ◆ 평년



구분	금주(A)	전주(B)	전월(C)	전년(D)	평년(E)	A/B	A/C	A/D	A/E
가격(원)	29,073	33,443	42,877	49,023	29,375	86.9%	67.8%	59.3%	99.0%

※ 상품 가격 기준

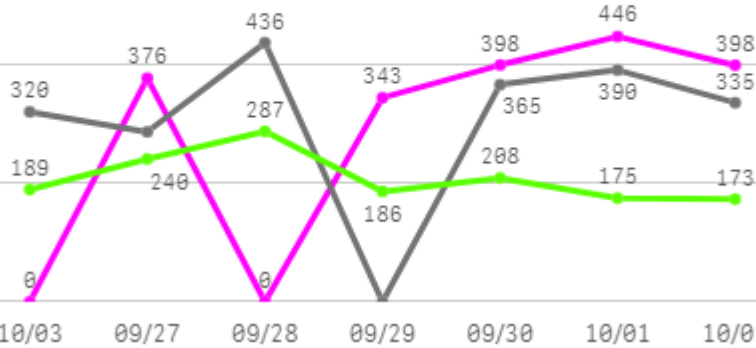
□ 알배기배추(8Kg) 주간 가격

구분	Q	품종	Q	단량	Q	특	상	보통	하
2025-09-27		알배기배추		8Kg		39,297	28,665	14,258	7,612
2025-09-29		알배기배추		8Kg		38,709	29,298	13,784	6,351
2025-09-30		알배기배추		8Kg		39,805	30,293	16,611	8,142
2025-10-01		알배기배추		8Kg		37,351	29,243	16,235	7,770
2025-10-02		알배기배추		8Kg		34,824	25,997	11,639	4,374
평균						37,997	28,699	14,505	6,850

양배추

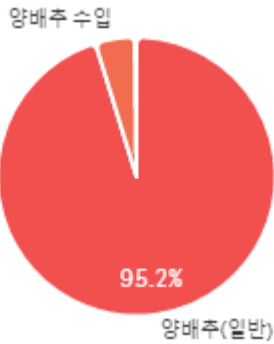
주간 반입량(톤)

◆ 2025 ● 2024 ▲ 평년

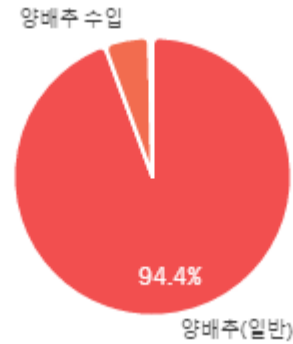


구분	금주(A)	전주(B)	전월(C)	전년(D)	평년(E)	A/B	A/C	A/D	A/E
물량(톤)	1,962	2,280	2,288	2,132	1,662	86.0%	85.8%	92.0%	118.1%

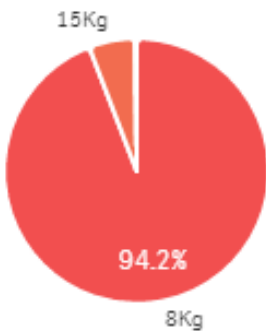
출하 품종별 거래물량 구성비



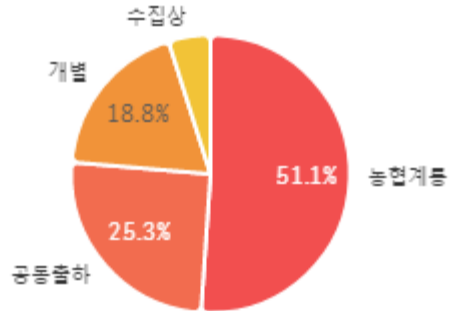
출하 품종별 거래금액 구성비



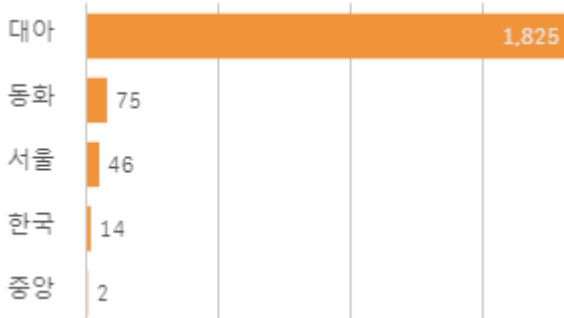
거래 단량별 물량 구성비



출하자별 거래물량 구성비



도매시장 법인별 거래물량(톤)

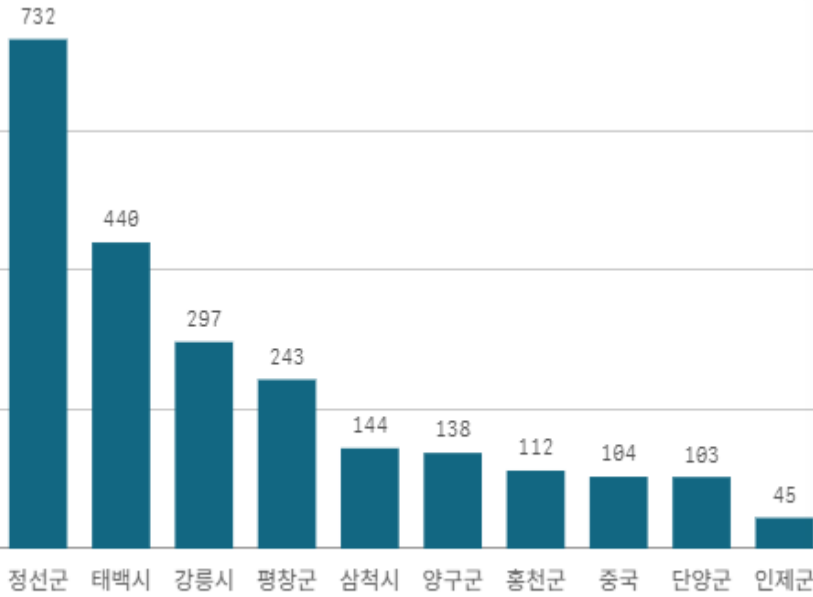


도매시장 법인별 거래금액(백만원)



양배추(8Kg)

산지별 거래물량(톤)



출하산지(개소)

11

출하건수(천건)

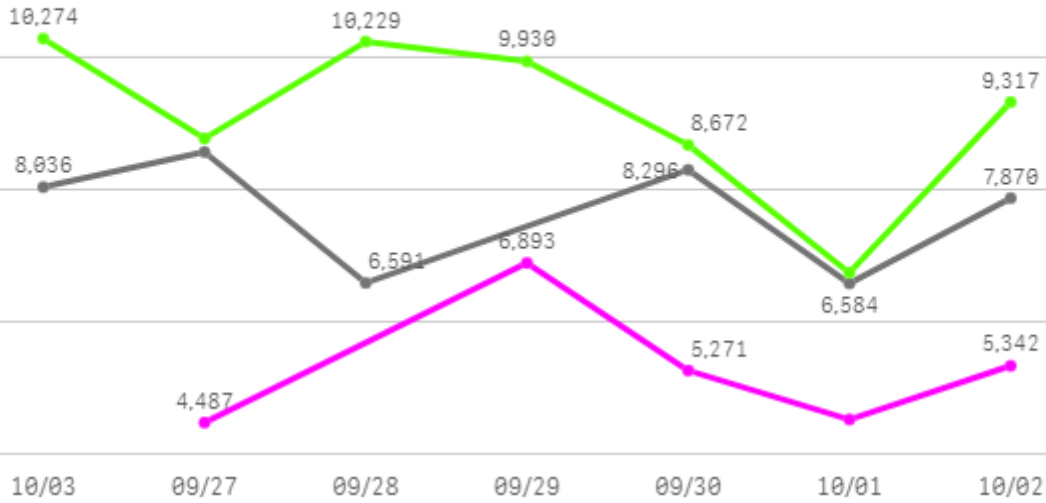
1

산지별 주출하 시군구



주간 도매가격(원)

◆ 2025 ● 2024 ◆ 평년



구분	금주(A)	전주(B)	전월(C)	전년(D)	평년(E)	A/B	A/C	A/D	A/E
가격(원)	5,294	5,695	7,248	7,657	6,337	93.0%	73.0%	69.1%	83.5%

※ 상품 가격 기준

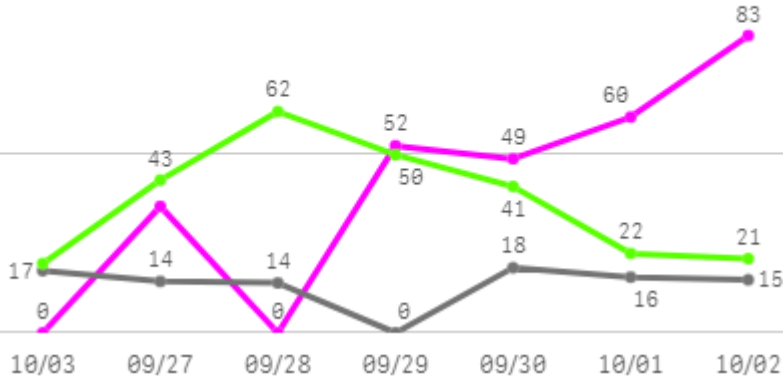
□ 양배추(8Kg) 주간 가격

구분	Q	품종	Q	단량	Q	특	상	보통	하
2025-09-27		양배추		8Kg		6,570	4,487	3,500	2,807
2025-09-29		양배추		8Kg		9,088	6,893	5,316	3,512
2025-09-30		양배추		8Kg		7,703	5,271	3,733	2,484
2025-10-01		양배추		8Kg		6,755	4,534	3,406	2,290
2025-10-02		양배추		8Kg		8,509	5,342	3,659	2,135
평균						7,725	5,305	3,923	2,646

시금치

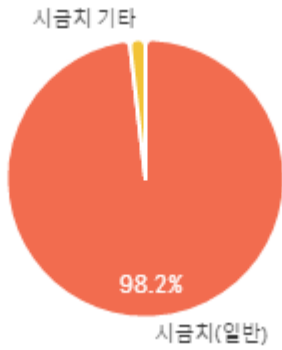
주간 반입량(톤)

◆ 2025 ● 2024 ▲ 평년

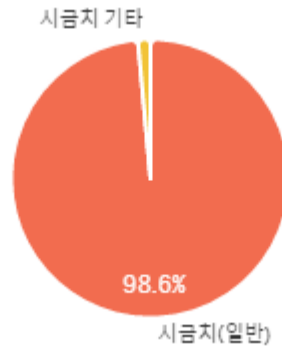


구분	금주(A)	전주(B)	전월(C)	전년(D)	평년(E)	A/B	A/C	A/D	A/E
물량(톤)	281	131	58	95	232	214.1%	485.7%	296.6%	120.7%

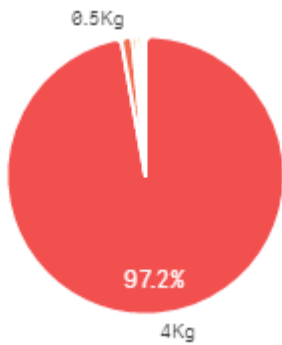
출하 품종별 거래물량 구성비



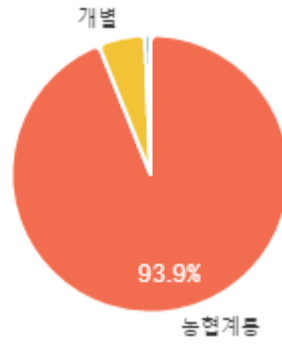
출하 품종별 거래금액 구성비



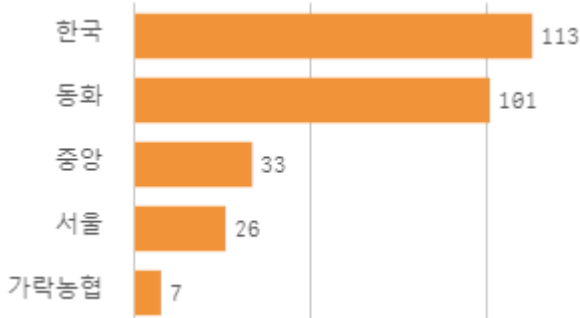
거래 단량별 물량 구성비



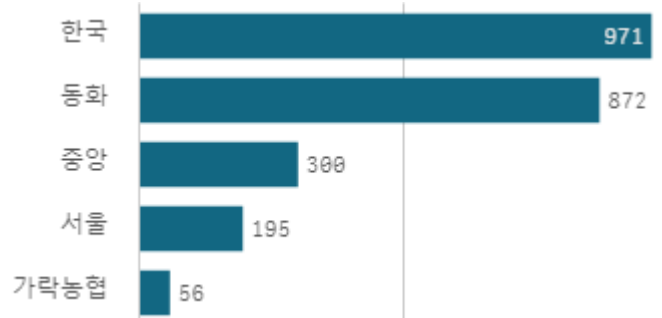
출하자별 거래물량 구성비



도매시장 법인별 거래물량(톤)

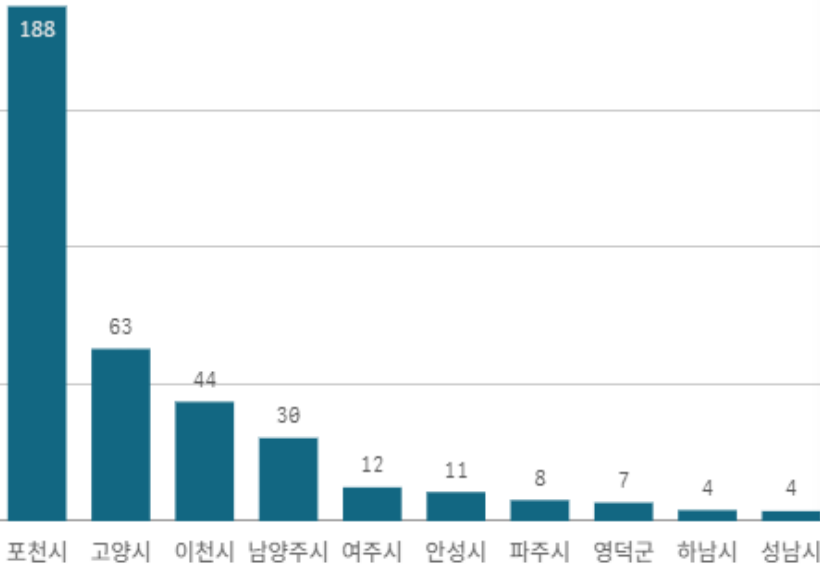


도매시장 법인별 거래금액(백만원)



시금치(4Kg)

산지별 거래물량(톤)



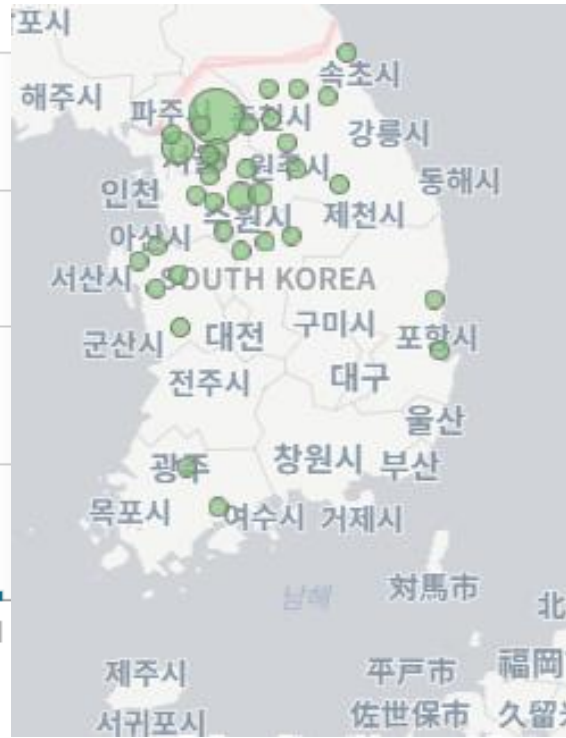
출하산지(개소)

39

출하건수(천건)

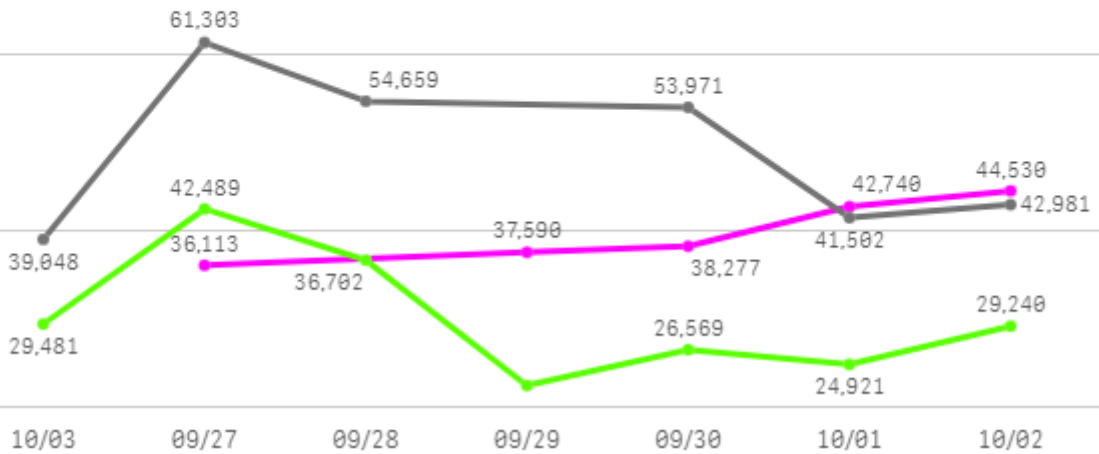
3

산지별 주출하 시군구



주간 도매가격(원)

◆ 2025 ● 2024 ▲ 평년



구분	금주(A)	전주(B)	전월(C)	전년(D)	평년(E)	A/B	A/C	A/D	A/E
가격(원)	38,056	37,752	73,805	48,911	35,832	100.8%	51.6%	77.8%	106.2%

※ 상품 가격 기준

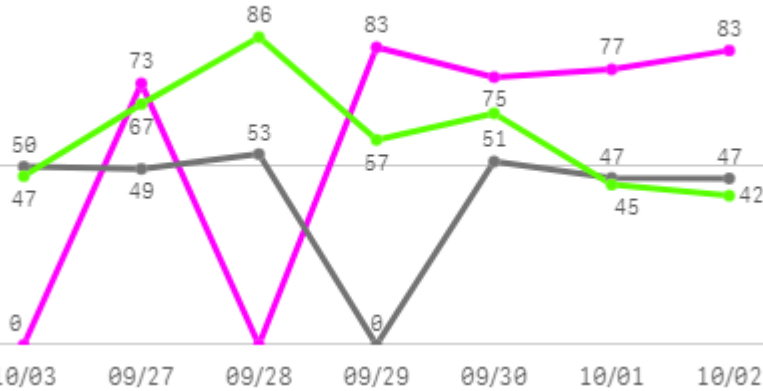
□ 시금치(4Kg) 주간 가격

구분	Q	품종	Q	단량	Q	특	상	보통	하
2025-09-27		시금치		4Kg		43,266	36,113	30,195	24,024
2025-09-29		시금치		4Kg		44,321	37,590	29,859	21,994
2025-09-30		시금치		4Kg		46,014	38,277	29,963	23,084
2025-10-01		시금치		4Kg		53,055	42,740	34,389	25,294
2025-10-02		시금치		4Kg		56,952	44,530	37,106	26,983
평균						48,722	39,850	32,302	24,276

상추

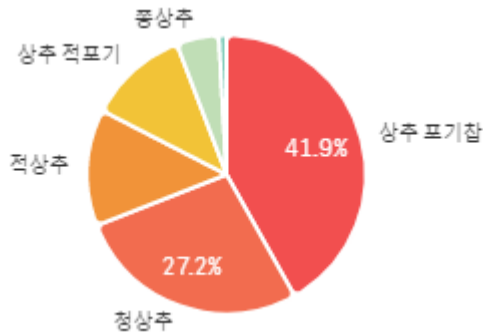
주간 반입량(톤)

◆ 2025 ● 2024 ▲ 평년

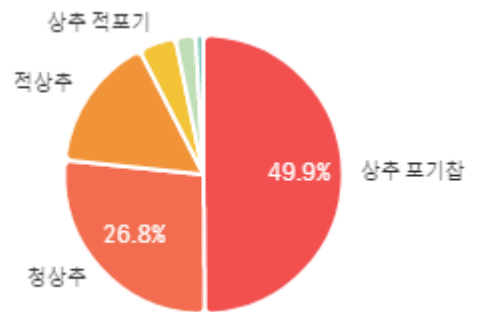


구분	금주(A)	전주(B)	전월(C)	전년(D)	평년(E)	A/B	A/C	A/D	A/E
물량(톤)	391	396	471	298	417	99.0%	83.2%	131.5%	93.8%

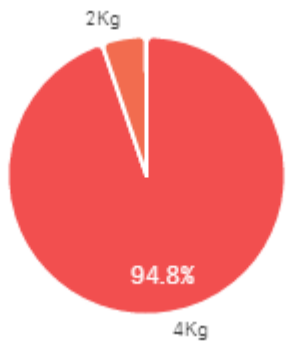
출하 품종별 거래물량 구성비



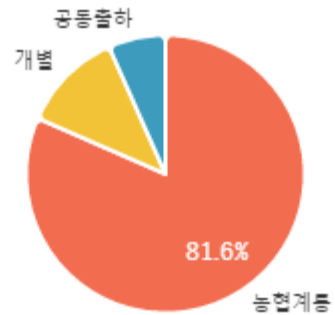
출하 품종별 거래금액 구성비



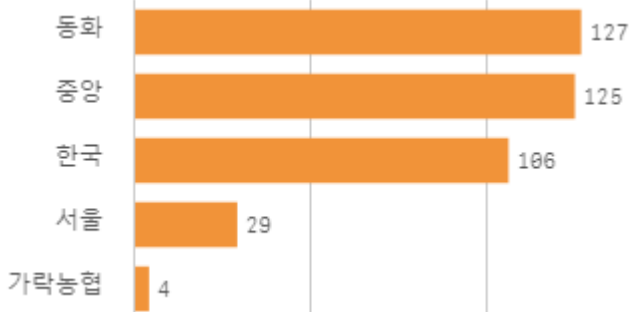
거래 단량별 물량 구성비



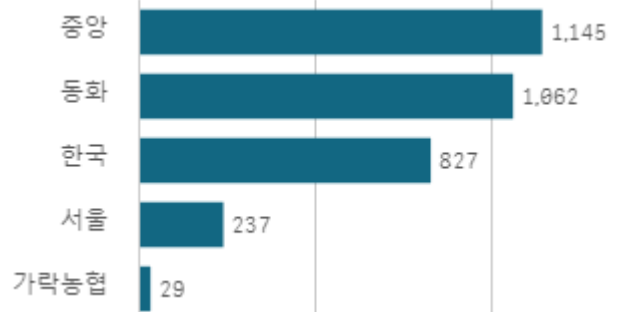
출하자별 거래물량 구성비



도매시장 법인별 거래물량(톤)

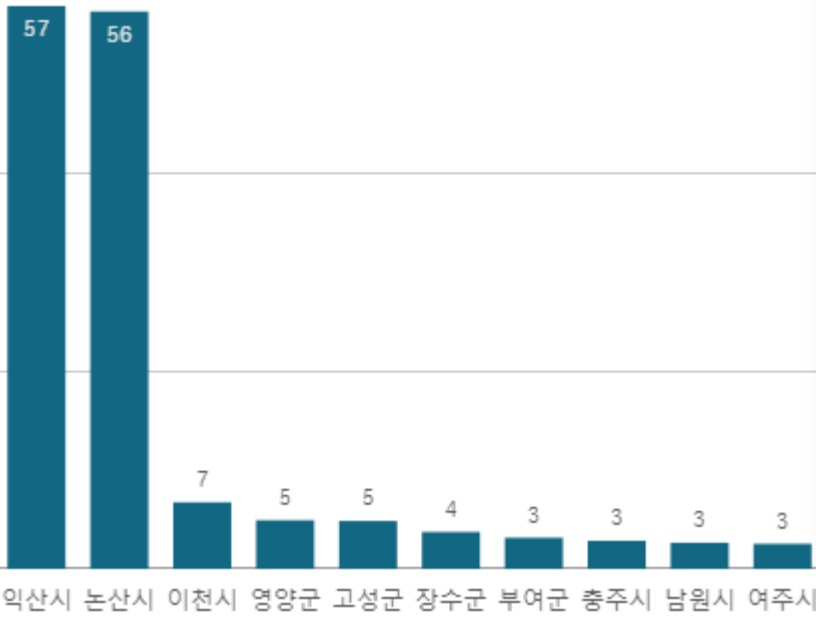


도매시장 법인별 거래금액(백만원)



상추 포기잡(4Kg)

산지별 거래물량(톤)



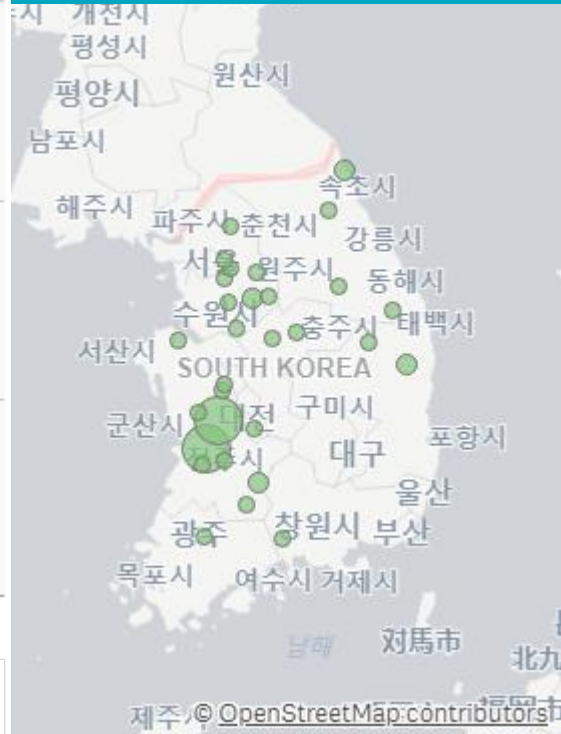
출하산지(개소)

31

출하건수(천건)

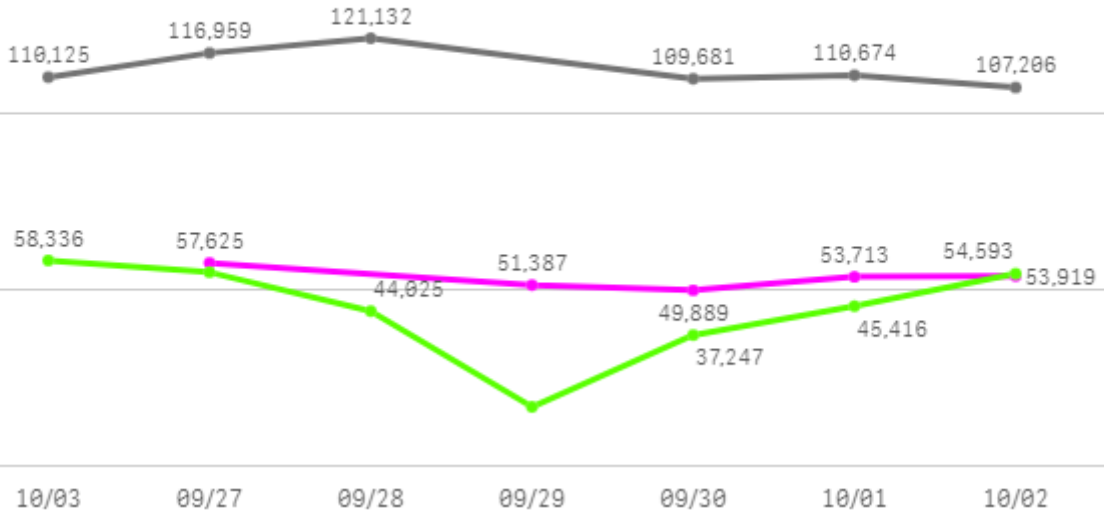
2

산지별 주출하 시군구



주간 도매가격(원)

◆ 2025 ● 2024 ◆ 평년



구분	금주(A)	전주(B)	전월(C)	전년(D)	평년(E)	A/B	A/C	A/D	A/E
가격(원)	53,963	60,463	37,812	112,630	51,935	89.2%	142.7%	47.9%	103.9%

※ 상품 가격 기준

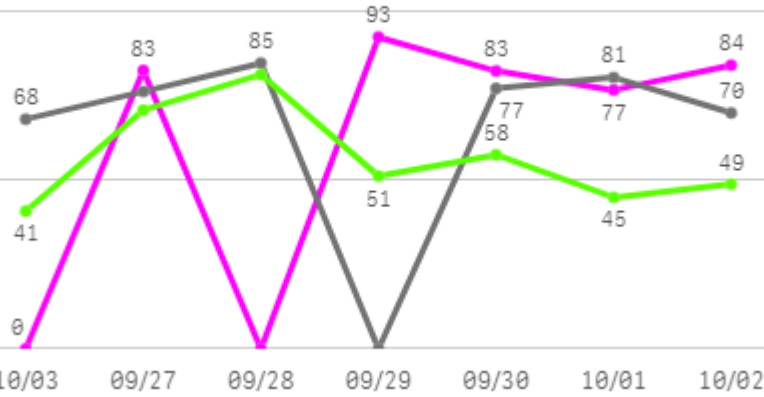
□ 상추 포기잡(4Kg) 주간 가격

구분	Q	품종	Q	단량	Q	특	상	보통	하
2025-09-27		상추 포기잡		4Kg		-	57,625	46,664	31,998
2025-09-29		상추 포기잡		4Kg		-	51,387	42,033	29,327
2025-09-30		상추 포기잡		4Kg		-	49,889	41,227	26,459
2025-10-01		상추 포기잡		4Kg		-	53,713	43,833	30,540
2025-10-02		상추 포기잡		4Kg		-	53,919	46,440	32,268
평균						-	53,307	44,039	30,118

부추

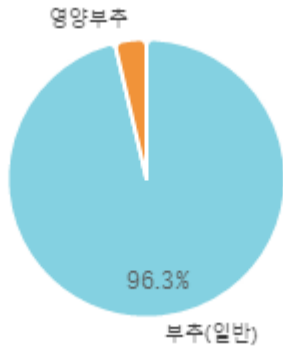
주간 반입량(톤)

◆ 2025 ● 2024 ▲ 평년

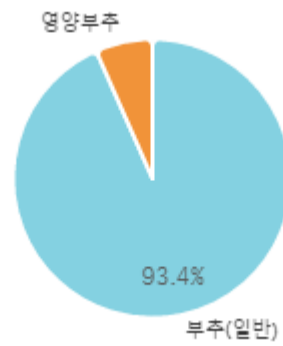


구분	금주(A)	전주(B)	전월(C)	전년(D)	평년(E)	A/B	A/C	A/D	A/E
물량(톤)	419	443	449	458	417	94.5%	93.4%	91.6%	100.4%

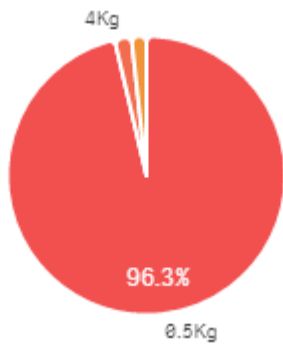
출하 품종별 거래물량 구성비



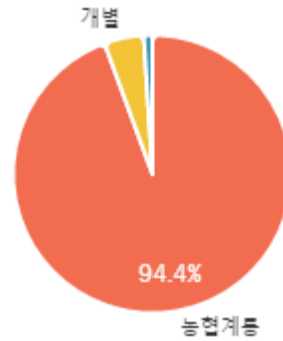
출하 품종별 거래금액 구성비



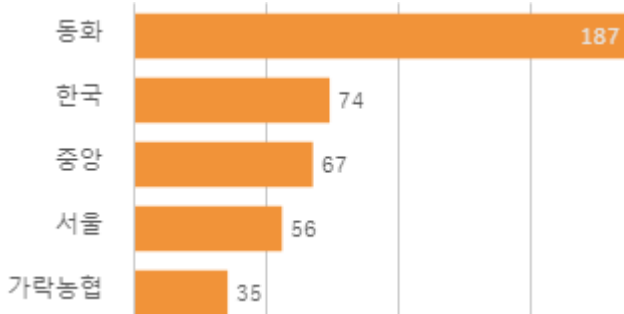
거래 단량별 물량 구성비



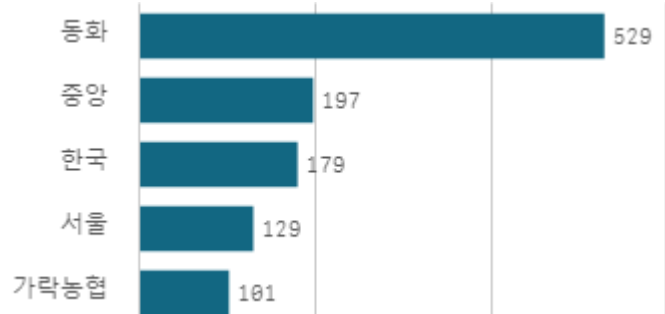
출하자별 거래물량 구성비



도매시장 법인별 거래물량(톤)

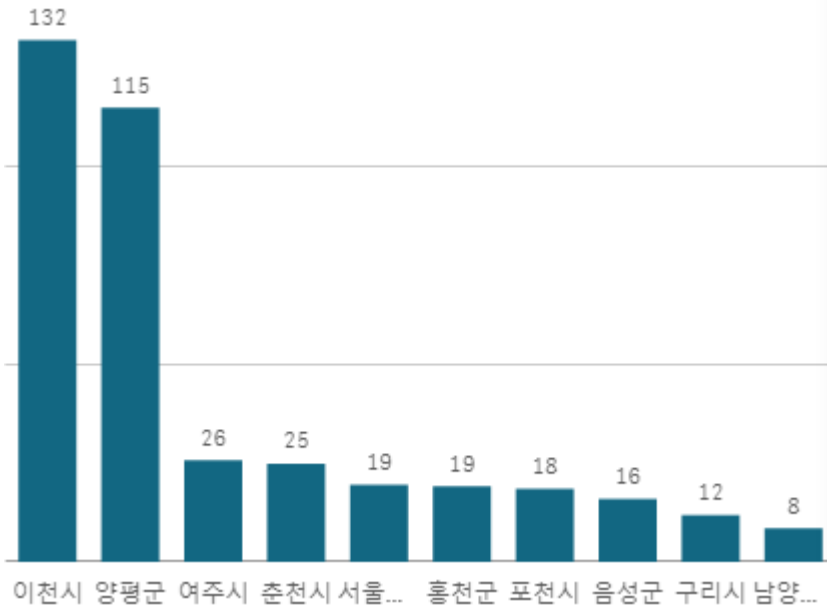


도매시장 법인별 거래금액(백만원)



부추(일반) (0.5Kg)

산지별 거래물량(톤)



출하산지(개소)

20

출하건수(천건)

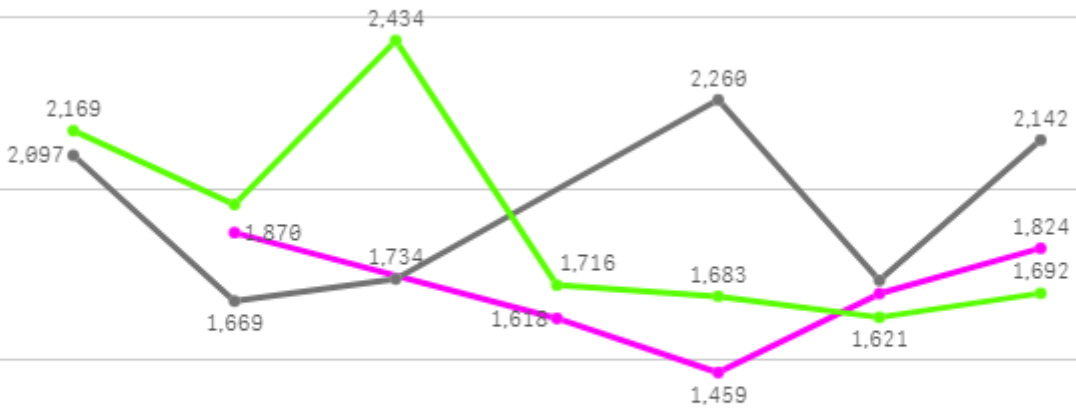
2

산지별 주출하 시군구



주간 도매가격(원)

◆ 2025 ● 2024 ◆ 평년



10/03

09/27

09/28

09/29

09/30

10/01

10/02

구분	금주(A)	전주(B)	전월(C)	전년(D)	평년(E)	A/B	A/C	A/D	A/E
가격(원)	1,706	1,432	2,443	1,939	1,788	119.1%	69.8%	88.0%	95.4%

※ 상품 가격 기준

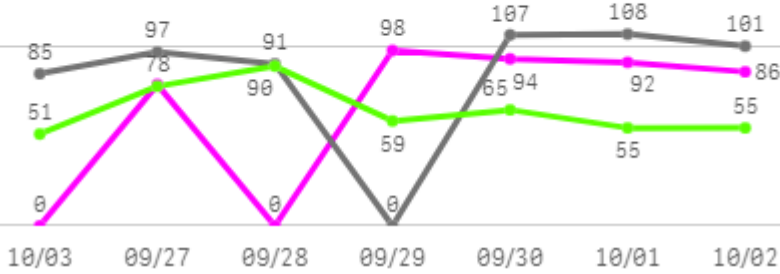
□ 부추(일반)(0.5Kg) 주간 가격

구분	Q	품종	Q	단량	Q	특	상	보통	하
2025-09-27		부추(일반)		0.5Kg		-	1,870	1,520	1,236
2025-09-29		부추(일반)		0.5Kg		-	1,618	1,272	1,046
2025-09-30		부추(일반)		0.5Kg		-	1,459	1,169	950
2025-10-01		부추(일반)		0.5Kg		-	1,691	1,364	1,111
2025-10-02		부추(일반)		0.5Kg		-	1,824	1,398	1,100
평균						-	1,692	1,345	1,089

열무

주간 반입량(톤)

◆ 2025 ● 2024 ▲ 평년

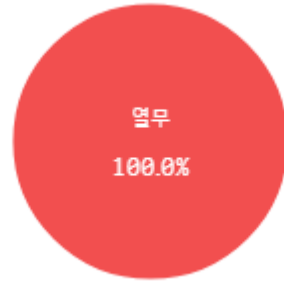


구분	금주(A)	전주(B)	전월(C)	전년(D)	평년(E)	A/B	A/C	A/D	A/E
물량(톤)	449	567	782	589	494	79.3%	57.5%	76.3%	91.0%

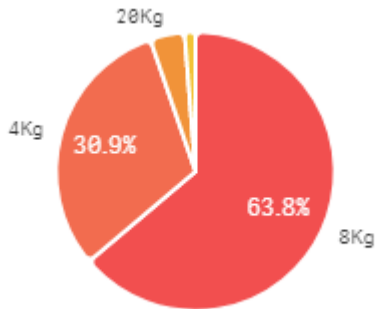
출하 품종별 거래물량 구성비



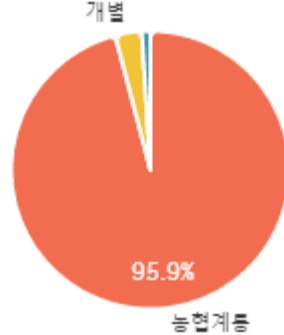
출하 품종별 거래금액 구성비



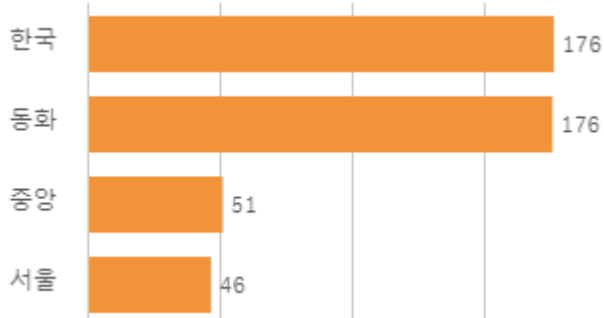
거래 단량별 물량 구성비



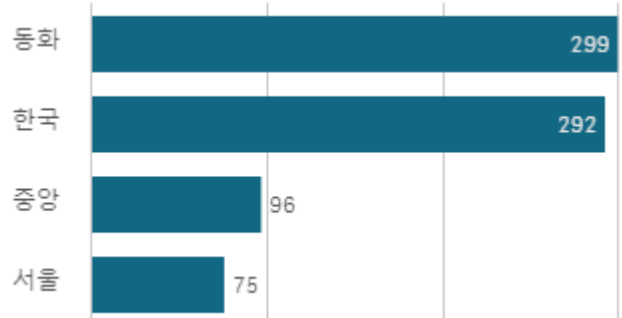
출하자별 거래물량 구성비



도매시장 법인별 거래물량(톤)

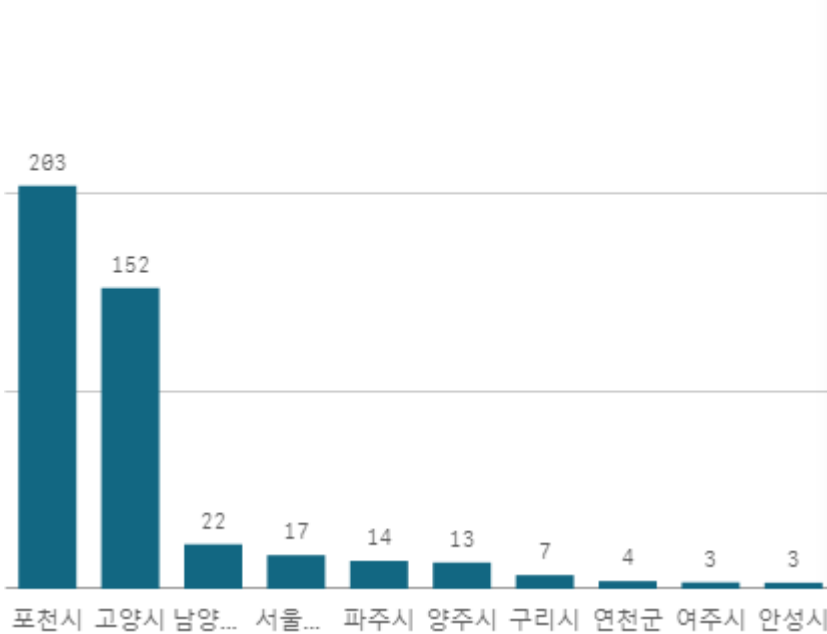


도매시장 법인별 거래금액(백만원)



열무(4Kg)

산지별 거래물량(톤)



출하산지(개소)

18

출하건수(천건)

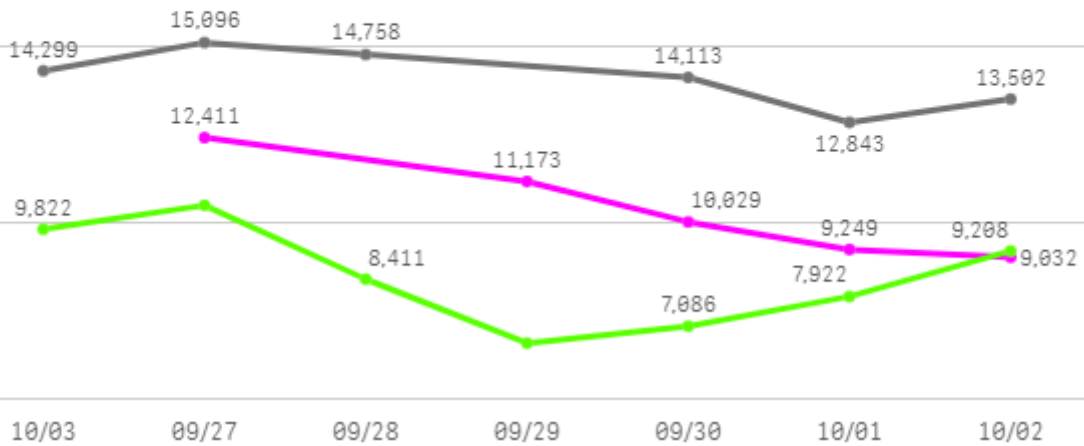
2

산지별 주출하 시군구



주간 도매가격(원)

◆ 2025 ● 2024 ◆ 평년



구분	금주(A)	전주(B)	전월(C)	전년(D)	평년(E)	A/B	A/C	A/D	A/E
가격(원)	11,126	9,865	13,332	14,102	10,319	112.8%	83.5%	78.9%	107.8%

※ 상품 가격 기준

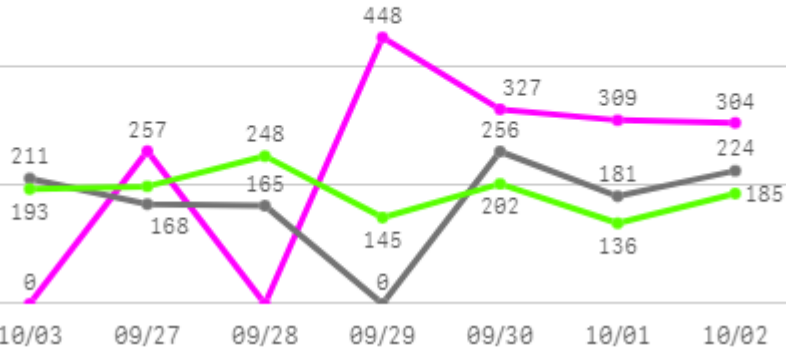
□ 열무(4Kg) 주간 가격

구분	Q	품종	Q	단량	Q	특	상	보통	하
2025-09-27		열무		4Kg		-	12,411	9,483	5,829
2025-09-29		열무		4Kg		-	11,173	9,103	5,864
2025-09-30		열무		4Kg		-	10,029	8,134	5,217
2025-10-01		열무		4Kg		-	9,249	7,191	4,335
2025-10-02		열무		4Kg		-	9,032	7,383	4,243
평균						-	10,379	8,259	5,098

오이

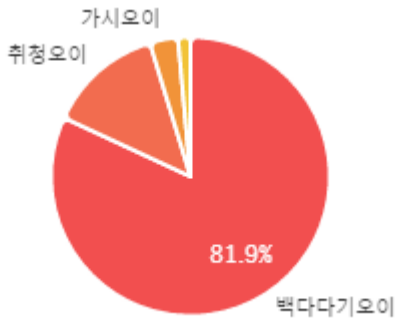
주간 반입량(톤)

◆ 2025 ● 2024 ▲ 평년

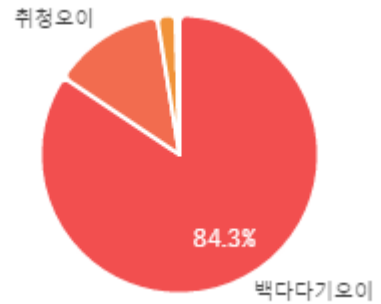


구분	금주(A)	전주(B)	전월(C)	전년(D)	평년(E)	A/B	A/C	A/D	A/E
물량(톤)	1,645	1,628	2,288	1,205	1,445	101.1%	71.9%	136.6%	113.9%

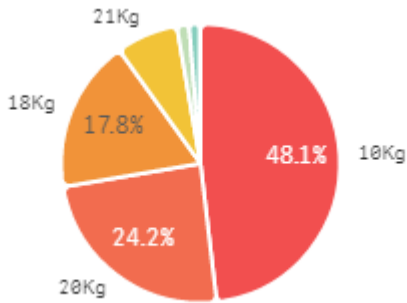
출하 품종별 거래물량 구성비



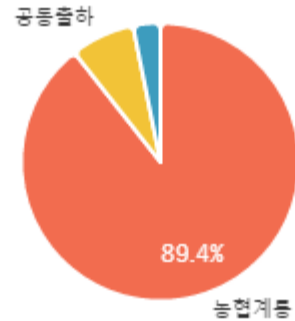
출하 품종별 거래금액 구성비



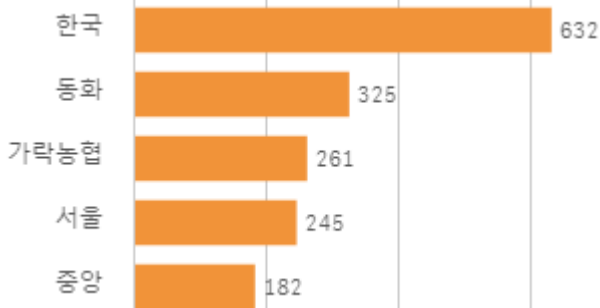
거래 단량별 물량 구성비



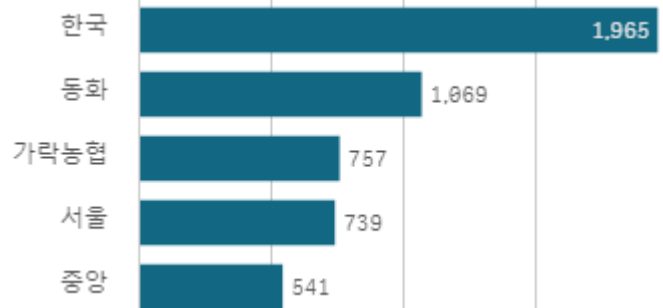
출하자별 거래물량 구성비



도매시장 법인별 거래물량(톤)

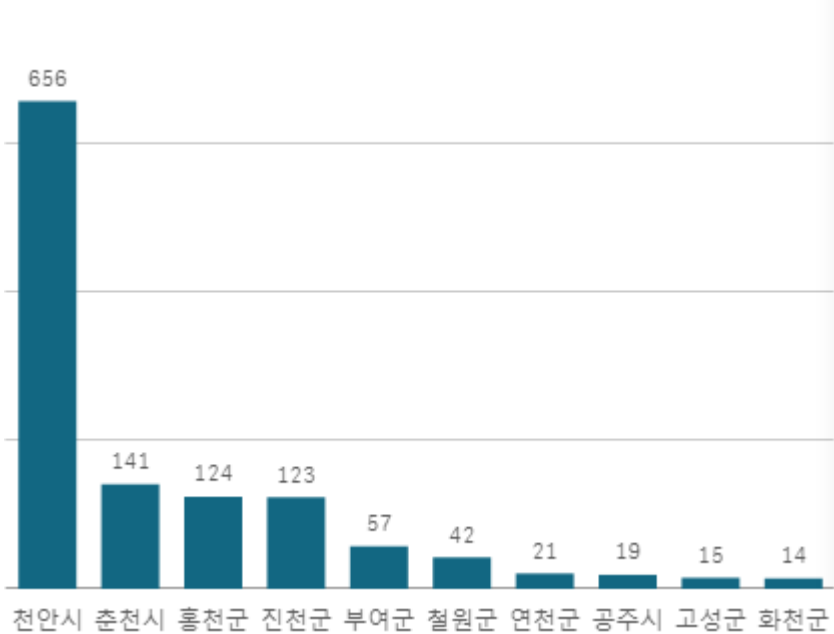


도매시장 법인별 거래금액(백만원)



백다다기오이(100개)

산지별 거래물량(톤)



출하산지(개소)

39

출하건수(천건)

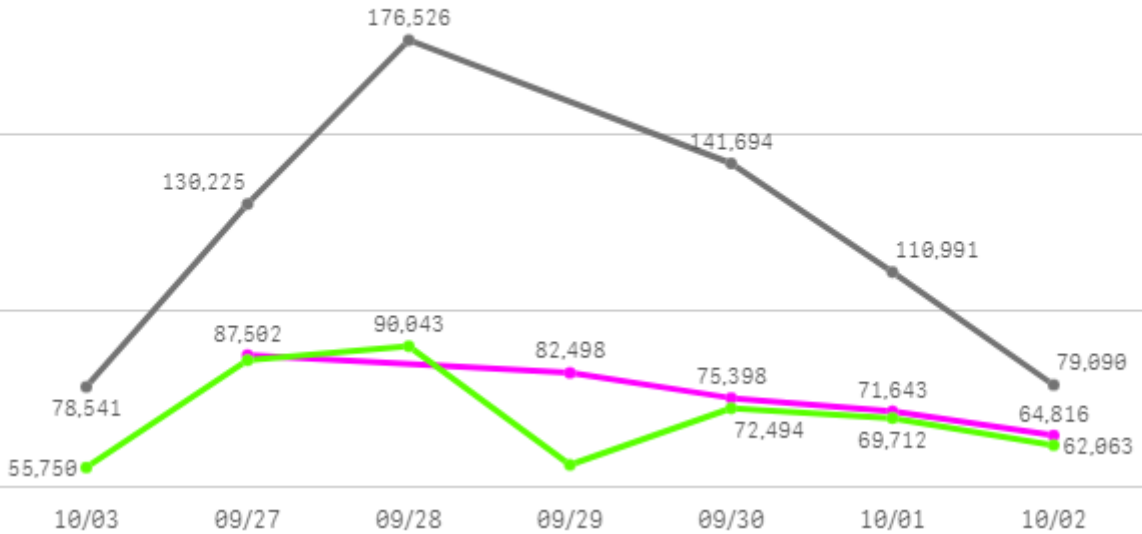
7

산지별 주출하 시군구



주간 도매가격(원)

2025 (pink line) 2024 (grey line) 평년 (green line)



구분	금주(A)	전주(B)	전월(C)	전년(D)	평년(E)	A/B	A/C	A/D	A/E
가격(원)	81,071	71,685	84,691	119,511	78,664	113.1%	95.7%	67.8%	103.1%

※ 상품 가격 기준

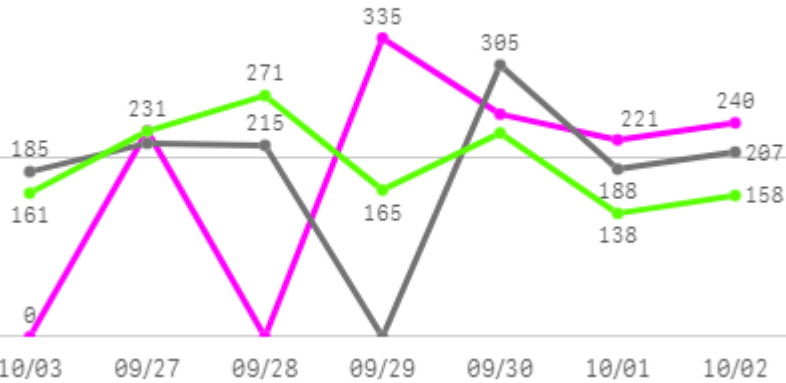
□ 백다다기오이(100개) 주간 가격

구분	Q	품종	Q	단량	Q	특	상	보통	하
2025-09-27		백다다기오이		100개		95,171	87,502	67,622	37,282
2025-09-29		백다다기오이		100개		88,893	82,498	69,107	40,490
2025-09-30		백다다기오이		100개		82,378	75,398	64,409	38,983
2025-10-01		백다다기오이		100개		81,819	71,643	56,863	34,729
2025-10-02		백다다기오이		100개		72,590	64,816	54,280	32,996
평균						84,170	76,371	62,456	36,896

호박

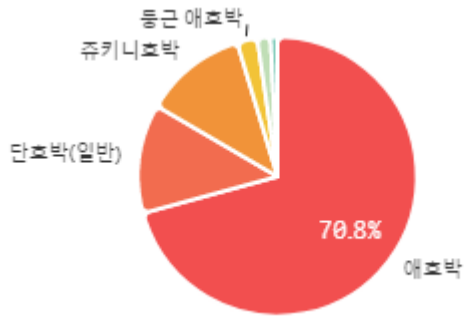
주간 반입량(톤)

◆ 2025 ● 2024 ▲ 평년

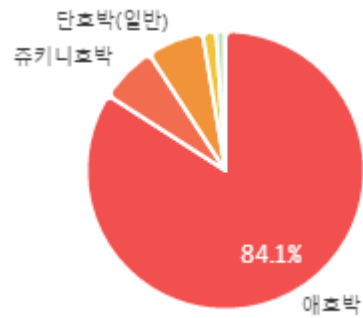


구분	금주(A)	전주(B)	전월(C)	전년(D)	평년(E)	A/B	A/C	A/D	A/E
물량(톤)	1,276	1,540	1,913	1,317	1,420	82.9%	66.7%	96.9%	89.9%

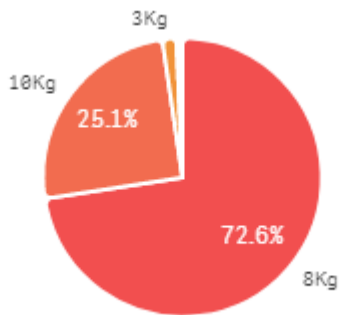
출하 품종별 거래물량 구성비



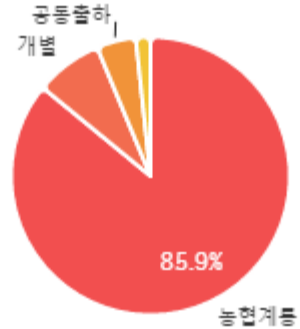
출하 품종별 거래금액 구성비



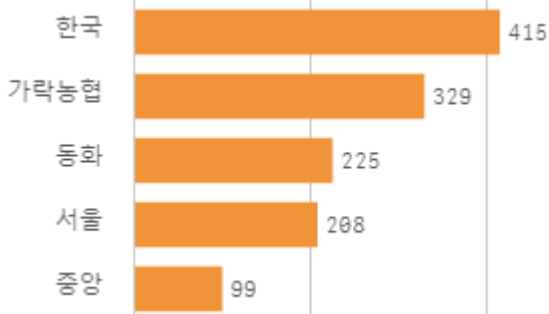
거래 단량별 물량 구성비



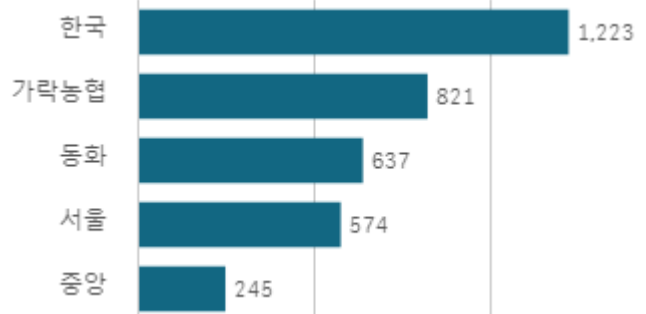
출하자별 거래물량 구성비



도매시장 법인별 거래물량(톤)

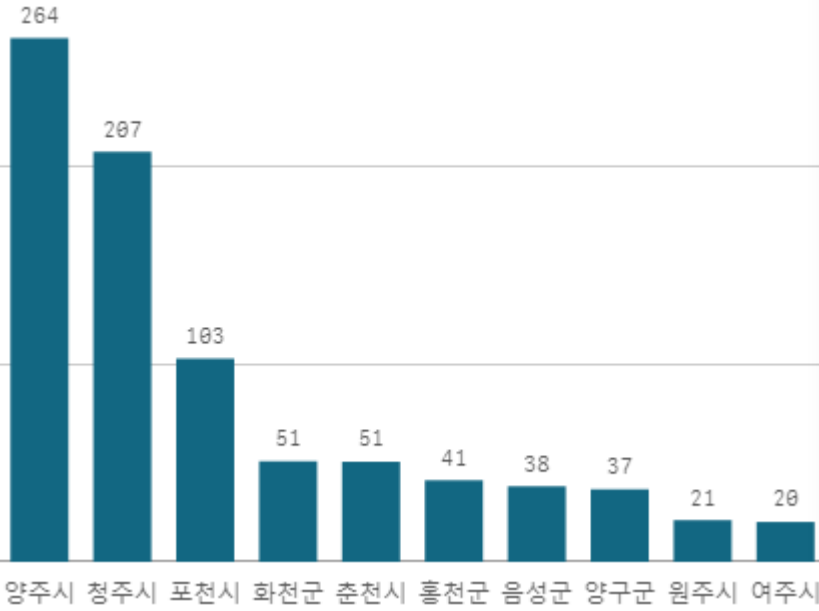


도매시장 법인별 거래금액(백만원)



애호박(20개)

산지별 거래물량(톤)



출하산지(개소)

25

출하건수(천건)

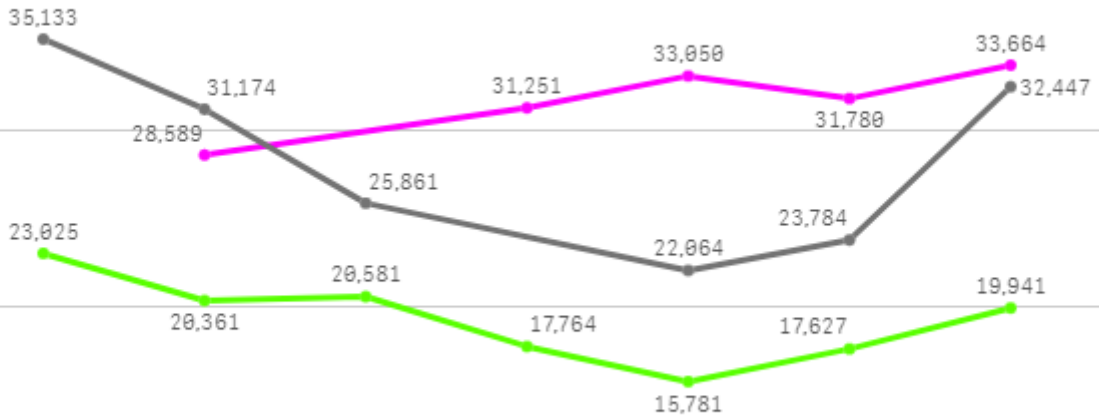
8

산지별 주출하 시군구



주간 도매가격(원)

◆ 2025 ◆ 2024 ◆ 평년



10/03 09/27 09/28 09/29 09/30 10/01 10/02

구분	금주(A)	전주(B)	전월(C)	전년(D)	평년(E)	A/B	A/C	A/D	A/E
가격(원)	30,707	30,682	17,921	28,411	26,692	100.1%	171.3%	108.1%	115.0%

※ 상품 가격 기준

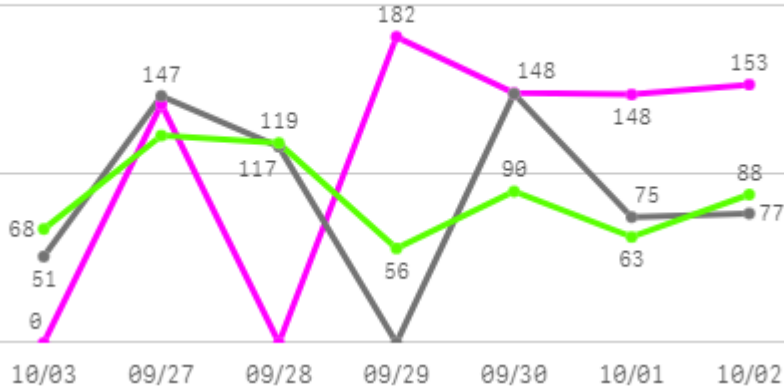
□ 애호박(20개) 주간 가격

구분	Q	품종	Q	단량	Q	특	상	보통	하
2025-09-27		애호박		20개		31,114	28,589	23,765	15,052
2025-09-29		애호박		20개		33,468	31,251	26,353	16,061
2025-09-30		애호박		20개		35,994	33,050	27,330	17,086
2025-10-01		애호박		20개		35,011	31,780	26,864	17,425
2025-10-02		애호박		20개		37,050	33,664	27,769	18,439
평균						34,527	31,667	26,416	16,813

토마토

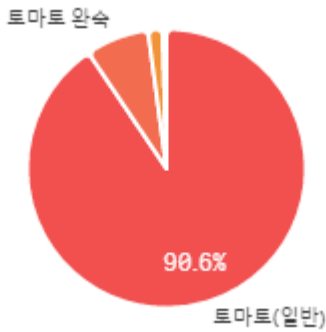
주간 반입량(톤)

2025 (파란색 선) 2024 (회색 선) 평년 (녹색 선)

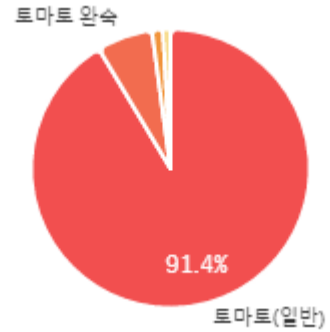


구분	금주(A)	전주(B)	전월(C)	전년(D)	평년(E)	A/B	A/C	A/D	A/E
물량(톤)	773	852	1,200	614	698	90.8%	64.4%	125.9%	110.7%

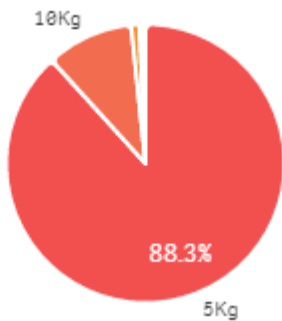
출하 품종별 거래물량 구성비



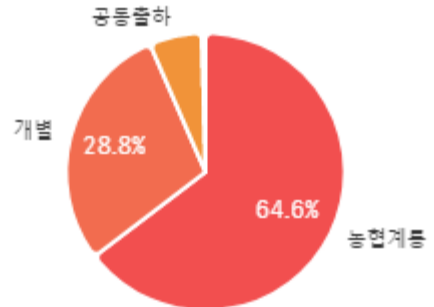
출하 품종별 거래금액 구성비



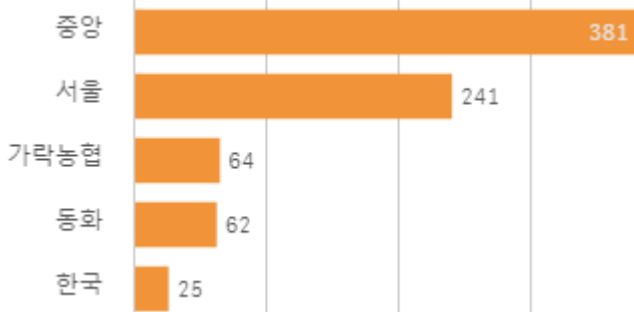
거래 단량별 물량 구성비



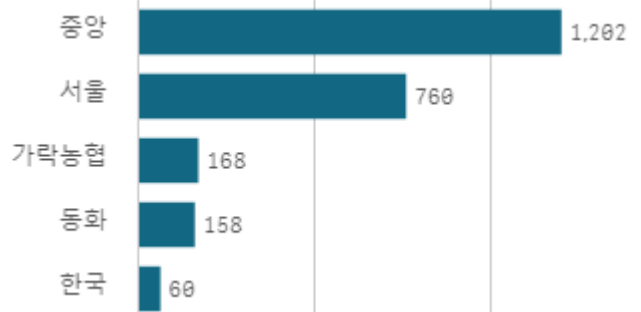
출하자별 거래물량 구성비



도매시장 법인별 거래물량(톤)

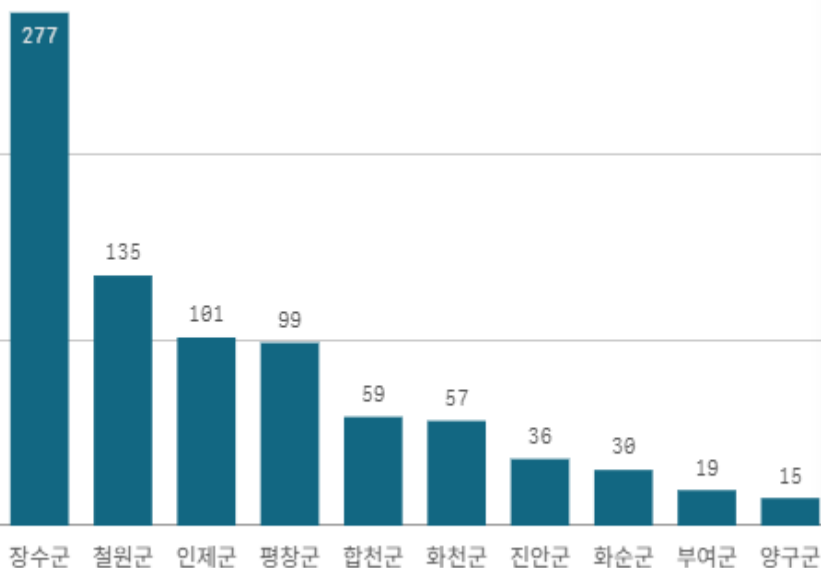


도매시장 법인별 거래금액(백만원)



토마토(5Kg)

산지별 거래물량(톤)



출하산지(개소)

30

출하건수(천건)

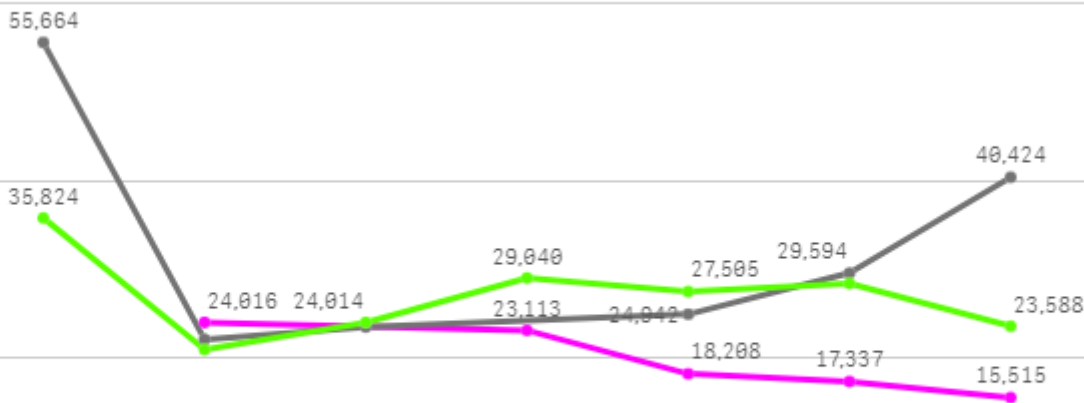
7

산지별 주출하 시군구



주간 도매가격(원)

◆ 2025 ● 2024 ◆ 평년



10/03 09/27 09/28 09/29 09/30 10/01 10/02

구분	금주(A)	전주(B)	전월(C)	전년(D)	평년(E)	A/B	A/C	A/D	A/E
가격(원)	21,532	26,751	16,120	32,704	22,970	80.5%	133.6%	65.8%	93.7%

※ 상품 가격 기준

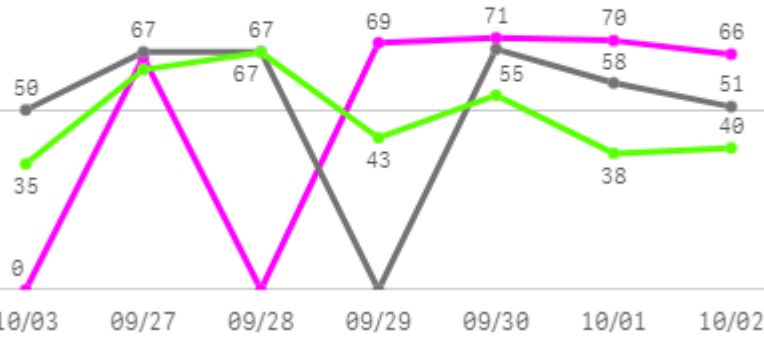
□ 토마토(5Kg) 주간 가격

구분	Q	품종	Q	단량	Q	특	상	보통	하
2025-09-27		토마토		5Kg		26,301	24,016	18,918	12,070
2025-09-29		토마토		5Kg		25,229	23,113	18,712	12,274
2025-09-30		토마토		5Kg		22,519	18,208	14,710	8,132
2025-10-01		토마토		5Kg		22,707	17,337	13,168	7,456
2025-10-02		토마토		5Kg		19,884	15,515	12,091	7,069
평균						23,328	19,638	15,520	9,400

방울토마토

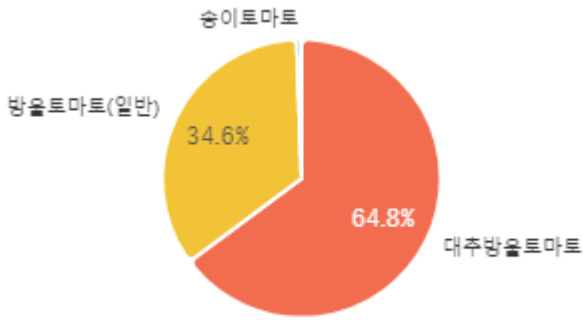
주간 반입량(톤)

◆ 2025 ● 2024 ▲ 평년

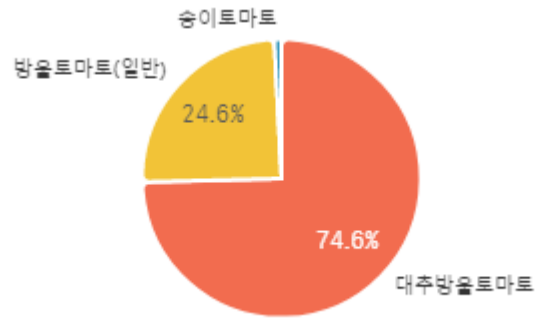


구분	금주(A)	전주(B)	전월(C)	전년(D)	평년(E)	A/B	A/C	A/D	A/E
물량(톤)	341	360	439	361	360	94.8%	77.6%	94.6%	94.8%

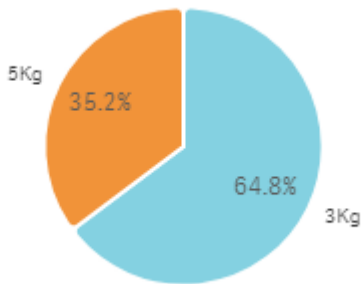
출하 품종별 거래물량 구성비



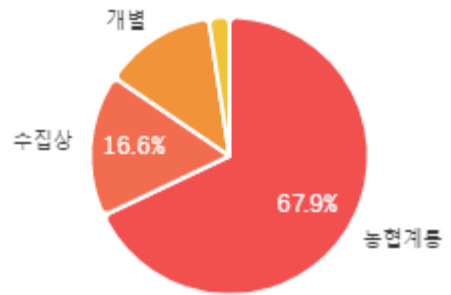
출하 품종별 거래금액 구성비



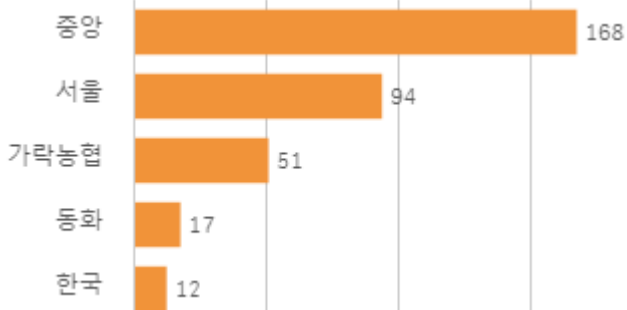
거래 단량별 물량 구성비



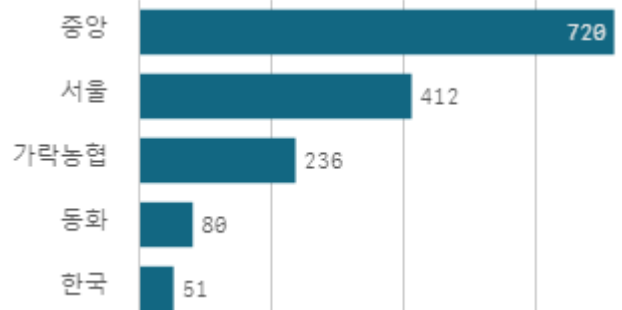
출하자별 거래물량 구성비



도매시장 법인별 거래물량(톤)

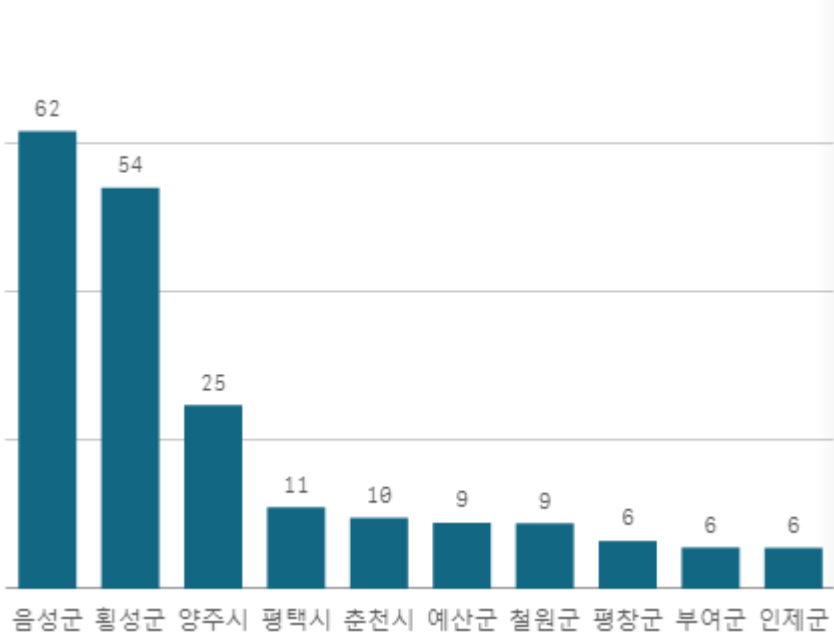


도매시장 법인별 거래금액(백만원)



대추방울토마토(3Kg)

산지별 거래물량(톤)



출하산지(개소)

29

출하건수(천건)

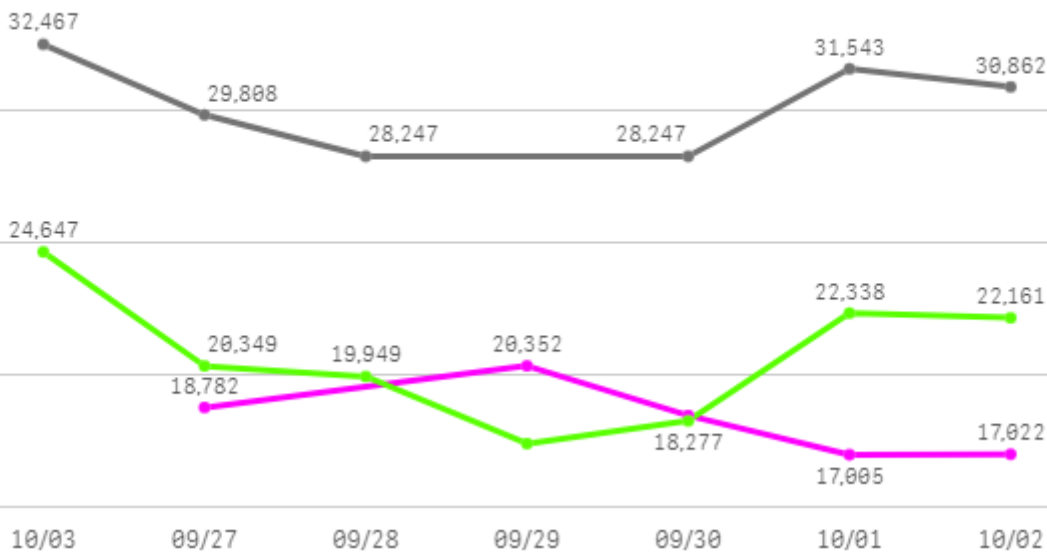
3

산지별 주출하 시군구



주간 도매가격(원)

◆ 2025 ● 2024 ◆ 평년



구분	금주(A)	전주(B)	전월(C)	전년(D)	평년(E)	A/B	A/C	A/D	A/E
가격(원)	18,839	21,660	20,812	30,196	19,596	87.0%	90.5%	62.4%	96.1%

※ 상품 가격 기준

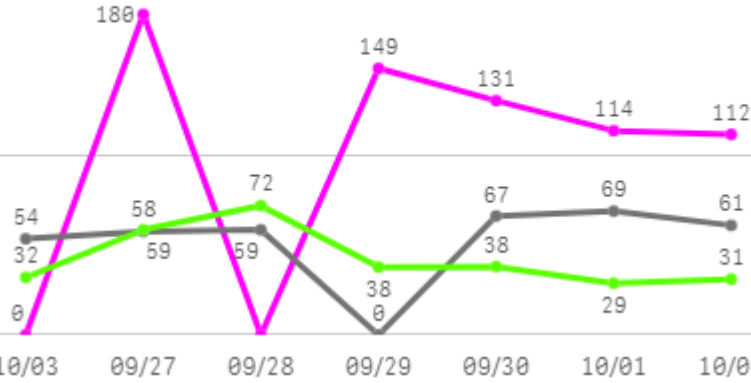
□ 대추방울토마토(3Kg) 주간 가격

구분	Q	품종	Q	단량	Q	특	상	보통	하
2025-09-27		대추방울토마토		3Kg		25,429	18,782	13,954	9,651
2025-09-29		대추방울토마토		3Kg		27,110	20,352	15,931	11,134
2025-09-30		대추방울토마토		3Kg		24,582	18,481	14,861	11,295
2025-10-01		대추방울토마토		3Kg		24,617	17,005	13,700	9,868
2025-10-02		대추방울토마토		3Kg		24,941	17,022	13,162	8,953
평균						25,336	18,328	14,321	10,180

멜론

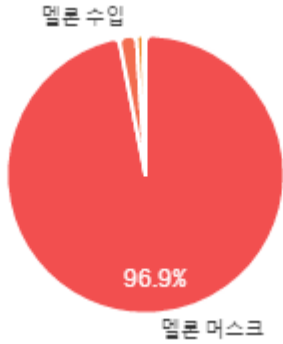
주간 반입량(톤)

◆ 2025 ● 2024 ▲ 평년

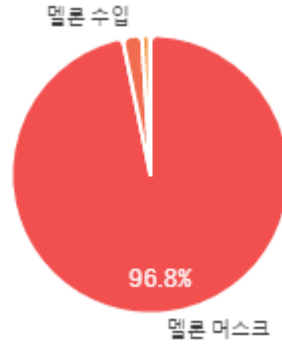


구분	금주(A)	전주(B)	전월(C)	전년(D)	평년(E)	A/B	A/C	A/D	A/E
물량(톤)	687	751	445	368	381	91.5%	154.5%	186.7%	180.3%

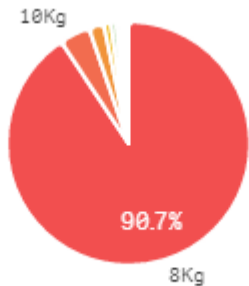
출하 품종별 거래물량 구성비



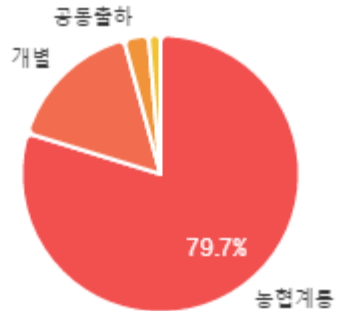
출하 품종별 거래금액 구성비



거래 단량별 물량 구성비

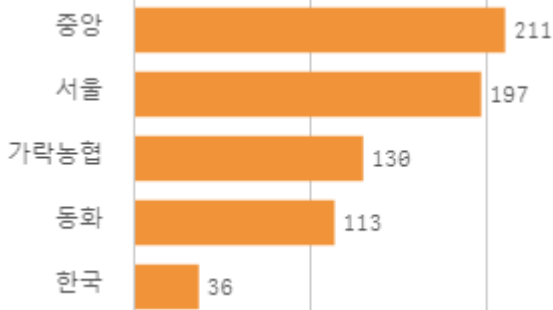


출하자별 거래물량 구성비

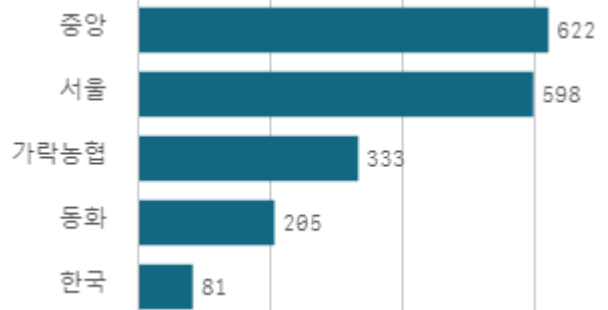


* The data set contains negative or zero values that cannot ...

도매시장 법인별 거래물량(톤)

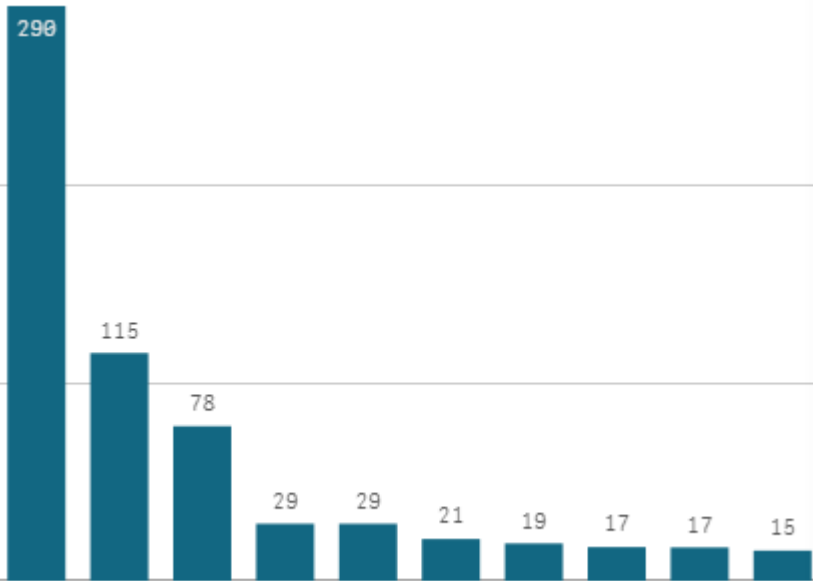


도매시장 법인별 거래금액(백만원)



멜론 머스크(8Kg)

산지별 거래물량(톤)



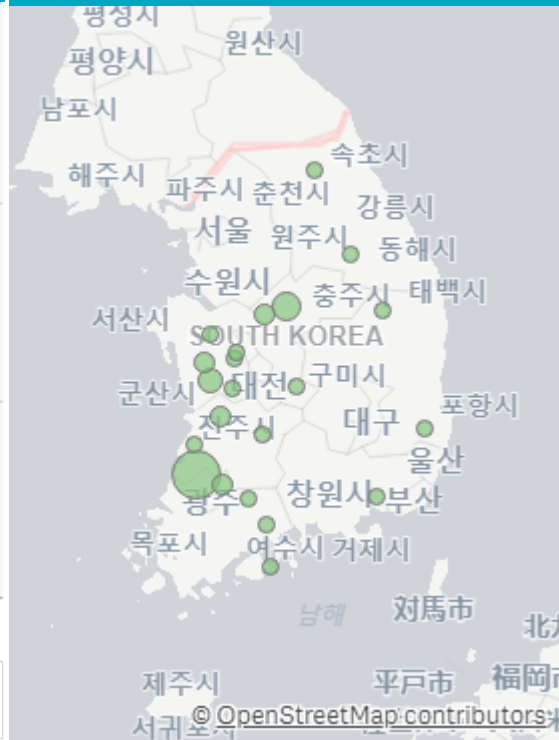
출하산지(개소)

23

출하건수(천건)

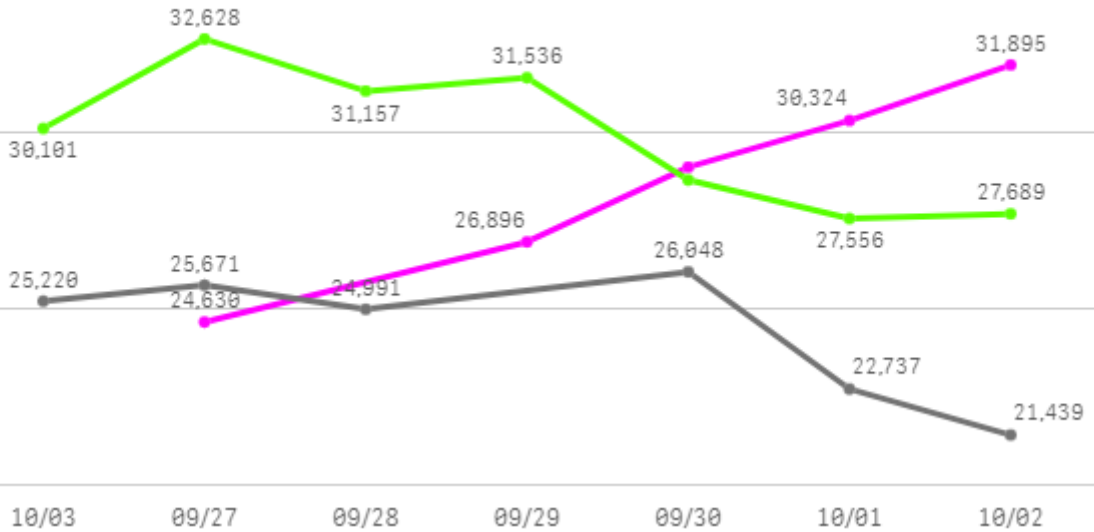
3

산지별 주출하 시군구



주간 도매가격(원)

◆ 2025 ● 2024 ◆ 평년



구분	금주(A)	전주(B)	전월(C)	전년(D)	평년(E)	A/B	A/C	A/D	A/E
가격(원)	27,024	26,278	25,194	24,351	27,976	102.8%	107.3%	111.0%	96.6%

※ 상품 가격 기준

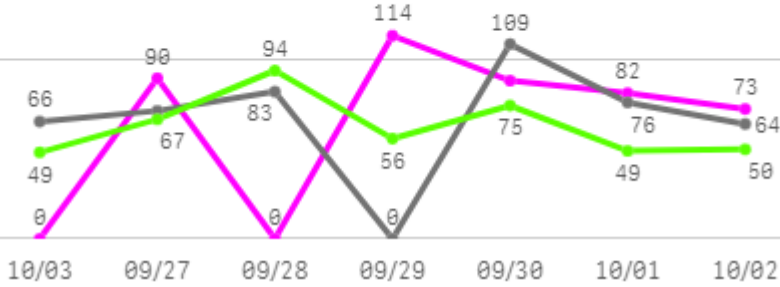
□ 멜론 머스크(8Kg) 주간 가격

구분	Q	품종	Q	단량	Q	특	상	보통	하
2025-09-27		멜론 머스크		8Kg		32,133	24,630	17,685	9,196
2025-09-29		멜론 머스크		8Kg		41,566	26,896	18,298	8,393
2025-09-30		멜론 머스크		8Kg		47,377	29,007	19,604	8,483
2025-10-01		멜론 머스크		8Kg		42,347	30,324	20,757	8,178
2025-10-02		멜론 머스크		8Kg		42,969	31,895	22,459	9,020
평균						41,278	28,550	19,760	8,654

가지

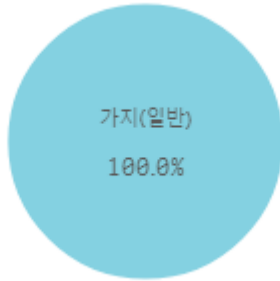
주간 반입량(톤)

◆ 2025 ● 2024 ▲ 평년

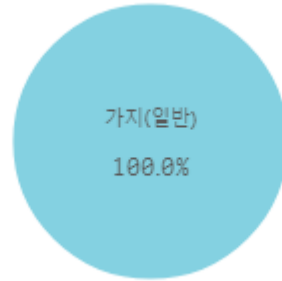


구분	금주(A)	전주(B)	전월(C)	전년(D)	평년(E)	A/B	A/C	A/D	A/E
물량(톤)	447	479	844	470	455	93.4%	53.0%	95.1%	98.2%

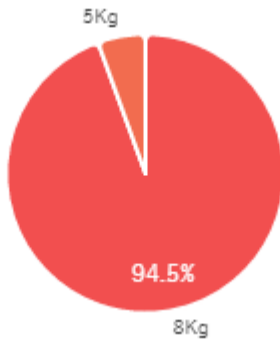
출하 품종별 거래물량 구성비



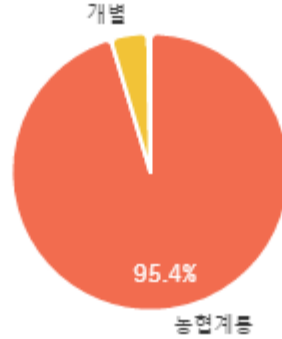
출하 품종별 거래금액 구성비



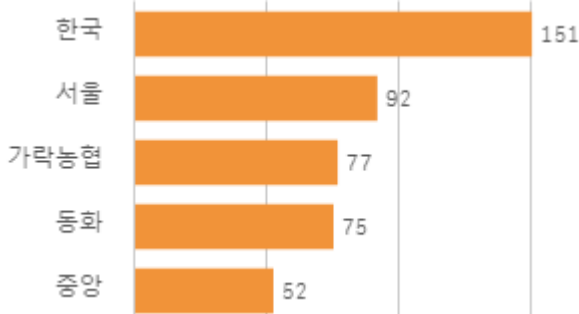
거래 단량별 물량 구성비



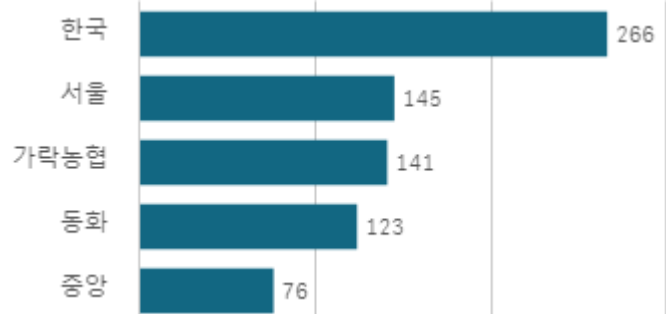
출하자별 거래물량 구성비



도매시장 법인별 거래물량(톤)

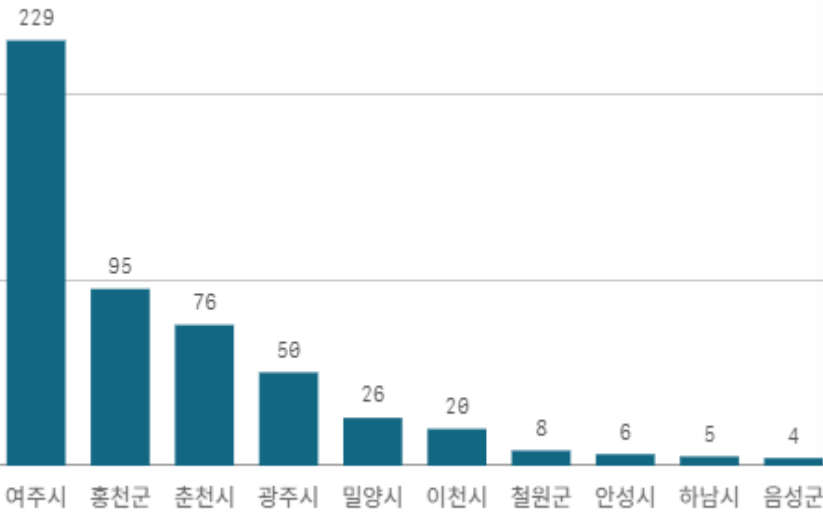


도매시장 법인별 거래금액(백만원)



가지(8Kg)

산지별 거래물량(톤)



출하산지(개소)

22

출하건수(천건)

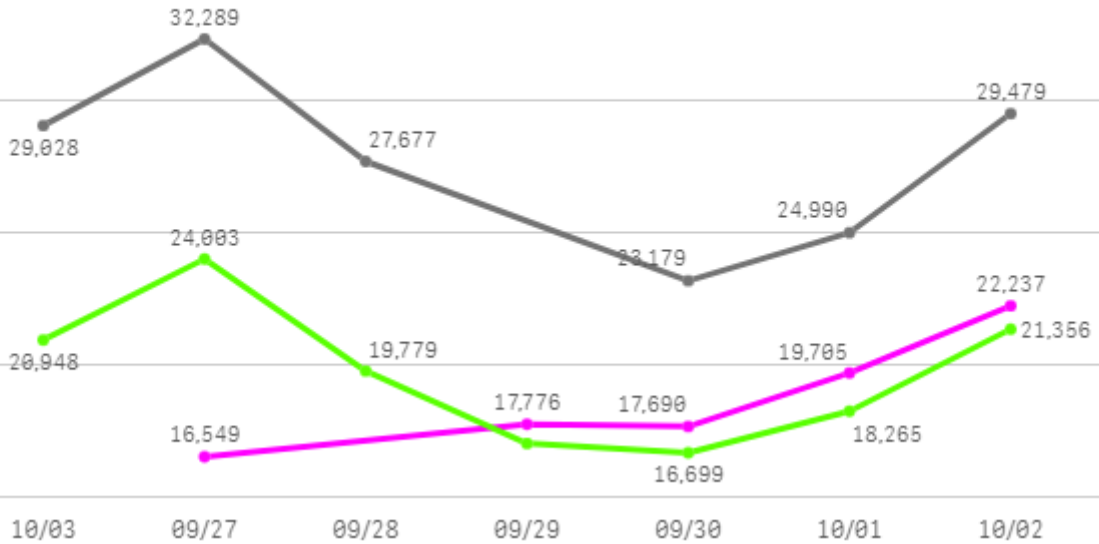
4

산지별 주출하 시군구



주간 도매가격(원)

◆ 2025 ● 2024 ◆ 평년



구분	금주(A)	전주(B)	전월(C)	전년(D)	평년(E)	A/B	A/C	A/D	A/E
가격(원)	17,707	25,215	12,714	27,774	18,742	70.2%	139.3%	63.8%	94.5%

※ 상품 가격 기준

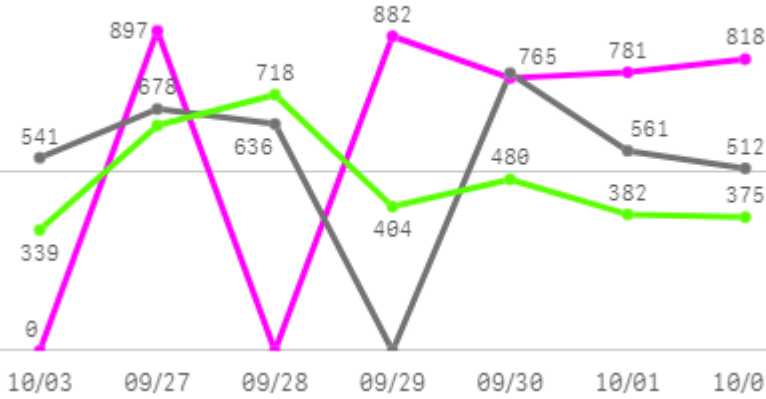
□ 가지(8Kg) 주간 가격

구분	Q	품종	Q	단량	Q	특	상	보통	하
2025-09-27		가지		8Kg		-	16,549	12,881	8,620
2025-09-29		가지		8Kg		-	17,776	14,087	9,455
2025-09-30		가지		8Kg		-	17,690	13,199	9,125
2025-10-01		가지		8Kg		-	19,705	14,124	9,456
2025-10-02		가지		8Kg		-	22,237	15,841	10,033
평균						-	18,791	14,026	9,338

무

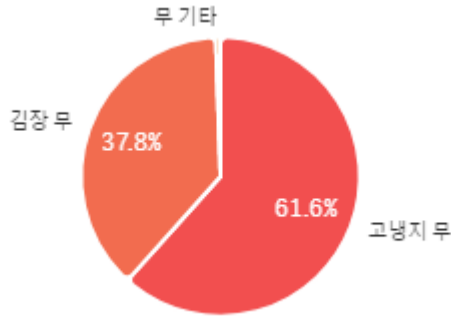
주간 반입량(톤)

◆ 2025 ● 2024 ▲ 평년

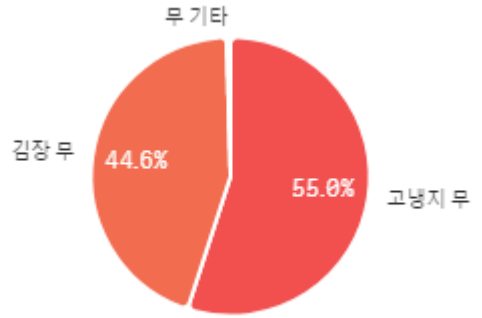


구분	금주(A)	전주(B)	전월(C)	전년(D)	평년(E)	A/B	A/C	A/D	A/E
물량(톤)	4,142	4,272	3,684	3,706	3,578	97.0%	112.4%	111.8%	115.8%

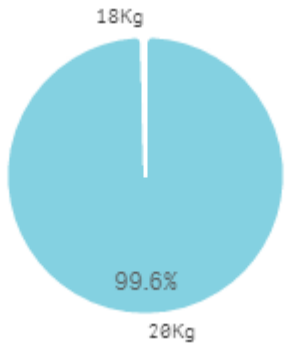
출하 품종별 거래물량 구성비



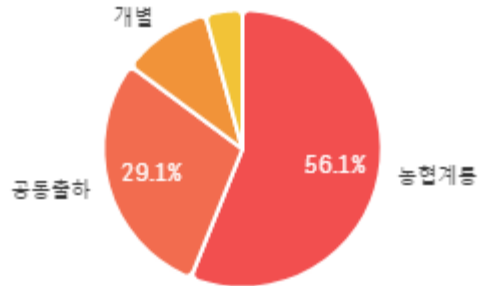
출하 품종별 거래금액 구성비



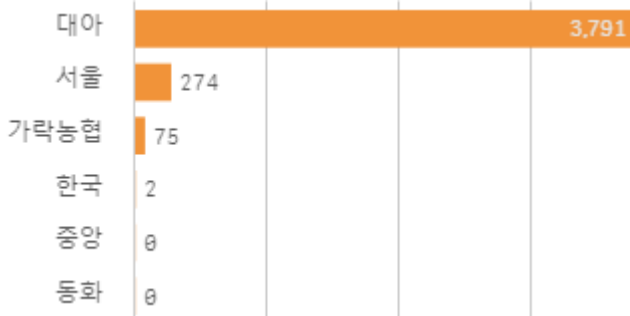
거래 단량별 물량 구성비



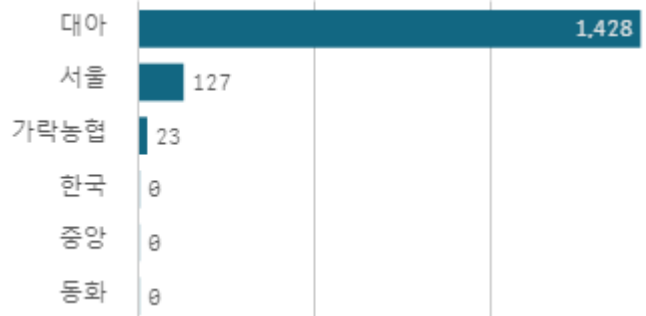
출하자별 거래물량 구성비



도매시장 법인별 거래물량(톤)

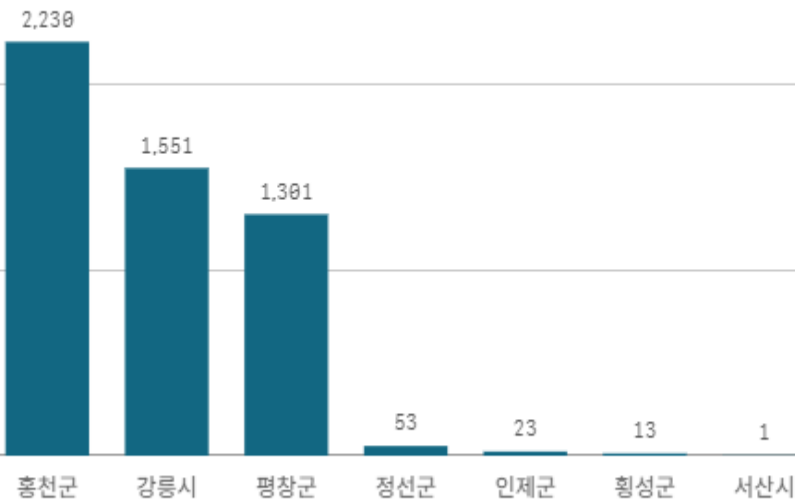


도매시장 법인별 거래금액(백만원)



무(20Kg)

산지별 거래물량(톤)



출하산지(개소)

7

출하건수(천건)

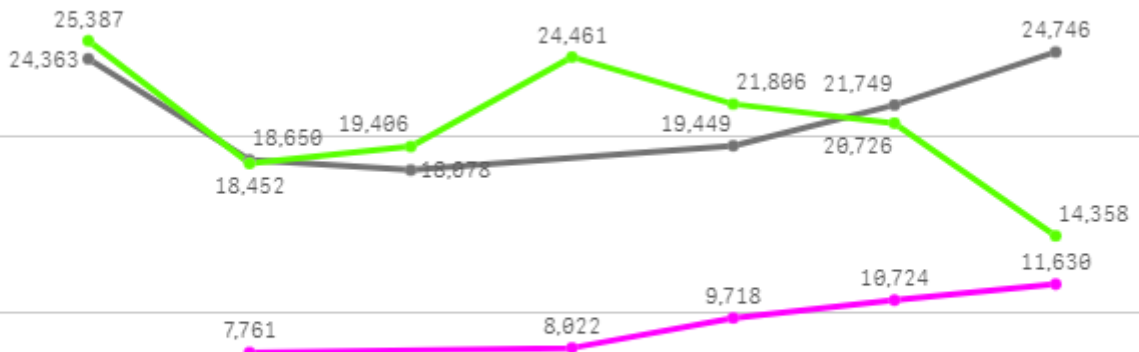
2

산지별 주출하 시군구



주간 도매가격(원)

◆ 2025 ● 2024 ▲ 평년



10/03 09/27 09/28 09/29 09/30 10/01 10/02

구분	금주(A)	전주(B)	전월(C)	전년(D)	평년(E)	A/B	A/C	A/D	A/E
가격(원)	8,716	9,969	13,743	21,173	12,375	87.4%	63.4%	41.2%	70.4%

※ 상품 가격 기준

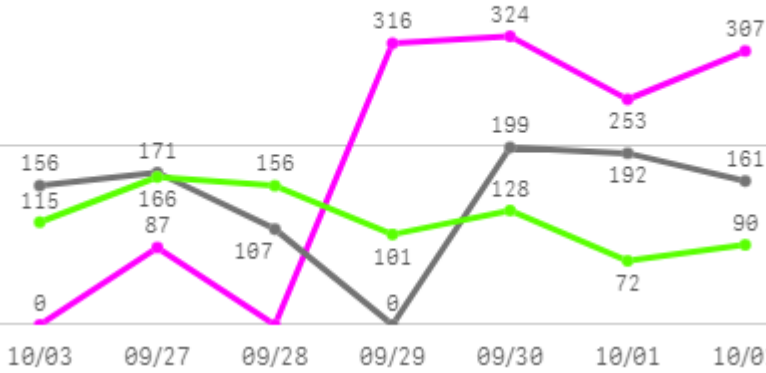
□ 무(20Kg) 주간 가격

구분	Q	품종	Q	단량	Q	특	상	보통	하
2025-09-27		무		20Kg		10,801	7,761	5,488	3,681
2025-09-29		무		20Kg		12,453	8,022	5,545	3,978
2025-09-30		무		20Kg		13,507	9,718	6,750	5,258
2025-10-01		무		20Kg		13,209	10,724	6,992	5,386
2025-10-02		무		20Kg		15,058	11,630	8,692	6,081
평균						13,006	9,571	6,693	4,877

당근

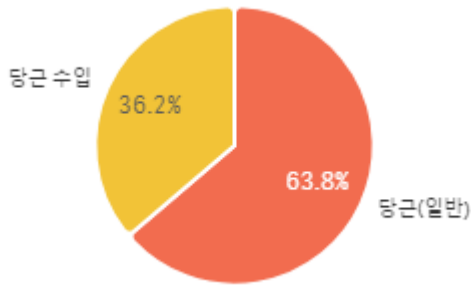
주간 반입량(톤)

◆ 2025 ● 2024 ▲ 평년

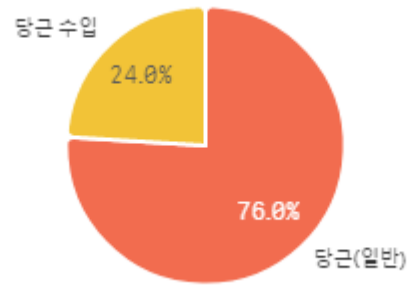


구분	금주(A)	전주(B)	전월(C)	전년(D)	평년(E)	A/B	A/C	A/D	A/E
물량(톤)	1,286	1,114	1,273	987	991	115.4%	101.0%	130.3%	129.7%

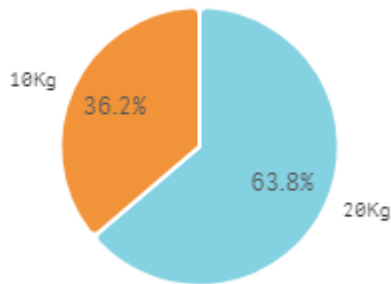
출하 품종별 거래물량 구성비



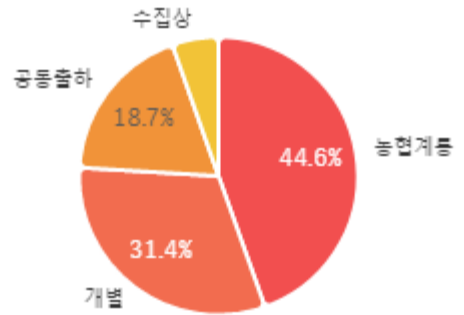
출하 품종별 거래금액 구성비



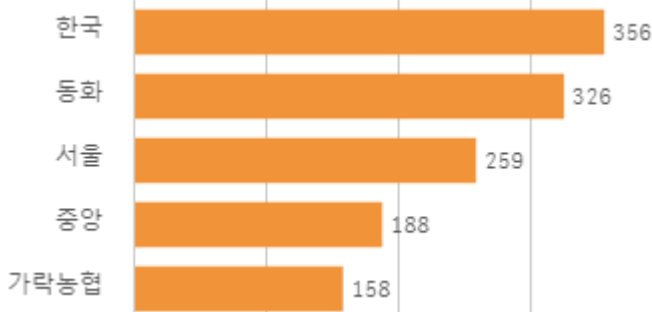
거래 단량별 물량 구성비



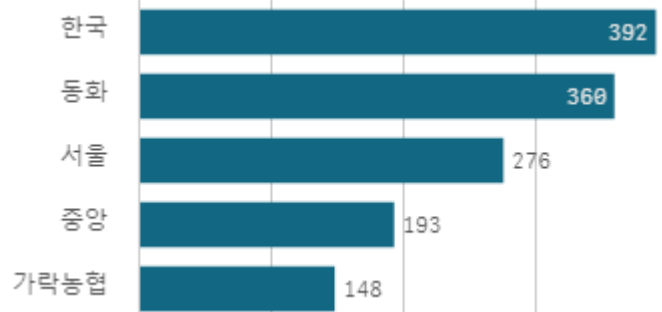
출하자별 거래물량 구성비



도매시장 법인별 거래물량(톤)

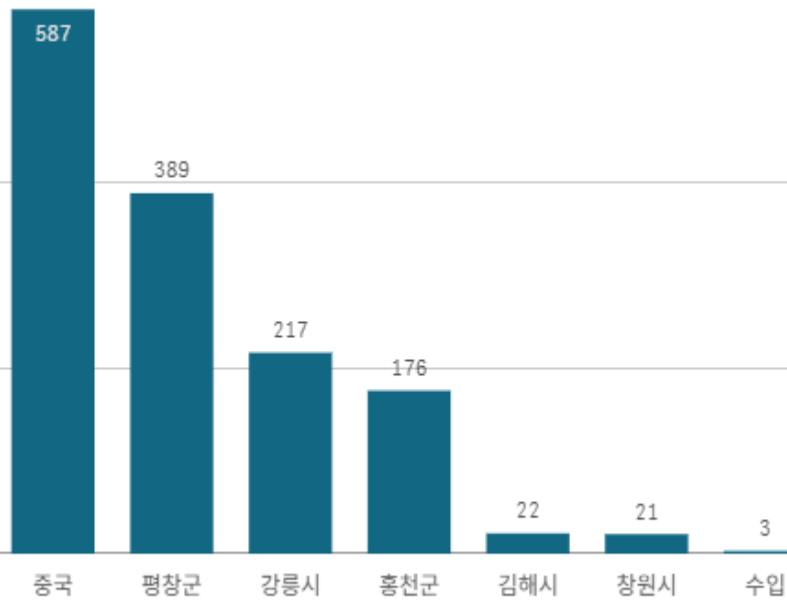


도매시장 법인별 거래금액(백만원)



당근(20Kg)

산지별 거래물량(톤)



출하산지(개소)

7

출하건수(천건)

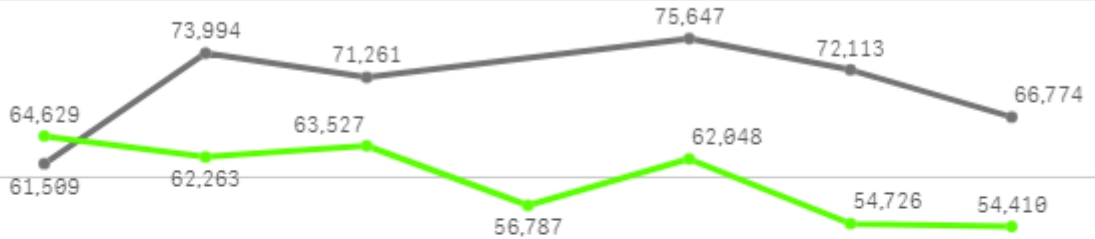
1

산지별 주출하 시군구



주간 도매가격(원)

◆ 2025 ● 2024 ◆ 평년



10/03 09/27 09/28 09/29 09/30 10/01 10/02

구분	금주(A)	전주(B)	전월(C)	전년(D)	평년(E)	A/B	A/C	A/D	A/E
가격(원)	32,192	34,886	32,683	70,216	40,360	92.3%	98.5%	45.8%	79.8%

※ 상품 가격 기준

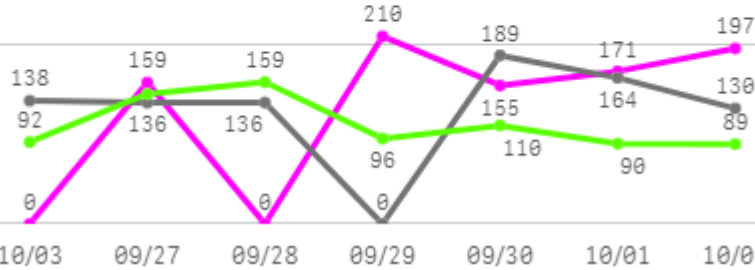
□ 당근(20Kg) 주간 가격

구분	Q	품종	Q	단량	Q	특	상	보통	하
2025-09-27		당근		20Kg		36,000	33,145	23,936	15,489
2025-09-29		당근		20Kg		36,696	34,084	29,230	18,731
2025-09-30		당근		20Kg		33,607	30,596	25,302	15,996
2025-10-01		당근		20Kg		31,458	29,303	25,058	16,765
2025-10-02		당근		20Kg		30,823	27,294	23,391	13,454
평균						33,717	30,884	25,383	16,087

생고추

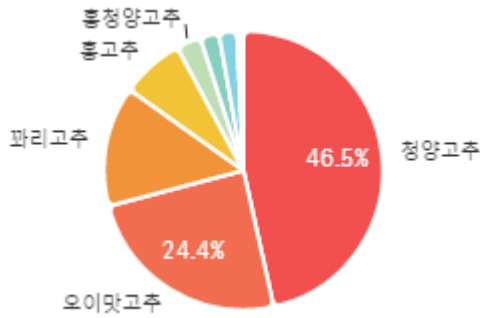
주간 반입량(톤)

◆ 2025 ● 2024 ▲ 평년

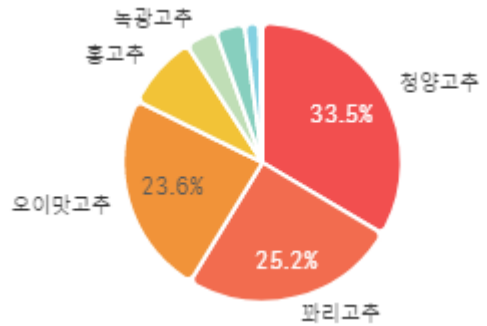


구분	금주(A)	전주(B)	전월(C)	전년(D)	평년(E)	A/B	A/C	A/D	A/E
물량(톤)	892	997	1,241	892	853	89.5%	71.8%	99.9%	104.5%

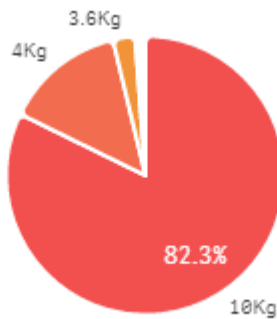
출하 품종별 거래물량 구성비



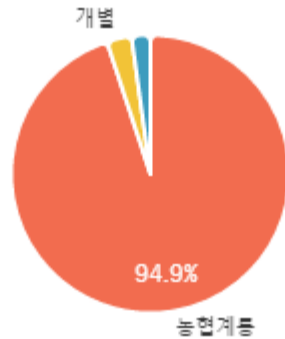
출하 품종별 거래금액 구성비



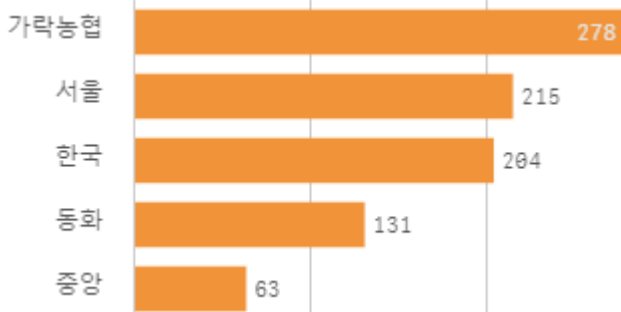
거래 단량별 물량 구성비



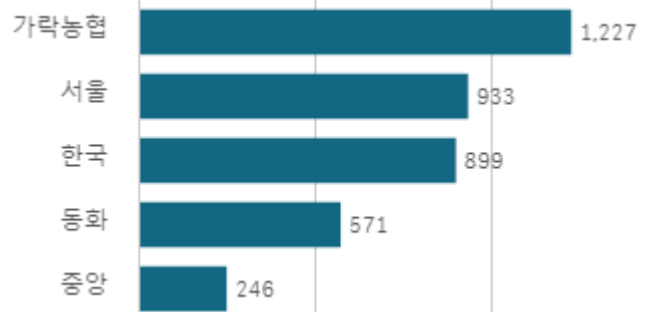
출하자별 거래물량 구성비



도매시장 법인별 거래물량(톤)

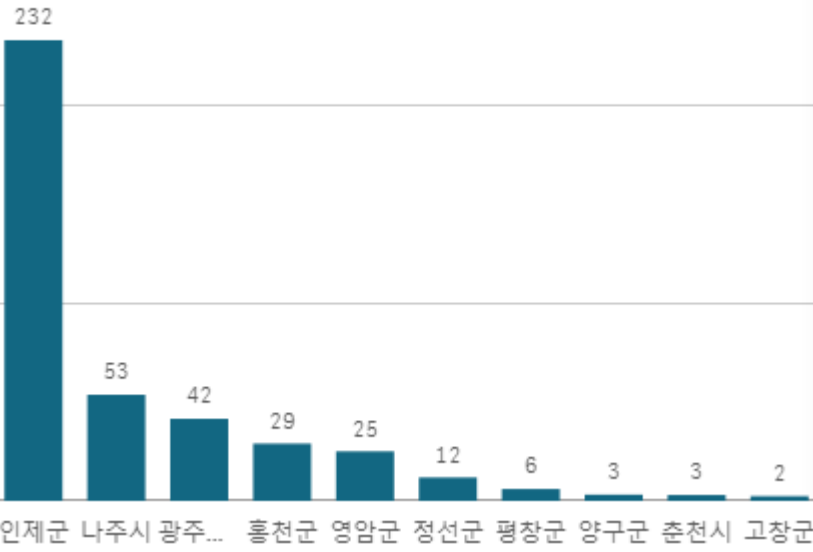


도매시장 법인별 거래금액(백만원)



청양고추(10Kg)

산지별 거래물량(톤)



출하산지(개소)

28

출하건수(천건)

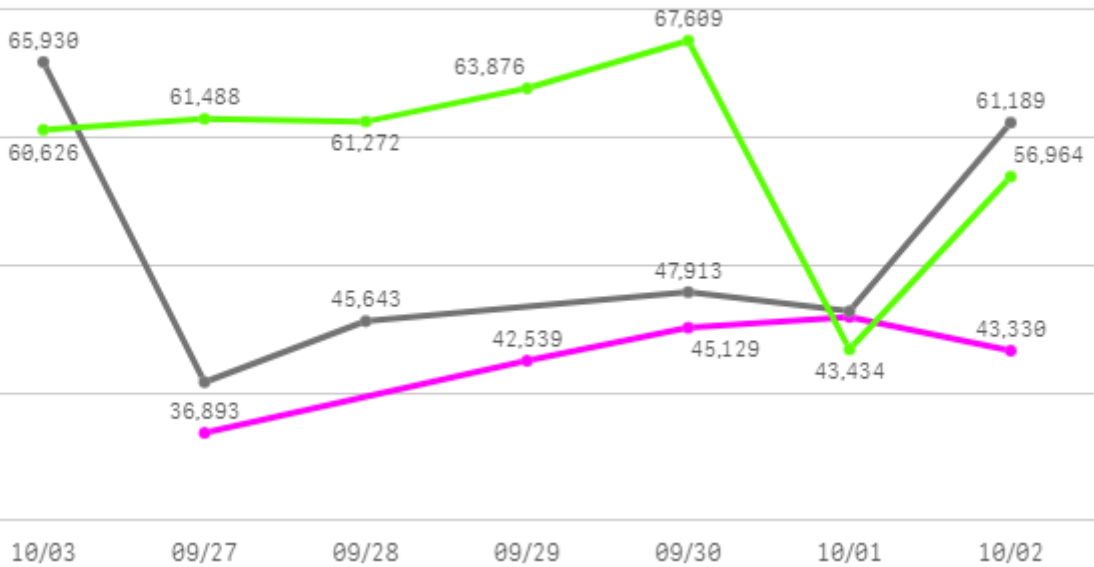
4

산지별 주출하 시군구



주간 도매가격(원)

◆ 2025 ● 2024 ◆ 평년



구분	금주(A)	전주(B)	전월(C)	전년(D)	평년(E)	A/B	A/C	A/D	A/E
가격(원)	41,225	39,904	34,014	51,326	44,440	103.3%	121.2%	80.3%	92.8%

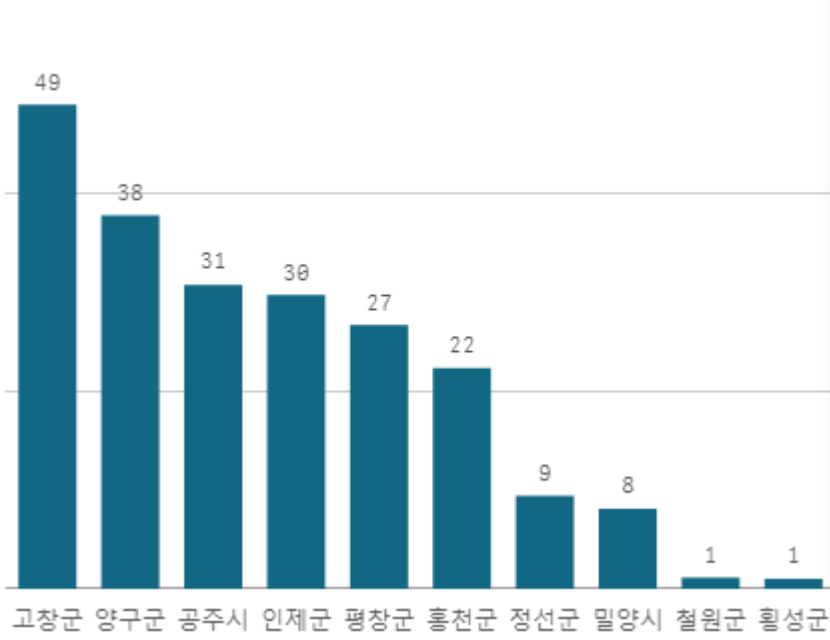
※ 상품 가격 기준

□ 청양고추(10Kg) 주간 가격

구분	Q	품종	Q	단량	Q	특	상	보통	하
2025-09-27		청양고추		10Kg		53,173	36,893	20,134	9,804
2025-09-29		청양고추		10Kg		56,902	42,539	25,752	12,726
2025-09-30		청양고추		10Kg		55,753	45,129	32,907	16,933
2025-10-01		청양고추		10Kg		58,839	45,972	32,762	20,489
2025-10-02		청양고추		10Kg		59,496	43,330	28,089	14,925
평균						56,833	42,773	27,929	14,975

오이맛고추(10Kg)

산지별 거래물량(톤)



출하산지(개소)

20

출하건수(천건)

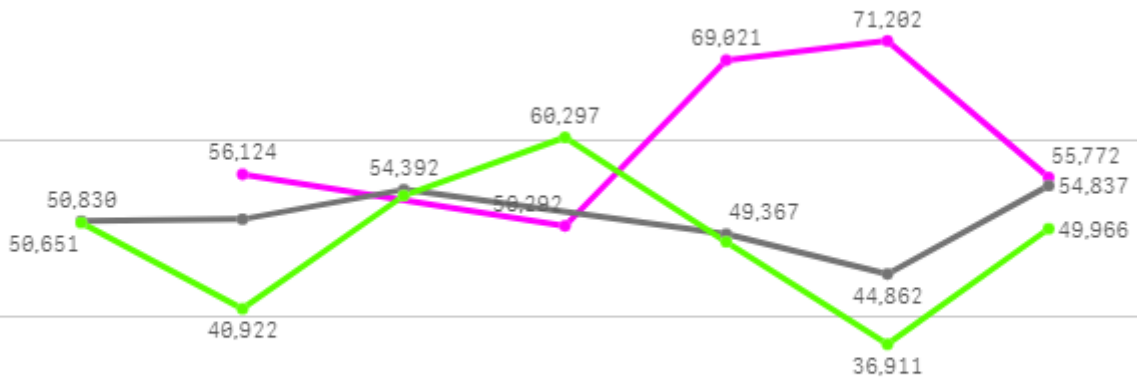
2

산지별 주출하 시군구



주간 도매가격(원)

◆ 2025 ● 2024 ◆ 평년



10/03

09/27

09/28

09/29

09/30

10/01

10/02

구분	금주(A)	전주(B)	전월(C)	전년(D)	평년(E)	A/B	A/C	A/D	A/E
가격(원)	58,768	53,890	35,887	50,890	52,875	109.1%	163.8%	115.5%	111.1%

※ 상품 가격 기준

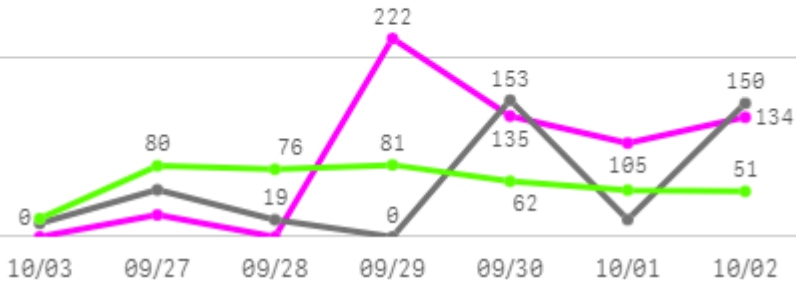
□ 오이맛고추(10Kg) 주간 가격

구분	Q	품종	Q	단량	Q	특	상	보통	하
2025-09-27		오이맛고추		10Kg		88,434	56,124	34,760	13,344
2025-09-29		오이맛고추		10Kg		64,944	50,292	29,166	11,671
2025-09-30		오이맛고추		10Kg		87,468	69,021	35,542	12,078
2025-10-01		오이맛고추		10Kg		86,341	71,202	41,251	15,269
2025-10-02		오이맛고추		10Kg		80,541	55,772	30,066	9,430
평균						81,546	60,482	34,157	12,358

마늘

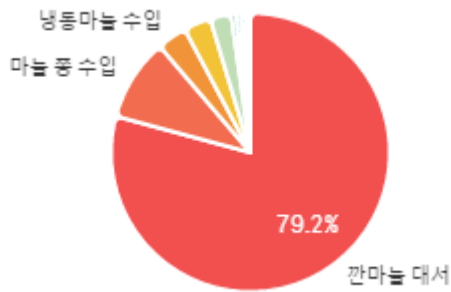
주간 반입량(톤)

◆ 2025 ● 2024 ▲ 평년

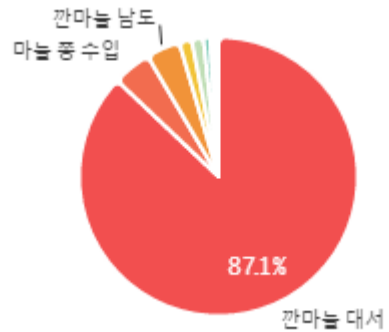


구분	금주(A)	전주(B)	전월(C)	전년(D)	평년(E)	A/B	A/C	A/D	A/E
물량(톤)	622	666	698	409	466	93.4%	89.1%	151.9%	133.3%

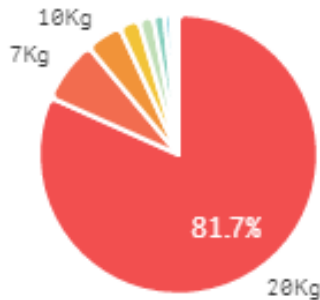
출하 품종별 거래물량 구성비



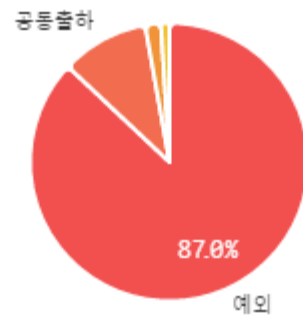
출하 품종별 거래금액 구성비




거래 단량별 물량 구성비



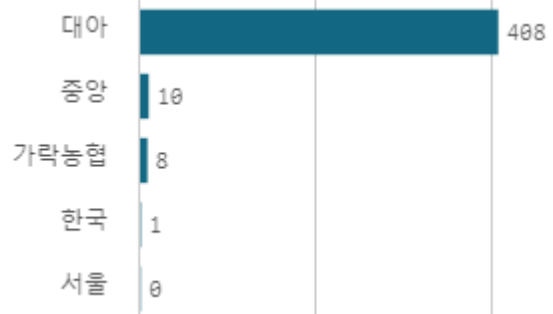
출하자별 거래물량 구성비



도매시장 법인별 거래물량(톤)

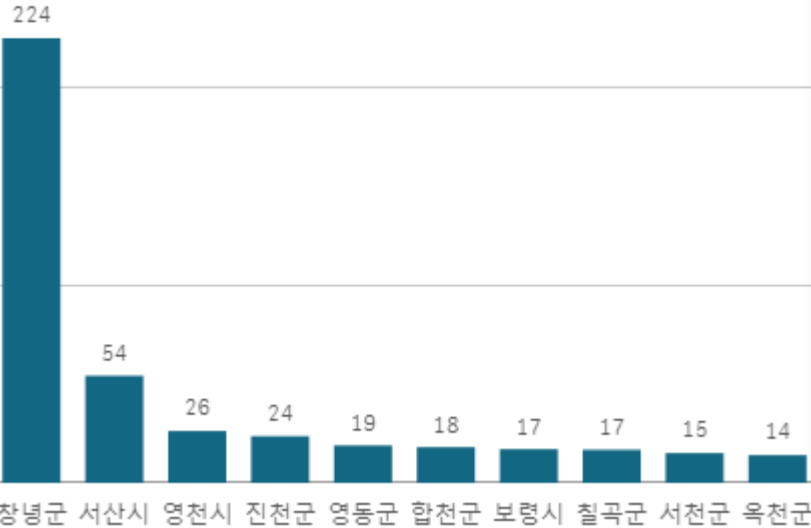


도매시장 법인별 거래금액(백만원)



깎마늘 대서(20Kg)

산지별 거래물량(톤)



출하산지(개소)

24

출하건수(천건)

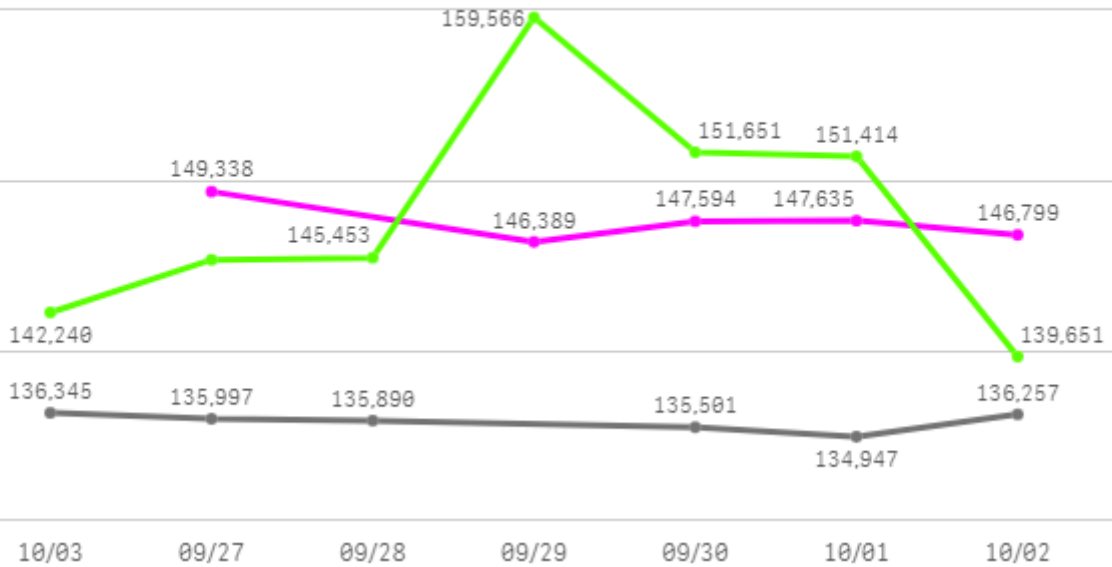
1

산지별 주출하 시군구



주간 도매가격(원)

◆ 2025 ● 2024 ◆ 평년



구분	금주(A)	전주(B)	전월(C)	전년(D)	평년(E)	A/B	A/C	A/D	A/E
가격(원)	147,902	147,012	148,746	135,823	146,994	100.6%	99.4%	108.9%	100.6%

※ 상품 가격 기준

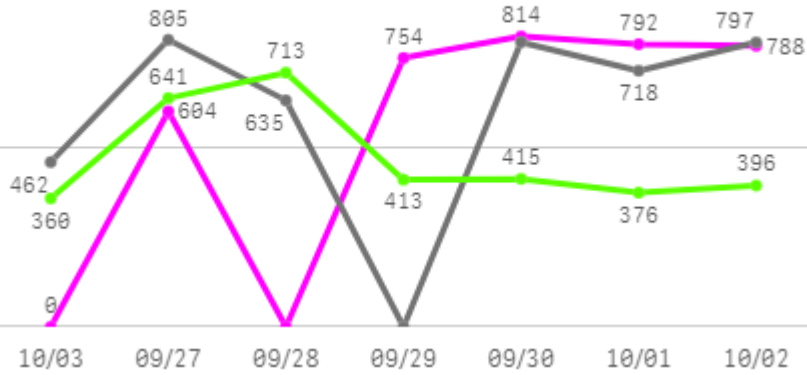
□ 깐마늘 대서(20Kg) 주간 가격

구분	Q	품종	Q	단량	Q	특	상	보통	하
2025-09-27		깐마늘 대서		20Kg		-	149,338	142,583	100,257
2025-09-29		깐마늘 대서		20Kg		-	146,389	133,663	87,485
2025-09-30		깐마늘 대서		20Kg		-	147,594	137,611	94,927
2025-10-01		깐마늘 대서		20Kg		-	147,635	133,997	84,282
2025-10-02		깐마늘 대서		20Kg		-	146,799	131,674	92,740
평균						-	147,551	135,905	91,938

양파

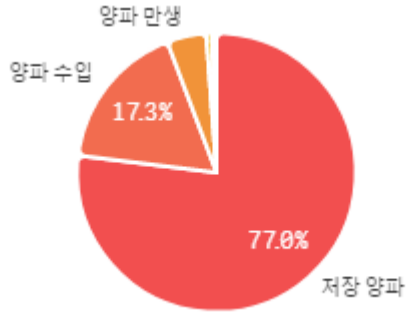
주간 반입량(톤)

◆ 2025 ● 2024 ▲ 평년

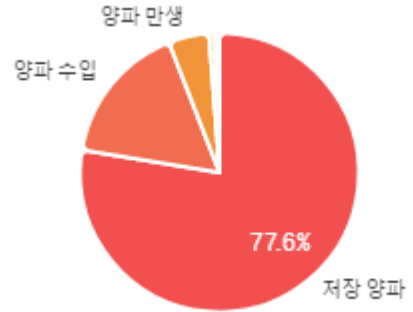


구분	금주(A)	전주(B)	전월(C)	전년(D)	평년(E)	A/B	A/C	A/D	A/E
물량(톤)	3,752	4,264	4,205	4,215	3,681	88.0%	89.2%	89.0%	101.9%

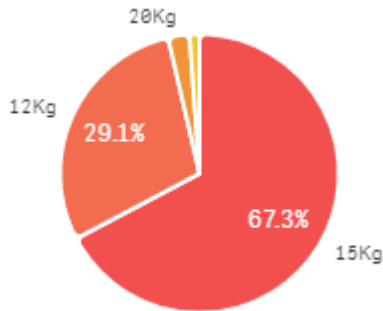
출하 품종별 거래물량 구성비



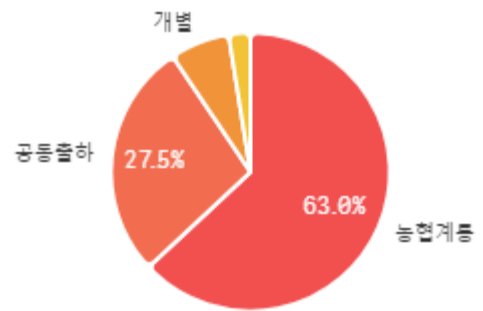
출하 품종별 거래금액 구성비



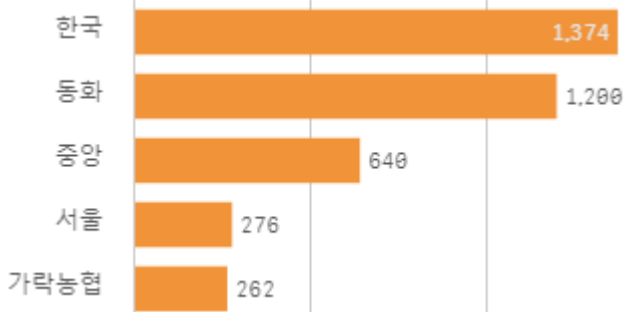
거래 단량별 물량 구성비



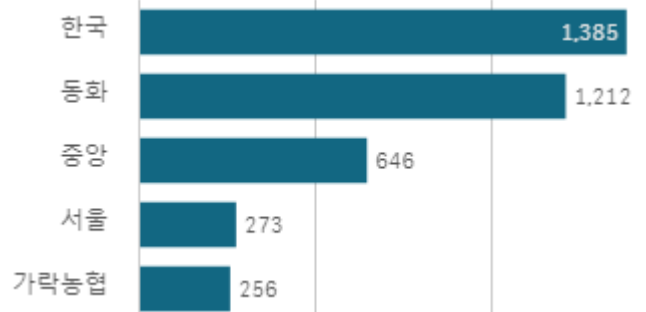
출하자별 거래물량 구성비



도매시장 법인별 거래물량(톤)

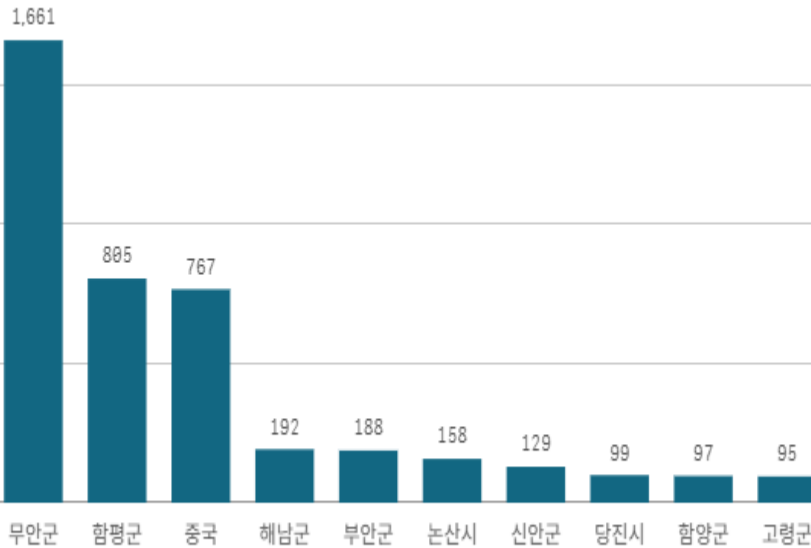


도매시장 법인별 거래금액(백만원)



양파(1Kg)

산지별 거래물량(톤)



출하산지(개소)

24

출하건수(천건)

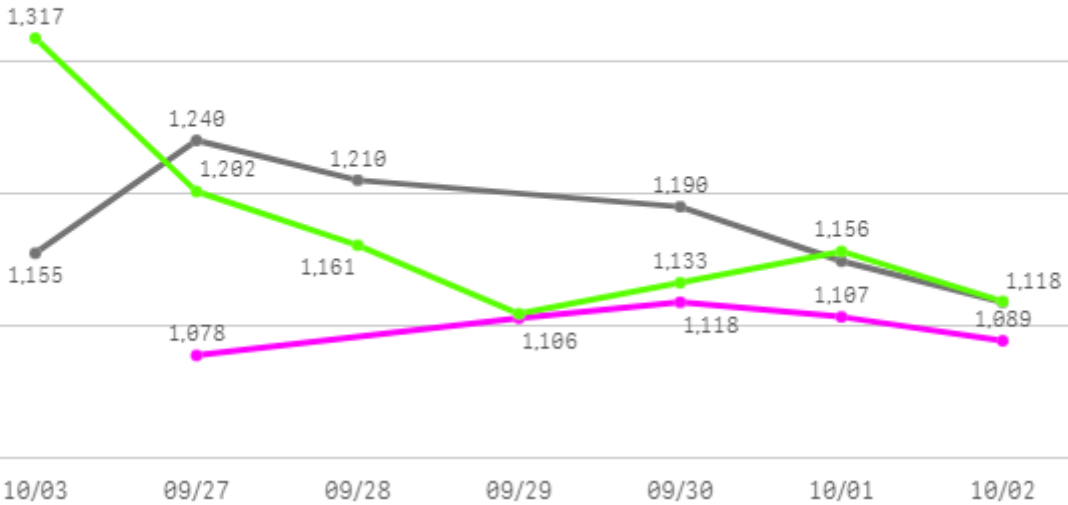
3

산지별 주출하 시군구



주간 도매가격(원)

◆ 2025 ● 2024 ▲ 평년



구분	금주(A)	전주(B)	전월(C)	전년(D)	평년(E)	A/B	A/C	A/D	A/E
가격(원)	1,096	1,070	1,034	1,177	1,127	102.4%	106.1%	93.2%	97.3%

※ 상품 가격 기준

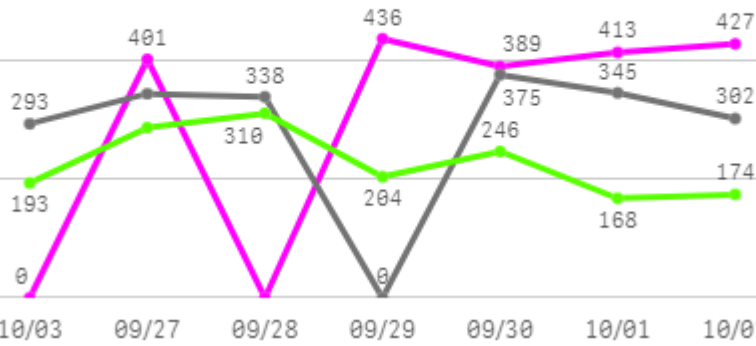
□ 양파(1Kg) 주간 가격

구분	Q	품종	Q	단량	Q	특	상	보통	하
2025-09-27		양파		1Kg		1,163	1,078	960	645
2025-09-29		양파		1Kg		1,179	1,106	1,024	823
2025-09-30		양파		1Kg		1,192	1,118	1,048	717
2025-10-01		양파		1Kg		1,177	1,107	1,045	842
2025-10-02		양파		1Kg		1,165	1,089	1,028	784
평균						1,175	1,100	1,021	762

대파

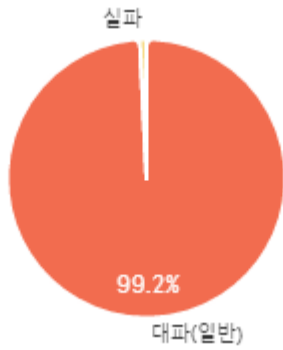
주간 반입량(톤)

◆ 2025 ● 2024 ▲ 평년

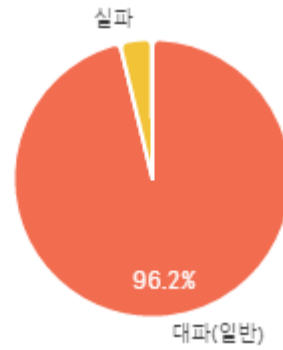


구분	금주(A)	전주(B)	전월(C)	전년(D)	평년(E)	A/B	A/C	A/D	A/E
물량(톤)	2,066	2,229	2,123	1,996	1,778	92.7%	97.3%	103.5%	116.2%

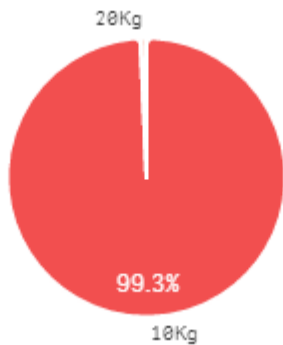
출하 품종별 거래물량 구성비



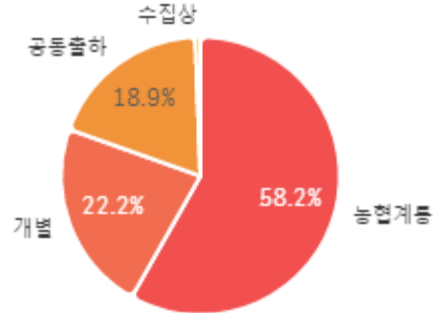
출하 품종별 거래금액 구성비



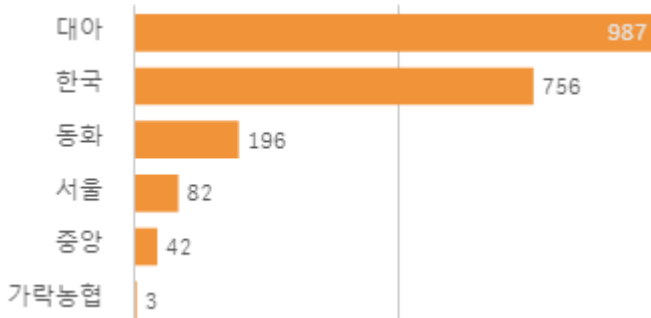
거래 단량별 물량 구성비



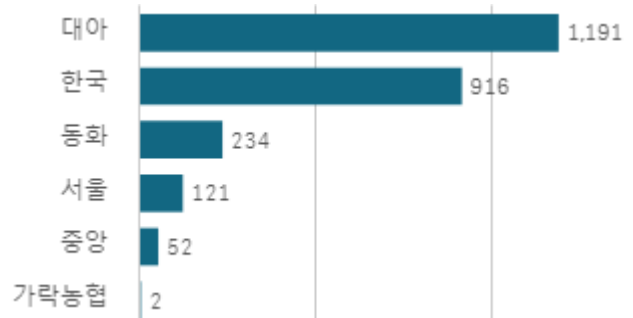
출하자별 거래물량 구성비



도매시장 법인별 거래물량(톤)



도매시장 법인별 거래금액(백만원)

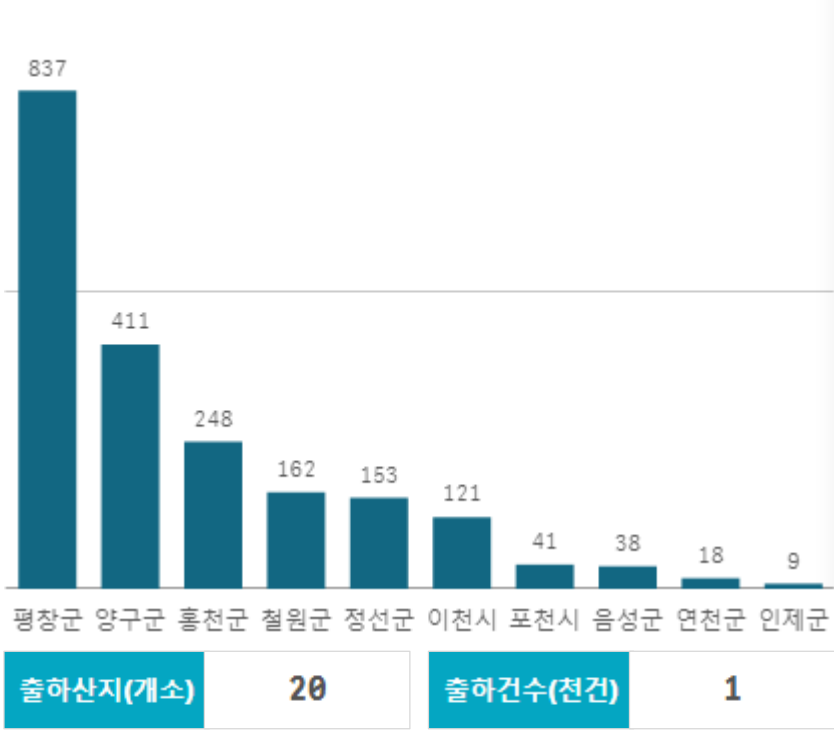


□ 대파(일반)(1Kg) 주간 가격

구분	Q	품종	Q	단량	Q	특	상	보통	하
2025-09-27		대파(일반)		1Kg		1,672	1,357	1,094	864
2025-09-29		대파(일반)		1Kg		1,717	1,453	1,192	962
2025-09-30		대파(일반)		1Kg		1,579	1,370	1,093	800
2025-10-01		대파(일반)		1Kg		1,500	1,307	1,010	822
2025-10-02		대파(일반)		1Kg		1,709	1,425	1,196	987
평균						1,635	1,382	1,117	887

대파(일반)(1Kg)

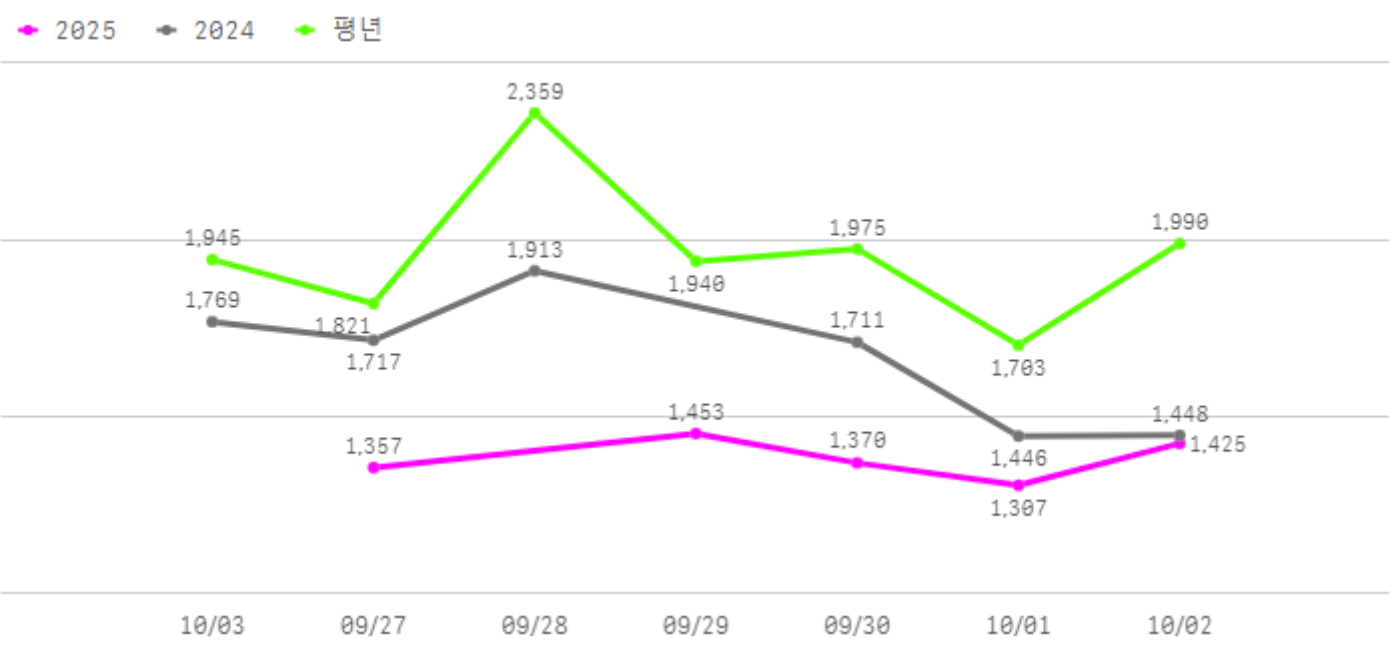
산지별 거래물량(톤)



산지별 주출하 시군구



주간 도매가격(원)



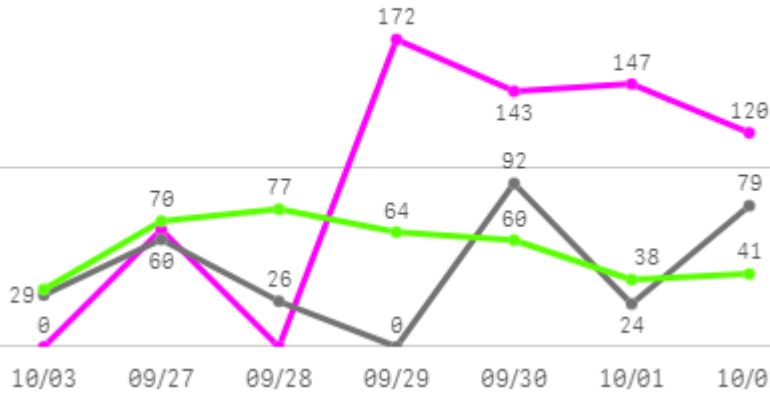
구분	금주(A)	전주(B)	전월(C)	전년(D)	평년(E)	A/B	A/C	A/D	A/E
가격(원)	1,381	1,582	1,586	1,667	1,537	87.3%	87.1%	82.8%	89.9%

※ 상품 가격 기준

쪽파

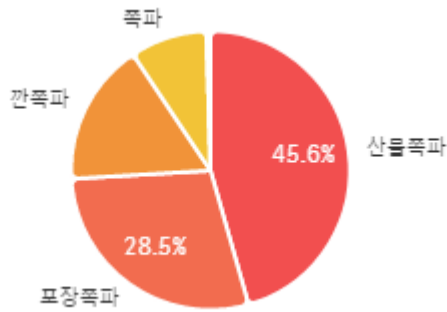
주간 반입량(톤)

2025 (파란색 선) 2024 (회색 선) 평년 (초록색 선)

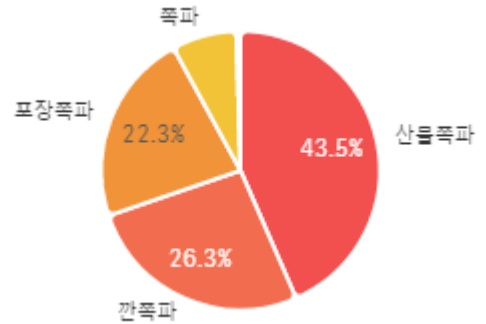


구분	금주(A)	전주(B)	전월(C)	전년(D)	평년(E)	A/B	A/C	A/D	A/E
물량(톤)	649	517	379	310	433	125.4%	171.3%	209.6%	149.7%

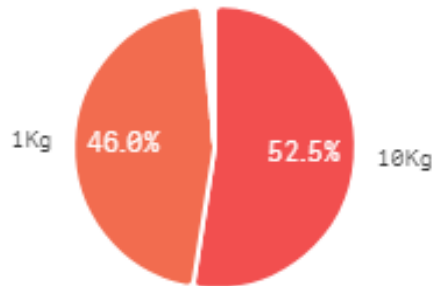
출하 품종별 거래물량 구성비



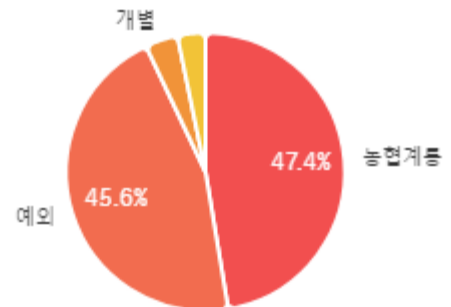
출하 품종별 거래금액 구성비



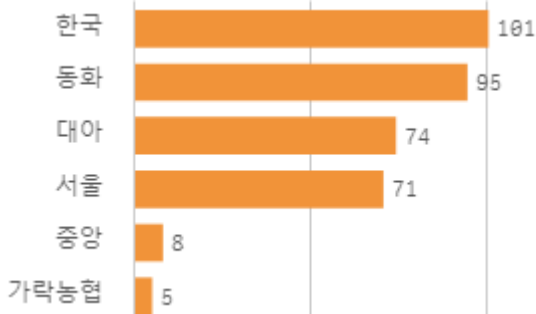
거래 단량별 물량 구성비



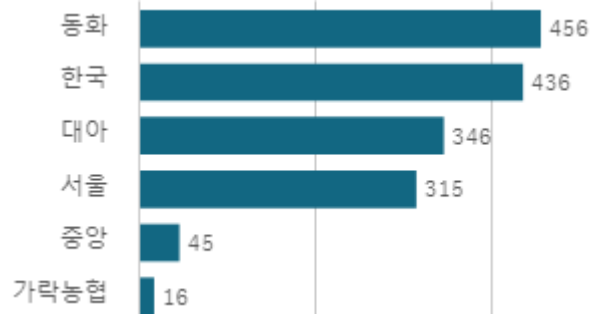
출하자별 거래물량 구성비



도매시장 법인별 거래물량(톤)

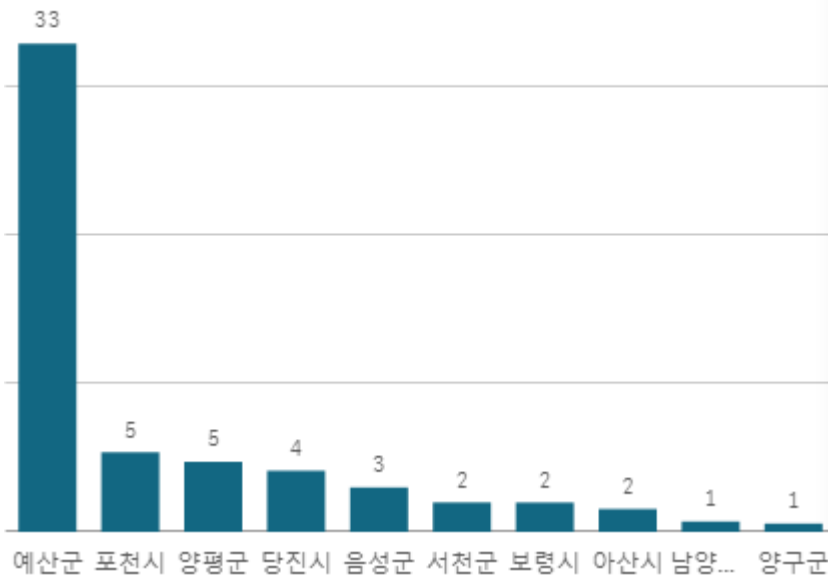


도매시장 법인별 거래금액(백만원)



쪽파(10Kg)

산지별 거래물량(톤)



출하산지(개소)

16

출하건수(천건)

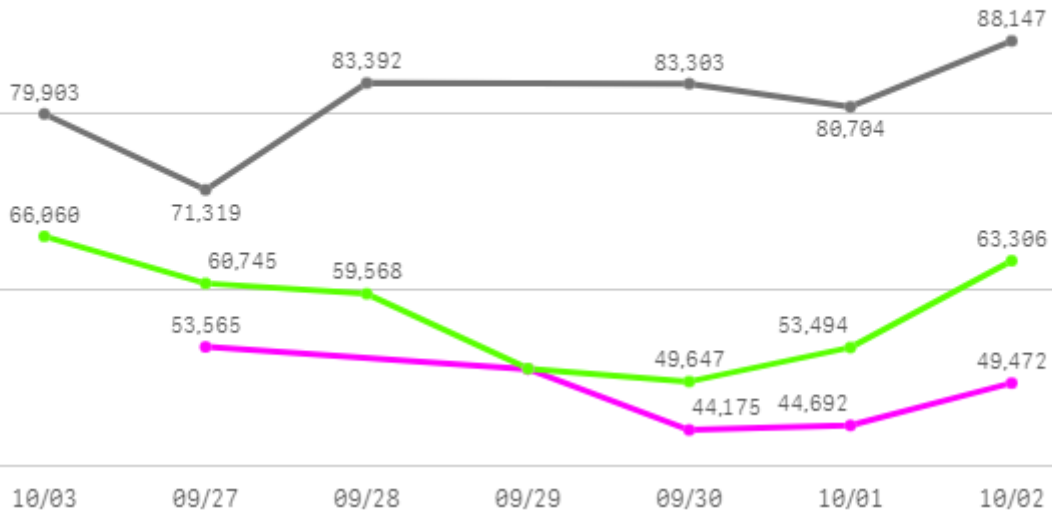
0

산지별 주출하 시군구



주간 도매가격(원)

◆ 2025 ◆ 2024 ◆ 평년



구분	금주(A)	전주(B)	전월(C)	전년(D)	평년(E)	A/B	A/C	A/D	A/E
가격(원)	49,953	44,526	37,939	81,128	52,105	112.2%	131.7%	61.6%	95.9%

※ 상품 가격 기준

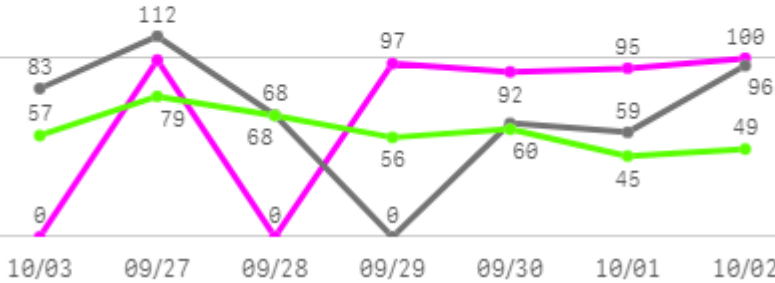
□ 쪽파(10Kg) 주간 가격

구분	Q	품종	Q	단량	Q	특	상	보통	하
2025-09-27		쪽파		10Kg		68,094	53,565	35,503	17,553
2025-09-29		쪽파		10Kg		63,562	51,053	37,505	17,624
2025-09-30		쪽파		10Kg		60,765	44,175	29,631	13,708
2025-10-01		쪽파		10Kg		61,954	44,692	30,023	18,544
2025-10-02		쪽파		10Kg		63,321	49,472	29,971	13,163
평균						63,539	48,591	32,527	16,118

파프리카

주간 반입량(톤)

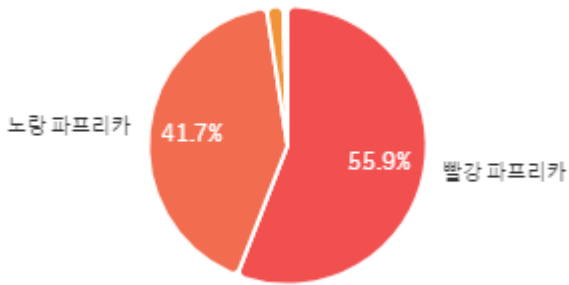
◆ 2025 ● 2024 ▲ 평년



구분	금주(A)	전주(B)	전월(C)	전년(D)	평년(E)	A/B	A/C	A/D	A/E
물량(톤)	483	592	742	482	440	81.7%	65.2%	100.3%	109.8%

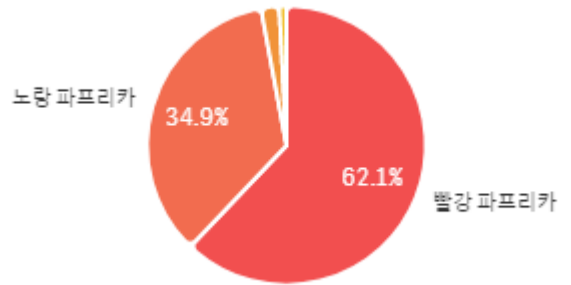
출하 품종별 거래물량 구성비

오렌지 파프리카



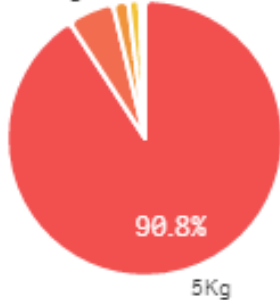
출하 품종별 거래금액 구성비

오렌지 파프리카



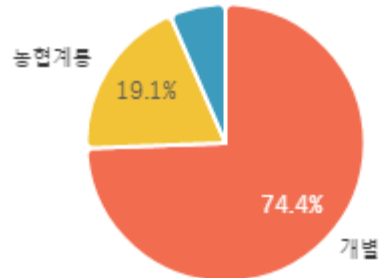
거래 단량별 물량 구성비

4.8Kg

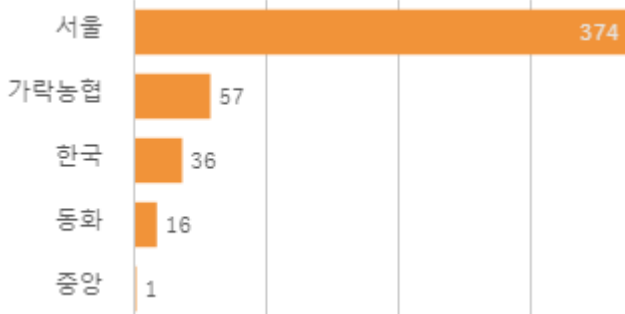


출하자별 거래물량 구성비

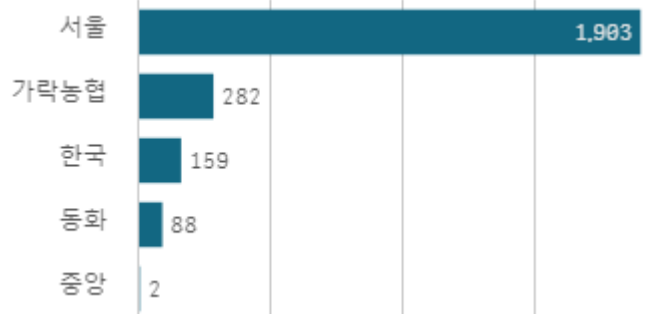
공동출하



도매시장 법인별 거래물량(톤)

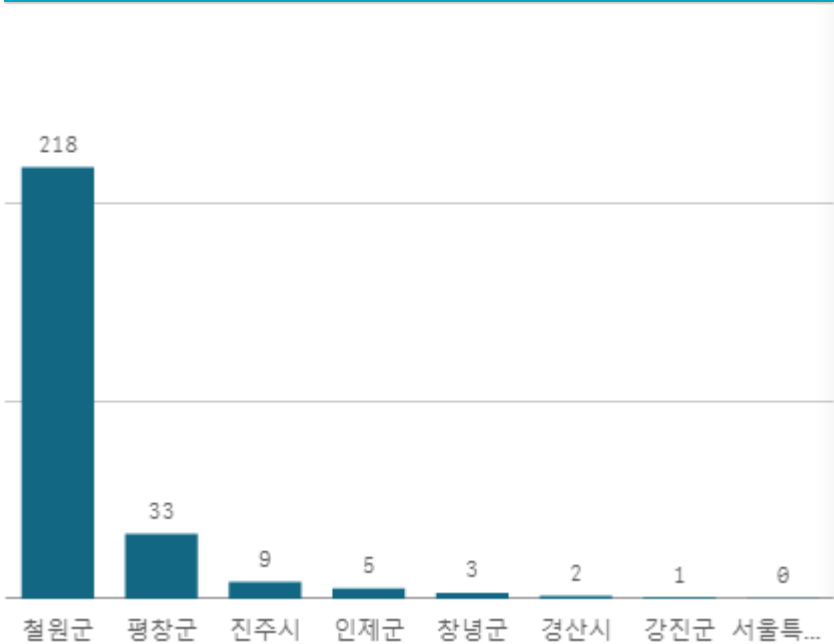


도매시장 법인별 거래금액(백만원)



빨강 파프리카(5Kg)

산지별 거래물량(톤)



출하산지(개소)

8

출하건수(천건)

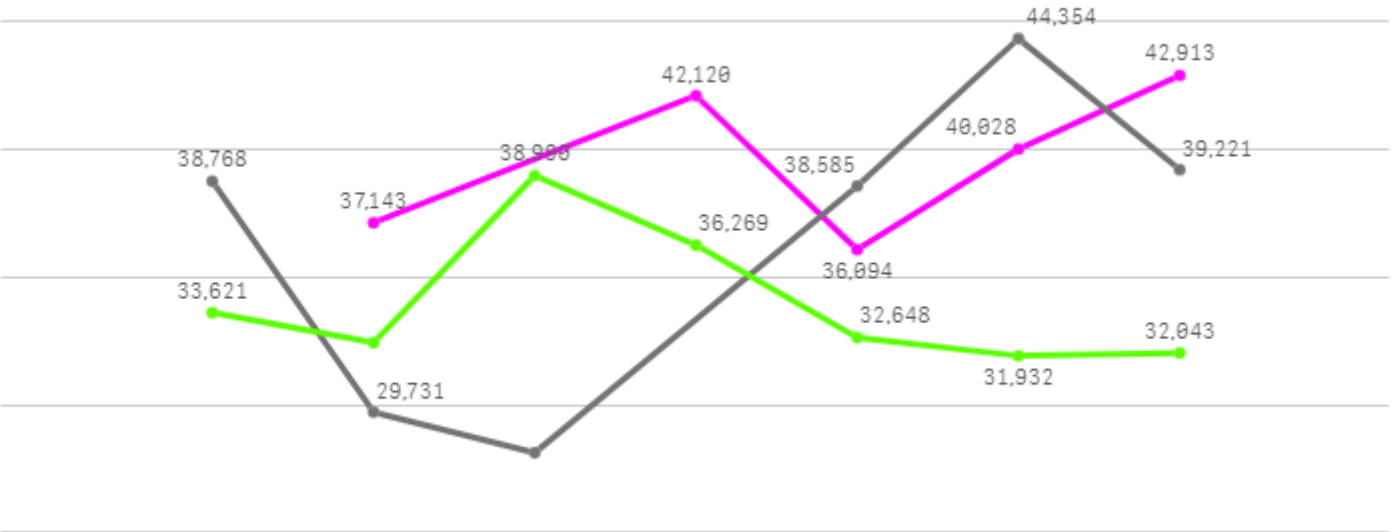
2

산지별 주출하 시군구



주간 도매가격(원)

◆ 2025 ● 2024 ◆ 평년



구분	금주(A)	전주(B)	전월(C)	전년(D)	평년(E)	A/B	A/C	A/D	A/E
가격(원)	38,825	34,363	34,517	36,466	36,674	113.0%	112.5%	106.5%	105.9%

※ 상품 가격 기준

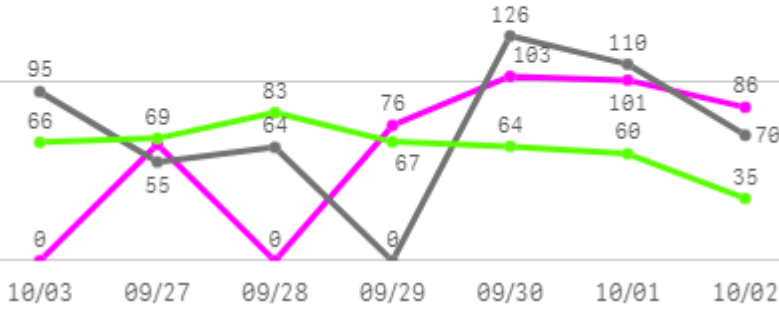
□ 빨강 파프리카(5Kg) 주간 가격

구분	Q	품종	Q	단량	Q	특	상	보통	하
2025-09-27		빨강 파프리카		5Kg		-	37,143	26,677	16,188
2025-09-29		빨강 파프리카		5Kg		-	42,120	32,667	17,756
2025-09-30		빨강 파프리카		5Kg		-	36,094	28,424	17,497
2025-10-01		빨강 파프리카		5Kg		-	40,028	29,525	19,420
2025-10-02		빨강 파프리카		5Kg		-	42,913	30,316	18,302
평균						-	39,660	29,522	17,833

양상추

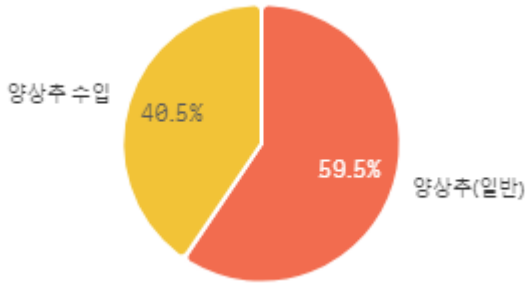
주간 반입량(톤)

◆ 2025 ● 2024 ▲ 평년

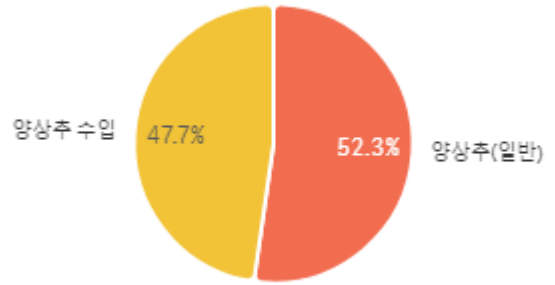


구분	금주(A)	전주(B)	전월(C)	전년(D)	평년(E)	A/B	A/C	A/D	A/E
물량(톤)	432	507	495	521	479	85.1%	87.2%	83.0%	90.1%

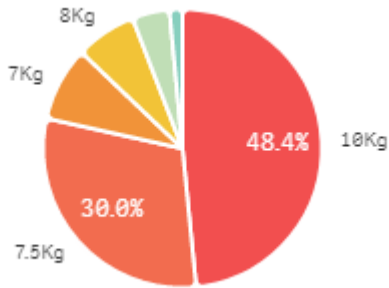
출하 품종별 거래물량 구성비



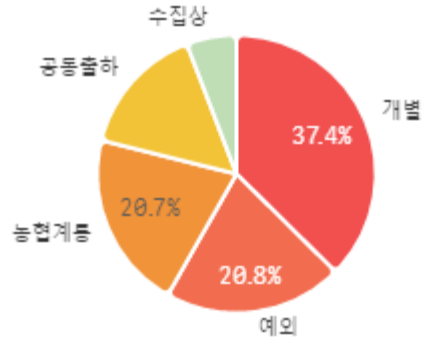
출하 품종별 거래금액 구성비



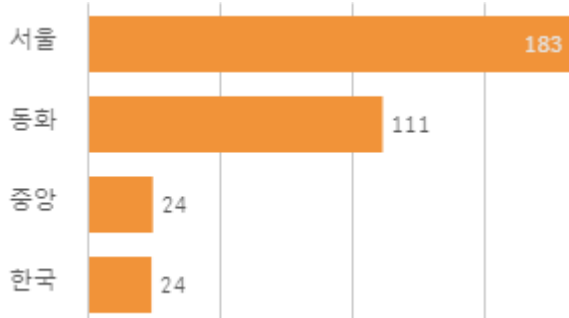
거래 단량별 물량 구성비



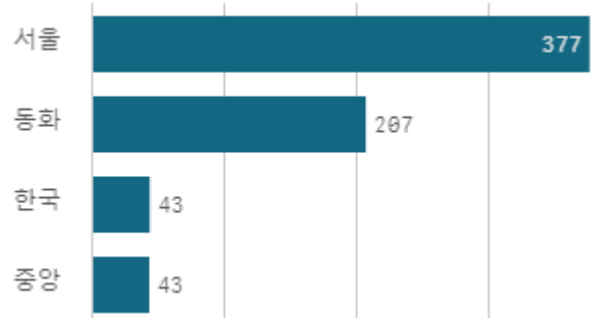
출하자별 거래물량 구성비



도매시장 법인별 거래물량(톤)

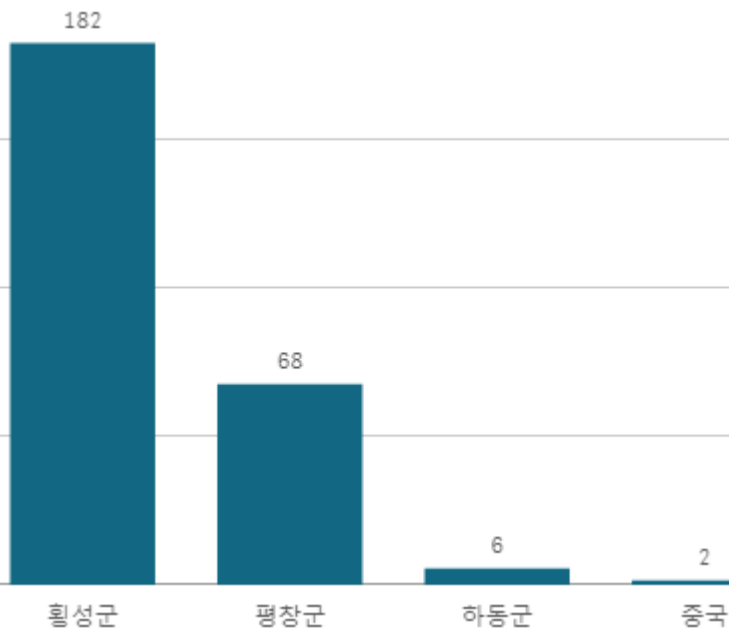


도매시장 법인별 거래금액(백만원)



양상추(일반)(12개)

산지별 거래물량(톤)



출하산지(개소)

4

출하건수(천건)

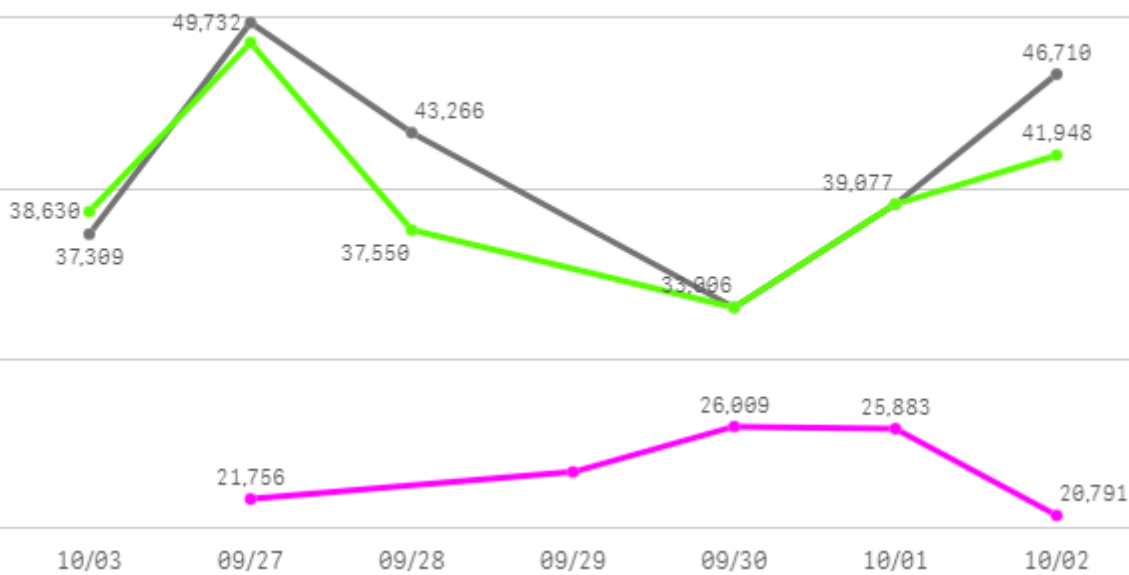
0

산지별 주출하 시군구



주간 도매가격(원)

◆ 2025 ● 2024 ◆ 평년



구분	금주(A)	전주(B)	전월(C)	전년(D)	평년(E)	A/B	A/C	A/D	A/E
가격(원)	23,388	21,470	27,987	41,517	26,626	108.9%	83.6%	56.3%	87.8%

※ 상품 가격 기준

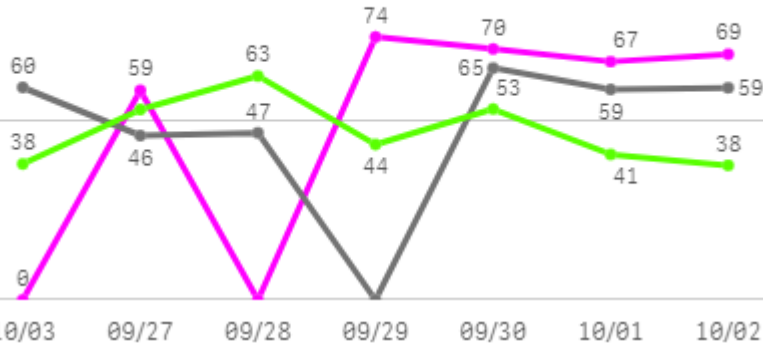
□ 양상추(일반)(12개) 주간 가격

구분	Q	품종	Q	단량	Q	특	상	보통	하
2025-09-27		양상추(일반)		12개		-	21,756	17,429	12,049
2025-09-29		양상추(일반)		12개		-	23,344	18,868	14,160
2025-09-30		양상추(일반)		12개		-	26,009	21,961	16,673
2025-10-01		양상추(일반)		12개		-	25,883	21,643	15,664
2025-10-02		양상추(일반)		12개		-	20,791	17,996	10,776
평균						-	23,557	19,579	13,864

청경채

주간 반입량(톤)

◆ 2025 ● 2024 ▲ 평년

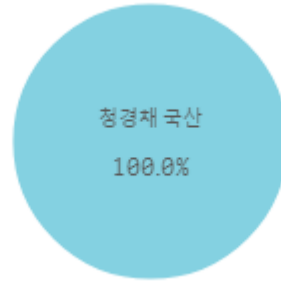


구분	금주(A)	전주(B)	전월(C)	전년(D)	평년(E)	A/B	A/C	A/D	A/E
물량(톤)	338	331	445	336	350	102.3%	76.0%	100.8%	96.6%

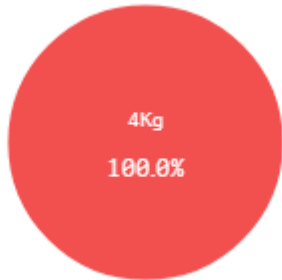
출하 품종별 거래물량 구성비



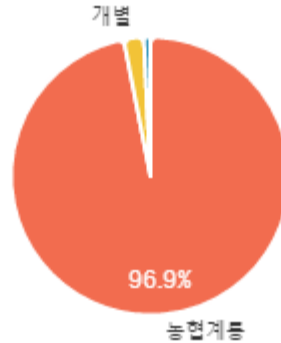
출하 품종별 거래금액 구성비



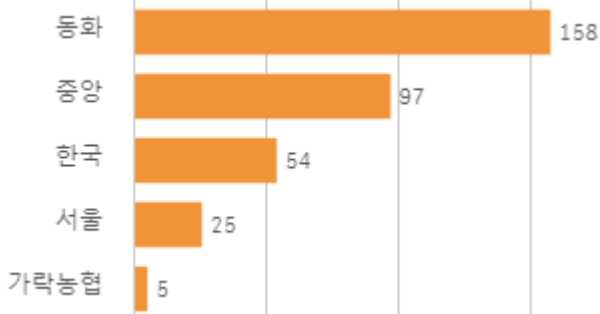
거래 단량별 물량 구성비



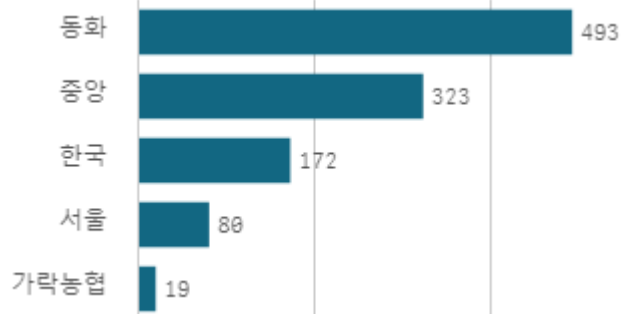
출하자별 거래물량 구성비



도매시장 법인별 거래물량(톤)

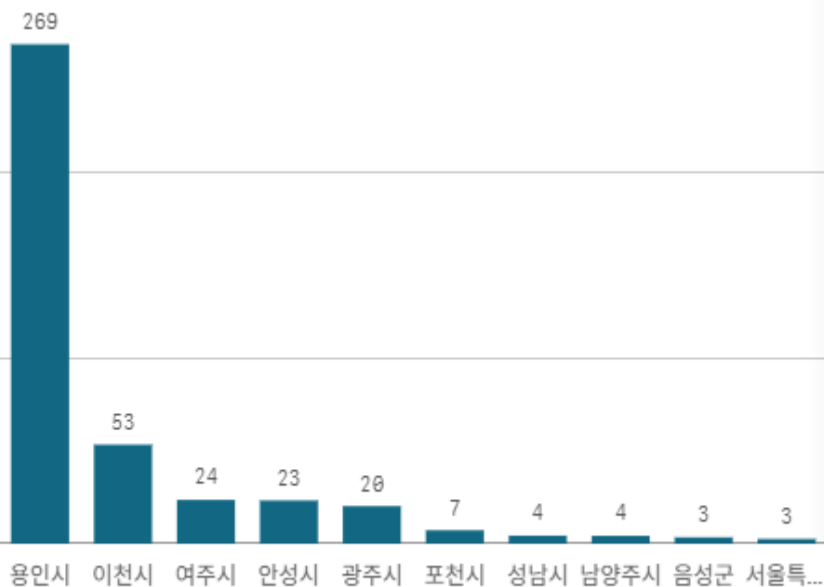


도매시장 법인별 거래금액(백만원)



청경채(4Kg)

산지별 거래물량(톤)



산지별 주출하 시군구



출하산지(개소)

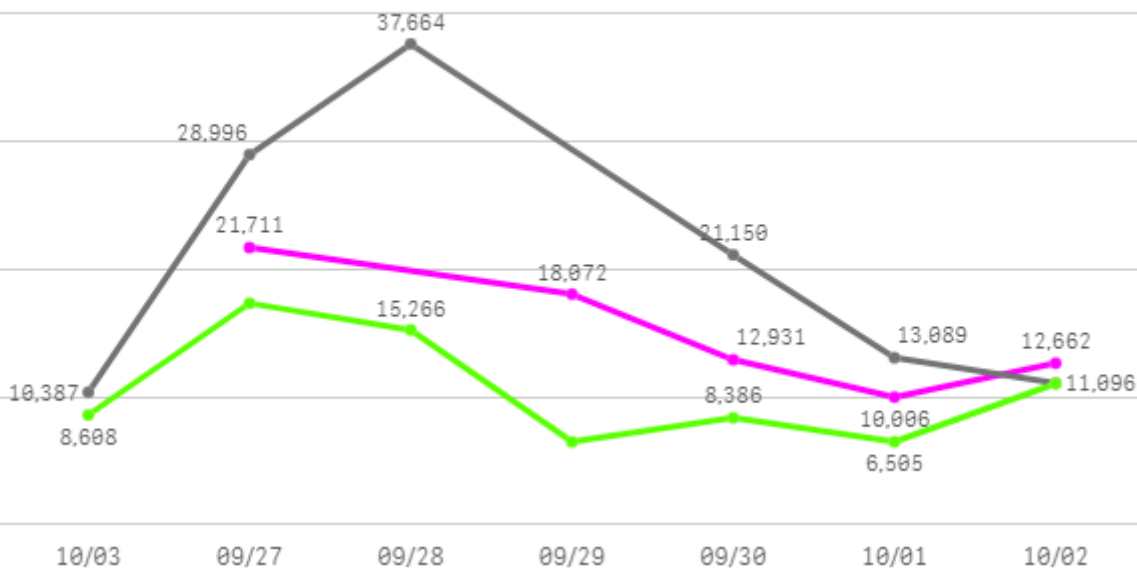
12

출하건수(천건)

3

주간 도매가격(원)

◆ 2025 ● 2024 ◆ 평년



구분	금주(A)	전주(B)	전월(C)	전년(D)	평년(E)	A/B	A/C	A/D	A/E
가격(원)	17,365	21,824	9,554	20,397	15,519	79.6%	181.7%	85.1%	111.9%

※ 상품 가격 기준

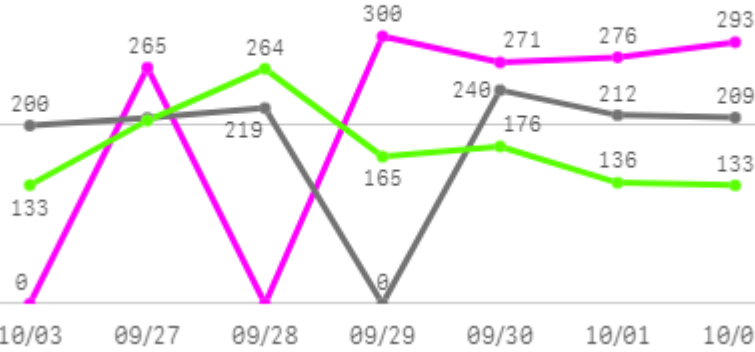
□ 청경채(4Kg) 주간 가격

구분	Q	품종	Q	단량	Q	특	상	보통	하
2025-09-27		청경채		4Kg		-	21,711	19,961	16,833
2025-09-29		청경채		4Kg		-	18,072	17,070	14,329
2025-09-30		청경채		4Kg		-	12,931	11,444	8,417
2025-10-01		청경채		4Kg		-	10,006	8,864	6,887
2025-10-02		청경채		4Kg		-	12,662	11,272	8,934
평균						-	15,076	13,722	11,080

버섯

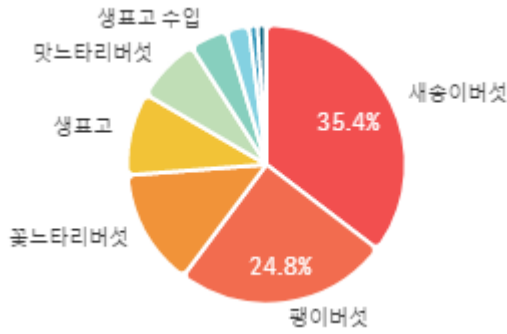
주간 반입량(톤)

◆ 2025 ● 2024 ▲ 평년

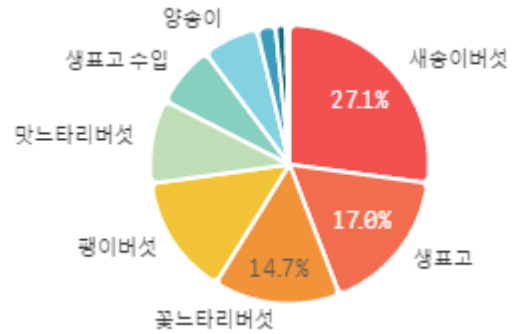


구분	금주(A)	전주(B)	전월(C)	전년(D)	평년(E)	A/B	A/C	A/D	A/E
물량(톤)	1,405	1,400	1,434	1,288	1,284	100.4%	98.0%	109.1%	109.4%

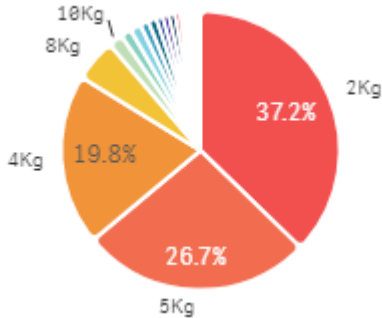
출하 품종별 거래물량 구성비



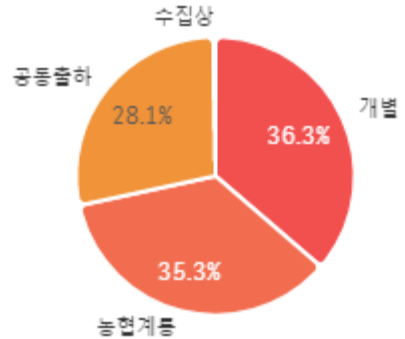
출하 품종별 거래금액 구성비



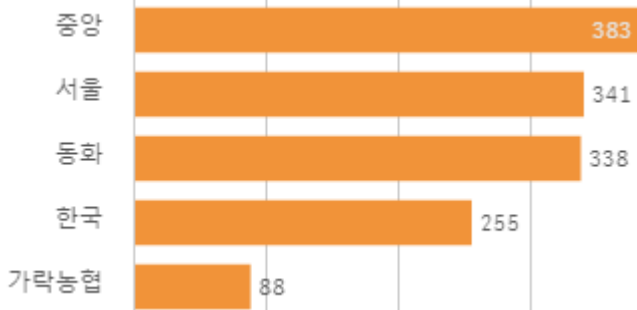
거래 단량별 물량 구성비



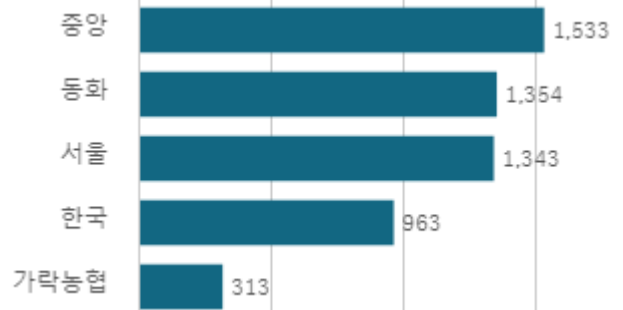
출하자별 거래물량 구성비



도매시장 법인별 거래물량(톤)

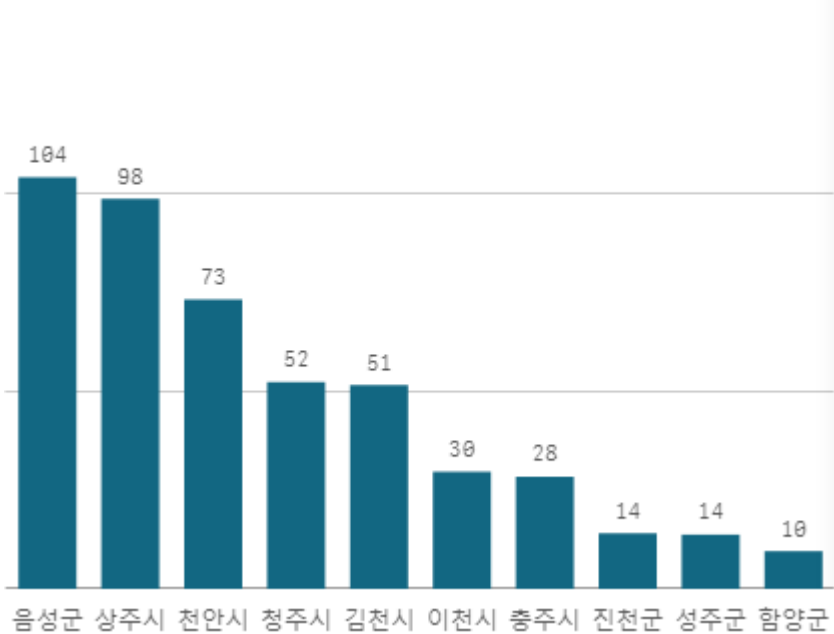


도매시장 법인별 거래금액(백만원)



새송이버섯(2Kg)

산지별 거래물량(톤)



출하산지(개소)

21

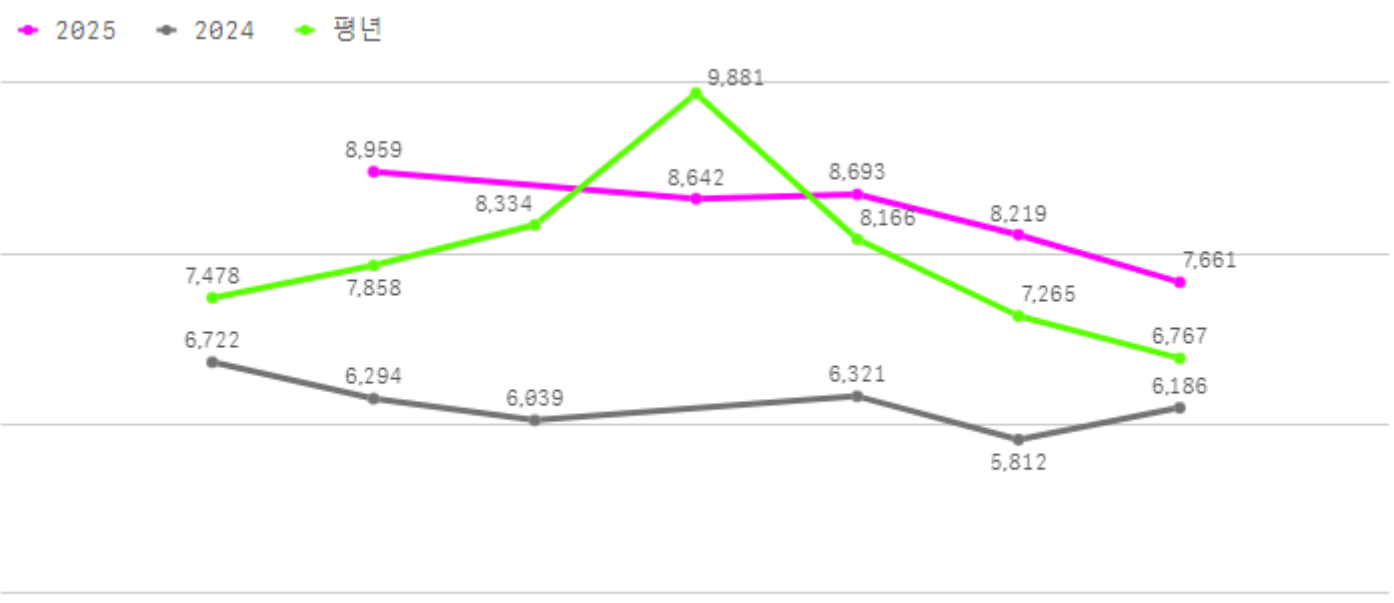
출하건수(천건)

3

산지별 주출하 시군구



주간 도매가격(원)



구분	금주(A)	전주(B)	전월(C)	전년(D)	평년(E)	A/B	A/C	A/D	A/E
가격(원)	8,682	8,492	5,246	6,229	8,318	102.2%	165.5%	139.4%	104.4%

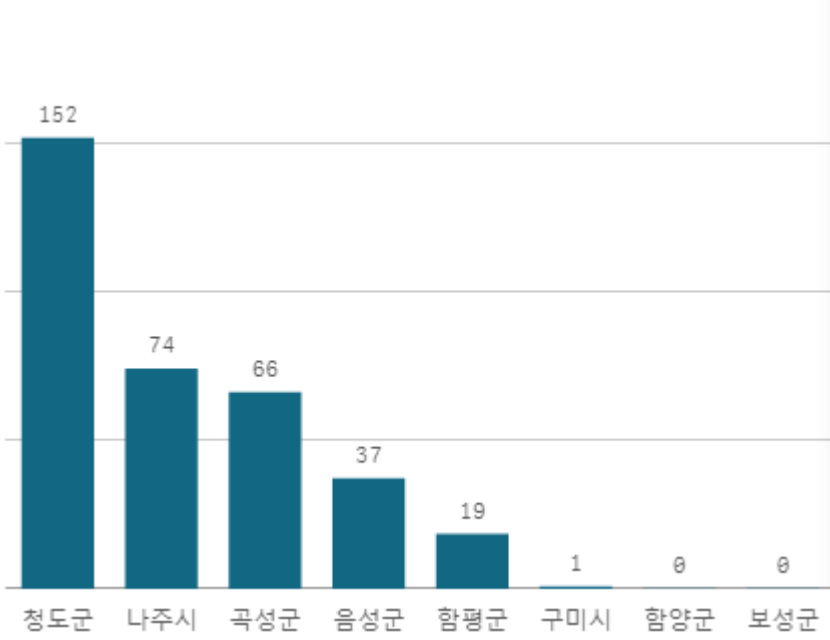
※ 상품 가격 기준

□ 새송이버섯(2Kg) 주간 가격

구분	Q	품종	Q	단량	Q	특	상	보통	하
2025-09-27		새송이버섯		2Kg		17,223	8,959	7,691	4,387
2025-09-29		새송이버섯		2Kg		16,532	8,642	7,463	4,462
2025-09-30		새송이버섯		2Kg		15,722	8,693	6,861	3,530
2025-10-01		새송이버섯		2Kg		14,585	8,219	6,675	3,429
2025-10-02		새송이버섯		2Kg		12,613	7,661	6,240	3,434
평균						15,335	8,435	6,986	3,848

팬이버섯(5Kg)

산지별 거래물량(톤)



산지별 주출하 시군구



출하산지(개소)


8

출하건수(천건)

1

주간 도매가격(원)

◆ 2025 ● 2024 ▲ 평년



10/03 09/27 09/28 09/29 09/30 10/01 10/02

구분	금주(A)	전주(B)	전월(C)	전년(D)	평년(E)	A/B	A/C	A/D	A/E
가격(원)	12,405	11,033	9,929	10,222	12,600	112.4%	124.9%	121.4%	98.4%

※ 상품 가격 기준

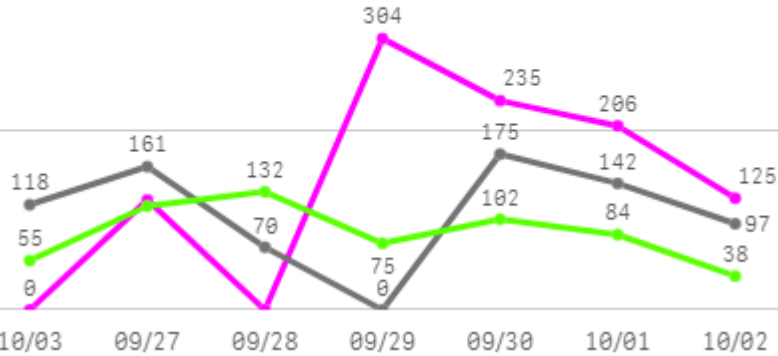
□ 팽이버섯(5Kg) 주간 가격

구분	Q	품종	Q	단량	Q	특	상	보통	하
2025-09-27		팽이버섯		5Kg		13,092	11,996	10,072	9,263
2025-09-29		팽이버섯		5Kg		13,500	12,655	10,881	9,881
2025-09-30		팽이버섯		5Kg		14,113	12,905	10,598	9,418
2025-10-01		팽이버섯		5Kg		13,886	12,346	10,364	9,211
2025-10-02		팽이버섯		5Kg		13,745	12,654	10,328	9,481
평균						13,667	12,511	10,449	9,451

사과

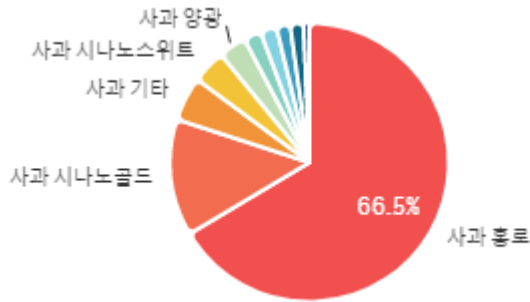
주간 반입량(톤)

◆ 2025 ● 2024 ▲ 평년

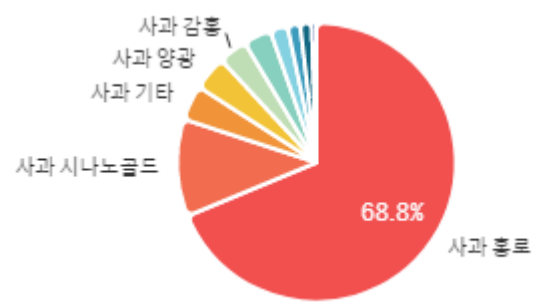


구분	금주(A)	전주(B)	전월(C)	전년(D)	평년(E)	A/B	A/C	A/D	A/E
물량(톤)	994	1,427	904	762	743	69.7%	109.9%	130.4%	133.7%

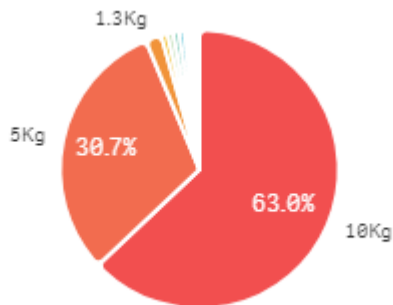
출하 품종별 거래물량 구성비



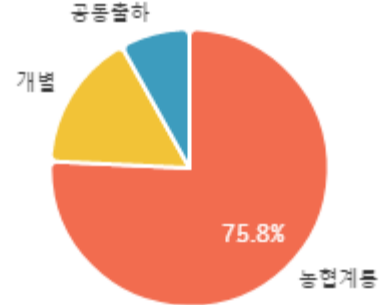
출하 품종별 거래금액 구성비



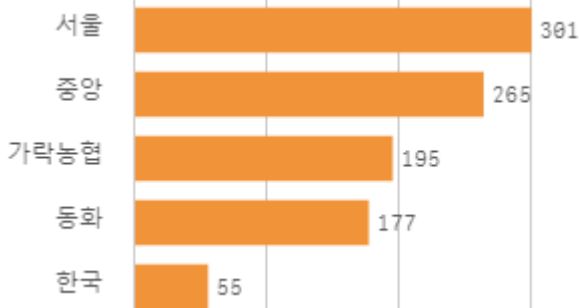
거래 단량별 물량 구성비



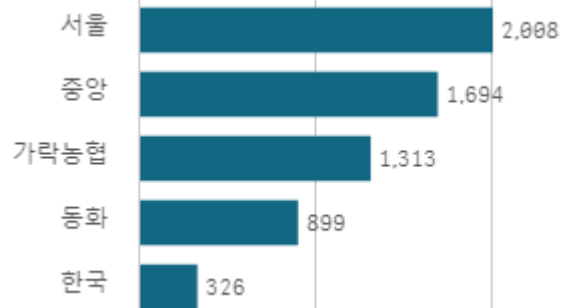
출하자별 거래물량 구성비



도매시장 법인별 거래물량(톤)

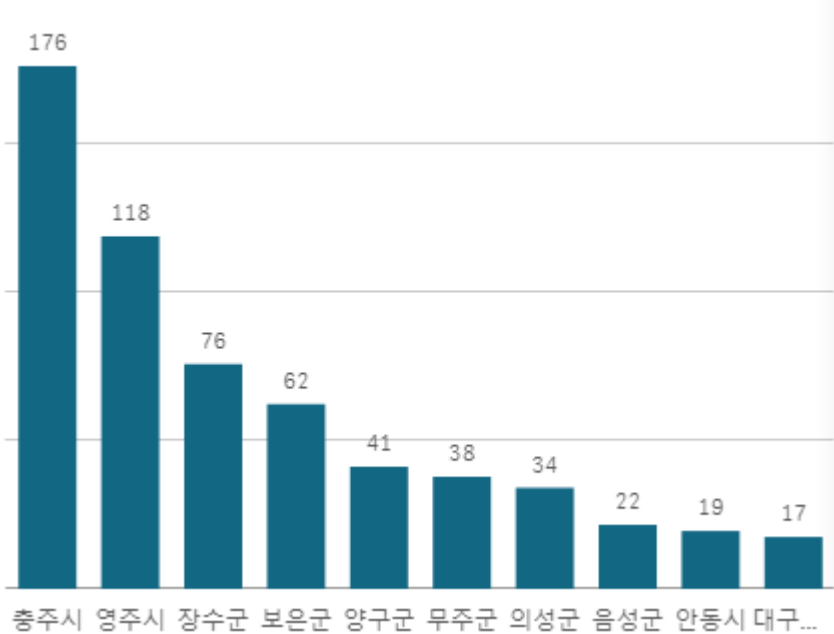


도매시장 법인별 거래금액(백만원)



사과 홍로(10Kg)

산지별 거래물량(톤)



출하산지(개소)

28

출하건수(천건)

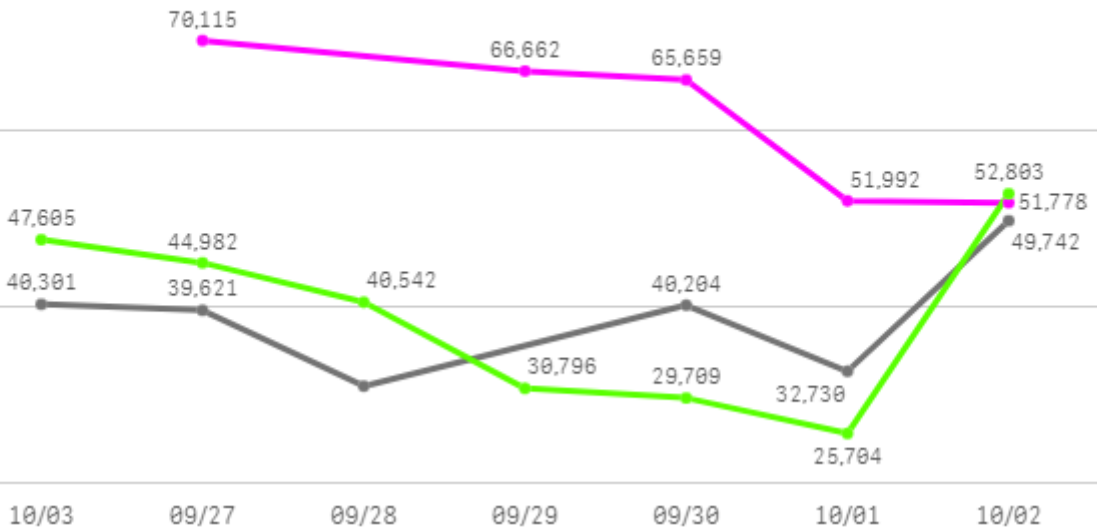
2

산지별 주출하 시군구



주간 도매가격(원)

◆ 2025 ● 2024 ◆ 평년



구분	금주(A)	전주(B)	전월(C)	전년(D)	평년(E)	A/B	A/C	A/D	A/E
가격(원)	65,442	67,070	71,718	38,941	56,348	97.6%	91.2%	168.1%	116.1%

※ 상품 가격 기준

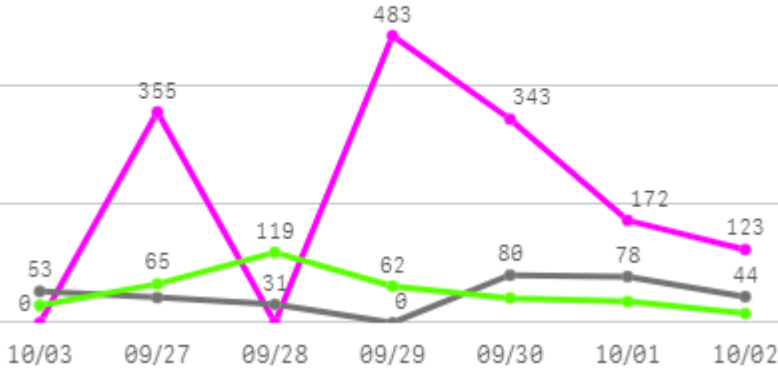
□ 사과 홍로(10Kg) 주간 가격

구분	Q	품종	Q	단량	Q	특	상	보통	하
2025-09-27		사과 홍로		10Kg		129,138	70,115	47,533	33,001
2025-09-29		사과 홍로		10Kg		117,370	66,662	46,113	18,383
2025-09-30		사과 홍로		10Kg		118,601	65,659	44,400	26,907
2025-10-01		사과 홍로		10Kg		97,411	51,992	29,778	14,805
2025-10-02		사과 홍로		10Kg		88,110	51,778	30,062	17,389
평균						110,126	61,241	39,577	22,097

배

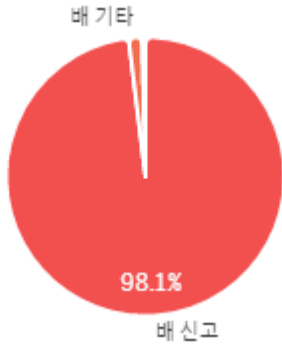
주간 반입량(톤)

◆ 2025 ● 2024 ▲ 평년

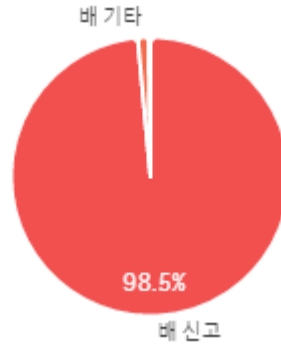


구분	금주(A)	전주(B)	전월(C)	전년(D)	평년(E)	A/B	A/C	A/D	A/E
물량(톤)	1,476	2,536	399	329	570	58.2%	369.9%	449.1%	258.9%

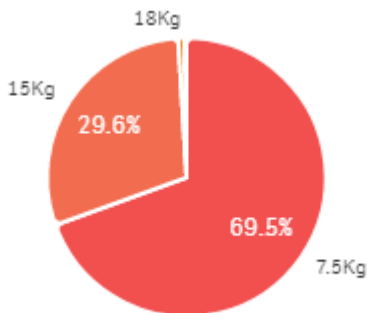
출하 품종별 거래물량 구성비



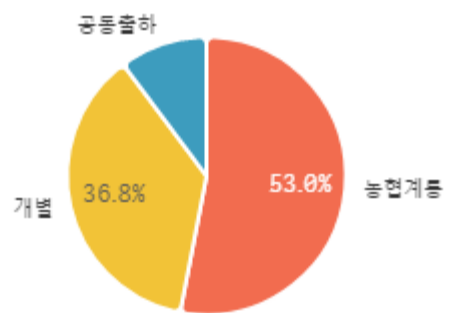
출하 품종별 거래금액 구성비



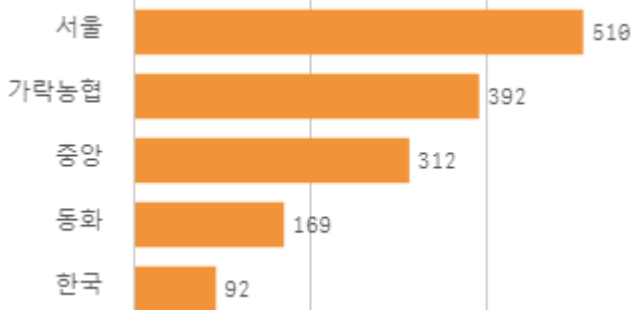
거래 단량별 물량 구성비



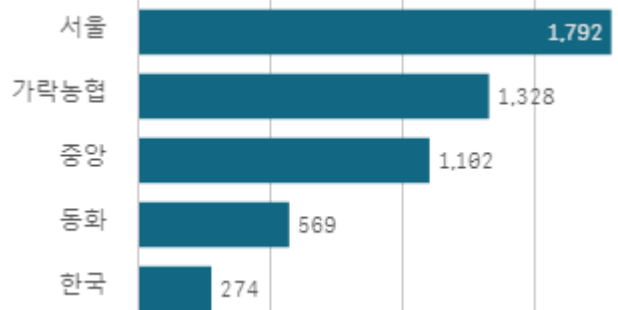
출하자별 거래물량 구성비



도매시장 법인별 거래물량(톤)

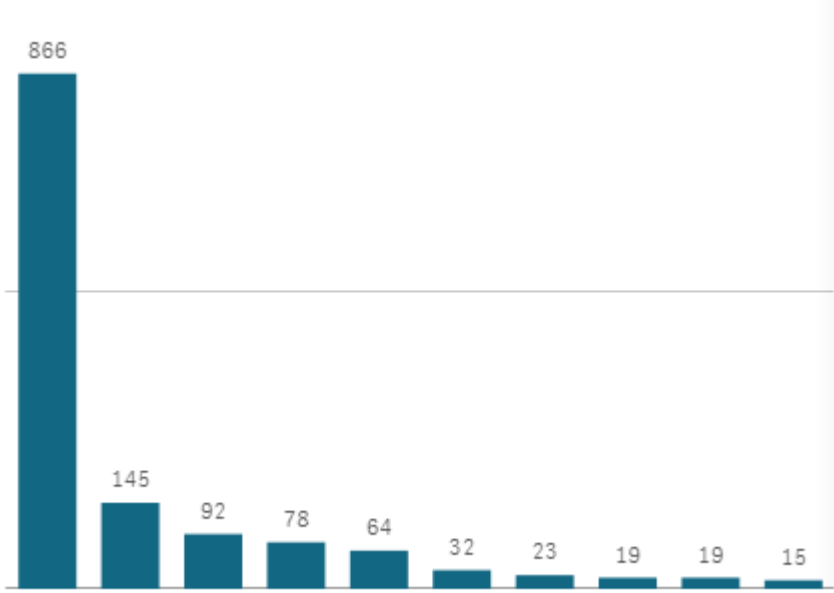


도매시장 법인별 거래금액(백만원)



배 신고(15Kg)

산지별 거래물량(톤)



출하산지(개소)

29

출하건수(천건)

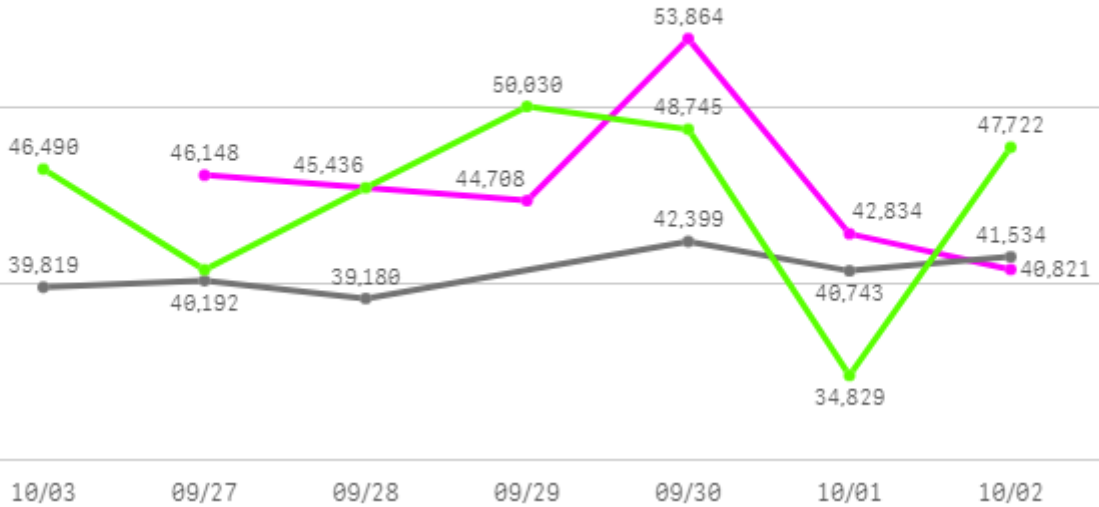
3

산지별 주출하 시군구



주간 도매가격(원)

◆ 2025 ● 2024 ◆ 평년



구분	금주(A)	전주(B)	전월(C)	전년(D)	평년(E)	A/B	A/C	A/D	A/E
가격(원)	46,582	48,583	25,803	40,645	45,206	95.9%	180.5%	114.6%	103.0%

※ 상품 가격 기준

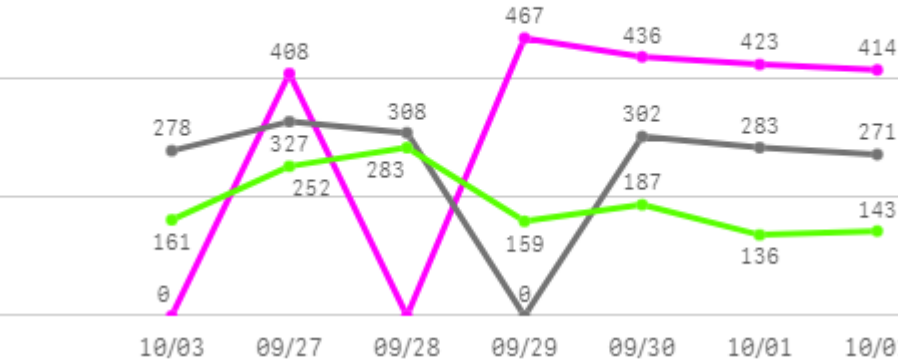
□ 배 신고(15Kg) 주간 가격

구분	Q	품종	Q	단량	Q	특	상	보통	하
2025-09-27		배 신고		15Kg		57,266	46,148	35,618	23,543
2025-09-29		배 신고		15Kg		54,960	44,708	33,454	22,620
2025-09-30		배 신고		15Kg		57,849	53,864	33,775	19,744
2025-10-01		배 신고		15Kg		57,971	42,834	29,348	17,407
2025-10-02		배 신고		15Kg		54,228	40,821	31,647	19,707
평균						56,455	45,675	32,768	20,604

포도

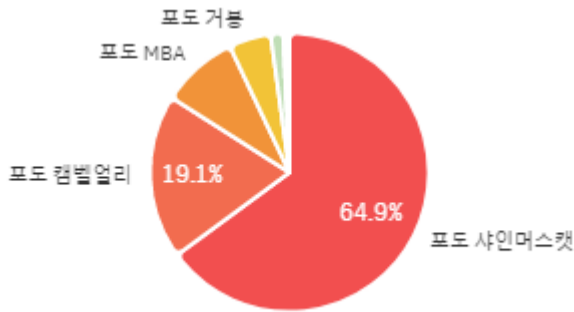
주간 반입량(톤)

◆ 2025 ● 2024 ▲ 평년

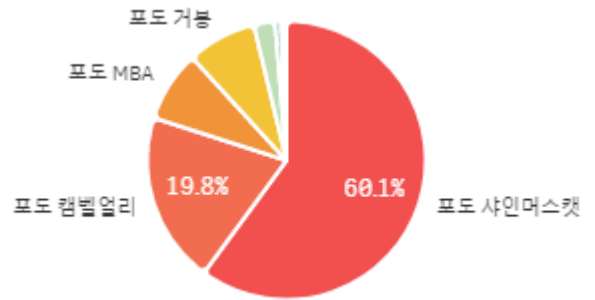


구분	금주(A)	전주(B)	전월(C)	전년(D)	평년(E)	A/B	A/C	A/D	A/E
물량(톤)	2,147	2,335	1,556	1,768	1,557	91.9%	137.9%	121.4%	137.9%

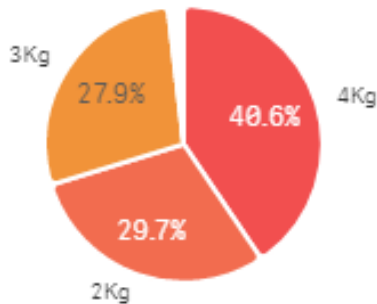
출하 품종별 거래물량 구성비



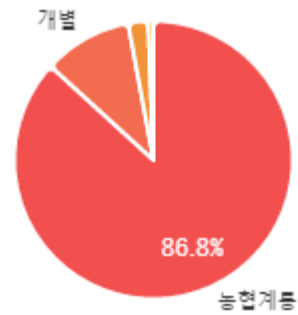
출하 품종별 거래금액 구성비



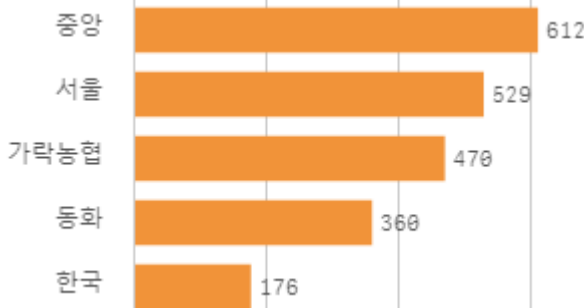
거래 단량별 물량 구성비



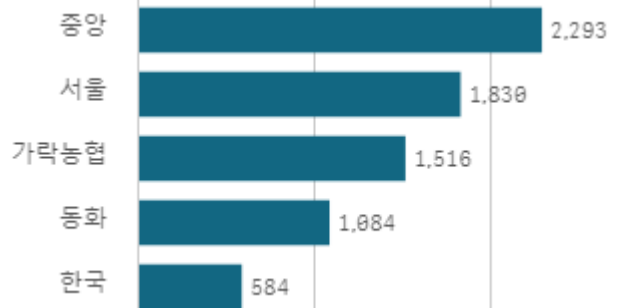
출하자별 거래물량 구성비



도매시장 법인별 거래물량(톤)

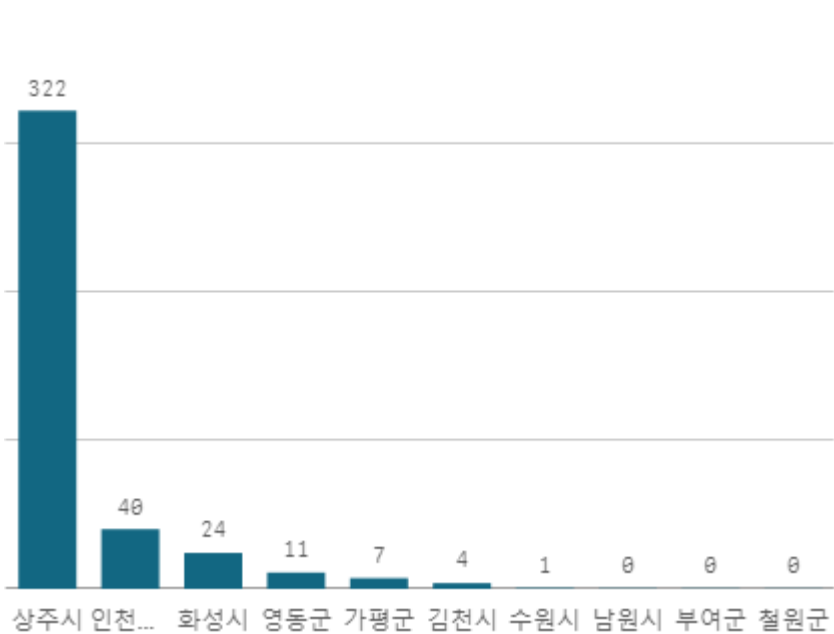


도매시장 법인별 거래금액(백만원)



포도 캠벨얼리(3Kg)

산지별 거래물량(톤)



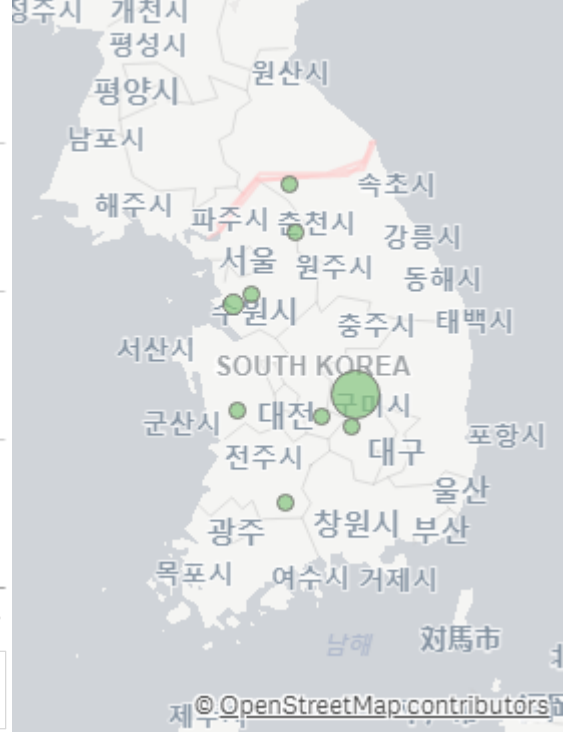
출하산지(개소)

10

출하건수(천건)

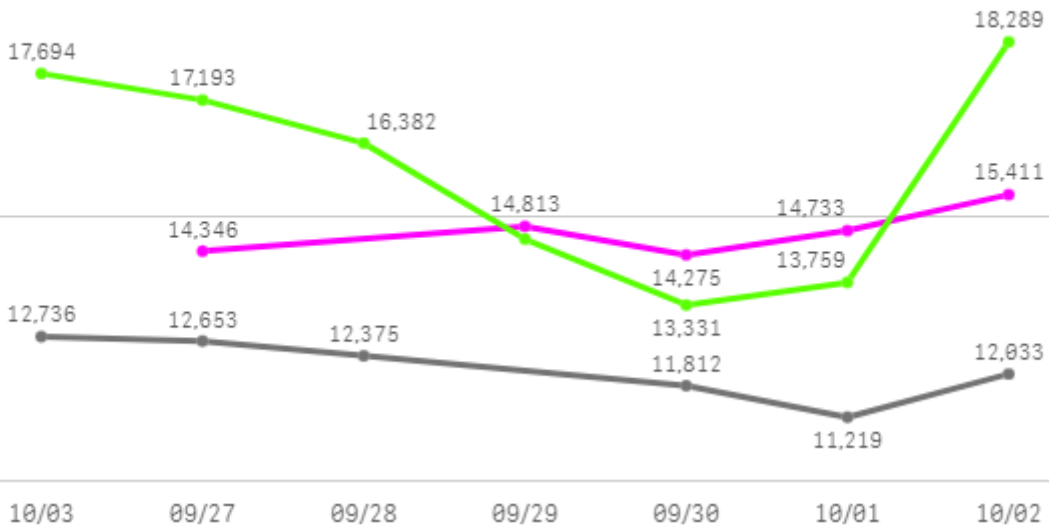
4

산지별 주출하 시군구



주간 도매가격(원)

◆ 2025 ● 2024 ◆ 평년



10/03 09/27 09/28 09/29 09/30 10/01 10/02

구분	금주(A)	전주(B)	전월(C)	전년(D)	평년(E)	A/B	A/C	A/D	A/E
가격(원)	14,547	15,076	17,302	12,138	15,013	96.5%	84.1%	119.8%	96.9%

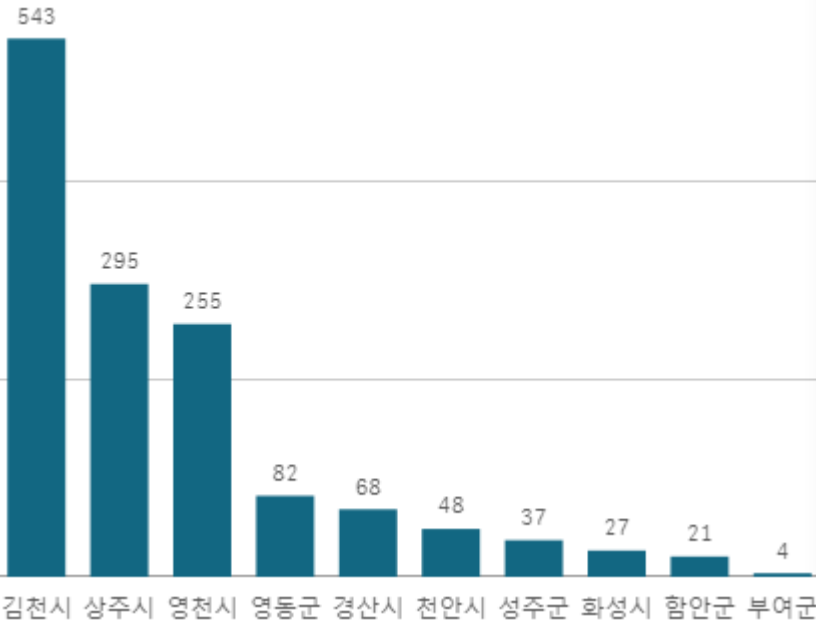
※ 상품 가격 기준

□ 포도 캠벨얼리(3Kg) 주간 가격

구분	Q	품종	Q	단량	Q	특	상	보통	하
2025-09-27		포도 캠벨얼리		3Kg		20,354	14,346	8,789	4,858
2025-09-29		포도 캠벨얼리		3Kg		20,780	14,813	9,464	5,305
2025-09-30		포도 캠벨얼리		3Kg		21,931	14,275	8,851	4,516
2025-10-01		포도 캠벨얼리		3Kg		22,483	14,733	8,763	4,036
2025-10-02		포도 캠벨얼리		3Kg		24,125	15,411	9,154	4,327
평균						21,935	14,716	9,004	4,608

포도 샤인머스켓(2Kg)

산지별 거래물량(톤)



출하산지(개소)

23

출하건수(천건)

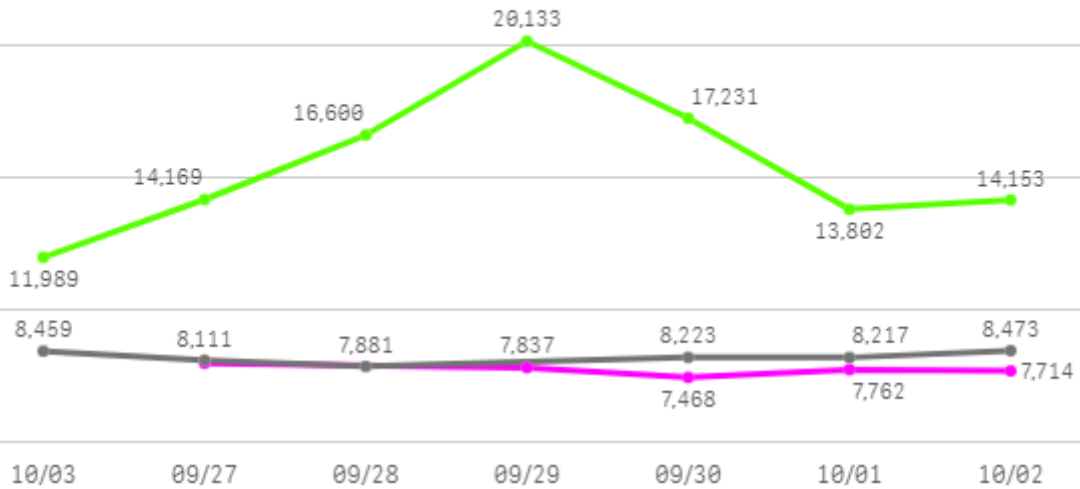
11

산지별 주출하 시군구



주간 도매가격(원)

◆ 2025 ● 2024 ▲ 평년



구분	금주(A)	전주(B)	전월(C)	전년(D)	평년(E)	A/B	A/C	A/D	A/E
가격(원)	7,820	8,157	12,737	8,227	9,859	95.9%	61.4%	95.1%	79.3%

※ 상품 가격 기준

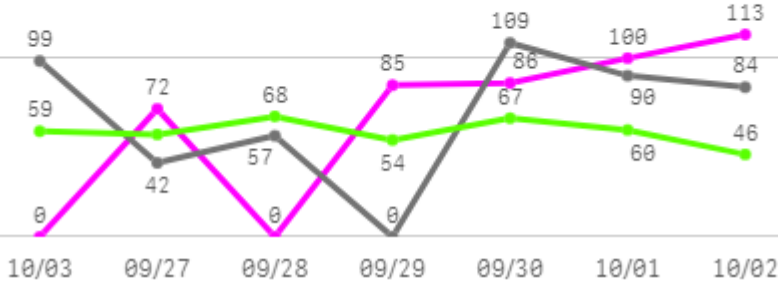
□ 포도 샤인머스켓(2Kg) 주간 가격

구분	Q	품종	Q	단량	Q	특	상	보통	하
2025-09-27		포도 샤인머스켓		2Kg		17,007	8,005	5,359	3,580
2025-09-29		포도 샤인머스켓		2Kg		15,746	7,837	5,282	3,620
2025-09-30		포도 샤인머스켓		2Kg		14,204	7,468	5,102	3,383
2025-10-01		포도 샤인머스켓		2Kg		14,206	7,762	5,283	3,532
2025-10-02		포도 샤인머스켓		2Kg		13,649	7,714	5,245	3,489
평균						14,962	7,757	5,254	3,521

감귤

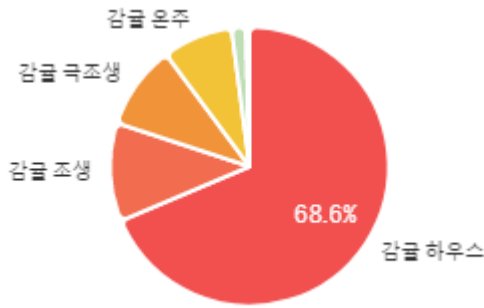
주간 반입량(톤)

◆ 2025 ● 2024 ▲ 평년

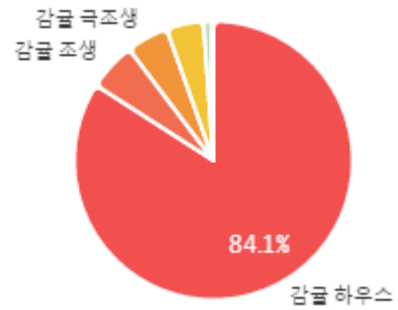


구분	금주(A)	전주(B)	전월(C)	전년(D)	평년(E)	A/B	A/C	A/D	A/E
물량(톤)	457	233	153	480	445	195.9%	299.5%	95.2%	102.6%

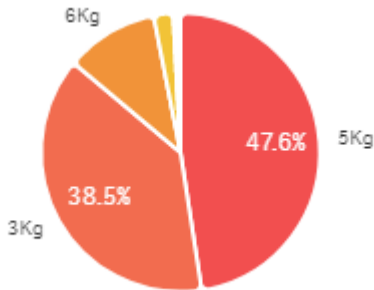
출하 품종별 거래물량 구성비



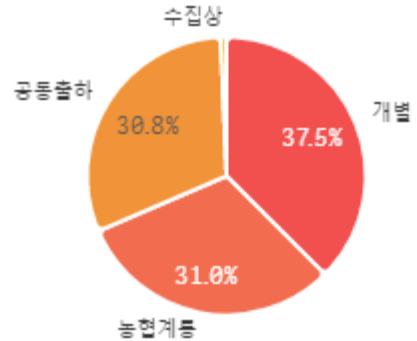
출하 품종별 거래금액 구성비



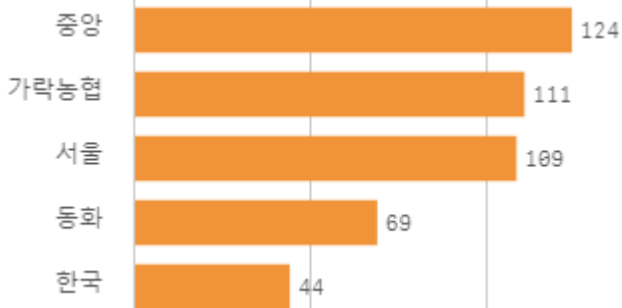
거래 단량별 물량 구성비



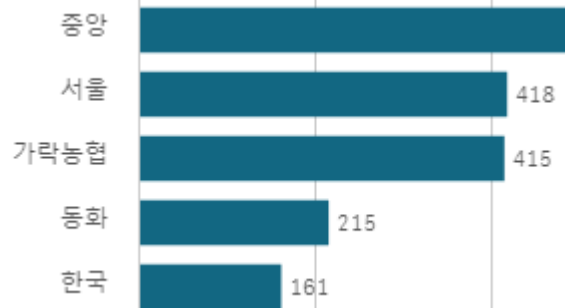
출하자별 거래물량 구성비



도매시장 법인별 거래물량(톤)

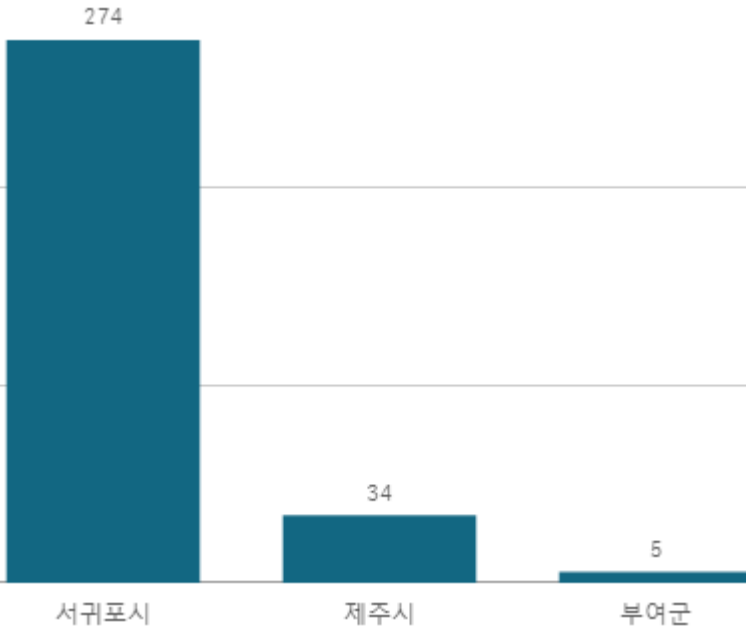


도매시장 법인별 거래금액(백만원)

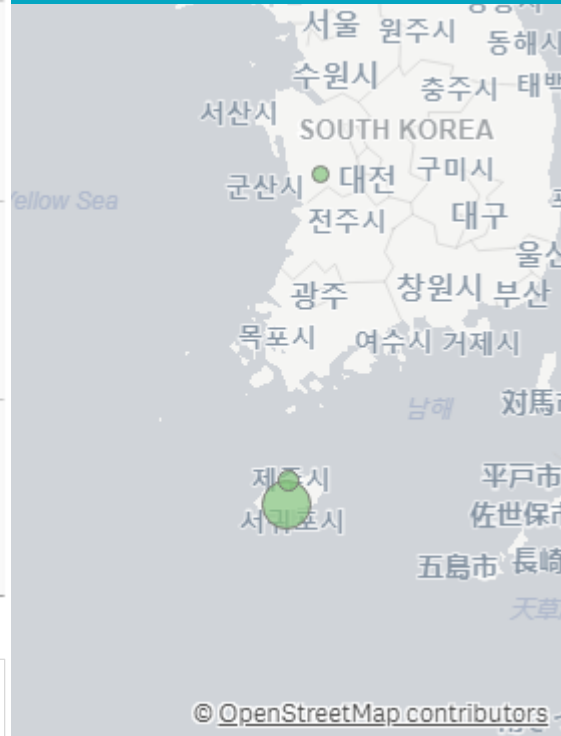


감귤 하우스(3Kg)

산지별 거래물량(톤)



산지별 주출하 시군구



출하산지(개소)

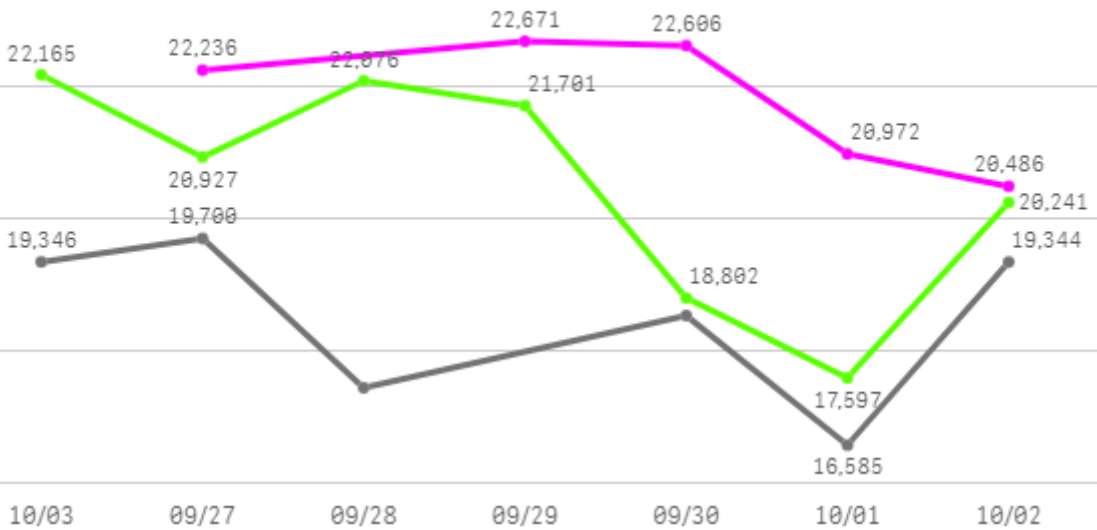
3

출하건수(천건)

2

주간 도매가격(원)

◆ 2025 ● 2024 ◆ 평년



구분	금주(A)	전주(B)	전월(C)	전년(D)	평년(E)	A/B	A/C	A/D	A/E
가격(원)	22,188	22,494	23,120	18,493	21,562	98.6%	96.0%	120.0%	102.9%

※ 상품 가격 기준

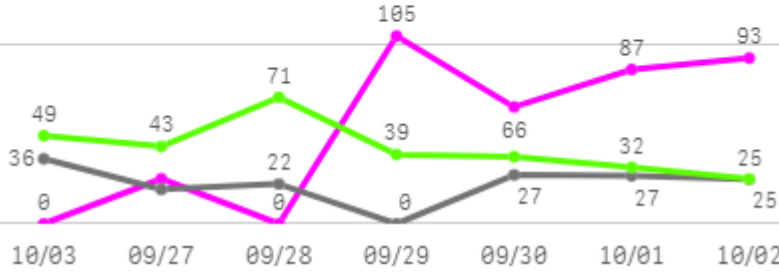
□ 감귤 하우스(3Kg) 주간 가격

구분	Q	품종	Q	단량	Q	특	상	보통	하
2025-09-27		감귤 하우스		3Kg		30,222	22,236	17,555	10,991
2025-09-29		감귤 하우스		3Kg		31,225	22,671	17,989	12,800
2025-09-30		감귤 하우스		3Kg		30,786	22,606	16,507	10,880
2025-10-01		감귤 하우스		3Kg		30,946	20,972	15,307	9,861
2025-10-02		감귤 하우스		3Kg		29,664	20,486	14,758	9,168
평균						30,569	21,794	16,423	10,740

단감

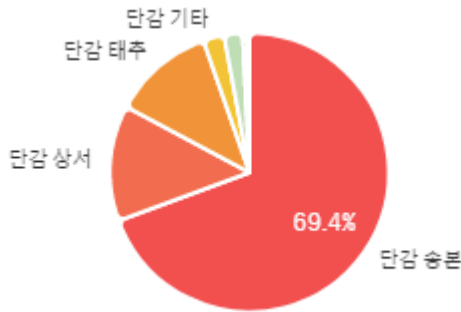
주간 반입량(톤)

◆ 2025 ● 2024 ▲ 평년

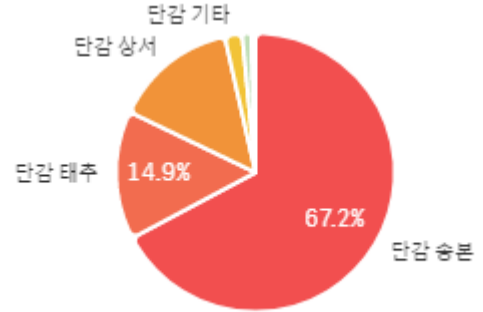


구분	금주(A)	전주(B)	전월(C)	전년(D)	평년(E)	A/B	A/C	A/D	A/E
물량(톤)	376	132	0	157	316	284.2%	53662...	238.7%	118.7%

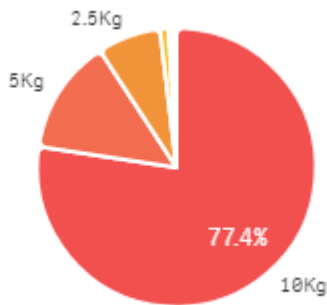
출하 품종별 거래물량 구성비



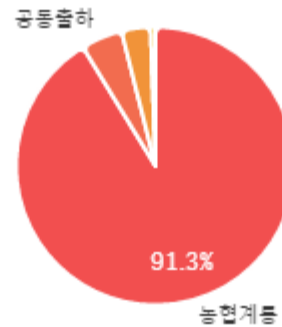
출하 품종별 거래금액 구성비



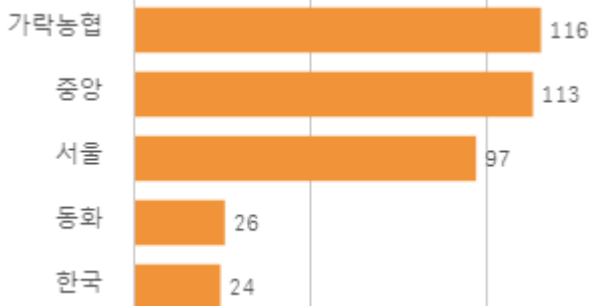
거래 단량별 물량 구성비



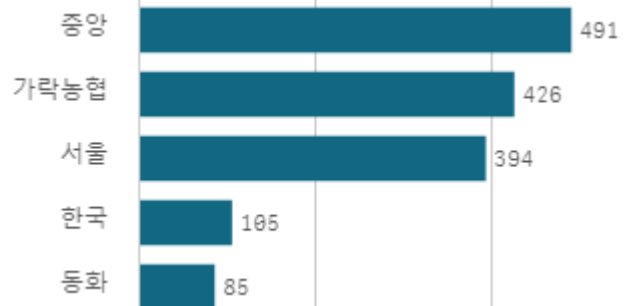
출하자별 거래물량 구성비



도매시장 법인별 거래물량(톤)

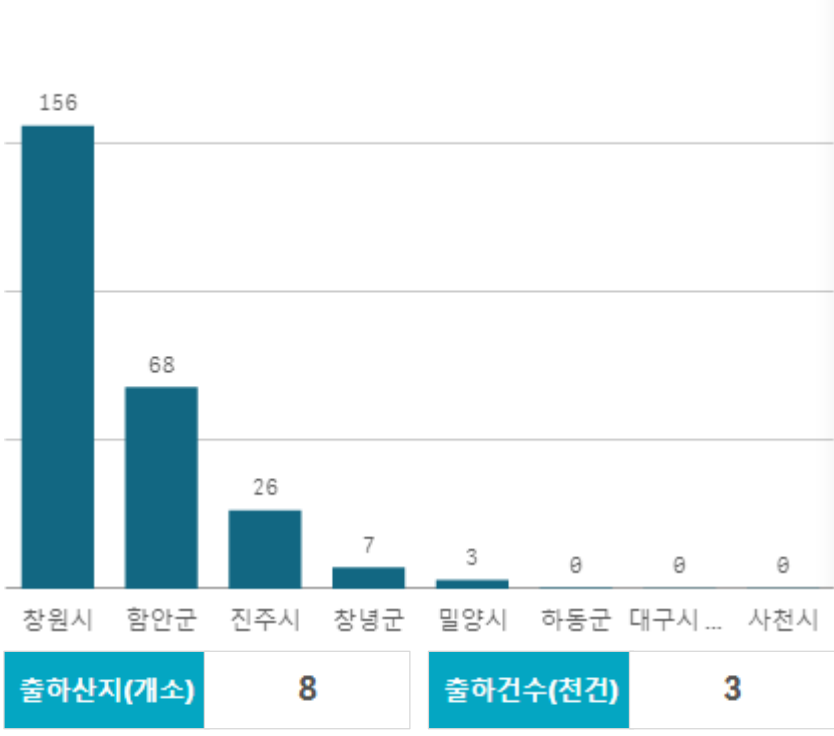


도매시장 법인별 거래금액(백만원)



단감 송본(10Kg)

산지별 거래물량(톤)



출하산지(개소)

8

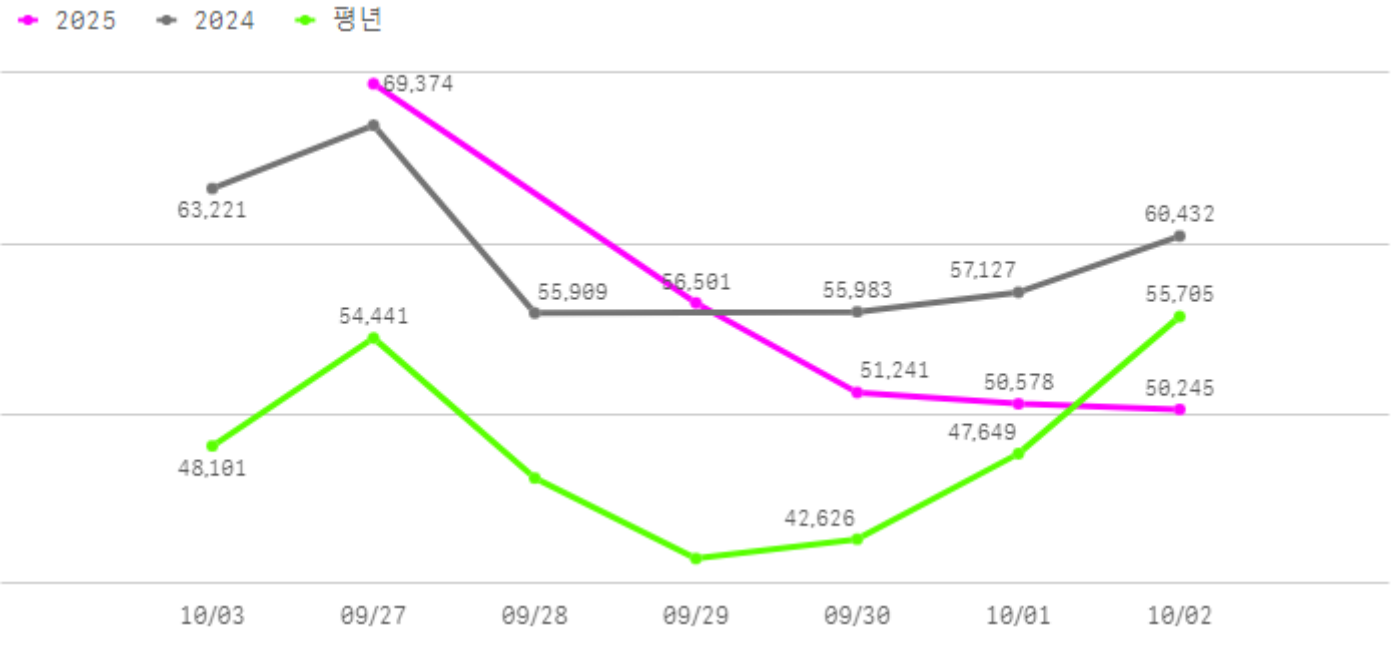
출하건수(천건)

3

산지별 주출하 시군구



주간 도매가격(원)



구분	금주(A)	전주(B)	전월(C)	전년(D)	평년(E)	A/B	A/C	A/D	A/E
가격(원)	59,632	63,501	-	59,935	55,919	93.9%	-	99.5%	106.6%

※ 상품 가격 기준

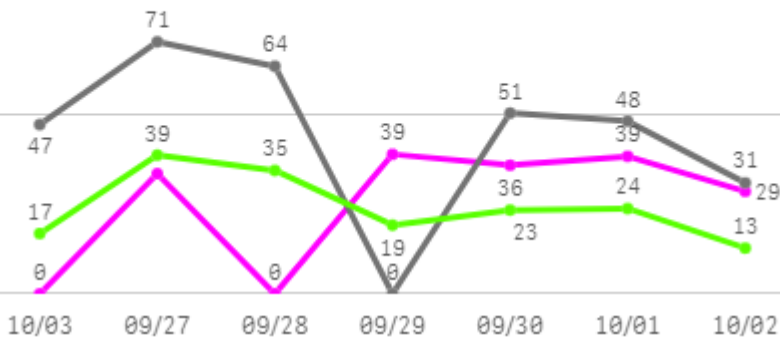
□ 단감 송본(10Kg) 주간 가격

구분	Q	품종	Q	단량	Q	특	상	보통	하
2025-09-27		단감 송본		10Kg		78,748	69,374	54,880	29,034
2025-09-29		단감 송본		10Kg		73,027	56,501	39,181	19,591
2025-09-30		단감 송본		10Kg		68,267	51,241	37,713	20,771
2025-10-01		단감 송본		10Kg		66,742	50,578	32,980	18,084
2025-10-02		단감 송본		10Kg		67,105	50,245	30,755	16,221
평균						70,777	55,588	39,102	20,740

자두

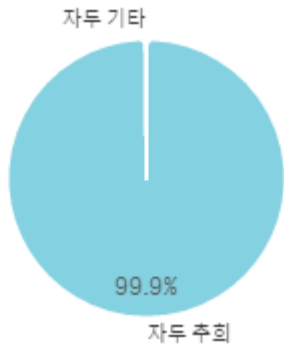
주간 반입량(톤)

◆ 2025 ● 2024 ▲ 평년

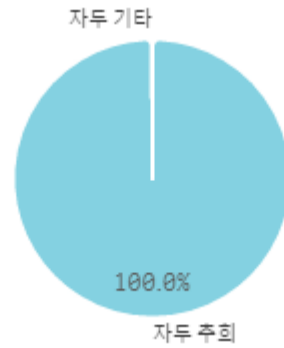


구분	금주(A)	전주(B)	전월(C)	전년(D)	평년(E)	A/B	A/C	A/D	A/E
물량(톤)	176	289	348	312	198	61.0%	50.6%	56.4%	88.9%

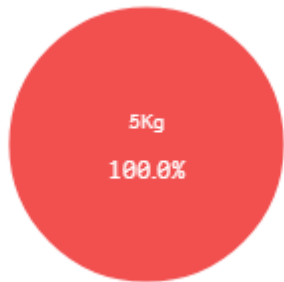
출하 품종별 거래물량 구성비



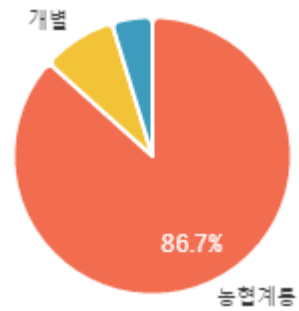
출하 품종별 거래금액 구성비



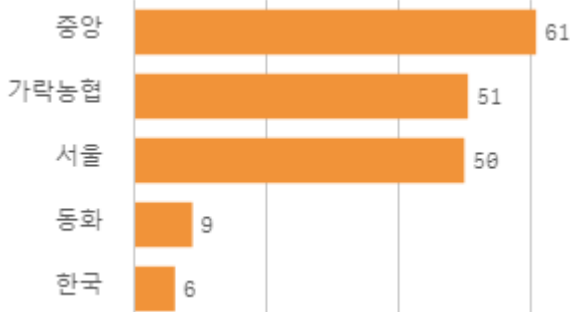
거래 단량별 물량 구성비



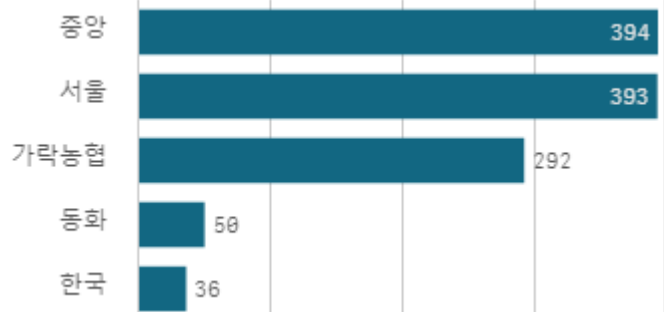
출하자별 거래물량 구성비



도매시장 법인별 거래물량(톤)

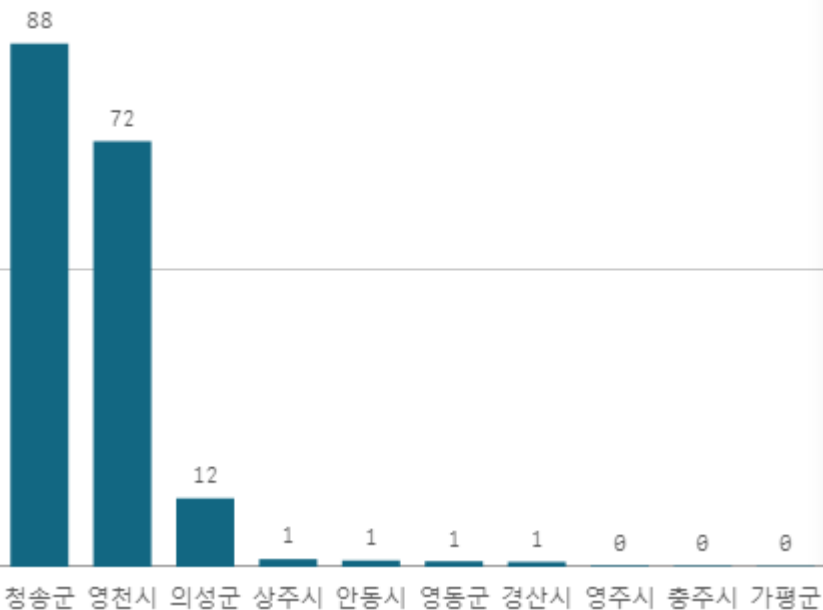


도매시장 법인별 거래금액(백만원)



자두 추희(5Kg)

산지별 거래물량(톤)



출하산지(개소)

12

출하건수(천건)

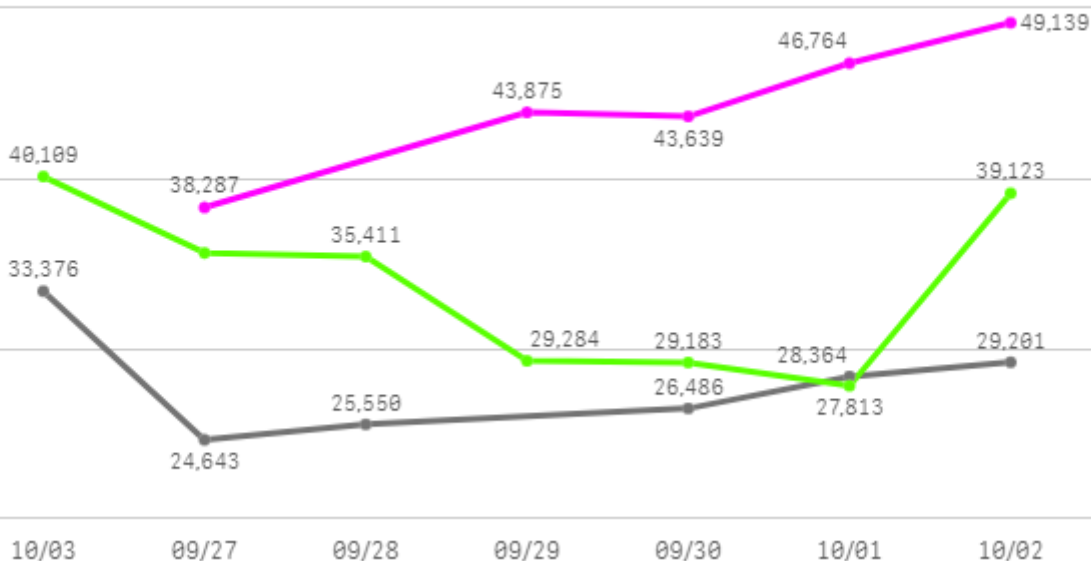
2

산지별 주출하 시군구



주간 도매가격(원)

◆ 2025 ● 2024 ◆ 평년



구분	금주(A)	전주(B)	전월(C)	전년(D)	평년(E)	A/B	A/C	A/D	A/E
가격(원)	42,203	37,835	34,872	27,937	39,326	111.5%	121.0%	151.1%	107.3%

※ 상품 가격 기준

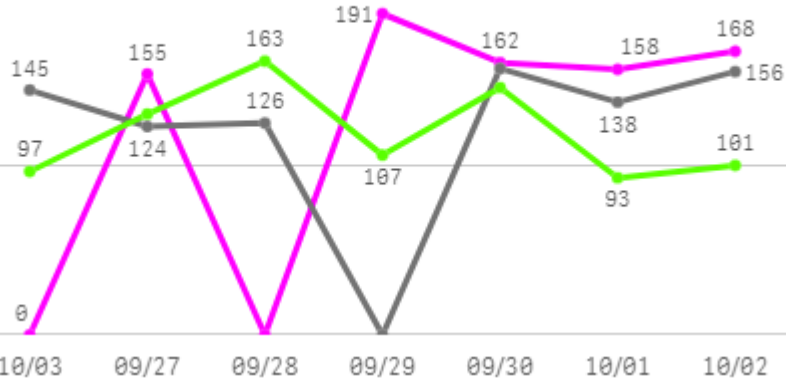
□ 자두 추희(5Kg) 주간 가격

구분	Q	품종	Q	단량	Q	특	상	보통	하
2025-09-27		자두 추희		5Kg		49,260	38,287	26,533	14,549
2025-09-29		자두 추희		5Kg		54,163	43,875	30,467	16,487
2025-09-30		자두 추희		5Kg		56,533	43,639	30,245	16,055
2025-10-01		자두 추희		5Kg		58,011	46,764	31,437	16,526
2025-10-02		자두 추희		5Kg		60,203	49,139	31,501	16,892
평균						55,634	44,341	30,036	16,102

바나나

주간 반입량(톤)

◆ 2025 ● 2024 ▲ 평년



구분	금주(A)	전주(B)	전월(C)	전년(D)	평년(E)	A/B	A/C	A/D	A/E
물량(톤)	834	916	1,112	848	858	91.0%	75.0%	98.3%	97.1%

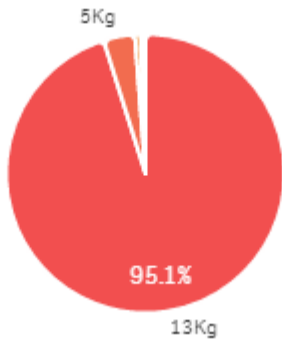
출하 품종별 거래물량 구성비



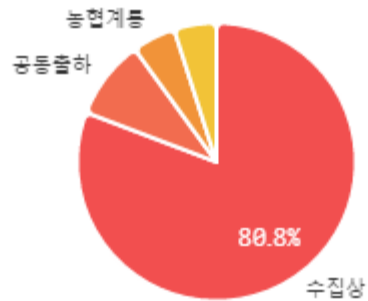
출하 품종별 거래금액 구성비



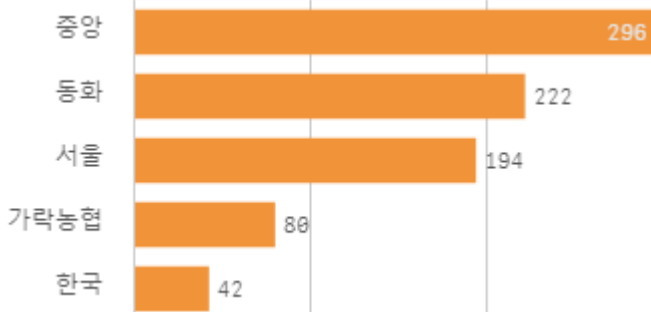
거래 단량별 물량 구성비



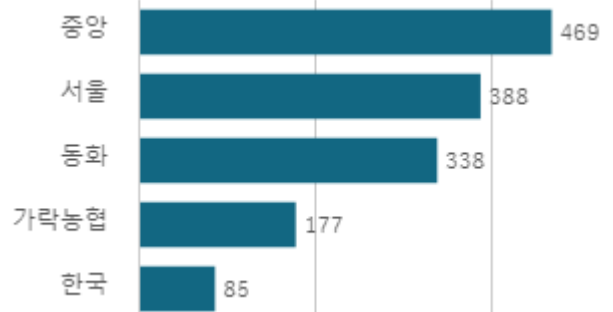
출하자별 거래물량 구성비



도매시장 법인별 거래물량(톤)

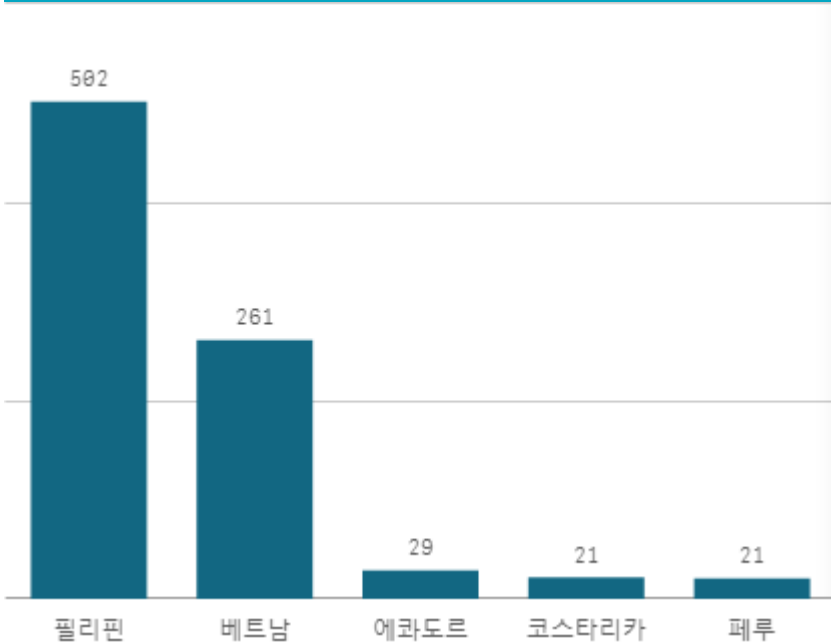


도매시장 법인별 거래금액(백만원)

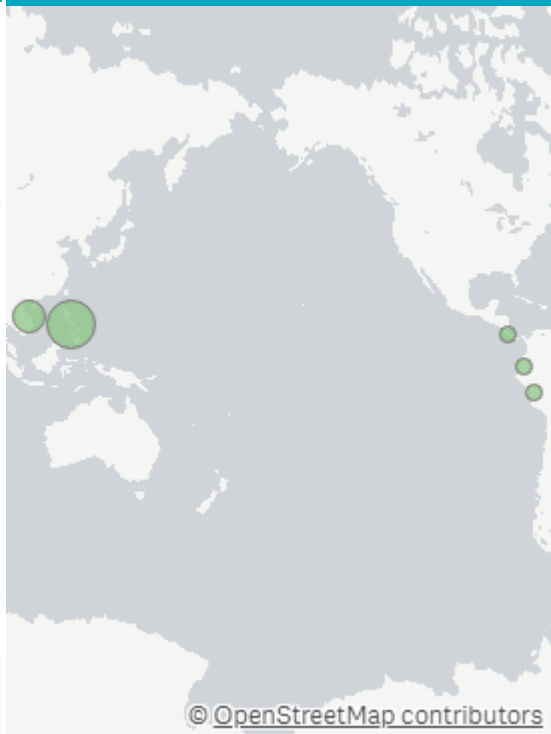


바나나 수입(13Kg)

산지별 거래물량(톤)



산지별 주출하 시군구



출하산지(개소)

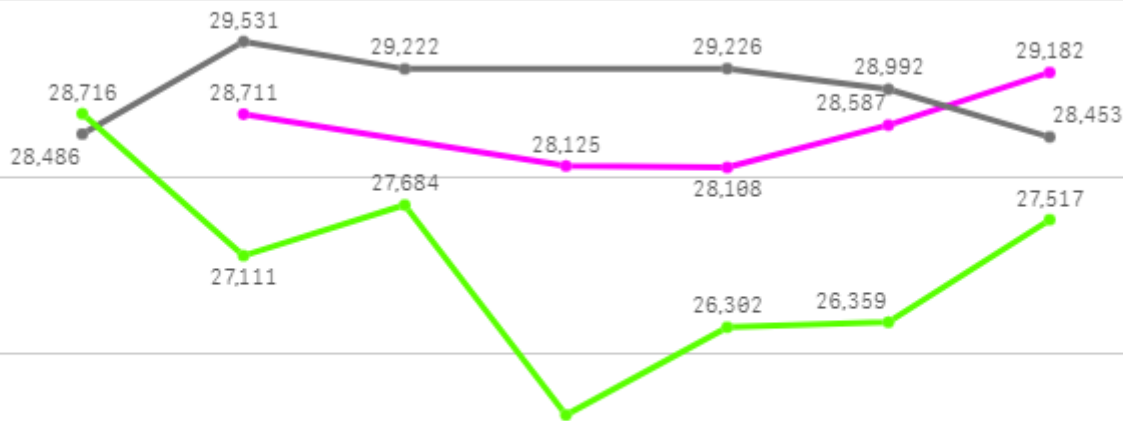
5

출하건수(천건)

2

주간 도매가격(원)

◆ 2025 ● 2024 ◆ 평년



10/03

09/27

09/28

09/29

09/30

10/01

10/02

구분	금주(A)	전주(B)	전월(C)	전년(D)	평년(E)	A/B	A/C	A/D	A/E
가격(원)	28,456	29,489	26,350	28,985	28,019	96.5%	108.0%	98.2%	101.6%

※ 상품 가격 기준

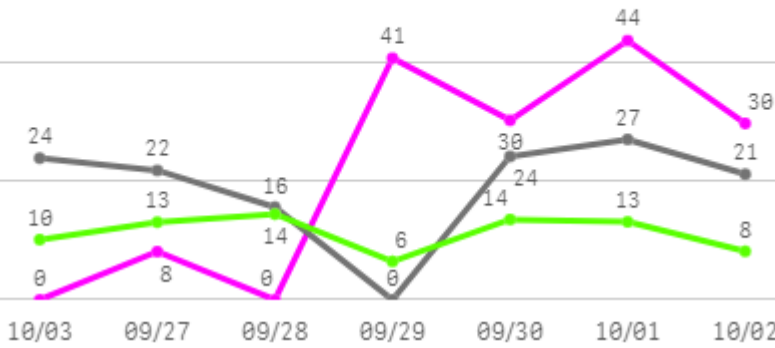
□ 바나나 수입(13Kg) 주간 가격

구분	Q	품종	Q	단량	Q	특	상	보통	하
2025-09-27		바나나 수입		13Kg		32,747	28,711	19,285	11,448
2025-09-29		바나나 수입		13Kg		32,451	28,125	17,457	12,764
2025-09-30		바나나 수입		13Kg		32,532	28,108	17,469	11,508
2025-10-01		바나나 수입		13Kg		32,637	28,587	20,714	14,942
2025-10-02		바나나 수입		13Kg		33,008	29,182	18,048	13,876
평균						32,675	28,542	18,594	12,908

오렌지

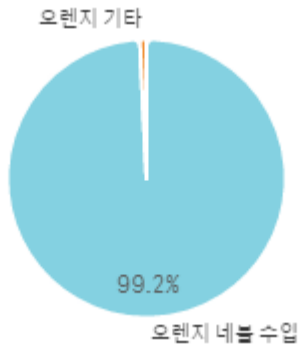
주간 반입량(톤)

◆ 2025 ● 2024 ▲ 평년

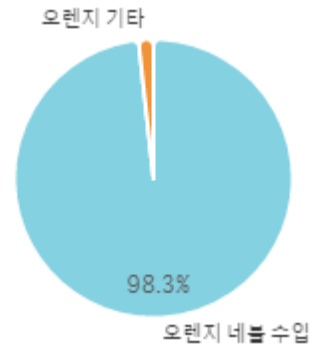


구분	금주(A)	전주(B)	전월(C)	전년(D)	평년(E)	A/B	A/C	A/D	A/E
물량(톤)	152	253	217	133	105	60.1%	70.0%	114.1%	145.3%

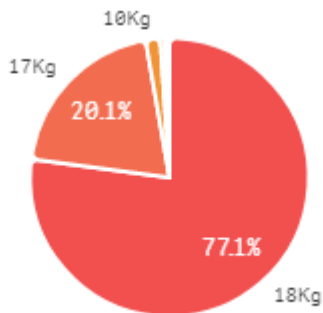
출하 품종별 거래물량 구성비



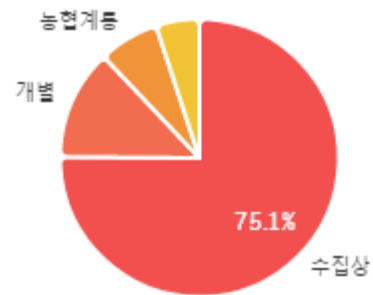
출하 품종별 거래금액 구성비



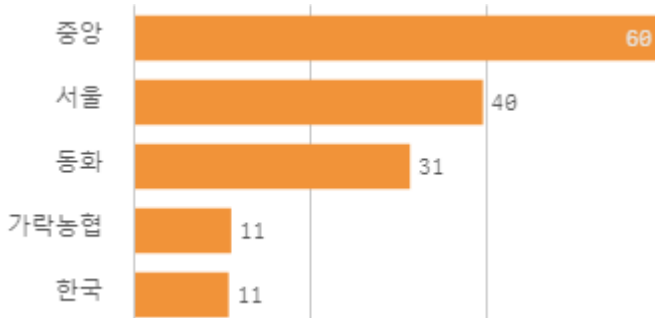
거래 단량별 물량 구성비



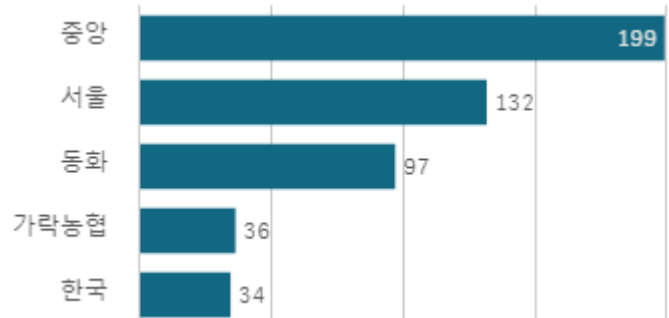
출하자별 거래물량 구성비



도매시장 법인별 거래물량(톤)

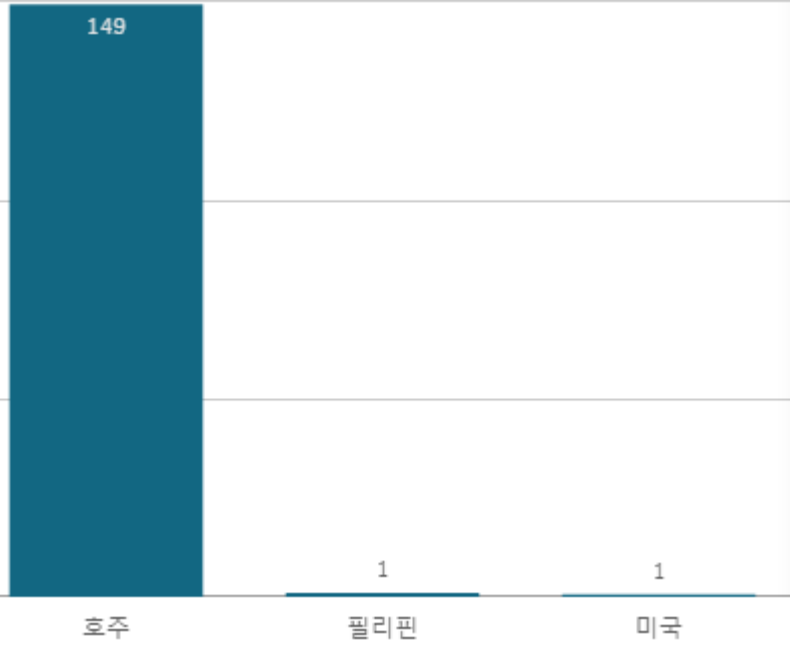


도매시장 법인별 거래금액(백만원)

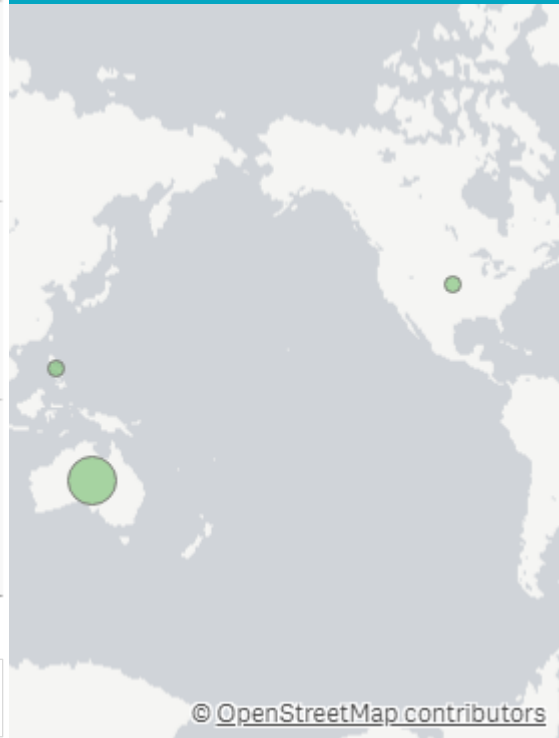


오렌지 네블 수입(18Kg)

산지별 거래물량(톤)



산지별 주출하 시군구



출하산지(개소)

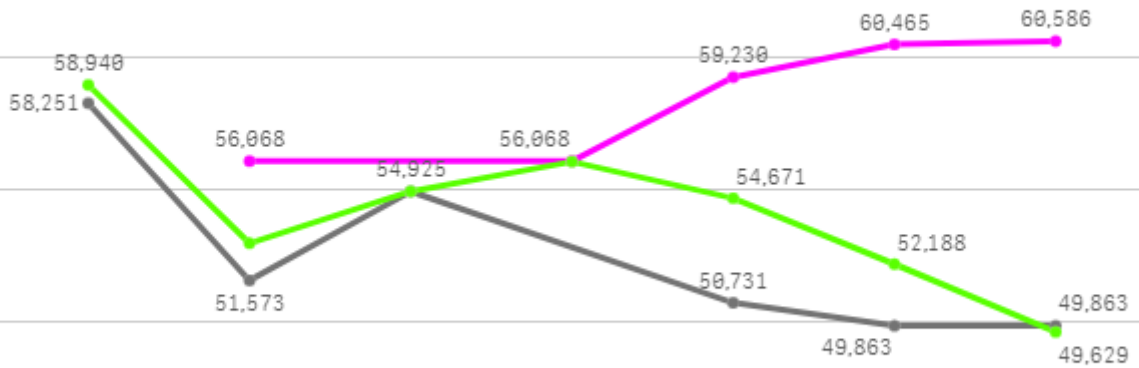
3

출하건수(천건)

0

주간 도매가격(원)

◆ 2025 ● 2024 ◆ 평년



10/03 09/27 09/28 09/29 09/30 10/01 10/02

구분	금주(A)	전주(B)	전월(C)	전년(D)	평년(E)	A/B	A/C	A/D	A/E
가격(원)	58,010	61,501	56,391	52,898	56,314	94.3%	102.9%	109.7%	103.0%

※ 상품 가격 기준

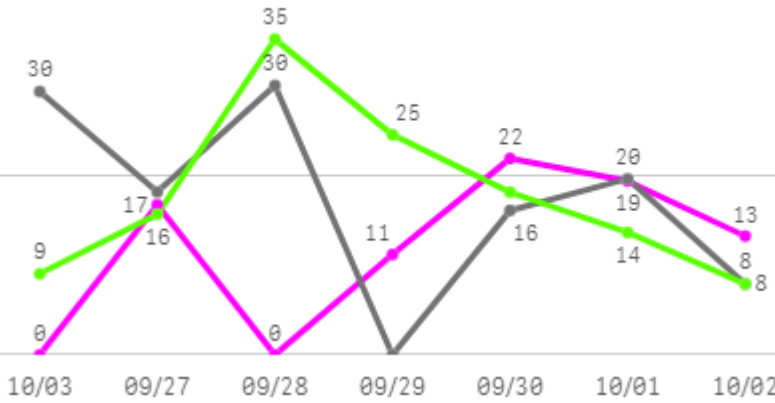
□ 오렌지 네블 수입(18Kg) 주간 가격

구분	Q	품종	Q	단량	Q	특	상	보통	하
2025-09-27		오렌지 네블 수입		18Kg		60,845	56,068	54,180	52,187
2025-09-29		오렌지 네블 수입		18Kg		60,845	56,068	54,180	52,187
2025-09-30		오렌지 네블 수입		18Kg		61,711	59,230	55,323	47,547
2025-10-01		오렌지 네블 수입		18Kg		62,658	60,465	55,480	50,800
2025-10-02		오렌지 네블 수입		18Kg		63,096	60,586	55,331	54,000
평균						61,831	58,483	54,899	51,344

고등어

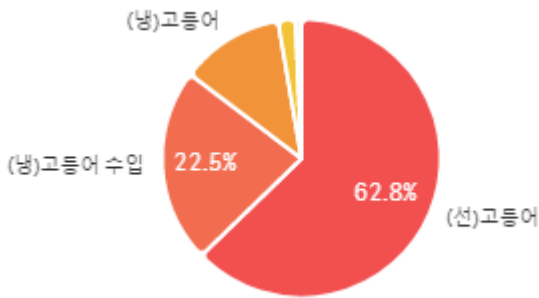
주간 반입량(톤)

◆ 2025 ● 2024 ▲ 평년

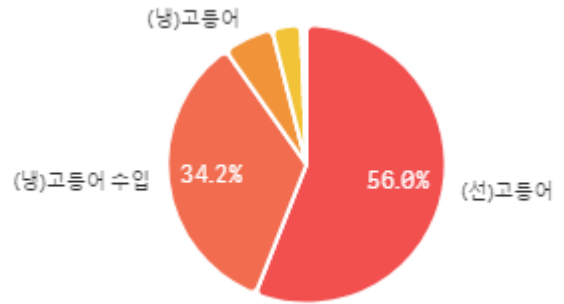


구분	금주(A)	전주(B)	전월(C)	전년(D)	평년(E)	A/B	A/C	A/D	A/E
물량(톤)	83	85	127	122	121	97.8%	65.4%	68.0%	68.7%

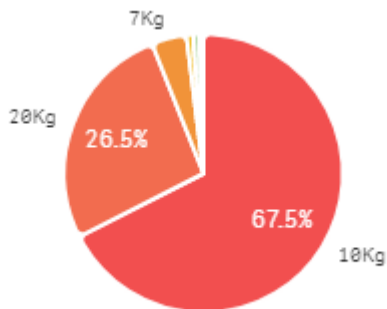
출하 품종별 거래물량 구성비



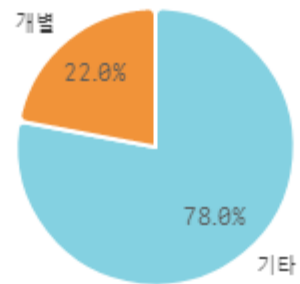
출하 품종별 거래금액 구성비



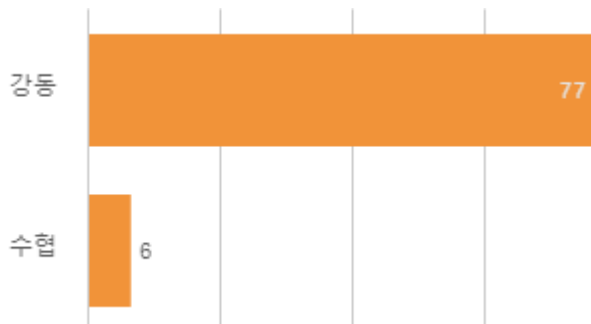
거래 단량별 물량 구성비



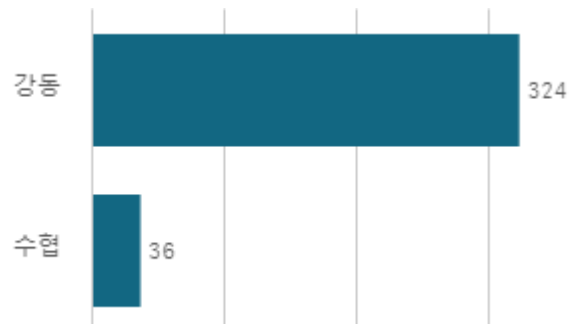
출하자별 거래물량 구성비



도매시장 법인별 거래물량(톤)

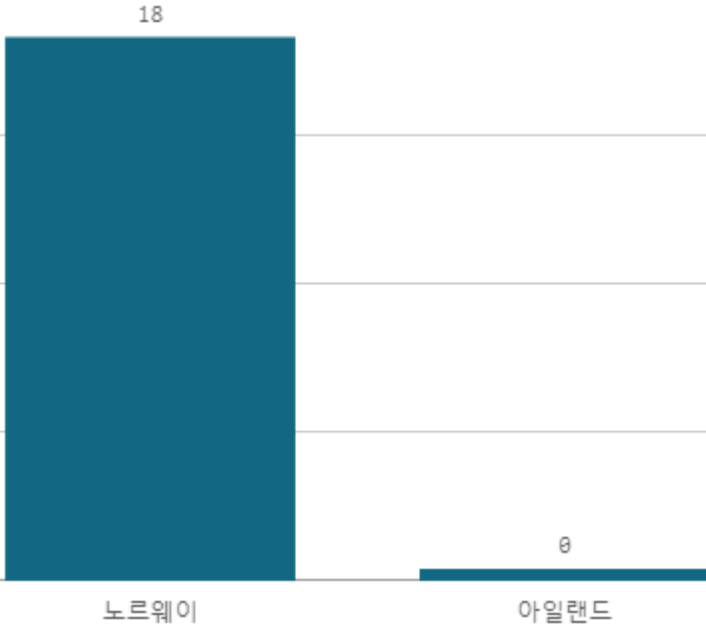


도매시장 법인별 거래금액(백만원)



(냉)고등어 수입(10Kg)

산지별 거래물량(톤)



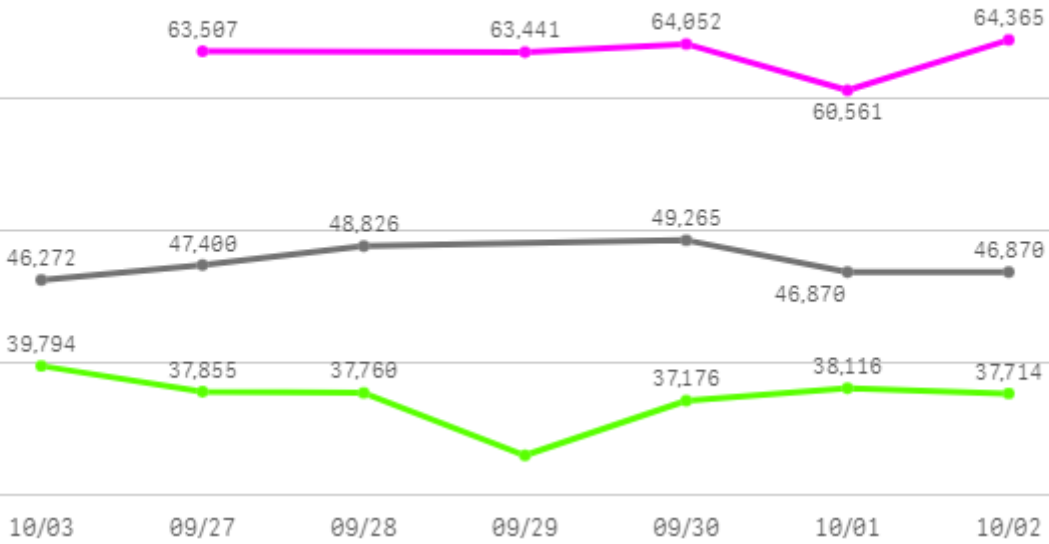
산지별 주출하 시군구



출하산지(개소) 2 출하건수(천건) 0

주간 도매가격(원)

◆ 2025 ● 2024 ◆ 평년



구분	금주(A)	전주(B)	전월(C)	전년(D)	평년(E)	A/B	A/C	A/D	A/E
가격(원)	63,266	65,083	56,918	47,584	54,224	97.2%	111.2%	133.0%	116.7%

※ 상품 가격 기준

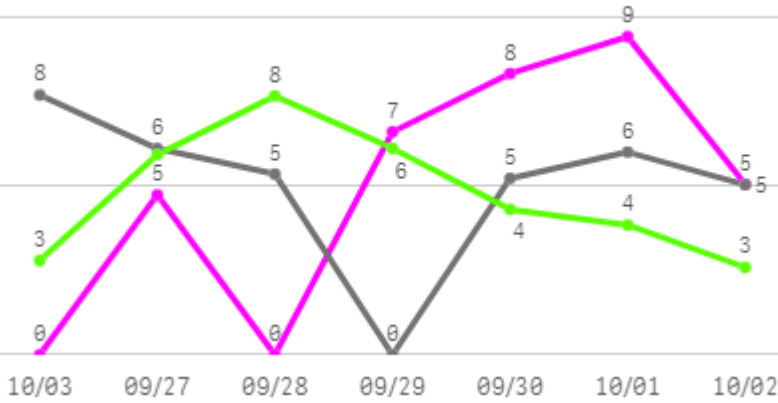
□ (냉)고등어 수입(10Kg) 주간 가격

구분	Q	품종	Q	단량	Q	특	상	보통	하
2025-09-27		(냉)고등어 수입		10Kg		-	63,507	-	-
2025-09-29		(냉)고등어 수입		10Kg		-	63,441	-	-
2025-09-30		(냉)고등어 수입		10Kg		-	64,052	-	-
2025-10-01		(냉)고등어 수입		10Kg		-	60,561	-	-
2025-10-02		(냉)고등어 수입		10Kg		-	64,365	-	-
평균						-	63,185	-	-

갈치

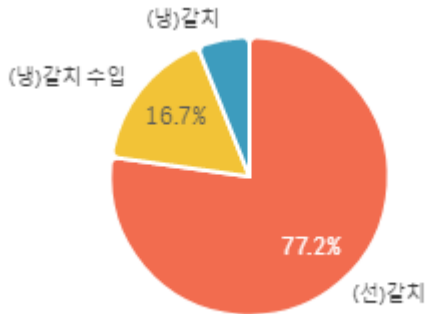
주간 반입량(톤)

◆ 2025 ● 2024 ▲ 평년

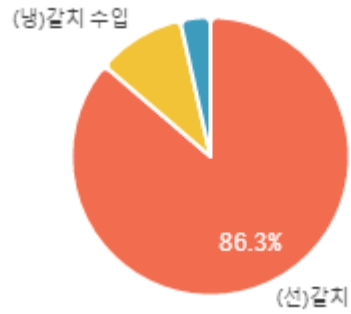


구분	금주(A)	전주(B)	전월(C)	전년(D)	평년(E)	A/B	A/C	A/D	A/E
물량(톤)	34	34	36	36	35	99.4%	94.0%	96.4%	96.6%

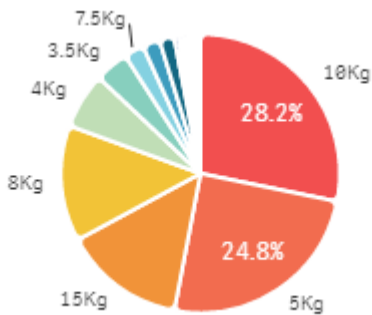
출하 품종별 거래물량 구성비



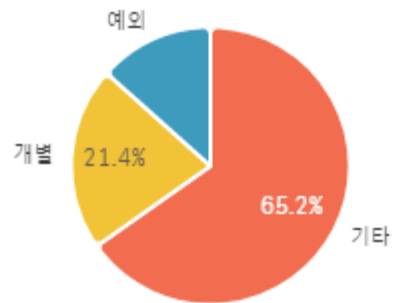
출하 품종별 거래금액 구성비



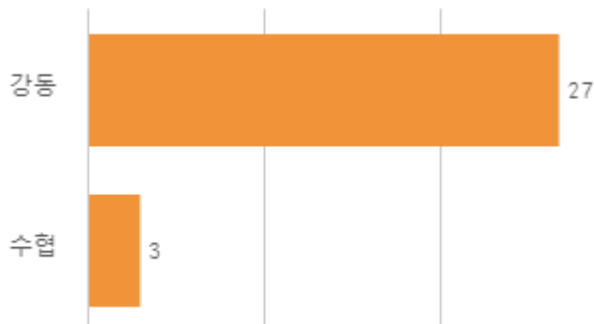
거래 단량별 물량 구성비



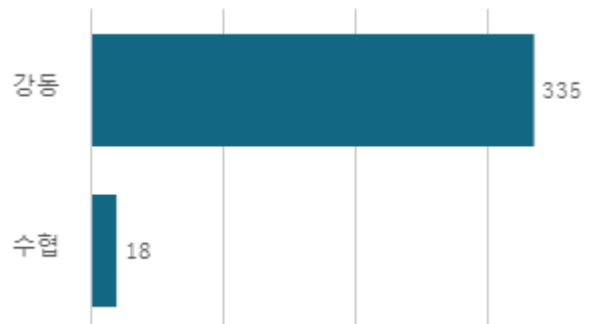
출하자별 거래물량 구성비



도매시장 법인별 거래물량(톤)

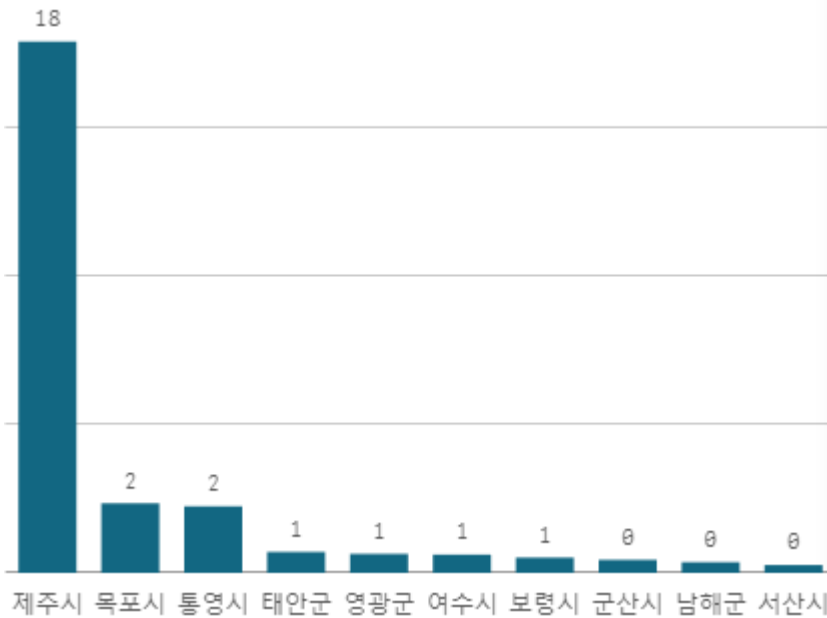


도매시장 법인별 거래금액(백만원)



(선)갈치(5Kg)

산지별 거래물량(톤)



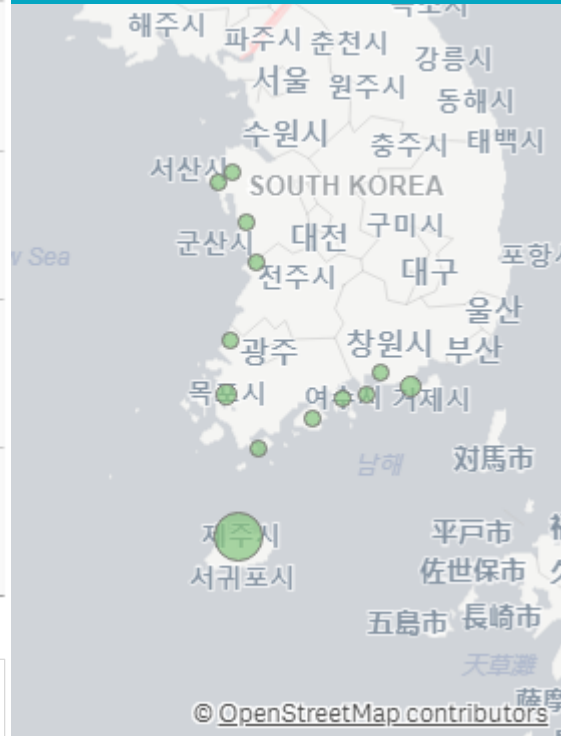
출하산지(개소)

13

출하건수(천건)

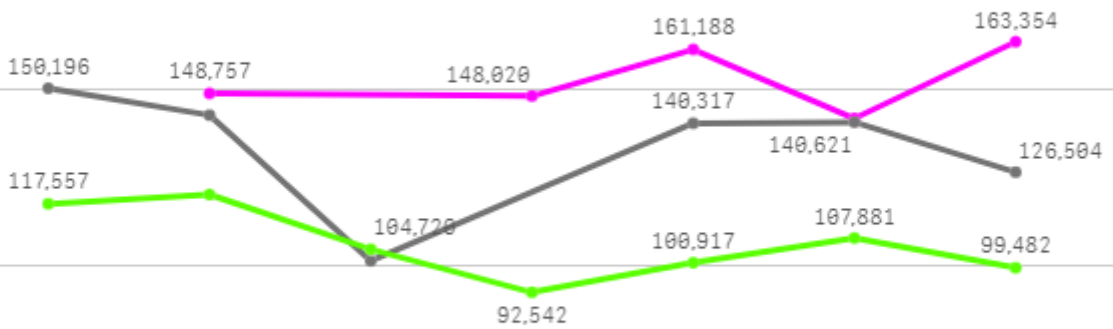
1

산지별 주출하 시군구



주간 도매가격(원)

◆ 2025 ● 2024 ◆ 평년



10/03 09/27 09/28 09/29 09/30 10/01 10/02

구분	금주(A)	전주(B)	전월(C)	전년(D)	평년(E)	A/B	A/C	A/D	A/E
가격(원)	150,739	142,995	130,561	133,609	135,884	105.4%	115.5%	112.8%	110.9%

※ 상품 가격 기준

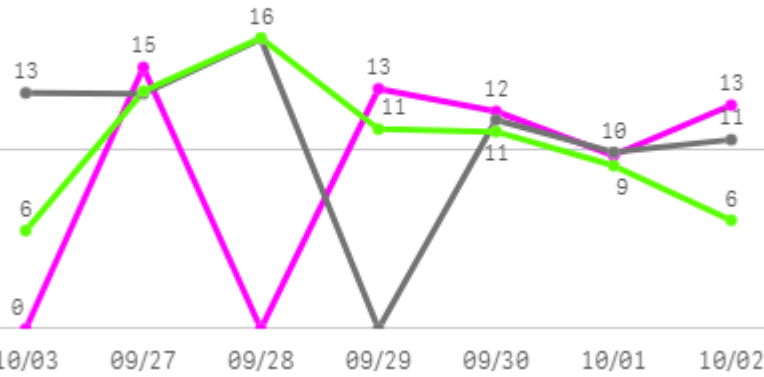
□ (선)갈치(5Kg) 주간 가격

구분	Q	품종	Q	단량	Q	특	상	보통	하
2025-09-27		(선)갈치		5Kg		-	148,757	94,836	31,899
2025-09-29		(선)갈치		5Kg		-	148,020	75,273	25,371
2025-09-30		(선)갈치		5Kg		-	161,188	79,424	25,184
2025-10-01		(선)갈치		5Kg		-	141,695	73,730	28,461
2025-10-02		(선)갈치		5Kg		-	163,354	69,323	29,606
평균						-	152,603	78,517	28,104

홍합

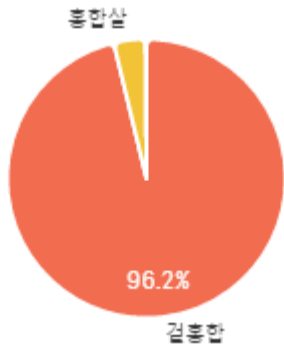
주간 반입량(톤)

◆ 2025 ● 2024 ▲ 평년

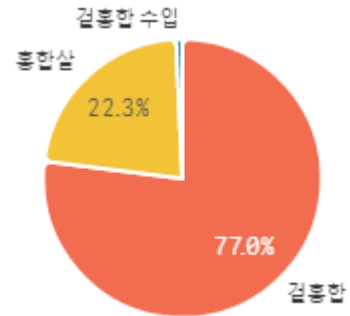


구분	금주(A)	전주(B)	전월(C)	전년(D)	평년(E)	A/B	A/C	A/D	A/E
물량(톤)	63	71	64	75	70	88.2%	98.5%	83.5%	88.8%

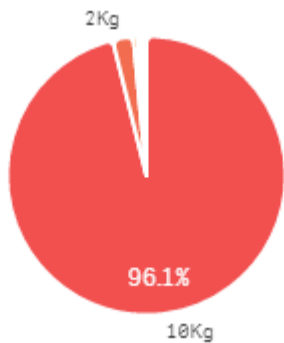
출하 품종별 거래물량 구성비



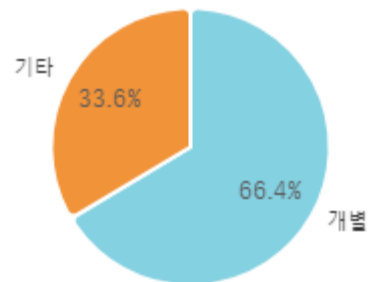
출하 품종별 거래금액 구성비



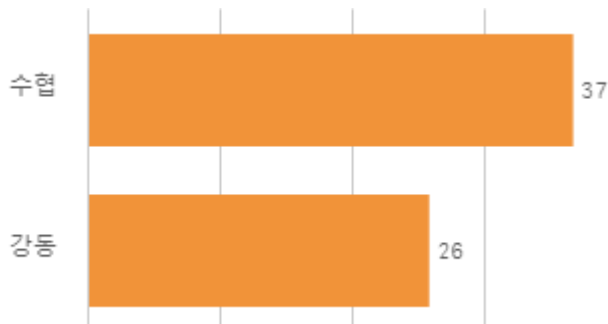
거래 단량별 물량 구성비



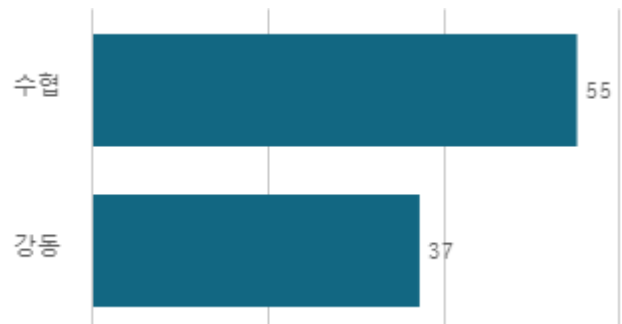
출하자별 거래물량 구성비



도매시장 법인별 거래물량(톤)

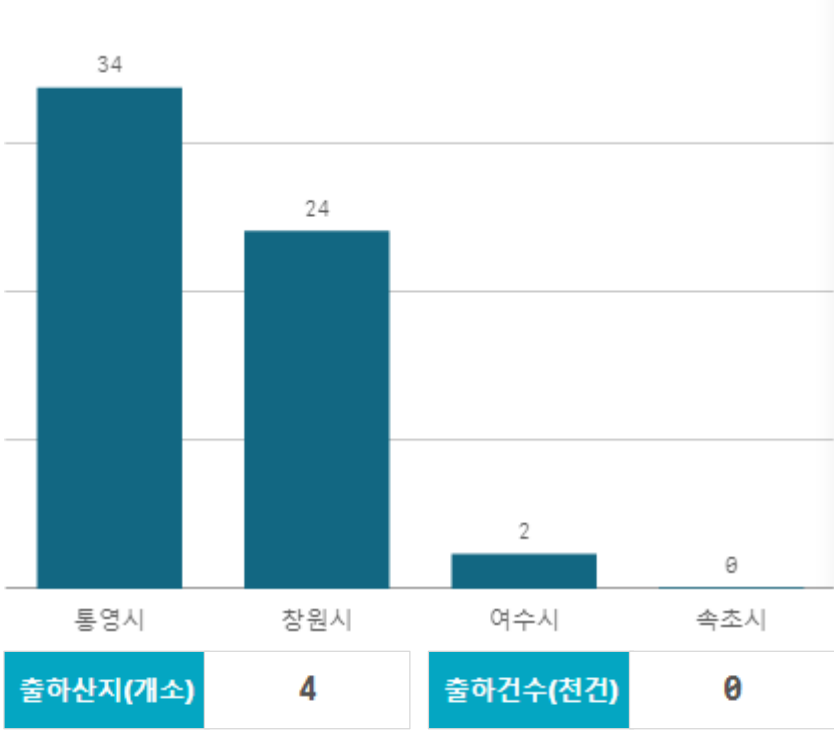


도매시장 법인별 거래금액(백만원)



겉홍합(10Kg)

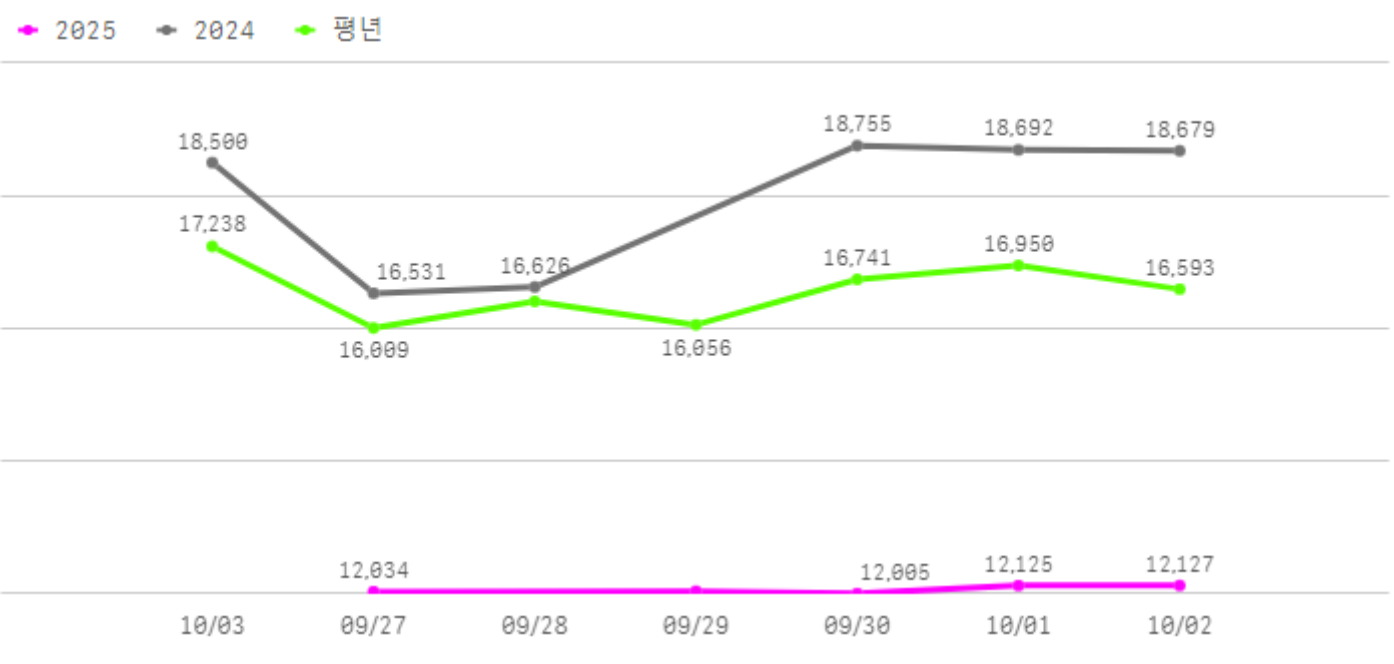
산지별 거래물량(톤)



산지별 주출하 시군구



주간 도매가격(원)



구분	금주(A)	전주(B)	전월(C)	전년(D)	평년(E)	A/B	A/C	A/D	A/E
가격(원)	12,045	12,117	12,036	17,964	13,449	99.4%	100.1%	67.1%	89.6%

※ 상품 가격 기준

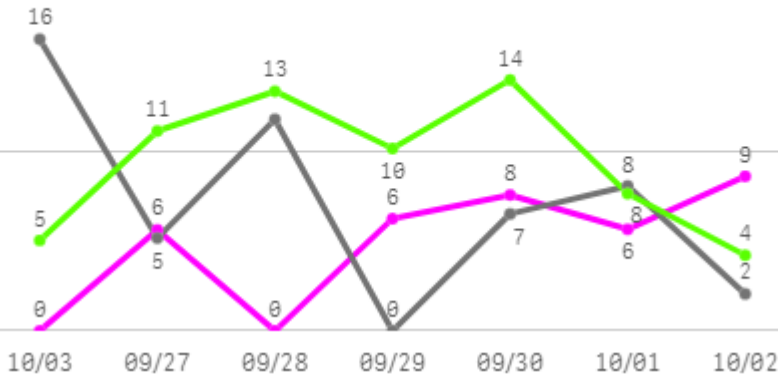
□ 곁홍합(10Kg) 주간 가격

구분	Q	품종	Q	단량	Q	특	상	보통	하
2025-09-27		곁홍합		10Kg		-	12,034	11,999	11,015
2025-09-29		곁홍합		10Kg		-	12,041	12,000	11,824
2025-09-30		곁홍합		10Kg		-	12,005	11,962	9,662
2025-10-01		곁홍합		10Kg		-	12,125	11,836	10,669
2025-10-02		곁홍합		10Kg		-	12,127	11,899	11,277
평균						-	12,066	11,939	10,889

오징어

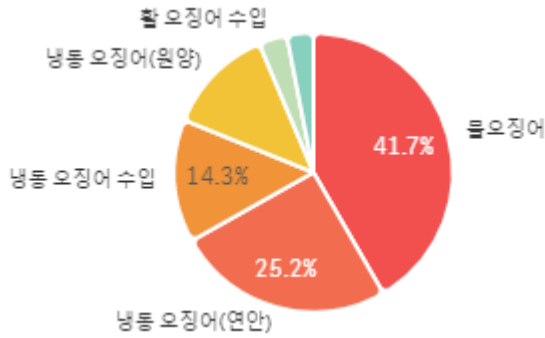
주간 반입량(톤)

◆ 2025 ● 2024 ▲ 평년

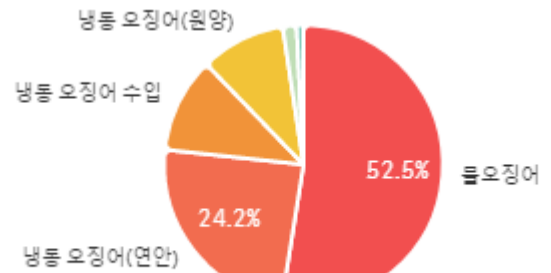


구분	금주(A)	전주(B)	전월(C)	전년(D)	평년(E)	A/B	A/C	A/D	A/E
물량(톤)	34	41	82	50	62	83.5%	41.3%	67.6%	55.0%

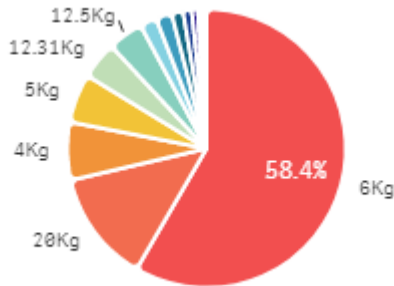
출하 품종별 거래물량 구성비



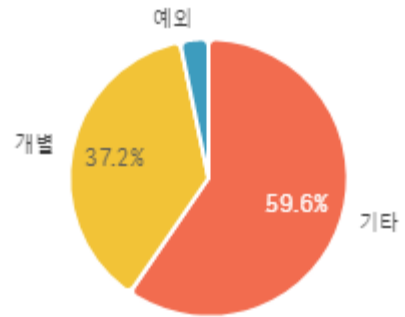
출하 품종별 거래금액 구성비



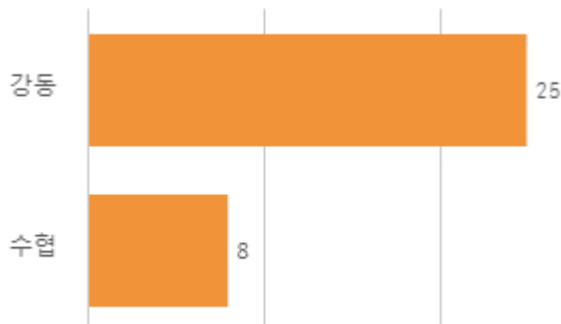
거래 단량별 물량 구성비



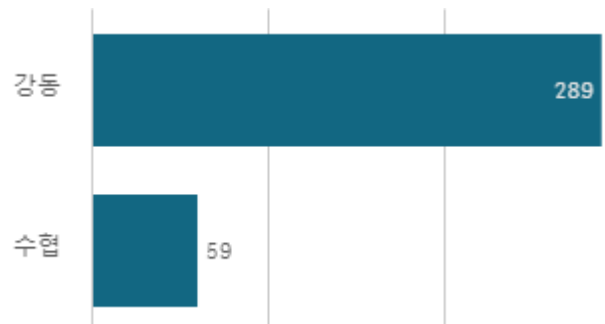
출하자별 거래물량 구성비



도매시장 법인별 거래물량(톤)

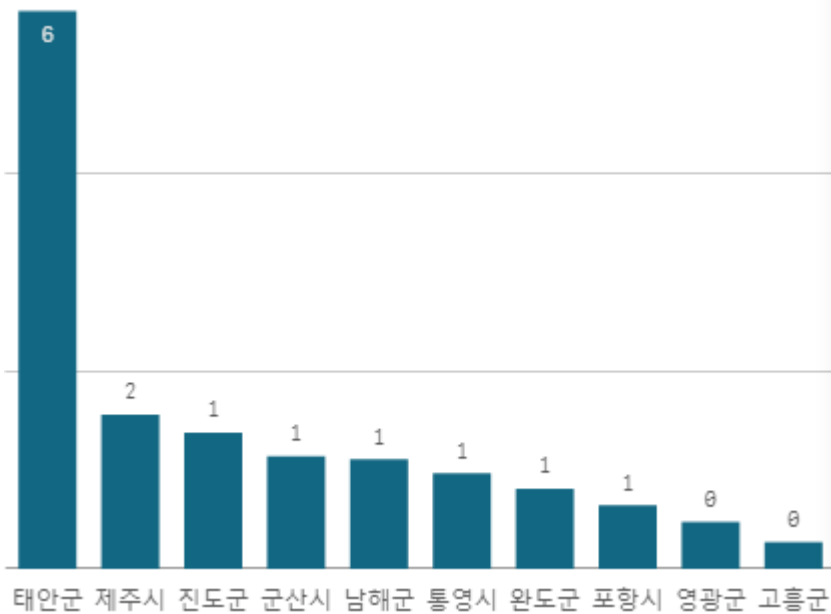


도매시장 법인별 거래금액(백만원)



물오징어(6Kg)

산지별 거래물량(톤)



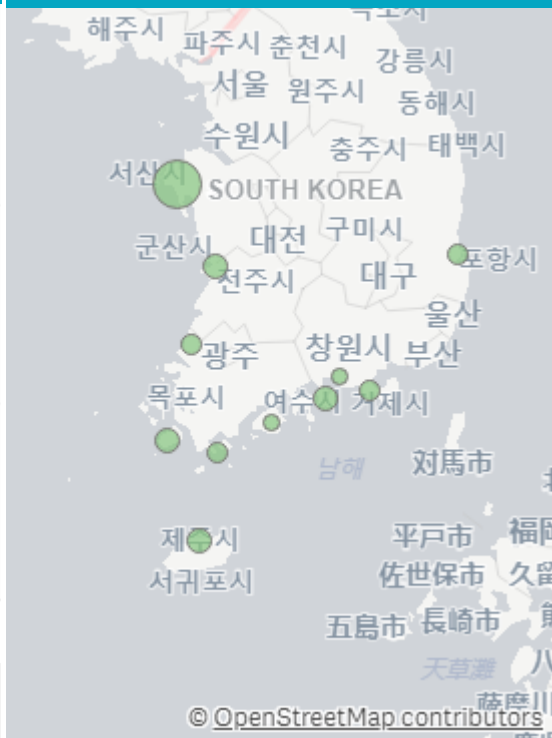
출하산지(개소)

11

출하건수(천건)

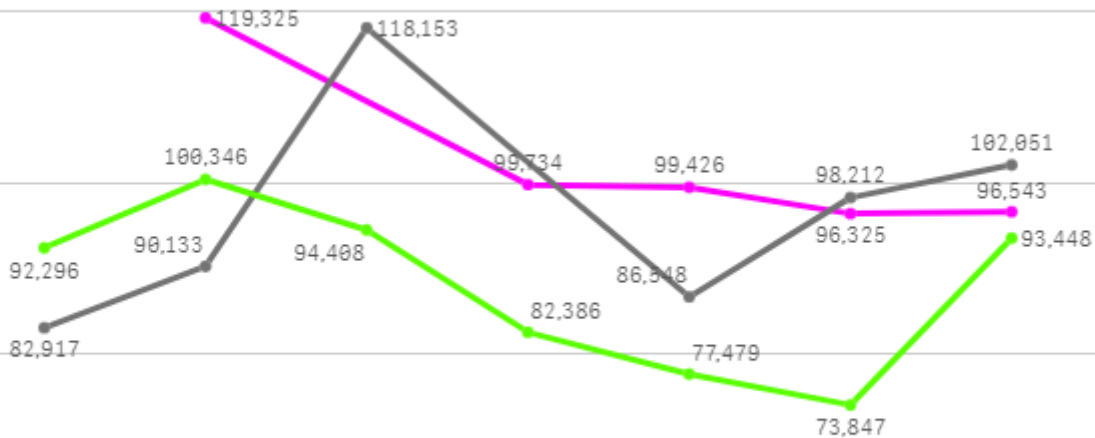
0

산지별 주출하 시군구



주간 도매가격(원)

◆ 2025 ● 2024 ▲ 평년



10/03 09/27 09/28 09/29 09/30 10/01 10/02

구분	금주(A)	전주(B)	전월(C)	전년(D)	평년(E)	A/B	A/C	A/D	A/E
가격(원)	106,877	100,258	71,930	96,336	99,500	106.6%	148.6%	110.9%	107.4%

※ 상품 가격 기준

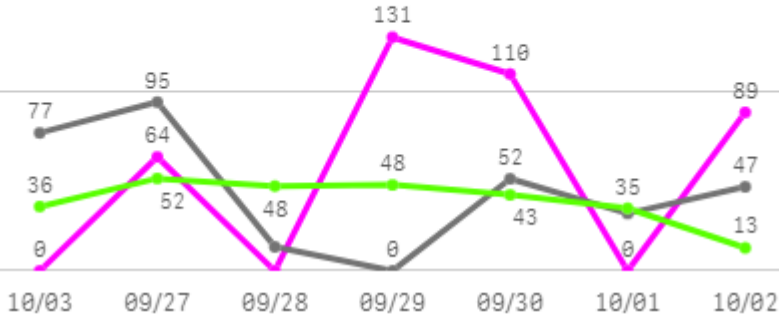
□ 물오징어(6Kg) 주간 가격

구분	Q	품종	Q	단량	Q	특	상	보통	하
2025-09-27		물오징어		6Kg		-	119,325	88,192	70,981
2025-09-29		물오징어		6Kg		-	99,734	80,960	53,015
2025-09-30		물오징어		6Kg		-	99,426	84,537	59,657
2025-10-01		물오징어		6Kg		-	96,325	70,361	53,404
2025-10-02		물오징어		6Kg		-	96,543	77,426	57,571
평균						-	102,270	80,295	58,925

건멸치

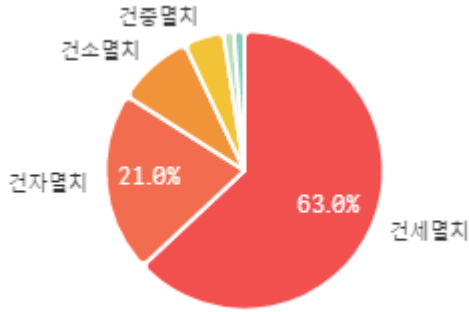
주간 반입량(톤)

◆ 2025 ● 2024 ▲ 평년

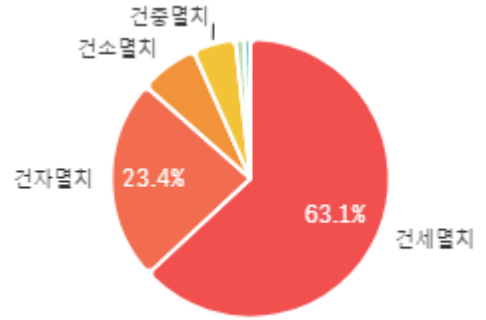


구분	금주(A)	전주(B)	전월(C)	전년(D)	평년(E)	A/B	A/C	A/D	A/E
물량(톤)	394	468	453	316	324	84.1%	87.0%	124.6%	121.8%

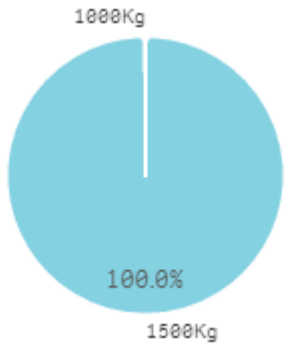
출하 품종별 거래물량 구성비



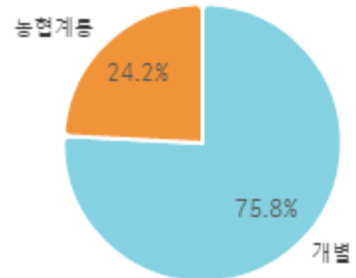
출하 품종별 거래금액 구성비



거래 단량별 물량 구성비



출하자별 거래물량 구성비



도매시장 법인별 거래물량(톤)

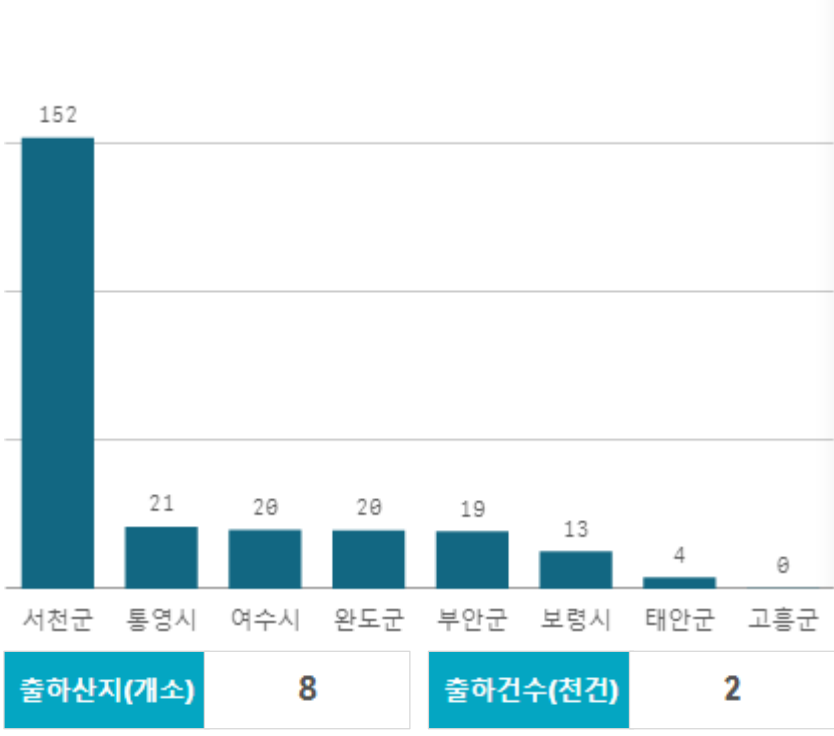


도매시장 법인별 거래금액(백만원)



건세멸치(1.5Kg)

산지별 거래물량(톤)



출하산지(개소)

8

출하건수(천건)

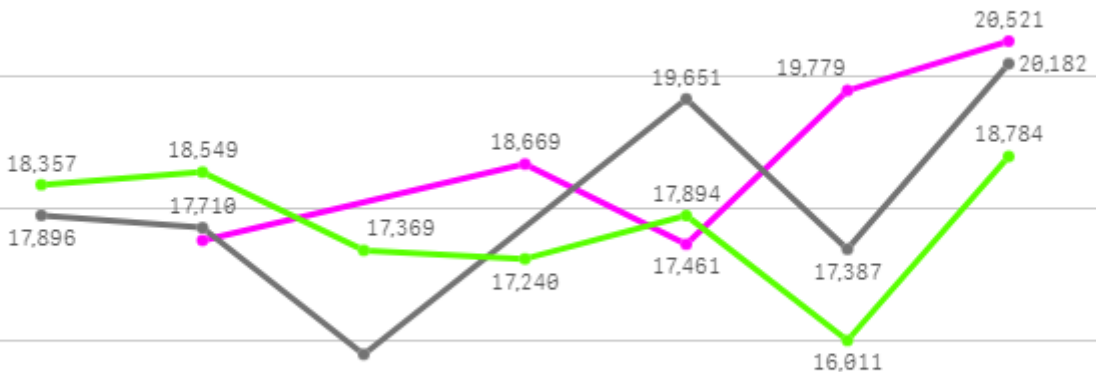
2

산지별 주출하 시군구



주간 도매가격(원)

◆ 2025 ● 2024 ◆ 평년



10/03 09/27 09/28 09/29 09/30 10/01 10/02

구분	금주(A)	전주(B)	전월(C)	전년(D)	평년(E)	A/B	A/C	A/D	A/E
가격(원)	18,205	17,269	18,984	18,105	18,114	105.4%	95.9%	100.6%	100.5%

※ 상품 가격 기준

□ 건세멸치(1.5Kg) 주간 가격

구분	Q	품종	Q	단량	Q	특	상	보통	하
2025-09-27		건세멸치		1.5Kg		-	17,519	12,620	8,500
2025-09-29		건세멸치		1.5Kg		-	18,669	13,561	7,745
2025-09-30		건세멸치		1.5Kg		-	17,461	12,840	7,680
2025-10-01		건세멸치		1.5Kg		-	19,779	13,258	7,703
2025-10-02		건세멸치		1.5Kg		-	20,521	13,268	7,365
평균						-	18,790	13,109	7,799