
2025년 가락시장

주요 품목 주간 거래동향

6월 2주차 주요 동향

[2025. 6.7. ~ 6.13.]



서울특별시농수산물공사

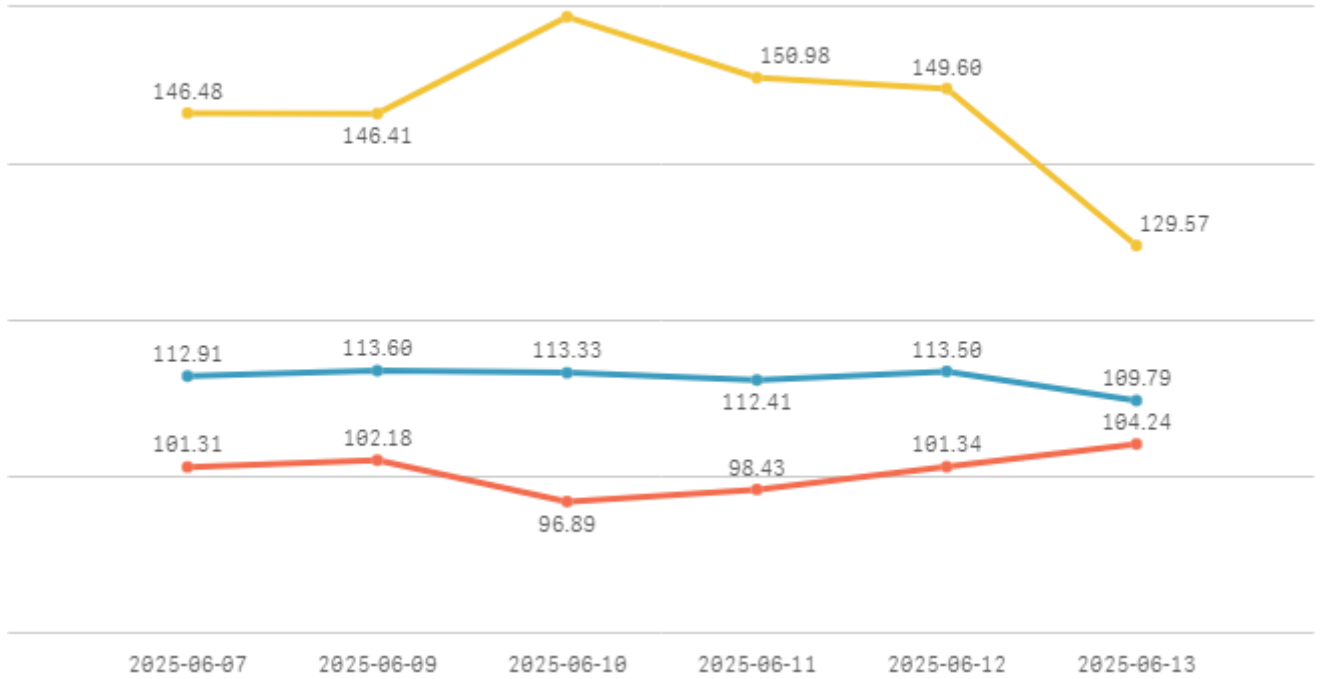
[데이터전략팀]

1. 주간 표준지수

※ 직전 5개년 평균가격을 지수 100으로 산정하여 100 이상일 경우 평년보다 상승, 100 이하일 경우 평년보다 하락

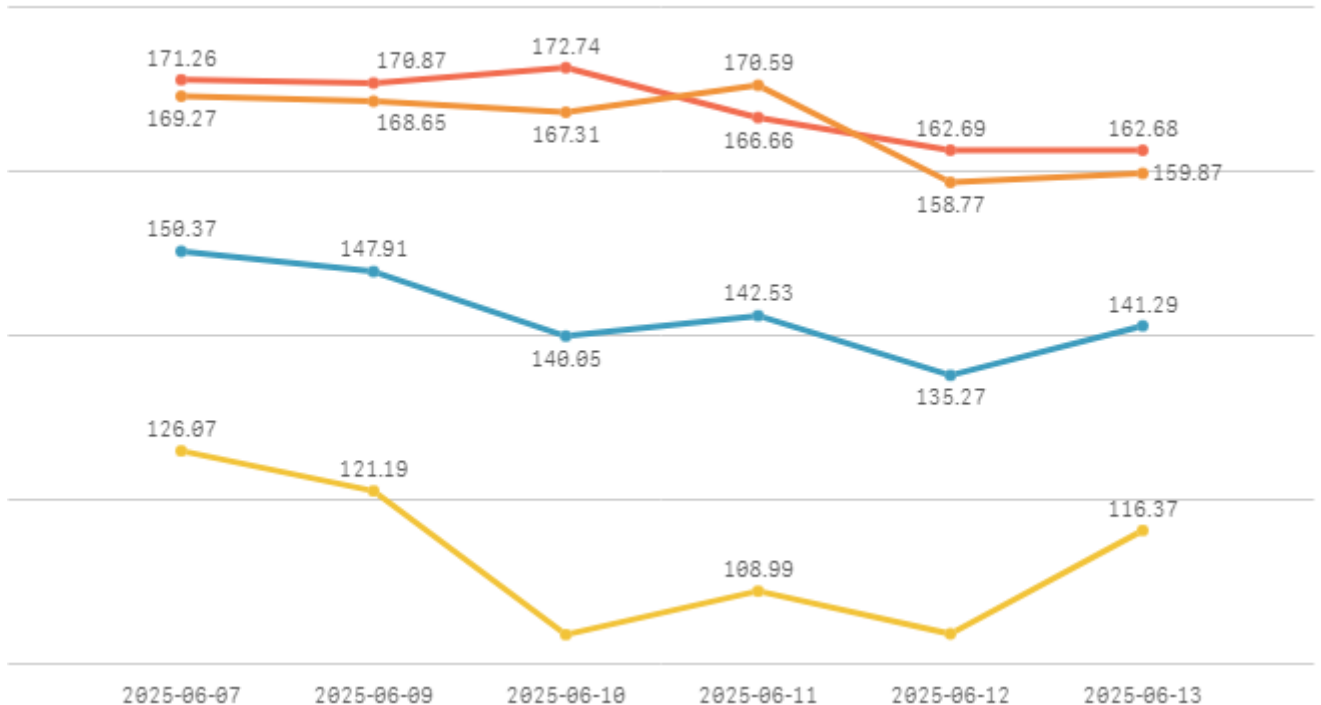
□ 청과부류

합계 채소계 과일계



□ 수산부류

합계 생선류 조개류 건어류



2. 주요 품목 주간 거래동향

주요 품목(종) 주간동향 (2025.06.07 ~ 06.13)

품종 단위	Q	금주평균	전주평균	전월평균	전년평균	5년평균 가격	전주대비	전월대비	전년대비	5년평균 대비
간마늘 대서(20키로)		186,795	187,257	172,865	130,224	155,243	-0% ▼	8% ▲	43% ▲	20% ▲
(선)갈치(5키로상자)		158,079	166,898	189,645	181,398	135,880	-5% ▼	-17% ▼	-13% ▼	16% ▲
사과 부사(10키로상자)		60,636	60,287	59,323	88,010	54,117	1% ▲	2% ▲	-31% ▼	12% ▲
오렌지 네블 수입(18키로상자)		54,305	53,524	54,405	59,850	51,326	1% ▲	-0% ▼	-9% ▼	6% ▲
배 신고(15키로상자)		50,081	56,170	50,262	149,255	79,267	-11% ▼	-0% ▼	-66% ▼	-37% ▼
(냉)고등어 수입(10키로상자)		48,766	48,084	48,489	35,019	38,531	1% ▲	1% ▲	39% ▲	27% ▲
참외(일반)(10키로상자)		43,184	36,536	29,443	33,607	39,050	18% ▲	47% ▲	28% ▲	11% ▲
포도 수입(8키로상자)		40,637	36,840	36,759	66,283	44,121	10% ▲	11% ▲	-39% ▼	-8% ▼
청양고추(10키로상자)		38,960	29,127	26,109	33,439	44,264	34% ▲	49% ▲	17% ▲	-12% ▼
멜론 머스크(8키로상자)		37,264	40,447	51,152	27,969	32,187	-8% ▼	-27% ▼	33% ▲	16% ▲
오이맛고추(10키로상자)		34,866	33,384	36,674	25,383	38,211	4% ▲	-5% ▼	37% ▲	-9% ▼
청매실(10키로상자)		33,132	33,447	30,000	31,048	29,302	-1% ▼	10% ▲	7% ▲	13% ▲
복숭아 신선(전)(5키로상자)		30,929	-	-	22,776	25,698	-	-	36% ▲	20% ▲
백다다기오이(100개)		30,231	36,053	33,108	25,108	31,531	-16% ▼	-9% ▼	20% ▲	-4% ▼
망고 수입(5키로상자)		27,974	26,370	28,657	33,794	35,088	6% ▲	-2% ▼	-17% ▼	-20% ▼
바나나 수입(13키로상자)		27,043	27,289	27,968	22,550	26,154	-1% ▼	-3% ▼	20% ▲	3% ▲
당근(20키로상자)		26,414	25,554	29,619	69,691	37,743	3% ▲	-11% ▼	-62% ▼	-30% ▼
감자 수미(햇)(20키로상자)		25,909	33,307	56,040	25,825	27,437	-22% ▼	-54% ▼	0% ▲	-6% ▼
골드파인애플 수입(12키로상자)		25,594	26,950	28,920	30,543	29,195	-5% ▼	-11% ▼	-16% ▼	-12% ▼
복숭아 오월드(천)(5키로상자)		24,757	37,229	-	15,049	19,903	-34% ▼	-	65% ▲	24% ▲
호박밤 고구마(10키로상자)		21,165	27,037	23,596	34,411	27,933	-22% ▼	-10% ▼	-38% ▼	-24% ▼
건세멸치(1.5키로상자)		20,164	19,875	19,641	22,402	21,307	1% ▲	3% ▲	-10% ▼	-5% ▼
빨강 파프리카(5키로상자)		18,693	20,492	24,054	15,867	17,633	-9% ▼	-22% ▼	18% ▲	6% ▲
수박(일반)(8키로개)		15,859	18,250	22,055	14,065	15,915	-13% ▼	-28% ▼	13% ▲	-0% ▼
겉종합(10키로망대)		14,332	14,461	19,035	11,722	12,022	-1% ▼	-25% ▼	22% ▲	19% ▲
애호박(20개)		13,961	16,750	14,952	11,454	15,042	-17% ▼	-7% ▼	22% ▲	-7% ▼
무(20키로상자)		12,703	13,902	21,900	14,471	11,910	-9% ▼	-42% ▼	-12% ▼	7% ▲
가지(5키로상자)		12,297	12,149	18,146	11,907	12,970	1% ▲	-32% ▼	3% ▲	-5% ▼
대추방울토마토(3키로상자)		12,118	11,102	11,063	13,403	11,604	9% ▲	10% ▲	-10% ▼	4% ▲
상추 포기잡(4키로상자)		11,704	14,038	20,530	13,222	16,128	-17% ▼	-43% ▼	-11% ▼	-27% ▼
알배기배추(8키로상자)		10,830	11,588	19,361	12,068	14,316	-7% ▼	-44% ▼	-10% ▼	-24% ▼
토마토(5키로상자)		10,057	9,010	9,680	11,284	10,014	12% ▲	4% ▲	-11% ▼	0% ▲
총각무(일반)(10키로상자)		10,028	11,204	14,457	10,564	11,688	-10% ▼	-31% ▼	-5% ▼	-14% ▼
팽이버섯(5키로상자)		9,205	10,183	10,882	10,266	9,293	-10% ▼	-15% ▼	-10% ▼	-1% ▼
열무(4키로상자)		7,036	6,129	6,440	6,495	8,173	15% ▲	9% ▲	8% ▲	-14% ▼
배추(10키로망대)		6,882	6,866	6,814	6,957	7,268	0% ▲	1% ▲	-1% ▼	-5% ▼
새송이버섯(2키로상자)		5,572	5,912	7,402	4,224	6,237	-6% ▼	-25% ▼	32% ▲	-11% ▼
배추얼갈이(4키로상자)		5,069	5,548	3,616	3,710	5,192	-9% ▼	40% ▲	37% ▲	-2% ▼
양배추(8키로망대)		4,164	4,546	11,585	5,974	5,084	-8% ▼	-64% ▼	-30% ▼	-18% ▼
청경채(4키로상자)		3,840	6,359	4,043	2,724	5,653	-40% ▼	-5% ▼	41% ▲	-32% ▼
부추(일반)(500그램단)		1,055	980	2,050	946	1,132	8% ▲	-49% ▼	12% ▲	-7% ▼
대파(일반)(1키로단)		1,013	1,258	1,032	1,432	1,289	-20% ▼	-2% ▼	-29% ▼	-21% ▼
양파(1키로)		627	649	1,001	1,052	910	-3% ▼	-37% ▼	-40% ▼	-31% ▼

□ 품종별 등락가격 비교(전주대비)

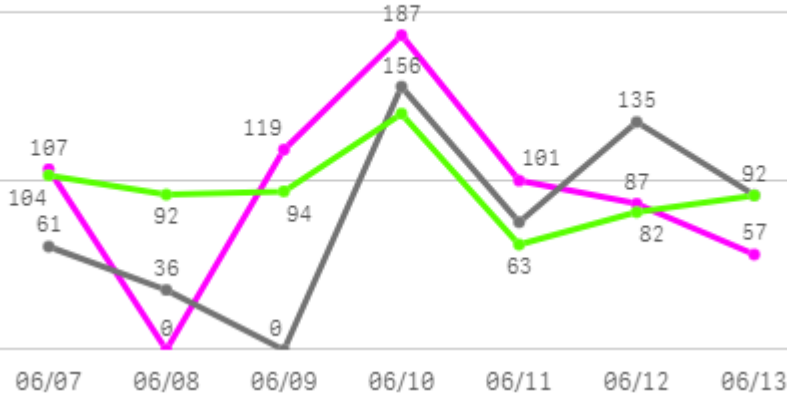
구분	품목(종)명
상승 품목(종)	대추방울토마토(9%),망고 수입(6%),부추(일반)(8%),열무(15%),참외(일반)(18%),청양고추(34%),토마토(12%),포도 수입(10%)
하락 품목(종)	(선)갈치(-5%),감자 수미(햇)(-22%),골드파인애플 수입(-5%),대파(일반)(-20%),멜론 머스크(-8%),무(-9%),배 신고(-11%),배추얼갈이(-9%),백다다기오이(-16%),복숭아 오월도(천)(-34%),빨강 파프리카(-9%),상추 포기잡(-17%),새송이버섯(-6%),수박(일반)(-13%),알배기배추(-7%),애호박(-17%),양배추(-8%),청경채(-40%),총각무(일반)(-10%),팽이버섯(-10%),호박밤 고구마(-22%)
보합 품목(종)(+5%)	(냉)고등어 수입,가지,건세멸치,겉홍합,깐마늘 대서,당근,바나나 수입,배추,사과 부사,양파,오렌지 네블 수입,오이맛고추,청매실

3. 품목(종)별 주간 거래동향

고구마

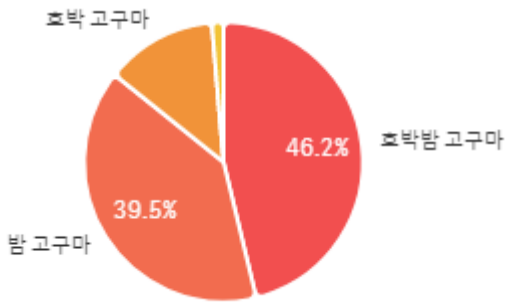
주간 반입량(톤)

◆ 2025 ● 2024 ▲ 평년

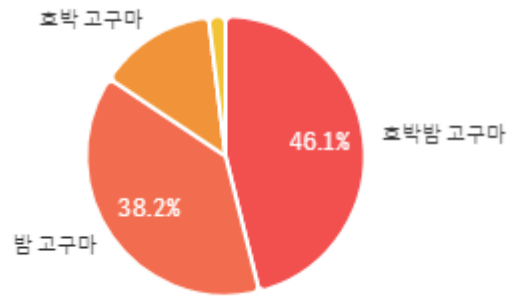


구분	금주(A)	전주(B)	전월(C)	전년(D)	평년(E)	A/B	A/C	A/D	A/E
물량(톤)	657	558	1,005	556	680	117.8%	65.4%	118.1%	96.6%

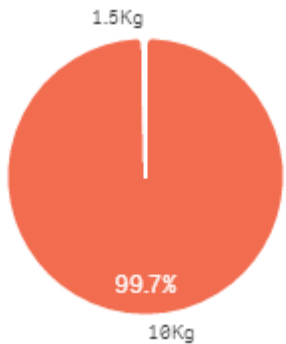
출하 품종별 거래물량 구성비



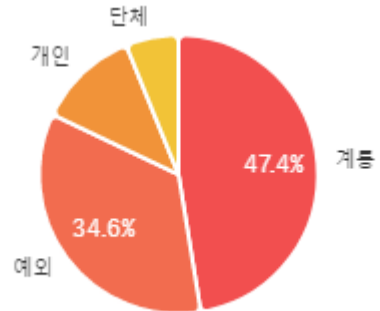
출하 품종별 거래금액 구성비



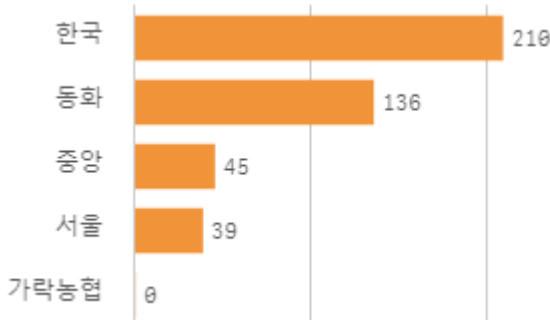
거래 단량별 물량 구성비



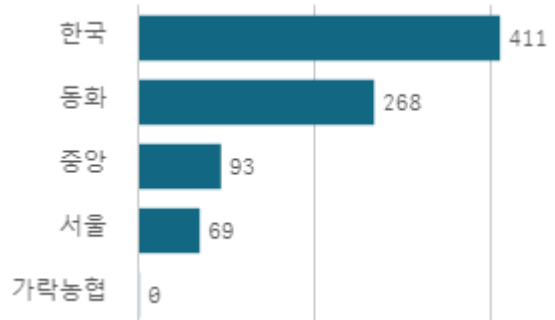
출하자별 거래물량 구성비



도매시장 법인별 거래물량(톤)

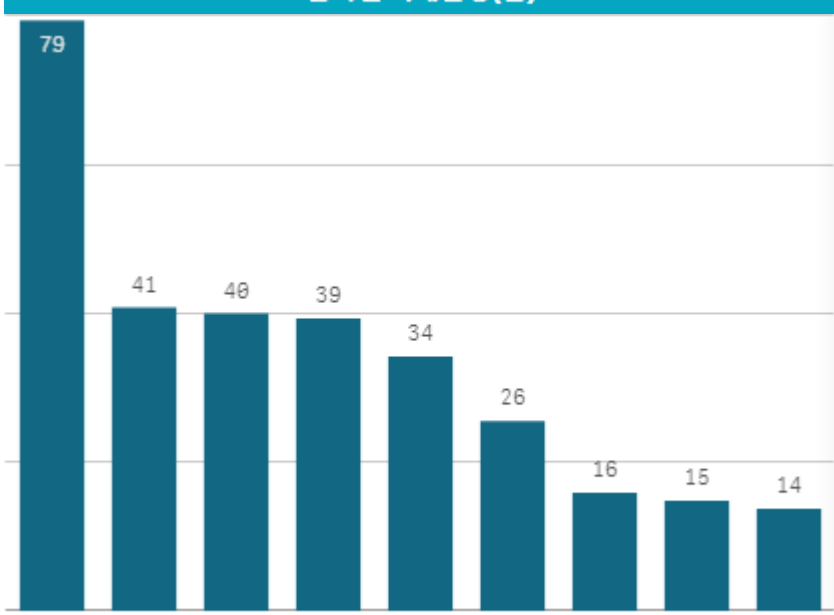


도매시장 법인별 거래금액(백만원)



호박밤 고구마(10Kg)

산지별 거래물량(톤)



출하산지(개소)

9

출하건수(천건)

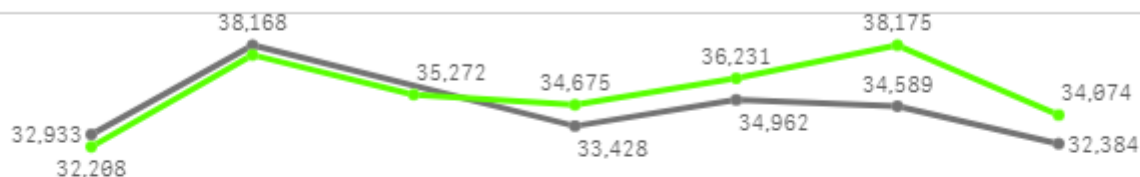
1

산지별 주출하 시군구



주간 도매가격(원)

◆ 2025 ● 2024 ◆ 평년



06/07 06/08 06/09 06/10 06/11 06/12 06/13

구분	금주(A)	전주(B)	전월(C)	전년(D)	평년(E)	A/B	A/C	A/D	A/E
가격(원)	21,165	27,037	23,596	34,411	27,933	78.3%	89.7%	61.5%	75.8%

※ 상품 가격 기준

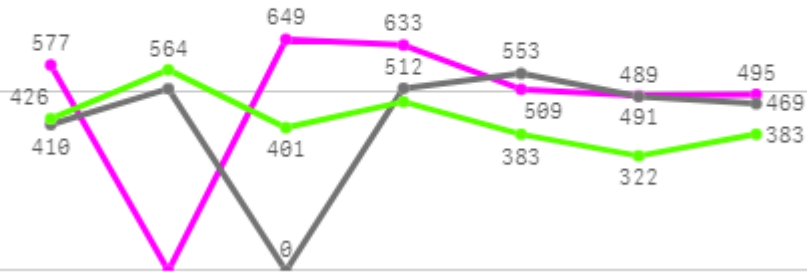
□ 호박밤 고구마(10Kg) 주간 가격

구분	Q	품종	Q	단량	Q	특	상	보통	하
2025-06-07		호박밤 고구마		10Kg		31,774	23,513	16,063	6,992
2025-06-09		호박밤 고구마		10Kg		28,304	22,262	16,870	9,000
2025-06-10		호박밤 고구마		10Kg		26,964	21,677	16,400	8,568
2025-06-11		호박밤 고구마		10Kg		24,782	19,104	13,968	7,496
2025-06-12		호박밤 고구마		10Kg		24,227	19,277	13,355	7,113
2025-06-13		호박밤 고구마		10Kg		27,624	18,514	13,806	6,048
평균						27,279	20,725	15,077	7,536

감자

주간 반입량(톤)

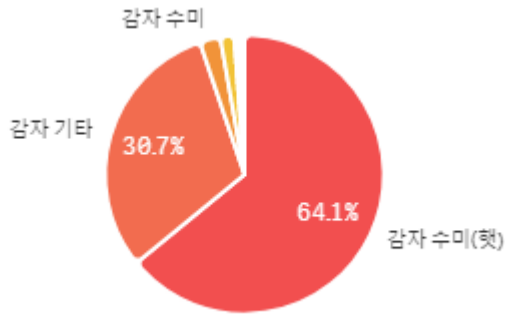
◆ 2025 ● 2024 ▲ 평년



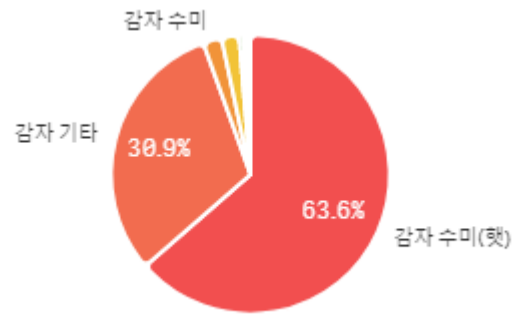
06/07 06/08 06/09 06/10 06/11 06/12 06/13

구분	금주(A)	전주(B)	전월(C)	전년(D)	평년(E)	A/B	A/C	A/D	A/E
물량(톤)	3,354	2,677	1,935	2,943	3,104	125.3%	173.3%	114.0%	108.1%

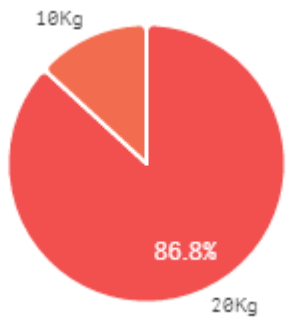
출하 품종별 거래물량 구성비



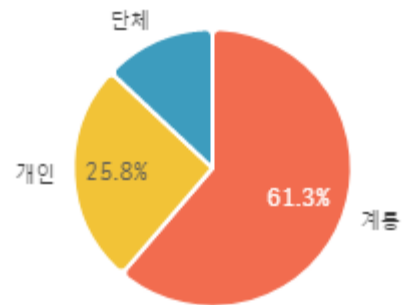
출하 품종별 거래금액 구성비



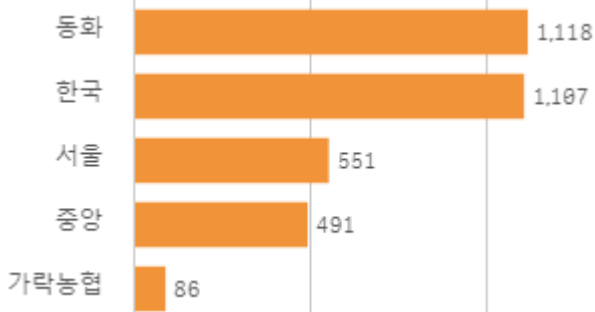
거래 단량별 물량 구성비



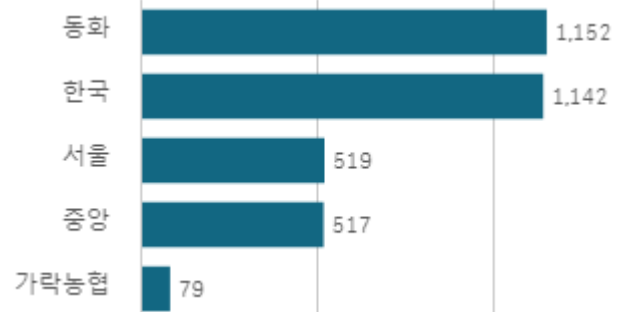
출하자별 거래물량 구성비



도매시장 법인별 거래물량(톤)

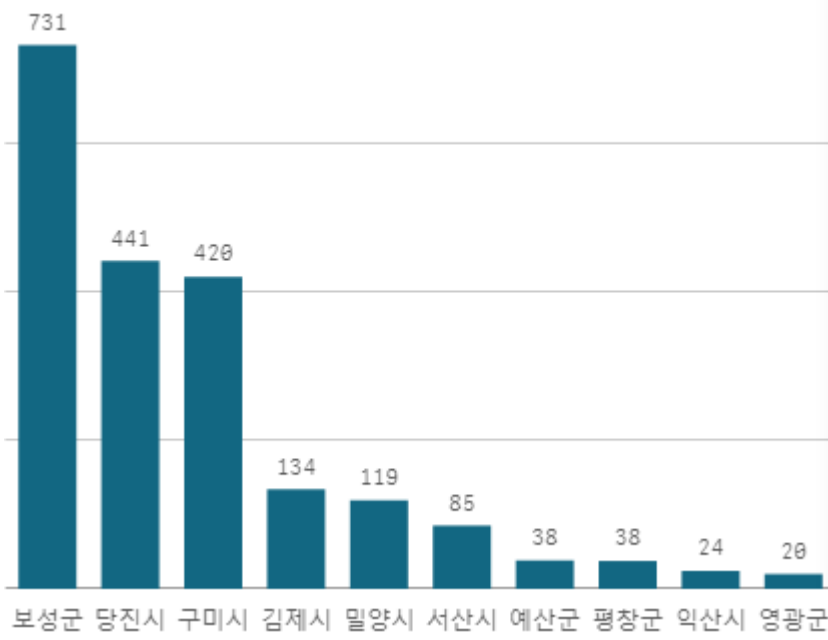


도매시장 법인별 거래금액(백만원)



감자 수미(햇) (20Kg)

산지별 거래물량(톤)



출하산지(개소)

33

출하건수(천건)

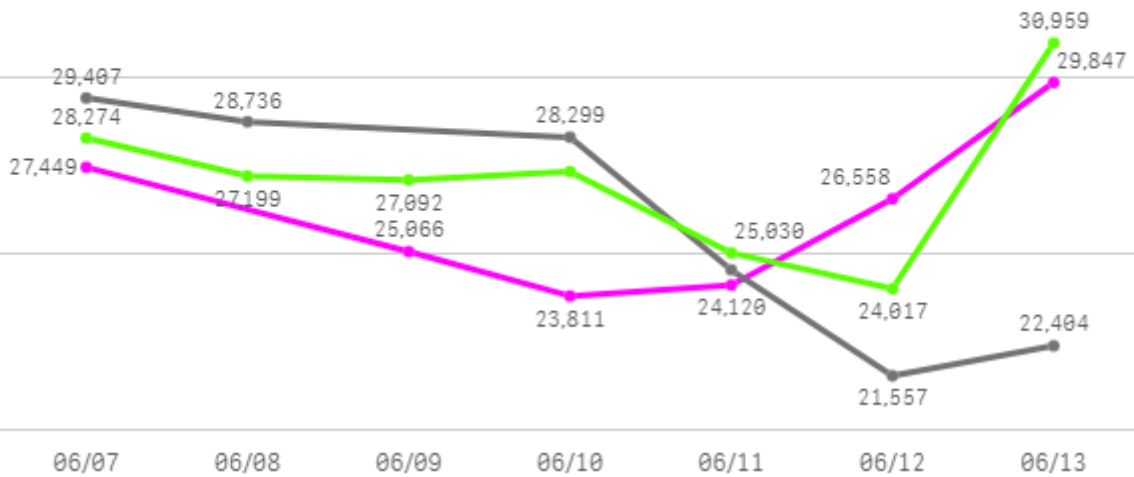
3

산지별 주출하 시군구



주간 도매가격(원)

◆ 2025 ● 2024 ◆ 평년



구분	금주(A)	전주(B)	전월(C)	전년(D)	평년(E)	A/B	A/C	A/D	A/E
가격(원)	25,909	33,307	56,040	25,825	27,437	77.8%	46.2%	100.3%	94.4%

※ 상품 가격 기준

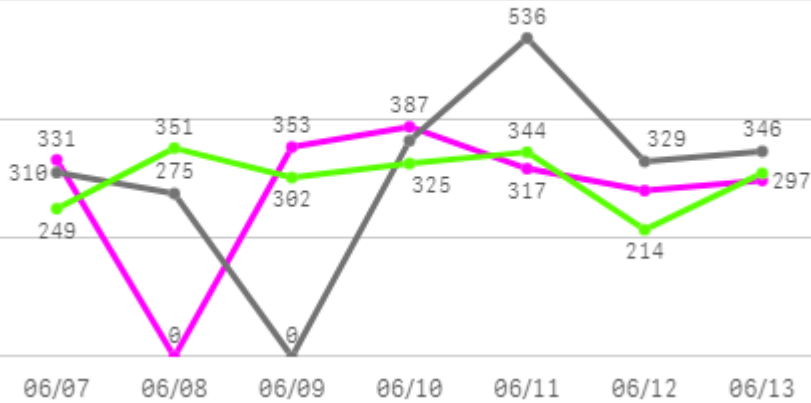
□ 감자 수미(햇)(20Kg) 주간 가격

구분	Q	품종	Q	단량	Q	특	상	보통	하
2025-06-07		감자 수미(햇)		20Kg		38,820	27,449	22,363	13,035
2025-06-09		감자 수미(햇)		20Kg		32,539	25,066	20,120	11,389
2025-06-10		감자 수미(햇)		20Kg		30,933	23,811	19,834	10,301
2025-06-11		감자 수미(햇)		20Kg		30,052	24,120	20,333	10,786
2025-06-12		감자 수미(햇)		20Kg		32,338	26,558	23,291	13,133
2025-06-13		감자 수미(햇)		20Kg		33,659	29,847	25,407	13,512
평균						33,057	26,142	21,891	12,026

배추

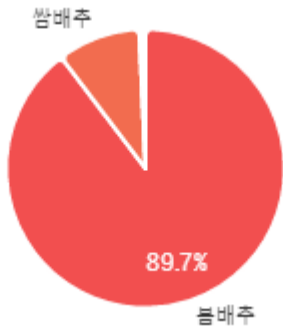
주간 반입량(톤)

◆ 2025 ● 2024 ▲ 평년

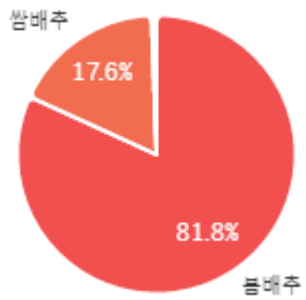


구분	금주(A)	전주(B)	전월(C)	전년(D)	평년(E)	A/B	A/C	A/D	A/E
물량(톤)	1,964	2,190	2,461	2,158	2,029	89.7%	79.8%	91.0%	96.8%

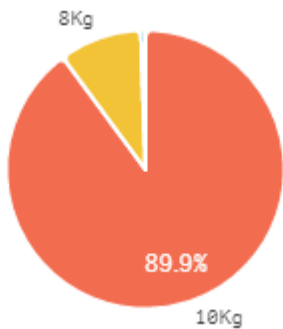
출하 품종별 거래물량 구성비



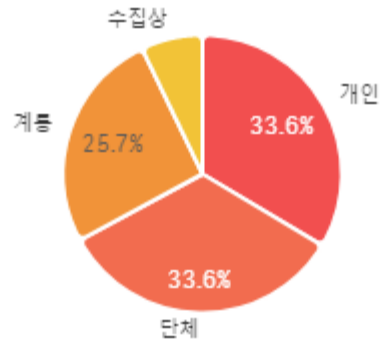
출하 품종별 거래금액 구성비



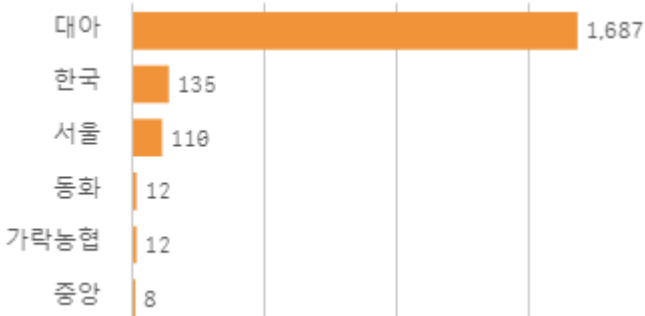
거래 단량별 물량 구성비



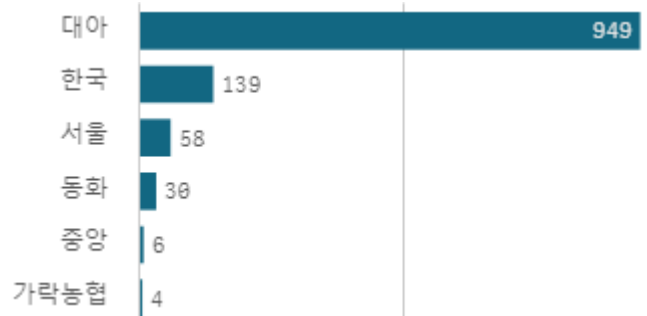
출하자별 거래물량 구성비



도매시장 법인별 거래물량(톤)

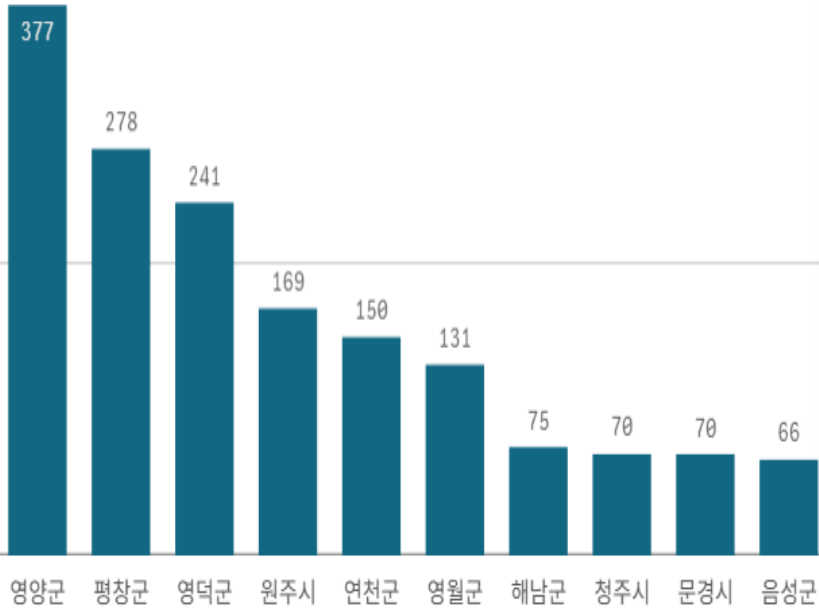


도매시장 법인별 거래금액(백만원)



배추(10Kg)

산지별 거래물량(톤)



출하산지(개소)

29

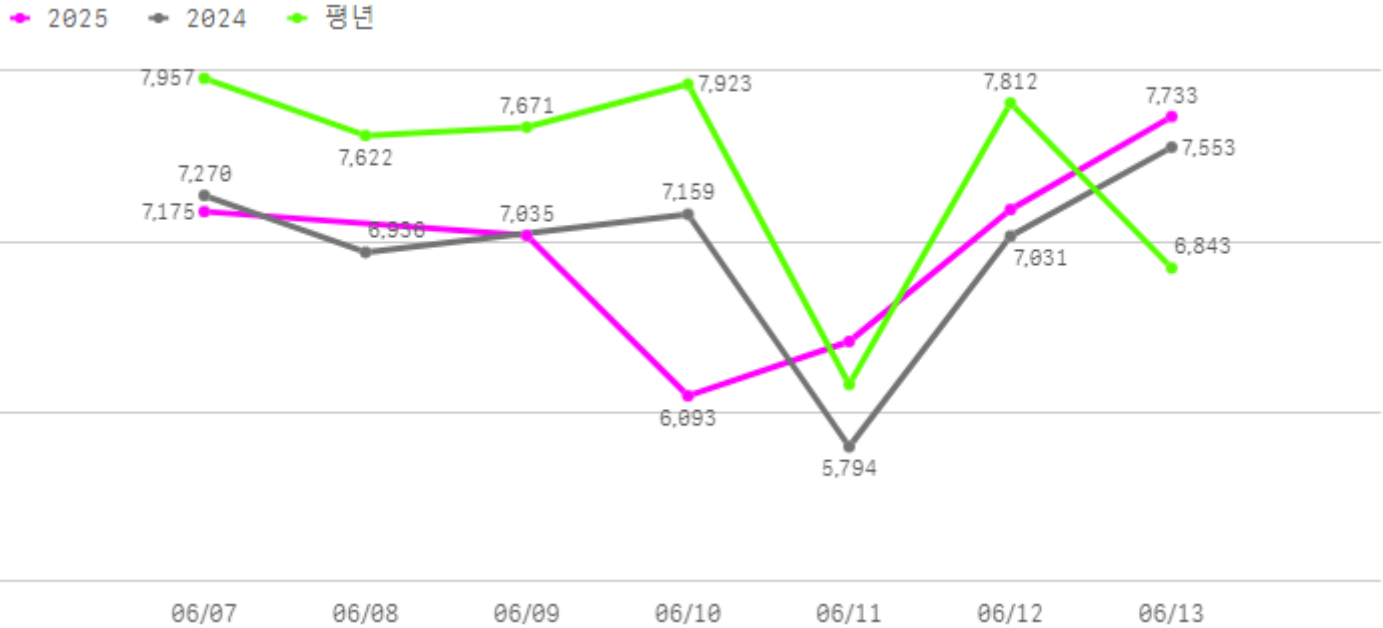
출하건수(천건)

1

산지별 주출하 시군구



주간 도매가격(원)



구분	금주(A)	전주(B)	전월(C)	전년(D)	평년(E)	A/B	A/C	A/D	A/E
가격(원)	6,882	6,866	6,814	6,957	7,268	100.2%	101.0%	98.9%	94.7%

※ 상품 가격 기준

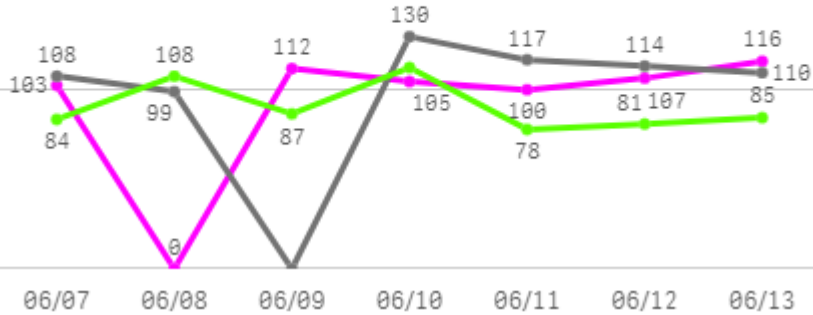
□ 배추(10Kg) 주간 가격

구분	Q	품종	Q	단량	Q	특	상	보통	하
2025-06-07		배추		10Kg		9,297	7,175	3,600	1,523
2025-06-09		배추		10Kg		8,539	7,035	5,593	4,091
2025-06-10		배추		10Kg		7,737	6,093	4,760	3,368
2025-06-11		배추		10Kg		7,598	6,412	5,296	2,939
2025-06-12		배추		10Kg		8,314	7,187	5,764	3,363
2025-06-13		배추		10Kg		8,649	7,733	6,189	3,472
평균						8,356	6,939	5,200	3,126

배추얼갈이

주간 반입량(톤)

◆ 2025 ● 2024 ▲ 평년



구분	금주(A)	전주(B)	전월(C)	전년(D)	평년(E)	A/B	A/C	A/D	A/E
물량(톤)	644	596	679	678	631	108.0%	94.8%	94.9%	102.1%

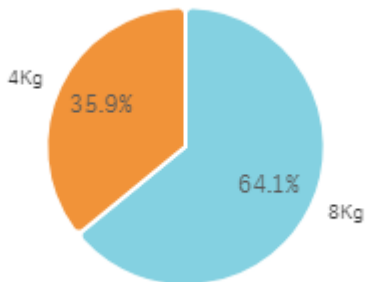
출하 품종별 거래물량 구성비



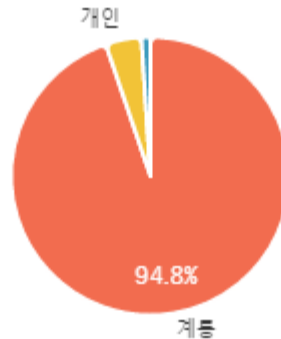
출하 품종별 거래금액 구성비



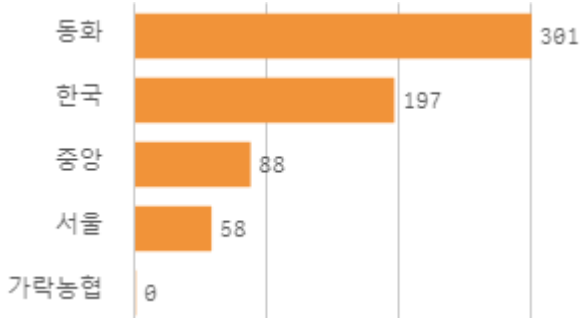
거래 단량별 물량 구성비



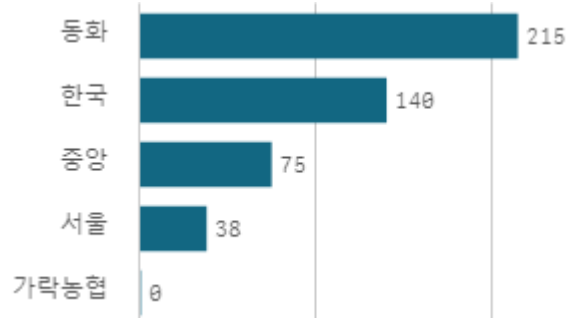
출하자별 거래물량 구성비



도매시장 법인별 거래물량(톤)

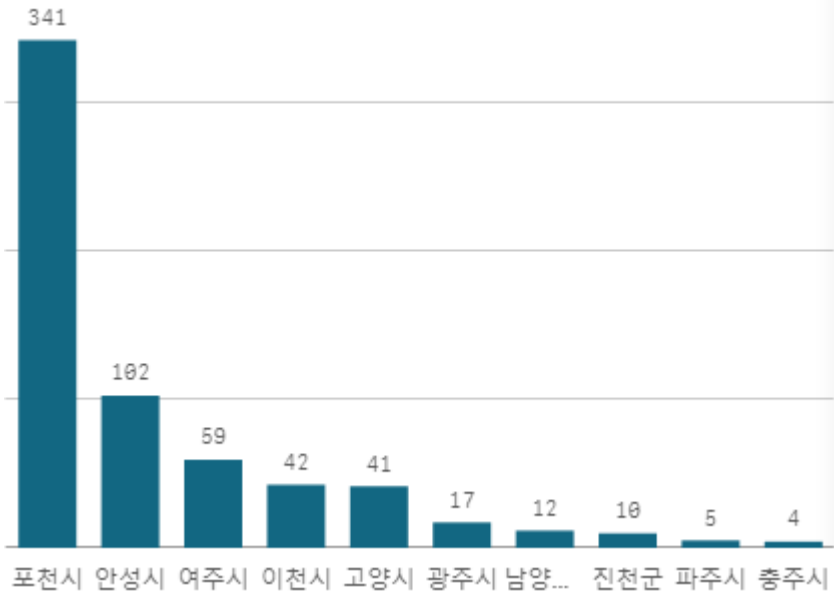


도매시장 법인별 거래금액(백만원)



배추얼갈이(4Kg)

산지별 거래물량(톤)



출하산지(개소)

14

출하건수(천건)

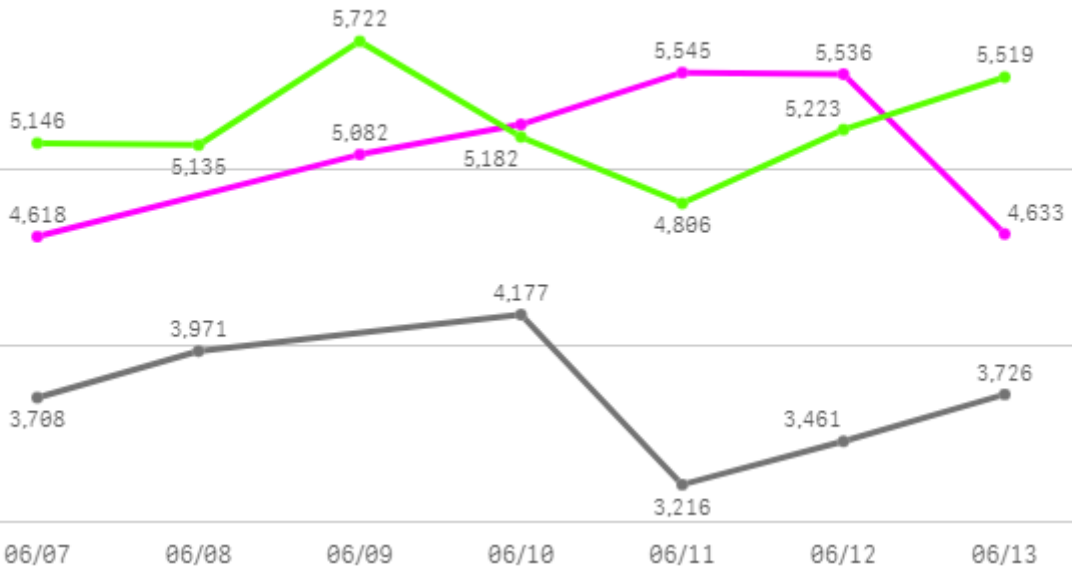
2

산지별 주출하 시군구



주간 도매가격(원)

◆ 2025 ● 2024 ◆ 평년



구분	금주(A)	전주(B)	전월(C)	전년(D)	평년(E)	A/B	A/C	A/D	A/E
가격(원)	5,069	5,548	3,616	3,710	5,192	91.4%	140.2%	136.6%	97.6%

※ 상품 가격 기준

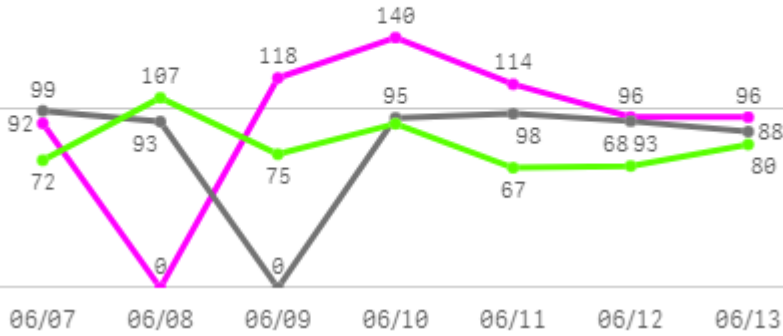
□ 배추얼갈이(4Kg) 주간 가격

구분	Q	품종	Q	단량	Q	특	상	보통	하
2025-06-07		배추얼갈이		4Kg		-	4,618	3,000	1,967
2025-06-09		배추얼갈이		4Kg		-	5,082	3,370	2,656
2025-06-10		배추얼갈이		4Kg		-	5,252	3,752	2,937
2025-06-11		배추얼갈이		4Kg		-	5,545	4,316	3,066
2025-06-12		배추얼갈이		4Kg		-	5,536	4,100	2,860
2025-06-13		배추얼갈이		4Kg		-	4,633	3,497	2,167
평균						-	5,111	3,673	2,609

알배기배추

주간 반입량(톤)

◆ 2025 ● 2024 ▲ 평년



구분	금주(A)	전주(B)	전월(C)	전년(D)	평년(E)	A/B	A/C	A/D	A/E
물량(톤)	656	683	586	566	588	96.0%	111.9%	115.8%	111.5%

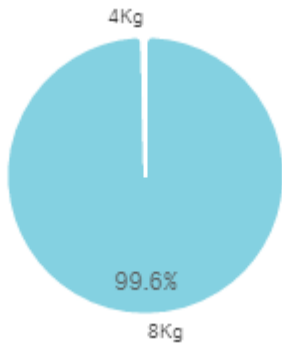
출하 품종별 거래물량 구성비



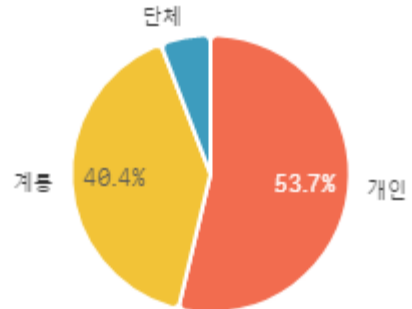
출하 품종별 거래금액 구성비



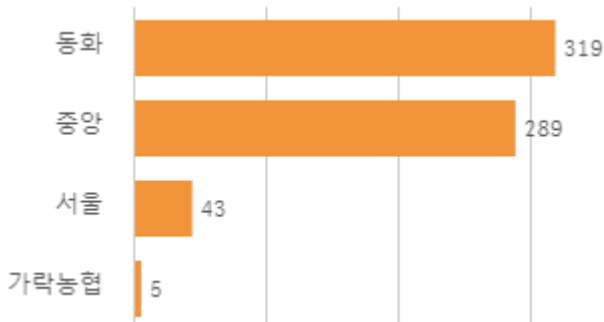
거래 단량별 물량 구성비



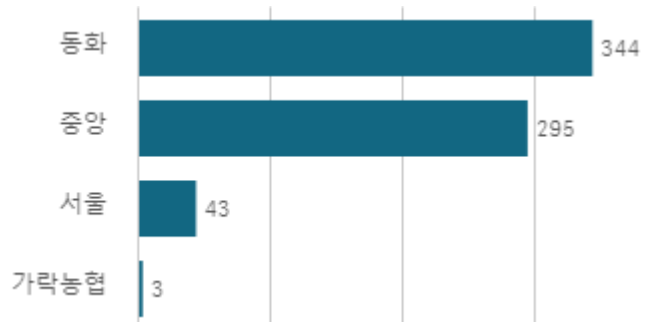
출하자별 거래물량 구성비



도매시장 법인별 거래물량(톤)

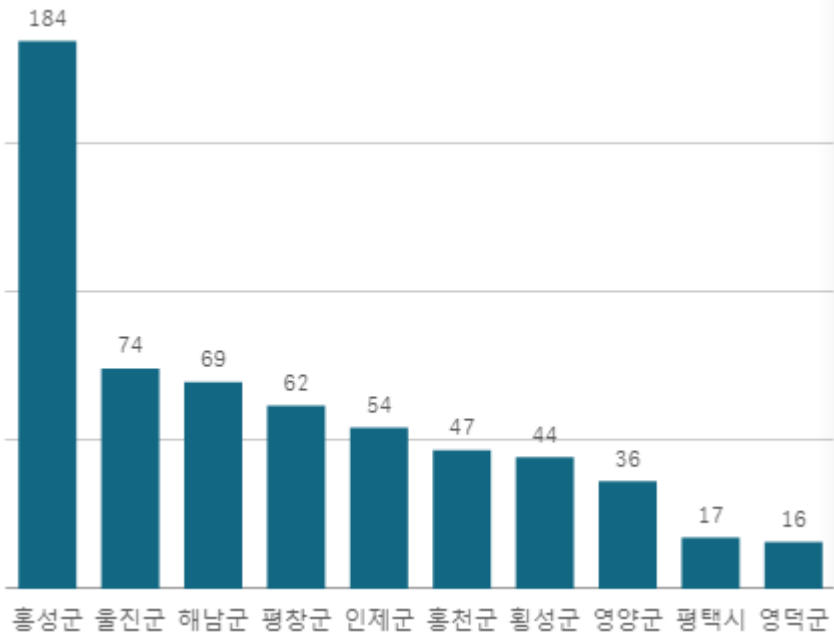


도매시장 법인별 거래금액(백만원)



알배기배추(8Kg)

산지별 거래물량(톤)



출하산지(개소)

19

출하건수(천건)

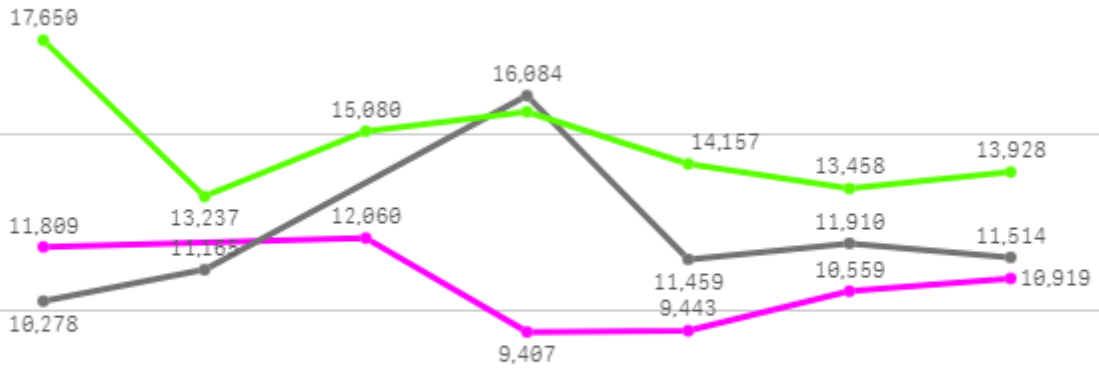
2

산지별 주출하 시군구



주간 도매가격(원)

◆ 2025 ● 2024 ◆ 평년



06/07 06/08 06/09 06/10 06/11 06/12 06/13

구분	금주(A)	전주(B)	전월(C)	전년(D)	평년(E)	A/B	A/C	A/D	A/E
가격(원)	10,830	11,588	19,361	12,068	14,316	93.5%	55.9%	89.7%	75.7%

※ 상품 가격 기준

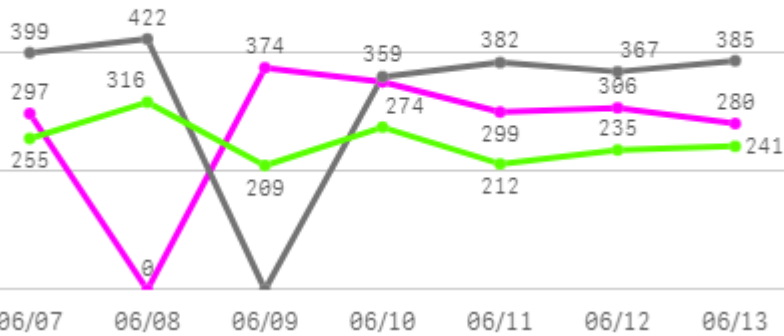
□ 알배기배추(8Kg) 주간 가격

구분	Q	품종	Q	단량	Q	특	상	보통	하
2025-06-07		알배기배추		8Kg		15,424	11,809	9,362	6,566
2025-06-09		알배기배추		8Kg		14,633	12,060	9,065	6,587
2025-06-10		알배기배추		8Kg		12,048	9,407	6,235	4,097
2025-06-11		알배기배추		8Kg		11,985	9,443	6,552	3,080
2025-06-12		알배기배추		8Kg		12,864	10,559	6,846	3,799
2025-06-13		알배기배추		8Kg		12,561	10,919	6,915	4,308
평균						13,253	10,700	7,496	4,740

양배추

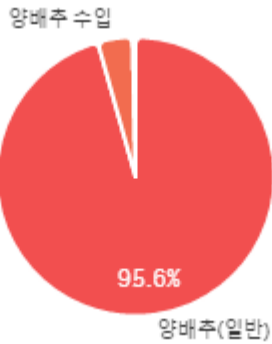
주간 반입량(톤)

◆ 2025 ● 2024 ▲ 평년

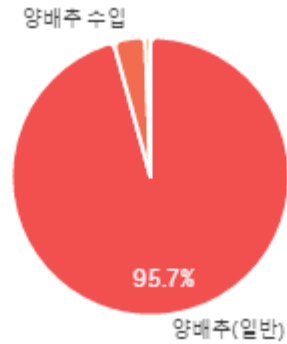


구분	금주(A)	전주(B)	전월(C)	전년(D)	평년(E)	A/B	A/C	A/D	A/E
물량(톤)	1,905	2,018	2,063	2,314	1,826	94.4%	92.4%	82.3%	104.3%

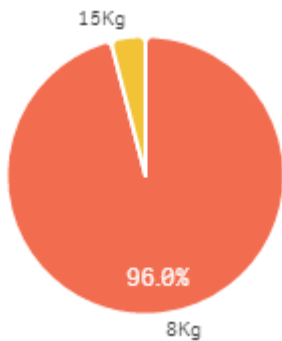
출하 품종별 거래물량 구성비



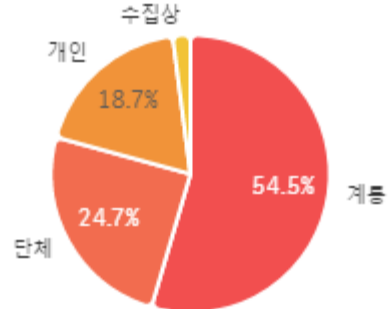
출하 품종별 거래금액 구성비



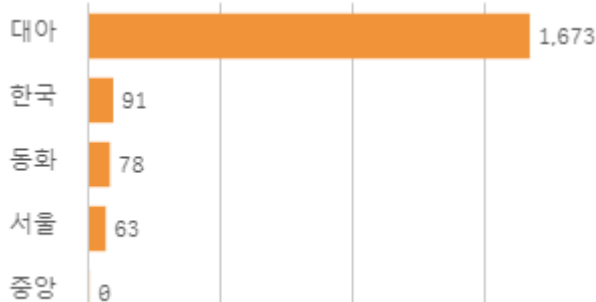
거래 단량별 물량 구성비




출하자별 거래물량 구성비



도매시장 법인별 거래물량(톤)

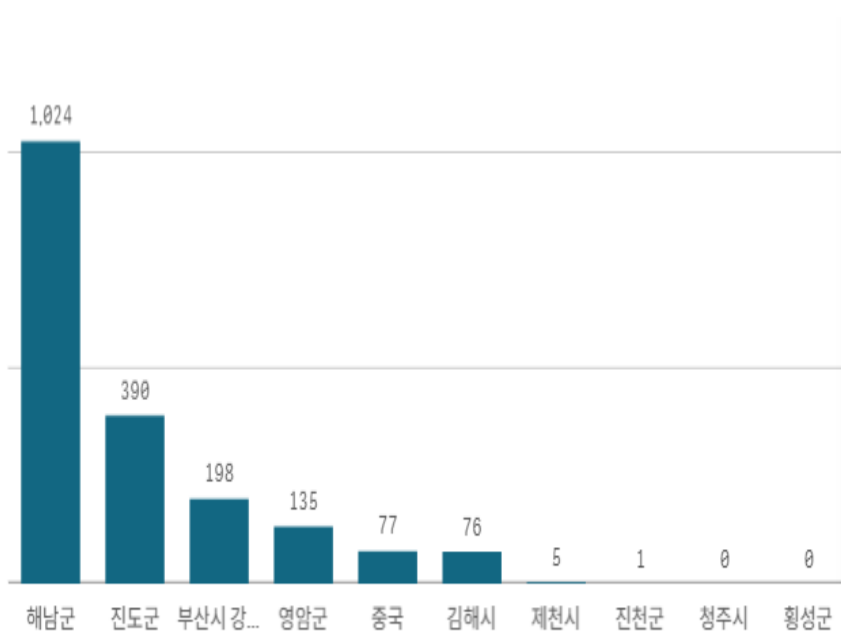


도매시장 법인별 거래금액(백만원)



양배추(8Kg)

산지별 거래물량(톤)



출하산지(개소)

12

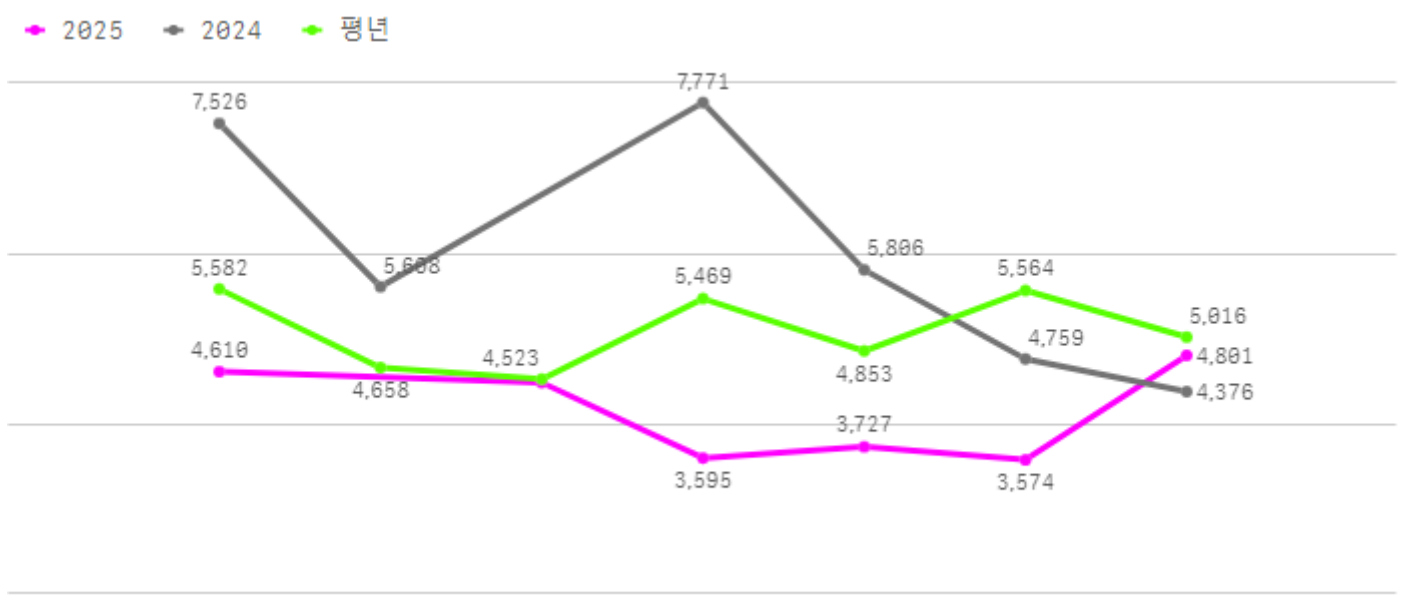
출하건수(천건)

1

산지별 주출하 시군구



주간 도매가격(원)



구분	금주(A)	전주(B)	전월(C)	전년(D)	평년(E)	A/B	A/C	A/D	A/E
가격(원)	4,164	4,546	11,585	5,974	5,084	91.6%	35.9%	69.7%	81.9%

※ 상품 가격 기준

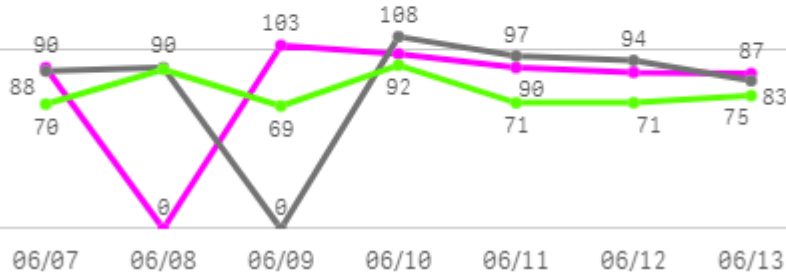
□ 양배추(8Kg) 주간 가격

구분	Q	품종	Q	단량	Q	특	상	보통	하
2025-06-07		양배추		8Kg		5,291	4,610	4,078	3,385
2025-06-09		양배추		8Kg		5,298	4,482	3,797	2,864
2025-06-10		양배추		8Kg		4,638	3,595	2,696	1,775
2025-06-11		양배추		8Kg		5,066	3,727	2,837	1,959
2025-06-12		양배추		8Kg		4,946	3,574	2,633	1,784
2025-06-13		양배추		8Kg		6,296	4,801	3,594	2,302
평균						5,256	4,132	3,273	2,345

상추

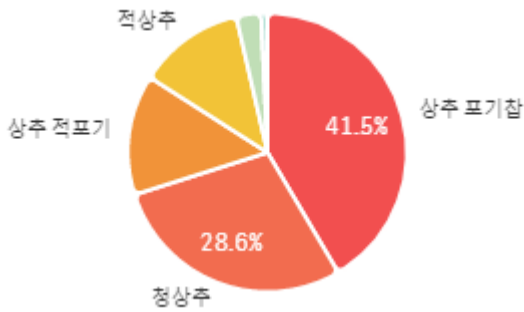
주간 반입량(톤)

◆ 2025 ● 2024 ▲ 평년

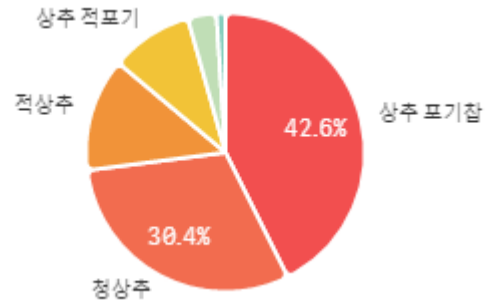


구분	금주(A)	전주(B)	전월(C)	전년(D)	평년(E)	A/B	A/C	A/D	A/E
물량(톤)	557	595	591	561	540	93.6%	94.2%	99.2%	103.0%

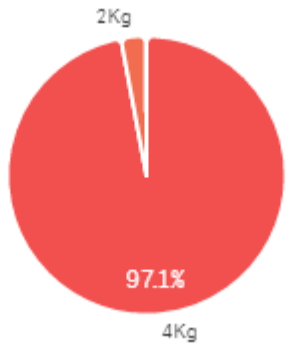
출하 품종별 거래물량 구성비



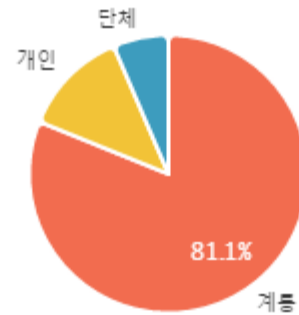
출하 품종별 거래금액 구성비



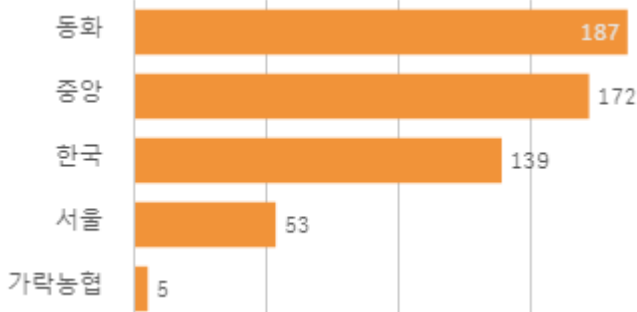
거래 단량별 물량 구성비



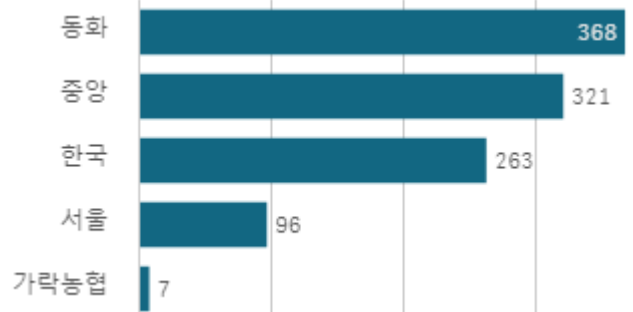
출하자별 거래물량 구성비



도매시장 법인별 거래물량(톤)

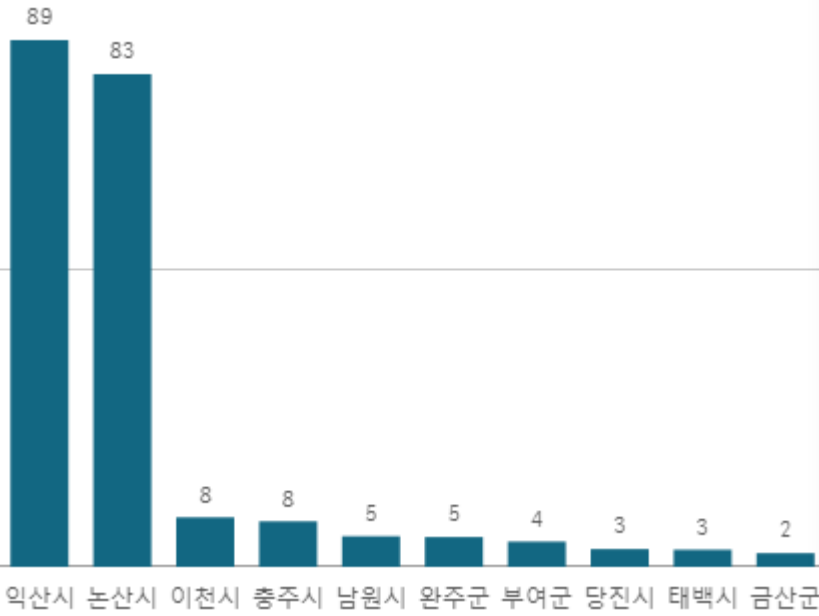


도매시장 법인별 거래금액(백만원)



상추 포기잡(4Kg)

산지별 거래물량(톤)



출하산지(개소)

31

출하건수(천건)

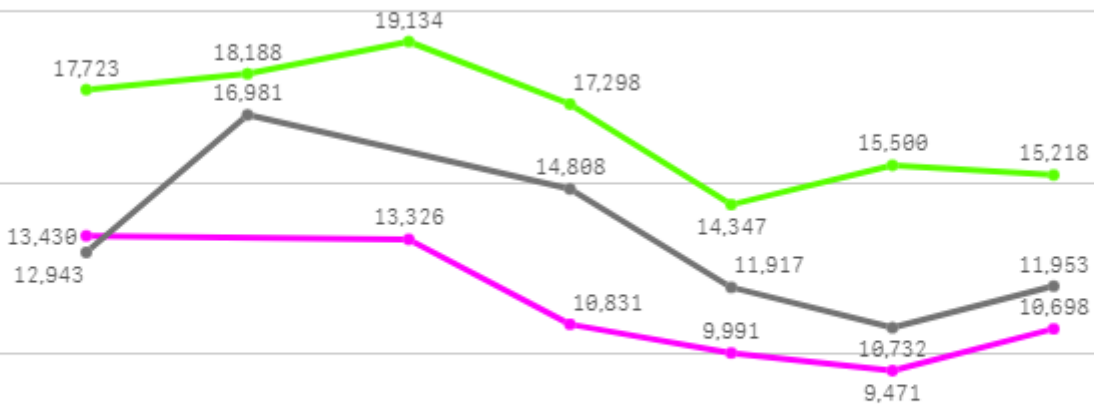
2

산지별 주출하 시군구



주간 도매가격(원)

◆ 2025 ● 2024 ▲ 평년



06/07 06/08 06/09 06/10 06/11 06/12 06/13

구분	금주(A)	전주(B)	전월(C)	전년(D)	평년(E)	A/B	A/C	A/D	A/E
가격(원)	11,704	14,038	20,530	13,222	16,128	83.4%	57.0%	88.5%	72.6%

※ 상품 가격 기준

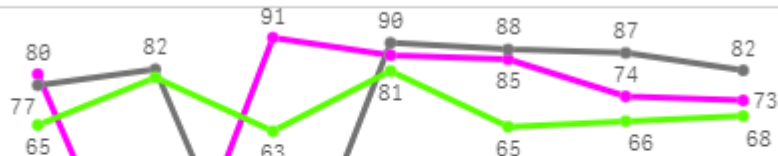
□ 상추 포기잡(4Kg) 주간 가격

구분	Q	품종	Q	단량	Q	특	상	보통	하
2025-06-07		상추 포기잡		4Kg		-	13,430	10,114	7,137
2025-06-09		상추 포기잡		4Kg		-	13,326	9,922	6,771
2025-06-10		상추 포기잡		4Kg		-	10,831	7,706	4,947
2025-06-11		상추 포기잡		4Kg		-	9,991	6,869	4,332
2025-06-12		상추 포기잡		4Kg		-	9,471	6,482	3,847
2025-06-13		상추 포기잡		4Kg		-	10,698	7,625	5,419
평균						-	11,291	8,120	5,409

부추

주간 반입량(톤)

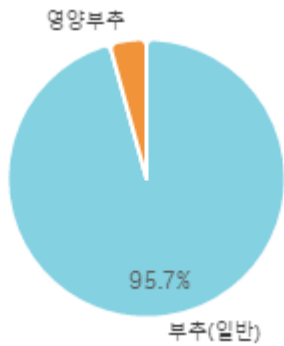
2025 (파란색 선) 2024 (회색 선) 평년 (녹색 선)



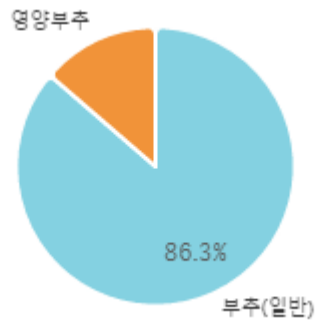
06/07 06/08 06/09 06/10 06/11 06/12 06/13

구분	금주(A)	전주(B)	전월(C)	전년(D)	평년(E)	A/B	A/C	A/D	A/E
물량(톤)	489	482	430	505	492	101.4%	113.8%	96.9%	99.4%

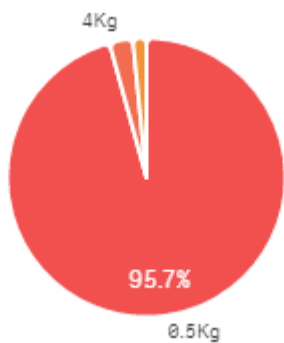
출하 품종별 거래물량 구성비



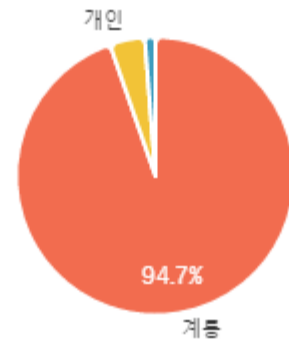
출하 품종별 거래금액 구성비



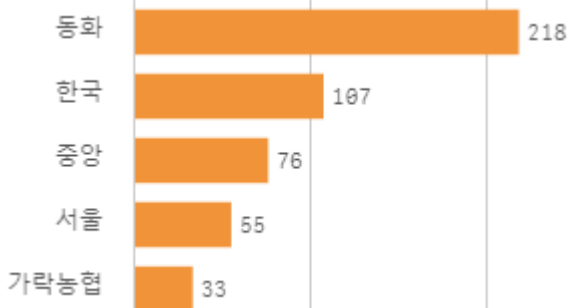
거래 단량별 물량 구성비



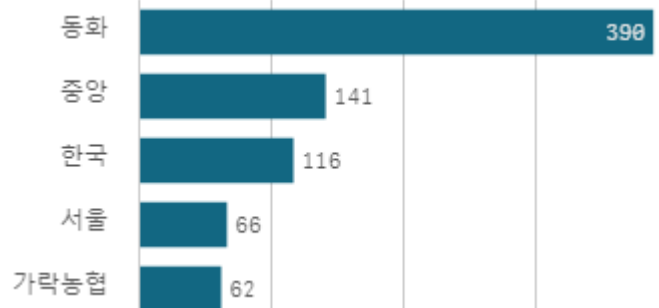
출하자별 거래물량 구성비



도매시장 법인별 거래물량(톤)

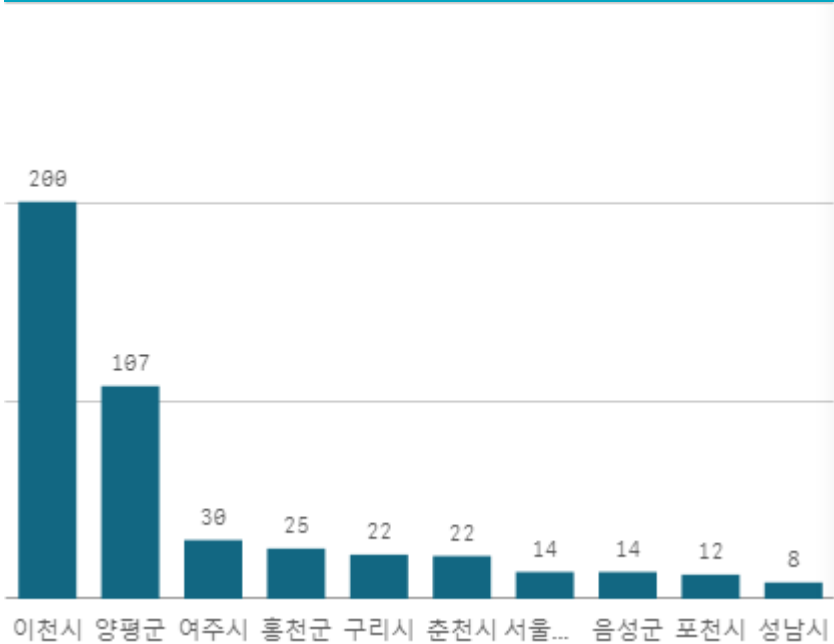


도매시장 법인별 거래금액(백만원)



부추(일반) (0.5Kg)

산지별 거래물량(톤)



출하산지(개소)

20

출하건수(천건)

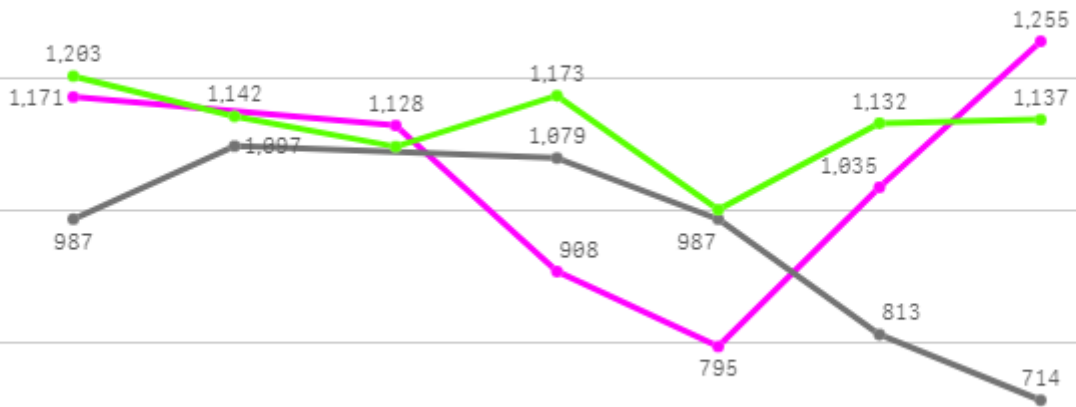
2

산지별 주출하 시군구



주간 도매가격(원)

◆ 2025 ● 2024 ◆ 평년



06/07 06/08 06/09 06/10 06/11 06/12 06/13

구분	금주(A)	전주(B)	전월(C)	전년(D)	평년(E)	A/B	A/C	A/D	A/E
가격(원)	1,055	980	2,050	946	1,132	107.7%	51.5%	111.5%	93.2%

※ 상품 가격 기준

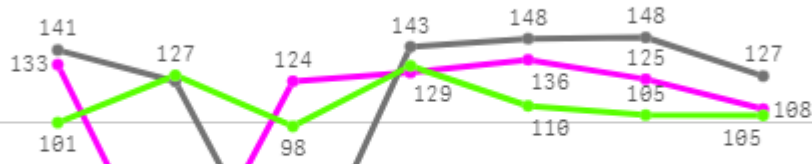
□ 부추(일반)(0.5Kg) 주간 가격

구분	Q	품종	Q	단량	Q	특	상	보통	하
2025-06-07		부추(일반)		0.5Kg		-	1,171	770	513
2025-06-09		부추(일반)		0.5Kg		-	1,128	820	559
2025-06-10		부추(일반)		0.5Kg		-	908	645	436
2025-06-11		부추(일반)		0.5Kg		-	795	573	398
2025-06-12		부추(일반)		0.5Kg		-	1,035	730	494
2025-06-13		부추(일반)		0.5Kg		-	1,255	928	689
평균						-	1,049	744	515

열무

주간 반입량(톤)

◆ 2025 ● 2024 ▲ 평년

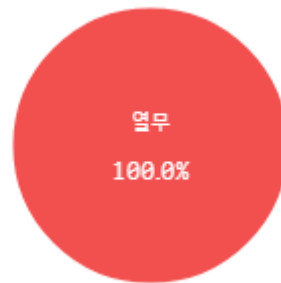


구분	금주(A)	전주(B)	전월(C)	전년(D)	평년(E)	A/B	A/C	A/D	A/E
물량(톤)	754	828	761	830	760	91.0%	99.1%	90.8%	99.2%

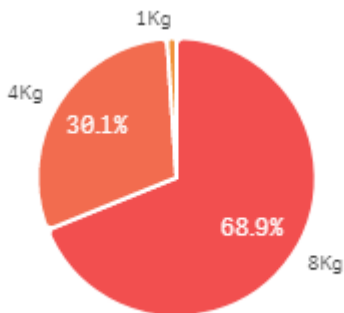
출하 품종별 거래물량 구성비



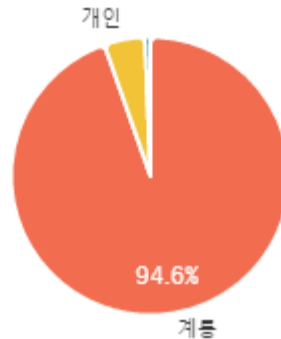
출하 품종별 거래금액 구성비



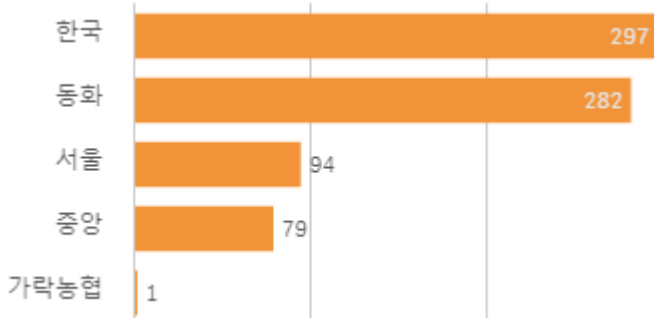
거래 단량별 물량 구성비



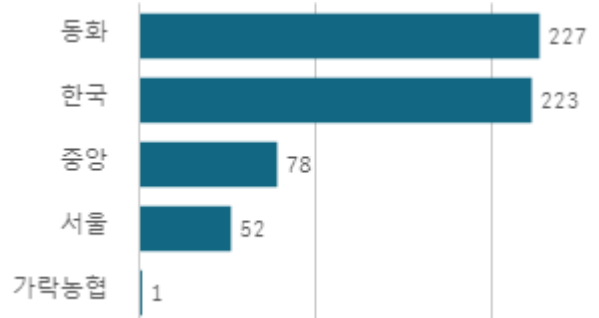
출하자별 거래물량 구성비



도매시장 법인별 거래물량(톤)

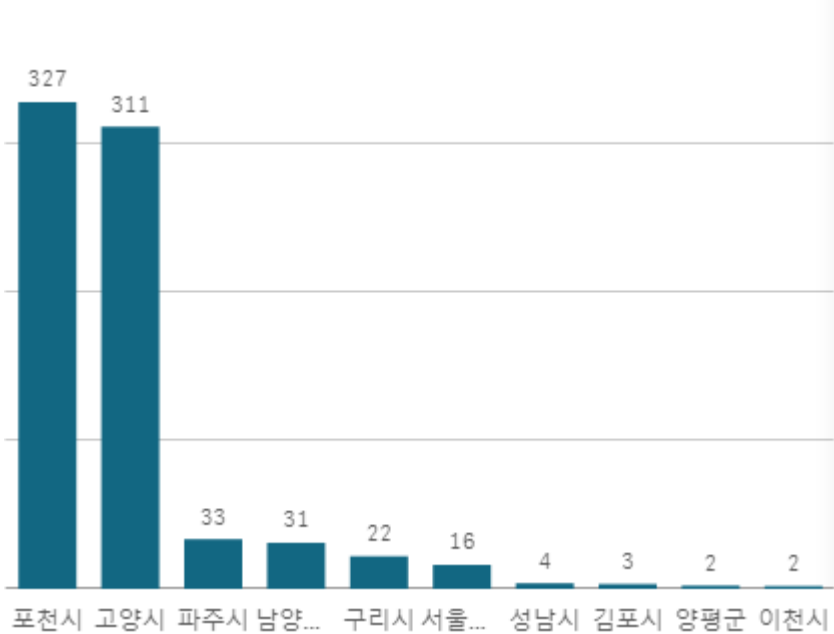


도매시장 법인별 거래금액(백만원)



열무(4Kg)

산지별 거래물량(톤)



출하산지(개소)

16

출하건수(천건)

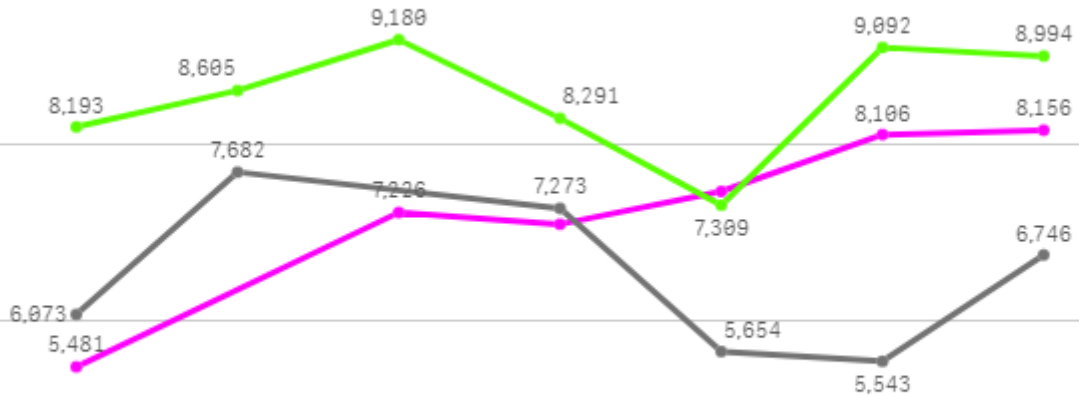
3

산지별 주출하 시군구



주간 도매가격(원)

● 2025 ● 2024 ● 평년



06/07 06/08 06/09 06/10 06/11 06/12 06/13

구분	금주(A)	전주(B)	전월(C)	전년(D)	평년(E)	A/B	A/C	A/D	A/E
가격(원)	7,036	6,129	6,440	6,495	8,173	114.8%	109.3%	108.3%	86.1%

※ 상품 가격 기준

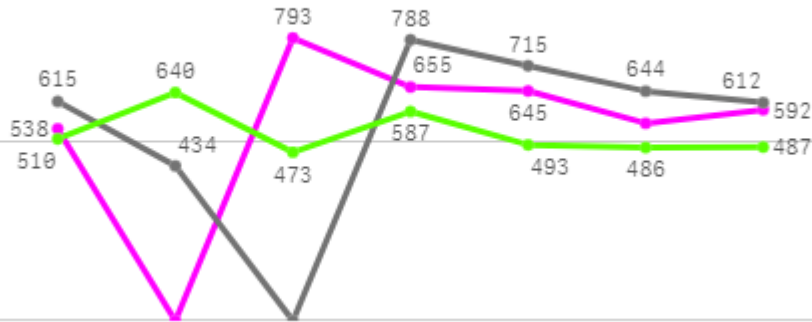
□ 열무(4Kg) 주간 가격

구분	Q	품종	Q	단량	Q	특	상	보통	하
2025-06-07		열무		4Kg		-	5,481	3,532	1,596
2025-06-09		열무		4Kg		-	7,226	4,987	2,508
2025-06-10		열무		4Kg		-	7,093	4,853	2,047
2025-06-11		열무		4Kg		-	7,464	5,028	2,278
2025-06-12		열무		4Kg		-	8,106	6,504	2,927
2025-06-13		열무		4Kg		-	8,156	6,190	3,006
평균						-	7,254	5,182	2,394

수박

주간 반입량(톤)

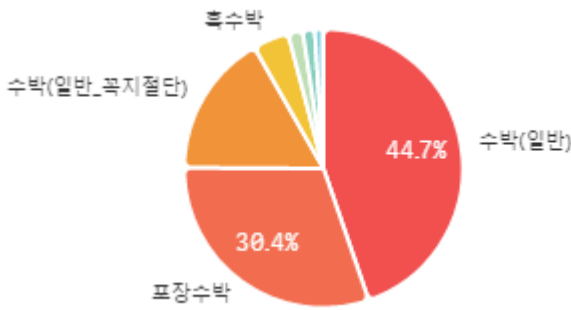
◆ 2025 ● 2024 ▲ 평년



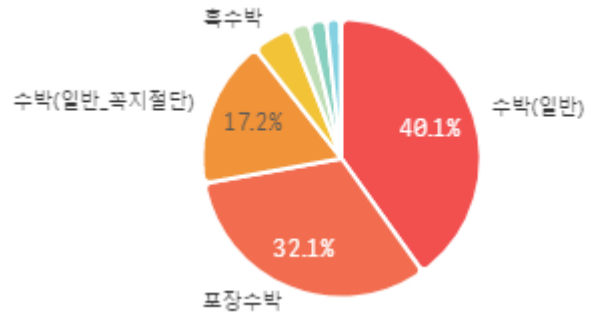
06/07 06/08 06/09 06/10 06/11 06/12 06/13

구분	금주(A)	전주(B)	전월(C)	전년(D)	평년(E)	A/B	A/C	A/D	A/E
물량(톤)	3,777	3,137	1,267	3,808	3,549	120.4%	298.0%	99.2%	106.4%

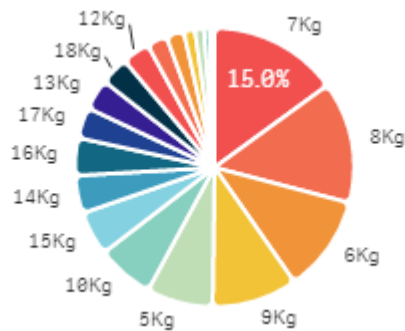
출하 품종별 거래물량 구성비



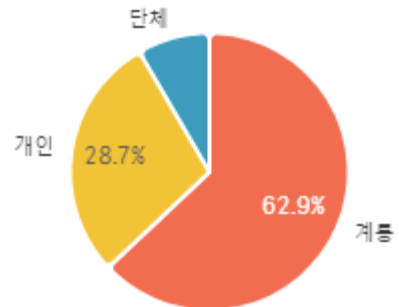
출하 품종별 거래금액 구성비



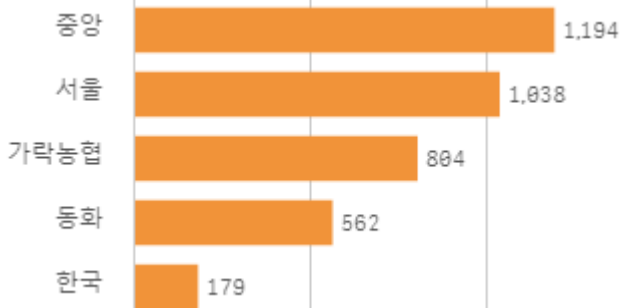
거래 단량별 물량 구성비



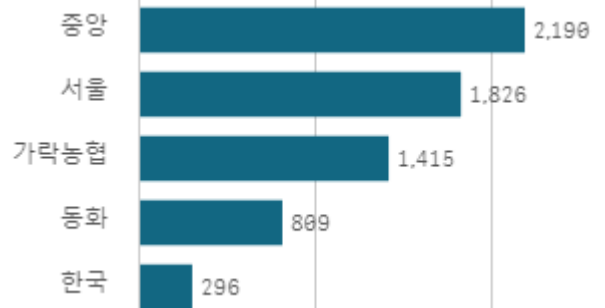
출하자별 거래물량 구성비



도매시장 법인별 거래물량(톤)

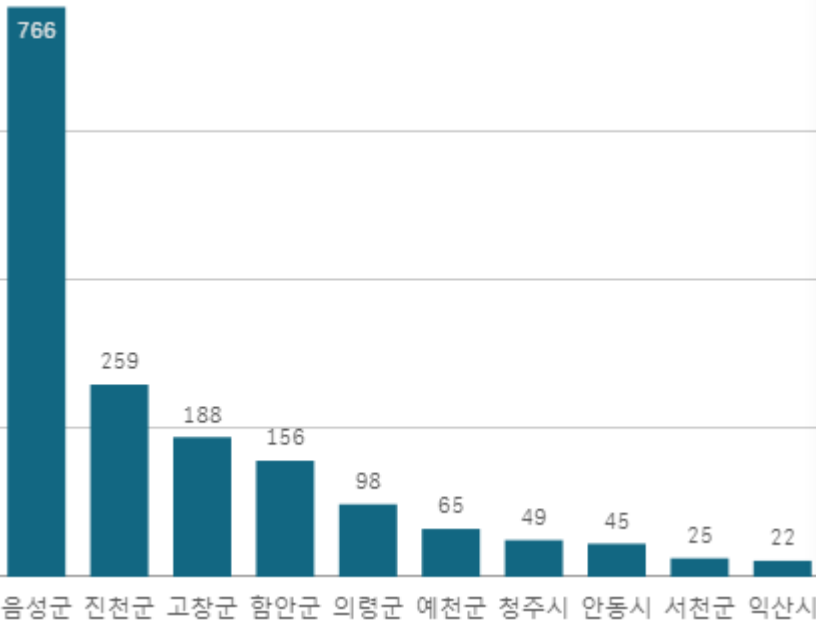


도매시장 법인별 거래금액(백만원)



수박(일반) (8Kg)

산지별 거래물량(톤)



출하산지(개소)

14

출하건수(천건)

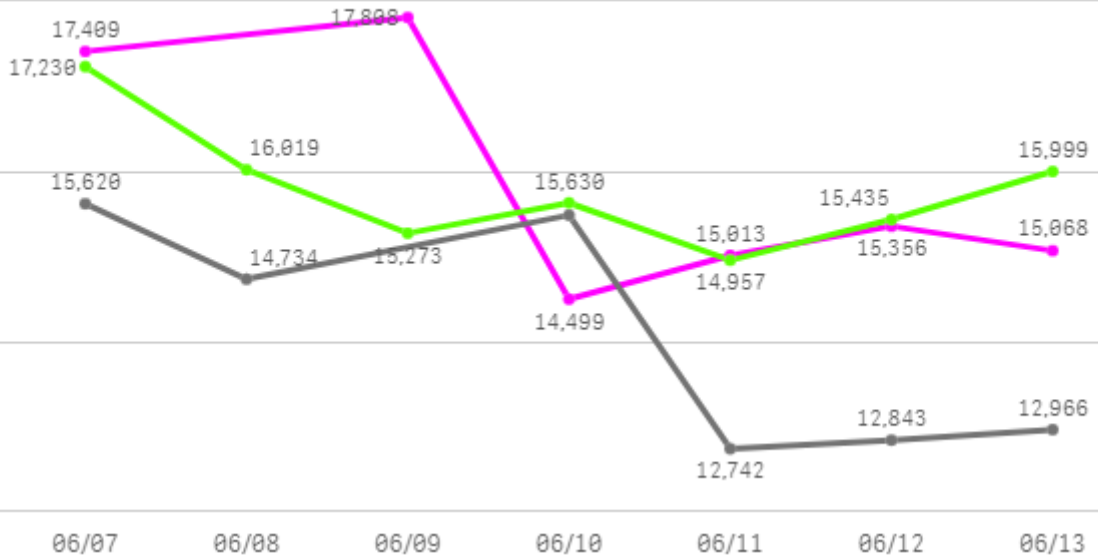
4

산지별 주출하 시군구



주간 도매가격(원)

◆ 2025 ● 2024 ◆ 평년



구분	금주(A)	전주(B)	전월(C)	전년(D)	평년(E)	A/B	A/C	A/D	A/E
가격(원)	15,859	18,250	22,055	14,065	15,915	86.9%	71.9%	112.8%	99.6%

※ 상품 가격 기준

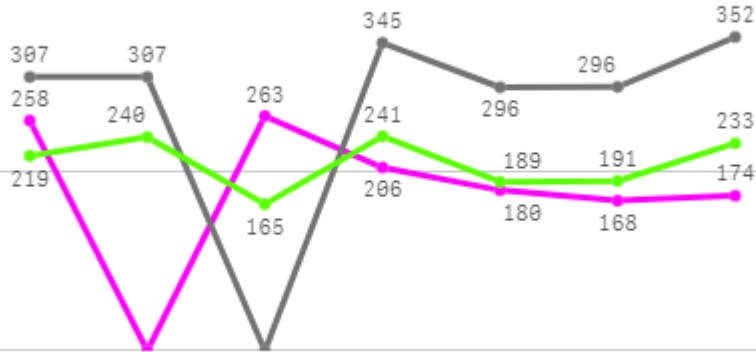
□ 수박(일반)(8Kg) 주간 가격

구분	Q	품종	Q	단량	Q	특	상	보통	하
2025-06-07		수박(일반)		8Kg		19,993	17,409	14,476	10,434
2025-06-09		수박(일반)		8Kg		23,189	17,808	14,295	11,048
2025-06-10		수박(일반)		8Kg		24,052	14,499	11,501	9,765
2025-06-11		수박(일반)		8Kg		23,936	15,013	11,697	9,070
2025-06-12		수박(일반)		8Kg		23,804	15,356	12,453	9,072
2025-06-13		수박(일반)		8Kg		24,585	15,068	11,932	8,271
평균						23,260	15,859	12,726	9,610

참외

주간 반입량(톤)

◆ 2025 ● 2024 ▲ 평년



06/07 06/08 06/09 06/10 06/11 06/12 06/13

구분	금주(A)	전주(B)	전월(C)	전년(D)	평년(E)	A/B	A/C	A/D	A/E
물량(톤)	1,250	1,631	2,364	1,903	1,447	76.6%	52.9%	65.7%	86.4%

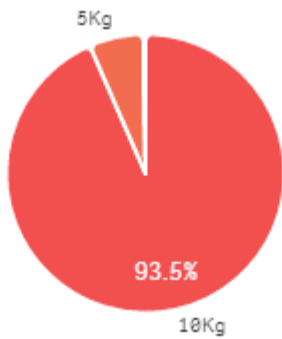
출하 품종별 거래물량 구성비



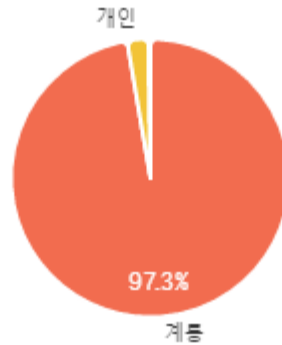
출하 품종별 거래금액 구성비



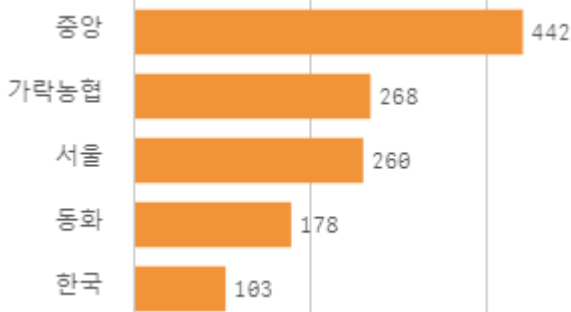
거래 단량별 물량 구성비



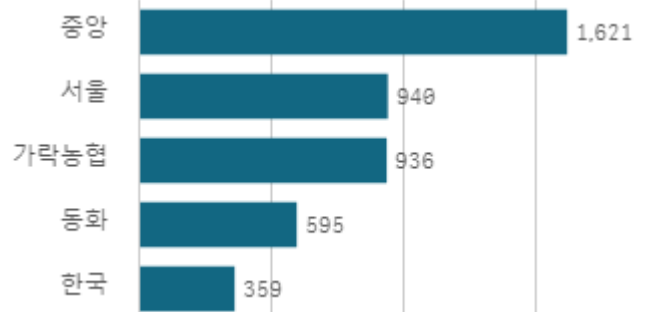
출하자별 거래물량 구성비



도매시장 법인별 거래물량(톤)



도매시장 법인별 거래금액(백만원)



참외(일반)(10Kg)

산지별 거래물량(톤)



출하산지(개소)

7

출하건수(천건)

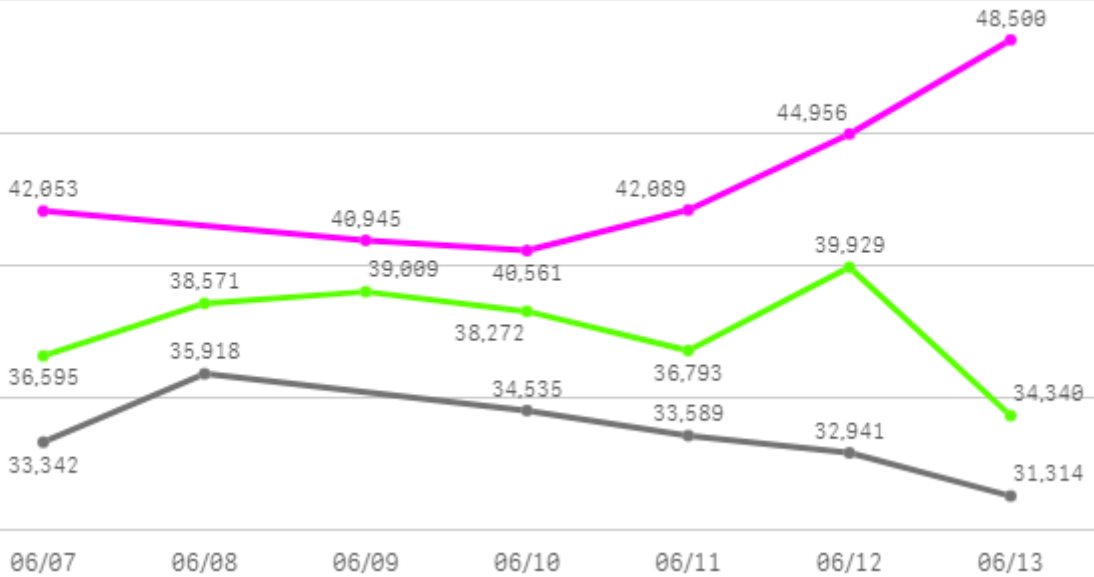
20

산지별 주출하 시군구



주간 도매가격(원)

◆ 2025 ● 2024 ◆ 평년



구분	금주(A)	전주(B)	전월(C)	전년(D)	평년(E)	A/B	A/C	A/D	A/E
가격(원)	43,184	36,536	29,443	33,607	39,050	118.2%	146.7%	128.5%	110.6%

※ 상품 가격 기준

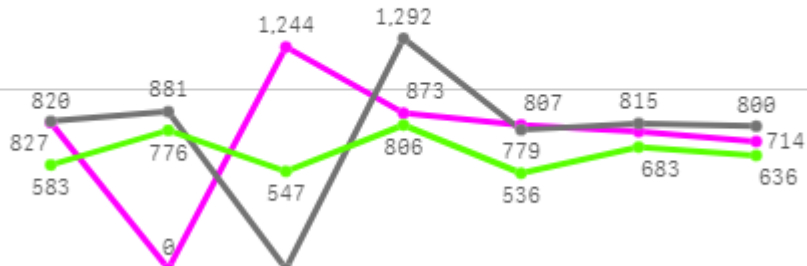
□ 참외(일반)(10Kg) 주간 가격

구분	Q	품종	Q	단량	Q	특	상	보통	하
2025-06-07		참외(일반)		10Kg		51,836	42,053	32,869	22,033
2025-06-09		참외(일반)		10Kg		51,119	40,945	32,548	21,000
2025-06-10		참외(일반)		10Kg		50,625	40,561	32,634	22,001
2025-06-11		참외(일반)		10Kg		51,749	42,089	33,767	22,612
2025-06-12		참외(일반)		10Kg		56,390	44,956	35,858	24,386
2025-06-13		참외(일반)		10Kg		61,141	48,500	38,561	26,168
평균						53,810	43,184	34,373	23,033

오이

주간 반입량(톤)

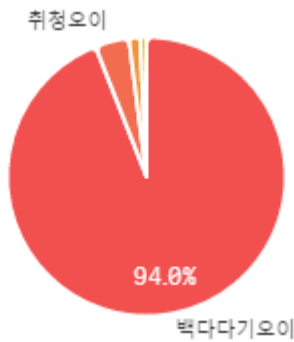
◆ 2025 ● 2024 ▲ 평년



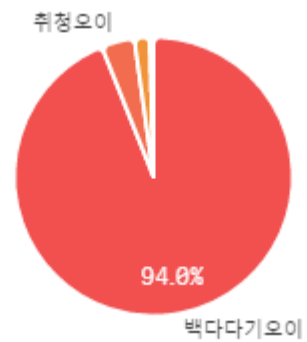
06/07 06/08 06/09 06/10 06/11 06/12 06/13

구분	금주(A)	전주(B)	전월(C)	전년(D)	평년(E)	A/B	A/C	A/D	A/E
물량(톤)	5,227	5,497	3,955	5,395	4,673	95.1%	132.2%	96.9%	111.9%

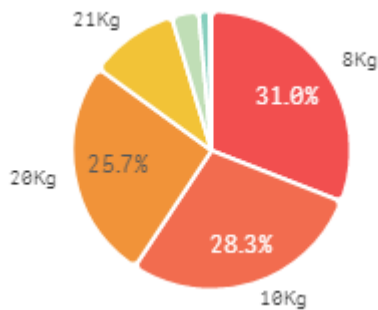
출하 품종별 거래물량 구성비



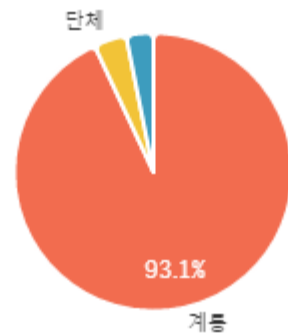
출하 품종별 거래금액 구성비



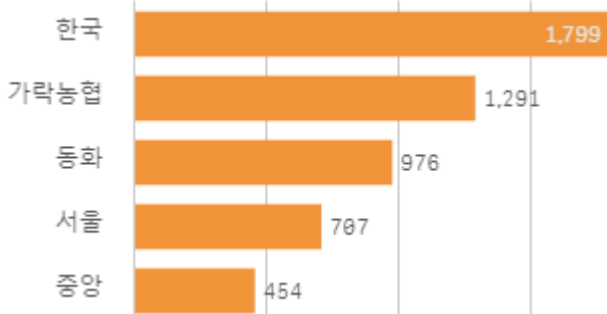
거래 단량별 물량 구성비



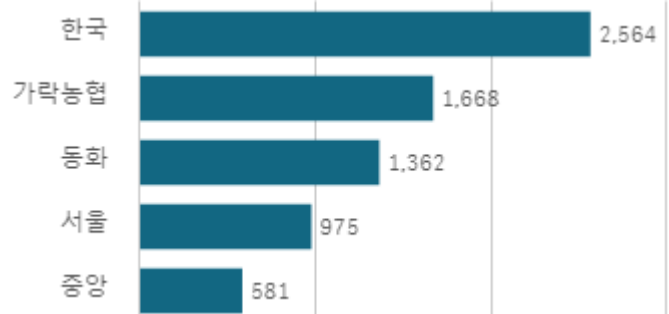
출하자별 거래물량 구성비



도매시장 법인별 거래물량(톤)

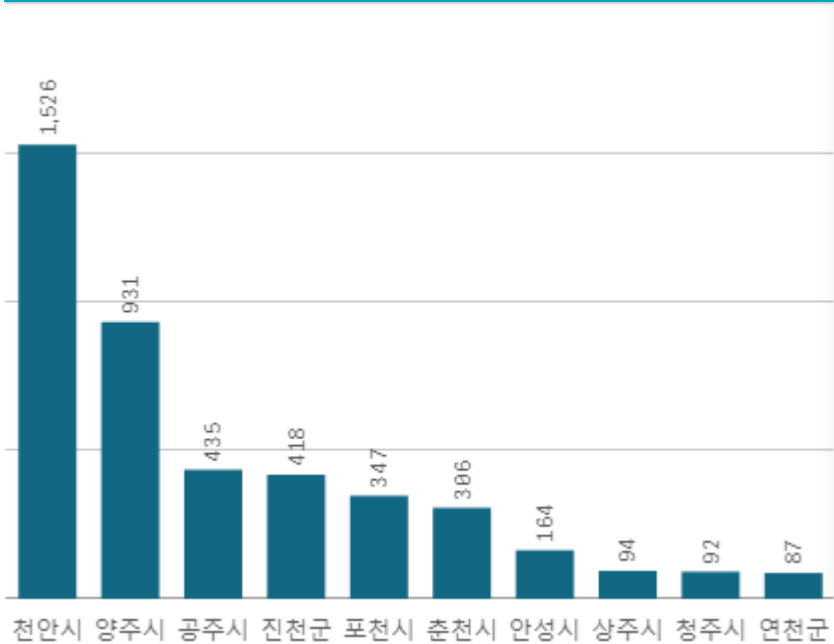


도매시장 법인별 거래금액(백만원)



백다다기오이(100개)

산지별 거래물량(톤)



출하산지(개소)

45

출하건수(천건)

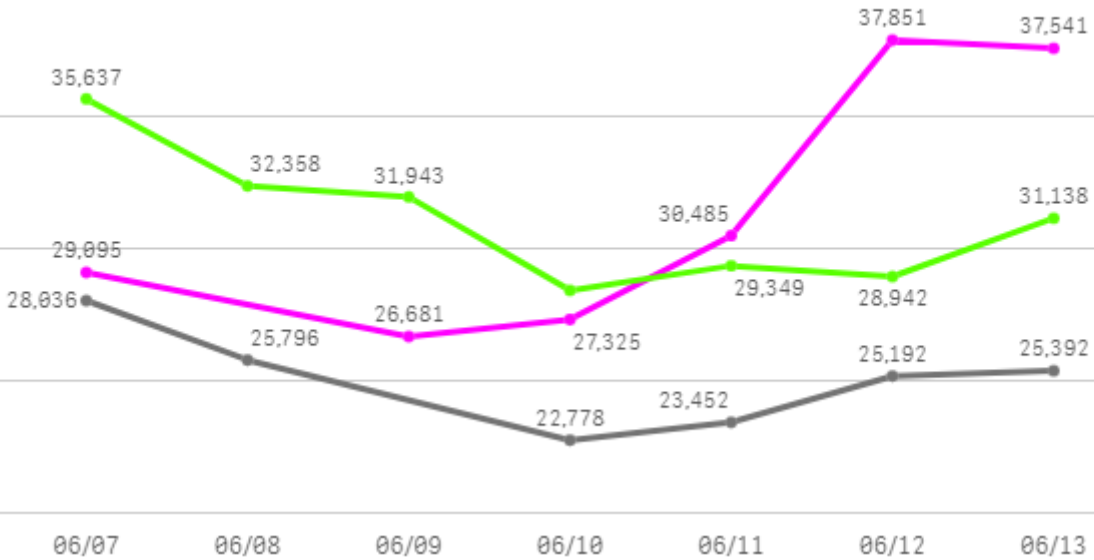
13

산지별 주출하 시군구



주간 도매가격(원)

◆ 2025 ● 2024 ◆ 평년



구분	금주(A)	전주(B)	전월(C)	전년(D)	평년(E)	A/B	A/C	A/D	A/E
가격(원)	30,231	36,053	33,108	25,108	31,531	83.9%	91.3%	120.4%	95.9%

※ 상품 가격 기준

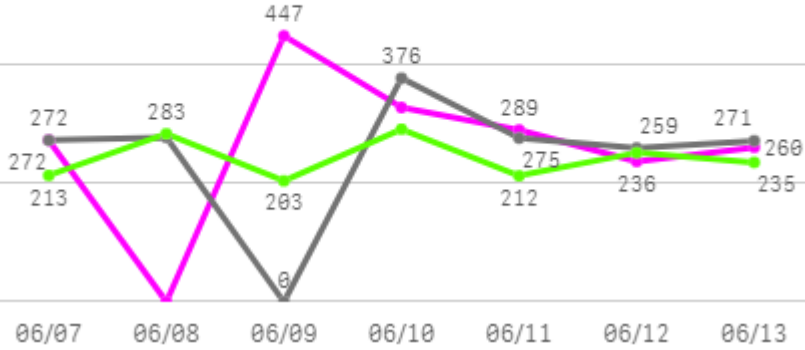
□ 백다다기오이(100개) 주간 가격

구분	Q	품종	Q	단량	Q	특	상	보통	하
2025-06-07		백다다기오이		100개		33,460	29,095	24,277	17,398
2025-06-09		백다다기오이		100개		29,826	26,681	24,001	17,850
2025-06-10		백다다기오이		100개		31,407	27,325	24,538	17,876
2025-06-11		백다다기오이		100개		33,766	30,485	26,824	19,873
2025-06-12		백다다기오이		100개		41,261	37,851	33,217	23,186
2025-06-13		백다다기오이		100개		41,542	37,541	33,331	24,028
평균						35,210	31,496	27,698	20,035

호박

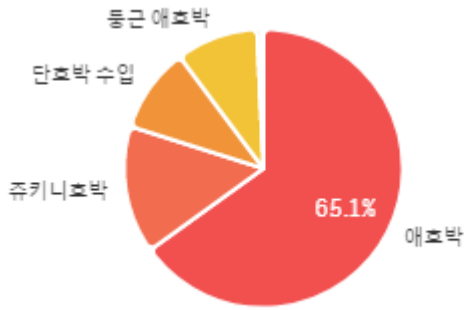
주간 반입량(톤)

◆ 2025 ● 2024 ▲ 평년

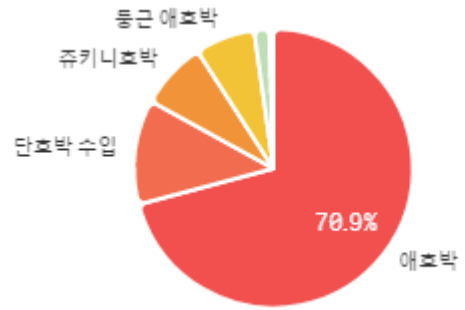


구분	금주(A)	전주(B)	전월(C)	전년(D)	평년(E)	A/B	A/C	A/D	A/E
물량(톤)	1,832	1,536	1,424	1,730	1,690	119.3%	128.6%	105.9%	108.3%

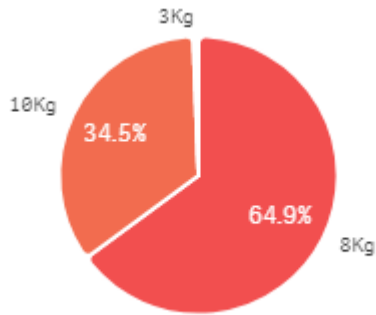
출하 품종별 거래물량 구성비



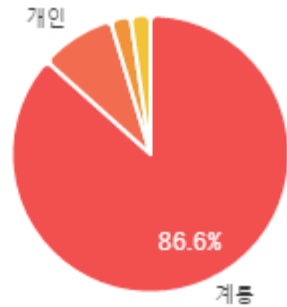
출하 품종별 거래금액 구성비



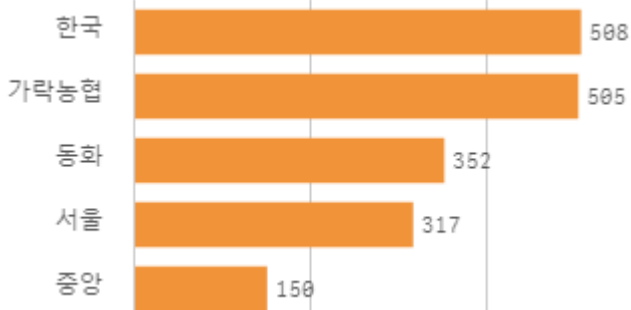
거래 단량별 물량 구성비



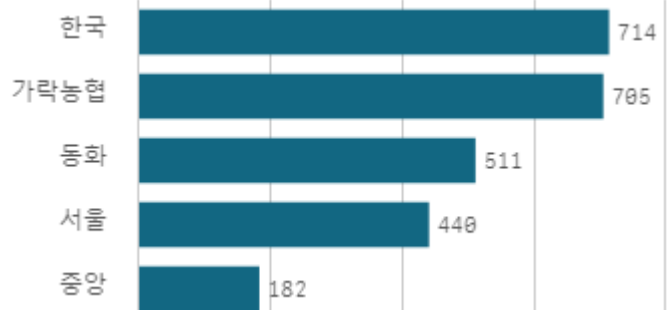
출하자별 거래물량 구성비



도매시장 법인별 거래물량(톤)

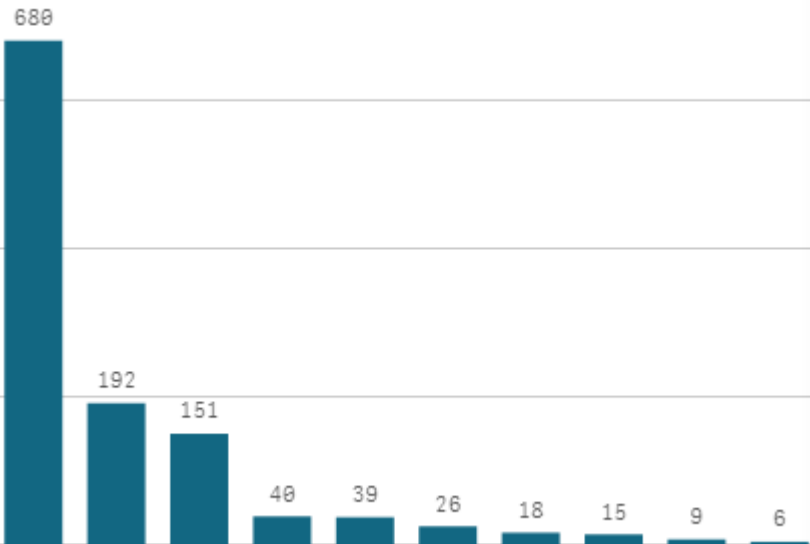


도매시장 법인별 거래금액(백만원)



애호박(20개)

산지별 거래물량(톤)



출하산지(개소)

25

출하건수(천건)

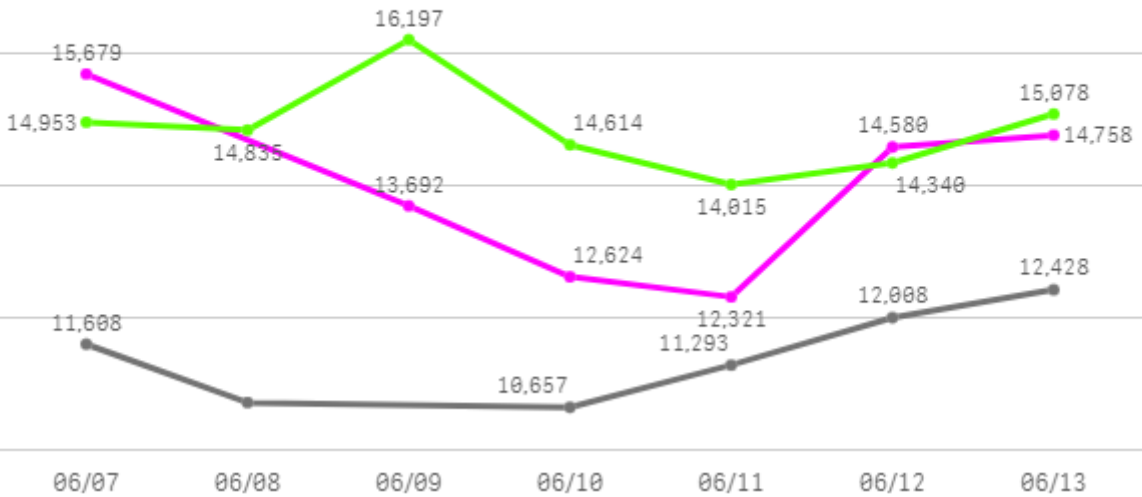
5

산지별 주출하 시군구



주간 도매가격(원)

◆ 2025 ● 2024 ◆ 평년



구분	금주(A)	전주(B)	전월(C)	전년(D)	평년(E)	A/B	A/C	A/D	A/E
가격(원)	13,961	16,750	14,952	11,454	15,042	83.3%	93.4%	121.9%	92.8%

※ 상품 가격 기준

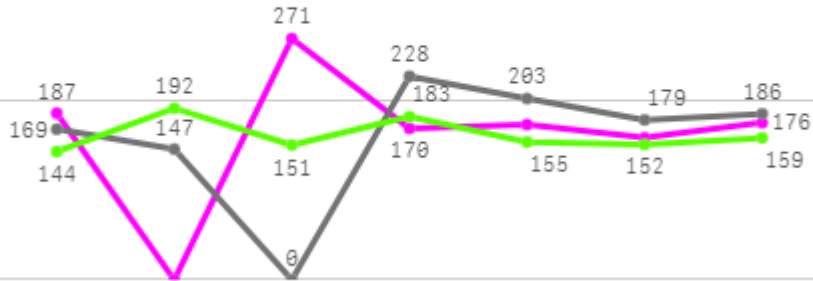
□ 애호박(20개) 주간 가격

구분	Q	품종	Q	단량	Q	특	상	보통	하
2025-06-07		애호박		20개		18,306	15,679	13,876	9,979
2025-06-09		애호박		20개		15,277	13,692	12,584	8,724
2025-06-10		애호박		20개		14,083	12,624	11,478	7,980
2025-06-11		애호박		20개		14,275	12,321	11,258	7,726
2025-06-12		애호박		20개		16,393	14,580	13,083	9,386
2025-06-13		애호박		20개		16,711	14,758	12,872	9,284
평균						15,841	13,942	12,525	8,847

토마토

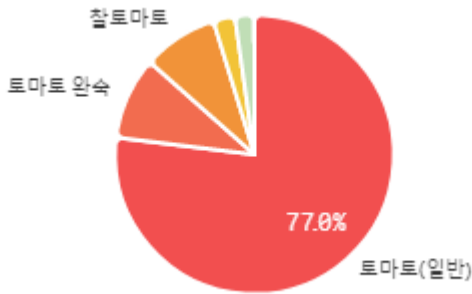
주간 반입량(톤)

◆ 2025 ● 2024 ▲ 평년

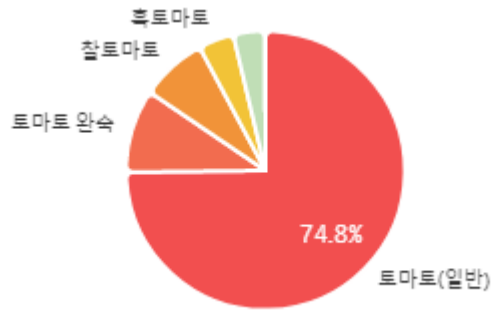


구분	금주(A)	전주(B)	전월(C)	전년(D)	평년(E)	A/B	A/C	A/D	A/E
물량(톤)	1,137	1,213	1,145	1,113	1,113	93.7%	99.3%	102.2%	102.1%

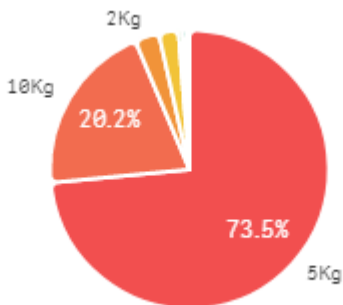
출하 품종별 거래물량 구성비



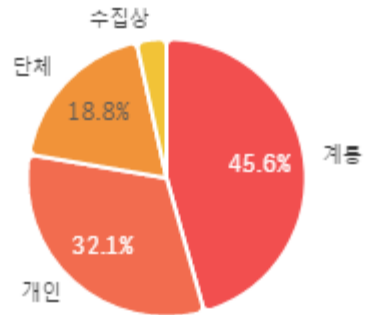
출하 품종별 거래금액 구성비



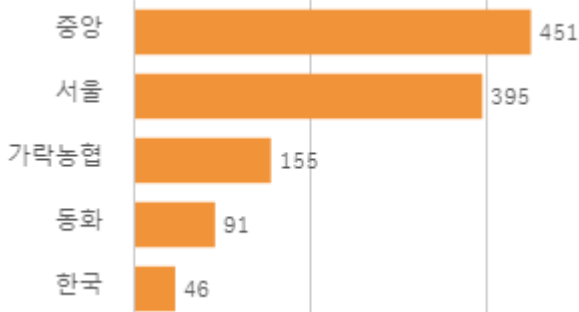
거래 단량별 물량 구성비



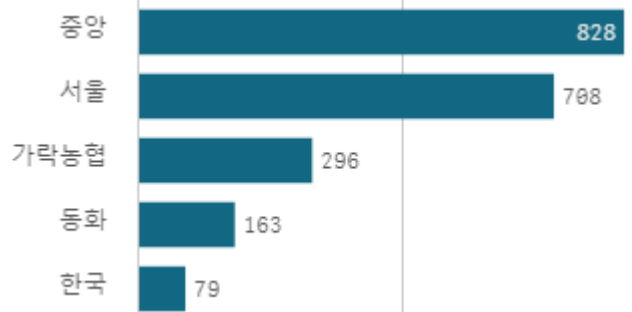
출하자별 거래물량 구성비



도매시장 법인별 거래물량(톤)

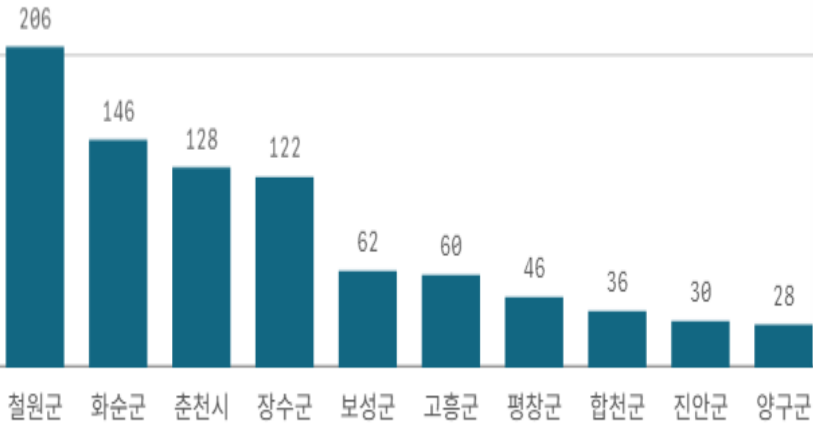


도매시장 법인별 거래금액(백만원)



토마토(5Kg)

산지별 거래물량(톤)



출하산지(개소)

51

출하건수(천건)

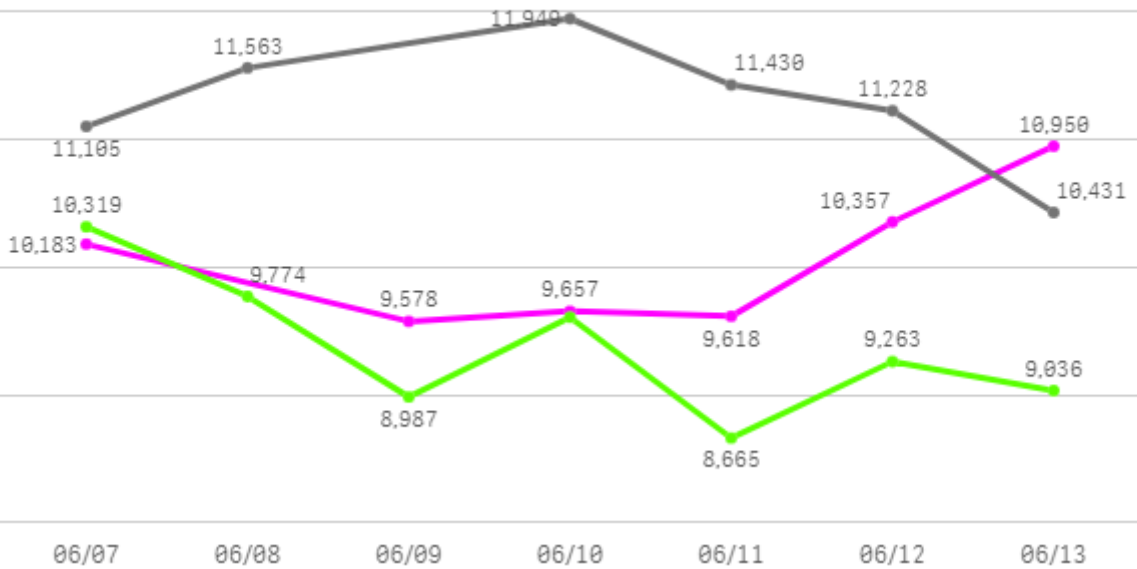
6

산지별 주출하 시군구



주간 도매가격(원)

◆ 2025 ● 2024 ▲ 평년



구분	금주(A)	전주(B)	전월(C)	전년(D)	평년(E)	A/B	A/C	A/D	A/E
가격(원)	10,057	9,010	9,680	11,284	10,014	111.6%	103.9%	89.1%	100.4%

※ 상품 가격 기준

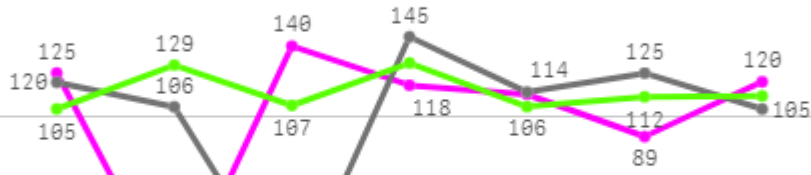
□ 토마토(5Kg) 주간 가격

구분	Q	품종	Q	단량	Q	특	상	보통	하
2025-06-07		토마토		5Kg		11,245	10,183	8,891	6,291
2025-06-09		토마토		5Kg		10,754	9,578	8,497	7,040
2025-06-10		토마토		5Kg		11,394	9,657	8,231	5,964
2025-06-11		토마토		5Kg		11,470	9,618	8,434	6,972
2025-06-12		토마토		5Kg		11,226	10,357	8,999	6,971
2025-06-13		토마토		5Kg		12,614	10,950	9,686	7,803
평균						11,451	10,057	8,790	6,840

방울토마토

주간 반입량(톤)

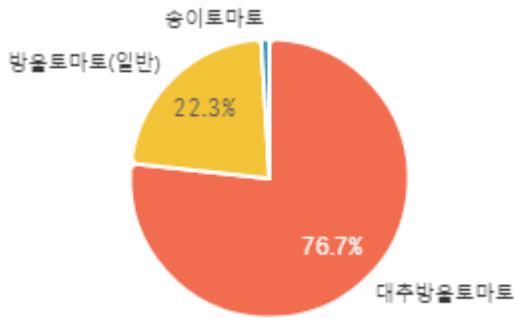
◆ 2025 ● 2024 ▲ 평년



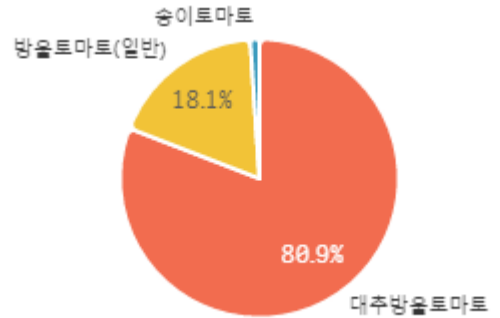
06/07 06/08 06/09 06/10 06/11 06/12 06/13

구분	금주(A)	전주(B)	전월(C)	전년(D)	평년(E)	A/B	A/C	A/D	A/E
물량(톤)	705	781	672	715	739	90.3%	104.9%	98.7%	95.4%

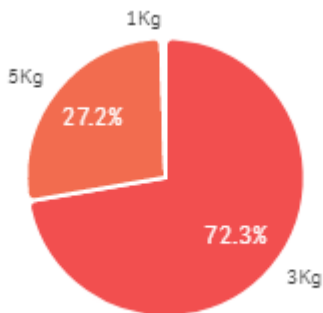
출하 품종별 거래물량 구성비



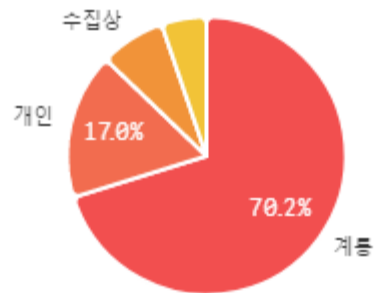
출하 품종별 거래금액 구성비



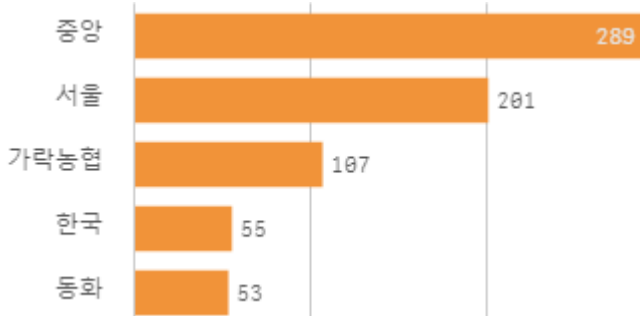
거래 단량별 물량 구성비



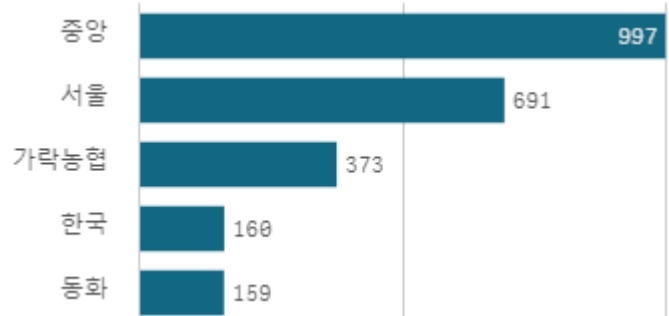
출하자별 거래물량 구성비



도매시장 법인별 거래물량(톤)

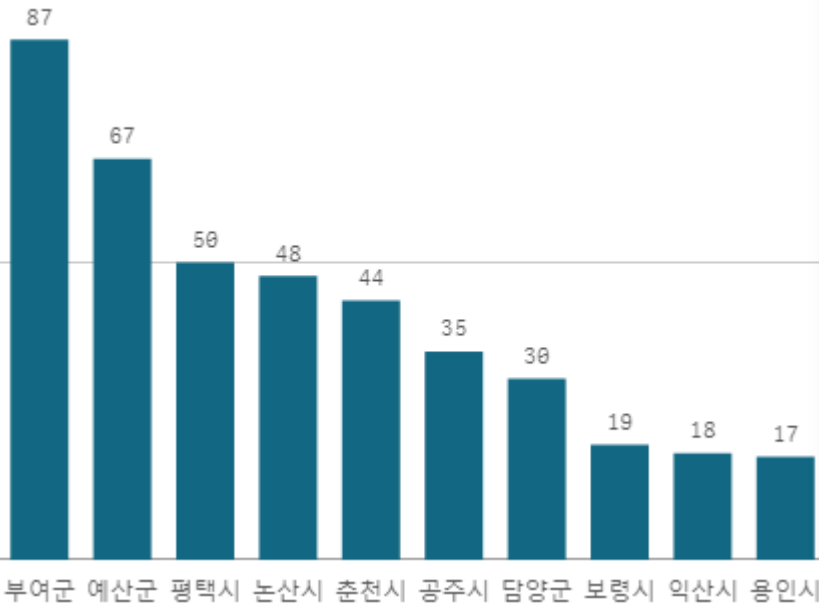


도매시장 법인별 거래금액(백만원)



대추방울토마토(3Kg)

산지별 거래물량(톤)



출하산지(개소)

53

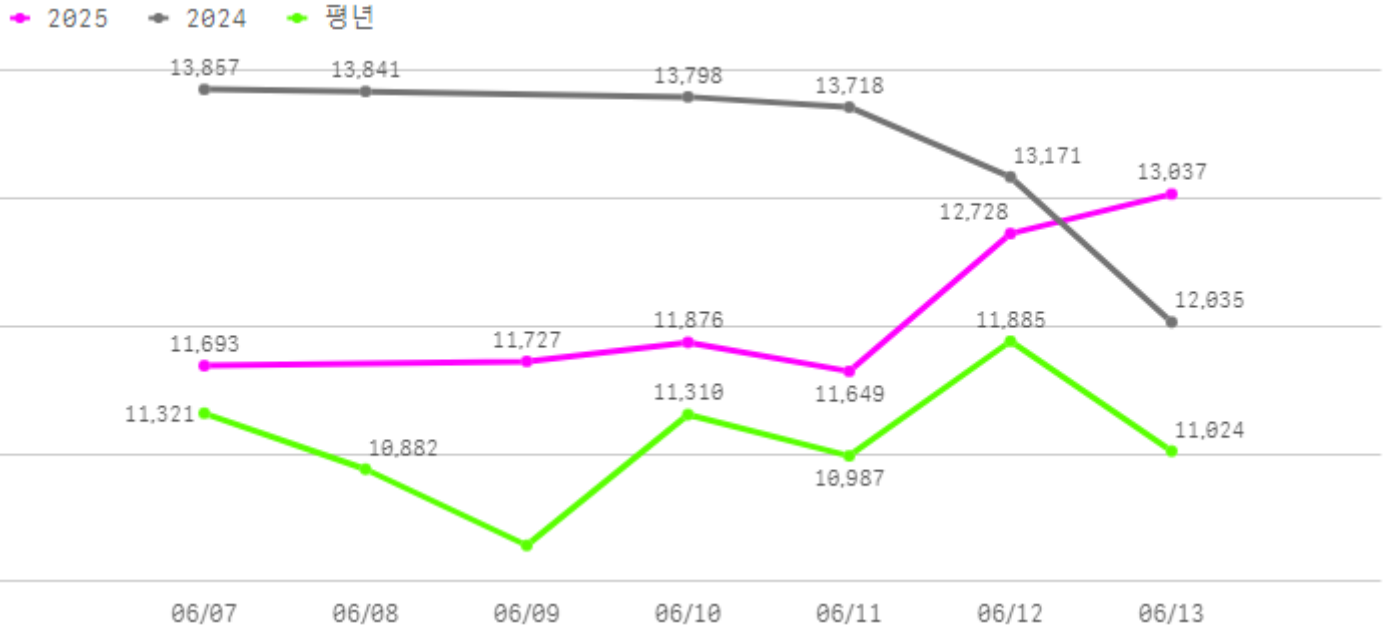
출하건수(천건)

4

산지별 주출하 시군구



주간 도매가격(원)



구분	금주(A)	전주(B)	전월(C)	전년(D)	평년(E)	A/B	A/C	A/D	A/E
가격(원)	12,118	11,102	11,063	13,403	11,604	109.2%	109.5%	90.4%	104.4%

※ 상품 가격 기준

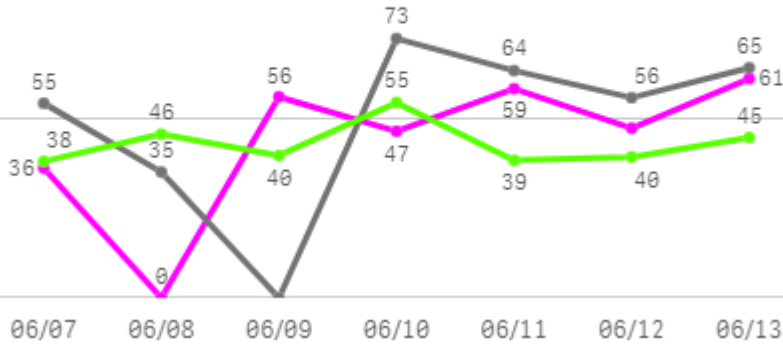
□ 대추방울토마토(3Kg) 주간 가격

구분	Q	품종	Q	단량	Q	특	상	보통	하
2025-06-07		대추방울토마토		3Kg		14,965	11,693	10,178	7,332
2025-06-09		대추방울토마토		3Kg		16,457	11,727	9,649	6,926
2025-06-10		대추방울토마토		3Kg		15,688	11,876	10,121	8,323
2025-06-11		대추방울토마토		3Kg		15,408	11,649	10,168	8,250
2025-06-12		대추방울토마토		3Kg		16,773	12,728	11,349	9,723
2025-06-13		대추방울토마토		3Kg		15,199	13,037	11,577	9,124
평균						15,748	12,118	10,507	8,280

멜론

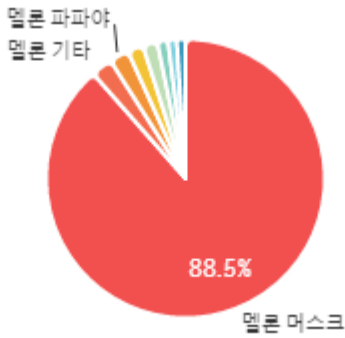
주간 반입량(톤)

◆ 2025 ● 2024 ▲ 평년

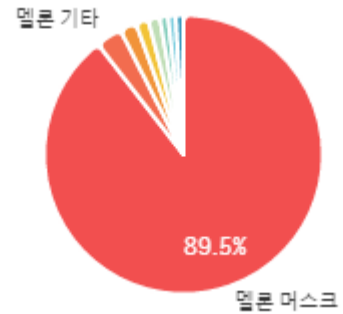


구분	금주(A)	전주(B)	전월(C)	전년(D)	평년(E)	A/B	A/C	A/D	A/E
물량(톤)	307	259	184	347	309	118.6%	167.1%	88.5%	99.4%

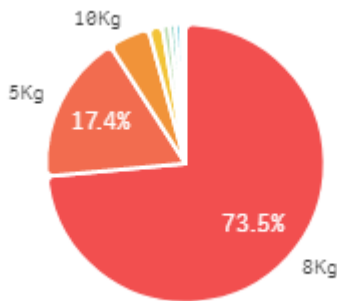
출하 품종별 거래물량 구성비



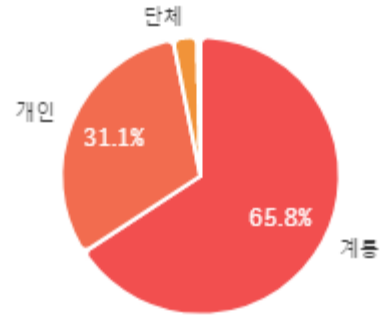
출하 품종별 거래금액 구성비



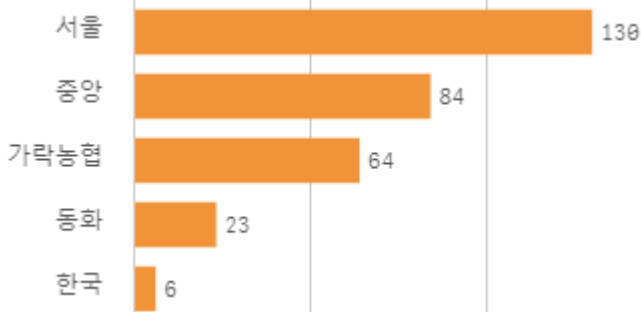
거래 단량별 물량 구성비



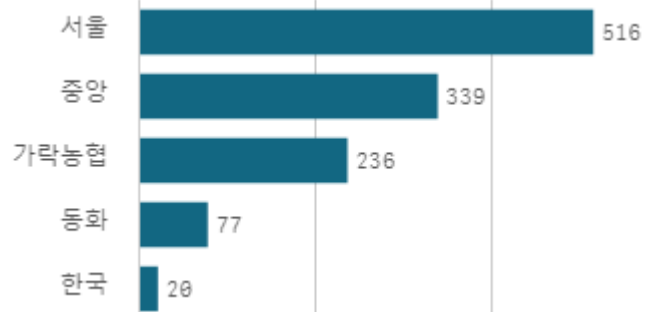
출하자별 거래물량 구성비



도매시장 법인별 거래물량(톤)

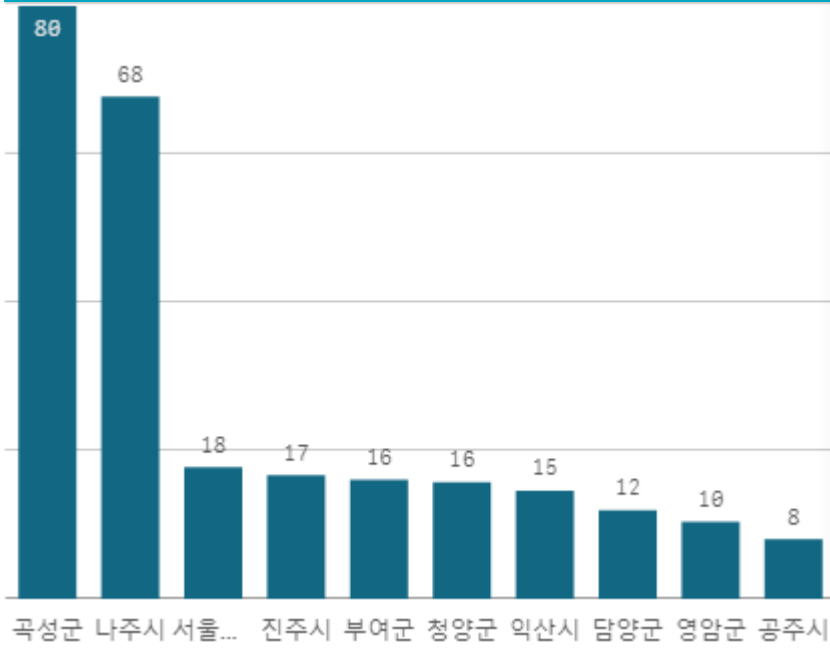


도매시장 법인별 거래금액(백만원)



멜론 머스크(8Kg)

산지별 거래물량(톤)



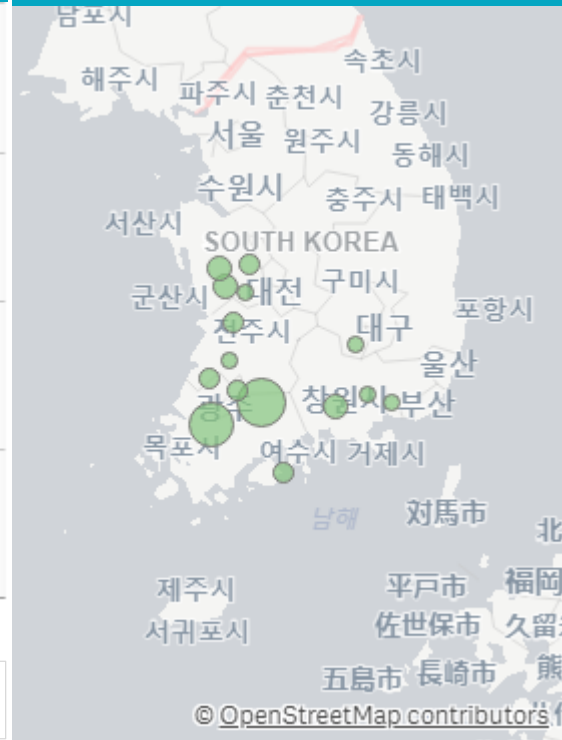
출하산지(개소)

16

출하건수(천건)

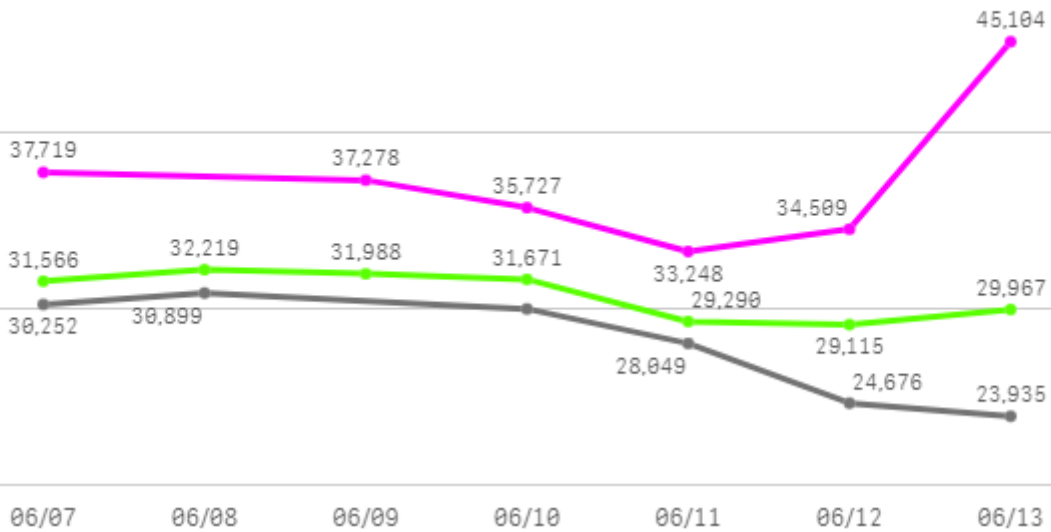
1

산지별 주출하 시군구



주간 도매가격(원)

◆ 2025 ● 2024 ◆ 평년



구분	금주(A)	전주(B)	전월(C)	전년(D)	평년(E)	A/B	A/C	A/D	A/E
가격(원)	37,264	40,447	51,152	27,969	32,187	92.1%	72.8%	133.2%	115.8%

※ 상품 가격 기준

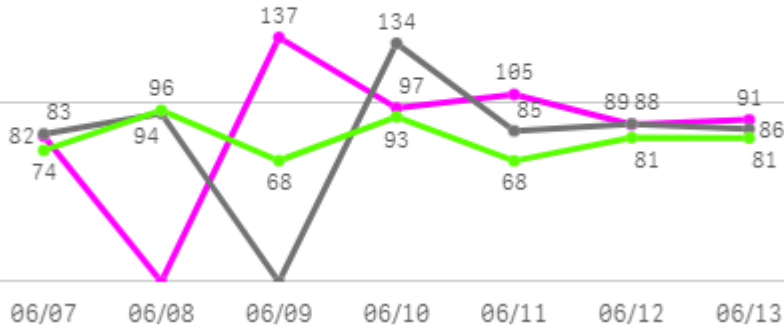
□ 멜론 머스크(8Kg) 주간 가격

구분	Q	품종	Q	단량	Q	특	상	보통	하
2025-06-07		멜론 머스크		8Kg		43,812	37,719	31,494	21,332
2025-06-09		멜론 머스크		8Kg		42,199	37,278	32,256	24,789
2025-06-10		멜론 머스크		8Kg		40,563	35,727	28,443	18,460
2025-06-11		멜론 머스크		8Kg		38,946	33,248	26,430	18,295
2025-06-12		멜론 머스크		8Kg		42,761	34,509	28,058	20,510
2025-06-13		멜론 머스크		8Kg		49,475	45,104	29,158	22,854
평균						42,959	37,264	29,307	21,040

가지

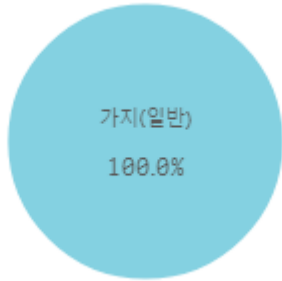
주간 반입량(톤)

◆ 2025 ● 2024 ▲ 평년

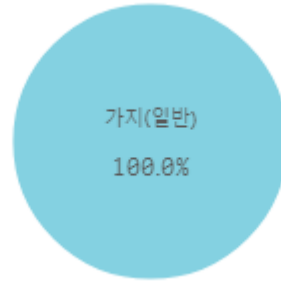


구분	금주(A)	전주(B)	전월(C)	전년(D)	평년(E)	A/B	A/C	A/D	A/E
물량(톤)	600	561	423	570	554	106.9%	141.8%	105.3%	108.4%

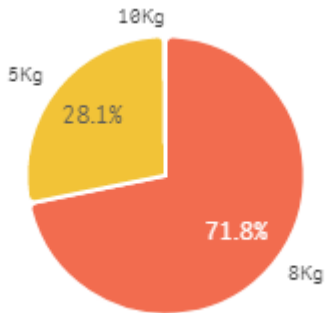
출하 품종별 거래물량 구성비



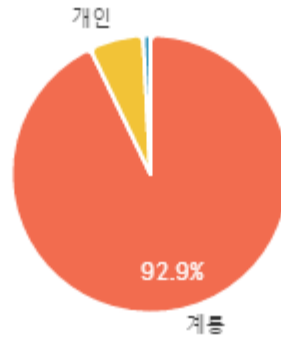
출하 품종별 거래금액 구성비



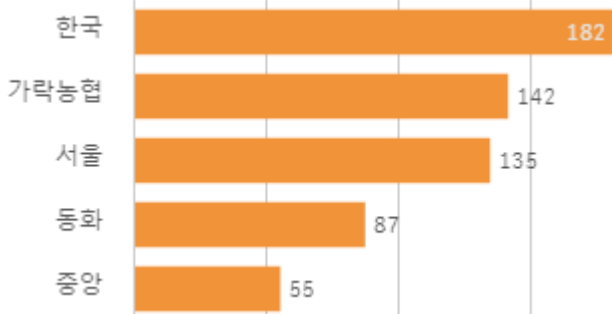
거래 단량별 물량 구성비



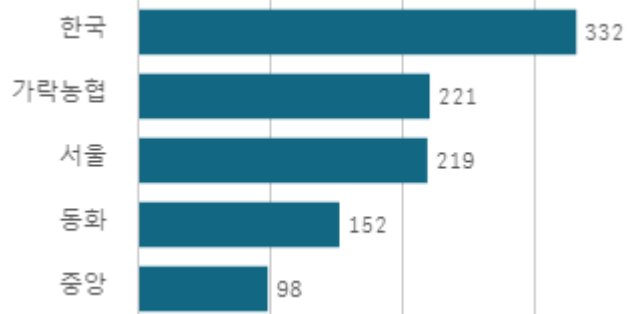
출하자별 거래물량 구성비



도매시장 법인별 거래물량(톤)

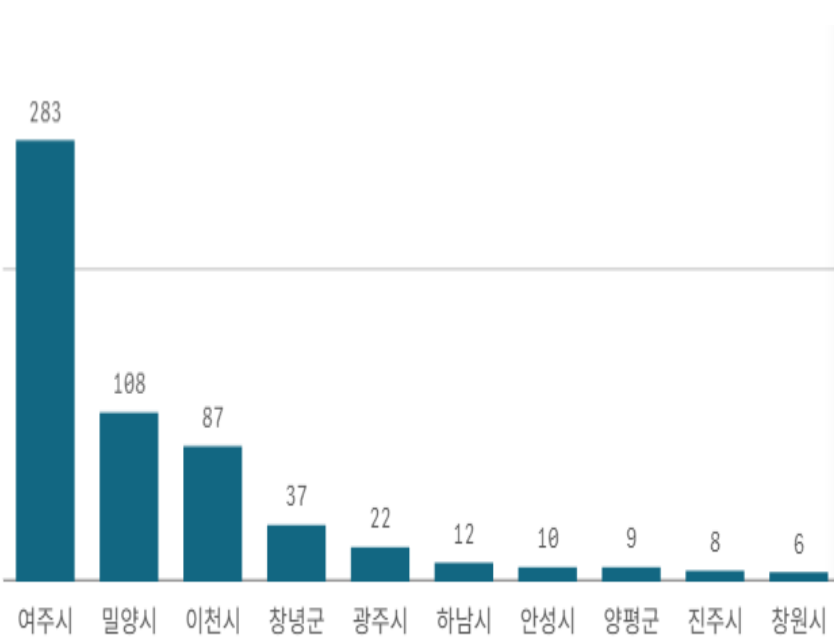


도매시장 법인별 거래금액(백만원)



가지(5Kg)

산지별 거래물량(톤)



출하산지(개소)

22

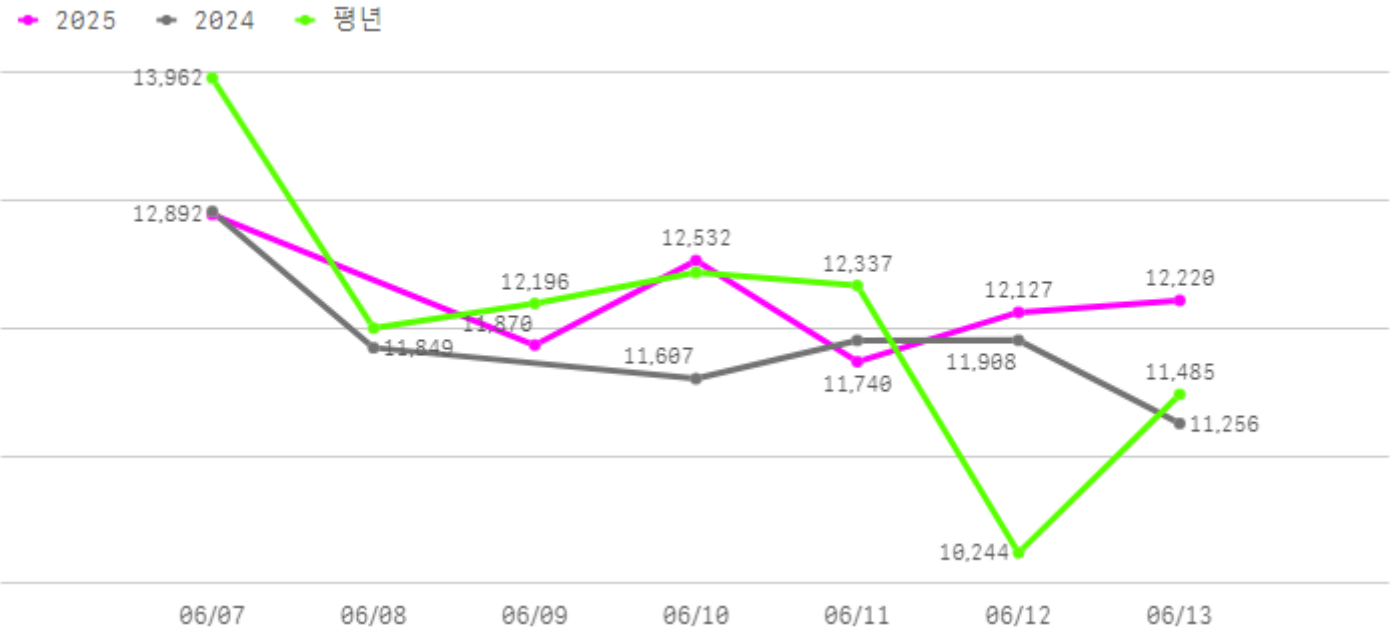
출하건수(천건)

3

산지별 주출하 시군구



주간 도매가격(원)



구분	금주(A)	전주(B)	전월(C)	전년(D)	평년(E)	A/B	A/C	A/D	A/E
가격(원)	12,297	12,149	18,146	11,907	12,970	101.2%	67.8%	103.3%	94.8%

※ 상품 가격 기준

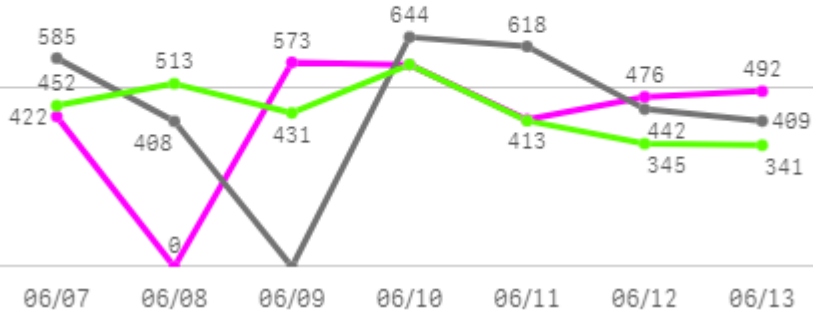
□ 가지(5Kg) 주간 가격

구분	Q	품종	Q	단량	Q	특	상	보통	하
2025-06-07		가지		5Kg		-	12,892	10,065	5,770
2025-06-09		가지		5Kg		-	11,870	9,442	5,735
2025-06-10		가지		5Kg		-	12,532	9,558	6,172
2025-06-11		가지		5Kg		-	11,740	9,490	6,002
2025-06-12		가지		5Kg		-	12,127	9,168	5,950
2025-06-13		가지		5Kg		-	12,220	9,729	6,328
평균						-	12,230	9,575	5,993

무

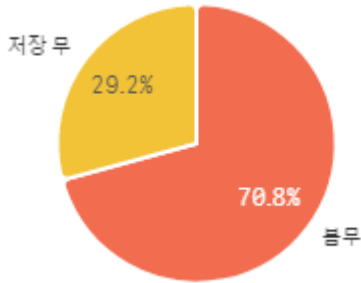
주간 반입량(톤)

◆ 2025 ● 2024 ▲ 평년

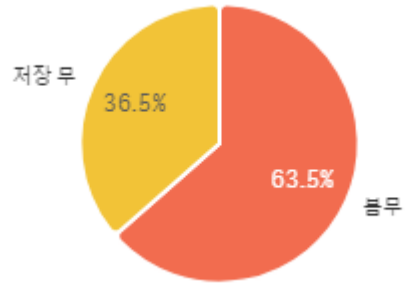


구분	금주(A)	전주(B)	전월(C)	전년(D)	평년(E)	A/B	A/C	A/D	A/E
물량(톤)	2,942	3,219	3,168	3,106	3,119	91.4%	92.9%	94.7%	94.3%

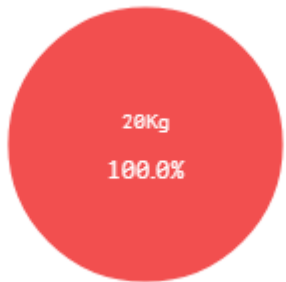
출하 품종별 거래물량 구성비



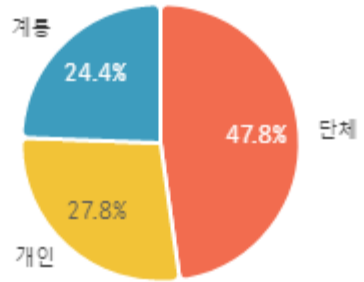
출하 품종별 거래금액 구성비



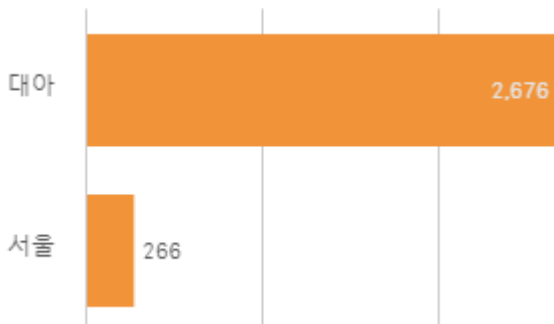
거래 단량별 물량 구성비



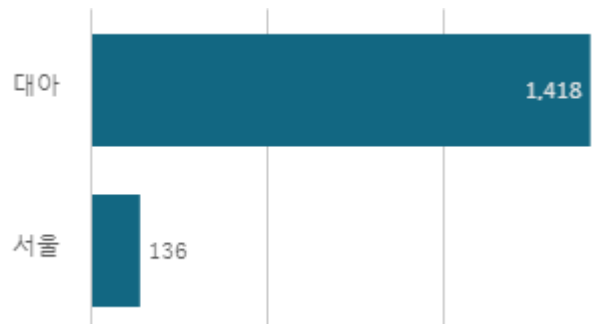
출하자별 거래물량 구성비



도매시장 법인별 거래물량(톤)

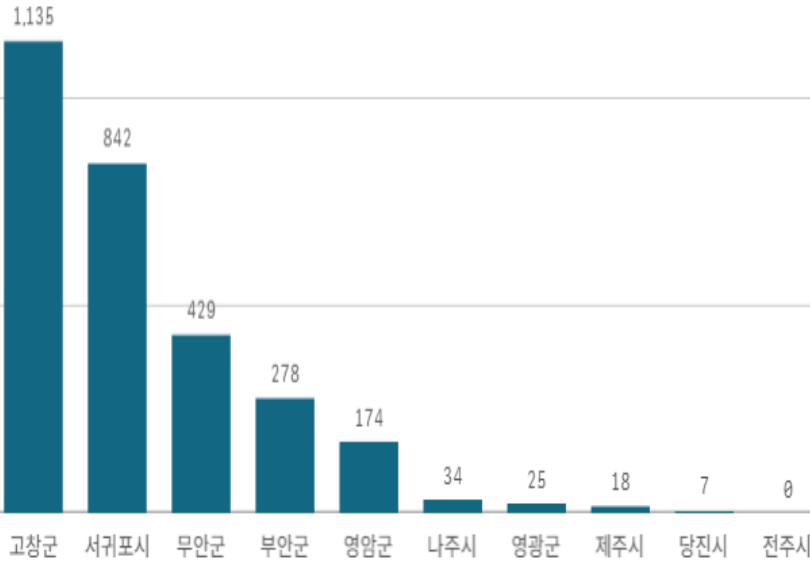


도매시장 법인별 거래금액(백만원)



무(20Kg)

산지별 거래물량(톤)



출하산지(개소)

10

출하건수(천건)

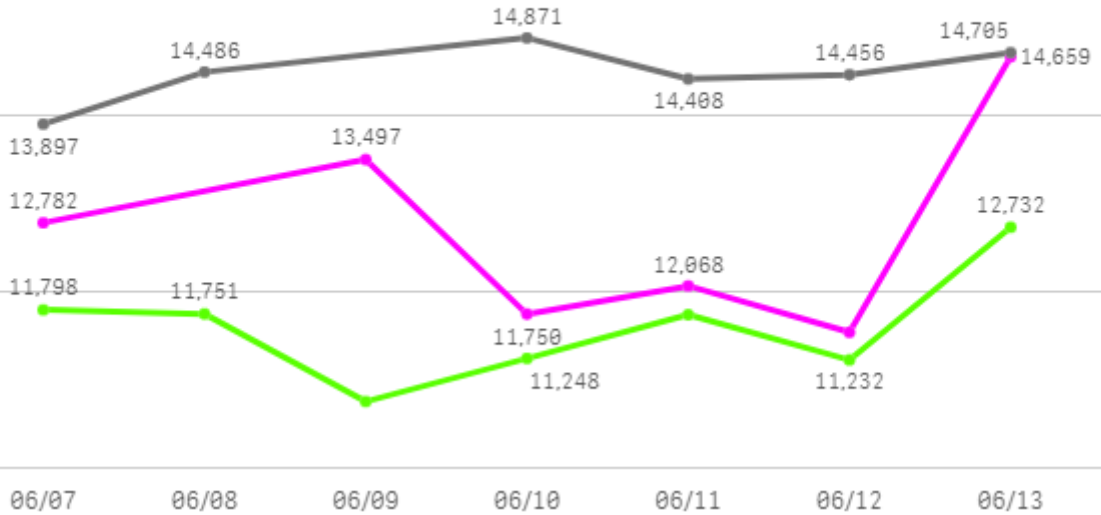
1

산지별 주출하 시군구



주간 도매가격(원)

● 2025 ● 2024 ● 평년



구분	금주(A)	전주(B)	전월(C)	전년(D)	평년(E)	A/B	A/C	A/D	A/E
가격(원)	12,703	13,902	21,900	14,471	11,910	91.4%	58.0%	87.8%	106.7%

※ 상품 가격 기준

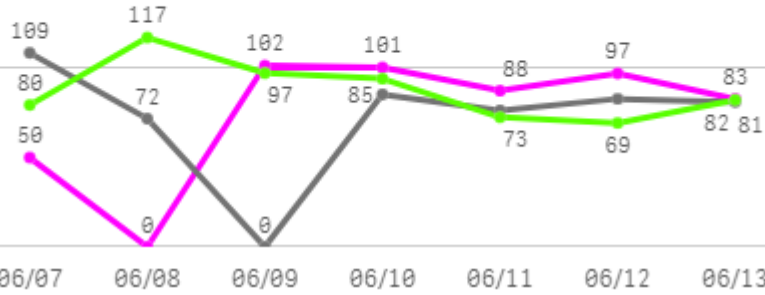
□ 무(20Kg) 주간 가격

구분	Q	품종	Q	단량	Q	특	상	보통	하
2025-06-07		무		20Kg		25,017	12,782	9,062	5,925
2025-06-09		무		20Kg		24,694	13,497	9,566	4,201
2025-06-10		무		20Kg		23,970	11,750	8,109	4,932
2025-06-11		무		20Kg		23,733	12,068	9,283	4,658
2025-06-12		무		20Kg		26,231	11,544	8,806	6,530
2025-06-13		무		20Kg		28,686	14,659	9,977	8,050
평균						25,389	12,717	9,134	5,716

총각무(일반)

주간 반입량(톤)

◆ 2025 ● 2024 ▲ 평년



구분	금주(A)	전주(B)	전월(C)	전년(D)	평년(E)	A/B	A/C	A/D	A/E
물량(톤)	520	603	683	507	558	86.2%	76.1%	102.6%	93.2%

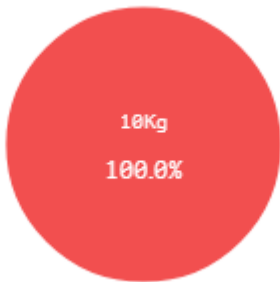
출하 품종별 거래물량 구성비



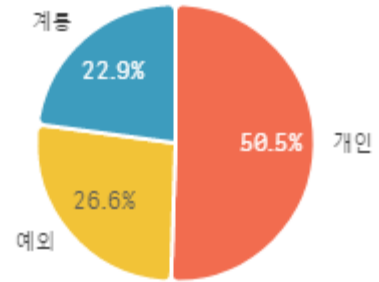
출하 품종별 거래금액 구성비



거래 단량별 물량 구성비




출하자별 거래물량 구성비



도매시장 법인별 거래물량(톤)

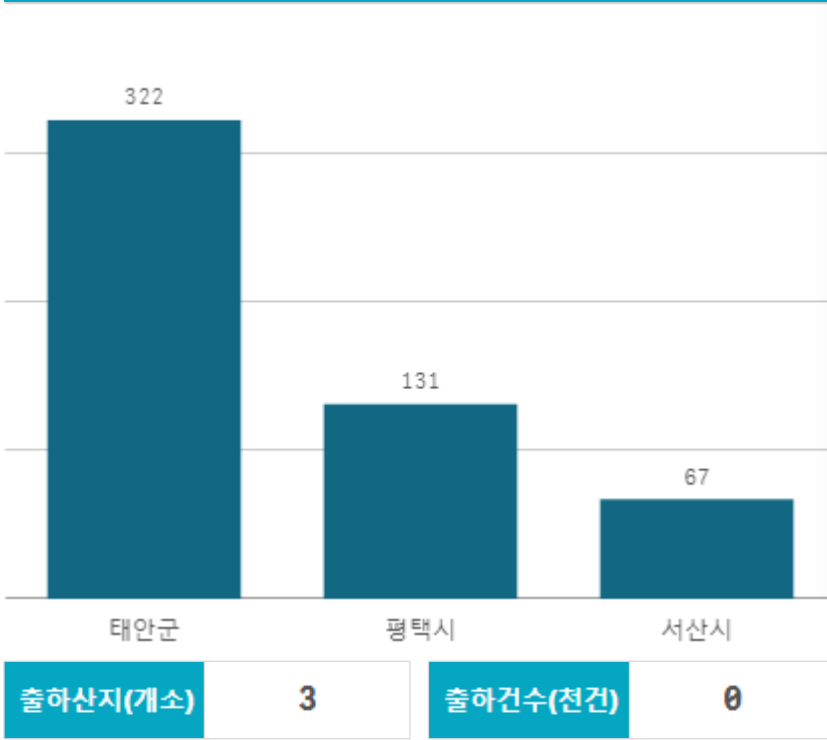


도매시장 법인별 거래금액(백만원)

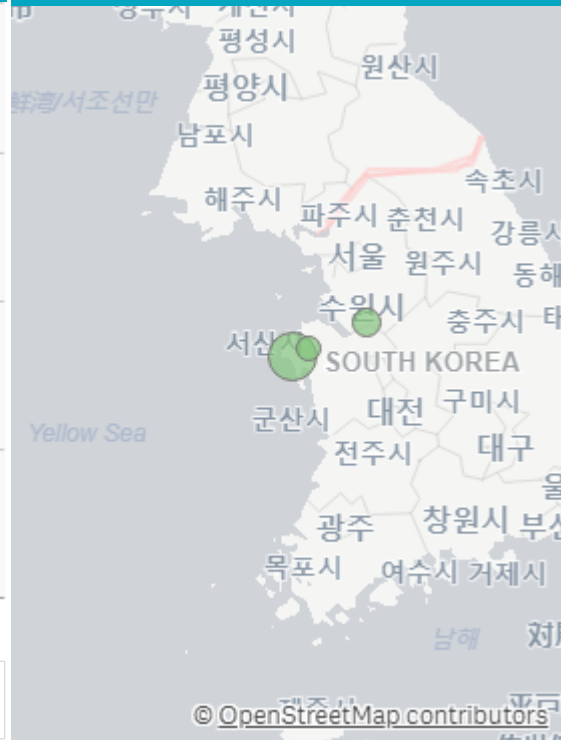


총각무(일반)(10Kg)

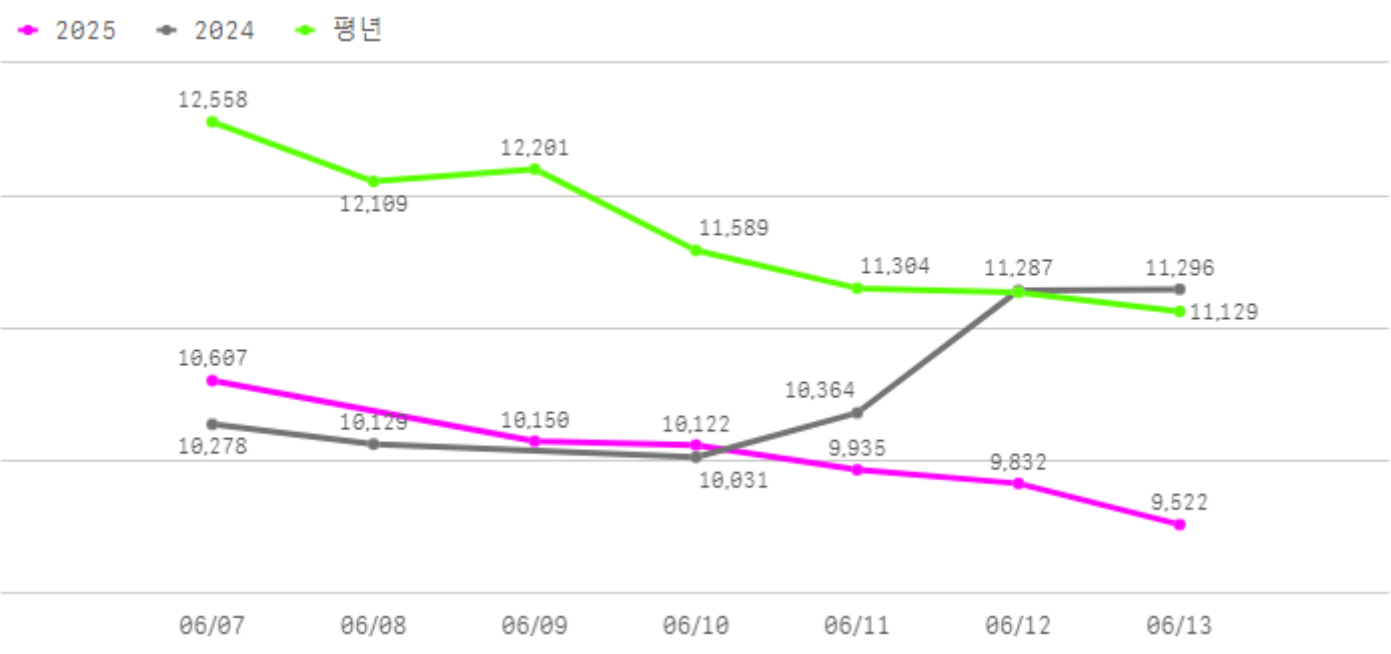
산지별 거래물량(톤)



산지별 주출하 시군구



주간 도매가격(원)



구분	금주(A)	전주(B)	전월(C)	전년(D)	평년(E)	A/B	A/C	A/D	A/E
가격(원)	10,028	11,204	14,457	10,564	11,688	89.5%	69.4%	94.9%	85.8%

※ 상품 가격 기준

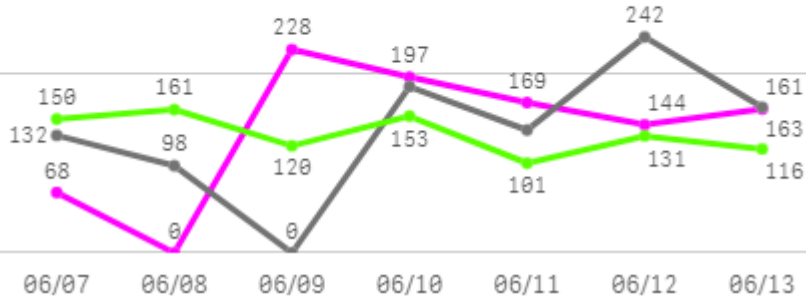
□ 총각무(일반)(10Kg) 주간 가격

구분	Q	품종	Q	단량	Q	특	상	보통	하
2025-06-07		총각무(일반)		10Kg		-	10,607	9,559	6,799
2025-06-09		총각무(일반)		10Kg		-	10,150	8,838	5,725
2025-06-10		총각무(일반)		10Kg		-	10,122	8,553	5,639
2025-06-11		총각무(일반)		10Kg		-	9,935	7,469	5,005
2025-06-12		총각무(일반)		10Kg		-	9,832	7,103	4,914
2025-06-13		총각무(일반)		10Kg		-	9,522	7,019	4,996
평균						-	10,028	8,090	5,513

당근

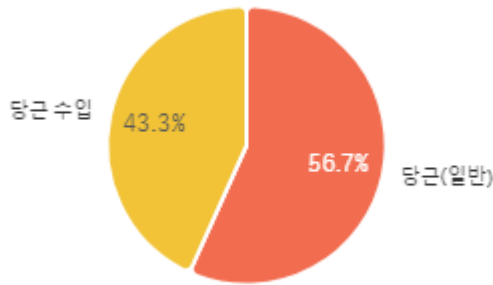
주간 반입량(톤)

◆ 2025 ● 2024 ▲ 평년

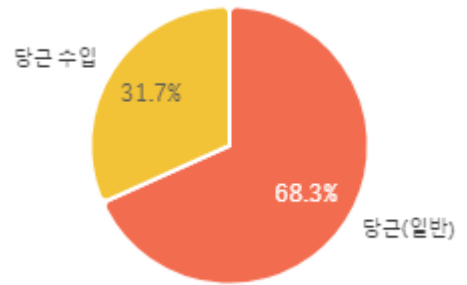


구분	금주(A)	전주(B)	전월(C)	전년(D)	평년(E)	A/B	A/C	A/D	A/E
물량(톤)	966	1,083	1,269	959	956	89.2%	76.1%	100.7%	101.1%

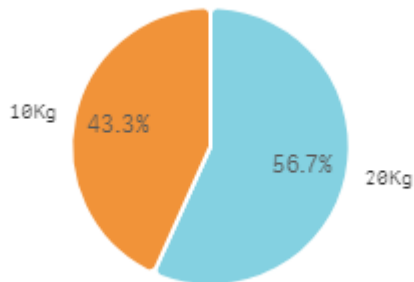
출하 품종별 거래물량 구성비



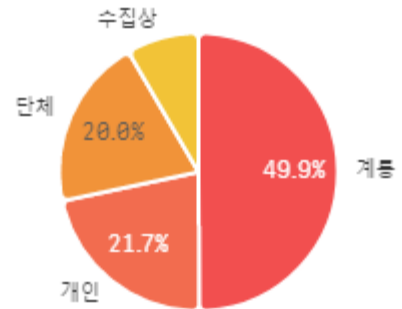
출하 품종별 거래금액 구성비



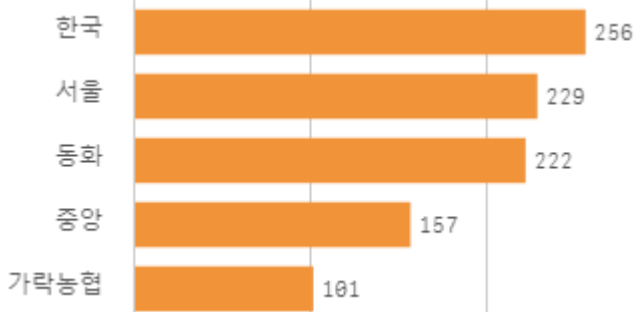
거래 단량별 물량 구성비



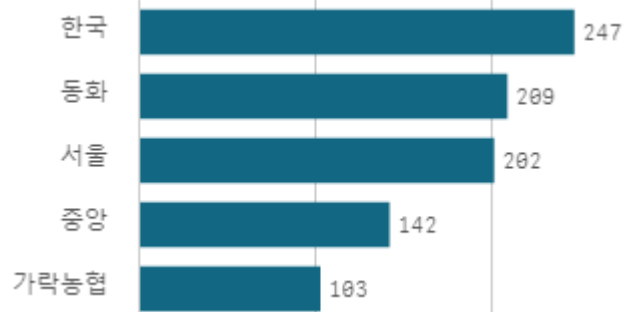
출하자별 거래물량 구성비



도매시장 법인별 거래물량(톤)



도매시장 법인별 거래금액(백만원)



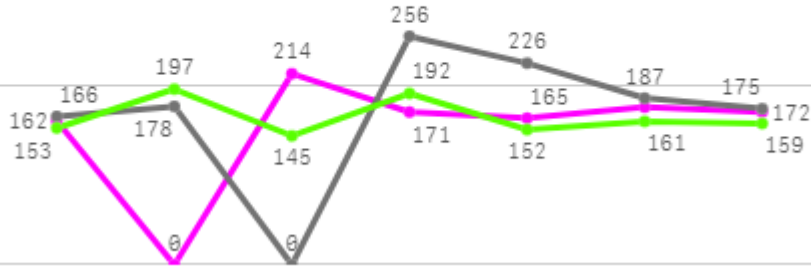
□ 당근(20Kg) 주간 가격

구분	Q	품종	Q	단량	Q	특	상	보통	하
2025-06-07		당근		20Kg		32,000	29,115	25,712	16,553
2025-06-09		당근		20Kg		27,000	26,022	23,169	18,264
2025-06-10		당근		20Kg		27,500	24,988	21,594	16,141
2025-06-11		당근		20Kg		26,000	25,000	22,237	17,344
2025-06-12		당근		20Kg		27,406	25,842	22,762	18,147
2025-06-13		당근		20Kg		27,801	26,633	22,627	11,851
평균						27,951	26,267	23,017	16,383

생고추

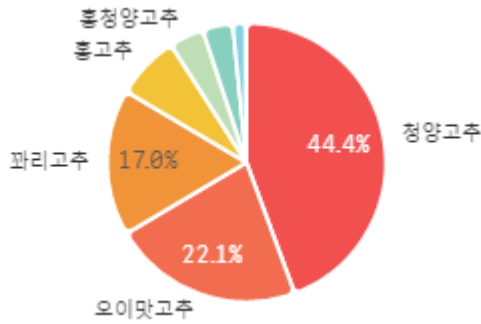
주간 반입량(톤)

◆ 2025 ● 2024 ▲ 평년

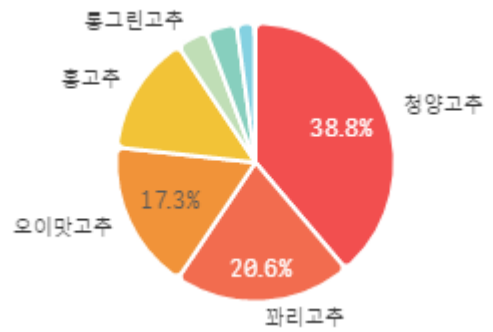


구분	금주(A)	전주(B)	전월(C)	전년(D)	평년(E)	A/B	A/C	A/D	A/E
물량(톤)	1,060	1,132	1,013	1,189	1,115	93.7%	104.7%	89.2%	95.1%

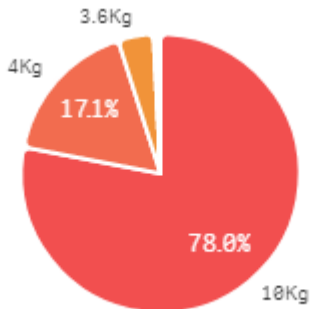
출하 품종별 거래물량 구성비



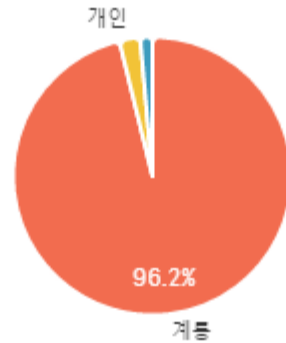
출하 품종별 거래금액 구성비



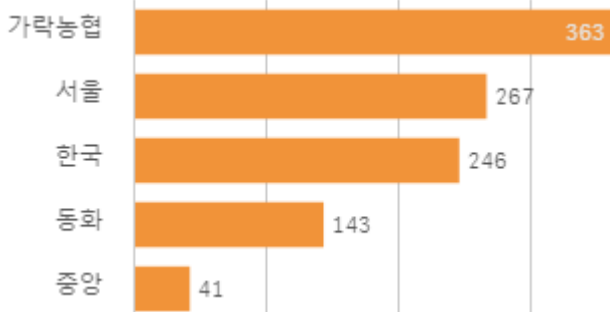
거래 단량별 물량 구성비



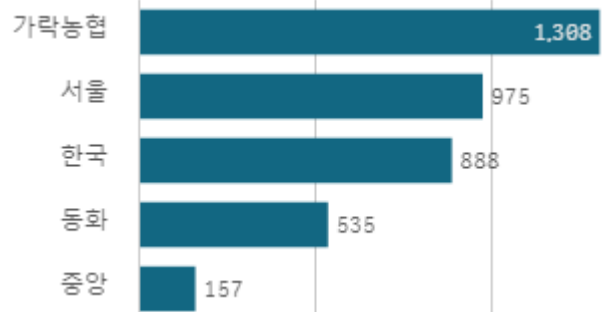
출하자별 거래물량 구성비



도매시장 법인별 거래물량(톤)

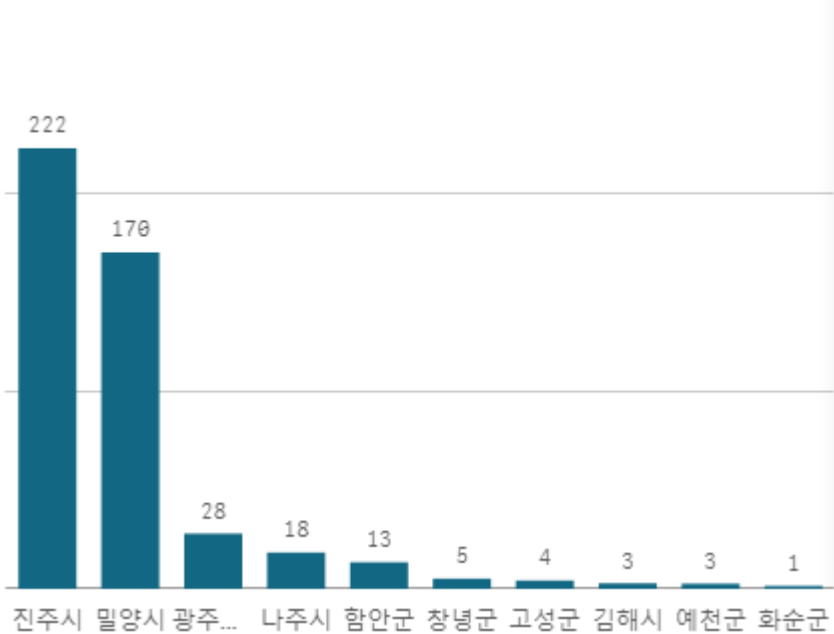


도매시장 법인별 거래금액(백만원)



청양고추(10Kg)

산지별 거래물량(톤)



출하산지(개소)

18

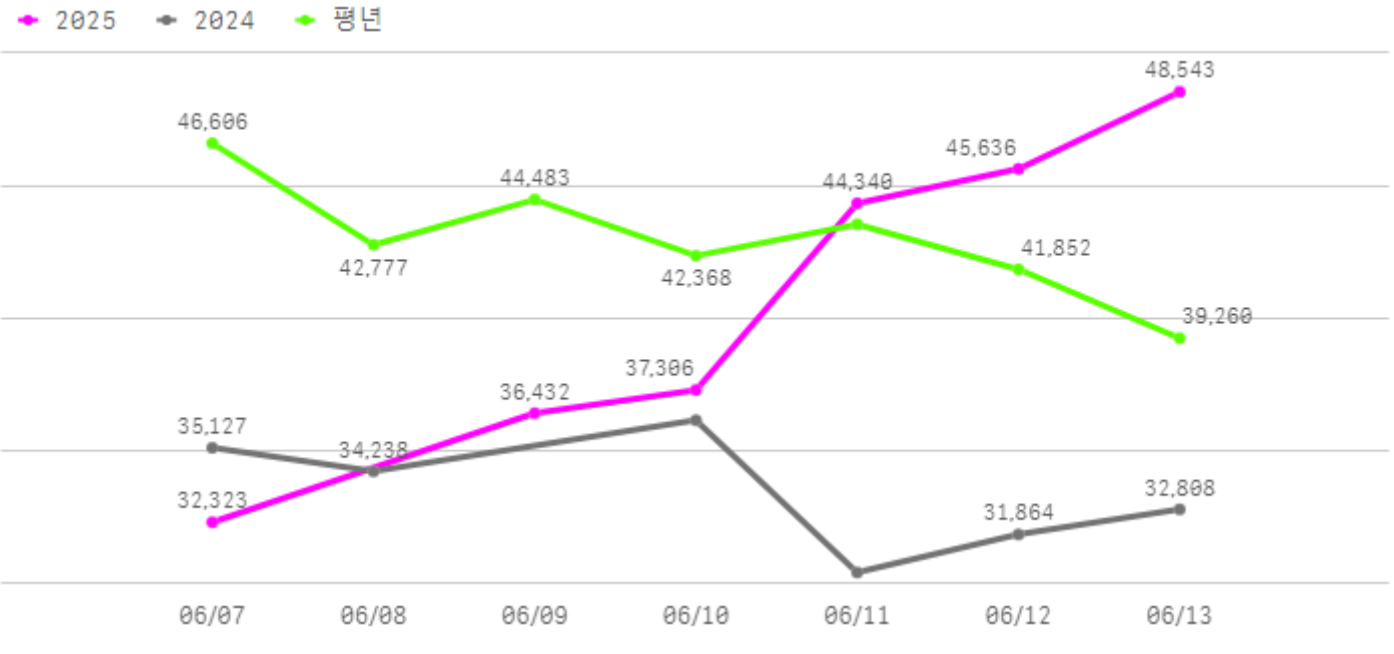
출하건수(천건)

3

산지별 주출하 시군구



주간 도매가격(원)



구분	금주(A)	전주(B)	전월(C)	전년(D)	평년(E)	A/B	A/C	A/D	A/E
가격(원)	38,960	29,127	26,109	33,439	44,264	133.8%	149.2%	116.5%	88.0%

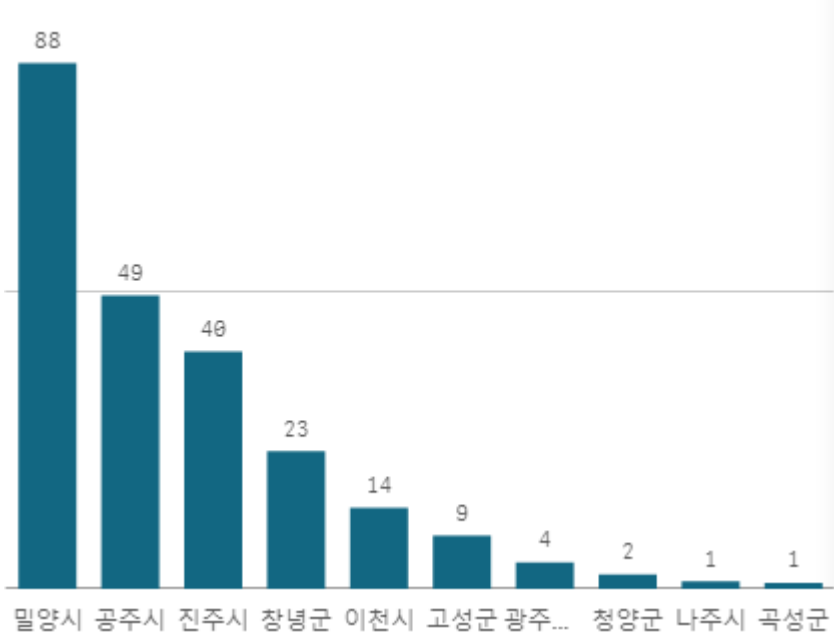
※ 상품 가격 기준

□ 청양고추(10Kg) 주간 가격

구분	Q	품종	Q	단량	Q	특	상	보통	하
2025-06-07		청양고추		10Kg		44,312	32,323	23,218	12,406
2025-06-09		청양고추		10Kg		45,265	36,432	26,418	16,509
2025-06-10		청양고추		10Kg		46,206	37,306	28,076	17,246
2025-06-11		청양고추		10Kg		56,374	44,340	32,615	20,687
2025-06-12		청양고추		10Kg		54,590	45,636	35,067	23,354
2025-06-13		청양고추		10Kg		55,889	48,543	35,927	23,764
평균						50,439	40,763	30,220	18,994

오이맛고추(10Kg)

산지별 거래물량(톤)



출하산지(개소)

20

출하건수(천건)

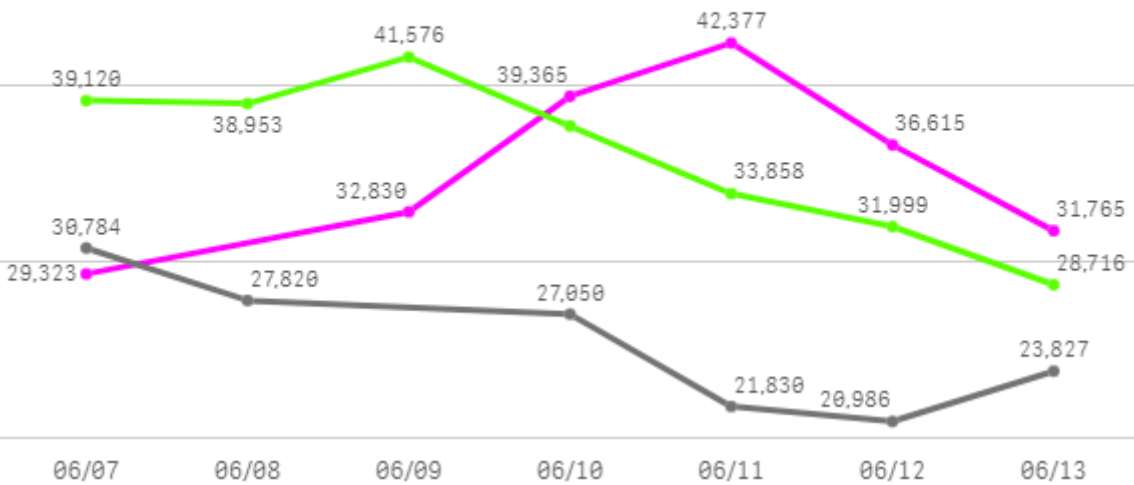
2

산지별 주출하 시군구



주간 도매가격(원)

◆ 2025 ● 2024 ◆ 평년



구분	금주(A)	전주(B)	전월(C)	전년(D)	평년(E)	A/B	A/C	A/D	A/E
가격(원)	34,866	33,384	36,674	25,383	38,211	104.4%	95.1%	137.4%	91.2%

※ 상품 가격 기준

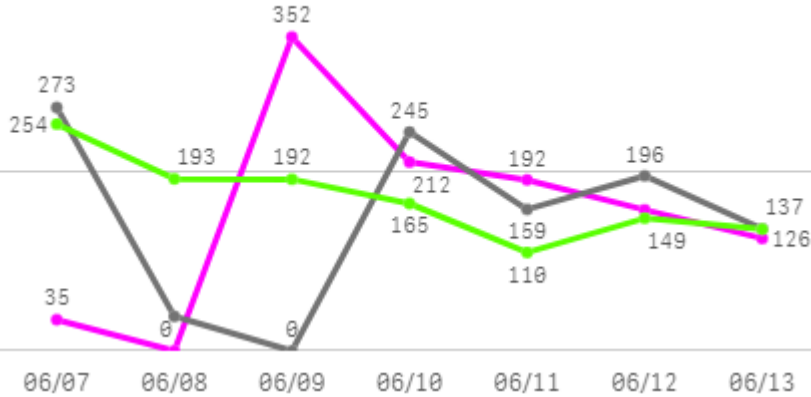
□ 오이맛고추(10Kg) 주간 가격

구분	Q	품종	Q	단량	Q	특	상	보통	하
2025-06-07		오이맛고추		10Kg		36,871	29,323	19,792	8,978
2025-06-09		오이맛고추		10Kg		37,228	32,830	22,991	11,732
2025-06-10		오이맛고추		10Kg		44,124	39,365	26,737	12,078
2025-06-11		오이맛고추		10Kg		49,696	42,377	29,998	12,597
2025-06-12		오이맛고추		10Kg		42,029	36,615	27,404	15,017
2025-06-13		오이맛고추		10Kg		37,987	31,765	23,951	12,998
평균						41,323	35,379	25,146	12,233

마늘

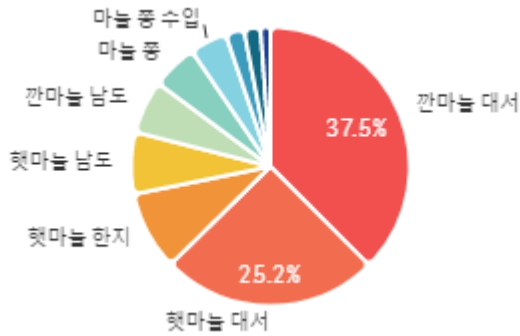
주간 반입량(톤)

2025 (파란색 선) 2024 (회색 선) 평년 (초록색 선)

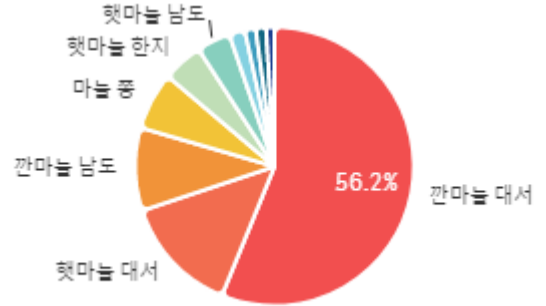


구분	금주(A)	전주(B)	전월(C)	전년(D)	평년(E)	A/B	A/C	A/D	A/E
물량(톤)	1,074	990	1,072	1,049	1,185	108.5%	100.2%	102.5%	90.7%

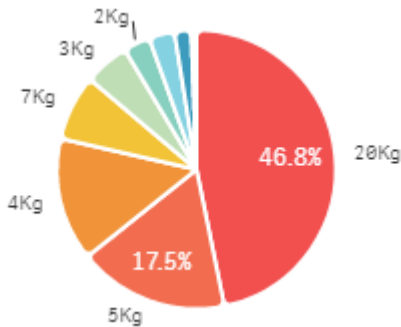
출하 품종별 거래물량 구성비



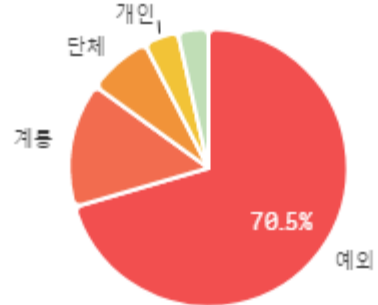
출하 품종별 거래금액 구성비



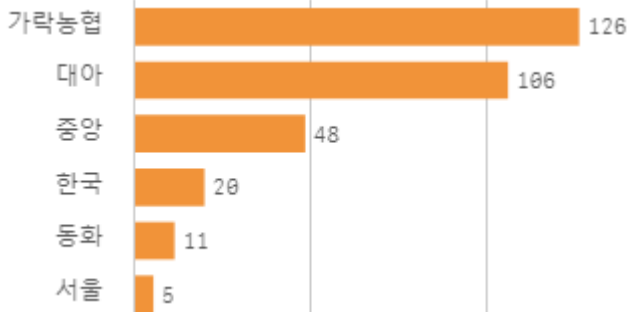
거래 단량별 물량 구성비



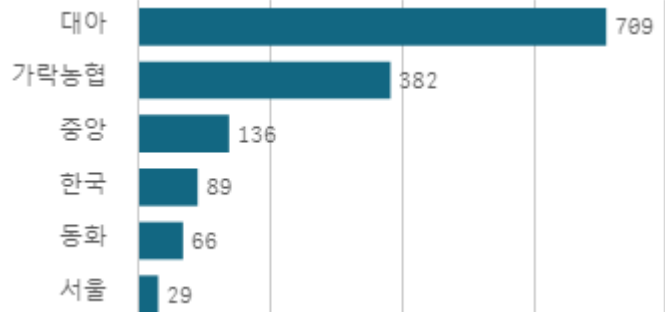
출하자별 거래물량 구성비



도매시장 법인별 거래물량(톤)

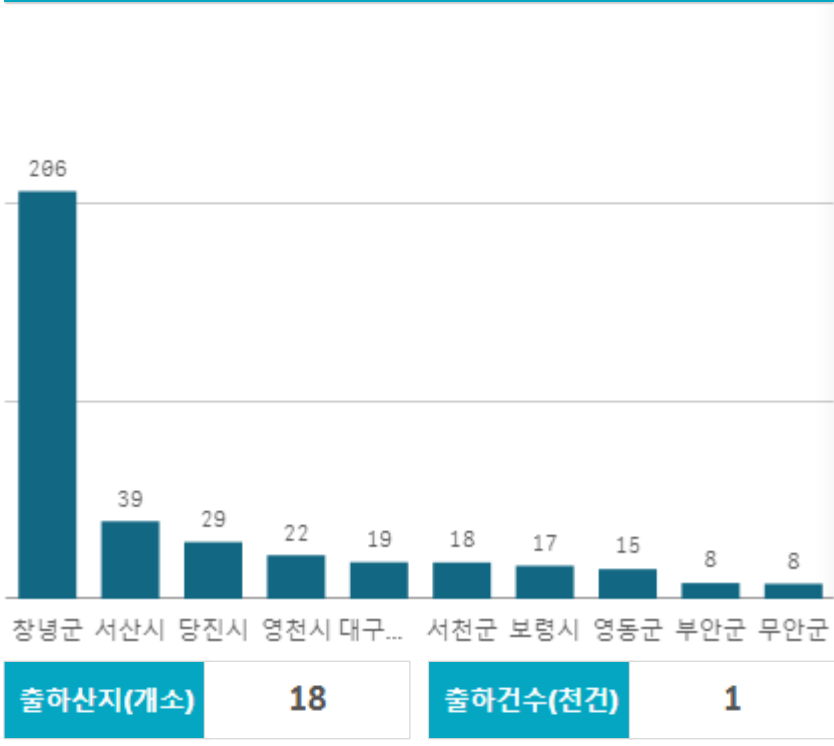


도매시장 법인별 거래금액(백만원)

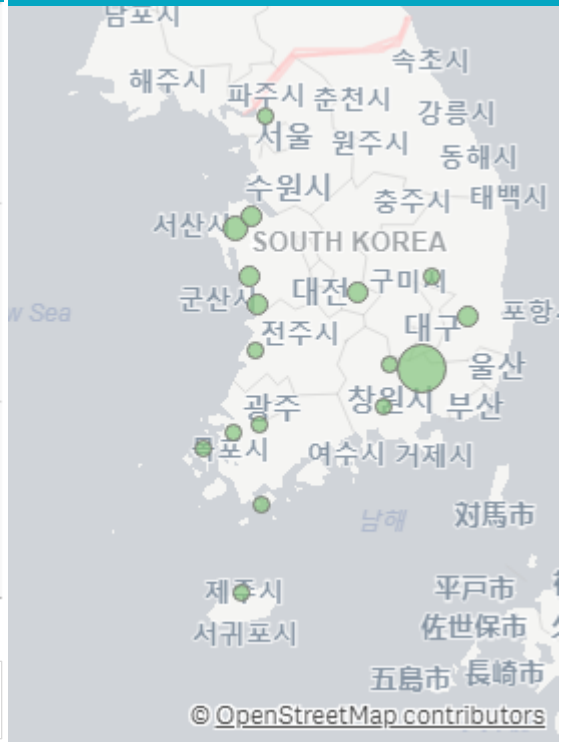


깎마늘 대서(20Kg)

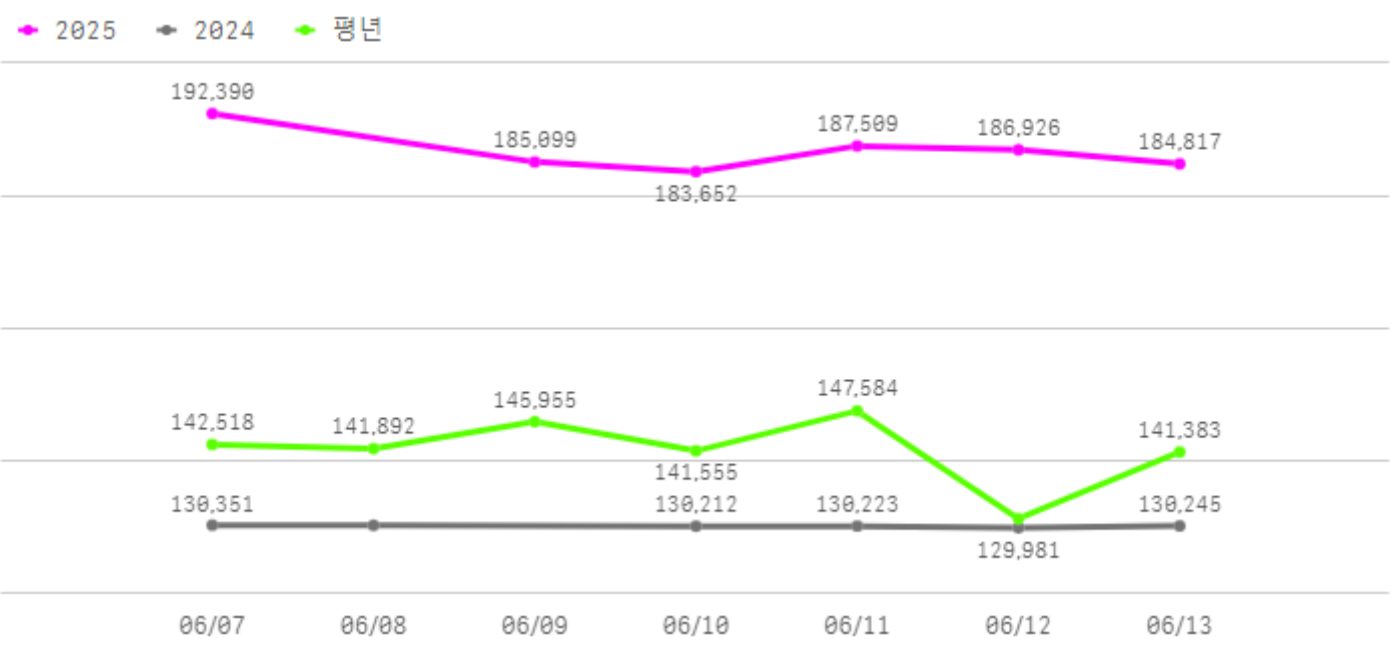
산지별 거래물량(톤)



산지별 주출하 시군구



주간 도매가격(원)



구분	금주(A)	전주(B)	전월(C)	전년(D)	평년(E)	A/B	A/C	A/D	A/E
가격(원)	186,795	187,257	172,865	130,224	155,243	99.8%	108.1%	143.4%	120.3%

※ 상품 가격 기준

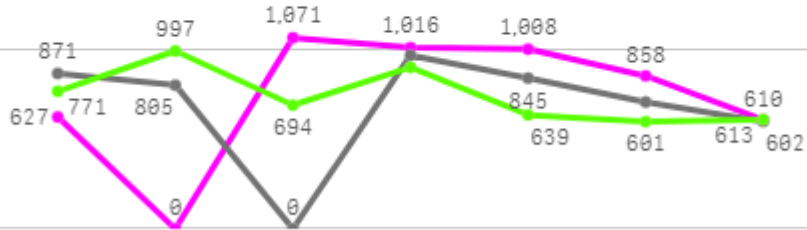
□ 깐마늘 대서(20Kg) 주간 가격

구분	Q	품종	Q	단량	Q	특	상	보통	하
2025-06-07		깐마늘 대서		20Kg		-	192,390	173,912	153,442
2025-06-09		깐마늘 대서		20Kg		-	185,099	177,983	157,538
2025-06-10		깐마늘 대서		20Kg		-	183,652	143,567	100,518
2025-06-11		깐마늘 대서		20Kg		-	187,509	177,938	158,140
2025-06-12		깐마늘 대서		20Kg		-	186,926	175,999	155,500
2025-06-13		깐마늘 대서		20Kg		-	184,817	153,015	126,086
평균						-	186,732	167,069	141,870

양파

주간 반입량(톤)

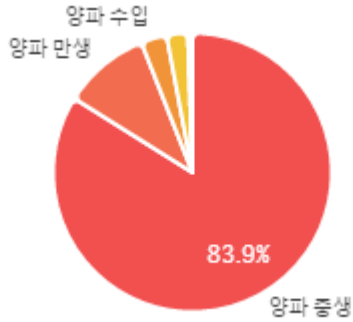
◆ 2025 ● 2024 ▲ 평년



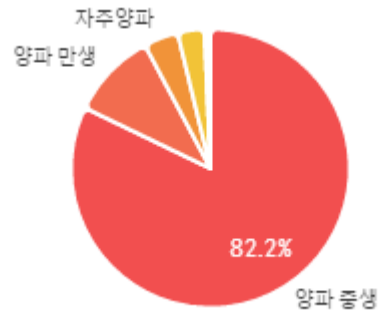
06/07 06/08 06/09 06/10 06/11 06/12 06/13

구분	금주(A)	전주(B)	전월(C)	전년(D)	평년(E)	A/B	A/C	A/D	A/E
물량(톤)	5,190	5,748	5,728	4,807	5,259	90.3%	90.6%	108.0%	98.7%

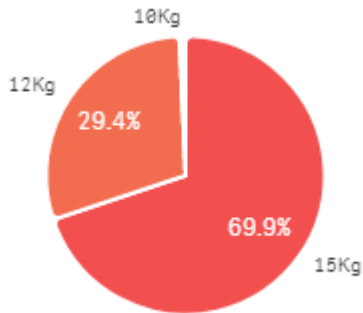
출하 품종별 거래물량 구성비



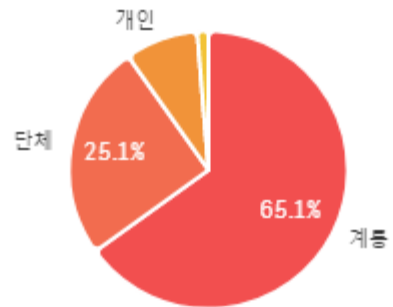
출하 품종별 거래금액 구성비



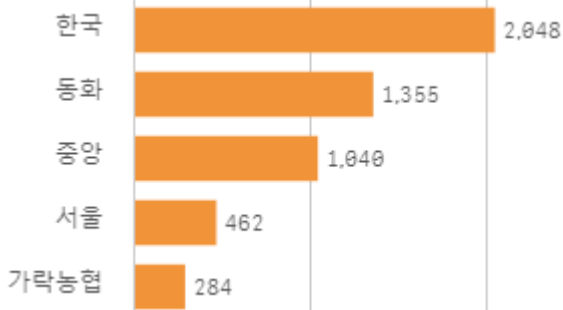
거래 단량별 물량 구성비



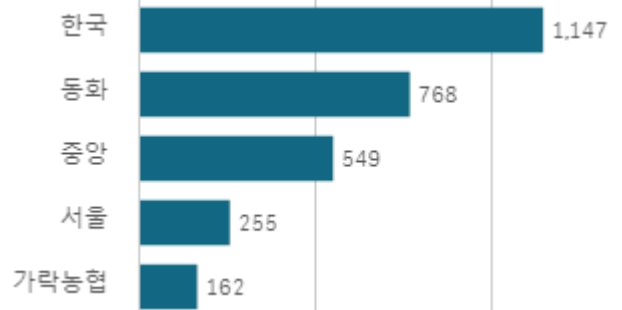
출하자별 거래물량 구성비



도매시장 법인별 거래물량(톤)

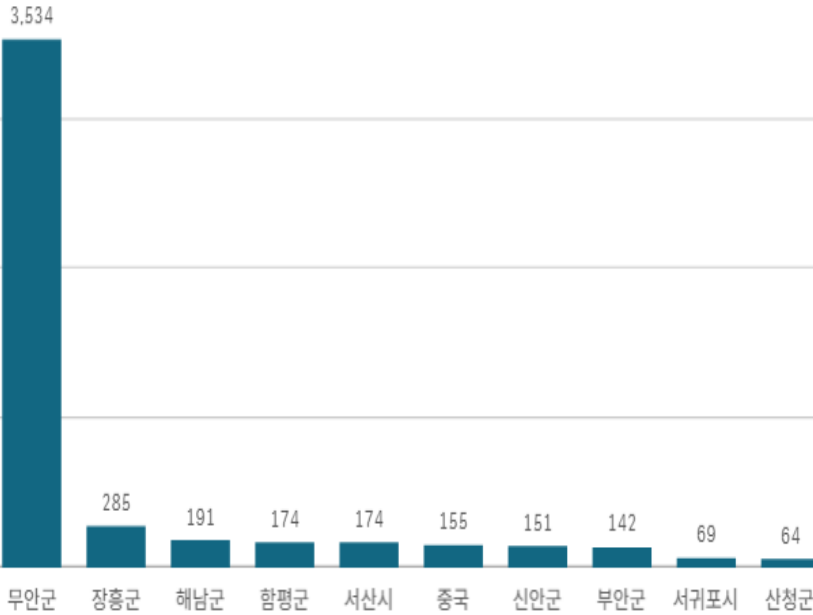


도매시장 법인별 거래금액(백만원)



양파(1Kg)

산지별 거래물량(톤)



산지별 주출하 시군구



출하산지(개소)

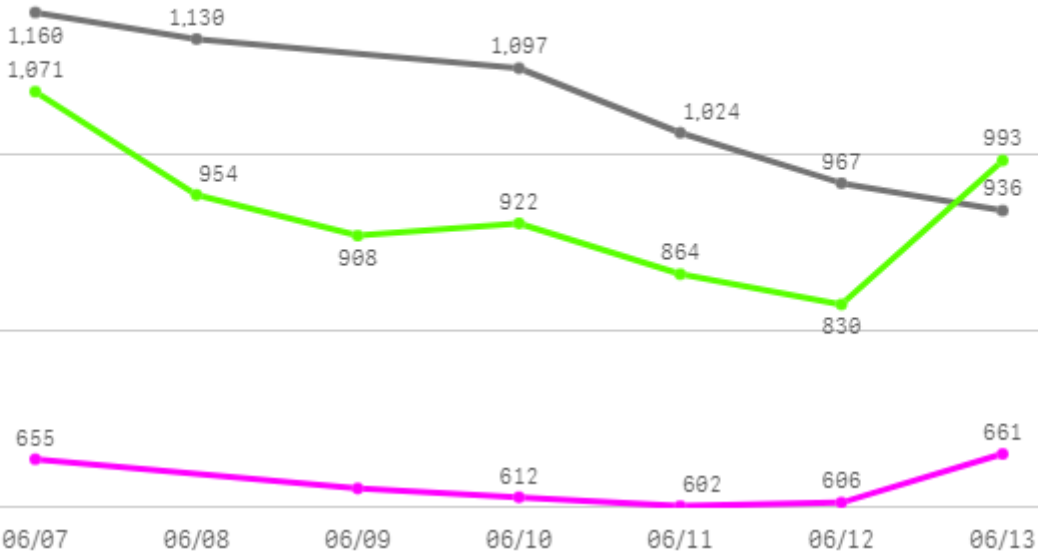
33

출하건수(천건)

3

주간 도매가격(원)

◆ 2025 ● 2024 ◆ 평년



구분	금주(A)	전주(B)	전월(C)	전년(D)	평년(E)	A/B	A/C	A/D	A/E
가격(원)	627	649	1,001	1,052	910	96.7%	62.7%	59.6%	69.0%

※ 상품 가격 기준

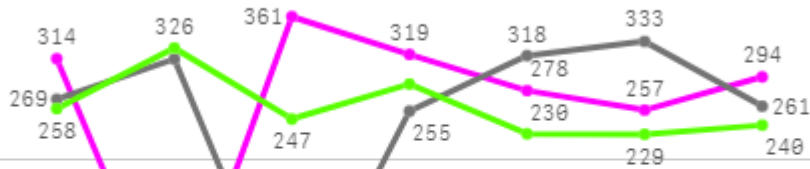
□ 양파(1Kg) 주간 가격

구분	Q	품종	Q	단량	Q	특	상	보통	하
2025-06-07		양파		1Kg		709	655	603	458
2025-06-09		양파		1Kg		680	622	583	427
2025-06-10		양파		1Kg		703	612	523	303
2025-06-11		양파		1Kg		715	602	509	285
2025-06-12		양파		1Kg		687	606	510	298
2025-06-13		양파		1Kg		753	661	593	415
평균						708	626	554	364

대파

주간 반입량(톤)

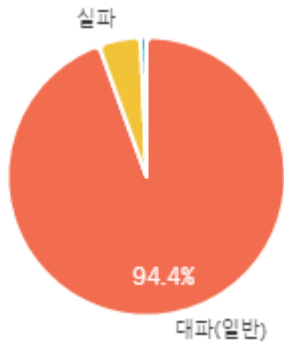
2025 (파란색 선) 2024 (회색 선) 평년 (초록색 선)



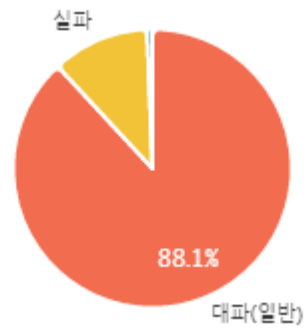
06/07 06/08 06/09 06/10 06/11 06/12 06/13

구분	금주(A)	전주(B)	전월(C)	전년(D)	평년(E)	A/B	A/C	A/D	A/E
물량(톤)	1,823	1,921	1,815	1,750	1,852	94.9%	100.4%	104.2%	98.4%

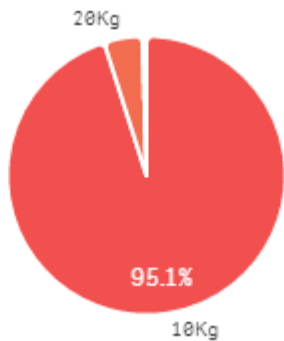
출하 품종별 거래물량 구성비



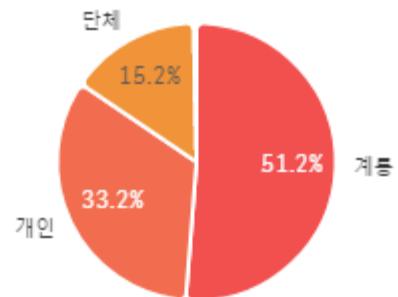
출하 품종별 거래금액 구성비



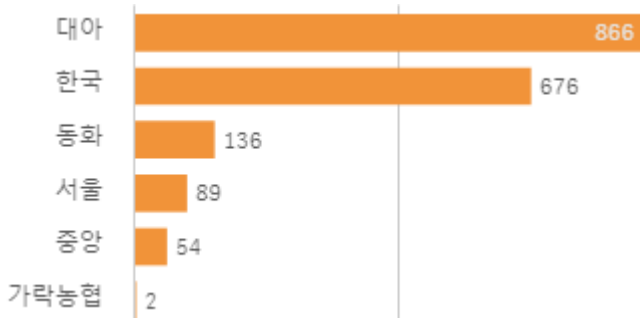
거래 단량별 물량 구성비



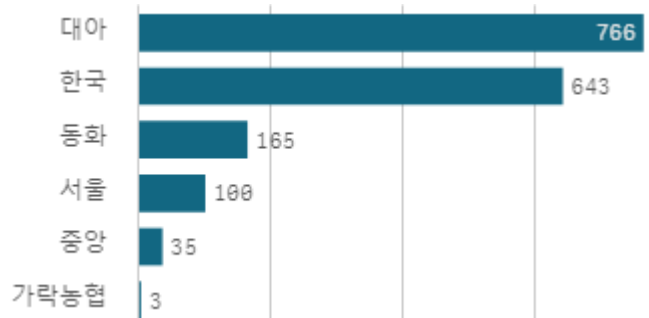
출하자별 거래물량 구성비



도매시장 법인별 거래물량(톤)

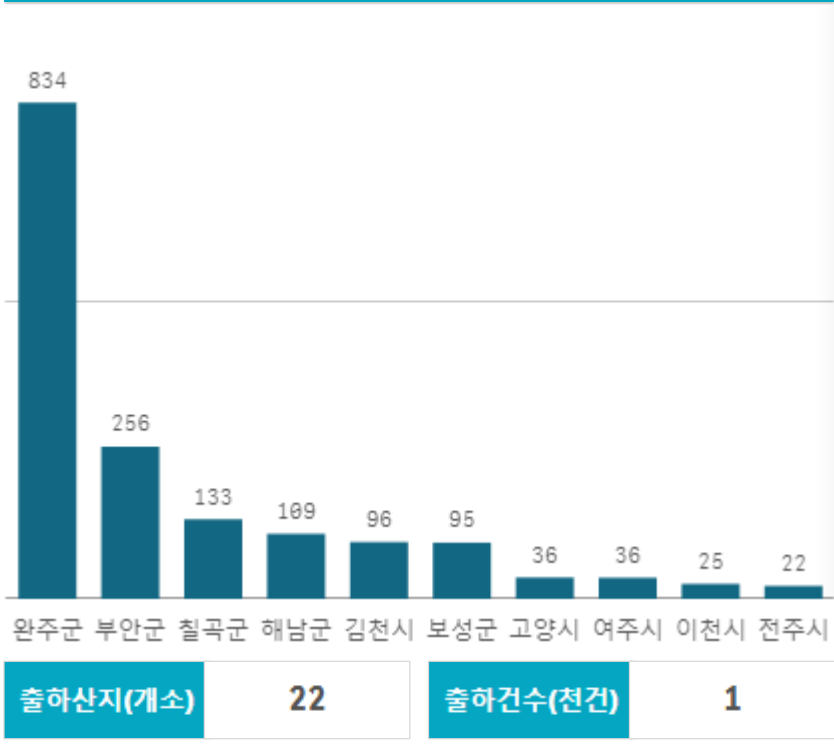


도매시장 법인별 거래금액(백만원)

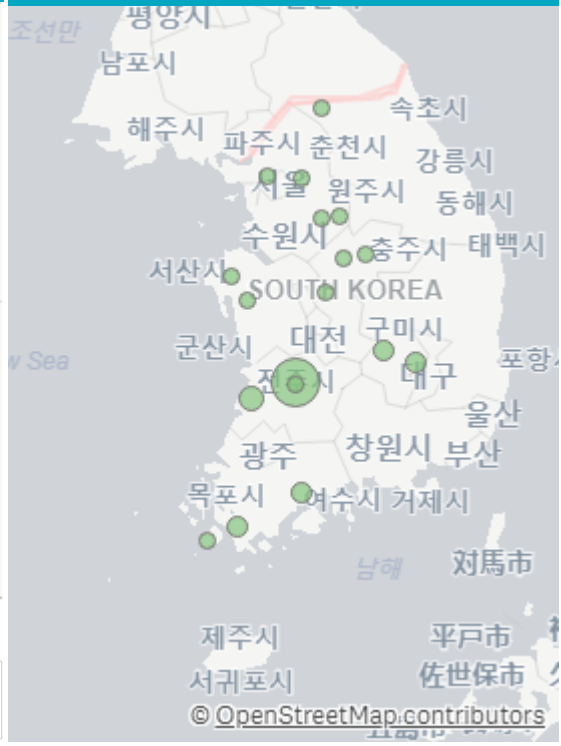


대파(일반)(1Kg)

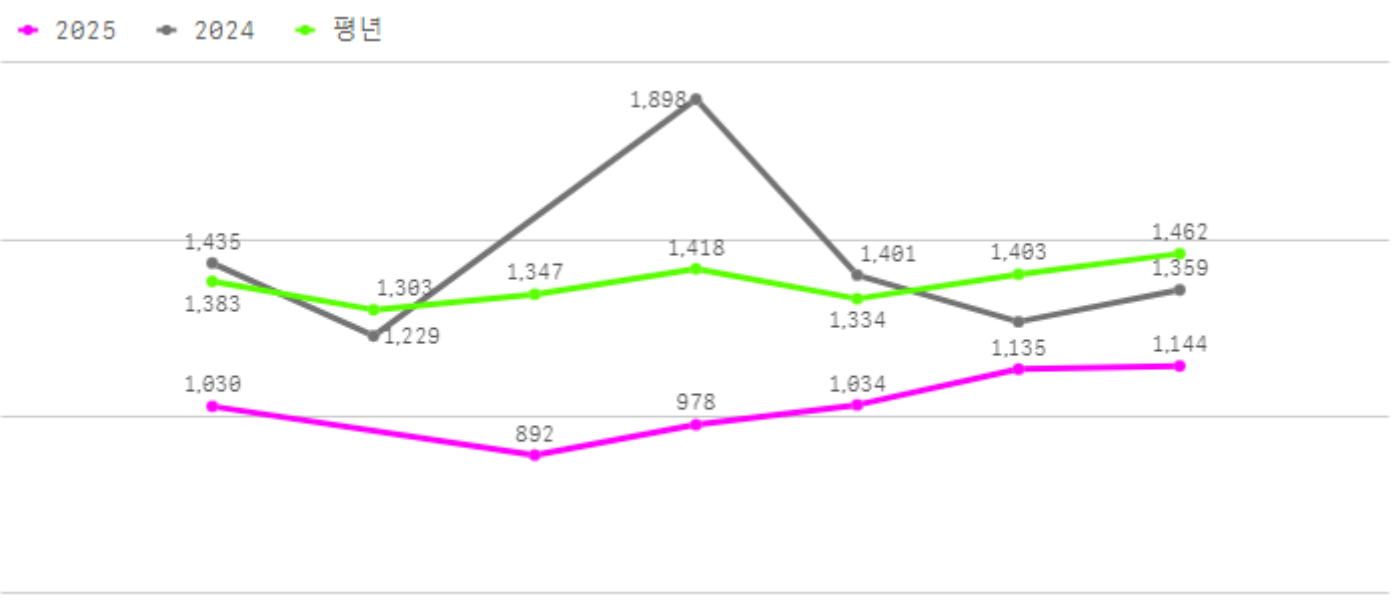
산지별 거래물량(톤)



산지별 주출하 시군구



주간 도매가격(원)



구분	금주(A)	전주(B)	전월(C)	전년(D)	평년(E)	A/B	A/C	A/D	A/E
가격(원)	1,013	1,258	1,032	1,432	1,289	80.5%	98.2%	70.7%	78.6%

※ 상품 가격 기준

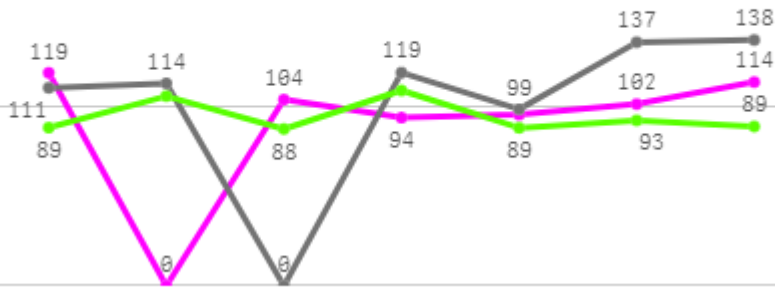
□ 대파(일반)(1Kg) 주간 가격

구분	Q	품종	Q	단량	Q	특	상	보통	하
2025-06-07		대파(일반)		1Kg		1,165	1,030	828	645
2025-06-09		대파(일반)		1Kg		1,141	892	718	551
2025-06-10		대파(일반)		1Kg		1,258	978	779	586
2025-06-11		대파(일반)		1Kg		1,255	1,034	843	637
2025-06-12		대파(일반)		1Kg		1,306	1,135	955	722
2025-06-13		대파(일반)		1Kg		1,316	1,144	946	758
평균						1,240	1,036	845	650

파프리카

주간 반입량(톤)

◆ 2025 ● 2024 ▲ 평년

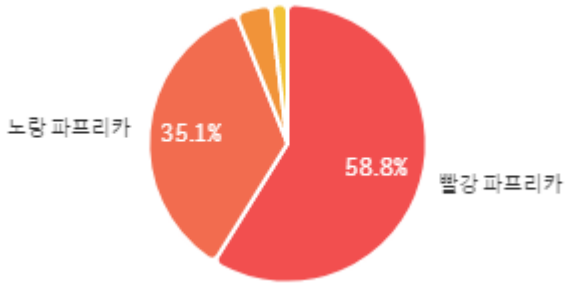


06/07 06/08 06/09 06/10 06/11 06/12 06/13

구분	금주(A)	전주(B)	전월(C)	전년(D)	평년(E)	A/B	A/C	A/D	A/E
물량(톤)	630	601	596	717	676	104.9%	105.7%	87.8%	93.2%

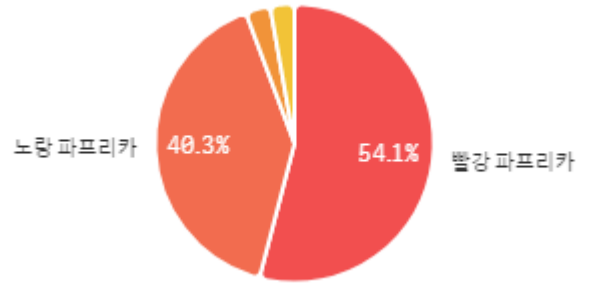
출하 품종별 거래물량 구성비

청색 파프리카



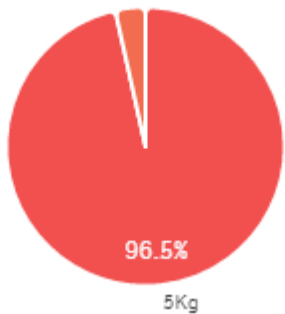
출하 품종별 거래금액 구성비

오렌지 파프리카



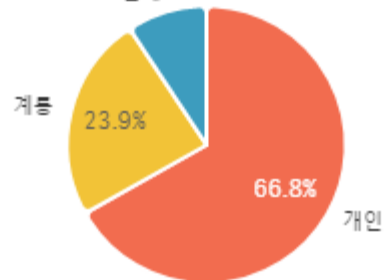
거래 단량별 물량 구성비

10Kg

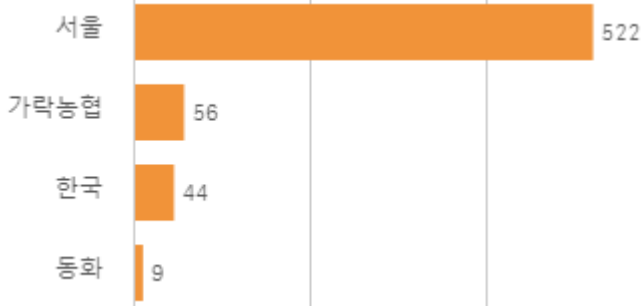


출하자별 거래물량 구성비

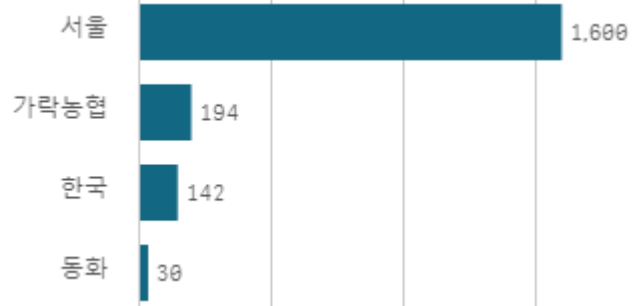
단체



도매시장 법인별 거래물량(톤)

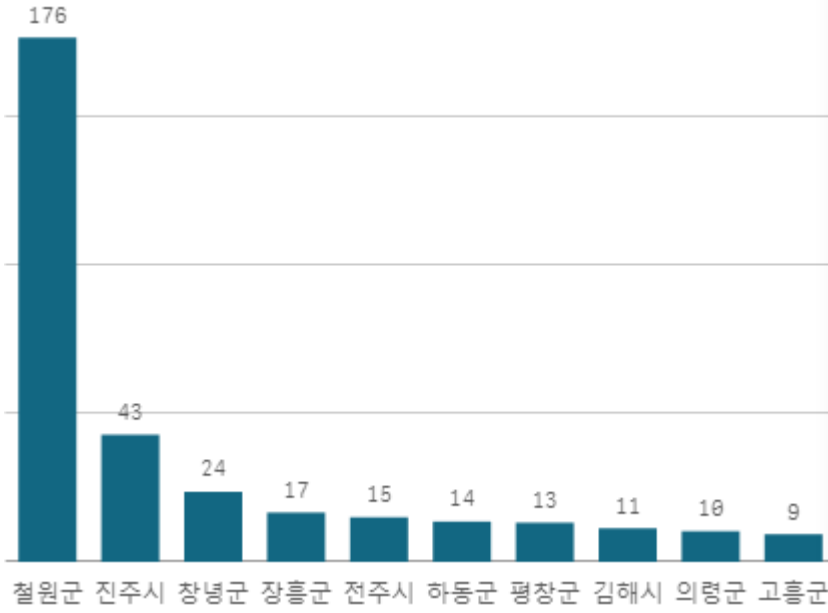


도매시장 법인별 거래금액(백만원)



빨강 파프리카(5Kg)

산지별 거래물량(톤)



출하산지(개소)

24

출하건수(천건)

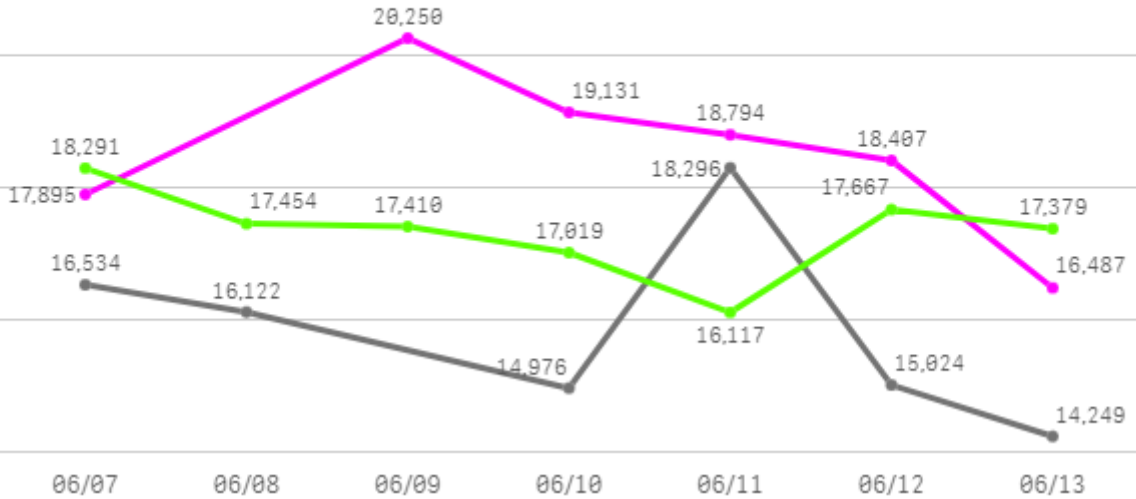
2

산지별 주출하 시군구



주간 도매가격(원)

◆ 2025 ● 2024 ◆ 평년



구분	금주(A)	전주(B)	전월(C)	전년(D)	평년(E)	A/B	A/C	A/D	A/E
가격(원)	18,693	20,492	24,054	15,867	17,633	91.2%	77.7%	117.8%	106.0%

※ 상품 가격 기준

□ 빨강 파프리카(5Kg) 주간 가격

구분	Q	품종	Q	단량	Q	특	상	보통	하
2025-06-07		빨강 파프리카		5Kg		-	17,895	15,318	11,199
2025-06-09		빨강 파프리카		5Kg		-	20,250	16,556	12,935
2025-06-10		빨강 파프리카		5Kg		-	19,131	15,972	12,442
2025-06-11		빨강 파프리카		5Kg		-	18,794	15,027	11,274
2025-06-12		빨강 파프리카		5Kg		-	18,407	14,765	11,302
2025-06-13		빨강 파프리카		5Kg		-	16,487	13,457	10,328
평균						-	18,494	15,183	11,580

청경채

주간 반입량(톤)

◆ 2025 ● 2024 ▲ 평년



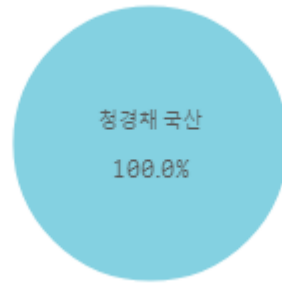
06/07 06/08 06/09 06/10 06/11 06/12 06/13

구분	금주(A)	전주(B)	전월(C)	전년(D)	평년(E)	A/B	A/C	A/D	A/E
물량(톤)	445	396	477	408	392	112.3%	93.3%	108.9%	113.4%

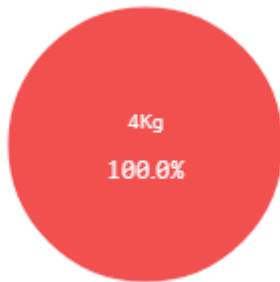
출하 품종별 거래물량 구성비



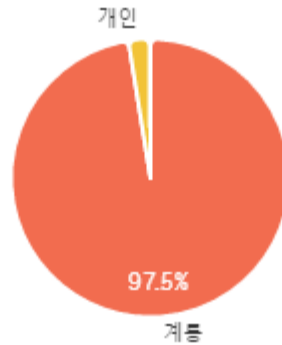
출하 품종별 거래금액 구성비



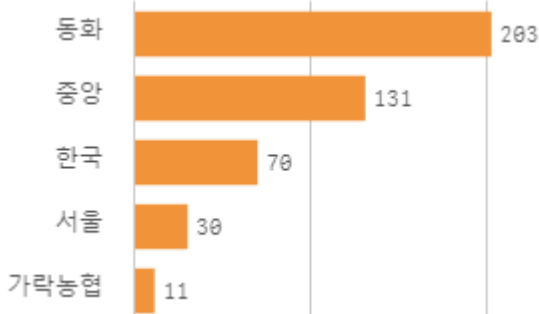
거래 단량별 물량 구성비



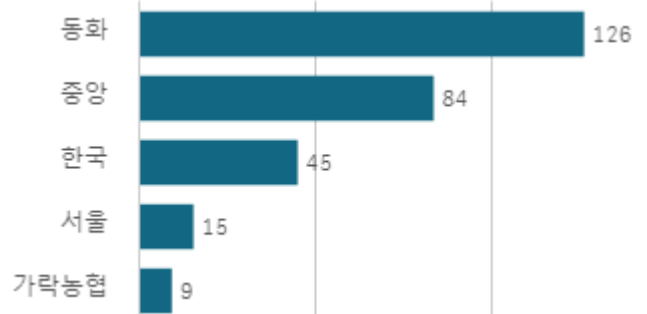
출하자별 거래물량 구성비



도매시장 법인별 거래물량(톤)

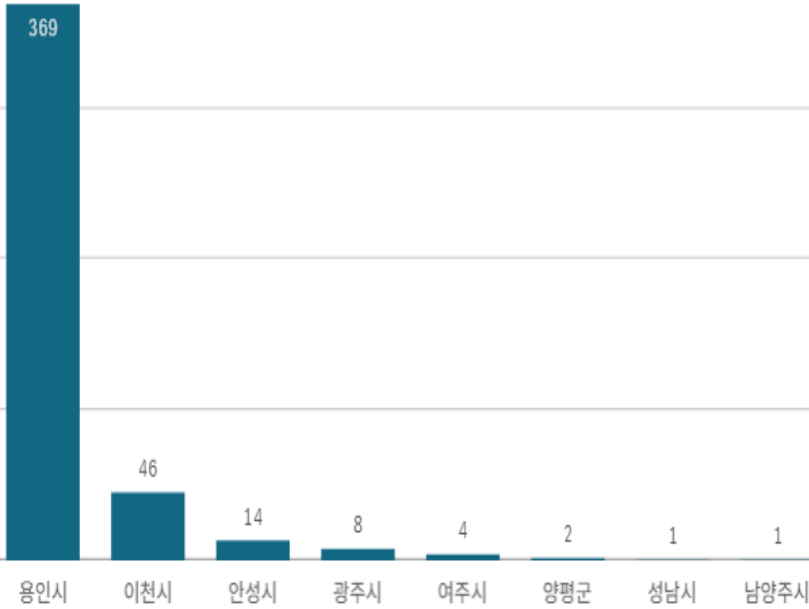


도매시장 법인별 거래금액(백만원)



청경채(4Kg)

산지별 거래물량(톤)



산지별 주출하 시군구



출하산지(개소)

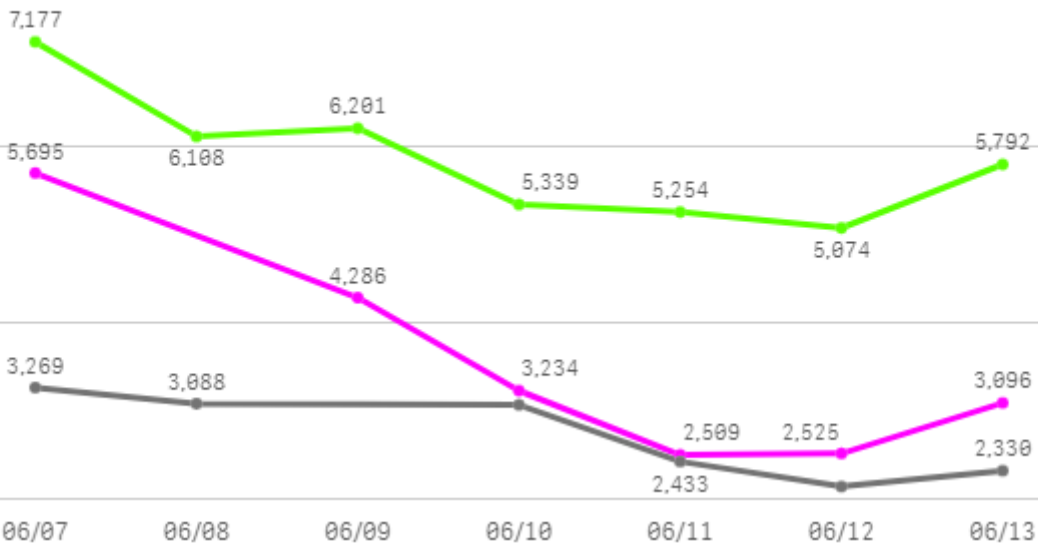
8

출하건수(천건)

3

주간 도매가격(원)

◆ 2025 ● 2024 ◆ 평년



구분	금주(A)	전주(B)	전월(C)	전년(D)	평년(E)	A/B	A/C	A/D	A/E
가격(원)	3,840	6,359	4,043	2,724	5,653	60.4%	95.0%	141.0%	67.9%

※ 상품 가격 기준

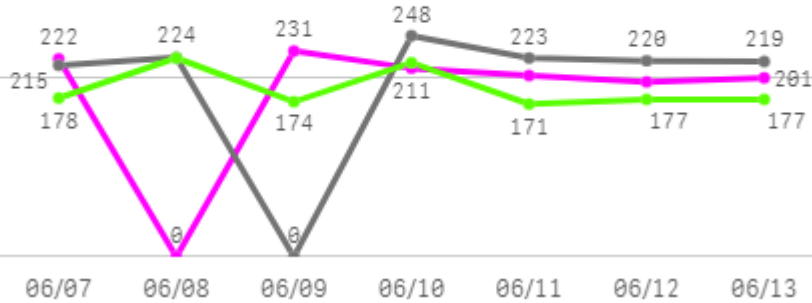
□ 청경채(4Kg) 주간 가격

구분	Q	품종	Q	단량	Q	특	상	보통	하
2025-06-07		청경채		4Kg		-	5,695	4,823	3,190
2025-06-09		청경채		4Kg		-	4,286	3,267	2,106
2025-06-10		청경채		4Kg		-	3,234	2,298	1,380
2025-06-11		청경채		4Kg		-	2,509	1,845	1,265
2025-06-12		청경채		4Kg		-	2,525	1,759	1,120
2025-06-13		청경채		4Kg		-	3,096	2,184	1,522
평균						-	3,558	2,696	1,764

버섯

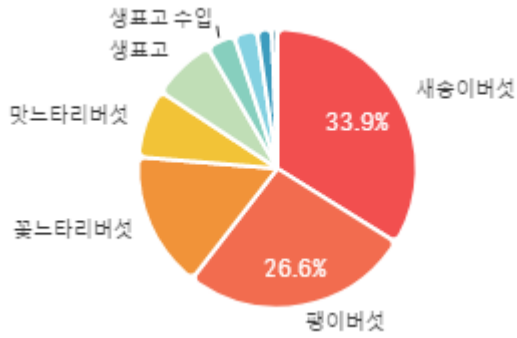
주간 반입량(톤)

◆ 2025 ● 2024 ▲ 평년

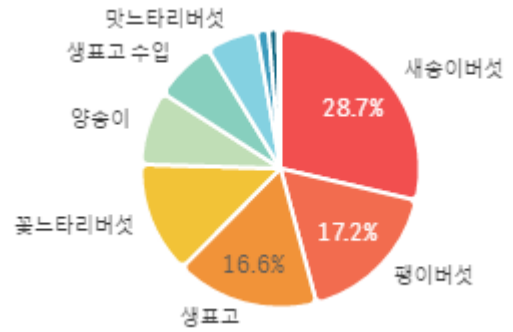


구분	금주(A)	전주(B)	전월(C)	전년(D)	평년(E)	A/B	A/C	A/D	A/E
물량(톤)	1,264	1,279	1,337	1,348	1,308	98.9%	94.6%	93.8%	96.6%

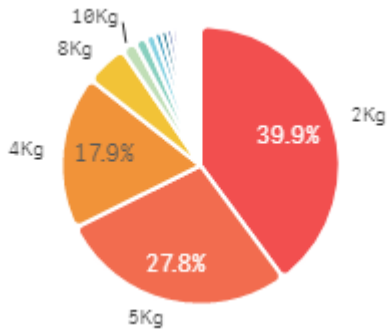
출하 품종별 거래물량 구성비



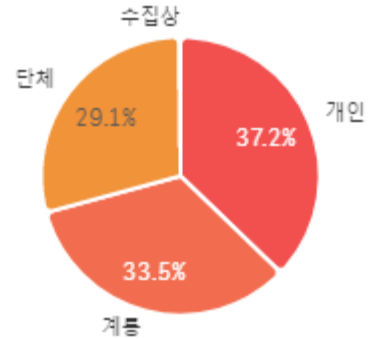
출하 품종별 거래금액 구성비



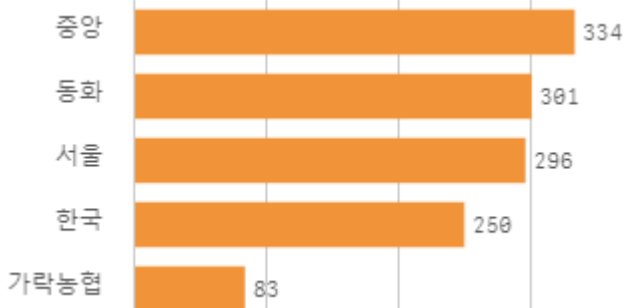
거래 단량별 물량 구성비



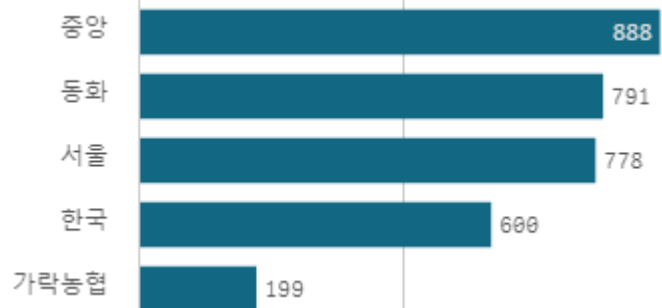
출하자별 거래물량 구성비



도매시장 법인별 거래물량(톤)

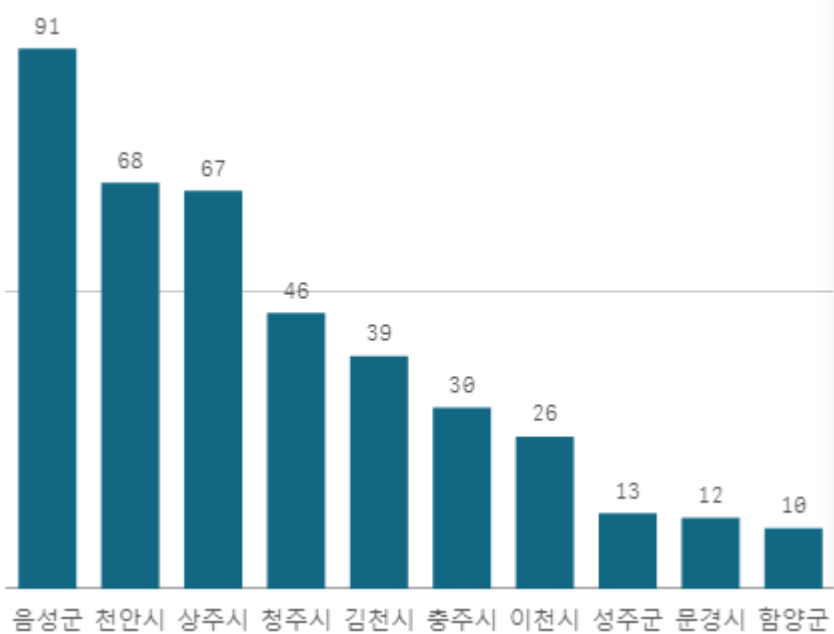


도매시장 법인별 거래금액(백만원)



새송이버섯(2Kg)

산지별 거래물량(톤)



출하산지(개소)

21

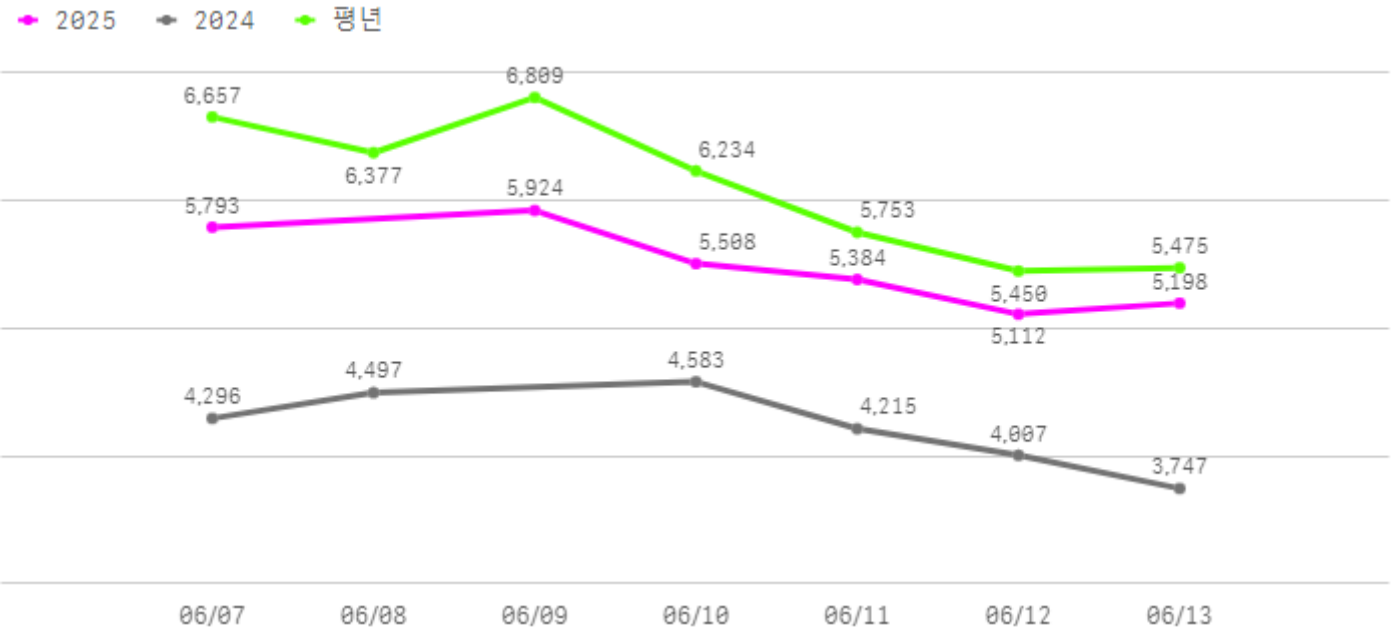
출하건수(천건)

3

산지별 주출하 시군구



주간 도매가격(원)



구분	금주(A)	전주(B)	전월(C)	전년(D)	평년(E)	A/B	A/C	A/D	A/E
가격(원)	5,572	5,912	7,402	4,224	6,237	94.2%	75.3%	131.9%	89.3%

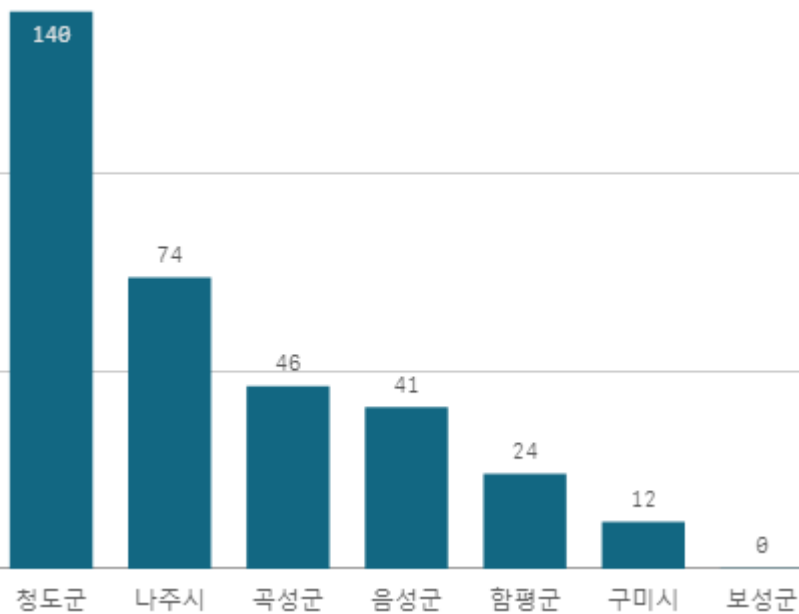
※ 상품 가격 기준

□ 새송이버섯(2Kg) 주간 가격

구분	Q	품종	Q	단량	Q	특	상	보통	하
2025-06-07		새송이버섯		2Kg		9,370	5,793	4,627	3,245
2025-06-09		새송이버섯		2Kg		9,671	5,924	4,943	3,376
2025-06-10		새송이버섯		2Kg		8,217	5,508	4,586	2,997
2025-06-11		새송이버섯		2Kg		7,770	5,384	4,314	2,909
2025-06-12		새송이버섯		2Kg		8,058	5,112	4,206	3,040
2025-06-13		새송이버섯		2Kg		8,262	5,198	4,096	2,796
평균						8,558	5,487	4,462	3,061

팬이버섯(5Kg)

산지별 거래물량(톤)



산지별 주출하 시군구



출하산지(개소)

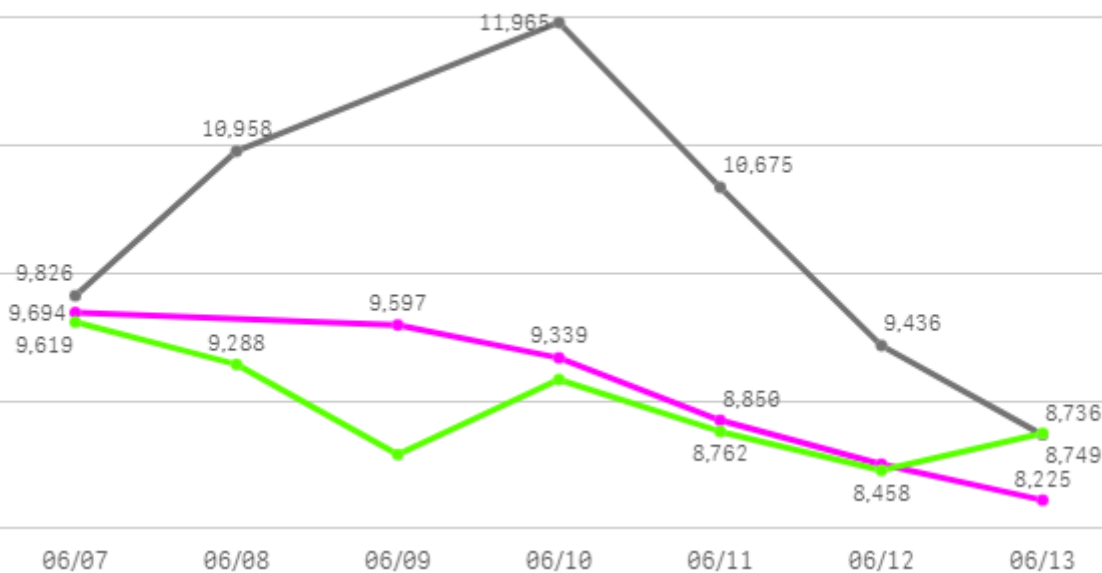
7

출하건수(천건)

1

주간 도매가격(원)

◆ 2025 ● 2024 ◆ 평년



구분	금주(A)	전주(B)	전월(C)	전년(D)	평년(E)	A/B	A/C	A/D	A/E
가격(원)	9,205	10,183	10,882	10,266	9,293	90.4%	84.6%	89.7%	99.1%

※ 상품 가격 기준

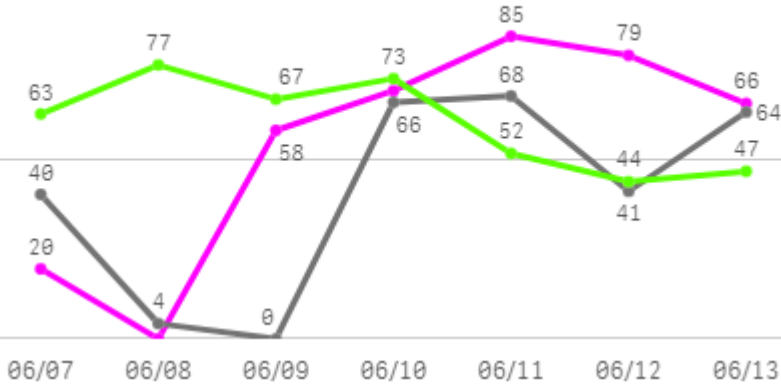
□ 팽이버섯(5Kg) 주간 가격

구분	Q	품종	Q	단량	Q	특	상	보통	하
2025-06-07		팽이버섯		5Kg		10,574	9,694	8,822	8,049
2025-06-09		팽이버섯		5Kg		10,000	9,597	8,866	8,181
2025-06-10		팽이버섯		5Kg		10,000	9,339	8,366	7,398
2025-06-11		팽이버섯		5Kg		9,792	8,850	7,767	6,811
2025-06-12		팽이버섯		5Kg		9,303	8,506	7,459	6,299
2025-06-13		팽이버섯		5Kg		9,000	8,225	7,321	5,987
평균						9,778	9,035	8,100	7,121

사과

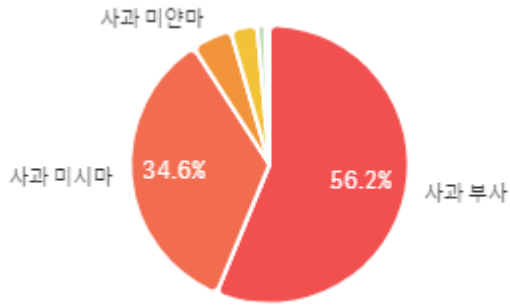
주간 반입량(톤)

◆ 2025 ● 2024 ▲ 평년

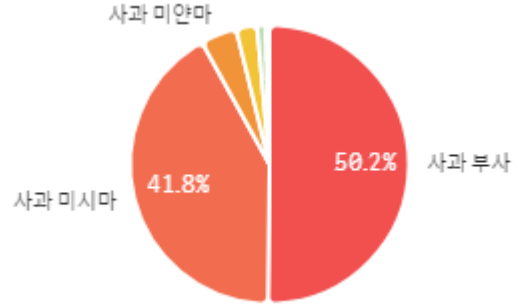


구분	금주(A)	전주(B)	전월(C)	전년(D)	평년(E)	A/B	A/C	A/D	A/E
물량(톤)	378	335	410	284	408	112.9%	92.2%	133.0%	92.6%

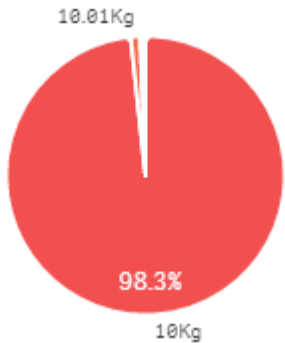
출하 품종별 거래물량 구성비



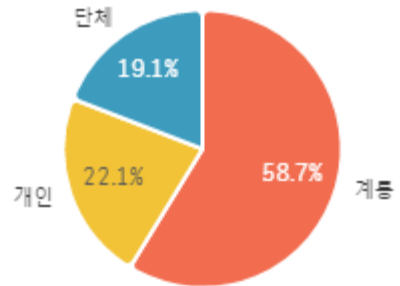
출하 품종별 거래금액 구성비



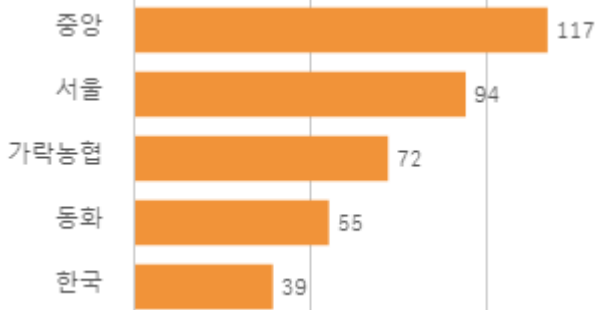
거래 단량별 물량 구성비



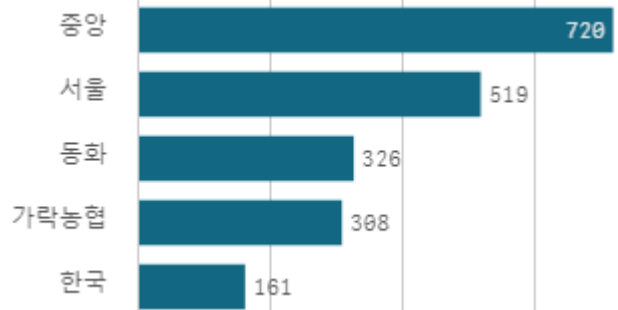
출하자별 거래물량 구성비



도매시장 법인별 거래물량(톤)

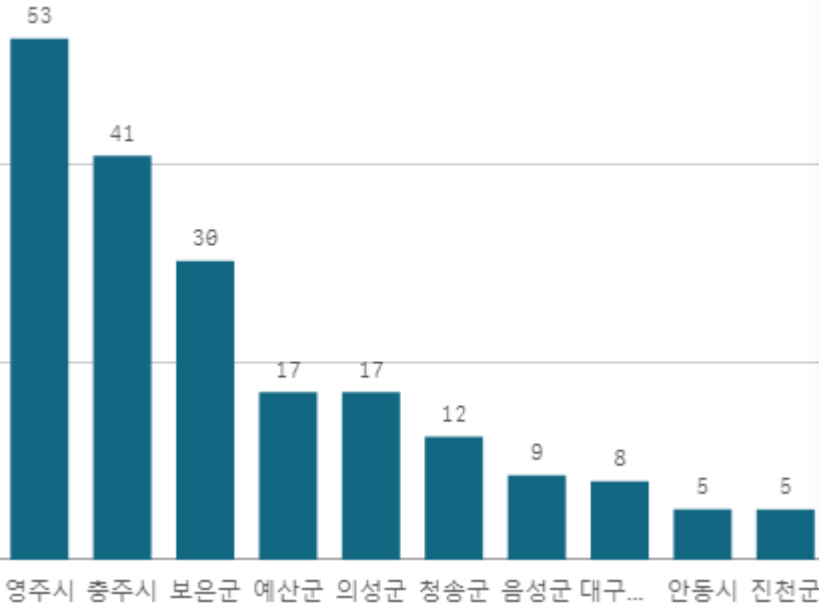


도매시장 법인별 거래금액(백만원)



사과 부사(10Kg)

산지별 거래물량(톤)



출하산지(개소)

18

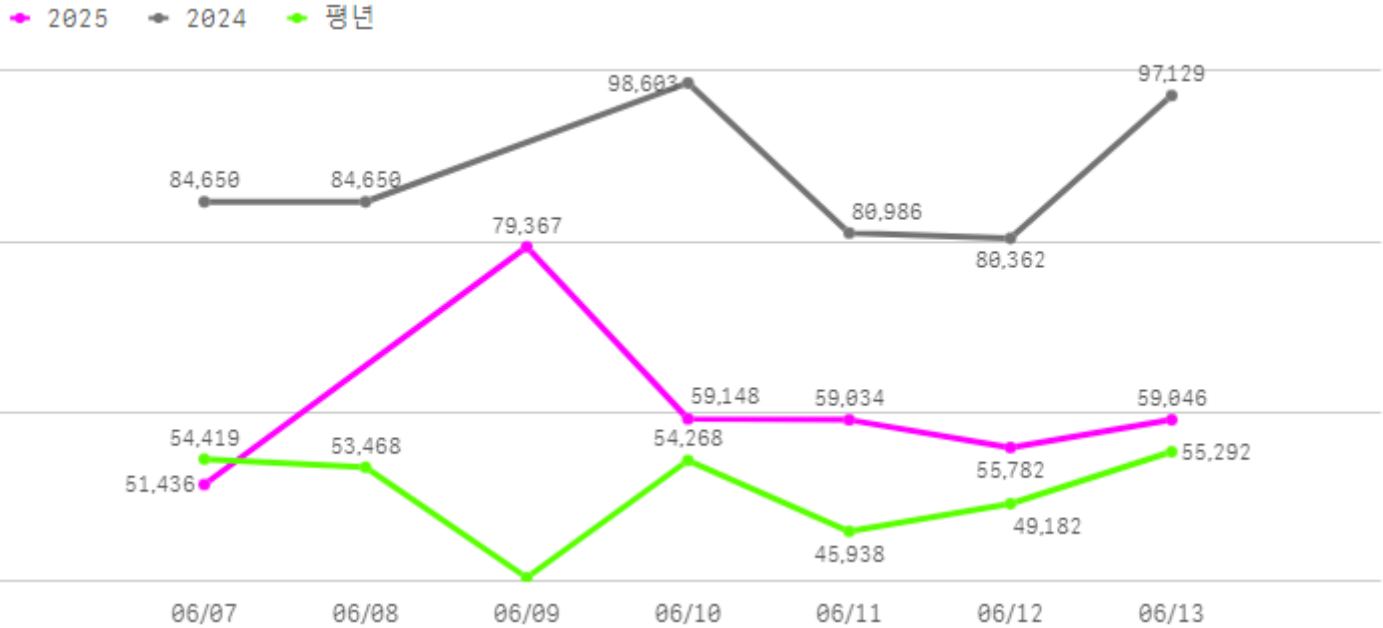
출하건수(천건)

1

산지별 주출하 시군구



주간 도매가격(원)



구분	금주(A)	전주(B)	전월(C)	전년(D)	평년(E)	A/B	A/C	A/D	A/E
가격(원)	60,636	60,287	59,323	88,010	54,117	100.6%	102.2%	68.9%	112.0%

※ 상품 가격 기준

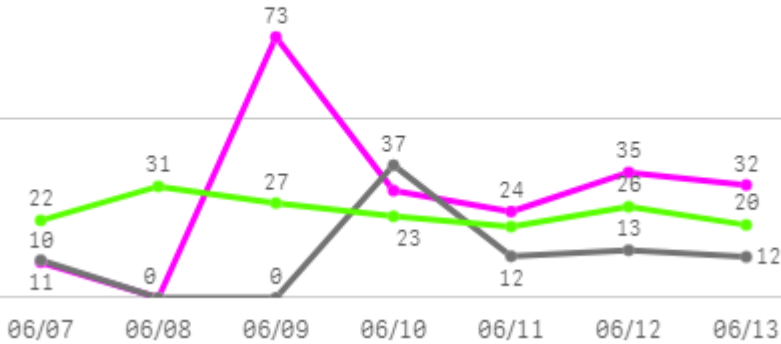
□ 사과 부사(10Kg) 주간 가격

구분	Q	품종	Q	단량	Q	특	상	보통	하
2025-06-07		사과 부사		10Kg		52,615	51,436	41,742	20,965
2025-06-09		사과 부사		10Kg		159,240	79,367	47,422	28,211
2025-06-10		사과 부사		10Kg		73,882	59,148	40,305	21,712
2025-06-11		사과 부사		10Kg		79,110	59,034	41,913	25,168
2025-06-12		사과 부사		10Kg		66,980	55,782	45,988	30,821
2025-06-13		사과 부사		10Kg		78,757	59,046	48,298	26,372
평균						85,097	60,636	44,278	25,542

배

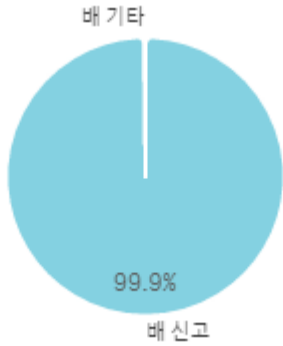
주간 반입량(톤)

◆ 2025 ● 2024 ▲ 평년

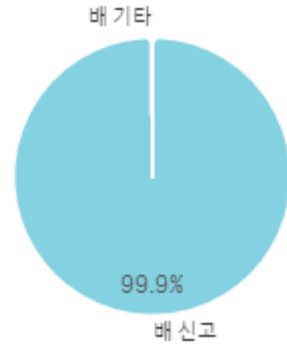


구분	금주(A)	전주(B)	전월(C)	전년(D)	평년(E)	A/B	A/C	A/D	A/E
물량(톤)	204	209	233	84	160	97.5%	87.7%	242.3%	128.0%

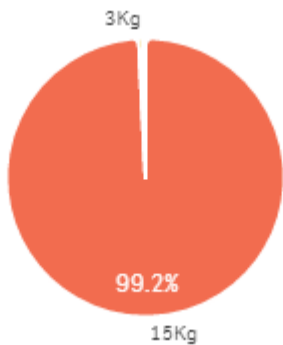
출하 품종별 거래물량 구성비



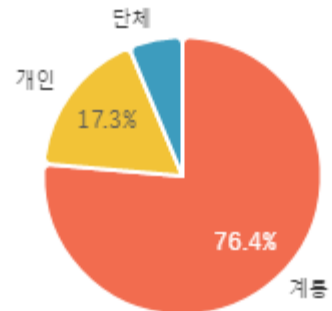
출하 품종별 거래금액 구성비



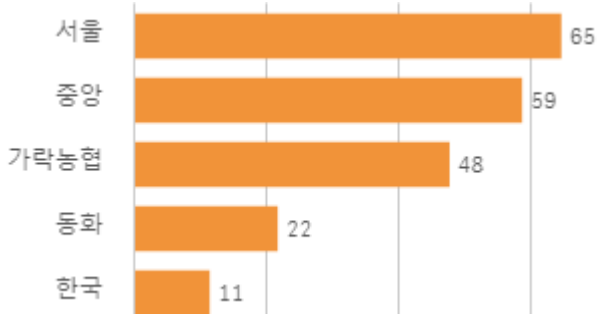
거래 단량별 물량 구성비



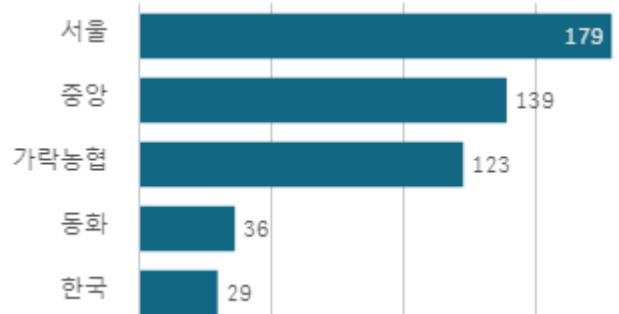
출하자별 거래물량 구성비



도매시장 법인별 거래물량(톤)

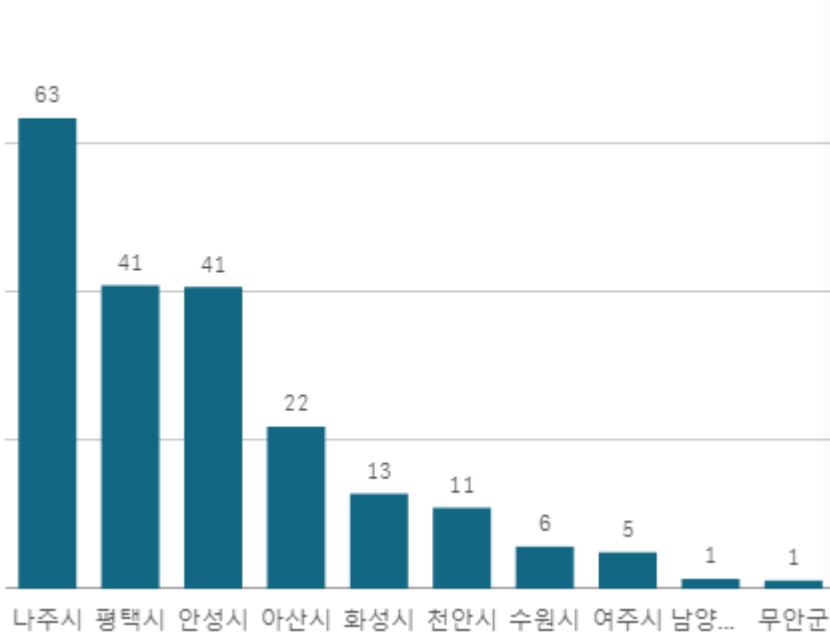


도매시장 법인별 거래금액(백만원)



배 신고(15Kg)

산지별 거래물량(톤)



출하산지(개소)

12

출하건수(천건)

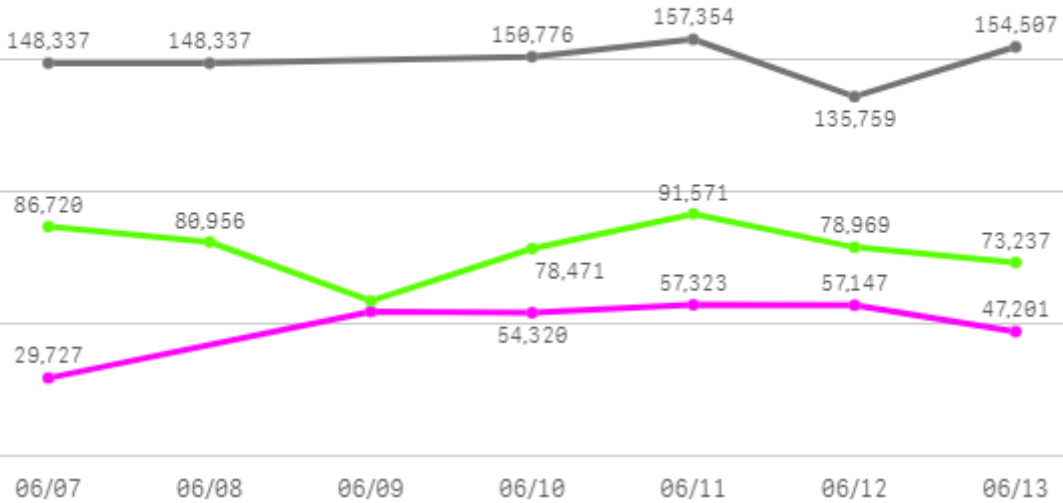
1

산지별 주출하 시군구



주간 도매가격(원)

◆ 2025 ● 2024 ◆ 평년



구분	금주(A)	전주(B)	전월(C)	전년(D)	평년(E)	A/B	A/C	A/D	A/E
가격(원)	50,081	56,170	50,262	149,255	79,267	89.2%	99.6%	33.6%	63.2%

※ 상품 가격 기준

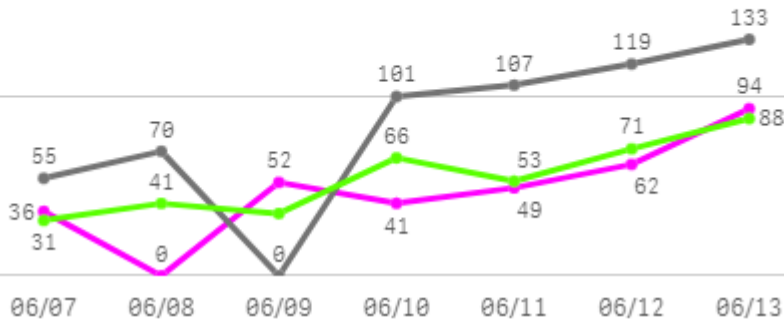
□ 배 신고(15Kg) 주간 가격

구분	Q	품종	Q	단량	Q	특	상	보통	하
2025-06-07		배 신고		15Kg		33,000	29,727	24,922	17,476
2025-06-09		배 신고		15Kg		93,719	54,768	30,754	15,482
2025-06-10		배 신고		15Kg		105,263	54,320	26,461	13,266
2025-06-11		배 신고		15Kg		94,593	57,323	34,115	14,133
2025-06-12		배 신고		15Kg		88,425	57,147	29,935	12,914
2025-06-13		배 신고		15Kg		82,657	47,201	28,326	10,282
평균						82,943	50,081	29,086	13,926

복숭아

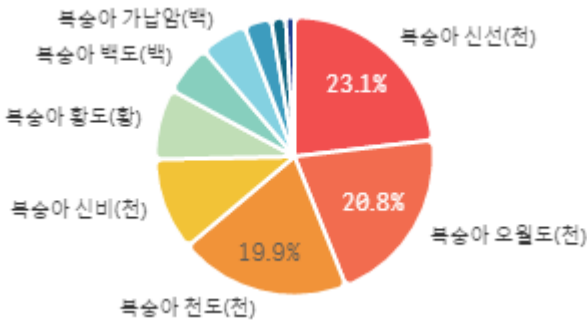
주간 반입량(톤)

◆ 2025 ● 2024 ▲ 평년

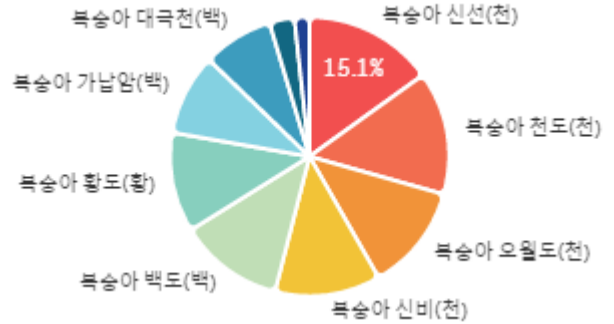


구분	금주(A)	전주(B)	전월(C)	전년(D)	평년(E)	A/B	A/C	A/D	A/E
물량(톤)	335	118	8	583	404	283.8%	4074.2%	57.4%	82.8%

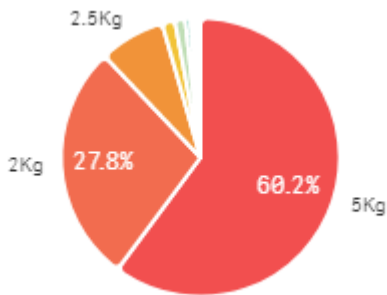
출하 품종별 거래물량 구성비



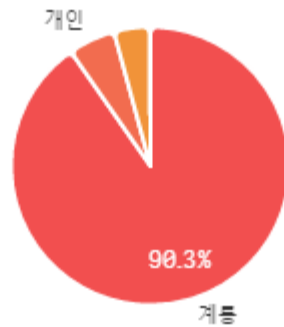
출하 품종별 거래금액 구성비



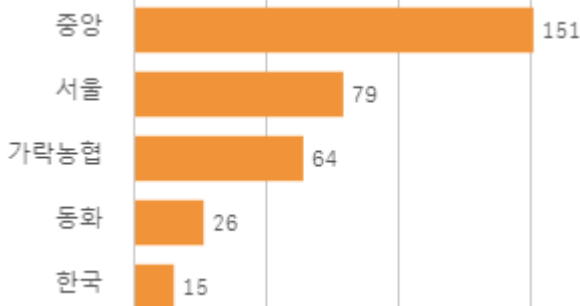
거래 단량별 물량 구성비



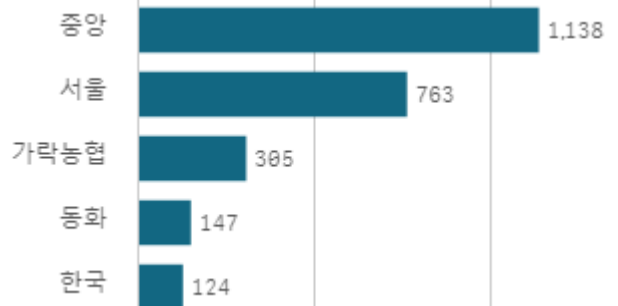
출하자별 거래물량 구성비



도매시장 법인별 거래물량(톤)

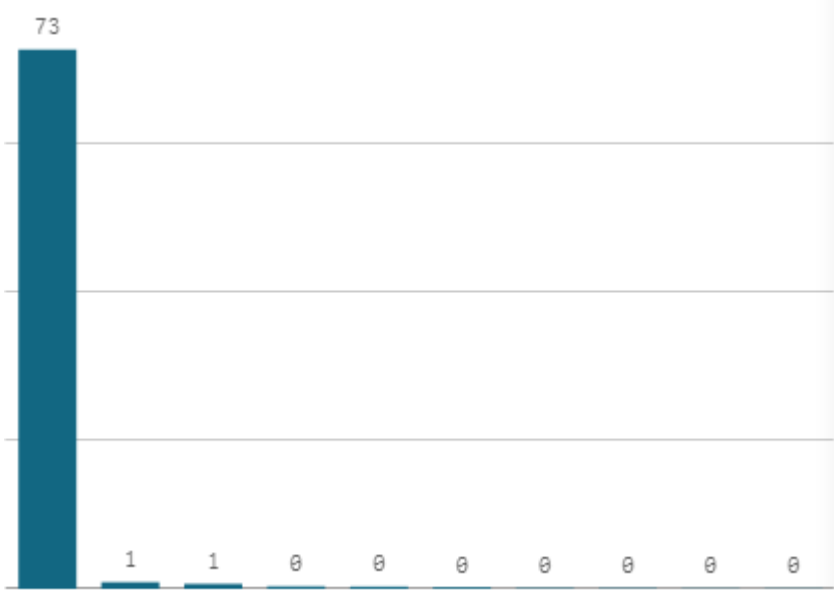


도매시장 법인별 거래금액(백만원)



복숭아 신선(천)(5Kg)

산지별 거래물량(톤)



산지별 주출하 시군구



출하산지(개소)

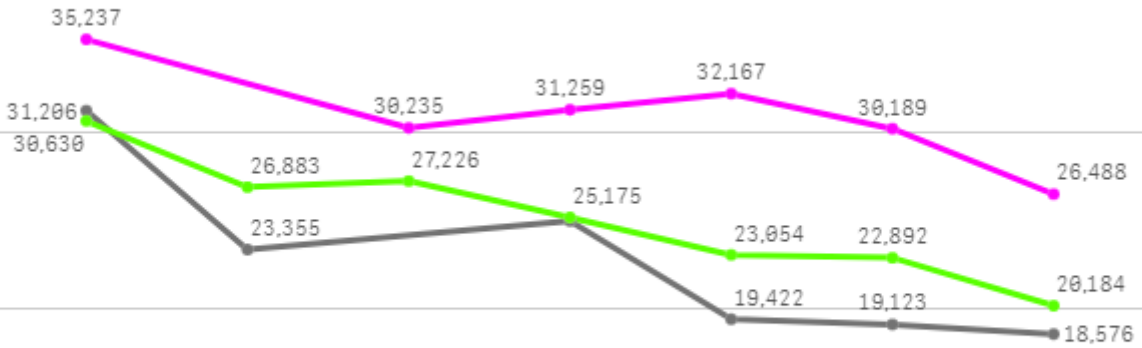
12

출하건수(천건)

1

주간 도매가격(원)

◆ 2025 ● 2024 ◆ 평년



06/07 06/08 06/09 06/10 06/11 06/12 06/13

구분	금주(A)	전주(B)	전월(C)	전년(D)	평년(E)	A/B	A/C	A/D	A/E
가격(원)	30,929	-	-	22,776	25,698	-	-	135.8%	120.4%

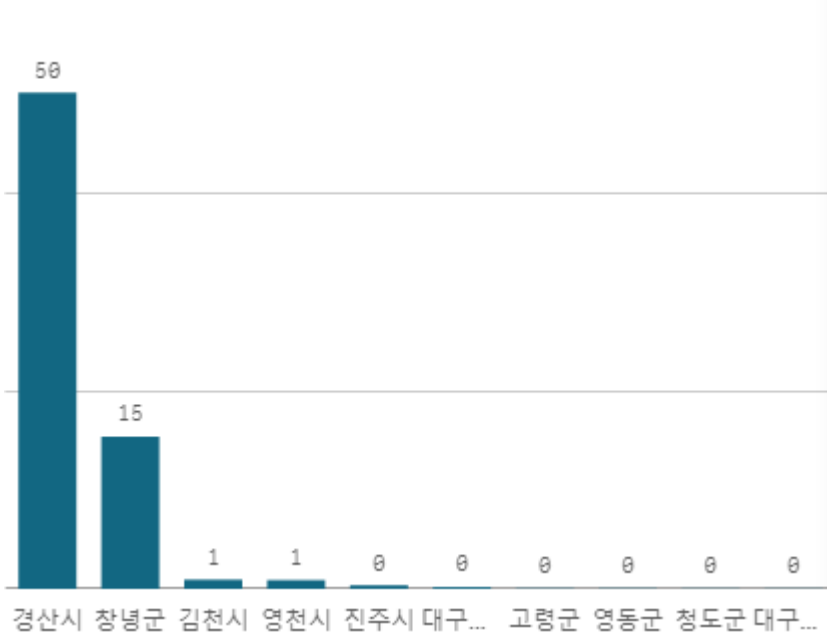
※ 상품 가격 기준

□ 복숭아 신선(천)(5Kg) 주간 가격

구분	Q	품종	Q	단량	Q	특	상	보통	하
2025-06-07		복숭아 신선(천)		5Kg		40,000	35,237	26,071	13,640
2025-06-09		복숭아 신선(천)		5Kg		37,388	30,235	19,068	11,364
2025-06-10		복숭아 신선(천)		5Kg		41,265	31,259	19,381	10,745
2025-06-11		복숭아 신선(천)		5Kg		40,264	32,167	24,634	15,394
2025-06-12		복숭아 신선(천)		5Kg		36,463	30,189	25,631	16,703
2025-06-13		복숭아 신선(천)		5Kg		35,054	26,488	20,195	14,614
평균						38,406	30,929	22,497	13,743

복숭아 오월도(천) (5Kg)

산지별 거래물량(톤)



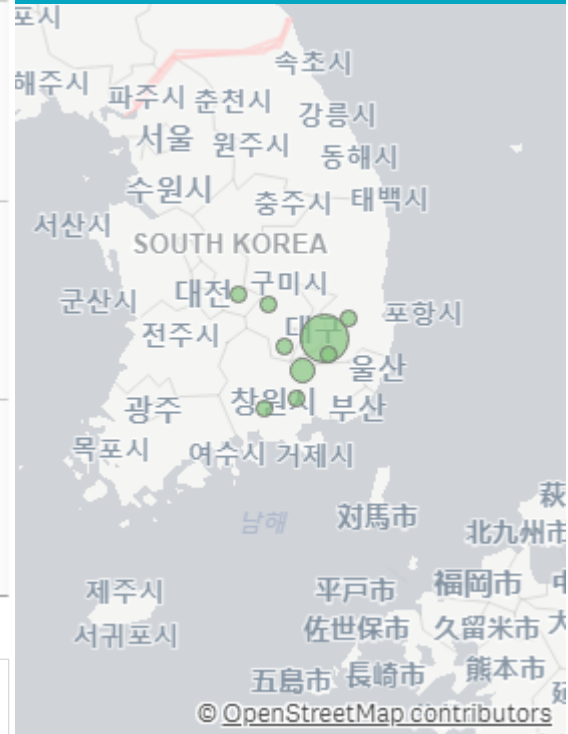
출하산지(개소)

11

출하건수(천건)

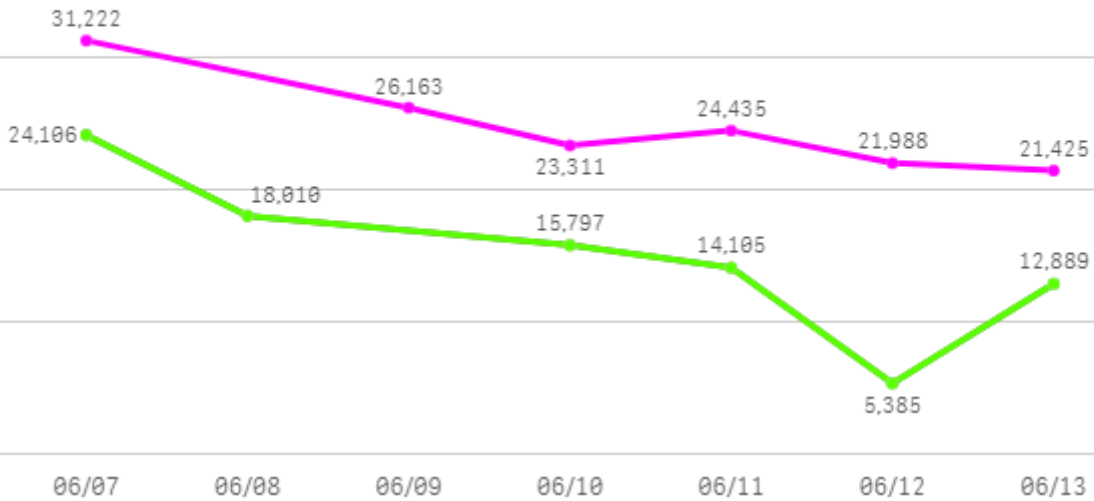
1

산지별 주출하 시군구



주간 도매가격(원)

◆ 2025 ◀ 2024 ◆ 평년



구분	금주(A)	전주(B)	전월(C)	전년(D)	평년(E)	A/B	A/C	A/D	A/E
가격(원)	24,757	37,229	-	15,049	19,903	66.5%	-	164.5%	124.4%

※ 상품 가격 기준

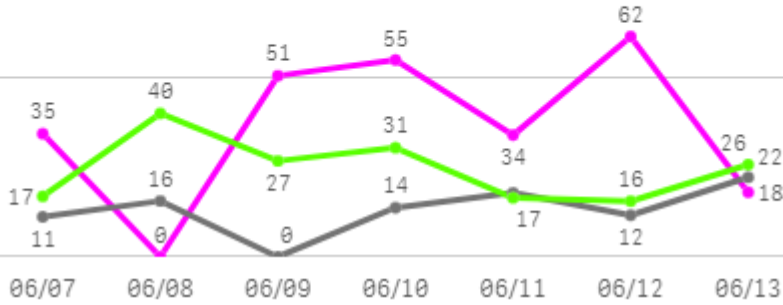
□ 복숭아 오월도(천)(5Kg) 주간 가격

구분	Q	품종	Q	단량	Q	특	상	보통	하
2025-06-07		복숭아 오월도(천)		5Kg		45,817	31,222	19,381	12,508
2025-06-09		복숭아 오월도(천)		5Kg		34,722	26,163	17,283	10,152
2025-06-10		복숭아 오월도(천)		5Kg		33,203	23,311	16,511	10,756
2025-06-11		복숭아 오월도(천)		5Kg		28,228	24,435	18,853	12,749
2025-06-12		복숭아 오월도(천)		5Kg		31,143	21,988	16,443	12,050
2025-06-13		복숭아 오월도(천)		5Kg		28,000	21,425	14,428	10,831
평균						33,519	24,757	17,150	11,508

포도

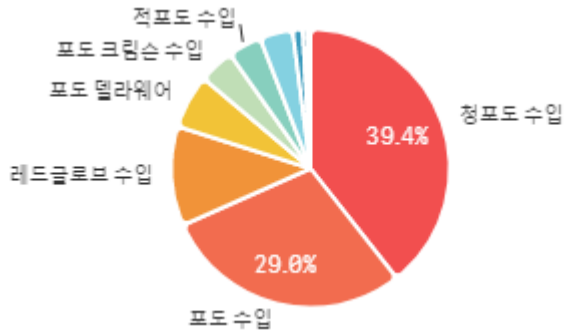
주간 반입량(톤)

◆ 2025 ● 2024 ▲ 평년

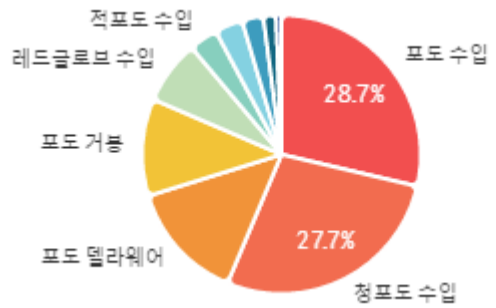


구분	금주(A)	전주(B)	전월(C)	전년(D)	평년(E)	A/B	A/C	A/D	A/E
물량(톤)	254	305	410	93	180	83.3%	62.0%	274.9%	141.3%

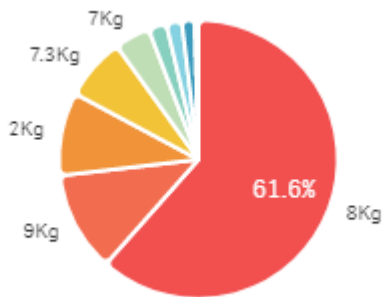
출하 품종별 거래물량 구성비



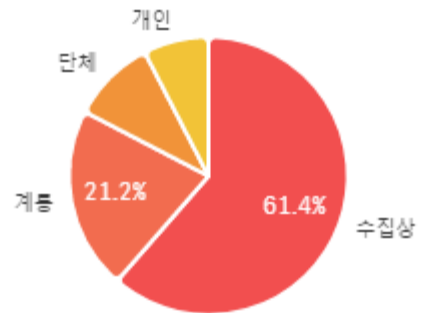
출하 품종별 거래금액 구성비



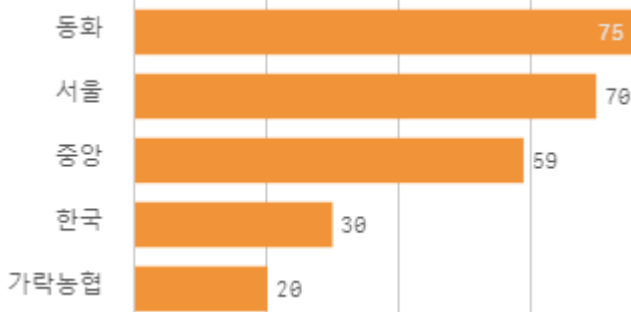
거래 단량별 물량 구성비



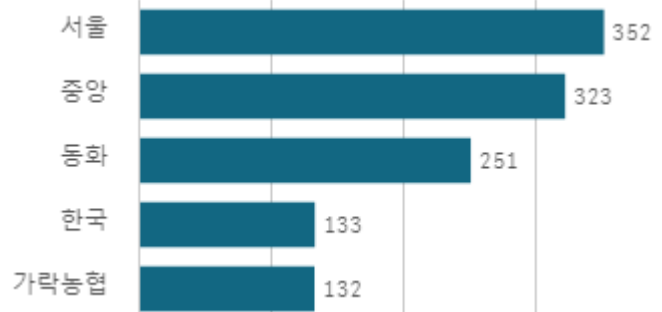
출하자별 거래물량 구성비



도매시장 법인별 거래물량(톤)

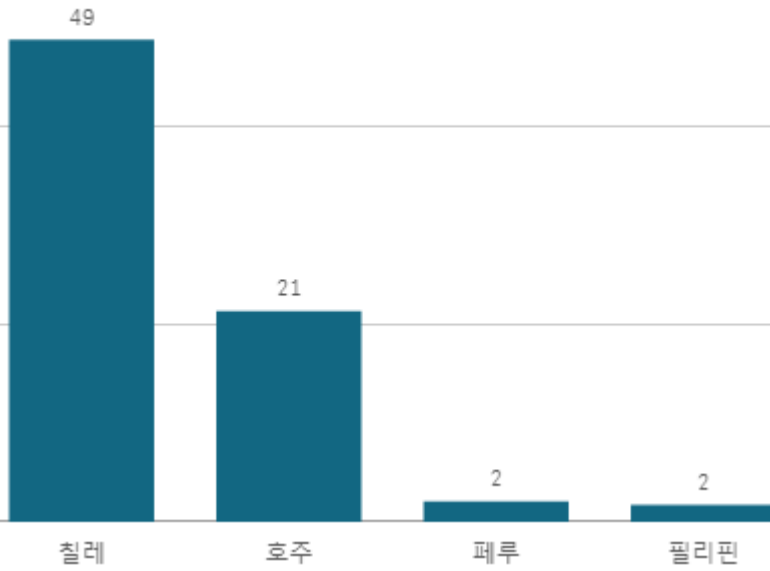


도매시장 법인별 거래금액(백만원)

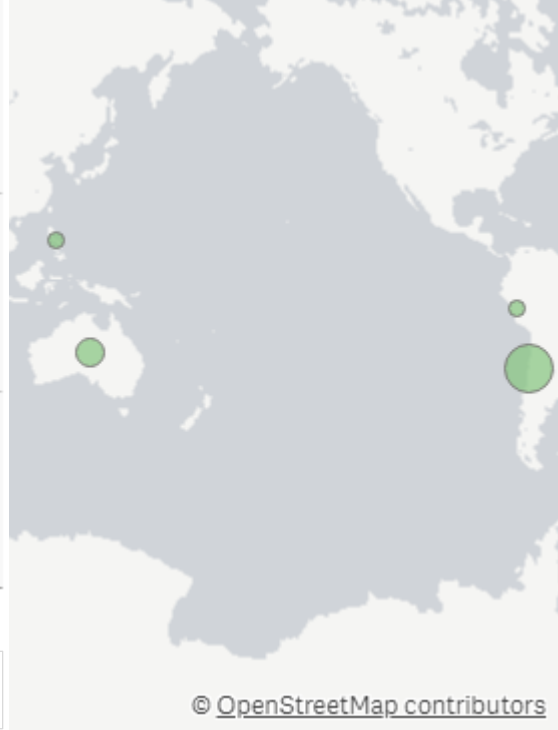


포도 수입(8Kg)

산지별 거래물량(톤)



산지별 주출하 시군구



출하산지(개소)

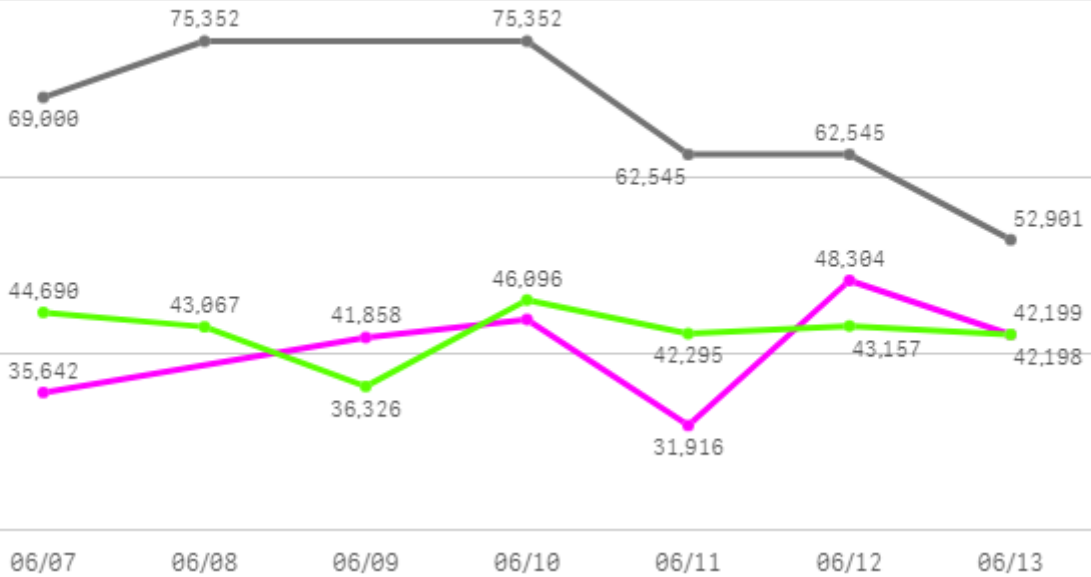
4

출하건수(천건)

0

주간 도매가격(원)

◆ 2025 ● 2024 ◆ 평년



구분	금주(A)	전주(B)	전월(C)	전년(D)	평년(E)	A/B	A/C	A/D	A/E
가격(원)	40,637	36,840	36,759	66,283	44,121	110.3%	110.5%	61.3%	92.1%

※ 상품 가격 기준

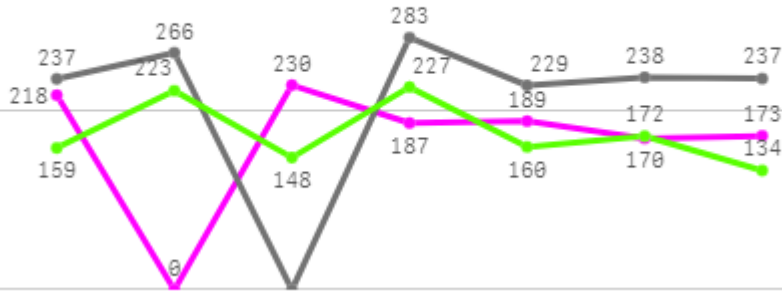
□ 포도 수입(8Kg) 주간 가격

구분	Q	품종	Q	단량	Q	특	상	보통	하
2025-06-07		포도 수입		8Kg		51,368	35,642	26,100	25,832
2025-06-09		포도 수입		8Kg		52,956	41,858	27,989	25,593
2025-06-10		포도 수입		8Kg		54,000	43,902	28,172	26,493
2025-06-11		포도 수입		8Kg		43,687	31,916	28,775	27,952
2025-06-12		포도 수입		8Kg		54,000	48,304	37,158	31,200
2025-06-13		포도 수입		8Kg		52,000	42,199	28,629	26,000
평균						51,335	40,637	29,471	27,178

바나나

주간 반입량(톤)

◆ 2025 ● 2024 ▲ 평년



06/07 06/08 06/09 06/10 06/11 06/12 06/13

구분	금주(A)	전주(B)	전월(C)	전년(D)	평년(E)	A/B	A/C	A/D	A/E
물량(톤)	1,167	1,186	1,177	1,490	1,192	98.4%	99.1%	78.3%	97.9%

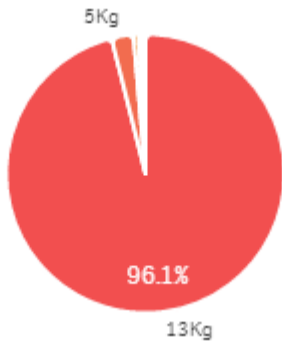
출하 품종별 거래물량 구성비



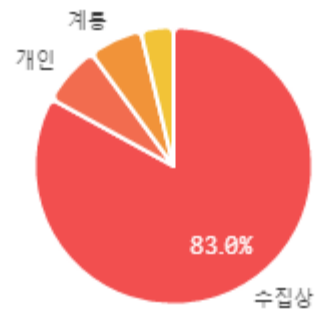
출하 품종별 거래금액 구성비



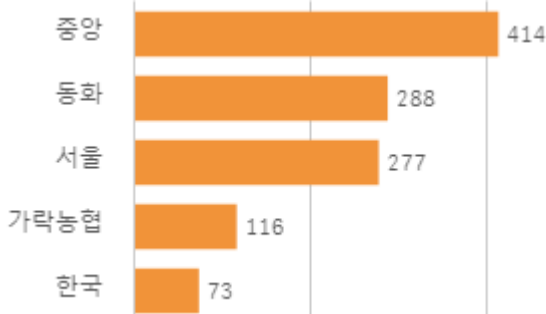
거래 단량별 물량 구성비



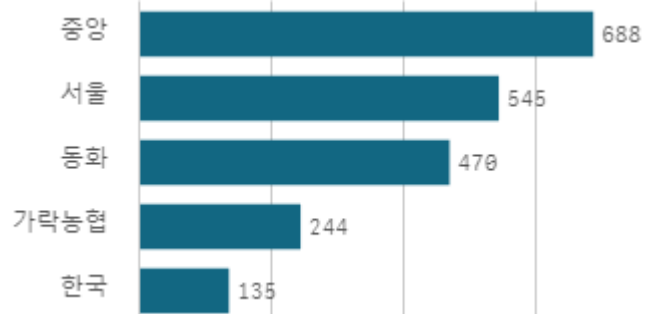
출하자별 거래물량 구성비



도매시장 법인별 거래물량(톤)

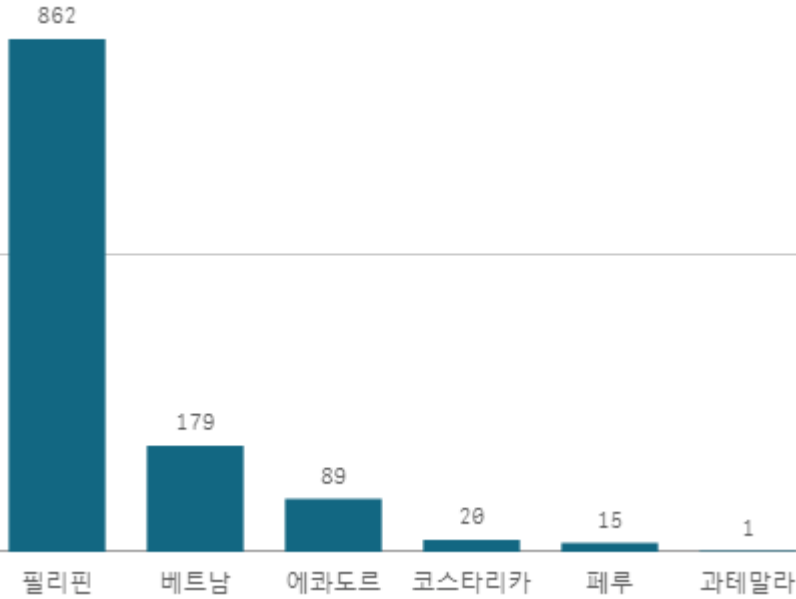


도매시장 법인별 거래금액(백만원)

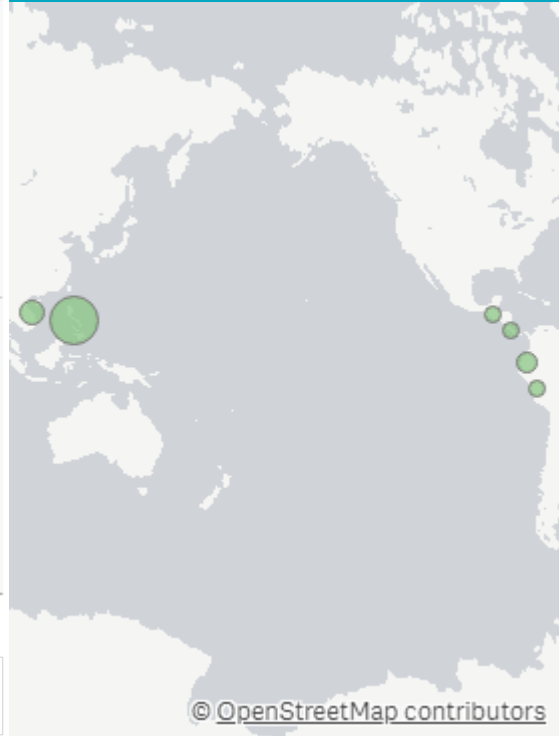


바나나 수입(13Kg)

산지별 거래물량(톤)



산지별 주출하 시군구



출하산지(개소)

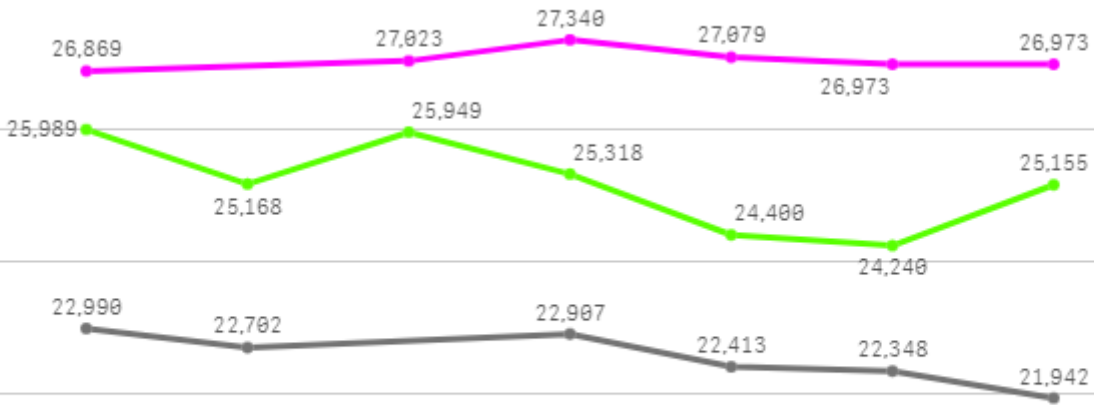
6

출하건수(천건)

2

주간 도매가격(원)

◆ 2025 ● 2024 ◆ 평년



06/07 06/08 06/09 06/10 06/11 06/12 06/13

구분	금주(A)	전주(B)	전월(C)	전년(D)	평년(E)	A/B	A/C	A/D	A/E
가격(원)	27,043	27,289	27,968	22,550	26,154	99.1%	96.7%	119.9%	103.4%

※ 상품 가격 기준

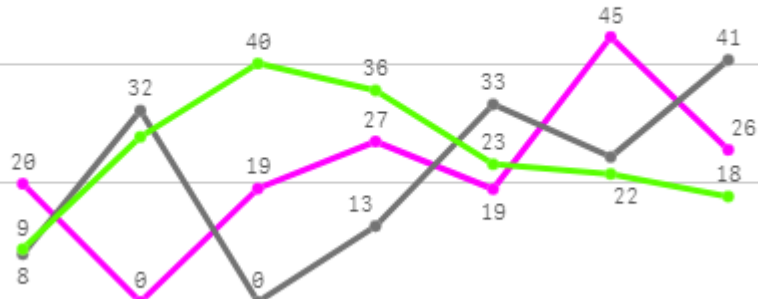
□ 바나나 수입(13Kg) 주간 가격

구분	Q	품종	Q	단량	Q	특	상	보통	하
2025-06-07		바나나 수입		13Kg		31,553	26,869	20,312	13,068
2025-06-09		바나나 수입		13Kg		32,162	27,023	19,158	12,455
2025-06-10		바나나 수입		13Kg		32,582	27,340	19,426	9,907
2025-06-11		바나나 수입		13Kg		31,860	27,079	20,631	12,177
2025-06-12		바나나 수입		13Kg		31,710	26,973	20,998	13,147
2025-06-13		바나나 수입		13Kg		32,677	26,973	20,405	12,593
평균						32,091	27,043	20,155	12,225

파인애플

주간 반입량(톤)

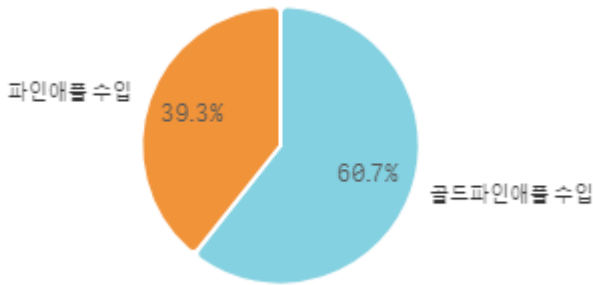
◆ 2025 ● 2024 ▲ 평년



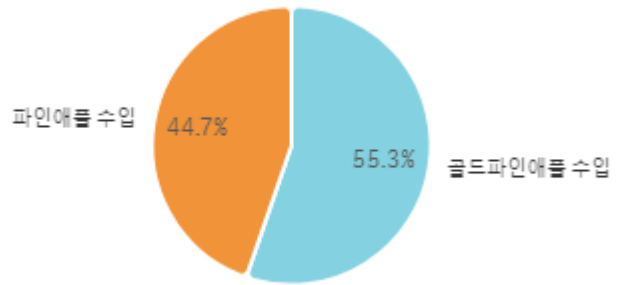
06/07 06/08 06/09 06/10 06/11 06/12 06/13

구분	금주(A)	전주(B)	전월(C)	전년(D)	평년(E)	A/B	A/C	A/D	A/E
물량(톤)	155	206	185	151	174	75.2%	83.8%	102.5%	89.2%

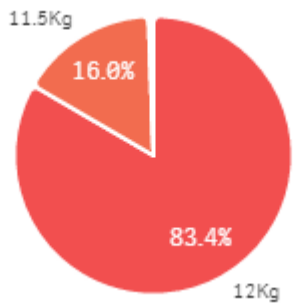
출하 품종별 거래물량 구성비



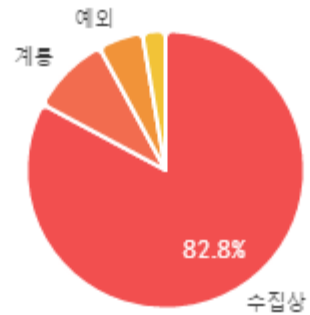
출하 품종별 거래금액 구성비



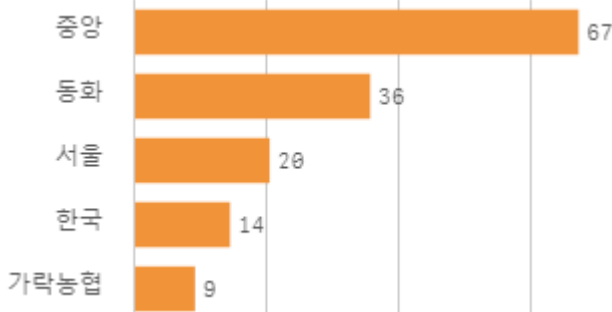
거래 단량별 물량 구성비



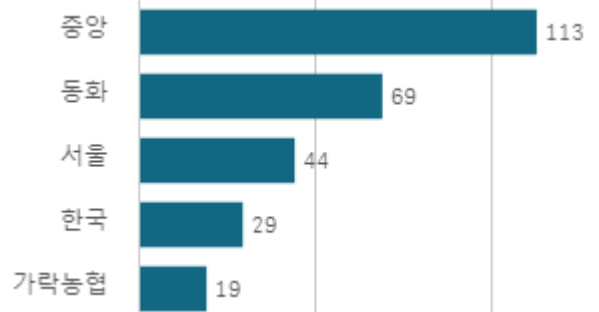
출하자별 거래물량 구성비



도매시장 법인별 거래물량(톤)

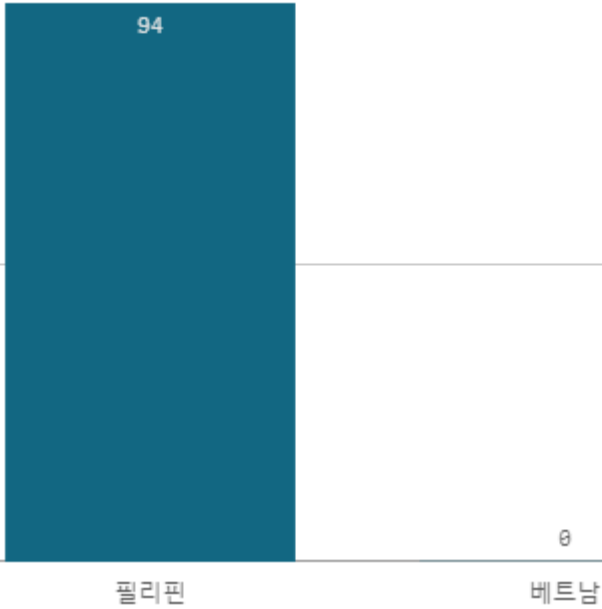


도매시장 법인별 거래금액(백만원)



골드파인애플 수입(12Kg)

산지별 거래물량(톤)



산지별 주출하 시군구



출하산지(개소)

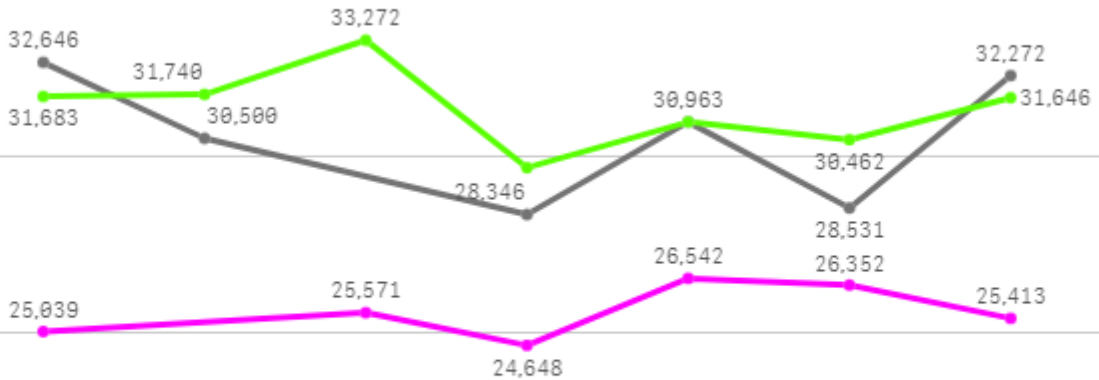
2

출하건수(천건)

0

주간 도매가격(원)

◆ 2025 ● 2024 ◆ 평년



06/07 06/08 06/09 06/10 06/11 06/12 06/13

구분	금주(A)	전주(B)	전월(C)	전년(D)	평년(E)	A/B	A/C	A/D	A/E
가격(원)	25,594	26,950	28,920	30,543	29,195	95.0%	88.5%	83.8%	87.7%

※ 상품 가격 기준

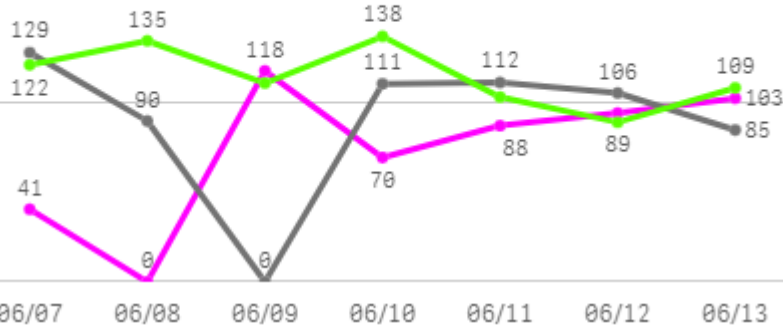
□ 골드파인애플 수입(12Kg) 주간 가격

구분	Q	품종	Q	단량	Q	특	상	보통	하
2025-06-07		골드파인애플 수입		12Kg		26,846	25,039	25,171	24,131
2025-06-09		골드파인애플 수입		12Kg		27,051	25,571	25,171	22,754
2025-06-10		골드파인애플 수입		12Kg		27,174	24,648	19,198	18,087
2025-06-11		골드파인애플 수입		12Kg		27,359	26,542	24,465	22,451
2025-06-12		골드파인애플 수입		12Kg		27,174	26,352	25,095	22,754
2025-06-13		골드파인애플 수입		12Kg		27,195	25,413	21,743	18,758
평균						27,133	25,594	23,474	21,489

매실

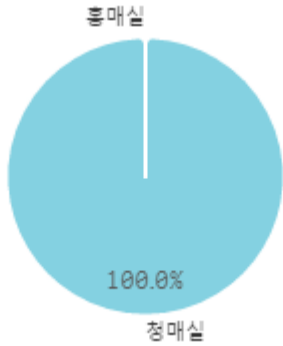
주간 반입량(톤)

◆ 2025 ● 2024 ▲ 평년

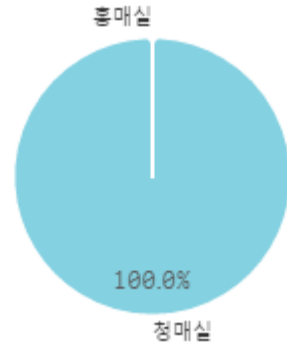


구분	금주(A)	전주(B)	전월(C)	전년(D)	평년(E)	A/B	A/C	A/D	A/E
물량(톤)	514	135	0	632	766	380.5%	46712...	81.2%	67.1%

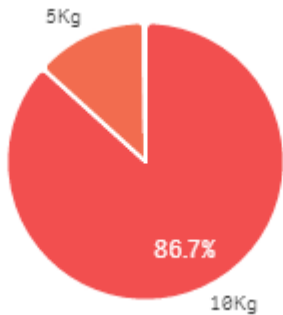
출하 품종별 거래물량 구성비



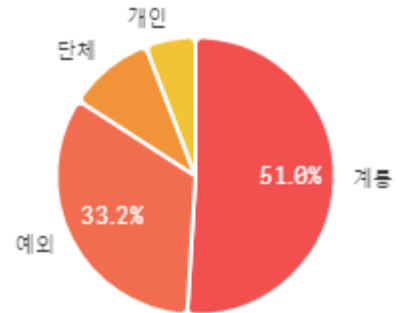
출하 품종별 거래금액 구성비



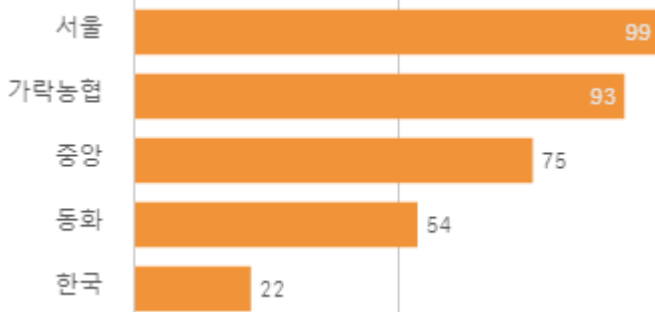
거래 단량별 물량 구성비



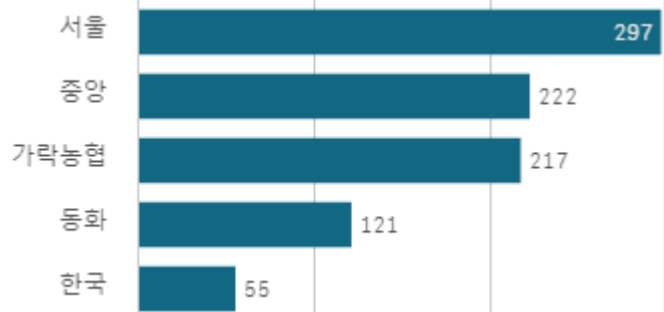
출하자별 거래물량 구성비



도매시장 법인별 거래물량(톤)

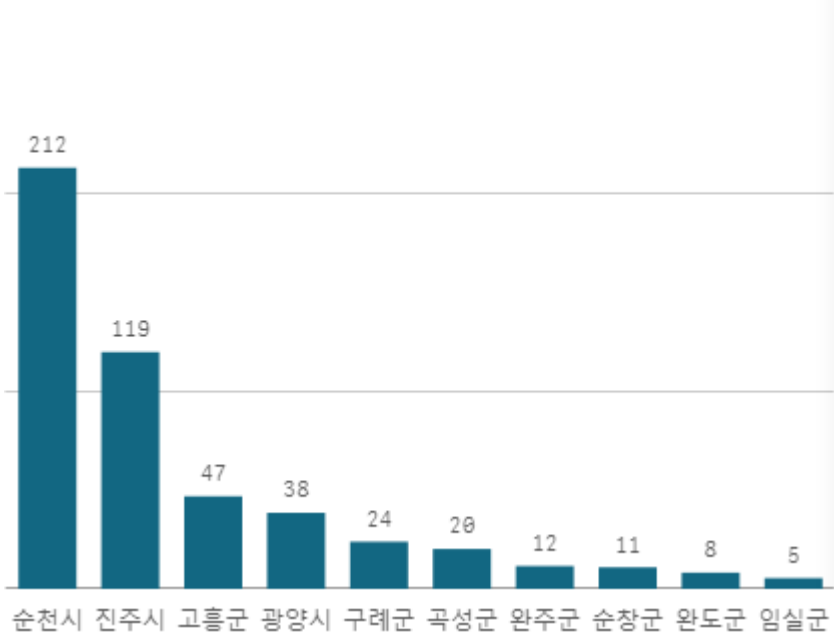


도매시장 법인별 거래금액(백만원)



청매실(10Kg)

산지별 거래물량(톤)



출하산지(개소)

34

출하건수(천건)

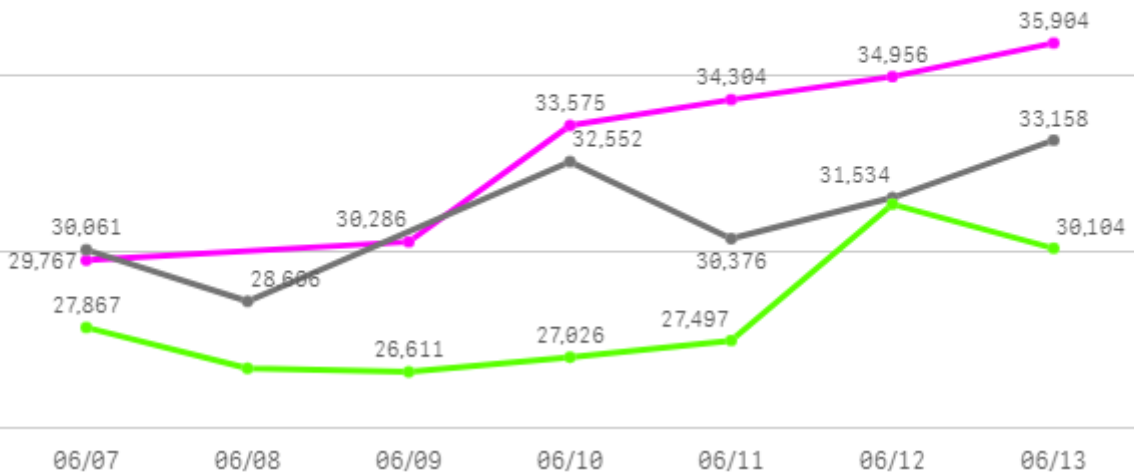
5

산지별 주출하 시군구



주간 도매가격(원)

◆ 2025 ● 2024 ◆ 평년



구분	금주(A)	전주(B)	전월(C)	전년(D)	평년(E)	A/B	A/C	A/D	A/E
가격(원)	33,132	33,447	30,000	31,048	29,302	99.1%	110.4%	106.7%	113.1%

※ 상품 가격 기준

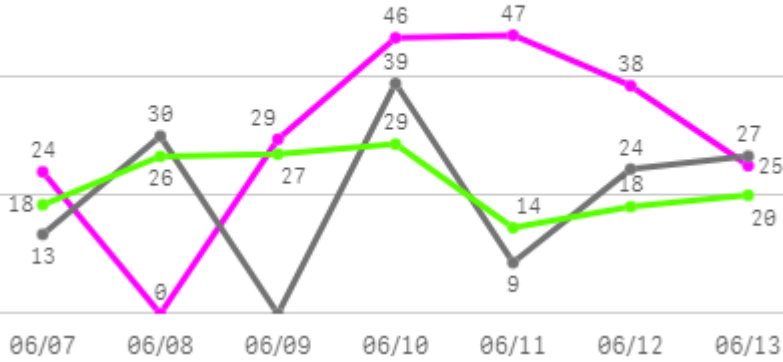
□ 청매실(10Kg) 주간 가격

구분	Q	품종	Q	단량	Q	특	상	보통	하
2025-06-07		청매실		10Kg		45,066	29,767	19,414	11,200
2025-06-09		청매실		10Kg		44,639	30,286	18,358	9,451
2025-06-10		청매실		10Kg		47,905	33,575	21,683	11,380
2025-06-11		청매실		10Kg		50,314	34,304	23,007	13,687
2025-06-12		청매실		10Kg		50,199	34,956	23,939	14,968
2025-06-13		청매실		10Kg		51,365	35,904	24,572	15,797
평균						48,248	33,132	21,829	12,747

오렌지

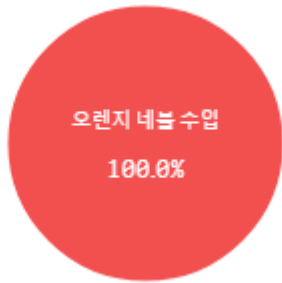
주간 반입량(톤)

◆ 2025 ● 2024 ▲ 평년



구분	금주(A)	전주(B)	전월(C)	전년(D)	평년(E)	A/B	A/C	A/D	A/E
물량(톤)	210	336	453	142	164	62.4%	46.3%	148.3%	128.3%

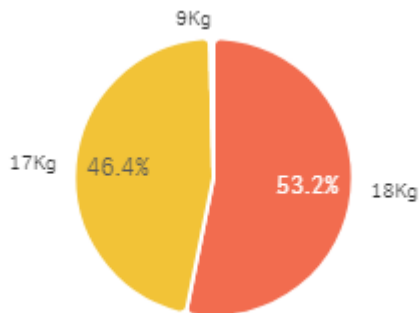
출하 품종별 거래물량 구성비



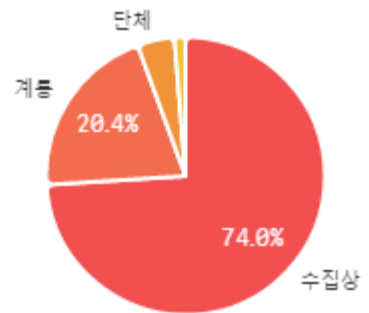
출하 품종별 거래금액 구성비



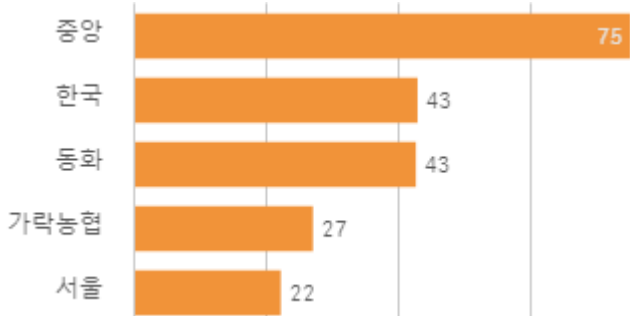
거래 단량별 물량 구성비



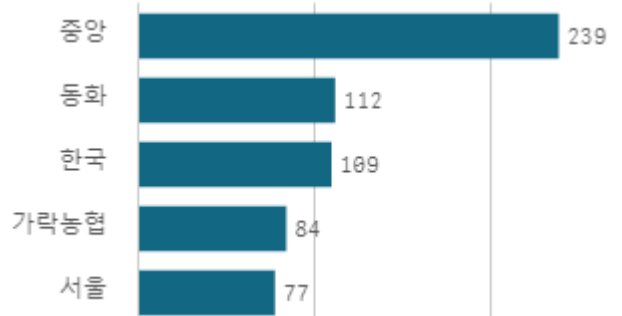
출하자별 거래물량 구성비



도매시장 법인별 거래물량(톤)

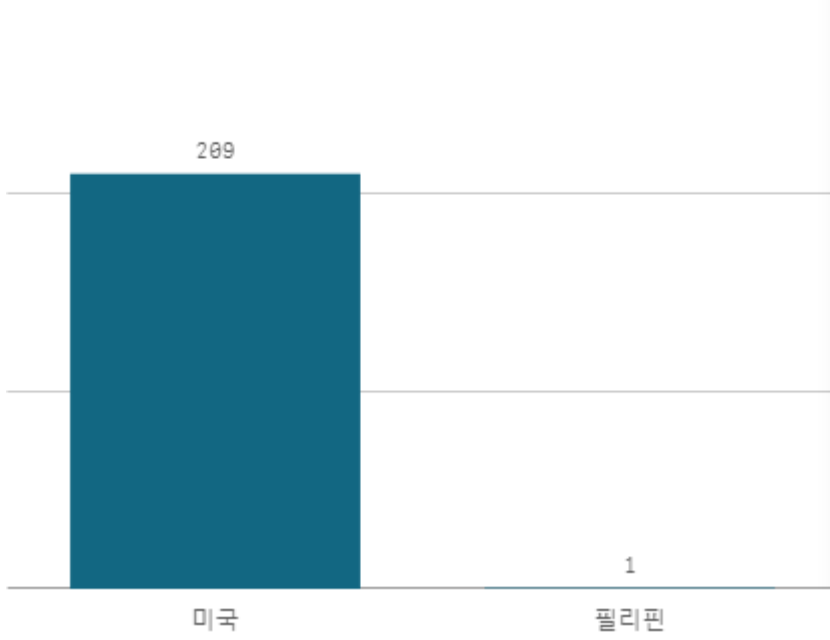


도매시장 법인별 거래금액(백만원)

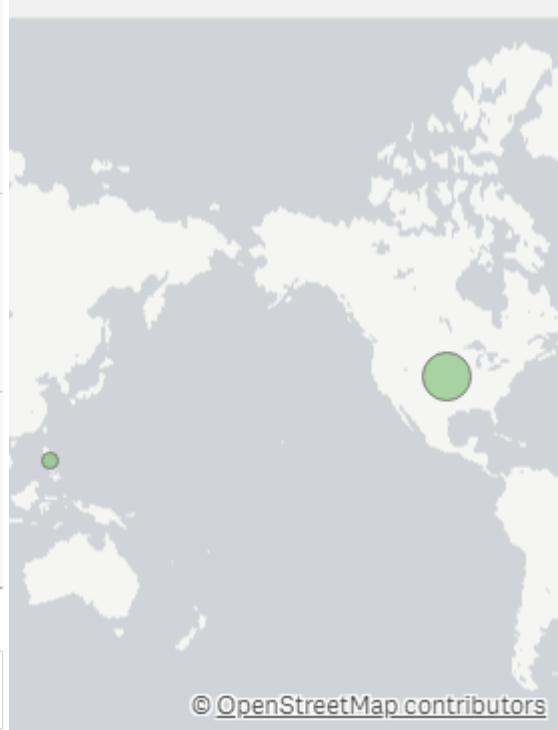


오렌지 네블 수입(18Kg)

산지별 거래물량(톤)



산지별 주출하 시군구



출하산지(개소)

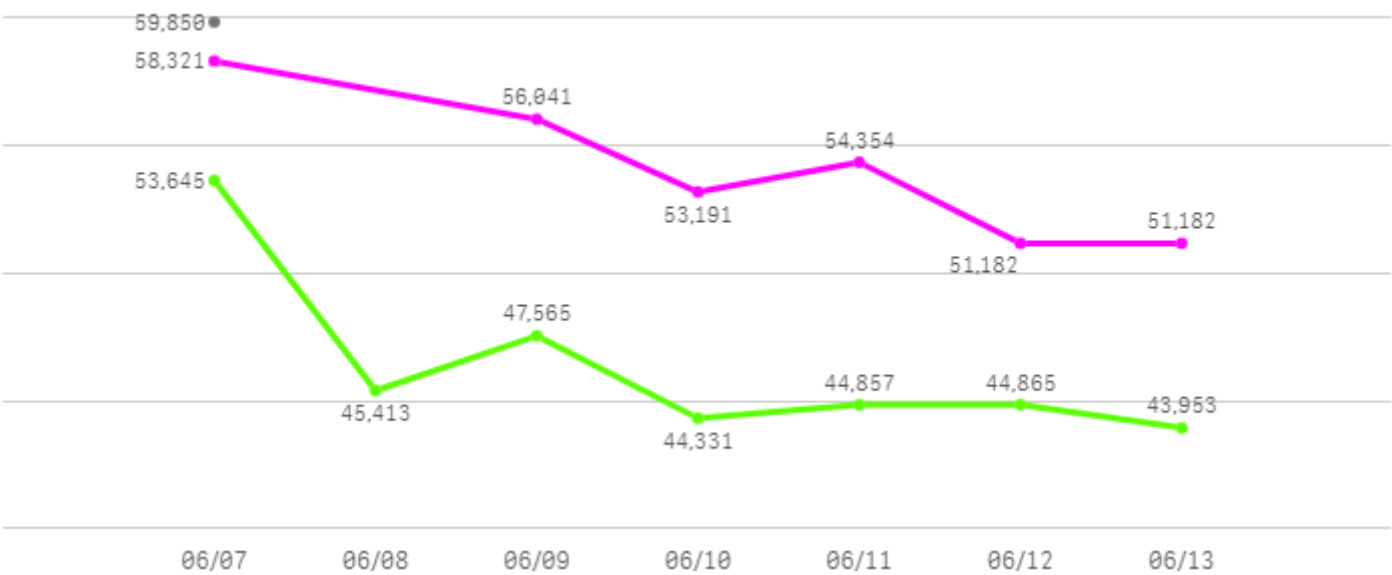
2

출하건수(천건)

0

주간 도매가격(원)

◆ 2025 ● 2024 ◆ 평년



구분	금주(A)	전주(B)	전월(C)	전년(D)	평년(E)	A/B	A/C	A/D	A/E
가격(원)	54,305	53,524	54,405	59,850	51,326	101.5%	99.8%	90.7%	105.8%

※ 상품 가격 기준

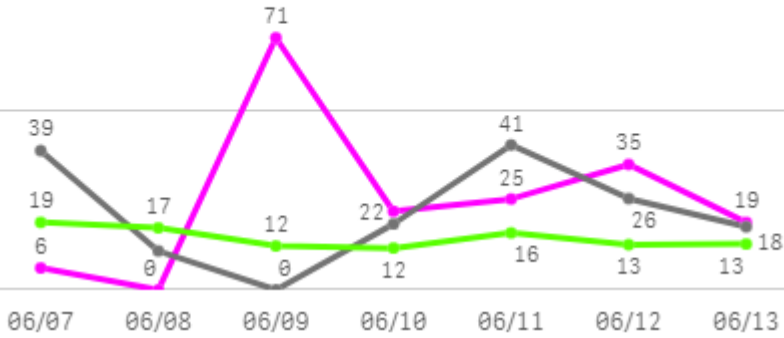
□ 오렌지 네블 수입(18Kg) 주간 가격

구분	Q	품종	Q	단량	Q	특	상	보통	하
2025-06-07		오렌지 네블 수입		18Kg		66,852	58,321	46,312	46,000
2025-06-09		오렌지 네블 수입		18Kg		61,633	56,041	43,610	40,000
2025-06-10		오렌지 네블 수입		18Kg		62,235	53,191	41,435	40,000
2025-06-11		오렌지 네블 수입		18Kg		66,316	54,354	46,681	42,000
2025-06-12		오렌지 네블 수입		18Kg		57,000	51,182	41,343	34,000
2025-06-13		오렌지 네블 수입		18Kg		57,000	51,182	41,343	34,000
평균						61,839	54,045	43,454	39,333

망고

주간 반입량(톤)

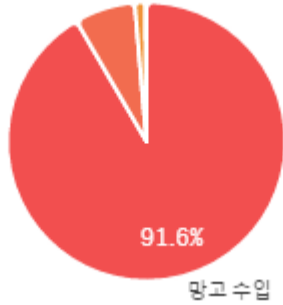
◆ 2025 ● 2024 ▲ 평년



구분	금주(A)	전주(B)	전월(C)	전년(D)	평년(E)	A/B	A/C	A/D	A/E
물량(톤)	178	127	206	152	126	140.5%	86.5%	117.1%	141.6%

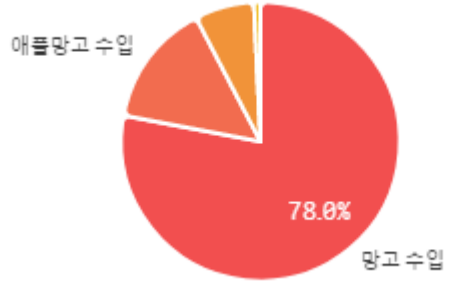
출하 품종별 거래물량 구성비

애플망고 수입



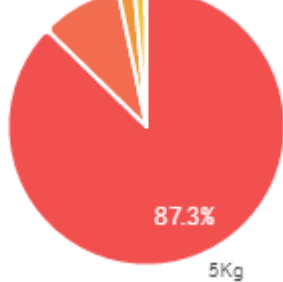
출하 품종별 거래금액 구성비

망고 국산



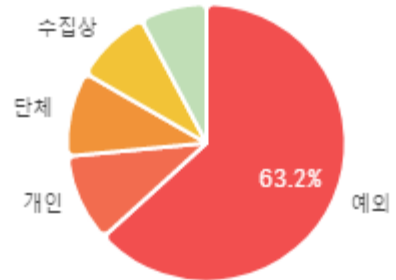
거래 단량별 물량 구성비

4Kg

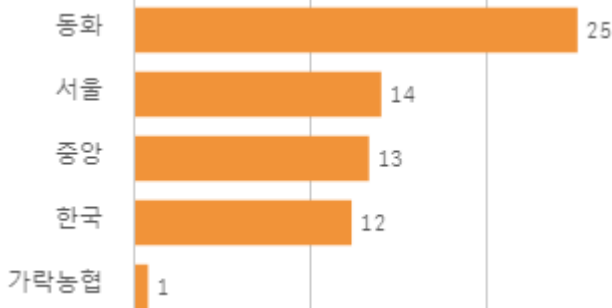


출하자별 거래물량 구성비

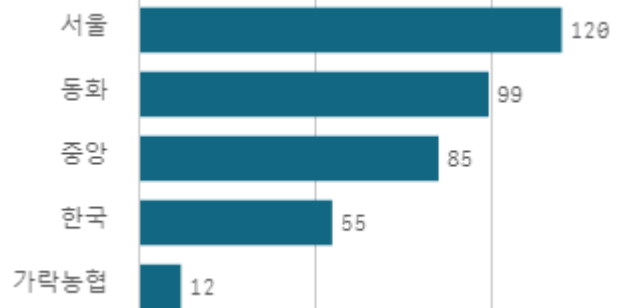
계통



도매시장 법인별 거래물량(톤)



도매시장 법인별 거래금액(백만원)

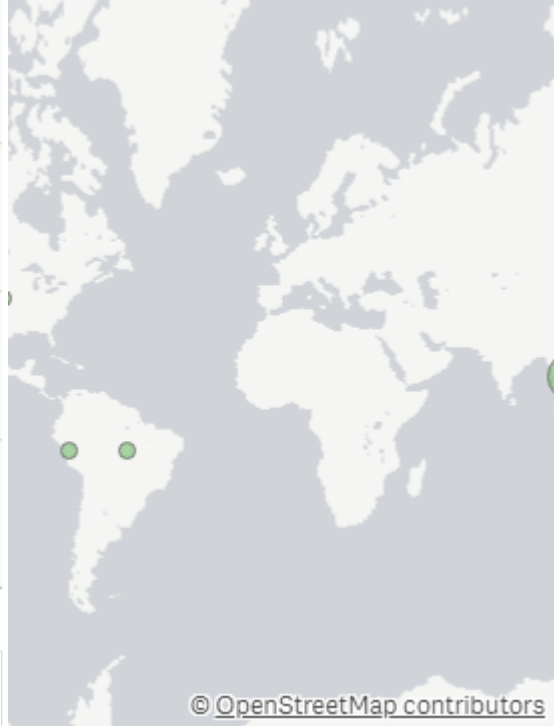


망고 수입(5Kg)

산지별 거래물량(톤)



산지별 주출하 시군구



출하산지(개소)

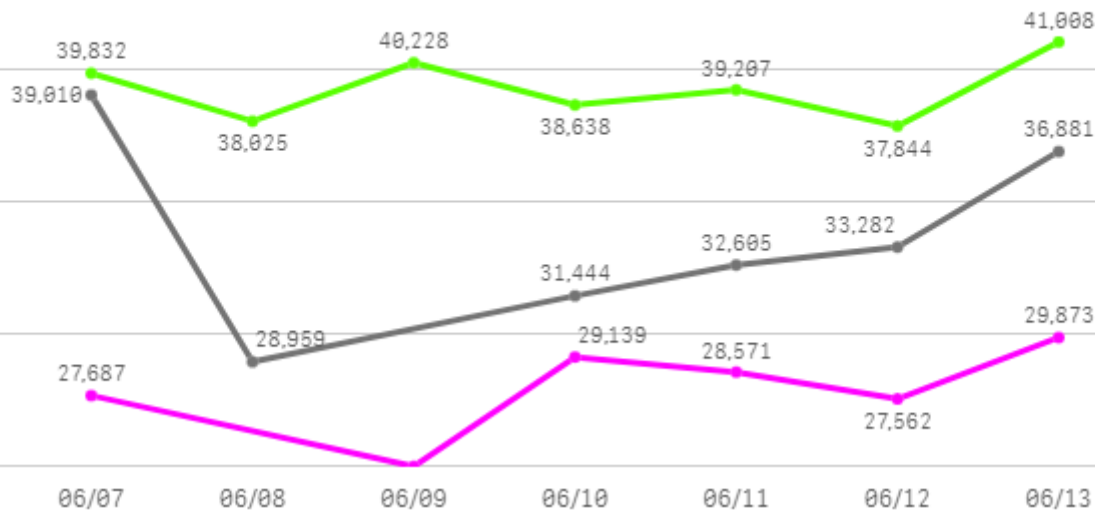
8

출하건수(천건)

1

주간 도매가격(원)

◆ 2025 ● 2024 ◆ 평년



구분	금주(A)	전주(B)	전월(C)	전년(D)	평년(E)	A/B	A/C	A/D	A/E
가격(원)	27,974	26,370	28,657	33,794	35,088	106.1%	97.6%	82.8%	79.7%

※ 상품 가격 기준

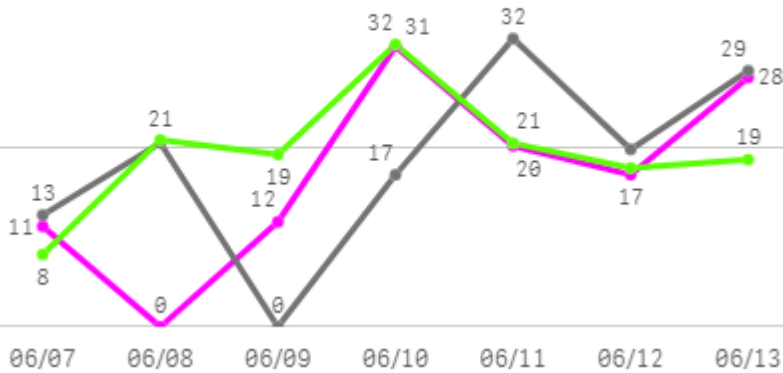
□ 망고 수입(5Kg) 주간 가격

구분	Q	품종	Q	단량	Q	특	상	보통	하
2025-06-07		망고 수입		5Kg		31,192	27,687	25,287	20,328
2025-06-09		망고 수입		5Kg		28,605	25,017	22,576	17,549
2025-06-10		망고 수입		5Kg		32,475	29,139	26,881	22,385
2025-06-11		망고 수입		5Kg		35,513	28,571	21,005	12,120
2025-06-12		망고 수입		5Kg		32,610	27,562	23,686	18,544
2025-06-13		망고 수입		5Kg		33,192	29,873	26,272	21,826
평균						32,264	27,974	24,284	18,792

고등어

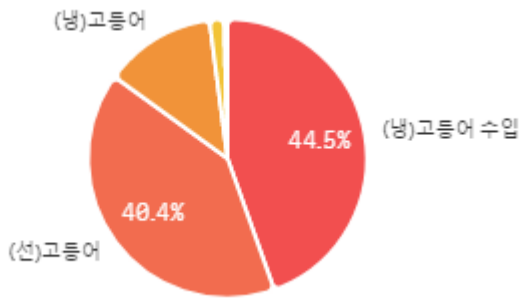
주간 반입량(톤)

◆ 2025 ● 2024 ▲ 평년

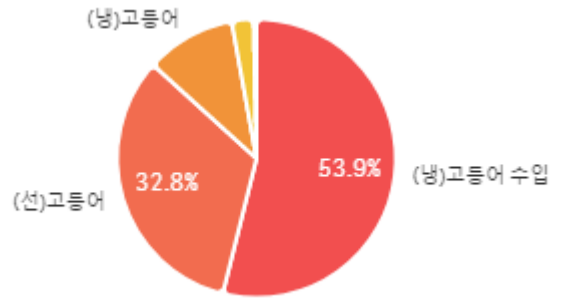


구분	금주(A)	전주(B)	전월(C)	전년(D)	평년(E)	A/B	A/C	A/D	A/E
물량(톤)	120	121	91	131	127	99.1%	132.3%	91.3%	94.6%

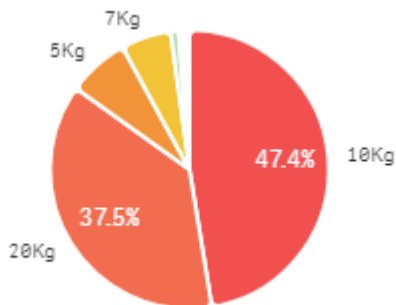
출하 품종별 거래물량 구성비



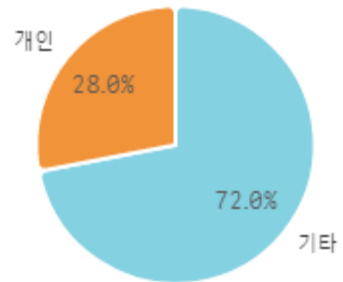
출하 품종별 거래금액 구성비



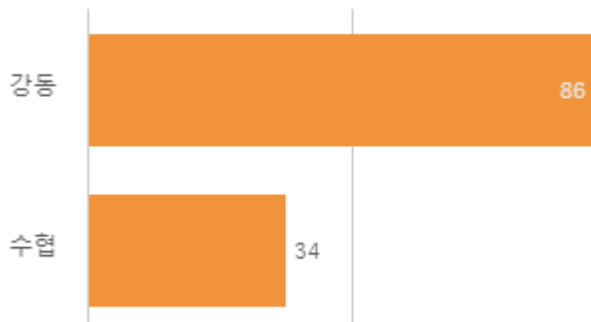
거래 단량별 물량 구성비



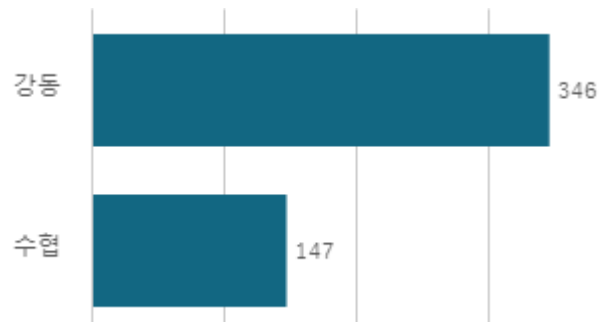
출하자별 거래물량 구성비



도매시장 법인별 거래물량(톤)

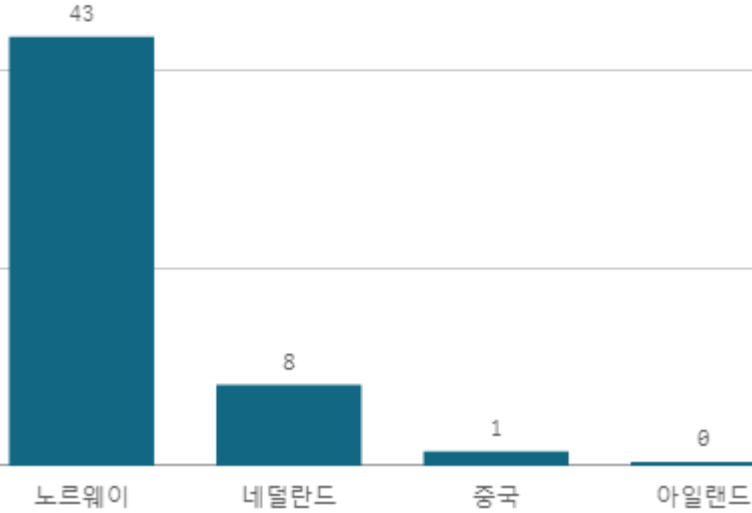


도매시장 법인별 거래금액(백만원)

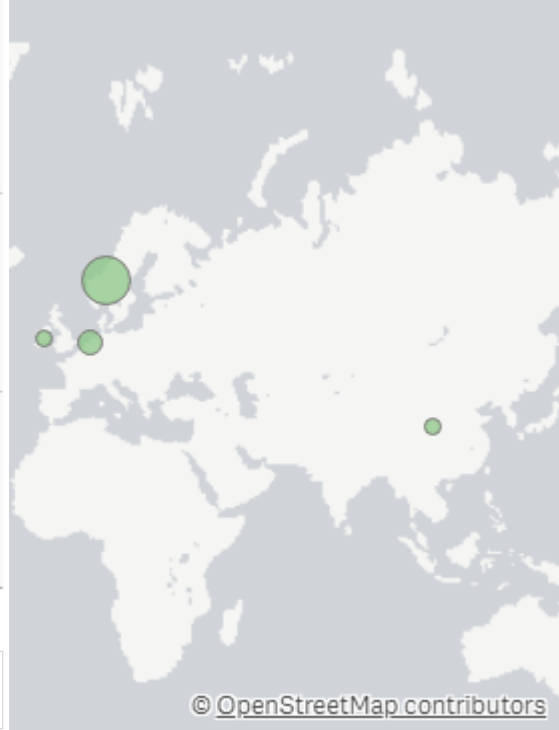


(냉)고등어 수입(10Kg)

산지별 거래물량(톤)



산지별 주출하 시군구



출하산지(개소)

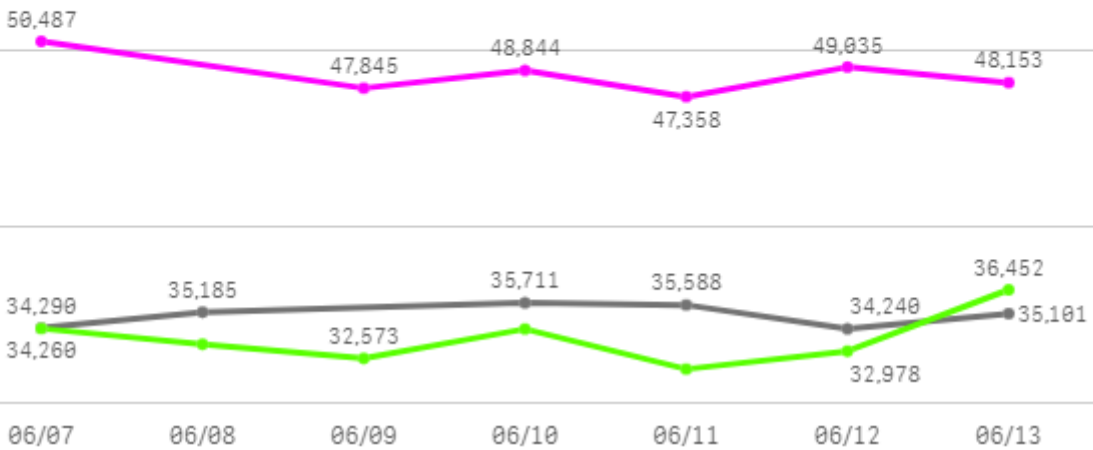
4

출하건수(천건)

0

주간 도매가격(원)

◆ 2025 ● 2024 ◆ 평년



구분	금주(A)	전주(B)	전월(C)	전년(D)	평년(E)	A/B	A/C	A/D	A/E
가격(원)	48,766	48,084	48,489	35,019	38,531	101.4%	100.6%	139.3%	126.6%

※ 상품 가격 기준

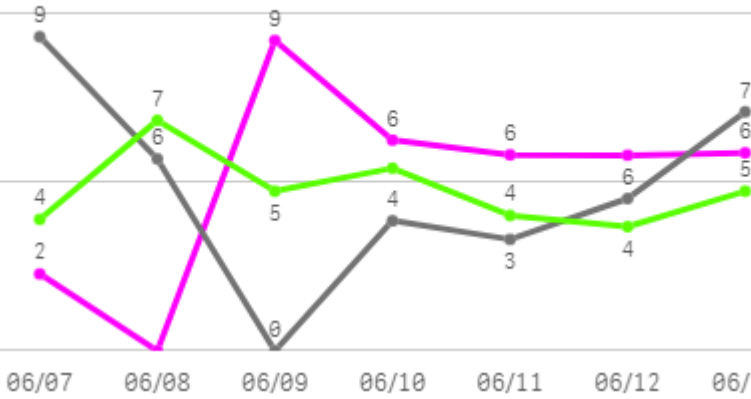
□ (냉)고등어 수입(10Kg) 주간 가격

구분	Q	품종	Q	단량	Q	특	상	보통	하
2025-06-07		(냉)고등어 수입		10Kg		-	50,487	-	-
2025-06-09		(냉)고등어 수입		10Kg		-	47,845	-	-
2025-06-10		(냉)고등어 수입		10Kg		-	48,844	-	-
2025-06-11		(냉)고등어 수입		10Kg		-	47,358	-	-
2025-06-12		(냉)고등어 수입		10Kg		-	49,035	-	-
2025-06-13		(냉)고등어 수입		10Kg		-	48,153	-	-
평균						-	48,620	-	-

갈치

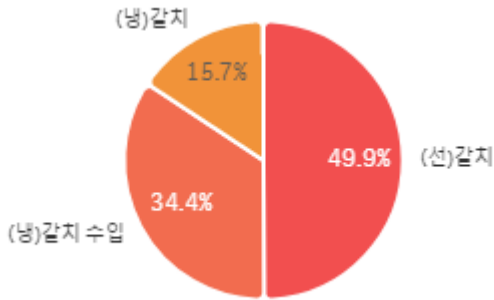
주간 반입량(톤)

2025 (파란색 선) 2024 (회색 선) 평년 (녹색 선)

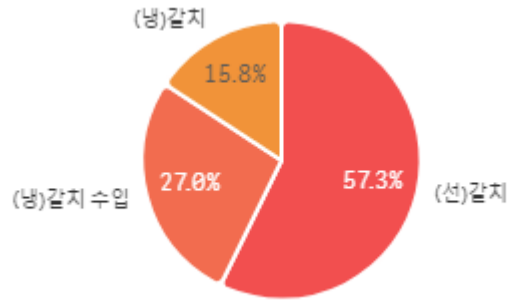


구분	금주(A)	전주(B)	전월(C)	전년(D)	평년(E)	A/B	A/C	A/D	A/E
물량(톤)	35	22	31	34	33	160.2%	114.5%	104.3%	107.1%

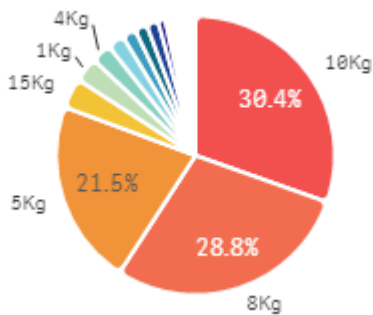
출하 품종별 거래물량 구성비



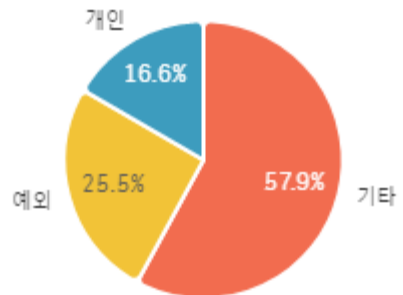
출하 품종별 거래금액 구성비



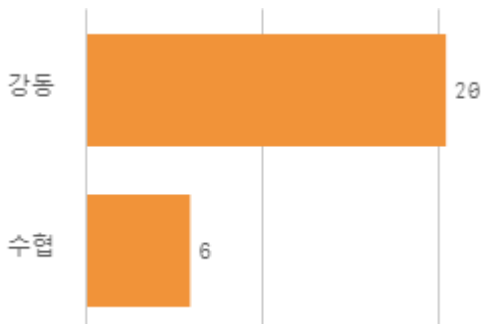
거래 단량별 물량 구성비



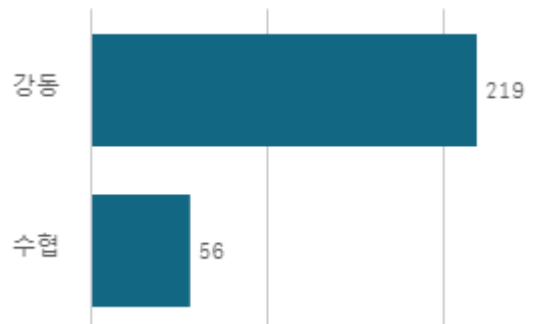
출하자별 거래물량 구성비



도매시장 법인별 거래물량(톤)

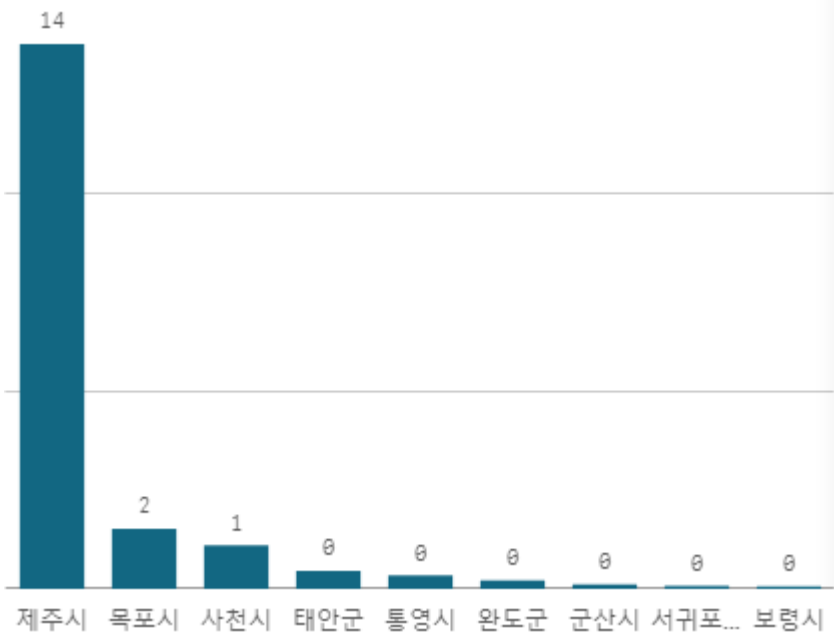


도매시장 법인별 거래금액(백만원)

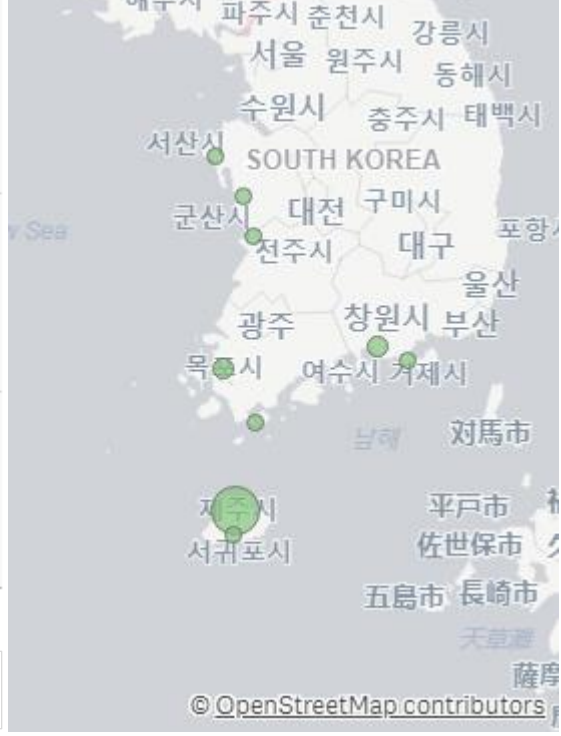


(선)갈치(5Kg)

산지별 거래물량(톤)



산지별 주출하 시군구



출하산지(개소)

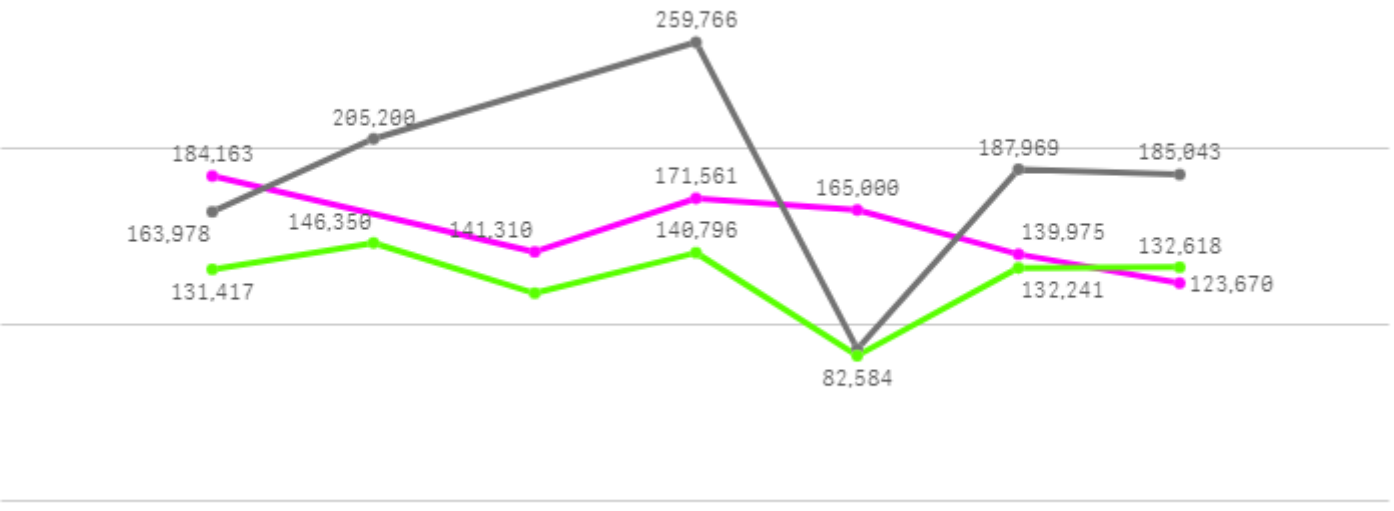
9

출하건수(천건)

1

주간 도매가격(원)

◆ 2025 ◀ 2024 ◆ 평년



06/07 06/08 06/09 06/10 06/11 06/12 06/13

구분	금주(A)	전주(B)	전월(C)	전년(D)	평년(E)	A/B	A/C	A/D	A/E
가격(원)	158,079	166,898	189,645	181,398	135,880	94.7%	83.4%	87.1%	116.3%

※ 상품 가격 기준

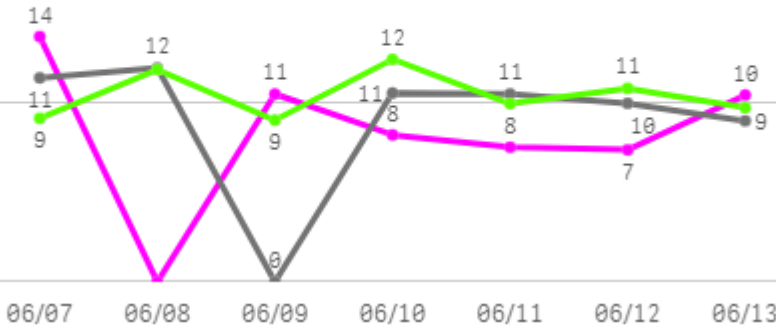
□ (선)갈치(5Kg) 주간 가격

구분	Q	품종	Q	단량	Q	특	상	보통	하
2025-06-07		(선)갈치		5Kg		-	184,163	53,563	29,028
2025-06-09		(선)갈치		5Kg		-	141,310	30,934	18,111
2025-06-10		(선)갈치		5Kg		-	171,561	75,741	32,429
2025-06-11		(선)갈치		5Kg		-	165,000	111,474	33,311
2025-06-12		(선)갈치		5Kg		-	139,975	48,329	23,117
2025-06-13		(선)갈치		5Kg		-	123,670	34,876	22,907
평균						-	154,280	59,153	26,484

종합

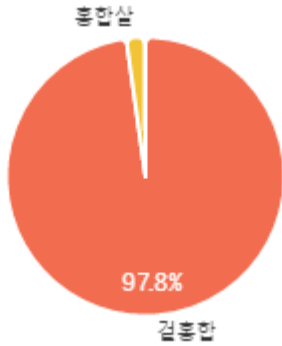
주간 반입량(톤)

◆ 2025 ● 2024 ▲ 평년

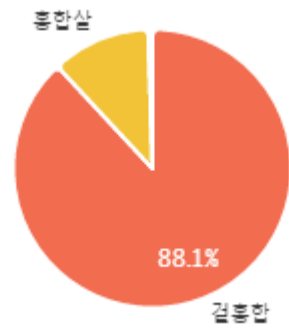


구분	금주(A)	전주(B)	전월(C)	전년(D)	평년(E)	A/B	A/C	A/D	A/E
물량(톤)	58	61	79	64	70	95.0%	72.9%	91.1%	82.6%

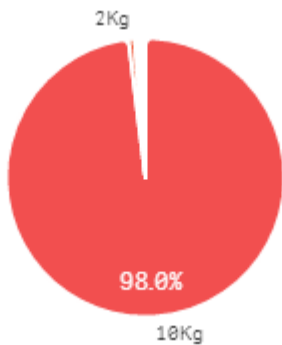
출하 품종별 거래물량 구성비



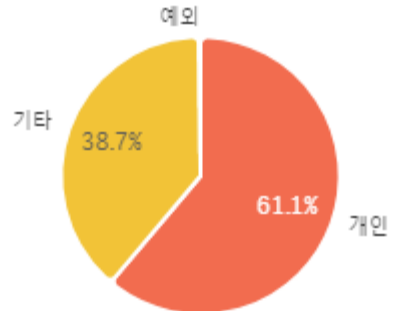
출하 품종별 거래금액 구성비



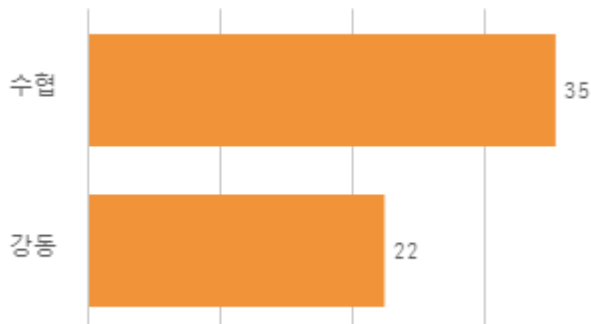
거래 단량별 물량 구성비



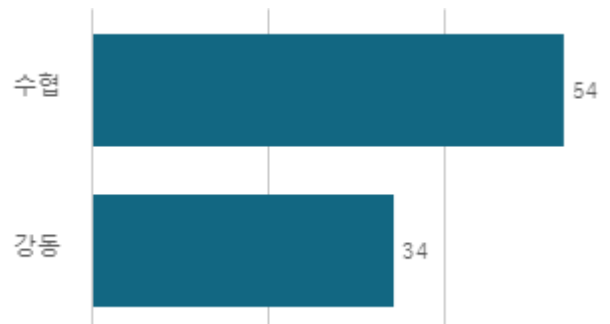
출하자별 거래물량 구성비



도매시장 법인별 거래물량(톤)

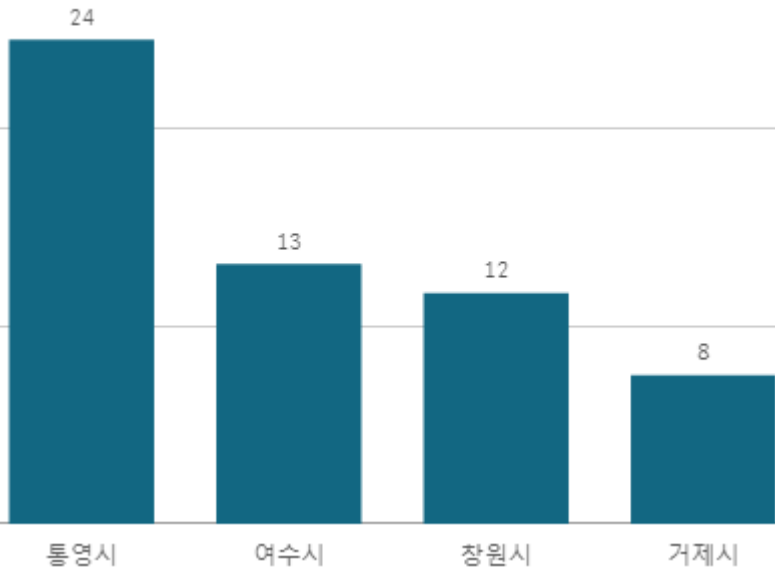


도매시장 법인별 거래금액(백만원)



겉홍합(10Kg)

산지별 거래물량(톤)



출하산지(개소)

4

출하건수(천건)

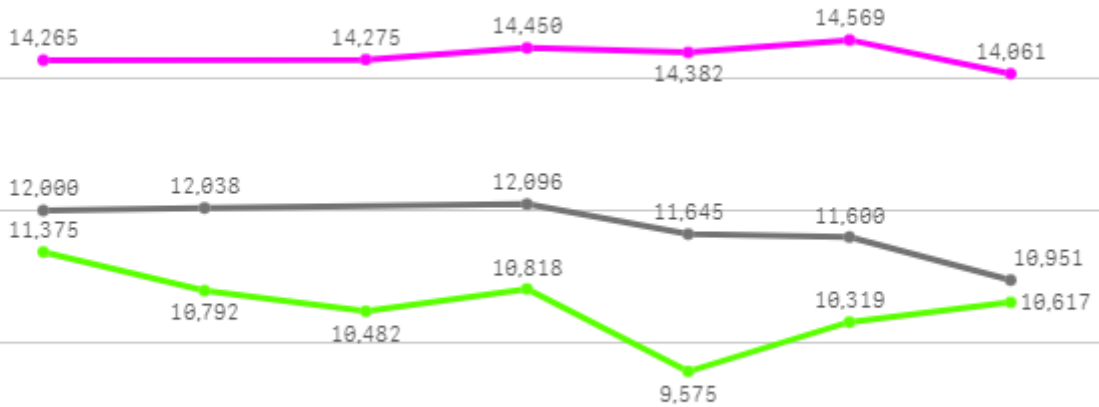
1

산지별 주출하 시군구



주간 도매가격(원)

◆ 2025 ● 2024 ◆ 평년



06/07 06/08 06/09 06/10 06/11 06/12 06/13

구분	금주(A)	전주(B)	전월(C)	전년(D)	평년(E)	A/B	A/C	A/D	A/E
가격(원)	14,332	14,461	19,035	11,722	12,022	99.1%	75.3%	122.3%	119.2%

※ 상품 가격 기준

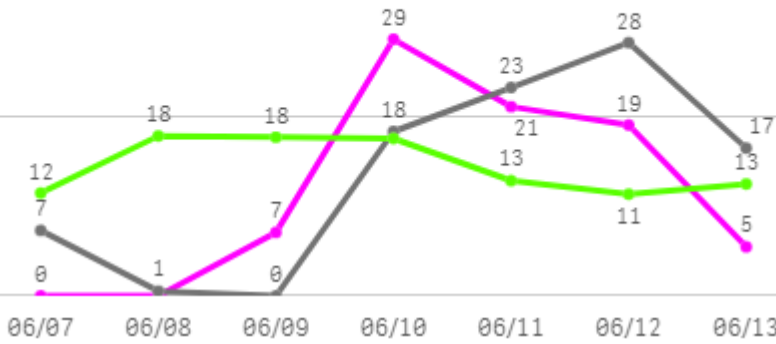
□ 곁홍합(10Kg) 주간 가격

구분	Q	품종	Q	단량	Q	특	상	보통	하
2025-06-07		곁홍합		10Kg		-	14,265	13,904	11,571
2025-06-09		곁홍합		10Kg		-	14,275	14,000	12,799
2025-06-10		곁홍합		10Kg		-	14,450	14,000	11,353
2025-06-11		곁홍합		10Kg		-	14,382	13,858	9,275
2025-06-12		곁홍합		10Kg		-	14,569	14,000	13,583
2025-06-13		곁홍합		10Kg		-	14,061	14,000	12,215
평균						-	14,334	13,960	11,799

건멸치

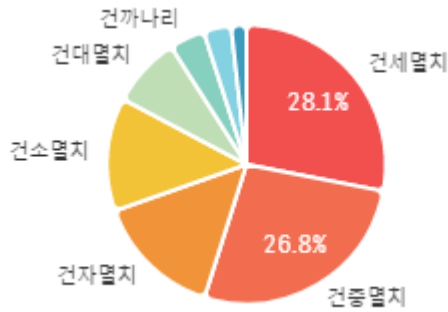
주간 반입량(톤)

◆ 2025 ● 2024 ▲ 평년

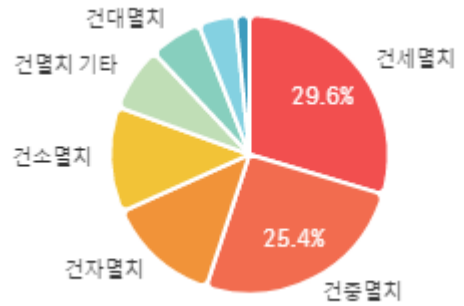


구분	금주(A)	전주(B)	전월(C)	전년(D)	평년(E)	A/B	A/C	A/D	A/E
물량(톤)	82	49	61	95	93	166.9%	135.0%	86.4%	87.9%

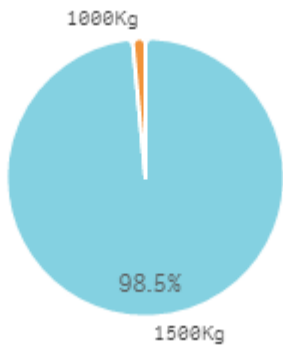
출하 품종별 거래물량 구성비



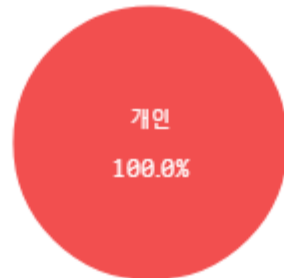
출하 품종별 거래금액 구성비



거래 단량별 물량 구성비



출하자별 거래물량 구성비



도매시장 법인별 거래물량(톤)

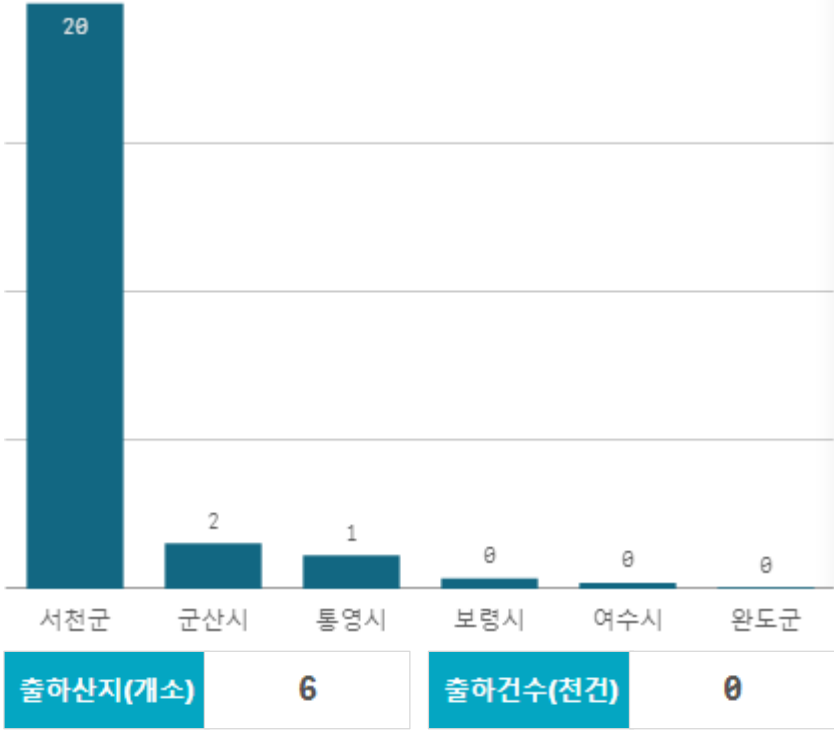


도매시장 법인별 거래금액(백만원)

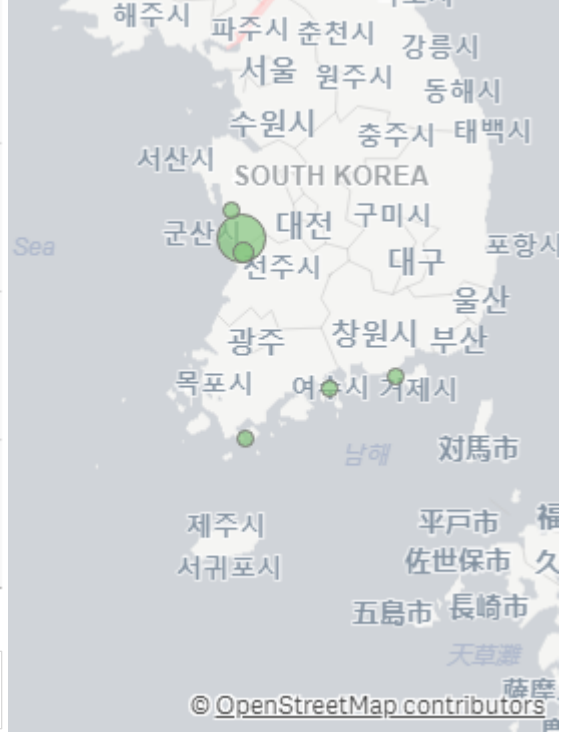


건세멸치(1.5Kg)

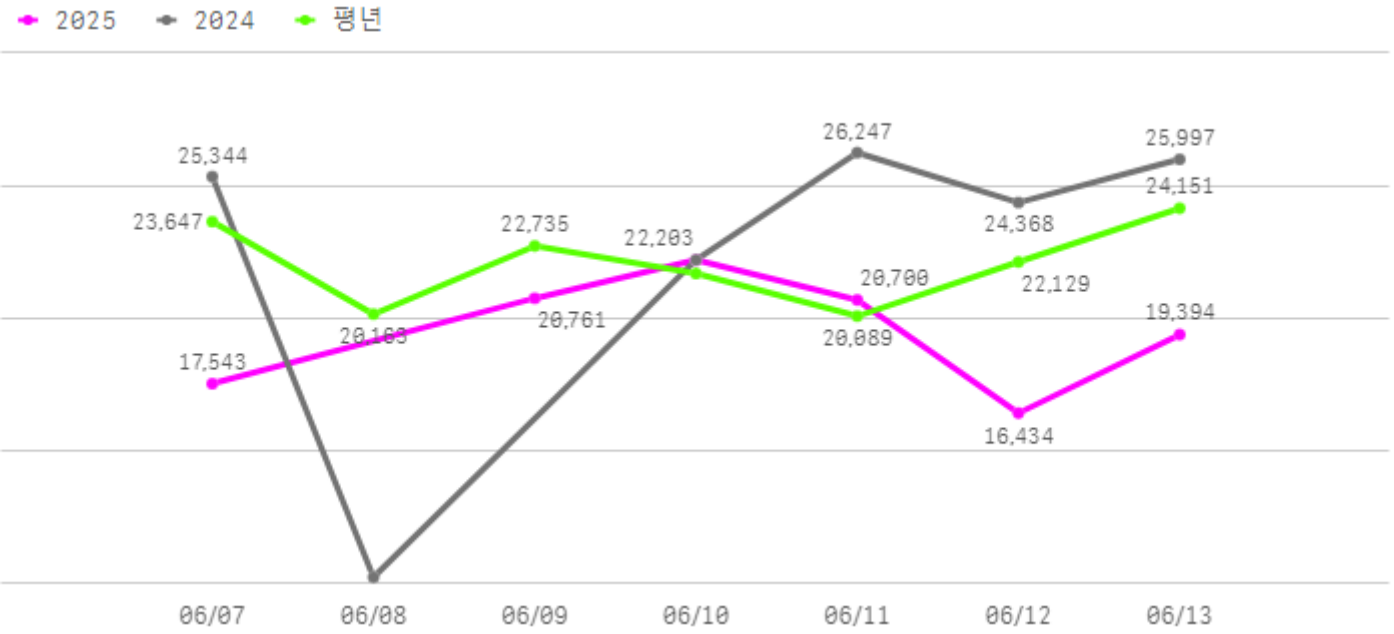
산지별 거래물량(톤)



산지별 주출하 시군구



주간 도매가격(원)



구분	금주(A)	전주(B)	전월(C)	전년(D)	평년(E)	A/B	A/C	A/D	A/E
가격(원)	20,164	19,875	19,641	22,402	21,307	101.5%	102.7%	90.0%	94.6%

※ 상품 가격 기준

□ 건세멸치(1.5Kg) 주간 가격

구분	Q	품종	Q	단량	Q	특	상	보통	하
2025-06-07		건세멸치		1.5Kg		-	17,543	14,638	11,492
2025-06-09		건세멸치		1.5Kg		-	20,761	15,267	9,677
2025-06-10		건세멸치		1.5Kg		-	22,203	16,331	6,005
2025-06-11		건세멸치		1.5Kg		-	20,700	19,755	16,698
2025-06-12		건세멸치		1.5Kg		-	16,434	12,884	7,792
2025-06-13		건세멸치		1.5Kg		-	19,394	15,418	6,000
평균						-	19,506	15,716	9,611