
2026년 가락시장

주요 품목 주간 거래동향

1월 1주차 주요 동향

[2026. 1.3. ~ 1.9.]



서울특별시농수산물공사

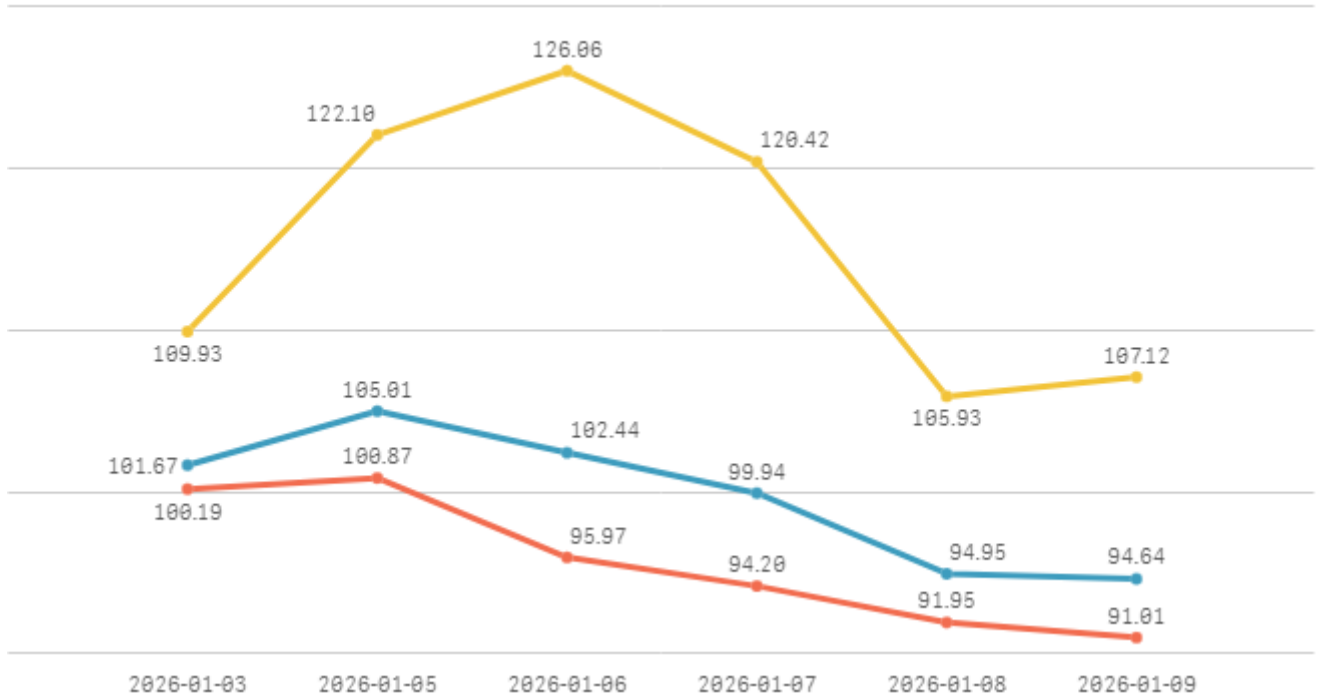
[데이터전략팀]

1. 주간 표준지수

※ 직전 5개년 평균가격을 지수 100으로 산정하여 100 이상일 경우 평년보다 상승, 100 이하일 경우 평년보다 하락

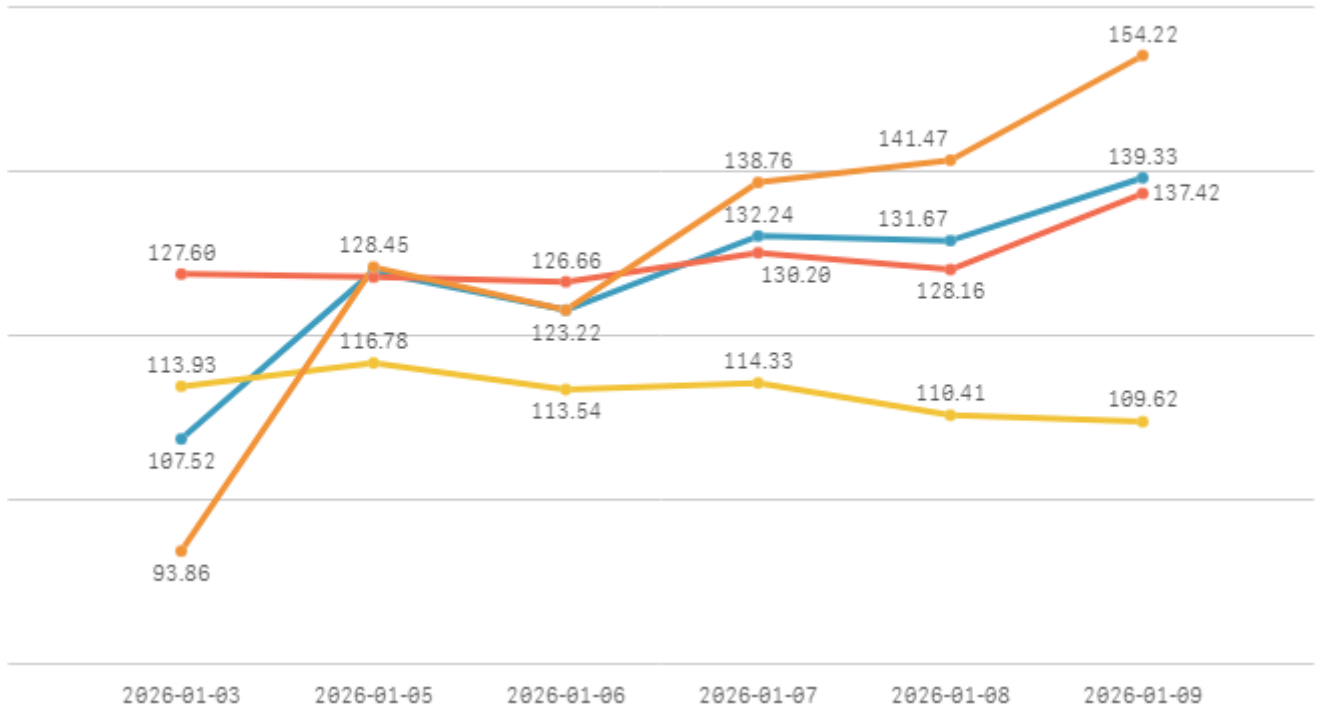
□ 청과부류

합계 채소계 과일계



□ 수산부류

합계 생선류 조개류 건어류



2. 1월 1주차 주요 품목 주간 거래동향

주요 품목(종) 주간동향 (01.03 ~ 01.09)

품종 단위	금주평균	전주평균	전월평균	전년평균	5년평균 가격	전주대비	전월대비	전년대비	5년평균 대비
(냉)고등어 수입(10키로상자)	77,140	72,388	72,245	53,733	46,931	7% ▲	7% ▲	44% ▲	64% ▲
(선)갈치(5키로상자)	172,975	155,077	143,575	169,718	145,298	12% ▲	20% ▲	2% ▲	19% ▲
가지(8키로상자)	40,200	51,763	32,717	36,319	38,076	-22% ▼	23% ▲	11% ▲	6% ▲
감 대봉시(10키로상자)	28,749	24,759	20,416	20,952	30,854	16% ▲	41% ▲	37% ▲	-7% ▼
감갈 하우스(5키로상자)	18,023	16,268	16,639	28,992	22,735	11% ▲	8% ▲	-38% ▼	-21% ▼
감자 수미(햇)(20키로상자)	54,111	50,317	41,717	51,052	50,682	8% ▲	30% ▲	6% ▲	7% ▲
건세멸치(1.5키로상자)	22,799	21,043	18,738	21,115	23,179	8% ▲	22% ▲	8% ▲	-2% ▼
겉종합(10키로망대)	8,686	9,138	9,070	17,660	12,854	-5% ▼	-4% ▼	-51% ▼	-32% ▼
깐마늘 대서(20키로)	155,746	156,035	155,940	136,032	147,316	-0% ▼	-0% ▼	14% ▲	6% ▲
단감 부유(10키로상자)	34,403	35,732	31,016	33,913	38,135	-4% ▼	11% ▲	1% ▲	-10% ▼
당근(20키로상자)	24,652	29,896	25,382	68,018	36,202	-18% ▼	-3% ▼	-64% ▼	-32% ▼
대추방울토마토(3키로상자)	17,871	18,967	16,890	15,997	18,144	-6% ▼	6% ▲	12% ▲	-2% ▼
대파(일반)(1키로단)	1,851	1,482	2,185	2,103	1,973	25% ▲	-15% ▼	-12% ▼	-6% ▼
돌미나리(4키로상자)	46,637	47,712	34,473	43,744	50,599	-2% ▼	35% ▲	7% ▲	-8% ▼
딸기 설향(2키로상자)	36,757	45,485	35,006	30,421	32,374	-19% ▼	5% ▲	21% ▲	14% ▲
만감 황금향(3키로상자)	14,403	14,904	11,693	15,212	16,275	-3% ▼	23% ▲	-5% ▼	-12% ▼
무(20키로상자)	13,148	15,413	15,202	29,465	14,778	-15% ▼	-14% ▼	-55% ▼	-11% ▼
물오징어(6키로상자)	112,899	121,100	85,833	136,198	106,425	-7% ▼	32% ▲	-17% ▼	6% ▲
바나나 수입(13키로상자)	26,376	25,654	23,951	19,955	22,972	3% ▲	10% ▲	32% ▲	15% ▲
배 신고(15키로상자)	55,691	53,144	43,467	99,330	62,929	5% ▲	28% ▲	-44% ▼	-12% ▼
배추(10키로망대)	9,165	9,563	10,663	15,673	8,539	-4% ▼	-14% ▼	-42% ▼	7% ▲
백다다기오이(100개)	75,649	86,354	65,737	78,212	73,424	-12% ▼	15% ▲	-3% ▼	3% ▲
부추(일반)(500그램단)	2,111	2,720	4,041	4,372	3,938	-22% ▼	-48% ▼	-52% ▼	-46% ▼
브로콜리 극산(8키로상자)	33,722	32,958	33,098	33,730	29,961	2% ▲	2% ▲	-0% ▼	13% ▲
빨강 파프리카(5키로상자)	21,683	17,316	25,983	34,846	30,247	25% ▲	-17% ▼	-38% ▼	-28% ▼
사과 부사(10키로상자)	76,154	82,005	92,477	79,803	58,594	-7% ▼	-18% ▼	-5% ▼	30% ▲
상추 포기잡(4키로상자)	36,102	32,940	10,967	15,147	27,164	10% ▲	229% ▲	138% ▲	33% ▲
새송이버섯(2키로상자)	9,321	11,977	8,646	9,312	8,533	-22% ▼	8% ▲	0% ▲	9% ▲
시금치(4키로상자)	15,293	13,923	11,344	17,058	13,227	10% ▲	35% ▲	-10% ▼	16% ▲
알배기배추(8키로상자)	17,756	18,795	17,132	21,132	16,331	-6% ▼	4% ▲	-16% ▼	9% ▲
애호박(20개)	32,013	26,475	17,725	31,780	32,029	21% ▲	81% ▲	1% ▲	-0% ▼
양배추(8키로망대)	7,205	6,254	6,946	14,984	7,108	15% ▲	4% ▲	-52% ▼	1% ▲
양상추(일반)(12개)	14,245	20,400	28,827	21,172	20,597	-30% ▼	-51% ▼	-33% ▼	-31% ▼
양파(1키로)	1,080	1,106	1,018	1,537	1,184	-2% ▼	6% ▲	-30% ▼	-9% ▼
열무(4키로상자)	18,714	17,418	13,149	10,357	14,501	7% ▲	42% ▲	81% ▲	29% ▲
오이맛고추(10키로상자)	44,820	34,166	31,441	43,673	54,501	31% ▲	43% ▲	3% ▲	-18% ▼
쪽파(10키로상자)	54,781	52,446	51,047	89,283	73,475	4% ▲	7% ▲	-39% ▼	-25% ▼
청경채(4키로상자)	12,118	17,482	7,092	9,977	13,445	-31% ▼	71% ▲	21% ▲	-10% ▼
청양고추(10키로상자)	69,123	59,213	43,904	58,572	67,735	17% ▲	57% ▲	18% ▲	2% ▲
토마토(5키로상자)	12,576	15,435	16,637	13,426	13,548	-19% ▼	-24% ▼	-6% ▼	-7% ▼
팽이버섯(5키로상자)	12,478	11,580	9,372	13,579	12,427	8% ▲	33% ▲	-8% ▼	0% ▲
포도 샤인머스켓(2키로상자)	8,035	8,024	6,469	10,196	16,492	0% ▲	24% ▲	-21% ▼	-51% ▼
호박밤 고구마(10키로상자)	26,842	23,661	22,916	26,088	26,630	13% ▲	17% ▲	3% ▲	1% ▲

□ 품종별 등락가격 비교(전주대비)

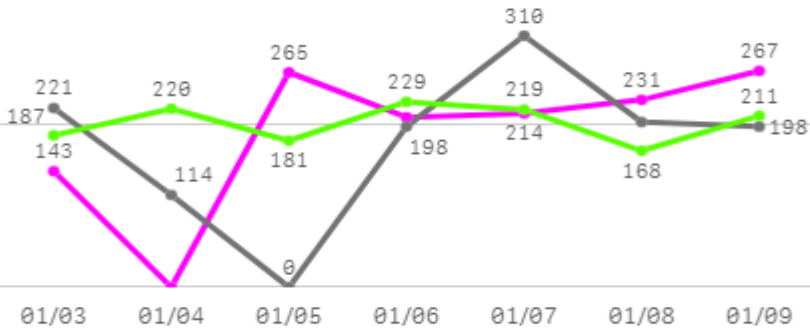
구분	품목(종)명
상승 품목(종)	(냉)고등어 수입(7%),(선)갈치(12%),감 대봉시(16%),감굴 하우스(11%),감자 수미(햇)(8%),건세멸치(8%),대파(일반)(25%),빨강 파프리카(25%),상추 포기잡(10%),시금치(10%),애호박(21%),양배추(15%),열무(7%),오이맛고추(31%),청양고추(17%),팽이버섯(8%),호박밤 고구마(13%)
하락 품목(종)	가지(-22%),당근(-18%),대추방울토마토(-6%),딸기 설향(-19%),무(-15%),물오징어(-7%),백다다기오이(-12%),부추(일반)(-22%),사과 부사(-7%),새송이버섯(-22%),알배기배추(-6%),양상추(일반)(-30%),청경채(-31%),토마토(-19%)
보합 품목(종)(+5%)	겉홍합,깐마늘 대서,단감 부유,돌미나리,만감 황금향,바나나 수입,배 신고,배추,브로콜리 국산,양파,쪽파,포도 샤인머스켓

3. 1월 1주차 품목(종)별 주간 거래동향

고구마

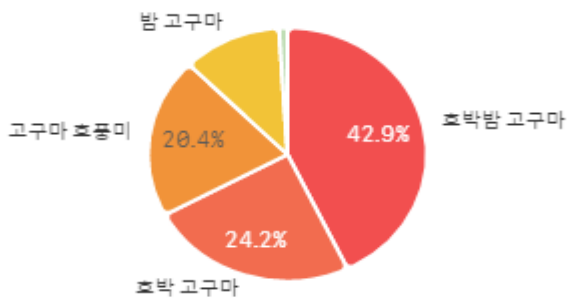
주간 반입량(톤)

2026 (파란색 선) 2025 (회색 선) 평년 (초록색 선)

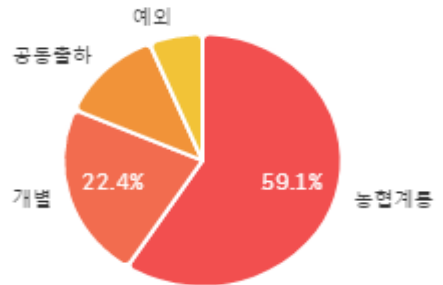


구분	금주(A)	전주(B)	전월(C)	전년(D)	평년(E)	A/B	A/C	A/D	A/E
물량(톤)	1,331	740	1,004	1,246	1,426	179.8%	132.5%	106.8%	93.3%

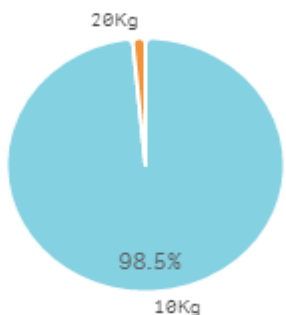
출하 품종별 거래물량 구성비



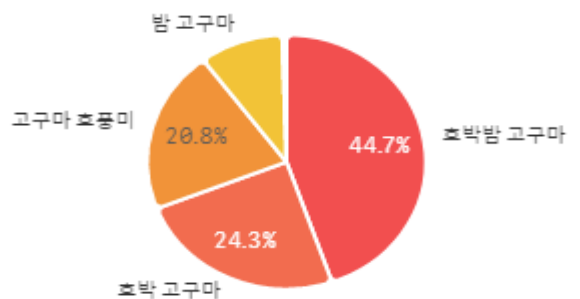
출하자별 거래물량 구성비



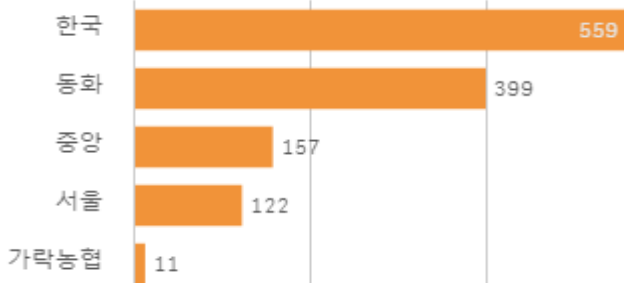
거래 단량별 물량 구성비



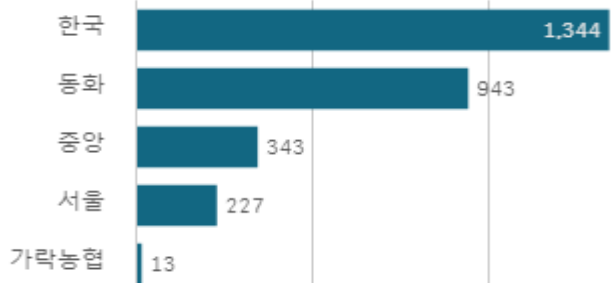
출하 품종별 거래금액 구성비



도매시장 법인별 거래물량(톤)

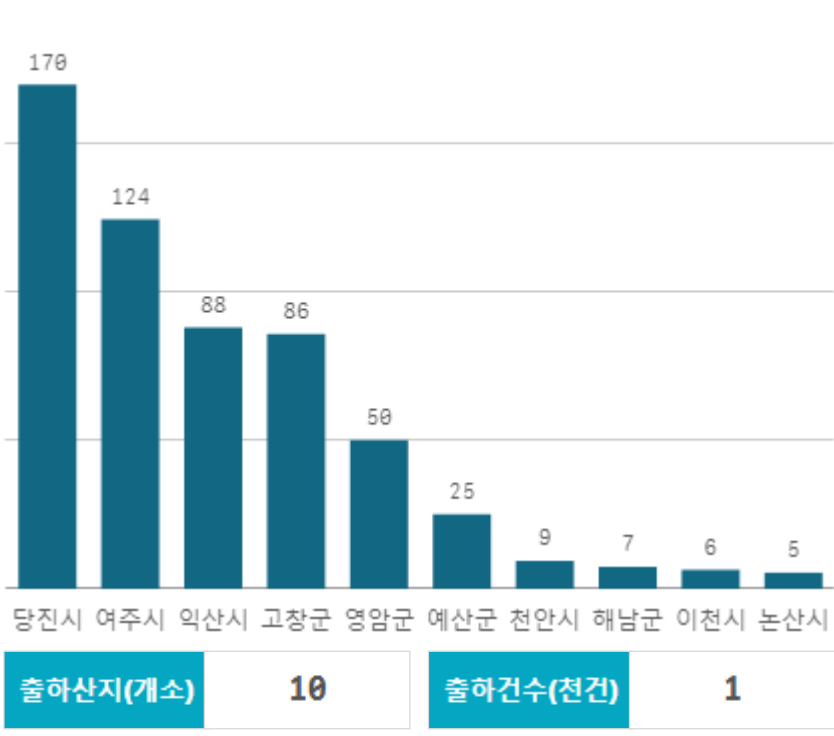


도매시장 법인별 거래금액(백만원)



호박밤 고구마(10Kg)

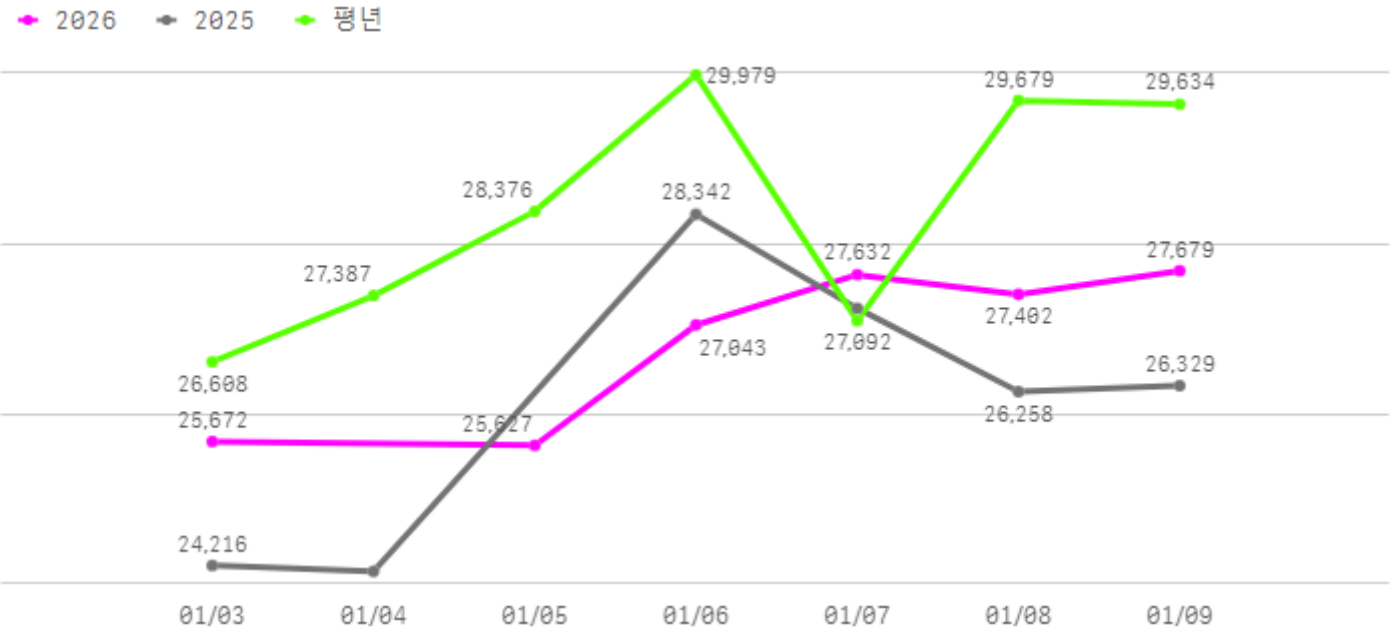
산지별 거래물량(톤)



산지별 주출하 시군구



주간 도매가격(원)



구분	금주(A)	전주(B)	전월(C)	전년(D)	평년(E)	A/B	A/C	A/D	A/E
가격(원)	26,842	23,661	22,916	26,088	26,630	113.4%	117.1%	102.9%	100.8%

※ 상품 가격 기준

□ 호박밤 고구마(10Kg) 주간 가격

구분	Q	품종	Q	단량	Q	특	상	보통	하
2026-01-03		호박밤 고구마		10Kg		29,895	25,672	19,440	10,891
2026-01-05		호박밤 고구마		10Kg		30,673	25,627	18,635	10,169
2026-01-06		호박밤 고구마		10Kg		32,978	27,043	20,157	10,948
2026-01-07		호박밤 고구마		10Kg		32,271	27,632	20,244	12,541
2026-01-08		호박밤 고구마		10Kg		30,400	27,402	20,275	12,993
2026-01-09		호박밤 고구마		10Kg		31,592	27,679	19,835	12,152
평균						31,301	26,842	19,764	11,615

감자

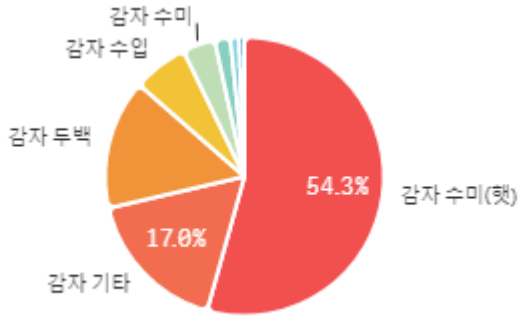
주간 반입량(톤)

◆ 2026 ● 2025 ▲ 평년

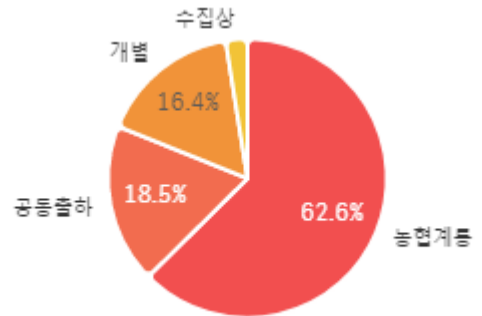


구분	금주(A)	전주(B)	전월(C)	전년(D)	평년(E)	A/B	A/C	A/D	A/E
물량(톤)	1,816	795	1,227	1,725	1,787	228.6%	148.0%	105.3%	101.6%

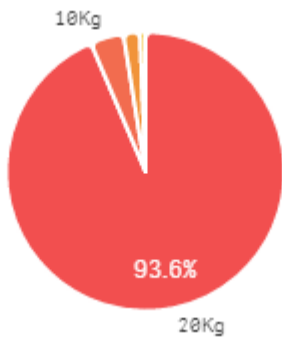
출하 품종별 거래물량 구성비



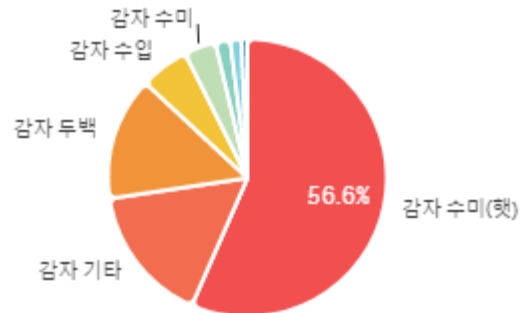
출하자별 거래물량 구성비



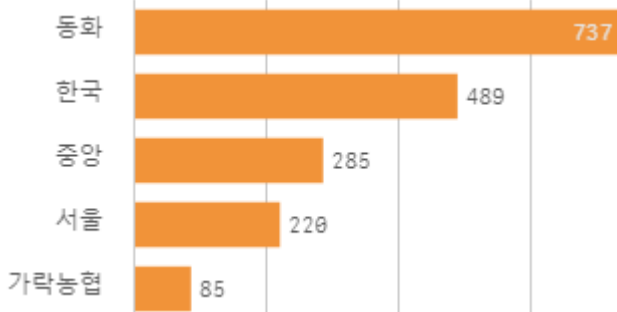
거래 단량별 물량 구성비



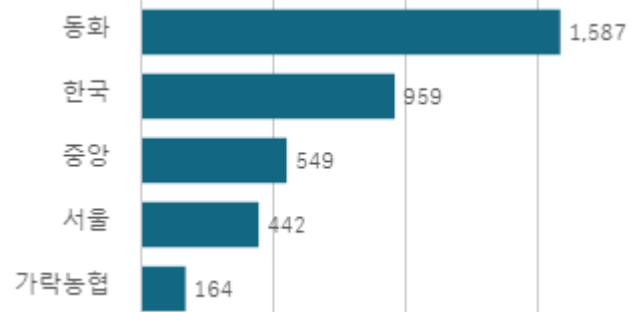
출하 품종별 거래금액 구성비



도매시장 법인별 거래물량(톤)

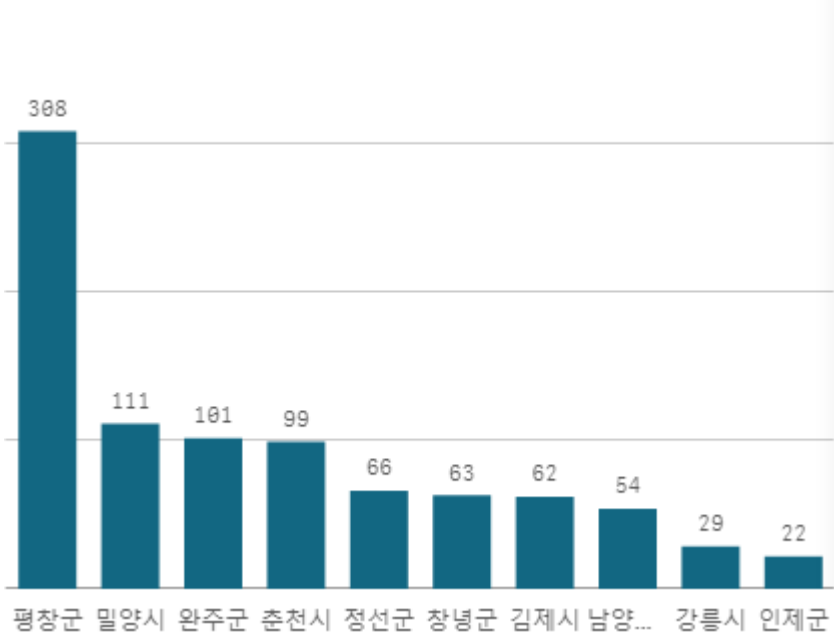


도매시장 법인별 거래금액(백만원)



감자 수미(햇) (20Kg)

산지별 거래물량(톤)



출하산지(개소)

20

출하건수(천건)

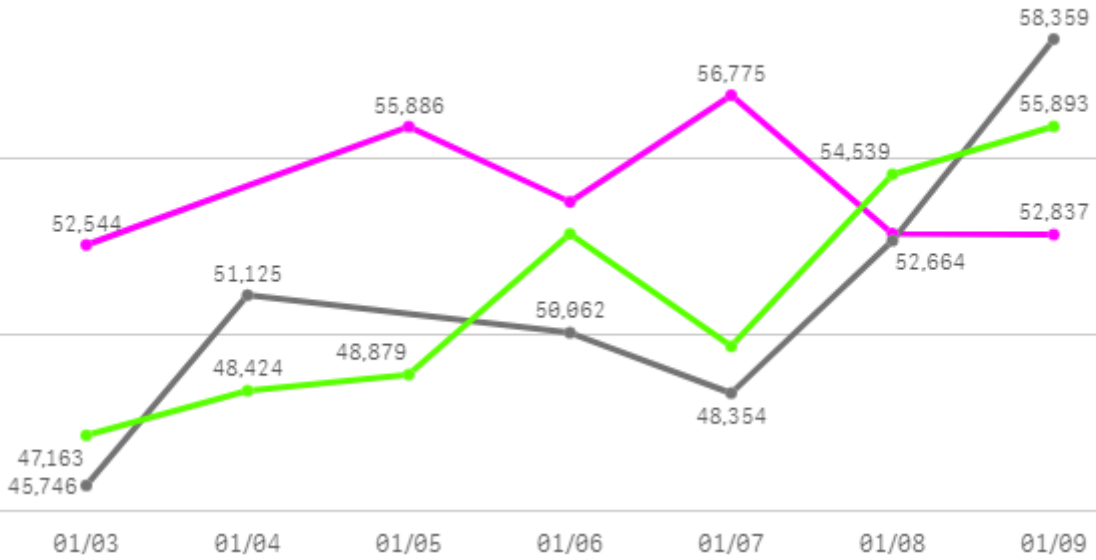
1

산지별 주출하 시군구



주간 도매가격(원)

◆ 2026 ● 2025 ◆ 평년



구분	금주(A)	전주(B)	전월(C)	전년(D)	평년(E)	A/B	A/C	A/D	A/E
가격(원)	54,111	50,317	41,717	51,052	50,682	107.5%	129.7%	106.0%	106.8%

※ 상품 가격 기준

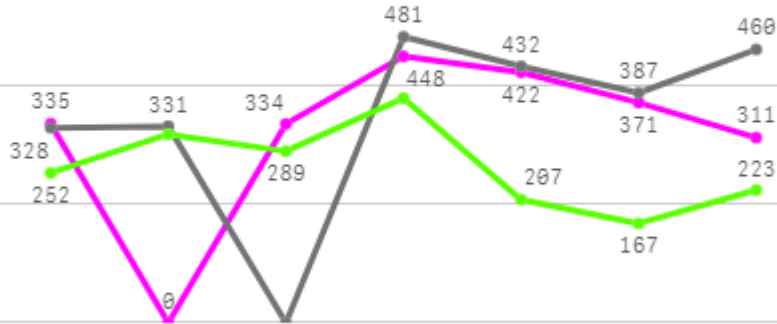
□ 감자 수미(햇)(20Kg) 주간 가격

구분	Q	품종	Q	단량	Q	특	상	보통	하
2026-01-03		감자 수미(햇)		20Kg		80,827	52,544	38,256	19,926
2026-01-05		감자 수미(햇)		20Kg		95,683	55,886	42,227	21,567
2026-01-06		감자 수미(햇)		20Kg		90,878	53,760	40,174	24,750
2026-01-07		감자 수미(햇)		20Kg		90,177	56,775	42,308	24,774
2026-01-08		감자 수미(햇)		20Kg		81,043	52,864	39,325	23,807
2026-01-09		감자 수미(햇)		20Kg		77,281	52,837	36,980	20,463
평균						85,982	54,111	39,878	22,548

배추

주간 반입량(톤)

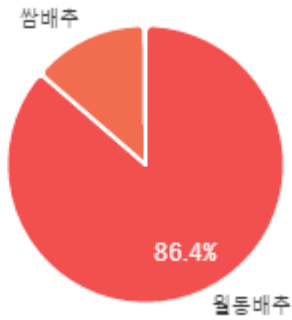
◆ 2026 ● 2025 ▲ 평년



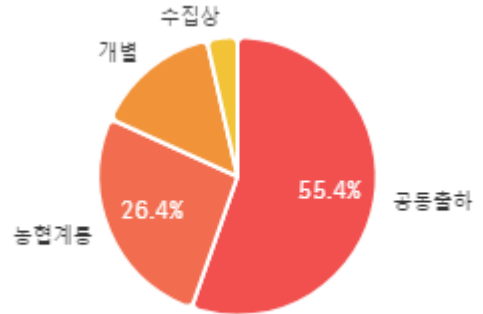
01/03 01/04 01/05 01/06 01/07 01/08 01/09

구분	금주(A)	전주(B)	전월(C)	전년(D)	평년(E)	A/B	A/C	A/D	A/E
물량(톤)	2,221	1,137	4,445	2,418	2,010	195.4%	50.0%	91.9%	110.5%

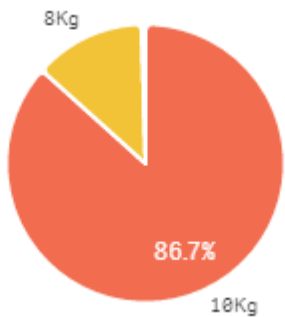
출하 품종별 거래물량 구성비



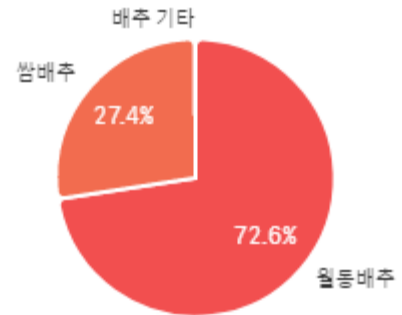
출하자별 거래물량 구성비



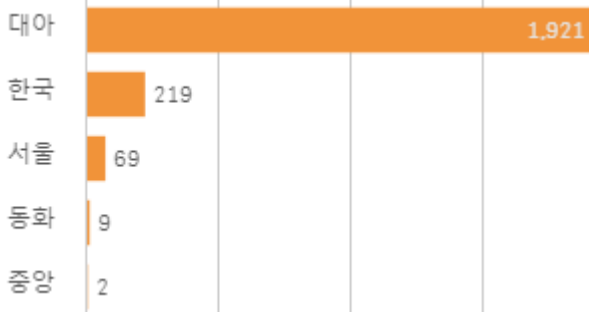
거래 단량별 물량 구성비



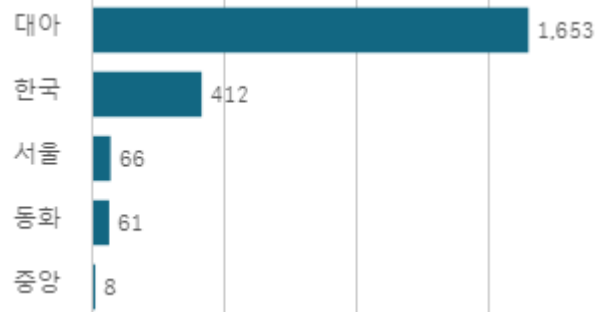
출하 품종별 거래금액 구성비



도매시장 법인별 거래물량(톤)

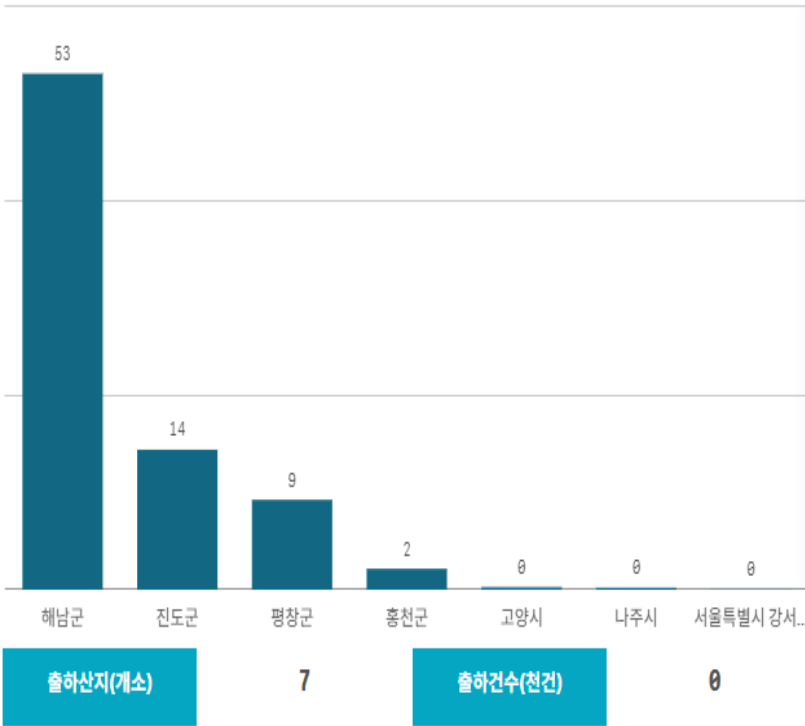


도매시장 법인별 거래금액(백만원)



배추(10Kg)

산지별 거래물량(톤)

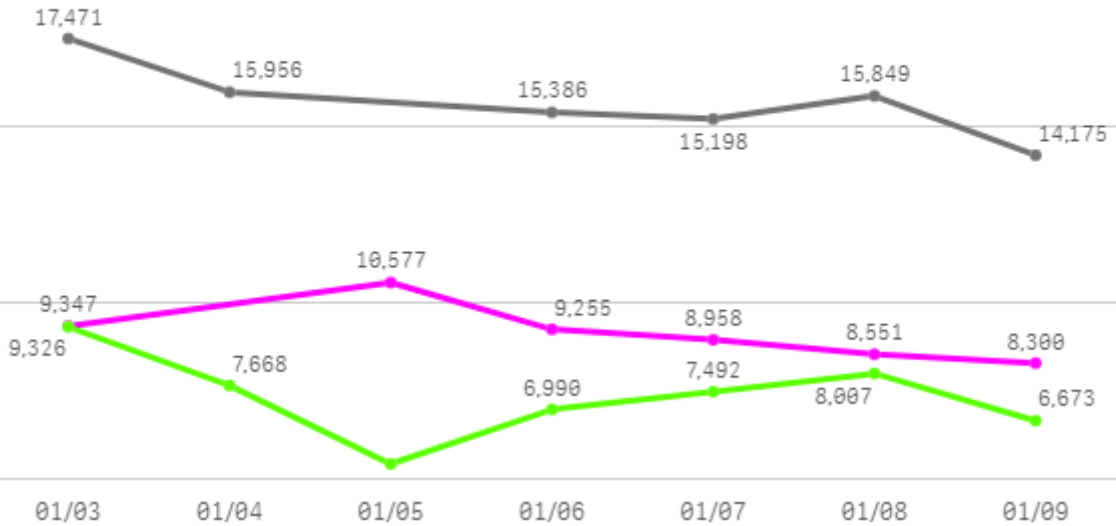


산지별 주출하 시군구



주간 도매가격(원)

◆ 2026 ● 2025 ◆ 평년



구분	금주(A)	전주(B)	전월(C)	전년(D)	평년(E)	A/B	A/C	A/D	A/E
가격(원)	9,165	9,563	10,663	15,673	8,539	95.8%	86.0%	58.5%	107.3%

※ 상품 가격 기준

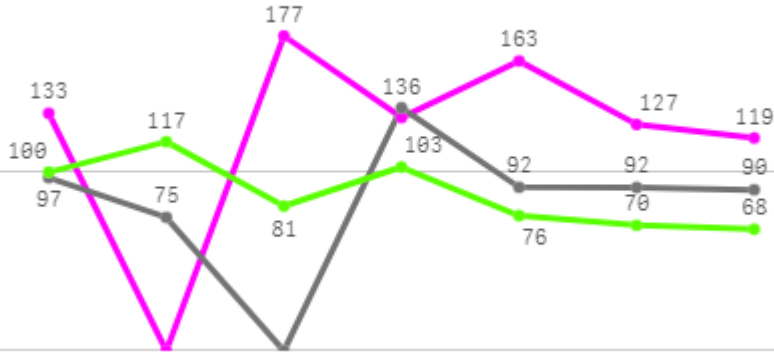
□ 배추(10Kg) 주간 가격

구분	Q	품종	Q	단량	Q	특	상	보통	하
2026-01-03		배추		10Kg		11,473	9,347	8,070	6,147
2026-01-05		배추		10Kg		11,402	10,577	8,993	7,163
2026-01-06		배추		10Kg		10,833	9,255	8,374	7,400
2026-01-07		배추		10Kg		10,177	8,958	8,102	6,708
2026-01-08		배추		10Kg		9,811	8,551	7,682	6,606
2026-01-09		배추		10Kg		9,416	8,300	7,476	5,916
평균						10,519	9,165	8,116	6,657

알배기배추

주간 반입량(톤)

◆ 2026 ● 2025 ▲ 평년

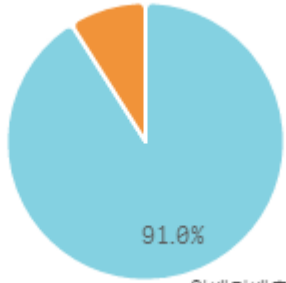


01/03 01/04 01/05 01/06 01/07 01/08 01/09

구분	금주(A)	전주(B)	전월(C)	전년(D)	평년(E)	A/B	A/C	A/D	A/E
물량(톤)	849	484	615	582	684	175.4%	138.2%	146.0%	124.2%

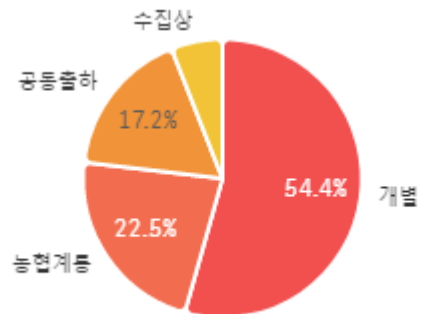
출하 품종별 거래물량 구성비

알배기배추(수입)

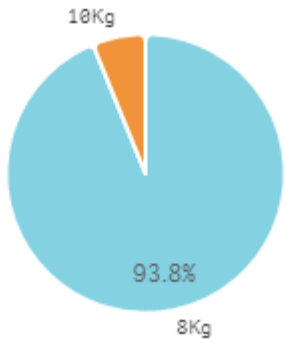


알배기배추

출하자별 거래물량 구성비



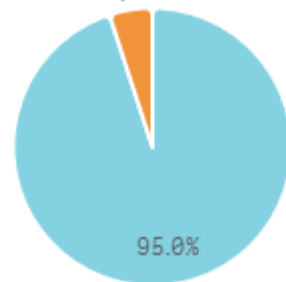
거래 단량별 물량 구성비



8Kg

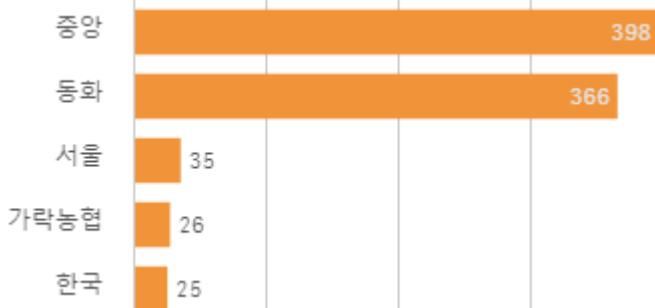
출하 품종별 거래금액 구성비

알배기배추(수입)

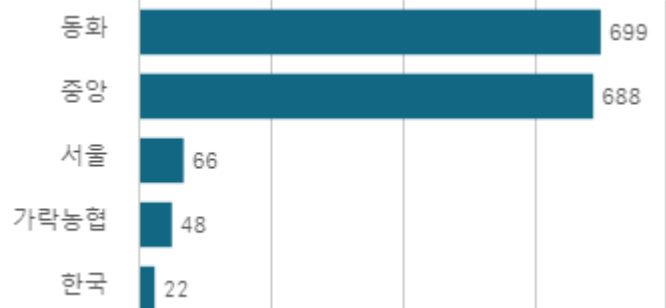


알배기배추

도매시장 법인별 거래물량(톤)

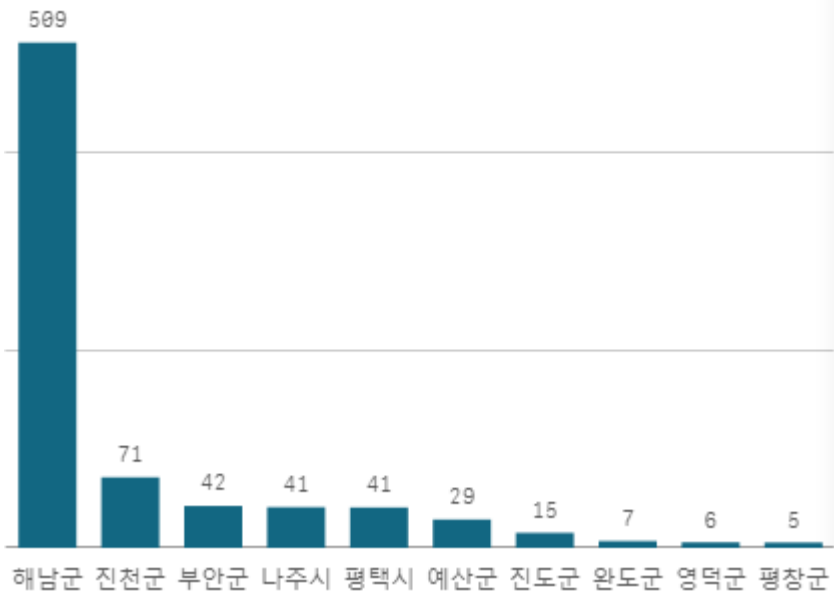


도매시장 법인별 거래금액(백만원)



알배기배추(8Kg)

산지별 거래물량(톤)



출하산지(개소)

16

출하건수(천건)

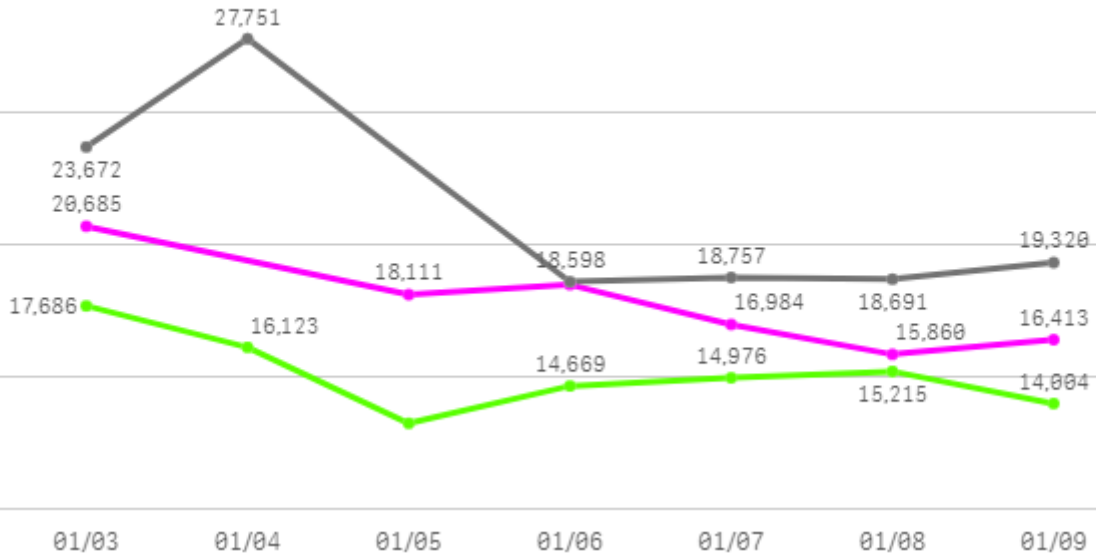
2

산지별 주출하 시군구



주간 도매가격(원)

◆ 2026 ● 2025 ◆ 평년



구분	금주(A)	전주(B)	전월(C)	전년(D)	평년(E)	A/B	A/C	A/D	A/E
가격(원)	17,756	18,795	17,132	21,132	16,331	94.5%	103.6%	84.0%	108.7%

※ 상품 가격 기준

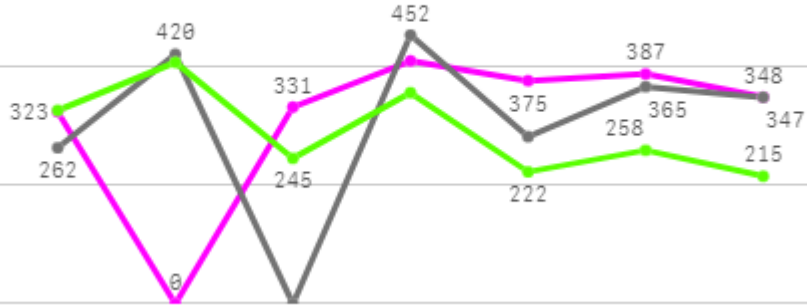
□ 알배기배추(8Kg) 주간 가격

구분	Q	품종	Q	단량	Q	특	상	보통	하
2026-01-03		알배기배추		8Kg		25,774	20,685	15,723	10,815
2026-01-05		알배기배추		8Kg		22,711	18,111	14,956	11,425
2026-01-06		알배기배추		8Kg		25,617	18,484	13,967	10,068
2026-01-07		알배기배추		8Kg		22,266	16,984	13,453	9,112
2026-01-08		알배기배추		8Kg		20,457	15,860	12,850	8,467
2026-01-09		알배기배추		8Kg		21,587	16,413	13,097	9,005
평균						23,069	17,756	14,008	9,815

양배추

주간 반입량(톤)

◆ 2026 ● 2025 ▲ 평년

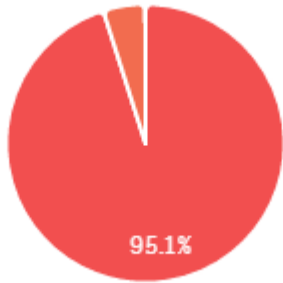


01/03 01/04 01/05 01/06 01/07 01/08 01/09

구분	금주(A)	전주(B)	전월(C)	전년(D)	평년(E)	A/B	A/C	A/D	A/E
물량(톤)	2,172	1,514	1,734	2,128	2,093	143.5%	125.3%	102.1%	103.8%

출하 품종별 거래물량 구성비

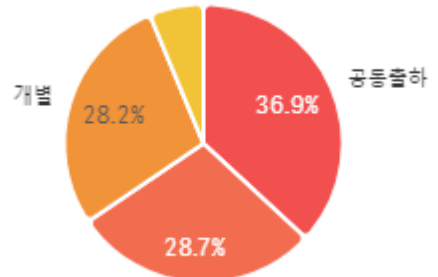
양배추 수입



양배추(일반)

출하자별 거래물량 구성비

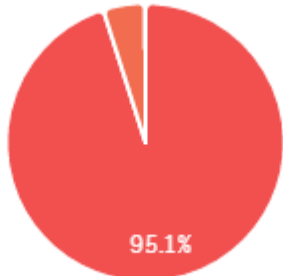
수집상



농협계통

거래 단량별 물량 구성비

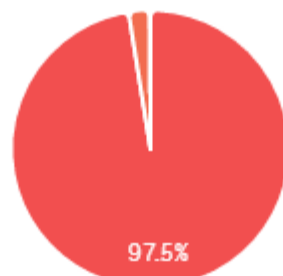
15Kg



8Kg


출하 품종별 거래금액 구성비

양배추 수입

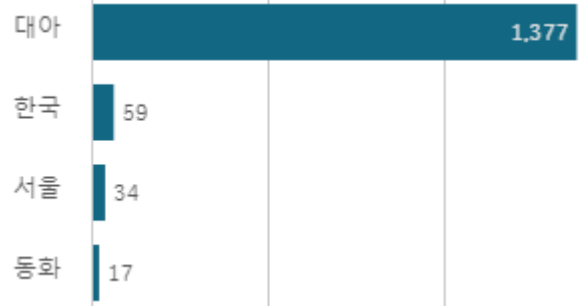


양배추(일반)

도매시장 법인별 거래물량(톤)

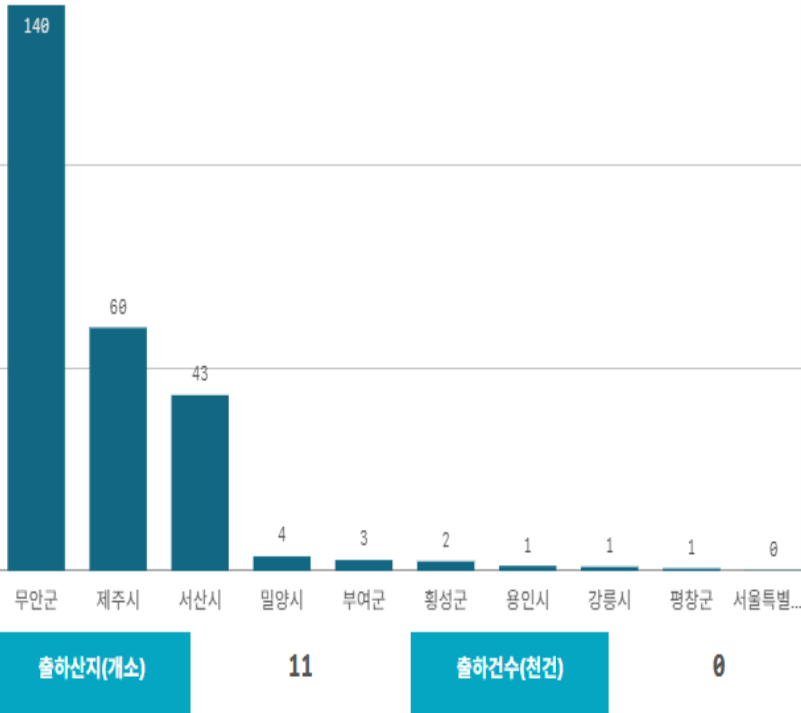


도매시장 법인별 거래금액(백만원)



양배추(8Kg)

산지별 거래물량(톤)

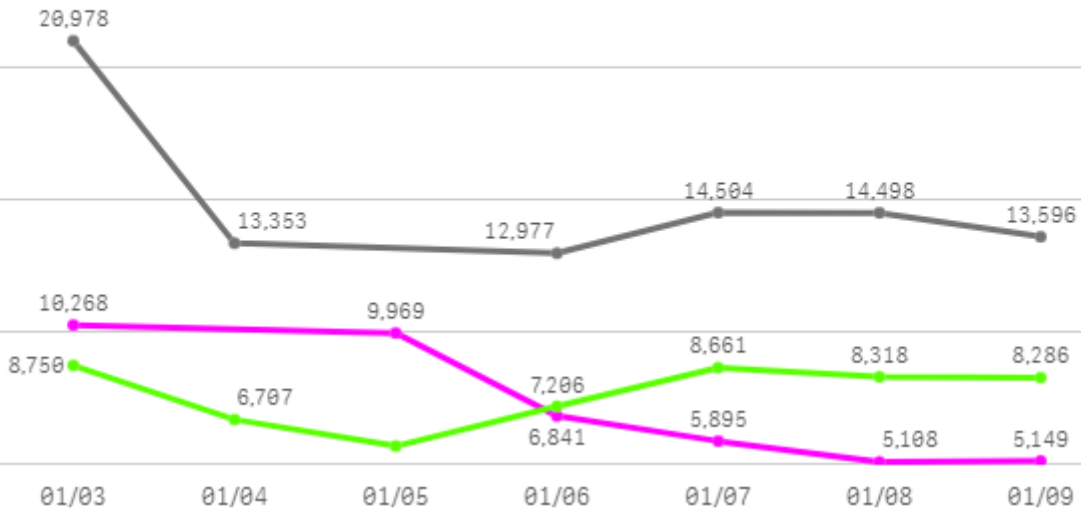


산지별 주출하 시군구



주간 도매가격(원)

◆ 2026 ● 2025 ◆ 평년



구분	금주(A)	전주(B)	전월(C)	전년(D)	평년(E)	A/B	A/C	A/D	A/E
가격(원)	7,205	6,254	6,946	14,984	7,108	115.2%	103.7%	48.1%	101.4%

※ 상품 가격 기준

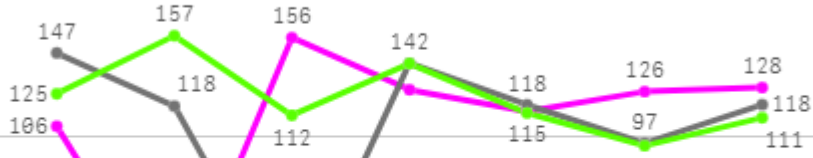
□ 알배기배추(8Kg) 주간 가격

구분	Q	품종	Q	단량	Q	특	상	보통	하
2026-01-03		알배기배추		8Kg		25,774	20,685	15,723	10,815
2026-01-05		알배기배추		8Kg		22,711	18,111	14,956	11,425
2026-01-06		알배기배추		8Kg		25,617	18,484	13,967	10,068
2026-01-07		알배기배추		8Kg		22,266	16,984	13,453	9,112
2026-01-08		알배기배추		8Kg		20,457	15,860	12,850	8,467
2026-01-09		알배기배추		8Kg		21,587	16,413	13,097	9,005
평균						23,069	17,756	14,008	9,815

시금치

주간 반입량(톤)

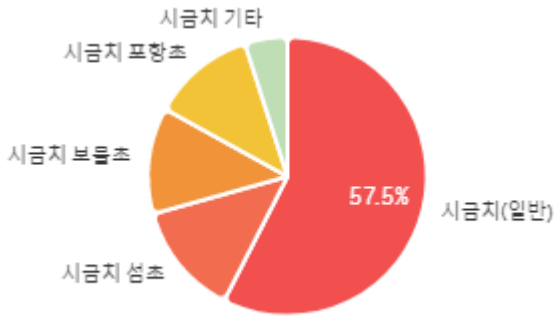
◆ 2026 ● 2025 ▲ 평년



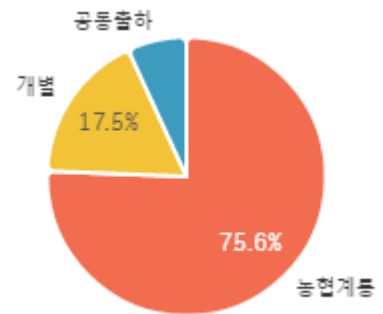
01/03 01/04 01/05 01/06 01/07 01/08 01/09

구분	금주(A)	전주(B)	전월(C)	전년(D)	평년(E)	A/B	A/C	A/D	A/E
물량(톤)	757	505	658	740	836	150.0%	115.0%	102.3%	90.6%

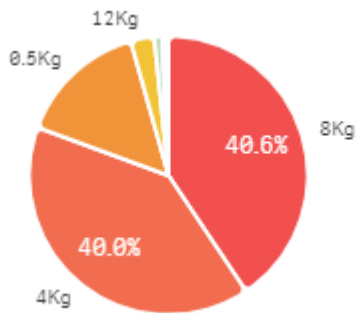
출하 품종별 거래물량 구성비



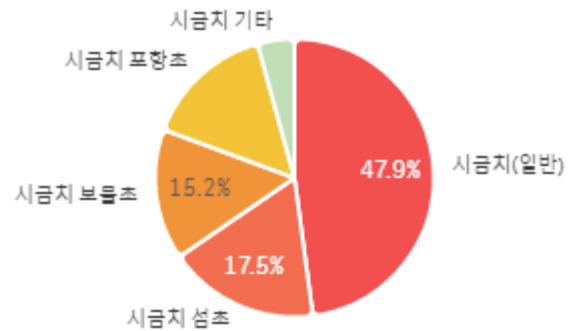
출하자별 거래물량 구성비



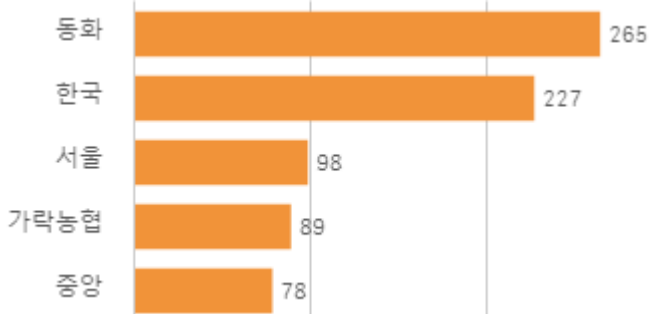
거래 단량별 물량 구성비



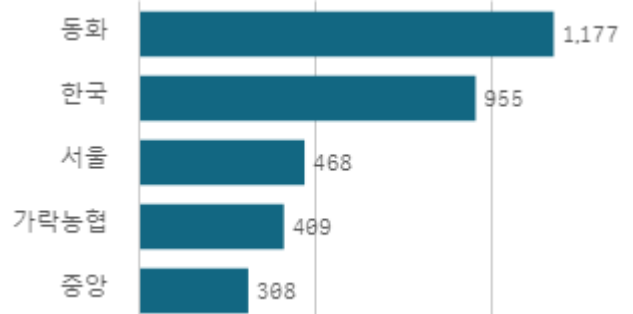
출하 품종별 거래금액 구성비



도매시장 법인별 거래물량(톤)

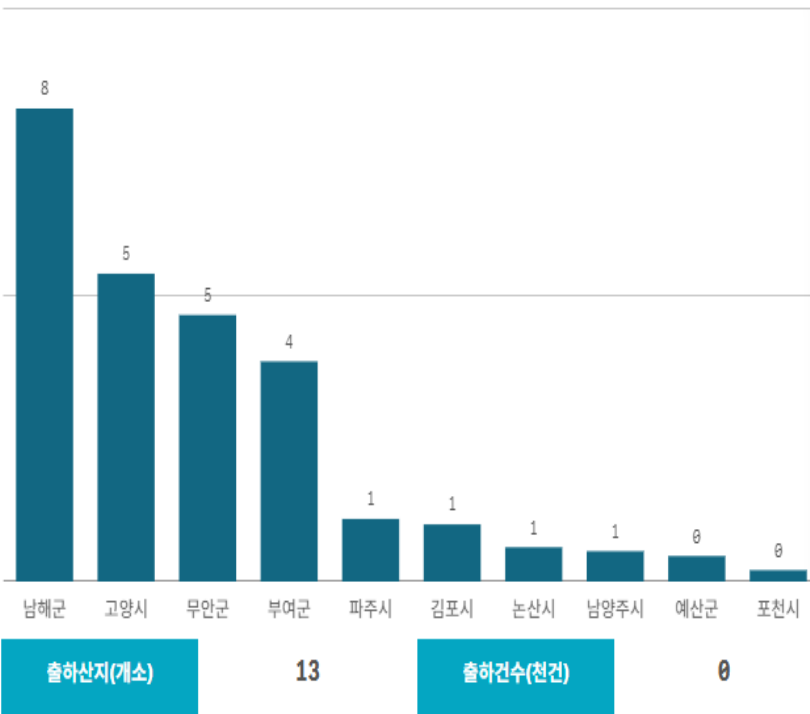


도매시장 법인별 거래금액(백만원)



시금치(4Kg)

산지별 거래물량(톤)

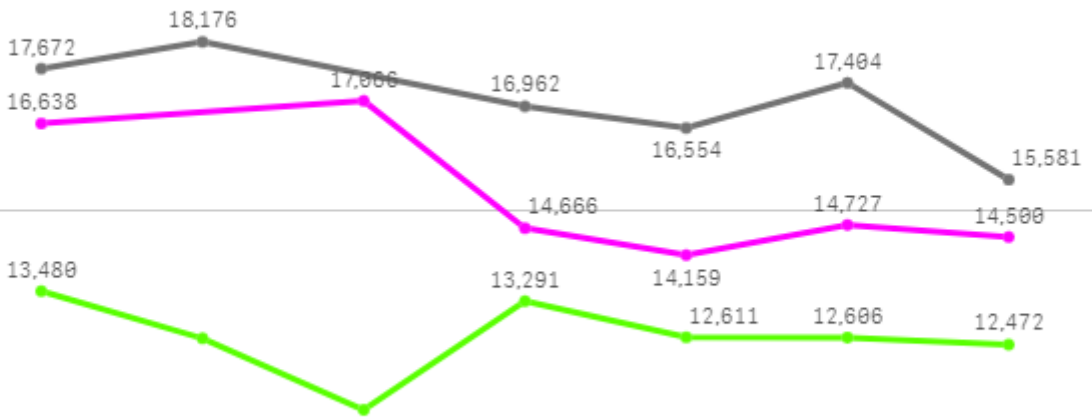


산지별 주출하 시군구



주간 도매가격(원)

◆ 2026 ● 2025 ▲ 평년



01/03 01/04 01/05 01/06 01/07 01/08 01/09

구분	금주(A)	전주(B)	전월(C)	전년(D)	평년(E)	A/B	A/C	A/D	A/E
가격(원)	15,293	13,923	11,344	17,058	13,227	109.8%	134.8%	89.7%	115.6%

※ 상품 가격 기준

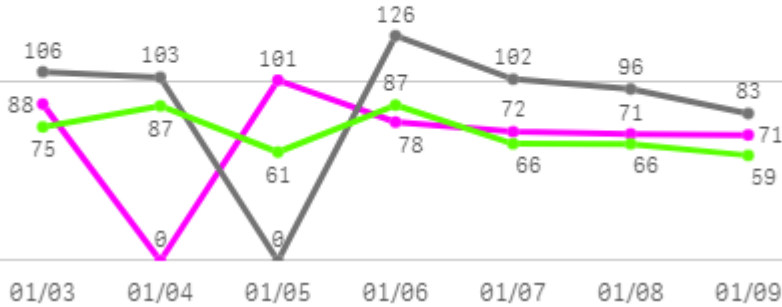
□ 시금치(4Kg) 주간 가격

구분	Q	품종	Q	단량	Q	특	상	보통	하
2026-01-03		시금치		4Kg		21,700	16,638	14,094	11,483
2026-01-05		시금치		4Kg		20,266	17,066	14,821	12,492
2026-01-06		시금치		4Kg		16,369	14,666	12,756	11,129
2026-01-07		시금치		4Kg		16,202	14,159	12,403	10,760
2026-01-08		시금치		4Kg		16,746	14,727	13,430	10,728
2026-01-09		시금치		4Kg		15,761	14,500	12,812	10,017
평균						17,841	15,293	13,386	11,102

상추

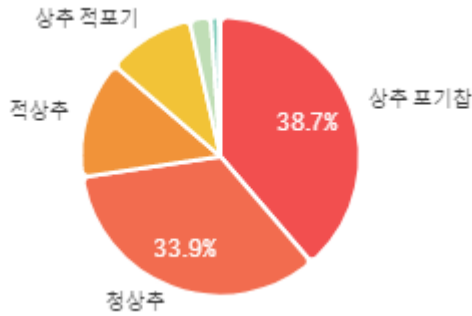
주간 반입량(톤)

◆ 2026 ● 2025 ▲ 평년

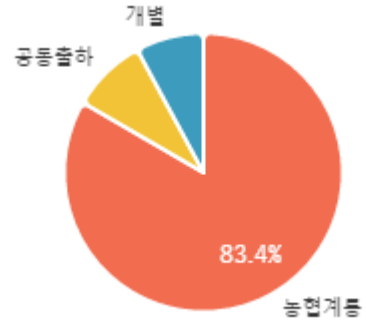


구분	금주(A)	전주(B)	전월(C)	전년(D)	평년(E)	A/B	A/C	A/D	A/E
물량(톤)	481	323	437	616	507	148.7%	110.1%	78.1%	94.9%

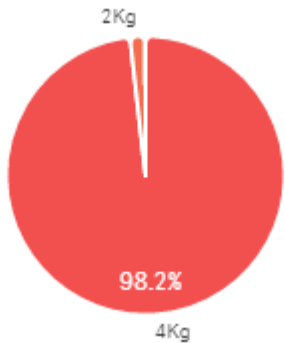
출하 품종별 거래물량 구성비



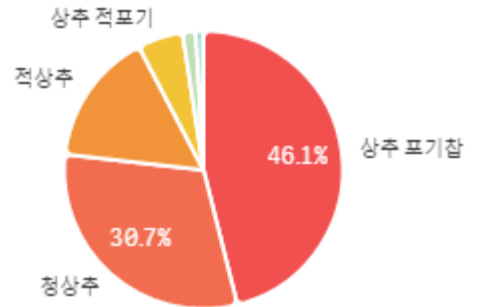
출하자별 거래물량 구성비



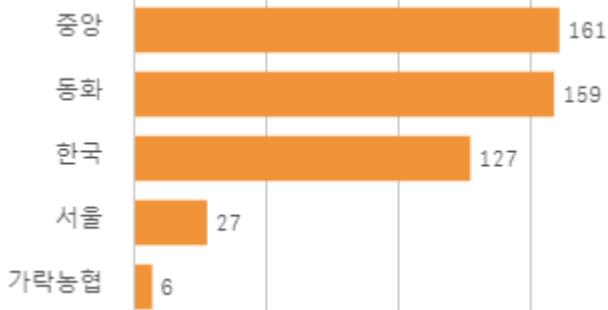
거래 단량별 물량 구성비



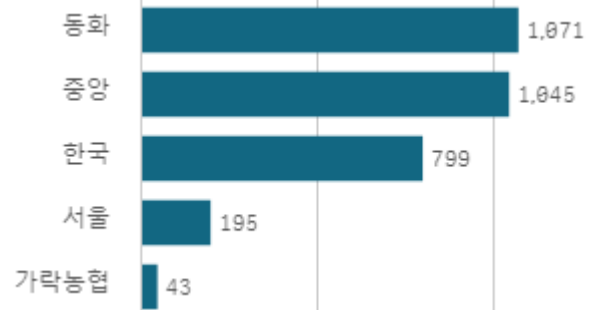
출하 품종별 거래금액 구성비



도매시장 법인별 거래물량(톤)

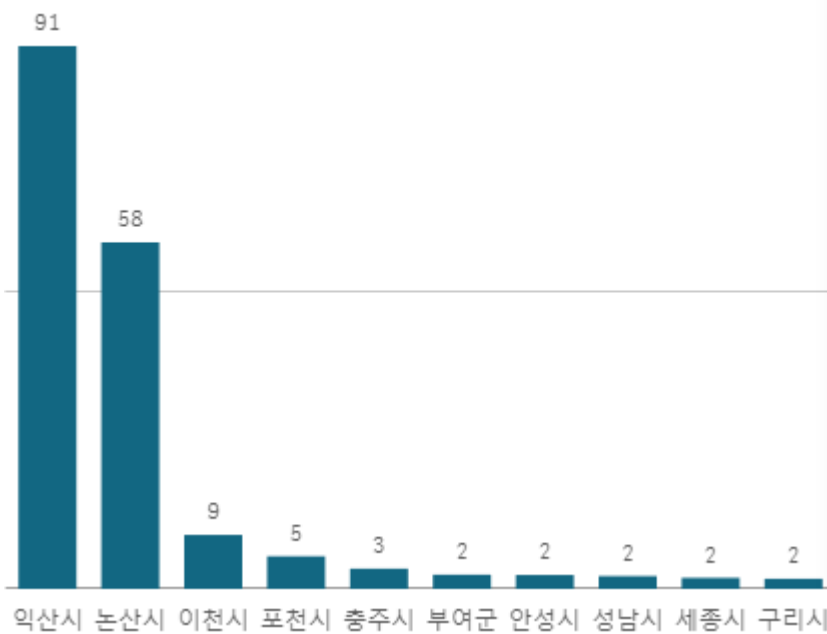


도매시장 법인별 거래금액(백만원)



상추 포기잡(4Kg)

산지별 거래물량(톤)



출하산지(개소)

28

출하건수(천건)

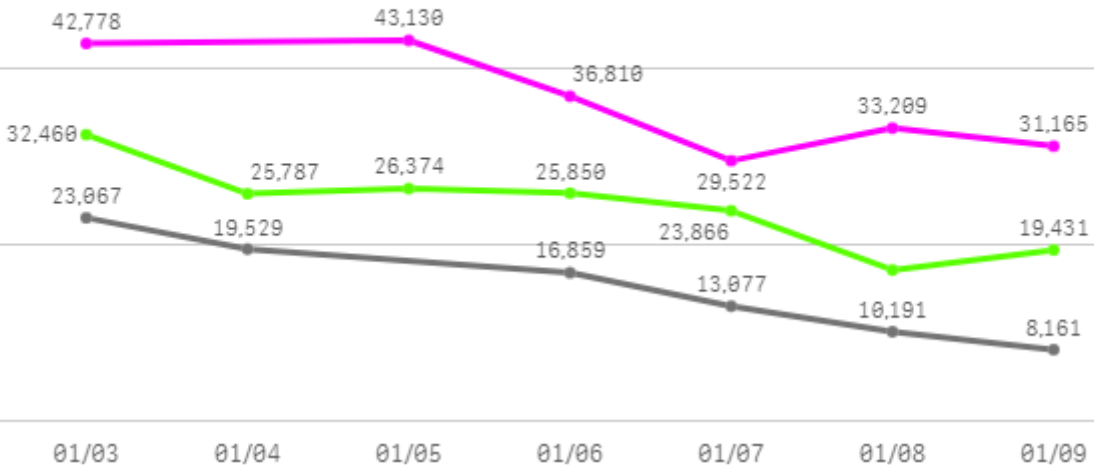
2

산지별 주출하 시군구



주간 도매가격(원)

◆ 2026 ● 2025 ◆ 평년



구분	금주(A)	전주(B)	전월(C)	전년(D)	평년(E)	A/B	A/C	A/D	A/E
가격(원)	36,102	32,940	10,967	15,147	27,164	109.6%	329.2%	238.3%	132.9%

※ 상품 가격 기준

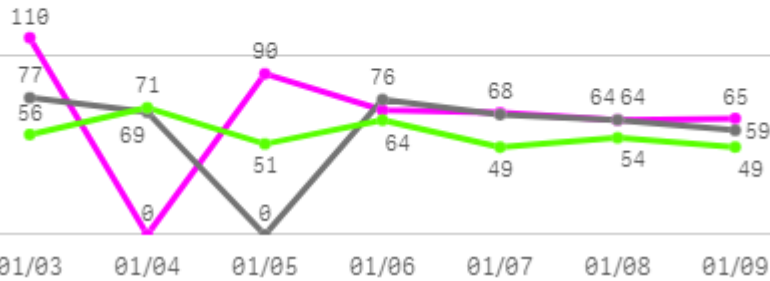
□ 상추 포기잡(4Kg) 주간 가격

구분	Q	품종	Q	단량	Q	특	상	보통	하
2026-01-03		상추 포기잡		4Kg		-	42,778	38,062	28,027
2026-01-05		상추 포기잡		4Kg		-	43,130	39,837	33,699
2026-01-06		상추 포기잡		4Kg		-	36,810	31,626	27,586
2026-01-07		상추 포기잡		4Kg		-	29,522	25,520	22,194
2026-01-08		상추 포기잡		4Kg		-	33,209	28,144	23,665
2026-01-09		상추 포기잡		4Kg		-	31,165	26,433	22,684
평균						-	36,102	31,604	26,309

부추

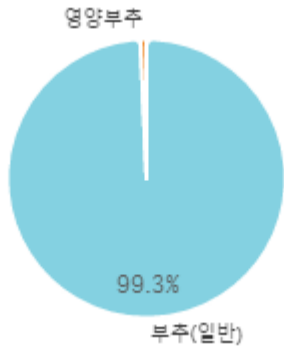
주간 반입량(톤)

◆ 2026 ● 2025 ▲ 평년

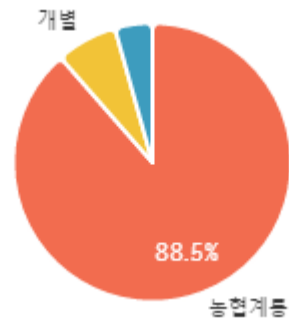


구분	금주(A)	전주(B)	전월(C)	전년(D)	평년(E)	A/B	A/C	A/D	A/E
물량(톤)	469	278	292	412	405	168.8%	160.6%	113.8%	115.8%

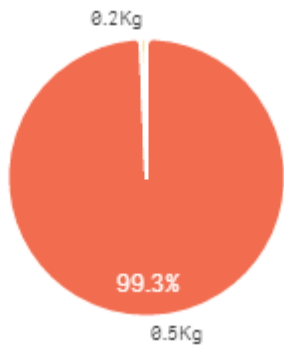
출하 품종별 거래물량 구성비



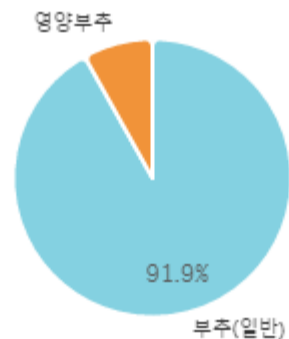
출하자별 거래물량 구성비



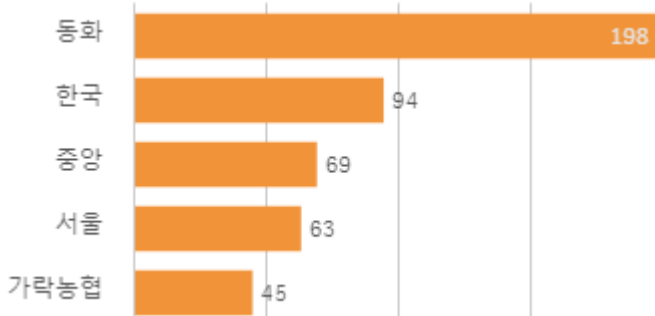
거래 단량별 물량 구성비



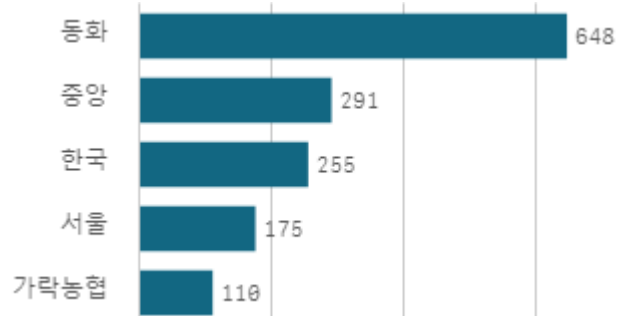
출하 품종별 거래금액 구성비



도매시장 법인별 거래물량(톤)

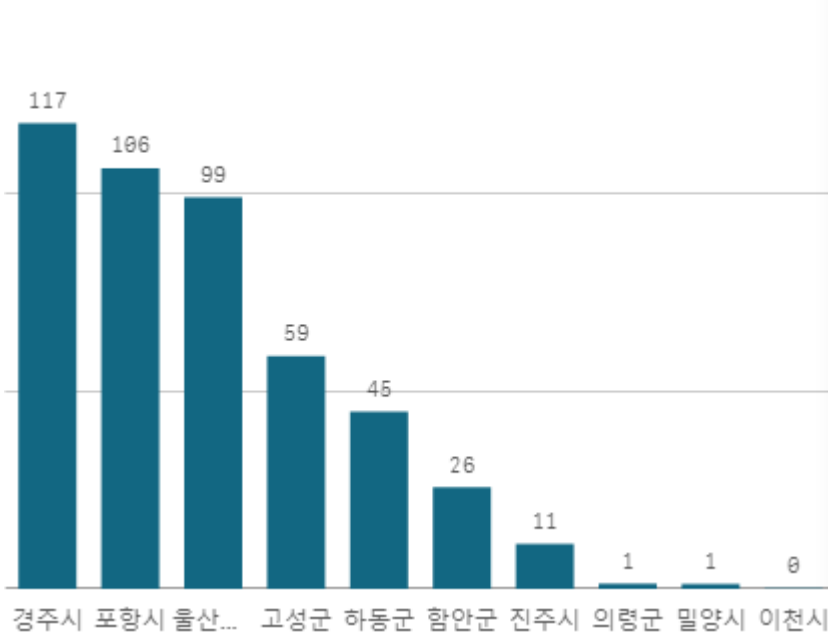


도매시장 법인별 거래금액(백만원)



부추(일반) (0.5Kg)

산지별 거래물량(톤)



출하산지(개소)

12

출하건수(천건)

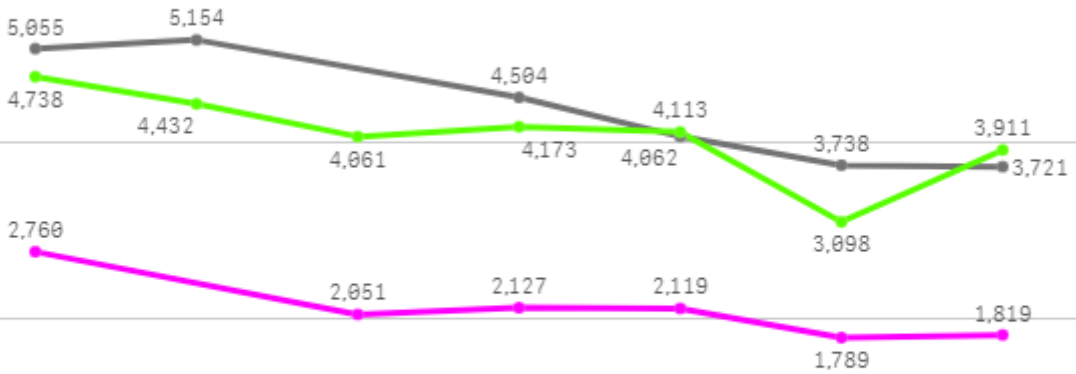
3

산지별 주출하 시군구



주간 도매가격(원)

◆ 2026 ● 2025 ◆ 평년



01/03 01/04 01/05 01/06 01/07 01/08 01/09

구분	금주(A)	전주(B)	전월(C)	전년(D)	평년(E)	A/B	A/C	A/D	A/E
가격(원)	2,111	2,720	4,041	4,372	3,938	77.6%	52.2%	48.3%	53.6%

※ 상품 가격 기준

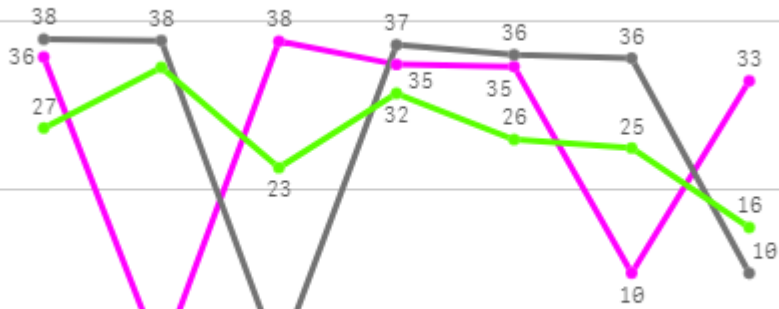
□ 부추(일반)(0.5Kg) 주간 가격

구분	Q	품종	Q	단량	Q	특	상	보통	하
2026-01-03		부추(일반)		0.5Kg		-	2,760	1,582	1,035
2026-01-05		부추(일반)		0.5Kg		-	2,051	1,515	1,023
2026-01-06		부추(일반)		0.5Kg		-	2,127	1,536	1,019
2026-01-07		부추(일반)		0.5Kg		-	2,119	1,620	1,141
2026-01-08		부추(일반)		0.5Kg		-	1,789	1,402	1,027
2026-01-09		부추(일반)		0.5Kg		-	1,819	1,369	1,019
평균						-	2,111	1,504	1,044

미나리

주간 반입량(톤)

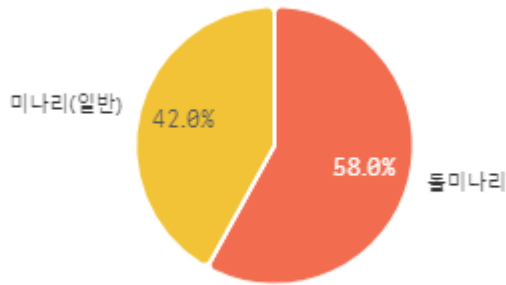
◆ 2026 ● 2025 ▲ 평년



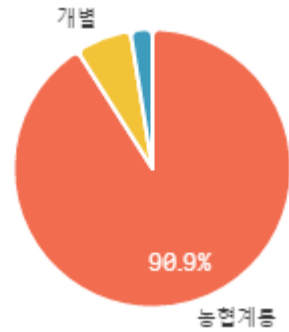
01/03 01/04 01/05 01/06 01/07 01/08 01/09

구분	금주(A)	전주(B)	전월(C)	전년(D)	평년(E)	A/B	A/C	A/D	A/E
물량(톤)	186	143	218	195	186	130.8%	85.5%	95.6%	100.4%

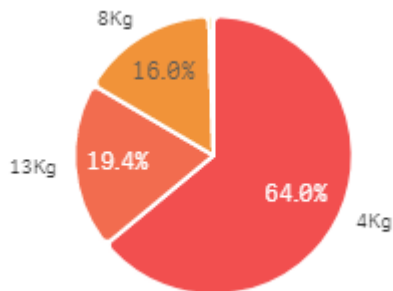
출하 품종별 거래물량 구성비



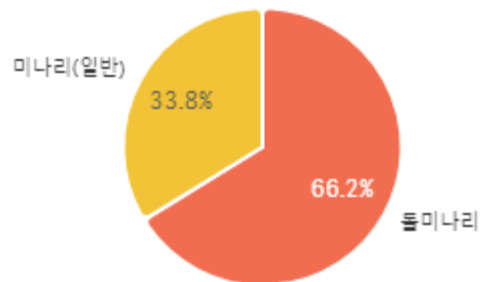
출하자별 거래물량 구성비



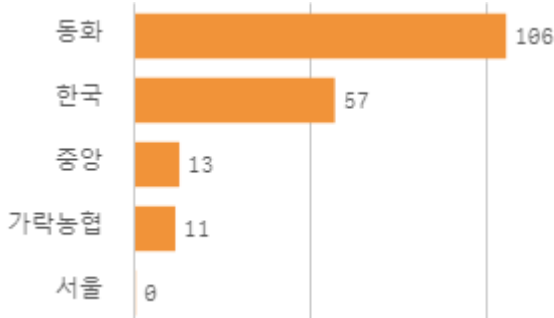
거래 단량별 물량 구성비



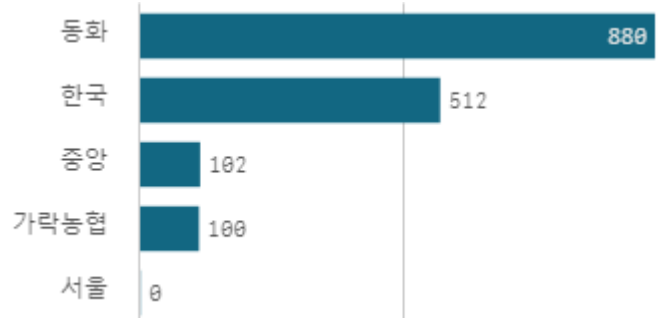
출하 품종별 거래금액 구성비



도매시장 법인별 거래물량(톤)

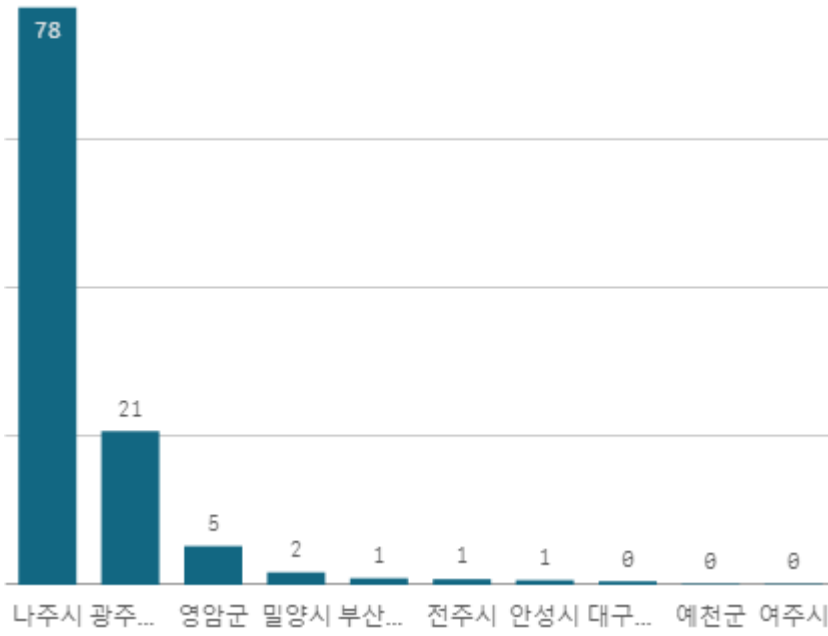


도매시장 법인별 거래금액(백만원)



돌미나리(4Kg)

산지별 거래물량(톤)



출하산지(개소)

10

출하건수(천건)

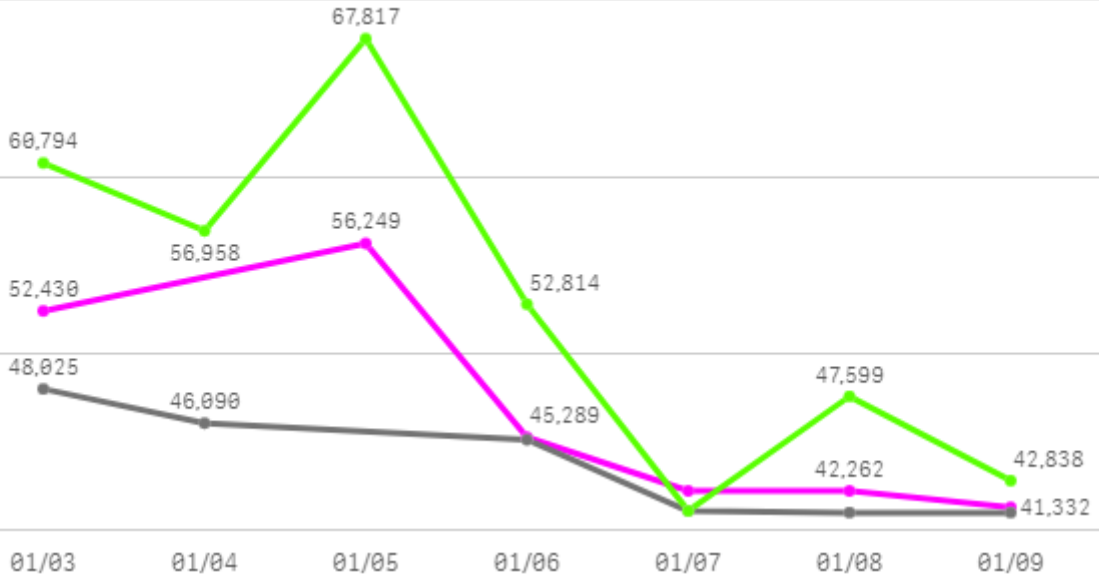
1

산지별 주출하 시군구



주간 도매가격(원)

◆ 2026 ● 2025 ▲ 평년



구분	금주(A)	전주(B)	전월(C)	전년(D)	평년(E)	A/B	A/C	A/D	A/E
가격(원)	46,637	47,712	34,473	43,744	50,599	97.7%	135.3%	106.6%	92.2%

※ 상품 가격 기준

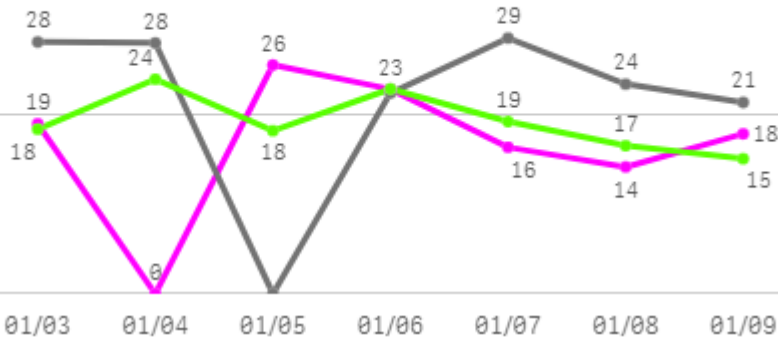
□ 돌미나리(4Kg) 주간 가격

구분	Q	품종	Q	단량	Q	특	상	보통	하
2026-01-03		돌미나리		4Kg		-	52,430	48,845	34,817
2026-01-05		돌미나리		4Kg		-	56,249	52,693	40,857
2026-01-06		돌미나리		4Kg		-	45,289	38,483	27,173
2026-01-07		돌미나리		4Kg		-	42,262	36,727	26,867
2026-01-08		돌미나리		4Kg		-	42,262	36,727	26,867
2026-01-09		돌미나리		4Kg		-	41,332	36,227	25,880
평균						-	46,637	41,617	30,410

열무

주간 반입량(톤)

◆ 2026 ● 2025 ▲ 평년

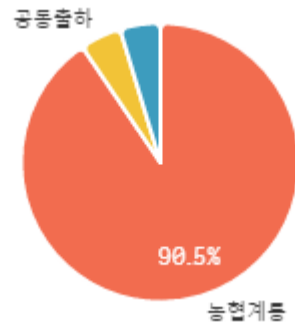


구분	금주(A)	전주(B)	전월(C)	전년(D)	평년(E)	A/B	A/C	A/D	A/E
물량(톤)	116	69	111	153	133	167.7%	104.7%	76.2%	87.2%

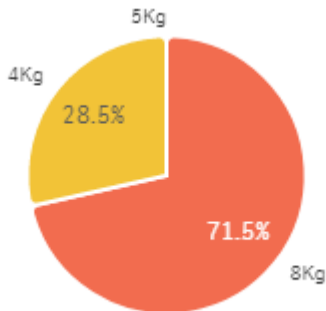
출하 품종별 거래물량 구성비



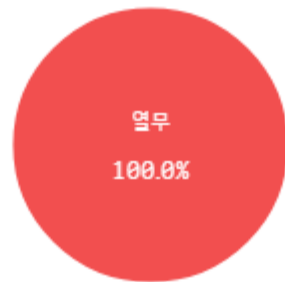
출하자별 거래물량 구성비



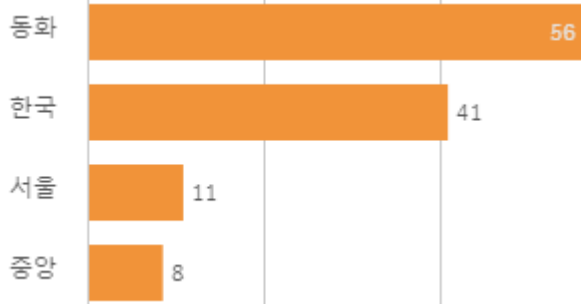
거래 단량별 물량 구성비



출하 품종별 거래금액 구성비



도매시장 법인별 거래물량(톤)

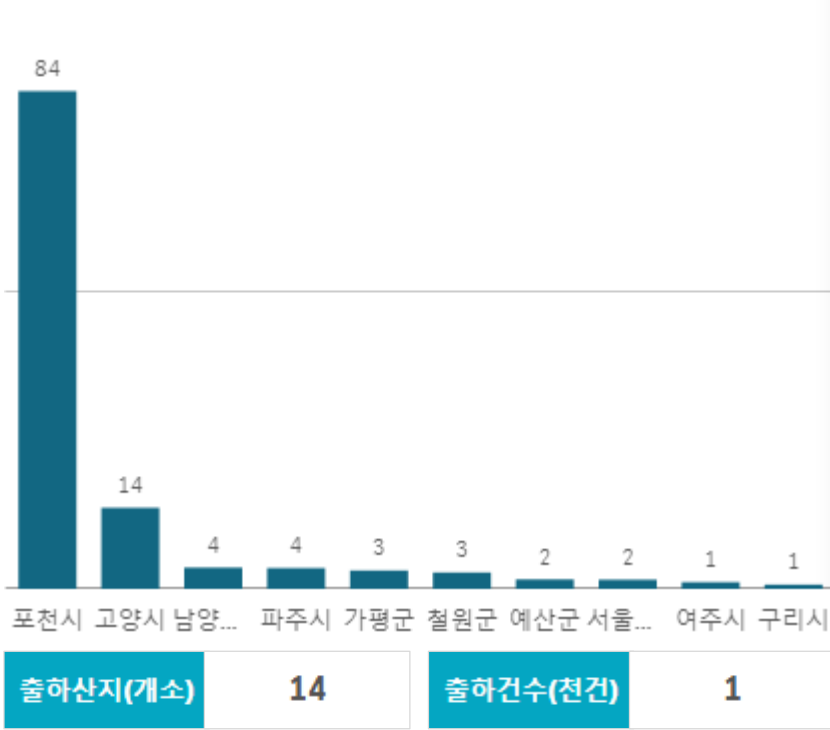


도매시장 법인별 거래금액(백만원)



열무(4Kg)

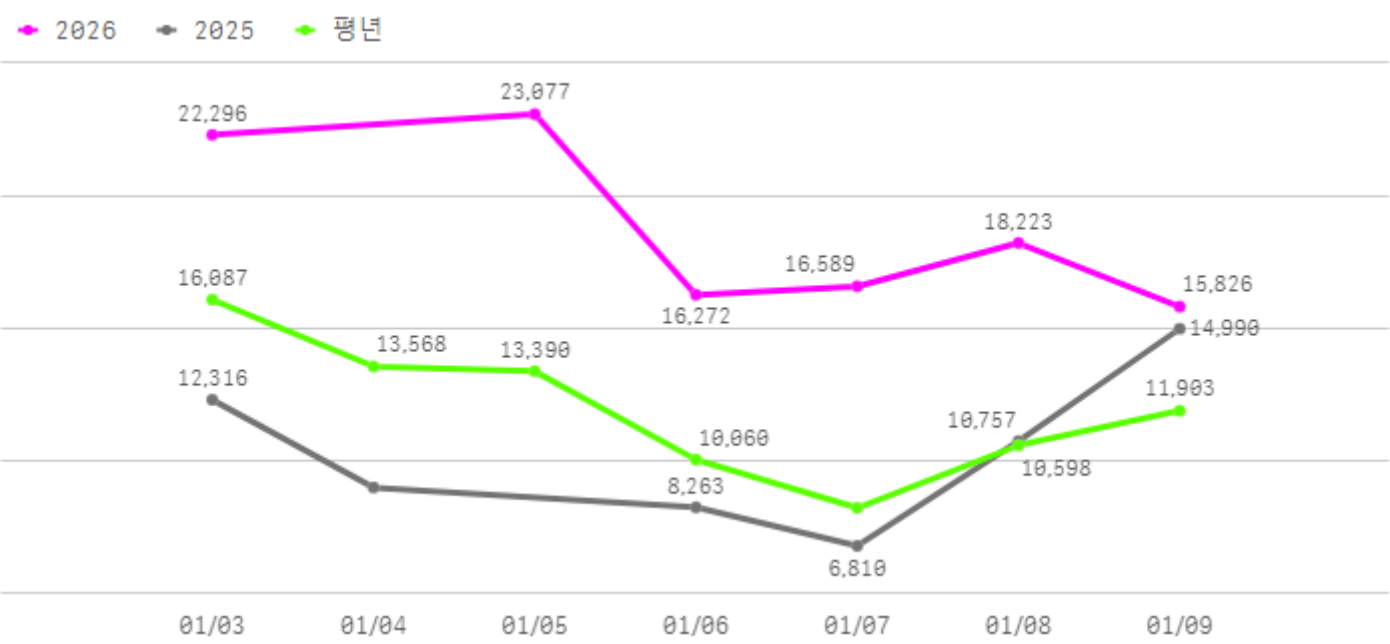
산지별 거래물량(톤)



산지별 주출하 시군구



주간 도매가격(원)



구분	금주(A)	전주(B)	전월(C)	전년(D)	평년(E)	A/B	A/C	A/D	A/E
가격(원)	18,714	17,418	13,149	10,357	14,501	107.4%	142.3%	180.7%	129.1%

※ 상품 가격 기준

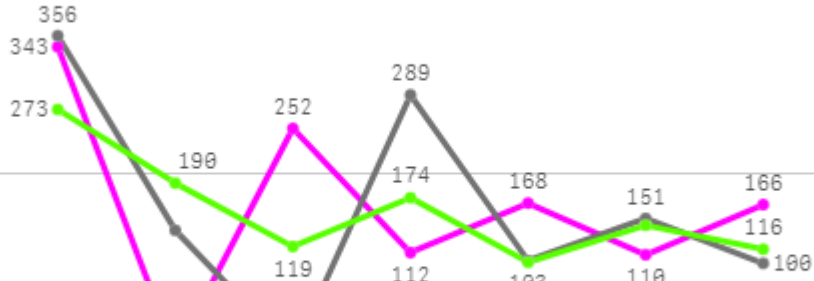
□ 열무(4Kg) 주간 가격

구분	Q	품종	Q	단량	Q	특	상	보통	하
2026-01-03		열무		4Kg		-	22,296	17,018	13,956
2026-01-05		열무		4Kg		-	23,077	18,684	13,959
2026-01-06		열무		4Kg		-	16,272	12,322	7,434
2026-01-07		열무		4Kg		-	16,589	12,695	9,992
2026-01-08		열무		4Kg		-	18,223	12,491	7,627
2026-01-09		열무		4Kg		-	15,826	11,347	8,012
평균						-	18,714	14,093	10,163

오이

주간 반입량(톤)

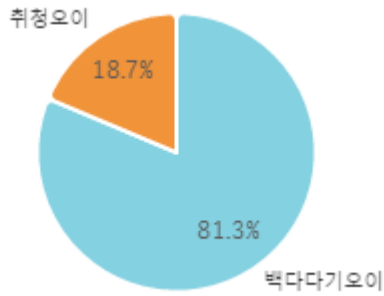
◆ 2026 ● 2025 ▲ 평년



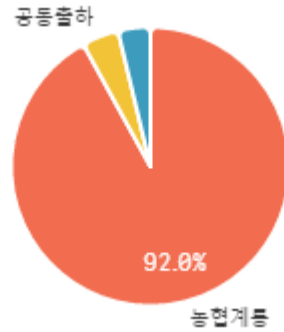
01/03 01/04 01/05 01/06 01/07 01/08 01/09

구분	금주(A)	전주(B)	전월(C)	전년(D)	평년(E)	A/B	A/C	A/D	A/E
물량(톤)	1,151	673	1,106	1,137	1,128	171.0%	104.1%	101.3%	102.1%

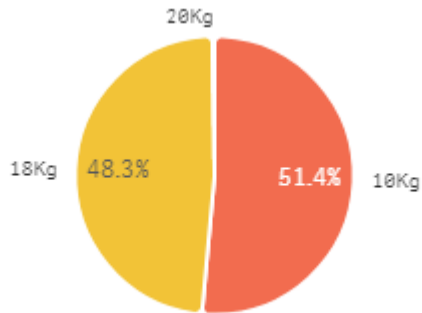
출하 품종별 거래물량 구성비



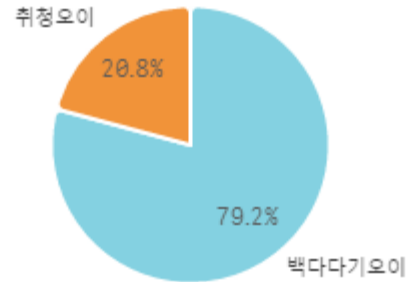
출하자별 거래물량 구성비



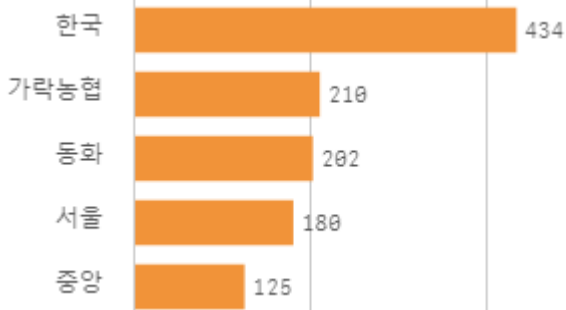
거래 단량별 물량 구성비



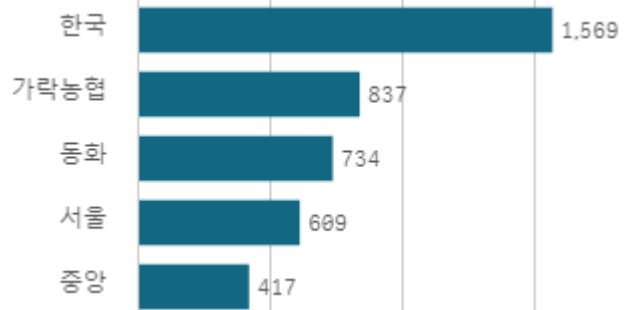
출하 품종별 거래금액 구성비



도매시장 법인별 거래물량(톤)

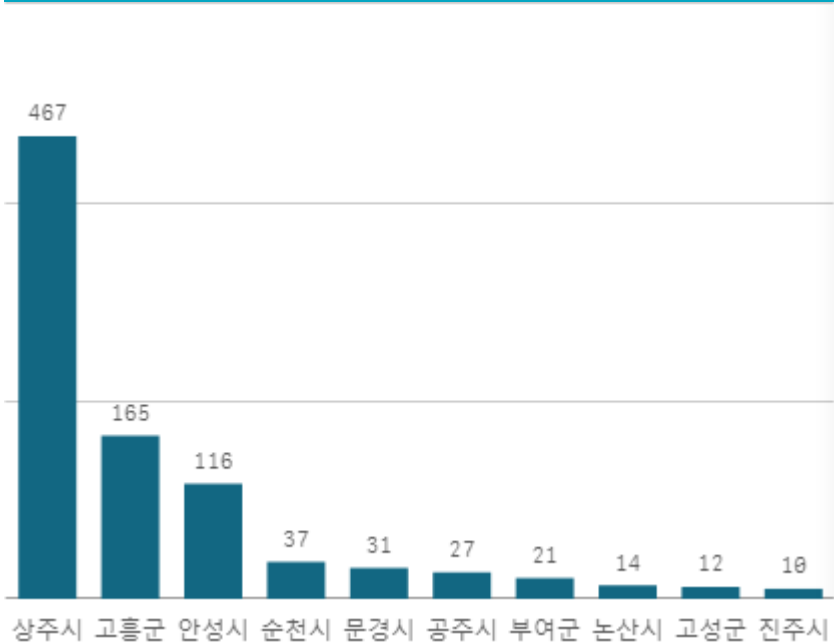


도매시장 법인별 거래금액(백만원)



백다다기오이(100개)

산지별 거래물량(톤)



출하산지(개소)

32

출하건수(천건)

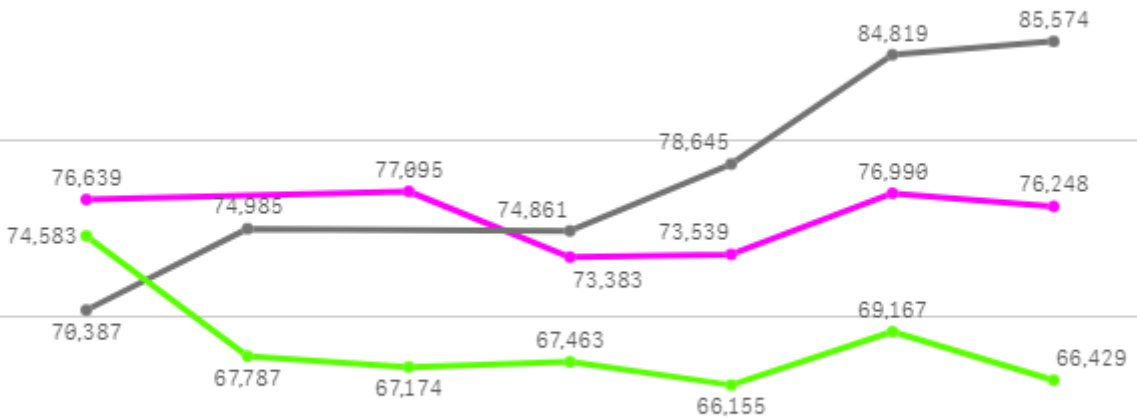
6

산지별 주출하 시군구



주간 도매가격(원)

◆ 2026 ● 2025 ◆ 평년



01/03 01/04 01/05 01/06 01/07 01/08 01/09

구분	금주(A)	전주(B)	전월(C)	전년(D)	평년(E)	A/B	A/C	A/D	A/E
가격(원)	75,649	86,354	65,737	78,212	73,424	87.6%	115.1%	96.7%	103.0%

※ 상품 가격 기준

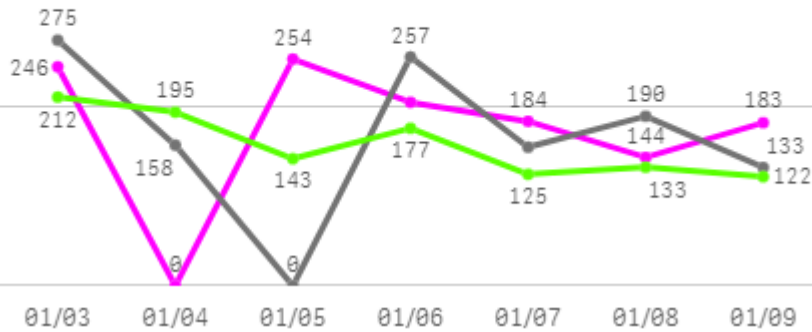
□ 백다다기오이(100개) 주간 가격

구분	Q	품종	Q	단량	Q	특	상	보통	하
2026-01-03		백다다기오이		100개		103,983	76,639	50,752	36,684
2026-01-05		백다다기오이		100개		104,101	77,095	55,020	37,569
2026-01-06		백다다기오이		100개		98,697	73,383	54,633	39,819
2026-01-07		백다다기오이		100개		94,590	73,539	56,794	41,174
2026-01-08		백다다기오이		100개		98,133	76,990	60,226	46,884
2026-01-09		백다다기오이		100개		97,969	76,248	60,665	47,378
평균						99,579	75,649	56,348	41,585

호박

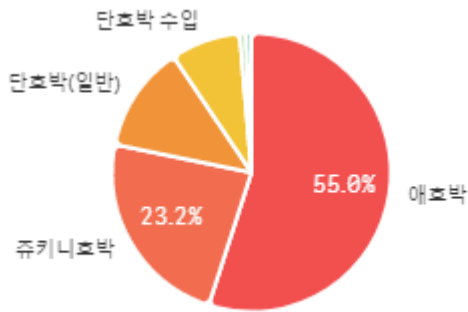
주간 반입량(톤)

◆ 2026 ● 2025 ▲ 평년

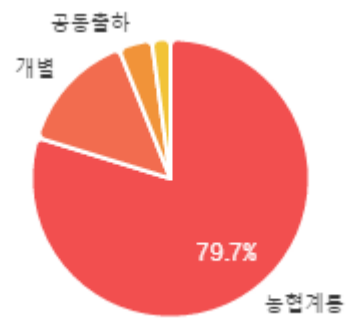


구분	금주(A)	전주(B)	전월(C)	전년(D)	평년(E)	A/B	A/C	A/D	A/E
물량(톤)	1,217	714	1,167	1,168	1,126	170.5%	104.3%	104.2%	108.1%

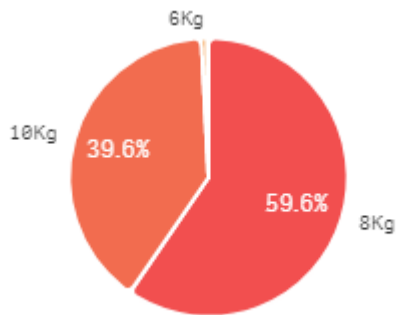
출하 품종별 거래물량 구성비



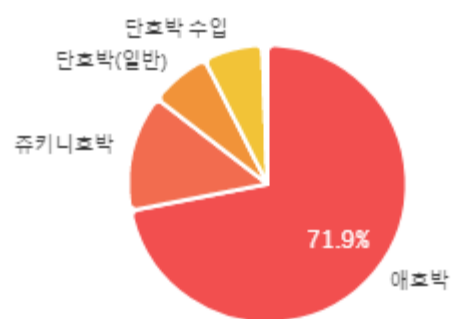
출하자별 거래물량 구성비



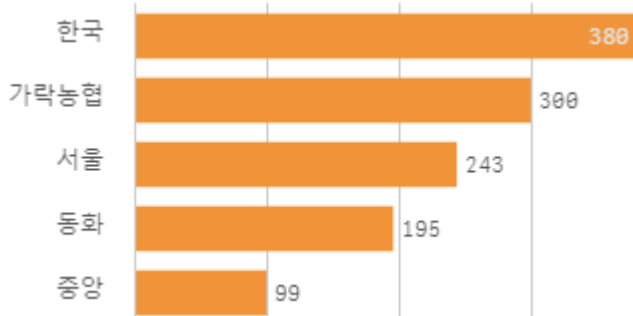
거래 단량별 물량 구성비



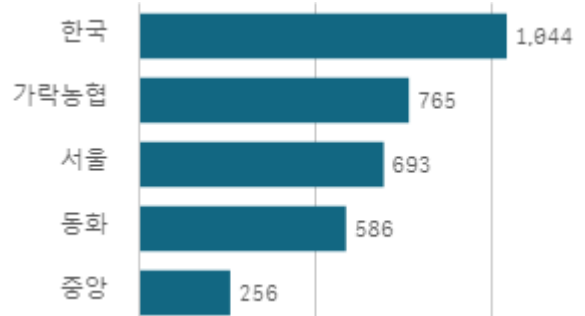
출하 품종별 거래금액 구성비



도매시장 법인별 거래물량(톤)

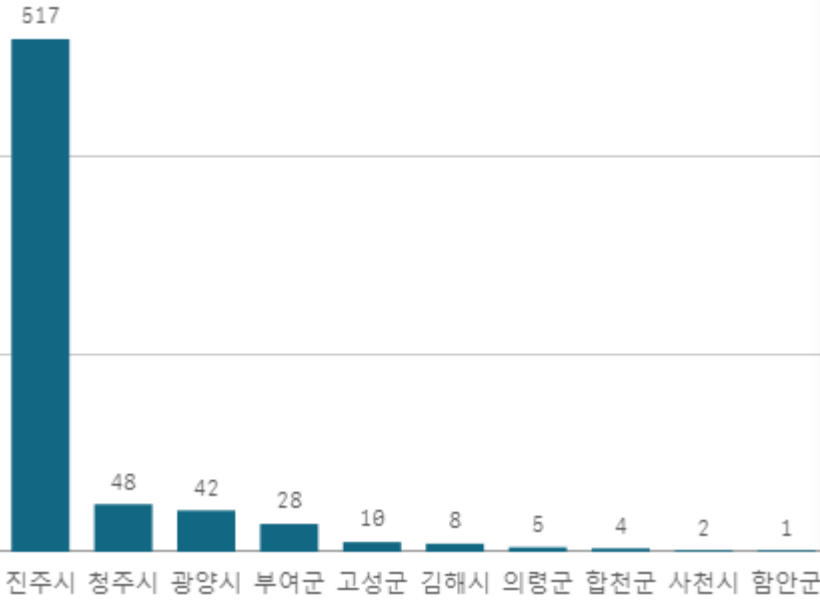


도매시장 법인별 거래금액(백만원)



애호박(20개)

산지별 거래물량(톤)



출하산지(개소)

20

출하건수(천건)

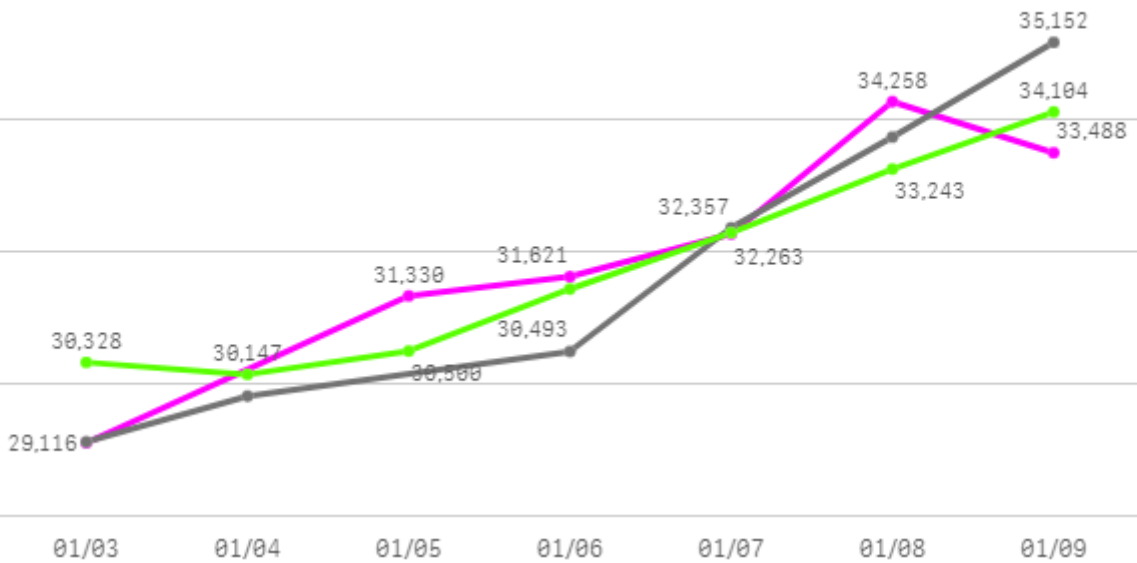
4

산지별 주출하 시군구



주간 도매가격(원)

◆ 2026 ● 2025 ◆ 평년



구분	금주(A)	전주(B)	전월(C)	전년(D)	평년(E)	A/B	A/C	A/D	A/E
가격(원)	32,013	26,475	17,725	31,780	32,029	120.9%	180.6%	100.7%	99.9%

※ 상품 가격 기준

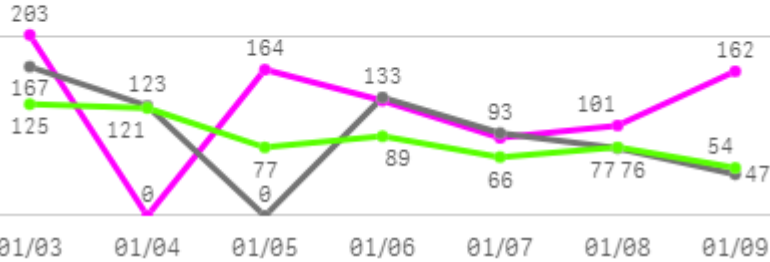
□ 백다다기오이(100개) 주간 가격

구분	Q	품종	Q	단량	Q	특	상	보통	하
2026-01-03		백다다기오이		100개		103,983	76,639	50,752	36,684
2026-01-05		백다다기오이		100개		104,101	77,095	55,020	37,569
2026-01-06		백다다기오이		100개		98,697	73,383	54,633	39,819
2026-01-07		백다다기오이		100개		94,590	73,539	56,794	41,174
2026-01-08		백다다기오이		100개		98,133	76,990	60,226	46,884
2026-01-09		백다다기오이		100개		97,969	76,248	60,665	47,378
평균						99,579	75,649	56,348	41,585

토마토

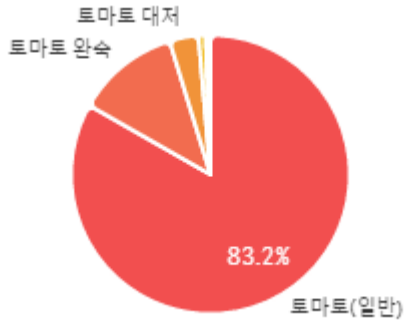
주간 반입량(톤)

◆ 2026 ● 2025 ▲ 평년

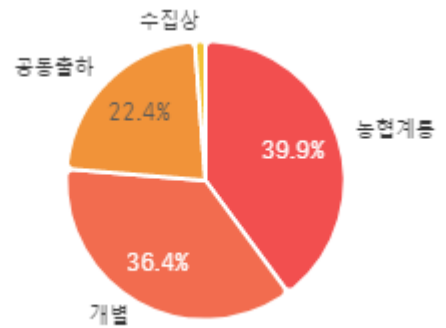


구분	금주(A)	전주(B)	전월(C)	전년(D)	평년(E)	A/B	A/C	A/D	A/E
물량(톤)	847	480	671	639	663	176.5%	126.2%	132.6%	127.8%

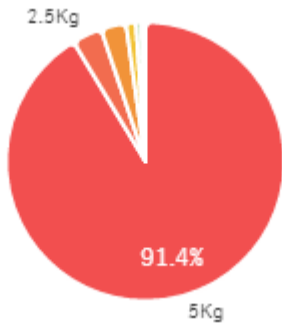
출하 품종별 거래물량 구성비



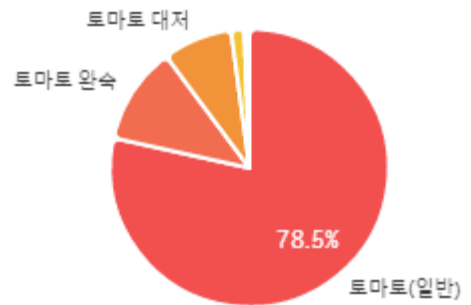
출하자별 거래물량 구성비



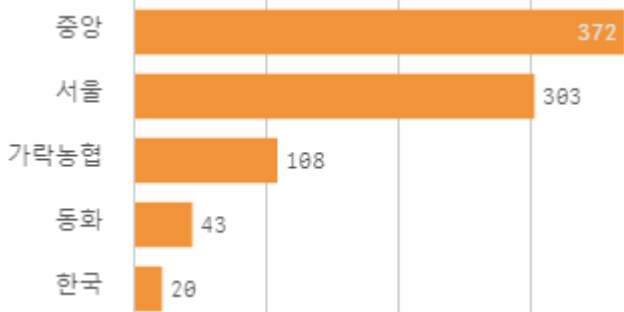
거래 단량별 물량 구성비



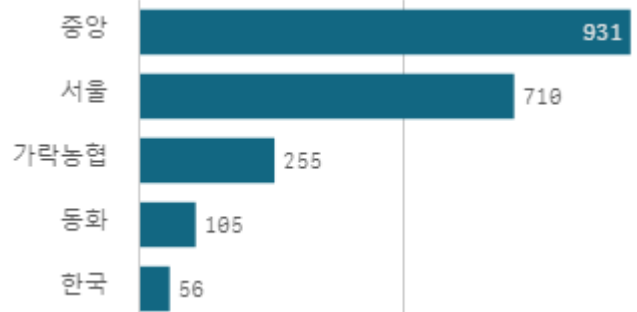
출하 품종별 거래금액 구성비



도매시장 법인별 거래물량(톤)

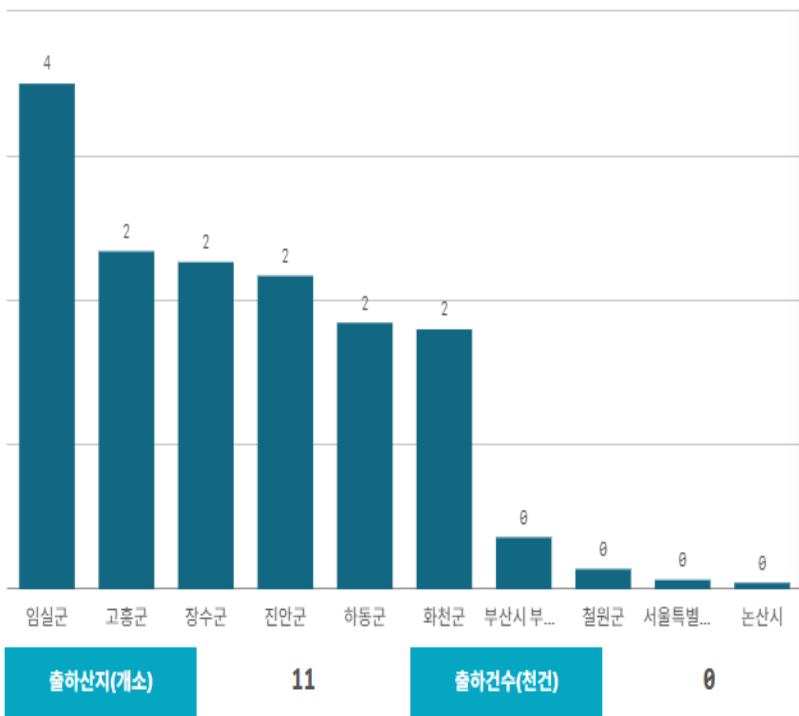


도매시장 법인별 거래금액(백만원)



토마토(5Kg)

산지별 거래물량(톤)

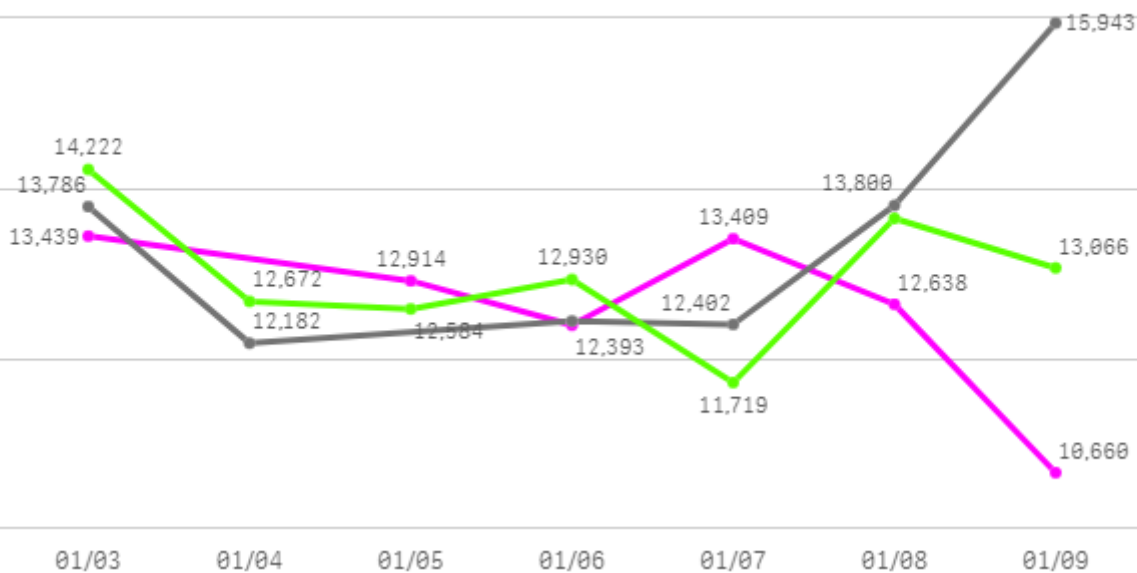


산지별 주출하 시군구



주간 도매가격(원)

◆ 2026 ● 2025 ◆ 평년



구분	금주(A)	전주(B)	전월(C)	전년(D)	평년(E)	A/B	A/C	A/D	A/E
가격(원)	12,576	15,435	16,637	13,426	13,548	81.5%	75.6%	93.7%	92.8%

※ 상품 가격 기준

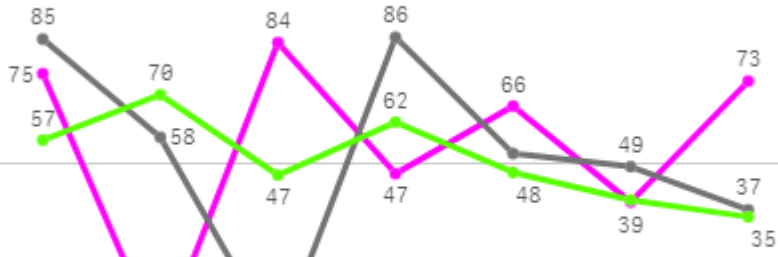
□ 토마토(5Kg) 주간 가격

구분	Q	품종	Q	단량	Q	특	상	보통	하
2026-01-03		토마토		5Kg		14,376	13,439	11,946	8,549
2026-01-05		토마토		5Kg		14,560	12,914	11,082	8,327
2026-01-06		토마토		5Kg		14,131	12,393	11,084	8,825
2026-01-07		토마토		5Kg		14,239	13,409	12,003	9,461
2026-01-08		토마토		5Kg		13,828	12,638	11,271	8,656
2026-01-09		토마토		5Kg		12,259	10,660	9,974	7,516
평균						13,899	12,576	11,227	8,556

방울토마토

주간 반입량(톤)

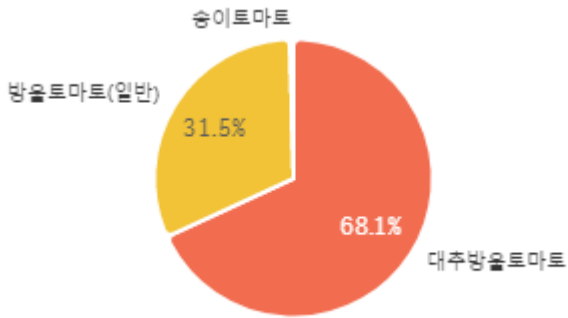
◆ 2026 ● 2025 ▲ 평년



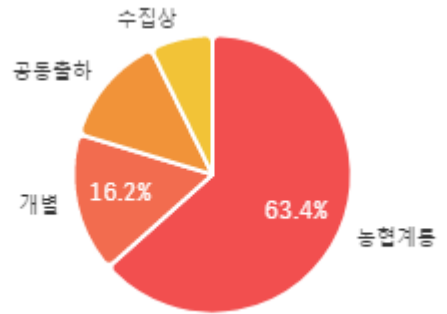
01/03 01/04 01/05 01/06 01/07 01/08 01/09

구분	금주(A)	전주(B)	전월(C)	전년(D)	평년(E)	A/B	A/C	A/D	A/E
물량(톤)	386	241	318	368	357	160.2%	121.3%	104.9%	108.3%

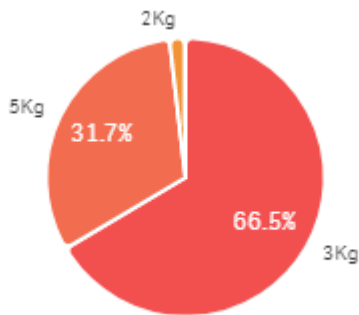
출하 품종별 거래물량 구성비



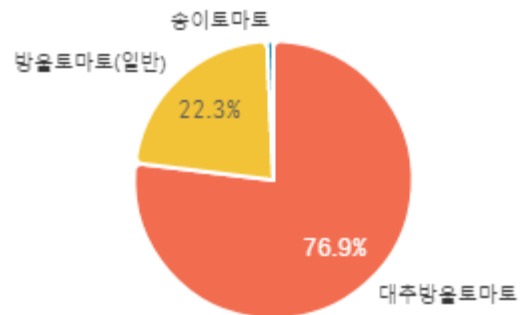
출하자별 거래물량 구성비



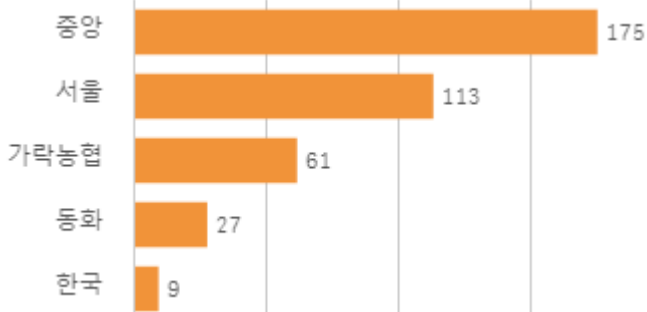
거래 단량별 물량 구성비



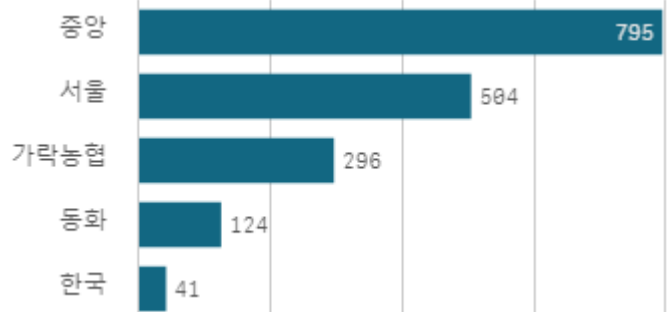
출하 품종별 거래금액 구성비



도매시장 법인별 거래물량(톤)

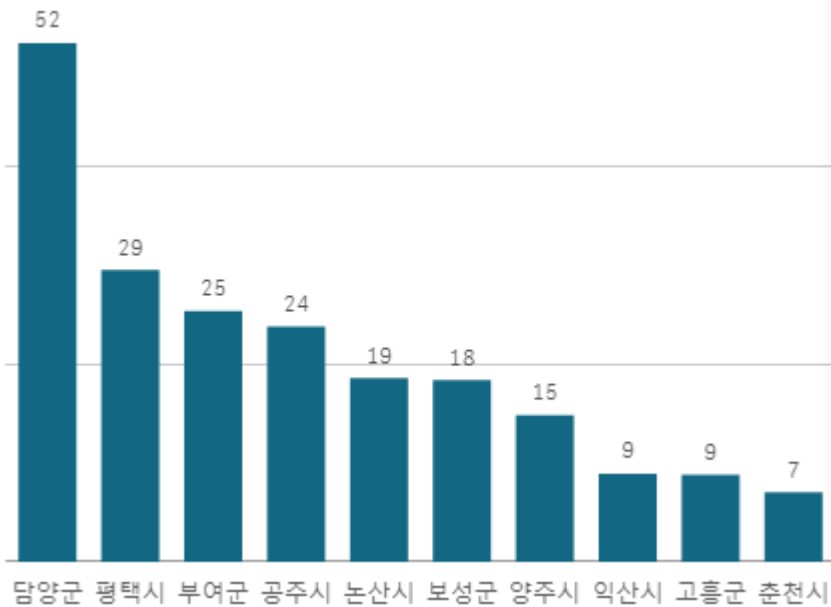


도매시장 법인별 거래금액(백만원)



대추방울토마토(3Kg)

산지별 거래물량(톤)



출하산지(개소)

43

출하건수(천건)

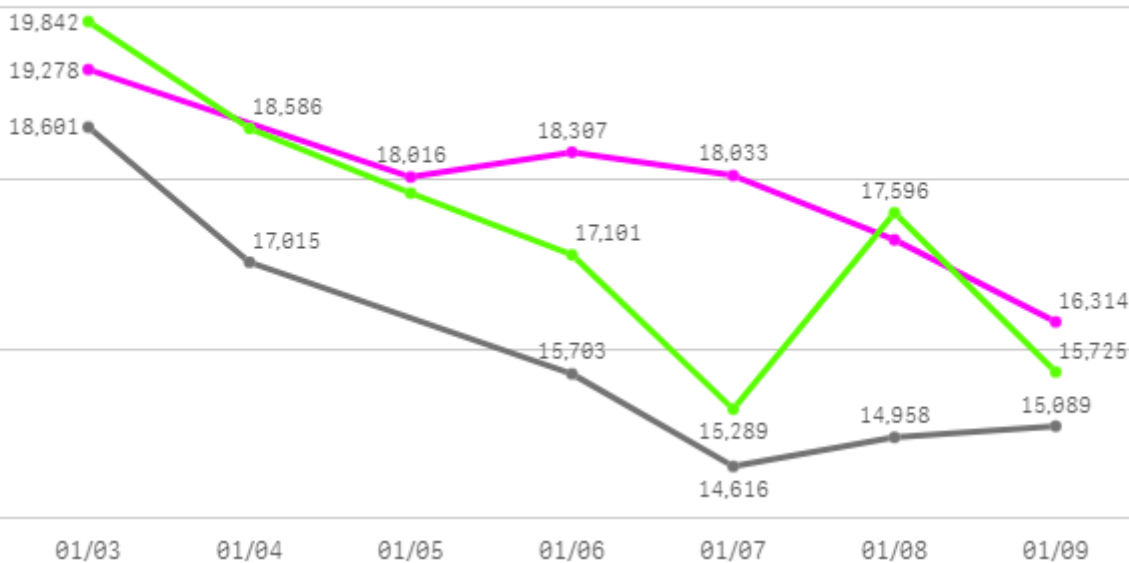
3

산지별 주출하 시군구



주간 도매가격(원)

◆ 2026 ● 2025 ◆ 평년



구분	금주(A)	전주(B)	전월(C)	전년(D)	평년(E)	A/B	A/C	A/D	A/E
가격(원)	17,871	18,967	16,890	15,997	18,144	94.2%	105.8%	111.7%	98.5%

※ 상품 가격 기준

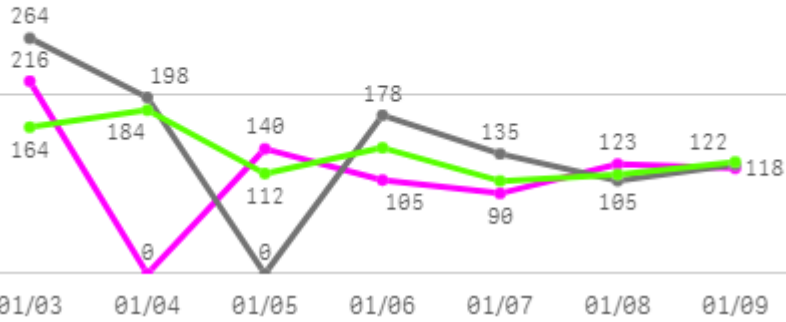
□ 대추방울토마토(3Kg) 주간 가격

구분	Q	품종	Q	단량	Q	특	상	보통	하
2026-01-03		대추방울토마토		3Kg		23,025	19,278	16,577	12,435
2026-01-05		대추방울토마토		3Kg		22,416	18,016	15,717	12,765
2026-01-06		대추방울토마토		3Kg		24,241	18,307	15,319	12,617
2026-01-07		대추방울토마토		3Kg		21,717	18,033	15,023	11,910
2026-01-08		대추방울토마토		3Kg		20,118	17,278	14,430	11,135
2026-01-09		대추방울토마토		3Kg		18,742	16,314	13,150	10,335
평균						21,710	17,871	15,036	11,866

딸기

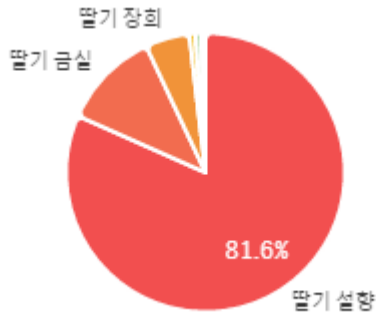
주간 반입량(톤)

◆ 2026 ● 2025 ▲ 평년

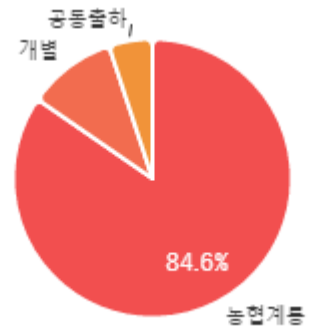


구분	금주(A)	전주(B)	전월(C)	전년(D)	평년(E)	A/B	A/C	A/D	A/E
물량(톤)	793	513	537	1,001	884	154.6%	147.7%	79.2%	89.7%

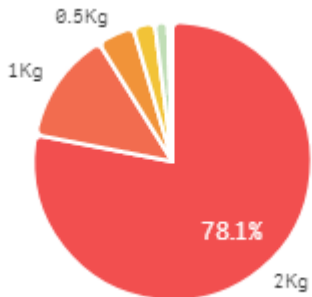
출하 품종별 거래물량 구성비



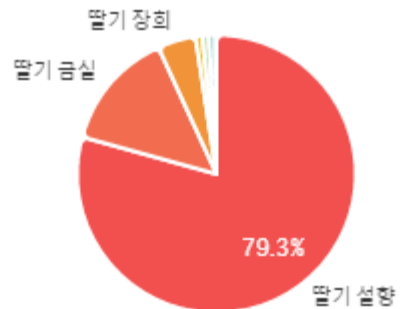
출하자별 거래물량 구성비



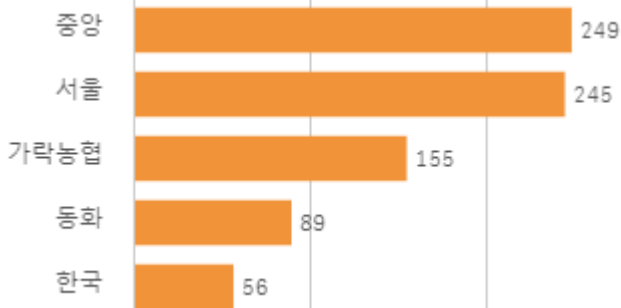
거래 단량별 물량 구성비



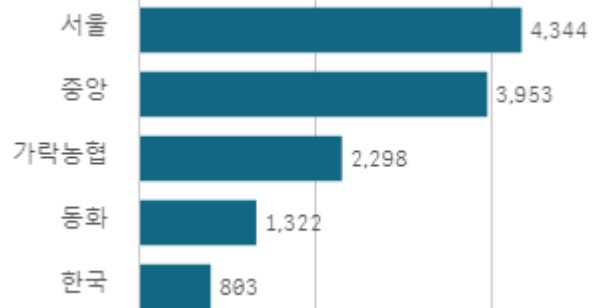
출하 품종별 거래금액 구성비



도매시장 법인별 거래물량(톤)

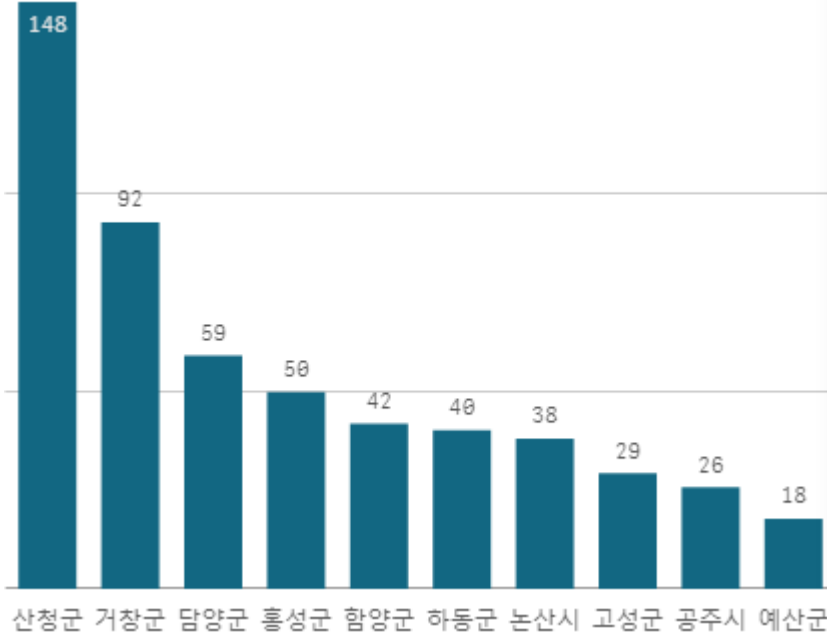


도매시장 법인별 거래금액(백만원)



딸기 설향(1Kg)

산지별 거래물량(톤)



출하산지(개소)

33

출하건수(천건)

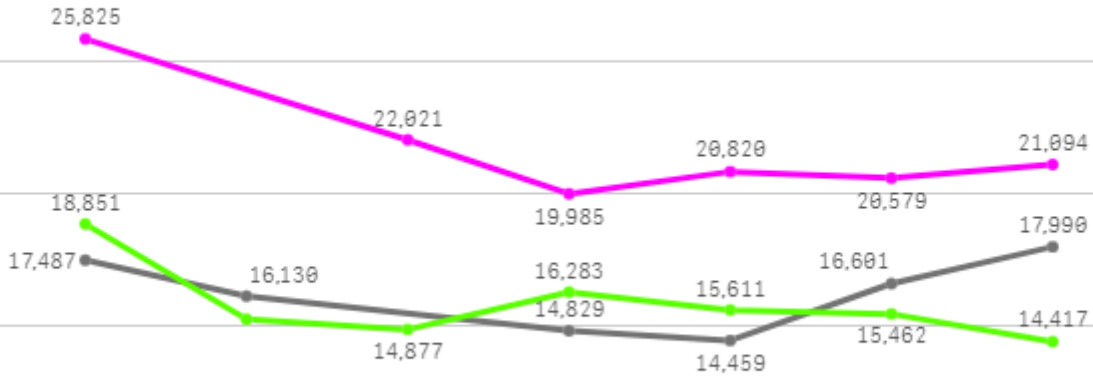
18

산지별 주출하 시군구



주간 도매가격(원)

◆ 2026 ● 2025 ◆ 평년



01/03 01/04 01/05 01/06 01/07 01/08 01/09

구분	금주(A)	전주(B)	전월(C)	전년(D)	평년(E)	A/B	A/C	A/D	A/E
가격(원)	21,721	27,964	17,411	16,249	17,778	77.7%	124.8%	133.7%	122.2%

※ 상품 가격 기준

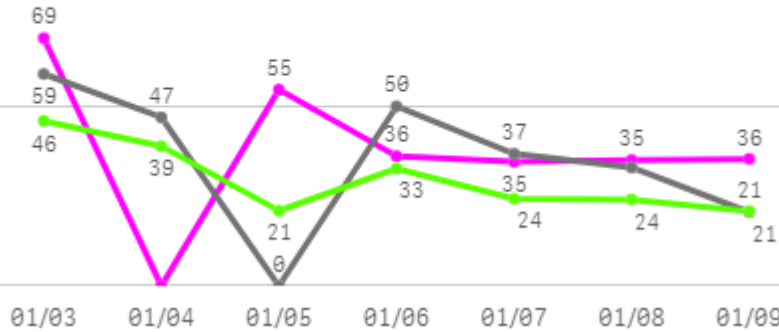
□ 딸기 설향(1Kg) 주간 가격

구분	Q	품종	Q	단량	Q	특	상	보통	하
2026-01-03		딸기 설향		1Kg		27,759	25,825	21,724	10,464
2026-01-05		딸기 설향		1Kg		25,562	22,021	17,816	6,689
2026-01-06		딸기 설향		1Kg		22,091	19,985	14,848	5,848
2026-01-07		딸기 설향		1Kg		23,805	20,820	16,142	7,009
2026-01-08		딸기 설향		1Kg		23,649	20,579	14,105	6,473
2026-01-09		딸기 설향		1Kg		23,576	21,094	17,460	7,748
평균						24,407	21,721	17,016	7,372

가지

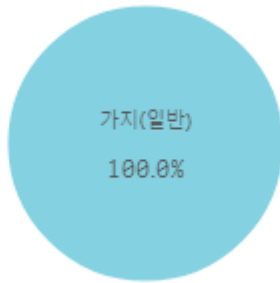
주간 반입량(톤)

◆ 2026 ● 2025 ▲ 평년

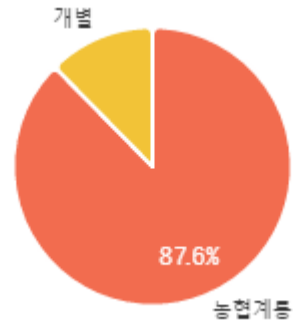


구분	금주(A)	전주(B)	전월(C)	전년(D)	평년(E)	A/B	A/C	A/D	A/E
물량(톤)	267	145	243	248	227	184.2%	109.7%	107.6%	117.6%

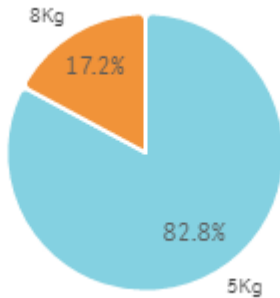
출하 품종별 거래물량 구성비



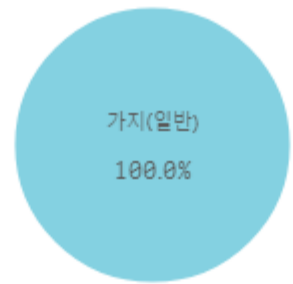
출하자별 거래물량 구성비



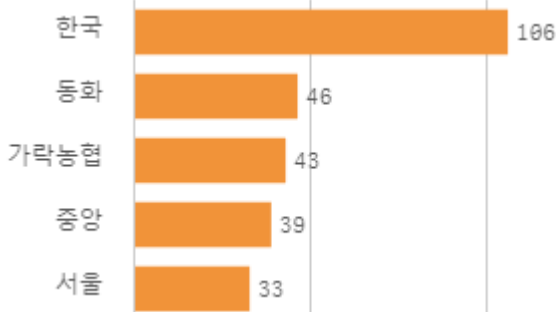
거래 단량별 물량 구성비



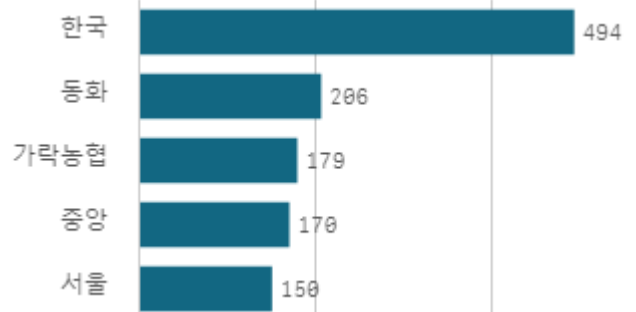
출하 품종별 거래금액 구성비



도매시장 법인별 거래물량(톤)

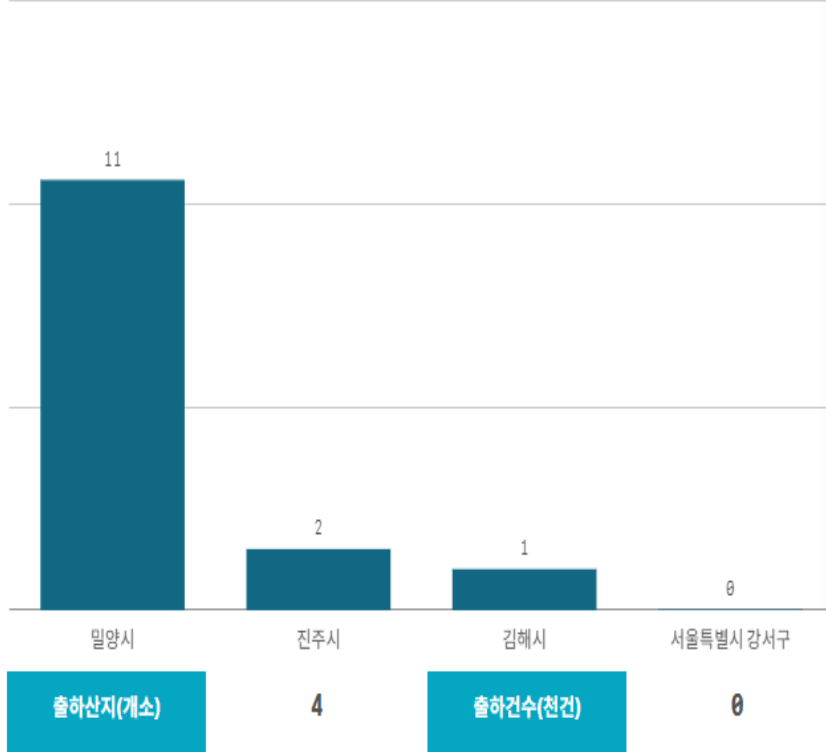


도매시장 법인별 거래금액(백만원)



가지(8Kg)

산지별 거래물량(톤)

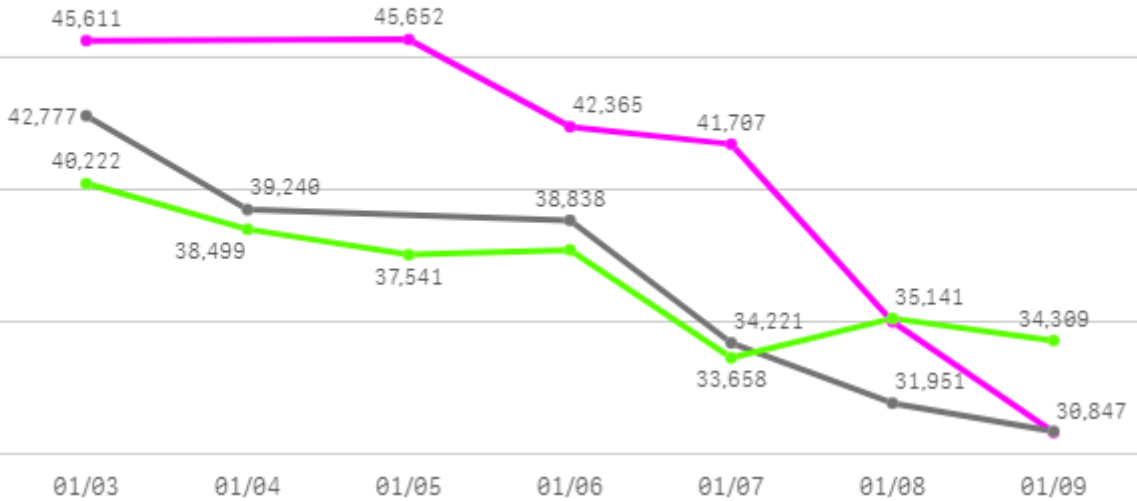


산지별 주출하 시군구



주간 도매가격(원)

◆ 2026 ● 2025 ◆ 평년



구분	금주(A)	전주(B)	전월(C)	전년(D)	평년(E)	A/B	A/C	A/D	A/E
가격(원)	40,200	51,763	32,717	36,319	38,076	77.7%	122.9%	110.7%	105.6%

※ 상품 가격 기준

□ 가지(8Kg) 주간 가격

구분	Q	품종	Q	단량	Q	특	상	보통	하
2026-01-03		가지		8Kg		-	45,611	39,535	27,542
2026-01-05		가지		8Kg		-	45,652	42,780	34,003
2026-01-06		가지		8Kg		-	42,365	37,426	22,573
2026-01-07		가지		8Kg		-	41,707	34,244	25,836
2026-01-08		가지		8Kg		-	35,020	26,849	19,038
2026-01-09		가지		8Kg		-	30,847	24,682	17,939
평균						-	40,200	34,253	24,489

무

주간 반입량(톤)

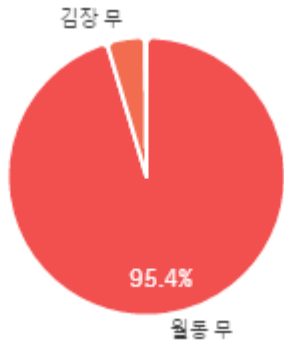
2026 (Magenta) 2025 (Grey) 평년 (Green)



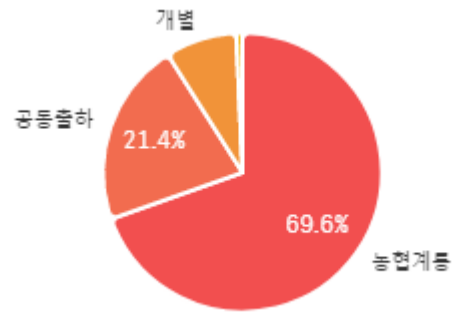
01/03 01/04 01/05 01/06 01/07 01/08 01/09

구분	금주(A)	전주(B)	전월(C)	전년(D)	평년(E)	A/B	A/C	A/D	A/E
물량(톤)	4,219	2,156	2,431	4,397	3,926	195.7%	173.6%	96.0%	107.5%

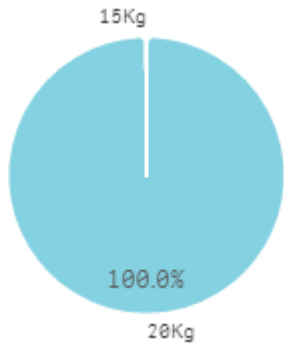
출하 품종별 거래물량 구성비



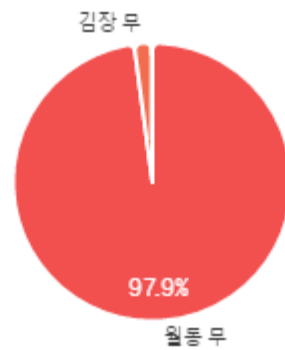
출하자별 거래물량 구성비



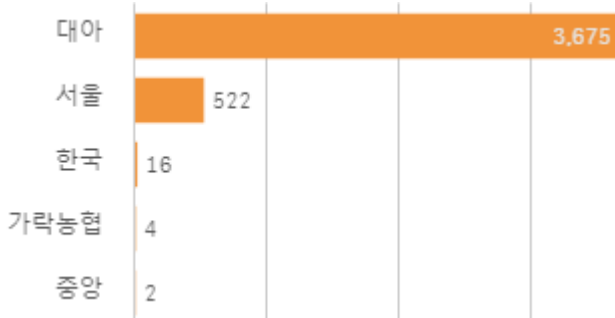
거래 단량별 물량 구성비



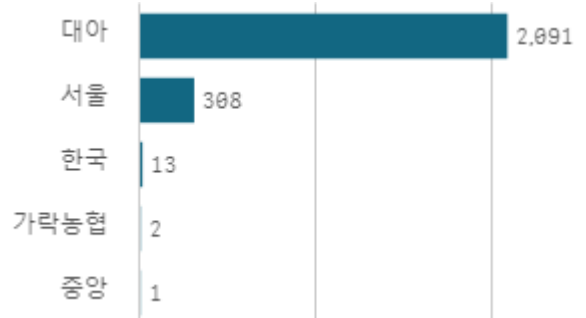
출하 품종별 거래금액 구성비



도매시장 법인별 거래물량(톤)

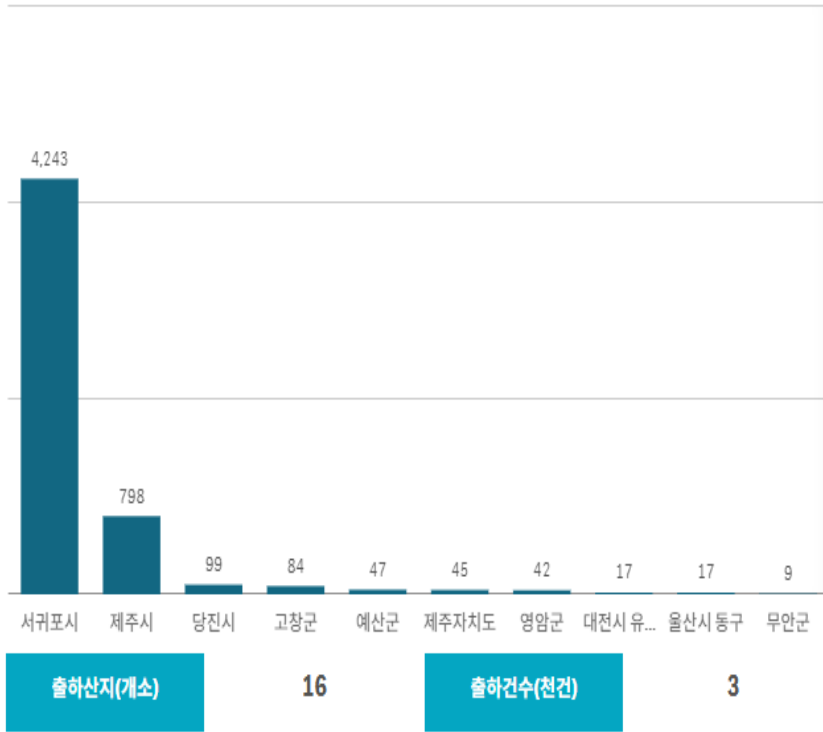


도매시장 법인별 거래금액(백만원)



무(20Kg)

산지별 거래물량(톤)

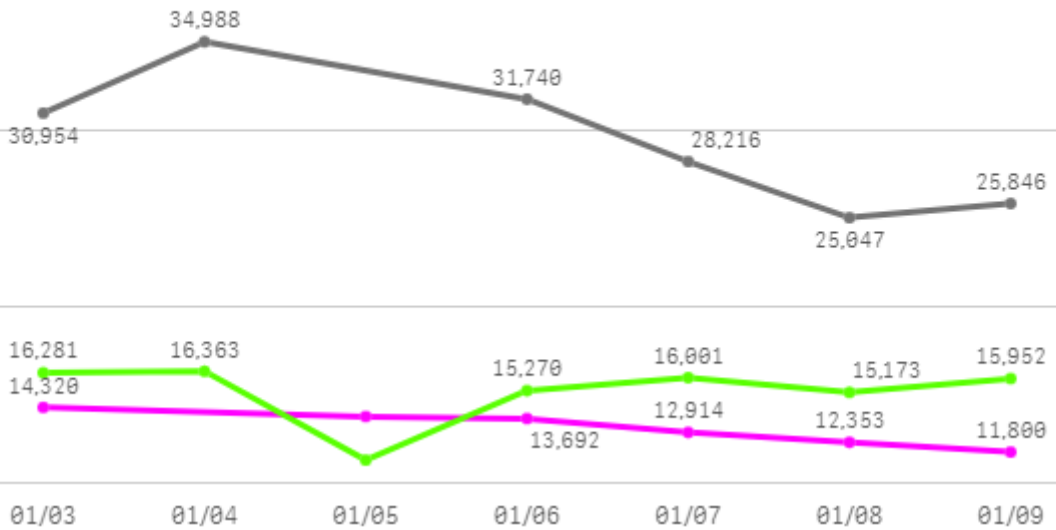


산지별 주출하 시군구



주간 도매가격(원)

◆ 2026 ● 2025 ◆ 평년



구분	금주(A)	전주(B)	전월(C)	전년(D)	평년(E)	A/B	A/C	A/D	A/E
가격(원)	13,148	15,413	15,202	29,465	14,778	85.3%	86.5%	44.6%	89.0%

※ 상품 가격 기준

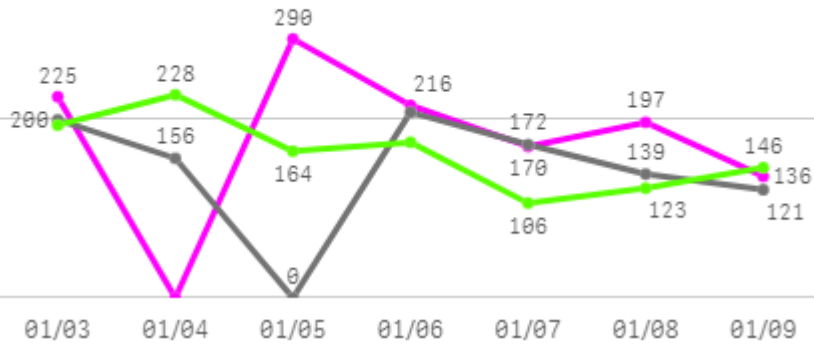
□ 무(20Kg) 주간 가격

구분	Q	품종	Q	단량	Q	특	상	보통	하
2026-01-03		무		20Kg		16,422	14,320	11,675	8,572
2026-01-05		무		20Kg		16,057	13,806	11,415	7,797
2026-01-06		무		20Kg		15,629	13,692	11,784	7,224
2026-01-07		무		20Kg		14,708	12,914	11,389	7,545
2026-01-08		무		20Kg		14,198	12,353	10,490	7,834
2026-01-09		무		20Kg		14,139	11,800	9,850	7,820
평균						15,192	13,148	11,101	7,799

당근

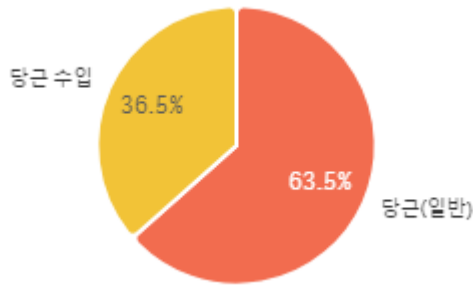
주간 반입량(톤)

◆ 2026 ● 2025 ▲ 평년

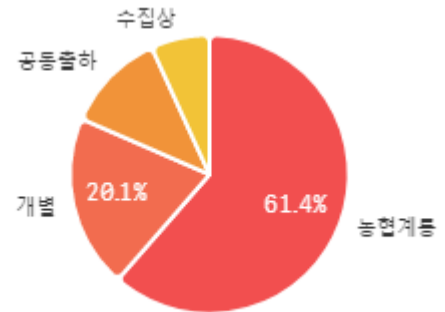


구분	금주(A)	전주(B)	전월(C)	전년(D)	평년(E)	A/B	A/C	A/D	A/E
물량(톤)	1,234	485	758	996	1,160	254.4%	162.8%	123.9%	106.4%

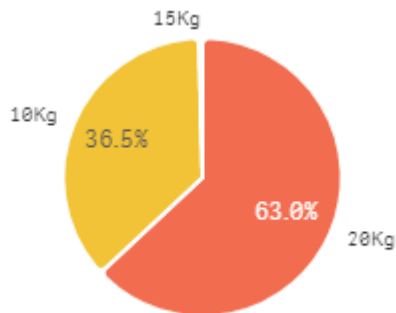
출하 품종별 거래물량 구성비



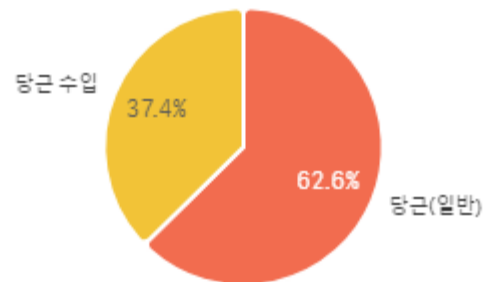
출하자별 거래물량 구성비



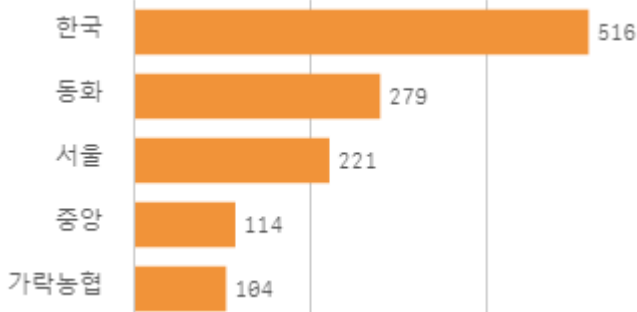
거래 단량별 물량 구성비



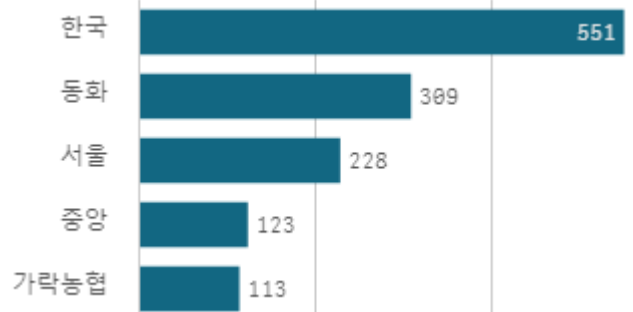
출하 품종별 거래금액 구성비



도매시장 법인별 거래물량(톤)

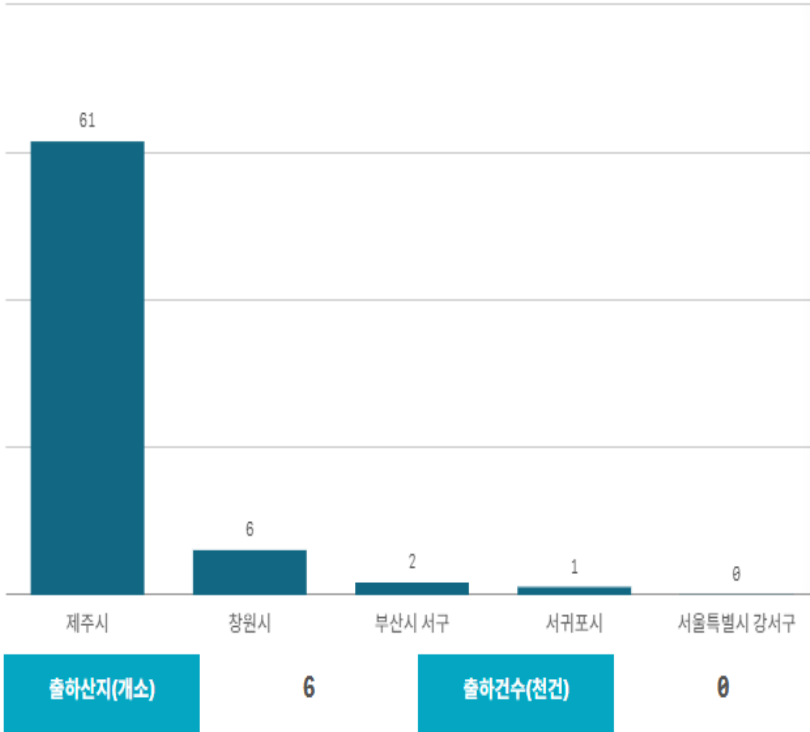


도매시장 법인별 거래금액(백만원)



당근(20Kg)

산지별 거래물량(톤)

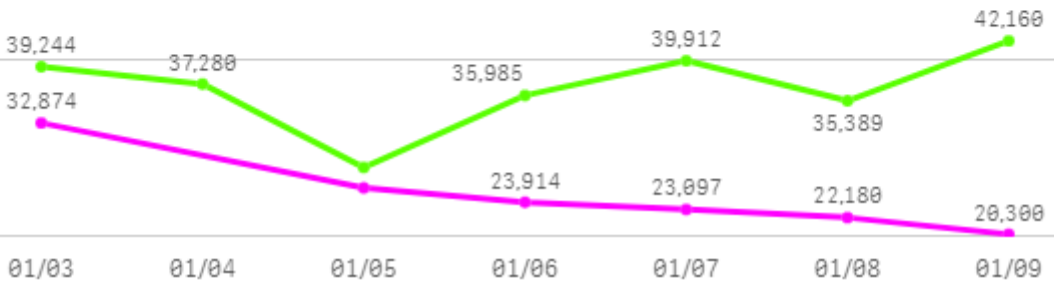


산지별 주출하 시군구



주간 도매가격(원)

◆ 2026 ● 2025 ◆ 평년



구분	금주(A)	전주(B)	전월(C)	전년(D)	평년(E)	A/B	A/C	A/D	A/E
가격(원)	24,652	29,896	25,382	68,018	36,202	82.5%	97.1%	36.2%	68.1%

※ 상품 가격 기준

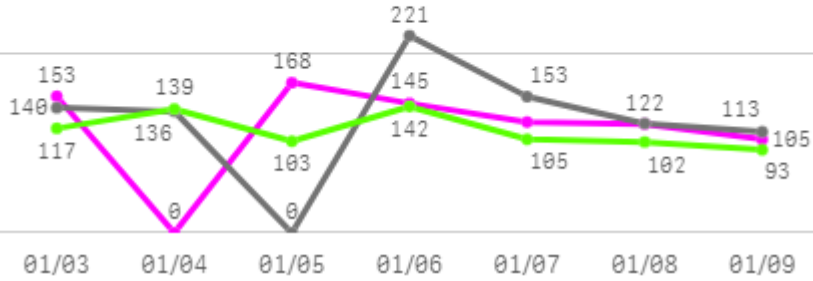
□ 당근(20Kg) 주간 가격

구분	Q	품종	Q	단량	Q	특	상	보통	하
2026-01-03		당근		20Kg		35,151	32,874	28,158	17,274
2026-01-05		당근		20Kg		28,714	25,545	20,802	15,578
2026-01-06		당근		20Kg		27,379	23,914	19,983	13,756
2026-01-07		당근		20Kg		26,004	23,097	19,526	13,842
2026-01-08		당근		20Kg		26,775	22,180	17,562	12,361
2026-01-09		당근		20Kg		22,890	20,300	17,218	11,809
평균						27,819	24,652	20,542	14,103

생고추

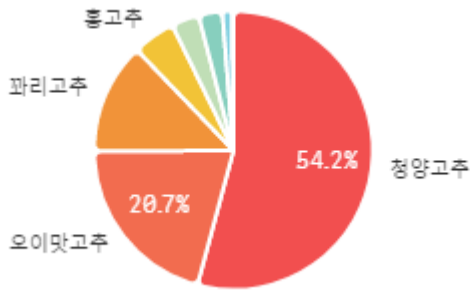
주간 반입량(톤)

◆ 2026 ● 2025 ▲ 평년

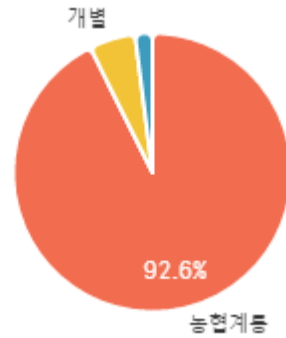


구분	금주(A)	전주(B)	전월(C)	전년(D)	평년(E)	A/B	A/C	A/D	A/E
물량(톤)	818	512	742	886	807	159.8%	110.2%	92.3%	101.4%

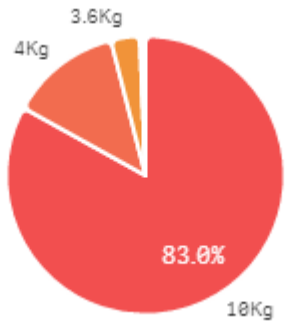
출하 품종별 거래물량 구성비



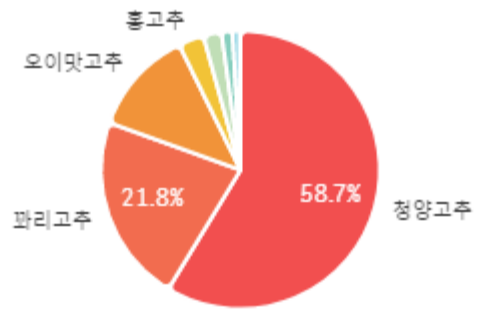
출하자별 거래물량 구성비



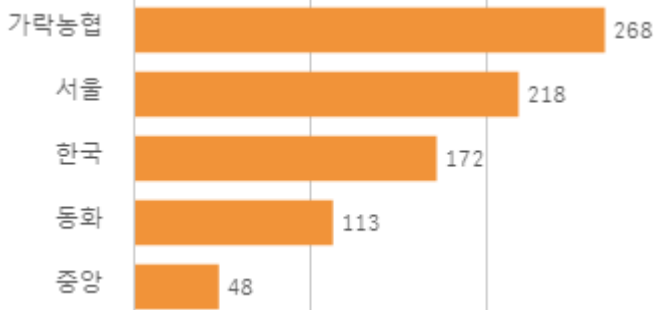
거래 단량별 물량 구성비



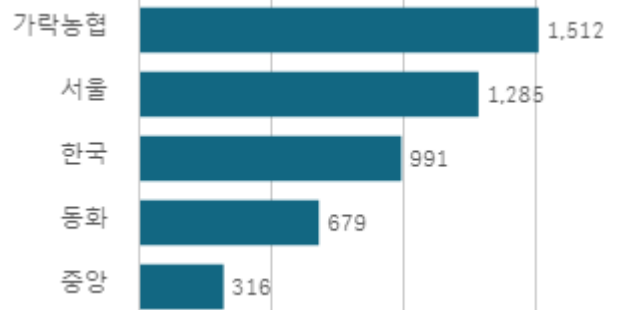
출하 품종별 거래금액 구성비



도매시장 법인별 거래물량(톤)

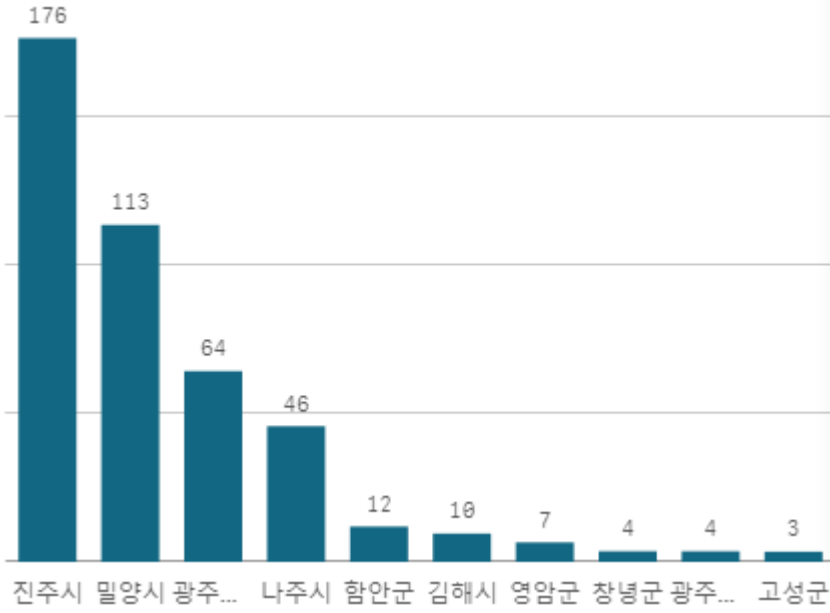


도매시장 법인별 거래금액(백만원)



청양고추(10Kg)

산지별 거래물량(톤)



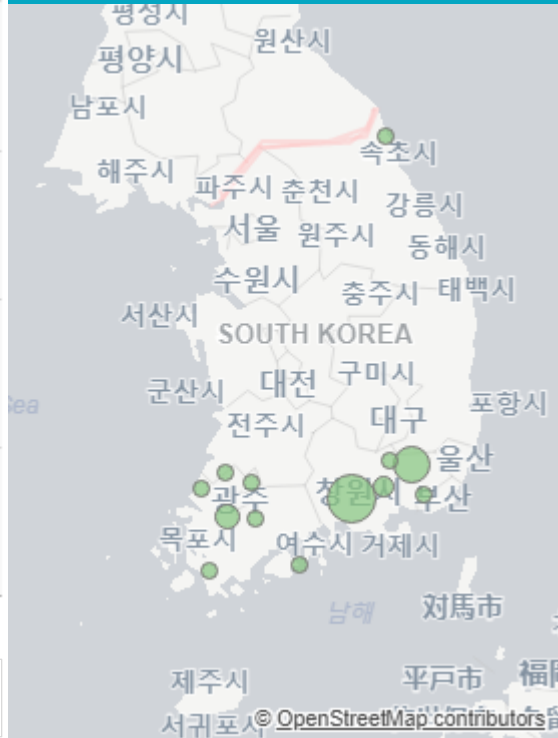
출하산지(개소)

17

출하건수(천건)

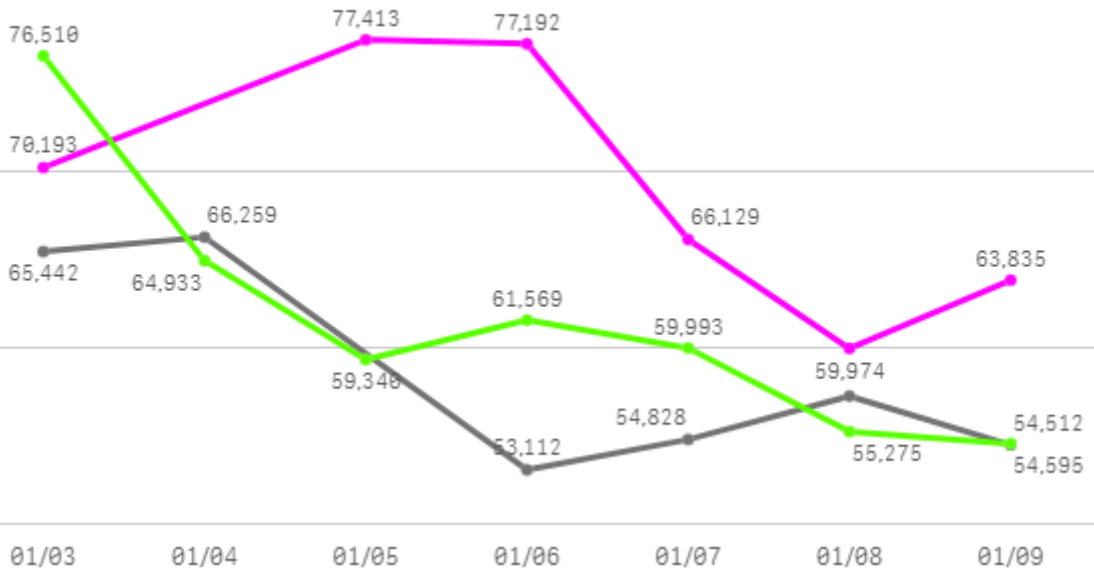
4

산지별 주출하 시군구



주간 도매가격(원)

◆ 2026 ● 2025 ◆ 평년



구분	금주(A)	전주(B)	전월(C)	전년(D)	평년(E)	A/B	A/C	A/D	A/E
가격(원)	69,123	59,213	43,904	58,572	67,735	116.7%	157.4%	118.0%	102.0%

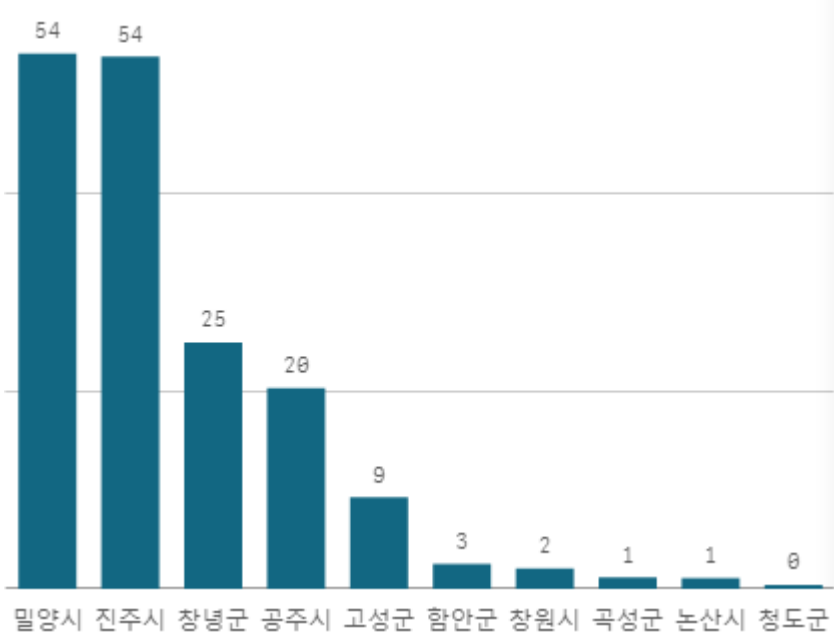
※ 상품 가격 기준

□ 청양고추(10Kg) 주간 가격

구분	Q	품종	Q	단량	Q	특	상	보통	하
2026-01-03		청양고추		10Kg		73,034	70,193	65,489	48,839
2026-01-05		청양고추		10Kg		81,770	77,413	71,543	55,834
2026-01-06		청양고추		10Kg		80,773	77,192	70,430	57,739
2026-01-07		청양고추		10Kg		69,508	66,129	60,394	48,949
2026-01-08		청양고추		10Kg		62,107	59,974	55,686	46,437
2026-01-09		청양고추		10Kg		66,615	63,835	58,639	47,414
평균						72,301	69,123	63,697	50,869

오이맛고추(10Kg)

산지별 거래물량(톤)



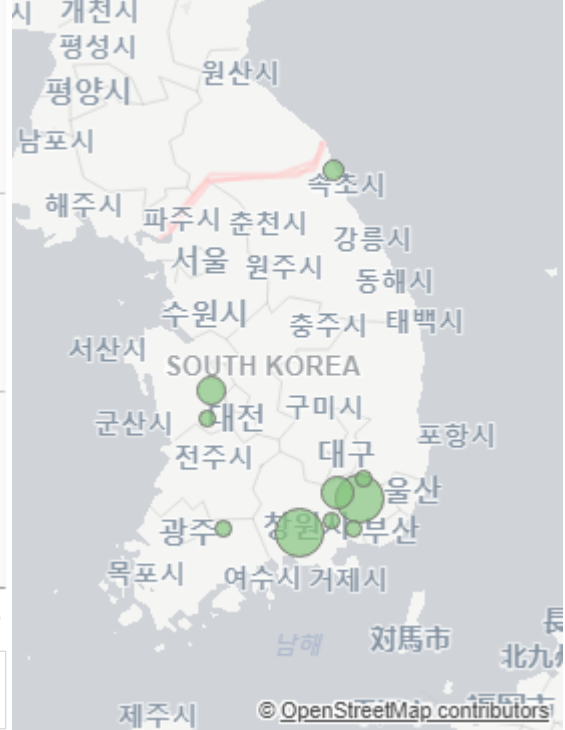
출하산지(개소)

11

출하건수(천건)

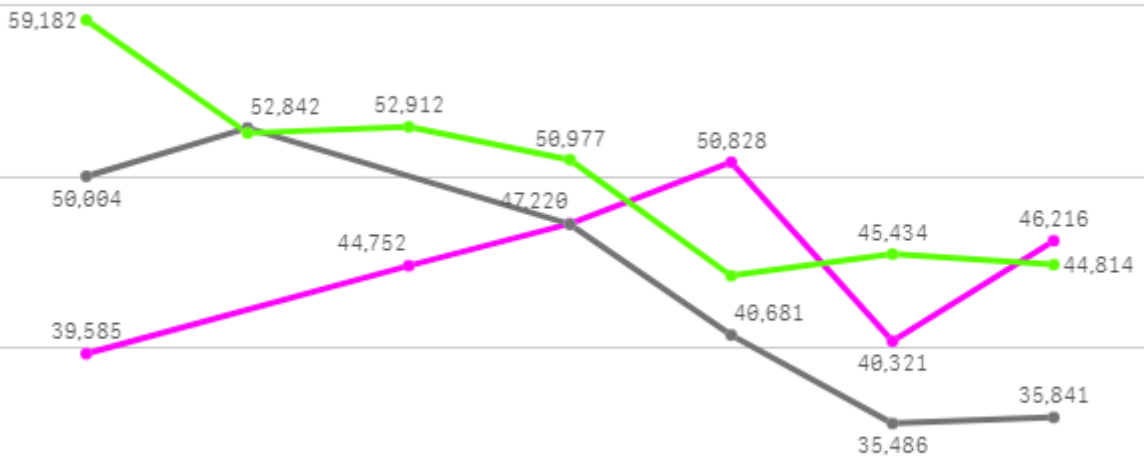
2

산지별 주출하 시군구



주간 도매가격(원)

◆ 2026 ● 2025 ◆ 평년



01/03 01/04 01/05 01/06 01/07 01/08 01/09

구분	금주(A)	전주(B)	전월(C)	전년(D)	평년(E)	A/B	A/C	A/D	A/E
가격(원)	44,820	34,166	31,441	43,673	54,501	131.2%	142.6%	102.6%	82.2%

※ 상품 가격 기준

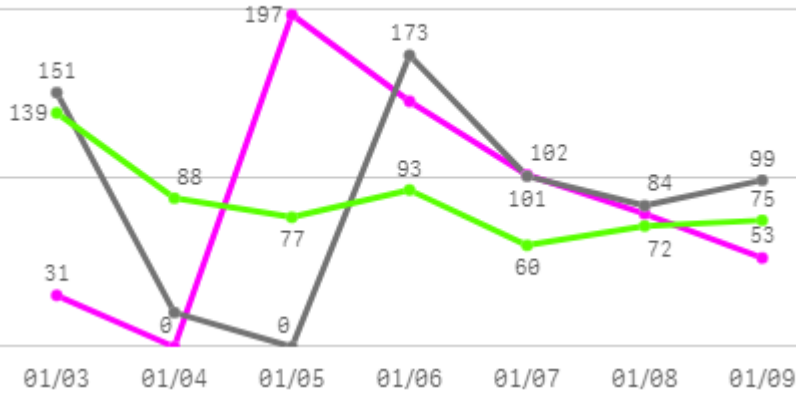
□ 오이맛고추(10Kg) 주간 가격

구분	Q	품종	Q	단량	Q	특	상	보통	하
2026-01-03		오이맛고추		10Kg		46,800	39,585	28,404	15,539
2026-01-05		오이맛고추		10Kg		53,375	44,752	32,717	18,411
2026-01-06		오이맛고추		10Kg		58,431	47,220	31,843	18,489
2026-01-07		오이맛고추		10Kg		59,263	50,828	34,966	21,153
2026-01-08		오이맛고추		10Kg		51,775	40,321	29,686	16,361
2026-01-09		오이맛고추		10Kg		61,564	46,216	29,470	15,400
평균						55,201	44,820	31,181	17,559

마늘

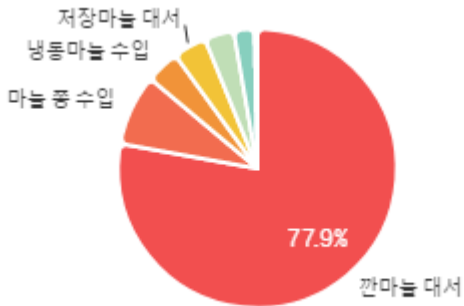
주간 반입량(톤)

◆ 2026 ● 2025 ▲ 평년

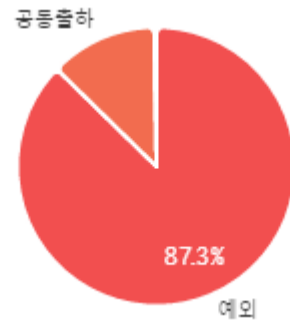


구분	금주(A)	전주(B)	전월(C)	전년(D)	평년(E)	A/B	A/C	A/D	A/E
물량(톤)	608	440	507	629	620	138.1%	119.8%	96.7%	98.0%

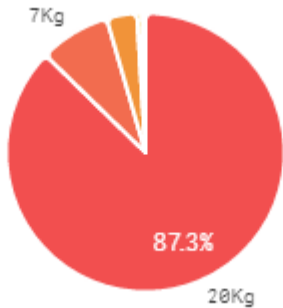
출하 품종별 거래물량 구성비



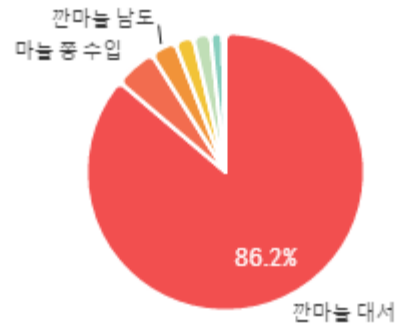
출하자별 거래물량 구성비



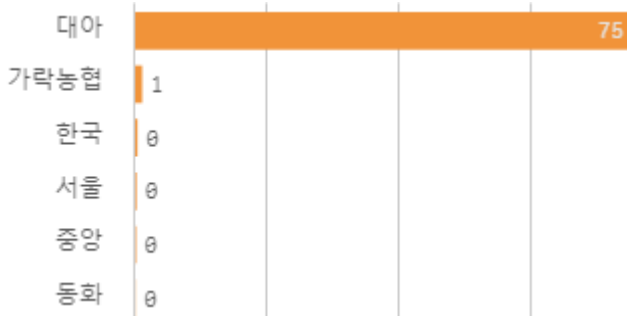
거래 단량별 물량 구성비



출하 품종별 거래금액 구성비



도매시장 법인별 거래물량(톤)

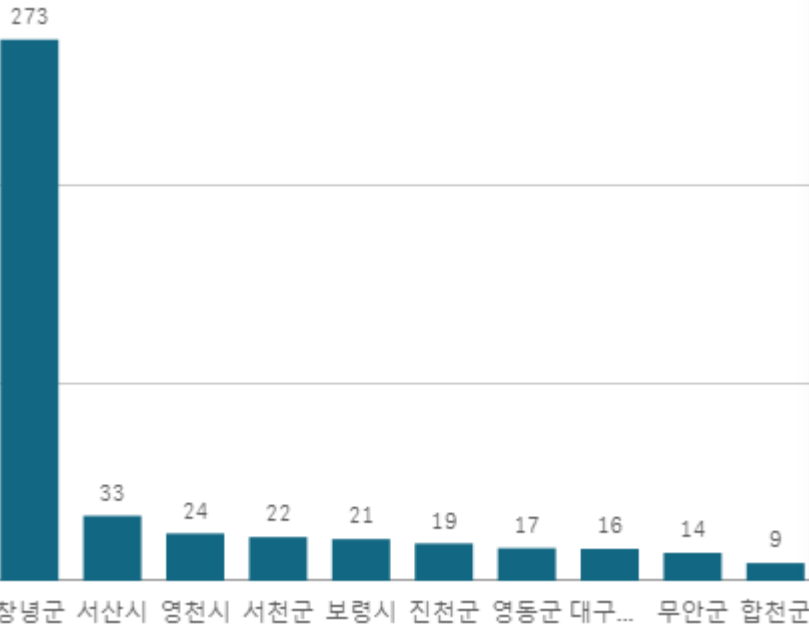


도매시장 법인별 거래금액(백만원)



깁마늘 대서(20Kg)

산지별 거래물량(톤)



출하산지(개소)

18

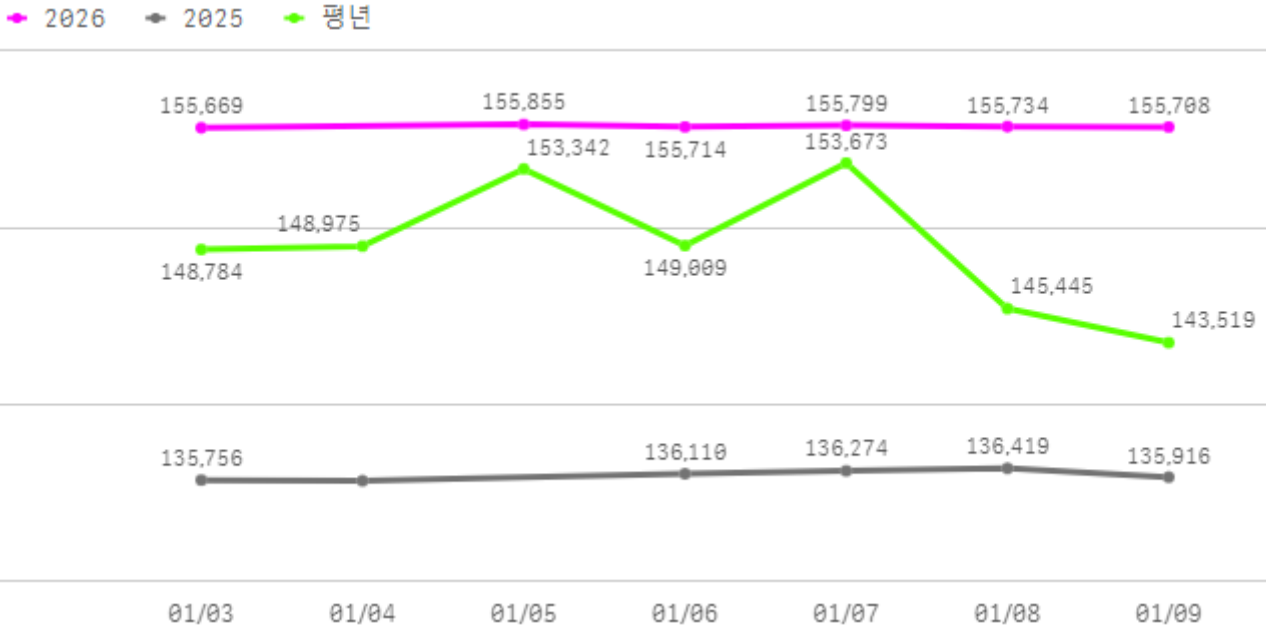
출하건수(천건)

1

산지별 주출하 시군구



주간 도매가격(원)



구분	금주(A)	전주(B)	전월(C)	전년(D)	평년(E)	A/B	A/C	A/D	A/E
가격(원)	155,746	156,035	155,940	136,032	147,316	99.8%	99.9%	114.5%	105.7%

※ 상품 가격 기준

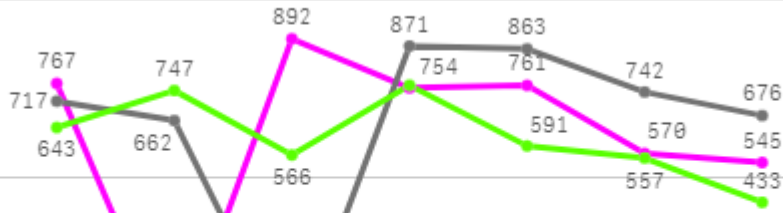
□ 깐마늘 대서(20Kg) 주간 가격

구분	Q	품종	Q	단량	Q	특	상	보통	하
2026-01-03		깐마늘 대서		20Kg		-	155,669	139,299	100,954
2026-01-05		깐마늘 대서		20Kg		-	155,855	143,304	98,079
2026-01-06		깐마늘 대서		20Kg		-	155,714	140,563	95,755
2026-01-07		깐마늘 대서		20Kg		-	155,799	142,908	96,905
2026-01-08		깐마늘 대서		20Kg		-	155,734	139,093	96,242
2026-01-09		깐마늘 대서		20Kg		-	155,708	140,082	100,147
평균						-	155,746	140,875	98,014

양파

주간 반입량(톤)

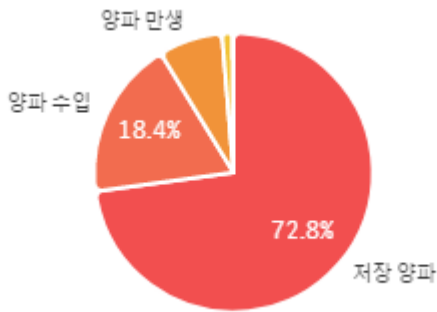
2026 (파란색 선) 2025 (회색 선) 평년 (녹색 선)



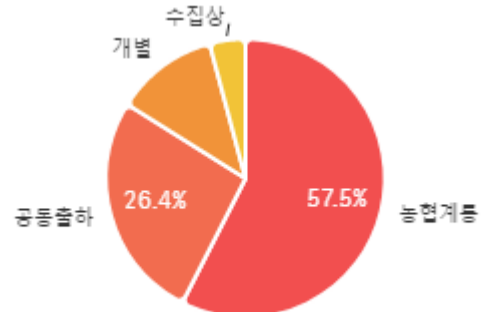
01/03 01/04 01/05 01/06 01/07 01/08 01/09

구분	금주(A)	전주(B)	전월(C)	전년(D)	평년(E)	A/B	A/C	A/D	A/E
물량(톤)	4,288	2,483	3,455	4,532	4,512	172.7%	124.1%	94.6%	95.0%

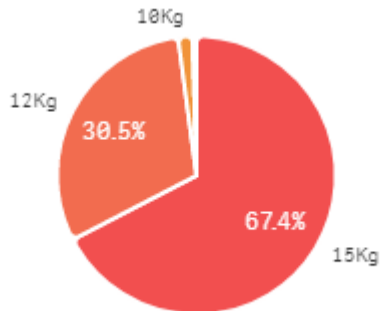
출하 품종별 거래물량 구성비



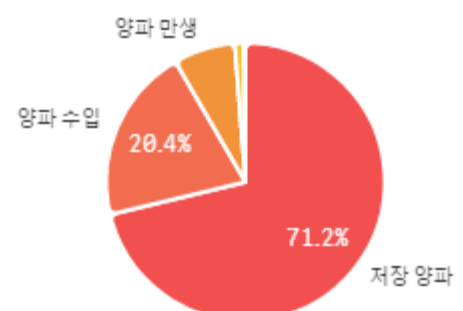
출하자별 거래물량 구성비



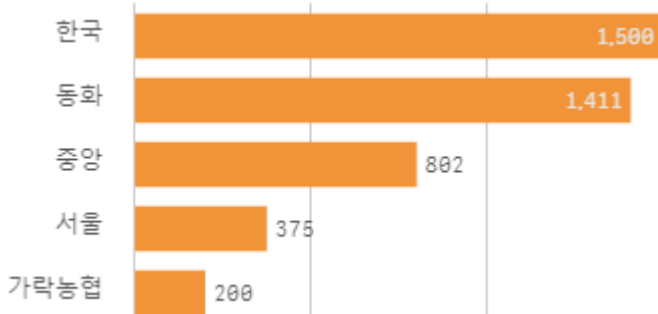
거래 단량별 물량 구성비



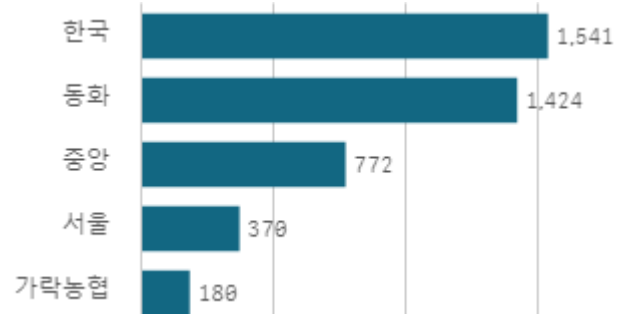
출하 품종별 거래금액 구성비



도매시장 법인별 거래물량(톤)

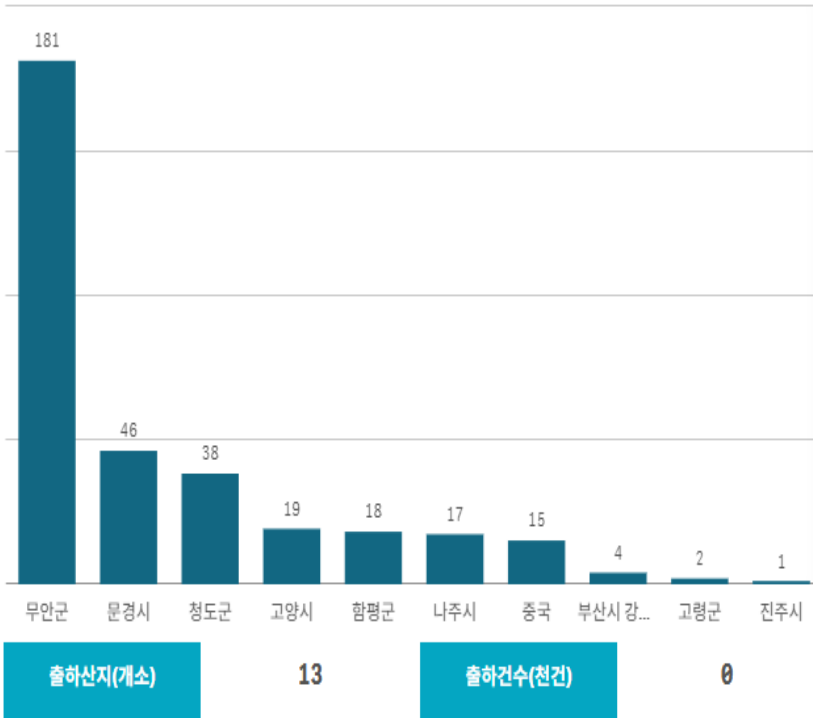


도매시장 법인별 거래금액(백만원)



양파(1Kg)

산지별 거래물량(톤)

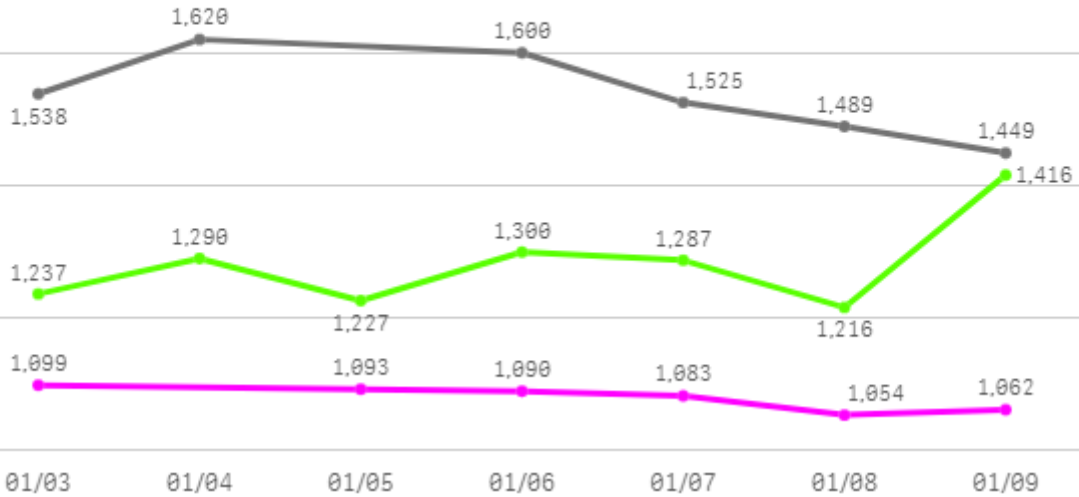


산지별 주출하 시군구



주간 도매가격(원)

◆ 2026 ● 2025 ◆ 평년



구분	금주(A)	전주(B)	전월(C)	전년(D)	평년(E)	A/B	A/C	A/D	A/E
가격(원)	1,080	1,106	1,018	1,537	1,184	97.7%	106.1%	70.3%	91.2%

※ 상품 가격 기준

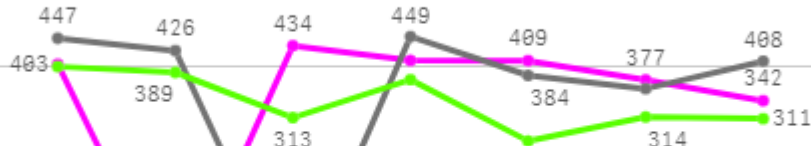
□ 양파(1Kg) 주간 가격

구분	Q	품종	Q	단량	Q	특	상	보통	하
2026-01-03		양파		1Kg		1,233	1,099	1,021	849
2026-01-05		양파		1Kg		1,224	1,093	993	808
2026-01-06		양파		1Kg		1,234	1,090	981	706
2026-01-07		양파		1Kg		1,225	1,083	962	734
2026-01-08		양파		1Kg		1,196	1,054	901	675
2026-01-09		양파		1Kg		1,189	1,062	892	661
평균						1,217	1,080	958	739

대파

주간 반입량(톤)

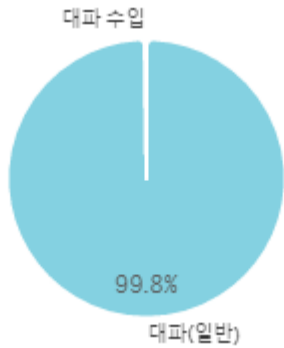
◆ 2026 ● 2025 ▲ 평년



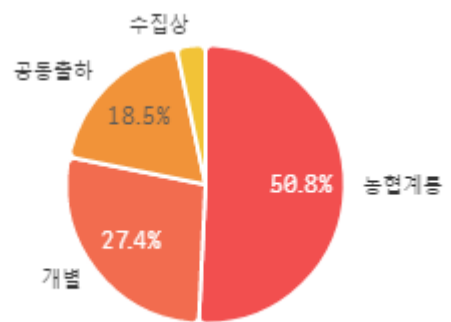
01/03 01/04 01/05 01/06 01/07 01/08 01/09

구분	금주(A)	전주(B)	전월(C)	전년(D)	평년(E)	A/B	A/C	A/D	A/E
물량(톤)	2,374	1,595	2,037	2,476	2,483	148.8%	116.6%	95.9%	95.6%

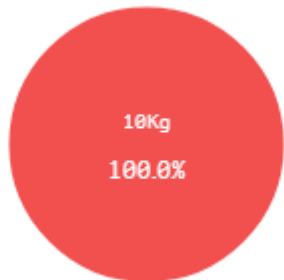
출하 품종별 거래물량 구성비



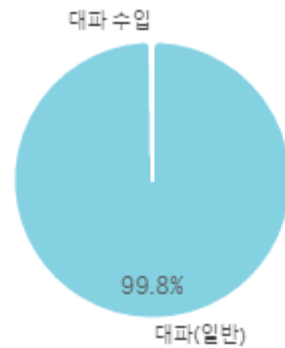
출하자별 거래물량 구성비



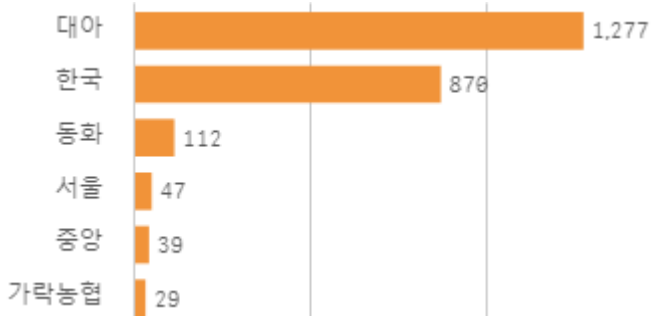
거래 단량별 물량 구성비



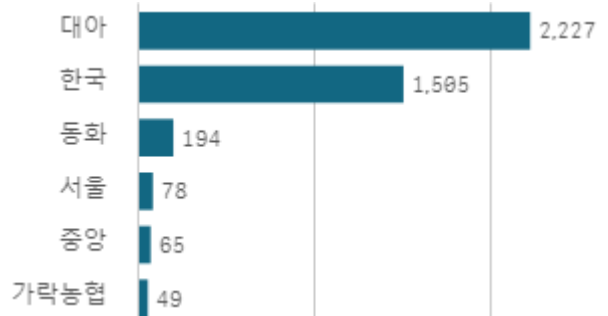
출하 품종별 거래금액 구성비



도매시장 법인별 거래물량(톤)

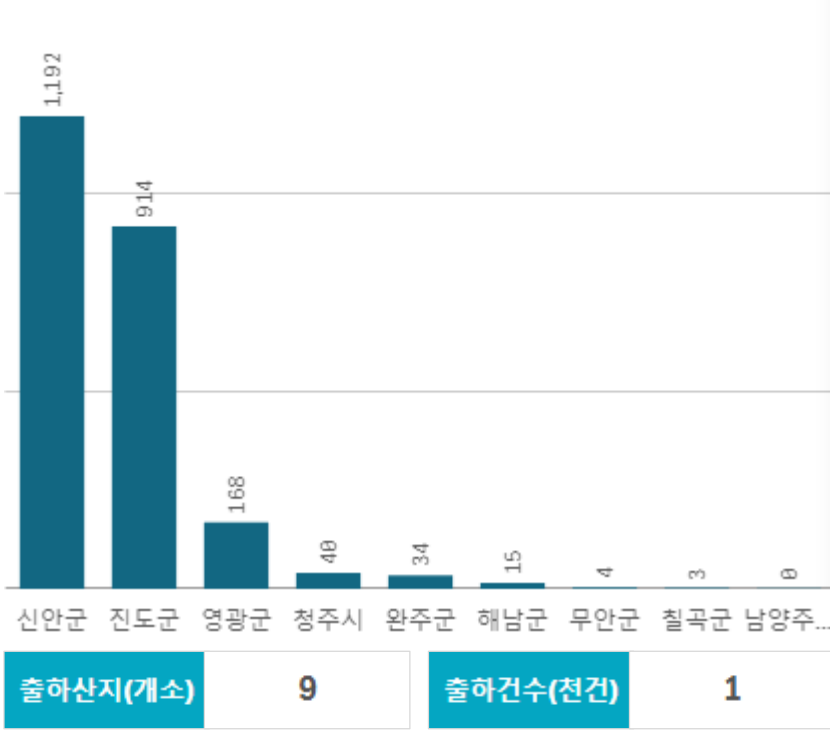


도매시장 법인별 거래금액(백만원)

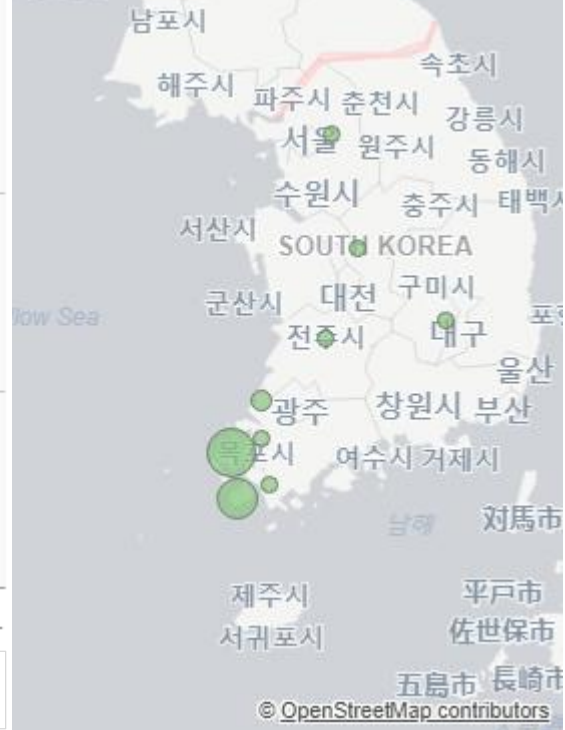


대파(일반)(1Kg)

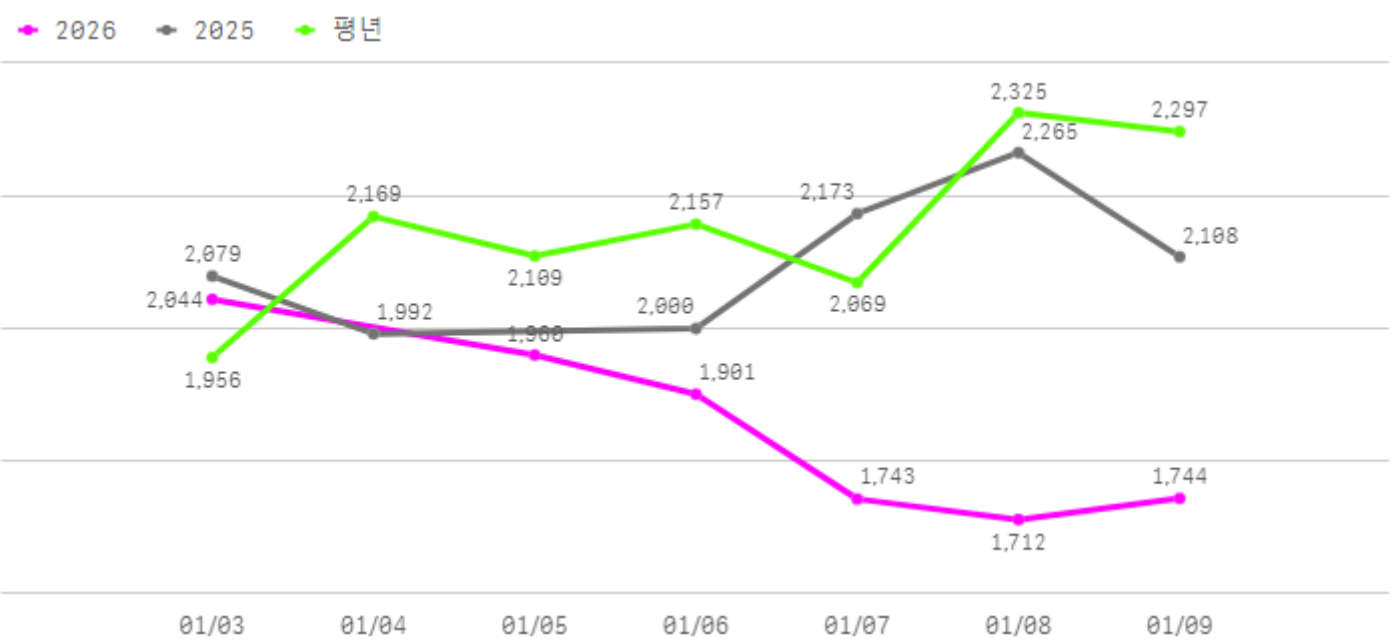
산지별 거래물량(톤)



산지별 주출하 시군구



주간 도매가격(원)



구분	금주(A)	전주(B)	전월(C)	전년(D)	평년(E)	A/B	A/C	A/D	A/E
가격(원)	1,851	1,482	2,185	2,103	1,973	124.9%	84.7%	88.0%	93.8%

※ 상품 가격 기준

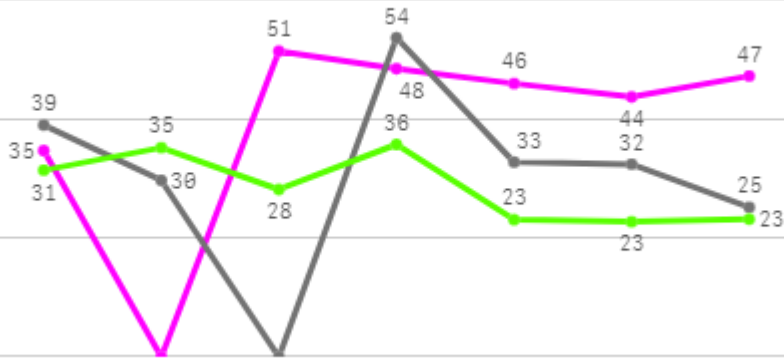
□ 대파(일반)(1Kg) 주간 가격

구분	Q	품종	Q	단량	Q	특	상	보통	하
2026-01-03		대파(일반)		1Kg		2,401	2,044	1,840	1,661
2026-01-05		대파(일반)		1Kg		2,329	1,960	1,752	1,630
2026-01-06		대파(일반)		1Kg		2,244	1,901	1,727	1,644
2026-01-07		대파(일반)		1Kg		2,125	1,743	1,566	1,431
2026-01-08		대파(일반)		1Kg		2,021	1,712	1,530	1,422
2026-01-09		대파(일반)		1Kg		2,000	1,744	1,622	1,523
평균						2,187	1,851	1,673	1,552

쪽파

주간 반입량(톤)

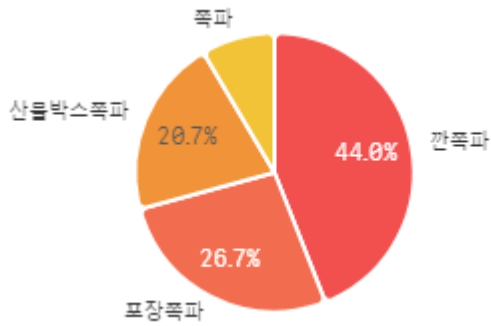
◆ 2026 ● 2025 ▲ 평년



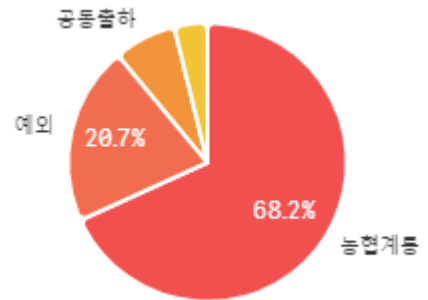
01/03 01/04 01/05 01/06 01/07 01/08 01/09

구분	금주(A)	전주(B)	전월(C)	전년(D)	평년(E)	A/B	A/C	A/D	A/E
물량(톤)	272	191	534	213	225	142.1%	50.8%	127.7%	120.8%

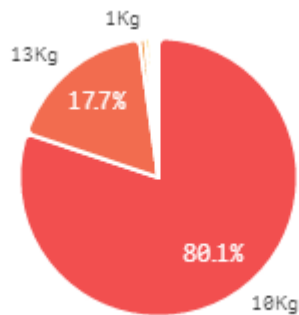
출하 품종별 거래물량 구성비



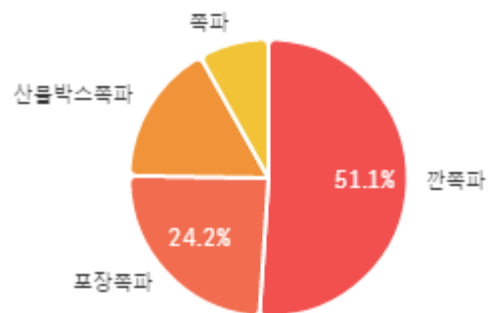
출하자별 거래물량 구성비



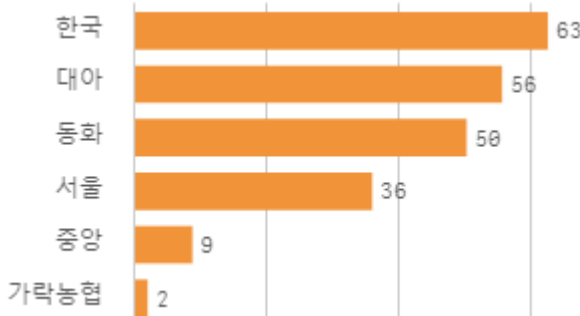
거래 단량별 물량 구성비



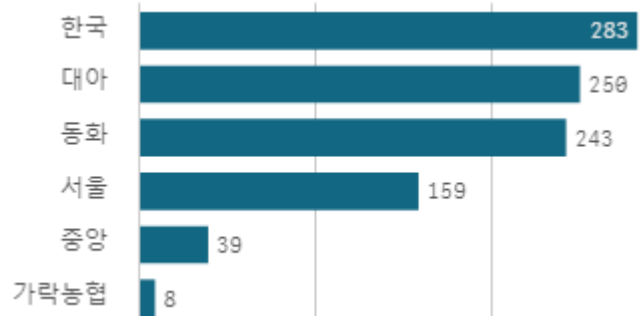
출하 품종별 거래금액 구성비



도매시장 법인별 거래물량(톤)

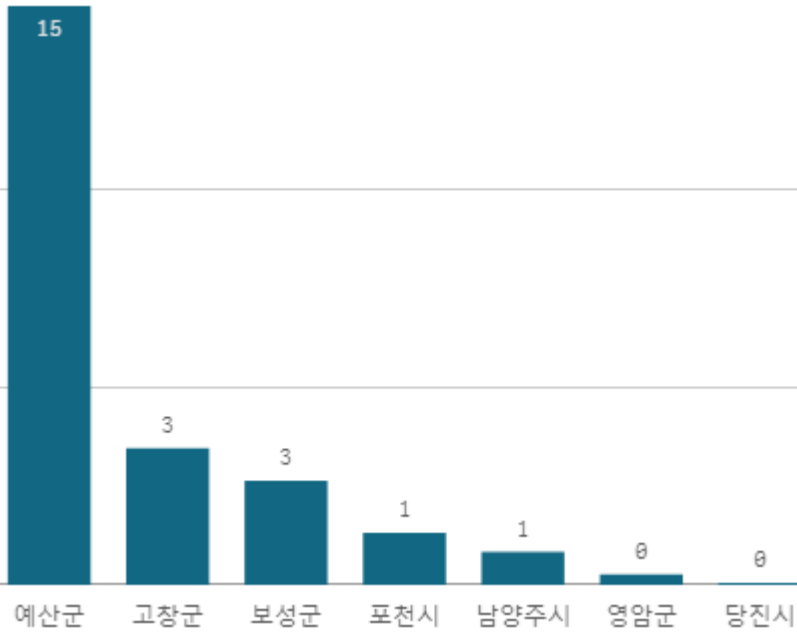


도매시장 법인별 거래금액(백만원)



쪽파(10Kg)

산지별 거래물량(톤)



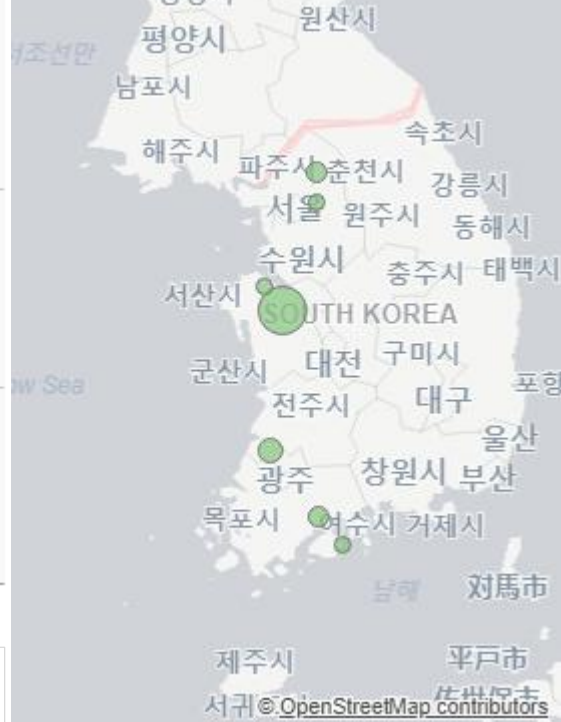
출하산지(개소)

7

출하건수(천건)

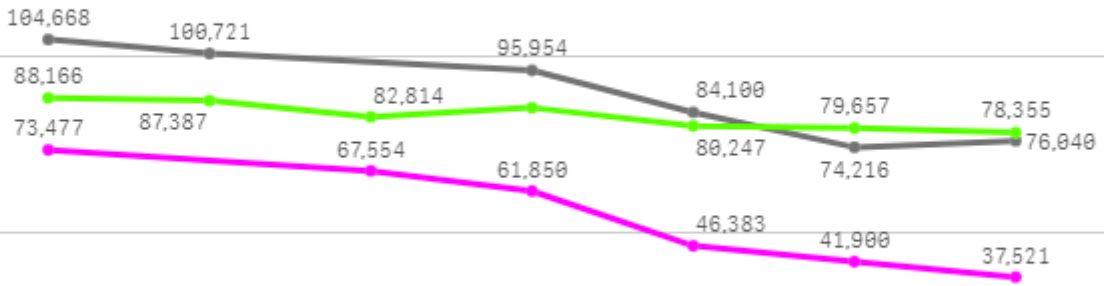
0

산지별 주출하 시군구



주간 도매가격(원)

◆ 2026 ◆ 2025 ◆ 평년



01/03 01/04 01/05 01/06 01/07 01/08 01/09

구분	금주(A)	전주(B)	전월(C)	전년(D)	평년(E)	A/B	A/C	A/D	A/E
가격(원)	54,781	52,446	51,047	89,283	73,475	104.5%	107.3%	61.4%	74.6%

※ 상품 가격 기준

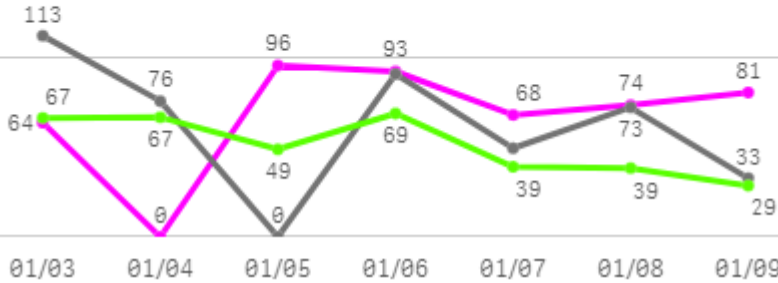
□ 쪽파(10Kg) 주간 가격

구분	Q	품종	Q	단량	Q	특	상	보통	하
2026-01-03		쪽파		10Kg		81,656	73,477	50,442	29,369
2026-01-05		쪽파		10Kg		82,516	67,554	42,496	26,033
2026-01-06		쪽파		10Kg		76,554	61,850	38,704	26,221
2026-01-07		쪽파		10Kg		65,198	46,383	30,109	20,224
2026-01-08		쪽파		10Kg		55,453	41,900	26,192	16,559
2026-01-09		쪽파		10Kg		49,258	37,521	24,740	16,027
평균						68,439	54,781	35,447	22,406

파프리카

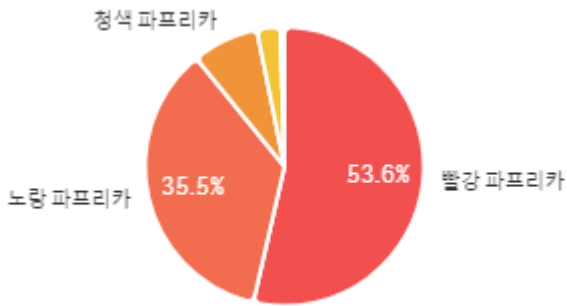
주간 반입량(톤)

◆ 2026 ● 2025 ▲ 평년

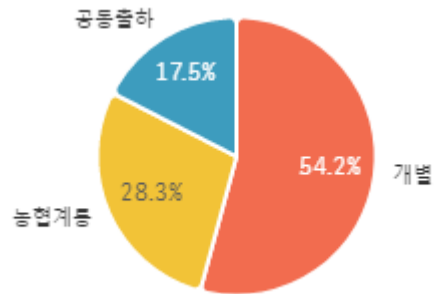


구분	금주(A)	전주(B)	전월(C)	전년(D)	평년(E)	A/B	A/C	A/D	A/E
물량(톤)	476	360	461	435	386	132.2%	103.2%	109.4%	123.4%

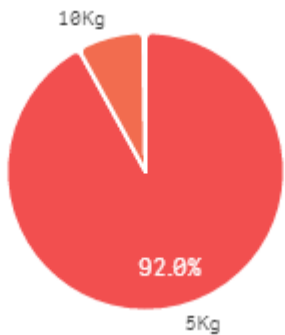
출하 품종별 거래물량 구성비



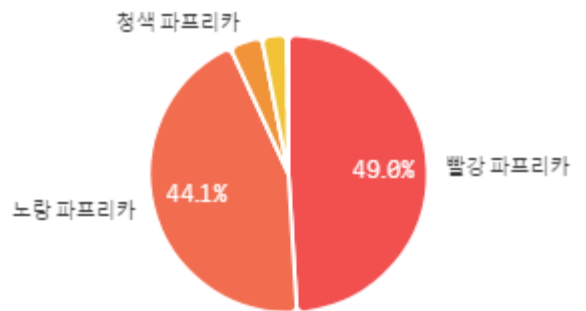
출하자별 거래물량 구성비



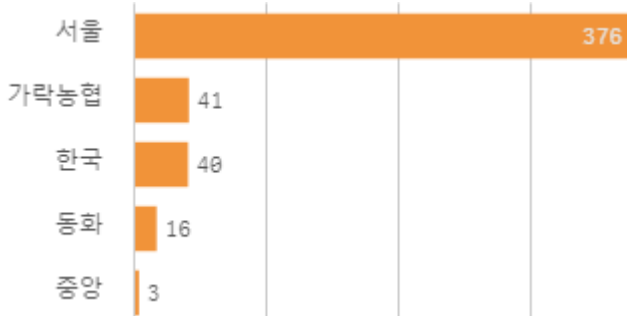
거래 단량별 물량 구성비



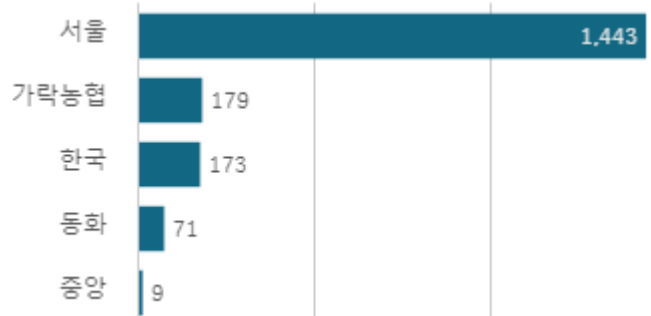
출하 품종별 거래금액 구성비



도매시장 법인별 거래물량(톤)

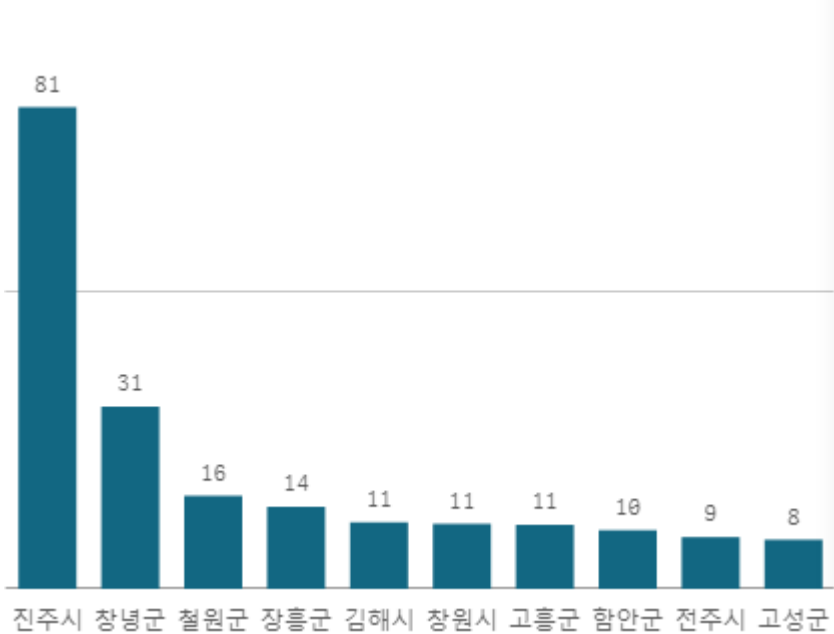


도매시장 법인별 거래금액(백만원)



빨강 파프리카(5Kg)

산지별 거래물량(톤)



출하산지(개소)

24

출하건수(천건)

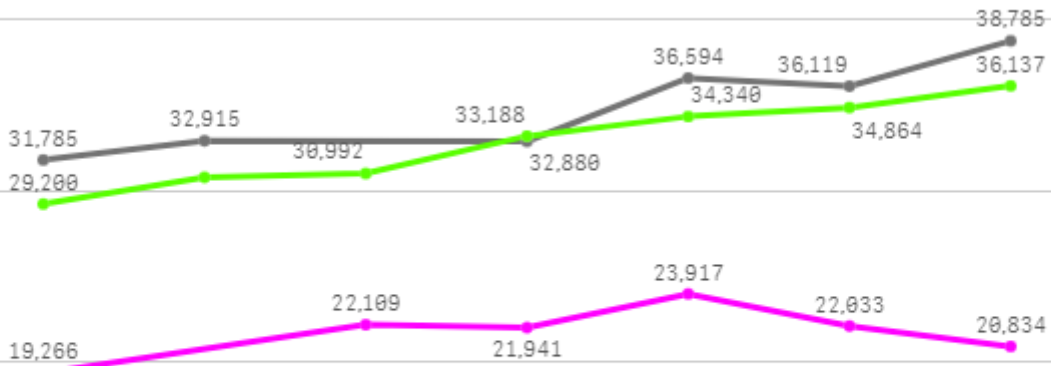
1

산지별 주출하 시군구



주간 도매가격(원)

◆ 2026 ● 2025 ▲ 평년



01/03 01/04 01/05 01/06 01/07 01/08 01/09

구분	금주(A)	전주(B)	전월(C)	전년(D)	평년(E)	A/B	A/C	A/D	A/E
가격(원)	21,683	17,316	25,983	34,846	30,247	125.2%	83.5%	62.2%	71.7%

※ 상품 가격 기준

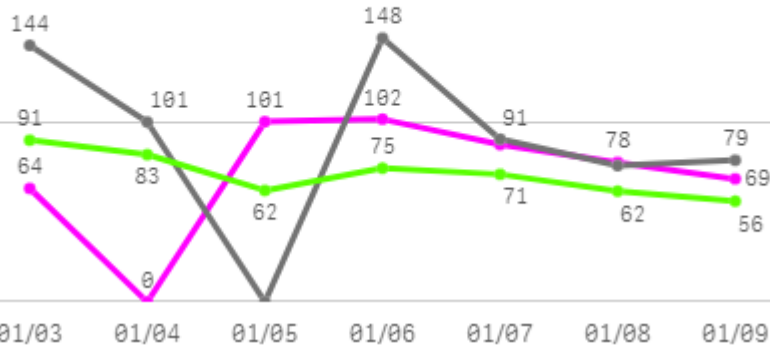
□ 빨강 파프리카(5Kg) 주간 가격

구분	Q	품종	Q	단량	Q	특	상	보통	하
2026-01-03		빨강 파프리카		5Kg		-	19,266	16,494	13,066
2026-01-05		빨강 파프리카		5Kg		-	22,109	20,000	15,931
2026-01-06		빨강 파프리카		5Kg		-	21,941	19,143	13,759
2026-01-07		빨강 파프리카		5Kg		-	23,917	21,282	16,581
2026-01-08		빨강 파프리카		5Kg		-	22,033	19,096	16,390
2026-01-09		빨강 파프리카		5Kg		-	20,834	18,636	15,314
평균						-	21,683	19,109	15,174

양상추

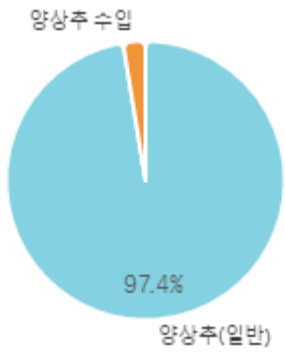
주간 반입량(톤)

◆ 2026 ● 2025 ▲ 평년

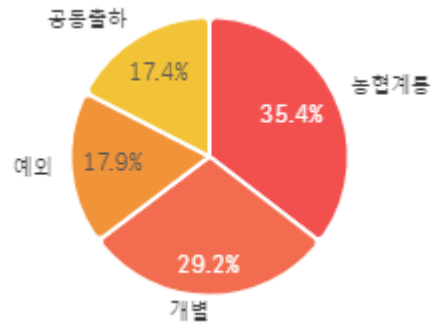


구분	금주(A)	전주(B)	전월(C)	전년(D)	평년(E)	A/B	A/C	A/D	A/E
물량(톤)	502	325	453	639	516	154.7%	110.9%	78.6%	97.3%

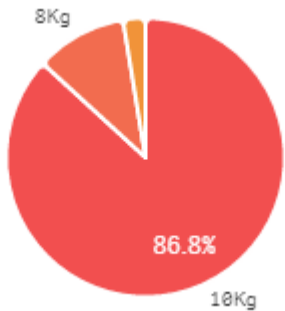
출하 품종별 거래물량 구성비



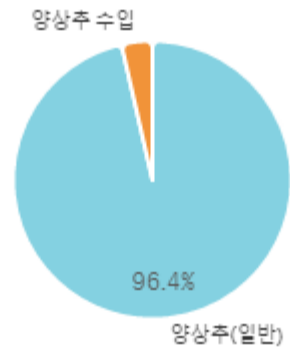
출하자별 거래물량 구성비



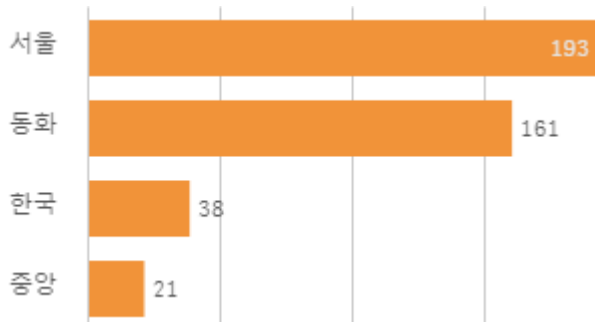
거래 단량별 물량 구성비



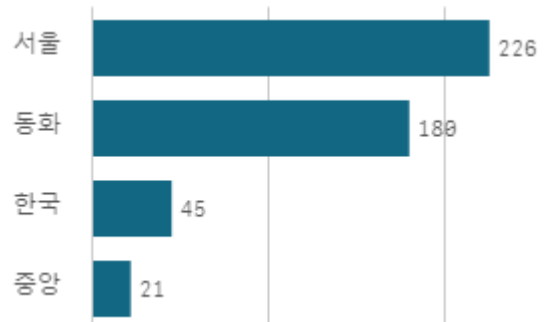
출하 품종별 거래금액 구성비



도매시장 법인별 거래물량(톤)

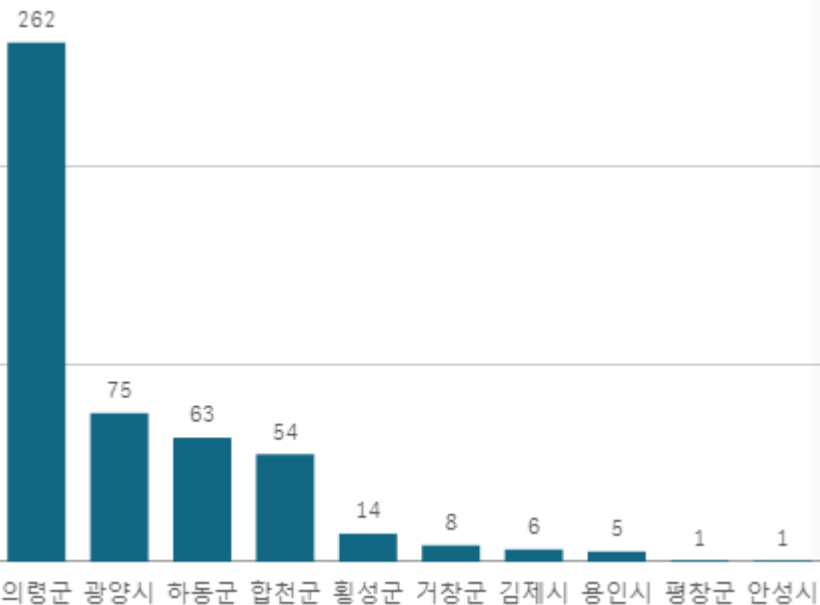


도매시장 법인별 거래금액(백만원)



양상추(일반)(12개)

산지별 거래물량(톤)



출하산지(개소)

11

출하건수(천건)

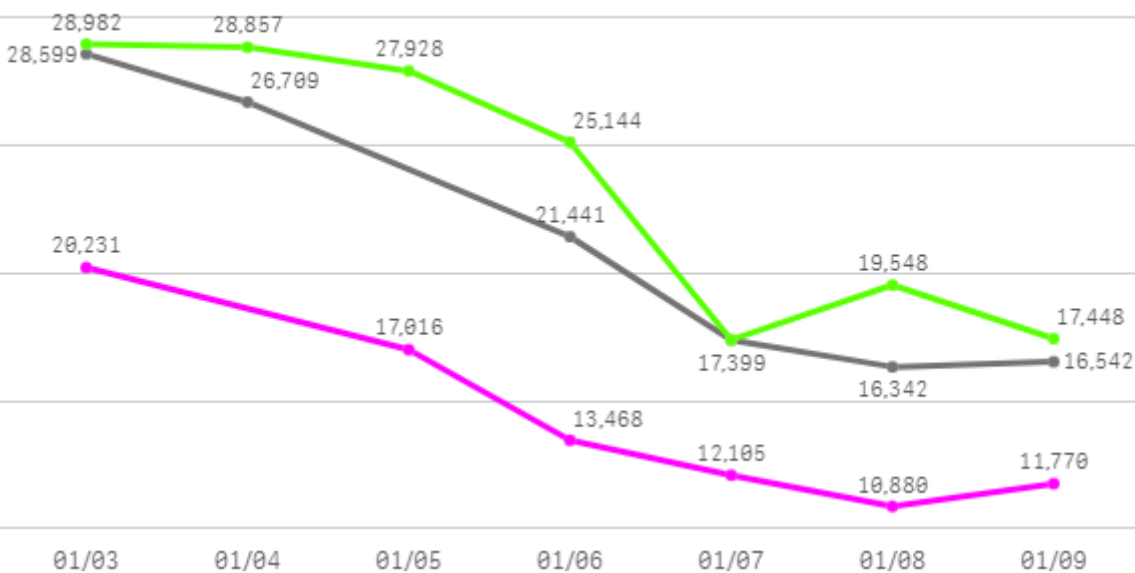
1

산지별 주출하 시군구



주간 도매가격(원)

◆ 2026 ● 2025 ◆ 평년



구분	금주(A)	전주(B)	전월(C)	전년(D)	평년(E)	A/B	A/C	A/D	A/E
가격(원)	14,245	20,400	28,827	21,172	20,597	69.8%	49.4%	67.3%	69.2%

※ 상품 가격 기준

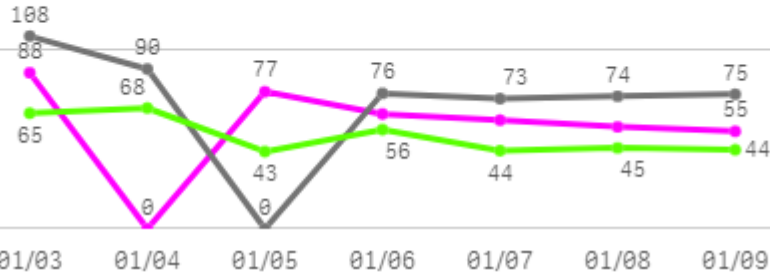
□ 양상추(일반)(12개) 주간 가격

구분	Q	품종	Q	단량	Q	특	상	보통	하
2026-01-03		양상추(일반)		12개		-	20,231	16,988	13,125
2026-01-05		양상추(일반)		12개		-	17,016	14,366	11,406
2026-01-06		양상추(일반)		12개		-	13,468	12,035	8,504
2026-01-07		양상추(일반)		12개		-	12,105	10,024	6,856
2026-01-08		양상추(일반)		12개		-	10,880	9,004	5,341
2026-01-09		양상추(일반)		12개		-	11,770	10,444	6,557
평균						-	14,245	12,144	8,632

청경채

주간 반입량(톤)

◆ 2026 ● 2025 ▲ 평년

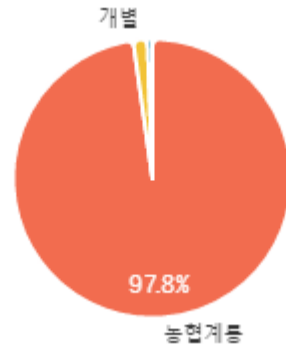


구분	금주(A)	전주(B)	전월(C)	전년(D)	평년(E)	A/B	A/C	A/D	A/E
물량(톤)	402	276	399	496	386	145.4%	100.7%	80.9%	103.9%

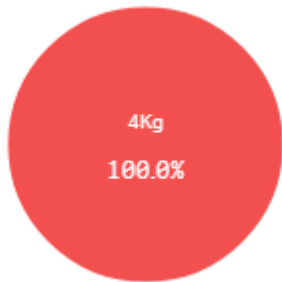
출하 품종별 거래물량 구성비



출하자별 거래물량 구성비



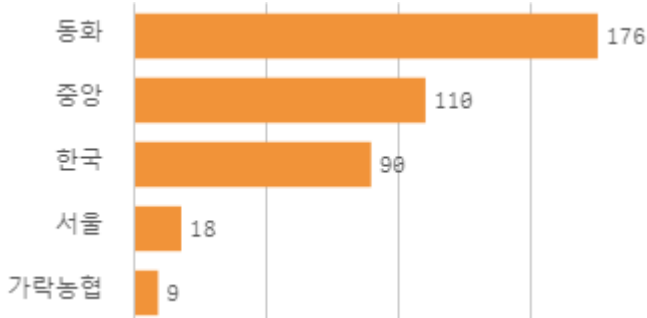
거래 단량별 물량 구성비



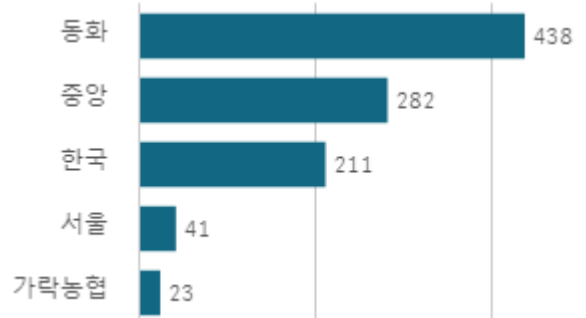
출하 품종별 거래금액 구성비



도매시장 법인별 거래물량(톤)

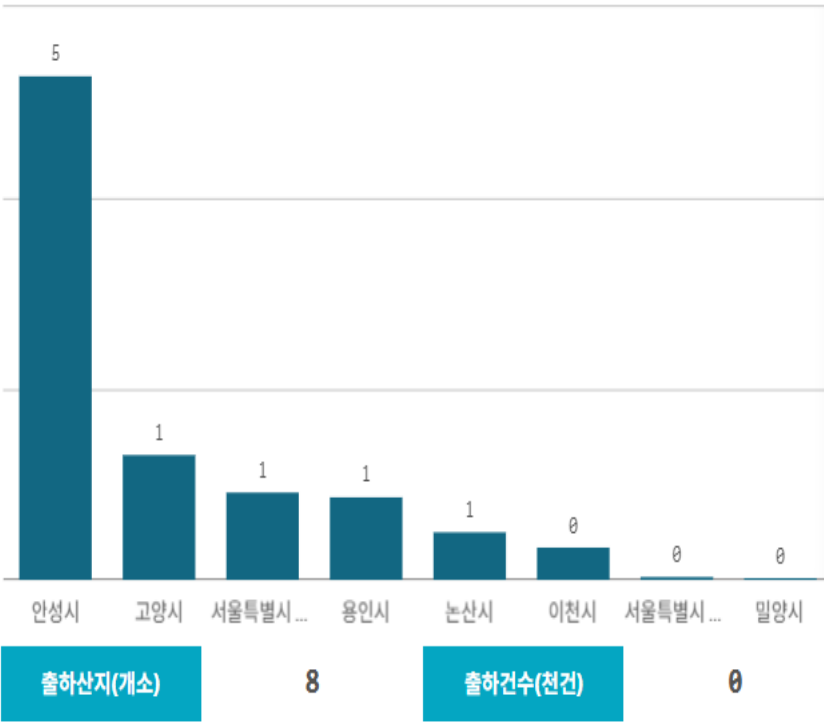


도매시장 법인별 거래금액(백만원)



청경채(4Kg)

산지별 거래물량(톤)

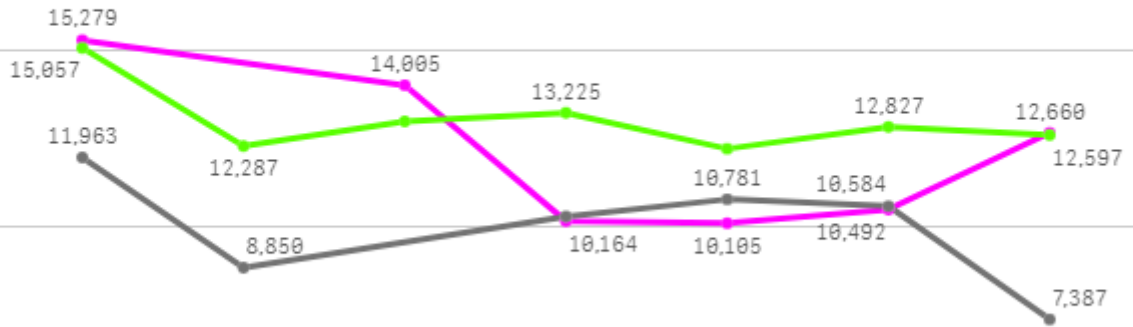


산지별 주출하 시군구



주간 도매가격(원)

◆ 2026 ● 2025 ▲ 평년



01/03 01/04 01/05 01/06 01/07 01/08 01/09

구분	금주(A)	전주(B)	전월(C)	전년(D)	평년(E)	A/B	A/C	A/D	A/E
가격(원)	12,118	17,482	7,092	9,977	13,445	69.3%	170.9%	121.5%	90.1%

※ 상품 가격 기준

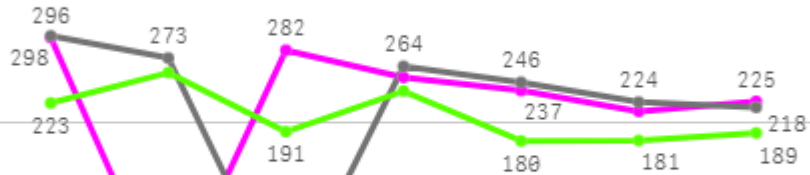
□ 청경채(4Kg) 주간 가격

구분	Q	품종	Q	단량	Q	특	상	보통	하
2026-01-03		청경채		4Kg		-	15,279	13,325	9,833
2026-01-05		청경채		4Kg		-	14,005	11,808	8,749
2026-01-06		청경채		4Kg		-	10,164	8,368	6,366
2026-01-07		청경채		4Kg		-	10,105	8,642	6,717
2026-01-08		청경채		4Kg		-	10,492	9,019	7,384
2026-01-09		청경채		4Kg		-	12,660	10,349	8,143
평균						-	12,118	10,252	7,865

버섯

주간 반입량(톤)

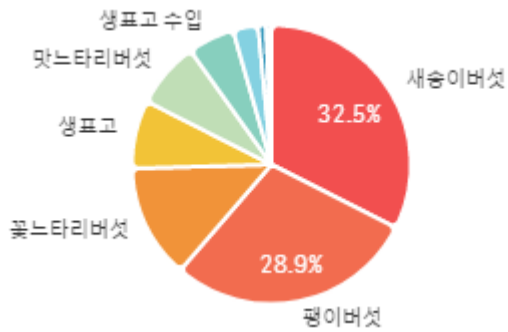
◆ 2026 ● 2025 ▲ 평년



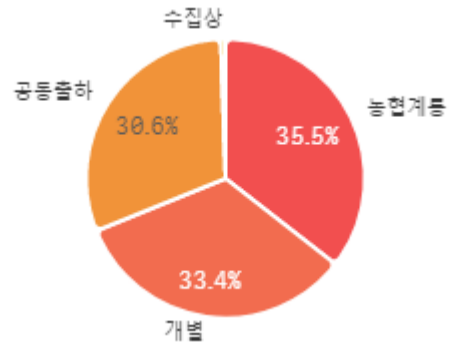
01/03 01/04 01/05 01/06 01/07 01/08 01/09

구분	금주(A)	전주(B)	전월(C)	전년(D)	평년(E)	A/B	A/C	A/D	A/E
물량(톤)	1,506	1,028	1,291	1,524	1,475	146.4%	116.6%	98.8%	102.1%

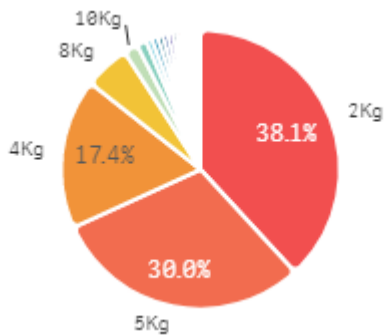
출하 품종별 거래물량 구성비



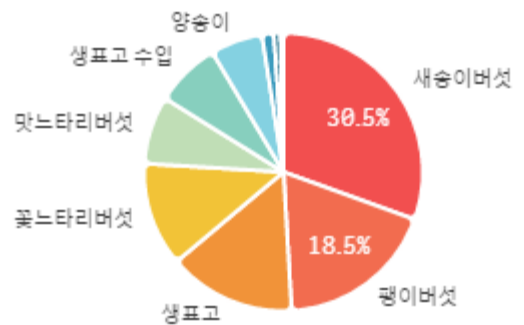
출하자별 거래물량 구성비



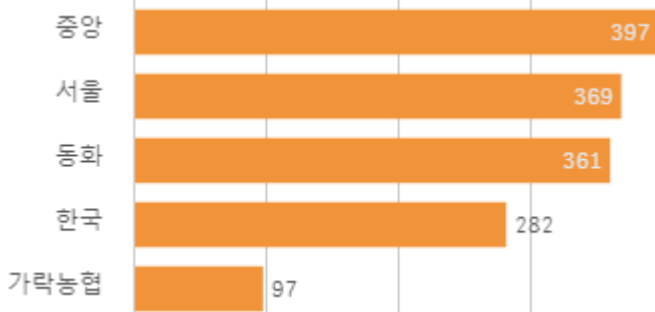
거래 단량별 물량 구성비



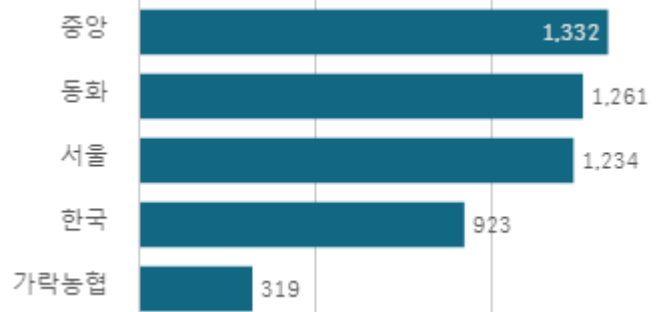
출하 품종별 거래금액 구성비



도매시장 법인별 거래물량(톤)

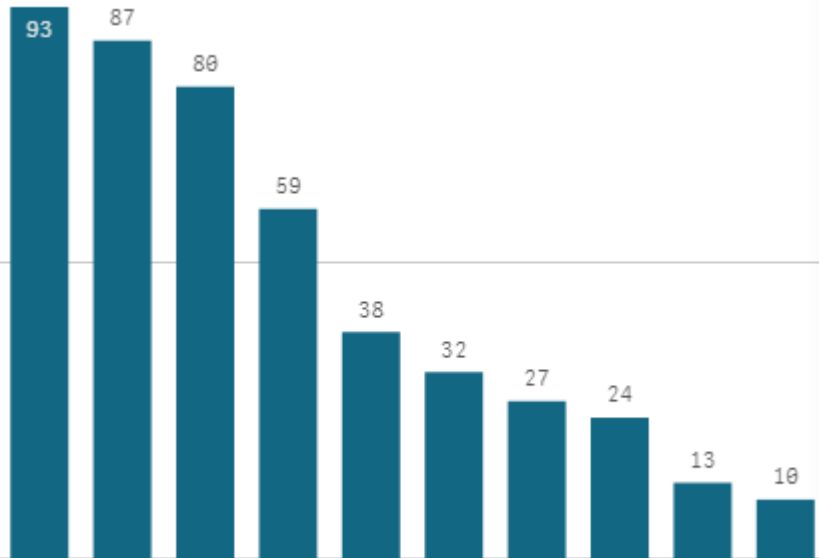


도매시장 법인별 거래금액(백만원)



새송이버섯(2Kg)

산지별 거래물량(톤)



출하산지(개소)

20

출하건수(천건)

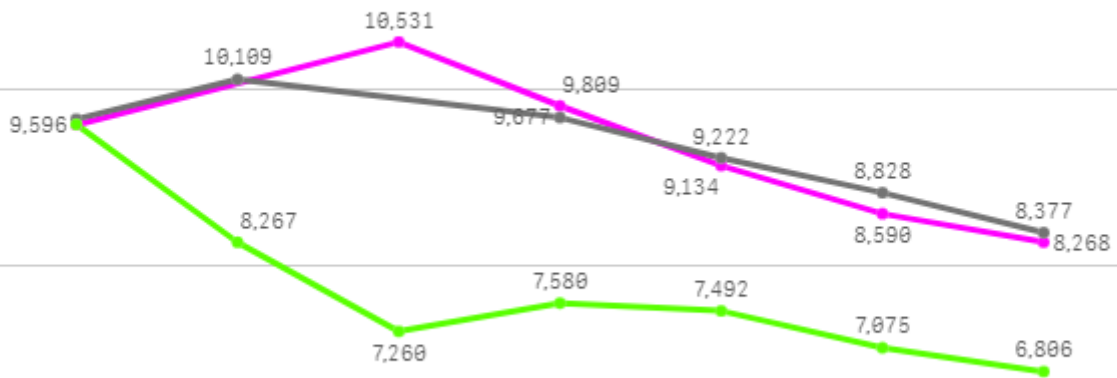
3

산지별 주출하 시군구



주간 도매가격(원)

◆ 2026 ● 2025 ◆ 평년



01/03 01/04 01/05 01/06 01/07 01/08 01/09

구분	금주(A)	전주(B)	전월(C)	전년(D)	평년(E)	A/B	A/C	A/D	A/E
가격(원)	9,321	11,977	8,646	9,312	8,533	77.8%	107.8%	100.1%	109.2%

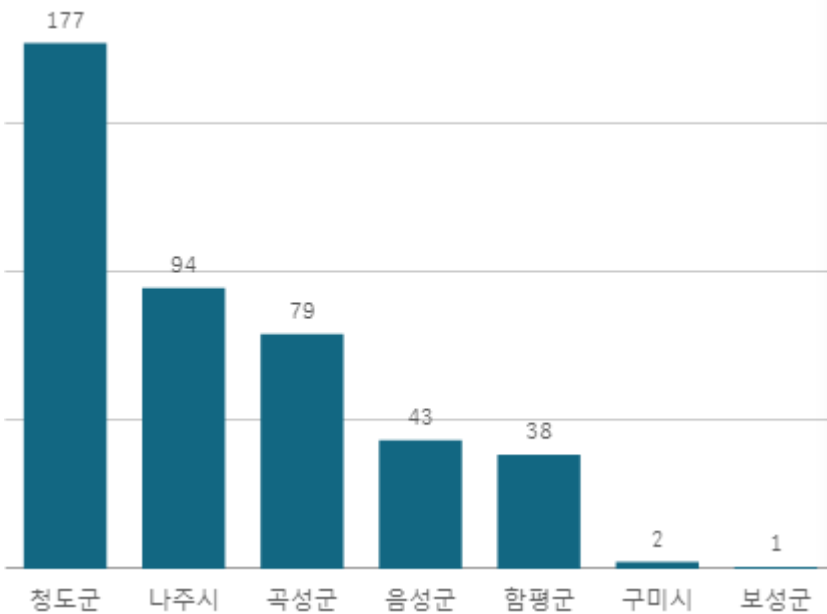
※ 상품 가격 기준

□ 새송이버섯(2Kg) 주간 가격

구분	Q	품종	Q	단량	Q	특	상	보통	하
2026-01-03		새송이버섯		2Kg		12,172	9,596	8,442	5,463
2026-01-05		새송이버섯		2Kg		12,302	10,531	9,695	5,641
2026-01-06		새송이버섯		2Kg		11,747	9,809	9,058	5,153
2026-01-07		새송이버섯		2Kg		10,634	9,134	8,409	5,055
2026-01-08		새송이버섯		2Kg		9,932	8,590	7,945	4,837
2026-01-09		새송이버섯		2Kg		9,411	8,268	7,622	5,077
평균						11,033	9,321	8,529	5,204

팬이버섯(5Kg)

산지별 거래물량(톤)



출하산지(개소)

7

출하건수(천건)

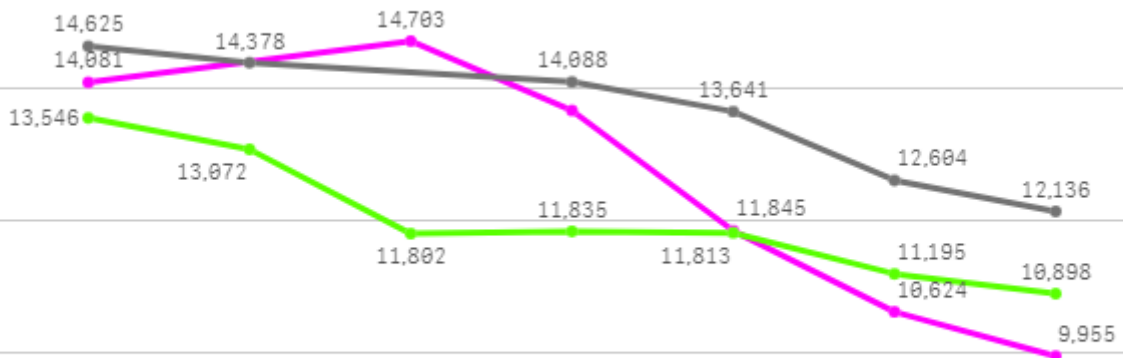
2

산지별 주출하 시군구



주간 도매가격(원)

◆ 2026 ● 2025 ◆ 평년



01/03 01/04 01/05 01/06 01/07 01/08 01/09

구분	금주(A)	전주(B)	전월(C)	전년(D)	평년(E)	A/B	A/C	A/D	A/E
가격(원)	12,478	11,580	9,372	13,579	12,427	107.8%	133.1%	91.9%	100.4%

※ 상품 가격 기준

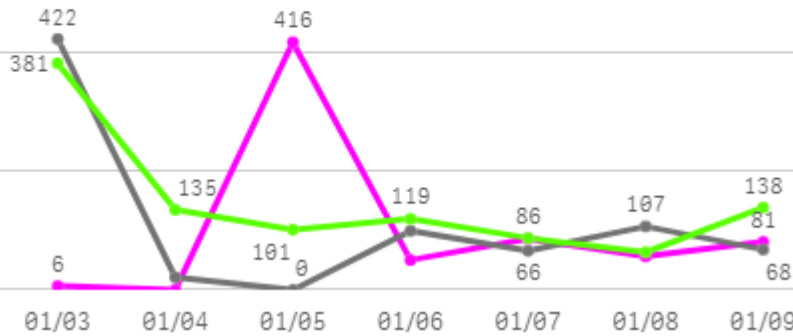
□ 팽이버섯(5Kg) 주간 가격

구분	Q	품종	Q	단량	Q	특	상	보통	하
2026-01-03		팽이버섯		5Kg		15,347	14,081	11,146	9,990
2026-01-05		팽이버섯		5Kg		15,500	14,703	12,543	11,243
2026-01-06		팽이버섯		5Kg		15,506	13,658	11,126	9,948
2026-01-07		팽이버섯		5Kg		14,023	11,845	9,667	8,613
2026-01-08		팽이버섯		5Kg		11,730	10,624	8,728	7,782
2026-01-09		팽이버섯		5Kg		11,000	9,955	8,369	7,211
평균						13,851	12,478	10,263	9,131

사과

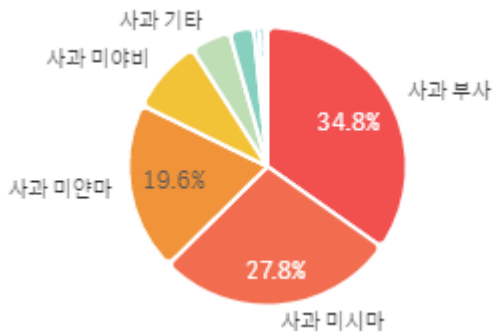
주간 반입량(톤)

◆ 2026 ● 2025 ▲ 평년

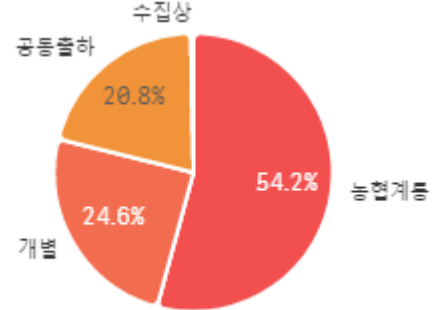


구분	금주(A)	전주(B)	전월(C)	전년(D)	평년(E)	A/B	A/C	A/D	A/E
물량(톤)	696	142	416	782	1,013	489.2%	167.4%	88.9%	68.7%

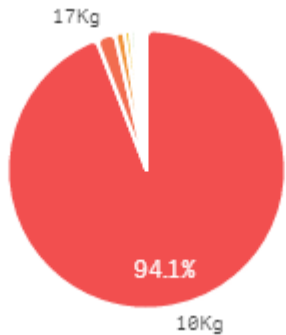
출하 품종별 거래물량 구성비



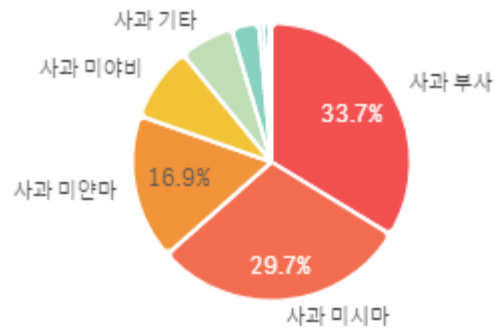
출하자별 거래물량 구성비



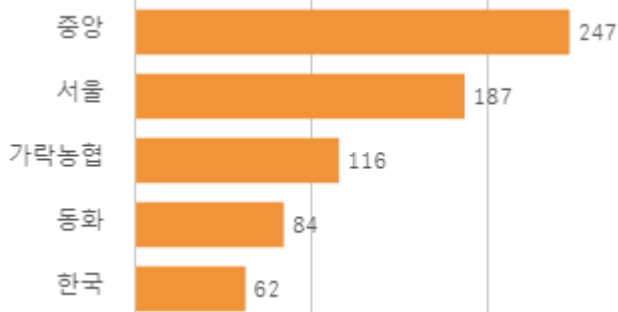
거래 단량별 물량 구성비



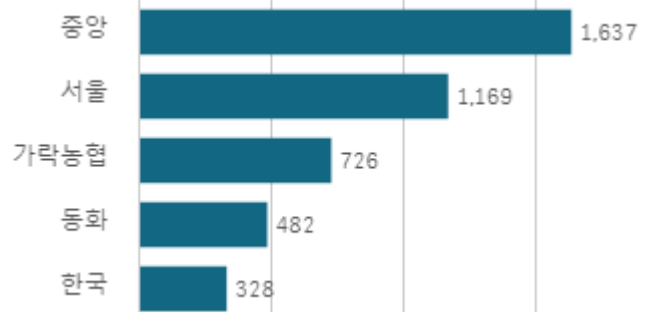
출하 품종별 거래금액 구성비



도매시장 법인별 거래물량(톤)

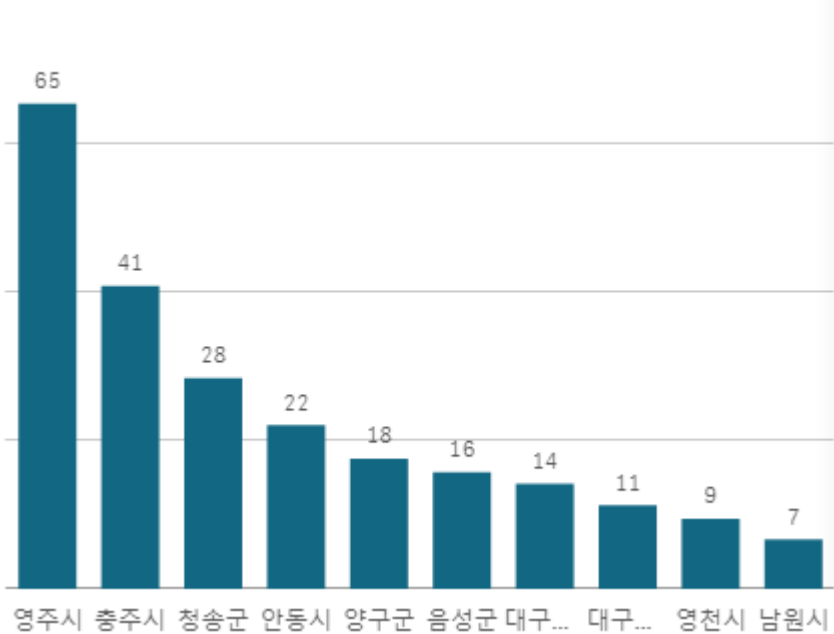


도매시장 법인별 거래금액(백만원)



사과 부사(10Kg)

산지별 거래물량(톤)



출하산지(개소)

22

출하건수(천건)

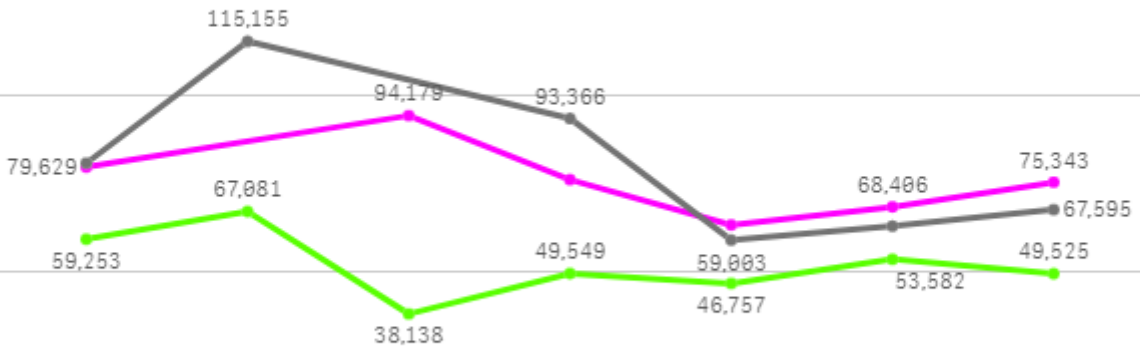
1

산지별 주출하 시군구



주간 도매가격(원)

◆ 2026 ◆ 2025 ◆ 평년



01/03 01/04 01/05 01/06 01/07 01/08 01/09

구분	금주(A)	전주(B)	전월(C)	전년(D)	평년(E)	A/B	A/C	A/D	A/E
가격(원)	76,154	82,005	92,477	79,803	58,594	92.9%	82.3%	95.4%	130.0%

※ 상품 가격 기준

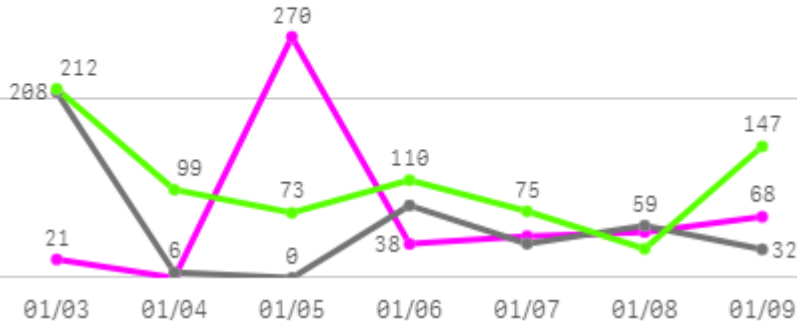
□ 사과 부사(10Kg) 주간 가격

구분	Q	품종	Q	단량	Q	특	상	보통	하
2026-01-03		사과 부사		10Kg		170,880	79,629	28,401	13,871
2026-01-05		사과 부사		10Kg		168,146	94,179	66,498	32,921
2026-01-06		사과 부사		10Kg		151,488	76,087	49,940	35,688
2026-01-07		사과 부사		10Kg		105,192	63,278	44,866	26,237
2026-01-08		사과 부사		10Kg		142,440	68,406	44,884	25,333
2026-01-09		사과 부사		10Kg		119,419	75,343	49,054	23,300
평균						142,928	76,154	47,274	26,225

배

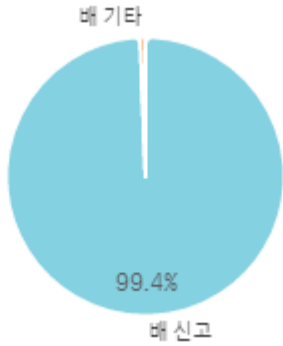
주간 반입량(톤)

◆ 2026 ● 2025 ▲ 평년

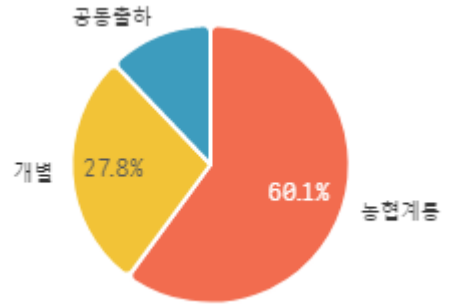


구분	금주(A)	전주(B)	전월(C)	전년(D)	평년(E)	A/B	A/C	A/D	A/E
물량(톤)	495	113	326	424	793	436.6%	152.0%	116.7%	62.5%

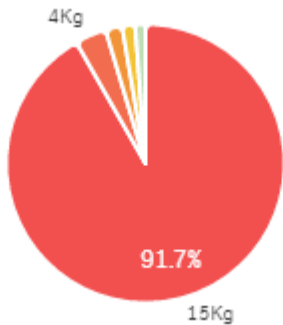
출하 품종별 거래물량 구성비



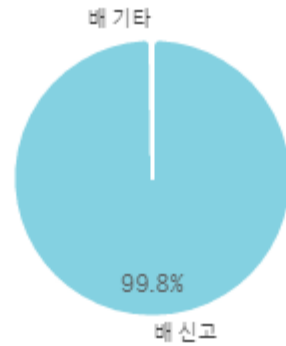
출하자별 거래물량 구성비



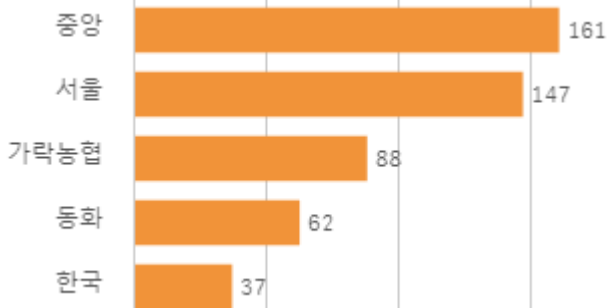
거래 단량별 물량 구성비



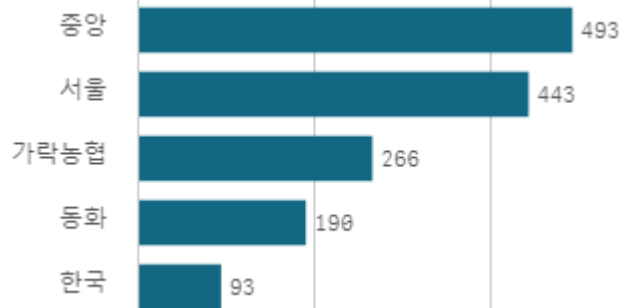
출하 품종별 거래금액 구성비



도매시장 법인별 거래물량(톤)

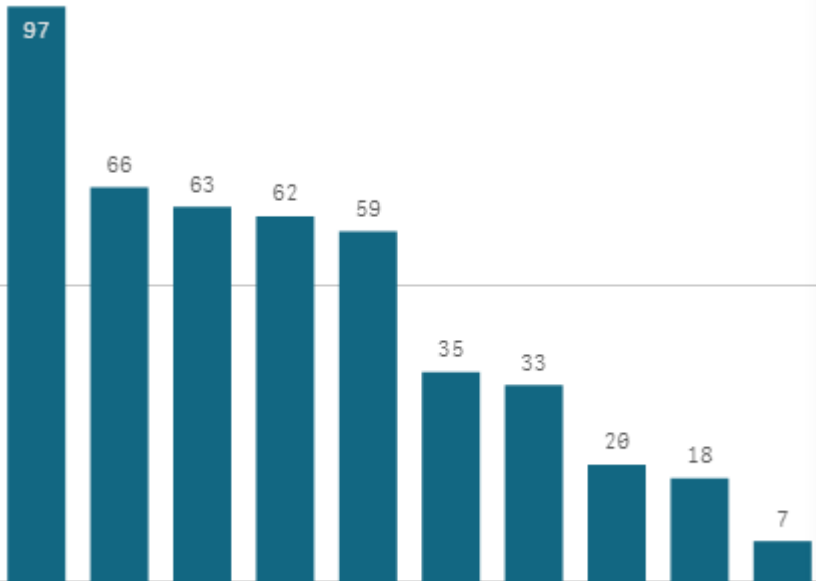


도매시장 법인별 거래금액(백만원)



배 신고(15Kg)

산지별 거래물량(톤)



출하산지(개소)

22

출하건수(천건)

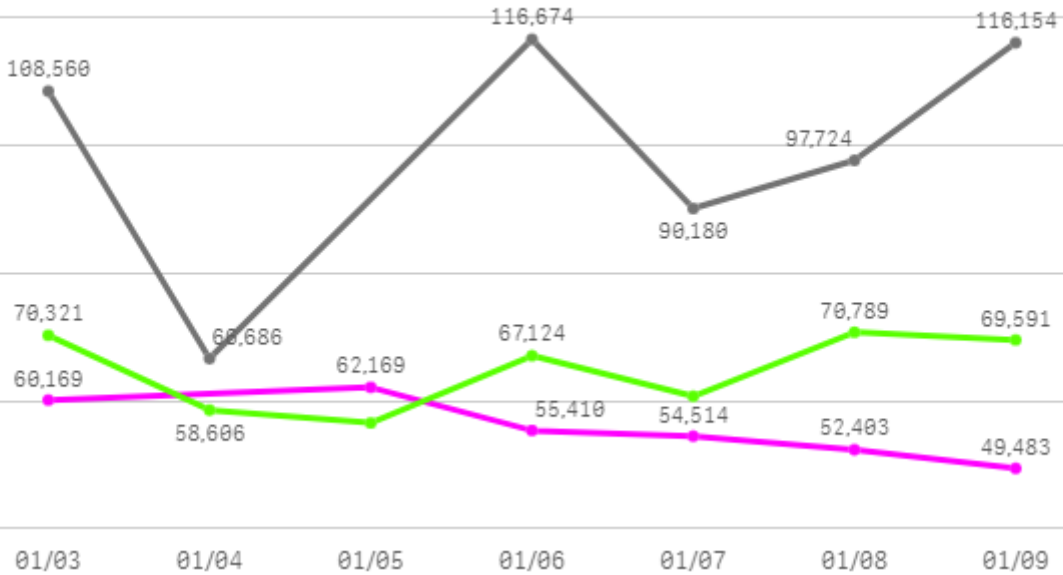
2

산지별 주출하 시군구



주간 도매가격(원)

◆ 2026 ◆ 2025 ◆ 평년



구분	금주(A)	전주(B)	전월(C)	전년(D)	평년(E)	A/B	A/C	A/D	A/E
가격(원)	55,691	53,144	43,467	99,330	62,929	104.8%	128.1%	56.1%	88.5%

※ 상품 가격 기준

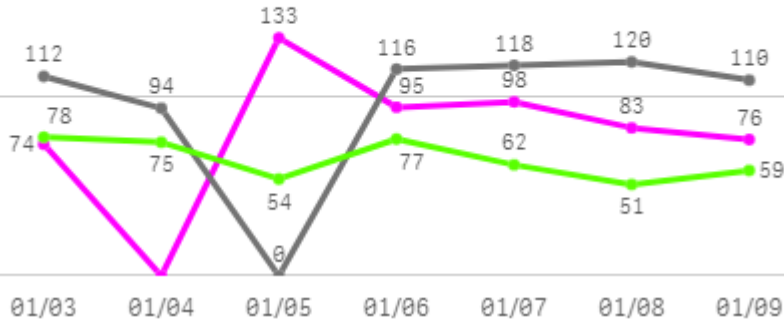
□ 배 신고(15Kg) 주간 가격

구분	Q	품종	Q	단량	Q	특	상	보통	하
2026-01-03		배 신고		15Kg		73,000	60,169	37,422	25,608
2026-01-05		배 신고		15Kg		88,089	62,169	41,702	24,976
2026-01-06		배 신고		15Kg		86,202	55,410	39,445	28,153
2026-01-07		배 신고		15Kg		69,860	54,514	37,604	26,208
2026-01-08		배 신고		15Kg		66,304	52,403	37,899	24,130
2026-01-09		배 신고		15Kg		75,564	49,483	36,808	23,142
평균						76,503	55,691	38,480	25,370

포도

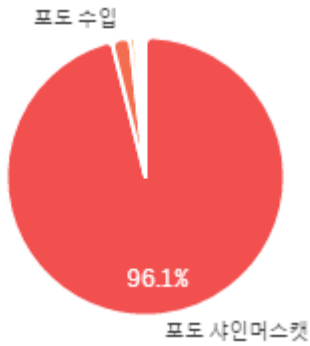
주간 반입량(톤)

◆ 2026 ● 2025 ▲ 평년

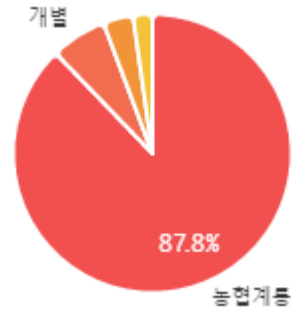


구분	금주(A)	전주(B)	전월(C)	전년(D)	평년(E)	A/B	A/C	A/D	A/E
물량(톤)	559	329	441	669	527	169.7%	126.6%	83.5%	106.1%

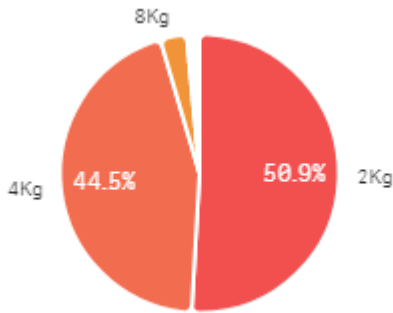
출하 품종별 거래물량 구성비



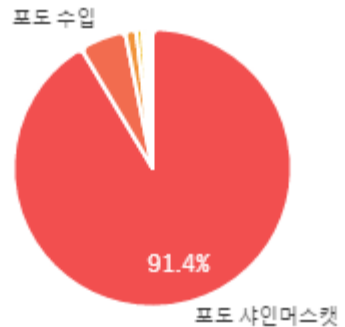
출하자별 거래물량 구성비



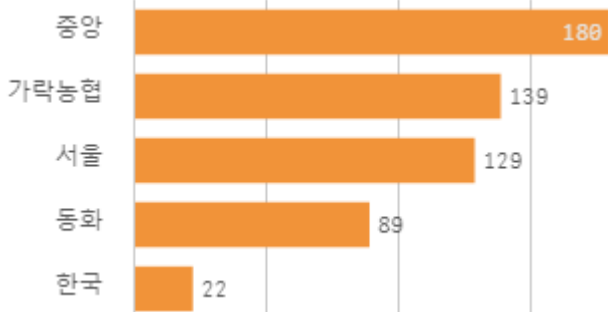
거래 단량별 물량 구성비



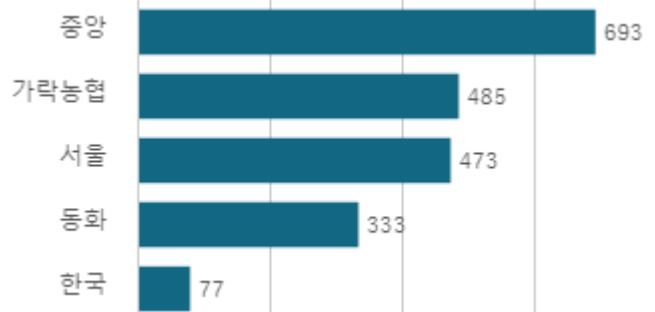
출하 품종별 거래금액 구성비



도매시장 법인별 거래물량(톤)

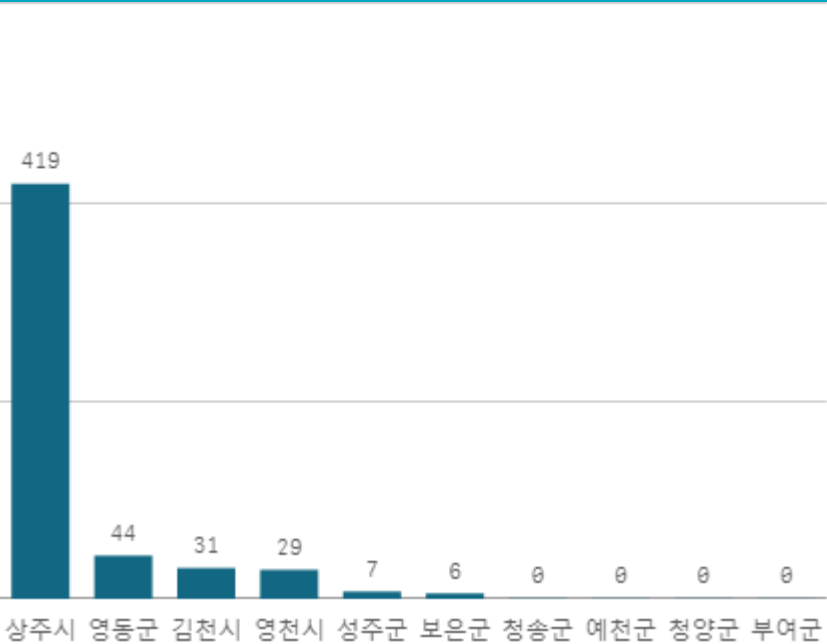


도매시장 법인별 거래금액(백만원)



포도 샤인머스캣(2Kg)

산지별 거래물량(톤)

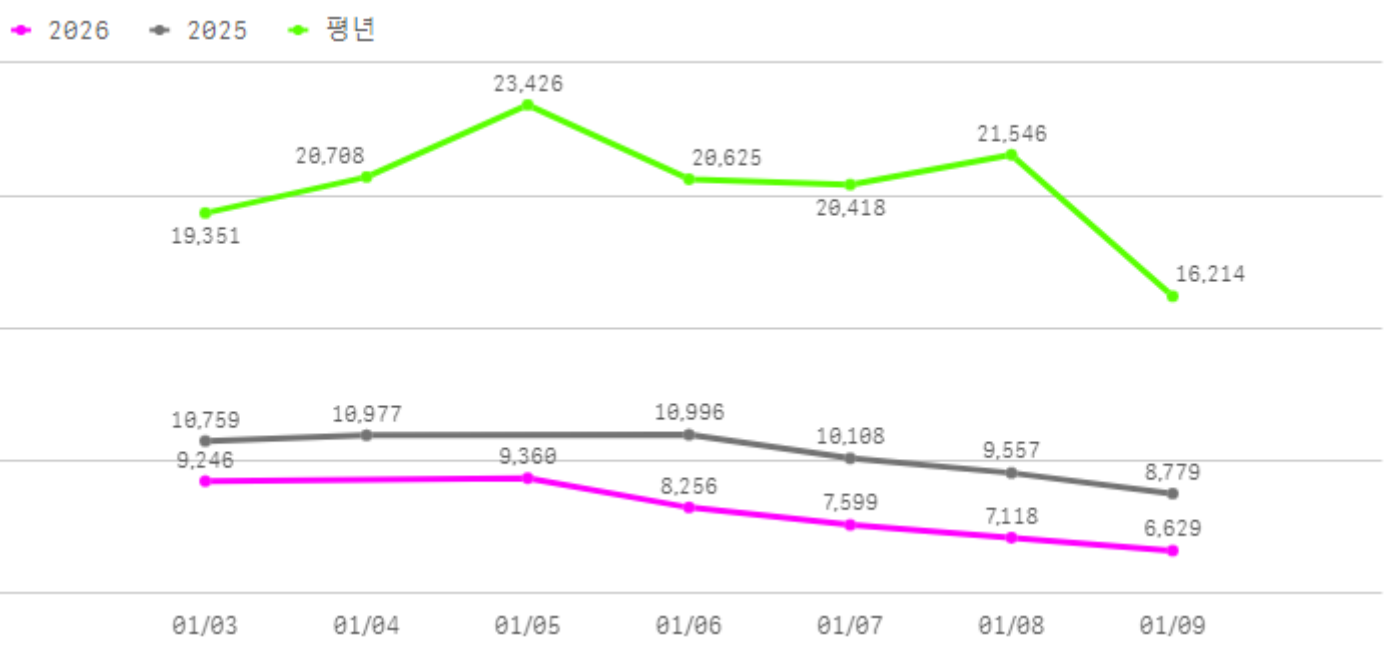


출하산지(개소)	10	출하건수(천건)	5
----------	----	----------	---

산지별 주출하 시군구



주간 도매가격(원)



구분	금주(A)	전주(B)	전월(C)	전년(D)	평년(E)	A/B	A/C	A/D	A/E
가격(원)	8,035	8,024	6,469	10,196	16,492	100.1%	124.2%	78.8%	48.7%

※ 상품 가격 기준

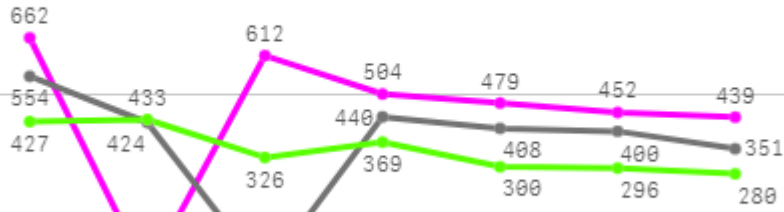
□ 포도 샤인머스켓(2Kg) 주간 가격

구분	Q	품종	Q	단량	Q	특	상	보통	하
2026-01-03		포도 샤인머스켓		2Kg		12,405	9,246	7,136	5,288
2026-01-05		포도 샤인머스켓		2Kg		12,111	9,360	6,872	4,852
2026-01-06		포도 샤인머스켓		2Kg		11,352	8,256	6,356	4,691
2026-01-07		포도 샤인머스켓		2Kg		10,735	7,599	5,583	4,080
2026-01-08		포도 샤인머스켓		2Kg		10,201	7,118	4,873	3,661
2026-01-09		포도 샤인머스켓		2Kg		9,966	6,629	4,490	3,099
평균						11,128	8,035	5,885	4,279

감귤

주간 반입량(톤)

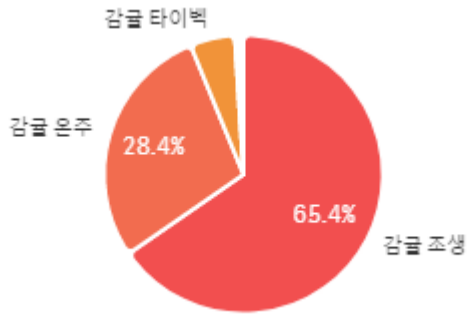
◆ 2026 ● 2025 ▲ 평년



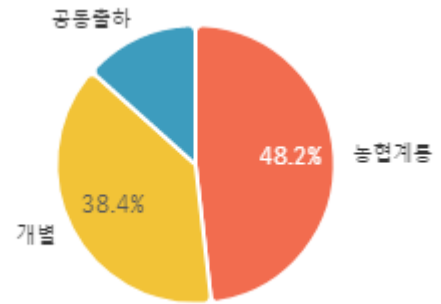
01/03 01/04 01/05 01/06 01/07 01/08 01/09

구분	금주(A)	전주(B)	전월(C)	전년(D)	평년(E)	A/B	A/C	A/D	A/E
물량(톤)	3,148	1,753	2,160	2,576	2,604	179.6%	145.8%	122.2%	120.9%

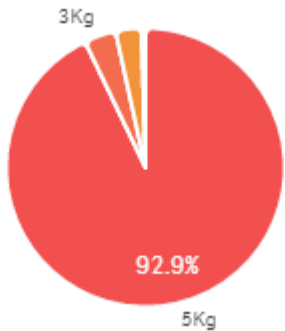
출하 품종별 거래물량 구성비



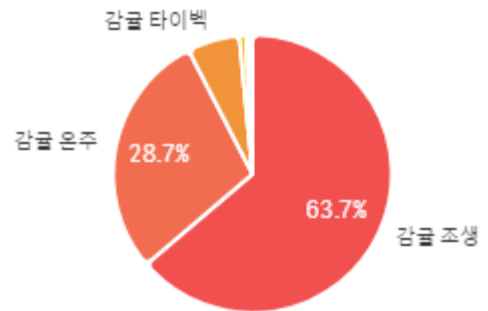
출하자별 거래물량 구성비



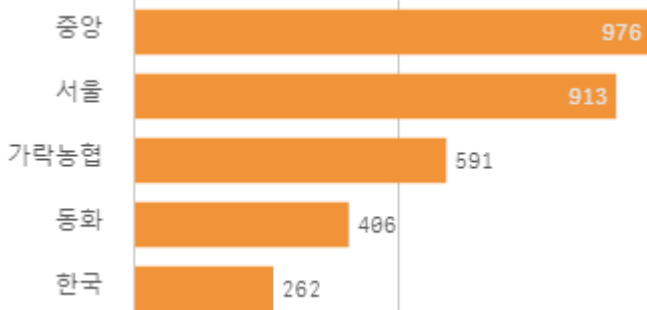
거래 단량별 물량 구성비



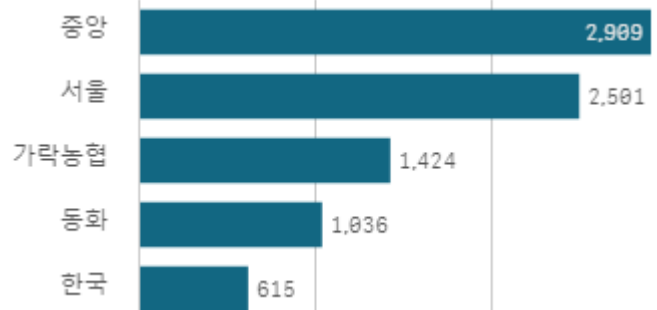
출하 품종별 거래금액 구성비



도매시장 법인별 거래물량(톤)

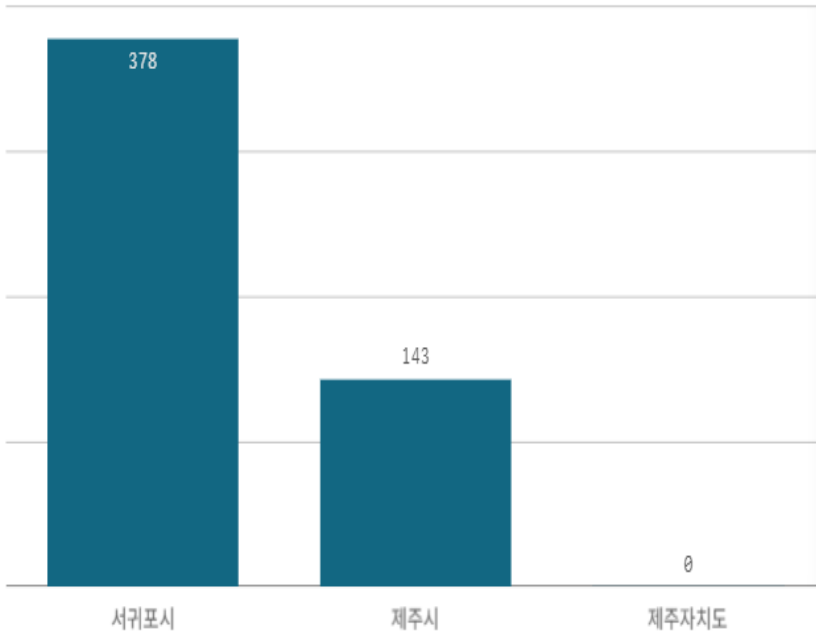


도매시장 법인별 거래금액(백만원)



감귤(5Kg)

산지별 거래물량(톤)



산지별 주출하 시군구



출하산지(개소)

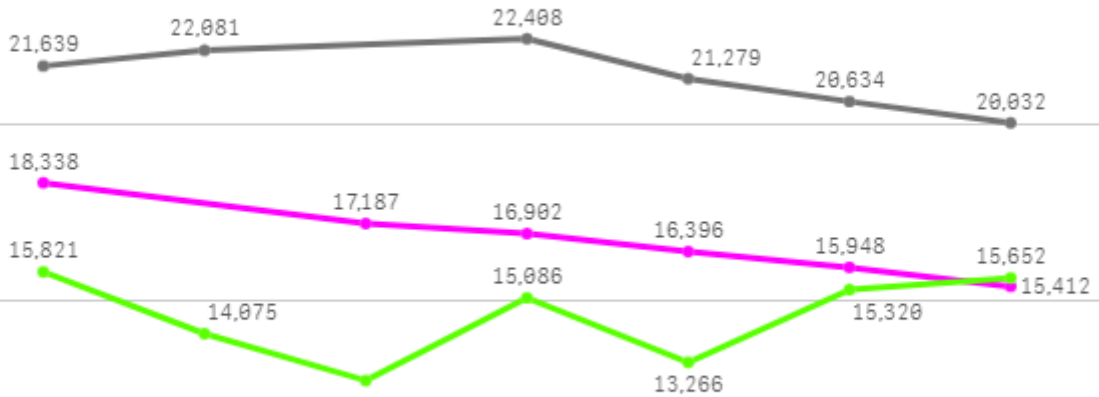
3

출하건수(천건)

0

주간 도매가격(원)

◆ 2026 ● 2025 ▲ 평년



01/03 01/04 01/05 01/06 01/07 01/08 01/09

구분	금주(A)	전주(B)	전월(C)	전년(D)	평년(E)	A/B	A/C	A/D	A/E
가격(원)	16,697	16,657	16,052	21,346	16,098	100.2%	104.0%	78.2%	103.7%

※ 상품 가격 기준

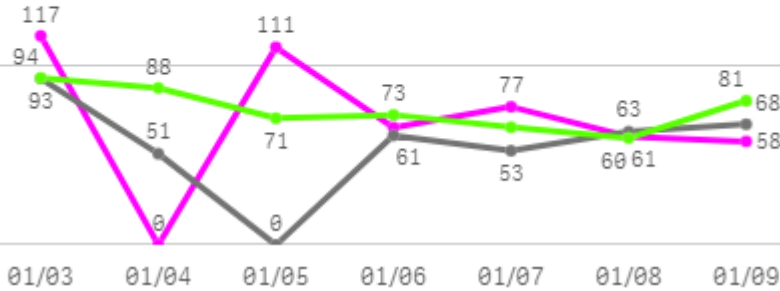
□ 감귤(5Kg) 주간 가격

구분	Q	품종	Q	단량	Q	특	상	보통	하
2026-01-03		감귤		5Kg		27,842	18,338	12,682	7,258
2026-01-05		감귤		5Kg		28,825	17,187	11,975	6,815
2026-01-06		감귤		5Kg		30,262	16,902	11,803	7,431
2026-01-07		감귤		5Kg		29,870	16,396	11,124	6,674
2026-01-08		감귤		5Kg		28,406	15,948	10,988	6,720
2026-01-09		감귤		5Kg		26,267	15,412	10,434	6,306
평균						28,579	16,697	11,501	6,867

만감

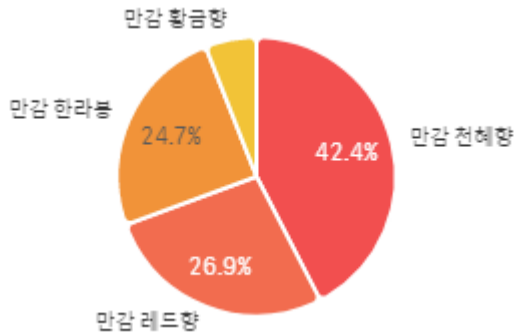
주간 반입량(톤)

◆ 2026 ● 2025 ▲ 평년

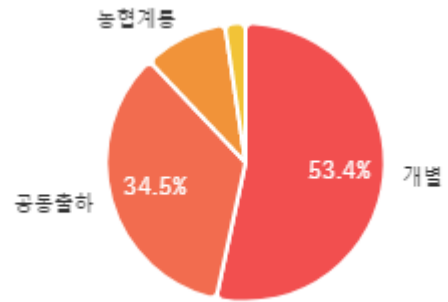


구분	금주(A)	전주(B)	전월(C)	전년(D)	평년(E)	A/B	A/C	A/D	A/E
물량(톤)	490	260	142	390	537	188.1%	345.5%	125.8%	91.3%

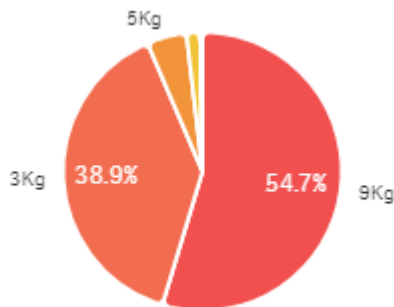
출하 품종별 거래물량 구성비



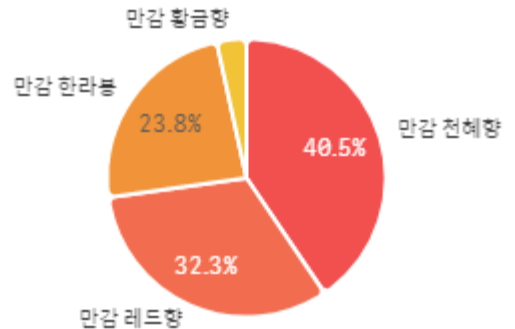
출하자별 거래물량 구성비



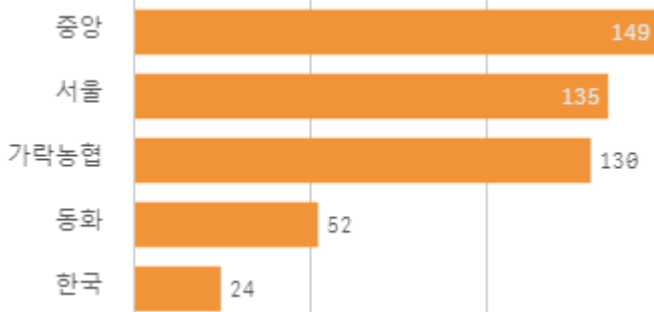
거래 단량별 물량 구성비



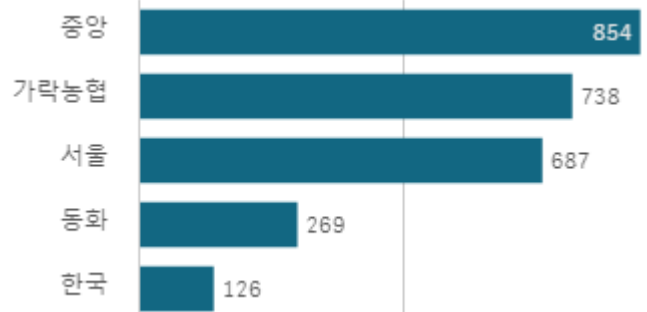
출하 품종별 거래금액 구성비



도매시장 법인별 거래물량(톤)

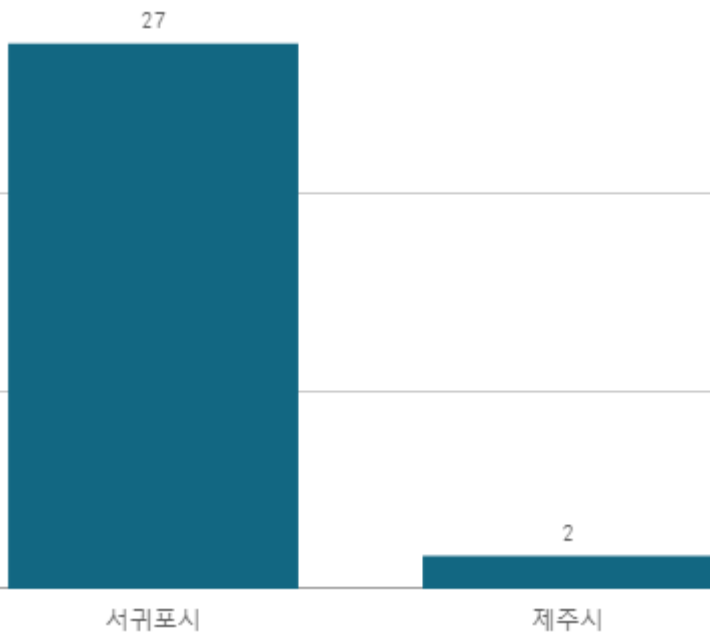


도매시장 법인별 거래금액(백만원)



만감 황금향(3Kg)

산지별 거래물량(톤)



산지별 주출하 시군구



출하산지(개소)

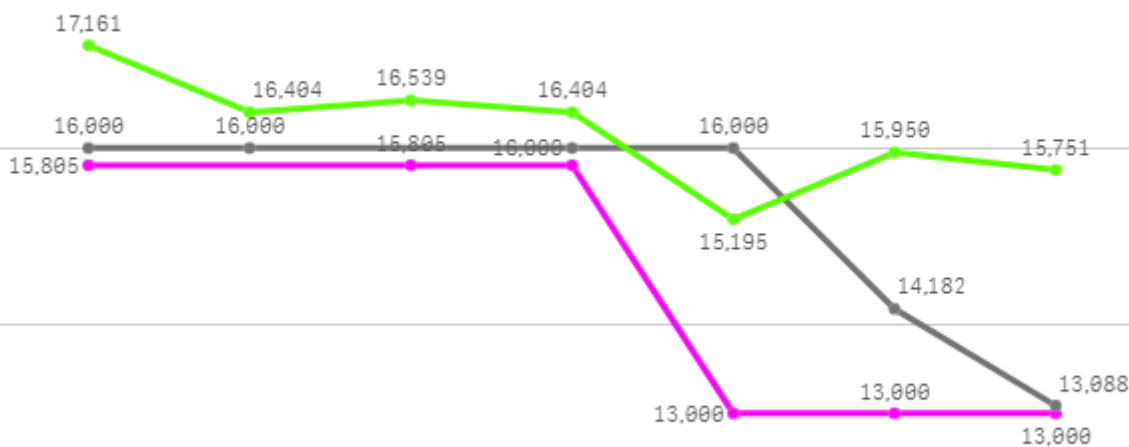
2

출하건수(천건)

0

주간 도매가격(원)

◆ 2026 ● 2025 ◆ 평년



01/03 01/04 01/05 01/06 01/07 01/08 01/09

구분	금주(A)	전주(B)	전월(C)	전년(D)	평년(E)	A/B	A/C	A/D	A/E
가격(원)	14,403	14,904	11,693	15,212	16,275	96.6%	123.2%	94.7%	88.5%

※ 상품 가격 기준

□ 만감 황금향(3Kg) 주간 가격

구분	Q	품종	Q	단량	Q	특	상	보통	하
2026-01-03		만감 황금향		3Kg		16,000	15,805	14,414	12,320
2026-01-05		만감 황금향		3Kg		16,000	15,805	14,414	12,320
2026-01-06		만감 황금향		3Kg		16,000	15,805	14,414	12,320
2026-01-07		만감 황금향		3Kg		13,000	13,000	12,292	10,967
2026-01-08		만감 황금향		3Kg		13,000	13,000	12,292	10,967
2026-01-09		만감 황금향		3Kg		13,000	13,000	12,292	10,967
평균						14,500	14,403	13,353	11,644

단감

주간 반입량(톤)

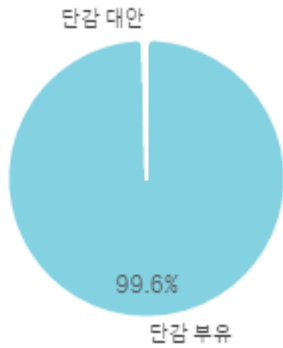
◆ 2026 ● 2025 ▲ 평년



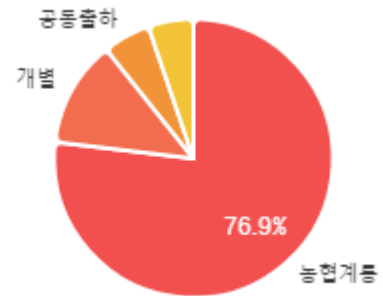
01/03 01/04 01/05 01/06 01/07 01/08 01/09

구분	금주(A)	전주(B)	전월(C)	전년(D)	평년(E)	A/B	A/C	A/D	A/E
물량(톤)	551	272	682	706	532	202.4%	80.8%	78.1%	103.6%

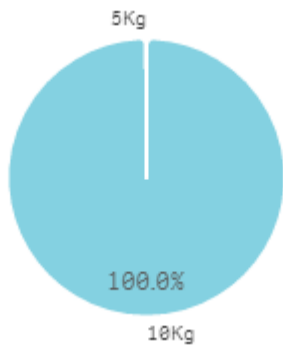
출하 품종별 거래물량 구성비



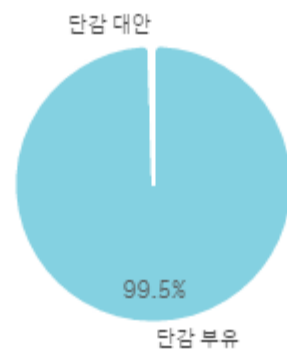
출하자별 거래물량 구성비



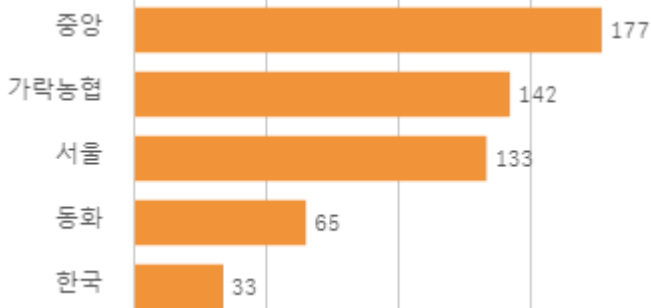
거래 단량별 물량 구성비



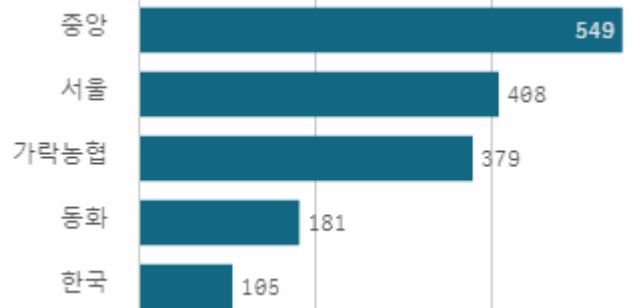
출하 품종별 거래금액 구성비



도매시장 법인별 거래물량(톤)

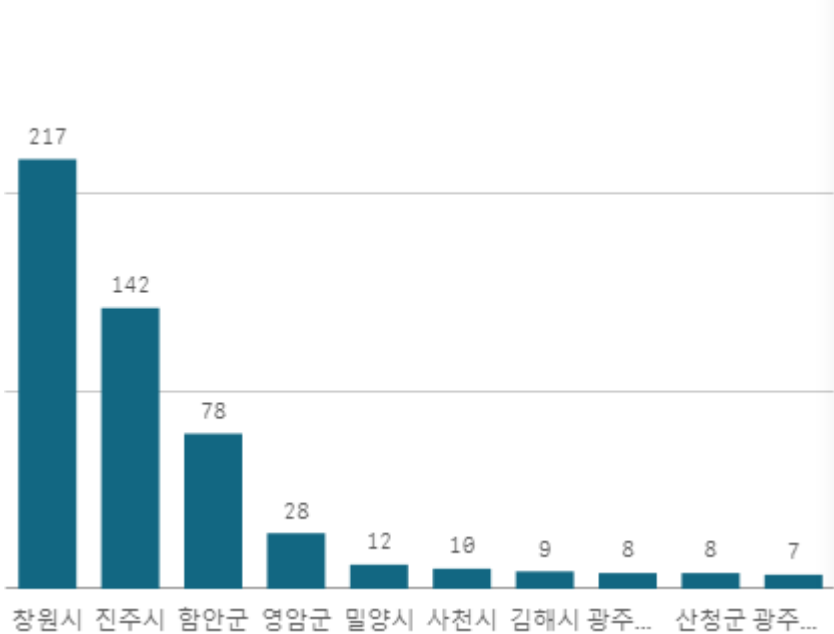


도매시장 법인별 거래금액(백만원)



단감 부유(10Kg)

산지별 거래물량(톤)



출하산지(개소)

19

출하건수(천건)

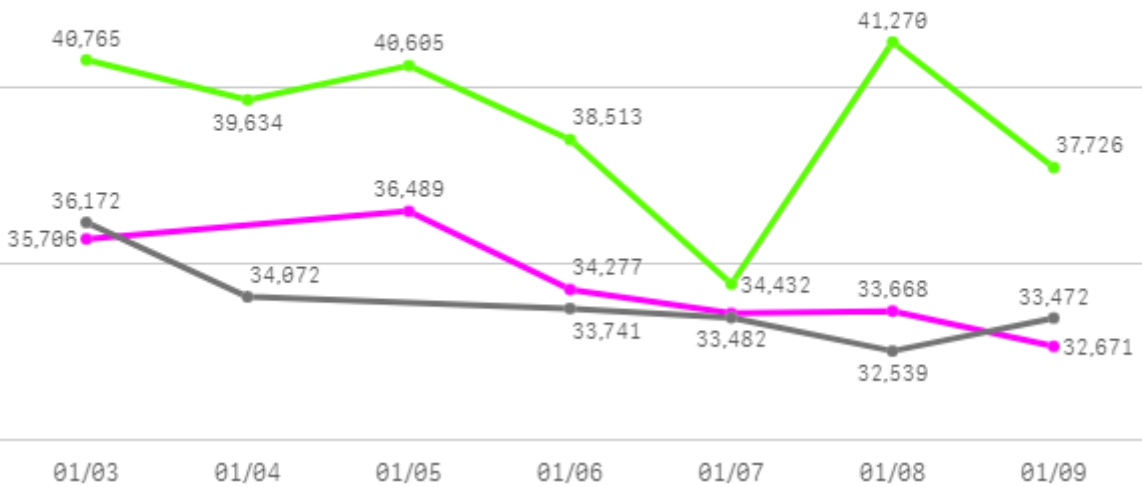
4

산지별 주출하 시군구



주간 도매가격(원)

● 2026 ● 2025 ● 평년



구분	금주(A)	전주(B)	전월(C)	전년(D)	평년(E)	A/B	A/C	A/D	A/E
가격(원)	34,403	35,732	31,016	33,913	38,135	96.3%	110.9%	101.4%	90.2%

※ 상품 가격 기준

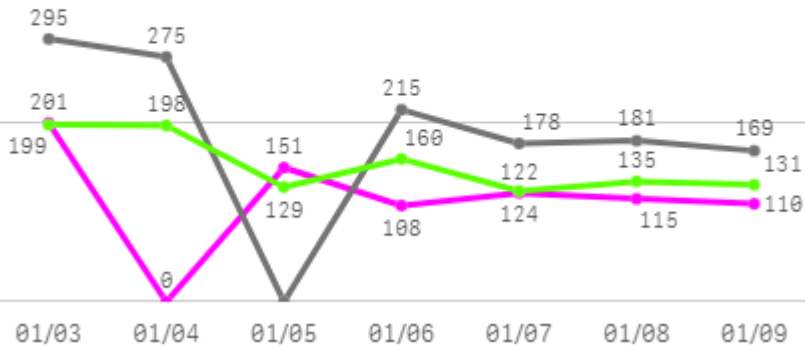
□ 단감 부유(10Kg) 주간 가격

구분	Q	품종	Q	단량	Q	특	상	보통	하
2026-01-03		단감 부유		10Kg		44,854	35,706	27,943	19,552
2026-01-05		단감 부유		10Kg		44,571	36,489	29,591	21,265
2026-01-06		단감 부유		10Kg		42,635	34,277	27,792	21,745
2026-01-07		단감 부유		10Kg		42,331	33,604	26,751	19,627
2026-01-08		단감 부유		10Kg		40,874	33,668	27,424	19,938
2026-01-09		단감 부유		10Kg		39,939	32,671	25,824	18,326
평균						42,534	34,403	27,554	20,076

바나나

주간 반입량(톤)

◆ 2026 ● 2025 ▲ 평년

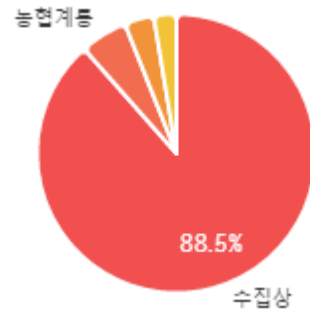


구분	금주(A)	전주(B)	전월(C)	전년(D)	평년(E)	A/B	A/C	A/D	A/E
물량(톤)	807	536	797	1,312	993	150.6%	101.2%	61.5%	81.3%

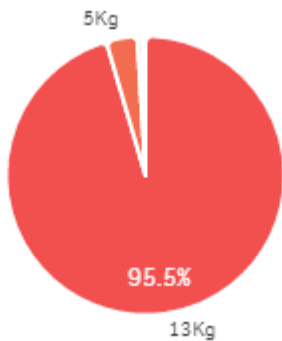
출하 품종별 거래물량 구성비



출하자별 거래물량 구성비



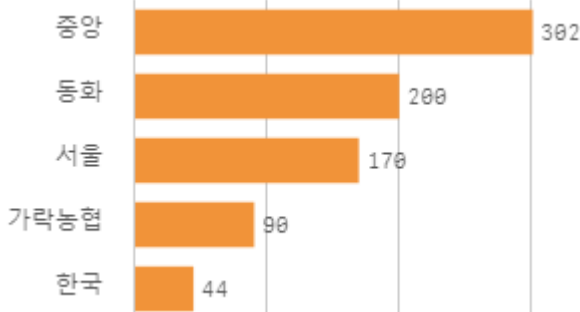
거래 단량별 물량 구성비



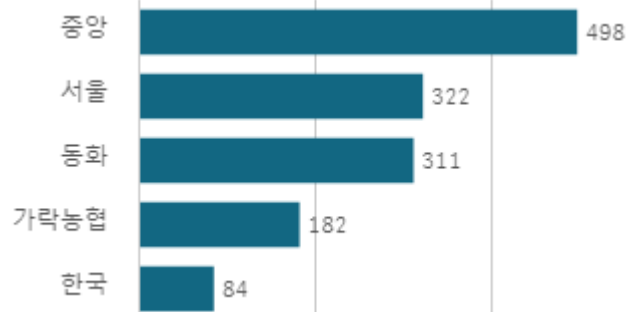
출하 품종별 거래금액 구성비



도매시장 법인별 거래물량(톤)

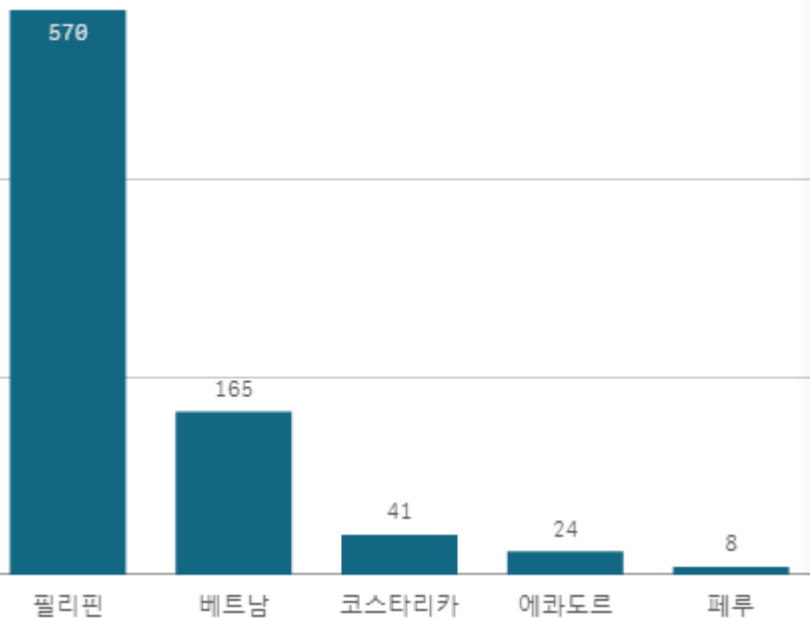


도매시장 법인별 거래금액(백만원)

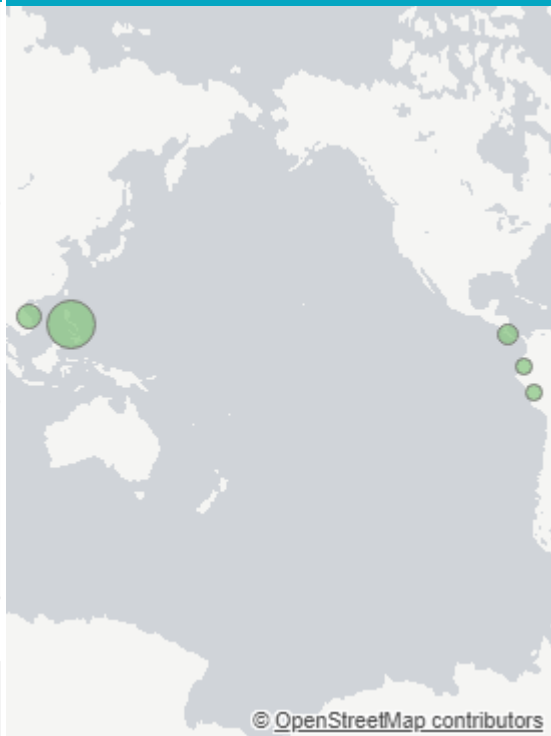


바나나 수입(13Kg)

산지별 거래물량(톤)



산지별 주출하 시군구



출하산지(개소)

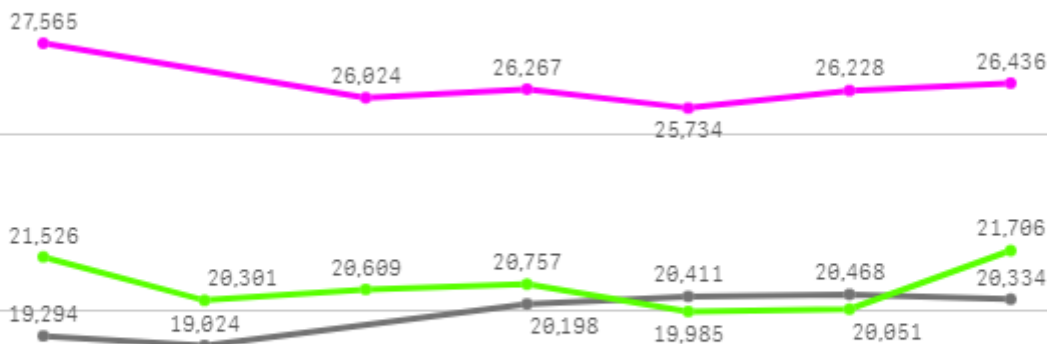
5

출하건수(천건)

2

주간 도매가격(원)

◆ 2026 ● 2025 ◆ 평년



01/03 01/04 01/05 01/06 01/07 01/08 01/09

구분	금주(A)	전주(B)	전월(C)	전년(D)	평년(E)	A/B	A/C	A/D	A/E
가격(원)	26,376	25,654	23,951	19,955	22,972	102.8%	110.1%	132.2%	114.8%

※ 상품 가격 기준

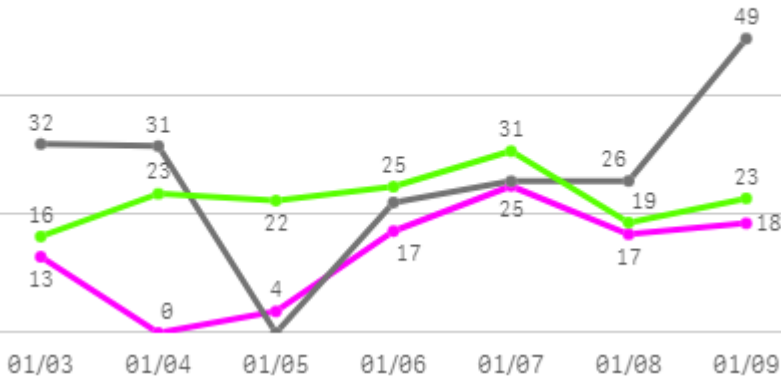
□ 바나나 수입(13Kg) 주간 가격

구분	Q	품종	Q	단량	Q	특	상	보통	하
2026-01-03		바나나 수입		13Kg		33,014	27,565	23,502	14,700
2026-01-05		바나나 수입		13Kg		30,915	26,024	19,162	11,499
2026-01-06		바나나 수입		13Kg		30,678	26,267	21,698	14,015
2026-01-07		바나나 수입		13Kg		30,077	25,734	20,820	13,923
2026-01-08		바나나 수입		13Kg		31,088	26,228	21,685	14,014
2026-01-09		바나나 수입		13Kg		31,069	26,436	21,973	14,580
평균						31,140	26,376	21,473	13,789

고등어

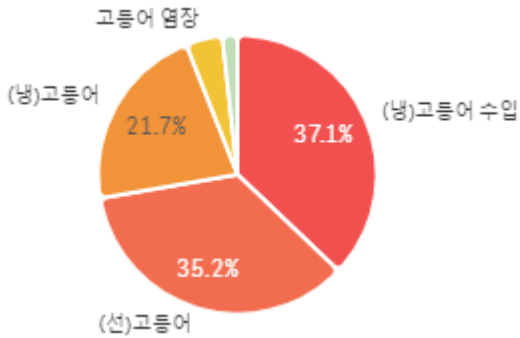
주간 반입량(톤)

◆ 2026 ● 2025 ▲ 평년

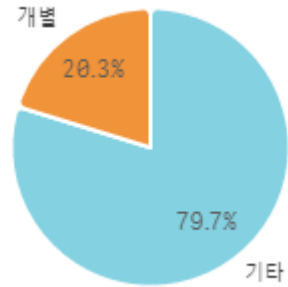


구분	금주(A)	전주(B)	전월(C)	전년(D)	평년(E)	A/B	A/C	A/D	A/E
물량(톤)	93	60	105	186	144	156.2%	88.9%	50.2%	64.6%

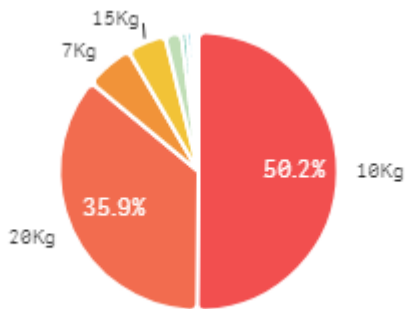
출하 품종별 거래물량 구성비



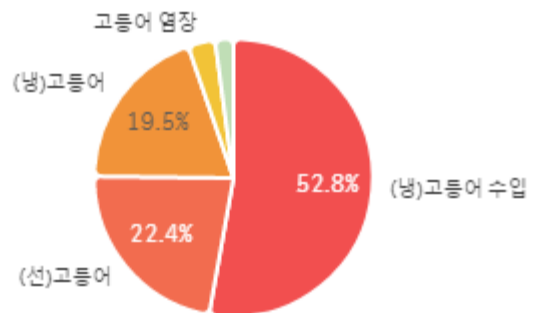
출하자별 거래물량 구성비



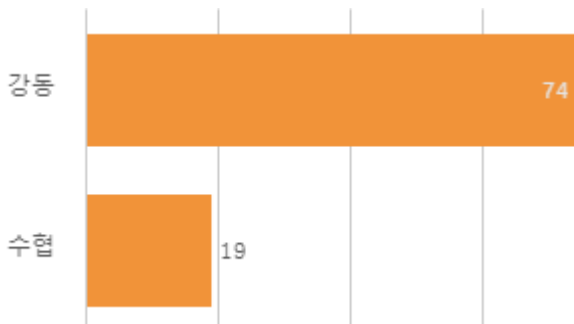
거래 단량별 물량 구성비



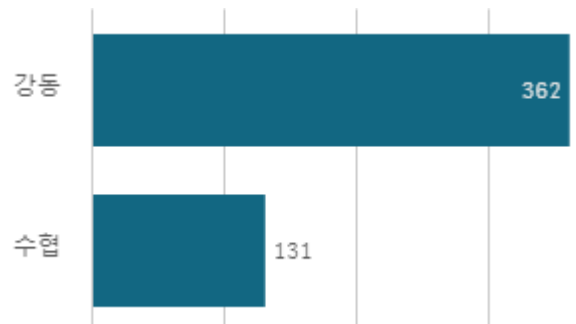
출하 품종별 거래금액 구성비



도매시장 법인별 거래물량(톤)

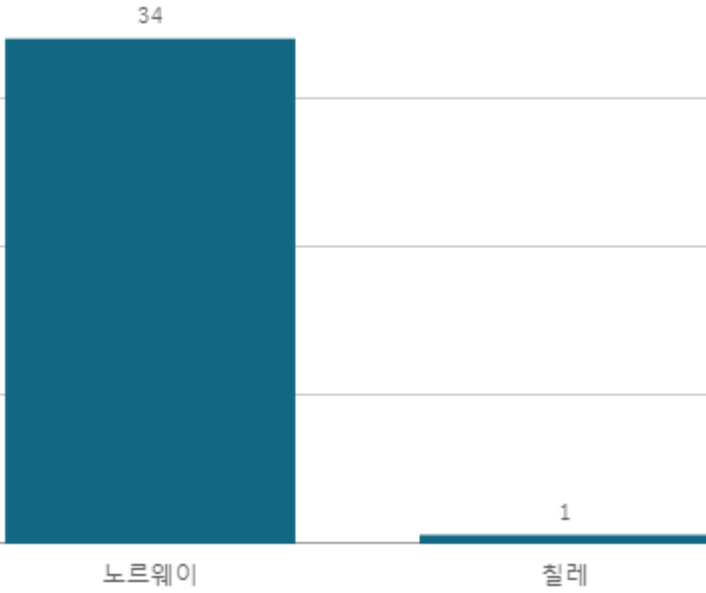


도매시장 법인별 거래금액(백만원)



(냉)고등어 수입(10Kg)

산지별 거래물량(톤)



산지별 주출하 시군구



출하산지(개소)

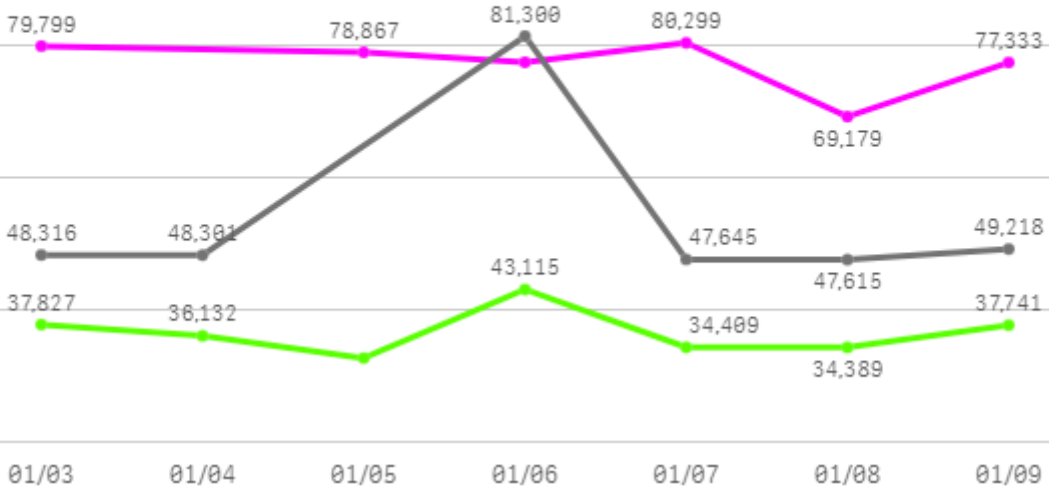
2

출하건수(천건)

0

주간 도매가격(원)

◆ 2026 ● 2025 ◆ 평년



구분	금주(A)	전주(B)	전월(C)	전년(D)	평년(E)	A/B	A/C	A/D	A/E
가격(원)	77,140	72,388	72,245	53,733	46,931	106.6%	106.8%	143.6%	164.4%

※ 상품 가격 기준

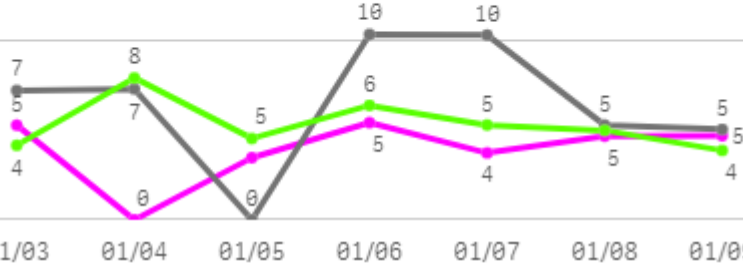
□ (냉)고등어 수입(10Kg) 주간 가격

구분	Q	품종	Q	단량	Q	특	상	보통	하
2026-01-03		(냉)고등어 수입		10Kg		-	79,799	-	-
2026-01-05		(냉)고등어 수입		10Kg		-	78,867	-	-
2026-01-06		(냉)고등어 수입		10Kg		-	77,362	-	-
2026-01-07		(냉)고등어 수입		10Kg		-	80,299	-	-
2026-01-08		(냉)고등어 수입		10Kg		-	69,179	-	-
2026-01-09		(냉)고등어 수입		10Kg		-	77,333	-	-
평균						-	77,140	-	-

갈치

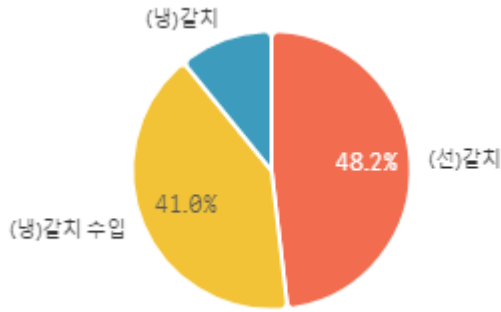
주간 반입량(톤)

◆ 2026 ● 2025 ▲ 평년

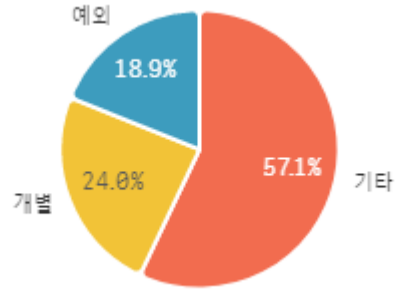


구분	금주(A)	전주(B)	전월(C)	전년(D)	평년(E)	A/B	A/C	A/D	A/E
물량(톤)	27	21	32	46	36	132.4%	86.8%	59.9%	76.1%

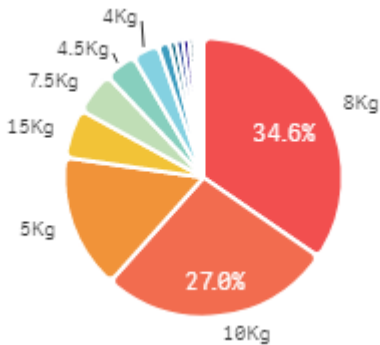
출하 품종별 거래물량 구성비



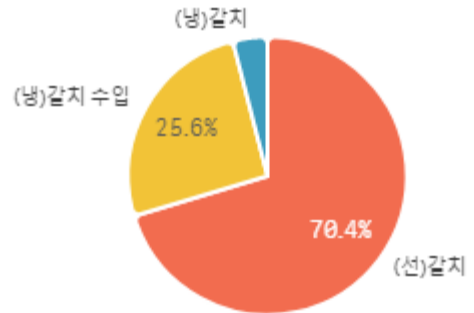
출하자별 거래물량 구성비



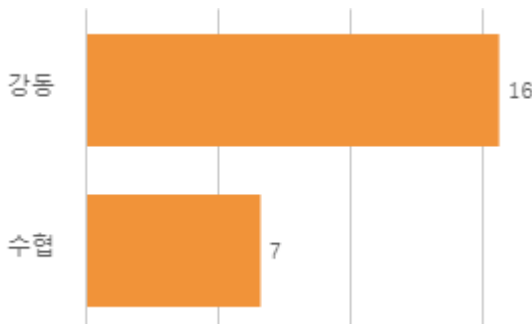
거래 단량별 물량 구성비



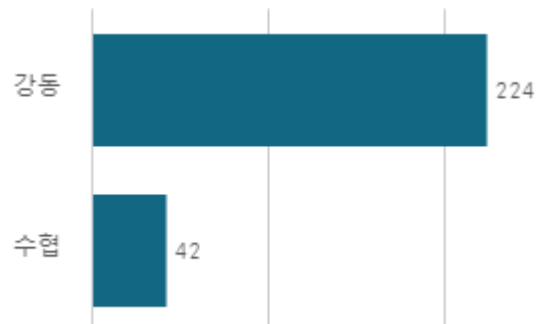
출하 품종별 거래금액 구성비



도매시장 법인별 거래물량(톤)

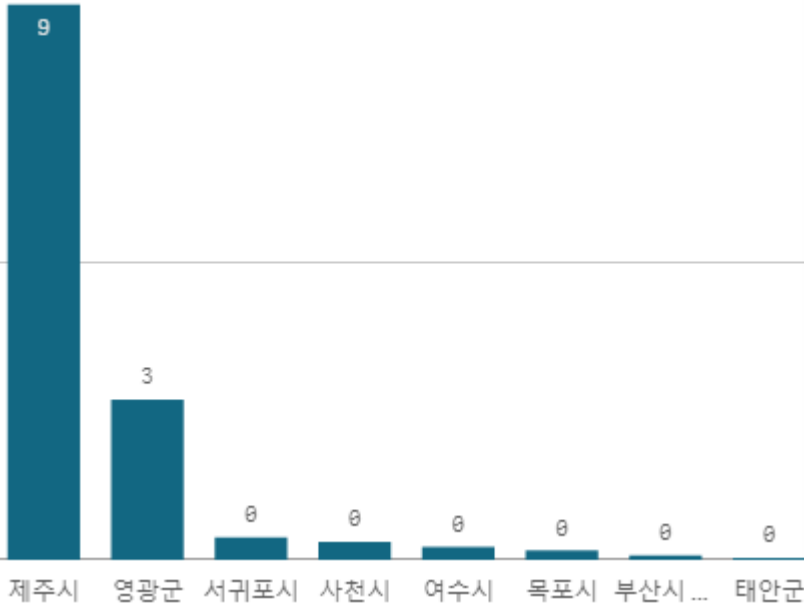


도매시장 법인별 거래금액(백만원)



(선)갈치(5Kg)

산지별 거래물량(톤)



출하산지(개소)

8

출하건수(천건)

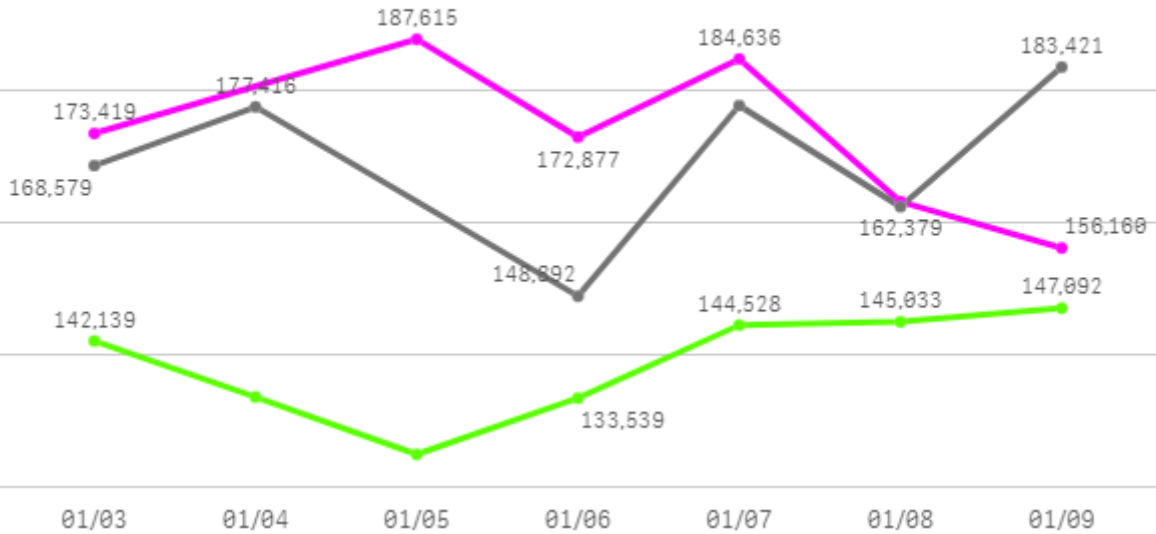
1

산지별 주출하 시군구



주간 도매가격(원)

◆ 2026 ● 2025 ◆ 평년



구분	금주(A)	전주(B)	전월(C)	전년(D)	평년(E)	A/B	A/C	A/D	A/E
가격(원)	172,975	155,077	143,575	169,718	145,298	111.5%	120.5%	101.9%	119.0%

※ 상품 가격 기준

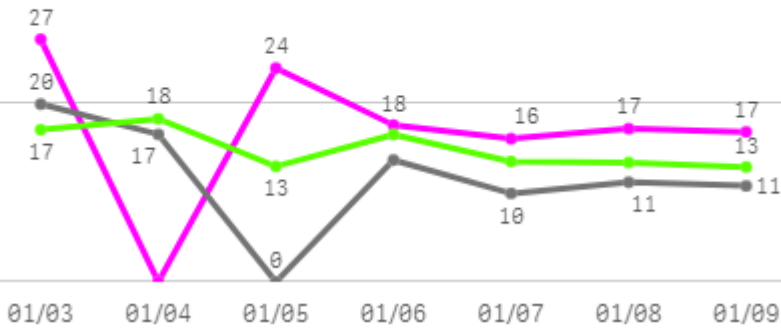
□ (선)갈치(5Kg) 주간 가격

구분	Q	품종	Q	단량	Q	특	상	보통	하
2026-01-03		(선)갈치		5Kg		-	173,419	136,027	65,901
2026-01-05		(선)갈치		5Kg		-	187,615	157,205	130,037
2026-01-06		(선)갈치		5Kg		-	172,877	132,339	59,147
2026-01-07		(선)갈치		5Kg		-	184,636	155,714	142,829
2026-01-08		(선)갈치		5Kg		-	163,140	138,830	83,675
2026-01-09		(선)갈치		5Kg		-	156,160	109,384	47,024
평균						-	172,975	138,250	88,102

홍합

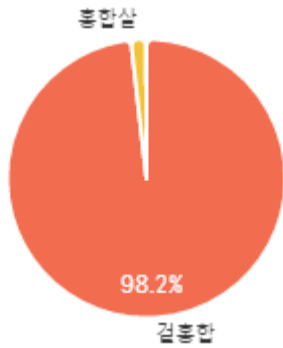
주간 반입량(톤)

◆ 2026 ● 2025 ▲ 평년

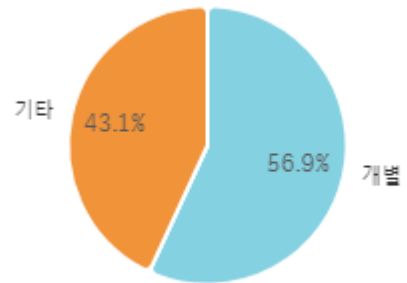


구분	금주(A)	전주(B)	전월(C)	전년(D)	평년(E)	A/B	A/C	A/D	A/E
물량(톤)	119	89	90	82	103	133.6%	131.5%	144.9%	114.8%

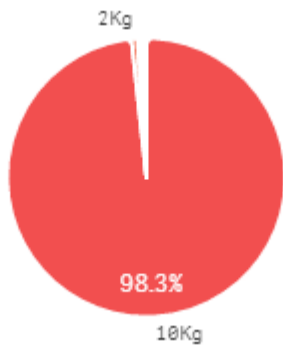
출하 품종별 거래물량 구성비



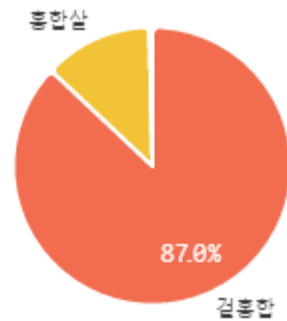
출하자별 거래물량 구성비



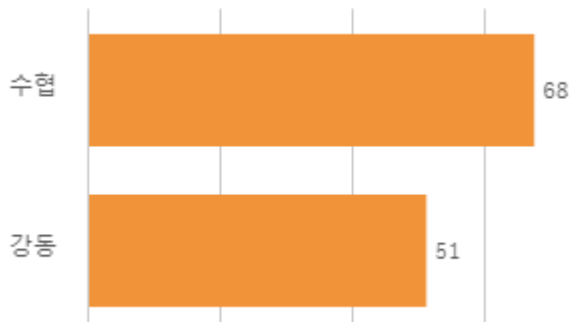
거래 단량별 물량 구성비



출하 품종별 거래금액 구성비



도매시장 법인별 거래물량(톤)

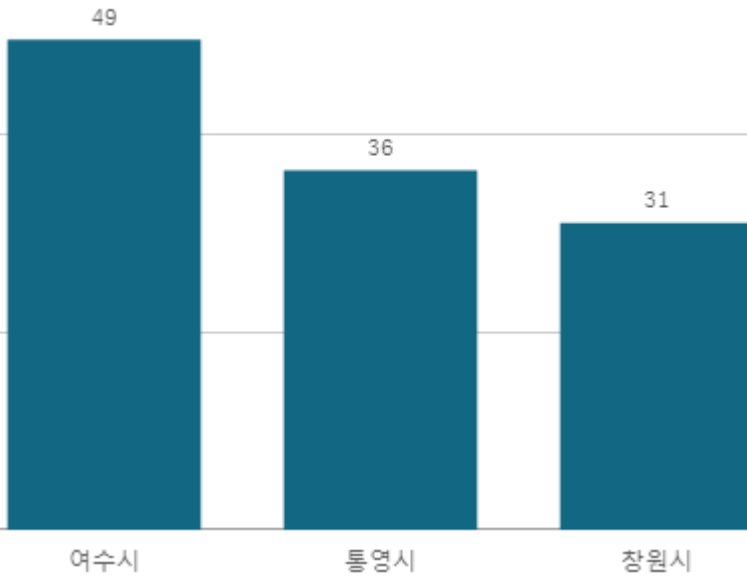


도매시장 법인별 거래금액(백만원)



겉홍합(10Kg)

산지별 거래물량(톤)



산지별 주출하 시군구



출하산지(개소)

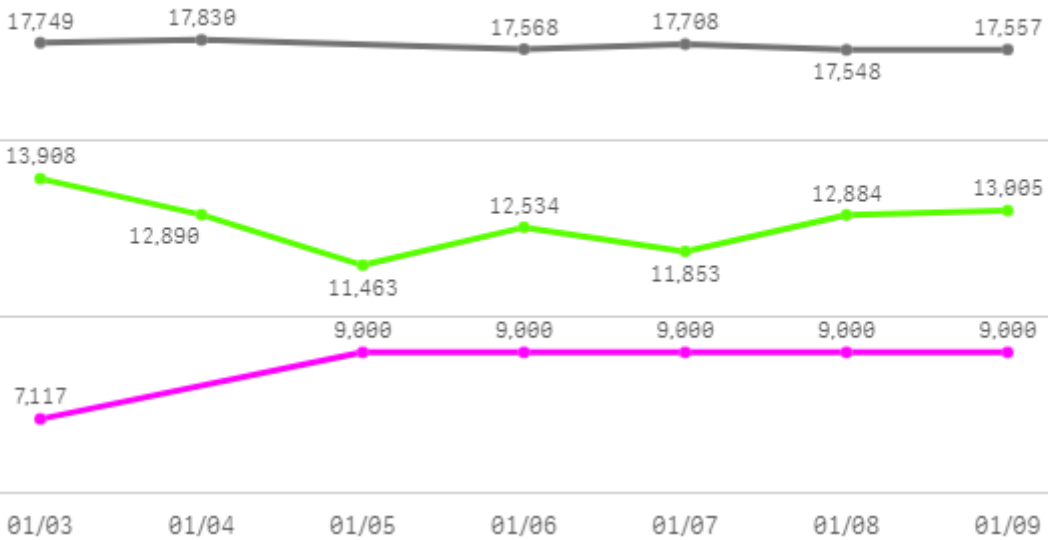
3

출하건수(천건)

1

주간 도매가격(원)

◆ 2026 ● 2025 ◆ 평년



구분	금주(A)	전주(B)	전월(C)	전년(D)	평년(E)	A/B	A/C	A/D	A/E
가격(원)	8,686	9,138	9,070	17,660	12,854	95.1%	95.8%	49.2%	67.6%

※ 상품 가격 기준

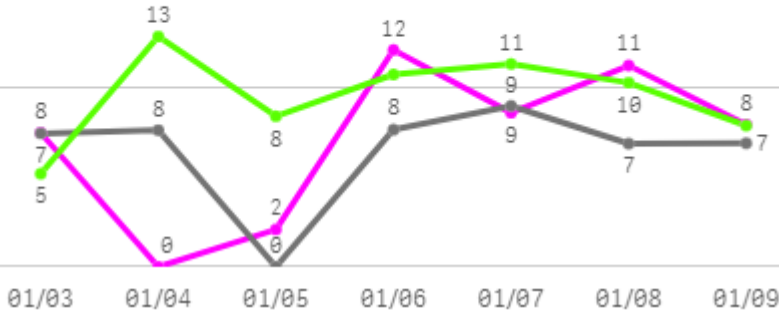
□ 곁홍합(10Kg) 주간 가격

구분	Q	품종	Q	단량	Q	특	상	보통	하
2026-01-03		곁홍합		10Kg		-	7,117	6,580	6,386
2026-01-05		곁홍합		10Kg		-	9,000	7,814	6,453
2026-01-06		곁홍합		10Kg		-	9,000	7,694	6,135
2026-01-07		곁홍합		10Kg		-	9,000	7,135	5,649
2026-01-08		곁홍합		10Kg		-	9,000	7,418	6,396
2026-01-09		곁홍합		10Kg		-	9,000	7,618	6,013
평균						-	8,686	7,377	6,172

오징어

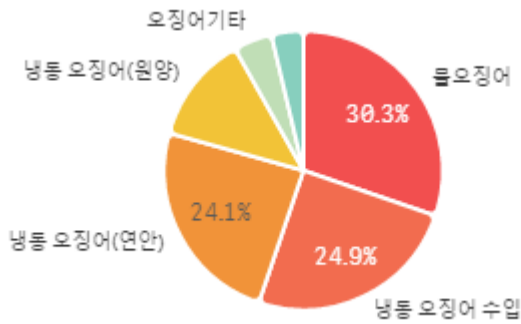
주간 반입량(톤)

◆ 2026 ● 2025 ▲ 평년

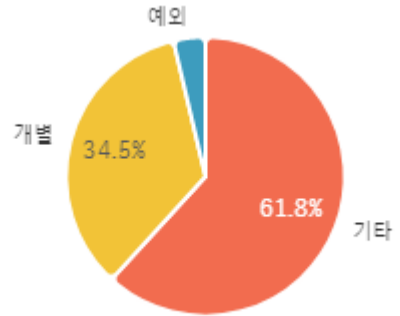


구분	금주(A)	전주(B)	전월(C)	전년(D)	평년(E)	A/B	A/C	A/D	A/E
물량(톤)	50	58	42	46	53	85.7%	117.4%	108.7%	93.2%

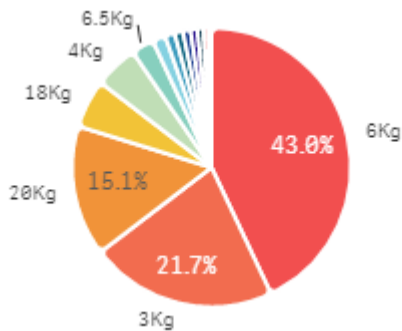
출하 품종별 거래물량 구성비



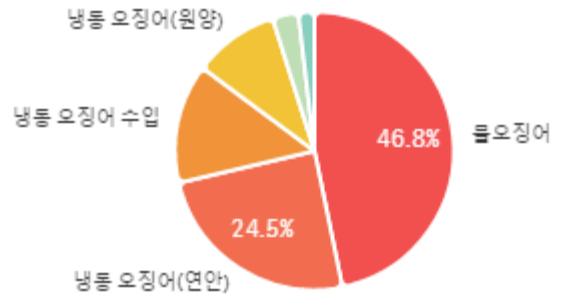
출하자별 거래물량 구성비



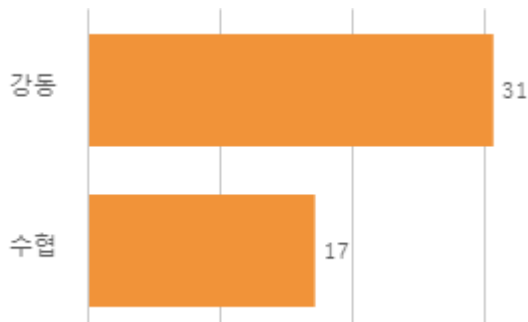
거래 단량별 물량 구성비



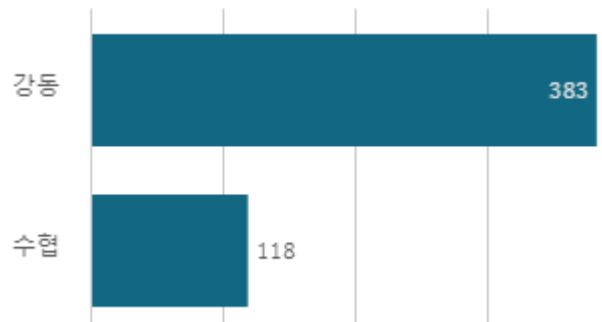
출하 품종별 거래금액 구성비



도매시장 법인별 거래물량(톤)

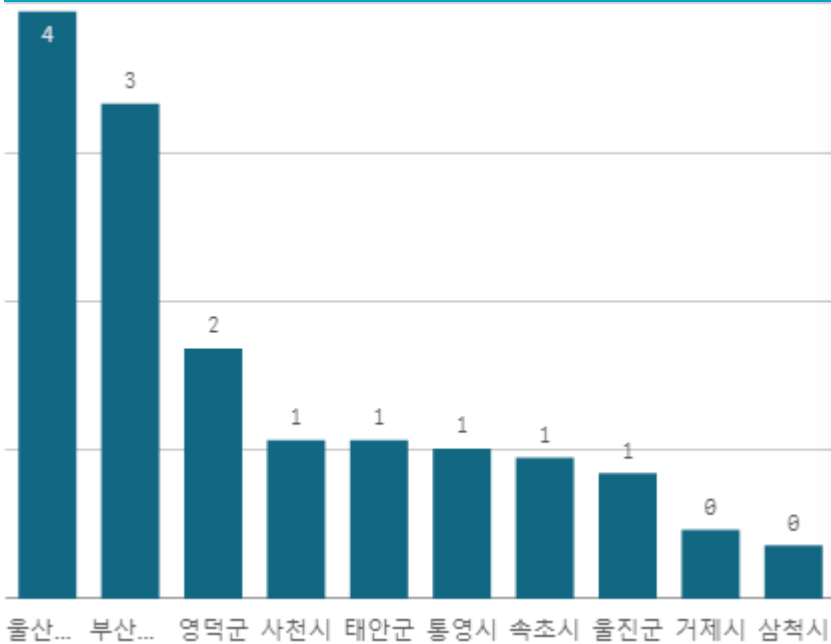


도매시장 법인별 거래금액(백만원)



물오징어(6Kg)

산지별 거래물량(톤)



출하산지(개소)

11

출하건수(천건)

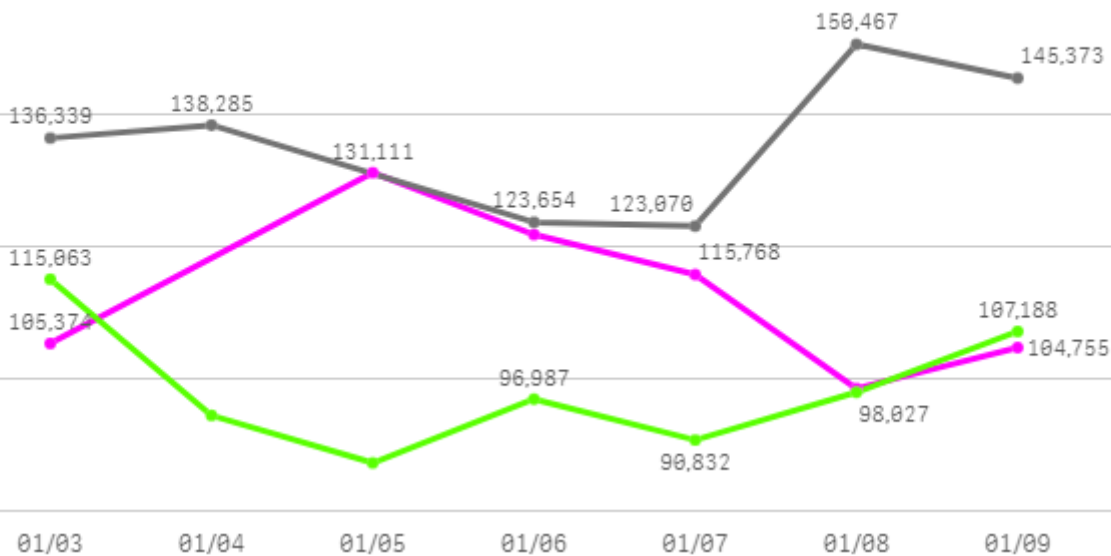
0

산지별 주출하 시군구



주간 도매가격(원)

◆ 2026 ● 2025 ◆ 평년



구분	금주(A)	전주(B)	전월(C)	전년(D)	평년(E)	A/B	A/C	A/D	A/E
가격(원)	112,899	121,100	85,833	136,198	106,425	93.2%	131.5%	82.9%	106.1%

※ 상품 가격 기준

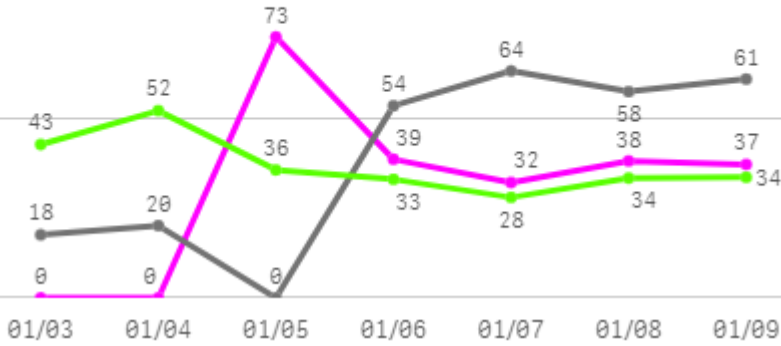
□ 물오징어(6Kg) 주간 가격

구분	Q	품종	Q	단량	Q	특	상	보통	하
2026-01-03		물오징어		6Kg		-	105,374	96,489	81,468
2026-01-05		물오징어		6Kg		-	131,111	112,000	76,682
2026-01-06		물오징어		6Kg		-	121,792	112,525	65,593
2026-01-07		물오징어		6Kg		-	115,768	102,589	93,818
2026-01-08		물오징어		6Kg		-	98,591	87,752	79,159
2026-01-09		물오징어		6Kg		-	104,755	94,361	79,853
평균						-	112,899	100,953	79,429

건멸치

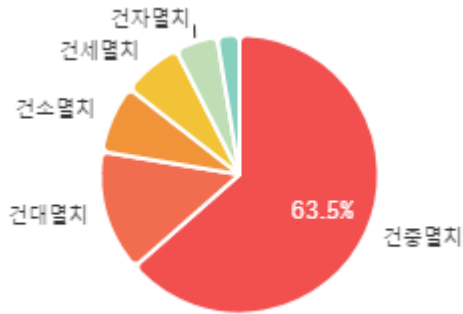
주간 반입량(톤)

◆ 2026 ● 2025 ▲ 평년

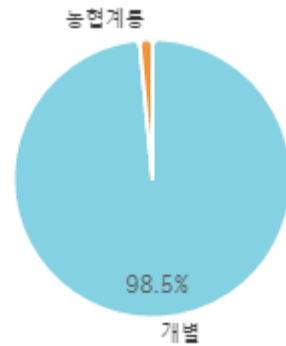


구분	금주(A)	전주(B)	전월(C)	전년(D)	평년(E)	A/B	A/C	A/D	A/E
물량(톤)	220	103	122	275	250	212.7%	180.8%	80.2%	88.1%

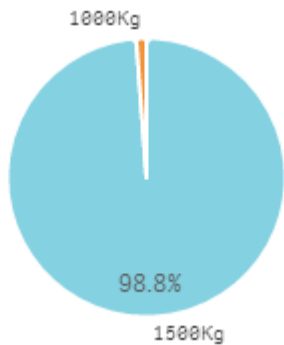
출하 품종별 거래물량 구성비



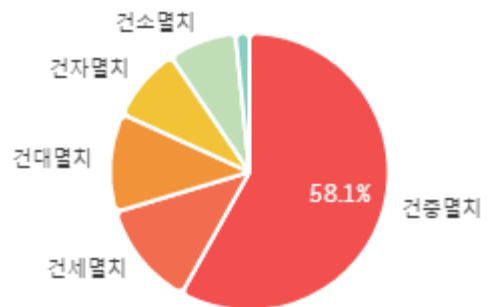
출하자별 거래물량 구성비



거래 단량별 물량 구성비



출하 품종별 거래금액 구성비



도매시장 법인별 거래물량(톤)

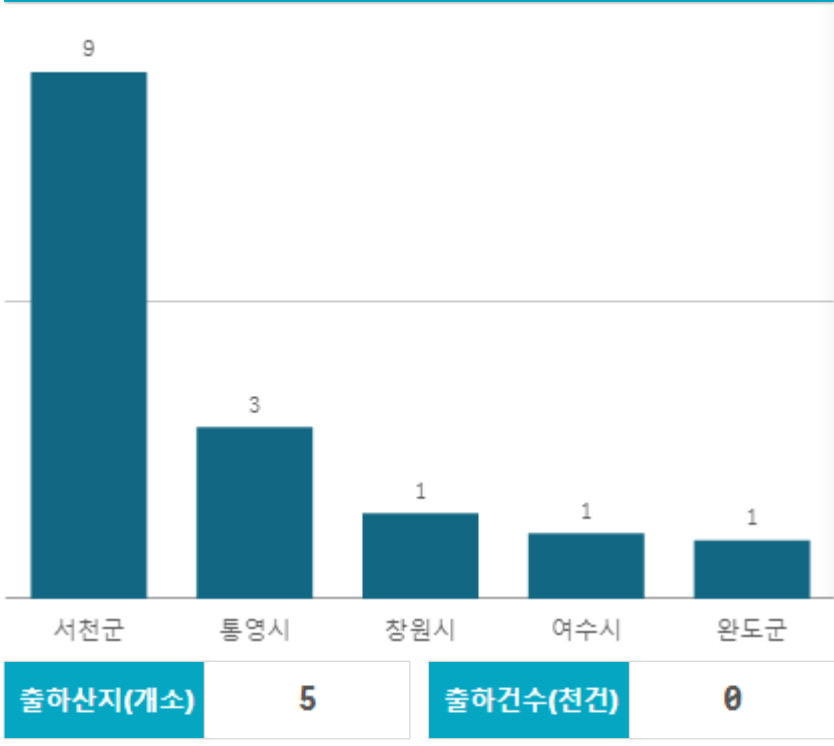


도매시장 법인별 거래금액(백만원)



건세멸치(1.5Kg)

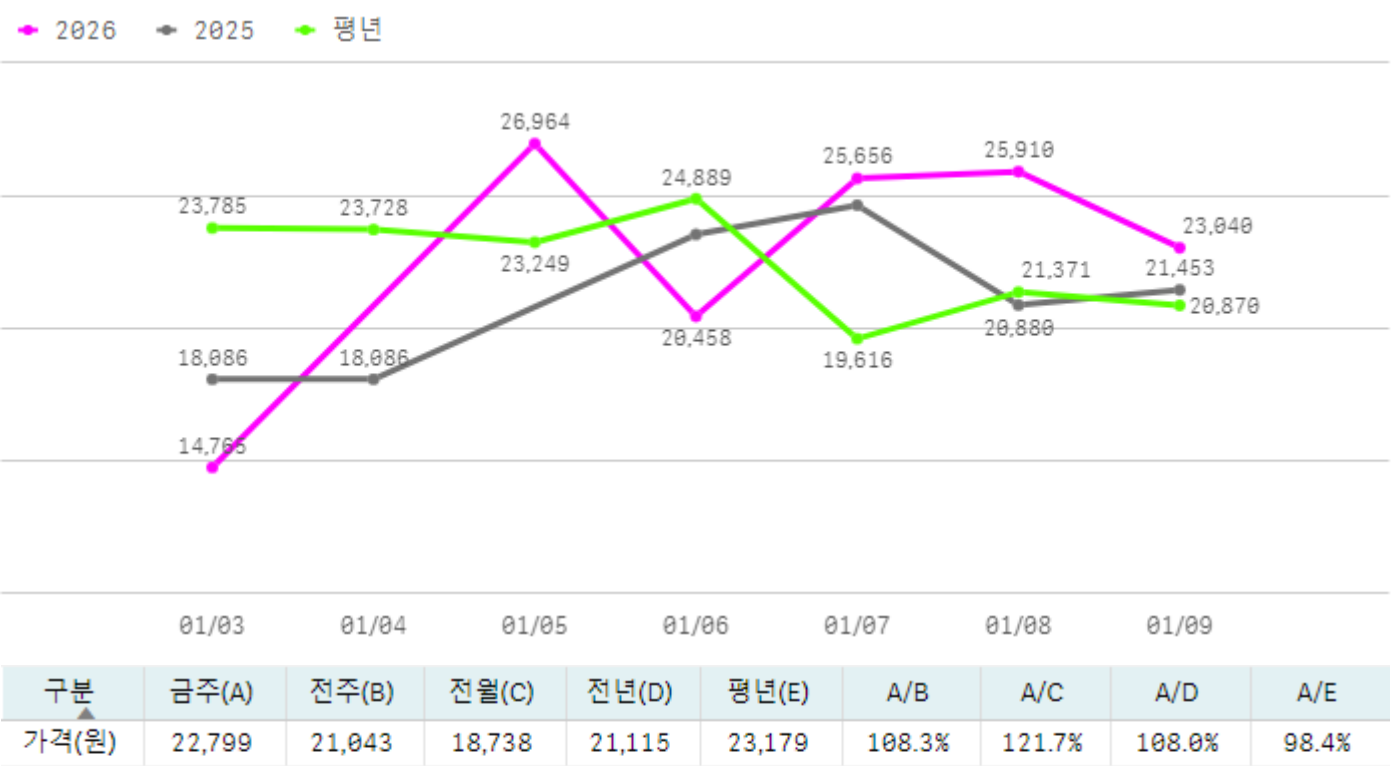
산지별 거래물량(톤)



산지별 주출하 시군구



주간 도매가격(원)



※ 상품 가격 기준

□ 건세멸치(1.5Kg) 주간 가격

구분	Q	품종	Q	단량	Q	특	상	보통	하
2026-01-03		건세멸치		1.5Kg		-	14,765	9,057	6,268
2026-01-05		건세멸치		1.5Kg		-	26,964	23,711	23,000
2026-01-06		건세멸치		1.5Kg		-	20,458	14,671	4,911
2026-01-07		건세멸치		1.5Kg		-	25,656	16,019	11,665
2026-01-08		건세멸치		1.5Kg		-	25,910	15,599	11,464
2026-01-09		건세멸치		1.5Kg		-	23,040	17,613	14,000
평균						-	22,799	16,112	11,885