
2025년 가락시장

주요 품목 주간 거래동향

8월 4주차 주요 동향

[2025. 8.23. ~ 8.29.]



서울특별시농수산물공사

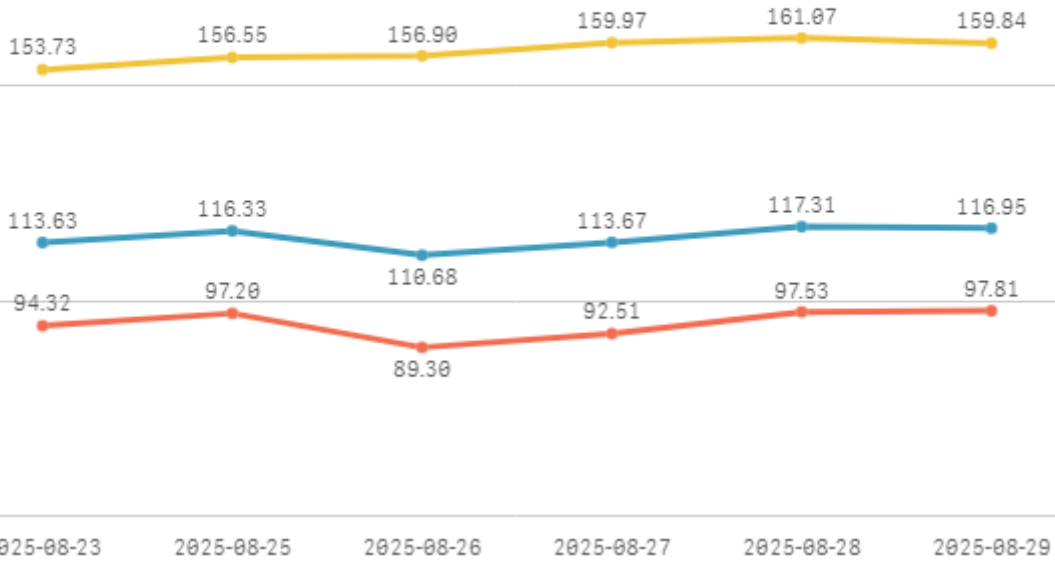
[데이터전략팀]

1. 주간 표준지수

※ 직전 5개년 평균가격을 지수 100으로 산정하여 100 이상일 경우 평년보다 상승, 100 이하일 경우 평년보다 하락

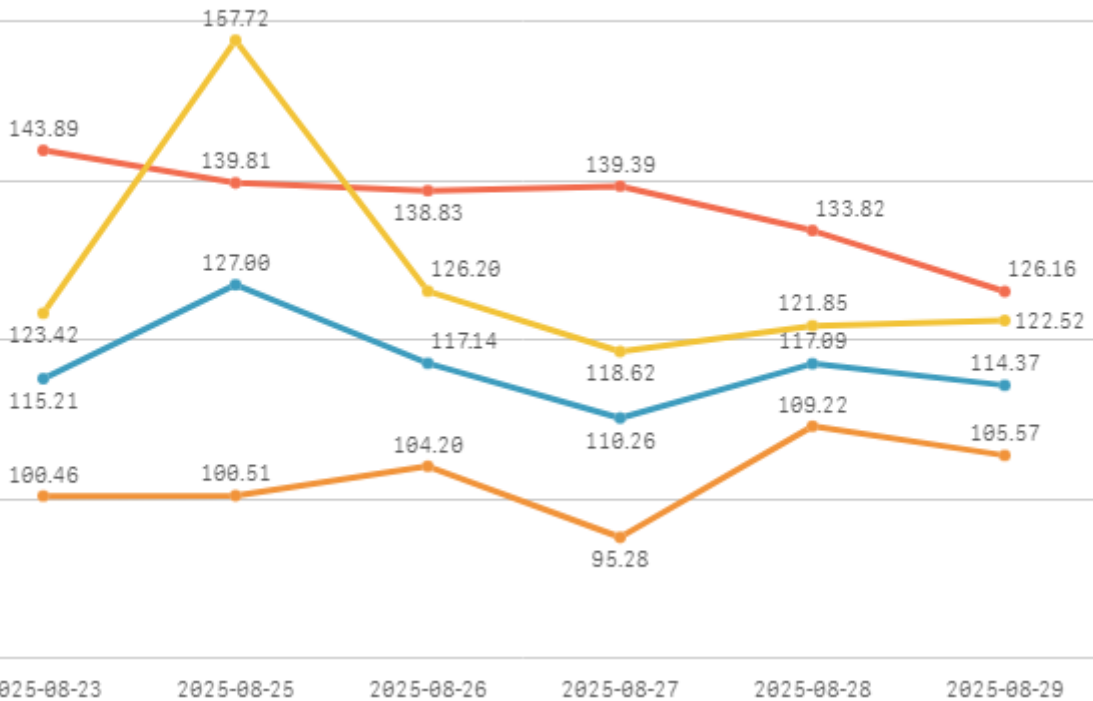
□ 청과부류

합계 채소계 과일계



□ 수산부류

합계 생선류 조개류 건어류



2. 주요 품목 주간 거래동향

주요 품목(종) 주간동향 (2025.08.23 ~ 08.29)

품종 단위	Q	금주평균	전주평균	전월평균	전년평균	5년평균 가격	전주대비	전월대비	전년대비	5년평균 대비
(냉)고등어 수입(10키로상자)		51,564	50,939	51,155	41,567	47,272	1% ▲	1% ▲	24% ▲	9% ▲
(선)갈치(5키로상자)		123,558	121,279	116,128	123,219	117,415	2% ▲	6% ▲	0% ▲	5% ▲
가지(8키로상자)		15,262	18,699	14,149	15,262	16,353	-18% ▼	8% ▲	-0% ▼	-7% ▼
감자 수미(햇)(20키로상자)		37,943	37,164	33,949	28,959	36,386	2% ▲	12% ▲	31% ▲	4% ▲
건소멸치(1.5키로상자)		13,777	15,843	19,489	11,009	13,484	-13% ▼	-29% ▼	25% ▲	2% ▲
겉종합(10키로망대)		12,042	12,204	14,000	8,338	11,959	-1% ▼	-14% ▼	44% ▲	1% ▲
간마늘 대서(20키로)		148,822	140,939	140,314	136,945	147,353	6% ▲	6% ▲	9% ▲	1% ▲
당근(20키로상자)		34,652	31,197	24,797	91,462	41,871	11% ▲	40% ▲	-62% ▼	-17% ▼
대추방울토마토(3키로상자)		23,095	18,861	17,728	18,552	22,048	22% ▲	30% ▲	24% ▲	5% ▲
대파(일반)(1키로단)		1,412	1,833	1,482	1,502	1,442	-23% ▼	-5% ▼	-6% ▼	-2% ▼
멜론 머스크(8키로상자)		24,387	24,987	29,465	29,740	26,426	-2% ▼	-17% ▼	-18% ▼	-8% ▼
무(20키로상자)		12,841	11,197	12,004	28,620	14,724	15% ▲	7% ▲	-55% ▼	-13% ▼
무화과 국산(1키로)		7,771	9,172	-	8,599	7,832	-15% ▼	-	-10% ▼	-1% ▼
물오징어(6키로상자)		68,135	67,656	69,863	91,385	68,599	1% ▲	-2% ▼	-25% ▼	-1% ▼
바나나 수입(13키로상자)		25,894	25,681	21,002	32,344	26,139	1% ▲	23% ▲	-20% ▼	-1% ▼
배 원황(15키로상자)		47,312	52,218	-	43,693	45,994	-9% ▼	-	8% ▲	3% ▲
배추(10키로망대)		14,162	13,345	10,479	18,200	14,222	6% ▲	35% ▲	-22% ▼	-0% ▼
백다다기오이(100개)		81,624	68,681	53,208	114,862	80,596	19% ▲	53% ▲	-29% ▼	1% ▲
복숭아 천종도(백)(4키로상자)		21,731	26,253	28,148	25,940	22,614	-17% ▼	-23% ▼	-16% ▼	-4% ▼
복숭아 황도(황)(4키로상자)		19,303	22,717	29,402	26,095	20,592	-15% ▼	-34% ▼	-26% ▼	-6% ▼
부추(일반)(500그램단)		2,620	2,255	1,801	3,696	2,720	16% ▲	45% ▲	-29% ▼	-4% ▼
빨강 파프리카(5키로상자)		34,771	67,549	13,183	43,715	35,982	-49% ▼	164% ▲	-20% ▼	-3% ▼
사과 홀로(10키로상자)		75,814	89,229	-	75,132	71,457	-15% ▼	-	1% ▲	6% ▲
상추 포기잡(4키로상자)		36,930	36,086	38,200	42,144	38,927	2% ▲	-3% ▼	-12% ▼	-5% ▼
새송이버섯(2키로상자)		5,324	5,727	5,271	5,671	5,778	-7% ▼	1% ▲	-6% ▼	-8% ▼
수박(10키로상자)		-	-	-	-	12,343	-	-	-	-
애호박(20개)		24,067	27,740	17,414	25,477	24,603	-13% ▼	38% ▲	-6% ▼	-2% ▼
양배추(8키로망대)		7,184	5,419	6,862	5,974	7,027	33% ▲	5% ▲	20% ▲	2% ▲
양파(1키로)		1,044	1,061	1,055	1,166	1,071	-2% ▼	-1% ▼	-10% ▼	-3% ▼
열무(4키로상자)		14,892	15,965	17,951	17,517	14,631	-7% ▼	-17% ▼	-15% ▼	2% ▲
오이맛고추(10키로상자)		23,851	23,026	35,758	57,658	27,966	4% ▲	-33% ▼	-59% ▼	-15% ▼
자두 도담(5키로상자)		37,659	37,758	34,491	33,241	38,332	-0% ▼	9% ▲	13% ▲	-2% ▼
자두 추희(5키로상자)		36,794	37,693	-	20,881	33,661	-2% ▼	-	76% ▲	9% ▲
찰옥수수(8키로)		19,639	24,764	19,279	16,831	19,313	-21% ▼	2% ▲	17% ▲	2% ▲
청경채(4키로상자)		10,112	8,525	14,679	16,633	11,236	19% ▲	-31% ▼	-39% ▼	-10% ▼
청양고추(10키로상자)		30,609	33,654	58,317	68,775	34,732	-9% ▼	-48% ▼	-55% ▼	-12% ▼
토마토(5키로상자)		15,576	25,151	24,179	15,156	17,120	-38% ▼	-36% ▼	3% ▲	-9% ▼
팽이버섯(5키로상자)		8,216	8,056	7,897	9,341	9,059	2% ▲	4% ▲	-12% ▼	-9% ▼
포도 거봉(2키로상자)		14,432	14,263	17,982	17,171	15,137	1% ▲	-20% ▼	-16% ▼	-5% ▼
포도 샤인머스켓(2키로상자)		13,393	14,713	18,863	15,258	15,907	-9% ▼	-29% ▼	-12% ▼	-16% ▼
포도 캠벨얼리(3키로상자)		19,146	21,200	26,934	19,261	18,989	-10% ▼	-29% ▼	-1% ▼	1% ▲
호박밥 고무마(10키로상자)		31,502	33,228	30,234	27,386	30,672	-5% ▼	4% ▲	15% ▲	3% ▲

□ 품종별 등락가격 비교(전주대비)

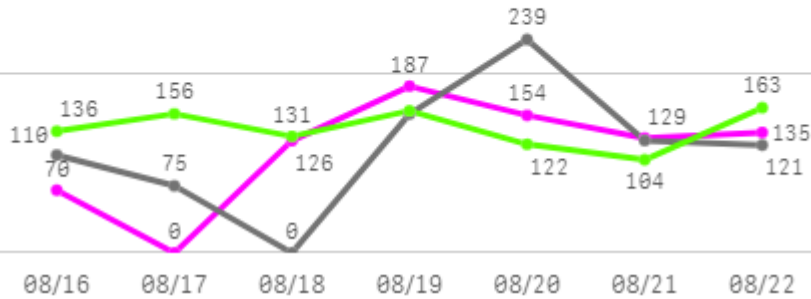
구분	품목(종)명
상승 품목(종)	간마늘 대서(6%),당근(11%),대추방울토마토(22%),무(15%),배추(6%),백다다기오이(19%),부추(일반)(16%),양배추(33%),청경채(19%)
하락 품목(종)	가지(-18%),건소멸치(-13%),대파(일반)(-23%),무화과 국산(-15%),배 원황(-9%),복숭아 천중도(백)(-17%),복숭아 황도(황)(-15%),빨강 파프리카(-49%),사과 홍로(-15%),새송이버섯(-7%),애호박(-13%),열무(-7%),찰옥수수(-21%),청양고추(-9%),토마토(-38%),포도 샤인머스켓(-9%),포도 캠벨얼리(-10%),호박밤 고구마(-5%)
보합 품목(종)(+5%)	(냉)고등어 수입,(선)갈치,감자 수미(햇),겉홍합,멜론 머스크,물오징어,바나나 수입,상추 포기찰,양파,오이맛고추,자두 도담,자두 추희,팽이버섯,포도 거봉

3. 품목(종)별 주간 거래동향

고구마

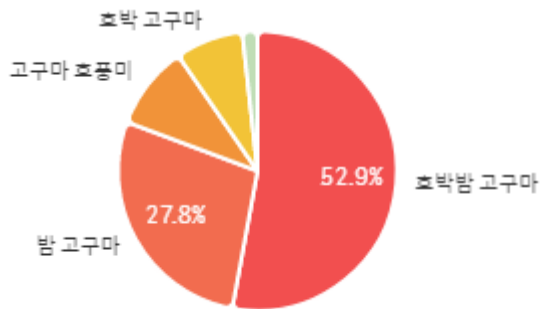
주간 반입량(톤)

◆ 2025 ◀ 2024 ▲ 평년

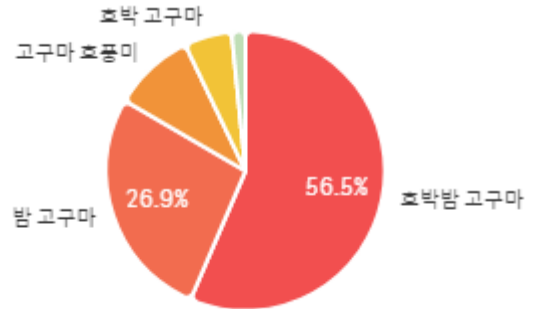


구분	금주(A)	전주(B)	전월(C)	전년(D)	평년(E)	A/B	A/C	A/D	A/E
물량(톤)	801	626	439	827	937	128.0%	182.4%	96.9%	85.5%

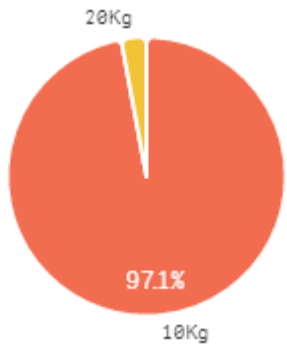
출하 품종별 거래물량 구성비



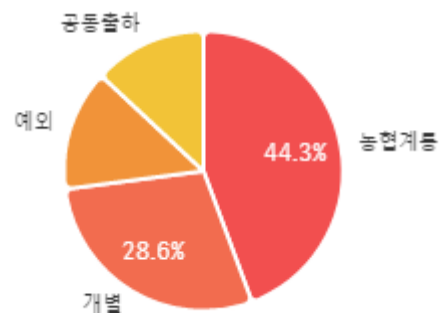
출하 품종별 거래금액 구성비



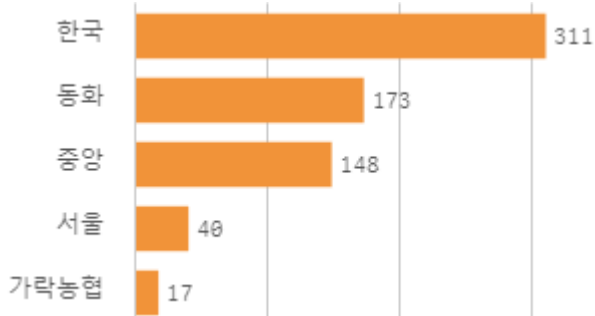
거래 단량별 물량 구성비



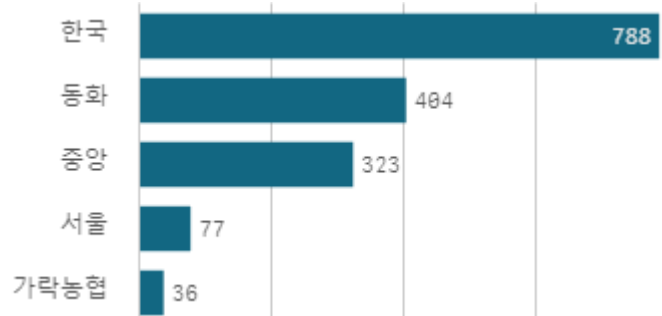
출하자별 거래물량 구성비



도매시장 법인별 거래물량(톤)

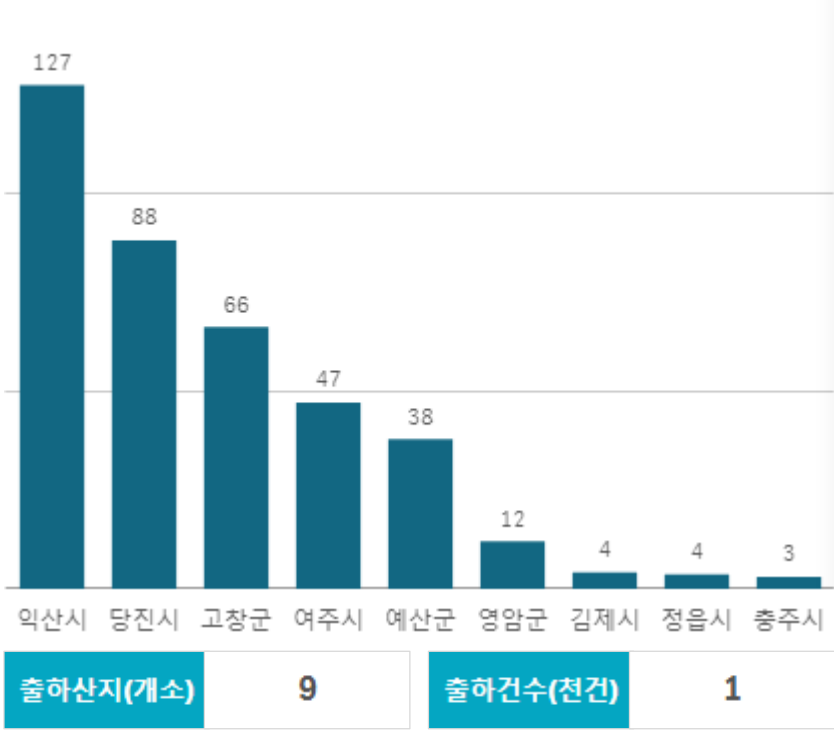


도매시장 법인별 거래금액(백만원)



호박밤 고구마(10Kg)

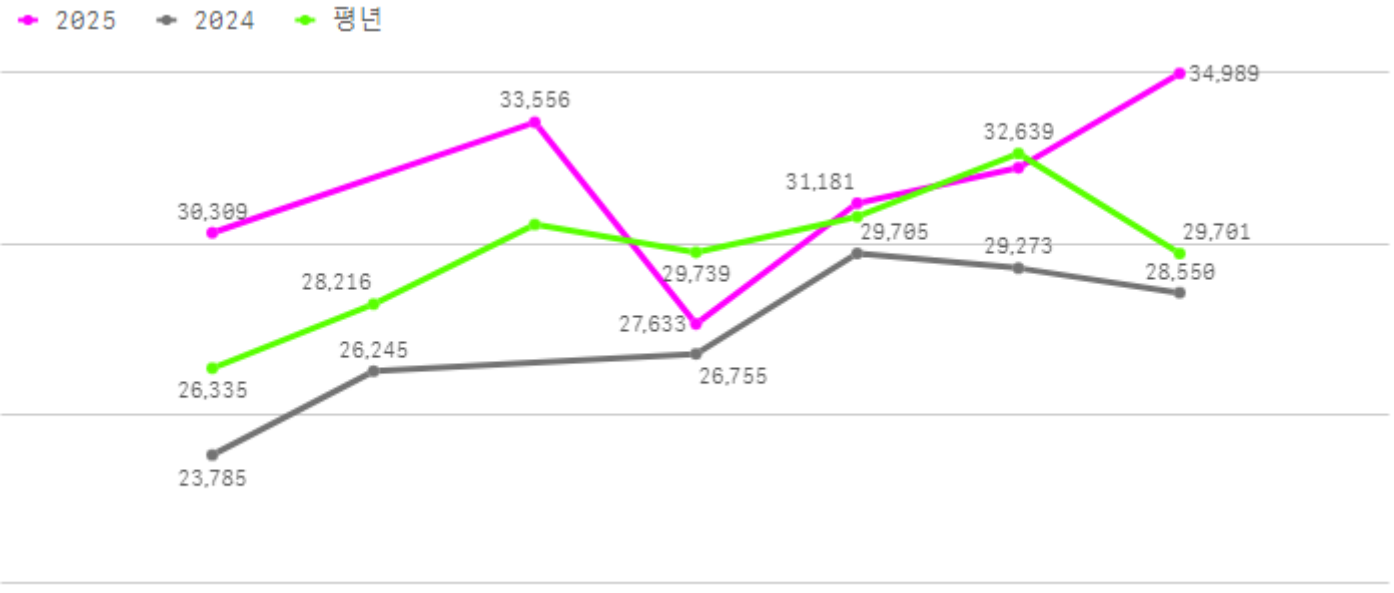
산지별 거래물량(톤)



산지별 주출하 시군구



주간 도매가격(원)



구분	금주(A)	전주(B)	전월(C)	전년(D)	평년(E)	A/B	A/C	A/D	A/E
가격(원)	31,502	33,228	30,234	27,386	30,672	94.8%	104.2%	115.0%	102.7%

※ 상품 가격 기준

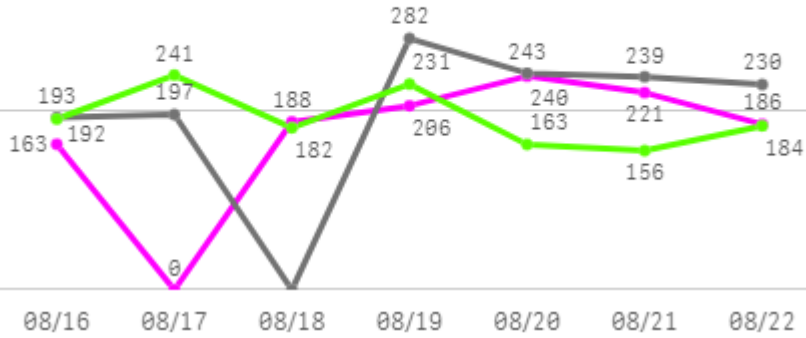
□ 호박밤 고구마(10Kg) 주간 가격

구분	Q	품종	Q	단량	Q	특	상	보통	하
2025-08-23		호박밤 고구마		10Kg		36,179	30,309	23,418	14,629
2025-08-25		호박밤 고구마		10Kg		36,808	33,556	25,546	14,245
2025-08-26		호박밤 고구마		10Kg		34,349	27,633	21,766	12,595
2025-08-27		호박밤 고구마		10Kg		36,366	31,181	22,485	13,729
2025-08-28		호박밤 고구마		10Kg		36,812	32,222	22,061	12,567
2025-08-29		호박밤 고구마		10Kg		38,363	34,989	27,308	14,483
평균						36,479	31,649	23,764	13,708

감자

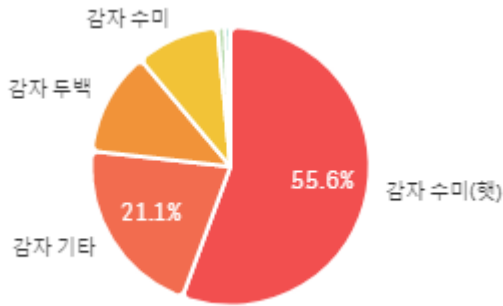
주간 반입량(톤)

◆ 2025 ● 2024 ▲ 평년

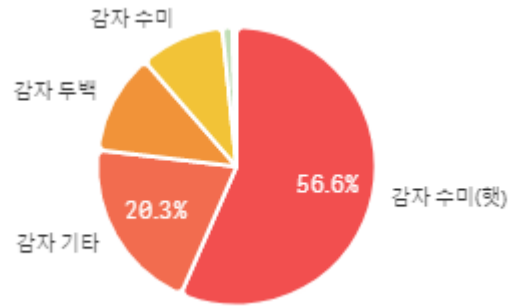


구분	금주(A)	전주(B)	전월(C)	전년(D)	평년(E)	A/B	A/C	A/D	A/E
물량(톤)	1,204	1,415	1,513	1,384	1,358	85.1%	79.6%	87.0%	88.7%

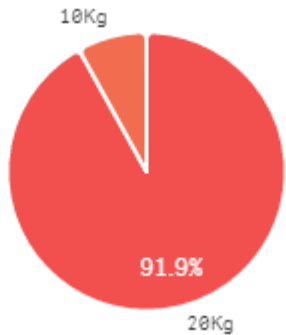
출하 품종별 거래물량 구성비



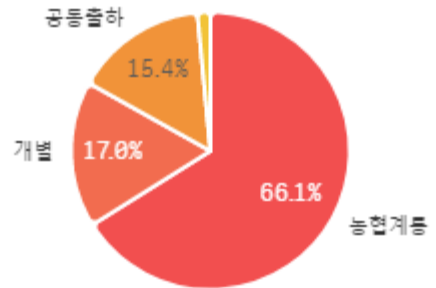
출하 품종별 거래금액 구성비



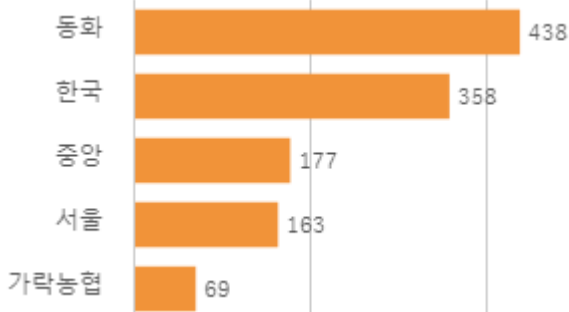
거래 단량별 물량 구성비



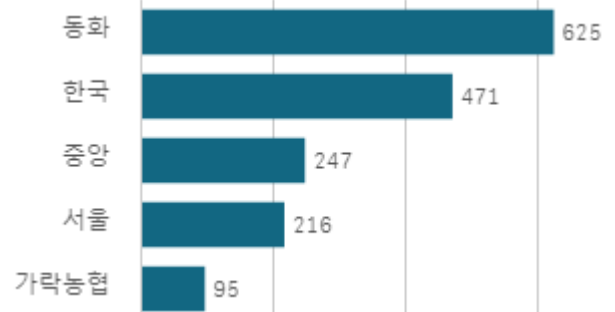
출하자별 거래물량 구성비



도매시장 법인별 거래물량(톤)

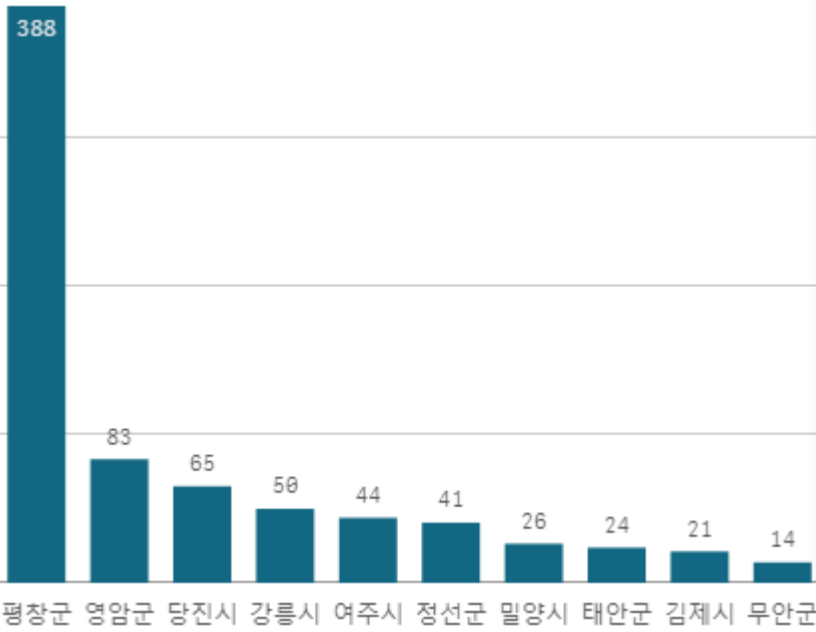


도매시장 법인별 거래금액(백만원)



감자 수미(햇) (20Kg)

산지별 거래물량(톤)



출하산지(개소)

18

출하건수(천건)

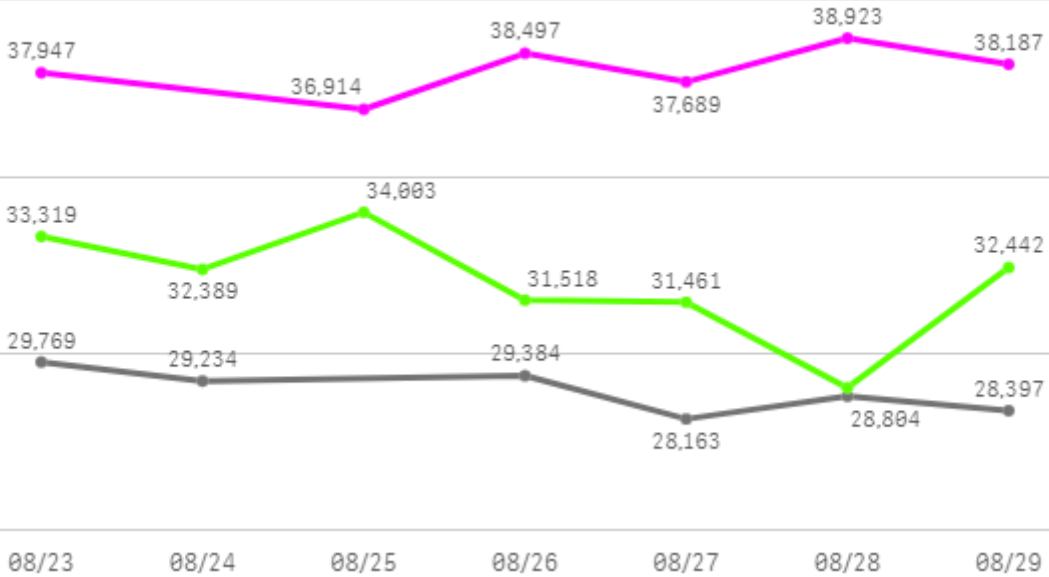
1

산지별 주출하 시군구



주간 도매가격(원)

◆ 2025 ● 2024 ◆ 평년



구분	금주(A)	전주(B)	전월(C)	전년(D)	평년(E)	A/B	A/C	A/D	A/E
가격(원)	37,943	37,164	33,949	28,959	36,386	102.1%	111.8%	131.0%	104.3%

※ 상품 가격 기준

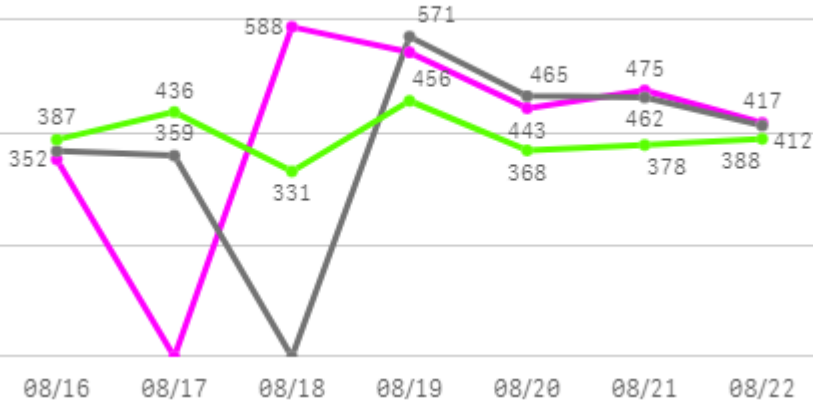
□ 감자 수미(햇)(20Kg) 주간 가격

구분	Q	품종	Q	단량	Q	특	상	보통	하
2025-08-23		감자 수미(햇)		20Kg		41,305	37,947	29,578	13,394
2025-08-25		감자 수미(햇)		20Kg		40,896	36,914	28,780	13,941
2025-08-26		감자 수미(햇)		20Kg		41,638	38,497	28,884	11,864
2025-08-27		감자 수미(햇)		20Kg		42,268	37,689	31,128	15,984
2025-08-28		감자 수미(햇)		20Kg		44,464	38,923	32,690	17,357
2025-08-29		감자 수미(햇)		20Kg		42,506	38,187	31,231	15,484
평균						42,180	38,026	30,382	14,671

배추

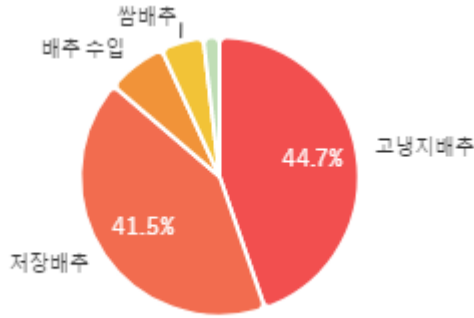
주간 반입량(톤)

◆ 2025 ● 2024 ▲ 평년

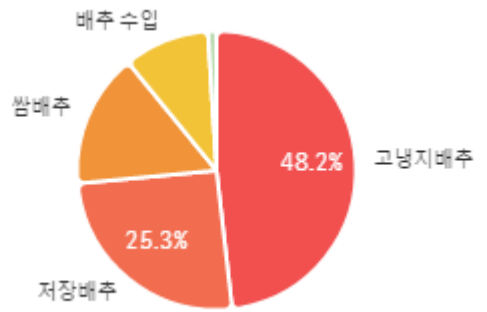


구분	금주(A)	전주(B)	전월(C)	전년(D)	평년(E)	A/B	A/C	A/D	A/E
물량(톤)	2,818	2,877	2,923	2,635	2,871	97.9%	96.4%	106.9%	98.1%

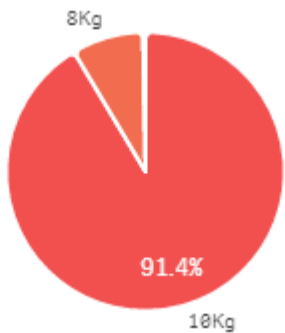
출하 품종별 거래물량 구성비



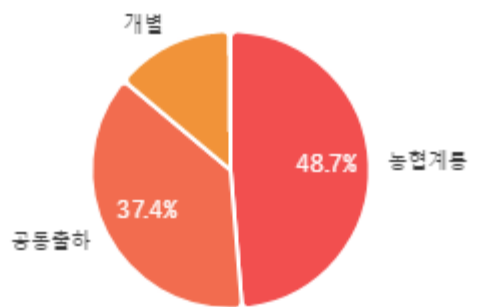
출하 품종별 거래금액 구성비



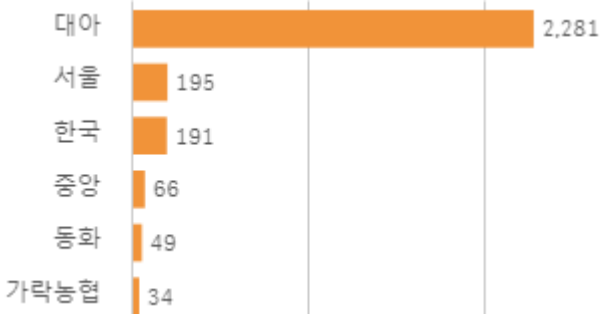
거래 단량별 물량 구성비



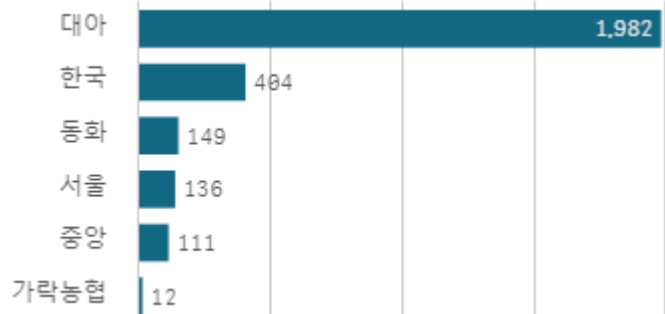
출하자별 거래물량 구성비



도매시장 법인별 거래물량(톤)

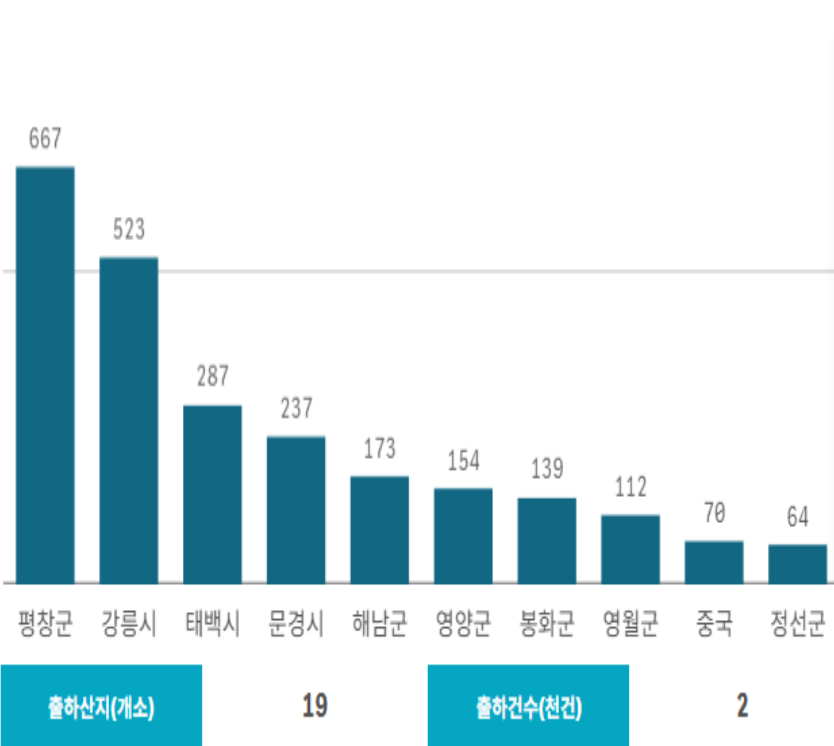


도매시장 법인별 거래금액(백만원)



배추(10Kg)

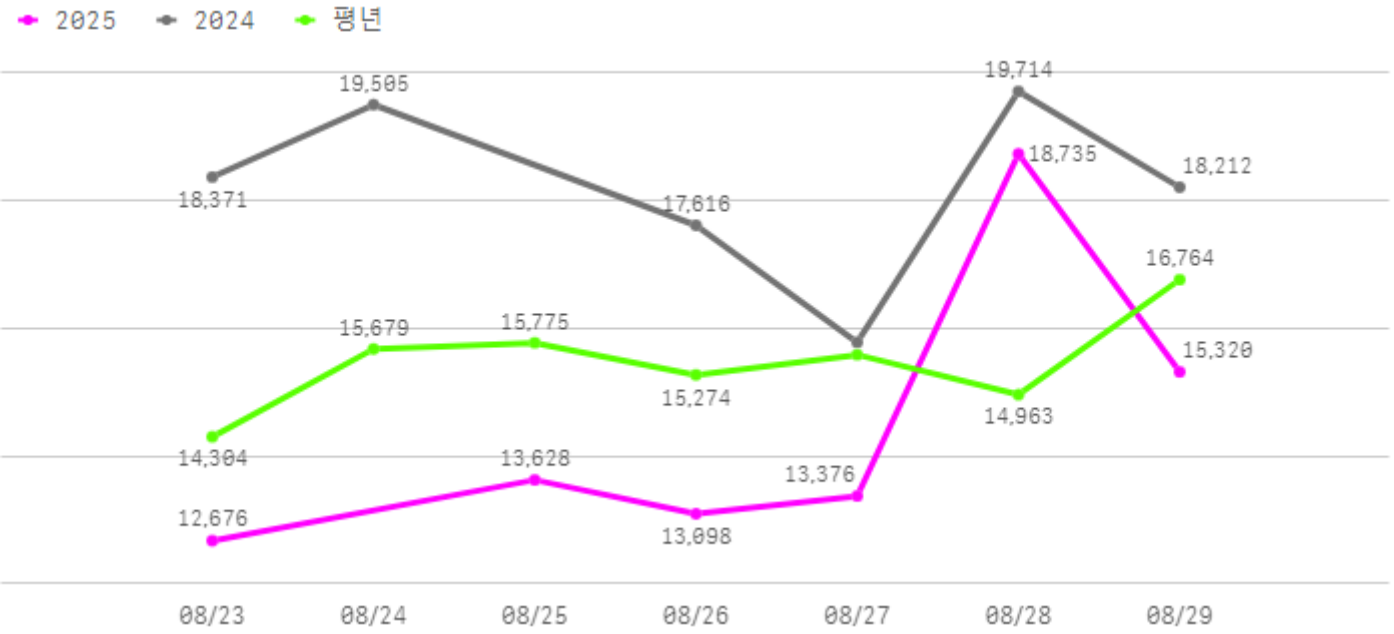
산지별 거래물량(톤)



산지별 주출하 시군구



주간 도매가격(원)



구분	금주(A)	전주(B)	전월(C)	전년(D)	평년(E)	A/B	A/C	A/D	A/E
가격(원)	14,162	13,345	10,479	18,200	14,222	106.1%	135.1%	77.8%	99.6%

※ 상품 가격 기준

□ 배추(10Kg) 주간 가격

구분	Q	품종	Q	단량	Q	특	상	보통	하
2025-08-23		배추		10Kg		22,075	12,676	5,043	2,376
2025-08-25		배추		10Kg		21,508	13,628	5,694	2,367
2025-08-26		배추		10Kg		18,807	13,098	5,316	1,665
2025-08-27		배추		10Kg		20,406	13,376	5,795	3,170
2025-08-28		배추		10Kg		26,122	18,735	8,590	3,702
2025-08-29		배추		10Kg		21,469	15,320	7,812	2,635
평균						21,731	14,472	6,375	2,653

양배추

주간 반입량(톤)

2025 (파란색 선) 2024 (회색 선) 평년 (녹색 선)

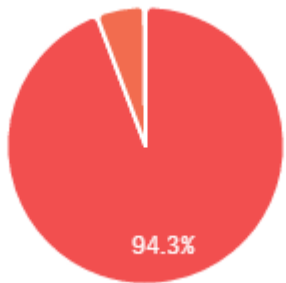


08/16 08/17 08/18 08/19 08/20 08/21 08/22

구분	금주(A)	전주(B)	전월(C)	전년(D)	평년(E)	A/B	A/C	A/D	A/E
물량(톤)	1,973	1,902	1,644	1,834	1,873	103.8%	120.0%	107.6%	105.4%

출하 품종별 거래물량 구성비

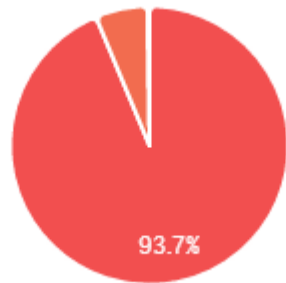
양배추 수입



양배추(일반)

출하 품종별 거래금액 구성비

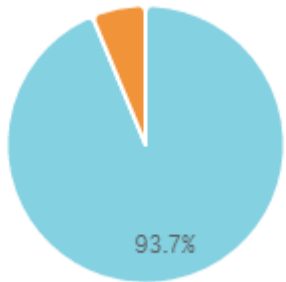
양배추 수입



양배추(일반)

거래 단량별 물량 구성비

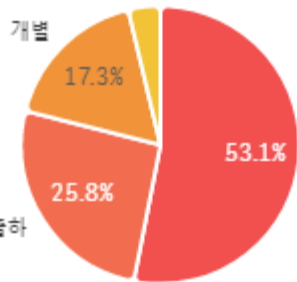
15Kg



8Kg

출하자별 거래물량 구성비

수집상



농업계종

공동출하

도매시장 법인별 거래물량(톤)

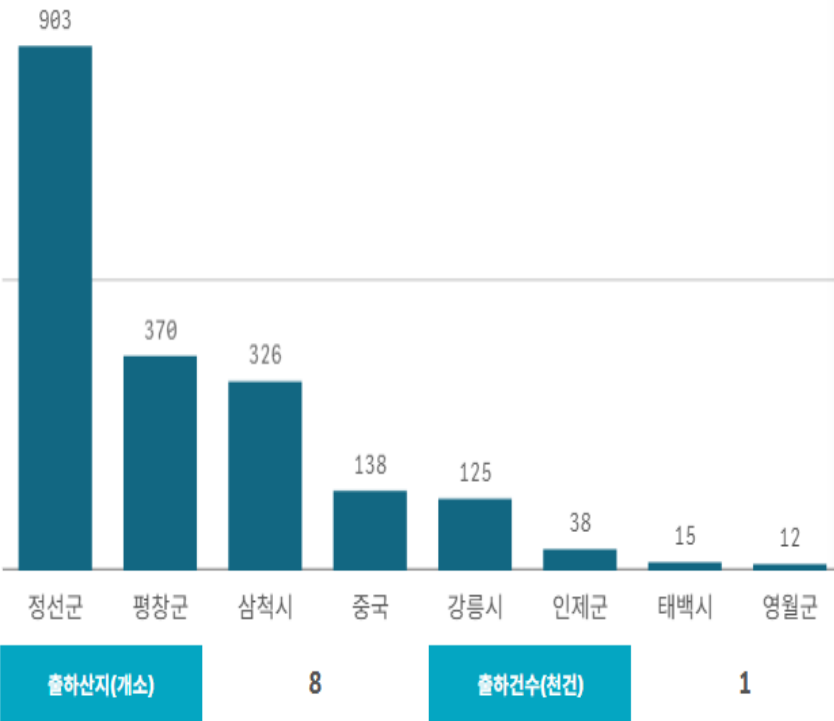


도매시장 법인별 거래금액(백만원)



양배추(8Kg)

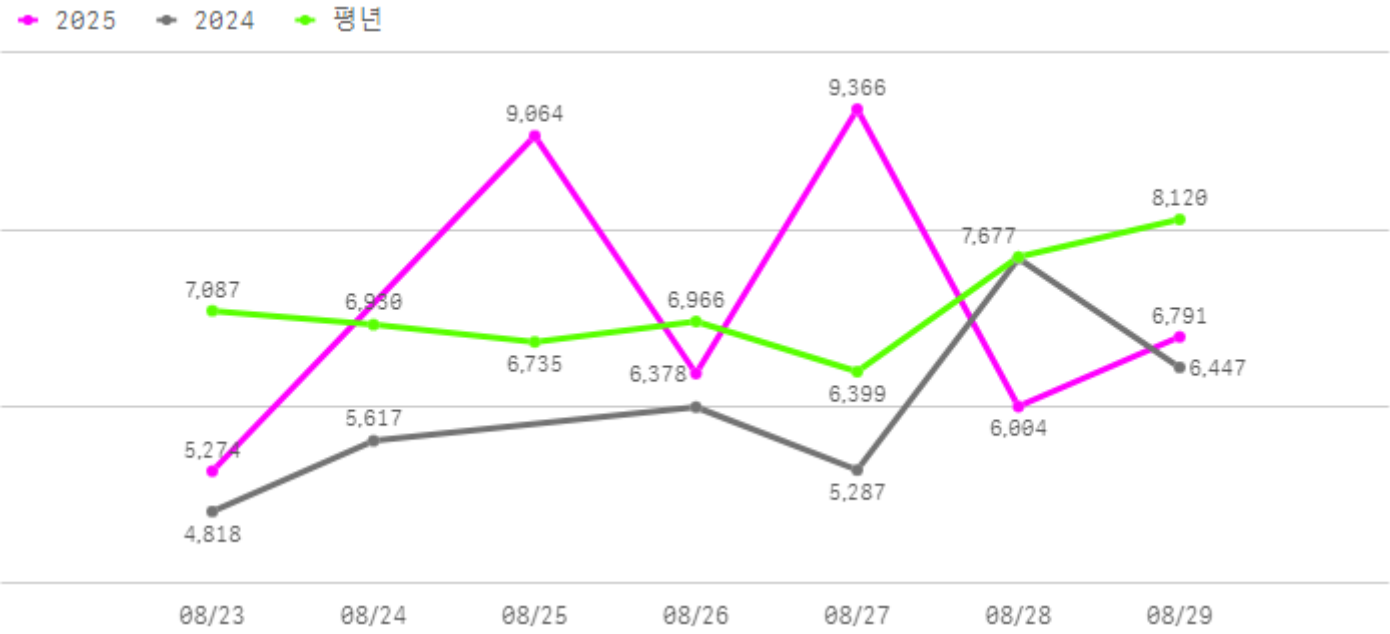
산지별 거래물량(톤)



산지별 주출하 시군구



주간 도매가격(원)



구분	금주(A)	전주(B)	전월(C)	전년(D)	평년(E)	A/B	A/C	A/D	A/E
가격(원)	7,184	5,419	6,862	5,974	7,027	132.6%	104.7%	120.2%	102.2%

※ 상품 가격 기준

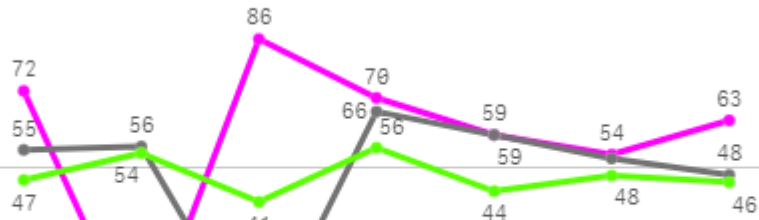
□ 양배추(8Kg) 주간 가격

구분	Q	품종	Q	단량	Q	특	상	보통	하
2025-08-23		양배추		8Kg		7,023	5,274	4,237	3,057
2025-08-25		양배추		8Kg		10,218	9,064	8,184	6,004
2025-08-26		양배추		8Kg		8,478	6,378	5,001	3,816
2025-08-27		양배추		8Kg		10,795	9,366	7,823	5,431
2025-08-28		양배추		8Kg		8,164	6,004	4,545	3,595
2025-08-29		양배추		8Kg		9,322	6,791	5,250	3,887
평균						9,000	7,146	5,840	4,298

상추

주간 반입량(톤)

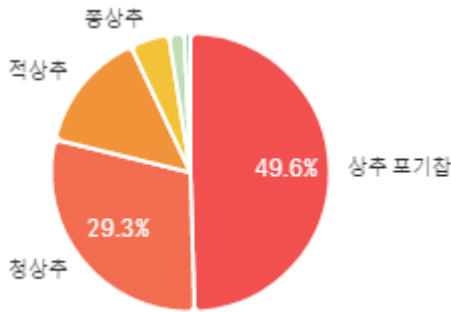
◆ 2025 ● 2024 ▲ 평년



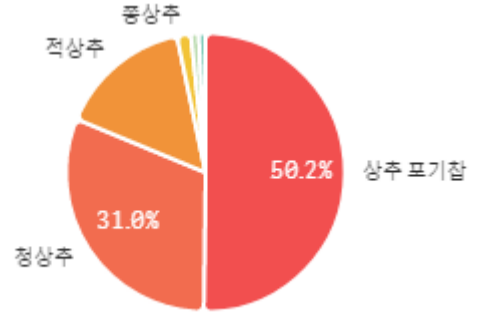
08/16 08/17 08/18 08/19 08/20 08/21 08/22

구분	금주(A)	전주(B)	전월(C)	전년(D)	평년(E)	A/B	A/C	A/D	A/E
물량(톤)	405	436	466	338	355	92.9%	86.7%	119.8%	114.1%

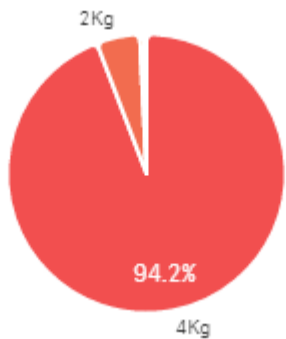
출하 품종별 거래물량 구성비



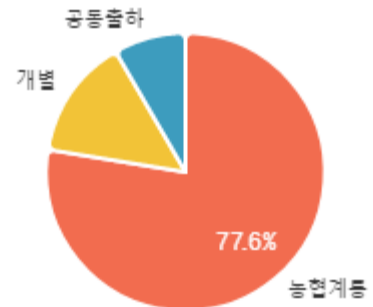
출하 품종별 거래금액 구성비



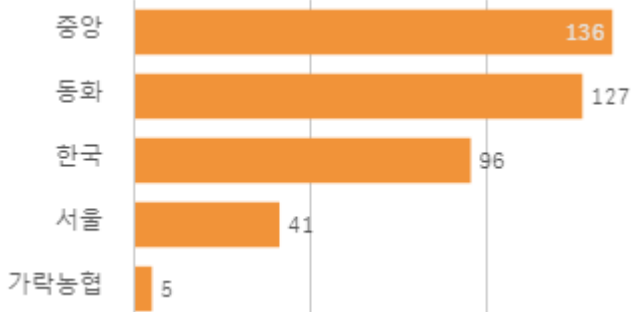
거래 단량별 물량 구성비



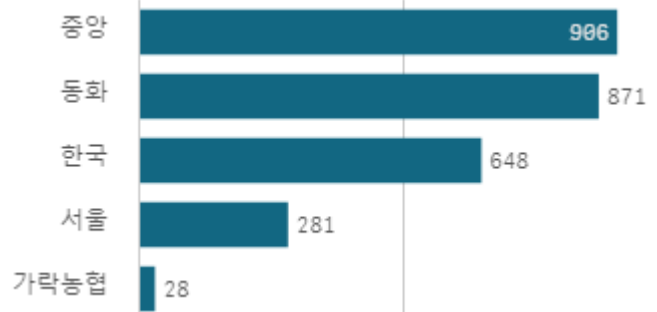
출하자별 거래물량 구성비



도매시장 법인별 거래물량(톤)

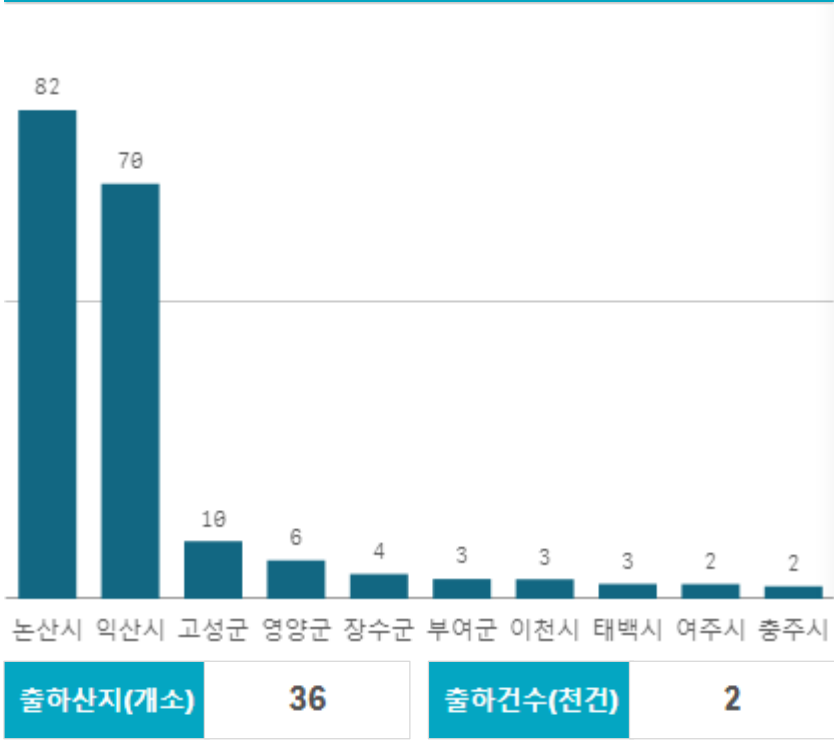


도매시장 법인별 거래금액(백만원)



상추 포기잡(4Kg)

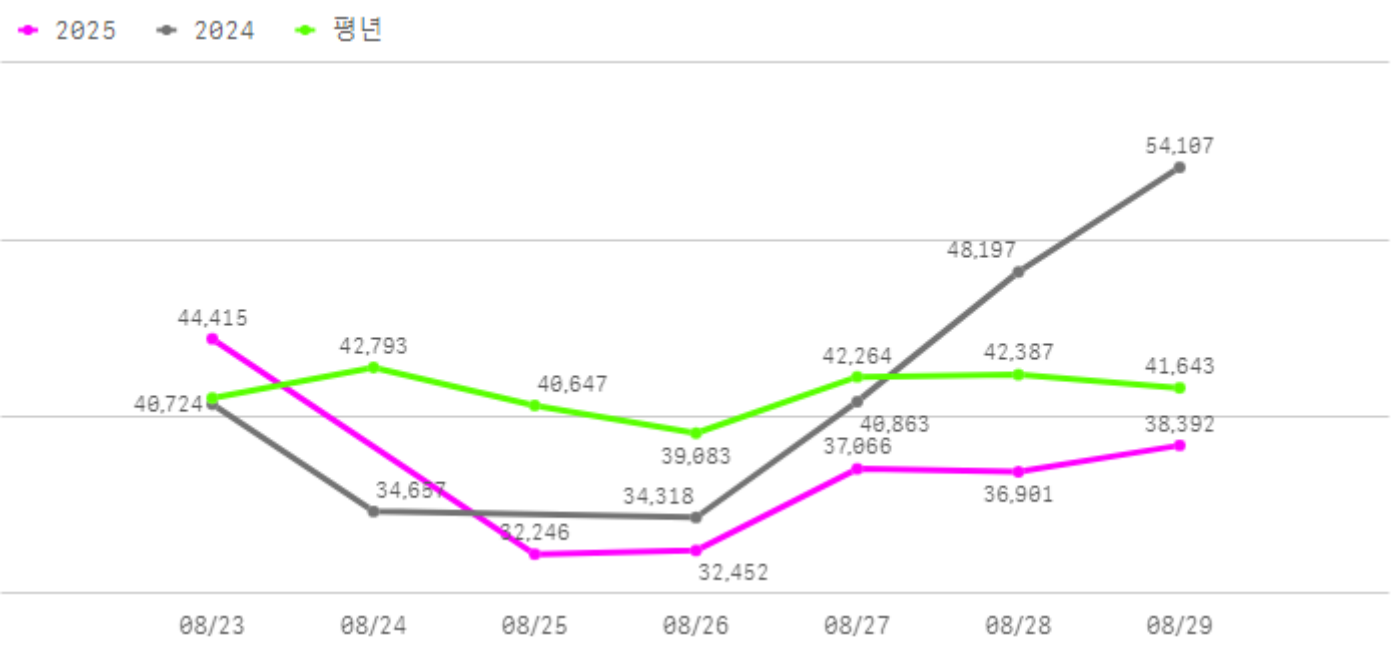
산지별 거래물량(톤)



산지별 주출하 시군구



주간 도매가격(원)



구분	금주(A)	전주(B)	전월(C)	전년(D)	평년(E)	A/B	A/C	A/D	A/E
가격(원)	36,930	36,086	38,200	42,144	38,927	102.3%	96.7%	87.6%	94.9%

※ 상품 가격 기준

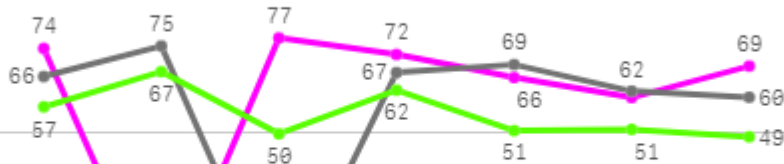
□ 상추 포기잡(4Kg) 주간 가격

구분	Q	품종	Q	단량	Q	특	상	보통	하
2025-08-23		상추 포기잡		4Kg		-	44,415	37,186	28,618
2025-08-25		상추 포기잡		4Kg		-	32,246	23,937	18,105
2025-08-26		상추 포기잡		4Kg		-	32,452	24,050	15,058
2025-08-27		상추 포기잡		4Kg		-	37,066	29,632	23,362
2025-08-28		상추 포기잡		4Kg		-	36,901	28,645	21,984
2025-08-29		상추 포기잡		4Kg		-	38,392	30,528	22,755
평균						-	36,912	28,996	21,647

부추

주간 반입량(톤)

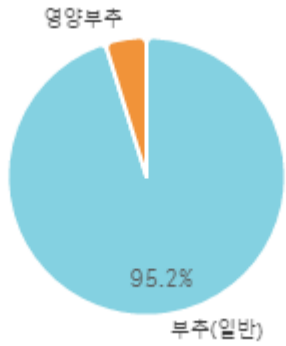
◆ 2025 ● 2024 ▲ 평년



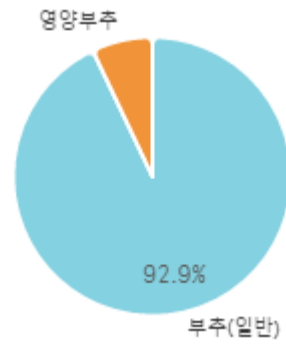
08/16 08/17 08/18 08/19 08/20 08/21 08/22

구분	금주(A)	전주(B)	전월(C)	전년(D)	평년(E)	A/B	A/C	A/D	A/E
물량(톤)	417	454	497	399	409	92.0%	84.1%	104.6%	102.0%

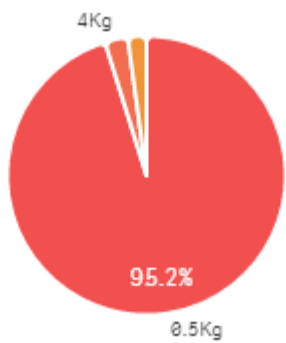
출하 품종별 거래물량 구성비



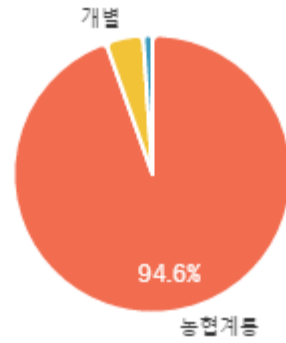
출하 품종별 거래금액 구성비



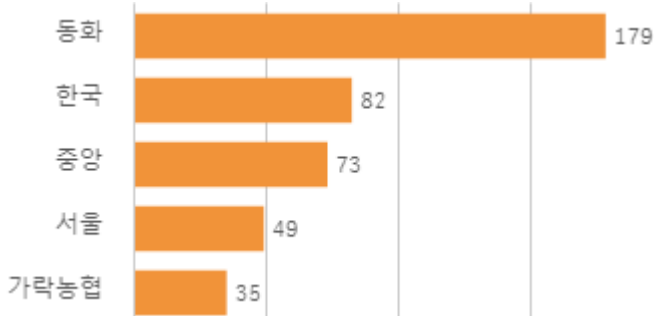
거래 단량별 물량 구성비



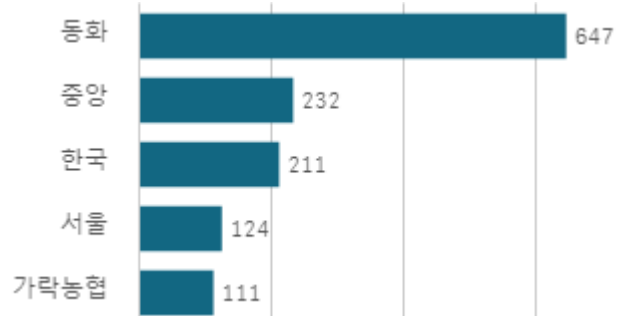
출하자별 거래물량 구성비



도매시장 법인별 거래물량(톤)

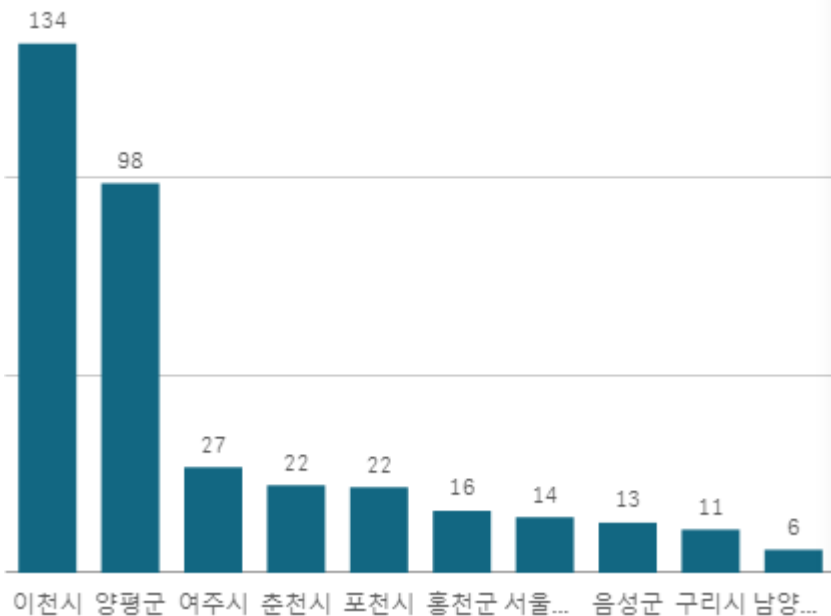


도매시장 법인별 거래금액(백만원)



부추(일반) (0.5Kg)

산지별 거래물량(톤)



산지별 주출하 시군구



출하산지(개소)

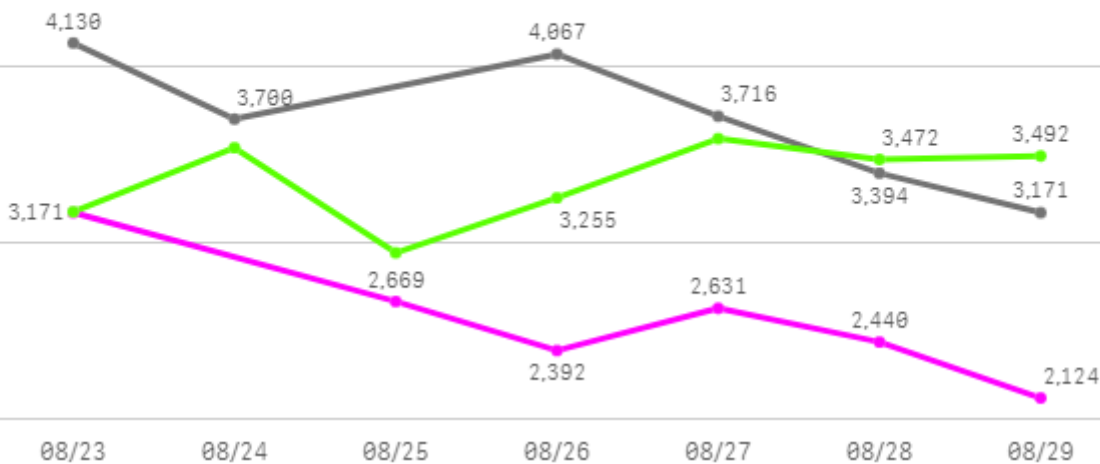
19

출하건수(천건)

2

주간 도매가격(원)

◆ 2025 ● 2024 ◆ 평년



구분	금주(A)	전주(B)	전월(C)	전년(D)	평년(E)	A/B	A/C	A/D	A/E
가격(원)	2,620	2,255	1,801	3,696	2,720	116.2%	145.5%	70.9%	96.3%

※ 상품 가격 기준

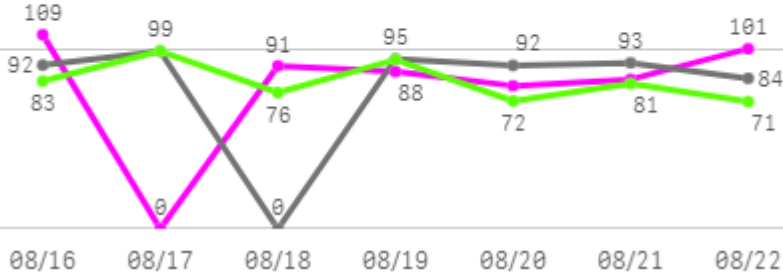
□ 부추(일반)(0.5Kg) 주간 가격

구분	Q	품종	Q	단량	Q	특	상	보통	하
2025-08-23		부추(일반)		0.5Kg		-	3,171	2,300	1,595
2025-08-25		부추(일반)		0.5Kg		-	2,669	2,090	1,598
2025-08-26		부추(일반)		0.5Kg		-	2,392	1,862	1,494
2025-08-27		부추(일반)		0.5Kg		-	2,631	2,142	1,605
2025-08-28		부추(일반)		0.5Kg		-	2,440	1,957	1,607
2025-08-29		부추(일반)		0.5Kg		-	2,124	1,644	1,331
평균						-	2,571	1,999	1,538

열무

주간 반입량(톤)

◆ 2025 ● 2024 ▲ 평년

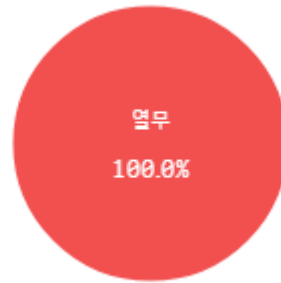


구분	금주(A)	전주(B)	전월(C)	전년(D)	평년(E)	A/B	A/C	A/D	A/E
물량(톤)	553	689	556	556	592	80.3%	99.6%	99.6%	93.5%

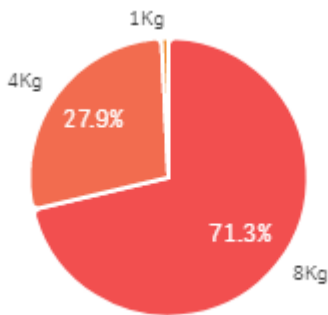
출하 품종별 거래물량 구성비



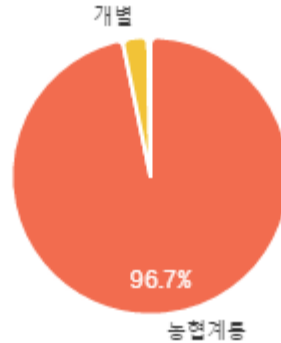
출하 품종별 거래금액 구성비



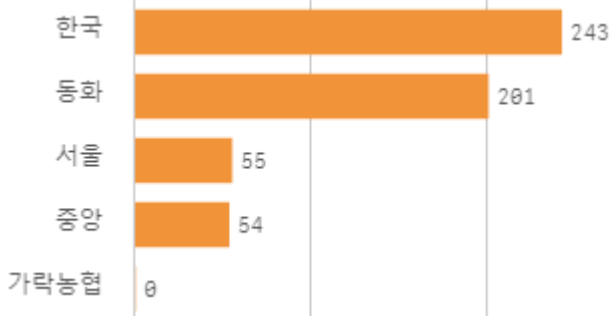
거래 단량별 물량 구성비



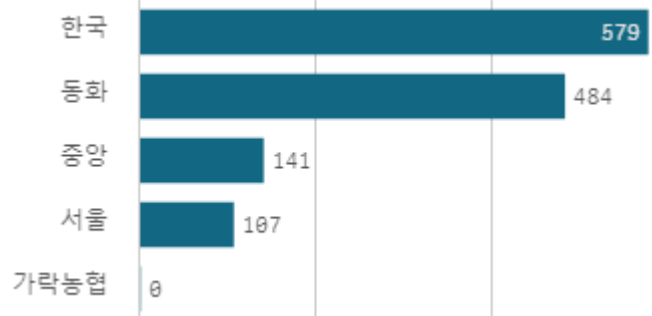
출하자별 거래물량 구성비



도매시장 법인별 거래물량(톤)

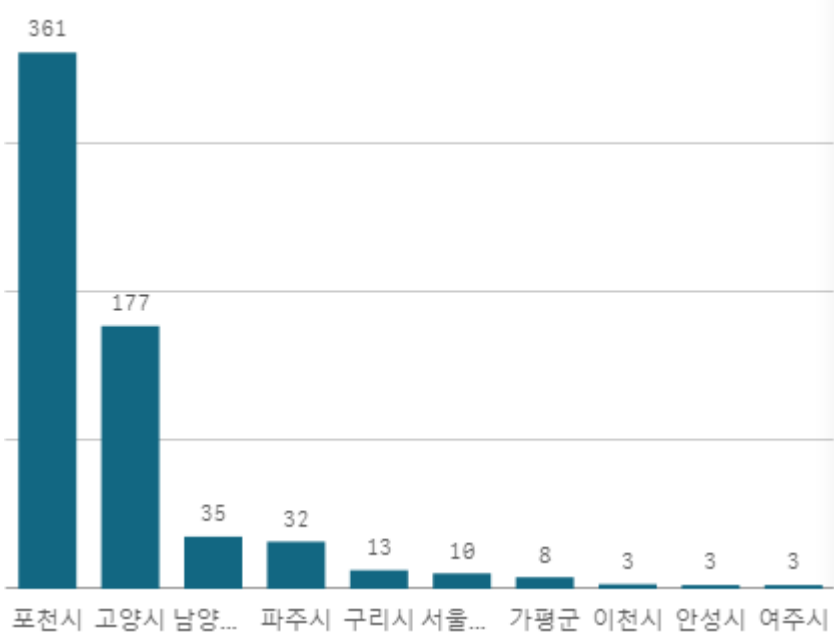


도매시장 법인별 거래금액(백만원)



열무(4Kg)

산지별 거래물량(톤)



출하산지(개소)

20

출하건수(천건)

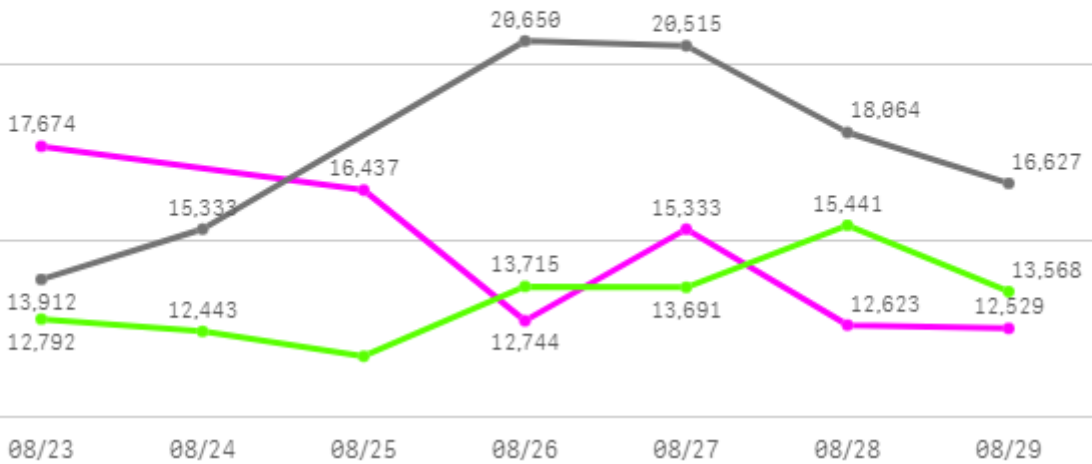
3

산지별 주출하 시군구



주간 도매가격(원)

◆ 2025 ● 2024 ◆ 평년



구분	금주(A)	전주(B)	전월(C)	전년(D)	평년(E)	A/B	A/C	A/D	A/E
가격(원)	14,892	15,965	17,951	17,517	14,631	93.3%	83.0%	85.0%	101.8%

※ 상품 가격 기준

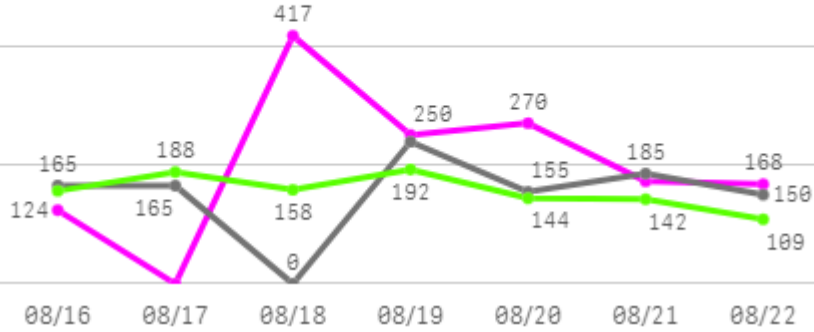
□ 열무(4Kg) 주간 가격

구분	Q	품종	Q	단량	Q	특	상	보통	하
2025-08-23		열무		4Kg		-	17,674	13,827	8,769
2025-08-25		열무		4Kg		-	16,437	12,090	7,625
2025-08-26		열무		4Kg		-	12,744	8,772	5,087
2025-08-27		열무		4Kg		-	15,333	9,204	5,167
2025-08-28		열무		4Kg		-	12,623	8,990	5,278
2025-08-29		열무		4Kg		-	12,529	9,040	5,299
평균						-	14,557	10,321	6,204

수박

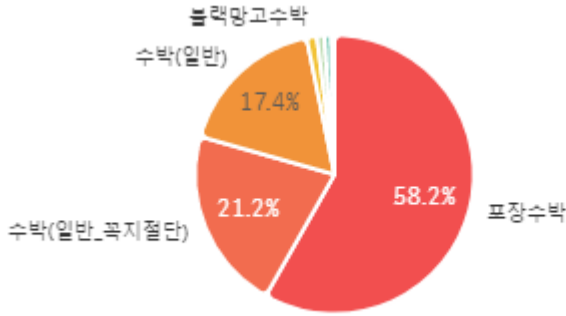
주간 반입량(톤)

◆ 2025 ● 2024 ▲ 평년

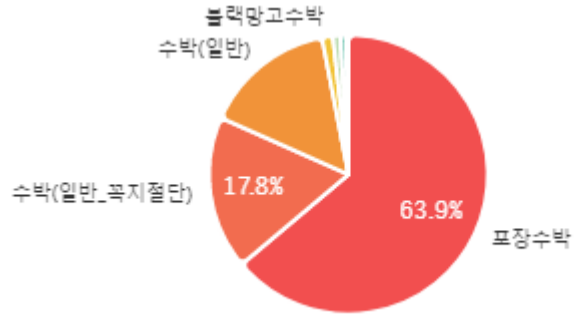


구분	금주(A)	전주(B)	전월(C)	전년(D)	평년(E)	A/B	A/C	A/D	A/E
물량(톤)	1,402	1,989	2,341	1,059	1,125	70.5%	59.9%	132.3%	124.6%

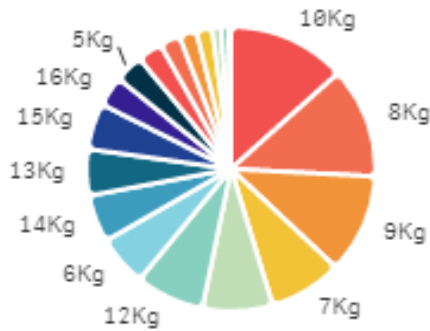
출하 품종별 거래물량 구성비



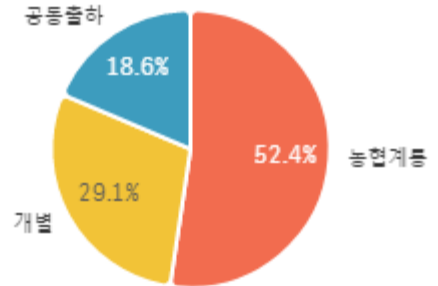
출하 품종별 거래금액 구성비



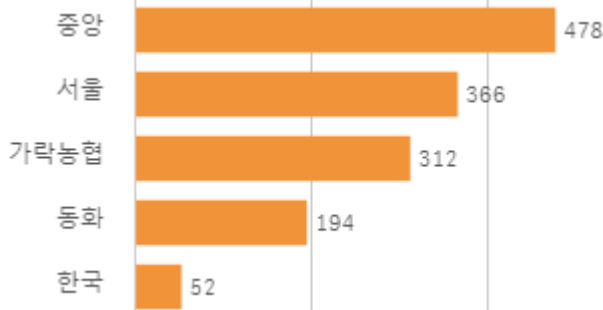
거래 단량별 물량 구성비



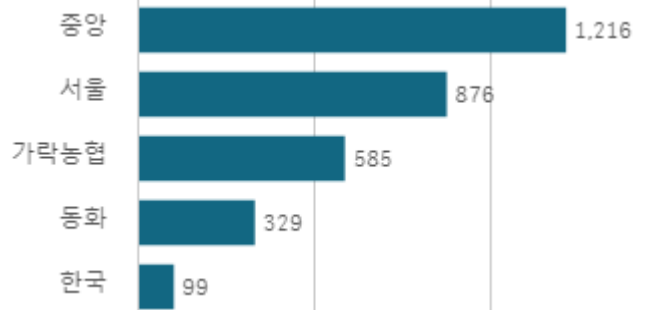
출하자별 거래물량 구성비



도매시장 법인별 거래물량(톤)

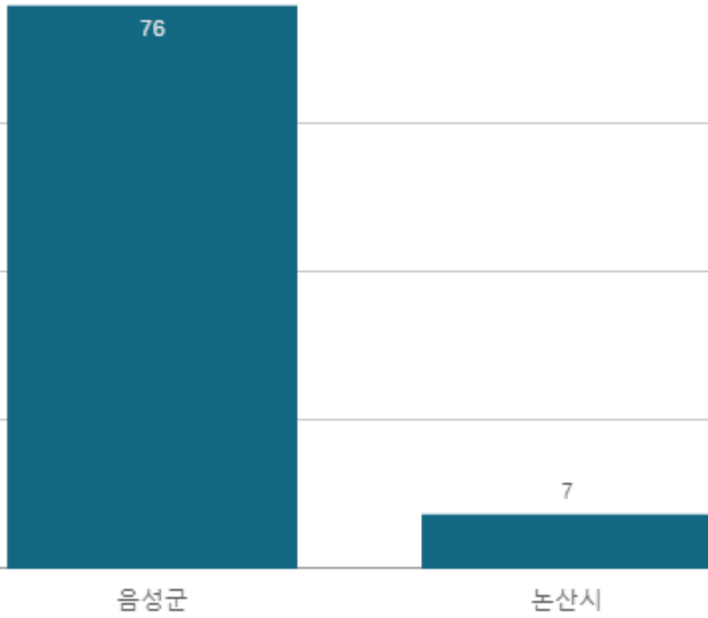


도매시장 법인별 거래금액(백만원)



수박(일반)(10Kg)

산지별 거래물량(톤)



산지별 주출하 시군구



출하산지(개소)

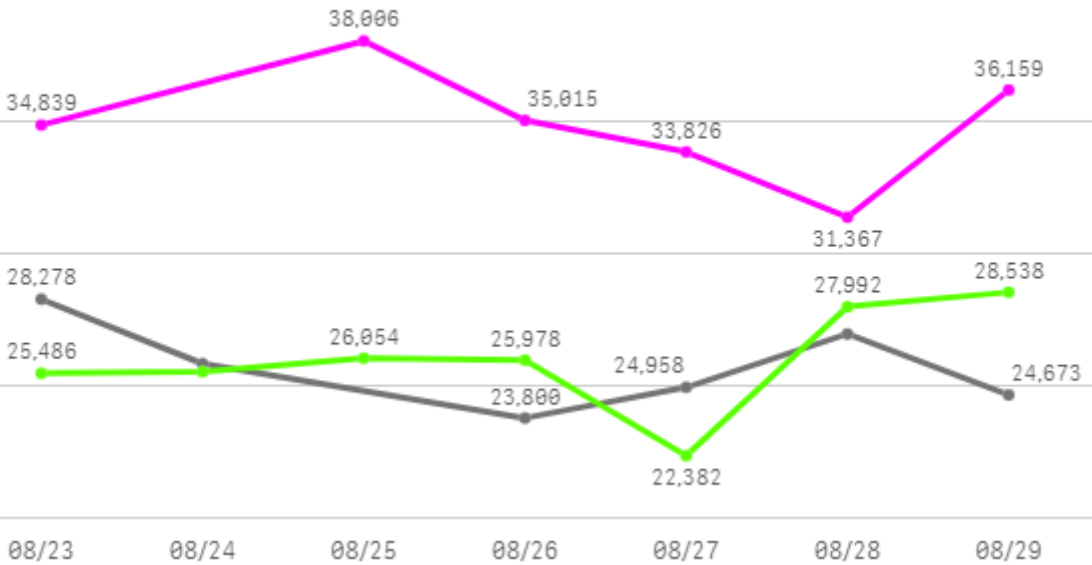
2

출하건수(천건)

0

주간 도매가격(원)

◆ 2025 ● 2024 ◆ 평년



구분	금주(A)	전주(B)	전월(C)	전년(D)	평년(E)	A/B	A/C	A/D	A/E
가격(원)	35,089	28,918	33,040	25,754	32,479	121.3%	106.2%	136.2%	108.0%

※ 상품 가격 기준

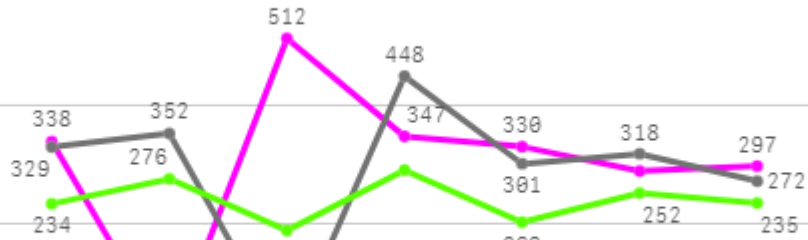
□ 수박(일반)(10Kg) 주간 가격

구분	Q	품종	Q	단량	Q	특	상	보통	하
2025-08-23		수박(일반)		10Kg		44,345	34,839	21,892	13,388
2025-08-25		수박(일반)		10Kg		40,188	38,006	28,224	14,822
2025-08-26		수박(일반)		10Kg		41,388	35,015	25,255	15,247
2025-08-27		수박(일반)		10Kg		39,451	33,826	23,382	14,049
2025-08-28		수박(일반)		10Kg		35,222	31,367	21,842	14,280
2025-08-29		수박(일반)		10Kg		38,374	36,159	28,993	15,876
평균						39,828	34,869	24,931	14,610

오이

주간 반입량(톤)

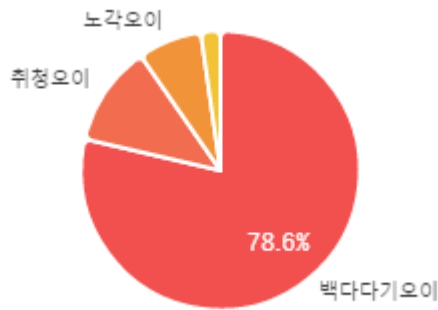
◆ 2025 ● 2024 ▲ 평년



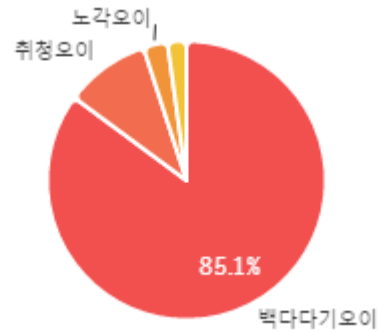
08/16 08/17 08/18 08/19 08/20 08/21 08/22

구분	금주(A)	전주(B)	전월(C)	전년(D)	평년(E)	A/B	A/C	A/D	A/E
물량(톤)	2,114	1,917	2,699	2,021	1,818	110.2%	78.3%	104.6%	116.3%

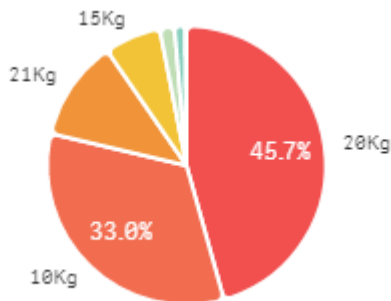
출하 품종별 거래물량 구성비



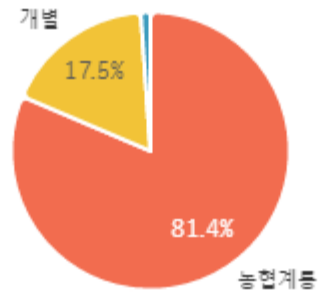
출하 품종별 거래금액 구성비



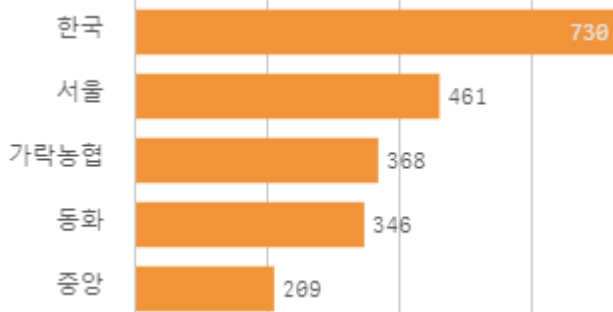
거래 단량별 물량 구성비



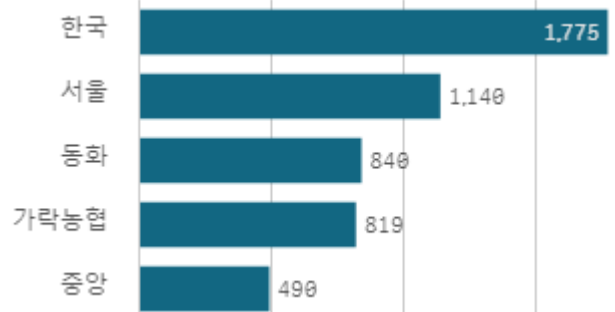
출하자별 거래물량 구성비



도매시장 법인별 거래물량(톤)

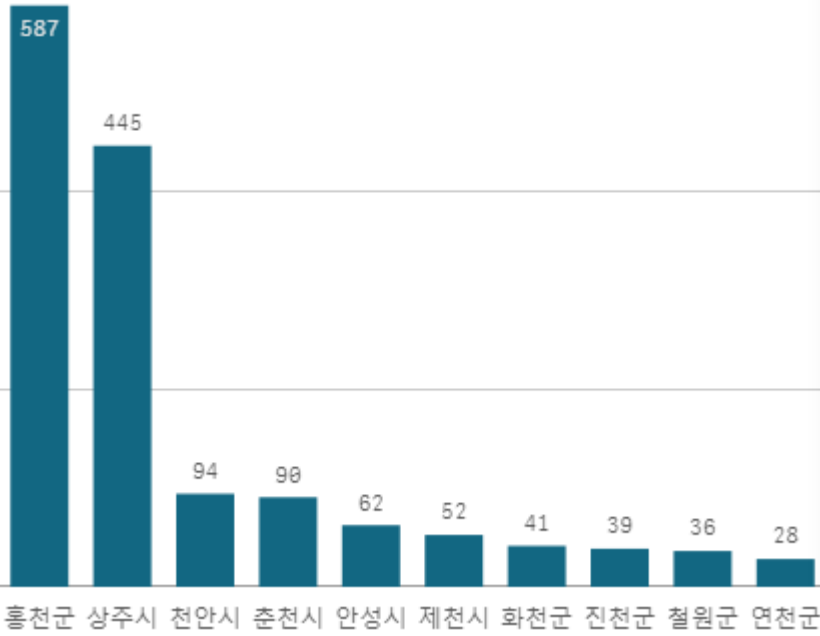


도매시장 법인별 거래금액(백만원)



백다다기오이(100개)

산지별 거래물량(톤)



출하산지(개소)

38

출하건수(천건)

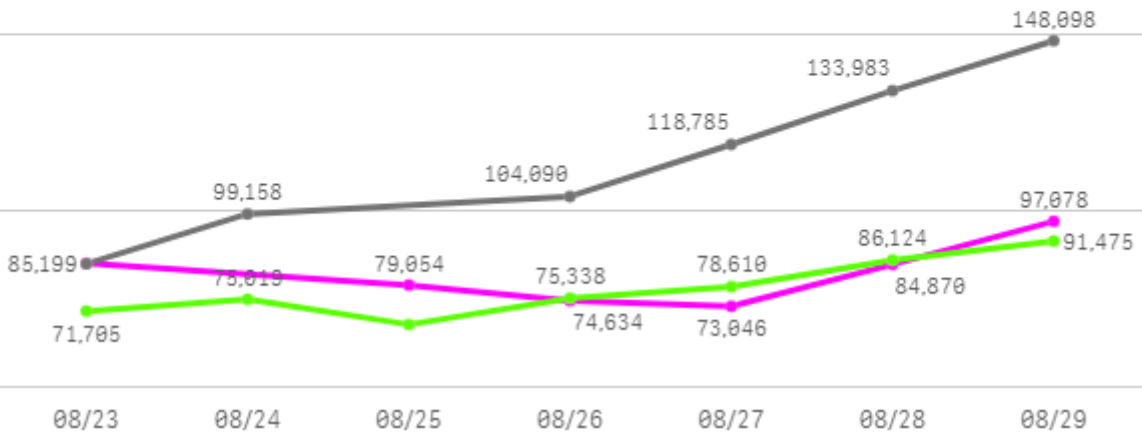
8

산지별 주출하 시군구



주간 도매가격(원)

◆ 2025 ● 2024 ◆ 평년



구분	금주(A)	전주(B)	전월(C)	전년(D)	평년(E)	A/B	A/C	A/D	A/E
가격(원)	81,624	68,681	53,208	114,862	80,596	118.8%	153.4%	71.1%	101.3%

※ 상품 가격 기준

□ 백다다기오이(100개) 주간 가격

구분	Q	품종	Q	단량	Q	특	상	보통	하
2025-08-23		백다다기오이		100개		101,226	85,199	61,038	31,135
2025-08-25		백다다기오이		100개		91,170	79,054	58,506	31,111
2025-08-26		백다다기오이		100개		87,122	74,634	53,904	28,349
2025-08-27		백다다기오이		100개		82,686	73,046	51,054	25,920
2025-08-28		백다다기오이		100개		97,679	84,870	60,904	32,508
2025-08-29		백다다기오이		100개		117,070	97,078	63,137	32,444
평균						96,159	82,314	58,091	30,245

호박

주간 반입량(톤)

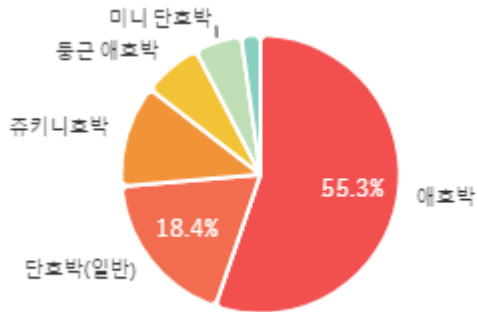
◆ 2025 ● 2024 ▲ 평년



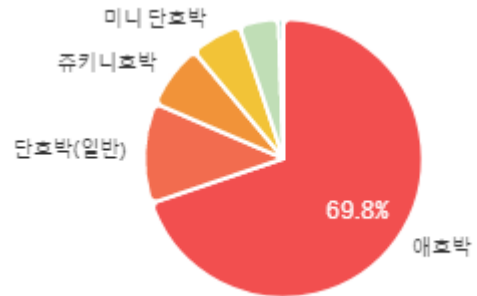
08/16 08/17 08/18 08/19 08/20 08/21 08/22

구분	금주(A)	전주(B)	전월(C)	전년(D)	평년(E)	A/B	A/C	A/D	A/E
물량(톤)	1,234	1,406	1,549	1,519	1,335	87.8%	79.6%	81.2%	92.4%

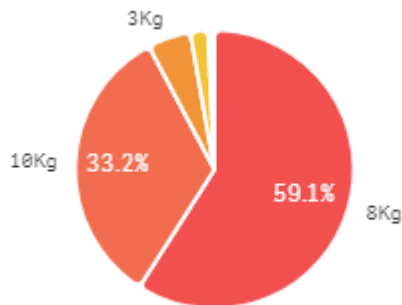
출하 품종별 거래물량 구성비



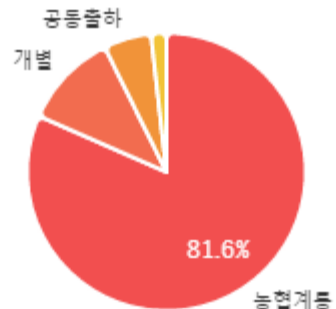
출하 품종별 거래금액 구성비



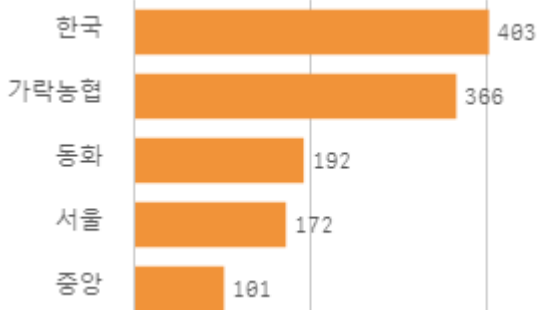
거래 단량별 물량 구성비



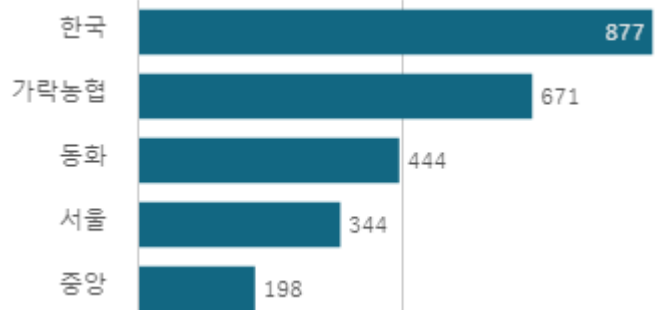
출하자별 거래물량 구성비



도매시장 법인별 거래물량(톤)

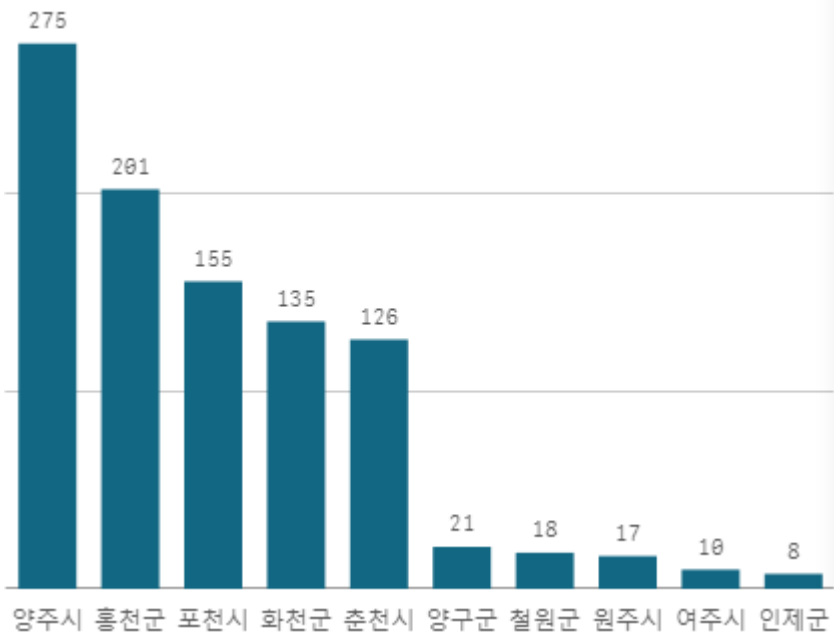


도매시장 법인별 거래금액(백만원)



애호박(20개)

산지별 거래물량(톤)



출하산지(개소)

23

출하건수(천건)

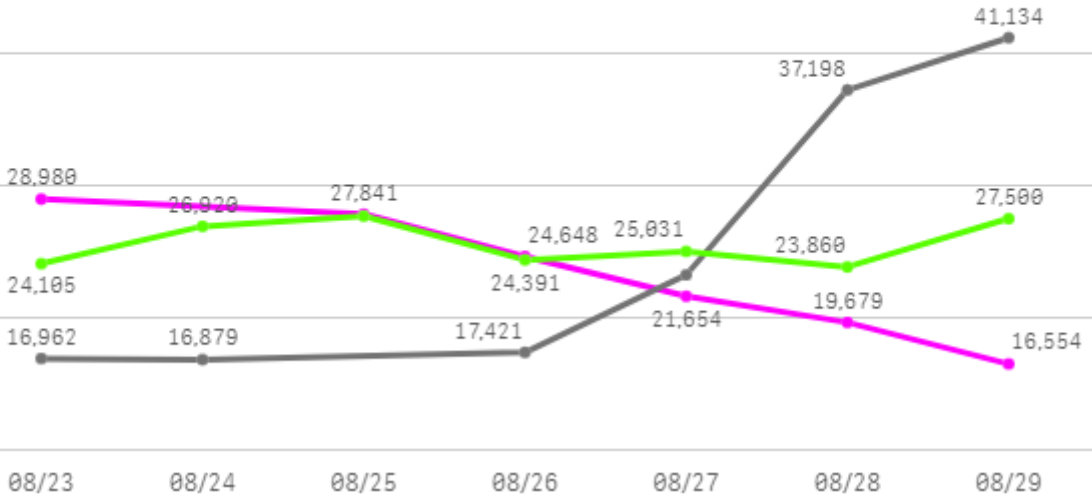
8

산지별 주출하 시군구



주간 도매가격(원)

◆ 2025 ● 2024 ◆ 평년



구분	금주(A)	전주(B)	전월(C)	전년(D)	평년(E)	A/B	A/C	A/D	A/E
가격(원)	24,067	27,740	17,414	25,477	24,603	86.8%	138.2%	94.5%	97.8%

※ 상품 가격 기준

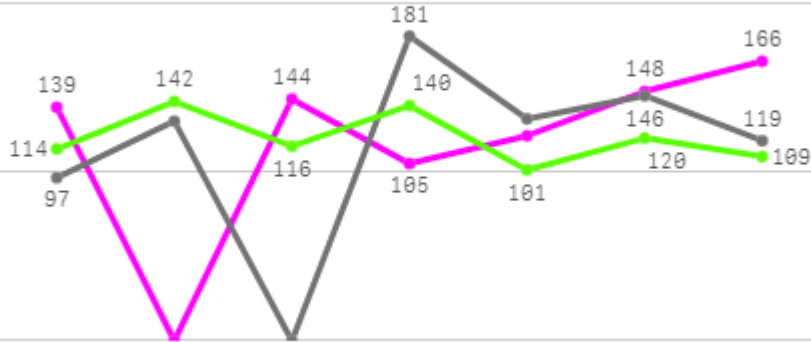
□ 애호박(20개) 주간 가격

구분	Q	품종	Q	단량	Q	특	상	보통	하
2025-08-23		애호박		20개		34,517	28,980	19,485	11,186
2025-08-25		애호박		20개		32,076	27,841	19,212	10,032
2025-08-26		애호박		20개		30,163	24,648	15,603	8,224
2025-08-27		애호박		20개		26,080	21,654	14,238	7,218
2025-08-28		애호박		20개		25,636	19,679	12,387	6,420
2025-08-29		애호박		20개		22,048	16,554	10,428	5,206
평균						28,420	23,226	15,226	8,048

토마토

주간 반입량(톤)

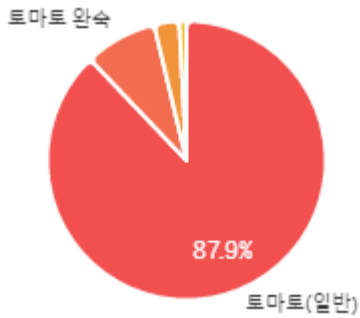
◆ 2025 ● 2024 ▲ 평년



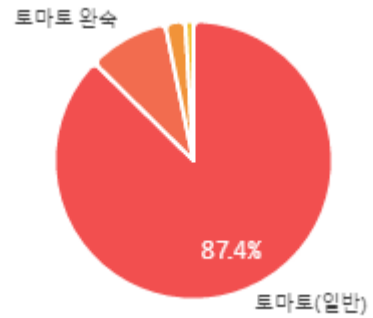
08/16 08/17 08/18 08/19 08/20 08/21 08/22

구분	금주(A)	전주(B)	전월(C)	전년(D)	평년(E)	A/B	A/C	A/D	A/E
물량(톤)	824	894	811	805	819	92.2%	101.5%	102.4%	100.5%

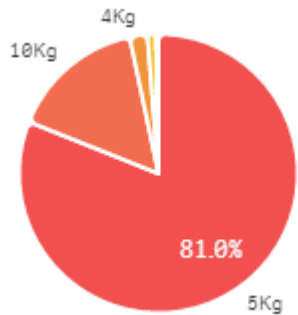
출하 품종별 거래물량 구성비



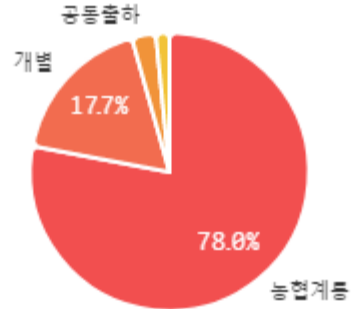
출하 품종별 거래금액 구성비



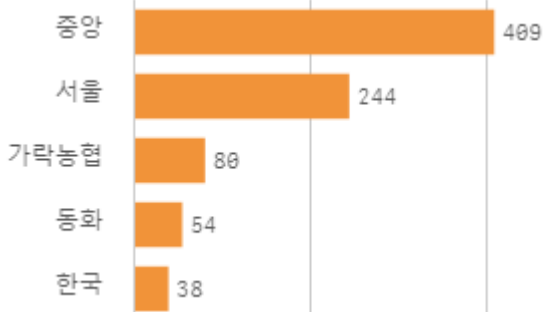
거래 단량별 물량 구성비



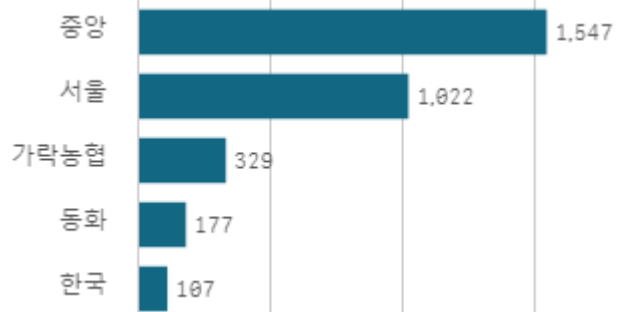
출하자별 거래물량 구성비



도매시장 법인별 거래물량(톤)

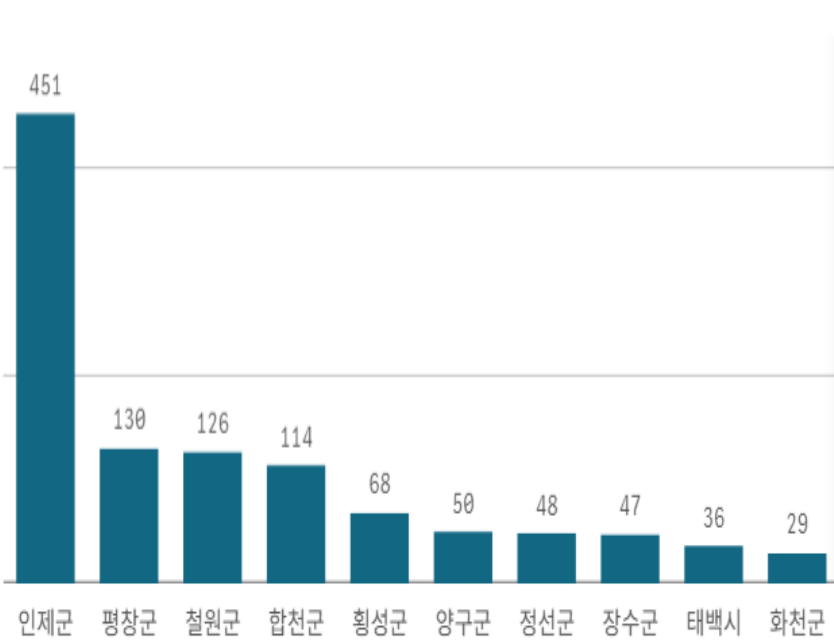


도매시장 법인별 거래금액(백만원)



토마토(5Kg)

산지별 거래물량(톤)



출하산지(개소)

25

출하건수(천건)

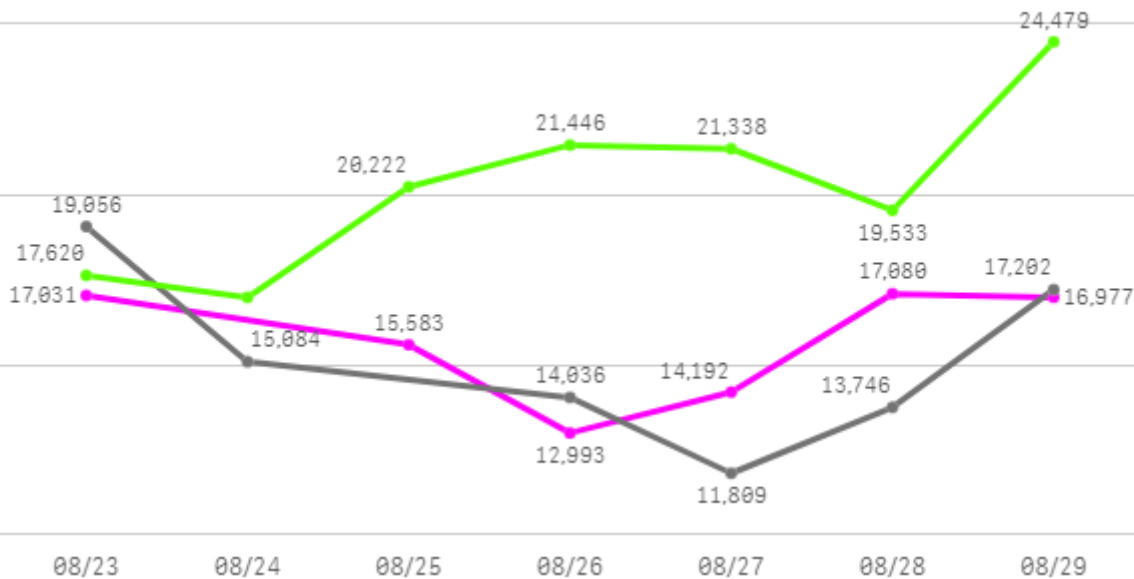
8

산지별 주출하 시군구



주간 도매가격(원)

◆ 2025 ● 2024 ◆ 평년



구분	금주(A)	전주(B)	전월(C)	전년(D)	평년(E)	A/B	A/C	A/D	A/E
가격(원)	15,576	25,151	24,179	15,156	17,120	61.9%	64.4%	102.8%	91.0%

※ 상품 가격 기준

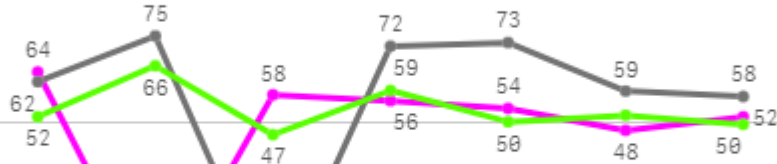
□ 토마토(5Kg) 주간 가격

구분	Q	품종	Q	단량	Q	특	상	보통	하
2025-08-23		토마토		5Kg		20,700	17,031	14,878	9,720
2025-08-25		토마토		5Kg		19,164	15,583	13,074	9,138
2025-08-26		토마토		5Kg		17,607	12,993	10,747	7,077
2025-08-27		토마토		5Kg		18,650	14,192	11,338	6,669
2025-08-28		토마토		5Kg		22,786	17,080	13,477	8,572
2025-08-29		토마토		5Kg		21,092	16,977	13,674	8,883
평균						20,000	15,643	12,865	8,343

방울토마토

주간 반입량(톤)

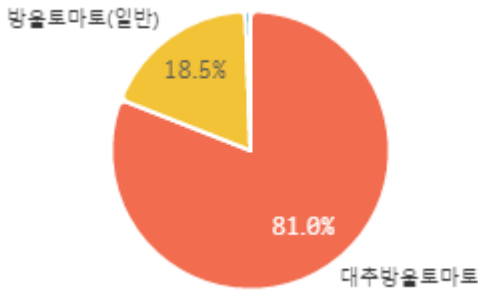
◆ 2025 ● 2024 ▲ 평년



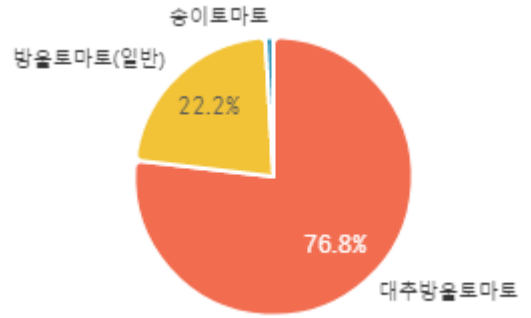
08/16 08/17 08/18 08/19 08/20 08/21 08/22

구분	금주(A)	전주(B)	전월(C)	전년(D)	평년(E)	A/B	A/C	A/D	A/E
물량(톤)	333	367	446	397	366	90.9%	74.6%	83.8%	90.9%

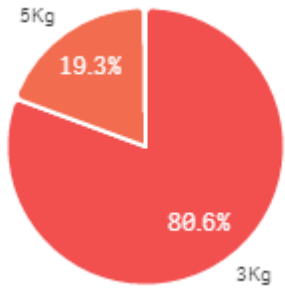
출하 품종별 거래물량 구성비



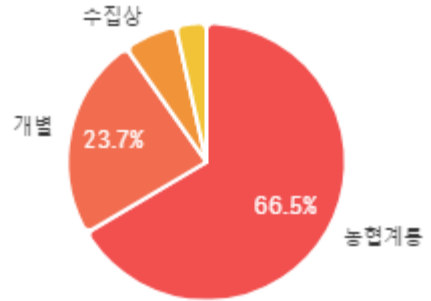
출하 품종별 거래금액 구성비



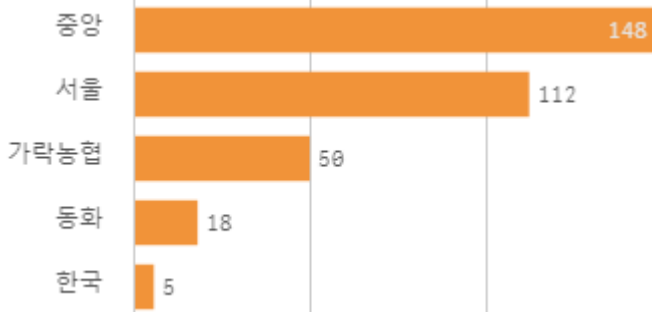
거래 단량별 물량 구성비



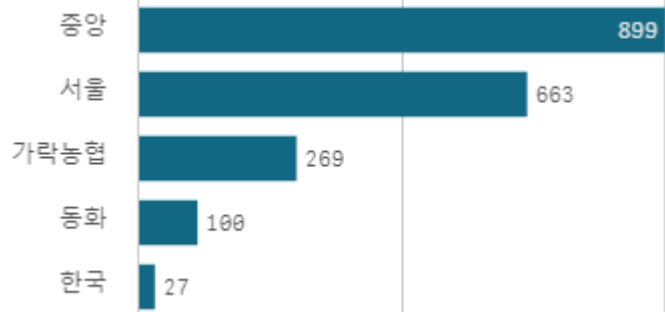
출하자별 거래물량 구성비



도매시장 법인별 거래물량(톤)

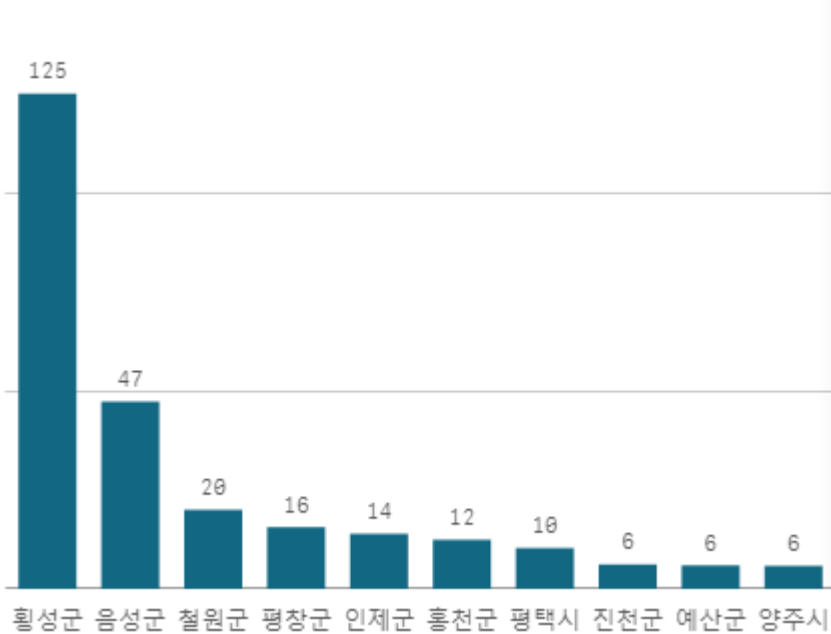


도매시장 법인별 거래금액(백만원)



대추방울토마토(3Kg)

산지별 거래물량(톤)



출하산지(개소)

30

출하건수(천건)

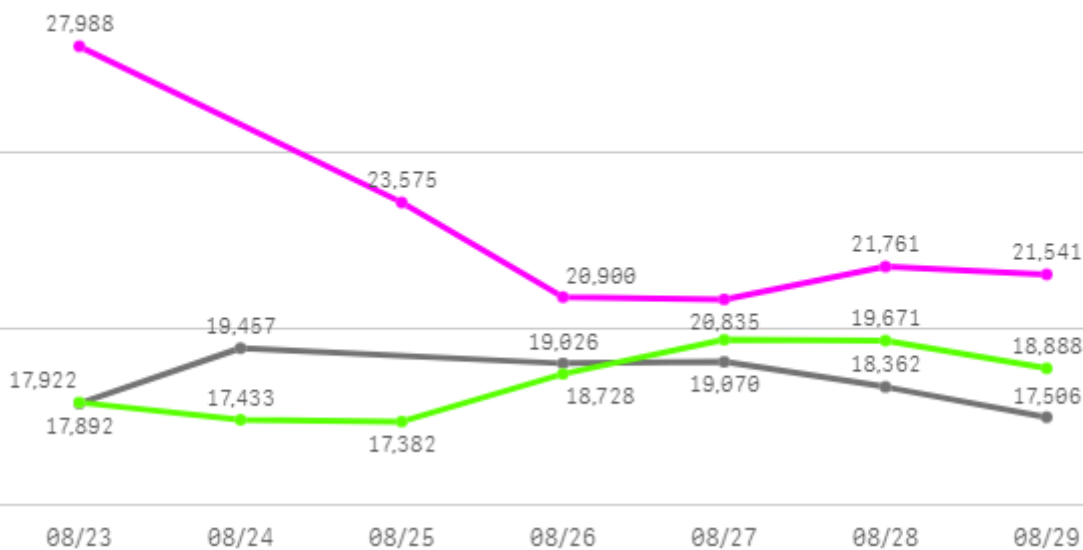
3

산지별 주출하 시군구



주간 도매가격(원)

◆ 2025 ● 2024 ◆ 평년



구분	금주(A)	전주(B)	전월(C)	전년(D)	평년(E)	A/B	A/C	A/D	A/E
가격(원)	23,095	18,861	17,728	18,552	22,048	122.4%	130.3%	124.5%	104.8%

※ 상품 가격 기준

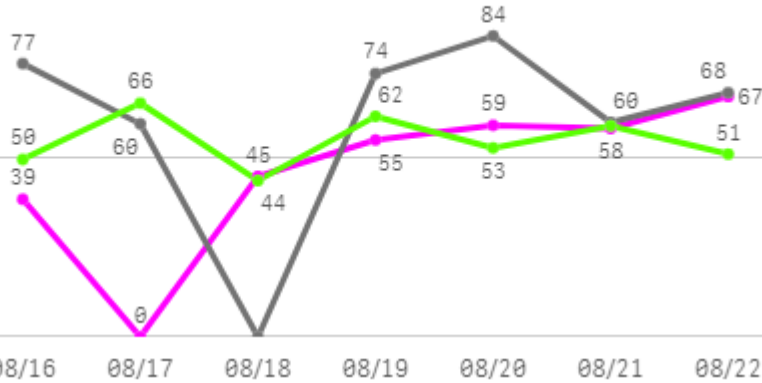
□ 대추방울토마토(3Kg) 주간 가격

구분	Q	품종	Q	단량	Q	특	상	보통	하
2025-08-23		대추방울토마토		3Kg		30,799	27,988	24,102	15,001
2025-08-25		대추방울토마토		3Kg		29,821	23,575	20,262	15,290
2025-08-26		대추방울토마토		3Kg		27,856	20,900	17,826	13,811
2025-08-27		대추방울토마토		3Kg		28,155	20,835	17,627	13,684
2025-08-28		대추방울토마토		3Kg		28,873	21,761	18,255	14,849
2025-08-29		대추방울토마토		3Kg		35,055	21,541	17,971	14,923
평균						30,093	22,767	19,341	14,593

멜론

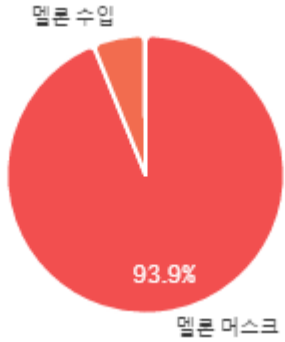
주간 반입량(톤)

◆ 2025 ● 2024 ▲ 평년

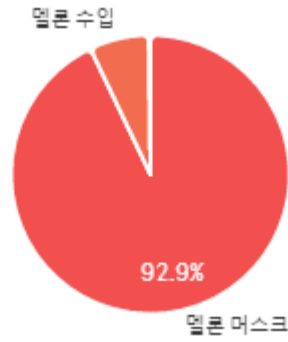


구분	금주(A)	전주(B)	전월(C)	전년(D)	평년(E)	A/B	A/C	A/D	A/E
물량(톤)	324	401	239	423	375	80.6%	135.7%	76.5%	86.4%

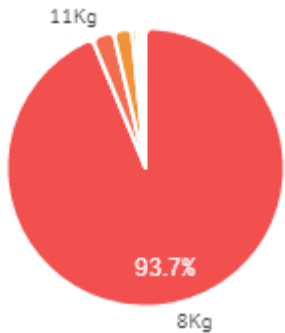
출하 품종별 거래물량 구성비



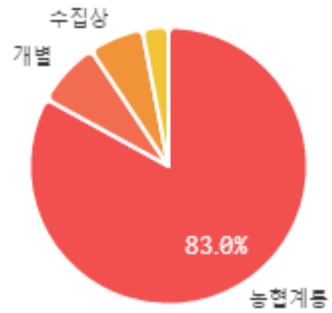
출하 품종별 거래금액 구성비



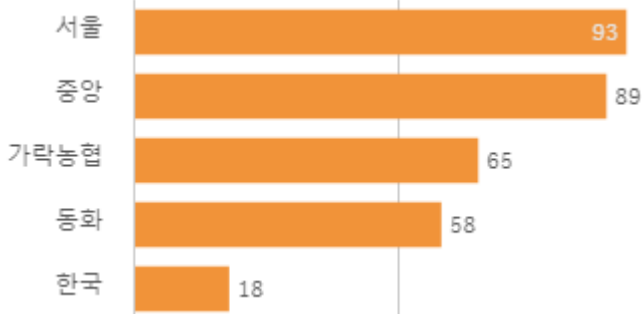
거래 단량별 물량 구성비



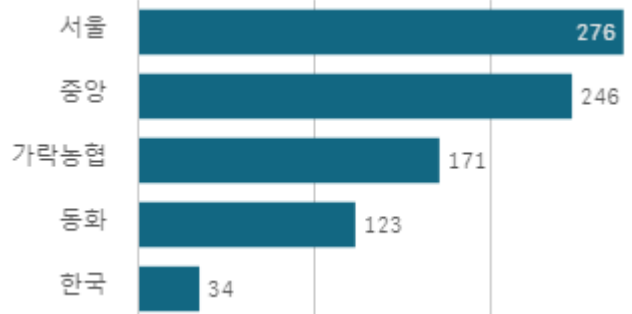
출하자별 거래물량 구성비



도매시장 법인별 거래물량(톤)

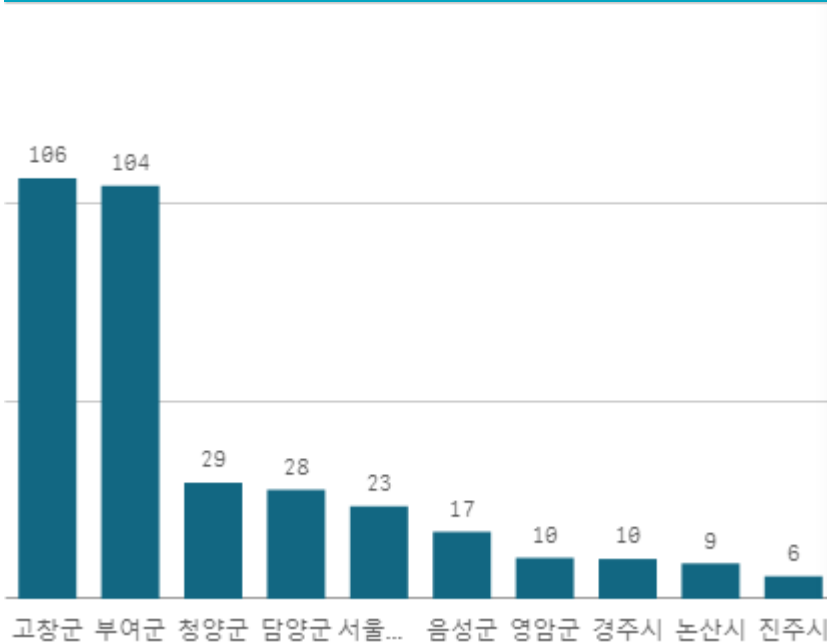


도매시장 법인별 거래금액(백만원)



멜론 머스크(8Kg)

산지별 거래물량(톤)



출하산지(개소)

21

출하건수(천건)

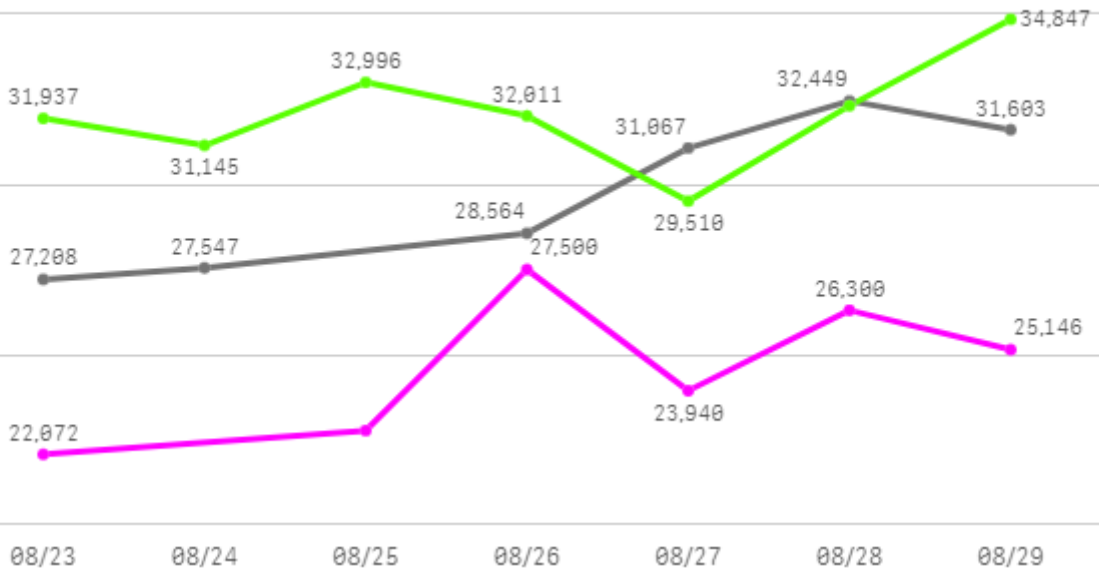
2

산지별 주출하 시군구



주간 도매가격(원)

◆ 2025 ● 2024 ◆ 평년



구분	금주(A)	전주(B)	전월(C)	전년(D)	평년(E)	A/B	A/C	A/D	A/E
가격(원)	24,387	24,987	29,465	29,740	26,426	97.6%	82.8%	82.0%	92.3%

※ 상품 가격 기준

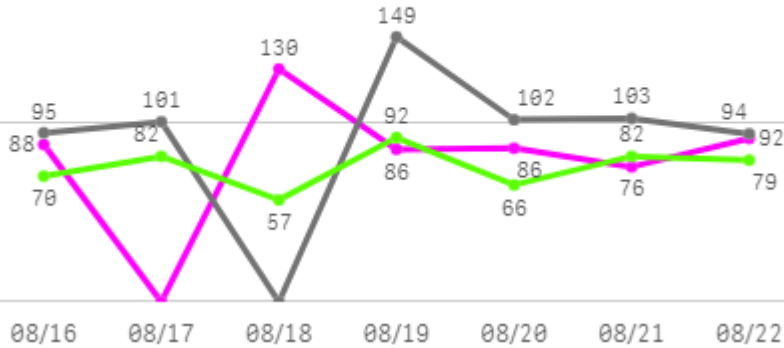
□ 멜론 머스크(8Kg) 주간 가격

구분	Q	품종	Q	단량	Q	특	상	보통	하
2025-08-23		멜론 머스크		8Kg		30,548	22,072	15,542	9,857
2025-08-25		멜론 머스크		8Kg		35,374	22,770	16,899	9,978
2025-08-26		멜론 머스크		8Kg		53,141	27,500	18,900	11,742
2025-08-27		멜론 머스크		8Kg		34,013	23,940	18,153	13,281
2025-08-28		멜론 머스크		8Kg		31,187	26,300	19,969	13,319
2025-08-29		멜론 머스크		8Kg		48,941	25,146	19,632	15,401
평균						38,867	24,621	18,182	12,263

가지

주간 반입량(톤)

◆ 2025 ● 2024 ▲ 평년

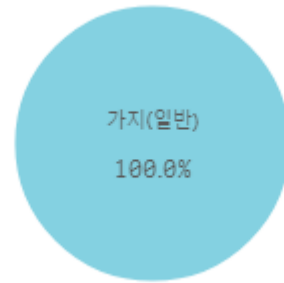


구분	금주(A)	전주(B)	전월(C)	전년(D)	평년(E)	A/B	A/C	A/D	A/E
물량(톤)	558	554	532	643	568	100.7%	104.9%	86.7%	98.2%

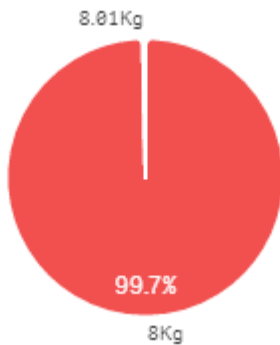
출하 품종별 거래물량 구성비



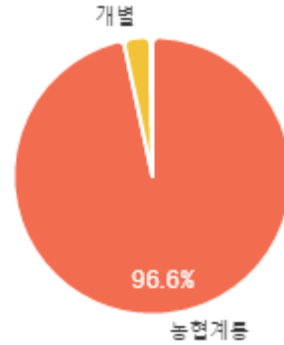
출하 품종별 거래금액 구성비



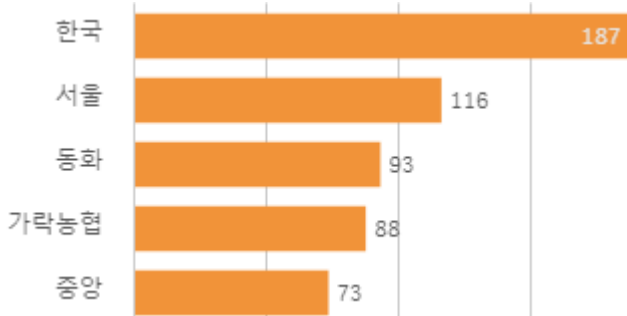
거래 단량별 물량 구성비



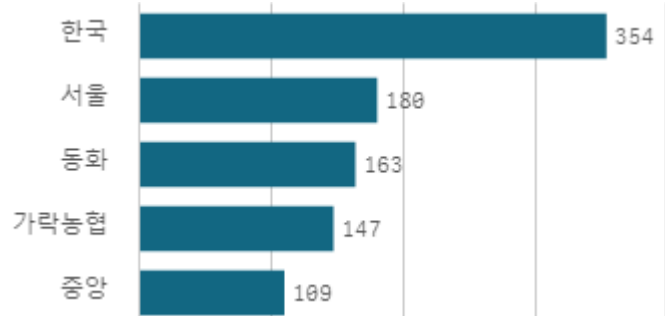
출하자별 거래물량 구성비



도매시장 법인별 거래물량(톤)

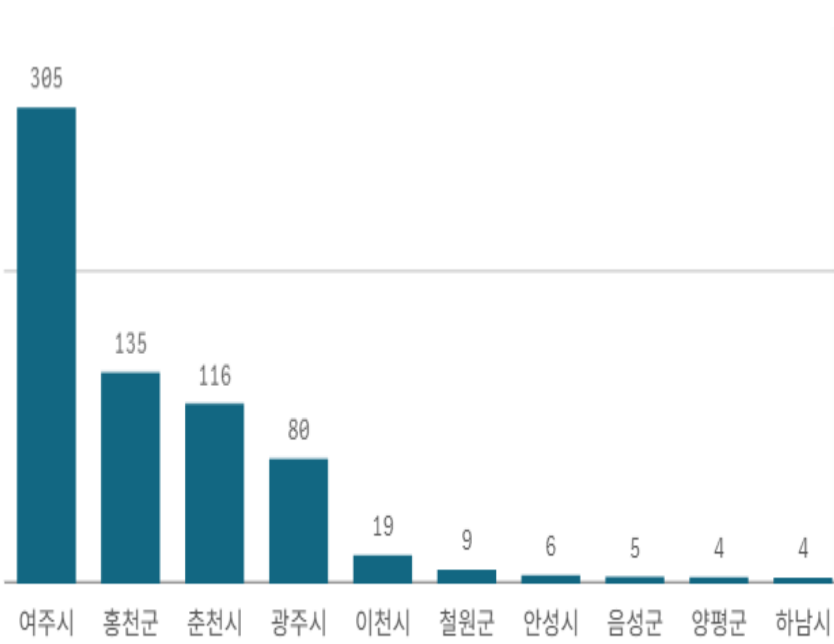


도매시장 법인별 거래금액(백만원)



가지(8Kg)

산지별 거래물량(톤)



출하산지(개소)

22

출하건수(천건)

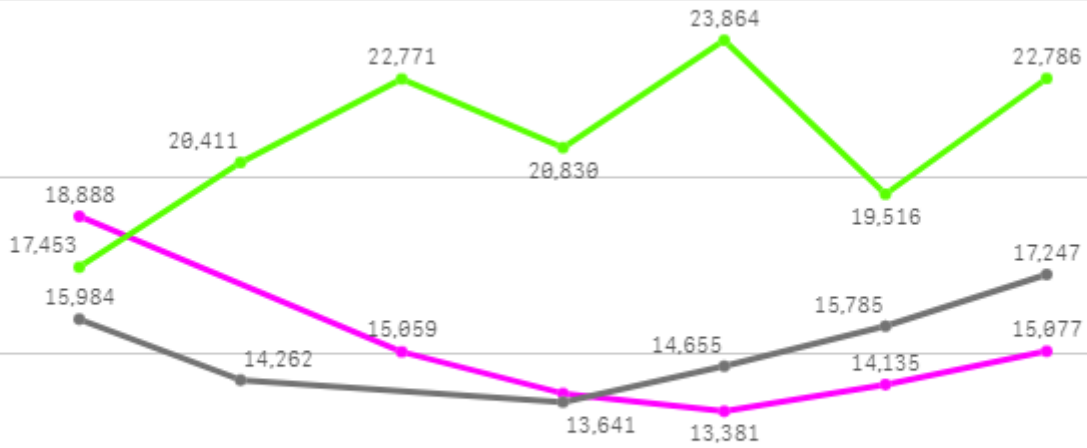
4

산지별 주출하 시군구



주간 도매가격(원)

◆ 2025 ● 2024 ◆ 평년



08/23 08/24 08/25 08/26 08/27 08/28 08/29

구분	금주(A)	전주(B)	전월(C)	전년(D)	평년(E)	A/B	A/C	A/D	A/E
가격(원)	15,262	18,699	14,149	15,262	16,353	81.6%	107.9%	100.0%	93.3%

※ 상품 가격 기준

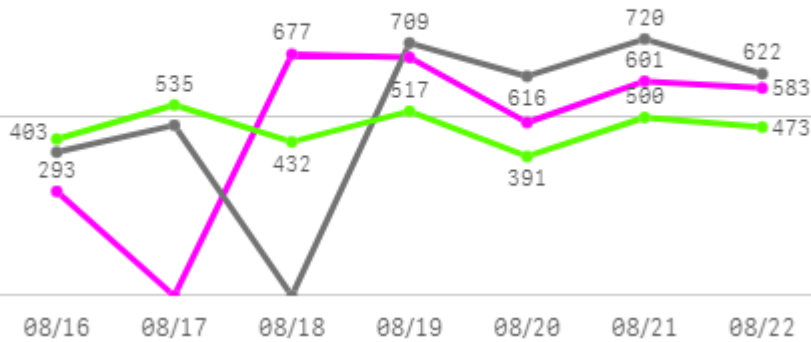
□ 가지(8Kg) 주간 가격

구분	Q	품종	Q	단량	Q	특	상	보통	하
2025-08-23		가지		8Kg		-	18,888	14,436	10,325
2025-08-25		가지		8Kg		-	15,059	12,051	8,152
2025-08-26		가지		8Kg		-	13,882	10,929	6,901
2025-08-27		가지		8Kg		-	13,381	10,276	6,654
2025-08-28		가지		8Kg		-	14,135	10,294	6,278
2025-08-29		가지		8Kg		-	15,077	10,903	6,265
평균						-	15,070	11,482	7,429

무

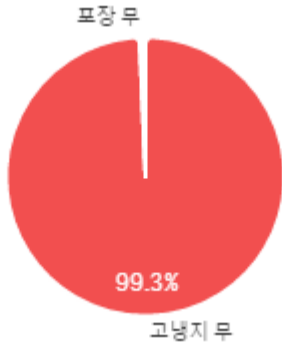
주간 반입량(톤)

◆ 2025 ● 2024 ▲ 평년

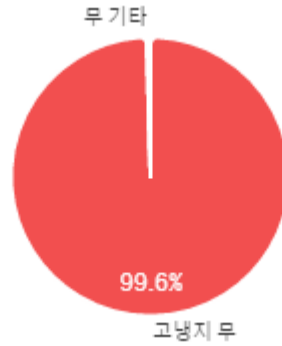


구분	금주(A)	전주(B)	전월(C)	전년(D)	평년(E)	A/B	A/C	A/D	A/E
물량(톤)	3,308	2,902	2,949	3,548	3,365	114.0%	112.2%	93.3%	98.3%

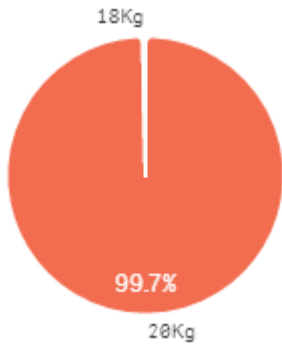
출하 품종별 거래물량 구성비



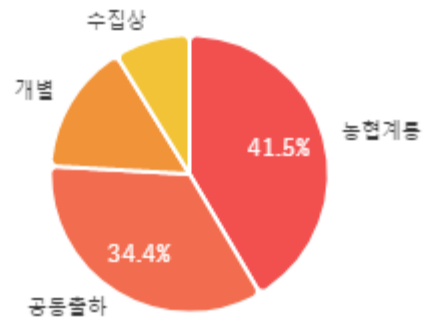
출하 품종별 거래금액 구성비



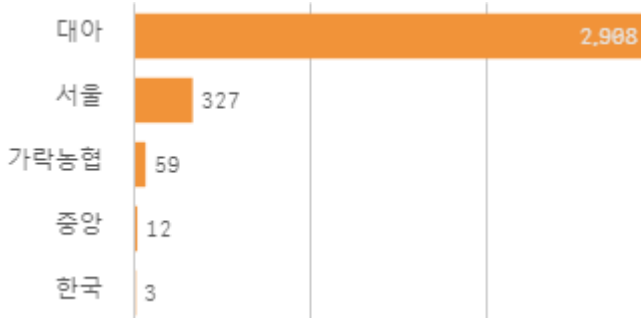
거래 단량별 물량 구성비



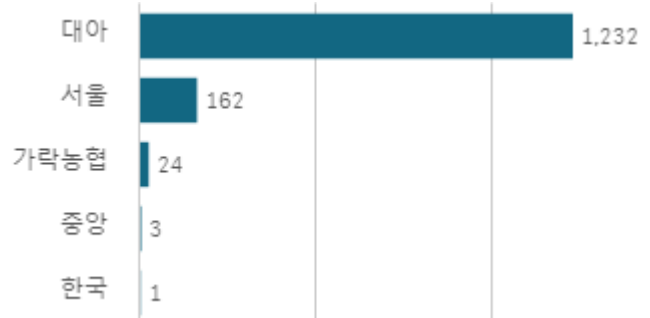
출하자별 거래물량 구성비



도매시장 법인별 거래물량(톤)

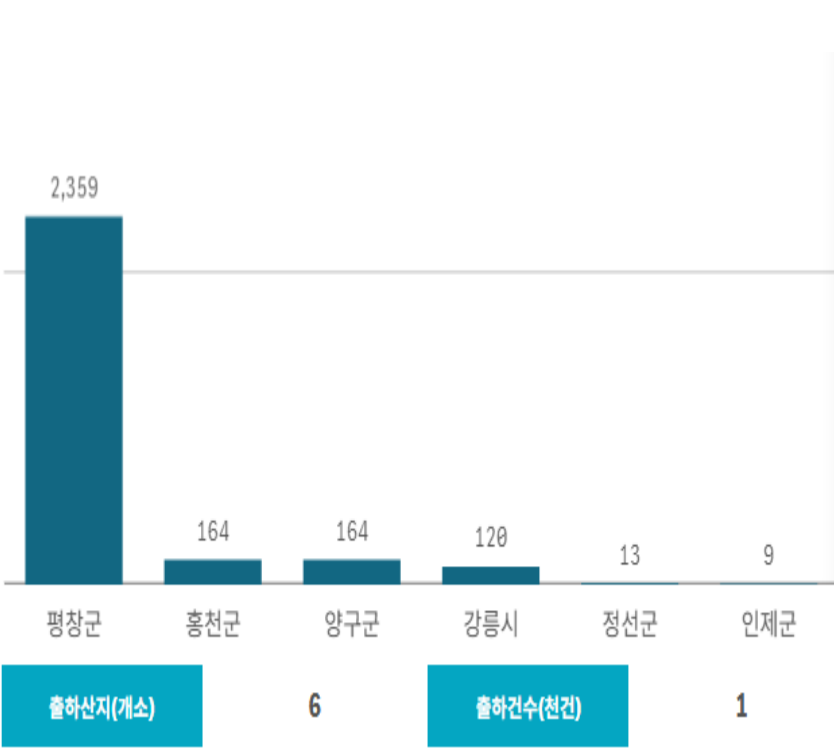


도매시장 법인별 거래금액(백만원)



무(20Kg)

산지별 거래물량(톤)



산지별 주출하 시군구



출하산지(개소)

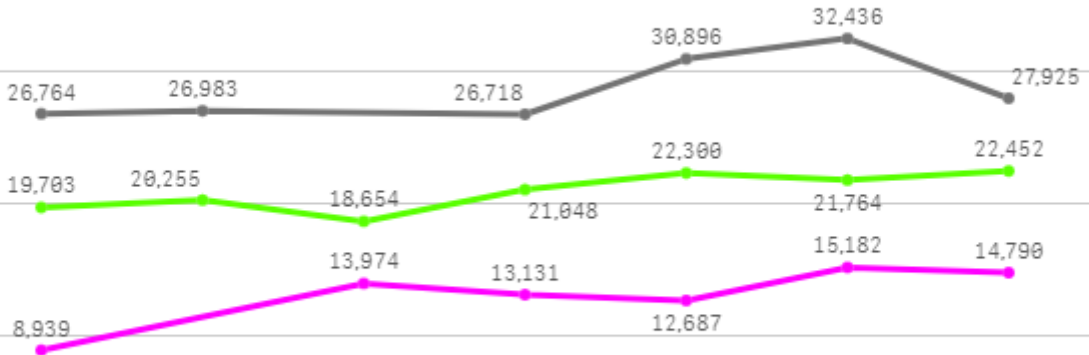
6

출하건수(천건)

1

주간 도매가격(원)

2025 (pink line), 2024 (grey line), 평년 (green line)



08/23 08/24 08/25 08/26 08/27 08/28 08/29

구분	금주(A)	전주(B)	전월(C)	전년(D)	평년(E)	A/B	A/C	A/D	A/E
가격(원)	12,841	11,197	12,004	28,620	14,724	114.7%	107.0%	44.9%	87.2%

※ 상품 가격 기준

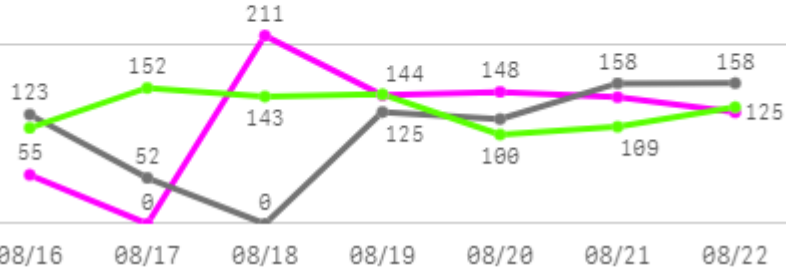
□ 무(20Kg) 주간 가격

구분	Q	품종	Q	단량	Q	특	상	보통	하
2025-08-23		무		20Kg		12,325	8,939	5,738	3,110
2025-08-25		무		20Kg		16,422	13,974	10,423	5,967
2025-08-26		무		20Kg		16,387	13,131	9,320	4,048
2025-08-27		무		20Kg		16,850	12,687	7,907	3,075
2025-08-28		무		20Kg		16,483	15,182	12,368	7,501
2025-08-29		무		20Kg		16,763	14,790	11,495	6,987
평균						15,872	13,117	9,542	5,115

당근

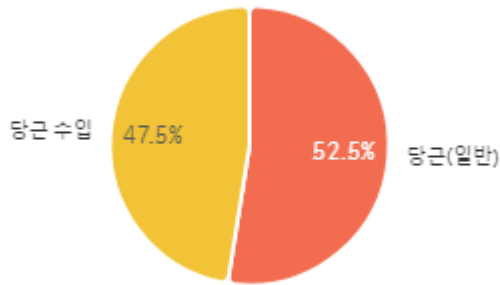
주간 반입량(톤)

◆ 2025 ● 2024 ▲ 평년

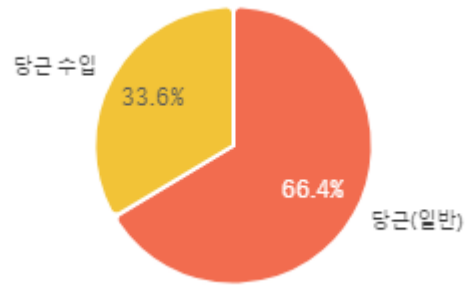


구분	금주(A)	전주(B)	전월(C)	전년(D)	평년(E)	A/B	A/C	A/D	A/E
물량(톤)	825	945	907	732	882	87.3%	91.0%	112.7%	93.5%

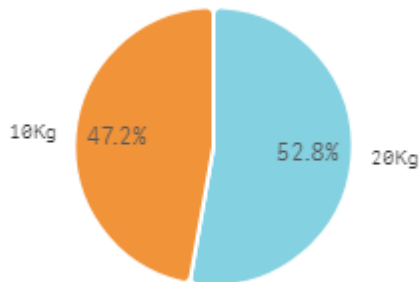
출하 품종별 거래물량 구성비



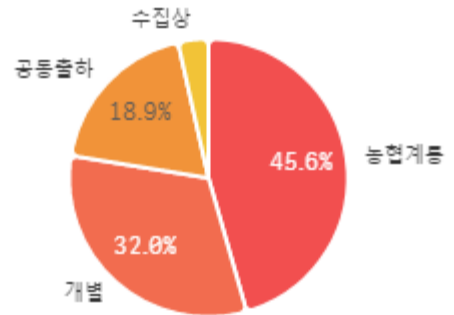
출하 품종별 거래금액 구성비



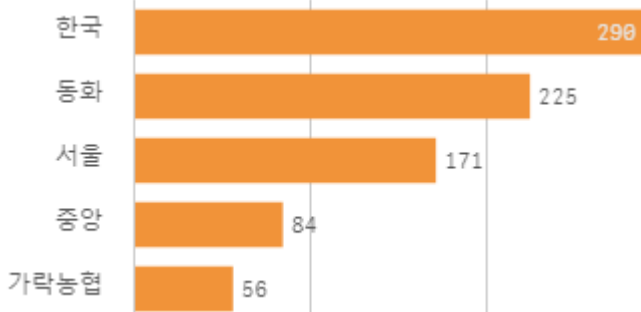
거래 단량별 물량 구성비



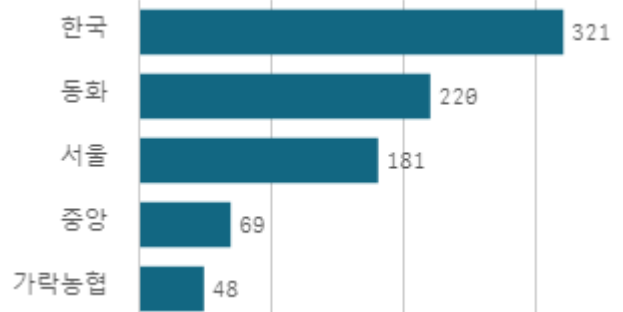
출하자별 거래물량 구성비



도매시장 법인별 거래물량(톤)

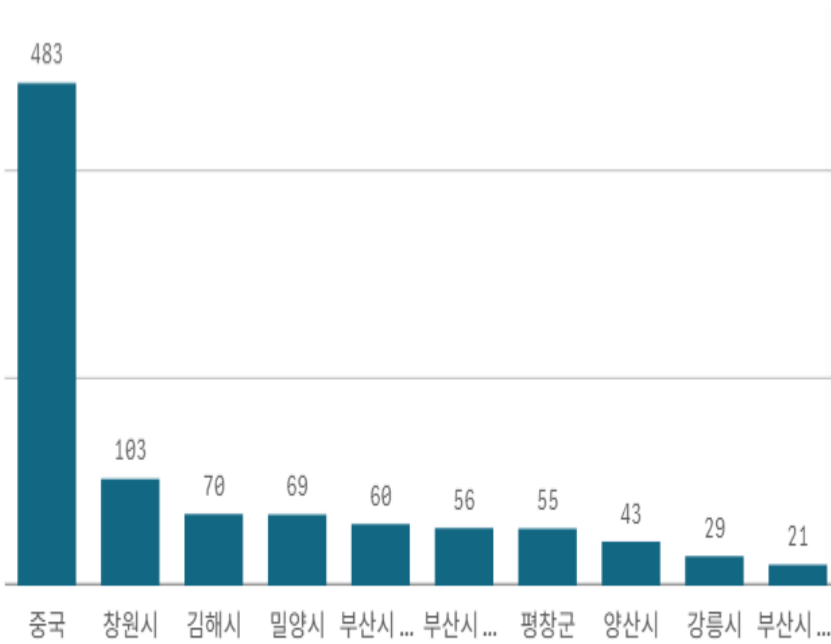


도매시장 법인별 거래금액(백만원)



당근(20Kg)

산지별 거래물량(톤)



출하산지(개소)

13

출하건수(천건)

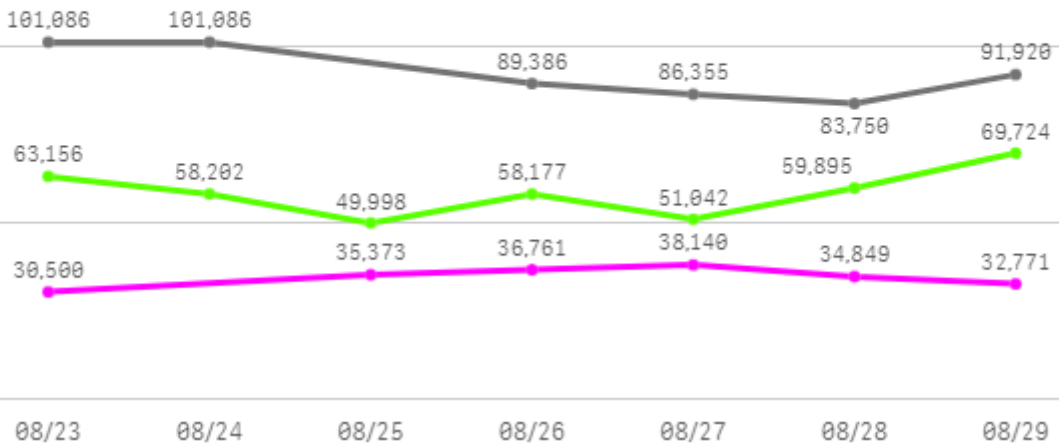
1

산지별 주출하 시군구



주간 도매가격(원)

◆ 2025 ◀ 2024 ◆ 평년



구분	금주(A)	전주(B)	전월(C)	전년(D)	평년(E)	A/B	A/C	A/D	A/E
가격(원)	34,652	31,197	24,797	91,462	41,871	111.1%	139.7%	37.9%	82.8%

※ 상품 가격 기준

□ 당근(20Kg) 주간 가격

구분	Q	품종	Q	단량	Q	특	상	보통	하
2025-08-23		당근		20Kg		31,000	30,500	29,790	27,738
2025-08-25		당근		20Kg		37,000	35,373	32,919	25,720
2025-08-26		당근		20Kg		39,000	36,761	34,952	23,989
2025-08-27		당근		20Kg		41,071	38,140	30,355	19,581
2025-08-28		당근		20Kg		37,000	34,849	26,961	17,656
2025-08-29		당근		20Kg		37,598	32,771	27,669	19,367
평균						37,112	34,732	30,441	22,342

생고추

주간 반입량(톤)

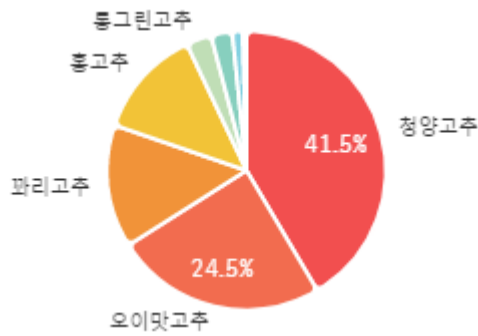
◆ 2025 ● 2024 ▲ 평년



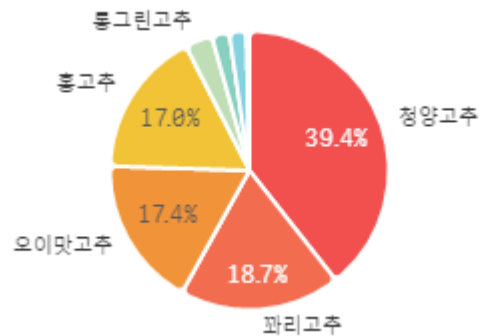
08/16 08/17 08/18 08/19 08/20 08/21 08/22

구분	금주(A)	전주(B)	전월(C)	전년(D)	평년(E)	A/B	A/C	A/D	A/E
물량(톤)	1,251	1,230	898	949	1,207	101.7%	139.3%	131.8%	103.6%

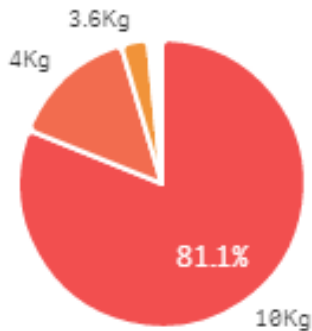
출하 품종별 거래물량 구성비



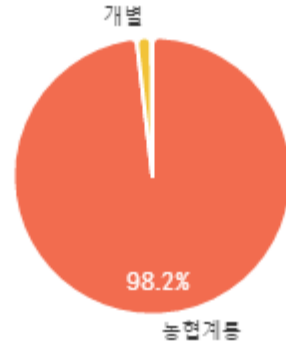
출하 품종별 거래금액 구성비



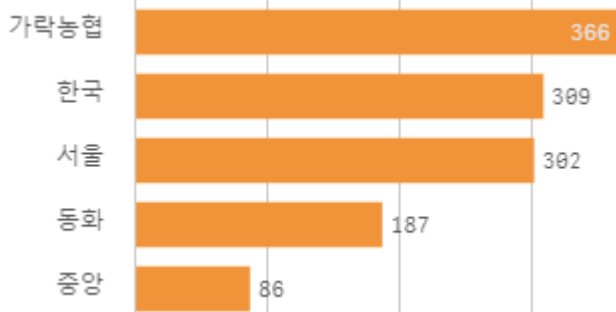
거래 단량별 물량 구성비



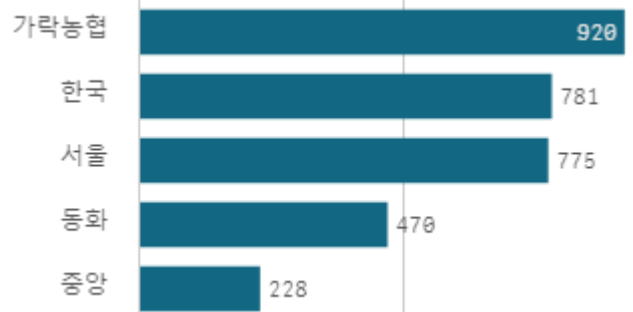
출하자별 거래물량 구성비



도매시장 법인별 거래물량(톤)

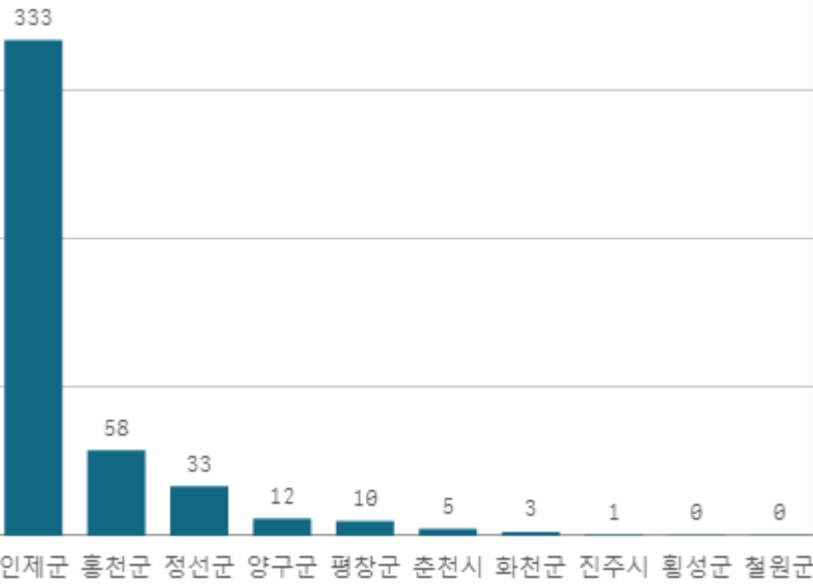


도매시장 법인별 거래금액(백만원)



청양고추(10Kg)

산지별 거래물량(톤)



출하산지(개소)

23

출하건수(천건)

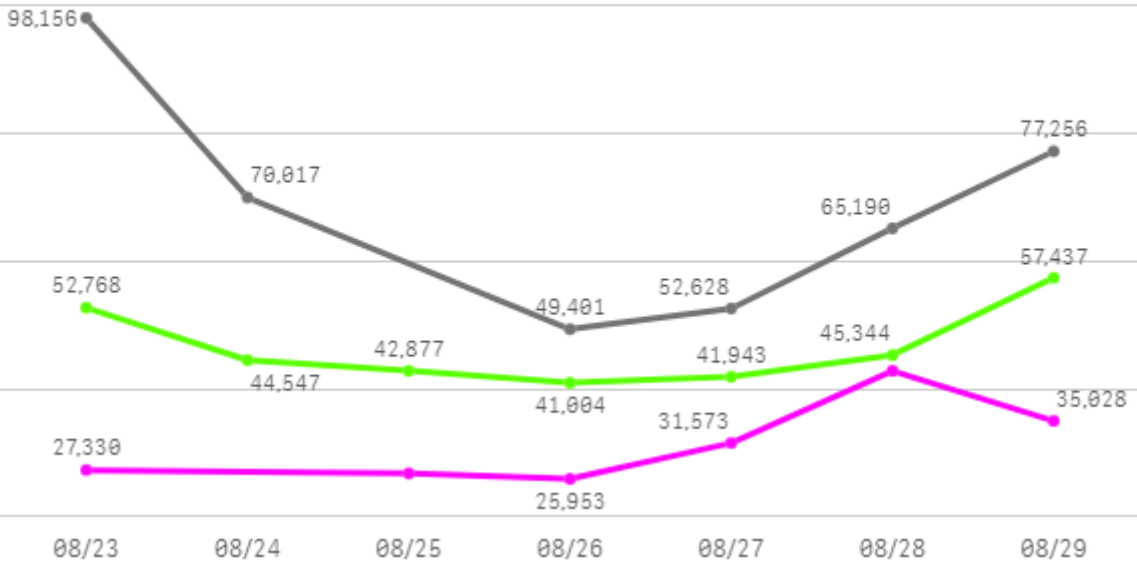
5

산지별 주출하 시군구



주간 도매가격(원)

◆ 2025 ● 2024 ◆ 평년



구분	금주(A)	전주(B)	전월(C)	전년(D)	평년(E)	A/B	A/C	A/D	A/E
가격(원)	30,609	33,654	58,317	68,775	34,732	91.0%	52.5%	44.5%	88.1%

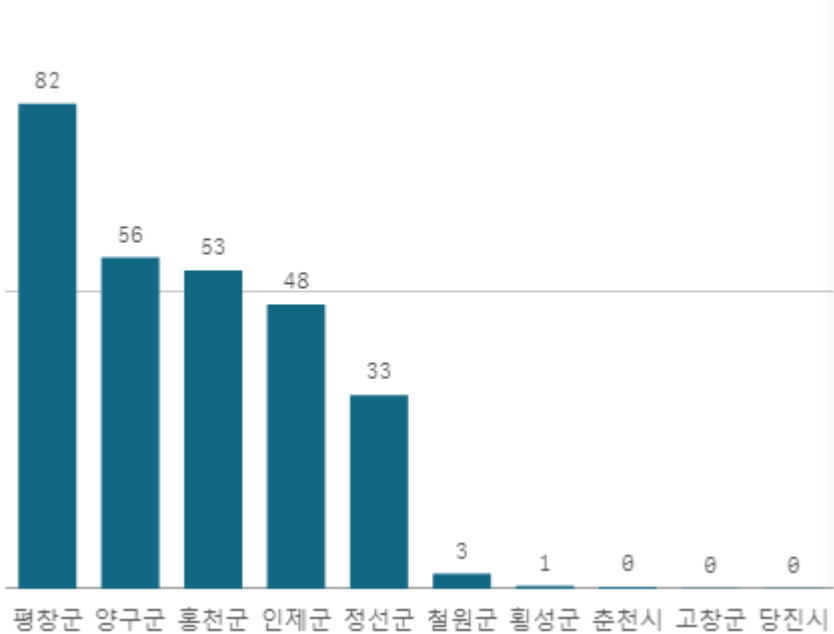
※ 상품 가격 기준

□ 청양고추(10Kg) 주간 가격

구분	Q	품종	Q	단량	Q	특	상	보통	하
2025-08-23		청양고추		10Kg		33,623	27,330	21,972	15,908
2025-08-25		청양고추		10Kg		32,983	26,817	21,686	14,760
2025-08-26		청양고추		10Kg		33,278	25,953	19,714	14,088
2025-08-27		청양고추		10Kg		37,008	31,573	24,221	16,780
2025-08-28		청양고추		10Kg		49,493	42,877	32,646	21,895
2025-08-29		청양고추		10Kg		41,790	35,028	26,777	17,433
평균						38,029	31,596	24,503	16,811

오이맛고추(10Kg)

산지별 거래물량(톤)



출하산지(개소)

13

출하건수(천건)

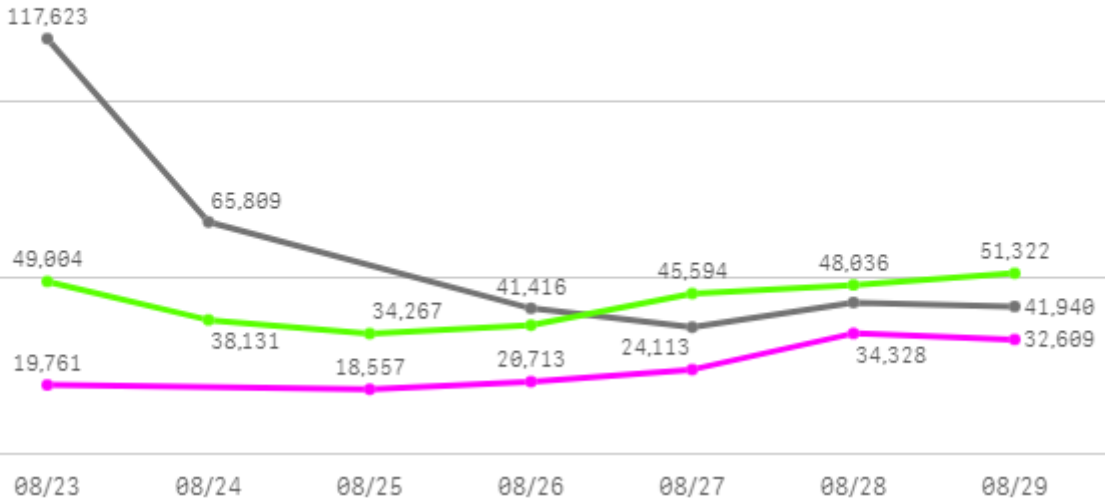
3

산지별 주출하 시군구



주간 도매가격(원)

◆ 2025 ● 2024 ◆ 평년



구분	금주(A)	전주(B)	전월(C)	전년(D)	평년(E)	A/B	A/C	A/D	A/E
가격(원)	23,851	23,026	35,758	57,658	27,966	103.6%	66.7%	41.4%	85.3%

※ 상품 가격 기준

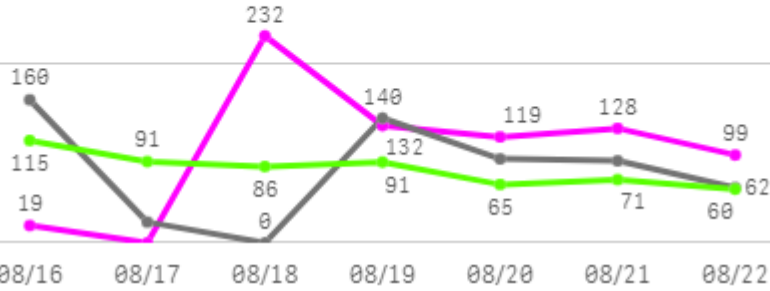
□ 오이맛고추(10Kg) 주간 가격

구분	Q	품종	Q	단량	Q	특	상	보통	하
2025-08-23		오이맛고추		10Kg		24,688	19,761	13,874	6,465
2025-08-25		오이맛고추		10Kg		26,562	18,557	13,106	6,247
2025-08-26		오이맛고추		10Kg		32,086	20,713	14,979	7,661
2025-08-27		오이맛고추		10Kg		35,557	24,113	17,800	9,712
2025-08-28		오이맛고추		10Kg		43,024	34,328	22,379	11,602
2025-08-29		오이맛고추		10Kg		43,154	32,609	22,405	11,360
평균						34,179	25,014	17,424	8,841

마늘

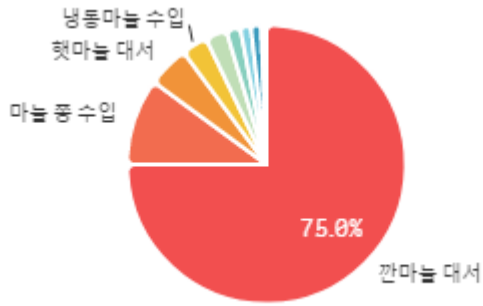
주간 반입량(톤)

◆ 2025 ● 2024 ▲ 평년

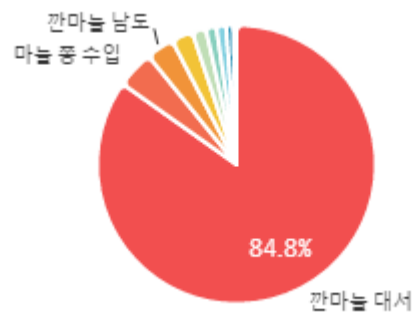


구분	금주(A)	전주(B)	전월(C)	전년(D)	평년(E)	A/B	A/C	A/D	A/E
물량(톤)	729	571	687	572	618	127.7%	106.1%	127.5%	117.8%

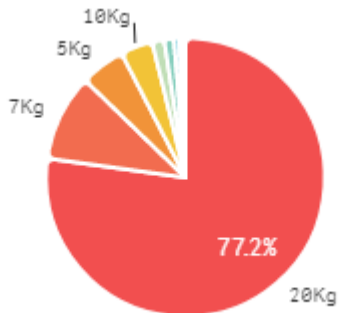
출하 품종별 거래물량 구성비



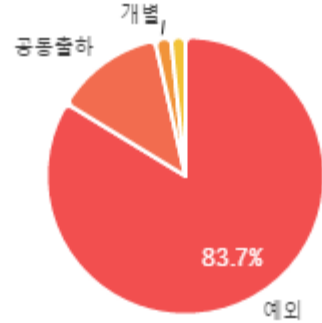
출하 품종별 거래금액 구성비



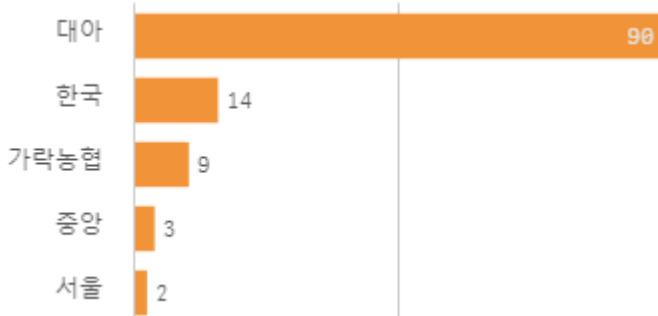
거래 단량별 물량 구성비



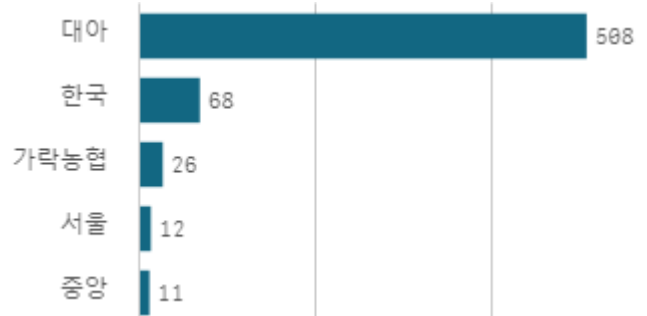
출하자별 거래물량 구성비



도매시장 법인별 거래물량(톤)

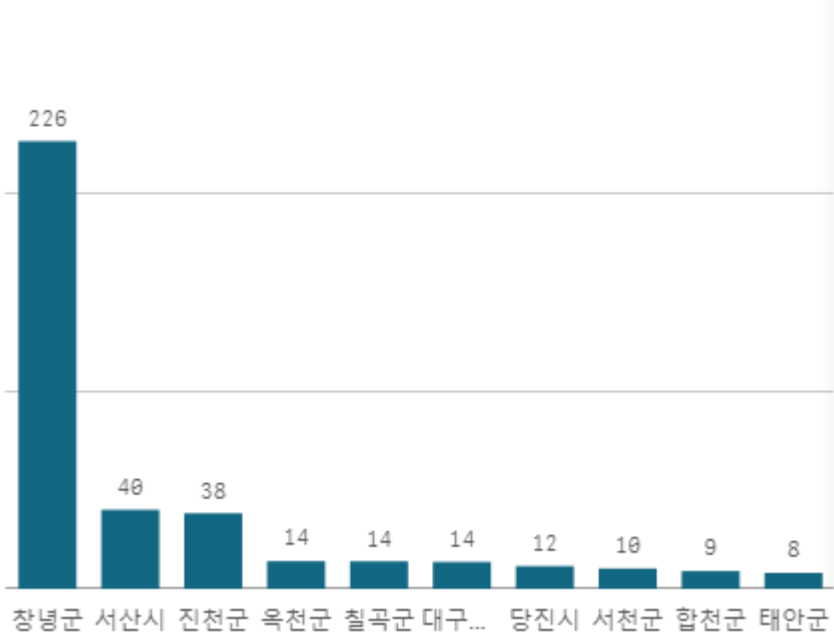


도매시장 법인별 거래금액(백만원)



깎마늘 대서(20Kg)

산지별 거래물량(톤)



출하산지(개소)

21

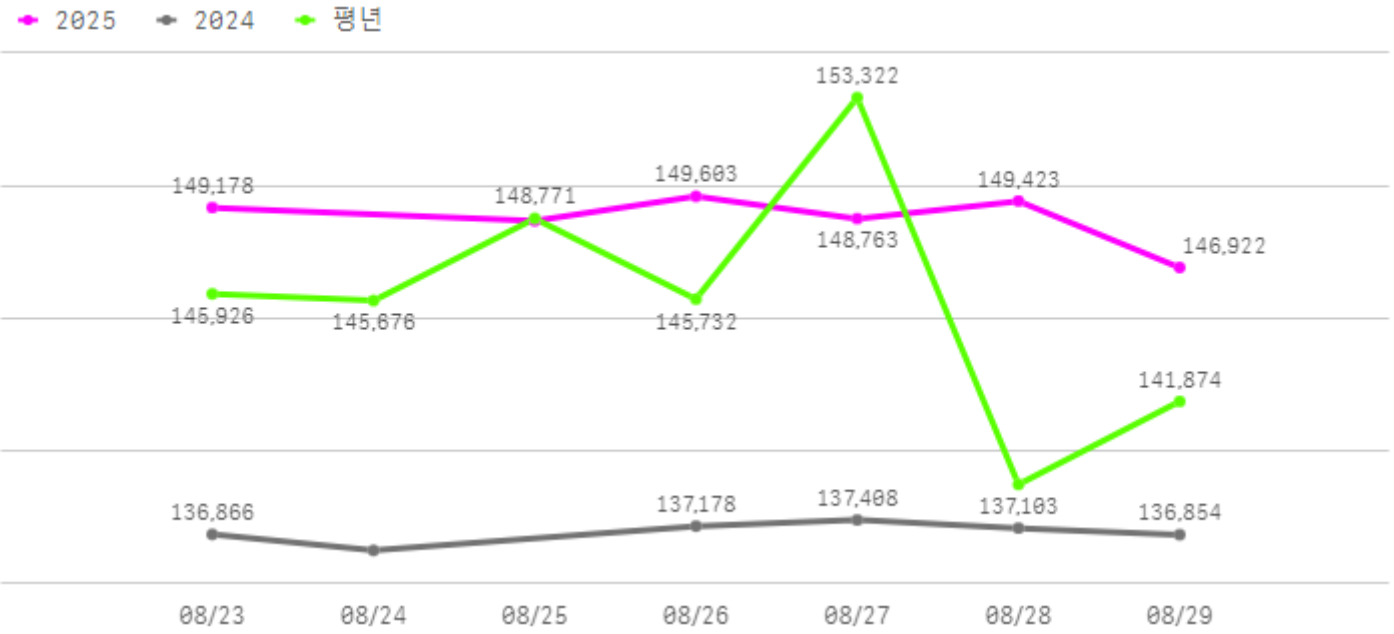
출하건수(천건)

1

산지별 주출하 시군구



주간 도매가격(원)



구분	금주(A)	전주(B)	전월(C)	전년(D)	평년(E)	A/B	A/C	A/D	A/E
가격(원)	148,822	140,939	140,314	136,945	147,353	105.6%	106.1%	108.7%	101.0%

※ 상품 가격 기준

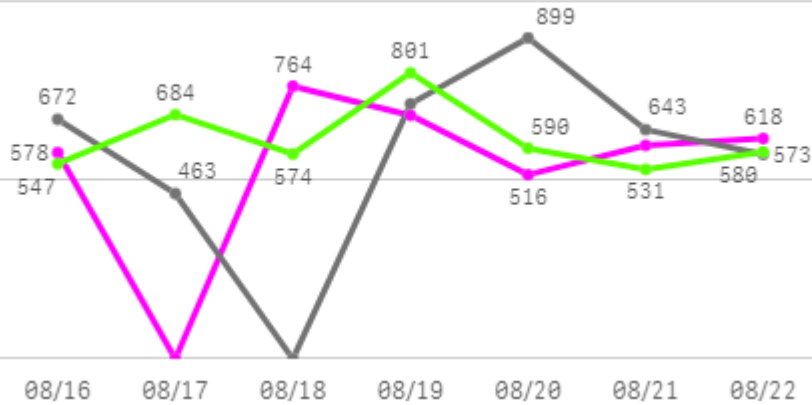
□ 깐마늘 대서(20Kg) 주간 가격

구분	Q	품종	Q	단량	Q	특	상	보통	하
2025-08-23		깐마늘 대서		20Kg		-	149,178	133,097	90,354
2025-08-25		깐마늘 대서		20Kg		-	148,680	136,185	99,895
2025-08-26		깐마늘 대서		20Kg		-	149,603	138,662	115,289
2025-08-27		깐마늘 대서		20Kg		-	148,763	130,360	99,593
2025-08-28		깐마늘 대서		20Kg		-	149,423	145,457	124,723
2025-08-29		깐마늘 대서		20Kg		-	146,922	128,604	73,801
평균						-	148,762	135,394	100,609

양파

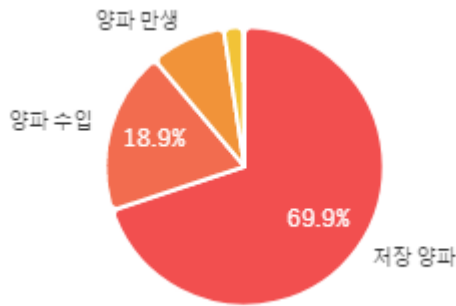
주간 반입량(톤)

◆ 2025 ● 2024 ▲ 평년

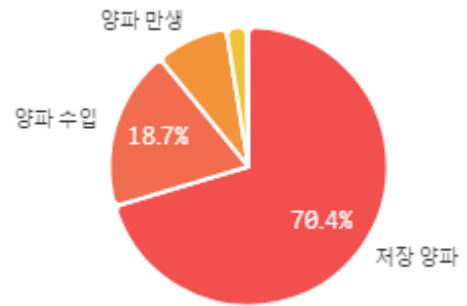


구분	금주(A)	전주(B)	전월(C)	전년(D)	평년(E)	A/B	A/C	A/D	A/E
물량(톤)	3,758	3,854	3,515	3,965	4,261	97.5%	106.9%	94.8%	88.2%

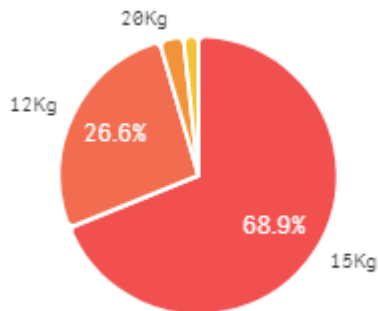
출하 품종별 거래물량 구성비



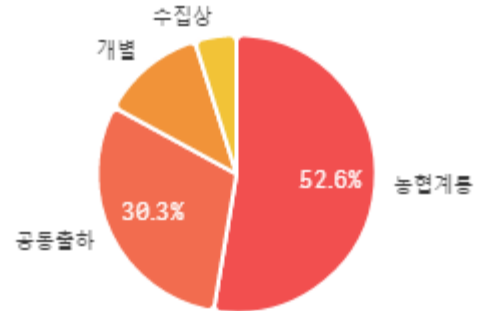
출하 품종별 거래금액 구성비



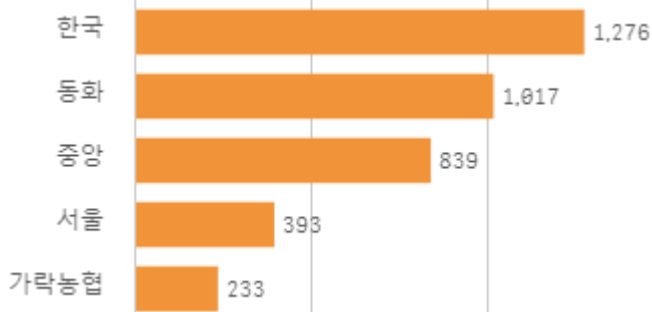
거래 단량별 물량 구성비



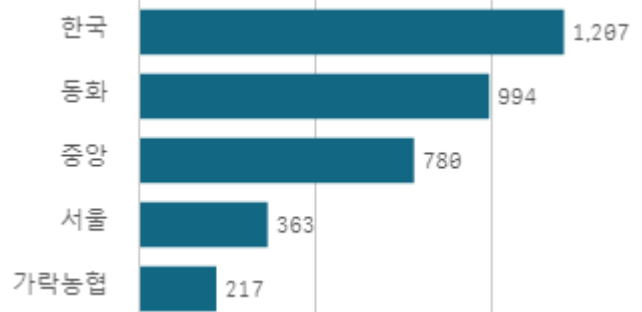
출하자별 거래물량 구성비



도매시장 법인별 거래물량(톤)

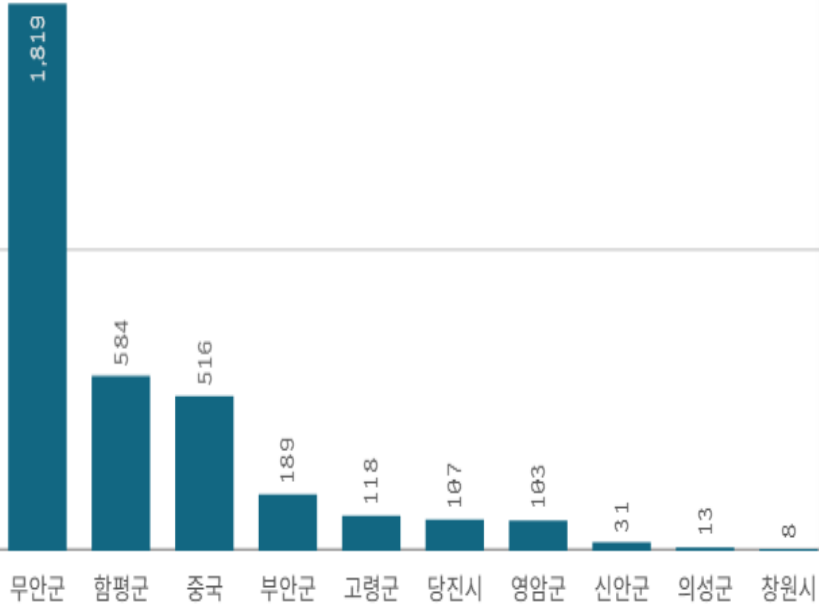


도매시장 법인별 거래금액(백만원)



양파(1Kg)

산지별 거래물량(톤)



출하산지(개소)

16

출하건수(천건)

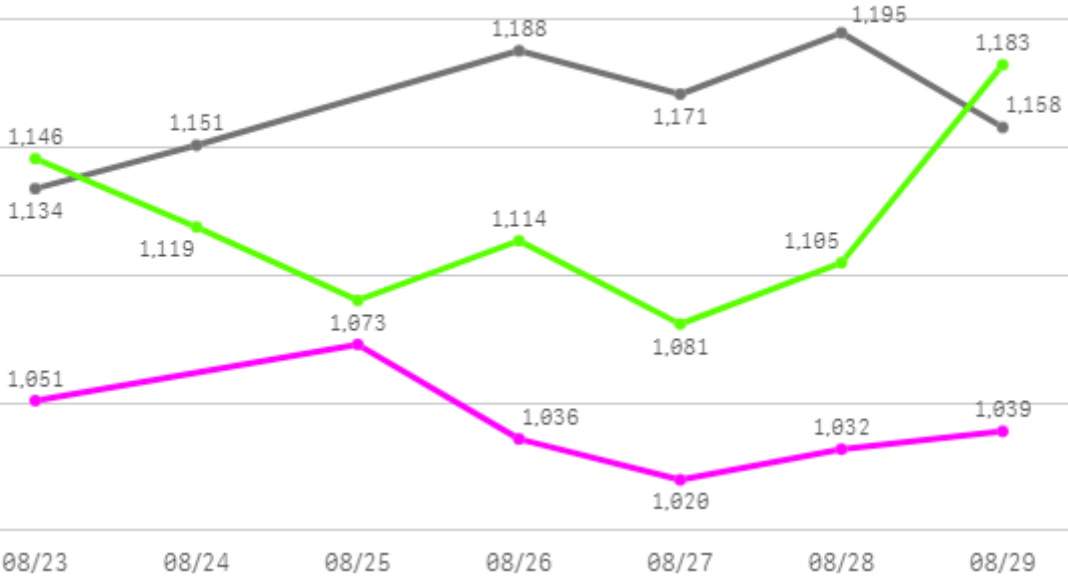
2

산지별 주출하 시군구



주간 도매가격(원)

◆ 2025 ● 2024 ◆ 평년



구분	금주(A)	전주(B)	전월(C)	전년(D)	평년(E)	A/B	A/C	A/D	A/E
가격(원)	1,044	1,061	1,055	1,166	1,071	98.4%	99.0%	89.5%	97.5%

※ 상품 가격 기준

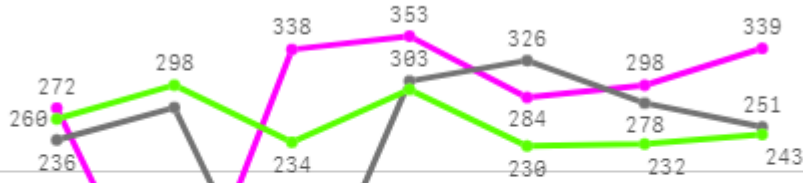
□ 양파(1Kg) 주간 가격

구분	Q	품종	Q	단량	Q	특	상	보통	하
2025-08-23		양파		1Kg		1,160	1,051	957	730
2025-08-25		양파		1Kg		1,156	1,073	1,000	859
2025-08-26		양파		1Kg		1,135	1,036	965	815
2025-08-27		양파		1Kg		1,121	1,020	952	817
2025-08-28		양파		1Kg		1,142	1,032	964	852
2025-08-29		양파		1Kg		1,134	1,039	957	817
평균						1,141	1,042	966	815

대파

주간 반입량(톤)

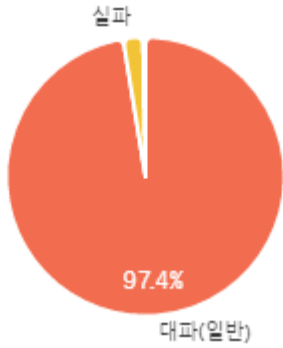
◆ 2025 ● 2024 ▲ 평년



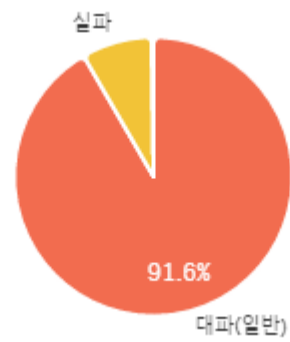
08/16 08/17 08/18 08/19 08/20 08/21 08/22

구분	금주(A)	전주(B)	전월(C)	전년(D)	평년(E)	A/B	A/C	A/D	A/E
물량(톤)	1,884	1,988	1,899	1,666	1,834	94.8%	99.2%	113.1%	102.8%

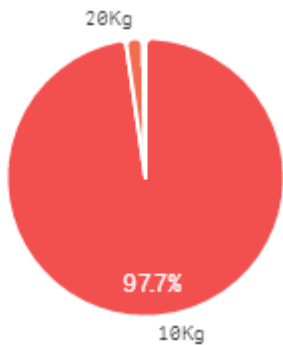
출하 품종별 거래물량 구성비



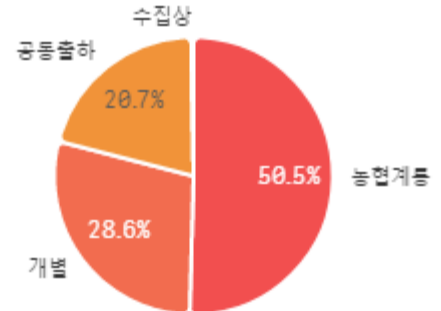
출하 품종별 거래금액 구성비



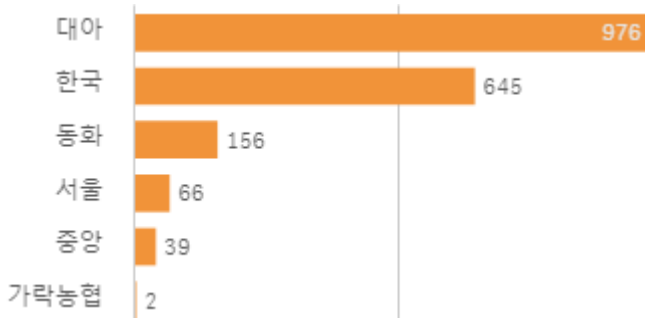
거래 단량별 물량 구성비



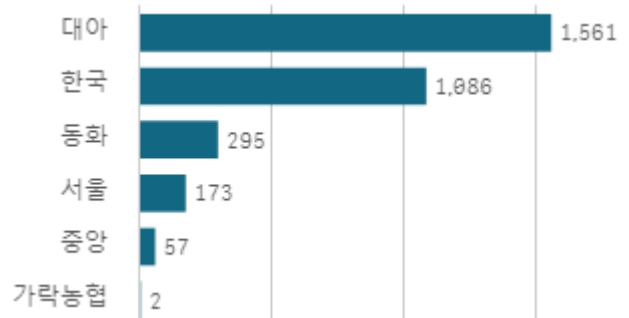
출하자별 거래물량 구성비



도매시장 법인별 거래물량(톤)

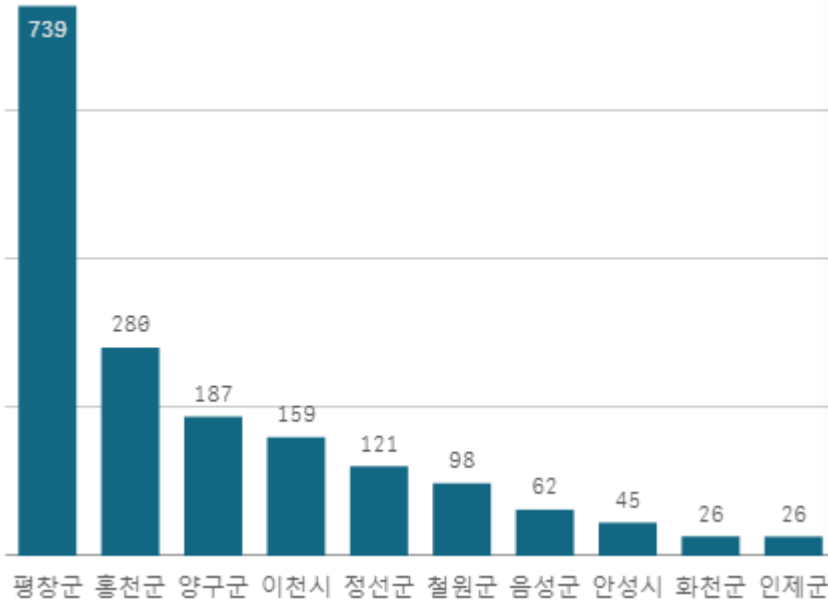


도매시장 법인별 거래금액(백만원)



대파(일반)(1Kg)

산지별 거래물량(톤)



출하산지(개소)

19

출하건수(천건)

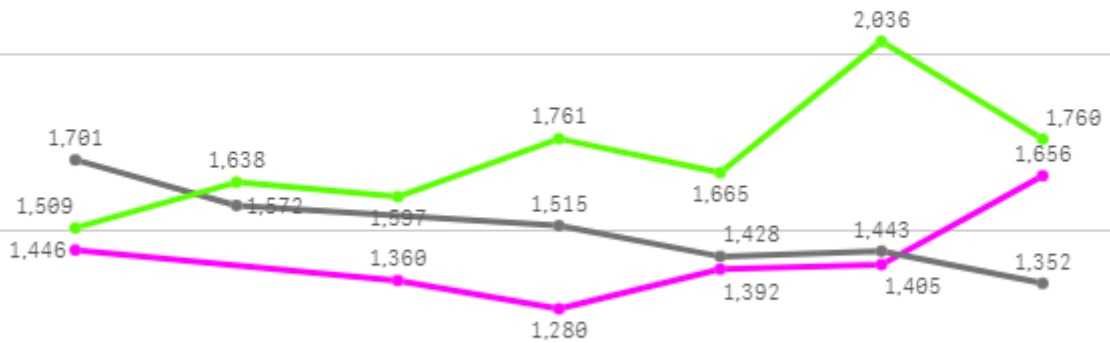
1

산지별 주출하 시군구



주간 도매가격(원)

◆ 2025 ● 2024 ◆ 평년



08/23 08/24 08/25 08/26 08/27 08/28 08/29

구분	금주(A)	전주(B)	전월(C)	전년(D)	평년(E)	A/B	A/C	A/D	A/E
가격(원)	1,412	1,833	1,482	1,502	1,442	77.1%	95.3%	94.0%	97.9%

※ 상품 가격 기준

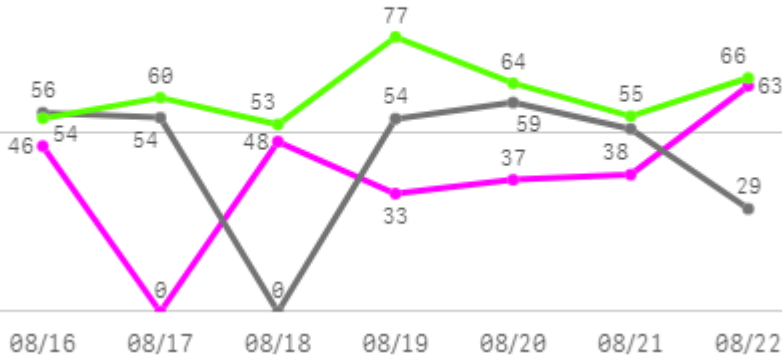
□ 대파(일반)(1Kg) 주간 가격

구분	Q	품종	Q	단량	Q	특	상	보통	하
2025-08-23		대파(일반)		1Kg		1,961	1,446	1,195	1,022
2025-08-25		대파(일반)		1Kg		2,012	1,360	1,058	825
2025-08-26		대파(일반)		1Kg		1,944	1,280	1,024	810
2025-08-27		대파(일반)		1Kg		1,951	1,392	1,108	907
2025-08-28		대파(일반)		1Kg		1,944	1,405	1,177	997
2025-08-29		대파(일반)		1Kg		2,189	1,656	1,491	1,209
평균						2,000	1,423	1,176	962

파프리카

주간 반입량(톤)

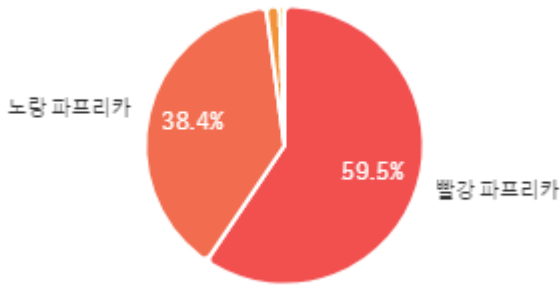
◆ 2025 ● 2024 ▲ 평년



구분	금주(A)	전주(B)	전월(C)	전년(D)	평년(E)	A/B	A/C	A/D	A/E
물량(톤)	266	343	1,035	303	395	77.5%	25.7%	87.8%	67.3%

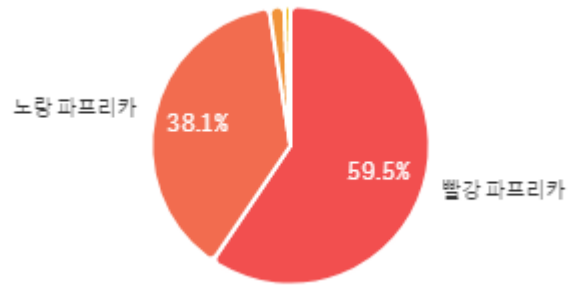
출하 품종별 거래물량 구성비

오렌지 파프리카



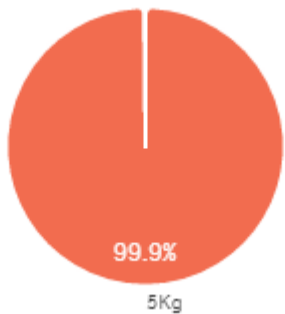
출하 품종별 거래금액 구성비

오렌지 파프리카



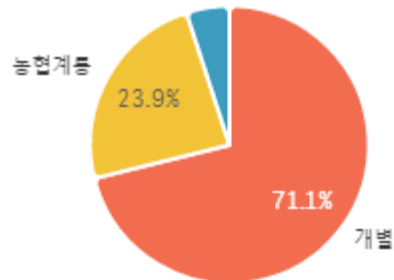
거래 단량별 물량 구성비

10Kg

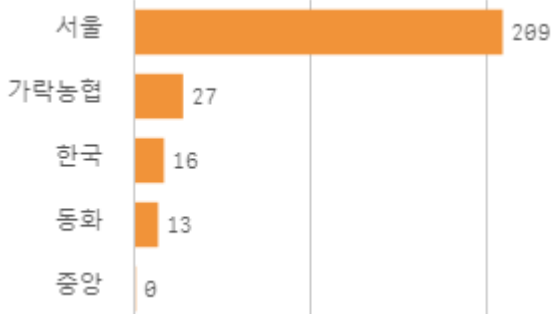


출하자별 거래물량 구성비

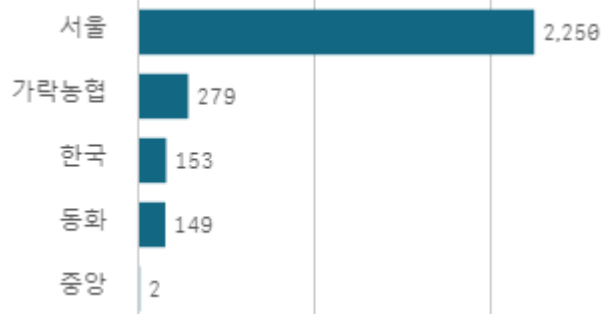
공동출하



도매시장 법인별 거래물량(톤)

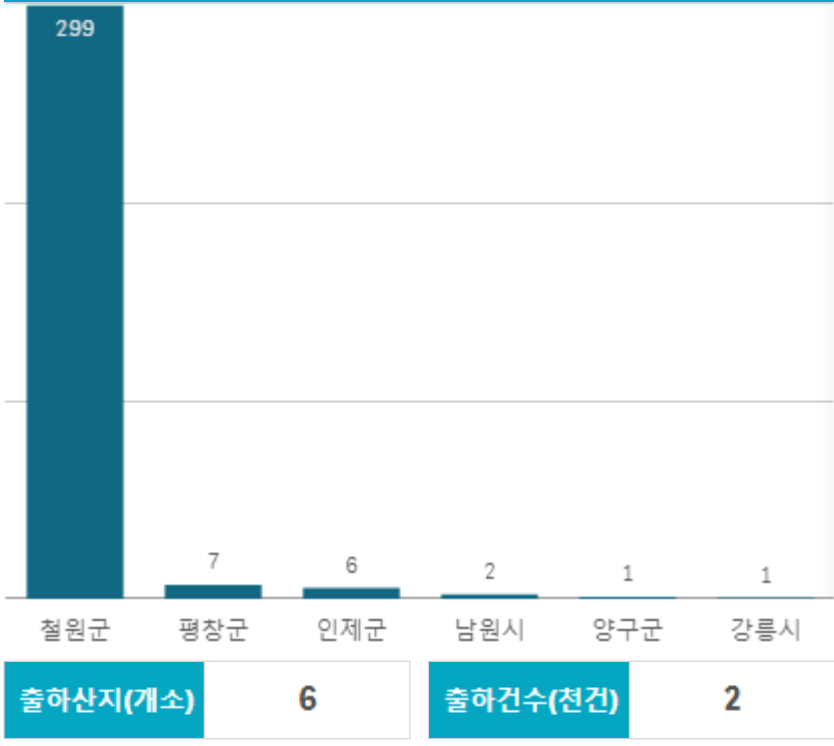


도매시장 법인별 거래금액(백만원)



빨강 파프리카(5Kg)

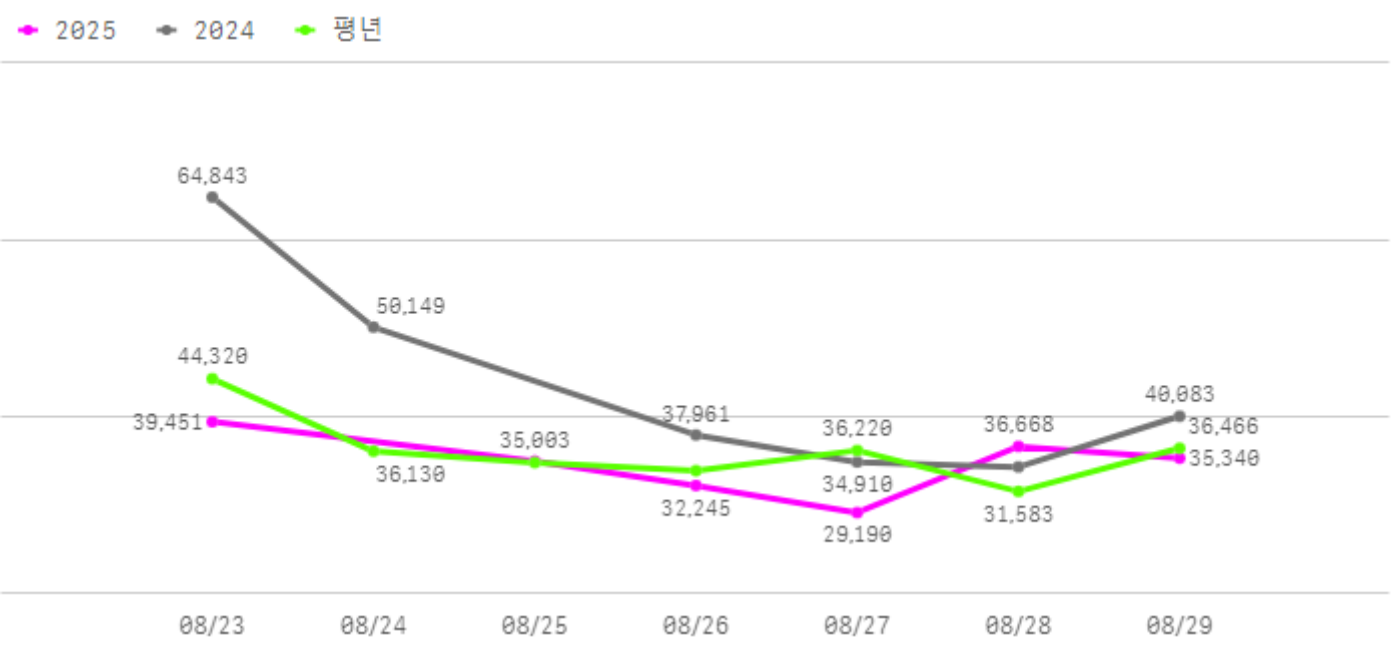
산지별 거래물량(톤)



산지별 주출하 시군구



주간 도매가격(원)



구분	금주(A)	전주(B)	전월(C)	전년(D)	평년(E)	A/B	A/C	A/D	A/E
가격(원)	34,771	67,549	13,183	43,715	35,982	51.5%	263.8%	79.5%	96.6%

※ 상품 가격 기준

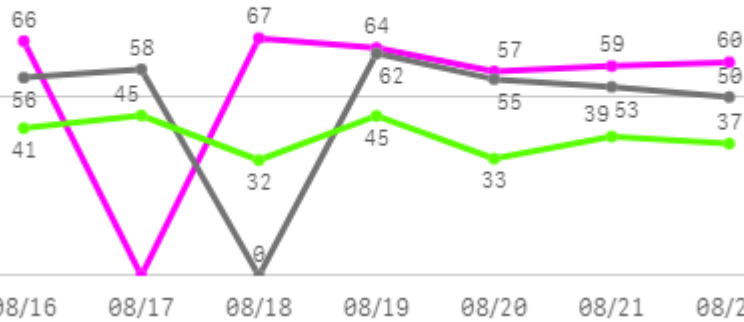
□ 빨강 파프리카(5Kg) 주간 가격

구분	Q	품종	Q	단량	Q	특	상	보통	하
2025-08-23		빨강 파프리카		5Kg		-	39,451	35,712	28,968
2025-08-25		빨강 파프리카		5Kg		-	35,003	32,220	25,291
2025-08-26		빨강 파프리카		5Kg		-	32,245	28,954	22,725
2025-08-27		빨강 파프리카		5Kg		-	29,190	26,182	20,416
2025-08-28		빨강 파프리카		5Kg		-	36,668	31,082	20,340
2025-08-29		빨강 파프리카		5Kg		-	35,340	30,183	20,743
평균						-	34,650	30,722	23,081

청경채

주간 반입량(톤)

◆ 2025 ● 2024 ▲ 평년

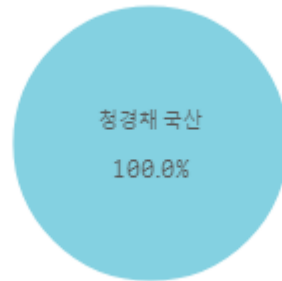


구분	금주(A)	전주(B)	전월(C)	전년(D)	평년(E)	A/B	A/C	A/D	A/E
물량(톤)	372	393	355	334	316	94.7%	104.9%	111.5%	117.8%

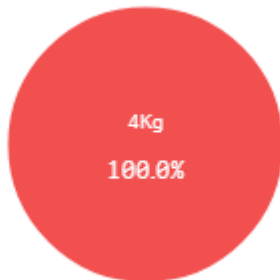
출하 품종별 거래물량 구성비



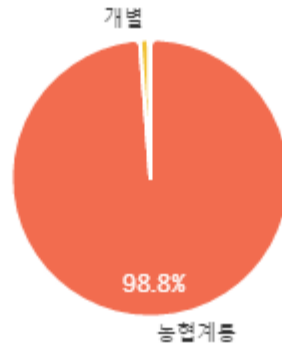
출하 품종별 거래금액 구성비



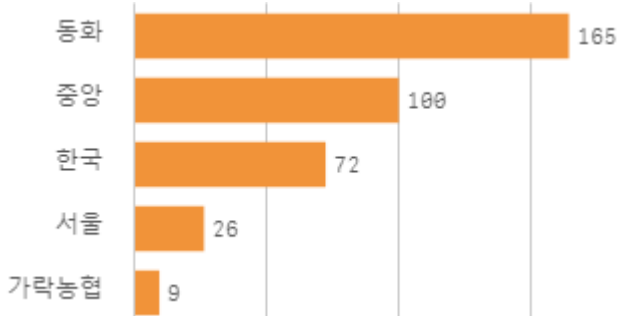
거래 단량별 물량 구성비



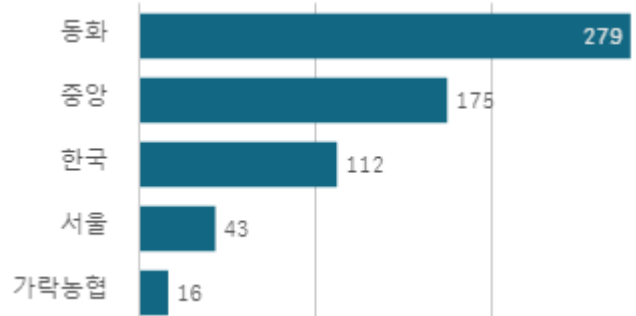
출하자별 거래물량 구성비



도매시장 법인별 거래물량(톤)



도매시장 법인별 거래금액(백만원)



청경채(4Kg)

산지별 거래물량(톤)



출하산지(개소)

11

출하건수(천건)

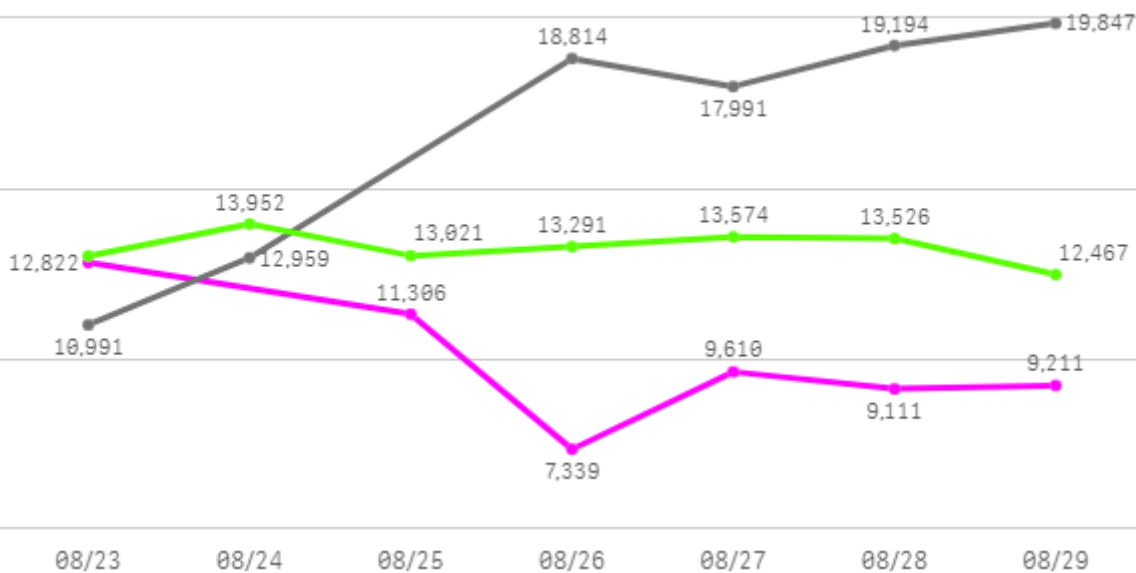
3

산지별 주출하 시군구



주간 도매가격(원)

● 2025 ● 2024 ● 평년



구분	금주(A)	전주(B)	전월(C)	전년(D)	평년(E)	A/B	A/C	A/D	A/E
가격(원)	10,112	8,525	14,679	16,633	11,236	118.6%	68.9%	60.8%	90.0%

※ 상품 가격 기준

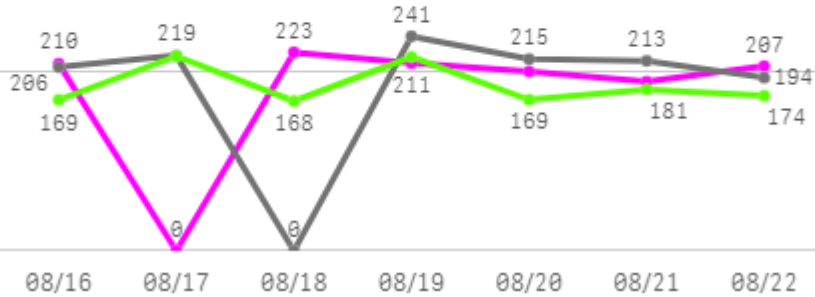
□ 청경채(4Kg) 주간 가격

구분	Q	품종	Q	단량	Q	특	상	보통	하
2025-08-23		청경채		4Kg		-	12,822	10,829	7,512
2025-08-25		청경채		4Kg		-	11,306	9,572	6,762
2025-08-26		청경채		4Kg		-	7,339	5,493	3,982
2025-08-27		청경채		4Kg		-	9,610	8,464	6,378
2025-08-28		청경채		4Kg		-	9,111	7,660	5,753
2025-08-29		청경채		4Kg		-	9,211	7,904	5,963
평균						-	9,900	8,320	6,058

버섯

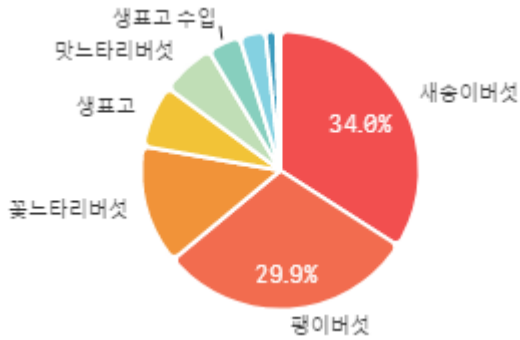
주간 반입량(톤)

◆ 2025 ● 2024 ▲ 평년

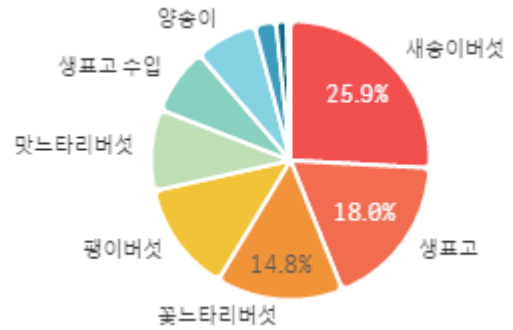


구분	금주(A)	전주(B)	전월(C)	전년(D)	평년(E)	A/B	A/C	A/D	A/E
물량(톤)	1,241	1,237	1,217	1,288	1,280	100.3%	101.9%	96.4%	96.9%

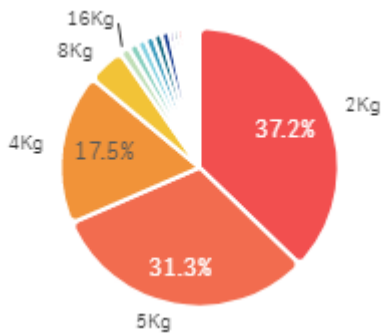
출하 품종별 거래물량 구성비



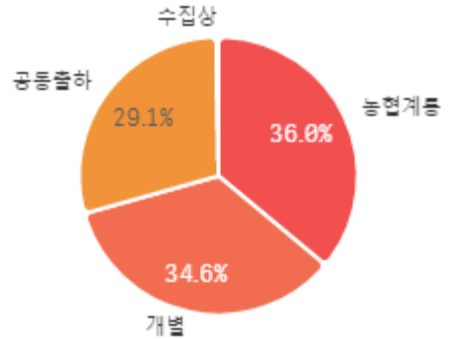
출하 품종별 거래금액 구성비



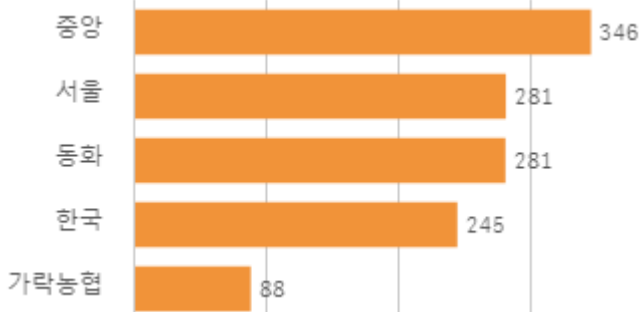
거래 단량별 물량 구성비



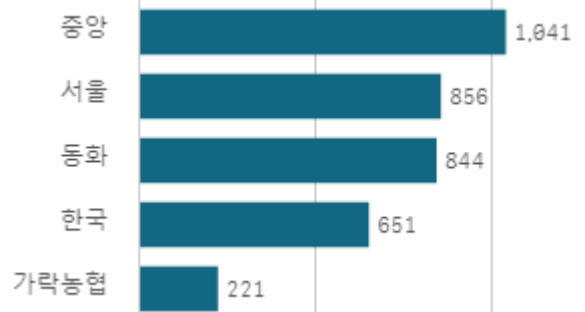
출하자별 거래물량 구성비



도매시장 법인별 거래물량(톤)

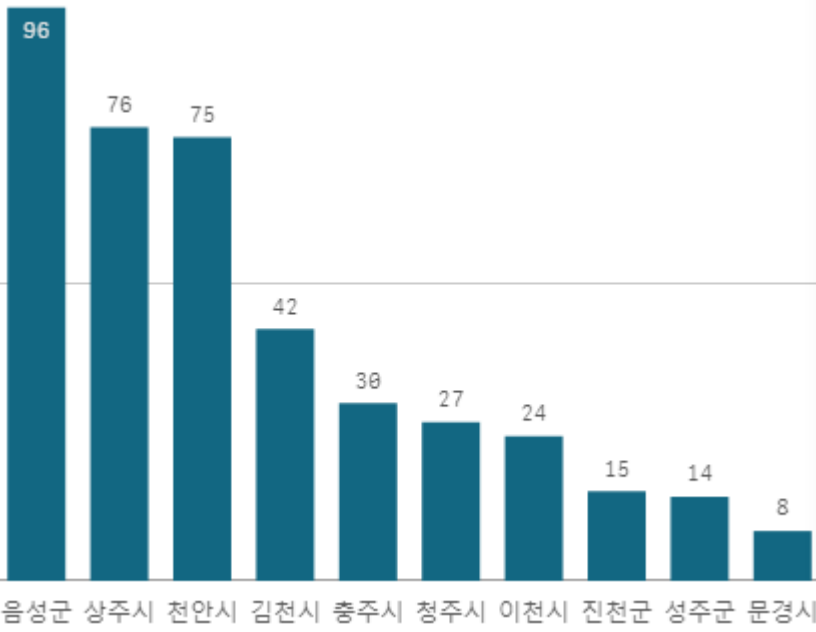


도매시장 법인별 거래금액(백만원)



새송이버섯(2Kg)

산지별 거래물량(톤)



출하산지(개소)

20

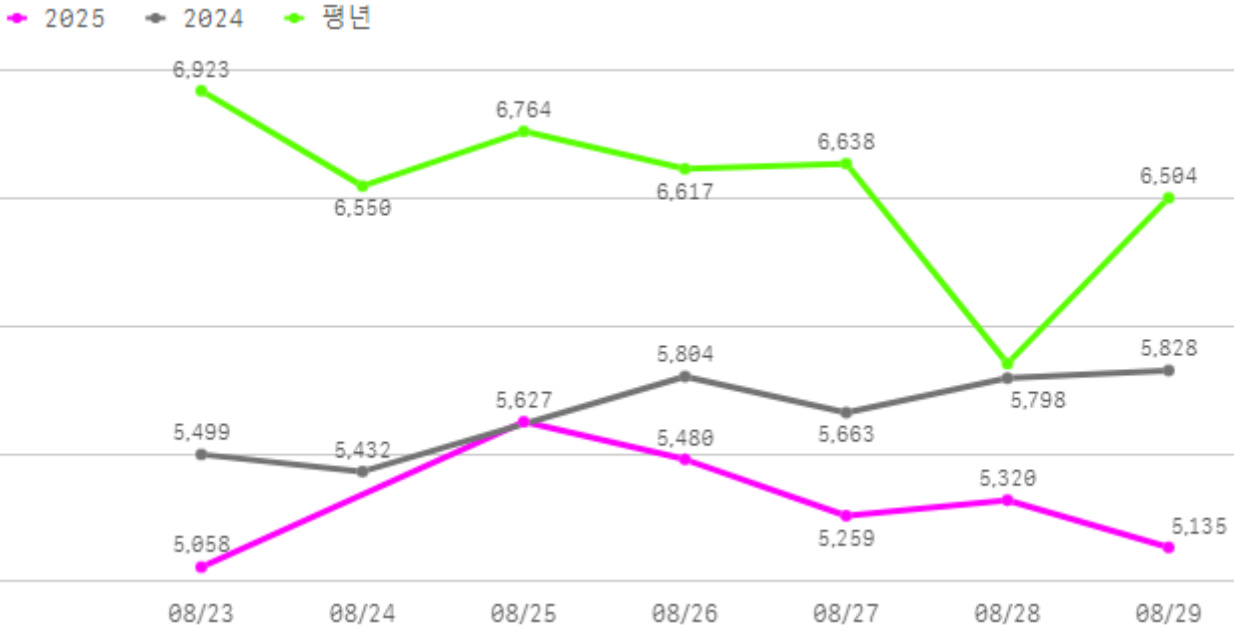
출하건수(천건)

3

산지별 주출하 시군구



주간 도매가격(원)



구분	금주(A)	전주(B)	전월(C)	전년(D)	평년(E)	A/B	A/C	A/D	A/E
가격(원)	5,324	5,727	5,271	5,671	5,778	93.0%	101.0%	93.9%	92.1%

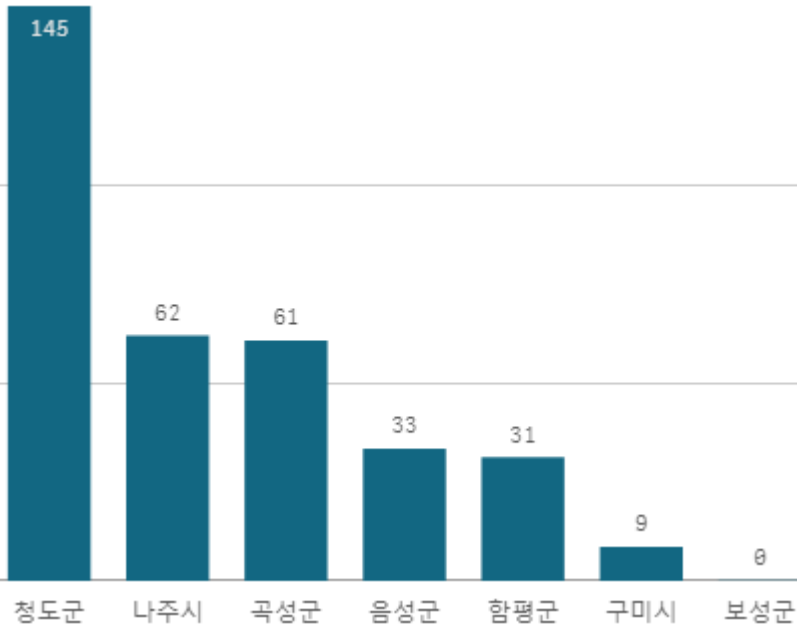
※ 상품 가격 기준

□ 새송이버섯(2Kg) 주간 가격

구분	Q	품종	Q	단량	Q	특	상	보통	하
2025-08-23		새송이버섯		2Kg		9,180	5,058	3,930	3,046
2025-08-25		새송이버섯		2Kg		9,632	5,627	4,259	3,130
2025-08-26		새송이버섯		2Kg		8,951	5,480	4,231	3,232
2025-08-27		새송이버섯		2Kg		8,557	5,259	4,071	3,406
2025-08-28		새송이버섯		2Kg		8,316	5,320	4,100	3,322
2025-08-29		새송이버섯		2Kg		8,088	5,135	4,084	3,376
평균						8,787	5,313	4,113	3,252

팬이버섯(5Kg)

산지별 거래물량(톤)



산지별 주출하 시군구



출하산지(개소)

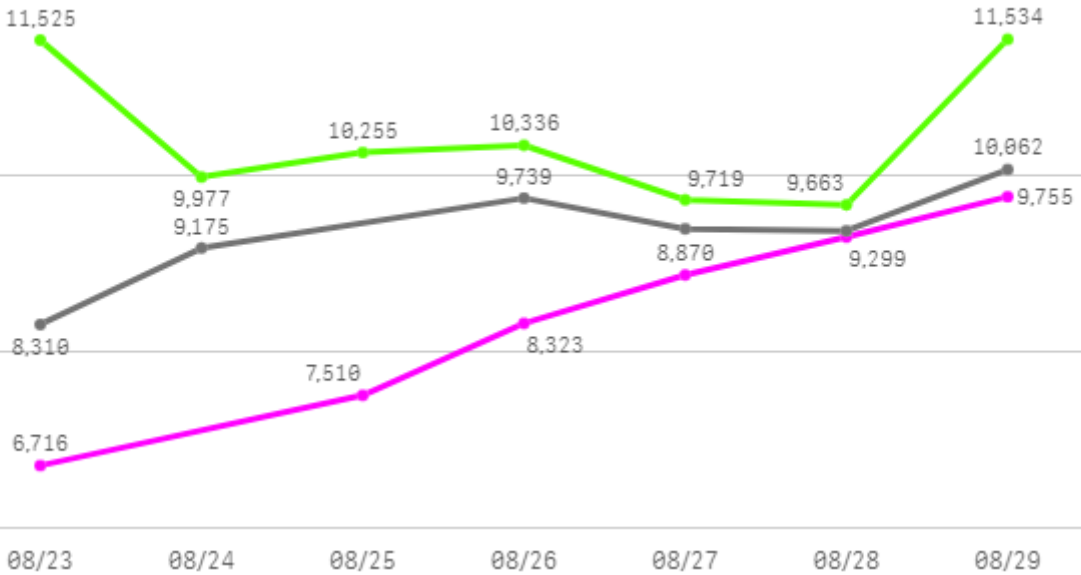
7

출하건수(천건)

1

주간 도매가격(원)

◆ 2025 ● 2024 ◆ 평년



구분	금주(A)	전주(B)	전월(C)	전년(D)	평년(E)	A/B	A/C	A/D	A/E
가격(원)	8,216	8,056	7,897	9,341	9,059	102.0%	104.0%	88.0%	90.7%

※ 상품 가격 기준

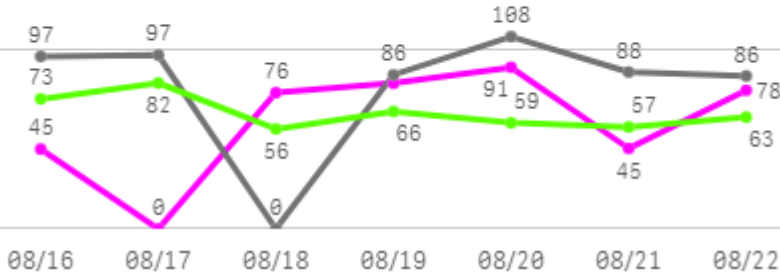
□ 팽이버섯(5Kg) 주간 가격

구분	Q	품종	Q	단량	Q	특	상	보통	하
2025-08-23		팽이버섯		5Kg		7,500	6,716	4,772	3,876
2025-08-25		팽이버섯		5Kg		8,000	7,510	6,011	4,749
2025-08-26		팽이버섯		5Kg		9,000	8,323	6,740	5,579
2025-08-27		팽이버섯		5Kg		9,500	8,870	7,262	5,642
2025-08-28		팽이버섯		5Kg		9,676	9,299	7,813	6,596
2025-08-29		팽이버섯		5Kg		10,000	9,755	7,925	6,771
평균						8,946	8,412	6,754	5,536

팥옥수수

주간 반입량(톤)

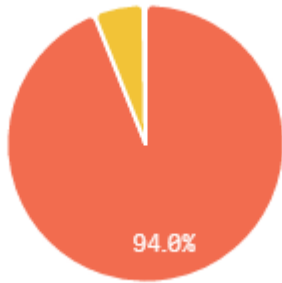
◆ 2025 ● 2024 ▲ 평년



구분	금주(A)	전주(B)	전월(C)	전년(D)	평년(E)	A/B	A/C	A/D	A/E
물량(톤)	416	457	886	562	450	90.9%	47.0%	74.1%	92.4%

출하 품종별 거래물량 구성비

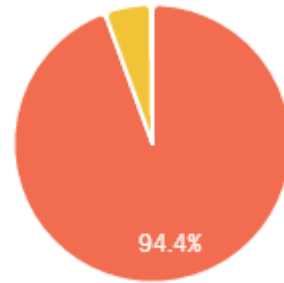
팥옥수수 기타



팥옥수수

출하 품종별 거래금액 구성비

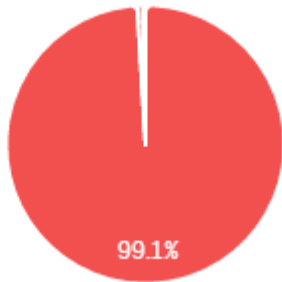
팥옥수수 기타



팥옥수수

거래 단량별 물량 구성비

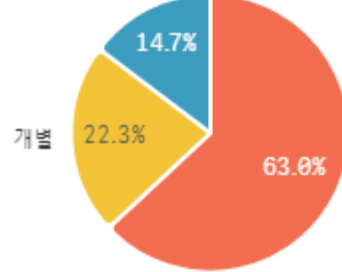
4Kg



8Kg

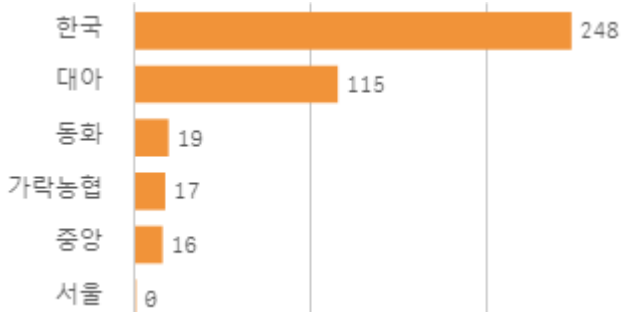
출하자별 거래물량 구성비

공동출하

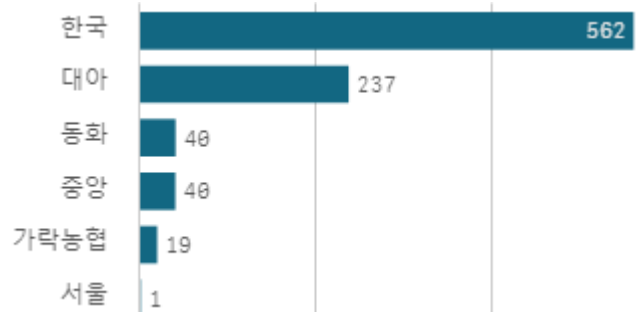


배협계통

도매시장 법인별 거래물량(톤)

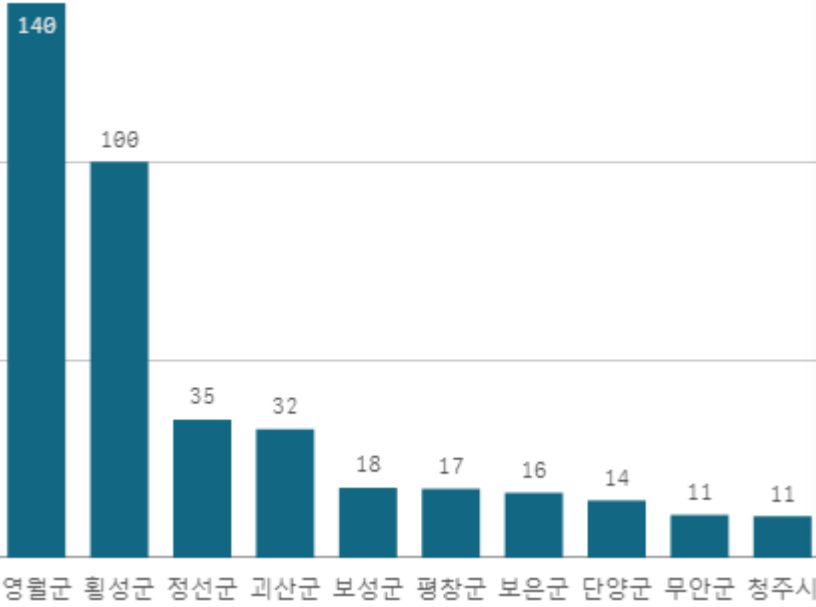


도매시장 법인별 거래금액(백만원)



찰옥수수(8Kg)

산지별 거래물량(톤)



출하산지(개소)

20

출하건수(천건)

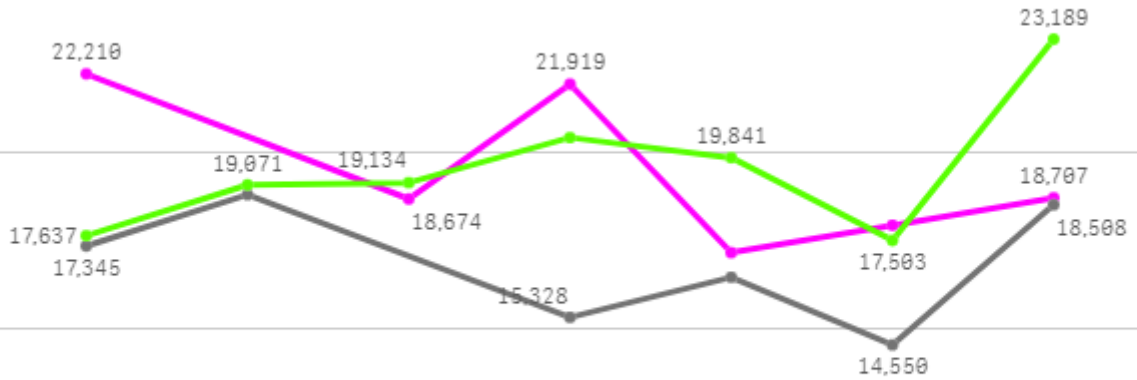
1

산지별 주출하 시군구



주간 도매가격(원)

◆ 2025 ● 2024 ◆ 평년



08/23 08/24 08/25 08/26 08/27 08/28 08/29

구분	금주(A)	전주(B)	전월(C)	전년(D)	평년(E)	A/B	A/C	A/D	A/E
가격(원)	19,639	24,764	19,279	16,831	19,313	79.3%	101.9%	116.7%	101.7%

※ 상품 가격 기준

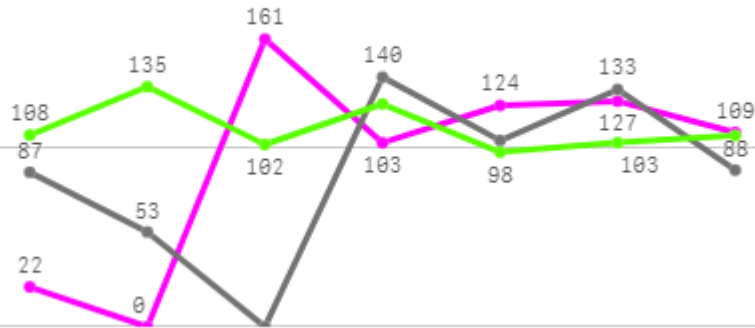
☐ 찰옥수수(8Kg) 주간 가격

구분	Q	품종	Q	단량	Q	특	상	보통	하
2025-08-23		찰옥수수		8Kg		26,637	22,210	13,926	5,509
2025-08-25		찰옥수수		8Kg		24,869	18,674	12,372	7,400
2025-08-26		찰옥수수		8Kg		24,101	21,919	14,585	8,265
2025-08-27		찰옥수수		8Kg		19,636	17,156	13,610	8,655
2025-08-28		찰옥수수		8Kg		20,833	17,930	15,371	8,811
2025-08-29		찰옥수수		8Kg		22,577	18,707	14,793	9,151
평균						23,109	19,433	14,110	7,965

사과

주간 반입량(톤)

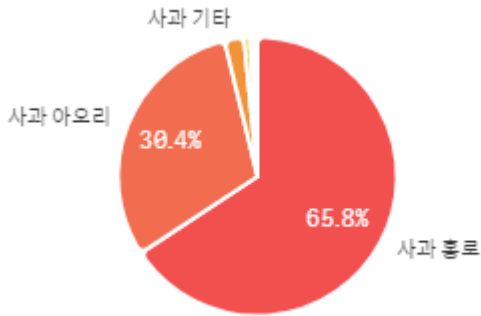
2025 (파란색 선) 2024 (회색 선) 평년 (초록색 선)



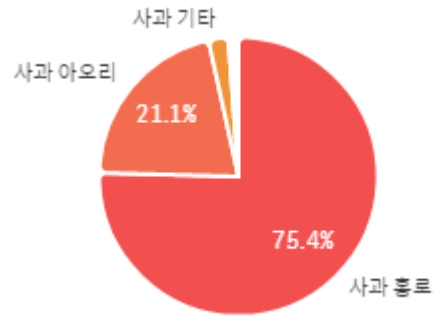
08/16 08/17 08/18 08/19 08/20 08/21 08/22

구분	금주(A)	전주(B)	전월(C)	전년(D)	평년(E)	A/B	A/C	A/D	A/E
물량(톤)	647	399	279	605	786	162.0%	231.6%	106.8%	82.2%

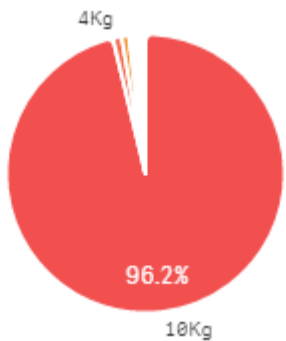
출하 품종별 거래물량 구성비



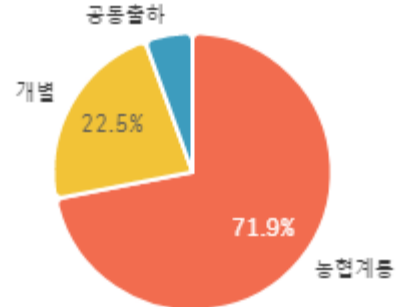
출하 품종별 거래금액 구성비



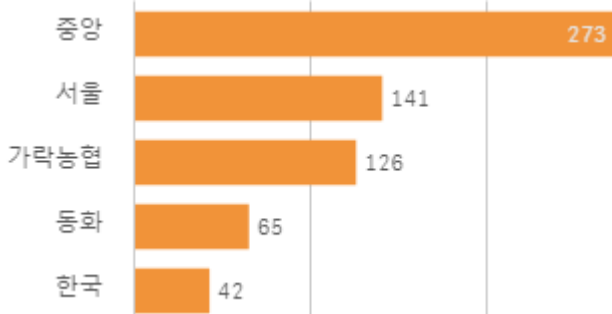
거래 단량별 물량 구성비



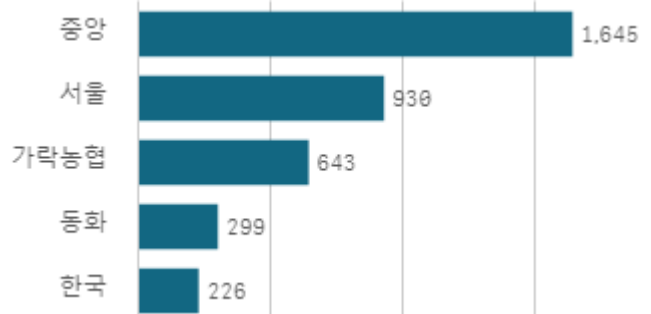
출하자별 거래물량 구성비



도매시장 법인별 거래물량(톤)

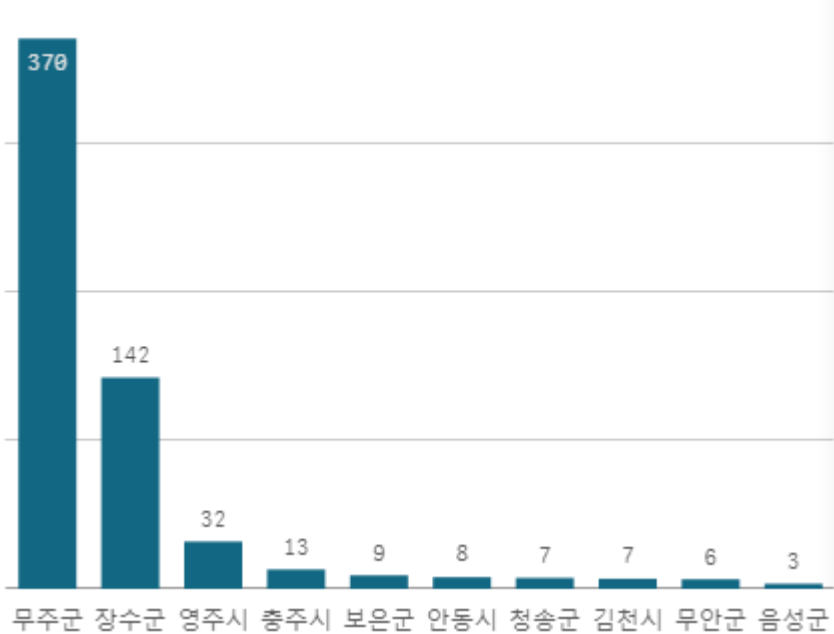


도매시장 법인별 거래금액(백만원)



사과 홍로(10Kg)

산지별 거래물량(톤)



출하산지(개소)

19

출하건수(천건)

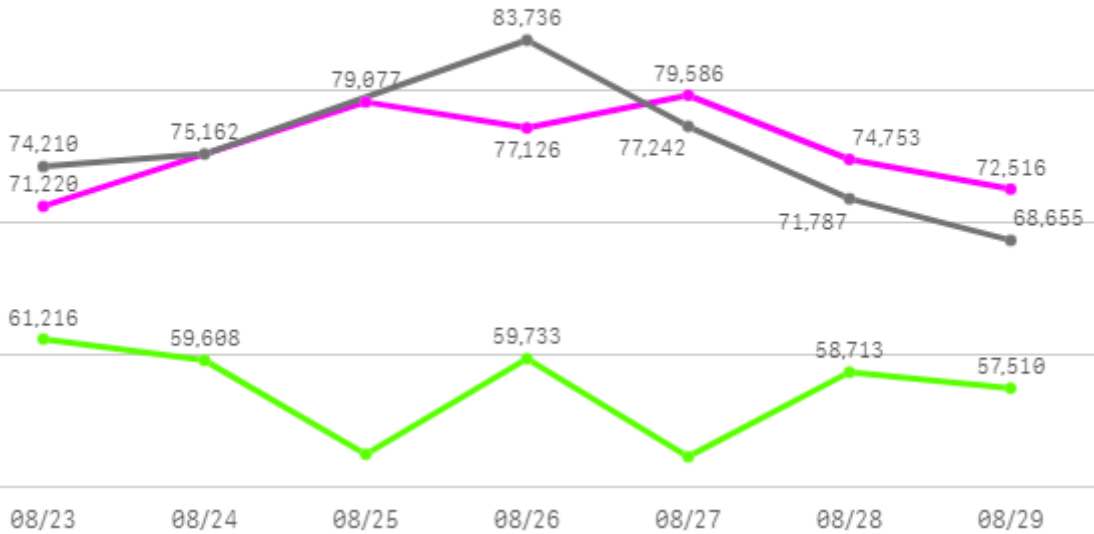
5

산지별 주출하 시군구



주간 도매가격(원)

◆ 2025 ● 2024 ◆ 평년



구분	금주(A)	전주(B)	전월(C)	전년(D)	평년(E)	A/B	A/C	A/D	A/E
가격(원)	75,814	89,229	-	75,132	71,457	85.0%	-	100.9%	106.1%

※ 상품 가격 기준

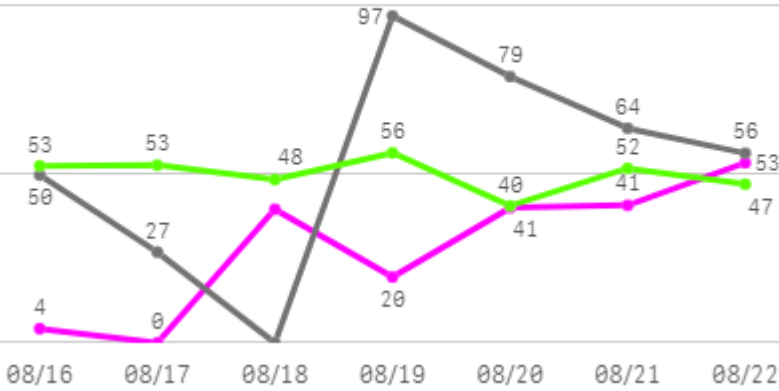
□ 사과 홍로(10Kg) 주간 가격

구분	Q	품종	Q	단량	Q	특	상	보통	하
2025-08-23		사과 홍로		10Kg		122,319	71,220	51,721	28,548
2025-08-25		사과 홍로		10Kg		129,148	79,077	60,532	33,783
2025-08-26		사과 홍로		10Kg		116,969	77,126	60,304	34,863
2025-08-27		사과 홍로		10Kg		133,569	79,586	62,398	37,656
2025-08-28		사과 홍로		10Kg		115,579	74,753	58,956	34,048
2025-08-29		사과 홍로		10Kg		110,975	72,516	56,832	34,483
평균						121,426	75,713	58,457	33,897

배

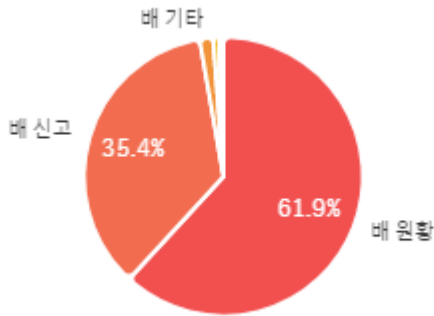
주간 반입량(톤)

◆ 2025 ● 2024 ▲ 평년

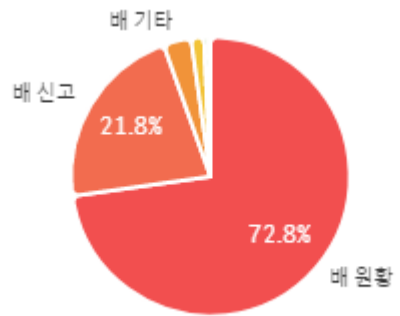


구분	금주(A)	전주(B)	전월(C)	전년(D)	평년(E)	A/B	A/C	A/D	A/E
물량(톤)	198	157	181	373	336	125.8%	109.4%	53.1%	58.9%

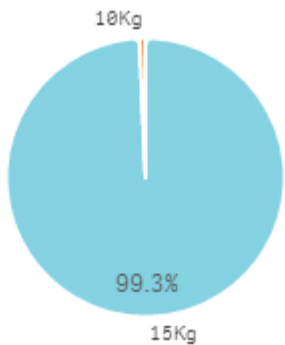
출하 품종별 거래물량 구성비



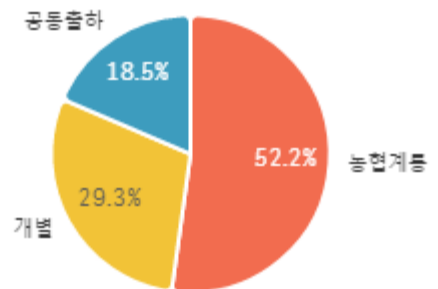
출하 품종별 거래금액 구성비



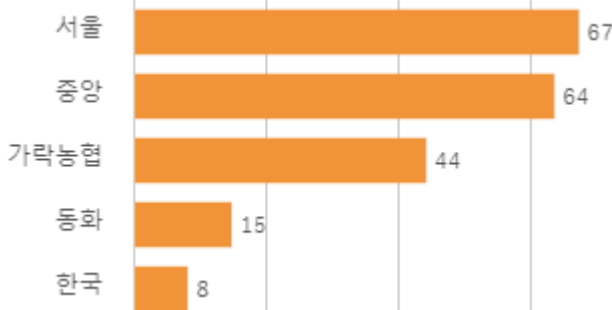
거래 단량별 물량 구성비



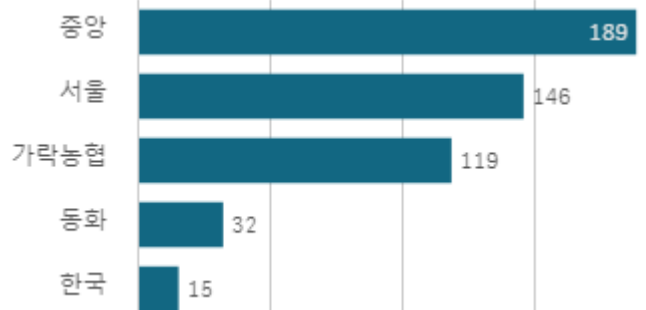
출하자별 거래물량 구성비



도매시장 법인별 거래물량(톤)

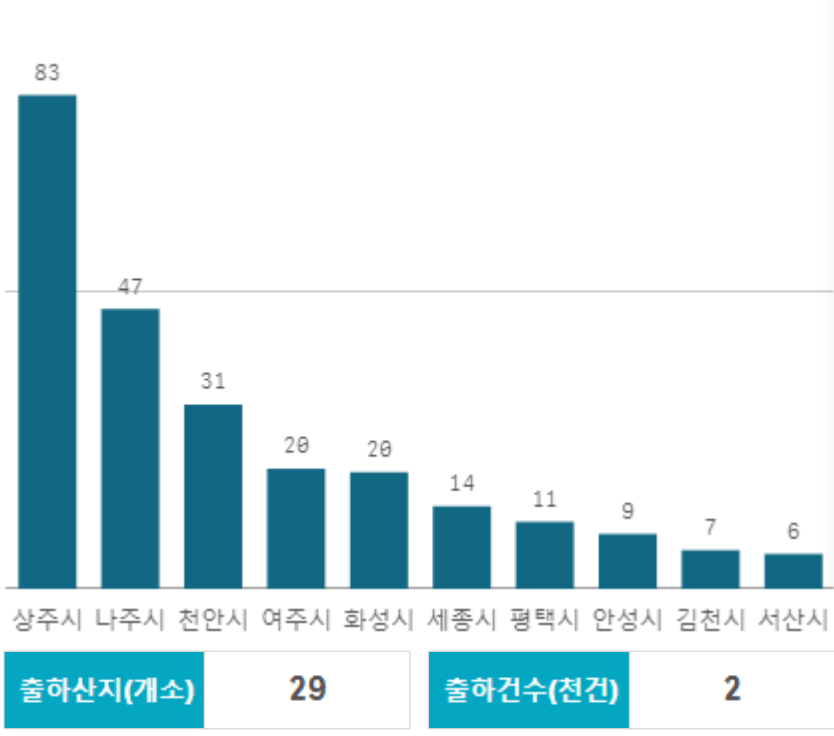


도매시장 법인별 거래금액(백만원)



배 원황(15Kg)

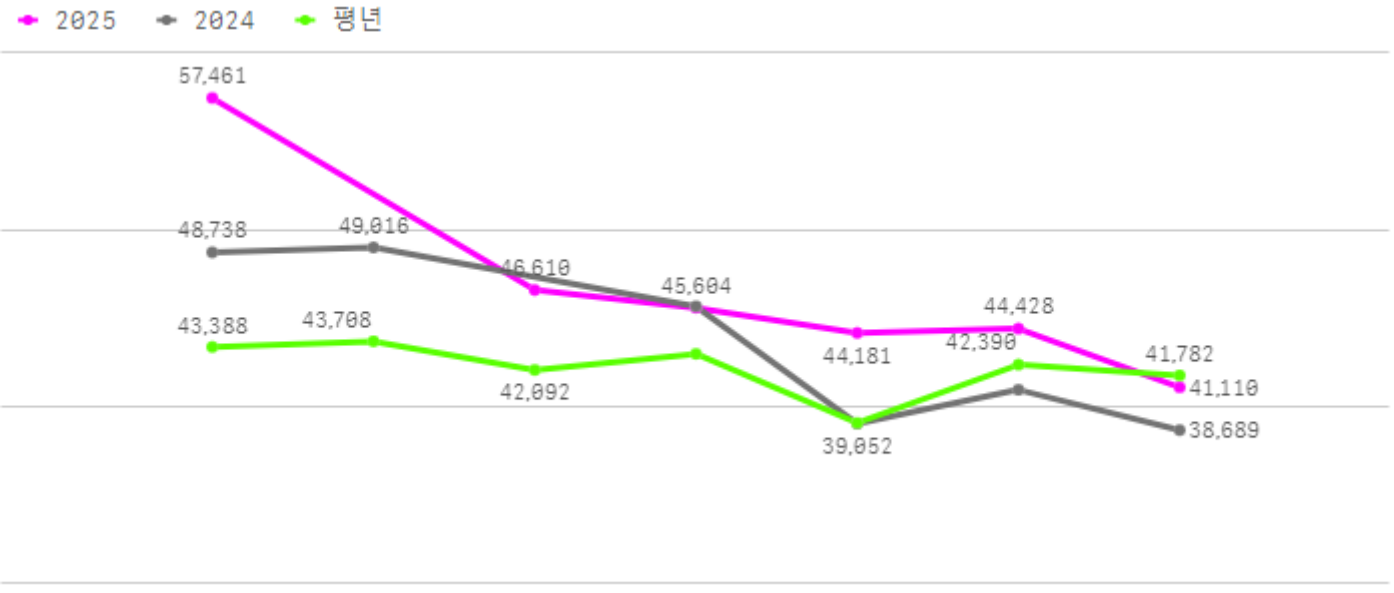
산지별 거래물량(톤)



산지별 주출하 시군구



주간 도매가격(원)



구분	금주(A)	전주(B)	전월(C)	전년(D)	평년(E)	A/B	A/C	A/D	A/E
가격(원)	47,312	52,218	-	43,693	45,994	90.6%	-	108.3%	102.9%

※ 상품 가격 기준

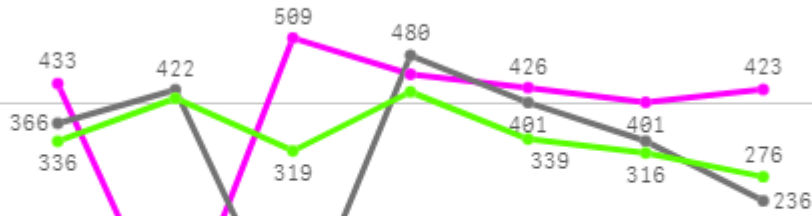
□ 배 원황(15Kg) 주간 가격

구분	Q	품종	Q	단량	Q	특	상	보통	하
2025-08-23		배 원황		15Kg		75,588	57,461	40,510	26,265
2025-08-25		배 원황		15Kg		67,228	46,610	36,832	23,587
2025-08-26		배 원황		15Kg		60,554	45,604	34,569	21,177
2025-08-27		배 원황		15Kg		59,675	44,181	32,626	19,040
2025-08-28		배 원황		15Kg		58,704	44,428	31,825	17,866
2025-08-29		배 원황		15Kg		62,481	41,110	29,600	17,584
평균						64,038	46,566	34,327	20,920

복숭아

주간 반입량(톤)

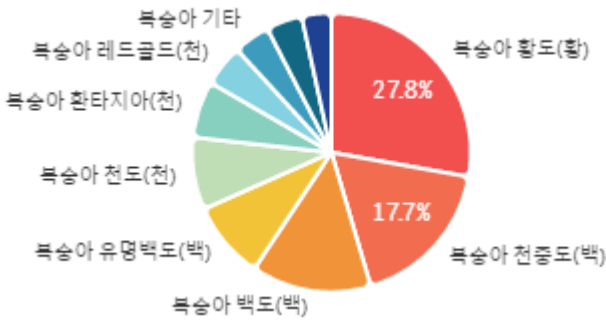
● 2025 ● 2024 ● 평년



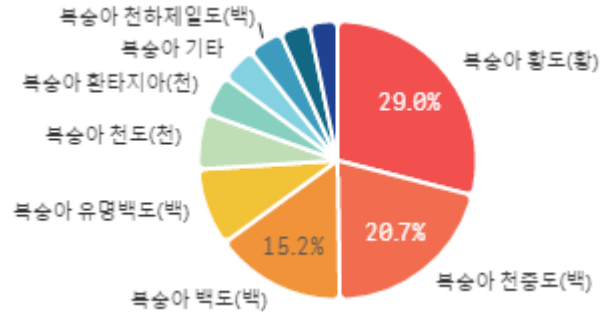
08/16 08/17 08/18 08/19 08/20 08/21 08/22

구분	금주(A)	전주(B)	전월(C)	전년(D)	평년(E)	A/B	A/C	A/D	A/E
물량(톤)	2,640	2,451	1,602	2,241	2,471	107.7%	164.8%	117.8%	106.8%

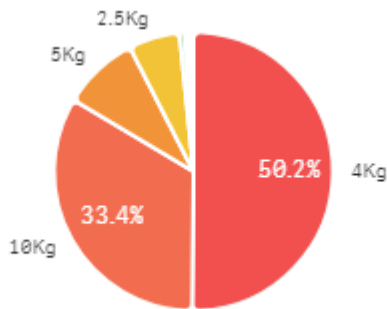
출하 품종별 거래물량 구성비



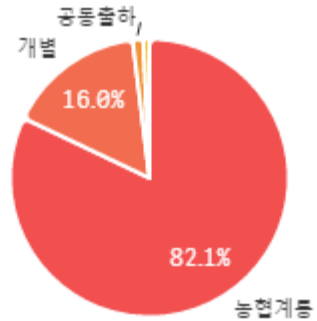
출하 품종별 거래금액 구성비



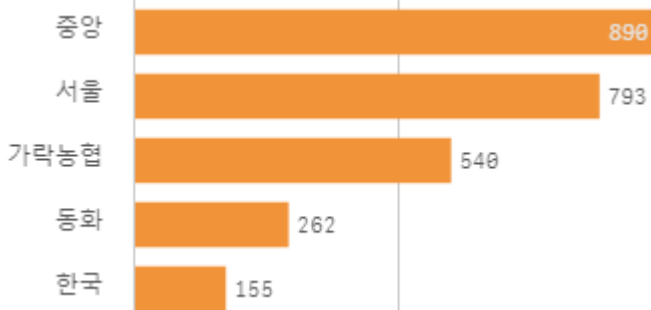
거래 단량별 물량 구성비



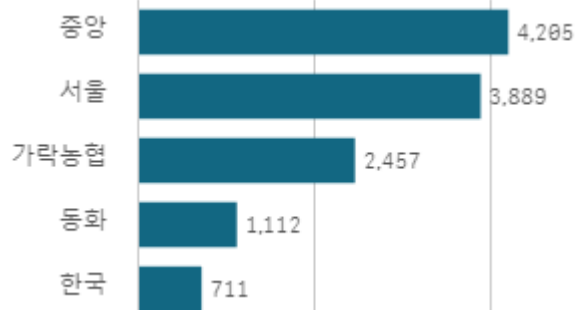
출하자별 거래물량 구성비



도매시장 법인별 거래물량(톤)

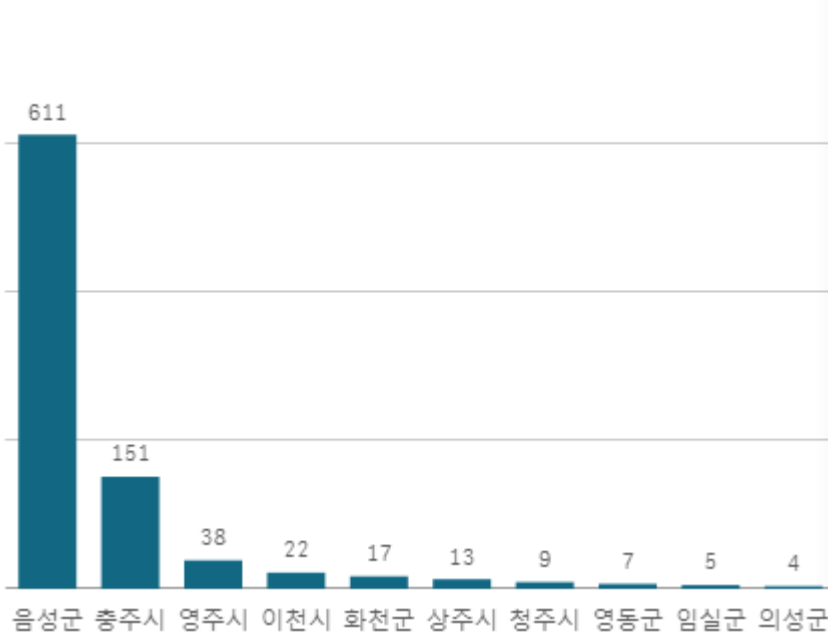


도매시장 법인별 거래금액(백만원)



복숭아 황도(황)(4Kg)

산지별 거래물량(톤)



출하산지(개소)

24

출하건수(천건)

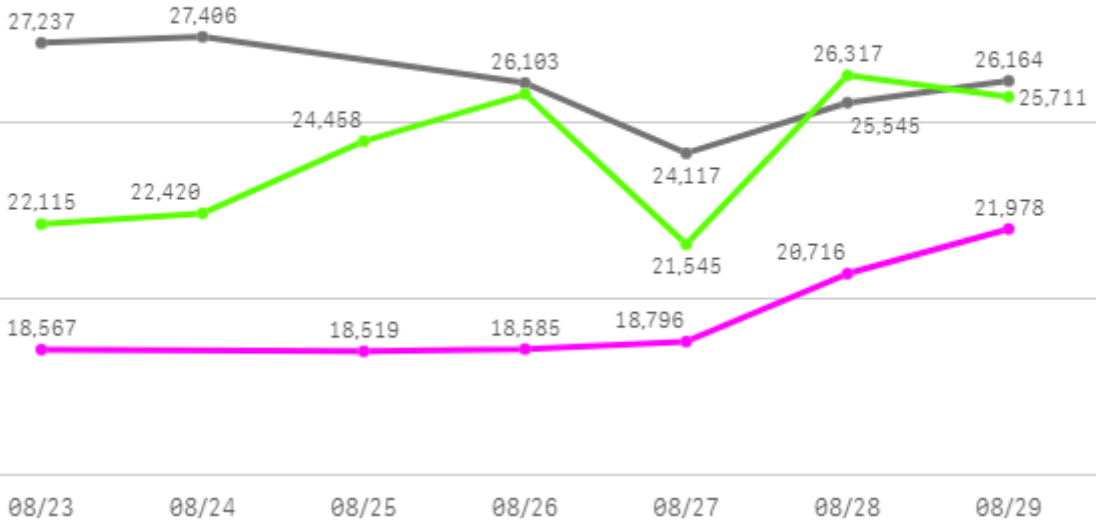
10

산지별 주출하 시군구



주간 도매가격(원)

◆ 2025 ● 2024 ◆ 평년



구분	금주(A)	전주(B)	전월(C)	전년(D)	평년(E)	A/B	A/C	A/D	A/E
가격(원)	19,303	22,717	29,402	26,095	20,592	85.0%	65.7%	74.0%	93.7%

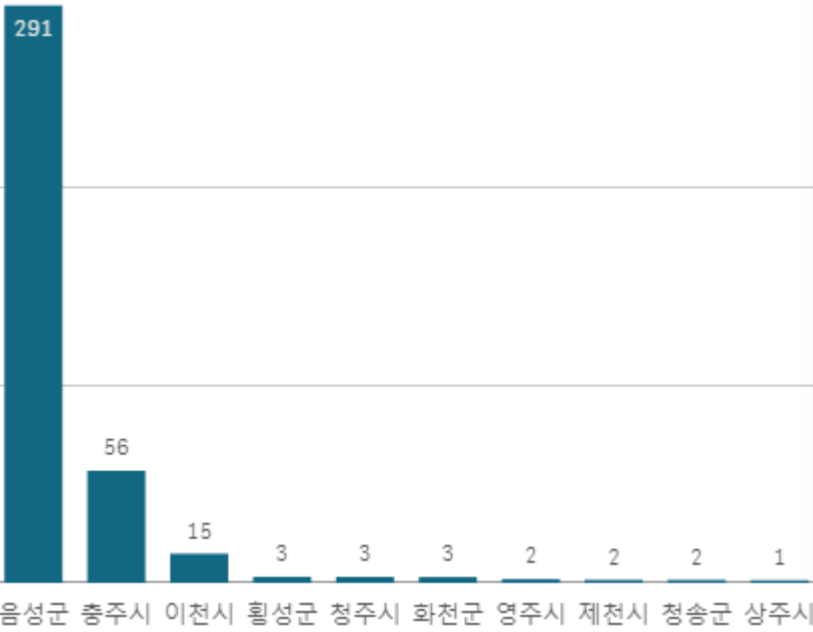
※ 상품 가격 기준

□ 복숭아 황도(황)(4Kg) 주간 가격

구분	Q	품종	Q	단량	Q	특	상	보통	하
2025-08-23		복숭아 황도(황)		4Kg		22,905	18,567	16,108	11,241
2025-08-25		복숭아 황도(황)		4Kg		21,671	18,519	15,888	10,977
2025-08-26		복숭아 황도(황)		4Kg		22,959	18,585	15,571	10,545
2025-08-27		복숭아 황도(황)		4Kg		21,566	18,796	16,567	11,118
2025-08-28		복숭아 황도(황)		4Kg		23,081	20,716	17,994	12,549
2025-08-29		복숭아 황도(황)		4Kg		24,501	21,978	19,150	12,948
평균						22,781	19,527	16,880	11,563

복숭아 천종도(백) (4Kg)

산지별 거래물량(톤)



출하산지(개소)

20

출하건수(천건)

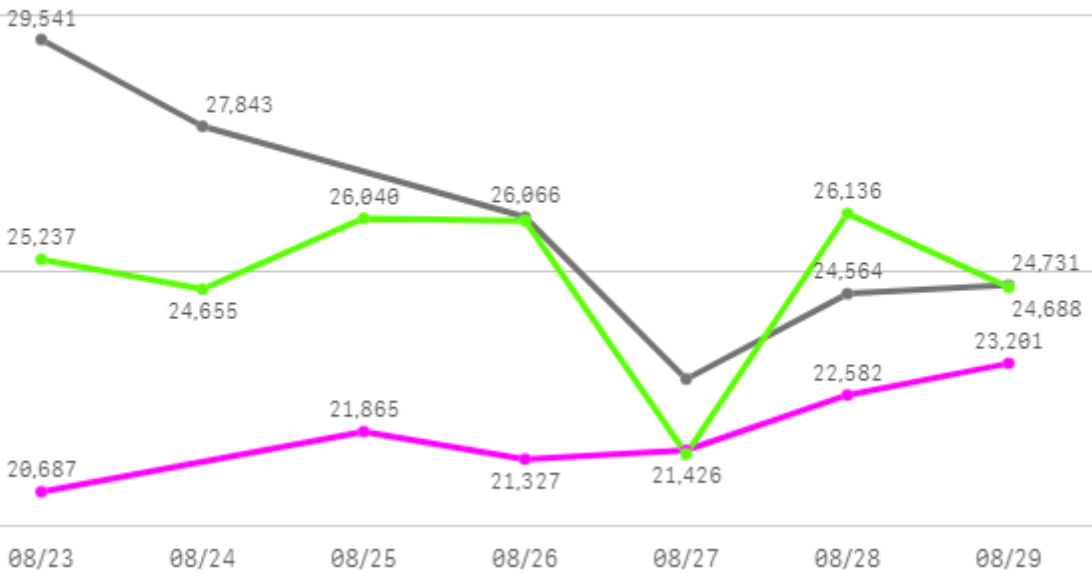
5

산지별 주출하 시군구



주간 도매가격(원)

◆ 2025 ● 2024 ◆ 평년



구분	금주(A)	전주(B)	전월(C)	전년(D)	평년(E)	A/B	A/C	A/D	A/E
가격(원)	21,731	26,253	28,148	25,940	22,614	82.8%	77.2%	83.8%	96.1%

※ 상품 가격 기준

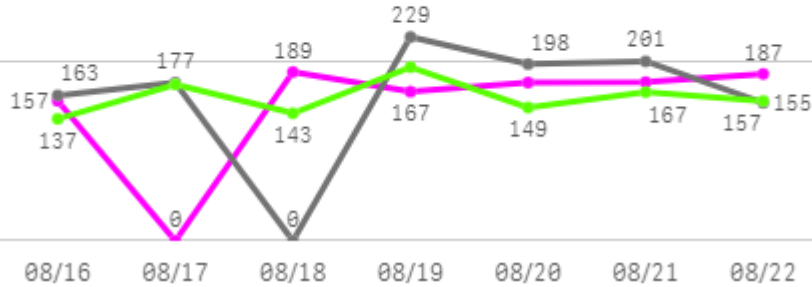
□ 복숭아 천중도(백)(4Kg) 주간 가격

구분	Q	품종	Q	단량	Q	특	상	보통	하
2025-08-23		복숭아 천중도(백)		4Kg		27,197	20,687	17,309	12,215
2025-08-25		복숭아 천중도(백)		4Kg		29,220	21,865	17,648	12,483
2025-08-26		복숭아 천중도(백)		4Kg		27,358	21,327	17,222	11,499
2025-08-27		복숭아 천중도(백)		4Kg		28,121	21,500	17,845	13,139
2025-08-28		복숭아 천중도(백)		4Kg		27,713	22,582	19,287	14,093
2025-08-29		복숭아 천중도(백)		4Kg		26,145	23,201	19,669	13,012
평균						27,626	21,860	18,163	12,740

포도

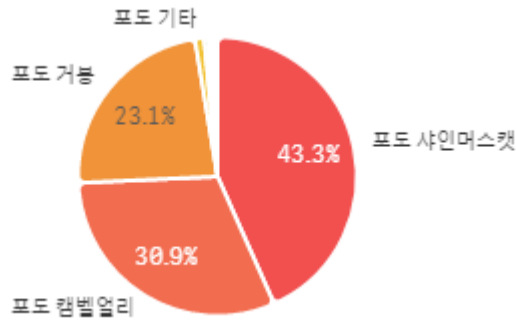
주간 반입량(톤)

◆ 2025 ● 2024 ▲ 평년

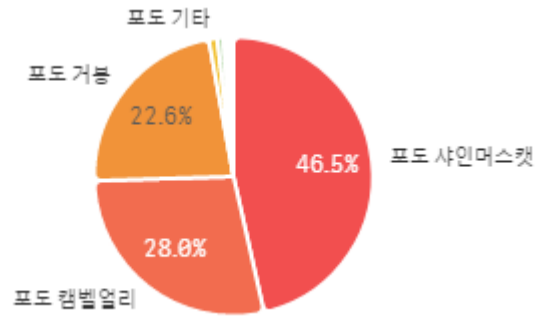


구분	금주(A)	전주(B)	전월(C)	전년(D)	평년(E)	A/B	A/C	A/D	A/E
물량(톤)	1,056	912	335	1,123	1,115	115.8%	315.0%	94.0%	94.7%

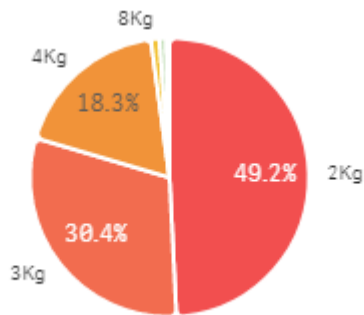
출하 품종별 거래물량 구성비



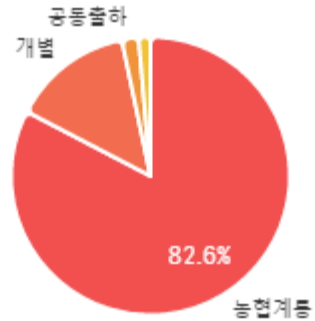
출하 품종별 거래금액 구성비



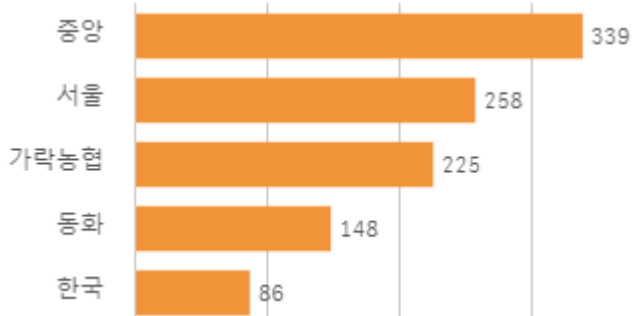
거래 단량별 물량 구성비



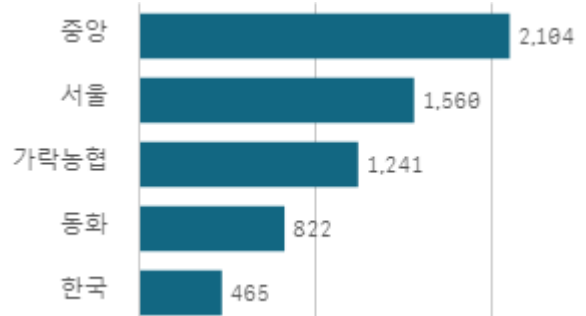
출하자별 거래물량 구성비



도매시장 법인별 거래물량(톤)

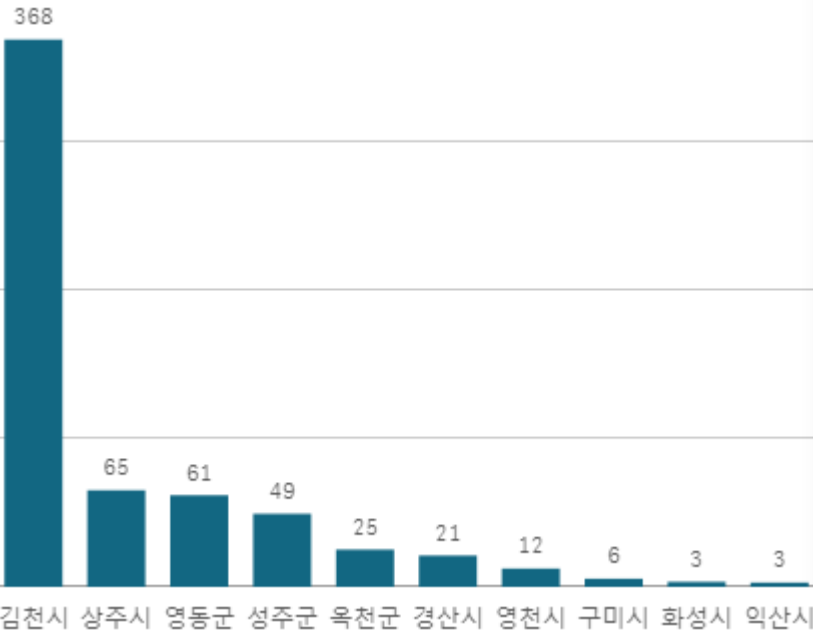


도매시장 법인별 거래금액(백만원)



포도 샤인머스캣(2Kg)

산지별 거래물량(톤)



출하산지(개소)

15

출하건수(천건)

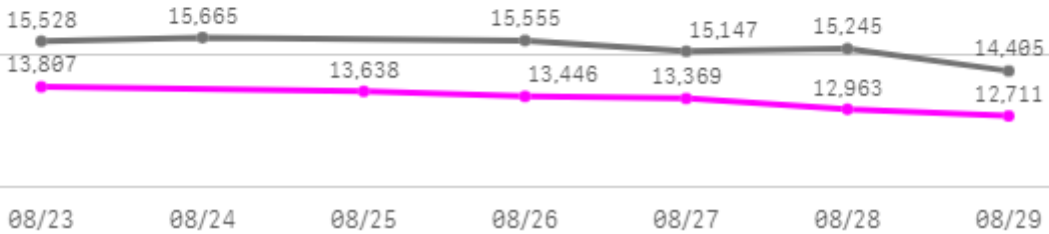
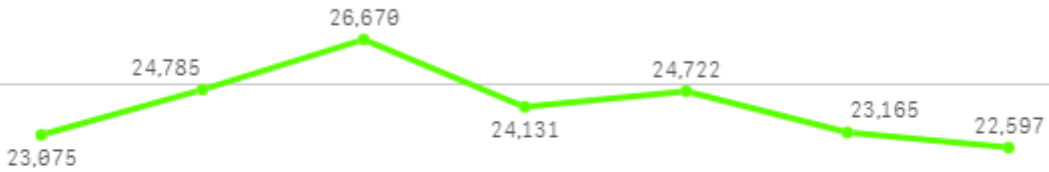
6

산지별 주출하 시군구



주간 도매가격(원)

◆ 2025 ● 2024 ▲ 평년



구분	금주(A)	전주(B)	전월(C)	전년(D)	평년(E)	A/B	A/C	A/D	A/E
가격(원)	13,393	14,713	18,863	15,258	15,907	91.0%	71.0%	87.8%	84.2%

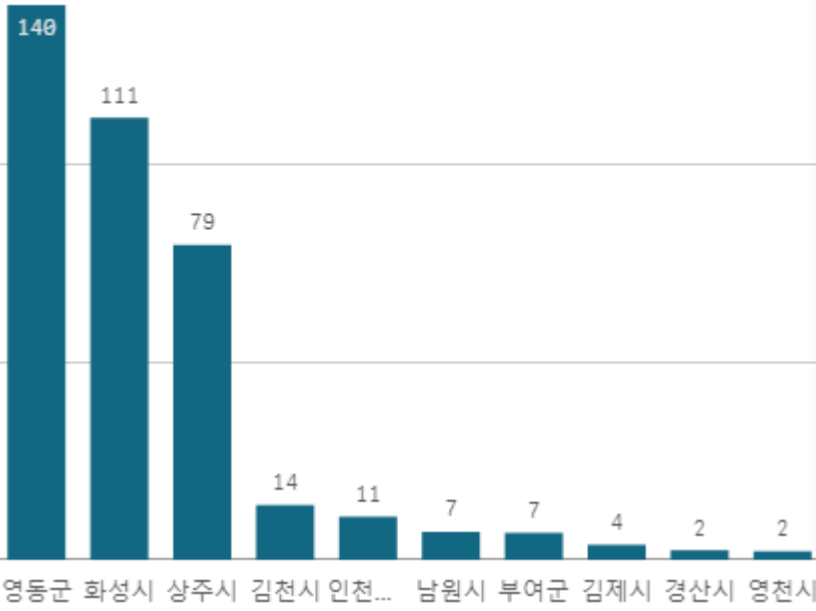
※ 상품 가격 기준

□ 포도 샤인머스켓(2Kg) 주간 가격

구분	Q	품종	Q	단량	Q	특	상	보통	하
2025-08-23		포도 샤인머스켓		2Kg		18,290	13,807	11,331	7,925
2025-08-25		포도 샤인머스켓		2Kg		18,148	13,638	10,950	7,938
2025-08-26		포도 샤인머스켓		2Kg		18,993	13,446	10,460	7,650
2025-08-27		포도 샤인머스켓		2Kg		18,883	13,369	10,445	7,869
2025-08-28		포도 샤인머스켓		2Kg		19,098	12,963	10,192	7,715
2025-08-29		포도 샤인머스켓		2Kg		20,401	12,711	10,116	7,841
평균						18,969	13,322	10,582	7,823

포도 캠벨얼리(3Kg)

산지별 거래물량(톤)



출하산지(개소)

20

출하건수(천건)

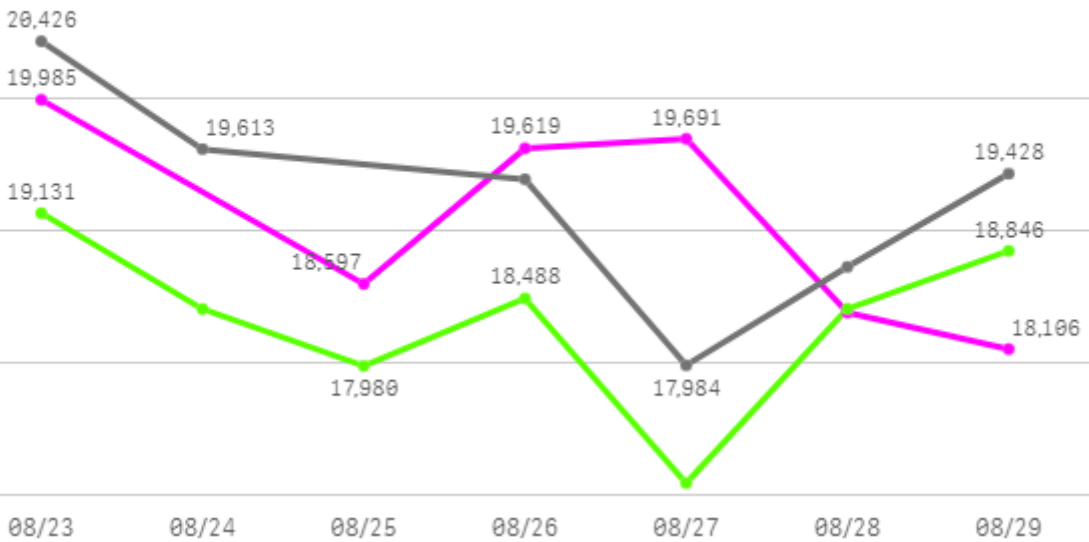
4

산지별 주출하 시군구



주간 도매가격(원)

◆ 2025 ● 2024 ◆ 평년



구분	금주(A)	전주(B)	전월(C)	전년(D)	평년(E)	A/B	A/C	A/D	A/E
가격(원)	19,146	21,200	26,934	19,261	18,989	90.3%	71.1%	99.4%	100.8%

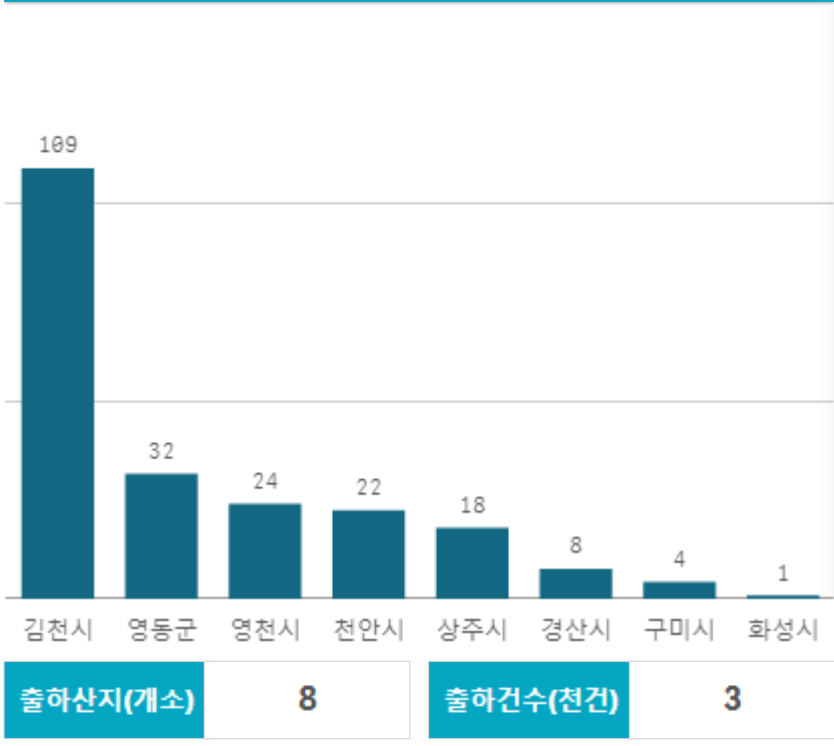
※ 상품 가격 기준

□ 포도 캠벨얼리(3Kg) 주간 가격

구분	Q	품종	Q	단량	Q	특	상	보통	하
2025-08-23		포도 캠벨얼리		3Kg		30,548	19,985	12,163	7,222
2025-08-25		포도 캠벨얼리		3Kg		31,168	18,597	12,024	7,345
2025-08-26		포도 캠벨얼리		3Kg		33,322	19,619	12,326	8,263
2025-08-27		포도 캠벨얼리		3Kg		29,253	19,691	12,756	8,642
2025-08-28		포도 캠벨얼리		3Kg		29,344	18,381	12,665	9,049
2025-08-29		포도 캠벨얼리		3Kg		27,683	18,106	12,564	8,750
평균						30,220	19,063	12,416	8,212

포도 거봉(2Kg)

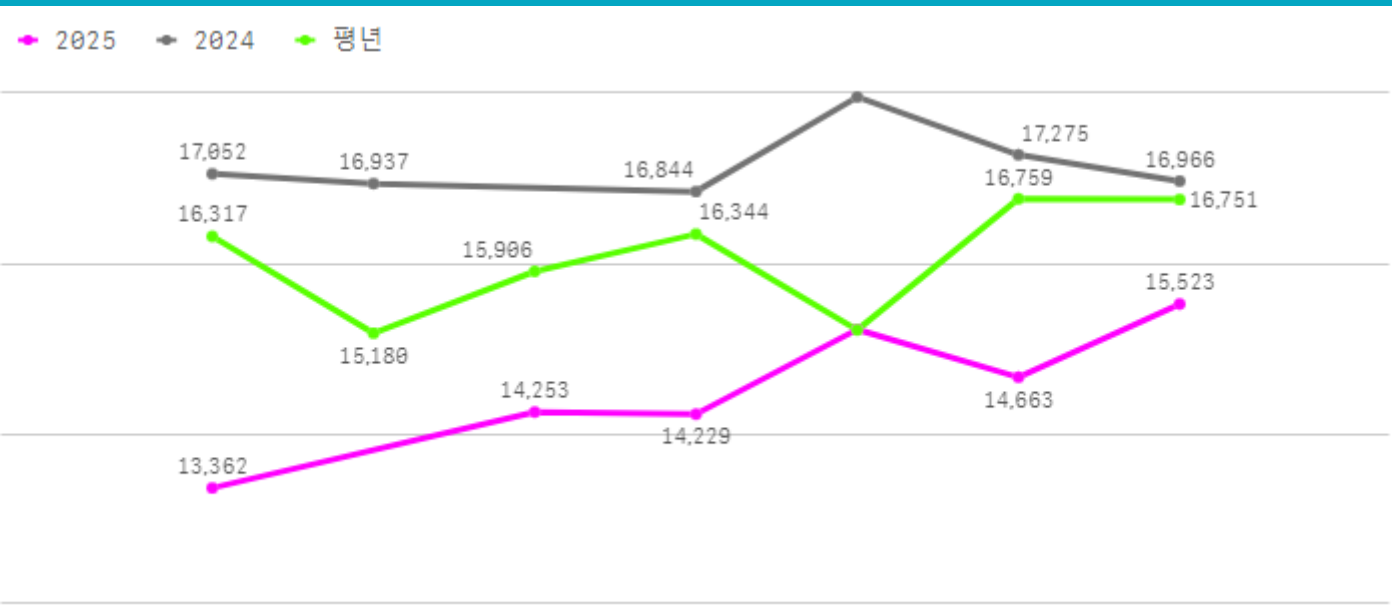
산지별 거래물량(톤)



산지별 주출하 시군구



주간 도매가격(원)



구분	금주(A)	전주(B)	전월(C)	전년(D)	평년(E)	A/B	A/C	A/D	A/E
가격(원)	14,432	14,263	17,982	17,171	15,137	101.2%	80.3%	84.0%	95.3%

※ 상품 가격 기준

□ 포도 거봉(2Kg) 주간 가격

구분	Q	품종	Q	단량	Q	특	상	보통	하
2025-08-23		포도 거봉		2Kg		16,623	13,362	10,364	7,257
2025-08-25		포도 거봉		2Kg		17,991	14,253	10,876	7,828
2025-08-26		포도 거봉		2Kg		19,267	14,229	10,863	7,782
2025-08-27		포도 거봉		2Kg		19,337	15,224	11,539	8,503
2025-08-28		포도 거봉		2Kg		18,962	14,663	11,047	7,923
2025-08-29		포도 거봉		2Kg		19,471	15,523	11,875	8,197
평균						18,609	14,542	11,094	7,915

자두

주간 반입량(톤)

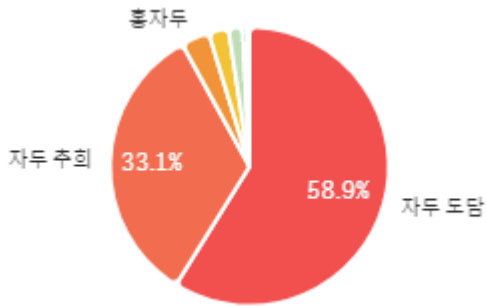
◆ 2025 ● 2024 ▲ 평년



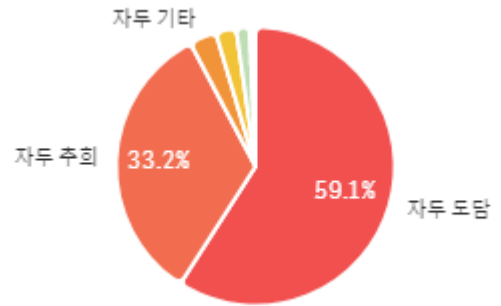
08/16 08/17 08/18 08/19 08/20 08/21 08/22

구분	금주(A)	전주(B)	전월(C)	전년(D)	평년(E)	A/B	A/C	A/D	A/E
물량(톤)	335	338	595	376	377	98.9%	56.3%	89.1%	88.7%

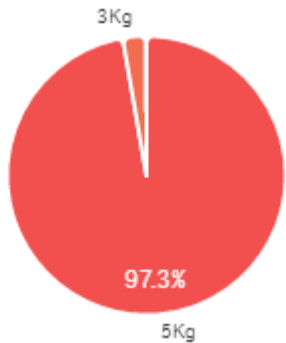
출하 품종별 거래물량 구성비



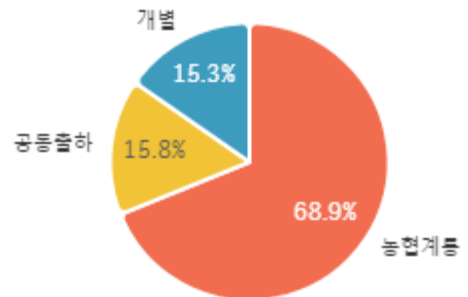
출하 품종별 거래금액 구성비



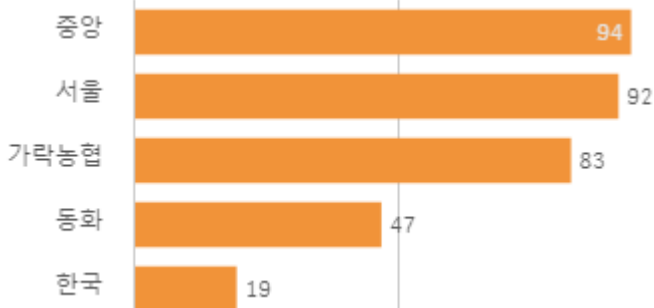
거래 단량별 물량 구성비



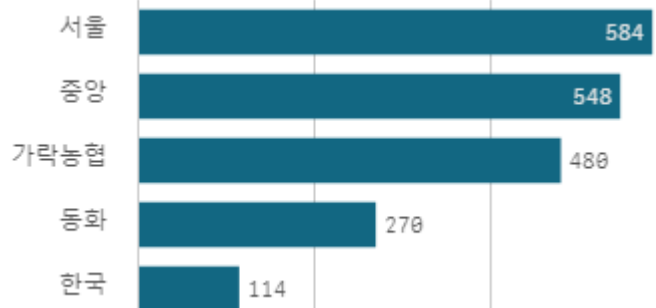
출하자별 거래물량 구성비



도매시장 법인별 거래물량(톤)

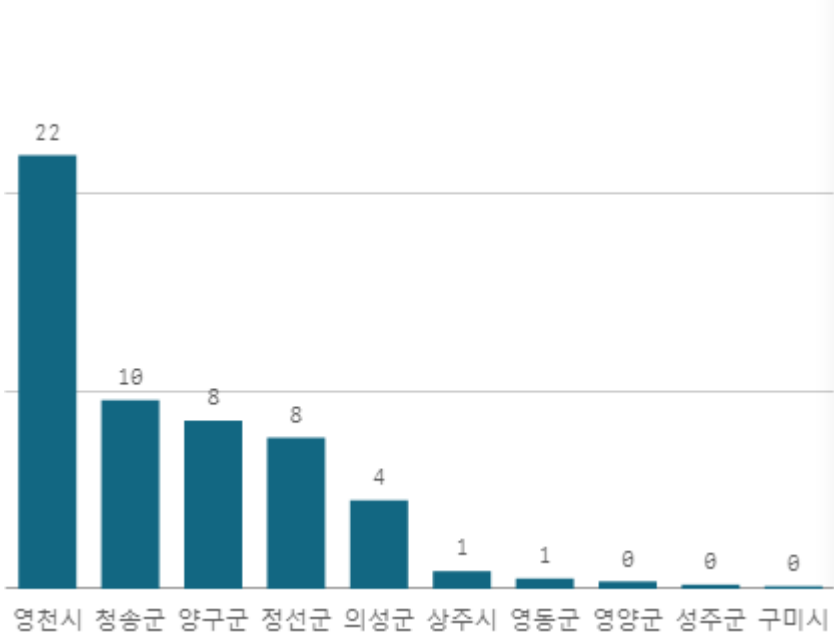


도매시장 법인별 거래금액(백만원)



자두 도담(5Kg)

산지별 거래물량(톤)



출하산지(개소)

12

출하건수(천건)

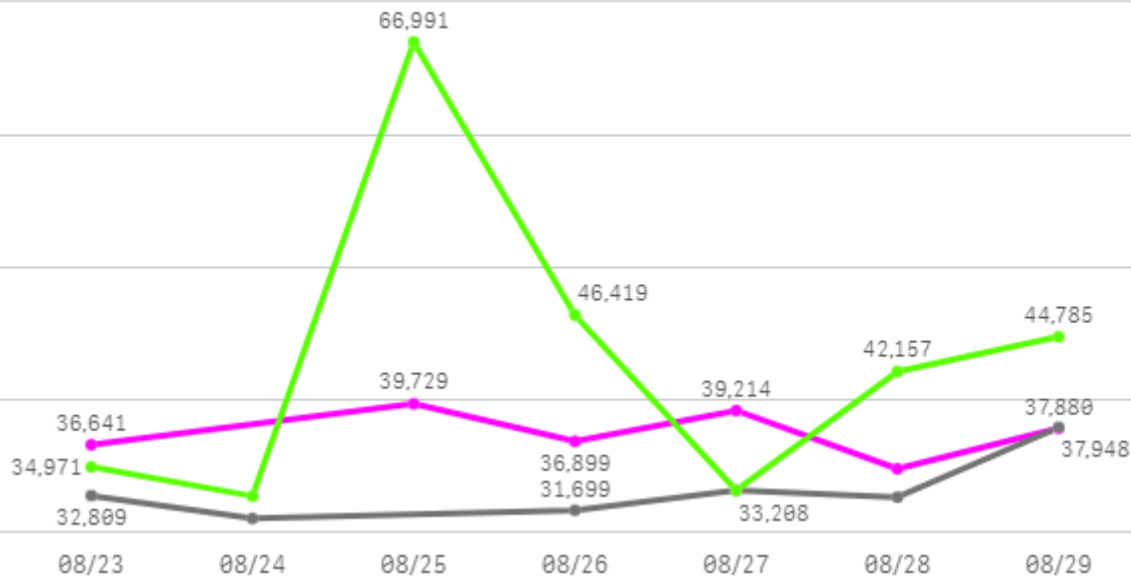
1

산지별 주출하 시군구



주간 도매가격(원)

● 2025 ● 2024 ● 평년



구분	금주(A)	전주(B)	전월(C)	전년(D)	평년(E)	A/B	A/C	A/D	A/E
가격(원)	37,659	37,758	34,491	33,241	38,332	99.7%	109.2%	113.3%	98.2%

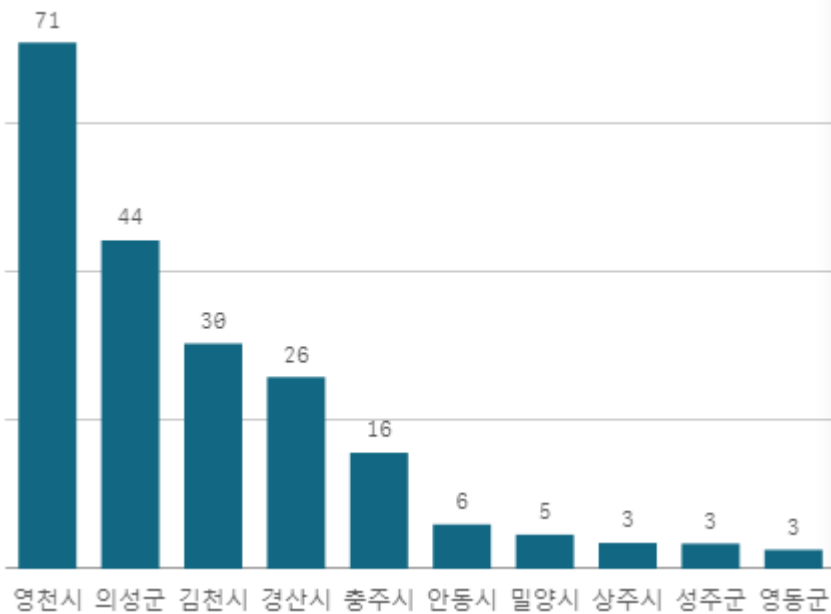
※ 상품 가격 기준

□ 자두 도담(5Kg) 주간 가격

구분	Q	품종	Q	단량	Q	특	상	보통	하
2025-08-23		자두 도담		5Kg		46,874	36,641	26,121	13,025
2025-08-25		자두 도담		5Kg		51,339	39,729	30,689	18,198
2025-08-26		자두 도담		5Kg		44,000	36,899	28,235	17,391
2025-08-27		자두 도담		5Kg		49,558	39,214	29,205	15,854
2025-08-28		자두 도담		5Kg		41,246	34,826	25,049	17,167
2025-08-29		자두 도담		5Kg		44,382	37,880	28,689	18,660
평균						46,233	37,532	27,998	16,716

자두 추희(5Kg)

산지별 거래물량(톤)



출하산지(개소)

21

출하건수(천건)

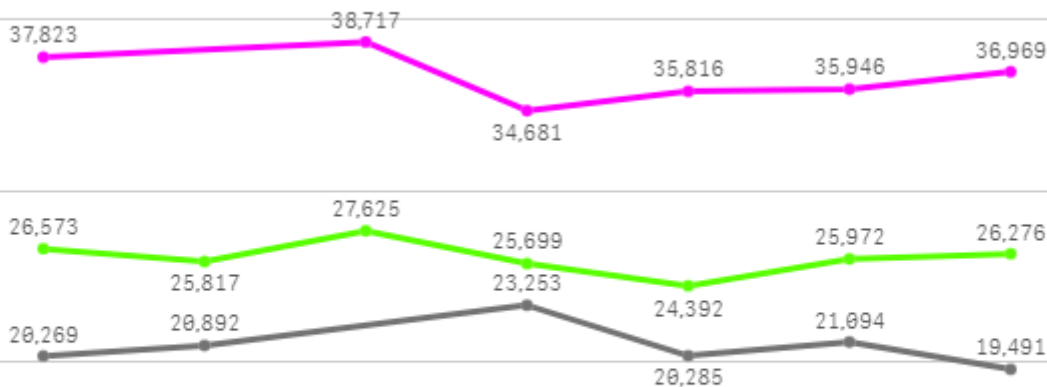
3

산지별 주출하 시군구



주간 도매가격(원)

◆ 2025 ● 2024 ◆ 평년



08/23 08/24 08/25 08/26 08/27 08/28 08/29

구분	금주(A)	전주(B)	전월(C)	전년(D)	평년(E)	A/B	A/C	A/D	A/E
가격(원)	36,794	37,693	-	20,881	33,661	97.6%	-	176.2%	109.3%

※ 상품 가격 기준

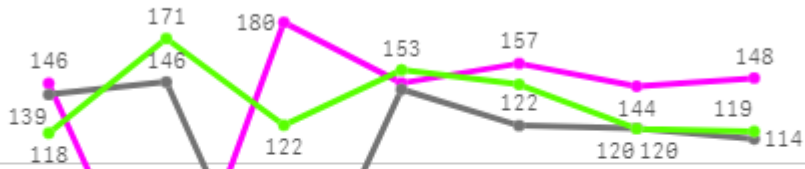
□ 자두 추희(5Kg) 주간 가격

구분	Q	품종	Q	단량	Q	특	상	보통	하
2025-08-23		자두 추희		5Kg		55,224	37,823	28,671	16,173
2025-08-25		자두 추희		5Kg		49,791	38,717	28,883	18,014
2025-08-26		자두 추희		5Kg		44,046	34,681	28,039	16,479
2025-08-27		자두 추희		5Kg		44,134	35,816	28,623	15,794
2025-08-28		자두 추희		5Kg		44,074	35,946	28,014	19,178
2025-08-29		자두 추희		5Kg		46,188	36,969	28,941	18,726
평균						47,243	36,659	28,529	17,394

바나나

주간 반입량(톤)

2025 (파란색 선) 2024 (회색 선) 평년 (녹색 선)



구분	금주(A)	전주(B)	전월(C)	전년(D)	평년(E)	A/B	A/C	A/D	A/E
물량(톤)	920	824	844	784	908	111.6%	109.0%	117.3%	101.3%

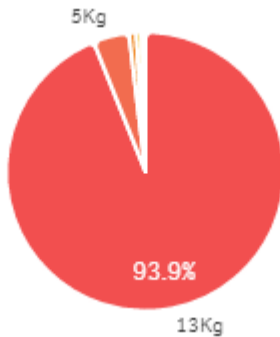
출하 품종별 거래물량 구성비



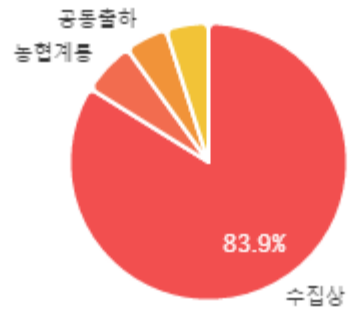
출하 품종별 거래금액 구성비



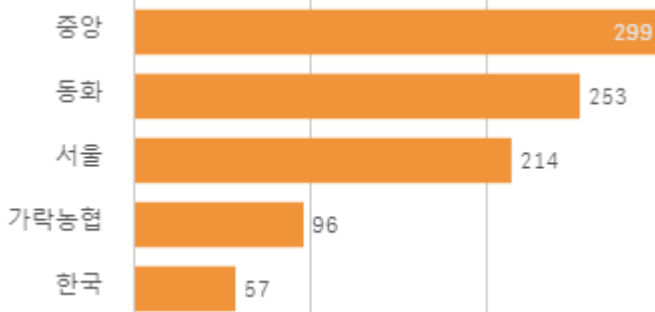
거래 단량별 물량 구성비



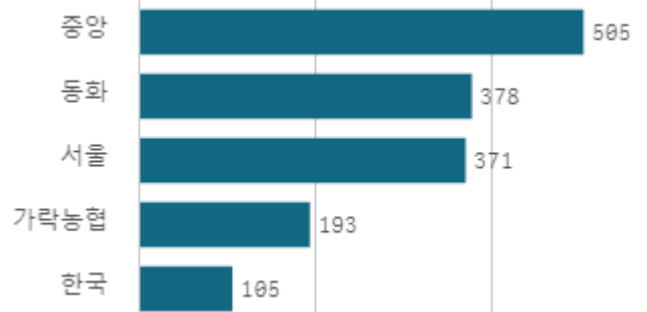
출하자별 거래물량 구성비



도매시장 법인별 거래물량(톤)

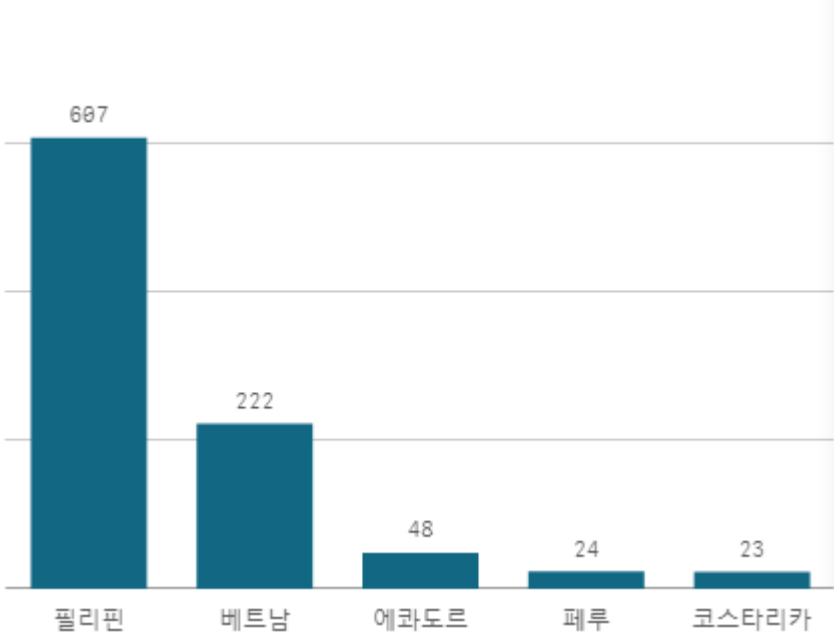


도매시장 법인별 거래금액(백만원)

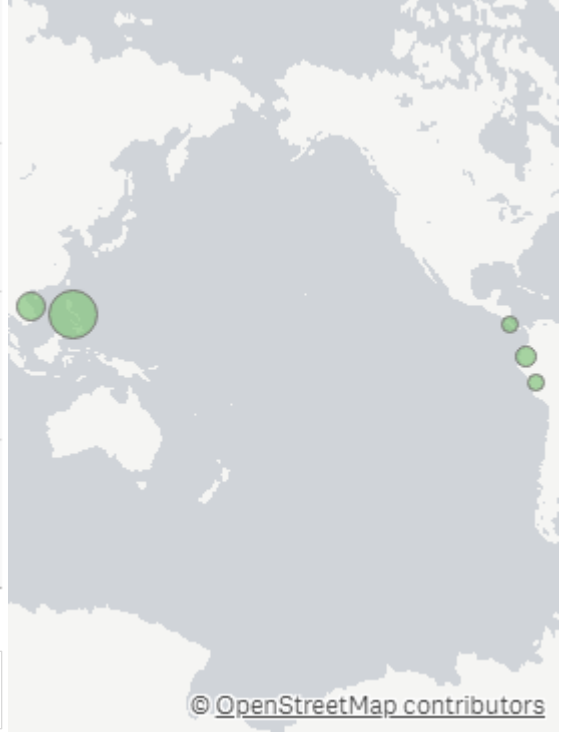


바나나 수입(13Kg)

산지별 거래물량(톤)



산지별 주출하 시군구



출하산지(개소)

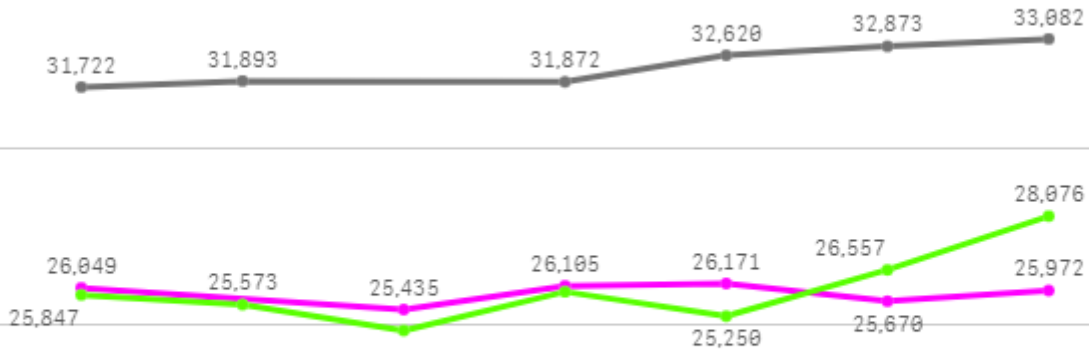
5

출하건수(천건)

2

주간 도매가격(원)

◆ 2025 ● 2024 ◆ 평년



08/23 08/24 08/25 08/26 08/27 08/28 08/29

구분	금주(A)	전주(B)	전월(C)	전년(D)	평년(E)	A/B	A/C	A/D	A/E
가격(원)	25,894	25,681	21,002	32,344	26,139	100.8%	123.3%	80.1%	99.1%

※ 상품 가격 기준

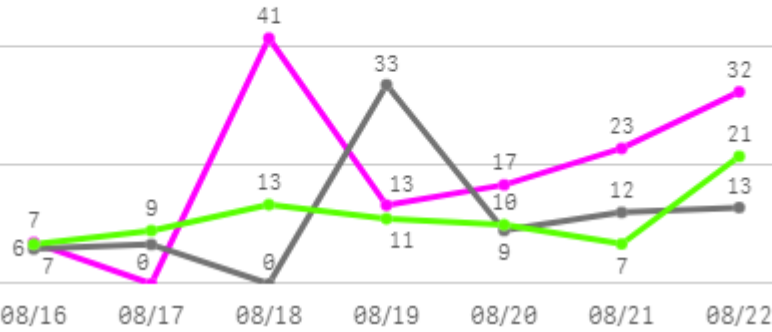
□ 바나나 수입(13Kg) 주간 가격

구분	Q	품종	Q	단량	Q	특	상	보통	하
2025-08-23		바나나 수입		13Kg		30,815	26,049	19,515	11,668
2025-08-25		바나나 수입		13Kg		30,754	25,435	18,454	10,810
2025-08-26		바나나 수입		13Kg		30,793	26,105	19,357	11,543
2025-08-27		바나나 수입		13Kg		30,675	26,171	19,631	12,579
2025-08-28		바나나 수입		13Kg		30,849	25,670	20,330	12,594
2025-08-29		바나나 수입		13Kg		30,553	25,972	18,703	12,018
평균						30,740	25,900	19,332	11,869

무화과

주간 반입량(톤)

◆ 2025 ● 2024 ▲ 평년



구분	금주(A)	전주(B)	전월(C)	전년(D)	평년(E)	A/B	A/C	A/D	A/E
물량(톤)	133	47	2	80	91	283.5%	5595.4%	166.9%	146.7%

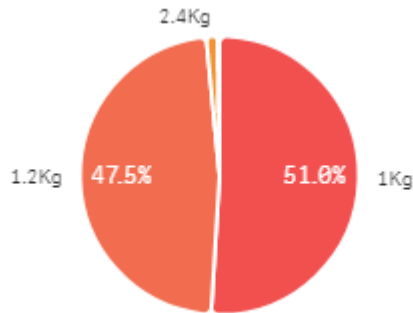
출하 품종별 거래물량 구성비



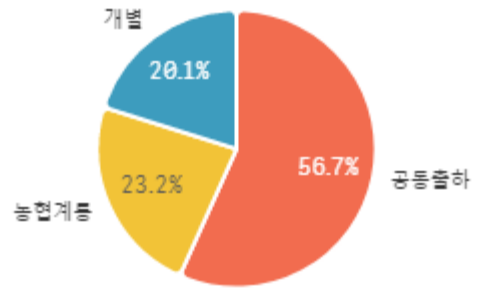
출하 품종별 거래금액 구성비



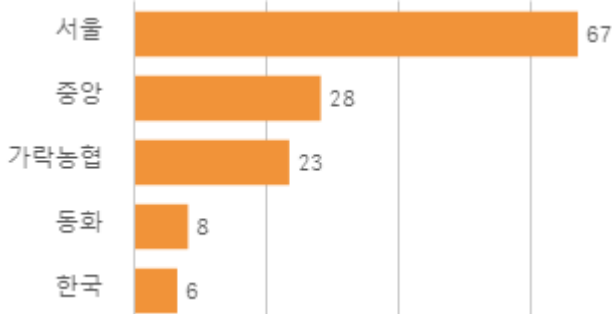
거래 단량별 물량 구성비



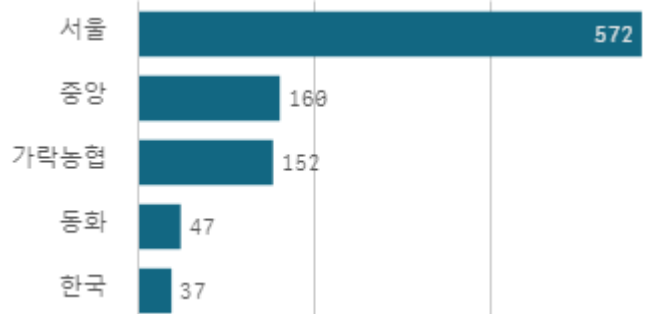
출하자별 거래물량 구성비



도매시장 법인별 거래물량(톤)

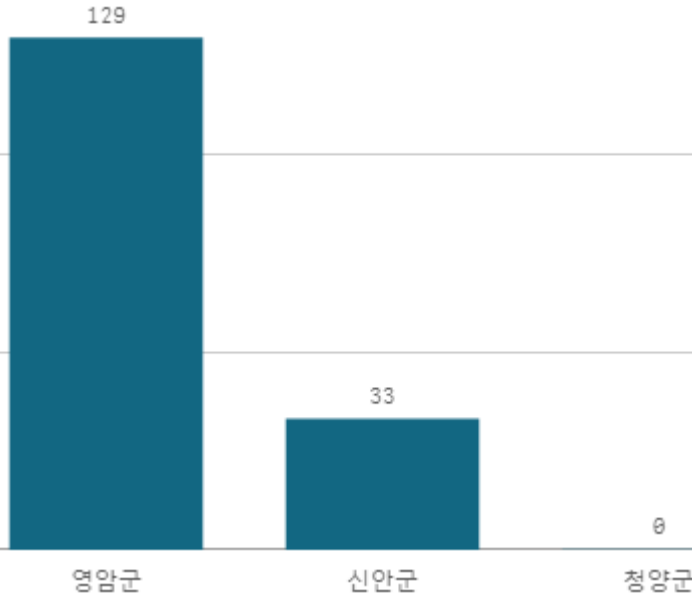


도매시장 법인별 거래금액(백만원)

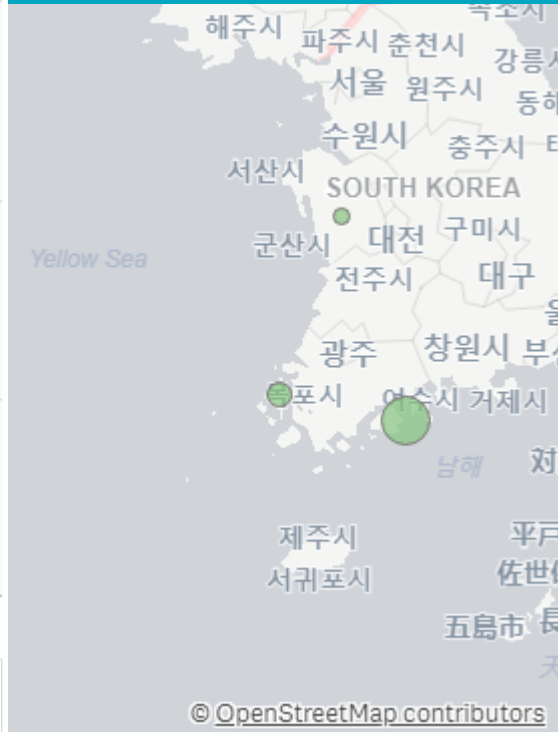


무화과 국산(1Kg)

산지별 거래물량(톤)



산지별 주출하 시군구



출하산지(개소)

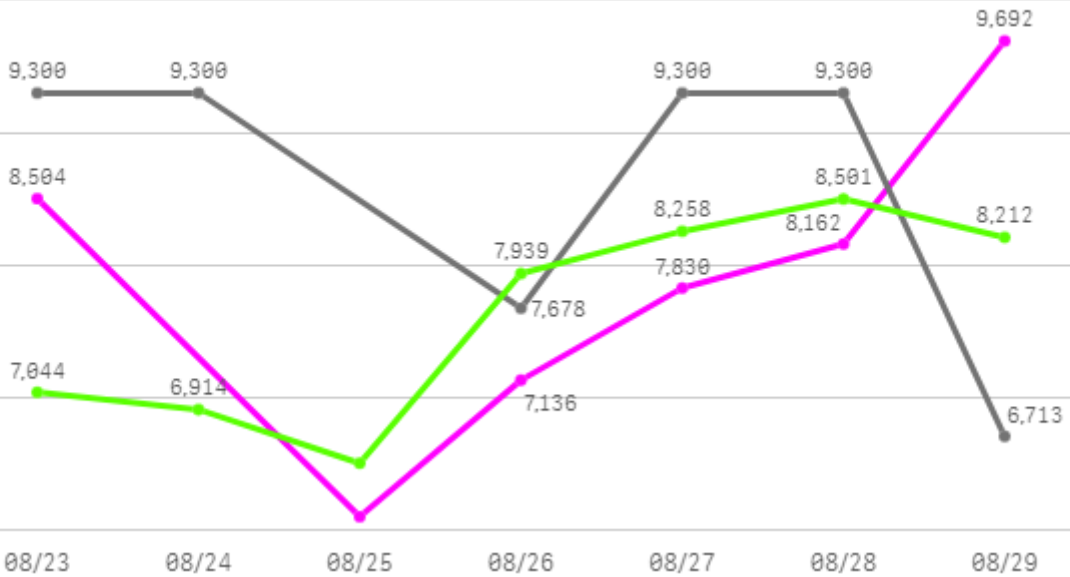
3

출하건수(천건)

2

주간 도매가격(원)

◆ 2025 ● 2024 ◆ 평년



구분	금주(A)	전주(B)	전월(C)	전년(D)	평년(E)	A/B	A/C	A/D	A/E
가격(원)	7,771	9,172	-	8,599	7,832	84.7%	-	90.4%	99.2%

※ 상품 가격 기준

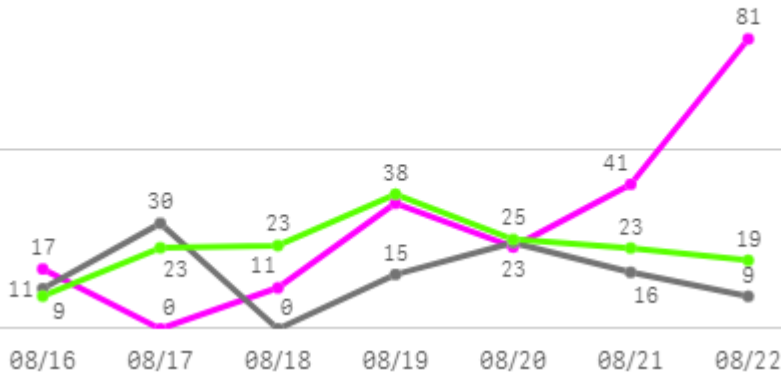
□ 무화과 국산(1Kg) 주간 가격

구분	Q	품종	Q	단량	Q	특	상	보통	하
2025-08-23		무화과 국산		1Kg		9,863	8,504	6,582	4,857
2025-08-25		무화과 국산		1Kg		7,573	6,107	4,095	2,855
2025-08-26		무화과 국산		1Kg		9,702	7,136	5,084	2,908
2025-08-27		무화과 국산		1Kg		10,345	7,830	5,822	3,780
2025-08-28		무화과 국산		1Kg		11,376	8,162	5,561	3,263
2025-08-29		무화과 국산		1Kg		11,469	9,692	7,460	3,221
평균						10,055	7,905	5,767	3,481

고등어

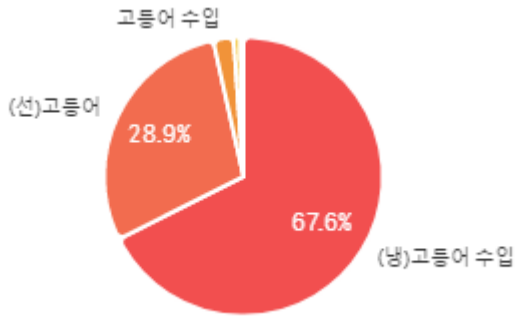
주간 반입량(톤)

◆ 2025 ● 2024 ▲ 평년

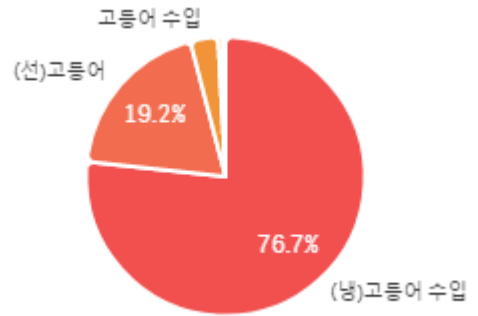


구분	금주(A)	전주(B)	전월(C)	전년(D)	평년(E)	A/B	A/C	A/D	A/E
물량(톤)	208	110	88	105	163	189.7%	237.1%	197.9%	127.5%

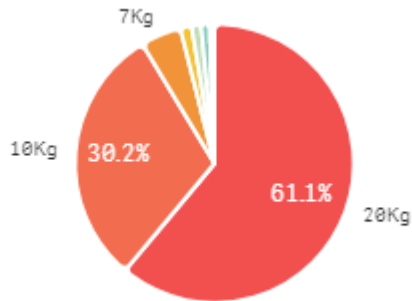
출하 품종별 거래물량 구성비



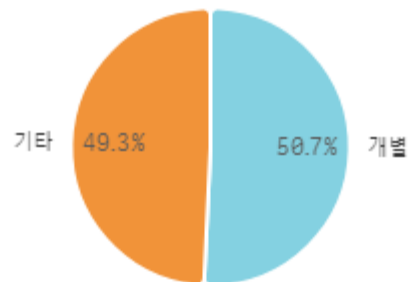
출하 품종별 거래금액 구성비



거래 단량별 물량 구성비



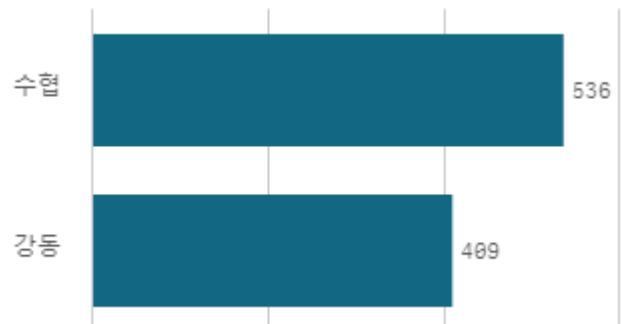
출하자별 거래물량 구성비



도매시장 법인별 거래물량(톤)

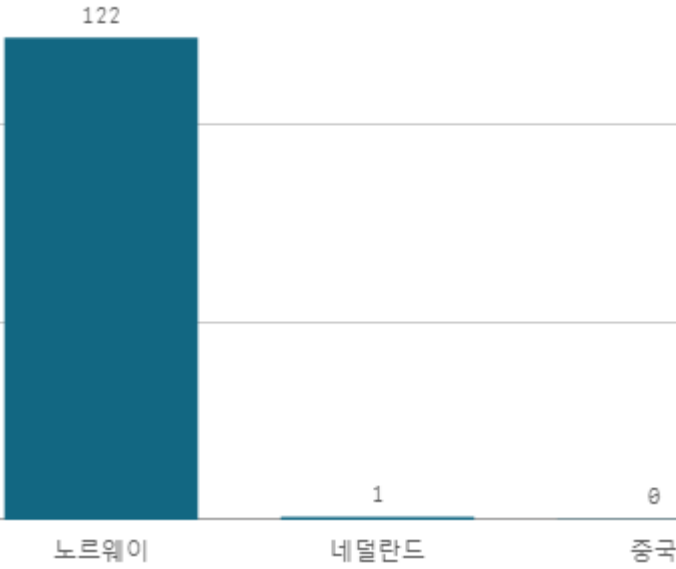


도매시장 법인별 거래금액(백만원)

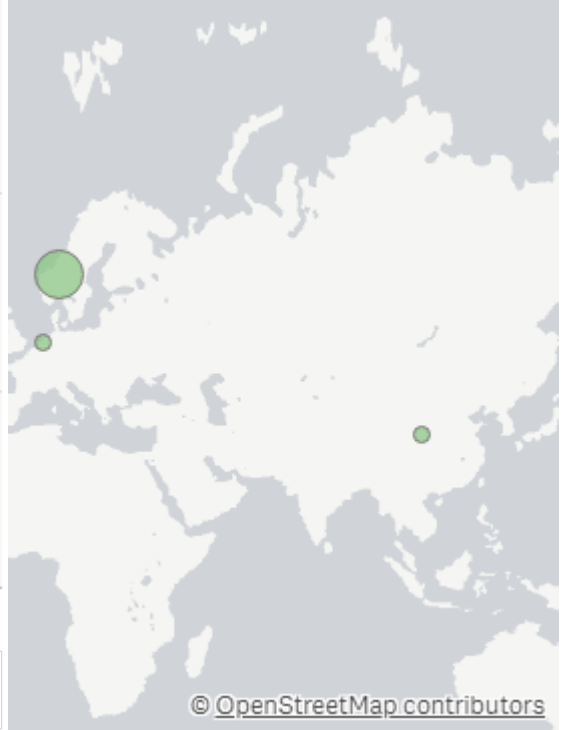


(냉)고등어 수입(10Kg)

산지별 거래물량(톤)



산지별 주출하 시군구



출하산지(개소)

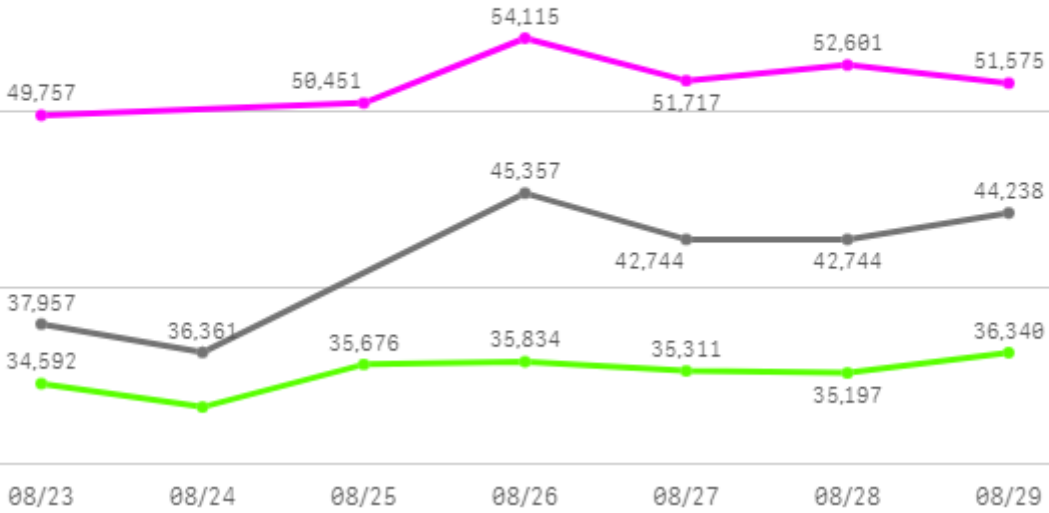
3

출하건수(천건)

0

주간 도매가격(원)

◆ 2025 ● 2024 ◆ 평년



구분	금주(A)	전주(B)	전월(C)	전년(D)	평년(E)	A/B	A/C	A/D	A/E
가격(원)	51,564	50,939	51,155	41,567	47,272	101.2%	100.8%	124.1%	109.1%

※ 상품 가격 기준

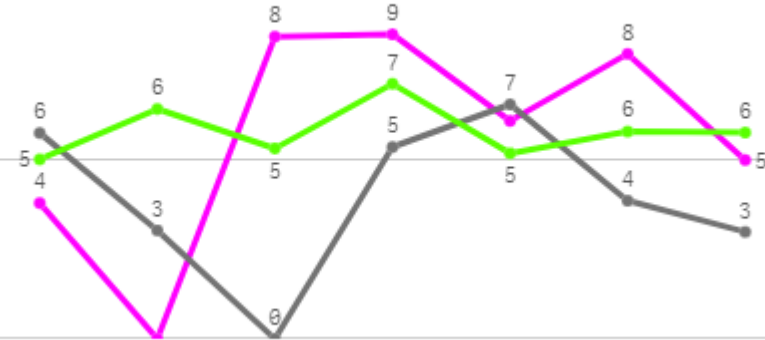
□ (냉)고등어 수입(10Kg) 주간 가격

구분	Q	품종	Q	단량	Q	특	상	보통	하
2025-08-23		(냉)고등어 수입		10Kg		-	49,757	-	-
2025-08-25		(냉)고등어 수입		10Kg		-	50,451	-	-
2025-08-26		(냉)고등어 수입		10Kg		-	54,115	-	-
2025-08-27		(냉)고등어 수입		10Kg		-	51,717	-	-
2025-08-28		(냉)고등어 수입		10Kg		-	52,601	-	-
2025-08-29		(냉)고등어 수입		10Kg		-	51,575	-	-
평균						-	51,703	-	-

갈치

주간 반입량(톤)

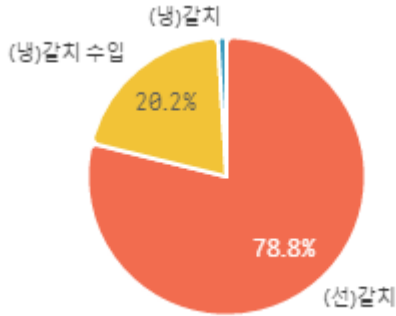
◆ 2025 ● 2024 ▲ 평년



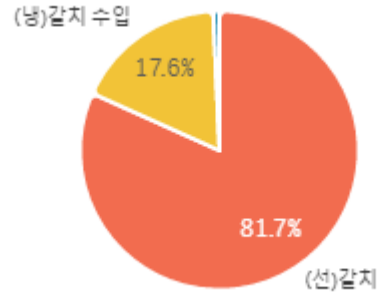
08/16 08/17 08/18 08/19 08/20 08/21 08/22

구분	금주(A)	전주(B)	전월(C)	전년(D)	평년(E)	A/B	A/C	A/D	A/E
물량(톤)	40	33	32	28	40	120.2%	124.0%	144.5%	100.9%

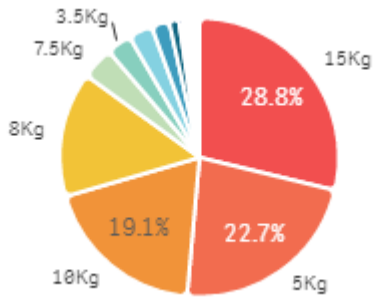
출하 품종별 거래물량 구성비



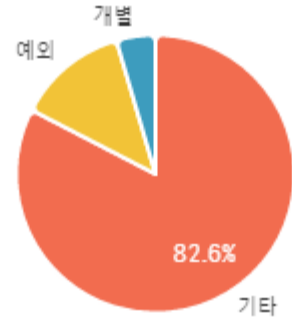
출하 품종별 거래금액 구성비



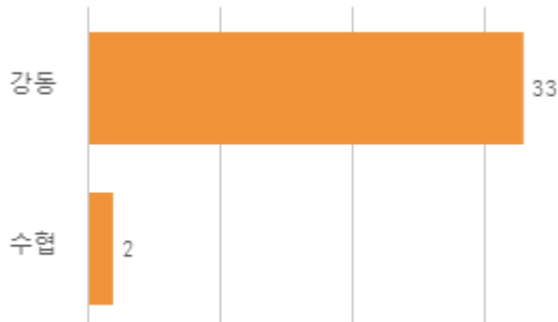
거래 단량별 물량 구성비



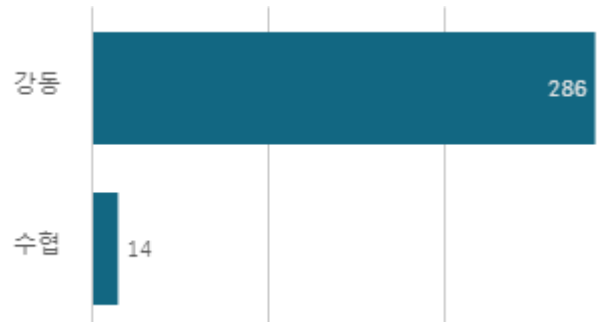
출하자별 거래물량 구성비



도매시장 법인별 거래물량(톤)

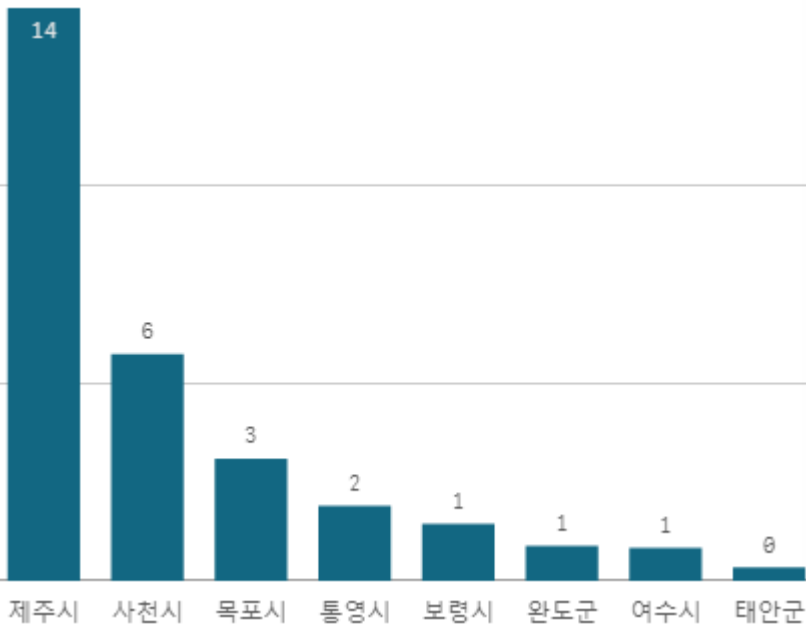


도매시장 법인별 거래금액(백만원)



(선)갈치(5Kg)

산지별 거래물량(톤)



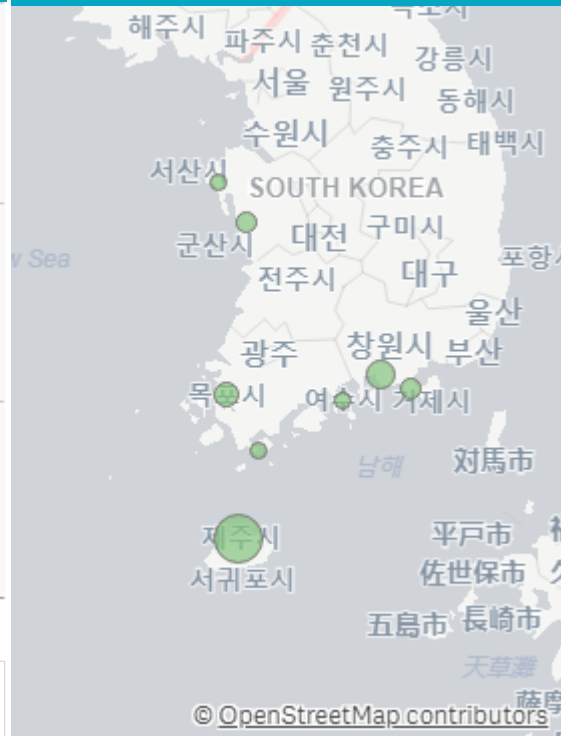
출하산지(개소)

8

출하건수(천건)

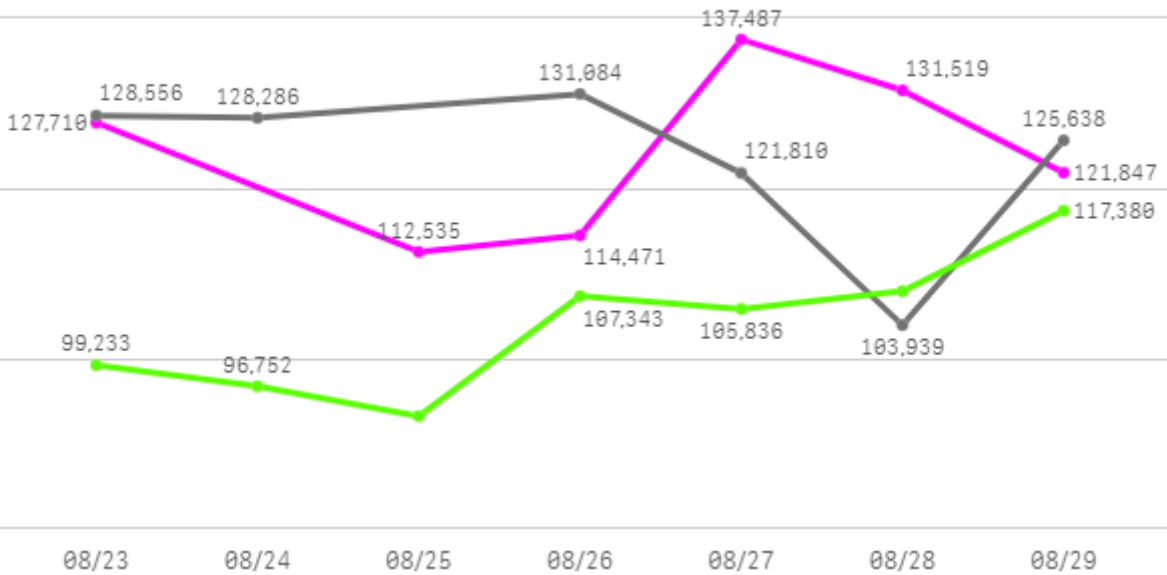
1

산지별 주출하 시군구



주간 도매가격(원)

◆ 2025 ● 2024 ◆ 평년



구분	금주(A)	전주(B)	전월(C)	전년(D)	평년(E)	A/B	A/C	A/D	A/E
가격(원)	123,558	121,279	116,128	123,219	117,415	101.9%	106.4%	100.3%	105.2%

※ 상품 가격 기준

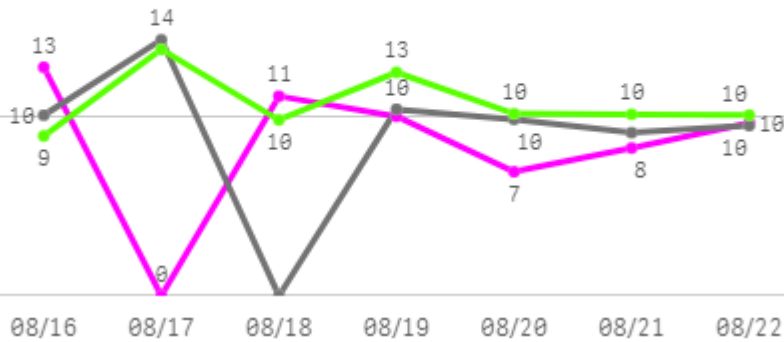
□ (선)갈치(5Kg) 주간 가격

구분	Q	품종	Q	단량	Q	특	상	보통	하
2025-08-23		(선)갈치		5Kg		-	127,710	49,275	26,753
2025-08-25		(선)갈치		5Kg		-	112,535	34,000	22,164
2025-08-26		(선)갈치		5Kg		-	114,471	37,763	20,564
2025-08-27		(선)갈치		5Kg		-	137,487	56,573	21,843
2025-08-28		(선)갈치		5Kg		-	131,519	50,313	31,217
2025-08-29		(선)갈치		5Kg		-	121,847	57,250	17,766
평균						-	124,262	47,529	23,385

홍합

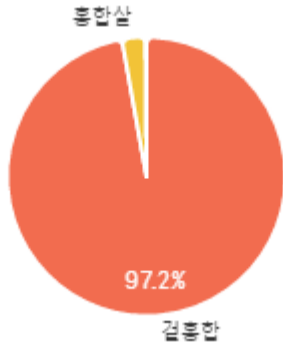
주간 반입량(톤)

◆ 2025 ● 2024 ▲ 평년

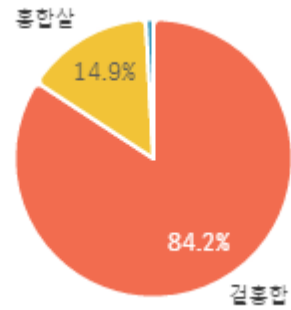


구분	금주(A)	전주(B)	전월(C)	전년(D)	평년(E)	A/B	A/C	A/D	A/E
물량(톤)	59	60	62	64	70	97.6%	95.8%	92.9%	84.4%

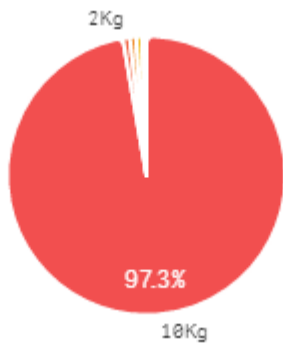
출하 품종별 거래물량 구성비



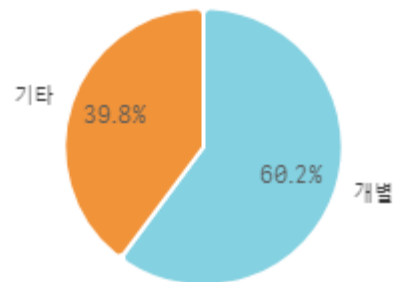
출하 품종별 거래금액 구성비



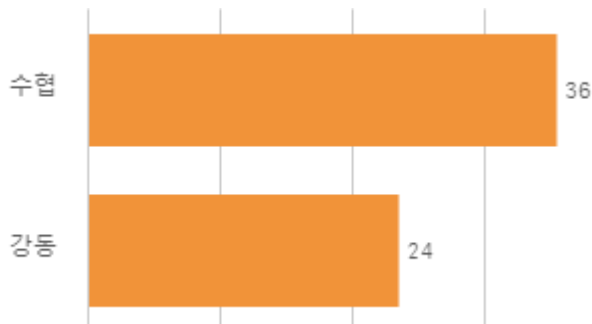
거래 단량별 물량 구성비



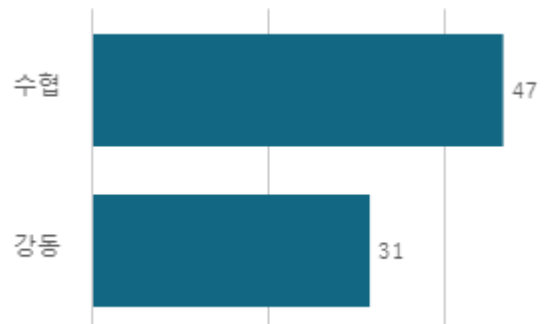
출하자별 거래물량 구성비



도매시장 법인별 거래물량(톤)

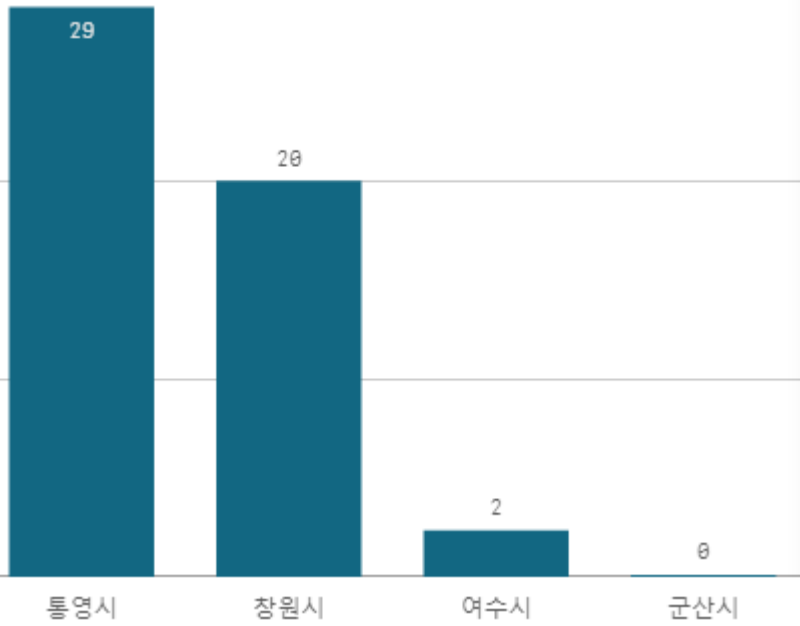


도매시장 법인별 거래금액(백만원)



겉홍합(10Kg)

산지별 거래물량(톤)



출하산지(개소)

4

출하건수(천건)

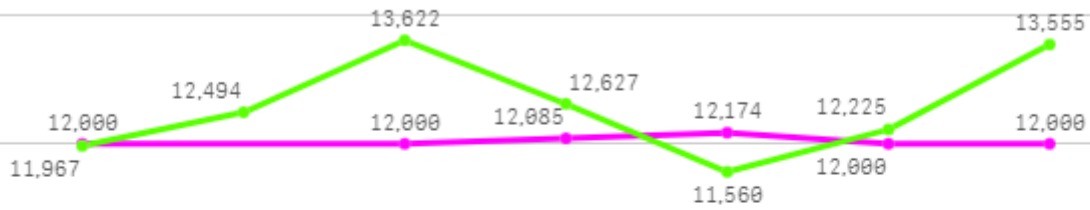
0

산지별 주출하 시군구



주간 도매가격(원)

◆ 2025 ◆ 2024 ◆ 평년



08/23 08/24 08/25 08/26 08/27 08/28 08/29

구분	금주(A)	전주(B)	전월(C)	전년(D)	평년(E)	A/B	A/C	A/D	A/E
가격(원)	12,042	12,204	14,000	8,338	11,959	98.7%	86.0%	144.4%	100.7%

※ 상품 가격 기준

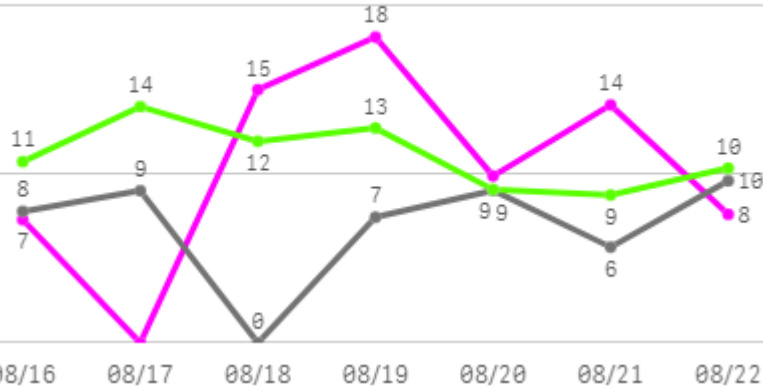
□ 곁홍합(10Kg) 주간 가격

구분	Q	품종	Q	단량	Q	특	상	보통	하
2025-08-23		곁홍합		10Kg		-	12,000	12,000	9,724
2025-08-25		곁홍합		10Kg		-	12,000	12,000	11,194
2025-08-26		곁홍합		10Kg		-	12,085	12,000	11,755
2025-08-27		곁홍합		10Kg		-	12,174	12,000	11,402
2025-08-28		곁홍합		10Kg		-	12,000	11,412	5,774
2025-08-29		곁홍합		10Kg		-	12,000	12,000	11,909
평균						-	12,043	11,902	10,293

오징어

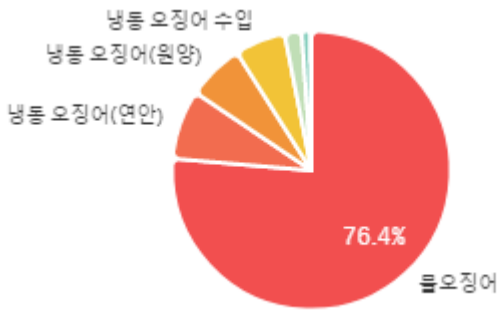
주간 반입량(톤)

◆ 2025 ● 2024 ▲ 평년

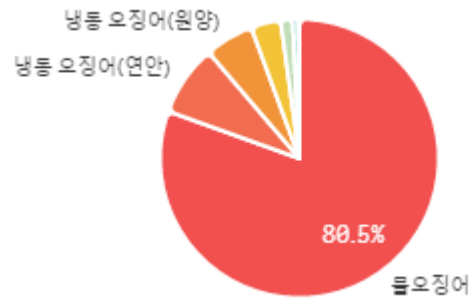


구분	금주(A)	전주(B)	전월(C)	전년(D)	평년(E)	A/B	A/C	A/D	A/E
물량(톤)	72	70	67	49	81	102.9%	107.5%	148.3%	89.6%

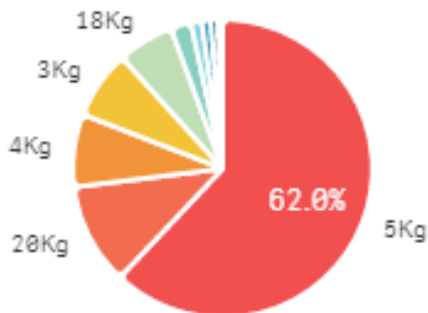
출하 품종별 거래물량 구성비



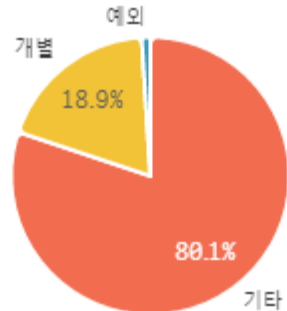
출하 품종별 거래금액 구성비



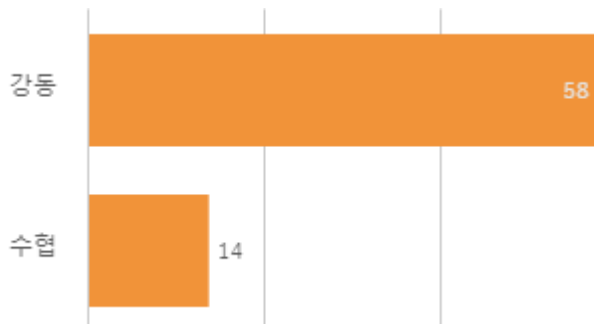
거래 단량별 물량 구성비



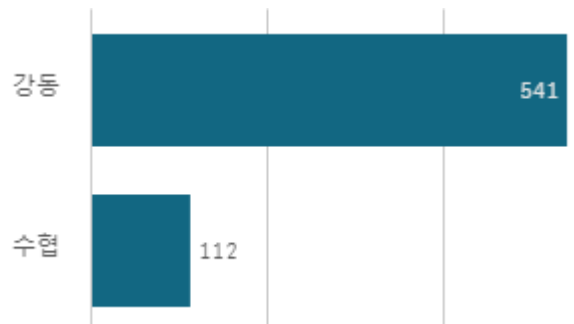
출하자별 거래물량 구성비



도매시장 법인별 거래물량(톤)

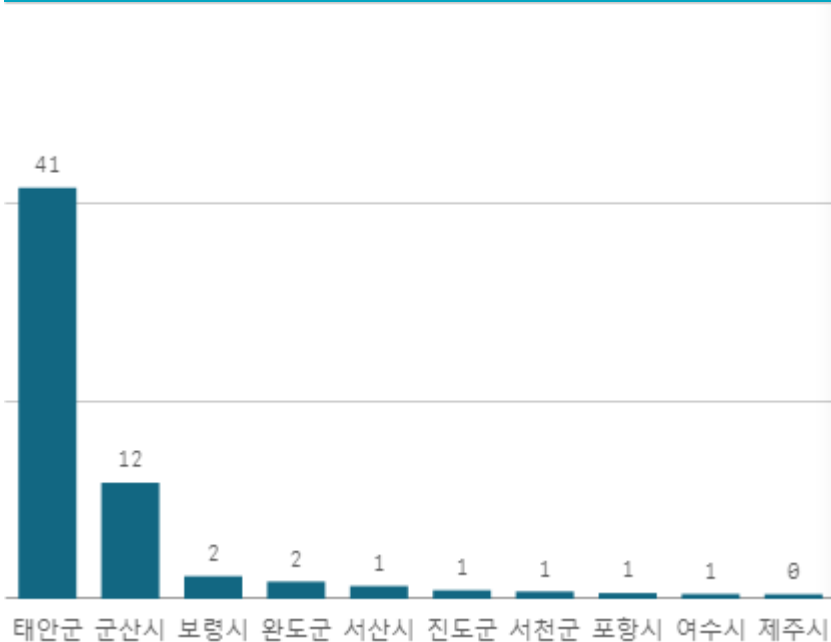


도매시장 법인별 거래금액(백만원)



물오징어(6Kg)

산지별 거래물량(톤)



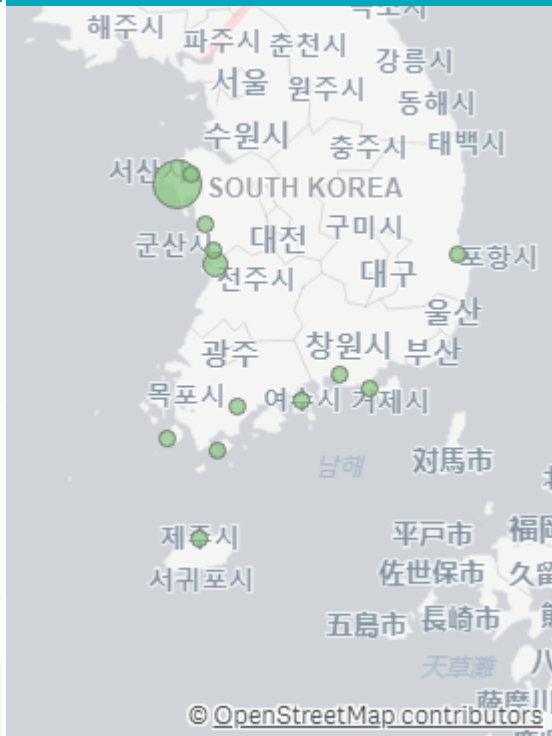
출하산지(개소)

13

출하건수(천건)

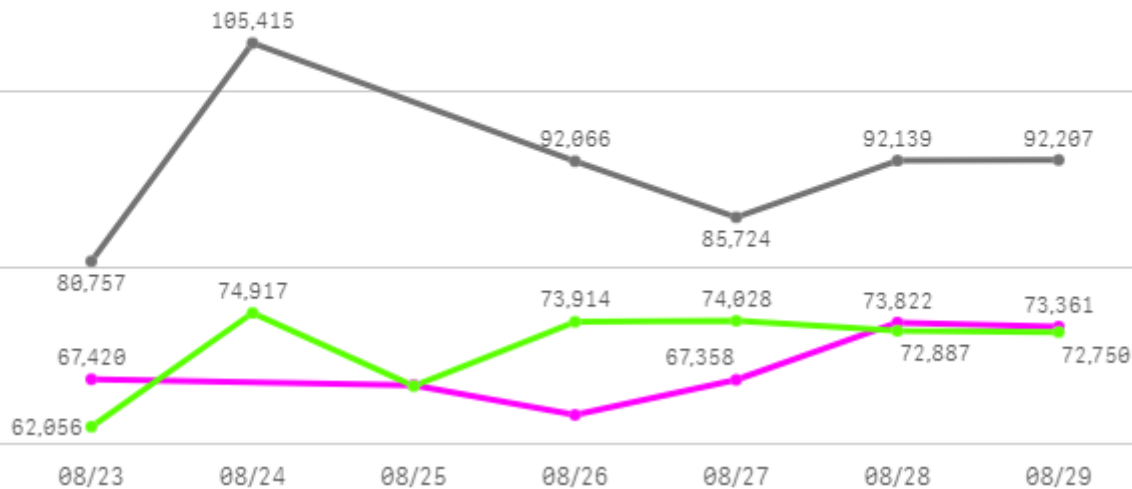
1

산지별 주출하 시군구



주간 도매가격(원)

◆ 2025 ● 2024 ◆ 평년



구분	금주(A)	전주(B)	전월(C)	전년(D)	평년(E)	A/B	A/C	A/D	A/E
가격(원)	68,135	67,656	69,863	91,385	68,599	100.7%	97.5%	74.6%	99.3%

※ 상품 가격 기준

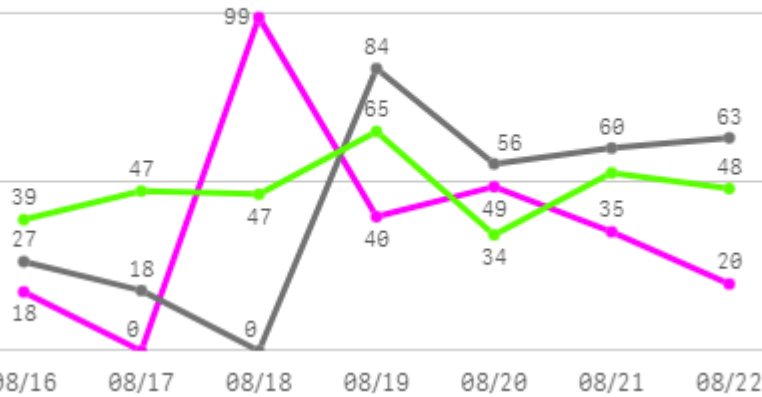
□ 물오징어(6Kg) 주간 가격

구분	Q	품종	Q	단량	Q	특	상	보통	하
2025-08-23		물오징어		6Kg		-	67,420	57,787	47,484
2025-08-25		물오징어		6Kg		-	66,749	59,105	49,166
2025-08-26		물오징어		6Kg		-	63,389	54,099	43,819
2025-08-27		물오징어		6Kg		-	67,358	57,261	49,783
2025-08-28		물오징어		6Kg		-	73,822	67,604	48,209
2025-08-29		물오징어		6Kg		-	73,361	64,625	49,321
평균						-	68,683	60,080	47,964

건멸치

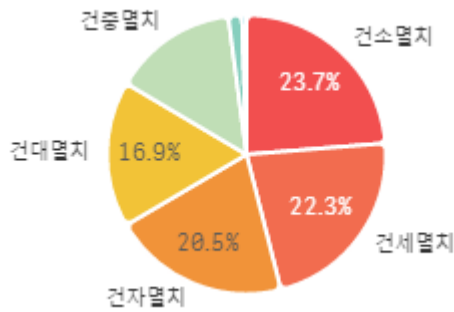
주간 반입량(톤)

◆ 2025 ● 2024 ▲ 평년

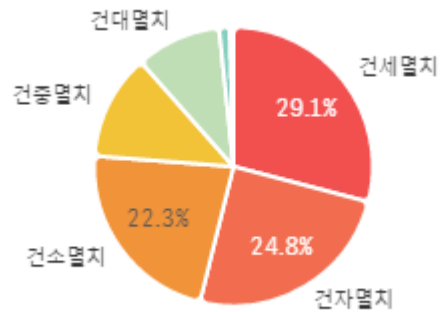


구분	금주(A)	전주(B)	전월(C)	전년(D)	평년(E)	A/B	A/C	A/D	A/E
물량(톤)	260	379	86	307	319	68.8%	302.6%	84.7%	81.6%

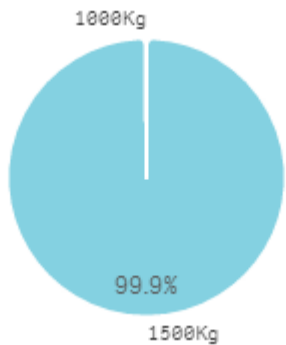
출하 품종별 거래물량 구성비



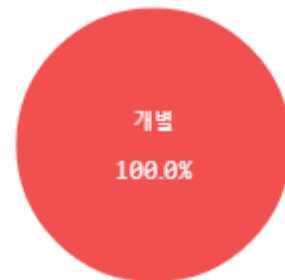
출하 품종별 거래금액 구성비



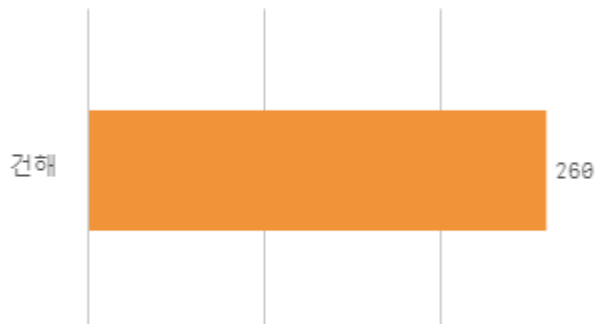
거래 단량별 물량 구성비



출하자별 거래물량 구성비



도매시장 법인별 거래물량(톤)

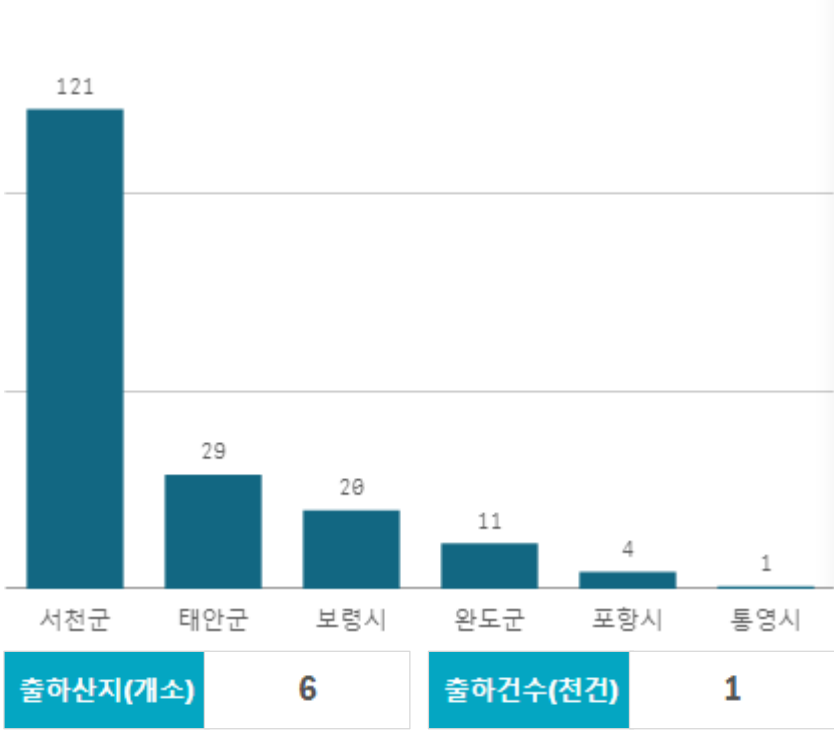


도매시장 법인별 거래금액(백만원)



건소멸치(1.5Kg)

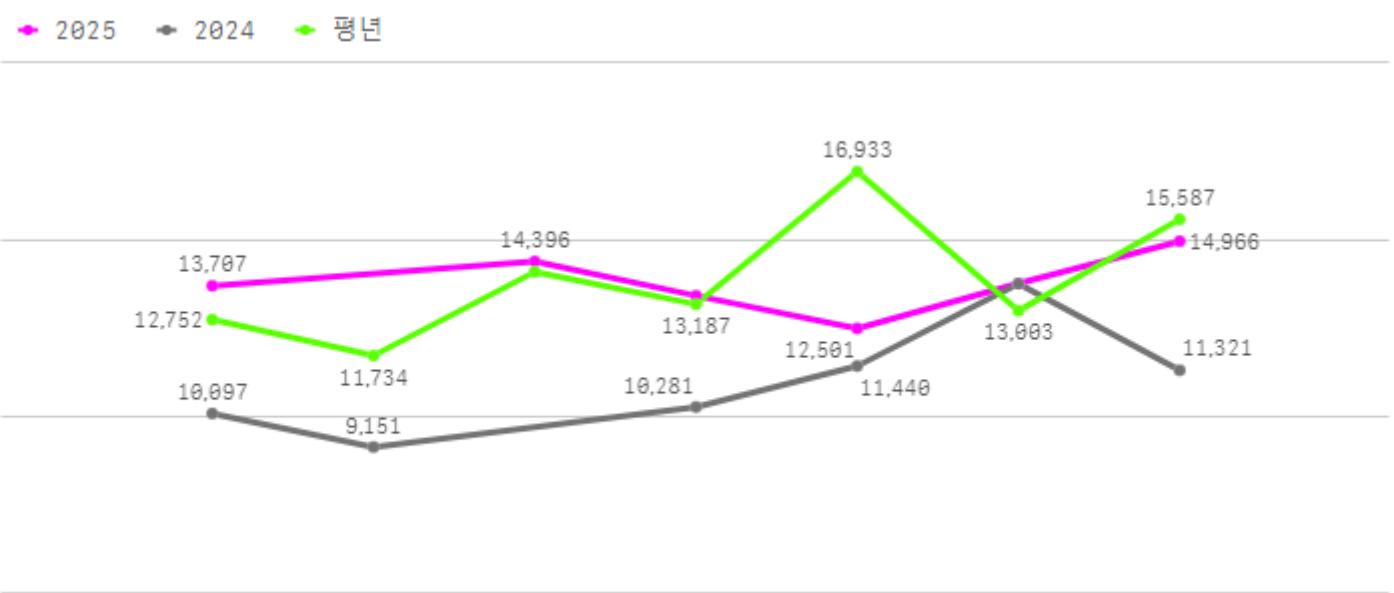
산지별 거래물량(톤)



산지별 주출하 시군구



주간 도매가격(원)



구분	금주(A)	전주(B)	전월(C)	전년(D)	평년(E)	A/B	A/C	A/D	A/E
가격(원)	13,777	15,843	19,489	11,009	13,484	87.0%	70.7%	125.1%	102.2%

※ 상품 가격 기준

□ 건조멸치(1.5Kg) 주간 가격

구분	Q	품종	Q	단량	Q	특	상	보통	하
2025-08-23		건소멸치		1.5Kg		-	13,707	12,550	10,296
2025-08-25		건소멸치		1.5Kg		-	14,396	10,895	9,027
2025-08-26		건소멸치		1.5Kg		-	13,427	10,348	8,209
2025-08-27		건소멸치		1.5Kg		-	12,501	10,380	7,776
2025-08-28		건소멸치		1.5Kg		-	13,770	10,279	7,868
2025-08-29		건소멸치		1.5Kg		-	14,966	11,593	8,361
평균						-	13,794	11,007	8,590