
2025년 가락시장

주요 품목 주간 거래동향

2월 4주차 주요 동향

[2025. 2.22. ~ 2.28.]



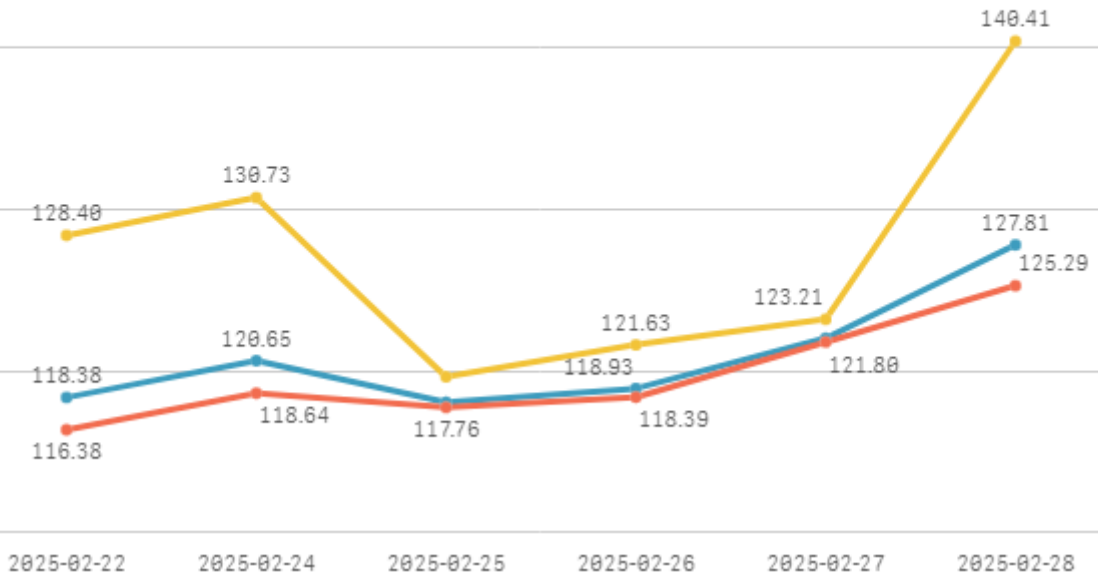
서울특별시농수산물공사

[데이터전략팀]

1. 주간 표준지수

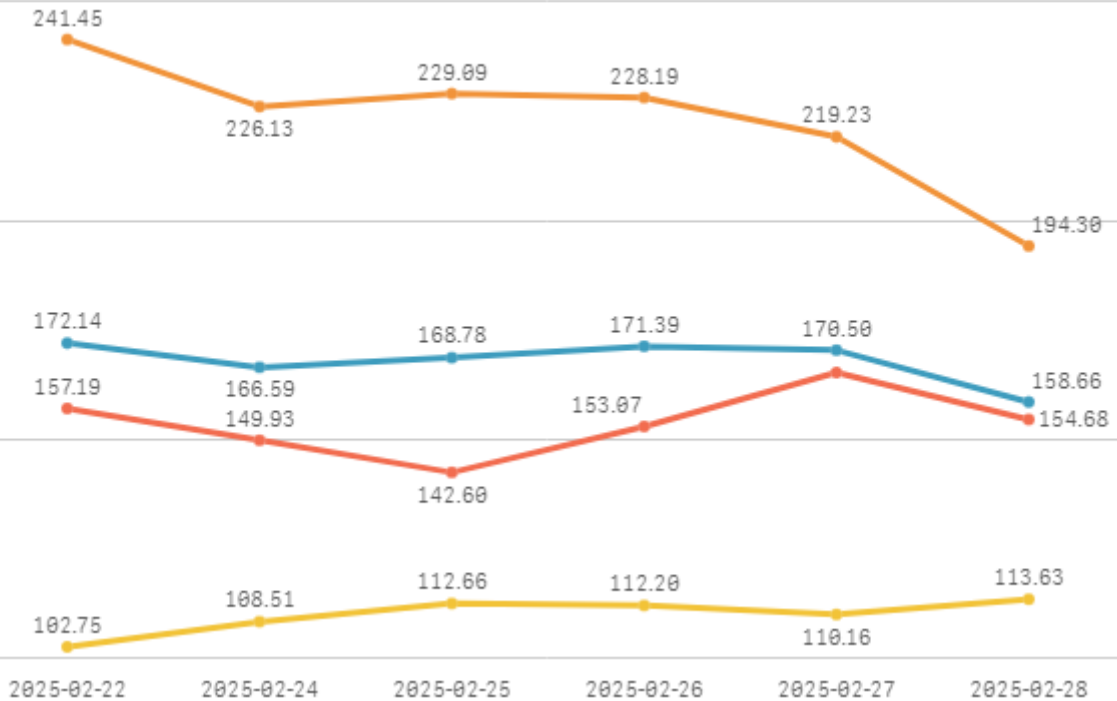
□ 청과부류

합계 채소계 과일계



□ 수산부류

합계 생선류 조개류 건어류



2. 주요 품목 주간 거래동향

주요 품목(종) 주간동향 (2025.02.22 ~ 02.28)

품종 단위	Q	금주평균	전주평균	전월평균	전년평균	5년평균 가격	전주대비	전월대비	전년대비	5년평균 대비
(선)갈치(5키로상자)		151,737	222,073	176,073	171,250	143,711	-32% ▼	-14% ▼	-11% ▼	6% ▲
간쪽파(10키로상자)		129,698	121,757	132,554	85,040	81,234	7% ▲	-2% ▼	53% ▲	60% ▲
쪽파(10키로상자)		92,431	93,375	93,540	51,814	60,161	-1% ▼	-1% ▼	78% ▲	54% ▲
오이맛고추(10키로상자)		81,116	65,629	80,453	74,791	75,296	24% ▲	1% ▲	8% ▲	8% ▲
백다다기오이(100개)		80,268	77,274	100,707	116,286	77,762	4% ▲	-20% ▼	-31% ▼	3% ▲
(선)명태 수입(10키로상자)		69,933	72,480	79,295	63,291	64,368	-4% ▼	-12% ▼	10% ▲	9% ▲
배 신고(15키로상자)		69,469	61,437	63,937	85,222	61,085	13% ▲	9% ▲	-18% ▼	14% ▲
사과 부사(10키로상자)		67,939	70,224	51,388	62,770	45,718	-3% ▼	32% ▲	8% ▲	49% ▲
청양고추(10키로상자)		65,661	61,021	63,193	163,831	109,062	8% ▲	4% ▲	-60% ▼	-40% ▼
당근(20키로상자)		65,238	55,629	62,277	45,904	40,987	17% ▲	5% ▲	42% ▲	59% ▲
오렌지 네블 수입(18키로상자)		61,821	62,752	78,375	-	62,346	-1% ▼	-21% ▼	-	-1% ▼
(선)고등어(10키로상자)		54,750	55,566	65,981	50,775	57,226	-1% ▼	-17% ▼	8% ▲	-4% ▼
(냉)고등어 수입(10키로상자)		49,616	48,787	50,320	35,010	36,481	2% ▲	-1% ▼	42% ▲	36% ▲
빨강 파프리카(5키로상자)		38,960	38,776	49,467	42,694	37,233	0% ▲	-21% ▼	-9% ▼	5% ▲
감귤(5키로상자)		37,999	33,291	25,717	43,024	26,247	14% ▲	48% ▲	-12% ▼	45% ▲
감자 두백(20키로상자)		37,289	32,621	35,520	38,036	36,694	14% ▲	5% ▲	-2% ▼	2% ▲
애호박(20개)		33,463	34,082	41,840	43,417	33,296	-2% ▼	-20% ▼	-23% ▼	0% ▲
무(20키로상자)		27,965	26,554	26,097	13,647	14,418	5% ▲	7% ▲	105% ▲	94% ▲
호박밥 고무마(10키로상자)		26,444	26,844	26,442	29,634	28,854	-1% ▼	0% ▲	-11% ▼	-8% ▼
바나나 수입(13키로상자)		24,846	24,036	22,266	27,442	26,177	3% ▲	12% ▲	-9% ▼	-5% ▼
골드파인애플 수입(12키로상자)		24,495	24,547	23,904	30,496	26,563	-0% ▼	2% ▲	-20% ▼	-8% ▼
알배기배추(8키로상자)		24,063	21,063	20,006	21,127	19,040	14% ▲	20% ▲	14% ▲	26% ▲
딸기 설향(2키로상자)		21,054	24,013	32,262	28,692	20,604	-12% ▼	-35% ▼	-27% ▼	2% ▲
대추방울토마토(3키로상자)		20,389	20,059	17,092	26,510	20,070	2% ▲	19% ▲	-23% ▼	2% ▲
건세멸치(1.5키로상자)		19,096	16,666	17,100	24,487	21,257	15% ▲	12% ▲	-22% ▼	-10% ▼
만감 천혜향(3키로상자)		18,122	18,270	23,116	20,602	18,379	-1% ▼	-22% ▼	-12% ▼	-1% ▼
겉종합(10키로망대)		17,500	17,627	17,563	13,366	13,278	-1% ▼	-0% ▼	31% ▲	32% ▲
토마토(5키로상자)		16,973	20,400	13,478	31,404	19,824	-17% ▼	26% ▲	-46% ▼	-14% ▼
양배추(8키로망대)		16,574	12,905	13,913	5,601	7,862	28% ▲	19% ▲	196% ▲	111% ▲
시금치(4키로상자)		16,488	16,516	18,141	13,841	13,099	-0% ▼	-9% ▼	19% ▲	26% ▲
배추(10키로망대)		15,337	13,742	13,304	8,936	9,562	12% ▲	15% ▲	72% ▲	60% ▲
상추 포기잡(4키로상자)		15,134	11,305	12,752	16,869	14,068	34% ▲	19% ▲	-10% ▼	8% ▲
팽이버섯(5키로상자)		13,585	13,955	15,307	10,875	11,514	-3% ▼	-11% ▼	25% ▲	18% ▲
포도 샤인머스켓(2키로상자)		9,768	9,635	10,839	22,649	23,270	1% ▲	-10% ▼	-57% ▼	-58% ▼
굴(1키로)		8,720	7,951	11,562	8,060	9,039	10% ▲	-25% ▼	8% ▲	-4% ▼
새송이버섯(2키로상자)		8,132	7,443	10,564	6,325	6,859	9% ▲	-23% ▼	29% ▲	19% ▲
대파(일반)(1키로단)		2,078	1,819	1,819	3,438	2,895	14% ▲	14% ▲	-40% ▼	-28% ▼
양파(1키로)		1,696	1,551	1,413	1,413	1,435	9% ▲	20% ▲	20% ▲	18% ▲

□ 품종별 등락가격 비교(전주대비)

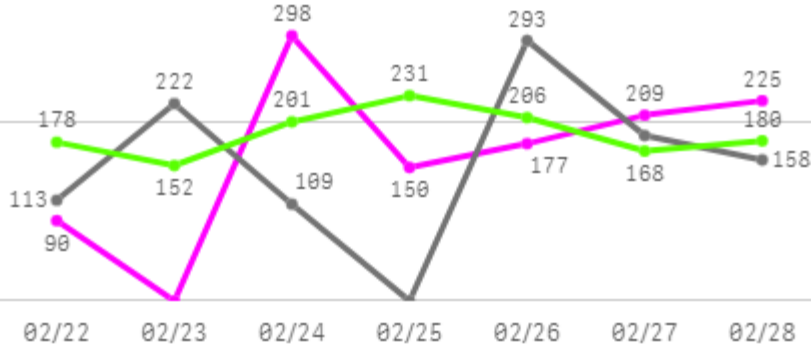
구분	품목(종)명
상승 품목(종)	감귤(14%),감자 두백(14%),건세멸치(15%),굴(10%),깎쪽파(7%),당근(17%),대파(일반)(14%),무(5%),배 신고(13%),배추(12%),상추 포기잡(34%),새송이버섯(9%),알배기배추(14%),양배추(28%),양파(9%),오이맛고추(24%),청양고추(8%)
하락 품목(종)	(선)갈치(-32%),딸기 설향(-12%),토마토(-17%)
보합 품목(종)(+5%)	(냉)고등어 수입,(선)고등어,(선)명태 수입,걸홍합,골드파인애플 수입,대추방울토마토,만감 천혜향,바나나 수입,백다다기오이,빨강 파프리카,사과 부사,시금치,애호박,오렌지 네블 수입,쪽파,팽이버섯,포도 샤인머스켓,호박밤 고구마

3. 품목(종)별 주간 거래동향

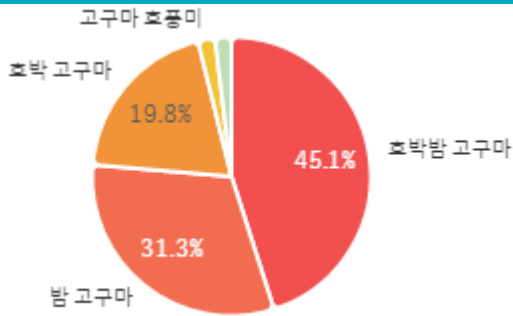
고구마

주간 반입량(톤)

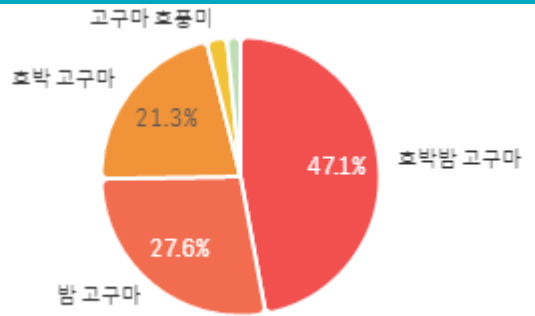
2025 (파란색 선) 2024 (회색 선) 평년 (초록색 선)



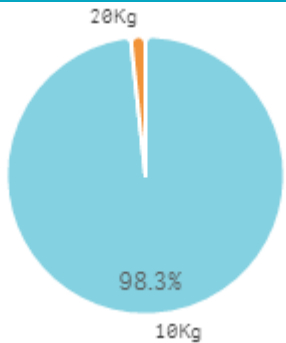
출하 품종별 거래물량 구성비



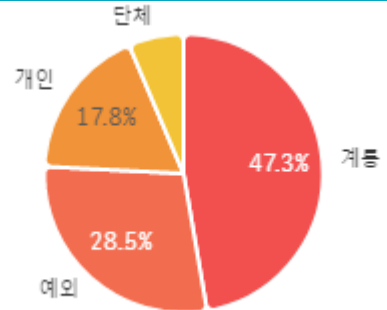
출하 품종별 거래금액 구성비



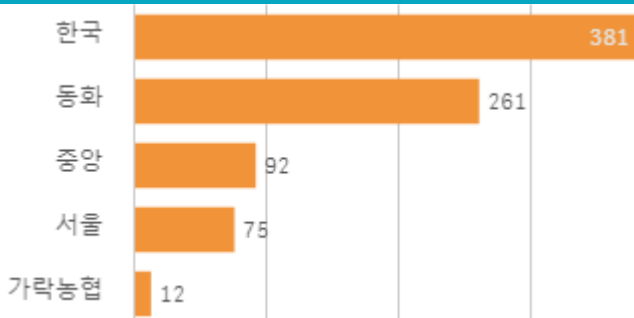
거래 단량별 물량 구성비



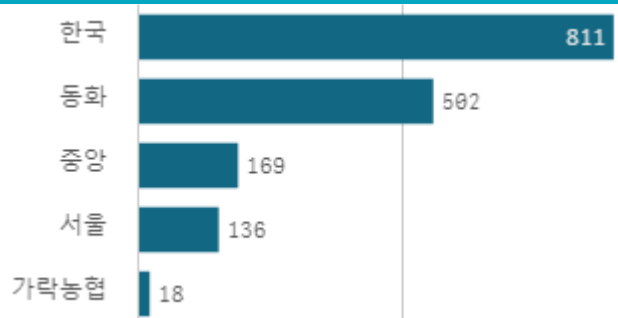
출하자별 거래물량 구성비



도매시장 법인별 거래물량(톤)

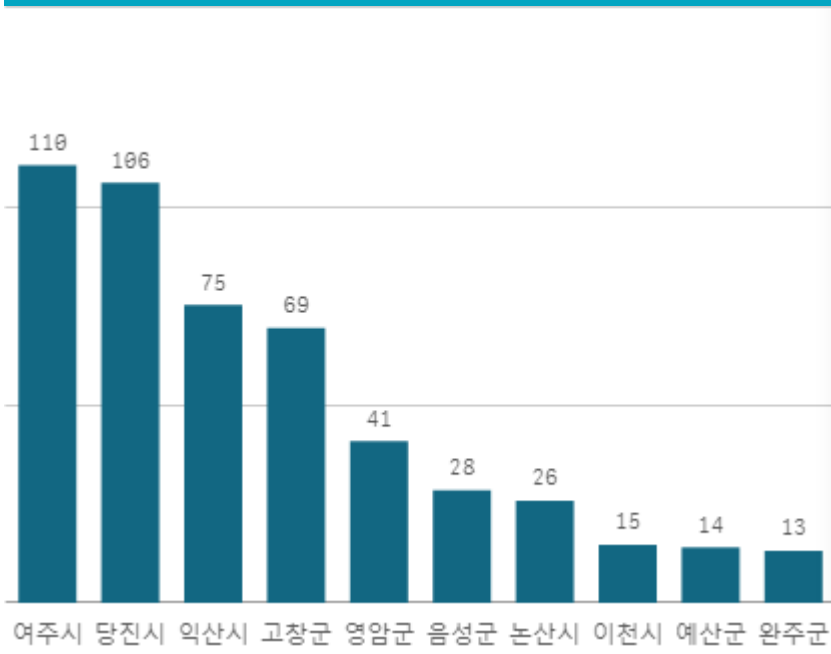


도매시장 법인별 거래금액(백만원)



호박밤 고구마(10Kg)

산지별 거래물량(톤)



출하산지(개소)

12

출하건수(천건)

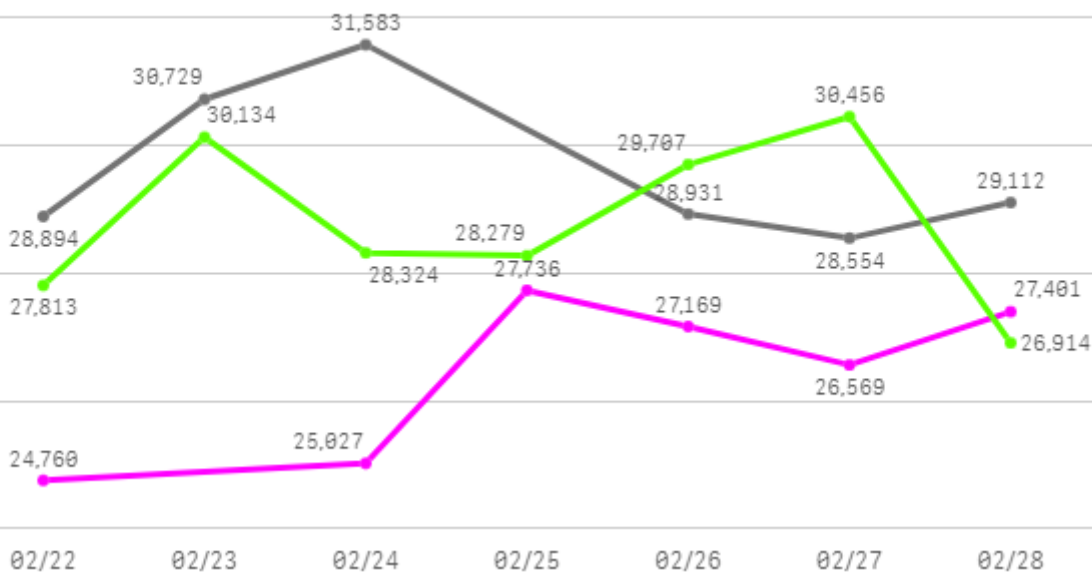
1

산지별 주출하 시군구



주간 도매가격(원)

◆ 2025 ● 2024 ◆ 평년



구분	금주(A)	전주(B)	전월(C)	전년(D)	평년(E)	A/B	A/C	A/D	A/E
가격(원)	26,444	26,844	26,442	29,634	28,854	98.5%	100.0%	89.2%	91.6%

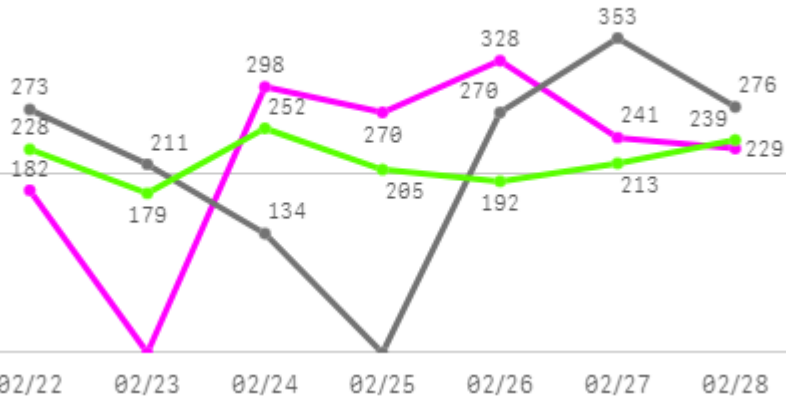
□ 호박밤 고구마(10Kg) 주간 가격

구분	Q	품종	Q	단량	Q	특	상	보통	하
2025-02-22		호박밤 고구마		10Kg		36,179	24,760	15,696	9,089
2025-02-24		호박밤 고구마		10Kg		35,281	25,027	16,898	9,635
2025-02-25		호박밤 고구마		10Kg		35,388	27,736	18,993	11,911
2025-02-26		호박밤 고구마		10Kg		36,731	27,169	19,710	12,284
2025-02-27		호박밤 고구마		10Kg		33,105	26,569	21,066	13,786
2025-02-28		호박밤 고구마		10Kg		37,534	27,401	20,169	13,199
평균						35,703	26,444	18,755	11,651

감자

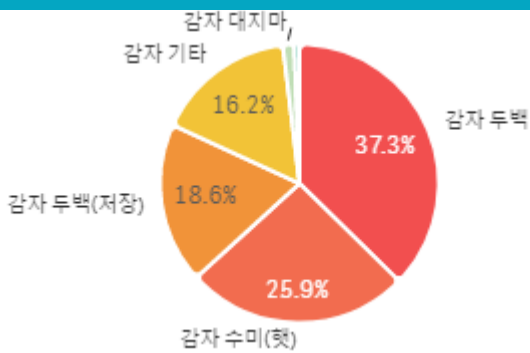
주간 반입량(톤)

◆ 2025 ● 2024 ▲ 평년

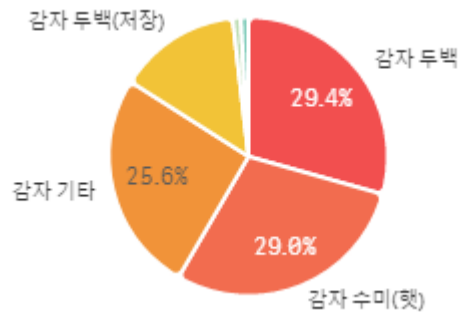


구분	금주(A)	전주(B)	전월(C)	전년(D)	평년(E)	A/B	A/C	A/D	A/E
물량(톤)	1,548	1,814	964	1,516	1,441	85.3%	160.6%	102.1%	107.4%

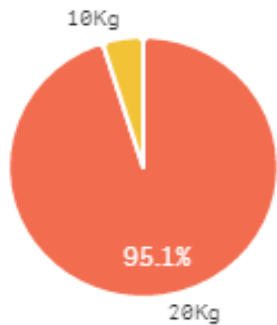
출하 품종별 거래물량 구성비



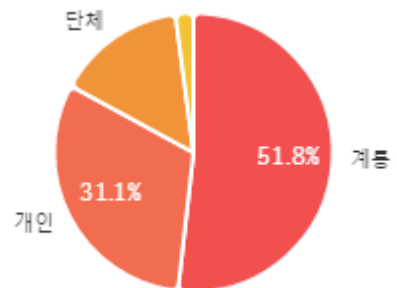
출하 품종별 거래금액 구성비



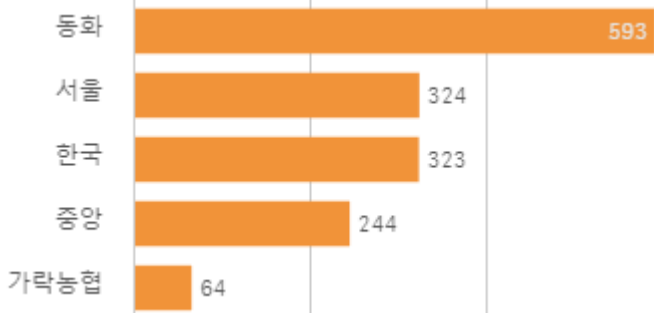
거래 단량별 물량 구성비



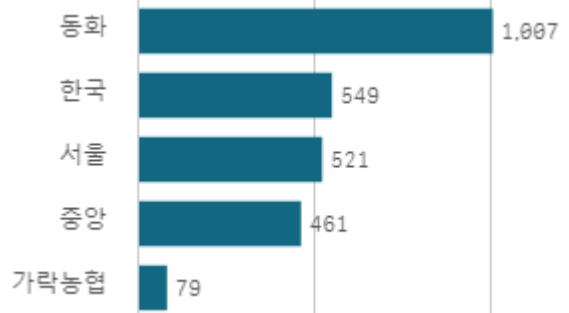
출하자별 거래물량 구성비



도매시장 법인별 거래물량(톤)

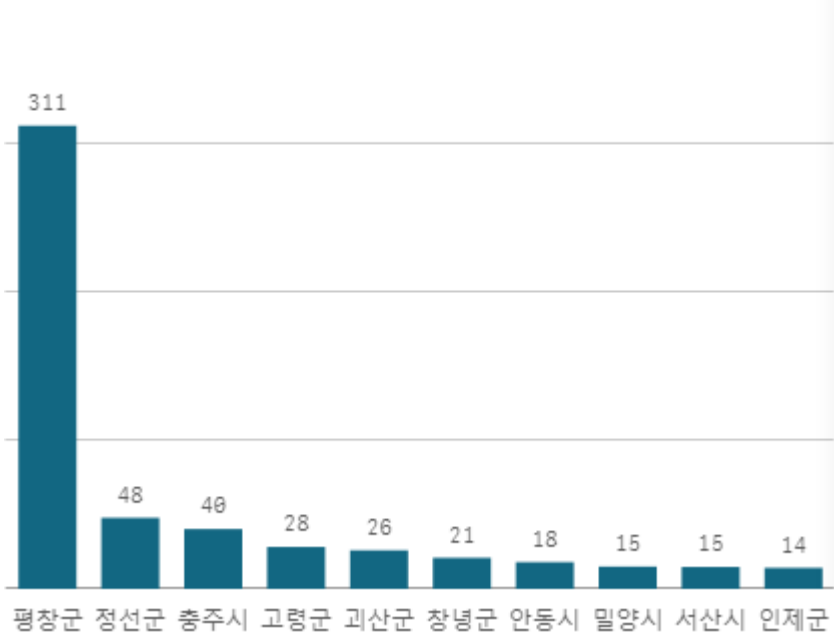


도매시장 법인별 거래금액(백만원)



감자 두백(20Kg)

산지별 거래물량(톤)



출하산지(개소)

18

출하건수(천건)

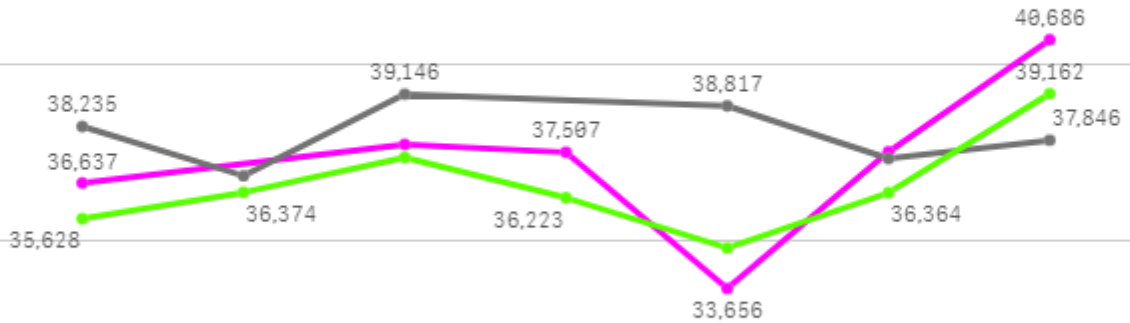
0

산지별 주출하 시군구



주간 도매가격(원)

◆ 2025 ● 2024 ◆ 평년



02/22 02/23 02/24 02/25 02/26 02/27 02/28

구분	금주(A)	전주(B)	전월(C)	전년(D)	평년(E)	A/B	A/C	A/D	A/E
가격(원)	37,289	32,621	35,520	38,036	36,694	114.3%	105.0%	98.0%	101.6%

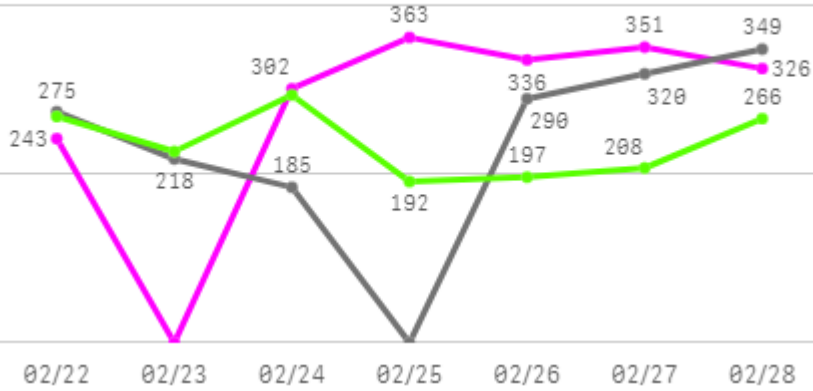
□ 감자 두백(20Kg) 주간 가격

구분	Q	품종	Q	단량	Q	특	상	보통	하
2025-02-22		감자 두백		20Kg		62,982	36,637	21,988	10,011
2025-02-24		감자 두백		20Kg		65,726	37,729	25,329	12,297
2025-02-25		감자 두백		20Kg		63,102	37,507	26,701	13,818
2025-02-26		감자 두백		20Kg		54,627	33,656	24,335	12,673
2025-02-27		감자 두백		20Kg		64,521	37,520	24,607	14,295
2025-02-28		감자 두백		20Kg		67,131	40,686	26,037	15,764
평균						63,015	37,289	24,833	13,143

배추

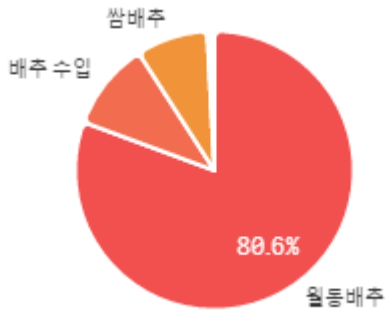
주간 반입량(톤)

◆ 2025 ● 2024 ▲ 평년

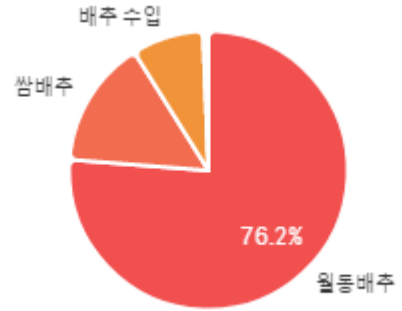


구분	금주(A)	전주(B)	전월(C)	전년(D)	평년(E)	A/B	A/C	A/D	A/E
물량(톤)	1,920	2,319	2,106	1,636	1,749	82.8%	91.2%	117.4%	109.8%

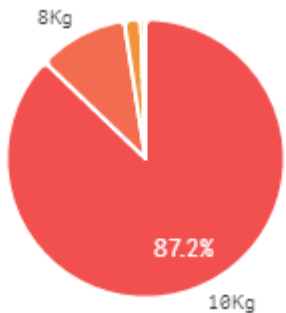
출하 품종별 거래물량 구성비



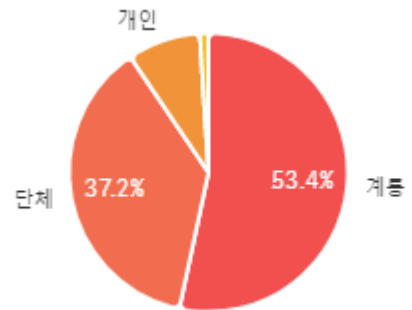
출하 품종별 거래금액 구성비



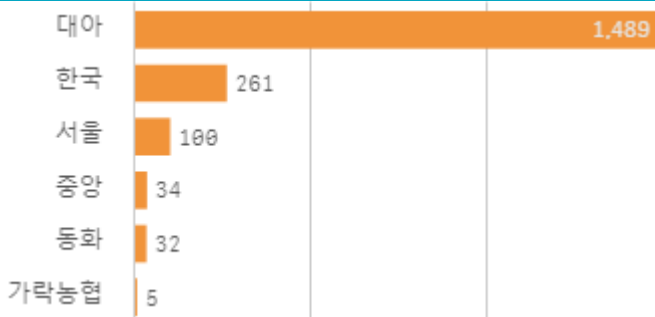
거래 단량별 물량 구성비



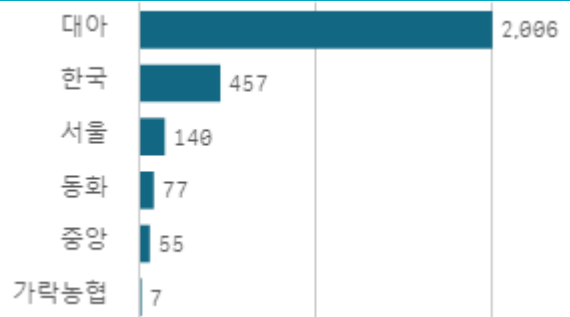
출하자별 거래물량 구성비



도매시장 법인별 거래물량(톤)

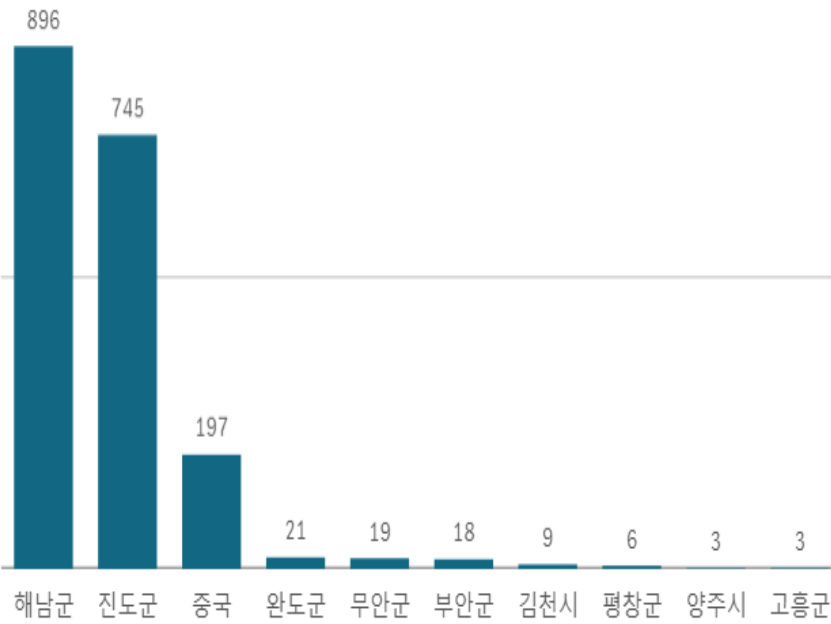


도매시장 법인별 거래금액(백만원)



배추(10Kg)

산지별 거래물량(톤)



출하산지(개소)

15

출하건수(천건)

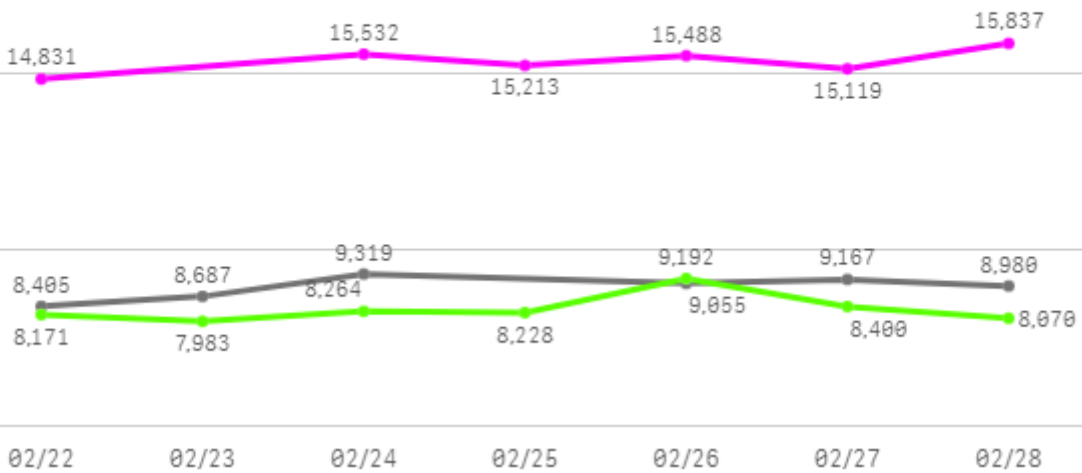
2

산지별 주출하 시군구



주간 도매가격(원)

◆ 2025 ● 2024 ◆ 평년



구분	금주(A)	전주(B)	전월(C)	전년(D)	평년(E)	A/B	A/C	A/D	A/E
가격(원)	15,337	13,742	13,304	8,936	9,562	111.6%	115.3%	171.6%	160.4%

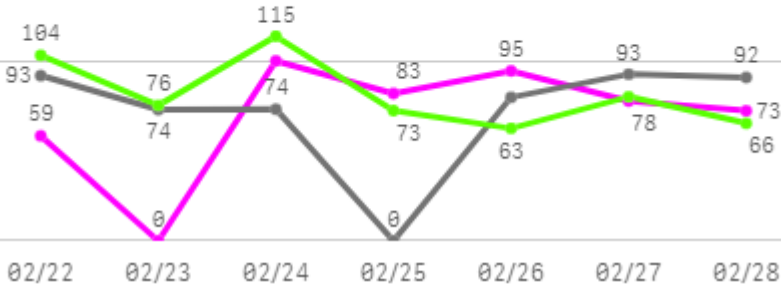
□ 배추(10Kg) 주간 가격

구분	Q	품종	Q	단량	Q	특	상	보통	하
2025-02-22		배추		10Kg		16,313	14,831	12,429	8,449
2025-02-24		배추		10Kg		16,410	15,532	13,588	8,778
2025-02-25		배추		10Kg		16,624	15,213	13,483	8,850
2025-02-26		배추		10Kg		16,559	15,488	13,941	10,330
2025-02-27		배추		10Kg		17,143	15,119	13,878	10,597
2025-02-28		배추		10Kg		17,520	15,837	13,860	9,334
평균						16,762	15,337	13,530	9,390

알배기배추

주간 반입량(톤)

◆ 2025 ● 2024 ▲ 평년



구분	금주(A)	전주(B)	전월(C)	전년(D)	평년(E)	A/B	A/C	A/D	A/E
물량(톤)	489	598	722	506	575	81.8%	67.7%	96.7%	85.1%

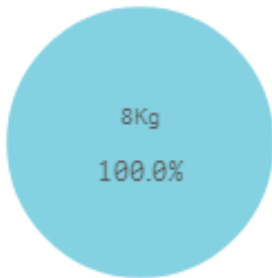
출하 품종별 거래물량 구성비



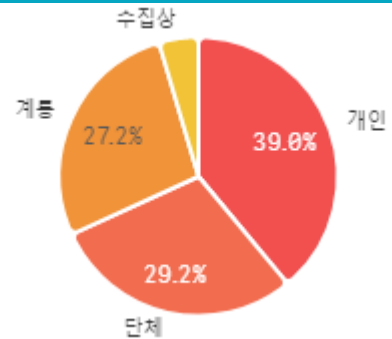
출하 품종별 거래금액 구성비



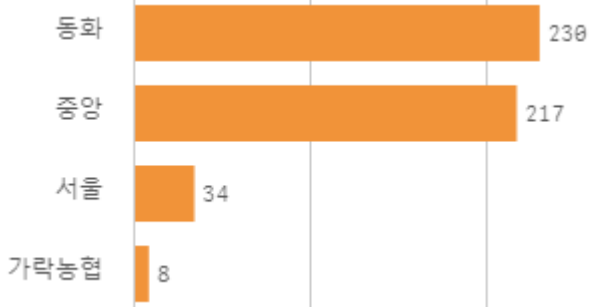
거래 단량별 물량 구성비



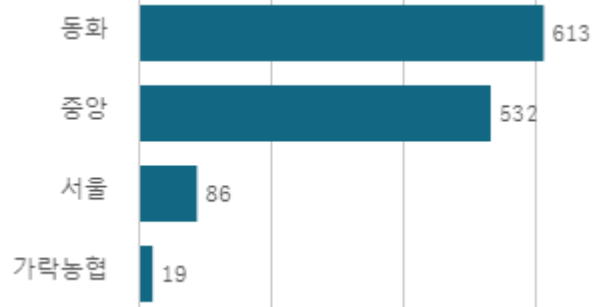
출하자별 거래물량 구성비



도매시장 법인별 거래물량(톤)

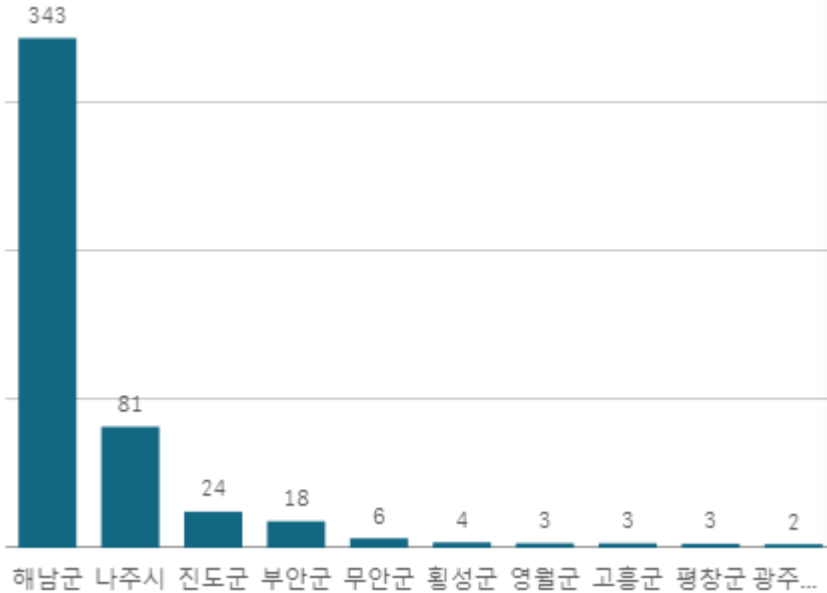


도매시장 법인별 거래금액(백만원)



알배기배추(8Kg)

산지별 거래물량(톤)



출하산지(개소)

14

출하건수(천건)

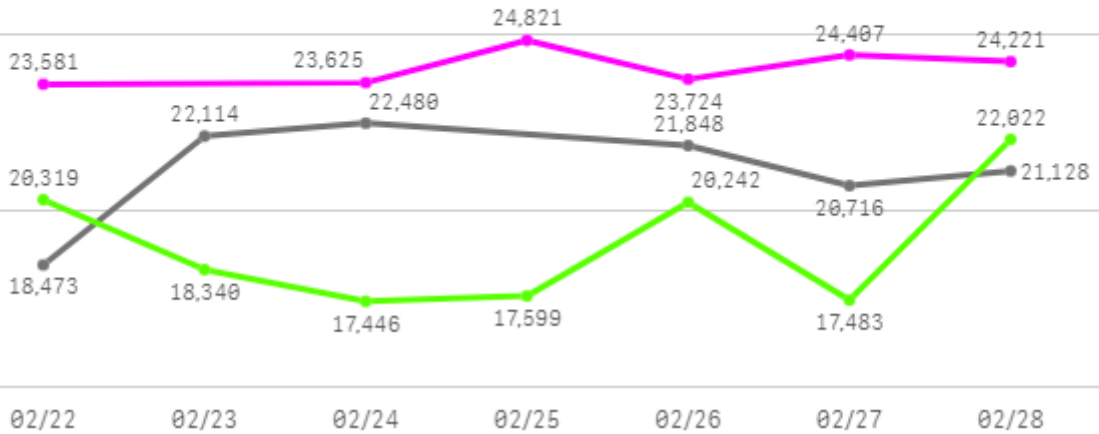
1

산지별 주출하 시군구



주간 도매가격(원)

● 2025 ● 2024 ● 평년



구분	금주(A)	전주(B)	전월(C)	전년(D)	평년(E)	A/B	A/C	A/D	A/E
가격(원)	24,063	21,063	20,006	21,127	19,040	114.2%	120.3%	113.9%	126.4%

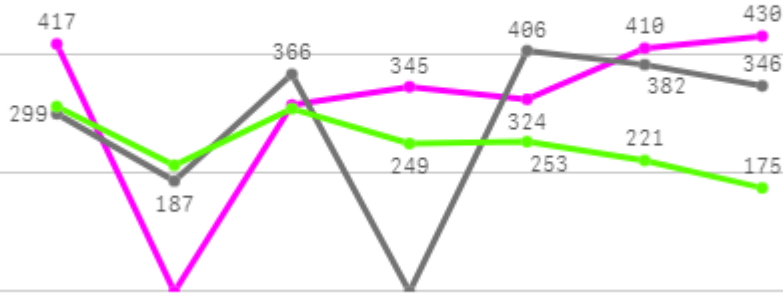
□ 알배기배추(8Kg) 주간 가격

구분	Q	품종	Q	단량	Q	특	상	보통	하
2025-02-22		알배기배추		8Kg		25,607	23,581	20,307	13,916
2025-02-24		알배기배추		8Kg		27,721	23,625	18,602	11,721
2025-02-25		알배기배추		8Kg		30,038	24,821	18,719	11,405
2025-02-26		알배기배추		8Kg		25,632	23,724	19,846	12,950
2025-02-27		알배기배추		8Kg		26,089	24,407	20,350	12,200
2025-02-28		알배기배추		8Kg		26,775	24,221	18,466	10,280
평균						26,977	24,063	19,382	12,079

양배추

주간 반입량(톤)

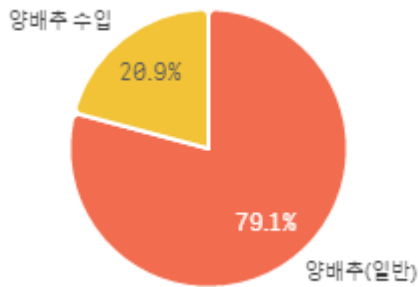
◆ 2025 ● 2024 ▲ 평년



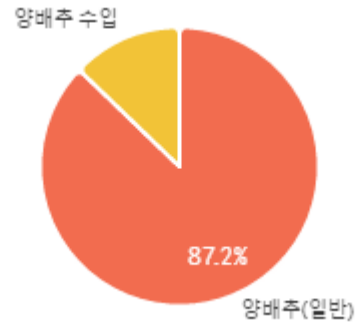
02/22 02/23 02/24 02/25 02/26 02/27 02/28

구분	금주(A)	전주(B)	전월(C)	전년(D)	평년(E)	A/B	A/C	A/D	A/E
물량(톤)	2,240	2,453	1,900	1,986	1,900	91.3%	117.9%	112.8%	117.9%

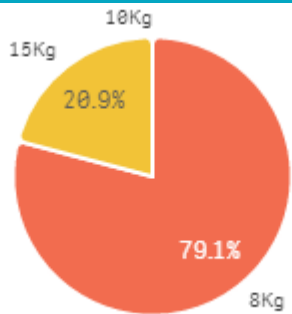
출하 품종별 거래물량 구성비



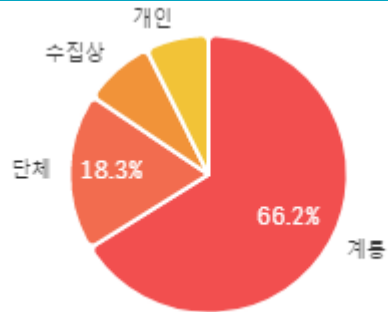
출하 품종별 거래금액 구성비



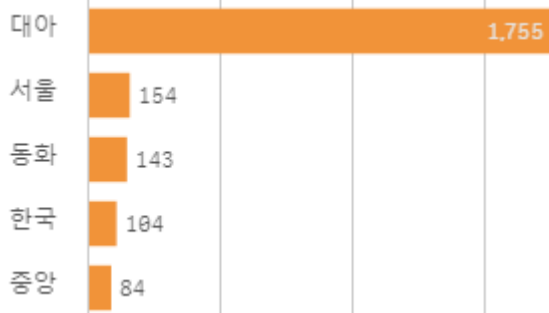
거래 단량별 물량 구성비




출하자별 거래물량 구성비



도매시장 법인별 거래물량(톤)

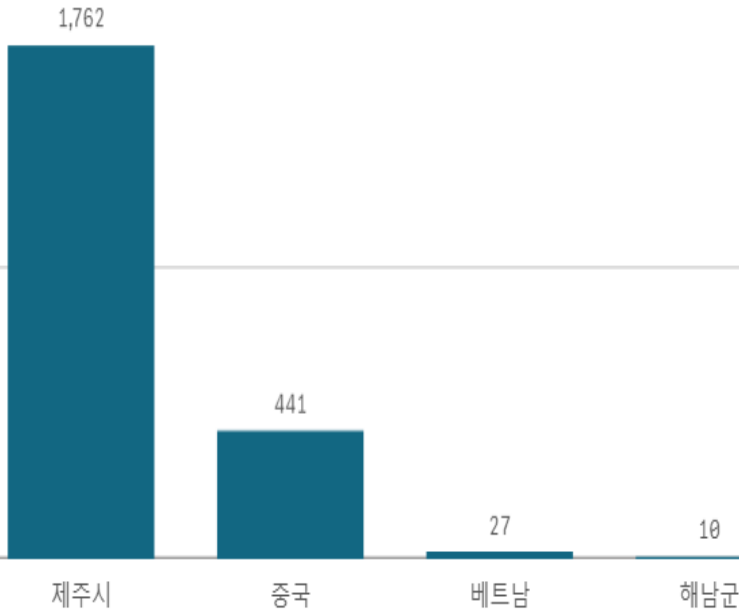


도매시장 법인별 거래금액(백만원)

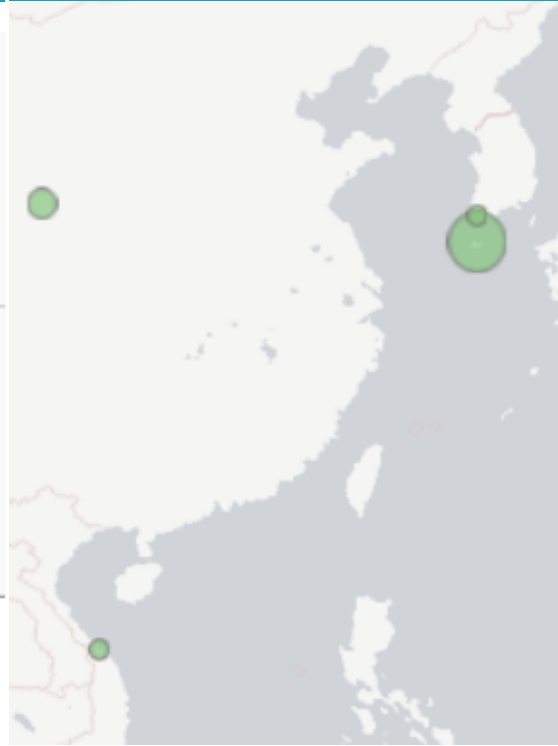


양배추(8Kg)

산지별 거래물량(톤)



산지별 주출하 시군구



출하산지(개소)

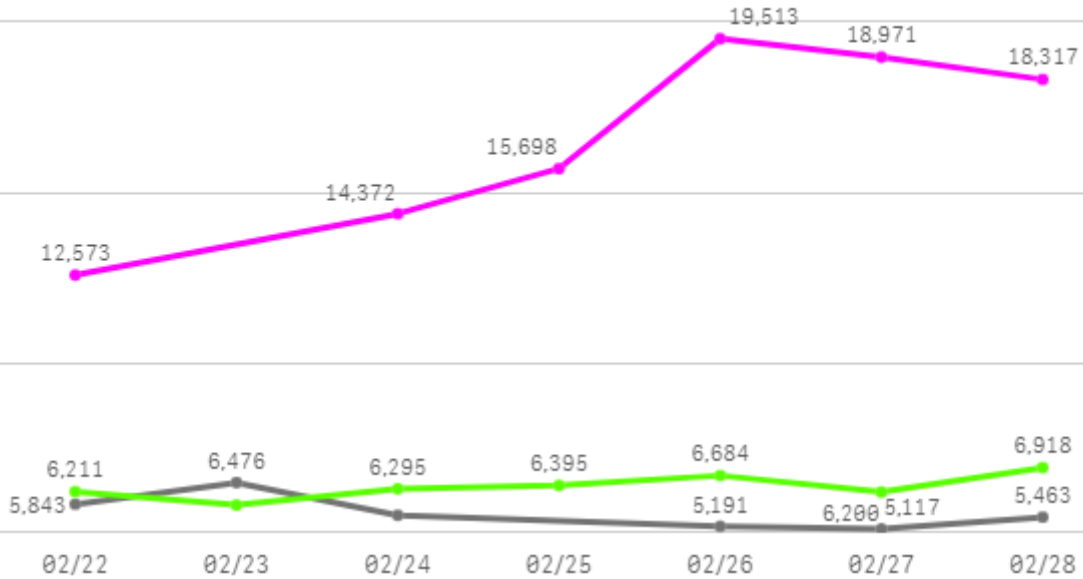
4

출하건수(전건)

1

주간 도매가격(원)

◆ 2025 ● 2024 ◆ 평년



구분	금주(A)	전주(B)	전월(C)	전년(D)	평년(E)	A/B	A/C	A/D	A/E
가격(원)	16,574	12,905	13,913	5,601	7,862	128.4%	119.1%	295.9%	210.8%

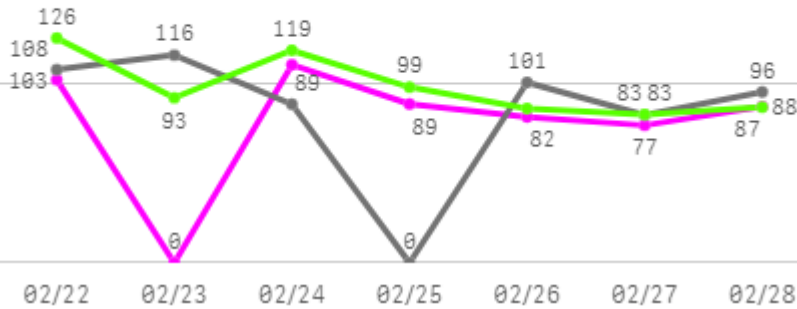
□ 양배추(8Kg) 주간 가격

구분	Q	품종	Q	단량	Q	특	상	보통	하
2025-02-22		양배추		8Kg		18,330	12,573	7,332	5,831
2025-02-24		양배추		8Kg		20,569	14,372	8,828	5,718
2025-02-25		양배추		8Kg		21,376	15,698	8,524	6,074
2025-02-26		양배추		8Kg		26,122	19,513	8,720	6,457
2025-02-27		양배추		8Kg		25,748	18,971	10,743	7,624
2025-02-28		양배추		8Kg		26,095	18,317	12,034	9,262
평균						23,040	16,574	9,364	6,828

시금치

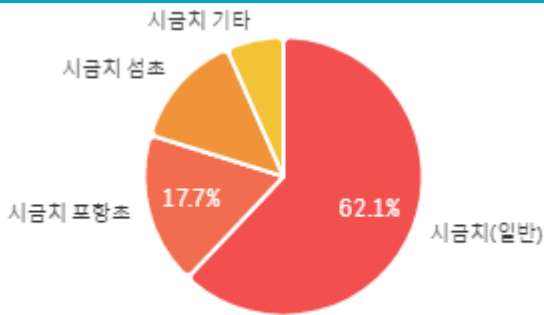
주간 반입량(톤)

◆ 2025 ◆ 2024 ◆ 평년

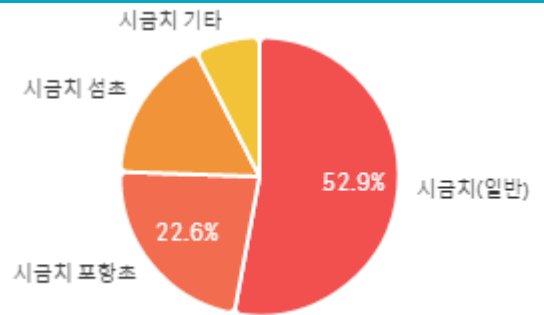


구분	금주(A)	전주(B)	전월(C)	전년(D)	평년(E)	A/B	A/C	A/D	A/E
물량(톤)	549	665	1,059	594	643	82.6%	51.9%	92.5%	85.4%

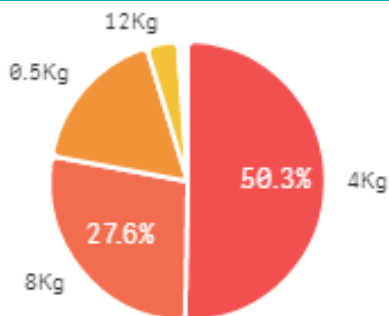
출하 품종별 거래물량 구성비



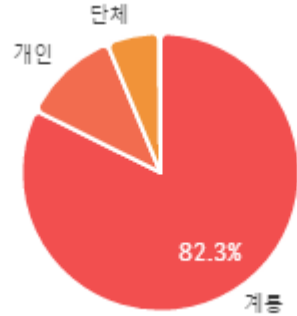
출하 품종별 거래금액 구성비



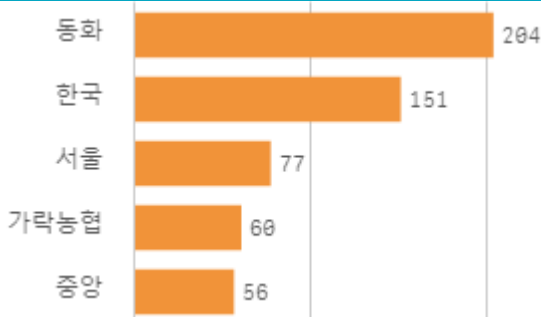
거래 단량별 물량 구성비



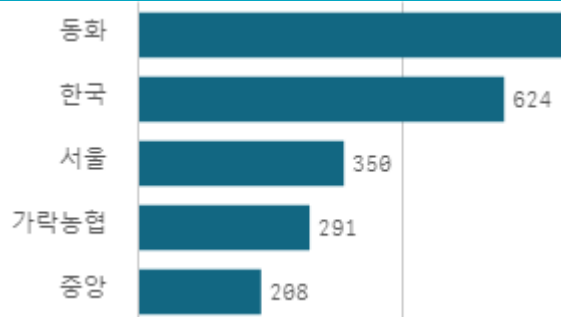
출하자별 거래물량 구성비



도매시장 법인별 거래물량(톤)

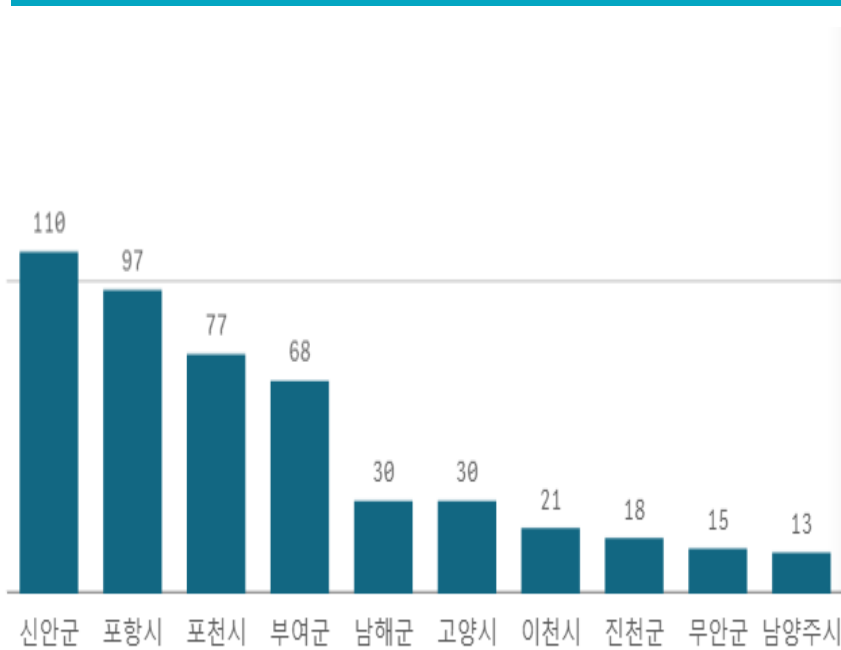


도매시장 법인별 거래금액(백만원)



시금치(4Kg)

산지별 거래물량(톤)



산지별 주출하 시군구



출하산지(개소)

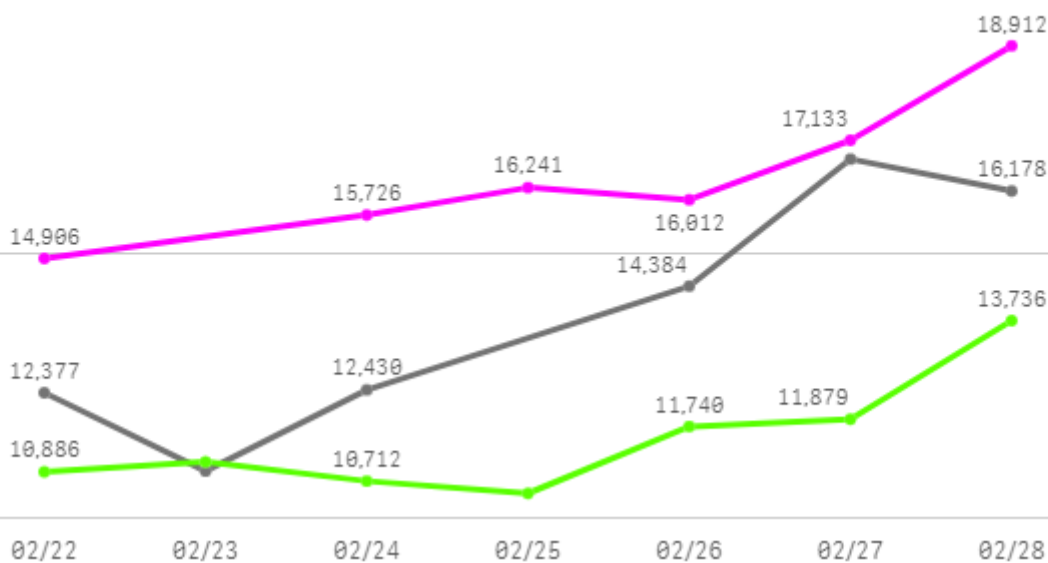
37

출하건수(천건)

5

주간 도매가격(원)

◆ 2025 ● 2024 ◆ 평년



구분	금주(A)	전주(B)	전월(C)	전년(D)	평년(E)	A/B	A/C	A/D	A/E
가격(원)	16,488	16,516	18,141	13,841	13,099	99.8%	90.9%	119.1%	125.9%

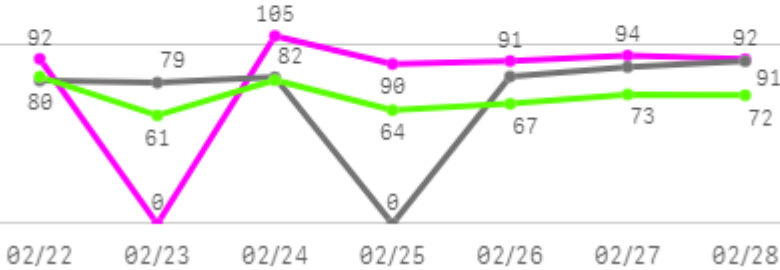
□ 시금치(4Kg) 주간 가격

구분	Q	품종	Q	단량	Q	특	상	보통	하
2025-02-22		시금치		4Kg		18,094	14,906	11,901	8,119
2025-02-24		시금치		4Kg		18,694	15,726	13,036	9,469
2025-02-25		시금치		4Kg		19,055	16,241	13,001	9,792
2025-02-26		시금치		4Kg		17,403	16,012	13,549	10,646
2025-02-27		시금치		4Kg		18,774	17,133	14,452	11,650
2025-02-28		시금치		4Kg		22,358	18,912	15,857	13,510
평균						19,063	16,488	13,633	10,531

상추

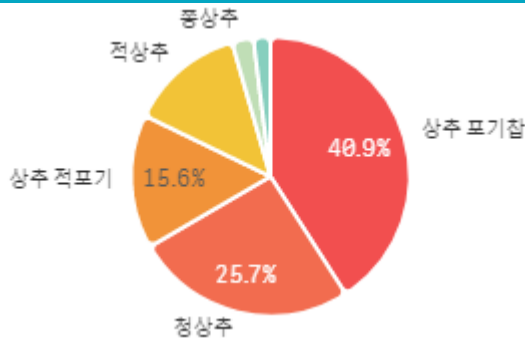
주간 반입량(톤)

◆ 2025 ● 2024 ▲ 평년

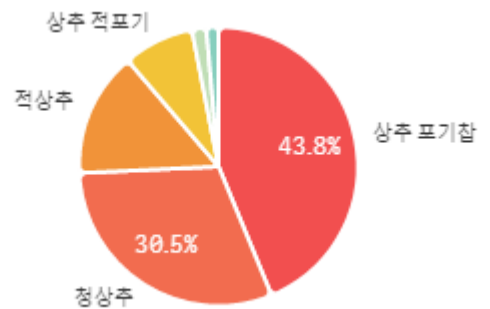


구분	금주(A)	전주(B)	전월(C)	전년(D)	평년(E)	A/B	A/C	A/D	A/E
물량(톤)	565	542	554	503	504	104.3%	102.0%	112.3%	112.2%

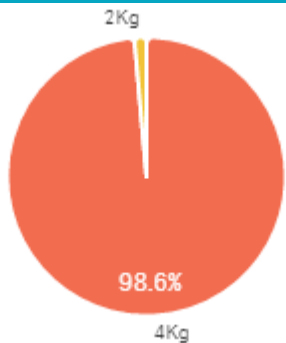
출하 품종별 거래물량 구성비



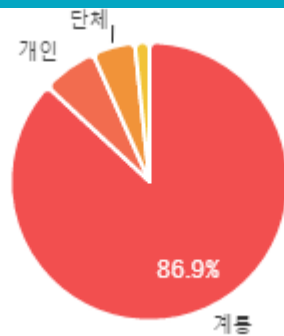
출하 품종별 거래금액 구성비



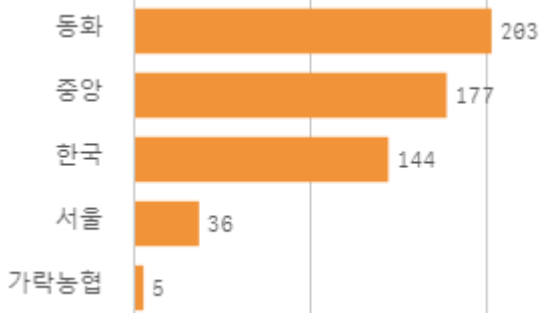
거래 단량별 물량 구성비



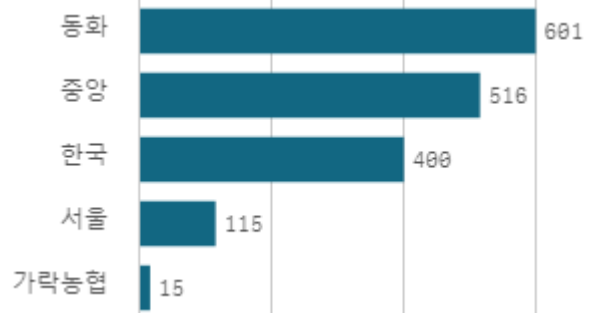
출하자별 거래물량 구성비



도매시장 법인별 거래물량(톤)

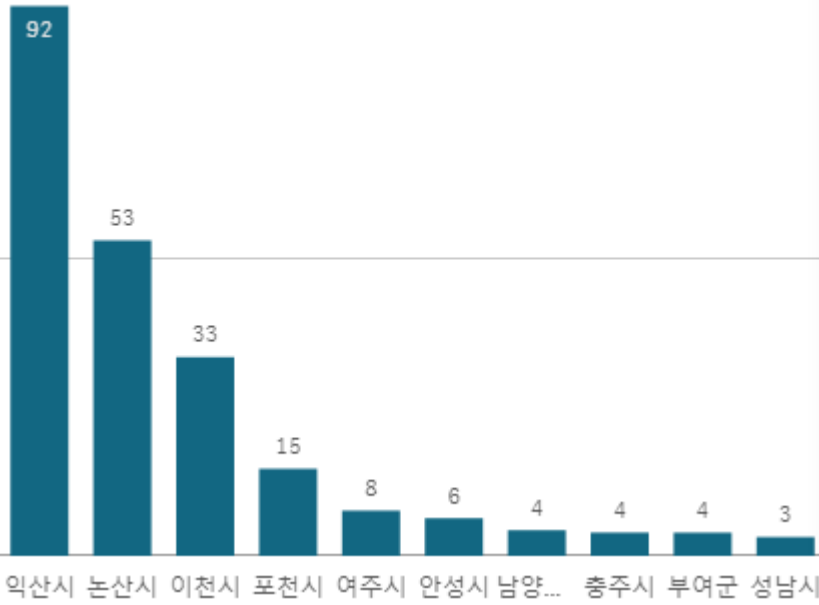


도매시장 법인별 거래금액(백만원)



상추 포기잡(4Kg)

산지별 거래물량(톤)



출하산지(개소)

23

출하건수(천건)

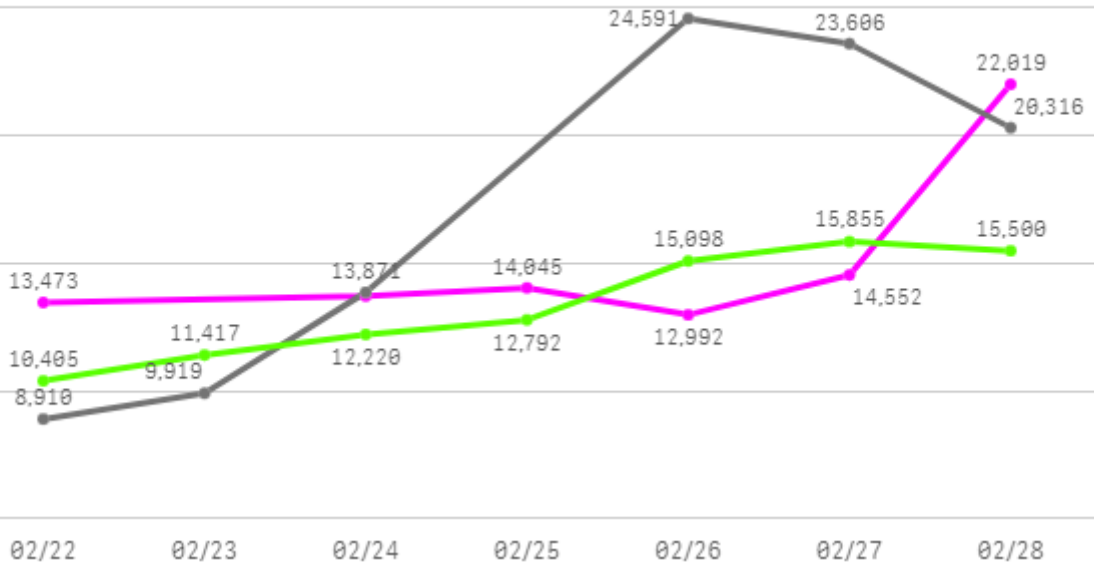
2

산지별 주출하 시군구



주간 도매가격(원)

◆ 2025 ● 2024 ◆ 평년



구분	금주(A)	전주(B)	전월(C)	전년(D)	평년(E)	A/B	A/C	A/D	A/E
가격(원)	15,134	11,305	12,752	16,869	14,068	133.9%	118.7%	89.7%	107.6%

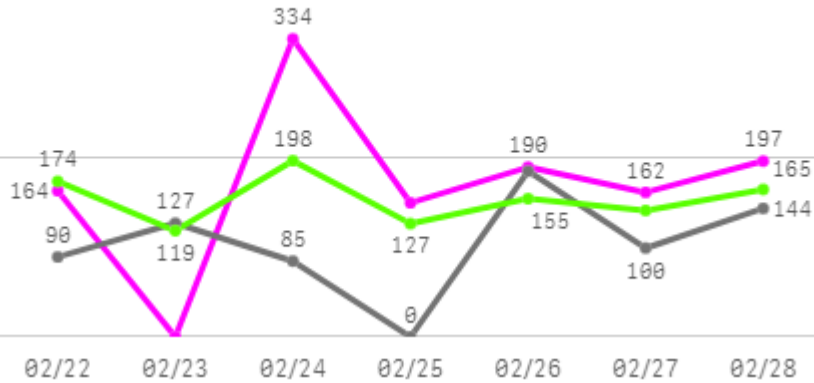
□ 상추 포기잡(4Kg) 주간 가격

구분	Q	품종	Q	단량	Q	특	상	보통	하
2025-02-22		상추 포기잡		4Kg		-	13,473	11,334	8,743
2025-02-24		상추 포기잡		4Kg		-	13,725	11,684	8,960
2025-02-25		상추 포기잡		4Kg		-	14,045	12,130	10,330
2025-02-26		상추 포기잡		4Kg		-	12,992	10,979	8,381
2025-02-27		상추 포기잡		4Kg		-	14,552	12,719	10,145
2025-02-28		상추 포기잡		4Kg		-	22,019	18,859	16,168
평균						-	15,134	12,951	10,455

오이

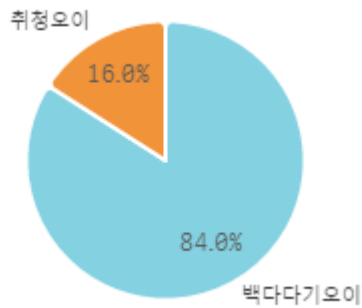
주간 반입량(톤)

◆ 2025 ● 2024 ▲ 평년

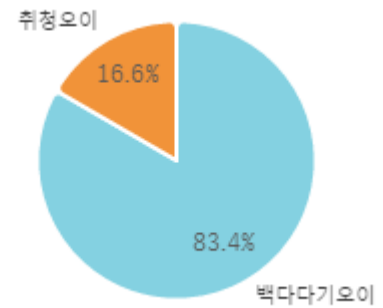


구분	금주(A)	전주(B)	전월(C)	전년(D)	평년(E)	A/B	A/C	A/D	A/E
물량(톤)	1,198	1,110	1,171	731	1,093	107.9%	102.2%	163.8%	109.6%

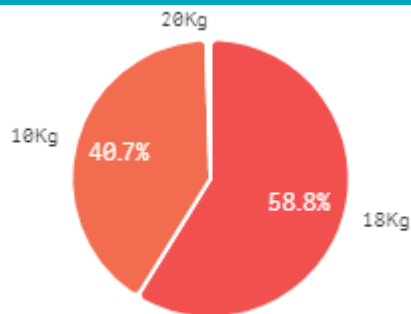
출하 품종별 거래물량 구성비



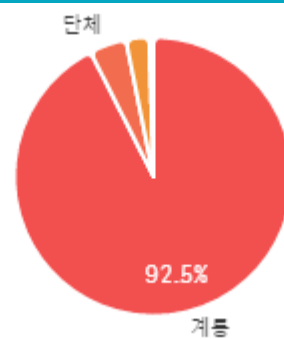
출하 품종별 거래금액 구성비



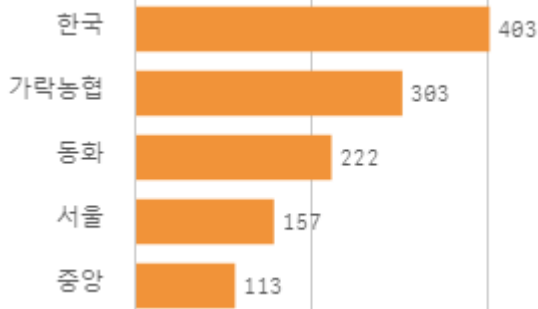
거래 단량별 물량 구성비



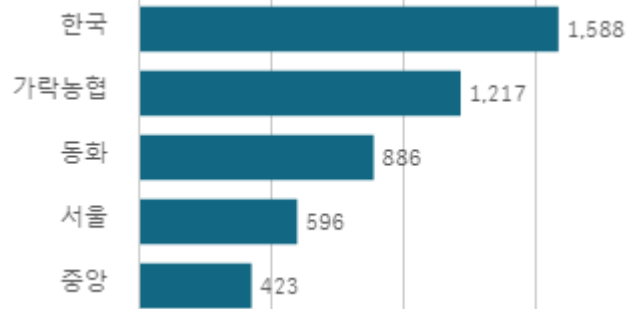
출하자별 거래물량 구성비



도매시장 법인별 거래물량(톤)

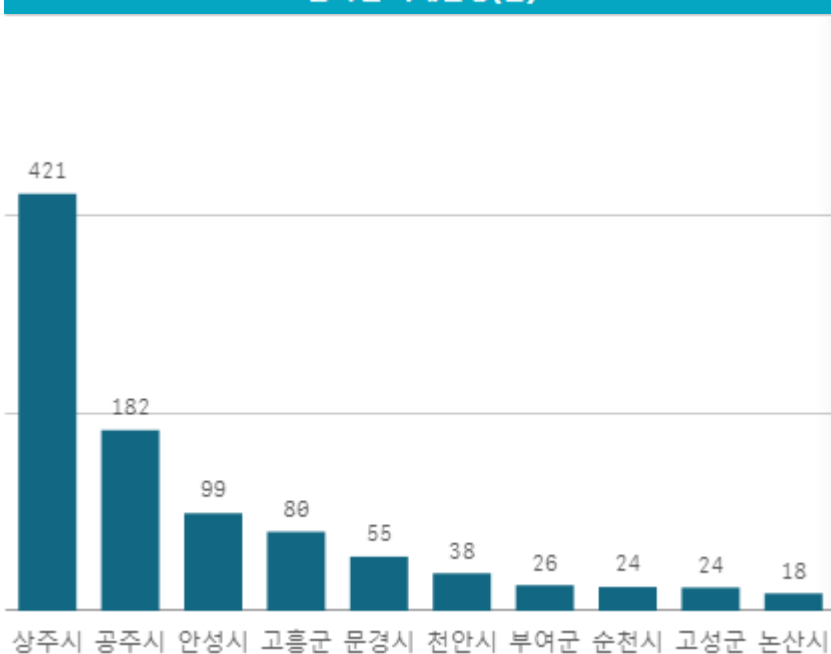


도매시장 법인별 거래금액(백만원)



백다다기오이(100개)

산지별 거래물량(톤)



출하산지(개소)

24

출하건수(천건)

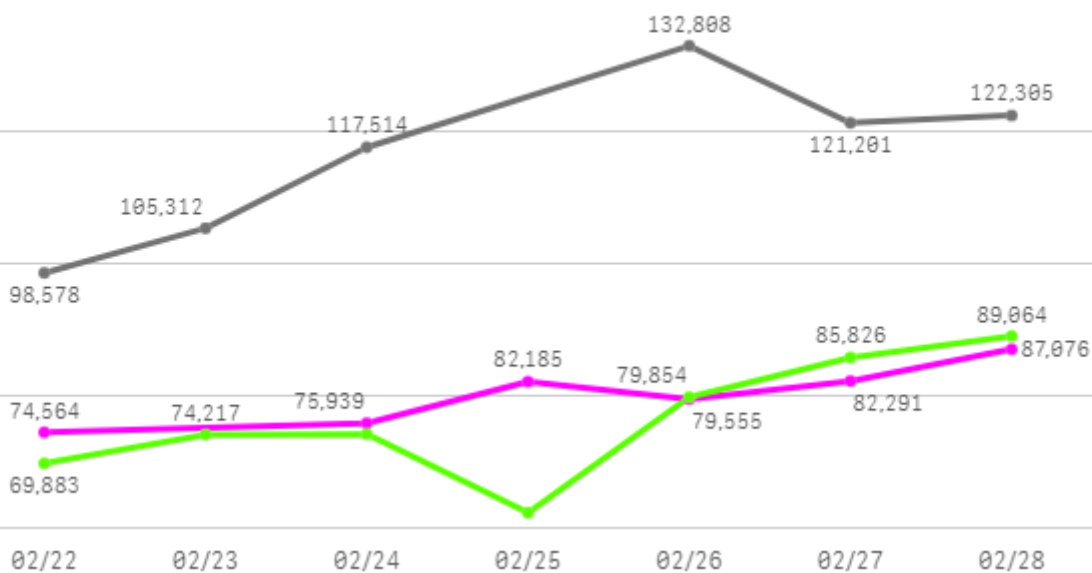
6

산지별 주출하 시군구



주간 도매가격(원)

◆ 2025 ● 2024 ◆ 평년



구분	금주(A)	전주(B)	전월(C)	전년(D)	평년(E)	A/B	A/C	A/D	A/E
가격(원)	80,268	77,274	100,707	116,286	77,762	103.9%	79.7%	69.0%	103.2%

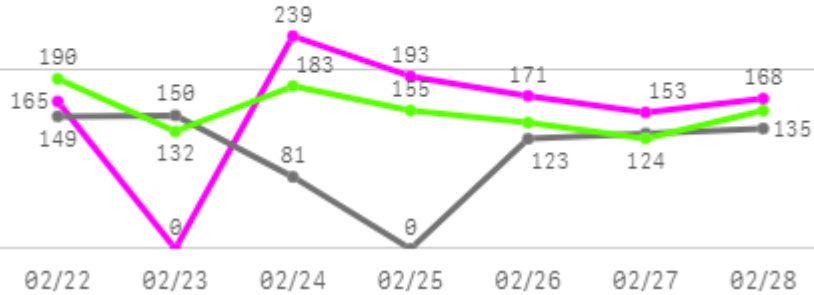
□ 백다다기오이(100개) 주간 가격

구분	Q	품종	Q	단량	Q	특	상	보통	하
2025-02-22		백다다기오이		100개		82,972	74,564	64,314	53,594
2025-02-24		백다다기오이		100개		84,453	75,939	64,404	53,741
2025-02-25		백다다기오이		100개		90,630	82,185	70,126	56,830
2025-02-26		백다다기오이		100개		85,268	79,555	74,390	62,308
2025-02-27		백다다기오이		100개		86,784	82,291	78,140	66,337
2025-02-28		백다다기오이		100개		92,293	87,076	82,618	70,689
평균						87,067	80,268	72,332	60,583

호박

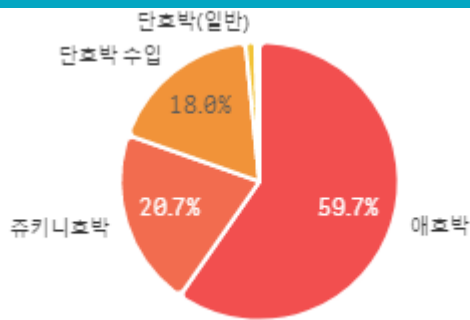
주간 반입량(톤)

◆ 2025 ● 2024 ▲ 평년

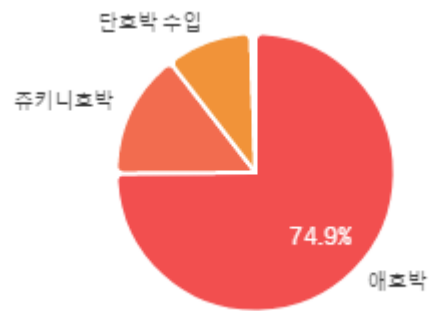


구분	금주(A)	전주(B)	전월(C)	전년(D)	평년(E)	A/B	A/C	A/D	A/E
물량(톤)	1,090	1,021	1,100	767	1,035	106.8%	99.1%	142.2%	105.3%

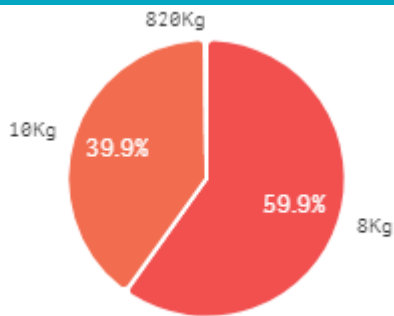
출하 품종별 거래물량 구성비



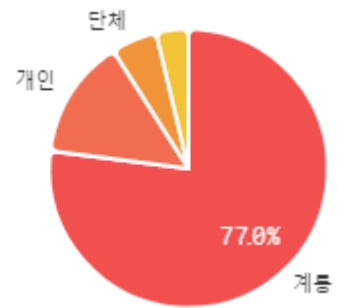
출하 품종별 거래금액 구성비



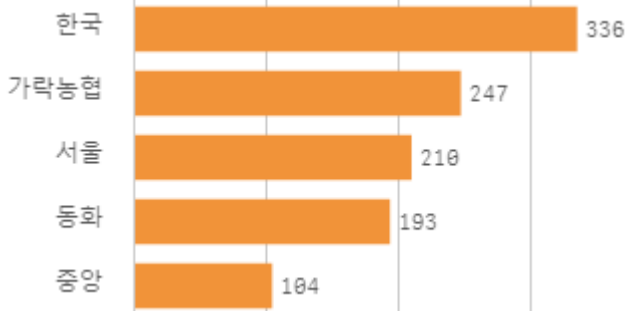
거래 단량별 물량 구성비



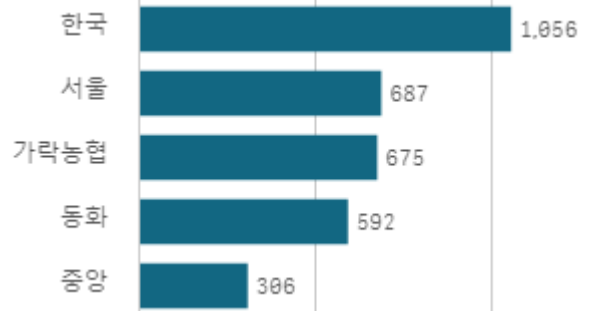
출하자별 거래물량 구성비



도매시장 법인별 거래물량(톤)



도매시장 법인별 거래금액(백만원)



애호박(20개)

산지별 거래물량(톤)



출하산지(개소)

14

출하건수(천건)

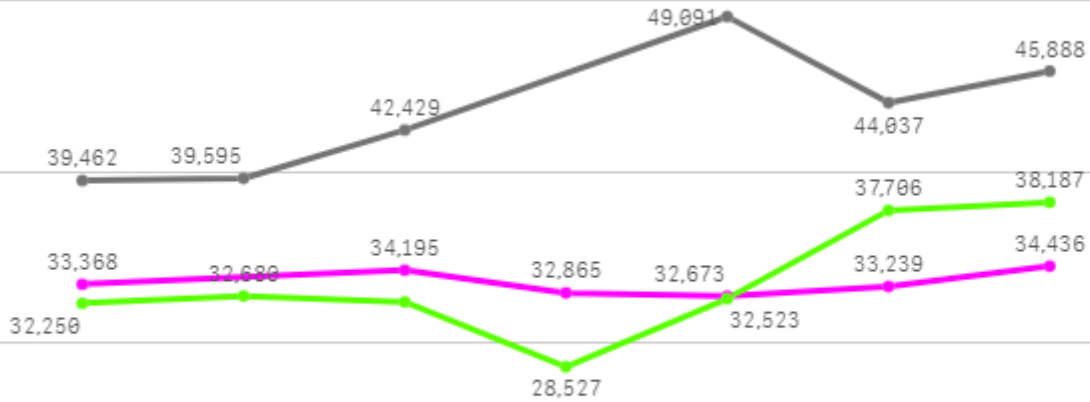
4

산지별 주출하 시군구



주간 도매가격(원)

◆ 2025 ● 2024 ◆ 평년



02/22 02/23 02/24 02/25 02/26 02/27 02/28

구분	금주(A)	전주(B)	전월(C)	전년(D)	평년(E)	A/B	A/C	A/D	A/E
가격(원)	33,463	34,082	41,840	43,417	33,296	98.2%	80.0%	77.1%	100.5%

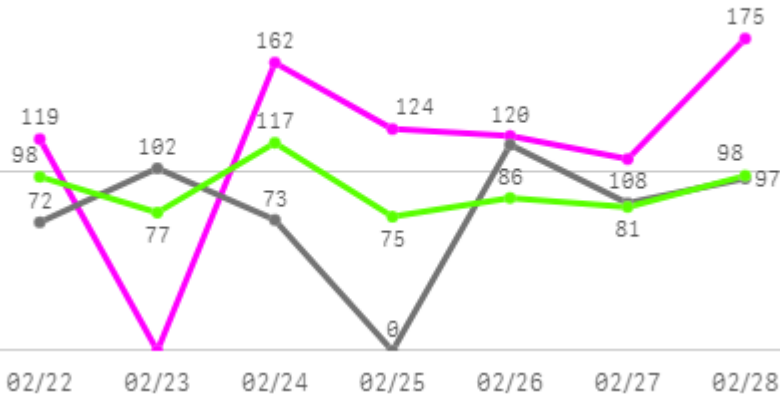
□ 애호박(20개) 주간 가격

구분	Q	품종	Q	단량	Q	특	상	보통	하
2025-02-22		애호박		20개		37,243	33,368	30,702	24,369
2025-02-24		애호박		20개		36,668	34,195	31,491	25,712
2025-02-25		애호박		20개		35,645	32,865	30,675	24,662
2025-02-26		애호박		20개		35,370	32,673	29,934	23,386
2025-02-27		애호박		20개		36,571	33,239	30,552	24,101
2025-02-28		애호박		20개		37,740	34,436	31,305	25,056
평균						36,540	33,463	30,777	24,548

토마토

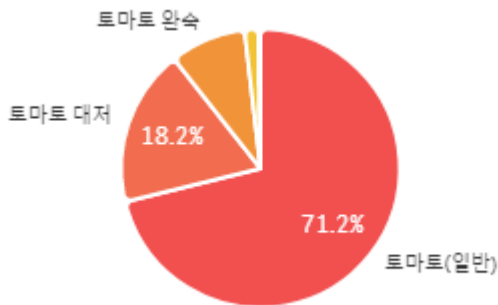
주간 반입량(톤)

◆ 2025 ◆ 2024 ◆ 평년

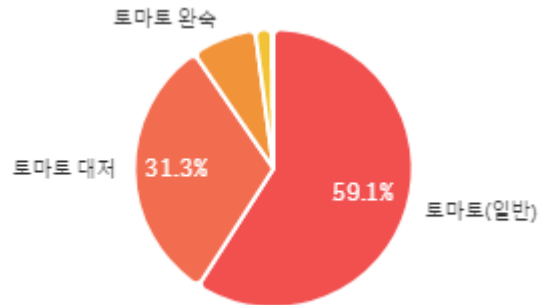


구분	금주(A)	전주(B)	전월(C)	전년(D)	평년(E)	A/B	A/C	A/D	A/E
물량(톤)	808	757	647	543	682	106.6%	124.8%	148.8%	118.5%

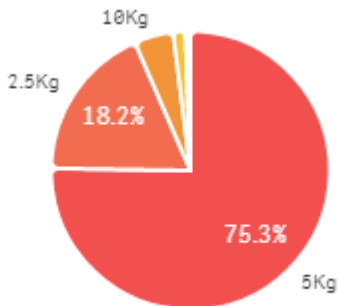
출하 품종별 거래물량 구성비



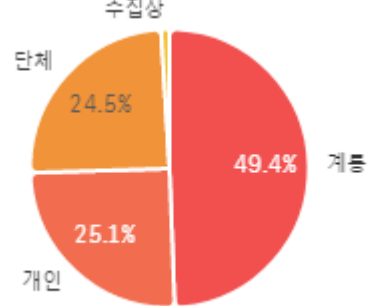
출하 품종별 거래금액 구성비



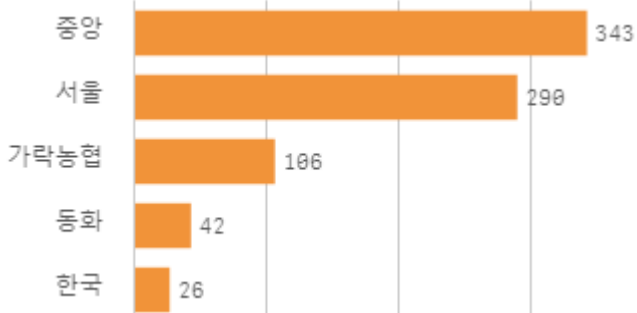
거래 단량별 물량 구성비



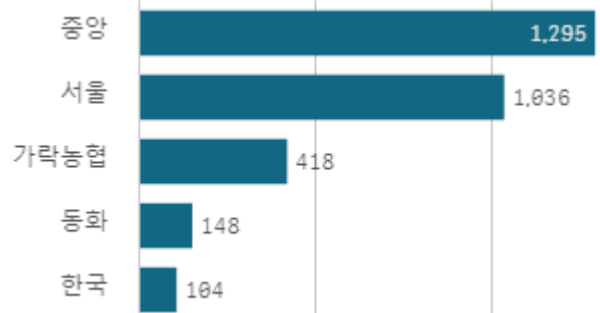
출하자별 거래물량 구성비



도매시장 법인별 거래물량(톤)

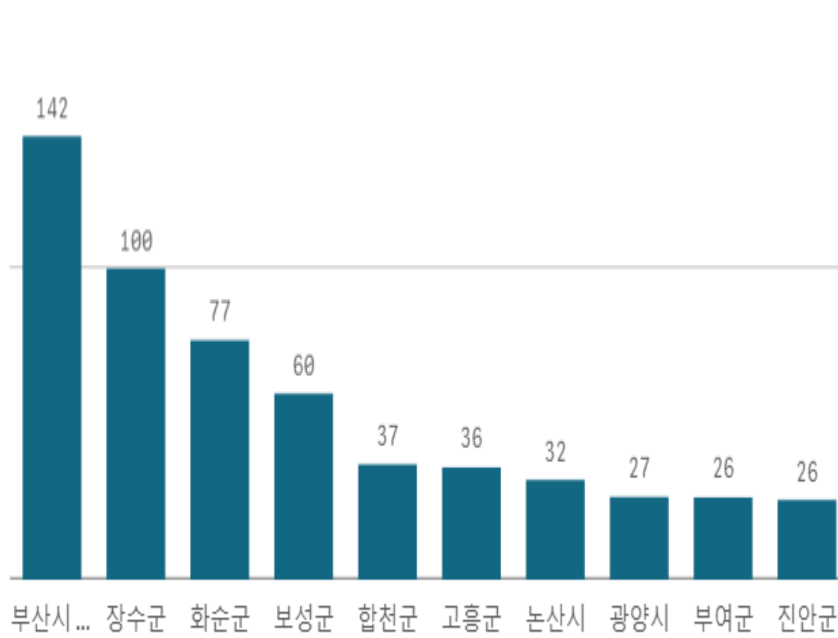


도매시장 법인별 거래금액(백만원)



토마토(5Kg)

산지별 거래물량(톤)



출하산지(개소)

47

출하건수(천건)

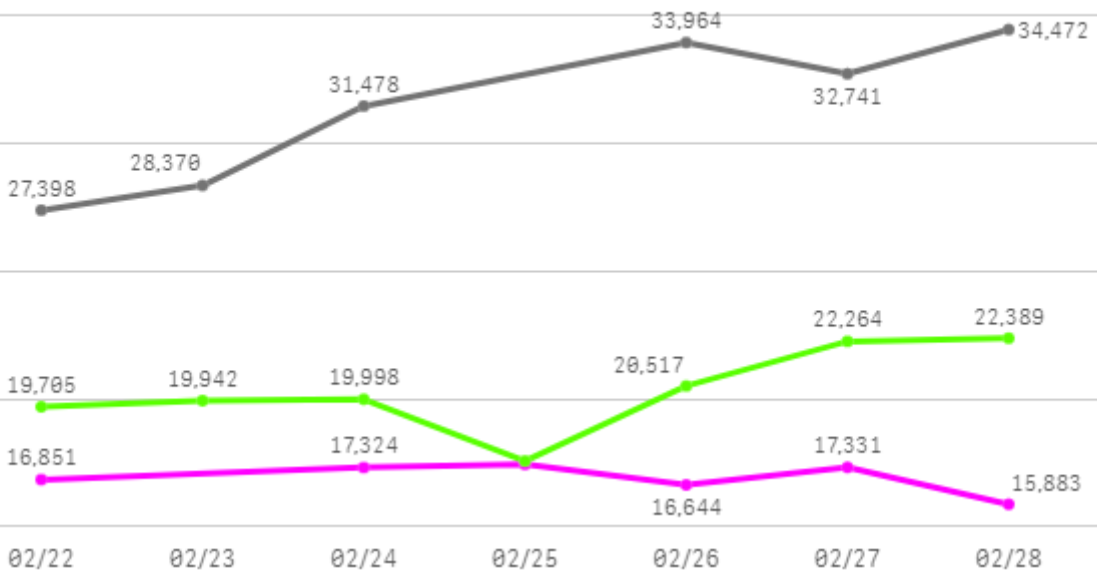
8

산지별 주출하 시군구



주간 도매가격(원)

◆ 2025 ● 2024 ◆ 평년



구분	금주(A)	전주(B)	전월(C)	전년(D)	평년(E)	A/B	A/C	A/D	A/E
가격(원)	16,973	20,400	13,478	31,404	19,824	83.2%	125.9%	54.0%	85.6%

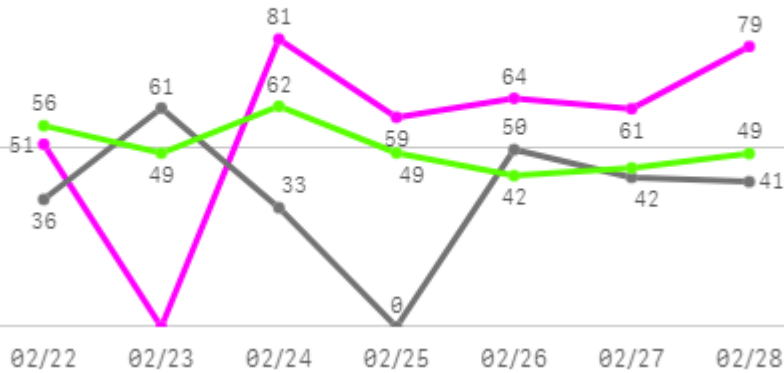
□ 토마토(5Kg) 주간 가격

구분	Q	품종	Q	단량	Q	특	상	보통	하
2025-02-22		토마토		5Kg		18,506	16,851	14,947	11,876
2025-02-24		토마토		5Kg		20,031	17,324	15,441	13,149
2025-02-25		토마토		5Kg		19,574	17,446	15,327	13,340
2025-02-26		토마토		5Kg		18,000	16,644	15,046	12,762
2025-02-27		토마토		5Kg		18,475	17,331	15,587	13,963
2025-02-28		토마토		5Kg		18,532	15,883	14,347	12,199
평균						18,853	16,913	15,116	12,882

방울토마토

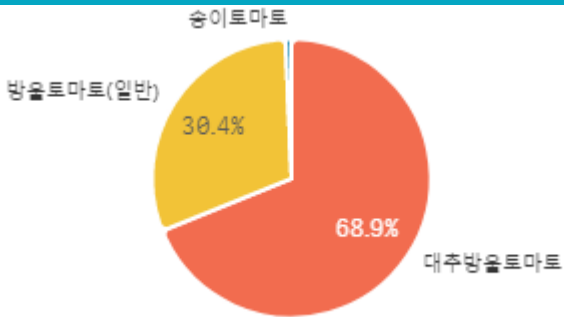
주간 반입량(톤)

◆ 2025 ● 2024 ▲ 평년

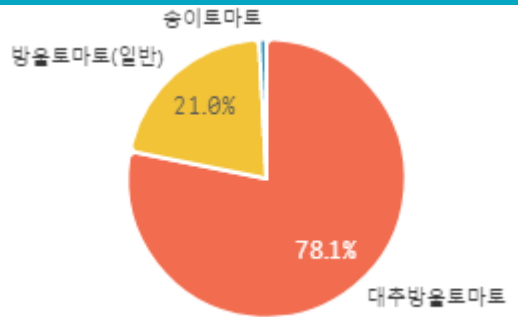


구분	금주(A)	전주(B)	전월(C)	전년(D)	평년(E)	A/B	A/C	A/D	A/E
물량(톤)	394	370	350	263	359	106.5%	112.6%	150.1%	109.9%

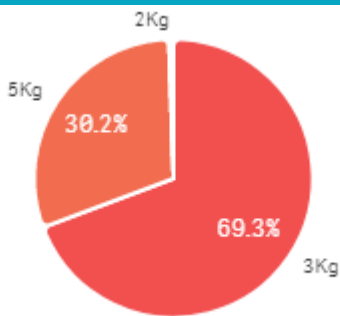
출하 품종별 거래물량 구성비



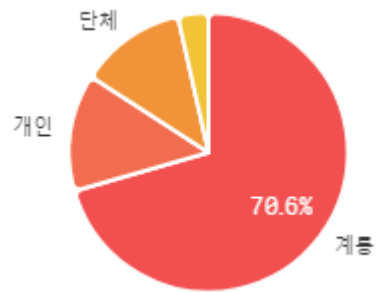
출하 품종별 거래금액 구성비



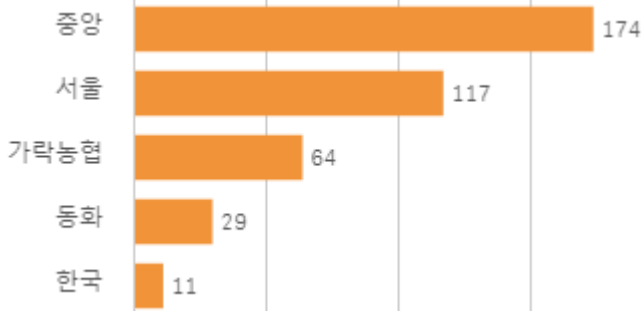
거래 단량별 물량 구성비



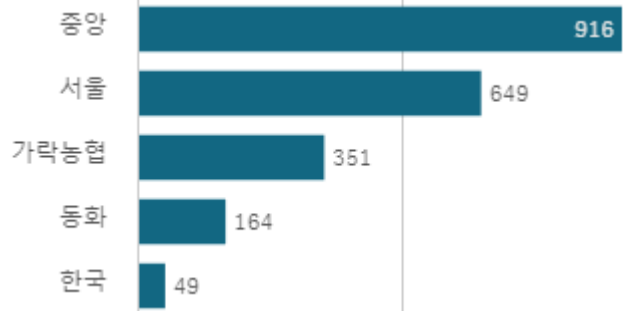
출하자별 거래물량 구성비



도매시장 법인별 거래물량(톤)

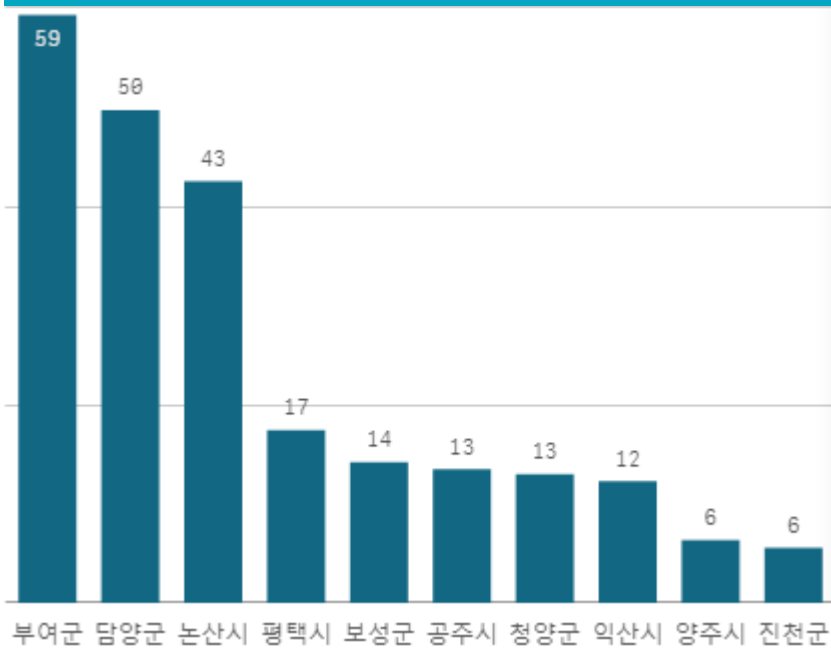


도매시장 법인별 거래금액(백만원)



대추방울토마토(3Kg)

산지별 거래물량(톤)



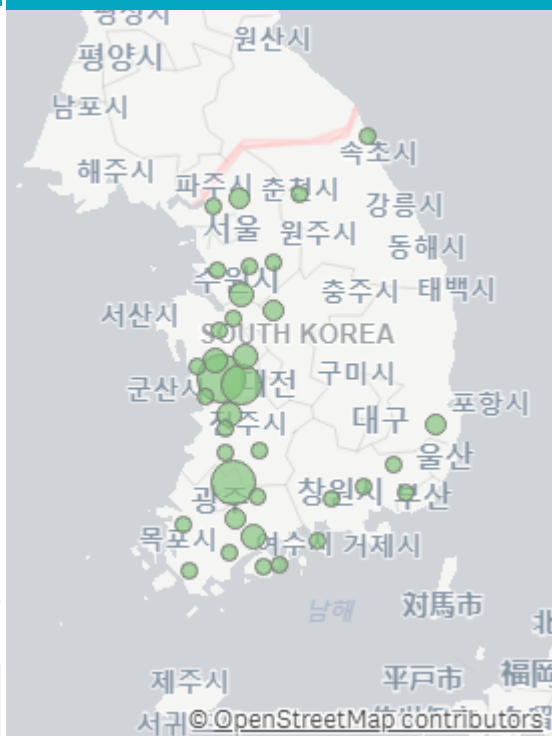
출하산지(개소)

38

출하건수(천건)

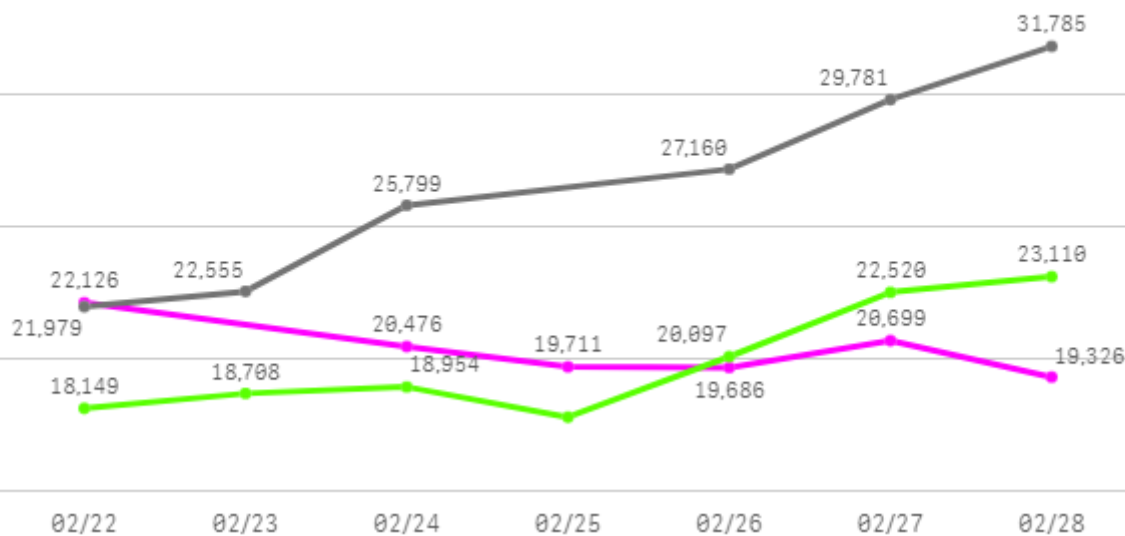
3

산지별 주출하 시군구



주간 도매가격(원)

◆ 2025 ● 2024 ◆ 평년



구분	금주(A)	전주(B)	전월(C)	전년(D)	평년(E)	A/B	A/C	A/D	A/E
가격(원)	20,389	20,059	17,092	26,510	20,070	101.6%	119.3%	76.9%	101.6%

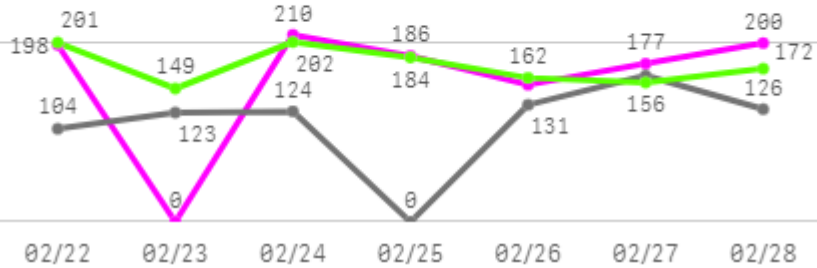
□ 대추방울토마토(3Kg) 주간 가격

구분	Q	품종	Q	단량	Q	특	상	보통	하
2025-02-22		대추방울토마토		3Kg		28,479	22,126	18,223	12,615
2025-02-24		대추방울토마토		3Kg		30,190	20,476	18,324	13,791
2025-02-25		대추방울토마토		3Kg		25,546	19,711	17,963	12,927
2025-02-26		대추방울토마토		3Kg		25,080	19,686	17,918	15,175
2025-02-27		대추방울토마토		3Kg		26,097	20,699	18,751	15,083
2025-02-28		대추방울토마토		3Kg		23,175	19,326	17,553	14,607
평균						26,428	20,337	18,122	14,033

딸기

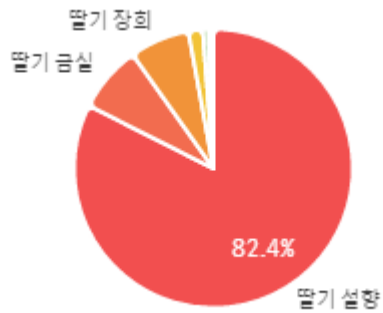
주간 반입량(톤)

◆ 2025 ● 2024 ▲ 평년

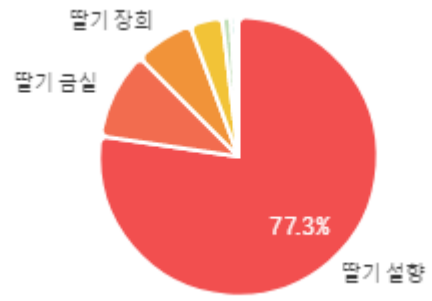


구분	금주(A)	전주(B)	전월(C)	전년(D)	평년(E)	A/B	A/C	A/D	A/E
물량(톤)	1,126	1,005	999	772	1,164	112.0%	112.7%	145.8%	96.7%

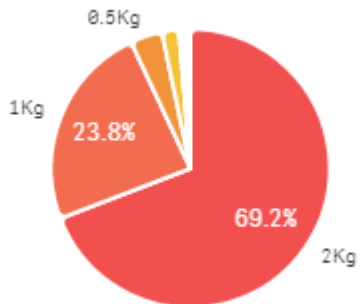
출하 품종별 거래물량 구성비



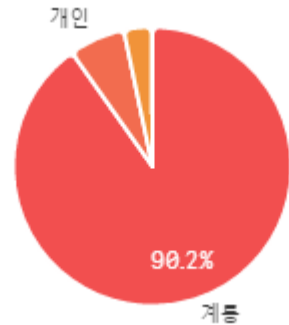
출하 품종별 거래금액 구성비



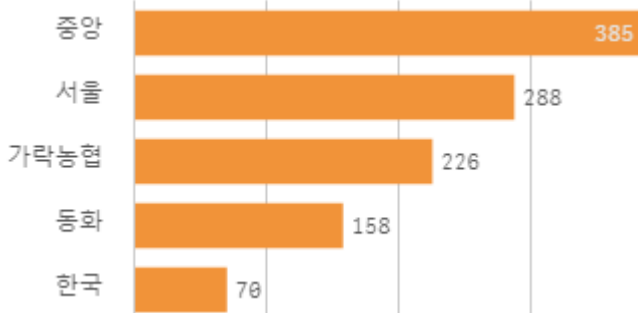
거래 단량별 물량 구성비



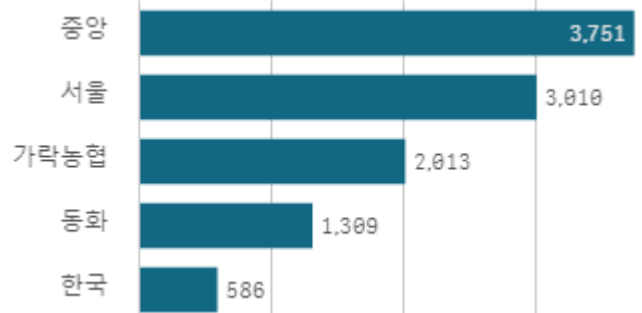
출하자별 거래물량 구성비



도매시장 법인별 거래물량(톤)

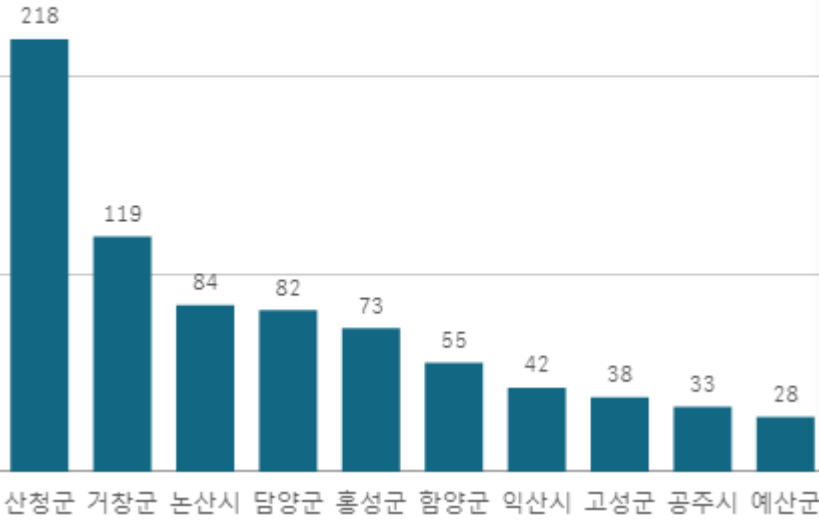


도매시장 법인별 거래금액(백만원)



딸기 설향(2Kg)

산지별 거래물량(톤)



출하산지(개소)

31

출하건수(천건)

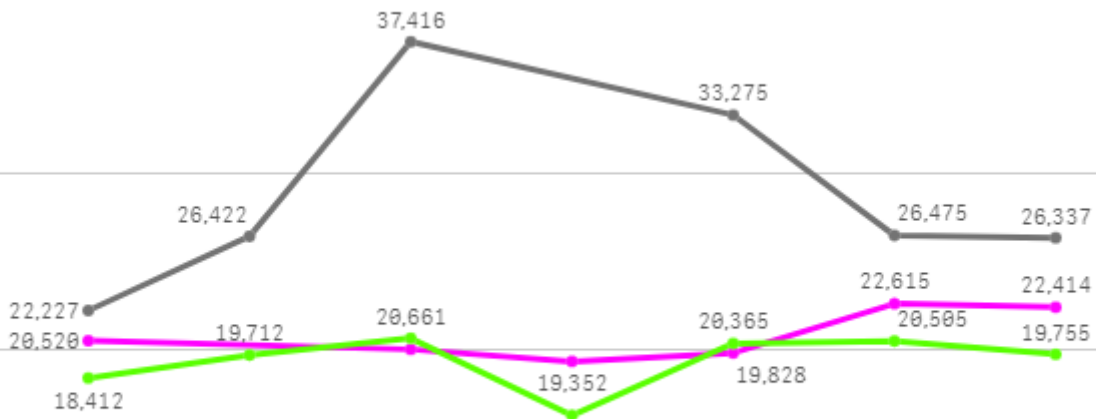
23

산지별 주출하 시군구



주간 도매가격(원)

◆ 2025 ● 2024 ◆ 평년



02/22 02/23 02/24 02/25 02/26 02/27 02/28

구분	금주(A)	전주(B)	전월(C)	전년(D)	평년(E)	A/B	A/C	A/D	A/E
가격(원)	21,054	24,013	32,262	28,692	20,604	87.7%	65.3%	73.4%	102.2%

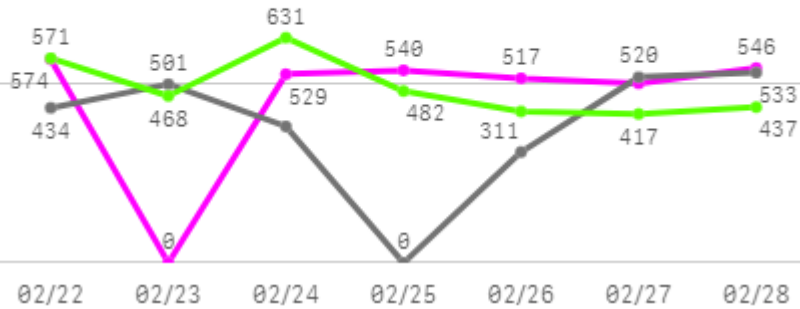
□ 딸기 설향(2Kg) 주간 가격

구분	Q	품종	Q	단량	Q	특	상	보통	하
2025-02-22		딸기 설향		2Kg		28,152	20,520	17,146	12,065
2025-02-24		딸기 설향		2Kg		25,581	20,033	16,898	11,552
2025-02-25		딸기 설향		2Kg		24,492	19,352	16,613	11,633
2025-02-26		딸기 설향		2Kg		26,786	19,828	16,961	12,064
2025-02-27		딸기 설향		2Kg		26,579	22,615	19,010	13,625
2025-02-28		딸기 설향		2Kg		27,124	22,414	19,386	13,890
평균						26,452	20,794	17,669	12,471

무

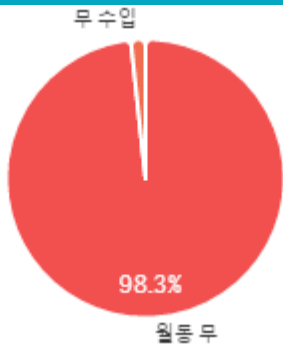
주간 반입량(톤)

◆ 2025 ● 2024 ▲ 평년

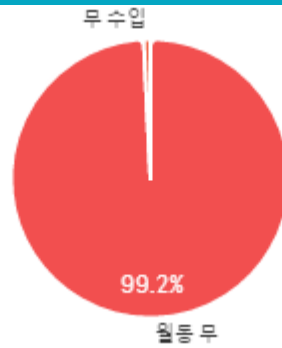


구분	금주(A)	전주(B)	전월(C)	전년(D)	평년(E)	A/B	A/C	A/D	A/E
물량(톤)	3,206	3,865	3,779	2,682	3,310	82.9%	84.8%	119.5%	96.9%

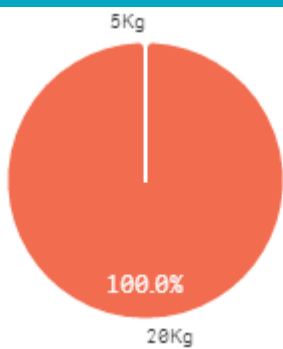
출하 품종별 거래물량 구성비



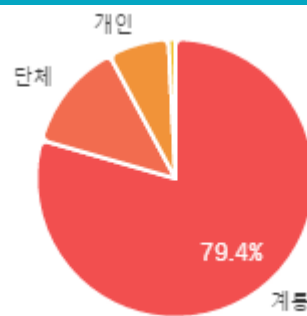
출하 품종별 거래금액 구성비



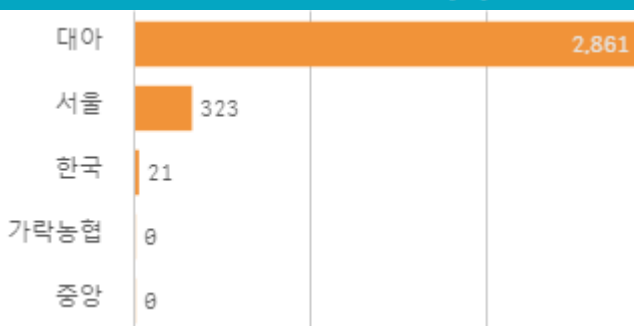
거래 단량별 물량 구성비



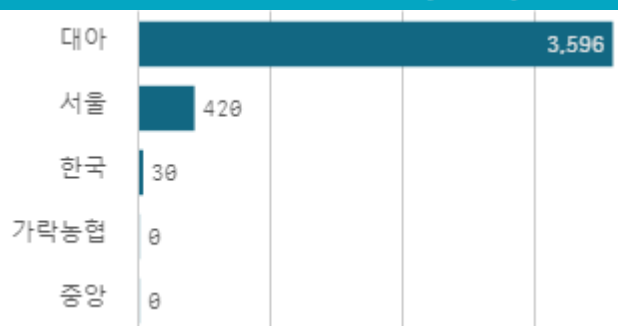
출하자별 거래물량 구성비



도매시장 법인별 거래물량(톤)

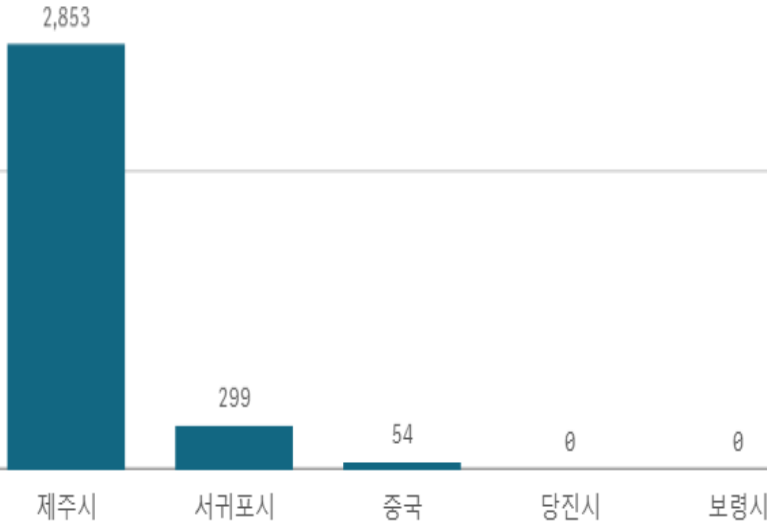


도매시장 법인별 거래금액(백만원)



무(20Kg)

산지별 거래물량(톤)



산지별 주출하 시군구



출하산지(개소)

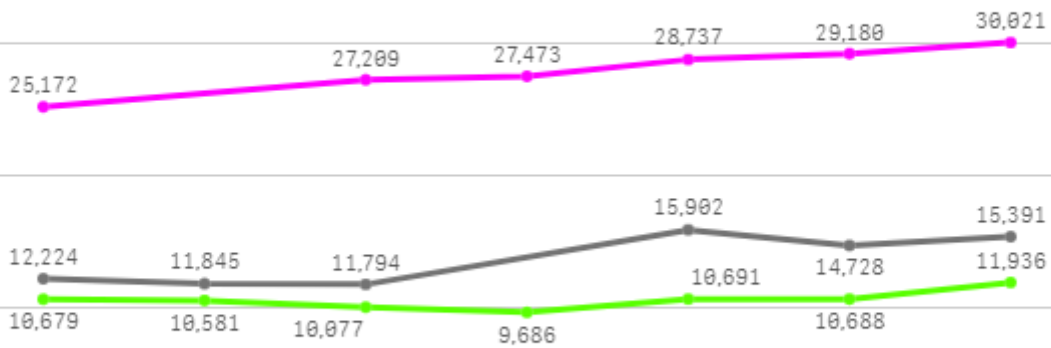
5

출하건수(천건)

1

주간 도매가격(원)

◆ 2025 ● 2024 ◆ 평년



02/22 02/23 02/24 02/25 02/26 02/27 02/28

구분	금주(A)	전주(B)	전월(C)	전년(D)	평년(E)	A/B	A/C	A/D	A/E
가격(원)	27,965	26,554	26,097	13,647	14,418	105.3%	107.2%	204.9%	194.0%

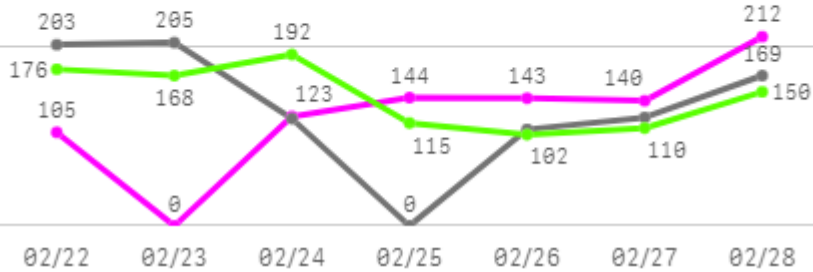
□ 무(20Kg) 주간 가격

구분	Q	품종	Q	단량	Q	특	상	보통	하
2025-02-22		무		20Kg		28,061	25,172	21,779	17,331
2025-02-24		무		20Kg		29,524	27,209	23,913	20,262
2025-02-25		무		20Kg		30,437	27,473	24,238	20,165
2025-02-26		무		20Kg		30,981	28,737	25,705	22,424
2025-02-27		무		20Kg		31,571	29,180	26,856	21,416
2025-02-28		무		20Kg		32,334	30,021	27,610	24,202
평균						30,485	27,965	25,017	20,967

당근

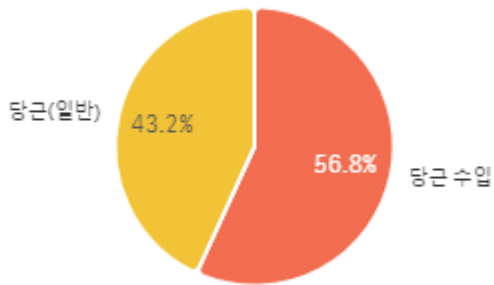
주간 반입량(톤)

◆ 2025 ● 2024 ▲ 평년

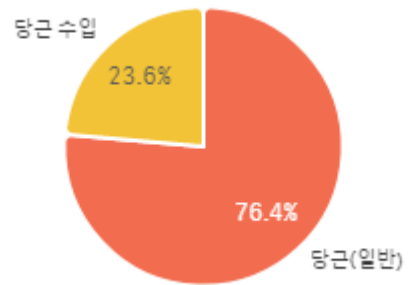


구분	금주(A)	전주(B)	전월(C)	전년(D)	평년(E)	A/B	A/C	A/D	A/E
물량(톤)	867	1,040	844	927	979	83.4%	102.7%	93.5%	88.6%

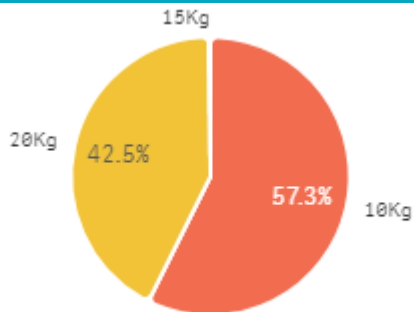
출하 품종별 거래물량 구성비



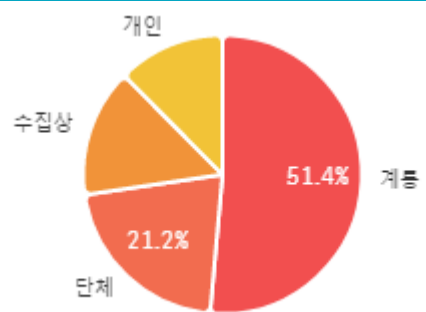
출하 품종별 거래금액 구성비



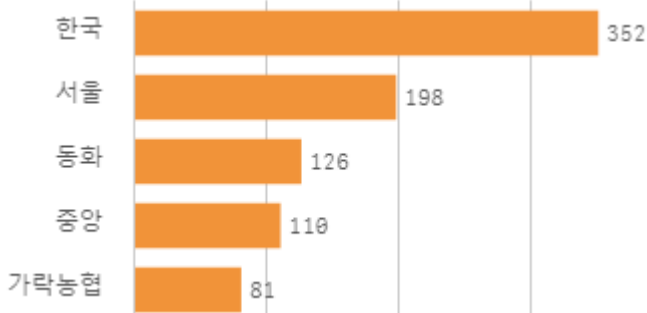
거래 단량별 물량 구성비



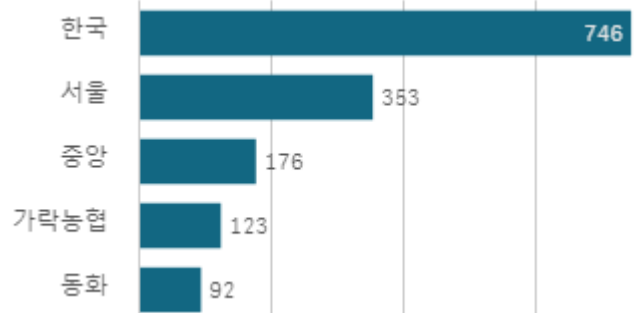
출하자별 거래물량 구성비



도매시장 법인별 거래물량(톤)

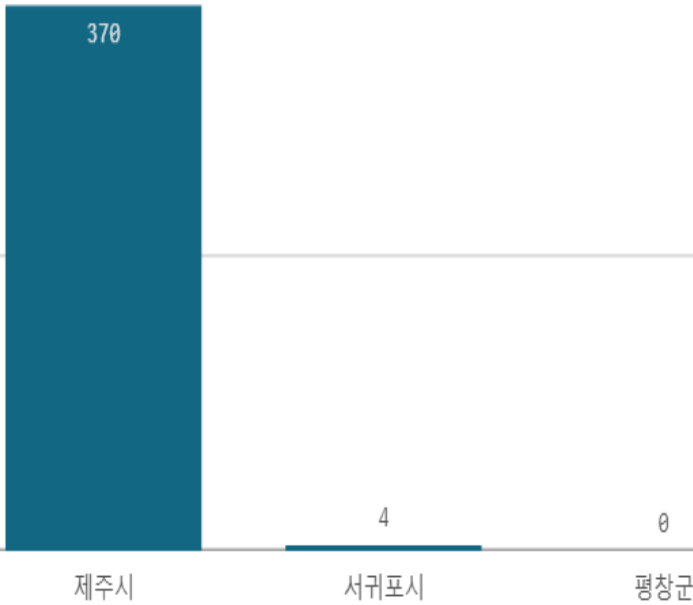


도매시장 법인별 거래금액(백만원)



당근(20Kg)

산지별 거래물량(톤)



출하산지(개소)

3

출하건수(천건)

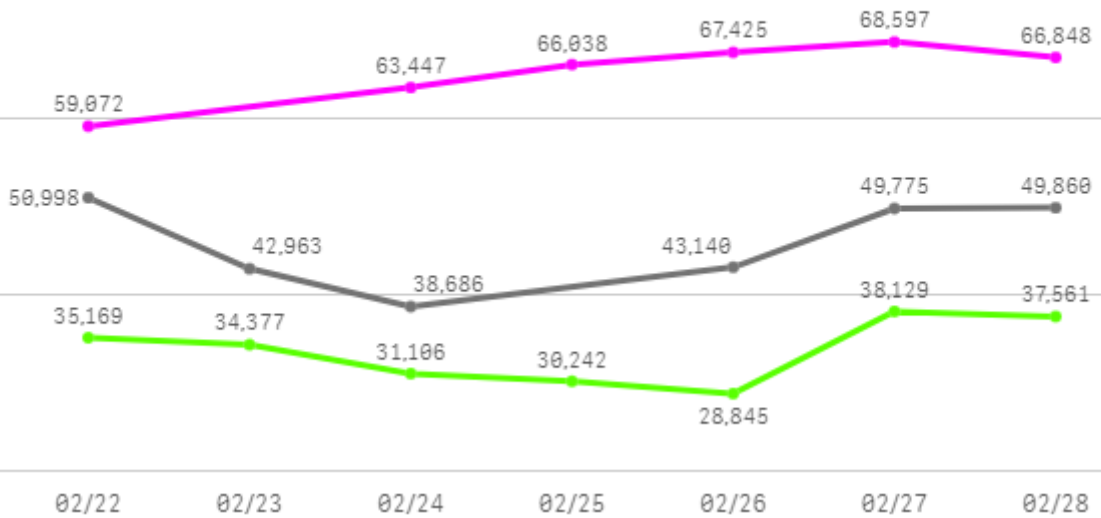
0

산지별 주출하 시군구



주간 도매가격(원)

2025 (pink line), 2024 (grey line), 평년 (green line)



구분	금주(A)	전주(B)	전월(C)	전년(D)	평년(E)	A/B	A/C	A/D	A/E
가격(원)	65,238	55,629	62,277	45,904	40,987	117.3%	104.8%	142.1%	159.2%

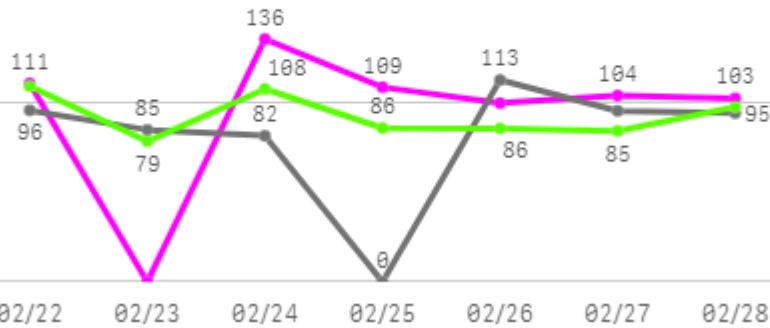
□ 당근(20Kg) 주간 가격

구분	Q	품종	Q	단량	Q	특	상	보통	하
2025-02-22		당근		20Kg		62,000	59,072	54,649	46,687
2025-02-24		당근		20Kg		68,500	63,447	55,080	46,882
2025-02-25		당근		20Kg		72,045	66,038	58,570	50,444
2025-02-26		당근		20Kg		76,242	67,425	61,550	53,053
2025-02-27		당근		20Kg		77,056	68,597	60,590	54,306
2025-02-28		당근		20Kg		75,292	66,848	60,064	53,204
평균						71,856	65,238	58,417	50,763

생고추

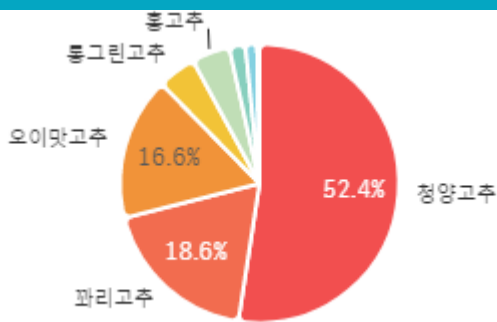
주간 반입량(톤)

◆ 2025 ● 2024 ▲ 평년

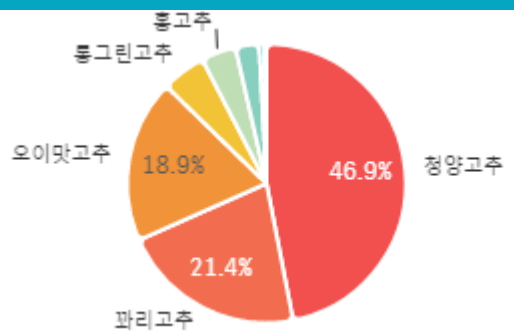


구분	금주(A)	전주(B)	전월(C)	전년(D)	평년(E)	A/B	A/C	A/D	A/E
물량(톤)	664	733	759	567	645	90.6%	87.5%	117.1%	102.9%

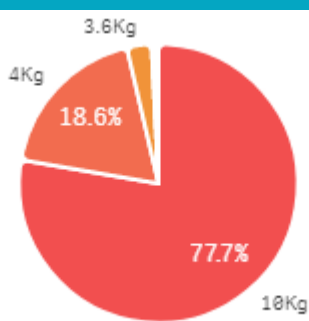
출하 품종별 거래물량 구성비



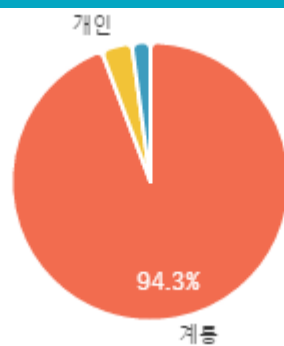
출하 품종별 거래금액 구성비



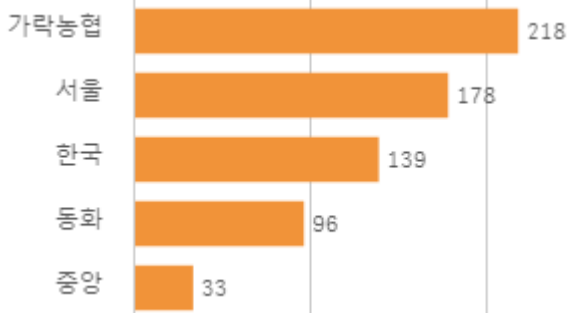
거래 단량별 물량 구성비



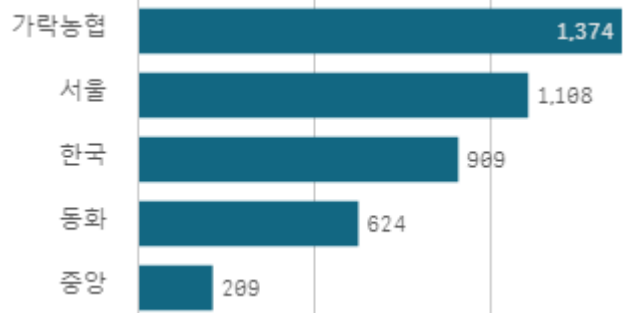
출하자별 거래물량 구성비



도매시장 법인별 거래물량(톤)

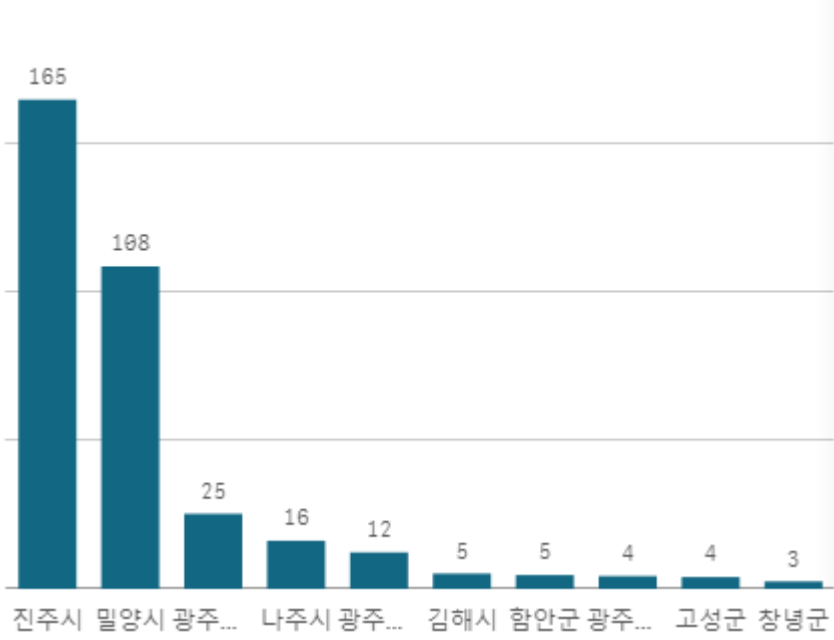


도매시장 법인별 거래금액(백만원)



청양고추(10Kg)

산지별 거래물량(톤)



출하산지(개소)

12

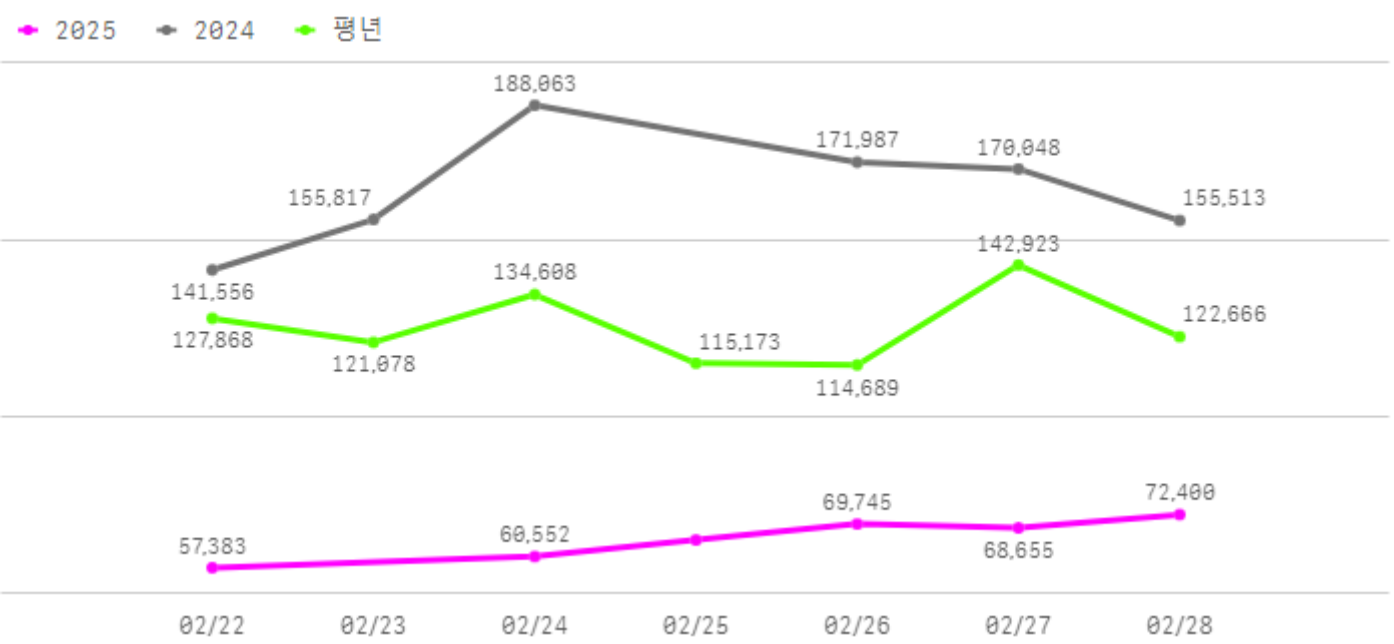
출하건수(천건)

3

산지별 주출하 시군구



주간 도매가격(원)



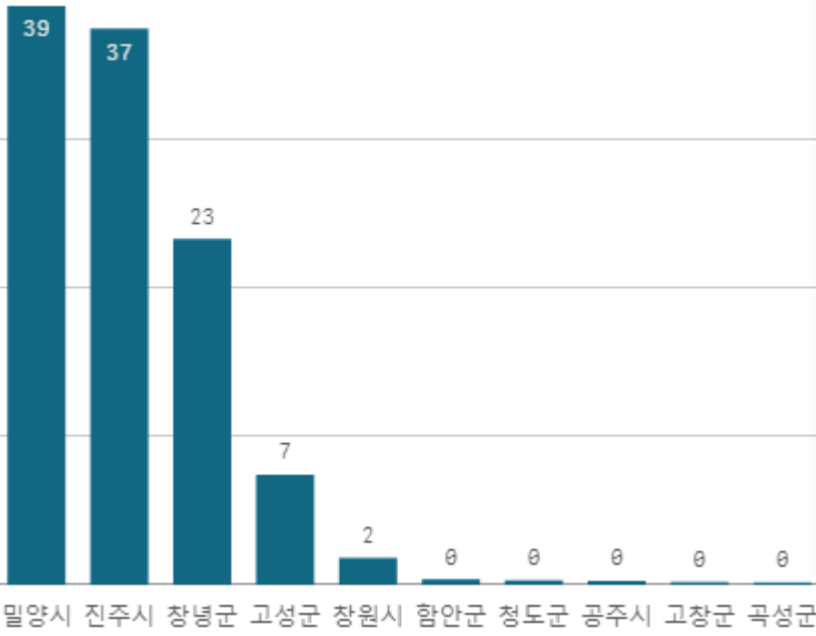
구분	금주(A)	전주(B)	전월(C)	전년(D)	평년(E)	A/B	A/C	A/D	A/E
가격(원)	65,661	61,021	63,193	163,831	109,062	107.6%	103.9%	40.1%	60.2%

□ 청양고추(10Kg) 주간 가격

구분	Q	품종	Q	단량	Q	특	상	보통	하
2025-02-22		청양고추		10Kg		61,926	57,383	50,384	32,017
2025-02-24		청양고추		10Kg		65,412	60,552	54,629	38,757
2025-02-25		청양고추		10Kg		71,002	65,229	57,433	34,382
2025-02-26		청양고추		10Kg		73,406	69,745	62,647	37,458
2025-02-27		청양고추		10Kg		73,380	68,655	63,974	43,860
2025-02-28		청양고추		10Kg		77,149	72,400	67,373	45,412
평균						70,379	65,661	59,407	38,648

오이맛고추(10Kg)

산지별 거래물량(톤)



출하산지(개소)

11

출하건수(천건)

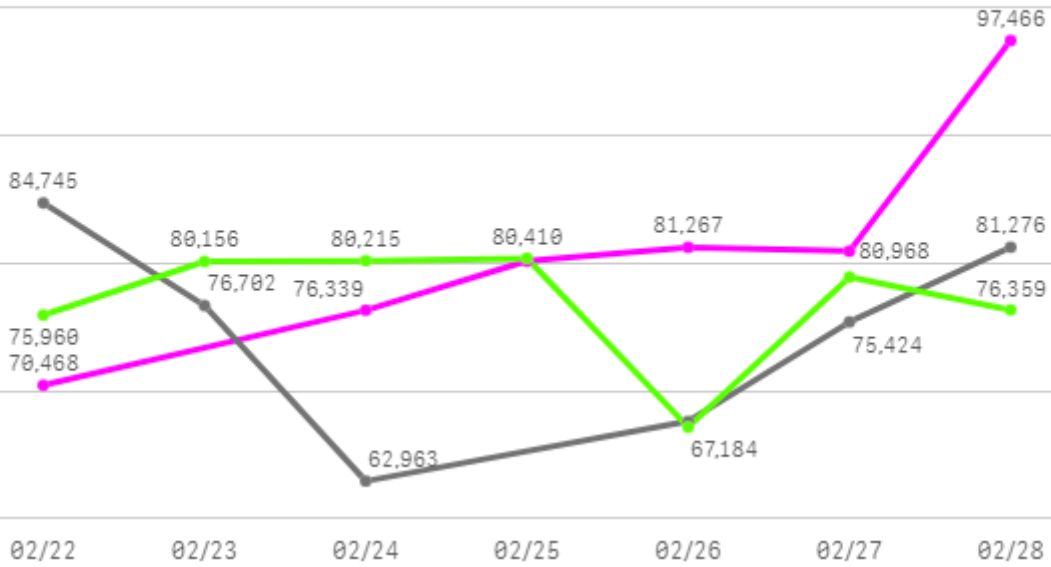
1

산지별 주출하 시군구



주간 도매가격(원)

◆ 2025 ● 2024 ◆ 평년



구분	금주(A)	전주(B)	전월(C)	전년(D)	평년(E)	A/B	A/C	A/D	A/E
가격(원)	81,116	65,629	80,453	74,791	75,296	123.6%	100.8%	108.5%	107.7%

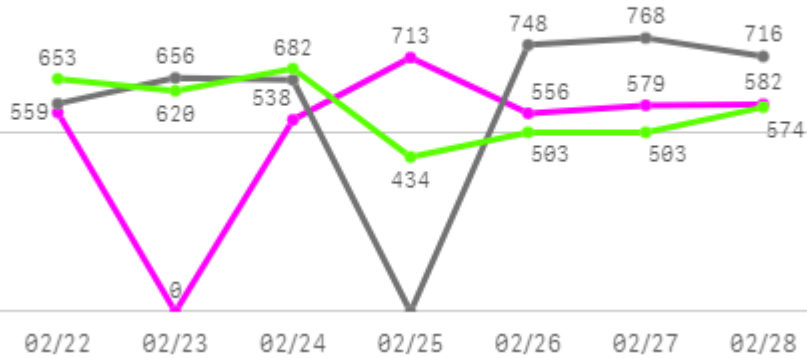
□ 오이맛고추(10Kg) 주간 가격

구분	Q	품종	Q	단량	Q	특	상	보통	하
2025-02-22		오이맛고추		10Kg		77,718	70,468	60,304	49,552
2025-02-24		오이맛고추		10Kg		82,223	76,339	66,844	52,412
2025-02-25		오이맛고추		10Kg		84,821	80,189	71,962	57,637
2025-02-26		오이맛고추		10Kg		88,967	81,267	72,152	57,692
2025-02-27		오이맛고추		10Kg		86,119	80,968	72,910	59,545
2025-02-28		오이맛고추		10Kg		106,969	97,466	81,274	56,498
평균						87,803	81,116	70,908	55,556

양파

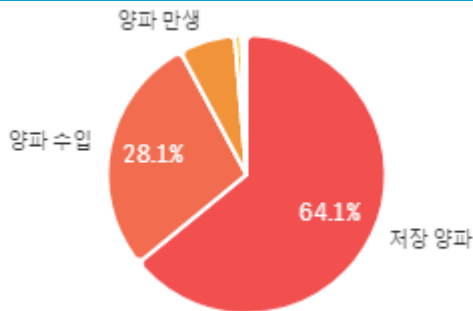
주간 반입량(톤)

◆ 2025 ● 2024 ▲ 평년

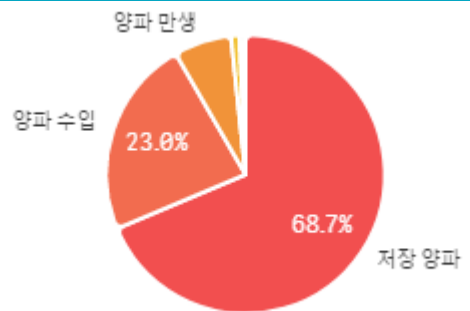


구분	금주(A)	전주(B)	전월(C)	전년(D)	평년(E)	A/B	A/C	A/D	A/E
물량(톤)	3,528	4,034	3,623	4,121	3,908	87.5%	97.4%	85.6%	90.3%

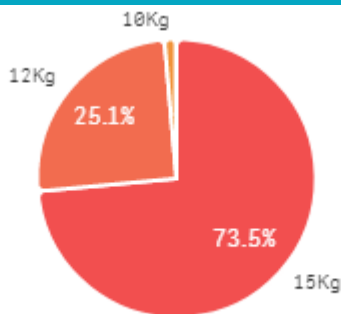
출하 품종별 거래물량 구성비



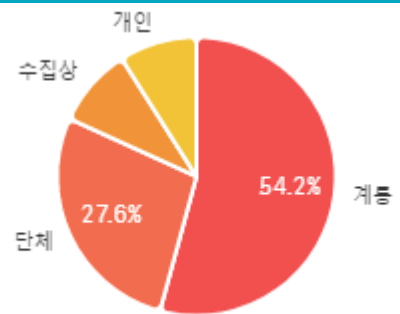
출하 품종별 거래금액 구성비



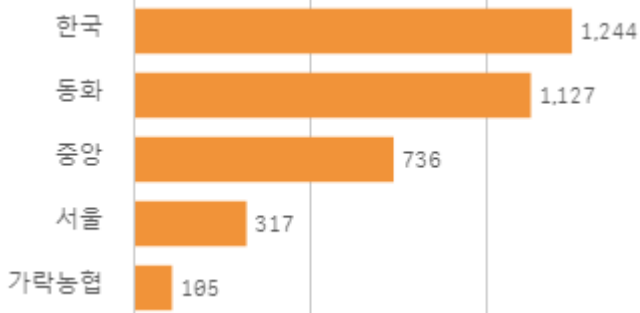
거래 단량별 물량 구성비



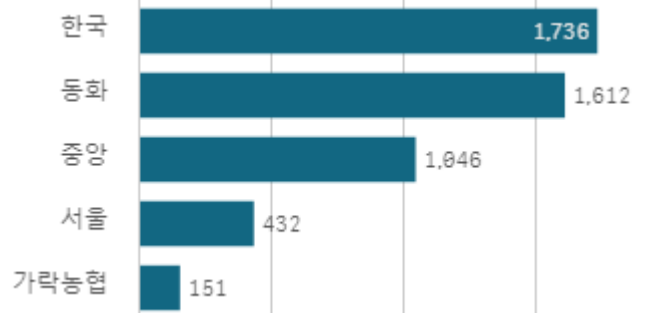
출하자별 거래물량 구성비



도매시장 법인별 거래물량(톤)

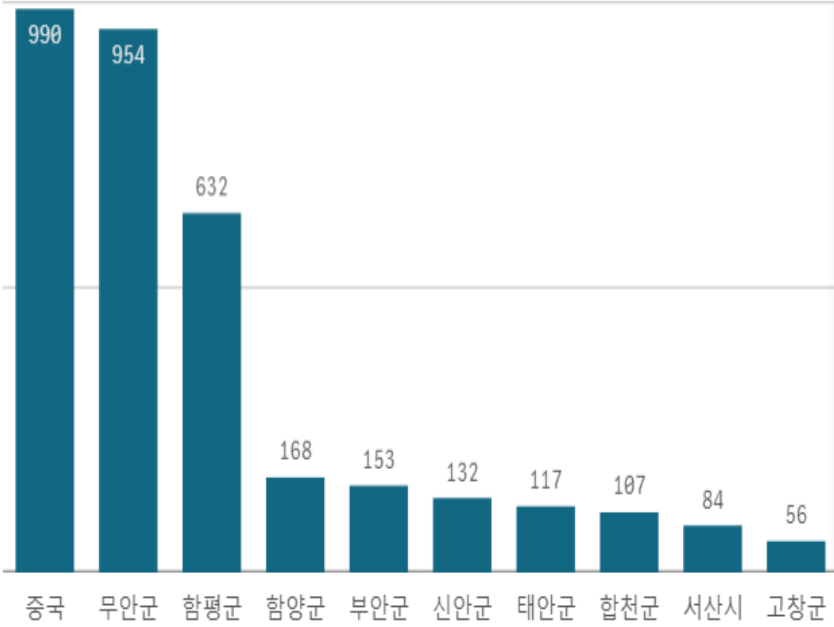


도매시장 법인별 거래금액(백만원)



양파(1Kg)

산지별 거래물량(톤)



출하산지(개소)

23

출하건수(전건)

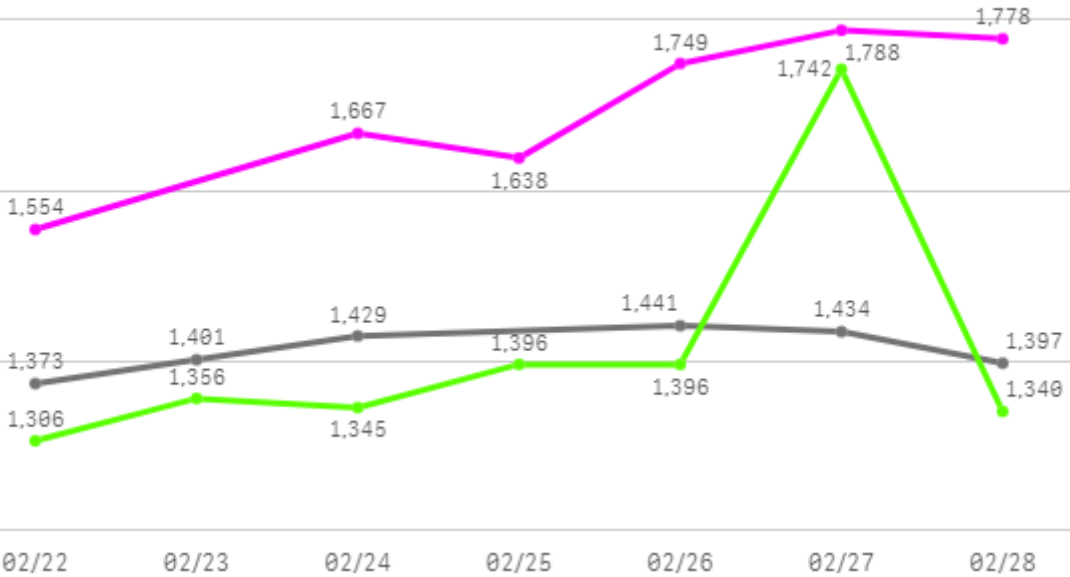
2

산지별 주출하 시군구



주간 도매가격(원)

◆ 2025 ● 2024 ◆ 평년



구분	금주(A)	전주(B)	전월(C)	전년(D)	평년(E)	A/B	A/C	A/D	A/E
가격(원)	1,696	1,551	1,413	1,413	1,435	109.3%	120.0%	120.0%	118.1%

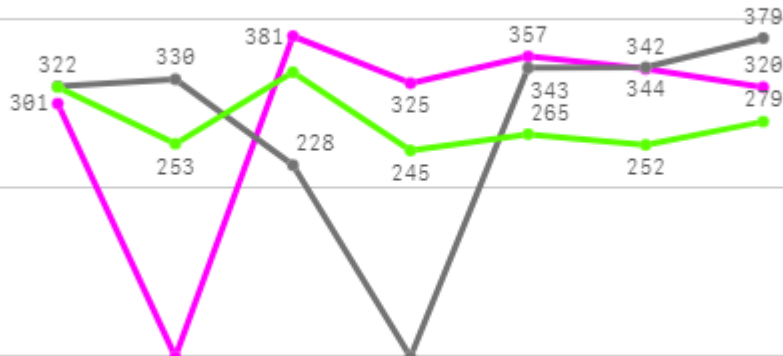
□ 양파(1Kg) 주간 가격

구분	Q	품종	Q	단량	Q	특	상	보통	하
2025-02-22		양파		1Kg		1,772	1,554	1,321	903
2025-02-24		양파		1Kg		1,888	1,667	1,438	998
2025-02-25		양파		1Kg		1,881	1,638	1,417	978
2025-02-26		양파		1Kg		1,976	1,749	1,520	1,237
2025-02-27		양파		1Kg		1,996	1,788	1,546	1,334
2025-02-28		양파		1Kg		2,045	1,778	1,571	1,287
평균						1,926	1,696	1,469	1,123

대파

주간 반입량(톤)

◆ 2025 ● 2024 ▲ 평년

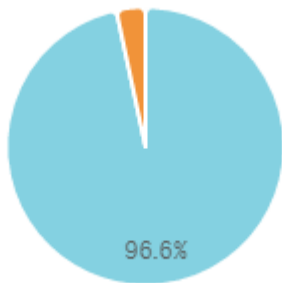


02/22 02/23 02/24 02/25 02/26 02/27 02/28

구분	금주(A)	전주(B)	전월(C)	전년(D)	평년(E)	A/B	A/C	A/D	A/E
물량(톤)	2,026	2,316	2,489	1,945	1,933	87.5%	81.4%	104.2%	104.8%

출하 품종별 거래물량 구성비

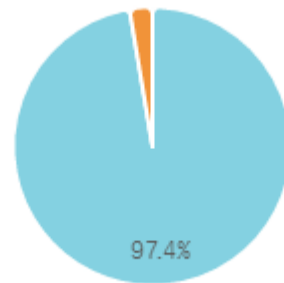
대파 수입



대파(일반)

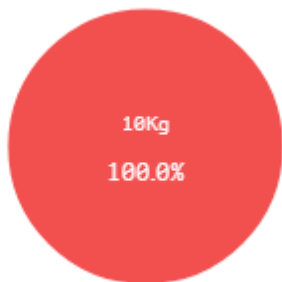
출하 품종별 거래금액 구성비

대파 수입



대파(일반)

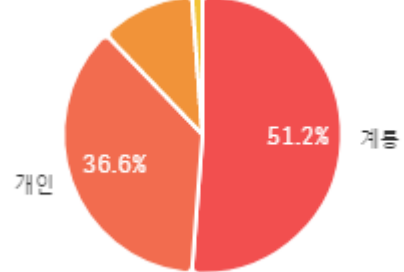
거래 단량별 물량 구성비



10Kg
100.0%

출하자별 거래물량 구성비

단체

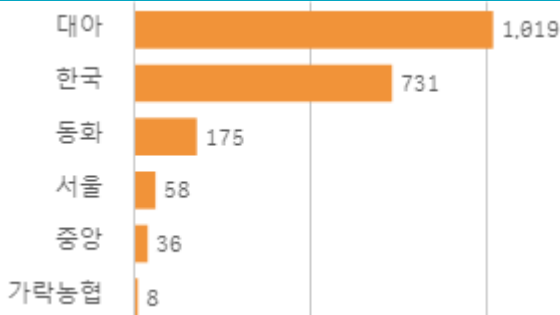


개인

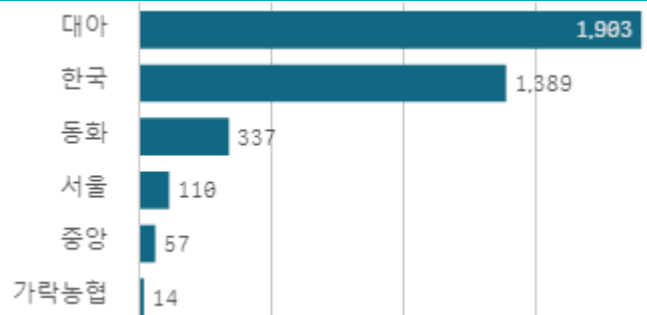
51.2%

계등

도매시장 법인별 거래물량(톤)

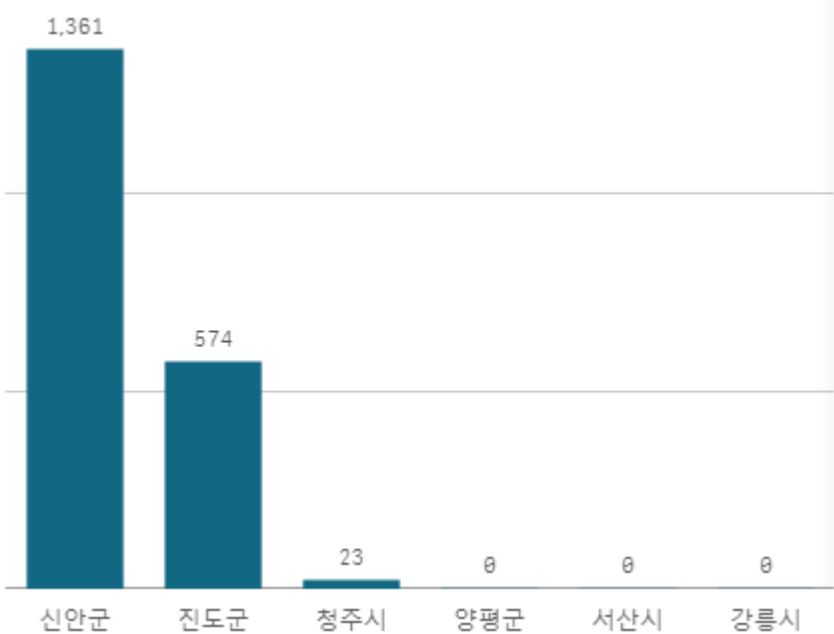


도매시장 법인별 거래금액(백만원)



대파(일반)(1Kg)

산지별 거래물량(톤)



출하산지(개소)

6

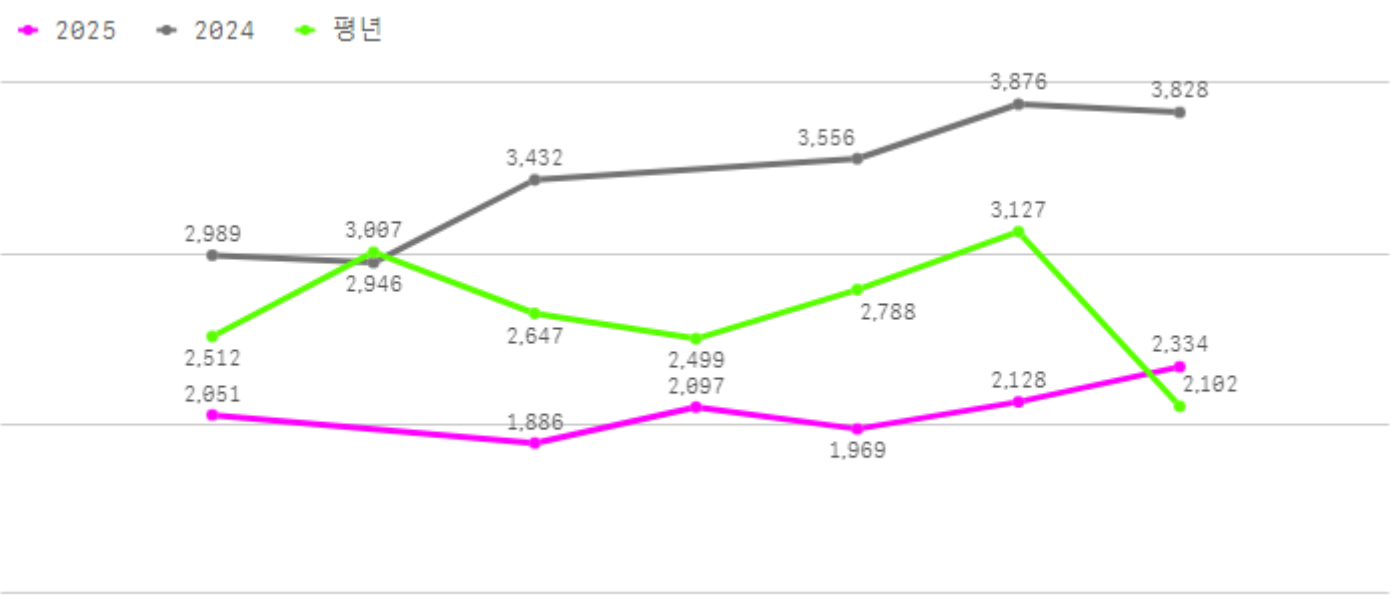
출하건수(천건)

1

산지별 주출하 시군구



주간 도매가격(원)



구분	금주(A)	전주(B)	전월(C)	전년(D)	평년(E)	A/B	A/C	A/D	A/E
가격(원)	2,078	1,819	1,819	3,438	2,895	114.2%	114.2%	60.4%	71.8%

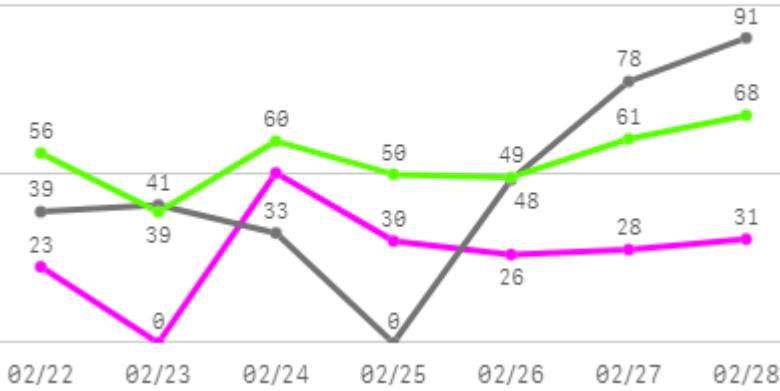
□ 대파(일반)(1Kg) 주간 가격

구분	Q	품종	Q	단량	Q	특	상	보통	하
2025-02-22		대파(일반)		1Kg		2,264	2,051	1,756	1,433
2025-02-24		대파(일반)		1Kg		2,200	1,886	1,655	1,448
2025-02-25		대파(일반)		1Kg		2,327	2,097	1,866	1,631
2025-02-26		대파(일반)		1Kg		2,178	1,969	1,758	1,563
2025-02-27		대파(일반)		1Kg		2,335	2,128	1,900	1,733
2025-02-28		대파(일반)		1Kg		2,497	2,334	2,201	2,009
평균						2,300	2,078	1,856	1,636

쪽파

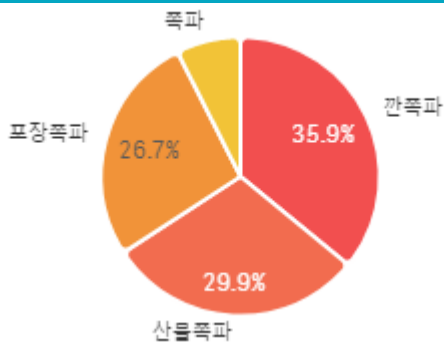
주간 반입량(톤)

◆ 2025 ● 2024 ▲ 평년

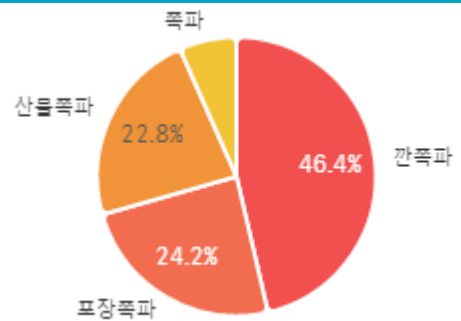


구분	금주(A)	전주(B)	전월(C)	전년(D)	평년(E)	A/B	A/C	A/D	A/E
물량(톤)	188	207	451	329	301	90.8%	41.7%	57.1%	62.4%

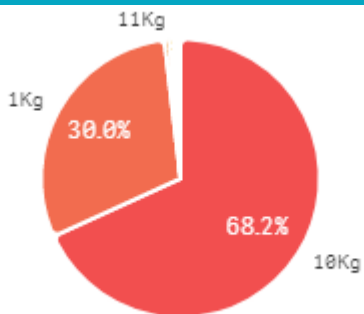
출하 품종별 거래물량 구성비



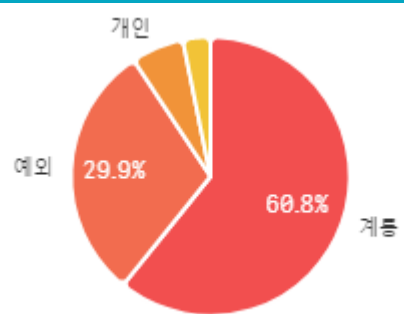
출하 품종별 거래금액 구성비



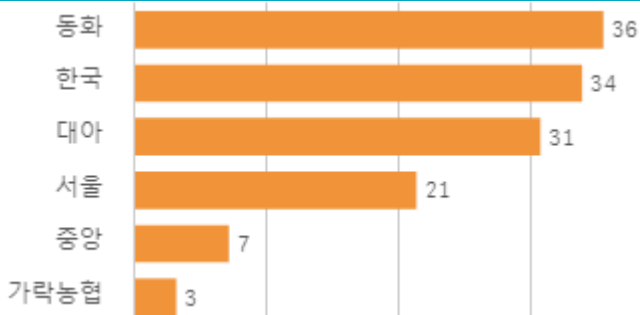
거래 단량별 물량 구성비



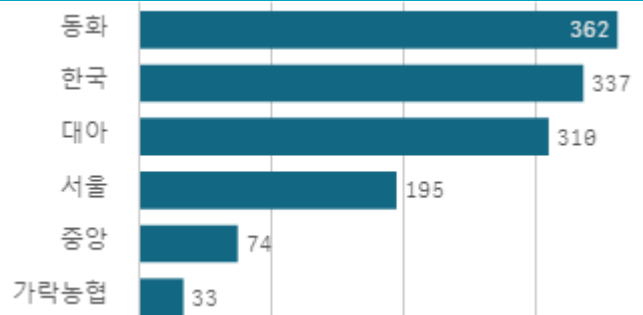
출하자별 거래물량 구성비



도매시장 법인별 거래물량(톤)

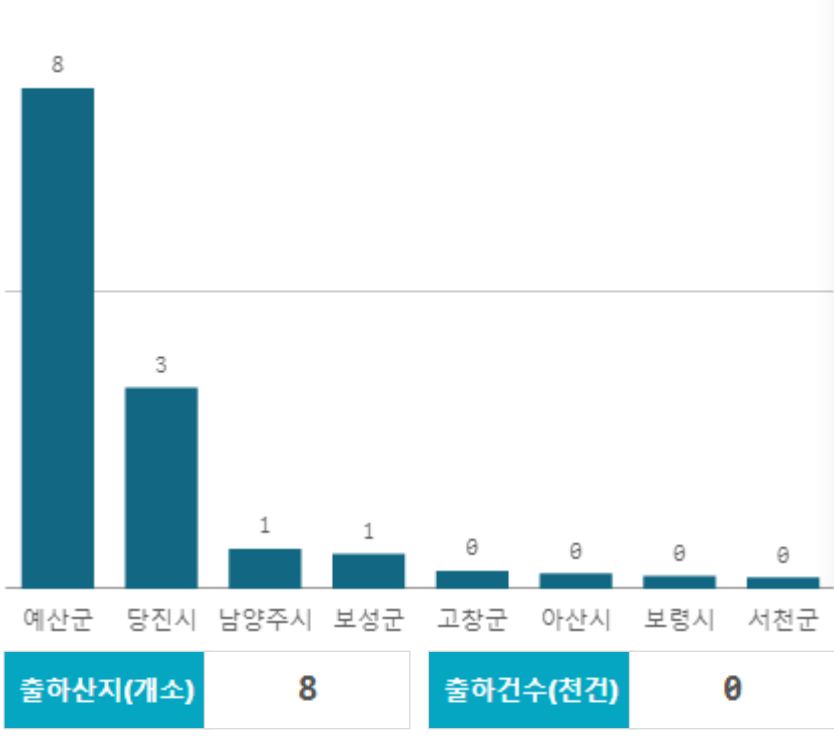


도매시장 법인별 거래금액(백만원)



쪽파(10Kg)

산지별 거래물량(톤)



출하산지(개소)

8

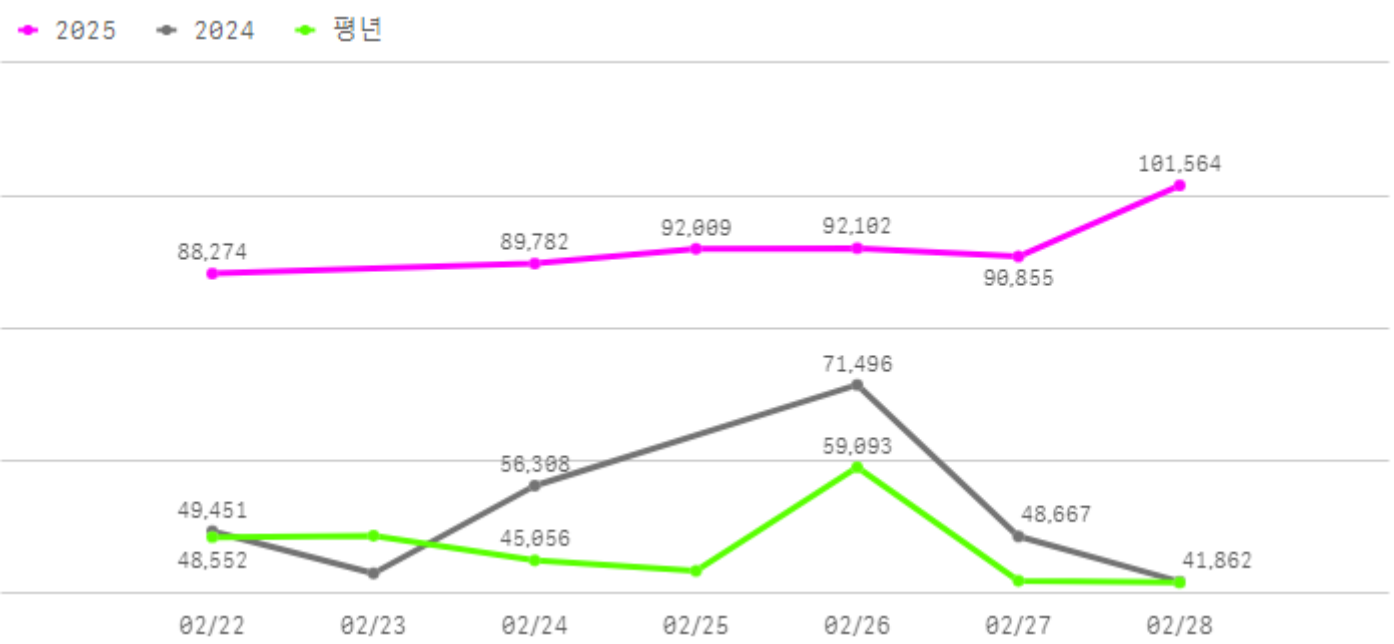
출하건수(천건)

0

산지별 주출하 시군구



주간 도매가격(원)



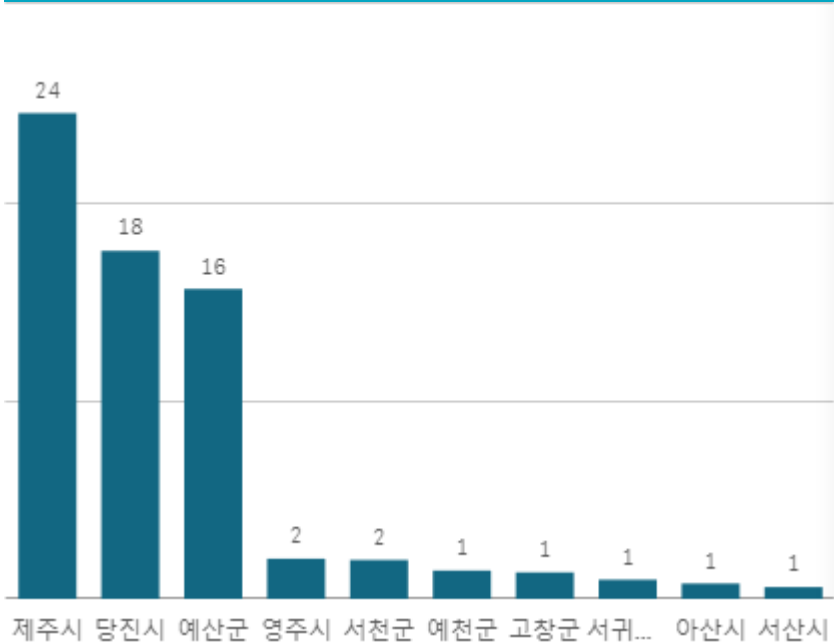
구분	금주(A)	전주(B)	전월(C)	전년(D)	평년(E)	A/B	A/C	A/D	A/E
가격(원)	92,431	93,375	93,540	51,814	60,161	99.0%	98.8%	178.4%	153.6%

□ 쪽파(10Kg) 주간 가격

구분	Q	품종	Q	단량	Q	특	상	보통	하
2025-02-22		쪽파		10Kg		95,719	88,274	76,790	59,656
2025-02-24		쪽파		10Kg		97,220	89,782	78,506	57,936
2025-02-25		쪽파		10Kg		105,889	92,009	79,221	56,273
2025-02-26		쪽파		10Kg		97,511	92,102	82,979	61,903
2025-02-27		쪽파		10Kg		98,130	90,855	82,981	67,995
2025-02-28		쪽파		10Kg		113,373	101,564	89,227	70,601
평균						101,307	92,431	81,617	62,394

간쪽파(10Kg)

산지별 거래물량(톤)



산지별 주출하 시군구



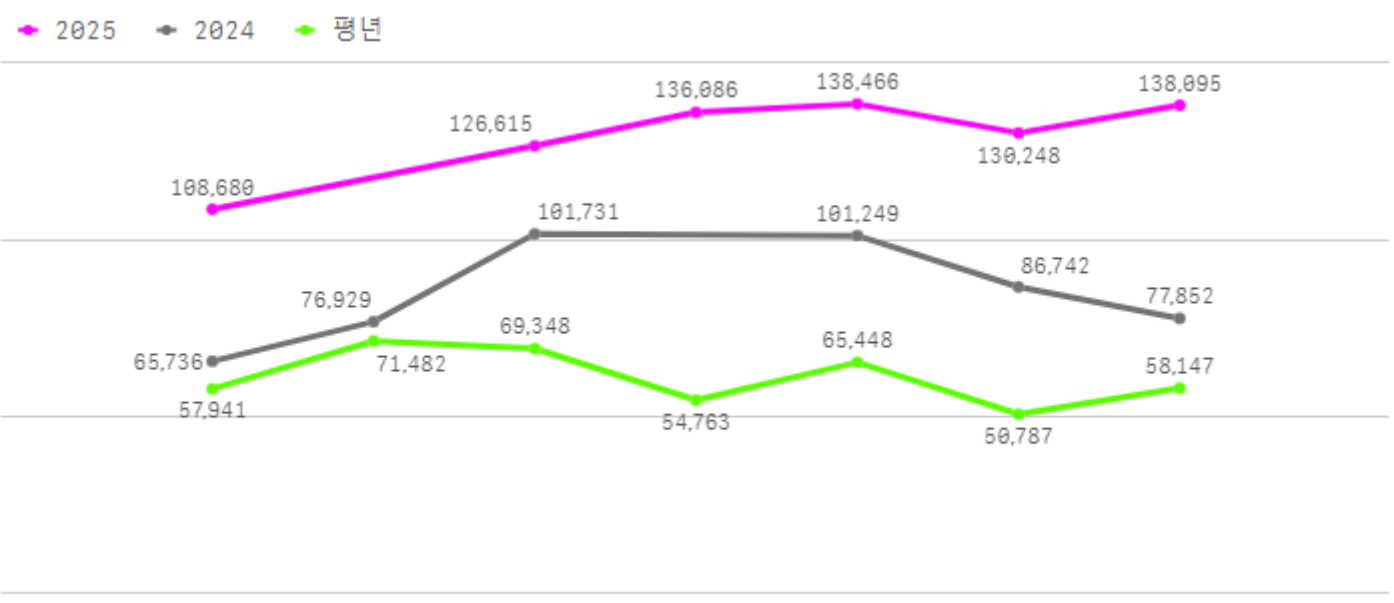
출하산지(개소)

17

출하건수(천건)

2

주간 도매가격(원)



구분	금주(A)	전주(B)	전월(C)	전년(D)	평년(E)	A/B	A/C	A/D	A/E
가격(원)	129,698	121,757	132,554	85,040	81,234	106.5%	97.8%	152.5%	159.7%

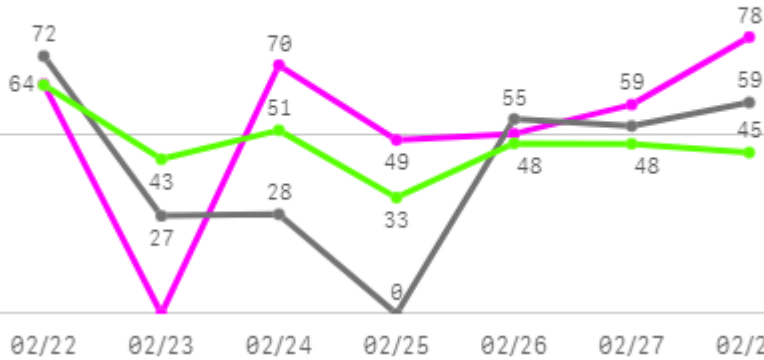
□ 깎쪽파(10Kg) 주간 가격

구분	Q	품종	Q	단량	Q	특	상	보통	하
2025-02-22		깎쪽파		10Kg		135,510	108,680	89,115	68,402
2025-02-24		깎쪽파		10Kg		144,508	126,615	110,879	92,765
2025-02-25		깎쪽파		10Kg		151,509	136,086	120,961	103,266
2025-02-26		깎쪽파		10Kg		154,000	138,466	124,322	109,441
2025-02-27		깎쪽파		10Kg		143,647	130,248	116,778	97,478
2025-02-28		깎쪽파		10Kg		158,000	138,095	116,077	95,286
평균						147,862	129,698	113,022	94,440

파프리카

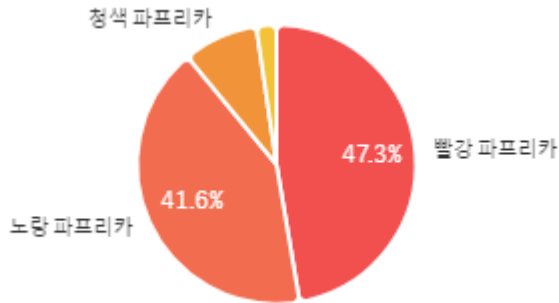
주간 반입량(톤)

◆ 2025 ● 2024 ▲ 평년

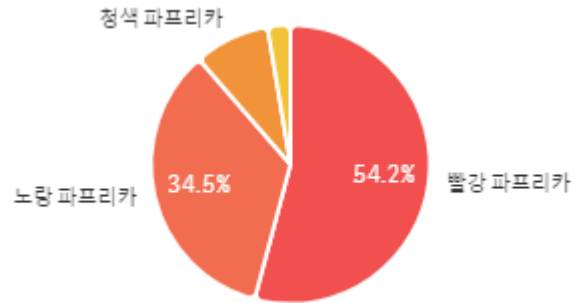


구분	금주(A)	전주(B)	전월(C)	전년(D)	평년(E)	A/B	A/C	A/D	A/E
물량(톤)	370	394	457	294	336	93.8%	80.9%	125.6%	109.9%

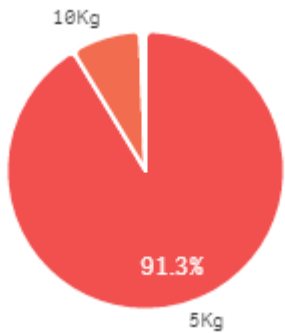
출하 품종별 거래물량 구성비



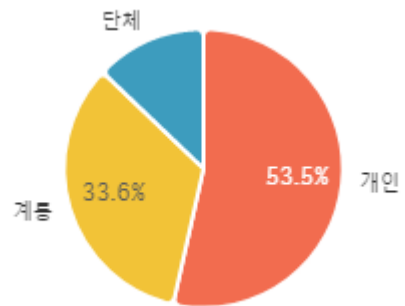
출하 품종별 거래금액 구성비



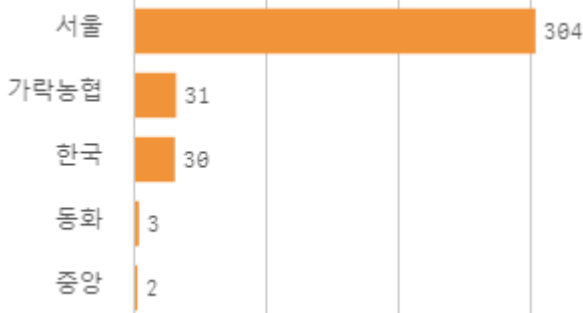
거래 단량별 물량 구성비



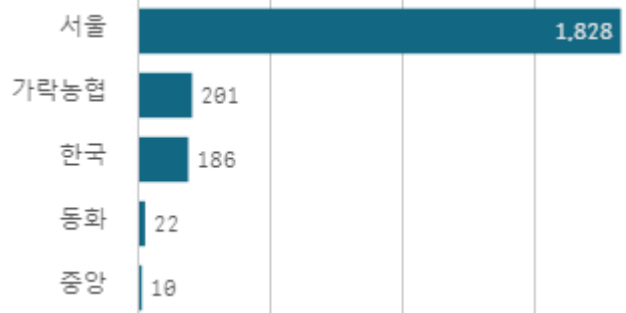
출하자별 거래물량 구성비



도매시장 법인별 거래물량(톤)

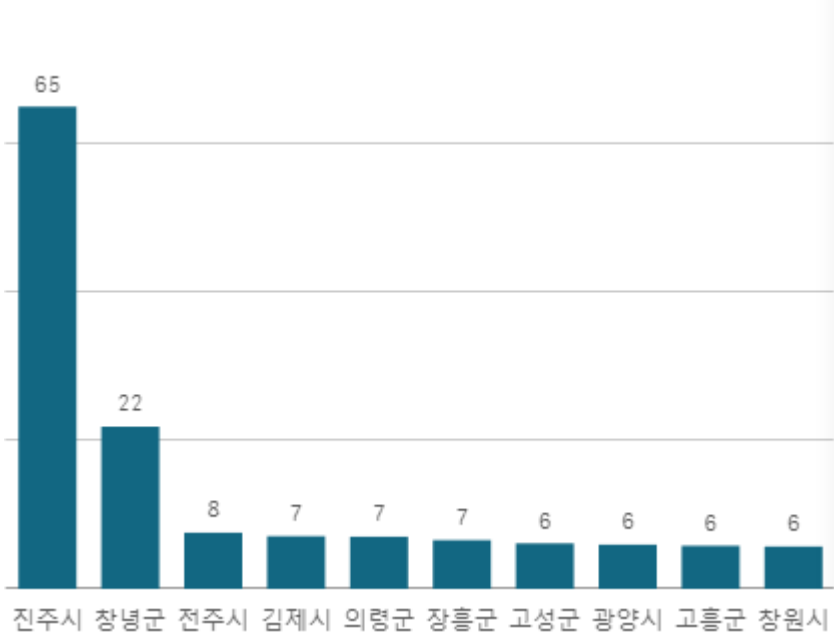


도매시장 법인별 거래금액(백만원)



빨강 파프리카(5Kg)

산지별 거래물량(톤)



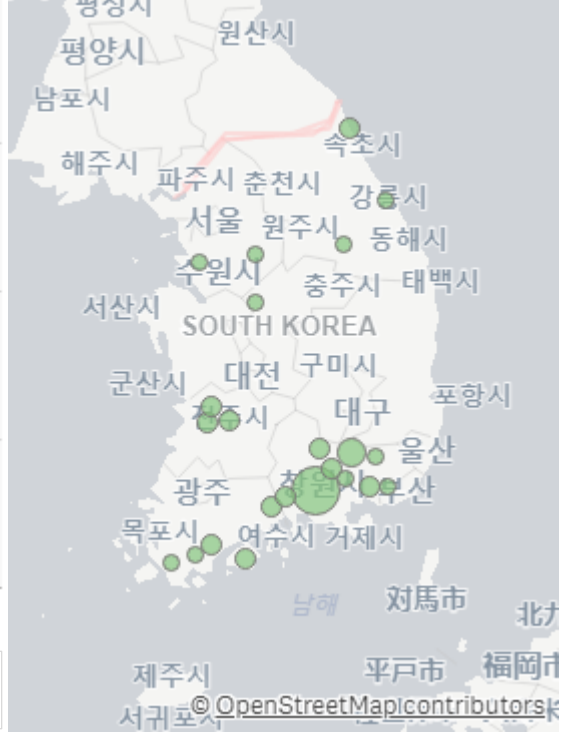
출하산지(개소)

24

출하건수(천건)

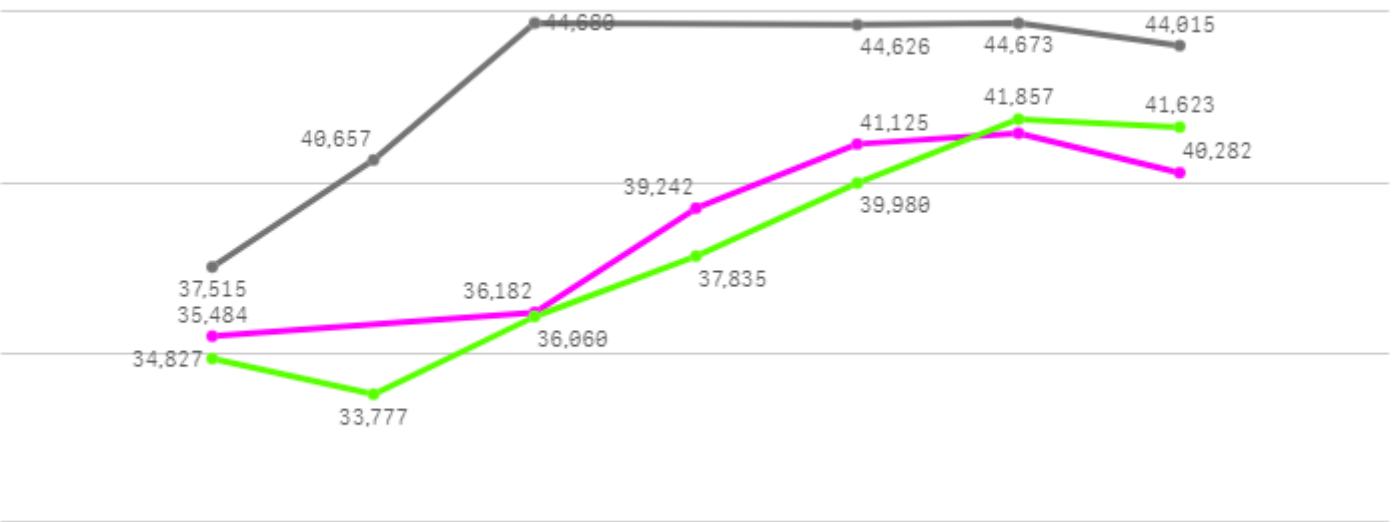
1

산지별 주출하 시군구



주간 도매가격(원)

◆ 2025 ● 2024 ◆ 평년



02/22 02/23 02/24 02/25 02/26 02/27 02/28

구분	금주(A)	전주(B)	전월(C)	전년(D)	평년(E)	A/B	A/C	A/D	A/E
가격(원)	38,960	38,776	49,467	42,694	37,233	100.5%	78.8%	91.3%	104.6%

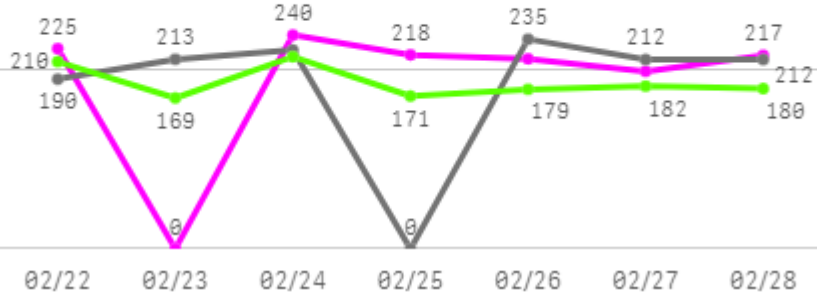
□ 빨강 파프리카(5Kg) 주간 가격

구분	Q	품종	Q	단량	Q	특	상	보통	하
2025-02-22		빨강 파프리카		5Kg		-	35,484	32,756	28,222
2025-02-24		빨강 파프리카		5Kg		-	36,182	32,981	28,905
2025-02-25		빨강 파프리카		5Kg		-	39,242	36,572	30,624
2025-02-26		빨강 파프리카		5Kg		-	41,125	38,157	32,156
2025-02-27		빨강 파프리카		5Kg		-	41,443	38,900	34,350
2025-02-28		빨강 파프리카		5Kg		-	40,282	38,487	33,290
평균						-	38,960	36,309	31,258

버섯

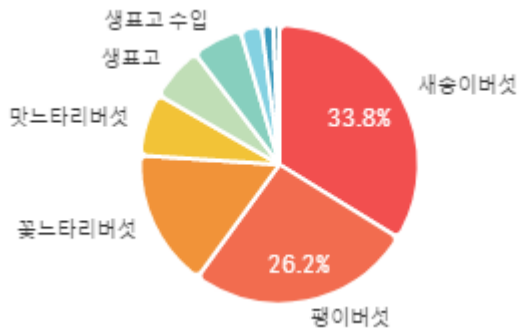
주간 반입량(톤)

◆ 2025 ● 2024 ▲ 평년

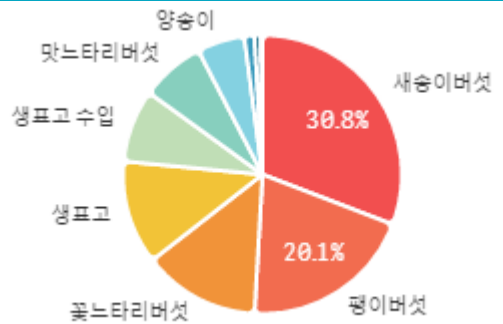


구분	금주(A)	전주(B)	전월(C)	전년(D)	평년(E)	A/B	A/C	A/D	A/E
물량(톤)	1,311	1,341	1,709	1,285	1,304	97.8%	76.7%	102.0%	100.5%

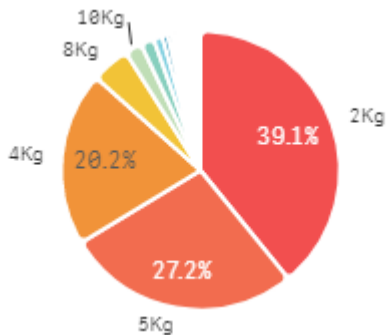
출하 품종별 거래물량 구성비



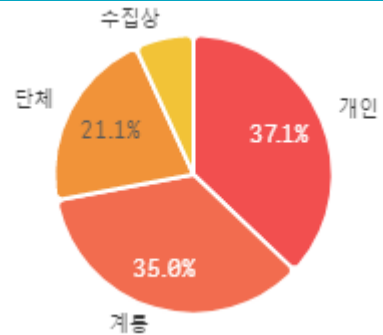
출하 품종별 거래금액 구성비



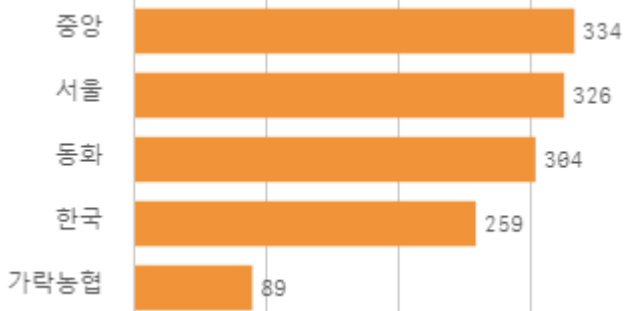
거래 단량별 물량 구성비



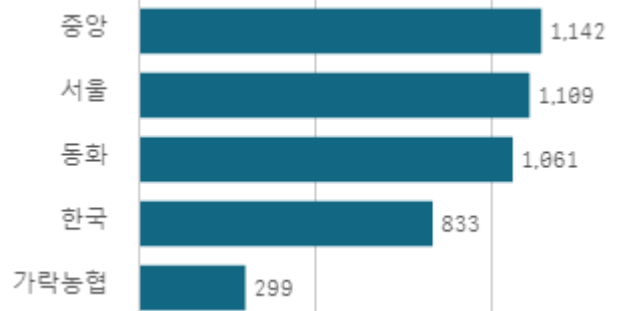
출하자별 거래물량 구성비



도매시장 법인별 거래물량(톤)

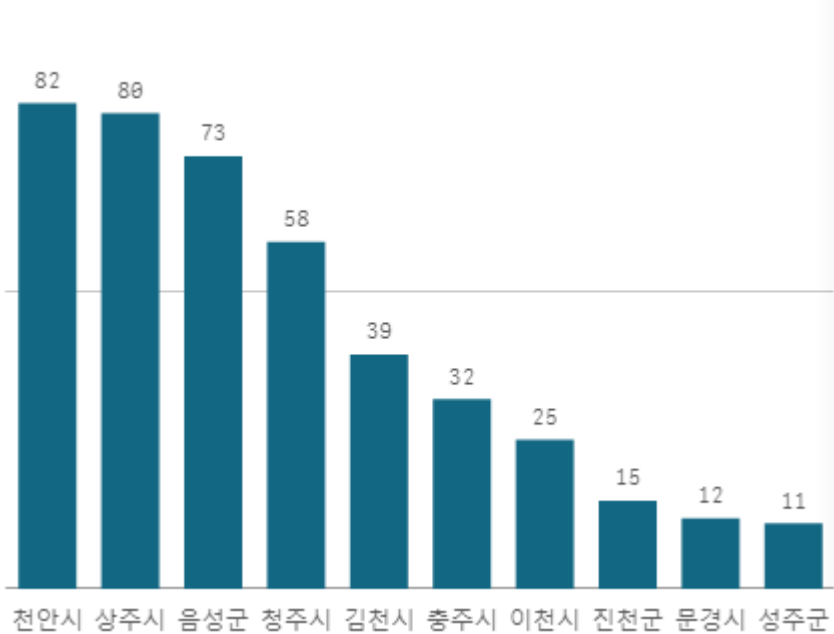


도매시장 법인별 거래금액(백만원)



새송이버섯(2Kg)

산지별 거래물량(톤)



출하산지(개소)

19

출하건수(천건)

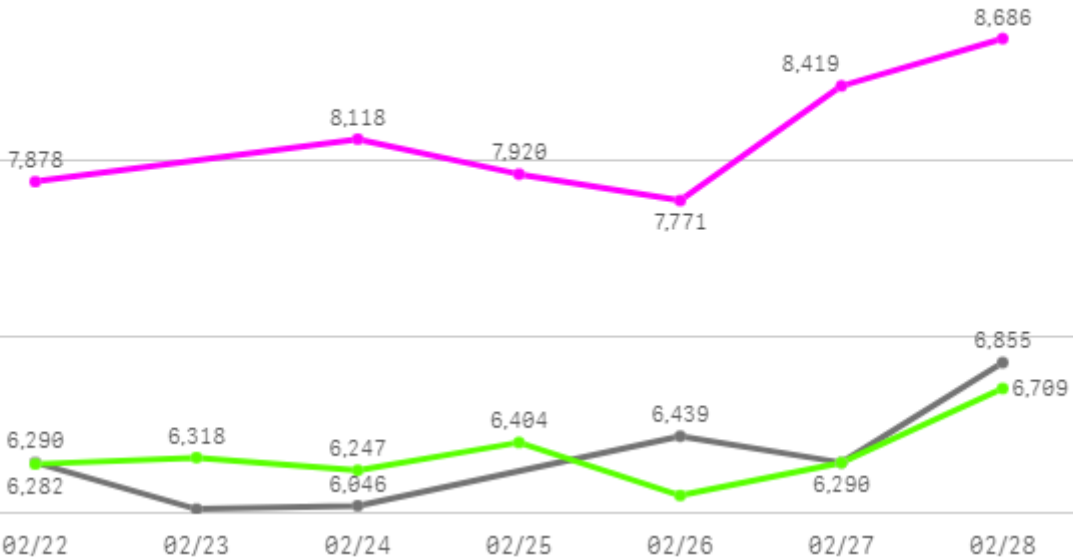
3

산지별 주출하 시군구



주간 도매가격(원)

● 2025 ● 2024 ● 평년



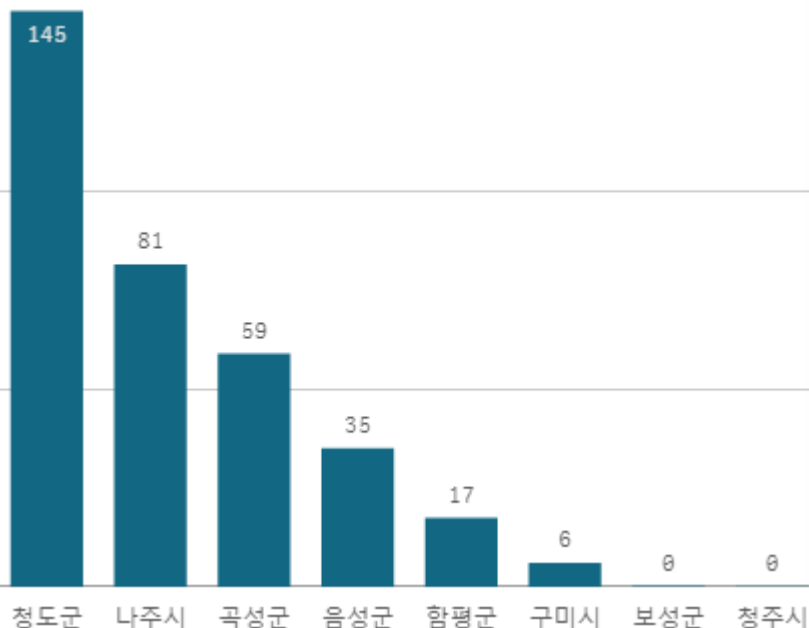
구분	금주(A)	전주(B)	전월(C)	전년(D)	평년(E)	A/B	A/C	A/D	A/E
가격(원)	8,132	7,443	10,564	6,325	6,859	109.3%	77.0%	128.6%	118.6%

□ 새송이버섯(2Kg) 주간 가격

구분	Q	품종	Q	단량	Q	특	상	보통	하
2025-02-22		새송이버섯		2Kg		9,056	7,878	6,753	4,593
2025-02-24		새송이버섯		2Kg		9,377	8,118	6,886	4,548
2025-02-25		새송이버섯		2Kg		9,142	7,920	6,908	4,920
2025-02-26		새송이버섯		2Kg		8,996	7,771	7,165	4,674
2025-02-27		새송이버섯		2Kg		9,316	8,419	7,778	4,753
2025-02-28		새송이버섯		2Kg		9,632	8,686	8,003	5,894
평균						9,253	8,132	7,249	4,897

팬이버섯(5Kg)

산지별 거래물량(톤)



출하산지(개소)

8

출하건수(천건)

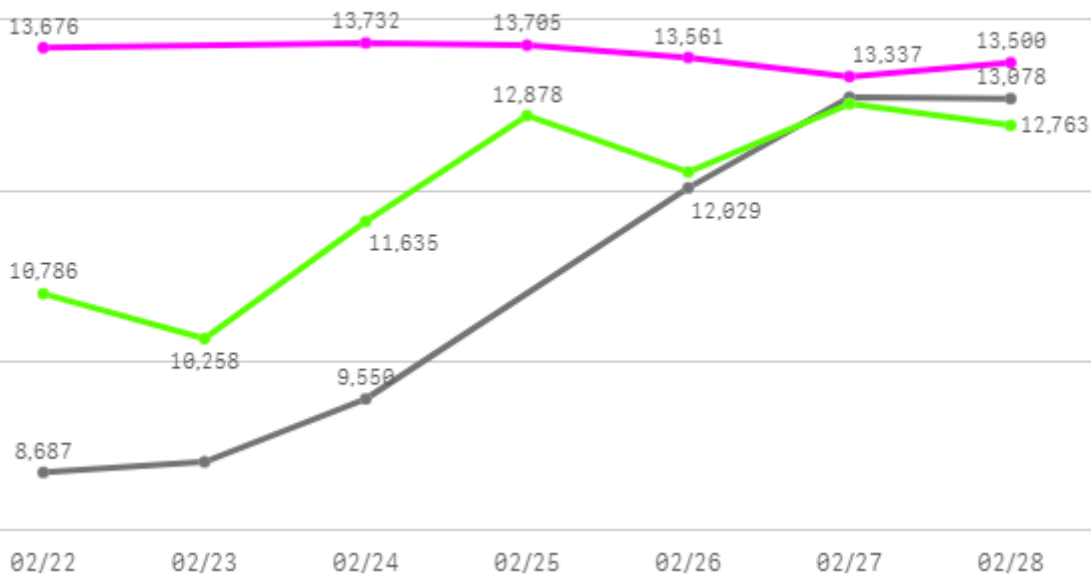
1

산지별 주출하 시군구



주간 도매가격(원)

◆ 2025 ● 2024 ◆ 평년



구분	금주(A)	전주(B)	전월(C)	전년(D)	평년(E)	A/B	A/C	A/D	A/E
가격(원)	13,585	13,955	15,307	10,875	11,514	97.4%	88.8%	124.9%	118.0%

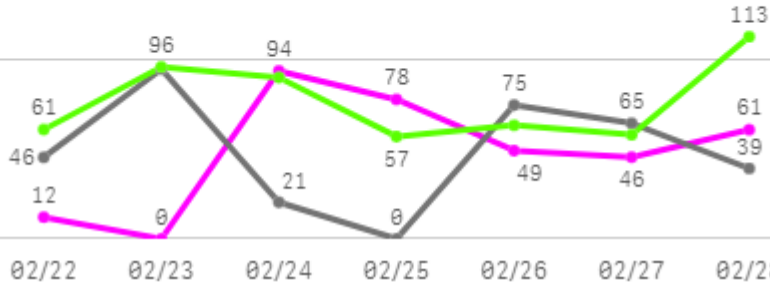
□ 팽이버섯(5Kg) 주간 가격

구분	Q	품종	Q	단량	Q	특	상	보통	하
2025-02-22		팽이버섯		5Kg		14,729	13,676	13,195	12,397
2025-02-24		팽이버섯		5Kg		14,007	13,732	13,173	12,321
2025-02-25		팽이버섯		5Kg		14,334	13,705	13,106	12,061
2025-02-26		팽이버섯		5Kg		14,141	13,561	12,670	11,855
2025-02-27		팽이버섯		5Kg		14,032	13,337	12,595	11,696
2025-02-28		팽이버섯		5Kg		13,681	13,500	12,740	11,852
평균						14,154	13,585	12,913	12,030

사과

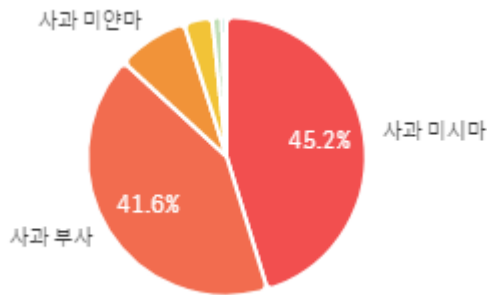
주간 반입량(톤)

◆ 2025 ● 2024 ▲ 평년

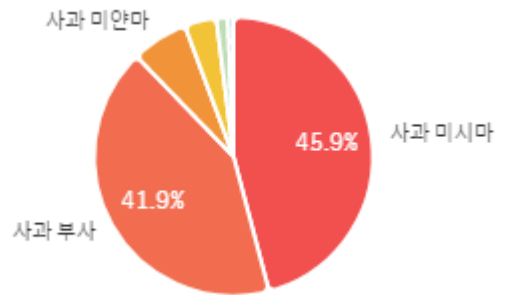


구분	금주(A)	전주(B)	전월(C)	전년(D)	평년(E)	A/B	A/C	A/D	A/E
물량(톤)	341	436	439	341	482	78.1%	77.6%	100.1%	70.8%

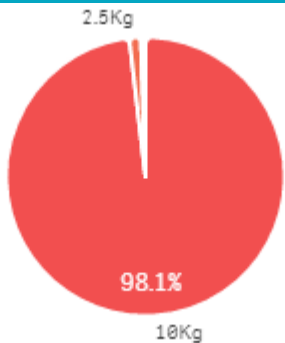
출하 품종별 거래물량 구성비



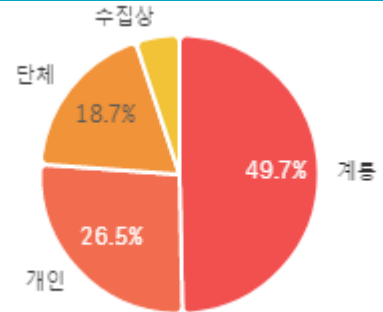
출하 품종별 거래금액 구성비



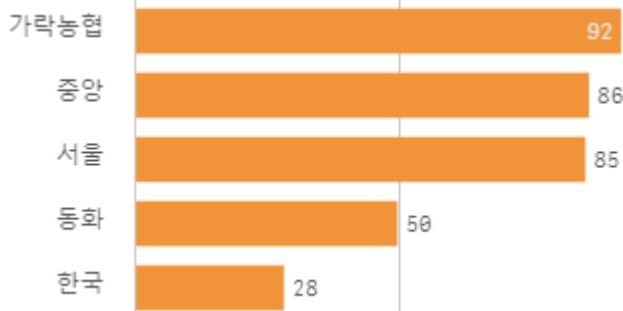
거래 단량별 물량 구성비



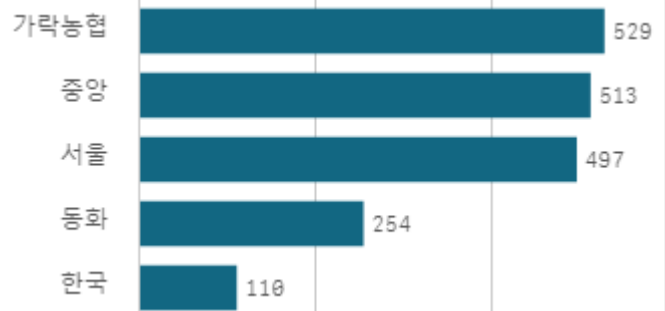
출하자별 거래물량 구성비



도매시장 법인별 거래물량(톤)

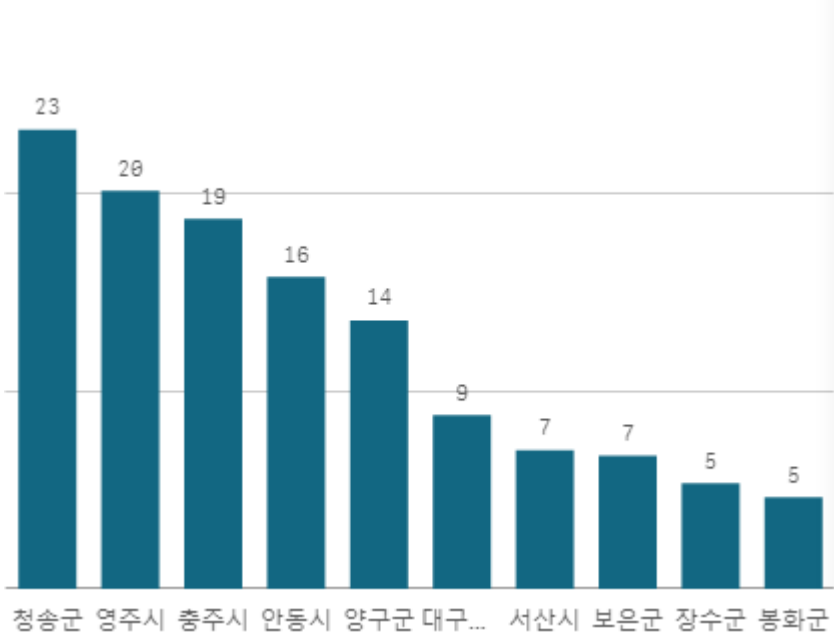


도매시장 법인별 거래금액(백만원)



사과 부사(10Kg)

산지별 거래물량(톤)



출하산지(개소)

22

출하건수(천건)

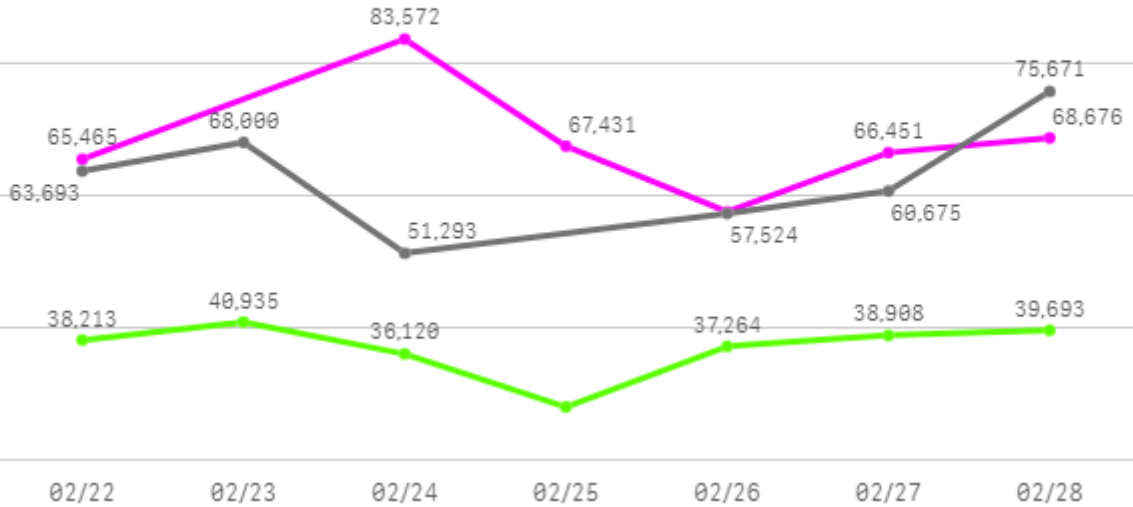
1

산지별 주출하 시군구



주간 도매가격(원)

◆ 2025 ● 2024 ◆ 평년



구분	금주(A)	전주(B)	전월(C)	전년(D)	평년(E)	A/B	A/C	A/D	A/E
가격(원)	67,939	70,224	51,388	62,770	45,718	96.7%	132.2%	108.2%	148.6%

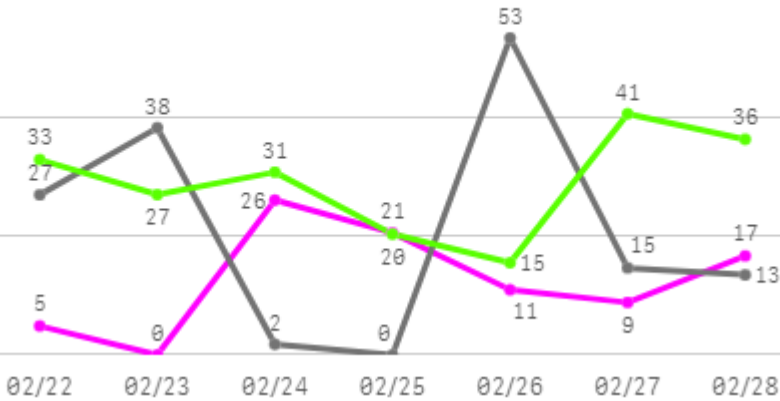
□ 사과 부사(10Kg) 주간 가격

구분	Q	품종	Q	단량	Q	특	상	보통	하
2025-02-22		사과 부사		10Kg		150,526	65,465	44,402	24,066
2025-02-24		사과 부사		10Kg		132,757	83,572	56,807	29,251
2025-02-25		사과 부사		10Kg		118,333	67,431	42,077	26,631
2025-02-26		사과 부사		10Kg		131,600	57,524	35,708	21,985
2025-02-27		사과 부사		10Kg		111,217	66,451	52,113	37,541
2025-02-28		사과 부사		10Kg		119,148	68,676	50,545	28,011
평균						127,264	68,187	46,942	27,914

배

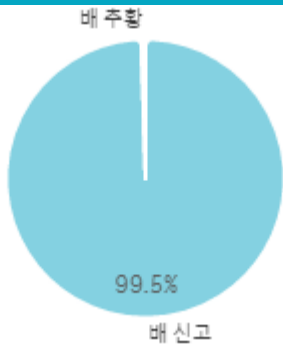
주간 반입량(톤)

◆ 2025 ● 2024 ▲ 평년

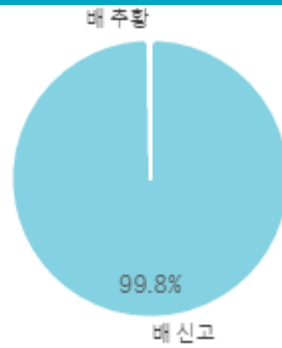


구분	금주(A)	전주(B)	전월(C)	전년(D)	평년(E)	A/B	A/C	A/D	A/E
물량(톤)	88	206	460	148	167	42.6%	19.1%	59.2%	52.6%

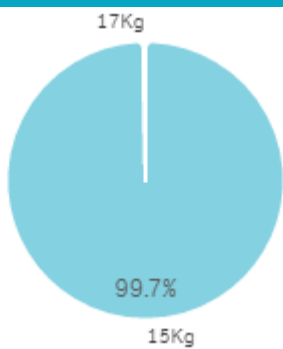
출하 품종별 거래물량 구성비



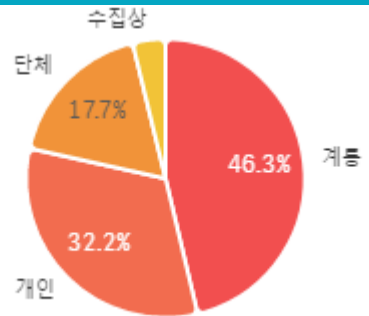
출하 품종별 거래금액 구성비



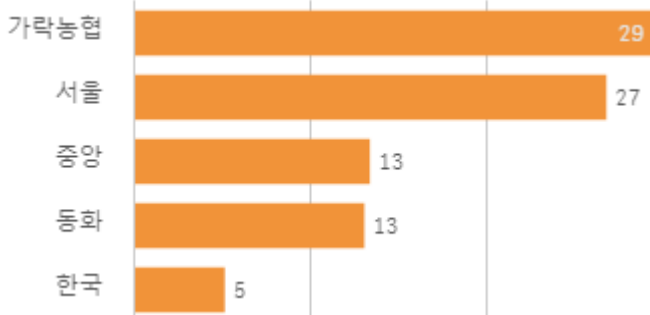
거래 단량별 물량 구성비



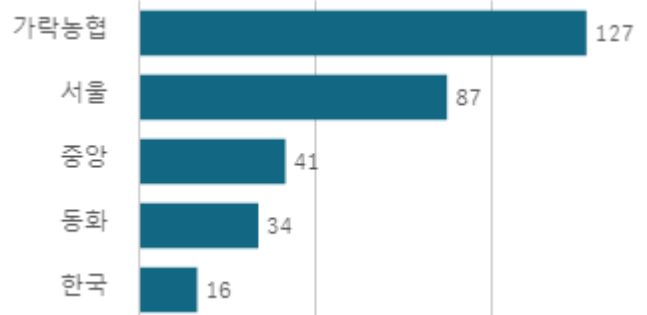
출하자별 거래물량 구성비



도매시장 법인별 거래물량(톤)

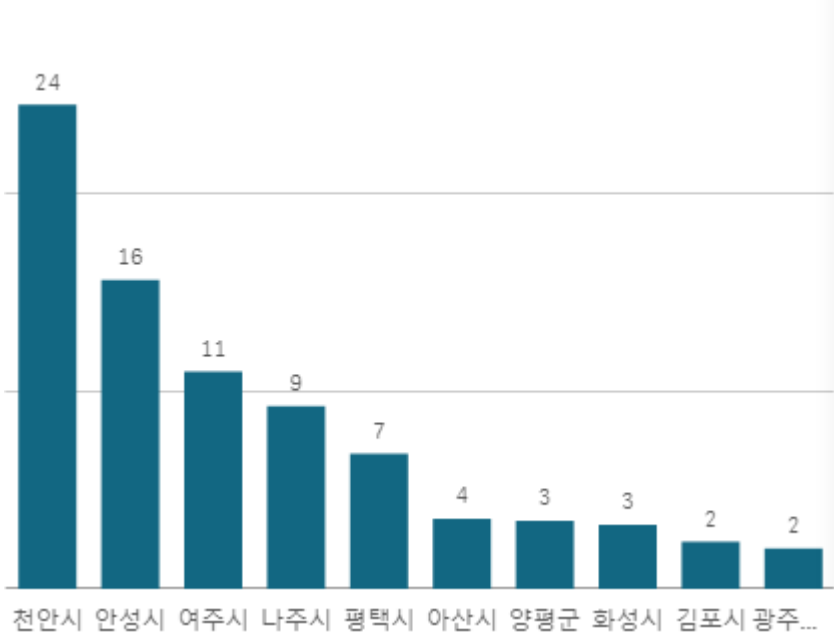


도매시장 법인별 거래금액(백만원)



배 신고(15Kg)

산지별 거래물량(톤)



출하산지(개소)

17

출하건수(천건)

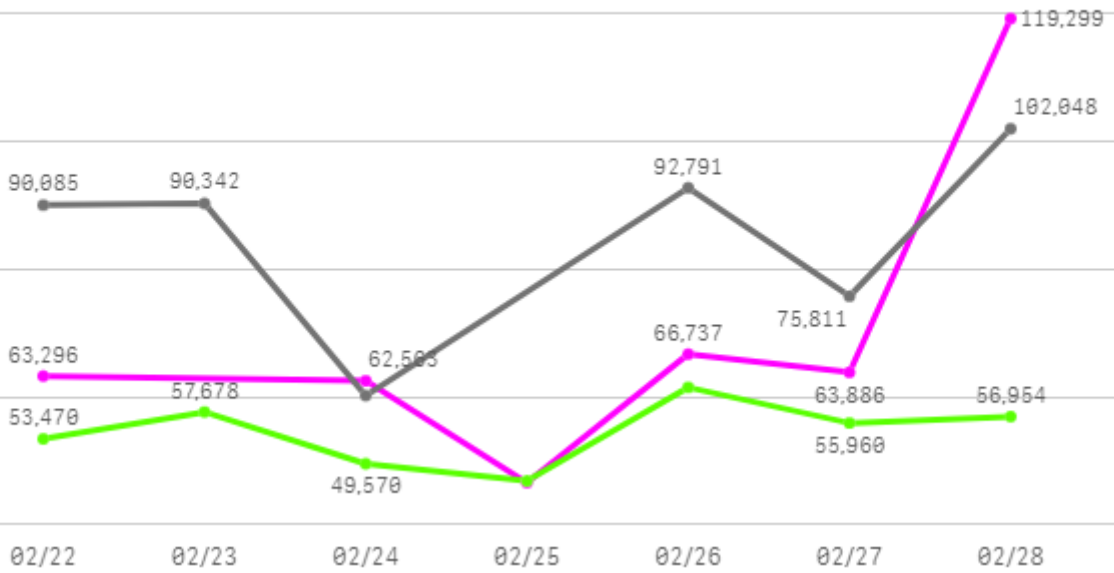
0

산지별 주출하 시군구



주간 도매가격(원)

◆ 2025 ◆ 2024 ◆ 평년



구분	금주(A)	전주(B)	전월(C)	전년(D)	평년(E)	A/B	A/C	A/D	A/E
가격(원)	69,469	61,437	63,937	85,222	61,085	113.1%	108.7%	81.5%	113.7%

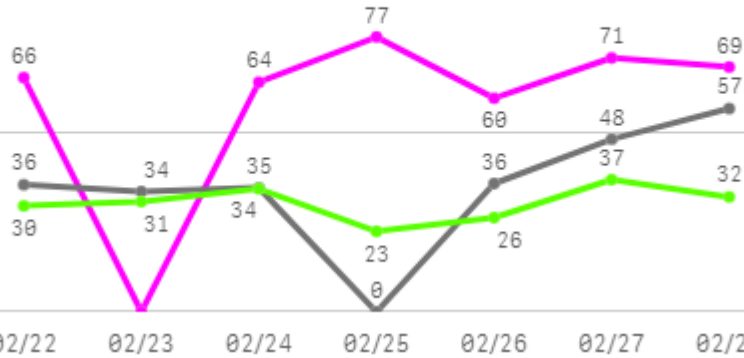
□ 배 신고(15Kg) 주간 가격

구분	Q	품종	Q	단량	Q	특	상	보통	하
2025-02-22		배 신고		15Kg		97,034	63,296	41,907	26,328
2025-02-24		배 신고		15Kg		91,283	62,563	44,851	25,736
2025-02-25		배 신고		15Kg		92,015	46,617	28,580	18,959
2025-02-26		배 신고		15Kg		94,279	66,737	43,961	11,116
2025-02-27		배 신고		15Kg		84,629	63,886	35,826	14,864
2025-02-28		배 신고		15Kg		140,000	119,299	69,840	31,411
평균						99,873	70,400	44,161	21,402

포도

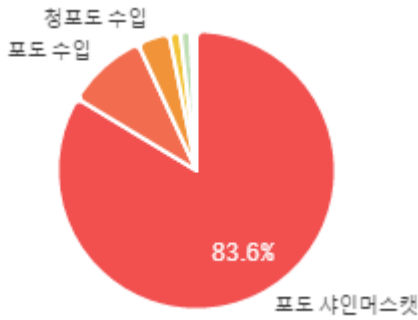
주간 반입량(톤)

◆ 2025 ● 2024 ▲ 평년

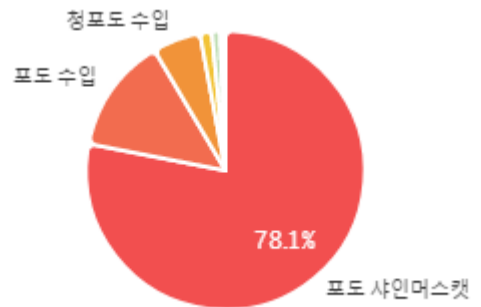


구분	금주(A)	전주(B)	전월(C)	전년(D)	평년(E)	A/B	A/C	A/D	A/E
물량(톤)	407	507	860	245	272	80.3%	47.3%	165.7%	149.4%

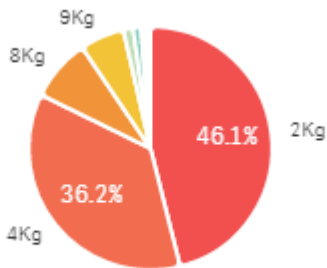
출하 품종별 거래물량 구성비



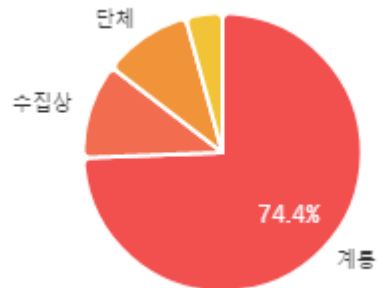
출하 품종별 거래금액 구성비



거래 단량별 물량 구성비

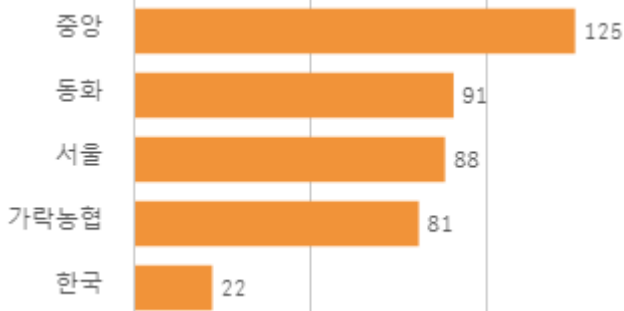


출하자별 거래물량 구성비

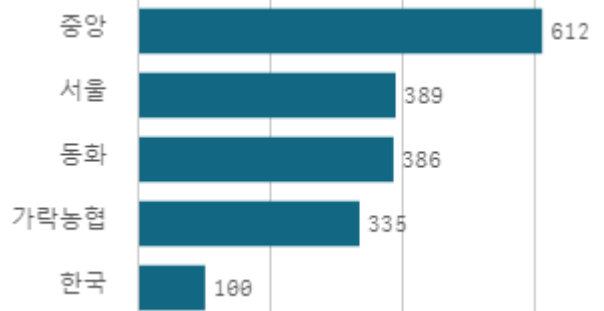


* The data set contains negative or zero values that cannot ...

도매시장 법인별 거래물량(톤)

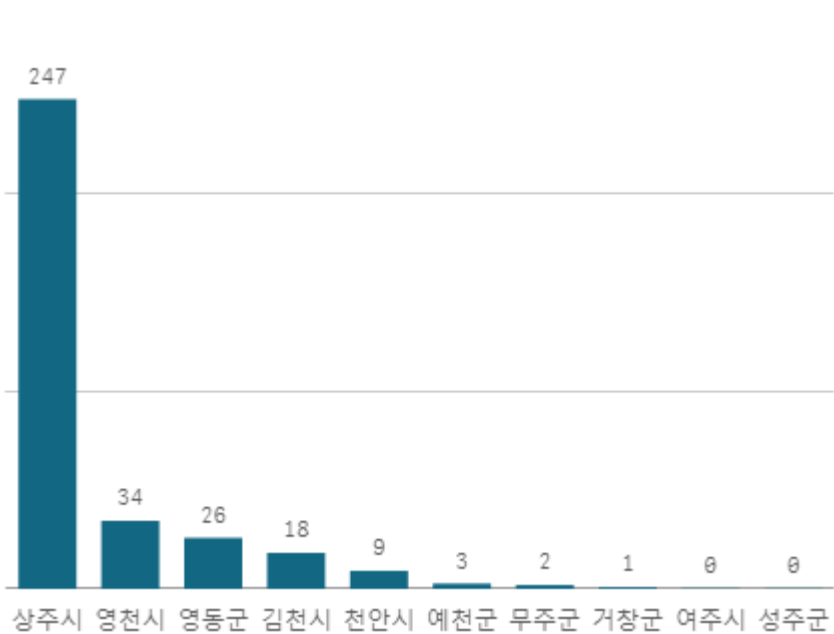


도매시장 법인별 거래금액(백만원)



포도 샤인머스켓(2Kg)

산지별 거래물량(톤)



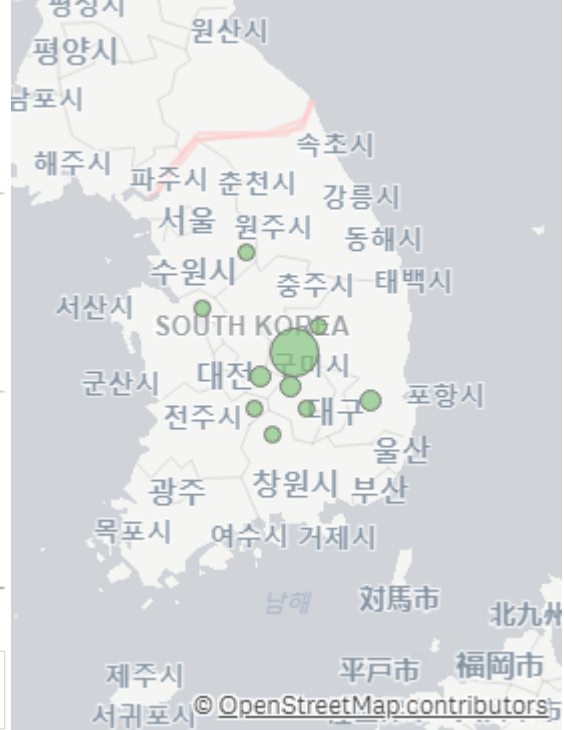
출하산지(개소)

10

출하건수(천건)

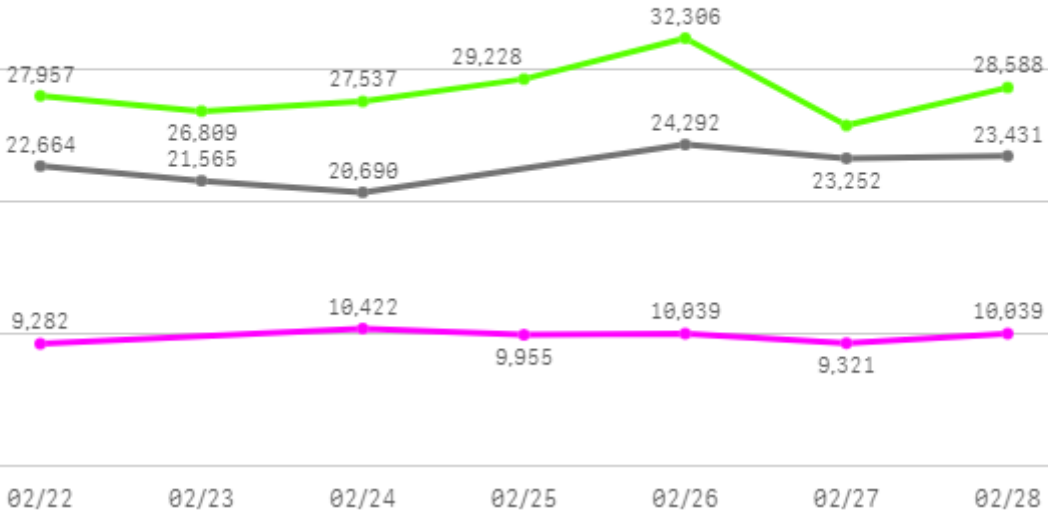
4

산지별 주출하 시군구



주간 도매가격(원)

◆ 2025 ● 2024 ◆ 평년



구분	금주(A)	전주(B)	전월(C)	전년(D)	평년(E)	A/B	A/C	A/D	A/E
가격(원)	9,768	9,635	10,839	22,649	23,270	101.4%	90.1%	43.1%	42.0%

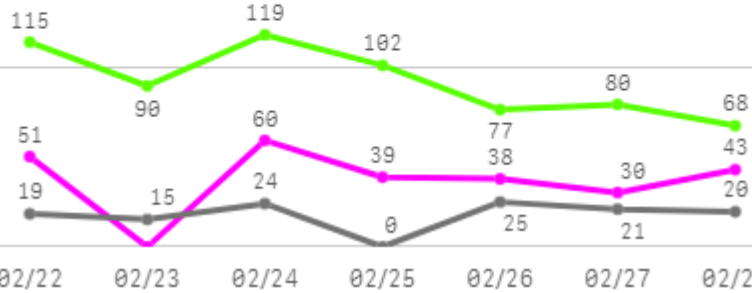
□ 포도 샤인머스켓(2Kg) 주간 가격

구분	Q	품종	Q	단량	Q	특	상	보통	하
2025-02-22		포도 샤인머스켓		2Kg		13,567	9,282	7,283	4,951
2025-02-24		포도 샤인머스켓		2Kg		15,250	10,422	7,774	5,469
2025-02-25		포도 샤인머스켓		2Kg		13,925	9,955	7,237	5,431
2025-02-26		포도 샤인머스켓		2Kg		14,924	10,039	7,664	5,679
2025-02-27		포도 샤인머스켓		2Kg		13,799	9,321	7,413	5,726
2025-02-28		포도 샤인머스켓		2Kg		15,320	10,039	7,563	6,077
평균						14,464	9,843	7,489	5,556

감귤

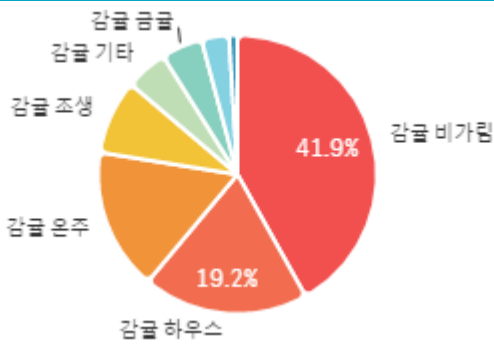
주간 반입량(톤)

◆ 2025 ● 2024 ▲ 평년

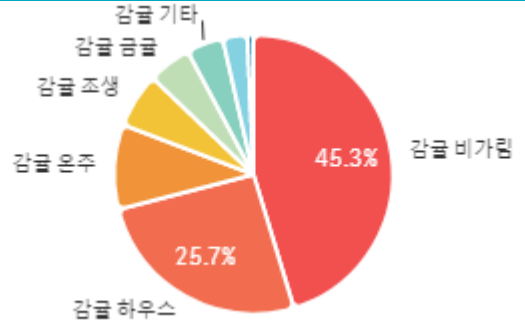


구분	금주(A)	전주(B)	전월(C)	전년(D)	평년(E)	A/B	A/C	A/D	A/E
물량(톤)	261	522	1,477	124	542	50.0%	17.7%	210.5%	48.1%

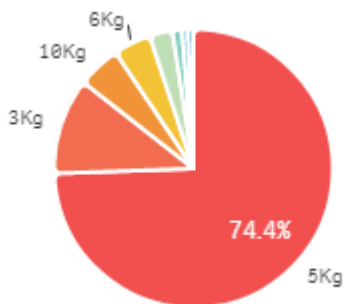
출하 품종별 거래물량 구성비



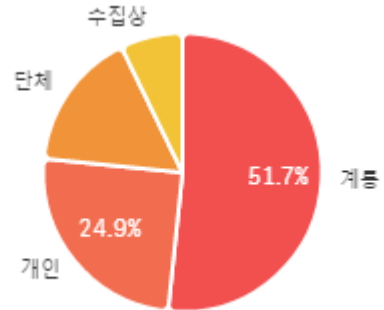
출하 품종별 거래금액 구성비



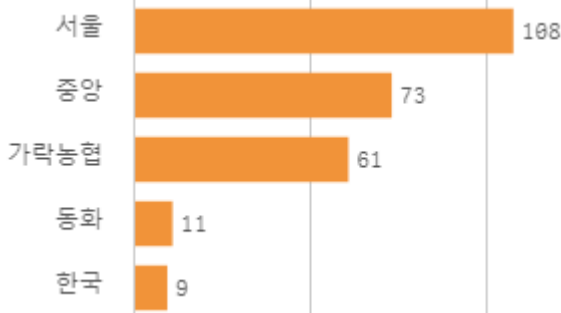
거래 단량별 물량 구성비



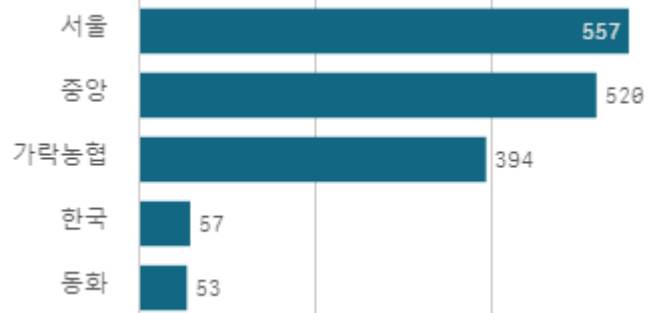
출하자별 거래물량 구성비



도매시장 법인별 거래물량(톤)

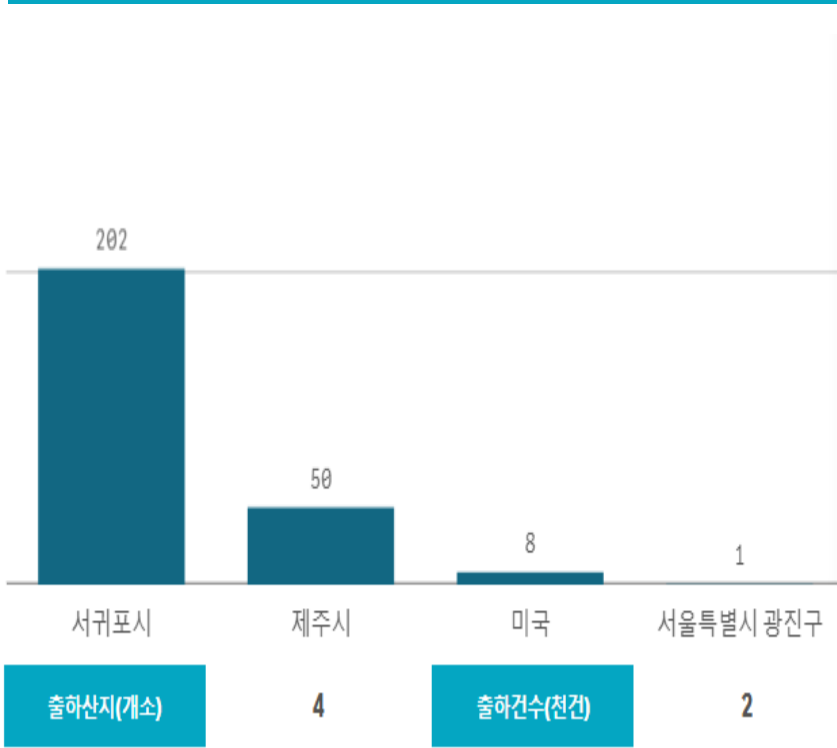


도매시장 법인별 거래금액(백만원)



감귤(5Kg)

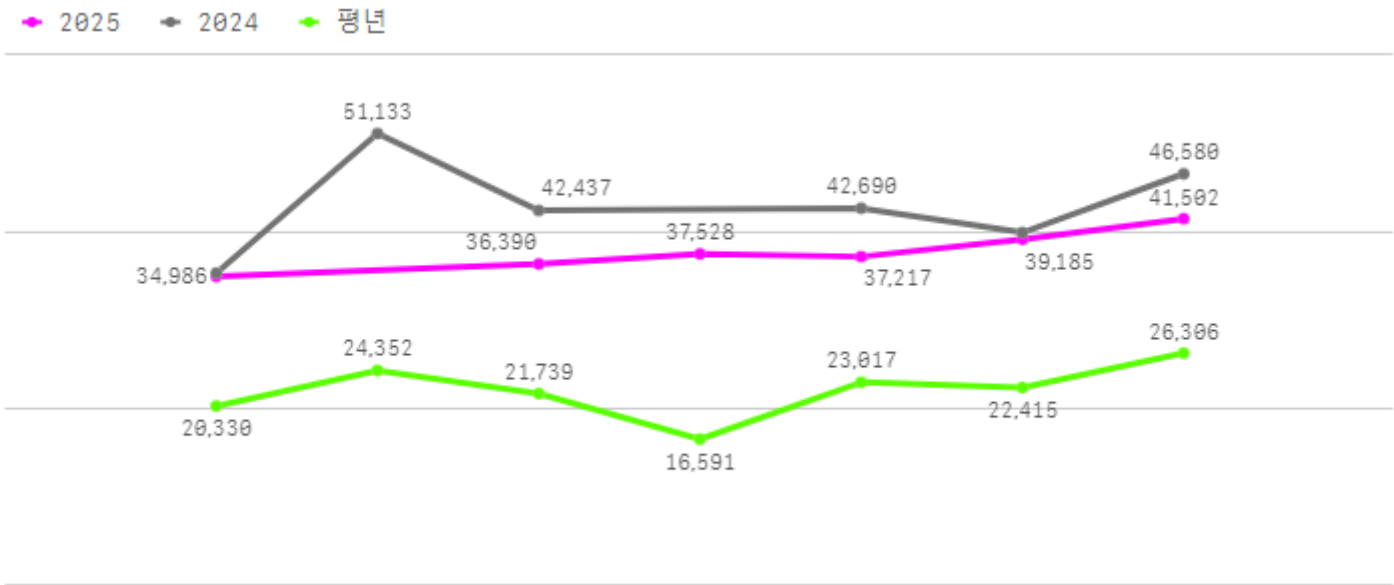
산지별 거래물량(톤)



산지별 주출하 시군구



주간 도매가격(원)



구분	금주(A)	전주(B)	전월(C)	전년(D)	평년(E)	A/B	A/C	A/D	A/E
가격(원)	37,999	33,291	25,717	43,824	26,247	114.1%	147.8%	88.3%	144.8%

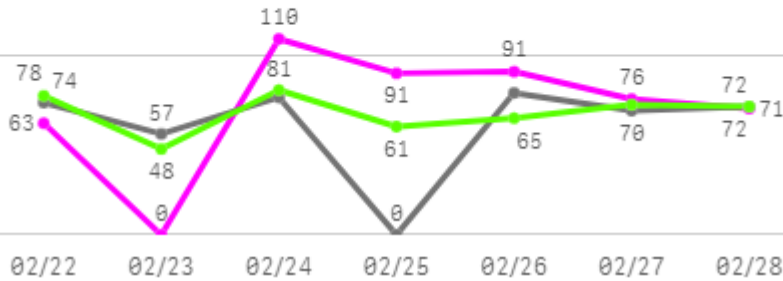
□ 감귤(5Kg) 주간 가격

구분	Q	품종	Q	단량	Q	특	상	보통	하
2025-02-22		감귤		5Kg		44,818	34,986	22,131	13,966
2025-02-24		감귤		5Kg		45,533	36,390	22,764	13,461
2025-02-25		감귤		5Kg		46,298	37,528	26,111	15,290
2025-02-26		감귤		5Kg		45,515	37,217	24,615	14,069
2025-02-27		감귤		5Kg		46,759	39,185	23,459	12,677
2025-02-28		감귤		5Kg		49,299	41,502	25,416	13,023
평균						46,370	37,801	24,083	13,748

만감

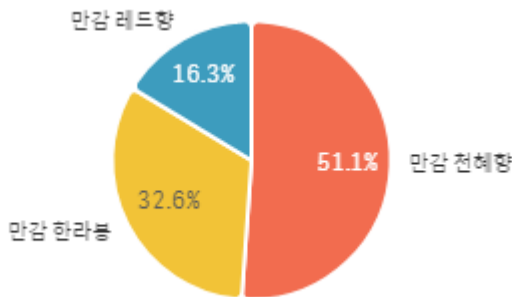
주간 반입량(톤)

◆ 2025 ● 2024 ▲ 평년

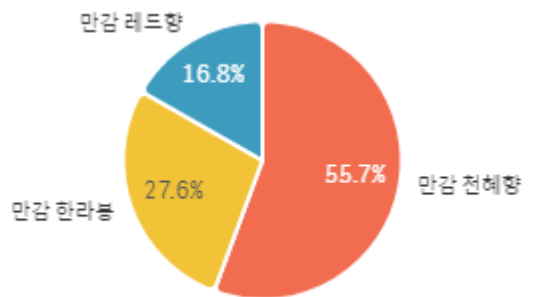


구분	금주(A)	전주(B)	전월(C)	전년(D)	평년(E)	A/B	A/C	A/D	A/E
물량(톤)	501	546	1,150	429	446	91.8%	43.6%	116.9%	112.4%

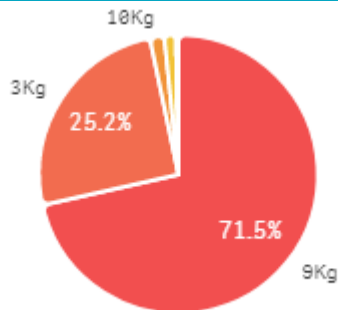
출하 품종별 거래물량 구성비



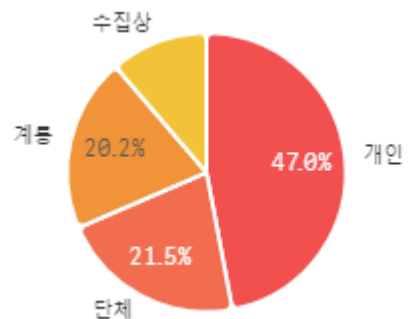
출하 품종별 거래금액 구성비



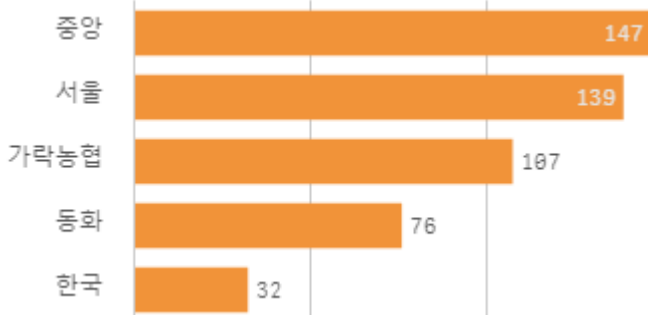
거래 단량별 물량 구성비



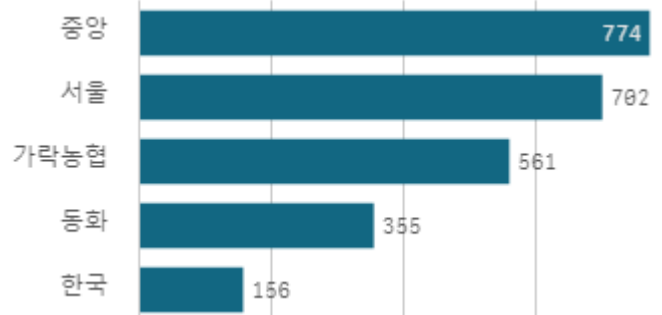
출하자별 거래물량 구성비



도매시장 법인별 거래물량(톤)

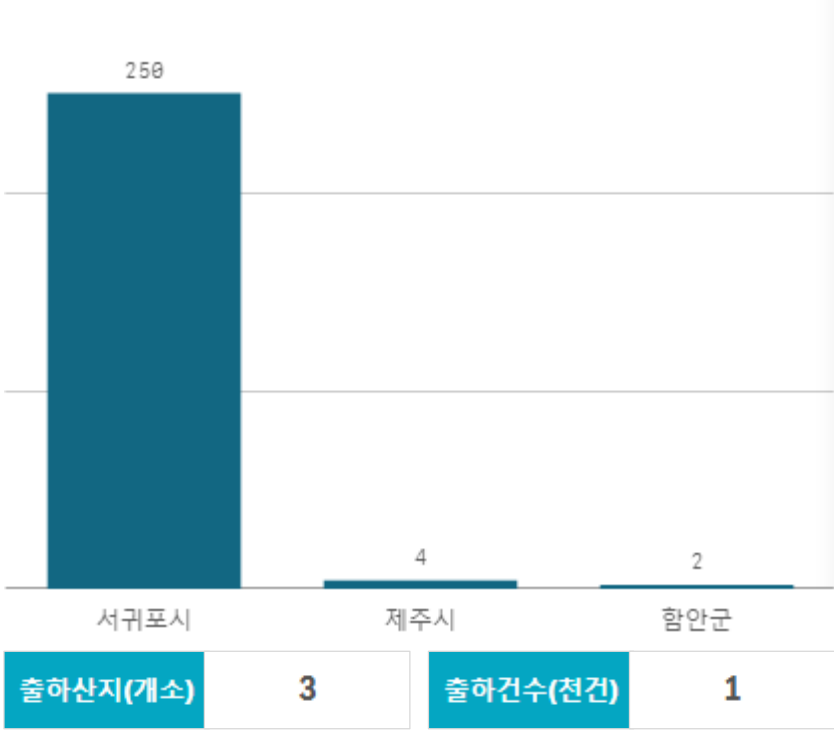


도매시장 법인별 거래금액(백만원)



만감 천혜향(3Kg)

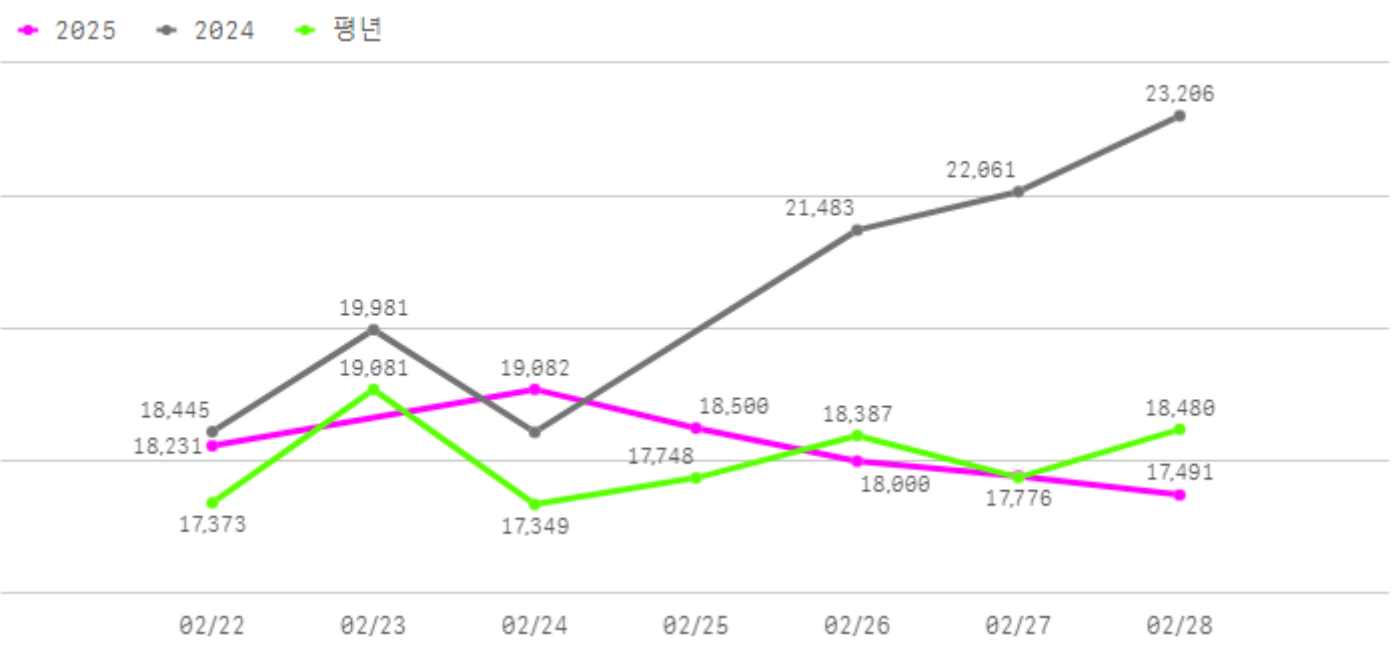
산지별 거래물량(톤)



산지별 주출하 시군구



주간 도매가격(원)



구분	금주(A)	전주(B)	전월(C)	전년(D)	평년(E)	A/B	A/C	A/D	A/E
가격(원)	18,122	18,270	23,116	20,602	18,379	99.2%	78.4%	88.0%	98.6%

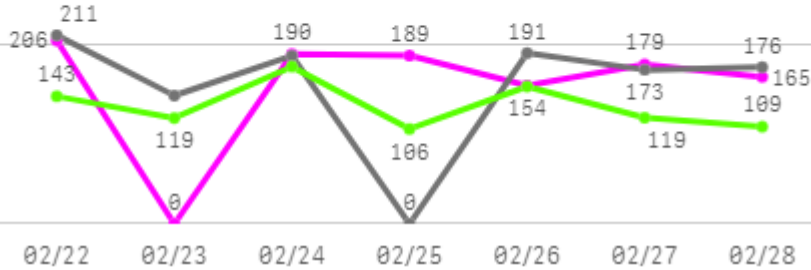
□ 만감 천혜향(3Kg) 주간 가격

구분	Q	품종	Q	단량	Q	특	상	보통	하
2025-02-22		만감 천혜향		3Kg		21,537	18,231	17,445	16,449
2025-02-24		만감 천혜향		3Kg		20,000	19,082	18,000	16,859
2025-02-25		만감 천혜향		3Kg		20,000	18,500	17,345	14,810
2025-02-26		만감 천혜향		3Kg		18,000	18,000	16,949	15,820
2025-02-27		만감 천혜향		3Kg		18,000	17,776	16,529	15,532
2025-02-28		만감 천혜향		3Kg		19,000	17,491	16,453	14,908
평균						19,423	18,180	17,120	15,730

바나나

주간 반입량(톤)

◆ 2025 ◆ 2024 ◆ 평년

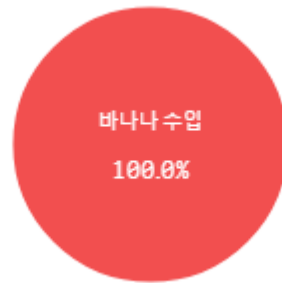


구분	금주(A)	전주(B)	전월(C)	전년(D)	평년(E)	A/B	A/C	A/D	A/E
물량(톤)	1,083	1,184	1,024	1,083	983	91.4%	105.8%	100.0%	110.2%

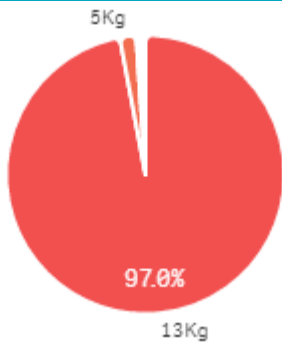
출하 품종별 거래물량 구성비



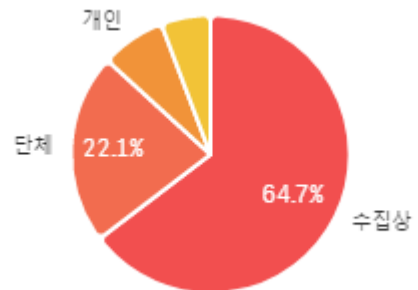
출하 품종별 거래금액 구성비



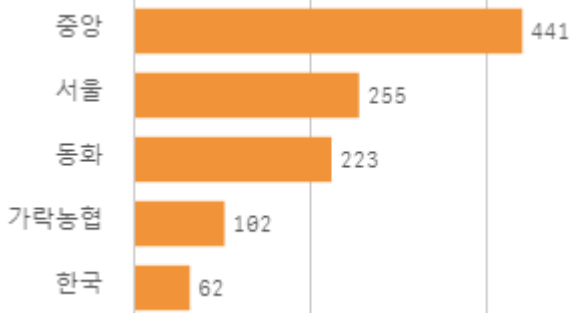
거래 단량별 물량 구성비



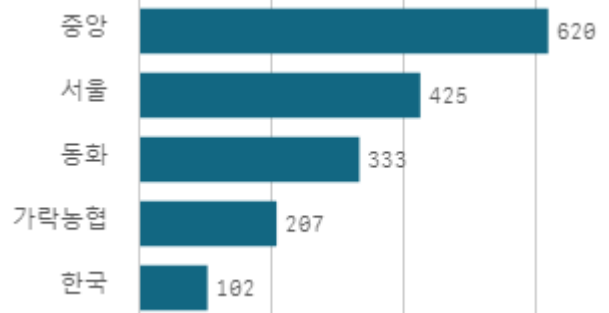
출하자별 거래물량 구성비



도매시장 법인별 거래물량(톤)

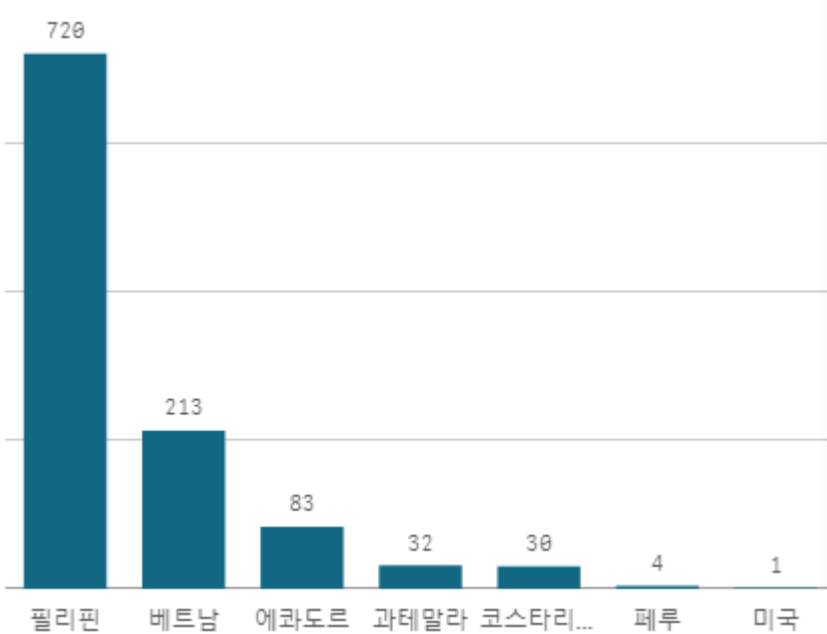


도매시장 법인별 거래금액(백만원)



바나나 수입(13Kg)

산지별 거래물량(톤)



산지별 주출하 시군구



출하산지(개소)

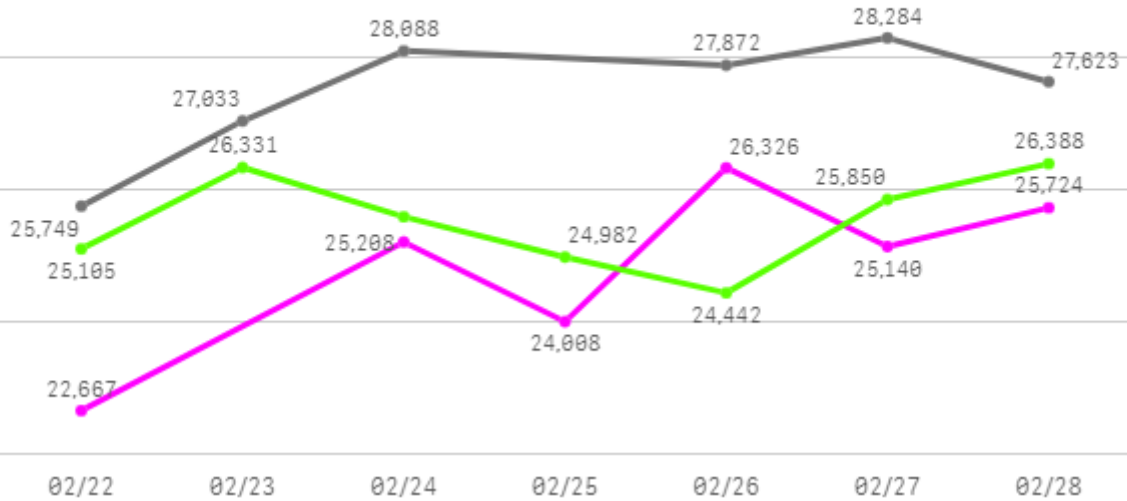
7

출하건수(천건)

2

주간 도매가격(원)

◆ 2025 ● 2024 ◆ 평년



구분	금주(A)	전주(B)	전월(C)	전년(D)	평년(E)	A/B	A/C	A/D	A/E
가격(원)	24,846	24,036	22,266	27,442	26,177	103.4%	111.6%	90.5%	94.9%

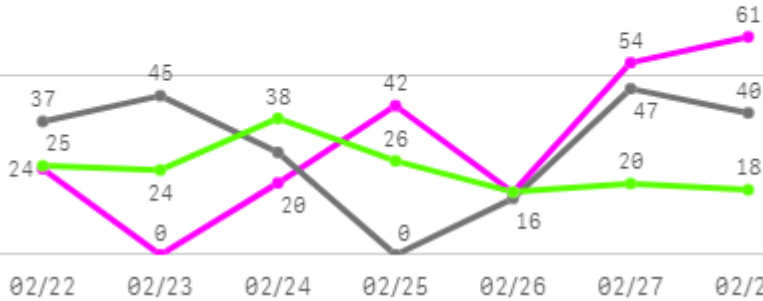
□ 바나나 수입(13Kg) 주간 가격

구분	Q	품종	Q	단량	Q	특	상	보통	하
2025-02-22		바나나 수입		13Kg		31,207	22,667	13,902	9,445
2025-02-24		바나나 수입		13Kg		32,099	25,208	14,168	9,771
2025-02-25		바나나 수입		13Kg		32,242	24,008	16,057	11,341
2025-02-26		바나나 수입		13Kg		33,741	26,326	17,555	11,392
2025-02-27		바나나 수입		13Kg		32,327	25,140	16,675	10,924
2025-02-28		바나나 수입		13Kg		33,256	25,724	16,890	11,679
평균						32,479	24,846	15,875	10,759

파인애플

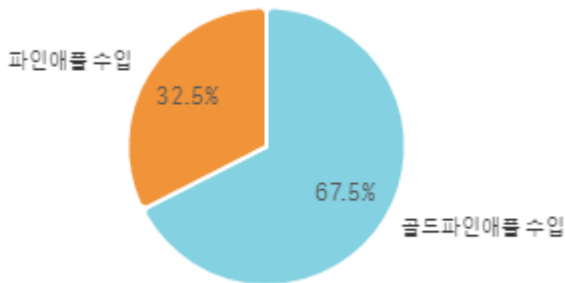
주간 반입량(톤)

◆ 2025 ● 2024 ▲ 평년

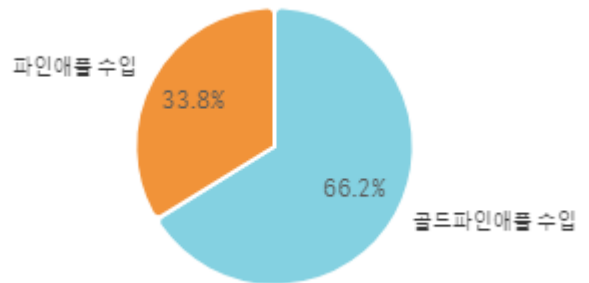


구분	금주(A)	전주(B)	전월(C)	전년(D)	평년(E)	A/B	A/C	A/D	A/E
물량(톤)	219	154	156	213	182	141.8%	140.1%	102.6%	120.2%

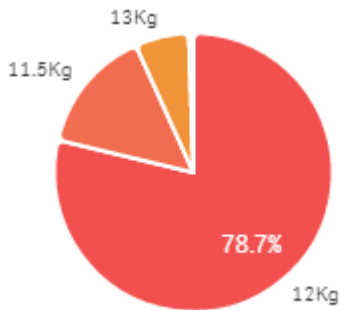
출하 품종별 거래물량 구성비



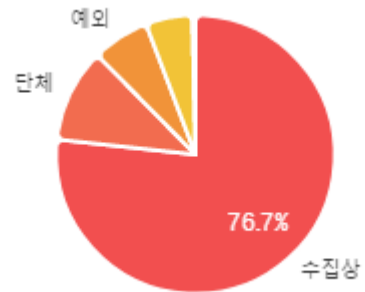
출하 품종별 거래금액 구성비



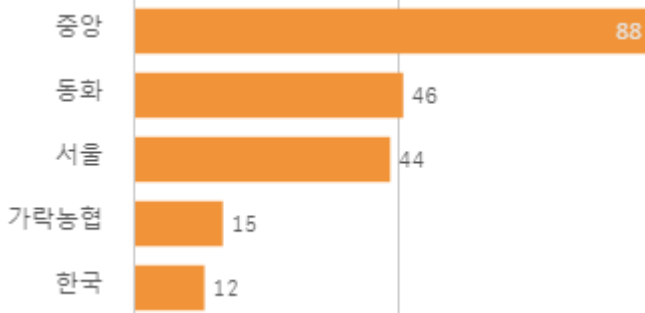
거래 단량별 물량 구성비



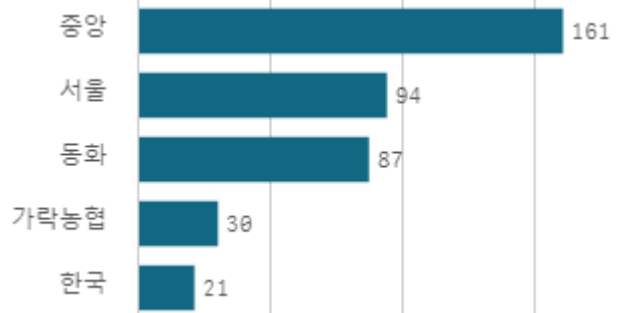
출하자별 거래물량 구성비



도매시장 법인별 거래물량(톤)

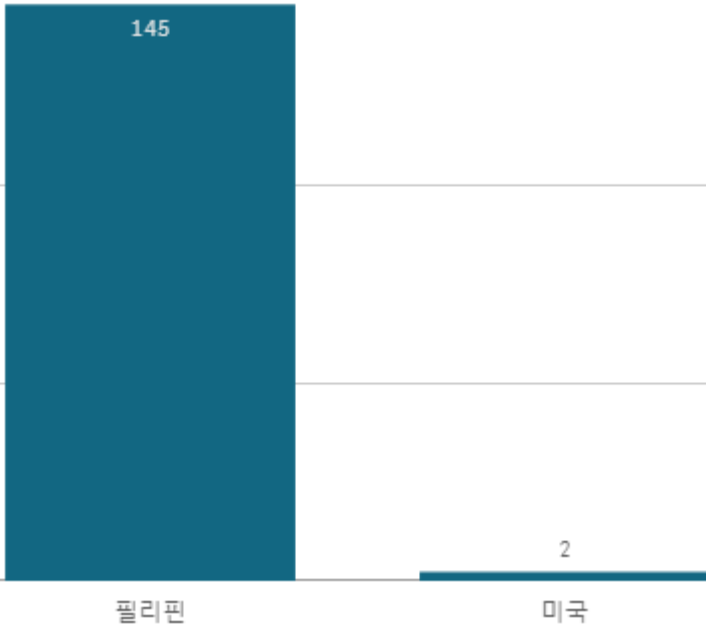


도매시장 법인별 거래금액(백만원)

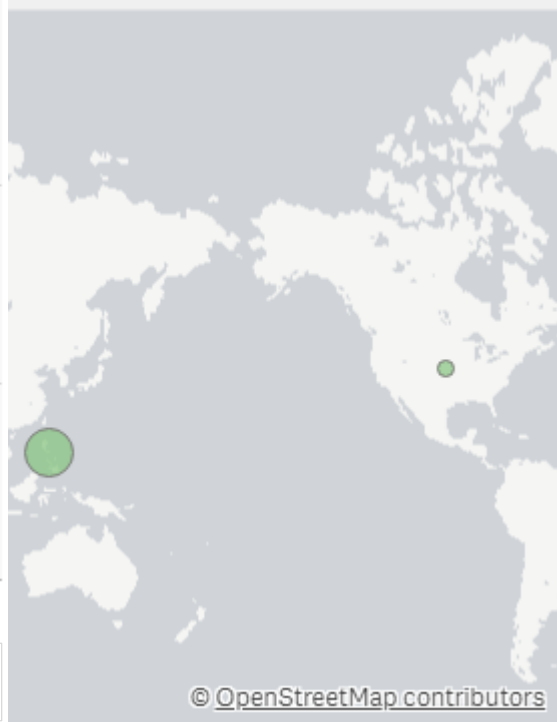


골드파인애플 수입(12Kg)

산지별 거래물량(톤)



산지별 주출하 시군구



출하산지(개소)

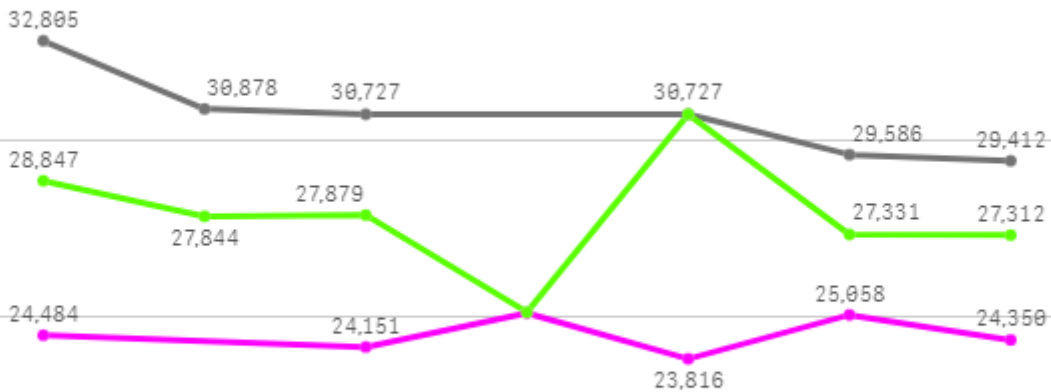
2

출하건수(천건)

0

주간 도매가격(원)

◆ 2025 ◀ 2024 ◆ 평년



02/22 02/23 02/24 02/25 02/26 02/27 02/28

구분	금주(A)	전주(B)	전월(C)	전년(D)	평년(E)	A/B	A/C	A/D	A/E
가격(원)	24,495	24,547	23,904	30,496	26,563	99.8%	102.5%	80.3%	92.2%

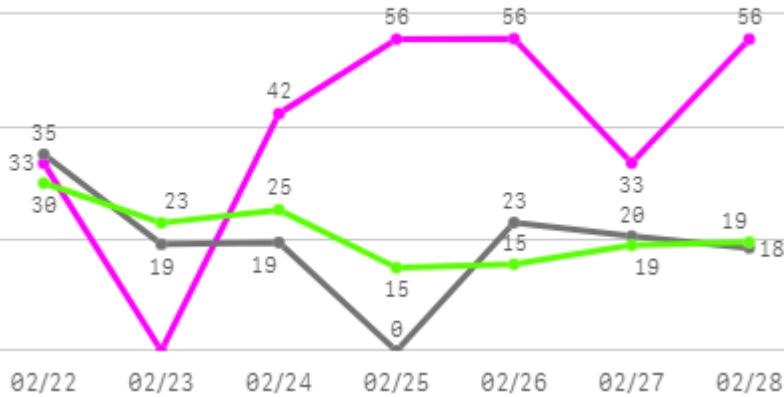
□ 골드파인애플 수입(12Kg) 주간 가격

구분	Q	품종	Q	단량	Q	특	상	보통	하
2025-02-22		골드파인애플 수입		12Kg		25,621	24,484	18,848	13,859
2025-02-24		골드파인애플 수입		12Kg		25,481	24,151	19,856	17,022
2025-02-25		골드파인애플 수입		12Kg		26,000	25,110	18,946	12,522
2025-02-26		골드파인애플 수입		12Kg		25,500	23,816	18,307	13,565
2025-02-27		골드파인애플 수입		12Kg		25,620	25,058	20,370	16,025
2025-02-28		골드파인애플 수입		12Kg		26,141	24,350	18,625	13,296
평균						25,727	24,495	19,159	14,381

오렌지

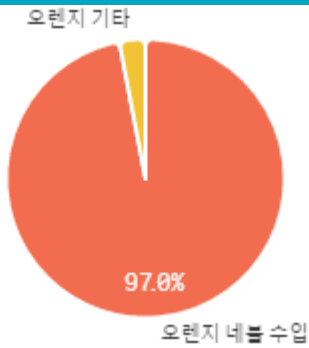
주간 반입량(톤)

◆ 2025 ◆ 2024 ◆ 평년

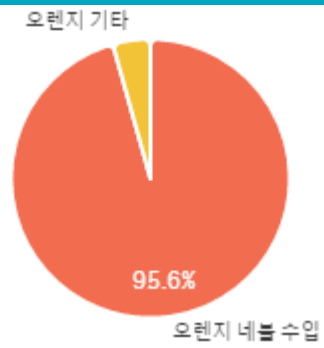


구분	금주(A)	전주(B)	전월(C)	전년(D)	평년(E)	A/B	A/C	A/D	A/E
물량(톤)	276	535	75	135	167	51.6%	368.1%	204.4%	165.4%

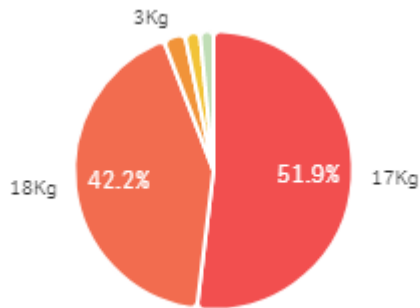
출하 품종별 거래물량 구성비



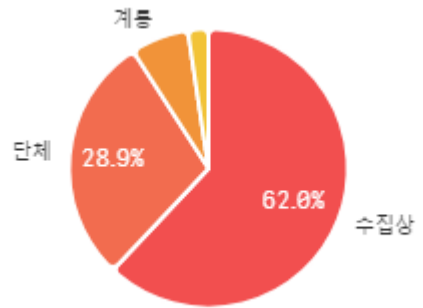
출하 품종별 거래금액 구성비



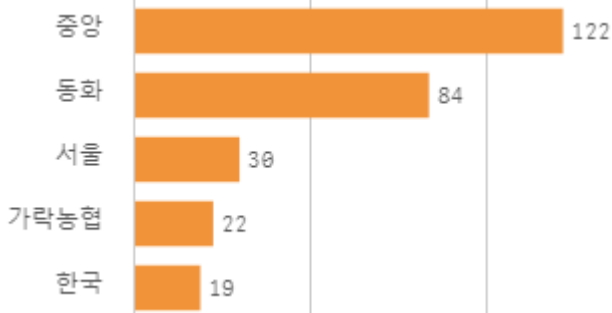
거래 단량별 물량 구성비



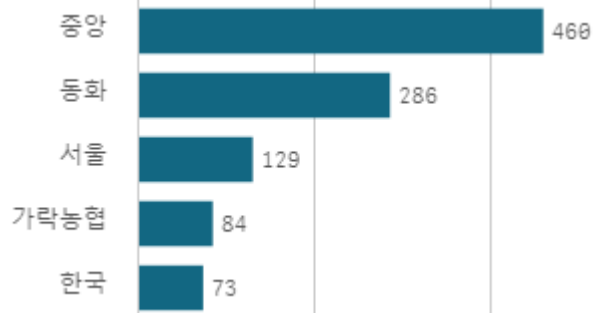
출하자별 거래물량 구성비



도매시장 법인별 거래물량(톤)



도매시장 법인별 거래금액(백만원)



오렌지 네블 수입(18Kg)

산지별 거래물량(톤)

268



미국

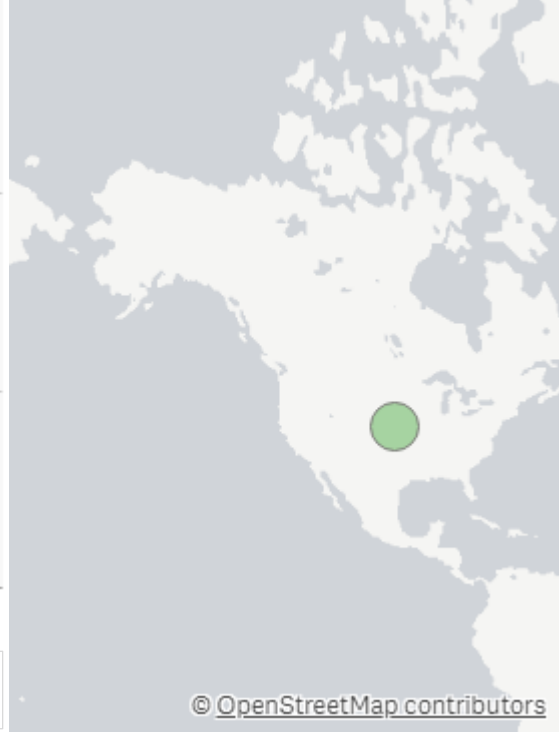
출하산지(개소)

1

출하건수(천건)

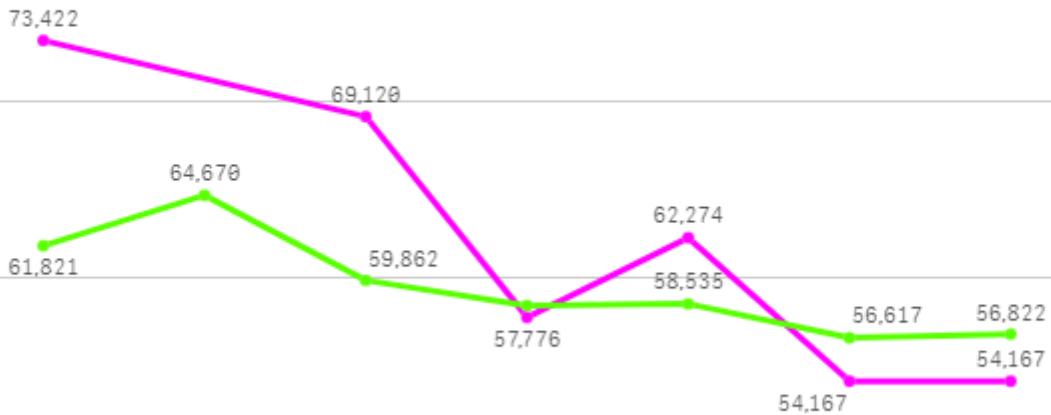
0

산지별 주출하 시군구



주간 도매가격(원)

◆ 2025 ◀ 2024 ◆ 평년



02/22 02/23 02/24 02/25 02/26 02/27 02/28

구분	금주(A)	전주(B)	전월(C)	전년(D)	평년(E)	A/B	A/C	A/D	A/E
가격(원)	61,821	62,752	78,375	-	62,346	98.5%	78.9%	-	99.2%

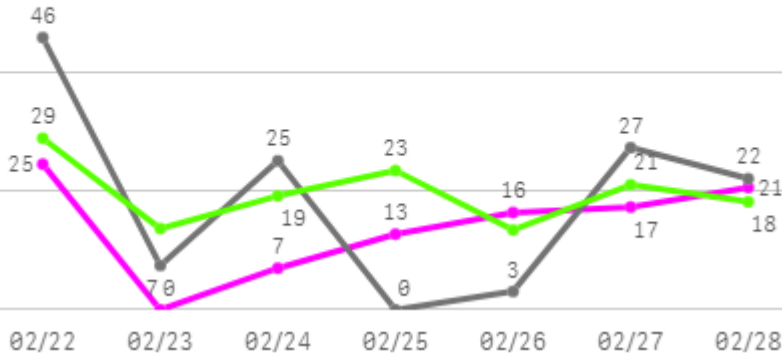
□ 오렌지 네블 수입(18Kg) 주간 가격

구분	Q	품종	Q	단량	Q	특	상	보통	하
2025-02-22		오렌지 네블 수입		18Kg		77,000	73,422	69,065	64,000
2025-02-24		오렌지 네블 수입		18Kg		77,000	69,120	53,505	30,000
2025-02-25		오렌지 네블 수입		18Kg		61,355	57,776	50,227	26,026
2025-02-26		오렌지 네블 수입		18Kg		78,878	62,274	47,821	45,000
2025-02-27		오렌지 네블 수입		18Kg		56,000	54,167	52,000	52,000
2025-02-28		오렌지 네블 수입		18Kg		56,000	54,167	52,000	52,000
평균						67,706	61,821	54,103	44,838

고등어

주간 반입량(톤)

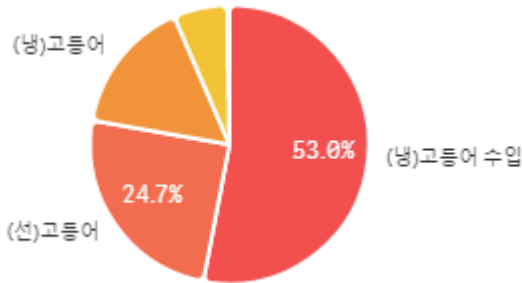
◆ 2025 ● 2024 ▲ 평년



구분	금주(A)	전주(B)	전월(C)	전년(D)	평년(E)	A/B	A/C	A/D	A/E
물량(톤)	98	87	88	131	124	113.4%	111.8%	75.3%	79.6%

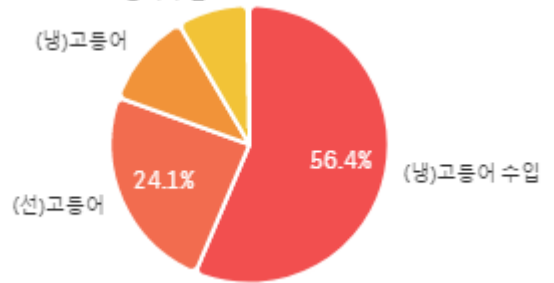
출하 품종별 거래물량 구성비

고등어 수입

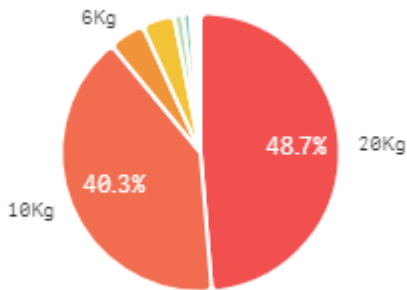


출하 품종별 거래금액 구성비

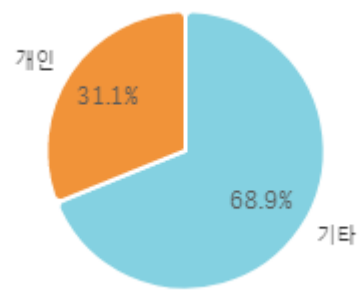
고등어 수입



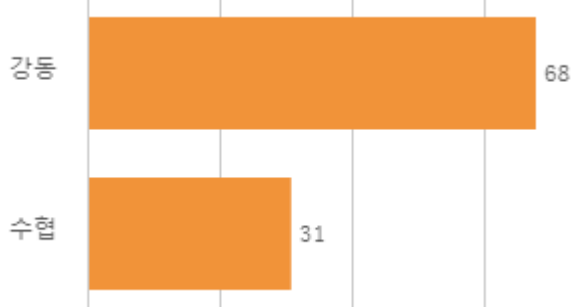
거래 단량별 물량 구성비



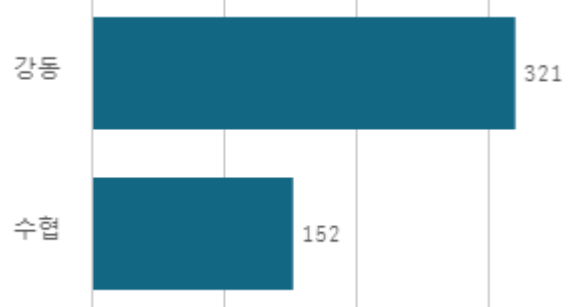
출하자별 거래물량 구성비



도매시장 법인별 거래물량(톤)

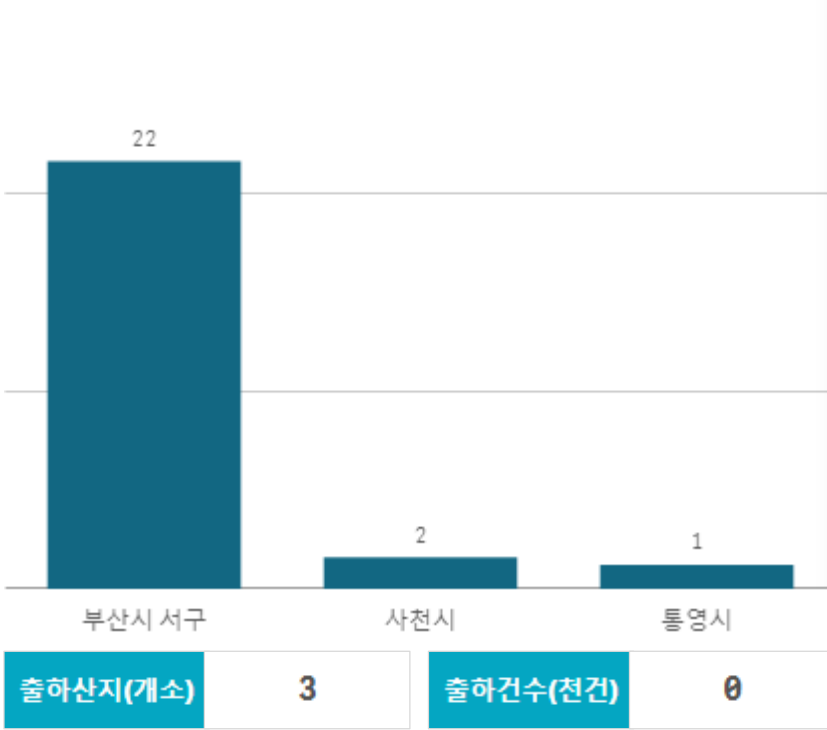


도매시장 법인별 거래금액(백만원)

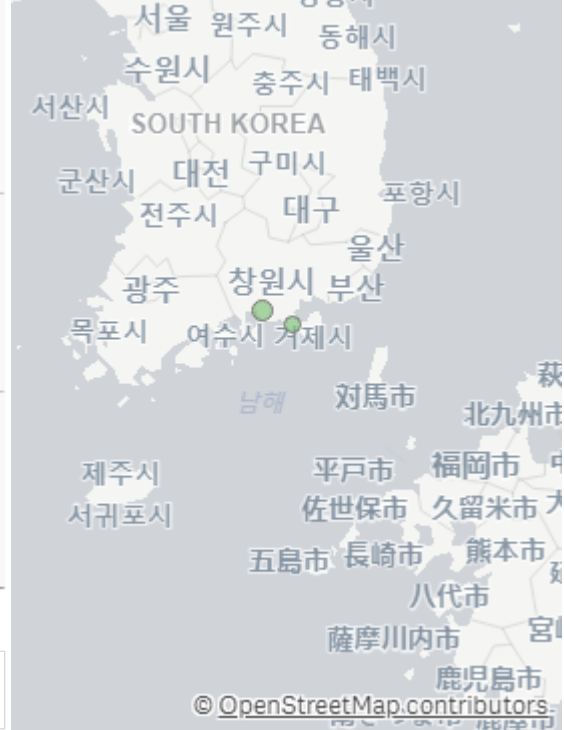


(선)고등어(10Kg)

산지별 거래물량(톤)

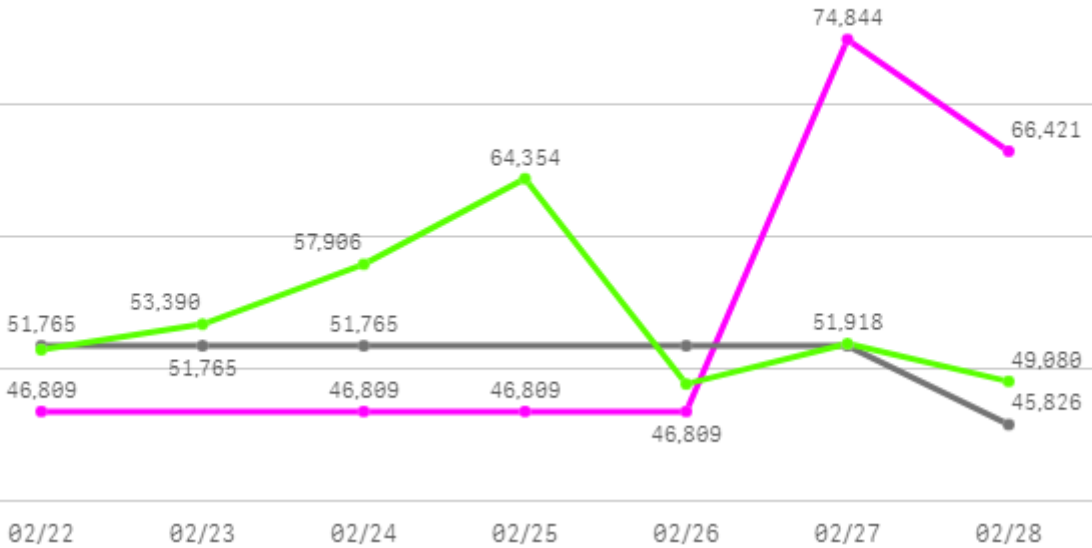


산지별 주출하 시군구



주간 도매가격(원)

◆ 2025 ● 2024 ◆ 평년



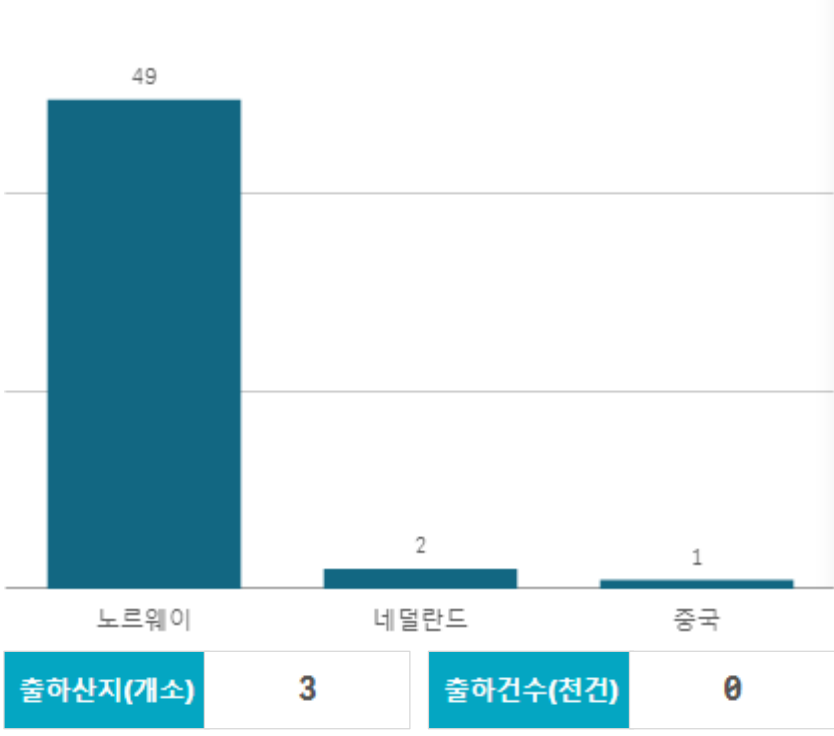
구분	금주(A)	전주(B)	전월(C)	전년(D)	평년(E)	A/B	A/C	A/D	A/E
가격(원)	54,750	55,566	65,981	50,775	57,226	98.5%	83.0%	107.8%	95.7%

□ (선)고등어(10Kg) 주간 가격

구분	Q	품종	Q	단량	Q	특	상	보통	하
2025-02-22		(선)고등어		10Kg		-	46,809	22,111	19,624
2025-02-24		(선)고등어		10Kg		-	46,809	22,111	19,624
2025-02-25		(선)고등어		10Kg		-	46,809	22,111	19,624
2025-02-26		(선)고등어		10Kg		-	46,809	22,111	19,624
2025-02-27		(선)고등어		10Kg		-	74,844	57,777	42,738
2025-02-28		(선)고등어		10Kg		-	66,421	60,948	52,241
평균						-	54,750	34,528	28,913

(냉)고등어 수입(10Kg)

산지별 거래물량(톤)



산지별 주출하 시군구



출하산지(개소)

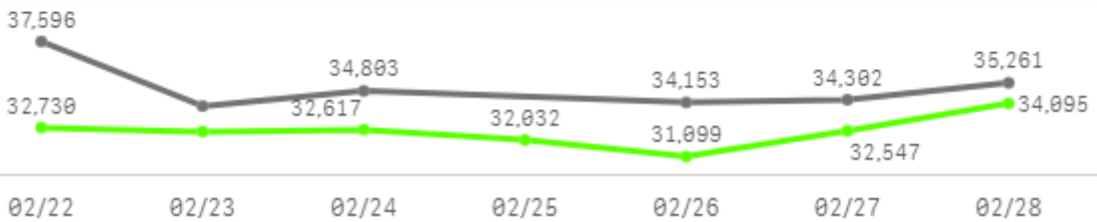
3

출하건수(천건)

0

주간 도매가격(원)

◆ 2025 ● 2024 ◆ 평년



구분	금주(A)	전주(B)	전월(C)	전년(D)	평년(E)	A/B	A/C	A/D	A/E
가격(원)	49,616	48,787	50,320	35,010	36,481	101.7%	98.6%	141.7%	136.0%

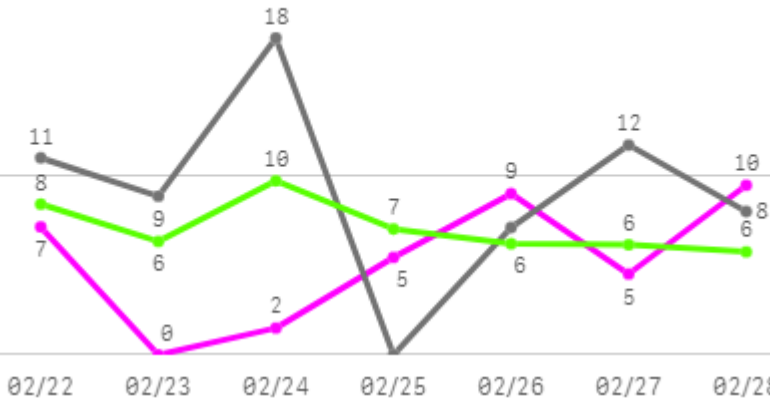
□ (냉)고등어 수입(10Kg) 주간 가격

구분	Q	품종	Q	단량	Q	특	상	보통	하
2025-02-22		(냉)고등어 수입		10Kg		-	48,900	-	-
2025-02-24		(냉)고등어 수입		10Kg		-	50,358	-	-
2025-02-25		(냉)고등어 수입		10Kg		-	49,032	-	-
2025-02-26		(냉)고등어 수입		10Kg		-	48,977	-	-
2025-02-27		(냉)고등어 수입		10Kg		-	50,470	-	-
2025-02-28		(냉)고등어 수입		10Kg		-	49,956	-	-
평균						-	49,616	-	-

명태

주간 반입량(톤)

◆ 2025 ● 2024 ▲ 평년

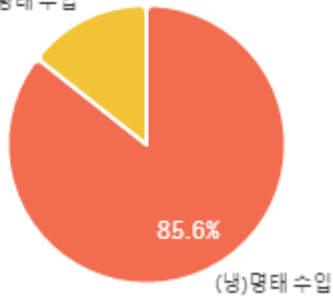


02/22 02/23 02/24 02/25 02/26 02/27 02/28

구분	금주(A)	전주(B)	전월(C)	전년(D)	평년(E)	A/B	A/C	A/D	A/E
물량(톤)	37	32	69	65	45	117.9%	54.1%	57.6%	82.1%

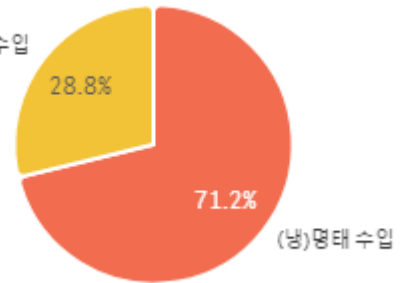
출하 품종별 거래물량 구성비

(선)명태 수입

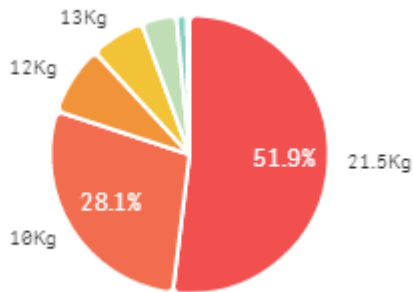


출하 품종별 거래금액 구성비

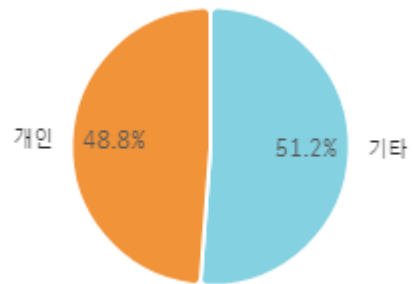
(선)명태 수입



거래 단량별 물량 구성비



출하자별 거래물량 구성비



도매시장 법인별 거래물량(톤)



도매시장 법인별 거래금액(백만원)



(선)명태 수입(10Kg)

산지별 거래물량(톤)



일본

출하산지(개소)

1

출하건수(천건)

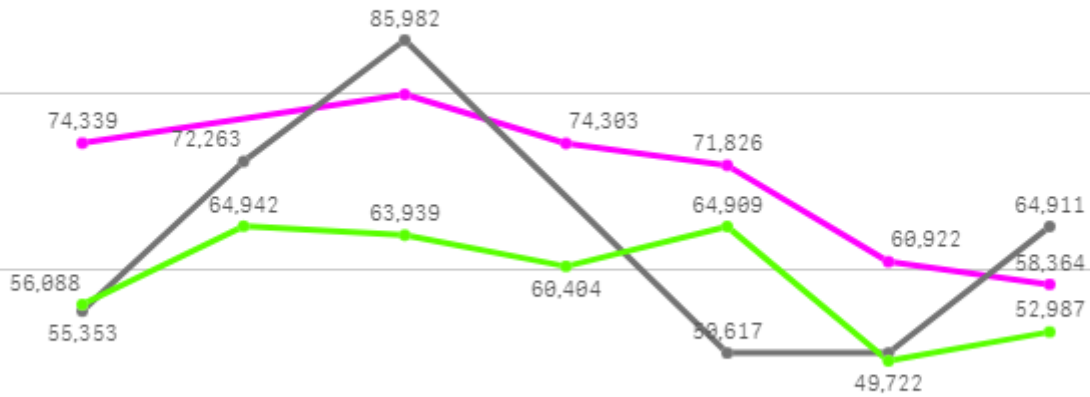
0

산지별 주출하 시군구



주간 도매가격(원)

◆ 2025 ● 2024 ◆ 평년



02/22 02/23 02/24 02/25 02/26 02/27 02/28

구분	금주(A)	전주(B)	전월(C)	전년(D)	평년(E)	A/B	A/C	A/D	A/E
가격(원)	69,933	72,480	79,295	63,291	64,368	96.5%	88.2%	110.5%	108.6%

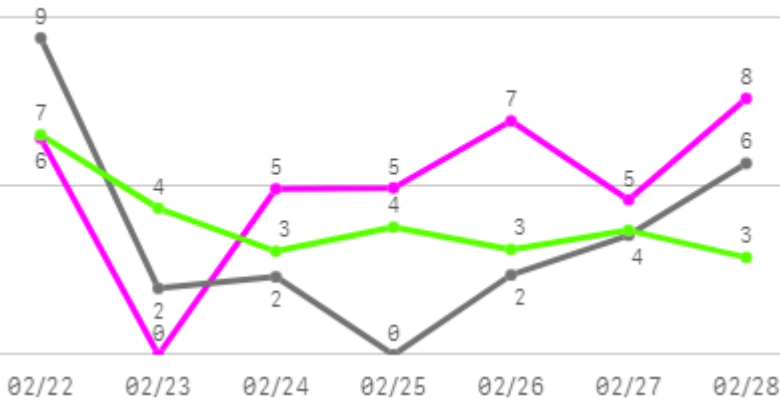
□ (선)명태 수입(10Kg) 주간 가격

구분	Q	품종	Q	단량	Q	특	상	보통	하
2025-02-22		(선)명태 수입		10Kg		-	74,339	41,954	-
2025-02-24		(선)명태 수입		10Kg		-	79,846	51,993	-
2025-02-25		(선)명태 수입		10Kg		-	74,303	44,479	-
2025-02-26		(선)명태 수입		10Kg		-	71,826	44,241	-
2025-02-27		(선)명태 수입		10Kg		-	60,922	50,000	-
2025-02-28		(선)명태 수입		10Kg		-	58,364	50,000	-
평균						-	69,933	47,111	-

갈치

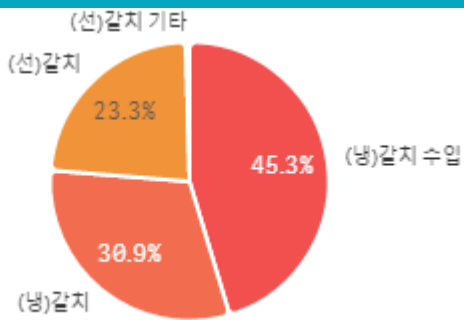
주간 반입량(톤)

◆ 2025 ● 2024 ▲ 평년

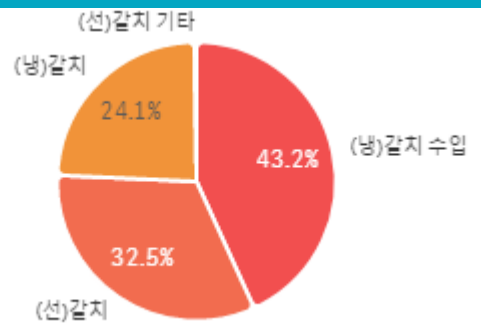


구분	금주(A)	전주(B)	전월(C)	전년(D)	평년(E)	A/B	A/C	A/D	A/E
물량(톤)	35	58	24	25	30	61.0%	148.6%	140.2%	119.0%

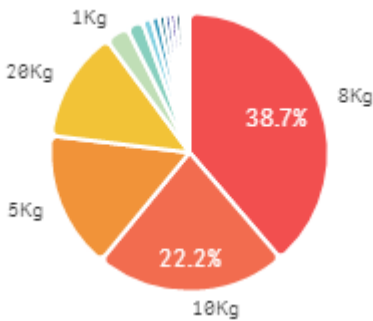
출하 품종별 거래물량 구성비



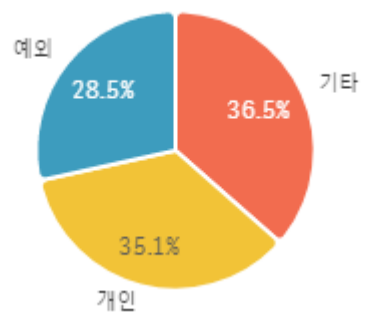
출하 품종별 거래금액 구성비



거래 단량별 물량 구성비



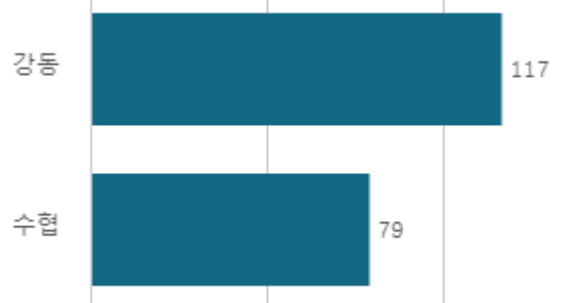
출하자별 거래물량 구성비



도매시장 법인별 거래물량(톤)

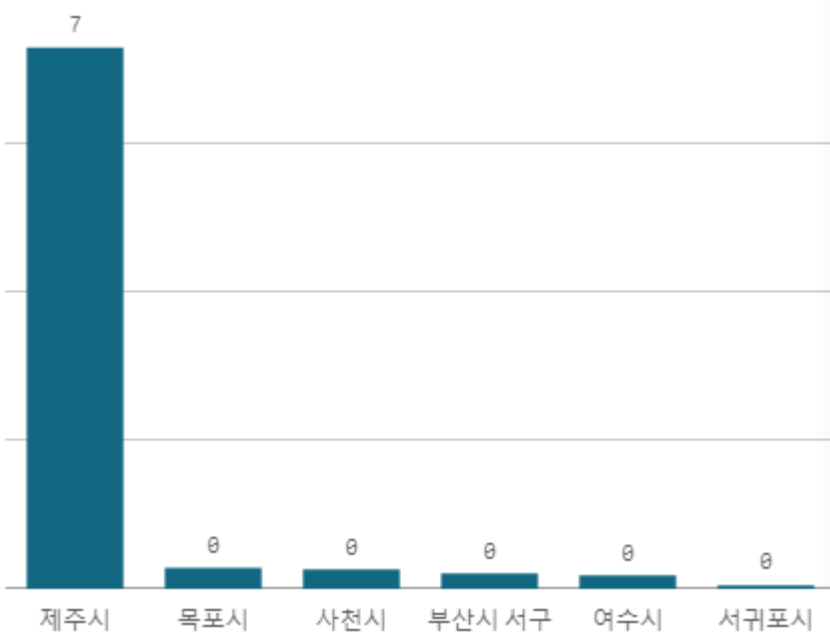


도매시장 법인별 거래금액(백만원)



(선)갈치(5Kg)

산지별 거래물량(톤)



산지별 주출하 시군구



출하산지(개소)

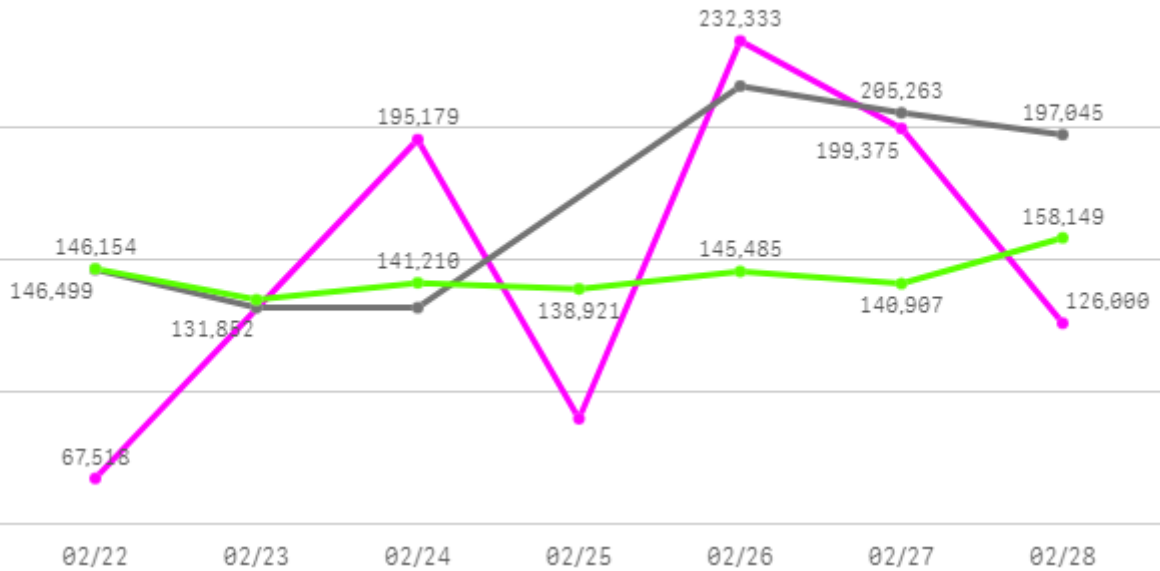
6

출하건수(천건)

0

주간 도매가격(원)

● 2025 ● 2024 ● 평년



구분	금주(A)	전주(B)	전월(C)	전년(D)	평년(E)	A/B	A/C	A/D	A/E
가격(원)	151,737	222,073	176,073	171,250	143,711	68.3%	86.2%	88.6%	105.6%

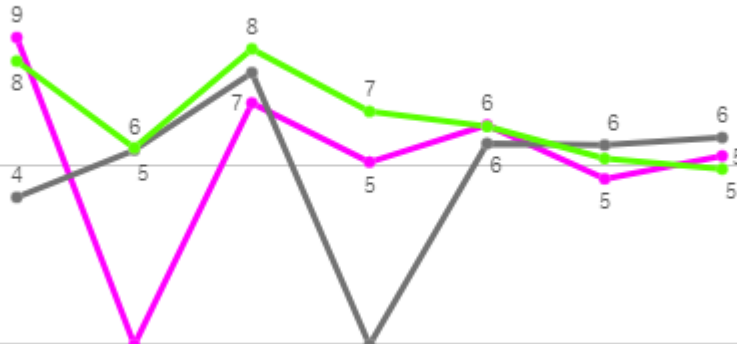
□ (선)갈치(5Kg) 주간 가격

구분	Q	품종	Q	단량	Q	특	상	보통	하
2025-02-22		(선)갈치		5Kg		-	67,518	26,401	12,000
2025-02-24		(선)갈치		5Kg		-	195,179	39,483	20,000
2025-02-25		(선)갈치		5Kg		-	90,017	27,046	13,634
2025-02-26		(선)갈치		5Kg		-	232,333	192,313	154,077
2025-02-27		(선)갈치		5Kg		-	199,375	163,750	135,000
2025-02-28		(선)갈치		5Kg		-	126,000	22,000	22,000
평균						-	151,737	78,499	59,452

굴

주간 반입량(톤)

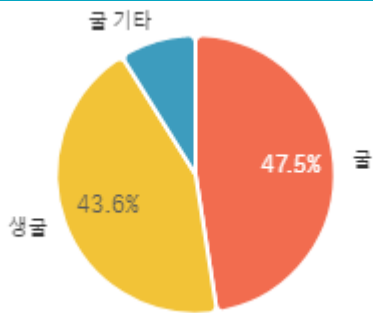
◆ 2025 ● 2024 ▲ 평년



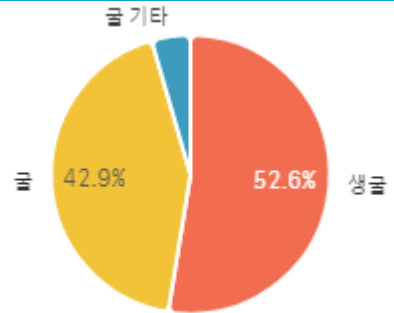
02/22 02/23 02/24 02/25 02/26 02/27 02/28

구분	금주(A)	전주(B)	전월(C)	전년(D)	평년(E)	A/B	A/C	A/D	A/E
물량(톤)	37	43	84	34	42	85.8%	43.6%	106.8%	86.4%

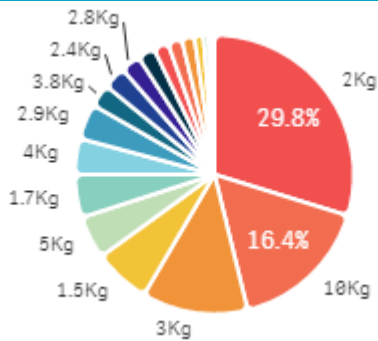
출하 품종별 거래물량 구성비



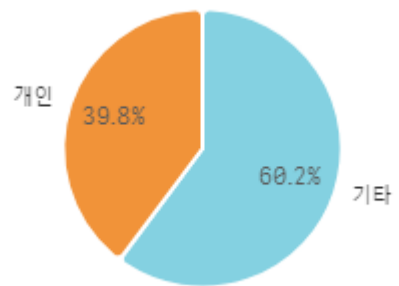
출하 품종별 거래금액 구성비



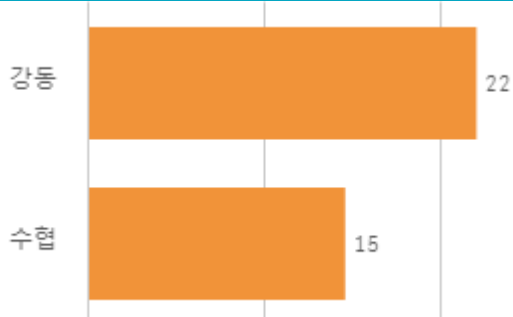
거래 단량별 물량 구성비



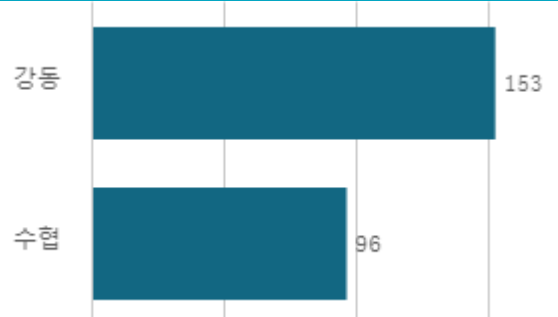
출하자별 거래물량 구성비



도매시장 법인별 거래물량(톤)

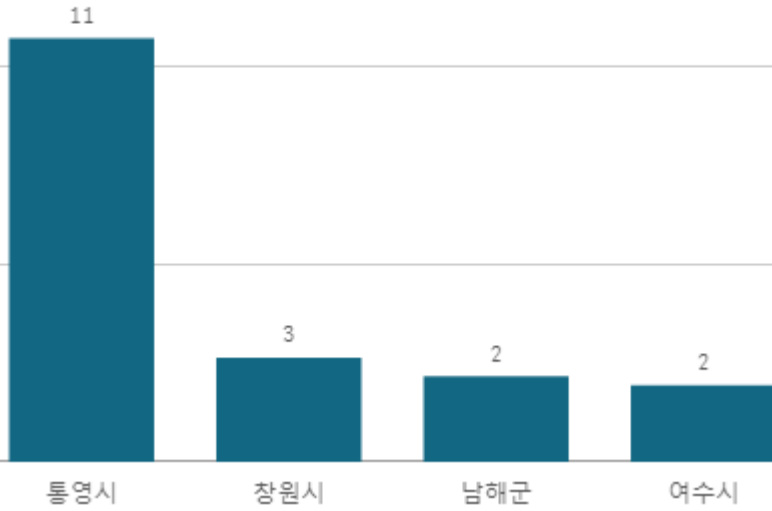


도매시장 법인별 거래금액(백만원)



굴(1Kg)

산지별 거래물량(톤)



출하산지(개소)

4

출하건수(천건)

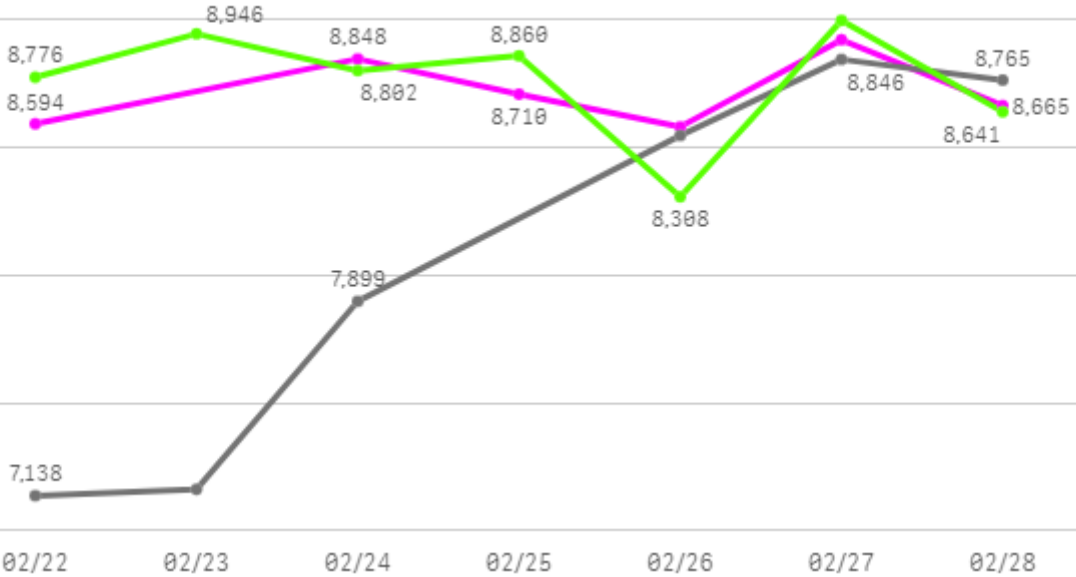
1

산지별 주출하 시군구



주간 도매가격(원)

◆ 2025 ● 2024 ◆ 평년



구분	금주(A)	전주(B)	전월(C)	전년(D)	평년(E)	A/B	A/C	A/D	A/E
가격(원)	8,720	7,951	11,562	8,060	9,039	109.7%	75.4%	108.2%	96.5%

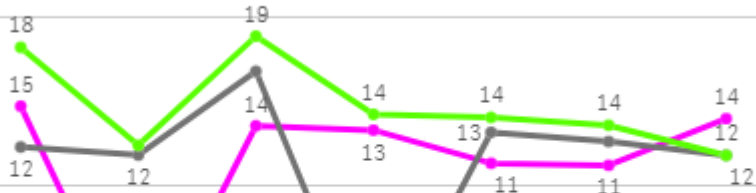
□ 굴(1Kg) 주간 가격

구분	Q	품종	Q	단량	Q	특	상	보통	하
2025-02-22		굴		1Kg		9,897	8,594	6,760	4,183
2025-02-24		굴		1Kg		10,196	8,848	7,611	6,000
2025-02-25		굴		1Kg		10,738	8,710	7,683	6,017
2025-02-26		굴		1Kg		10,647	8,582	6,580	4,618
2025-02-27		굴		1Kg		11,227	8,923	7,666	5,699
2025-02-28		굴		1Kg		10,666	8,665	7,223	5,395
평균						10,562	8,720	7,254	5,319

종합

주간 반입량(톤)

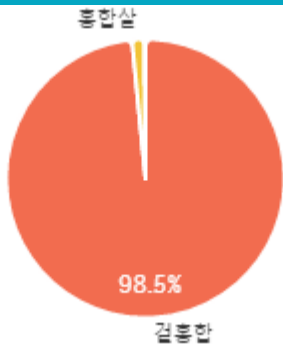
◆ 2025 ● 2024 ▲ 평년



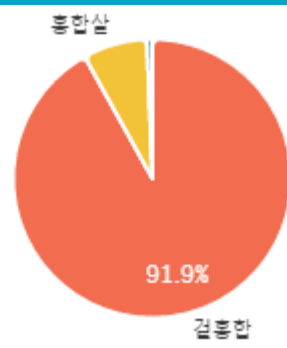
02/22 02/23 02/24 02/25 02/26 02/27 02/28

구분	금주(A)	전주(B)	전월(C)	전년(D)	평년(E)	A/B	A/C	A/D	A/E
물량(톤)	78	73	98	79	98	107.8%	79.6%	99.5%	79.8%

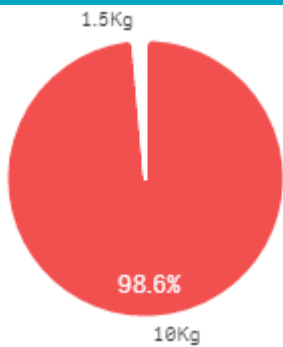
출하 품종별 거래물량 구성비



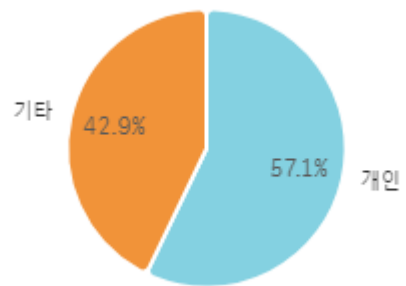
출하 품종별 거래금액 구성비



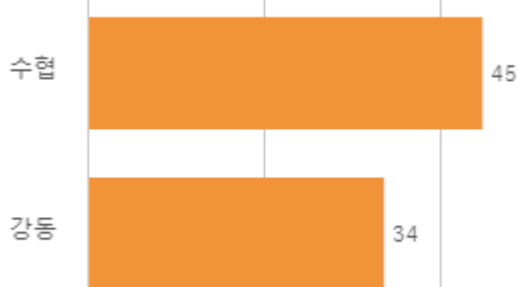
거래 단량별 물량 구성비



출하자별 거래물량 구성비



도매시장 법인별 거래물량(톤)

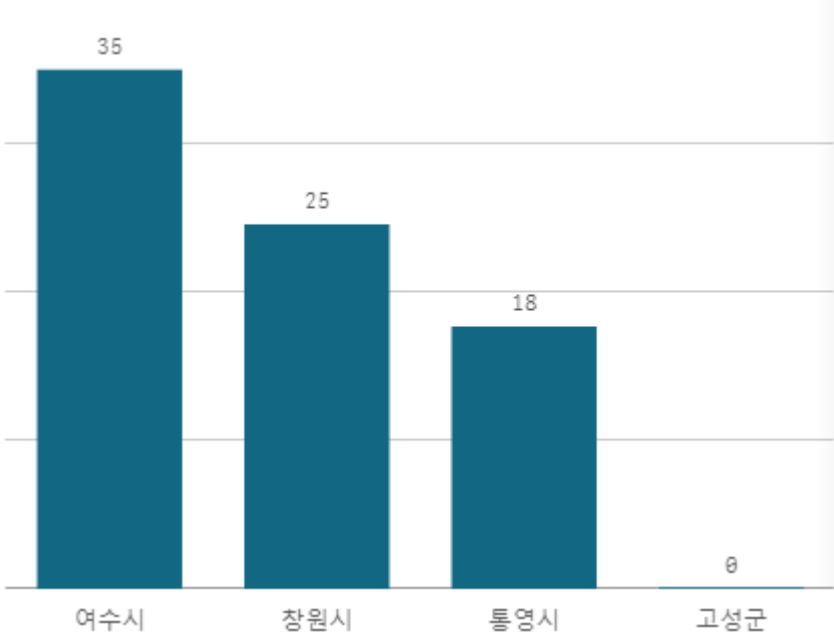


도매시장 법인별 거래금액(백만원)



걸홍합(10Kg)

산지별 거래물량(톤)



출하산지(개소)

4

출하건수(천건)

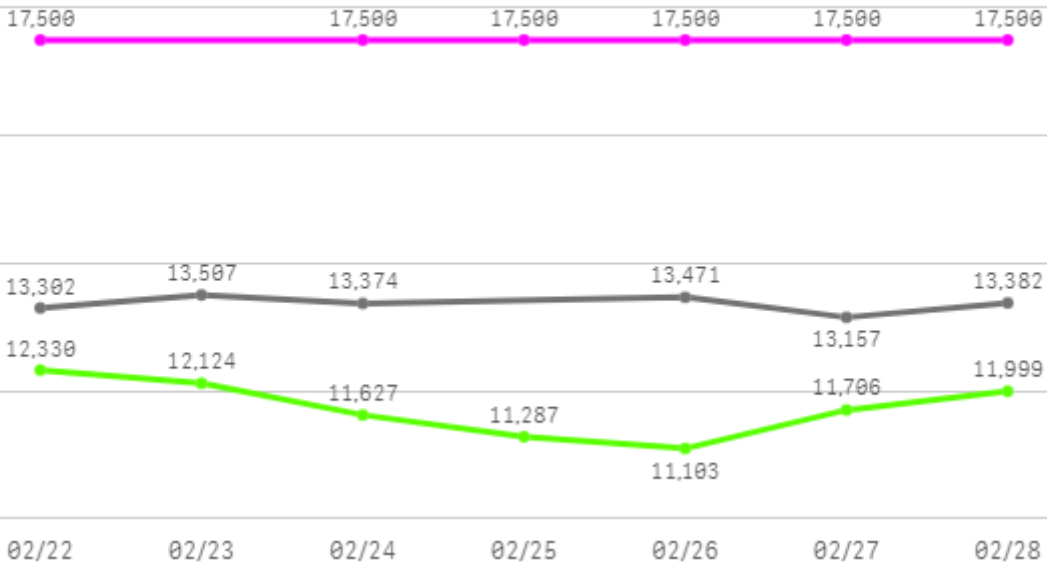
1

산지별 주출하 시군구



주간 도매가격(원)

◆ 2025 ● 2024 ◆ 평년



구분	금주(A)	전주(B)	전월(C)	전년(D)	평년(E)	A/B	A/C	A/D	A/E
가격(원)	17,500	17,627	17,563	13,366	13,278	99.3%	99.6%	130.9%	131.8%

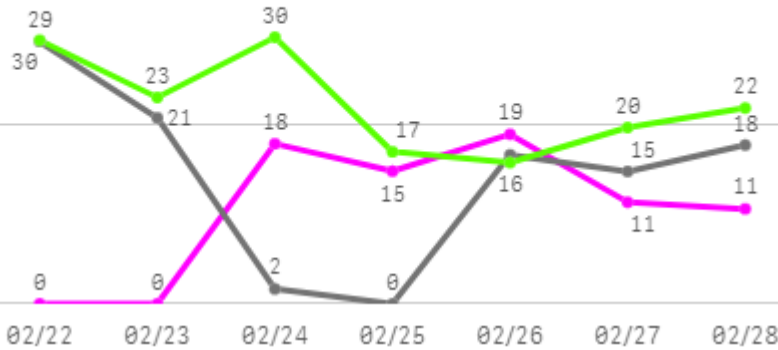
□ 곁홍합(10Kg) 주간 가격

구분	Q	품종	Q	단량	Q	특	상	보통	하
2025-02-22		곁홍합		10Kg		-	17,500	17,239	15,604
2025-02-24		곁홍합		10Kg		-	17,500	17,239	15,904
2025-02-25		곁홍합		10Kg		-	17,500	17,280	15,836
2025-02-26		곁홍합		10Kg		-	17,500	17,289	16,116
2025-02-27		곁홍합		10Kg		-	17,500	17,287	15,591
2025-02-28		곁홍합		10Kg		-	17,500	17,319	16,155
평균						-	17,500	17,276	15,868

건멸치

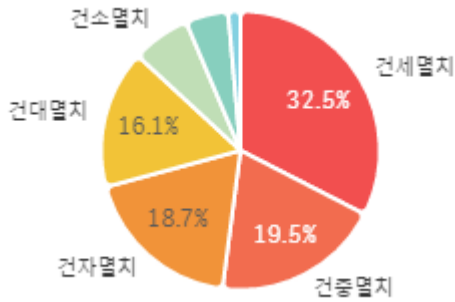
주간 반입량(톤)

◆ 2025 ● 2024 ▲ 평년

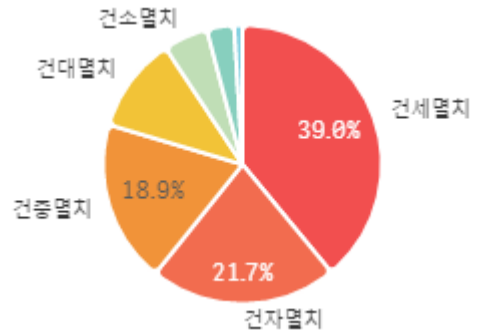


구분	금주(A)	전주(B)	전월(C)	전년(D)	평년(E)	A/B	A/C	A/D	A/E
물량(톤)	74	143	125	101	147	51.5%	58.9%	72.9%	50.4%

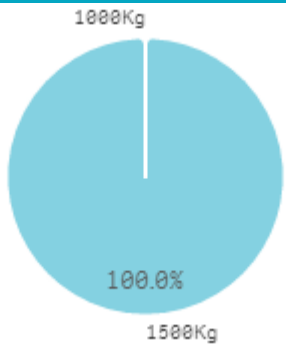
출하 품종별 거래물량 구성비



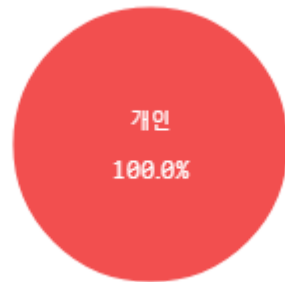
출하 품종별 거래금액 구성비




거래 단량별 물량 구성비




출하자별 거래물량 구성비



도매시장 법인별 거래물량(톤)

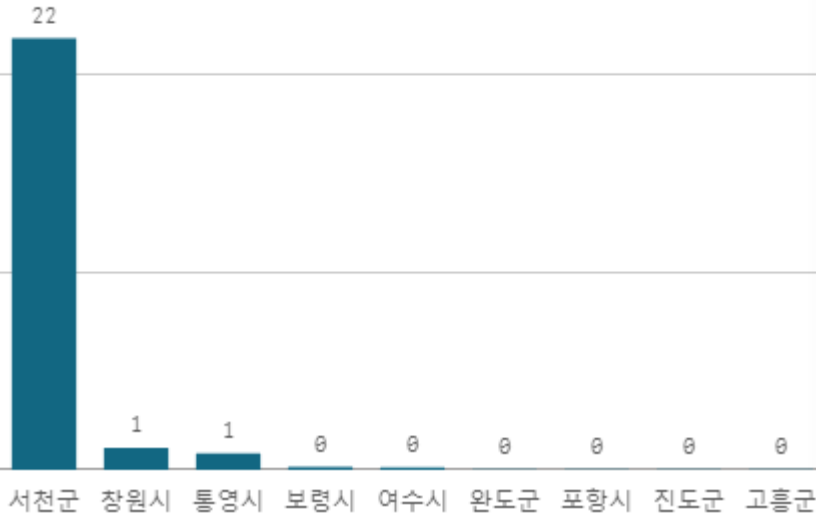


도매시장 법인별 거래금액(백만원)



건세열차(1.5Kg)

산지별 거래물량(톤)



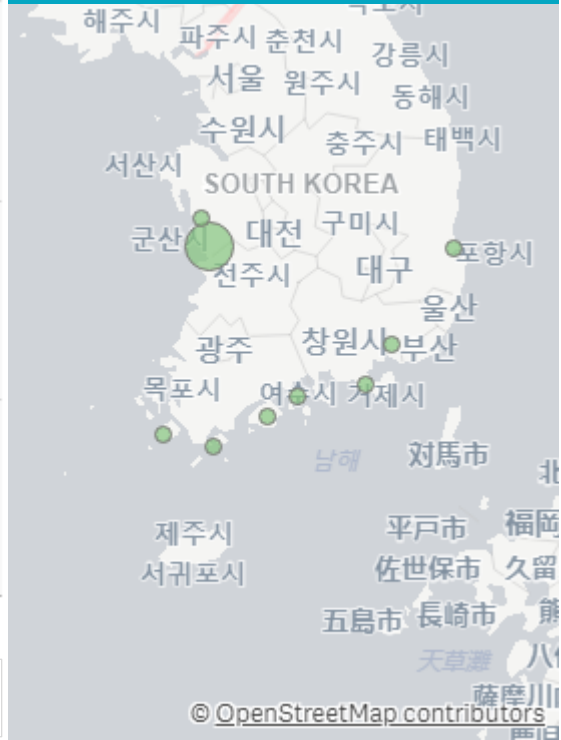
출하산지(개소)

9

출하건수(천건)

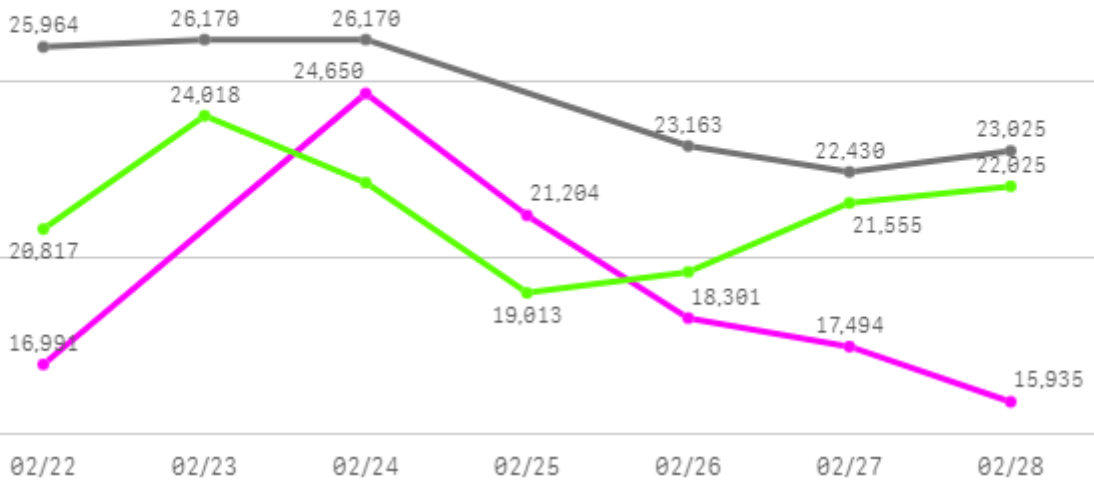
0

산지별 주출하 시군구



주간 도매가격(원)

◆ 2025 ● 2024 ◆ 평년



구분	금주(A)	전주(B)	전월(C)	전년(D)	평년(E)	A/B	A/C	A/D	A/E
가격(원)	19,096	16,666	17,100	24,487	21,257	114.6%	111.7%	78.0%	89.8%

□ 건세멸치(1.5Kg) 주간 가격

구분	Q	품종	Q	단량	Q	특	상	보통	하
2025-02-22		건세멸치		1.5Kg		-	16,991	15,530	8,344
2025-02-24		건세멸치		1.5Kg		-	24,650	22,204	10,564
2025-02-25		건세멸치		1.5Kg		-	21,204	15,341	10,161
2025-02-26		건세멸치		1.5Kg		-	18,301	13,960	8,195
2025-02-27		건세멸치		1.5Kg		-	17,494	15,298	14,072
2025-02-28		건세멸치		1.5Kg		-	15,935	10,621	6,846
평균						-	19,096	15,492	9,697