
2025년 가락시장

주요 품목 주간 거래동향

11월 2주차 주요 동향

[2025. 11.8. ~ 11.14.]



서울특별시농수산물공사

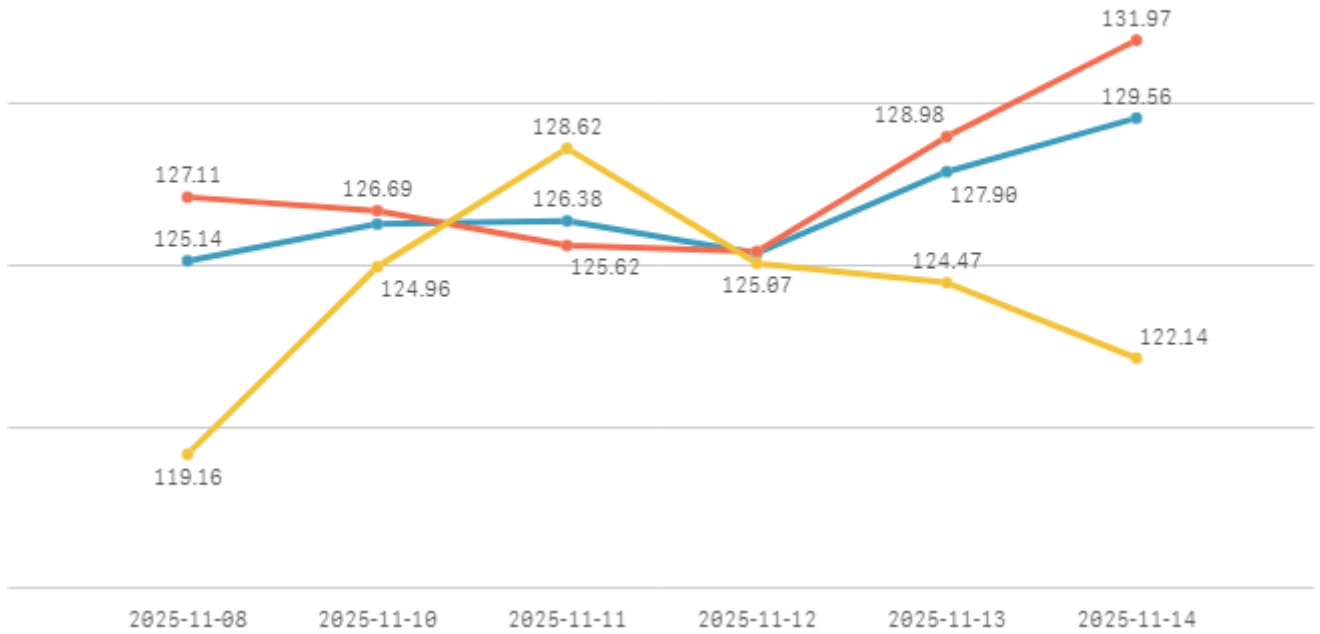
[데이터전략팀]

1. 주간 표준지수

※ 직전 5개년 평균가격을 지수 100으로 산정하여 100 이상일 경우 평년보다 상승, 100 이하일 경우 평년보다 하락

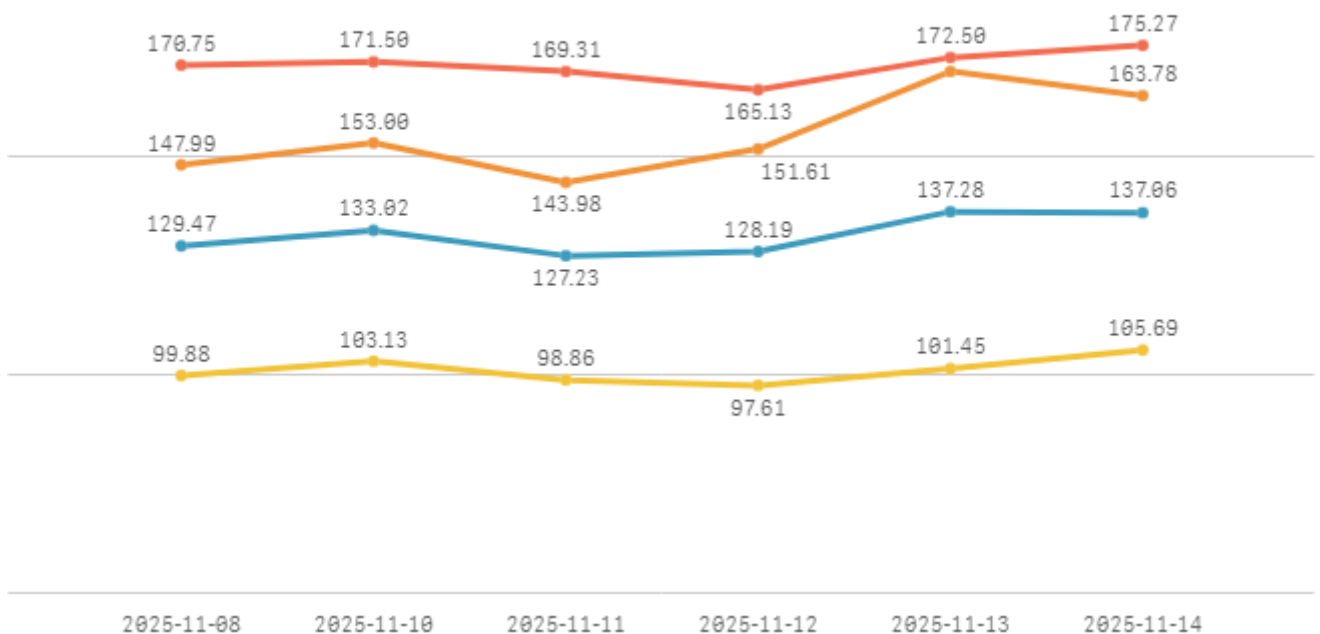
□ 청과부류

합계 채소계 과일계



□ 수산부류

합계 생선류 조개류 건어류



2. 주요 품목 주간 거래동향

주요 품목(종) 주간동향 (11.08 ~ 11.14)

| 품종 단위 | 금주평균 | 전주평균 | 전월평균 | 전년평균 | 5년평균 가격 | 전주대비 | 전월대비 | 전년대비 | 5년평균 대비 |
|-------------------|---------|---------|---------|---------|------------|--------|--------|--------|------------|
| (냉)고등어 수입(10키로상자) | 72,414 | 68,043 | 68,449 | 47,428 | 46,189 | 6% ▲ | 6% ▲ | 53% ▲ | 57% ▲ |
| (선)갈치(5키로상자) | 175,163 | 143,313 | 180,079 | 127,736 | 137,134 | 22% ▲ | -3% ▼ | 37% ▲ | 28% ▲ |
| 가지(8키로상자) | 23,369 | 26,996 | 17,268 | 23,005 | 21,293 | -13% ▼ | 35% ▲ | 2% ▲ | 10% ▲ |
| 감 대봉시(10키로상자) | 19,638 | 22,340 | 29,399 | 19,619 | 23,664 | -12% ▼ | -33% ▼ | 0% ▲ | -17% ▼ |
| 감골 극조생(5키로상자) | 13,008 | 11,676 | 12,968 | 12,992 | 11,223 | 11% ▲ | 0% ▲ | 0% ▲ | 16% ▲ |
| 감자 수미(햇)(20키로상자) | 39,193 | 37,194 | 40,849 | 31,215 | 34,878 | 5% ▲ | -4% ▼ | 26% ▲ | 12% ▲ |
| 건세열치(1.5키로상자) | 13,947 | 15,529 | 15,654 | 20,177 | 20,297 | -10% ▼ | -11% ▼ | -31% ▼ | -31% ▼ |
| 겉종합(10키로망대) | 9,040 | 9,030 | 12,773 | 17,794 | 14,538 | 0% ▲ | -29% ▼ | -49% ▼ | -38% ▼ |
| 깐마늘 대서(20키로) | 154,036 | 149,216 | 147,146 | 135,742 | 144,794 | 3% ▲ | 5% ▲ | 13% ▲ | 6% ▲ |
| 단감 부유(10키로상자) | 27,818 | 26,897 | 30,374 | 25,981 | 29,538 | 3% ▲ | -8% ▼ | 7% ▲ | -6% ▼ |
| 당근(20키로상자) | 18,917 | 18,255 | 23,850 | 58,716 | 36,243 | 4% ▲ | -21% ▼ | -68% ▼ | -48% ▼ |
| 대추방울토마토(3키로상자) | 25,152 | 22,753 | 16,487 | 25,408 | 19,991 | 11% ▲ | 53% ▲ | -1% ▼ | 26% ▲ |
| 대파(일반)(1키로단) | 1,901 | 1,777 | 2,083 | 1,989 | 2,252 | 7% ▲ | -9% ▼ | -4% ▼ | -16% ▼ |
| 돌미나리(4키로상자) | 28,754 | 28,763 | 44,669 | 20,124 | 26,143 | -0% ▼ | -36% ▼ | 43% ▲ | 10% ▲ |
| 돌산갓(8키로상자) | 22,636 | 23,656 | 12,452 | 19,211 | 17,550 | -4% ▼ | 82% ▲ | 18% ▲ | 29% ▲ |
| 무(20키로상자) | 14,655 | 9,998 | 14,211 | 17,554 | 12,919 | 47% ▲ | 3% ▲ | -17% ▼ | 13% ▲ |
| 물오징어(6키로상자) | 65,570 | 65,570 | 112,376 | 98,004 | 93,824 | 0% ▲ | -42% ▼ | -33% ▼ | -30% ▼ |
| 바나나 수입(13키로상자) | 24,544 | 25,945 | 27,900 | 23,208 | 24,706 | -5% ▼ | -12% ▼ | 6% ▲ | -1% ▼ |
| 배 신고(15키로상자) | 47,402 | 45,791 | 61,239 | 67,947 | 47,991 | 4% ▲ | -23% ▼ | -30% ▼ | -1% ▼ |
| 배추(10키로망대) | 10,994 | 9,306 | 6,990 | 7,909 | 8,408 | 18% ▲ | 57% ▲ | 39% ▲ | 31% ▲ |
| 백다다기오이(100개) | 60,276 | 53,630 | 60,063 | 68,942 | 59,511 | 12% ▲ | 0% ▲ | -13% ▼ | 1% ▲ |
| 부추(일반)(500그람단) | 5,748 | 5,569 | 1,927 | 3,838 | 3,803 | 3% ▲ | 198% ▲ | 50% ▲ | 51% ▲ |
| 빨강 파프리카(5키로상자) | 23,026 | 29,940 | 36,536 | 30,809 | 19,774 | -23% ▼ | -37% ▼ | -25% ▼ | 16% ▲ |
| 사과 부사(10키로상자) | 57,187 | 63,057 | 92,220 | 50,106 | 42,652 | -9% ▼ | -38% ▼ | 14% ▲ | 34% ▲ |
| 상추 포기찰(4키로상자) | 13,046 | 28,701 | 32,480 | 17,867 | 13,460 | -55% ▼ | -60% ▼ | -27% ▼ | -3% ▼ |
| 새송이버섯(2키로상자) | 6,522 | 7,240 | 8,416 | 7,710 | 6,959 | -10% ▼ | -23% ▼ | -15% ▼ | -6% ▼ |
| 시금치(4키로상자) | 16,156 | 22,180 | 22,274 | 15,548 | 12,932 | -27% ▼ | -27% ▼ | 4% ▲ | 25% ▲ |
| 알배기배추(8키로상자) | 18,811 | 18,515 | 23,407 | 14,539 | 16,617 | 2% ▲ | -20% ▼ | 29% ▲ | 13% ▲ |
| 애호박(20개) | 17,404 | 23,377 | 16,101 | 23,880 | 19,627 | -26% ▼ | 8% ▲ | -27% ▼ | -11% ▼ |
| 양배추(8키로망대) | 5,805 | 4,344 | 4,251 | 9,717 | 6,823 | 34% ▲ | 37% ▲ | -40% ▼ | -15% ▼ |
| 양상추(일반)(12개) | 65,829 | 58,949 | 26,305 | 26,021 | 35,048 | 12% ▲ | 150% ▲ | 153% ▲ | 88% ▲ |
| 양파(1키로) | 1,040 | 1,058 | 1,118 | 1,205 | 1,161 | -2% ▼ | -7% ▼ | -14% ▼ | -10% ▼ |
| 열무(4키로상자) | 8,776 | 10,645 | 7,389 | 7,464 | 7,159 | -18% ▼ | 19% ▲ | 18% ▲ | 23% ▲ |
| 오이맛고추(10키로상자) | 56,035 | 53,634 | 40,269 | 49,532 | 44,315 | 4% ▲ | 39% ▲ | 13% ▲ | 26% ▲ |
| 쭈키니호박(10키로상자) | 17,701 | 23,819 | 14,629 | 19,661 | 19,372 | -26% ▼ | 21% ▲ | -10% ▼ | -9% ▼ |
| 쪽파(10키로상자) | 79,954 | 71,379 | 61,177 | 60,561 | 52,632 | 12% ▲ | 31% ▲ | 32% ▲ | 52% ▲ |
| 청경채(4키로상자) | 4,696 | 6,600 | 15,886 | 8,316 | 6,933 | -29% ▼ | -70% ▼ | -44% ▼ | -32% ▼ |
| 청양고추(10키로상자) | 54,464 | 49,075 | 47,698 | 58,229 | 48,734 | 11% ▲ | 14% ▲ | -6% ▼ | 12% ▲ |
| 토마토(5키로상자) | 23,484 | 26,981 | 17,918 | 34,025 | 20,895 | -13% ▼ | 31% ▲ | -31% ▼ | 12% ▲ |
| 팽이버섯(5키로상자) | 8,380 | 8,867 | 16,499 | 9,753 | 10,016 | -5% ▼ | -49% ▼ | -14% ▼ | -16% ▼ |
| 포도 샤인머스켓(2키로상자) | 6,140 | 5,805 | 8,018 | 10,052 | 13,949 | 6% ▲ | -23% ▼ | -39% ▼ | -56% ▼ |
| 호박밥 고무마(10키로상자) | 22,001 | 21,645 | 21,339 | 22,827 | 22,700 | 2% ▲ | 3% ▲ | -4% ▼ | -3% ▼ |

□ 품종별 등락가격 비교(전주대비)

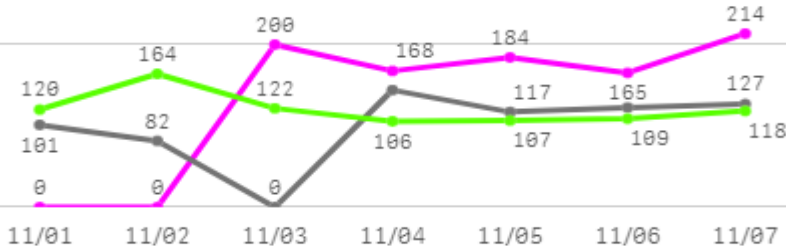
| 구분 | 품목(종)명 |
|---------------|--|
| 상승 품목(종) | (냉)고등어 수입(6%),(선)갈치(22%),감굴 극조생(11%),감자 수미(햇)(5%),대추 방울토마토(11%),대파(일반)(7%),무(47%),배추(18%),백다다기오이(12%),양배추(34%),양상추(일반)(12%),쪽파(12%),청양고추(11%),포도 샤인머스켓(6%) |
| 하락 품목(종) | 가지(-13%),감 대봉시(-12%),건세멸치(-10%),바나나 수입(-5%),빨강 파프리카(-23%),사과 부사(-9%),상추 포기잡(-55%),새송이버섯(-10%),시금치(-27%),애호박(-26%),열무(-18%),쥬키니호박(-26%),청경채(-29%),토마토(-13%),팽이버섯(-5%) |
| 보합 품목(종)(+5%) | 겉홍합,깐마늘 대서,단감 부유,당근,돌미나리,돌산갓,물오징어,배 신고,부추(일반),알배기배추,양파,오이맛고추,호박밤 고구마 |

3. 11월 2주차 품목(종)별 주간 거래동향

고구마

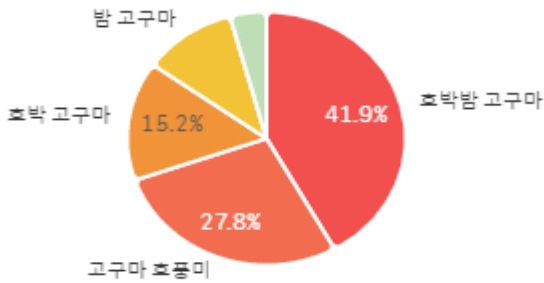
주간 반입량(톤)

◆ 2025 ● 2024 ▲ 평년

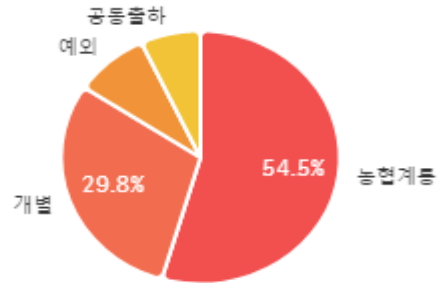


| 구분 | 금주(A) | 전주(B) | 전월(C) | 전년(D) | 평년(E) | A/B | A/C | A/D | A/E |
|-------|-------|-------|-------|-------|-------|-------|--------|--------|--------|
| 물량(톤) | 931 | 1,011 | 425 | 694 | 837 | 92.1% | 219.2% | 134.2% | 111.3% |

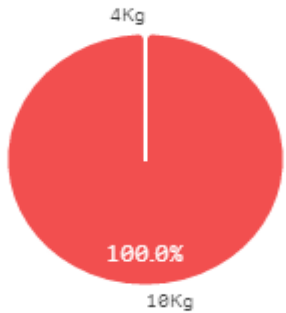
출하 품종별 거래물량 구성비



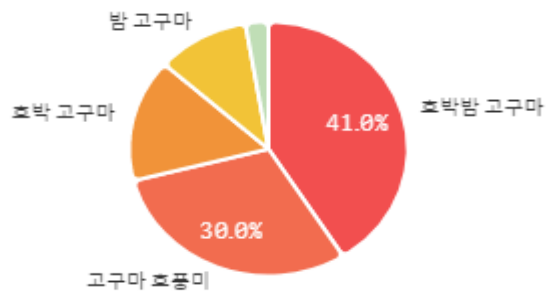
출하자별 거래물량 구성비



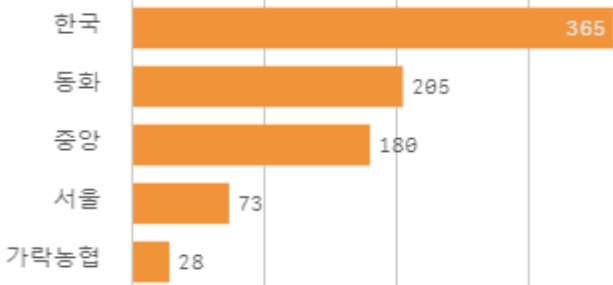
거래 단량별 물량 구성비



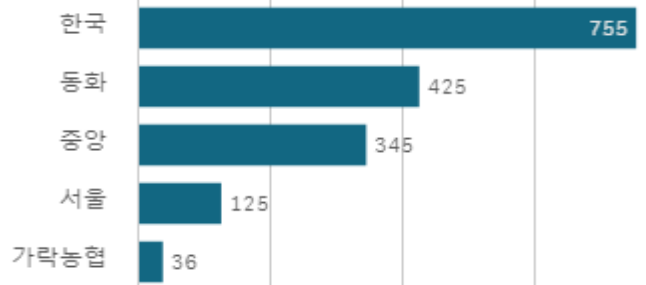
출하 품종별 거래금액 구성비



도매시장 법인별 거래물량(톤)

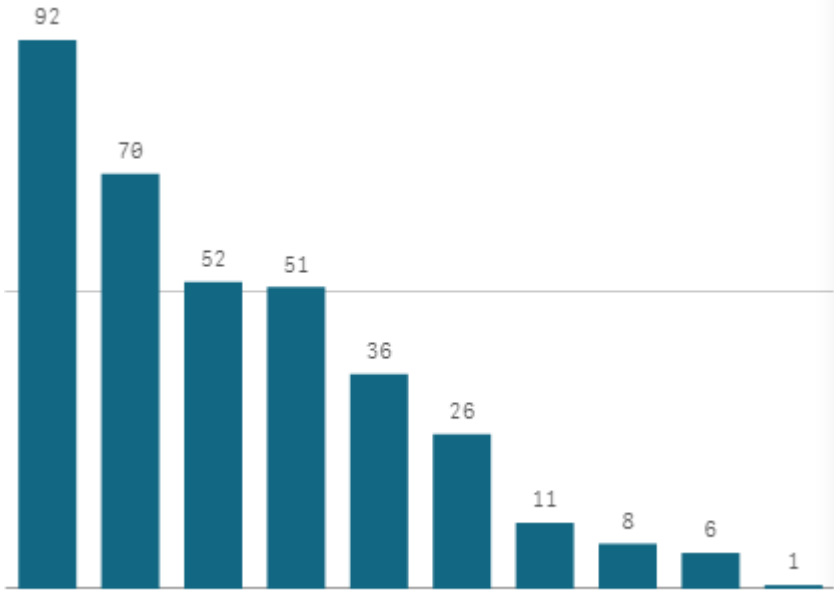


도매시장 법인별 거래금액(백만원)



호박밤 고구마(10Kg)

산지별 거래물량(톤)



출하산지(개소)

11

출하건수(천건)

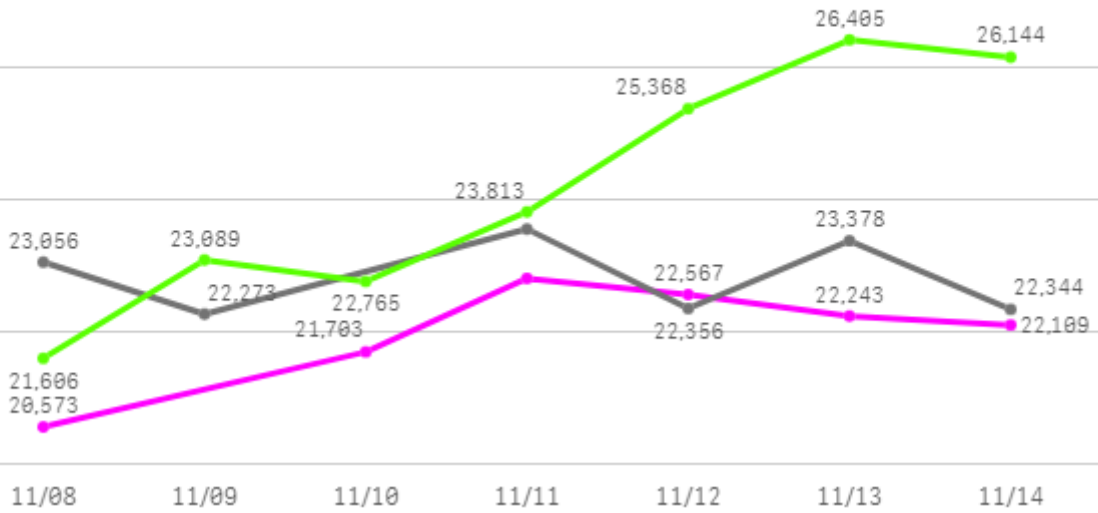
1

산지별 주출하 시군구



주간 도매가격(원)

◆ 2025 ● 2024 ◆ 평년



| 구분 | 금주(A) | 전주(B) | 전월(C) | 전년(D) | 평년(E) | A/B | A/C | A/D | A/E |
|-------|--------|--------|--------|--------|--------|--------|--------|-------|-------|
| 가격(원) | 22,001 | 21,645 | 21,339 | 22,827 | 22,700 | 101.6% | 103.1% | 96.4% | 96.9% |

※ 상품 가격 기준

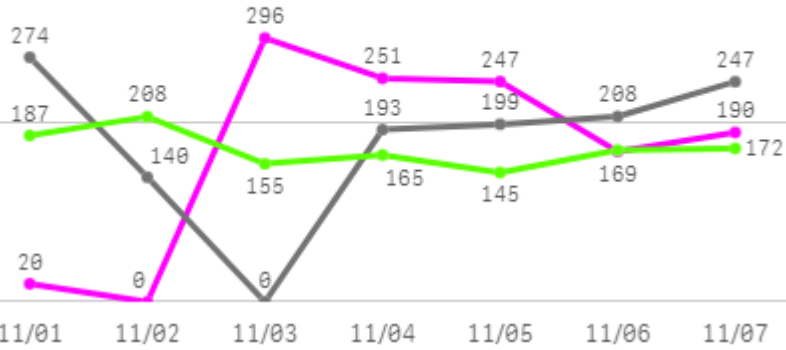
□ 호박밤 고구마(10Kg) 주간 가격

| 구분 | Q | 품종 | Q | 단량 | Q | 특 | 상 | 보통 | 하 |
|------------|---|---------|---|------|---|---------------|---------------|---------------|--------------|
| 2025-11-08 | | 호박밤 고구마 | | 10Kg | | 25,759 | 20,573 | 16,079 | 9,759 |
| 2025-11-10 | | 호박밤 고구마 | | 10Kg | | 27,393 | 21,703 | 16,097 | 9,945 |
| 2025-11-11 | | 호박밤 고구마 | | 10Kg | | 27,800 | 22,810 | 16,355 | 9,736 |
| 2025-11-12 | | 호박밤 고구마 | | 10Kg | | 27,738 | 22,567 | 16,688 | 9,908 |
| 2025-11-13 | | 호박밤 고구마 | | 10Kg | | 28,281 | 22,243 | 16,339 | 9,940 |
| 2025-11-14 | | 호박밤 고구마 | | 10Kg | | 27,554 | 22,109 | 15,298 | 7,979 |
| 평균 | | | | | | 27,421 | 22,001 | 16,142 | 9,544 |

감자

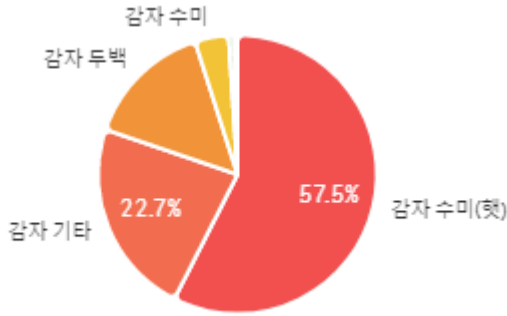
주간 반입량(톤)

◆ 2025 ● 2024 ▲ 평년

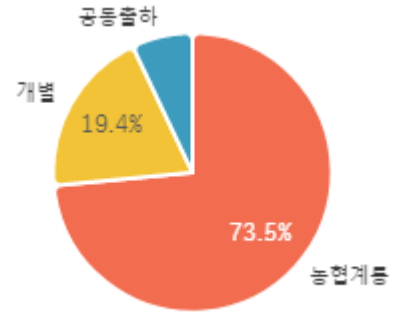


| 구분 | 금주(A) | 전주(B) | 전월(C) | 전년(D) | 평년(E) | A/B | A/C | A/D | A/E |
|-------|-------|-------|-------|-------|-------|-------|--------|-------|-------|
| 물량(톤) | 1,173 | 1,415 | 493 | 1,261 | 1,229 | 82.8% | 237.6% | 93.0% | 95.4% |

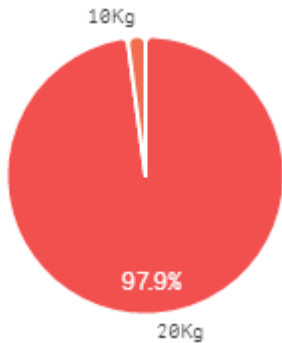
출하 품종별 거래물량 구성비



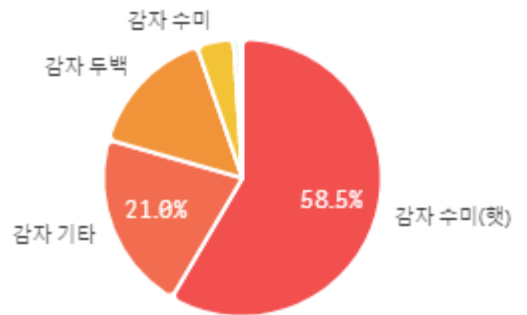
출하자별 거래물량 구성비



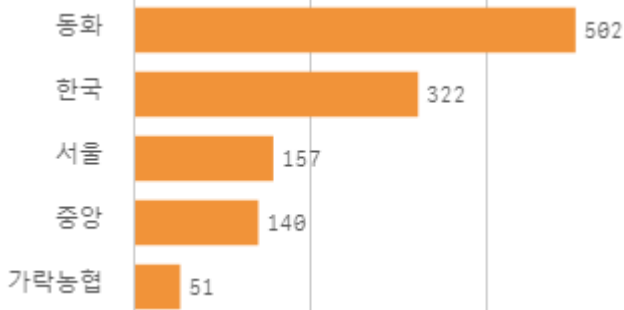
거래 단량별 물량 구성비



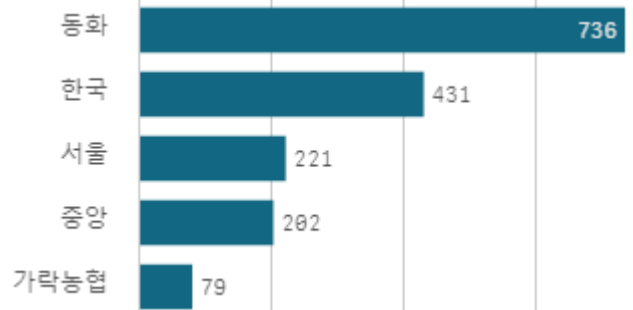
출하 품종별 거래금액 구성비



도매시장 법인별 거래물량(톤)

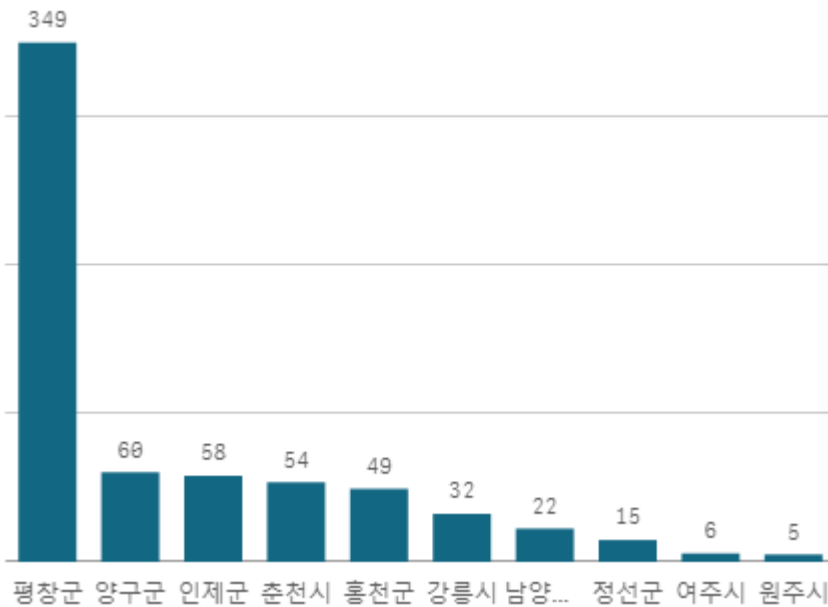


도매시장 법인별 거래금액(백만원)



감자 수미(햇) (20Kg)

산지별 거래물량(톤)



출하산지(개소)

16

출하건수(천건)

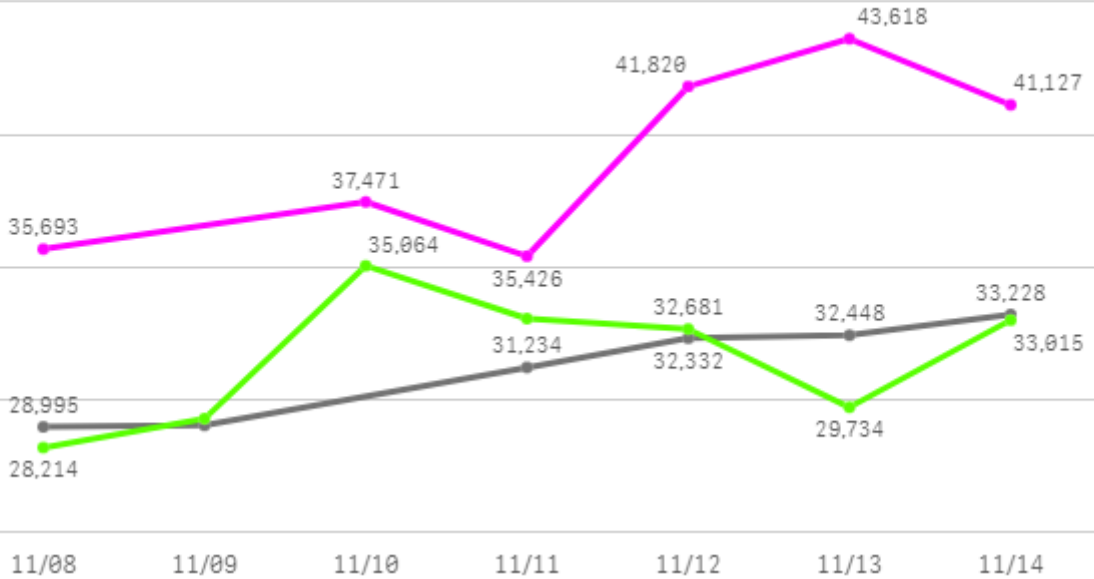
1

산지별 주출하 시군구



주간 도매가격(원)

◆ 2025 ● 2024 ◆ 평년



| 구분 | 금주(A) | 전주(B) | 전월(C) | 전년(D) | 평년(E) | A/B | A/C | A/D | A/E |
|-------|--------|--------|--------|--------|--------|--------|-------|--------|--------|
| 가격(원) | 39,193 | 37,194 | 40,849 | 31,215 | 34,878 | 105.4% | 95.9% | 125.6% | 112.4% |

※ 상품 가격 기준

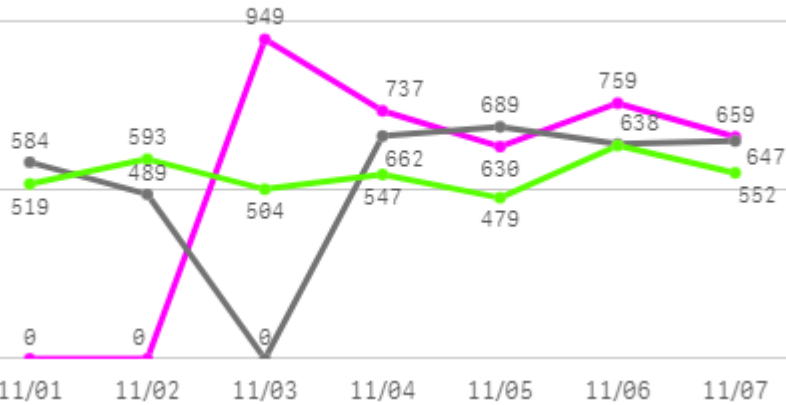
□ 감자 수미(햇)(20Kg) 주간 가격

| 구분 | Q | 품종 | Q | 단량 | Q | 특 | 상 | 보통 | 하 |
|------------|---|----------|---|------|---|---------------|---------------|---------------|---------------|
| 2025-11-08 | | 감자 수미(햇) | | 20Kg | | 41,775 | 35,693 | 28,228 | 17,207 |
| 2025-11-10 | | 감자 수미(햇) | | 20Kg | | 41,422 | 37,471 | 26,509 | 13,830 |
| 2025-11-11 | | 감자 수미(햇) | | 20Kg | | 45,126 | 35,426 | 24,599 | 12,349 |
| 2025-11-12 | | 감자 수미(햇) | | 20Kg | | 48,409 | 41,820 | 30,621 | 16,305 |
| 2025-11-13 | | 감자 수미(햇) | | 20Kg | | 47,281 | 43,618 | 33,117 | 18,142 |
| 2025-11-14 | | 감자 수미(햇) | | 20Kg | | 45,868 | 41,127 | 31,520 | 14,083 |
| 평균 | | | | | | 44,980 | 39,193 | 29,099 | 15,319 |

배추

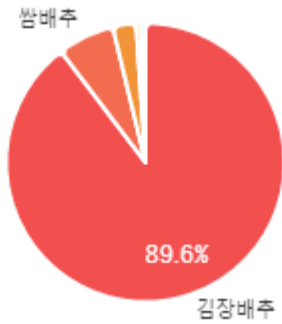
주간 반입량(톤)

◆ 2025 ● 2024 ▲ 평년

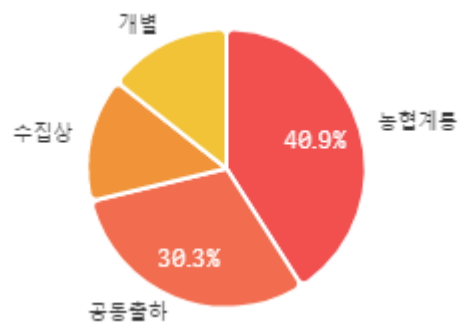


| 구분 | 금주(A) | 전주(B) | 전월(C) | 전년(D) | 평년(E) | A/B | A/C | A/D | A/E |
|-------|-------|-------|-------|-------|-------|--------|--------|--------|-------|
| 물량(톤) | 3,734 | 3,260 | 3,053 | 3,709 | 3,787 | 114.6% | 122.3% | 100.7% | 98.6% |

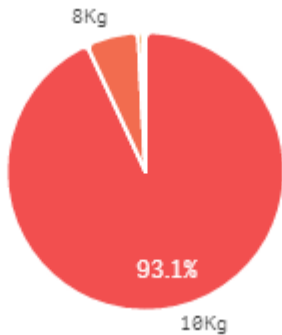
출하 품종별 거래물량 구성비



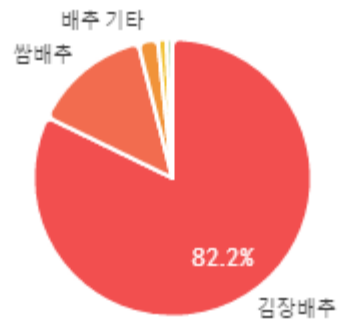
출하자별 거래물량 구성비



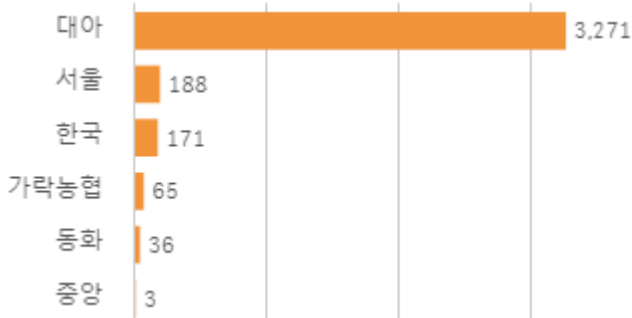
거래 단량별 물량 구성비



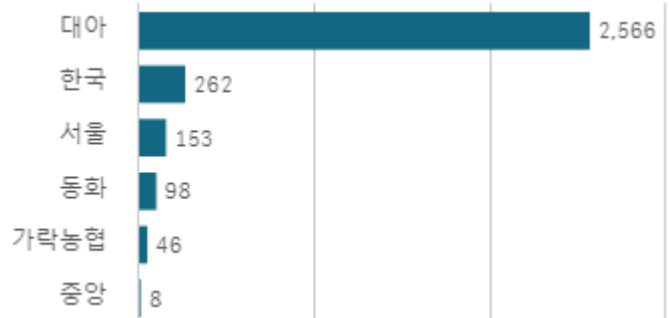
출하 품종별 거래금액 구성비



도매시장 법인별 거래물량(톤)

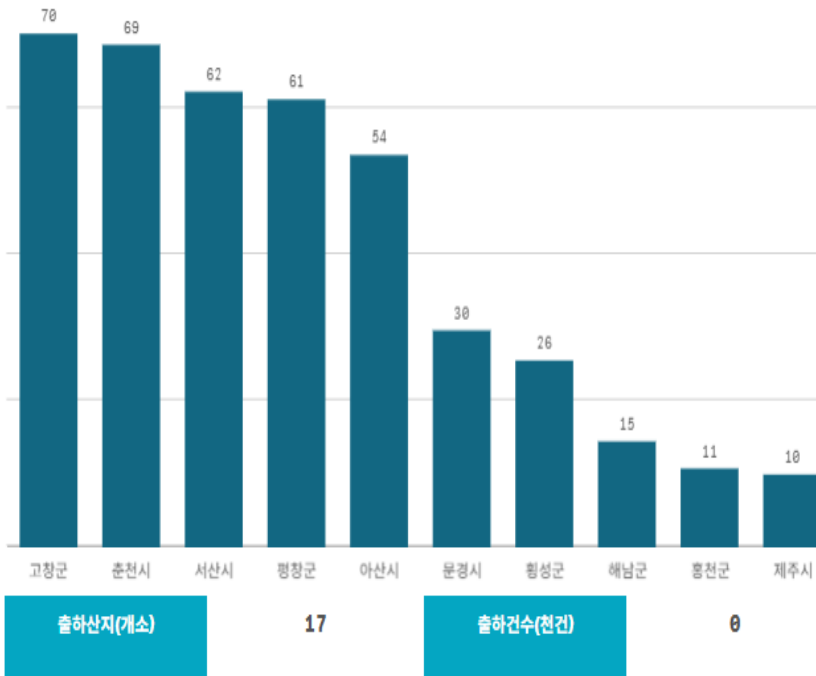


도매시장 법인별 거래금액(백만원)



배추(10Kg)

산지별 거래물량(톤)

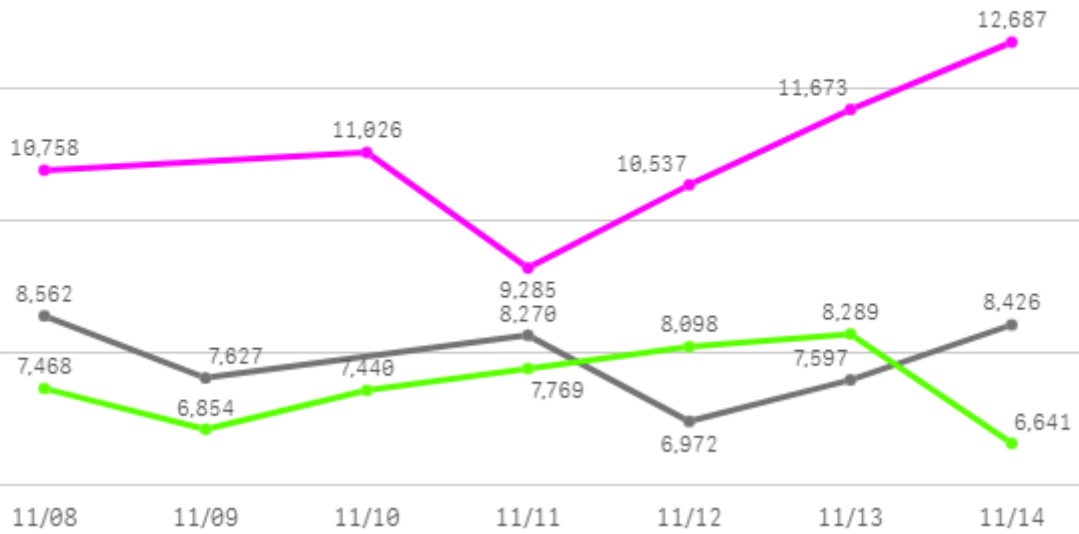


산지별 주출하 시군구



주간 도매가격(원)

● 2025 ● 2024 ● 평년



| 구분 | 금주(A) | 전주(B) | 전월(C) | 전년(D) | 평년(E) | A/B | A/C | A/D | A/E |
|-------|--------|-------|-------|-------|-------|--------|--------|--------|--------|
| 가격(원) | 10,994 | 9,306 | 6,990 | 7,909 | 8,408 | 118.1% | 157.3% | 139.0% | 130.8% |

※ 상품 가격 기준

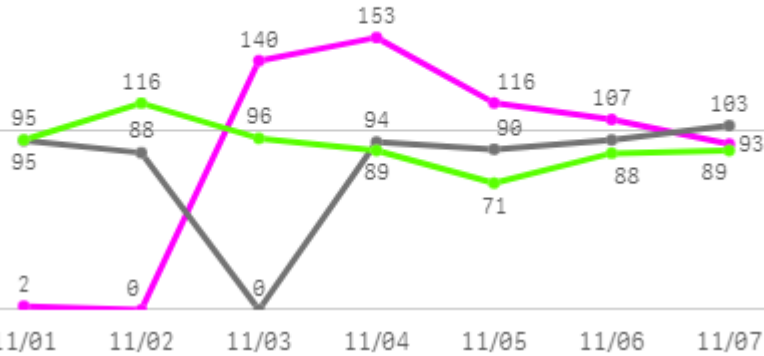
□ 배추(10Kg) 주간 가격

| 구분 | Q | 품종 | Q | 단량 | Q | 특 | 상 | 보통 | 하 |
|------------|---|----|---|------|---|---------------|---------------|--------------|--------------|
| 2025-11-08 | | 배추 | | 10Kg | | 13,547 | 10,758 | 8,273 | 5,809 |
| 2025-11-10 | | 배추 | | 10Kg | | 14,210 | 11,026 | 7,992 | 4,820 |
| 2025-11-11 | | 배추 | | 10Kg | | 13,303 | 9,285 | 7,014 | 3,375 |
| 2025-11-12 | | 배추 | | 10Kg | | 14,339 | 10,537 | 7,812 | 4,606 |
| 2025-11-13 | | 배추 | | 10Kg | | 14,149 | 11,673 | 8,770 | 5,017 |
| 2025-11-14 | | 배추 | | 10Kg | | 15,491 | 12,687 | 9,176 | 4,722 |
| 평균 | | | | | | 14,173 | 10,994 | 8,173 | 4,725 |

알배기배추

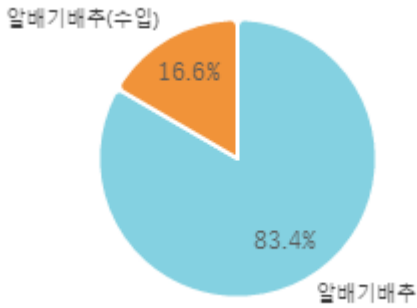
주간 반입량(톤)

◆ 2025 ● 2024 ▲ 평년

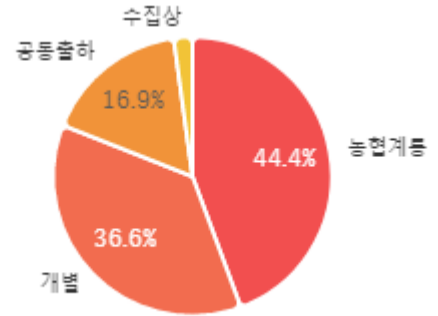


| 구분 | 금주(A) | 전주(B) | 전월(C) | 전년(D) | 평년(E) | A/B | A/C | A/D | A/E |
|-------|-------|-------|-------|-------|-------|-------|-------|--------|-------|
| 물량(톤) | 610 | 786 | 761 | 566 | 635 | 77.6% | 80.1% | 107.9% | 96.0% |

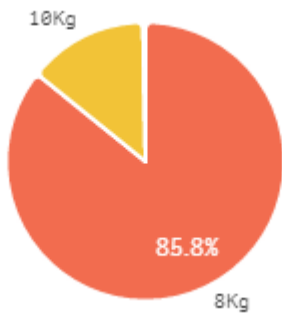
출하 품종별 거래물량 구성비



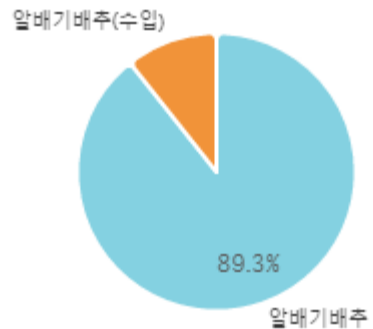
출하자별 거래물량 구성비



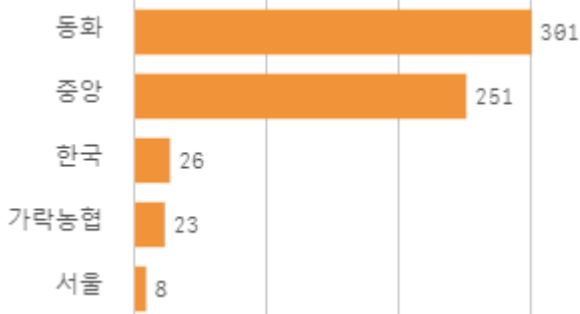
거래 단량별 물량 구성비



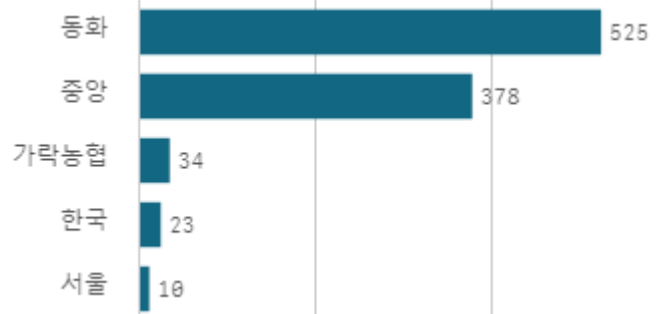
출하 품종별 거래금액 구성비



도매시장 법인별 거래물량(톤)

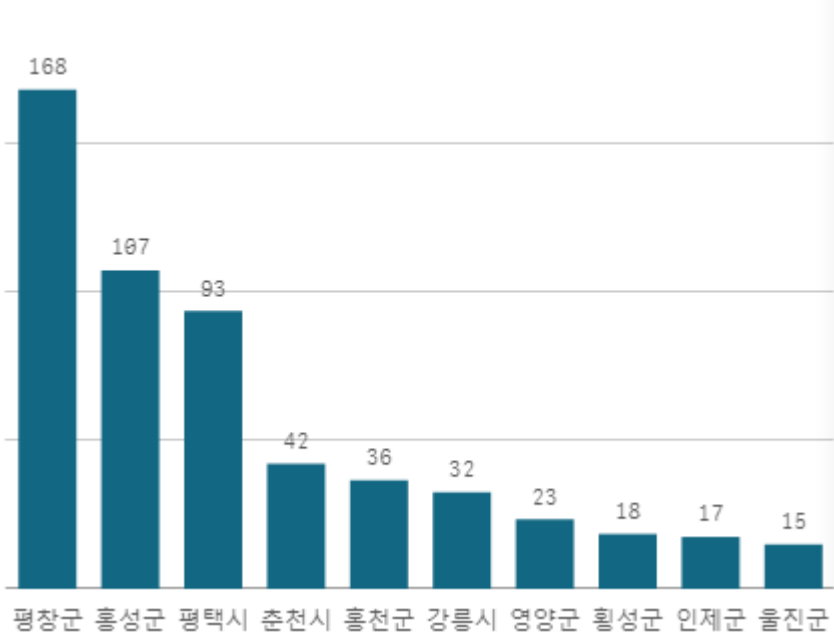


도매시장 법인별 거래금액(백만원)



알배기배추(8Kg)

산지별 거래물량(톤)



출하산지(개소)

22

출하건수(천건)

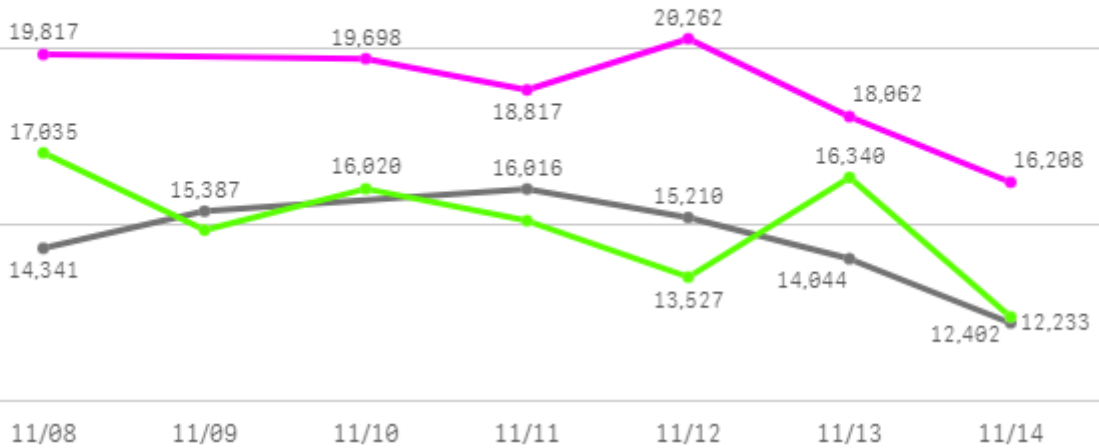
2

산지별 주출하 시군구



주간 도매가격(원)

◆ 2025 ● 2024 ◆ 평년



| 구분 | 금주(A) | 전주(B) | 전월(C) | 전년(D) | 평년(E) | A/B | A/C | A/D | A/E |
|-------|--------|--------|--------|--------|--------|--------|-------|--------|--------|
| 가격(원) | 18,811 | 18,515 | 23,407 | 14,539 | 16,617 | 101.6% | 80.4% | 129.4% | 113.2% |

※ 상품 가격 기준

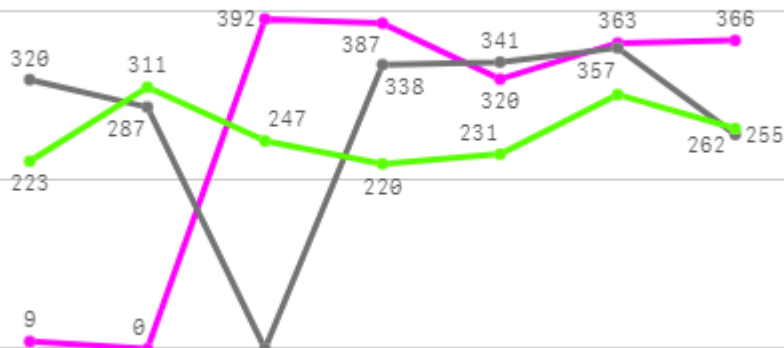
□ 알배기배추(8Kg) 주간 가격

| 구분 | Q | 품종 | Q | 단량 | Q | 특 | 상 | 보통 | 하 |
|------------|---|-------|---|-----|---|---------------|---------------|---------------|--------------|
| 2025-11-08 | | 알배기배추 | | 8Kg | | 29,041 | 19,817 | 12,756 | 6,958 |
| 2025-11-10 | | 알배기배추 | | 8Kg | | 30,666 | 19,698 | 11,166 | 6,168 |
| 2025-11-11 | | 알배기배추 | | 8Kg | | 33,922 | 18,817 | 11,424 | 6,928 |
| 2025-11-12 | | 알배기배추 | | 8Kg | | 36,729 | 20,262 | 11,407 | 6,644 |
| 2025-11-13 | | 알배기배추 | | 8Kg | | 28,910 | 18,062 | 10,088 | 6,418 |
| 2025-11-14 | | 알배기배추 | | 8Kg | | 28,224 | 16,208 | 10,303 | 5,890 |
| 평균 | | | | | | 31,249 | 18,811 | 11,191 | 6,501 |

양배추

주간 반입량(톤)

◆ 2025 ● 2024 ▲ 평년

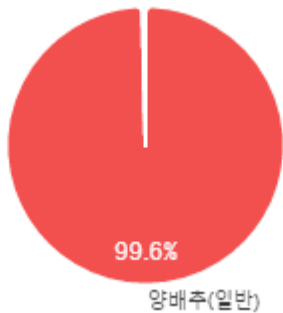


11/01 11/02 11/03 11/04 11/05 11/06 11/07

| 구분 | 금주(A) | 전주(B) | 전월(C) | 전년(D) | 평년(E) | A/B | A/C | A/D | A/E |
|-------|-------|-------|-------|-------|-------|-------|--------|-------|--------|
| 물량(톤) | 1,838 | 2,147 | 1,533 | 1,897 | 1,799 | 85.6% | 119.9% | 96.9% | 102.1% |

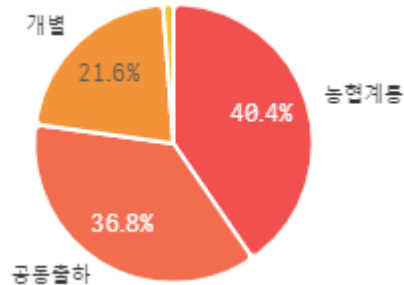
출하 품종별 거래물량 구성비

양배추 수입



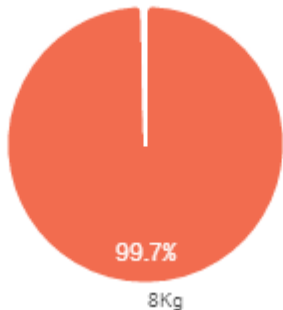
출하자별 거래물량 구성비

수집상



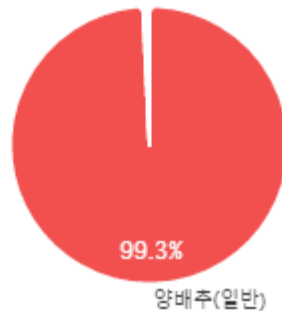
거래 단량별 물량 구성비

15Kg



출하 품종별 거래금액 구성비

꼬꼬마 양배추



도매시장 법인별 거래물량(톤)

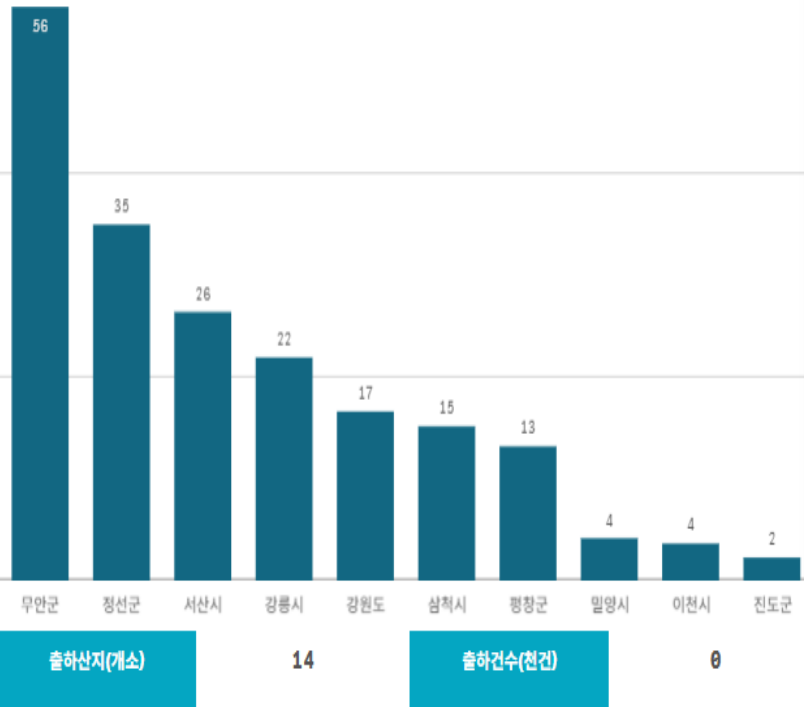


도매시장 법인별 거래금액(백만원)



양배추(8Kg)

산지별 거래물량(톤)

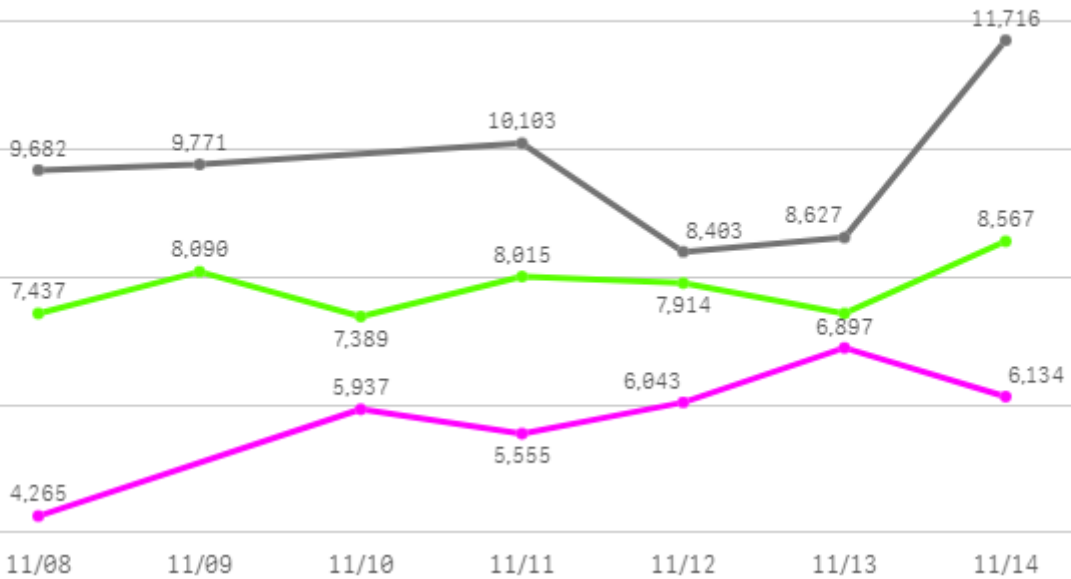


산지별 주출하 시군구



주간 도매가격(원)

◆ 2025 ● 2024 ◆ 평년



| 구분 | 금주(A) | 전주(B) | 전월(C) | 전년(D) | 평년(E) | A/B | A/C | A/D | A/E |
|-------|-------|-------|-------|-------|-------|--------|--------|-------|-------|
| 가격(원) | 5,805 | 4,344 | 4,251 | 9,717 | 6,823 | 133.6% | 136.6% | 59.7% | 85.1% |

※ 상품 가격 기준

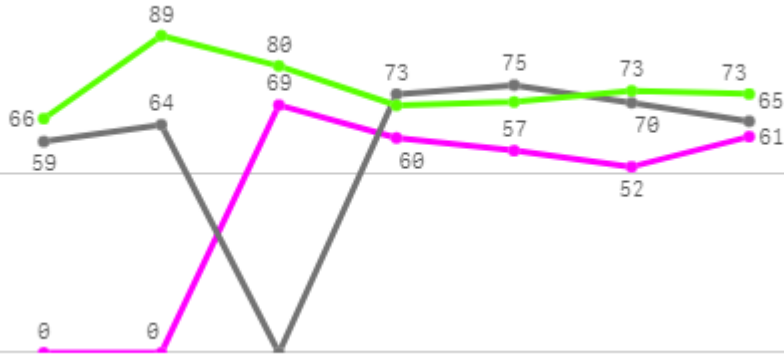
□ 양배추(8Kg) 주간 가격

| 구분 | Q | 품종 | Q | 단량 | Q | 특 | 상 | 보통 | 하 |
|------------|---|-----|---|-----|---|--------------|--------------|--------------|--------------|
| 2025-11-08 | | 양배추 | | 8Kg | | 5,981 | 4,265 | 2,483 | 1,226 |
| 2025-11-10 | | 양배추 | | 8Kg | | 6,795 | 5,937 | 4,357 | 2,020 |
| 2025-11-11 | | 양배추 | | 8Kg | | 6,591 | 5,555 | 3,953 | 1,869 |
| 2025-11-12 | | 양배추 | | 8Kg | | 7,069 | 6,043 | 4,632 | 2,301 |
| 2025-11-13 | | 양배추 | | 8Kg | | 7,681 | 6,897 | 5,513 | 3,064 |
| 2025-11-14 | | 양배추 | | 8Kg | | 7,584 | 6,134 | 4,189 | 2,167 |
| 평균 | | | | | | 6,950 | 5,805 | 4,188 | 2,108 |

시금치

주간 반입량(톤)

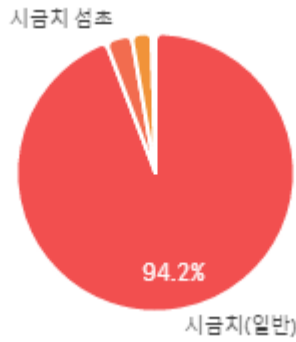
2025 (파란색 선) 2024 (회색 선) 평년 (초록색 선)



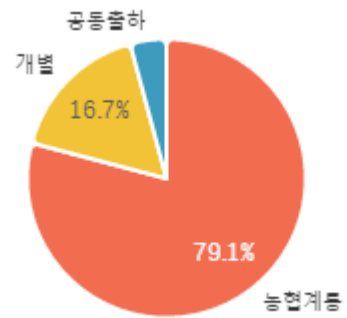
11/01 11/02 11/03 11/04 11/05 11/06 11/07

| 구분 | 금주(A) | 전주(B) | 전월(C) | 전년(D) | 평년(E) | A/B | A/C | A/D | A/E |
|-------|-------|-------|-------|-------|-------|--------|-------|-------|-------|
| 물량(톤) | 299 | 298 | 337 | 406 | 464 | 100.3% | 88.8% | 73.7% | 64.4% |

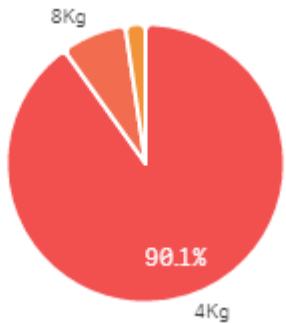
출하 품종별 거래물량 구성비



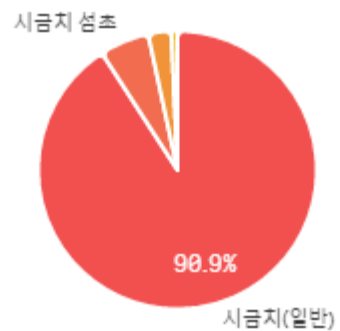
출하자별 거래물량 구성비



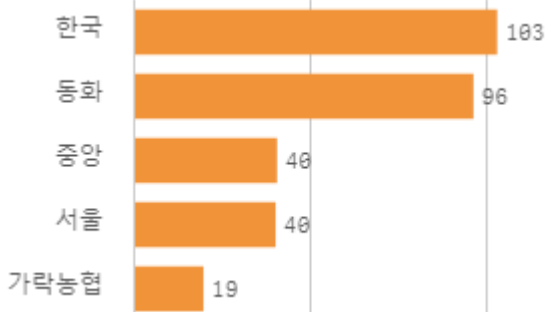
거래 단량별 물량 구성비



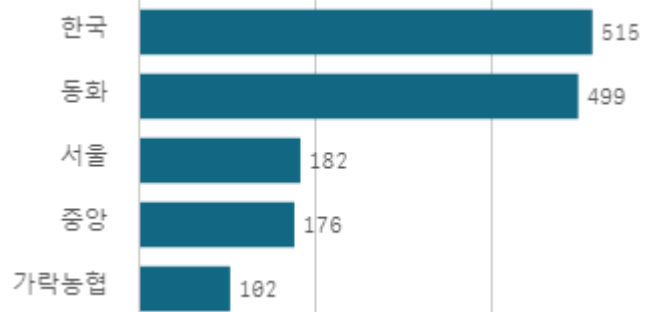
출하 품종별 거래금액 구성비



도매시장 법인별 거래물량(톤)

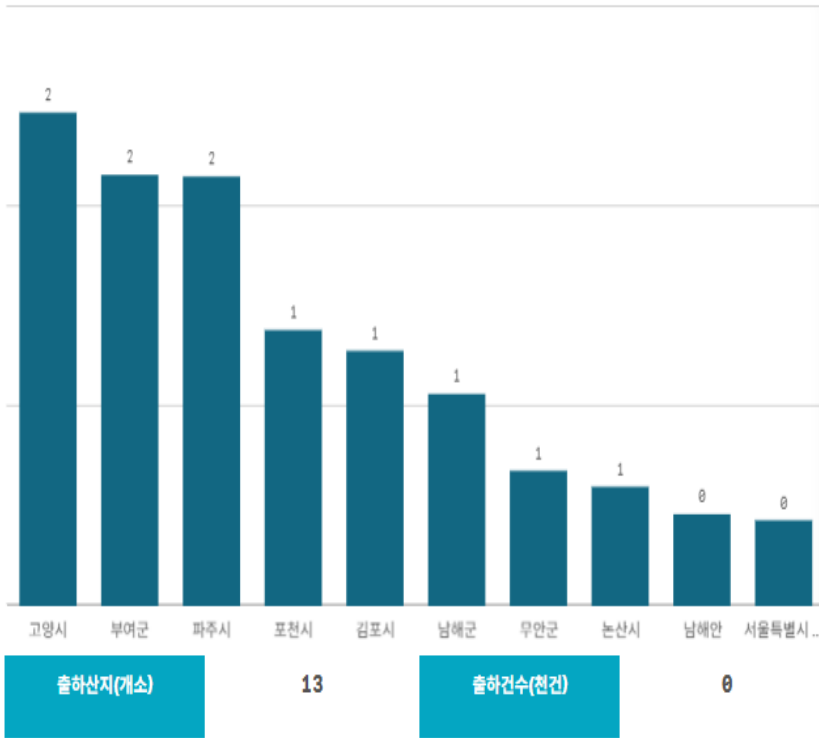


도매시장 법인별 거래금액(백만원)



시금치(4Kg)

산지별 거래물량(톤)

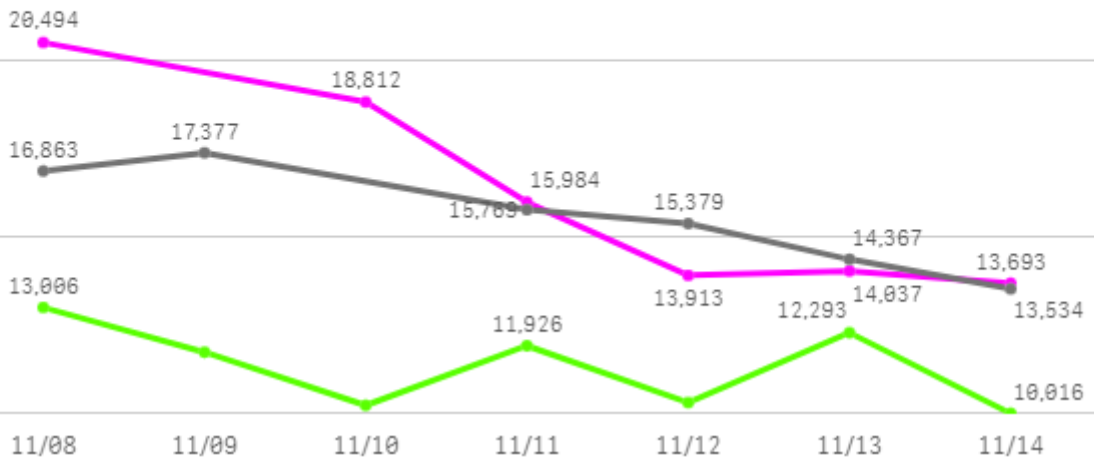


산지별 주출하 시군구



주간 도매가격(원)

◆ 2025 ● 2024 ◆ 평년



| 구분 | 금주(A) | 전주(B) | 전월(C) | 전년(D) | 평년(E) | A/B | A/C | A/D | A/E |
|-------|--------|--------|--------|--------|--------|-------|-------|--------|--------|
| 가격(원) | 16,156 | 22,180 | 22,274 | 15,548 | 12,932 | 72.8% | 72.5% | 103.9% | 124.9% |

※ 상품 가격 기준

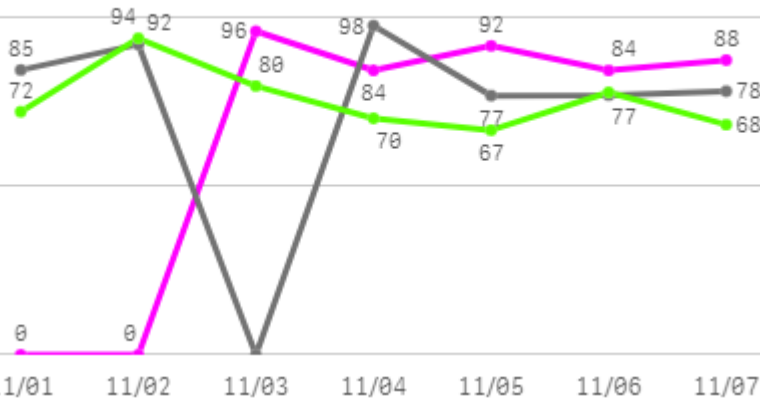
□ 시금치(4Kg) 주간 가격

| 구분 | Q | 품종 | Q | 단량 | Q | 특 | 상 | 보통 | 하 |
|------------|---|-----|---|-----|---|---------------|---------------|---------------|--------------|
| 2025-11-08 | | 시금치 | | 4Kg | | 25,904 | 20,494 | 13,783 | 9,129 |
| 2025-11-10 | | 시금치 | | 4Kg | | 21,600 | 18,812 | 14,265 | 9,636 |
| 2025-11-11 | | 시금치 | | 4Kg | | 18,038 | 15,984 | 12,769 | 9,227 |
| 2025-11-12 | | 시금치 | | 4Kg | | 16,024 | 13,913 | 11,869 | 9,926 |
| 2025-11-13 | | 시금치 | | 4Kg | | 15,837 | 14,037 | 12,036 | 9,954 |
| 2025-11-14 | | 시금치 | | 4Kg | | 15,669 | 13,693 | 11,643 | 9,323 |
| 평균 | | | | | | 18,845 | 16,156 | 12,728 | 9,533 |

상추

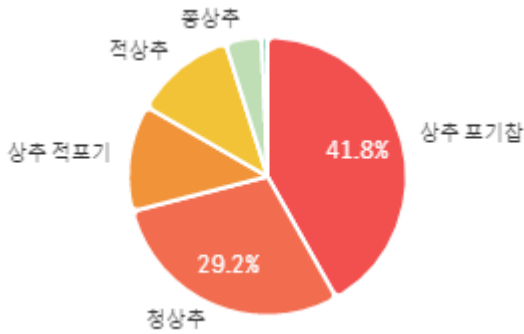
주간 반입량(톤)

◆ 2025 ● 2024 ▲ 평년

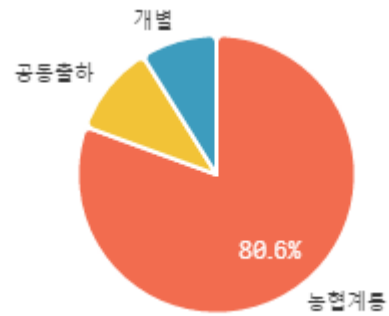


| 구분 | 금주(A) | 전주(B) | 전월(C) | 전년(D) | 평년(E) | A/B | A/C | A/D | A/E |
|-------|-------|-------|-------|-------|-------|-------|--------|-------|-------|
| 물량(톤) | 444 | 502 | 342 | 507 | 508 | 88.6% | 130.0% | 87.6% | 87.5% |

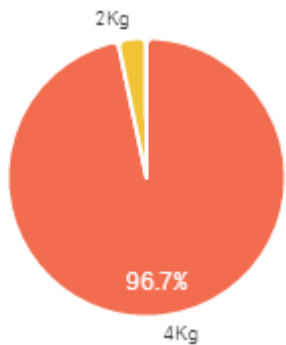
출하 품종별 거래물량 구성비



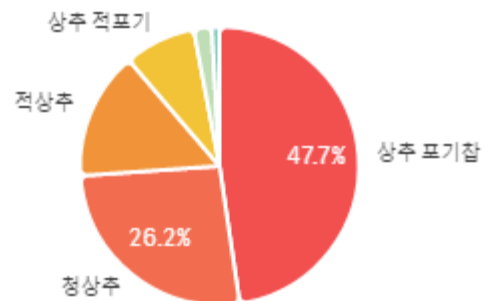
출하자별 거래물량 구성비



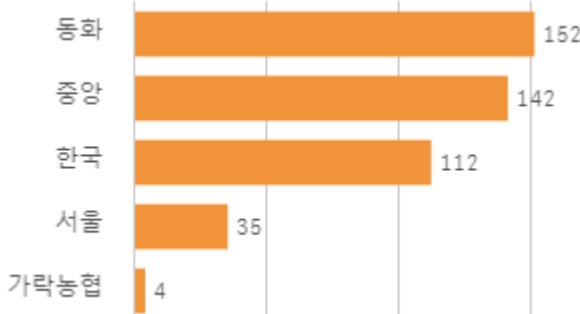
거래 단량별 물량 구성비



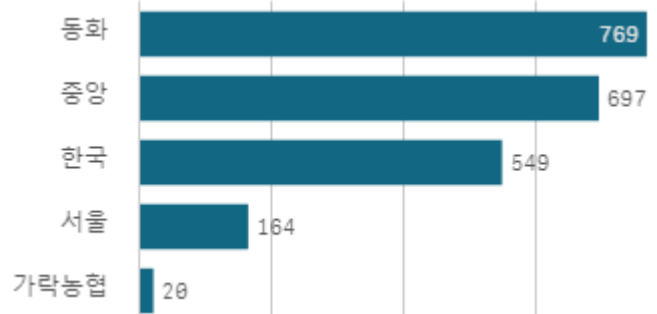
출하 품종별 거래금액 구성비



도매시장 법인별 거래물량(톤)

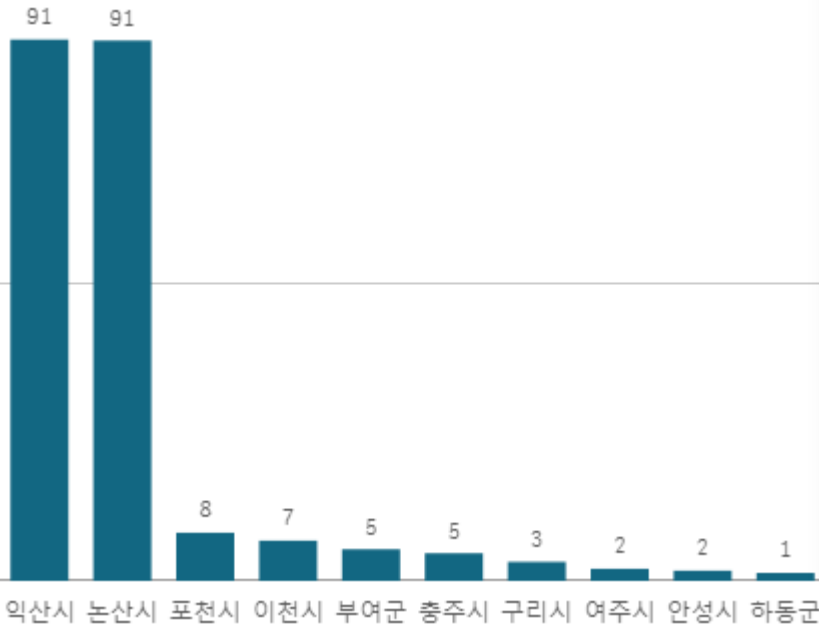


도매시장 법인별 거래금액(백만원)



상추 포기잡(4Kg)

산지별 거래물량(톤)



산지별 주출하 시군구



출하산지(개소)

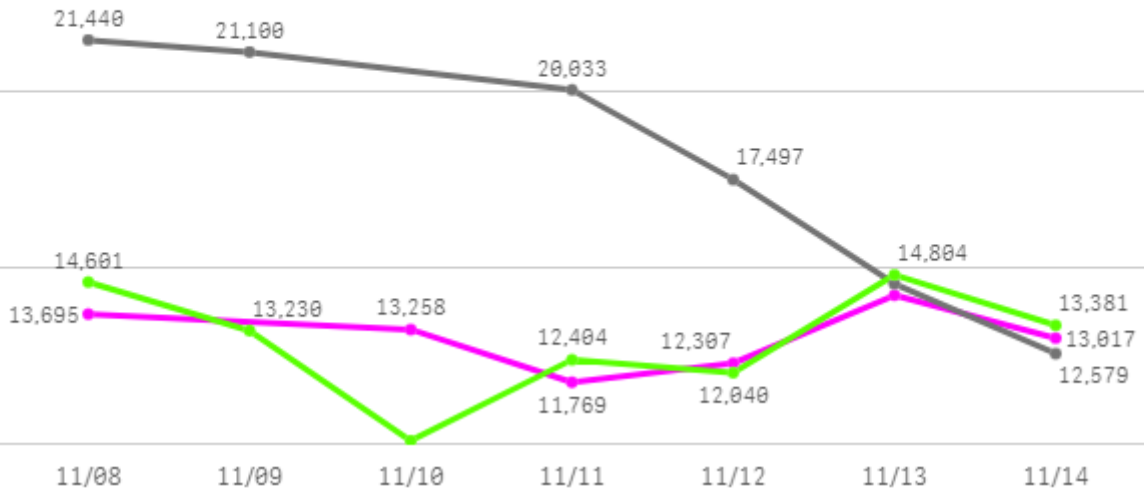
26

출하건수(천건)

2

주간 도매가격(원)

◆ 2025 ● 2024 ◆ 평년



| 구분 | 금주(A) | 전주(B) | 전월(C) | 전년(D) | 평년(E) | A/B | A/C | A/D | A/E |
|-------|--------|--------|--------|--------|--------|-------|-------|-------|-------|
| 가격(원) | 13,046 | 28,701 | 32,480 | 17,867 | 13,460 | 45.5% | 40.2% | 73.0% | 96.9% |

※ 상품 가격 기준

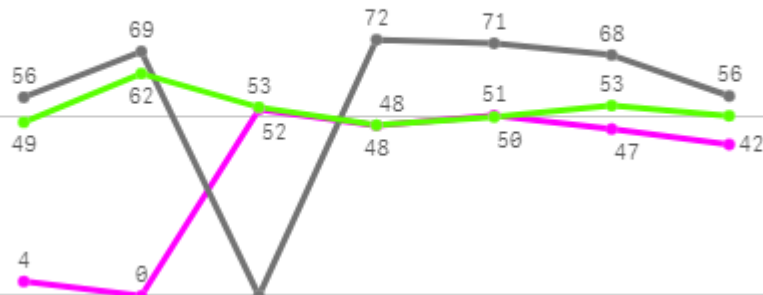
□ 상추 포기잡(4Kg) 주간 가격

| 구분 | Q | 품종 | Q | 단량 | Q | 특 | 상 | 보통 | 하 |
|------------|---|--------|---|-----|---|---|---------------|---------------|--------------|
| 2025-11-08 | | 상추 포기잡 | | 4Kg | | - | 13,695 | 10,819 | 8,492 |
| 2025-11-10 | | 상추 포기잡 | | 4Kg | | - | 13,258 | 10,764 | 8,272 |
| 2025-11-11 | | 상추 포기잡 | | 4Kg | | - | 11,769 | 8,824 | 6,370 |
| 2025-11-12 | | 상추 포기잡 | | 4Kg | | - | 12,307 | 9,219 | 6,899 |
| 2025-11-13 | | 상추 포기잡 | | 4Kg | | - | 14,229 | 12,218 | 9,170 |
| 2025-11-14 | | 상추 포기잡 | | 4Kg | | - | 13,017 | 11,105 | 8,859 |
| 평균 | | | | | | - | 13,046 | 10,492 | 8,010 |

부추

주간 반입량(톤)

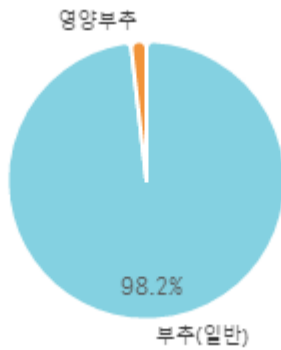
◆ 2025 ● 2024 ▲ 평년



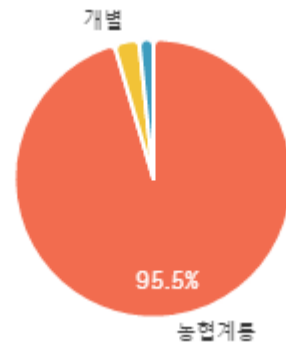
11/01 11/02 11/03 11/04 11/05 11/06 11/07

| 구분 | 금주(A) | 전주(B) | 전월(C) | 전년(D) | 평년(E) | A/B | A/C | A/D | A/E |
|-------|-------|-------|-------|-------|-------|-------|-------|-------|-------|
| 물량(톤) | 244 | 364 | 359 | 390 | 343 | 67.0% | 68.0% | 62.5% | 71.1% |

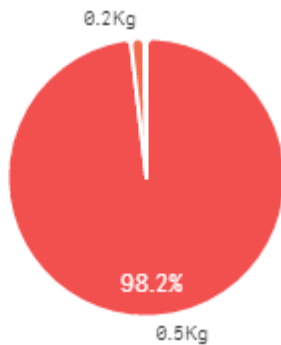
출하 품종별 거래물량 구성비



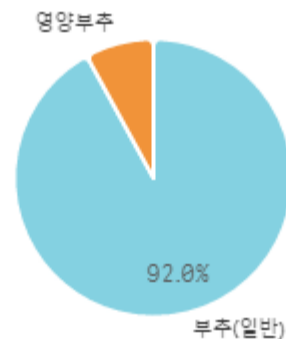
출하자별 거래물량 구성비



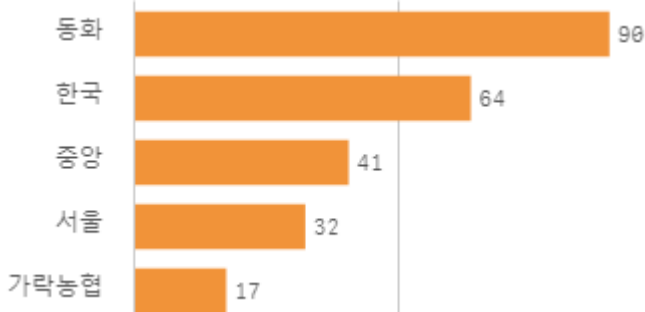
거래 단량별 물량 구성비



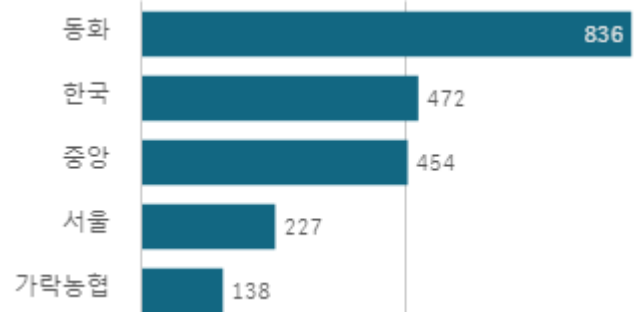
출하 품종별 거래금액 구성비



도매시장 법인별 거래물량(톤)

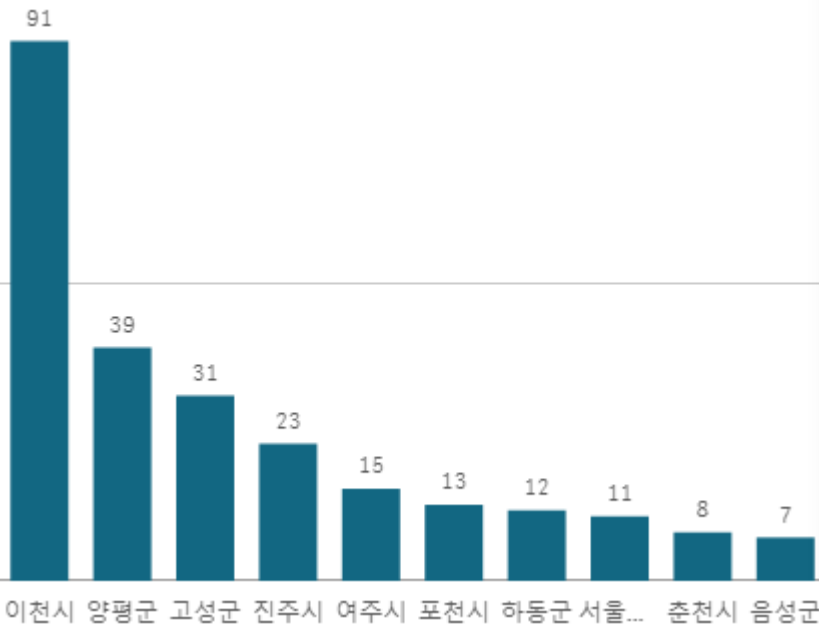


도매시장 법인별 거래금액(백만원)



부추(일반) (0.5Kg)

산지별 거래물량(톤)



출하산지(개소)

26

출하건수(천건)

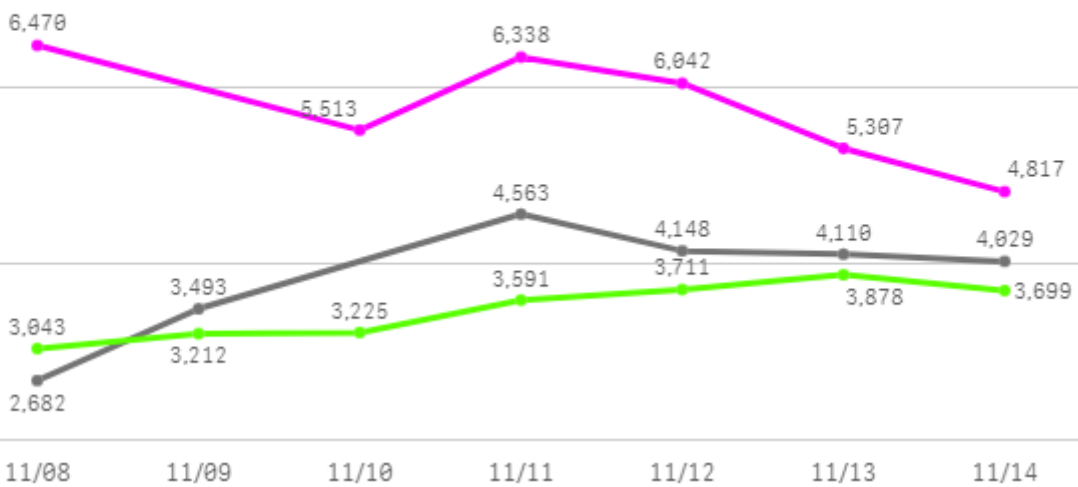
2

산지별 주출하 시군구



주간 도매가격(원)

◆ 2025 ● 2024 ◆ 평년



| 구분 | 금주(A) | 전주(B) | 전월(C) | 전년(D) | 평년(E) | A/B | A/C | A/D | A/E |
|-------|-------|-------|-------|-------|-------|--------|--------|--------|--------|
| 가격(원) | 5,748 | 5,569 | 1,927 | 3,838 | 3,803 | 103.2% | 298.3% | 149.8% | 151.1% |

※ 상품 가격 기준

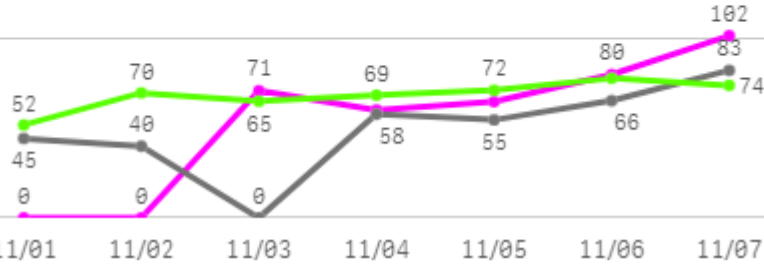
□ 부추(일반)(0.5Kg) 주간 가격

| 구분 | Q | 품종 | Q | 단량 | Q | 특 | 상 | 보통 | 하 |
|------------|---|--------|---|-------|---|---|--------------|--------------|--------------|
| 2025-11-08 | | 부추(일반) | | 0.5Kg | | - | 6,470 | 5,126 | 3,455 |
| 2025-11-10 | | 부추(일반) | | 0.5Kg | | - | 5,513 | 4,492 | 3,152 |
| 2025-11-11 | | 부추(일반) | | 0.5Kg | | - | 6,338 | 5,007 | 3,454 |
| 2025-11-12 | | 부추(일반) | | 0.5Kg | | - | 6,042 | 4,969 | 3,246 |
| 2025-11-13 | | 부추(일반) | | 0.5Kg | | - | 5,307 | 4,346 | 2,923 |
| 2025-11-14 | | 부추(일반) | | 0.5Kg | | - | 4,817 | 3,806 | 2,597 |
| 평균 | | | | | | - | 5,748 | 4,624 | 3,138 |

갯

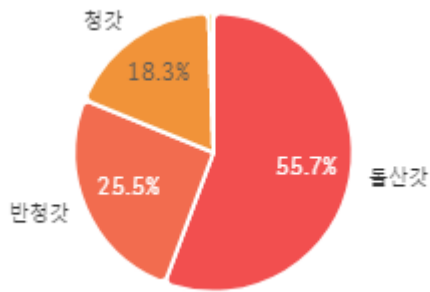
주간 반입량(톤)

◆ 2025 ● 2024 ▲ 평년

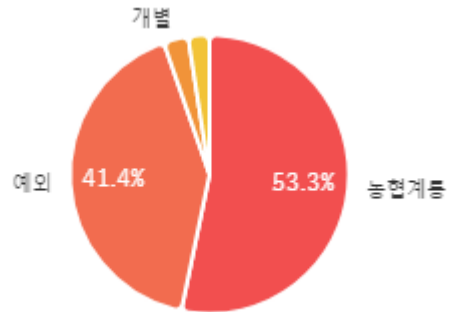


| 구분 | 금주(A) | 전주(B) | 전월(C) | 전년(D) | 평년(E) | A/B | A/C | A/D | A/E |
|-------|-------|-------|-------|-------|-------|--------|---------|--------|-------|
| 물량(톤) | 379 | 230 | 36 | 346 | 443 | 164.6% | 1049.9% | 109.6% | 85.7% |

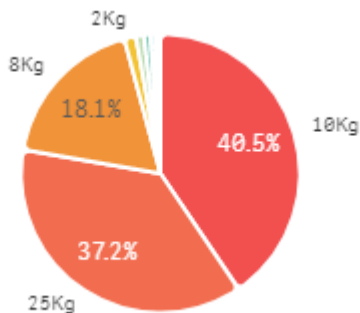
출하 품종별 거래물량 구성비



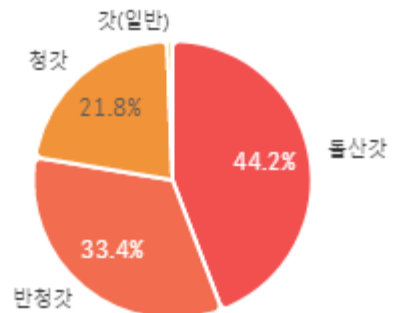
출하자별 거래물량 구성비



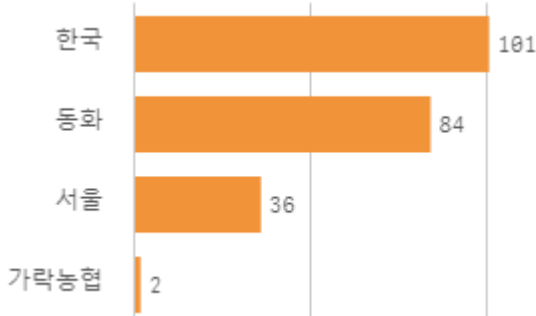
거래 단량별 물량 구성비



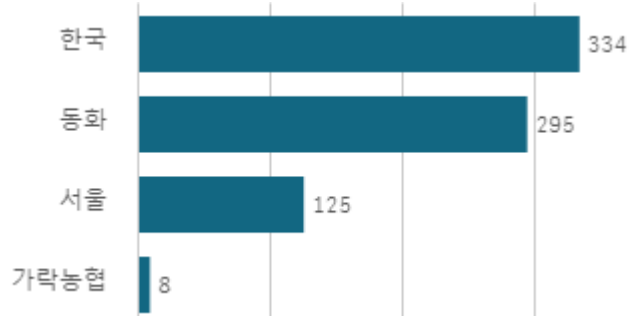
출하 품종별 거래금액 구성비



도매시장 법인별 거래물량(톤)

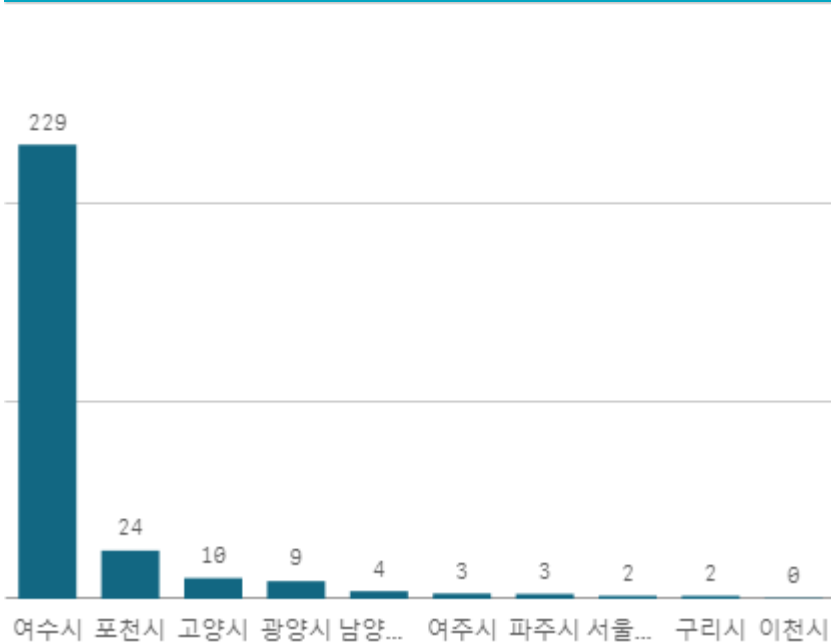


도매시장 법인별 거래금액(백만원)



돌산갓(8Kg)

산지별 거래물량(톤)



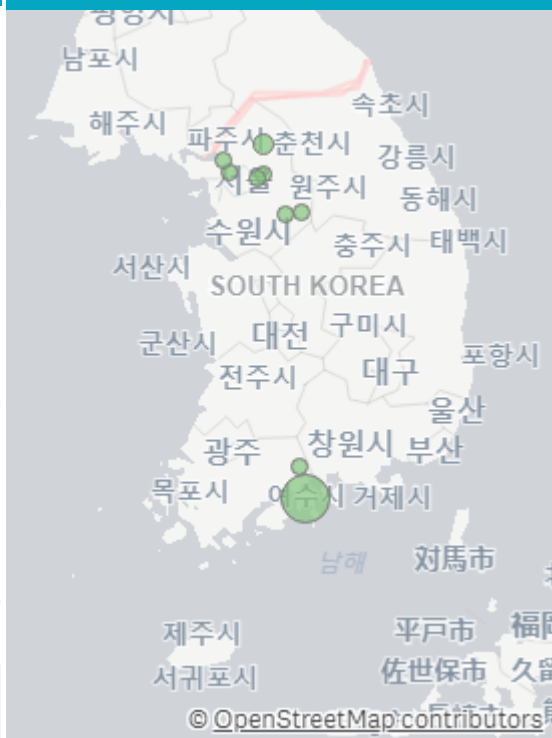
출하산지(개소)

10

출하건수(천건)

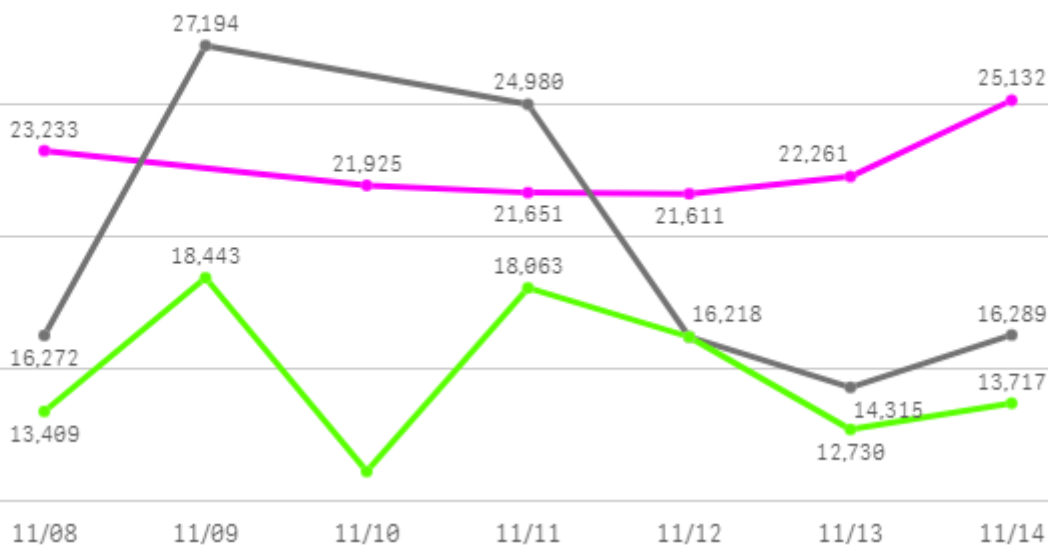
1

산지별 주출하 시군구



주간 도매가격(원)

◆ 2025 ● 2024 ▲ 평년



| 구분 | 금주(A) | 전주(B) | 전월(C) | 전년(D) | 평년(E) | A/B | A/C | A/D | A/E |
|-------|--------|--------|--------|--------|--------|-------|--------|--------|--------|
| 가격(원) | 22,636 | 23,656 | 12,452 | 19,211 | 17,550 | 95.7% | 181.8% | 117.8% | 129.0% |

※ 상품 가격 기준

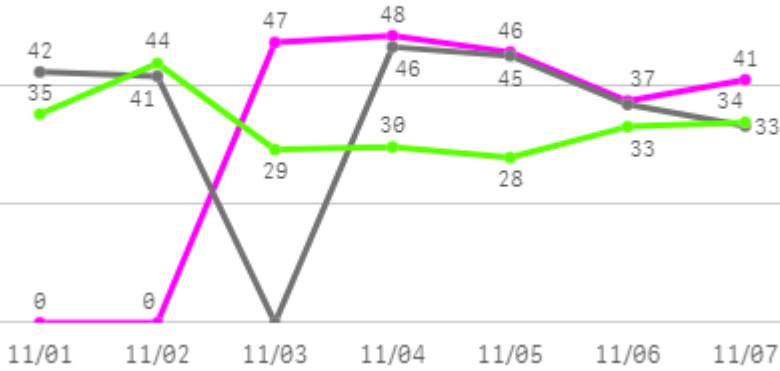
□ 들산갓(8Kg) 주간 가격

| 구분 | Q | 품종 | Q | 단량 | Q | 특 | 상 | 보통 | 하 |
|------------|---|-----|---|-----|---|---------------|---------------|---------------|---------------|
| 2025-11-08 | | 들산갓 | | 8Kg | | 26,186 | 23,233 | 19,391 | 15,864 |
| 2025-11-10 | | 들산갓 | | 8Kg | | 26,128 | 21,925 | 18,421 | 12,013 |
| 2025-11-11 | | 들산갓 | | 8Kg | | 23,699 | 21,651 | 19,032 | 13,709 |
| 2025-11-12 | | 들산갓 | | 8Kg | | 22,400 | 21,611 | 20,073 | 16,802 |
| 2025-11-13 | | 들산갓 | | 8Kg | | 23,450 | 22,261 | 19,876 | 10,756 |
| 2025-11-14 | | 들산갓 | | 8Kg | | 28,100 | 25,132 | 22,885 | 18,782 |
| 평균 | | | | | | 24,994 | 22,636 | 19,946 | 14,654 |

미나리

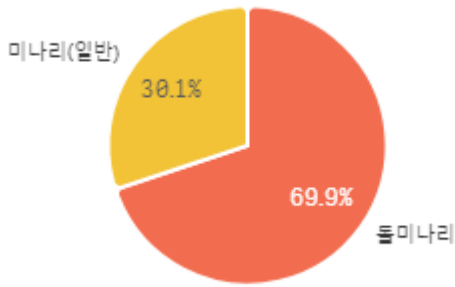
주간 반입량(톤)

◆ 2025 ● 2024 ▲ 평년

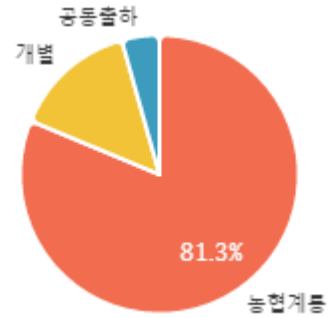


| 구분 | 금주(A) | 전주(B) | 전월(C) | 전년(D) | 평년(E) | A/B | A/C | A/D | A/E |
|-------|-------|-------|-------|-------|-------|-------|--------|-------|-------|
| 물량(톤) | 219 | 275 | 192 | 245 | 228 | 79.8% | 114.2% | 89.5% | 96.0% |

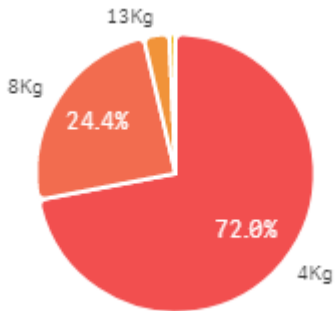
출하 품종별 거래물량 구성비



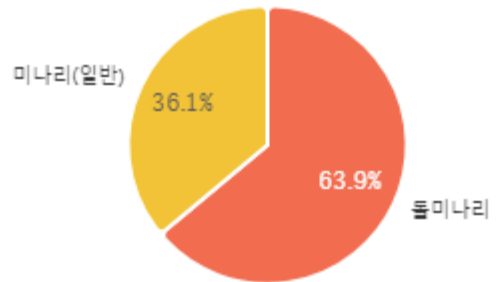
출하자별 거래물량 구성비



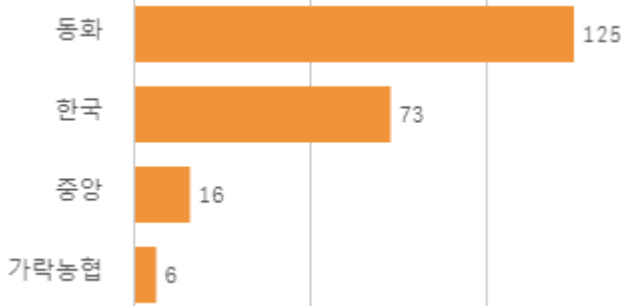
거래 단량별 물량 구성비



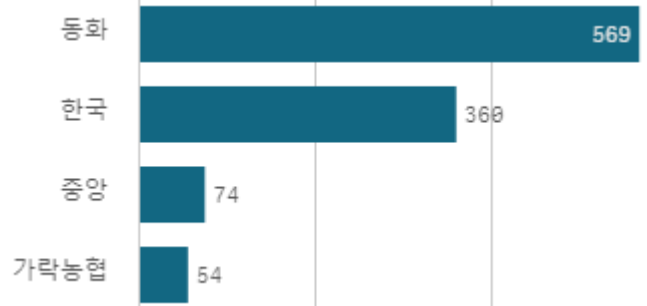
출하 품종별 거래금액 구성비



도매시장 법인별 거래물량(톤)

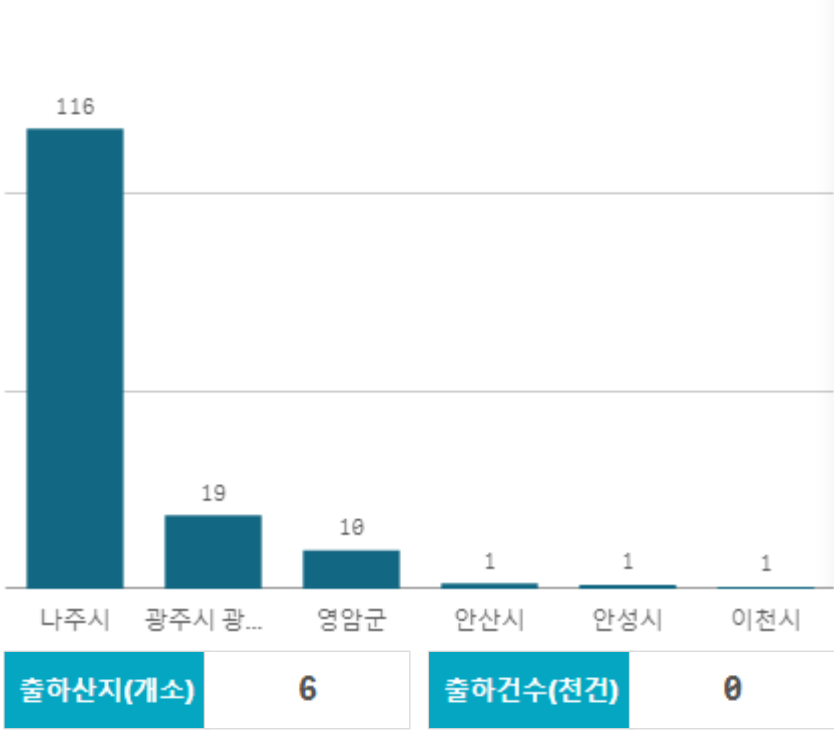


도매시장 법인별 거래금액(백만원)



돌미나리(4Kg)

산지별 거래물량(톤)



출하산지(개소)

6

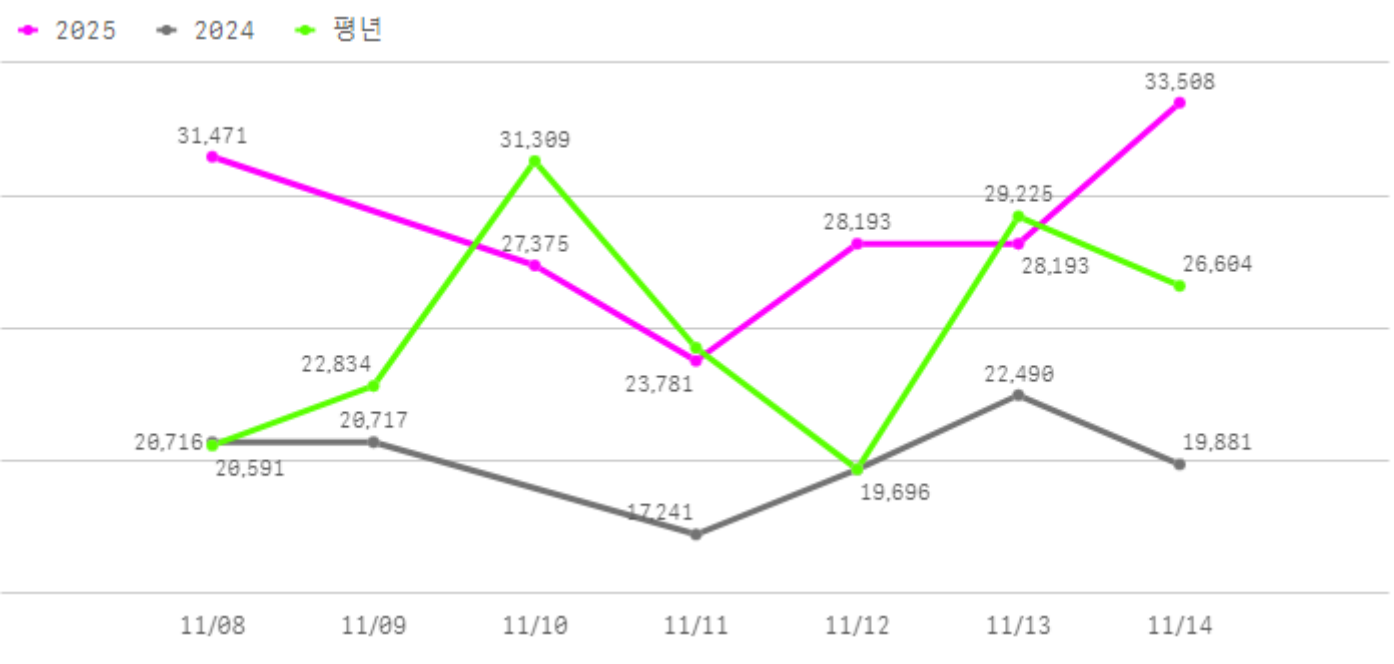
출하건수(천건)

0

산지별 주출하 시군구



주간 도매가격(원)



| 구분 | 금주(A) | 전주(B) | 전월(C) | 전년(D) | 평년(E) | A/B | A/C | A/D | A/E |
|-------|--------|--------|--------|--------|--------|--------|-------|--------|--------|
| 가격(원) | 28,754 | 28,763 | 44,669 | 20,124 | 26,143 | 100.0% | 64.4% | 142.9% | 110.0% |

※ 상품 가격 기준

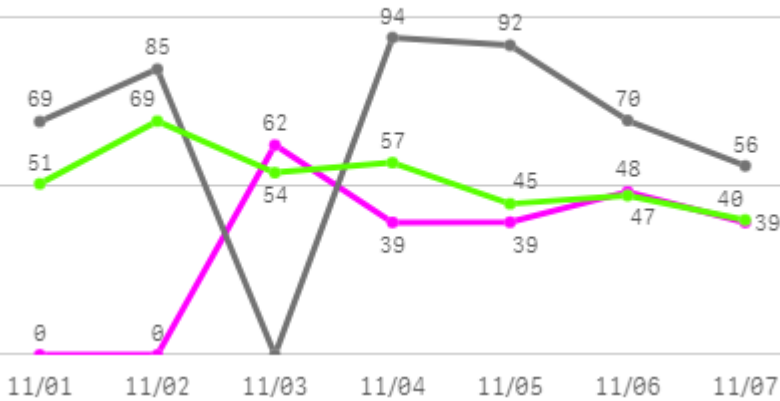
□ 돌미나리(4Kg) 주간 가격

| 구분 | Q | 품종 | Q | 단량 | Q | 특 | 상 | 보통 | 하 |
|------------|---|------|---|-----|---|---|---------------|---------------|---------------|
| 2025-11-08 | | 돌미나리 | | 4Kg | | - | 31,471 | 22,122 | 13,037 |
| 2025-11-10 | | 돌미나리 | | 4Kg | | - | 27,375 | 19,216 | 12,010 |
| 2025-11-11 | | 돌미나리 | | 4Kg | | - | 23,781 | 15,141 | 9,151 |
| 2025-11-12 | | 돌미나리 | | 4Kg | | - | 28,193 | 19,235 | 11,817 |
| 2025-11-13 | | 돌미나리 | | 4Kg | | - | 28,193 | 19,235 | 11,817 |
| 2025-11-14 | | 돌미나리 | | 4Kg | | - | 33,508 | 25,264 | 15,423 |
| 평균 | | | | | | - | 28,754 | 20,036 | 12,209 |

열무

주간 반입량(톤)

◆ 2025 ● 2024 ▲ 평년

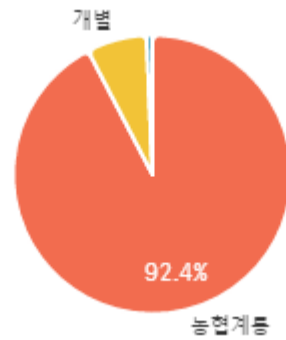


| 구분 | 금주(A) | 전주(B) | 전월(C) | 전년(D) | 평년(E) | A/B | A/C | A/D | A/E |
|-------|-------|-------|-------|-------|-------|-------|-------|-------|-------|
| 물량(톤) | 229 | 412 | 299 | 466 | 325 | 55.5% | 76.6% | 49.1% | 70.5% |

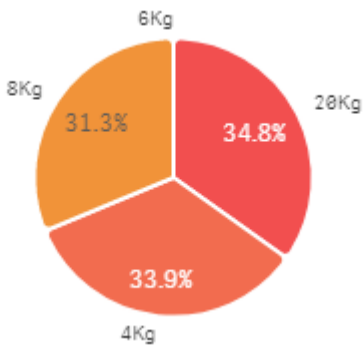
출하 품종별 거래물량 구성비



출하자별 거래물량 구성비



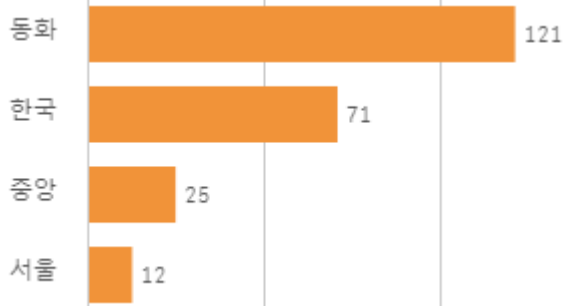
거래 단량별 물량 구성비



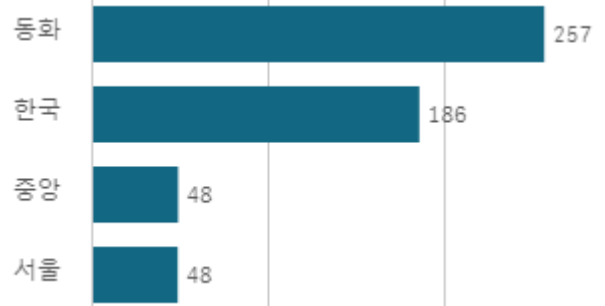
출하 품종별 거래금액 구성비



도매시장 법인별 거래물량(톤)

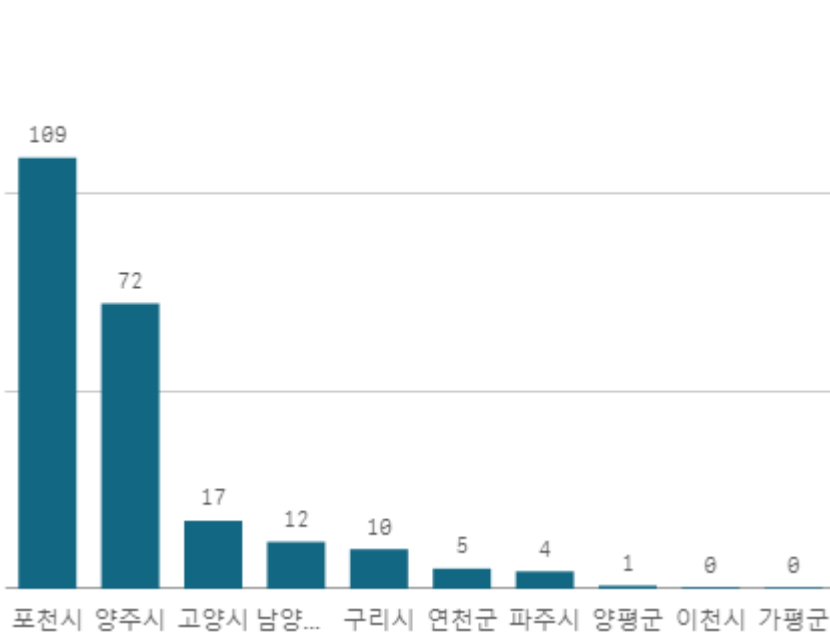


도매시장 법인별 거래금액(백만원)



열무(4Kg)

산지별 거래물량(톤)



출하산지(개소)

10

출하건수(천건)

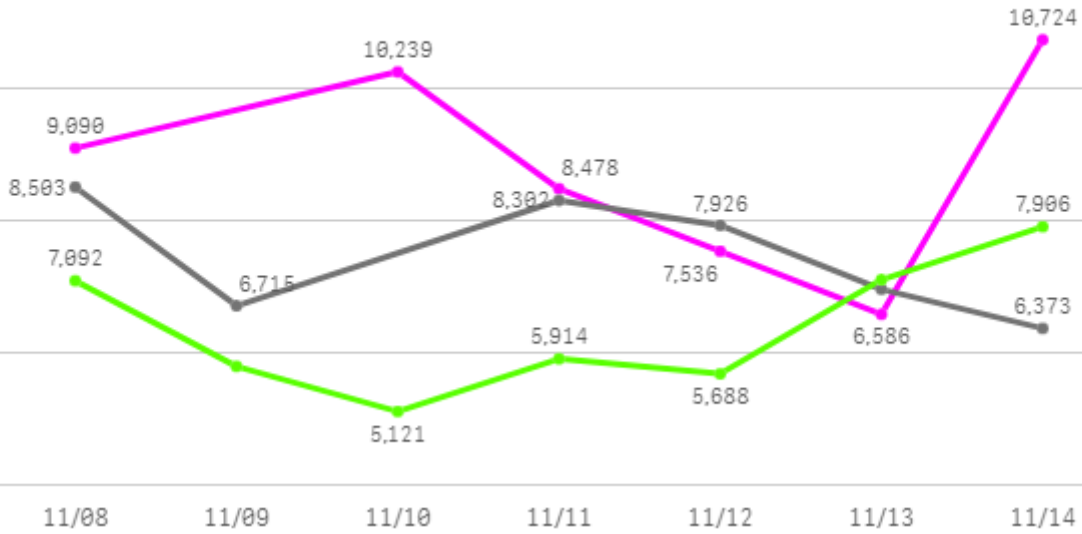
1

산지별 주출하 시군구



주간 도매가격(원)

◆ 2025 ● 2024 ◆ 평년



| 구분 | 금주(A) | 전주(B) | 전월(C) | 전년(D) | 평년(E) | A/B | A/C | A/D | A/E |
|-------|-------|--------|-------|-------|-------|-------|--------|--------|--------|
| 가격(원) | 8,776 | 10,645 | 7,389 | 7,464 | 7,159 | 82.4% | 118.8% | 117.6% | 122.6% |

※ 상품 가격 기준

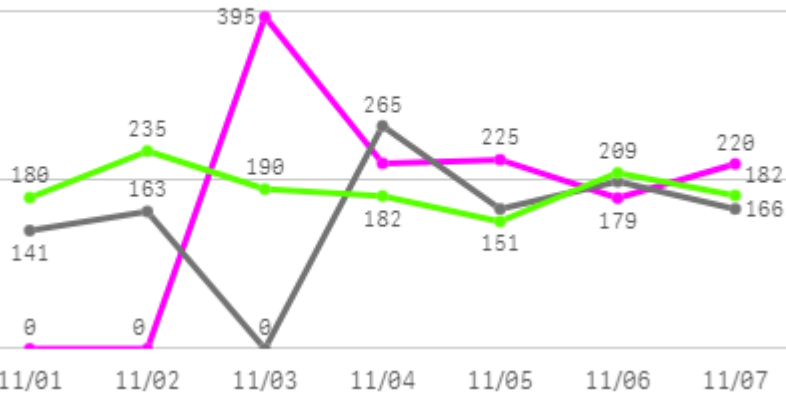
□ 열무(4Kg) 주간 가격

| 구분 | Q | 품종 | Q | 단량 | Q | 특 | 상 | 보통 | 하 |
|------------|---|----|---|-----|---|---|--------------|--------------|--------------|
| 2025-11-08 | | 열무 | | 4Kg | | - | 9,090 | 8,174 | 6,407 |
| 2025-11-10 | | 열무 | | 4Kg | | - | 10,239 | 8,952 | 7,437 |
| 2025-11-11 | | 열무 | | 4Kg | | - | 8,478 | 7,065 | 5,773 |
| 2025-11-12 | | 열무 | | 4Kg | | - | 7,536 | 6,848 | 5,604 |
| 2025-11-13 | | 열무 | | 4Kg | | - | 6,586 | 5,784 | 4,426 |
| 2025-11-14 | | 열무 | | 4Kg | | - | 10,724 | 7,489 | 5,081 |
| 평균 | | | | | | - | 8,776 | 7,385 | 5,788 |

오이

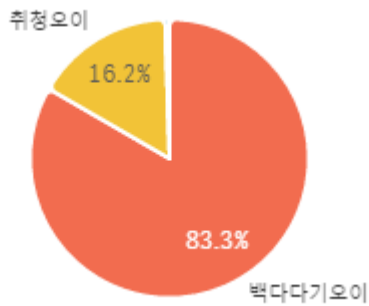
주간 반입량(톤)

2025 (파란색 선) 2024 (회색 선) 평년 (녹색 선)

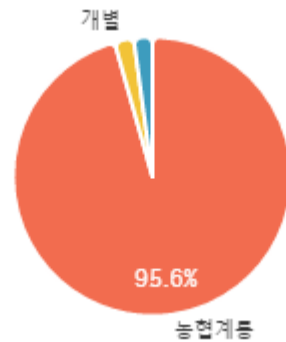


| 구분 | 금주(A) | 전주(B) | 전월(C) | 전년(D) | 평년(E) | A/B | A/C | A/D | A/E |
|-------|-------|-------|-------|-------|-------|-------|-------|--------|-------|
| 물량(톤) | 1,238 | 1,260 | 1,268 | 1,100 | 1,274 | 98.3% | 97.7% | 112.6% | 97.2% |

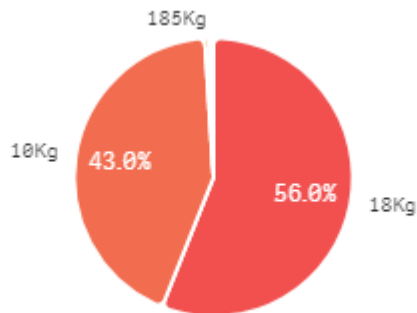
출하 품종별 거래물량 구성비



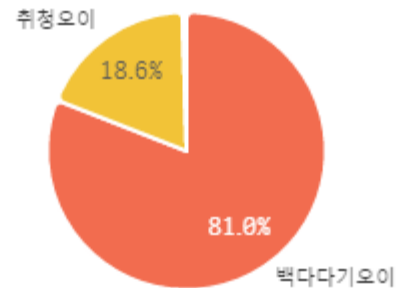
출하자별 거래물량 구성비



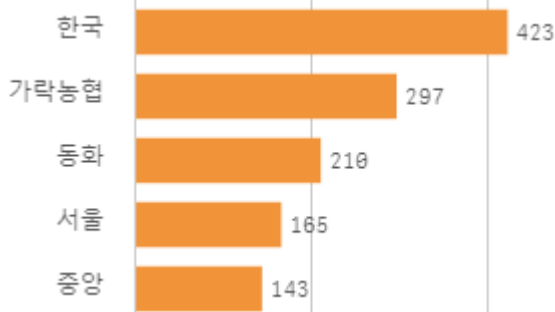
거래 단량별 물량 구성비



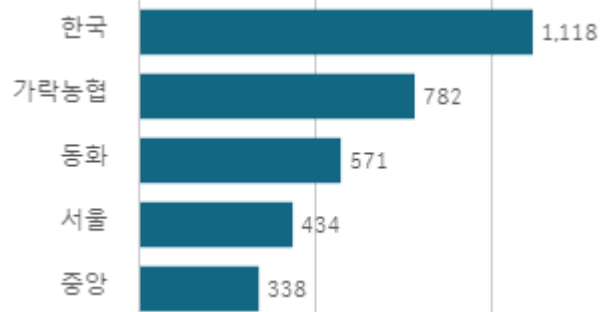
출하 품종별 거래금액 구성비



도매시장 법인별 거래물량(톤)

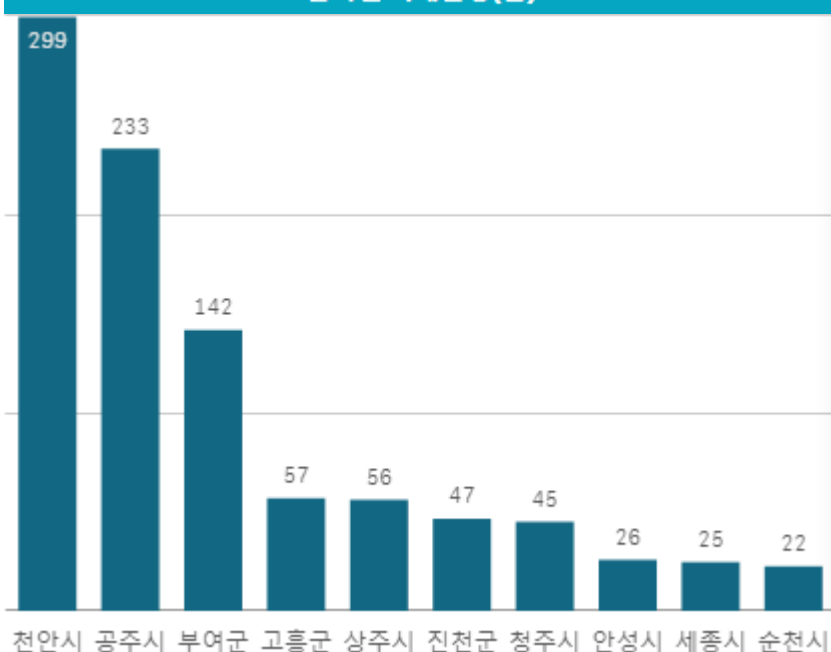


도매시장 법인별 거래금액(백만원)



백다다기오이(100개)

산지별 거래물량(톤)



출하산지(개소)

38

출하건수(천건)

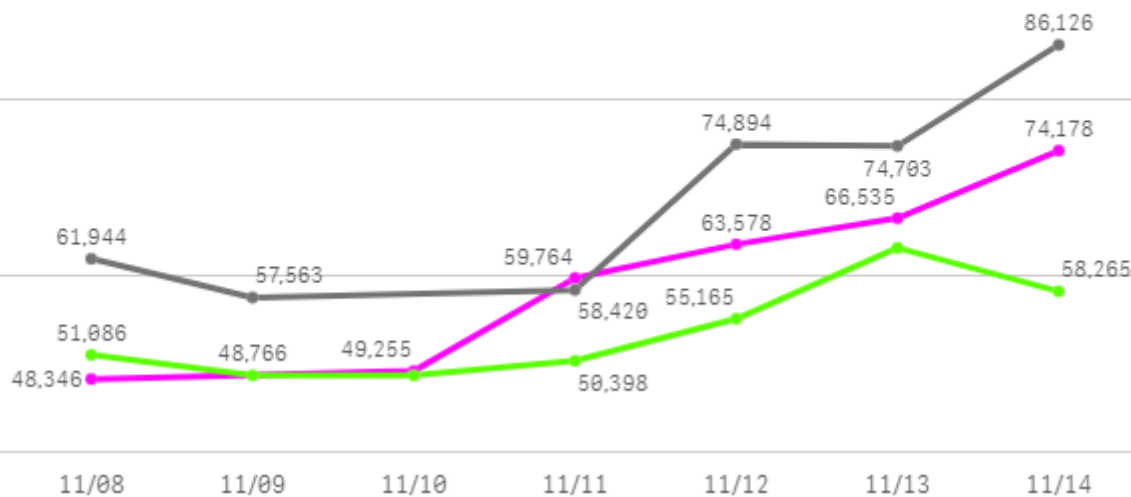
6

산지별 주출하 시군구



주간 도매가격(원)

◆ 2025 ● 2024 ◆ 평년



| 구분 | 금주(A) | 전주(B) | 전월(C) | 전년(D) | 평년(E) | A/B | A/C | A/D | A/E |
|-------|--------|--------|--------|--------|--------|--------|--------|-------|--------|
| 가격(원) | 60,276 | 53,630 | 60,063 | 68,942 | 59,511 | 112.4% | 100.4% | 87.4% | 101.3% |

※ 상품 가격 기준

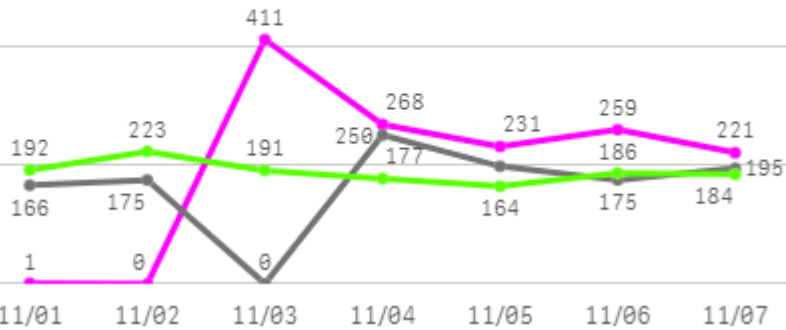
□ 백다다기오이(100개) 주간 가격

| 구분 | Q | 품종 | Q | 단량 | Q | 특 | 상 | 보통 | 하 |
|------------|---|--------|---|------|---|---------------|---------------|---------------|---------------|
| 2025-11-08 | | 백다다기오이 | | 100개 | | 54,660 | 48,346 | 40,275 | 26,234 |
| 2025-11-10 | | 백다다기오이 | | 100개 | | 53,893 | 49,255 | 41,866 | 27,862 |
| 2025-11-11 | | 백다다기오이 | | 100개 | | 65,075 | 59,764 | 48,732 | 30,397 |
| 2025-11-12 | | 백다다기오이 | | 100개 | | 69,525 | 63,578 | 53,240 | 32,802 |
| 2025-11-13 | | 백다다기오이 | | 100개 | | 73,453 | 66,535 | 56,934 | 34,904 |
| 2025-11-14 | | 백다다기오이 | | 100개 | | 82,735 | 74,178 | 62,637 | 39,816 |
| 평균 | | | | | | 66,557 | 60,276 | 50,614 | 32,003 |

호박

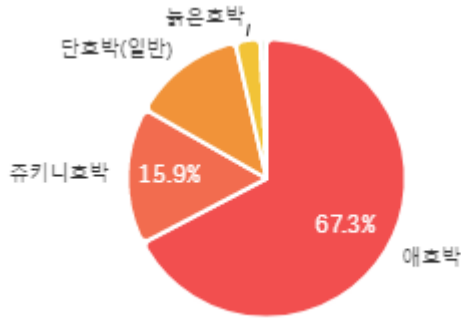
주간 반입량(톤)

◆ 2025 ● 2024 ▲ 평년

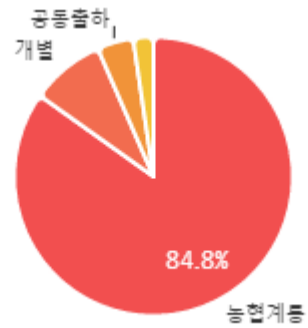


| 구분 | 금주(A) | 전주(B) | 전월(C) | 전년(D) | 평년(E) | A/B | A/C | A/D | A/E |
|-------|-------|-------|-------|-------|-------|--------|--------|--------|--------|
| 물량(톤) | 1,391 | 1,261 | 987 | 1,158 | 1,313 | 110.3% | 140.9% | 120.1% | 105.9% |

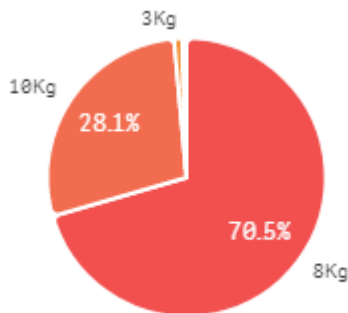
출하 품종별 거래물량 구성비



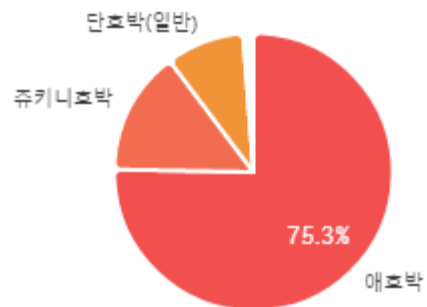
출하자별 거래물량 구성비



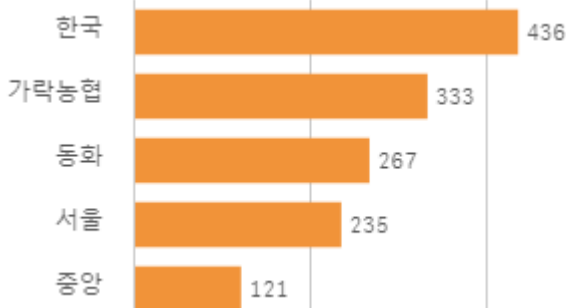
거래 단량별 물량 구성비



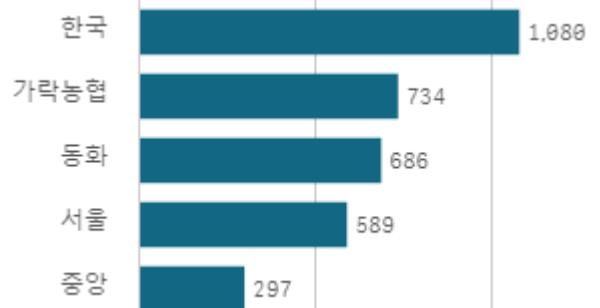
출하 품종별 거래금액 구성비



도매시장 법인별 거래물량(톤)

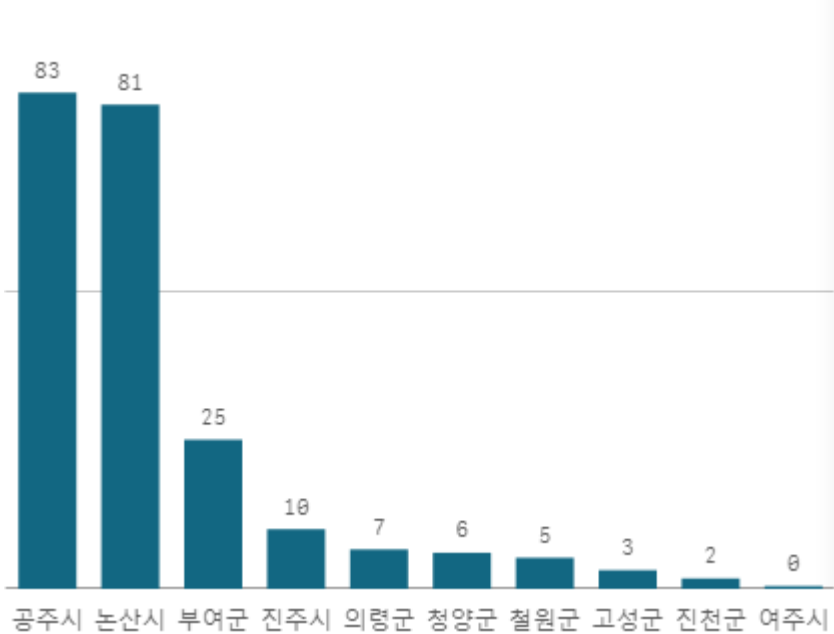


도매시장 법인별 거래금액(백만원)



쥬키니호박(10Kg)

산지별 거래물량(톤)



출하산지(개소)

14

출하건수(천건)

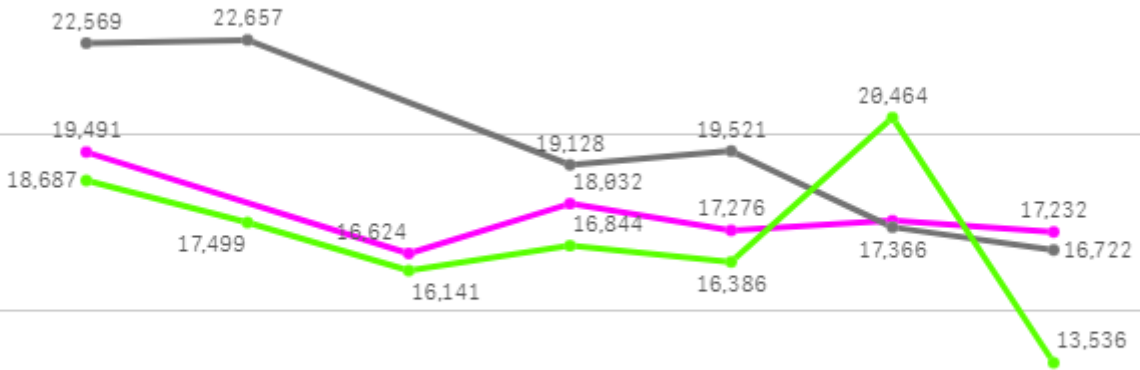
2

산지별 주출하 시군구



주간 도매가격(원)

◆ 2025 ● 2024 ◆ 평년



11/08 11/09 11/10 11/11 11/12 11/13 11/14

| 구분 | 금주(A) | 전주(B) | 전월(C) | 전년(D) | 평년(E) | A/B | A/C | A/D | A/E |
|-------|--------|--------|--------|--------|--------|-------|--------|-------|-------|
| 가격(원) | 17,701 | 23,819 | 14,629 | 19,661 | 19,372 | 74.3% | 121.0% | 90.0% | 91.4% |

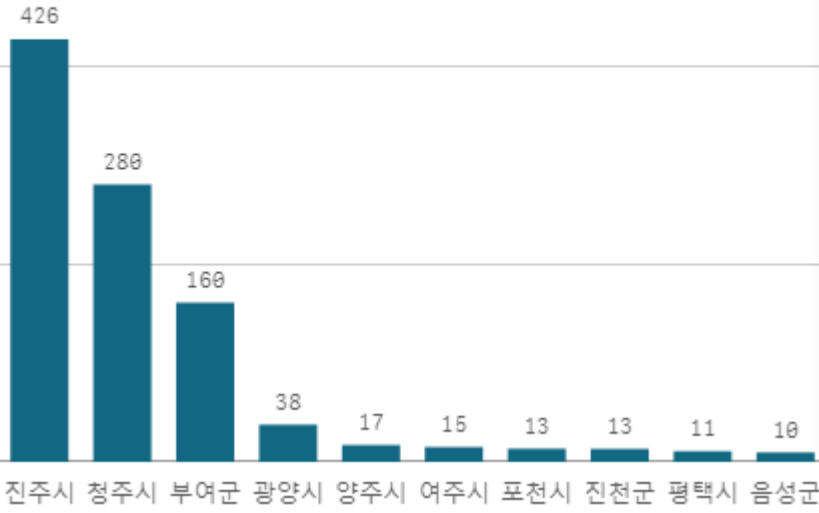
※ 상품 가격 기준

□ 쥬키니호박(10Kg) 주간 가격

| 구분 | Q | 품종 | Q | 단량 | Q | 특 | 상 | 보통 | 하 |
|------------|---|-------|---|------|---|---------------|---------------|---------------|---------------|
| 2025-11-08 | | 쥬키니호박 | | 10Kg | | 22,190 | 19,491 | 17,020 | 12,504 |
| 2025-11-10 | | 쥬키니호박 | | 10Kg | | 18,346 | 16,624 | 15,338 | 12,412 |
| 2025-11-11 | | 쥬키니호박 | | 10Kg | | 20,253 | 18,032 | 15,658 | 12,983 |
| 2025-11-12 | | 쥬키니호박 | | 10Kg | | 19,023 | 17,276 | 16,026 | 12,942 |
| 2025-11-13 | | 쥬키니호박 | | 10Kg | | 18,926 | 17,550 | 16,438 | 14,271 |
| 2025-11-14 | | 쥬키니호박 | | 10Kg | | 18,457 | 17,232 | 16,330 | 13,872 |
| 평균 | | | | | | 19,533 | 17,701 | 16,135 | 13,164 |

애호박(20개)

산지별 거래물량(톤)



출하산지(개소)

21

출하건수(천건)

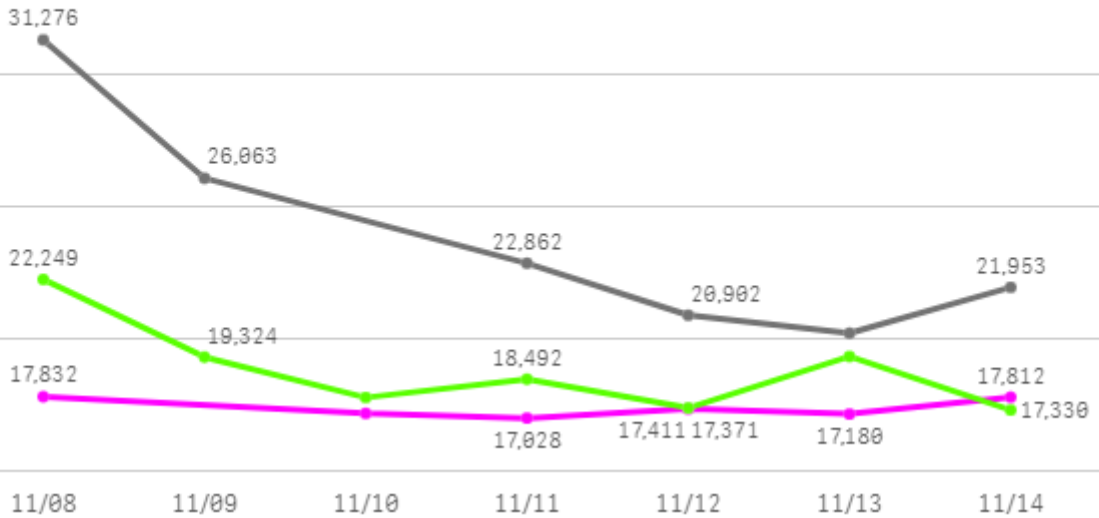
6

산지별 주출하 시군구



주간 도매가격(원)

◆ 2025 ● 2024 ◆ 평년



| 구분 | 금주(A) | 전주(B) | 전월(C) | 전년(D) | 평년(E) | A/B | A/C | A/D | A/E |
|-------|--------|--------|--------|--------|--------|-------|--------|-------|-------|
| 가격(원) | 17,404 | 23,377 | 16,101 | 23,880 | 19,627 | 74.5% | 108.1% | 72.9% | 88.7% |

※ 상품 가격 기준

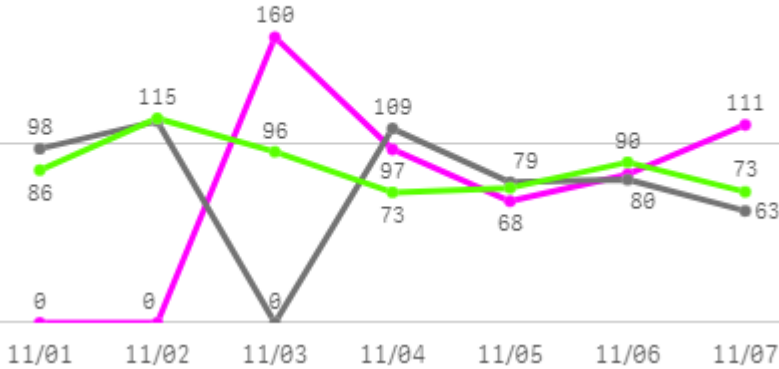
□ 애호박(20개) 주간 가격

| 구분 | Q | 품종 | Q | 단량 | Q | 특 | 상 | 보통 | 하 |
|------------|---|-----|---|-----|---|---------------|---------------|---------------|---------------|
| 2025-11-08 | | 애호박 | | 20개 | | 20,263 | 17,832 | 15,401 | 12,000 |
| 2025-11-10 | | 애호박 | | 20개 | | 19,831 | 17,202 | 15,029 | 11,564 |
| 2025-11-11 | | 애호박 | | 20개 | | 19,389 | 17,028 | 14,997 | 11,832 |
| 2025-11-12 | | 애호박 | | 20개 | | 20,367 | 17,371 | 15,428 | 12,377 |
| 2025-11-13 | | 애호박 | | 20개 | | 20,961 | 17,180 | 15,288 | 12,434 |
| 2025-11-14 | | 애호박 | | 20개 | | 20,966 | 17,812 | 15,962 | 12,665 |
| 평균 | | | | | | 20,296 | 17,404 | 15,351 | 12,145 |

토마토

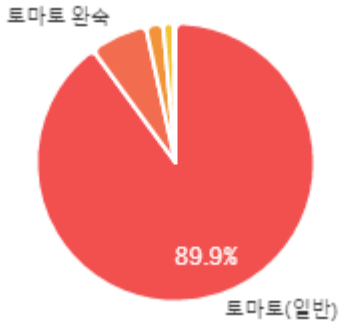
주간 반입량(톤)

2025 (파란색 선) 2024 (회색 선) 평년 (녹색 선)

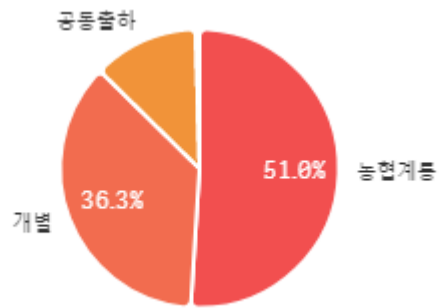


| 구분 | 금주(A) | 전주(B) | 전월(C) | 전년(D) | 평년(E) | A/B | A/C | A/D | A/E |
|-------|-------|-------|-------|-------|-------|-------|-------|-------|-------|
| 물량(톤) | 520 | 676 | 633 | 541 | 594 | 76.9% | 82.1% | 96.0% | 87.5% |

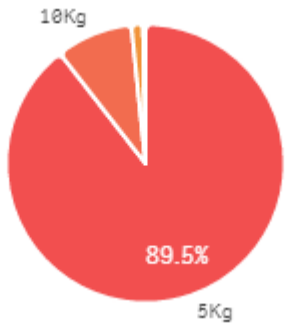
출하 품종별 거래물량 구성비



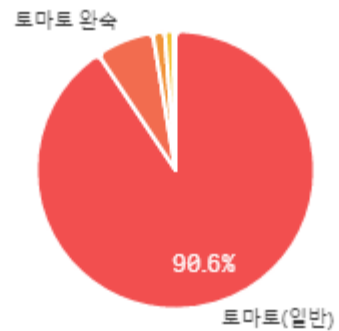
출하자별 거래물량 구성비



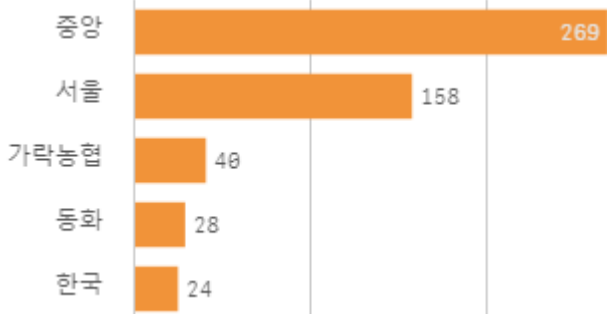
거래 단량별 물량 구성비



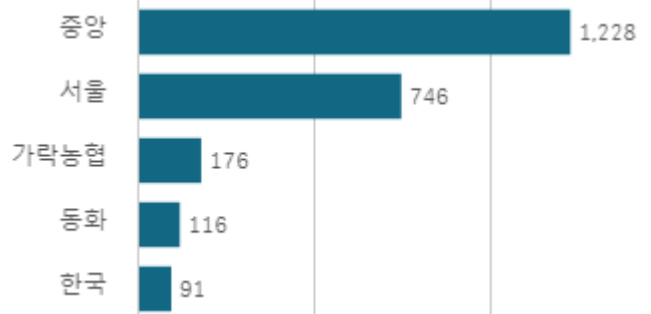
출하 품종별 거래금액 구성비



도매시장 법인별 거래물량(톤)

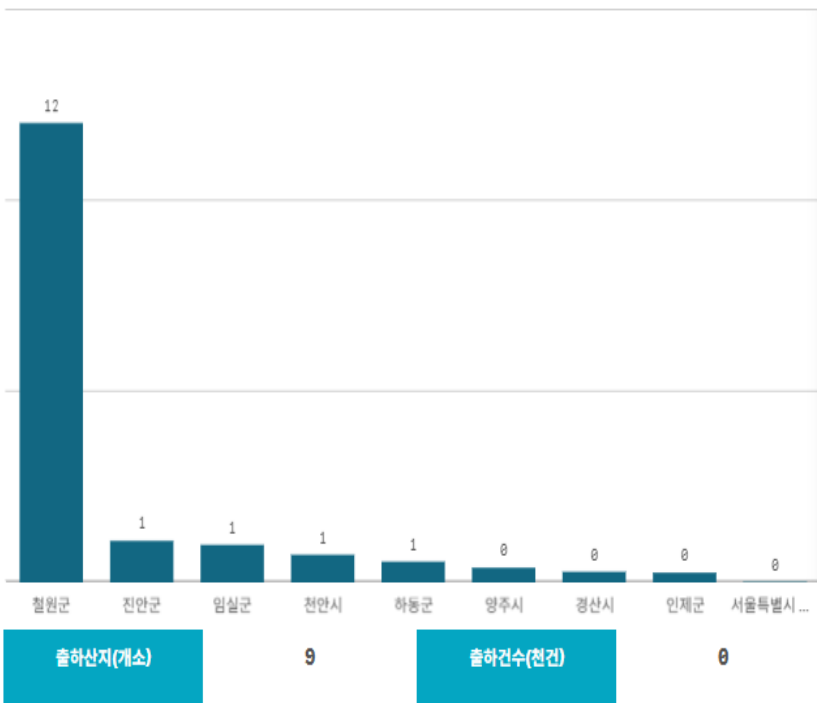


도매시장 법인별 거래금액(백만원)



토마토(5Kg)

산지별 거래물량(톤)

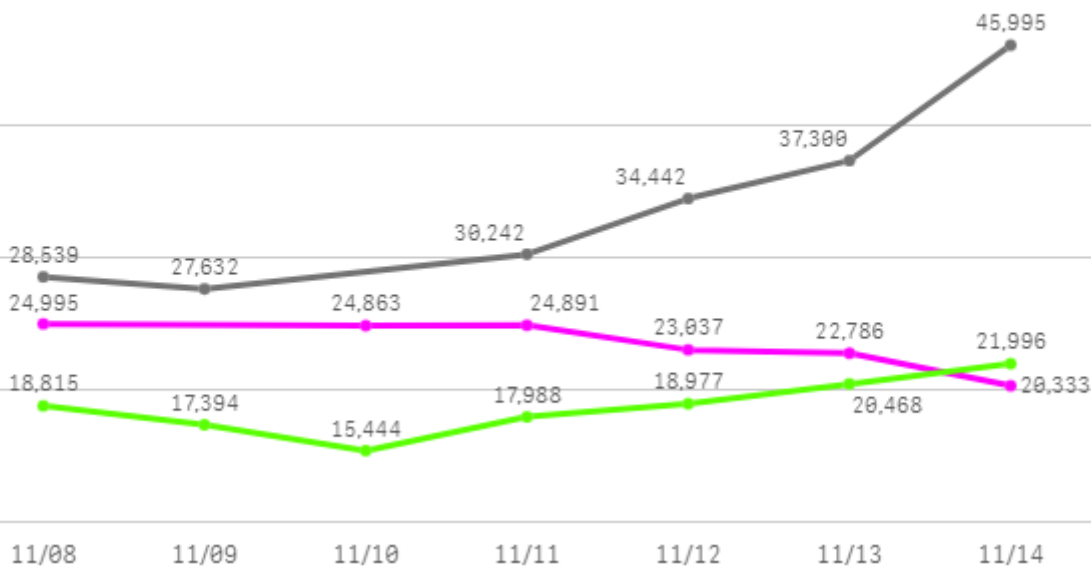


산지별 주출하 시군구



주간 도매가격(원)

● 2025 ● 2024 ● 평년



| 구분 | 금주(A) | 전주(B) | 전월(C) | 전년(D) | 평년(E) | A/B | A/C | A/D | A/E |
|-------|--------|--------|--------|--------|--------|-------|--------|-------|--------|
| 가격(원) | 23,484 | 26,981 | 17,918 | 34,025 | 20,895 | 87.0% | 131.1% | 69.0% | 112.4% |

※ 상품 가격 기준

□ 토마토(5Kg) 주간 가격

| 구분 | Q | 품종 | Q | 단량 | Q | 특 | 상 | 보통 | 하 |
|------------|---|-----|---|-----|---|---------------|---------------|---------------|---------------|
| 2025-11-08 | | 토마토 | | 5Kg | | 28,719 | 24,995 | 21,797 | 14,823 |
| 2025-11-10 | | 토마토 | | 5Kg | | 26,873 | 24,863 | 22,267 | 16,996 |
| 2025-11-11 | | 토마토 | | 5Kg | | 27,630 | 24,891 | 22,088 | 17,138 |
| 2025-11-12 | | 토마토 | | 5Kg | | 26,351 | 23,037 | 19,890 | 15,986 |
| 2025-11-13 | | 토마토 | | 5Kg | | 26,415 | 22,786 | 20,024 | 16,299 |
| 2025-11-14 | | 토마토 | | 5Kg | | 22,738 | 20,333 | 18,025 | 13,371 |
| 평균 | | | | | | 26,454 | 23,484 | 20,682 | 15,769 |

방울토마토

주간 반입량(톤)

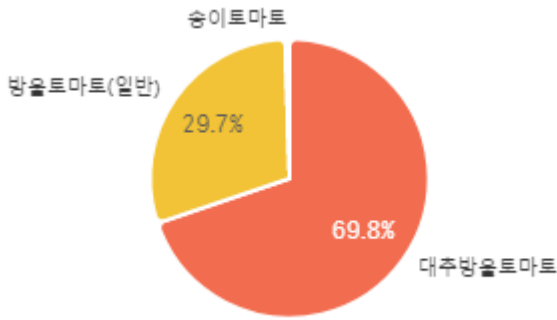
◆ 2025 ● 2024 ▲ 평년



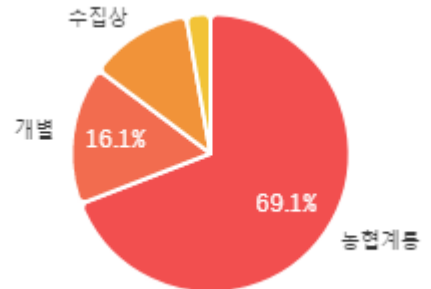
11/01 11/02 11/03 11/04 11/05 11/06 11/07

| 구분 | 금주(A) | 전주(B) | 전월(C) | 전년(D) | 평년(E) | A/B | A/C | A/D | A/E |
|-------|-------|-------|-------|-------|-------|-------|-------|-------|-------|
| 물량(톤) | 260 | 382 | 264 | 324 | 342 | 68.1% | 98.3% | 80.3% | 76.1% |

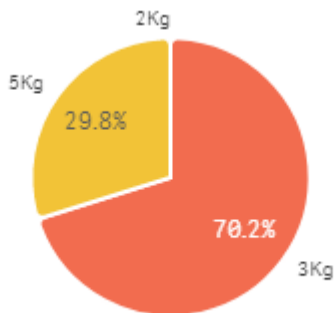
출하 품종별 거래물량 구성비



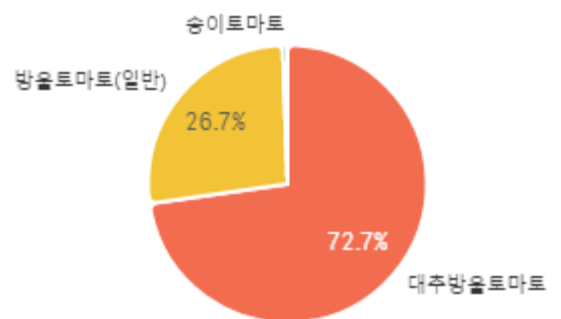
출하자별 거래물량 구성비



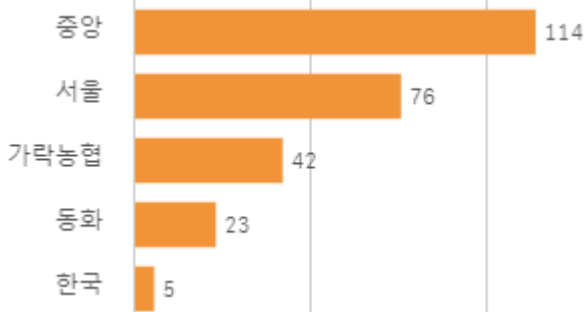
거래 단량별 물량 구성비



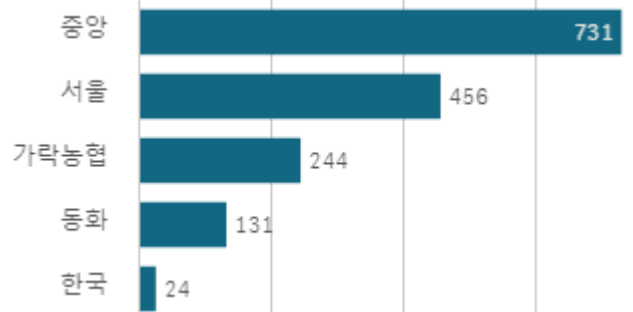
출하 품종별 거래금액 구성비



도매시장 법인별 거래물량(톤)

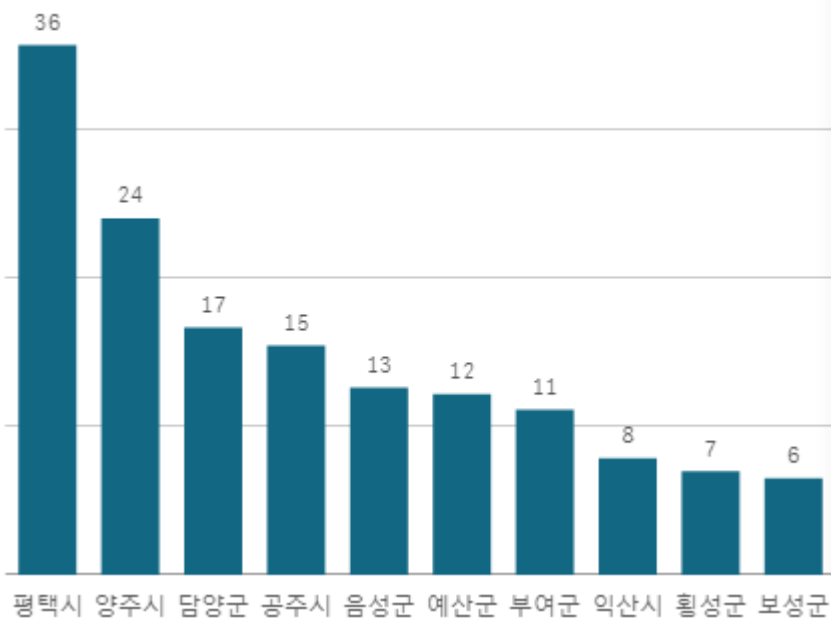


도매시장 법인별 거래금액(백만원)



대추방울토마토(3Kg)

산지별 거래물량(톤)



출하산지(개소)

40

출하건수(천건)

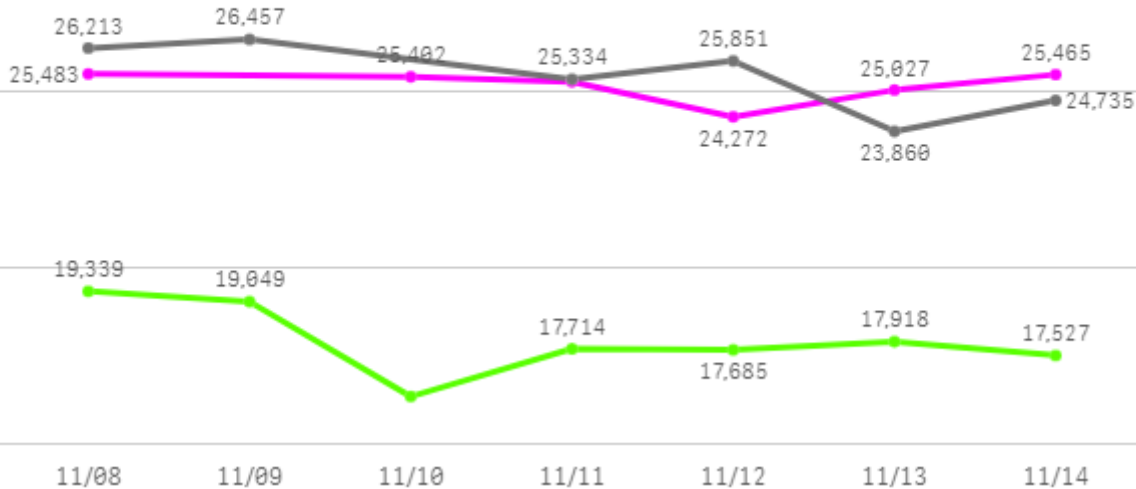
3

산지별 주출하 시군구



주간 도매가격(원)

◆ 2025 ● 2024 ◆ 평년



| 구분 | 금주(A) | 전주(B) | 전월(C) | 전년(D) | 평년(E) | A/B | A/C | A/D | A/E |
|-------|--------|--------|--------|--------|--------|--------|--------|-------|--------|
| 가격(원) | 25,152 | 22,753 | 16,487 | 25,408 | 19,991 | 110.5% | 152.6% | 99.0% | 125.8% |

※ 상품 가격 기준

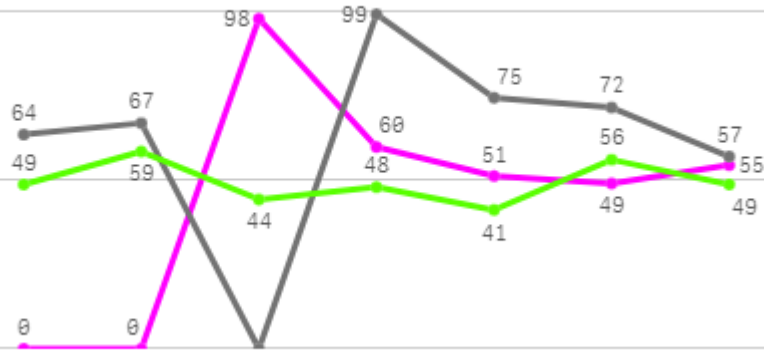
□ 대추방울토마토(3Kg) 주간 가격

| 구분 | Q | 품종 | Q | 단량 | Q | 특 | 상 | 보통 | 하 |
|------------|---|---------|---|-----|---|---------------|---------------|---------------|---------------|
| 2025-11-08 | | 대추방울토마토 | | 3Kg | | 27,347 | 25,483 | 22,351 | 15,310 |
| 2025-11-10 | | 대추방울토마토 | | 3Kg | | 28,550 | 25,402 | 22,191 | 16,386 |
| 2025-11-11 | | 대추방울토마토 | | 3Kg | | 29,458 | 25,261 | 21,577 | 16,264 |
| 2025-11-12 | | 대추방울토마토 | | 3Kg | | 29,039 | 24,272 | 21,668 | 16,814 |
| 2025-11-13 | | 대추방울토마토 | | 3Kg | | 29,352 | 25,027 | 22,106 | 15,228 |
| 2025-11-14 | | 대추방울토마토 | | 3Kg | | 32,011 | 25,465 | 22,668 | 17,863 |
| 평균 | | | | | | 29,293 | 25,152 | 22,094 | 16,311 |

가지

주간 반입량(톤)

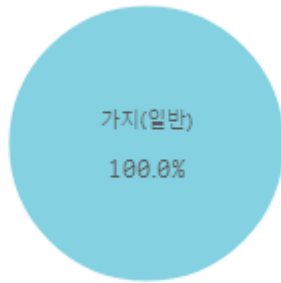
◆ 2025 ● 2024 ▲ 평년



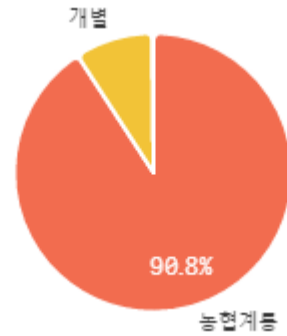
11/01 11/02 11/03 11/04 11/05 11/06 11/07

| 구분 | 금주(A) | 전주(B) | 전월(C) | 전년(D) | 평년(E) | A/B | A/C | A/D | A/E |
|-------|-------|-------|-------|-------|-------|-------|-------|-------|-------|
| 물량(톤) | 313 | 424 | 340 | 433 | 351 | 73.8% | 92.1% | 72.2% | 89.1% |

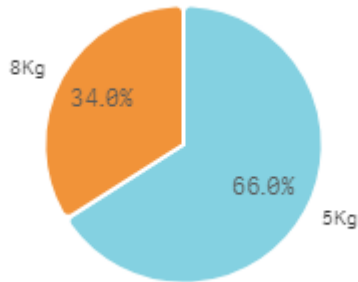
출하 품종별 거래물량 구성비



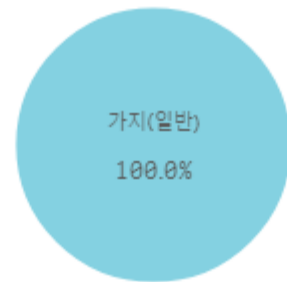
출하자별 거래물량 구성비



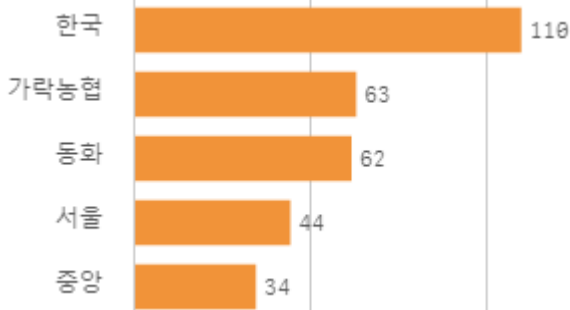
거래 단량별 물량 구성비



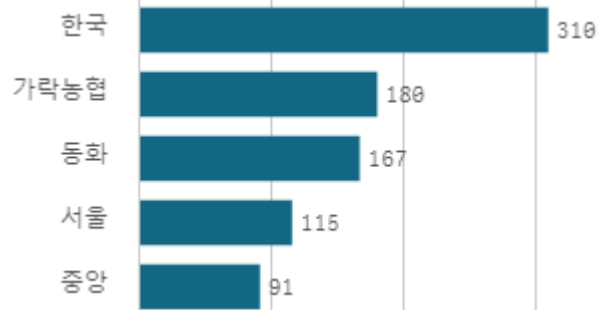
출하 품종별 거래금액 구성비



도매시장 법인별 거래물량(톤)

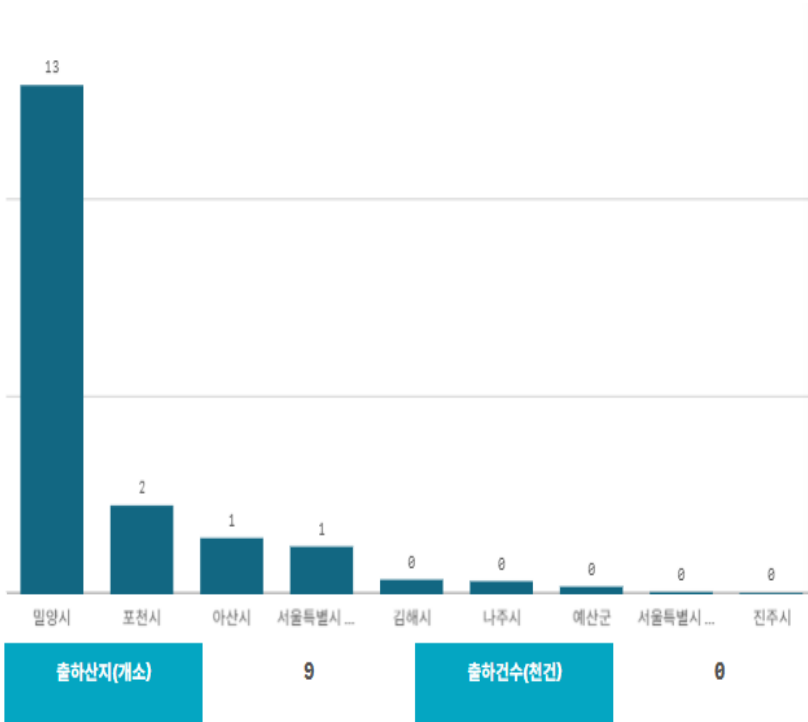


도매시장 법인별 거래금액(백만원)

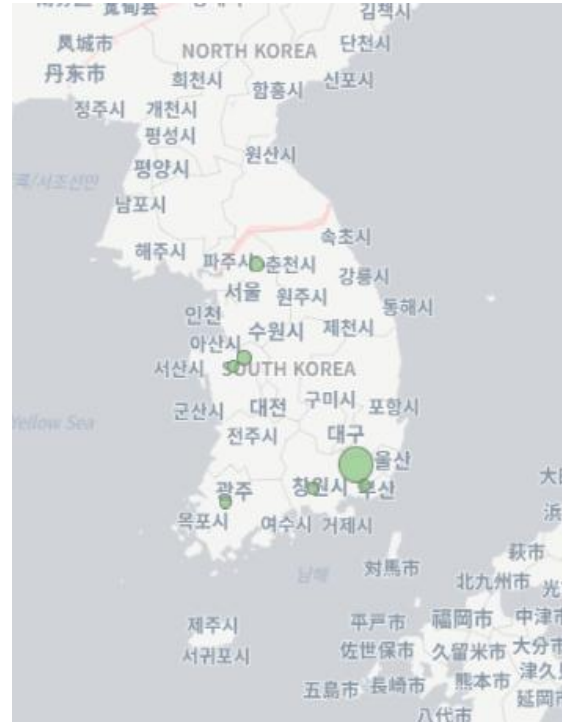


가지(8Kg)

산지별 거래물량(톤)

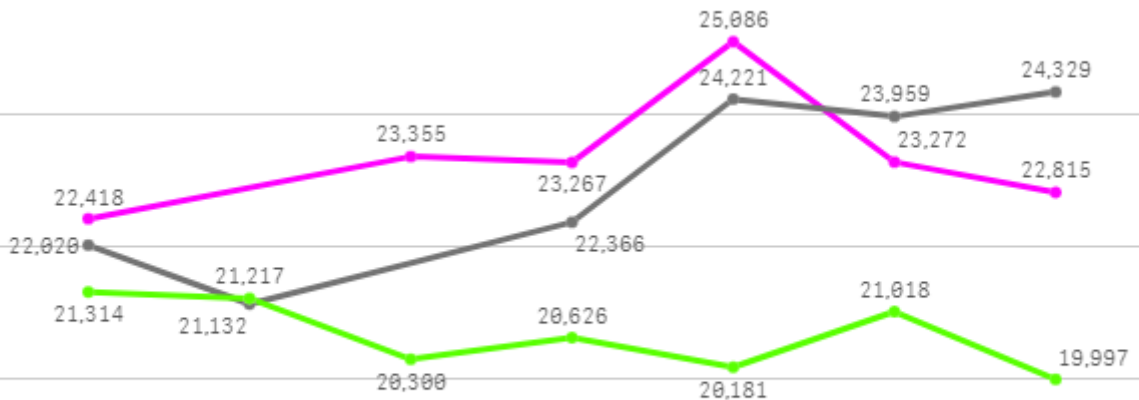


산지별 주출하 시군구



주간 도매가격(원)

◆ 2025 ● 2024 ◆ 평년



11/08 11/09 11/10 11/11 11/12 11/13 11/14

| 구분 | 금주(A) | 전주(B) | 전월(C) | 전년(D) | 평년(E) | A/B | A/C | A/D | A/E |
|-------|--------|--------|--------|--------|--------|-------|--------|--------|--------|
| 가격(원) | 23,369 | 26,996 | 17,268 | 23,005 | 21,293 | 86.6% | 135.3% | 101.6% | 109.7% |

※ 상품 가격 기준

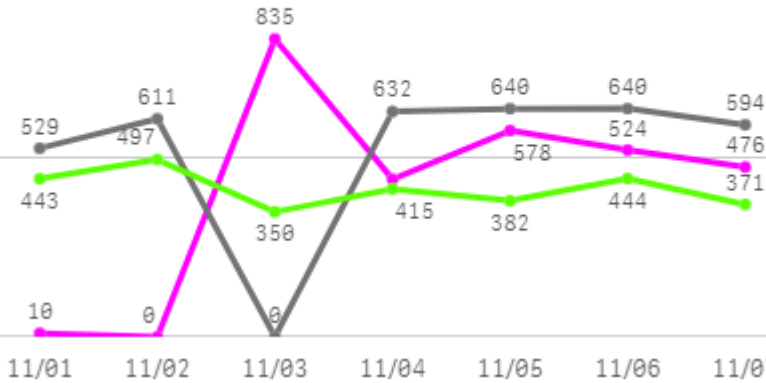
□ 가지(8Kg) 주간 가격

| 구분 | Q | 품종 | Q | 단량 | Q | 특 | 상 | 보통 | 하 |
|------------|---|----|---|-----|---|---|---------------|---------------|---------------|
| 2025-11-08 | | 가지 | | 8Kg | | - | 22,418 | 19,089 | 13,587 |
| 2025-11-10 | | 가지 | | 8Kg | | - | 23,355 | 19,420 | 13,981 |
| 2025-11-11 | | 가지 | | 8Kg | | - | 23,267 | 19,470 | 14,077 |
| 2025-11-12 | | 가지 | | 8Kg | | - | 25,086 | 20,961 | 14,350 |
| 2025-11-13 | | 가지 | | 8Kg | | - | 23,272 | 20,278 | 15,298 |
| 2025-11-14 | | 가지 | | 8Kg | | - | 22,815 | 19,974 | 15,130 |
| 평균 | | | | | | - | 23,369 | 19,865 | 14,404 |

무

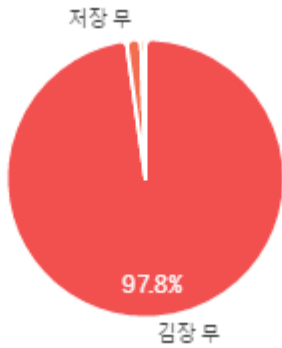
주간 반입량(톤)

◆ 2025 ● 2024 ▲ 평년

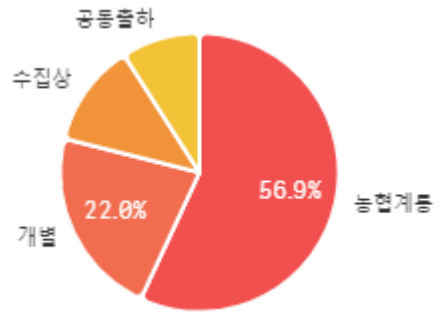


| 구분 | 금주(A) | 전주(B) | 전월(C) | 전년(D) | 평년(E) | A/B | A/C | A/D | A/E |
|-------|-------|-------|-------|-------|-------|-------|-------|-------|-------|
| 물량(톤) | 2,865 | 3,820 | 3,017 | 3,645 | 2,902 | 75.0% | 95.0% | 78.6% | 98.7% |

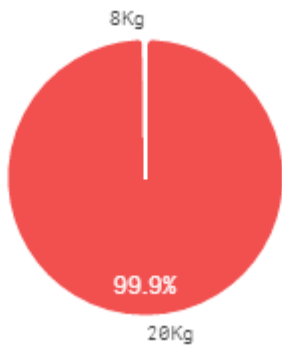
출하 품종별 거래물량 구성비



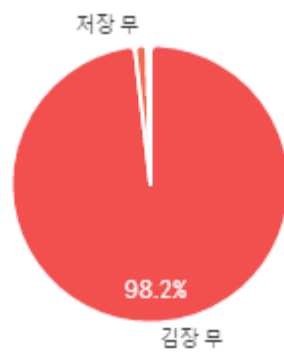
출하자별 거래물량 구성비



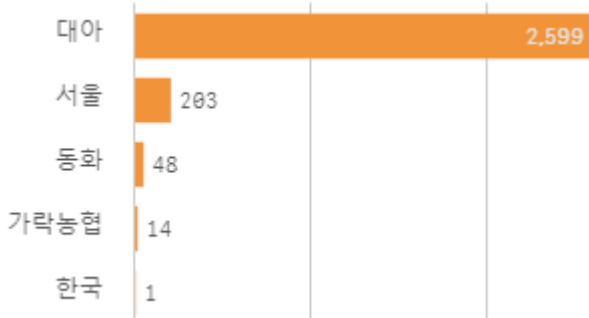
거래 단량별 물량 구성비



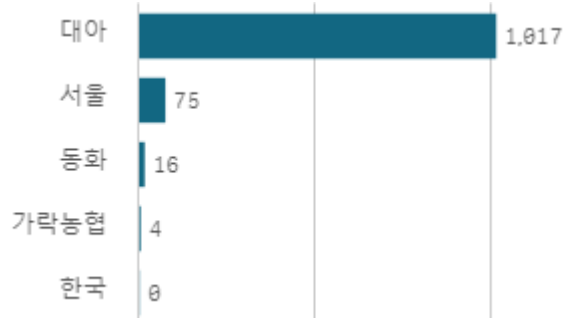
출하 품종별 거래금액 구성비



도매시장 법인별 거래물량(톤)

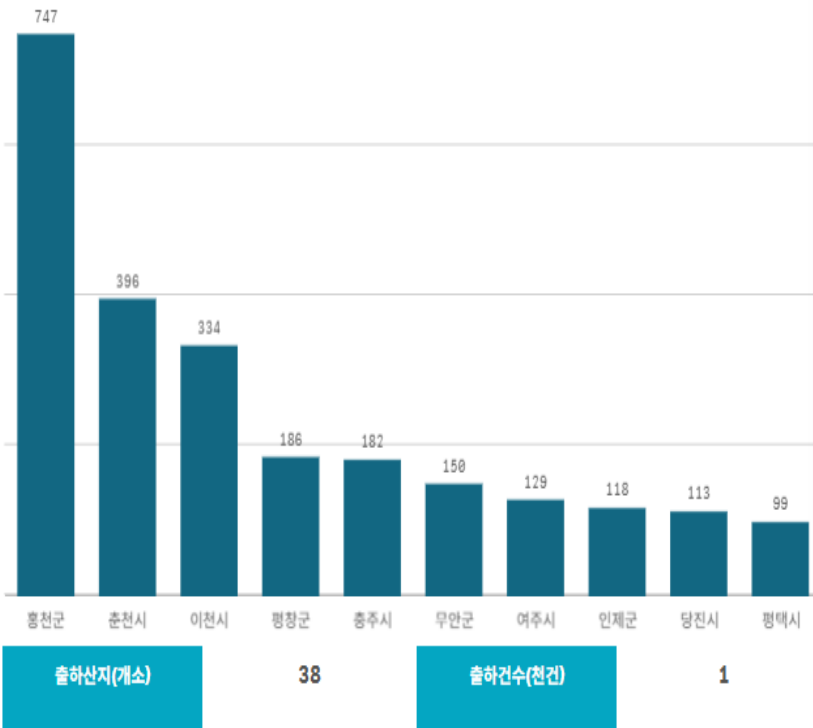


도매시장 법인별 거래금액(백만원)



무(20Kg)

산지별 거래물량(톤)

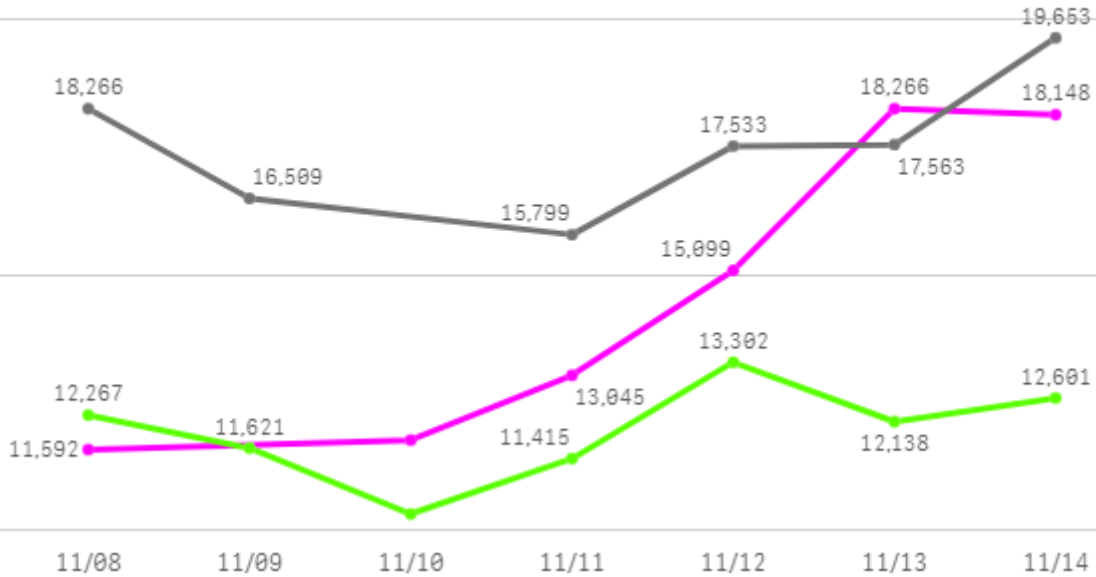


산지별 주출하 시군구



주간 도매가격(원)

◆ 2025 ● 2024 ◆ 평년



| 구분 | 금주(A) | 전주(B) | 전월(C) | 전년(D) | 평년(E) | A/B | A/C | A/D | A/E |
|-------|--------|-------|--------|--------|--------|--------|--------|-------|--------|
| 가격(원) | 14,655 | 9,998 | 14,211 | 17,554 | 12,919 | 146.6% | 103.1% | 83.5% | 113.4% |

※ 상품 가격 기준

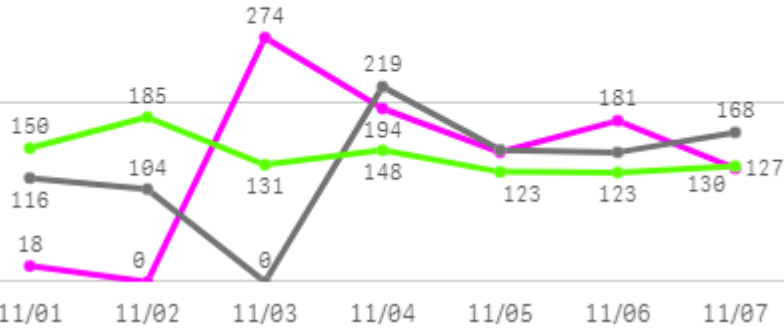
□ 무(20Kg) 주간 가격

| 구분 | Q | 품종 | Q | 단량 | Q | 특 | 상 | 보통 | 하 |
|------------|---|----|---|------|---|---------------|---------------|---------------|--------------|
| 2025-11-08 | | 무 | | 20Kg | | 14,075 | 11,592 | 8,548 | 6,398 |
| 2025-11-10 | | 무 | | 20Kg | | 14,559 | 11,777 | 9,248 | 6,589 |
| 2025-11-11 | | 무 | | 20Kg | | 15,865 | 13,045 | 10,517 | 7,096 |
| 2025-11-12 | | 무 | | 20Kg | | 17,370 | 15,099 | 13,210 | 8,662 |
| 2025-11-13 | | 무 | | 20Kg | | 19,643 | 18,266 | 16,195 | 10,514 |
| 2025-11-14 | | 무 | | 20Kg | | 19,503 | 18,148 | 15,813 | 11,958 |
| 평균 | | | | | | 16,836 | 14,655 | 12,255 | 8,536 |

당근

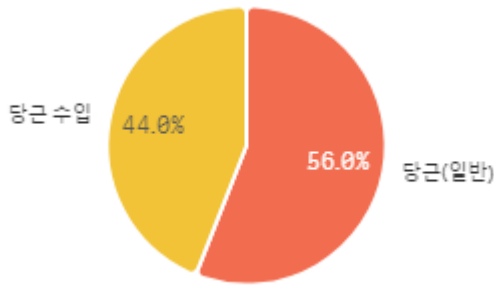
주간 반입량(톤)

◆ 2025 ● 2024 ▲ 평년

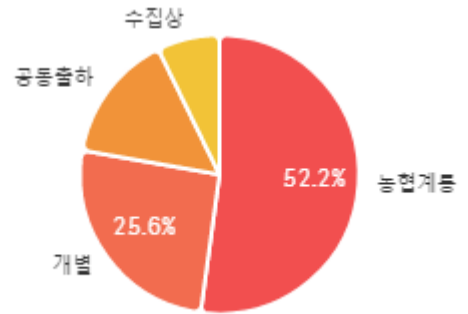


| 구분 | 금주(A) | 전주(B) | 전월(C) | 전년(D) | 평년(E) | A/B | A/C | A/D | A/E |
|-------|-------|-------|-------|-------|-------|-------|--------|--------|-------|
| 물량(톤) | 939 | 1,068 | 700 | 900 | 963 | 88.0% | 134.2% | 104.4% | 97.5% |

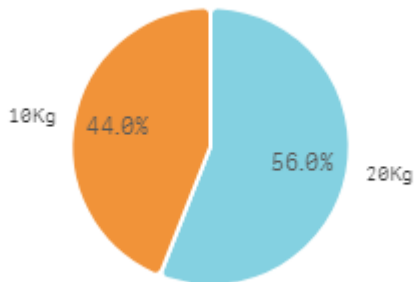
출하 품종별 거래물량 구성비



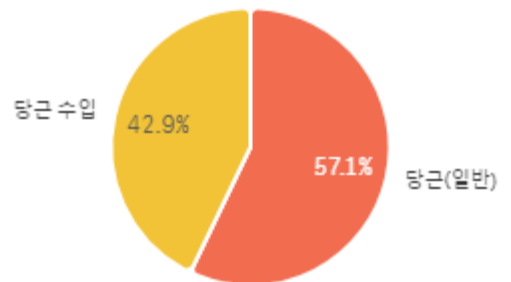
출하자별 거래물량 구성비



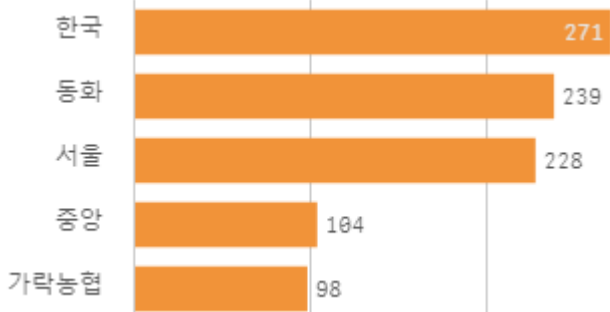
거래 단량별 물량 구성비



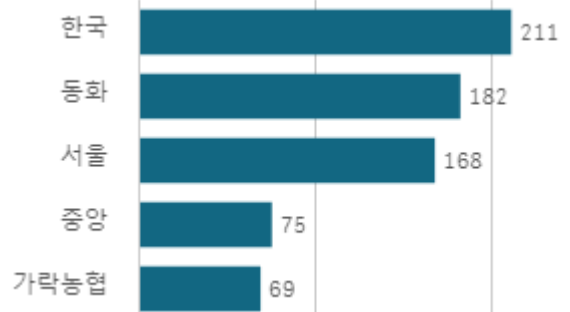
출하 품종별 거래금액 구성비



도매시장 법인별 거래물량(톤)

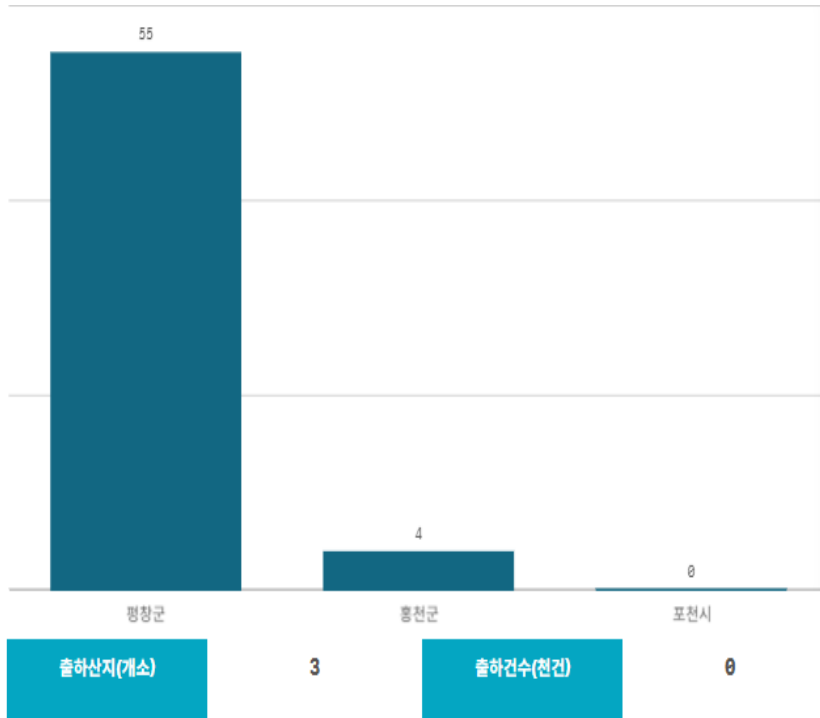


도매시장 법인별 거래금액(백만원)



당근(20Kg)

산지별 거래물량(톤)

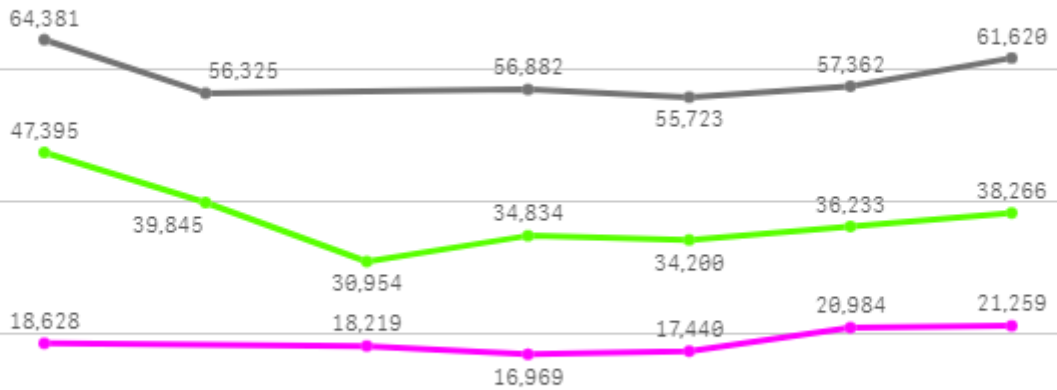


산지별 주출하 시군구



주간 도매가격(원)

◆ 2025 ● 2024 ◆ 평년



11/08 11/09 11/10 11/11 11/12 11/13 11/14

| 구분 | 금주(A) | 전주(B) | 전월(C) | 전년(D) | 평년(E) | A/B | A/C | A/D | A/E |
|-------|--------|--------|--------|--------|--------|--------|-------|-------|-------|
| 가격(원) | 18,917 | 18,255 | 23,850 | 58,716 | 36,243 | 103.6% | 79.3% | 32.2% | 52.2% |

※ 상품 가격 기준

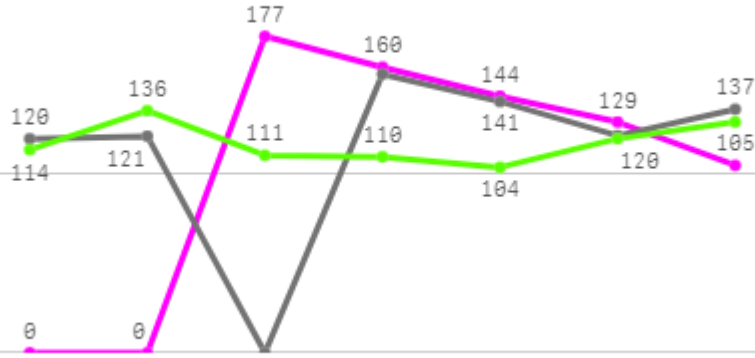
□ 당근(20Kg) 주간 가격

| 구분 | Q | 품종 | Q | 단량 | Q | 특 | 상 | 보통 | 하 |
|------------|---|----|---|------|---|---------------|---------------|---------------|---------------|
| 2025-11-08 | | 당근 | | 20Kg | | 19,000 | 18,628 | 15,393 | 11,790 |
| 2025-11-10 | | 당근 | | 20Kg | | 19,000 | 18,219 | 15,815 | 12,843 |
| 2025-11-11 | | 당근 | | 20Kg | | 19,197 | 16,969 | 14,811 | 12,464 |
| 2025-11-12 | | 당근 | | 20Kg | | 19,415 | 17,440 | 14,642 | 11,621 |
| 2025-11-13 | | 당근 | | 20Kg | | 23,000 | 20,984 | 16,858 | 13,539 |
| 2025-11-14 | | 당근 | | 20Kg | | 23,500 | 21,259 | 15,534 | 12,292 |
| 평균 | | | | | | 20,519 | 18,917 | 15,509 | 12,425 |

생고추

주간 반입량(톤)

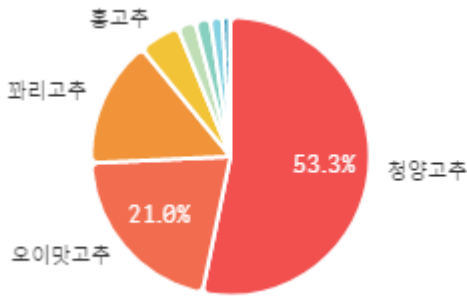
◆ 2025 ● 2024 ▲ 평년



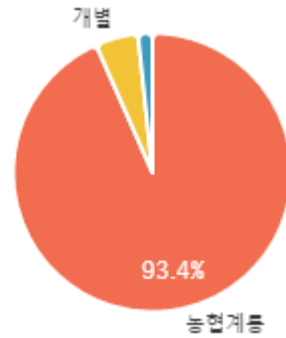
11/01 11/02 11/03 11/04 11/05 11/06 11/07

| 구분 | 금주(A) | 전주(B) | 전월(C) | 전년(D) | 평년(E) | A/B | A/C | A/D | A/E |
|-------|-------|-------|-------|-------|-------|-------|-------|-------|-------|
| 물량(톤) | 716 | 889 | 737 | 797 | 799 | 80.6% | 97.2% | 89.8% | 89.6% |

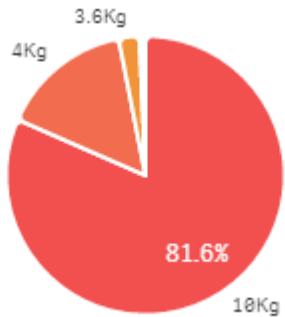
출하 품종별 거래물량 구성비



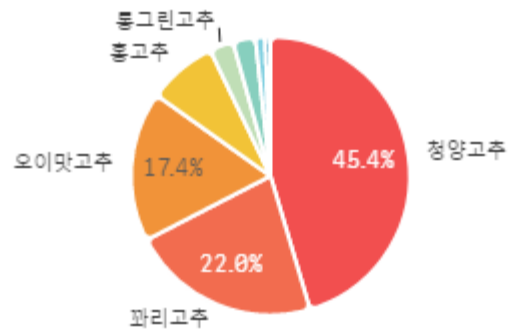
출하자별 거래물량 구성비



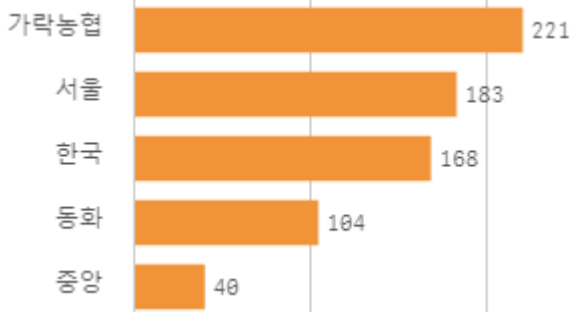
거래 단량별 물량 구성비



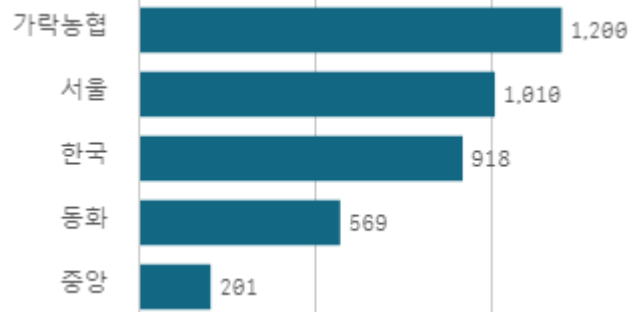
출하 품종별 거래금액 구성비



도매시장 법인별 거래물량(톤)

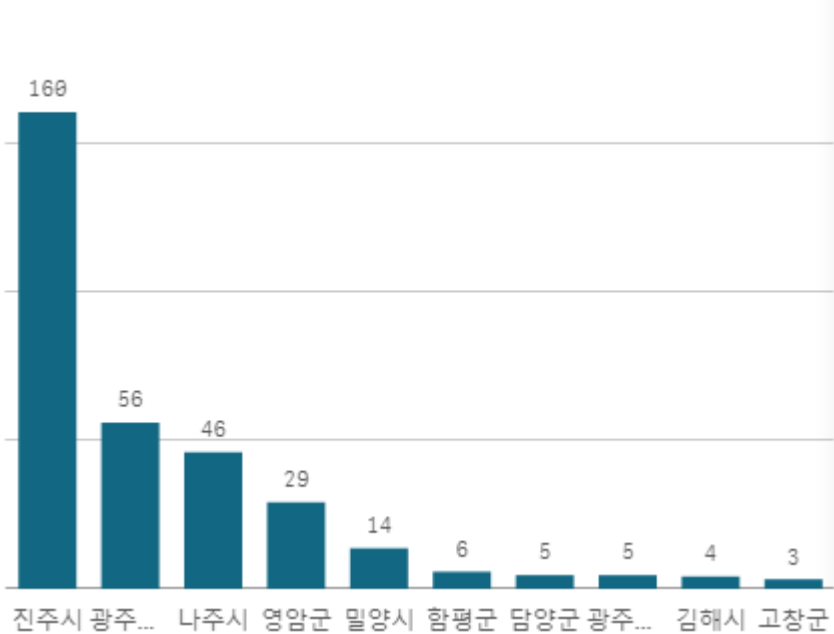


도매시장 법인별 거래금액(백만원)



청양고추(10Kg)

산지별 거래물량(톤)



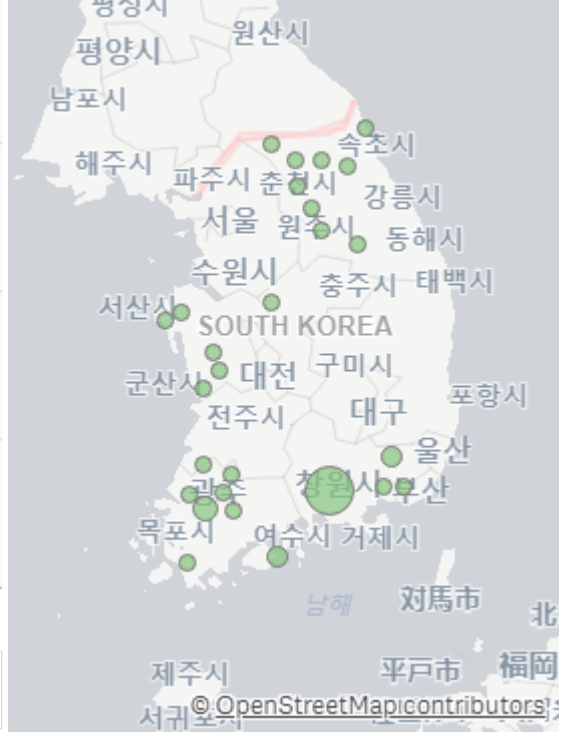
출하산지(개소)

30

출하건수(천건)

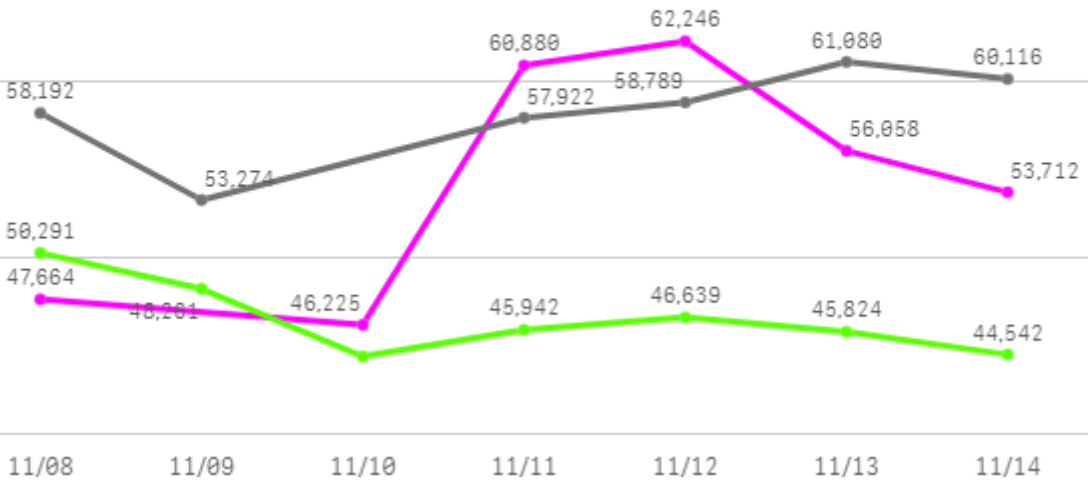
3

산지별 주출하 시군구



주간 도매가격(원)

◆ 2025 ● 2024 ◆ 평년



| 구분 | 금주(A) | 전주(B) | 전월(C) | 전년(D) | 평년(E) | A/B | A/C | A/D | A/E |
|-------|--------|--------|--------|--------|--------|--------|--------|-------|--------|
| 가격(원) | 54,464 | 49,075 | 47,698 | 58,229 | 48,734 | 111.0% | 114.2% | 93.5% | 111.8% |

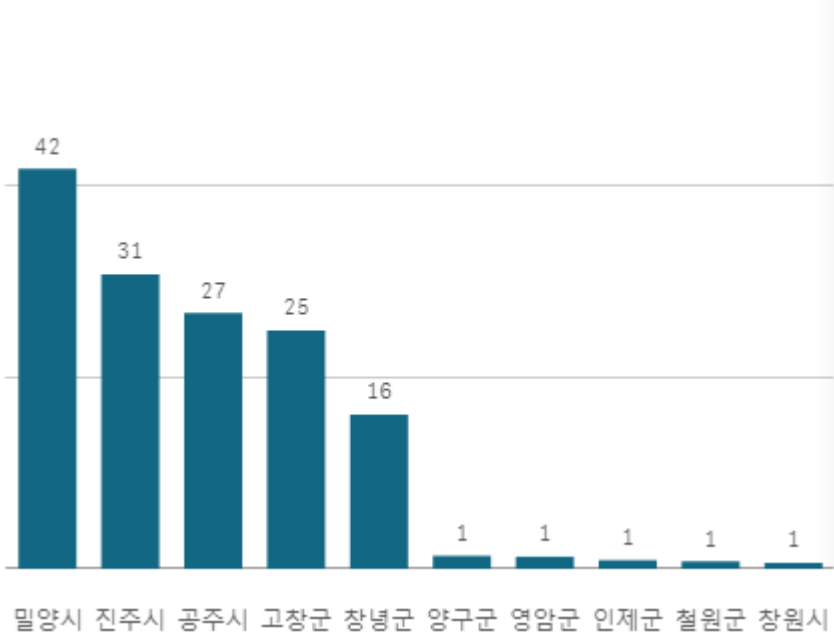
※ 상품 가격 기준

□ 청양고추(10Kg) 주간 가격

| 구분 | Q | 품종 | Q | 단량 | Q | 특 | 상 | 보통 | 하 |
|------------|---|------|---|------|---|---------------|---------------|---------------|---------------|
| 2025-11-08 | | 청양고추 | | 10Kg | | 49,696 | 47,664 | 44,067 | 39,173 |
| 2025-11-10 | | 청양고추 | | 10Kg | | 48,045 | 46,225 | 44,890 | 42,743 |
| 2025-11-11 | | 청양고추 | | 10Kg | | 63,000 | 60,880 | 58,505 | 52,808 |
| 2025-11-12 | | 청양고추 | | 10Kg | | 64,635 | 62,246 | 59,426 | 55,423 |
| 2025-11-13 | | 청양고추 | | 10Kg | | 58,415 | 56,058 | 53,367 | 49,334 |
| 2025-11-14 | | 청양고추 | | 10Kg | | 56,119 | 53,712 | 50,906 | 47,882 |
| 평균 | | | | | | 56,652 | 54,464 | 51,860 | 47,894 |

오이맛고추(10Kg)

산지별 거래물량(톤)



출하산지(개소)

19

출하건수(천건)

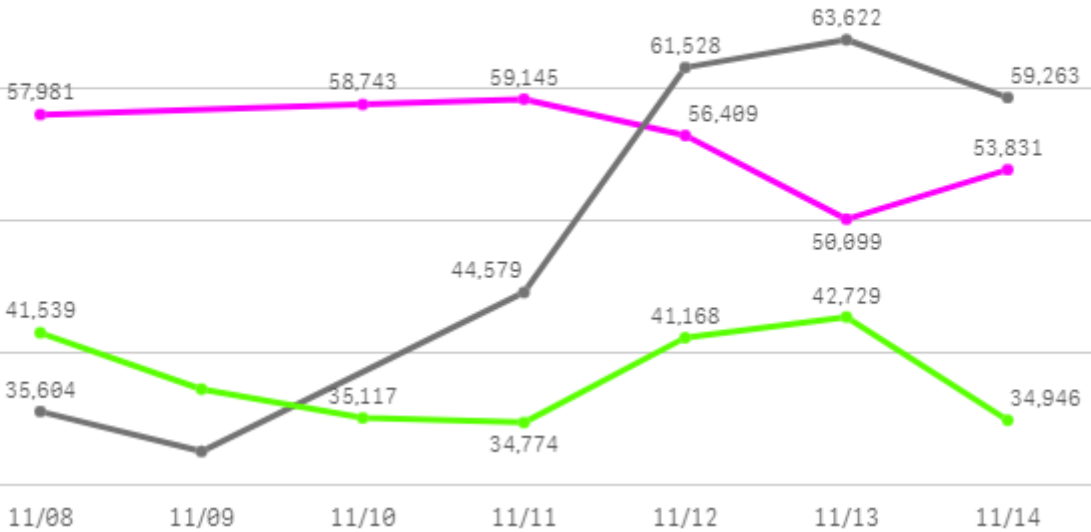
1

산지별 주출하 시군구



주간 도매가격(원)

◆ 2025 ● 2024 ◆ 평년



| 구분 | 금주(A) | 전주(B) | 전월(C) | 전년(D) | 평년(E) | A/B | A/C | A/D | A/E |
|-------|--------|--------|--------|--------|--------|--------|--------|--------|--------|
| 가격(원) | 56,035 | 53,634 | 40,269 | 49,532 | 44,315 | 104.5% | 139.1% | 113.1% | 126.4% |

※ 상품 가격 기준

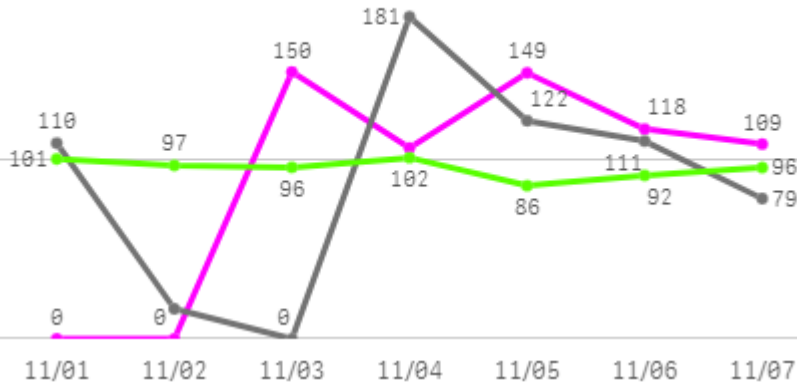
□ 오이맛고추(10Kg) 주간 가격

| 구분 | Q | 품종 | Q | 단량 | Q | 특 | 상 | 보통 | 하 |
|------------|---|-------|---|------|---|---------------|---------------|---------------|---------------|
| 2025-11-08 | | 오이맛고추 | | 10Kg | | 64,451 | 57,981 | 47,076 | 35,080 |
| 2025-11-10 | | 오이맛고추 | | 10Kg | | 63,645 | 58,743 | 49,008 | 40,053 |
| 2025-11-11 | | 오이맛고추 | | 10Kg | | 64,788 | 59,145 | 53,199 | 41,814 |
| 2025-11-12 | | 오이맛고추 | | 10Kg | | 62,057 | 56,409 | 46,602 | 38,554 |
| 2025-11-13 | | 오이맛고추 | | 10Kg | | 58,955 | 50,099 | 44,066 | 31,153 |
| 2025-11-14 | | 오이맛고추 | | 10Kg | | 58,664 | 53,831 | 46,717 | 36,145 |
| 평균 | | | | | | 62,093 | 56,035 | 47,778 | 37,133 |

마늘

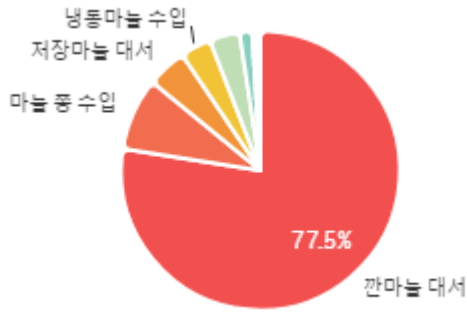
주간 반입량(톤)

◆ 2025 ● 2024 ▲ 평년

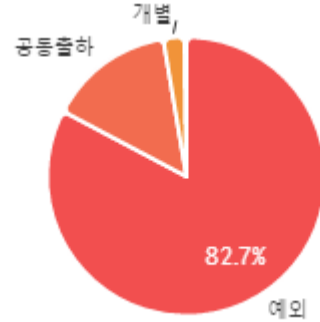


| 구분 | 금주(A) | 전주(B) | 전월(C) | 전년(D) | 평년(E) | A/B | A/C | A/D | A/E |
|-------|-------|-------|-------|-------|-------|-------|--------|--------|-------|
| 물량(톤) | 633 | 657 | 289 | 619 | 665 | 96.3% | 219.3% | 102.2% | 95.1% |

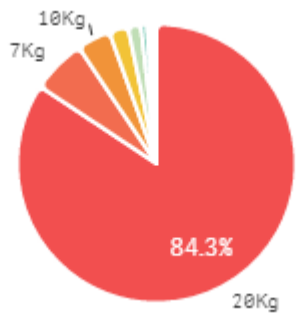
출하 품종별 거래물량 구성비



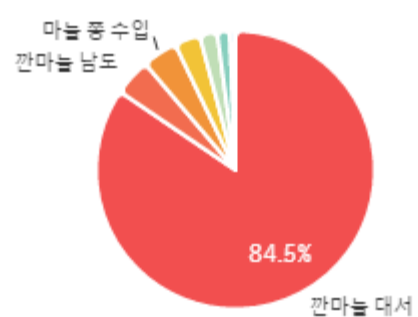
출하자별 거래물량 구성비



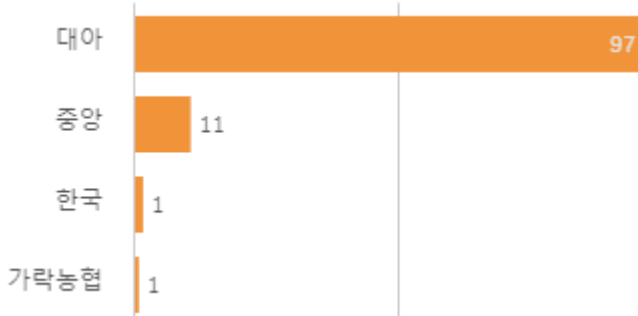
거래 단량별 물량 구성비



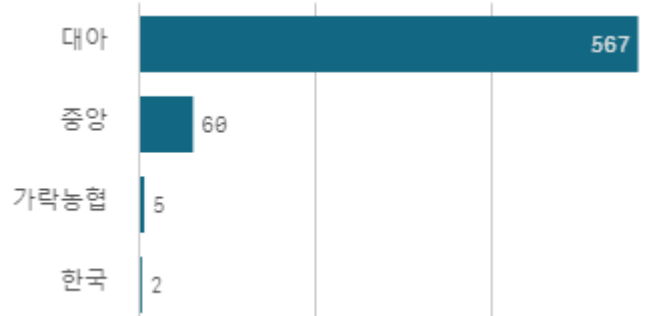
출하 품종별 거래금액 구성비



도매시장 법인별 거래물량(톤)

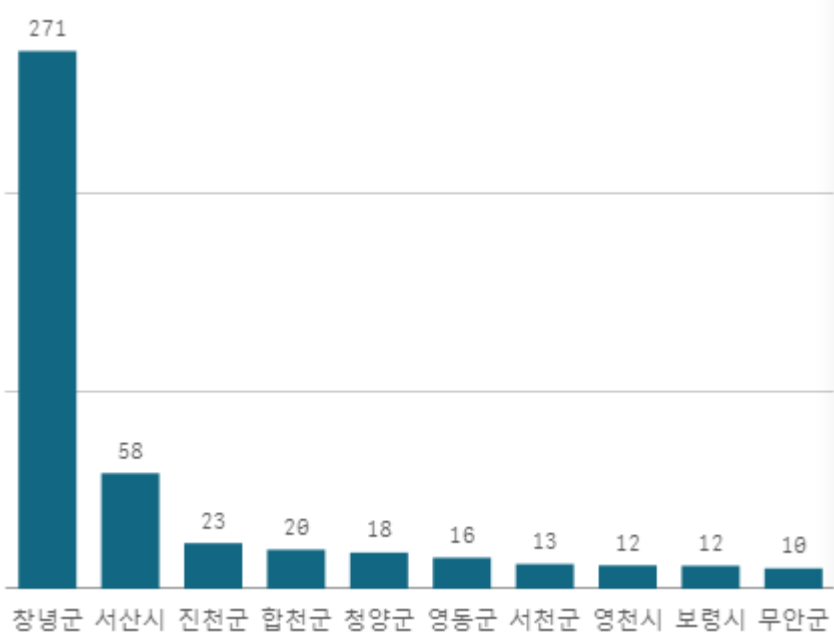


도매시장 법인별 거래금액(백만원)



깁마늘 대서(20Kg)

산지별 거래물량(톤)



출하산지(개소)

19

출하건수(전건)

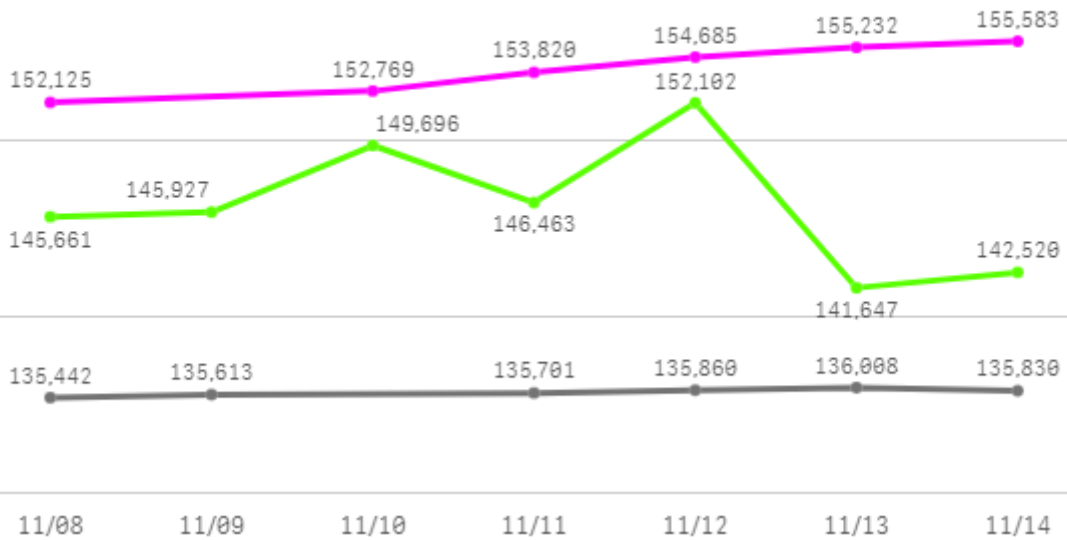
1

산지별 주출하 시군구



주간 도매가격(원)

◆ 2025 ● 2024 ◆ 평년



| 구분 | 금주(A) | 전주(B) | 전월(C) | 전년(D) | 평년(E) | A/B | A/C | A/D | A/E |
|-------|---------|---------|---------|---------|---------|--------|--------|--------|--------|
| 가격(원) | 154,036 | 149,216 | 147,146 | 135,742 | 144,794 | 103.2% | 104.7% | 113.5% | 106.4% |

※ 상품 가격 기준

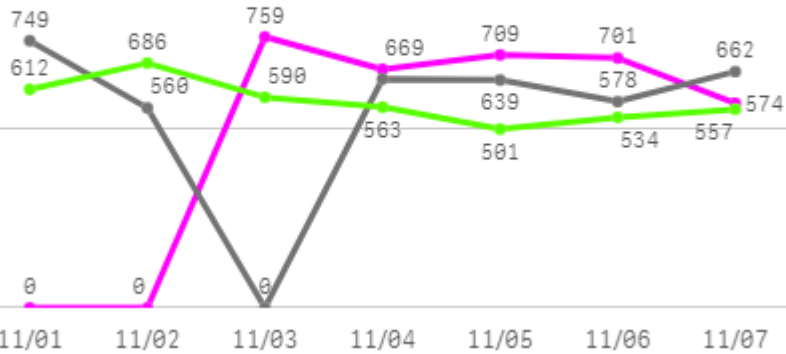
□ 깐마늘 대서(20Kg) 주간 가격

| 구분 | Q | 품종 | Q | 단량 | Q | 특 | 상 | 보통 | 하 |
|------------|---|--------|---|------|---|---|----------------|----------------|---------------|
| 2025-11-08 | | 깐마늘 대서 | | 20Kg | | - | 152,125 | 140,255 | 91,030 |
| 2025-11-10 | | 깐마늘 대서 | | 20Kg | | - | 152,769 | 136,542 | 98,422 |
| 2025-11-11 | | 깐마늘 대서 | | 20Kg | | - | 153,820 | 141,902 | 98,068 |
| 2025-11-12 | | 깐마늘 대서 | | 20Kg | | - | 154,685 | 138,650 | 100,585 |
| 2025-11-13 | | 깐마늘 대서 | | 20Kg | | - | 155,232 | 134,892 | 93,165 |
| 2025-11-14 | | 깐마늘 대서 | | 20Kg | | - | 155,583 | 143,912 | 103,421 |
| 평균 | | | | | | - | 154,036 | 139,359 | 97,448 |

양파

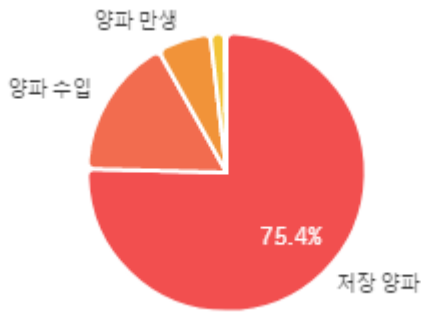
주간 반입량(톤)

◆ 2025 ● 2024 ▲ 평년

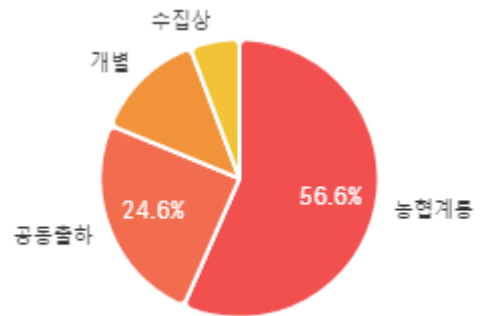


| 구분 | 금주(A) | 전주(B) | 전월(C) | 전년(D) | 평년(E) | A/B | A/C | A/D | A/E |
|-------|-------|-------|-------|-------|-------|-------|--------|-------|-------|
| 물량(톤) | 3,411 | 4,208 | 2,480 | 3,830 | 3,913 | 81.1% | 137.6% | 89.1% | 87.2% |

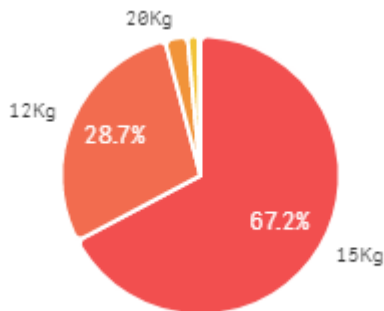
출하 품종별 거래물량 구성비



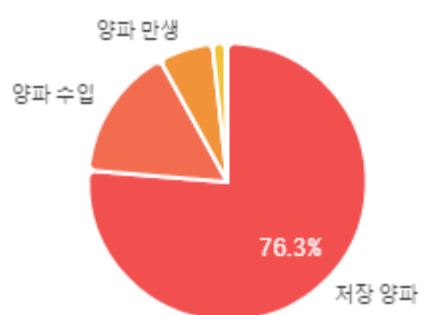
출하자별 거래물량 구성비



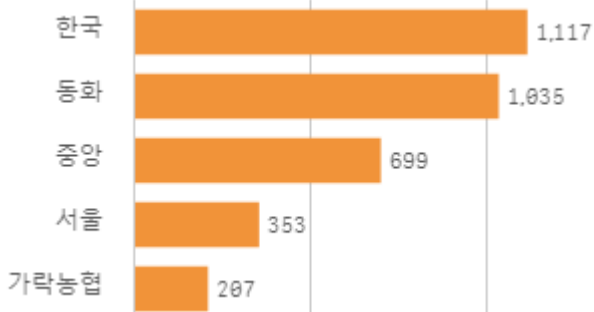
거래 단량별 물량 구성비



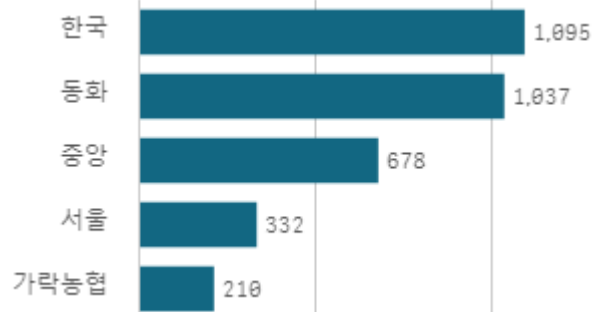
출하 품종별 거래금액 구성비



도매시장 법인별 거래물량(톤)

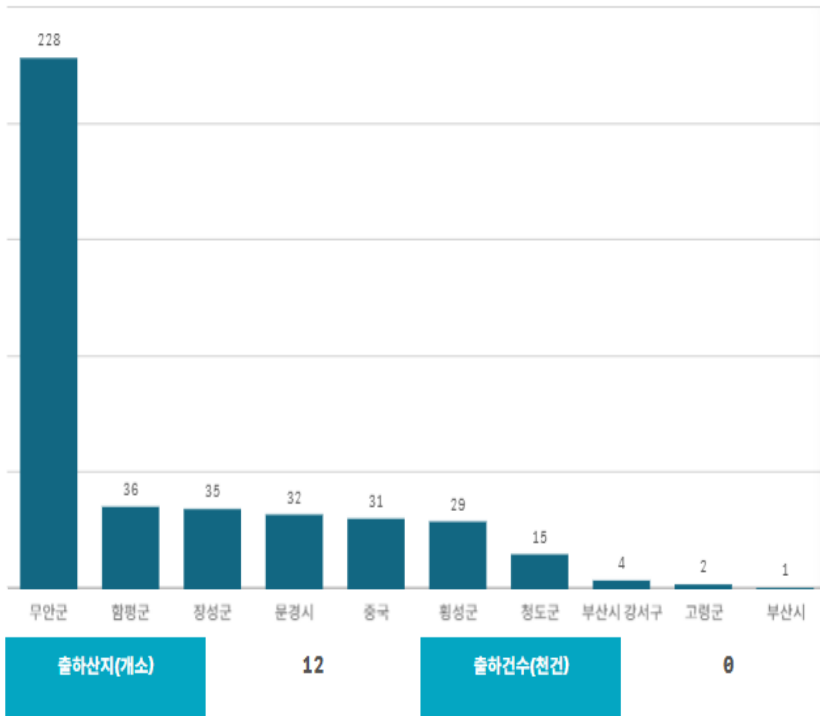


도매시장 법인별 거래금액(백만원)



양파(1Kg)

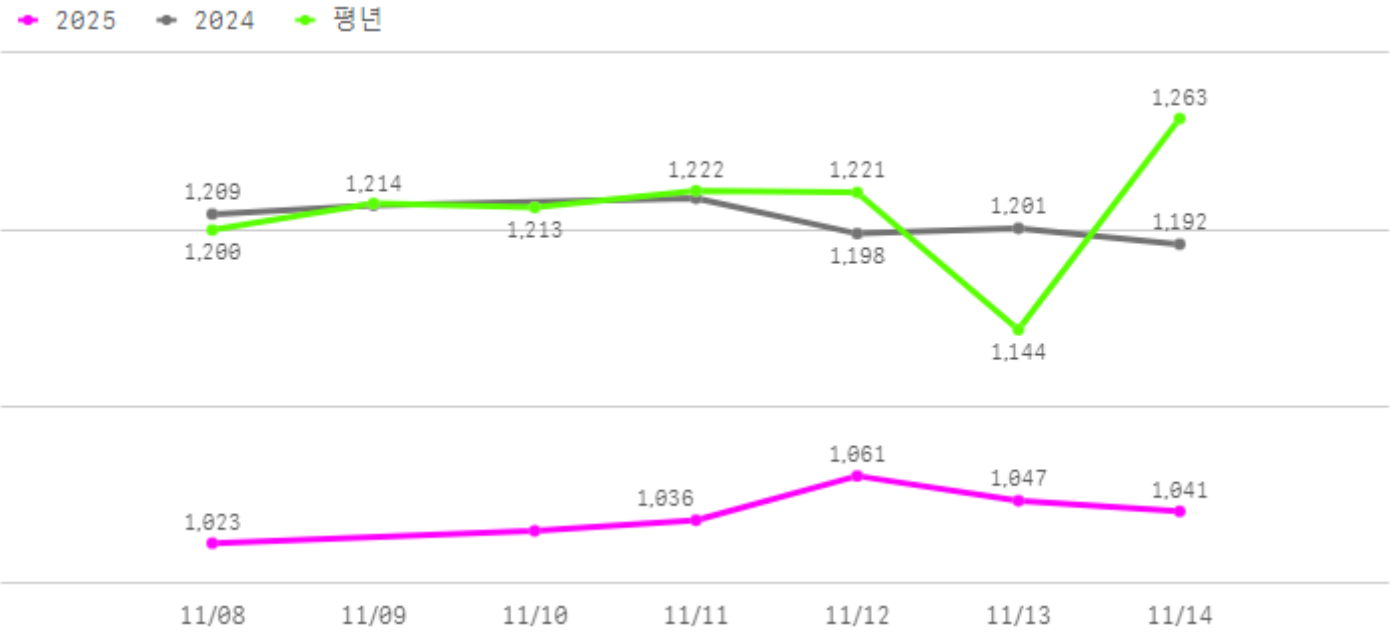
산지별 거래물량(톤)



산지별 주출하 시군구



주간 도매가격(원)



| 구분 | 금주(A) | 전주(B) | 전월(C) | 전년(D) | 평년(E) | A/B | A/C | A/D | A/E |
|-------|-------|-------|-------|-------|-------|-------|-------|-------|-------|
| 가격(원) | 1,040 | 1,058 | 1,118 | 1,205 | 1,161 | 98.3% | 93.0% | 86.3% | 89.6% |

※ 상품 가격 기준

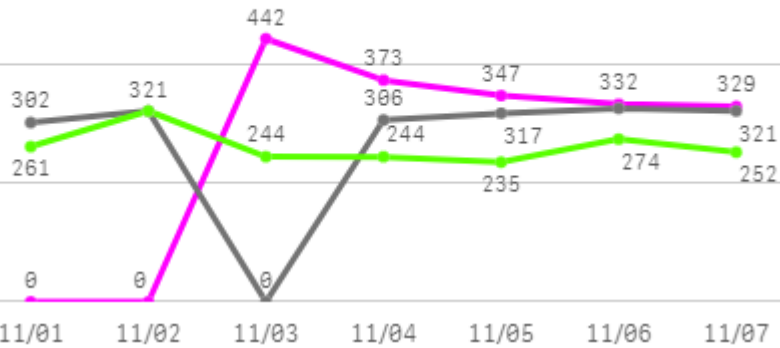
□ 양파(1Kg) 주간 가격

| 구분 | Q | 품종 | Q | 단량 | Q | 특 | 상 | 보통 | 하 |
|------------|---|----|---|-----|---|--------------|--------------|------------|------------|
| 2025-11-08 | | 양파 | | 1Kg | | 1,148 | 1,023 | 928 | 774 |
| 2025-11-10 | | 양파 | | 1Kg | | 1,153 | 1,030 | 915 | 727 |
| 2025-11-11 | | 양파 | | 1Kg | | 1,168 | 1,036 | 930 | 729 |
| 2025-11-12 | | 양파 | | 1Kg | | 1,170 | 1,061 | 960 | 801 |
| 2025-11-13 | | 양파 | | 1Kg | | 1,172 | 1,047 | 956 | 785 |
| 2025-11-14 | | 양파 | | 1Kg | | 1,169 | 1,041 | 977 | 821 |
| 평균 | | | | | | 1,163 | 1,040 | 944 | 773 |

대파

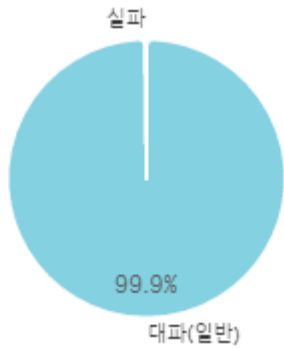
주간 반입량(톤)

◆ 2025 ● 2024 ▲ 평년

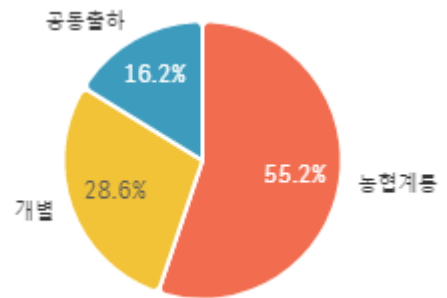


| 구분 | 금주(A) | 전주(B) | 전월(C) | 전년(D) | 평년(E) | A/B | A/C | A/D | A/E |
|-------|-------|-------|-------|-------|-------|-------|--------|-------|--------|
| 물량(톤) | 1,823 | 2,348 | 1,585 | 1,892 | 1,824 | 77.6% | 115.1% | 96.4% | 100.0% |

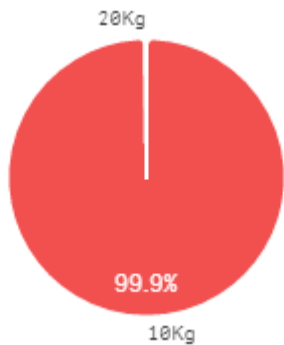
출하 품종별 거래물량 구성비



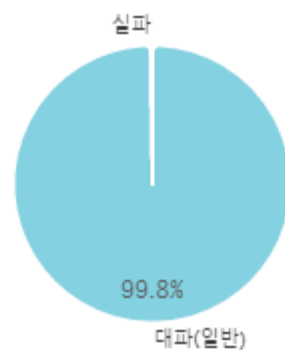
출하자별 거래물량 구성비



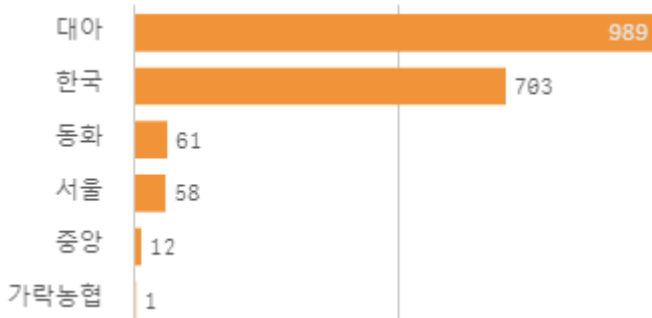
거래 단량별 물량 구성비



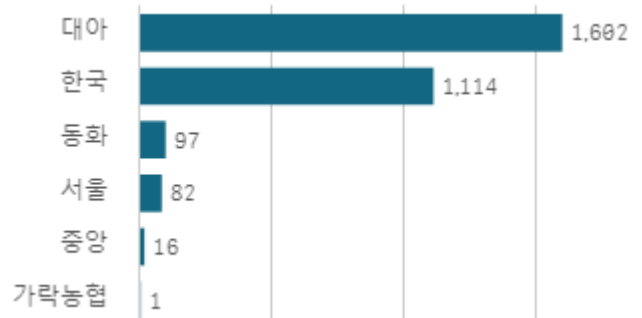
출하 품종별 거래금액 구성비



도매시장 법인별 거래물량(톤)

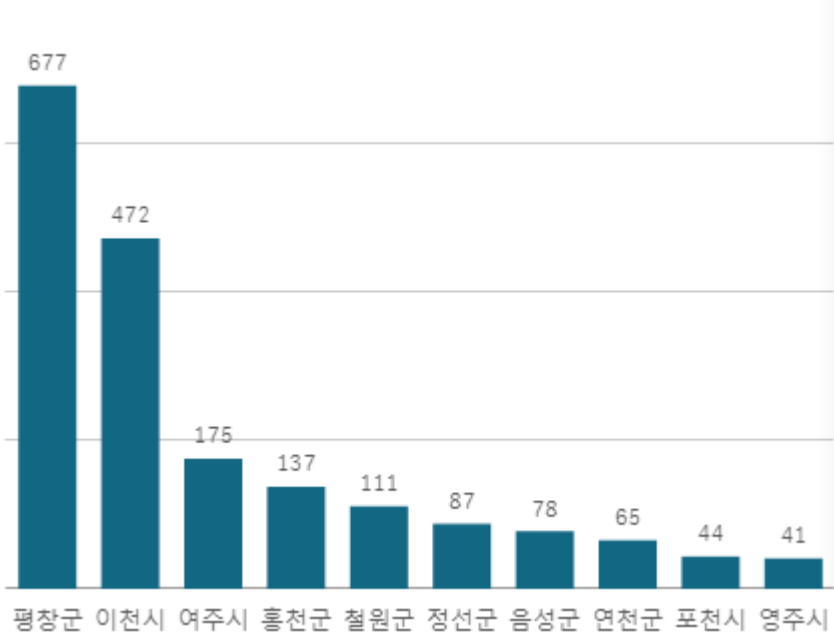


도매시장 법인별 거래금액(백만원)



대파(일반)(1Kg)

산지별 거래물량(톤)



출하산지(개소)

24

출하건수(천건)

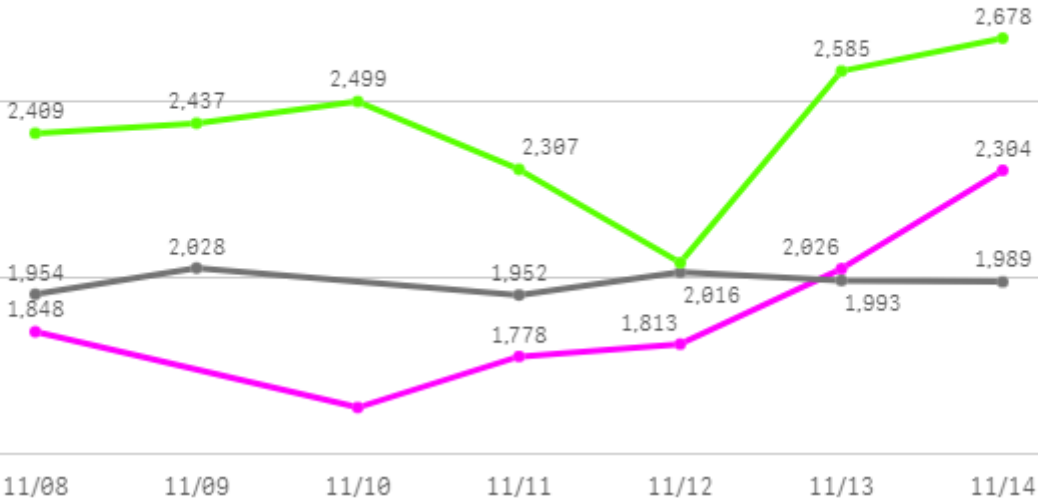
1

산지별 주출하 시군구



주간 도매가격(원)

◆ 2025 ● 2024 ◆ 평년



| 구분 | 금주(A) | 전주(B) | 전월(C) | 전년(D) | 평년(E) | A/B | A/C | A/D | A/E |
|-------|-------|-------|-------|-------|-------|--------|-------|-------|-------|
| 가격(원) | 1,901 | 1,777 | 2,083 | 1,989 | 2,252 | 107.0% | 91.2% | 95.6% | 84.4% |

※ 상품 가격 기준

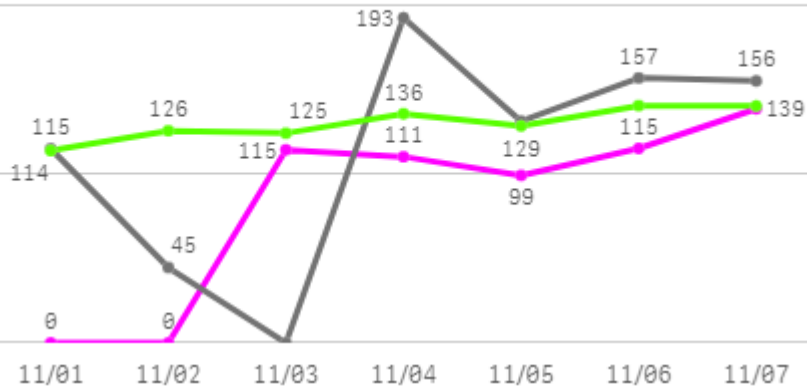
□ 대파(일반)(1Kg) 주간 가격

| 구분 | Q | 품종 | Q | 단량 | Q | 특 | 상 | 보통 | 하 |
|------------|---|--------|---|-----|---|--------------|--------------|--------------|--------------|
| 2025-11-08 | | 대파(일반) | | 1Kg | | 2,166 | 1,848 | 1,598 | 1,412 |
| 2025-11-10 | | 대파(일반) | | 1Kg | | 1,940 | 1,634 | 1,282 | 1,036 |
| 2025-11-11 | | 대파(일반) | | 1Kg | | 2,104 | 1,778 | 1,462 | 1,199 |
| 2025-11-12 | | 대파(일반) | | 1Kg | | 2,099 | 1,813 | 1,572 | 1,361 |
| 2025-11-13 | | 대파(일반) | | 1Kg | | 2,257 | 2,026 | 1,815 | 1,600 |
| 2025-11-14 | | 대파(일반) | | 1Kg | | 2,516 | 2,304 | 2,092 | 1,834 |
| 평균 | | | | | | 2,180 | 1,901 | 1,637 | 1,407 |

쪽파

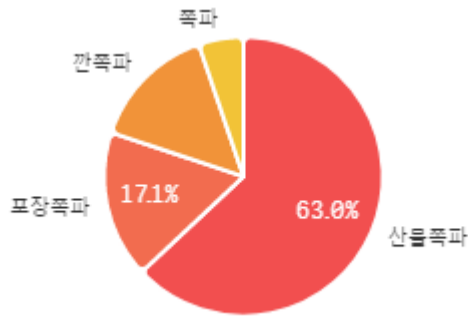
주간 반입량(톤)

◆ 2025 ● 2024 ▲ 평년

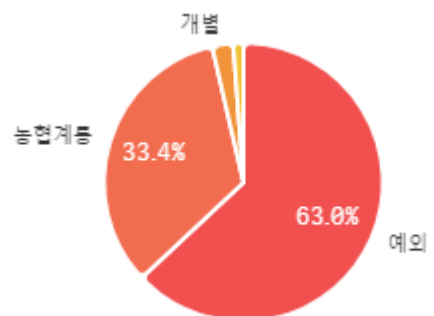


| 구분 | 금주(A) | 전주(B) | 전월(C) | 전년(D) | 평년(E) | A/B | A/C | A/D | A/E |
|-------|-------|-------|-------|-------|-------|--------|--------|-------|-------|
| 물량(톤) | 579 | 450 | 439 | 798 | 837 | 128.7% | 132.0% | 72.6% | 69.2% |

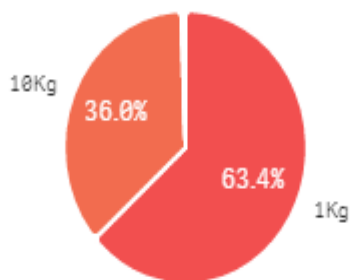
출하 품종별 거래물량 구성비



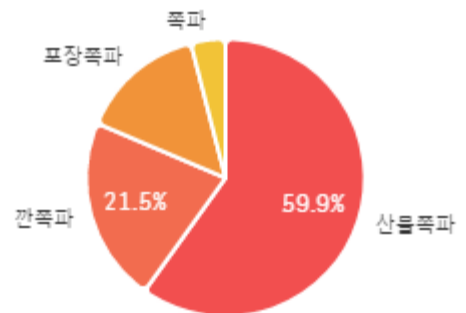
출하자별 거래물량 구성비



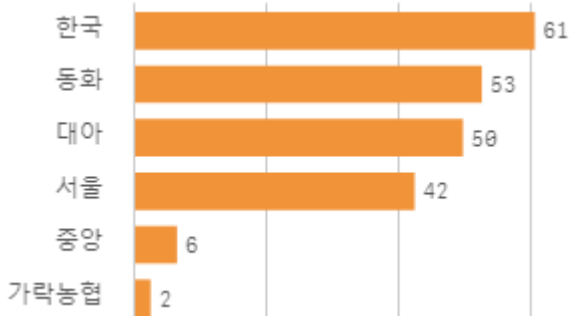
거래 단량별 물량 구성비



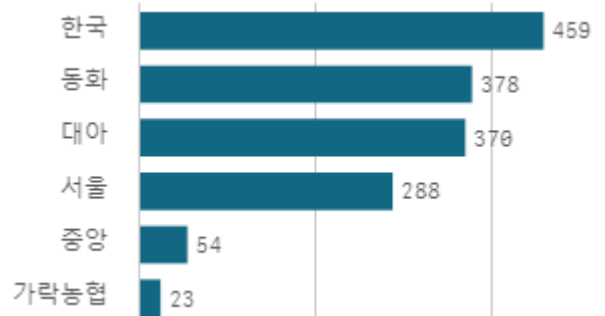
출하 품종별 거래금액 구성비



도매시장 법인별 거래물량(톤)

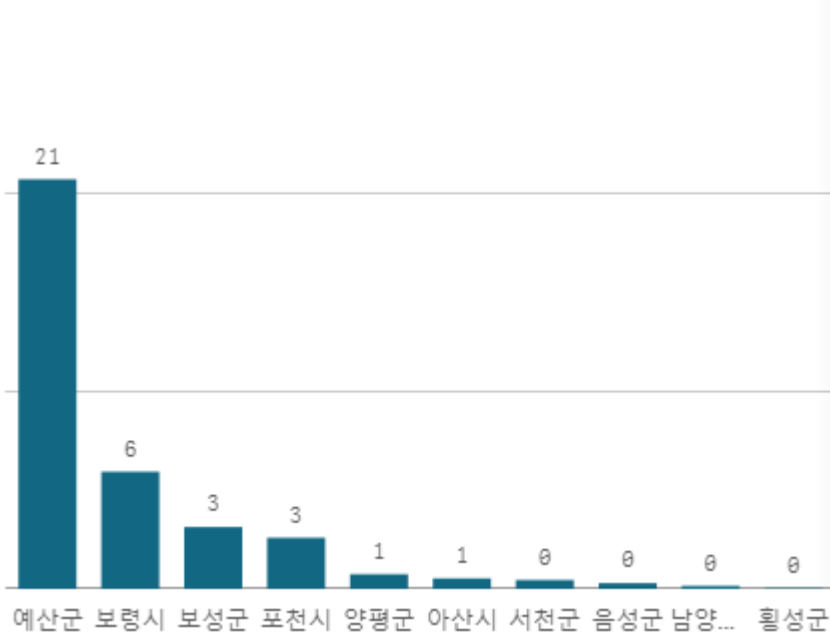


도매시장 법인별 거래금액(백만원)



쪽파(10Kg)

산지별 거래물량(톤)



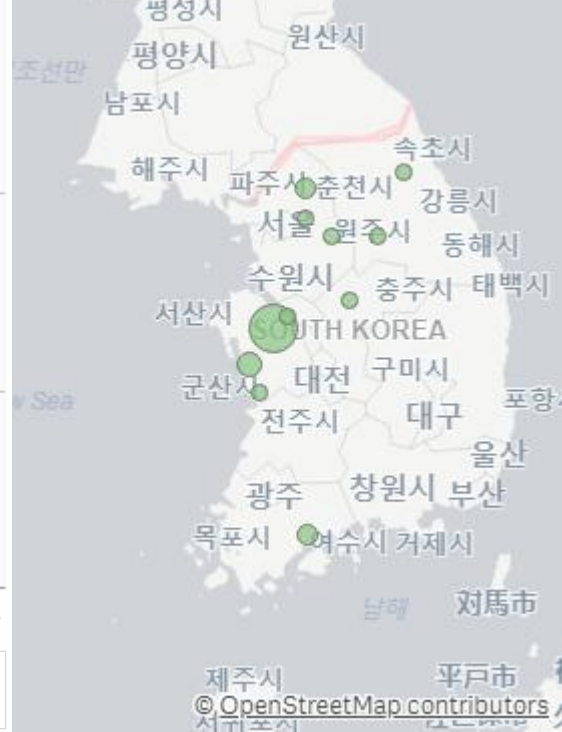
출하산지(개소)

12

출하건수(천건)

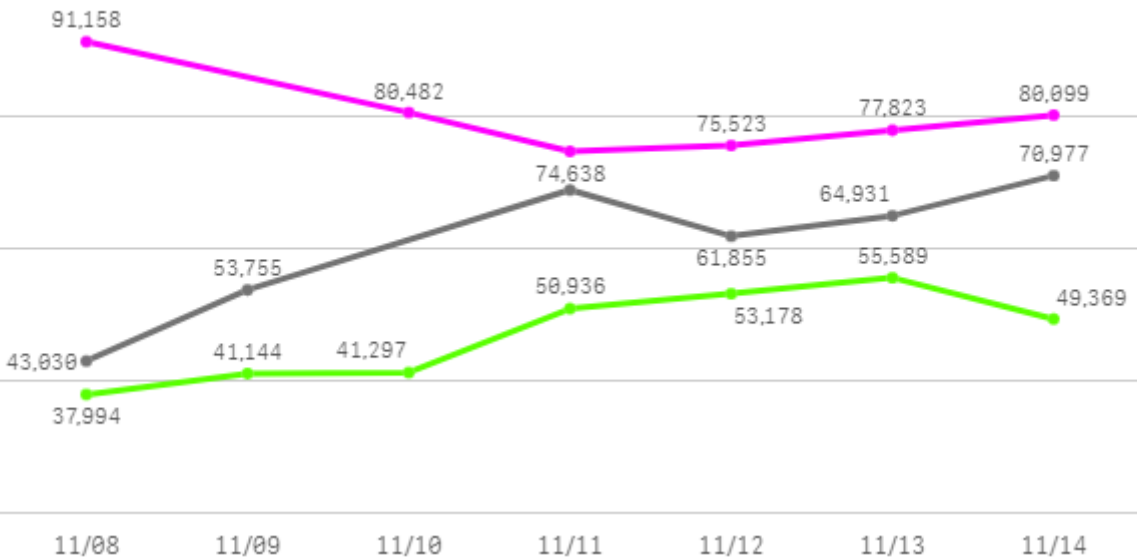
0

산지별 주출하 시군구



주간 도매가격(원)

◆ 2025 ● 2024 ◆ 평년



| 구분 | 금주(A) | 전주(B) | 전월(C) | 전년(D) | 평년(E) | A/B | A/C | A/D | A/E |
|-------|--------|--------|--------|--------|--------|--------|--------|--------|--------|
| 가격(원) | 79,954 | 71,379 | 61,177 | 60,561 | 52,632 | 112.0% | 130.7% | 132.0% | 151.9% |

※ 상품 가격 기준

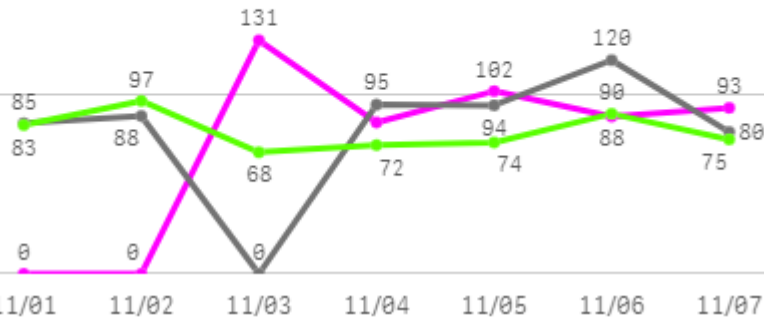
□ 쪽파(10Kg) 주간 가격

| 구분 | Q | 품종 | Q | 단량 | Q | 특 | 상 | 보통 | 하 |
|------------|---|----|---|------|---|---------------|---------------|---------------|---------------|
| 2025-11-08 | | 쪽파 | | 10Kg | | 105,200 | 91,158 | 66,573 | 41,911 |
| 2025-11-10 | | 쪽파 | | 10Kg | | 93,434 | 80,482 | 62,025 | 42,244 |
| 2025-11-11 | | 쪽파 | | 10Kg | | 89,448 | 74,638 | 53,533 | 31,898 |
| 2025-11-12 | | 쪽파 | | 10Kg | | 85,236 | 75,523 | 58,540 | 36,912 |
| 2025-11-13 | | 쪽파 | | 10Kg | | 84,758 | 77,823 | 61,754 | 28,917 |
| 2025-11-14 | | 쪽파 | | 10Kg | | 90,304 | 80,099 | 67,181 | 48,873 |
| 평균 | | | | | | 91,397 | 79,954 | 61,601 | 38,459 |

파프리카

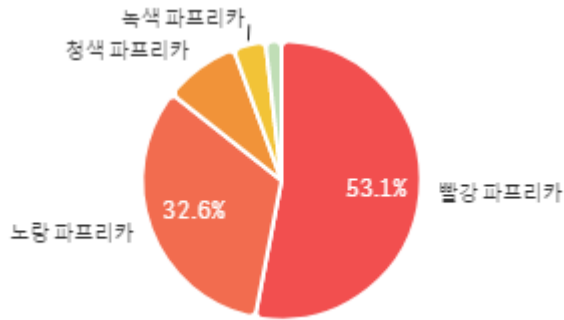
주간 반입량(톤)

◆ 2025 ● 2024 ▲ 평년

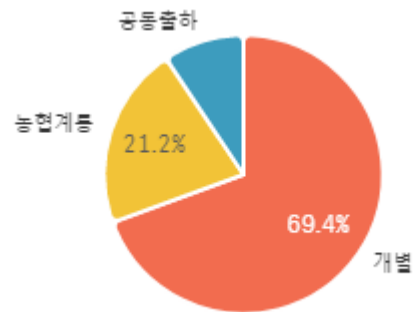


| 구분 | 금주(A) | 전주(B) | 전월(C) | 전년(D) | 평년(E) | A/B | A/C | A/D | A/E |
|-------|-------|-------|-------|-------|-------|-------|--------|-------|-------|
| 물량(톤) | 500 | 559 | 383 | 562 | 552 | 89.3% | 130.5% | 88.9% | 90.5% |

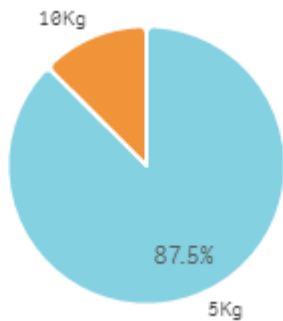
출하 품종별 거래물량 구성비



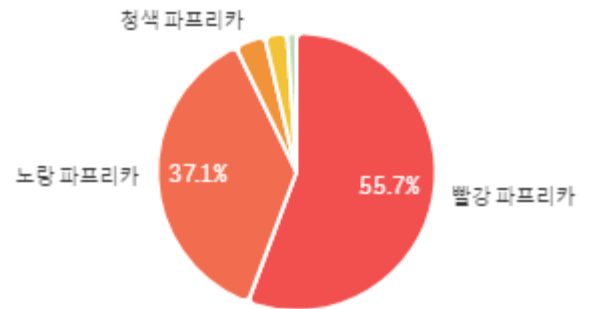
출하자별 거래물량 구성비



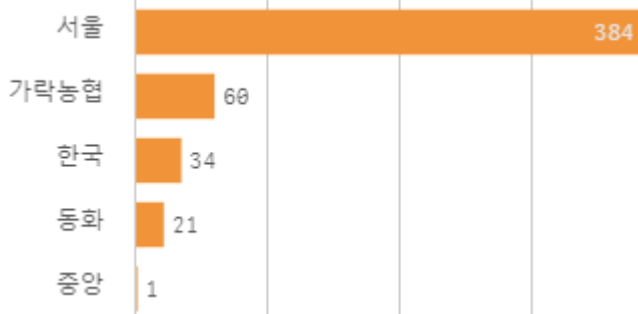
거래 단량별 물량 구성비



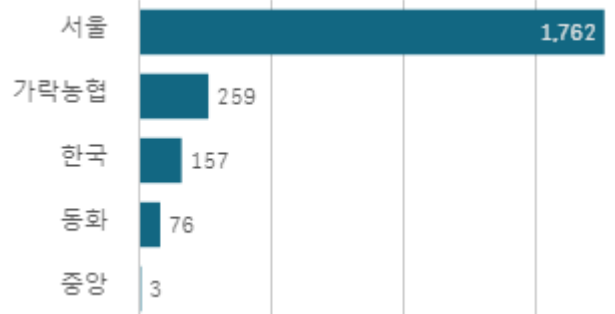
출하 품종별 거래금액 구성비



도매시장 법인별 거래물량(톤)

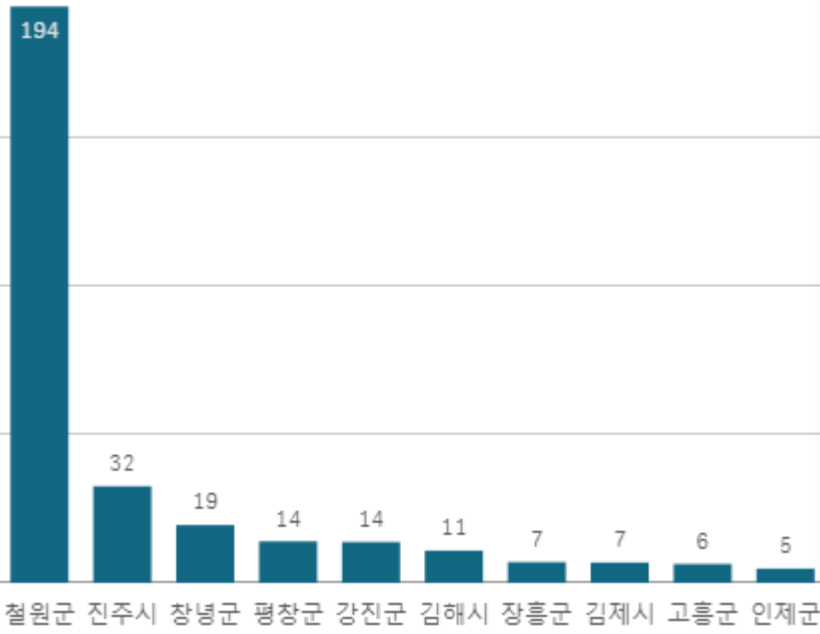


도매시장 법인별 거래금액(백만원)



빨강 파프리카(5Kg)

산지별 거래물량(톤)



출하산지(개소)

21

출하건수(천건)

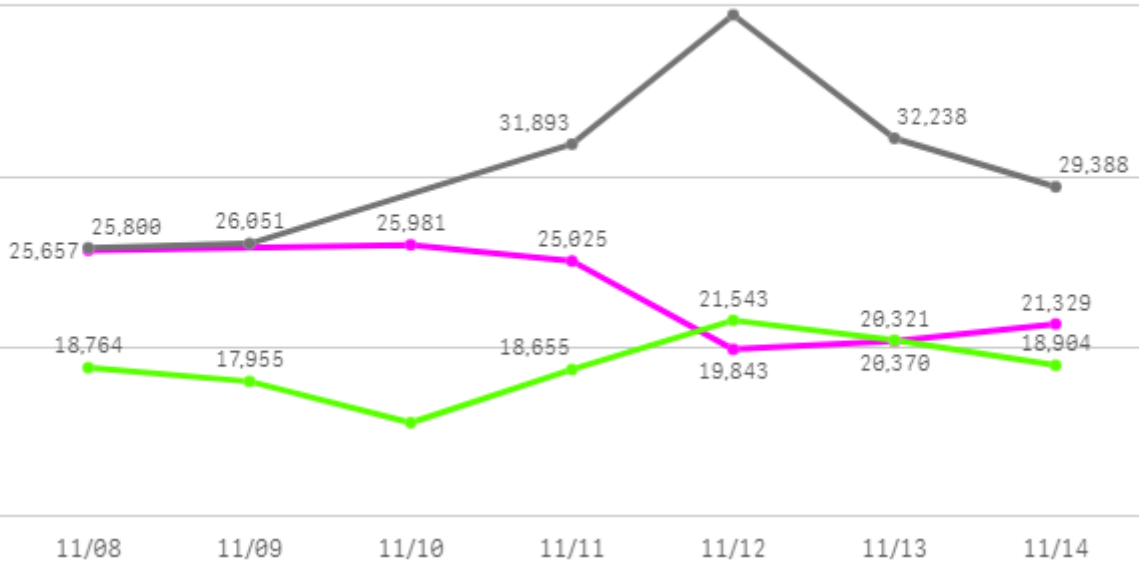
2

산지별 주출하 시군구



주간 도매가격(원)

◆ 2025 ● 2024 ◆ 평년



| 구분 | 금주(A) | 전주(B) | 전월(C) | 전년(D) | 평년(E) | A/B | A/C | A/D | A/E |
|-------|--------|--------|--------|--------|--------|-------|-------|-------|--------|
| 가격(원) | 23,026 | 29,940 | 36,536 | 30,809 | 19,774 | 76.9% | 63.0% | 74.7% | 116.4% |

※ 상품 가격 기준

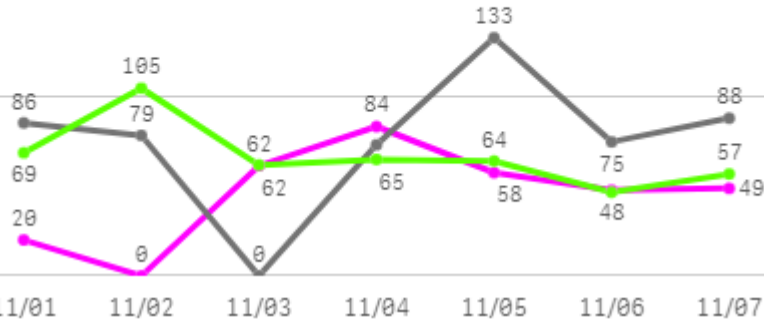
□ 빨강 파프리카(5Kg) 주간 가격

| 구분 | Q | 품종 | Q | 단량 | Q | 특 | 상 | 보통 | 하 |
|------------|---|---------|---|-----|---|---|---------------|---------------|---------------|
| 2025-11-08 | | 빨강 파프리카 | | 5Kg | | - | 25,657 | 19,742 | 14,353 |
| 2025-11-10 | | 빨강 파프리카 | | 5Kg | | - | 25,981 | 22,806 | 13,969 |
| 2025-11-11 | | 빨강 파프리카 | | 5Kg | | - | 25,025 | 19,338 | 12,522 |
| 2025-11-12 | | 빨강 파프리카 | | 5Kg | | - | 19,843 | 16,394 | 10,996 |
| 2025-11-13 | | 빨강 파프리카 | | 5Kg | | - | 20,321 | 18,411 | 12,741 |
| 2025-11-14 | | 빨강 파프리카 | | 5Kg | | - | 21,329 | 17,076 | 12,343 |
| 평균 | | | | | | - | 23,026 | 18,961 | 12,821 |

양상추

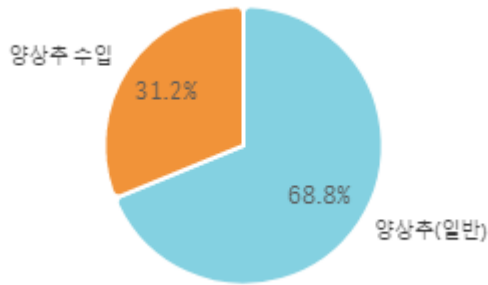
주간 반입량(톤)

◆ 2025 ● 2024 ▲ 평년

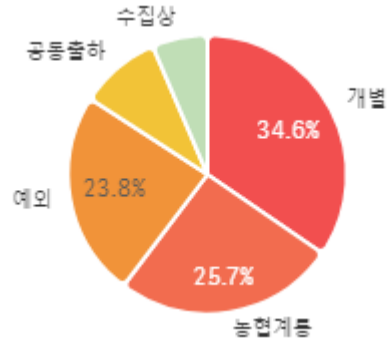


| 구분 | 금주(A) | 전주(B) | 전월(C) | 전년(D) | 평년(E) | A/B | A/C | A/D | A/E |
|-------|-------|-------|-------|-------|-------|-------|--------|-------|-------|
| 물량(톤) | 320 | 466 | 312 | 535 | 436 | 68.8% | 102.7% | 59.9% | 73.4% |

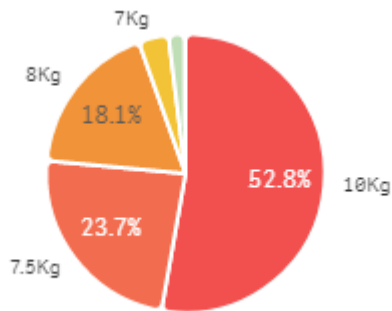
출하 품종별 거래물량 구성비



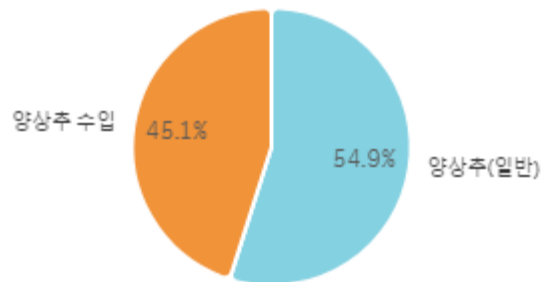
출하자별 거래물량 구성비



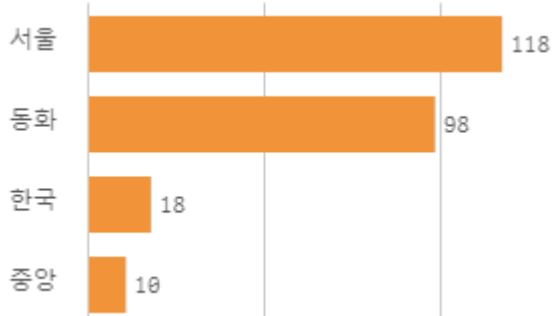
거래 단량별 물량 구성비



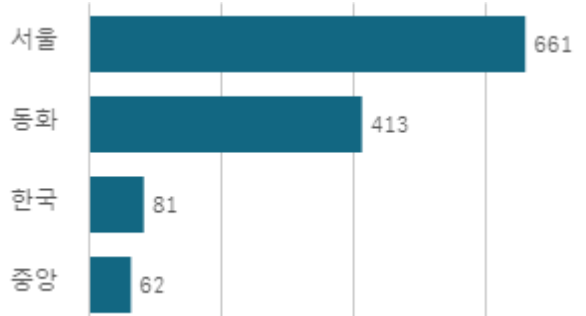
출하 품종별 거래금액 구성비



도매시장 법인별 거래물량(톤)

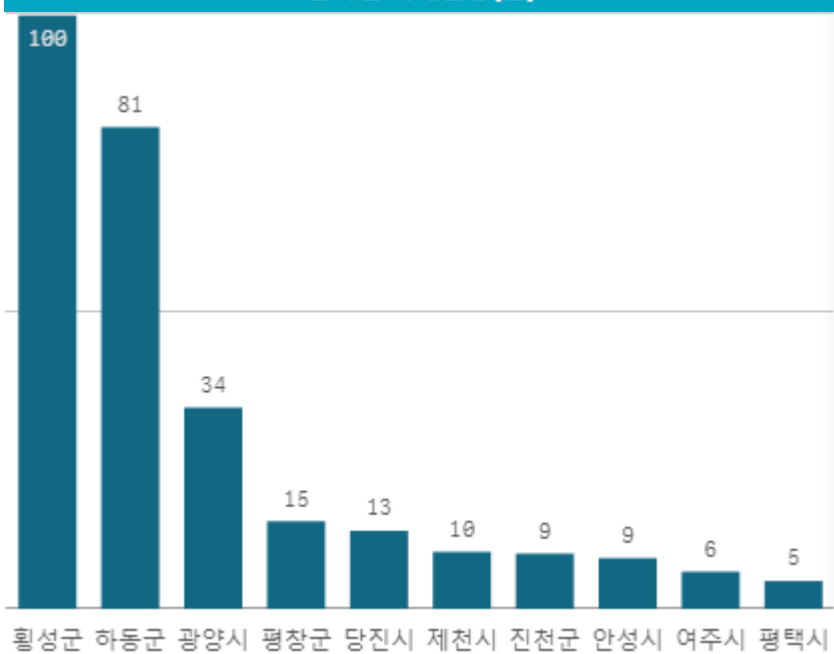


도매시장 법인별 거래금액(백만원)



양상추(일반)(12개)

산지별 거래물량(톤)



출하산지(개소)

17

출하건수(천건)

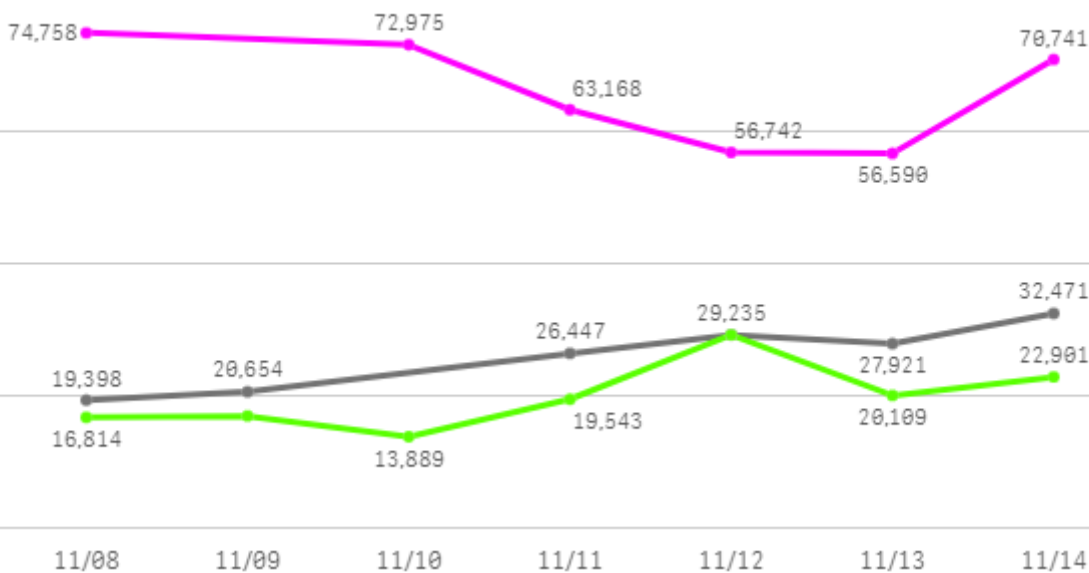
1

산지별 주출하 시군구



주간 도매가격(원)

◆ 2025 ● 2024 ◆ 평년



| 구분 | 금주(A) | 전주(B) | 전월(C) | 전년(D) | 평년(E) | A/B | A/C | A/D | A/E |
|-------|--------|--------|--------|--------|--------|--------|--------|--------|--------|
| 가격(원) | 65,829 | 58,949 | 26,305 | 26,021 | 35,048 | 111.7% | 250.3% | 253.0% | 187.8% |

※ 상품 가격 기준

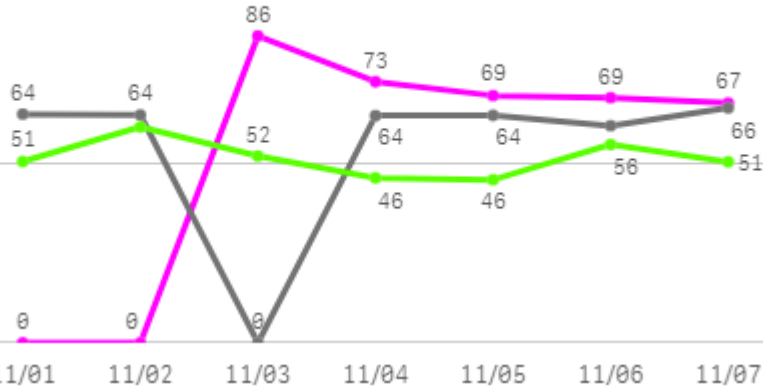
□ 양상추(일반)(12개) 주간 가격

| 구분 | Q | 품종 | Q | 단량 | Q | 특 | 상 | 보통 | 하 |
|------------|---|---------|---|-----|---|---|---------------|---------------|---------------|
| 2025-11-08 | | 양상추(일반) | | 12개 | | - | 74,758 | 59,463 | 34,440 |
| 2025-11-10 | | 양상추(일반) | | 12개 | | - | 72,975 | 61,629 | 34,923 |
| 2025-11-11 | | 양상추(일반) | | 12개 | | - | 63,168 | 54,948 | 35,031 |
| 2025-11-12 | | 양상추(일반) | | 12개 | | - | 56,742 | 46,661 | 29,946 |
| 2025-11-13 | | 양상추(일반) | | 12개 | | - | 56,590 | 45,342 | 29,786 |
| 2025-11-14 | | 양상추(일반) | | 12개 | | - | 70,741 | 58,049 | 38,956 |
| 평균 | | | | | | - | 65,829 | 54,349 | 33,847 |

청경채

주간 반입량(톤)

2025 (파란색 선) 2024 (회색 선) 평년 (녹색 선)

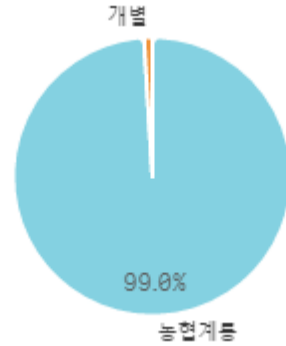


| 구분 | 금주(A) | 전주(B) | 전월(C) | 전년(D) | 평년(E) | A/B | A/C | A/D | A/E |
|-------|-------|-------|-------|-------|-------|-------|--------|-------|-------|
| 물량(톤) | 364 | 388 | 292 | 382 | 374 | 93.9% | 125.0% | 95.4% | 97.6% |

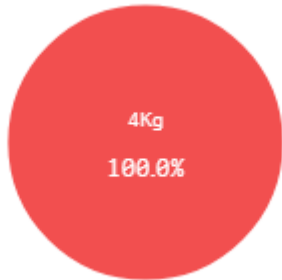
출하 품종별 거래물량 구성비



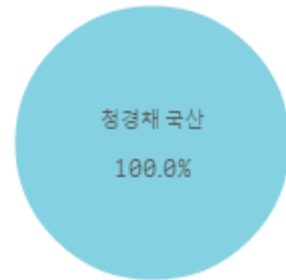
출하자별 거래물량 구성비



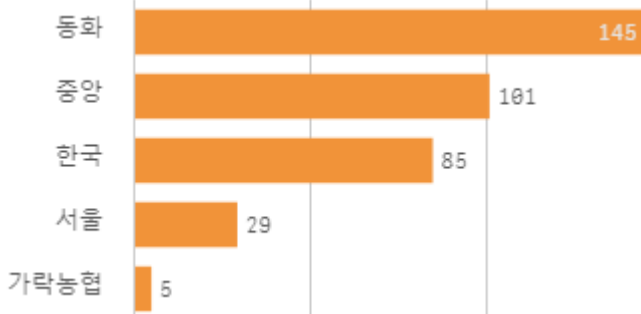
거래 단량별 물량 구성비



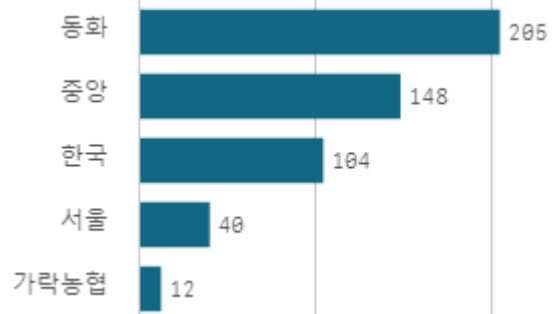
출하 품종별 거래금액 구성비



도매시장 법인별 거래물량(톤)

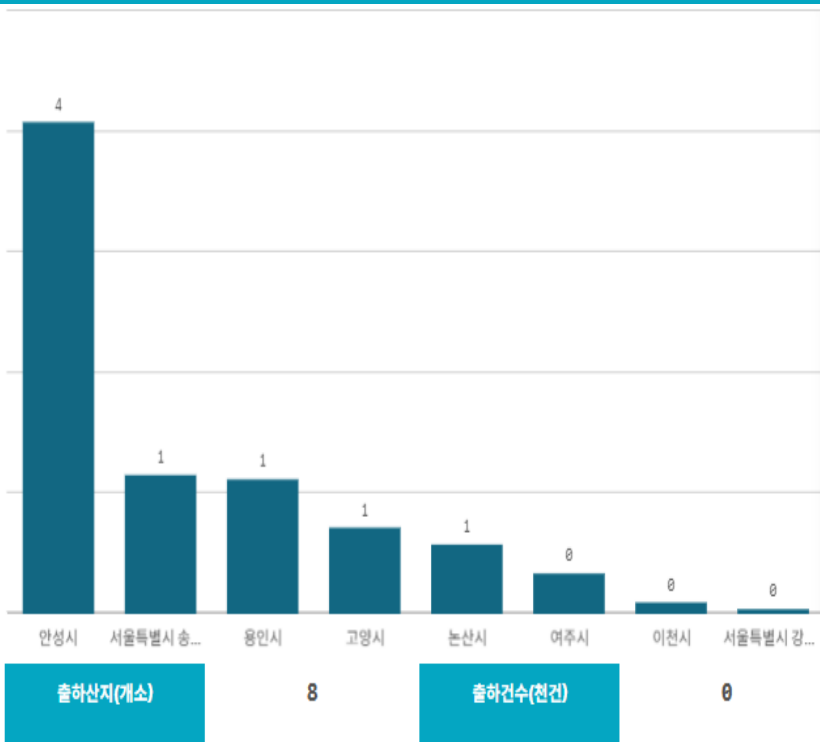


도매시장 법인별 거래금액(백만원)



청경채(4Kg)

산지별 거래물량(톤)

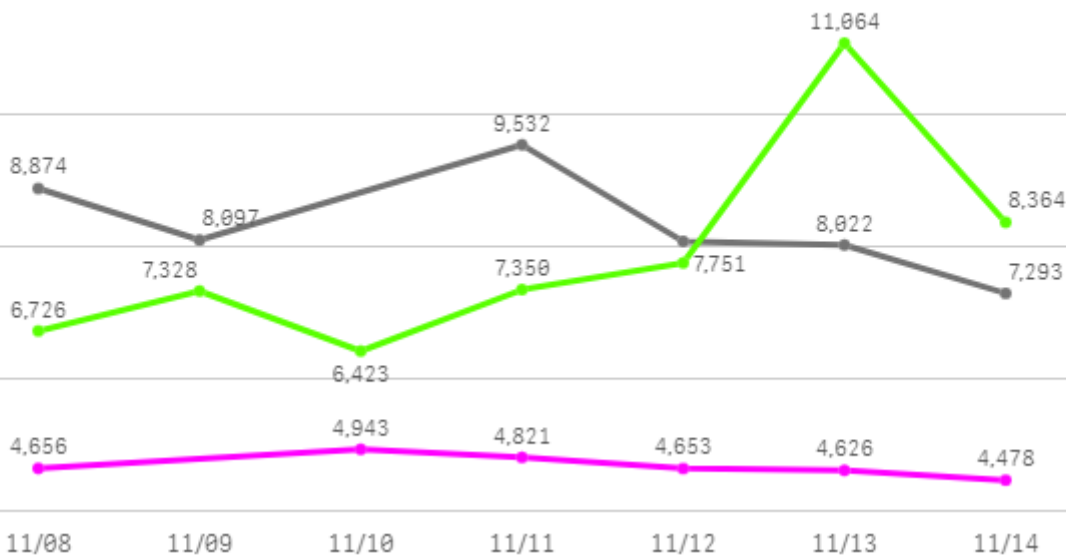


산지별 주출하 시군구



주간 도매가격(원)

◆ 2025 ● 2024 ◆ 평년



| 구분 | 금주(A) | 전주(B) | 전월(C) | 전년(D) | 평년(E) | A/B | A/C | A/D | A/E |
|-------|-------|-------|--------|-------|-------|-------|-------|-------|-------|
| 가격(원) | 4,696 | 6,600 | 15,886 | 8,316 | 6,933 | 71.2% | 29.6% | 56.5% | 67.7% |

※ 상품 가격 기준

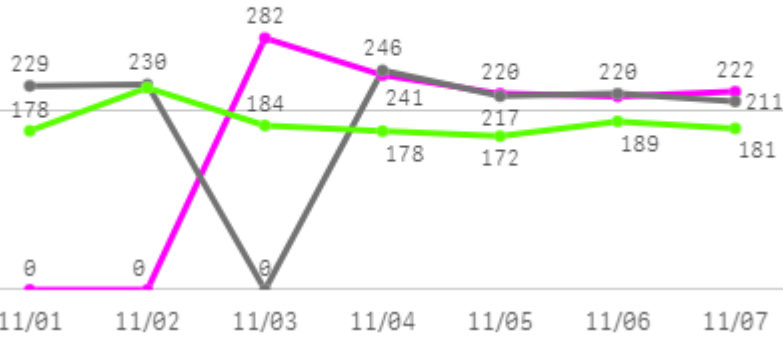
□ 청경채(4Kg) 주간 가격

| 구분 | Q | 품종 | Q | 단량 | Q | 특 | 상 | 보통 | 하 |
|------------|---|-----|---|-----|---|---|--------------|--------------|--------------|
| 2025-11-08 | | 청경채 | | 4Kg | | - | 4,656 | 4,108 | 3,438 |
| 2025-11-10 | | 청경채 | | 4Kg | | - | 4,943 | 4,483 | 3,891 |
| 2025-11-11 | | 청경채 | | 4Kg | | - | 4,821 | 4,187 | 3,620 |
| 2025-11-12 | | 청경채 | | 4Kg | | - | 4,653 | 4,278 | 3,685 |
| 2025-11-13 | | 청경채 | | 4Kg | | - | 4,626 | 3,965 | 3,115 |
| 2025-11-14 | | 청경채 | | 4Kg | | - | 4,478 | 4,012 | 3,380 |
| 평균 | | | | | | - | 4,696 | 4,172 | 3,522 |

버섯

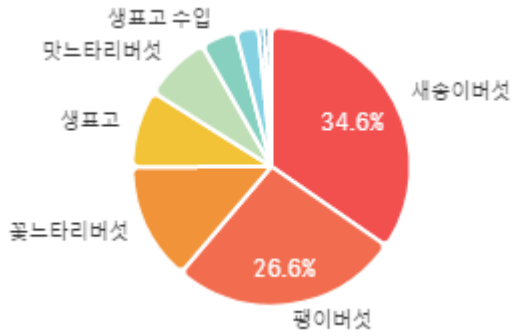
주간 반입량(톤)

◆ 2025 ● 2024 ▲ 평년

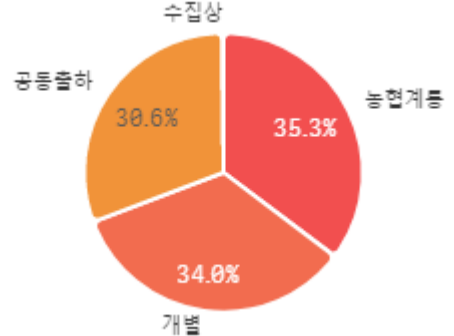


| 구분 | 금주(A) | 전주(B) | 전월(C) | 전년(D) | 평년(E) | A/B | A/C | A/D | A/E |
|-------|-------|-------|-------|-------|-------|-------|--------|-------|-------|
| 물량(톤) | 1,182 | 1,443 | 1,168 | 1,354 | 1,274 | 81.9% | 101.2% | 87.3% | 92.8% |

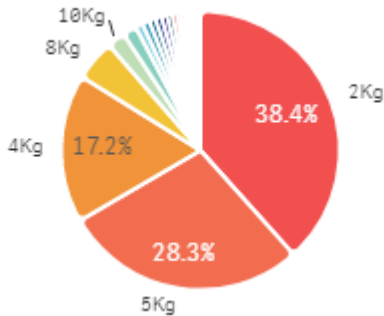
출하 품종별 거래물량 구성비



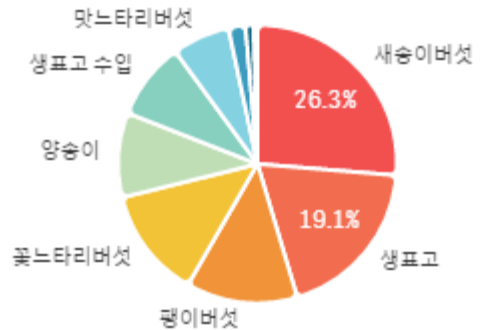
출하자별 거래물량 구성비



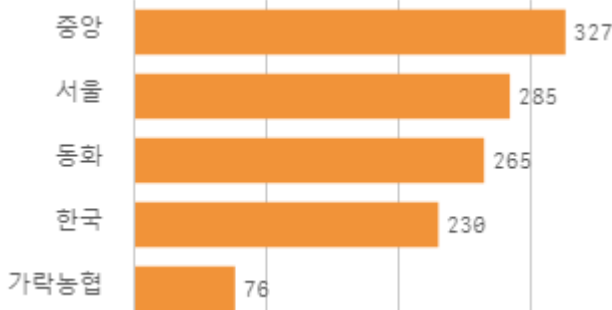
거래 단량별 물량 구성비



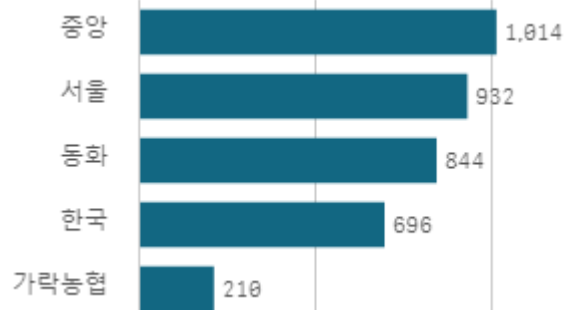
출하 품종별 거래금액 구성비



도매시장 법인별 거래물량(톤)

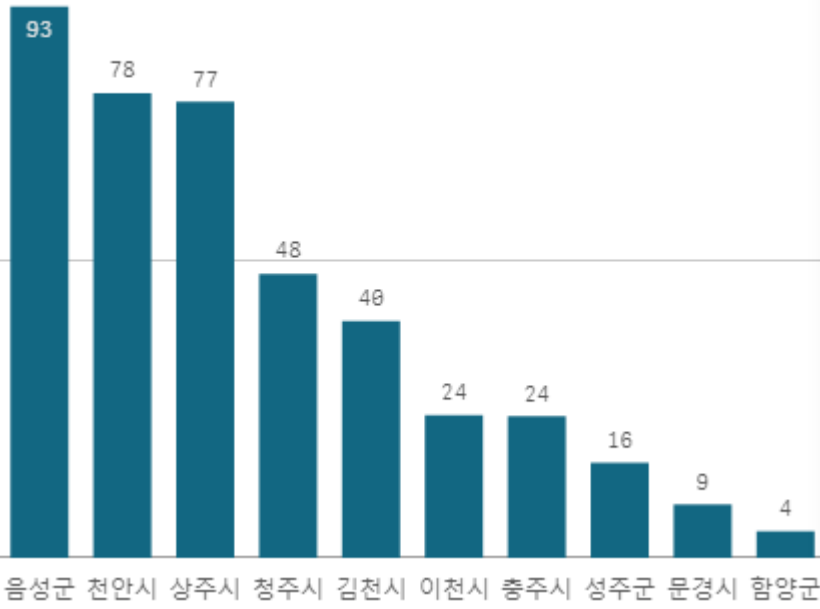


도매시장 법인별 거래금액(백만원)



새송이버섯(2Kg)

산지별 거래물량(톤)



출하산지(개소)

17

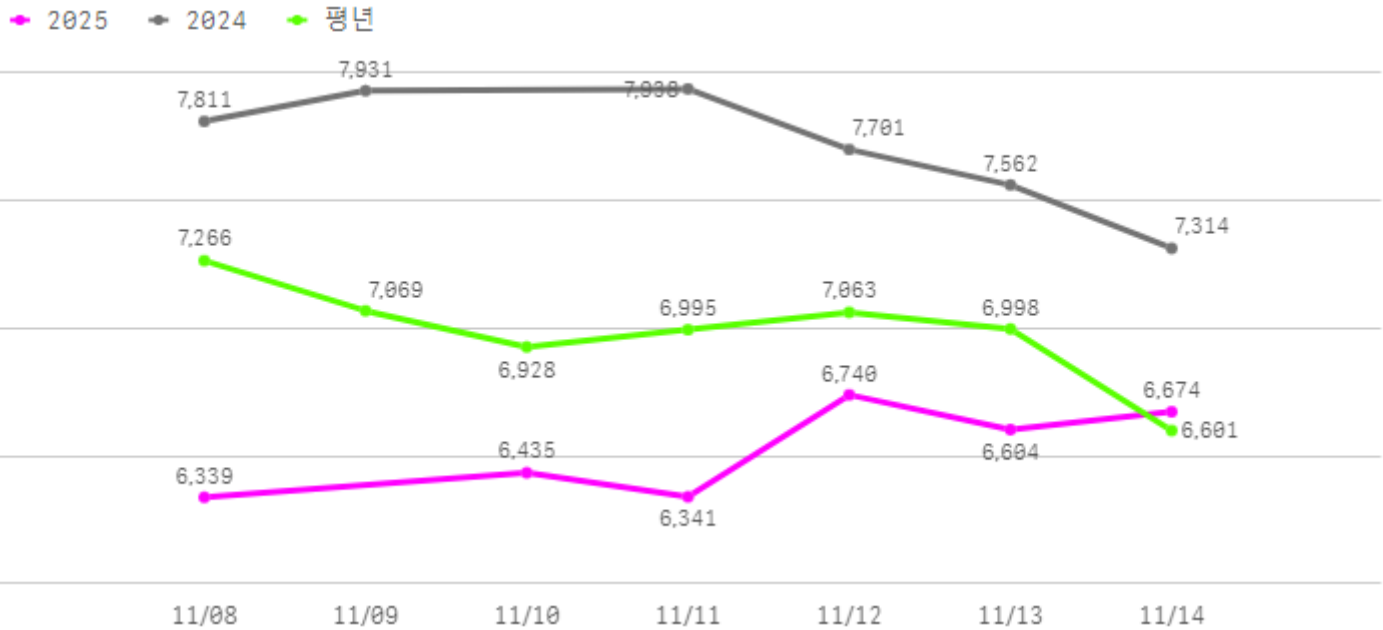
출하건수(천건)

3

산지별 주출하 시군구



주간 도매가격(원)



| 구분 | 금주(A) | 전주(B) | 전월(C) | 전년(D) | 평년(E) | A/B | A/C | A/D | A/E |
|-------|-------|-------|-------|-------|-------|-------|-------|-------|-------|
| 가격(원) | 6,522 | 7,240 | 8,416 | 7,710 | 6,959 | 90.1% | 77.5% | 84.6% | 93.7% |

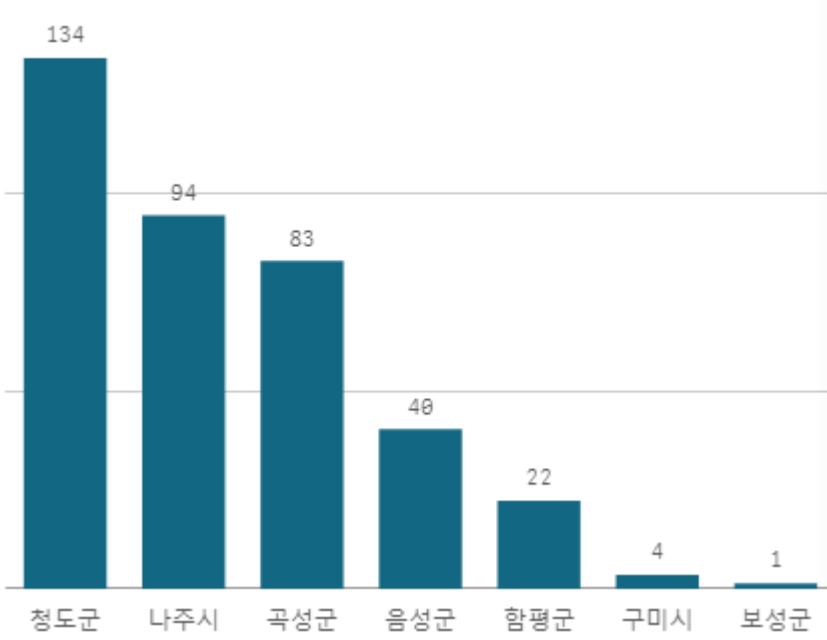
※ 상품 가격 기준

□ 새송이버섯(2Kg) 주간 가격

| 구분 | Q | 품종 | Q | 단량 | Q | 특 | 상 | 보통 | 하 |
|------------|---|-------|---|-----|---|--------------|--------------|--------------|--------------|
| 2025-11-08 | | 새송이버섯 | | 2Kg | | 7,927 | 6,339 | 5,768 | 3,413 |
| 2025-11-10 | | 새송이버섯 | | 2Kg | | 8,031 | 6,435 | 5,850 | 3,327 |
| 2025-11-11 | | 새송이버섯 | | 2Kg | | 7,953 | 6,341 | 5,919 | 4,069 |
| 2025-11-12 | | 새송이버섯 | | 2Kg | | 8,084 | 6,740 | 6,080 | 3,933 |
| 2025-11-13 | | 새송이버섯 | | 2Kg | | 8,075 | 6,604 | 5,785 | 3,120 |
| 2025-11-14 | | 새송이버섯 | | 2Kg | | 8,405 | 6,674 | 5,930 | 3,926 |
| 평균 | | | | | | 8,079 | 6,522 | 5,889 | 3,631 |

팬이버섯(5Kg)

산지별 거래물량(톤)



출하산지(개소)

7

출하건수(천건)

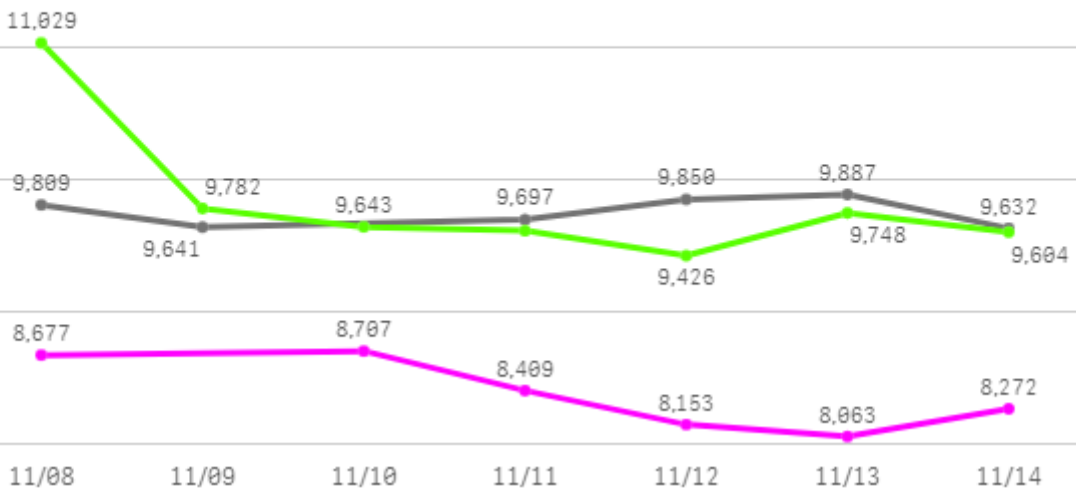
2

산지별 주출하 시군구



주간 도매가격(원)

◆ 2025 ● 2024 ◆ 평년



| 구분 | 금주(A) | 전주(B) | 전월(C) | 전년(D) | 평년(E) | A/B | A/C | A/D | A/E |
|-------|-------|-------|--------|-------|--------|-------|-------|-------|-------|
| 가격(원) | 8,380 | 8,867 | 16,499 | 9,753 | 10,016 | 94.5% | 50.8% | 85.9% | 83.7% |

※ 상품 가격 기준

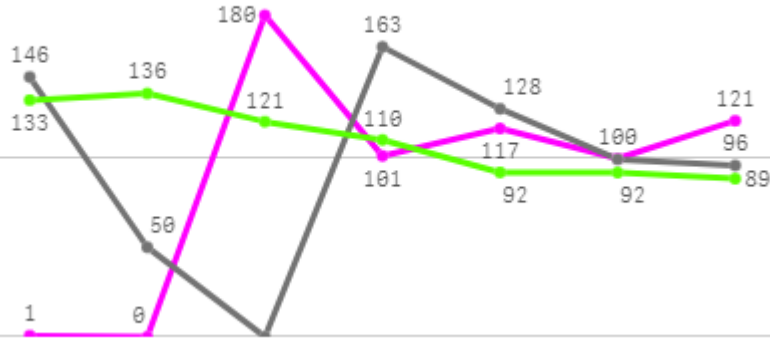
□ 팽이버섯(5Kg) 주간 가격

| 구분 | Q | 품종 | Q | 단량 | Q | 특 | 상 | 보통 | 하 |
|------------|---|------|---|-----|---|--------------|--------------|--------------|--------------|
| 2025-11-08 | | 팽이버섯 | | 5Kg | | 9,273 | 8,677 | 6,887 | 6,299 |
| 2025-11-10 | | 팽이버섯 | | 5Kg | | 9,656 | 8,707 | 6,843 | 6,400 |
| 2025-11-11 | | 팽이버섯 | | 5Kg | | 9,137 | 8,409 | 6,716 | 6,222 |
| 2025-11-12 | | 팽이버섯 | | 5Kg | | 8,940 | 8,153 | 6,634 | 5,901 |
| 2025-11-13 | | 팽이버섯 | | 5Kg | | 8,552 | 8,063 | 6,633 | 6,226 |
| 2025-11-14 | | 팽이버섯 | | 5Kg | | 8,500 | 8,272 | 6,825 | 6,377 |
| 평균 | | | | | | 9,010 | 8,380 | 6,756 | 6,238 |

사과

주간 반입량(톤)

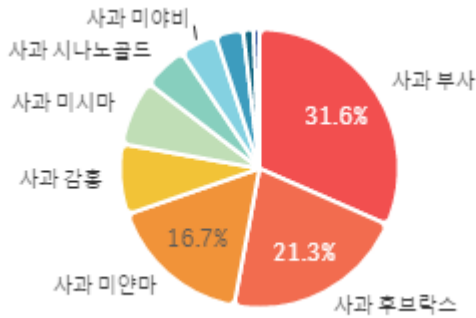
◆ 2025 ● 2024 ▲ 평년



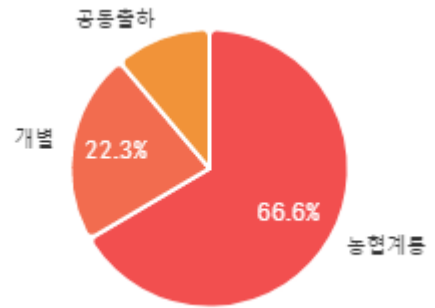
11/01 11/02 11/03 11/04 11/05 11/06 11/07

| 구분 | 금주(A) | 전주(B) | 전월(C) | 전년(D) | 평년(E) | A/B | A/C | A/D | A/E |
|-------|-------|-------|-------|-------|-------|-------|--------|-------|-------|
| 물량(톤) | 620 | 625 | 392 | 682 | 729 | 99.2% | 158.1% | 91.0% | 85.1% |

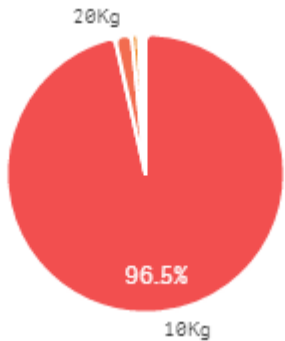
출하 품종별 거래물량 구성비



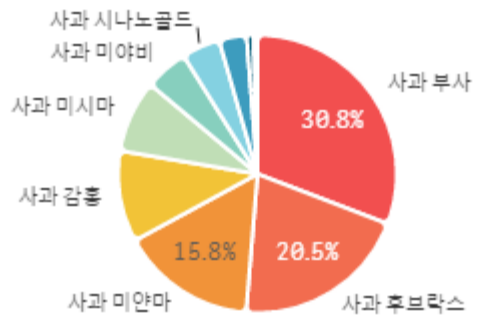
출하자별 거래물량 구성비



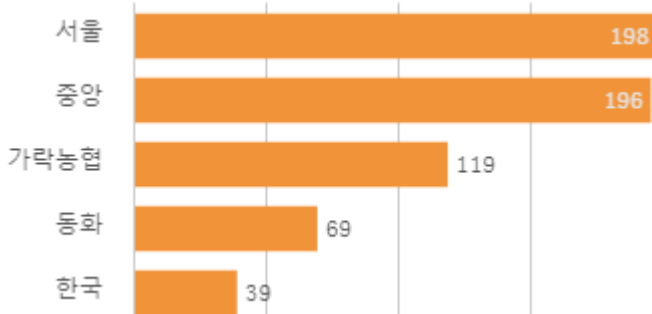
거래 단량별 물량 구성비



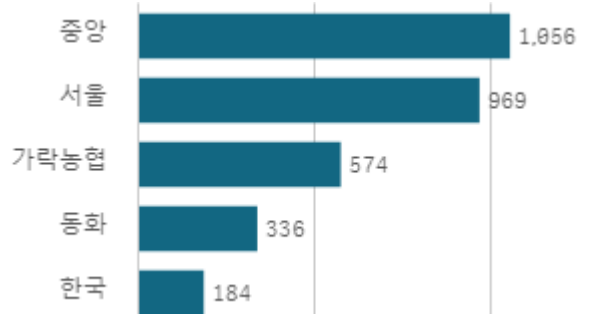
출하 품종별 거래금액 구성비



도매시장 법인별 거래물량(톤)

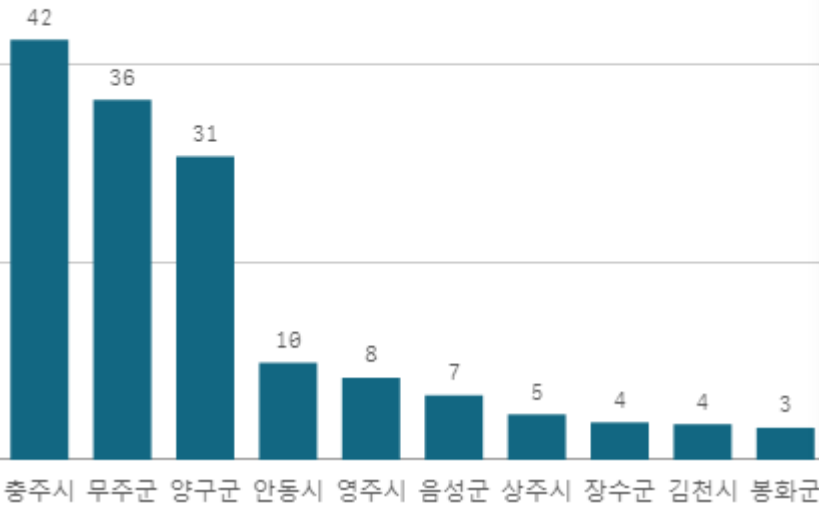


도매시장 법인별 거래금액(백만원)



사과 부사(10Kg)

산지별 거래물량(톤)



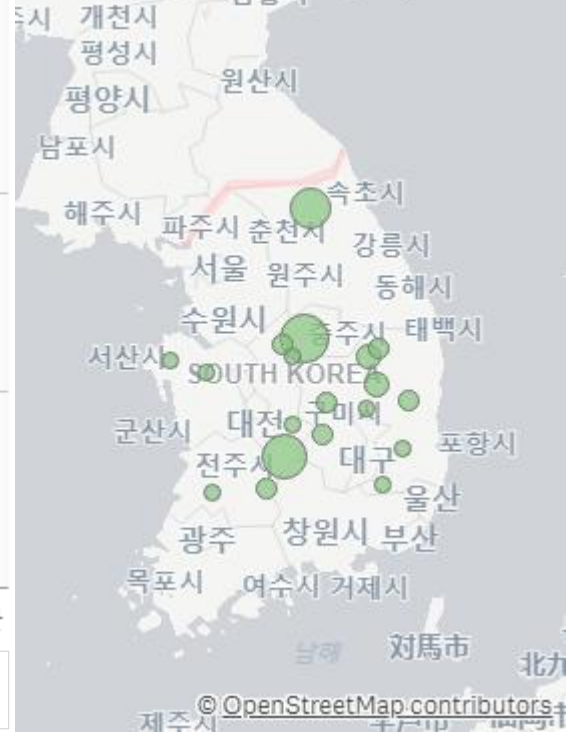
출하산지(개소)

20

출하건수(천건)

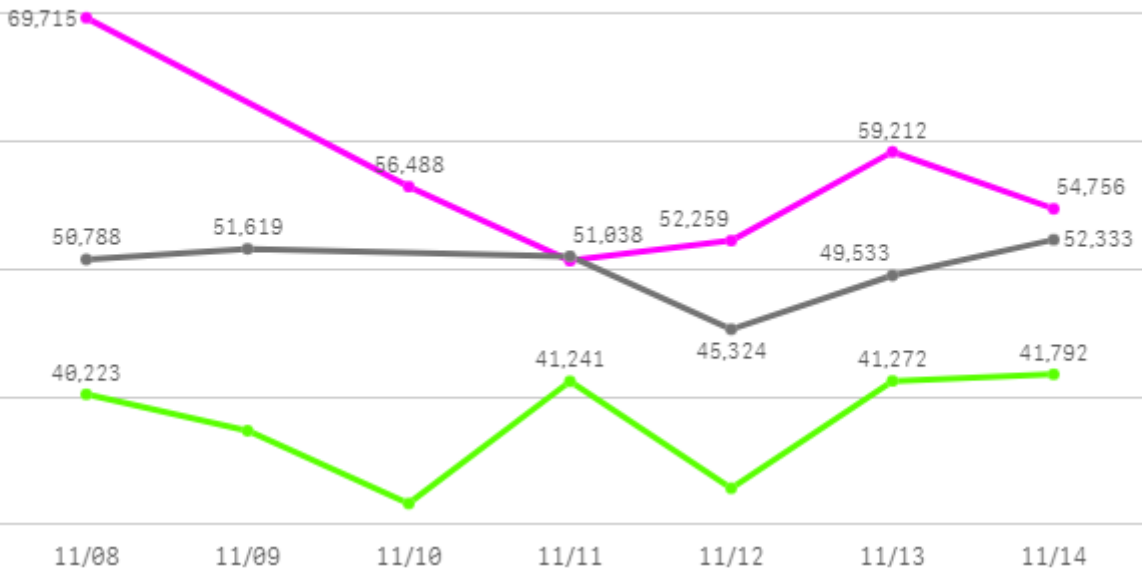
1

산지별 주출하 시군구



주간 도매가격(원)

◆ 2025 ● 2024 ◆ 평년



| 구분 | 금주(A) | 전주(B) | 전월(C) | 전년(D) | 평년(E) | A/B | A/C | A/D | A/E |
|-------|--------|--------|--------|--------|--------|-------|-------|--------|--------|
| 가격(원) | 57,187 | 63,057 | 92,220 | 50,106 | 42,652 | 90.7% | 62.0% | 114.1% | 134.1% |

※ 상품 가격 기준

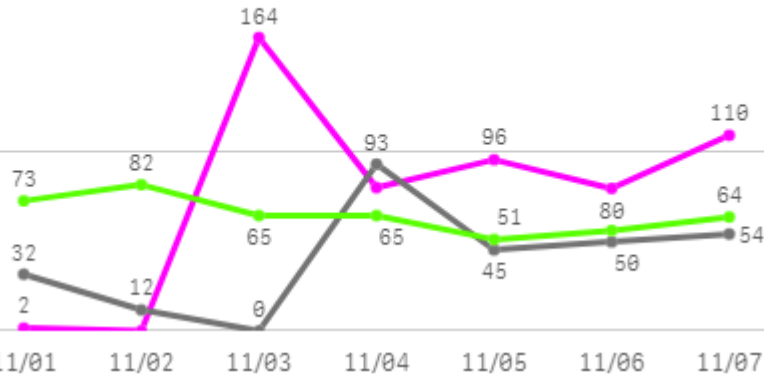
□ 사과 부사(10Kg) 주간 가격

| 구분 | Q | 품종 | Q | 단량 | Q | 특 | 상 | 보통 | 하 |
|------------|---|-------|---|------|---|----------------|---------------|---------------|---------------|
| 2025-11-08 | | 사과 부사 | | 10Kg | | 163,827 | 69,715 | 42,414 | 25,197 |
| 2025-11-10 | | 사과 부사 | | 10Kg | | 90,466 | 56,488 | 38,912 | 21,271 |
| 2025-11-11 | | 사과 부사 | | 10Kg | | 116,675 | 50,690 | 33,250 | 18,547 |
| 2025-11-12 | | 사과 부사 | | 10Kg | | 73,633 | 52,259 | 39,881 | 21,529 |
| 2025-11-13 | | 사과 부사 | | 10Kg | | 113,284 | 59,212 | 40,135 | 24,262 |
| 2025-11-14 | | 사과 부사 | | 10Kg | | 102,545 | 54,756 | 35,843 | 19,525 |
| 평균 | | | | | | 110,072 | 57,187 | 38,406 | 21,722 |

배

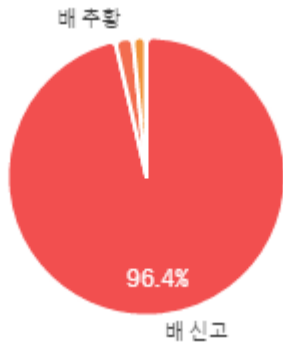
주간 반입량(톤)

◆ 2025 ● 2024 ▲ 평년

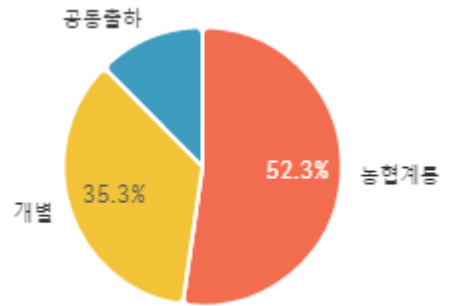


| 구분 | 금주(A) | 전주(B) | 전월(C) | 전년(D) | 평년(E) | A/B | A/C | A/D | A/E |
|-------|-------|-------|-------|-------|-------|--------|--------|--------|--------|
| 물량(톤) | 532 | 290 | 392 | 286 | 477 | 183.6% | 135.6% | 185.6% | 111.4% |

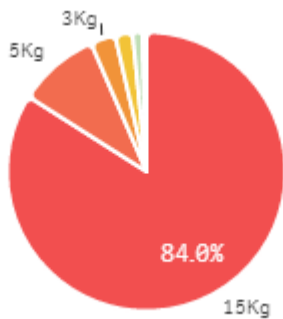
출하 품종별 거래물량 구성비



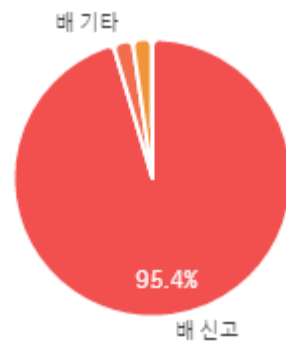
출하자별 거래물량 구성비



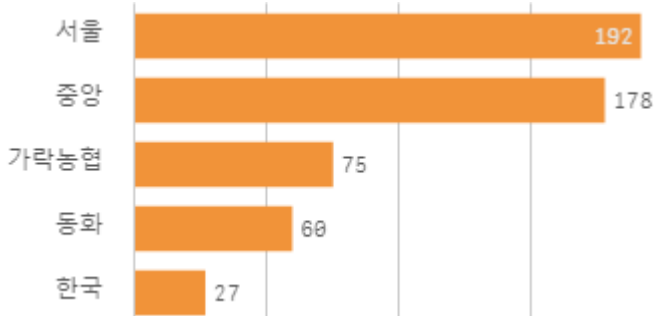
거래 단량별 물량 구성비



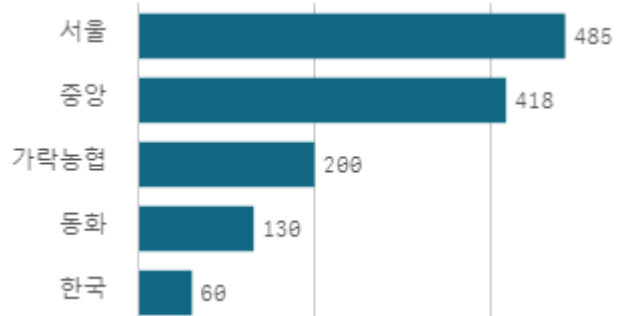
출하 품종별 거래금액 구성비



도매시장 법인별 거래물량(톤)

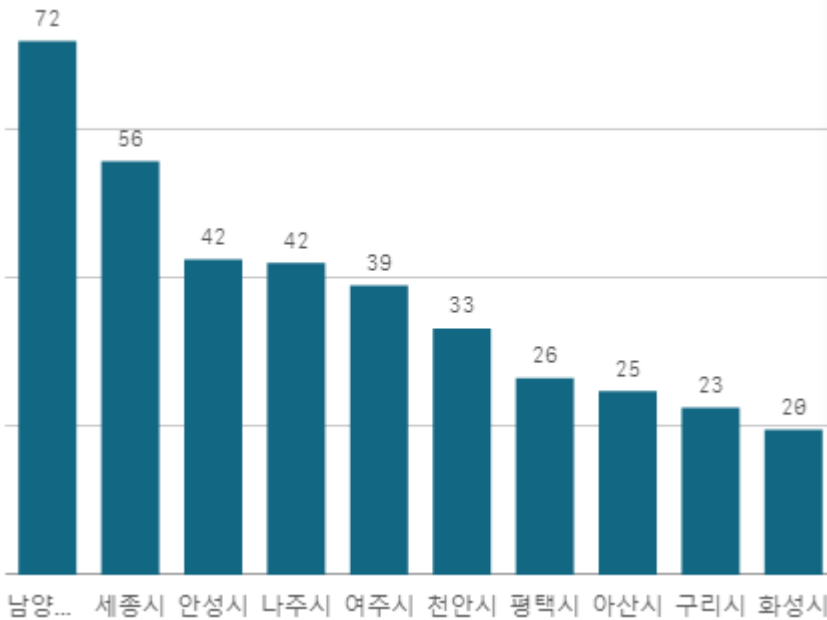


도매시장 법인별 거래금액(백만원)



배 신고(15Kg)

산지별 거래물량(톤)



출하산지(개소)

31

출하건수(천건)

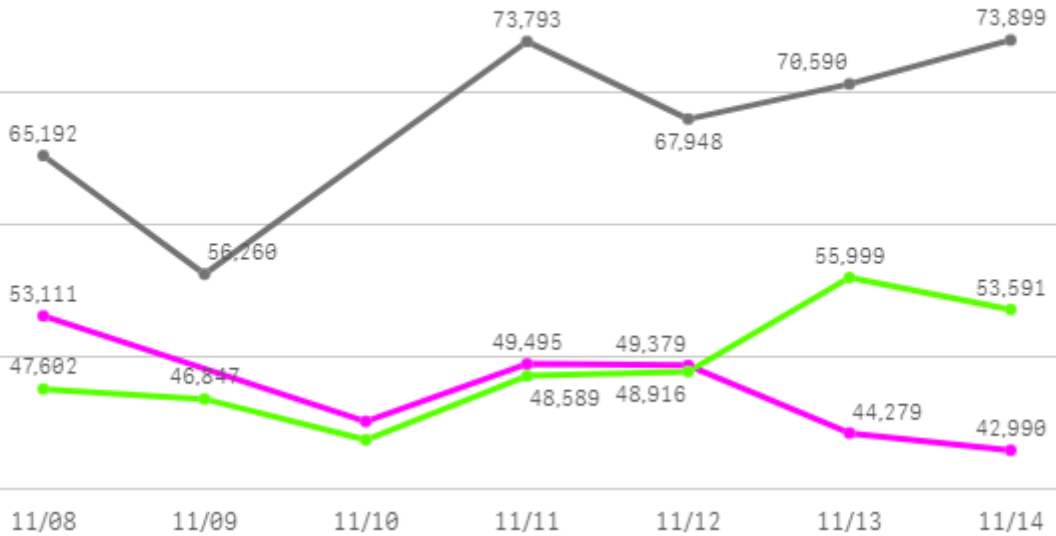
2

산지별 주출하 시군구



주간 도매가격(원)

◆ 2025 ● 2024 ◆ 평년



| 구분 | 금주(A) | 전주(B) | 전월(C) | 전년(D) | 평년(E) | A/B | A/C | A/D | A/E |
|-------|--------|--------|--------|--------|--------|--------|-------|-------|-------|
| 가격(원) | 47,402 | 45,791 | 61,239 | 67,947 | 47,991 | 103.5% | 77.4% | 69.8% | 98.8% |

※ 상품 가격 기준

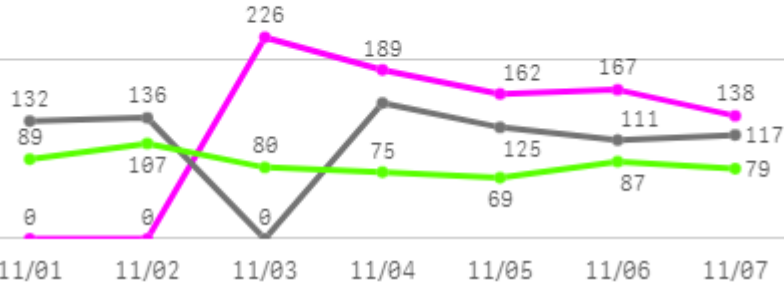
□ 배 신고(5Kg) 주간 가격

| 구분 | Q | 품종 | Q | 단량 | Q | 특 | 상 | 보통 | 하 |
|------------|---|------|---|-----|---|---------------|---------------|---------------|--------------|
| 2025-11-10 | | 배 신고 | | 5Kg | | 13,000 | 13,000 | 12,221 | 9,640 |
| 2025-11-13 | | 배 신고 | | 5Kg | | 13,000 | 13,000 | 12,564 | 10,256 |
| 평균 | | | | | | 13,000 | 13,000 | 12,393 | 9,948 |

포도

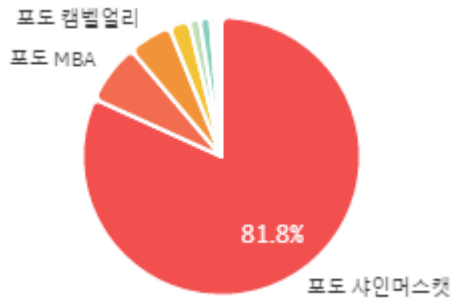
주간 반입량(톤)

◆ 2025 ● 2024 ▲ 평년

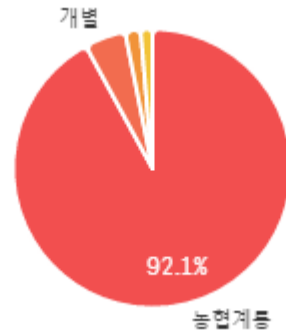


| 구분 | 금주(A) | 전주(B) | 전월(C) | 전년(D) | 평년(E) | A/B | A/C | A/D | A/E |
|-------|-------|-------|-------|-------|-------|-------|-------|--------|--------|
| 물량(톤) | 883 | 1,107 | 1,575 | 772 | 671 | 79.8% | 56.1% | 114.3% | 131.6% |

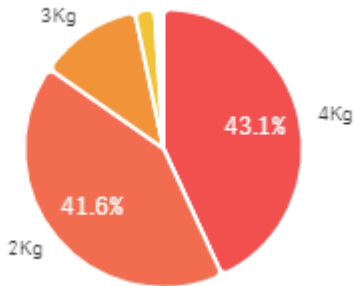
출하 품종별 거래물량 구성비



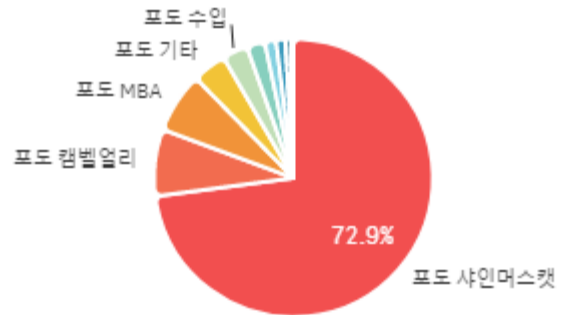
출하자별 거래물량 구성비



거래 단량별 물량 구성비



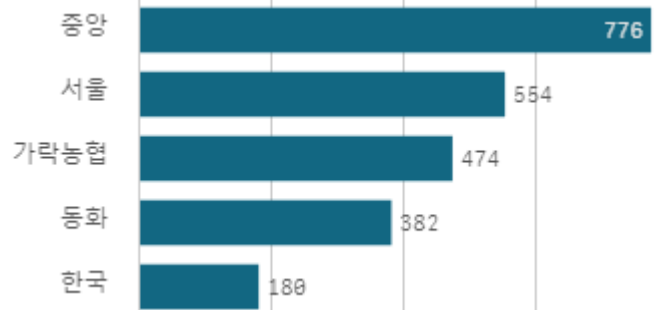
출하 품종별 거래금액 구성비



도매시장 법인별 거래물량(톤)

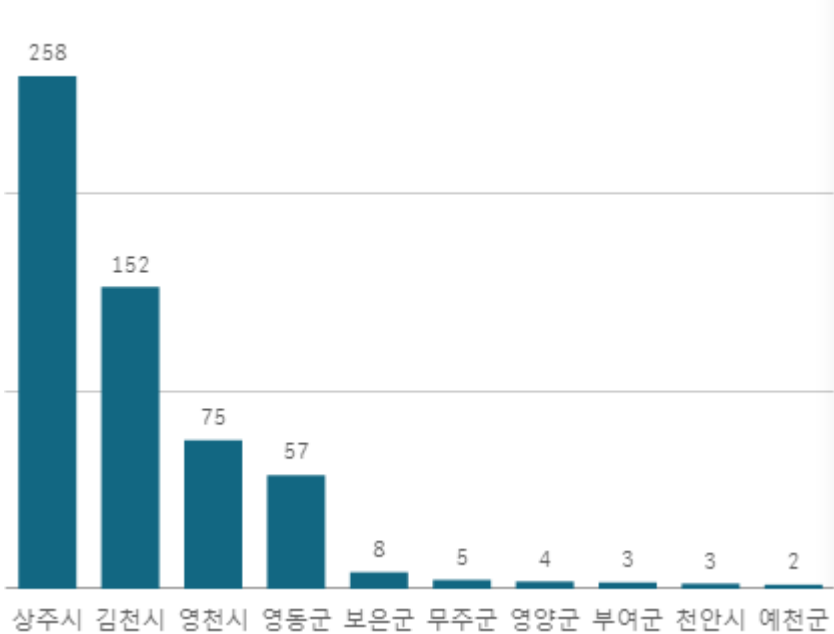


도매시장 법인별 거래금액(백만원)



포도 샤인머스캣(2Kg)

산지별 거래물량(톤)



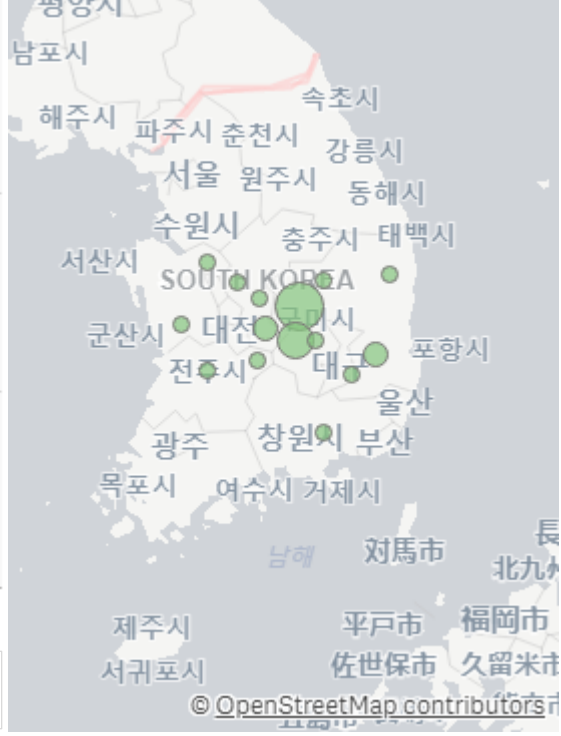
출하산지(개소)

16

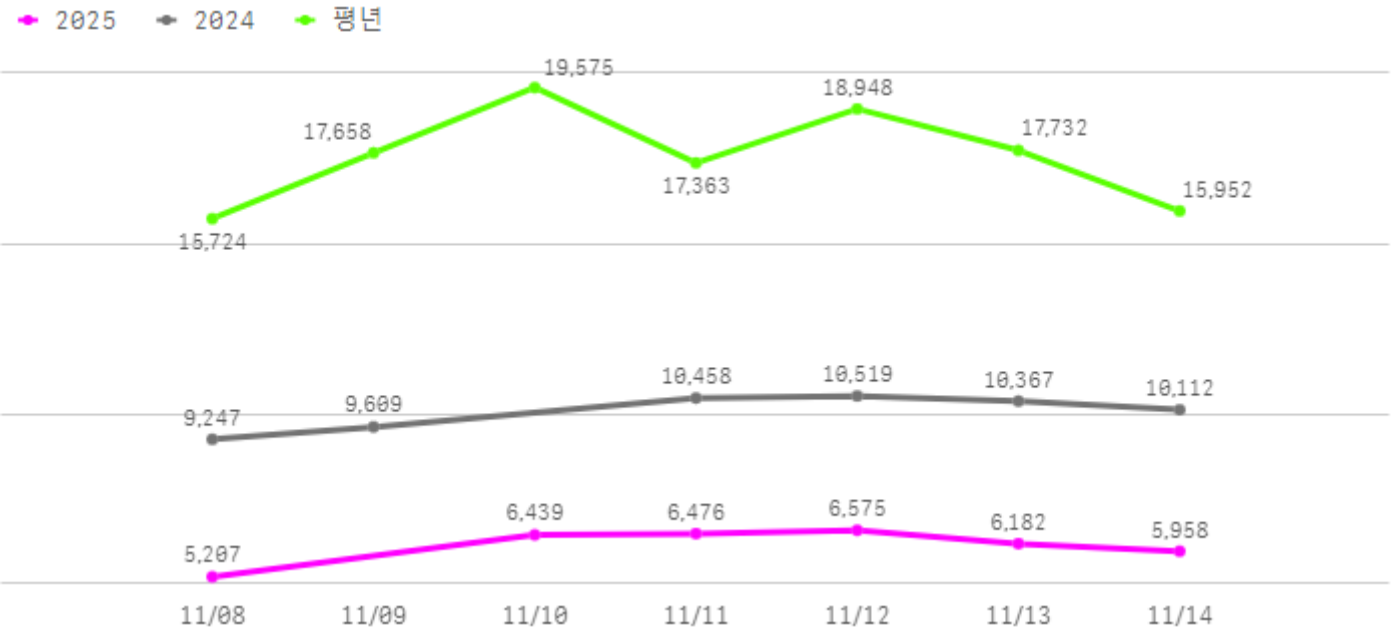
출하건수(천건)

5

산지별 주출하 시군구



주간 도매가격(원)



| 구분 | 금주(A) | 전주(B) | 전월(C) | 전년(D) | 평년(E) | A/B | A/C | A/D | A/E |
|-------|-------|-------|-------|--------|--------|--------|-------|-------|-------|
| 가격(원) | 6,140 | 5,805 | 8,018 | 10,052 | 13,949 | 105.8% | 76.6% | 61.1% | 44.0% |

※ 상품 가격 기준

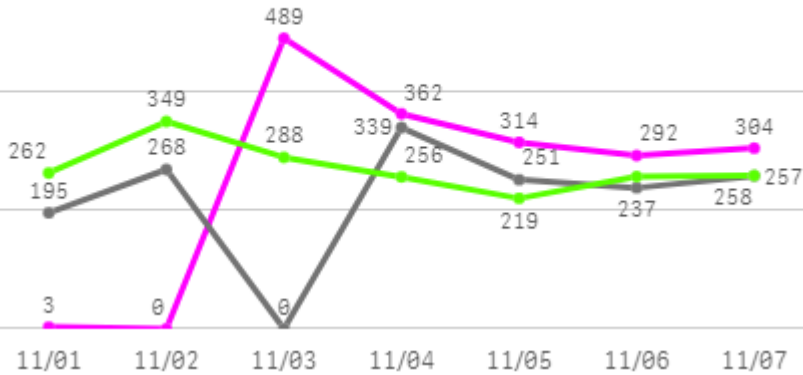
□ 포도 샤인머스켓(2Kg) 주간 가격

| 구분 | Q | 품종 | Q | 단량 | Q | 특 | 상 | 보통 | 하 |
|------------|---|----------|---|-----|---|--------------|--------------|--------------|--------------|
| 2025-11-08 | | 포도 샤인머스켓 | | 2Kg | | 8,389 | 5,207 | 3,551 | 2,450 |
| 2025-11-10 | | 포도 샤인머스켓 | | 2Kg | | 10,282 | 6,439 | 4,349 | 2,863 |
| 2025-11-11 | | 포도 샤인머스켓 | | 2Kg | | 9,160 | 6,476 | 4,712 | 3,437 |
| 2025-11-12 | | 포도 샤인머스켓 | | 2Kg | | 9,745 | 6,575 | 4,537 | 3,135 |
| 2025-11-13 | | 포도 샤인머스켓 | | 2Kg | | 10,398 | 6,182 | 4,423 | 2,948 |
| 2025-11-14 | | 포도 샤인머스켓 | | 2Kg | | 9,486 | 5,958 | 4,296 | 2,801 |
| 평균 | | | | | | 9,577 | 6,140 | 4,311 | 2,939 |

감귤

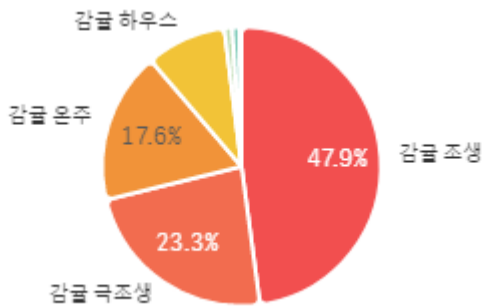
주간 반입량(톤)

◆ 2025 ● 2024 ▲ 평년

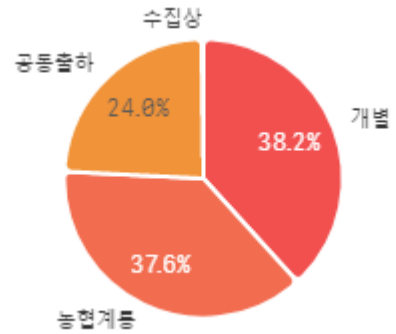


| 구분 | 금주(A) | 전주(B) | 전월(C) | 전년(D) | 평년(E) | A/B | A/C | A/D | A/E |
|-------|-------|-------|-------|-------|-------|-------|--------|--------|-------|
| 물량(톤) | 1,762 | 1,780 | 452 | 1,547 | 1,835 | 99.0% | 390.3% | 113.9% | 96.1% |

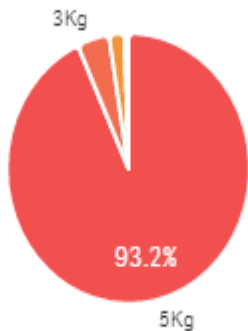
출하 품종별 거래물량 구성비



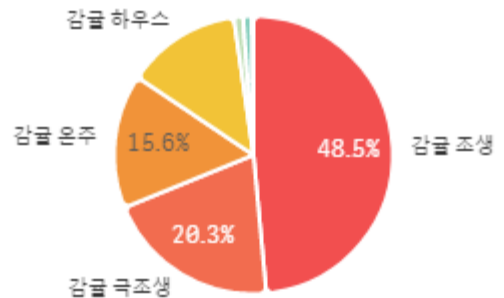
출하자별 거래물량 구성비



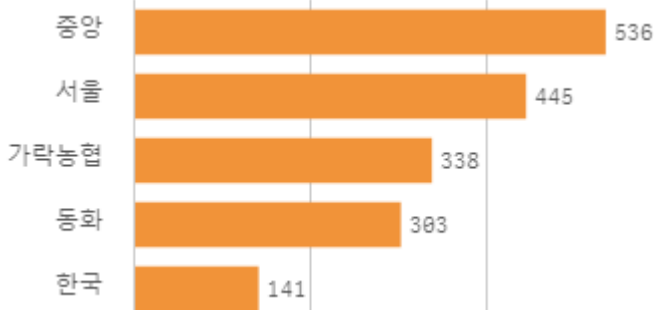
거래 단량별 물량 구성비



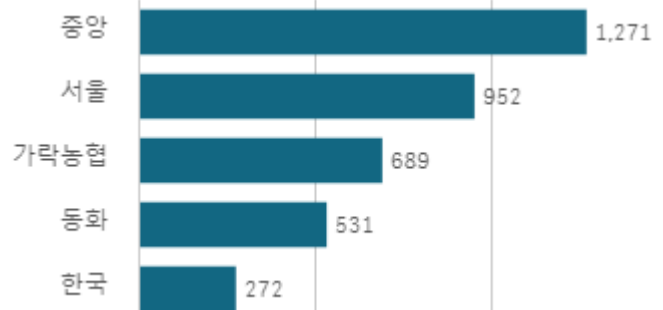
출하 품종별 거래금액 구성비



도매시장 법인별 거래물량(톤)

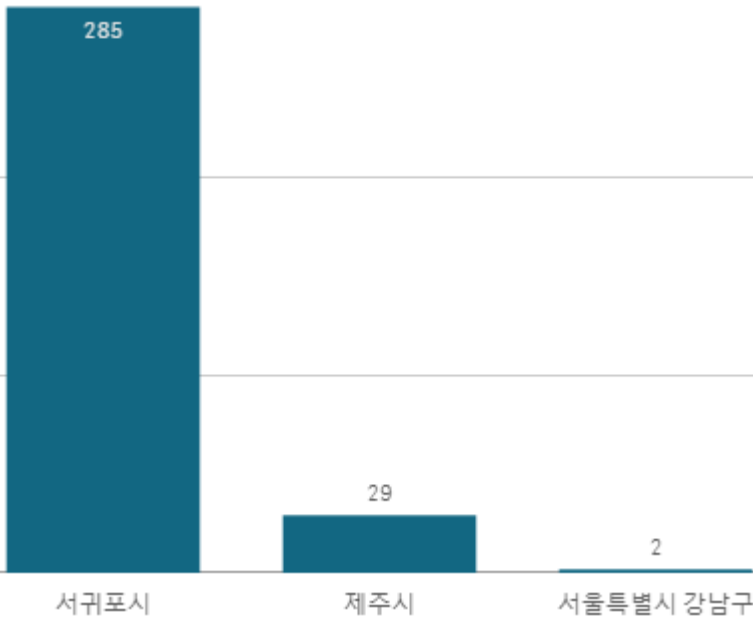


도매시장 법인별 거래금액(백만원)



감귤 극조생(5Kg)

산지별 거래물량(톤)



산지별 주출하 시군구



출하산지(개소)

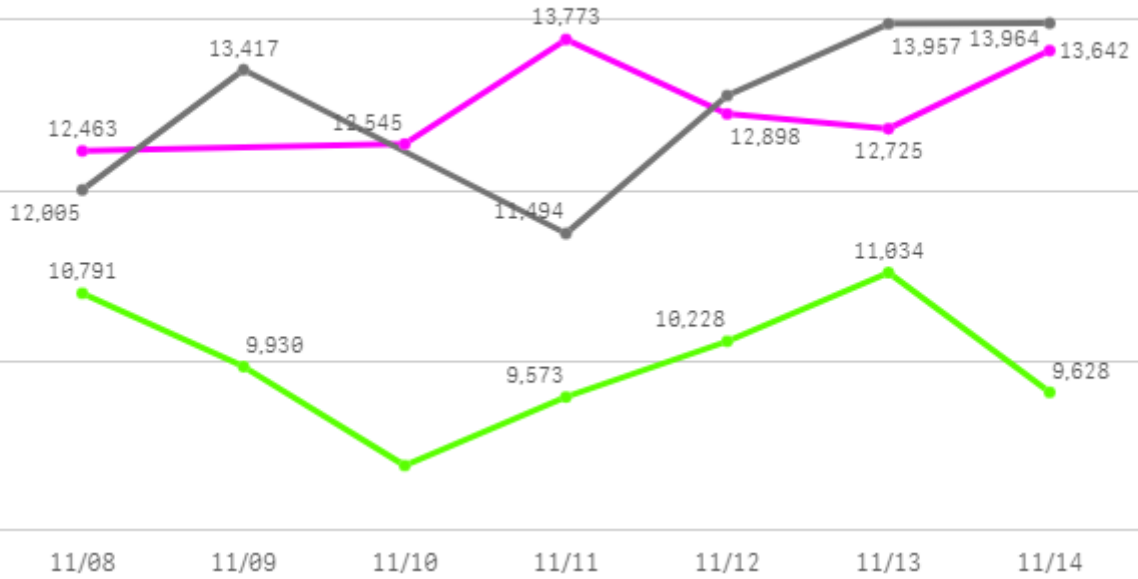
3

출하건수(천건)

2

주간 도매가격(원)

◆ 2025 ● 2024 ◆ 평년



| 구분 | 금주(A) | 전주(B) | 전월(C) | 전년(D) | 평년(E) | A/B | A/C | A/D | A/E |
|-------|--------|--------|--------|--------|--------|--------|--------|--------|--------|
| 가격(원) | 13,008 | 11,676 | 12,968 | 12,992 | 11,223 | 111.4% | 100.3% | 100.1% | 115.9% |

※ 상품 가격 기준

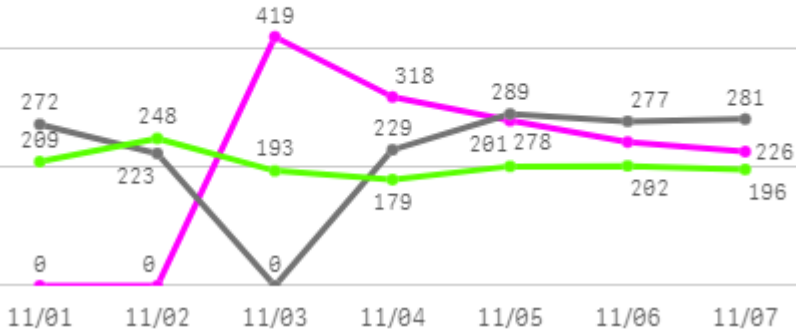
□ 감귤 극조생(5Kg) 주간 가격

| 구분 | Q | 품종 | Q | 단량 | Q | 특 | 상 | 보통 | 하 |
|------------|---|--------|---|-----|---|---------------|---------------|--------------|--------------|
| 2025-11-08 | | 감귤 극조생 | | 5Kg | | 15,285 | 12,463 | 9,102 | 5,711 |
| 2025-11-10 | | 감귤 극조생 | | 5Kg | | 15,715 | 12,545 | 8,831 | 6,237 |
| 2025-11-11 | | 감귤 극조생 | | 5Kg | | 20,651 | 13,773 | 9,042 | 5,742 |
| 2025-11-12 | | 감귤 극조생 | | 5Kg | | 15,000 | 12,898 | 8,683 | 5,660 |
| 2025-11-13 | | 감귤 극조생 | | 5Kg | | 16,102 | 12,725 | 9,271 | 6,279 |
| 2025-11-14 | | 감귤 극조생 | | 5Kg | | 22,428 | 13,642 | 9,202 | 5,894 |
| 평균 | | | | | | 17,530 | 13,008 | 9,022 | 5,921 |

단감

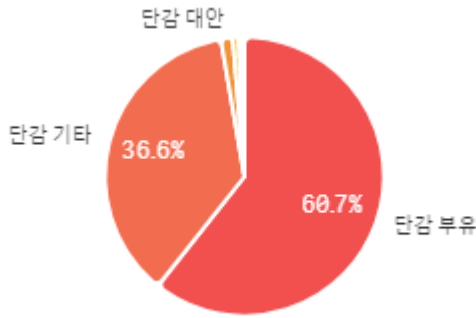
주간 반입량(톤)

◆ 2025 ● 2024 ▲ 평년

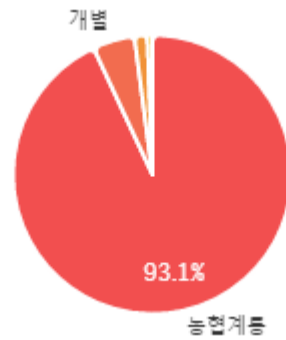


| 구분 | 금주(A) | 전주(B) | 전월(C) | 전년(D) | 평년(E) | A/B | A/C | A/D | A/E |
|-------|-------|-------|-------|-------|-------|-------|--------|-------|--------|
| 물량(톤) | 1,482 | 1,552 | 359 | 1,570 | 1,420 | 95.5% | 412.4% | 94.4% | 104.4% |

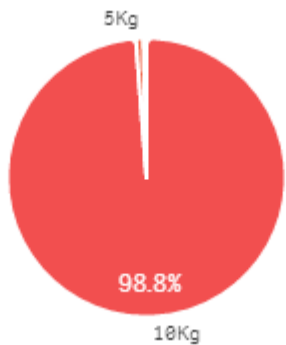
출하 품종별 거래물량 구성비



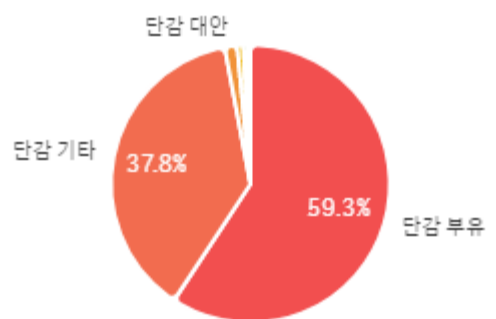
출하자별 거래물량 구성비



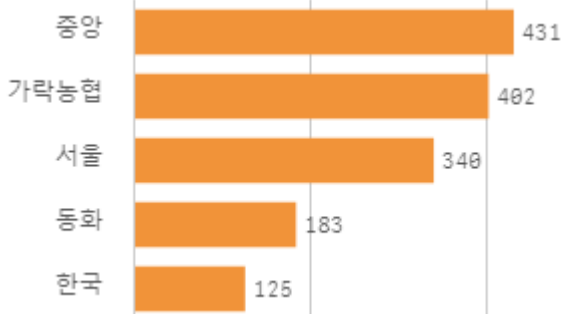
거래 단량별 물량 구성비



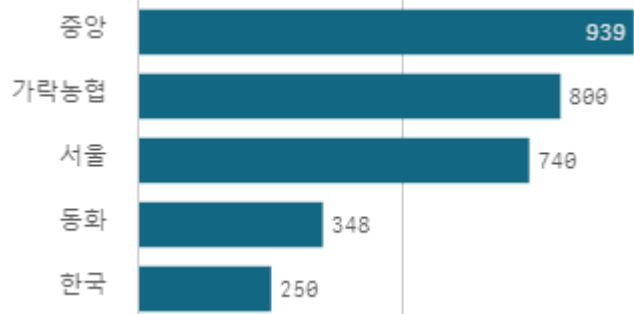
출하 품종별 거래금액 구성비



도매시장 법인별 거래물량(톤)

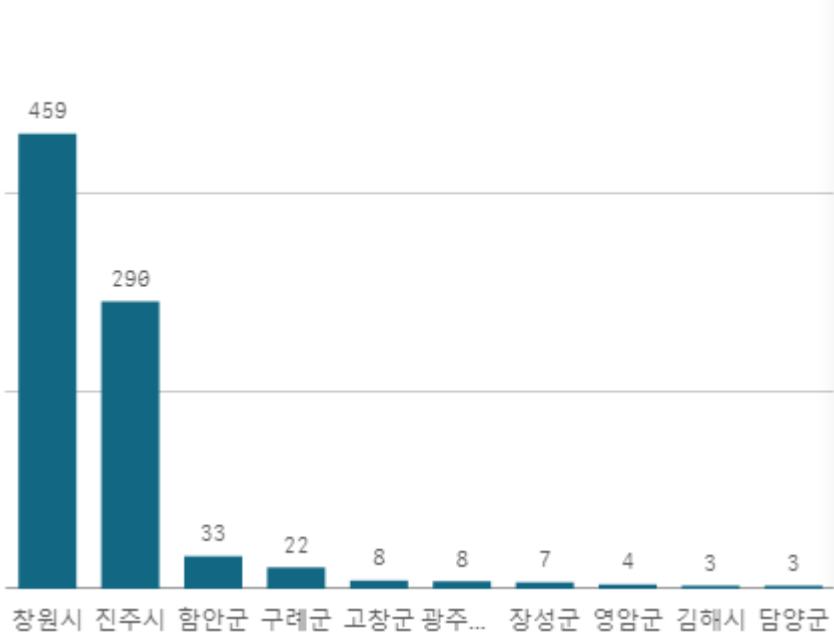


도매시장 법인별 거래금액(백만원)



단감 부유(10Kg)

산지별 거래물량(톤)



산지별 주출하 시군구



출하산지(개소)

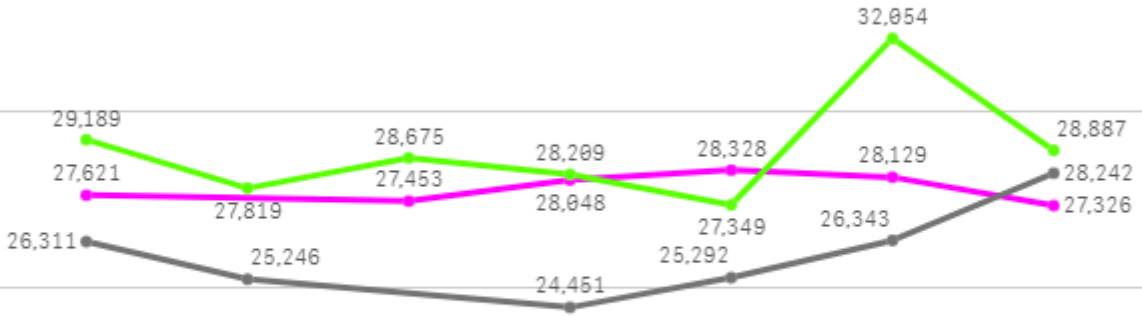
19

출하건수(천건)

7

주간 도매가격(원)

◆ 2025 ● 2024 ▲ 평년



11/08 11/09 11/10 11/11 11/12 11/13 11/14

| 구분 | 금주(A) | 전주(B) | 전월(C) | 전년(D) | 평년(E) | A/B | A/C | A/D | A/E |
|-------|--------|--------|--------|--------|--------|--------|-------|--------|-------|
| 가격(원) | 27,818 | 26,897 | 30,374 | 25,981 | 29,538 | 103.4% | 91.6% | 107.1% | 94.2% |

※ 상품 가격 기준

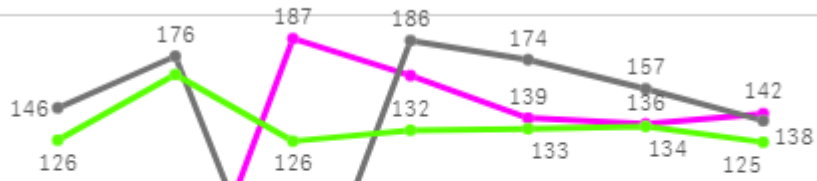
□ 단감 부유(10Kg) 주간 가격

| 구분 | Q | 품종 | Q | 단량 | Q | 특 | 상 | 보통 | 하 |
|------------|---|-------|---|------|---|---------------|---------------|---------------|---------------|
| 2025-11-08 | | 단감 부유 | | 10Kg | | 35,199 | 27,621 | 18,784 | 10,677 |
| 2025-11-10 | | 단감 부유 | | 10Kg | | 35,457 | 27,453 | 18,996 | 11,033 |
| 2025-11-11 | | 단감 부유 | | 10Kg | | 35,754 | 28,048 | 19,698 | 10,270 |
| 2025-11-12 | | 단감 부유 | | 10Kg | | 36,347 | 28,328 | 19,639 | 11,366 |
| 2025-11-13 | | 단감 부유 | | 10Kg | | 36,090 | 28,129 | 19,752 | 11,608 |
| 2025-11-14 | | 단감 부유 | | 10Kg | | 36,462 | 27,326 | 18,691 | 10,372 |
| 평균 | | | | | | 35,885 | 27,818 | 19,260 | 10,888 |

바나나

주간 반입량(톤)

2025 2024 평년



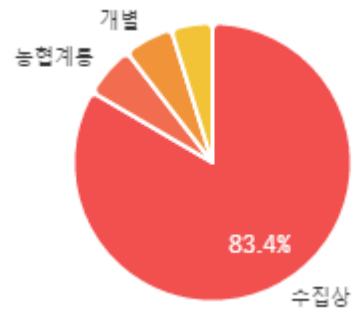
11/01 11/02 11/03 11/04 11/05 11/06 11/07

| 구분 | 금주(A) | 전주(B) | 전월(C) | 전년(D) | 평년(E) | A/B | A/C | A/D | A/E |
|-------|-------|-------|-------|-------|-------|-------|--------|-------|-------|
| 물량(톤) | 769 | 961 | 650 | 976 | 899 | 80.0% | 118.4% | 78.8% | 85.6% |

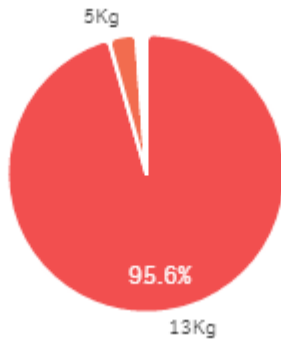
출하 품종별 거래물량 구성비



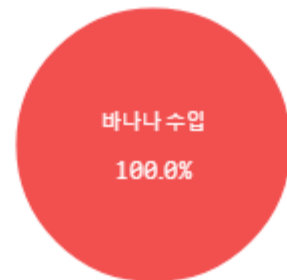
출하자별 거래물량 구성비



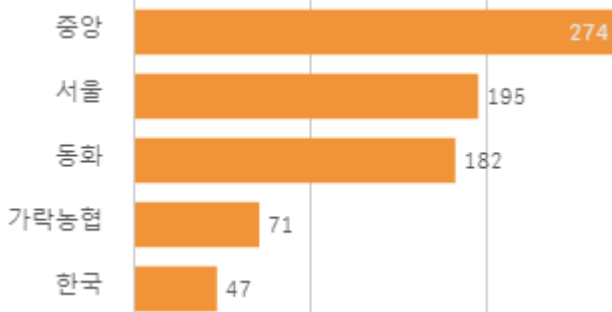
거래 단량별 물량 구성비



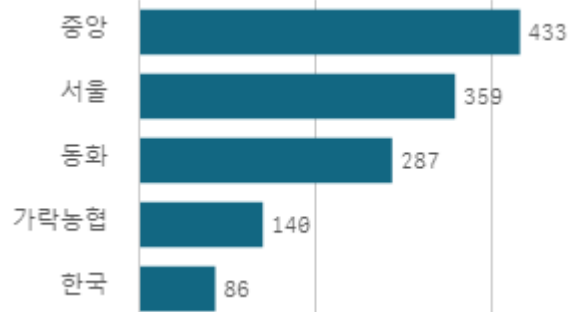
출하 품종별 거래금액 구성비



도매시장 법인별 거래물량(톤)

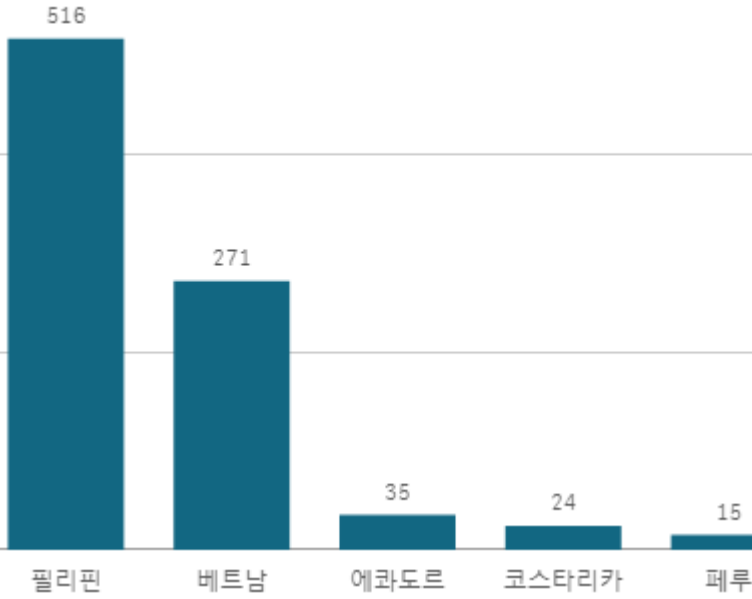


도매시장 법인별 거래금액(백만원)

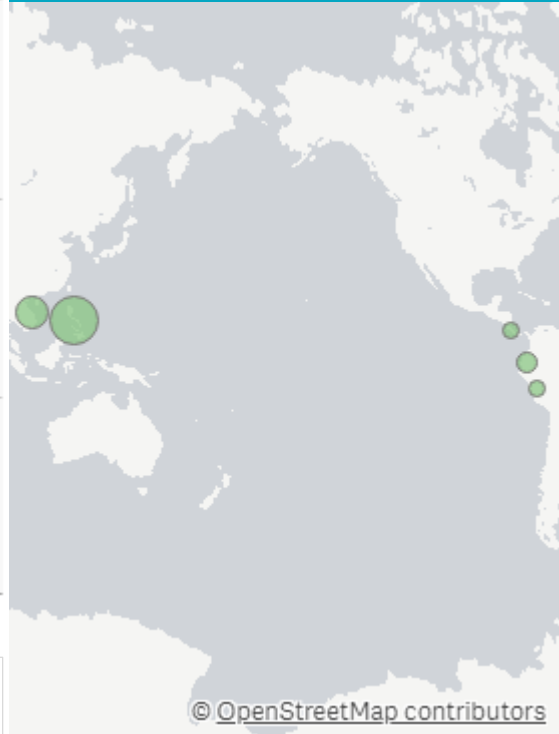


바나나 수입(13Kg)

산지별 거래물량(톤)



산지별 주출하 시군구



출하산지(개소)

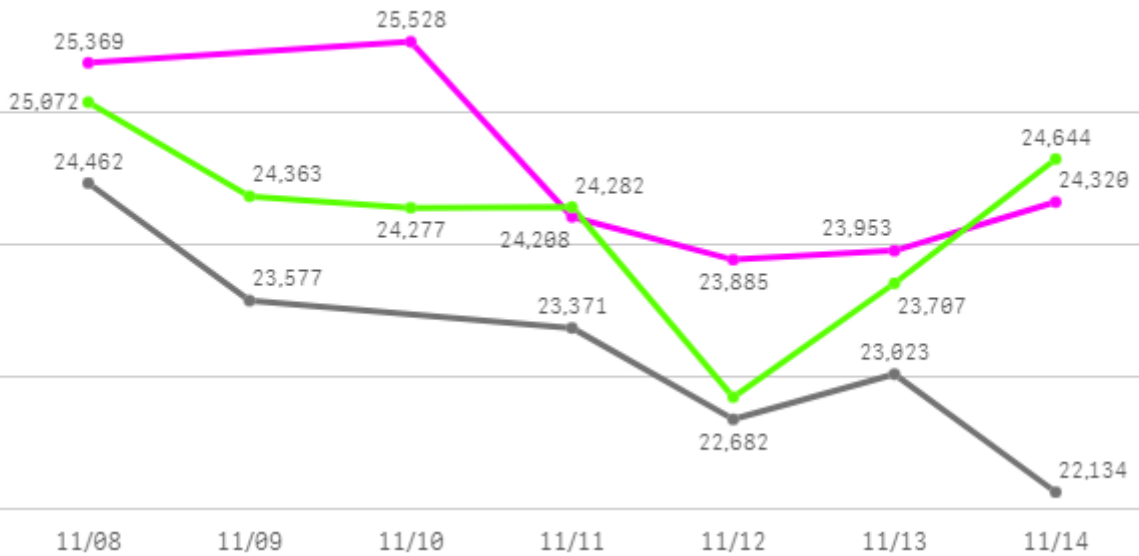
5

출하건수(천건)

2

주간 도매가격(원)

◆ 2025 ● 2024 ◆ 평년



| 구분 | 금주(A) | 전주(B) | 전월(C) | 전년(D) | 평년(E) | A/B | A/C | A/D | A/E |
|-------|--------|--------|--------|--------|--------|-------|-------|--------|-------|
| 가격(원) | 24,544 | 25,945 | 27,900 | 23,208 | 24,706 | 94.6% | 88.0% | 105.8% | 99.3% |

※ 상품 가격 기준

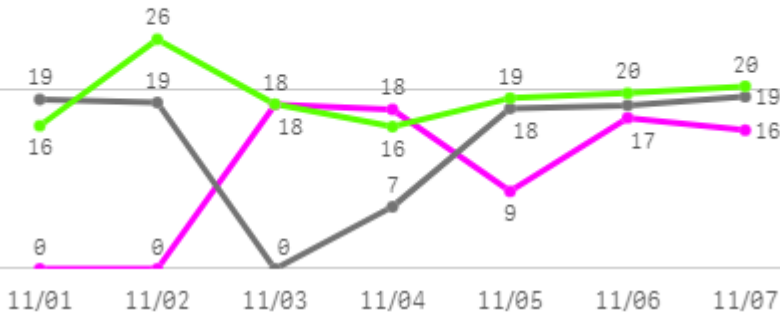
□ 바나나 수입(13Kg) 주간 가격

| 구분 | Q | 품종 | Q | 단량 | Q | 특 | 상 | 보통 | 하 |
|------------|---|--------|---|------|---|---------------|---------------|---------------|---------------|
| 2025-11-08 | | 바나나 수입 | | 13Kg | | 31,065 | 25,369 | 17,548 | 11,584 |
| 2025-11-10 | | 바나나 수입 | | 13Kg | | 31,325 | 25,528 | 17,125 | 12,173 |
| 2025-11-11 | | 바나나 수입 | | 13Kg | | 30,000 | 24,208 | 17,701 | 11,162 |
| 2025-11-12 | | 바나나 수입 | | 13Kg | | 29,279 | 23,885 | 17,872 | 10,759 |
| 2025-11-13 | | 바나나 수입 | | 13Kg | | 28,606 | 23,953 | 18,377 | 11,858 |
| 2025-11-14 | | 바나나 수입 | | 13Kg | | 29,131 | 24,320 | 18,929 | 11,440 |
| 평균 | | | | | | 29,901 | 24,544 | 17,925 | 11,496 |

고등어

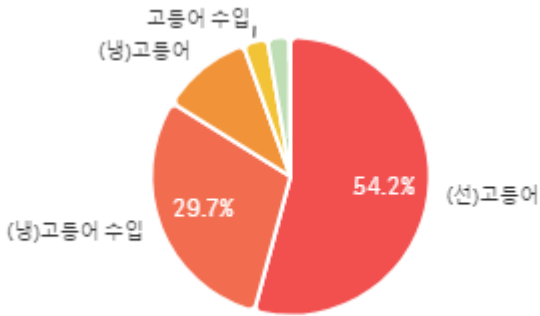
주간 반입량(톤)

◆ 2025 ● 2024 ▲ 평년

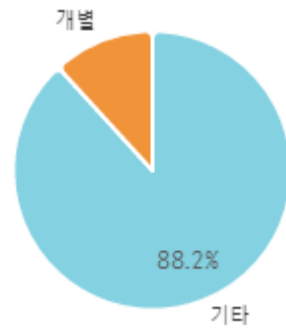


| 구분 | 금주(A) | 전주(B) | 전월(C) | 전년(D) | 평년(E) | A/B | A/C | A/D | A/E |
|-------|-------|-------|-------|-------|-------|-------|--------|-------|-------|
| 물량(톤) | 77 | 100 | 61 | 100 | 125 | 77.4% | 127.4% | 77.3% | 61.9% |

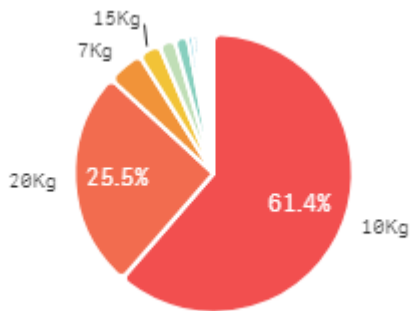
출하 품종별 거래물량 구성비



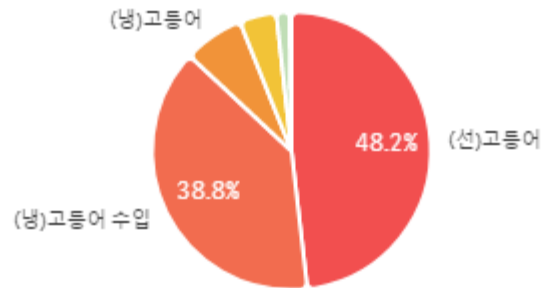
출하자별 거래물량 구성비



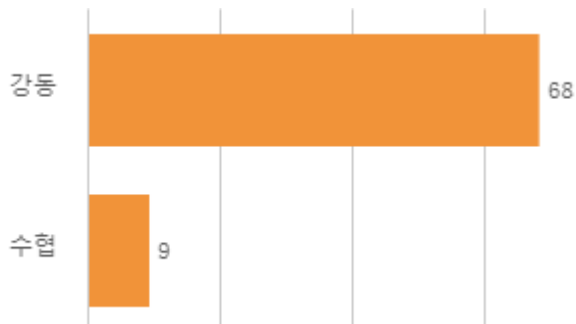
거래 단량별 물량 구성비



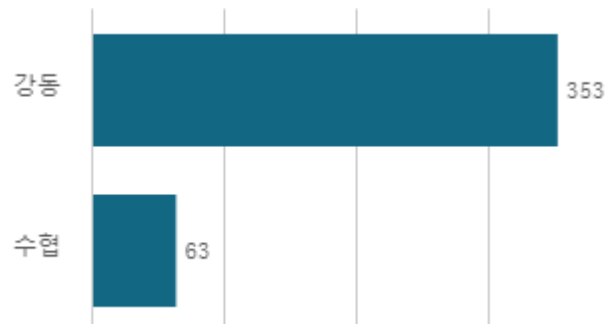
출하 품종별 거래금액 구성비



도매시장 법인별 거래물량(톤)

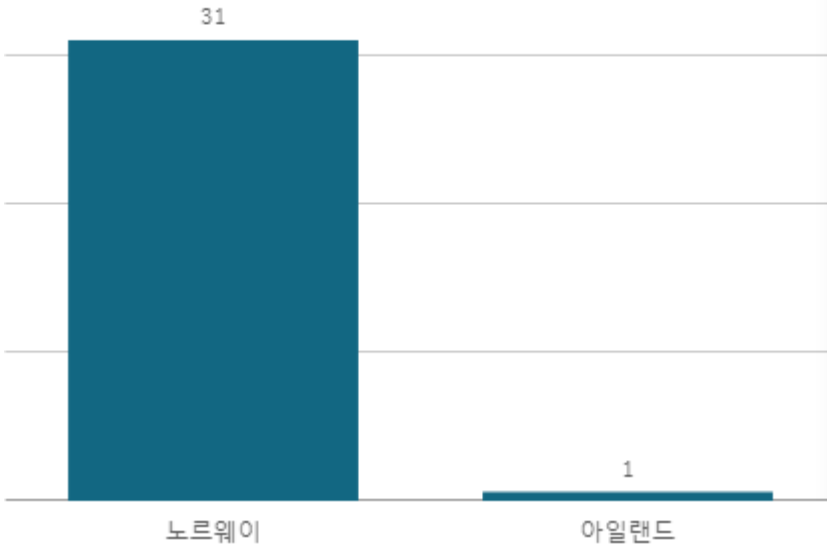


도매시장 법인별 거래금액(백만원)



(냉)고등어 수입(10Kg)

산지별 거래물량(톤)



산지별 주출하 시군구



출하산지(개소)

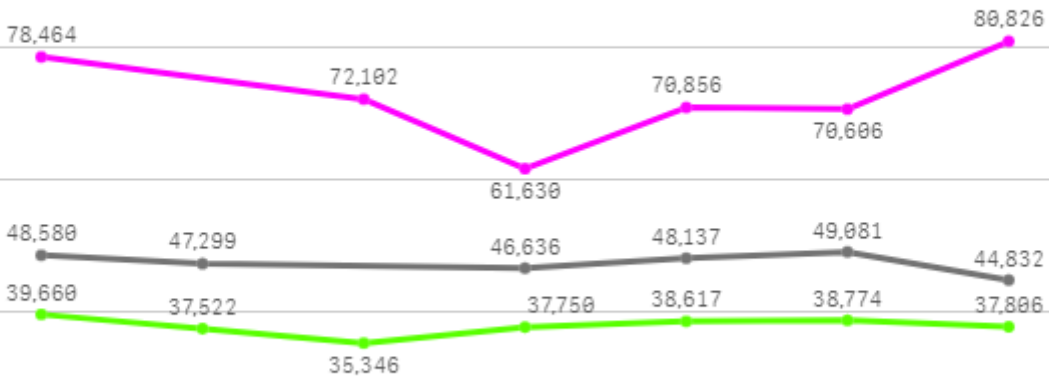
2

출하건수(천건)

0

주간 도매가격(원)

◆ 2025 ● 2024 ◆ 평년



11/08 11/09 11/10 11/11 11/12 11/13 11/14

| 구분 | 금주(A) | 전주(B) | 전월(C) | 전년(D) | 평년(E) | A/B | A/C | A/D | A/E |
|-------|--------|--------|--------|--------|--------|--------|--------|--------|--------|
| 가격(원) | 72,414 | 68,043 | 68,449 | 47,428 | 46,189 | 106.4% | 105.8% | 152.7% | 156.8% |

※ 상품 가격 기준

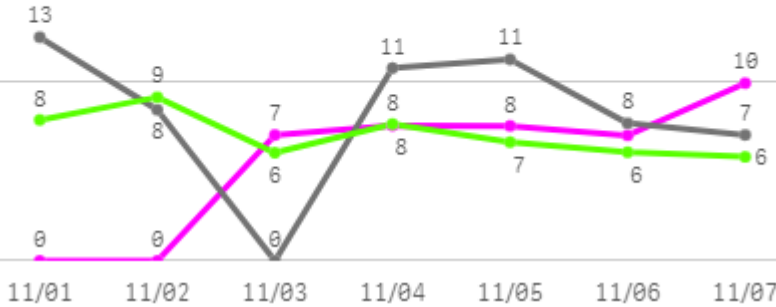
□ (냉)고등어 수입(10Kg) 주간 가격

| 구분 | Q | 품종 | Q | 단량 | Q | 특 | 상 | 보통 | 하 |
|------------|---|-----------|---|------|---|---|---------------|----|---|
| 2025-11-08 | | (냉)고등어 수입 | | 10Kg | | - | 78,464 | - | - |
| 2025-11-10 | | (냉)고등어 수입 | | 10Kg | | - | 72,102 | - | - |
| 2025-11-11 | | (냉)고등어 수입 | | 10Kg | | - | 61,630 | - | - |
| 2025-11-12 | | (냉)고등어 수입 | | 10Kg | | - | 70,856 | - | - |
| 2025-11-13 | | (냉)고등어 수입 | | 10Kg | | - | 70,606 | - | - |
| 2025-11-14 | | (냉)고등어 수입 | | 10Kg | | - | 80,826 | - | - |
| 평균 | | | | | | - | 72,414 | - | - |

갈치

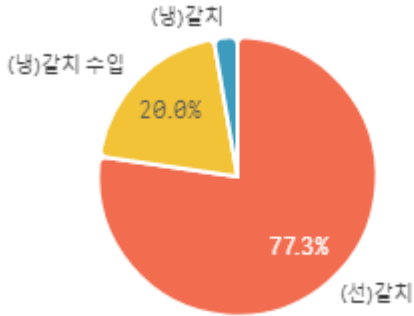
주간 반입량(톤)

◆ 2025 ● 2024 ▲ 평년

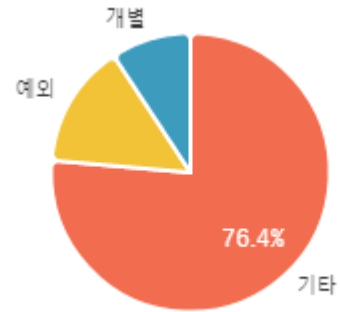


| 구분 | 금주(A) | 전주(B) | 전월(C) | 전년(D) | 평년(E) | A/B | A/C | A/D | A/E |
|-------|-------|-------|-------|-------|-------|--------|--------|-------|-------|
| 물량(톤) | 39 | 37 | 22 | 58 | 49 | 107.0% | 177.5% | 67.7% | 80.3% |

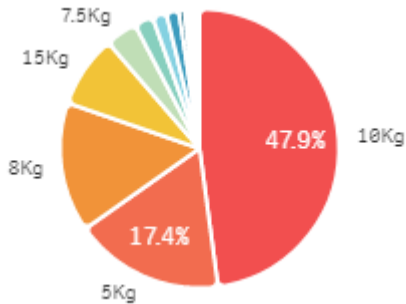
출하 품종별 거래물량 구성비



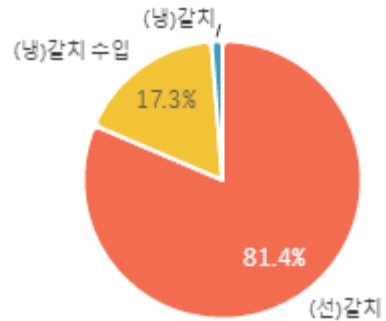
출하자별 거래물량 구성비



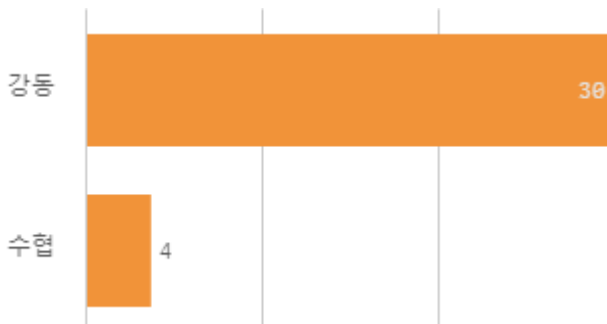
거래 단량별 물량 구성비



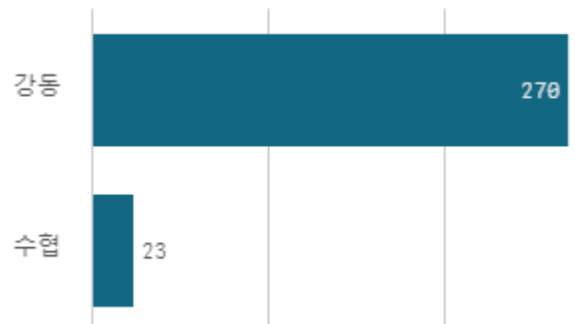
출하 품종별 거래금액 구성비



도매시장 법인별 거래물량(톤)

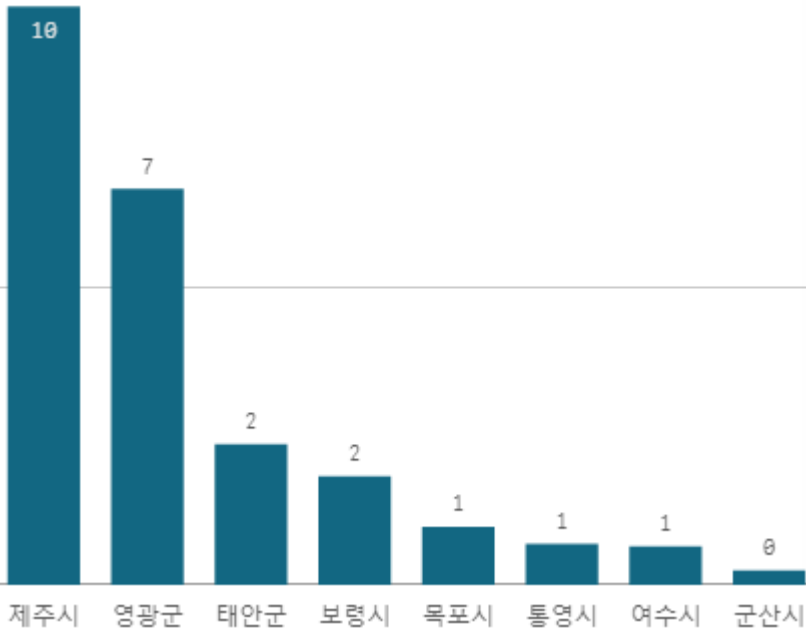


도매시장 법인별 거래금액(백만원)



(선)갈치(5Kg)

산지별 거래물량(톤)



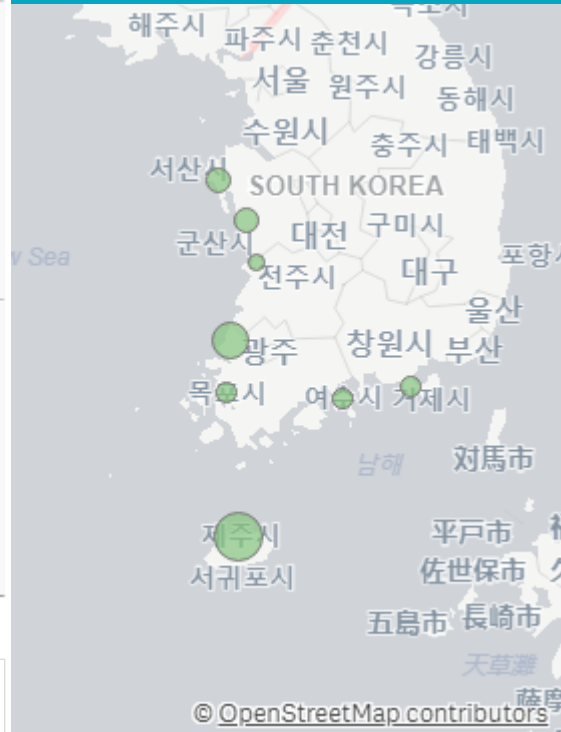
출하산지(개소)

8

출하건수(천건)

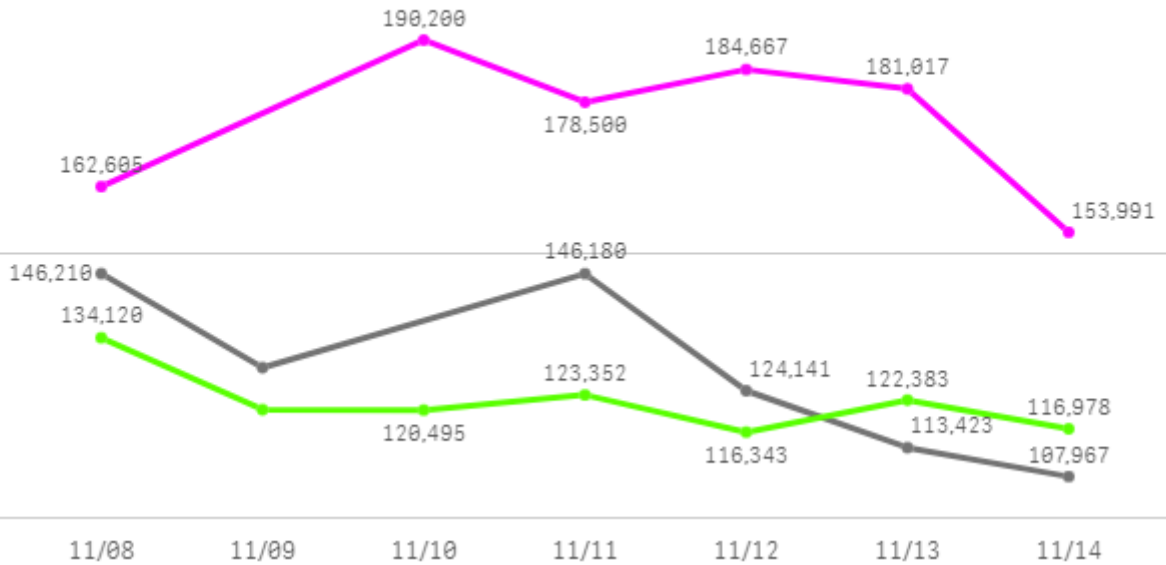
1

산지별 주출하 시군구



주간 도매가격(원)

◆ 2025 ● 2024 ◆ 평년



| 구분 | 금주(A) | 전주(B) | 전월(C) | 전년(D) | 평년(E) | A/B | A/C | A/D | A/E |
|-------|---------|---------|---------|---------|---------|--------|-------|--------|--------|
| 가격(원) | 175,163 | 143,313 | 180,079 | 127,736 | 137,134 | 122.2% | 97.3% | 137.1% | 127.7% |

※ 상품 가격 기준

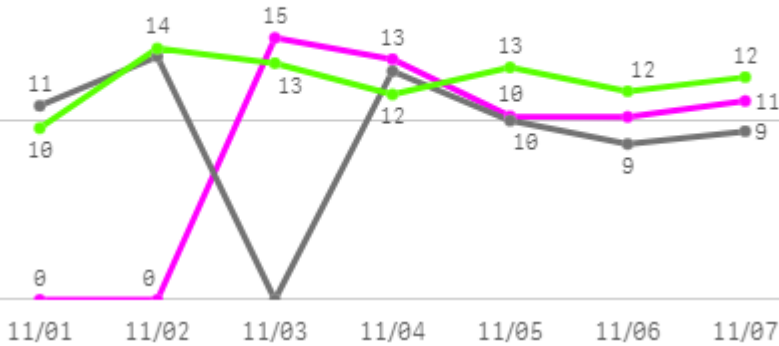
□ (선)갈치(5Kg) 주간 가격

| 구분 | Q | 품종 | Q | 단량 | Q | 특 | 상 | 보통 | 하 |
|------------|---|-------|---|-----|---|---|----------------|----------------|---------------|
| 2025-11-08 | | (선)갈치 | | 5Kg | | - | 162,605 | 122,566 | 72,250 |
| 2025-11-10 | | (선)갈치 | | 5Kg | | - | 190,200 | 106,200 | 27,735 |
| 2025-11-11 | | (선)갈치 | | 5Kg | | - | 178,500 | 134,958 | 91,627 |
| 2025-11-12 | | (선)갈치 | | 5Kg | | - | 184,667 | 135,354 | 54,587 |
| 2025-11-13 | | (선)갈치 | | 5Kg | | - | 181,017 | 132,415 | 93,931 |
| 2025-11-14 | | (선)갈치 | | 5Kg | | - | 153,991 | 108,545 | 48,907 |
| 평균 | | | | | | - | 175,163 | 123,340 | 64,840 |

홍합

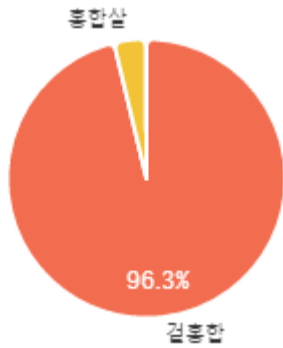
주간 반입량(톤)

◆ 2025 ● 2024 ▲ 평년

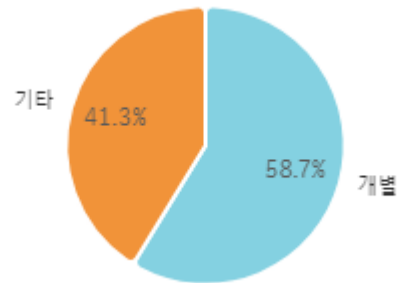


| 구분 | 금주(A) | 전주(B) | 전월(C) | 전년(D) | 평년(E) | A/B | A/C | A/D | A/E |
|-------|-------|-------|-------|-------|-------|-------|-------|-------|-------|
| 물량(톤) | 60 | 88 | 69 | 66 | 76 | 68.2% | 86.4% | 91.3% | 78.6% |

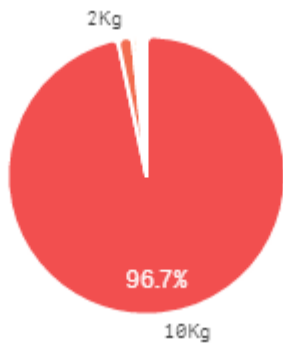
출하 품종별 거래물량 구성비



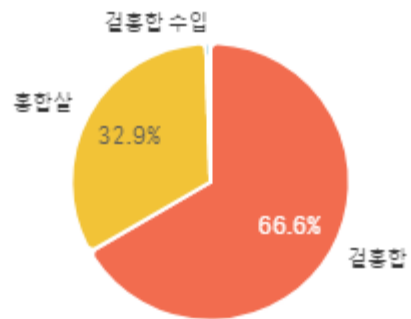
출하자별 거래물량 구성비



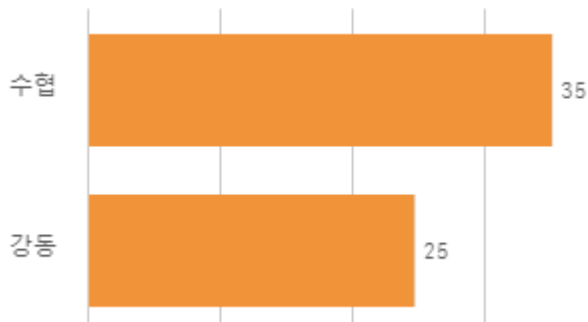
거래 단량별 물량 구성비



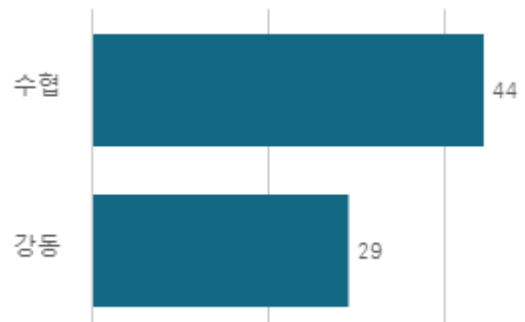
출하 품종별 거래금액 구성비



도매시장 법인별 거래물량(톤)

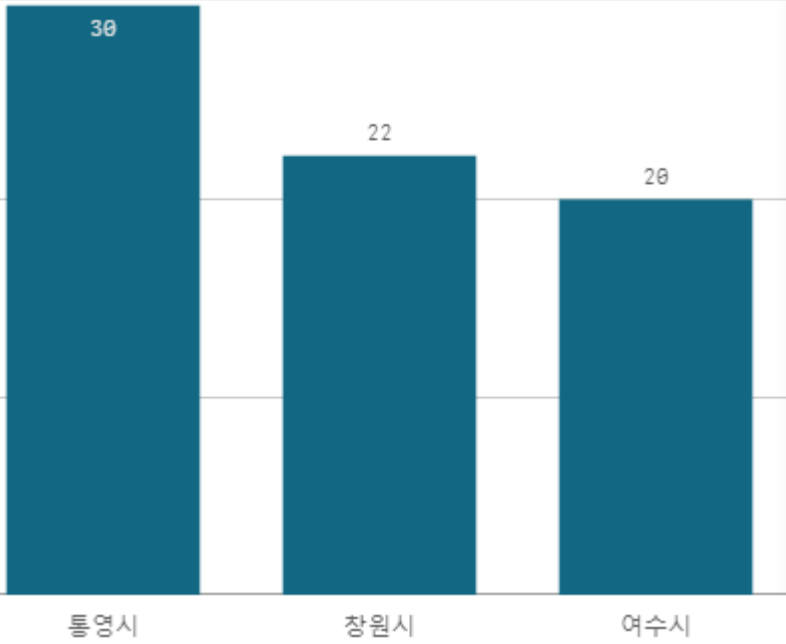


도매시장 법인별 거래금액(백만원)



겉흙합(10Kg)

산지별 거래물량(톤)



산지별 주출하 시군구



출하산지(개소)

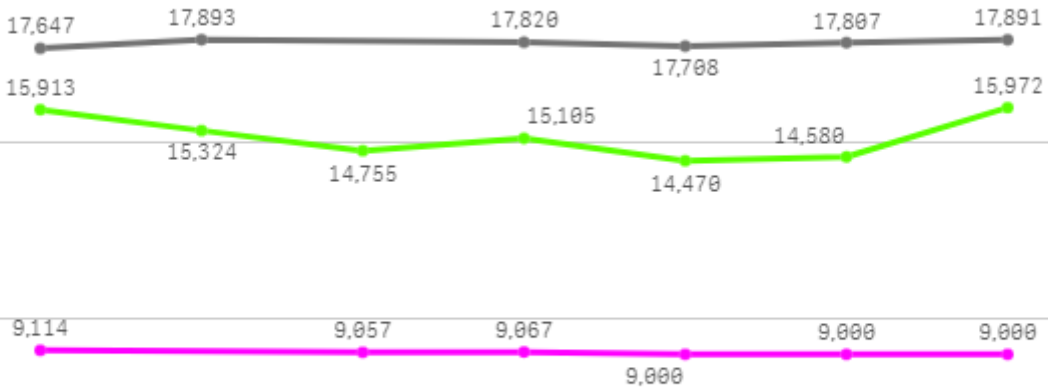
3

출하건수(천건)

0

주간 도매가격(원)

◆ 2025 ● 2024 ◆ 평년



11/08 11/09 11/10 11/11 11/12 11/13 11/14

| 구분 | 금주(A) | 전주(B) | 전월(C) | 전년(D) | 평년(E) | A/B | A/C | A/D | A/E |
|-------|-------|-------|--------|--------|--------|--------|-------|-------|-------|
| 가격(원) | 9,040 | 9,030 | 12,773 | 17,794 | 14,538 | 100.1% | 70.8% | 50.8% | 62.2% |

※ 상품 가격 기준

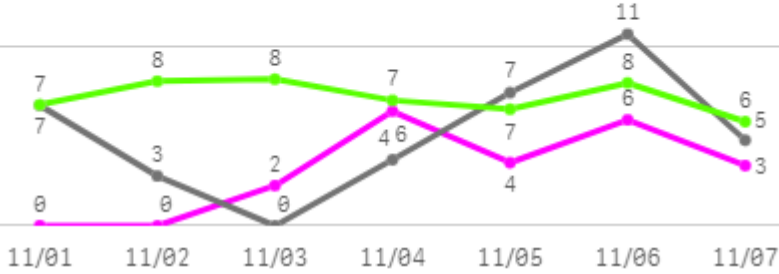
□ 곁홍합(10Kg) 주간 가격

| 구분 | Q | 품종 | Q | 단량 | Q | 특 | 상 | 보통 | 하 |
|------------|---|-----|---|------|---|---|--------------|--------------|--------------|
| 2025-11-08 | | 곁홍합 | | 10Kg | | - | 9,114 | 8,450 | 5,950 |
| 2025-11-10 | | 곁홍합 | | 10Kg | | - | 9,057 | 8,394 | 6,010 |
| 2025-11-11 | | 곁홍합 | | 10Kg | | - | 9,067 | 8,584 | 6,190 |
| 2025-11-12 | | 곁홍합 | | 10Kg | | - | 9,000 | 7,574 | 5,308 |
| 2025-11-13 | | 곁홍합 | | 10Kg | | - | 9,000 | 8,715 | 7,234 |
| 2025-11-14 | | 곁홍합 | | 10Kg | | - | 9,000 | 8,615 | 7,183 |
| 평균 | | | | | | - | 9,040 | 8,389 | 6,313 |

오징어

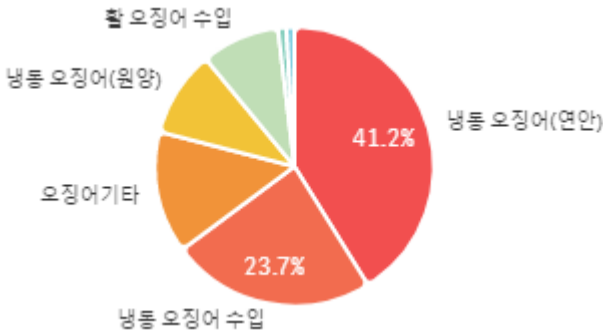
주간 반입량(톤)

◆ 2025 ● 2024 ▲ 평년

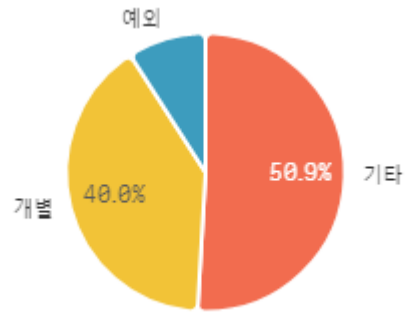


| 구분 | 금주(A) | 전주(B) | 전월(C) | 전년(D) | 평년(E) | A/B | A/C | A/D | A/E |
|-------|-------|-------|-------|-------|-------|-------|-------|-------|-------|
| 물량(톤) | 22 | 30 | 30 | 36 | 43 | 72.3% | 71.4% | 59.4% | 49.6% |

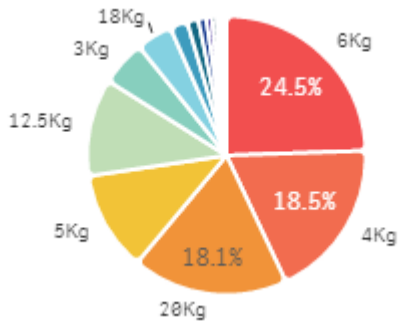
출하 품종별 거래물량 구성비



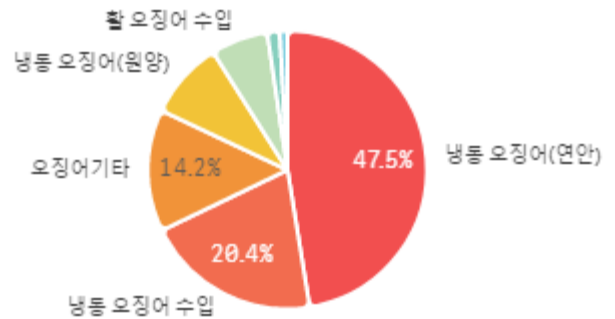
출하자별 거래물량 구성비



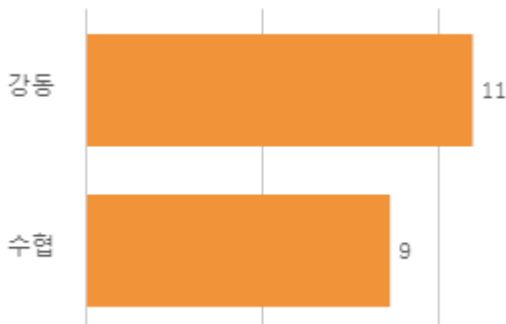
거래 단량별 물량 구성비



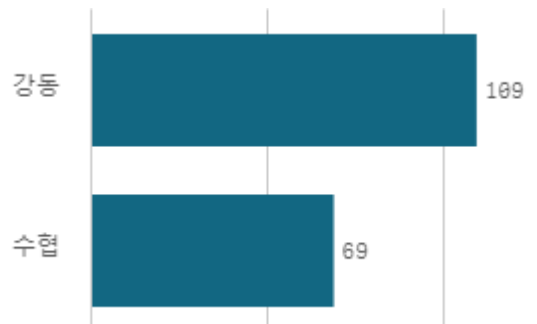
출하 품종별 거래금액 구성비



도매시장 법인별 거래물량(톤)




도매시장 법인별 거래금액(백만원)



물오징어(6Kg)

산지별 거래물량(톤)



통영시

출하산지(개소)

1

출하건수(천건)

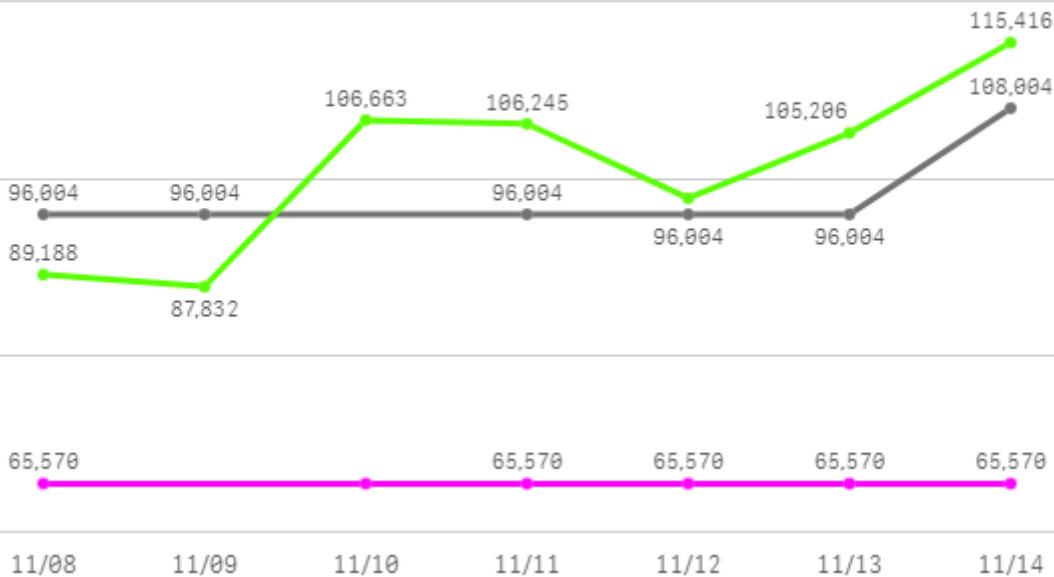
0

산지별 주출하 시군구



주간 도매가격(원)

◆ 2025 ● 2024 ◆ 평년



| 구분 | 금주(A) | 전주(B) | 전월(C) | 전년(D) | 평년(E) | A/B | A/C | A/D | A/E |
|-------|--------|--------|---------|--------|--------|--------|-------|-------|-------|
| 가격(원) | 65,570 | 65,570 | 112,376 | 98,004 | 93,824 | 100.0% | 58.3% | 66.9% | 69.9% |

※ 상품 가격 기준

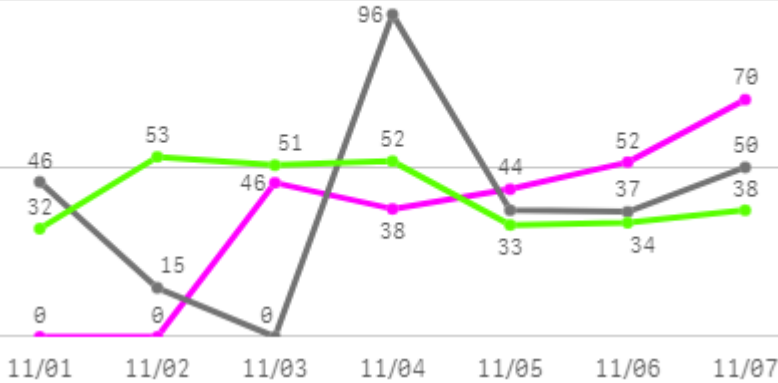
□ 물오징어(6Kg) 주간 가격

| 구분 | Q | 품종 | Q | 단량 | Q | 특 | 상 | 보통 | 하 |
|------------|---|------|---|-----|---|---|---------------|---------------|---------------|
| 2025-11-08 | | 물오징어 | | 6Kg | | - | 65,570 | 58,333 | 47,170 |
| 2025-11-10 | | 물오징어 | | 6Kg | | - | 65,570 | 58,333 | 47,170 |
| 2025-11-11 | | 물오징어 | | 6Kg | | - | 65,570 | 58,333 | 47,170 |
| 2025-11-12 | | 물오징어 | | 6Kg | | - | 65,570 | 58,333 | 47,170 |
| 2025-11-13 | | 물오징어 | | 6Kg | | - | 65,570 | 58,333 | 47,170 |
| 2025-11-14 | | 물오징어 | | 6Kg | | - | 65,570 | 58,333 | 47,170 |
| 평균 | | | | | | - | 65,570 | 58,333 | 47,170 |

건멸치

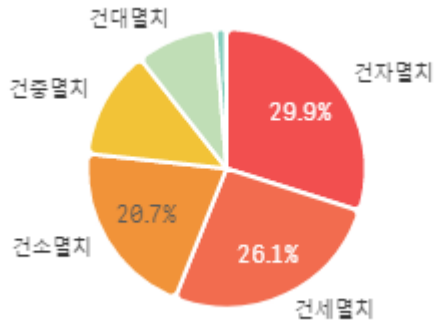
주간 반입량(톤)

◆ 2025 ● 2024 ▲ 평년

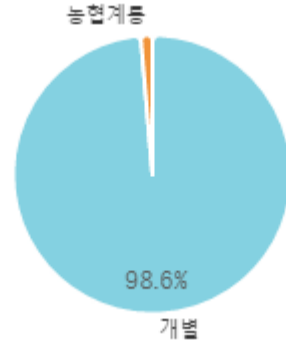


| 구분 | 금주(A) | 전주(B) | 전월(C) | 전년(D) | 평년(E) | A/B | A/C | A/D | A/E |
|-------|-------|-------|-------|-------|-------|-------|--------|-------|--------|
| 물량(톤) | 250 | 349 | 222 | 281 | 248 | 71.6% | 112.4% | 88.8% | 100.7% |

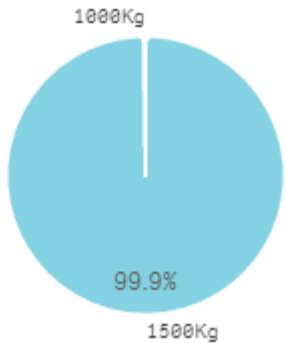
출하 품종별 거래물량 구성비



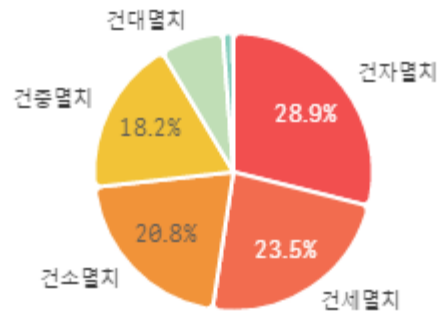
출하자별 거래물량 구성비



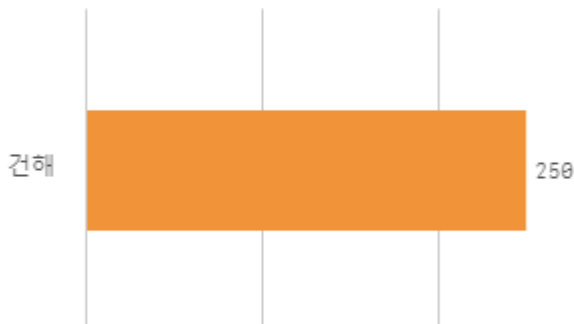
거래 단량별 물량 구성비



출하 품종별 거래금액 구성비



도매시장 법인별 거래물량(톤)

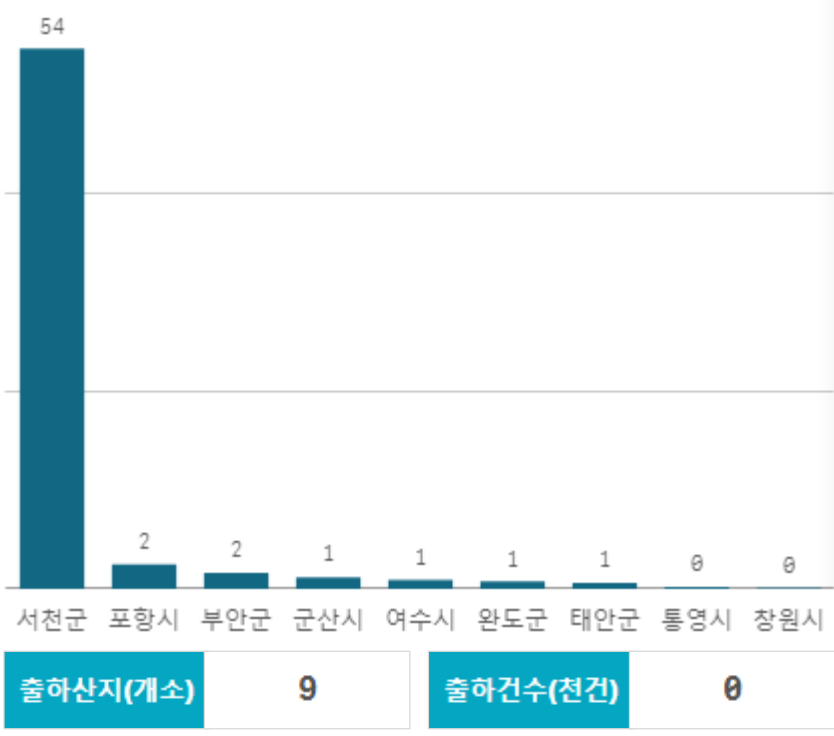


도매시장 법인별 거래금액(백만원)



건세멸치(1.5Kg)

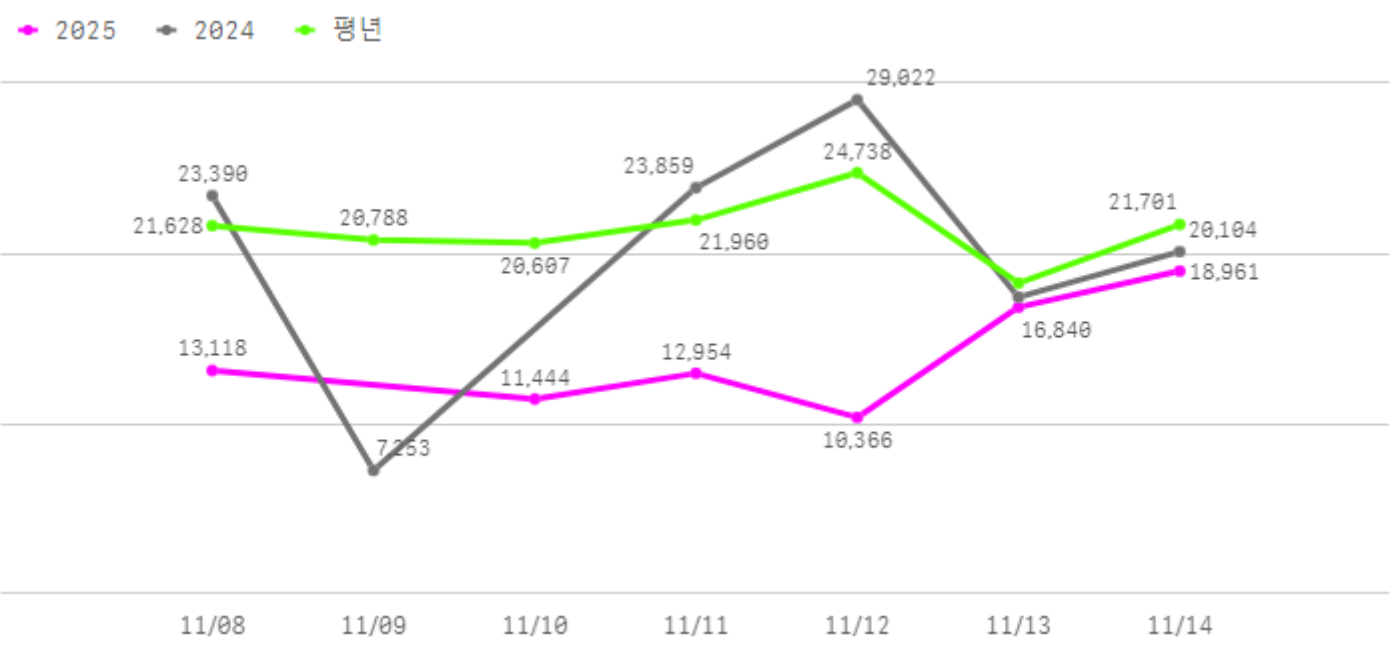
산지별 거래물량(톤)



산지별 주출하 시군구



주간 도매가격(원)



| 구분 | 금주(A) | 전주(B) | 전월(C) | 전년(D) | 평년(E) | A/B | A/C | A/D | A/E |
|-------|--------|--------|--------|--------|--------|-------|-------|-------|-------|
| 가격(원) | 13,947 | 15,529 | 15,654 | 20,177 | 20,297 | 89.8% | 89.1% | 69.1% | 68.7% |

※ 상품 가격 기준

□ 건세멸치(1.5Kg) 주간 가격

| 구분 | Q | 품종 | Q | 단량 | Q | 특 | 상 | 보통 | 하 |
|------------|---|------|---|-------|---|---|---------------|--------------|--------------|
| 2025-11-08 | | 건세멸치 | | 1.5Kg | | - | 13,118 | 7,883 | 6,167 |
| 2025-11-10 | | 건세멸치 | | 1.5Kg | | - | 11,444 | 8,350 | 6,419 |
| 2025-11-11 | | 건세멸치 | | 1.5Kg | | - | 12,954 | 8,749 | 6,141 |
| 2025-11-12 | | 건세멸치 | | 1.5Kg | | - | 10,366 | 8,922 | 6,192 |
| 2025-11-13 | | 건세멸치 | | 1.5Kg | | - | 16,840 | 8,700 | 6,856 |
| 2025-11-14 | | 건세멸치 | | 1.5Kg | | - | 18,961 | 10,712 | 6,463 |
| 평균 | | | | | | - | 13,947 | 8,886 | 6,373 |