
2025년 가락시장

주요 품목 주간 거래동향

09월 2주차 주요 동향

[2025. 9.6. ~ 9.12.]



서울특별시농수산물공사

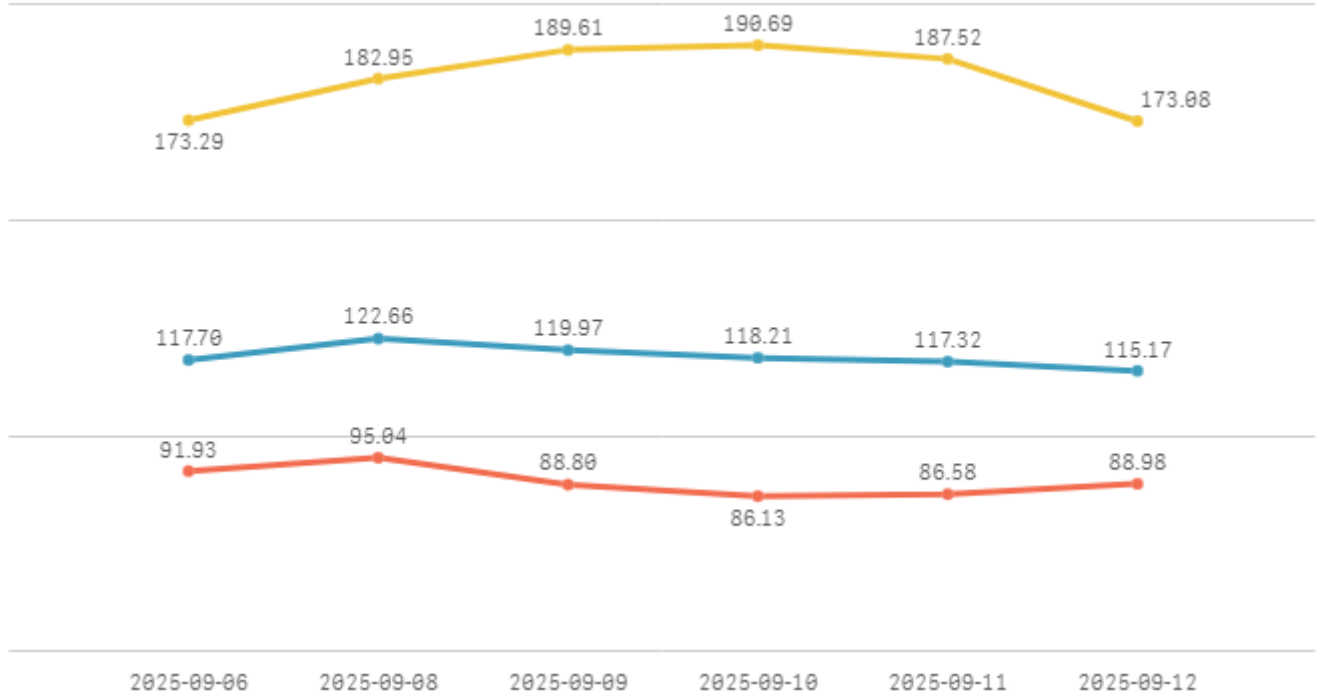
[데이터전략팀]

1. 주간 표준지수

※ 직전 5개년 평균가격을 지수 100으로 산정하여 100 이상일 경우 평년보다 상승, 100 이하일 경우 평년보다 하락

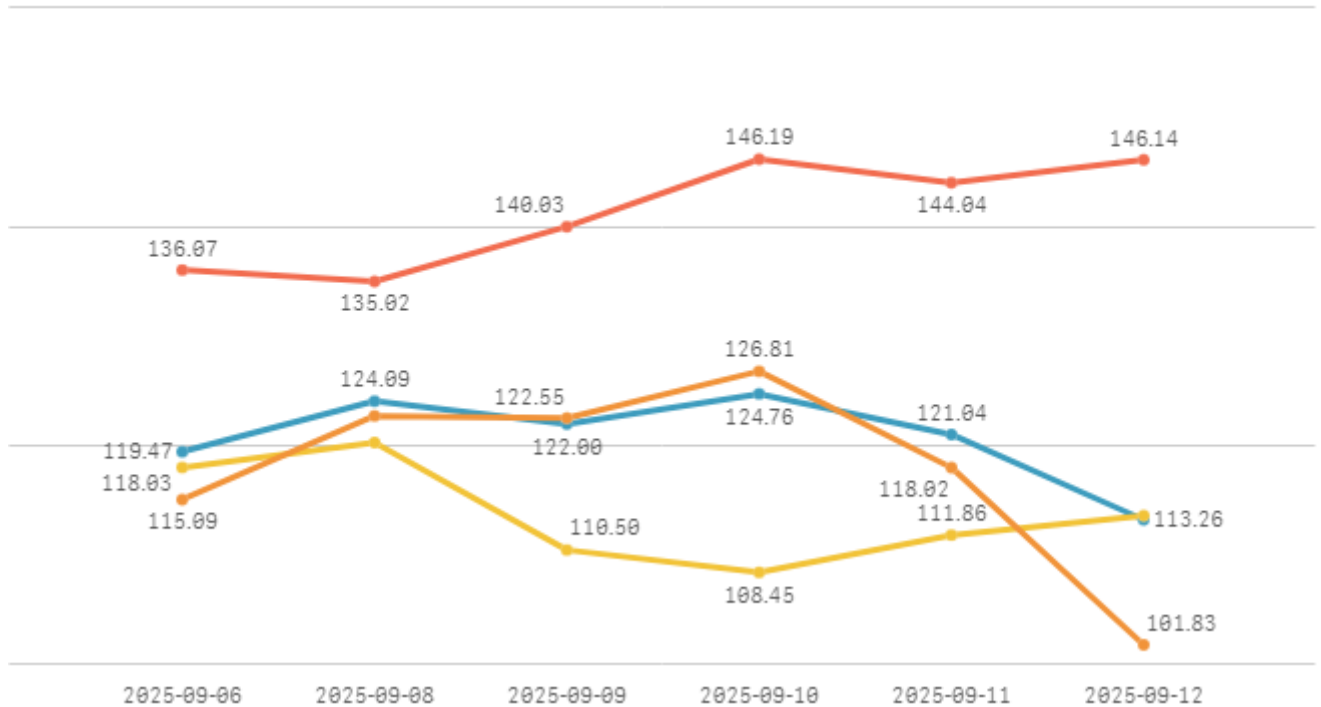
□ 청과부류

합계 채소계 과일계



□ 수산부류

합계 생선류 조개류 건어류



2. 주요 품목 주간 거래동향

주요 품목(종) 주간동향 (2025.09.06 ~ 09.12)

품종 단위	금주평균	전주평균	전월평균	전년평균	5년평균 가격	전주대비	전월대비	전년대비	5년평균 대비
(냉)고등어 수입(10키로상자)	60,490	60,202	49,942	46,458	56,137	0% ▲	21% ▲	30% ▲	8% ▲
(선)갈치(5키로상자)	159,340	130,447	143,751	141,122	152,790	22% ▲	11% ▲	13% ▲	4% ▲
가지(8키로상자)	15,213	12,488	16,582	20,697	16,199	22% ▲	-8% ▼	-27% ▼	-6% ▼
감귤 하우스(3키로상자)	22,817	23,508	23,308	23,182	22,880	-3% ▼	-2% ▼	-2% ▼	-0% ▼
감자 수미(햇)(20키로상자)	38,847	37,714	37,232	28,641	37,659	3% ▲	4% ▲	36% ▲	3% ▲
건세멸치(1.5키로상자)	19,660	18,953	21,563	18,909	19,832	4% ▲	-9% ▼	4% ▲	-1% ▼
겉홍합(10키로망대)	12,007	12,017	12,226	13,740	12,437	-0% ▼	-2% ▼	-13% ▼	-3% ▼
간마늘 대서(20키로)	149,173	148,931	139,381	136,212	147,558	0% ▲	7% ▲	10% ▲	1% ▲
당근(20키로상자)	35,594	32,457	30,865	96,464	40,752	10% ▲	15% ▲	-63% ▼	-13% ▼
대추방울토마토(3키로상자)	26,432	20,490	13,647	22,485	26,286	29% ▲	94% ▲	18% ▲	1% ▲
대파(일반)(1키로단)	1,649	1,643	1,704	1,712	1,652	0% ▲	-3% ▼	-4% ▼	-0% ▼
멜론 머스크(8키로상자)	24,519	25,928	24,217	29,535	25,116	-5% ▼	1% ▲	-17% ▼	-2% ▼
무(20키로상자)	9,410	12,871	12,235	21,930	10,829	-27% ▼	-23% ▼	-57% ▼	-13% ▼
무화과 극산(1키로)	9,417	9,492	10,647	4,128	8,937	-1% ▼	-12% ▼	128% ▲	5% ▲
물오징어(6키로상자)	72,123	71,628	69,241	86,735	72,772	1% ▲	4% ▲	-17% ▼	-1% ▼
바나나 수입(13키로상자)	28,187	26,617	22,309	33,111	28,369	6% ▲	26% ▲	-15% ▼	-1% ▼
배 원황(15키로상자)	45,732	45,041	50,385	33,981	43,975	2% ▲	-9% ▼	35% ▲	4% ▲
배추(10키로망대)	12,644	15,786	14,065	22,191	13,353	-20% ▼	-10% ▼	-43% ▼	-5% ▼
백다다기오이(100개)	68,946	84,517	61,668	60,037	66,605	-18% ▼	12% ▲	15% ▲	4% ▲
복숭아 유명백도(백)(4키로상자)	26,068	23,856	25,758	21,310	25,852	9% ▲	1% ▲	22% ▲	1% ▲
복숭아 황도(황)(4키로상자)	24,413	22,419	26,416	20,796	24,192	9% ▲	-8% ▼	17% ▲	1% ▲
부추(일반)(500그램단)	2,079	2,379	2,389	2,051	2,105	-13% ▼	-13% ▼	1% ▲	-1% ▼
빨강 파프리카(5키로상자)	36,982	36,049	38,142	59,884	38,524	3% ▲	-3% ▼	-38% ▼	-4% ▼
사과 홀로(10키로상자)	66,379	68,322	87,758	51,812	62,235	-3% ▼	-24% ▼	28% ▲	7% ▲
상추 포기찰(4키로상자)	44,006	38,892	27,244	54,219	45,196	13% ▲	62% ▲	-19% ▼	-3% ▼
새송이버섯(2키로상자)	5,812	5,327	5,148	7,180	6,248	9% ▲	13% ▲	-19% ▼	-7% ▼
수박(일반)(10키로상자)	28,262	33,060	24,219	20,544	27,189	-15% ▼	17% ▲	38% ▲	4% ▲
애호박(20개)	17,766	16,570	13,726	30,648	20,199	7% ▲	29% ▲	-42% ▼	-12% ▼
양배추(8키로망대)	8,574	7,334	7,733	6,342	8,299	17% ▲	11% ▲	35% ▲	3% ▲
양파(1키로)	1,125	1,047	1,140	1,168	1,137	7% ▲	-1% ▼	-4% ▼	-1% ▼
열무(4키로상자)	11,741	13,479	12,288	14,912	12,187	-13% ▼	-4% ▼	-21% ▼	-4% ▼
오렌지 네블 수입(18키로상자)	61,098	57,814	56,592	37,756	58,947	6% ▲	8% ▲	62% ▲	4% ▲
오이맛고추(10키로상자)	43,482	39,255	22,514	52,861	44,674	11% ▲	93% ▲	-18% ▼	-3% ▼
자두 추희(5키로상자)	33,996	34,180	26,799	21,904	32,627	-1% ▼	27% ▲	55% ▲	4% ▲
찰옥수수(8키로)	25,259	20,044	23,468	14,826	24,113	26% ▲	8% ▲	70% ▲	5% ▲
청경채(4키로상자)	17,459	11,579	6,256	15,549	17,870	51% ▲	179% ▲	12% ▲	-2% ▼
청양고추(10키로상자)	41,295	33,682	33,459	76,225	44,560	23% ▲	23% ▲	-46% ▼	-7% ▼
토마토(5키로상자)	15,547	16,149	10,384	37,579	17,295	-4% ▼	50% ▲	-59% ▼	-10% ▼
팽이버섯(5키로상자)	8,785	10,062	8,794	11,587	9,872	-13% ▼	-0% ▼	-24% ▼	-11% ▼
포도 샤인머스켓(2키로상자)	10,294	12,295	14,784	12,104	11,836	-16% ▼	-30% ▼	-15% ▼	-13% ▼
포도 캠벨얼리(3키로상자)	14,896	16,021	24,227	17,019	15,420	-7% ▼	-39% ▼	-12% ▼	-3% ▼
호박밥 고무마(10키로상자)	30,086	32,314	36,480	26,113	29,546	-7% ▼	-18% ▼	15% ▲	2% ▲

□ 품종별 등락가격 비교(전주대비)

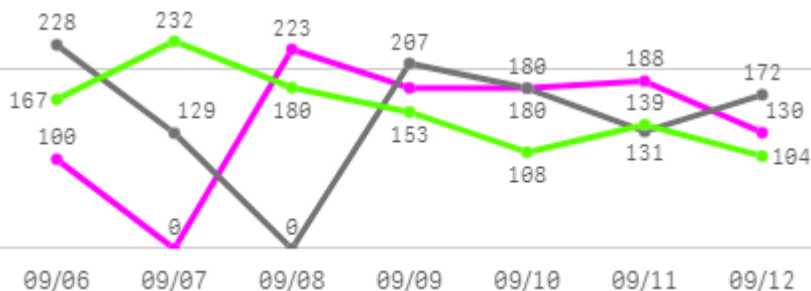
구분	품목(종)명
상승 품목(종)	(선)갈치(22%),가지(22%),당근(10%),대추방울토마토(29%),바나나 수입(6%),복숭아 유명백도(백)(9%),복숭아 황도(황)(9%),상추 포기잡(13%),새송이버섯(9%),애호박(7%),양배추(17%),양파(7%),오렌지 네블 수입(6%),오이맛고추(11%),찰옥수수(26%),청경채(51%),청양고추(23%)
하락 품목(종)	멜론 머스크(-5%),무(-27%),배추(-20%),백다다기오이(-18%),부추(일반)(-13%),수박(일반)(-15%),열무(-13%),팽이버섯(-13%),포도 샤인머스캣(-16%),포도 캠벨얼리(-7%),호박밤 고구마(-7%)
보합 품목(종)(+5%)	(냉)고등어 수입,감귤 하우스,감자 수미(햇),건세멸치,겉홍합,깐마늘 대서,대파(일반),무화과 국산,물오징어,배 원황,빨강 파프리카,사과 홍로,자두 추희,토마토

3. 품목(종)별 주간 거래동향

고구마

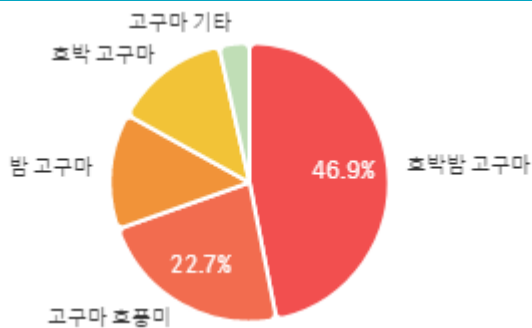
주간 반입량(톤)

◆ 2025 ● 2024 ▲ 평년

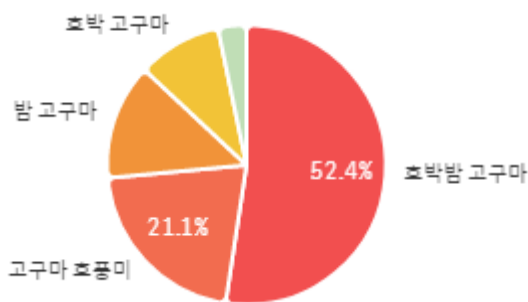


구분	금주(A)	전주(B)	전월(C)	전년(D)	평년(E)	A/B	A/C	A/D	A/E
물량(톤)	1,000	957	574	1,048	1,032	104.6%	174.3%	95.4%	96.9%

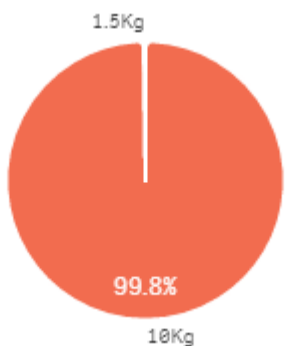
출하 품종별 거래물량 구성비



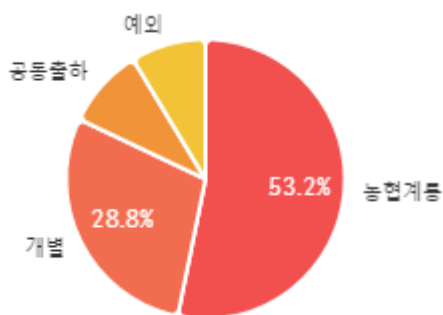
출하 품종별 거래금액 구성비



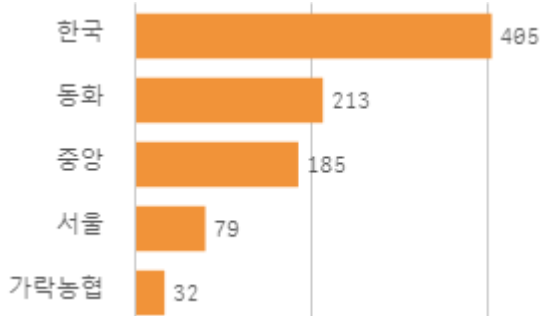
거래 단량별 물량 구성비



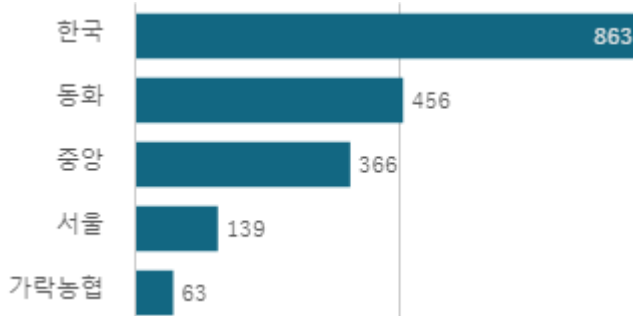
출하자별 거래물량 구성비



도매시장 법인별 거래물량(톤)

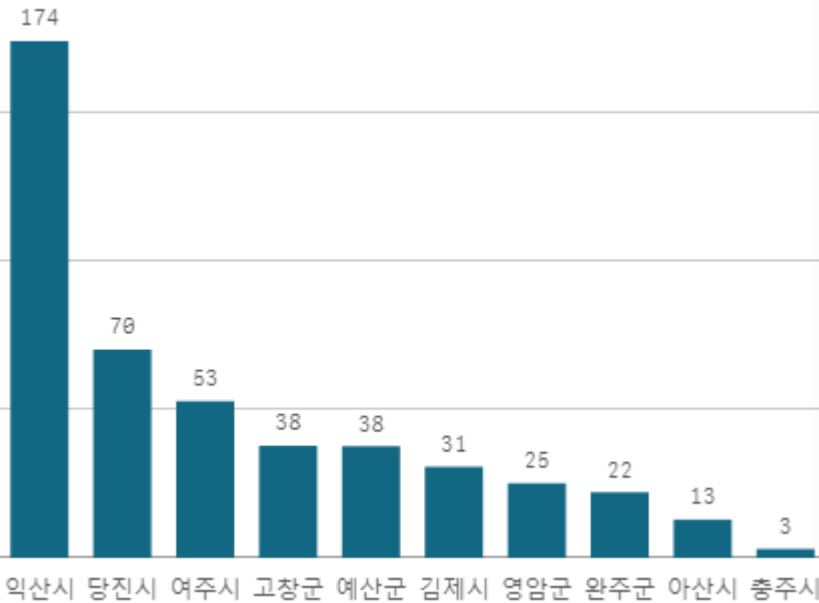


도매시장 법인별 거래금액(백만원)



호박밤 고구마(10Kg)

산지별 거래물량(톤)



출하산지(개소)

13

출하건수(천건)

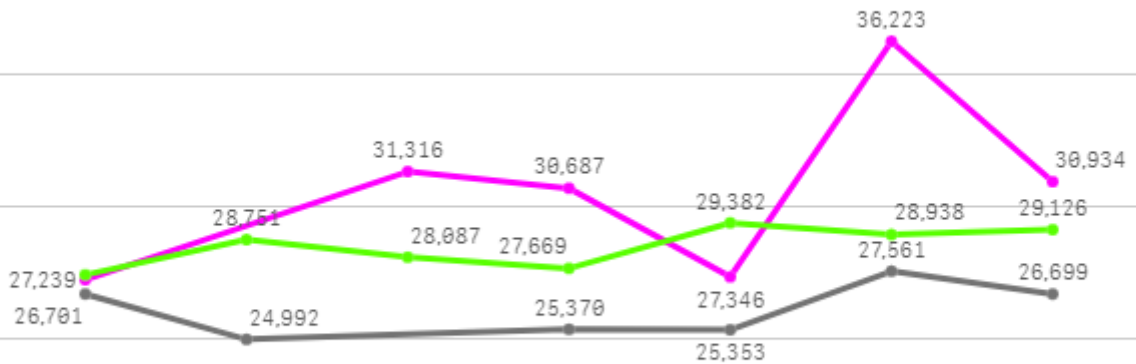
2

산지별 주출하 시군구



주간 도매가격(원)

◆ 2025 ● 2024 ◆ 평년



09/06 09/07 09/08 09/09 09/10 09/11 09/12

구분	금주(A)	전주(B)	전월(C)	전년(D)	평년(E)	A/B	A/C	A/D	A/E
가격(원)	30,086	32,314	36,480	26,113	29,546	93.1%	82.5%	115.2%	101.8%

※ 상품 가격 기준

□ 호박밤 고구마(10Kg) 주간 가격

구분	Q	품종	Q	단량	Q	특	상	보통	하
2025-09-06		호박밤 고구마		10Kg		32,361	27,239	21,183	13,590
2025-09-08		호박밤 고구마		10Kg		42,373	31,316	24,410	13,438
2025-09-09		호박밤 고구마		10Kg		46,944	30,687	21,898	11,705
2025-09-10		호박밤 고구마		10Kg		32,295	27,346	20,332	12,065
2025-09-11		호박밤 고구마		10Kg		49,293	36,223	21,484	12,723
2025-09-12		호박밤 고구마		10Kg		33,931	30,934	24,755	15,374
평균						39,533	30,624	22,344	13,149

감자

주간 반입량(톤)

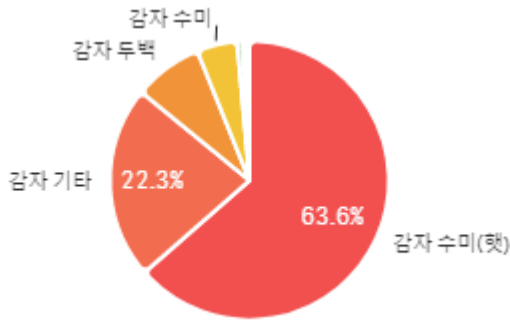
◆ 2025 ● 2024 ▲ 평년



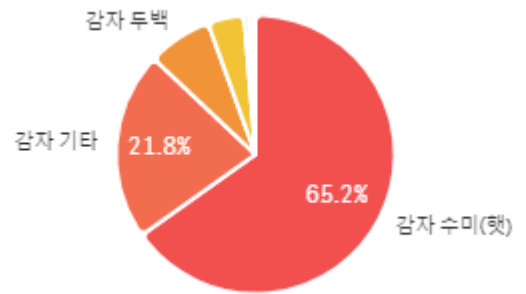
09/06 09/07 09/08 09/09 09/10 09/11 09/12

구분	금주(A)	전주(B)	전월(C)	전년(D)	평년(E)	A/B	A/C	A/D	A/E
물량(톤)	1,378	1,308	1,390	1,380	1,371	105.4%	99.1%	99.8%	100.5%

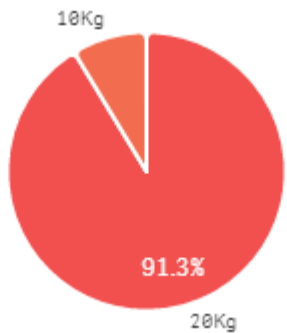
출하 품종별 거래물량 구성비



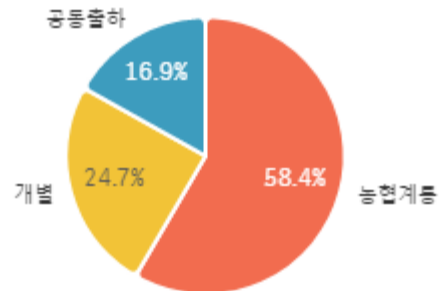
출하 품종별 거래금액 구성비



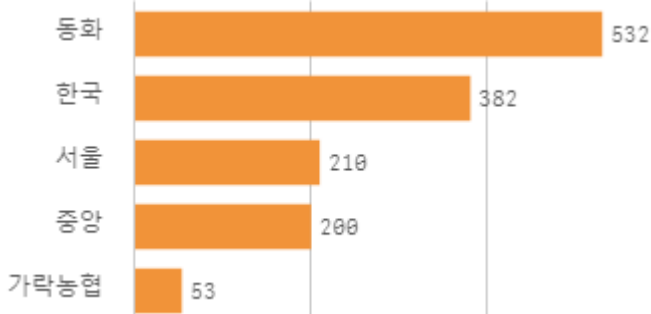
거래 단량별 물량 구성비



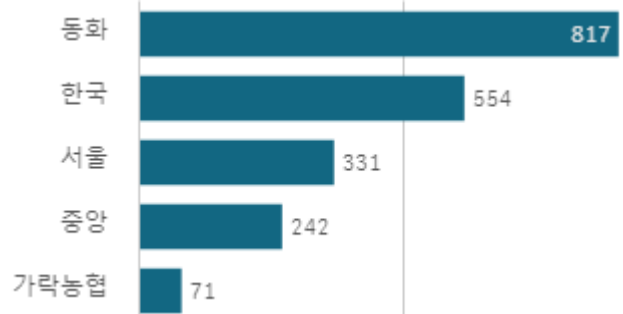
출하자별 거래물량 구성비



도매시장 법인별 거래물량(톤)

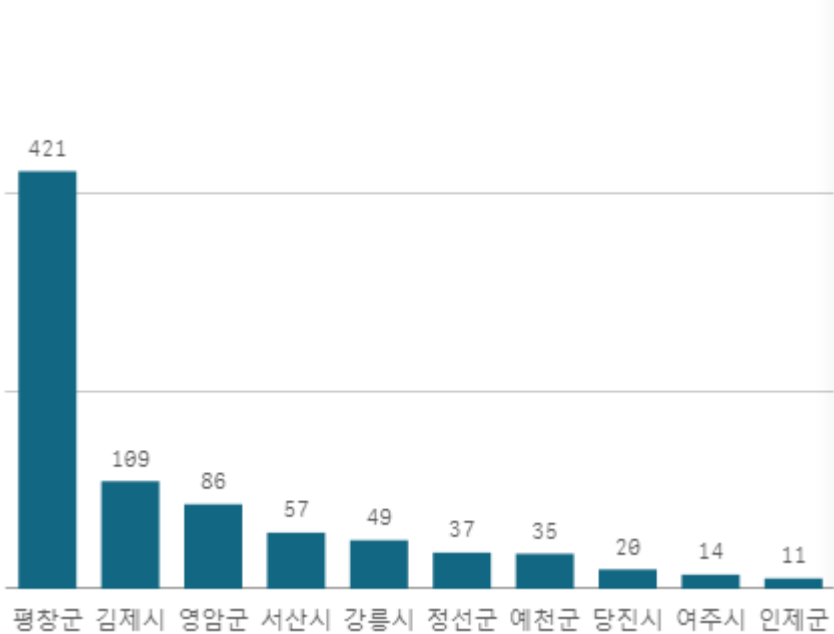


도매시장 법인별 거래금액(백만원)



감자 수미(햇) (20Kg)

산지별 거래물량(톤)



출하산지(개소)

19

출하건수(천건)

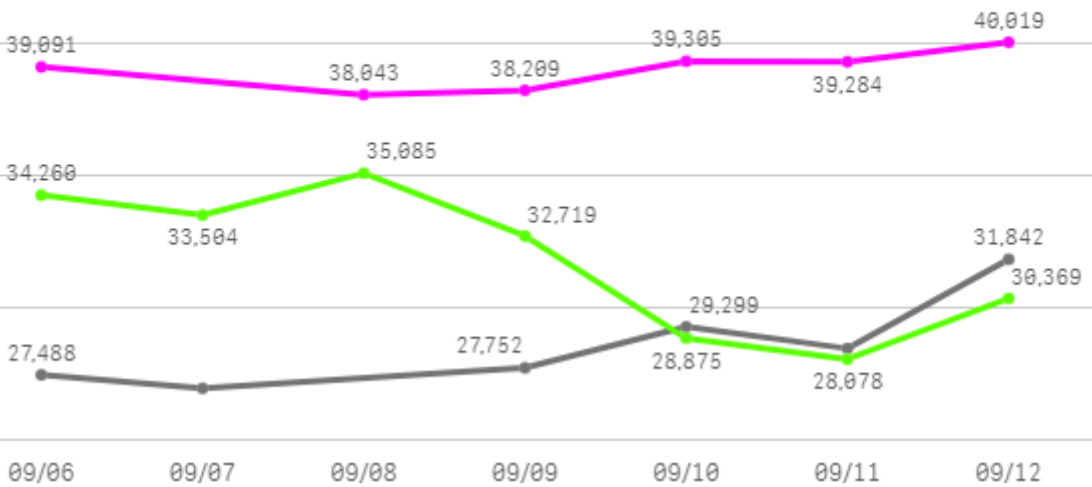
1

산지별 주출하 시군구



주간 도매가격(원)

● 2025 ● 2024 ● 평년



구분	금주(A)	전주(B)	전월(C)	전년(D)	평년(E)	A/B	A/C	A/D	A/E
가격(원)	38,847	37,714	37,232	28,641	37,659	103.0%	104.3%	135.6%	103.2%

※ 상품 가격 기준

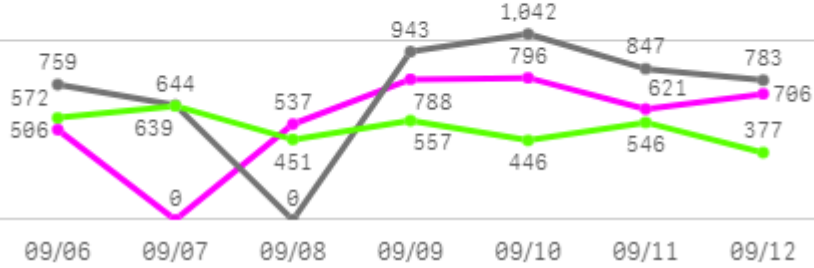
□ 감자 수미(햇)(20Kg) 주간 가격

구분	Q	품종	Q	단량	Q	특	상	보통	하
2025-09-06		감자 수미(햇)		20Kg		43,962	39,091	30,896	14,900
2025-09-08		감자 수미(햇)		20Kg		41,450	38,043	30,275	15,873
2025-09-09		감자 수미(햇)		20Kg		42,027	38,209	28,865	14,986
2025-09-10		감자 수미(햇)		20Kg		42,330	39,305	30,368	16,784
2025-09-11		감자 수미(햇)		20Kg		43,622	39,284	26,199	13,023
2025-09-12		감자 수미(햇)		20Kg		44,367	40,019	29,374	14,354
평균						42,960	38,992	29,330	14,987

배추

주간 반입량(톤)

◆ 2025 ● 2024 ▲ 평년

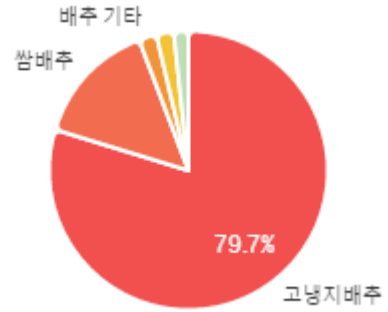


구분	금주(A)	전주(B)	전월(C)	전년(D)	평년(E)	A/B	A/C	A/D	A/E
물량(톤)	3,954	2,937	3,011	5,017	3,867	134.6%	131.3%	78.8%	102.3%

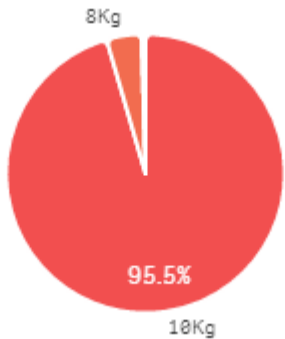
출하 품종별 거래물량 구성비



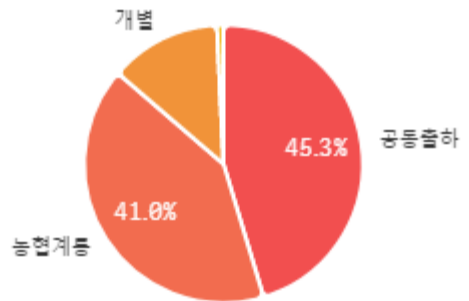
출하 품종별 거래금액 구성비



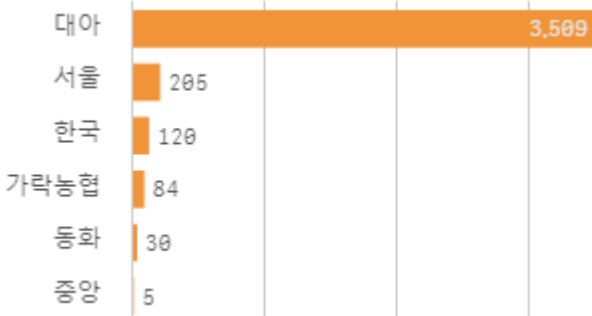
거래 단량별 물량 구성비



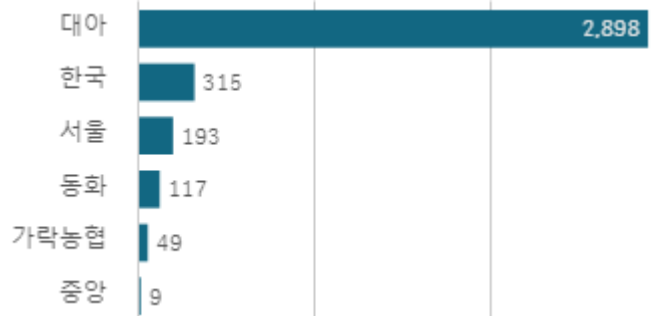
출하자별 거래물량 구성비



도매시장 법인별 거래물량(톤)

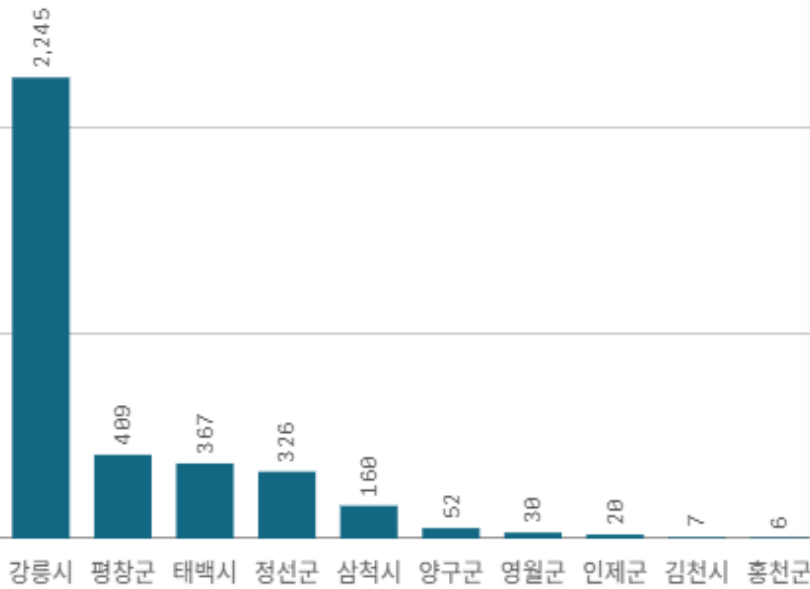


도매시장 법인별 거래금액(백만원)



배추(10Kg)

산지별 거래물량(톤)



출하산지(개소)

15

출하건수(천건)

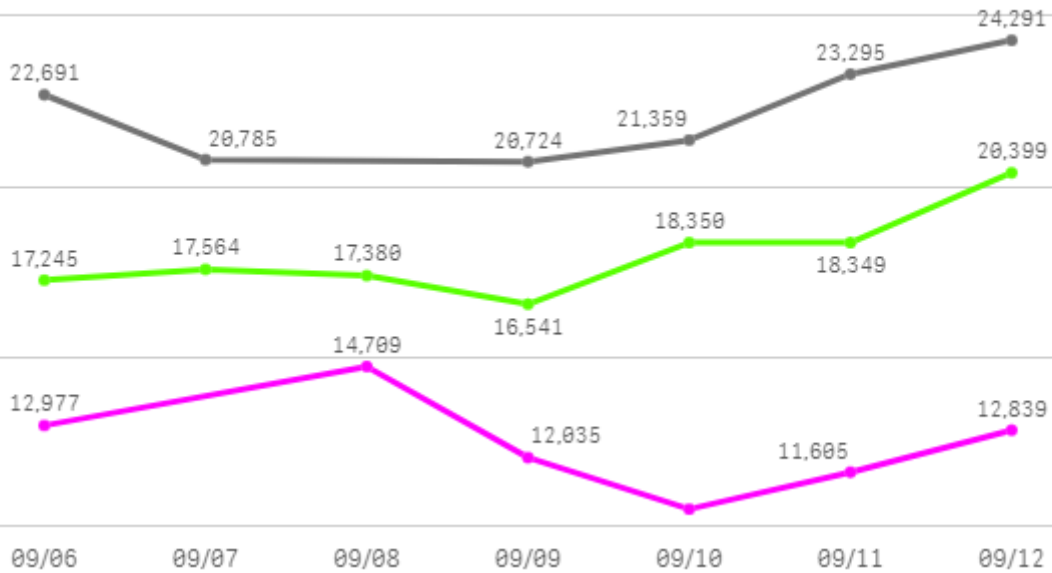
2

산지별 주출하 시군구



주간 도매가격(원)

◆ 2025 ● 2024 ◆ 평년



구분	금주(A)	전주(B)	전월(C)	전년(D)	평년(E)	A/B	A/C	A/D	A/E
가격(원)	12,644	15,786	14,065	22,191	13,353	80.1%	89.9%	57.0%	94.7%

※ 상품 가격 기준

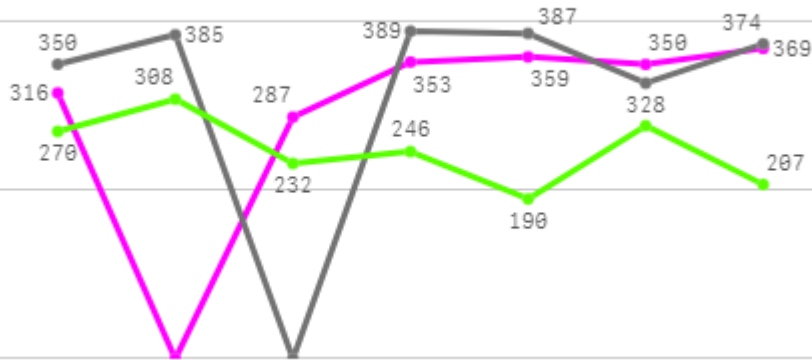
□ 배추(10Kg) 주간 가격

구분	Q	품종	Q	단량	Q	특	상	보통	하
2025-09-06		배추		10Kg		20,338	12,977	6,632	3,164
2025-09-08		배추		10Kg		20,732	14,709	7,457	3,467
2025-09-09		배추		10Kg		18,333	12,035	5,546	1,747
2025-09-10		배추		10Kg		17,880	10,522	4,772	1,840
2025-09-11		배추		10Kg		23,733	11,605	5,672	1,724
2025-09-12		배추		10Kg		22,305	12,839	4,820	1,515
평균						20,553	12,448	5,817	2,243

양배추

주간 반입량(톤)

◆ 2025 ● 2024 ▲ 평년

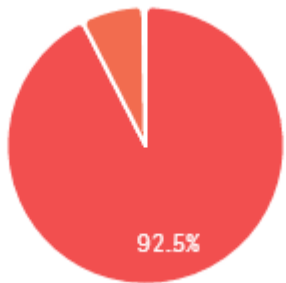


09/06 09/07 09/08 09/09 09/10 09/11 09/12

구분	금주(A)	전주(B)	전월(C)	전년(D)	평년(E)	A/B	A/C	A/D	A/E
물량(톤)	2,033	1,985	1,902	2,213	1,806	102.4%	106.9%	91.9%	112.6%

출하 품종별 거래물량 구성비

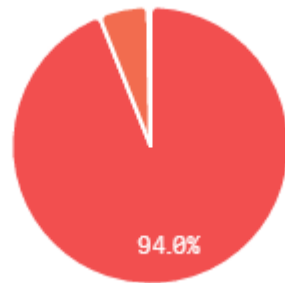
양배추 수입



양배추(일반)

출하 품종별 거래금액 구성비

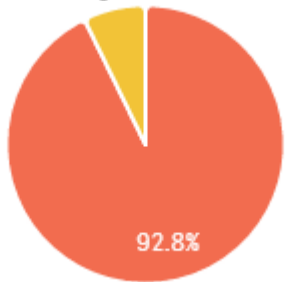
양배추 수입



양배추(일반)

거래 단량별 물량 구성비

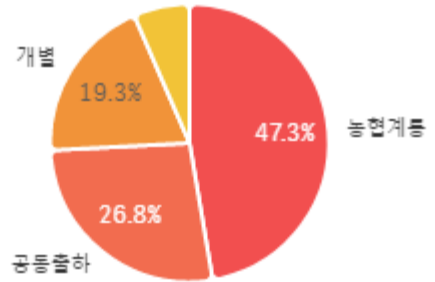
15Kg



8Kg

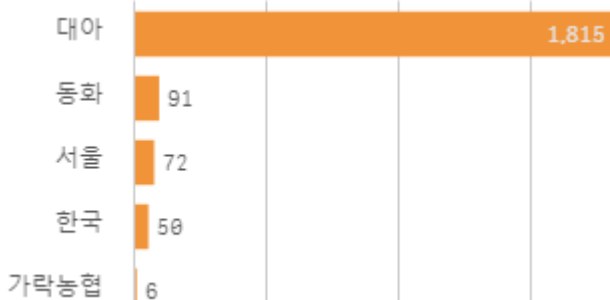
출하자별 거래물량 구성비

수집상




공동출하

도매시장 법인별 거래물량(톤)

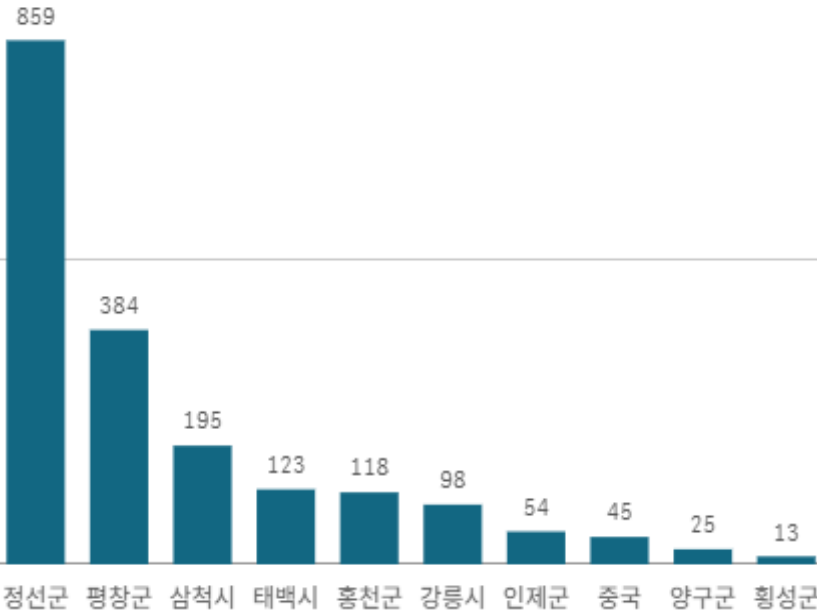


도매시장 법인별 거래금액(백만원)



양배추(8Kg)

산지별 거래물량(톤)



출하산지(개소)

10

출하건수(천건)

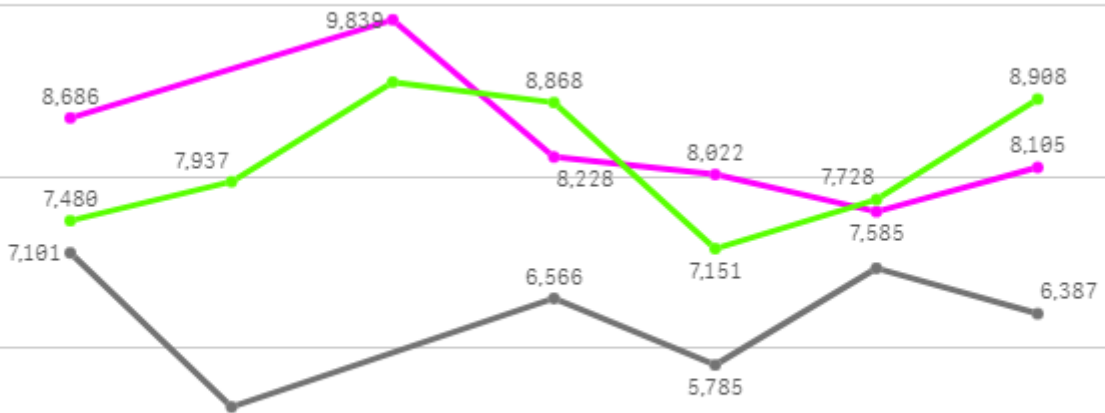
1

산지별 주출하 시군구



주간 도매가격(원)

◆ 2025 ● 2024 ◆ 평년



09/06 09/07 09/08 09/09 09/10 09/11 09/12

구분	금주(A)	전주(B)	전월(C)	전년(D)	평년(E)	A/B	A/C	A/D	A/E
가격(원)	8,574	7,334	7,733	6,342	8,299	116.9%	110.9%	135.2%	103.3%

※ 상품 가격 기준

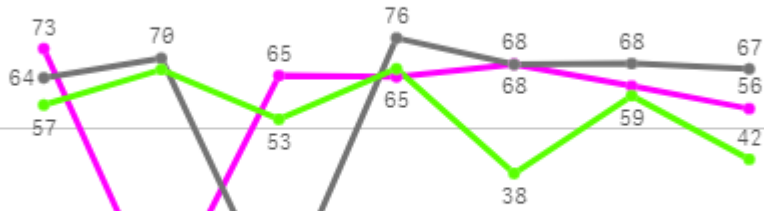
□ 양배추(8Kg) 주간 가격

구분	Q	품종	Q	단량	Q	특	상	보통	하
2025-09-06		양배추		8Kg		10,265	8,686	6,547	4,134
2025-09-08		양배추		8Kg		12,792	9,839	7,272	4,540
2025-09-09		양배추		8Kg		12,161	8,228	6,532	4,635
2025-09-10		양배추		8Kg		12,142	8,022	6,161	4,248
2025-09-11		양배추		8Kg		11,932	7,585	5,659	4,144
2025-09-12		양배추		8Kg		12,168	8,105	5,892	3,257
평균						11,910	8,411	6,344	4,160

상추

주간 반입량(톤)

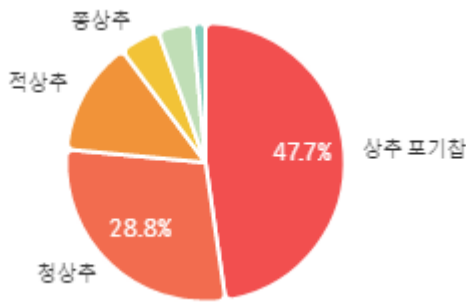
◆ 2025 ● 2024 ▲ 평년



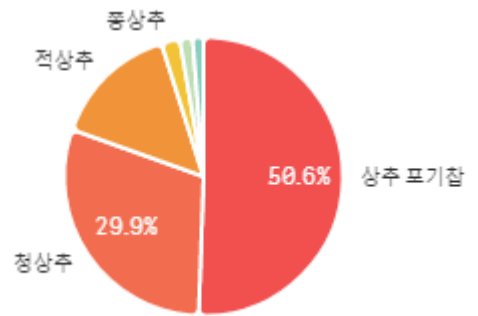
09/06 09/07 09/08 09/09 09/10 09/11 09/12

구분	금주(A)	전주(B)	전월(C)	전년(D)	평년(E)	A/B	A/C	A/D	A/E
물량(톤)	389	406	464	414	384	95.7%	83.8%	94.0%	101.3%

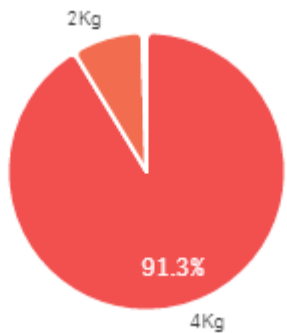
출하 품종별 거래물량 구성비



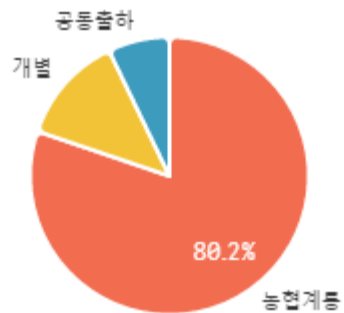
출하 품종별 거래금액 구성비



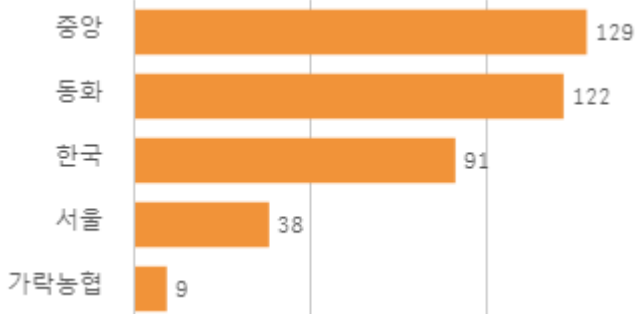
거래 단량별 물량 구성비



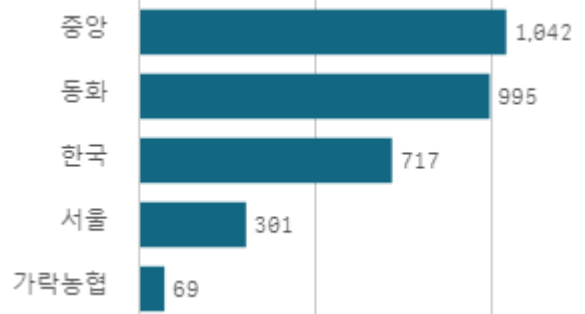
출하자별 거래물량 구성비



도매시장 법인별 거래물량(톤)

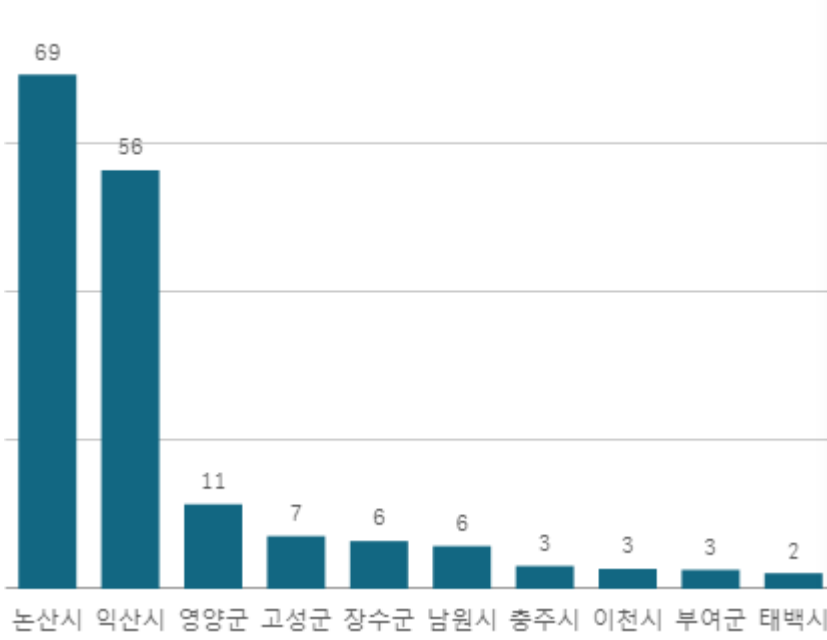


도매시장 법인별 거래금액(백만원)



상추 포기잡(4Kg)

산지별 거래물량(톤)



출하산지(개소)

33

출하건수(천건)

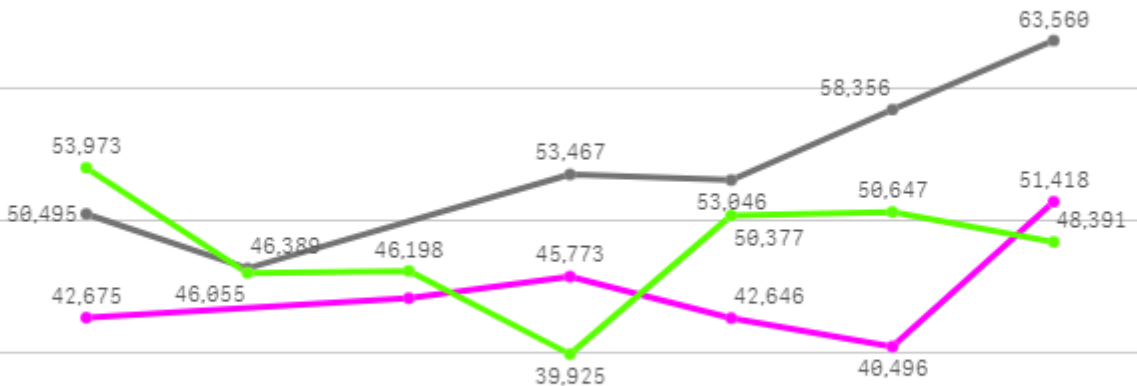
2

산지별 주출하 시군구



주간 도매가격(원)

◆ 2025 ● 2024 ◆ 평년



09/06 09/07 09/08 09/09 09/10 09/11 09/12

구분	금주(A)	전주(B)	전월(C)	전년(D)	평년(E)	A/B	A/C	A/D	A/E
가격(원)	44,006	38,892	27,244	54,219	45,196	113.1%	161.5%	81.2%	97.4%

※ 상품 가격 기준

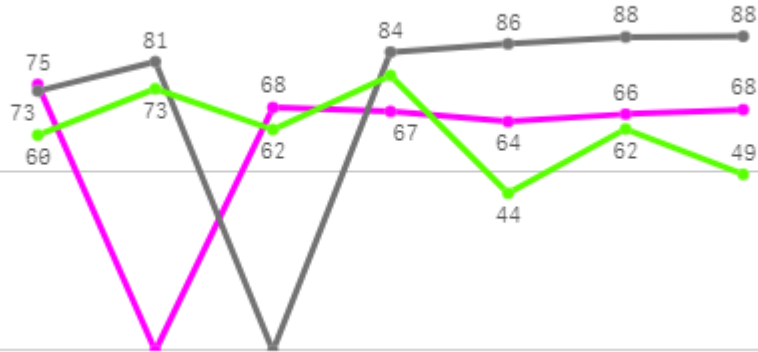
□ 상추 포기잡(4Kg) 주간 가격

구분	Q	품종	Q	단량	Q	특	상	보통	하
2025-09-06		상추 포기잡		4Kg		-	42,675	35,472	26,868
2025-09-08		상추 포기잡		4Kg		-	44,150	36,888	27,764
2025-09-09		상추 포기잡		4Kg		-	45,773	36,492	26,857
2025-09-10		상추 포기잡		4Kg		-	42,646	33,578	25,484
2025-09-11		상추 포기잡		4Kg		-	40,496	31,938	23,905
2025-09-12		상추 포기잡		4Kg		-	51,418	40,445	31,417
평균						-	44,526	35,802	27,049

부추

주간 반입량(톤)

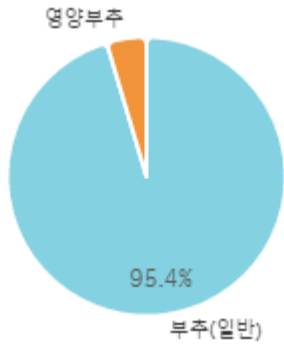
◆ 2025 ● 2024 ▲ 평년



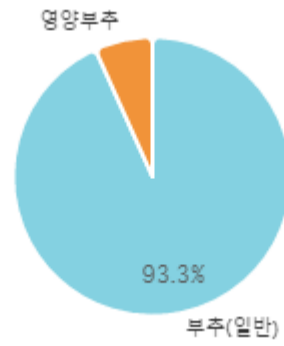
09/06 09/07 09/08 09/09 09/10 09/11 09/12

구분	금주(A)	전주(B)	전월(C)	전년(D)	평년(E)	A/B	A/C	A/D	A/E
물량(톤)	408	397	455	500	425	102.9%	89.7%	81.7%	96.2%

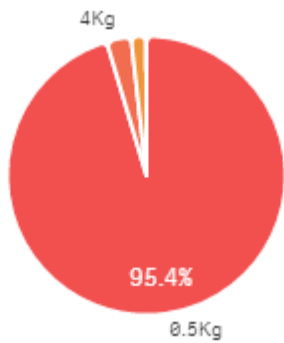
출하 품종별 거래물량 구성비



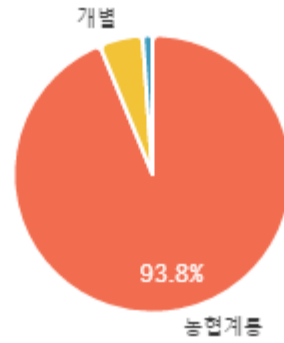
출하 품종별 거래금액 구성비



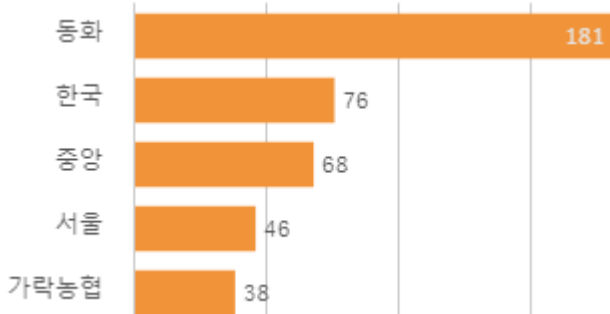
거래 단량별 물량 구성비



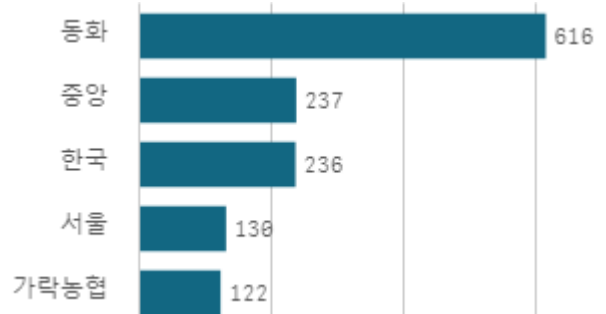
출하자별 거래물량 구성비



도매시장 법인별 거래물량(톤)

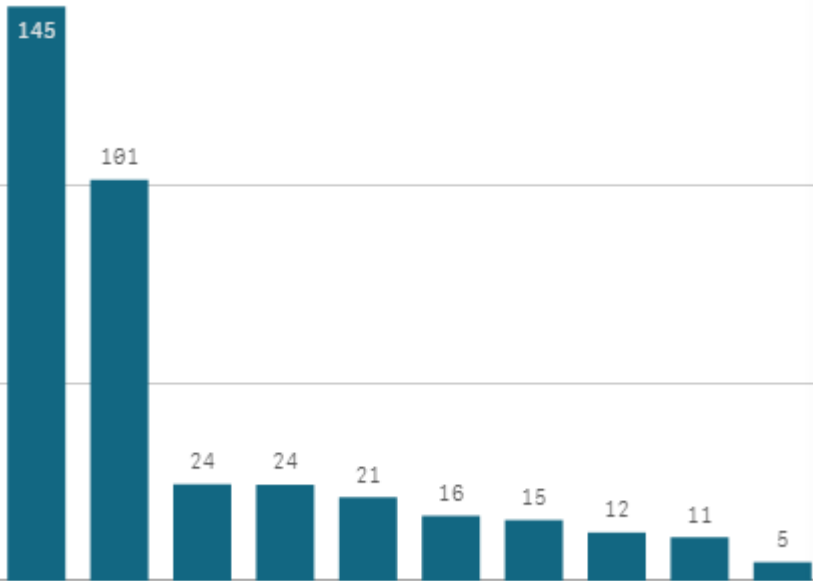


도매시장 법인별 거래금액(백만원)



부추(일반) (0.5Kg)

산지별 거래물량(톤)



출하산지(개소)

21

출하건수(천건)

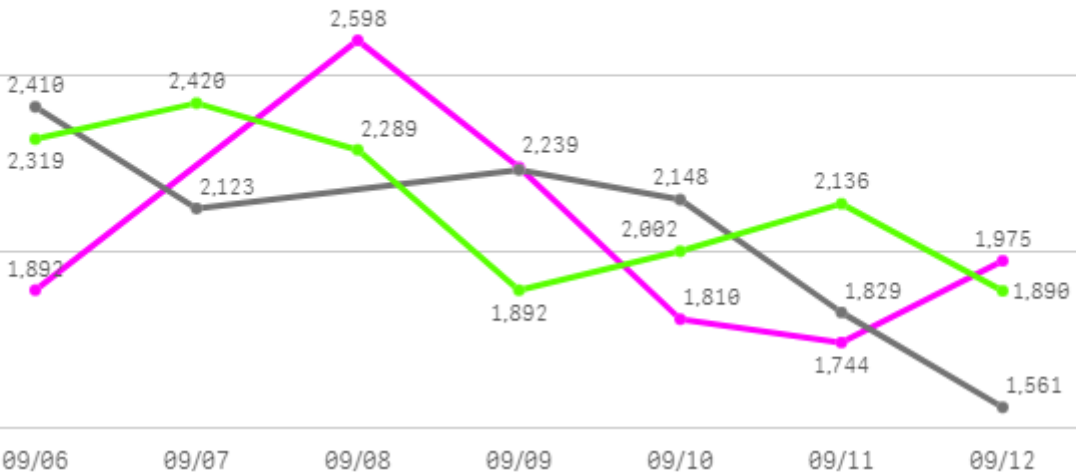
2

산지별 주출하 시군구



주간 도매가격(원)

◆ 2025 ● 2024 ◆ 평년



구분	금주(A)	전주(B)	전월(C)	전년(D)	평년(E)	A/B	A/C	A/D	A/E
가격(원)	2,079	2,379	2,389	2,051	2,105	87.4%	87.0%	101.4%	98.7%

※ 상품 가격 기준

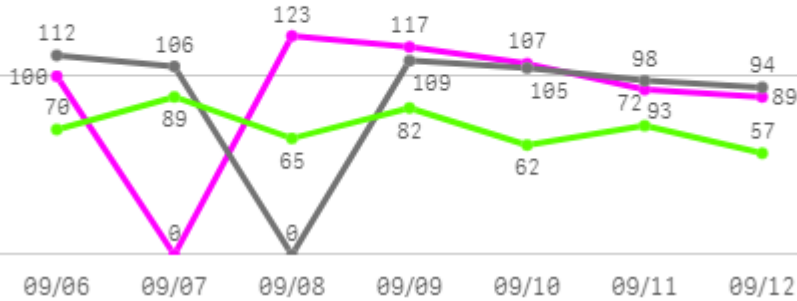
□ 부추(일반)(0.5Kg) 주간 가격

구분	Q	품종	Q	단량	Q	특	상	보통	하
2025-09-06		부추(일반)		0.5Kg		-	1,892	1,507	1,096
2025-09-08		부추(일반)		0.5Kg		-	2,598	2,182	1,682
2025-09-09		부추(일반)		0.5Kg		-	2,239	1,766	1,484
2025-09-10		부추(일반)		0.5Kg		-	1,810	1,536	1,229
2025-09-11		부추(일반)		0.5Kg		-	1,744	1,474	1,216
2025-09-12		부추(일반)		0.5Kg		-	1,975	1,592	1,179
평균						-	2,043	1,676	1,314

열무

주간 반입량(톤)

◆ 2025 ● 2024 ▲ 평년

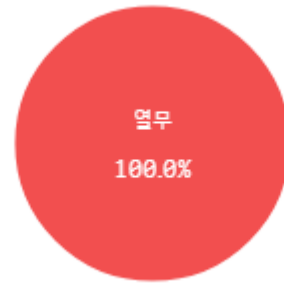


구분	금주(A)	전주(B)	전월(C)	전년(D)	평년(E)	A/B	A/C	A/D	A/E
물량(톤)	628	667	715	623	495	94.1%	87.8%	100.8%	126.9%

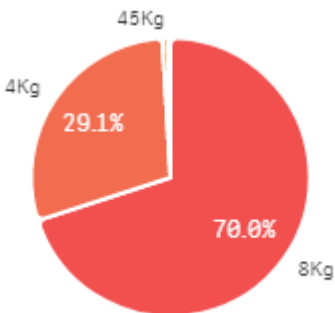
출하 품종별 거래물량 구성비



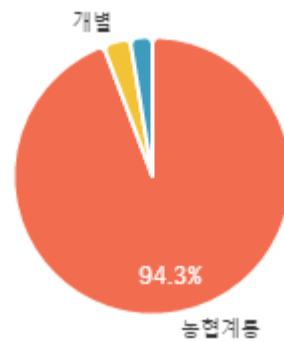
출하 품종별 거래금액 구성비



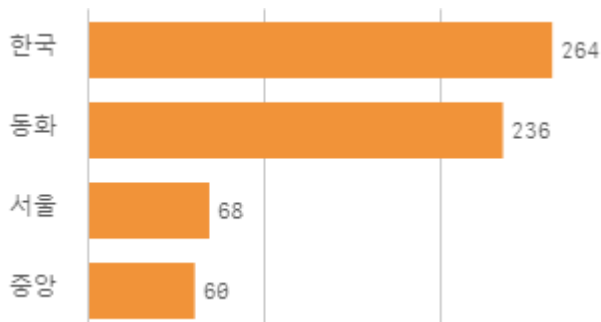
거래 단량별 물량 구성비



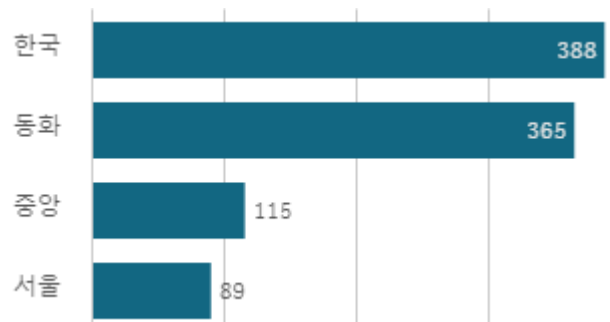
출하자별 거래물량 구성비



도매시장 법인별 거래물량(톤)

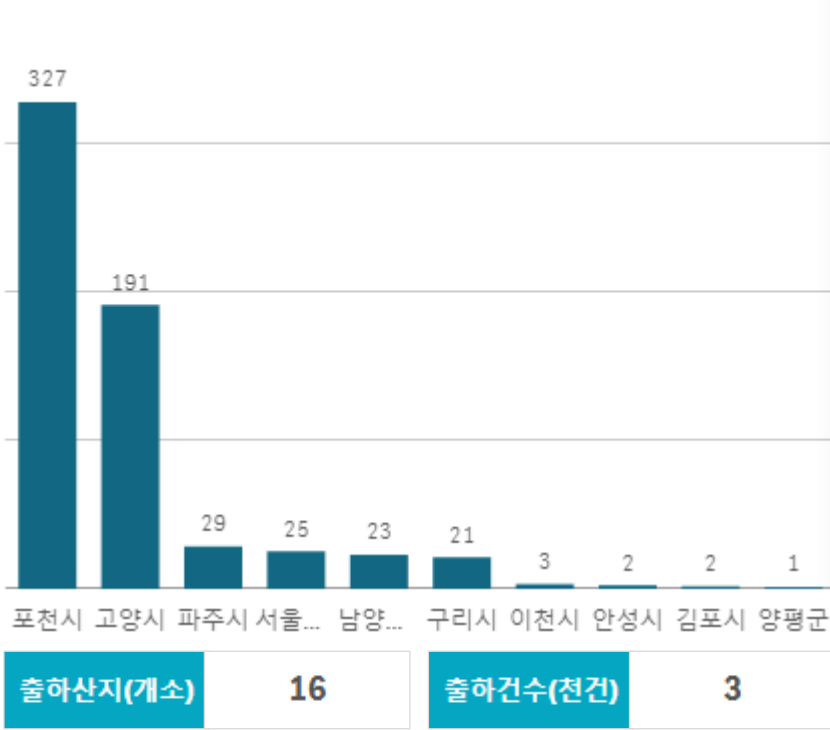


도매시장 법인별 거래금액(백만원)



열무(4Kg)

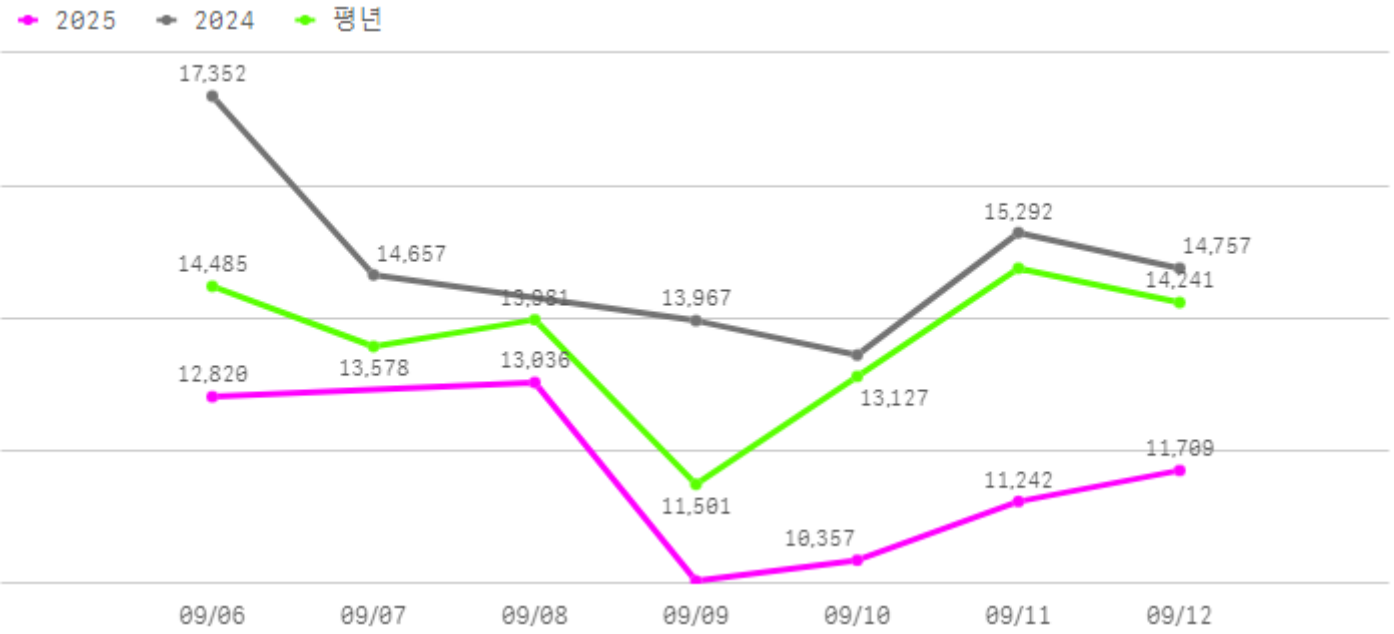
산지별 거래물량(톤)



산지별 주출하 시군구



주간 도매가격(원)



구분	금주(A)	전주(B)	전월(C)	전년(D)	평년(E)	A/B	A/C	A/D	A/E
가격(원)	11,741	13,479	12,288	14,912	12,187	87.1%	95.5%	78.7%	96.3%

※ 상품 가격 기준

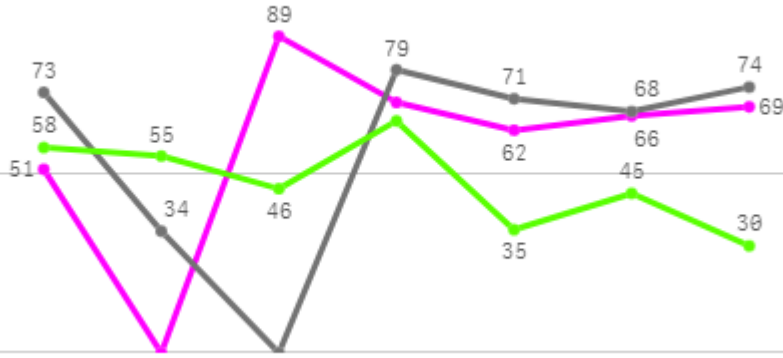
□ 열무(4Kg) 주간 가격

구분	Q	품종	Q	단량	Q	특	상	보통	하
2025-09-06		열무		4Kg		-	12,820	9,033	4,745
2025-09-08		열무		4Kg		-	13,036	8,747	5,300
2025-09-09		열무		4Kg		-	10,045	7,842	4,154
2025-09-10		열무		4Kg		-	10,357	7,838	4,864
2025-09-11		열무		4Kg		-	11,242	9,136	6,382
2025-09-12		열무		4Kg		-	11,709	8,567	5,937
평균						-	11,535	8,527	5,230

수박

주간 반입량(톤)

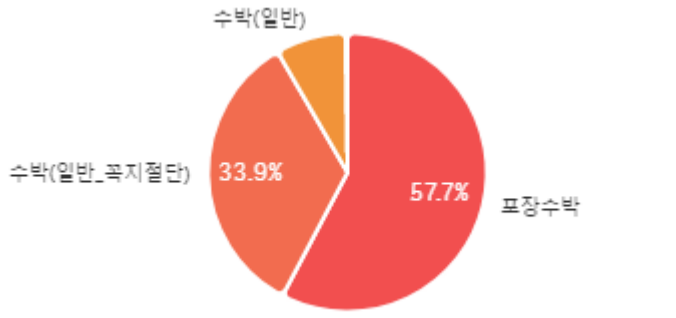
◆ 2025 ● 2024 ▲ 평년



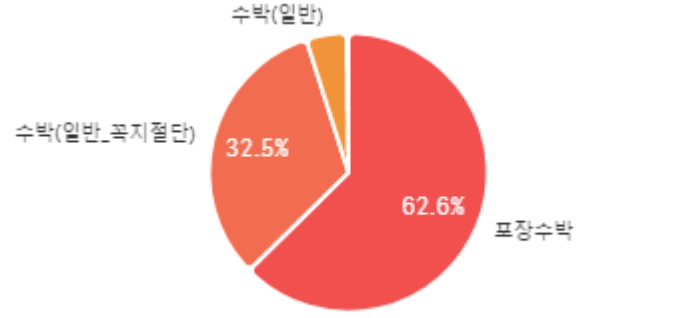
09/06 09/07 09/08 09/09 09/10 09/11 09/12

구분	금주(A)	전주(B)	전월(C)	전년(D)	평년(E)	A/B	A/C	A/D	A/E
물량(톤)	408	552	2,367	400	367	74.0%	17.2%	102.1%	111.4%

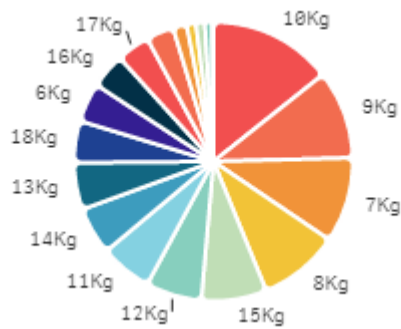
출하 품종별 거래물량 구성비



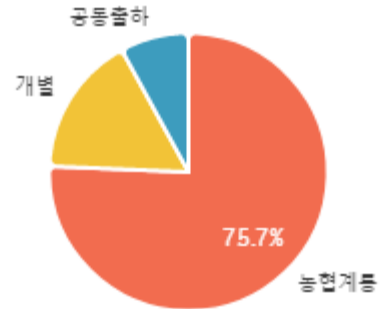
출하 품종별 거래금액 구성비



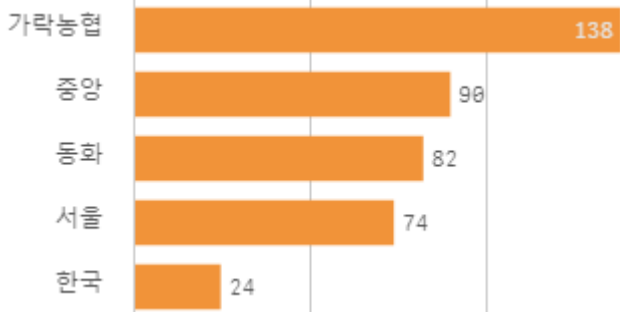
거래 단량별 물량 구성비



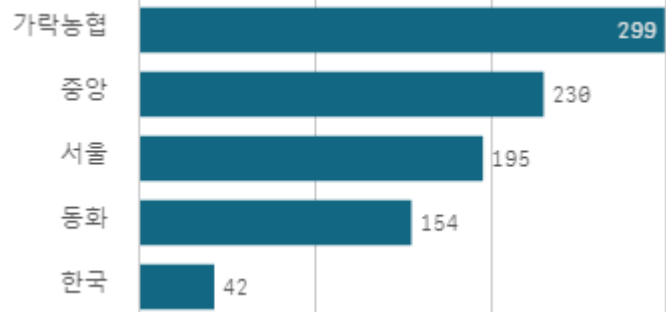
출하자별 거래물량 구성비



도매시장 법인별 거래물량(톤)



도매시장 법인별 거래금액(백만원)



수박(일반)(10Kg)

산지별 거래물량(톤)



음성군

출하산지(개소)

1

출하건수(천건)

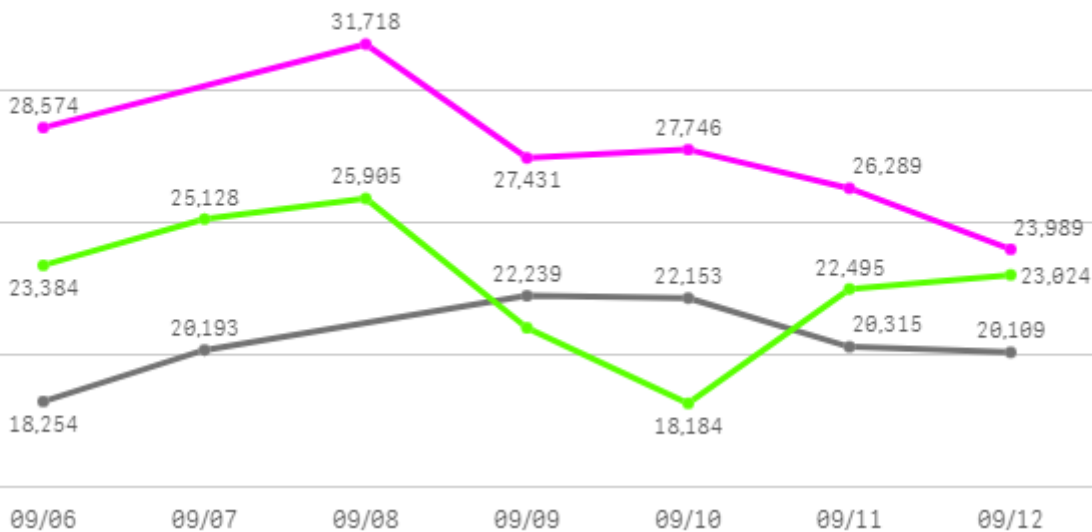
0

산지별 주출하 시군구



주간 도매가격(원)

◆ 2025 ● 2024 ◆ 평년



구분	금주(A)	전주(B)	전월(C)	전년(D)	평년(E)	A/B	A/C	A/D	A/E
가격(원)	28,262	33,060	24,219	20,544	27,189	85.5%	116.7%	137.6%	103.9%

※ 상품 가격 기준

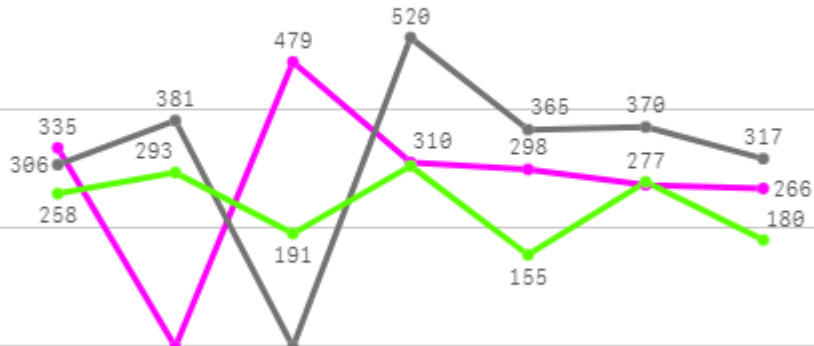
□ 수박(일반)(10Kg) 주간 가격

구분	Q	품종	Q	단량	Q	특	상	보통	하
2025-09-06		수박(일반)		10Kg		36,985	28,574	21,496	13,910
2025-09-08		수박(일반)		10Kg		39,113	31,718	23,659	13,194
2025-09-09		수박(일반)		10Kg		32,587	27,431	20,501	12,669
2025-09-10		수박(일반)		10Kg		33,191	27,746	20,843	14,601
2025-09-11		수박(일반)		10Kg		32,349	26,289	21,106	12,762
2025-09-12		수박(일반)		10Kg		31,064	23,989	18,234	12,040
평균						34,215	27,624	20,973	13,196

오이

주간 반입량(톤)

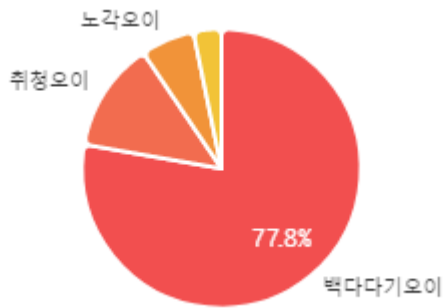
◆ 2025 ● 2024 ▲ 평년



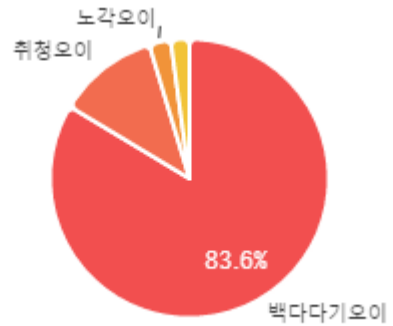
09/06 09/07 09/08 09/09 09/10 09/11 09/12

구분	금주(A)	전주(B)	전월(C)	전년(D)	평년(E)	A/B	A/C	A/D	A/E
물량(톤)	1,961	1,927	2,126	2,259	1,824	101.8%	92.3%	86.8%	107.5%

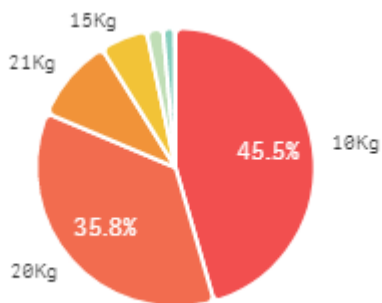
출하 품종별 거래물량 구성비



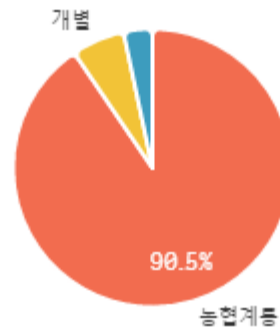
출하 품종별 거래금액 구성비



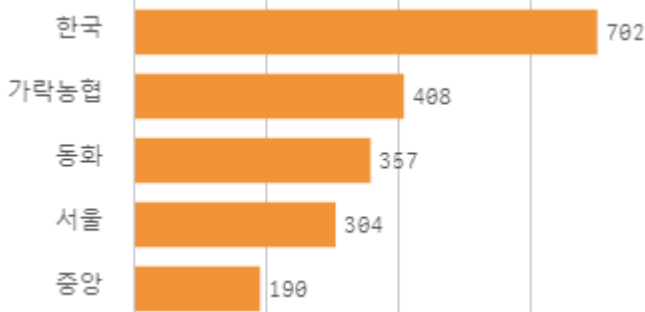
거래 단량별 물량 구성비



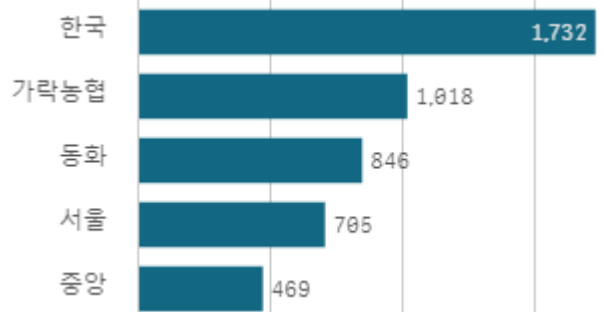
출하자별 거래물량 구성비



도매시장 법인별 거래물량(톤)

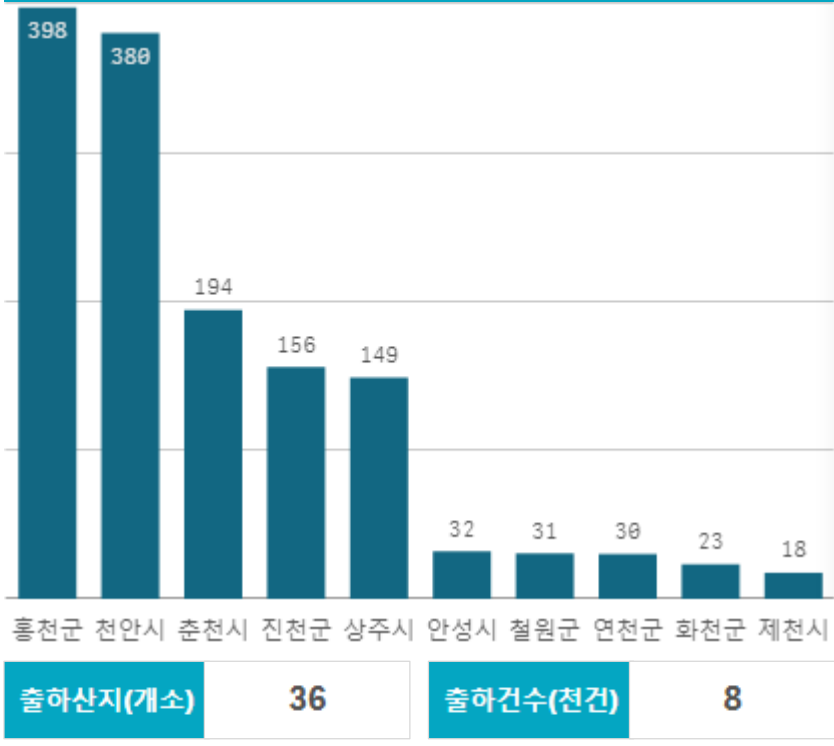


도매시장 법인별 거래금액(백만원)



백다다기오이(100개)

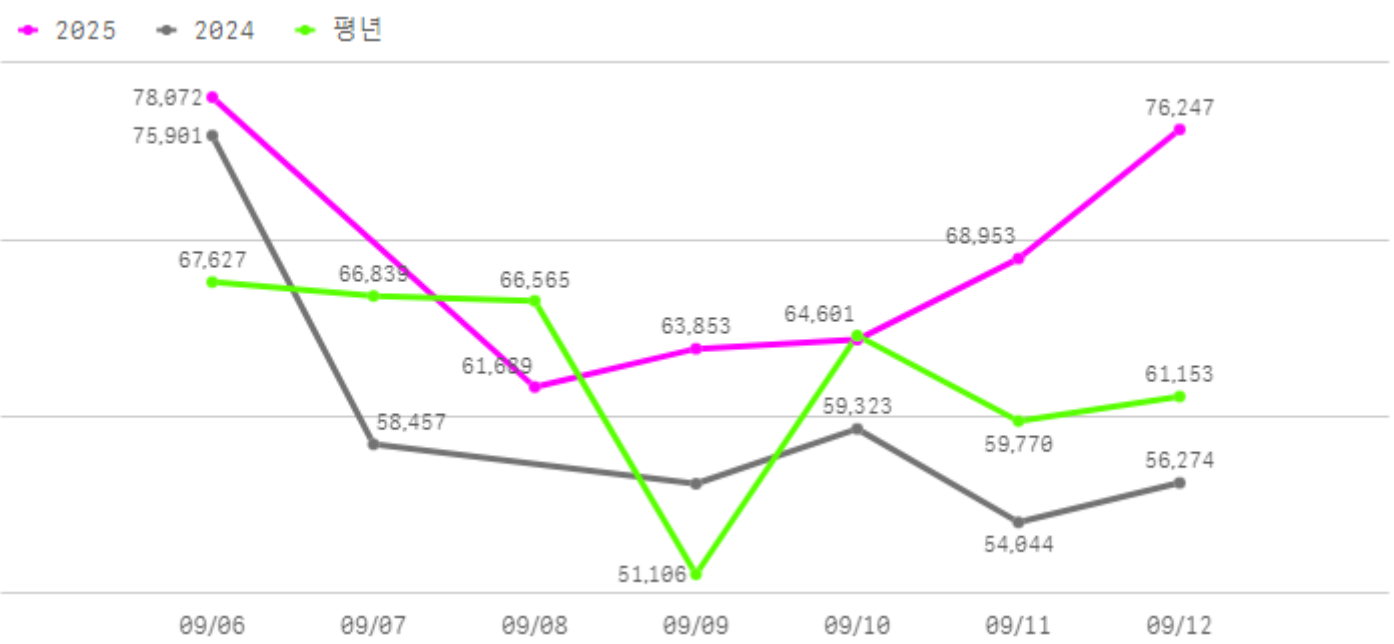
산지별 거래물량(톤)



산지별 주출하 시군구



주간 도매가격(원)



구분	금주(A)	전주(B)	전월(C)	전년(D)	평년(E)	A/B	A/C	A/D	A/E
가격(원)	68,946	84,517	61,668	60,037	66,605	81.6%	111.8%	114.8%	103.5%

※ 상품 가격 기준

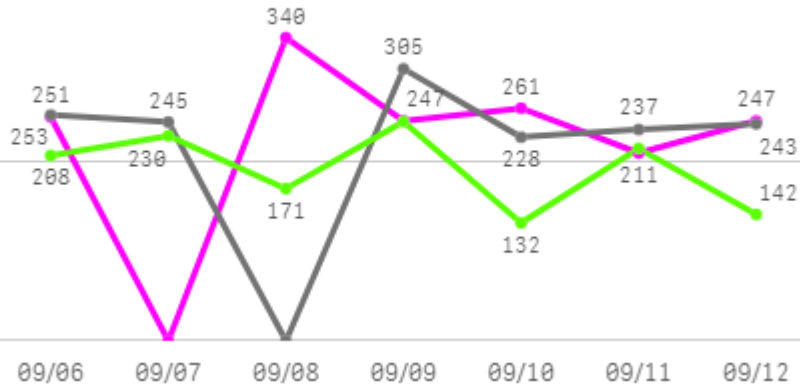
□ 백다다기오이(100개) 주간 가격

구분	Q	품종	Q	단량	Q	특	상	보통	하
2025-09-06		백다다기오이		100개		104,611	78,072	53,530	27,218
2025-09-08		백다다기오이		100개		80,004	61,689	42,957	22,246
2025-09-09		백다다기오이		100개		87,934	63,853	43,441	24,029
2025-09-10		백다다기오이		100개		86,107	64,372	43,666	25,353
2025-09-11		백다다기오이		100개		91,982	68,953	47,713	29,881
2025-09-12		백다다기오이		100개		96,048	76,247	50,071	28,610
평균						91,114	68,864	46,896	26,223

호박

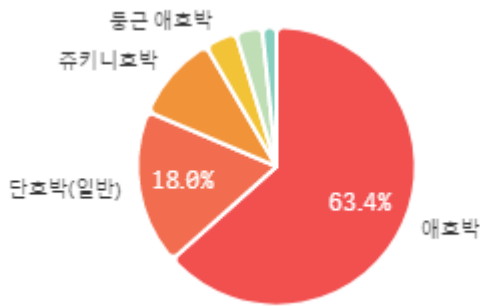
주간 반입량(톤)

◆ 2025 ● 2024 ▲ 평년

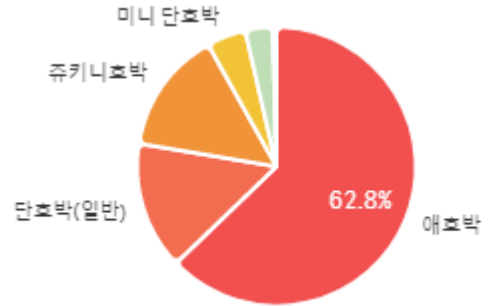


구분	금주(A)	전주(B)	전월(C)	전년(D)	평년(E)	A/B	A/C	A/D	A/E
물량(톤)	1,556	1,585	1,554	1,512	1,409	98.1%	100.1%	102.9%	110.4%

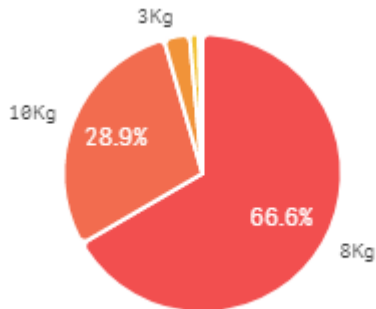
출하 품종별 거래물량 구성비



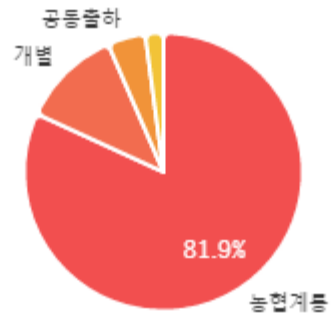
출하 품종별 거래금액 구성비



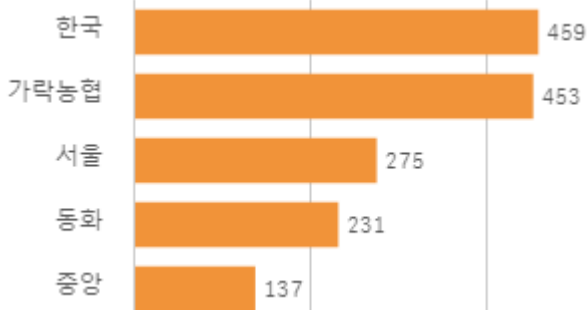
거래 단량별 물량 구성비



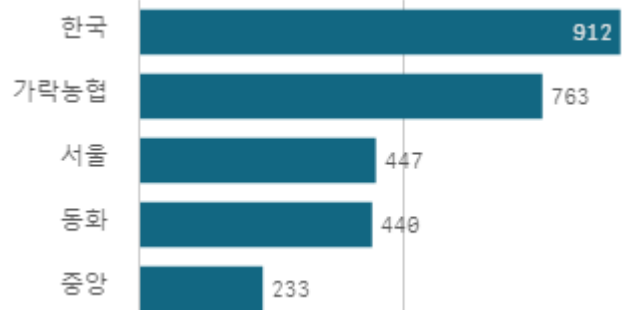
출하자별 거래물량 구성비



도매시장 법인별 거래물량(톤)

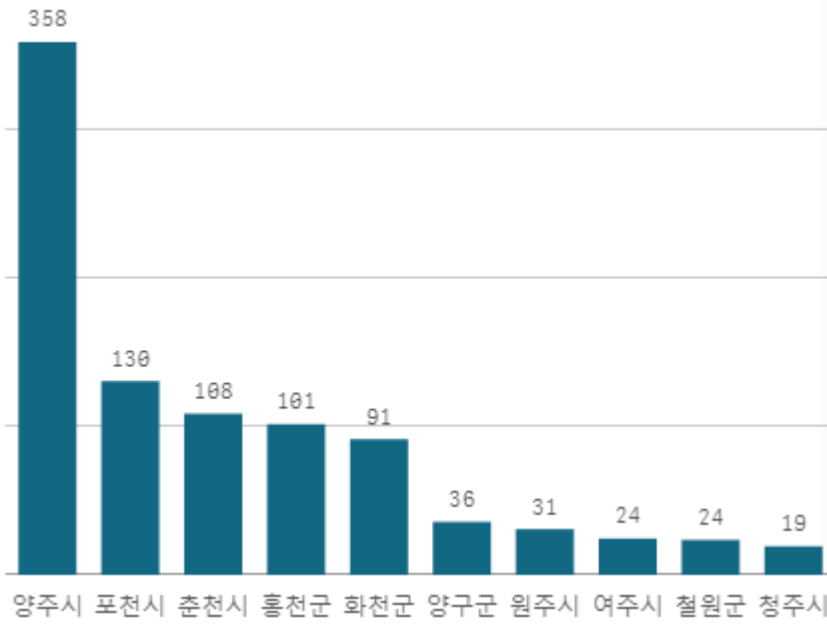


도매시장 법인별 거래금액(백만원)



애호박(20개)

산지별 거래물량(톤)



출하산지(개소)

23

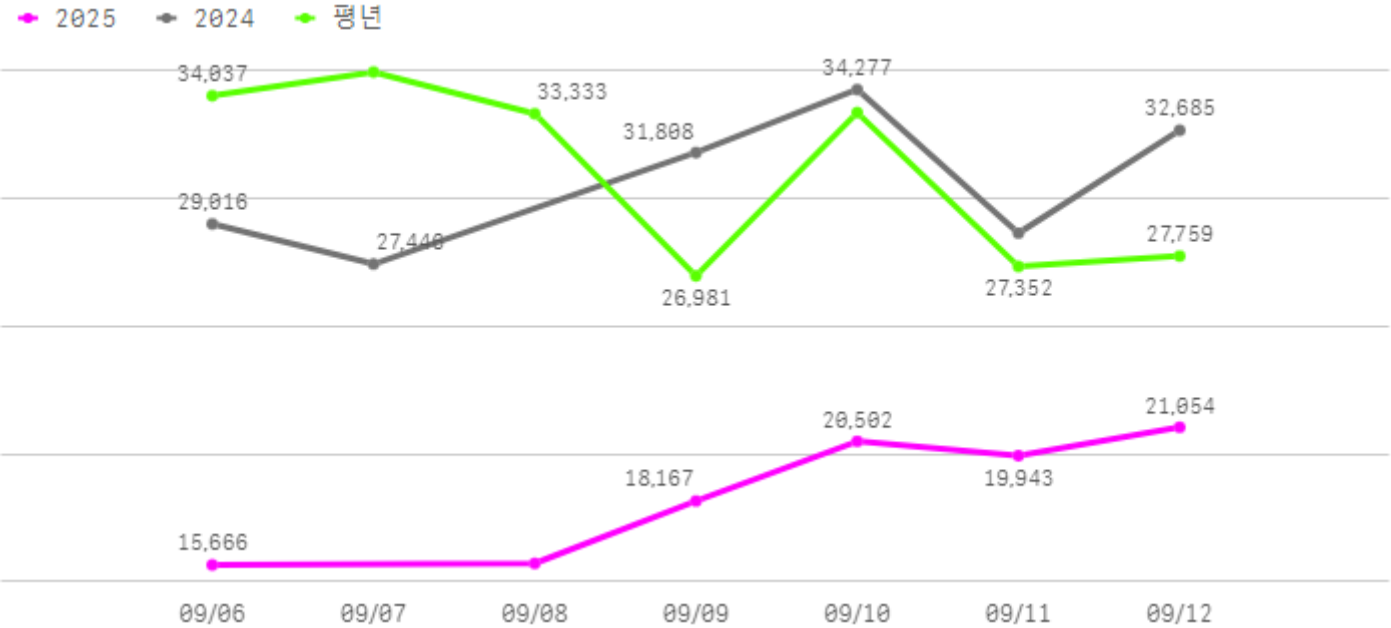
출하건수(천건)

8

산지별 주출하 시군구



주간 도매가격(원)



구분	금주(A)	전주(B)	전월(C)	전년(D)	평년(E)	A/B	A/C	A/D	A/E
가격(원)	17,766	16,570	13,726	30,648	20,199	107.2%	129.4%	58.0%	88.0%

※ 상품 가격 기준

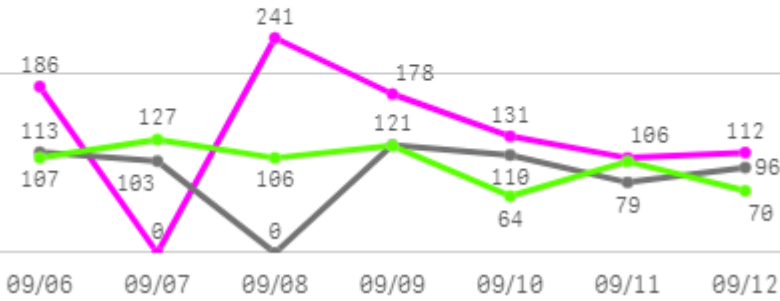
□ 애호박(20개) 주간 가격

구분	Q	품종	Q	단량	Q	특	상	보통	하
2025-09-06		애호박		20개		18,499	15,666	11,574	5,953
2025-09-08		애호박		20개		18,151	15,725	11,451	6,451
2025-09-09		애호박		20개		21,487	18,167	13,279	7,597
2025-09-10		애호박		20개		24,060	20,502	15,220	9,233
2025-09-11		애호박		20개		23,533	19,943	15,884	10,404
2025-09-12		애호박		20개		23,760	21,054	16,820	10,682
평균						21,582	18,510	14,038	8,387

토마토

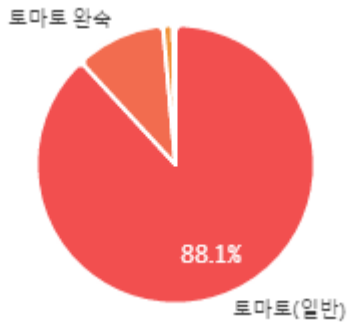
주간 반입량(톤)

◆ 2025 ● 2024 ▲ 평년

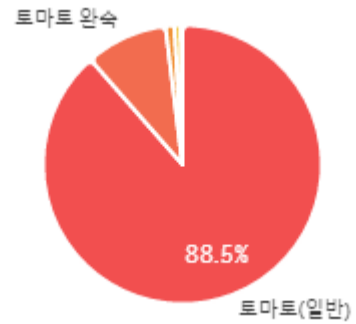


구분	금주(A)	전주(B)	전월(C)	전년(D)	평년(E)	A/B	A/C	A/D	A/E
물량(톤)	955	1,063	1,144	621	757	89.8%	83.5%	153.8%	126.1%

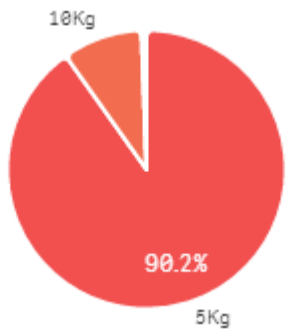
출하 품종별 거래물량 구성비



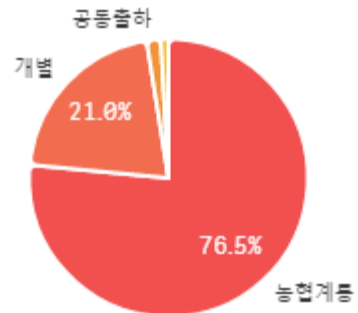
출하 품종별 거래금액 구성비



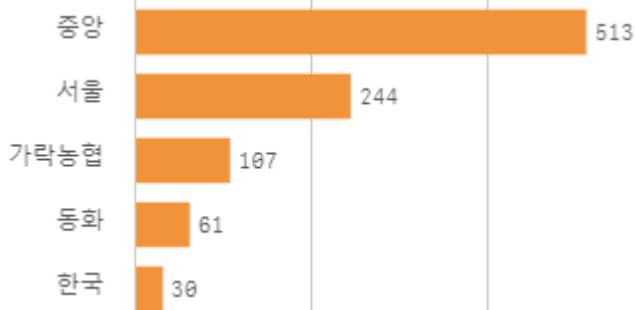
거래 단량별 물량 구성비



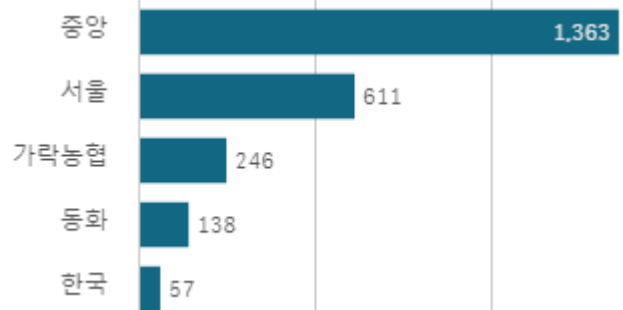
출하자별 거래물량 구성비



도매시장 법인별 거래물량(톤)

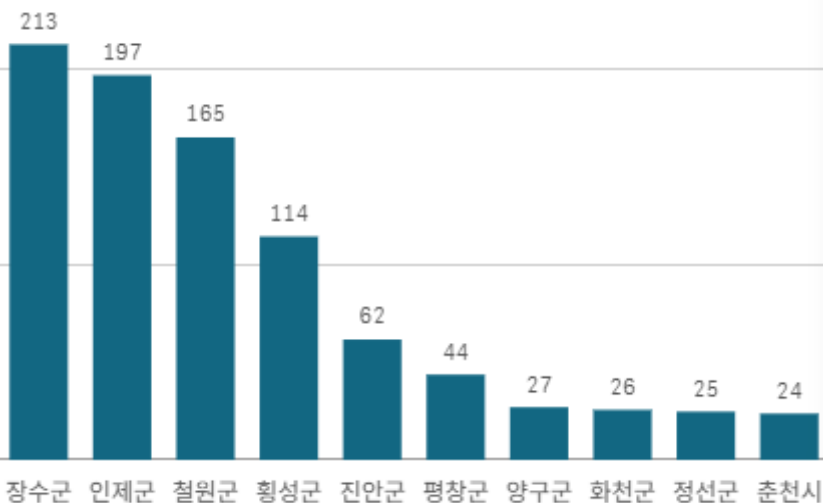


도매시장 법인별 거래금액(백만원)



토마토(5Kg)

산지별 거래물량(톤)



출하산지(개소)

23

출하건수(천건)

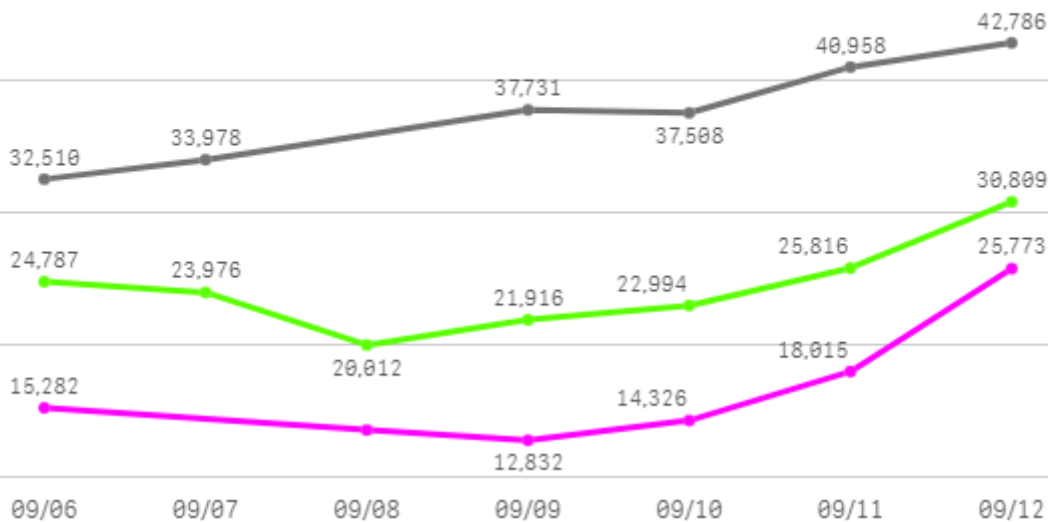
7

산지별 주출하 시군구



주간 도매가격(원)

◆ 2025 ● 2024 ◆ 평년



구분	금주(A)	전주(B)	전월(C)	전년(D)	평년(E)	A/B	A/C	A/D	A/E
가격(원)	15,547	16,149	10,384	37,579	17,295	96.3%	149.7%	41.4%	89.9%

※ 상품 가격 기준

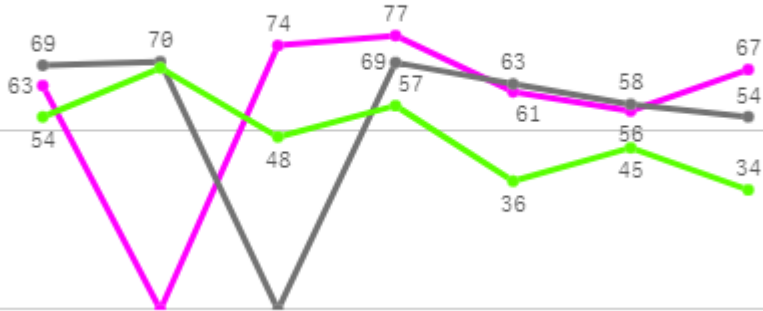
□ 토마토(5Kg) 주간 가격

구분	Q	품종	Q	단량	Q	특	상	보통	하
2025-09-06		토마토		5Kg		18,919	15,282	11,260	5,821
2025-09-08		토마토		5Kg		17,731	13,605	9,774	6,478
2025-09-09		토마토		5Kg		15,926	12,832	9,165	5,891
2025-09-10		토마토		5Kg		17,021	14,326	11,354	7,462
2025-09-11		토마토		5Kg		20,379	18,015	14,131	9,397
2025-09-12		토마토		5Kg		29,481	25,773	20,567	12,206
평균						19,910	16,639	12,709	7,876

방울토마토

주간 반입량(톤)

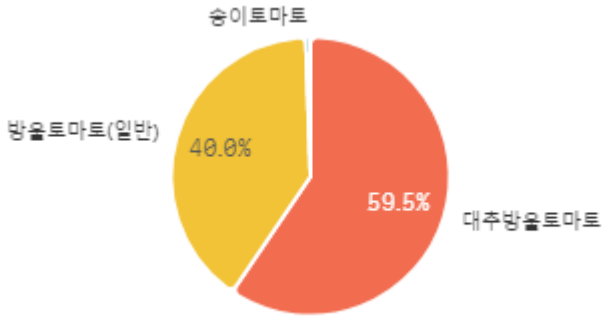
◆ 2025 ● 2024 ▲ 평년



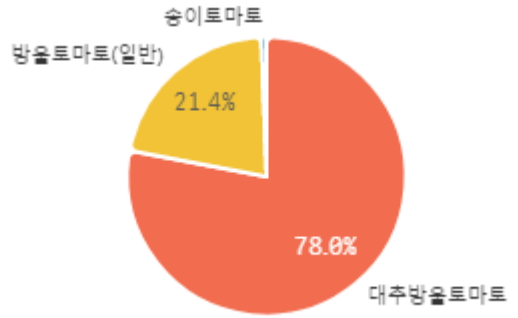
09/06 09/07 09/08 09/09 09/10 09/11 09/12

구분	금주(A)	전주(B)	전월(C)	전년(D)	평년(E)	A/B	A/C	A/D	A/E
물량(톤)	398	385	383	383	332	103.4%	103.9%	104.1%	119.7%

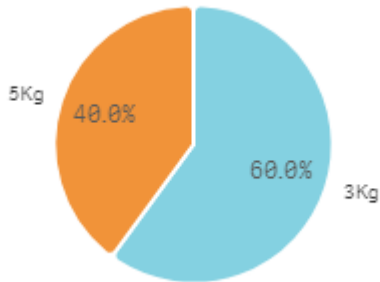
출하 품종별 거래물량 구성비



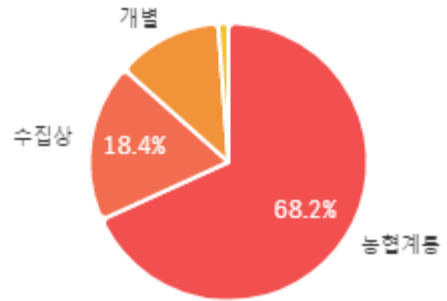
출하 품종별 거래금액 구성비



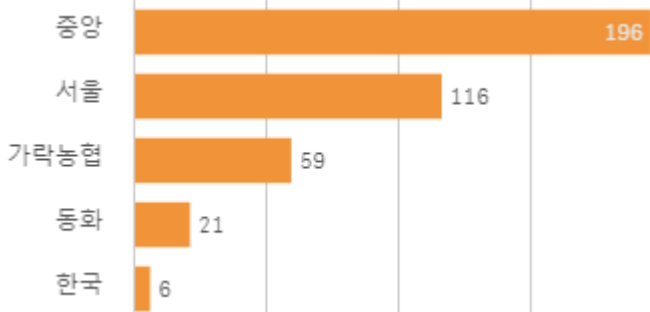
거래 단량별 물량 구성비



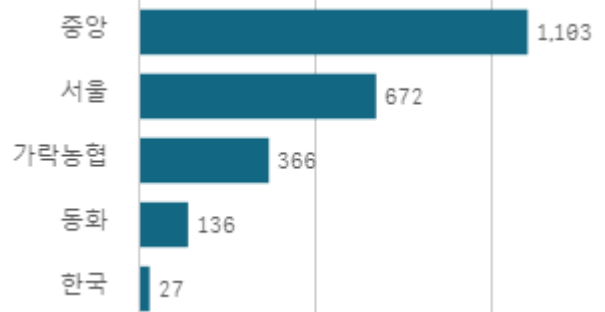
출하자별 거래물량 구성비



도매시장 법인별 거래물량(톤)

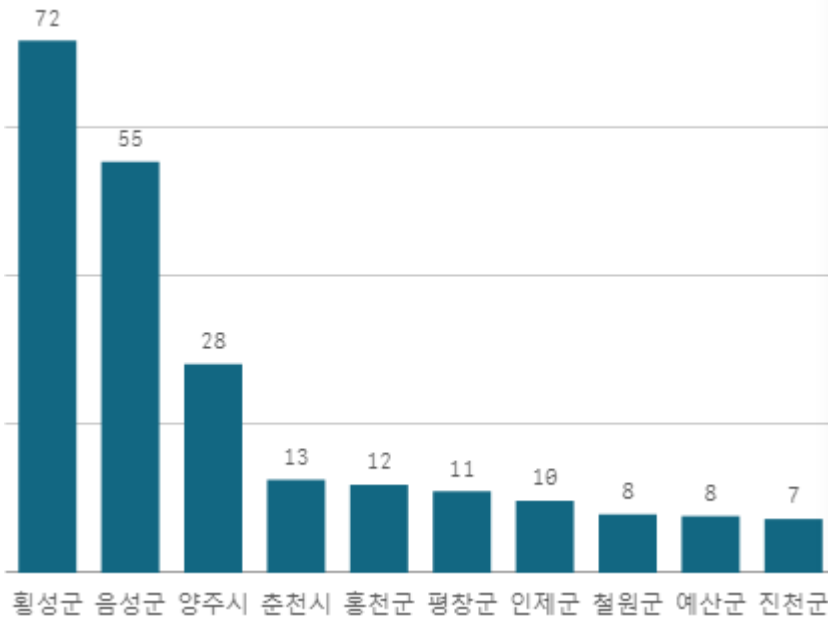


도매시장 법인별 거래금액(백만원)



대추방울토마토(3Kg)

산지별 거래물량(톤)



출하산지(개소)

26

출하건수(천건)

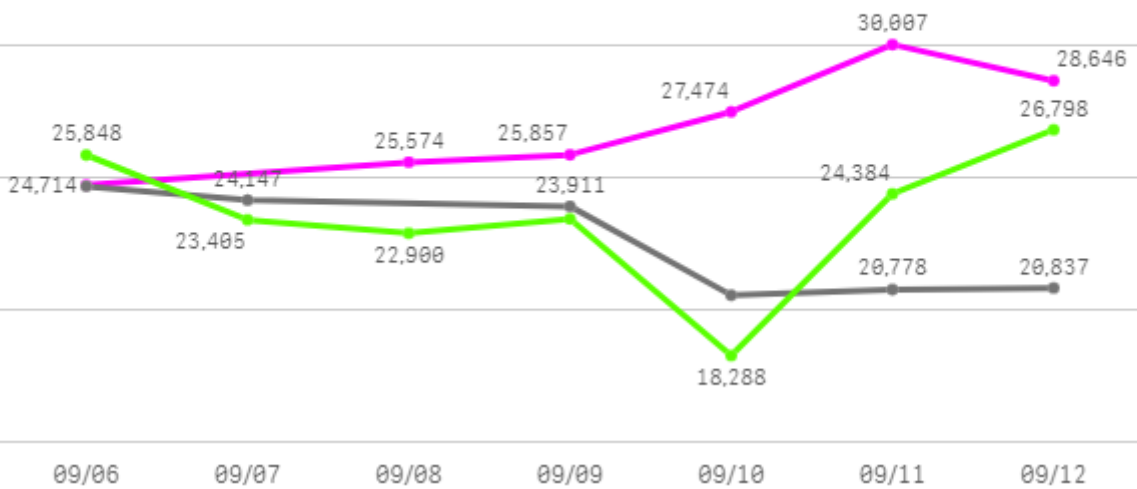
3

산지별 주출하 시군구



주간 도매가격(원)

◆ 2025 ● 2024 ◆ 평년



구분	금주(A)	전주(B)	전월(C)	전년(D)	평년(E)	A/B	A/C	A/D	A/E
가격(원)	26,432	20,490	13,647	22,485	26,286	129.0%	193.7%	117.6%	100.6%

※ 상품 가격 기준

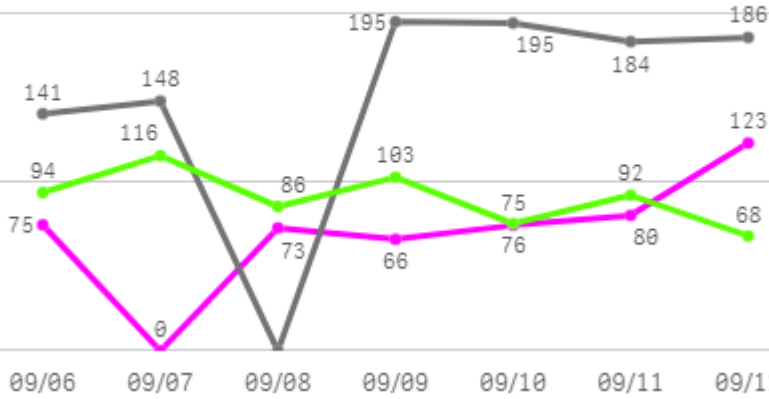
□ 대추방울토마토(3Kg) 주간 가격

구분	Q	품종	Q	단량	Q	특	상	보통	하
2025-09-06		대추방울토마토		3Kg		30,805	24,714	19,963	13,399
2025-09-08		대추방울토마토		3Kg		31,885	25,574	20,671	13,927
2025-09-09		대추방울토마토		3Kg		30,213	25,857	21,488	14,675
2025-09-10		대추방울토마토		3Kg		31,553	27,474	22,280	15,003
2025-09-11		대추방울토마토		3Kg		36,504	30,007	25,023	17,200
2025-09-12		대추방울토마토		3Kg		32,907	28,646	24,570	16,523
평균						32,311	27,045	22,333	15,121

멜론

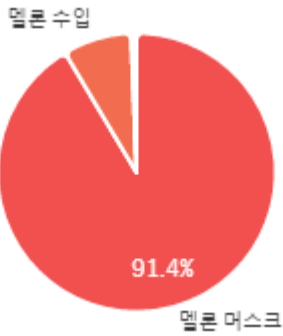
주간 반입량(톤)

◆ 2025 ● 2024 ▲ 평년

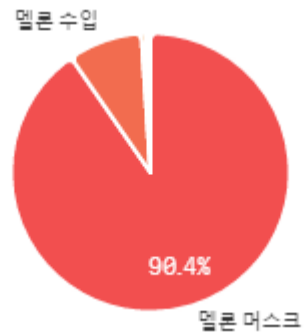


구분	금주(A)	전주(B)	전월(C)	전년(D)	평년(E)	A/B	A/C	A/D	A/E
물량(톤)	493	373	366	1,049	665	132.2%	134.6%	47.0%	74.1%

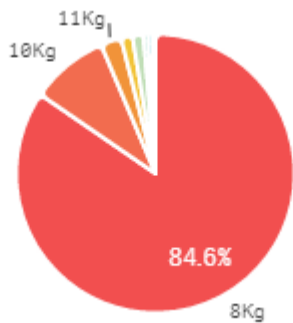
출하 품종별 거래물량 구성비



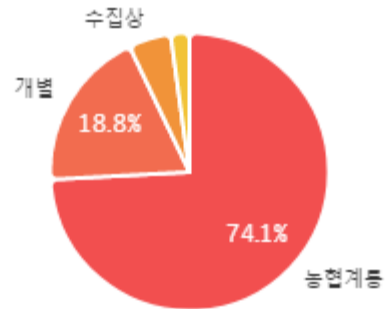
출하 품종별 거래금액 구성비



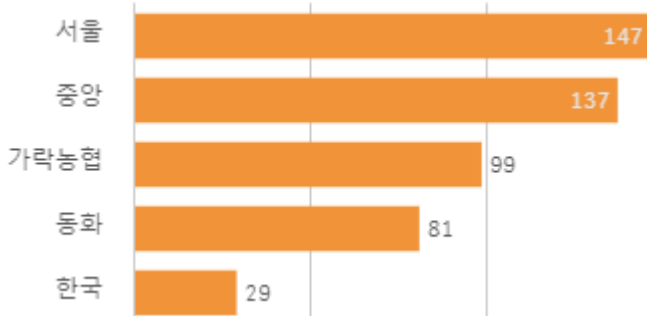
거래 단량별 물량 구성비



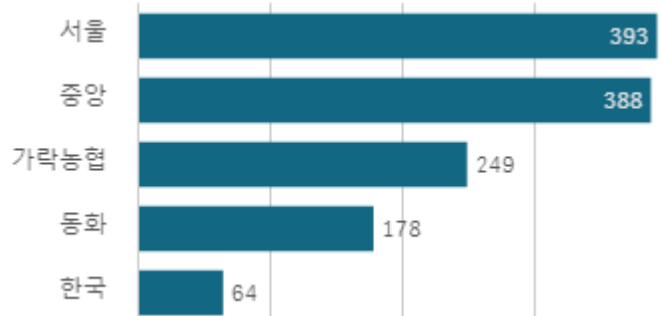
출하자별 거래물량 구성비



도매시장 법인별 거래물량(톤)



도매시장 법인별 거래금액(백만원)



멜론 머스크(8Kg)

산지별 거래물량(톤)



출하산지(개소)

23

출하건수(천건)

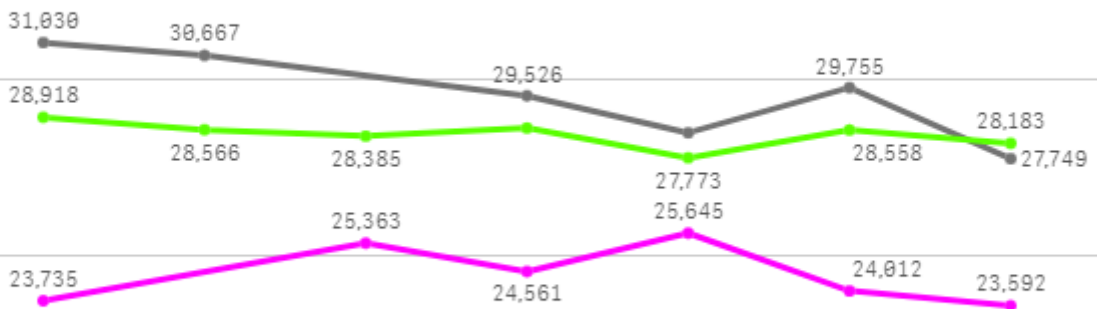
2

산지별 주출하 시군구



주간 도매가격(원)

◆ 2025 ● 2024 ◆ 평년



09/06 09/07 09/08 09/09 09/10 09/11 09/12

구분	금주(A)	전주(B)	전월(C)	전년(D)	평년(E)	A/B	A/C	A/D	A/E
가격(원)	24,519	25,928	24,217	29,535	25,116	94.6%	101.2%	83.0%	97.6%

※ 상품 가격 기준

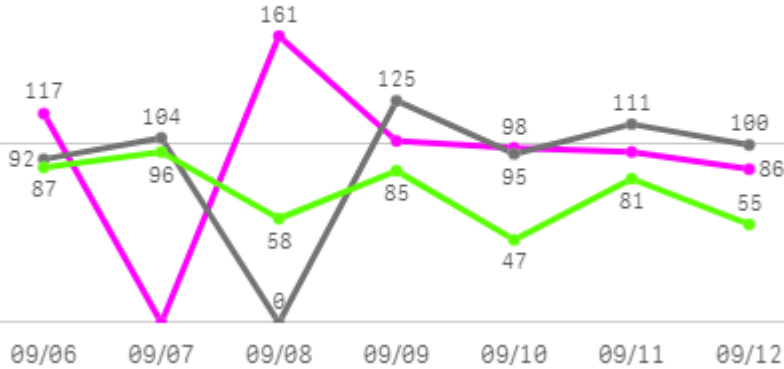
□ 멜론 머스크(8Kg) 주간 가격

구분	Q	품종	Q	단량	Q	특	상	보통	하
2025-09-06		멜론 머스크		8Kg		33,961	23,735	19,289	14,026
2025-09-08		멜론 머스크		8Kg		34,014	25,363	20,614	15,980
2025-09-09		멜론 머스크		8Kg		31,523	24,561	20,153	13,902
2025-09-10		멜론 머스크		8Kg		47,676	25,645	19,529	13,279
2025-09-11		멜론 머스크		8Kg		32,622	24,012	19,318	14,406
2025-09-12		멜론 머스크		8Kg		32,526	23,592	17,382	12,185
평균						35,387	24,485	19,381	13,963

가지

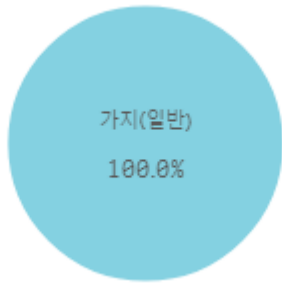
주간 반입량(톤)

◆ 2025 ● 2024 ▲ 평년

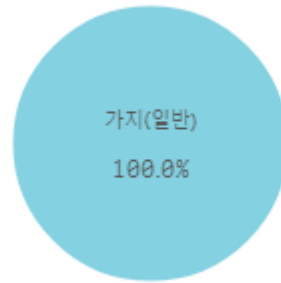


구분	금주(A)	전주(B)	전월(C)	전년(D)	평년(E)	A/B	A/C	A/D	A/E
물량(톤)	660	724	628	626	556	91.2%	105.1%	105.5%	118.7%

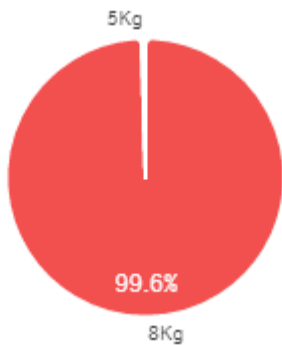
출하 품종별 거래물량 구성비



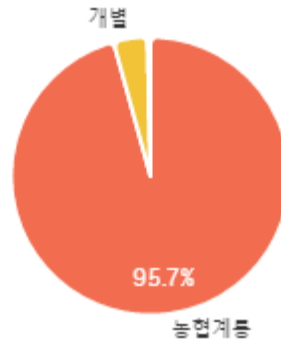
출하 품종별 거래금액 구성비



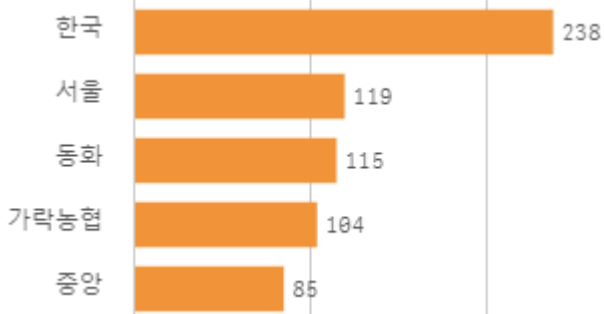
거래 단량별 물량 구성비



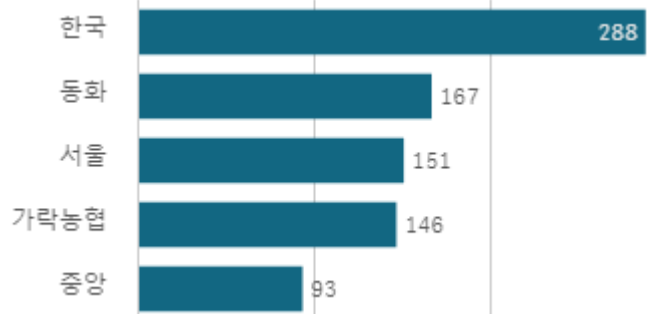
출하자별 거래물량 구성비



도매시장 법인별 거래물량(톤)

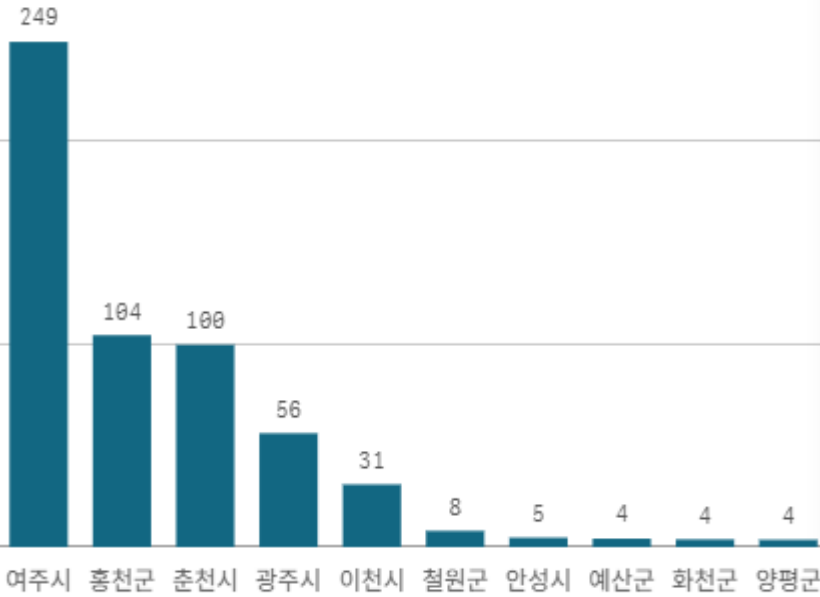


도매시장 법인별 거래금액(백만원)



가지(8Kg)

산지별 거래물량(톤)



출하산지(개소)

21

출하건수(천건)

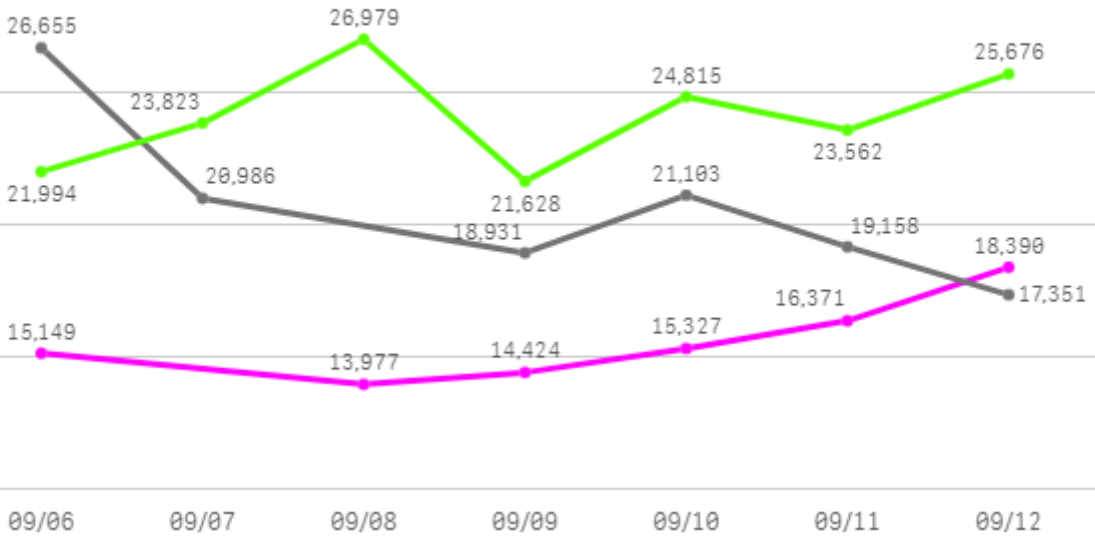
4

산지별 주출하 시군구



주간 도매가격(원)

◆ 2025 ● 2024 ▲ 평년



구분	금주(A)	전주(B)	전월(C)	전년(D)	평년(E)	A/B	A/C	A/D	A/E
가격(원)	15,213	12,488	16,582	20,697	16,199	121.8%	91.7%	73.5%	93.9%

※ 상품 가격 기준

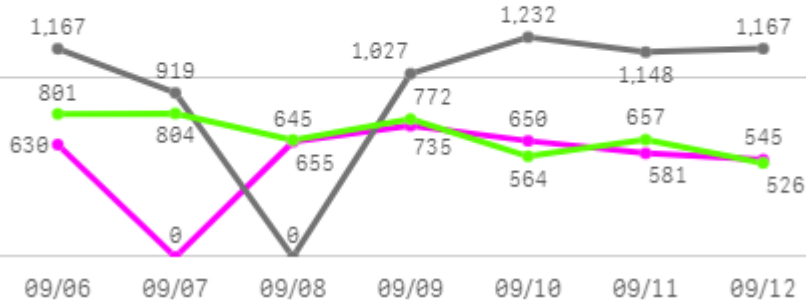
□ 가지(8Kg) 주간 가격

구분	Q	품종	Q	단량	Q	특	상	보통	하
2025-09-06		가지		8Kg		-	15,149	9,489	5,558
2025-09-08		가지		8Kg		-	13,977	9,086	5,686
2025-09-09		가지		8Kg		-	14,424	10,057	6,383
2025-09-10		가지		8Kg		-	15,327	11,291	7,577
2025-09-11		가지		8Kg		-	16,371	12,498	9,042
2025-09-12		가지		8Kg		-	18,390	13,855	9,778
평균						-	15,606	11,046	7,337

무

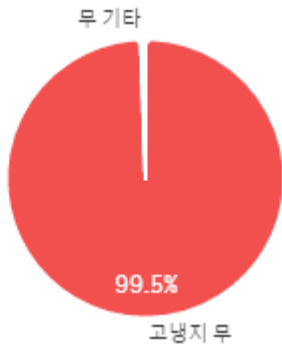
주간 반입량(톤)

◆ 2025 ● 2024 ▲ 평년

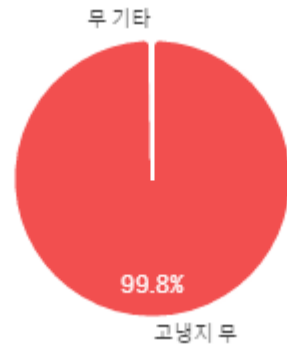


구분	금주(A)	전주(B)	전월(C)	전년(D)	평년(E)	A/B	A/C	A/D	A/E
물량(톤)	3,785	3,534	3,288	6,660	4,754	107.1%	115.1%	56.8%	79.6%

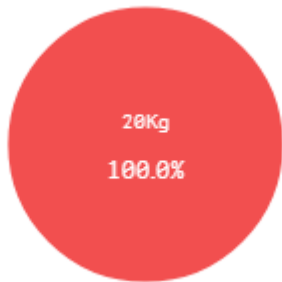
출하 품종별 거래물량 구성비



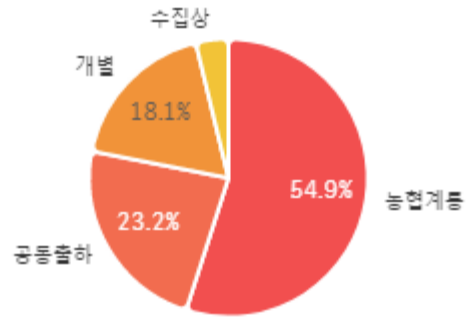
출하 품종별 거래금액 구성비



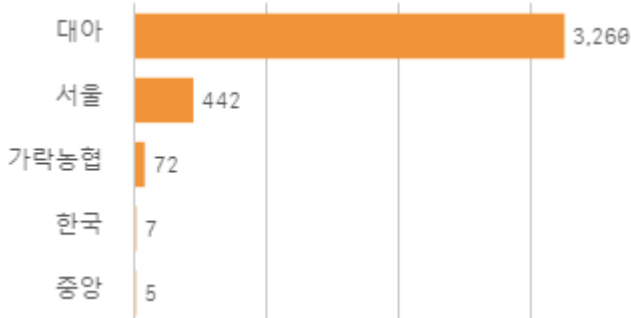
거래 단량별 물량 구성비



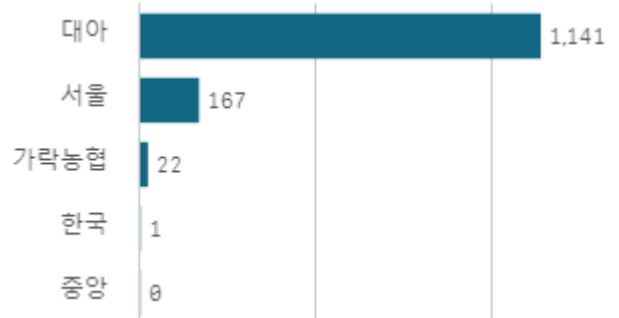
출하자별 거래물량 구성비



도매시장 법인별 거래물량(톤)

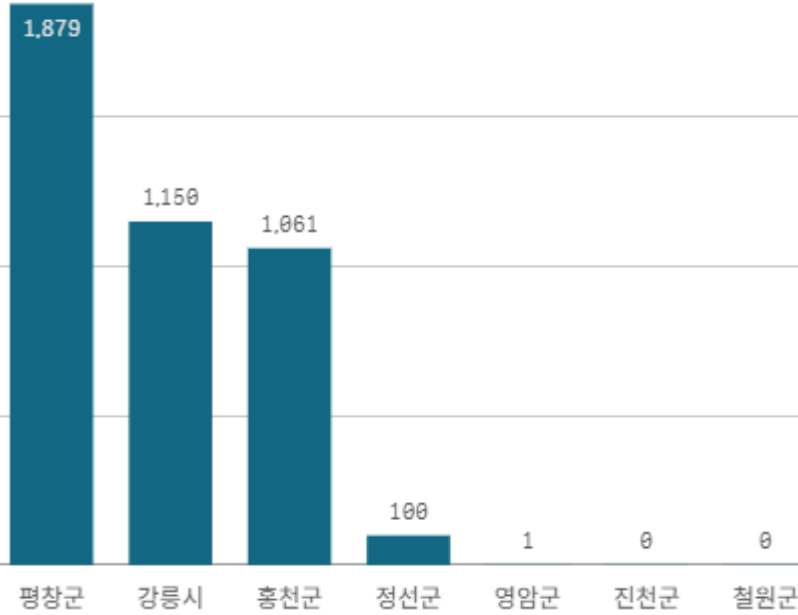


도매시장 법인별 거래금액(백만원)



무(20Kg)

산지별 거래물량(톤)



산지별 주출하 시군구



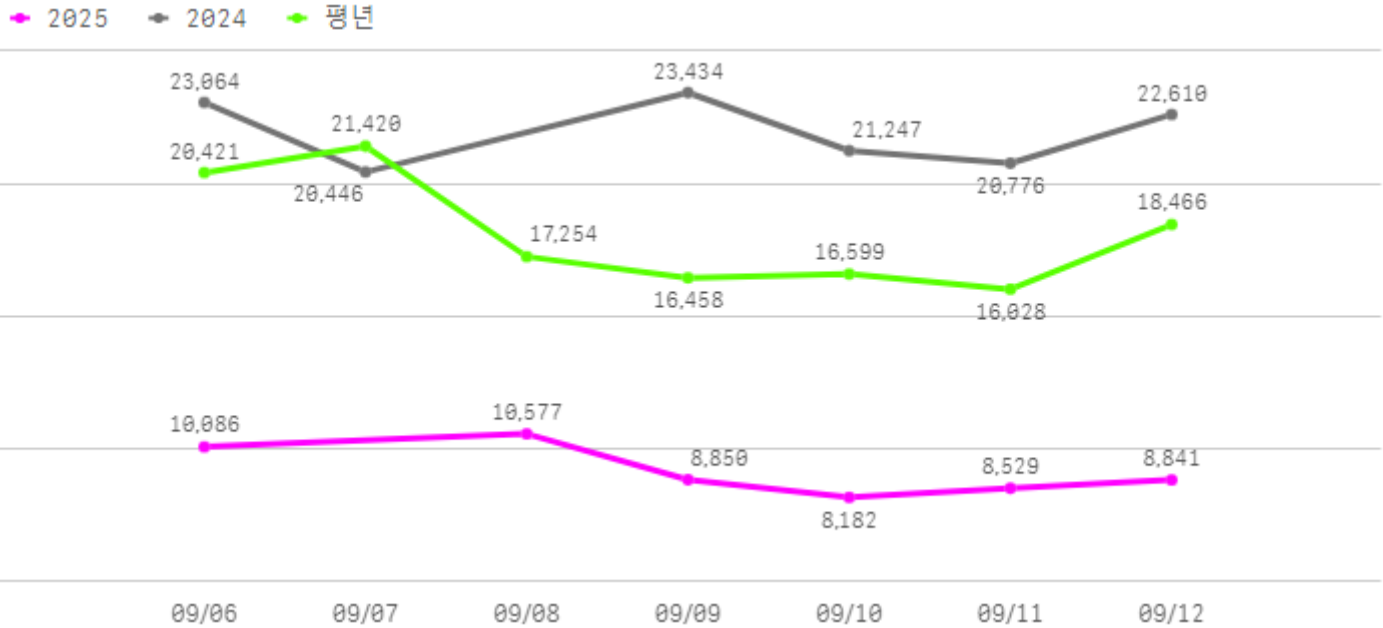
출하산지(개소)

7

출하건수(천건)

2

주간 도매가격(원)



구분	금주(A)	전주(B)	전월(C)	전년(D)	평년(E)	A/B	A/C	A/D	A/E
가격(원)	9,410	12,871	12,235	21,930	10,829	73.1%	76.9%	42.9%	86.9%

※ 상품 가격 기준

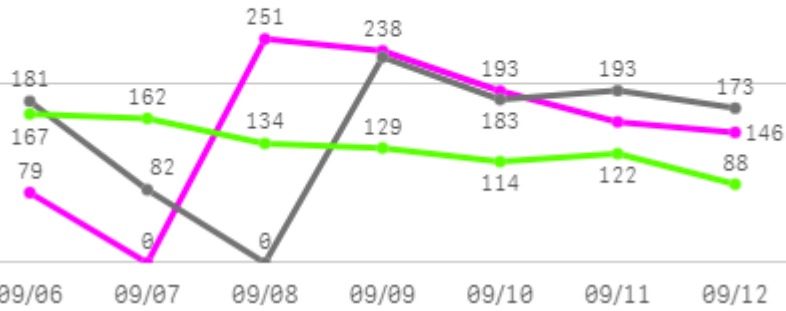
□ 무(20Kg) 주간 가격

구분	Q	품종	Q	단량	Q	특	상	보통	하
2025-09-06		무		20Kg		13,184	10,086	6,218	3,114
2025-09-08		무		20Kg		13,117	10,577	6,604	3,775
2025-09-09		무		20Kg		11,398	8,850	5,414	2,828
2025-09-10		무		20Kg		11,263	8,182	5,367	3,301
2025-09-11		무		20Kg		10,863	8,529	6,587	4,552
2025-09-12		무		20Kg		11,074	8,841	6,858	4,891
평균						11,817	9,178	6,175	3,744

당근

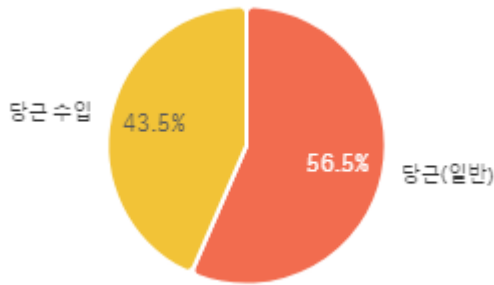
주간 반입량(톤)

◆ 2025 ● 2024 ▲ 평년

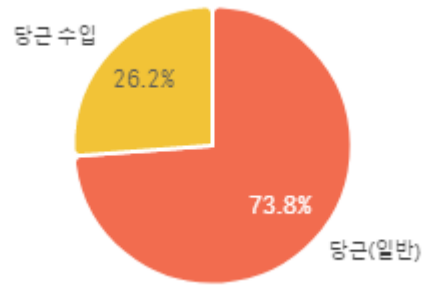


구분	금주(A)	전주(B)	전월(C)	전년(D)	평년(E)	A/B	A/C	A/D	A/E
물량(톤)	1,064	962	901	1,043	958	110.7%	118.2%	102.0%	111.1%

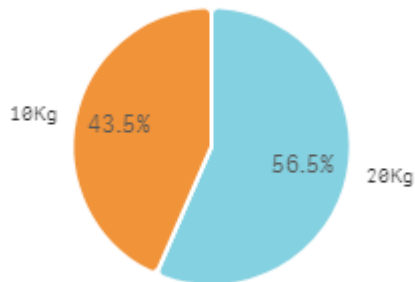
출하 품종별 거래물량 구성비



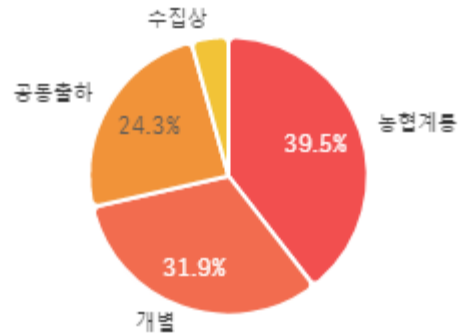
출하 품종별 거래금액 구성비



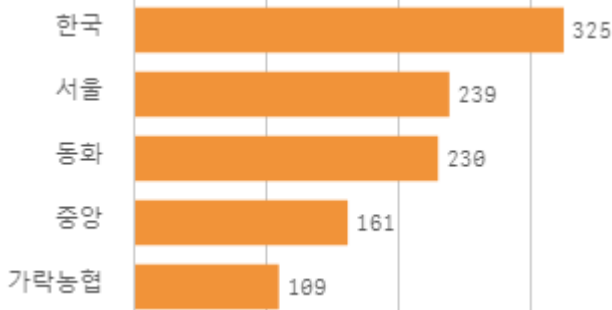
거래 단량별 물량 구성비



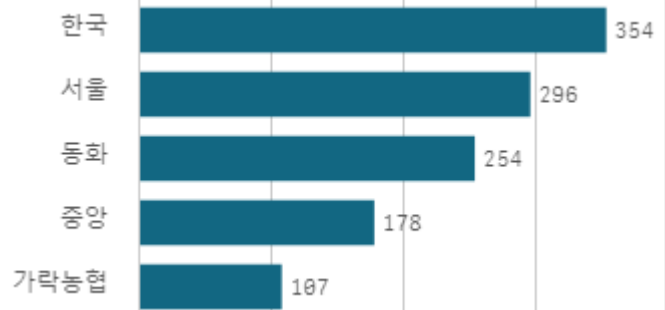
출하자별 거래물량 구성비



도매시장 법인별 거래물량(톤)

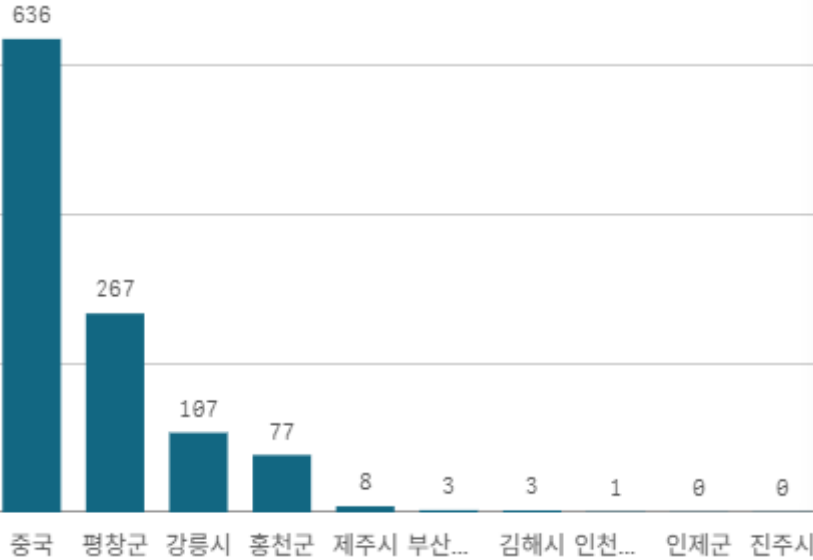


도매시장 법인별 거래금액(백만원)



당근(20Kg)

산지별 거래물량(톤)



출하산지(개소)

12

출하건수(천건)

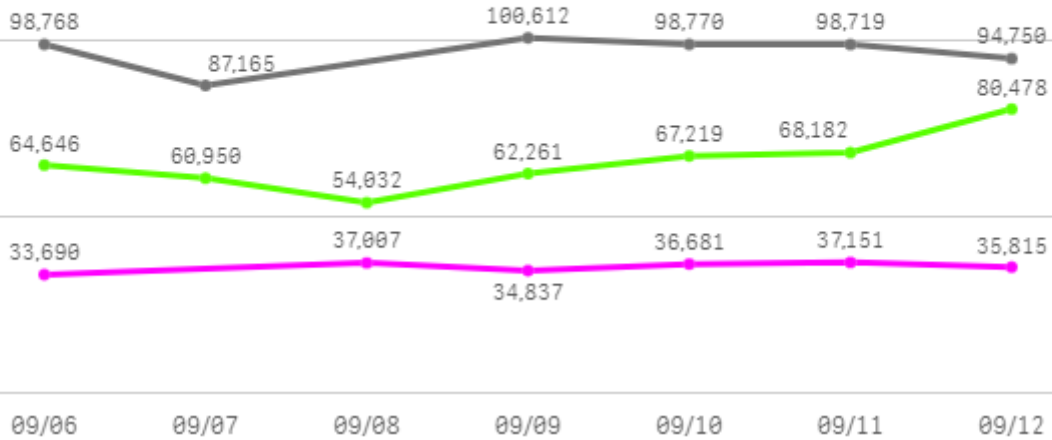
1

산지별 주출하 시군구



주간 도매가격(원)

◆ 2025 ◀ 2024 ● 평년



구분	금주(A)	전주(B)	전월(C)	전년(D)	평년(E)	A/B	A/C	A/D	A/E
가격(원)	35,594	32,457	30,865	96,464	40,752	109.7%	115.3%	36.9%	87.3%

※ 상품 가격 기준

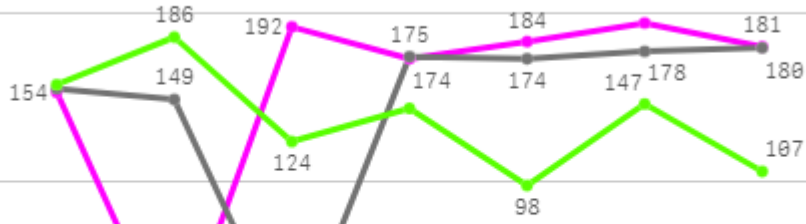
□ 당근(20Kg) 주간 가격

구분	Q	품종	Q	단량	Q	특	상	보통	하
2025-09-06		당근		20Kg		40,000	33,690	28,030	25,000
2025-09-08		당근		20Kg		42,308	37,007	27,132	21,396
2025-09-09		당근		20Kg		41,606	34,837	25,840	17,628
2025-09-10		당근		20Kg		40,980	36,681	25,203	15,703
2025-09-11		당근		20Kg		43,047	37,151	30,690	25,129
2025-09-12		당근		20Kg		41,477	35,815	29,765	24,119
평균						41,570	35,864	27,777	21,496

생고추

주간 반입량(톤)

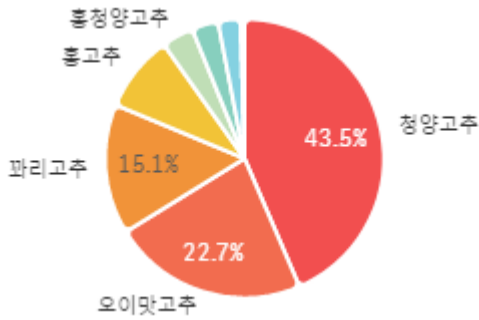
● 2025 ● 2024 ● 평년



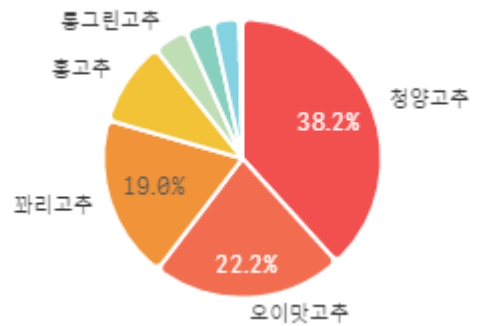
09/06 09/07 09/08 09/09 09/10 09/11 09/12

구분	금주(A)	전주(B)	전월(C)	전년(D)	평년(E)	A/B	A/C	A/D	A/E
물량(톤)	1,079	1,092	1,282	1,011	978	98.8%	84.1%	106.7%	110.4%

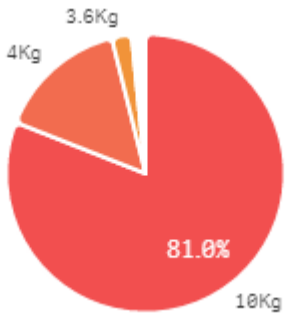
출하 품종별 거래물량 구성비



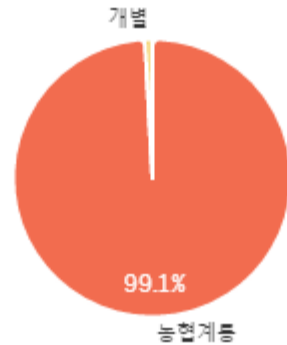
출하 품종별 거래금액 구성비



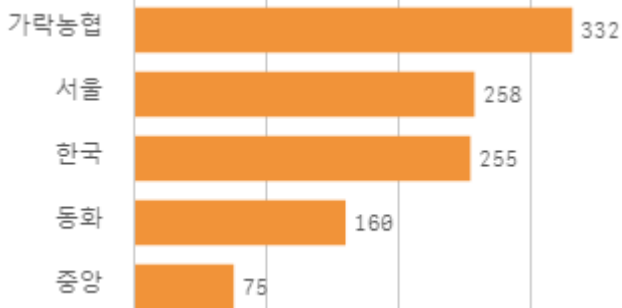
거래 단량별 물량 구성비



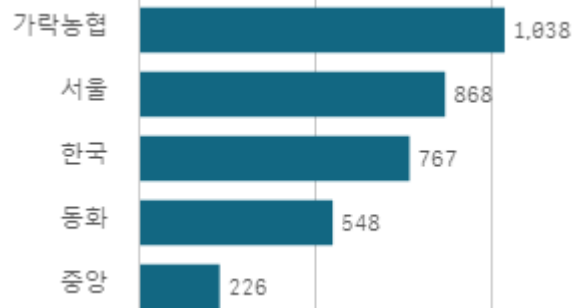
출하자별 거래물량 구성비



도매시장 법인별 거래물량(톤)

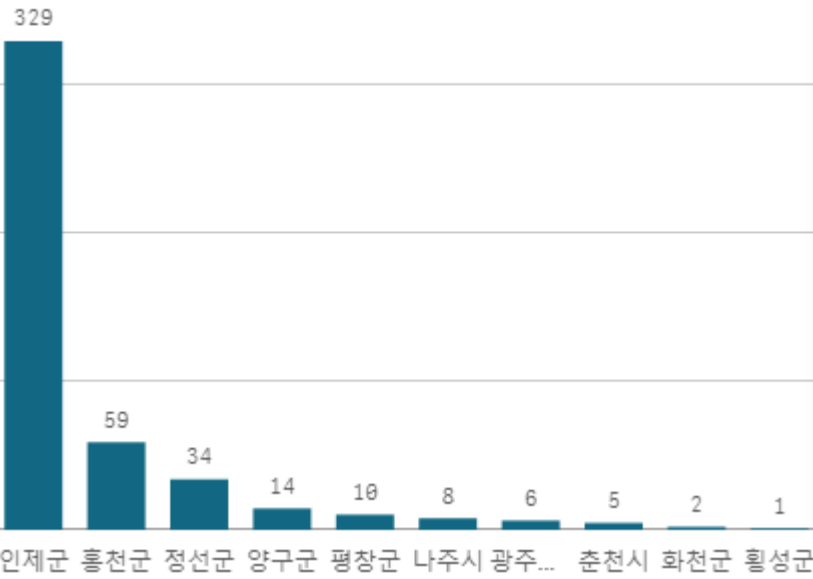


도매시장 법인별 거래금액(백만원)



청양고추(10Kg)

산지별 거래물량(톤)



출하산지(개소)

31

출하건수(천건)

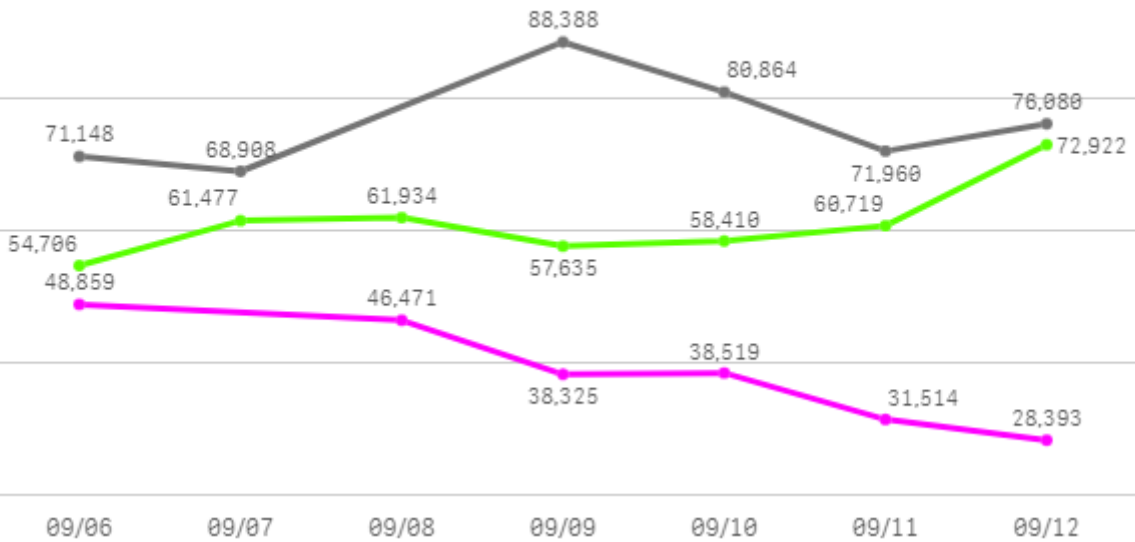
5

산지별 주출하 시군구



주간 도매가격(원)

2025 (pink) 2024 (grey) 평년 (green)



구분	금주(A)	전주(B)	전월(C)	전년(D)	평년(E)	A/B	A/C	A/D	A/E
가격(원)	41,295	33,682	33,459	76,225	44,560	122.6%	123.4%	54.2%	92.7%

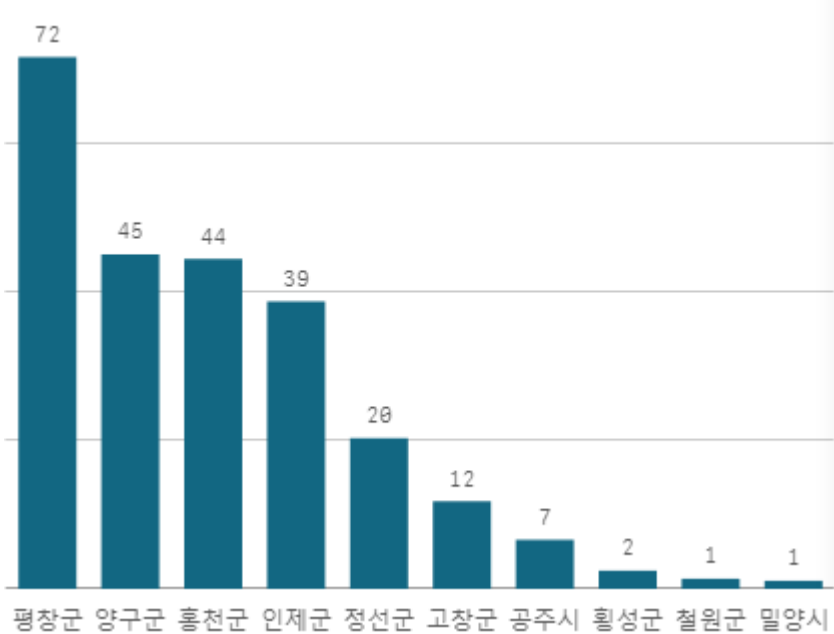
※ 상품 가격 기준

□ 청양고추(10Kg) 주간 가격

구분	Q	품종	Q	단량	Q	특	상	보통	하
2025-09-06		청양고추		10Kg		59,406	48,859	33,634	18,722
2025-09-08		청양고추		10Kg		67,554	46,471	29,497	15,693
2025-09-09		청양고추		10Kg		59,494	38,325	24,075	12,219
2025-09-10		청양고추		10Kg		51,967	38,519	24,326	12,267
2025-09-11		청양고추		10Kg		42,168	31,514	21,132	12,843
2025-09-12		청양고추		10Kg		36,935	28,393	18,612	10,801
평균						52,921	38,680	25,213	13,758

오이맛고추(10Kg)

산지별 거래물량(톤)



출하산지(개소)

19

출하건수(천건)

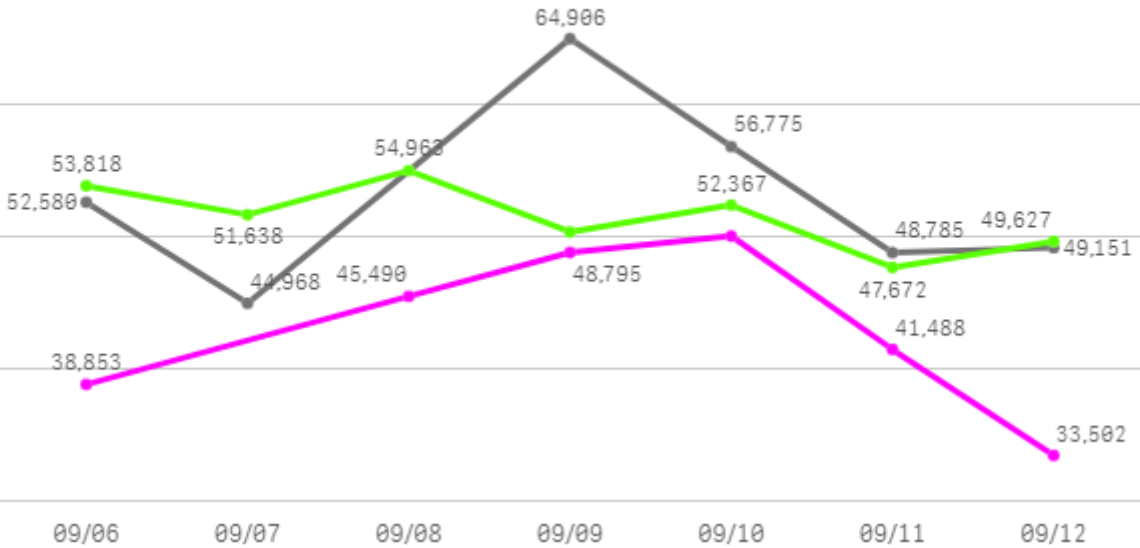
3

산지별 주출하 시군구



주간 도매가격(원)

◆ 2025 ● 2024 ◆ 평년



구분	금주(A)	전주(B)	전월(C)	전년(D)	평년(E)	A/B	A/C	A/D	A/E
가격(원)	43,482	39,255	22,514	52,861	44,674	110.8%	193.1%	82.3%	97.3%

※ 상품 가격 기준

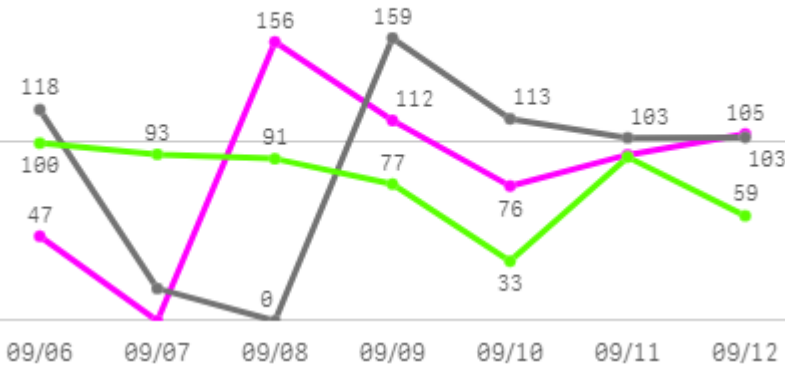
□ 오이맛고추(3.6Kg) 주간 가격

구분	Q	품종	Q	단량	Q	특	상	보통	하
2025-09-06		오이맛고추		3.6Kg		26,436	24,435	21,179	17,109
2025-09-08		오이맛고추		3.6Kg		25,185	22,432	19,114	11,717
2025-09-09		오이맛고추		3.6Kg		26,111	22,397	18,150	10,556
2025-09-10		오이맛고추		3.6Kg		24,843	20,146	14,595	10,018
2025-09-11		오이맛고추		3.6Kg		22,395	19,661	15,086	10,572
2025-09-12		오이맛고추		3.6Kg		21,500	20,044	14,922	10,210
평균						24,412	21,519	17,174	11,697

마늘

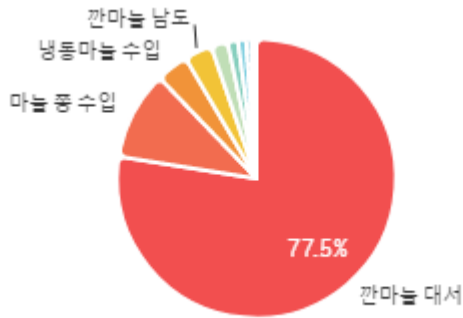
주간 반입량(톤)

◆ 2025 ● 2024 ▲ 평년

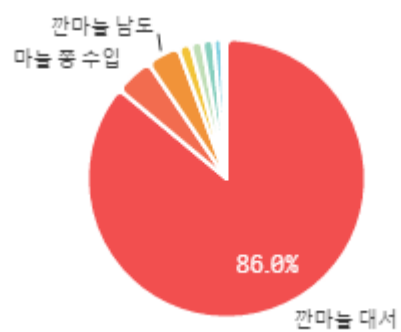


구분	금주(A)	전주(B)	전월(C)	전년(D)	평년(E)	A/B	A/C	A/D	A/E
물량(톤)	590	576	646	614	542	102.4%	91.3%	96.1%	108.7%

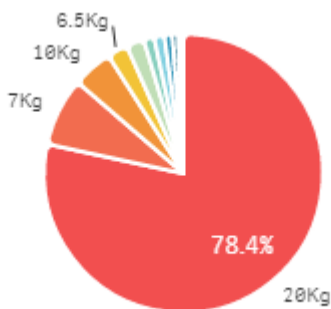
출하 품종별 거래물량 구성비



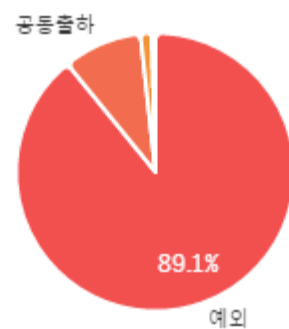
출하 품종별 거래금액 구성비



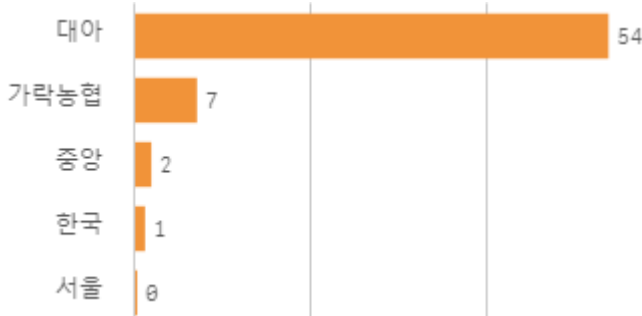
거래 단량별 물량 구성비



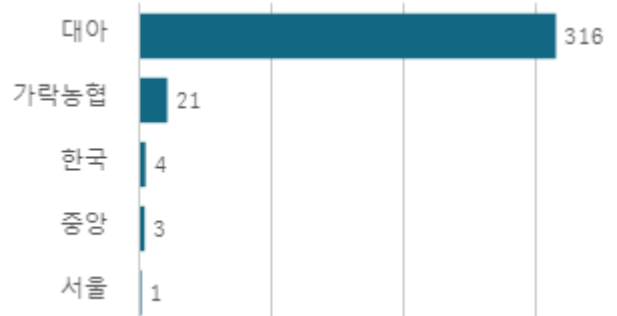
출하자별 거래물량 구성비



도매시장 법인별 거래물량(톤)

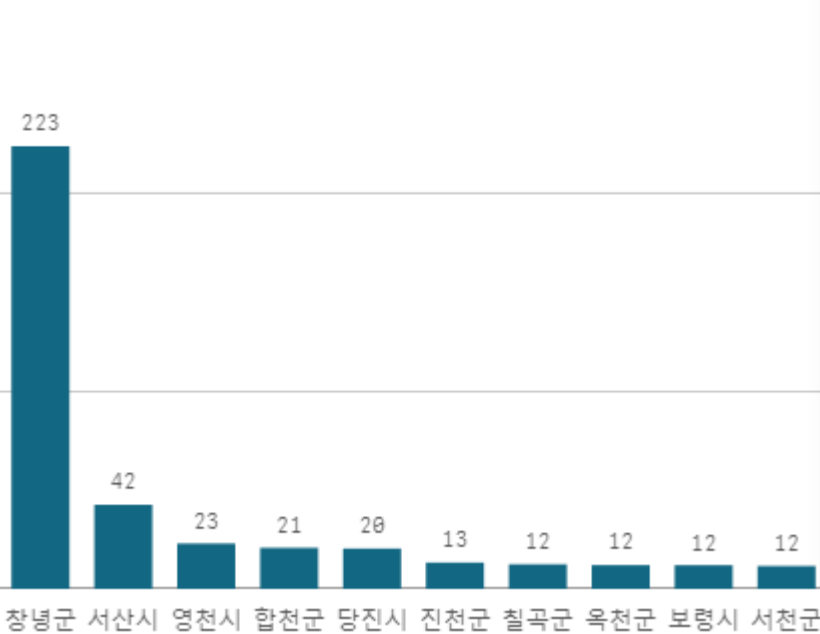


도매시장 법인별 거래금액(백만원)



깎마늘 대서(20Kg)

산지별 거래물량(톤)

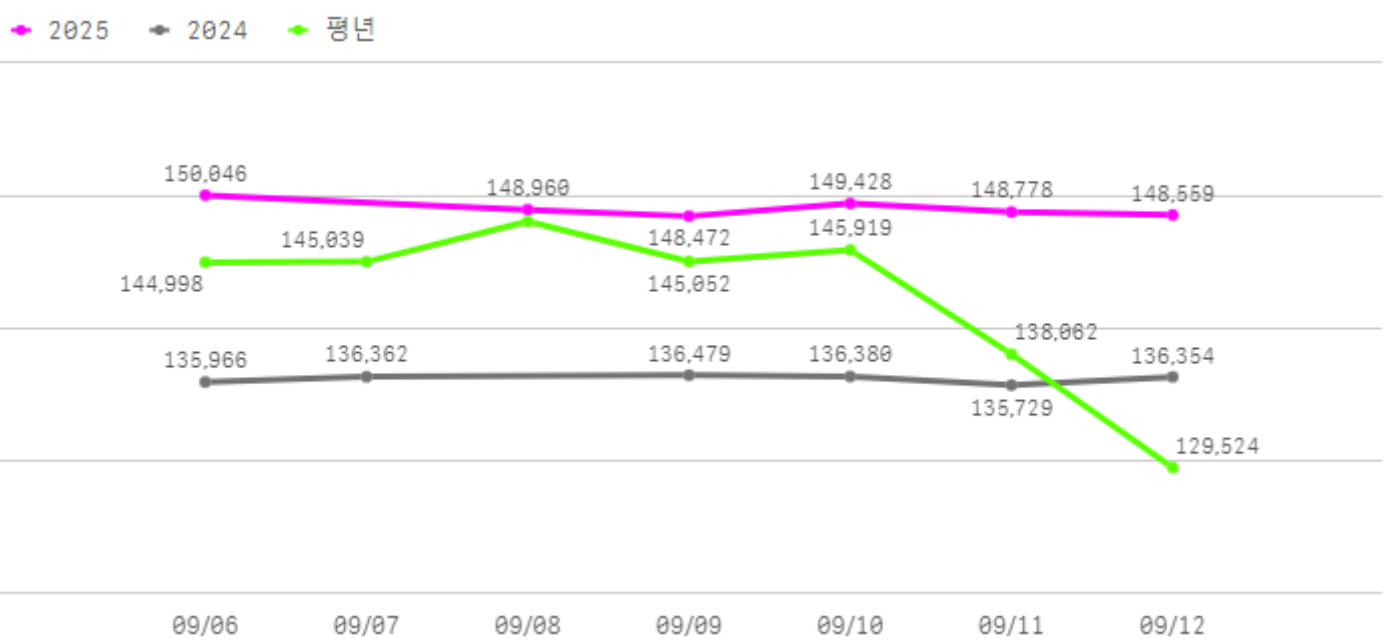


출하산지(개소) **21** 출하건수(천건) **1**

산지별 주출하 시군구



주간 도매가격(원)



구분	금주(A)	전주(B)	전월(C)	전년(D)	평년(E)	A/B	A/C	A/D	A/E
가격(원)	149,173	148,931	139,381	136,212	147,558	100.2%	107.0%	109.5%	101.1%

※ 상품 가격 기준

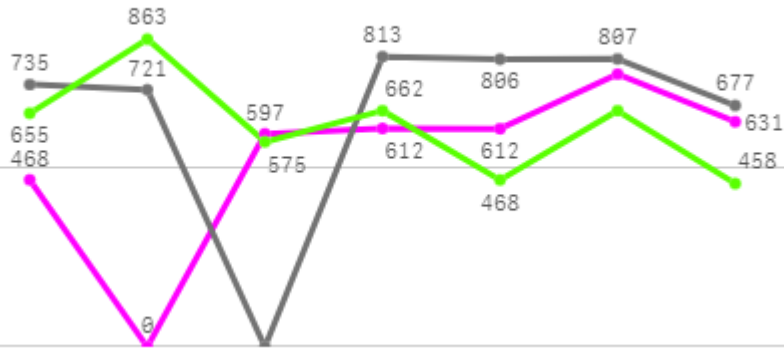
□ 깐마늘 대서(20Kg) 주간 가격

구분	Q	품종	Q	단량	Q	특	상	보통	하
2025-09-06		깐마늘 대서		20Kg		-	150,046	139,995	86,583
2025-09-08		깐마늘 대서		20Kg		-	148,960	129,025	69,355
2025-09-09		깐마늘 대서		20Kg		-	148,472	134,080	88,297
2025-09-10		깐마늘 대서		20Kg		-	149,428	135,291	94,363
2025-09-11		깐마늘 대서		20Kg		-	148,778	135,640	86,432
2025-09-12		깐마늘 대서		20Kg		-	148,559	133,881	73,064
평균						-	149,040	134,652	83,016

양파

주간 반입량(톤)

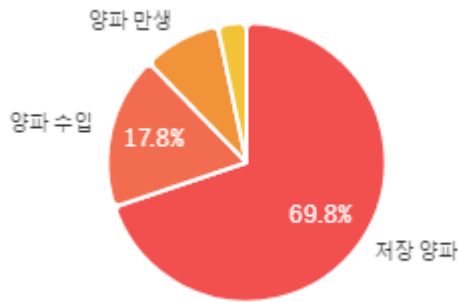
◆ 2025 ● 2024 ▲ 평년



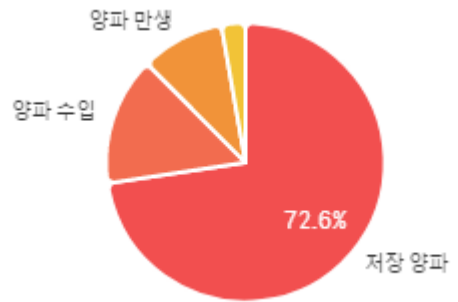
09/06 09/07 09/08 09/09 09/10 09/11 09/12

구분	금주(A)	전주(B)	전월(C)	전년(D)	평년(E)	A/B	A/C	A/D	A/E
물량(톤)	3,685	3,662	3,842	4,559	4,181	100.6%	95.9%	80.8%	88.1%

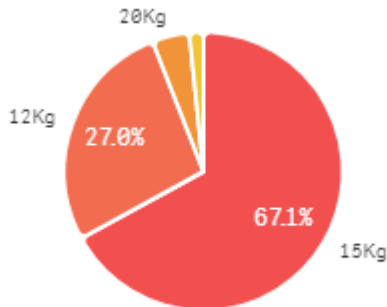
출하 품종별 거래물량 구성비



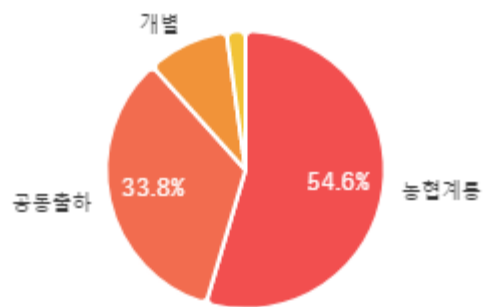
출하 품종별 거래금액 구성비



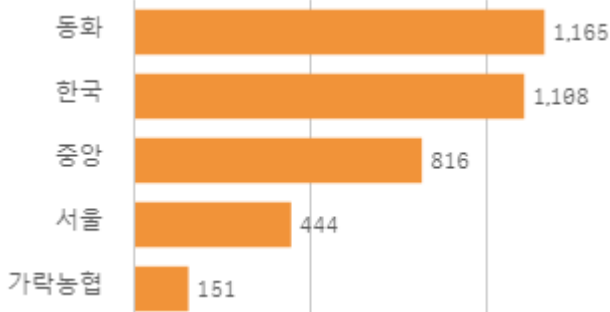
거래 단량별 물량 구성비



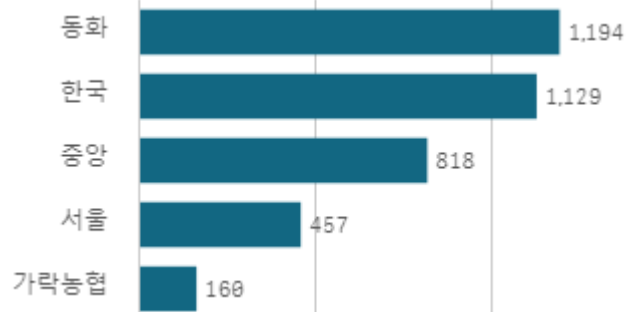
출하자별 거래물량 구성비



도매시장 법인별 거래물량(톤)

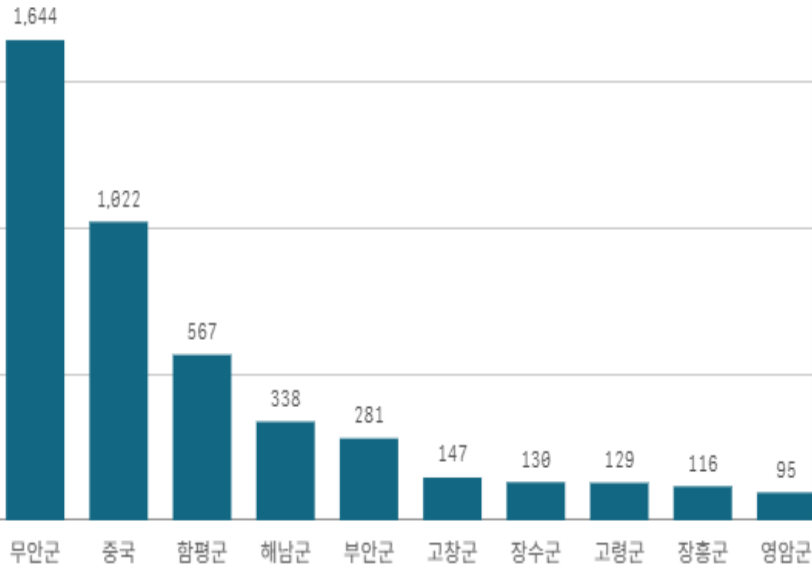


도매시장 법인별 거래금액(백만원)



양파(1Kg)

산지별 거래물량(톤)



출하산지(개소)

30

출하건수(천건)

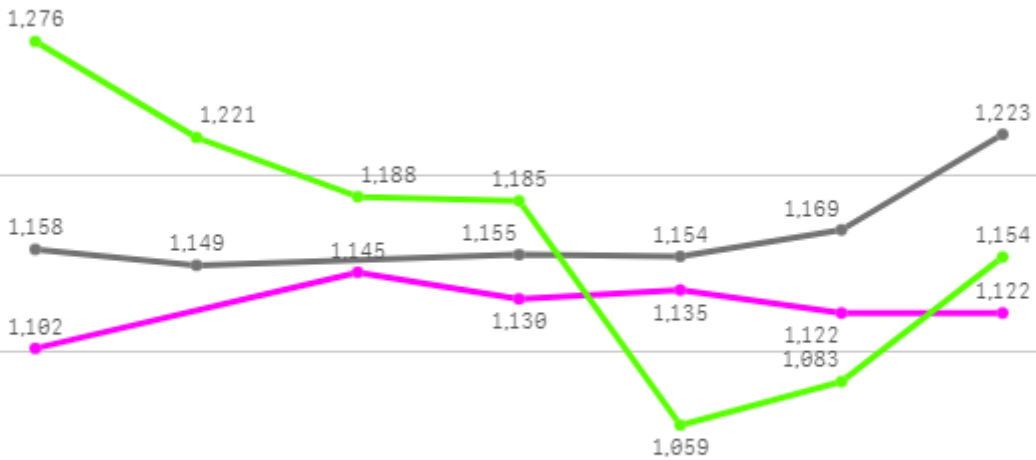
3

산지별 주출하 시군구



주간 도매가격(원)

◆ 2025 ◄ 2024 ◆ 평년



09/06 09/07 09/08 09/09 09/10 09/11 09/12

구분	금주(A)	전주(B)	전월(C)	전년(D)	평년(E)	A/B	A/C	A/D	A/E
가격(원)	1,125	1,047	1,140	1,168	1,137	107.4%	98.7%	96.3%	98.9%

※ 상품 가격 기준

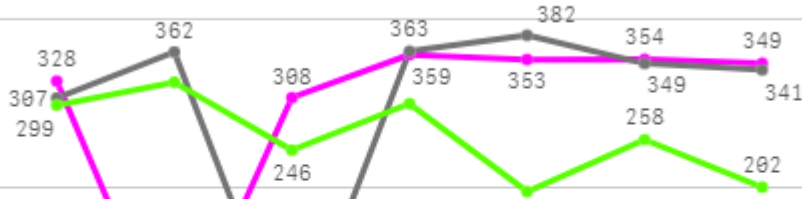
□ 양파(1Kg) 주간 가격

구분	Q	품종	Q	단량	Q	특	상	보통	하
2025-09-06		양파		1Kg		1,179	1,102	1,012	741
2025-09-08		양파		1Kg		1,208	1,145	1,068	928
2025-09-09		양파		1Kg		1,201	1,130	1,079	937
2025-09-10		양파		1Kg		1,199	1,135	1,092	990
2025-09-11		양파		1Kg		1,192	1,122	1,076	948
2025-09-12		양파		1Kg		1,198	1,122	1,069	954
평균						1,196	1,126	1,066	916

대파

주간 반입량(톤)

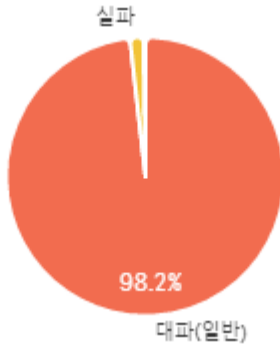
◆ 2025 ● 2024 ▲ 평년



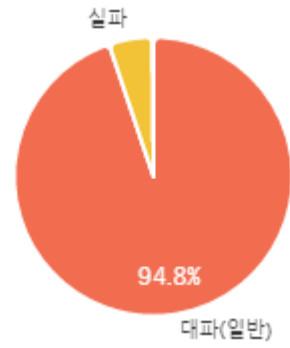
09/06 09/07 09/08 09/09 09/10 09/11 09/12

구분	금주(A)	전주(B)	전월(C)	전년(D)	평년(E)	A/B	A/C	A/D	A/E
물량(톤)	2,050	1,877	2,017	2,104	1,900	109.2%	101.6%	97.4%	107.9%

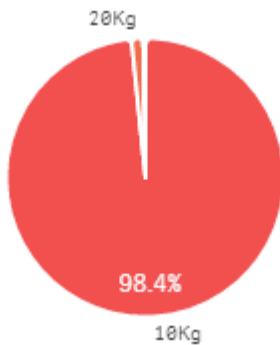
출하 품종별 거래물량 구성비



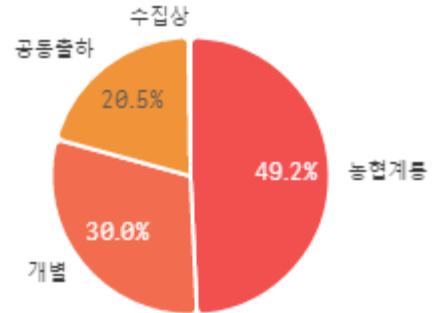
출하 품종별 거래금액 구성비



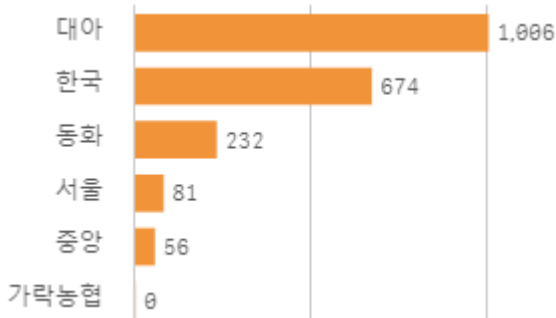
거래 단량별 물량 구성비



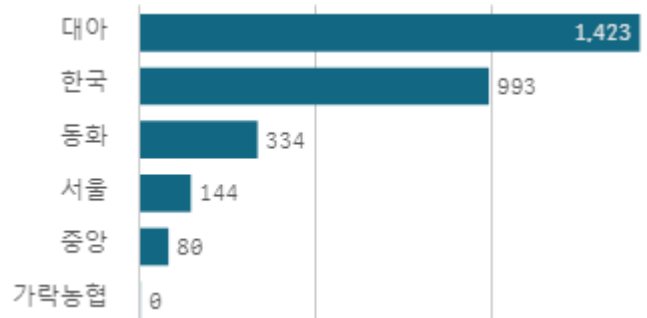
출하자별 거래물량 구성비



도매시장 법인별 거래물량(톤)

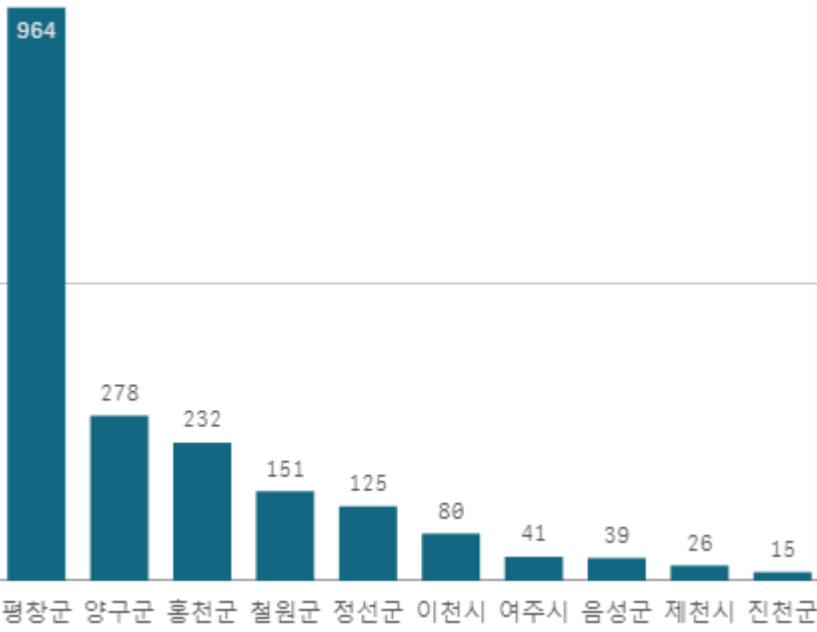


도매시장 법인별 거래금액(백만원)



대파(일반)(1Kg)

산지별 거래물량(톤)



출하산지(개소)

22

출하건수(천건)

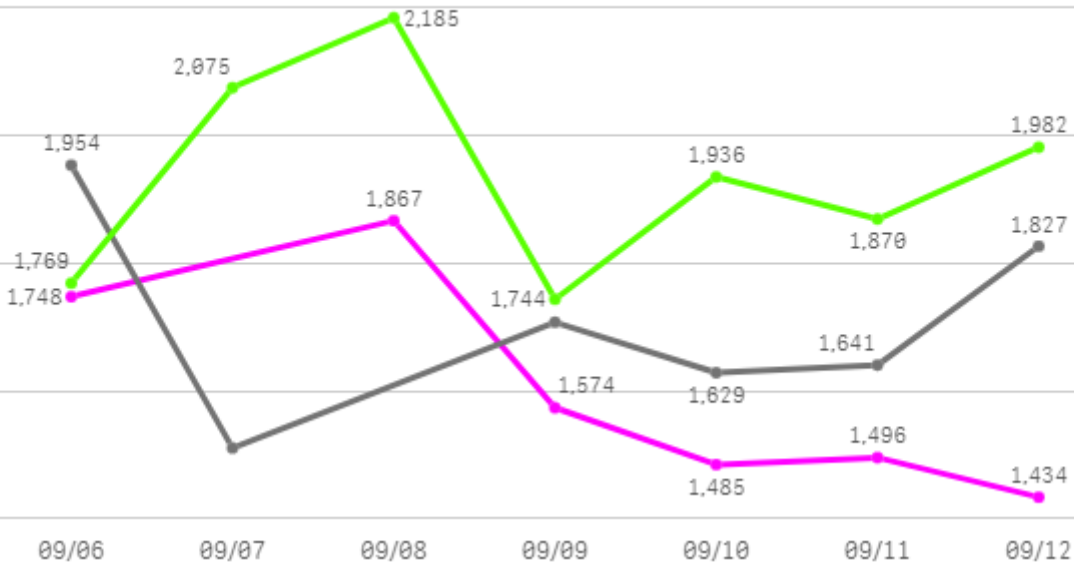
1

산지별 주출하 시군구



주간 도매가격(원)

◆ 2025 ● 2024 ◆ 평년



구분	금주(A)	전주(B)	전월(C)	전년(D)	평년(E)	A/B	A/C	A/D	A/E
가격(원)	1,649	1,643	1,704	1,712	1,652	100.3%	96.7%	96.3%	99.8%

※ 상품 가격 기준

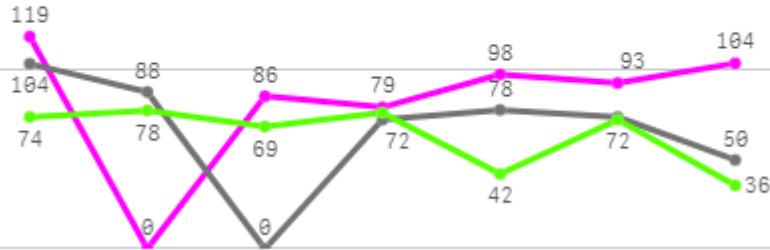
□ 대파(일반)(1Kg) 주간 가격

구분	Q	품종	Q	단량	Q	특	상	보통	하
2025-09-06		대파(일반)		1Kg		2,016	1,748	1,525	1,213
2025-09-08		대파(일반)		1Kg		2,311	1,867	1,676	1,390
2025-09-09		대파(일반)		1Kg		1,966	1,574	1,351	1,144
2025-09-10		대파(일반)		1Kg		1,832	1,485	1,194	929
2025-09-11		대파(일반)		1Kg		1,857	1,496	1,195	906
2025-09-12		대파(일반)		1Kg		1,806	1,434	1,203	986
평균						1,965	1,601	1,357	1,095

파프리카

주간 반입량(톤)

◆ 2025 ● 2024 ▲ 평년

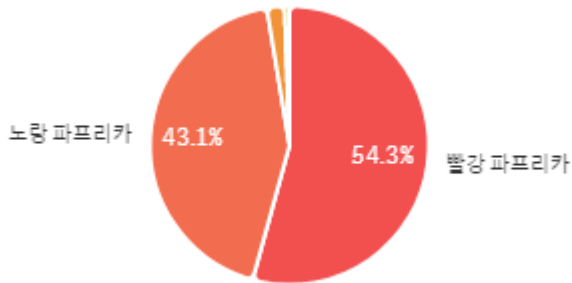


09/06 09/07 09/08 09/09 09/10 09/11 09/12

구분	금주(A)	전주(B)	전월(C)	전년(D)	평년(E)	A/B	A/C	A/D	A/E
물량(톤)	579	607	421	466	488	95.3%	137.5%	124.3%	118.5%

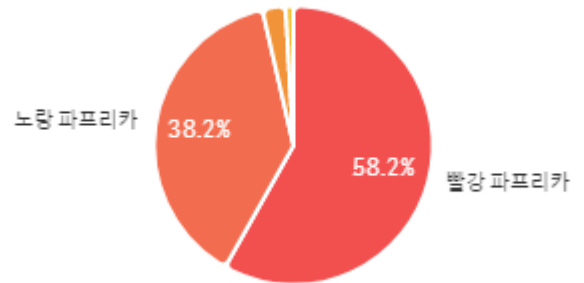
출하 품종별 거래물량 구성비

오렌지 파프리카



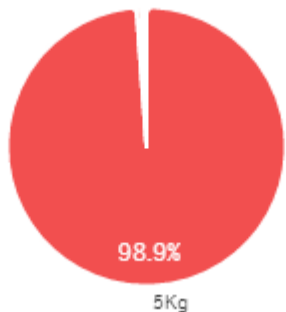
출하 품종별 거래금액 구성비

오렌지 파프리카



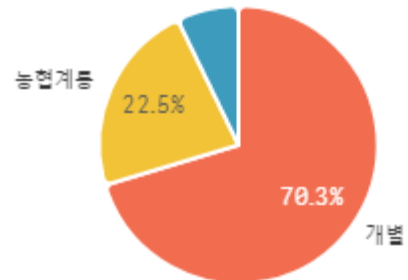
거래 단량별 물량 구성비

4.7Kg

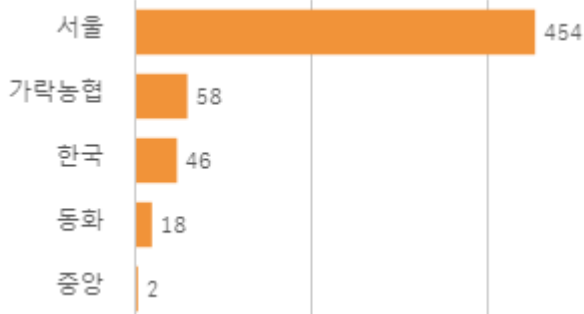


출하자별 거래물량 구성비

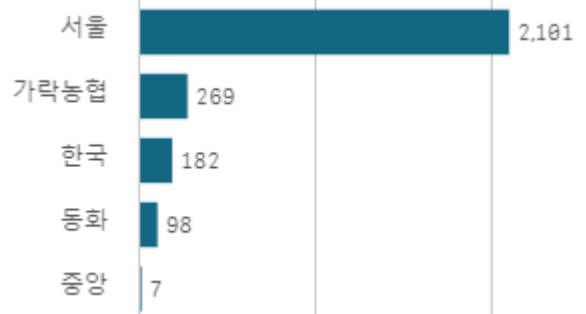
공동출하



도매시장 법인별 거래물량(톤)

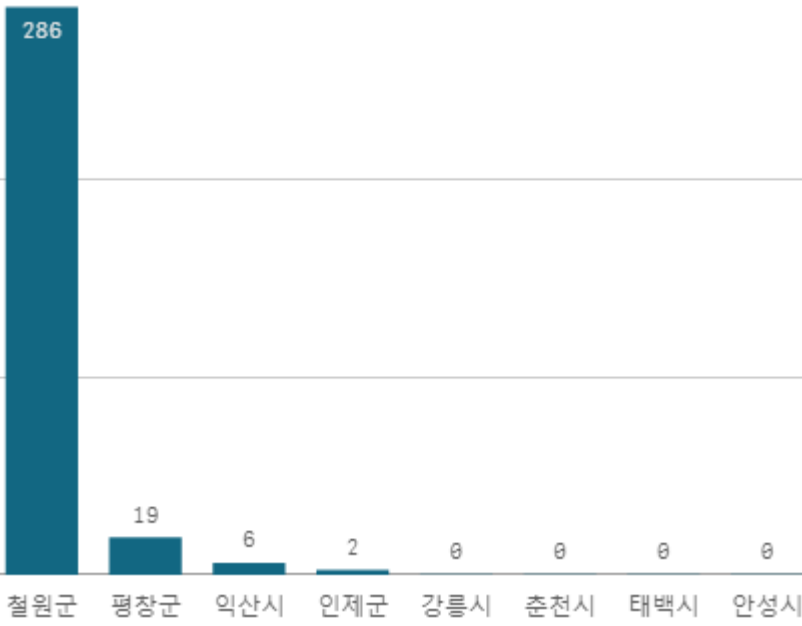


도매시장 법인별 거래금액(백만원)



빨강 파프리카(5Kg)

산지별 거래물량(톤)



출하산지(개소)

8

출하건수(천건)

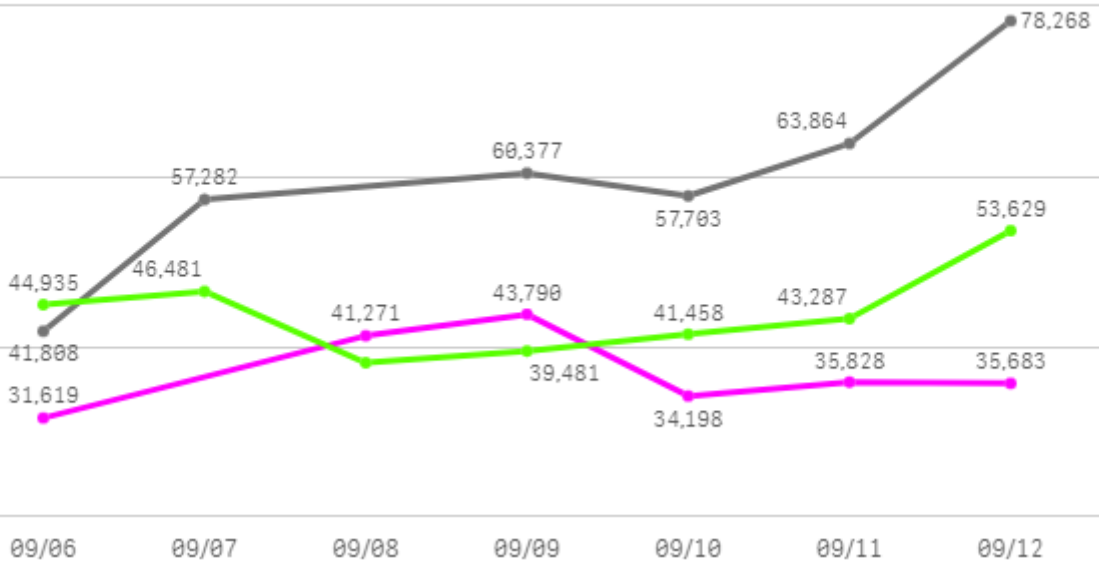
2

산지별 주출하 시군구



주간 도매가격(원)

◆ 2025 ● 2024 ◆ 평년



구분	금주(A)	전주(B)	전월(C)	전년(D)	평년(E)	A/B	A/C	A/D	A/E
가격(원)	36,982	36,049	38,142	59,884	38,524	102.6%	97.0%	61.8%	96.0%

※ 상품 가격 기준

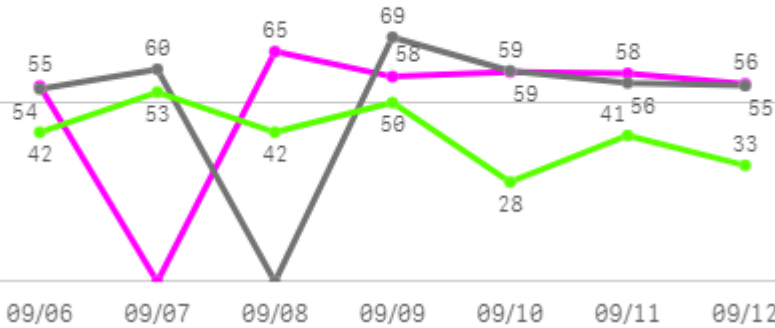
□ 빨강 파프리카(5Kg) 주간 가격

구분	Q	품종	Q	단량	Q	특	상	보통	하
2025-09-06		빨강 파프리카		5Kg		-	31,619	24,134	14,117
2025-09-08		빨강 파프리카		5Kg		-	41,271	32,663	18,342
2025-09-09		빨강 파프리카		5Kg		-	43,790	30,555	17,787
2025-09-10		빨강 파프리카		5Kg		-	34,198	26,400	16,134
2025-09-11		빨강 파프리카		5Kg		-	35,828	25,412	14,400
2025-09-12		빨강 파프리카		5Kg		-	35,683	26,600	14,174
평균						-	37,065	27,627	15,826

청경채

주간 반입량(톤)

◆ 2025 ● 2024 ▲ 평년

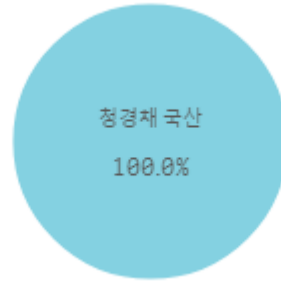


구분	금주(A)	전주(B)	전월(C)	전년(D)	평년(E)	A/B	A/C	A/D	A/E
물량(톤)	350	362	402	352	302	96.7%	87.0%	99.3%	115.7%

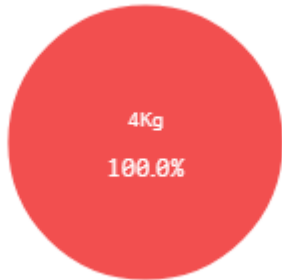
출하 품종별 거래물량 구성비



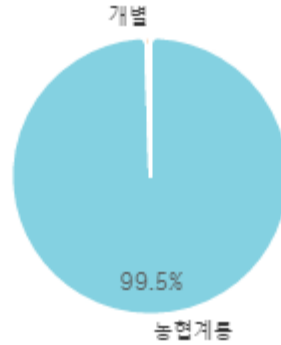
출하 품종별 거래금액 구성비



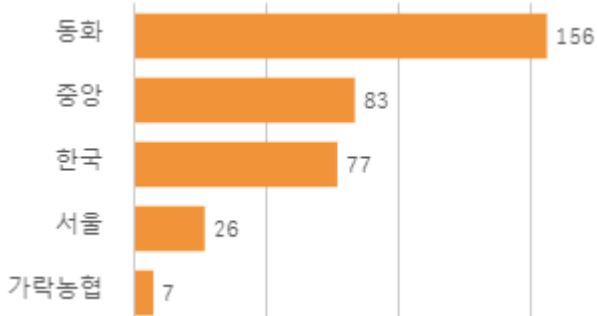
거래 단량별 물량 구성비



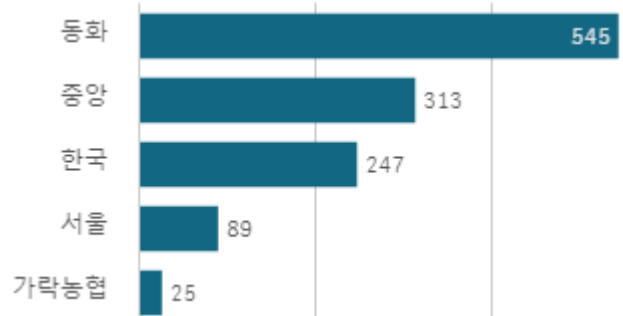
출하자별 거래물량 구성비



도매시장 법인별 거래물량(톤)

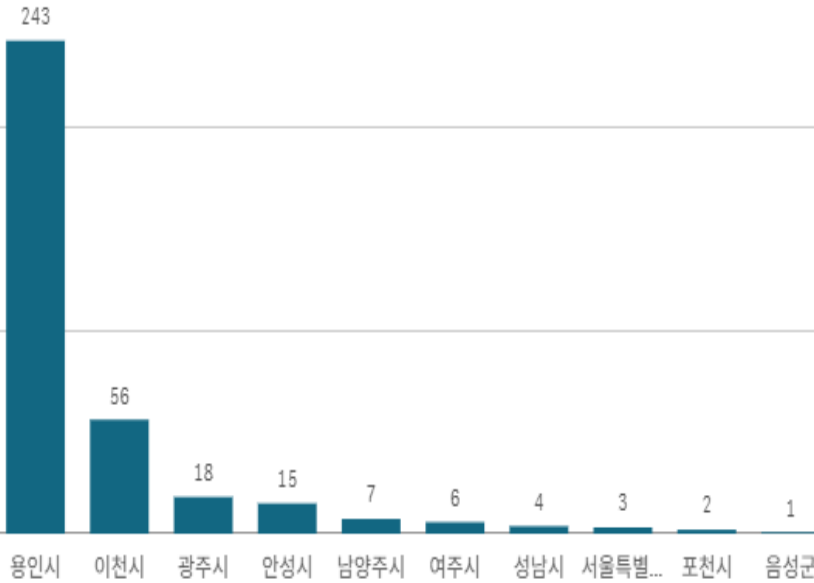


도매시장 법인별 거래금액(백만원)



청경채(4Kg)

산지별 거래물량(톤)



산지별 주출하 시군구



출하산지(개소)

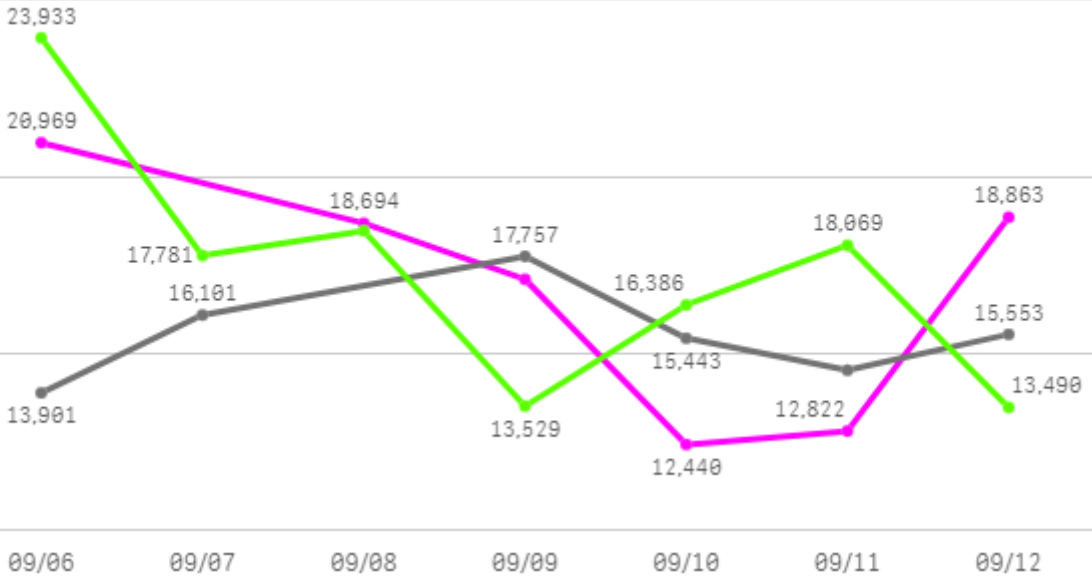
12

출하건수(천건)

2

주간 도매가격(원)

● 2025 ● 2024 ● 평년



구분	금주(A)	전주(B)	전월(C)	전년(D)	평년(E)	A/B	A/C	A/D	A/E
가격(원)	17,459	11,579	6,256	15,549	17,870	150.8%	279.1%	112.3%	97.7%

※ 상품 가격 기준

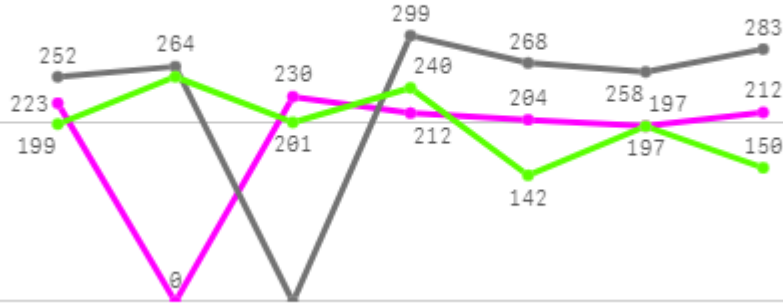
□ 청경채(4Kg) 주간 가격

구분	Q	품종	Q	단량	Q	특	상	보통	하
2025-09-06		청경채		4Kg		-	20,969	19,536	15,016
2025-09-08		청경채		4Kg		-	18,694	17,207	14,016
2025-09-09		청경채		4Kg		-	17,111	14,401	10,534
2025-09-10		청경채		4Kg		-	12,440	10,570	8,814
2025-09-11		청경채		4Kg		-	12,822	10,883	8,984
2025-09-12		청경채		4Kg		-	18,863	16,326	12,439
평균						-	16,817	14,821	11,634

버섯

주간 반입량(톤)

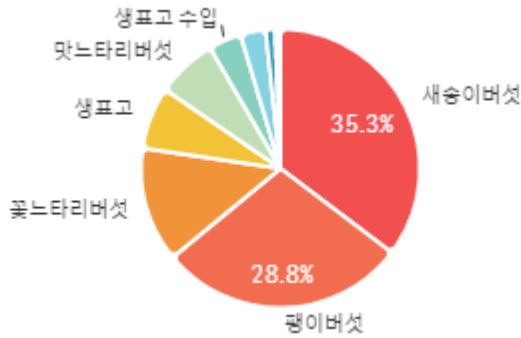
◆ 2025 ● 2024 ▲ 평년



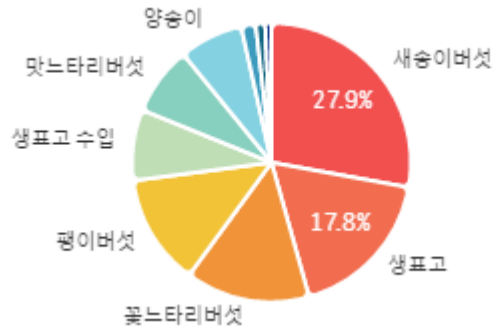
09/06 09/07 09/08 09/09 09/10 09/11 09/12

구분	금주(A)	전주(B)	전월(C)	전년(D)	평년(E)	A/B	A/C	A/D	A/E
물량(톤)	1,278	1,276	1,240	1,624	1,372	100.1%	103.1%	78.7%	93.2%

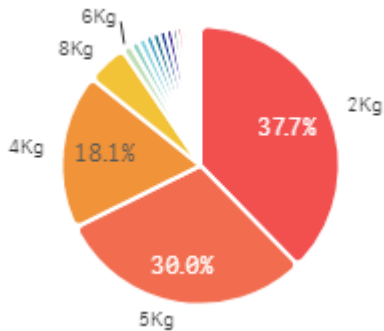
출하 품종별 거래물량 구성비



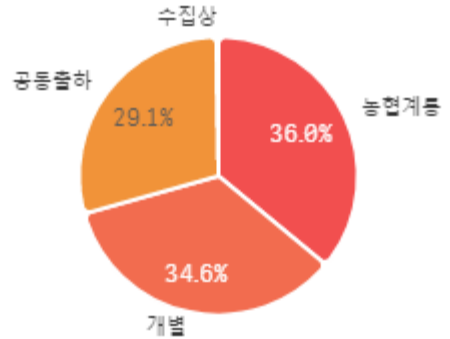
출하 품종별 거래금액 구성비



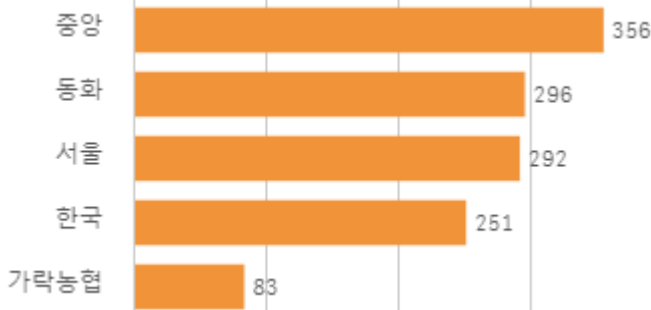
거래 단량별 물량 구성비



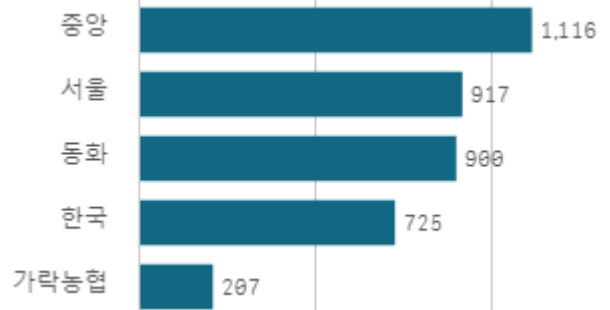
출하자별 거래물량 구성비



도매시장 법인별 거래물량(톤)

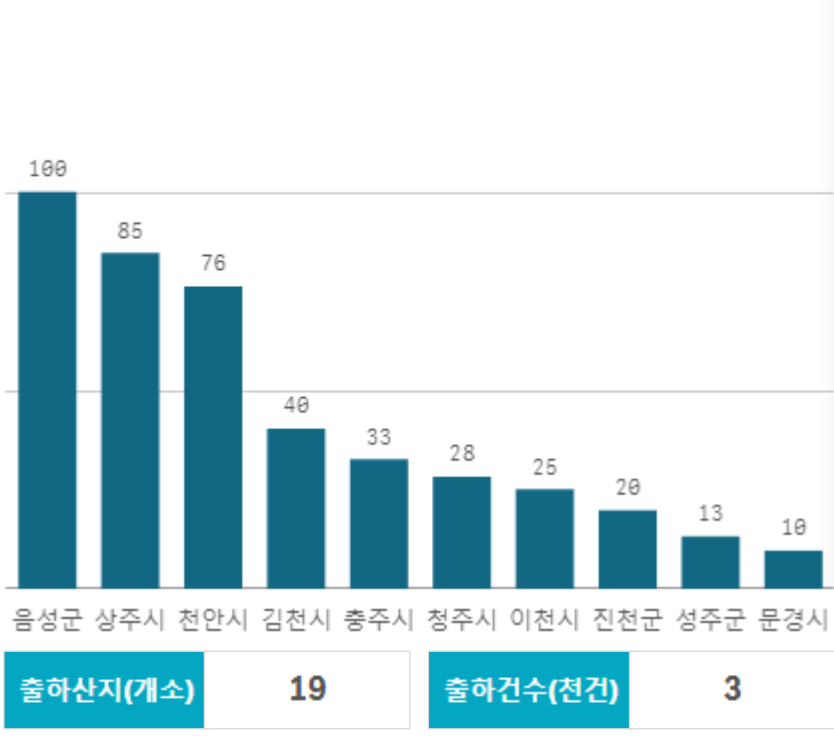


도매시장 법인별 거래금액(백만원)



새송이버섯(2Kg)

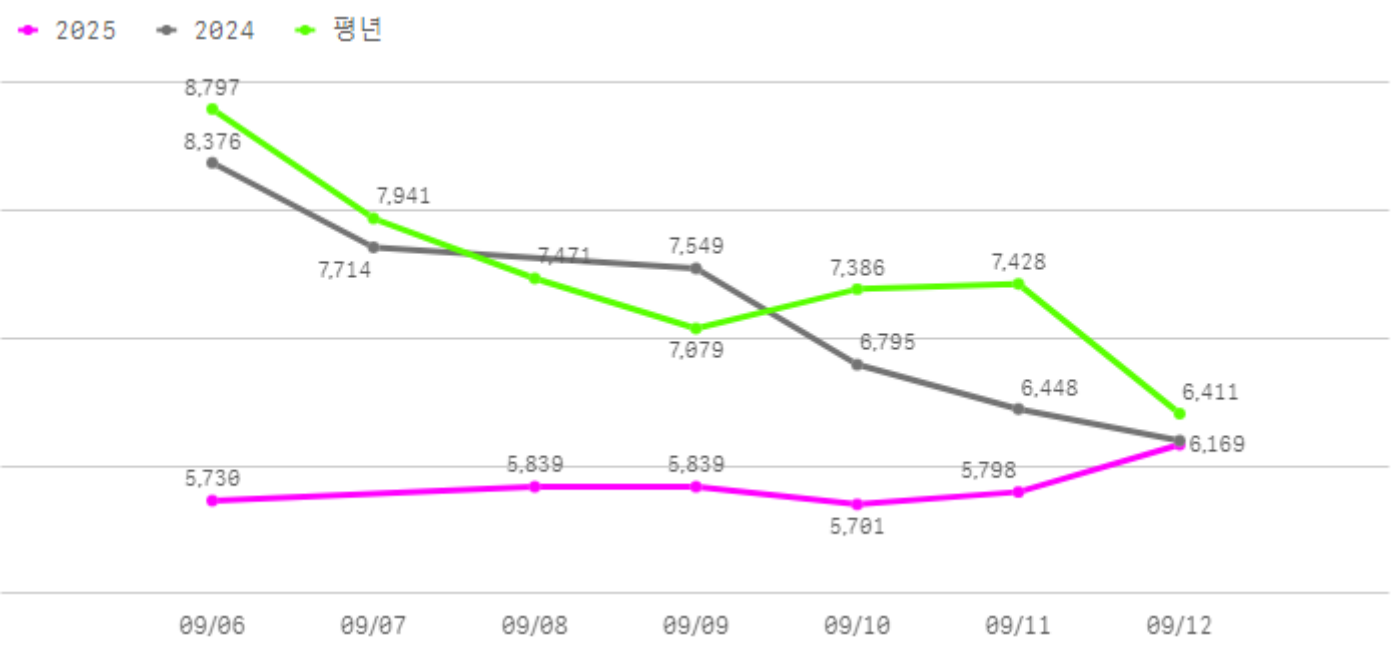
산지별 거래물량(톤)



산지별 주출하 시군구



주간 도매가격(원)



구분	금주(A)	전주(B)	전월(C)	전년(D)	평년(E)	A/B	A/C	A/D	A/E
가격(원)	5,812	5,327	5,148	7,180	6,248	109.1%	112.9%	80.9%	93.0%

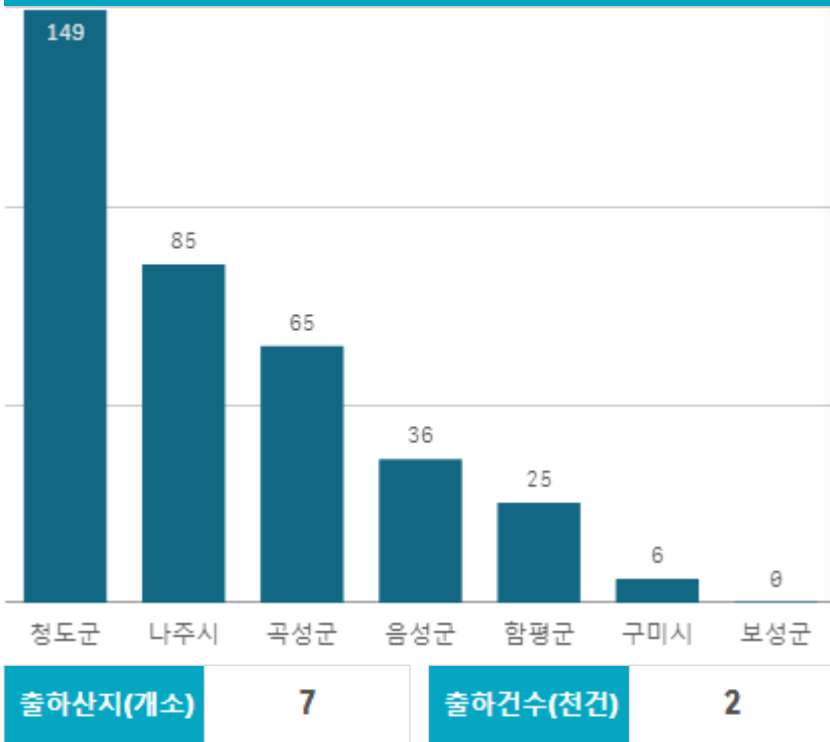
※ 상품 가격 기준

□ 새송이버섯(2Kg) 주간 가격

구분	Q	품종	Q	단량	Q	특	상	보통	하
2025-09-06		새송이버섯		2Kg		6,956	5,730	4,816	3,817
2025-09-08		새송이버섯		2Kg		7,921	5,839	5,046	3,696
2025-09-09		새송이버섯		2Kg		7,555	5,839	4,863	3,746
2025-09-10		새송이버섯		2Kg		7,314	5,701	5,026	3,883
2025-09-11		새송이버섯		2Kg		7,882	5,798	5,311	3,876
2025-09-12		새송이버섯		2Kg		7,977	6,169	5,533	4,366
평균						7,601	5,846	5,099	3,897

팬이버섯(5Kg)

산지별 거래물량(톤)



산지별 주출하 시군구



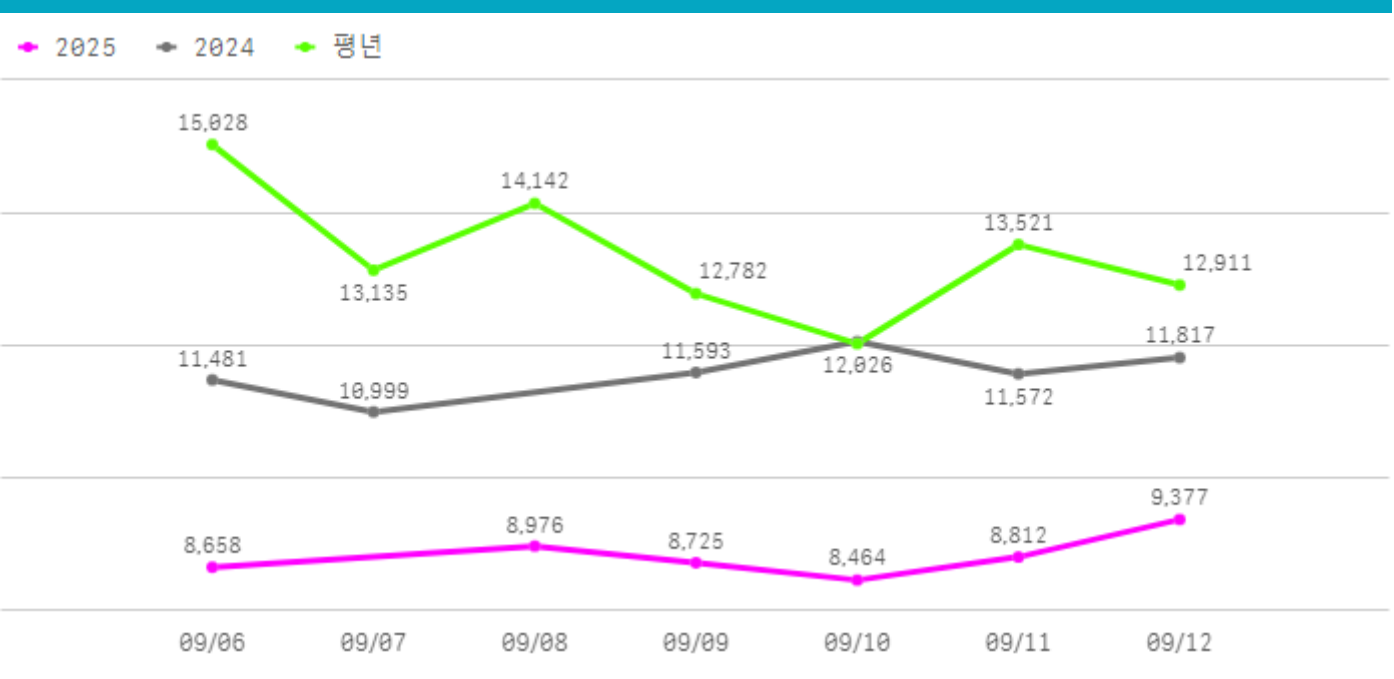
출하산지(개소)

7

출하건수(천건)

2

주간 도매가격(원)



구분	금주(A)	전주(B)	전월(C)	전년(D)	평년(E)	A/B	A/C	A/D	A/E
가격(원)	8,785	10,062	8,794	11,587	9,872	87.3%	99.9%	75.8%	89.0%

※ 상품 가격 기준

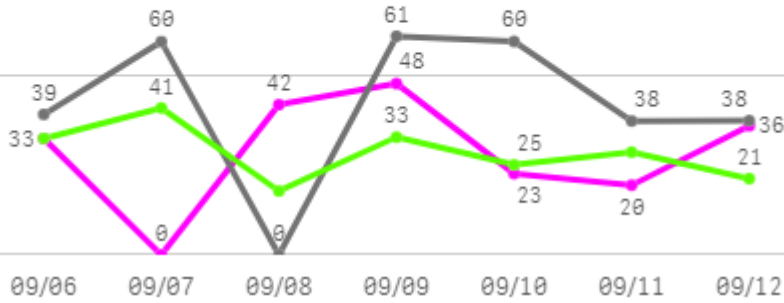
□ 팽이버섯(5Kg) 주간 가격

구분	Q	품종	Q	단량	Q	특	상	보통	하
2025-09-06		팽이버섯		5Kg		9,500	8,658	6,178	4,344
2025-09-08		팽이버섯		5Kg		9,861	8,976	6,199	4,472
2025-09-09		팽이버섯		5Kg		10,083	8,725	5,911	4,644
2025-09-10		팽이버섯		5Kg		9,556	8,464	5,577	4,376
2025-09-11		팽이버섯		5Kg		9,500	8,812	6,096	4,786
2025-09-12		팽이버섯		5Kg		10,000	9,377	6,896	5,132
평균						9,750	8,835	6,143	4,626

팥옥수수

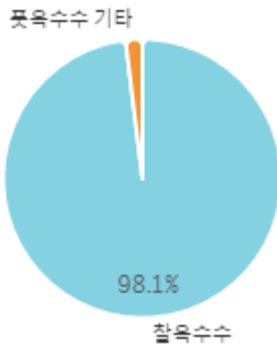
주간 반입량(톤)

◆ 2025 ● 2024 ▲ 평년

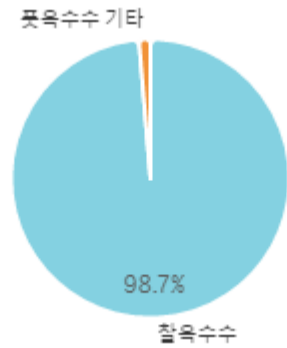


구분	금주(A)	전주(B)	전월(C)	전년(D)	평년(E)	A/B	A/C	A/D	A/E
물량(톤)	201	327	519	295	202	61.5%	38.8%	68.1%	99.4%

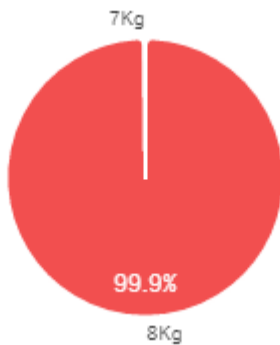
출하 품종별 거래물량 구성비



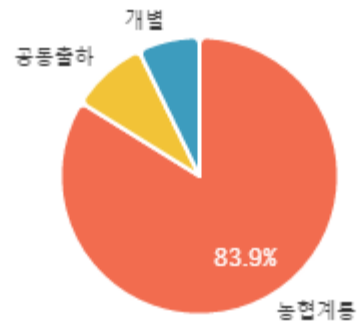
출하 품종별 거래금액 구성비



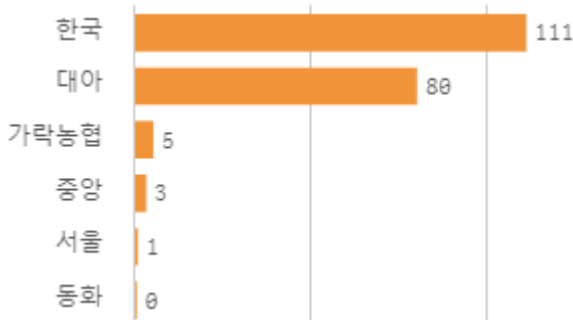
거래 단량별 물량 구성비



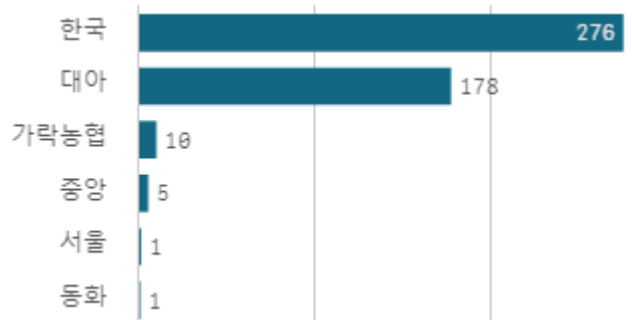
출하자별 거래물량 구성비



도매시장 법인별 거래물량(톤)

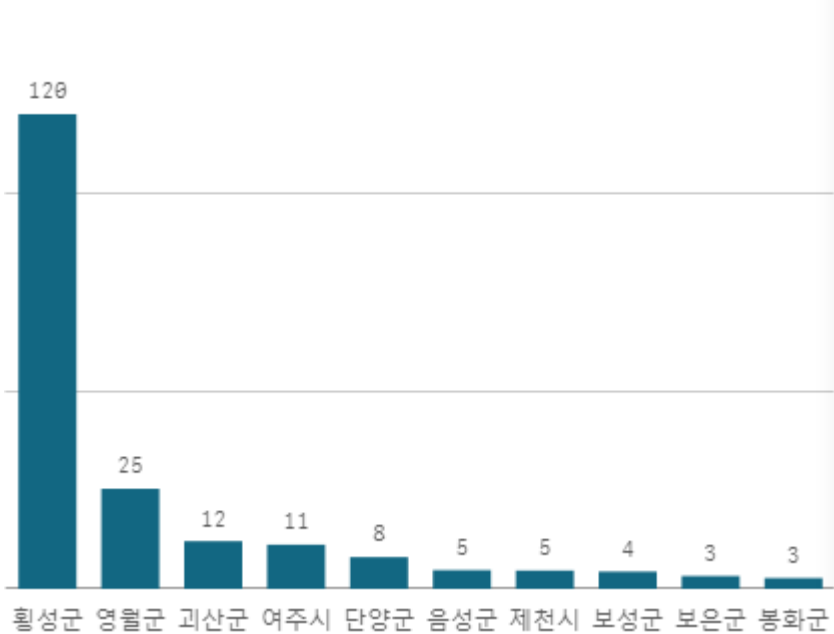


도매시장 법인별 거래금액(백만원)



찰옥수수(8Kg)

산지별 거래물량(톤)



출하산지(개소)

14

출하건수(천건)

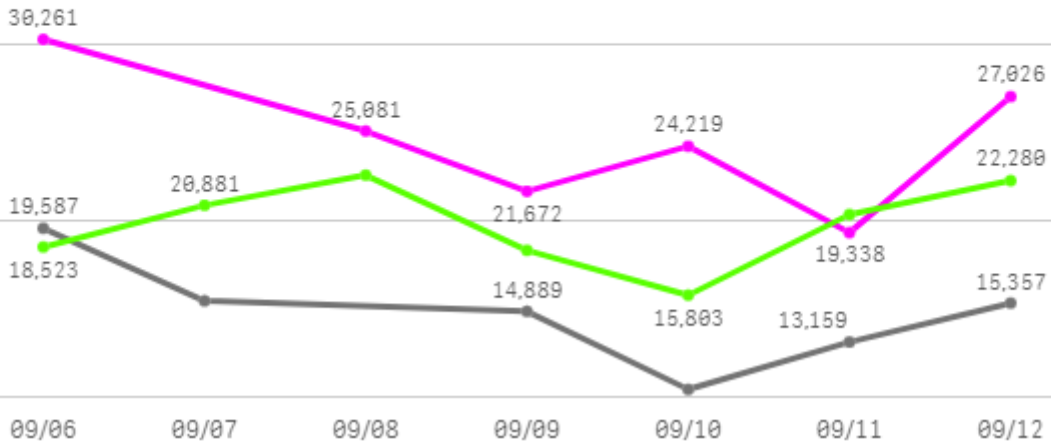
0

산지별 주출하 시군구



주간 도매가격(원)

◆ 2025 ● 2024 ◆ 평년



구분	금주(A)	전주(B)	전월(C)	전년(D)	평년(E)	A/B	A/C	A/D	A/E
가격(원)	25,259	20,044	23,468	14,826	24,113	126.0%	107.6%	170.4%	104.8%

※ 상품 가격 기준

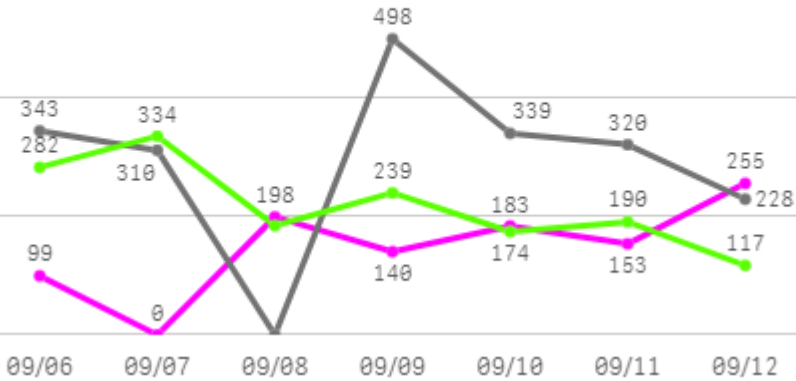
☐ 찰옥수수(8Kg) 주간 가격

구분	Q	품종	Q	단량	Q	특	상	보통	하
2025-09-06		찰옥수수		8Kg		33,876	30,261	23,514	14,061
2025-09-08		찰옥수수		8Kg		29,480	25,081	16,372	9,826
2025-09-09		찰옥수수		8Kg		24,841	21,672	17,653	12,284
2025-09-10		찰옥수수		8Kg		28,338	24,219	17,924	11,780
2025-09-11		찰옥수수		8Kg		21,878	19,338	18,245	12,949
2025-09-12		찰옥수수		8Kg		38,365	27,026	19,223	10,535
평균						29,463	24,600	18,822	11,906

사과

주간 반입량(톤)

◆ 2025 ● 2024 ▲ 평년

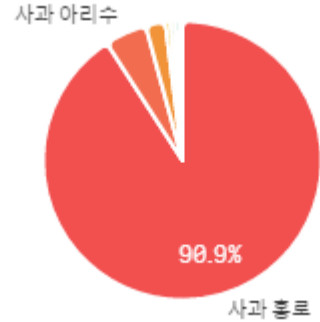


구분	금주(A)	전주(B)	전월(C)	전년(D)	평년(E)	A/B	A/C	A/D	A/E
물량(톤)	1,028	809	305	2,038	1,411	127.1%	337.0%	50.5%	72.9%

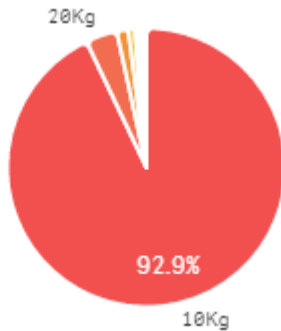
출하 품종별 거래물량 구성비



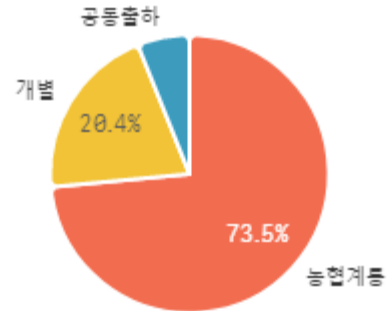
출하 품종별 거래금액 구성비



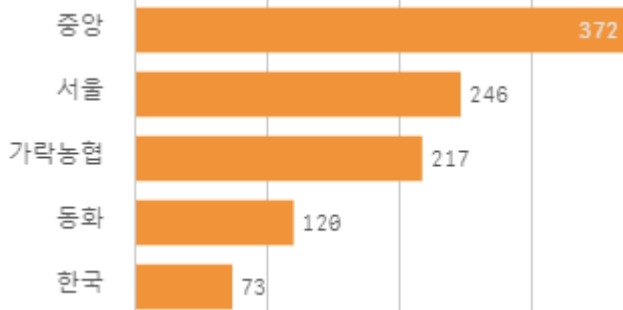
거래 단량별 물량 구성비



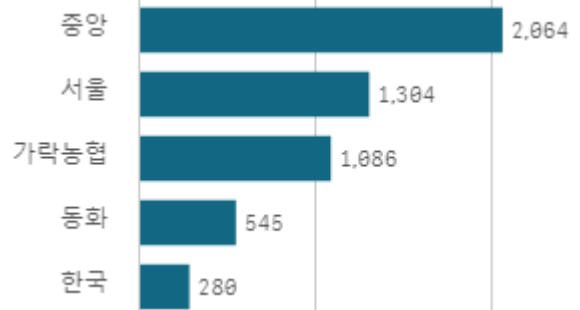
출하자별 거래물량 구성비



도매시장 법인별 거래물량(톤)

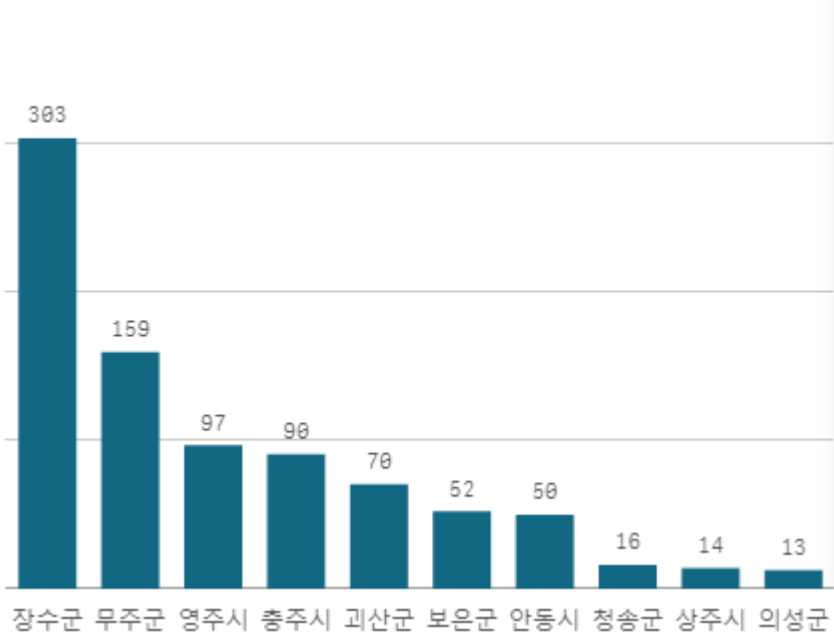


도매시장 법인별 거래금액(백만원)



사과 홍로(10Kg)

산지별 거래물량(톤)



출하산지(개소)

30

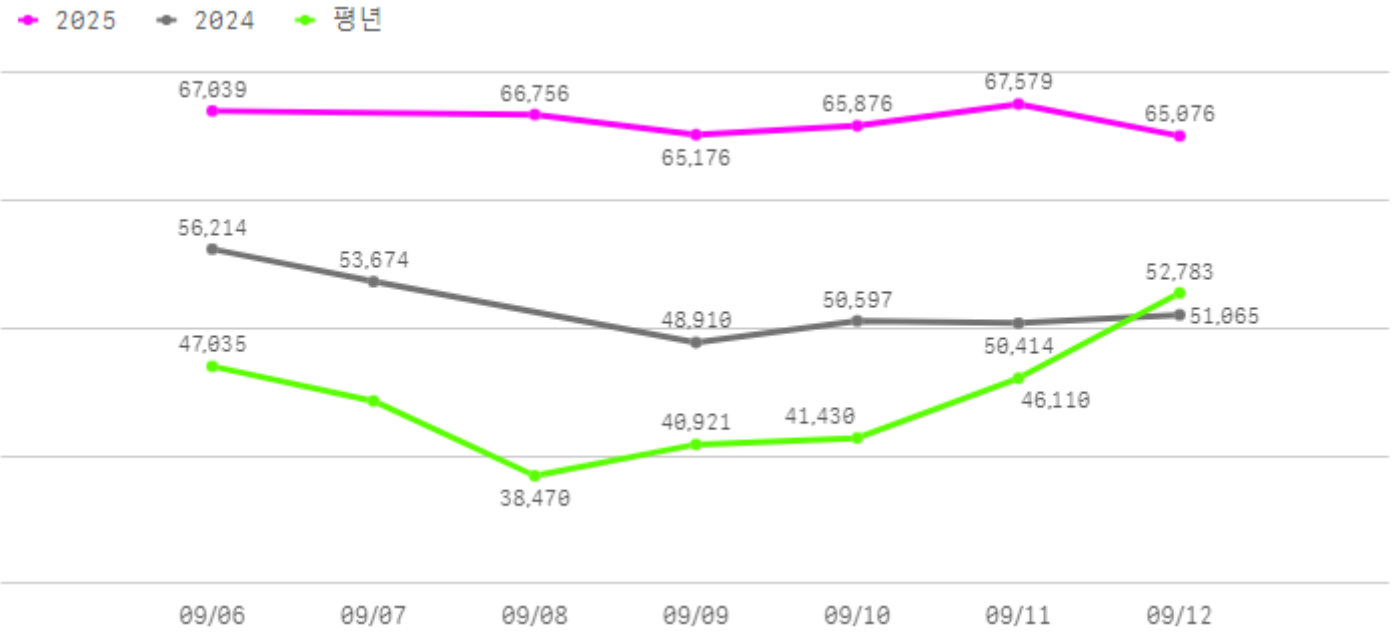
출하건수(천건)

7

산지별 주출하 시군구



주간 도매가격(원)



구분	금주(A)	전주(B)	전월(C)	전년(D)	평년(E)	A/B	A/C	A/D	A/E
가격(원)	66,379	68,322	87,758	51,812	62,235	97.2%	75.6%	128.1%	106.7%

※ 상품 가격 기준

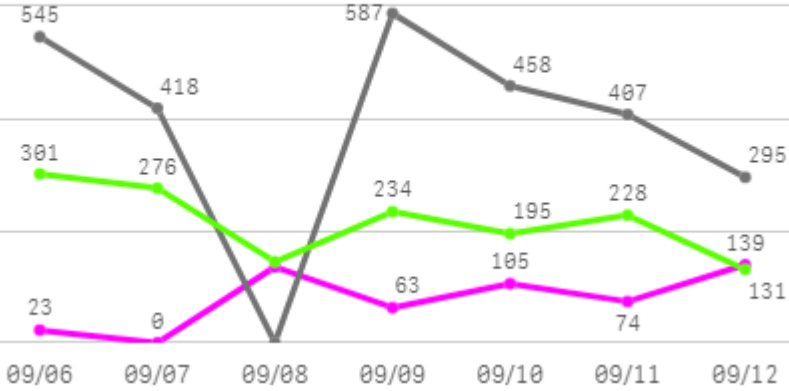
□ 사과 홍로(10Kg) 주간 가격

구분	Q	품종	Q	단량	Q	특	상	보통	하
2025-09-06		사과 홍로		10Kg		101,566	67,039	50,374	29,199
2025-09-08		사과 홍로		10Kg		108,480	66,756	49,780	30,799
2025-09-09		사과 홍로		10Kg		92,887	65,176	48,637	29,426
2025-09-10		사과 홍로		10Kg		106,647	65,876	46,977	30,367
2025-09-11		사과 홍로		10Kg		101,416	67,579	44,895	26,135
2025-09-12		사과 홍로		10Kg		100,111	65,076	42,144	22,439
평균						101,851	66,250	47,134	28,061

배

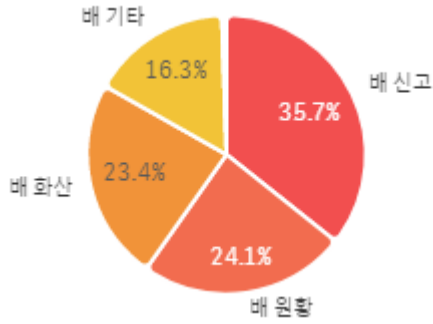
주간 반입량(톤)

◆ 2025 ● 2024 ▲ 평년

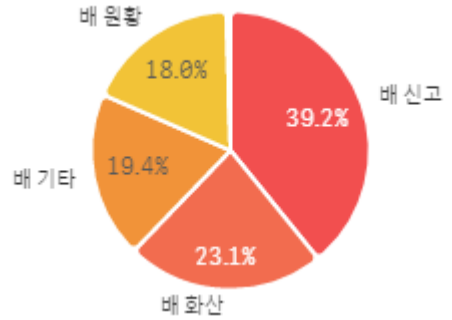


구분	금주(A)	전주(B)	전월(C)	전년(D)	평년(E)	A/B	A/C	A/D	A/E
물량(톤)	539	322	182	2,711	1,551	167.6%	297.0%	19.9%	34.8%

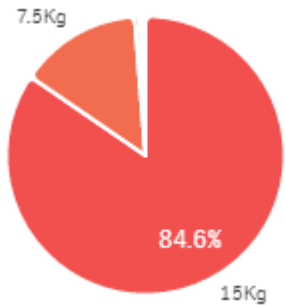
출하 품종별 거래물량 구성비



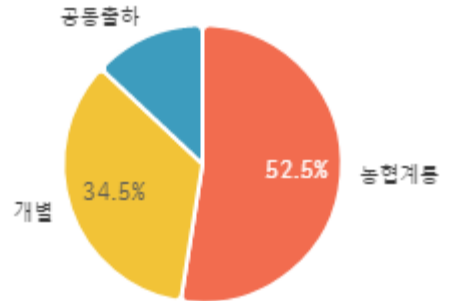
출하 품종별 거래금액 구성비



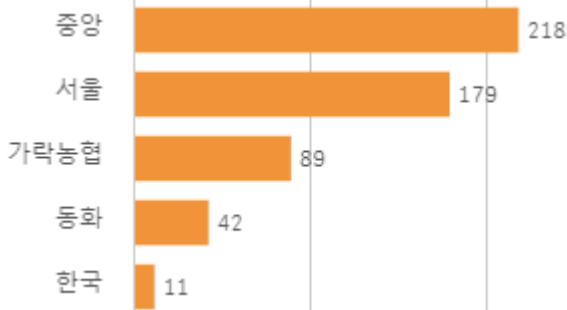
거래 단량별 물량 구성비



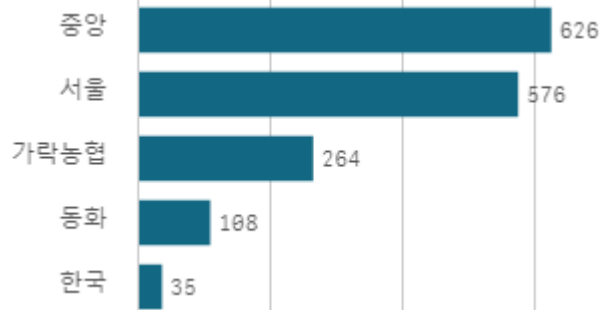
출하자별 거래물량 구성비



도매시장 법인별 거래물량(톤)

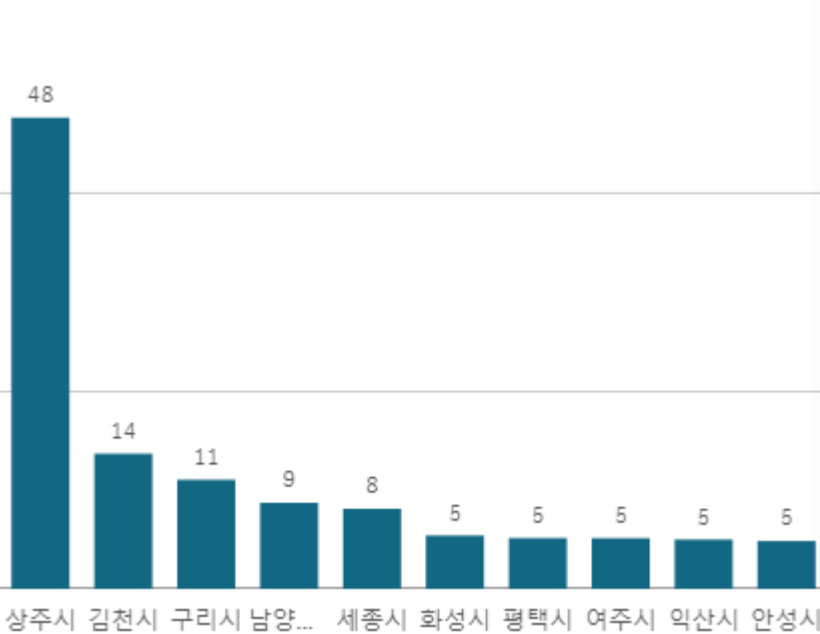


도매시장 법인별 거래금액(백만원)



배 원황(15Kg)

산지별 거래물량(톤)

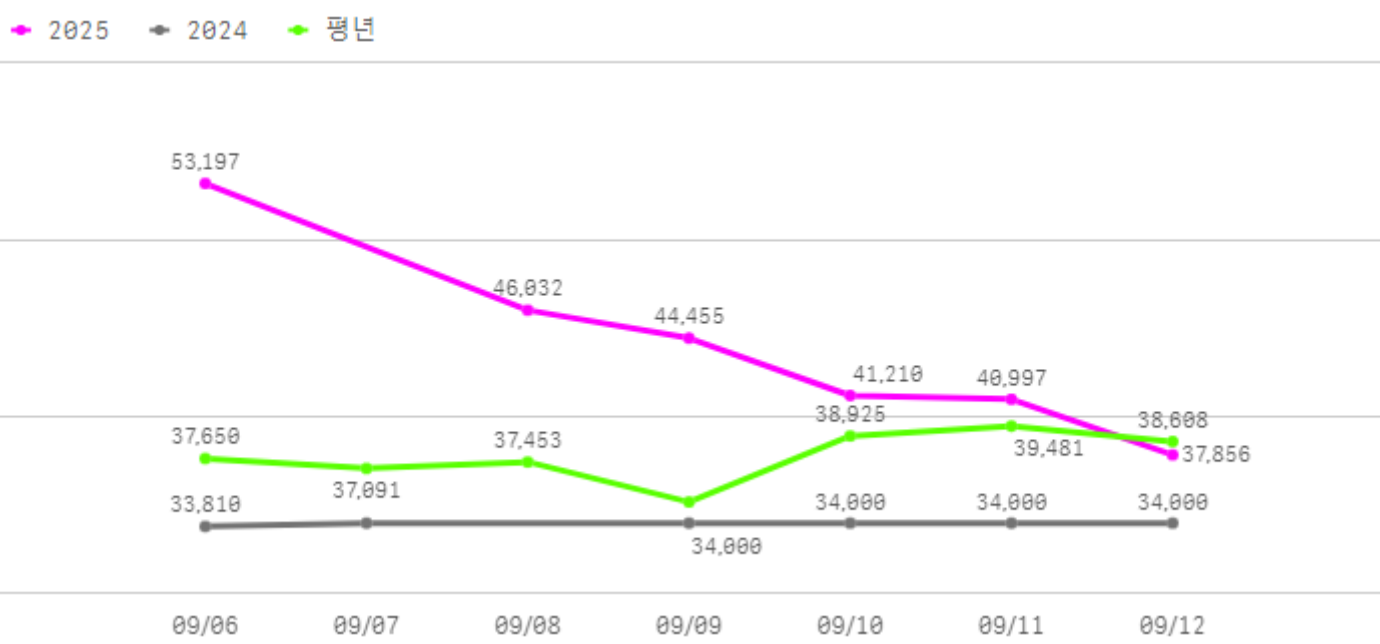


출하산지(개소)	22	출하건수(천건)	1
----------	----	----------	---

산지별 주출하 시군구



주간 도매가격(원)



구분	금주(A)	전주(B)	전월(C)	전년(D)	평년(E)	A/B	A/C	A/D	A/E
가격(원)	45,732	45,041	50,385	33,981	43,975	101.5%	90.8%	134.6%	104.0%

※ 상품 가격 기준

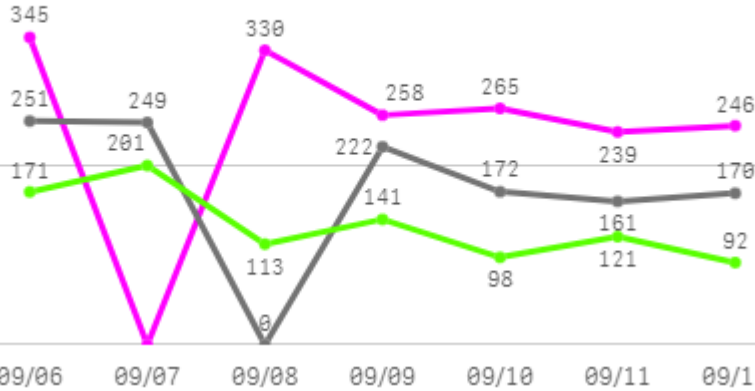
□ 배 원황(15Kg) 주간 가격

구분	Q	품종	Q	단량	Q	특	상	보통	하
2025-09-06		배 원황		15Kg		65,876	53,197	35,747	17,467
2025-09-08		배 원황		15Kg		54,850	46,032	32,673	16,261
2025-09-09		배 원황		15Kg		51,530	44,455	31,560	15,186
2025-09-10		배 원황		15Kg		48,461	41,210	31,517	17,615
2025-09-11		배 원황		15Kg		53,516	40,997	29,788	13,912
2025-09-12		배 원황		15Kg		43,506	37,856	29,169	15,480
평균						52,956	43,958	31,742	15,987

복숭아

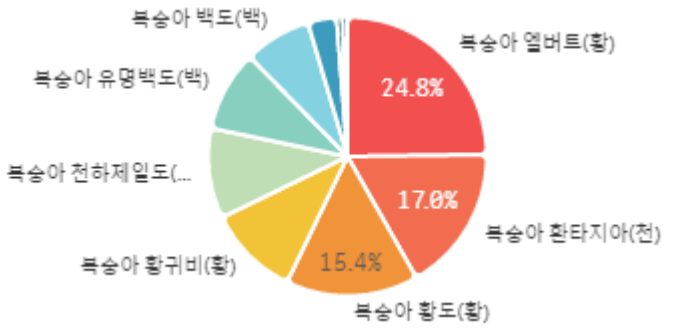
주간 반입량(톤)

◆ 2025 ● 2024 ▲ 평년

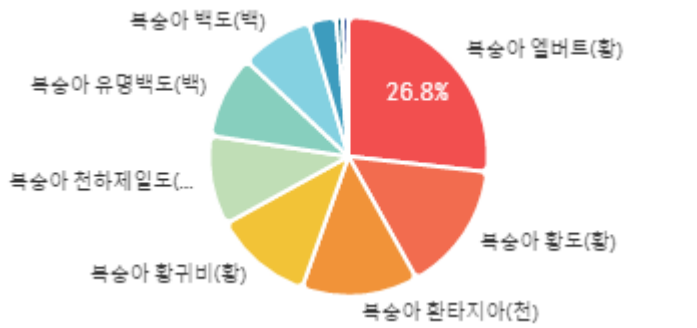


구분	금주(A)	전주(B)	전월(C)	전년(D)	평년(E)	A/B	A/C	A/D	A/E
물량(톤)	1,682	2,141	2,515	1,225	1,099	78.6%	66.9%	137.3%	153.0%

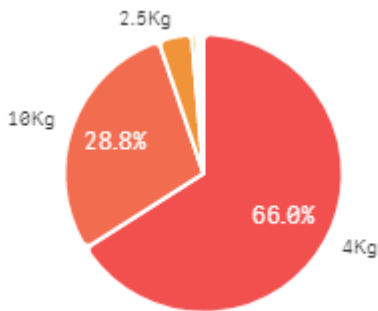
출하 품종별 거래물량 구성비



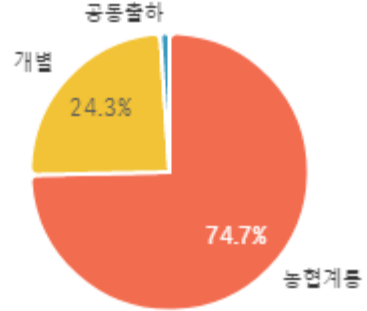
출하 품종별 거래금액 구성비



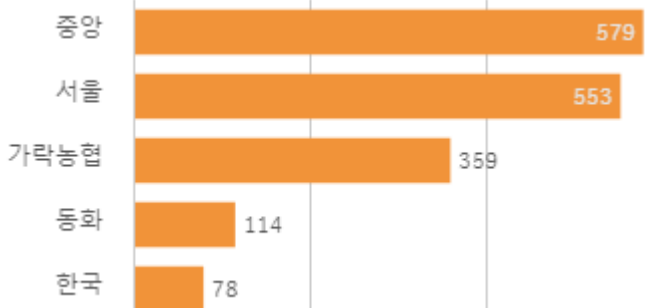
거래 단량별 물량 구성비



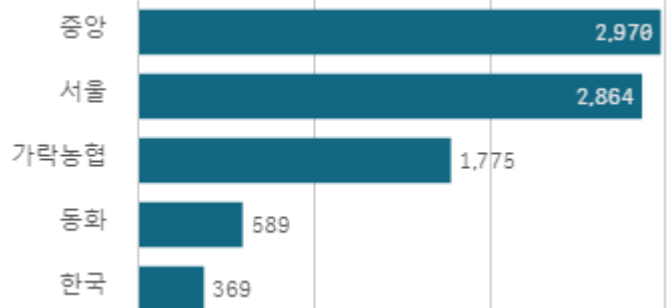
출하자별 거래물량 구성비



도매시장 법인별 거래물량(톤)

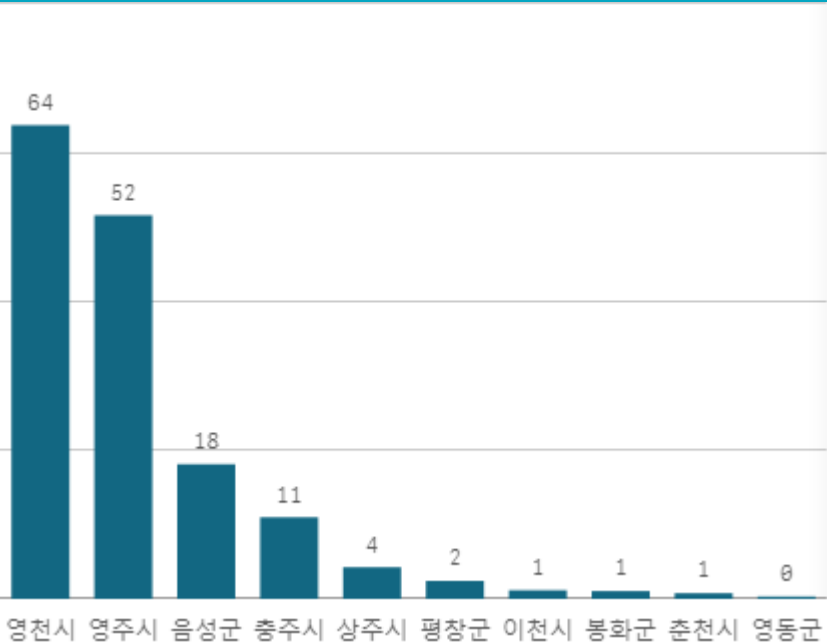


도매시장 법인별 거래금액(백만원)



복숭아 유명백도(백)(4Kg)

산지별 거래물량(톤)



출하산지(개소)

13

출하건수(천건)

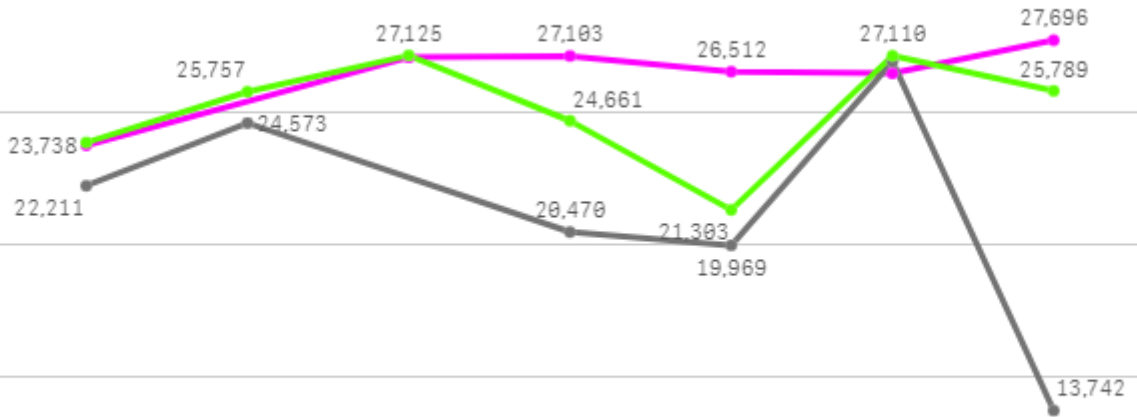
2

산지별 주출하 시군구



주간 도매가격(원)

◆ 2025 ● 2024 ◆ 평년



09/06 09/07 09/08 09/09 09/10 09/11 09/12

구분	금주(A)	전주(B)	전월(C)	전년(D)	평년(E)	A/B	A/C	A/D	A/E
가격(원)	26,068	23,856	25,758	21,310	25,852	109.3%	101.2%	122.3%	100.8%

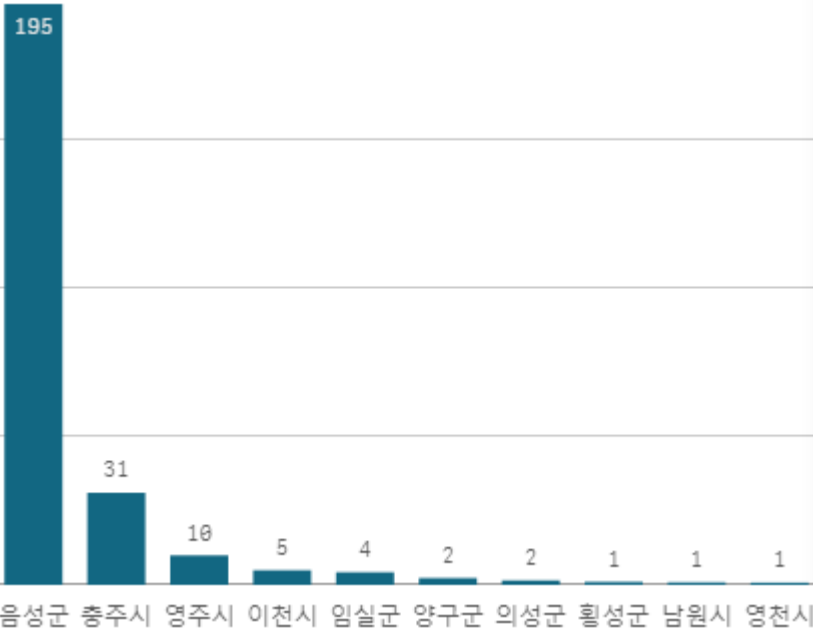
※ 상품 가격 기준

□ 복숭아 유명백도(백)(4Kg) 주간 가격

구분	Q	품종	Q	단량	Q	특	상	보통	하
2025-09-06		복숭아 유명백도(백)		4Kg		26,358	23,738	20,682	12,488
2025-09-08		복숭아 유명백도(백)		4Kg		29,542	27,048	20,882	11,385
2025-09-09		복숭아 유명백도(백)		4Kg		30,244	27,103	21,793	12,252
2025-09-10		복숭아 유명백도(백)		4Kg		28,412	26,512	23,210	14,739
2025-09-11		복숭아 유명백도(백)		4Kg		29,814	26,449	22,853	15,104
2025-09-12		복숭아 유명백도(백)		4Kg		31,587	27,696	23,431	13,239
평균						29,326	26,424	22,142	13,201

복숭아 황도(황)(4Kg)

산지별 거래물량(톤)



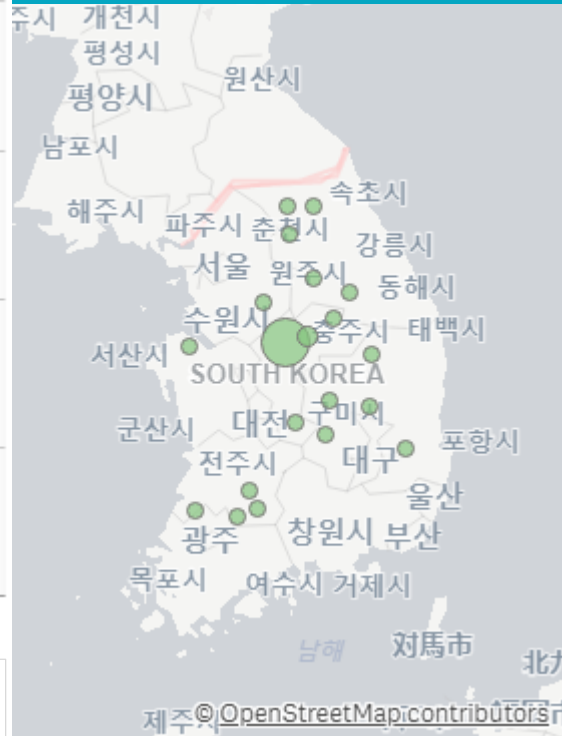
출하산지(개소)

20

출하건수(천건)

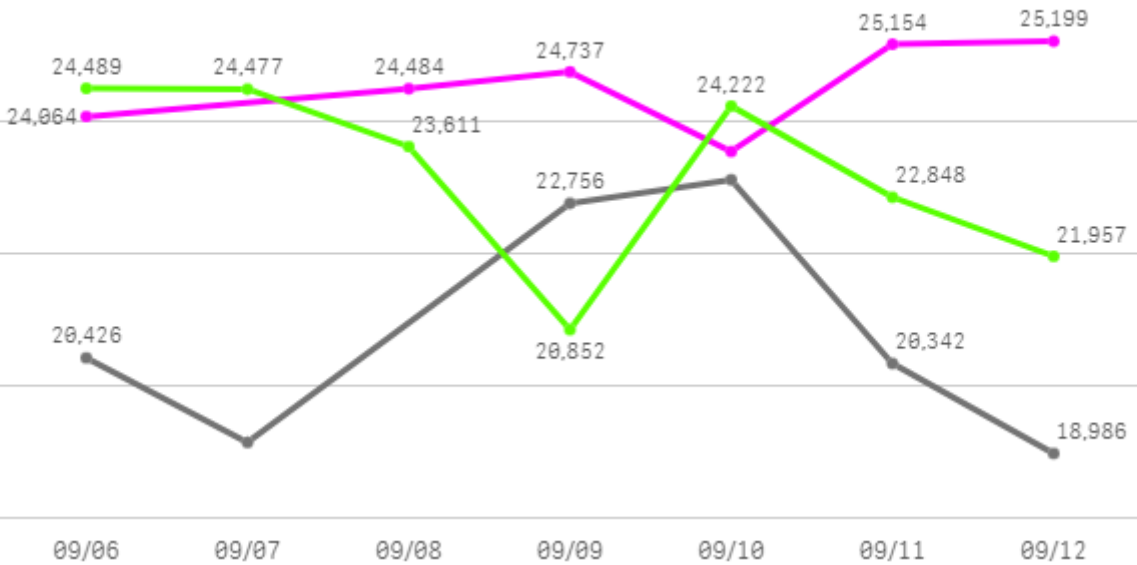
3

산지별 주출하 시군구



주간 도매가격(원)

◆ 2025 ● 2024 ◆ 평년



구분	금주(A)	전주(B)	전월(C)	전년(D)	평년(E)	A/B	A/C	A/D	A/E
가격(원)	24,413	22,419	26,416	20,796	24,192	108.9%	92.4%	117.4%	100.9%

※ 상품 가격 기준

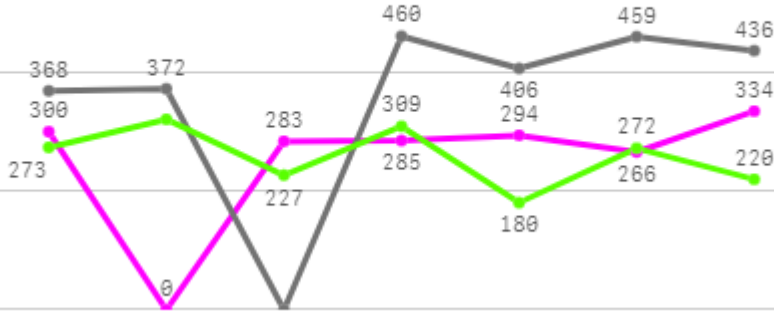
□ 복숭아 황도(황)(4Kg) 주간 가격

구분	Q	품종	Q	단량	Q	특	상	보통	하
2025-09-06		복숭아 황도(황)		4Kg		27,705	24,064	19,125	11,458
2025-09-08		복숭아 황도(황)		4Kg		27,995	24,484	19,131	11,488
2025-09-09		복숭아 황도(황)		4Kg		28,515	24,737	19,349	10,807
2025-09-10		복숭아 황도(황)		4Kg		28,088	23,537	18,587	10,974
2025-09-11		복숭아 황도(황)		4Kg		28,977	25,154	18,906	10,572
2025-09-12		복숭아 황도(황)		4Kg		29,906	25,199	18,926	9,797
평균						28,531	24,529	19,004	10,849

포도

주간 반입량(톤)

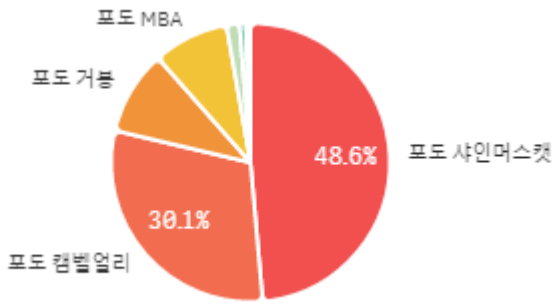
◆ 2025 ● 2024 ▲ 평년



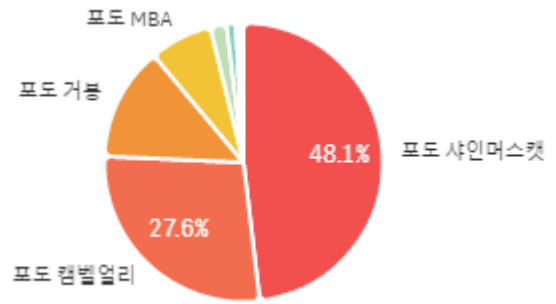
09/06 09/07 09/08 09/09 09/10 09/11 09/12

구분	금주(A)	전주(B)	전월(C)	전년(D)	평년(E)	A/B	A/C	A/D	A/E
물량(톤)	1,761	1,459	851	2,502	1,840	120.7%	206.9%	70.4%	95.7%

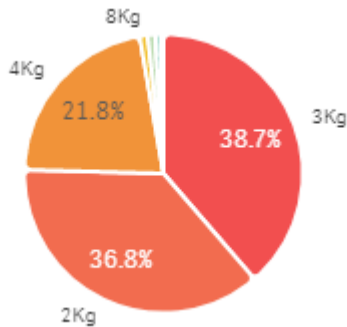
출하 품종별 거래물량 구성비



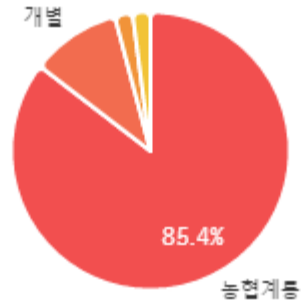
출하 품종별 거래금액 구성비



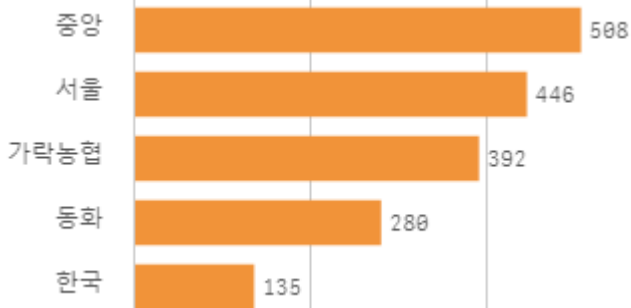
거래 단량별 물량 구성비



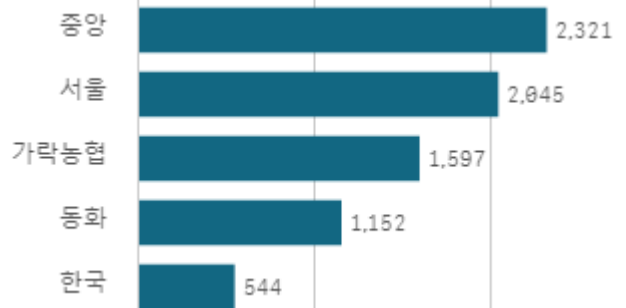
출하자별 거래물량 구성비



도매시장 법인별 거래물량(톤)

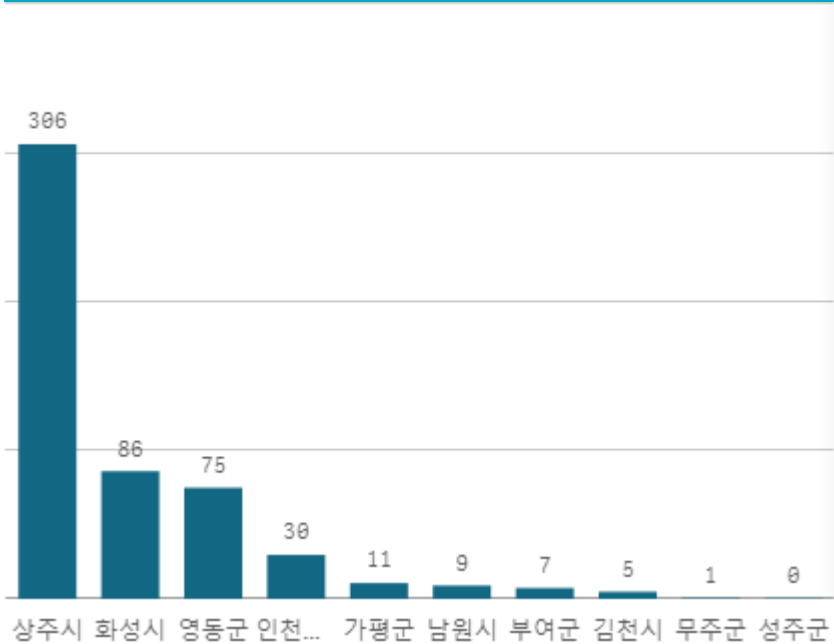


도매시장 법인별 거래금액(백만원)



포도 캠벨얼리(3Kg)

산지별 거래물량(톤)



산지별 주출하 시군구



출하산지(개소)

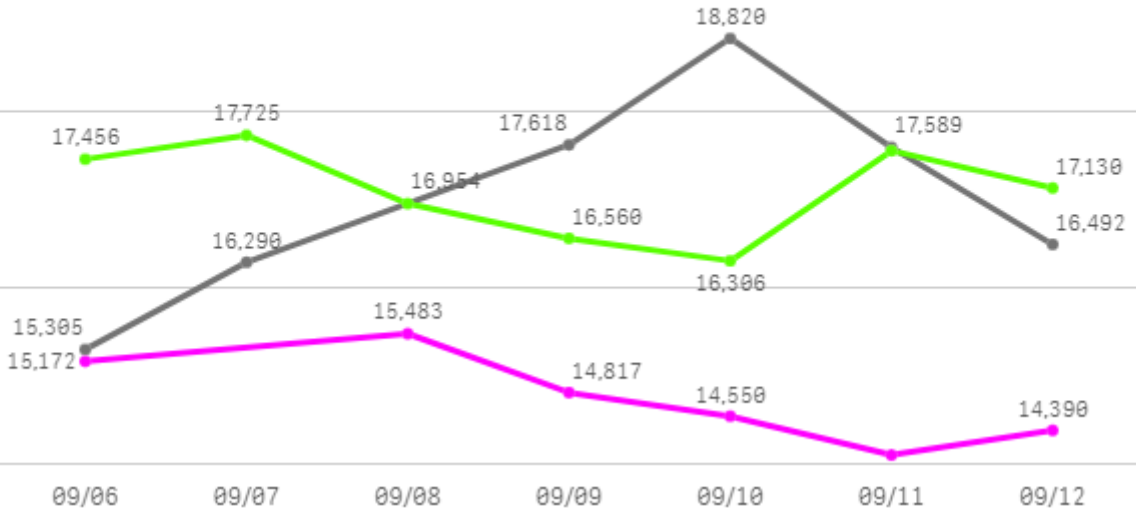
14

출하건수(천건)

5

주간 도매가격(원)

◆ 2025 ● 2024 ◆ 평년



구분	금주(A)	전주(B)	전월(C)	전년(D)	평년(E)	A/B	A/C	A/D	A/E
가격(원)	14,896	16,021	24,227	17,019	15,420	93.0%	61.5%	87.5%	96.6%

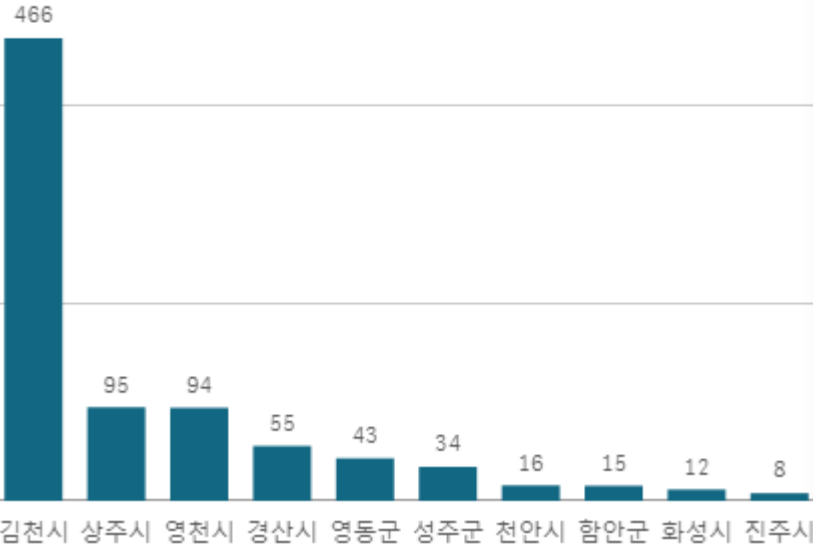
※ 상품 가격 기준

□ 포도 캠벨얼리(3Kg) 주간 가격

구분	Q	품종	Q	단량	Q	특	상	보통	하
2025-09-06		포도 캠벨얼리		3Kg		26,085	15,172	10,310	6,245
2025-09-08		포도 캠벨얼리		3Kg		26,245	15,483	10,874	7,205
2025-09-09		포도 캠벨얼리		3Kg		25,068	14,817	10,693	7,286
2025-09-10		포도 캠벨얼리		3Kg		25,566	14,550	10,658	7,225
2025-09-11		포도 캠벨얼리		3Kg		21,636	14,112	10,696	7,502
2025-09-12		포도 캠벨얼리		3Kg		22,516	14,390	10,687	7,043
평균						24,519	14,754	10,653	7,084

포도 샤인머스캣(2Kg)

산지별 거래물량(톤)



출하산지(개소)

24

출하건수(천건)

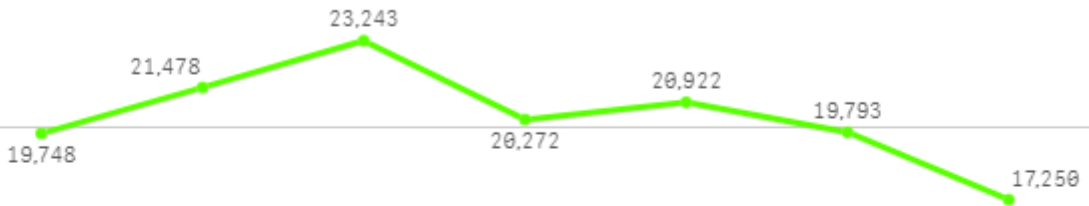
8

산지별 주출하 시군구



주간 도매가격(원)

◆ 2025 ● 2024 ▲ 평년



09/06 09/07 09/08 09/09 09/10 09/11 09/12

구분	금주(A)	전주(B)	전월(C)	전년(D)	평년(E)	A/B	A/C	A/D	A/E
가격(원)	10,294	12,295	14,784	12,104	11,836	83.7%	69.6%	85.1%	87.0%

※ 상품 가격 기준

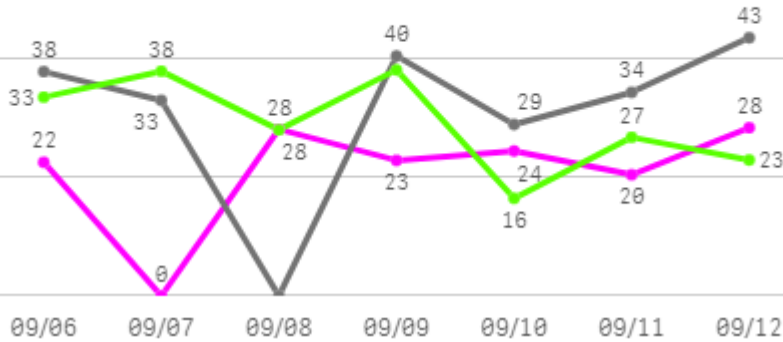
□ 포도 샤인머스켓(2Kg) 주간 가격

구분	Q	품종	Q	단량	Q	특	상	보통	하
2025-09-06		포도 샤인머스켓		2Kg		16,323	10,271	8,056	5,468
2025-09-08		포도 샤인머스켓		2Kg		16,847	10,485	8,237	5,379
2025-09-09		포도 샤인머스켓		2Kg		17,297	10,430	8,020	6,259
2025-09-10		포도 샤인머스켓		2Kg		16,979	10,478	8,234	6,132
2025-09-11		포도 샤인머스켓		2Kg		15,669	10,027	8,197	6,180
2025-09-12		포도 샤인머스켓		2Kg		15,725	9,648	7,712	5,692
평균						16,473	10,223	8,076	5,851

감귤

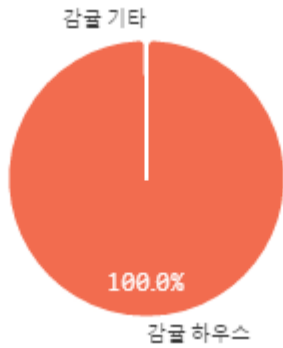
주간 반입량(톤)

◆ 2025 ● 2024 ▲ 평년

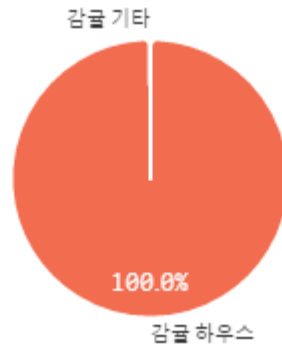


구분	금주(A)	전주(B)	전월(C)	전년(D)	평년(E)	A/B	A/C	A/D	A/E
물량(톤)	146	134	102	217	196	109.0%	143.7%	67.3%	74.7%

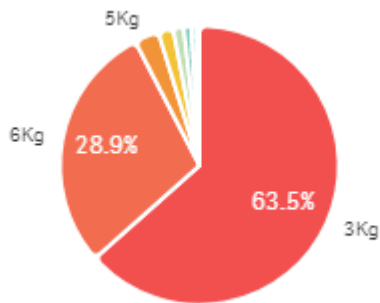
출하 품종별 거래물량 구성비



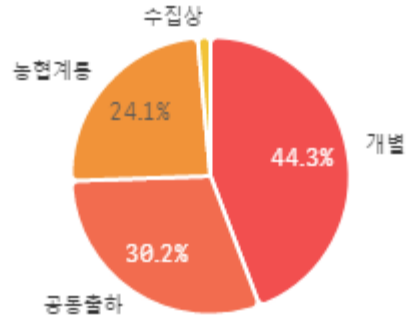
출하 품종별 거래금액 구성비



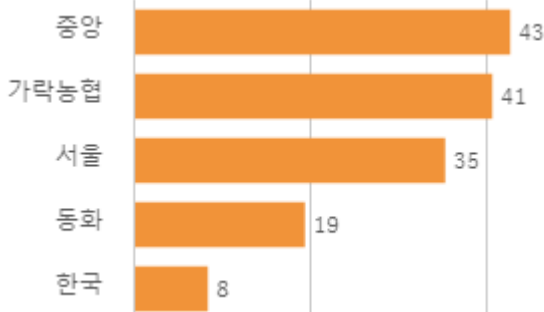
거래 단량별 물량 구성비



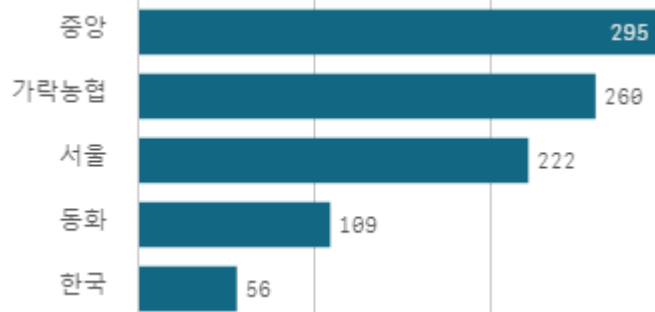
출하자별 거래물량 구성비



도매시장 법인별 거래물량(톤)

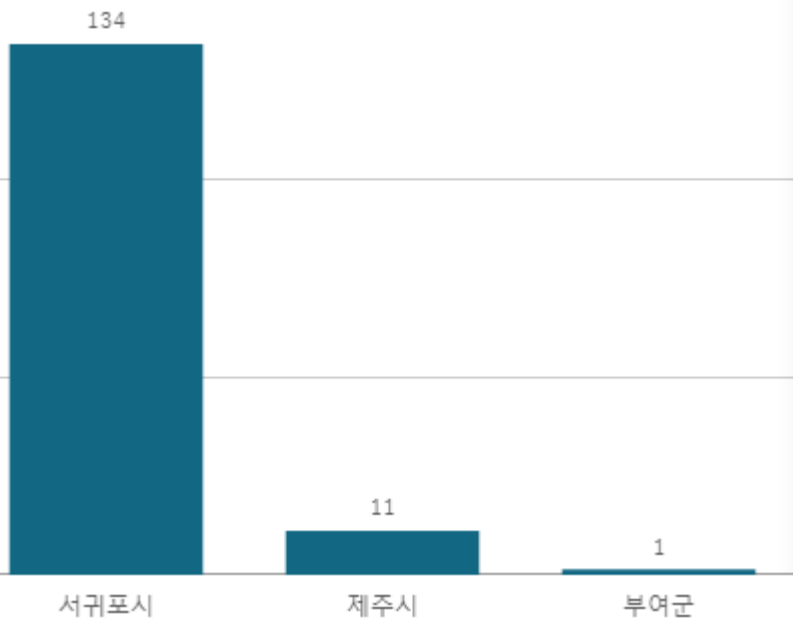


도매시장 법인별 거래금액(백만원)

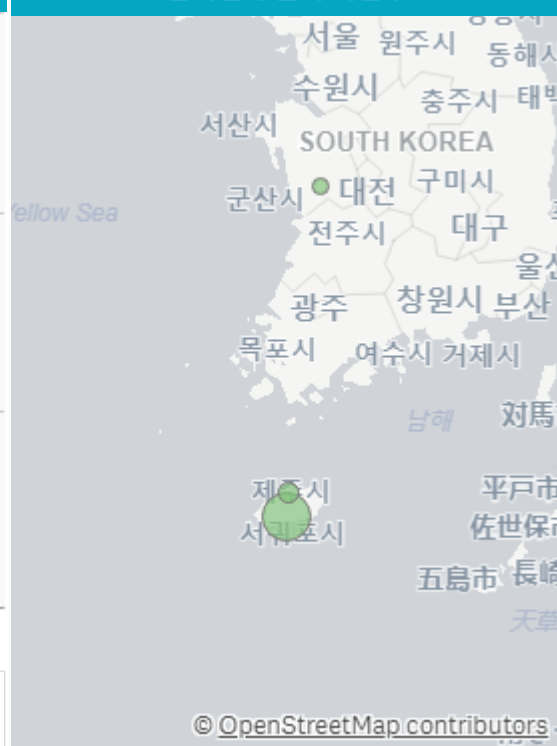


감귤 하우스(3Kg)

산지별 거래물량(톤)



산지별 주출하 시군구



출하산지(개소)

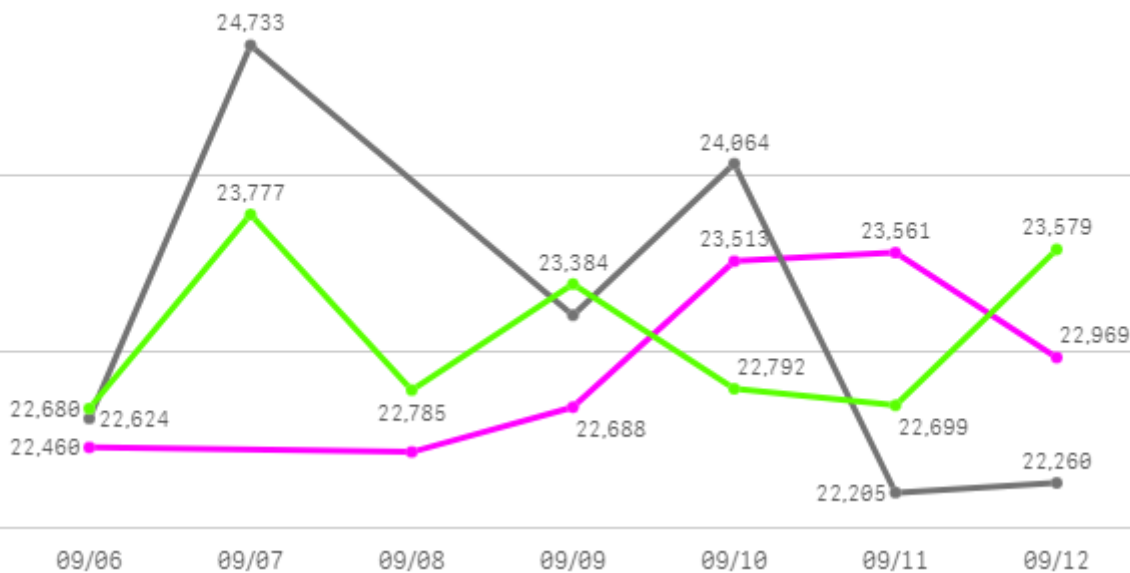
3

출하건수(천건)

2

주간 도매가격(원)

◆ 2025 ● 2024 ◆ 평년



구분	금주(A)	전주(B)	전월(C)	전년(D)	평년(E)	A/B	A/C	A/D	A/E
가격(원)	22,817	23,508	23,308	23,182	22,880	97.1%	97.9%	98.4%	99.7%

※ 상품 가격 기준

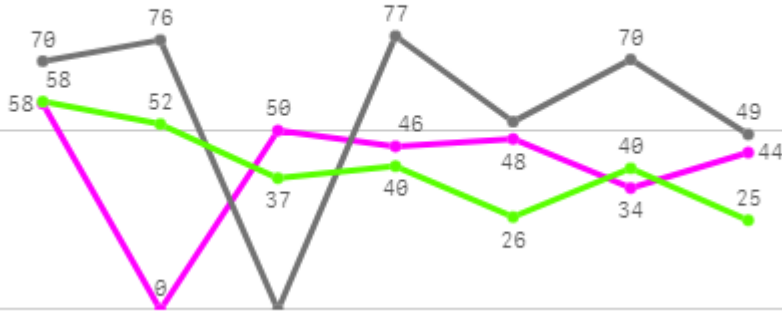
□ 감귤 하우스(3Kg) 주간 가격

구분	Q	품종	Q	단량	Q	특	상	보통	하
2025-09-06		감귤 하우스		3Kg		28,520	22,460	19,565	15,547
2025-09-08		감귤 하우스		3Kg		29,458	22,435	19,216	15,775
2025-09-09		감귤 하우스		3Kg		30,556	22,688	19,722	16,454
2025-09-10		감귤 하우스		3Kg		31,115	23,513	19,912	15,785
2025-09-11		감귤 하우스		3Kg		30,856	23,561	19,738	15,577
2025-09-12		감귤 하우스		3Kg		29,336	22,969	19,218	15,868
평균						29,973	22,938	19,562	15,834

자두

주간 반입량(톤)

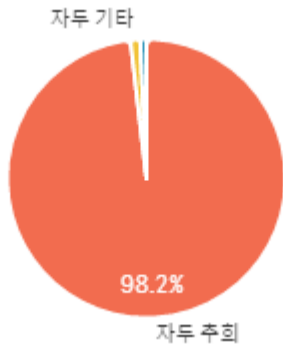
◆ 2025 ● 2024 ▲ 평년



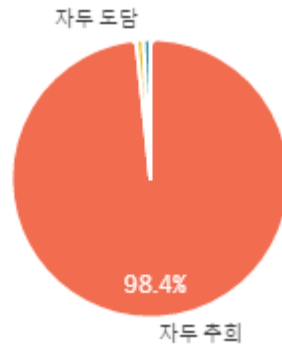
09/06 09/07 09/08 09/09 09/10 09/11 09/12

구분	금주(A)	전주(B)	전월(C)	전년(D)	평년(E)	A/B	A/C	A/D	A/E
물량(톤)	280	308	369	394	301	90.8%	76.0%	71.0%	93.2%

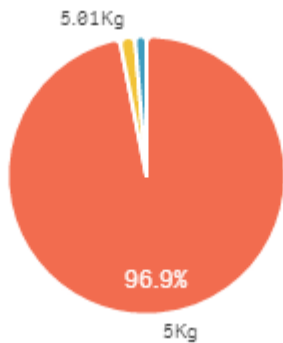
출하 품종별 거래물량 구성비



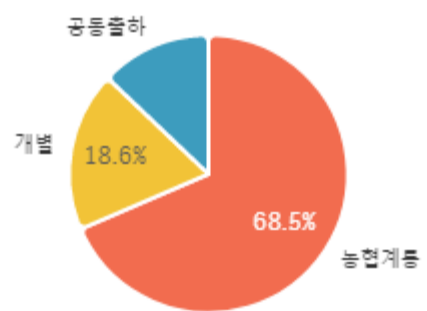
출하 품종별 거래금액 구성비



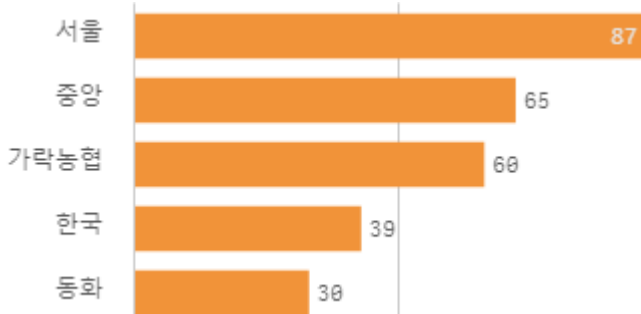
거래 단량별 물량 구성비



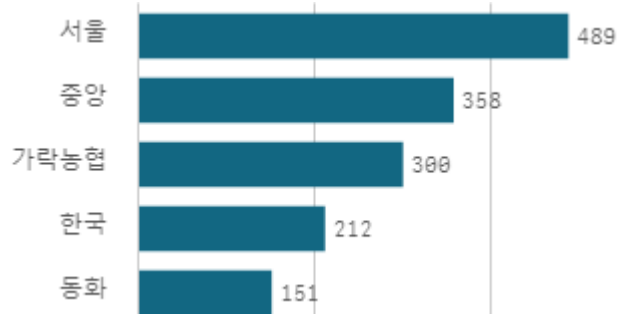
출하자별 거래물량 구성비



도매시장 법인별 거래물량(톤)

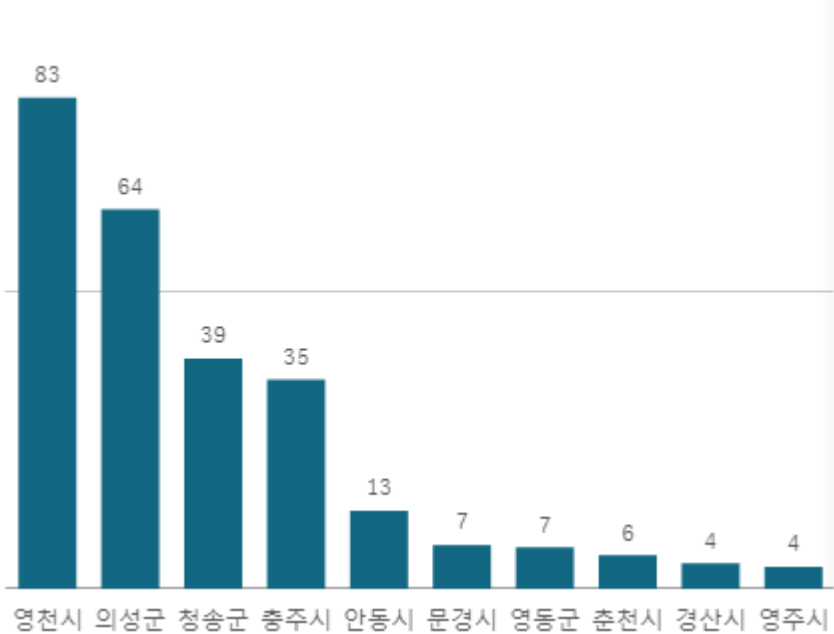


도매시장 법인별 거래금액(백만원)



자두 추희(5Kg)

산지별 거래물량(톤)



출하산지(개소)

21

출하건수(천건)

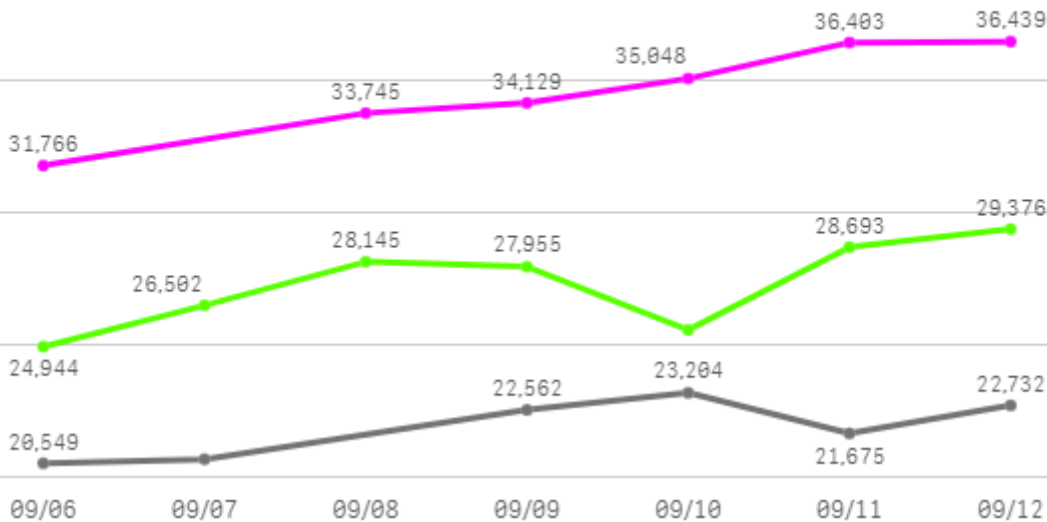
3

산지별 주출하 시군구



주간 도매가격(원)

◆ 2025 ● 2024 ◆ 평년



구분	금주(A)	전주(B)	전월(C)	전년(D)	평년(E)	A/B	A/C	A/D	A/E
가격(원)	33,996	34,180	26,799	21,904	32,627	99.5%	126.9%	155.2%	104.2%

※ 상품 가격 기준

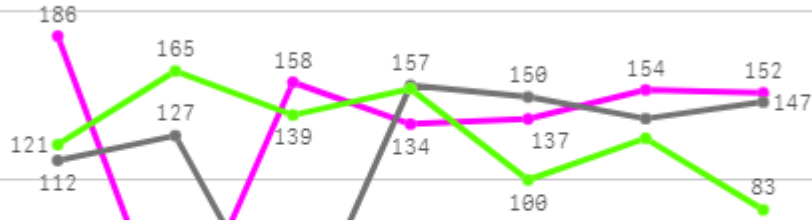
□ 자두 추희(5Kg) 주간 가격

구분	Q	품종	Q	단량	Q	특	상	보통	하
2025-09-06		자두 추희		5Kg		41,378	31,766	23,328	13,370
2025-09-08		자두 추희		5Kg		46,081	33,745	24,227	14,205
2025-09-09		자두 추희		5Kg		45,503	34,129	24,186	14,731
2025-09-10		자두 추희		5Kg		45,212	35,048	25,162	15,062
2025-09-11		자두 추희		5Kg		46,693	36,403	26,626	16,602
2025-09-12		자두 추희		5Kg		46,434	36,439	28,135	17,449
평균						45,217	34,588	25,277	15,236

바나나

주간 반입량(톤)

2025 (파란색 선) 2024 (회색 선) 평년 (녹색 선)



09/06 09/07 09/08 09/09 09/10 09/11 09/12

구분	금주(A)	전주(B)	전월(C)	전년(D)	평년(E)	A/B	A/C	A/D	A/E
물량(톤)	920	996	897	828	877	92.4%	102.6%	111.1%	105.0%

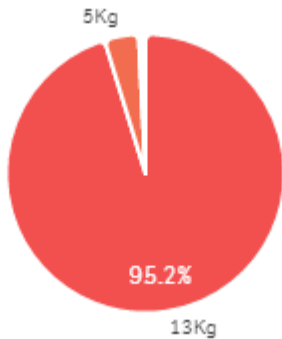
출하 품종별 거래물량 구성비



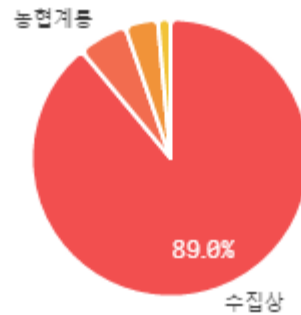
출하 품종별 거래금액 구성비



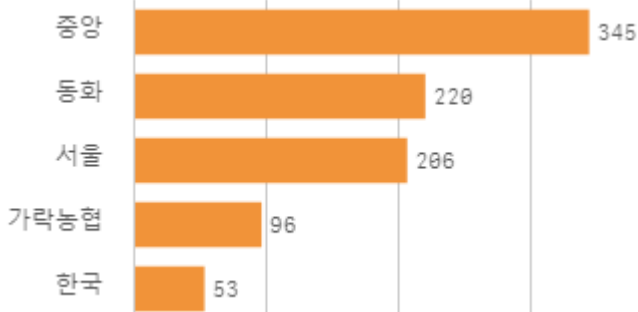
거래 단량별 물량 구성비



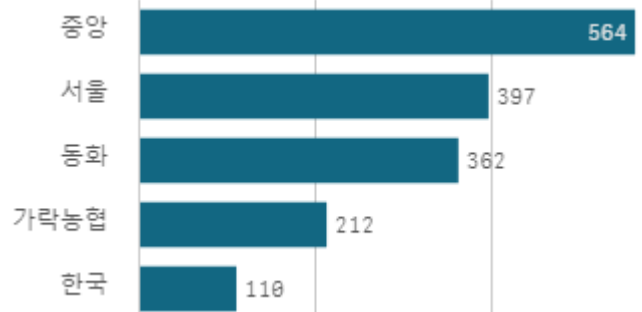
출하자별 거래물량 구성비



도매시장 법인별 거래물량(톤)

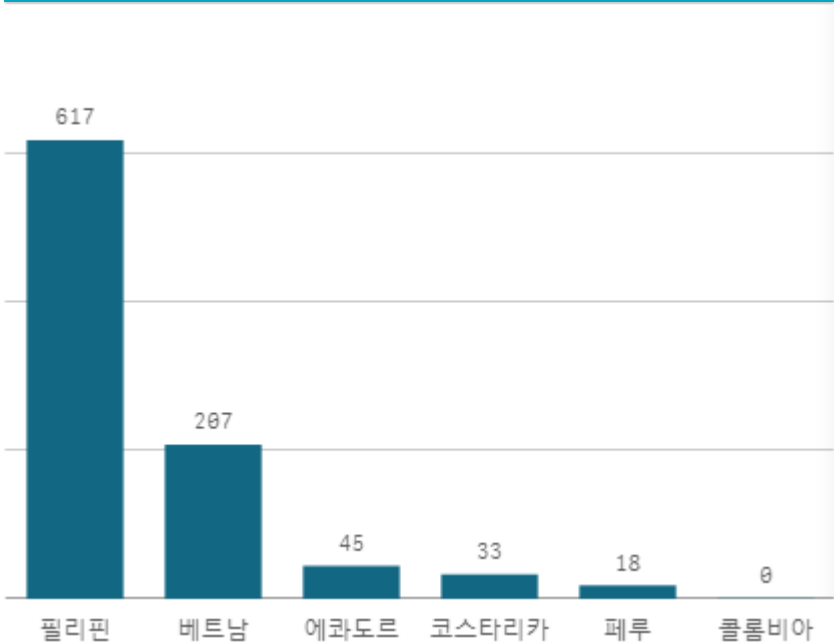


도매시장 법인별 거래금액(백만원)

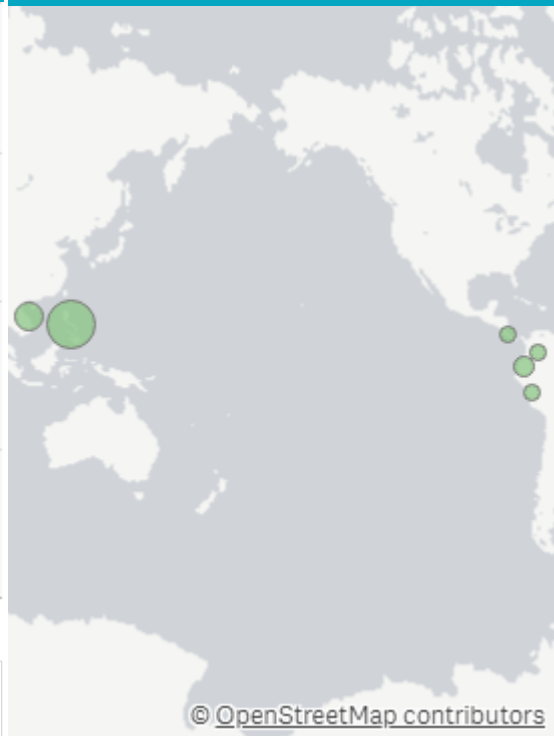


바나나 수입(13Kg)

산지별 거래물량(톤)



산지별 주출하 시군구



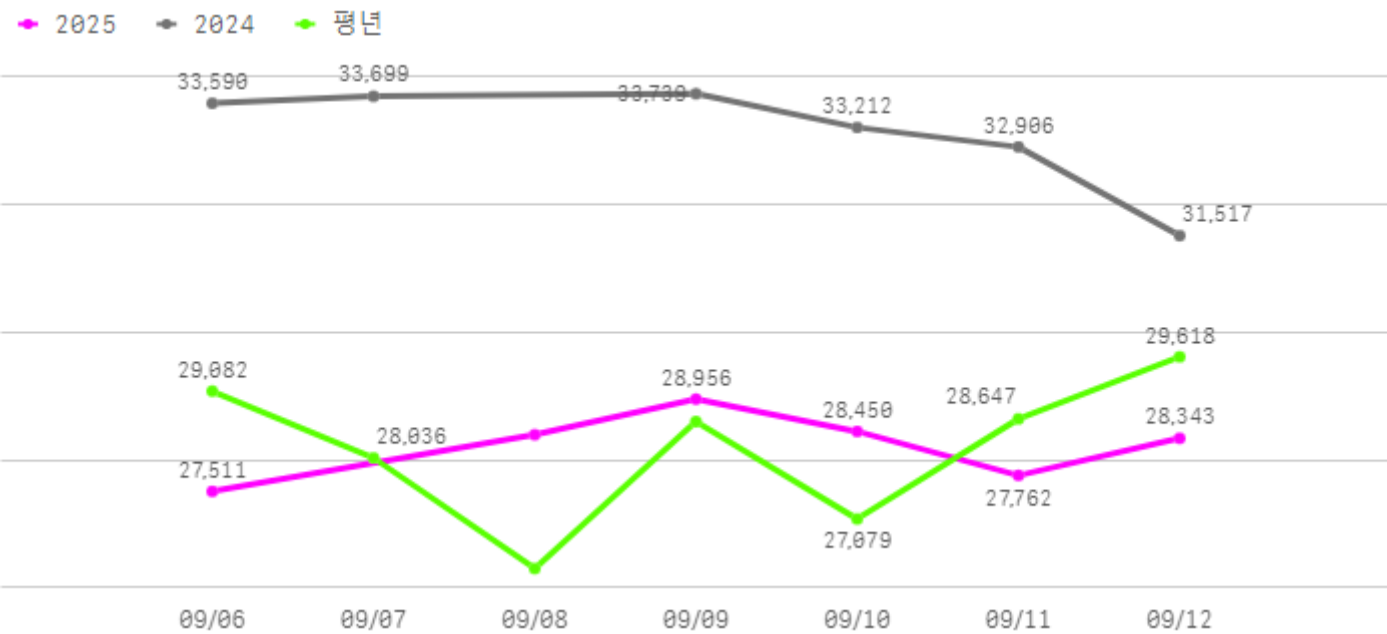
출하산지(개소)

6

출하건수(천건)

2

주간 도매가격(원)



구분	금주(A)	전주(B)	전월(C)	전년(D)	평년(E)	A/B	A/C	A/D	A/E
가격(원)	28,187	26,617	22,309	33,111	28,369	105.9%	126.3%	85.1%	99.4%

※ 상품 가격 기준

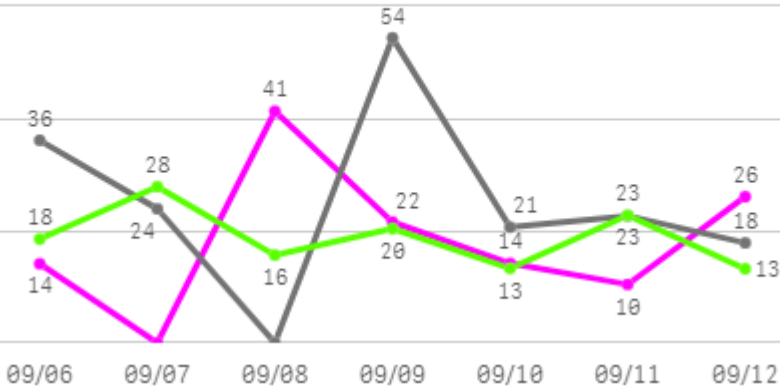
□ 바나나 수입(13Kg) 주간 가격

구분	Q	품종	Q	단량	Q	특	상	보통	하
2025-09-06		바나나 수입		13Kg		32,431	27,511	18,307	11,716
2025-09-08		바나나 수입		13Kg		32,463	28,399	18,953	11,664
2025-09-09		바나나 수입		13Kg		32,651	28,956	20,175	12,928
2025-09-10		바나나 수입		13Kg		32,816	28,450	20,280	13,093
2025-09-11		바나나 수입		13Kg		32,487	27,762	19,338	12,694
2025-09-12		바나나 수입		13Kg		32,770	28,343	20,178	12,990
평균						32,603	28,237	19,538	12,514

무화과

주간 반입량(톤)

◆ 2025 ● 2024 ▲ 평년



구분	금주(A)	전주(B)	전월(C)	전년(D)	평년(E)	A/B	A/C	A/D	A/E
물량(톤)	127	157	45	175	124	81.2%	285.9%	72.7%	103.2%

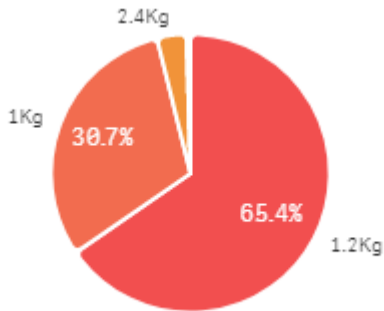
출하 품종별 거래물량 구성비



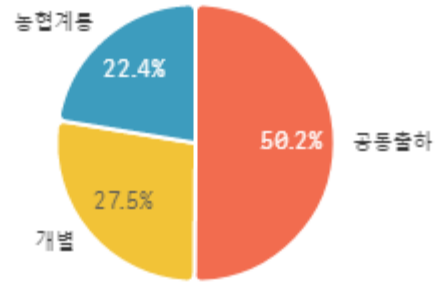
출하 품종별 거래금액 구성비



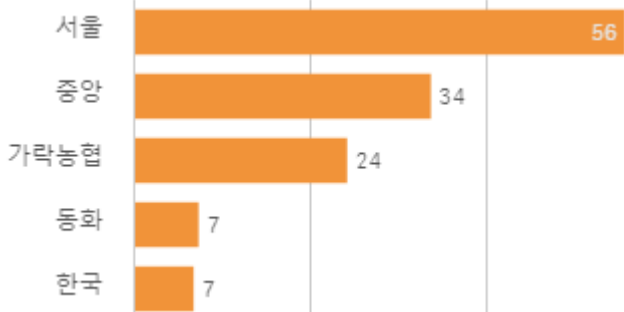
거래 단량별 물량 구성비



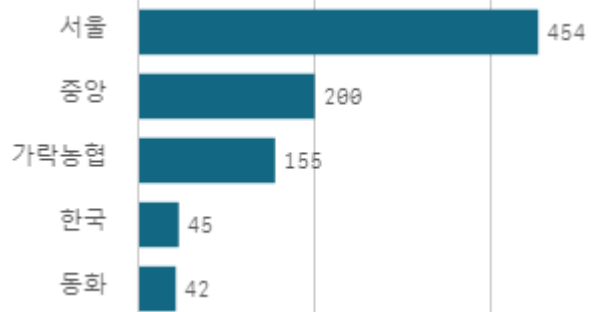
출하자별 거래물량 구성비



도매시장 법인별 거래물량(톤)

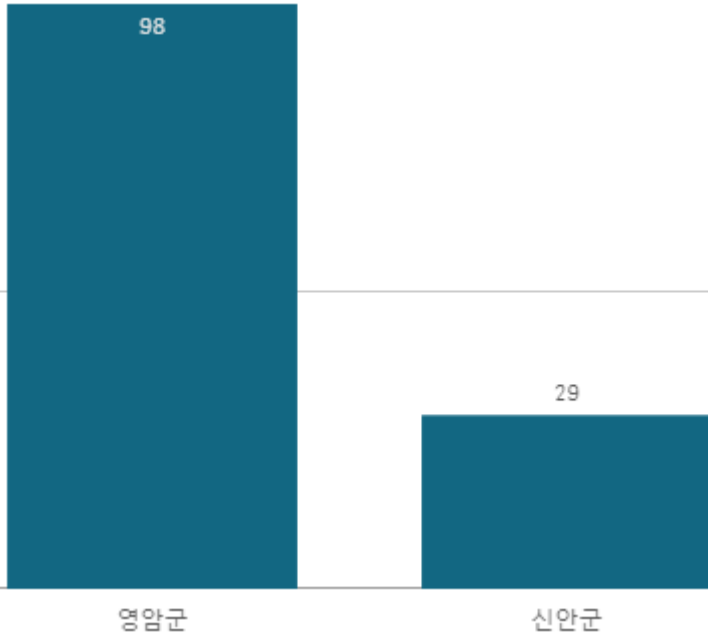


도매시장 법인별 거래금액(백만원)

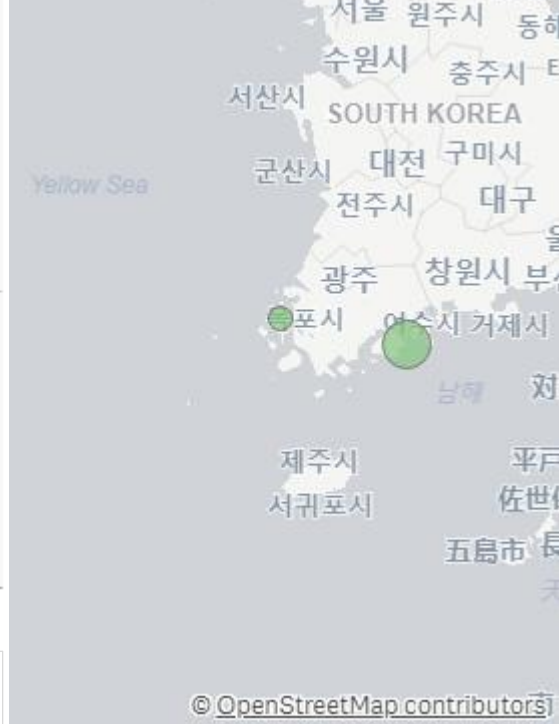


무화과 국산(1Kg)

산지별 거래물량(톤)



산지별 주출하 시군구



출하산지(개소)

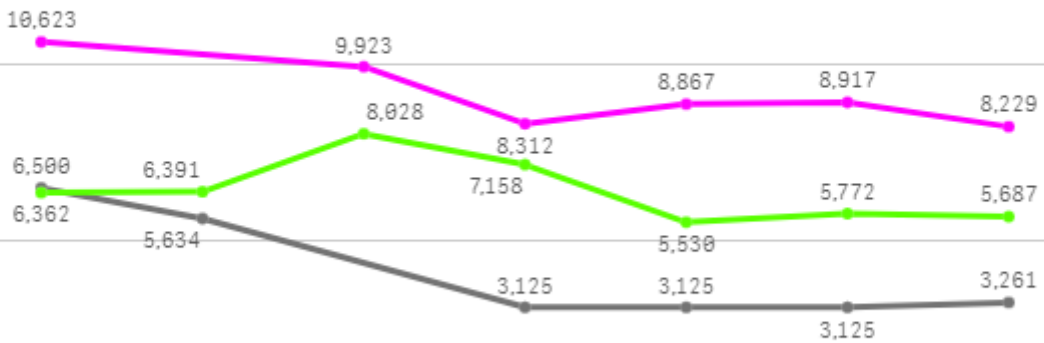
2

출하건수(천건)

1

주간 도매가격(원)

◆ 2025 ● 2024 ◆ 평년



09/06 09/07 09/08 09/09 09/10 09/11 09/12

구분	금주(A)	전주(B)	전월(C)	전년(D)	평년(E)	A/B	A/C	A/D	A/E
가격(원)	9,417	9,492	10,647	4,128	8,937	99.2%	88.4%	228.1%	105.4%

※ 상품 가격 기준

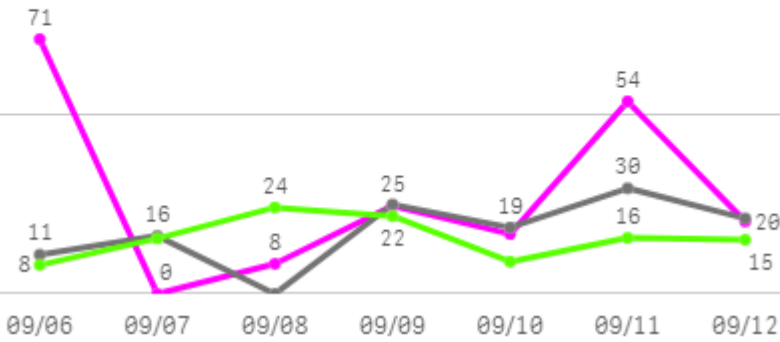
□ 무화과 국산(1Kg) 주간 가격

구분	Q	품종	Q	단량	Q	특	상	보통	하
2025-09-06		무화과 국산		1Kg		11,037	10,623	8,244	5,815
2025-09-08		무화과 국산		1Kg		10,758	9,923	8,244	6,197
2025-09-09		무화과 국산		1Kg		13,100	8,312	4,265	3,647
2025-09-10		무화과 국산		1Kg		9,303	8,867	4,573	3,461
2025-09-11		무화과 국산		1Kg		9,000	8,917	4,616	3,459
2025-09-12		무화과 국산		1Kg		8,250	8,229	7,154	6,515
평균						10,241	9,145	6,183	4,849

오렌지

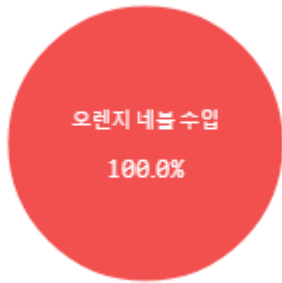
주간 반입량(톤)

◆ 2025 ● 2024 ▲ 평년



구분	금주(A)	전주(B)	전월(C)	전년(D)	평년(E)	A/B	A/C	A/D	A/E
물량(톤)	195	205	178	122	135	95.4%	109.6%	160.7%	144.8%

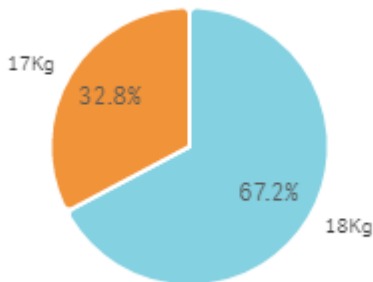
출하 품종별 거래물량 구성비



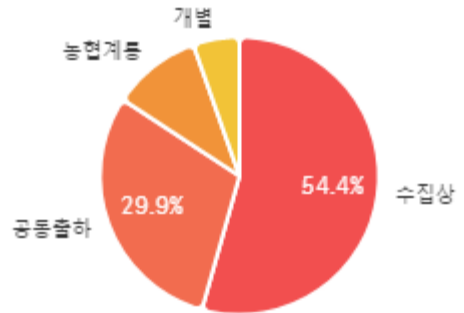
출하 품종별 거래금액 구성비



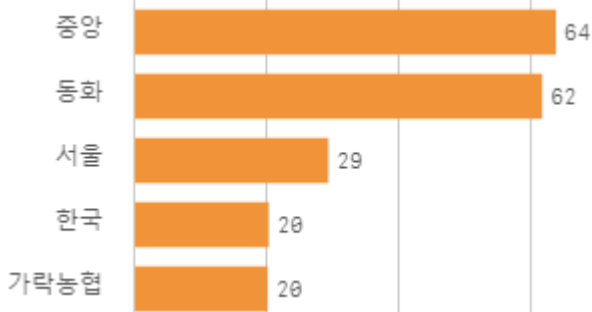
거래 단량별 물량 구성비



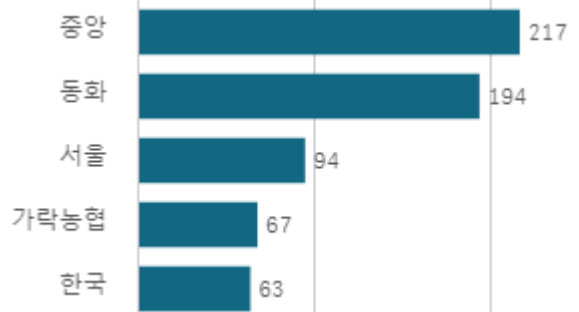
출하자별 거래물량 구성비



도매시장 법인별 거래물량(톤)




도매시장 법인별 거래금액(백만원)



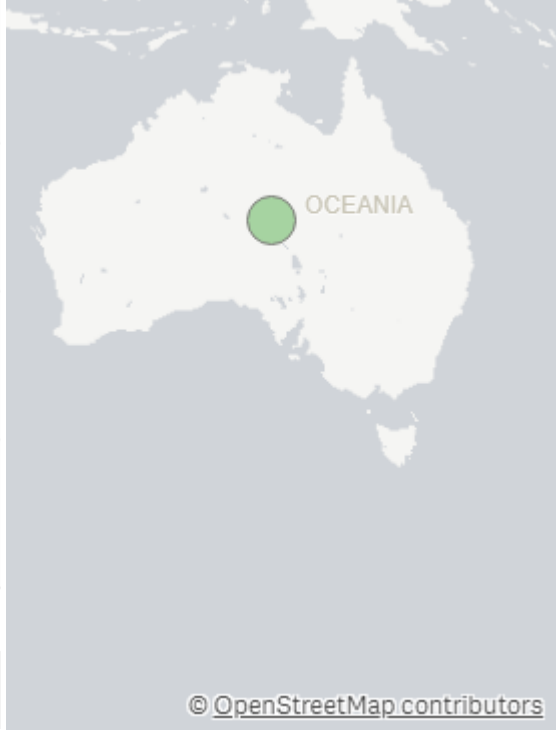
오렌지 네블 수입(18Kg)

산지별 거래물량(톤)



호주

산지별 주출하 시군구



출하산지(개소)

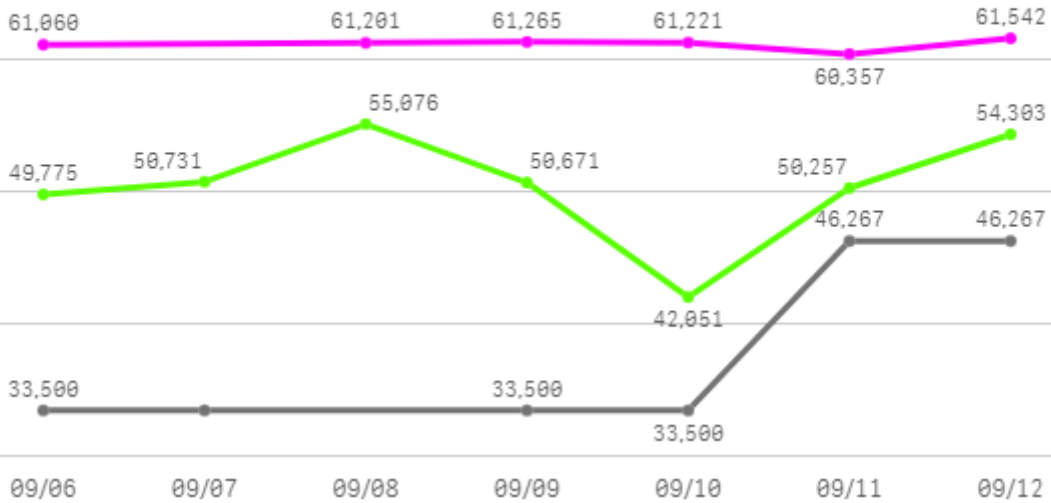
1

출하건수(천건)

0

주간 도매가격(원)

◆ 2025 ● 2024 ◆ 평년



구분	금주(A)	전주(B)	전월(C)	전년(D)	평년(E)	A/B	A/C	A/D	A/E
가격(원)	61,098	57,814	56,592	37,756	58,947	105.7%	108.0%	161.8%	103.6%

※ 상품 가격 기준

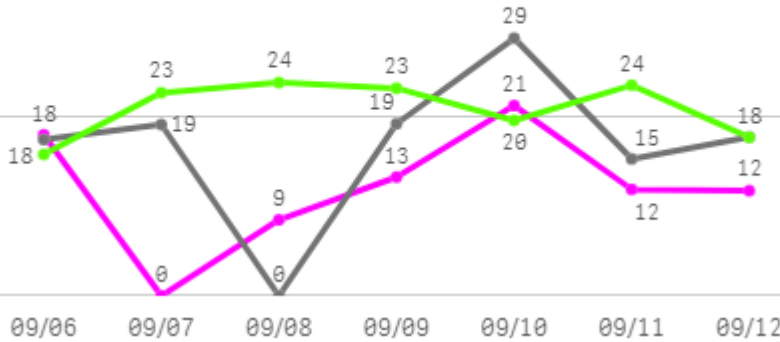
□ 오렌지 네블 수입(17Kg) 주간 가격

구분	Q	품종	Q	단량	Q	특	상	보통	하
2025-09-06		오렌지 네블 수입		17Kg		63,437	59,065	55,406	52,116
2025-09-08		오렌지 네블 수입		17Kg		63,502	59,166	55,535	52,121
2025-09-09		오렌지 네블 수입		17Kg		63,502	59,166	55,535	52,121
2025-09-10		오렌지 네블 수입		17Kg		63,502	59,166	55,535	52,121
2025-09-11		오렌지 네블 수입		17Kg		62,137	61,742	61,412	61,102
2025-09-12		오렌지 네블 수입		17Kg		62,000	61,898	55,438	47,180
평균						63,013	60,034	56,477	52,794

고등어

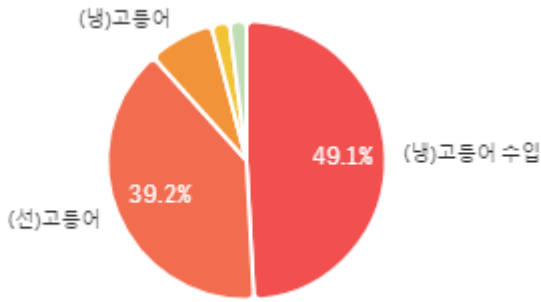
주간 반입량(톤)

◆ 2025 ● 2024 ▲ 평년

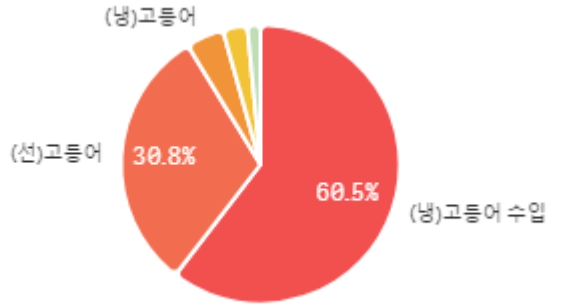


구분	금주(A)	전주(B)	전월(C)	전년(D)	평년(E)	A/B	A/C	A/D	A/E
물량(톤)	85	103	96	118	131	82.6%	88.9%	71.9%	64.7%

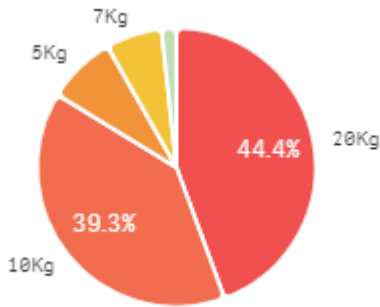
출하 품종별 거래물량 구성비



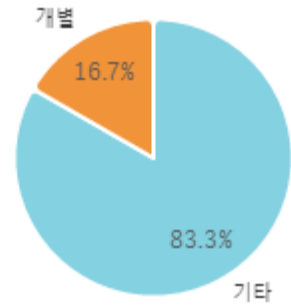
출하 품종별 거래금액 구성비



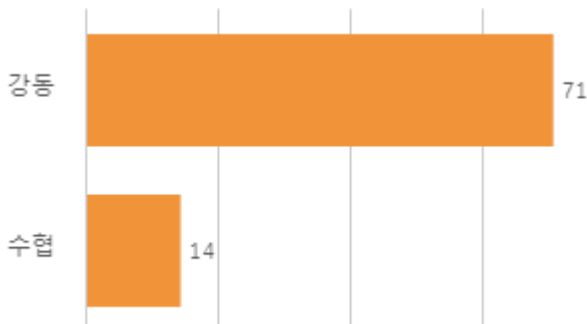
거래 단량별 물량 구성비



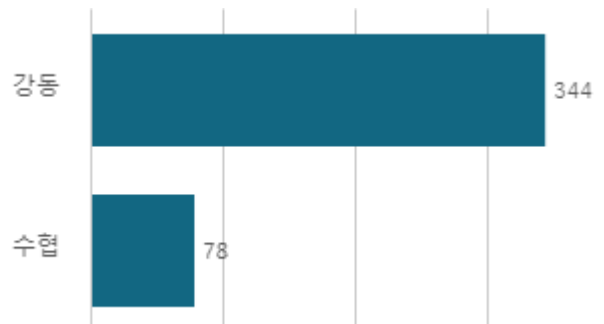
출하자별 거래물량 구성비



도매시장 법인별 거래물량(톤)

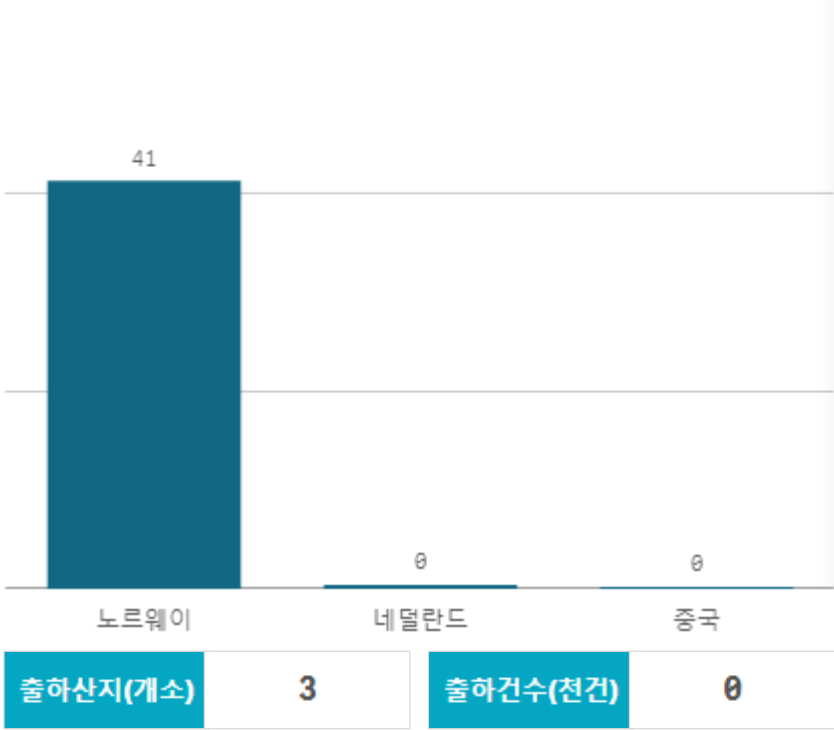


도매시장 법인별 거래금액(백만원)

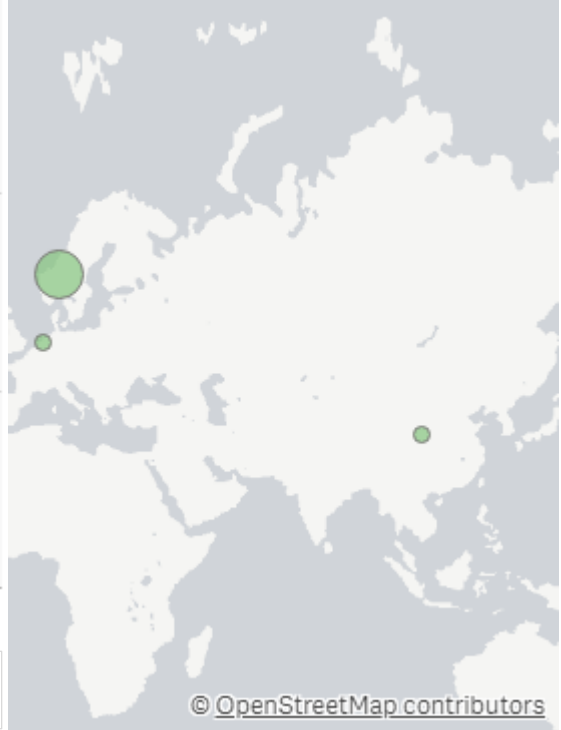


(냉)고등어 수입(10Kg)

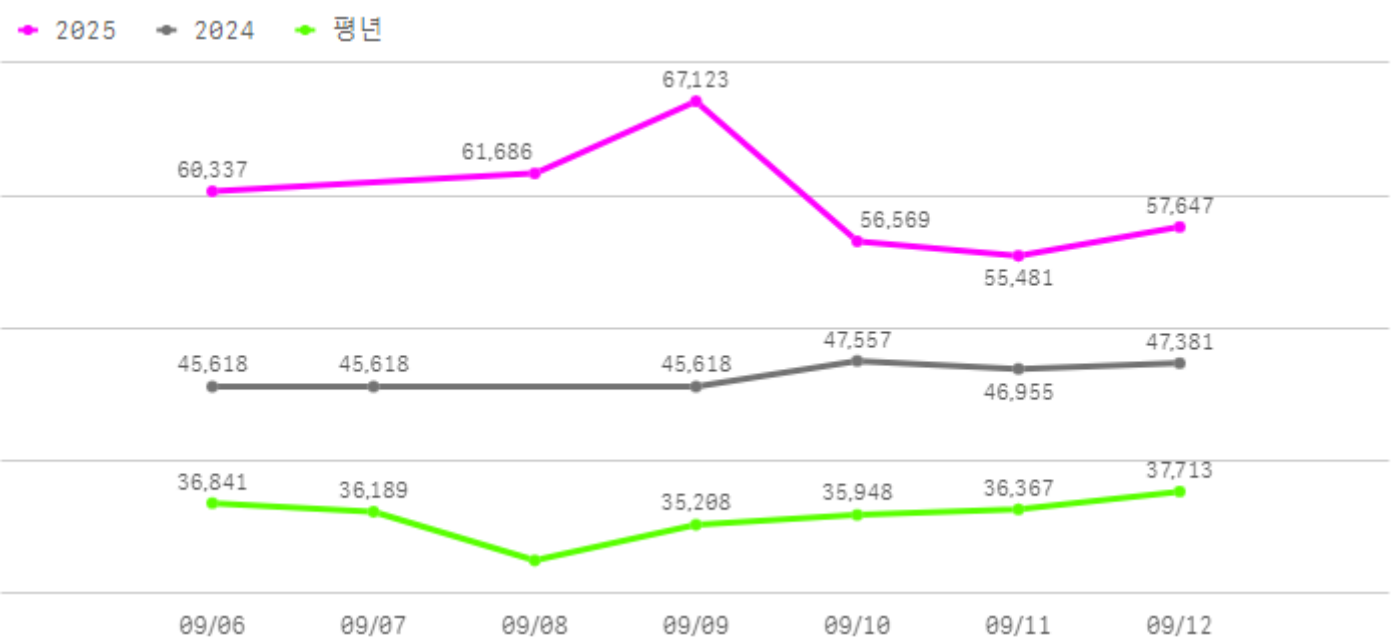
산지별 거래물량(톤)



산지별 주출하 시군구



주간 도매가격(원)



구분	금주(A)	전주(B)	전월(C)	전년(D)	평년(E)	A/B	A/C	A/D	A/E
가격(원)	60,490	60,202	49,942	46,458	56,137	100.5%	121.1%	130.2%	107.8%

※ 상품 가격 기준

□ (냉)고등어 수입(10Kg) 주간 가격

구분	Q	품종	Q	단량	Q	특	상	보통	하
2025-09-06		(냉)고등어 수입		10Kg		-	60,337	-	-
2025-09-08		(냉)고등어 수입		10Kg		-	61,686	-	-
2025-09-09		(냉)고등어 수입		10Kg		-	67,123	-	-
2025-09-10		(냉)고등어 수입		10Kg		-	56,569	-	-
2025-09-11		(냉)고등어 수입		10Kg		-	55,481	-	-
2025-09-12		(냉)고등어 수입		10Kg		-	57,647	-	-
평균						-	59,807	-	-

갈치

주간 반입량(톤)

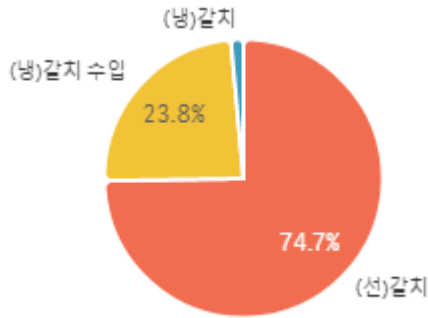
◆ 2025 ● 2024 ▲ 평년



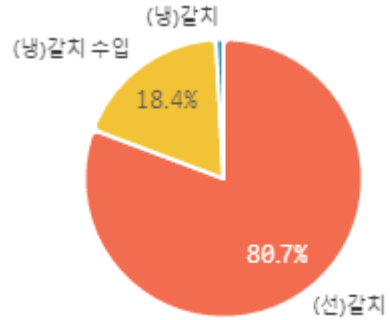
09/06 09/07 09/08 09/09 09/10 09/11 09/12

구분	금주(A)	전주(B)	전월(C)	전년(D)	평년(E)	A/B	A/C	A/D	A/E
물량(톤)	38	32	30	37	41	118.6%	124.3%	102.9%	91.8%

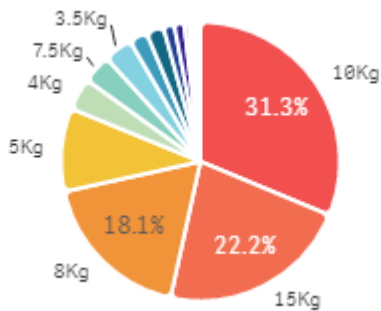
출하 품종별 거래물량 구성비



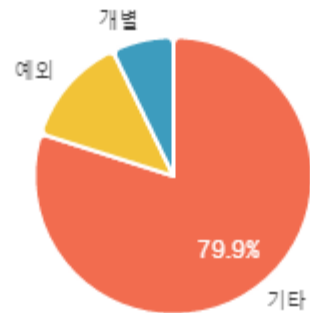
출하 품종별 거래금액 구성비



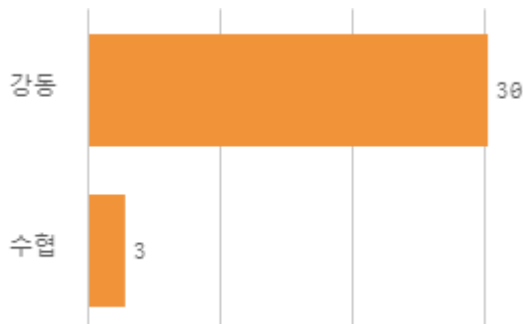
거래 단량별 물량 구성비



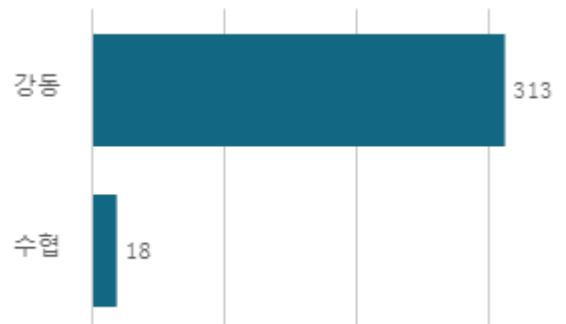
출하자별 거래물량 구성비



도매시장 법인별 거래물량(톤)

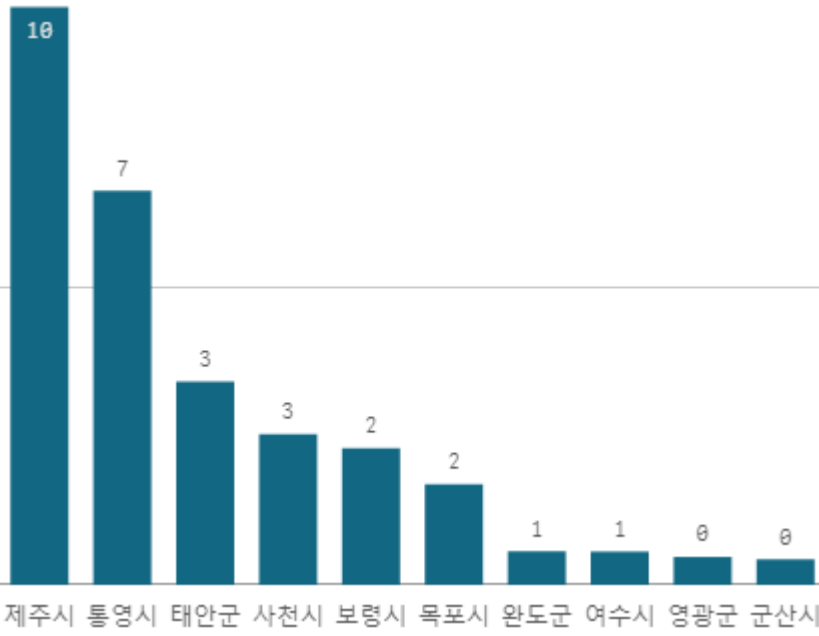


도매시장 법인별 거래금액(백만원)



(선)갈치(5Kg)

산지별 거래물량(톤)



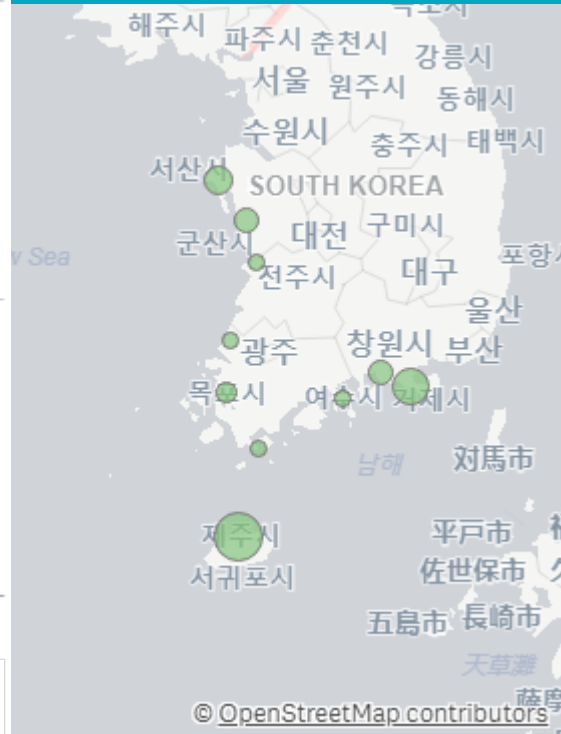
출하산지(개소)

10

출하건수(천건)

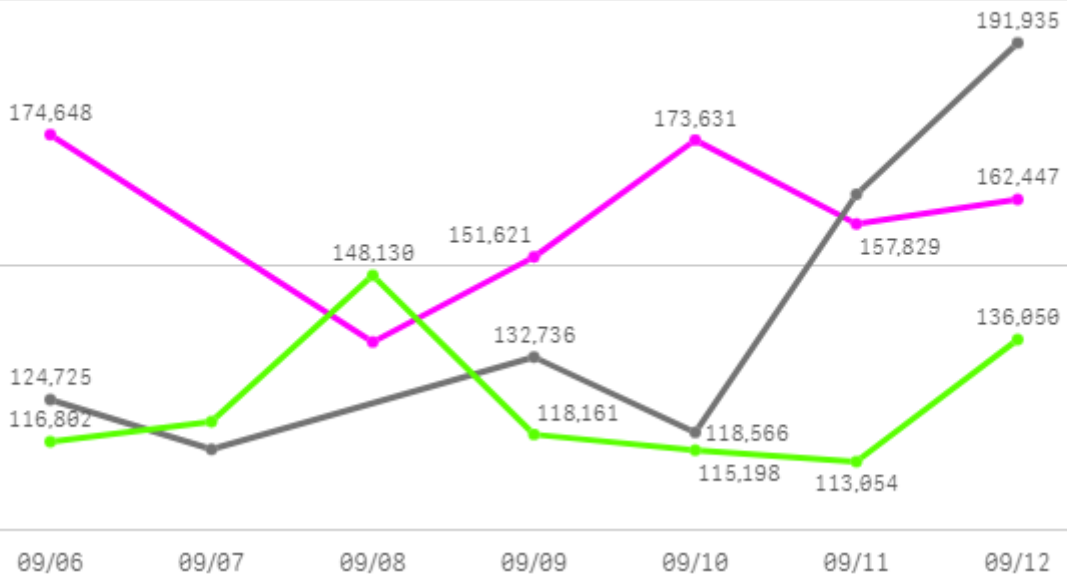
1

산지별 주출하 시군구



주간 도매가격(원)

◆ 2025 ● 2024 ◆ 평년



구분	금주(A)	전주(B)	전월(C)	전년(D)	평년(E)	A/B	A/C	A/D	A/E
가격(원)	159,340	130,447	143,751	141,122	152,790	122.1%	110.8%	112.9%	104.3%

※ 상품 가격 기준

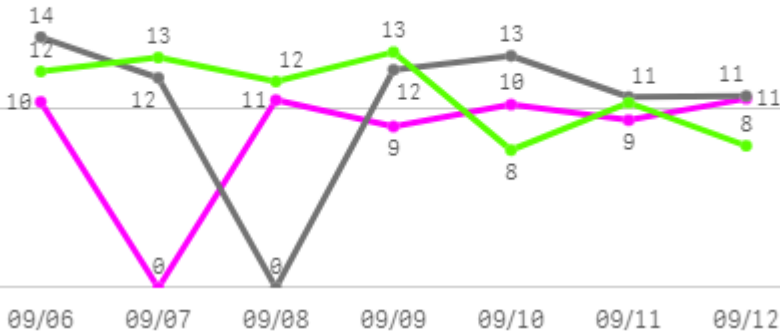
□ (선)갈치(5Kg) 주간 가격

구분	Q	품종	Q	단량	Q	특	상	보통	하
2025-09-06		(선)갈치		5Kg		-	174,648	89,861	37,453
2025-09-08		(선)갈치		5Kg		-	135,582	63,737	32,826
2025-09-09		(선)갈치		5Kg		-	151,621	75,979	30,841
2025-09-10		(선)갈치		5Kg		-	173,631	89,777	34,365
2025-09-11		(선)갈치		5Kg		-	157,829	84,782	43,615
2025-09-12		(선)갈치		5Kg		-	162,447	100,159	63,235
평균						-	159,293	84,049	40,389

홍합

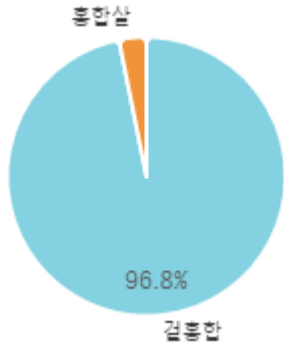
주간 반입량(톤)

◆ 2025 ● 2024 ▲ 평년

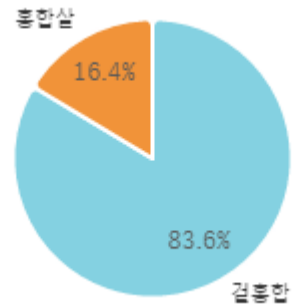


구분	금주(A)	전주(B)	전월(C)	전년(D)	평년(E)	A/B	A/C	A/D	A/E
물량(톤)	60	58	57	73	69	104.2%	106.1%	83.1%	87.0%

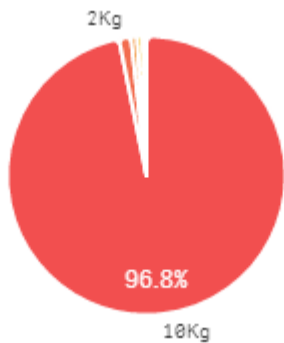
출하 품종별 거래물량 구성비



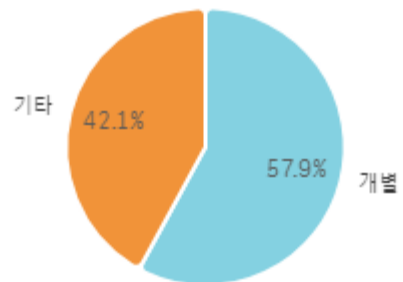
출하 품종별 거래금액 구성비



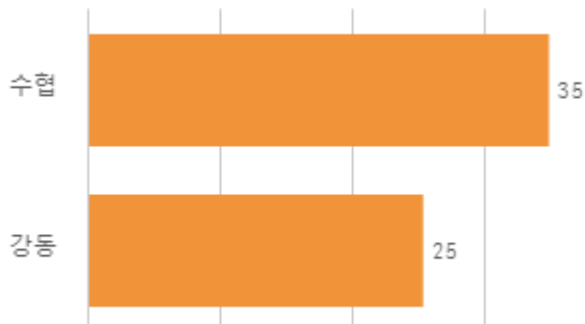
거래 단량별 물량 구성비



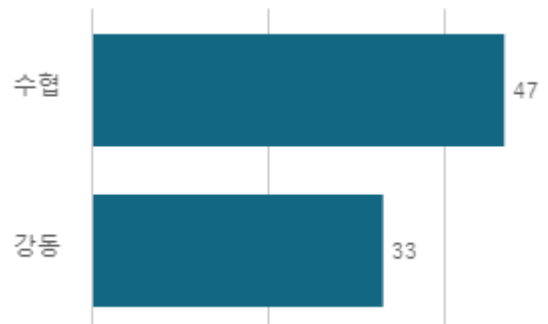
출하자별 거래물량 구성비



도매시장 법인별 거래물량(톤)

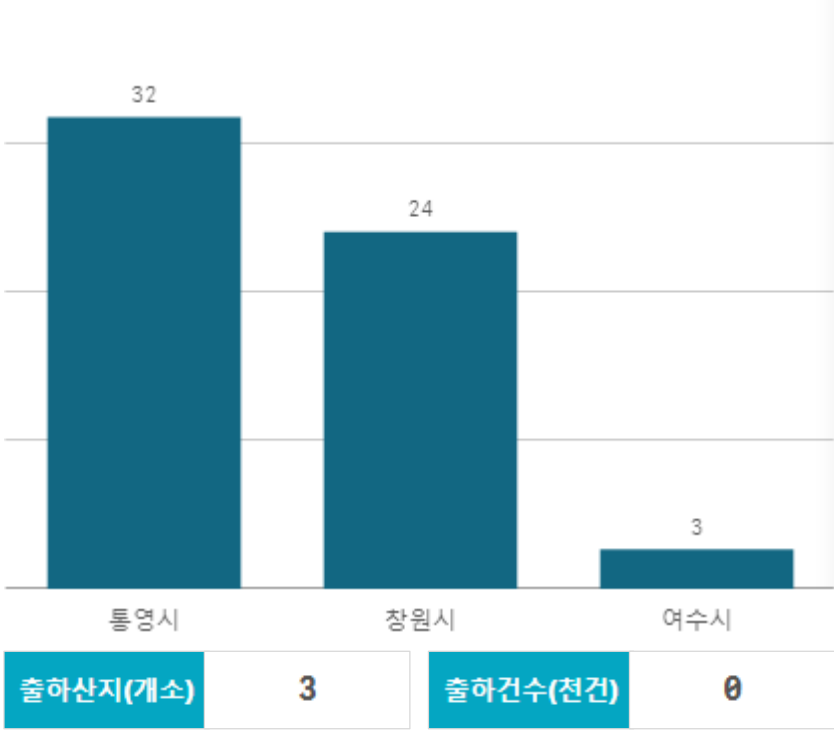


도매시장 법인별 거래금액(백만원)



겉홍합(10Kg)

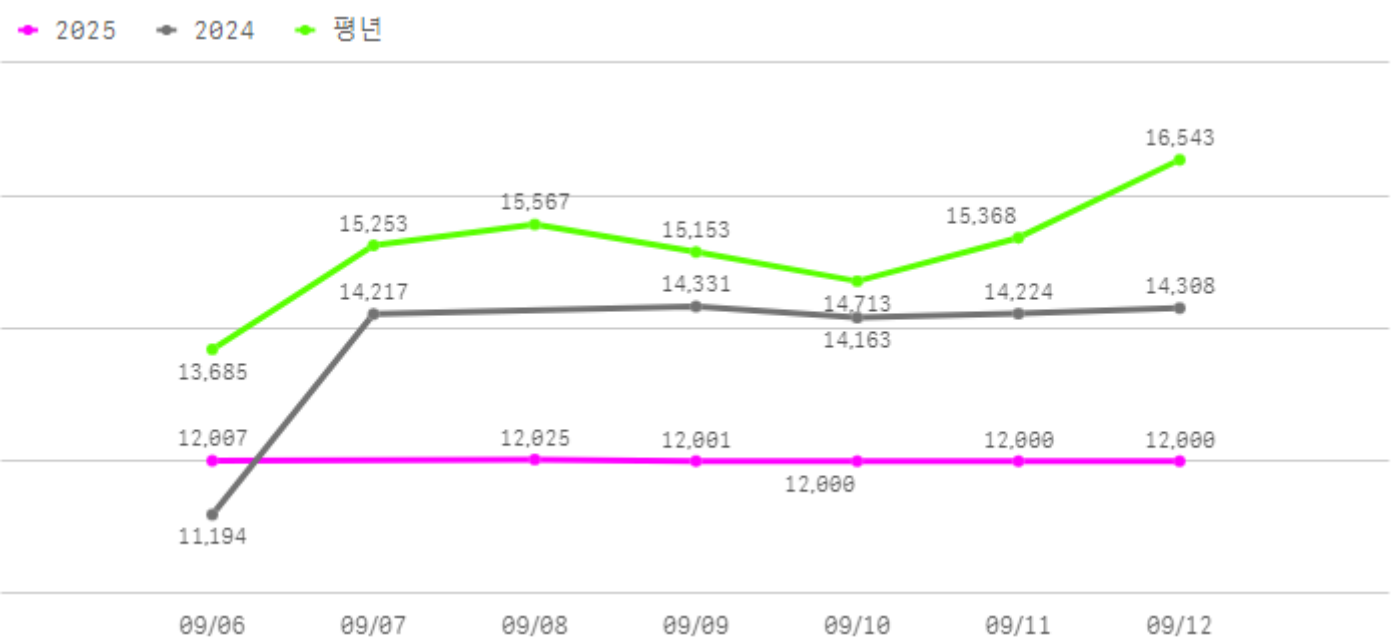
산지별 거래물량(톤)



산지별 주출하 시군구



주간 도매가격(원)



구분	금주(A)	전주(B)	전월(C)	전년(D)	평년(E)	A/B	A/C	A/D	A/E
가격(원)	12,007	12,017	12,226	13,740	12,437	99.9%	98.2%	87.4%	96.5%

※ 상품 가격 기준

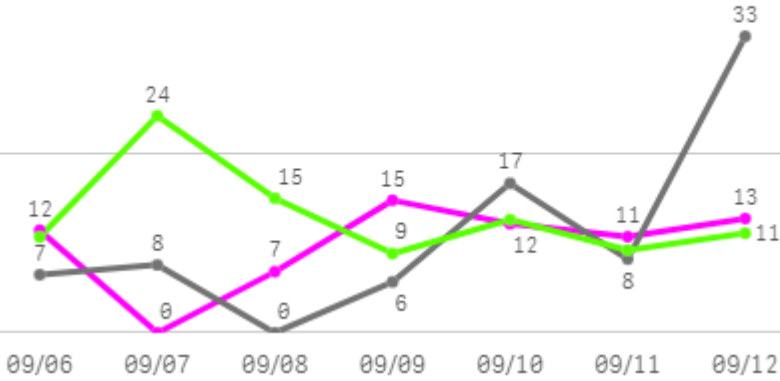
□ 곁홍합(10Kg) 주간 가격

구분	Q	품종	Q	단량	Q	특	상	보통	하
2025-09-06		곁홍합		10Kg		-	12,007	11,969	11,270
2025-09-08		곁홍합		10Kg		-	12,025	12,000	11,126
2025-09-09		곁홍합		10Kg		-	12,001	12,000	11,870
2025-09-10		곁홍합		10Kg		-	12,000	12,000	11,160
2025-09-11		곁홍합		10Kg		-	12,000	12,000	9,990
2025-09-12		곁홍합		10Kg		-	12,000	11,995	9,663
평균						-	12,006	11,994	10,847

오징어

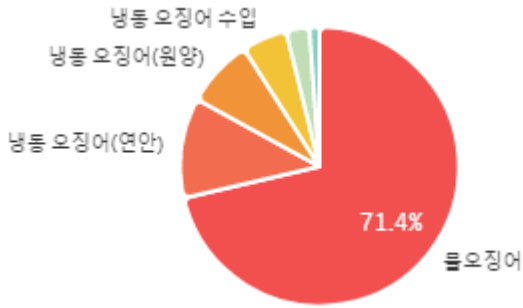
주간 반입량(톤)

◆ 2025 ● 2024 ▲ 평년

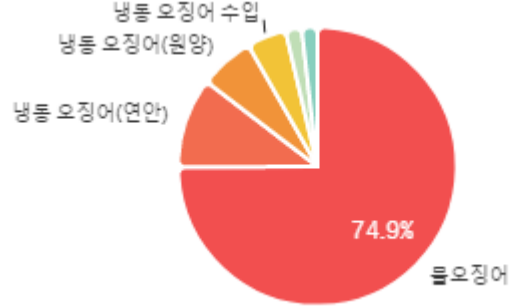


구분	금주(A)	전주(B)	전월(C)	전년(D)	평년(E)	A/B	A/C	A/D	A/E
물량(톤)	69	69	66	78	91	100.8%	104.0%	88.4%	76.0%

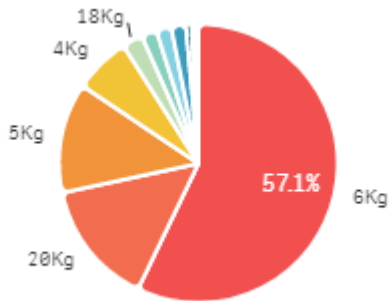
출하 품종별 거래물량 구성비



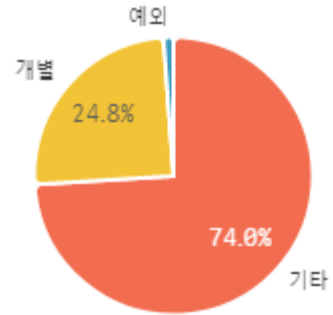
출하 품종별 거래금액 구성비



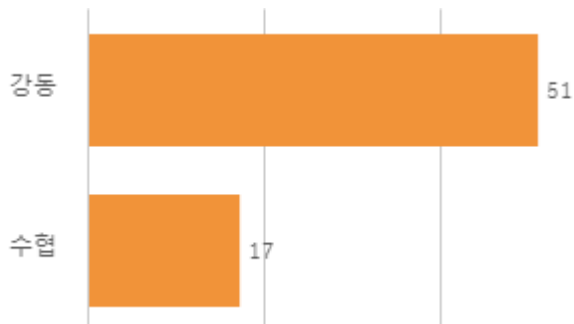
거래 단량별 물량 구성비



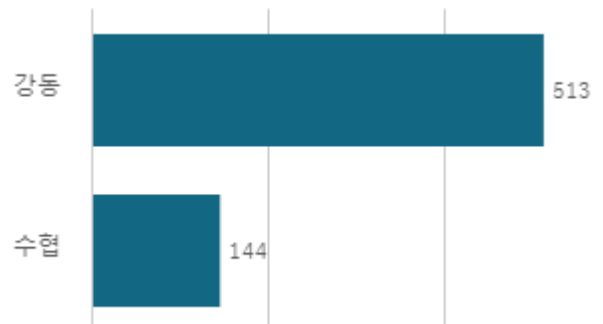
출하자별 거래물량 구성비



도매시장 법인별 거래물량(톤)

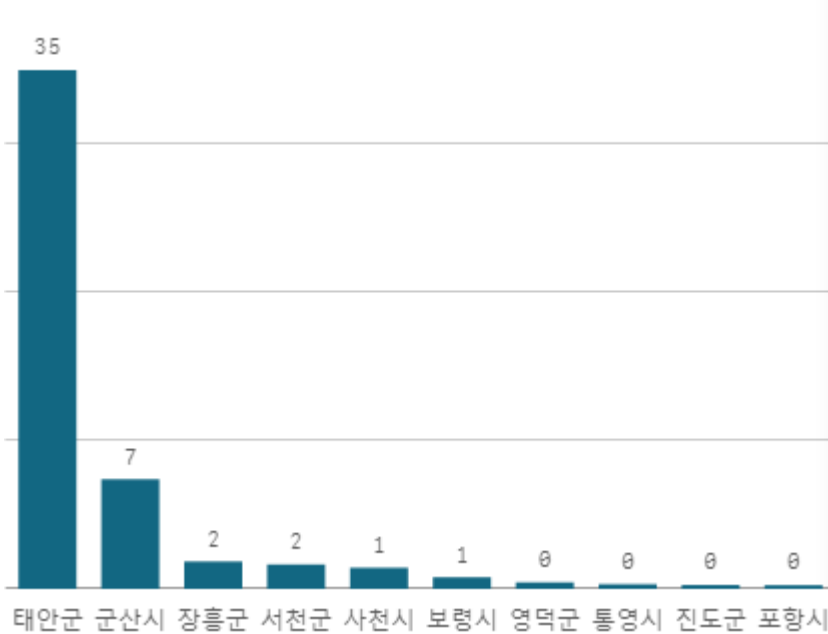


도매시장 법인별 거래금액(백만원)



물오징어(6Kg)

산지별 거래물량(톤)



출하산지(개소)

11

출하건수(천건)

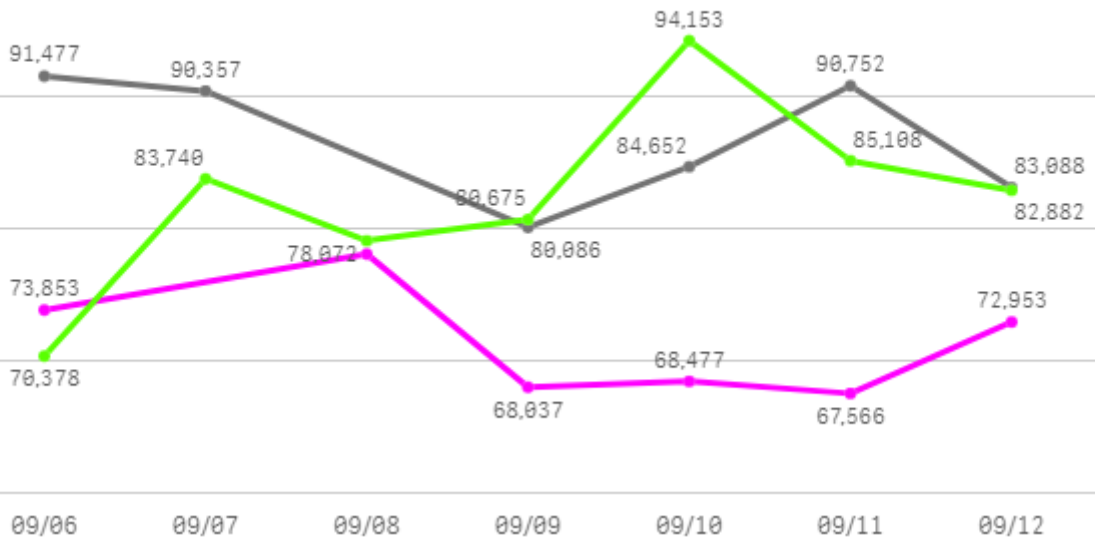
1

산지별 주출하 시군구



주간 도매가격(원)

◆ 2025 ● 2024 ◆ 평년



구분	금주(A)	전주(B)	전월(C)	전년(D)	평년(E)	A/B	A/C	A/D	A/E
가격(원)	72,123	71,628	69,241	86,735	72,772	100.7%	104.2%	83.2%	99.1%

※ 상품 가격 기준

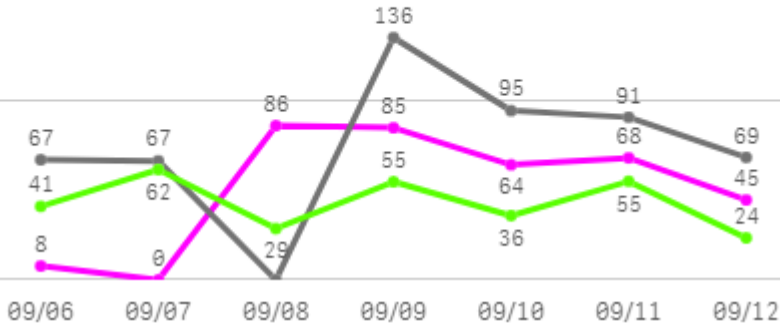
□ 물오징어(6Kg) 주간 가격

구분	Q	품종	Q	단량	Q	특	상	보통	하
2025-09-06		물오징어		6Kg		-	73,853	65,132	47,728
2025-09-08		물오징어		6Kg		-	78,072	71,384	65,974
2025-09-09		물오징어		6Kg		-	68,037	57,632	36,848
2025-09-10		물오징어		6Kg		-	68,477	60,693	46,150
2025-09-11		물오징어		6Kg		-	67,566	61,594	53,890
2025-09-12		물오징어		6Kg		-	72,953	61,986	46,444
평균						-	71,493	63,070	49,506

건멸치

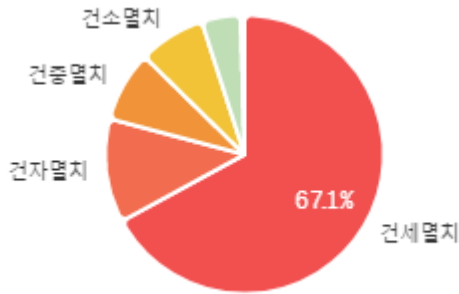
주간 반입량(톤)

◆ 2025 ● 2024 ▲ 평년

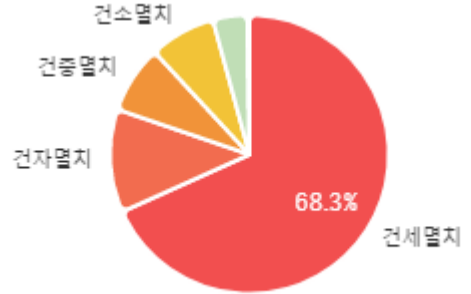


구분	금주(A)	전주(B)	전월(C)	전년(D)	평년(E)	A/B	A/C	A/D	A/E
물량(톤)	357	264	267	524	315	135.0%	133.5%	68.1%	113.4%

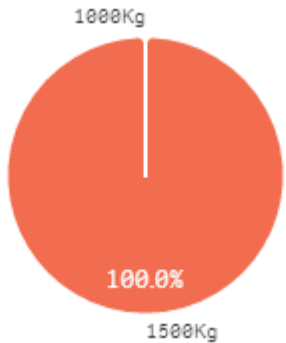
출하 품종별 거래물량 구성비



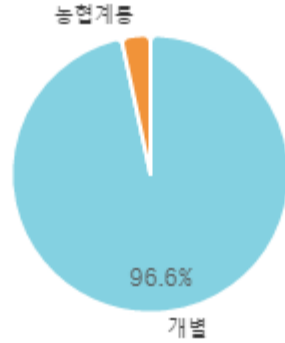
출하 품종별 거래금액 구성비



거래 단량별 물량 구성비



출하자별 거래물량 구성비



도매시장 법인별 거래물량(톤)

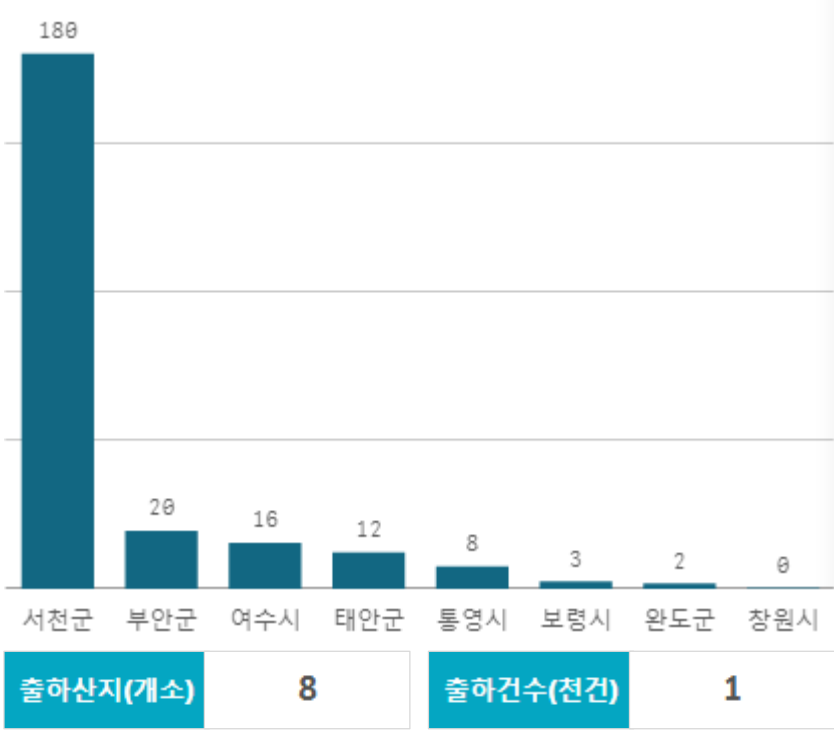


도매시장 법인별 거래금액(백만원)



건세멸치(1.5Kg)

산지별 거래물량(톤)



출하산지(개소)

8

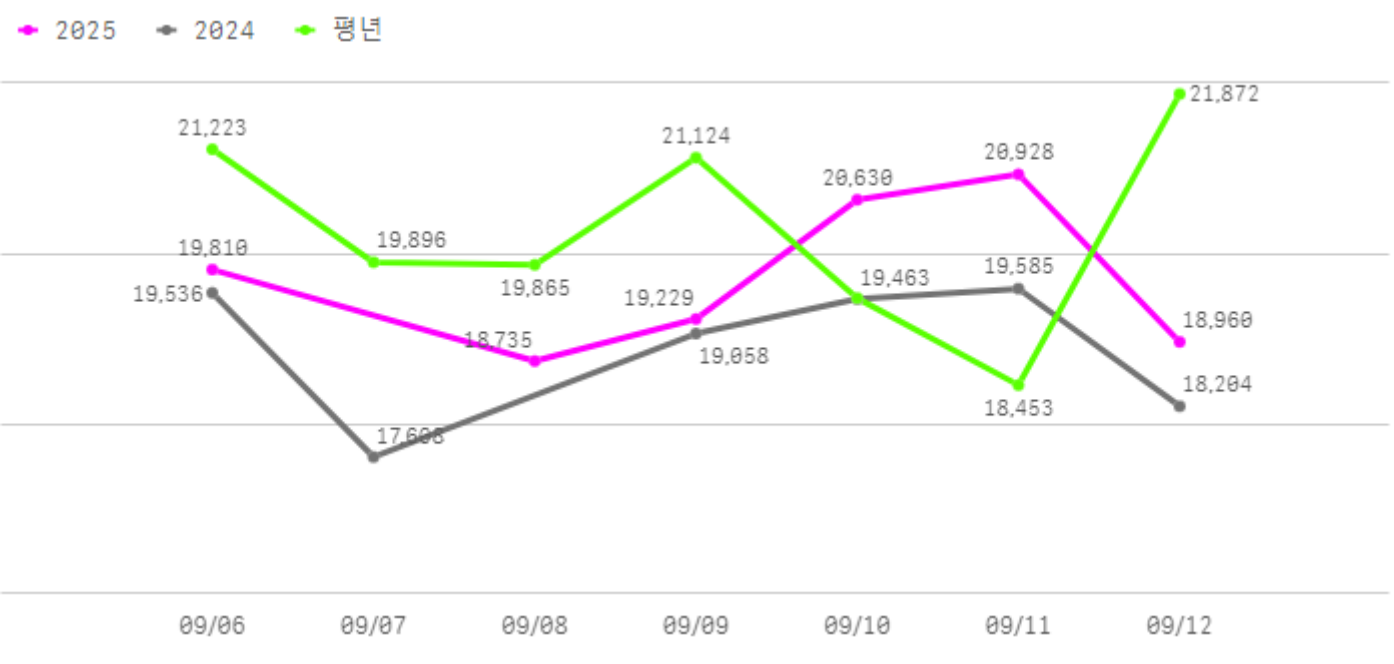
출하건수(전건)

1

산지별 주출하 시군구



주간 도매가격(원)



구분	금주(A)	전주(B)	전월(C)	전년(D)	평년(E)	A/B	A/C	A/D	A/E
가격(원)	19,660	18,953	21,563	18,909	19,832	103.7%	91.2%	104.0%	99.1%

※ 상품 가격 기준

□ 건세멸치(1.5Kg) 주간 가격

구분	Q	품종	Q	단량	Q	특	상	보통	하
2025-09-06		건세멸치		1.5Kg		-	19,810	15,420	11,499
2025-09-08		건세멸치		1.5Kg		-	18,735	15,994	11,409
2025-09-09		건세멸치		1.5Kg		-	19,229	14,799	9,112
2025-09-10		건세멸치		1.5Kg		-	20,630	14,593	9,186
2025-09-11		건세멸치		1.5Kg		-	20,928	15,596	9,517
2025-09-12		건세멸치		1.5Kg		-	18,960	14,911	9,956
평균						-	19,715	15,219	10,113