
2025년 가락시장

주요 품목 주간 거래동향

6월 4주차 주요 동향

[2025. 6.21. ~ 6.27.]



서울특별시농수산물공사

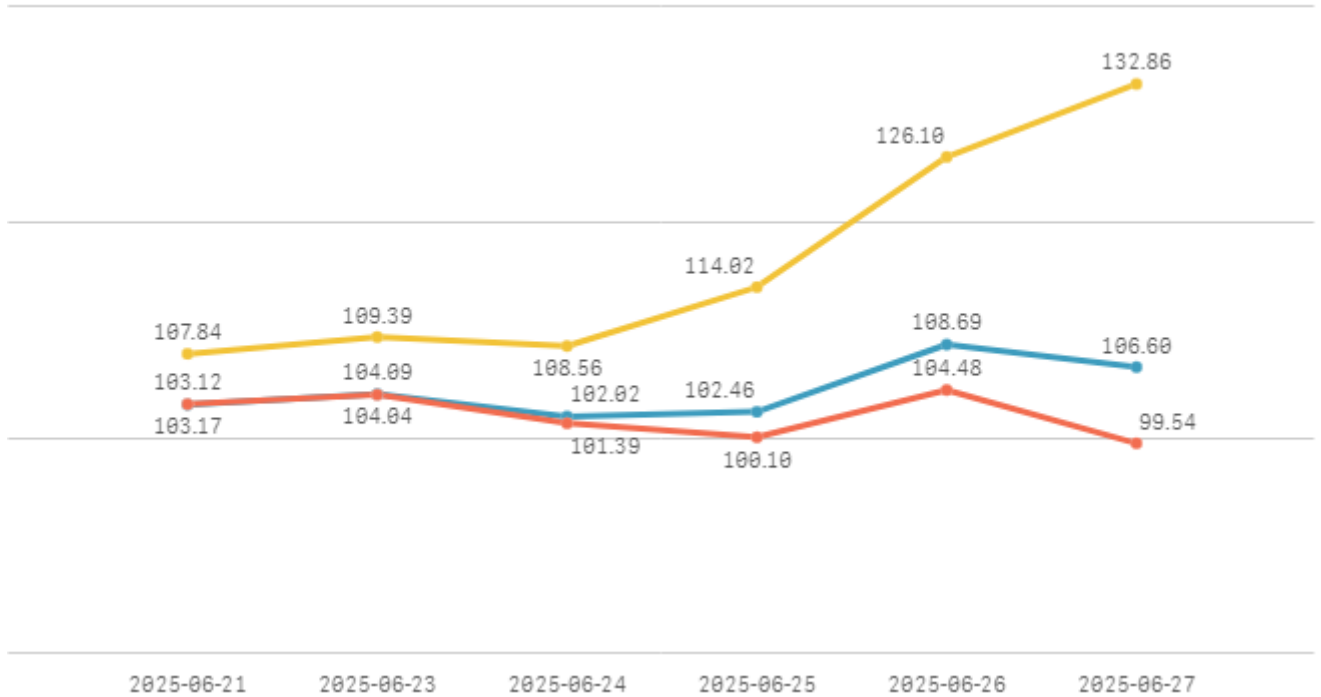
[데이터전략팀]

1. 주간 표준지수

※ 직전 5개년 평균가격을 지수 100으로 산정하여 100 이상일 경우 평년보다 상승, 100 이하일 경우 평년보다 하락

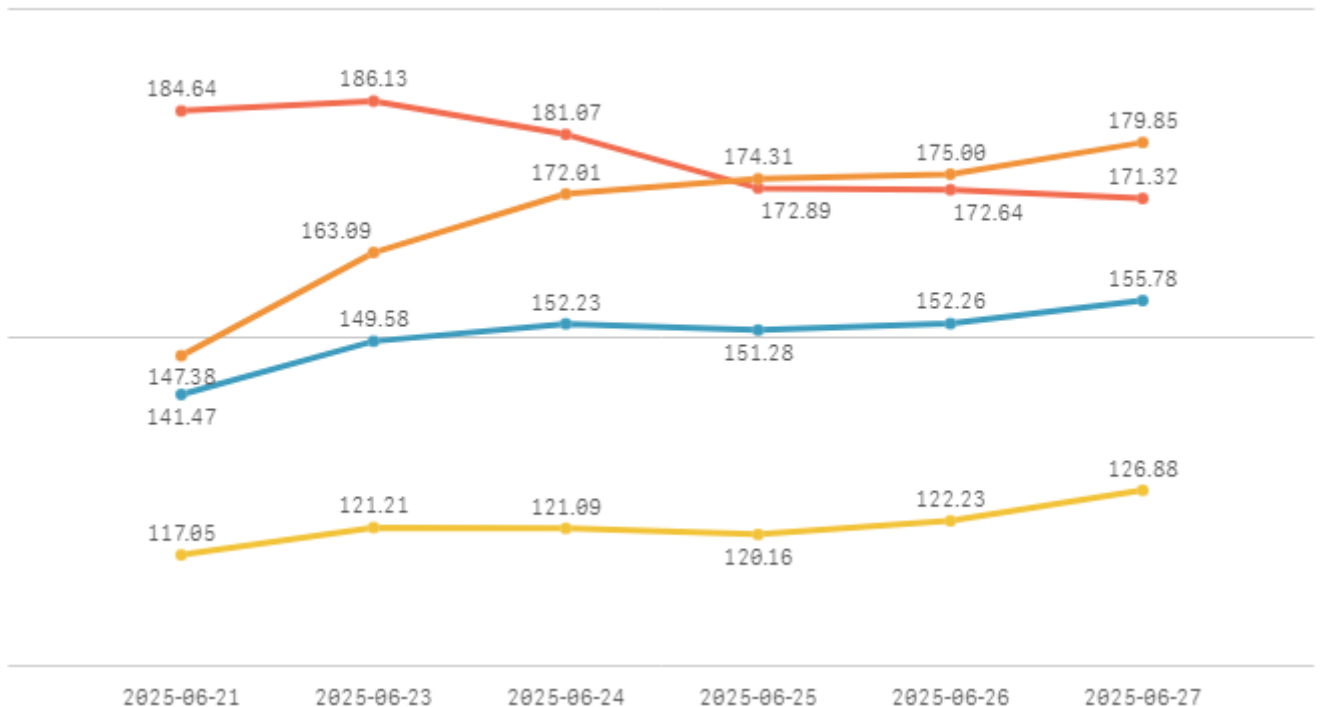
□ 청과부류

합계 채소계 과일계



□ 수산부류

합계 생선류 조개류 건어류



2. 주요 품목 주간 거래동향

주요 품목(종) 주간동향 (2025.06.21 ~ 06.27)

품종 단위	Q	금주평균	전주평균	전월평균	전년평균	5년평균 가격	전주대비	전월대비	전년대비	5년평균 대비
간마늘 대서(20키로)		166,899	182,239	191,414	130,242	148,497	-8% ▼	-13% ▼	28% ▲	12% ▲
(선)갈치(5키로상자)		160,690	128,882	170,594	91,386	107,861	25% ▲	-6% ▼	76% ▲	49% ▲
오렌지 네블 수입(17키로상자)		59,584	58,197	53,688	54,040	53,402	2% ▲	11% ▲	10% ▲	12% ▲
사과 부사(10키로상자)		56,099	58,018	58,936	87,897	54,434	-3% ▼	-5% ▼	-36% ▼	3% ▲
백다다기오이(100개)		49,620	38,749	41,570	30,544	35,799	28% ▲	19% ▲	62% ▲	39% ▲
(냉)고등어 수입(10키로상자)		48,635	48,595	49,174	34,816	36,892	0% ▲	-1% ▼	40% ▲	32% ▲
청양고추(10키로상자)		42,804	44,325	31,299	35,959	47,357	-3% ▼	37% ▲	19% ▲	-10% ▼
배 신고(15키로상자)		35,774	44,973	46,057	166,560	79,236	-20% ▼	-22% ▼	-79% ▼	-55% ▼
찰옥수수(8키로)		35,246	34,737	-	20,292	23,038	1% ▲	-	74% ▲	53% ▲
청매실(10키로상자)		32,389	35,050	31,837	46,101	32,863	-8% ▼	2% ▲	-30% ▼	-1% ▼
감자 수미(햇)(20키로상자)		30,037	35,805	60,341	27,135	29,891	-16% ▼	-50% ▼	11% ▲	0% ▲
망고 수입(5키로상자)		29,931	28,973	29,201	34,181	36,777	3% ▲	2% ▲	-12% ▼	-19% ▼
멜론 머스크(8키로상자)		29,236	28,965	38,833	20,241	25,727	1% ▲	-25% ▼	44% ▲	14% ▲
자두 대석(5키로상자)		27,523	45,164	-	21,386	26,000	-39% ▼	-	29% ▲	6% ▲
참외(일반)(10키로상자)		27,044	41,826	37,946	19,677	26,128	-35% ▼	-29% ▼	37% ▲	4% ▲
골드파인애플 수입(12키로상자)		26,610	26,792	28,879	26,160	27,905	-1% ▼	-8% ▼	2% ▲	-5% ▼
호박밥 고무마(10키로상자)		25,964	24,676	24,836	27,461	28,519	5% ▲	5% ▲	-5% ▼	-9% ▼
바나나 수입(13키로상자)		25,439	26,410	27,298	18,839	24,837	-4% ▼	-7% ▼	35% ▲	2% ▲
포도 거봉(2키로상자)		25,007	28,502	-	23,404	26,254	-12% ▼	-	7% ▲	-5% ▼
당근(20키로상자)		23,951	21,545	23,215	69,481	38,367	11% ▲	3% ▲	-66% ▼	-38% ▼
오이맛고추(10키로상자)		23,710	32,720	35,217	35,839	35,096	-28% ▼	-33% ▼	-34% ▼	-32% ▼
애호박(20개)		23,557	16,447	17,428	13,329	17,033	43% ▲	35% ▲	77% ▲	38% ▲
복숭아 신비(천)(5키로상자)		22,506	31,125	-	27,545	31,137	-28% ▼	-	-18% ▼	-28% ▼
상추 포기잡(4키로상자)		21,859	12,966	13,763	18,263	21,243	69% ▲	59% ▲	20% ▲	3% ▲
복숭아 신선(천)(5키로상자)		20,070	22,218	-	16,792	19,784	-10% ▼	-	20% ▲	1% ▲
건세열치(1.5키로상자)		17,669	18,540	19,632	17,699	19,822	-5% ▼	-10% ▼	-0% ▼	-11% ▼
수박(일반)(8키로개)		16,205	16,247	21,169	15,867	16,197	-0% ▼	-23% ▼	2% ▲	0% ▲
알배기배추(8키로상자)		15,643	14,004	12,266	18,876	16,323	12% ▲	28% ▲	-17% ▼	-4% ▼
빨강 파프리카(5키로상자)		15,641	16,106	20,549	14,833	15,456	-3% ▼	-24% ▼	5% ▲	1% ▲
겉홍합(10키로망대)		14,057	14,343	17,291	10,745	11,149	-2% ▼	-19% ▼	31% ▲	26% ▲
가지(5키로상자)		13,979	10,383	13,560	11,249	12,659	35% ▲	3% ▲	24% ▲	10% ▲
무(20키로상자)		11,459	11,668	18,717	14,131	12,523	-2% ▼	-39% ▼	-19% ▼	-8% ▼
열무(4키로상자)		11,214	9,323	7,714	11,174	12,385	20% ▲	45% ▲	0% ▲	-9% ▼
대추방울토마토(3키로상자)		10,378	12,181	12,404	9,091	9,806	-15% ▼	-16% ▼	14% ▲	6% ▲
팽이버섯(5키로상자)		7,125	7,572	8,928	9,523	8,706	-6% ▼	-20% ▼	-25% ▼	-18% ▼
토마토(5키로상자)		6,988	9,786	9,035	8,123	8,473	-29% ▼	-23% ▼	-14% ▼	-18% ▼
배추(10키로망대)		6,938	7,099	4,760	7,007	7,375	-2% ▼	46% ▲	-1% ▼	-6% ▼
배추얼갈이(4키로상자)		6,775	5,254	4,251	5,879	7,639	29% ▲	59% ▲	15% ▲	-11% ▼
새송이버섯(2키로상자)		5,380	5,147	5,622	4,704	5,476	5% ▲	-4% ▼	14% ▲	-2% ▼
양배추(8키로망대)		5,158	4,215	5,359	5,138	6,372	22% ▲	-4% ▼	0% ▲	-19% ▼
대파(일반)(1키로단)		1,098	1,511	1,149	1,734	1,443	-27% ▼	-4% ▼	-37% ▼	-24% ▼
부추(일반)(500그램단)		990	1,140	1,111	1,451	1,195	-13% ▼	-11% ▼	-32% ▼	-17% ▼
양파(1키로)		886	886	621	958	1,056	-0% ▼	43% ▲	-8% ▼	-16% ▼

□ 품종별 등락가격 비교(전주대비)

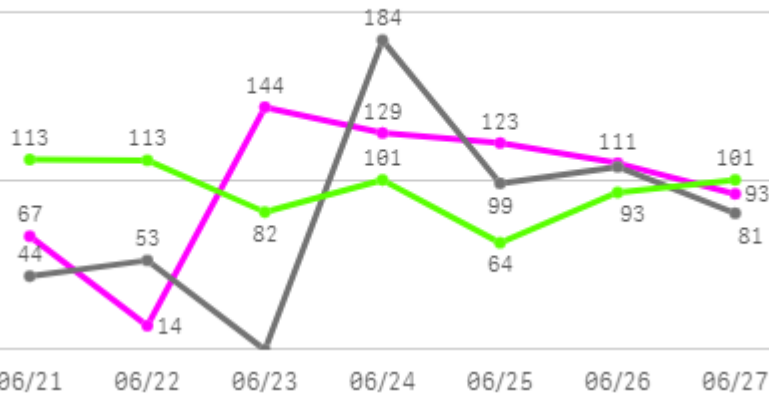
구분	품목(종)명
상승 품목(종)	(선)갈치(25%),가지(35%),당근(11%),배추얼갈이(29%),백다다기오이(28%),상추 포기찹(69%),알배기배추(12%),애호박(43%),양배추(22%),열무(20%),호박 밤 고구마(5%)
하락 품목(종)	감자 수미(햇)(-16%),깎마늘 대서(-8%),대추방울토마토(-15%),대파(일반)(-27%),배 신고(-20%),복숭아 신비(천)(-28%),복숭아 신선(천)(-10%),부추(일반)(-13%),오이맛고추(-28%),자두 대석(-39%),참외(일반)(-35%),청매실(-8%),토마토(-29%),팽이버섯(-6%),포도 거봉(-12%)
보합 품목(종)(+5%)	(냉)고등어 수입,건세멸치,겉홍합,골드파인애플 수입,망고 수입,멜론 머스크,무,바나나 수입,배추,빨강 파프리카,사과 부사,새송이버섯,수박(일반),양파,오렌지 네블 수입,찰옥수수,청양고추

3. 품목(종)별 주간 거래동향

고구마

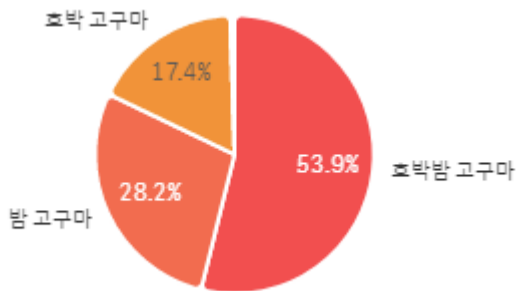
주간 반입량(톤)

◆ 2025 ● 2024 ▲ 평년

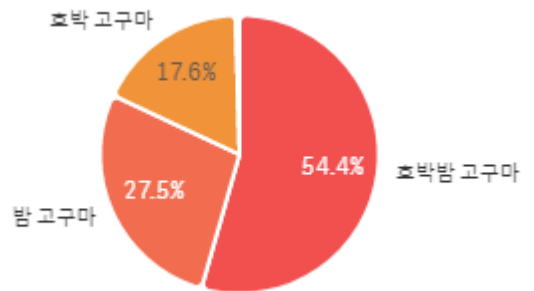


구분	금주(A)	전주(B)	전월(C)	전년(D)	평년(E)	A/B	A/C	A/D	A/E
물량(톤)	681	526	725	570	707	129.4%	93.9%	119.6%	96.4%

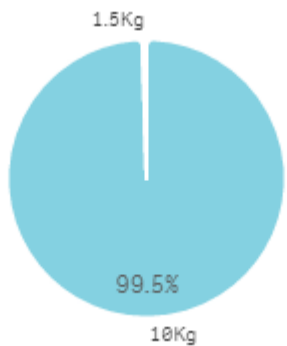
출하 품종별 거래물량 구성비



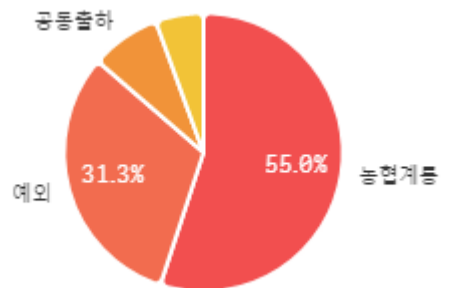
출하 품종별 거래금액 구성비



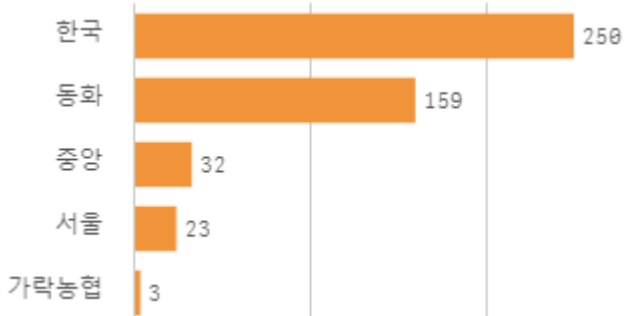
거래 단량별 물량 구성비



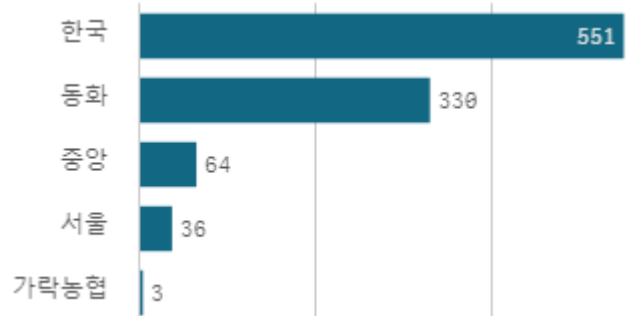
출하자별 거래물량 구성비



도매시장 법인별 거래물량(톤)

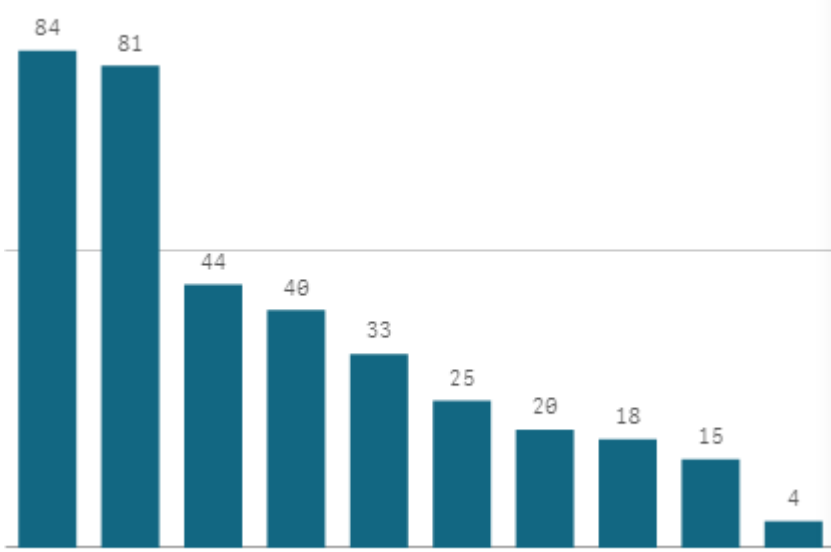


도매시장 법인별 거래금액(백만원)



호박밤 고구마(10Kg)

산지별 거래물량(톤)



출하산지(개소)

12

출하건수(천건)

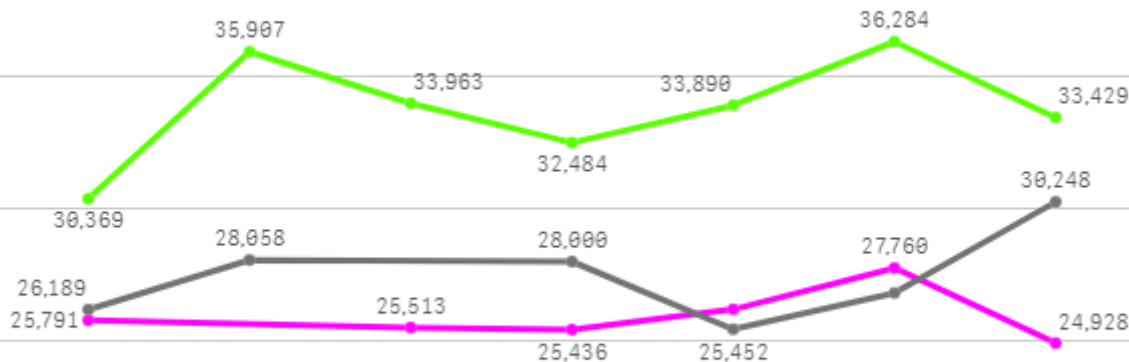
1

산지별 주출하 시군구



주간 도매가격(원)

◆ 2025 ◆ 2024 ◆ 평년



06/21

06/22

06/23

06/24

06/25

06/26

06/27

구분	금주(A)	전주(B)	전월(C)	전년(D)	평년(E)	A/B	A/C	A/D	A/E
가격(원)	25,964	24,676	24,836	27,461	28,519	105.2%	104.5%	94.6%	91.0%

※ 상품 가격 기준

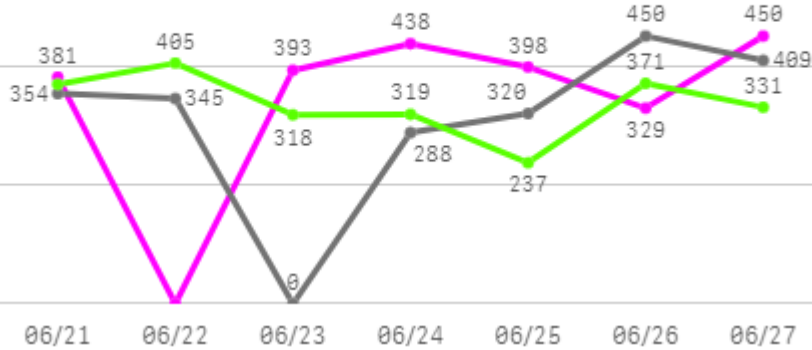
□ 호박밤 고구마(10Kg) 주간 가격

구분	Q	품종	Q	단량	Q	특	상	보통	하
2025-06-21		호박밤 고구마		10Kg		33,323	25,791	17,723	8,433
2025-06-23		호박밤 고구마		10Kg		41,826	25,513	16,780	8,623
2025-06-24		호박밤 고구마		10Kg		30,505	25,436	20,276	12,666
2025-06-25		호박밤 고구마		10Kg		35,234	26,201	18,962	11,723
2025-06-26		호박밤 고구마		10Kg		32,735	27,760	21,095	12,721
2025-06-27		호박밤 고구마		10Kg		28,712	24,928	19,087	12,368
평균						33,722	25,938	18,987	11,089

감자

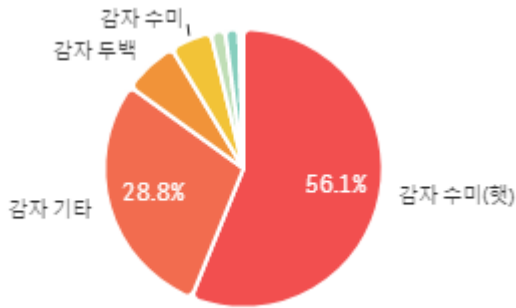
주간 반입량(톤)

◆ 2025 ● 2024 ▲ 평년

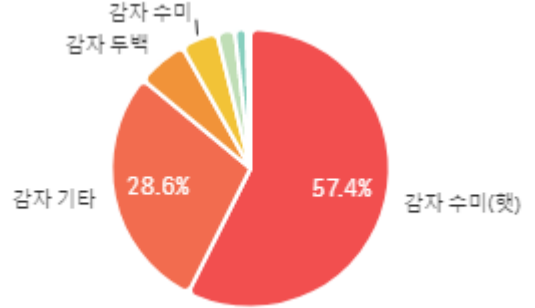


구분	금주(A)	전주(B)	전월(C)	전년(D)	평년(E)	A/B	A/C	A/D	A/E
물량(톤)	2,390	2,396	1,937	2,167	2,320	99.7%	123.4%	110.3%	103.0%

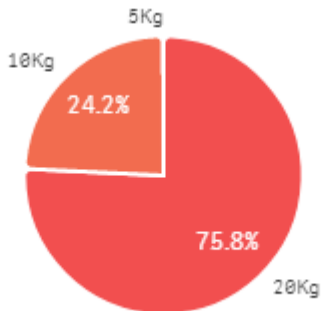
출하 품종별 거래물량 구성비



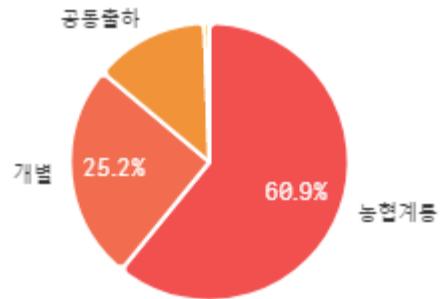
출하 품종별 거래금액 구성비



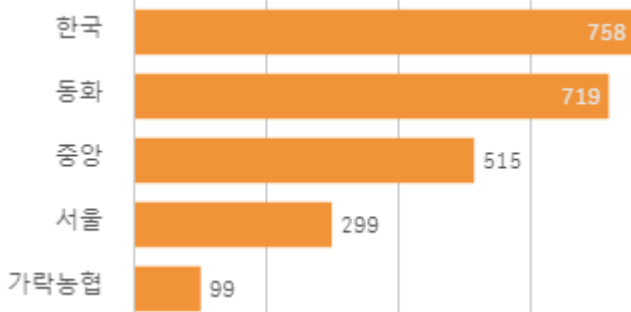
거래 단량별 물량 구성비



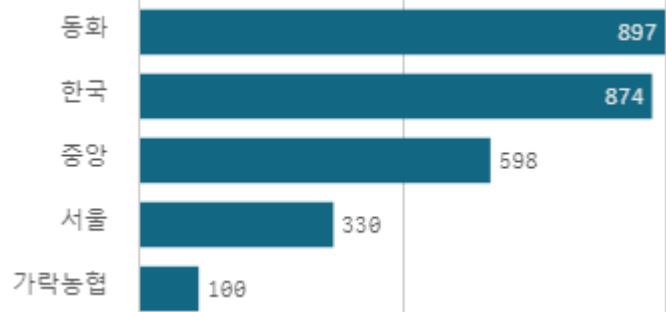
출하자별 거래물량 구성비



도매시장 법인별 거래물량(톤)

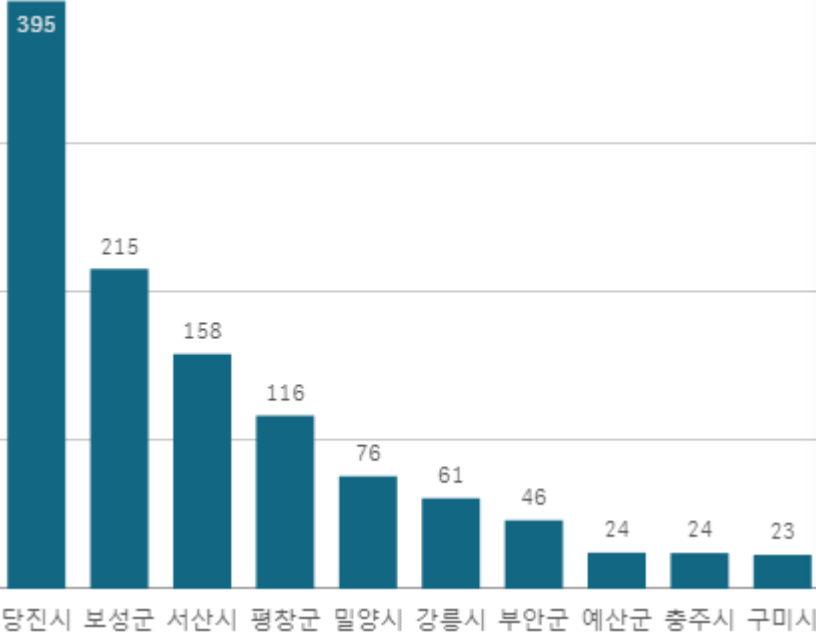


도매시장 법인별 거래금액(백만원)



감자 수미(햇) (20Kg)

산지별 거래물량(톤)



출하산지(개소)

49

출하건수(천건)

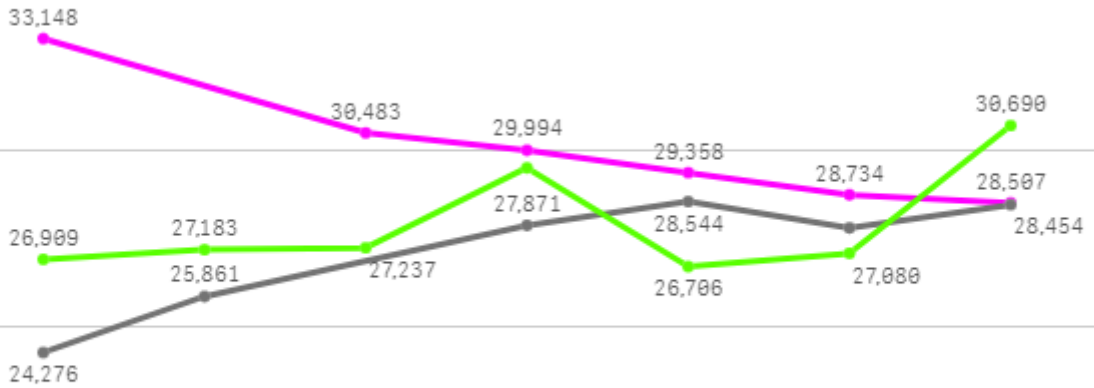
2

산지별 주출하 시군구



주간 도매가격(원)

◆ 2025 ● 2024 ◆ 평년



06/21 06/22 06/23 06/24 06/25 06/26 06/27

구분	금주(A)	전주(B)	전월(C)	전년(D)	평년(E)	A/B	A/C	A/D	A/E
가격(원)	30,037	35,805	60,341	27,135	29,891	83.9%	49.8%	110.7%	100.5%

※ 상품 가격 기준

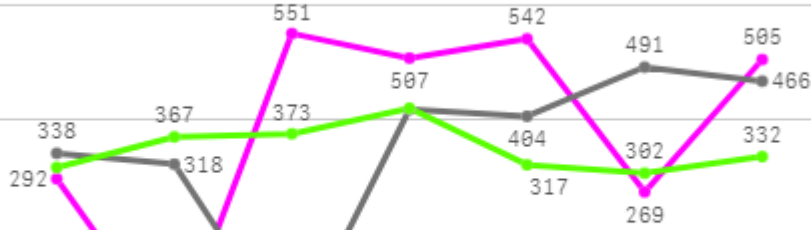
□ 감자 수미(햇)(20Kg) 주간 가격

구분	Q	품종	Q	단량	Q	특	상	보통	하
2025-06-21		감자 수미(햇)		20Kg		37,769	33,148	27,374	16,622
2025-06-23		감자 수미(햇)		20Kg		35,655	30,483	24,329	13,711
2025-06-24		감자 수미(햇)		20Kg		35,619	29,994	24,096	13,556
2025-06-25		감자 수미(햇)		20Kg		33,662	29,358	21,832	12,834
2025-06-26		감자 수미(햇)		20Kg		34,525	28,734	21,901	11,699
2025-06-27		감자 수미(햇)		20Kg		32,911	28,507	23,184	13,264
평균						35,024	30,037	23,786	13,614

배추

주간 반입량(톤)

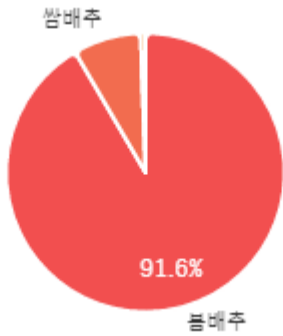
◆ 2025 ● 2024 ▲ 평년



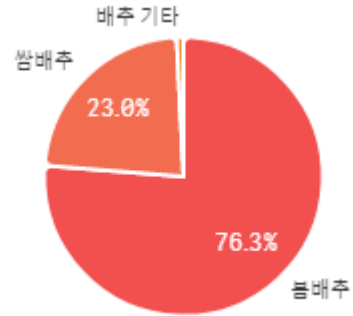
06/21 06/22 06/23 06/24 06/25 06/26 06/27

구분	금주(A)	전주(B)	전월(C)	전년(D)	평년(E)	A/B	A/C	A/D	A/E
물량(톤)	2,667	2,629	2,357	2,434	2,502	101.4%	113.1%	109.6%	106.6%

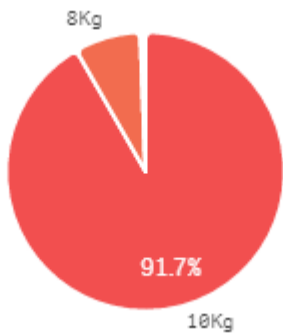
출하 품종별 거래물량 구성비



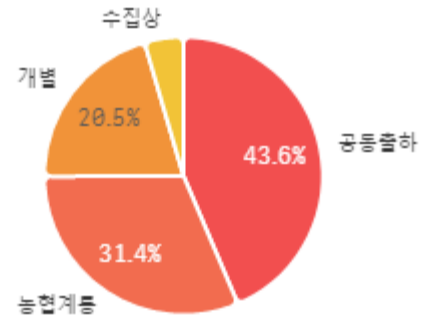
출하 품종별 거래금액 구성비



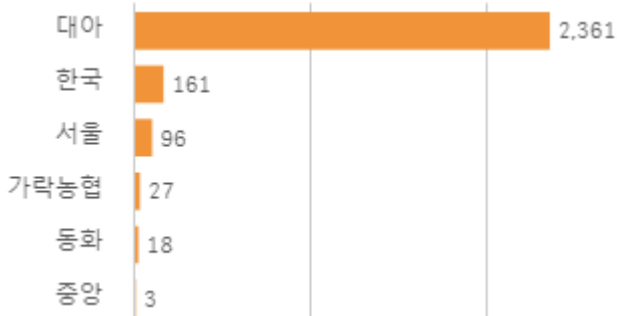
거래 단량별 물량 구성비



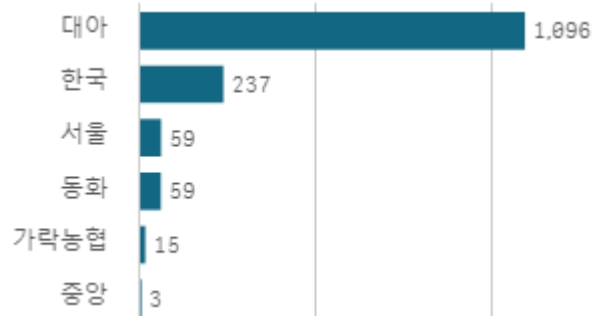
출하자별 거래물량 구성비



도매시장 법인별 거래물량(톤)

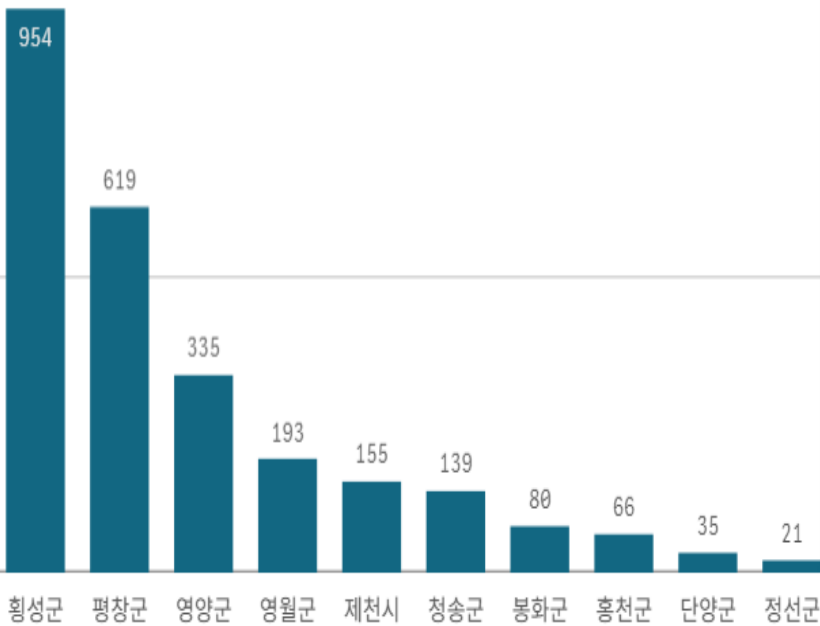


도매시장 법인별 거래금액(백만원)



배추(10Kg)

산지별 거래물량(톤)



산지별 주출하 시군구



출하산지(개소)

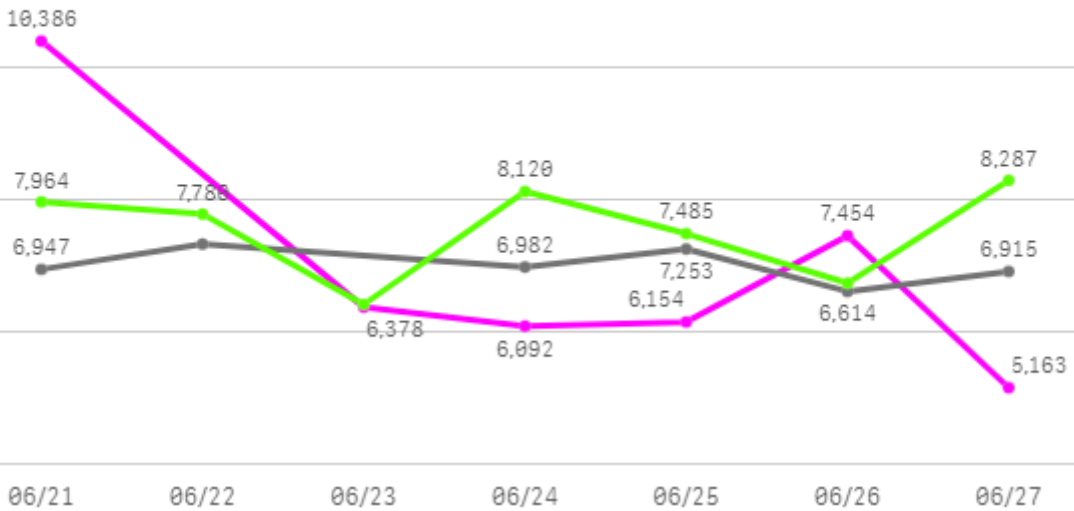
20

출하건수(천건)

2

주간 도매가격(원)

◆ 2025 ● 2024 ▲ 평년



구분	금주(A)	전주(B)	전월(C)	전년(D)	평년(E)	A/B	A/C	A/D	A/E
가격(원)	6,938	7,099	4,760	7,007	7,375	97.7%	145.7%	99.0%	94.1%

※ 상품 가격 기준

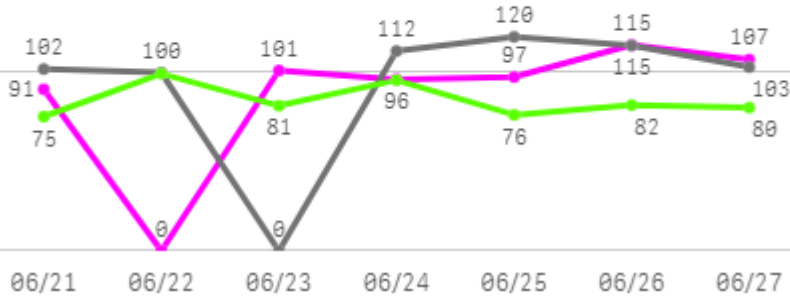
□ 배추(10Kg) 주간 가격

구분	Q	품종	Q	단량	Q	특	상	보통	하
2025-06-21		배추		10Kg		12,615	10,386	6,055	1,926
2025-06-23		배추		10Kg		8,450	6,378	4,259	2,047
2025-06-24		배추		10Kg		7,760	6,092	3,388	1,640
2025-06-25		배추		10Kg		8,370	6,154	3,876	1,853
2025-06-26		배추		10Kg		10,807	7,454	3,964	1,293
2025-06-27		배추		10Kg		8,339	5,163	2,177	1,033
평균						9,390	6,938	3,953	1,632

배추얼갈이

주간 반입량(톤)

◆ 2025 ● 2024 ▲ 평년



구분	금주(A)	전주(B)	전월(C)	전년(D)	평년(E)	A/B	A/C	A/D	A/E
물량(톤)	608	638	648	652	596	95.3%	93.8%	93.2%	102.0%

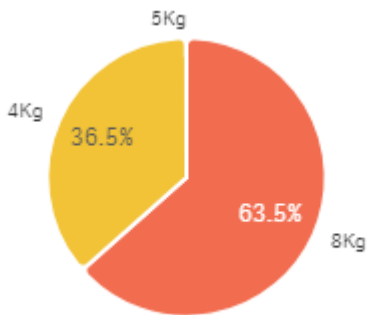
출하 품종별 거래물량 구성비



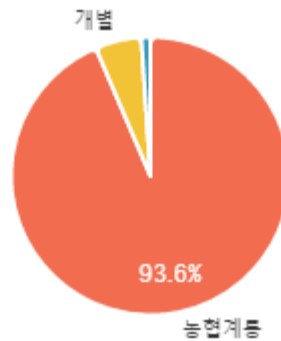
출하 품종별 거래금액 구성비



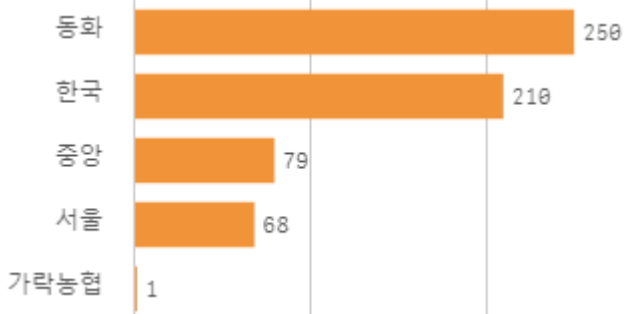
거래 단량별 물량 구성비



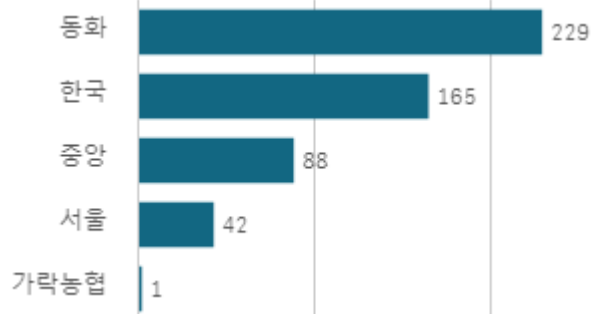
출하자별 거래물량 구성비



도매시장 법인별 거래물량(톤)

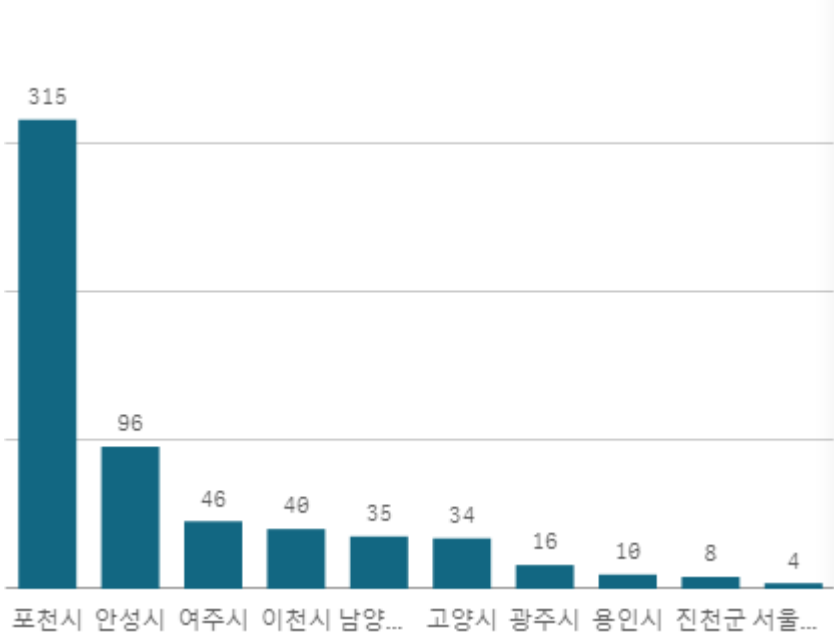


도매시장 법인별 거래금액(백만원)



배추얼갈이(4Kg)

산지별 거래물량(톤)



출하산지(개소)

14

출하건수(천건)

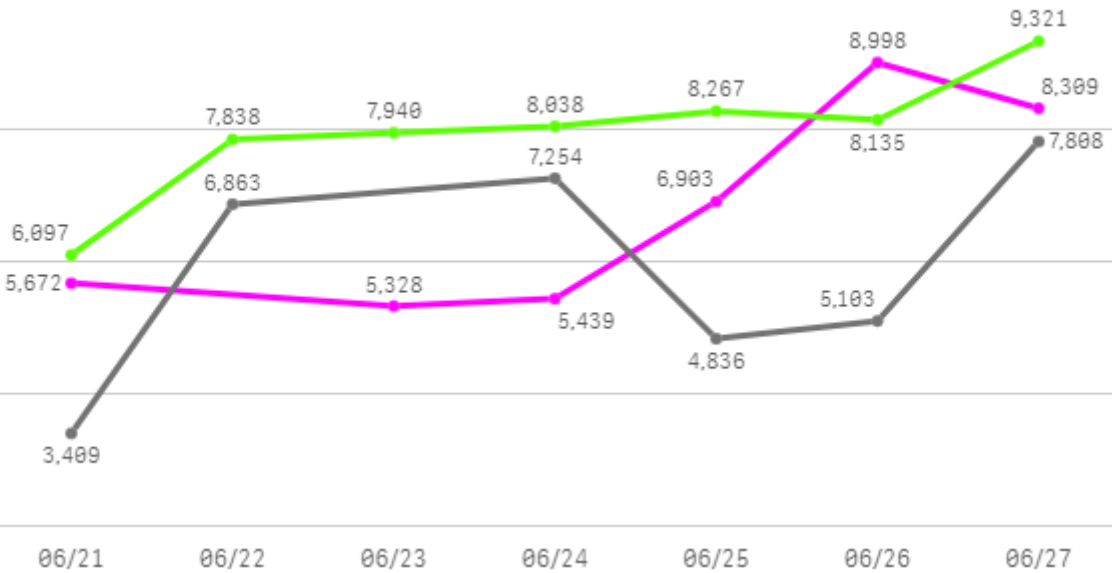
2

산지별 주출하 시군구



주간 도매가격(원)

◆ 2025 ● 2024 ◆ 평년



구분	금주(A)	전주(B)	전월(C)	전년(D)	평년(E)	A/B	A/C	A/D	A/E
가격(원)	6,775	5,254	4,251	5,879	7,639	129.0%	159.4%	115.2%	88.7%

※ 상품 가격 기준

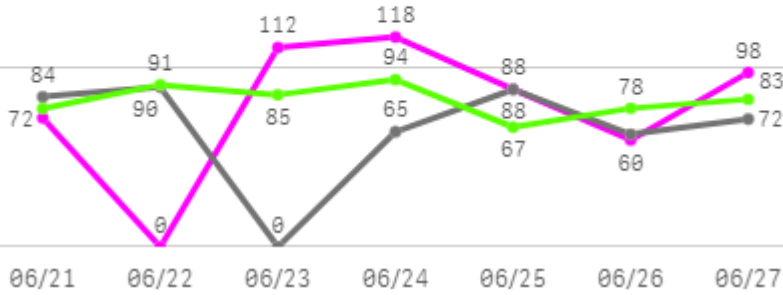
□ 배추얼갈이(4Kg) 주간 가격

구분	Q	품종	Q	단량	Q	특	상	보통	하
2025-06-21		배추얼갈이		4Kg		-	5,672	3,923	2,255
2025-06-23		배추얼갈이		4Kg		-	5,328	4,149	3,020
2025-06-24		배추얼갈이		4Kg		-	5,439	3,894	2,796
2025-06-25		배추얼갈이		4Kg		-	6,903	5,197	3,521
2025-06-26		배추얼갈이		4Kg		-	8,998	5,451	3,462
2025-06-27		배추얼갈이		4Kg		-	8,309	4,962	3,434
평균						-	6,775	4,596	3,081

알배기배추

주간 반입량(톤)

◆ 2025 ● 2024 ▲ 평년



구분	금주(A)	전주(B)	전월(C)	전년(D)	평년(E)	A/B	A/C	A/D	A/E
물량(톤)	548	587	657	461	581	93.2%	83.3%	118.7%	94.3%

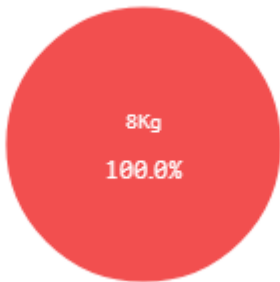
출하 품종별 거래물량 구성비



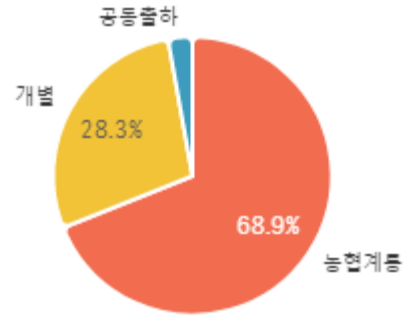
출하 품종별 거래금액 구성비



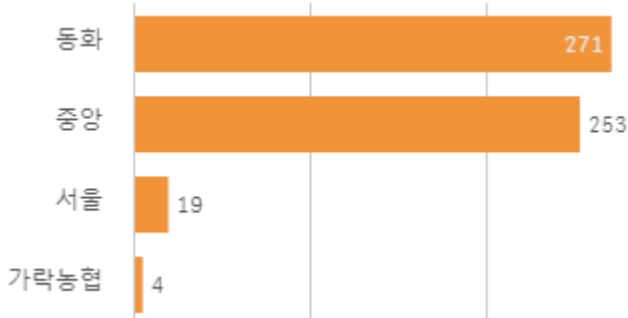
거래 단량별 물량 구성비



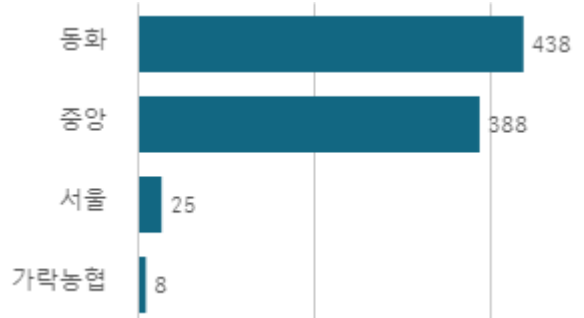
출하자별 거래물량 구성비



도매시장 법인별 거래물량(톤)

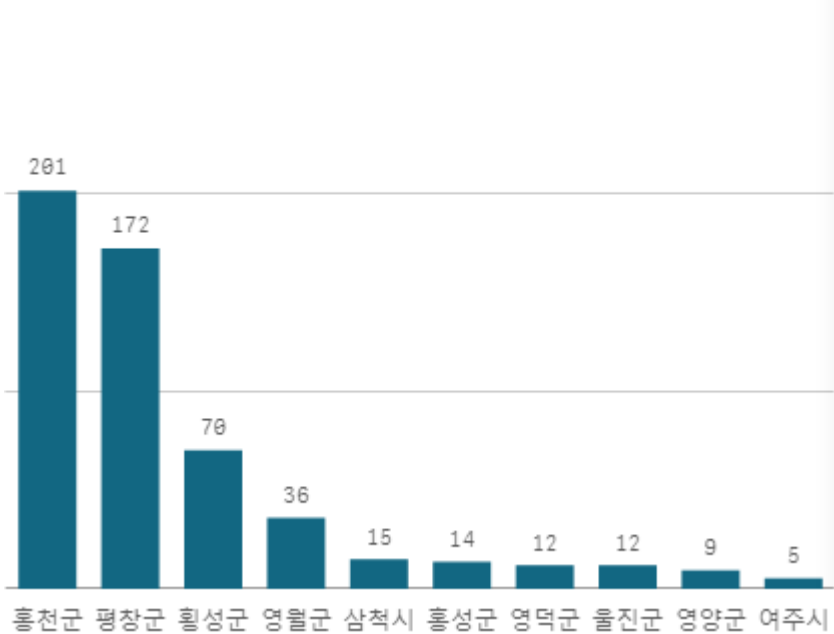


도매시장 법인별 거래금액(백만원)



알배기배추(8Kg)

산지별 거래물량(톤)



출하산지(개소)

14

출하건수(천건)

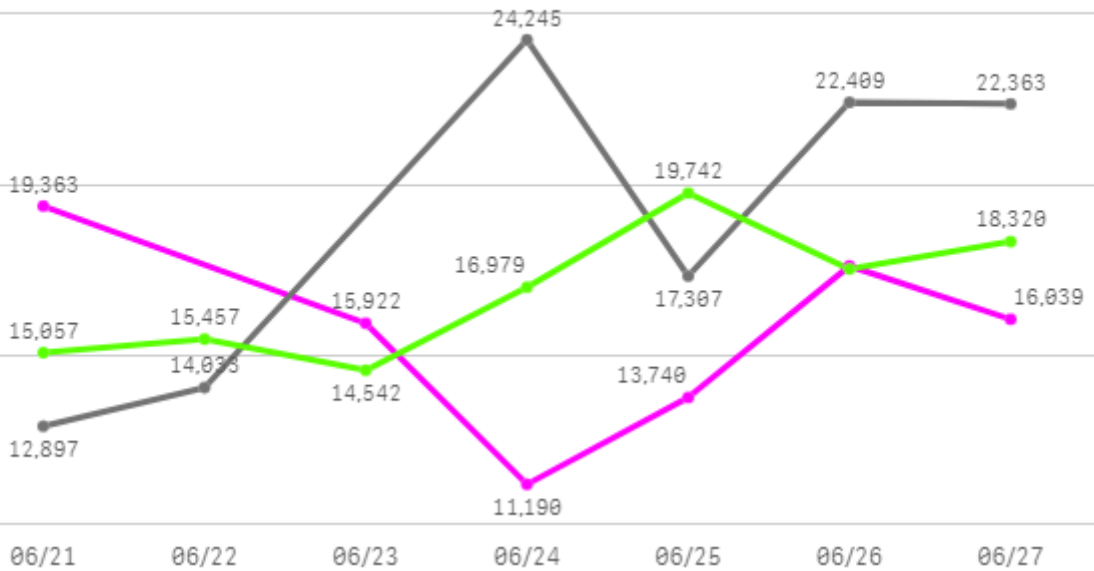
2

산지별 주출하 시군구



주간 도매가격(원)

◆ 2025 ● 2024 ◆ 평년



구분	금주(A)	전주(B)	전월(C)	전년(D)	평년(E)	A/B	A/C	A/D	A/E
가격(원)	15,643	14,004	12,266	18,876	16,323	111.7%	127.5%	82.9%	95.8%

※ 상품 가격 기준

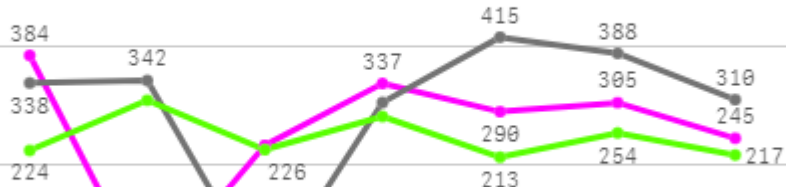
□ 알배기배추(8Kg) 주간 가격

구분	Q	품종	Q	단량	Q	특	상	보통	하
2025-06-21		알배기배추		8Kg		23,206	19,363	15,205	8,960
2025-06-23		알배기배추		8Kg		21,832	15,922	12,146	8,321
2025-06-24		알배기배추		8Kg		17,222	11,190	8,097	3,983
2025-06-25		알배기배추		8Kg		22,258	13,740	10,071	6,936
2025-06-26		알배기배추		8Kg		25,815	17,604	13,129	7,695
2025-06-27		알배기배추		8Kg		22,947	16,039	12,171	8,927
평균						22,213	15,643	11,803	7,470

양배추

주간 반입량(톤)

◆ 2025 ● 2024 ▲ 평년

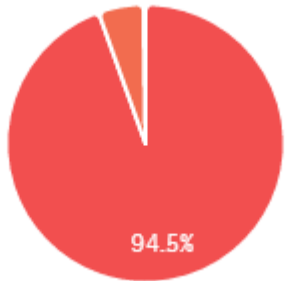


06/21 06/22 06/23 06/24 06/25 06/26 06/27

구분	금주(A)	전주(B)	전월(C)	전년(D)	평년(E)	A/B	A/C	A/D	A/E
물량(톤)	1,793	2,196	2,202	2,097	1,714	81.7%	81.4%	85.5%	104.6%

출하 품종별 거래물량 구성비

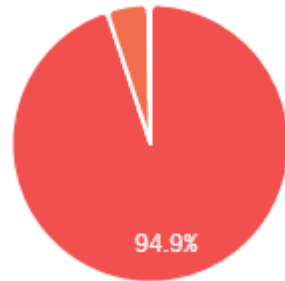
양배추 수입



양배추(일반)

출하 품종별 거래금액 구성비

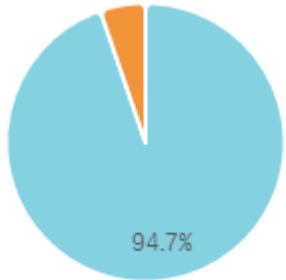
양배추 수입



양배추(일반)

거래 단량별 물량 구성비

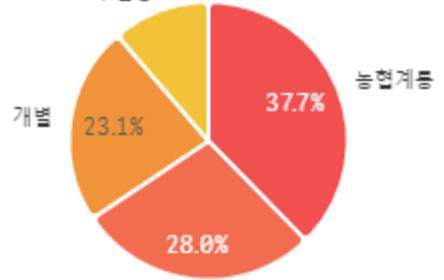
15Kg



8Kg

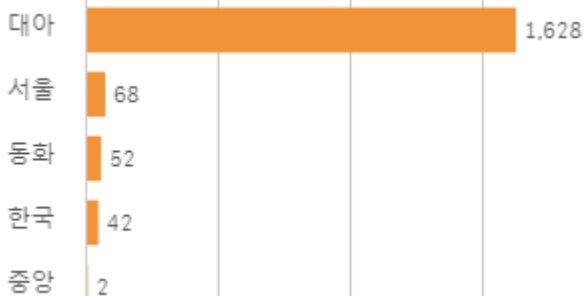
출하자별 거래물량 구성비

수집상



공동출하

도매시장 법인별 거래물량(톤)

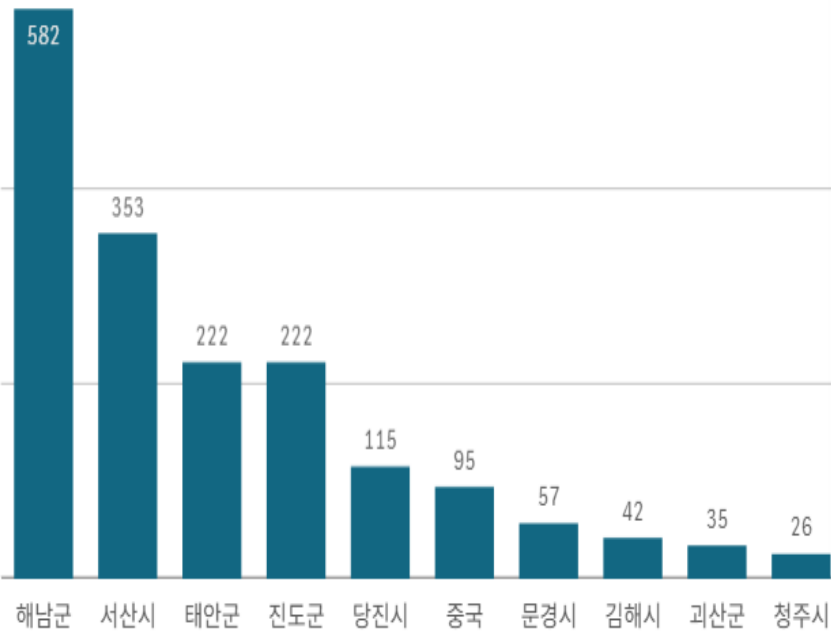


도매시장 법인별 거래금액(백만원)



양배추(8Kg)

산지별 거래물량(톤)



출하산지(개소)

16

출하건수(천건)

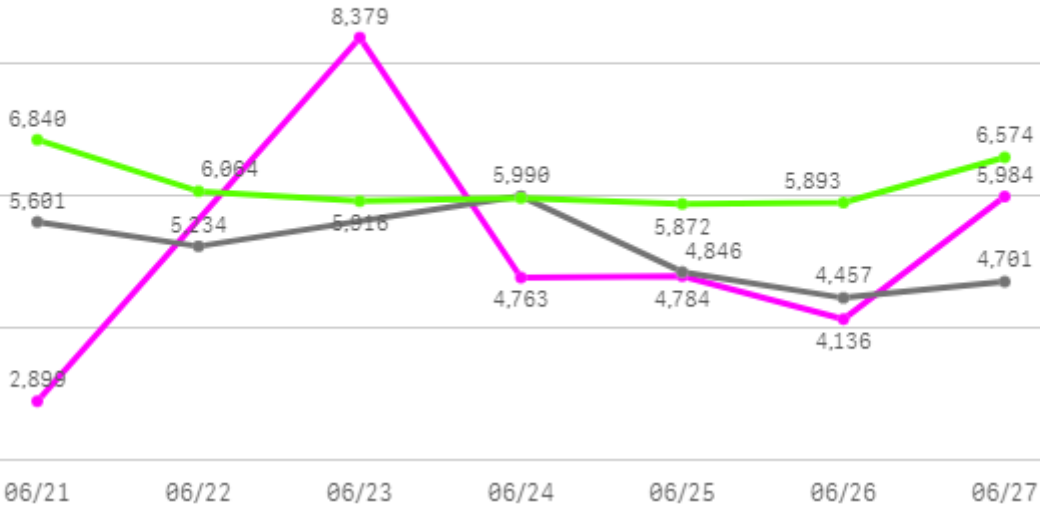
1

산지별 주출하 시군구



주간 도매가격(원)

◆ 2025 ● 2024 ▲ 평년



구분	금주(A)	전주(B)	전월(C)	전년(D)	평년(E)	A/B	A/C	A/D	A/E
가격(원)	5,158	4,215	5,359	5,138	6,372	122.4%	96.2%	100.4%	80.9%

※ 상품 가격 기준

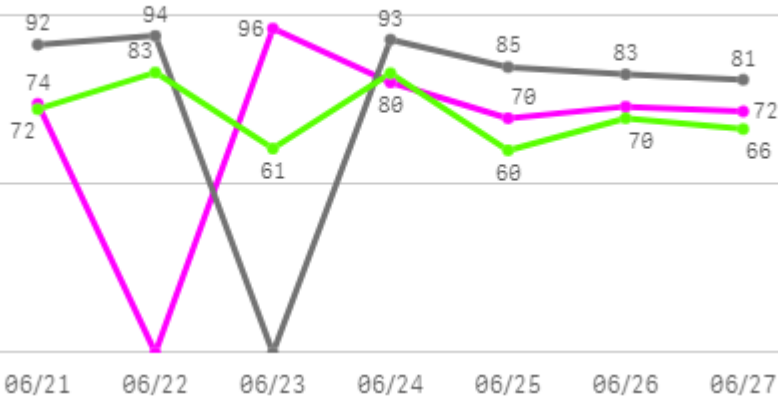
□ 양배추(8Kg) 주간 가격

구분	Q	품종	Q	단량	Q	특	상	보통	하
2025-06-21		양배추		8Kg		4,697	2,899	1,527	605
2025-06-23		양배추		8Kg		10,081	8,379	5,206	2,189
2025-06-24		양배추		8Kg		6,525	4,763	2,641	870
2025-06-25		양배추		8Kg		5,759	4,784	2,807	1,644
2025-06-26		양배추		8Kg		4,765	4,136	2,980	1,638
2025-06-27		양배추		8Kg		7,026	5,984	5,058	3,236
평균						6,476	5,158	3,370	1,697

상추

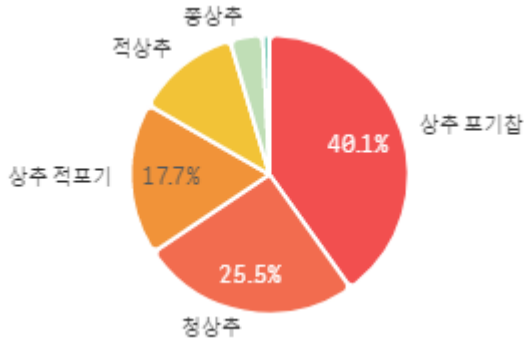
주간 반입량(톤)

◆ 2025 ● 2024 ▲ 평년

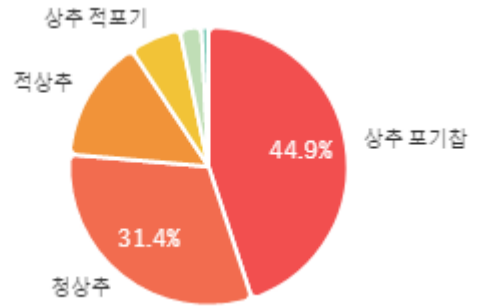


구분	금주(A)	전주(B)	전월(C)	전년(D)	평년(E)	A/B	A/C	A/D	A/E
물량(톤)	465	533	569	527	494	87.3%	81.7%	88.2%	94.1%

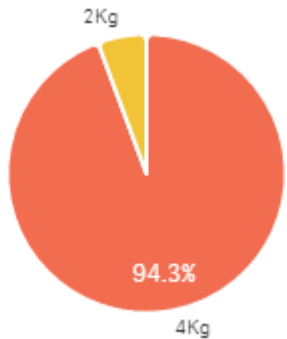
출하 품종별 거래물량 구성비



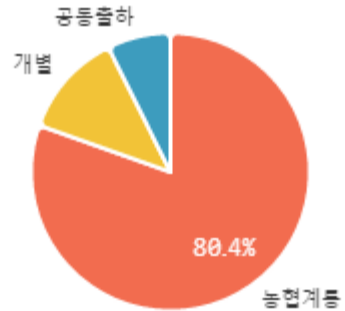
출하 품종별 거래금액 구성비



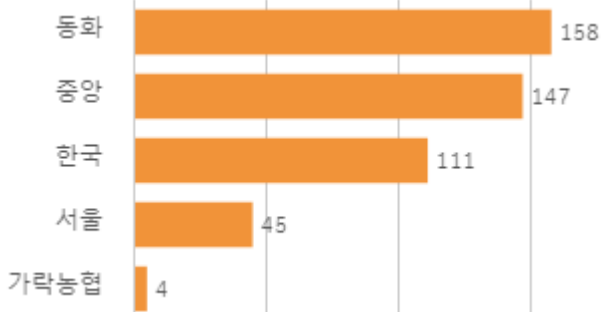
거래 단량별 물량 구성비



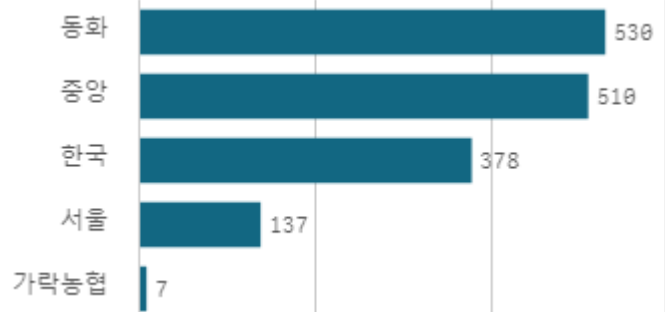
출하자별 거래물량 구성비



도매시장 법인별 거래물량(톤)

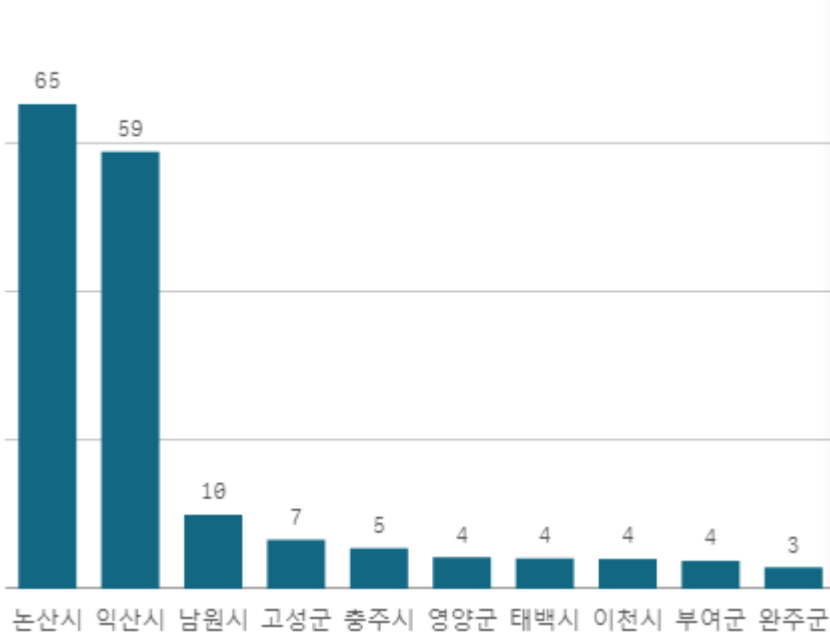


도매시장 법인별 거래금액(백만원)



상추 포기잡(4Kg)

산지별 거래물량(톤)



출하산지(개소)

33

출하건수(천건)

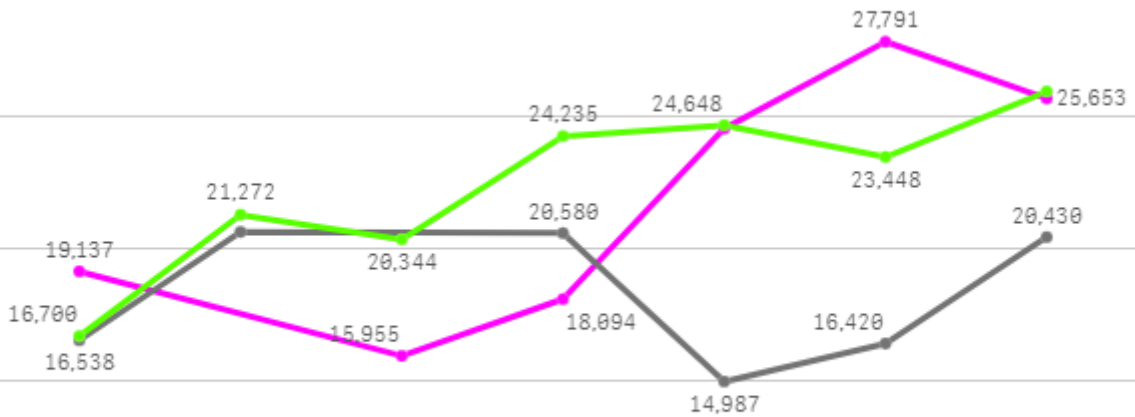
2

산지별 주출하 시군구



주간 도매가격(원)

◆ 2025 ● 2024 ◆ 평년



06/21 06/22 06/23 06/24 06/25 06/26 06/27

구분	금주(A)	전주(B)	전월(C)	전년(D)	평년(E)	A/B	A/C	A/D	A/E
가격(원)	21,859	12,966	13,763	18,263	21,243	168.6%	158.8%	119.7%	102.9%

※ 상품 가격 기준

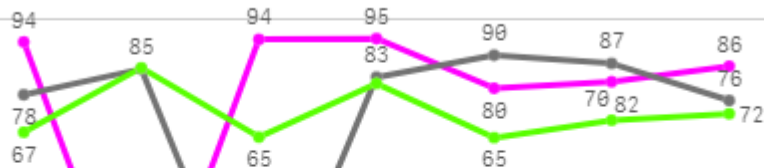
□ 상추 포기잡(4Kg) 주간 가격

구분	Q	품종	Q	단량	Q	특	상	보통	하
2025-06-21		상추 포기잡		4Kg		-	19,137	14,361	9,977
2025-06-23		상추 포기잡		4Kg		-	15,955	10,981	6,376
2025-06-24		상추 포기잡		4Kg		-	18,094	12,269	8,206
2025-06-25		상추 포기잡		4Kg		-	24,524	19,011	13,219
2025-06-26		상추 포기잡		4Kg		-	27,791	22,295	16,329
2025-06-27		상추 포기잡		4Kg		-	25,653	20,173	15,275
평균						-	21,859	16,515	11,564

부추

주간 반입량(톤)

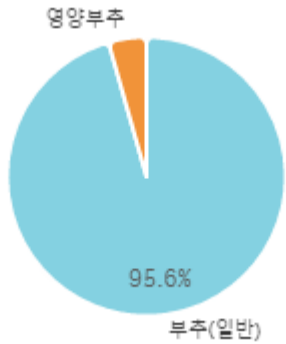
◆ 2025 ● 2024 ▲ 평년



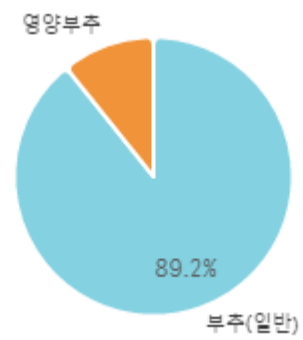
06/21 06/22 06/23 06/24 06/25 06/26 06/27

구분	금주(A)	전주(B)	전월(C)	전년(D)	평년(E)	A/B	A/C	A/D	A/E
물량(톤)	530	500	495	499	510	106.0%	107.0%	106.2%	104.0%

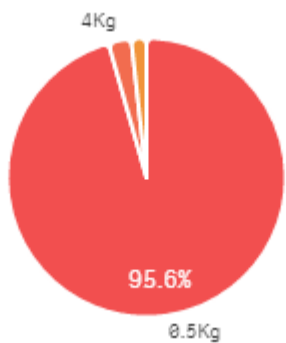
출하 품종별 거래물량 구성비



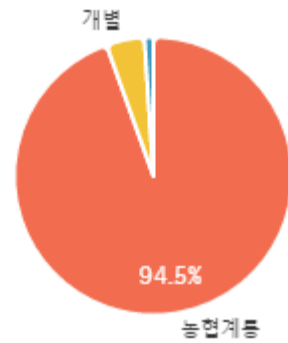
출하 품종별 거래금액 구성비



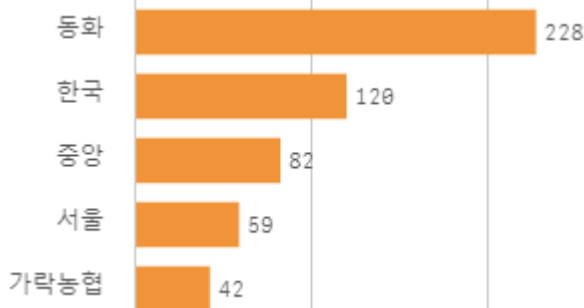
거래 단량별 물량 구성비



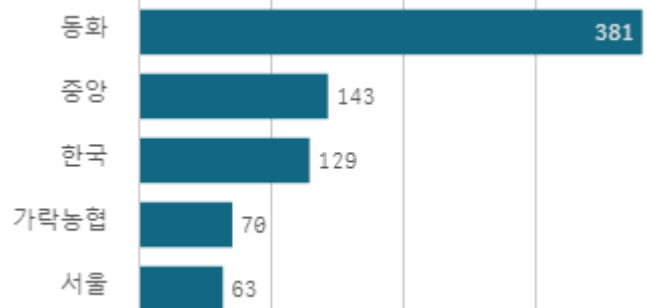
출하자별 거래물량 구성비



도매시장 법인별 거래물량(톤)

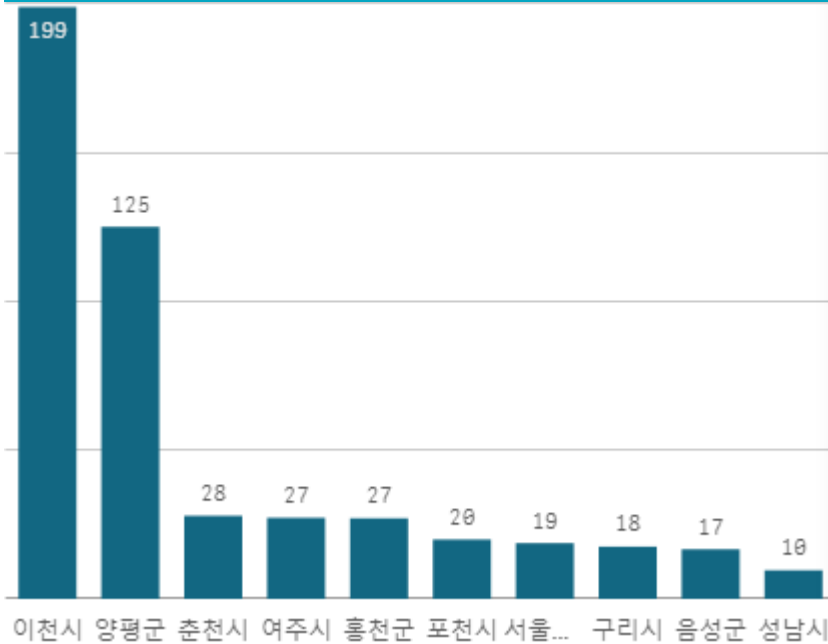


도매시장 법인별 거래금액(백만원)



부추(일반) (0.5Kg)

산지별 거래물량(톤)



산지별 주출하 시군구



출하산지(개소)

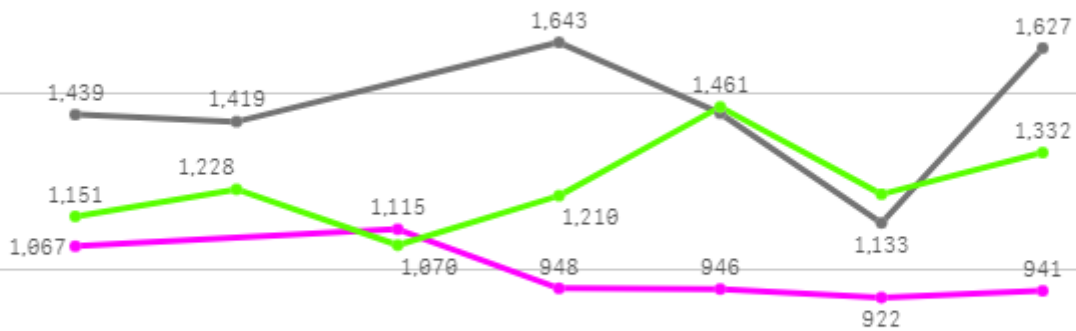
19

출하건수(천건)

2

주간 도매가격(원)

◆ 2025 ◆ 2024 ◆ 평년



06/21 06/22 06/23 06/24 06/25 06/26 06/27

구분	금주(A)	전주(B)	전월(C)	전년(D)	평년(E)	A/B	A/C	A/D	A/E
가격(원)	990	1,140	1,111	1,451	1,195	86.8%	89.1%	68.2%	82.8%

※ 상품 가격 기준

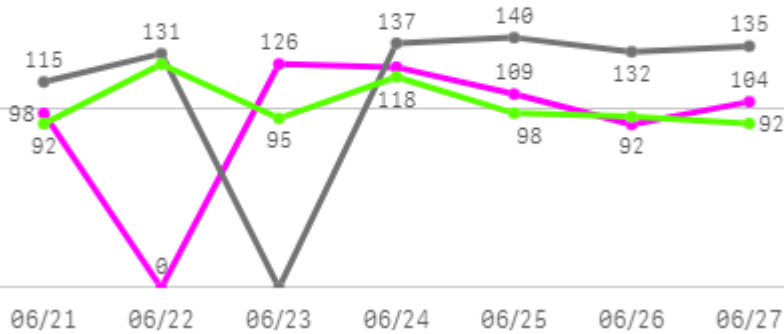
□ 부추(일반)(0.5Kg) 주간 가격

구분	Q	품종	Q	단량	Q	특	상	보통	하
2025-06-21		부추(일반)		0.5Kg		-	1,067	764	431
2025-06-23		부추(일반)		0.5Kg		-	1,115	871	585
2025-06-24		부추(일반)		0.5Kg		-	948	704	455
2025-06-25		부추(일반)		0.5Kg		-	946	727	497
2025-06-26		부추(일반)		0.5Kg		-	922	673	418
2025-06-27		부추(일반)		0.5Kg		-	941	706	462
평균						-	990	741	475

열무

주간 반입량(톤)

◆ 2025 ● 2024 ▲ 평년

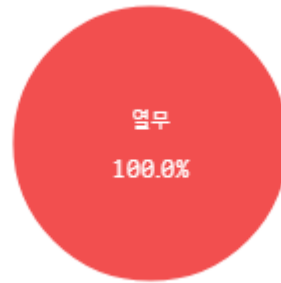


구분	금주(A)	전주(B)	전월(C)	전년(D)	평년(E)	A/B	A/C	A/D	A/E
물량(톤)	652	739	770	792	688	88.2%	84.6%	82.3%	94.7%

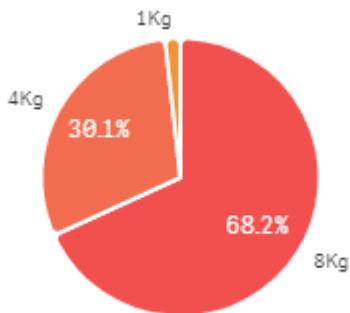
출하 품종별 거래물량 구성비



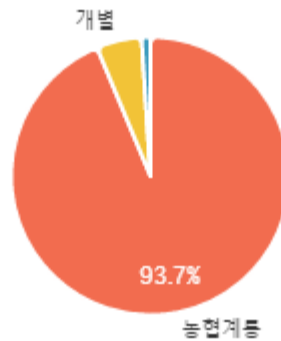
출하 품종별 거래금액 구성비



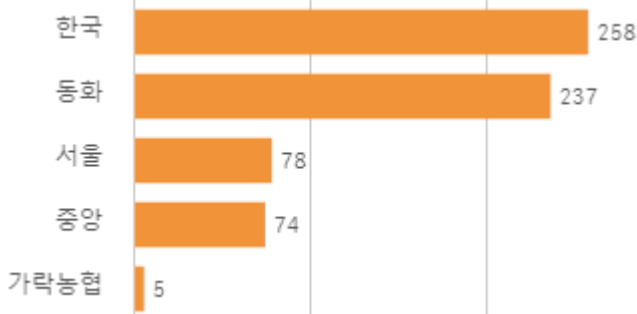
거래 단량별 물량 구성비



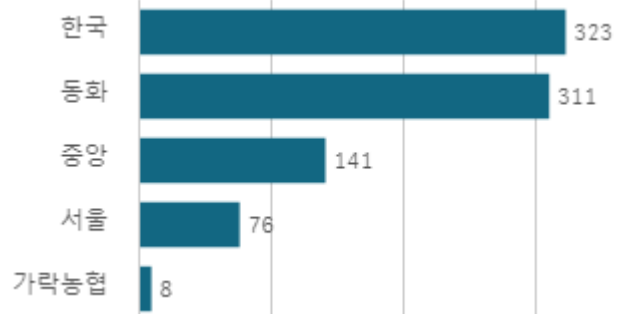
출하자별 거래물량 구성비



도매시장 법인별 거래물량(톤)

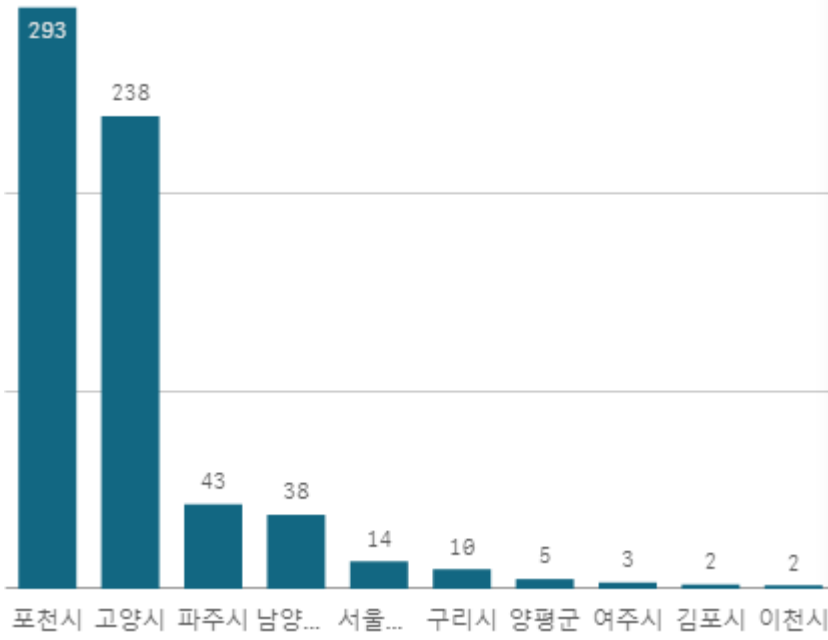


도매시장 법인별 거래금액(백만원)



열무(4Kg)

산지별 거래물량(톤)



출하산지(개소)

17

출하건수(천건)

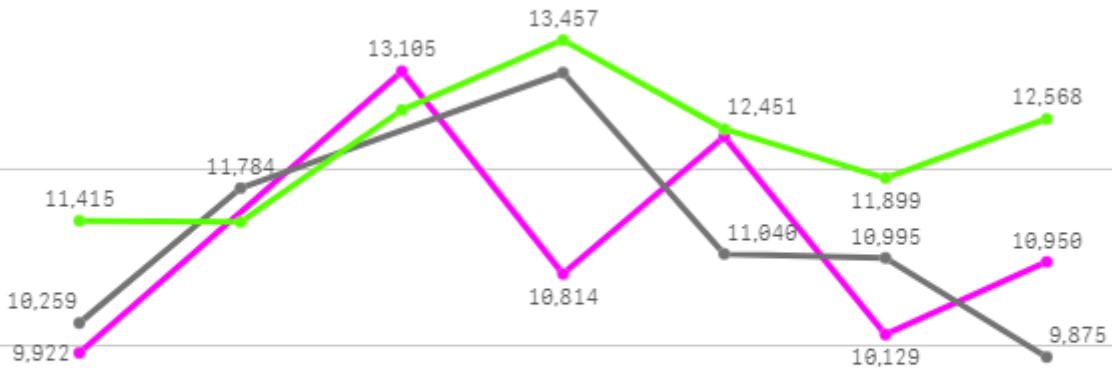
3

산지별 주출하 시군구



주간 도매가격(원)

◆ 2025 ● 2024 ◆ 평년



06/21 06/22 06/23 06/24 06/25 06/26 06/27

구분	금주(A)	전주(B)	전월(C)	전년(D)	평년(E)	A/B	A/C	A/D	A/E
가격(원)	11,214	9,323	7,714	11,174	12,385	120.3%	145.4%	100.4%	90.5%

※ 상품 가격 기준

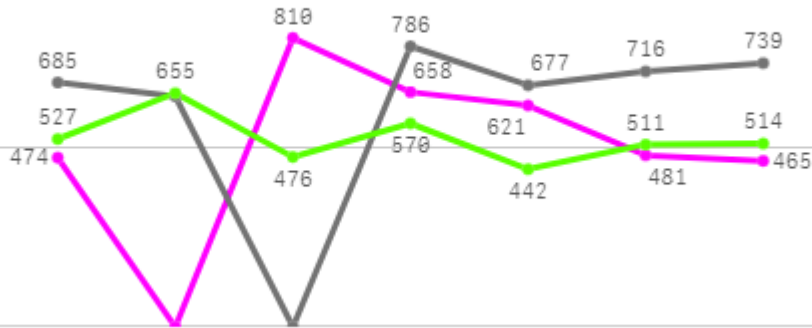
□ 열무(4Kg) 주간 가격

구분	Q	품종	Q	단량	Q	특	상	보통	하
2025-06-21		열무		4Kg		-	9,922	9,006	6,366
2025-06-23		열무		4Kg		-	13,105	8,714	5,412
2025-06-24		열무		4Kg		-	10,814	8,679	6,034
2025-06-25		열무		4Kg		-	12,365	8,524	5,927
2025-06-26		열무		4Kg		-	10,129	8,394	6,143
2025-06-27		열무		4Kg		-	10,950	8,880	6,361
평균						-	11,214	8,700	6,041

수박

주간 반입량(톤)

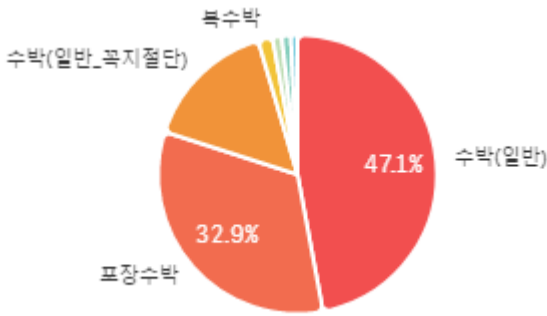
◆ 2025 ● 2024 ▲ 평년



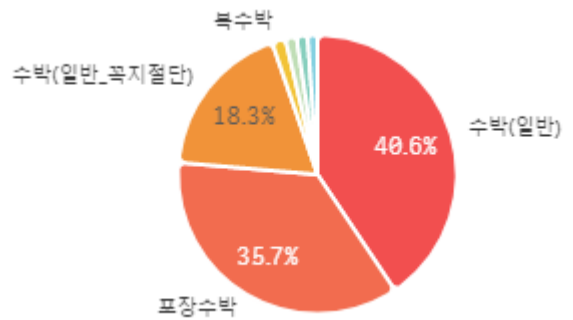
06/21 06/22 06/23 06/24 06/25 06/26 06/27

구분	금주(A)	전주(B)	전월(C)	전년(D)	평년(E)	A/B	A/C	A/D	A/E
물량(톤)	3,509	3,491	1,981	4,250	3,658	100.5%	177.1%	82.6%	95.9%

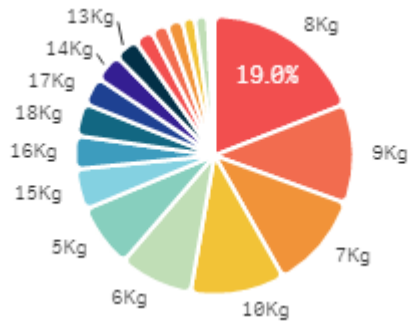
출하 품종별 거래물량 구성비



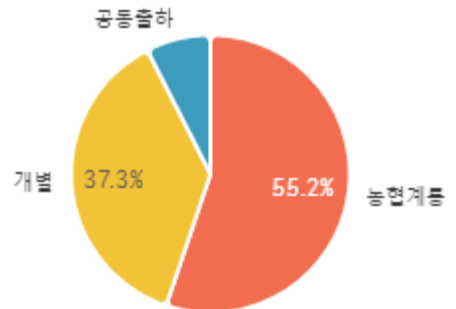
출하 품종별 거래금액 구성비



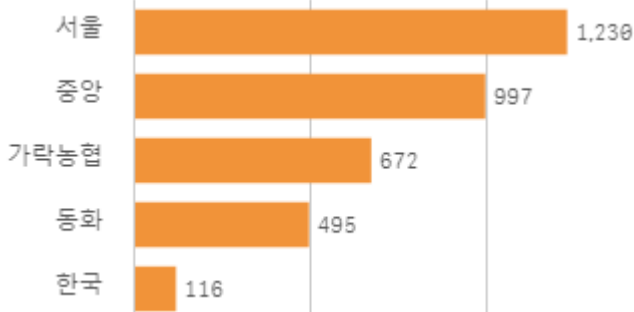
거래 단량별 물량 구성비



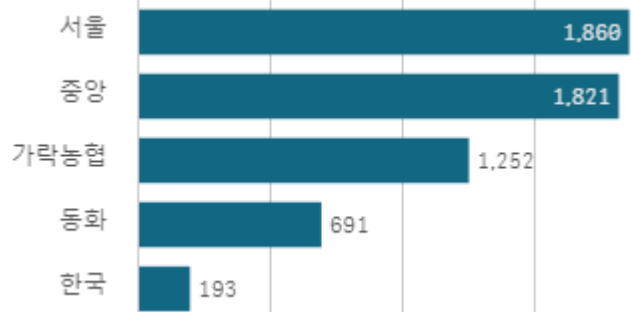
출하자별 거래물량 구성비



도매시장 법인별 거래물량(톤)

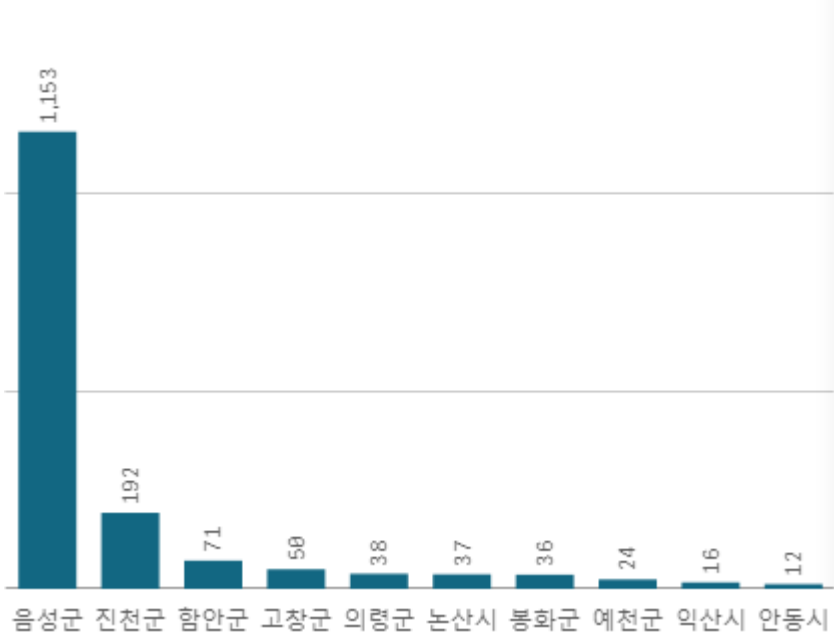


도매시장 법인별 거래금액(백만원)

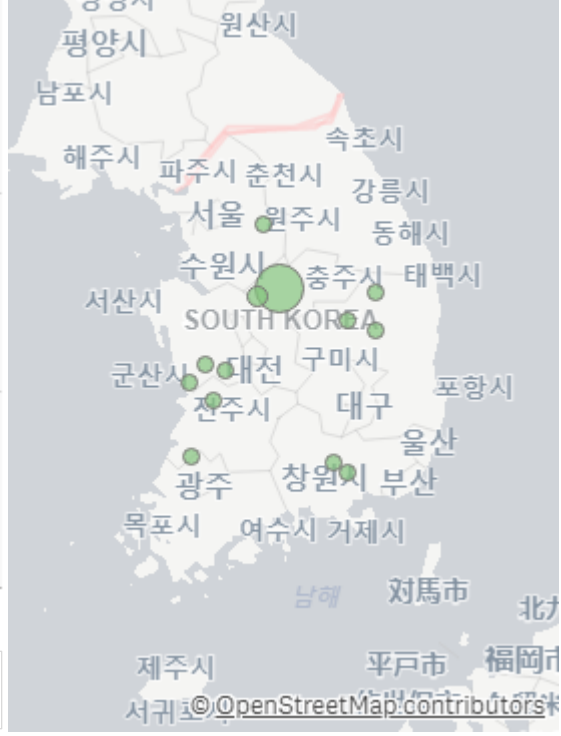


수박(일반) (8Kg)

산지별 거래물량(톤)



산지별 주출하 시군구



출하산지(개소)

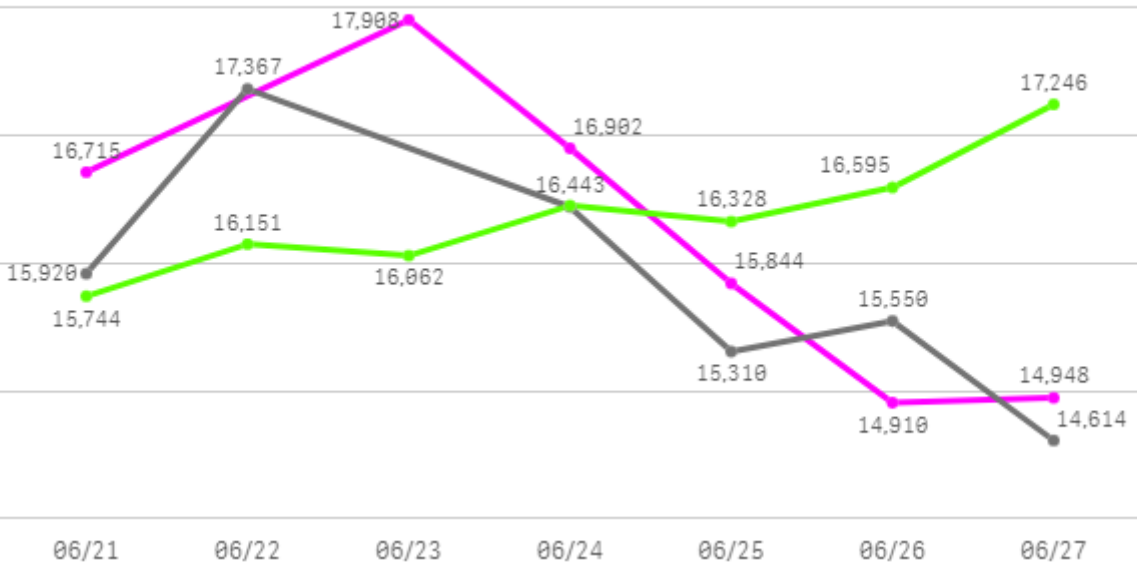
14

출하건수(천건)

4

주간 도매가격(원)

◆ 2025 ● 2024 ◆ 평년



구분	금주(A)	전주(B)	전월(C)	전년(D)	평년(E)	A/B	A/C	A/D	A/E
가격(원)	16,205	16,247	21,169	15,867	16,197	99.7%	76.5%	102.1%	100.0%

※ 상품 가격 기준

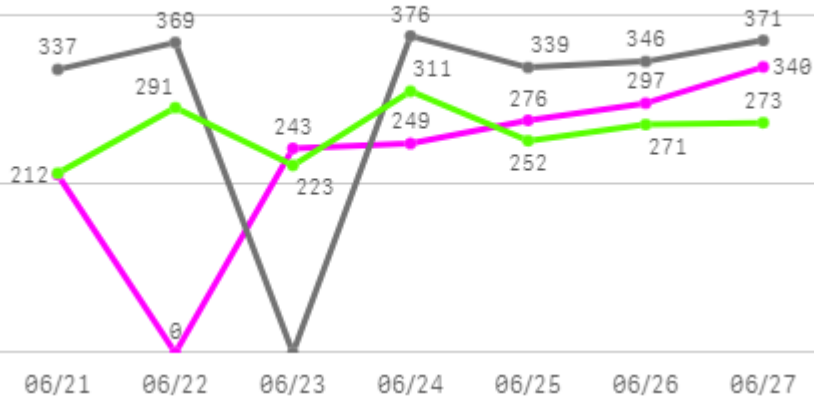
□ 수박(일반)(8Kg) 주간 가격

구분	Q	품종	Q	단량	Q	특	상	보통	하
2025-06-21		수박(일반)		8Kg		23,285	16,715	14,055	6,738
2025-06-23		수박(일반)		8Kg		23,765	17,908	14,175	7,010
2025-06-24		수박(일반)		8Kg		25,548	16,902	13,529	7,697
2025-06-25		수박(일반)		8Kg		23,705	15,844	12,821	6,398
2025-06-26		수박(일반)		8Kg		23,665	14,910	11,568	6,158
2025-06-27		수박(일반)		8Kg		20,000	14,948	11,731	6,031
평균						23,328	16,205	12,980	6,672

참외

주간 반입량(톤)

◆ 2025 ● 2024 ▲ 평년

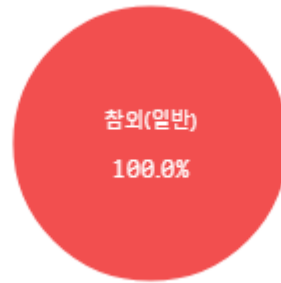


구분	금주(A)	전주(B)	전월(C)	전년(D)	평년(E)	A/B	A/C	A/D	A/E
물량(톤)	1,616	1,207	1,555	2,138	1,698	133.8%	103.9%	75.6%	95.2%

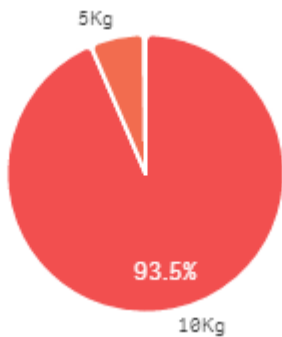
출하 품종별 거래물량 구성비



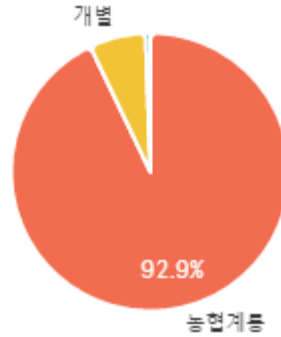
출하 품종별 거래금액 구성비



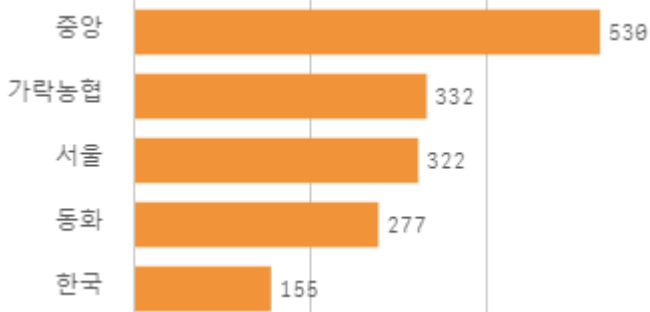
거래 단량별 물량 구성비



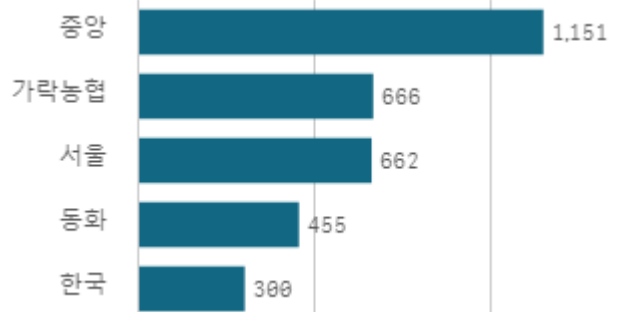
출하자별 거래물량 구성비



도매시장 법인별 거래물량(톤)

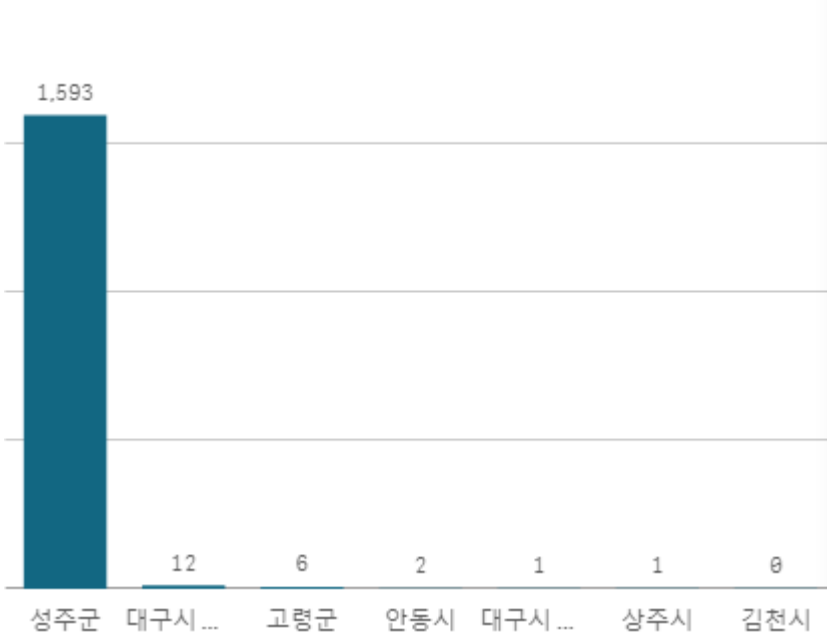


도매시장 법인별 거래금액(백만원)



참외(일반)(10Kg)

산지별 거래물량(톤)



출하산지(개소)

7

출하건수(천건)

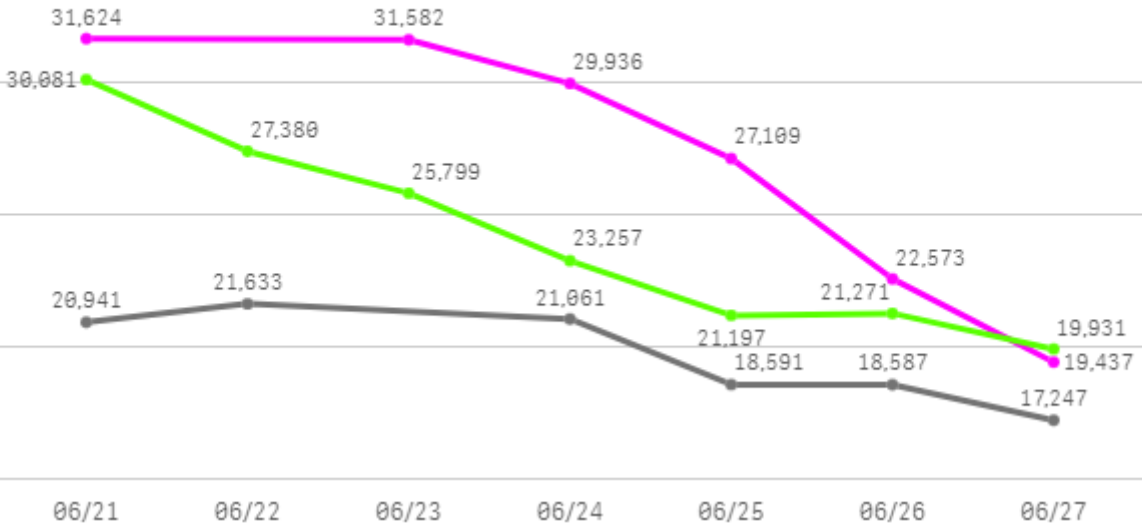
20

산지별 주출하 시군구



주간 도매가격(원)

◆ 2025 ● 2024 ◆ 평년



구분	금주(A)	전주(B)	전월(C)	전년(D)	평년(E)	A/B	A/C	A/D	A/E
가격(원)	27,044	41,826	37,946	19,677	26,128	64.7%	71.3%	137.4%	103.5%

※ 상품 가격 기준

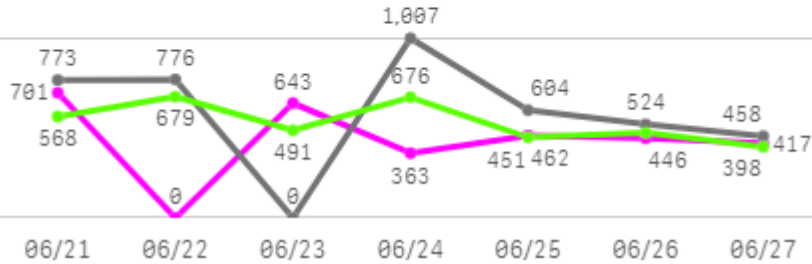
□ 참외(일반)(10Kg) 주간 가격

구분	Q	품종	Q	단량	Q	특	상	보통	하
2025-06-21		참외(일반)		10Kg		41,442	31,624	22,691	13,644
2025-06-23		참외(일반)		10Kg		43,022	31,582	23,942	14,782
2025-06-24		참외(일반)		10Kg		41,789	29,936	21,575	12,732
2025-06-25		참외(일반)		10Kg		40,296	27,109	17,629	9,840
2025-06-26		참외(일반)		10Kg		34,930	22,573	14,225	7,719
2025-06-27		참외(일반)		10Kg		33,422	19,437	10,827	5,376
평균						39,150	27,044	18,482	10,682

오이

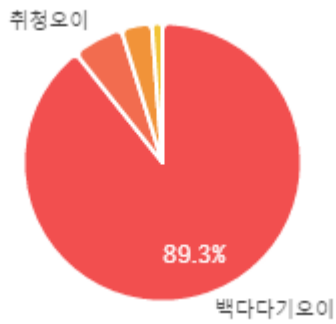
주간 반입량(톤)

◆ 2025 ● 2024 ▲ 평년

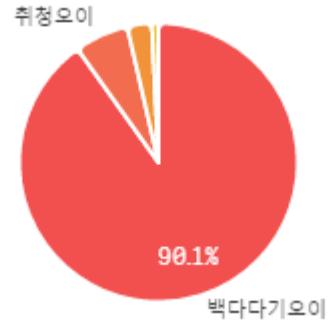


구분	금주(A)	전주(B)	전월(C)	전년(D)	평년(E)	A/B	A/C	A/D	A/E
물량(톤)	3,032	4,519	3,923	4,142	3,580	67.1%	77.3%	73.2%	84.7%

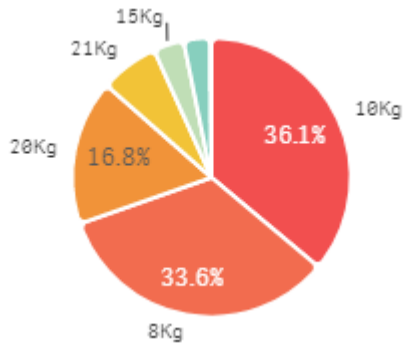
출하 품종별 거래물량 구성비



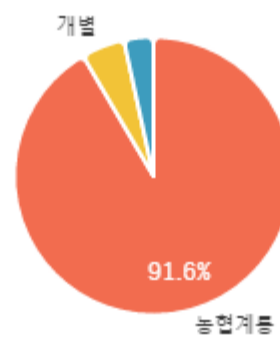
출하 품종별 거래금액 구성비



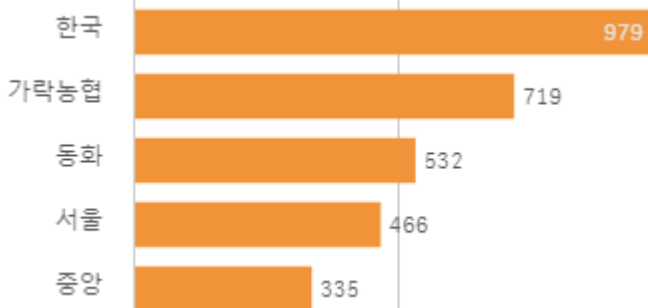
거래 단량별 물량 구성비



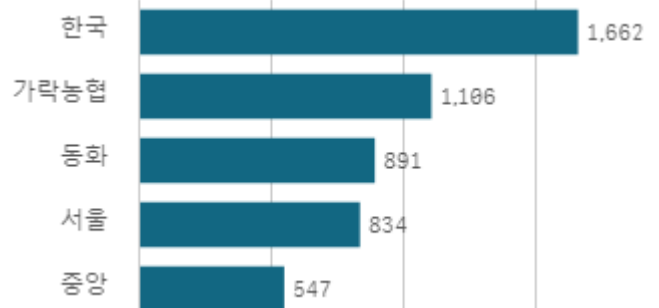
출하자별 거래물량 구성비



도매시장 법인별 거래물량(톤)

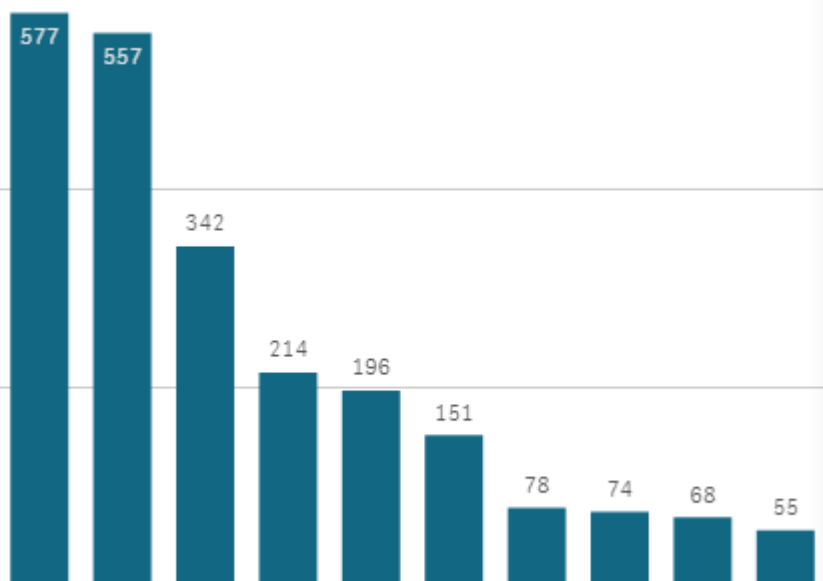


도매시장 법인별 거래금액(백만원)



백다다기오이(100개)

산지별 거래물량(톤)



출하산지(개소)

46

출하건수(천건)

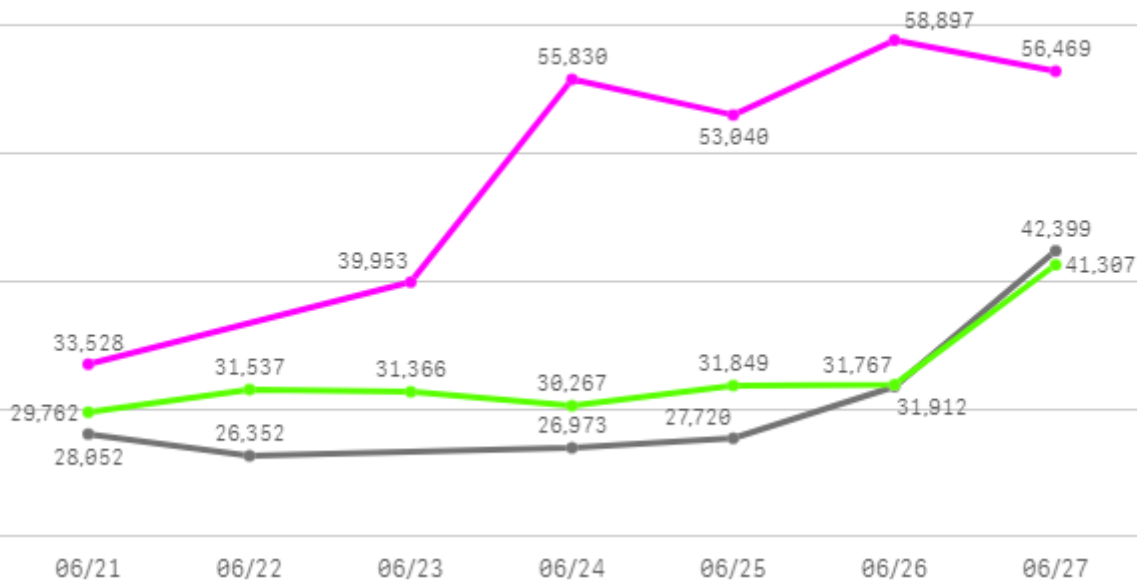
11

산지별 주출하 시군구



주간 도매가격(원)

◆ 2025 ● 2024 ◆ 평년



구분	금주(A)	전주(B)	전월(C)	전년(D)	평년(E)	A/B	A/C	A/D	A/E
가격(원)	49,620	38,749	41,570	30,544	35,799	128.1%	119.4%	162.5%	138.6%

※ 상품 가격 기준

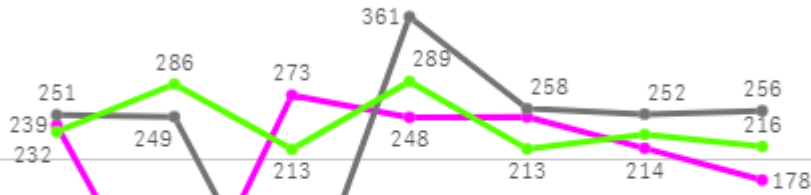
□ 백다다기오이(100개) 주간 가격

구분	Q	품종	Q	단량	Q	특	상	보통	하
2025-06-21		백다다기오이		100개		39,551	33,528	24,503	11,972
2025-06-23		백다다기오이		100개		48,257	39,953	31,633	15,738
2025-06-24		백다다기오이		100개		66,458	55,830	41,256	18,921
2025-06-25		백다다기오이		100개		64,370	53,040	40,940	20,017
2025-06-26		백다다기오이		100개		66,408	58,897	46,182	24,301
2025-06-27		백다다기오이		100개		65,309	56,469	43,911	20,632
평균						58,392	49,620	38,071	18,597

호박

주간 반입량(톤)

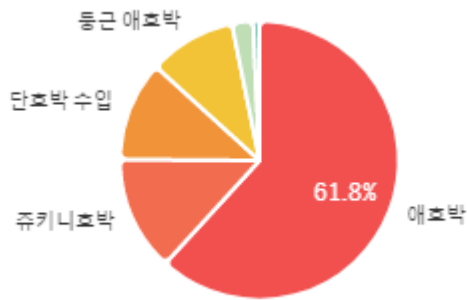
◆ 2025 ● 2024 ▲ 평년



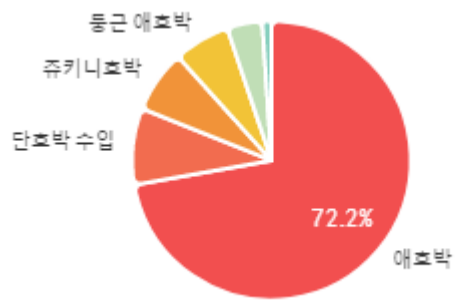
06/21 06/22 06/23 06/24 06/25 06/26 06/27

구분	금주(A)	전주(B)	전월(C)	전년(D)	평년(E)	A/B	A/C	A/D	A/E
물량(톤)	1,402	1,568	1,390	1,627	1,600	89.4%	100.9%	86.1%	87.6%

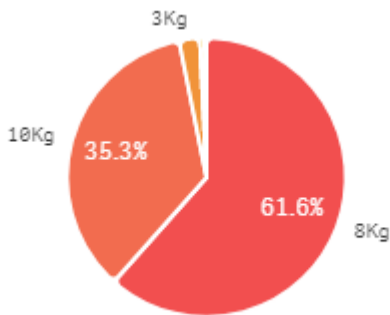
출하 품종별 거래물량 구성비



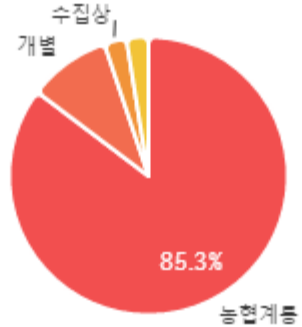
출하 품종별 거래금액 구성비



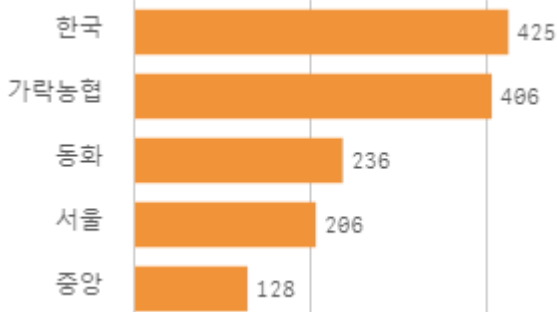
거래 단량별 물량 구성비



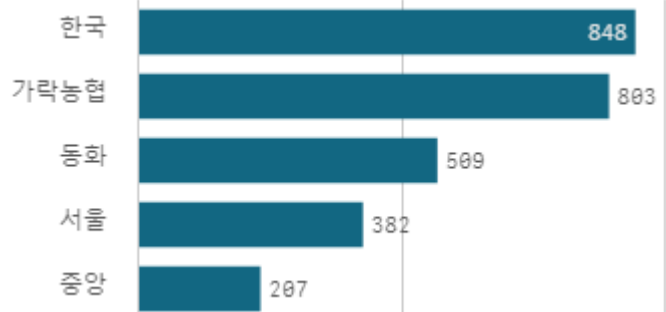
출하자별 거래물량 구성비



도매시장 법인별 거래물량(톤)

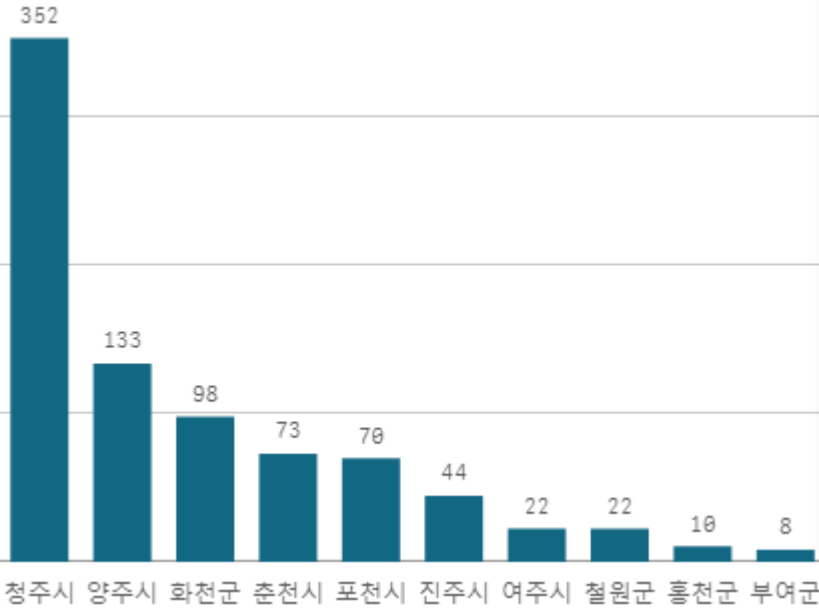


도매시장 법인별 거래금액(백만원)



애호박(20개)

산지별 거래물량(톤)



출하산지(개소)

21

출하건수(천건)

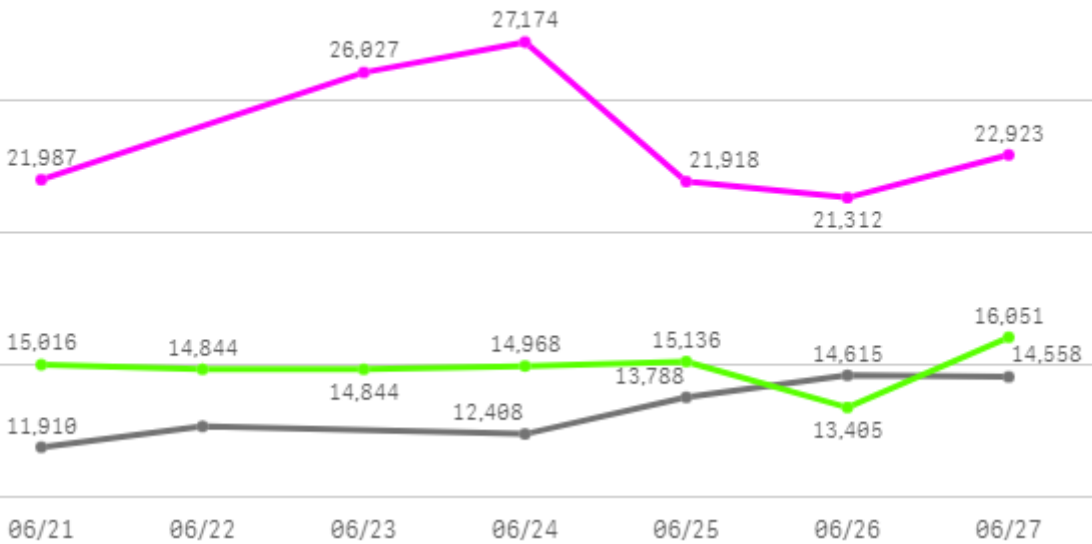
6

산지별 주출하 시군구



주간 도매가격(원)

◆ 2025 ● 2024 ◆ 평년



구분	금주(A)	전주(B)	전월(C)	전년(D)	평년(E)	A/B	A/C	A/D	A/E
가격(원)	23,557	16,447	17,428	13,329	17,033	143.2%	135.2%	176.7%	138.3%

※ 상품 가격 기준

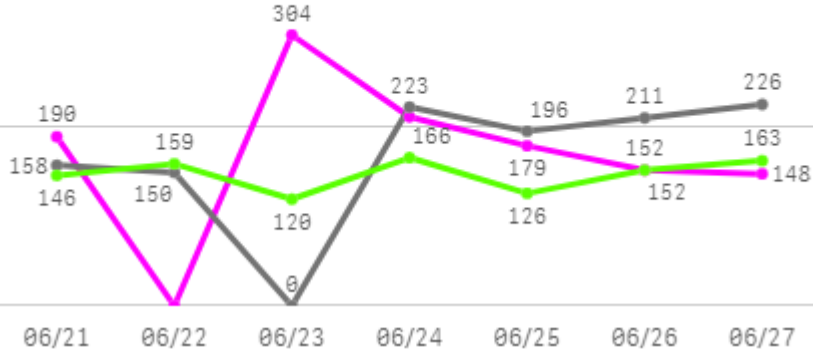
□ 애호박(20개) 주간 가격

구분	Q	품종	Q	단량	Q	특	상	보통	하
2025-06-21		애호박		20개		26,256	21,987	15,428	7,799
2025-06-23		애호박		20개		28,067	26,027	17,368	9,552
2025-06-24		애호박		20개		30,592	27,174	20,308	12,660
2025-06-25		애호박		20개		23,692	21,918	17,824	11,172
2025-06-26		애호박		20개		22,606	21,312	17,854	11,481
2025-06-27		애호박		20개		24,974	22,923	18,594	12,146
평균						26,031	23,557	17,896	10,802

토마토

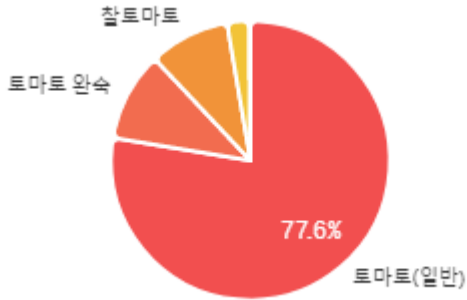
주간 반입량(톤)

◆ 2025 ● 2024 ▲ 평년

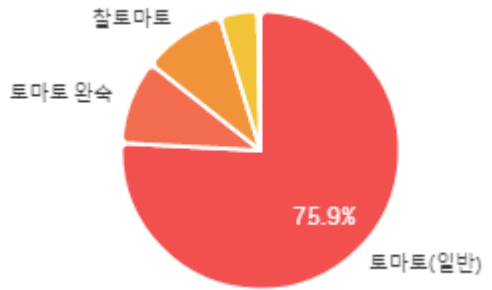


구분	금주(A)	전주(B)	전월(C)	전년(D)	평년(E)	A/B	A/C	A/D	A/E
물량(톤)	1,185	1,382	1,403	1,162	1,116	85.8%	84.5%	101.9%	106.1%

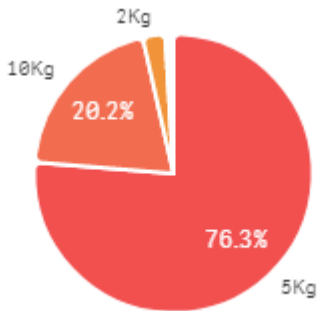
출하 품종별 거래물량 구성비



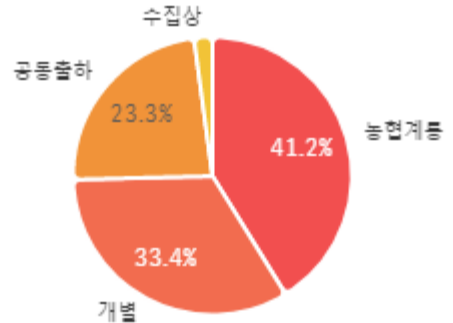
출하 품종별 거래금액 구성비



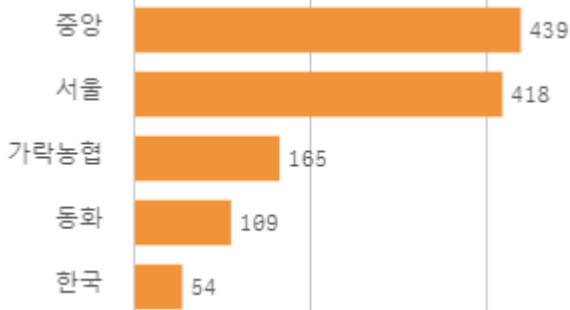
거래 단량별 물량 구성비



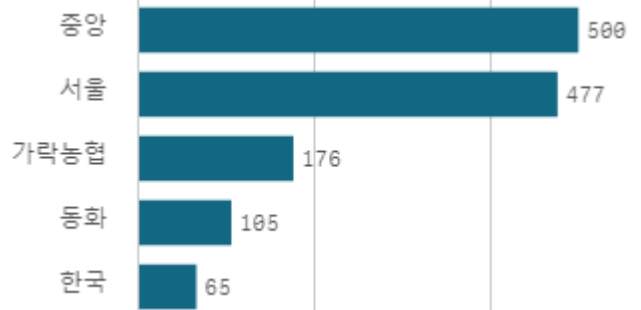
출하자별 거래물량 구성비



도매시장 법인별 거래물량(톤)

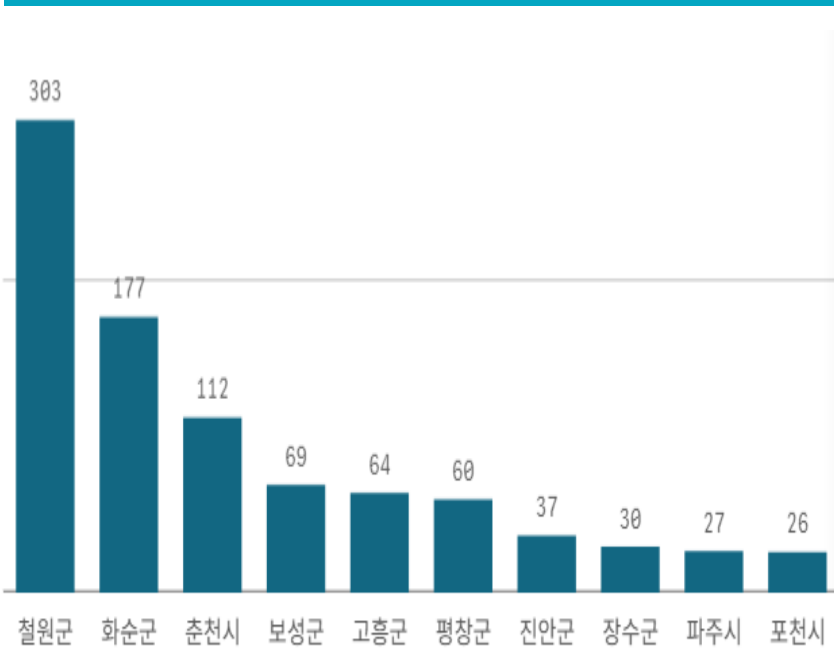


도매시장 법인별 거래금액(백만원)



토마토(5Kg)

산지별 거래물량(톤)



출하산지(개소)

49

출하건수(천건)

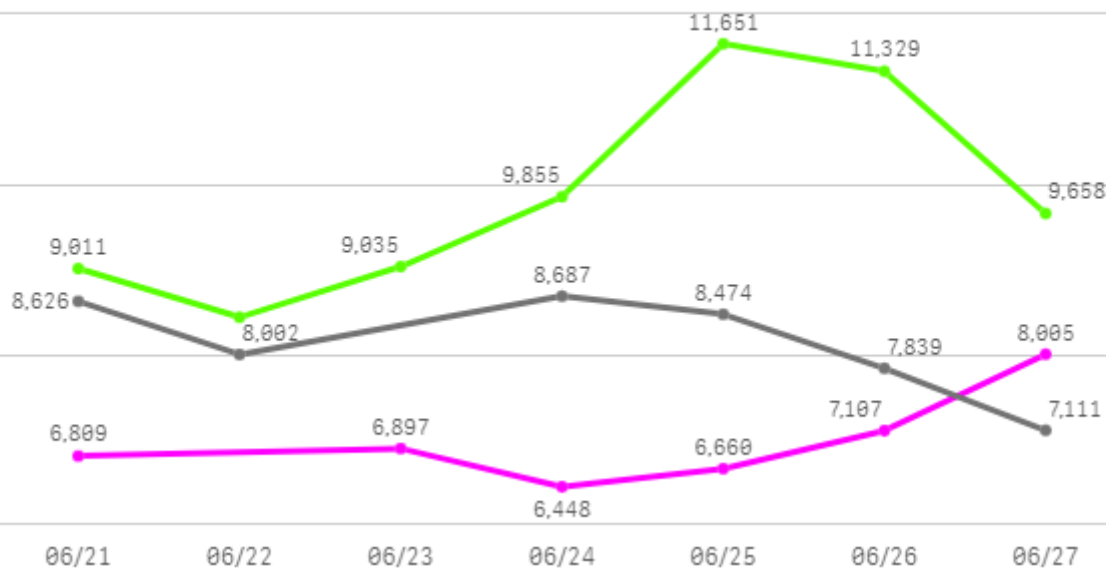
5

산지별 주출하 시군구



주간 도매가격(원)

◆ 2025 ● 2024 ▲ 평년



구분	금주(A)	전주(B)	전월(C)	전년(D)	평년(E)	A/B	A/C	A/D	A/E
가격(원)	6,988	9,786	9,035	8,123	8,473	71.4%	77.3%	86.0%	82.5%

※ 상품 가격 기준

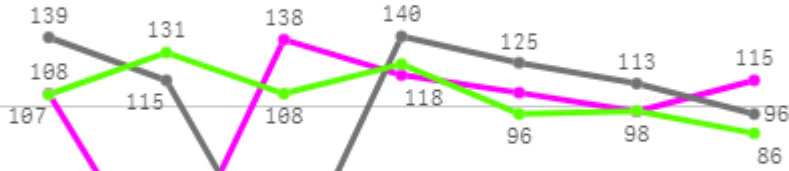
□ 토마토(5Kg) 주간 가격

구분	Q	품종	Q	단량	Q	특	상	보통	하
2025-06-21		토마토		5Kg		8,795	6,809	4,563	3,006
2025-06-23		토마토		5Kg		8,466	6,897	5,024	3,399
2025-06-24		토마토		5Kg		8,218	6,448	4,570	2,959
2025-06-25		토마토		5Kg		8,562	6,660	4,769	3,378
2025-06-26		토마토		5Kg		8,920	7,107	5,226	3,497
2025-06-27		토마토		5Kg		9,849	8,005	5,891	4,413
평균						8,802	6,988	5,007	3,442

방울토마토

주간 반입량(톤)

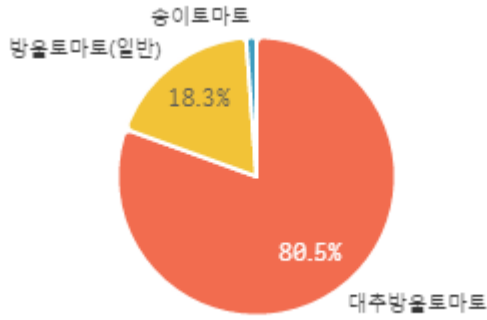
◆ 2025 ● 2024 ▲ 평년



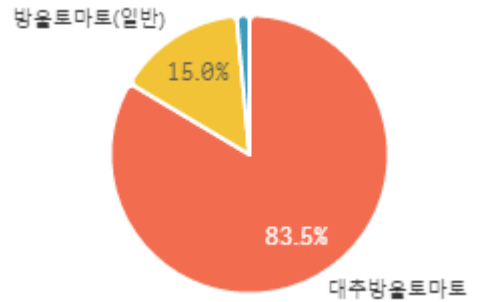
06/21 06/22 06/23 06/24 06/25 06/26 06/27

구분	금주(A)	전주(B)	전월(C)	전년(D)	평년(E)	A/B	A/C	A/D	A/E
물량(톤)	685	759	804	729	728	90.3%	85.3%	94.0%	94.1%

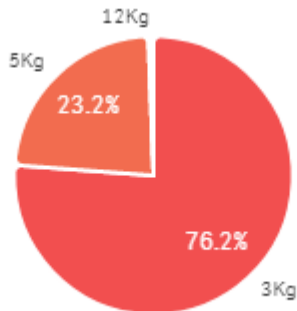
출하 품종별 거래물량 구성비



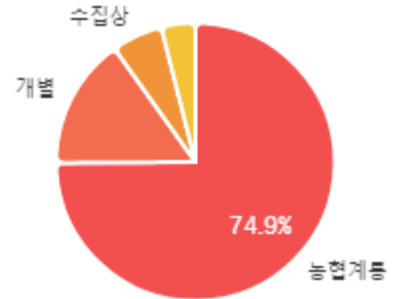
출하 품종별 거래금액 구성비



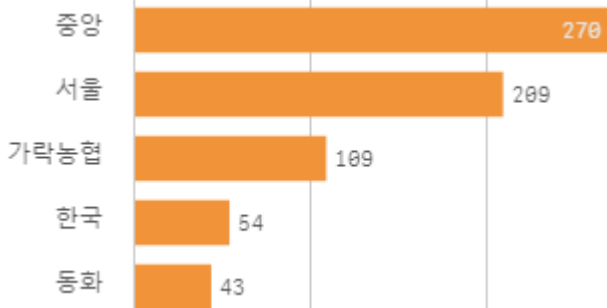
거래 단량별 물량 구성비



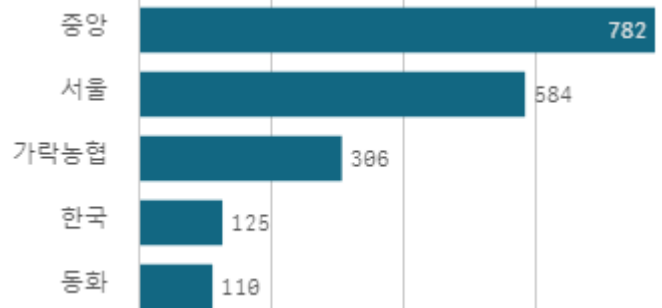
출하자별 거래물량 구성비



도매시장 법인별 거래물량(톤)

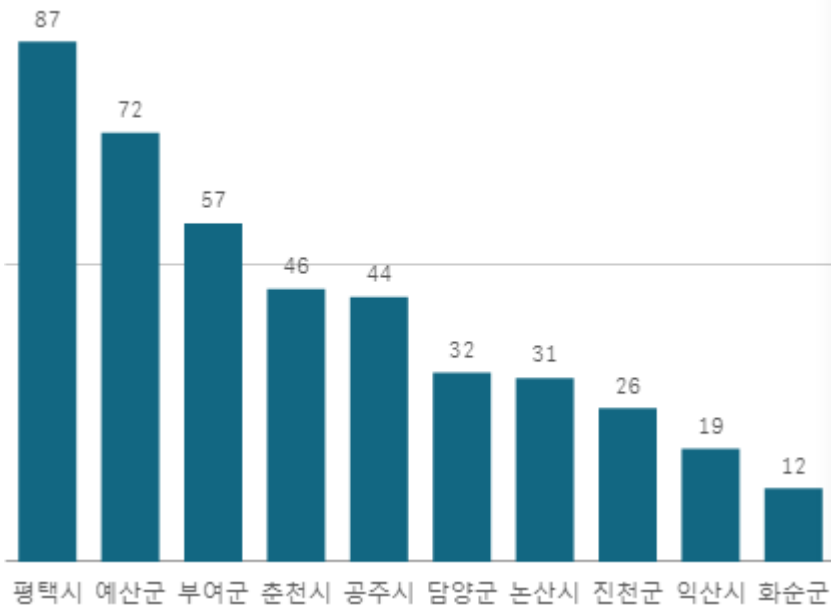


도매시장 법인별 거래금액(백만원)



대추방울토마토(3Kg)

산지별 거래물량(톤)



출하산지(개소)

53

출하건수(천건)

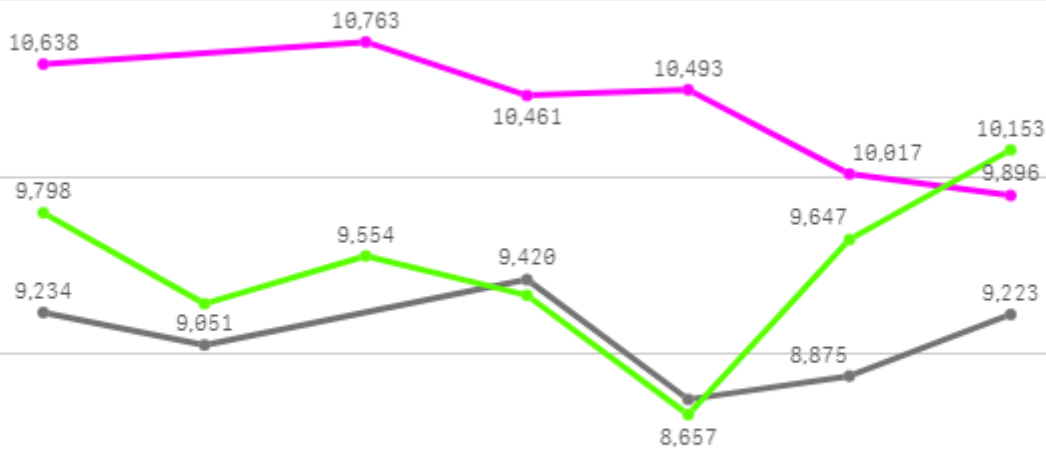
4

산지별 주출하 시군구



주간 도매가격(원)

◆ 2025 ● 2024 ◆ 평년



06/21 06/22 06/23 06/24 06/25 06/26 06/27

구분	금주(A)	전주(B)	전월(C)	전년(D)	평년(E)	A/B	A/C	A/D	A/E
가격(원)	10,378	12,181	12,404	9,091	9,806	85.2%	83.7%	114.2%	105.8%

※ 상품 가격 기준

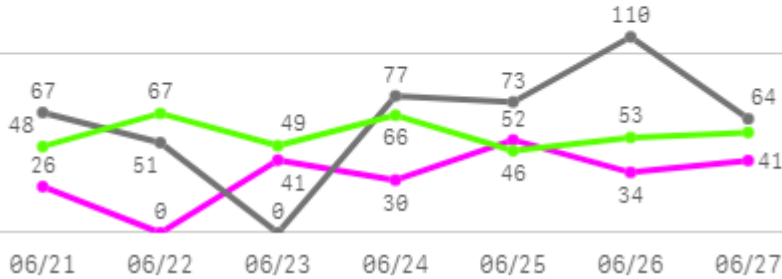
□ 대추방울토마토(3Kg) 주간 가격

구분	Q	품종	Q	단량	Q	특	상	보통	하
2025-06-21		대추방울토마토		3Kg		13,239	10,638	8,654	5,564
2025-06-23		대추방울토마토		3Kg		13,950	10,763	9,049	6,630
2025-06-24		대추방울토마토		3Kg		13,563	10,461	8,536	5,853
2025-06-25		대추방울토마토		3Kg		13,151	10,493	8,204	5,887
2025-06-26		대추방울토마토		3Kg		12,649	10,017	8,193	6,078
2025-06-27		대추방울토마토		3Kg		12,605	9,896	7,581	5,147
평균						13,193	10,378	8,370	5,860

멜론

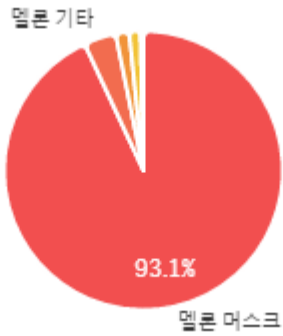
주간 반입량(톤)

◆ 2025 ● 2024 ▲ 평년

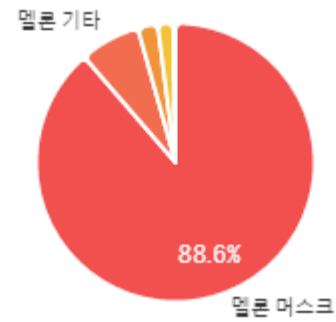


구분	금주(A)	전주(B)	전월(C)	전년(D)	평년(E)	A/B	A/C	A/D	A/E
물량(톤)	223	249	211	442	367	89.6%	105.4%	50.4%	60.7%

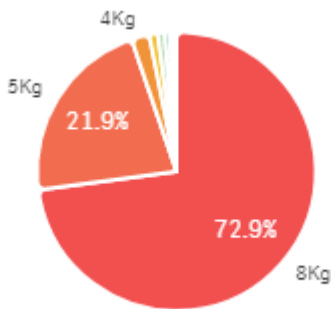
출하 품종별 거래물량 구성비



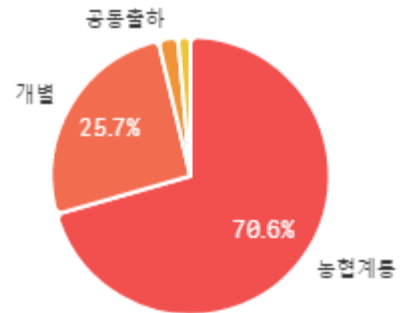
출하 품종별 거래금액 구성비



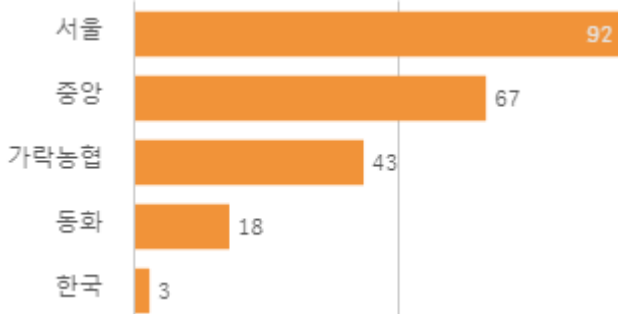
거래 단량별 물량 구성비



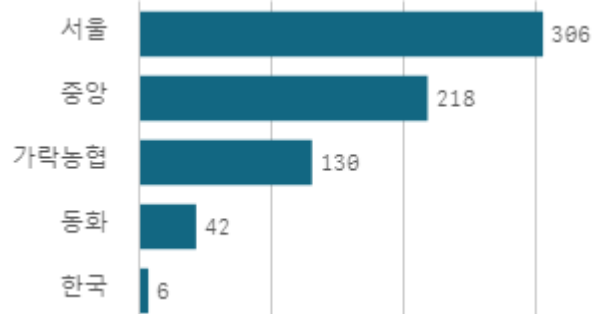
출하자별 거래물량 구성비



도매시장 법인별 거래물량(톤)

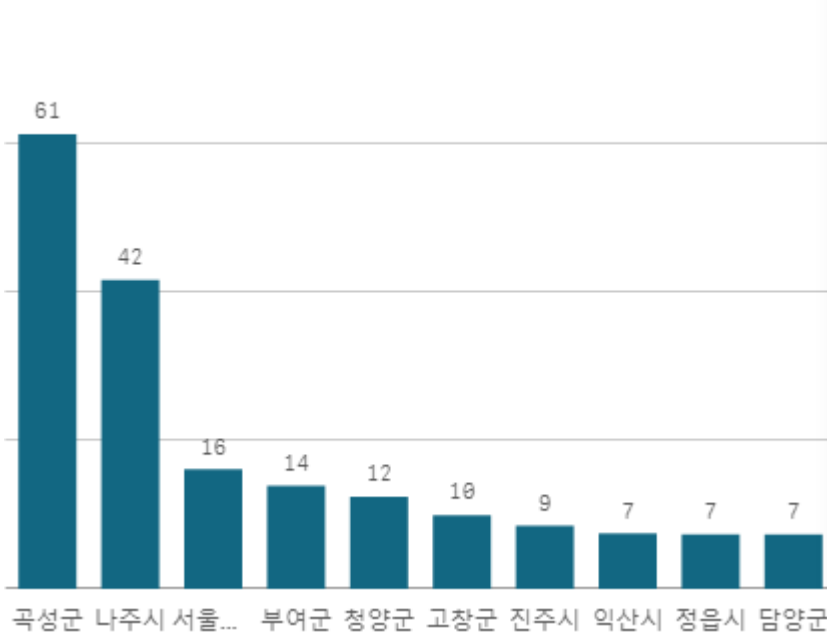


도매시장 법인별 거래금액(백만원)



멜론 머스크(8Kg)

산지별 거래물량(톤)



출하산지(개소)

21

출하건수(천건)

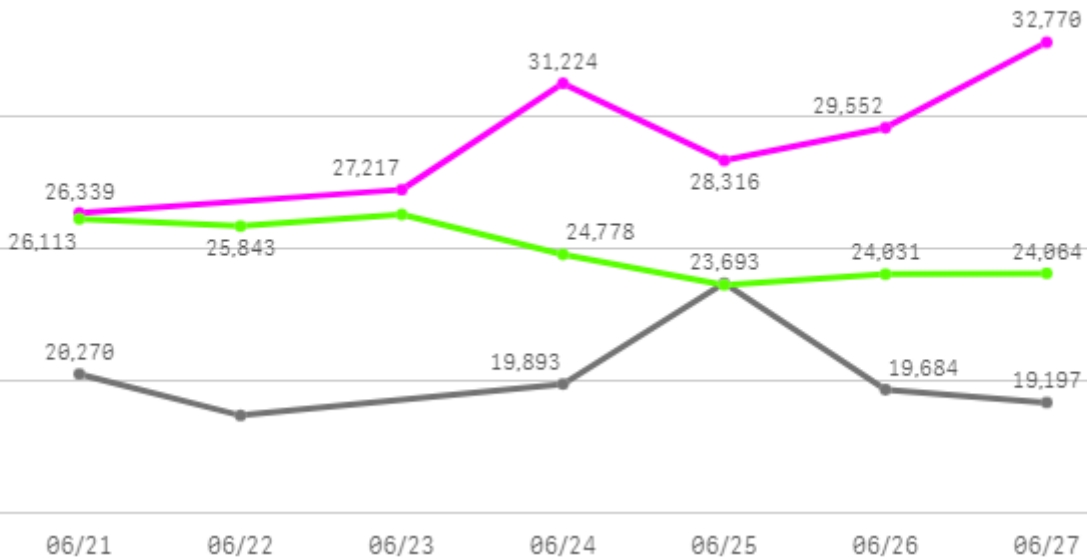
1

산지별 주출하 시군구



주간 도매가격(원)

◆ 2025 ● 2024 ◆ 평년



구분	금주(A)	전주(B)	전월(C)	전년(D)	평년(E)	A/B	A/C	A/D	A/E
가격(원)	29,236	28,965	38,833	20,241	25,727	100.9%	75.3%	144.4%	113.6%

※ 상품 가격 기준

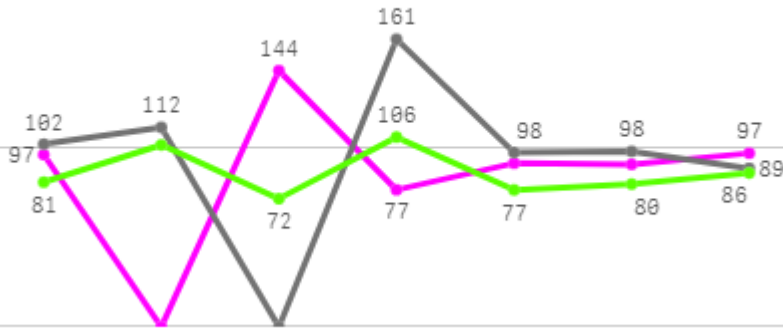
□ 멜론 머스크(8Kg) 주간 가격

구분	Q	품종	Q	단량	Q	특	상	보통	하
2025-06-21		멜론 머스크		8Kg		31,390	26,339	21,961	14,286
2025-06-23		멜론 머스크		8Kg		34,590	27,217	22,915	15,729
2025-06-24		멜론 머스크		8Kg		34,176	31,224	25,953	19,336
2025-06-25		멜론 머스크		8Kg		35,517	28,316	22,112	15,066
2025-06-26		멜론 머스크		8Kg		40,606	29,552	21,886	14,890
2025-06-27		멜론 머스크		8Kg		49,793	32,770	25,097	15,113
평균						37,679	29,236	23,321	15,737

가지

주간 반입량(톤)

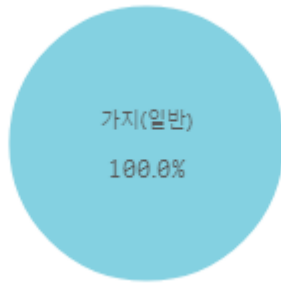
◆ 2025 ● 2024 ▲ 평년



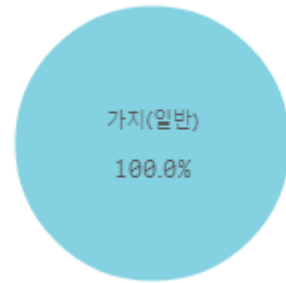
06/21 06/22 06/23 06/24 06/25 06/26 06/27

구분	금주(A)	전주(B)	전월(C)	전년(D)	평년(E)	A/B	A/C	A/D	A/E
물량(톤)	597	645	502	661	600	92.6%	118.9%	90.4%	99.6%

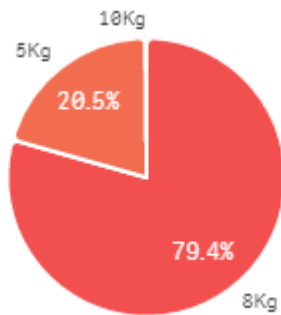
출하 품종별 거래물량 구성비



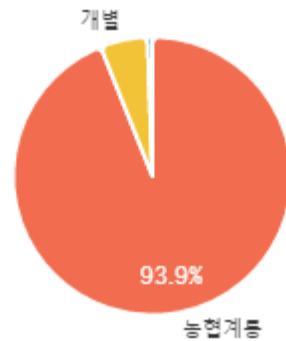
출하 품종별 거래금액 구성비



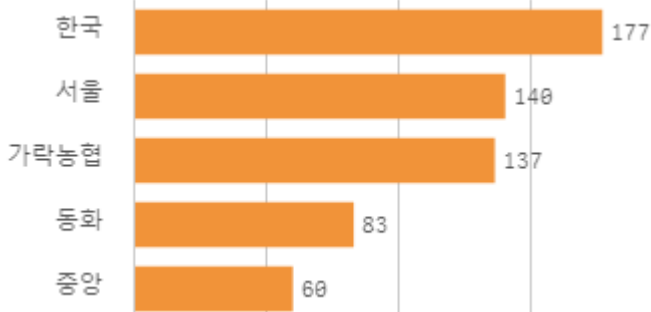
거래 단량별 물량 구성비



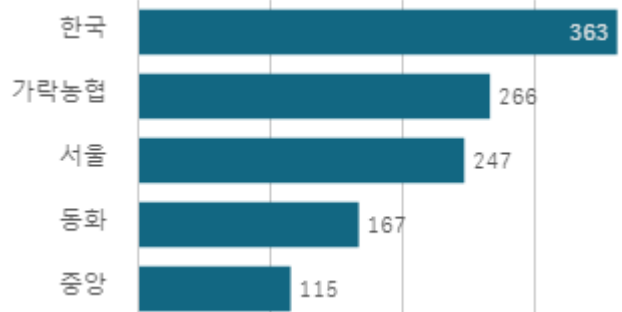
출하자별 거래물량 구성비



도매시장 법인별 거래물량(톤)

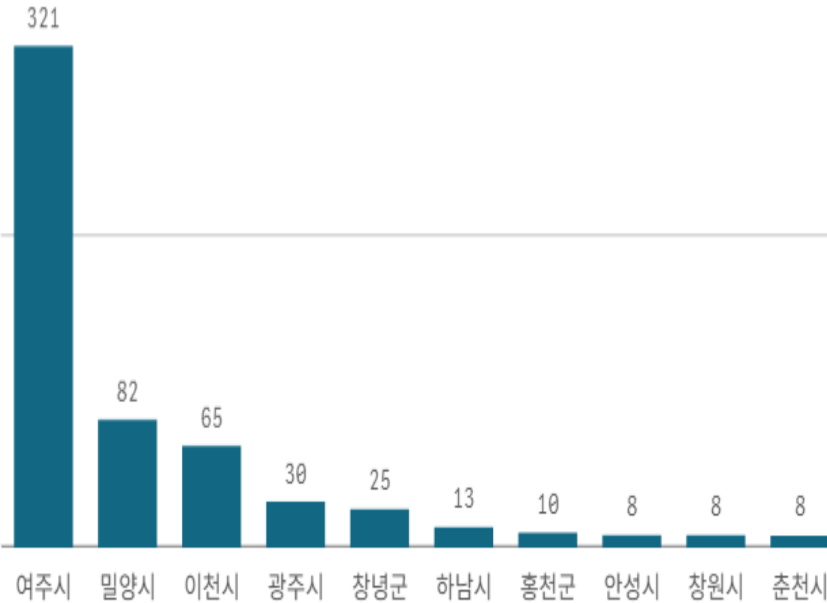


도매시장 법인별 거래금액(백만원)



가지(5Kg)

산지별 거래물량(톤)



출하산지(개소)

24

출하건수(천건)

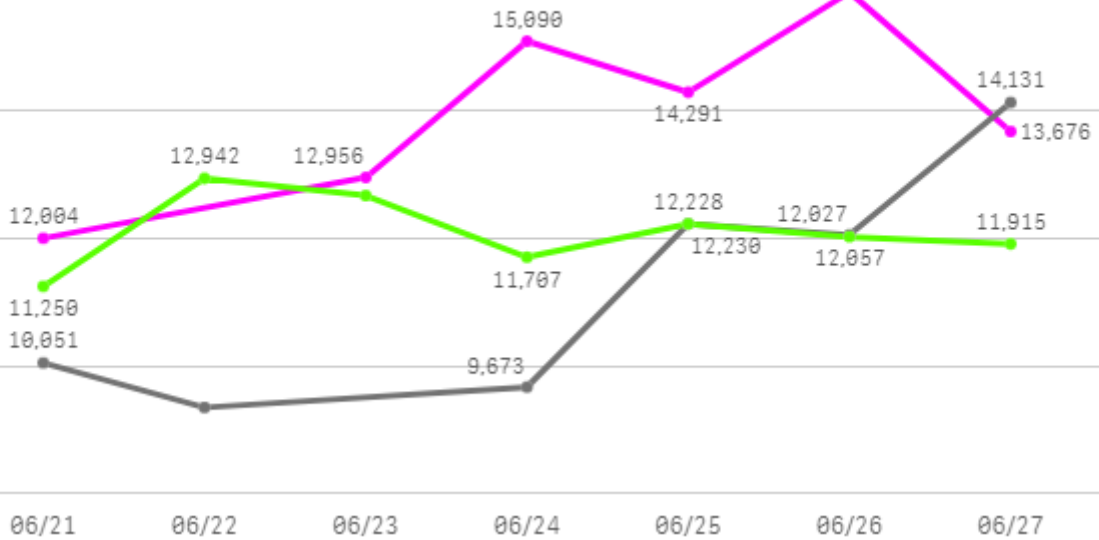
4

산지별 주출하 시군구



주간 도매가격(원)

◆ 2025 ● 2024 ◆ 평년



구분	금주(A)	전주(B)	전월(C)	전년(D)	평년(E)	A/B	A/C	A/D	A/E
가격(원)	13,979	10,383	13,560	11,249	12,659	134.6%	103.1%	124.3%	110.4%

※ 상품 가격 기준

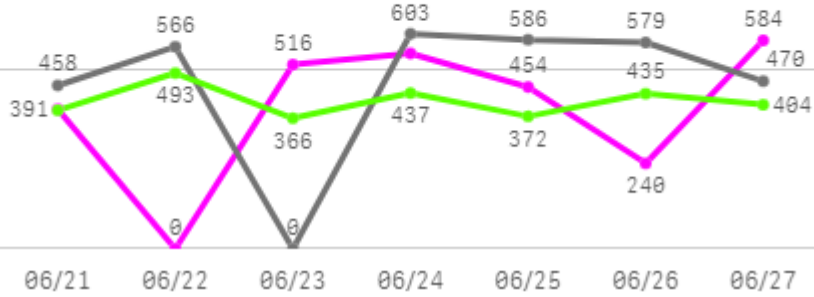
□ 가지(5Kg) 주간 가격

구분	Q	품종	Q	단량	Q	특	상	보통	하
2025-06-21		가지		5Kg		-	12,004	9,297	5,819
2025-06-23		가지		5Kg		-	12,956	9,626	6,103
2025-06-24		가지		5Kg		-	15,090	12,291	8,017
2025-06-25		가지		5Kg		-	14,291	11,512	7,997
2025-06-26		가지		5Kg		-	15,859	12,675	8,438
2025-06-27		가지		5Kg		-	13,676	10,461	6,693
평균						-	13,979	10,977	7,178

무

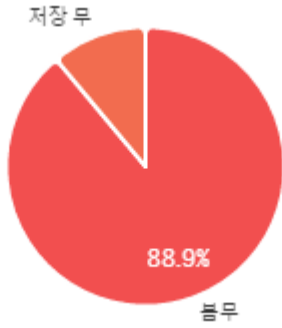
주간 반입량(톤)

◆ 2025 ● 2024 ▲ 평년

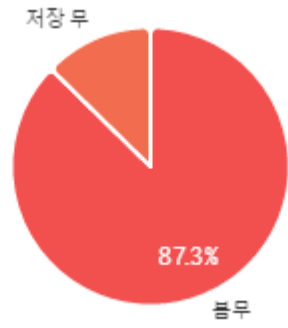


구분	금주(A)	전주(B)	전월(C)	전년(D)	평년(E)	A/B	A/C	A/D	A/E
물량(톤)	2,734	2,933	3,251	3,262	2,893	93.2%	84.1%	83.8%	94.5%

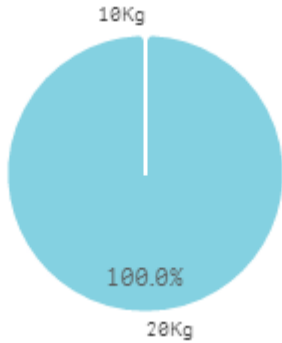
출하 품종별 거래물량 구성비



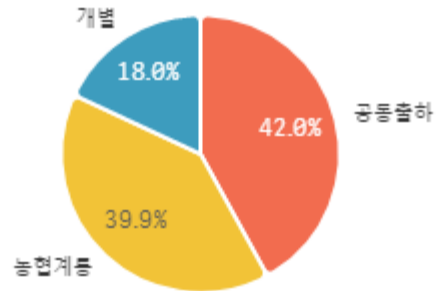
출하 품종별 거래금액 구성비



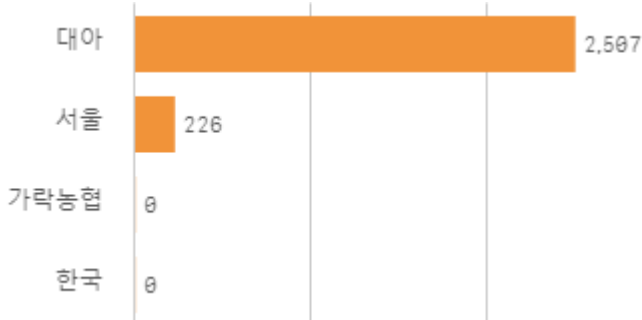
거래 단량별 물량 구성비



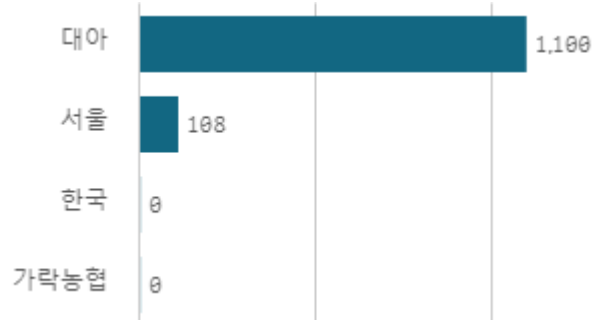
출하자별 거래물량 구성비



도매시장 법인별 거래물량(톤)

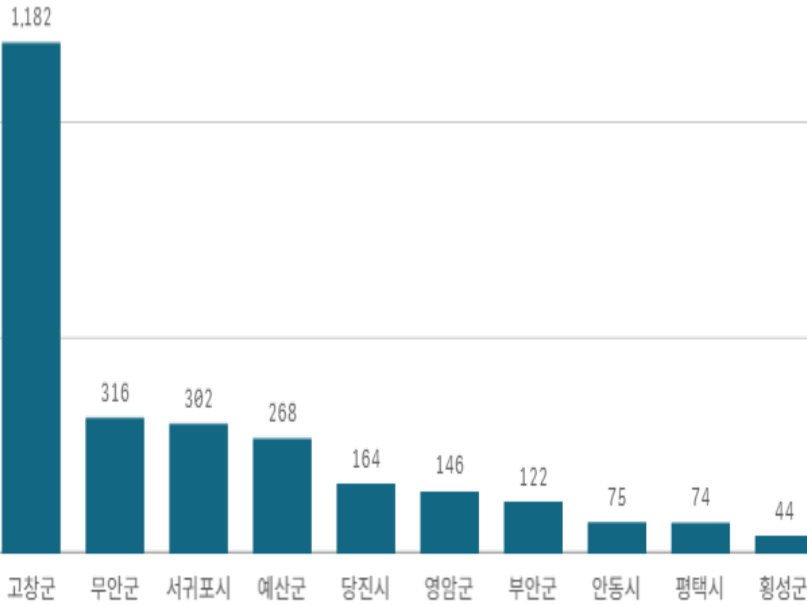


도매시장 법인별 거래금액(백만원)



무(20Kg)

산지별 거래물량(톤)



출하산지(개소)

15

출하건수(천건)

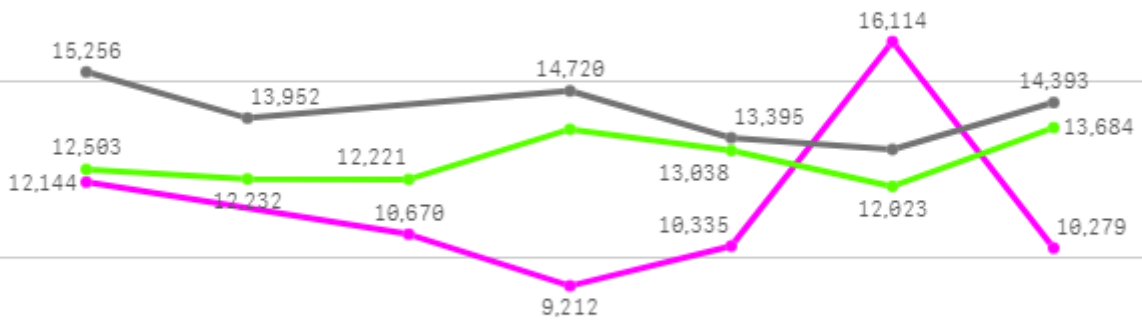
1

산지별 주출하 시군구



주간 도매가격(원)

◆ 2025 ● 2024 ◆ 평년



06/21 06/22 06/23 06/24 06/25 06/26 06/27

구분	금주(A)	전주(B)	전월(C)	전년(D)	평년(E)	A/B	A/C	A/D	A/E
가격(원)	11,459	11,668	18,717	14,131	12,523	98.2%	61.2%	81.1%	91.5%

※ 상품 가격 기준

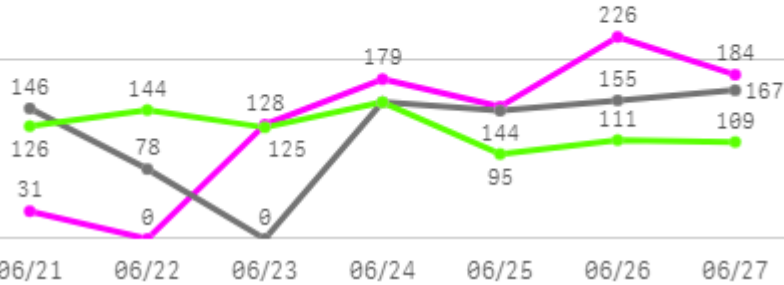
□ 무(20Kg) 주간 가격

구분	Q	품종	Q	단량	Q	특	상	보통	하
2025-06-21		무		20Kg		16,727	12,144	10,124	7,481
2025-06-23		무		20Kg		15,889	10,670	7,917	5,614
2025-06-24		무		20Kg		15,286	9,212	6,234	3,401
2025-06-25		무		20Kg		15,038	10,335	7,367	3,658
2025-06-26		무		20Kg		19,604	16,114	11,437	5,899
2025-06-27		무		20Kg		14,346	10,279	7,450	4,263
평균						16,148	11,459	8,422	5,053

당근

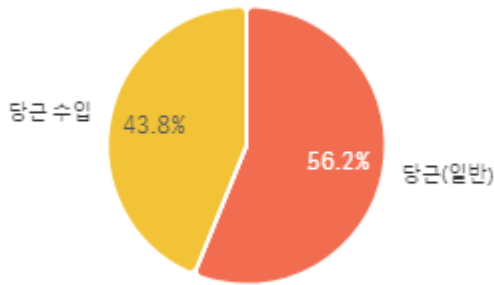
주간 반입량(톤)

◆ 2025 ● 2024 ▲ 평년

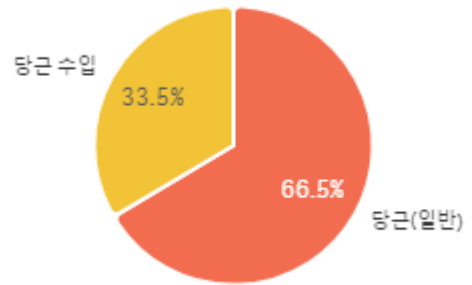


구분	금주(A)	전주(B)	전월(C)	전년(D)	평년(E)	A/B	A/C	A/D	A/E
물량(톤)	897	1,110	1,103	843	886	80.8%	81.3%	106.3%	101.3%

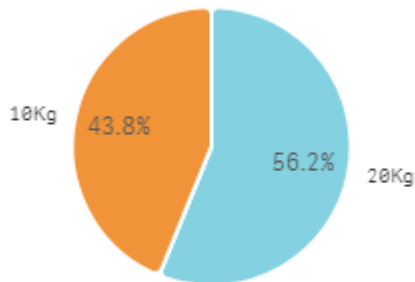
출하 품종별 거래물량 구성비



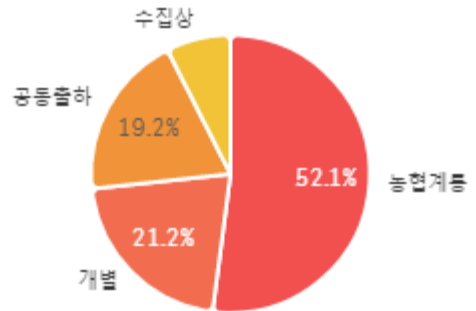
출하 품종별 거래금액 구성비



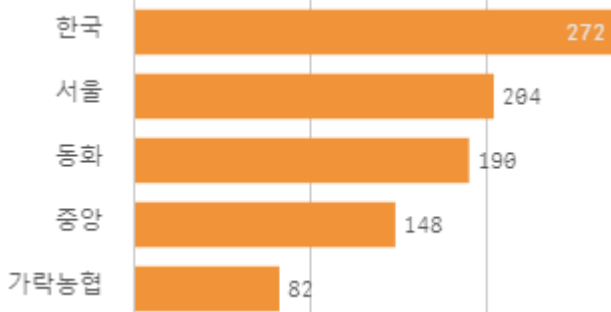
거래 단량별 물량 구성비



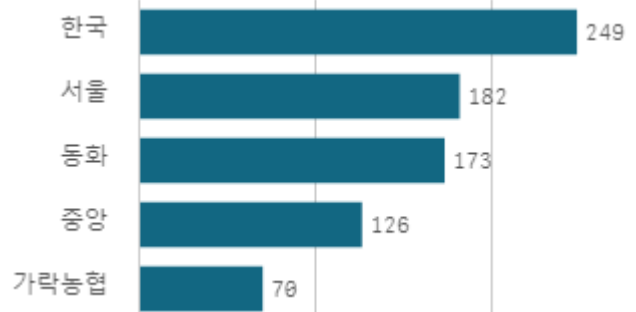
출하자별 거래물량 구성비



도매시장 법인별 거래물량(톤)

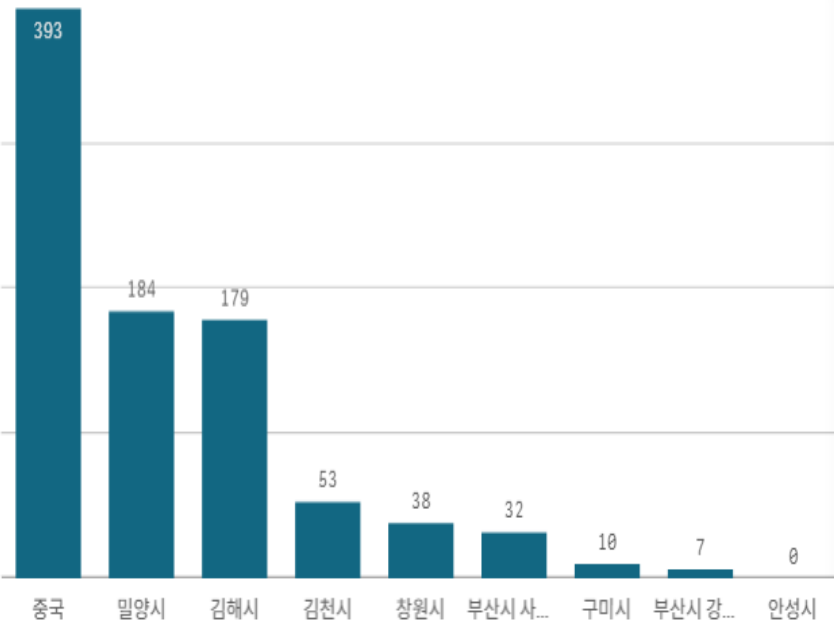


도매시장 법인별 거래금액(백만원)



당근(20Kg)

산지별 거래물량(톤)



출하산지(개소)

9

출하건수(천건)

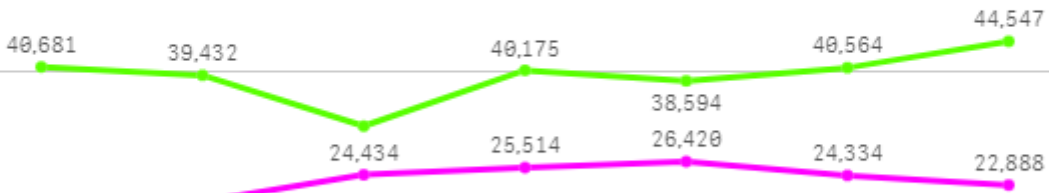
1

산지별 주출하 시군구



주간 도매가격(원)

2025 (pink) 2024 (grey) 평년 (green)



06/21 06/22 06/23 06/24 06/25 06/26 06/27

구분	금주(A)	전주(B)	전월(C)	전년(D)	평년(E)	A/B	A/C	A/D	A/E
가격(원)	23,951	21,545	23,215	69,481	38,367	111.2%	103.2%	34.5%	62.4%

※ 상품 가격 기준

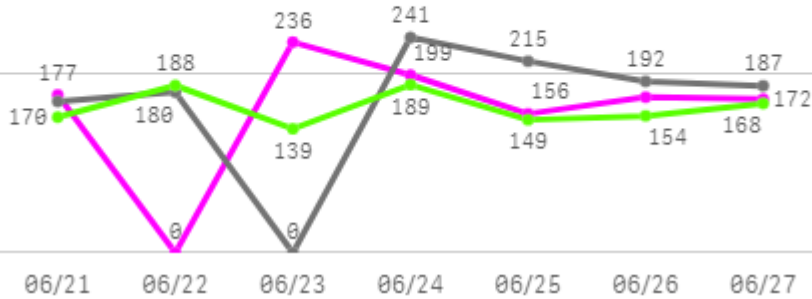
□ 당근(20Kg) 주간 가격

구분	Q	품종	Q	단량	Q	특	상	보통	하
2025-06-21		당근		20Kg		18,000	16,285	14,394	12,453
2025-06-23		당근		20Kg		27,000	24,434	19,034	15,878
2025-06-24		당근		20Kg		28,418	25,514	22,916	18,011
2025-06-25		당근		20Kg		28,000	26,420	21,954	16,823
2025-06-26		당근		20Kg		25,866	24,334	21,265	15,724
2025-06-27		당근		20Kg		24,000	22,888	18,879	14,627
평균						25,214	23,313	19,740	15,586

생고추

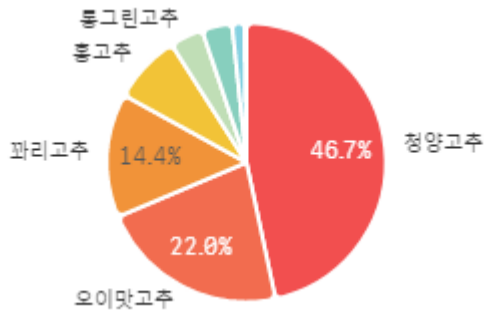
주간 반입량(톤)

◆ 2025 ● 2024 ▲ 평년

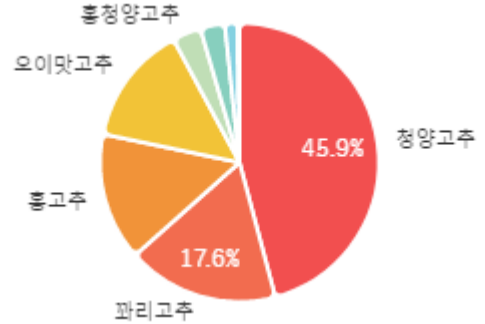


구분	금주(A)	전주(B)	전월(C)	전년(D)	평년(E)	A/B	A/C	A/D	A/E
물량(톤)	1,116	1,178	1,182	1,186	1,122	94.7%	94.4%	94.1%	99.4%

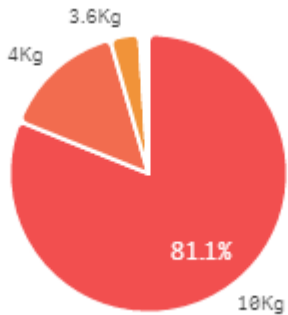
출하 품종별 거래물량 구성비



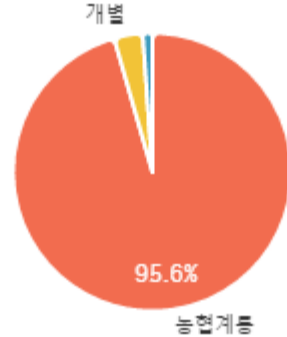
출하 품종별 거래금액 구성비



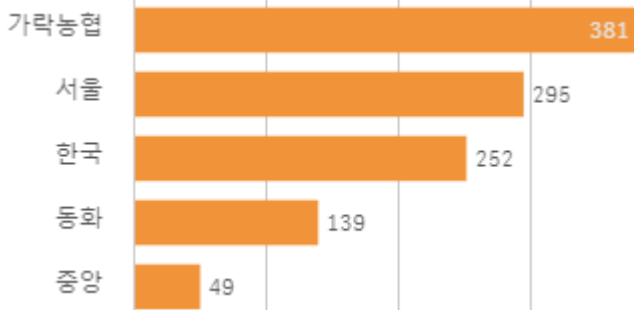
거래 단량별 물량 구성비



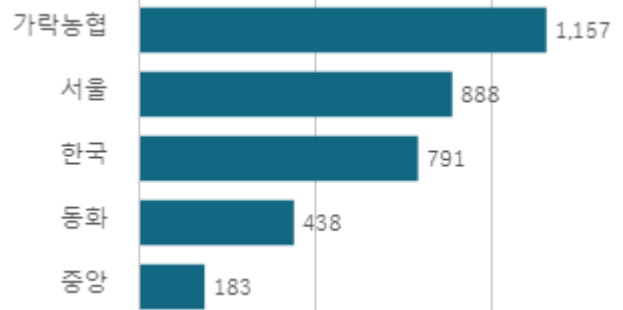
출하자별 거래물량 구성비



도매시장 법인별 거래물량(톤)

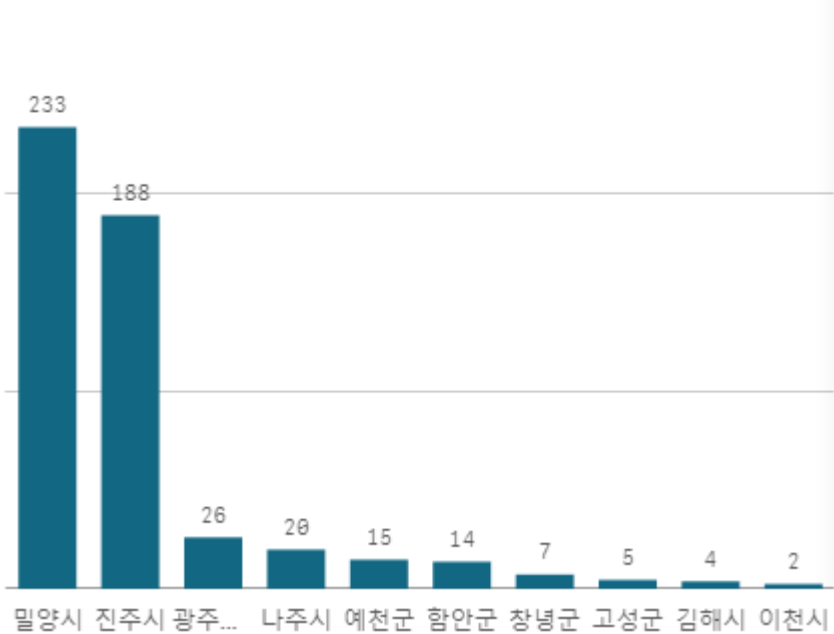


도매시장 법인별 거래금액(백만원)



청양고추(10Kg)

산지별 거래물량(톤)



출하산지(개소)

37

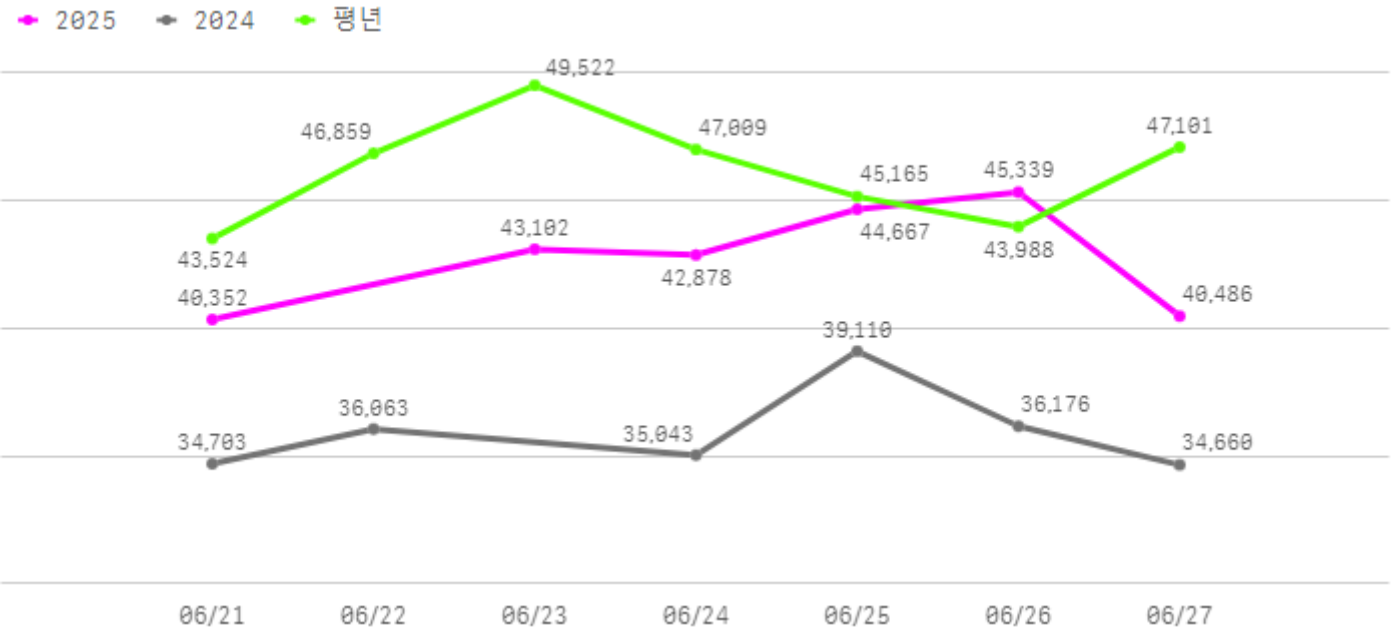
출하건수(천건)

4

산지별 주출하 시군구



주간 도매가격(원)



구분	금주(A)	전주(B)	전월(C)	전년(D)	평년(E)	A/B	A/C	A/D	A/E
가격(원)	42,804	44,325	31,299	35,959	47,357	96.6%	136.8%	119.0%	90.4%

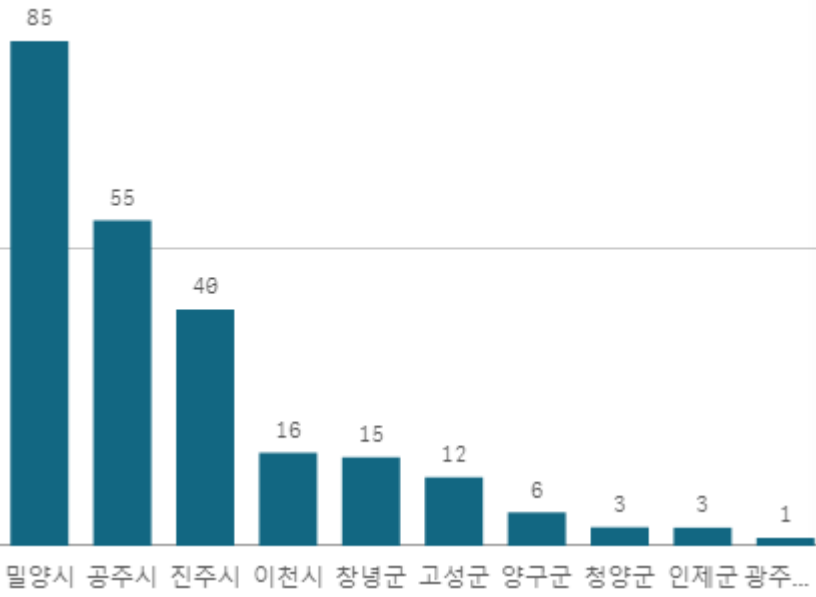
※ 상품 가격 기준

□ 청양고추(10Kg) 주간 가격

구분	Q	품종	Q	단량	Q	특	상	보통	하
2025-06-21		청양고추		10Kg		53,525	40,352	21,067	8,228
2025-06-23		청양고추		10Kg		55,658	43,102	26,055	13,249
2025-06-24		청양고추		10Kg		56,724	42,878	25,745	12,641
2025-06-25		청양고추		10Kg		57,693	44,667	27,773	15,076
2025-06-26		청양고추		10Kg		60,110	45,339	31,686	18,220
2025-06-27		청양고추		10Kg		53,567	40,486	25,237	16,272
평균						56,213	42,804	26,261	13,948

오이맛고추(10Kg)

산지별 거래물량(톤)



출하산지(개소)

29

출하건수(천건)

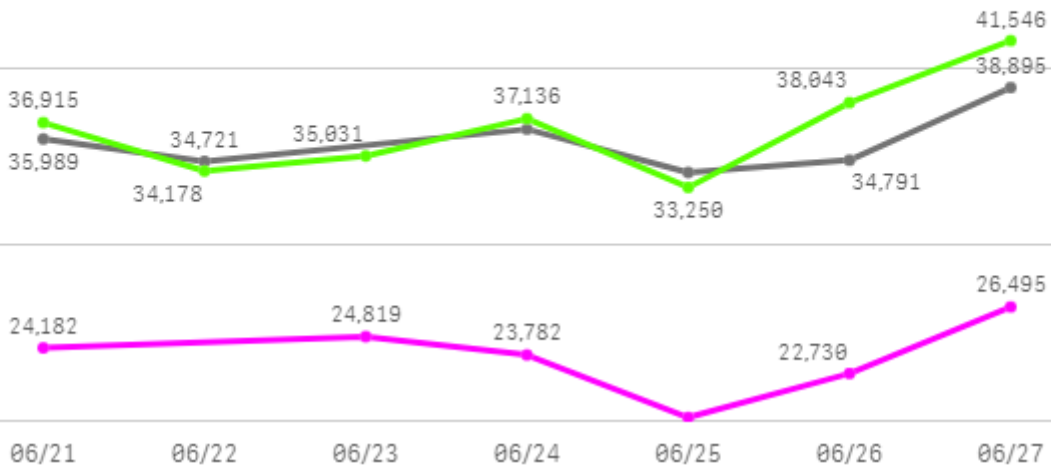
2

산지별 주출하 시군구



주간 도매가격(원)

◆ 2025 ● 2024 ◆ 평년



구분	금주(A)	전주(B)	전월(C)	전년(D)	평년(E)	A/B	A/C	A/D	A/E
가격(원)	23,710	32,720	35,217	35,839	35,096	72.5%	67.3%	66.2%	67.6%

※ 상품 가격 기준

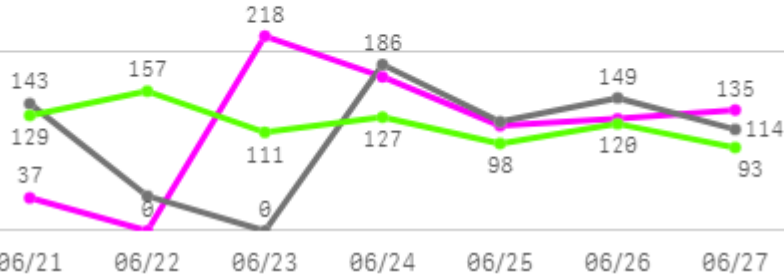
□ 오이맛고추(10Kg) 주간 가격

구분	Q	품종	Q	단량	Q	특	상	보통	하
2025-06-21		오이맛고추		10Kg		31,099	24,182	16,277	8,317
2025-06-23		오이맛고추		10Kg		35,205	24,819	16,143	8,843
2025-06-24		오이맛고추		10Kg		31,352	23,782	13,779	7,138
2025-06-25		오이맛고추		10Kg		27,036	20,250	14,352	7,772
2025-06-26		오이맛고추		10Kg		33,129	22,730	15,655	9,063
2025-06-27		오이맛고추		10Kg		36,727	26,495	16,231	9,053
평균						32,425	23,710	15,406	8,364

마늘

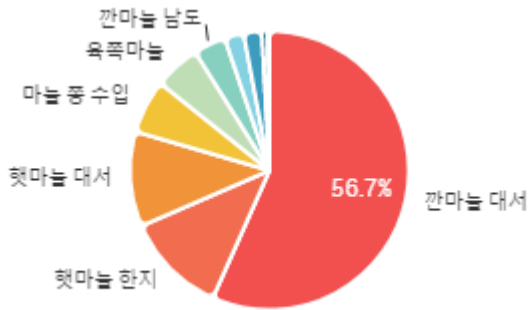
주간 반입량(톤)

◆ 2025 ● 2024 ▲ 평년

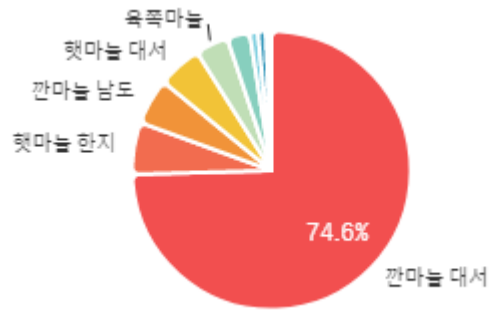


구분	금주(A)	전주(B)	전월(C)	전년(D)	평년(E)	A/B	A/C	A/D	A/E
물량(톤)	807	905	907	753	817	89.2%	89.0%	107.1%	98.8%

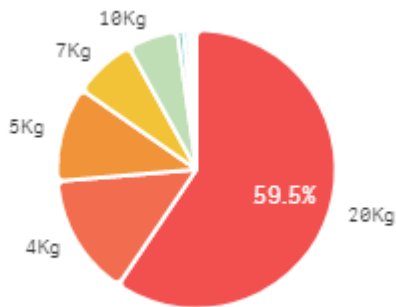
출하 품종별 거래물량 구성비



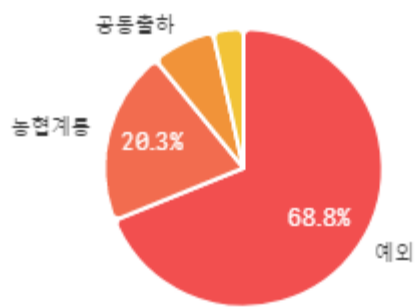
출하 품종별 거래금액 구성비



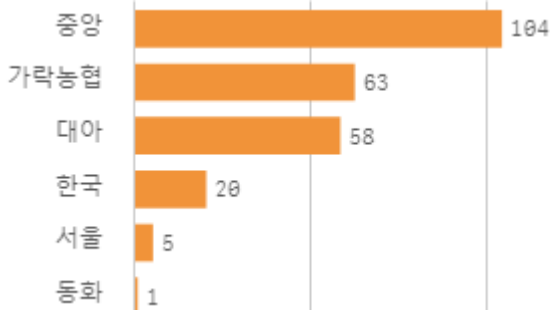
거래 단량별 물량 구성비



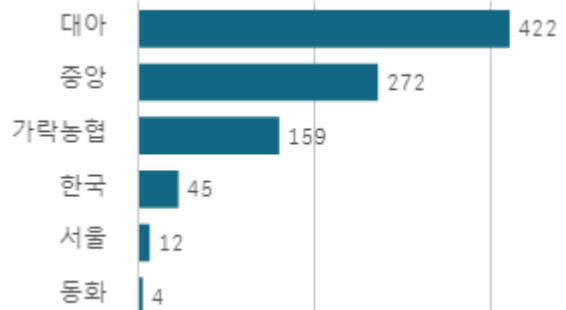
출하자별 거래물량 구성비



도매시장 법인별 거래물량(톤)

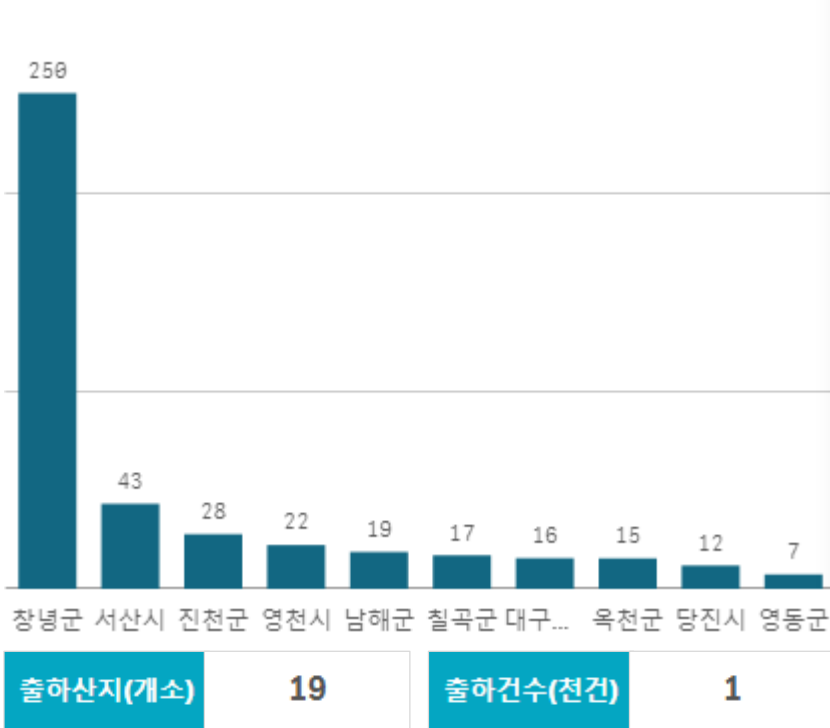


도매시장 법인별 거래금액(백만원)



깎마늘 대서(20Kg)

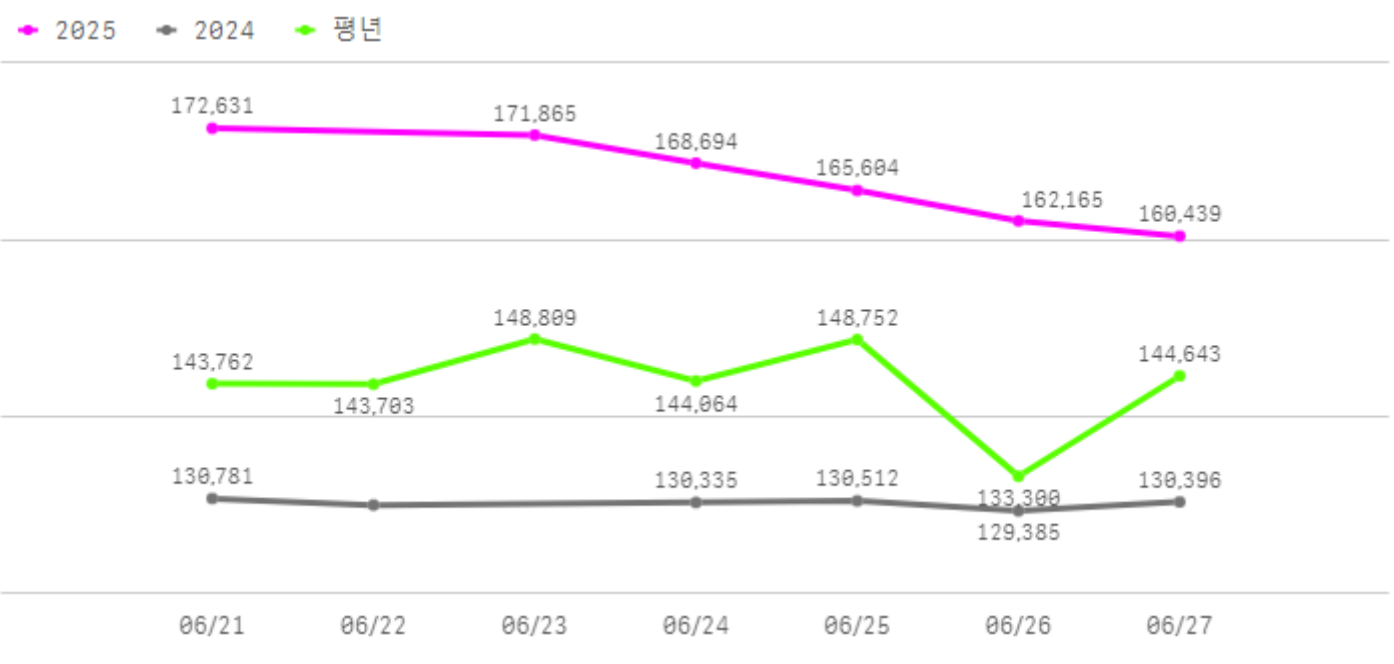
산지별 거래물량(톤)



산지별 주출하 시군구



주간 도매가격(원)



구분	금주(A)	전주(B)	전월(C)	전년(D)	평년(E)	A/B	A/C	A/D	A/E
가격(원)	166,899	182,239	191,414	130,242	148,497	91.6%	87.2%	128.1%	112.4%

※ 상품 가격 기준

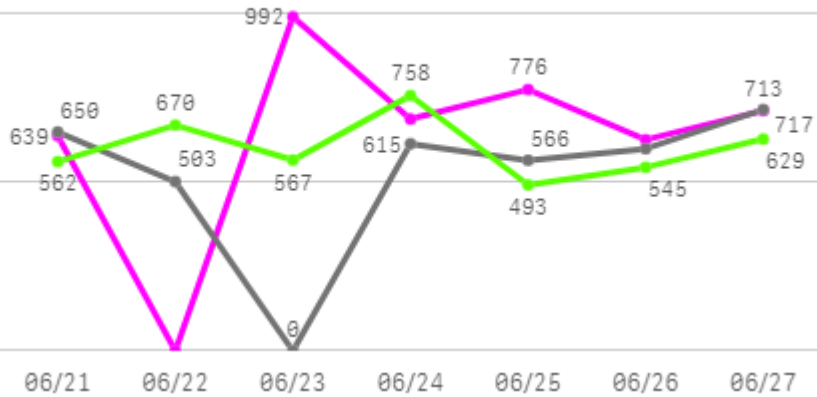
□ 깐마늘 대서(20Kg) 주간 가격

구분	Q	품종	Q	단량	Q	특	상	보통	하
2025-06-21		깐마늘 대서		20Kg		-	172,631	163,016	139,950
2025-06-23		깐마늘 대서		20Kg		-	171,865	162,125	141,433
2025-06-24		깐마늘 대서		20Kg		-	168,694	156,448	131,392
2025-06-25		깐마늘 대서		20Kg		-	165,604	153,127	132,294
2025-06-26		깐마늘 대서		20Kg		-	162,165	150,930	126,842
2025-06-27		깐마늘 대서		20Kg		-	160,439	147,514	123,320
평균						-	166,899	155,526	132,538

양파

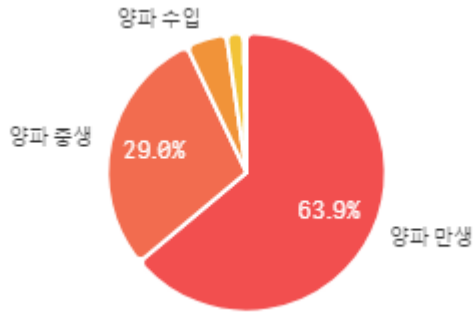
주간 반입량(톤)

◆ 2025 ● 2024 ▲ 평년

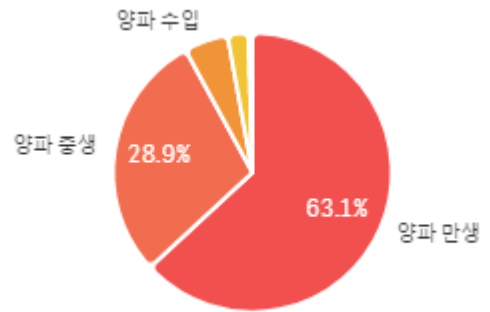


구분	금주(A)	전주(B)	전월(C)	전년(D)	평년(E)	A/B	A/C	A/D	A/E
물량(톤)	4,436	3,766	5,897	3,650	4,112	117.8%	75.2%	121.5%	107.9%

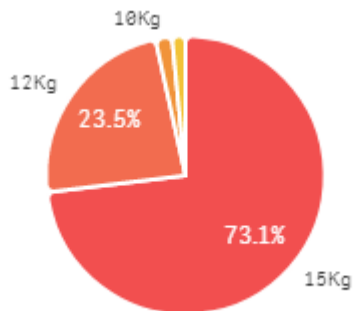
출하 품종별 거래물량 구성비



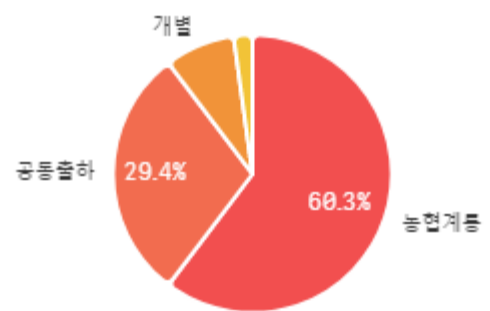
출하 품종별 거래금액 구성비



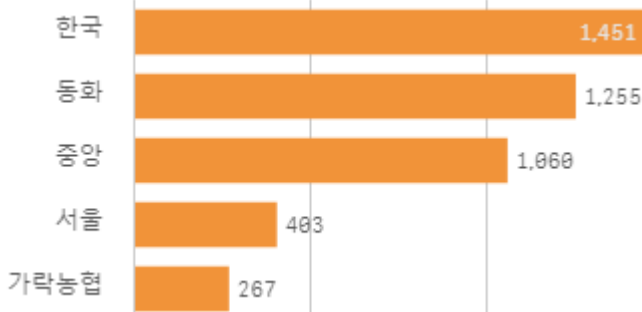
거래 단량별 물량 구성비



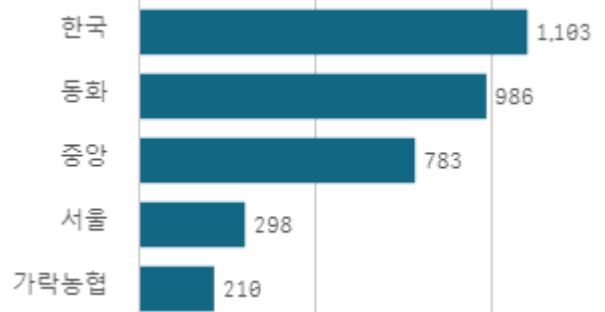
출하자별 거래물량 구성비



도매시장 법인별 거래물량(톤)

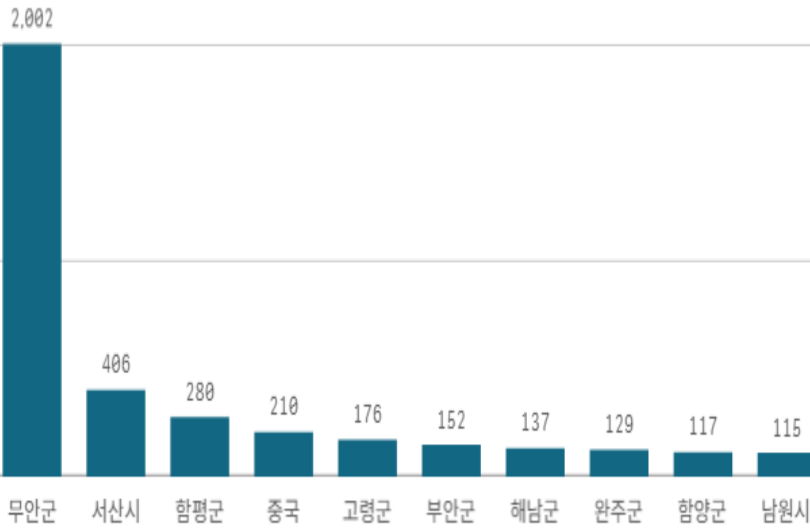


도매시장 법인별 거래금액(백만원)



양파(1Kg)

산지별 거래물량(톤)



산지별 주출하 시군구



출하산지(개소)

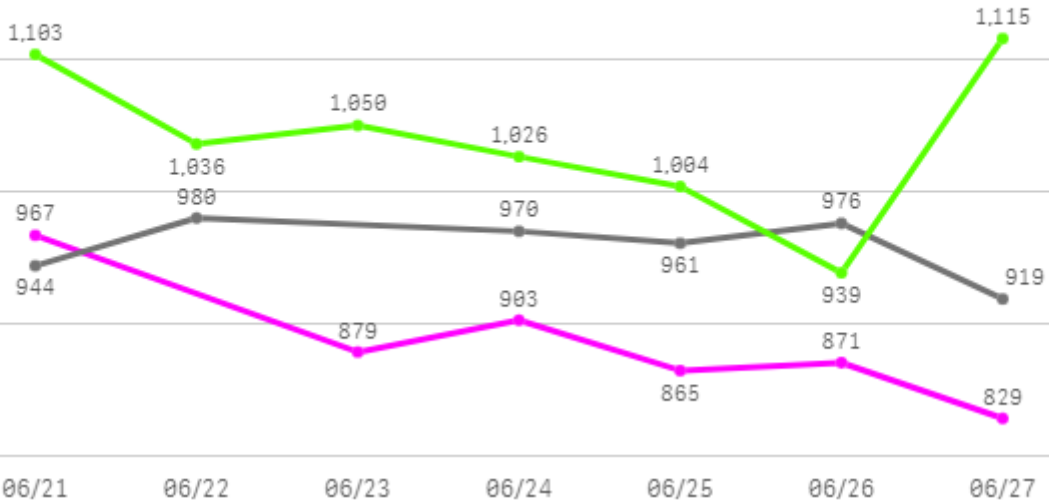
40

출하건수(천건)

3

주간 도매가격(원)

◆ 2025 ● 2024 ◆ 평년



구분	금주(A)	전주(B)	전월(C)	전년(D)	평년(E)	A/B	A/C	A/D	A/E
가격(원)	886	886	621	958	1,056	99.9%	142.7%	92.4%	83.8%

※ 상품 가격 기준

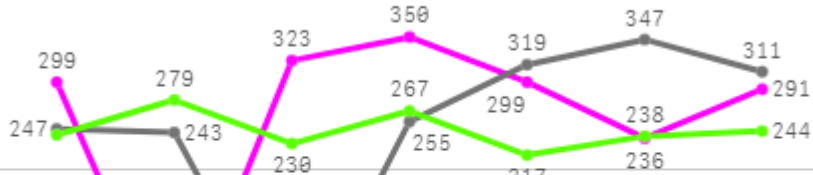
□ 양파(1Kg) 주간 가격

구분	Q	품종	Q	단량	Q	특	상	보통	하
2025-06-21		양파		1Kg		1,036	967	888	711
2025-06-23		양파		1Kg		964	879	725	500
2025-06-24		양파		1Kg		998	903	777	519
2025-06-25		양파		1Kg		979	865	713	417
2025-06-26		양파		1Kg		962	871	709	442
2025-06-27		양파		1Kg		969	829	675	405
평균						985	886	748	499

대파

주간 반입량(톤)

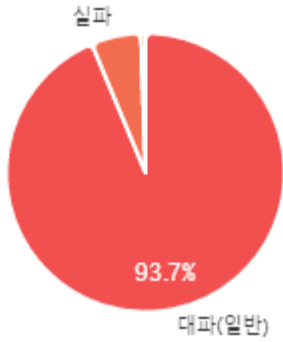
2025 (파란색 선) 2024 (회색 선) 평년 (초록색 선)



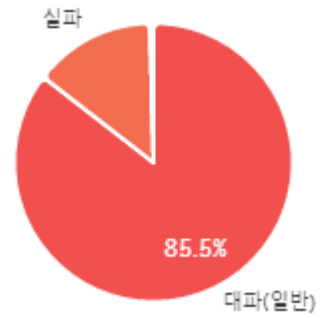
06/21 06/22 06/23 06/24 06/25 06/26 06/27

구분	금주(A)	전주(B)	전월(C)	전년(D)	평년(E)	A/B	A/C	A/D	A/E
물량(톤)	1,798	1,763	1,838	1,720	1,726	102.0%	97.8%	104.5%	104.2%

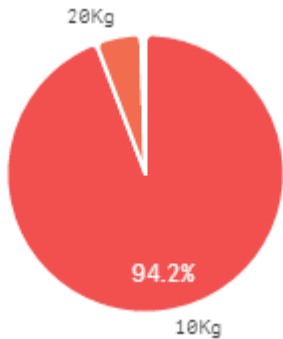
출하 품종별 거래물량 구성비



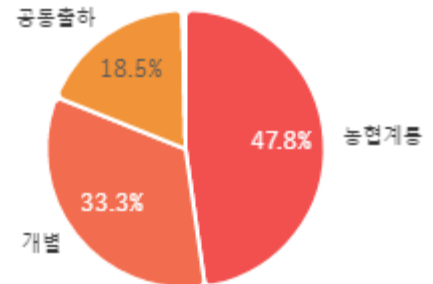
출하 품종별 거래금액 구성비



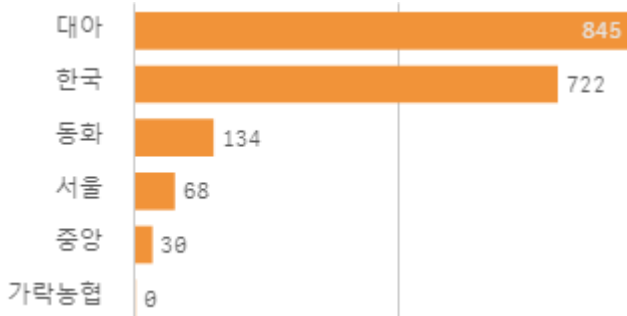
거래 단량별 물량 구성비



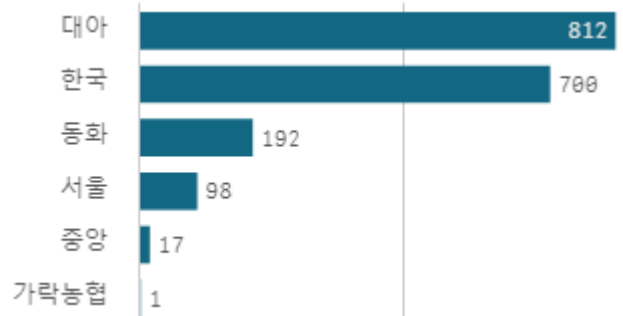
출하자별 거래물량 구성비



도매시장 법인별 거래물량(톤)

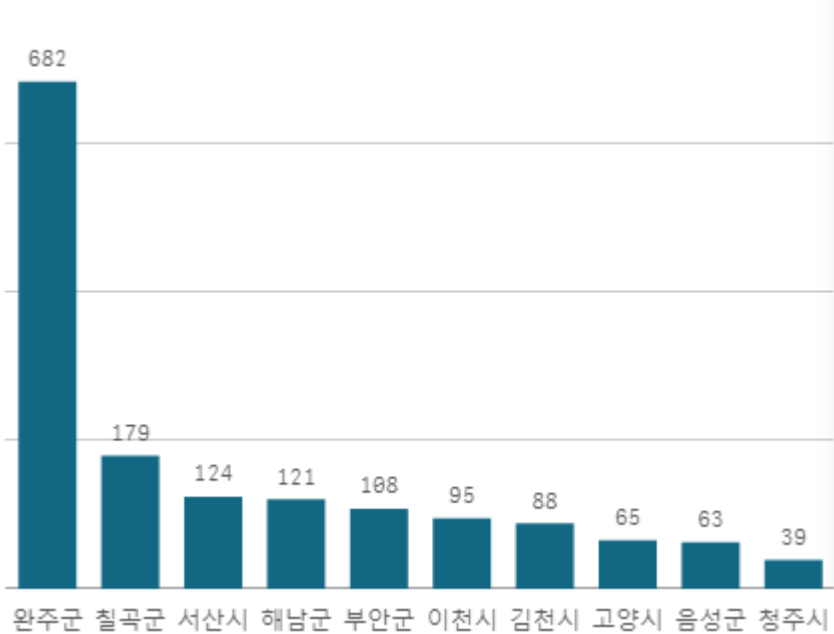


도매시장 법인별 거래금액(백만원)



대파(일반)(1Kg)

산지별 거래물량(톤)



출하산지(개소)

23

출하건수(천건)

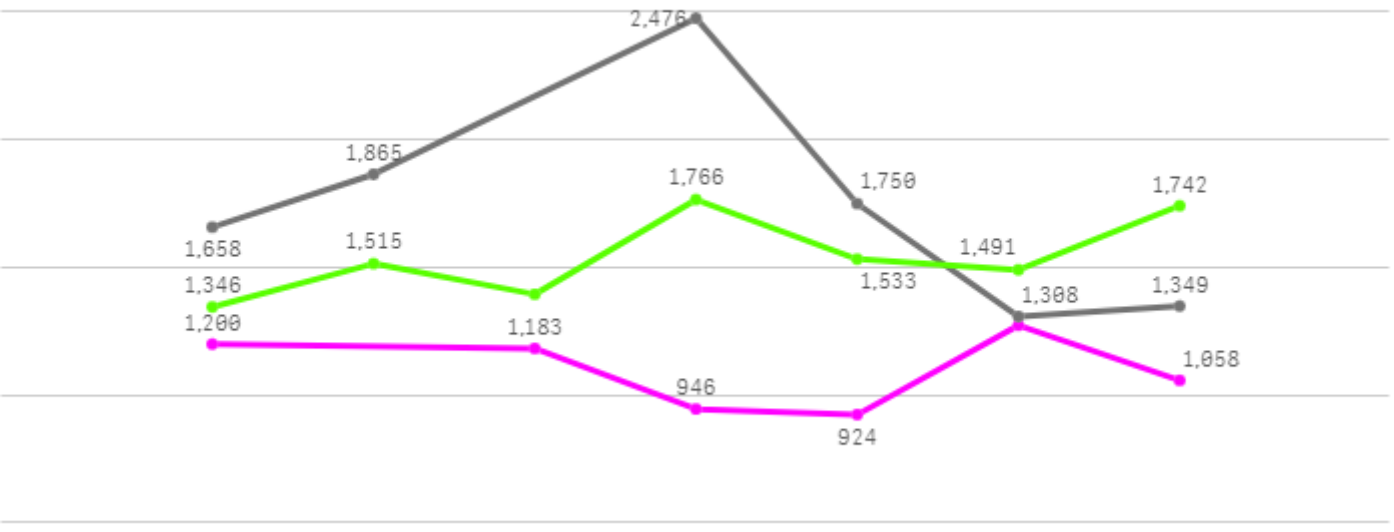
1

산지별 주출하 시군구



주간 도매가격(원)

◆ 2025 ● 2024 ◆ 평년



06/21 06/22 06/23 06/24 06/25 06/26 06/27

구분	금주(A)	전주(B)	전월(C)	전년(D)	평년(E)	A/B	A/C	A/D	A/E
가격(원)	1,098	1,511	1,149	1,734	1,443	72.6%	95.5%	63.3%	76.0%

※ 상품 가격 기준

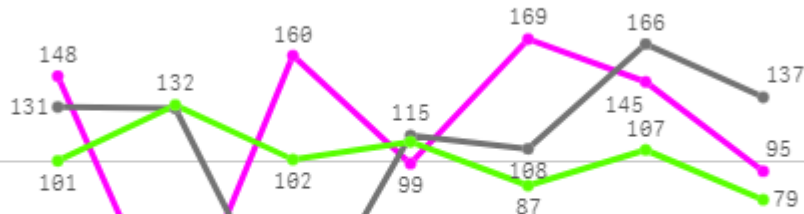
□ 대파(일반)(1Kg) 주간 가격

구분	Q	품종	Q	단량	Q	특	상	보통	하
2025-06-21		대파(일반)		1Kg		1,524	1,200	984	652
2025-06-23		대파(일반)		1Kg		1,436	1,183	942	628
2025-06-24		대파(일반)		1Kg		1,164	946	774	475
2025-06-25		대파(일반)		1Kg		1,118	924	763	554
2025-06-26		대파(일반)		1Kg		1,453	1,274	1,079	802
2025-06-27		대파(일반)		1Kg		1,206	1,058	890	640
평균						1,317	1,098	905	625

파프리카

주간 반입량(톤)

◆ 2025 ● 2024 ▲ 평년

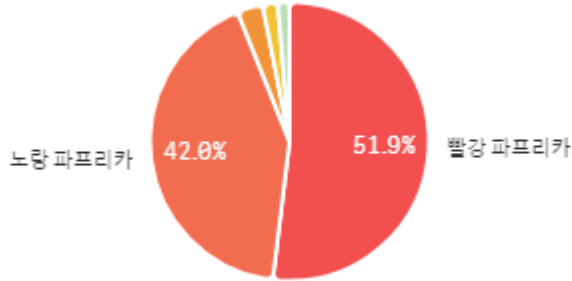


06/21 06/22 06/23 06/24 06/25 06/26 06/27

구분	금주(A)	전주(B)	전월(C)	전년(D)	평년(E)	A/B	A/C	A/D	A/E
물량(톤)	817	803	620	787	744	101.8%	131.9%	103.8%	109.9%

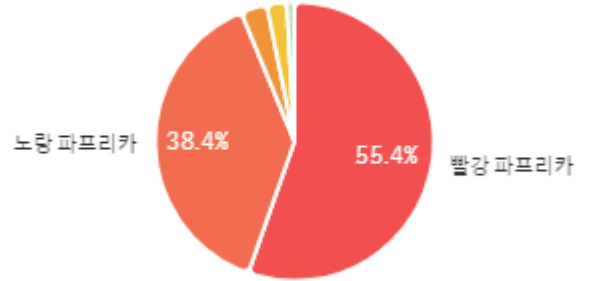
출하 품종별 거래물량 구성비

청색 파프리카



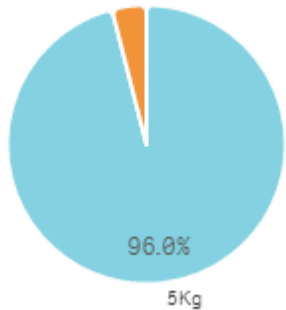
출하 품종별 거래금액 구성비

오렌지 파프리카



거래 단량별 물량 구성비

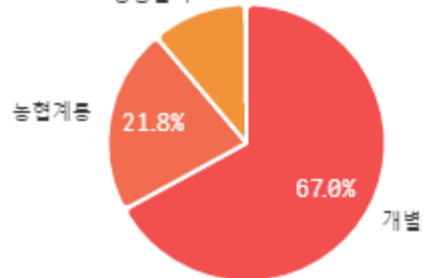
10Kg



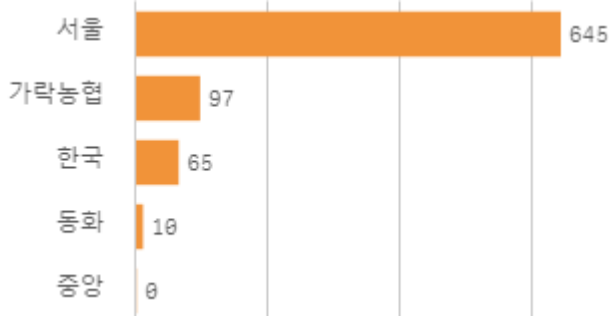
5Kg

출하자별 거래물량 구성비

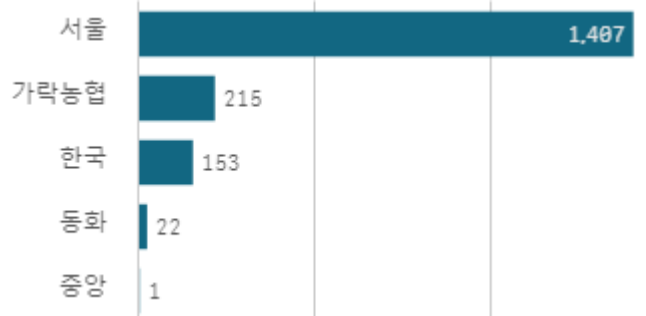
공동출하



도매시장 법인별 거래물량(톤)

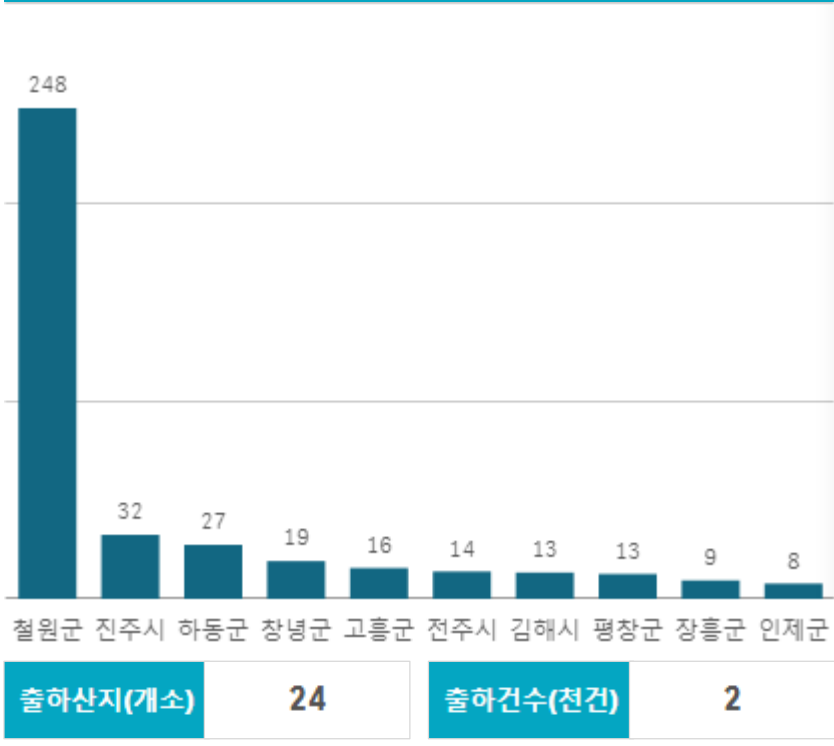


도매시장 법인별 거래금액(백만원)



빨강 파프리카(5Kg)

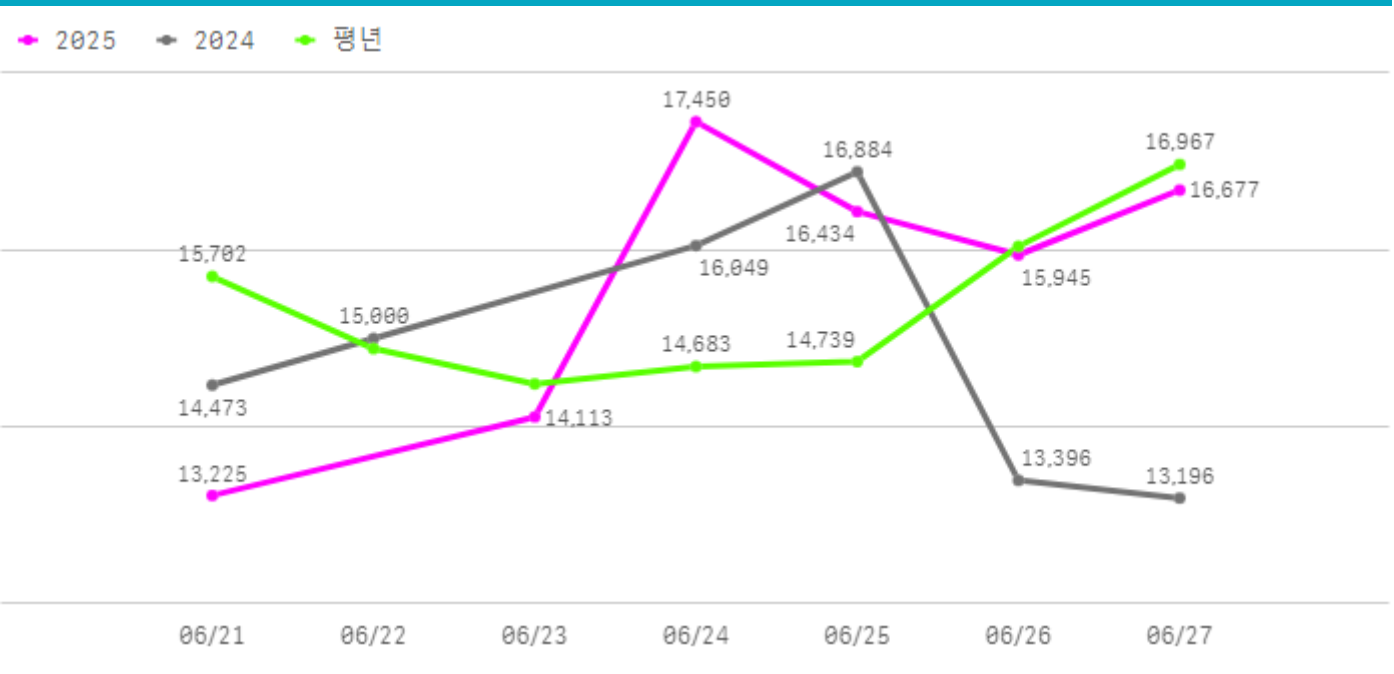
산지별 거래물량(톤)



산지별 주출하 시군구



주간 도매가격(원)



구분	금주(A)	전주(B)	전월(C)	전년(D)	평년(E)	A/B	A/C	A/D	A/E
가격(원)	15,641	16,106	20,549	14,833	15,456	97.1%	76.1%	105.4%	101.2%

※ 상품 가격 기준

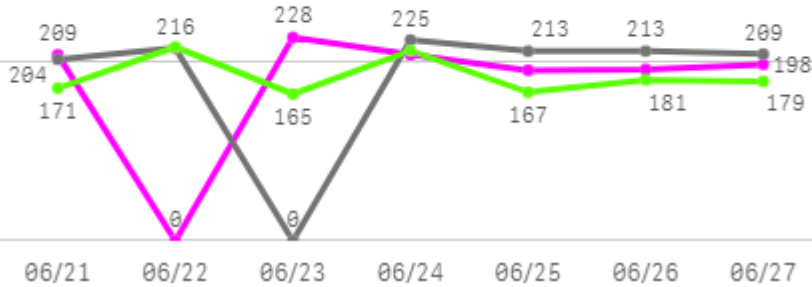
□ 빨강 파프리카(5Kg) 주간 가격

구분	Q	품종	Q	단량	Q	특	상	보통	하
2025-06-21		빨강 파프리카		5Kg		-	13,225	10,364	6,886
2025-06-23		빨강 파프리카		5Kg		-	14,113	11,437	8,674
2025-06-24		빨강 파프리카		5Kg		-	17,450	14,323	10,763
2025-06-25		빨강 파프리카		5Kg		-	16,434	13,586	9,207
2025-06-26		빨강 파프리카		5Kg		-	15,945	12,816	8,818
2025-06-27		빨강 파프리카		5Kg		-	16,677	13,490	9,986
평균						-	15,641	12,669	9,056

버섯

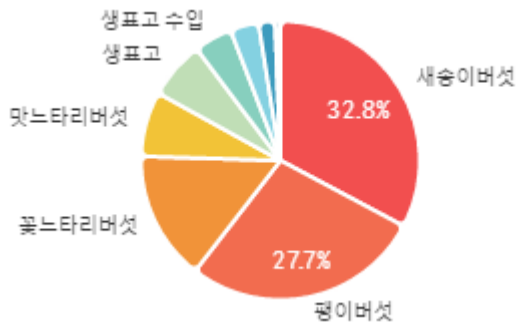
주간 반입량(톤)

◆ 2025 ● 2024 ▲ 평년

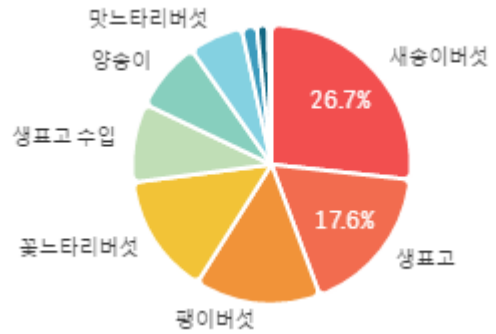


구분	금주(A)	전주(B)	전월(C)	전년(D)	평년(E)	A/B	A/C	A/D	A/E
물량(톤)	1,227	1,252	1,298	1,280	1,280	98.0%	94.5%	95.9%	95.8%

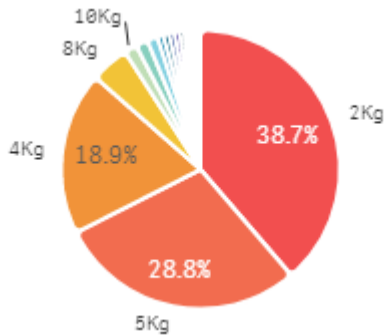
출하 품종별 거래물량 구성비



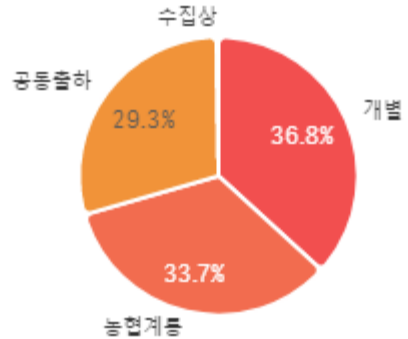
출하 품종별 거래금액 구성비



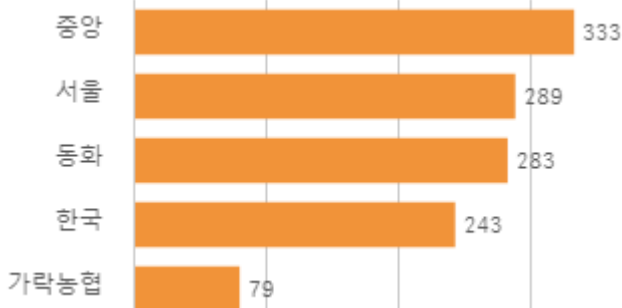
거래 단량별 물량 구성비



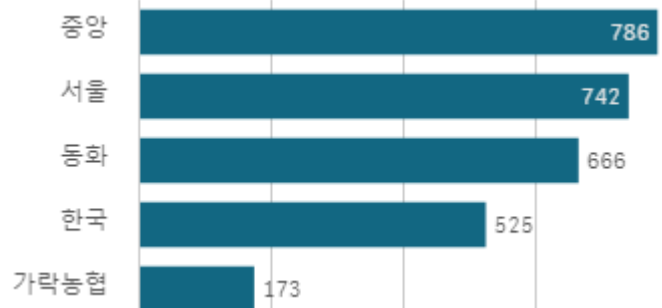
출하자별 거래물량 구성비



도매시장 법인별 거래물량(톤)

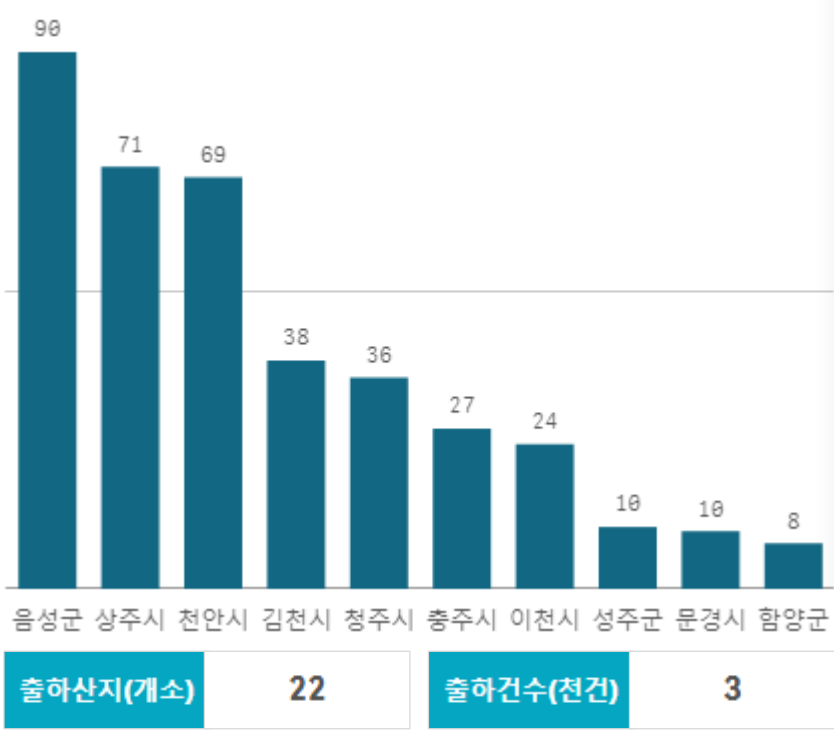


도매시장 법인별 거래금액(백만원)



새송이버섯(2Kg)

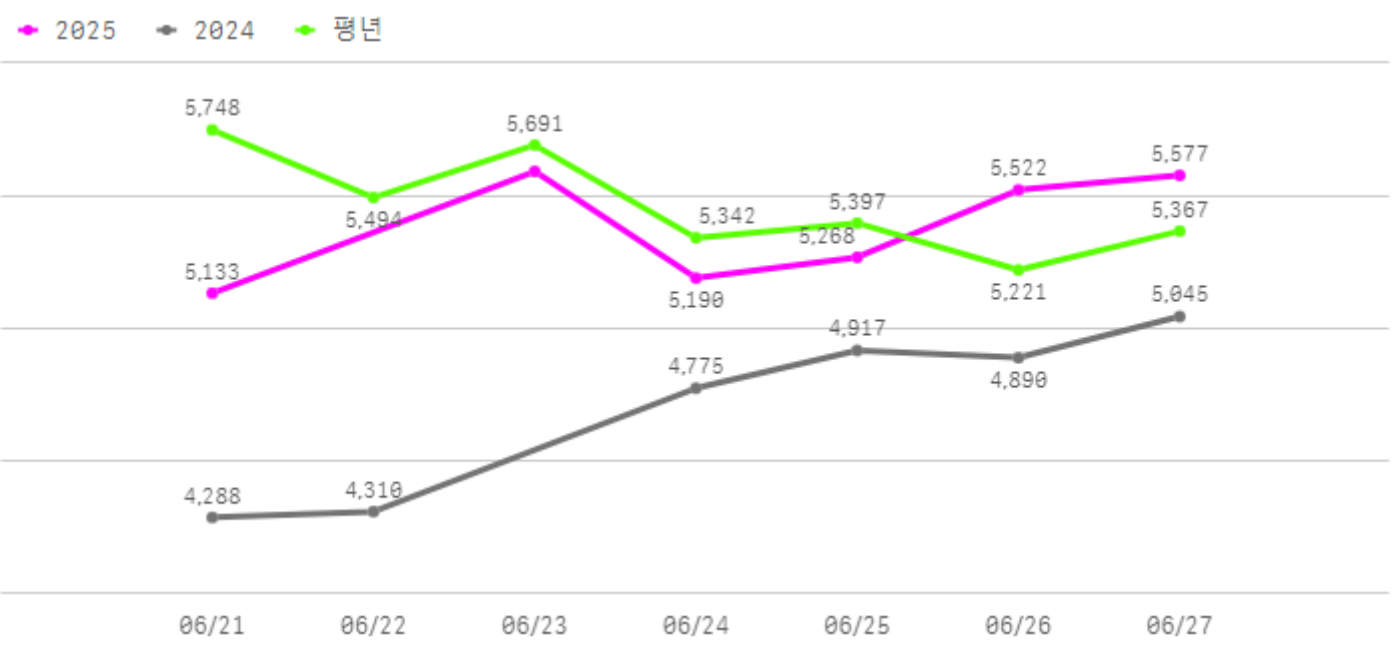
산지별 거래물량(톤)



산지별 주출하 시군구



주간 도매가격(원)



구분	금주(A)	전주(B)	전월(C)	전년(D)	평년(E)	A/B	A/C	A/D	A/E
가격(원)	5,380	5,147	5,622	4,704	5,476	104.5%	95.7%	114.4%	98.3%

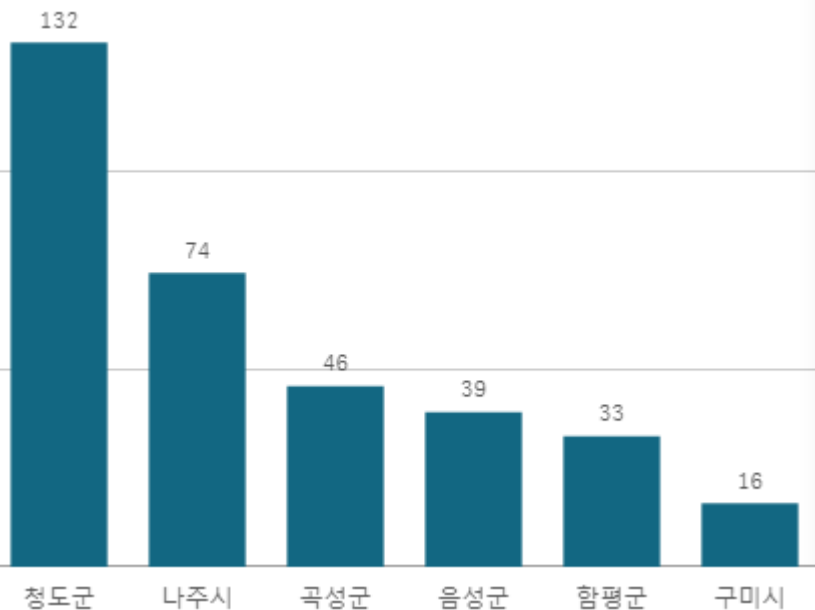
※ 상품 가격 기준

□ 새송이버섯(2Kg) 주간 가격

구분	Q	품종	Q	단량	Q	특	상	보통	하
2025-06-21		새송이버섯		2Kg		8,259	5,133	3,526	2,497
2025-06-23		새송이버섯		2Kg		8,712	5,592	4,064	2,782
2025-06-24		새송이버섯		2Kg		7,887	5,190	3,960	2,668
2025-06-25		새송이버섯		2Kg		7,784	5,268	3,819	2,989
2025-06-26		새송이버섯		2Kg		8,046	5,522	4,101	3,171
2025-06-27		새송이버섯		2Kg		8,992	5,577	4,256	3,130
평균						8,280	5,380	3,954	2,873

팬이버섯(5Kg)

산지별 거래물량(톤)



산지별 주출하 시군구



출하산지(개소)

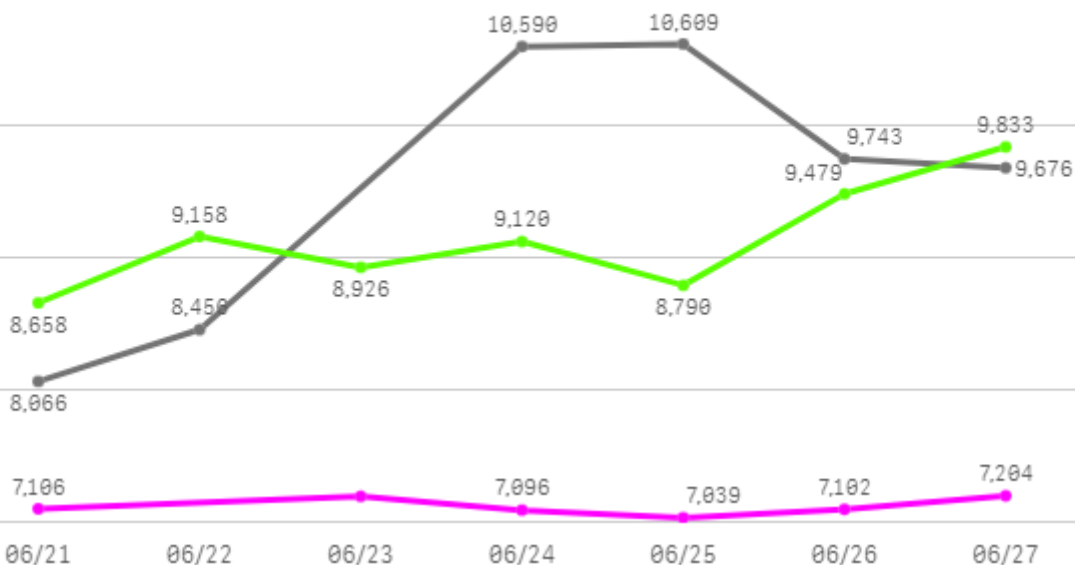
6

출하건수(천건)

1

주간 도매가격(원)

◆ 2025 ● 2024 ◆ 평년



구분	금주(A)	전주(B)	전월(C)	전년(D)	평년(E)	A/B	A/C	A/D	A/E
가격(원)	7,125	7,572	8,928	9,523	8,706	94.1%	79.8%	74.8%	81.8%

※ 상품 가격 기준

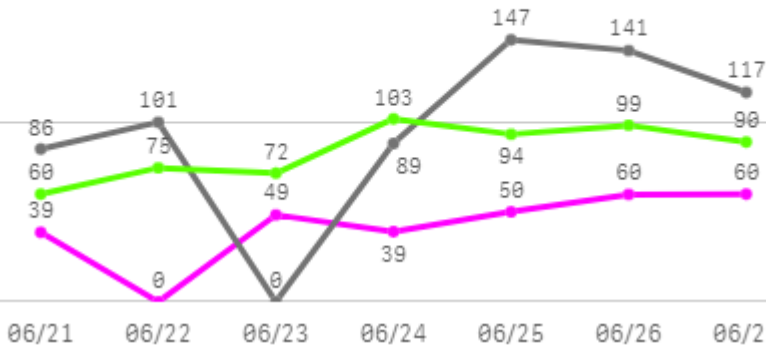
□ 팽이버섯(5Kg) 주간 가격

구분	Q	품종	Q	단량	Q	특	상	보통	하
2025-06-21		팽이버섯		5Kg		7,500	7,106	6,072	4,496
2025-06-23		팽이버섯		5Kg		8,000	7,200	6,140	4,813
2025-06-24		팽이버섯		5Kg		7,903	7,096	5,833	4,726
2025-06-25		팽이버섯		5Kg		7,560	7,039	5,934	4,693
2025-06-26		팽이버섯		5Kg		7,500	7,102	6,025	4,873
2025-06-27		팽이버섯		5Kg		7,507	7,204	6,405	5,437
평균						7,662	7,125	6,068	4,840

팥옥수수

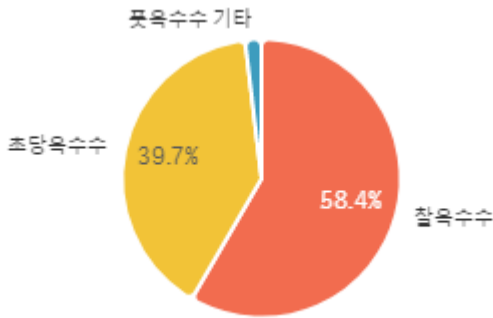
주간 반입량(톤)

◆ 2025 ● 2024 ▲ 평년

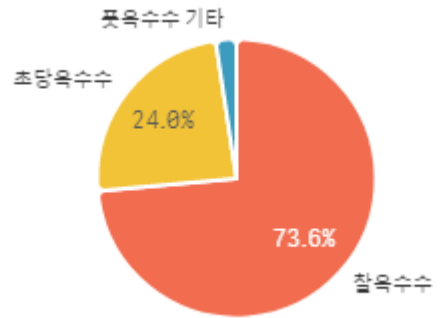


구분	금주(A)	전주(B)	전월(C)	전년(D)	평년(E)	A/B	A/C	A/D	A/E
물량(톤)	298	190	33	680	569	156.9%	904.8%	43.8%	52.4%

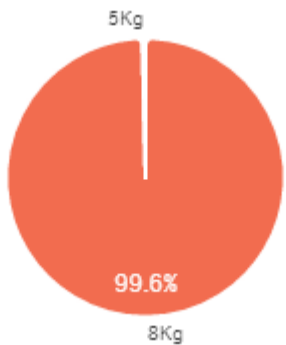
출하 품종별 거래물량 구성비



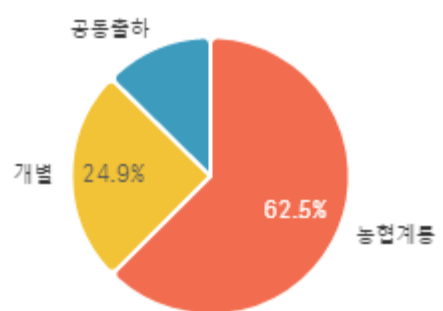
출하 품종별 거래금액 구성비



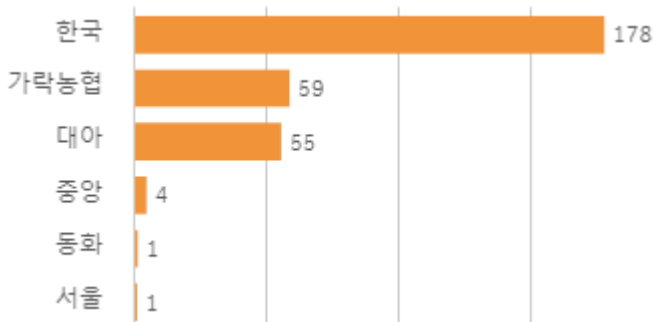
거래 단량별 물량 구성비



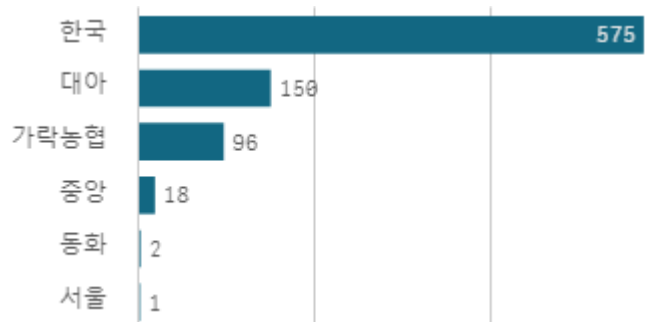
출하자별 거래물량 구성비



도매시장 법인별 거래물량(톤)

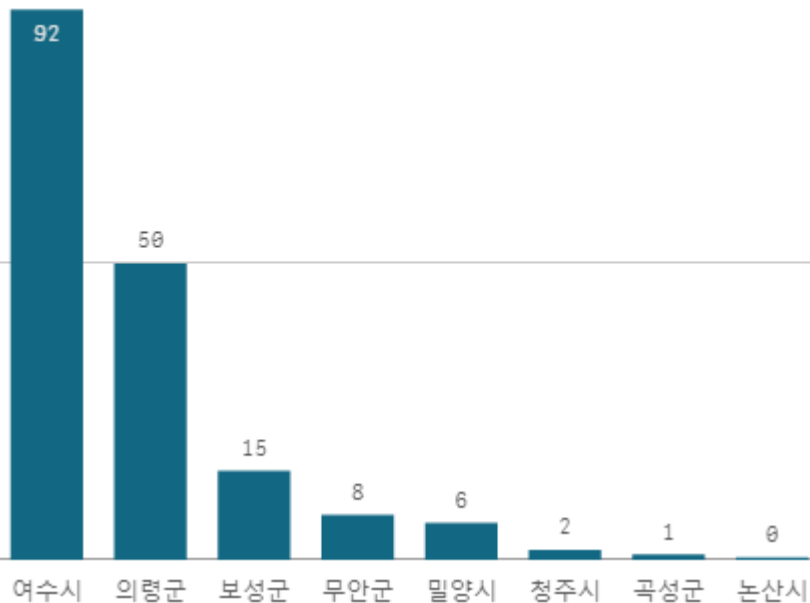


도매시장 법인별 거래금액(백만원)



찰옥수수(8Kg)

산지별 거래물량(톤)



출하산지(개소)

8

출하건수(천건)

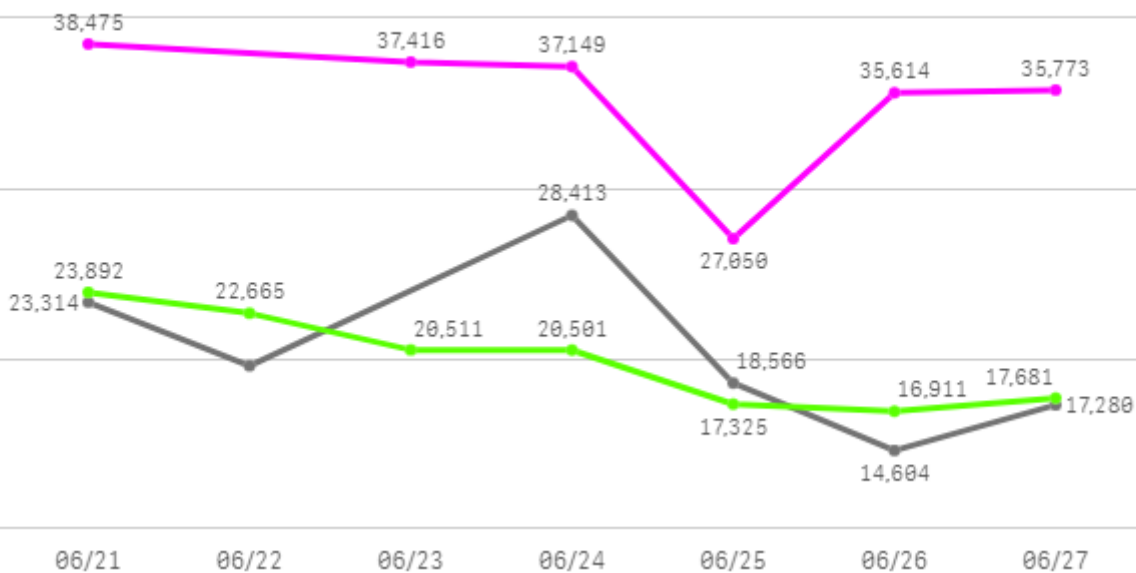
0

산지별 주출하 시군구



주간 도매가격(원)

◆ 2025 ● 2024 ◆ 평년



구분	금주(A)	전주(B)	전월(C)	전년(D)	평년(E)	A/B	A/C	A/D	A/E
가격(원)	35,246	34,737	-	20,292	23,038	101.5%	-	173.7%	153.0%

※ 상품 가격 기준

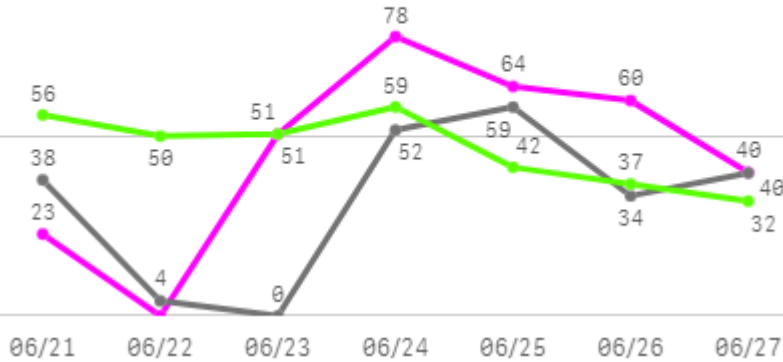
☐ 찰옥수수(8Kg) 주간 가격

구분	Q	품종	Q	단량	Q	특	상	보통	하
2025-06-21		찰옥수수		8Kg		39,649	38,475	34,312	22,180
2025-06-23		찰옥수수		8Kg		37,903	37,416	34,188	21,238
2025-06-24		찰옥수수		8Kg		43,587	37,149	28,536	14,107
2025-06-25		찰옥수수		8Kg		30,201	27,050	22,453	12,682
2025-06-26		찰옥수수		8Kg		42,042	35,614	31,633	24,463
2025-06-27		찰옥수수		8Kg		41,661	35,773	29,159	16,170
평균						39,174	35,246	30,047	18,473

사과

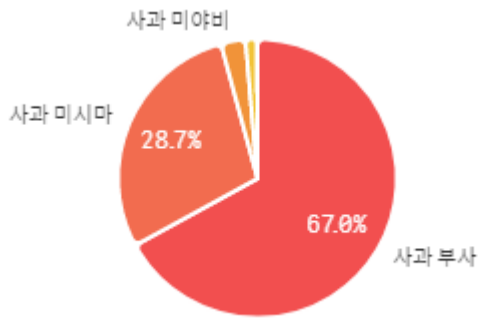
주간 반입량(톤)

◆ 2025 ● 2024 ▲ 평년

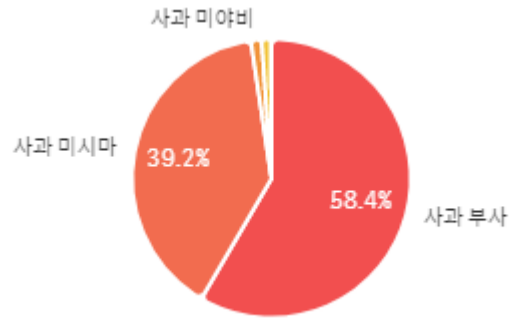


구분	금주(A)	전주(B)	전월(C)	전년(D)	평년(E)	A/B	A/C	A/D	A/E
물량(톤)	317	394	445	227	330	80.4%	71.2%	139.9%	96.0%

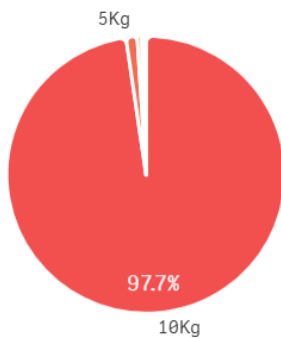
출하 품종별 거래물량 구성비



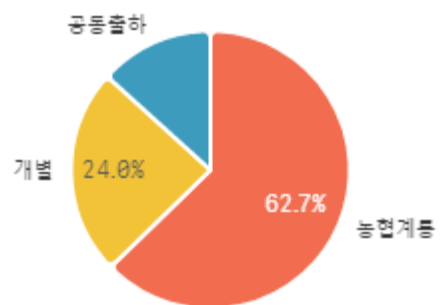
출하 품종별 거래금액 구성비



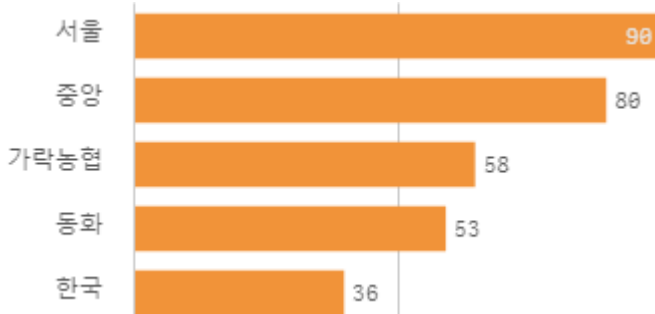
거래 단량별 물량 구성비



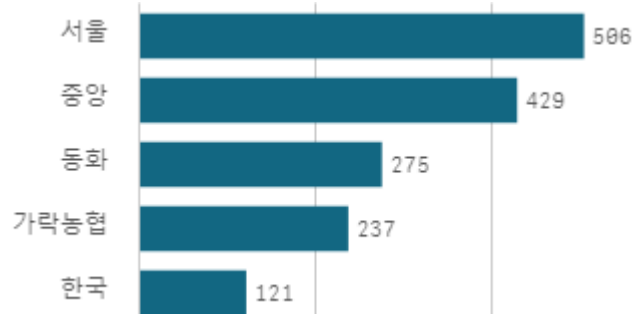
출하자별 거래물량 구성비



도매시장 법인별 거래물량(톤)

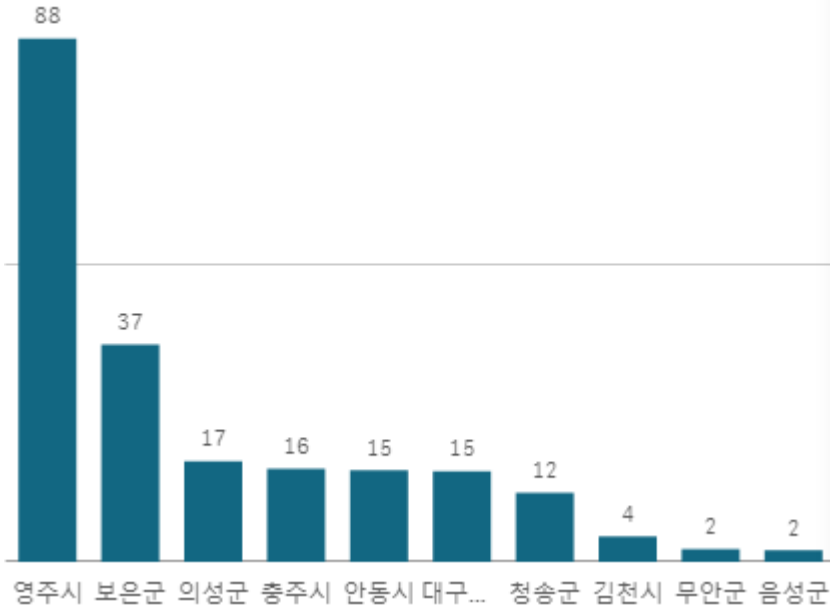


도매시장 법인별 거래금액(백만원)



사과 부사(10Kg)

산지별 거래물량(톤)



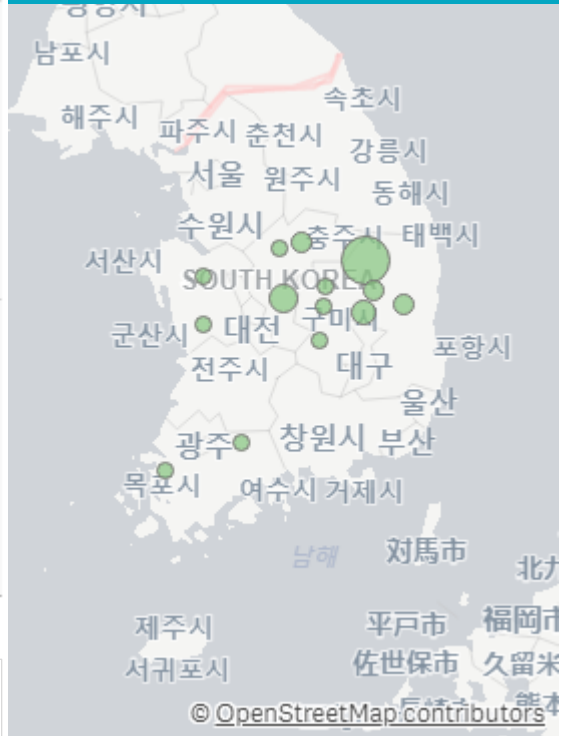
출하산지(개소)

15

출하건수(천건)

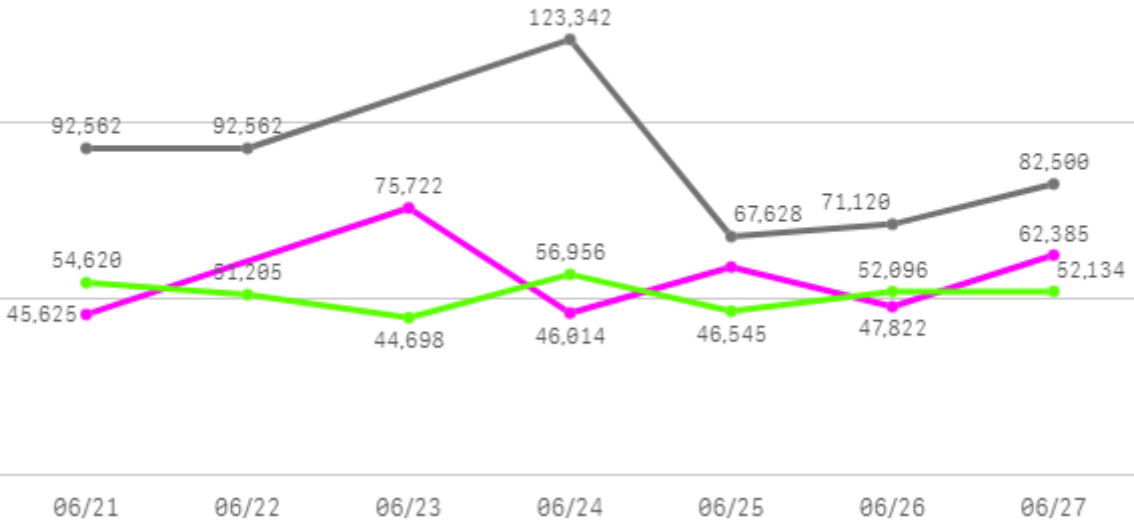
1

산지별 주출하 시군구



주간 도매가격(원)

◆ 2025 ● 2024 ◆ 평년



구분	금주(A)	전주(B)	전월(C)	전년(D)	평년(E)	A/B	A/C	A/D	A/E
가격(원)	56,099	58,018	58,936	87,897	54,434	96.7%	95.2%	63.8%	103.1%

※ 상품 가격 기준

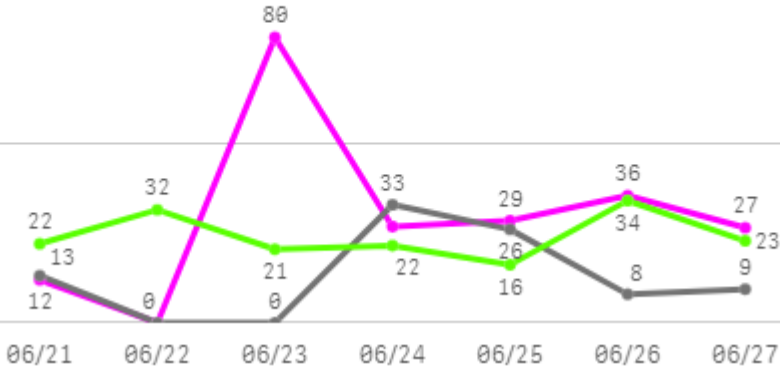
□ 사과 부사(10Kg) 주간 가격

구분	Q	품종	Q	단량	Q	특	상	보통	하
2025-06-21		사과 부사		10Kg		53,132	45,625	32,560	15,797
2025-06-23		사과 부사		10Kg		154,534	75,722	41,612	21,840
2025-06-24		사과 부사		10Kg		75,995	46,014	28,964	20,179
2025-06-25		사과 부사		10Kg		79,503	59,027	39,067	21,472
2025-06-26		사과 부사		10Kg		57,042	47,822	31,299	21,308
2025-06-27		사과 부사		10Kg		138,074	62,385	40,432	23,621
평균						93,047	56,099	35,656	20,703

배

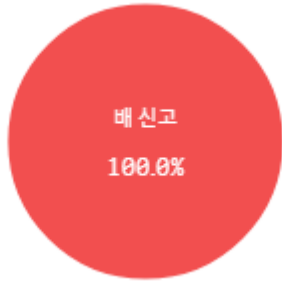
주간 반입량(톤)

2025 2024 평년



구분	금주(A)	전주(B)	전월(C)	전년(D)	평년(E)	A/B	A/C	A/D	A/E
물량(톤)	210	218	196	90	172	96.6%	107.2%	233.5%	122.1%

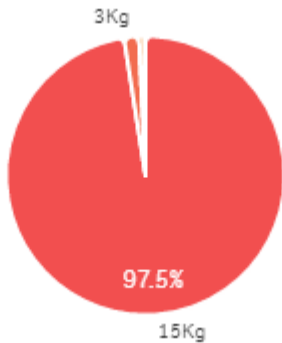
출하 품종별 거래물량 구성비



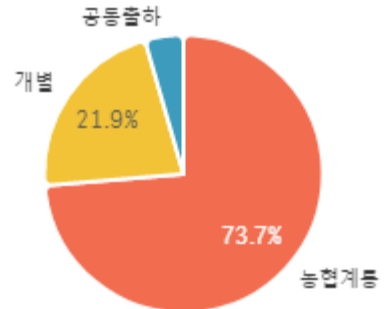
출하 품종별 거래금액 구성비



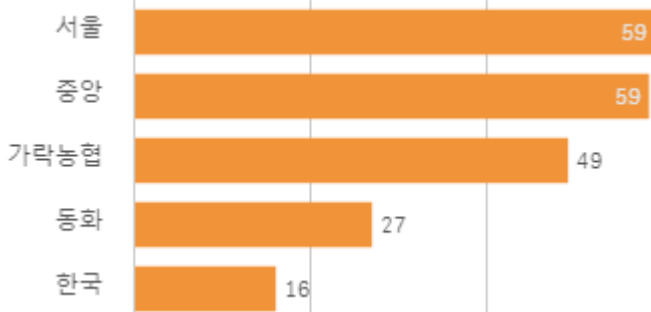
거래 단량별 물량 구성비



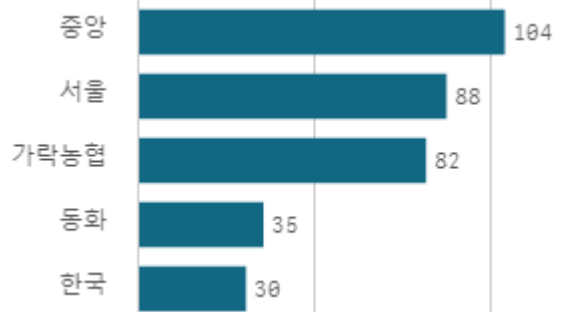
출하자별 거래물량 구성비



도매시장 법인별 거래물량(톤)

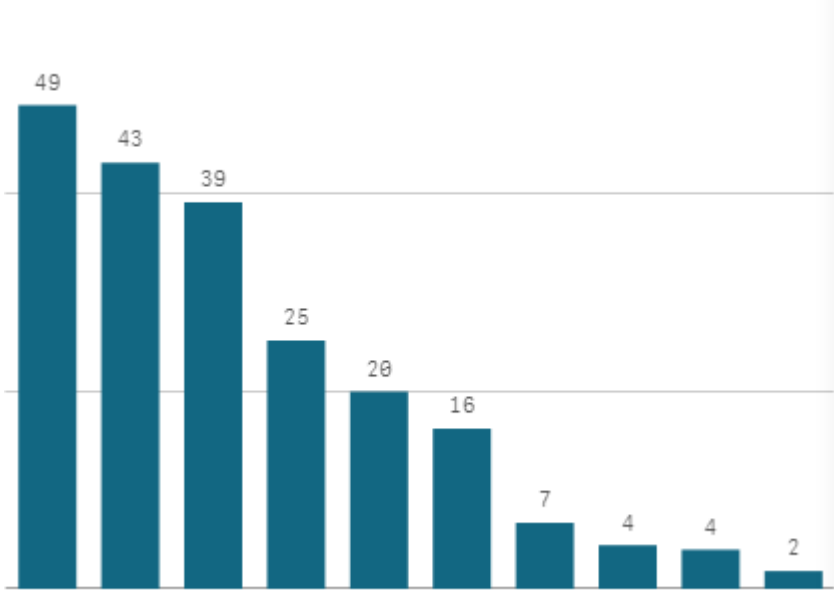


도매시장 법인별 거래금액(백만원)



배 신고(15Kg)

산지별 거래물량(톤)



출하산지(개소)

13

출하건수(천건)

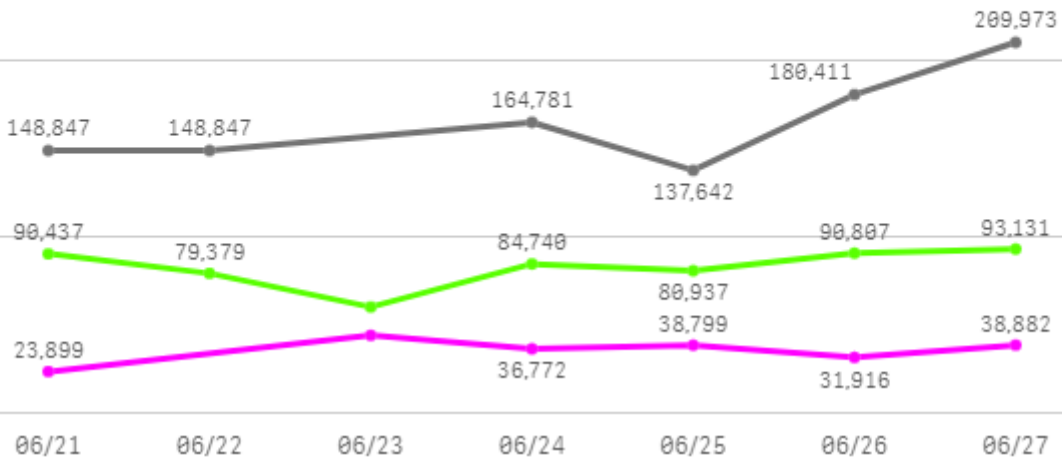
1

산지별 주출하 시군구



주간 도매가격(원)

◆ 2025 ● 2024 ◆ 평년



구분	금주(A)	전주(B)	전월(C)	전년(D)	평년(E)	A/B	A/C	A/D	A/E
가격(원)	35,774	44,973	46,057	166,560	79,236	79.5%	77.7%	21.5%	45.1%

※ 상품 가격 기준

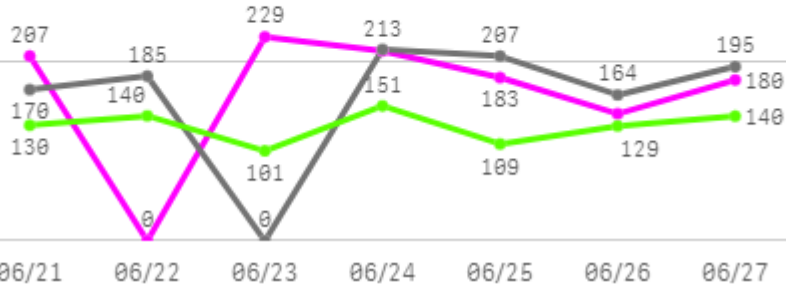
□ 배 신고(15Kg) 주간 가격

구분	Q	품종	Q	단량	Q	특	상	보통	하
2025-06-21		배 신고		15Kg		45,756	23,899	11,686	4,424
2025-06-23		배 신고		15Kg		76,597	44,378	21,576	7,663
2025-06-24		배 신고		15Kg		87,202	36,772	12,751	4,975
2025-06-25		배 신고		15Kg		59,315	38,799	17,030	6,462
2025-06-26		배 신고		15Kg		59,126	31,916	13,690	5,617
2025-06-27		배 신고		15Kg		73,222	38,882	13,368	5,268
평균						66,870	35,774	15,017	5,735

복숭아

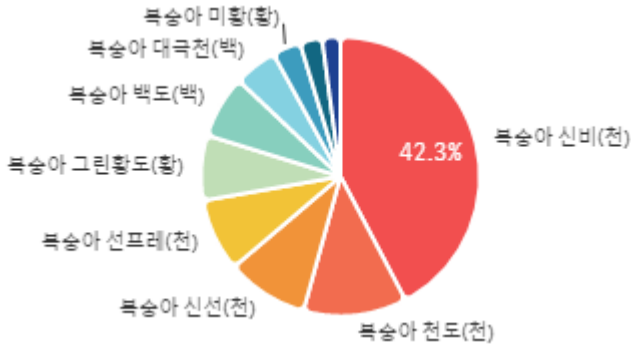
주간 반입량(톤)

◆ 2025 ● 2024 ▲ 평년

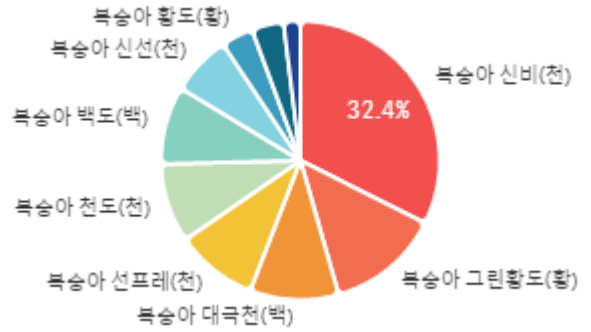


구분	금주(A)	전주(B)	전월(C)	전년(D)	평년(E)	A/B	A/C	A/D	A/E
물량(톤)	1,155	999	38	1,135	987	115.6%	3014.1%	101.7%	117.0%

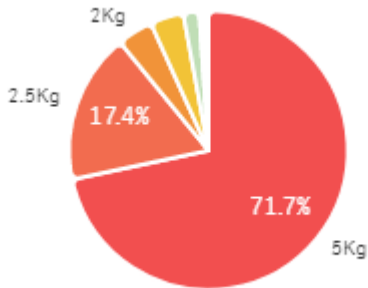
출하 품종별 거래물량 구성비



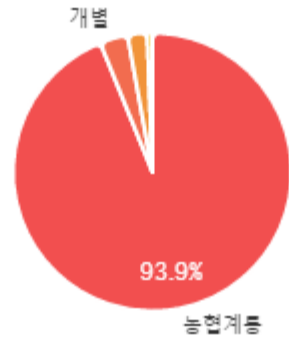
출하 품종별 거래금액 구성비



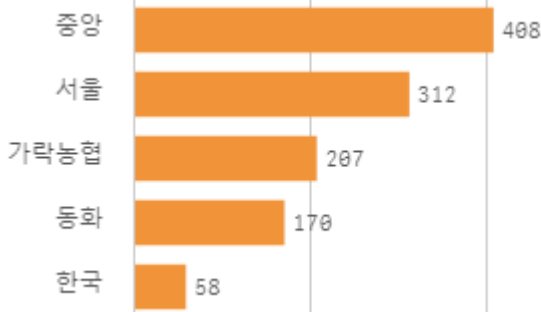
거래 단량별 물량 구성비



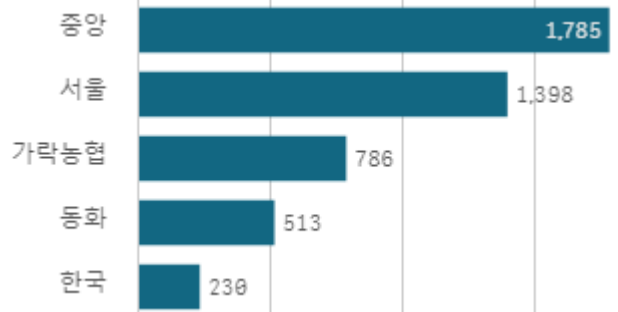
출하자별 거래물량 구성비



도매시장 법인별 거래물량(톤)

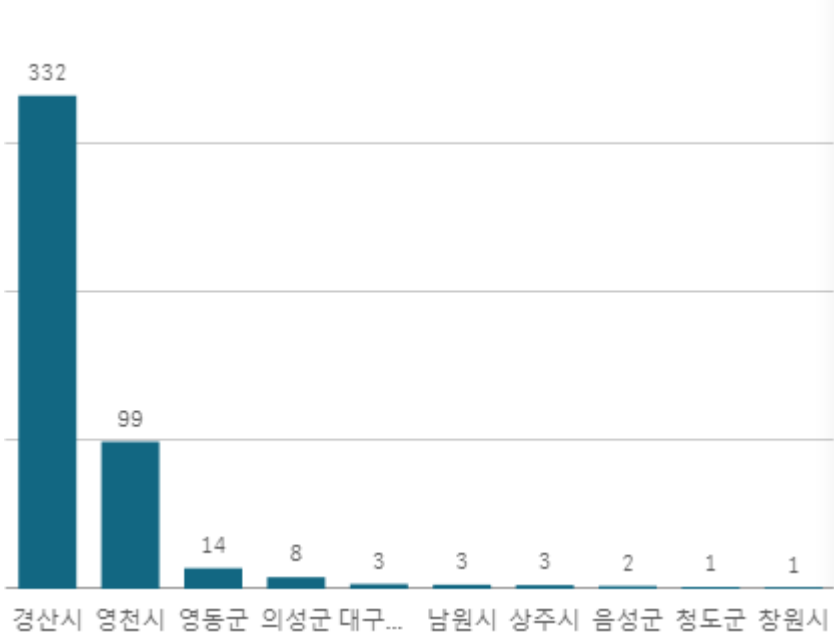


도매시장 법인별 거래금액(백만원)



복숭아 신비(천)(5Kg)

산지별 거래물량(톤)



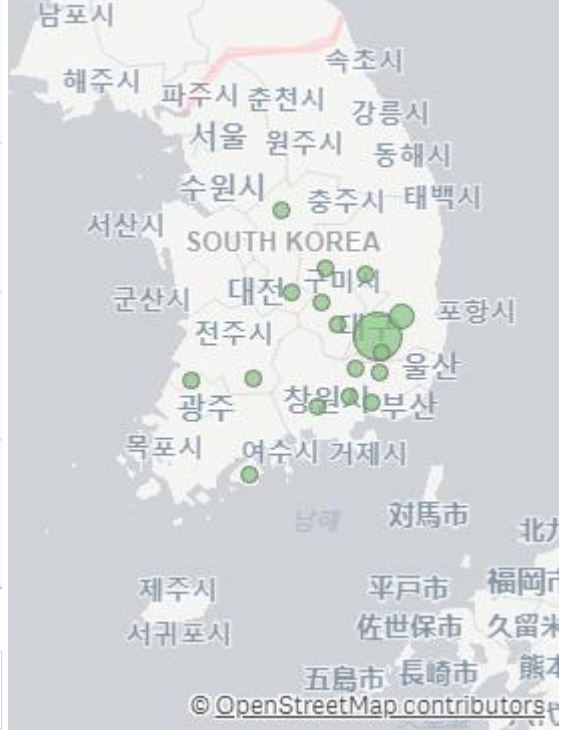
출하산지(개소)

19

출하건수(천건)

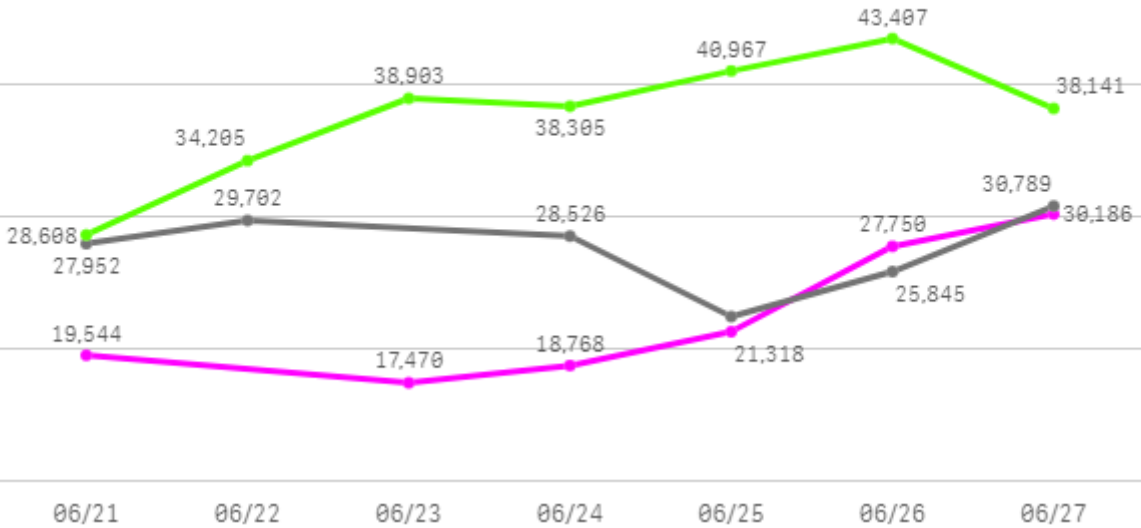
7

산지별 주출하 시군구



주간 도매가격(원)

◆ 2025 ● 2024 ◆ 평년



구분	금주(A)	전주(B)	전월(C)	전년(D)	평년(E)	A/B	A/C	A/D	A/E
가격(원)	22,506	31,125	-	27,545	31,137	72.3%	-	81.7%	72.3%

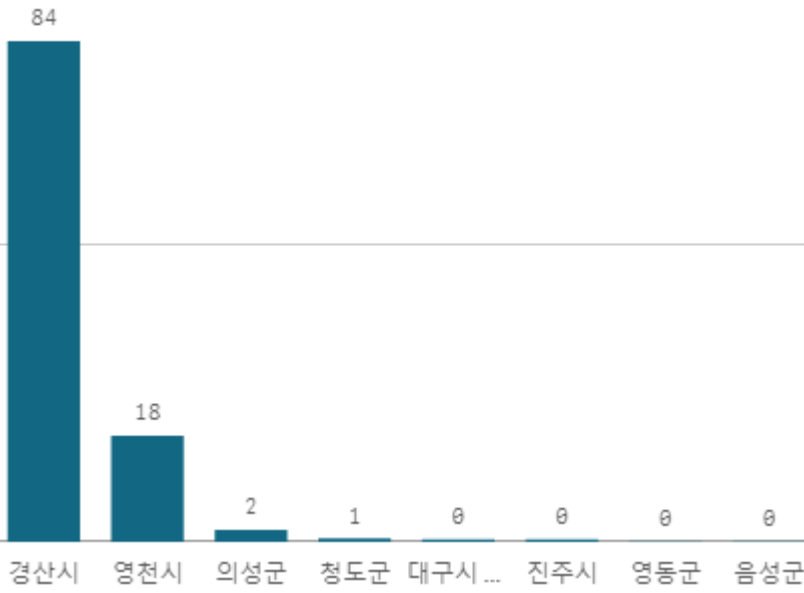
※ 상품 가격 기준

□ 복숭아 신비(천)(5Kg) 주간 가격

구분	Q	품종	Q	단량	Q	특	상	보통	하
2025-06-21		복숭아 신비(천)		5Kg		30,030	19,544	11,705	5,977
2025-06-23		복숭아 신비(천)		5Kg		25,748	17,470	12,105	6,712
2025-06-24		복숭아 신비(천)		5Kg		25,310	18,768	12,069	6,514
2025-06-25		복숭아 신비(천)		5Kg		28,190	21,318	13,064	5,940
2025-06-26		복숭아 신비(천)		5Kg		36,715	27,750	17,562	8,679
2025-06-27		복숭아 신비(천)		5Kg		37,631	30,186	20,268	11,619
평균						30,604	22,506	14,462	7,574

복숭아 신선(천)(5Kg)

산지별 거래물량(톤)



출하산지(개소)

8

출하건수(천건)

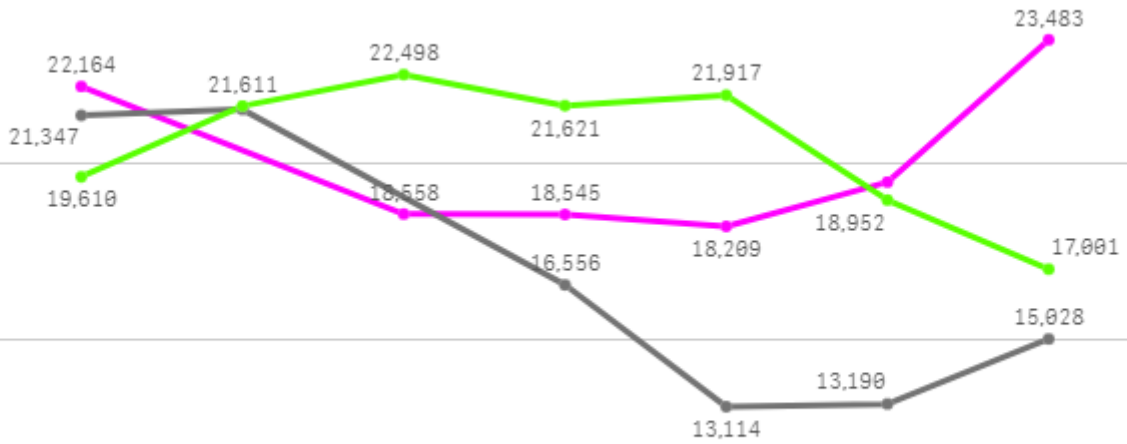
2

산지별 주출하 시군구



주간 도매가격(원)

◆ 2025 ● 2024 ◆ 평년



06/21 06/22 06/23 06/24 06/25 06/26 06/27

구분	금주(A)	전주(B)	전월(C)	전년(D)	평년(E)	A/B	A/C	A/D	A/E
가격(원)	20,070	22,218	-	16,792	19,784	90.3%	-	119.5%	101.4%

※ 상품 가격 기준

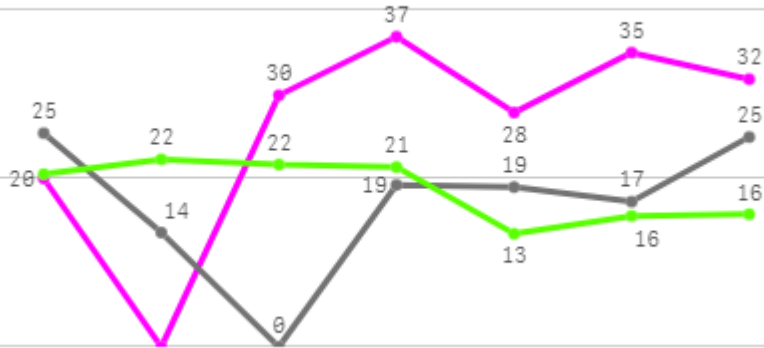
□ 복숭아 신선(천)(5Kg) 주간 가격

구분	Q	품종	Q	단량	Q	특	상	보통	하
2025-06-21		복숭아 신선(천)		5Kg		31,145	22,164	13,918	6,256
2025-06-23		복숭아 신선(천)		5Kg		24,404	18,558	12,926	7,177
2025-06-24		복숭아 신선(천)		5Kg		25,319	18,545	12,688	7,184
2025-06-25		복숭아 신선(천)		5Kg		22,493	18,209	12,267	4,824
2025-06-26		복숭아 신선(천)		5Kg		25,283	19,460	14,831	7,962
2025-06-27		복숭아 신선(천)		5Kg		27,929	23,483	16,678	9,427
평균						26,096	20,070	13,885	7,138

포도

주간 반입량(톤)

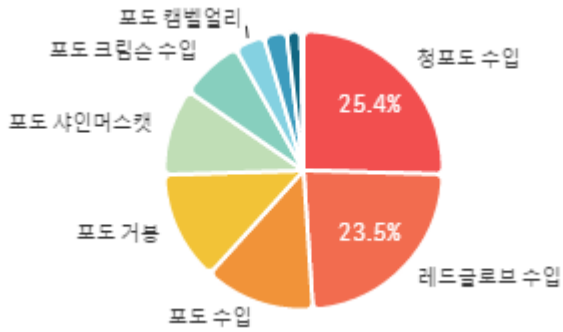
◆ 2025 ● 2024 ▲ 평년



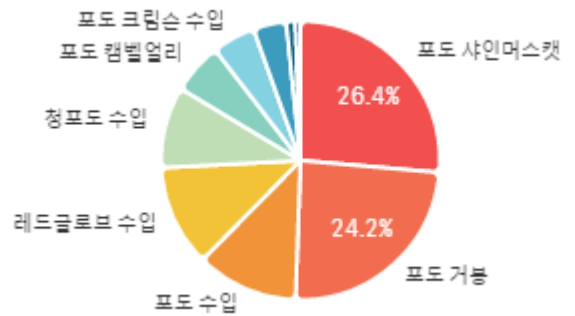
06/21 06/22 06/23 06/24 06/25 06/26 06/27

구분	금주(A)	전주(B)	전월(C)	전년(D)	평년(E)	A/B	A/C	A/D	A/E
물량(톤)	181	238	294	119	129	76.1%	61.7%	151.9%	141.0%

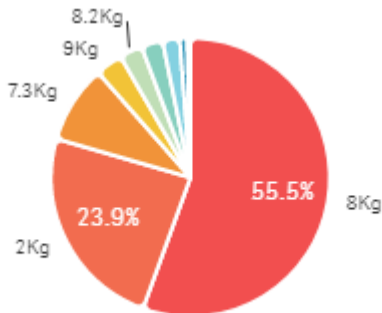
출하 품종별 거래물량 구성비



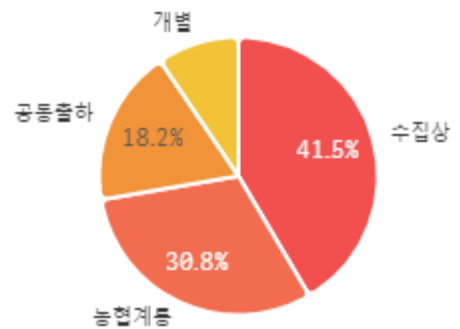
출하 품종별 거래금액 구성비



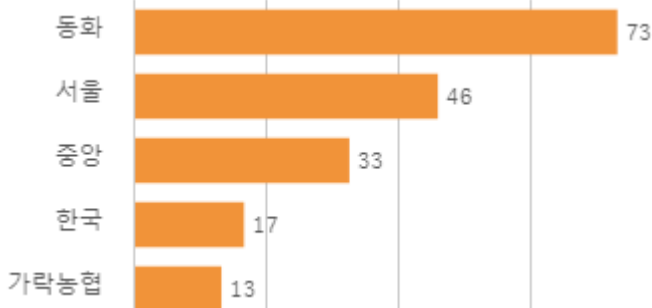
거래 단량별 물량 구성비



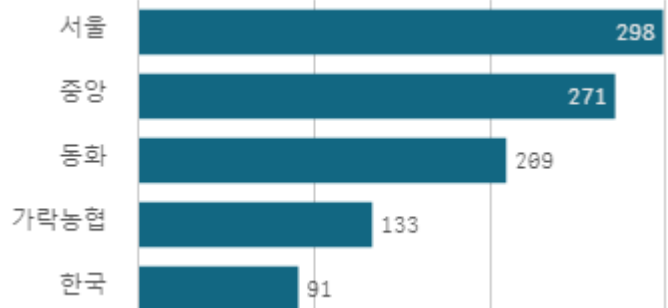
출하자별 거래물량 구성비



도매시장 법인별 거래물량(톤)

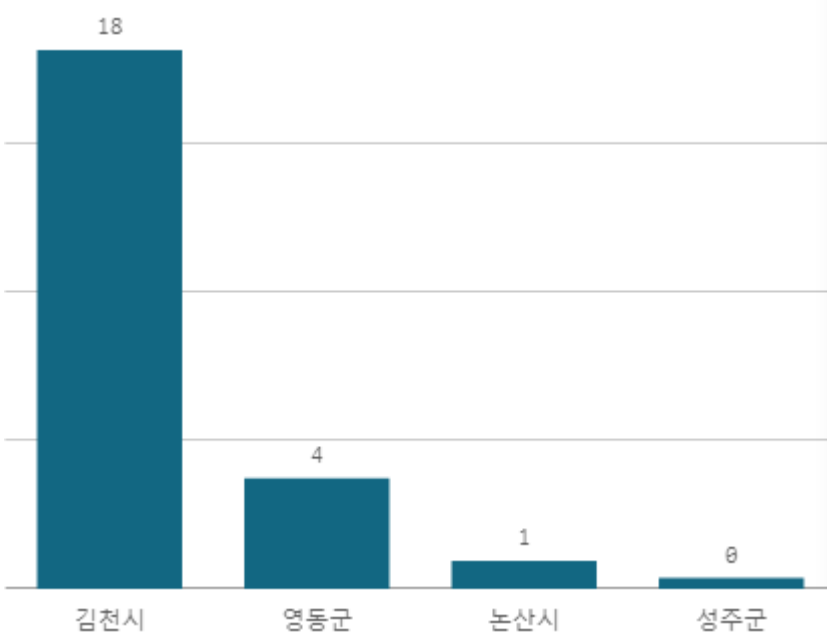


도매시장 법인별 거래금액(백만원)



포도 거봉(2Kg)

산지별 거래물량(톤)



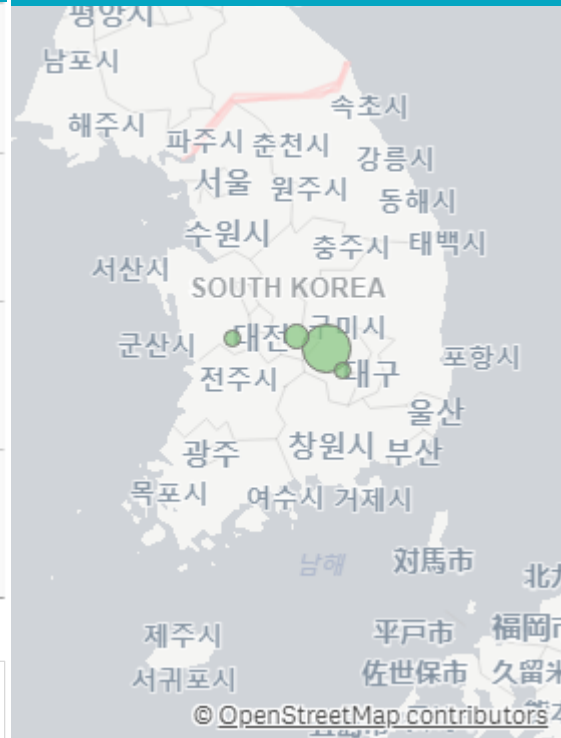
출하산지(개소)

4

출하건수(천건)

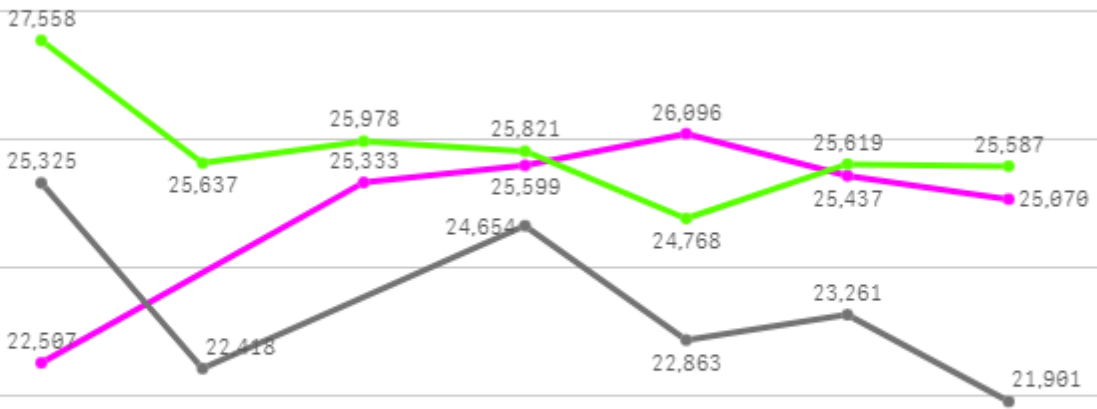
1

산지별 주출하 시군구



주간 도매가격(원)

◆ 2025 ● 2024 ◆ 평년



06/21 06/22 06/23 06/24 06/25 06/26 06/27

구분	금주(A)	전주(B)	전월(C)	전년(D)	평년(E)	A/B	A/C	A/D	A/E
가격(원)	25,007	28,502	-	23,404	26,254	87.7%	-	106.9%	95.3%

※ 상품 가격 기준

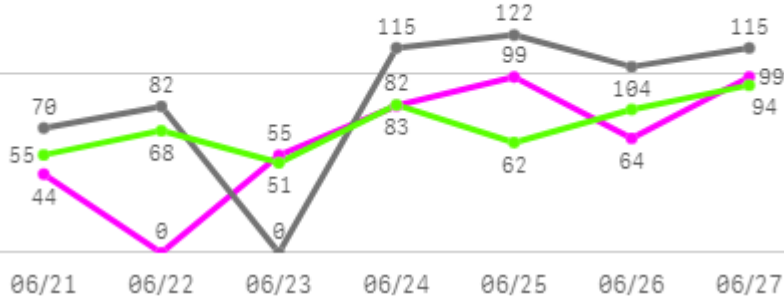
□ 포도 거봉(2Kg) 주간 가격

구분	Q	품종	Q	단량	Q	특	상	보통	하
2025-06-21		포도 거봉		2Kg		26,854	22,507	14,867	10,974
2025-06-23		포도 거봉		2Kg		29,000	25,333	21,127	15,893
2025-06-24		포도 거봉		2Kg		31,386	25,599	21,826	14,877
2025-06-25		포도 거봉		2Kg		32,462	26,096	20,893	14,878
2025-06-26		포도 거봉		2Kg		31,694	25,437	19,834	12,611
2025-06-27		포도 거봉		2Kg		32,382	25,070	20,421	14,639
평균						30,630	25,007	19,828	13,979

자두

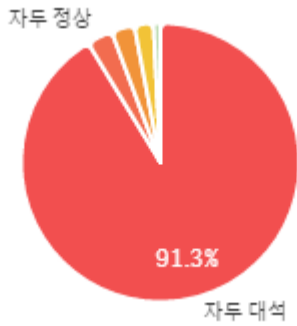
주간 반입량(톤)

◆ 2025 ● 2024 ▲ 평년

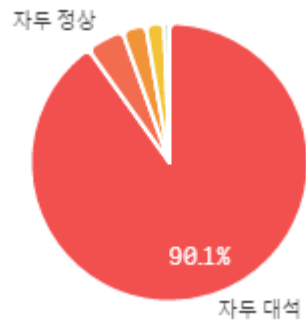


구분	금주(A)	전주(B)	전월(C)	전년(D)	평년(E)	A/B	A/C	A/D	A/E
물량(톤)	443	148	17	608	486	298.5%	2590.7%	72.8%	91.1%

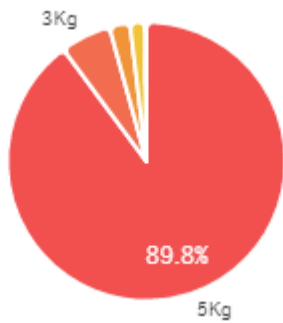
출하 품종별 거래물량 구성비



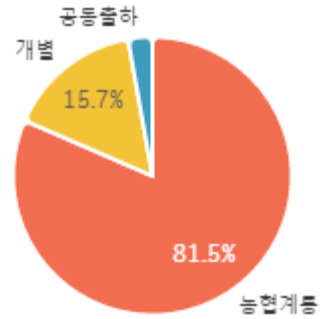
출하 품종별 거래금액 구성비



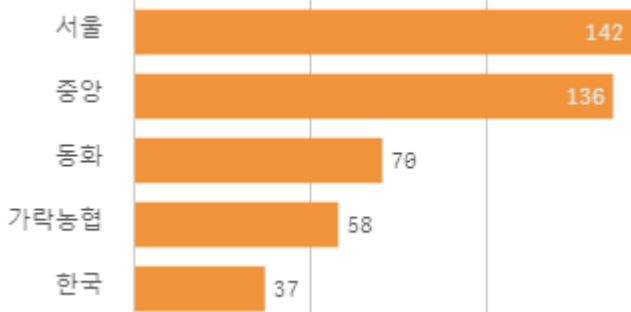
거래 단량별 물량 구성비



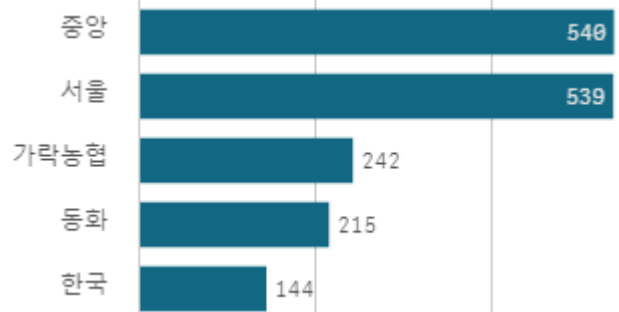
출하자별 거래물량 구성비



도매시장 법인별 거래물량(톤)

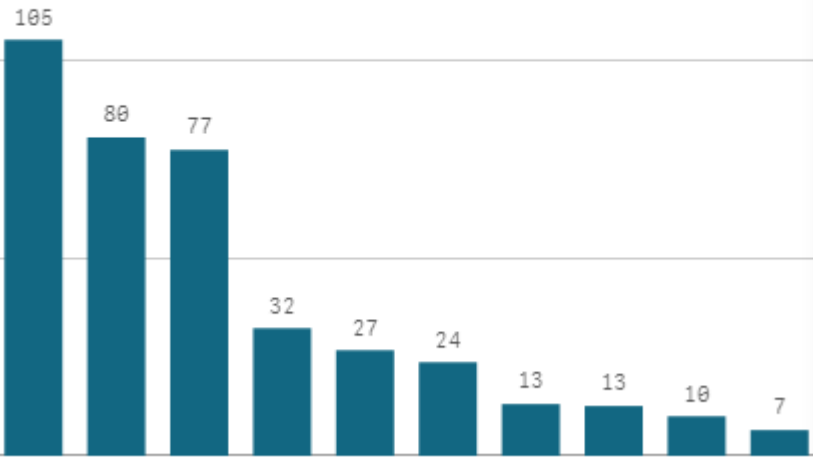


도매시장 법인별 거래금액(백만원)



자두 대석(5Kg)

산지별 거래물량(톤)



출하산지(개소)

22

출하건수(천건)

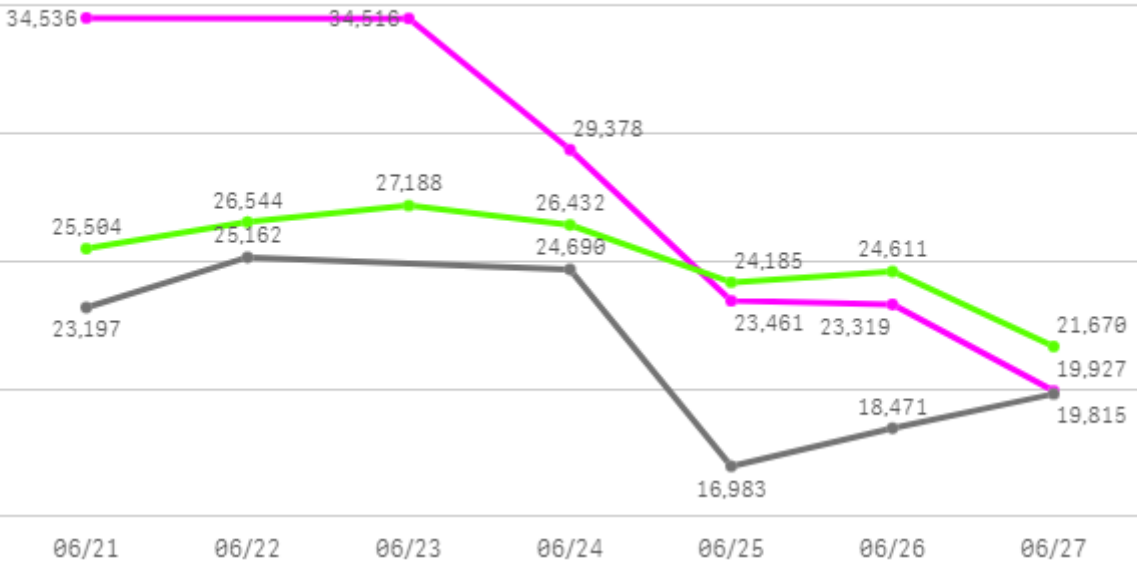
8

산지별 주출하 시군구



주간 도매가격(원)

◆ 2025 ● 2024 ◆ 평년



구분	금주(A)	전주(B)	전월(C)	전년(D)	평년(E)	A/B	A/C	A/D	A/E
가격(원)	27,523	45,164	-	21,386	26,000	60.9%	-	128.7%	105.9%

※ 상품 가격 기준

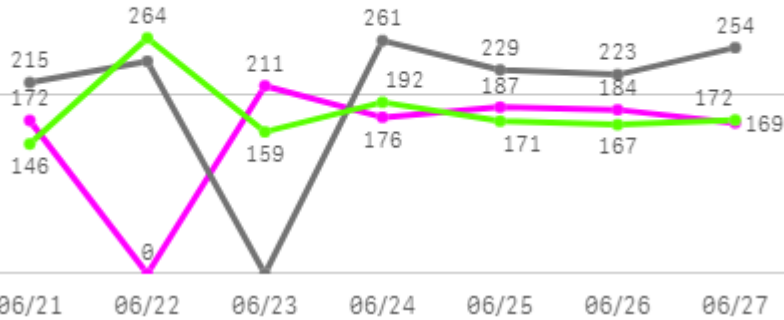
□ 자두 대석(5Kg) 주간 가격

구분	Q	품종	Q	단량	Q	특	상	보통	하
2025-06-21		자두 대석		5Kg		55,334	34,536	19,129	9,214
2025-06-23		자두 대석		5Kg		51,478	34,516	22,522	12,215
2025-06-24		자두 대석		5Kg		44,614	29,378	17,551	10,712
2025-06-25		자두 대석		5Kg		37,897	23,461	13,237	6,780
2025-06-26		자두 대석		5Kg		36,615	23,319	13,864	7,720
2025-06-27		자두 대석		5Kg		35,283	19,927	11,698	6,147
평균						43,537	27,523	16,334	8,798

바나나

주간 반입량(톤)

◆ 2025 ● 2024 ▲ 평년



구분	금주(A)	전주(B)	전월(C)	전년(D)	평년(E)	A/B	A/C	A/D	A/E
물량(톤)	1,098	1,068	1,149	1,420	1,210	102.9%	95.6%	77.3%	90.8%

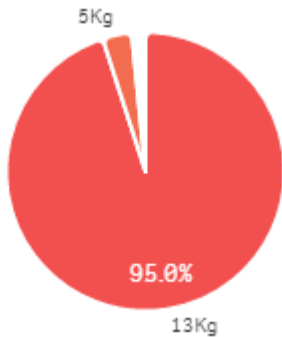
출하 품종별 거래물량 구성비



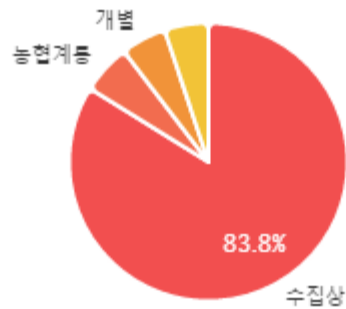
출하 품종별 거래금액 구성비



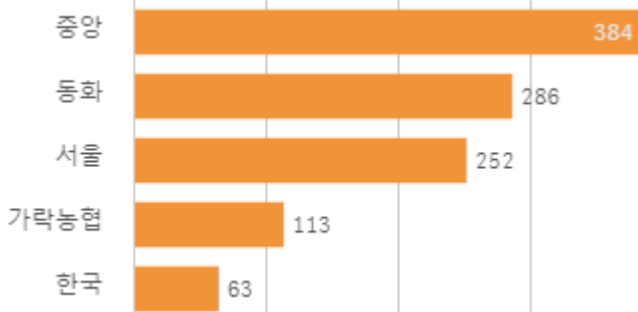
거래 단량별 물량 구성비



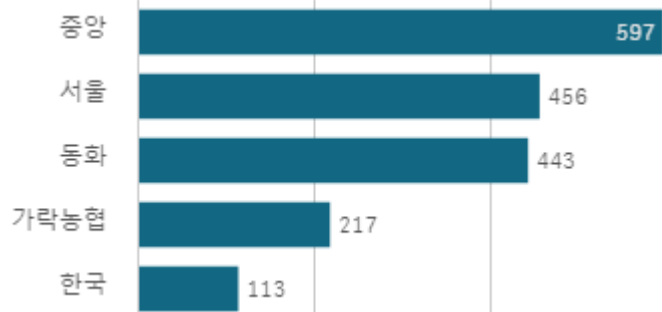
출하자별 거래물량 구성비



도매시장 법인별 거래물량(톤)

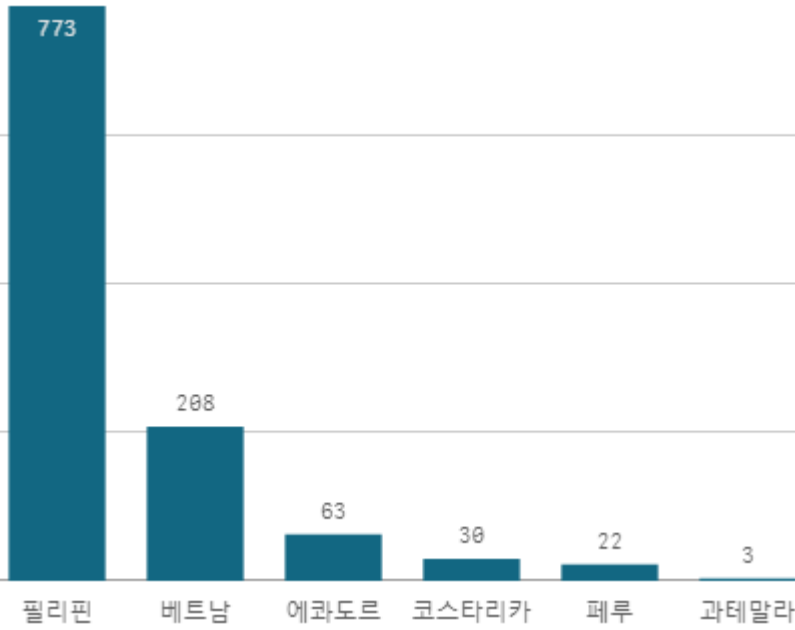


도매시장 법인별 거래금액(백만원)

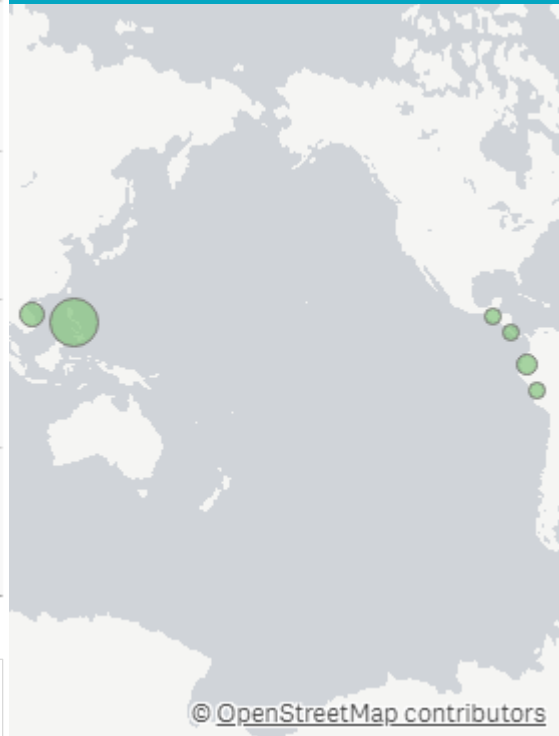


바나나 수입(13Kg)

산지별 거래물량(톤)



산지별 주출하 시군구



출하산지(개소)

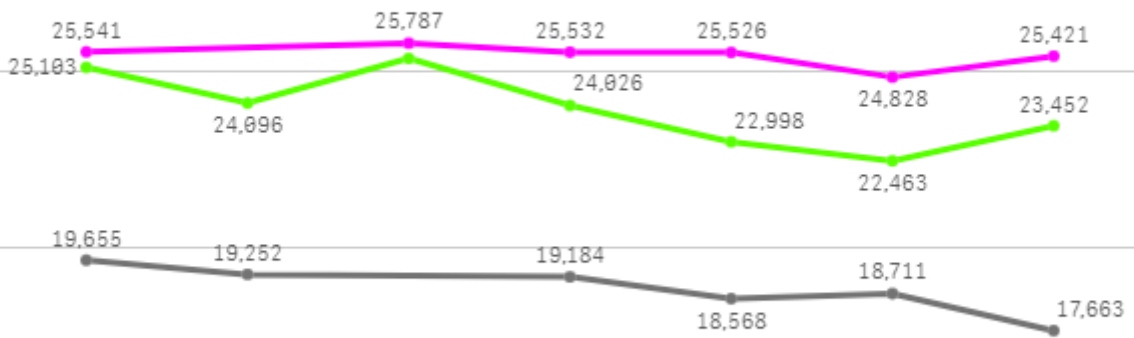
6

출하건수(천건)

2

주간 도매가격(원)

◆ 2025 ● 2024 ◆ 평년



06/21 06/22 06/23 06/24 06/25 06/26 06/27

구분	금주(A)	전주(B)	전월(C)	전년(D)	평년(E)	A/B	A/C	A/D	A/E
가격(원)	25,439	26,410	27,298	18,839	24,837	96.3%	93.2%	135.0%	102.4%

※ 상품 가격 기준

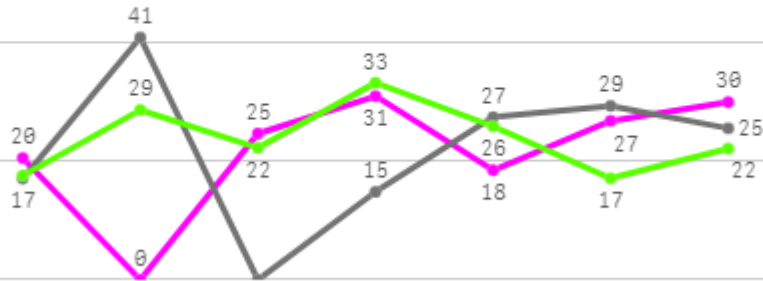
□ 바나나 수입(13Kg) 주간 가격

구분	Q	품종	Q	단량	Q	특	상	보통	하
2025-06-21		바나나 수입		13Kg		30,813	25,541	20,097	12,598
2025-06-23		바나나 수입		13Kg		30,152	25,787	19,637	13,124
2025-06-24		바나나 수입		13Kg		30,386	25,532	18,432	12,265
2025-06-25		바나나 수입		13Kg		30,401	25,526	17,601	11,778
2025-06-26		바나나 수입		13Kg		30,038	24,828	15,991	10,883
2025-06-27		바나나 수입		13Kg		30,208	25,421	17,718	11,158
평균						30,333	25,439	18,246	11,968

파인애플

주간 반입량(톤)

◆ 2025 ● 2024 ▲ 평년

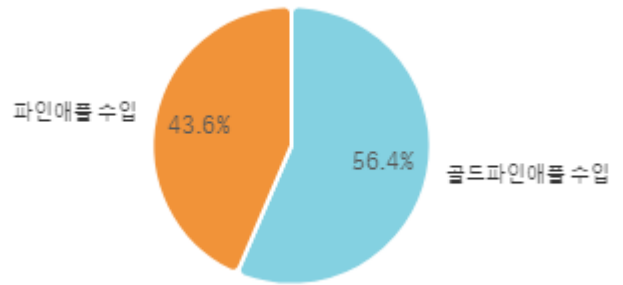
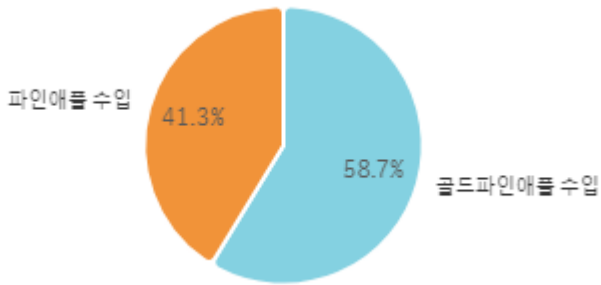


06/21 06/22 06/23 06/24 06/25 06/26 06/27

구분	금주(A)	전주(B)	전월(C)	전년(D)	평년(E)	A/B	A/C	A/D	A/E
물량(톤)	151	183	172	155	165	82.6%	87.7%	97.7%	91.7%

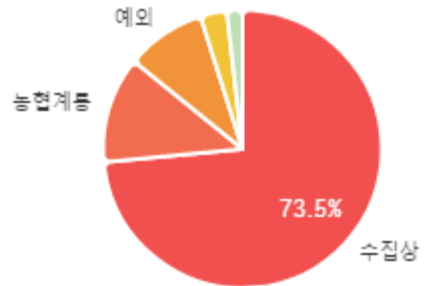
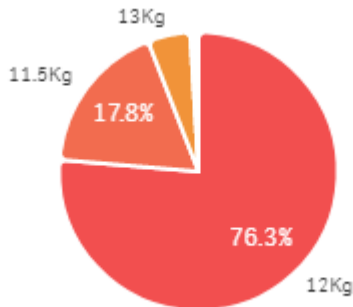
출하 품종별 거래물량 구성비

출하 품종별 거래금액 구성비



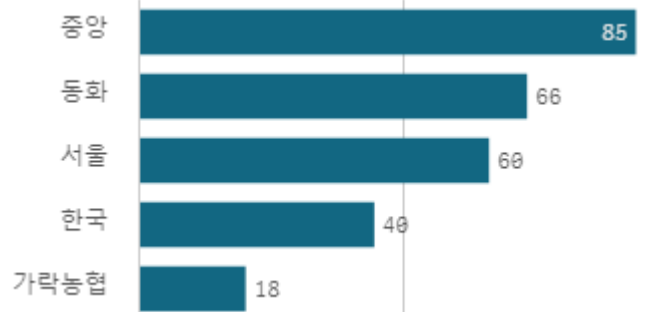
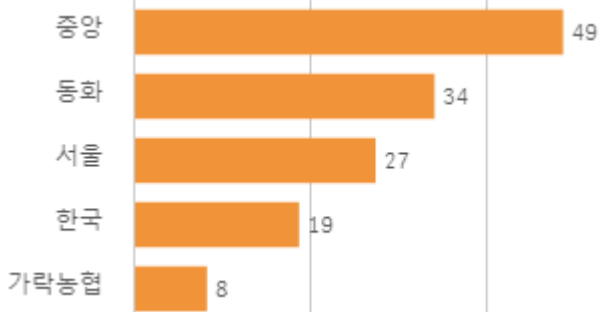
거래 단량별 물량 구성비

출하자별 거래물량 구성비



도매시장 법인별 거래물량(톤)

도매시장 법인별 거래금액(백만원)



골드파인애플 수입(12Kg)

산지별 거래물량(톤)

89



필리핀

출하산지(개소)

1

출하건수(천건)

0

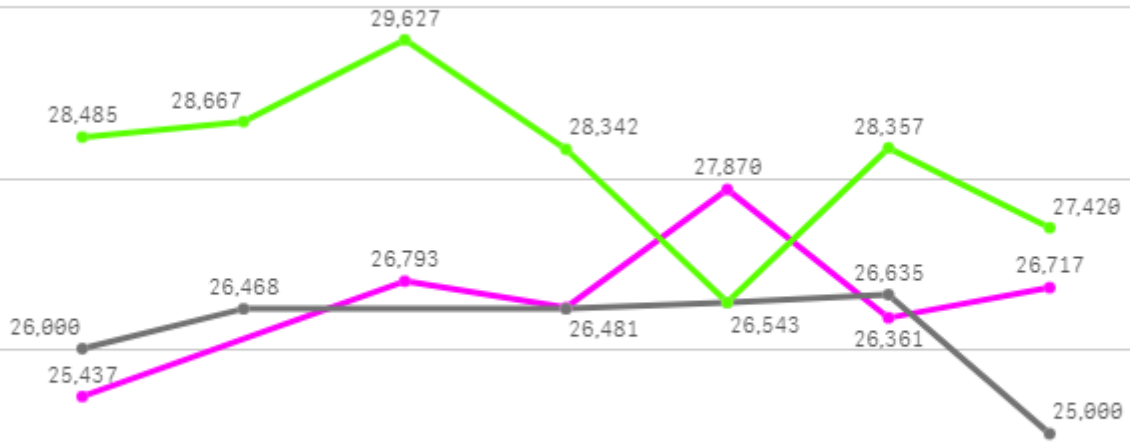
산지별 주출하 시군구



© OpenStreetMap contributors

주간 도매가격(원)

◆ 2025 ● 2024 ◆ 평년



06/21 06/22 06/23 06/24 06/25 06/26 06/27

구분	금주(A)	전주(B)	전월(C)	전년(D)	평년(E)	A/B	A/C	A/D	A/E
가격(원)	26,610	26,792	28,879	26,160	27,905	99.3%	92.1%	101.7%	95.4%

※ 상품 가격 기준

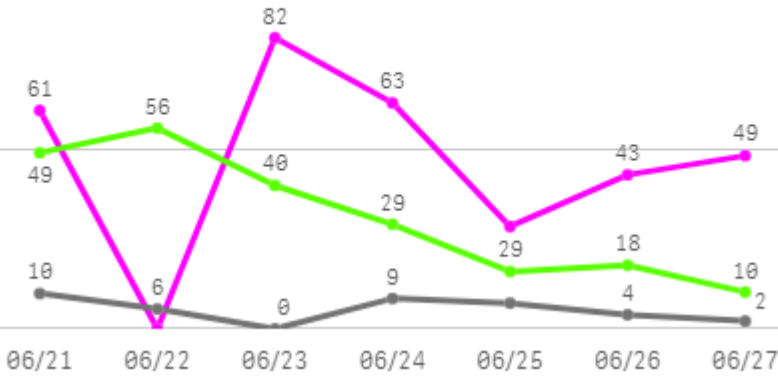
□ 골드파인애플 수입(12Kg) 주간 가격

구분	Q	품종	Q	단량	Q	특	상	보통	하
2025-06-21		골드파인애플 수입		12Kg		29,174	25,437	23,715	20,241
2025-06-23		골드파인애플 수입		12Kg		27,555	26,793	24,119	21,631
2025-06-24		골드파인애플 수입		12Kg		29,174	26,481	23,017	16,087
2025-06-25		골드파인애플 수입		12Kg		29,174	27,870	25,060	23,868
2025-06-26		골드파인애플 수입		12Kg		28,203	26,361	22,036	18,500
2025-06-27		골드파인애플 수입		12Kg		29,976	26,717	21,518	14,590
평균						28,876	26,610	23,244	19,153

매실

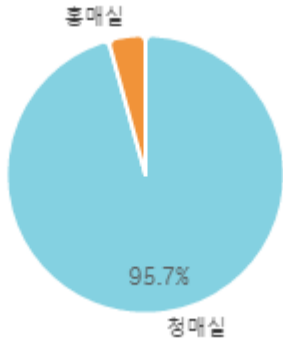
주간 반입량(톤)

2025 (파란색 선) 2024 (회색 선) 평년 (녹색 선)

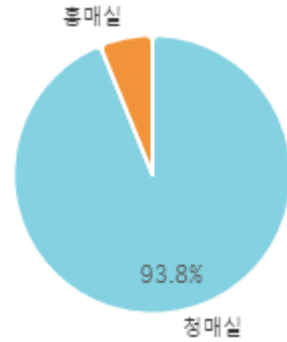


구분	금주(A)	전주(B)	전월(C)	전년(D)	평년(E)	A/B	A/C	A/D	A/E
물량(톤)	327	747	9	37	208	43.7%	3615.0%	874.6%	156.9%

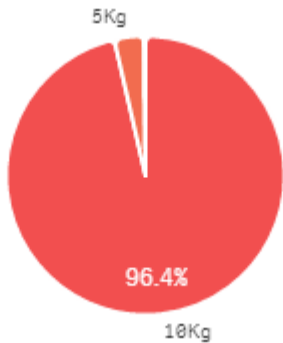
출하 품종별 거래물량 구성비



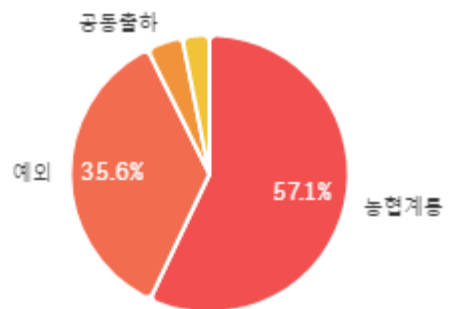
출하 품종별 거래금액 구성비



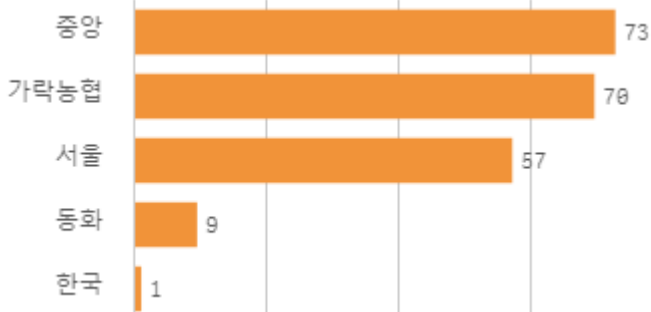
거래 단량별 물량 구성비



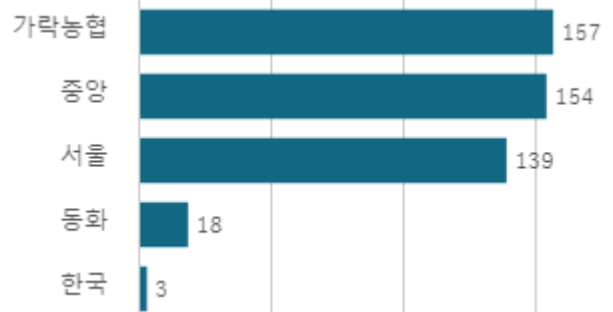
출하자별 거래물량 구성비



도매시장 법인별 거래물량(톤)

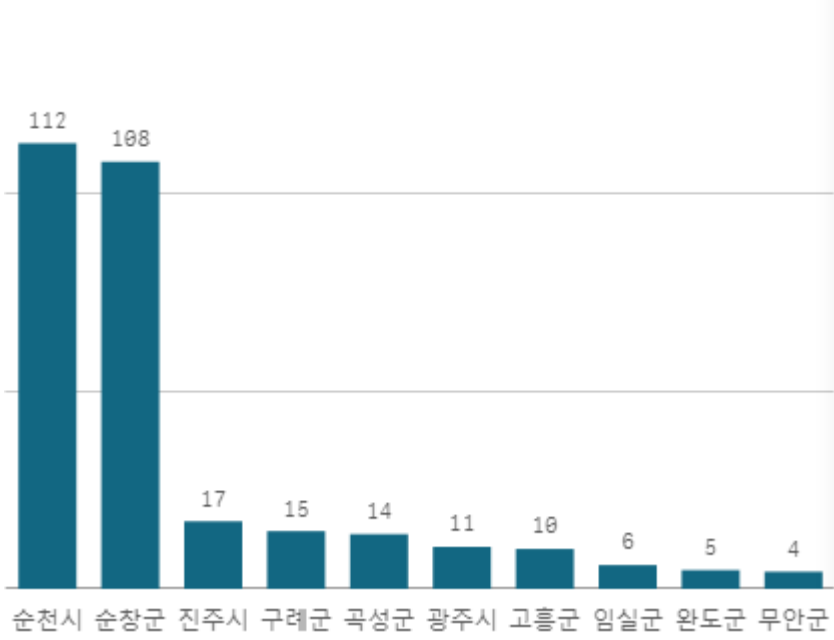


도매시장 법인별 거래금액(백만원)



청매실(10Kg)

산지별 거래물량(톤)



출하산지(개소)

30

출하건수(천건)

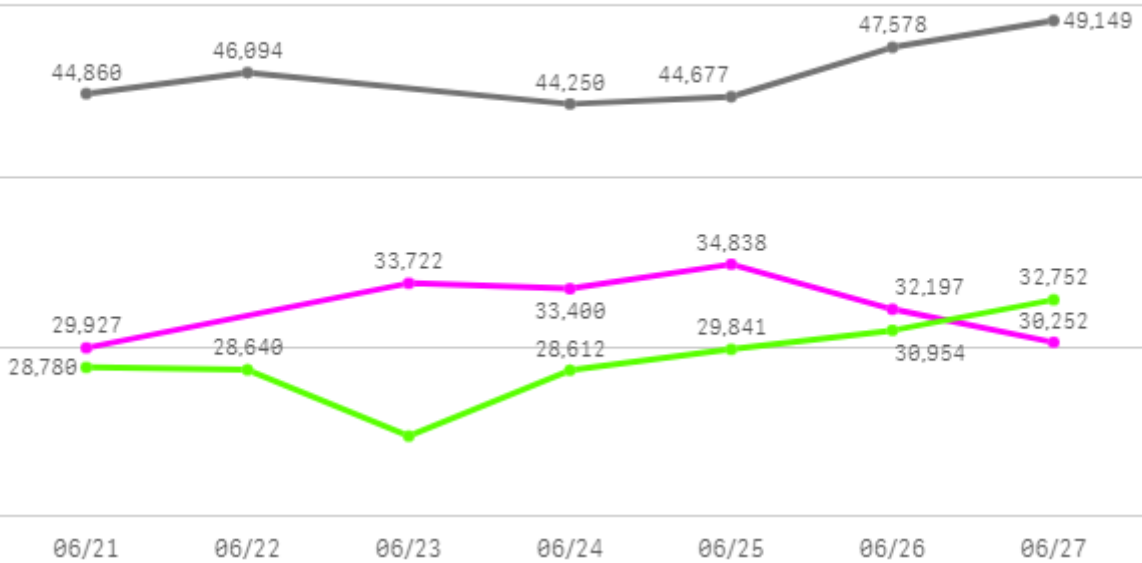
2

산지별 주출하 시군구



주간 도매가격(원)

◆ 2025 ● 2024 ◆ 평년



06/21 06/22 06/23 06/24 06/25 06/26 06/27

구분	금주(A)	전주(B)	전월(C)	전년(D)	평년(E)	A/B	A/C	A/D	A/E
가격(원)	32,389	35,050	31,837	46,101	32,863	92.4%	101.7%	70.3%	98.6%

※ 상품 가격 기준

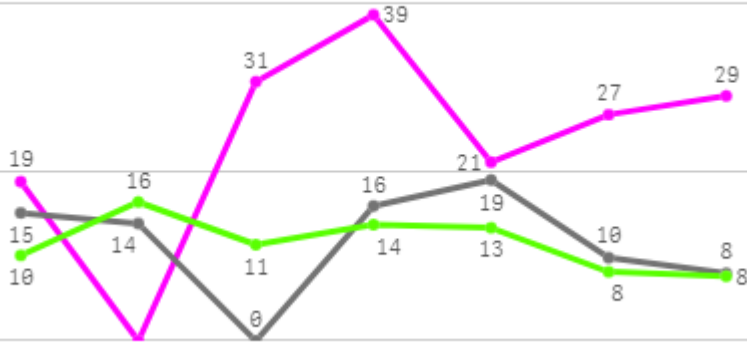
□ 청매실(10Kg) 주간 가격

구분	Q	품종	Q	단량	Q	특	상	보통	하
2025-06-21		청매실		10Kg		42,747	29,927	18,835	11,206
2025-06-23		청매실		10Kg		45,256	33,722	22,468	12,158
2025-06-24		청매실		10Kg		44,100	33,400	21,808	12,389
2025-06-25		청매실		10Kg		43,277	34,838	23,261	13,680
2025-06-26		청매실		10Kg		42,040	32,197	22,123	12,220
2025-06-27		청매실		10Kg		39,033	30,252	20,990	13,612
평균						42,742	32,389	21,580	12,544

오렌지

주간 반입량(톤)

2025 (파란색 선) 2024 (회색 선) 평년 (초록색 선)

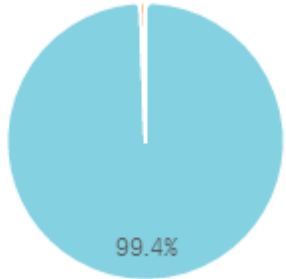


06/21 06/22 06/23 06/24 06/25 06/26 06/27

구분	금주(A)	전주(B)	전월(C)	전년(D)	평년(E)	A/B	A/C	A/D	A/E
물량(톤)	166	249	388	82	99	66.6%	42.7%	201.5%	167.3%

출하 품종별 거래물량 구성비

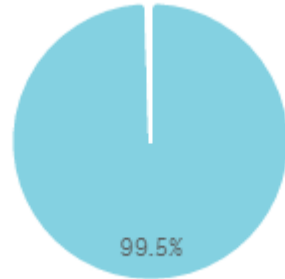
오렌지 발렌샤 수입



오렌지 네블 수입

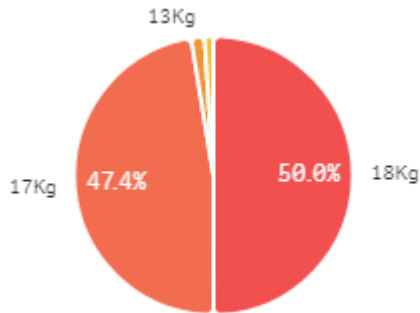
출하 품종별 거래금액 구성비

오렌지 발렌샤 수입

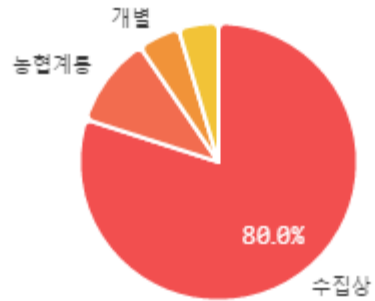


오렌지 네블 수입

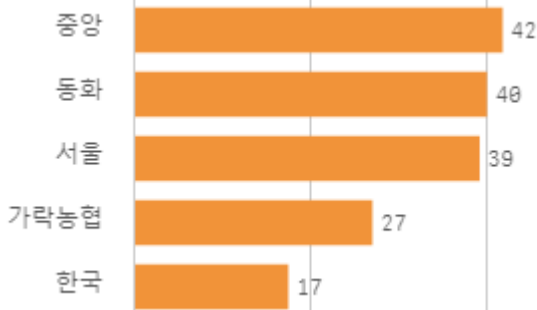
거래 단량별 물량 구성비



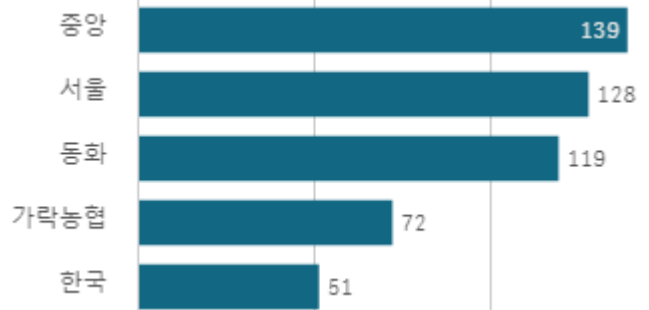
출하자별 거래물량 구성비



도매시장 법인별 거래물량(톤)

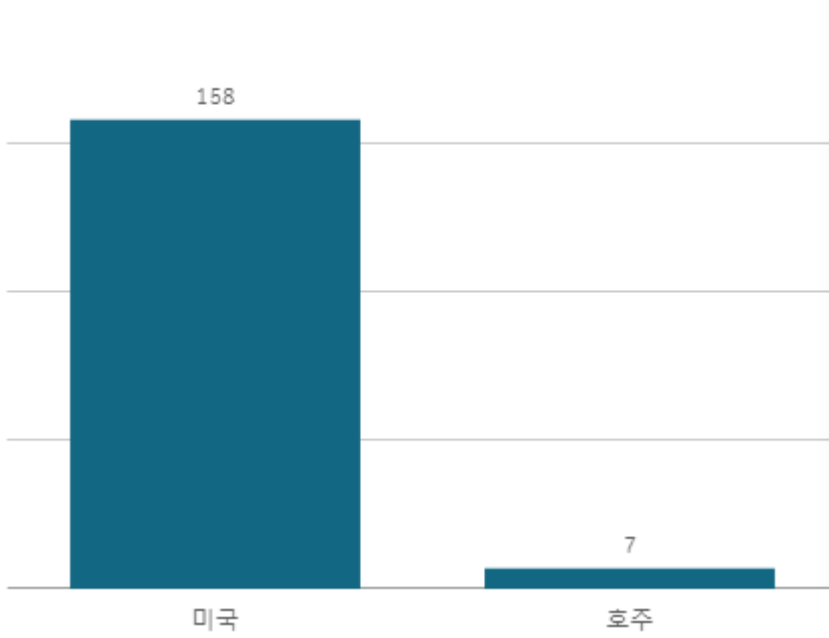


도매시장 법인별 거래금액(백만원)

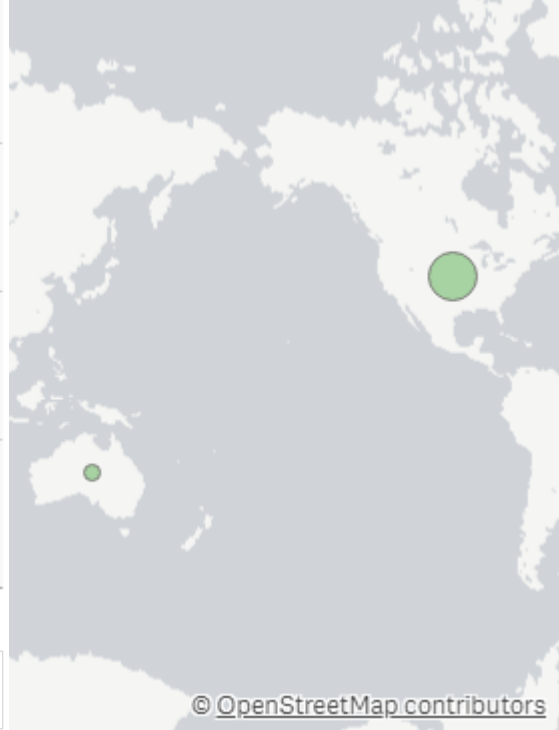


오렌지 네블 수입(17Kg)

산지별 거래물량(톤)



산지별 주출하 시군구



출하산지(개소)

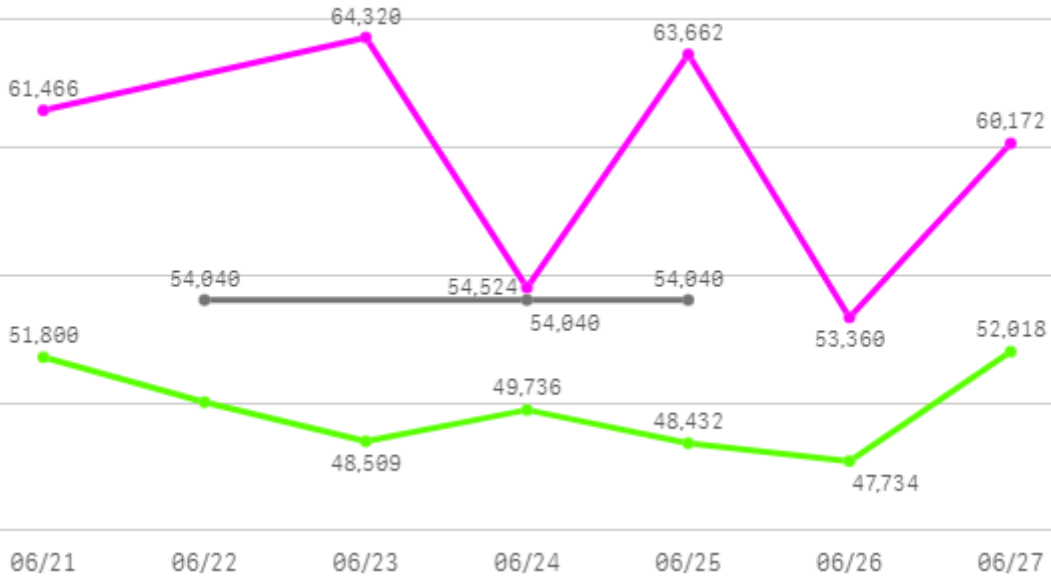
2

출하건수(천건)

0

주간 도매가격(원)

● 2025 ● 2024 ● 평년



구분	금주(A)	전주(B)	전월(C)	전년(D)	평년(E)	A/B	A/C	A/D	A/E
가격(원)	59,584	58,197	53,688	54,040	53,402	102.4%	111.0%	110.3%	111.6%

※ 상품 가격 기준

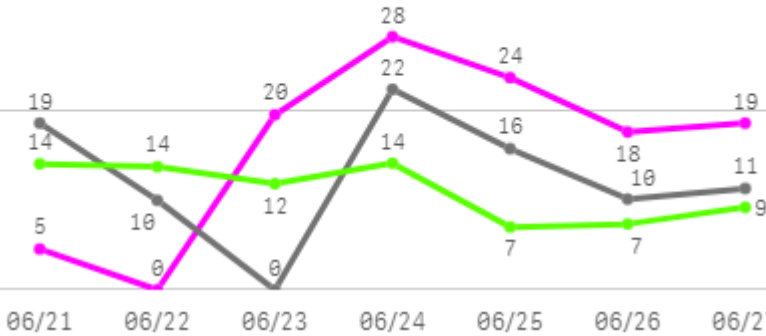
□ 오렌지 네블 수입(17Kg) 주간 가격

구분	Q	품종	Q	단량	Q	특	상	보통	하
2025-06-21		오렌지 네블 수입		17Kg		66,000	61,466	48,504	40,388
2025-06-23		오렌지 네블 수입		17Kg		68,000	64,320	45,376	39,000
2025-06-24		오렌지 네블 수입		17Kg		57,000	54,524	48,307	45,000
2025-06-25		오렌지 네블 수입		17Kg		68,000	63,662	57,711	45,000
2025-06-26		오렌지 네블 수입		17Kg		57,680	53,360	44,736	44,000
2025-06-27		오렌지 네블 수입		17Kg		65,538	60,172	54,590	48,000
평균						63,703	59,584	49,871	43,565

망고

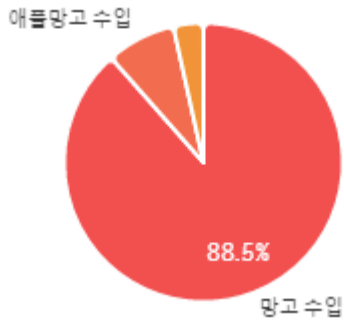
주간 반입량(톤)

◆ 2025 ● 2024 ▲ 평년

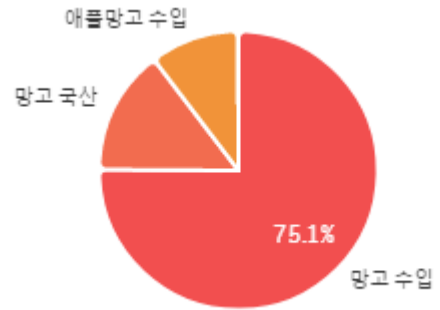


구분	금주(A)	전주(B)	전월(C)	전년(D)	평년(E)	A/B	A/C	A/D	A/E
물량(톤)	113	164	152	89	93	68.6%	74.0%	127.3%	121.9%

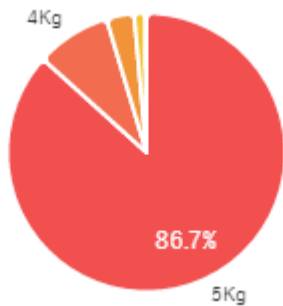
출하 품종별 거래물량 구성비



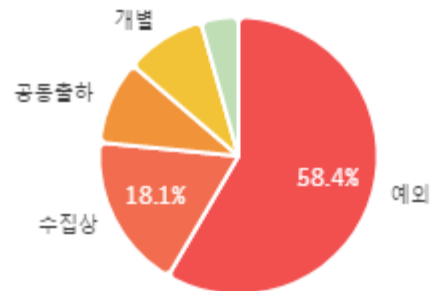
출하 품종별 거래금액 구성비



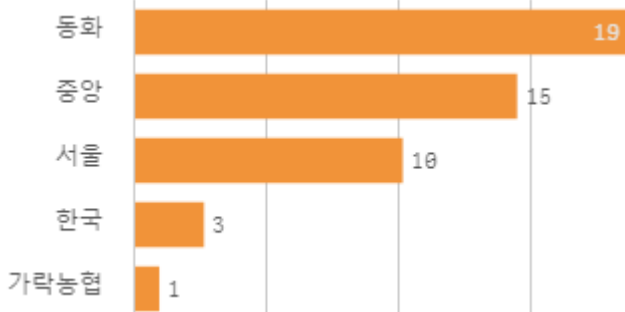
거래 단량별 물량 구성비



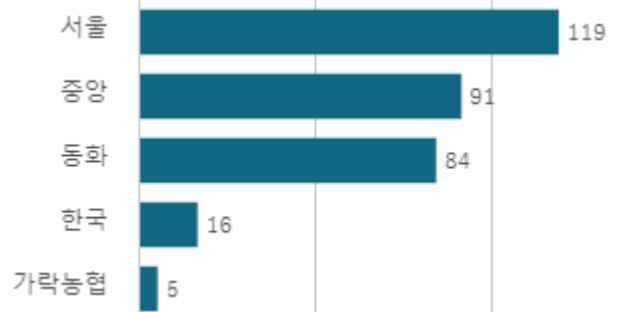
출하자별 거래물량 구성비



도매시장 법인별 거래물량(톤)

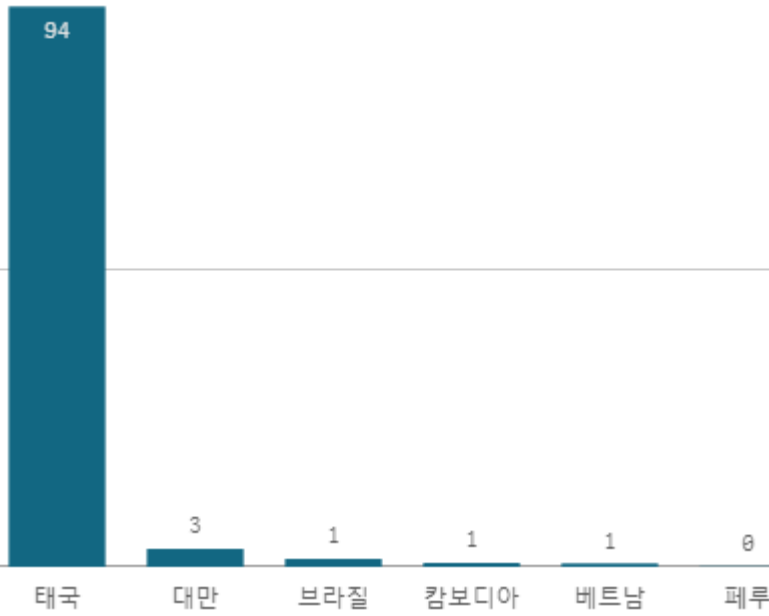


도매시장 법인별 거래금액(백만원)



망고 수입(5Kg)

산지별 거래물량(톤)



산지별 주출하 시군구



출하산지(개소)

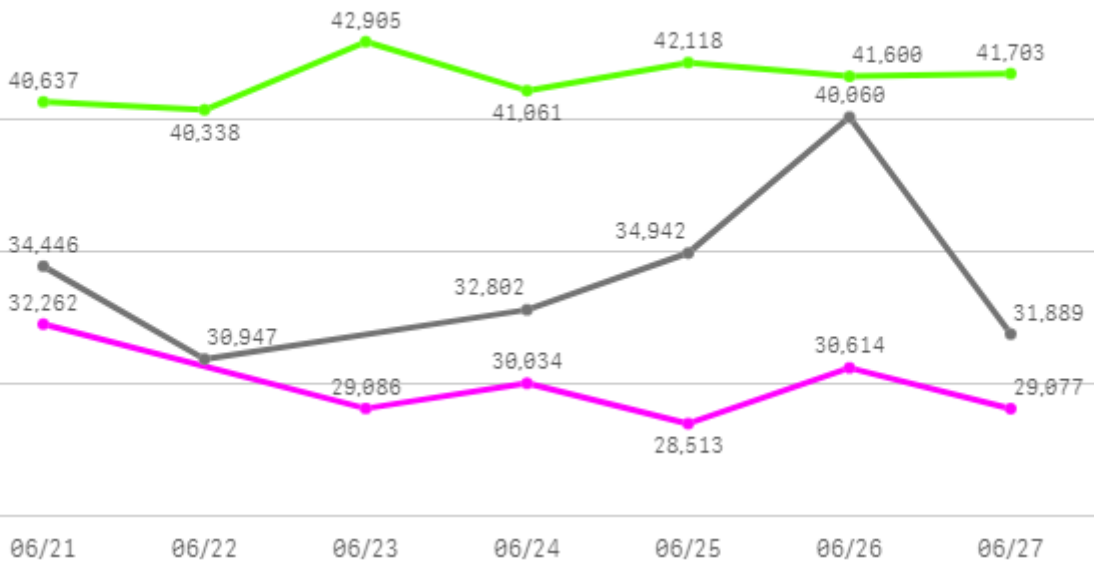
6

출하건수(천건)

0

주간 도매가격(원)

◆ 2025 ● 2024 ◆ 평년



구분	금주(A)	전주(B)	전월(C)	전년(D)	평년(E)	A/B	A/C	A/D	A/E
가격(원)	29,931	28,973	29,201	34,181	36,777	103.3%	102.5%	87.6%	81.4%

※ 상품 가격 기준

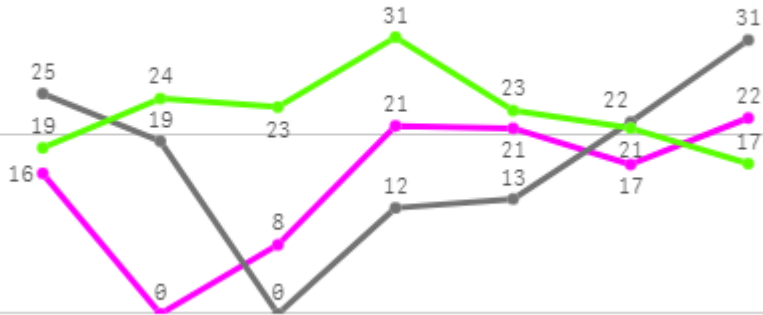
□ 망고 수입(5Kg) 주간 가격

구분	Q	품종	Q	단량	Q	특	상	보통	하
2025-06-21		망고 수입		5Kg		37,818	32,262	26,851	22,897
2025-06-23		망고 수입		5Kg		36,952	29,086	25,502	14,335
2025-06-24		망고 수입		5Kg		39,664	30,034	25,280	22,129
2025-06-25		망고 수입		5Kg		36,688	28,513	25,133	21,454
2025-06-26		망고 수입		5Kg		40,046	30,614	24,903	21,475
2025-06-27		망고 수입		5Kg		45,974	29,077	16,018	13,514
평균						39,523	29,931	23,948	19,301

고등어

주간 반입량(톤)

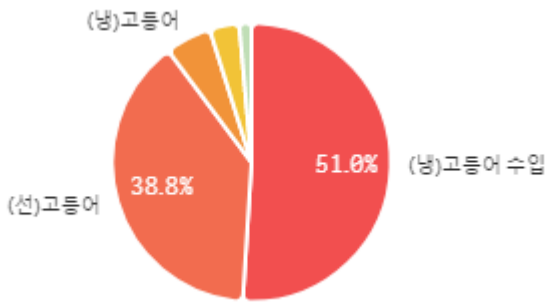
◆ 2025 ● 2024 ▲ 평년



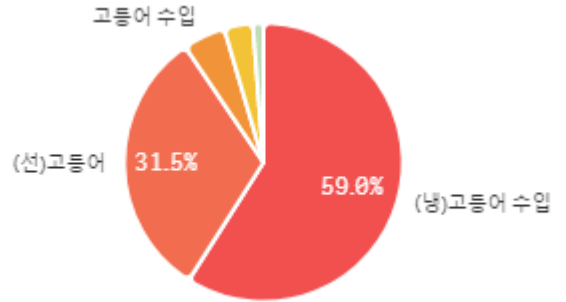
06/21 06/22 06/23 06/24 06/25 06/26 06/27

구분	금주(A)	전주(B)	전월(C)	전년(D)	평년(E)	A/B	A/C	A/D	A/E
물량(톤)	104	94	102	121	149	111.2%	102.5%	86.0%	69.8%

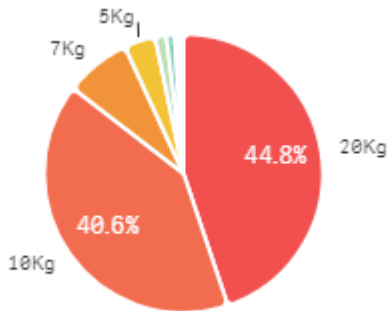
출하 품종별 거래물량 구성비



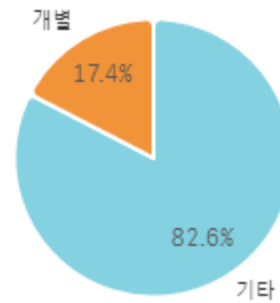
출하 품종별 거래금액 구성비



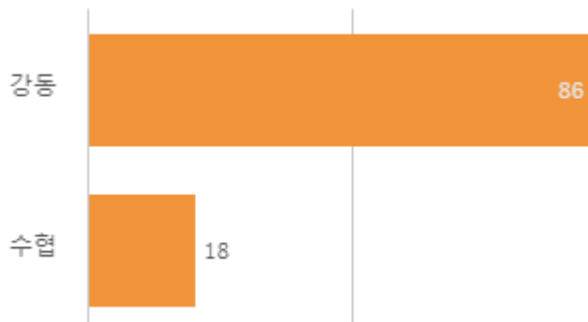
거래 단량별 물량 구성비



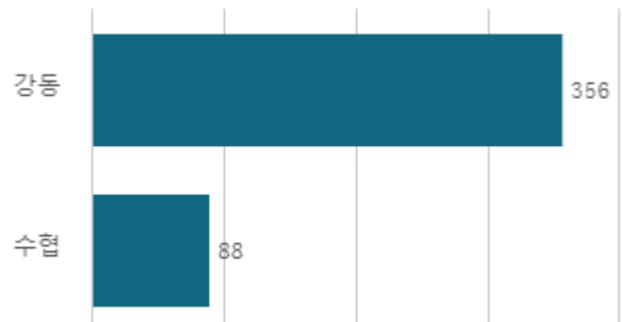
출하자별 거래물량 구성비



도매시장 법인별 거래물량(톤)

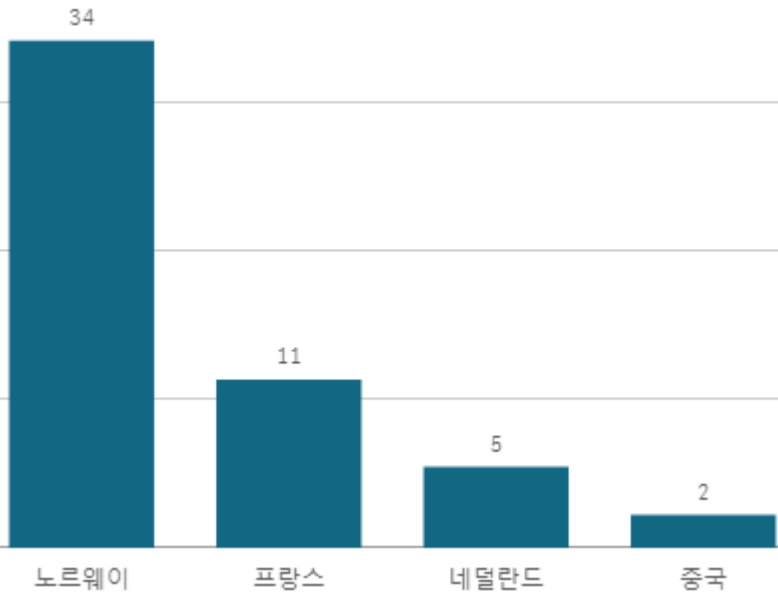


도매시장 법인별 거래금액(백만원)



(냉)고등어 수입(10Kg)

산지별 거래물량(톤)



산지별 주출하 시군구



출하산지(개소)

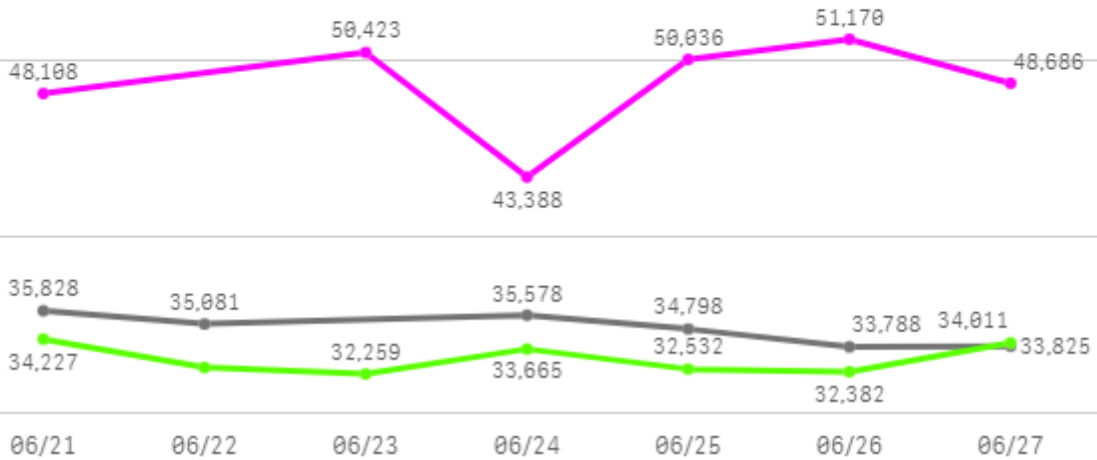
4

출하건수(천건)

0

주간 도매가격(원)

◆ 2025 ● 2024 ◆ 평년



구분	금주(A)	전주(B)	전월(C)	전년(D)	평년(E)	A/B	A/C	A/D	A/E
가격(원)	48,635	48,595	49,174	34,816	36,892	100.1%	98.9%	139.7%	131.8%

※ 상품 가격 기준

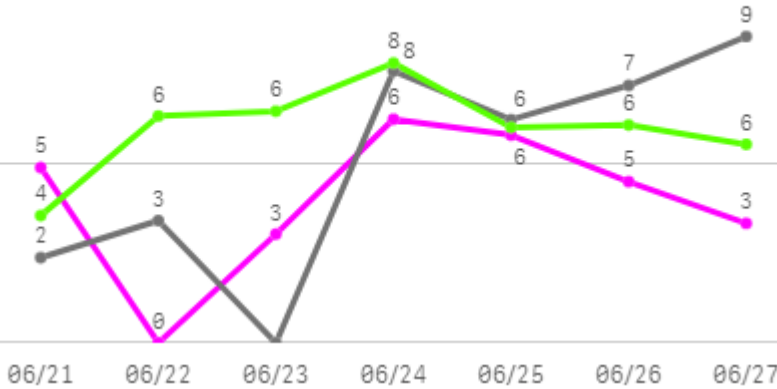
□ (냉)고등어 수입(10Kg) 주간 가격

구분	Q	품종	Q	단량	Q	특	상	보통	하
2025-06-21		(냉)고등어 수입		10Kg		-	48,108	-	-
2025-06-23		(냉)고등어 수입		10Kg		-	50,423	-	-
2025-06-24		(냉)고등어 수입		10Kg		-	43,388	-	-
2025-06-25		(냉)고등어 수입		10Kg		-	50,036	-	-
2025-06-26		(냉)고등어 수입		10Kg		-	51,170	-	-
2025-06-27		(냉)고등어 수입		10Kg		-	48,686	-	-
평균						-	48,635	-	-

갈치

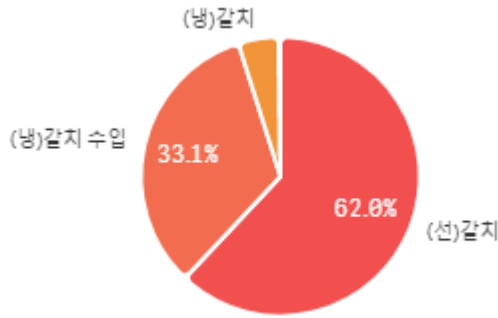
주간 반입량(톤)

◆ 2025 ● 2024 ▲ 평년

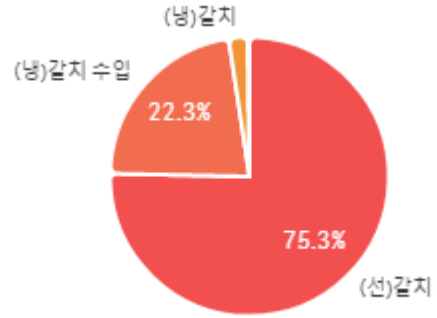


구분	금주(A)	전주(B)	전월(C)	전년(D)	평년(E)	A/B	A/C	A/D	A/E
물량(톤)	28	27	28	35	38	104.8%	99.4%	78.7%	73.5%

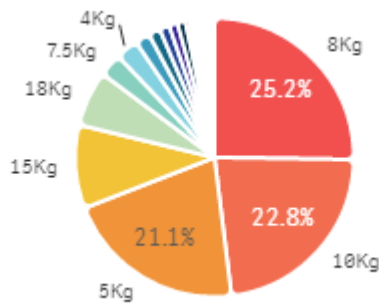
출하 품종별 거래물량 구성비



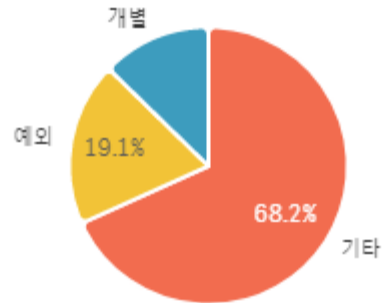
출하 품종별 거래금액 구성비



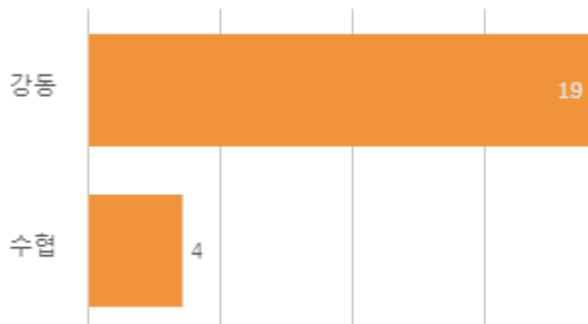
거래 단량별 물량 구성비



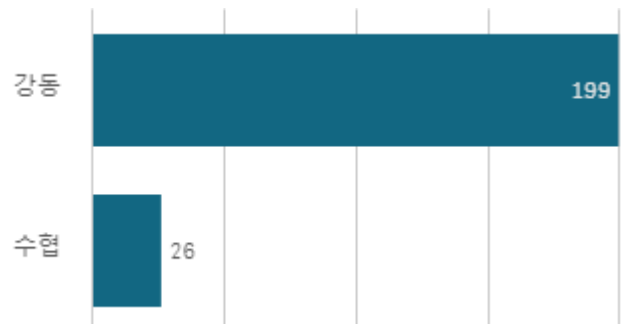
출하자별 거래물량 구성비



도매시장 법인별 거래물량(톤)

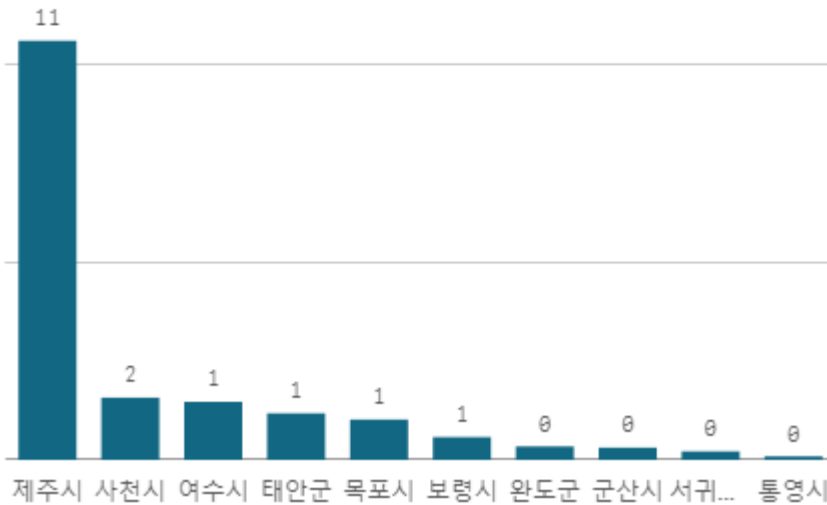


도매시장 법인별 거래금액(백만원)



(선)갈치(5Kg)

산지별 거래물량(톤)



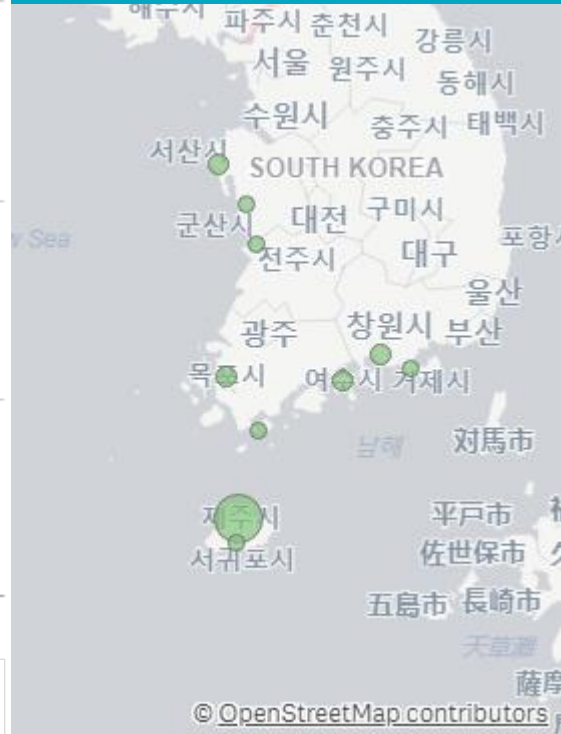
출하산지(개소)

10

출하건수(천건)

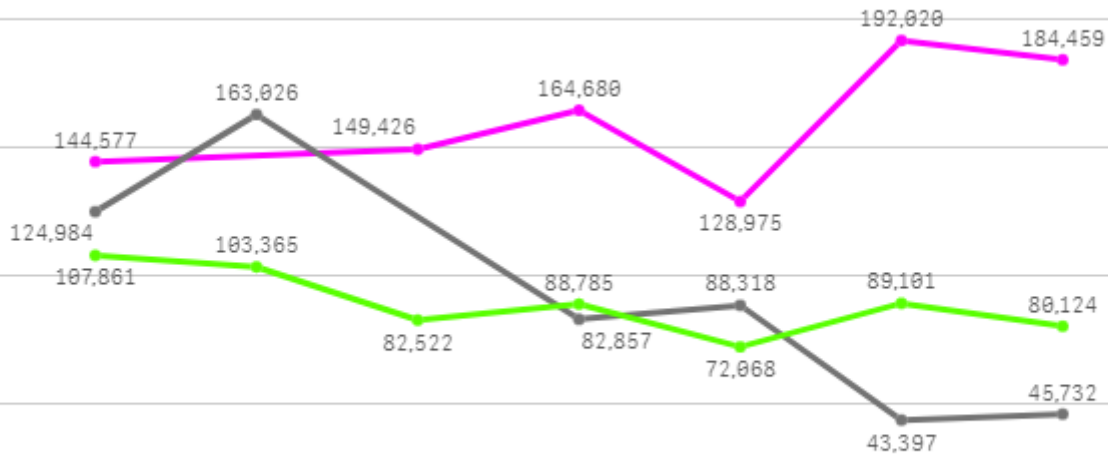
1

산지별 주출하 시군구



주간 도매가격(원)

◆ 2025 ● 2024 ◆ 평년



06/21 06/22 06/23 06/24 06/25 06/26 06/27

구분	금주(A)	전주(B)	전월(C)	전년(D)	평년(E)	A/B	A/C	A/D	A/E
가격(원)	160,690	128,882	170,594	91,386	107,861	124.7%	94.2%	175.8%	149.0%

※ 상품 가격 기준

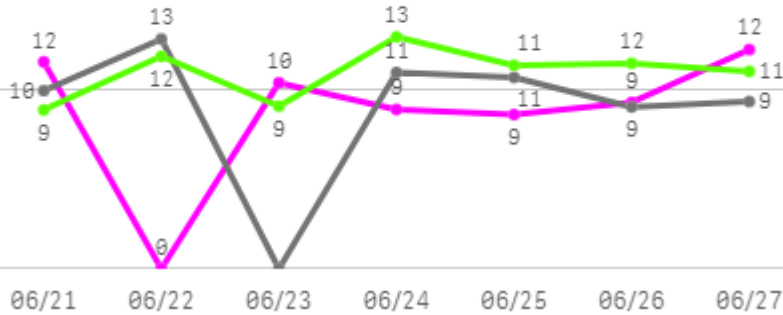
□ (선)갈치(5Kg) 주간 가격

구분	Q	품종	Q	단량	Q	특	상	보통	하
2025-06-21		(선)갈치		5Kg		-	144,577	53,305	23,314
2025-06-23		(선)갈치		5Kg		-	149,426	71,750	27,577
2025-06-24		(선)갈치		5Kg		-	164,680	63,599	31,410
2025-06-25		(선)갈치		5Kg		-	128,975	34,444	29,071
2025-06-26		(선)갈치		5Kg		-	192,020	58,092	28,143
2025-06-27		(선)갈치		5Kg		-	184,459	100,322	31,406
평균						-	160,690	63,585	28,487

홍합

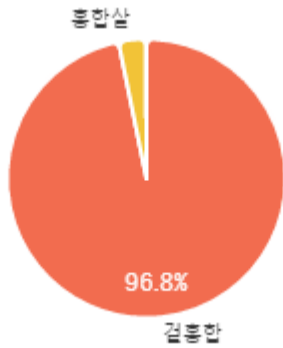
주간 반입량(톤)

◆ 2025 ● 2024 ▲ 평년

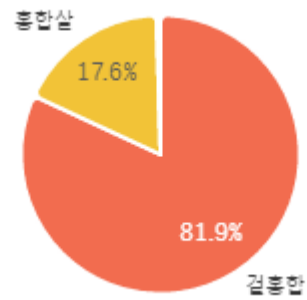


구분	금주(A)	전주(B)	전월(C)	전년(D)	평년(E)	A/B	A/C	A/D	A/E
물량(톤)	61	54	61	63	71	113.4%	100.0%	97.1%	85.7%

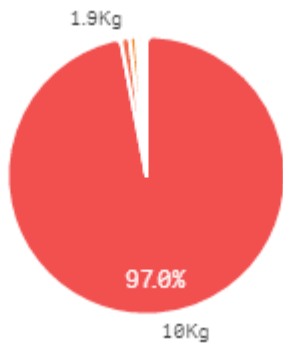
출하 품종별 거래물량 구성비



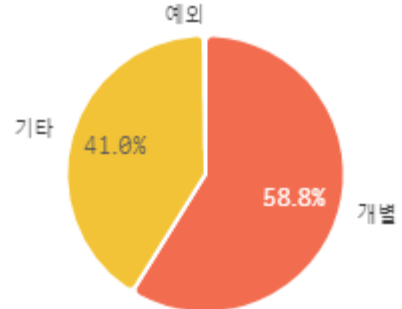
출하 품종별 거래금액 구성비



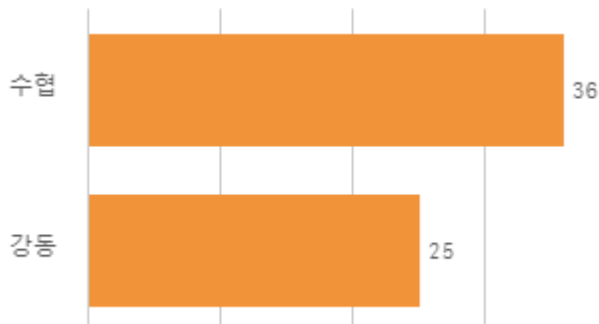
거래 단량별 물량 구성비



출하자별 거래물량 구성비



도매시장 법인별 거래물량(톤)

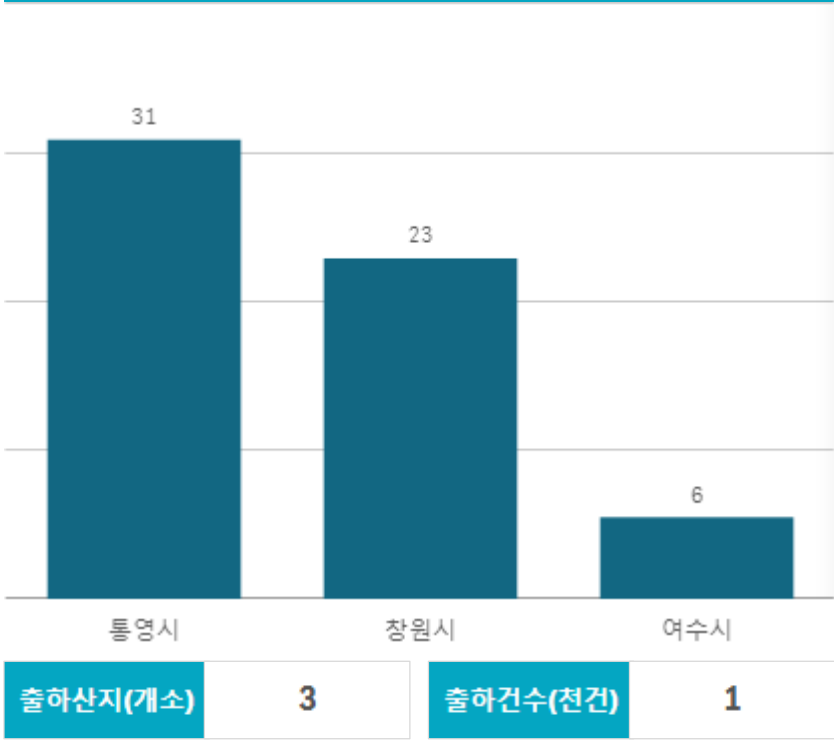


도매시장 법인별 거래금액(백만원)



겉홍합(10Kg)

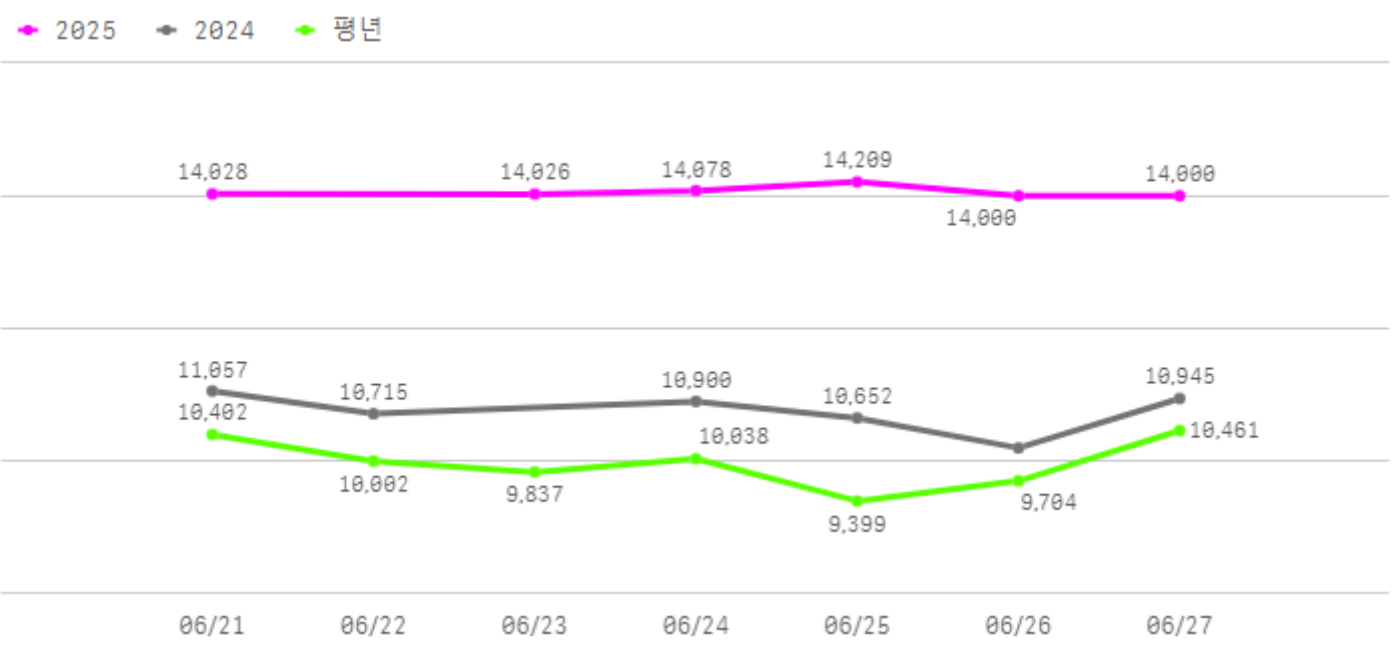
산지별 거래물량(톤)



산지별 주출하 시군구



주간 도매가격(원)



구분	금주(A)	전주(B)	전월(C)	전년(D)	평년(E)	A/B	A/C	A/D	A/E
가격(원)	14,057	14,343	17,291	10,745	11,149	98.0%	81.3%	130.8%	126.1%

※ 상품 가격 기준

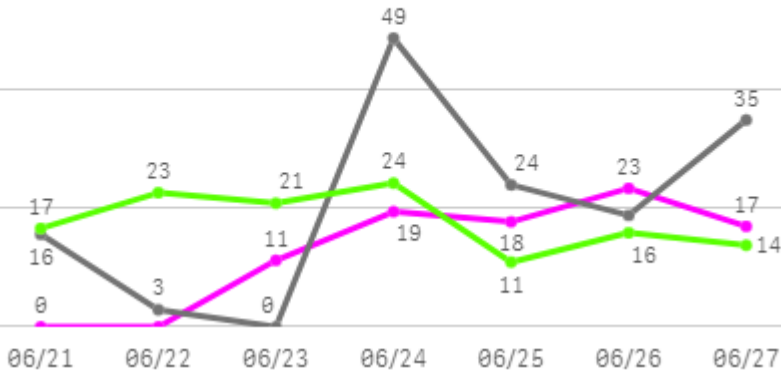
□ 곁홍합(10Kg) 주간 가격

구분	Q	품종	Q	단량	Q	특	상	보통	하
2025-06-21		곁홍합		10Kg		-	14,028	13,908	11,782
2025-06-23		곁홍합		10Kg		-	14,026	13,419	8,809
2025-06-24		곁홍합		10Kg		-	14,078	14,000	13,324
2025-06-25		곁홍합		10Kg		-	14,209	14,000	13,267
2025-06-26		곁홍합		10Kg		-	14,000	14,000	13,526
2025-06-27		곁홍합		10Kg		-	14,000	13,421	12,339
평균						-	14,057	13,791	12,175

건멸치

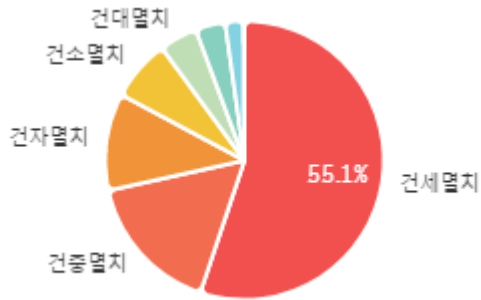
주간 반입량(톤)

◆ 2025 ● 2024 ▲ 평년

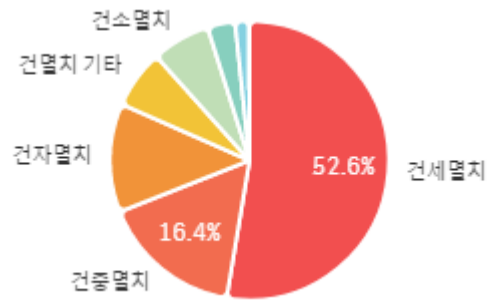


구분	금주(A)	전주(B)	전월(C)	전년(D)	평년(E)	A/B	A/C	A/D	A/E
물량(톤)	88	77	83	144	117	115.4%	106.2%	61.2%	75.6%

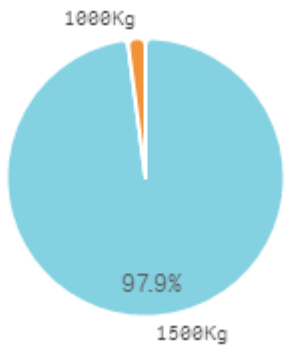
출하 품종별 거래물량 구성비



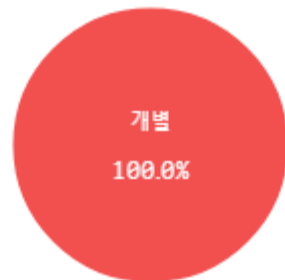
출하 품종별 거래금액 구성비



거래 단량별 물량 구성비



출하자별 거래물량 구성비



도매시장 법인별 거래물량(톤)

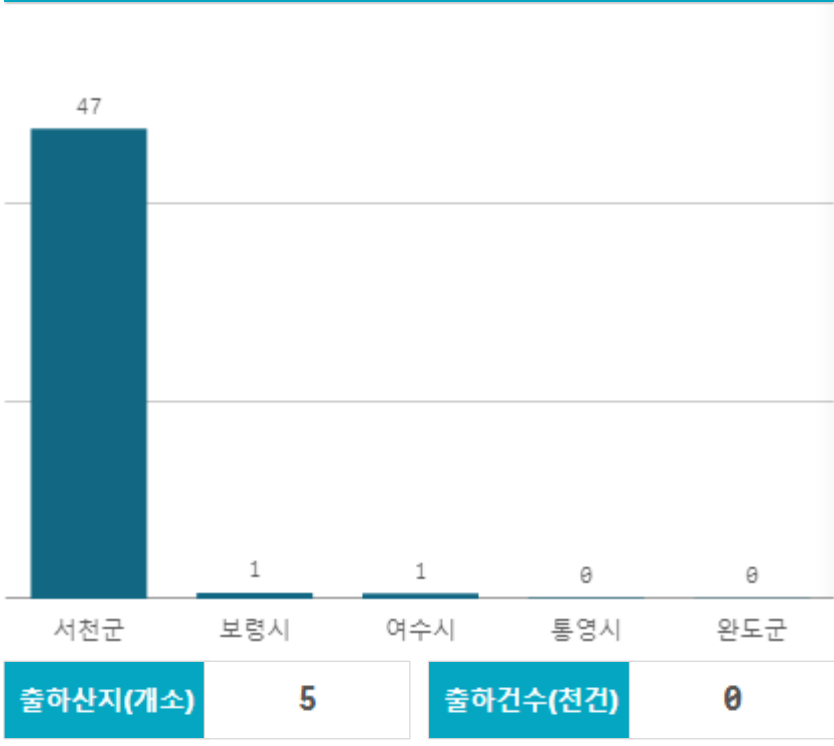


도매시장 법인별 거래금액(백만원)

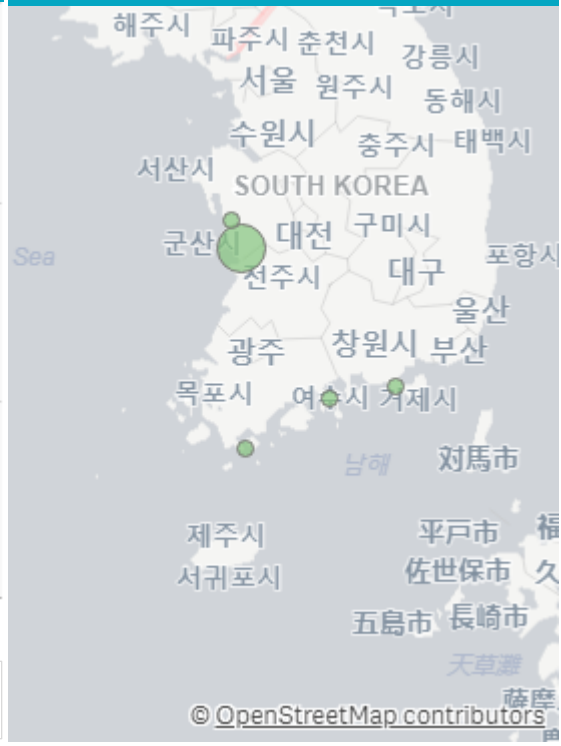


건세멸치(1.5Kg)

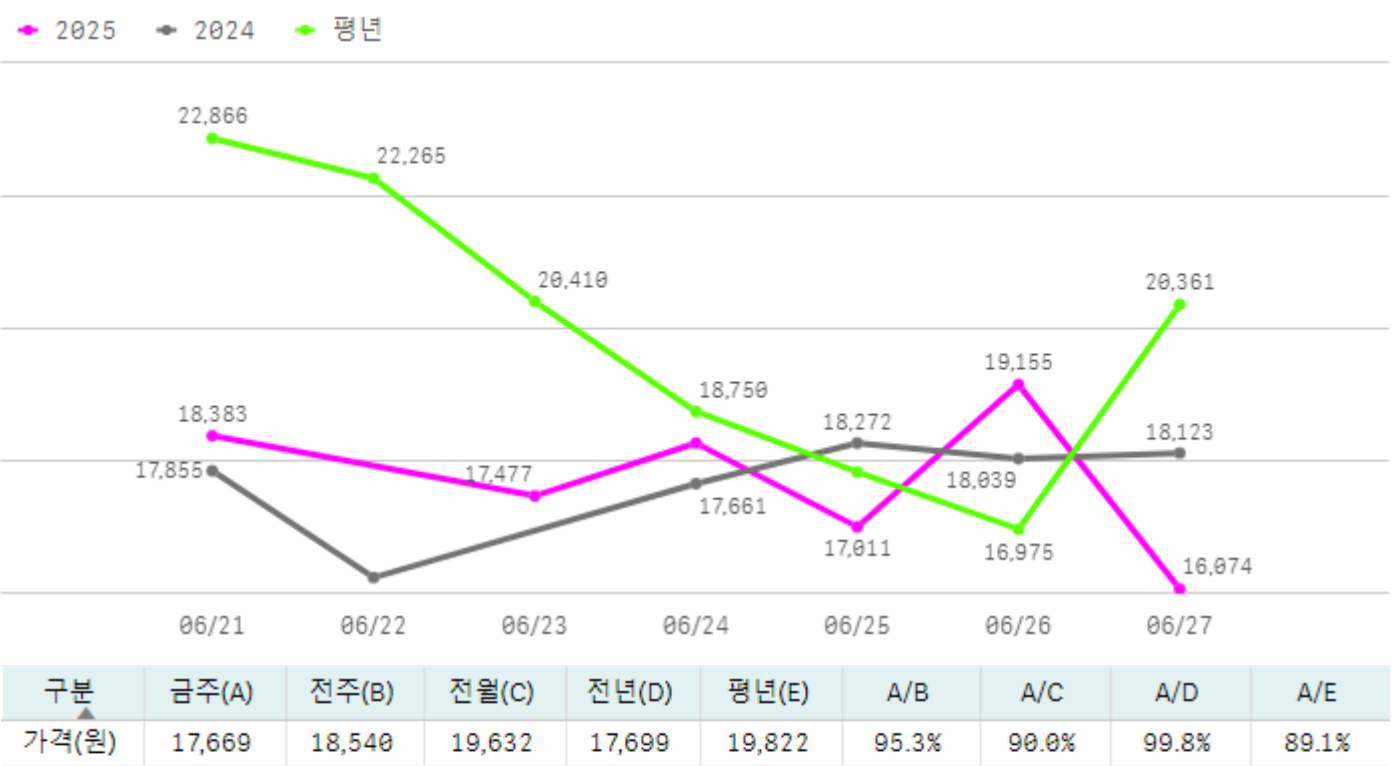
산지별 거래물량(톤)



산지별 주출하 시군구



주간 도매가격(원)



※ 상품 가격 기준

□ 건세멸치(1.5Kg) 주간 가격

구분	Q	품종	Q	단량	Q	특	상	보통	하
2025-06-21		건세멸치		1.5Kg		-	18,383	16,164	8,521
2025-06-23		건세멸치		1.5Kg		-	17,477	16,373	10,176
2025-06-24		건세멸치		1.5Kg		-	18,273	15,424	11,568
2025-06-25		건세멸치		1.5Kg		-	17,011	13,238	8,039
2025-06-26		건세멸치		1.5Kg		-	19,155	15,744	9,113
2025-06-27		건세멸치		1.5Kg		-	16,074	11,781	7,401
평균						-	17,729	14,787	9,136