
2025년 가락시장

주요 품목 주간 거래동향

11월 3주차 주요 동향

[2025. 11.15. ~ 11.21.]



서울특별시농수산물공사

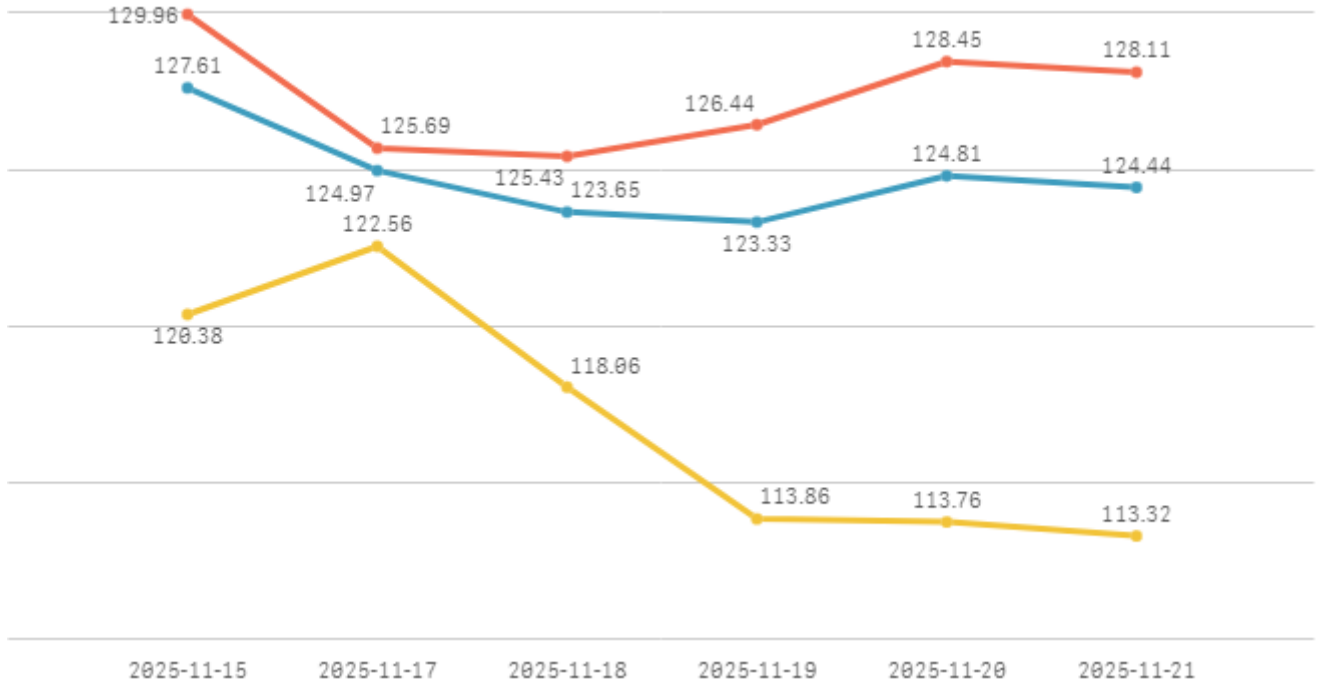
[데이터전략팀]

1. 주간 표준지수

※ 직전 5개년 평균가격을 지수 100으로 산정하여 100 이상일 경우 평년보다 상승, 100 이하일 경우 평년보다 하락

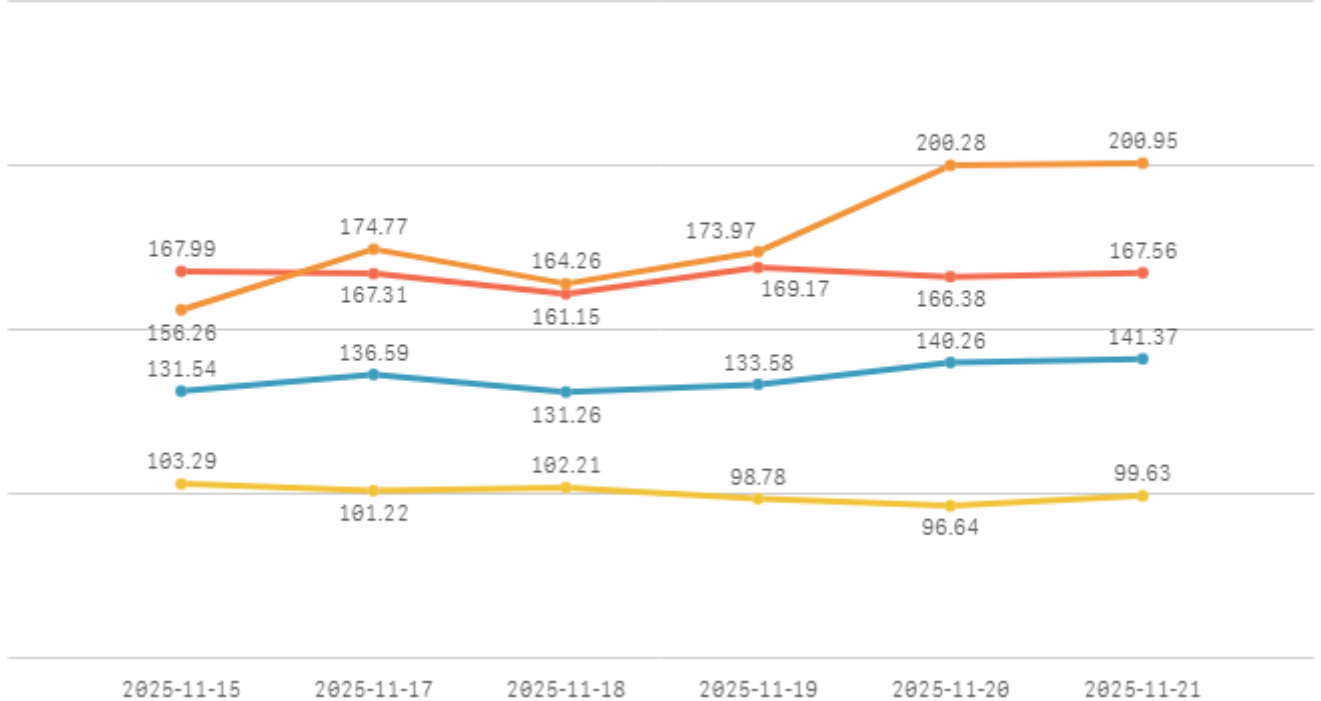
□ 청과부류

합계 채소계 과일계



□ 수산부류

합계 생선류 조개류 건어류



2. 11월 3주차 주요 품목 주간 거래동향

주요 품목(종) 주간동향 (11.15 ~ 11.21)

품종 단위	금주평균	전주평균	전월평균	전년평균	5년평균 가격	전주대비	전월대비	전년대비	5년평균 대비
(냉)고등어 수입(10키로상자)	77,240	72,414	71,403	47,323	47,012	7% ▲	8% ▲	63% ▲	64% ▲
(선)갈치(5키로상자)	137,002	175,163	143,664	103,007	121,620	-22% ▼	-5% ▼	33% ▲	13% ▲
가지(8키로상자)	23,114	23,369	21,727	24,722	23,493	-1% ▼	6% ▲	-7% ▼	-2% ▼
감 대봉시(10키로상자)	20,929	19,638	27,643	20,056	26,231	7% ▲	-24% ▼	4% ▲	-20% ▼
감귤 극조생(5키로상자)	12,477	13,008	12,263	17,693	11,105	-4% ▼	2% ▲	-29% ▼	12% ▲
감자 수미(햇)(20키로상자)	40,641	39,193	38,312	33,445	36,233	4% ▲	6% ▲	22% ▲	12% ▲
건세멸치(1.5키로상자)	16,064	13,947	14,062	16,262	19,898	15% ▲	14% ▲	-1% ▼	-19% ▼
겉종합(10키로망대)	8,572	9,040	15,000	17,825	14,430	-5% ▼	-43% ▼	-52% ▼	-41% ▼
간마늘 대서(20키로)	155,896	154,036	147,106	136,017	146,131	1% ▲	6% ▲	15% ▲	7% ▲
단감 부유(10키로상자)	28,371	27,818	38,662	26,513	32,926	2% ▲	-27% ▼	7% ▲	-14% ▼
당근(20키로상자)	22,271	18,917	22,218	66,887	37,870	18% ▲	0% ▲	-67% ▼	-41% ▼
대추방울토마토(3키로상자)	24,532	25,152	18,441	23,426	19,288	-2% ▼	33% ▲	5% ▲	27% ▲
대파(일반)(1키로단)	2,351	1,901	1,691	2,399	2,324	24% ▲	39% ▲	-2% ▼	1% ▲
돌미나리(4키로상자)	27,672	28,754	31,504	19,512	26,627	-4% ▼	-12% ▼	42% ▲	4% ▲
돌산갓(8키로상자)	25,004	22,636	17,739	15,066	17,071	10% ▲	41% ▲	66% ▲	46% ▲
무(20키로상자)	14,689	14,655	10,275	22,865	13,635	0% ▲	43% ▲	-36% ▼	8% ▲
물오징어(6키로상자)	65,570	65,570	85,509	108,004	90,167	0% ▲	-23% ▼	-39% ▼	-27% ▼
바나나 수입(13키로상자)	24,118	24,544	27,323	21,621	24,073	-2% ▼	-12% ▼	12% ▲	0% ▲
배 신고(15키로상자)	42,905	47,402	44,110	74,552	50,998	-9% ▼	-3% ▼	-42% ▼	-16% ▼
배추(10키로망대)	12,341	10,994	6,046	7,844	8,530	12% ▲	104% ▲	57% ▲	45% ▲
백다다기오이(100개)	70,145	60,276	96,835	80,537	81,265	16% ▲	-28% ▼	-13% ▼	-14% ▼
부추(일반)(500그람단)	5,199	5,748	2,606	4,482	3,976	-10% ▼	99% ▲	16% ▲	31% ▲
빨강 파프리카(5키로상자)	22,804	23,026	35,286	26,039	19,068	-1% ▼	-35% ▼	-12% ▼	20% ▲
사과 부사(10키로상자)	59,775	57,187	110,826	52,359	44,230	5% ▲	-46% ▼	14% ▲	35% ▲
상추 포기참(4키로상자)	11,776	13,046	39,606	9,861	13,377	-10% ▼	-70% ▼	19% ▲	-12% ▼
새송이버섯(2키로상자)	6,702	6,522	6,351	6,918	6,674	3% ▲	6% ▲	-3% ▼	0% ▲
시금치(4키로상자)	14,980	16,156	27,980	13,899	11,851	-7% ▼	-46% ▼	8% ▲	26% ▲
알배기배추(8키로상자)	18,111	18,811	17,144	13,624	15,383	-4% ▼	6% ▲	33% ▲	18% ▲
애호박(20개)	17,381	17,404	25,320	20,695	19,055	-0% ▼	-31% ▼	-16% ▼	-9% ▼
양배추(8키로망대)	6,771	5,805	4,376	9,947	6,231	17% ▲	55% ▲	-32% ▼	9% ▲
양상추(일반)(12개)	55,580	65,829	31,599	29,515	34,396	-16% ▼	76% ▲	88% ▲	62% ▲
양파(1키로)	1,064	1,040	1,099	1,189	1,147	2% ▲	-3% ▼	-11% ▼	-7% ▼
열무(4키로상자)	11,368	8,776	12,493	5,254	8,129	30% ▲	-9% ▼	116% ▲	40% ▲
오이맛고추(10키로상자)	57,249	56,035	30,348	50,955	44,071	2% ▲	89% ▲	12% ▲	30% ▲
쭈키니호박(10키로상자)	17,238	17,701	18,803	14,775	19,456	-3% ▼	-8% ▼	17% ▲	-11% ▼
쪽파(10키로상자)	62,985	79,954	61,370	66,090	50,018	-21% ▼	3% ▲	-5% ▼	26% ▲
청경채(4키로상자)	5,086	4,696	25,778	4,912	6,697	8% ▲	-80% ▼	4% ▲	-24% ▼
청양고추(10키로상자)	53,177	54,464	37,157	50,758	43,996	-2% ▼	43% ▲	5% ▲	21% ▲
토마토(5키로상자)	19,096	23,484	23,936	32,880	19,617	-19% ▼	-20% ▼	-42% ▼	-3% ▼
팽이버섯(5키로상자)	9,471	8,380	9,778	10,068	10,107	13% ▲	-3% ▼	-6% ▼	-6% ▼
포도 샤인머스켓(2키로상자)	7,325	6,140	6,155	10,424	14,222	19% ▲	19% ▲	-30% ▼	-48% ▼
호박밥 고무마(10키로상자)	21,955	22,001	19,195	25,285	24,751	-0% ▼	14% ▲	-13% ▼	-11% ▼

□ 품종별 등락가격 비교(전주대비)

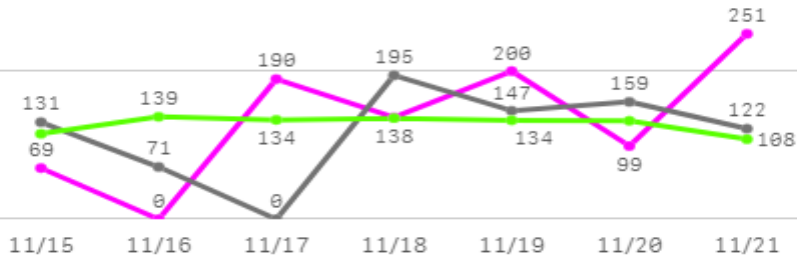
구분	품목(종)명
상승 품목(종)	(냉)고등어 수입(7%),감 대봉시(7%),건세멸치(15%),당근(18%),대파(일반)(24%),돌산갓(10%),배추(12%),백다다기오이(16%),양배추(17%),열무(30%),청경채(8%),팽이버섯(13%),포도 샤인머스켓(19%)
하락 품목(종)	(선)갈치(-22%),겉홍합(-5%),배 신고(-9%),부추(일반)(-10%),상추 포기찰(-10%),시금치(-7%),양상추(일반)(-16%),쪽파(-21%),토마토(-19%)
보합 품목(종)(+5%)	가지,감귤 극조생,감자 수미(햇),깐마늘 대서,단감 부유,대추방울토마토,돌미나리,무,물오징어,바나나 수입,빨강 파프리카,사과 부사,새송이버섯,알배기배추,애호박,양파,오이맛고추,쥬키니호박,청양고추,호박밤 고구마

3. 11월 3주차 품목(종)별 주간 거래동향

고구마

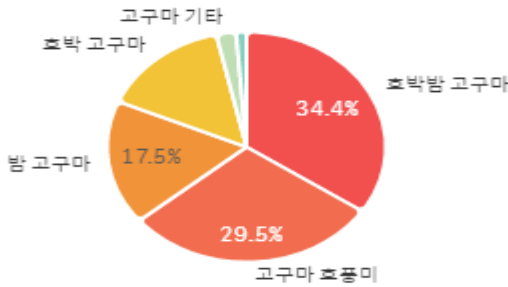
주간 반입량(톤)

2025 (pink line) 2024 (grey line) 평년 (green line)

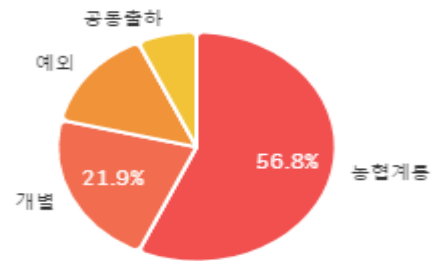


구분	금주(A)	전주(B)	전월(C)	전년(D)	평년(E)	A/B	A/C	A/D	A/E
물량(톤)	947	889	1,098	825	911	106.5%	86.2%	114.8%	103.9%

출하 품종별 거래물량 구성비



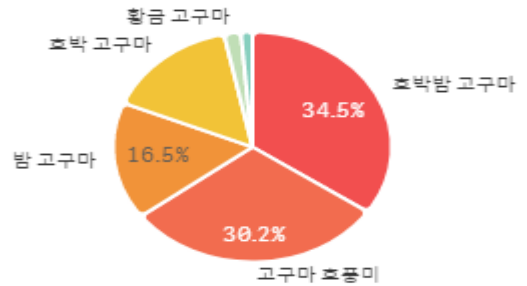
출하자별 거래물량 구성비



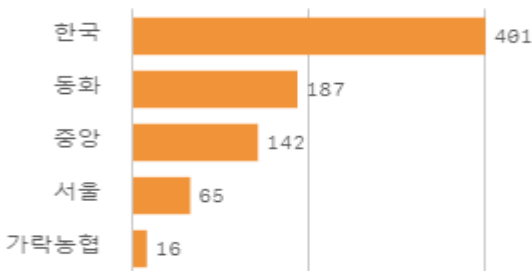
거래 단량별 물량 구성비



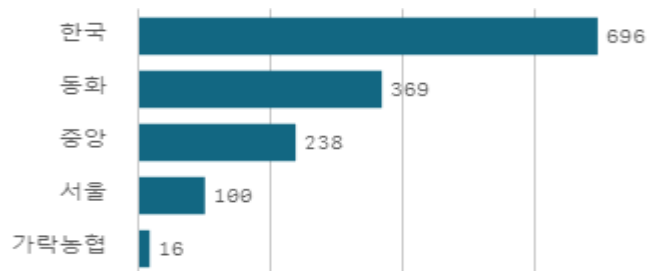
출하 품종별 거래금액 구성비



도매시장 법인별 거래물량(톤)

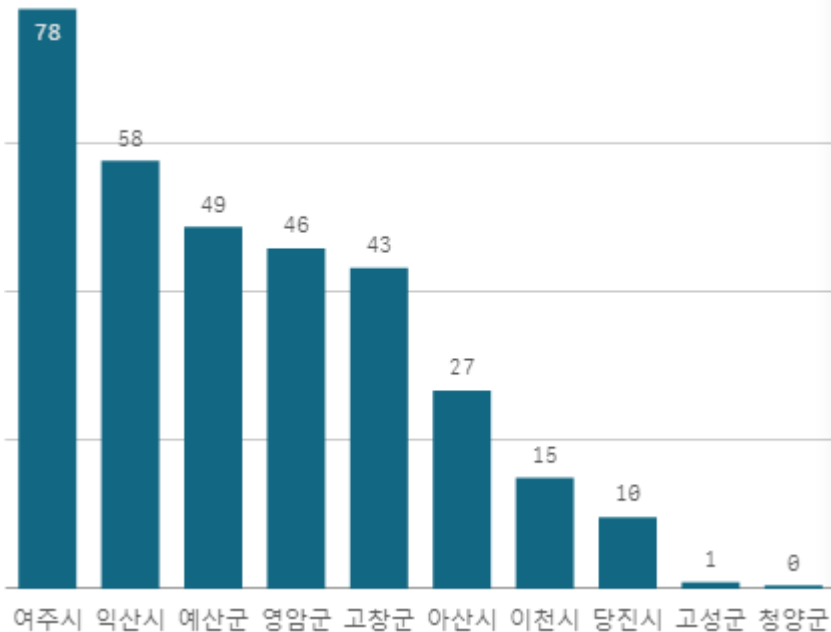


도매시장 법인별 거래금액(백만원)



호박밤 고구마(10Kg)

산지별 거래물량(톤)



출하산지(개소)

12

출하건수(천건)

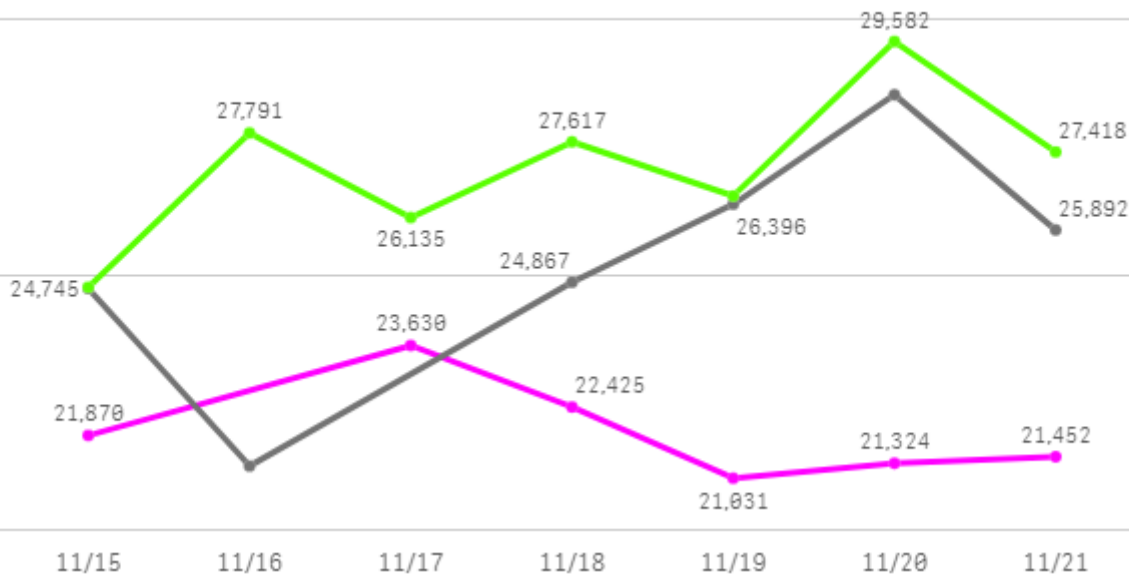
1

산지별 주출하 시군구



주간 도매가격(원)

◆ 2025 ◆ 2024 ◆ 평년



구분	금주(A)	전주(B)	전월(C)	전년(D)	평년(E)	A/B	A/C	A/D	A/E
가격(원)	21,955	22,001	19,195	25,285	24,751	99.8%	114.4%	86.8%	88.7%

※ 상품 가격 기준

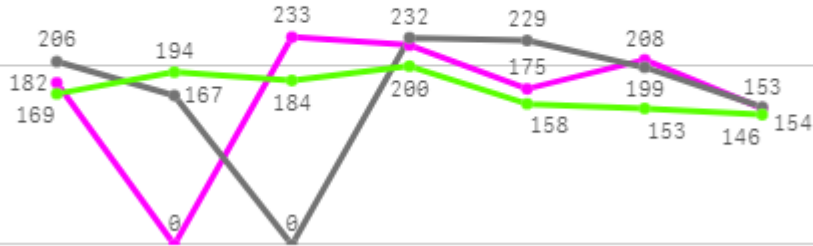
□ 호박밤 고구마(10Kg) 주간 가격

구분	Q	품종	Q	단량	Q	특	상	보통	하
2025-11-15		호박밤 고구마		10Kg		28,889	21,870	14,346	7,479
2025-11-17		호박밤 고구마		10Kg		29,041	23,630	16,736	9,656
2025-11-18		호박밤 고구마		10Kg		26,801	22,425	15,603	9,525
2025-11-19		호박밤 고구마		10Kg		26,637	21,031	13,324	6,978
2025-11-20		호박밤 고구마		10Kg		27,039	21,324	13,940	7,577
2025-11-21		호박밤 고구마		10Kg		27,299	21,452	13,373	6,851
평균						27,617	21,955	14,553	8,011

감자

주간 반입량(톤)

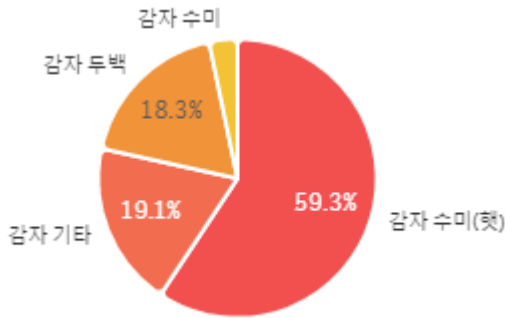
◆ 2025 ● 2024 ▲ 평년



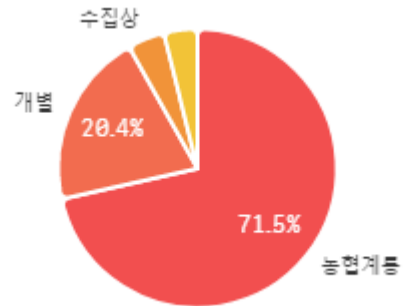
11/15 11/16 11/17 11/18 11/19 11/20 11/21

구분	금주(A)	전주(B)	전월(C)	전년(D)	평년(E)	A/B	A/C	A/D	A/E
물량(톤)	1,174	1,054	1,314	1,188	1,216	111.4%	89.4%	98.9%	96.6%

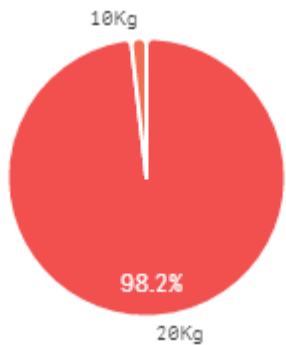
출하 품종별 거래물량 구성비



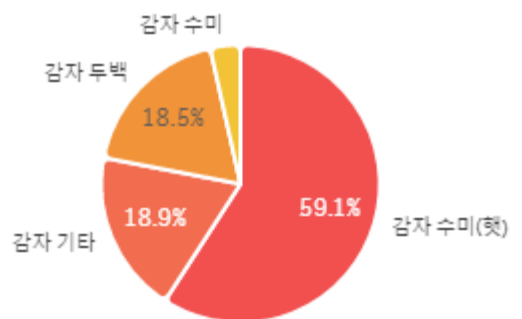
출하자별 거래물량 구성비



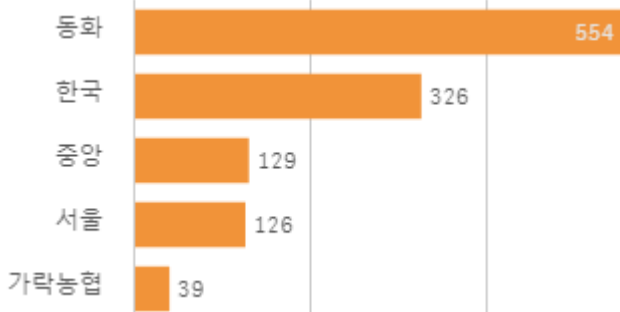
거래 단량별 물량 구성비



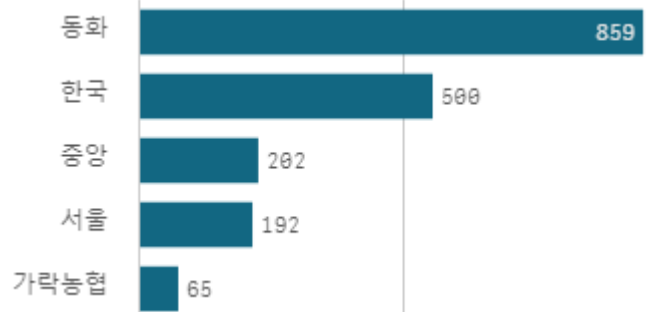
출하 품종별 거래금액 구성비



도매시장 법인별 거래물량(톤)

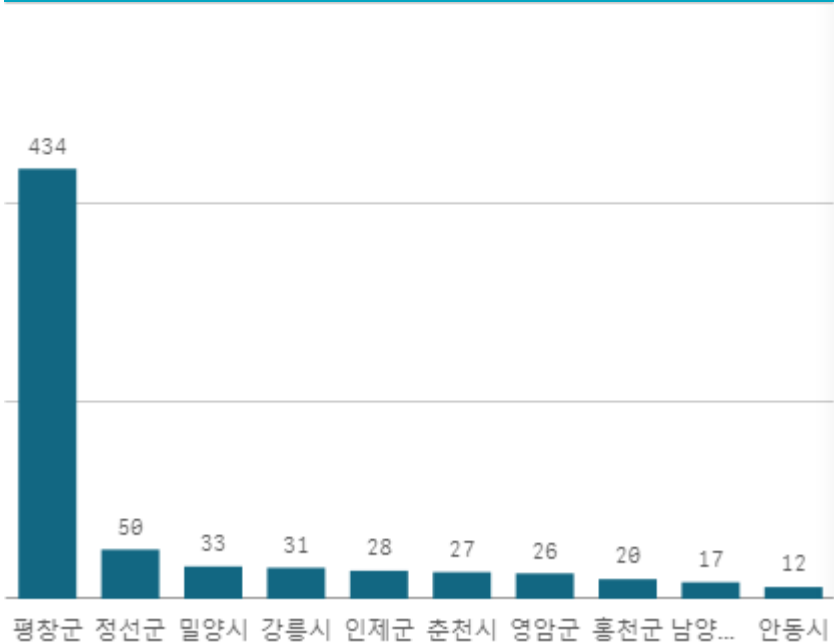


도매시장 법인별 거래금액(백만원)



감자 수미(햇) (20Kg)

산지별 거래물량(톤)



출하산지(개소)

16

출하건수(전건)

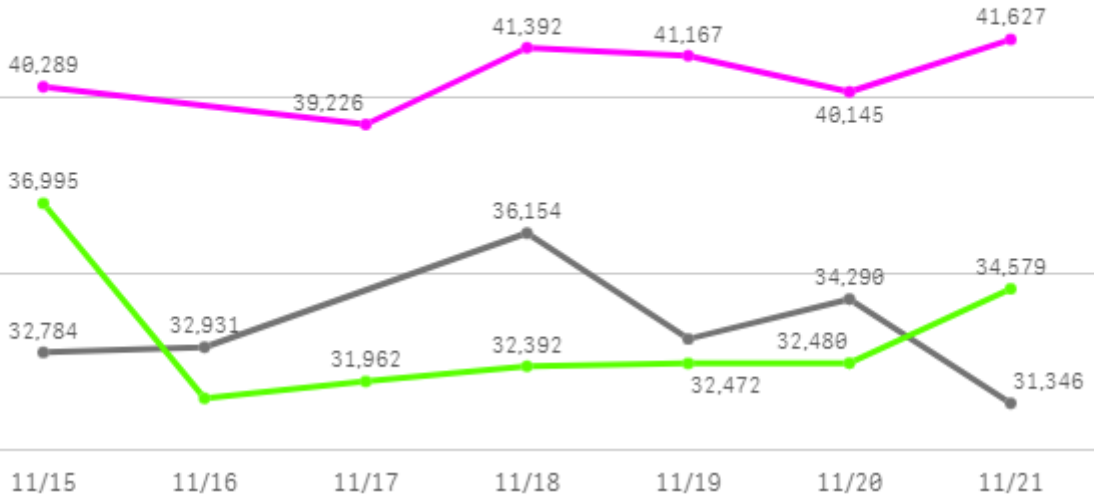
1

산지별 주출하 시군구



주간 도매가격(원)

◆ 2025 ◆ 2024 ◆ 평년



구분	금주(A)	전주(B)	전월(C)	전년(D)	평년(E)	A/B	A/C	A/D	A/E
가격(원)	40,641	39,193	38,312	33,445	36,233	103.7%	106.1%	121.5%	112.2%

※ 상품 가격 기준

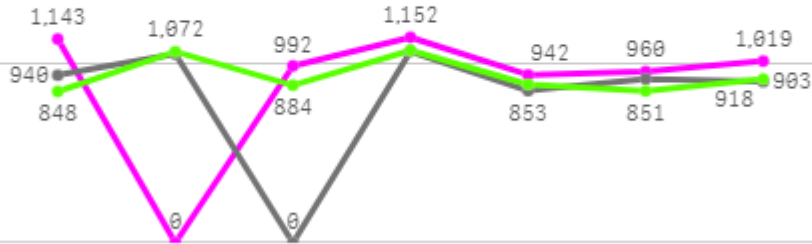
□ 감자 수미(햇)(20Kg) 주간 가격

구분	Q	품종	Q	단량	Q	특	상	보통	하
2025-11-15		감자 수미(햇)		20Kg		46,338	40,289	31,901	19,466
2025-11-17		감자 수미(햇)		20Kg		44,921	39,226	30,544	16,734
2025-11-18		감자 수미(햇)		20Kg		47,368	41,392	30,009	16,032
2025-11-19		감자 수미(햇)		20Kg		45,759	41,167	31,254	17,785
2025-11-20		감자 수미(햇)		20Kg		45,300	40,145	31,677	17,240
2025-11-21		감자 수미(햇)		20Kg		46,185	41,627	32,995	18,807
평균						45,979	40,641	31,397	17,677

배추

주간 반입량(톤)

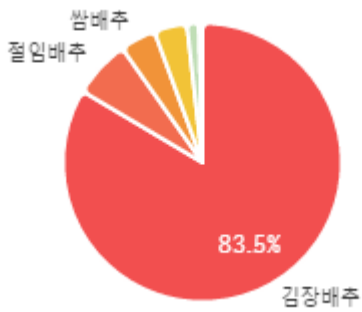
◆ 2025 ● 2024 ▲ 평년



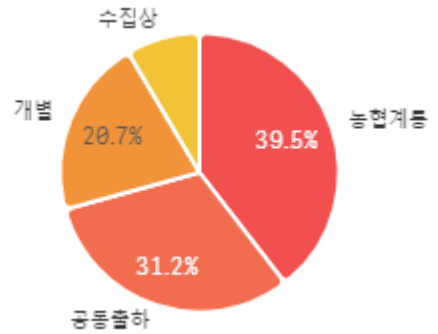
11/15 11/16 11/17 11/18 11/19 11/20 11/21

구분	금주(A)	전주(B)	전월(C)	전년(D)	평년(E)	A/B	A/C	A/D	A/E
물량(톤)	6,208	5,677	4,484	5,747	6,485	109.3%	138.4%	108.0%	95.7%

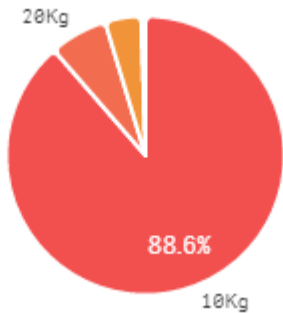
출하 품종별 거래물량 구성비



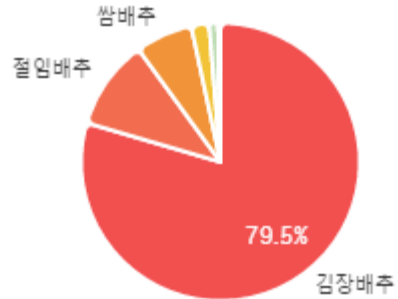
출하자별 거래물량 구성비



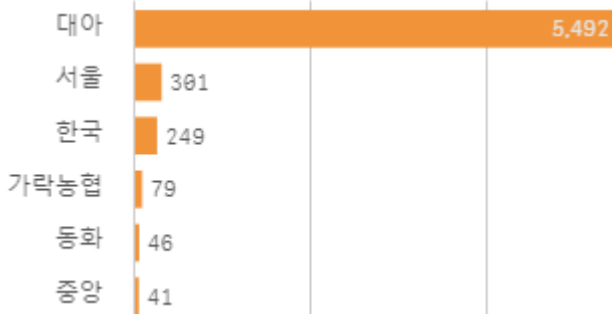
거래 단량별 물량 구성비



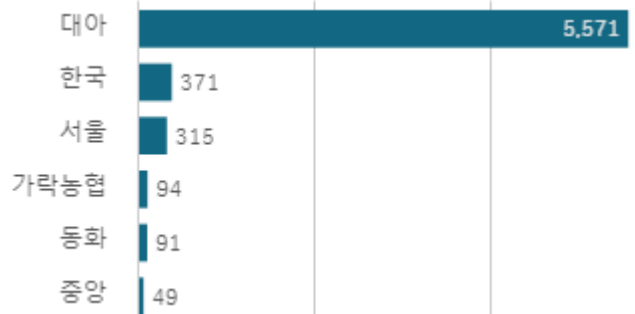
출하 품종별 거래금액 구성비



도매시장 법인별 거래물량(톤)

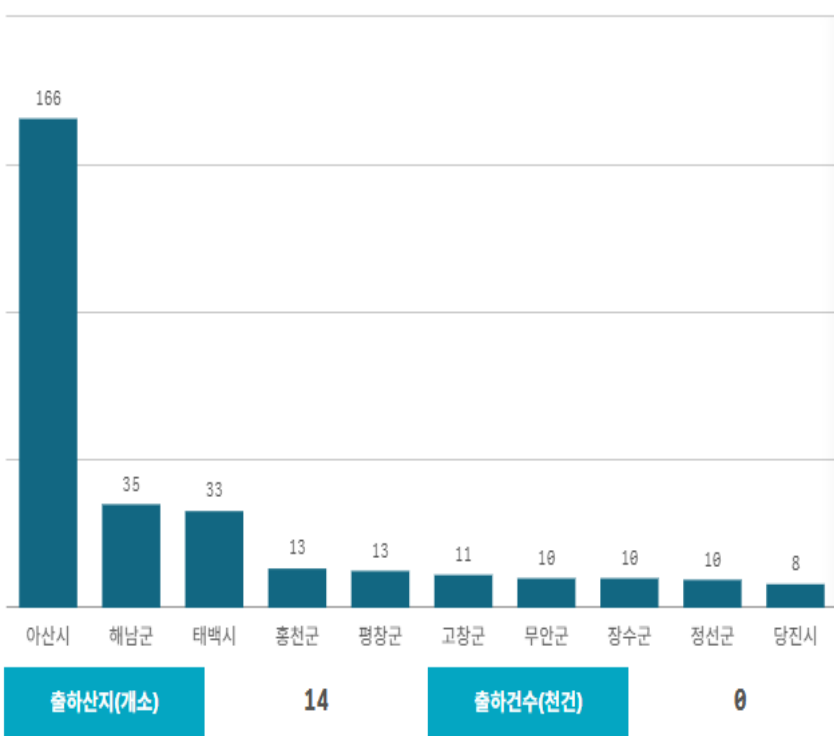


도매시장 법인별 거래금액(백만원)



배추(10Kg)

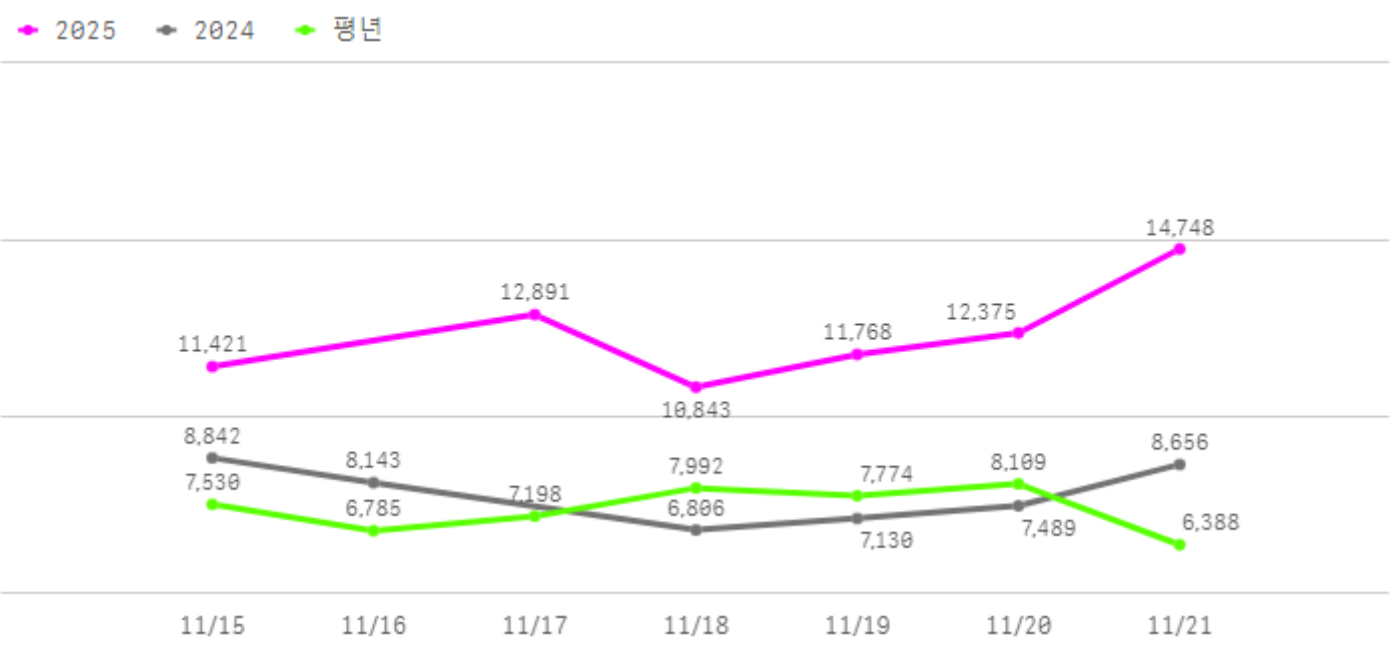
산지별 거래물량(톤)



산지별 주출하 시군구



주간 도매가격(원)



구분	금주(A)	전주(B)	전월(C)	전년(D)	평년(E)	A/B	A/C	A/D	A/E
가격(원)	12,341	10,994	6,046	7,844	8,530	112.2%	204.1%	157.3%	144.7%

※ 상품 가격 기준

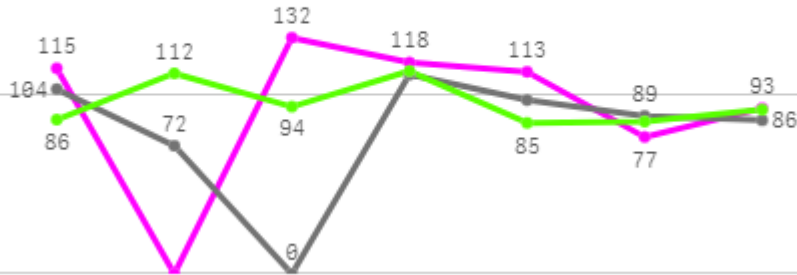
□ 배추(10Kg) 주간 가격

구분	Q	품종	Q	단량	Q	특	상	보통	하
2025-11-15		배추		10Kg		15,078	11,421	7,570	4,032
2025-11-17		배추		10Kg		16,035	12,891	8,696	4,473
2025-11-18		배추		10Kg		14,253	10,843	7,761	4,233
2025-11-19		배추		10Kg		13,753	11,768	8,892	4,788
2025-11-20		배추		10Kg		14,225	12,375	10,060	6,213
2025-11-21		배추		10Kg		16,900	14,748	12,412	8,306
평균						15,041	12,341	9,232	5,341

알배기배추

주간 반입량(톤)

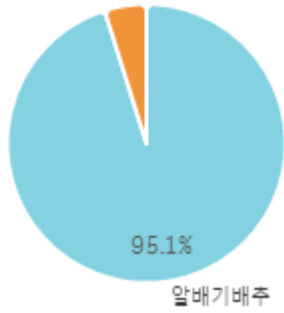
◆ 2025 ● 2024 ▲ 평년



구분	금주(A)	전주(B)	전월(C)	전년(D)	평년(E)	A/B	A/C	A/D	A/E
물량(톤)	649	641	802	559	664	101.3%	80.9%	116.0%	97.7%

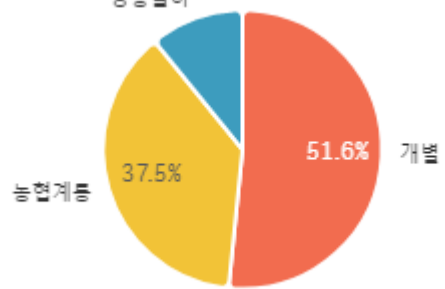
출하 품종별 거래물량 구성비

알배기배추(수입)



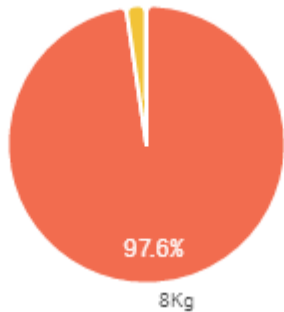
출하자별 거래물량 구성비

공동출하



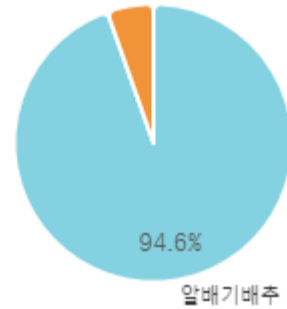
거래 단량별 물량 구성비

10Kg

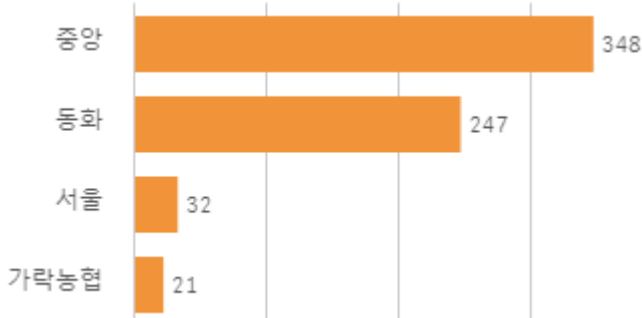


출하 품종별 거래금액 구성비

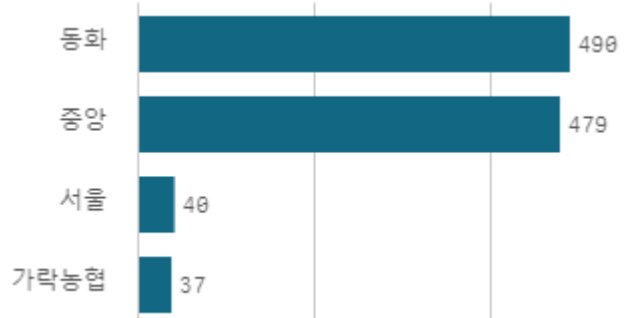
알배기배추(수입)



도매시장 법인별 거래물량(톤)

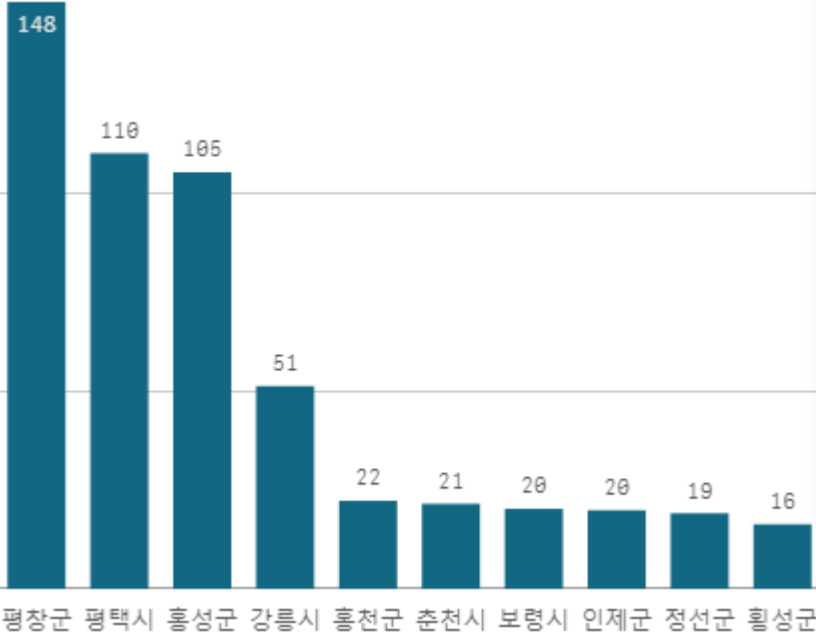


도매시장 법인별 거래금액(백만원)



알배기배추(8Kg)

산지별 거래물량(톤)



출하산지(개소)

23

출하건수(천건)

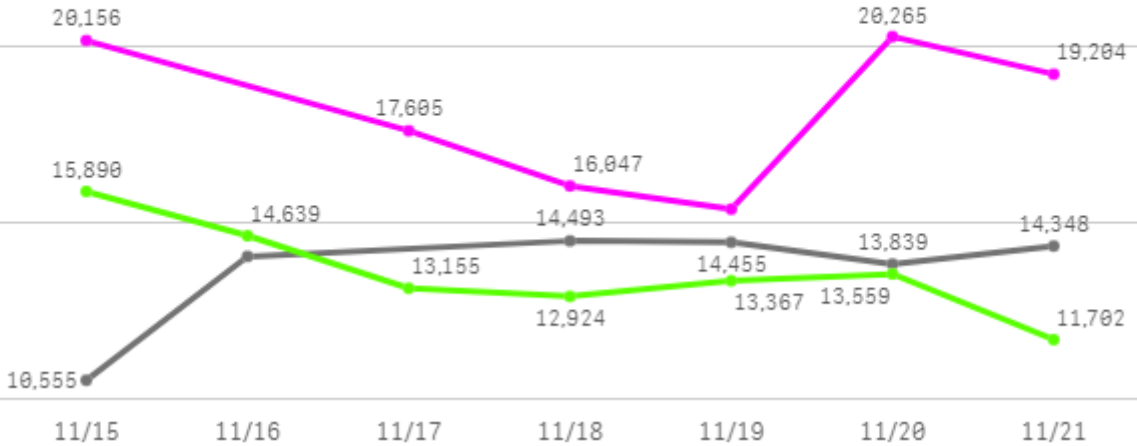
2

산지별 주출하 시군구



주간 도매가격(원)

◆ 2025 ● 2024 ◆ 평년



구분	금주(A)	전주(B)	전월(C)	전년(D)	평년(E)	A/B	A/C	A/D	A/E
가격(원)	18,111	18,811	17,144	13,624	15,383	96.3%	105.6%	132.9%	117.7%

※ 상품 가격 기준

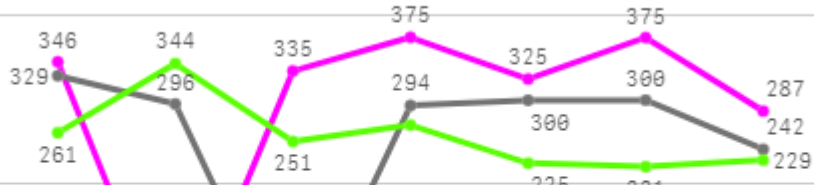
□ 알배기배추(8Kg) 주간 가격

구분	Q	품종	Q	단량	Q	특	상	보통	하
2025-11-15		알배기배추		8Kg		30,367	20,156	11,202	5,955
2025-11-17		알배기배추		8Kg		25,696	17,605	11,281	5,742
2025-11-18		알배기배추		8Kg		22,821	16,047	8,984	4,403
2025-11-19		알배기배추		8Kg		25,299	15,390	9,192	3,865
2025-11-20		알배기배추		8Kg		25,865	20,265	10,778	4,597
2025-11-21		알배기배추		8Kg		23,910	19,204	11,895	6,255
평균						25,660	18,111	10,555	5,136

양배추

주간 반입량(톤)

◆ 2025 ● 2024 ▲ 평년

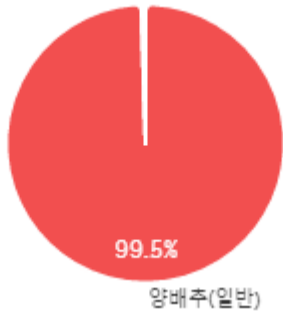


11/15 11/16 11/17 11/18 11/19 11/20 11/21

구분	금주(A)	전주(B)	전월(C)	전년(D)	평년(E)	A/B	A/C	A/D	A/E
물량(톤)	2,043	1,829	1,937	1,761	1,862	111.7%	105.5%	116.0%	109.7%

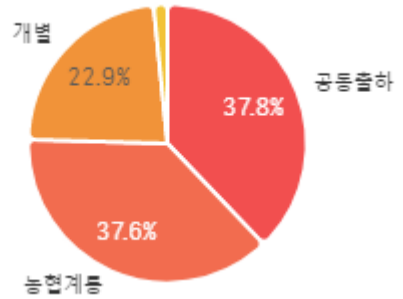
출하 품종별 거래물량 구성비

꼬꼬마 양배추



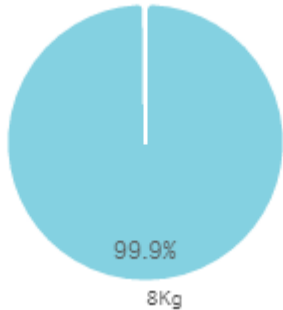
출하자별 거래물량 구성비

수집상



거래 단량별 물량 구성비

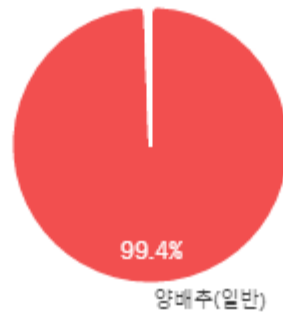
10Kg



8Kg

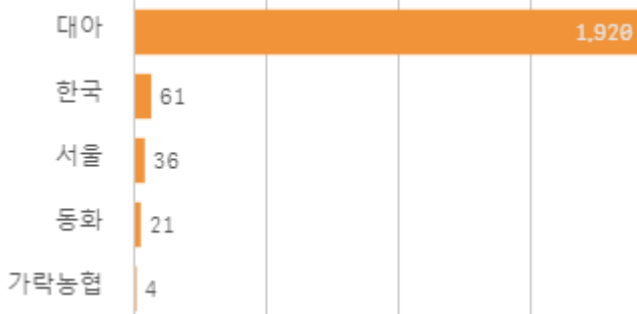
출하 품종별 거래금액 구성비

꼬꼬마 양배추



양배추(일반)

도매시장 법인별 거래물량(톤)

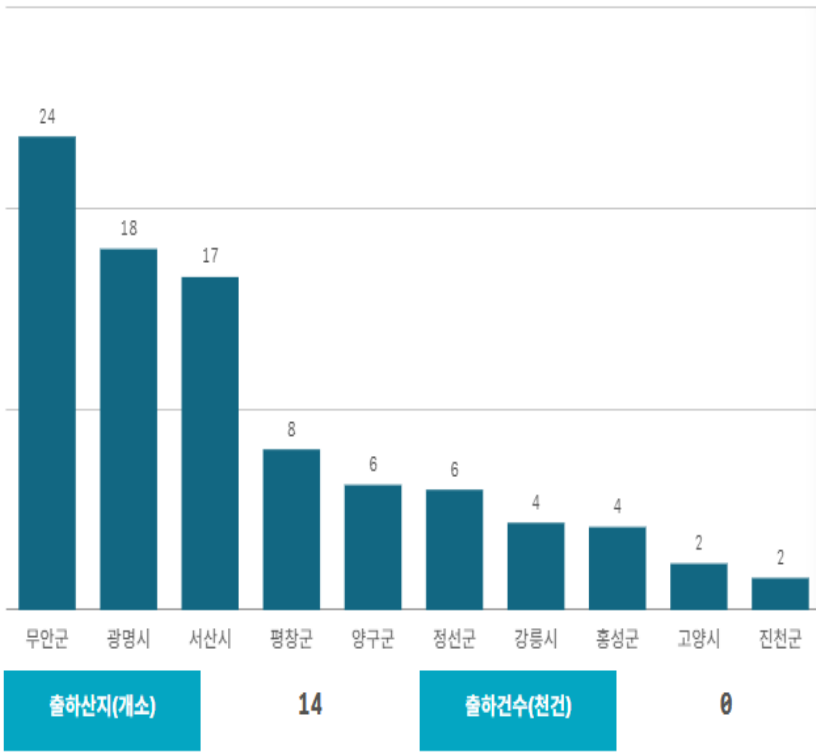


도매시장 법인별 거래금액(백만원)



양배추(8Kg)

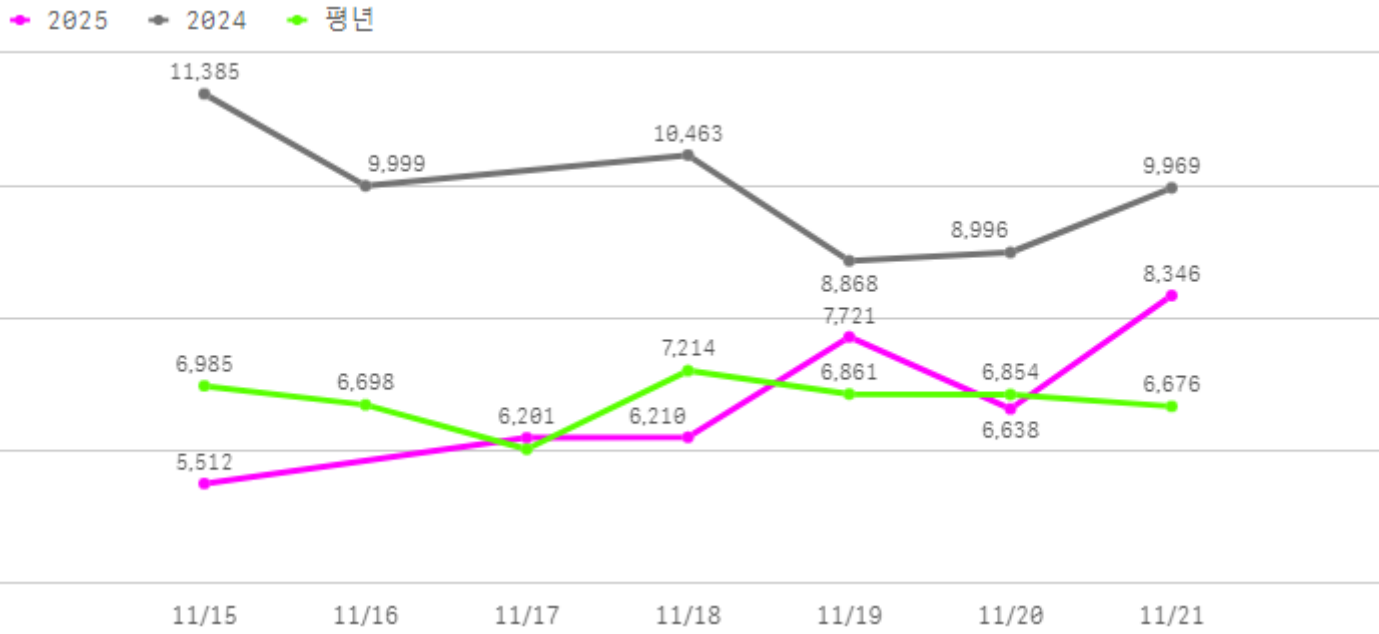
산지별 거래물량(톤)



산지별 주출하 시군구



주간 도매가격(원)



구분	금주(A)	전주(B)	전월(C)	전년(D)	평년(E)	A/B	A/C	A/D	A/E
가격(원)	6,771	5,805	4,376	9,947	6,231	116.6%	154.7%	68.1%	108.7%

※ 상품 가격 기준

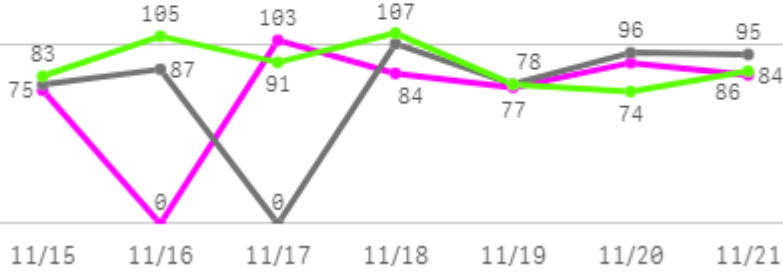
□ 양배추(8Kg) 주간 가격

구분	Q	품종	Q	단량	Q	특	상	보통	하
2025-11-15		양배추		8Kg		7,414	5,512	4,026	1,968
2025-11-17		양배추		8Kg		8,730	6,201	3,632	1,638
2025-11-18		양배추		8Kg		9,088	6,210	3,203	1,519
2025-11-19		양배추		8Kg		11,011	7,721	4,087	1,531
2025-11-20		양배추		8Kg		11,087	6,638	2,882	1,091
2025-11-21		양배추		8Kg		14,660	8,346	3,634	1,323
평균						10,332	6,771	3,577	1,512

시금치

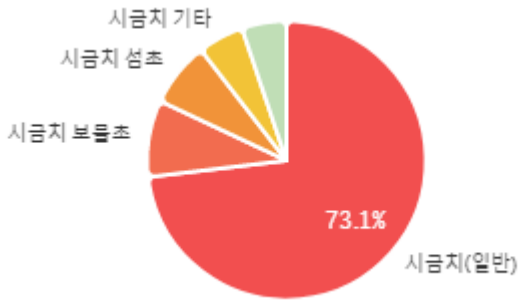
주간 반입량(톤)

◆ 2025 ● 2024 ▲ 평년

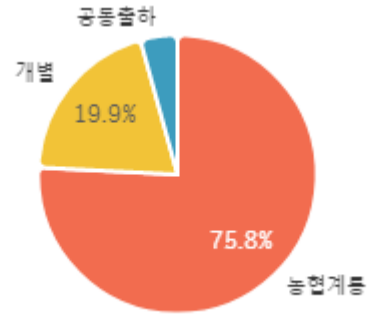


구분	금주(A)	전주(B)	전월(C)	전년(D)	평년(E)	A/B	A/C	A/D	A/E
물량(톤)	512	418	273	535	602	122.7%	187.8%	95.8%	85.1%

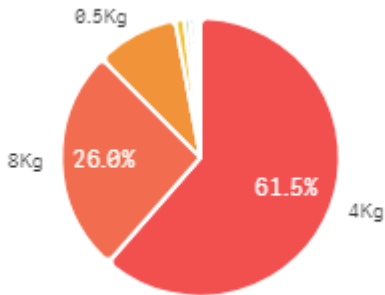
출하 품종별 거래물량 구성비



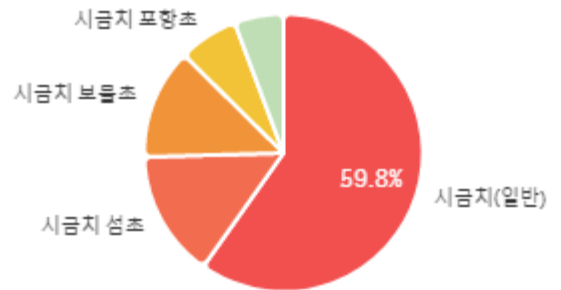
출하자별 거래물량 구성비



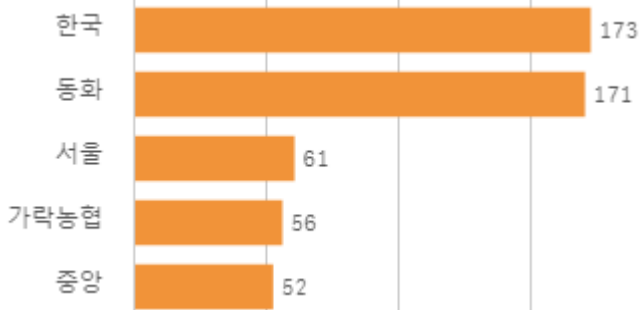
거래 단량별 물량 구성비



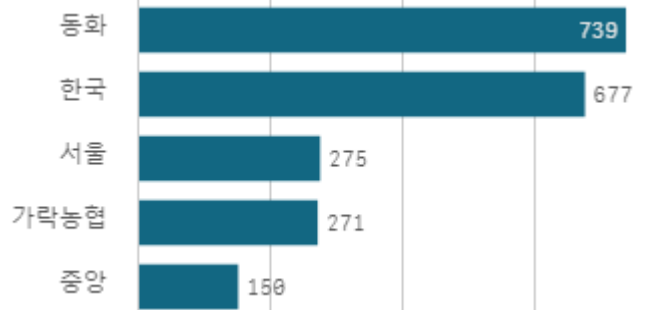
출하 품종별 거래금액 구성비



도매시장 법인별 거래물량(톤)

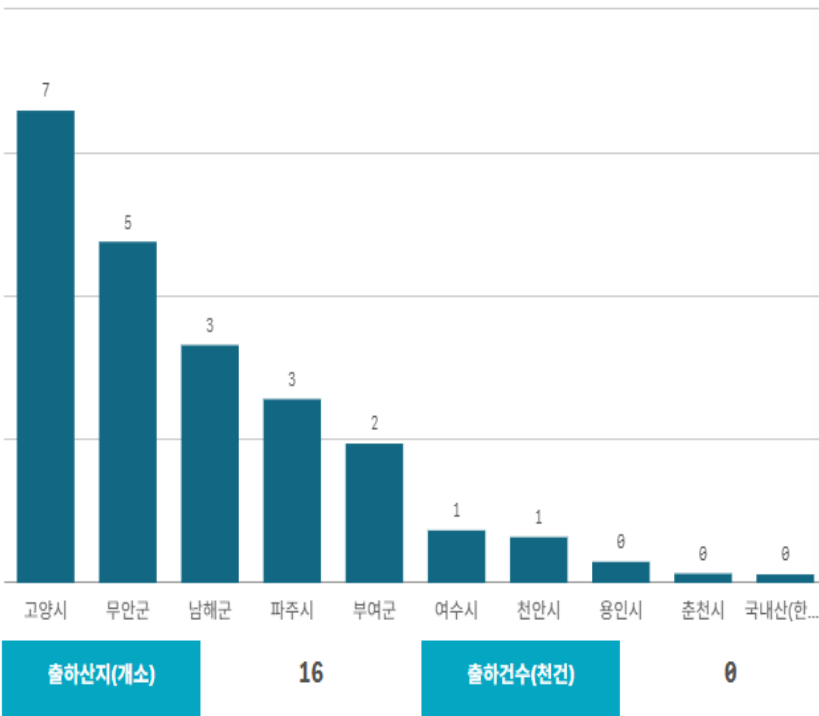


도매시장 법인별 거래금액(백만원)



시금치(4Kg)

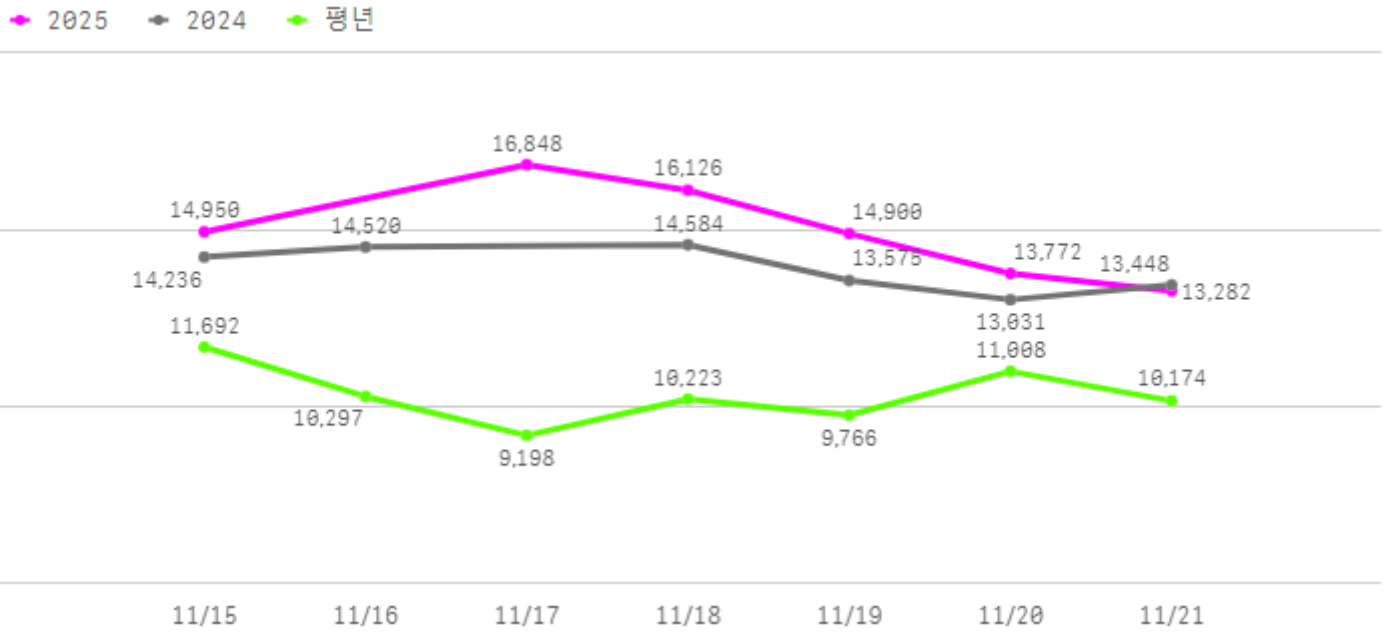
산지별 거래물량(톤)



산지별 주출하 시군구



주간 도매가격(원)



구분	금주(A)	전주(B)	전월(C)	전년(D)	평년(E)	A/B	A/C	A/D	A/E
가격(원)	14,980	16,156	27,980	13,899	11,851	92.7%	53.5%	107.8%	126.4%

※ 상품 가격 기준

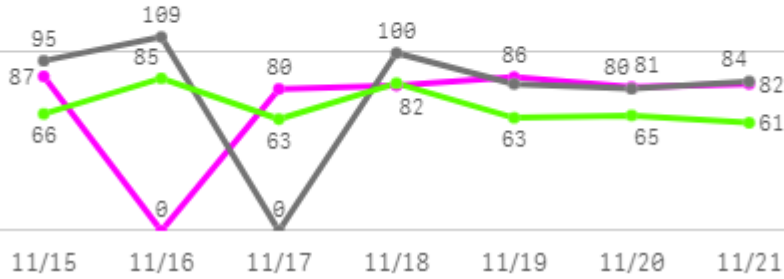
□ 시금치(4Kg) 주간 가격

구분	Q	품종	Q	단량	Q	특	상	보통	하
2025-11-15		시금치		4Kg		18,643	14,950	11,390	8,777
2025-11-17		시금치		4Kg		19,717	16,848	11,273	8,598
2025-11-18		시금치		4Kg		18,220	16,126	12,021	8,797
2025-11-19		시금치		4Kg		16,497	14,900	11,672	8,534
2025-11-20		시금치		4Kg		15,980	13,772	11,212	9,130
2025-11-21		시금치		4Kg		17,251	13,282	10,900	9,260
평균						17,718	14,980	11,411	8,849

상추

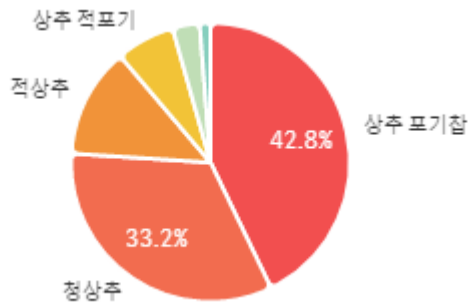
주간 반입량(톤)

◆ 2025 ● 2024 ▲ 평년

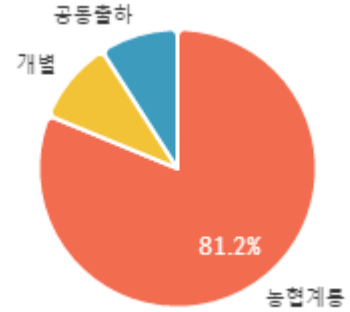


구분	금주(A)	전주(B)	전월(C)	전년(D)	평년(E)	A/B	A/C	A/D	A/E
물량(톤)	497	542	420	550	478	91.7%	118.4%	90.4%	103.9%

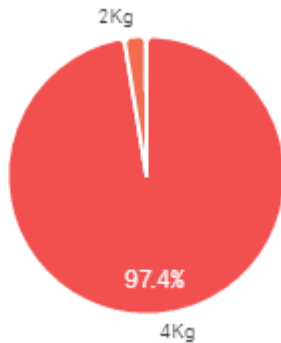
출하 품종별 거래물량 구성비



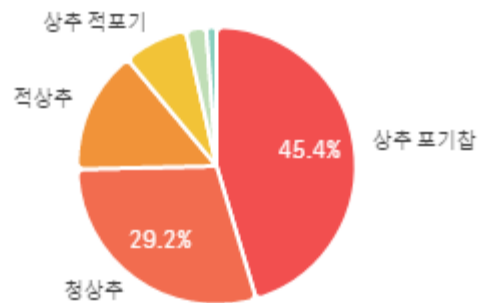
출하자별 거래물량 구성비



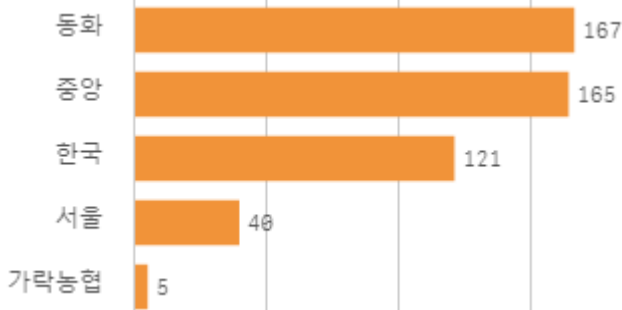
거래 단량별 물량 구성비



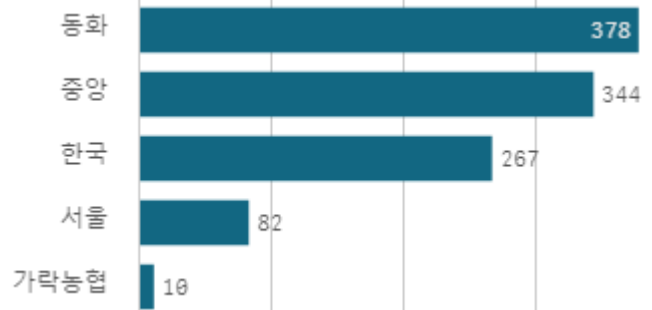
출하 품종별 거래금액 구성비



도매시장 법인별 거래물량(톤)



도매시장 법인별 거래금액(백만원)



상추 포기잡(4Kg)

산지별 거래물량(톤)



산지별 주출하 시군구



출하산지(개소)

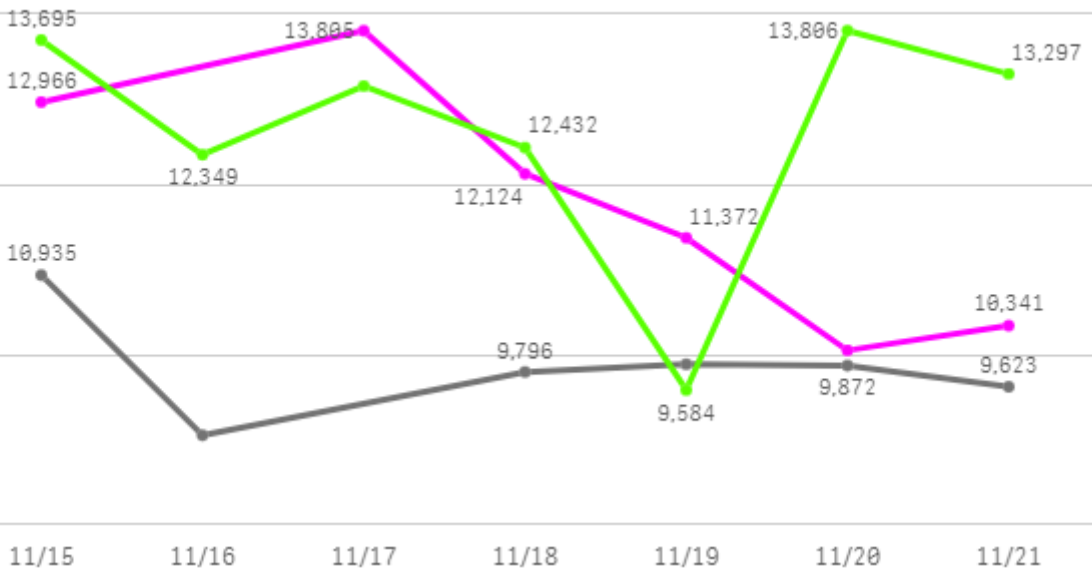
25

출하건수(천건)

2

주간 도매가격(원)

◆ 2025 ● 2024 ◆ 평년



구분	금주(A)	전주(B)	전월(C)	전년(D)	평년(E)	A/B	A/C	A/D	A/E
가격(원)	11,776	13,046	39,606	9,861	13,377	90.3%	29.7%	119.4%	88.0%

※ 상품 가격 기준

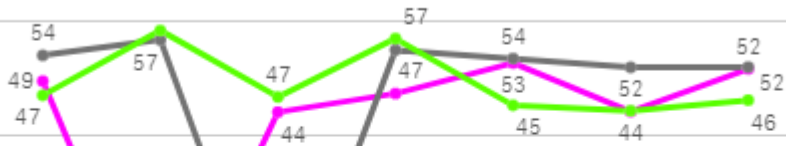
□ 상추 포기잡(4Kg) 주간 가격

구분	Q	품종	Q	단량	Q	특	상	보통	하
2025-11-15		상추 포기잡		4Kg		-	12,966	10,430	8,221
2025-11-17		상추 포기잡		4Kg		-	13,805	11,615	9,961
2025-11-18		상추 포기잡		4Kg		-	12,124	10,264	8,769
2025-11-19		상추 포기잡		4Kg		-	11,372	9,093	7,212
2025-11-20		상추 포기잡		4Kg		-	10,050	7,215	5,713
2025-11-21		상추 포기잡		4Kg		-	10,341	7,627	6,402
평균						-	11,776	9,374	7,713

부추

주간 반입량(톤)

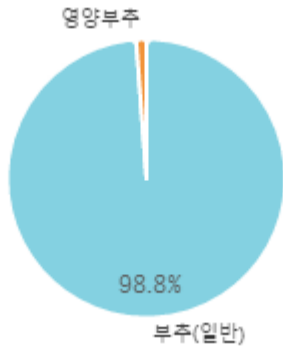
◆ 2025 ● 2024 ▲ 평년



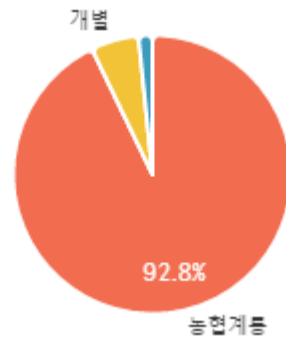
11/15 11/16 11/17 11/18 11/19 11/20 11/21

구분	금주(A)	전주(B)	전월(C)	전년(D)	평년(E)	A/B	A/C	A/D	A/E
물량(톤)	289	288	357	323	330	100.5%	81.0%	89.4%	87.7%

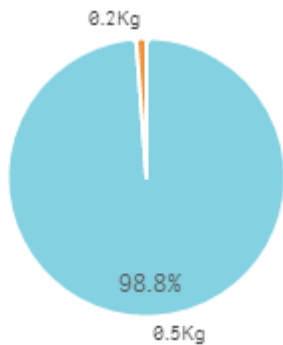
출하 품종별 거래물량 구성비



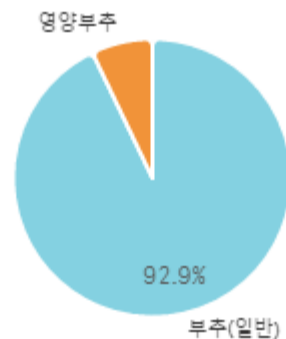
출하자별 거래물량 구성비



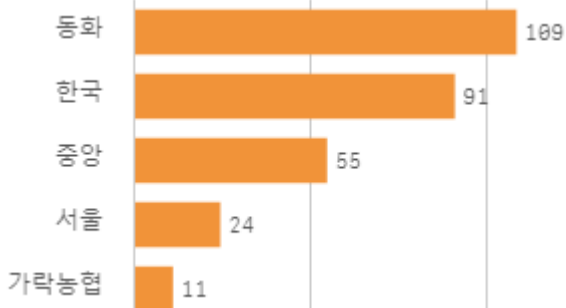
거래 단량별 물량 구성비



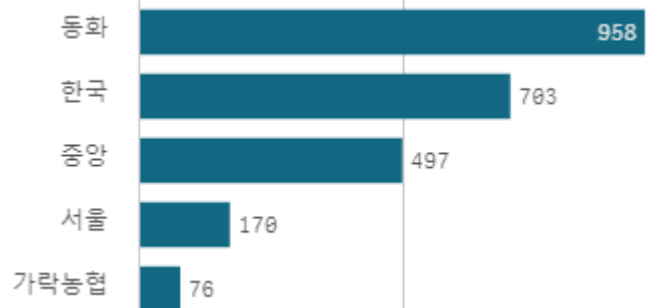
출하 품종별 거래금액 구성비



도매시장 법인별 거래물량(톤)

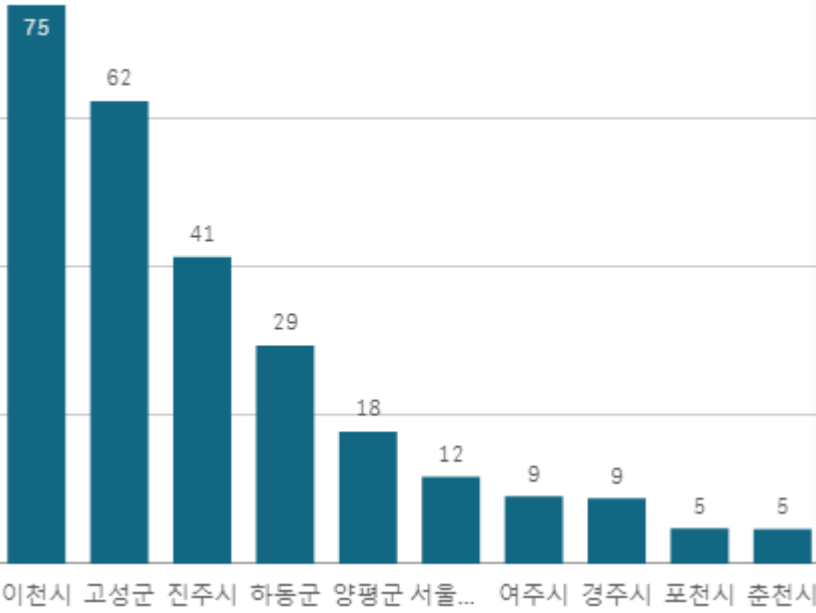


도매시장 법인별 거래금액(백만원)



부추(일반) (0.5Kg)

산지별 거래물량(톤)



출하산지(개소)

21

출하건수(천건)

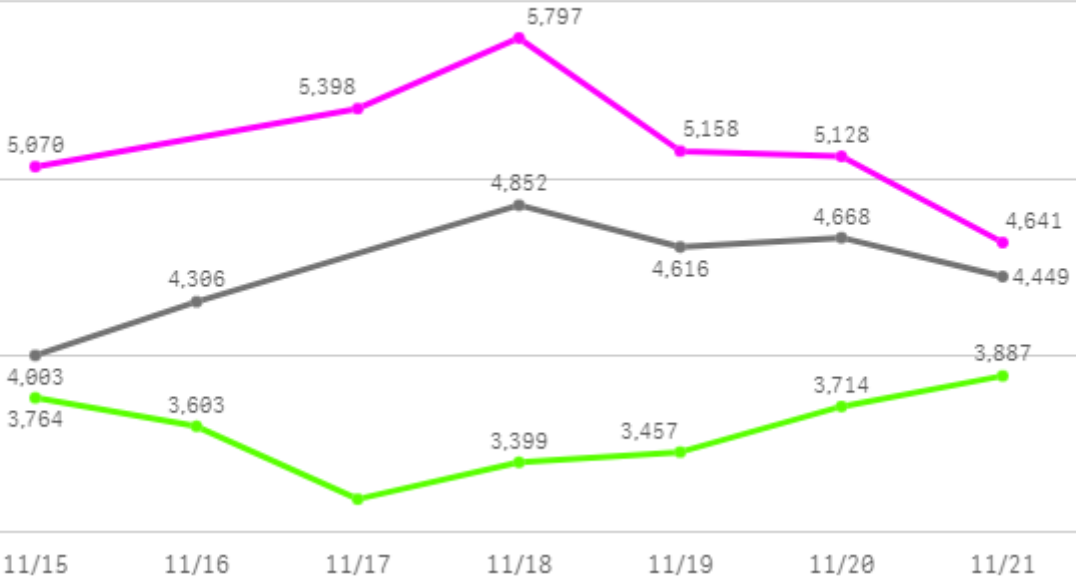
2

산지별 주출하 시군구



주간 도매가격(원)

◆ 2025 ● 2024 ◆ 평년



구분	금주(A)	전주(B)	전월(C)	전년(D)	평년(E)	A/B	A/C	A/D	A/E
가격(원)	5,199	5,748	2,606	4,482	3,976	90.4%	199.5%	116.0%	130.8%

※ 상품 가격 기준

□ 부추(일반)(0.5Kg) 주간 가격

구분	Q	품종	Q	단량	Q	특	상	보통	하
2025-11-15		부추(일반)		0.5Kg		-	5,070	3,893	2,763
2025-11-17		부추(일반)		0.5Kg		-	5,398	4,348	2,981
2025-11-18		부추(일반)		0.5Kg		-	5,797	4,890	3,599
2025-11-19		부추(일반)		0.5Kg		-	5,158	4,333	2,887
2025-11-20		부추(일반)		0.5Kg		-	5,128	4,292	2,894
2025-11-21		부추(일반)		0.5Kg		-	4,641	3,798	2,439
평균						-	5,199	4,259	2,927

갯

주간 반입량(톤)

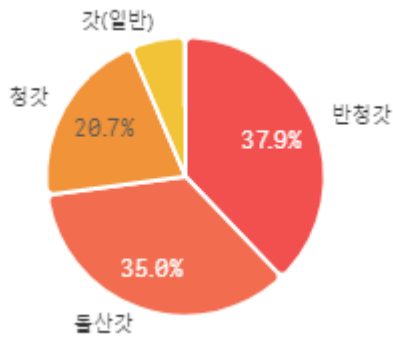
◆ 2025 ● 2024 ▲ 평년



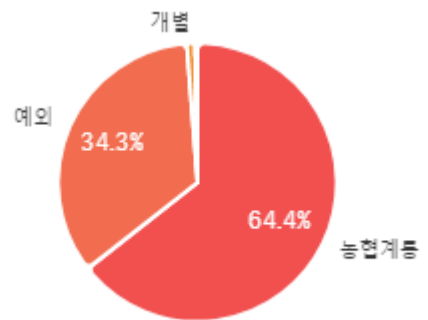
11/15 11/16 11/17 11/18 11/19 11/20 11/21

구분	금주(A)	전주(B)	전월(C)	전년(D)	평년(E)	A/B	A/C	A/D	A/E
물량(톤)	794	663	99	795	881	119.8%	802.6%	99.8%	90.1%

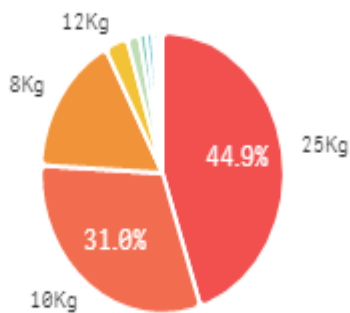
출하 품종별 거래물량 구성비



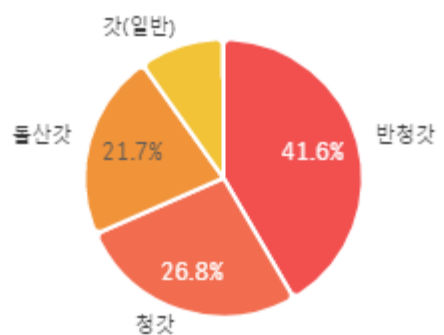
출하자별 거래물량 구성비



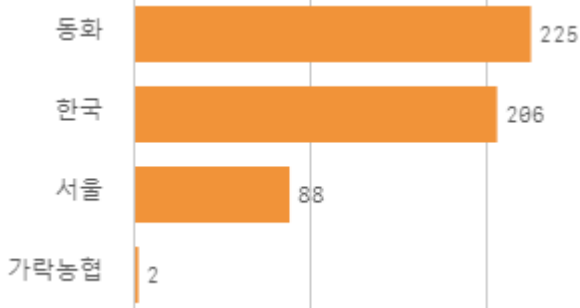
거래 단량별 물량 구성비



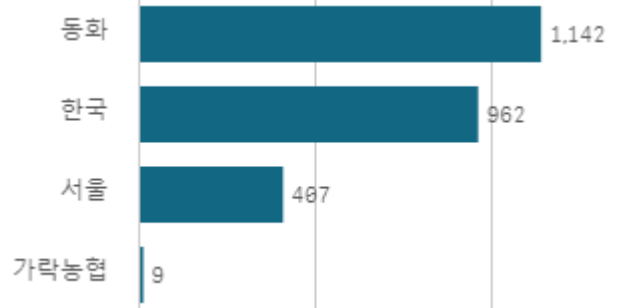
출하 품종별 거래금액 구성비



도매시장 법인별 거래물량(톤)

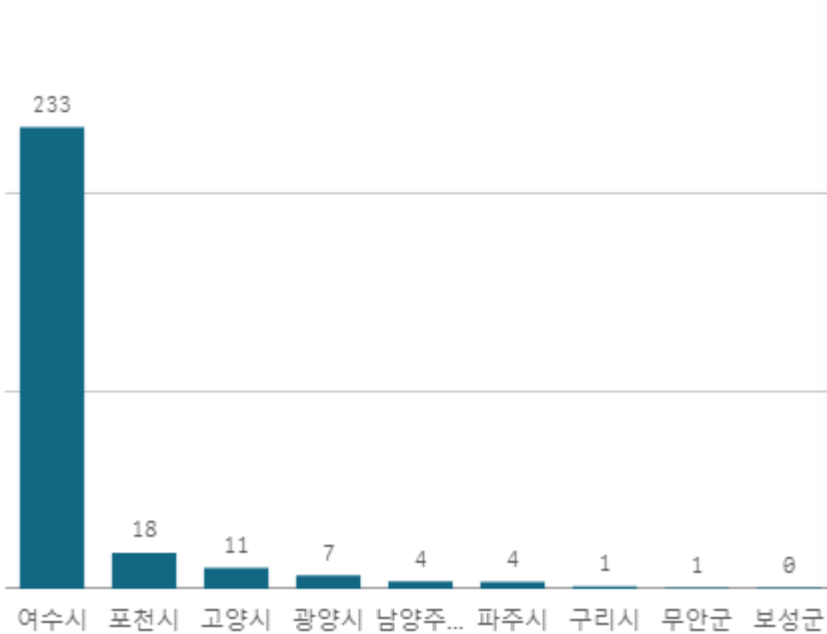


도매시장 법인별 거래금액(백만원)



돌산갓(8Kg)

산지별 거래물량(톤)



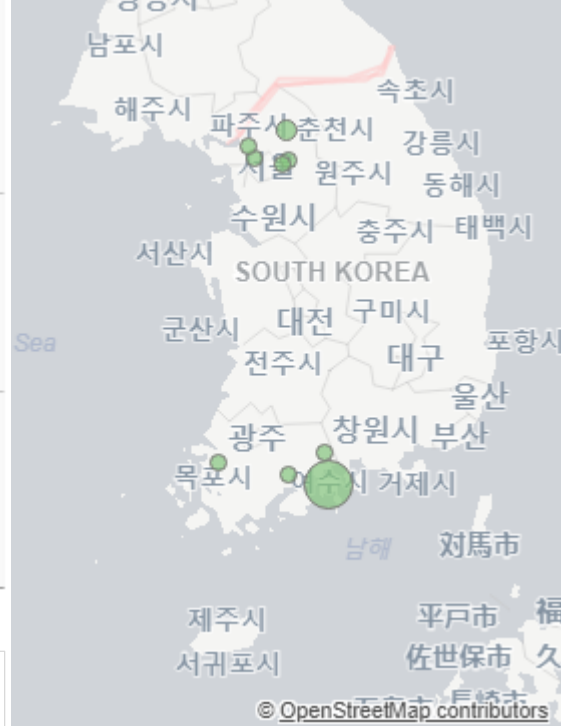
출하산지(개소)

9

출하건수(천건)

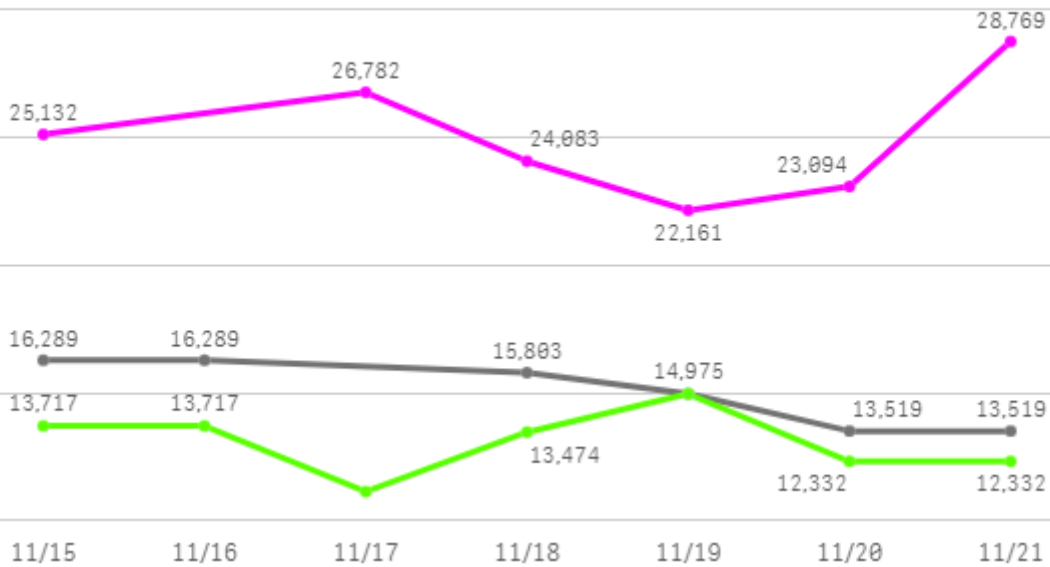
1

산지별 주출하 시군구



주간 도매가격(원)

◆ 2025 ● 2024 ◆ 평년



구분	금주(A)	전주(B)	전월(C)	전년(D)	평년(E)	A/B	A/C	A/D	A/E
가격(원)	25,004	22,636	17,739	15,066	17,071	110.5%	141.0%	166.0%	146.5%

※ 상품 가격 기준

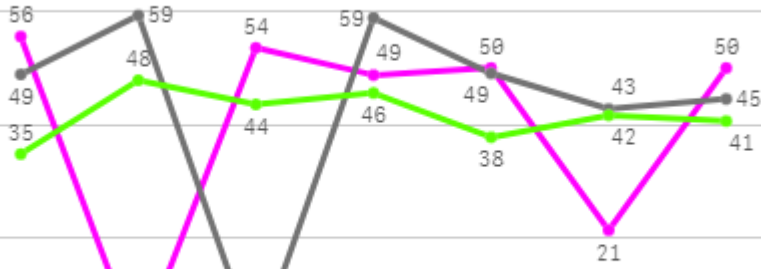
□ 들산갓(8Kg) 주간 가격

구분	Q	품종	Q	단량	Q	특	상	보통	하
2025-11-15		들산갓		8Kg		28,100	25,132	22,885	18,782
2025-11-17		들산갓		8Kg		27,950	26,782	24,069	20,269
2025-11-18		들산갓		8Kg		24,400	24,083	22,217	19,679
2025-11-19		들산갓		8Kg		23,550	22,161	18,989	17,133
2025-11-20		들산갓		8Kg		24,923	23,094	21,381	19,268
2025-11-21		들산갓		8Kg		29,250	28,769	27,254	23,261
평균						26,362	25,004	22,799	19,732

미나리

주간 반입량(톤)

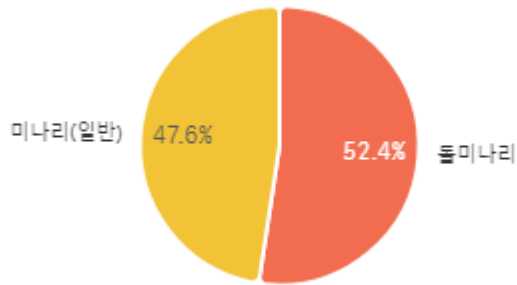
◆ 2025 ● 2024 ▲ 평년



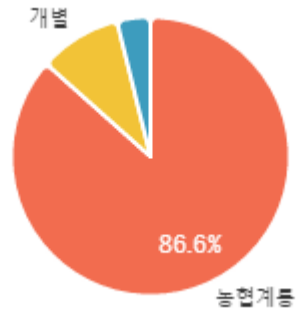
11/15 11/16 11/17 11/18 11/19 11/20 11/21

구분	금주(A)	전주(B)	전월(C)	전년(D)	평년(E)	A/B	A/C	A/D	A/E
물량(톤)	279	259	202	304	281	107.8%	138.5%	92.0%	99.5%

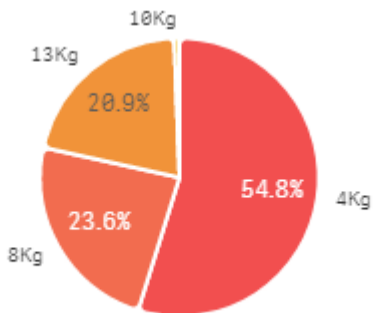
출하 품종별 거래물량 구성비



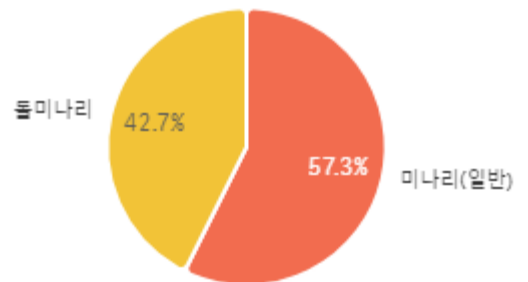
출하자별 거래물량 구성비



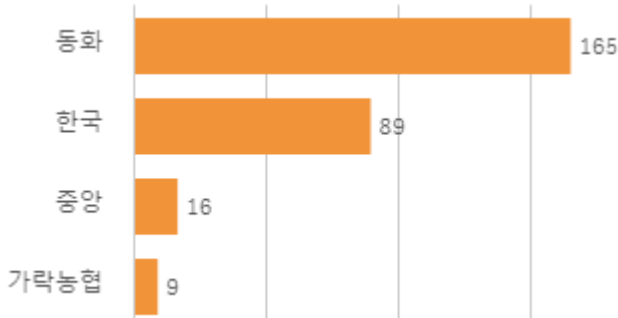
거래 단량별 물량 구성비



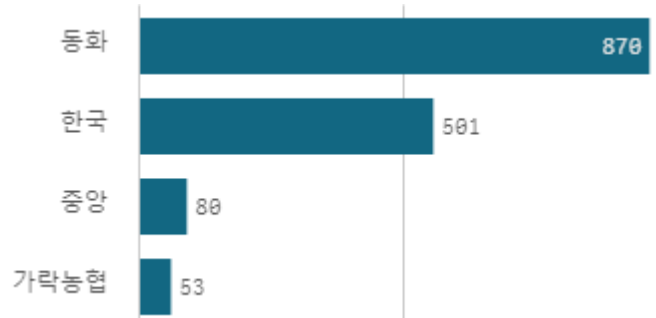
출하 품종별 거래금액 구성비



도매시장 법인별 거래물량(톤)

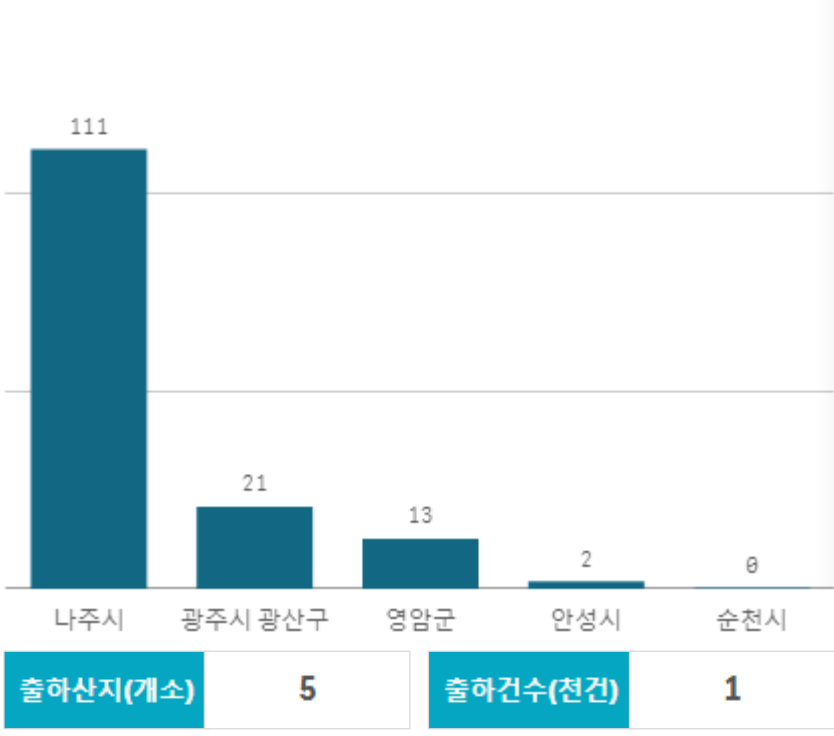


도매시장 법인별 거래금액(백만원)



돌미나리(4Kg)

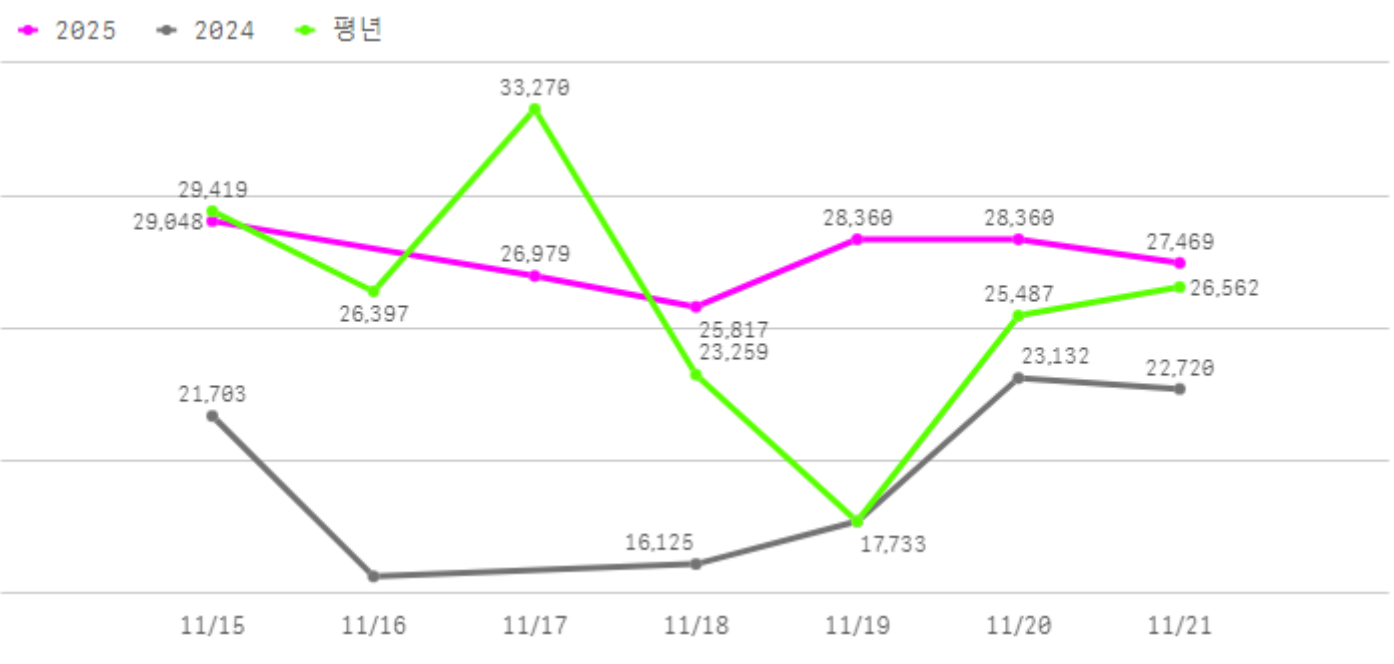
산지별 거래물량(톤)



산지별 주출하 시군구



주간 도매가격(원)



구분	금주(A)	전주(B)	전월(C)	전년(D)	평년(E)	A/B	A/C	A/D	A/E
가격(원)	27,672	28,754	31,504	19,512	26,627	96.2%	87.8%	141.8%	103.9%

※ 상품 가격 기준

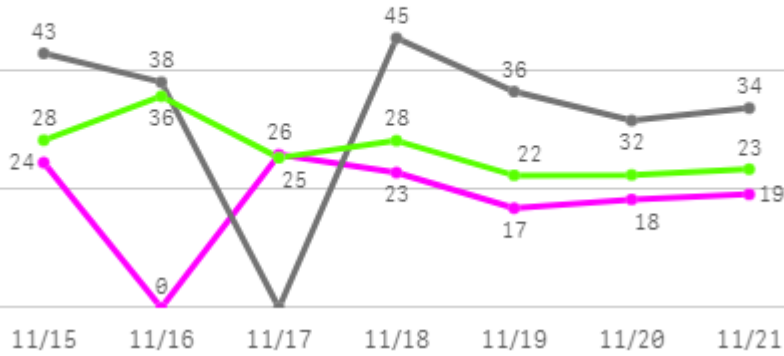
□ 돌미나리(4Kg) 주간 가격

구분	Q	품종	Q	단량	Q	특	상	보통	하
2025-11-15		돌미나리		4Kg		-	29,048	18,290	10,193
2025-11-17		돌미나리		4Kg		-	26,979	16,524	12,274
2025-11-18		돌미나리		4Kg		-	25,817	16,709	10,272
2025-11-19		돌미나리		4Kg		-	28,360	19,780	12,038
2025-11-20		돌미나리		4Kg		-	28,360	19,780	12,038
2025-11-21		돌미나리		4Kg		-	27,469	18,238	12,428
평균						-	27,672	18,220	11,541

열무

주간 반입량(톤)

◆ 2025 ● 2024 ▲ 평년

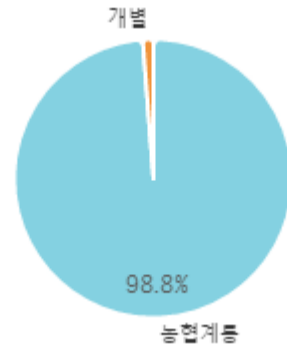


구분	금주(A)	전주(B)	전월(C)	전년(D)	평년(E)	A/B	A/C	A/D	A/E
물량(톤)	127	231	474	228	164	55.0%	26.8%	55.8%	77.4%

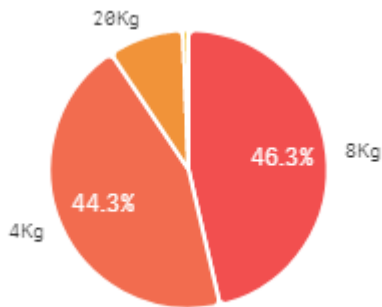
출하 품종별 거래물량 구성비



출하자별 거래물량 구성비



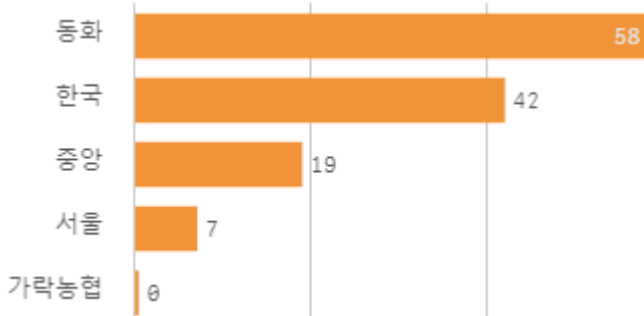
거래 단량별 물량 구성비



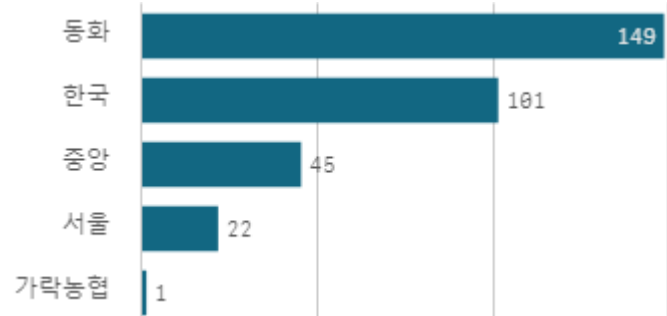
출하 품종별 거래금액 구성비



도매시장 법인별 거래물량(톤)

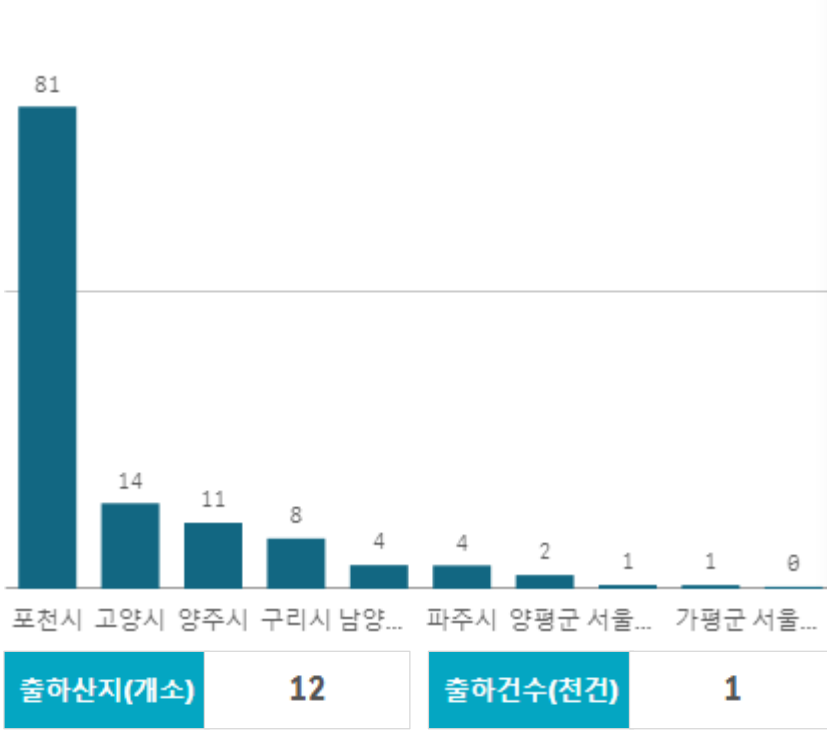


도매시장 법인별 거래금액(백만원)

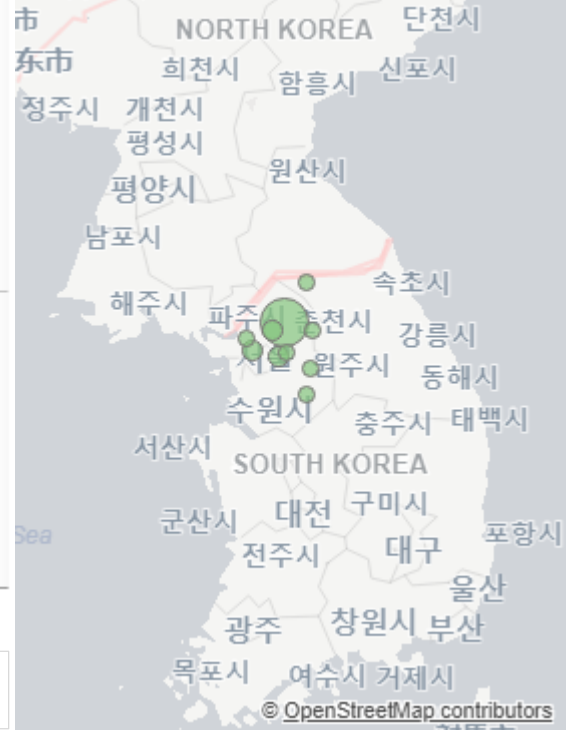


열무(4Kg)

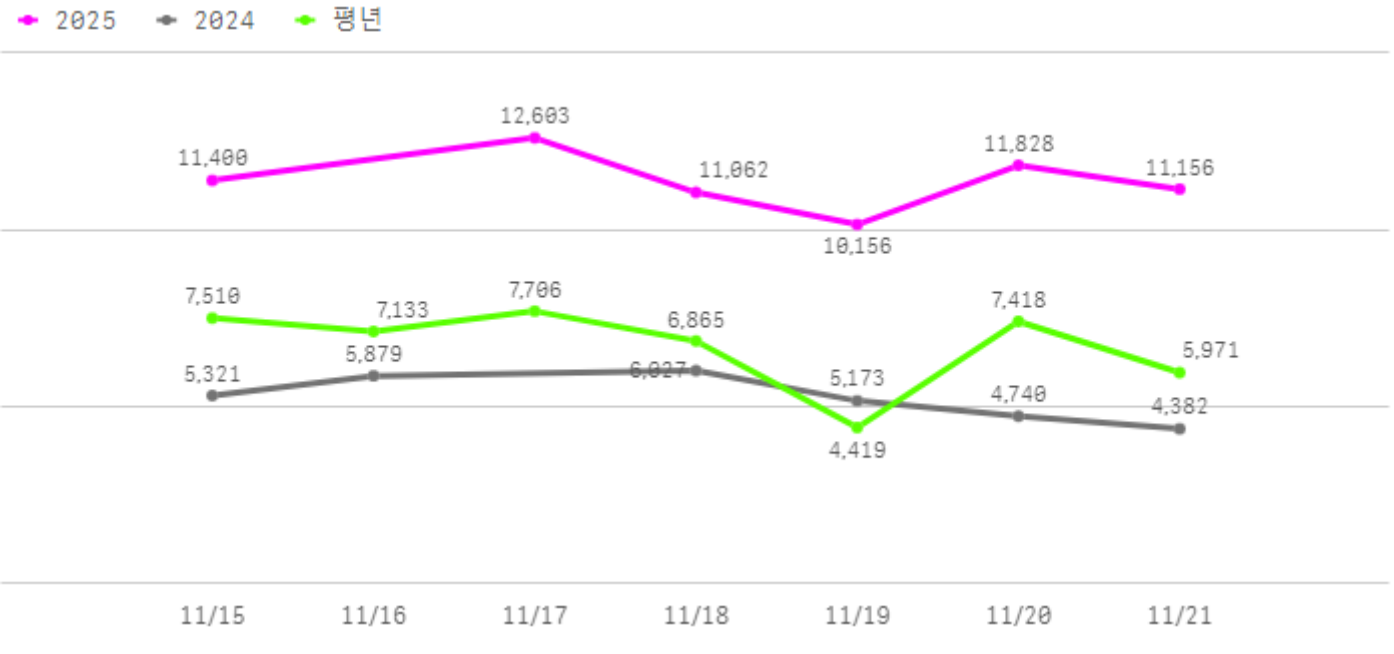
산지별 거래물량(톤)



산지별 주출하 시군구



주간 도매가격(원)



구분	금주(A)	전주(B)	전월(C)	전년(D)	평년(E)	A/B	A/C	A/D	A/E
가격(원)	11,368	8,776	12,493	5,254	8,129	129.5%	91.0%	216.4%	139.8%

※ 상품 가격 기준

□ 열무(4Kg) 주간 가격

구분	Q	품종	Q	단량	Q	특	상	보통	하
2025-11-15		열무		4Kg		-	11,400	9,998	8,103
2025-11-17		열무		4Kg		-	12,603	10,019	7,808
2025-11-18		열무		4Kg		-	11,062	9,601	7,989
2025-11-19		열무		4Kg		-	10,156	9,058	7,634
2025-11-20		열무		4Kg		-	11,828	10,772	8,848
2025-11-21		열무		4Kg		-	11,156	9,722	7,851
평균						-	11,368	9,862	8,039

오이

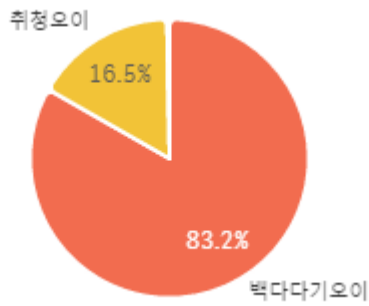
주간 반입량(톤)

◆ 2025 ● 2024 ▲ 평년

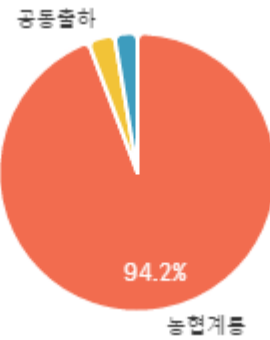


구분	금주(A)	전주(B)	전월(C)	전년(D)	평년(E)	A/B	A/C	A/D	A/E
물량(톤)	1,084	1,250	1,157	1,071	992	86.7%	93.7%	101.2%	109.3%

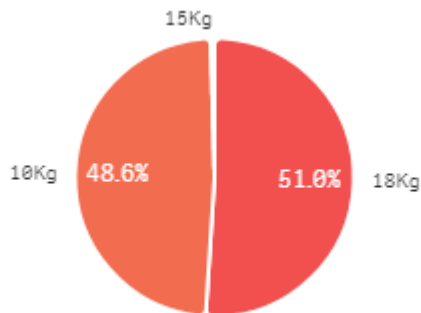
출하 품종별 거래물량 구성비



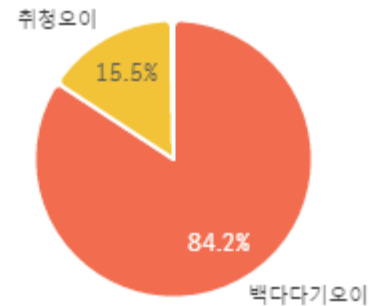
출하자별 거래물량 구성비



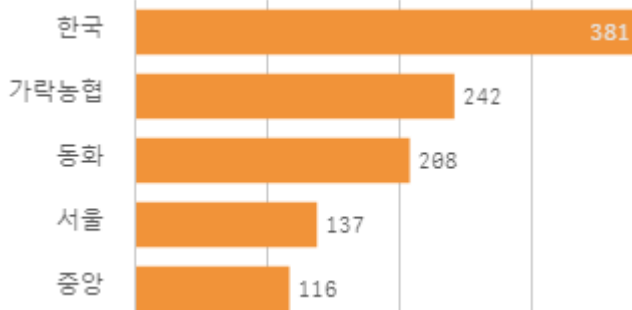
거래 단량별 물량 구성비



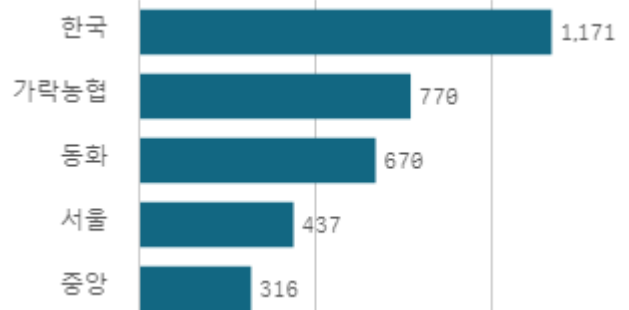
출하 품종별 거래금액 구성비



도매시장 법인별 거래물량(톤)

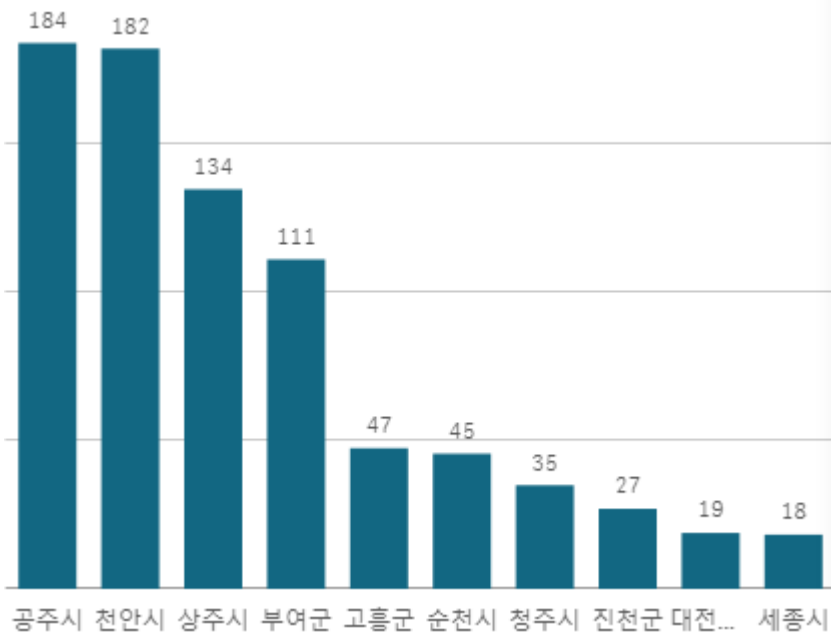


도매시장 법인별 거래금액(백만원)



백다다기오이(100개)

산지별 거래물량(톤)



출하산지(개소)

37

출하건수(천건)

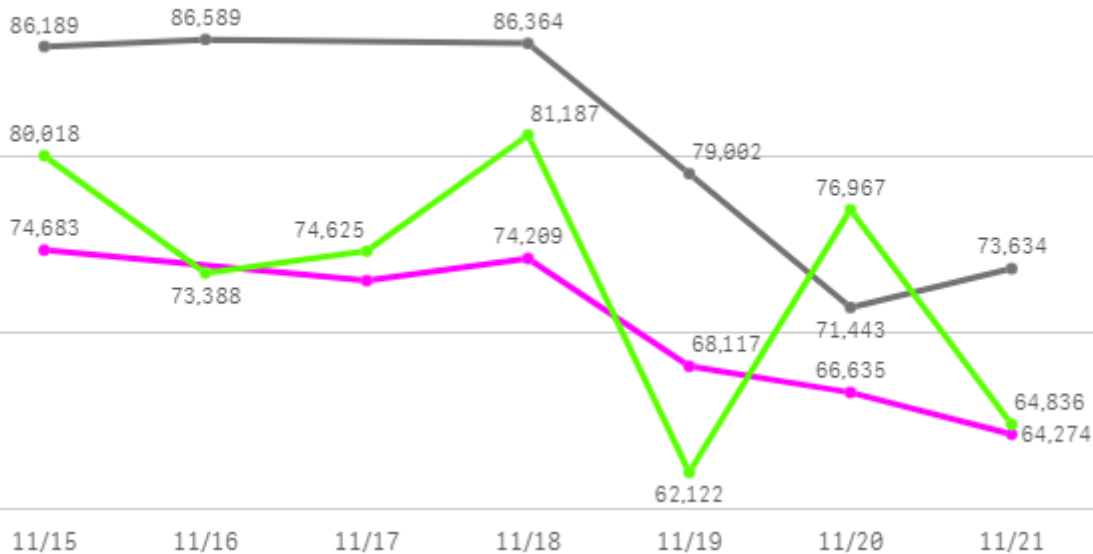
6

산지별 주출하 시군구



주간 도매가격(원)

◆ 2025 ● 2024 ▲ 평년



구분	금주(A)	전주(B)	전월(C)	전년(D)	평년(E)	A/B	A/C	A/D	A/E
가격(원)	70,145	60,276	96,835	80,537	81,265	116.4%	72.4%	87.1%	86.3%

※ 상품 가격 기준

□ 백다다기오이(100개) 주간 가격

구분	Q	품종	Q	단량	Q	특	상	보통	하
2025-11-15		백다다기오이		100개		79,388	74,683	61,385	34,441
2025-11-17		백다다기오이		100개		77,609	72,953	60,395	37,936
2025-11-18		백다다기오이		100개		79,866	74,209	63,043	39,123
2025-11-19		백다다기오이		100개		75,524	68,117	59,300	37,855
2025-11-20		백다다기오이		100개		71,934	66,635	57,476	39,673
2025-11-21		백다다기오이		100개		71,644	64,274	51,120	35,644
평균						75,994	70,145	58,787	37,445

호박

주간 반입량(톤)

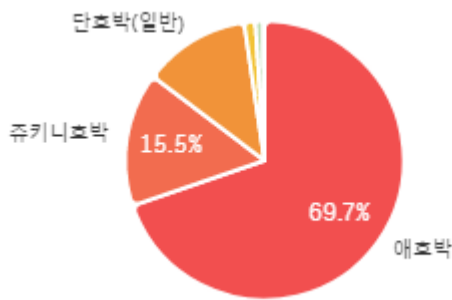
◆ 2025 ● 2024 ▲ 평년



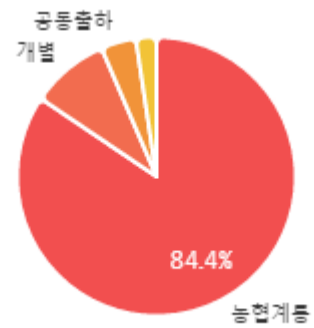
11/15 11/16 11/17 11/18 11/19 11/20 11/21

구분	금주(A)	전주(B)	전월(C)	전년(D)	평년(E)	A/B	A/C	A/D	A/E
물량(톤)	1,354	1,470	1,198	1,261	1,229	92.1%	113.0%	107.4%	110.2%

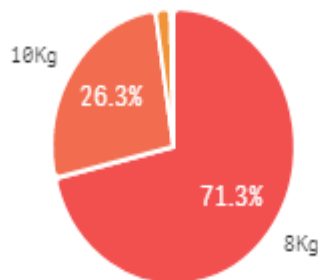
출하 품종별 거래물량 구성비



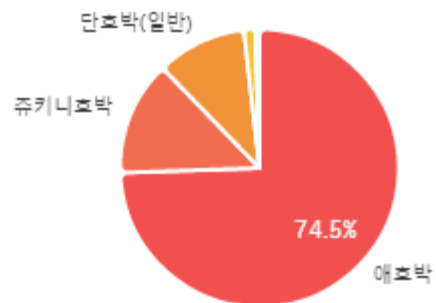
출하자별 거래물량 구성비



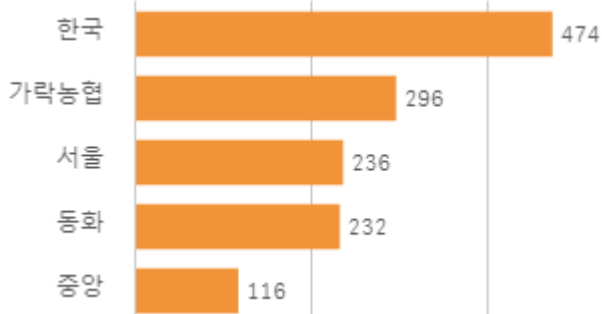
거래 단량별 물량 구성비



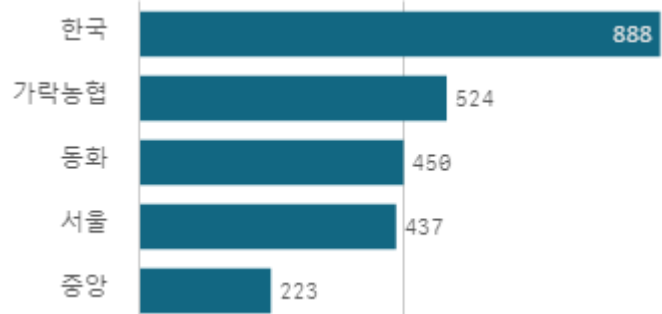
출하 품종별 거래금액 구성비



도매시장 법인별 거래물량(톤)

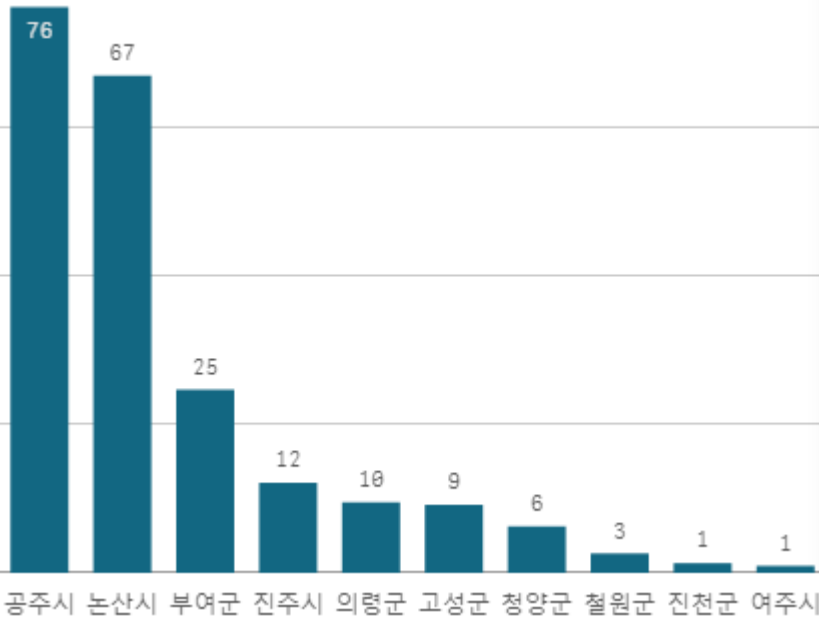


도매시장 법인별 거래금액(백만원)



쥬키니호박(10Kg)

산지별 거래물량(톤)



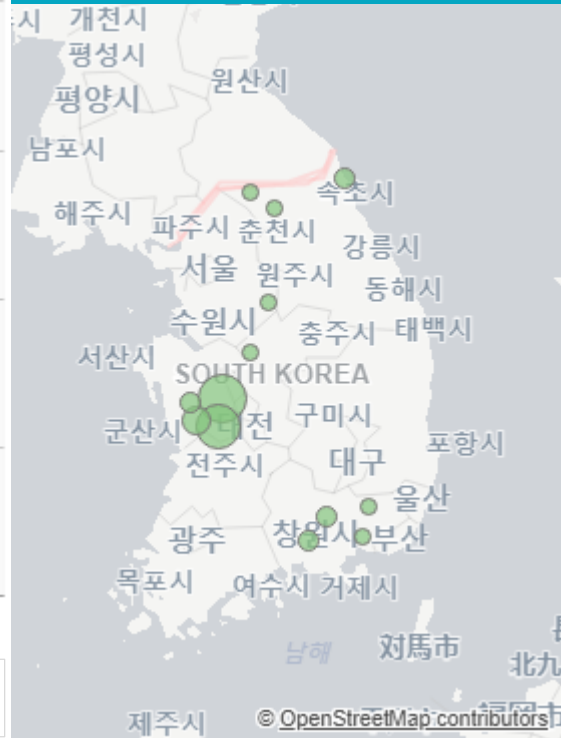
출하산지(개소)

13

출하건수(천건)

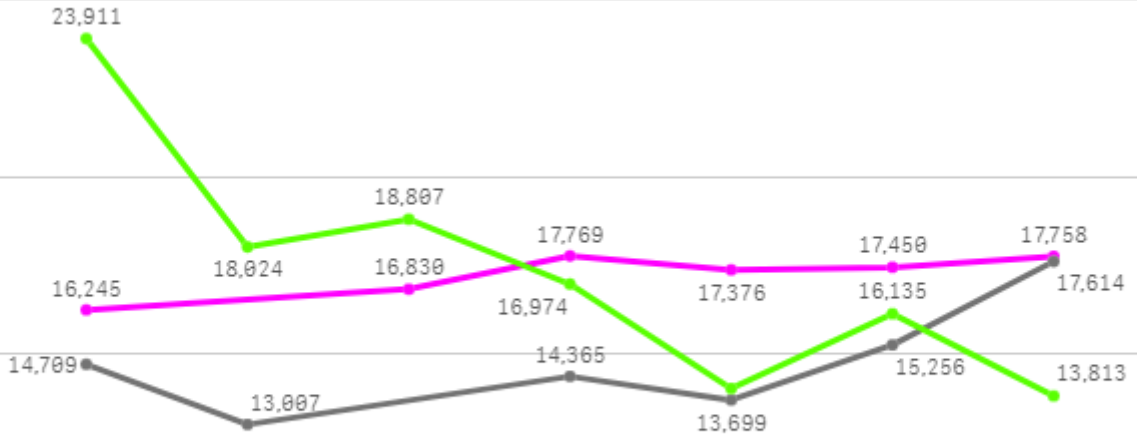
2

산지별 주출하 시군구



주간 도매가격(원)

● 2025 ● 2024 ● 평년



11/15 11/16 11/17 11/18 11/19 11/20 11/21

구분	금주(A)	전주(B)	전월(C)	전년(D)	평년(E)	A/B	A/C	A/D	A/E
가격(원)	17,238	17,701	18,803	14,775	19,456	97.4%	91.7%	116.7%	88.6%

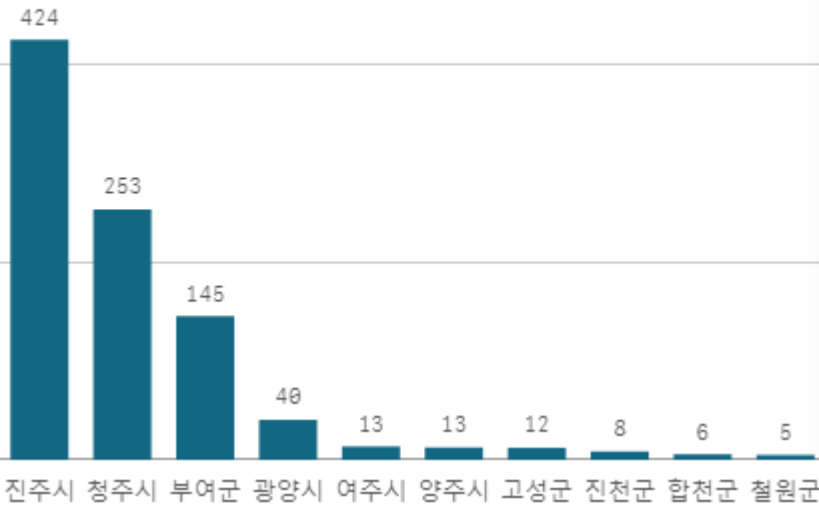
※ 상품 가격 기준

□ 쥬키니호박(10Kg) 주간 가격

구분	Q	품종	Q	단량	Q	특	상	보통	하
2025-11-15		쥬키니호박		10Kg		17,659	16,245	15,388	13,088
2025-11-17		쥬키니호박		10Kg		18,418	16,830	15,561	13,415
2025-11-18		쥬키니호박		10Kg		20,203	17,769	16,647	14,030
2025-11-19		쥬키니호박		10Kg		19,072	17,376	16,176	13,466
2025-11-20		쥬키니호박		10Kg		18,761	17,450	16,192	14,008
2025-11-21		쥬키니호박		10Kg		18,788	17,758	15,802	13,250
평균						18,817	17,238	15,961	13,543

애호박(20개)

산지별 거래물량(톤)



출하산지(개소)

21

출하건수(천건)

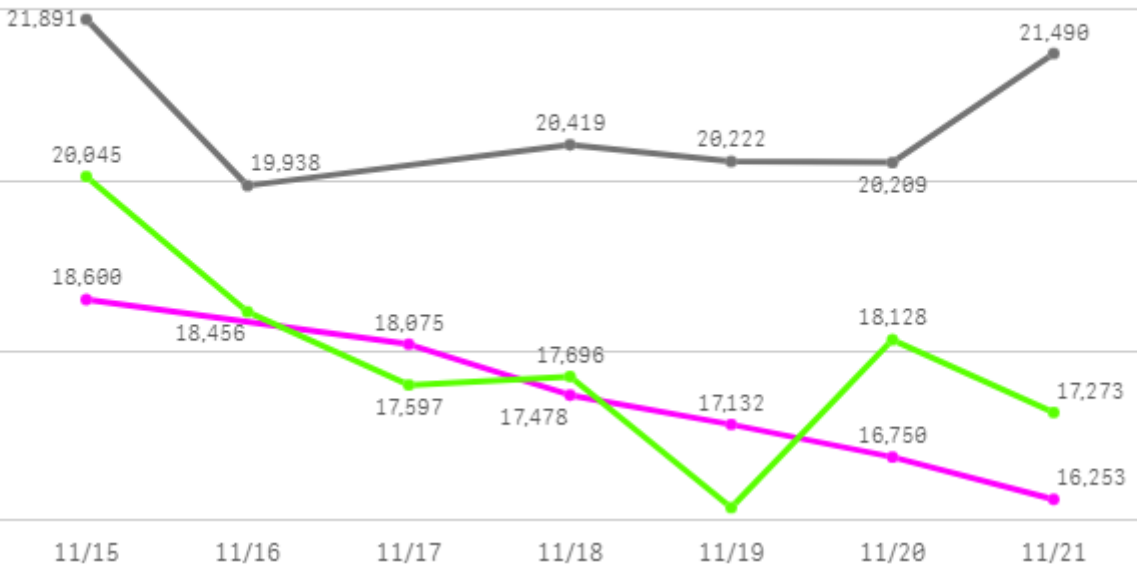
6

산지별 주출하 시군구



주간 도매가격(원)

◆ 2025 ● 2024 ◆ 평년



구분	금주(A)	전주(B)	전월(C)	전년(D)	평년(E)	A/B	A/C	A/D	A/E
가격(원)	17,381	17,404	25,320	20,695	19,055	99.9%	68.6%	84.0%	91.2%

※ 상품 가격 기준

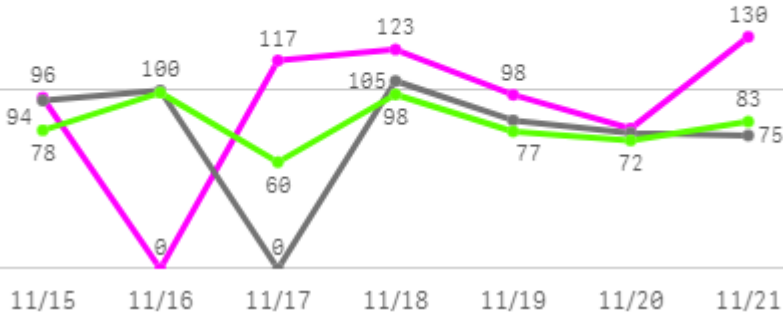
□ 애호박(20개) 주간 가격

구분	Q	품종	Q	단량	Q	특	상	보통	하
2025-11-15		애호박		20개		20,621	18,600	16,367	12,958
2025-11-17		애호박		20개		20,310	18,075	16,393	13,198
2025-11-18		애호박		20개		19,526	17,478	15,966	13,228
2025-11-19		애호박		20개		19,136	17,132	15,871	13,004
2025-11-20		애호박		20개		18,406	16,750	15,393	12,574
2025-11-21		애호박		20개		17,991	16,253	15,063	12,111
평균						19,332	17,381	15,842	12,846

토마토

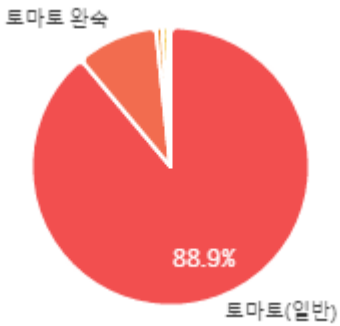
주간 반입량(톤)

◆ 2025 ● 2024 ▲ 평년

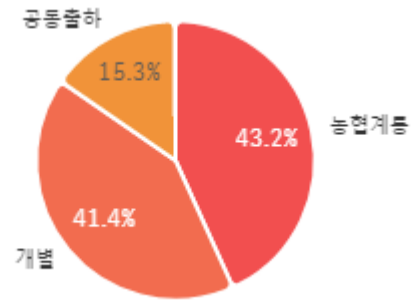


구분	금주(A)	전주(B)	전월(C)	전년(D)	평년(E)	A/B	A/C	A/D	A/E
물량(톤)	642	585	768	534	570	109.9%	83.6%	120.3%	112.6%

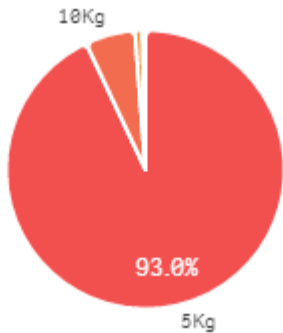
출하 품종별 거래물량 구성비



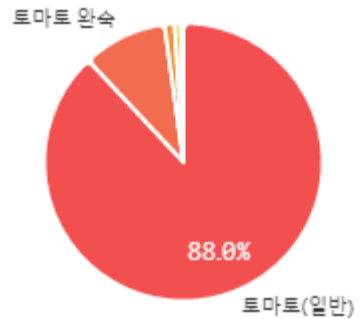
출하자별 거래물량 구성비



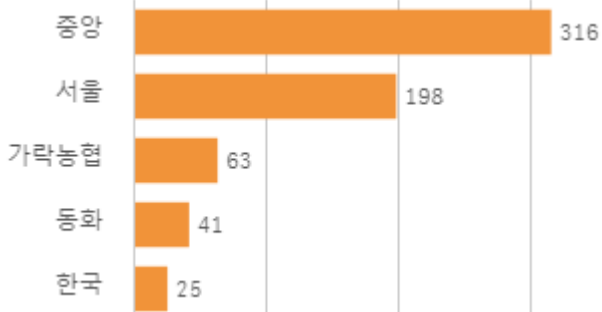
거래 단량별 물량 구성비



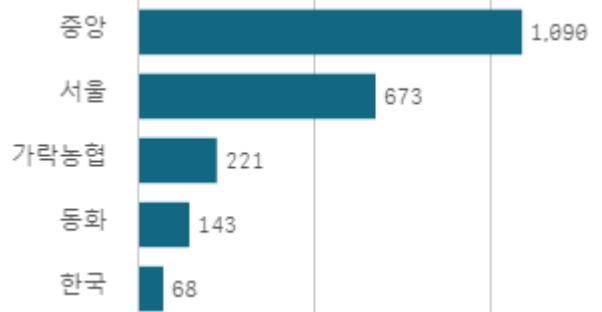
출하 품종별 거래금액 구성비



도매시장 법인별 거래물량(톤)

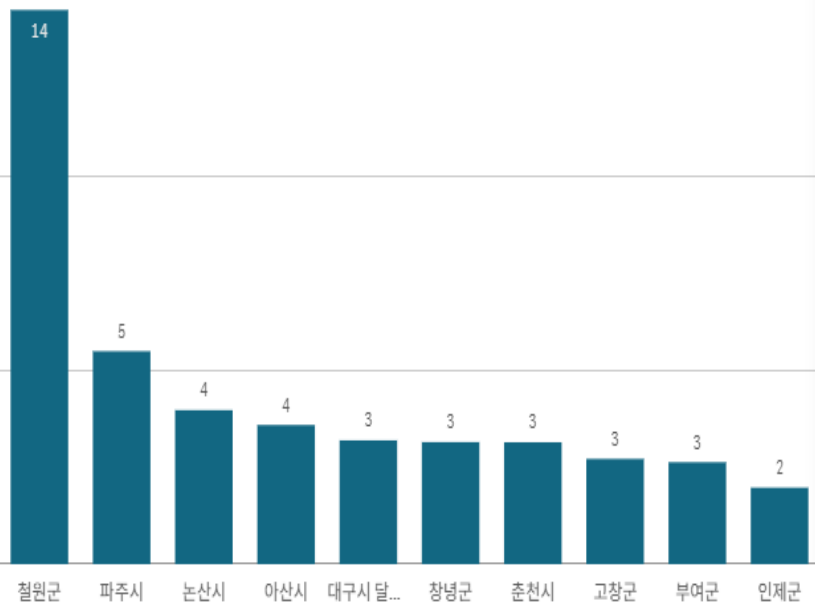


도매시장 법인별 거래금액(백만원)



토마토(5Kg)

산지별 거래물량(톤)



출하산지(개소)

14

출하건수(천건)

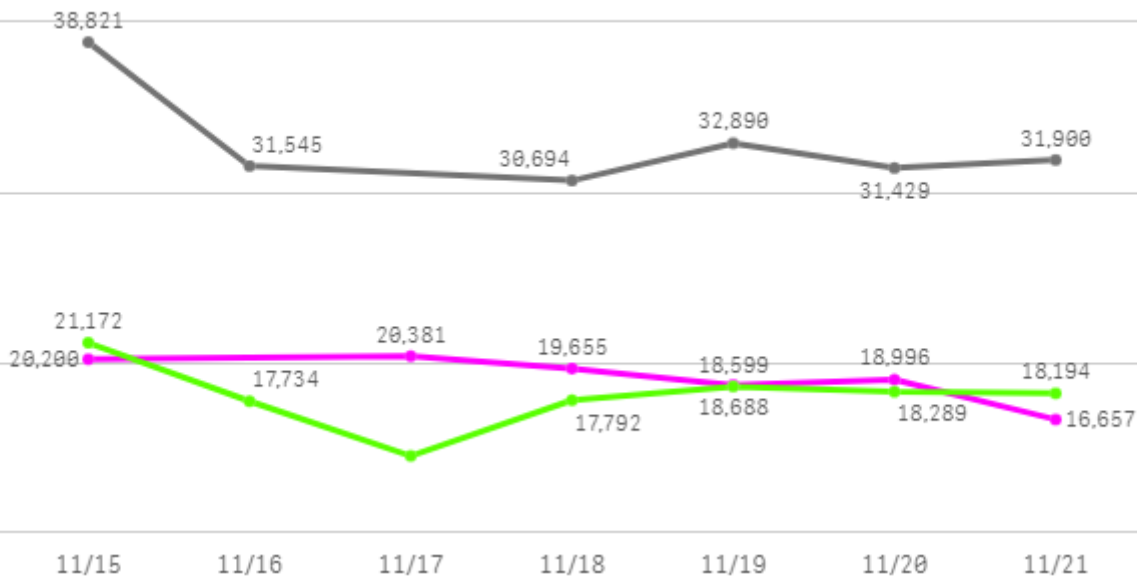
0

산지별 주출하 시군구



주간 도매가격(원)

2025 (pink line), 2024 (grey line), 평년 (green line)



구분	금주(A)	전주(B)	전월(C)	전년(D)	평년(E)	A/B	A/C	A/D	A/E
가격(원)	19,096	23,484	23,936	32,880	19,617	81.3%	79.8%	58.1%	97.3%

※ 상품 가격 기준

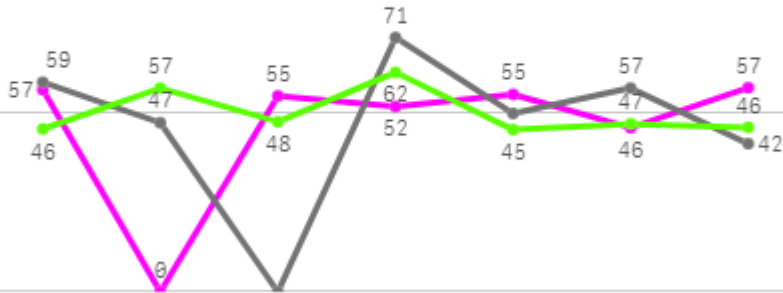
□ 토마토(5Kg) 주간 가격

구분	Q	품종	Q	단량	Q	특	상	보통	하
2025-11-15		토마토		5Kg		21,680	20,200	18,200	13,313
2025-11-17		토마토		5Kg		22,359	20,381	17,946	14,670
2025-11-18		토마토		5Kg		21,084	19,655	17,034	12,833
2025-11-19		토마토		5Kg		20,483	18,688	16,484	11,404
2025-11-20		토마토		5Kg		21,000	18,996	16,466	11,734
2025-11-21		토마토		5Kg		19,019	16,657	14,607	11,034
평균						20,938	19,096	16,790	12,498

방울토마토

주간 반입량(톤)

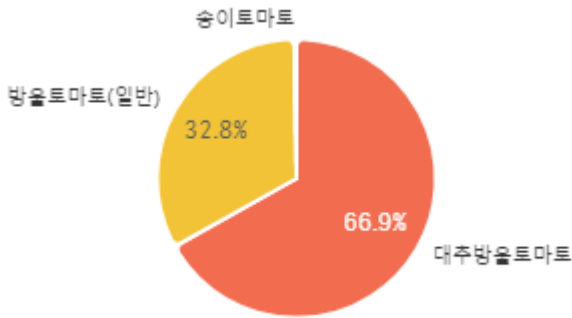
◆ 2025 ● 2024 ▲ 평년



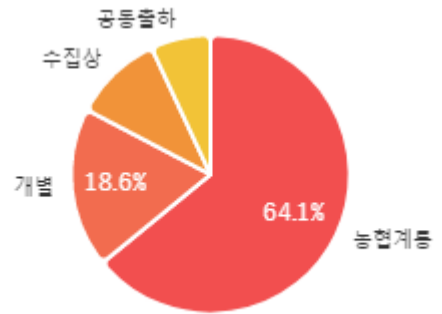
11/15 11/16 11/17 11/18 11/19 11/20 11/21

구분	금주(A)	전주(B)	전월(C)	전년(D)	평년(E)	A/B	A/C	A/D	A/E
물량(톤)	322	278	405	326	331	115.8%	79.6%	98.8%	97.3%

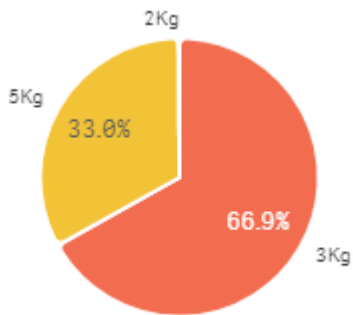
출하 품종별 거래물량 구성비



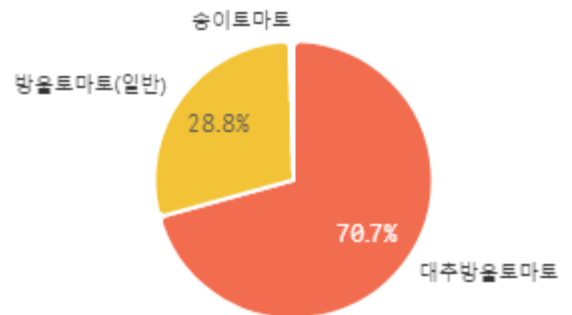
출하자별 거래물량 구성비



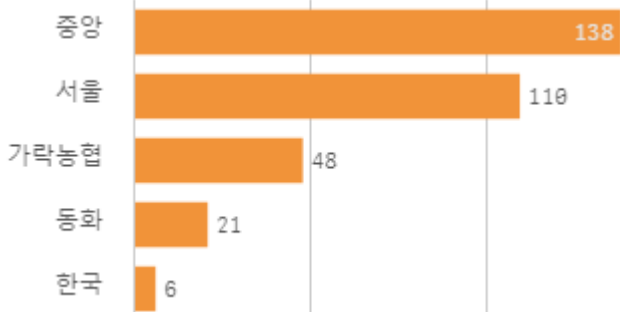
거래 단량별 물량 구성비



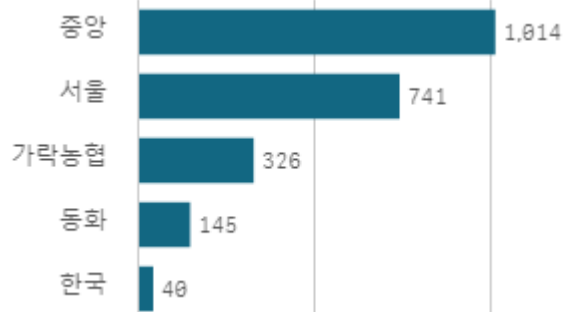
출하 품종별 거래금액 구성비



도매시장 법인별 거래물량(톤)

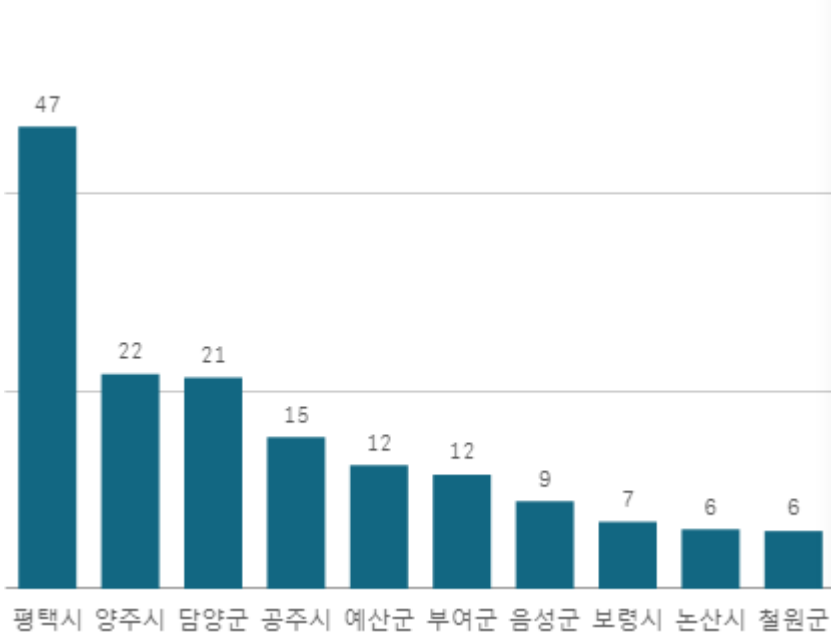


도매시장 법인별 거래금액(백만원)



대추방울토마토(3Kg)

산지별 거래물량(톤)



출하산지(개소)

39

출하건수(천건)

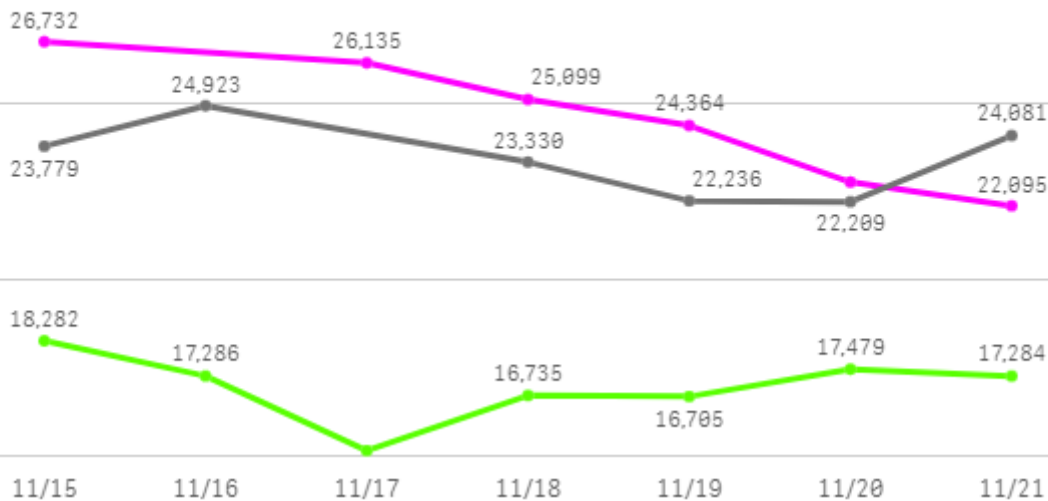
3

산지별 주출하 시군구



주간 도매가격(원)

◆ 2025 ● 2024 ◆ 평년



구분	금주(A)	전주(B)	전월(C)	전년(D)	평년(E)	A/B	A/C	A/D	A/E
가격(원)	24,532	25,152	18,441	23,426	19,288	97.5%	133.0%	104.7%	127.2%

※ 상품 가격 기준

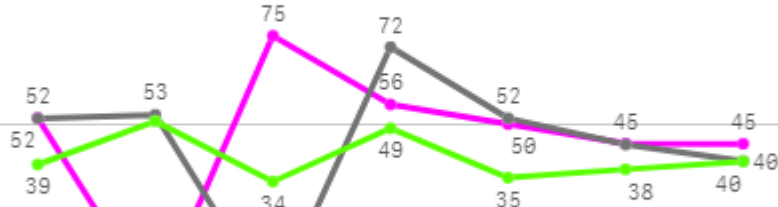
□ 대추방울토마토(3Kg) 주간 가격

구분	Q	품종	Q	단량	Q	특	상	보통	하
2025-11-15		대추방울토마토		3Kg		29,811	26,732	24,165	18,270
2025-11-17		대추방울토마토		3Kg		35,140	26,135	23,503	18,689
2025-11-18		대추방울토마토		3Kg		34,291	25,099	22,995	17,649
2025-11-19		대추방울토마토		3Kg		40,919	24,364	21,956	18,074
2025-11-20		대추방울토마토		3Kg		27,681	22,765	19,761	15,516
2025-11-21		대추방울토마토		3Kg		42,085	22,095	18,026	13,946
평균						34,988	24,532	21,734	17,024

가지

주간 반입량(톤)

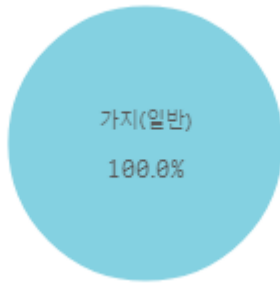
◆ 2025 ● 2024 ▲ 평년



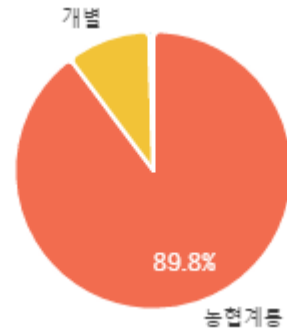
11/15 11/16 11/17 11/18 11/19 11/20 11/21

구분	금주(A)	전주(B)	전월(C)	전년(D)	평년(E)	A/B	A/C	A/D	A/E
물량(톤)	323	336	451	314	290	96.2%	71.7%	103.1%	111.4%

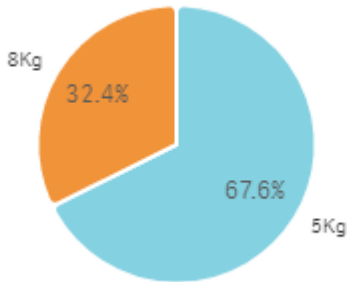
출하 품종별 거래물량 구성비



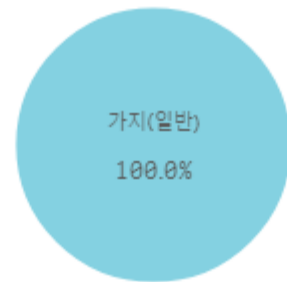
출하자별 거래물량 구성비



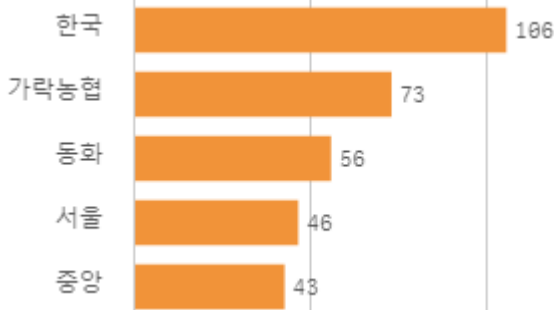
거래 단량별 물량 구성비



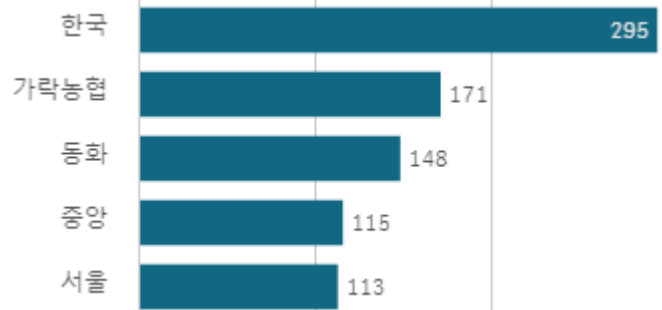
출하 품종별 거래금액 구성비



도매시장 법인별 거래물량(톤)

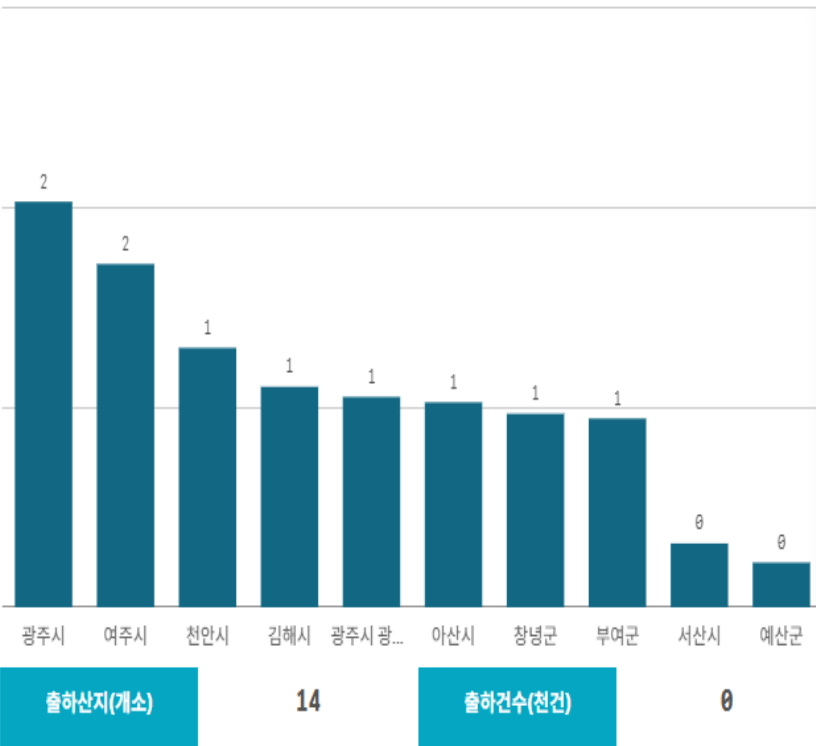


도매시장 법인별 거래금액(백만원)



가지(8Kg)

산지별 거래물량(톤)

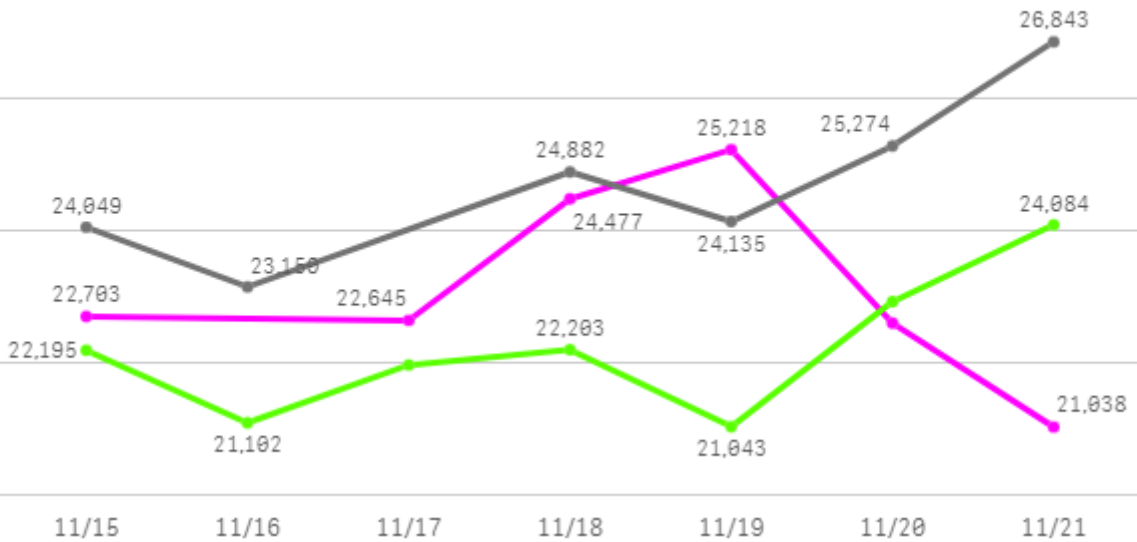


산지별 주출하 시군구



주간 도매가격(원)

◆ 2025 ● 2024 ◆ 평년



구분	금주(A)	전주(B)	전월(C)	전년(D)	평년(E)	A/B	A/C	A/D	A/E
가격(원)	23,114	23,369	21,727	24,722	23,493	98.9%	106.4%	93.5%	98.4%

※ 상품 가격 기준

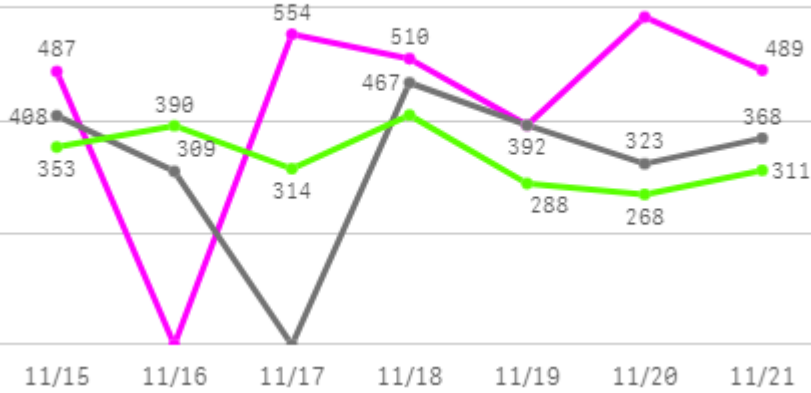
□ 가지(8Kg) 주간 가격

구분	Q	품종	Q	단량	Q	특	상	보통	하
2025-11-15		가지		8Kg		-	22,703	20,189	14,891
2025-11-17		가지		8Kg		-	22,645	19,260	12,826
2025-11-18		가지		8Kg		-	24,477	19,908	11,727
2025-11-19		가지		8Kg		-	25,218	21,286	13,783
2025-11-20		가지		8Kg		-	22,604	18,916	12,154
2025-11-21		가지		8Kg		-	21,038	17,855	12,656
평균						-	23,114	19,569	13,006

무

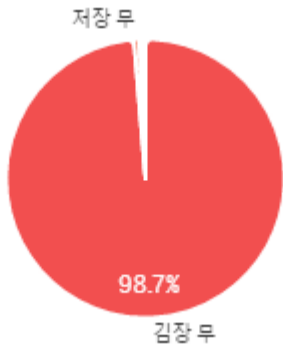
주간 반입량(톤)

◆ 2025 ● 2024 ▲ 평년

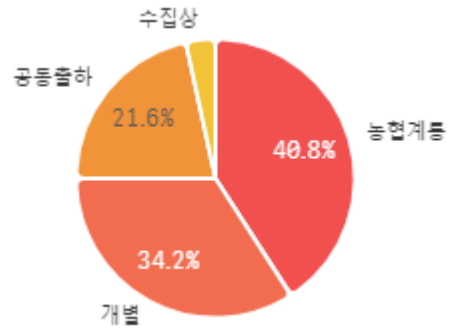


구분	금주(A)	전주(B)	전월(C)	전년(D)	평년(E)	A/B	A/C	A/D	A/E
물량(톤)	3,016	2,396	3,997	2,267	2,458	125.9%	75.5%	133.0%	122.7%

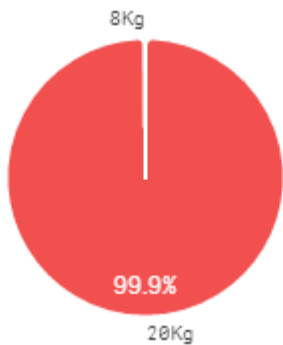
출하 품종별 거래물량 구성비



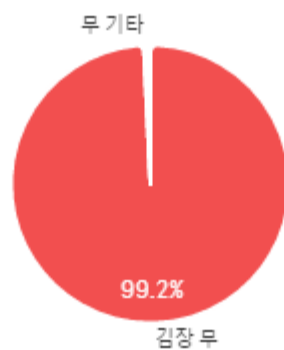
출하자별 거래물량 구성비



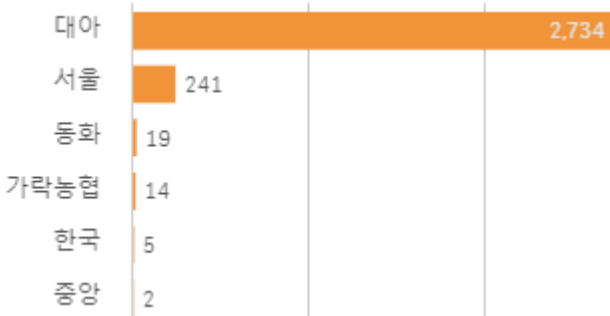
거래 단량별 물량 구성비



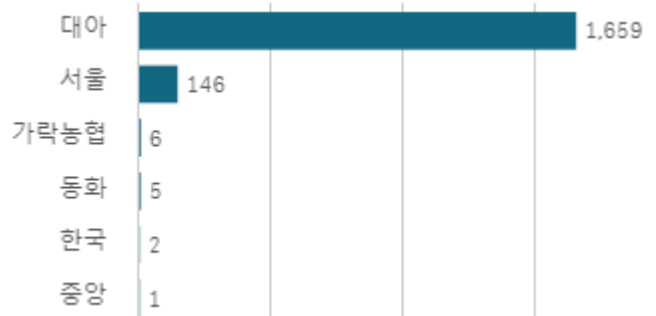
출하 품종별 거래금액 구성비



도매시장 법인별 거래물량(톤)

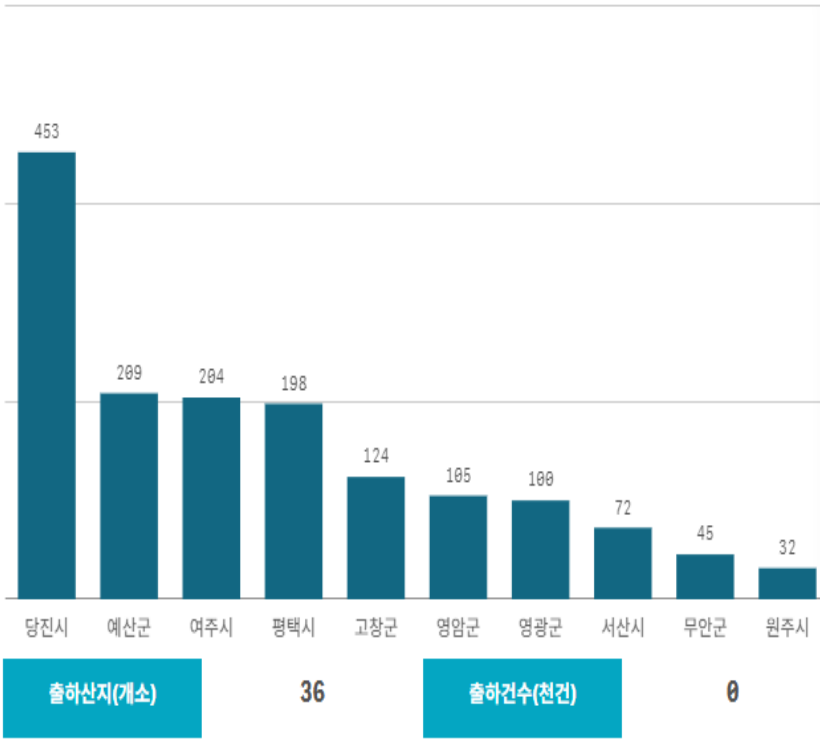


도매시장 법인별 거래금액(백만원)



무(20Kg)

산지별 거래물량(톤)

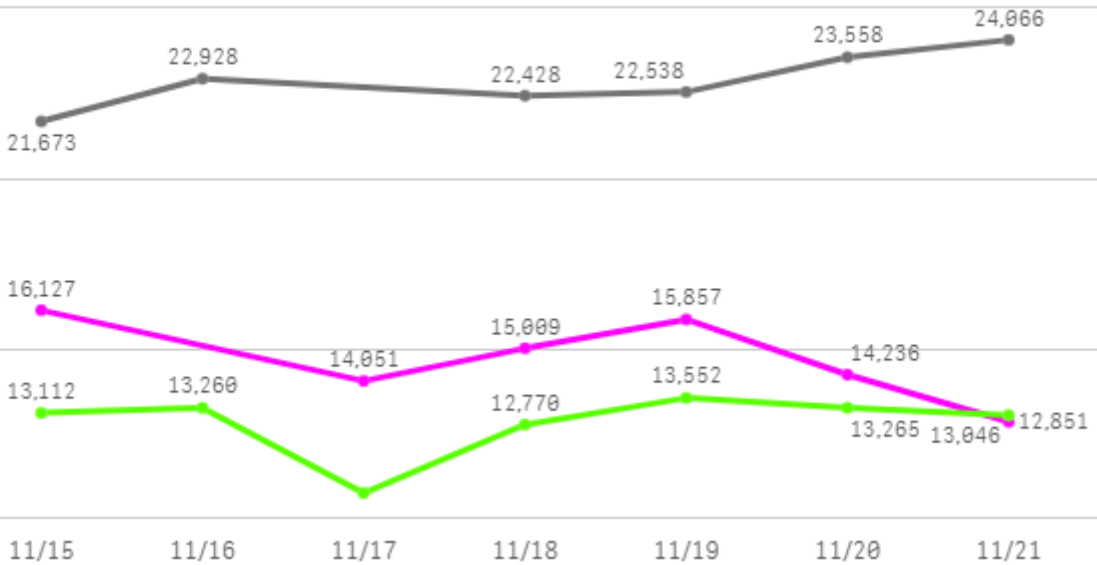


산지별 주출하 시군구



주간 도매가격(원)

◆ 2025 ● 2024 ◆ 평년



구분	금주(A)	전주(B)	전월(C)	전년(D)	평년(E)	A/B	A/C	A/D	A/E
가격(원)	14,689	14,655	10,275	22,865	13,635	100.2%	142.9%	64.2%	107.7%

※ 상품 가격 기준

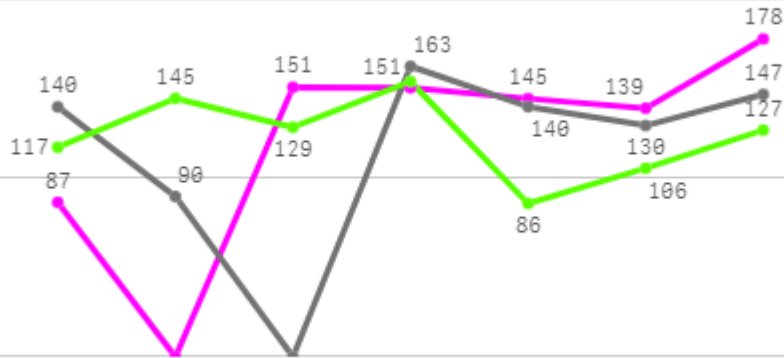
□ 무(20Kg) 주간 가격

구분	Q	품종	Q	단량	Q	특	상	보통	하
2025-11-15		무		20Kg		19,084	16,127	12,770	9,804
2025-11-17		무		20Kg		17,672	14,051	10,664	5,953
2025-11-18		무		20Kg		17,723	15,009	11,584	5,736
2025-11-19		무		20Kg		18,343	15,857	12,930	7,646
2025-11-20		무		20Kg		17,351	14,236	11,753	7,493
2025-11-21		무		20Kg		16,509	12,851	9,129	5,799
평균						17,780	14,689	11,472	7,072

당근

주간 반입량(톤)

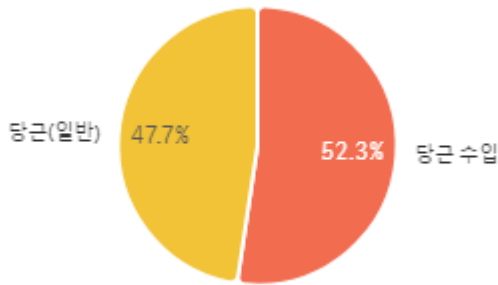
◆ 2025 ● 2024 ▲ 평년



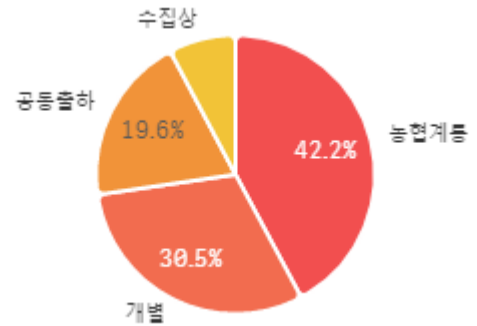
11/15 11/16 11/17 11/18 11/19 11/20 11/21

구분	금주(A)	전주(B)	전월(C)	전년(D)	평년(E)	A/B	A/C	A/D	A/E
물량(톤)	851	818	1,025	810	864	104.0%	83.1%	105.1%	98.5%

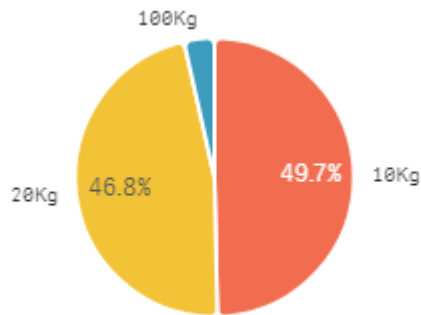
출하 품종별 거래물량 구성비



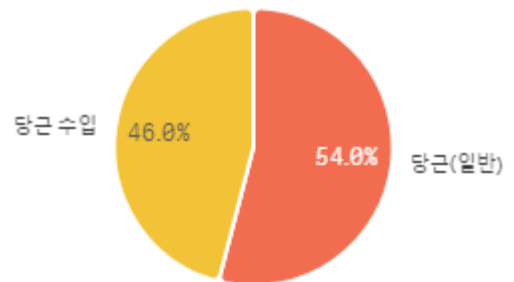
출하자별 거래물량 구성비



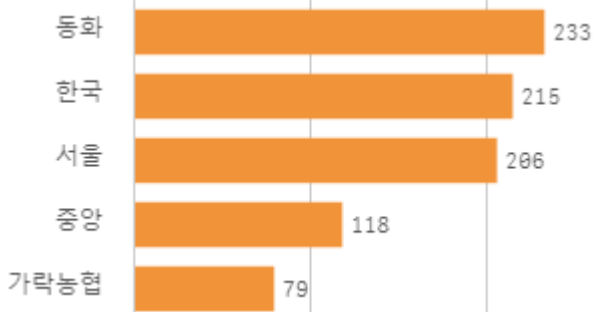
거래 단량별 물량 구성비



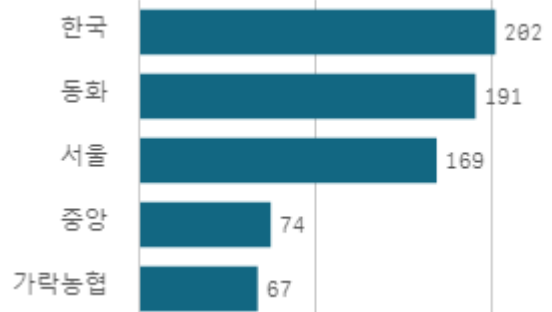
출하 품종별 거래금액 구성비



도매시장 법인별 거래물량(톤)

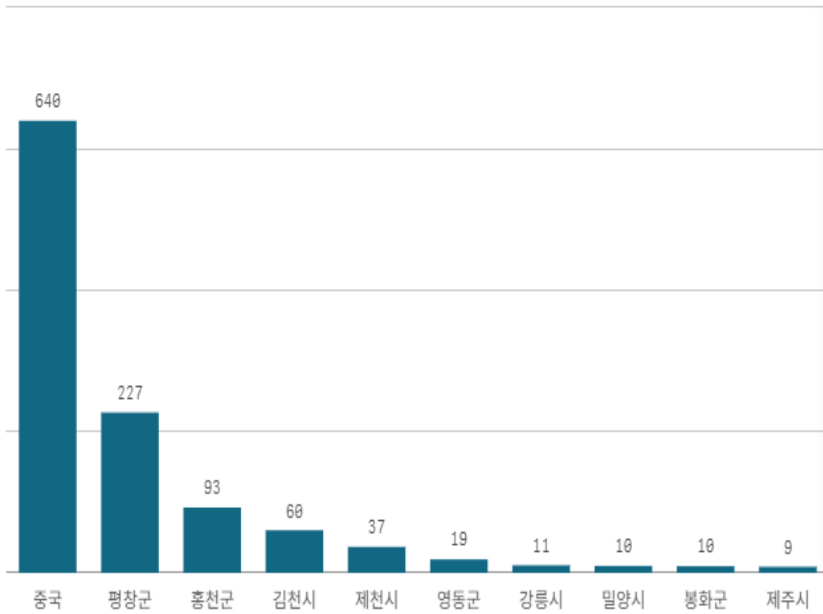


도매시장 법인별 거래금액(백만원)



당근(20Kg)

산지별 거래물량(톤)



출하산지(개소)

21

출하건수(전건)

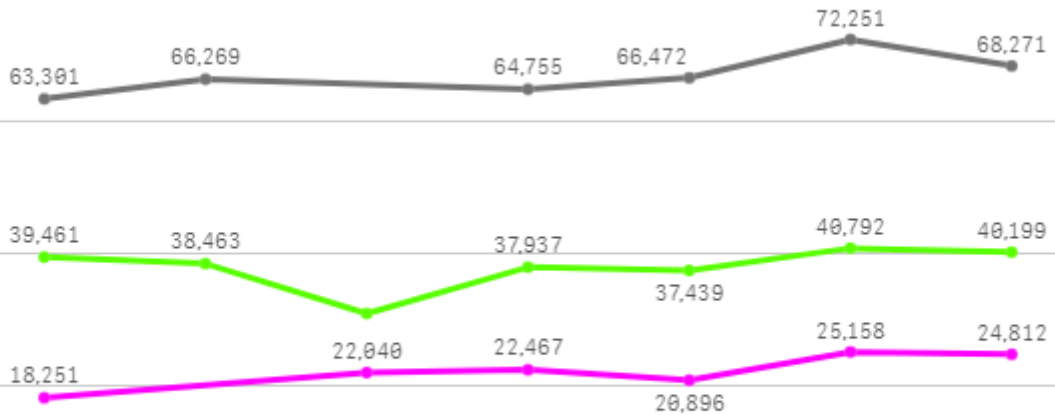
1

산지별 주출하 시군구



주간 도매가격(원)

◆ 2025 ● 2024 ◆ 평년



11/15 11/16 11/17 11/18 11/19 11/20 11/21

구분	금주(A)	전주(B)	전월(C)	전년(D)	평년(E)	A/B	A/C	A/D	A/E
가격(원)	22,271	18,917	22,218	66,887	37,870	117.7%	100.2%	33.3%	58.8%

※ 상품 가격 기준

□ 당근(20Kg) 주간 가격

구분	Q	품종	Q	단량	Q	특	상	보통	하
2025-11-15		당근		20Kg		20,523	18,251	14,396	10,000
2025-11-17		당근		20Kg		26,556	22,040	15,885	13,833
2025-11-18		당근		20Kg		24,000	22,467	17,501	13,831
2025-11-19		당근		20Kg		23,000	20,896	15,430	12,630
2025-11-20		당근		20Kg		26,000	25,158	20,151	13,836
2025-11-21		당근		20Kg		27,484	24,812	19,202	12,665
평균						24,594	22,271	17,094	12,799

생고추

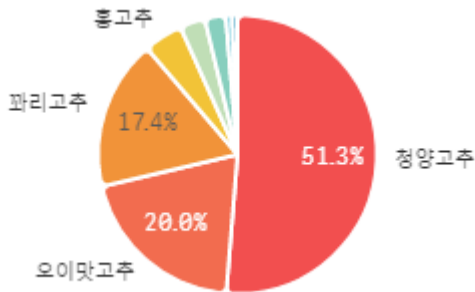
주간 반입량(톤)

◆ 2025 ● 2024 ▲ 평년

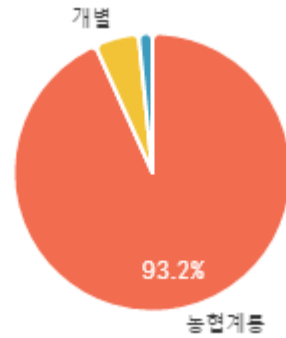


구분	금주(A)	전주(B)	전월(C)	전년(D)	평년(E)	A/B	A/C	A/D	A/E
물량(톤)	779	707	976	762	800	110.3%	79.8%	102.2%	97.5%

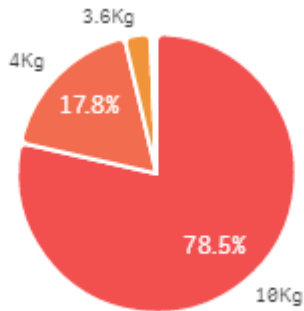
출하 품종별 거래물량 구성비



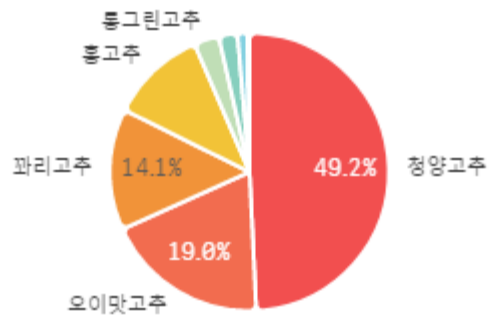
출하자별 거래물량 구성비



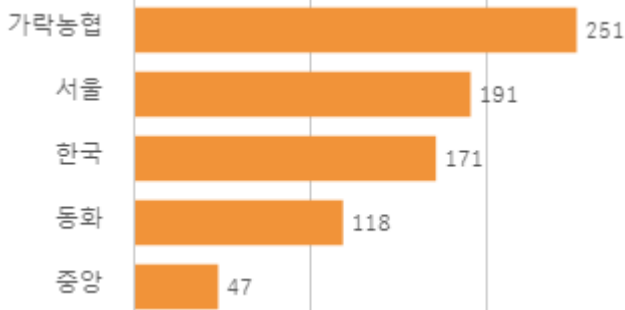
거래 단량별 물량 구성비



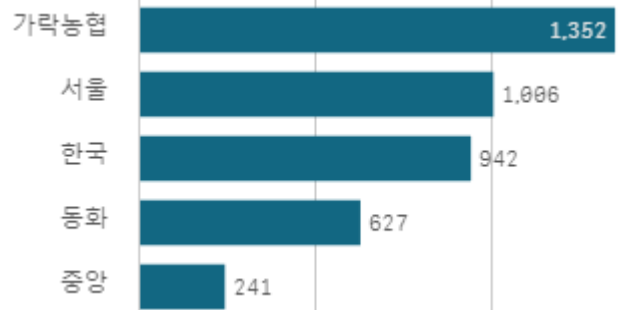
출하 품종별 거래금액 구성비



도매시장 법인별 거래물량(톤)

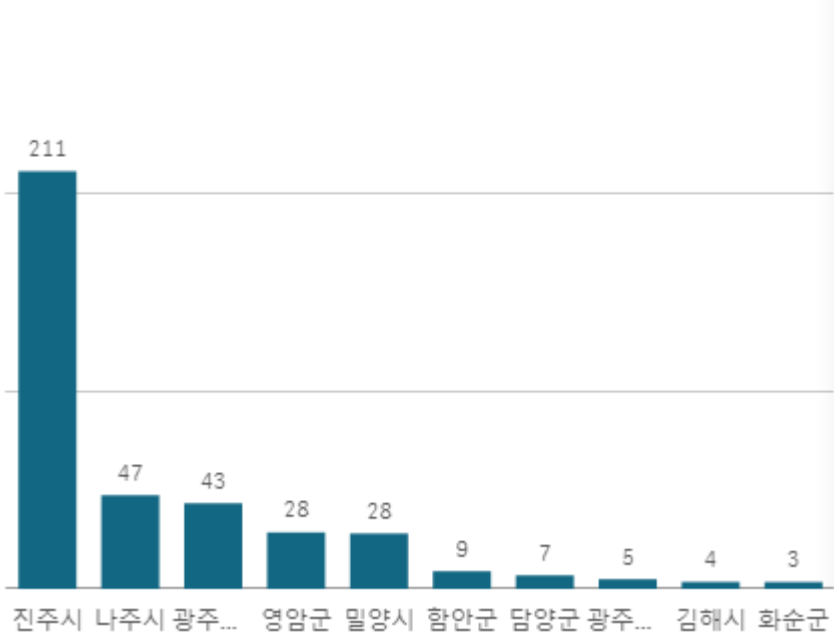


도매시장 법인별 거래금액(백만원)



청양고추(10Kg)

산지별 거래물량(톤)



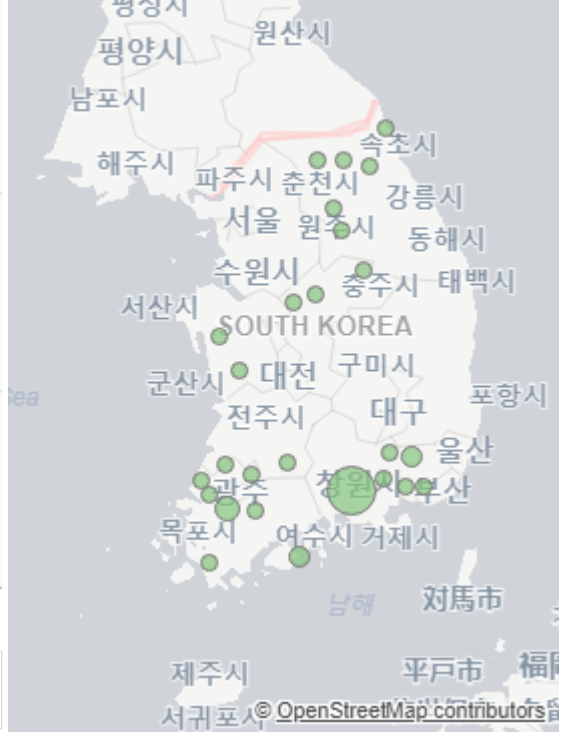
출하산지(개소)

29

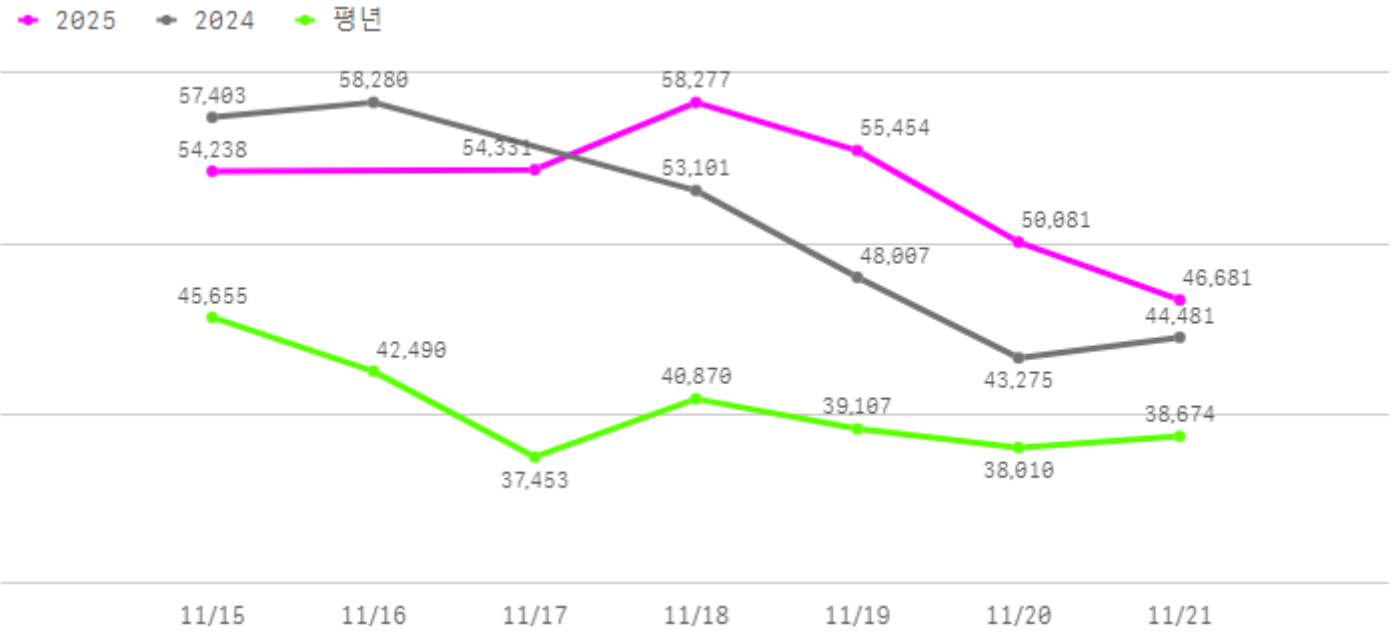
출하건수(천건)

3

산지별 주출하 시군구



주간 도매가격(원)



구분	금주(A)	전주(B)	전월(C)	전년(D)	평년(E)	A/B	A/C	A/D	A/E
가격(원)	53,177	54,464	37,157	50,758	43,996	97.6%	143.1%	104.8%	120.9%

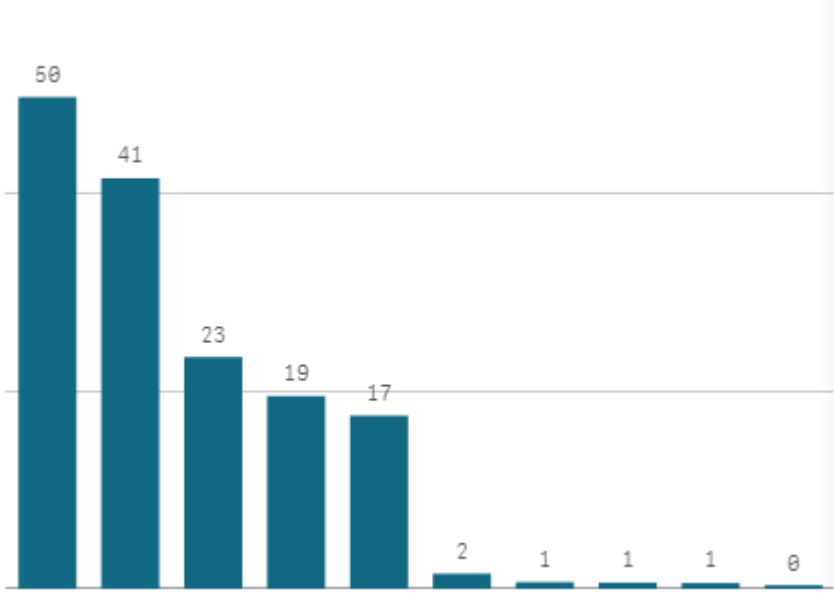
※ 상품 가격 기준

□ 청양고추(10Kg) 주간 가격

구분	Q	품종	Q	단량	Q	특	상	보통	하
2025-11-15		청양고추		10Kg		55,740	54,238	53,044	49,801
2025-11-17		청양고추		10Kg		57,203	54,331	51,585	48,676
2025-11-18		청양고추		10Kg		60,738	58,277	56,444	53,905
2025-11-19		청양고추		10Kg		57,643	55,454	53,248	49,424
2025-11-20		청양고추		10Kg		52,413	50,081	47,964	45,230
2025-11-21		청양고추		10Kg		49,835	46,681	44,550	42,503
평균						55,595	53,177	51,139	48,257

오이맛고추(10Kg)

산지별 거래물량(톤)



출하산지(개소)

18

출하건수(천건)

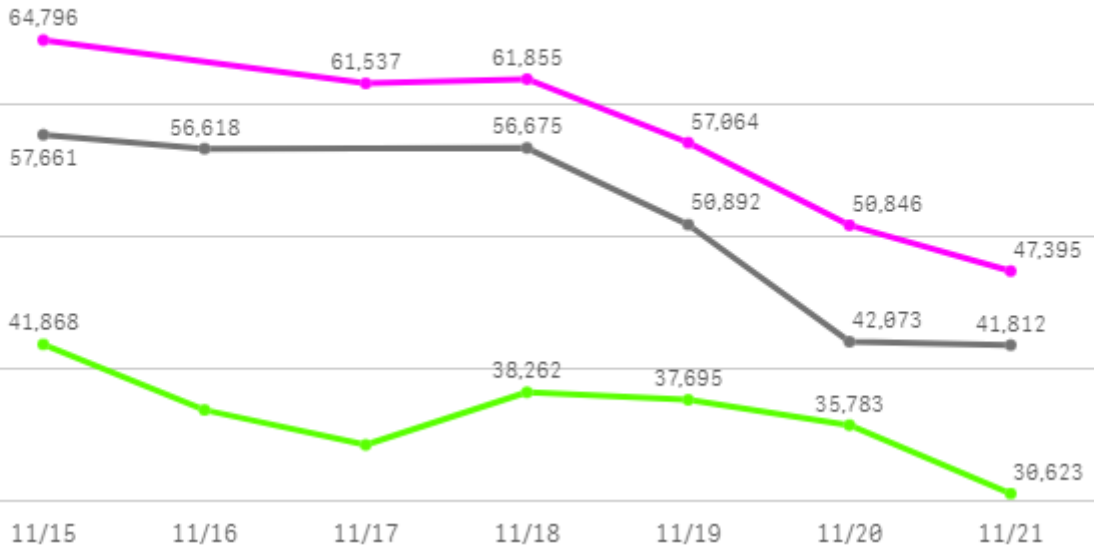
2

산지별 주출하 시군구



주간 도매가격(원)

◆ 2025 ● 2024 ◆ 평년



구분	금주(A)	전주(B)	전월(C)	전년(D)	평년(E)	A/B	A/C	A/D	A/E
가격(원)	57,249	56,035	30,348	50,955	44,071	102.2%	188.6%	112.4%	129.9%

※ 상품 가격 기준

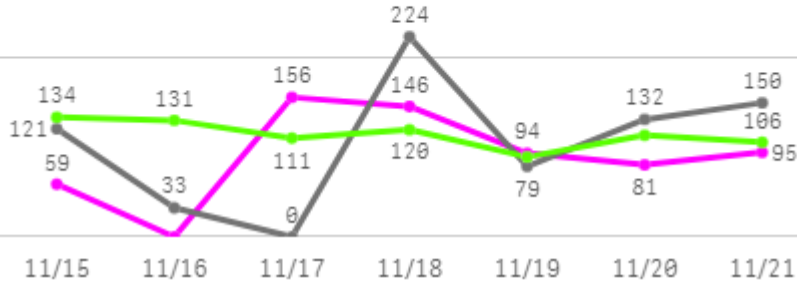
□ 오이맛고추(10Kg) 주간 가격

구분	Q	품종	Q	단량	Q	특	상	보통	하
2025-11-15		오이맛고추		10Kg		70,086	64,796	54,261	41,377
2025-11-17		오이맛고추		10Kg		65,375	61,537	53,671	42,301
2025-11-18		오이맛고추		10Kg		66,537	61,855	55,058	42,729
2025-11-19		오이맛고추		10Kg		60,457	57,064	50,131	38,872
2025-11-20		오이맛고추		10Kg		58,010	50,846	43,398	32,933
2025-11-21		오이맛고추		10Kg		53,084	47,395	39,474	29,002
평균						62,258	57,249	49,332	37,869

마늘

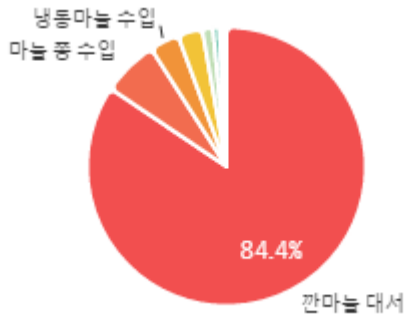
주간 반입량(톤)

◆ 2025 ● 2024 ▲ 평년

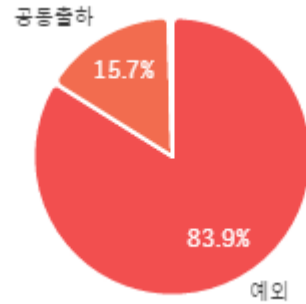


구분	금주(A)	전주(B)	전월(C)	전년(D)	평년(E)	A/B	A/C	A/D	A/E
물량(톤)	631	597	660	739	776	105.6%	95.5%	85.4%	81.3%

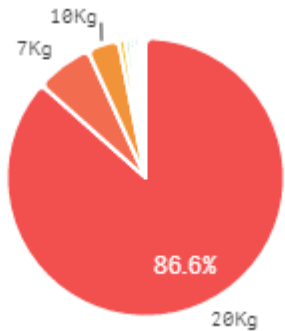
출하 품종별 거래물량 구성비



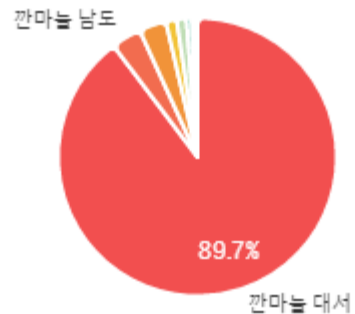
출하자별 거래물량 구성비



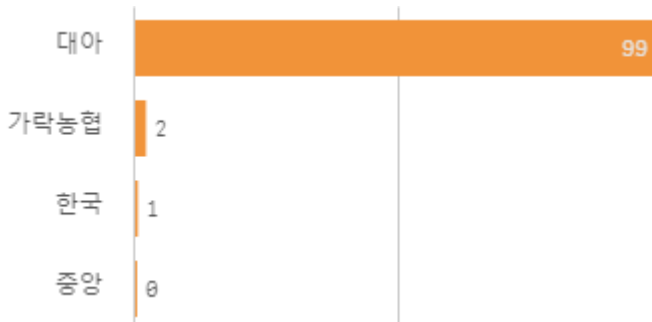
거래 단량별 물량 구성비




출하 품종별 거래금액 구성비



도매시장 법인별 거래물량(톤)

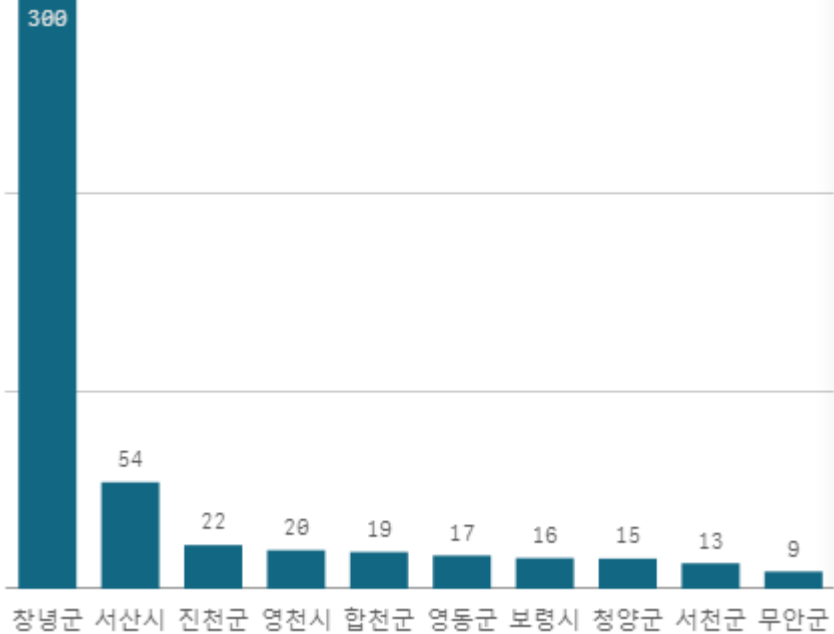


도매시장 법인별 거래금액(백만원)



깁마늘 대서(20Kg)

산지별 거래물량(톤)



출하산지(개소)

23

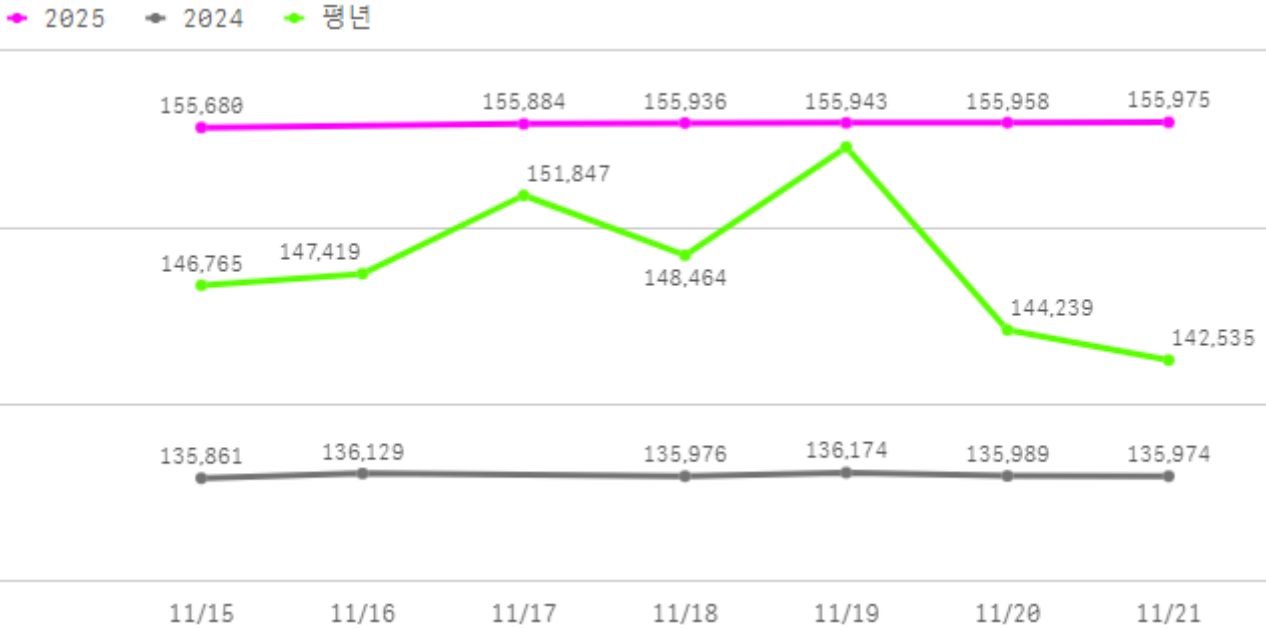
출하건수(천건)

1

산지별 주출하 시군구



주간 도매가격(원)



구분	금주(A)	전주(B)	전월(C)	전년(D)	평년(E)	A/B	A/C	A/D	A/E
가격(원)	155,896	154,036	147,106	136,017	146,131	101.2%	106.0%	114.6%	106.7%

※ 상품 가격 기준

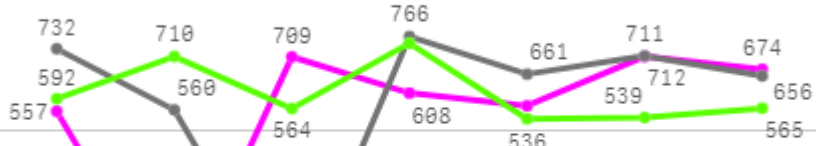
□ 깐마늘 대서(20Kg) 주간 가격

구분	Q	품종	Q	단량	Q	특	상	보통	하
2025-11-15		깐마늘 대서		20Kg		-	155,680	140,004	97,819
2025-11-17		깐마늘 대서		20Kg		-	155,884	142,503	101,406
2025-11-18		깐마늘 대서		20Kg		-	155,936	140,989	103,229
2025-11-19		깐마늘 대서		20Kg		-	155,943	139,636	100,609
2025-11-20		깐마늘 대서		20Kg		-	155,958	141,914	97,251
2025-11-21		깐마늘 대서		20Kg		-	155,975	137,744	93,046
평균						-	155,896	140,465	98,893

양파

주간 반입량(톤)

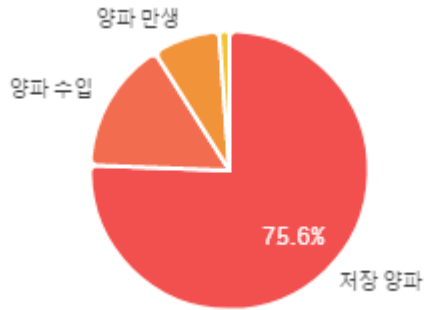
◆ 2025 ● 2024 ▲ 평년



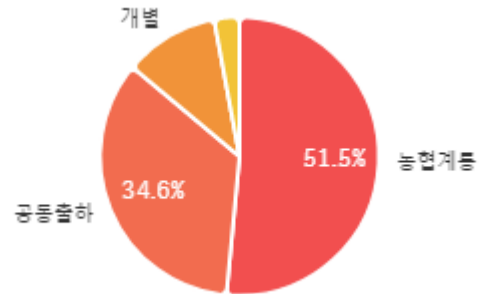
11/15 11/16 11/17 11/18 11/19 11/20 11/21

구분	금주(A)	전주(B)	전월(C)	전년(D)	평년(E)	A/B	A/C	A/D	A/E
물량(톤)	3,831	3,874	3,895	4,087	4,235	98.9%	98.3%	93.7%	90.5%

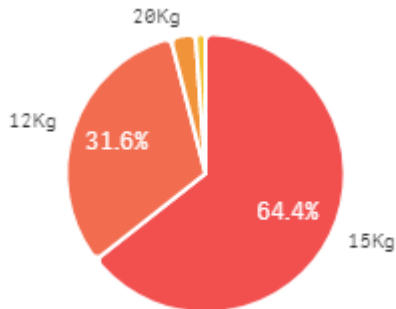
출하 품종별 거래물량 구성비



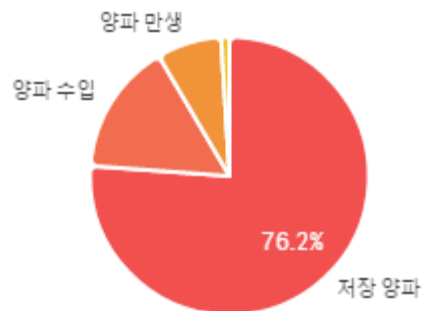
출하자별 거래물량 구성비



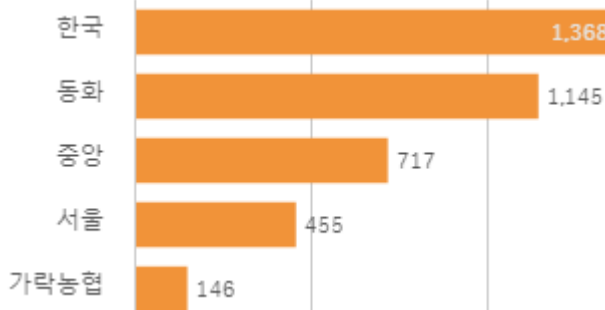
거래 단량별 물량 구성비



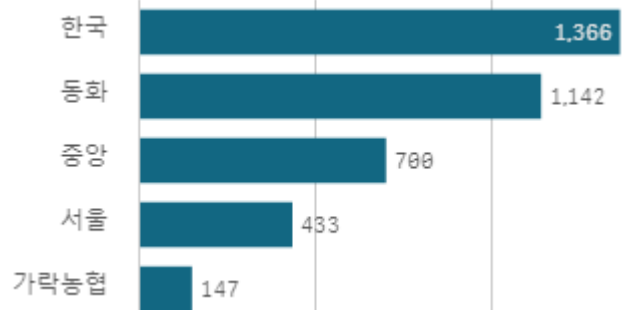
출하 품종별 거래금액 구성비



도매시장 법인별 거래물량(톤)

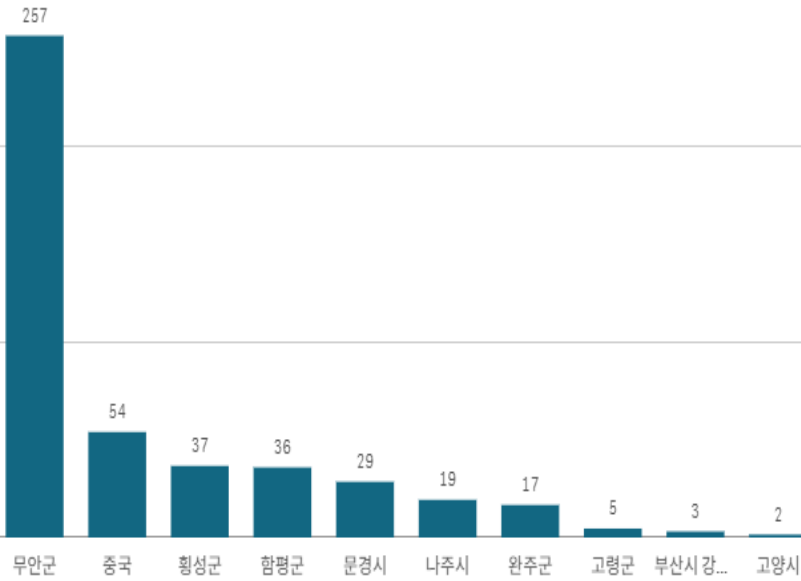


도매시장 법인별 거래금액(백만원)



양파(1Kg)

산지별 거래물량(톤)



출하산지(개소)

13

출하건수(천건)

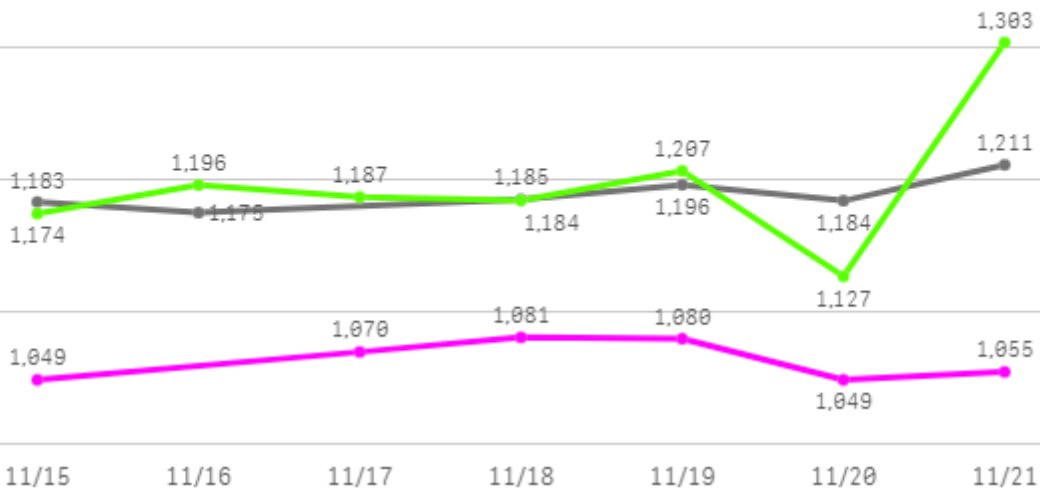
0

산지별 주출하 시군구



주간 도매가격(원)

◆ 2025 ● 2024 ▲ 평년



구분	금주(A)	전주(B)	전월(C)	전년(D)	평년(E)	A/B	A/C	A/D	A/E
가격(원)	1,064	1,040	1,099	1,189	1,147	102.3%	96.8%	89.5%	92.8%

※ 상품 가격 기준

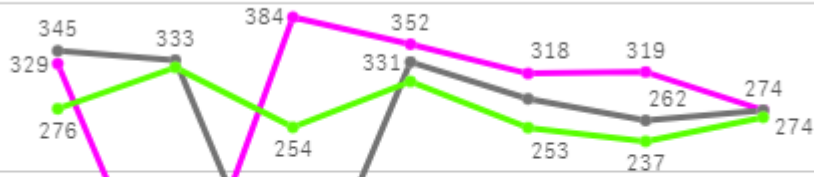
□ 양파(1Kg) 주간 가격

구분	Q	품종	Q	단량	Q	특	상	보통	하
2025-11-15		양파		1Kg		1,149	1,049	986	822
2025-11-17		양파		1Kg		1,159	1,070	1,000	844
2025-11-18		양파		1Kg		1,180	1,081	1,009	832
2025-11-19		양파		1Kg		1,200	1,080	1,008	836
2025-11-20		양파		1Kg		1,171	1,049	973	798
2025-11-21		양파		1Kg		1,165	1,055	984	761
평균						1,171	1,064	993	816

대파

주간 반입량(톤)

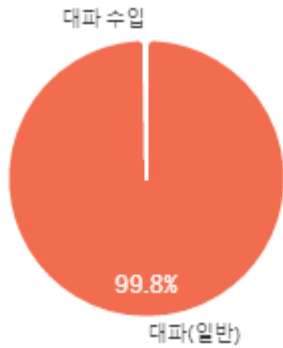
◆ 2025 ● 2024 ▲ 평년



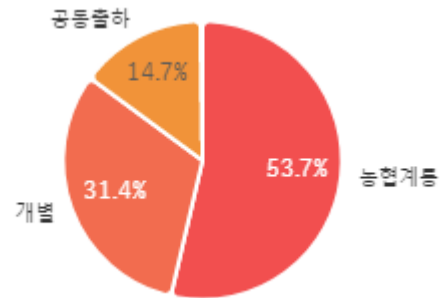
11/15 11/16 11/17 11/18 11/19 11/20 11/21

구분	금주(A)	전주(B)	전월(C)	전년(D)	평년(E)	A/B	A/C	A/D	A/E
물량(톤)	1,977	2,037	2,215	1,833	1,943	97.1%	89.3%	107.9%	101.7%

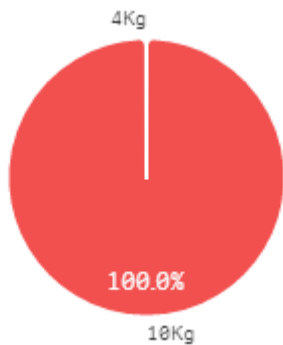
출하 품종별 거래물량 구성비



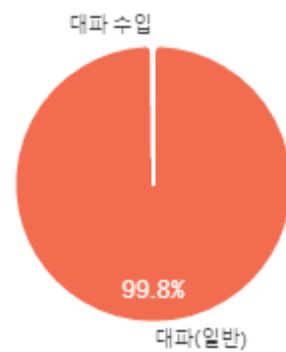
출하자별 거래물량 구성비



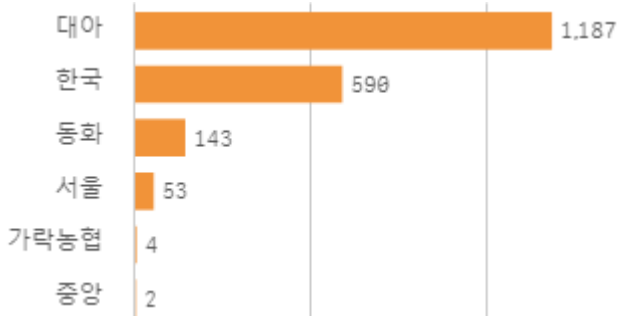
거래 단량별 물량 구성비



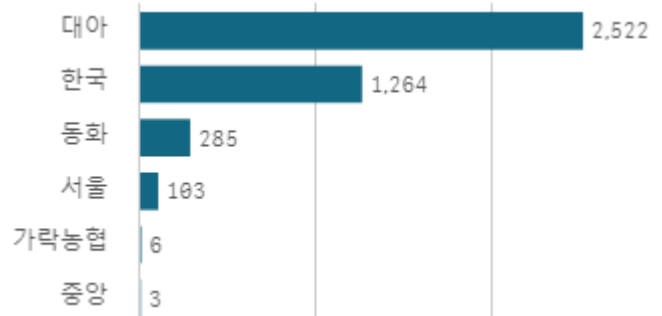
출하 품종별 거래금액 구성비



도매시장 법인별 거래물량(톤)

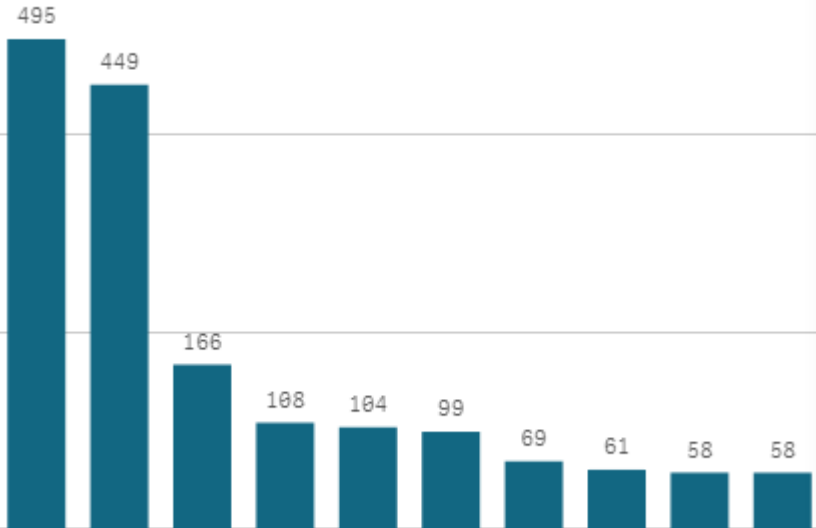


도매시장 법인별 거래금액(백만원)



대파(일반)(1Kg)

산지별 거래물량(톤)



출하산지(개소)

31

출하건수(천건)

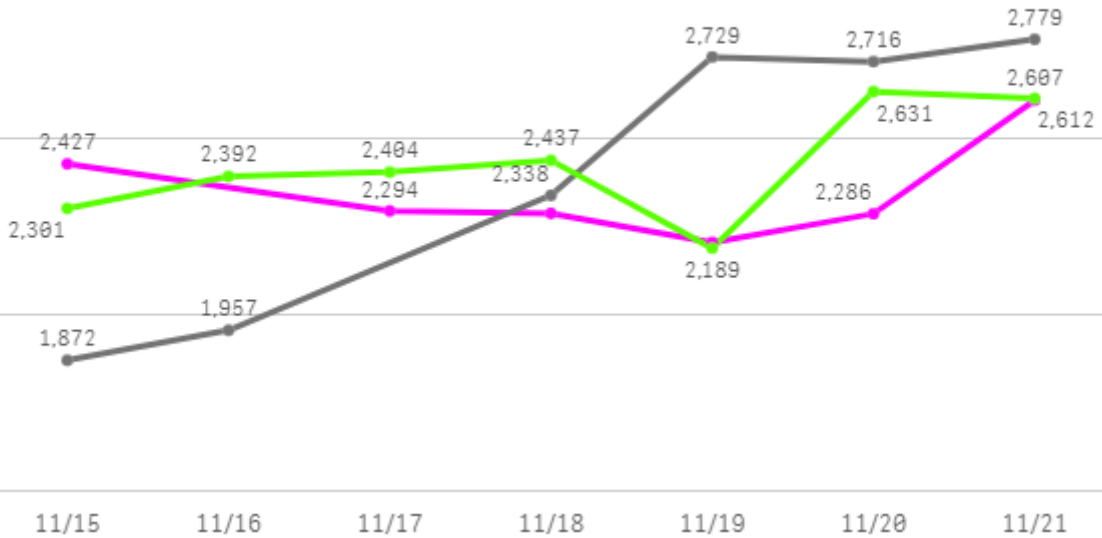
1

산지별 주출하 시군구



주간 도매가격(원)

◆ 2025 ● 2024 ◆ 평년



구분	금주(A)	전주(B)	전월(C)	전년(D)	평년(E)	A/B	A/C	A/D	A/E
가격(원)	2,351	1,901	1,691	2,399	2,324	123.7%	139.0%	98.0%	101.2%

※ 상품 가격 기준

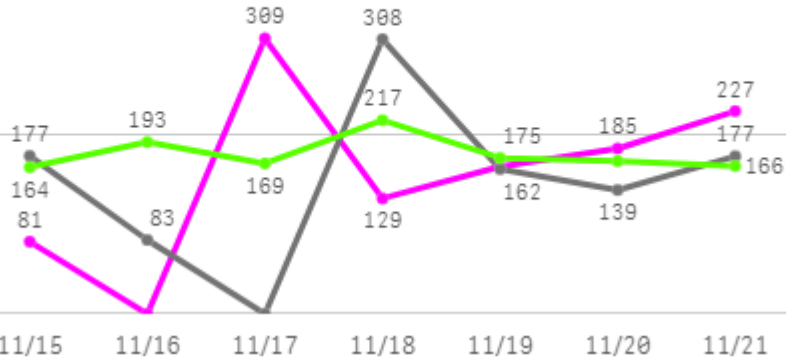
□ 대파(일반)(1Kg) 주간 가격

구분	Q	품종	Q	단량	Q	특	상	보통	하
2025-11-15		대파(일반)		1Kg		2,575	2,427	2,207	1,945
2025-11-17		대파(일반)		1Kg		2,546	2,294	2,091	1,828
2025-11-18		대파(일반)		1Kg		2,615	2,287	2,020	1,742
2025-11-19		대파(일반)		1Kg		2,550	2,205	1,901	1,655
2025-11-20		대파(일반)		1Kg		2,691	2,286	1,886	1,642
2025-11-21		대파(일반)		1Kg		3,161	2,607	2,179	1,832
평균						2,690	2,351	2,047	1,774

쪽파

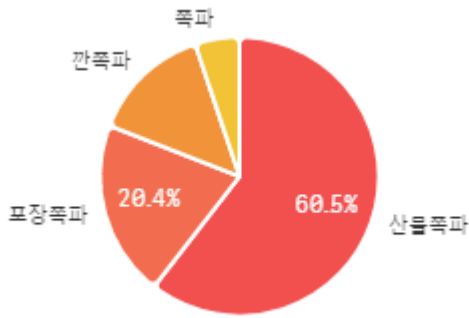
주간 반입량(톤)

2025 (파란색 선) 2024 (회색 선) 평년 (초록색 선)

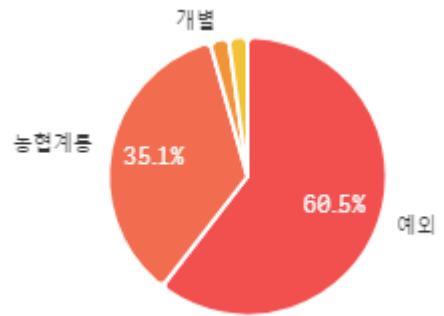


구분	금주(A)	전주(B)	전월(C)	전년(D)	평년(E)	A/B	A/C	A/D	A/E
물량(톤)	1,097	832	361	1,046	1,200	131.8%	303.7%	104.9%	91.4%

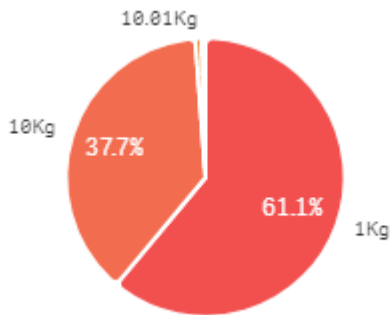
출하 품종별 거래물량 구성비



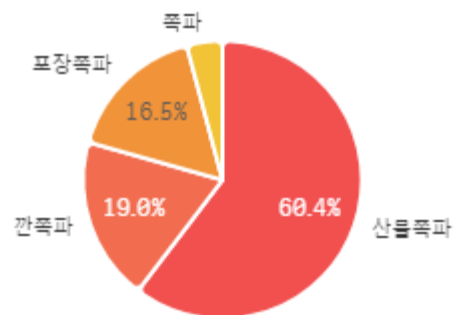
출하자별 거래물량 구성비



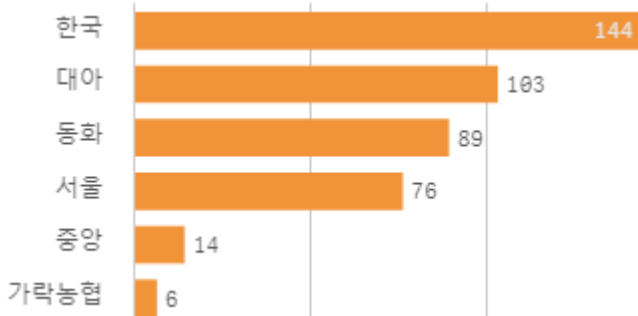
거래 단량별 물량 구성비



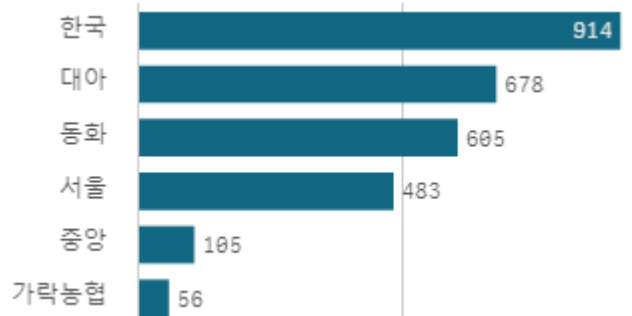
출하 품종별 거래금액 구성비



도매시장 법인별 거래물량(톤)

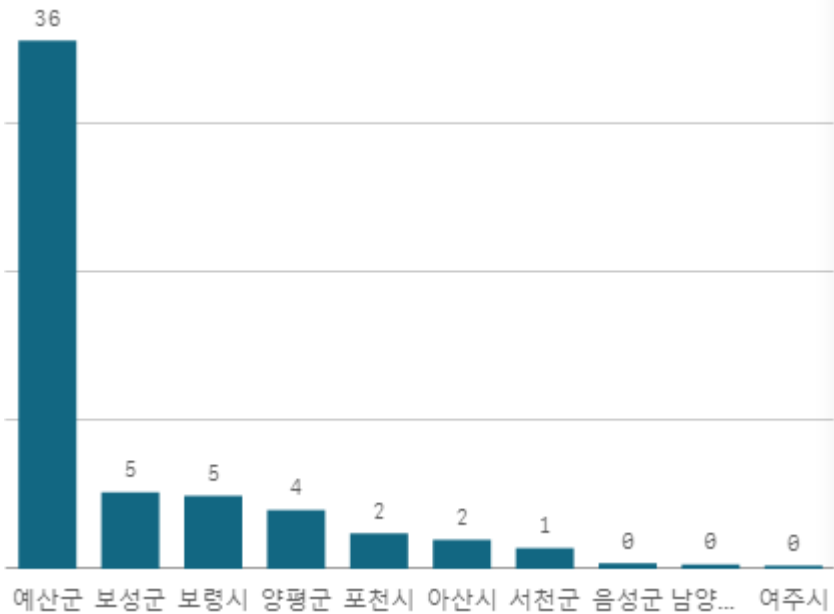


도매시장 법인별 거래금액(백만원)



쪽파(10Kg)

산지별 거래물량(톤)



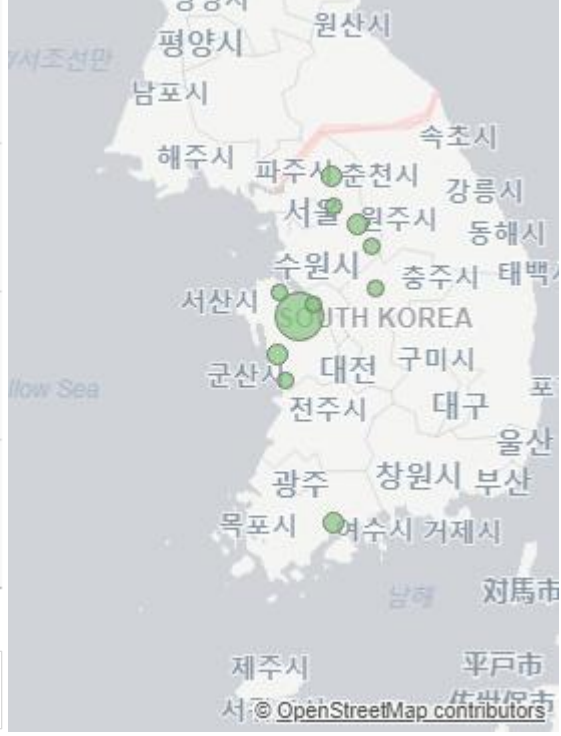
출하산지(개소)

11

출하건수(천건)

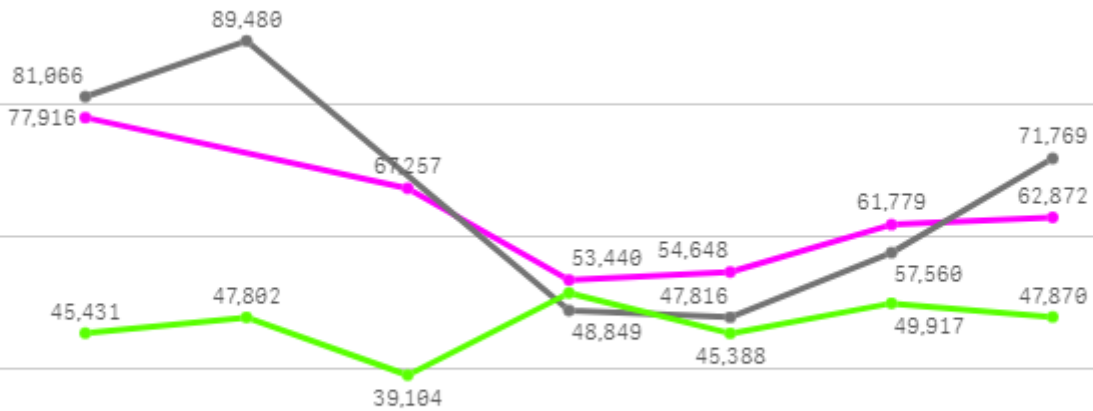
0

산지별 주출하 시군구



주간 도매가격(원)

◆ 2025 ◆ 2024 ◆ 평년



11/15 11/16 11/17 11/18 11/19 11/20 11/21

구분	금주(A)	전주(B)	전월(C)	전년(D)	평년(E)	A/B	A/C	A/D	A/E
가격(원)	62,985	79,954	61,370	66,090	50,018	78.8%	102.6%	95.3%	125.9%

※ 상품 가격 기준

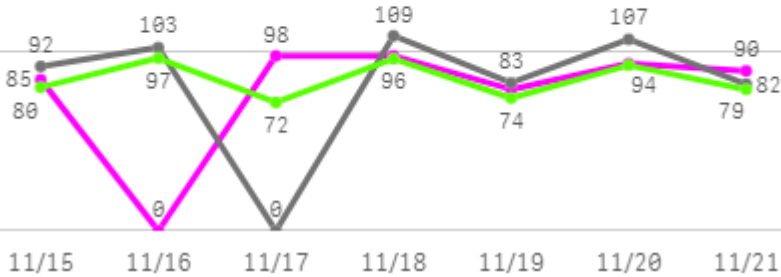
□ 쪽파(10Kg) 주간 가격

구분	Q	품종	Q	단량	Q	특	상	보통	하
2025-11-15		쪽파		10Kg		93,418	77,916	64,205	44,721
2025-11-17		쪽파		10Kg		75,992	67,257	55,131	41,432
2025-11-18		쪽파		10Kg		64,260	53,440	41,395	27,384
2025-11-19		쪽파		10Kg		68,036	54,648	39,867	27,826
2025-11-20		쪽파		10Kg		72,948	61,779	46,448	33,784
2025-11-21		쪽파		10Kg		73,042	62,872	48,782	36,569
평균						74,616	62,985	49,305	35,286

파프리카

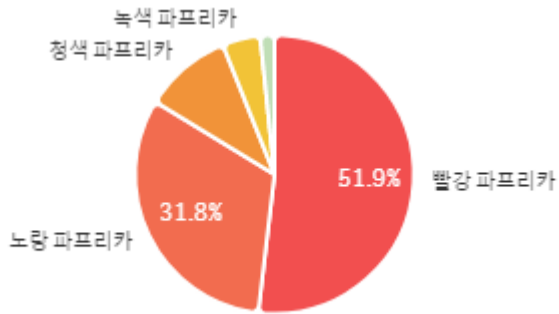
주간 반입량(톤)

◆ 2025 ● 2024 ▲ 평년

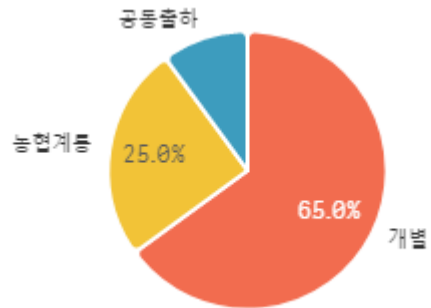


구분	금주(A)	전주(B)	전월(C)	전년(D)	평년(E)	A/B	A/C	A/D	A/E
물량(톤)	544	628	430	577	571	86.6%	126.5%	94.3%	95.2%

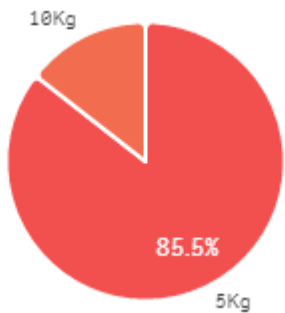
출하 품종별 거래물량 구성비



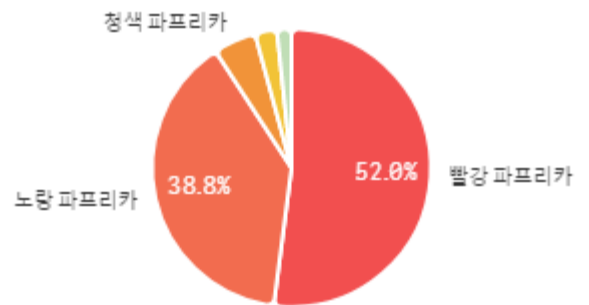
출하자별 거래물량 구성비



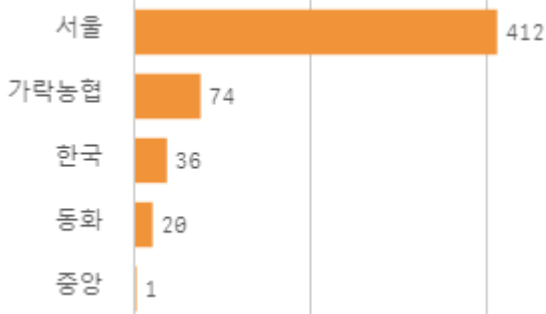
거래 단량별 물량 구성비



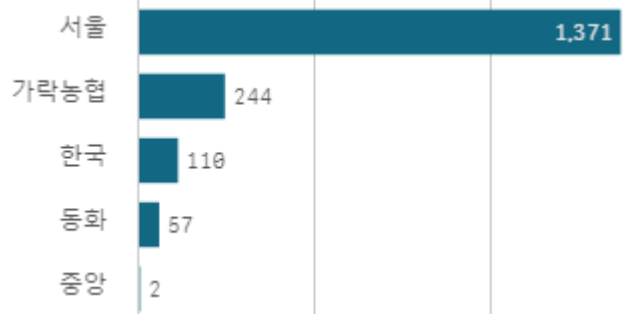
출하 품종별 거래금액 구성비



도매시장 법인별 거래물량(톤)

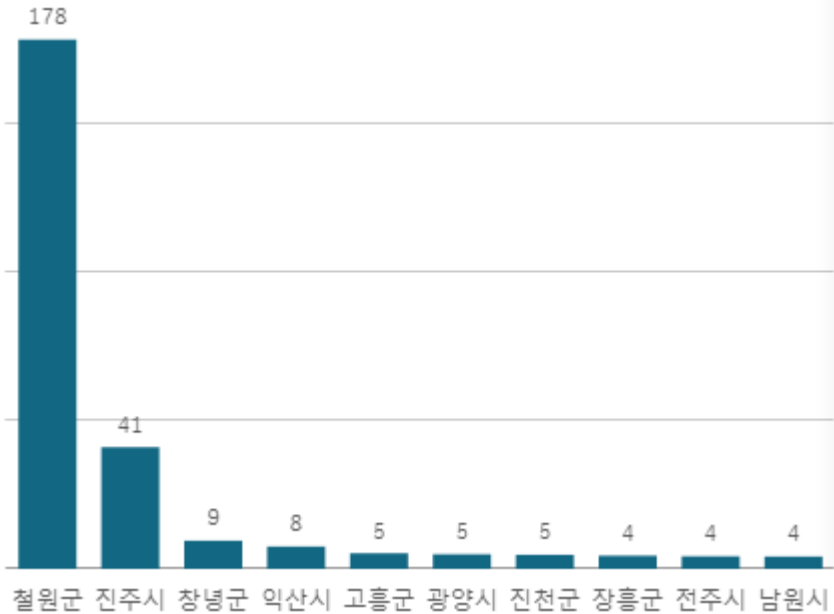


도매시장 법인별 거래금액(백만원)



빨강 파프리카(5Kg)

산지별 거래물량(톤)



출하산지(개소)

22

출하건수(천건)

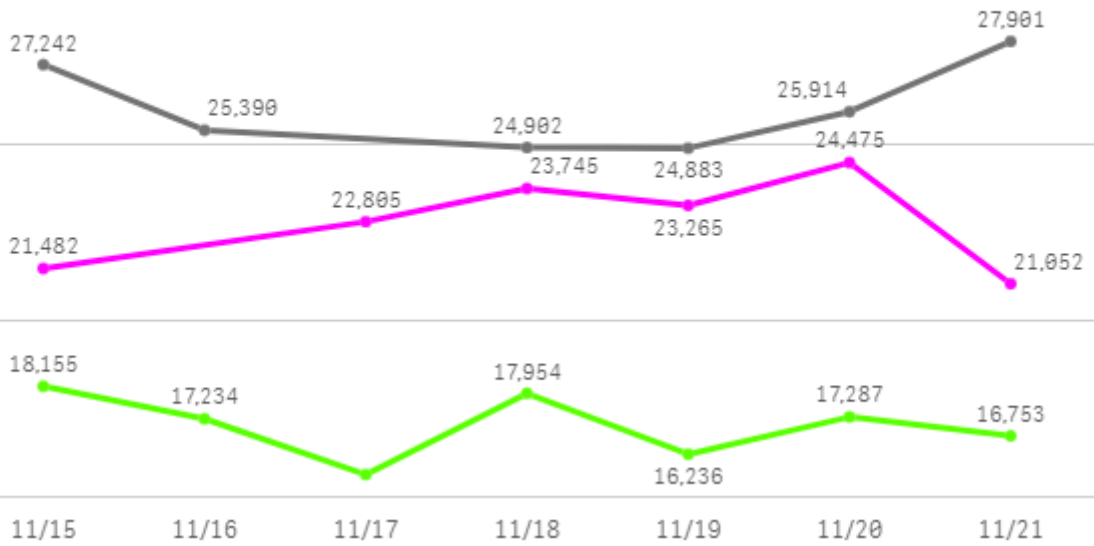
2

산지별 주출하 시군구



주간 도매가격(원)

● 2025 ● 2024 ● 평년



구분	금주(A)	전주(B)	전월(C)	전년(D)	평년(E)	A/B	A/C	A/D	A/E
가격(원)	22,804	23,026	35,286	26,039	19,068	99.0%	64.6%	87.6%	119.6%

※ 상품 가격 기준

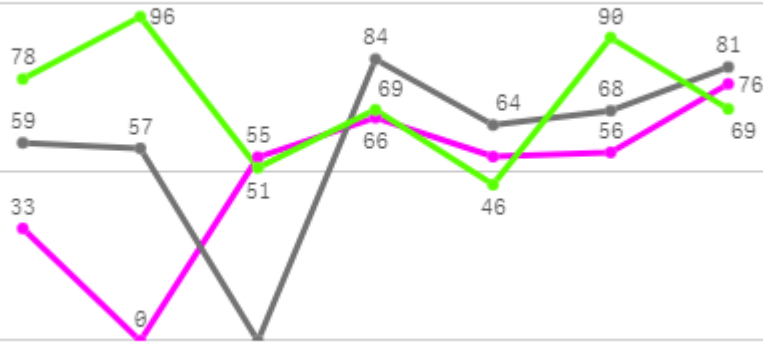
□ 빨강 파프리카(5Kg) 주간 가격

구분	Q	품종	Q	단량	Q	특	상	보통	하
2025-11-15		빨강 파프리카		5Kg		-	21,482	15,195	10,300
2025-11-17		빨강 파프리카		5Kg		-	22,805	18,114	11,642
2025-11-18		빨강 파프리카		5Kg		-	23,745	17,395	11,955
2025-11-19		빨강 파프리카		5Kg		-	23,265	19,374	13,794
2025-11-20		빨강 파프리카		5Kg		-	24,475	18,498	12,710
2025-11-21		빨강 파프리카		5Kg		-	21,052	17,695	13,392
평균						-	22,804	17,712	12,299

양상추

주간 반입량(톤)

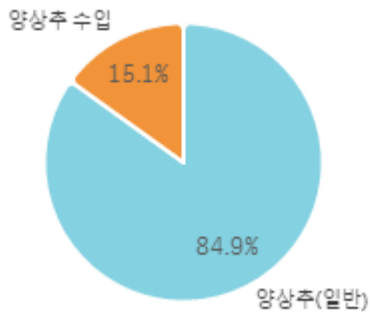
◆ 2025 ● 2024 ▲ 평년



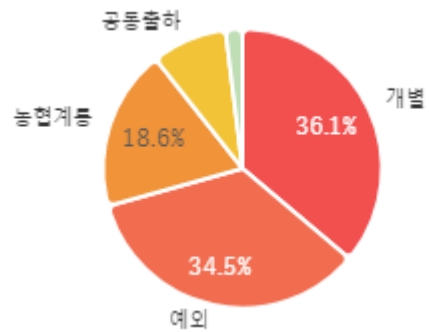
11/15 11/16 11/17 11/18 11/19 11/20 11/21

구분	금주(A)	전주(B)	전월(C)	전년(D)	평년(E)	A/B	A/C	A/D	A/E
물량(톤)	341	324	475	413	437	105.3%	71.9%	82.5%	78.1%

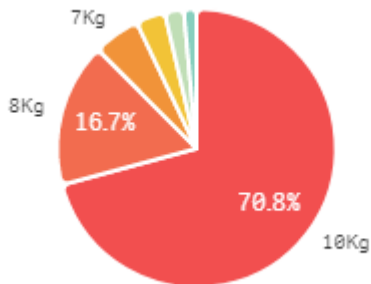
출하 품종별 거래물량 구성비



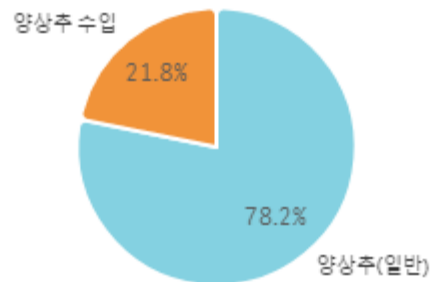
출하자별 거래물량 구성비



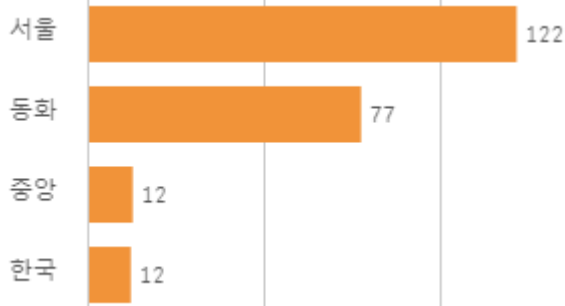
거래 단량별 물량 구성비



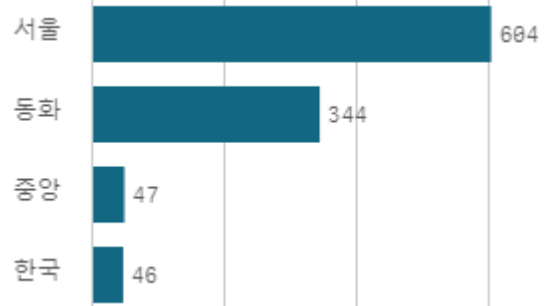
출하 품종별 거래금액 구성비



도매시장 법인별 거래물량(톤)

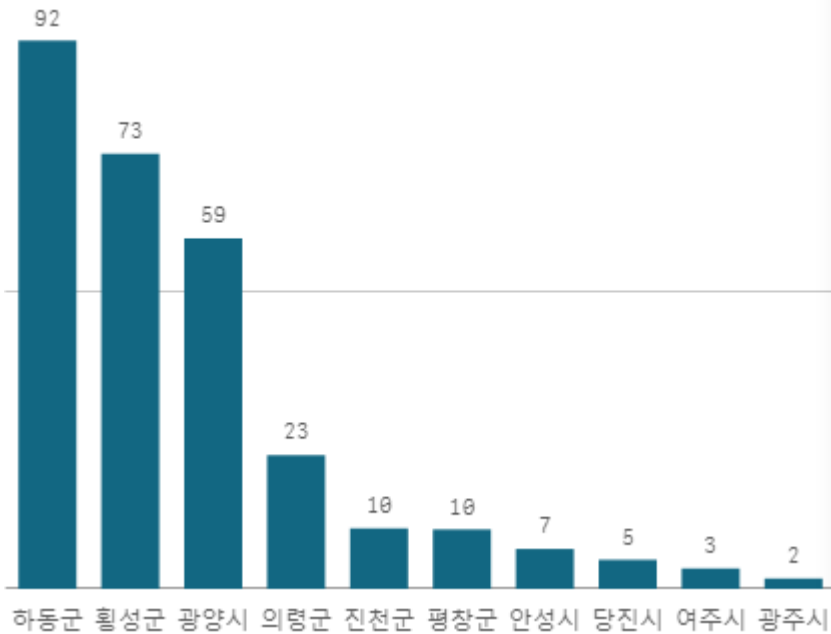


도매시장 법인별 거래금액(백만원)



양상추(일반)(12개)

산지별 거래물량(톤)



출하산지(개소)

16

출하건수(천건)

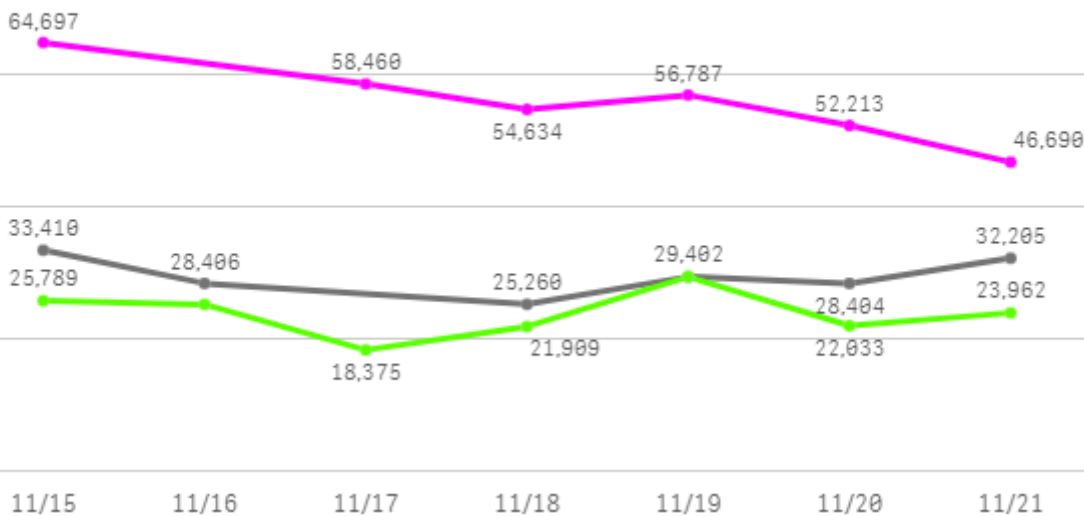
1

산지별 주출하 시군구



주간 도매가격(원)

◆ 2025 ● 2024 ◆ 평년



구분	금주(A)	전주(B)	전월(C)	전년(D)	평년(E)	A/B	A/C	A/D	A/E
가격(원)	55,580	65,829	31,599	29,515	34,396	84.4%	175.9%	188.3%	161.6%

※ 상품 가격 기준

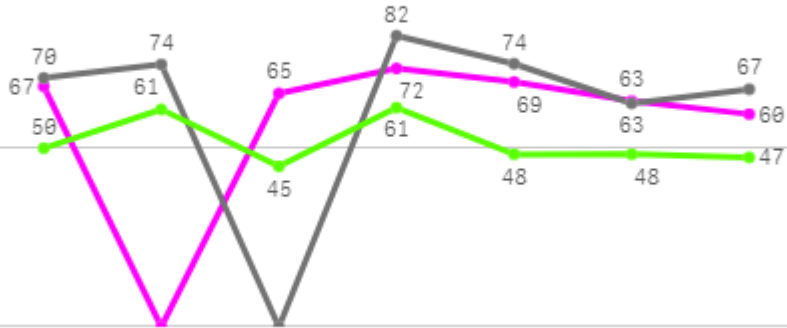
□ 양상추(일반)(12개) 주간 가격

구분	Q	품종	Q	단량	Q	특	상	보통	하
2025-11-15		양상추(일반)		12개		-	64,697	57,621	35,240
2025-11-17		양상추(일반)		12개		-	58,460	47,787	31,162
2025-11-18		양상추(일반)		12개		-	54,634	46,310	33,962
2025-11-19		양상추(일반)		12개		-	56,787	47,232	36,602
2025-11-20		양상추(일반)		12개		-	52,213	43,085	29,311
2025-11-21		양상추(일반)		12개		-	46,690	36,009	22,412
평균						-	55,580	46,341	31,448

청경채

주간 반입량(톤)

◆ 2025 ● 2024 ▲ 평년

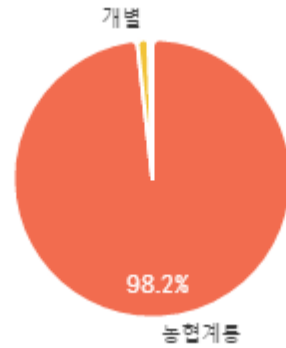


구분	금주(A)	전주(B)	전월(C)	전년(D)	평년(E)	A/B	A/C	A/D	A/E
물량(톤)	397	403	279	428	382	98.5%	142.4%	92.7%	103.8%

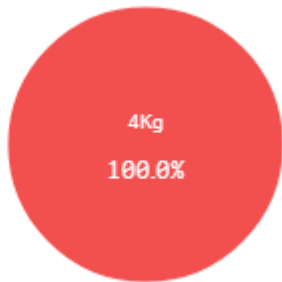
출하 품종별 거래물량 구성비



출하자별 거래물량 구성비



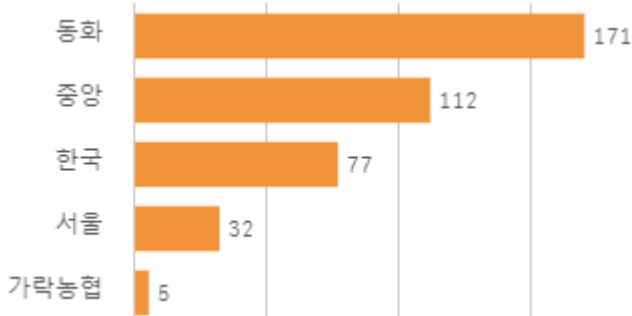
거래 단량별 물량 구성비



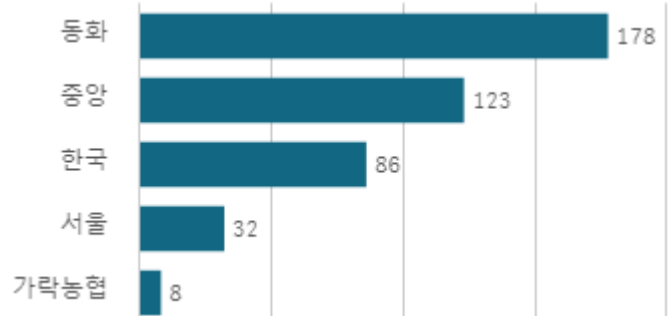
출하 품종별 거래금액 구성비



도매시장 법인별 거래물량(톤)

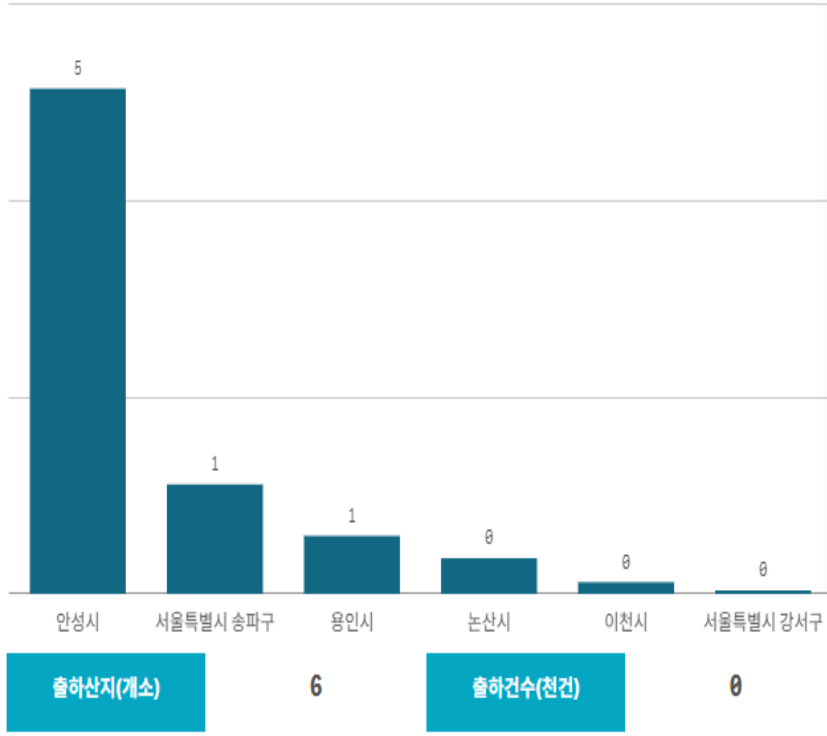


도매시장 법인별 거래금액(백만원)

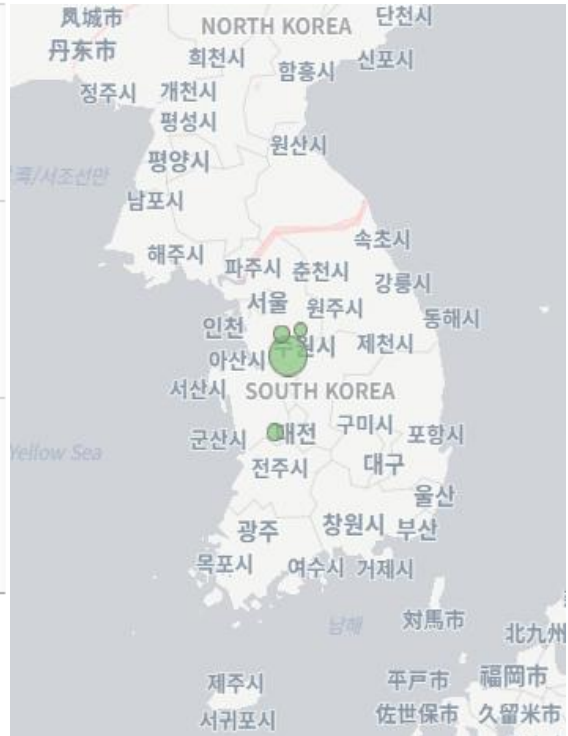


청경채(4Kg)

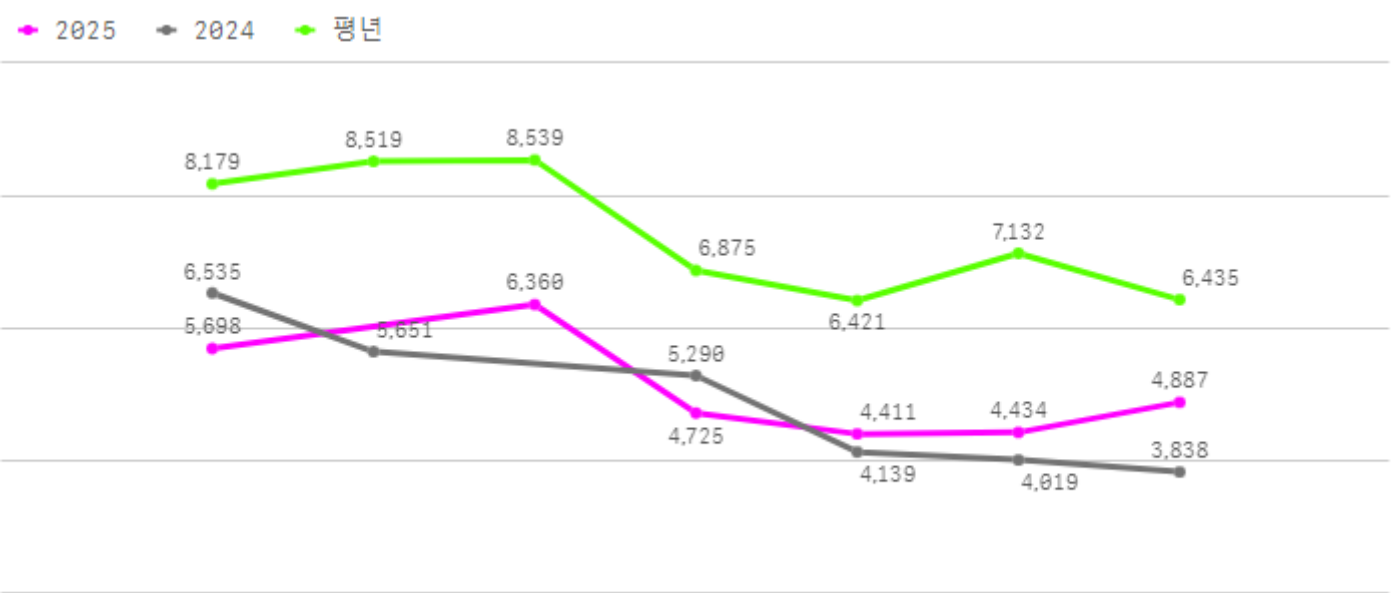
산지별 거래물량(톤)



산지별 주출하 시군구



주간 도매가격(원)



구분	금주(A)	전주(B)	전월(C)	전년(D)	평년(E)	A/B	A/C	A/D	A/E
가격(원)	5,086	4,696	25,778	4,912	6,697	108.3%	19.7%	103.5%	75.9%

※ 상품 가격 기준

□ 청경채(4Kg) 주간 가격

구분	Q	품종	Q	단량	Q	특	상	보통	하
2025-11-15		청경채		4Kg		-	5,698	5,026	4,210
2025-11-17		청경채		4Kg		-	6,360	5,459	4,418
2025-11-18		청경채		4Kg		-	4,725	4,050	3,571
2025-11-19		청경채		4Kg		-	4,411	3,934	3,346
2025-11-20		청경채		4Kg		-	4,434	3,772	3,110
2025-11-21		청경채		4Kg		-	4,887	4,243	3,733
평균						-	5,086	4,414	3,731

버섯

주간 반입량(톤)

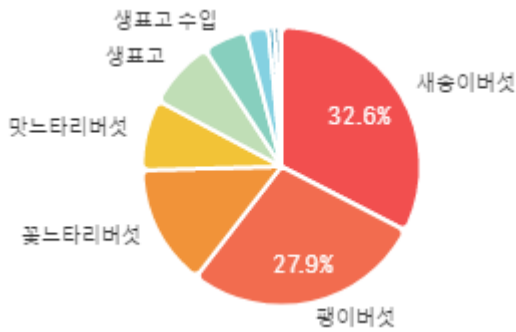
◆ 2025 ● 2024 ▲ 평년



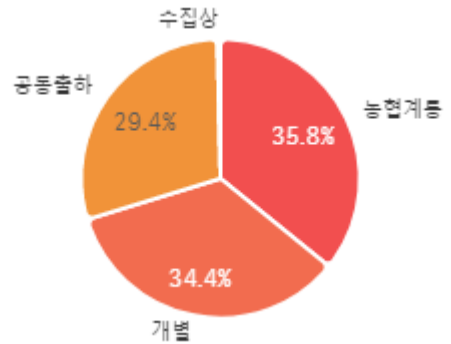
11/15 11/16 11/17 11/18 11/19 11/20 11/21

구분	금주(A)	전주(B)	전월(C)	전년(D)	평년(E)	A/B	A/C	A/D	A/E
물량(톤)	1,316	1,339	1,318	1,328	1,323	98.3%	99.9%	99.1%	99.5%

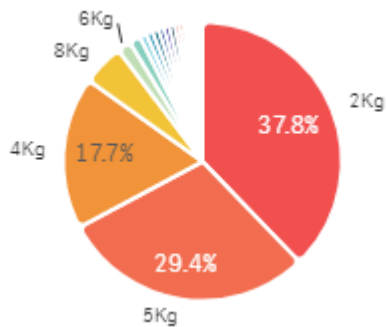
출하 품종별 거래물량 구성비



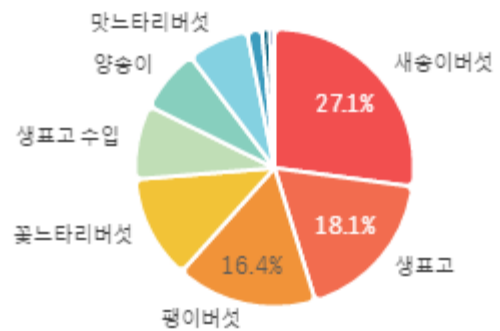
출하자별 거래물량 구성비



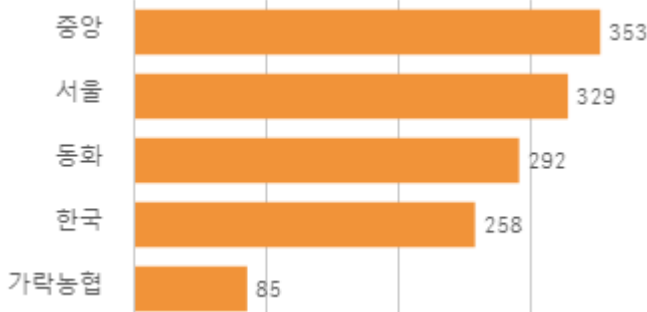
거래 단량별 물량 구성비



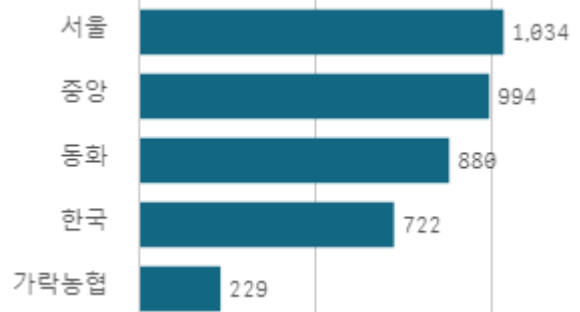
출하 품종별 거래금액 구성비



도매시장 법인별 거래물량(톤)

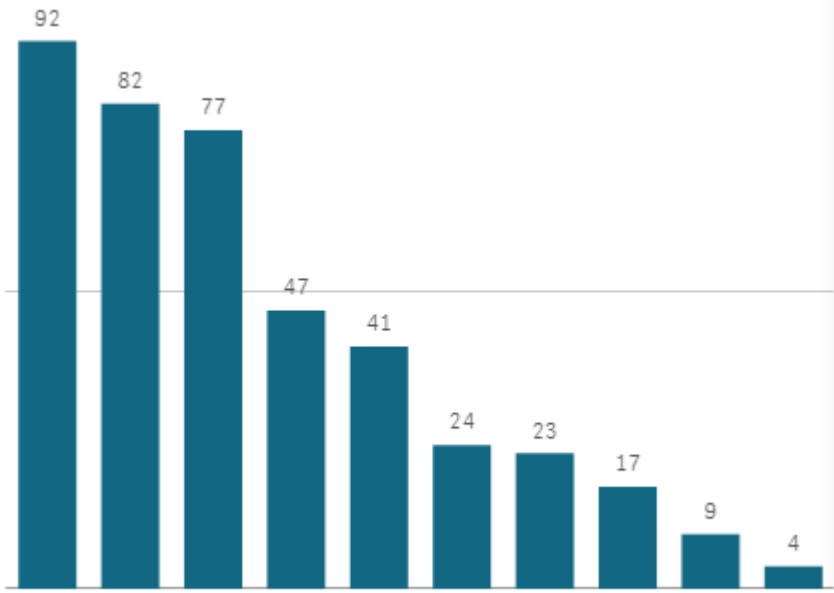


도매시장 법인별 거래금액(백만원)



새송이버섯(2Kg)

산지별 거래물량(톤)



출하산지(개소)

17

출하건수(천건)

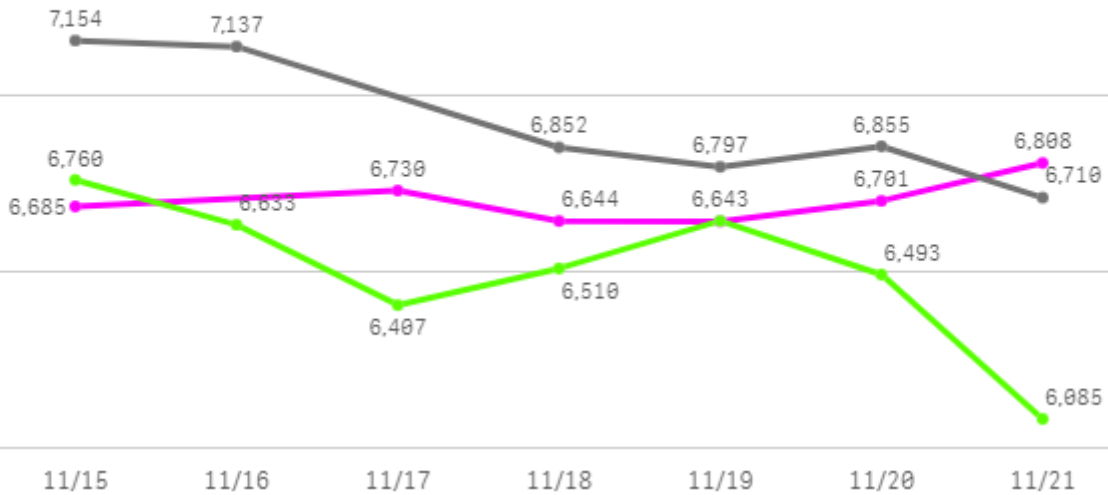
3

산지별 주출하 시군구



주간 도매가격(원)

◆ 2025 ◆ 2024 ◆ 평년



구분	금주(A)	전주(B)	전월(C)	전년(D)	평년(E)	A/B	A/C	A/D	A/E
가격(원)	6,702	6,522	6,351	6,918	6,674	102.8%	105.5%	96.9%	100.4%

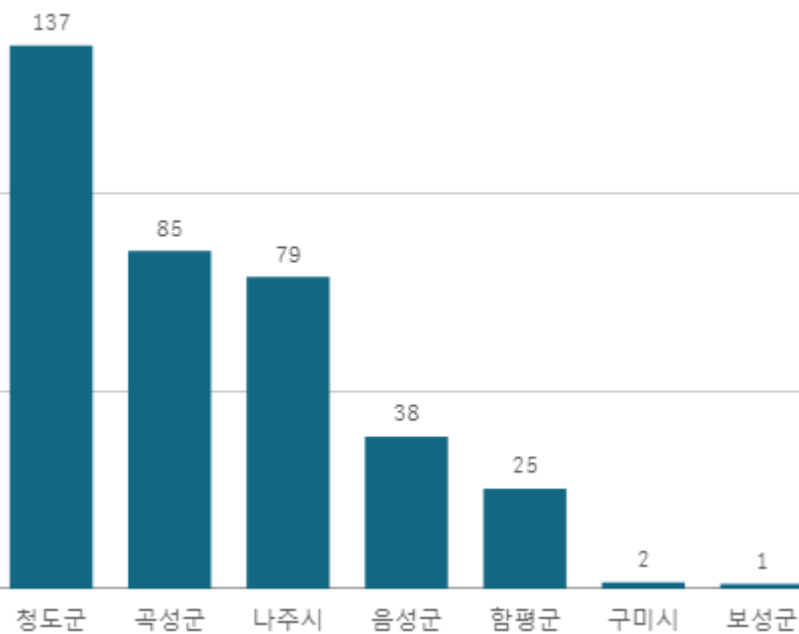
※ 상품 가격 기준

□ 새송이버섯(2Kg) 주간 가격

구분	Q	품종	Q	단량	Q	특	상	보통	하
2025-11-15		새송이버섯		2Kg		8,706	6,685	6,119	4,053
2025-11-17		새송이버섯		2Kg		8,433	6,730	6,120	3,341
2025-11-18		새송이버섯		2Kg		8,338	6,644	6,138	3,430
2025-11-19		새송이버섯		2Kg		8,249	6,643	6,126	3,825
2025-11-20		새송이버섯		2Kg		8,421	6,701	6,057	2,907
2025-11-21		새송이버섯		2Kg		8,283	6,808	6,171	4,208
평균						8,405	6,702	6,122	3,627

팬이버섯(5Kg)

산지별 거래물량(톤)



산지별 주출하 시군구



출하산지(개소)

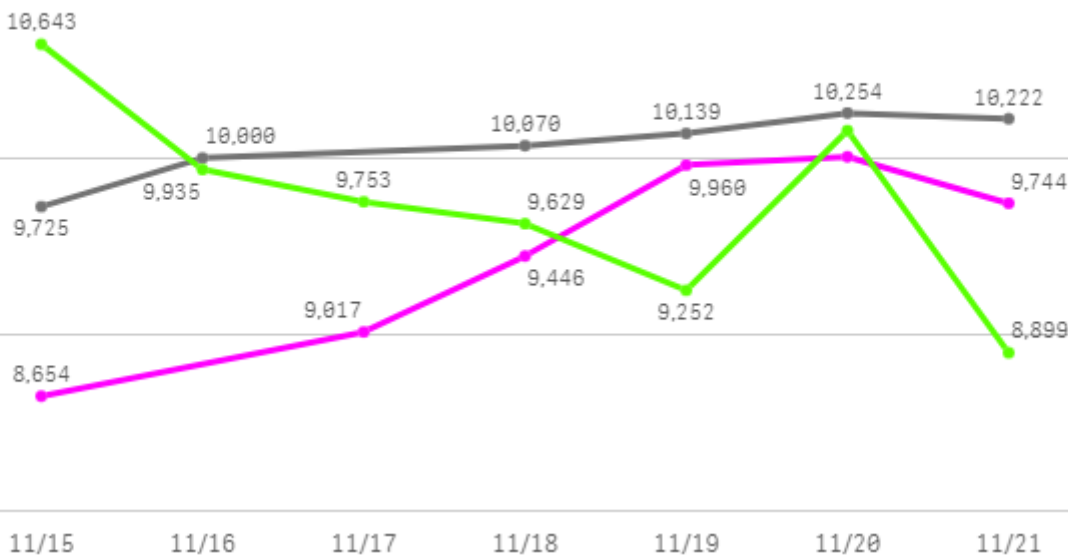
7

출하건수(천건)

2

주간 도매가격(원)

◆ 2025 ● 2024 ◆ 평년



구분	금주(A)	전주(B)	전월(C)	전년(D)	평년(E)	A/B	A/C	A/D	A/E
가격(원)	9,471	8,380	9,778	10,068	10,107	113.0%	96.9%	94.1%	93.7%

※ 상품 가격 기준

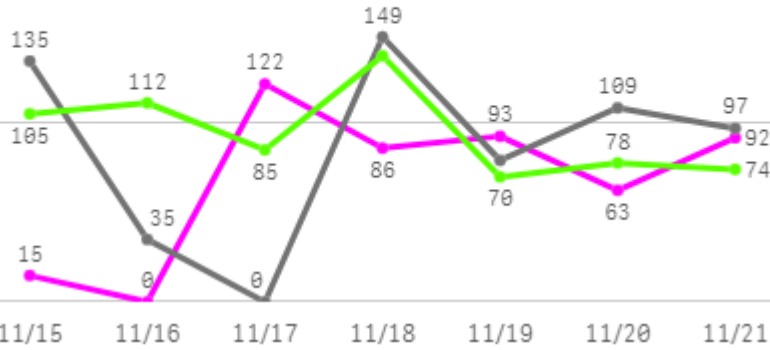
□ 팽이버섯(5Kg) 주간 가격

구분	Q	품종	Q	단량	Q	특	상	보통	하
2025-11-15		팽이버섯		5Kg		9,000	8,654	7,261	6,593
2025-11-17		팽이버섯		5Kg		9,500	9,017	7,969	7,328
2025-11-18		팽이버섯		5Kg		10,000	9,446	8,571	7,890
2025-11-19		팽이버섯		5Kg		10,177	9,960	8,883	8,003
2025-11-20		팽이버섯		5Kg		10,609	10,007	8,804	7,580
2025-11-21		팽이버섯		5Kg		10,586	9,744	8,431	7,437
평균						9,979	9,471	8,320	7,472

사과

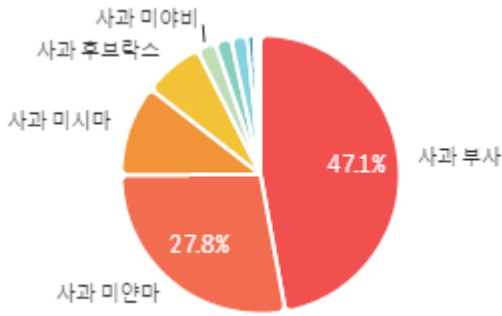
주간 반입량(톤)

◆ 2025 ● 2024 ▲ 평년

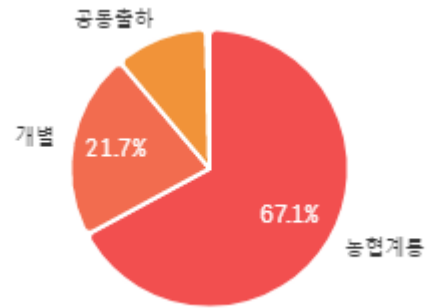


구분	금주(A)	전주(B)	전월(C)	전년(D)	평년(E)	A/B	A/C	A/D	A/E
물량(톤)	471	516	658	604	613	91.2%	71.5%	77.9%	76.8%

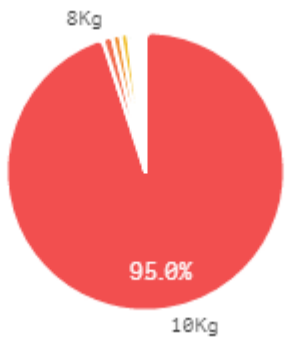
출하 품종별 거래물량 구성비



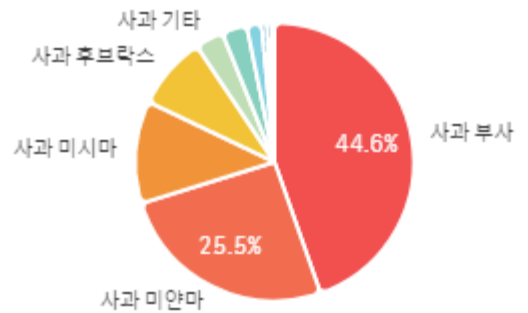
출하자별 거래물량 구성비



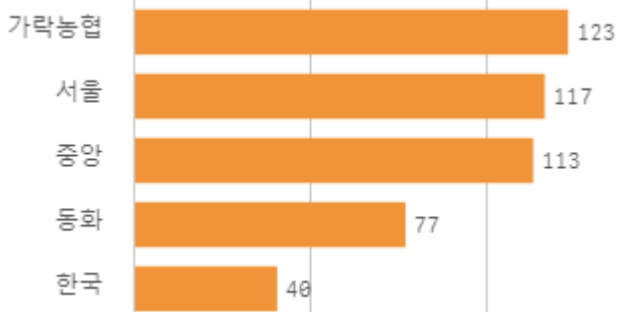
거래 단량별 물량 구성비



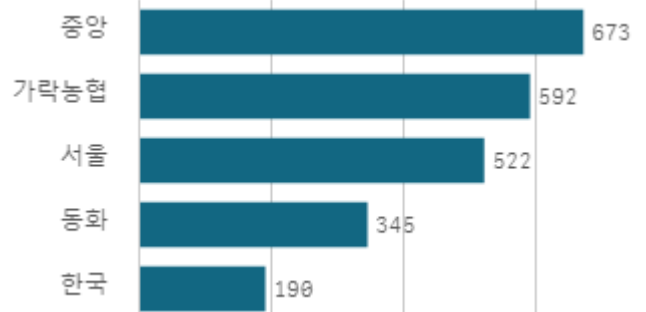
출하 품종별 거래금액 구성비



도매시장 법인별 거래물량(톤)

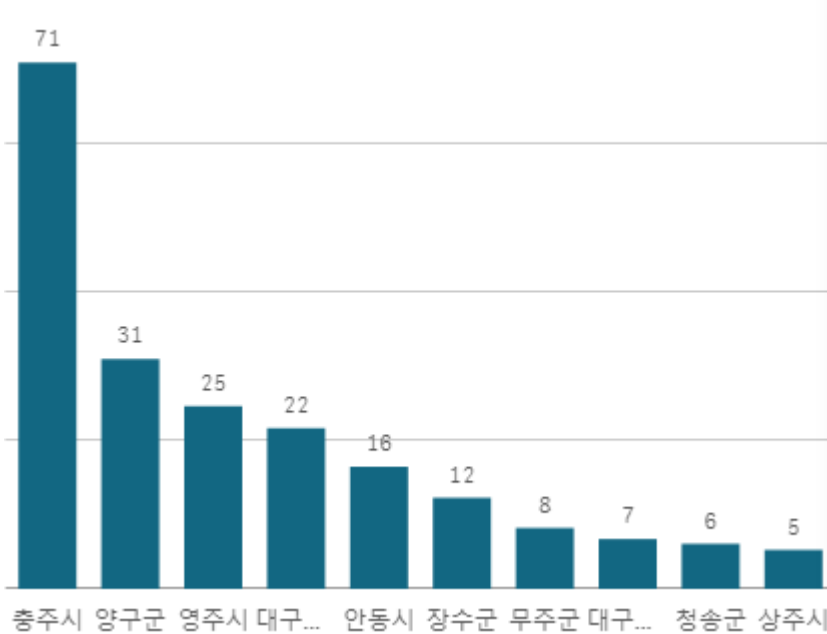


도매시장 법인별 거래금액(백만원)



사과 부사(10Kg)

산지별 거래물량(톤)



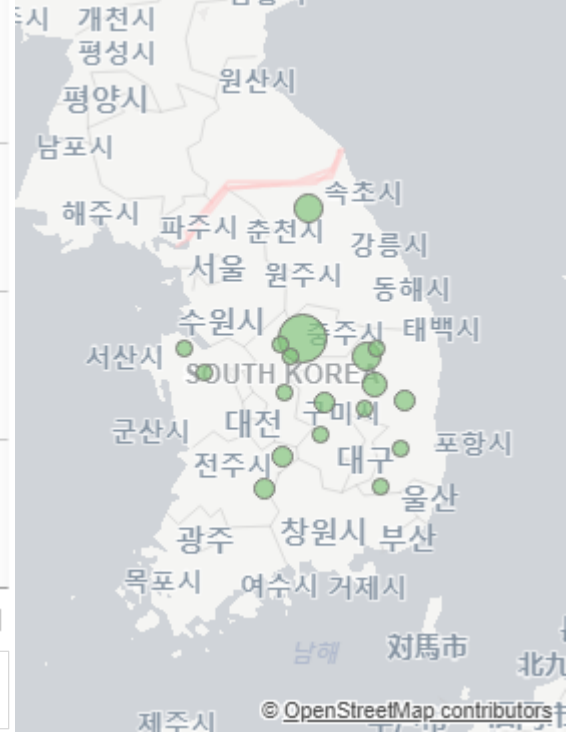
출하산지(개소)

20

출하건수(천건)

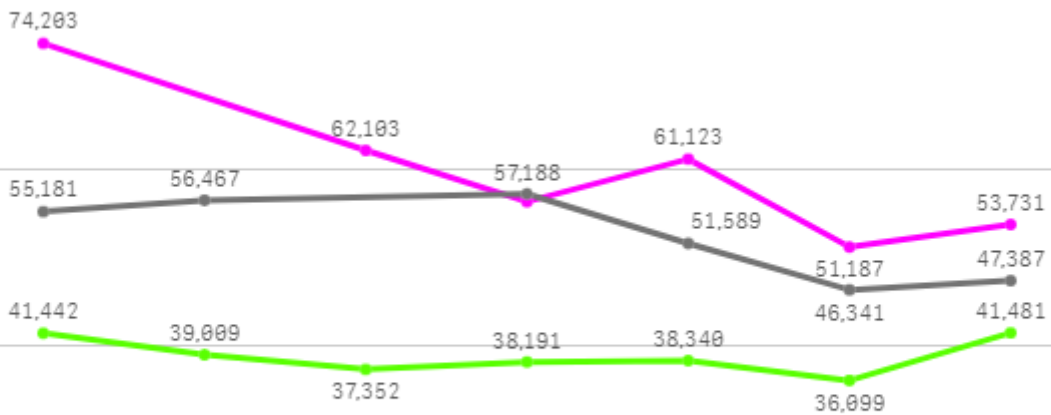
1

산지별 주출하 시군구



주간 도매가격(원)

◆ 2025 ● 2024 ◆ 평년



11/15 11/16 11/17 11/18 11/19 11/20 11/21

구분	금주(A)	전주(B)	전월(C)	전년(D)	평년(E)	A/B	A/C	A/D	A/E
가격(원)	59,775	57,187	110,826	52,359	44,230	104.5%	53.9%	114.2%	135.1%

※ 상품 가격 기준

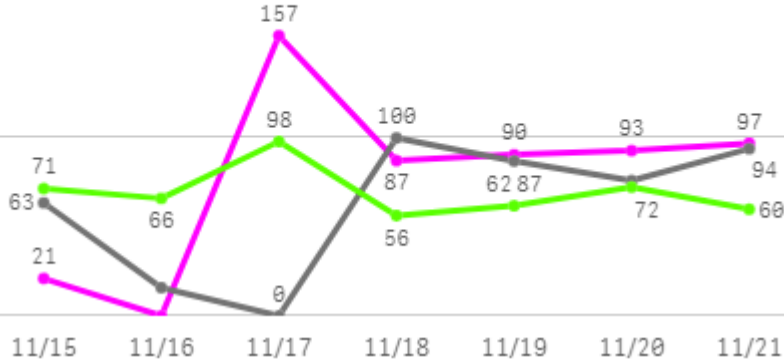
□ 사과 부사(10Kg) 주간 가격

구분	Q	품종	Q	단량	Q	특	상	보통	하
2025-11-15		사과 부사		10Kg		172,000	74,203	38,322	19,192
2025-11-17		사과 부사		10Kg		115,858	62,103	43,441	24,622
2025-11-18		사과 부사		10Kg		100,629	56,305	36,294	22,483
2025-11-19		사과 부사		10Kg		125,373	61,123	43,031	25,196
2025-11-20		사과 부사		10Kg		102,554	51,187	36,945	20,992
2025-11-21		사과 부사		10Kg		100,217	53,731	39,458	24,957
평균						119,439	59,775	39,582	22,907

배

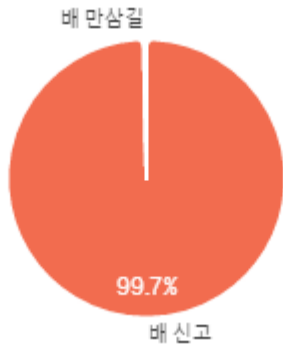
주간 반입량(톤)

2025 (파란색 선) 2024 (회색 선) 평년 (초록색 선)

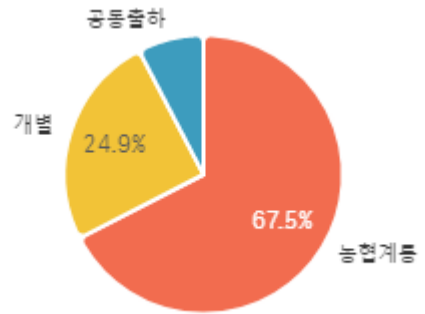


구분	금주(A)	전주(B)	전월(C)	전년(D)	평년(E)	A/B	A/C	A/D	A/E
물량(톤)	545	475	342	435	508	114.7%	159.3%	125.2%	107.2%

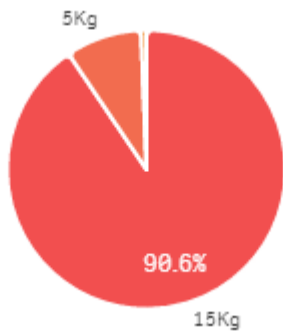
출하 품종별 거래물량 구성비



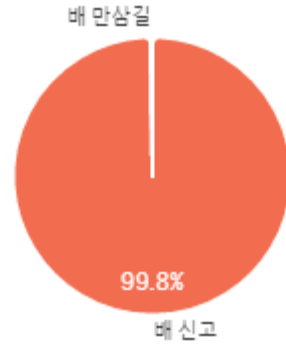
출하자별 거래물량 구성비



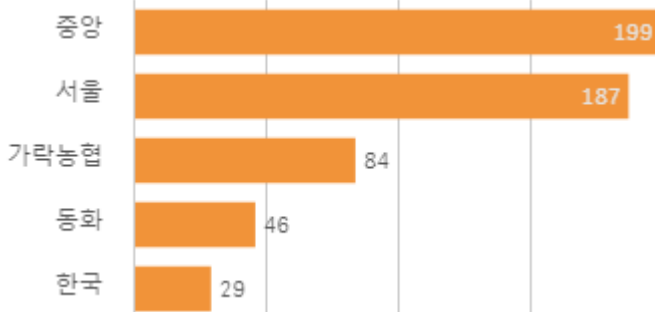
거래 단량별 물량 구성비



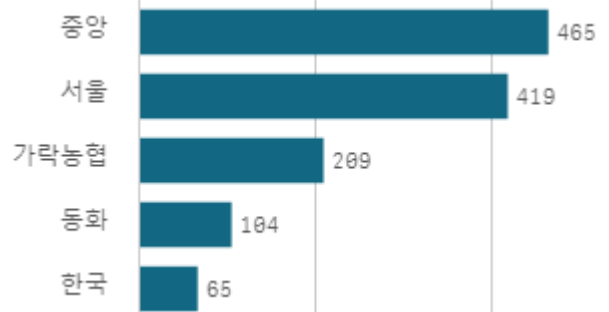
출하 품종별 거래금액 구성비



도매시장 법인별 거래물량(톤)

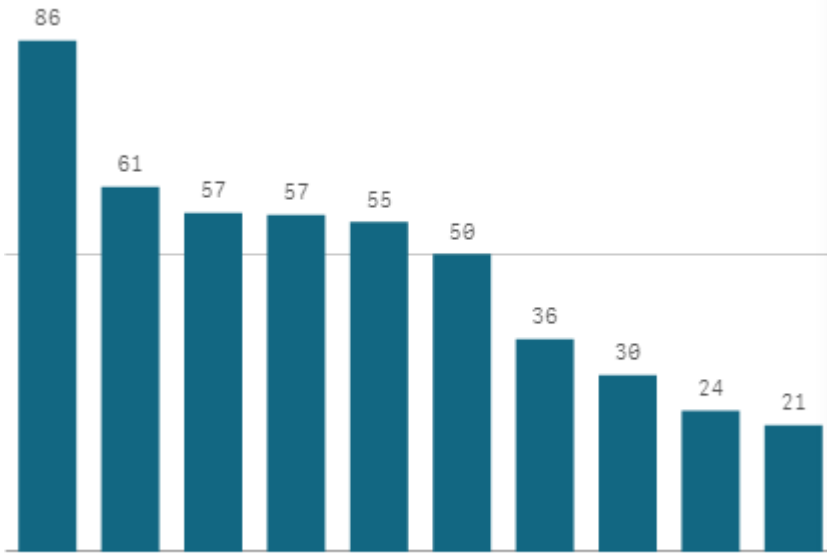


도매시장 법인별 거래금액(백만원)



배 신고(15Kg)

산지별 거래물량(톤)



출하산지(개소)

27

출하건수(천건)

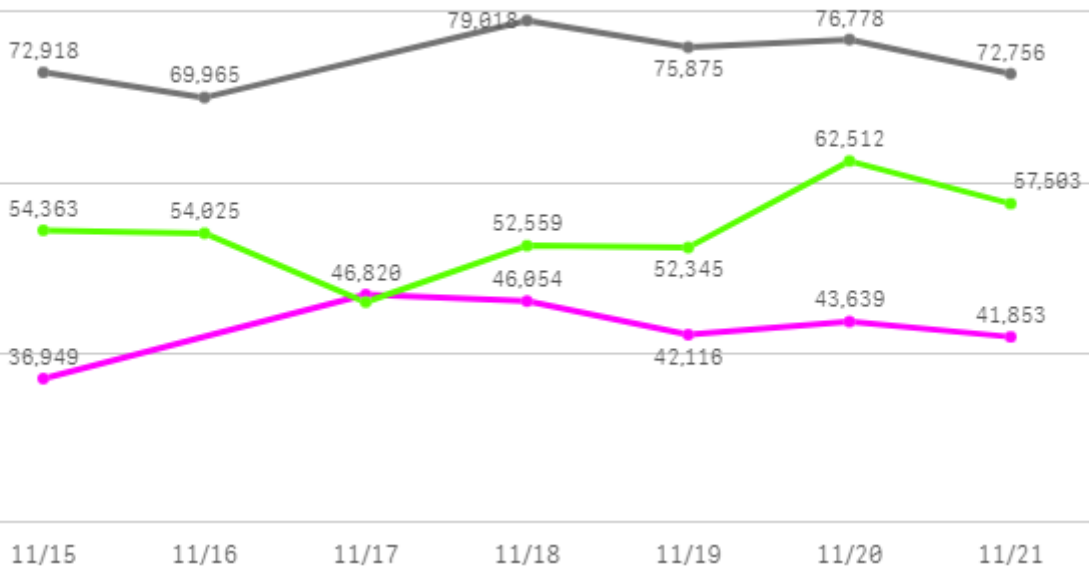
2

산지별 주출하 시군구



주간 도매가격(원)

◆ 2025 ● 2024 ◆ 평년



구분	금주(A)	전주(B)	전월(C)	전년(D)	평년(E)	A/B	A/C	A/D	A/E
가격(원)	42,905	47,402	44,110	74,552	50,998	90.5%	97.3%	57.6%	84.1%

※ 상품 가격 기준

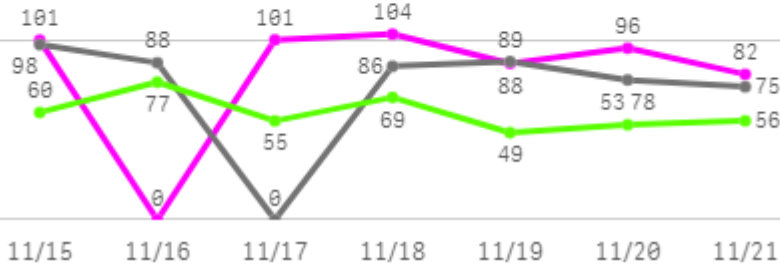
□ 배 신고(15Kg) 주간 가격

구분	Q	품종	Q	단량	Q	특	상	보통	하
2025-11-15		배 신고		15Kg		56,959	36,949	31,209	21,188
2025-11-17		배 신고		15Kg		74,319	46,820	32,399	23,105
2025-11-18		배 신고		15Kg		73,266	46,054	32,480	18,208
2025-11-19		배 신고		15Kg		54,504	42,116	30,505	21,078
2025-11-20		배 신고		15Kg		61,297	43,639	30,498	21,544
2025-11-21		배 신고		15Kg		62,920	41,853	28,322	19,933
평균						63,878	42,905	30,902	20,843

포도

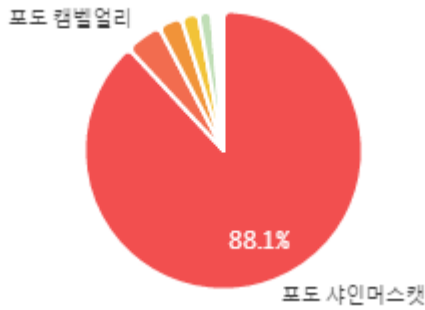
주간 반입량(톤)

◆ 2025 ● 2024 ▲ 평년

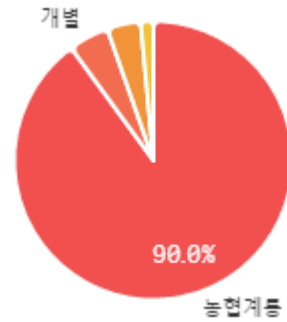


구분	금주(A)	전주(B)	전월(C)	전년(D)	평년(E)	A/B	A/C	A/D	A/E
물량(톤)	571	687	1,228	514	475	83.2%	46.5%	111.1%	120.4%

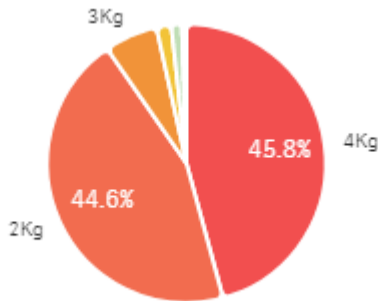
출하 품종별 거래물량 구성비



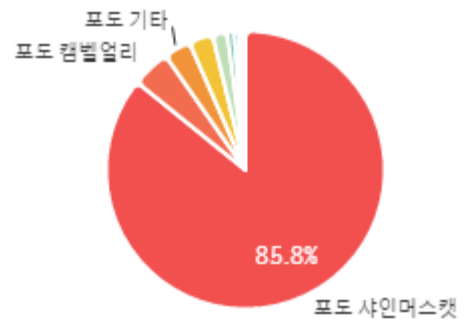
출하자별 거래물량 구성비



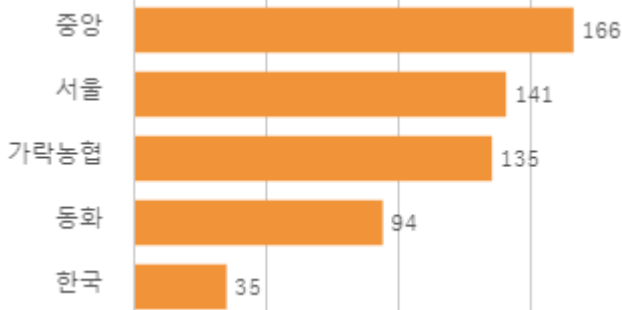
거래 단량별 물량 구성비



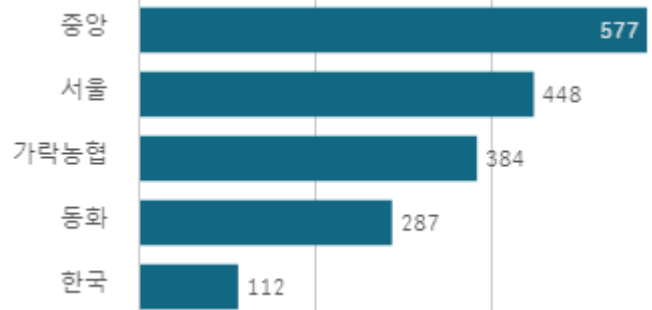
출하 품종별 거래금액 구성비



도매시장 법인별 거래물량(톤)

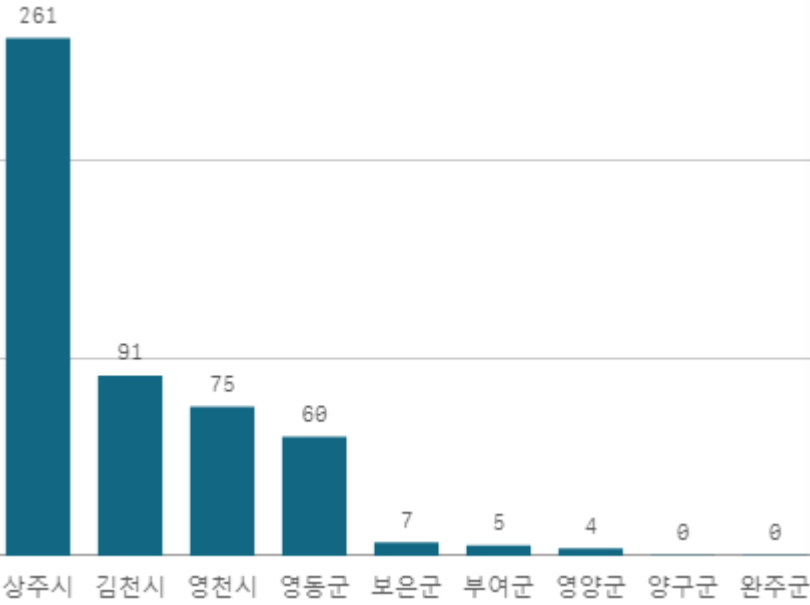


도매시장 법인별 거래금액(백만원)



포도 샤인머스캣(2Kg)

산지별 거래물량(톤)



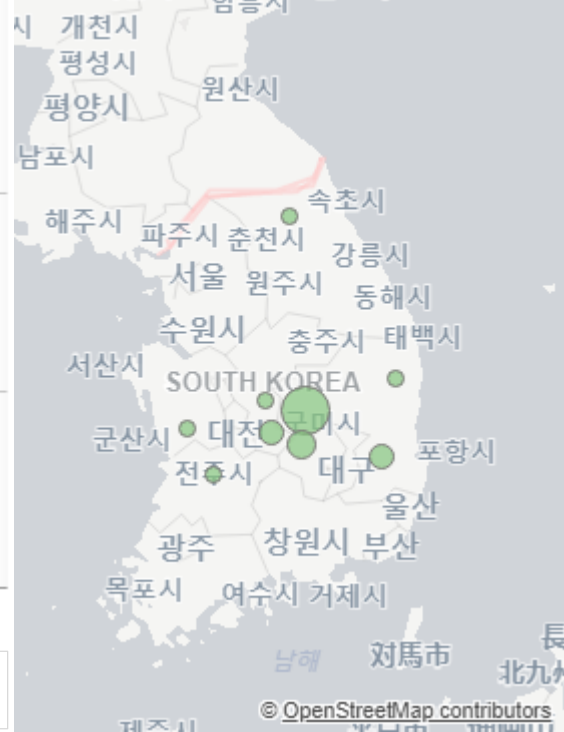
출하산지(개소)

9

출하건수(천건)

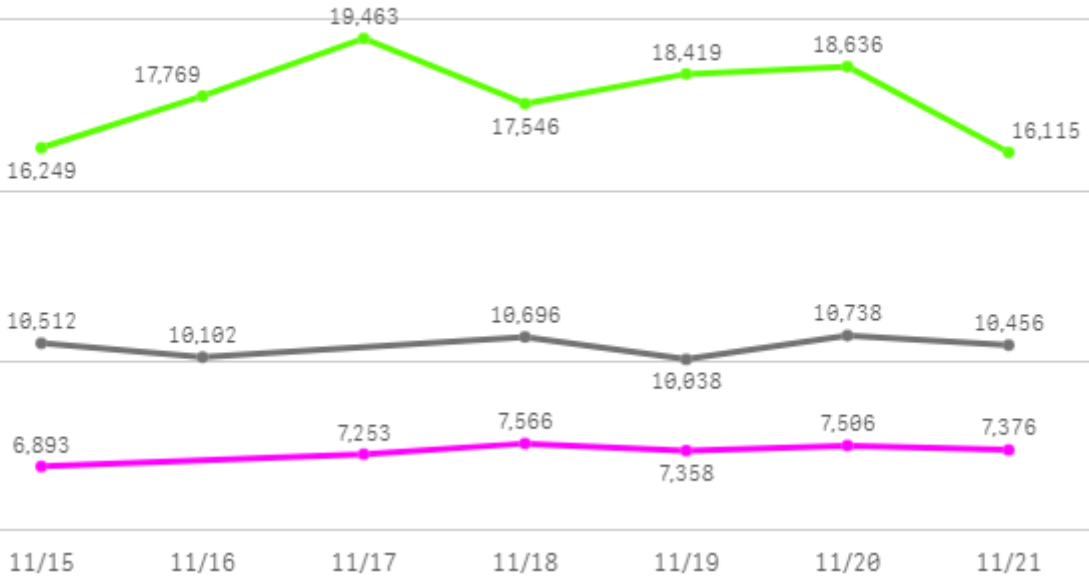
5

산지별 주출하 시군구



주간 도매가격(원)

● 2025 ● 2024 ● 평년



구분	금주(A)	전주(B)	전월(C)	전년(D)	평년(E)	A/B	A/C	A/D	A/E
가격(원)	7,325	6,140	6,155	10,424	14,222	119.3%	119.0%	70.3%	51.5%

※ 상품 가격 기준

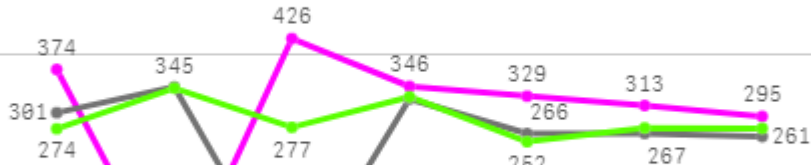
□ 포도 샤인머스켓(2Kg) 주간 가격

구분	Q	품종	Q	단량	Q	특	상	보통	하
2025-11-15		포도 샤인머스켓		2Kg		9,381	6,893	4,700	3,169
2025-11-17		포도 샤인머스켓		2Kg		9,680	7,253	5,225	3,565
2025-11-18		포도 샤인머스켓		2Kg		9,800	7,566	5,299	3,585
2025-11-19		포도 샤인머스켓		2Kg		11,354	7,358	5,374	3,897
2025-11-20		포도 샤인머스켓		2Kg		10,276	7,506	5,350	3,727
2025-11-21		포도 샤인머스켓		2Kg		10,960	7,376	5,338	3,716
평균						10,242	7,325	5,214	3,610

감귤

주간 반입량(톤)

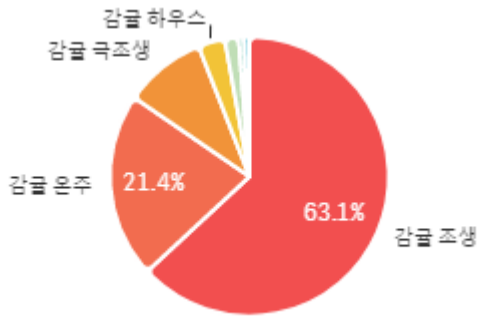
◆ 2025 ● 2024 ▲ 평년



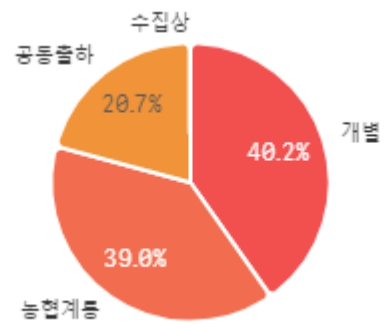
11/15 11/16 11/17 11/18 11/19 11/20 11/21

구분	금주(A)	전주(B)	전월(C)	전년(D)	평년(E)	A/B	A/C	A/D	A/E
물량(톤)	2,083	1,813	1,088	1,764	2,022	114.9%	191.5%	118.1%	103.0%

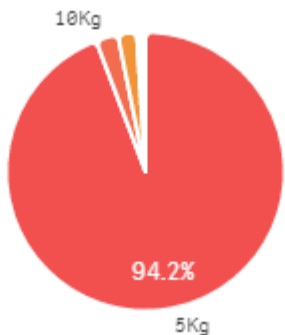
출하 품종별 거래물량 구성비



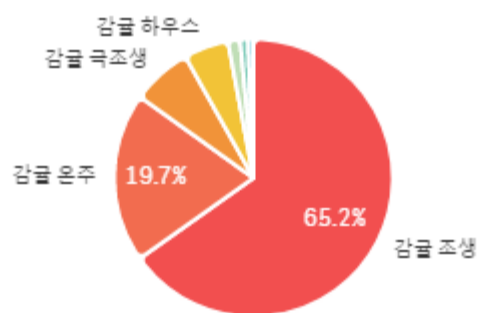
출하자별 거래물량 구성비



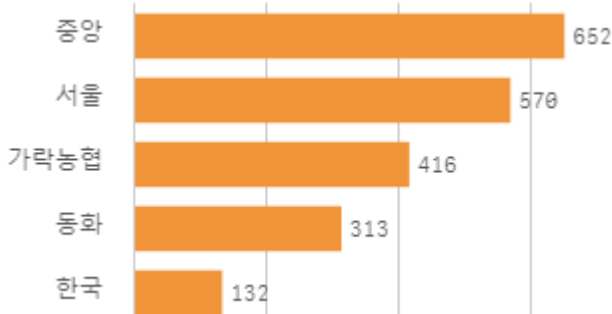
거래 단량별 물량 구성비



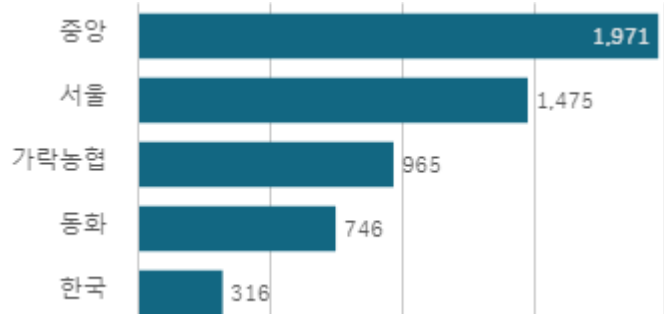
출하 품종별 거래금액 구성비



도매시장 법인별 거래물량(톤)

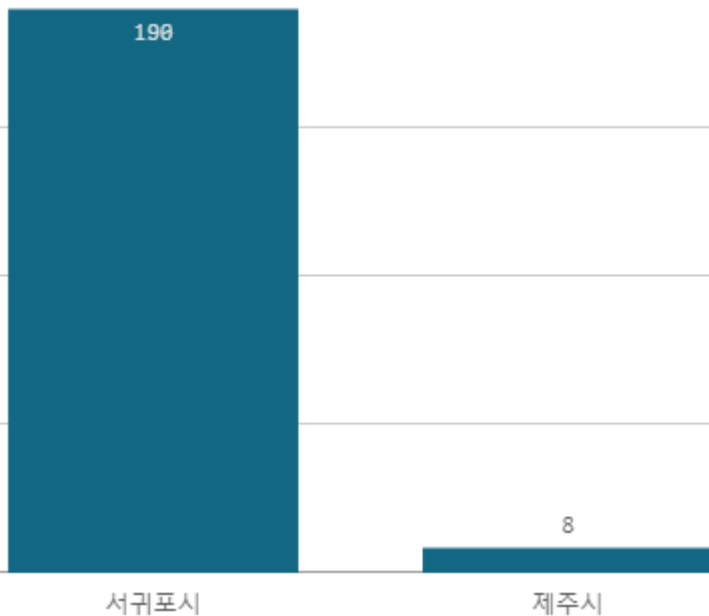


도매시장 법인별 거래금액(백만원)



감귤 극조생(5Kg)

산지별 거래물량(톤)



산지별 주출하 시군구



출하산지(개소)

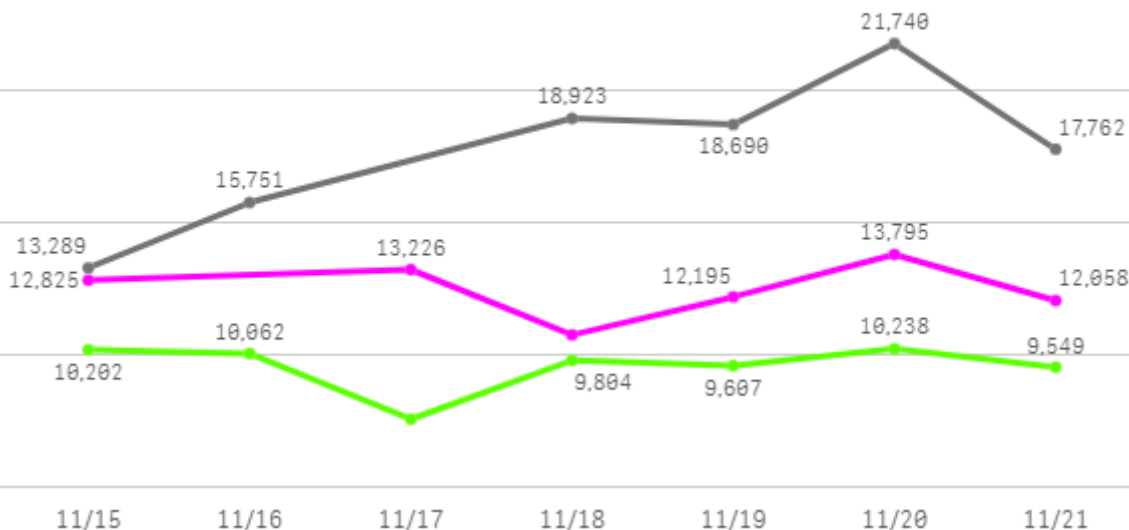
2

출하건수(천건)

1

주간 도매가격(원)

◆ 2025 ● 2024 ◆ 평년



구분	금주(A)	전주(B)	전월(C)	전년(D)	평년(E)	A/B	A/C	A/D	A/E
가격(원)	12,477	13,008	12,263	17,693	11,105	95.9%	101.8%	70.5%	112.4%

※ 상품 가격 기준

□ 감귤 극조생(5Kg) 주간 가격

구분	Q	품종	Q	단량	Q	특	상	보통	하
2025-11-15		감귤 극조생		5Kg		16,728	12,825	9,537	6,022
2025-11-17		감귤 극조생		5Kg		16,261	13,226	9,209	5,528
2025-11-18		감귤 극조생		5Kg		13,205	10,765	7,456	4,846
2025-11-19		감귤 극조생		5Kg		17,875	12,195	8,208	4,940
2025-11-20		감귤 극조생		5Kg		17,000	13,795	8,954	5,188
2025-11-21		감귤 극조생		5Kg		14,000	12,058	8,242	5,713
평균						15,845	12,477	8,601	5,373

단감

주간 반입량(톤)

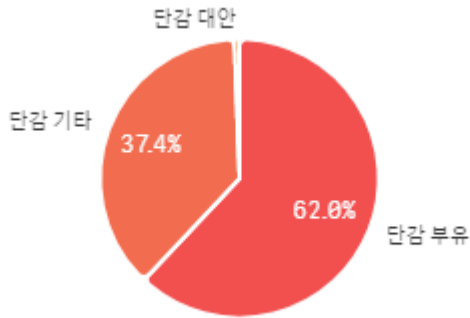
◆ 2025 ● 2024 ▲ 평년



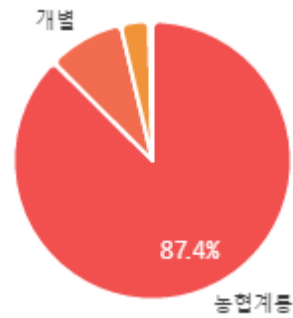
11/15 11/16 11/17 11/18 11/19 11/20 11/21

구분	금주(A)	전주(B)	전월(C)	전년(D)	평년(E)	A/B	A/C	A/D	A/E
물량(톤)	1,327	1,377	1,132	1,568	1,159	96.4%	117.3%	84.7%	114.5%

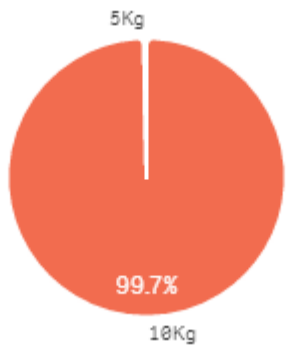
출하 품종별 거래물량 구성비



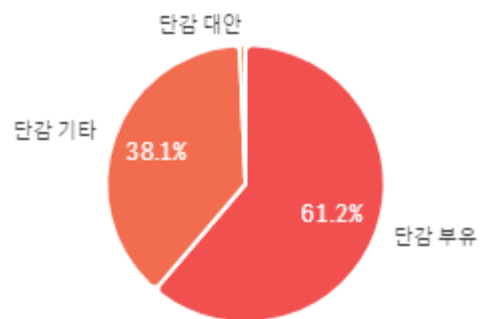
출하자별 거래물량 구성비



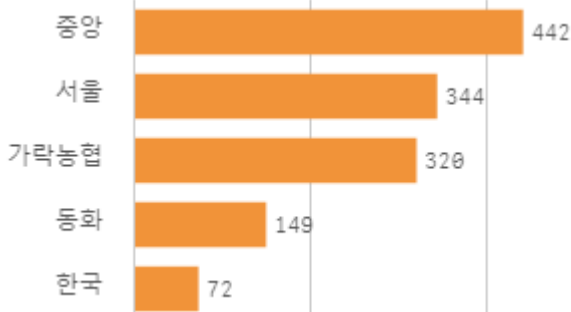
거래 단량별 물량 구성비



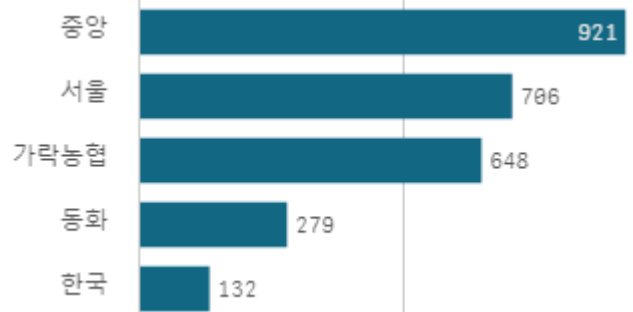
출하 품종별 거래금액 구성비



도매시장 법인별 거래물량(톤)

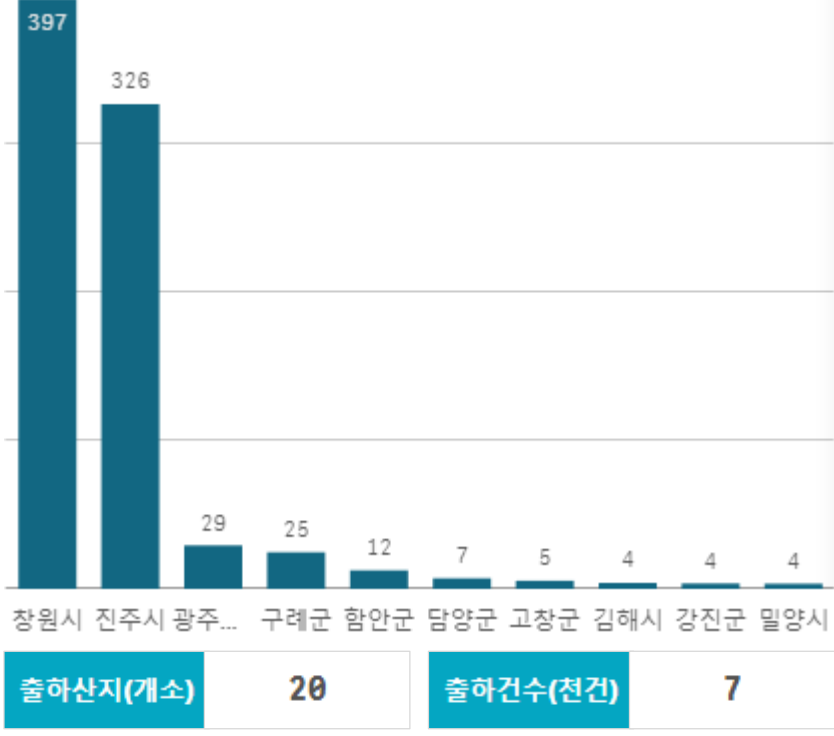


도매시장 법인별 거래금액(백만원)



단감 부유(10Kg)

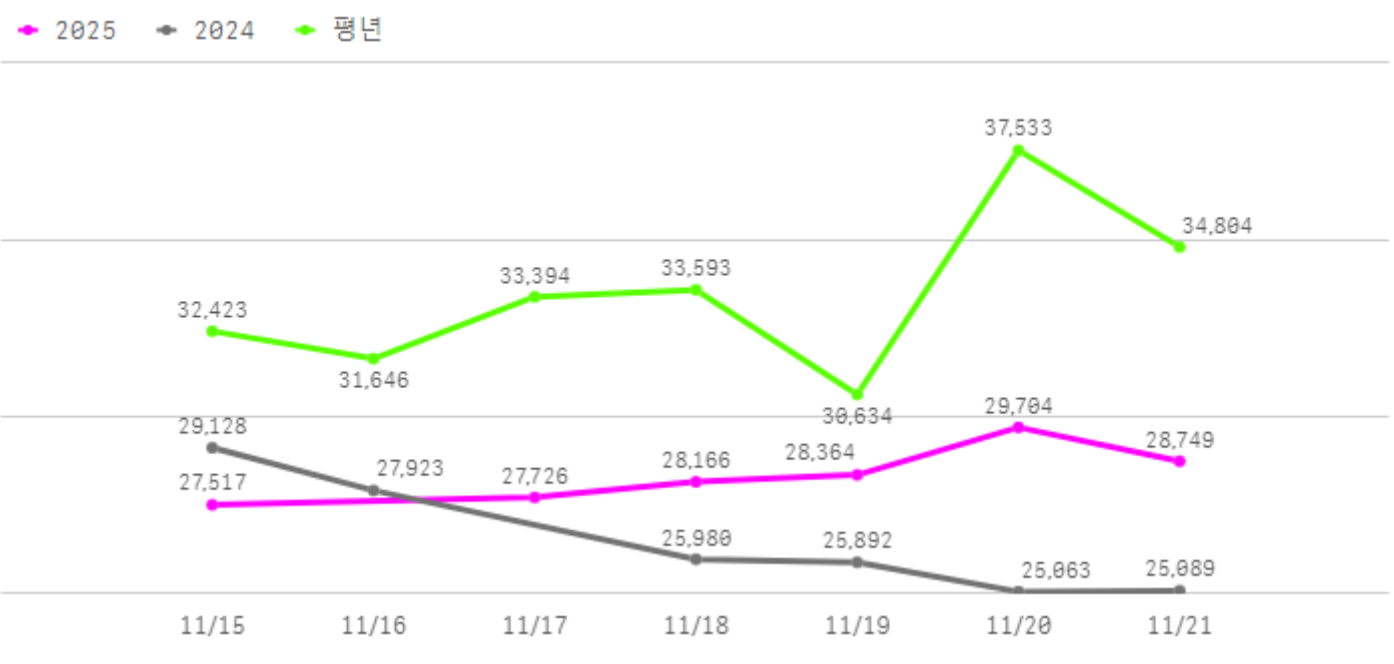
산지별 거래물량(톤)



산지별 주출하 시군구



주간 도매가격(원)



구분	금주(A)	전주(B)	전월(C)	전년(D)	평년(E)	A/B	A/C	A/D	A/E
가격(원)	28,371	27,818	38,662	26,513	32,926	102.0%	73.4%	107.0%	86.2%

※ 상품 가격 기준

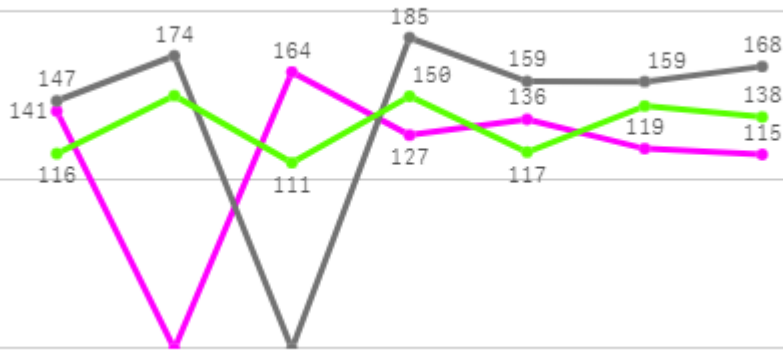
□ 단감 부유(10Kg) 주간 가격

구분	Q	품종	Q	단량	Q	특	상	보통	하
2025-11-15		단감 부유		10Kg		35,304	27,517	17,989	9,433
2025-11-17		단감 부유		10Kg		35,737	27,726	17,419	9,041
2025-11-18		단감 부유		10Kg		35,781	28,166	17,483	8,637
2025-11-19		단감 부유		10Kg		36,445	28,364	17,537	9,023
2025-11-20		단감 부유		10Kg		37,520	29,704	19,200	9,814
2025-11-21		단감 부유		10Kg		36,738	28,749	18,426	10,030
평균						36,254	28,371	18,009	9,330

바나나

주간 반입량(톤)

◆ 2025 ● 2024 ▲ 평년



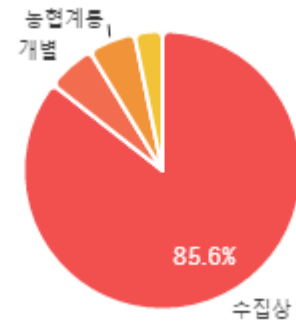
11/15 11/16 11/17 11/18 11/19 11/20 11/21

구분	금주(A)	전주(B)	전월(C)	전년(D)	평년(E)	A/B	A/C	A/D	A/E
물량(톤)	803	862	853	992	880	93.2%	94.2%	81.0%	91.3%

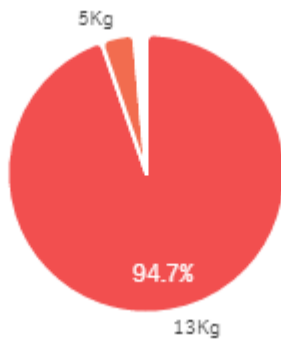
출하 품종별 거래물량 구성비



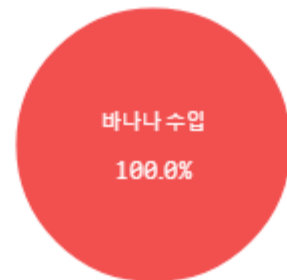
출하자별 거래물량 구성비



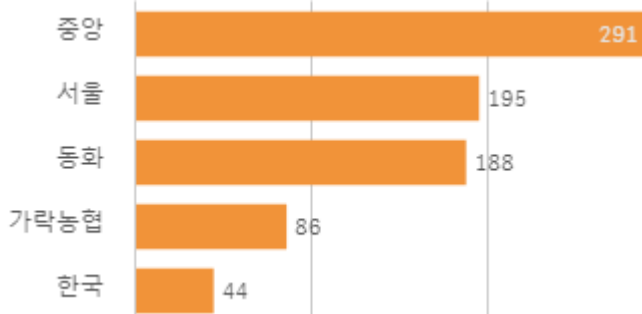
거래 단량별 물량 구성비



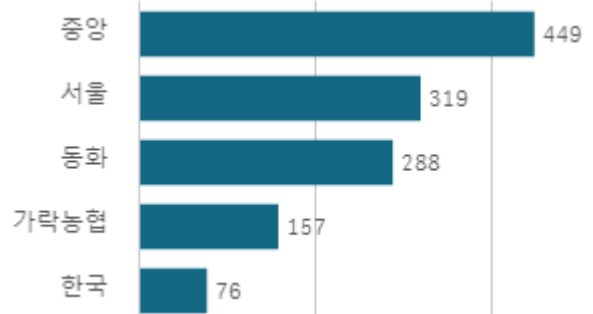
출하 품종별 거래금액 구성비



도매시장 법인별 거래물량(톤)

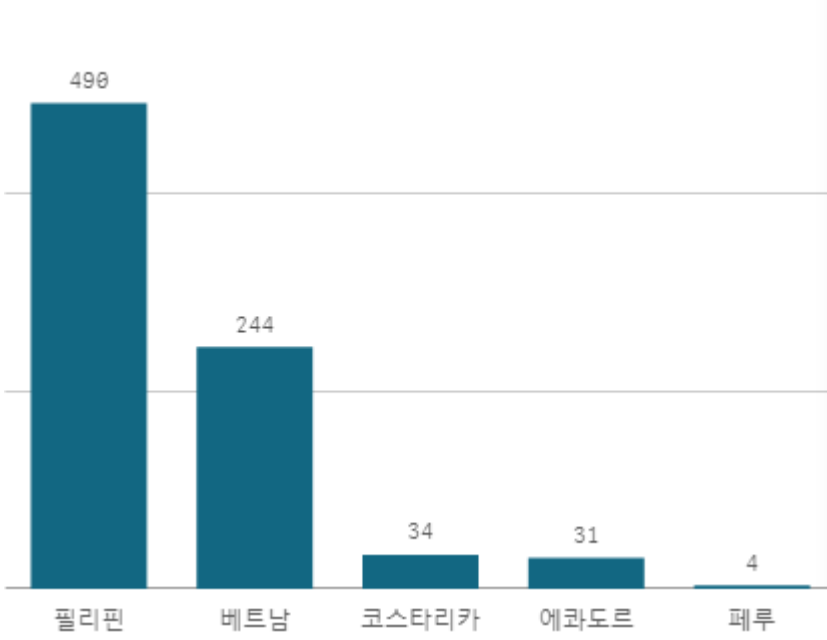


도매시장 법인별 거래금액(백만원)

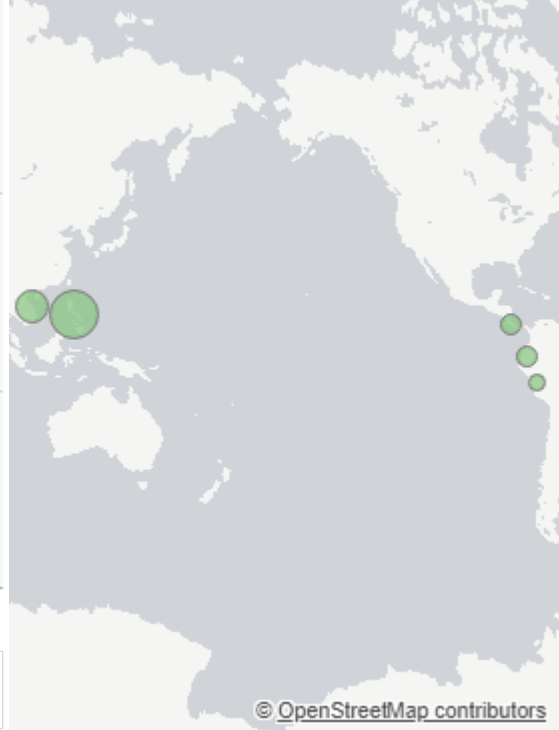


바나나 수입(13Kg)

산지별 거래물량(톤)



산지별 주출하 시군구



출하산지(개소)

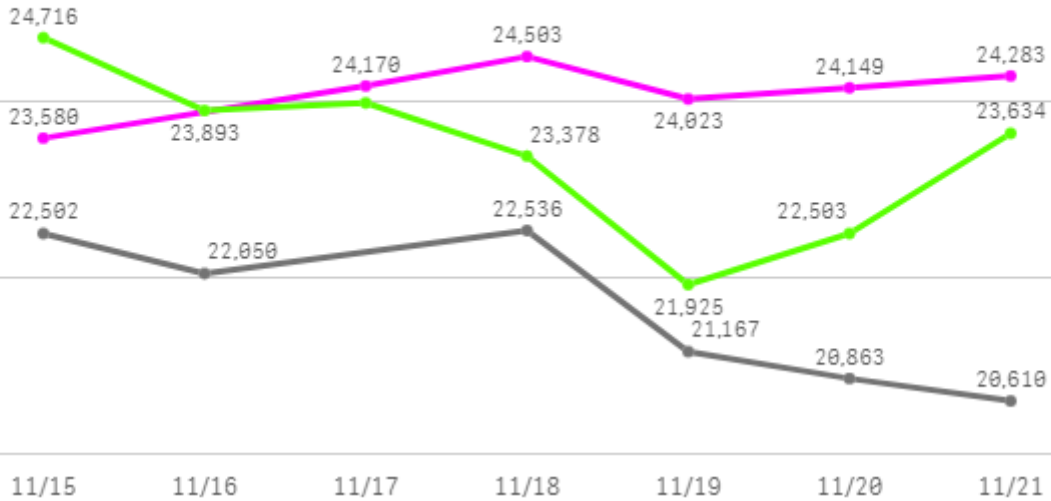
5

출하건수(천건)

2

주간 도매가격(원)

◆ 2025 ● 2024 ◆ 평년



구분	금주(A)	전주(B)	전월(C)	전년(D)	평년(E)	A/B	A/C	A/D	A/E
가격(원)	24,118	24,544	27,323	21,621	24,073	98.3%	88.3%	111.5%	100.2%

※ 상품 가격 기준

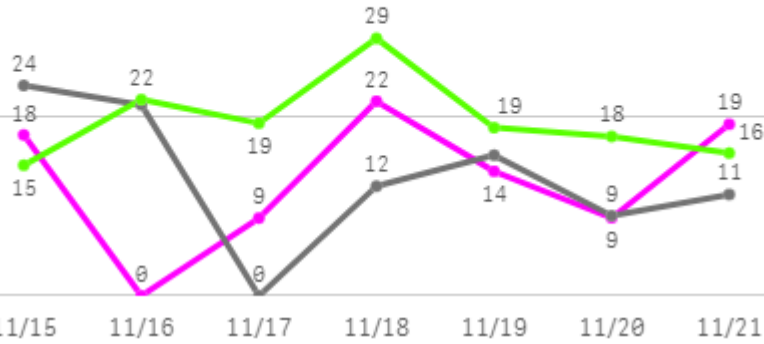
□ 바나나 수입(13Kg) 주간 가격

구분	Q	품종	Q	단량	Q	특	상	보통	하
2025-11-15		바나나 수입		13Kg		28,335	23,580	17,190	10,708
2025-11-17		바나나 수입		13Kg		29,096	24,170	17,174	12,010
2025-11-18		바나나 수입		13Kg		29,314	24,503	18,913	11,779
2025-11-19		바나나 수입		13Kg		29,204	24,023	18,586	12,425
2025-11-20		바나나 수입		13Kg		29,193	24,149	18,119	11,104
2025-11-21		바나나 수입		13Kg		29,333	24,283	19,087	12,069
평균						29,079	24,118	18,178	11,683

고등어

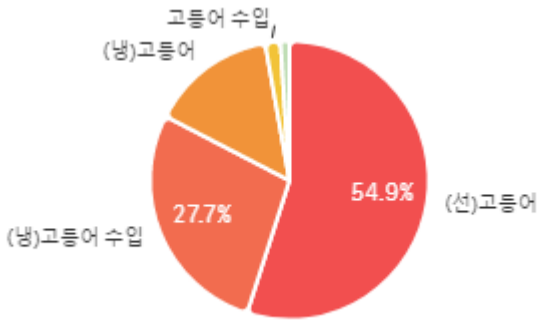
주간 반입량(톤)

◆ 2025 ● 2024 ▲ 평년

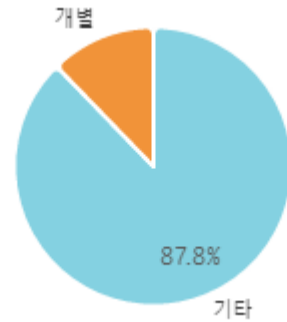


구분	금주(A)	전주(B)	전월(C)	전년(D)	평년(E)	A/B	A/C	A/D	A/E
물량(톤)	91	108	92	93	129	83.5%	98.6%	96.9%	70.2%

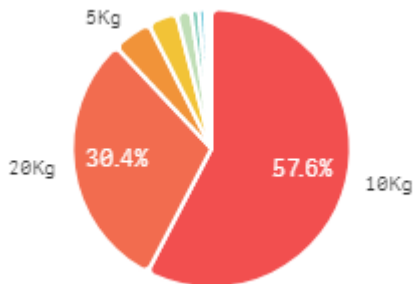
출하 품종별 거래물량 구성비



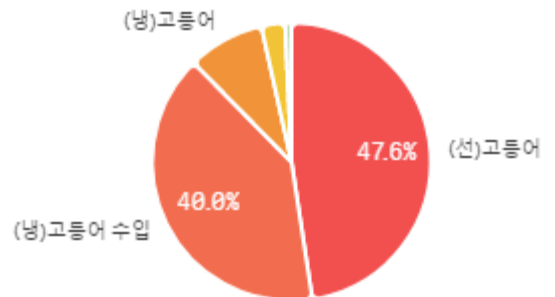
출하자별 거래물량 구성비



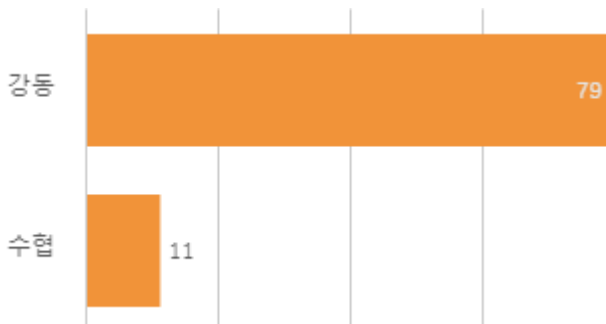
거래 단량별 물량 구성비



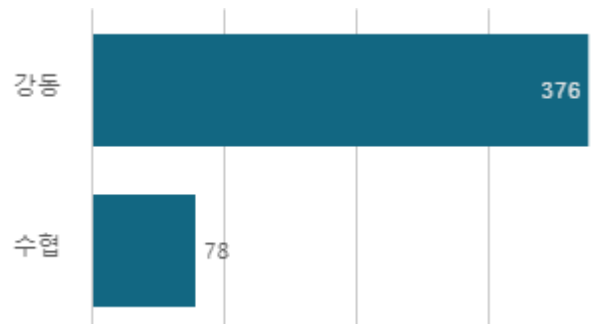
출하 품종별 거래금액 구성비



도매시장 법인별 거래물량(톤)



도매시장 법인별 거래금액(백만원)



(냉)고등어 수입(10Kg)

산지별 거래물량(톤)

25



노르웨이

산지별 주출하 시군구



출하산지(개소)

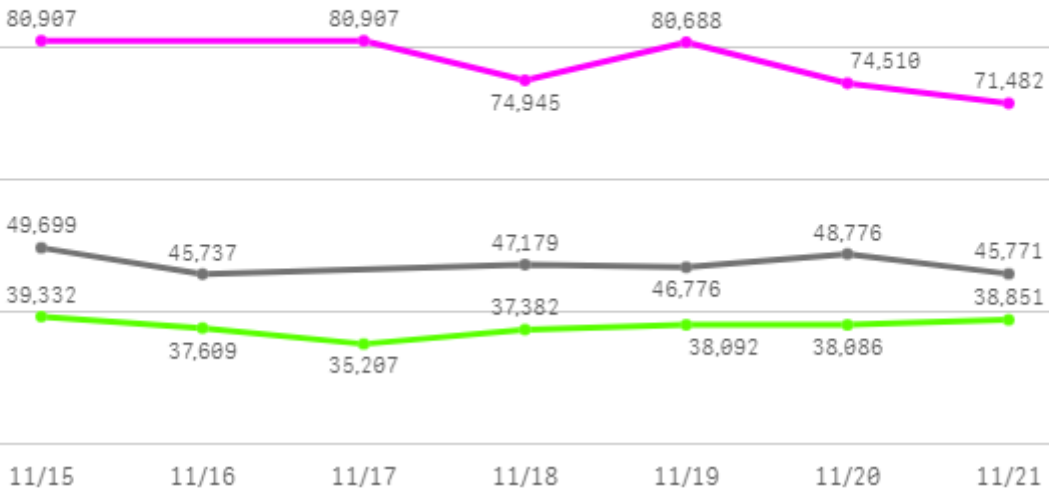
1

출하건수(천건)

0

주간 도매가격(원)

◆ 2025 ● 2024 ◆ 평년



11/15 11/16 11/17 11/18 11/19 11/20 11/21

구분	금주(A)	전주(B)	전월(C)	전년(D)	평년(E)	A/B	A/C	A/D	A/E
가격(원)	77,240	72,414	71,403	47,323	47,012	106.7%	108.2%	163.2%	164.3%

※ 상품 가격 기준

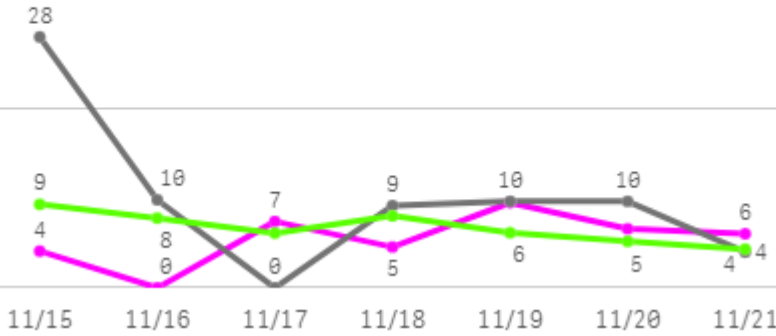
□ (냉)고등어 수입(10Kg) 주간 가격

구분	Q	품종	Q	단량	Q	특	상	보통	하
2025-11-15		(냉)고등어 수입		10Kg		-	80,907	-	-
2025-11-17		(냉)고등어 수입		10Kg		-	80,907	-	-
2025-11-18		(냉)고등어 수입		10Kg		-	74,945	-	-
2025-11-19		(냉)고등어 수입		10Kg		-	80,688	-	-
2025-11-20		(냉)고등어 수입		10Kg		-	74,510	-	-
2025-11-21		(냉)고등어 수입		10Kg		-	71,482	-	-
평균						-	77,240	-	-

갈치

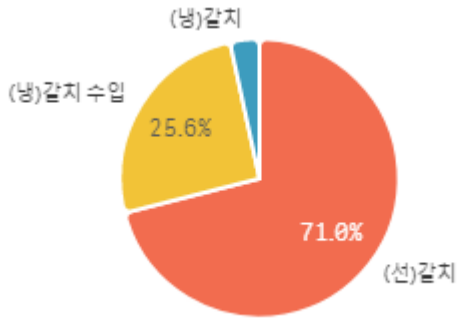
주간 반입량(톤)

◆ 2025 ● 2024 ▲ 평년

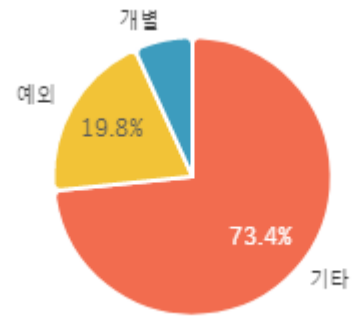


구분	금주(A)	전주(B)	전월(C)	전년(D)	평년(E)	A/B	A/C	A/D	A/E
물량(톤)	38	30	34	71	47	126.4%	112.3%	54.3%	81.4%

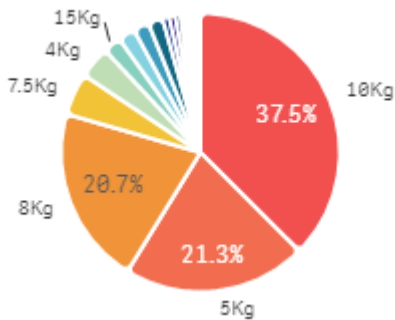
출하 품종별 거래물량 구성비



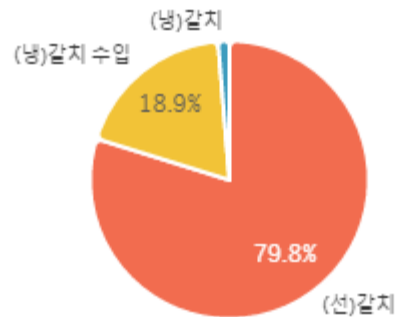
출하자별 거래물량 구성비



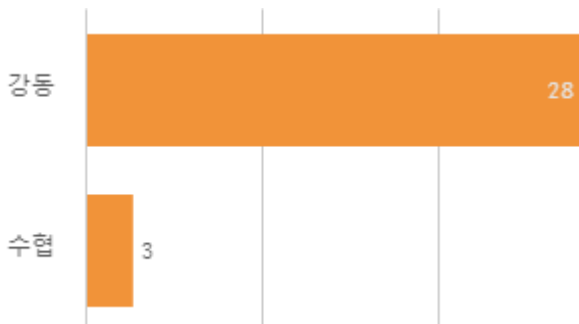
거래 단량별 물량 구성비



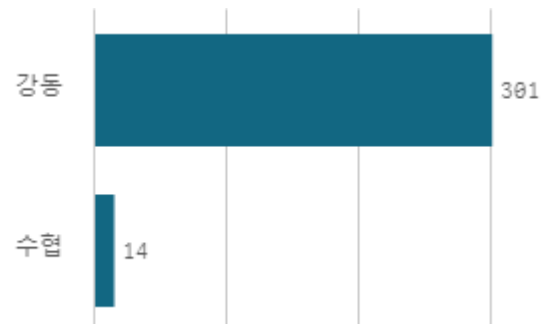
출하 품종별 거래금액 구성비



도매시장 법인별 거래물량(톤)

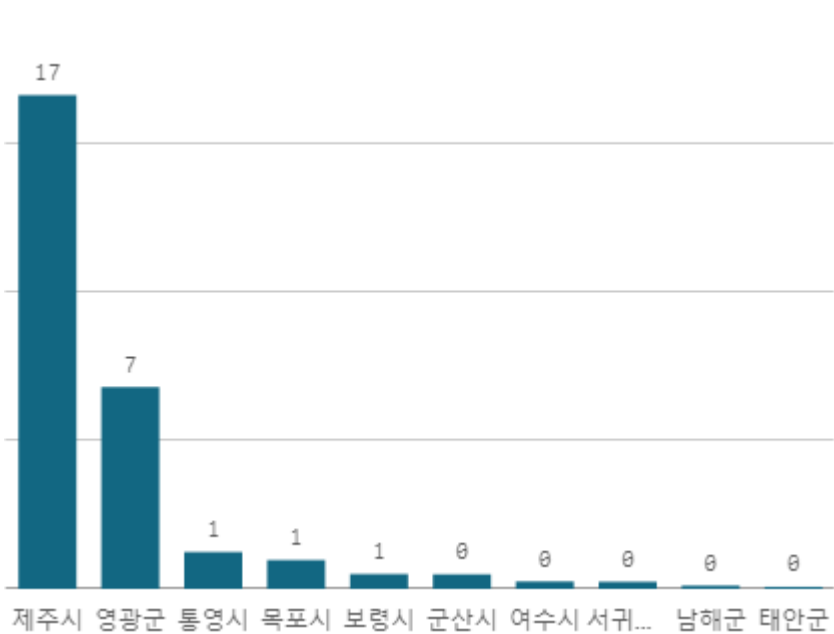


도매시장 법인별 거래금액(백만원)



(선)갈치(5Kg)

산지별 거래물량(톤)



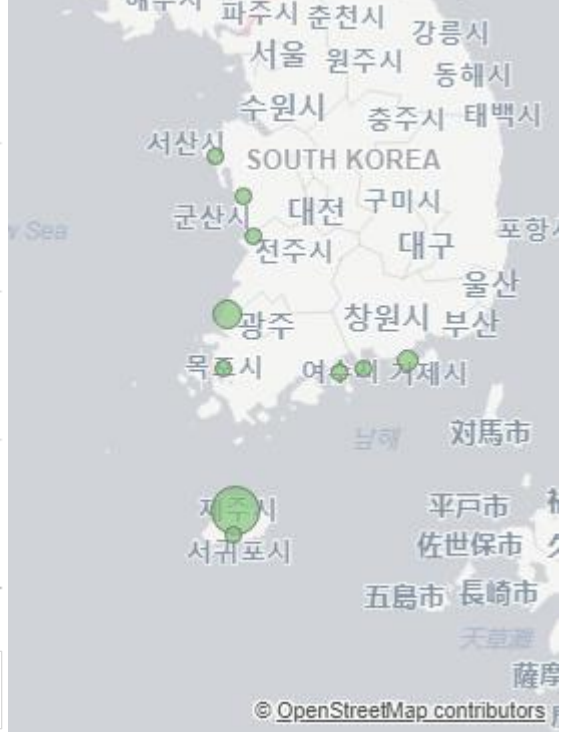
출하산지(개소)

10

출하건수(천건)

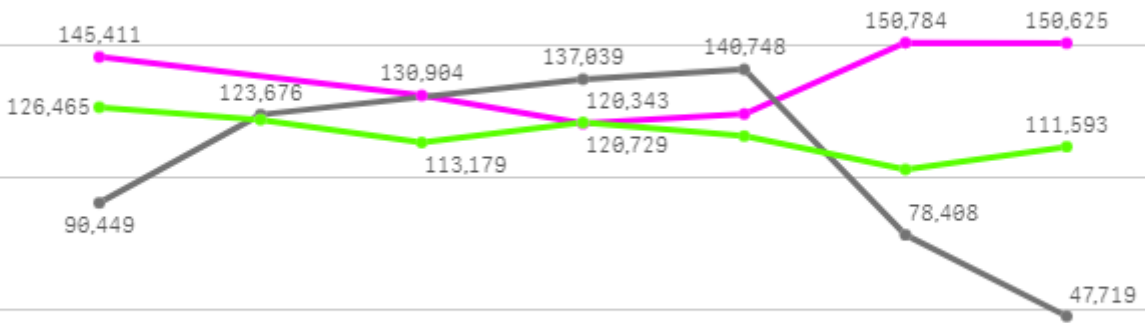
1

산지별 주출하 시군구



주간 도매가격(원)

◆ 2025 ● 2024 ◆ 평년



11/15 11/16 11/17 11/18 11/19 11/20 11/21

구분	금주(A)	전주(B)	전월(C)	전년(D)	평년(E)	A/B	A/C	A/D	A/E
가격(원)	137,002	175,163	143,664	103,007	121,620	78.2%	95.4%	133.0%	112.6%

※ 상품 가격 기준

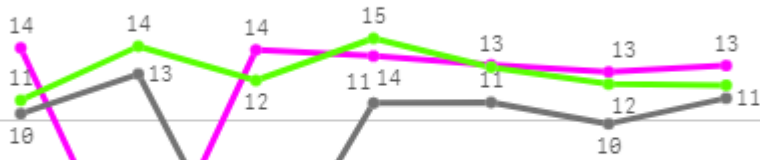
□ (선)갈치(5Kg) 주간 가격

구분	Q	품종	Q	단량	Q	특	상	보통	하
2025-11-15		(선)갈치		5Kg		-	145,411	100,704	49,388
2025-11-17		(선)갈치		5Kg		-	130,904	88,755	35,009
2025-11-18		(선)갈치		5Kg		-	120,343	64,461	26,057
2025-11-19		(선)갈치		5Kg		-	123,942	84,192	42,955
2025-11-20		(선)갈치		5Kg		-	150,784	109,485	55,523
2025-11-21		(선)갈치		5Kg		-	150,625	88,851	43,394
평균						-	137,002	89,408	42,054

홍합

주간 반입량(톤)

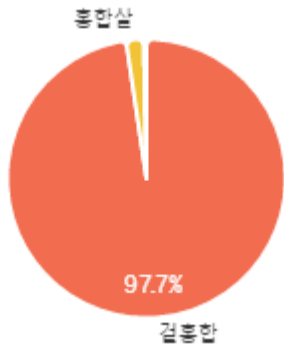
◆ 2025 ● 2024 ▲ 평년



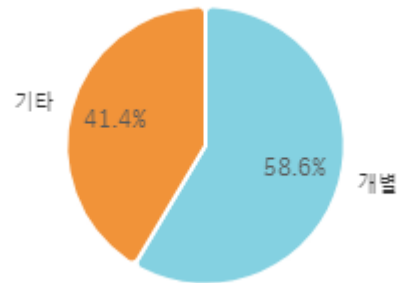
11/15 11/16 11/17 11/18 11/19 11/20 11/21

구분	금주(A)	전주(B)	전월(C)	전년(D)	평년(E)	A/B	A/C	A/D	A/E
물량(톤)	81	74	72	66	85	109.5%	111.7%	121.9%	95.4%

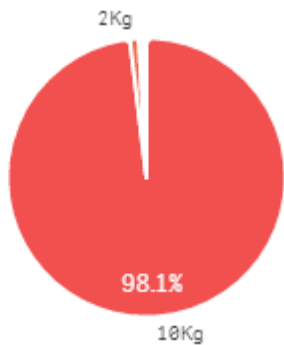
출하 품종별 거래물량 구성비



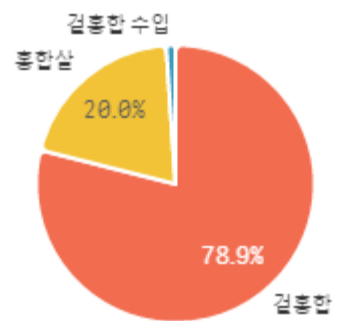
출하자별 거래물량 구성비



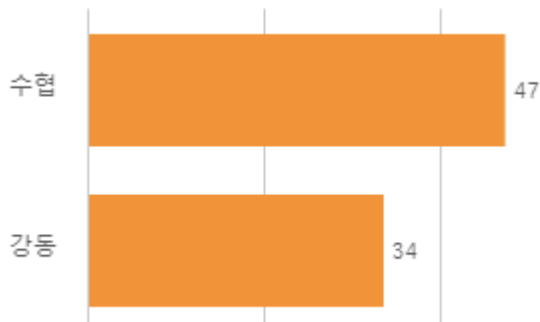
거래 단량별 물량 구성비



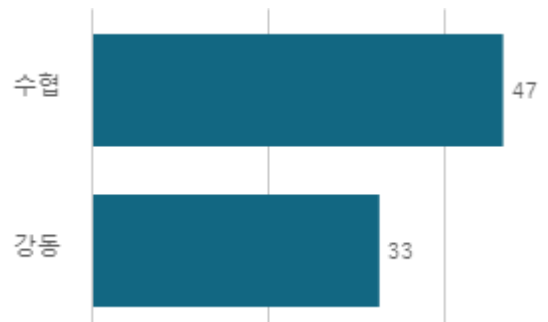
출하 품종별 거래금액 구성비



도매시장 법인별 거래물량(톤)

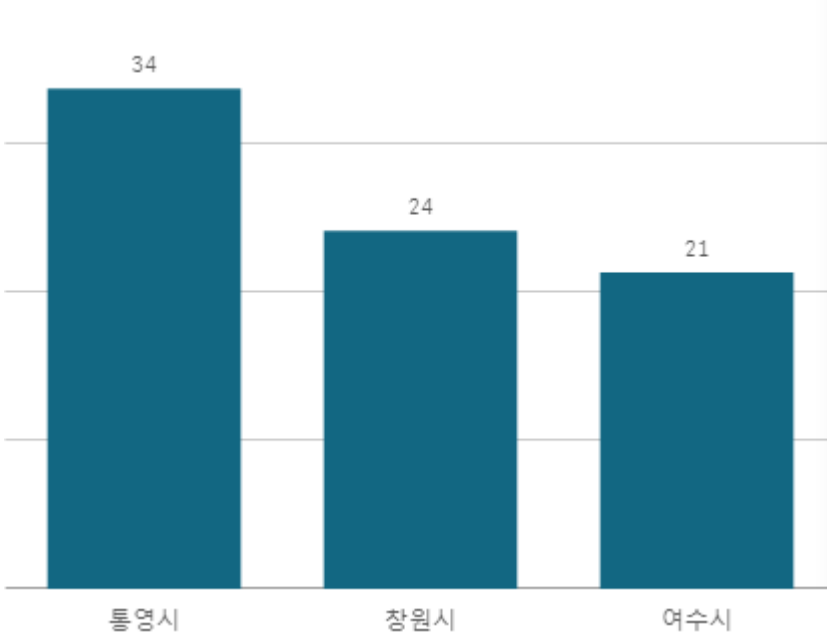


도매시장 법인별 거래금액(백만원)



겉흙합(10Kg)

산지별 거래물량(톤)



산지별 주출하 시군구



출하산지(개소)

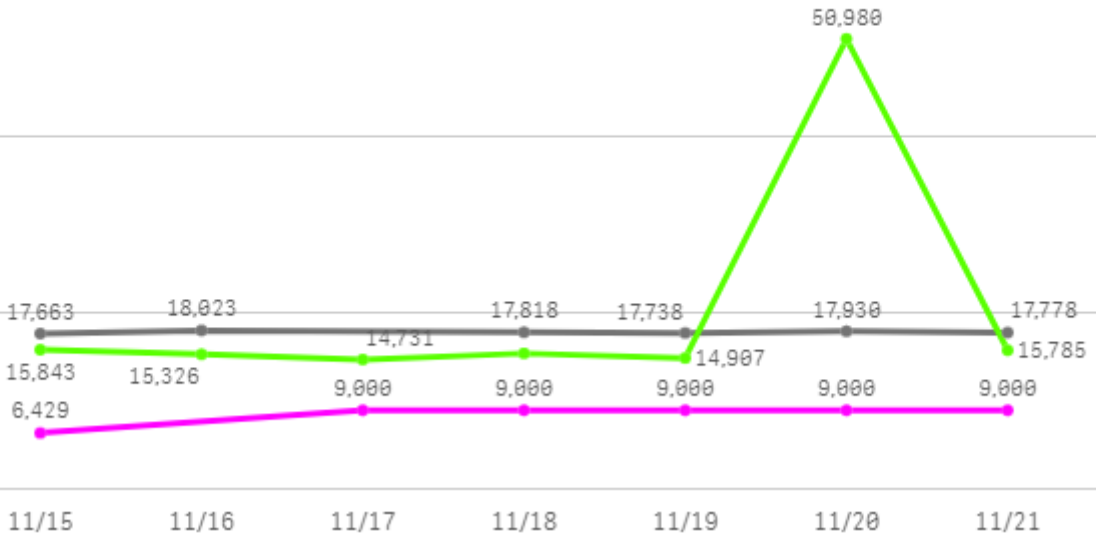
3

출하건수(천건)

1

주간 도매가격(원)

◆ 2025 ● 2024 ▲ 평년



구분	금주(A)	전주(B)	전월(C)	전년(D)	평년(E)	A/B	A/C	A/D	A/E
가격(원)	8,572	9,040	15,000	17,825	14,430	94.8%	57.1%	48.1%	59.4%

※ 상품 가격 기준

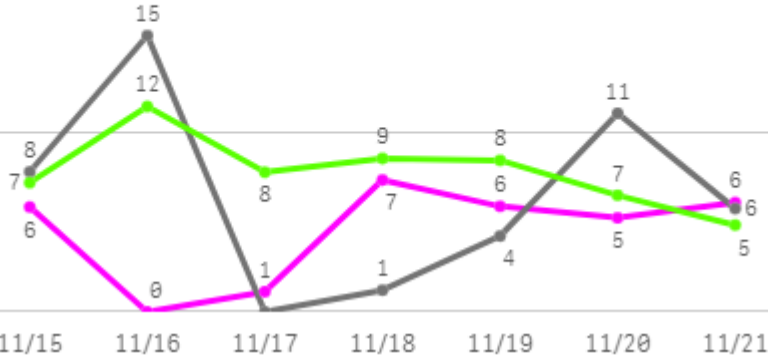
□ 곁홍합(10Kg) 주간 가격

구분	Q	품종	Q	단량	Q	특	상	보통	하
2025-11-15		곁홍합		10Kg		-	6,429	6,000	6,000
2025-11-17		곁홍합		10Kg		-	9,000	7,987	7,000
2025-11-18		곁홍합		10Kg		-	9,000	8,009	6,375
2025-11-19		곁홍합		10Kg		-	9,000	7,744	6,225
2025-11-20		곁홍합		10Kg		-	9,000	6,947	5,724
2025-11-21		곁홍합		10Kg		-	9,000	7,836	6,605
평균						-	8,572	7,421	6,322

오징어

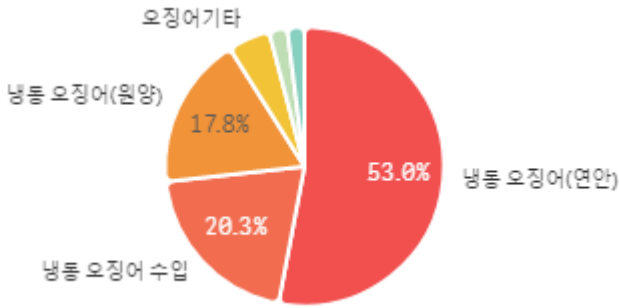
주간 반입량(톤)

◆ 2025 ● 2024 ▲ 평년

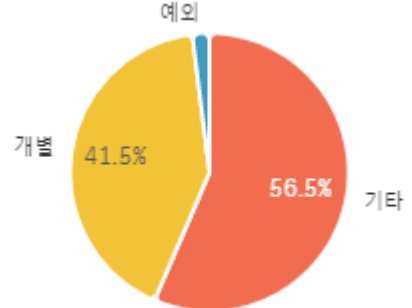


구분	금주(A)	전주(B)	전월(C)	전년(D)	평년(E)	A/B	A/C	A/D	A/E
물량(톤)	32	29	39	46	53	109.0%	81.3%	69.3%	60.3%

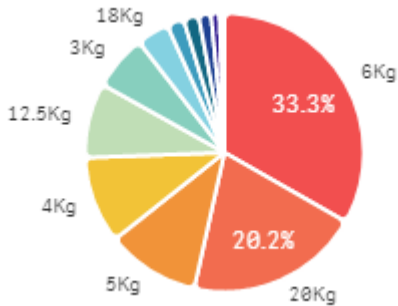
출하 품종별 거래물량 구성비



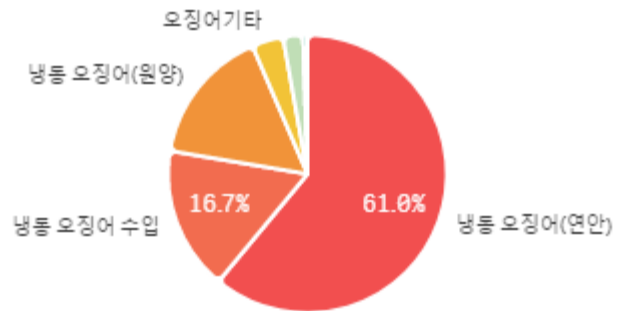
출하자별 거래물량 구성비



거래 단량별 물량 구성비



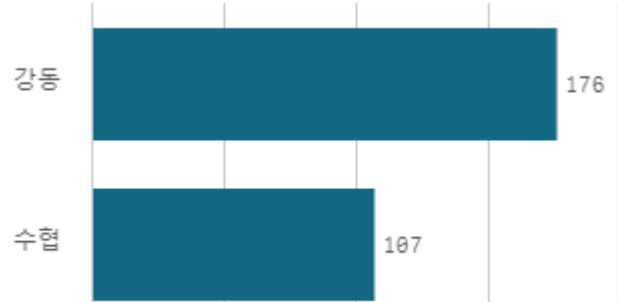
출하 품종별 거래금액 구성비



도매시장 법인별 거래물량(톤)

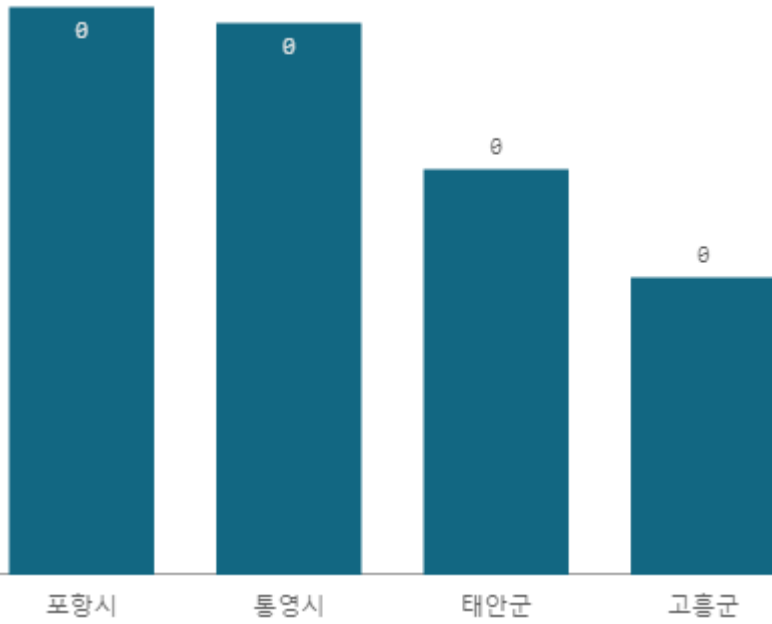


도매시장 법인별 거래금액(백만원)



물오징어(6Kg)

산지별 거래물량(톤)



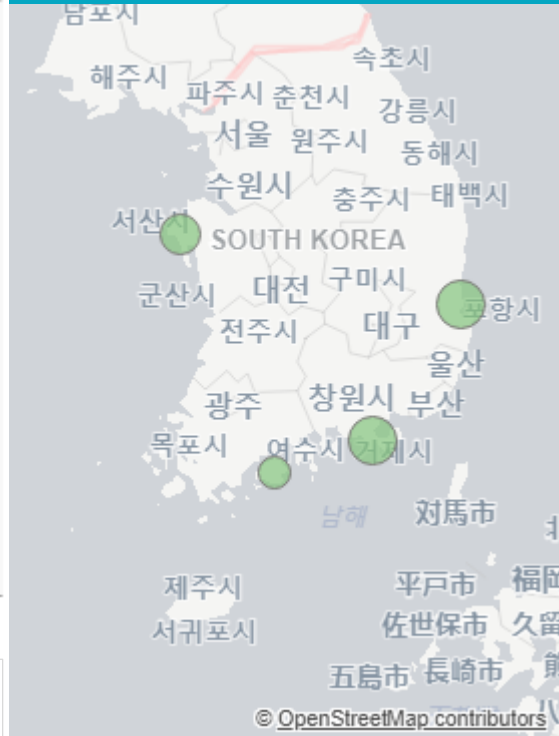
출하산지(개소)

4

출하건수(천건)

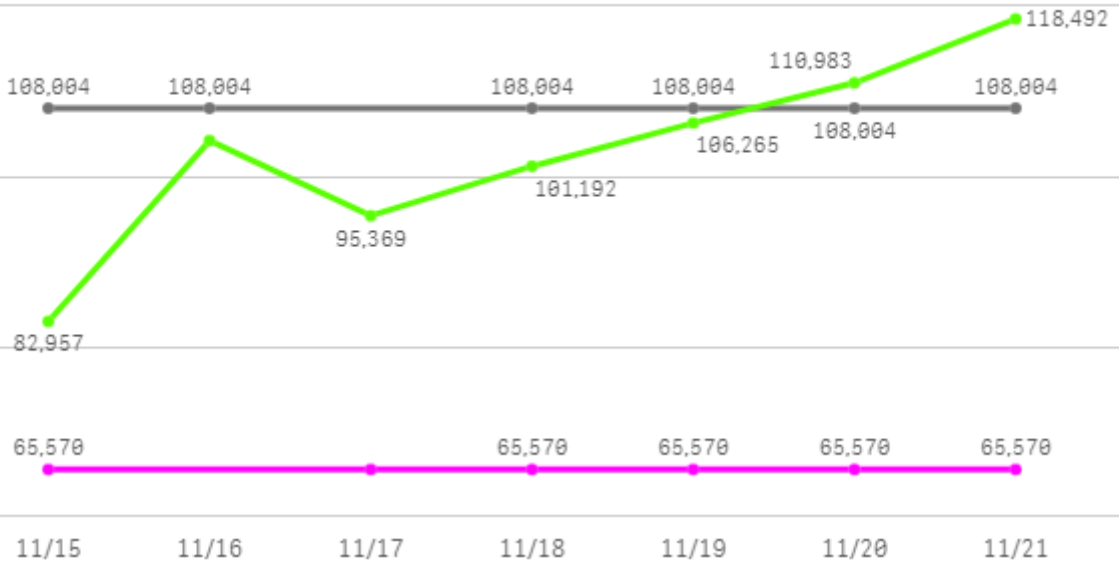
0

산지별 주출하 시군구



주간 도매가격(원)

◆ 2025 ◀ 2024 ◆ 평년



구분	금주(A)	전주(B)	전월(C)	전년(D)	평년(E)	A/B	A/C	A/D	A/E
가격(원)	65,570	65,570	85,509	108,004	90,167	100.0%	76.7%	60.7%	72.7%

※ 상품 가격 기준

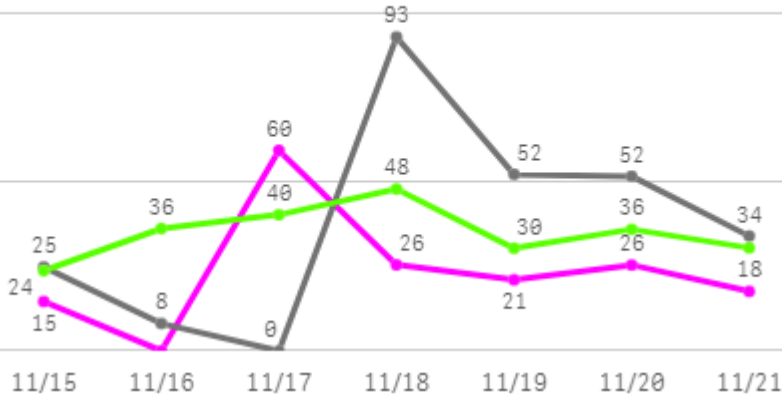
□ 물오징어(6Kg) 주간 가격

구분	Q	품종	Q	단량	Q	특	상	보통	하
2025-11-15		물오징어		6Kg		-	65,570	58,333	47,170
2025-11-17		물오징어		6Kg		-	65,570	58,333	47,170
2025-11-18		물오징어		6Kg		-	65,570	58,333	47,170
2025-11-19		물오징어		6Kg		-	65,570	58,333	47,170
2025-11-20		물오징어		6Kg		-	65,570	58,333	47,170
2025-11-21		물오징어		6Kg		-	65,570	58,333	47,170
평균						-	65,570	58,333	47,170

건멸치

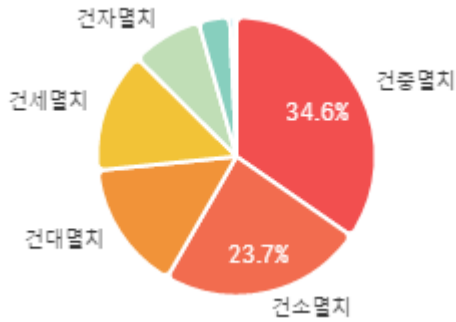
주간 반입량(톤)

◆ 2025 ● 2024 ▲ 평년

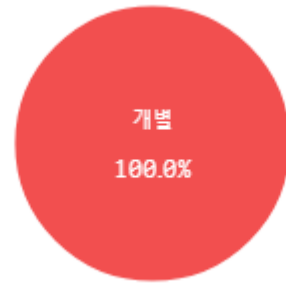


구분	금주(A)	전주(B)	전월(C)	전년(D)	평년(E)	A/B	A/C	A/D	A/E
물량(톤)	164	367	418	265	205	44.6%	39.2%	62.0%	80.0%

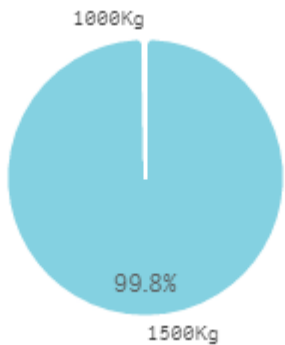
출하 품종별 거래물량 구성비



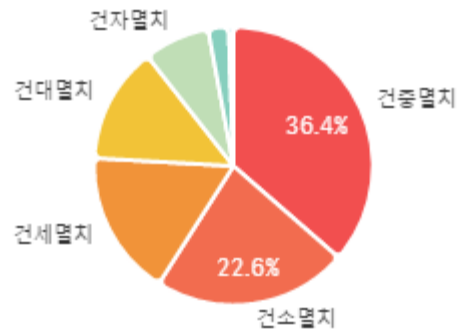
출하자별 거래물량 구성비



거래 단량별 물량 구성비



출하 품종별 거래금액 구성비



도매시장 법인별 거래물량(톤)

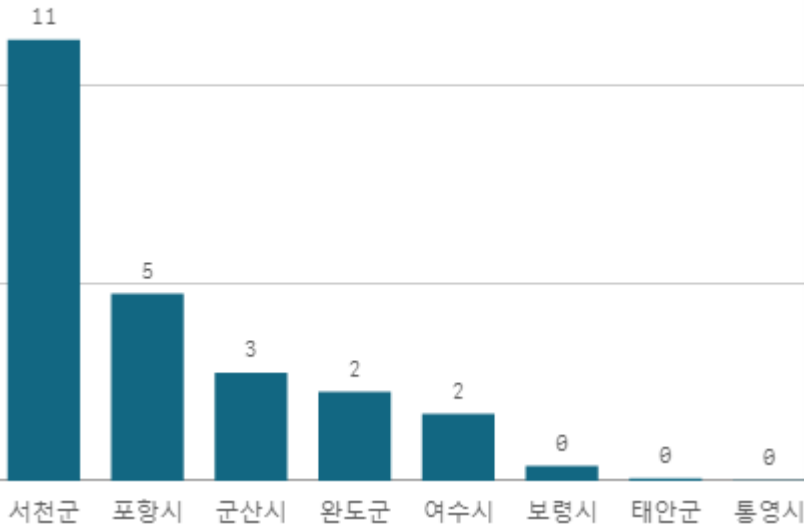


도매시장 법인별 거래금액(백만원)



건세멸치(1.5Kg)

산지별 거래물량(톤)



출하산지(개소)

8

출하건수(천건)

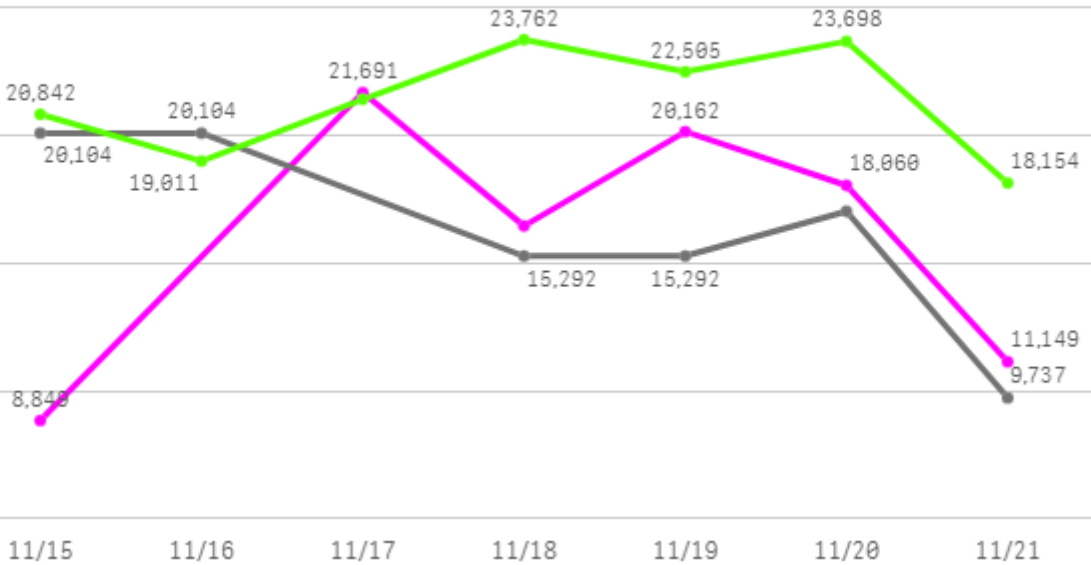
0

산지별 주출하 시군구



주간 도매가격(원)

◆ 2025 ● 2024 ▲ 평년



구분	금주(A)	전주(B)	전월(C)	전년(D)	평년(E)	A/B	A/C	A/D	A/E
가격(원)	16,064	13,947	14,062	16,262	19,898	115.2%	114.2%	98.8%	80.7%

※ 상품 가격 기준

□ 건세멸치(1.5Kg) 주간 가격

구분	Q	품종	Q	단량	Q	특	상	보통	하
2025-11-15		건세멸치		1.5Kg		-	8,849	6,354	6,000
2025-11-17		건세멸치		1.5Kg		-	21,691	14,584	7,227
2025-11-18		건세멸치		1.5Kg		-	16,471	10,383	7,232
2025-11-19		건세멸치		1.5Kg		-	20,162	11,204	5,429
2025-11-20		건세멸치		1.5Kg		-	18,060	12,767	8,170
2025-11-21		건세멸치		1.5Kg		-	11,149	7,346	6,000
평균						-	16,064	10,440	6,676