
2025년 가락시장

주요 품목 주간 거래동향

3월 4주차 주요 동향

[2025. 3.22. ~ 3.28.]



서울특별시농수산물공사

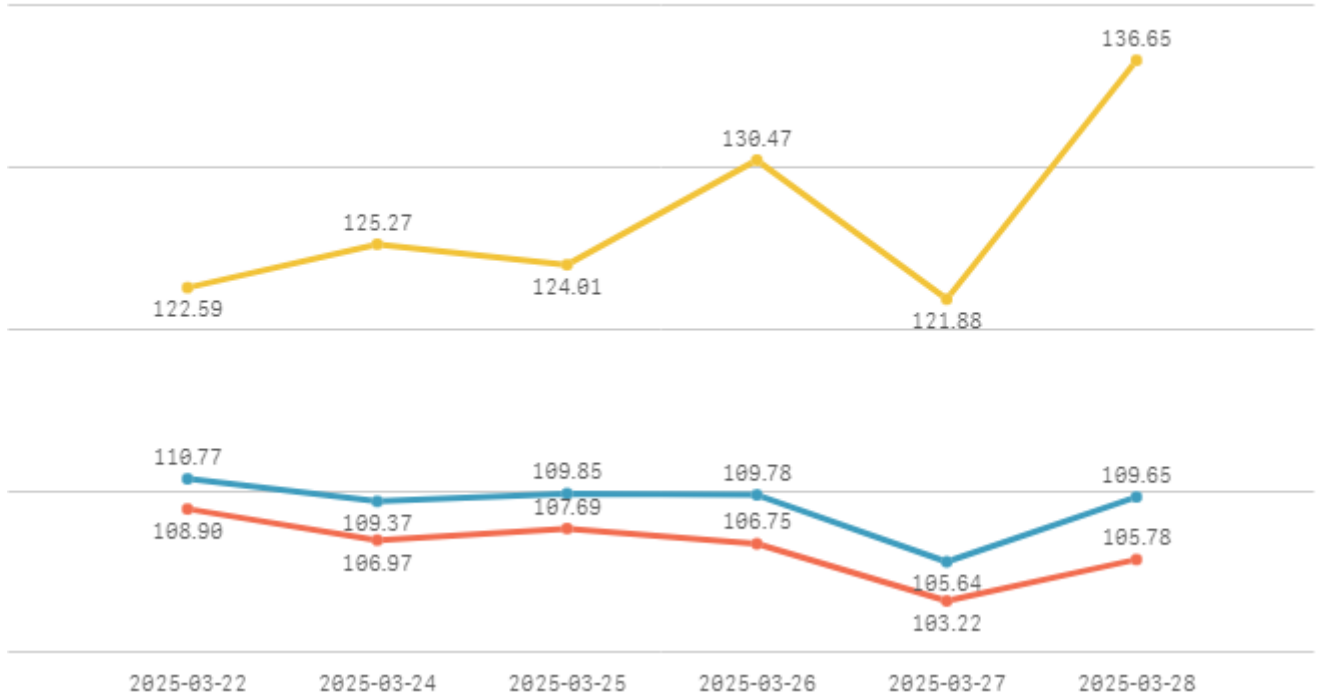
[데이터전략팀]

1. 주간 표준지수

※ 직전 5개년 평균가격을 지수 100으로 산정하여 100 이상일 경우 평년보다 상승, 100 이하일 경우 평년보다 하락

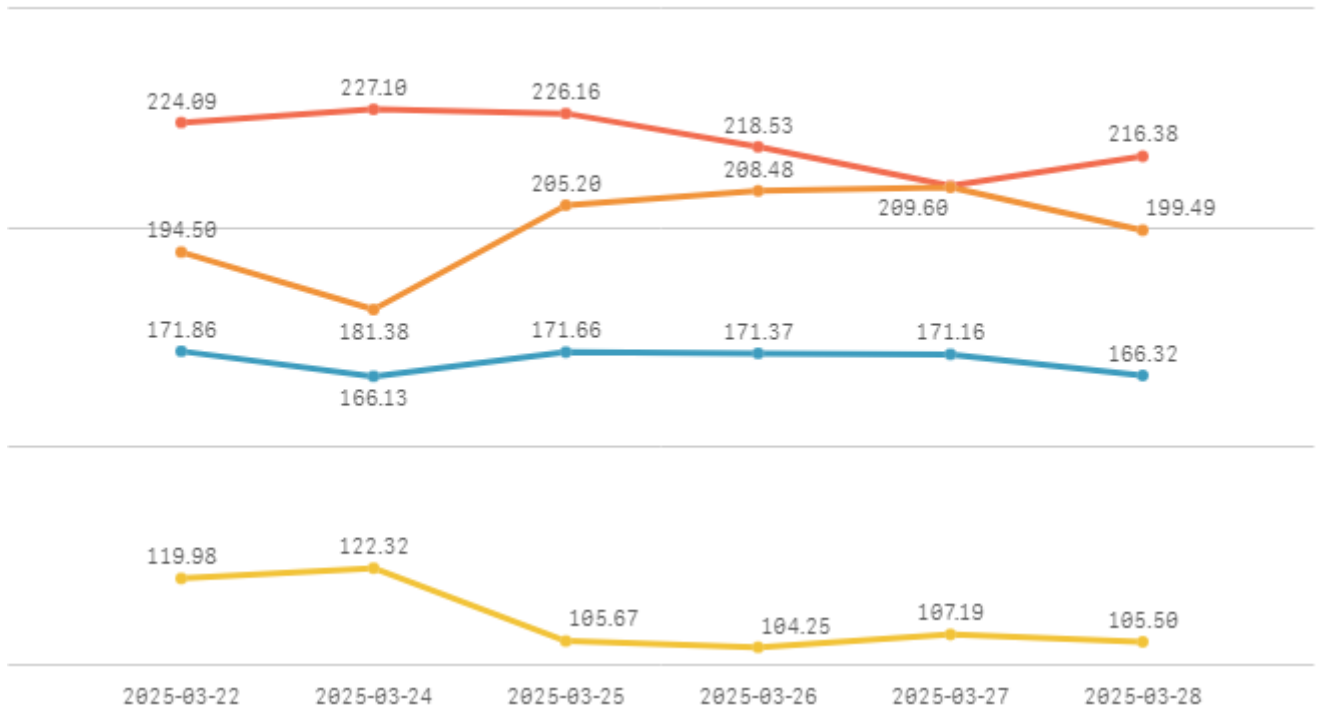
□ 청과부류

합계 채소계 과일계



□ 수산부류

합계 생선류 조개류 건어류



2. 주요 품목 주간 거래동향

주요 품목(종) 주간동향 (2025.03.22 ~ 03.28)

품종 단위	Q	금주평균	전주평균	전월평균	전년평균	5년평균 가격	전주대비	전월대비	전년대비	5년평균 대비
참외(일반)(10키로상자)		83,221	67,120	65,851	91,304	81,128	24%▲	26%▲	-9%▼	3%▲
배 신고(15키로상자)		69,218	69,981	69,469	99,182	62,392	-1%▼	-0%▼	-30%▼	11%▲
사과 부사(10키로상자)		68,116	70,173	67,939	68,965	47,988	-3%▼	0%▲	-1%▼	42%▲
백다다기오이(100개)		62,341	70,012	80,268	70,049	60,636	-11%▼	-22%▼	-11%▼	3%▲
(선)명태 수입(10키로상자)		60,802	50,050	69,933	50,102	60,564	21%▲	-13%▼	21%▲	0%▲
오렌지 네블 수입(18키로상자)		57,726	56,192	61,821	61,083	52,516	3%▲	-7%▼	-5%▼	10%▲
오이맛고추(10키로상자)		54,311	57,217	81,116	88,195	55,804	-5%▼	-33%▼	-38%▼	-3%▼
(냉)고등어 수입(10키로상자)		49,515	49,876	49,616	35,352	37,332	-1%▼	-0%▼	40%▲	33%▲
당근(20키로상자)		45,155	64,539	65,238	68,109	43,260	-30%▼	-31%▼	-34%▼	4%▲
브로콜리 국산(8키로상자)		44,115	34,205	33,394	56,183	37,875	29%▲	32%▲	-21%▼	16%▲
감귤(5키로상자)		42,939	35,621	37,999	34,932	28,478	21%▲	13%▲	23%▲	51%▲
청양고추(10키로상자)		38,332	54,704	65,661	137,337	63,201	-30%▼	-42%▼	-72%▼	-39%▼
빨강 파프리카(5키로상자)		37,735	36,489	38,960	40,362	33,940	3%▲	-3%▼	-7%▼	11%▲
쪽파(10키로상자)		36,687	41,286	92,431	47,014	32,727	-11%▼	-60%▼	-22%▼	12%▲
그린키위 국산(10키로상자)		35,234	32,281	33,634	-	36,235	9%▲	5%▲	-	-3%▼
감자 두백(20키로상자)		32,018	34,672	37,289	42,555	35,644	-8%▼	-14%▼	-25%▼	-10%▼
바나나 수입(13키로상자)		29,477	28,393	24,846	29,338	29,730	4%▲	19%▲	0%▲	-1%▼
무(20키로상자)		25,686	25,012	27,965	13,574	13,823	3%▲	-8%▼	89%▲	86%▲
돌미나리(4키로상자)		25,379	19,626	32,027	18,412	21,896	29%▲	-21%▼	38%▲	16%▲
애호박(20개)		24,977	29,963	33,463	36,129	26,123	-17%▼	-25%▼	-31%▼	-4%▼
골드파인애플 수입(12키로상자)		24,323	24,937	24,495	20,785	25,161	-2%▼	-1%▼	17%▲	-3%▼
호박밤 고구마(10키로상자)		22,277	21,783	26,444	30,079	26,311	2%▲	-16%▼	-26%▼	-15%▼
대추방울토마토(3키로상자)		21,345	22,925	20,389	25,318	21,355	-7%▼	5%▲	-16%▼	-0%▼
말배기배추(8키로상자)		19,905	24,921	24,063	33,156	24,509	-20%▼	-17%▼	-40%▼	-19%▼
건세말치(1.5키로상자)		19,112	21,197	19,096	22,873	20,951	-10%▼	0%▲	-16%▼	-9%▼
겉홍합(10키로망대)		17,605	17,661	17,500	12,550	12,571	-0%▼	1%▲	40%▲	40%▲
만감 천혜할(3키로상자)		16,149	16,039	18,122	24,069	19,313	1%▲	-11%▼	-33%▼	-16%▼
딸기 설향(2키로상자)		15,975	17,950	21,054	17,600	16,277	-11%▼	-24%▼	-9%▼	-2%▼
건대말치(1.5키로상자)		15,456	14,701	10,649	14,342	11,064	5%▲	45%▲	8%▲	40%▲
볼동배추(15키로상자)		15,150	18,666	33,039	-	18,116	-19%▼	-54%▼	-	-16%▼
토마토(5키로상자)		15,150	17,730	16,973	27,385	16,867	-15%▼	-11%▼	-45%▼	-10%▼
배추(10키로망대)		12,503	13,902	15,337	11,277	9,886	-10%▼	-18%▼	11%▲	26%▲
상추 포기잡(4키로상자)		12,207	9,968	15,134	11,058	11,879	22%▲	-19%▼	10%▲	3%▲
포도 샤인머스켓(2키로상자)		11,458	10,440	9,768	23,676	26,003	10%▲	17%▲	-52%▼	-56%▼
팽이버섯(5키로상자)		10,753	10,074	13,585	15,188	11,327	7%▲	-21%▼	-29%▼	-5%▼
양배추(8키로망대)		10,716	12,658	16,574	11,924	8,538	-15%▼	-35%▼	-10%▼	26%▲
청경채(4키로상자)		10,692	10,733	10,549	9,515	10,110	-0%▼	1%▲	12%▲	6%▲
시금치(4키로상자)		9,664	9,130	16,488	19,611	11,341	6%▲	-41%▼	-51%▼	-15%▼
새송이버섯(2키로상자)		7,655	8,120	8,132	6,759	6,636	-6%▼	-6%▼	13%▲	15%▲
부추(일반)(500그램단)		3,947	3,354	5,083	4,231	2,953	18%▲	-22%▼	-7%▼	34%▲
양파(1키로)		1,943	1,759	1,696	1,483	1,420	10%▲	15%▲	31%▲	37%▲
대파(일반)(1키로단)		1,423	1,656	2,078	2,160	2,200	-14%▼	-32%▼	-34%▼	-35%▼

□ 품종별 등락가격 비교(전주대비)

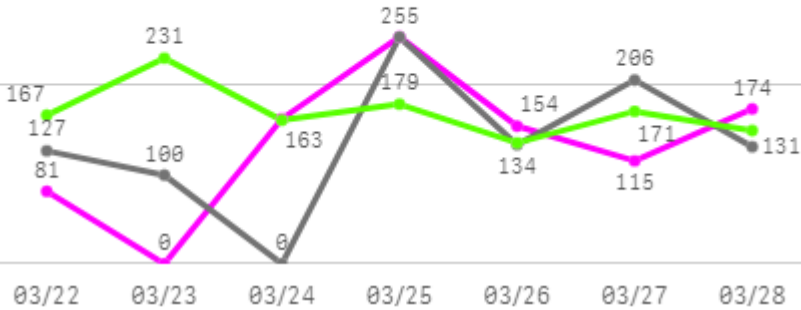
구분	품목(종)명
상승 품목(종)	(선)명태 수입(21%),감귤(21%),건대멸치(5%),그린키위 국산(9%),돌미나리(29%),부추(일반)(18%),브로콜리 국산(29%),상추 포기칩(22%),시금치(6%),양파(10%),참외(일반)(24%),팽이버섯(7%),포도 샤인머스캣(10%)
하락 품목(종)	감자 두백(-8%),건세멸치(-10%),당근(-30%),대추방울토마토(-7%),대파(일반)(-14%),딸기 설향(-11%),배추(-10%),백다다기오이(-11%),봄등배추(-19%),새송이버섯(-6%),알배기배추(-20%),애호박(-17%),양배추(-15%),오이맛고추(-5%),쪽파(-11%),청양고추(-30%),토마토(-15%)
보합 품목(종)(+5%)	(냉)고등어 수입,겉홍합,골드파인애플 수입,만감 천혜향,무,바나나 수입,배 신고,빨강 파프리카,사과 부사,오렌지 네블 수입,청경채,호박밤 고구마

3. 품목(종)별 주간 거래동향

고구마

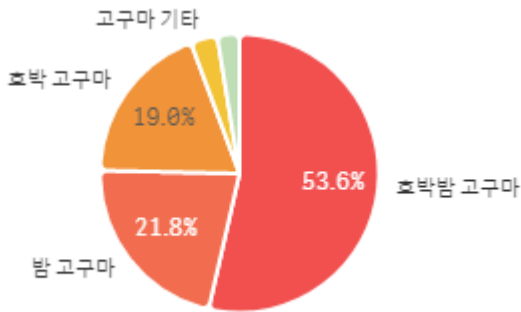
주간 반입량(톤)

● 2025 ● 2024 ● 평년

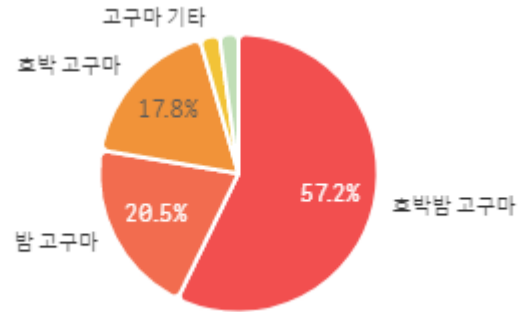


구분	금주(A)	전주(B)	전월(C)	전년(D)	평년(E)	A/B	A/C	A/D	A/E
물량(톤)	942	1,100	1,149	951	1,114	85.7%	82.0%	99.0%	84.6%

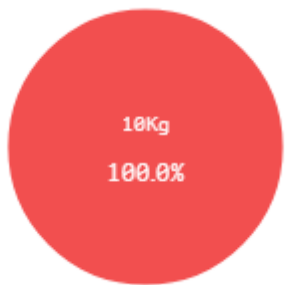
출하 품종별 거래물량 구성비



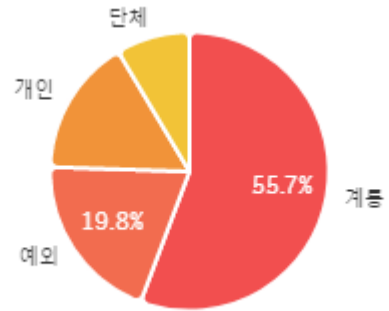
출하 품종별 거래금액 구성비



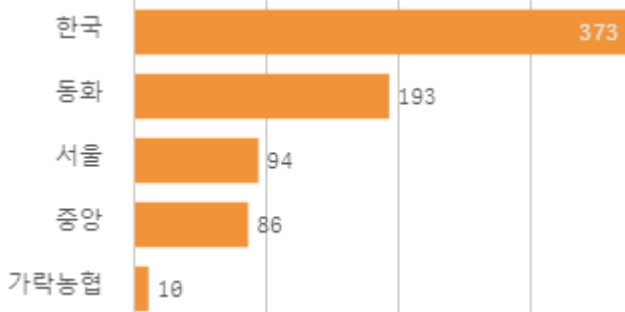
거래 단량별 물량 구성비



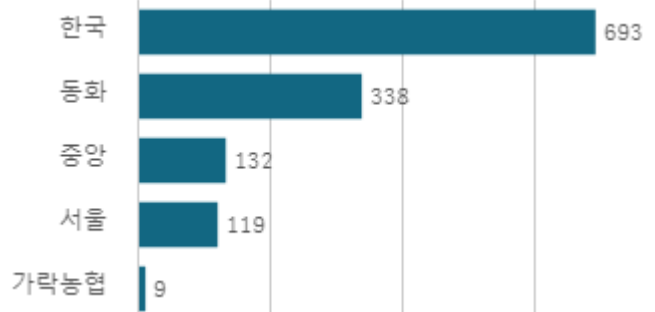
출하자별 거래물량 구성비



도매시장 법인별 거래물량(톤)

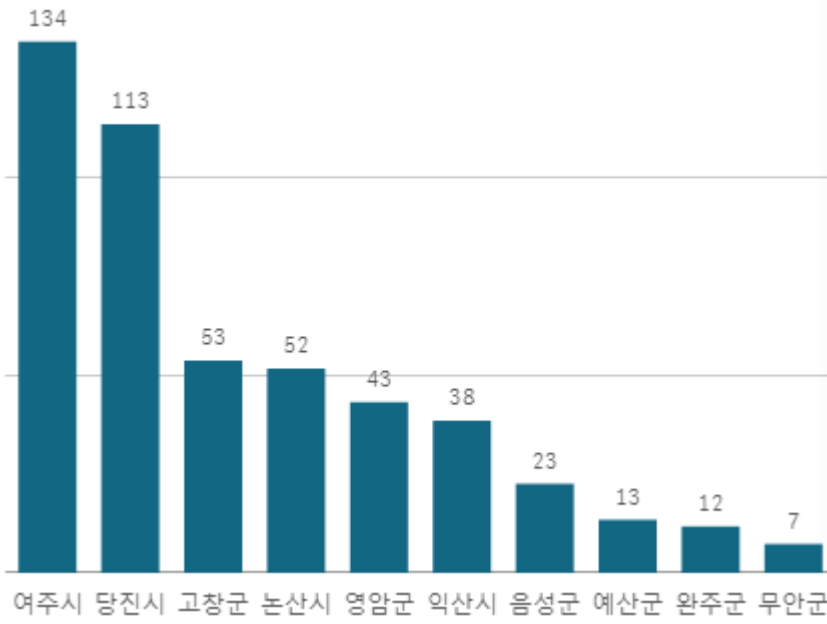


도매시장 법인별 거래금액(백만원)



호박밤 고구마(10Kg)

산지별 거래물량(톤)



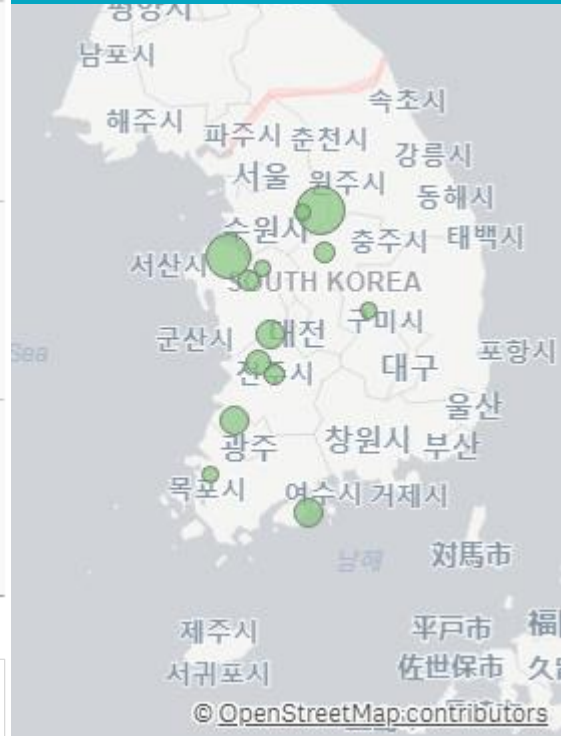
출하산지(개소)

13

출하건수(천건)

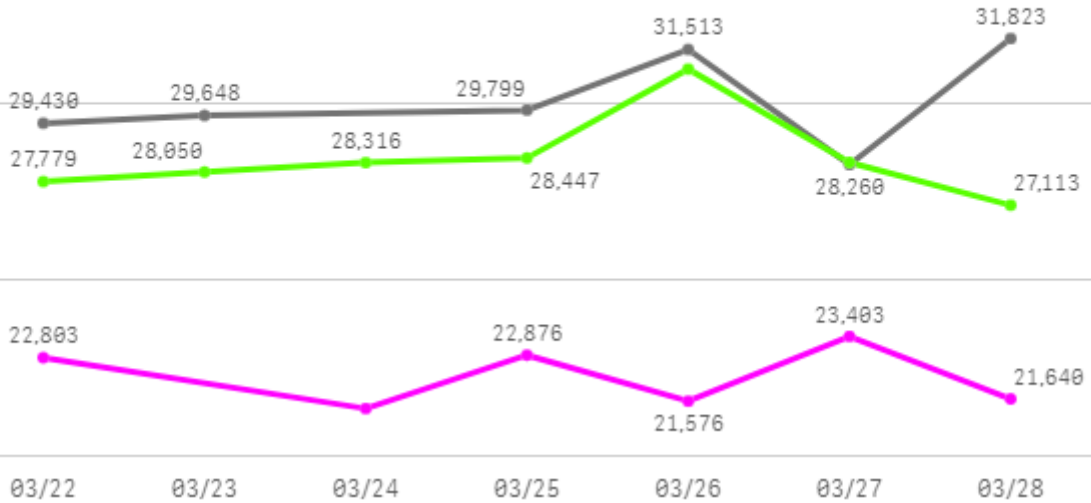
1

산지별 주출하 시군구



주간 도매가격(원)

◆ 2025 ● 2024 ◆ 평년



구분	금주(A)	전주(B)	전월(C)	전년(D)	평년(E)	A/B	A/C	A/D	A/E
가격(원)	22,277	21,783	26,444	30,079	26,311	102.3%	84.2%	74.1%	84.7%

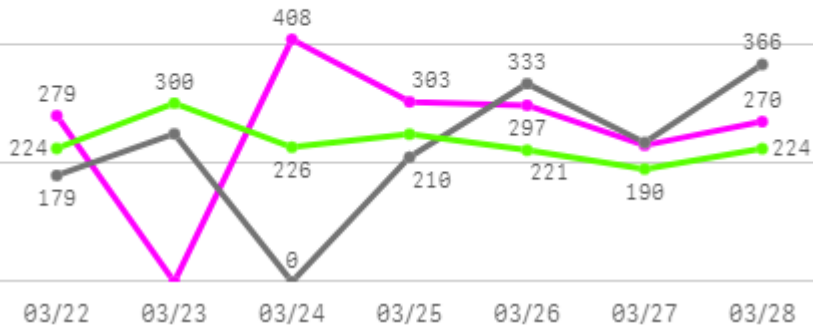
□ 호박밤 고구마(10Kg) 주간 가격

구분	Q	품종	Q	단량	Q	특	상	보통	하
2025-03-22		호박밤 고구마		10Kg		27,750	22,803	15,701	9,318
2025-03-24		호박밤 고구마		10Kg		27,281	21,365	14,707	8,039
2025-03-25		호박밤 고구마		10Kg		27,605	22,876	16,495	9,107
2025-03-26		호박밤 고구마		10Kg		26,062	21,576	15,764	8,317
2025-03-27		호박밤 고구마		10Kg		28,336	23,403	16,376	8,554
2025-03-28		호박밤 고구마		10Kg		28,356	21,640	15,058	8,252
평균						27,565	22,277	15,683	8,598

감자

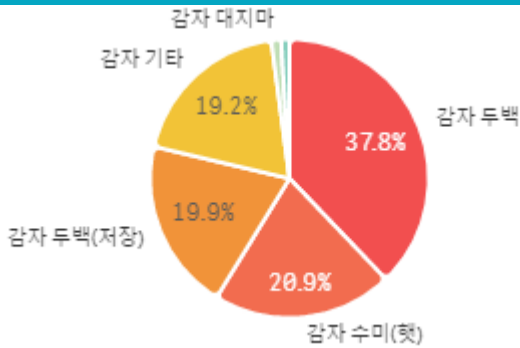
주간 반입량(톤)

◆ 2025 ● 2024 ▲ 평년

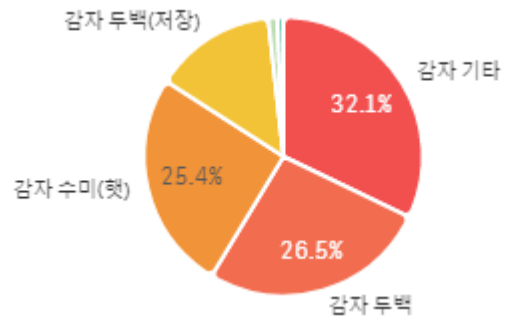


구분	금주(A)	전주(B)	전월(C)	전년(D)	평년(E)	A/B	A/C	A/D	A/E
물량(톤)	1,786	1,454	1,548	1,571	1,603	122.8%	115.4%	113.7%	111.4%

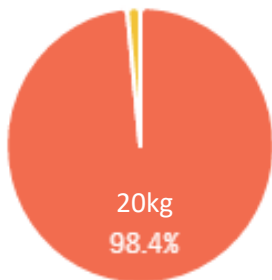
출하 품종별 거래물량 구성비



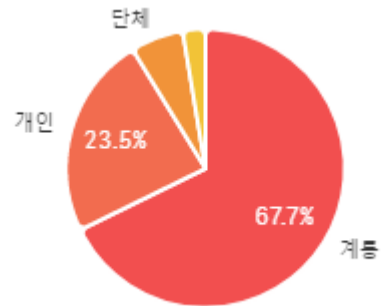
출하 품종별 거래금액 구성비



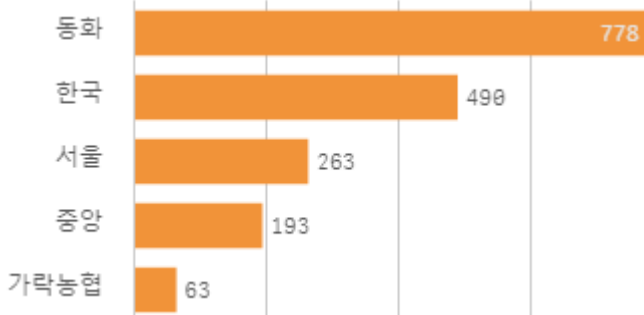
거래 단량별 물량 구성비



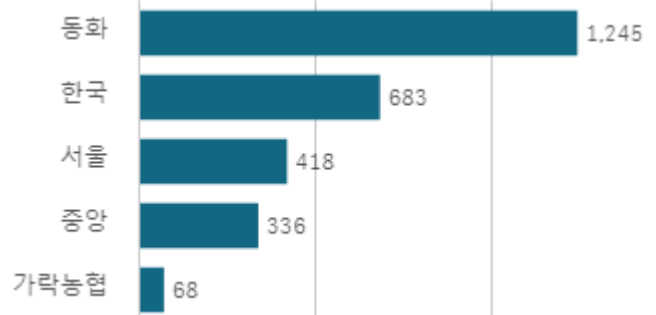
출하자별 거래물량 구성비



도매시장 법인별 거래물량(톤)

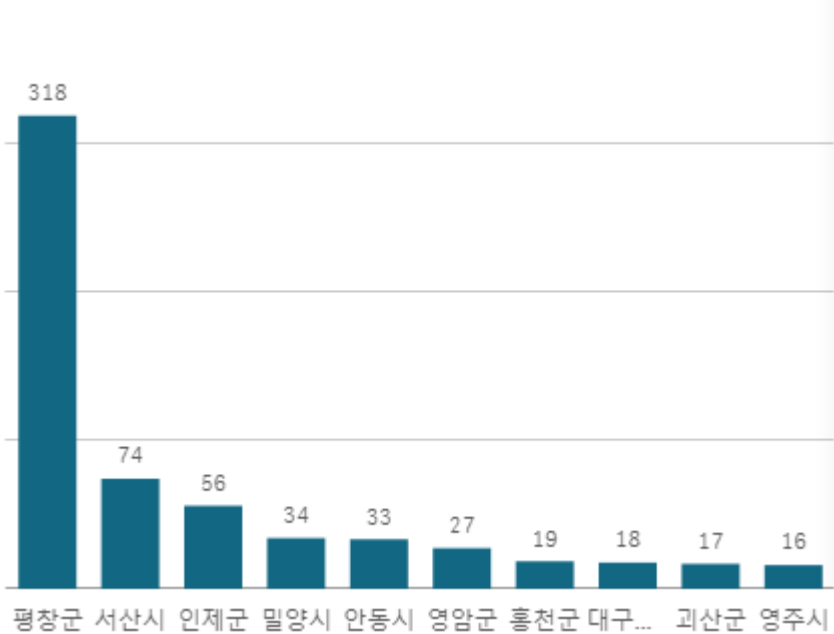


도매시장 법인별 거래금액(백만원)



감자 두백(20Kg)

산지별 거래물량(톤)



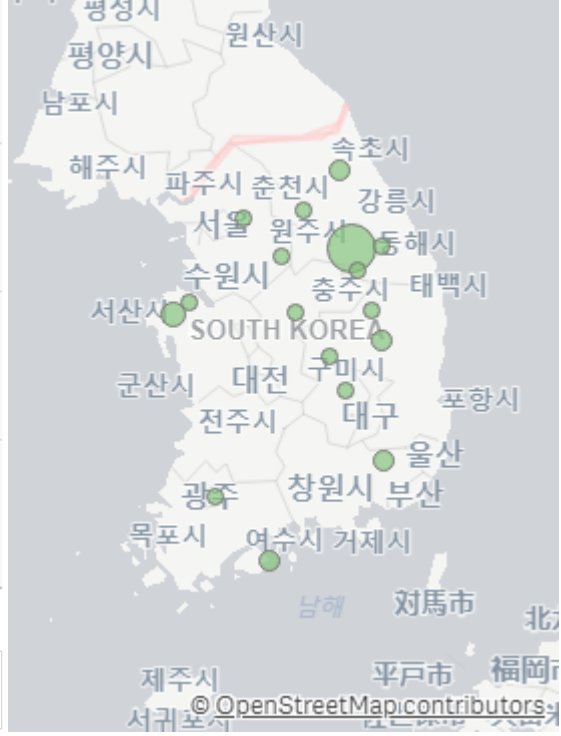
출하산지(개소)

18

출하건수(천건)

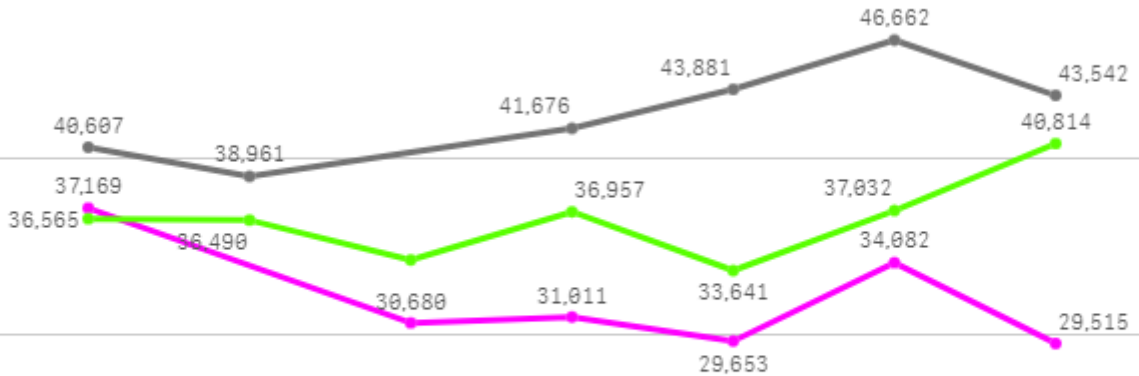
0

산지별 주출하 시군구



주간 도매가격(원)

◆ 2025 ● 2024 ◆ 평년



03/22 03/23 03/24 03/25 03/26 03/27 03/28

구분	금주(A)	전주(B)	전월(C)	전년(D)	평년(E)	A/B	A/C	A/D	A/E
가격(원)	32,018	34,672	37,289	42,555	35,644	92.3%	85.9%	75.2%	89.8%

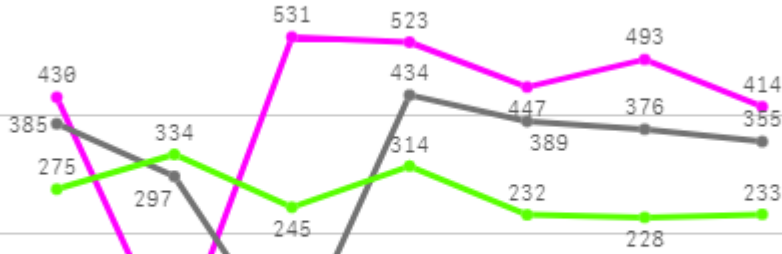
□ 감자 두백(20Kg) 주간 가격

구분	Q	품종	Q	단량	Q	특	상	보통	하
2025-03-22		감자 두백		20Kg		68,423	37,169	24,580	11,553
2025-03-24		감자 두백		20Kg		58,676	30,680	21,562	10,365
2025-03-25		감자 두백		20Kg		61,862	31,011	20,949	10,604
2025-03-26		감자 두백		20Kg		35,339	29,653	21,440	10,777
2025-03-27		감자 두백		20Kg		68,012	34,082	22,461	12,344
2025-03-28		감자 두백		20Kg		53,834	29,515	19,836	7,453
평균						57,691	32,018	21,805	10,516

배추

주간 반입량(톤)

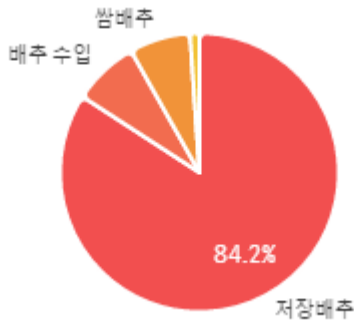
◆ 2025 ● 2024 ▲ 평년



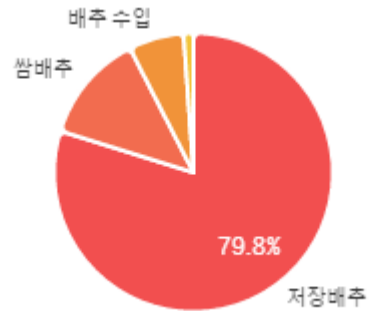
03/22 03/23 03/24 03/25 03/26 03/27 03/28

구분	금주(A)	전주(B)	전월(C)	전년(D)	평년(E)	A/B	A/C	A/D	A/E
물량(톤)	2,838	2,848	1,920	2,237	2,082	99.6%	147.8%	126.9%	136.3%

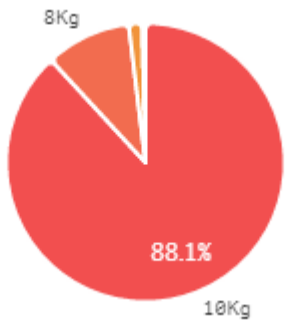
출하 품종별 거래물량 구성비



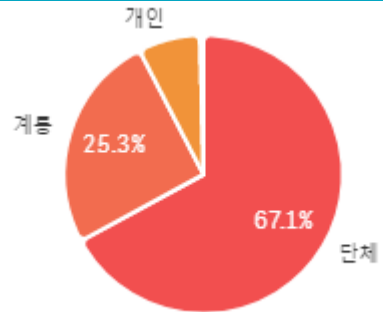
출하 품종별 거래금액 구성비



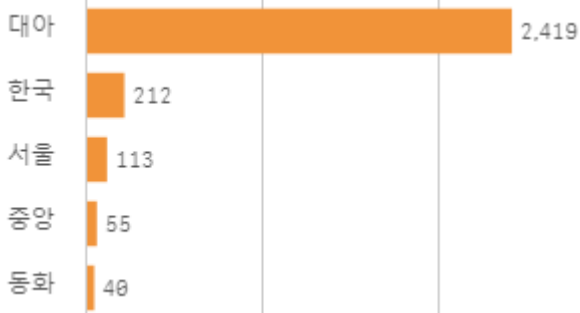
거래 단량별 물량 구성비



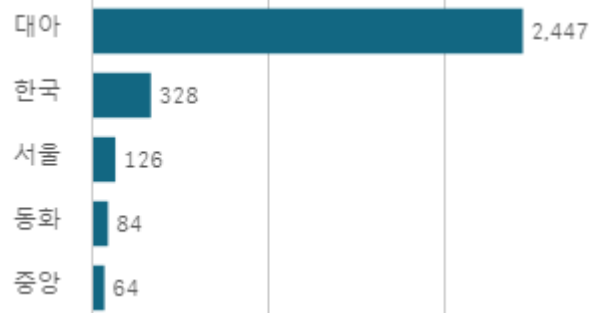
출하자별 거래물량 구성비



도매시장 법인별 거래물량(톤)

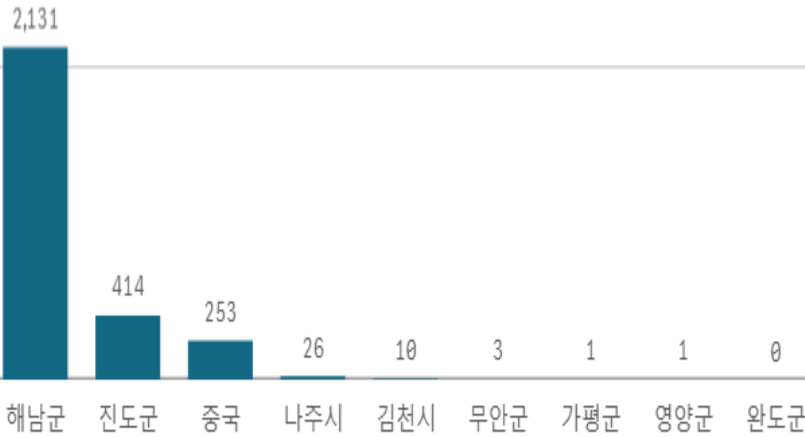


도매시장 법인별 거래금액(백만원)



배추(10Kg)

산지별 거래물량(톤)



출하산지(개소)

9

출하건수(천건)

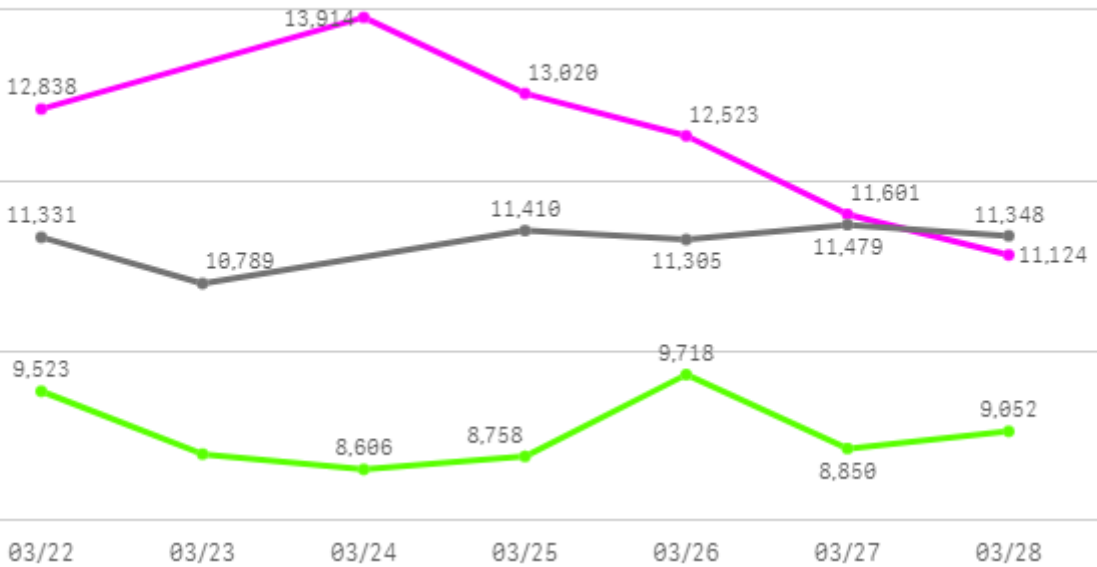
2

산지별 주출하 시군구



주간 도매가격(원)

◆ 2025 ● 2024 ◆ 평년



구분	금주(A)	전주(B)	전월(C)	전년(D)	평년(E)	A/B	A/C	A/D	A/E
가격(원)	12,503	13,902	15,337	11,277	9,886	89.9%	81.5%	110.9%	126.5%

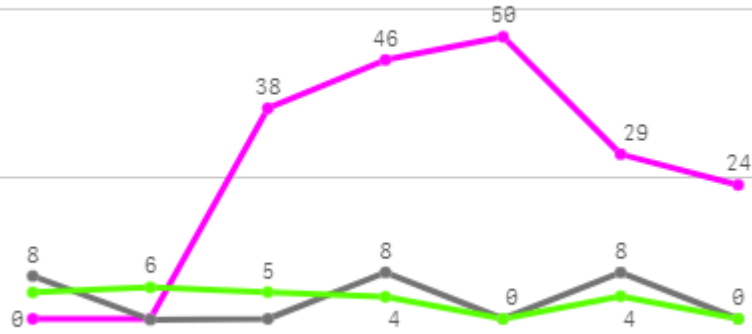
□ 배추(10Kg) 주간 가격

구분	Q	품종	Q	단량	Q	특	상	보통	하
2025-03-22		배추		10Kg		17,128	12,838	8,478	7,172
2025-03-24		배추		10Kg		17,664	13,914	9,473	7,720
2025-03-25		배추		10Kg		16,866	13,020	9,132	7,686
2025-03-26		배추		10Kg		16,767	12,523	8,496	7,198
2025-03-27		배추		10Kg		16,383	11,601	8,488	7,233
2025-03-28		배추		10Kg		16,025	11,124	8,220	6,694
평균						16,806	12,503	8,715	7,284

봄동배추

주간 반입량(톤)

◆ 2025 ● 2024 ▲ 평년



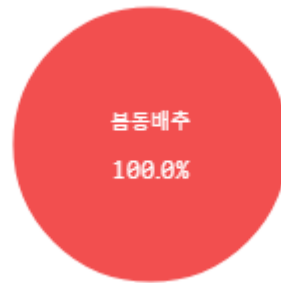
03/22 03/23 03/24 03/25 03/26 03/27 03/28

구분	금주(A)	전주(B)	전월(C)	전년(D)	평년(E)	A/B	A/C	A/D	A/E
물량(톤)	187	474	383	24	54	39.4%	48.8%	780.2%	347.3%

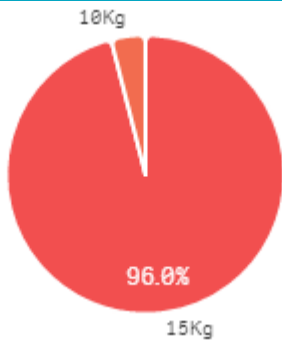
출하 품종별 거래물량 구성비



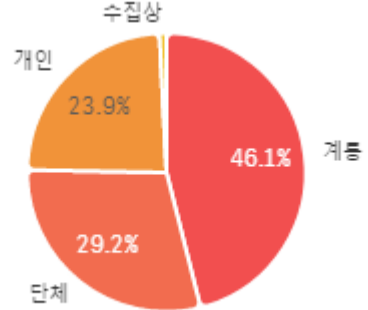
출하 품종별 거래금액 구성비



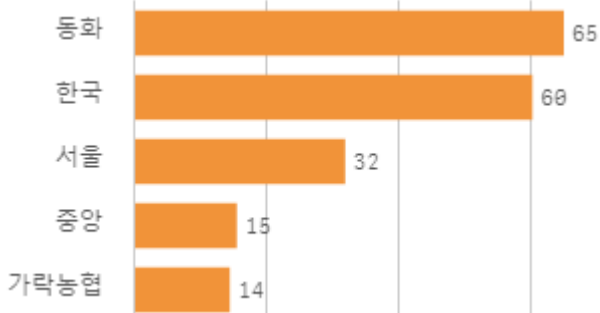
거래 단량별 물량 구성비



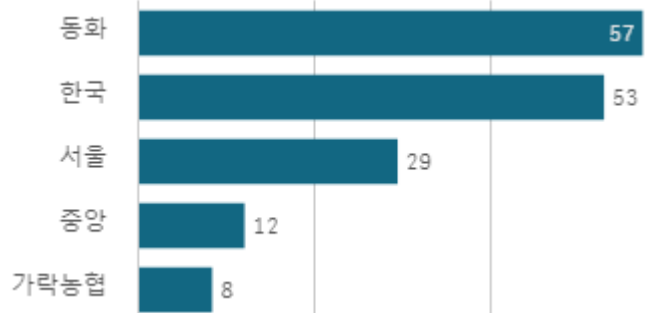
출하자별 거래물량 구성비



도매시장 법인별 거래물량(톤)

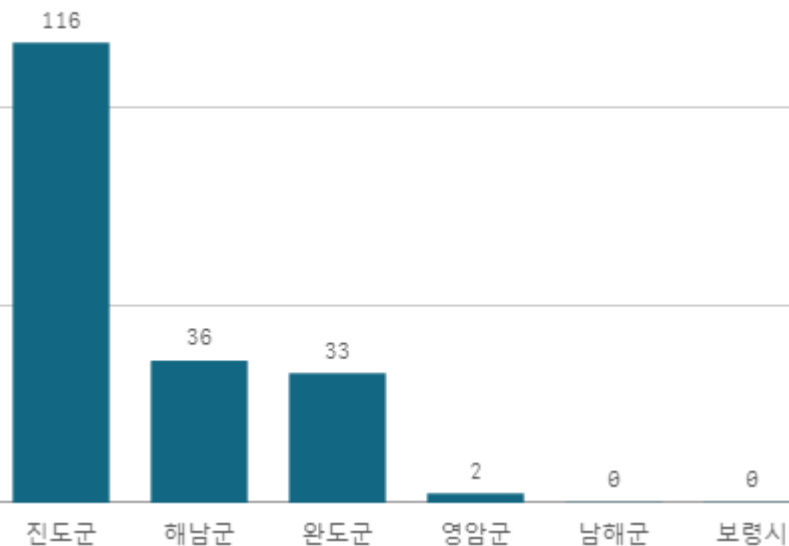


도매시장 법인별 거래금액(백만원)



봄동배추(15Kg)

산지별 거래물량(톤)



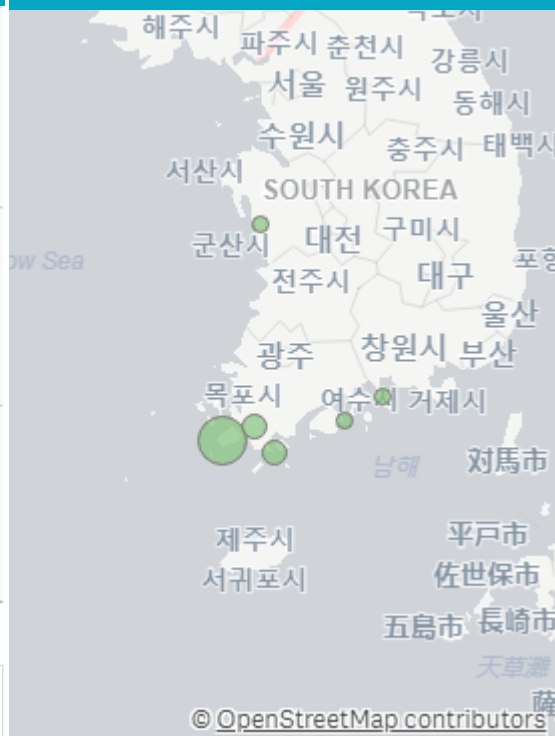
출하산지(개소)

6

출하건수(천건)

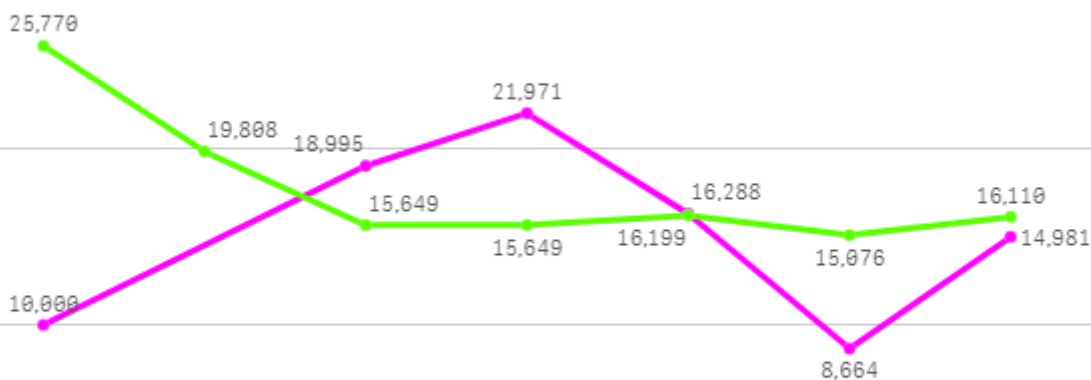
0

산지별 주출하 시군구



주간 도매가격(원)

◆ 2025 ◀ 2024 ◆ 평년



03/22 03/23 03/24 03/25 03/26 03/27 03/28

구분	금주(A)	전주(B)	전월(C)	전년(D)	평년(E)	A/B	A/C	A/D	A/E
가격(원)	15,150	18,666	33,039	-	18,116	81.2%	45.9%	-	83.6%

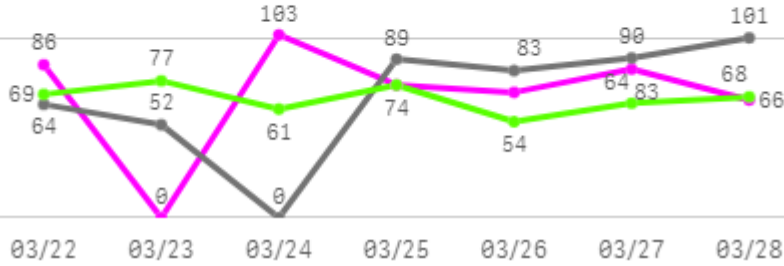
☐ 봄동배추(15Kg) 주간 가격

구분	Q	품종	Q	단량	Q	특	상	보통	하
2025-03-22		봄동배추		15Kg		-	10,000	9,044	6,130
2025-03-24		봄동배추		15Kg		-	18,995	17,735	15,053
2025-03-25		봄동배추		15Kg		-	21,971	14,774	10,145
2025-03-26		봄동배추		15Kg		-	16,288	14,845	10,299
2025-03-27		봄동배추		15Kg		-	8,664	8,000	6,371
2025-03-28		봄동배추		15Kg		-	14,981	11,590	9,539
평균						-	15,150	12,665	9,590

알배기배추

주간 반입량(톤)

◆ 2025 ● 2024 ▲ 평년



구분	금주(A)	전주(B)	전월(C)	전년(D)	평년(E)	A/B	A/C	A/D	A/E
물량(톤)	483	439	489	478	499	110.0%	98.7%	101.0%	96.7%

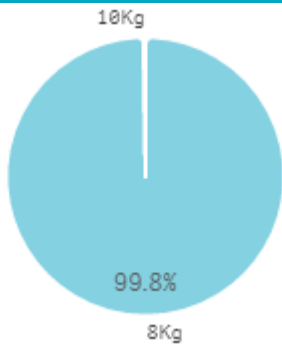
출하 품종별 거래물량 구성비



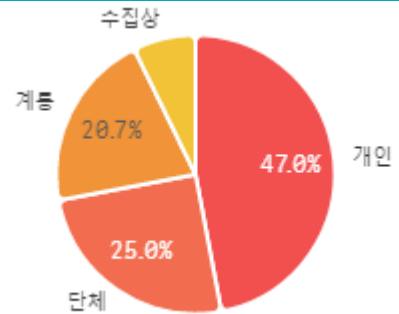
출하 품종별 거래금액 구성비



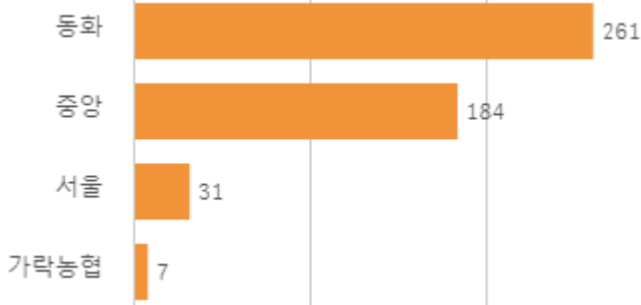
거래 단량별 물량 구성비



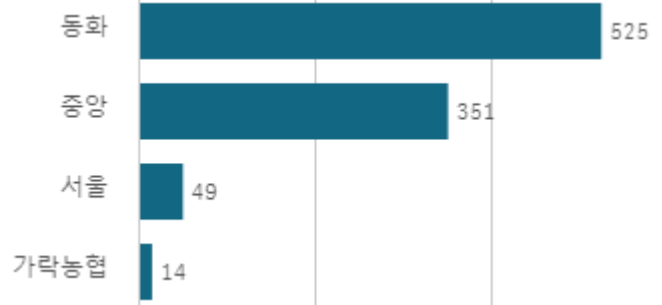
출하자별 거래물량 구성비



도매시장 법인별 거래물량(톤)

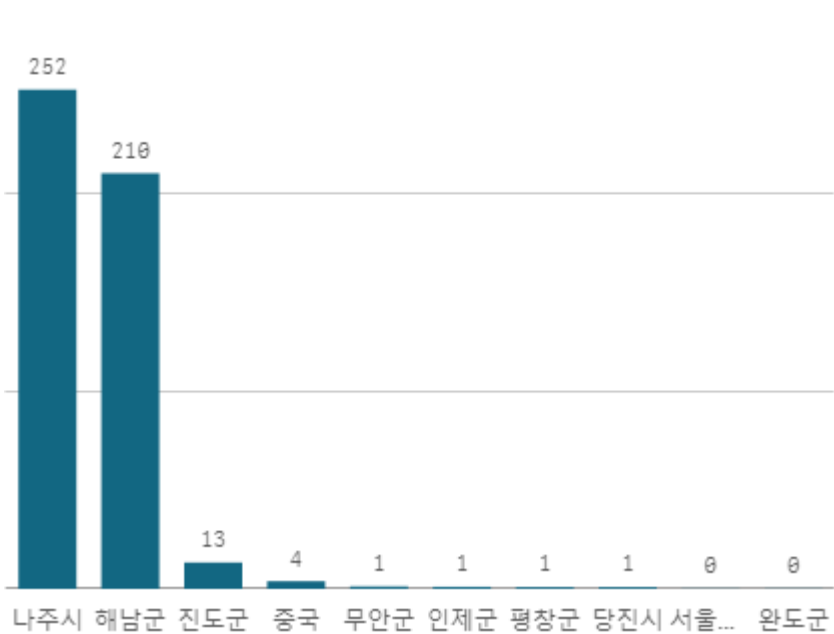


도매시장 법인별 거래금액(백만원)



알배기배추(8Kg)

산지별 거래물량(톤)



산지별 주출하 시군구



출하산지(개소)

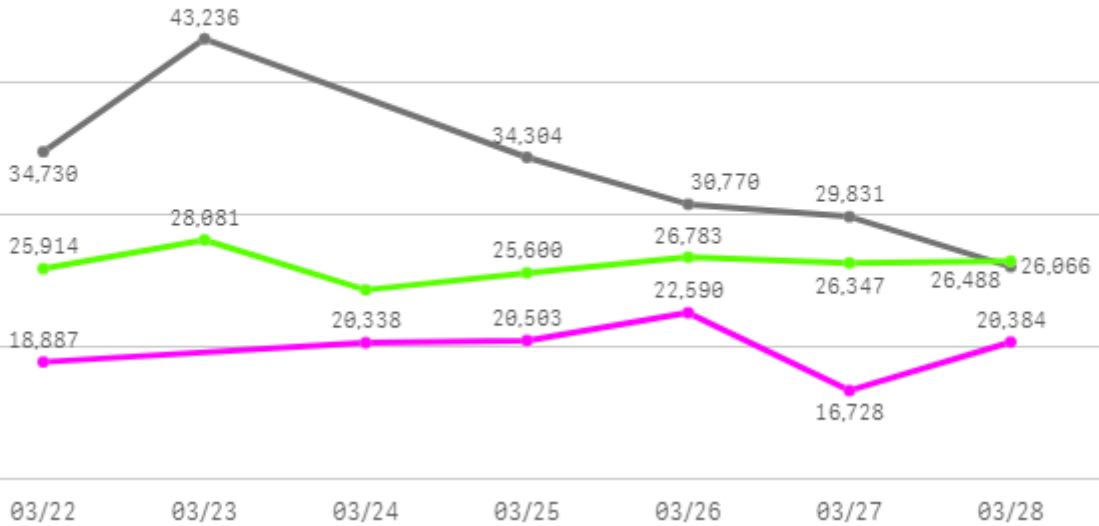
10

출하건수(천건)

1

주간 도매가격(원)

◆ 2025 ● 2024 ◆ 평년



구분	금주(A)	전주(B)	전월(C)	전년(D)	평년(E)	A/B	A/C	A/D	A/E
가격(원)	19,905	24,921	24,063	33,156	24,509	79.9%	82.7%	60.0%	81.2%

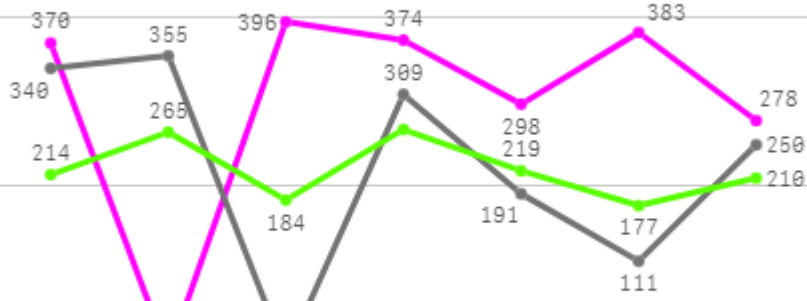
□ 알배기배추(8Kg) 주간 가격

구분	Q	품종	Q	단량	Q	특	상	보통	하
2025-03-22		알배기배추		8Kg		26,240	18,887	13,584	7,088
2025-03-24		알배기배추		8Kg		25,223	20,338	13,034	7,780
2025-03-25		알배기배추		8Kg		25,882	20,503	12,632	7,895
2025-03-26		알배기배추		8Kg		27,247	22,590	14,342	8,126
2025-03-27		알배기배추		8Kg		24,002	16,728	10,232	6,382
2025-03-28		알배기배추		8Kg		28,034	20,384	13,554	7,424
평균						26,105	19,905	12,896	7,449

양배추

주간 반입량(톤)

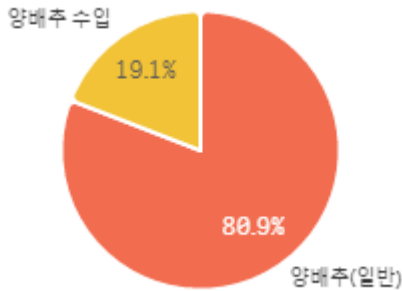
◆ 2025 ● 2024 ▲ 평년



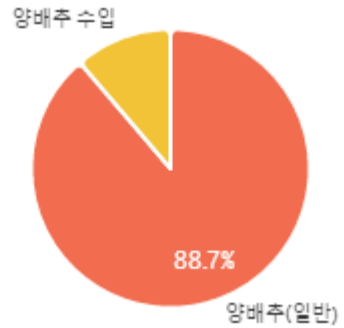
03/22 03/23 03/24 03/25 03/26 03/27 03/28

구분	금주(A)	전주(B)	전월(C)	전년(D)	평년(E)	A/B	A/C	A/D	A/E
물량(톤)	2,099	2,099	2,240	1,557	1,640	100.0%	93.7%	134.8%	128.0%

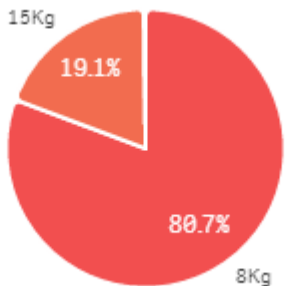
출하 품종별 거래물량 구성비



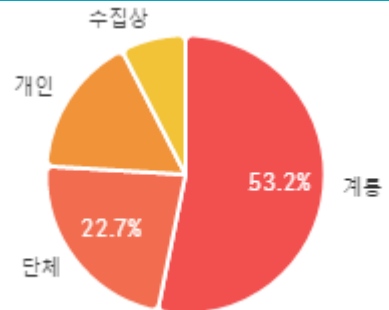
출하 품종별 거래금액 구성비



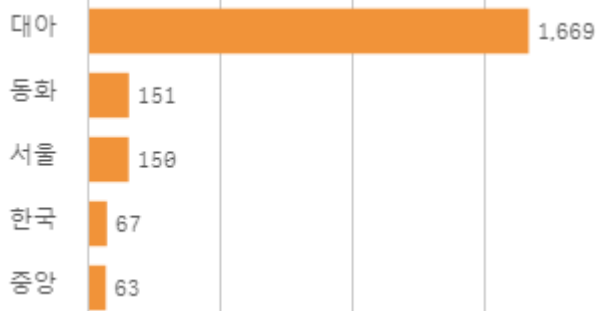
거래 단량별 물량 구성비




출하자별 거래물량 구성비



도매시장 법인별 거래물량(톤)

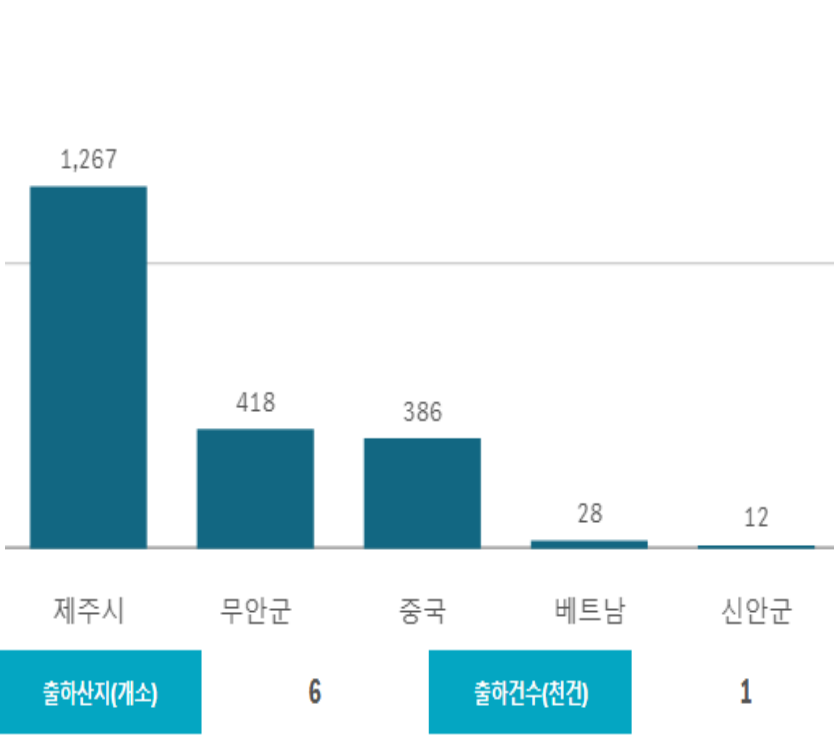


도매시장 법인별 거래금액(백만원)



양배추(8Kg)

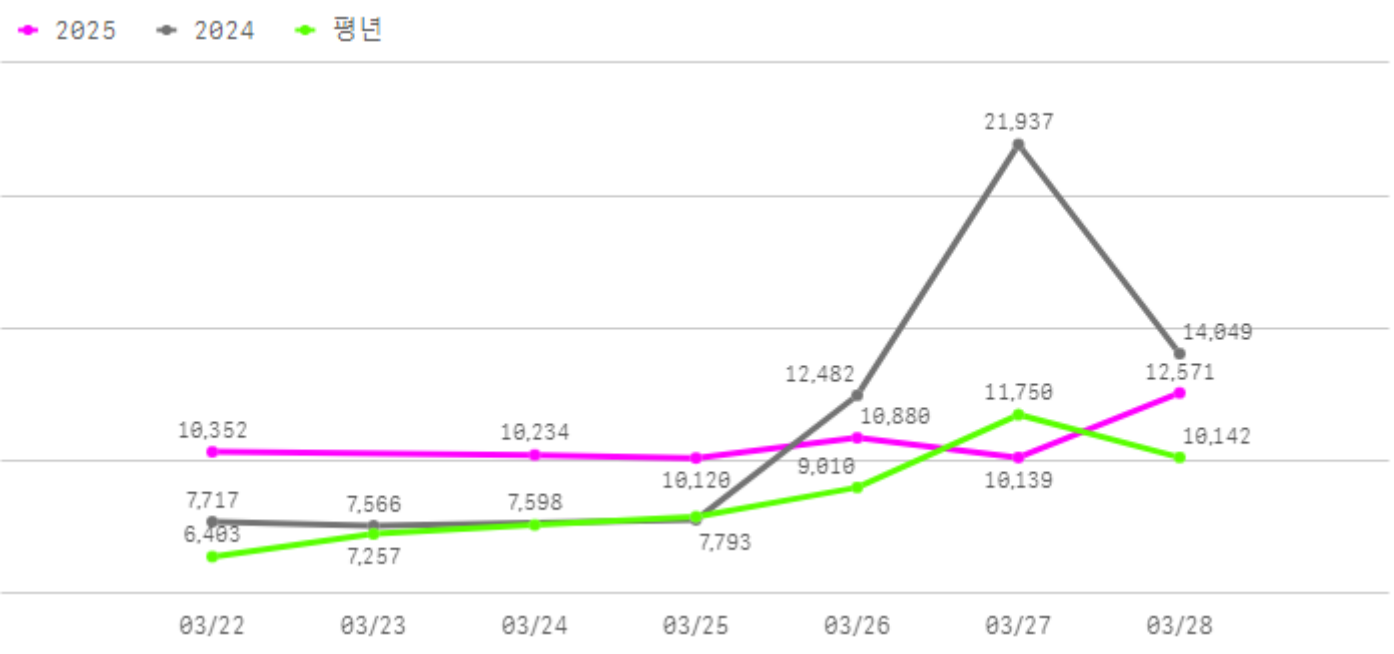
산지별 거래물량(톤)



산지별 주출하 시군구



주간 도매가격(원)



구분	금주(A)	전주(B)	전월(C)	전년(D)	평년(E)	A/B	A/C	A/D	A/E
가격(원)	10,716	12,658	16,574	11,924	8,538	84.7%	64.7%	89.9%	125.5%

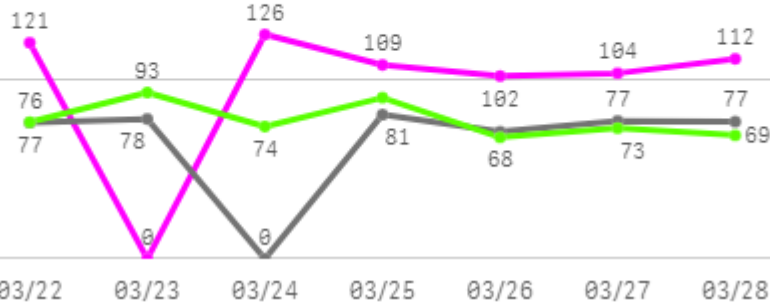
□ 양배추(8Kg) 주간 가격

구분	Q	품종	Q	단량	Q	특	상	보통	하
2025-03-22		양배추		8Kg		12,511	10,352	9,450	8,304
2025-03-24		양배추		8Kg		12,834	10,234	9,191	7,964
2025-03-25		양배추		8Kg		13,229	10,120	8,542	7,832
2025-03-26		양배추		8Kg		13,205	10,880	9,339	8,574
2025-03-27		양배추		8Kg		12,287	10,139	8,893	8,218
2025-03-28		양배추		8Kg		13,868	12,571	11,027	9,090
평균						12,989	10,716	9,407	8,330

시금치

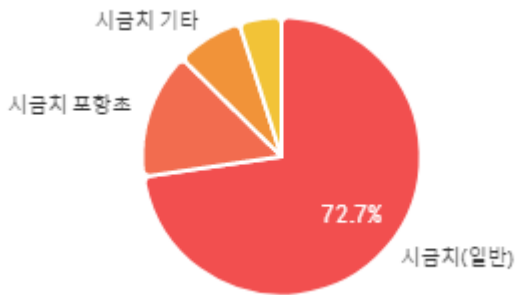
주간 반입량(톤)

◆ 2025 ● 2024 ▲ 평년

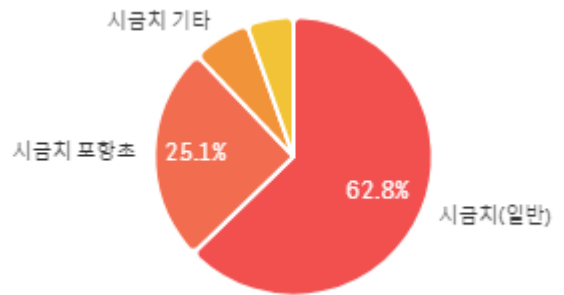


구분	금주(A)	전주(B)	전월(C)	전년(D)	평년(E)	A/B	A/C	A/D	A/E
물량(톤)	674	729	549	461	576	92.5%	122.8%	146.3%	117.0%

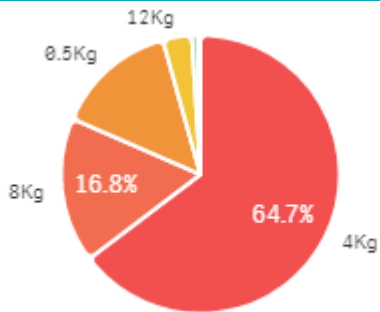
출하 품종별 거래물량 구성비



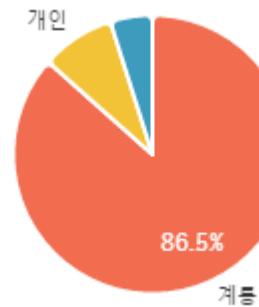
출하 품종별 거래금액 구성비



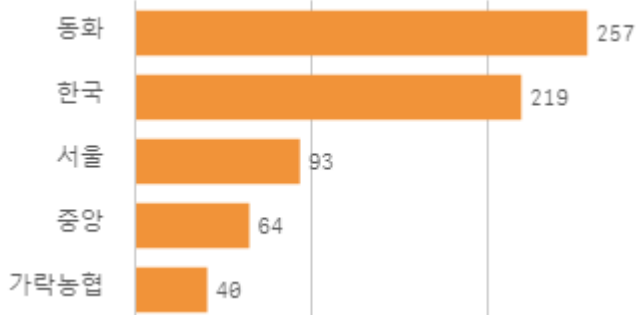
거래 단량별 물량 구성비



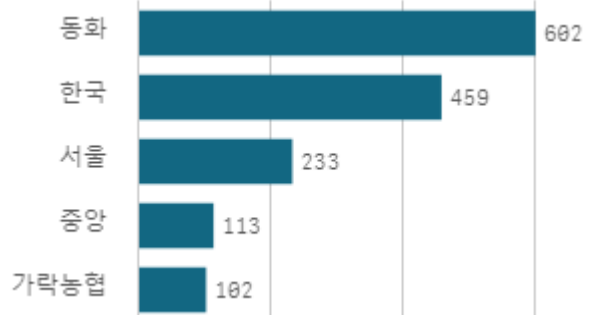
출하자별 거래물량 구성비



도매시장 법인별 거래물량(톤)

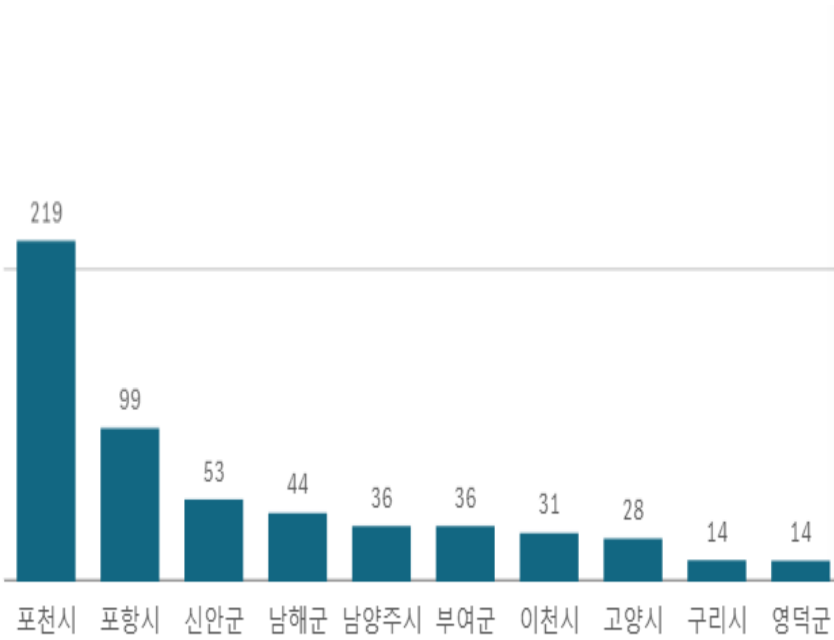


도매시장 법인별 거래금액(백만원)



시금치(4Kg)

산지별 거래물량(톤)



출하산지(개소)

43

출하건수(천건)

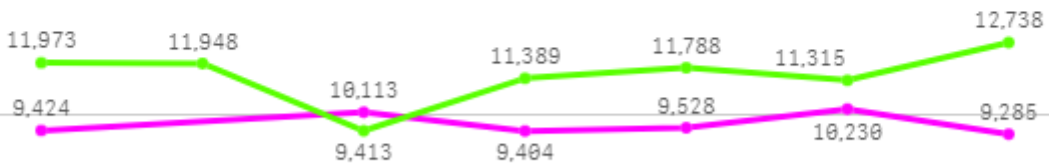
5

산지별 주출하 시군구



주간 도매가격(원)

◆ 2025 ● 2024 ◆ 평년



03/22 03/23 03/24 03/25 03/26 03/27 03/28

구분	금주(A)	전주(B)	전월(C)	전년(D)	평년(E)	A/B	A/C	A/D	A/E
가격(원)	9,664	9,130	16,488	19,611	11,341	105.9%	58.6%	49.3%	85.2%

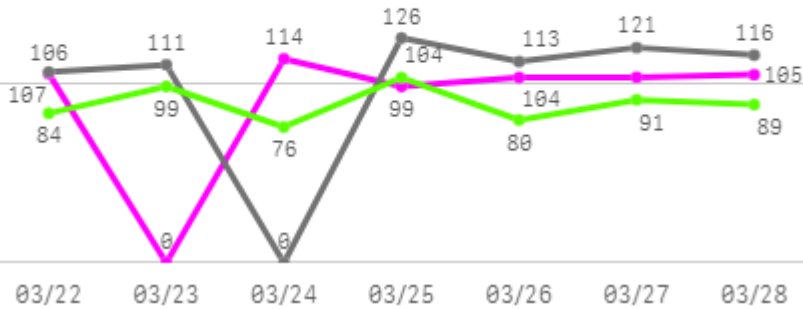
□ 시금치(4Kg) 주간 가격

구분	Q	품종	Q	단량	Q	특	상	보통	하
2025-03-22		시금치		4Kg		11,218	9,424	7,294	3,150
2025-03-24		시금치		4Kg		12,242	10,113	7,766	3,664
2025-03-25		시금치		4Kg		11,272	9,404	7,552	4,085
2025-03-26		시금치		4Kg		11,961	9,528	7,542	5,361
2025-03-27		시금치		4Kg		13,393	10,230	8,052	5,600
2025-03-28		시금치		4Kg		13,218	9,285	7,327	4,385
평균						12,217	9,664	7,589	4,374

상추

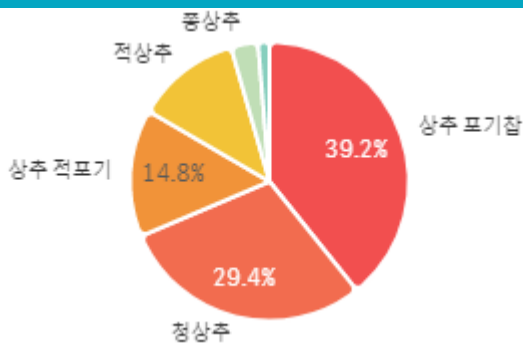
주간 반입량(톤)

◆ 2025 ● 2024 ▲ 평년

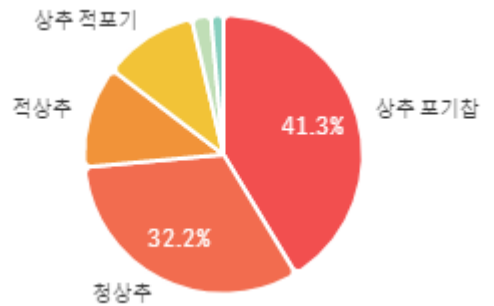


구분	금주(A)	전주(B)	전월(C)	전년(D)	평년(E)	A/B	A/C	A/D	A/E
물량(톤)	633	626	565	694	626	101.0%	111.9%	91.2%	101.1%

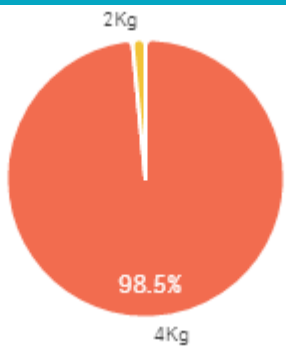
출하 품종별 거래물량 구성비



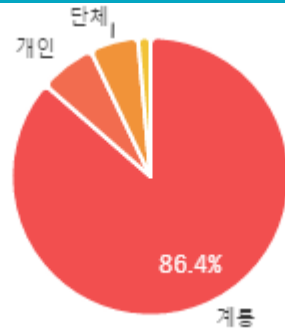
출하 품종별 거래금액 구성비



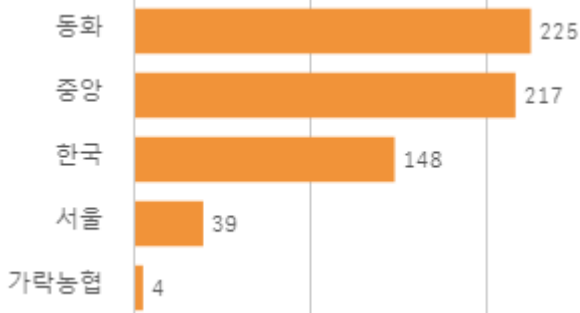
거래 단량별 물량 구성비



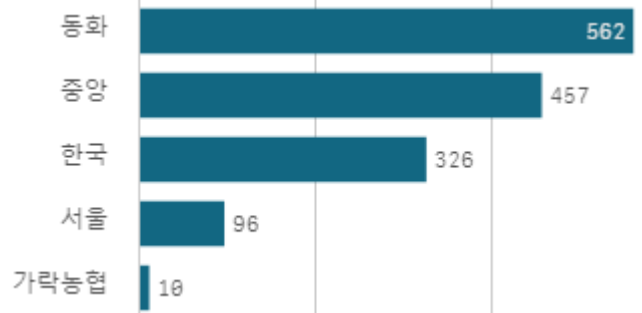
출하자별 거래물량 구성비



도매시장 법인별 거래물량(톤)

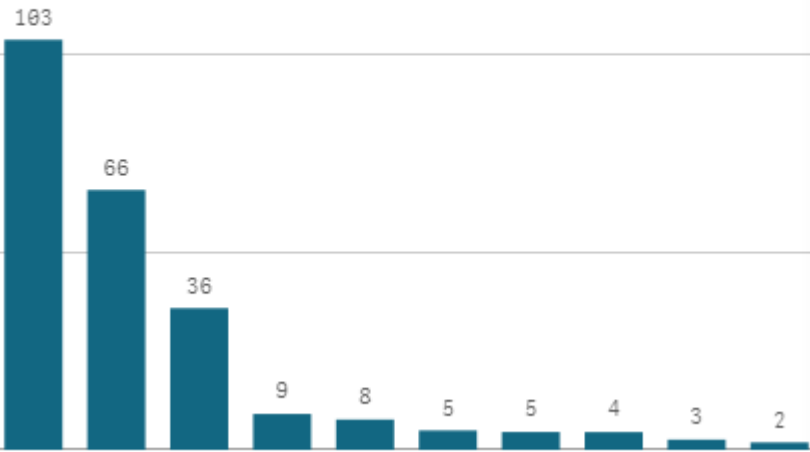


도매시장 법인별 거래금액(백만원)



상추 포기잡(4Kg)

산지별 거래물량(톤)



출하산지(개소)

24

출하건수(천건)

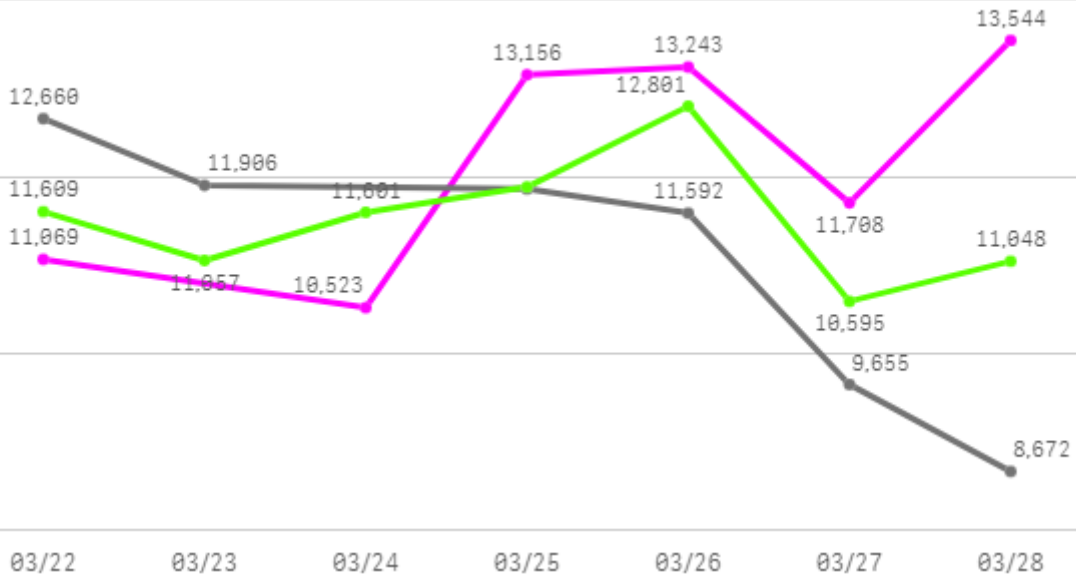
2

산지별 주출하 시군구



주간 도매가격(원)

◆ 2025 ● 2024 ◆ 평년



구분	금주(A)	전주(B)	전월(C)	전년(D)	평년(E)	A/B	A/C	A/D	A/E
가격(원)	12,207	9,968	15,134	11,058	11,879	122.5%	80.7%	110.4%	102.8%

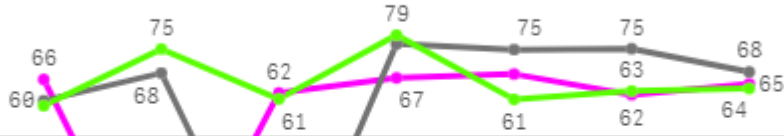
□ 상추 포기잡(4Kg) 주간 가격

구분	Q	품종	Q	단량	Q	특	상	보통	하
2025-03-22		상추 포기잡		4Kg		-	11,069	9,243	7,107
2025-03-24		상추 포기잡		4Kg		-	10,523	8,654	6,954
2025-03-25		상추 포기잡		4Kg		-	13,156	11,355	9,121
2025-03-26		상추 포기잡		4Kg		-	13,243	11,232	8,999
2025-03-27		상추 포기잡		4Kg		-	11,708	9,154	7,168
2025-03-28		상추 포기잡		4Kg		-	13,544	11,231	7,889
평균						-	12,207	10,145	7,873

부추

주간 반입량(톤)

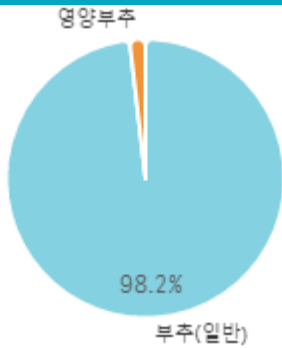
◆ 2025 ● 2024 ▲ 평년



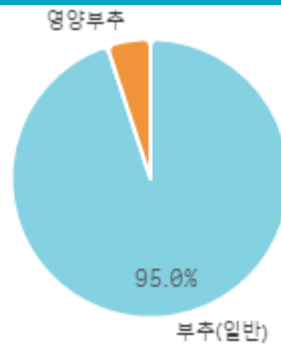
03/22 03/23 03/24 03/25 03/26 03/27 03/28

구분	금주(A)	전주(B)	전월(C)	전년(D)	평년(E)	A/B	A/C	A/D	A/E
물량(톤)	390	405	382	423	444	96.4%	102.0%	92.4%	88.0%

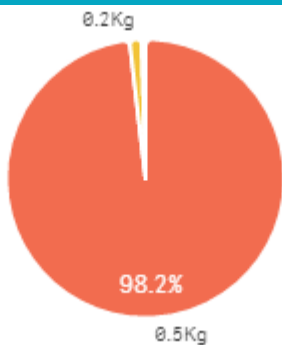
출하 품종별 거래물량 구성비



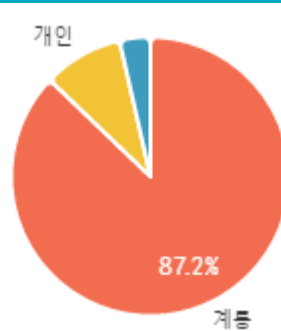
출하 품종별 거래금액 구성비



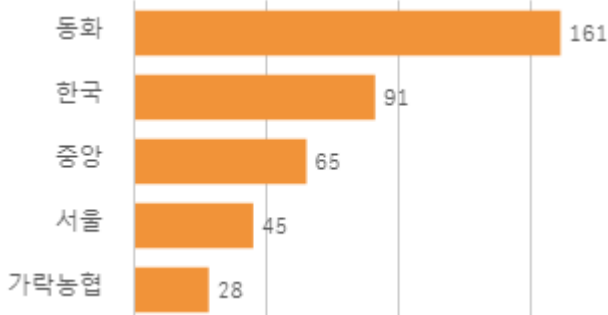
거래 단량별 물량 구성비



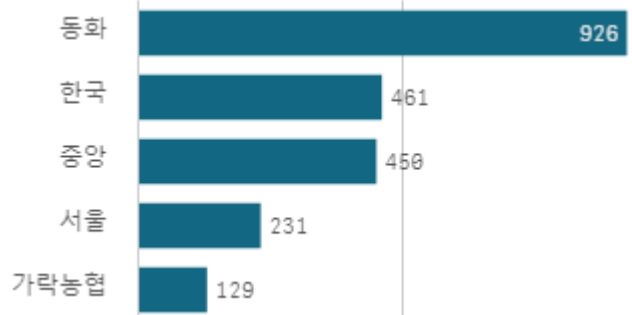
출하자별 거래물량 구성비



도매시장 법인별 거래물량(톤)

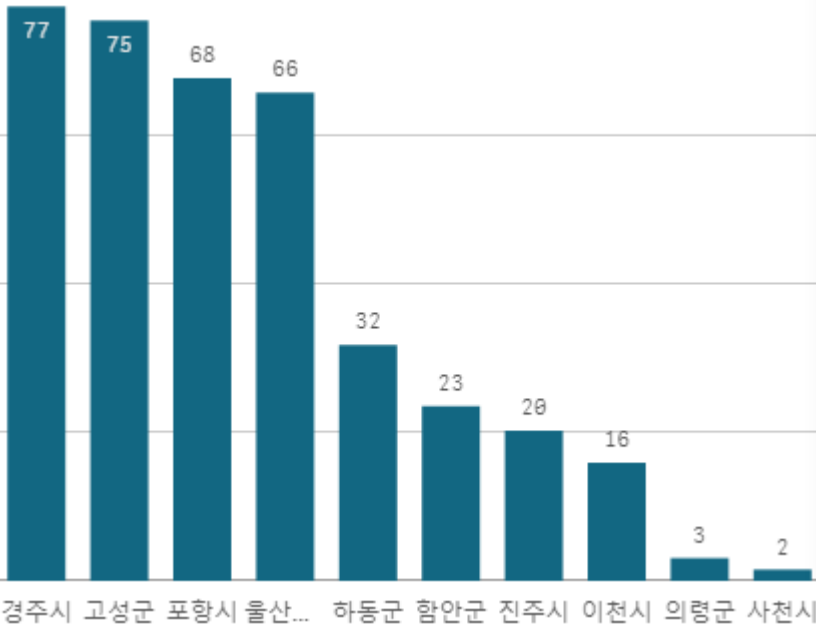


도매시장 법인별 거래금액(백만원)



부추(일반) (0.5Kg)

산지별 거래물량(톤)



출하산지(개소)

14

출하건수(천건)

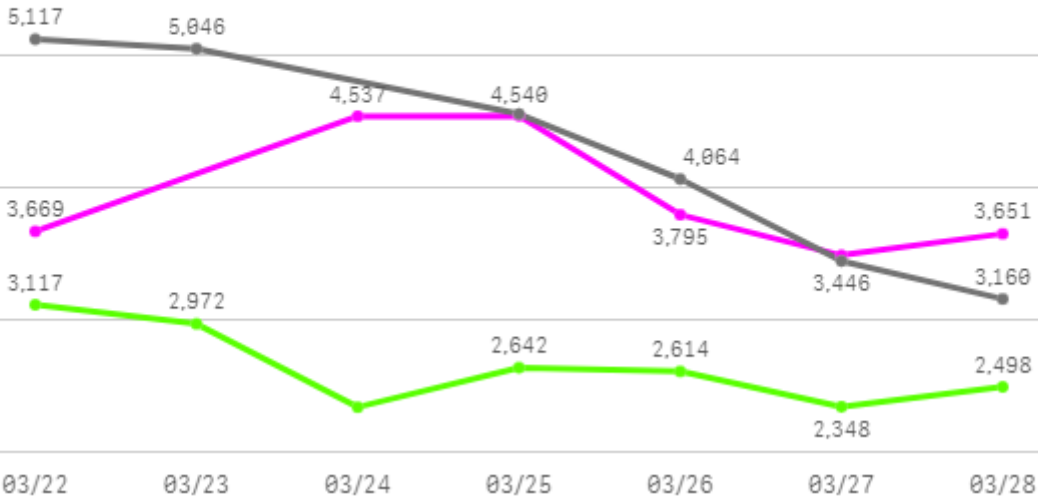
3

산지별 주출하 시군구



주간 도매가격(원)

◆ 2025 ● 2024 ◆ 평년



구분	금주(A)	전주(B)	전월(C)	전년(D)	평년(E)	A/B	A/C	A/D	A/E
가격(원)	3,947	3,354	5,083	4,231	2,953	117.7%	77.6%	93.3%	133.7%

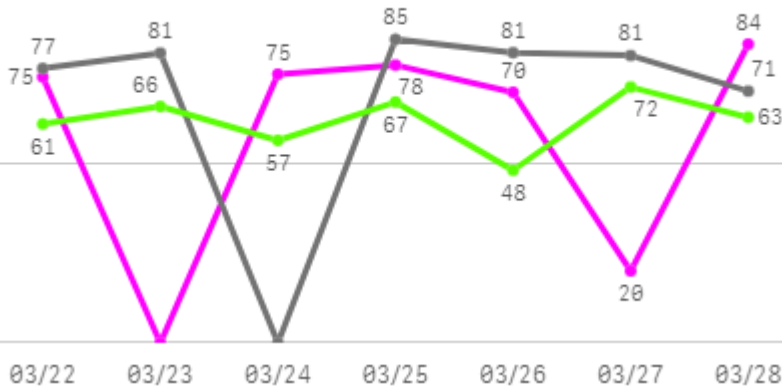
□ 부추(일반)(0.5Kg) 주간 가격

구분	Q	품종	Q	단량	Q	특	상	보통	하
2025-03-22		부추(일반)		0.5Kg		-	3,669	2,833	1,858
2025-03-24		부추(일반)		0.5Kg		-	4,537	3,487	2,321
2025-03-25		부추(일반)		0.5Kg		-	4,540	3,422	2,210
2025-03-26		부추(일반)		0.5Kg		-	3,795	2,821	1,676
2025-03-27		부추(일반)		0.5Kg		-	3,489	2,491	1,479
2025-03-28		부추(일반)		0.5Kg		-	3,651	2,701	1,693
평균						-	3,947	2,959	1,873

미나리

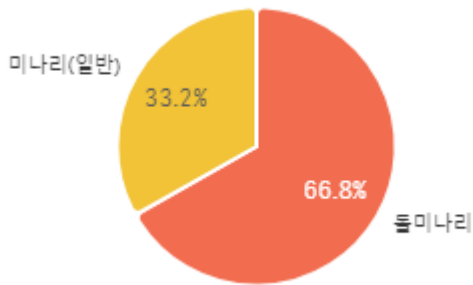
주간 반입량(톤)

◆ 2025 ● 2024 ▲ 평년

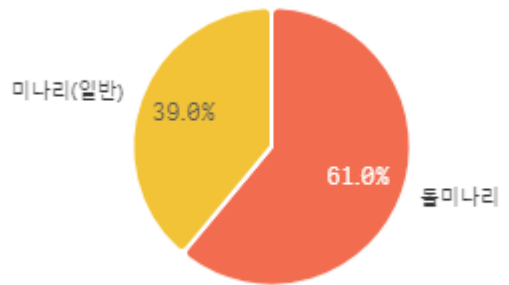


구분	금주(A)	전주(B)	전월(C)	전년(D)	평년(E)	A/B	A/C	A/D	A/E
물량(톤)	402	371	207	476	424	108.3%	194.2%	84.5%	94.9%

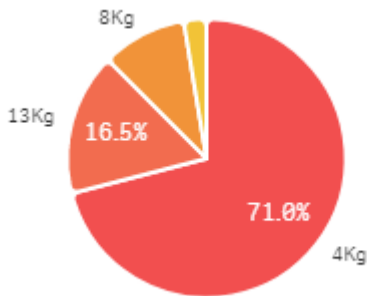
출하 품종별 거래물량 구성비



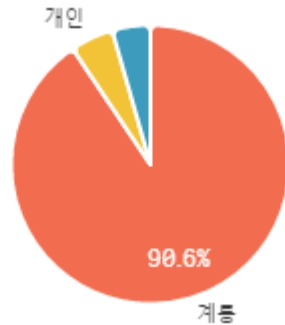
출하 품종별 거래금액 구성비



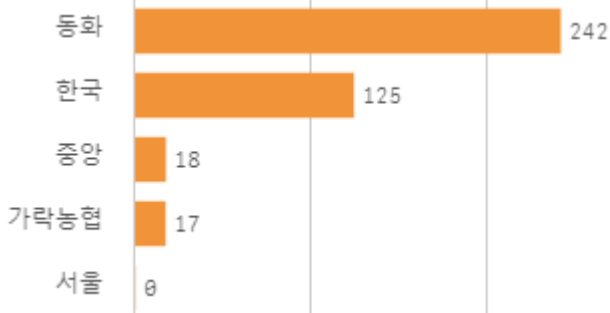
거래 단량별 물량 구성비



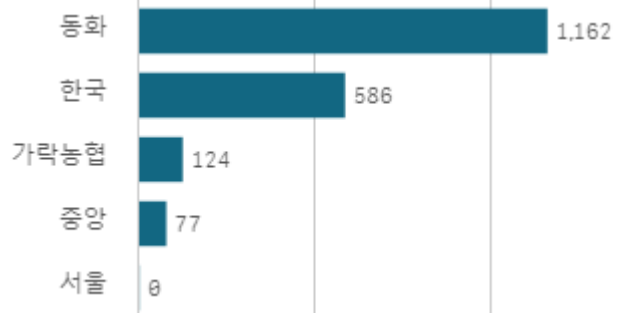
출하자별 거래물량 구성비



도매시장 법인별 거래물량(톤)

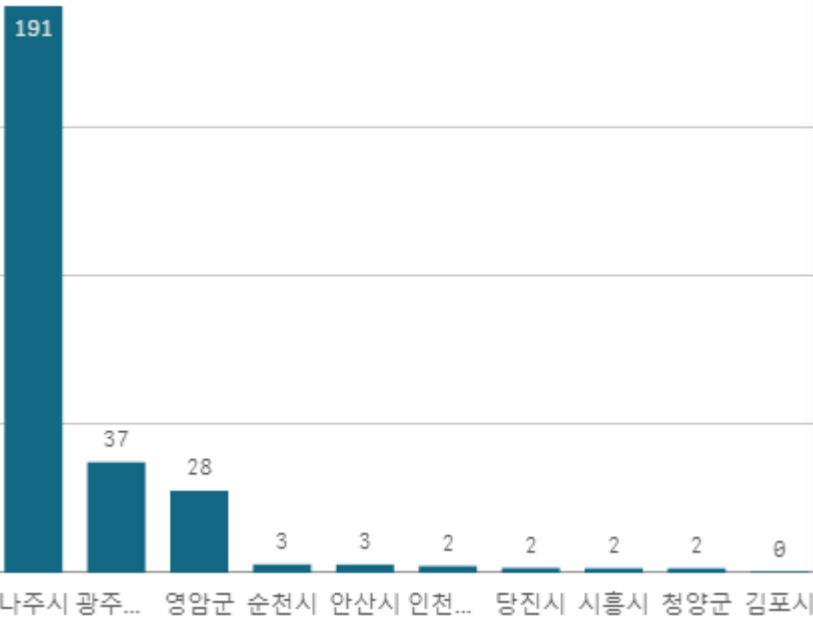


도매시장 법인별 거래금액(백만원)



돌미나리(4Kg)

산지별 거래물량(톤)



출하산지(개소)

11

출하건수(천건)

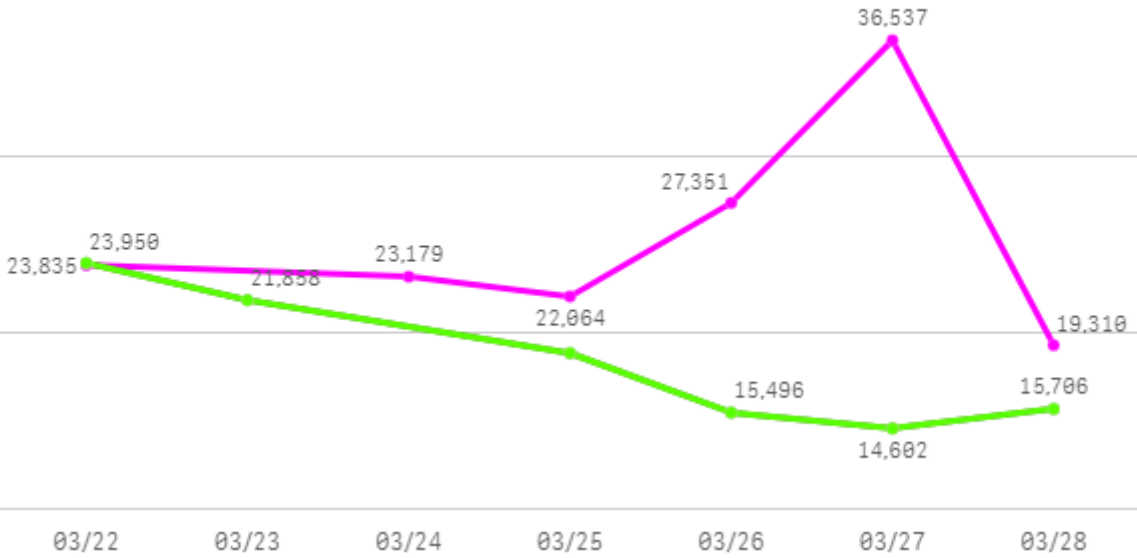
1

산지별 주출하 시군구



주간 도매가격(원)

◆ 2025 ◀ 2024 ◆ 평년



구분	금주(A)	전주(B)	전월(C)	전년(D)	평년(E)	A/B	A/C	A/D	A/E
가격(원)	25,379	19,626	32,027	18,412	21,896	129.3%	79.2%	137.8%	115.9%

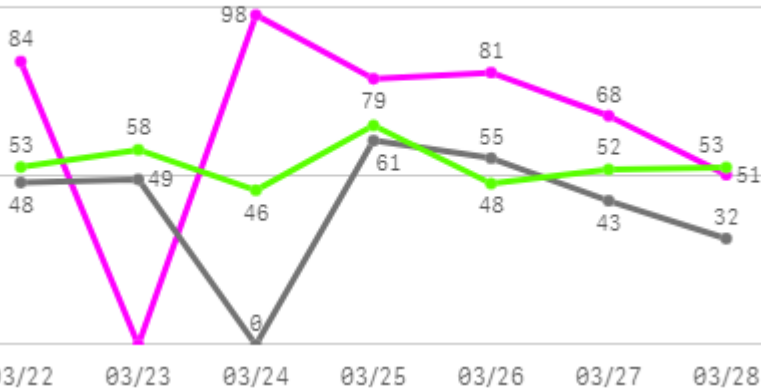
□ 돌미나리(4Kg) 주간 가격

구분	Q	품종	Q	단량	Q	특	상	보통	하
2025-03-22		돌미나리		4Kg		-	23,835	20,097	14,566
2025-03-24		돌미나리		4Kg		-	23,179	19,403	15,712
2025-03-25		돌미나리		4Kg		-	22,064	17,850	13,382
2025-03-26		돌미나리		4Kg		-	27,351	23,807	16,933
2025-03-27		돌미나리		4Kg		-	36,537	23,880	21,498
2025-03-28		돌미나리		4Kg		-	19,310	15,238	9,223
평균						-	25,379	20,046	15,219

참외

주간 반입량(톤)

◆ 2025 ● 2024 ▲ 평년



구분	금주(A)	전주(B)	전월(C)	전년(D)	평년(E)	A/B	A/C	A/D	A/E
물량(톤)	461	463	307	288	410	99.4%	150.0%	160.0%	112.2%

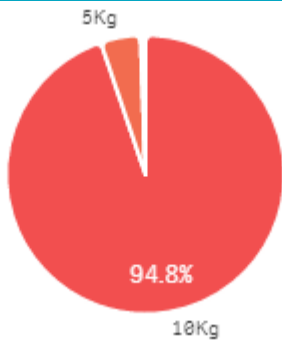
출하 품종별 거래물량 구성비



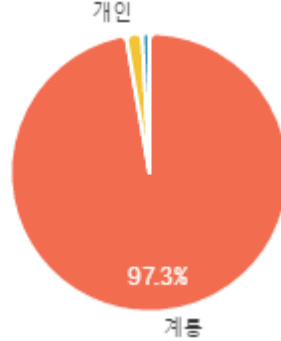
출하 품종별 거래금액 구성비



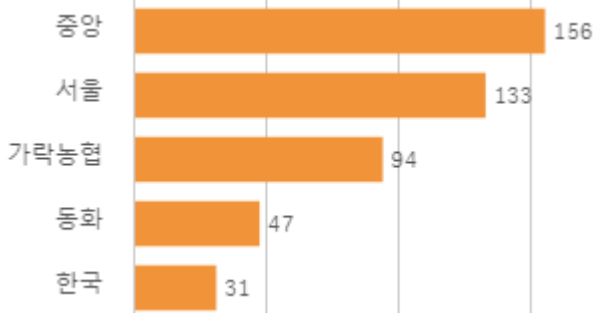
거래 단량별 물량 구성비



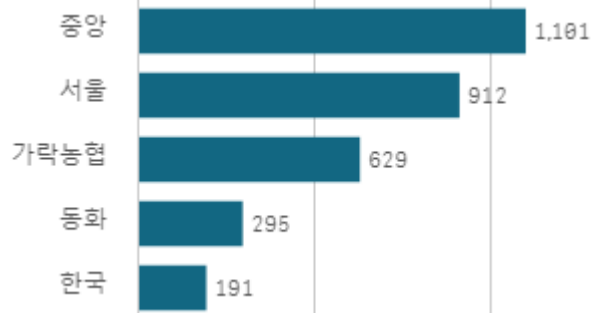
출하자별 거래물량 구성비



도매시장 법인별 거래물량(톤)

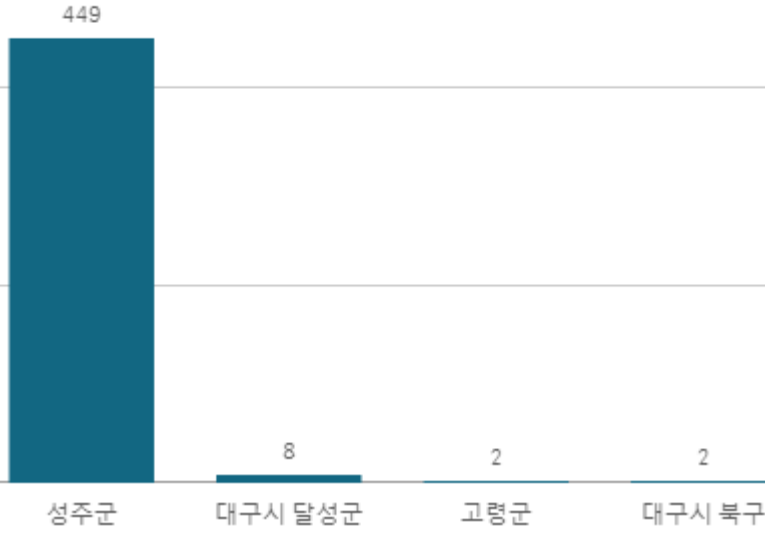


도매시장 법인별 거래금액(백만원)



참외(일반)(10Kg)

산지별 거래물량(톤)



출하산지(개소)

4

출하건수(천건)

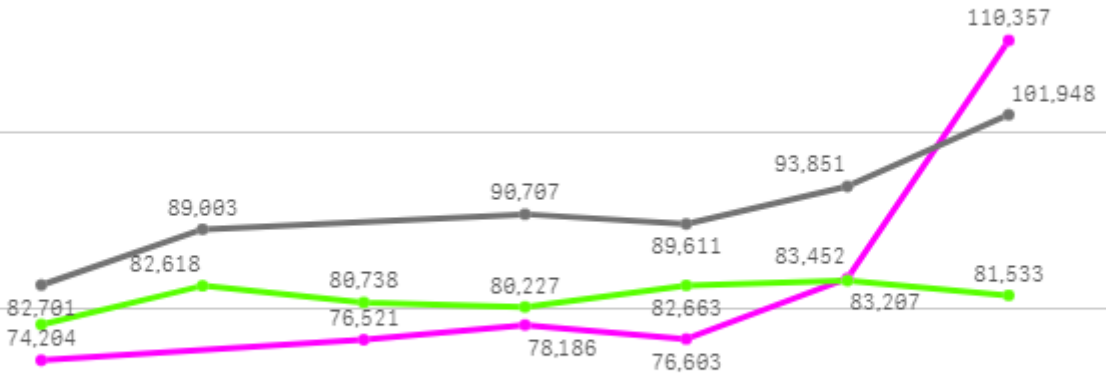
8

산지별 주출하 시군구



주간 도매가격(원)

◆ 2025 ● 2024 ◆ 평년



03/22 03/23 03/24 03/25 03/26 03/27 03/28

구분	금주(A)	전주(B)	전월(C)	전년(D)	평년(E)	A/B	A/C	A/D	A/E
가격(원)	83,221	67,120	65,851	91,304	81,128	124.0%	126.4%	91.1%	102.6%

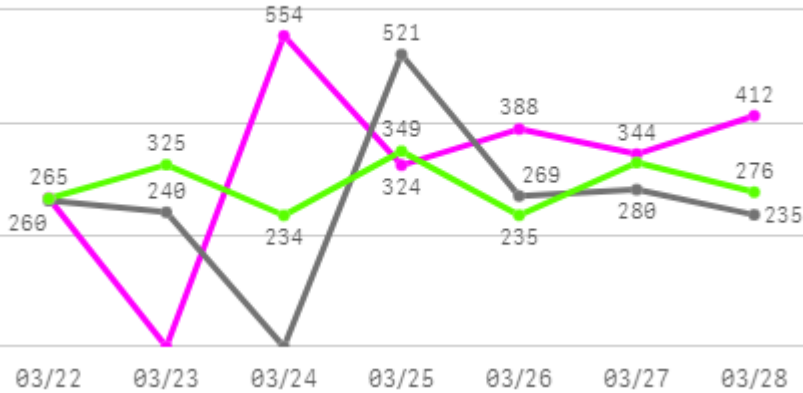
□ 참외(일반)(10Kg) 주간 가격

구분	Q	품종	Q	단량	Q	특	상	보통	하
2025-03-22		참외(일반)		10Kg		87,441	74,204	62,633	43,118
2025-03-24		참외(일반)		10Kg		87,981	76,521	63,015	42,627
2025-03-25		참외(일반)		10Kg		89,265	78,186	65,424	45,426
2025-03-26		참외(일반)		10Kg		86,428	76,603	64,647	45,092
2025-03-27		참외(일반)		10Kg		94,149	83,452	68,963	45,304
2025-03-28		참외(일반)		10Kg		138,637	110,357	76,228	45,537
평균						97,317	83,221	66,818	44,517

오이

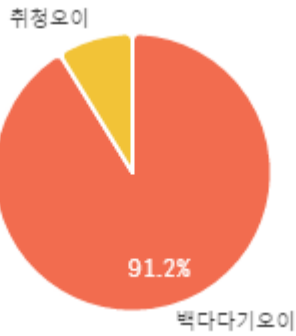
주간 반입량(톤)

◆ 2025 ● 2024 ▲ 평년

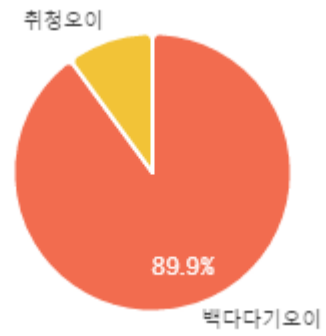


구분	금주(A)	전주(B)	전월(C)	전년(D)	평년(E)	A/B	A/C	A/D	A/E
물량(톤)	2,287	1,586	1,198	1,805	1,970	144.2%	191.0%	126.7%	116.1%

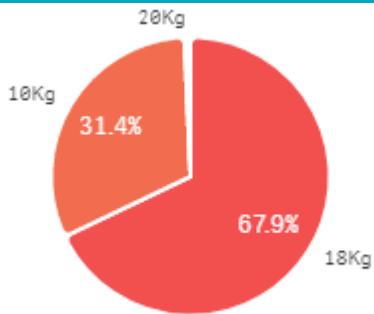
출하 품종별 거래물량 구성비



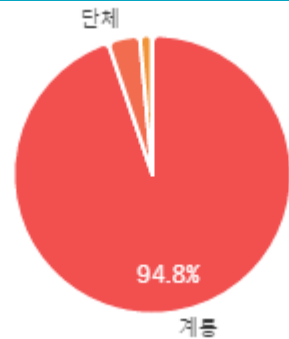
출하 품종별 거래금액 구성비



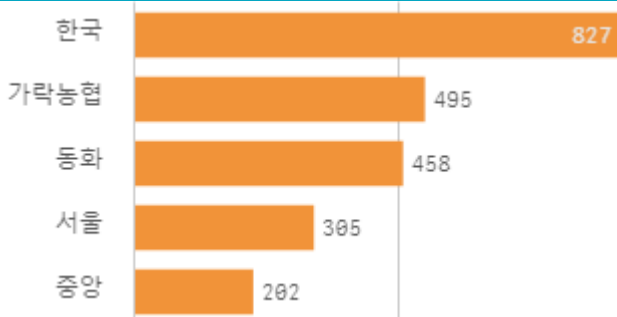
거래 단량별 물량 구성비



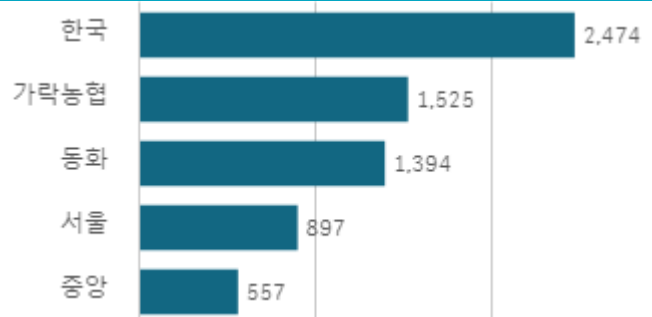
출하자별 거래물량 구성비



도매시장 법인별 거래물량(톤)

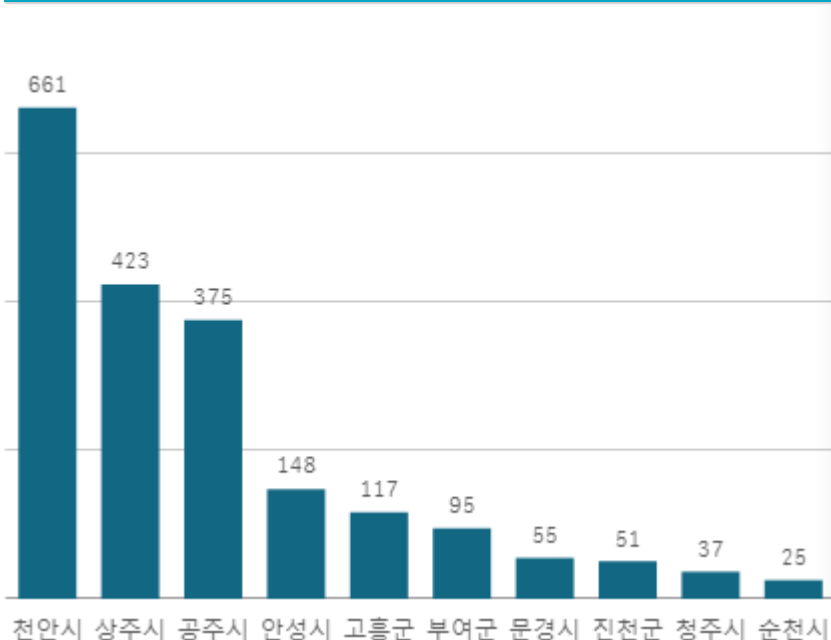


도매시장 법인별 거래금액(백만원)



백다다기오이(100개)

산지별 거래물량(톤)



출하산지(개소)

31

출하건수(천건)

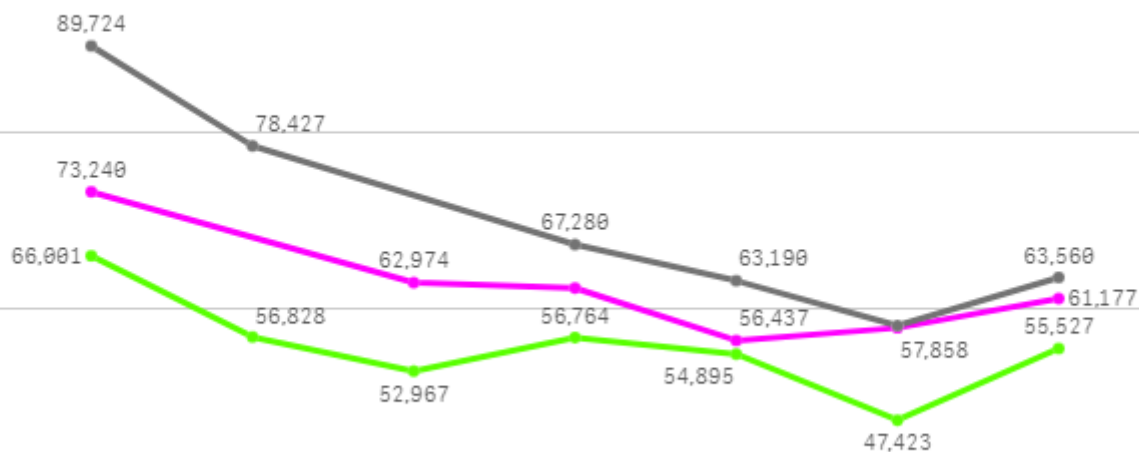
9

산지별 주출하 시군구



주간 도매가격(원)

◆ 2025 ● 2024 ◆ 평년



03/22 03/23 03/24 03/25 03/26 03/27 03/28

구분	금주(A)	전주(B)	전월(C)	전년(D)	평년(E)	A/B	A/C	A/D	A/E
가격(원)	62,341	70,012	80,268	70,049	60,636	89.0%	77.7%	89.0%	102.8%

□ 백다다기오이(100개) 주간 가격

구분	Q	품종	Q	단량	Q	특	상	보통	하
2025-03-22		백다다기오이		100개		77,855	73,240	63,391	47,089
2025-03-24		백다다기오이		100개		67,008	62,974	55,288	42,590
2025-03-25		백다다기오이		100개		66,226	62,361	55,496	40,666
2025-03-26		백다다기오이		100개		60,757	56,437	50,740	38,996
2025-03-27		백다다기오이		100개		62,992	57,858	53,437	41,673
2025-03-28		백다다기오이		100개		64,531	61,177	53,602	41,001
평균						66,562	62,341	55,326	42,003

호박

주간 반입량(톤)

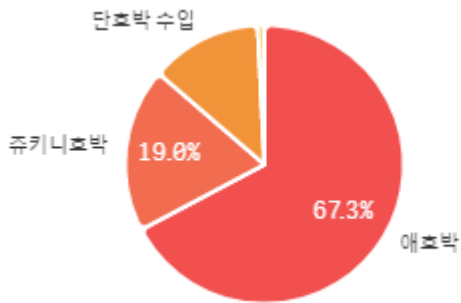
◆ 2025 ● 2024 ▲ 평년



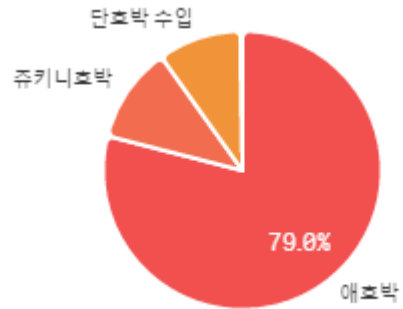
03/22 03/23 03/24 03/25 03/26 03/27 03/28

구분	금주(A)	전주(B)	전월(C)	전년(D)	평년(E)	A/B	A/C	A/D	A/E
물량(톤)	1,383	1,160	1,090	1,283	1,277	119.2%	126.8%	107.8%	108.3%

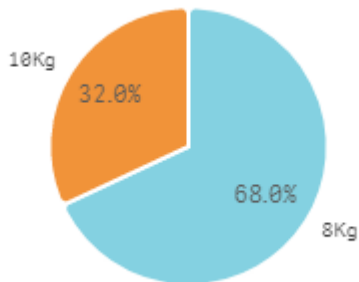
출하 품종별 거래물량 구성비



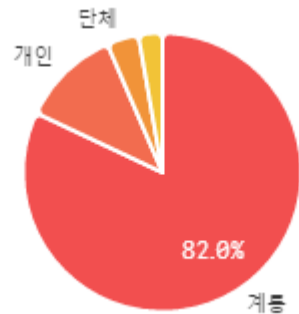
출하 품종별 거래금액 구성비



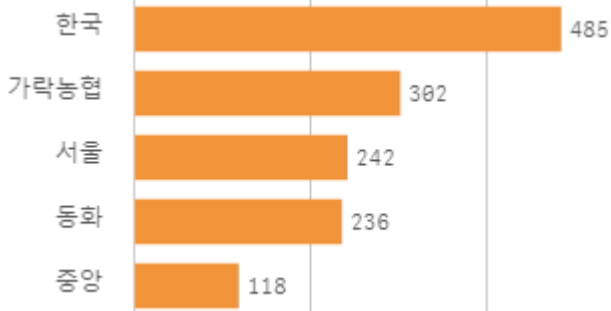
거래 단량별 물량 구성비



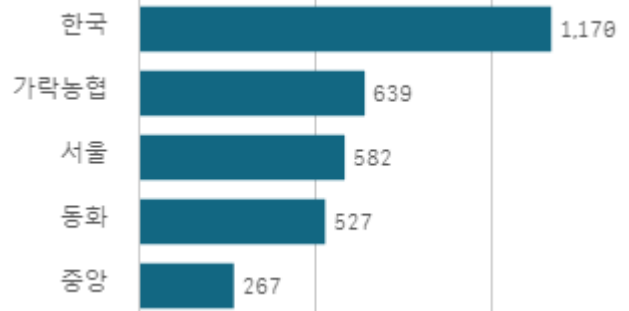
출하자별 거래물량 구성비



도매시장 법인별 거래물량(톤)

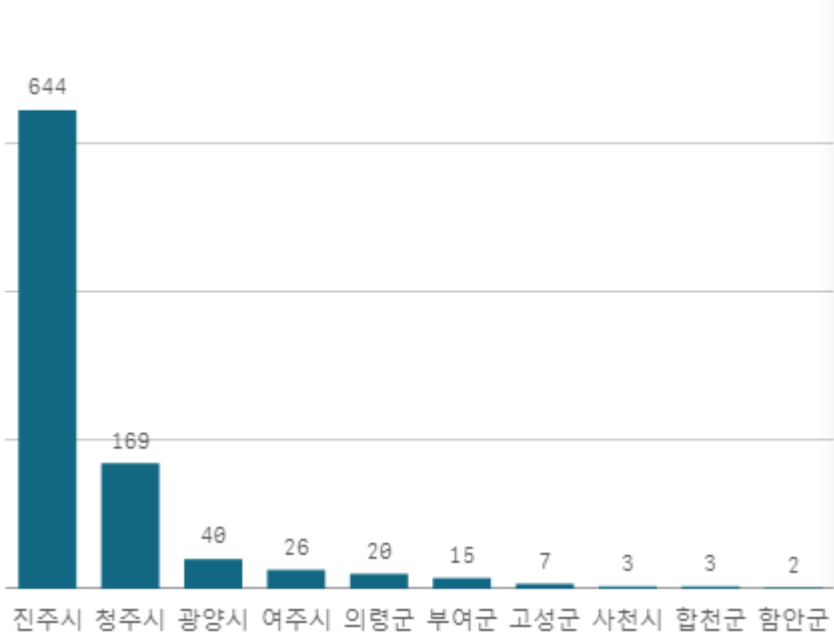


도매시장 법인별 거래금액(백만원)



애호박(20개)

산지별 거래물량(톤)



출하산지(개소)

14

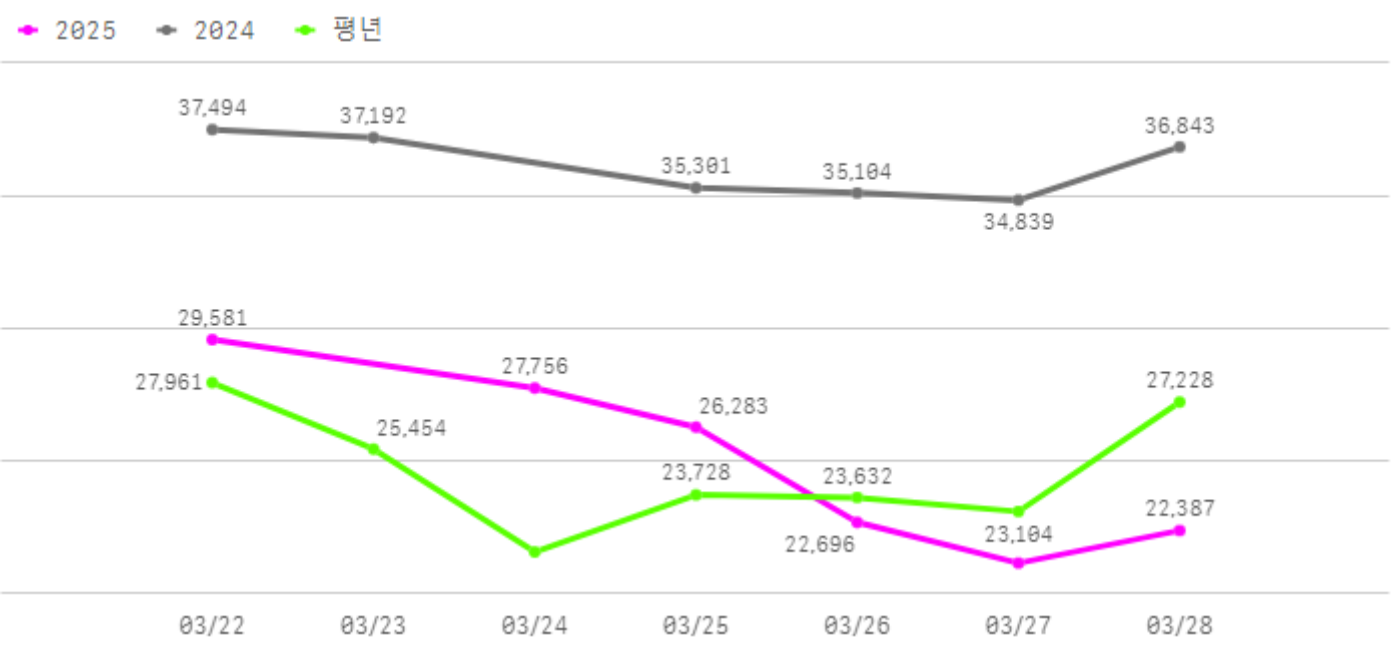
출하건수(천건)

5

산지별 주출하 시군구



주간 도매가격(원)



구분	금주(A)	전주(B)	전월(C)	전년(D)	평년(E)	A/B	A/C	A/D	A/E
가격(원)	24,977	29,963	33,463	36,129	26,123	83.4%	74.6%	69.1%	95.6%

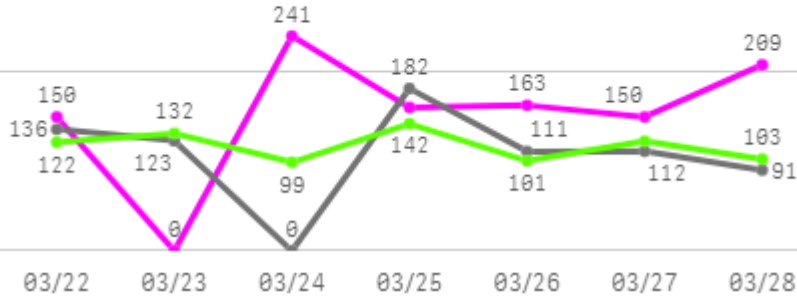
□ 애호박(20개) 주간 가격

구분	Q	품종	Q	단량	Q	특	상	보통	하
2025-03-22		애호박		20개		33,042	29,581	26,222	18,437
2025-03-24		애호박		20개		30,643	27,756	24,910	17,116
2025-03-25		애호박		20개		28,964	26,283	22,523	14,194
2025-03-26		애호박		20개		26,634	22,696	19,561	13,387
2025-03-27		애호박		20개		24,147	21,159	18,258	12,642
2025-03-28		애호박		20개		24,726	22,387	19,157	13,128
평균						28,026	24,977	21,772	14,817

토마토

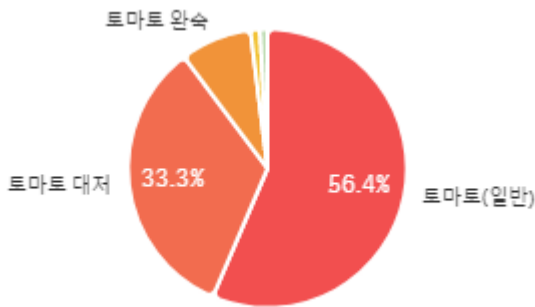
주간 반입량(톤)

◆ 2025 ● 2024 ▲ 평년

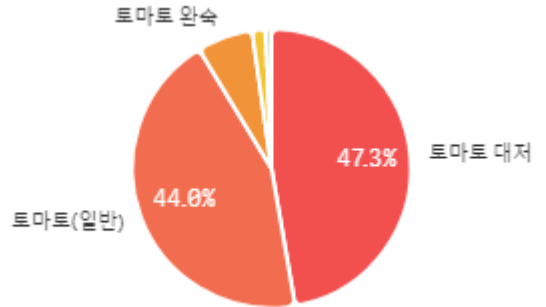


구분	금주(A)	전주(B)	전월(C)	전년(D)	평년(E)	A/B	A/C	A/D	A/E
물량(톤)	1,074	926	808	755	885	116.0%	132.9%	142.2%	121.3%

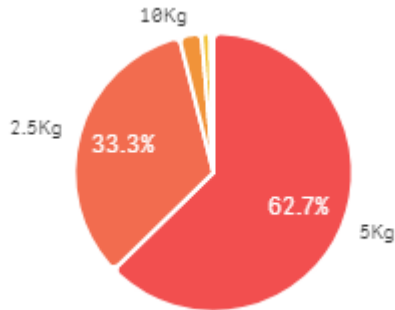
출하 품종별 거래물량 구성비



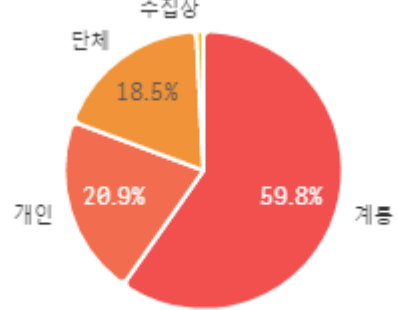
출하 품종별 거래금액 구성비



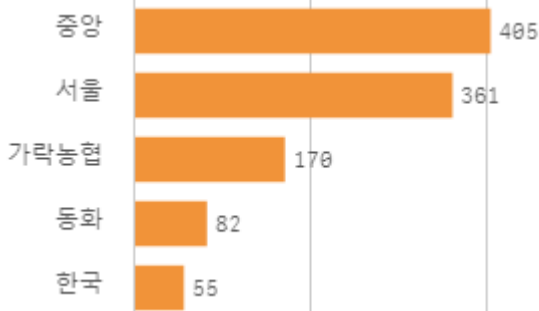
거래 단량별 물량 구성비



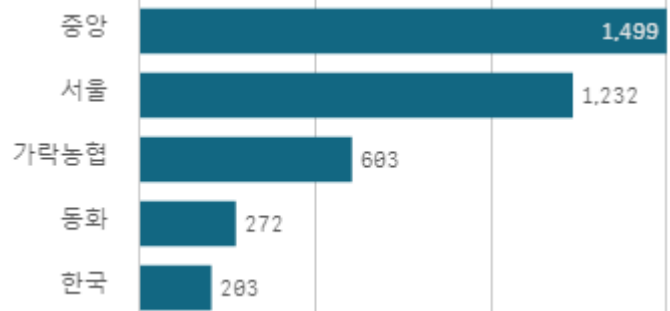
출하자별 거래물량 구성비



도매시장 법인별 거래물량(톤)

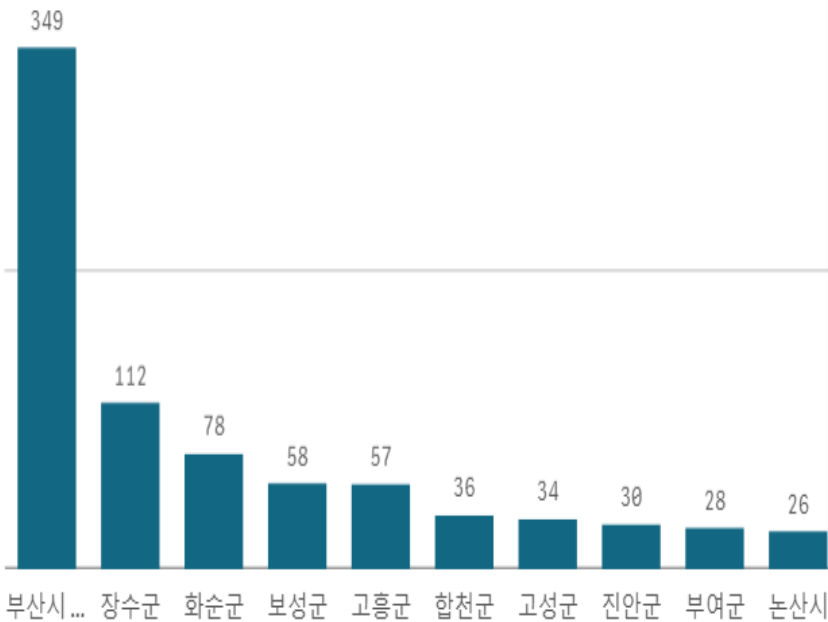


도매시장 법인별 거래금액(백만원)



토마토(5Kg)

산지별 거래물량(톤)



출하산지(개소)

48

출하건수(천건)

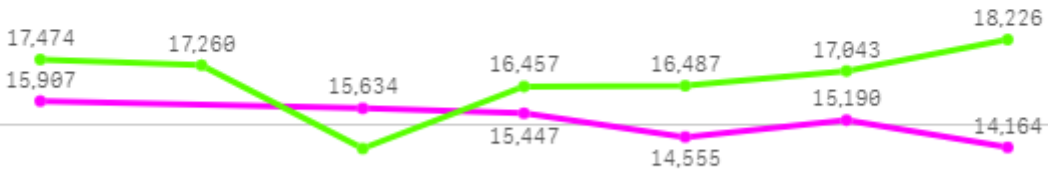
10

산지별 주출하 시군구



주간 도매가격(원)

◆ 2025 ● 2024 ◆ 평년



03/22 03/23 03/24 03/25 03/26 03/27 03/28

구분	금주(A)	전주(B)	전월(C)	전년(D)	평년(E)	A/B	A/C	A/D	A/E
가격(원)	15,150	17,730	16,973	27,385	16,867	85.4%	89.3%	55.3%	89.8%

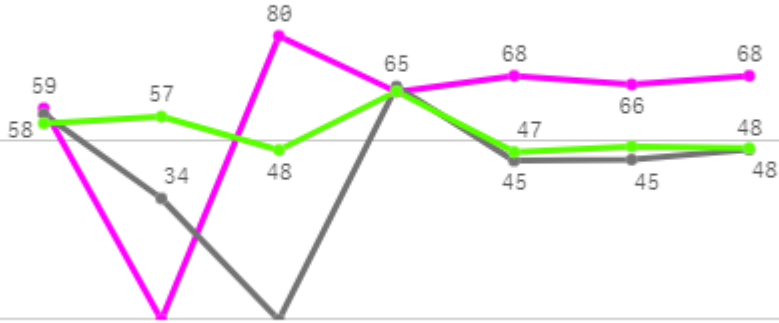
□ 토마토(5Kg) 주간 가격

구분	Q	품종	Q	단량	Q	특	상	보통	하
2025-03-22		토마토		5Kg		17,351	15,907	14,277	12,386
2025-03-24		토마토		5Kg		17,027	15,634	13,580	11,522
2025-03-25		토마토		5Kg		16,859	15,447	13,535	11,423
2025-03-26		토마토		5Kg		16,382	14,555	13,004	10,953
2025-03-27		토마토		5Kg		17,000	15,190	13,411	11,466
2025-03-28		토마토		5Kg		15,750	14,164	12,532	11,135
평균						16,728	15,150	13,390	11,481

방울토마토

주간 반입량(톤)

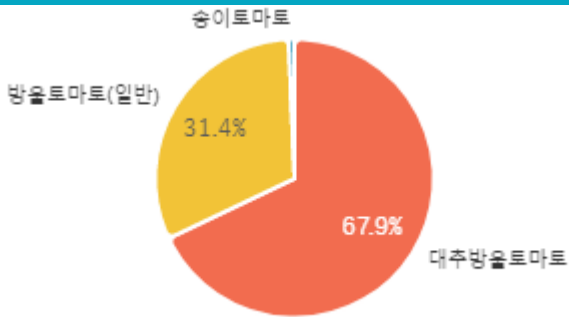
◆ 2025 ● 2024 ▲ 평년



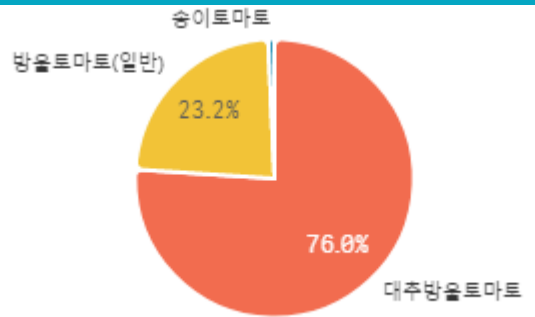
03/22 03/23 03/24 03/25 03/26 03/27 03/28

구분	금주(A)	전주(B)	전월(C)	전년(D)	평년(E)	A/B	A/C	A/D	A/E
물량(톤)	406	382	394	294	368	106.1%	102.9%	137.8%	110.4%

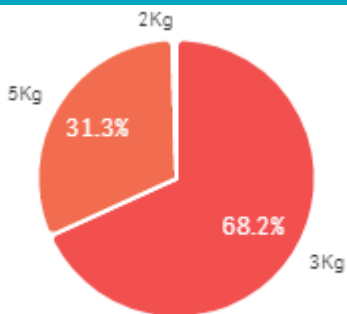
출하 품종별 거래물량 구성비



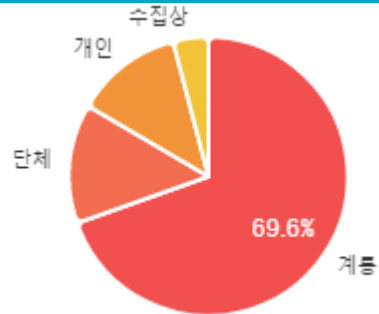
출하 품종별 거래금액 구성비



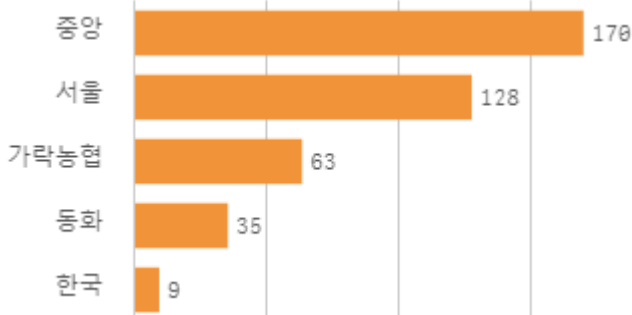
거래 단량별 물량 구성비



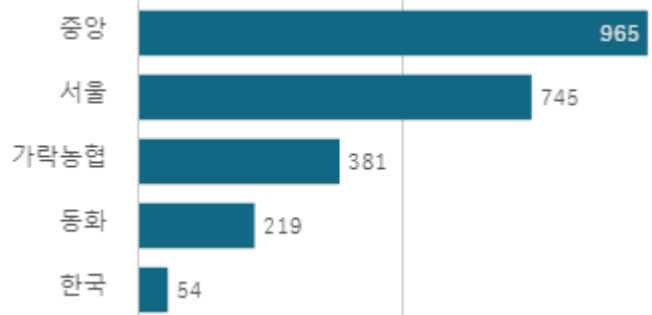
출하자별 거래물량 구성비



도매시장 법인별 거래물량(톤)

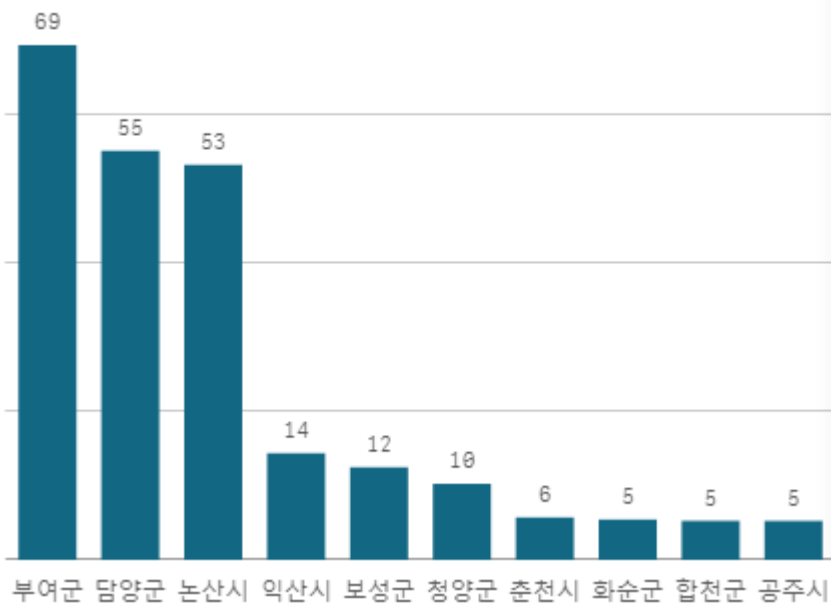


도매시장 법인별 거래금액(백만원)



대추방울토마토(3Kg)

산지별 거래물량(톤)



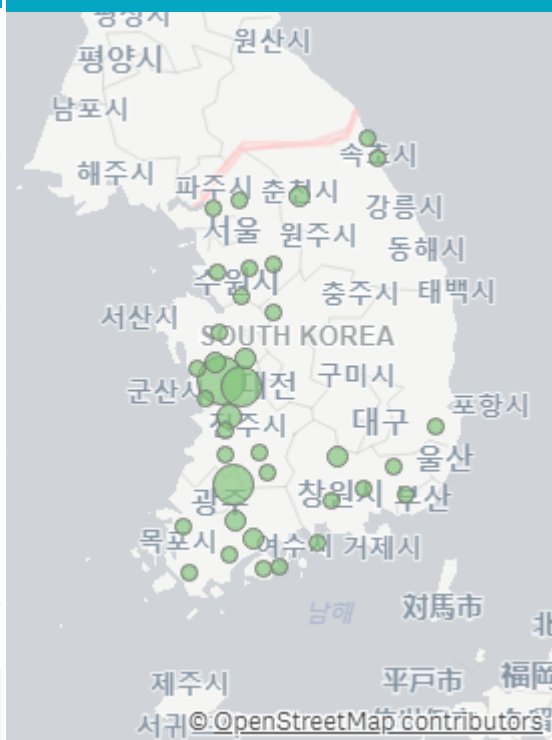
출하산지(개소)

40

출하건수(천건)

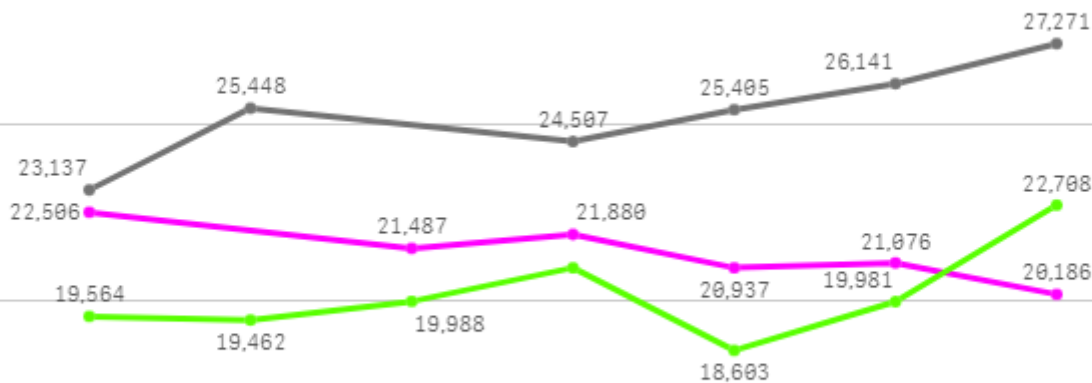
3

산지별 주출하 시군구



주간 도매가격(원)

◆ 2025 ● 2024 ◆ 평년



03/22 03/23 03/24 03/25 03/26 03/27 03/28

구분	금주(A)	전주(B)	전월(C)	전년(D)	평년(E)	A/B	A/C	A/D	A/E
가격(원)	21,345	22,925	20,389	25,318	21,355	93.1%	104.7%	84.3%	100.0%

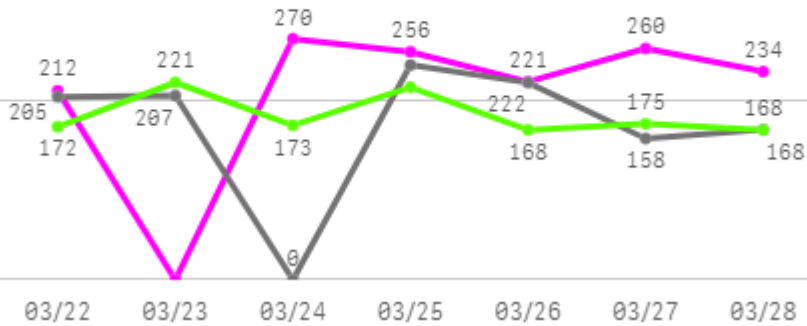
□ 대추방울토마토(3Kg) 주간 가격

구분	Q	품종	Q	단량	Q	특	상	보통	하
2025-03-22		대추방울토마토		3Kg		27,288	22,506	19,911	14,917
2025-03-24		대추방울토마토		3Kg		24,949	21,487	19,711	15,900
2025-03-25		대추방울토마토		3Kg		27,849	21,880	20,106	16,561
2025-03-26		대추방울토마토		3Kg		25,247	20,937	18,851	15,565
2025-03-27		대추방울토마토		3Kg		26,192	21,076	18,858	15,351
2025-03-28		대추방울토마토		3Kg		25,902	20,186	18,030	15,316
평균						26,238	21,345	19,245	15,602

딸기

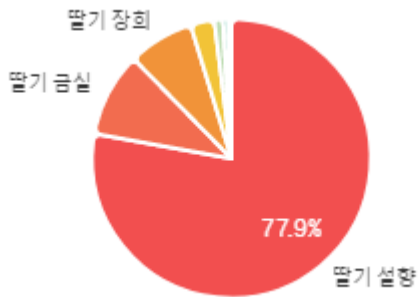
주간 반입량(톤)

◆ 2025 ● 2024 ▲ 평년

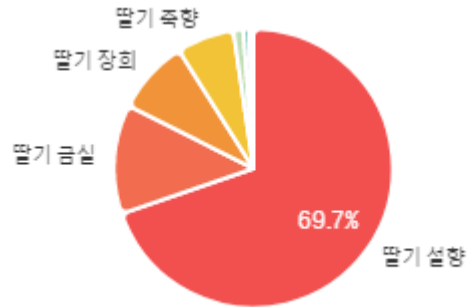


구분	금주(A)	전주(B)	전월(C)	전년(D)	평년(E)	A/B	A/C	A/D	A/E
물량(톤)	1,454	1,274	1,126	1,201	1,289	114.1%	129.1%	121.1%	112.8%

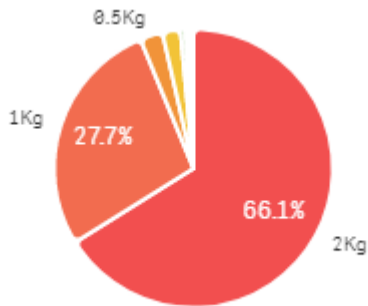
출하 품종별 거래물량 구성비



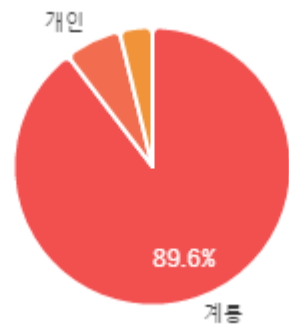
출하 품종별 거래금액 구성비



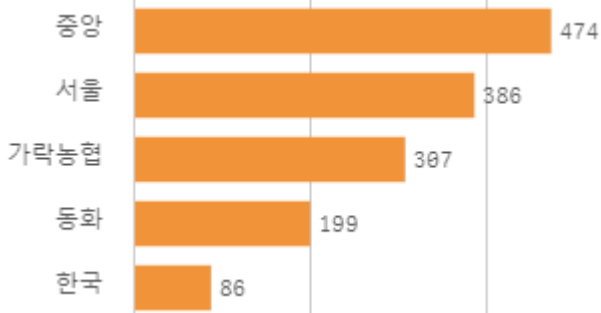
거래 단량별 물량 구성비



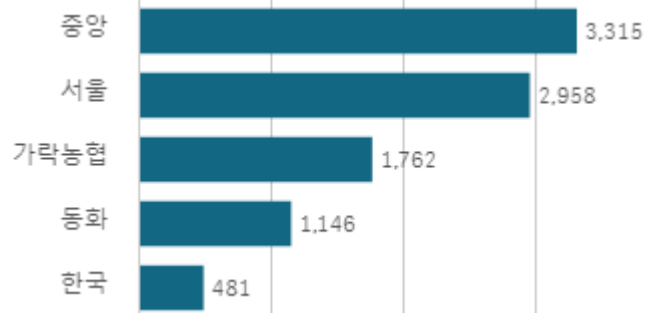
출하자별 거래물량 구성비



도매시장 법인별 거래물량(톤)



도매시장 법인별 거래금액(백만원)



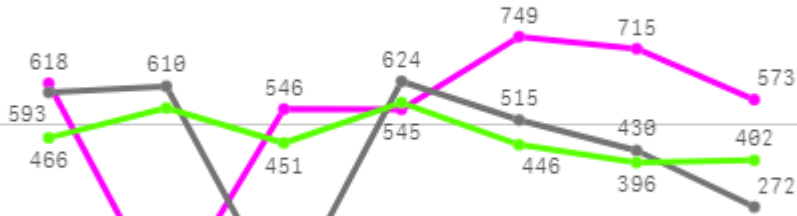
□ 딸기 설향(2Kg) 주간 가격

구분	Q	품종	Q	단량	Q	특	상	보통	하
2025-03-22		딸기 설향		2Kg		27,774	22,860	17,695	11,214
2025-03-24		딸기 설향		2Kg		22,300	16,581	11,981	7,082
2025-03-25		딸기 설향		2Kg		19,529	13,713	9,436	5,464
2025-03-26		딸기 설향		2Kg		18,763	14,139	10,133	6,572
2025-03-27		딸기 설향		2Kg		18,546	14,057	10,252	6,660
2025-03-28		딸기 설향		2Kg		19,470	14,502	10,459	6,970
평균						21,064	15,975	11,659	7,327

무

주간 반입량(톤)

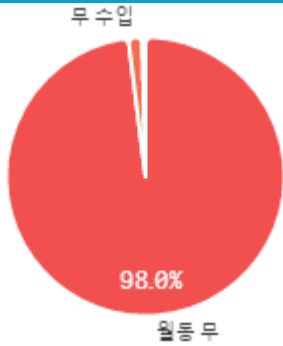
◆ 2025 ● 2024 ▲ 평년



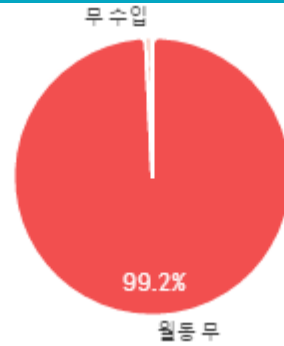
03/22 03/23 03/24 03/25 03/26 03/27 03/28

구분	금주(A)	전주(B)	전월(C)	전년(D)	평년(E)	A/B	A/C	A/D	A/E
물량(톤)	3,746	3,397	3,206	3,043	3,401	110.3%	116.8%	123.1%	110.2%

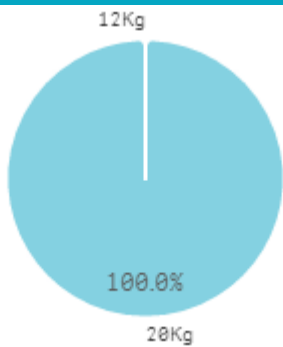
출하 품종별 거래물량 구성비



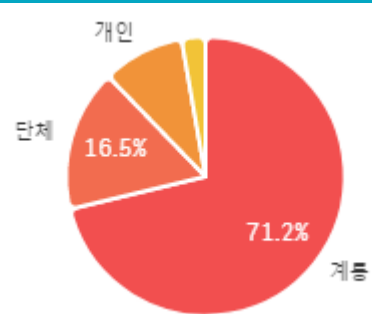
출하 품종별 거래금액 구성비



거래 단량별 물량 구성비




출하자별 거래물량 구성비



도매시장 법인별 거래물량(톤)

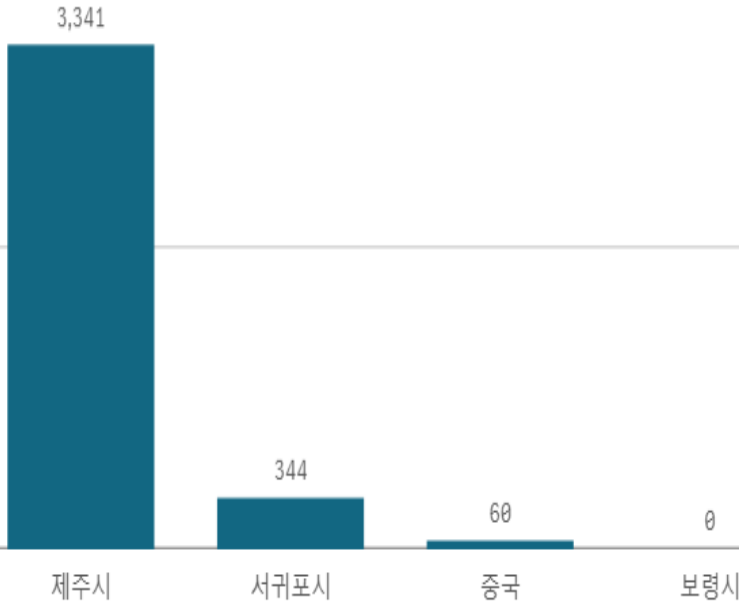


도매시장 법인별 거래금액(백만원)



무(20Kg)

산지별 거래물량(톤)



산지별 주출하 시군구



출하산지(개소)

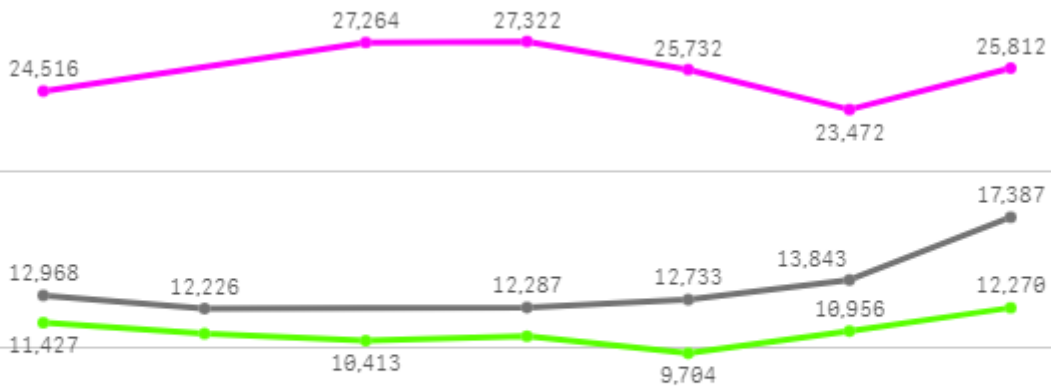
4

출하건수(천건)

2

주간 도매가격(원)

◆ 2025 ● 2024 ◆ 평년



03/22 03/23 03/24 03/25 03/26 03/27 03/28

구분	금주(A)	전주(B)	전월(C)	전년(D)	평년(E)	A/B	A/C	A/D	A/E
가격(원)	25,686	25,012	27,965	13,574	13,823	102.7%	91.9%	189.2%	185.8%

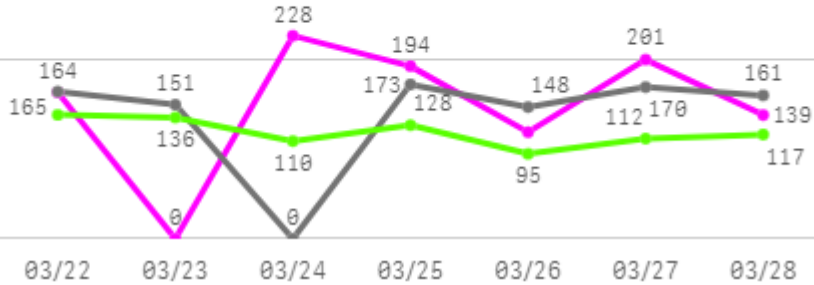
□ 무(20Kg) 주간 가격

구분	Q	품종	Q	단량	Q	특	상	보통	하
2025-03-22		무		20Kg		26,589	24,516	22,164	17,520
2025-03-24		무		20Kg		29,389	27,264	24,585	18,773
2025-03-25		무		20Kg		29,460	27,322	23,606	16,099
2025-03-26		무		20Kg		28,072	25,732	20,870	13,786
2025-03-27		무		20Kg		26,758	23,472	18,011	10,808
2025-03-28		무		20Kg		28,019	25,812	19,624	12,236
평균						28,048	25,686	21,477	14,870

당근

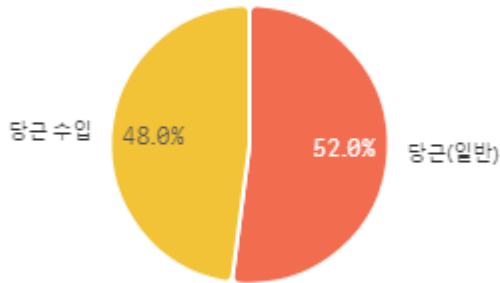
주간 반입량(톤)

◆ 2025 ● 2024 ▲ 평년

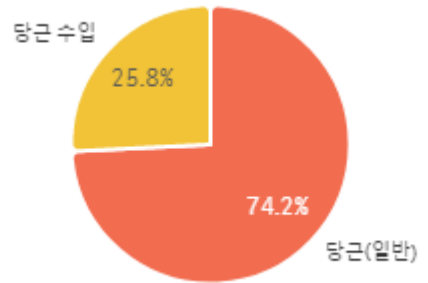


구분	금주(A)	전주(B)	전월(C)	전년(D)	평년(E)	A/B	A/C	A/D	A/E
물량(톤)	1,045	1,001	867	968	900	104.4%	120.6%	108.0%	116.1%

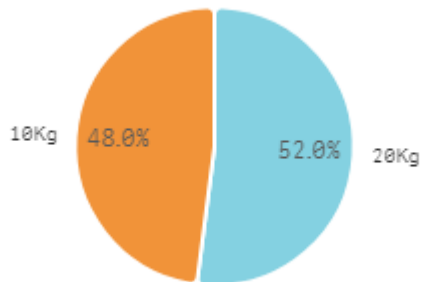
출하 품종별 거래물량 구성비



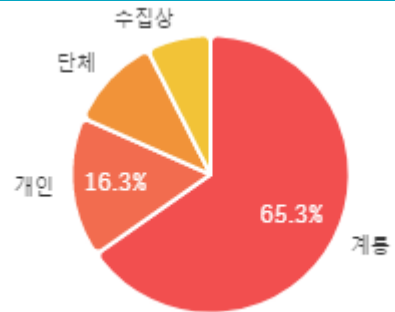
출하 품종별 거래금액 구성비



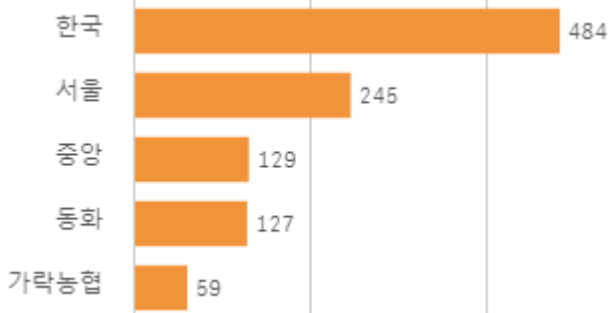
거래 단량별 물량 구성비



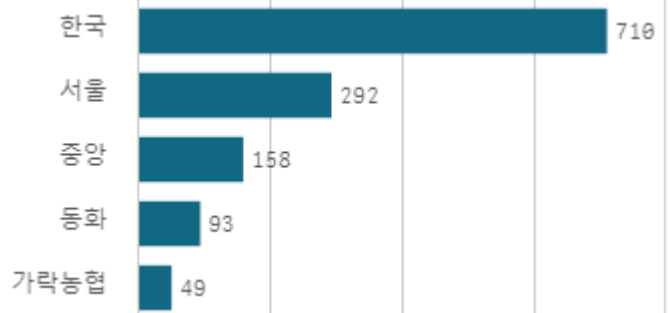
출하자별 거래물량 구성비



도매시장 법인별 거래물량(톤)

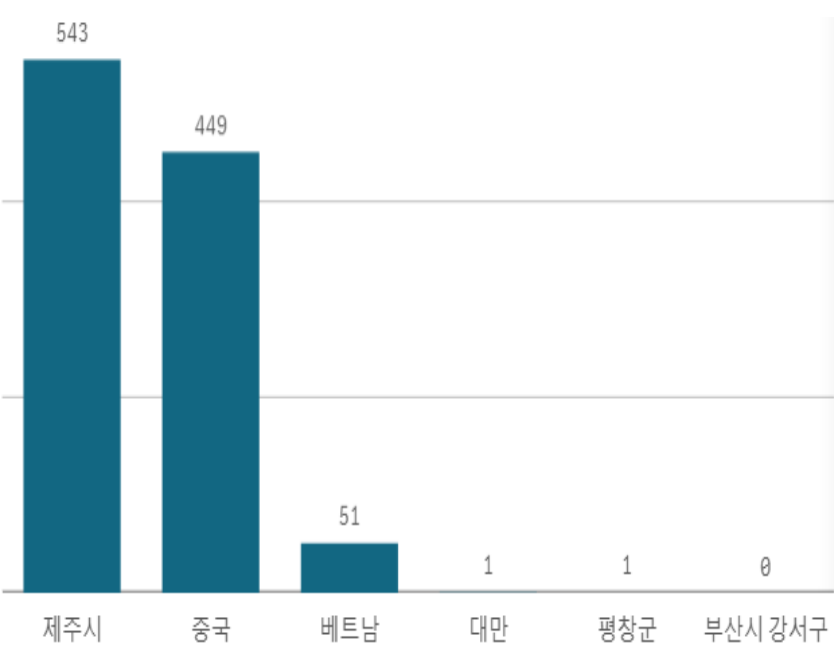


도매시장 법인별 거래금액(백만원)



당근(20Kg)

산지별 거래물량(톤)

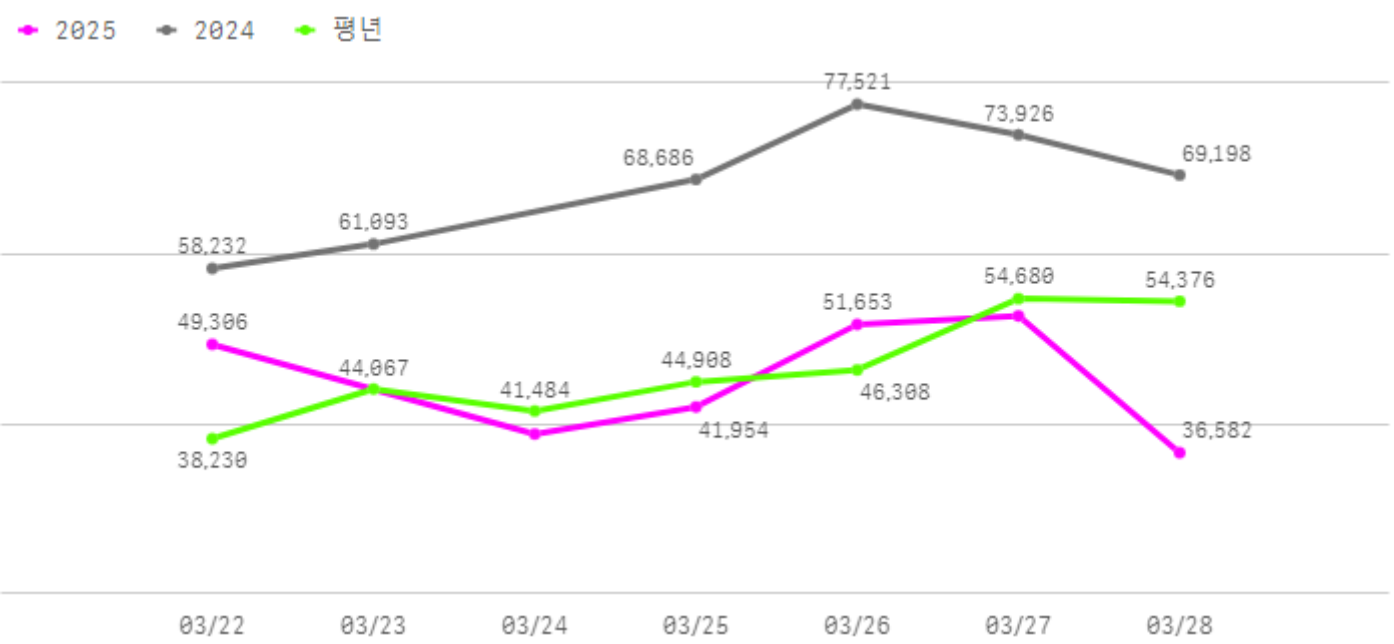


산지별 주출하 시군구



출하산지(개소)	6	출하건수(천건)	1
----------	---	----------	---

주간 도매가격(원)



구분	금주(A)	전주(B)	전월(C)	전년(D)	평년(E)	A/B	A/C	A/D	A/E
가격(원)	45,155	64,539	65,238	68,109	43,260	70.0%	69.2%	66.3%	104.4%

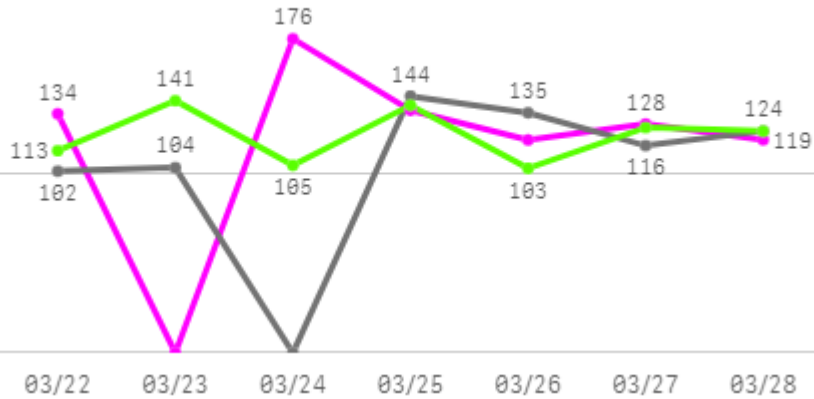
□ 당근(20Kg) 주간 가격

구분	Q	품종	Q	단량	Q	특	상	보통	하
2025-03-22		당근		20Kg		63,050	49,306	37,504	24,445
2025-03-24		당근		20Kg		58,095	38,779	28,513	22,593
2025-03-25		당근		20Kg		62,654	41,954	29,571	21,811
2025-03-26		당근		20Kg		68,156	51,653	35,264	26,391
2025-03-27		당근		20Kg		68,363	52,654	33,964	27,627
2025-03-28		당근		20Kg		53,429	36,582	28,799	21,377
평균						62,291	45,155	32,269	24,041

생고추

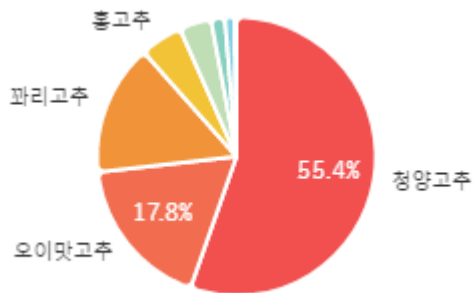
주간 반입량(톤)

◆ 2025 ● 2024 ▲ 평년

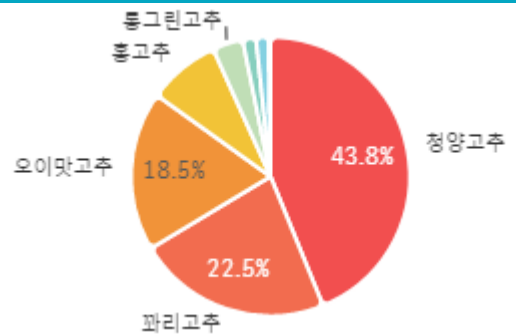


구분	금주(A)	전주(B)	전월(C)	전년(D)	평년(E)	A/B	A/C	A/D	A/E
물량(톤)	813	877	664	725	837	92.7%	122.4%	112.2%	97.2%

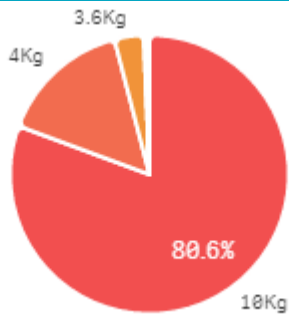
출하 품종별 거래물량 구성비



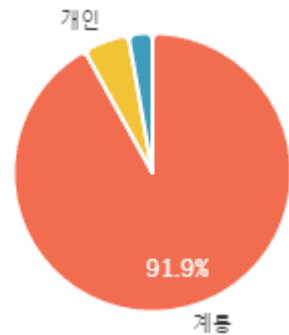
출하 품종별 거래금액 구성비



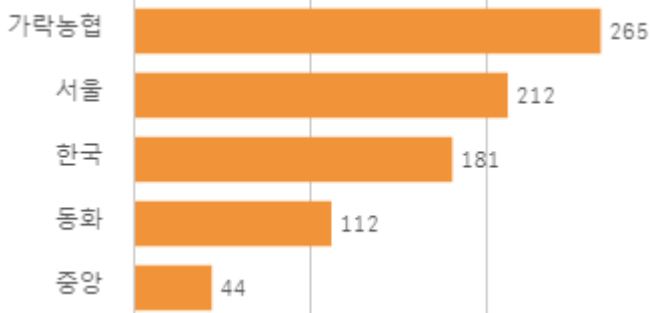
거래 단량별 물량 구성비



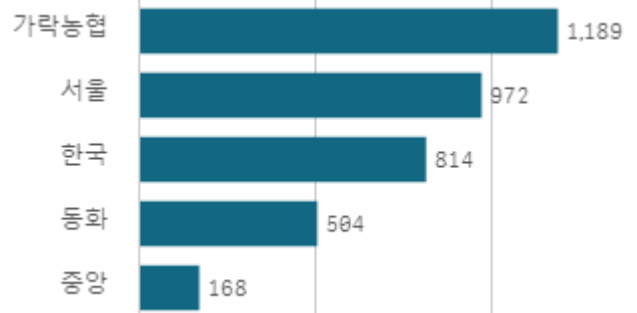
출하자별 거래물량 구성비



도매시장 법인별 거래물량(톤)

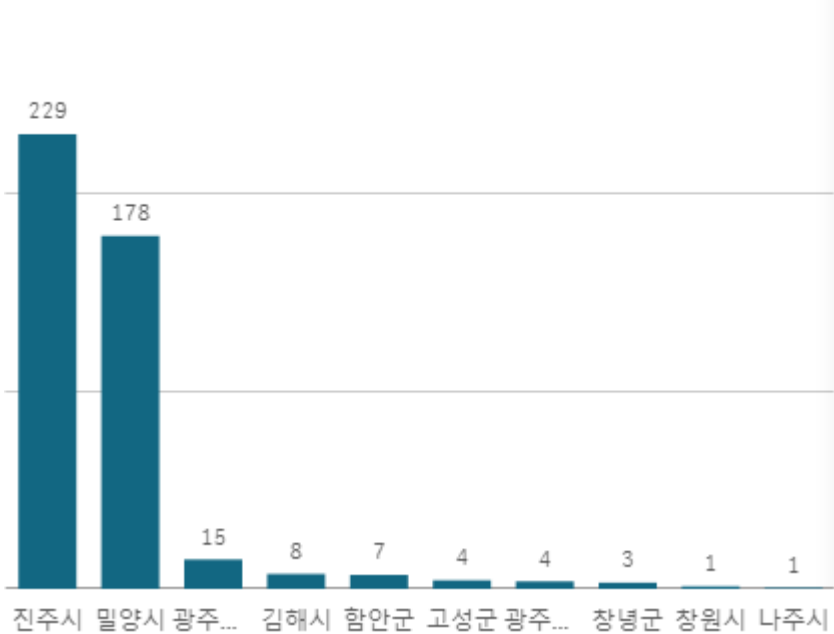


도매시장 법인별 거래금액(백만원)



청양고추(10Kg)

산지별 거래물량(톤)



산지별 주출하 시군구



출하산지(개소)

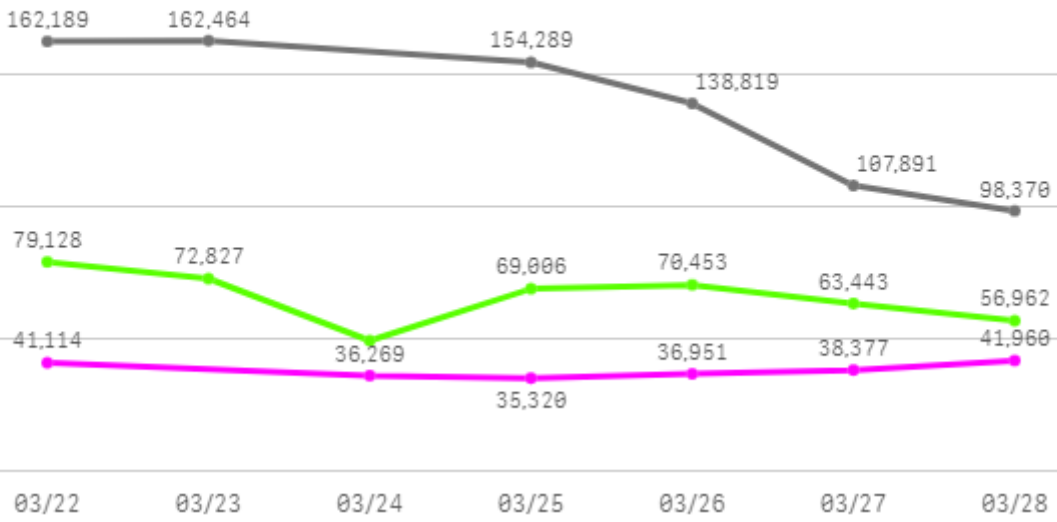
11

출하건수(천건)

3

주간 도매가격(원)

◆ 2025 ● 2024 ◆ 평년



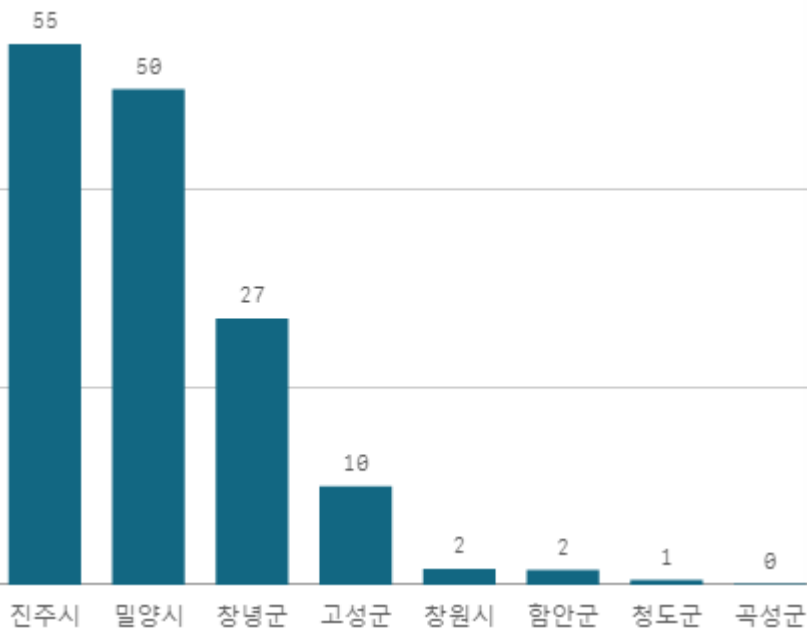
구분	금주(A)	전주(B)	전월(C)	전년(D)	평년(E)	A/B	A/C	A/D	A/E
가격(원)	38,332	54,704	65,661	137,337	63,201	70.1%	58.4%	27.9%	60.7%

□ 청양고추(10Kg) 주간 가격

구분	Q	품종	Q	단량	Q	특	상	보통	하
2025-03-22		청양고추		10Kg		47,241	41,114	38,154	34,330
2025-03-24		청양고추		10Kg		43,611	36,269	33,179	29,534
2025-03-25		청양고추		10Kg		39,149	35,320	32,667	28,075
2025-03-26		청양고추		10Kg		40,035	36,951	33,912	28,757
2025-03-27		청양고추		10Kg		43,017	38,377	35,311	30,504
2025-03-28		청양고추		10Kg		44,987	41,960	38,828	31,993
평균						43,007	38,332	35,342	30,532

오이맛고추(10Kg)

산지별 거래물량(톤)



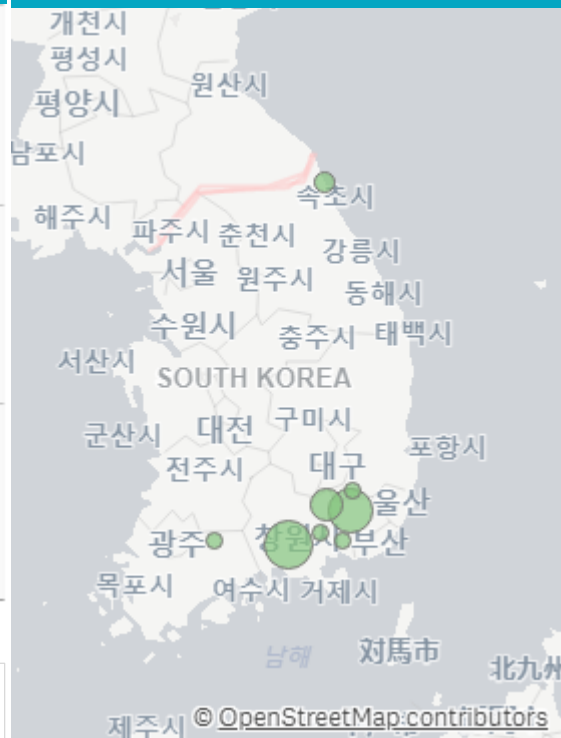
출하산지(개소)

8

출하건수(천건)

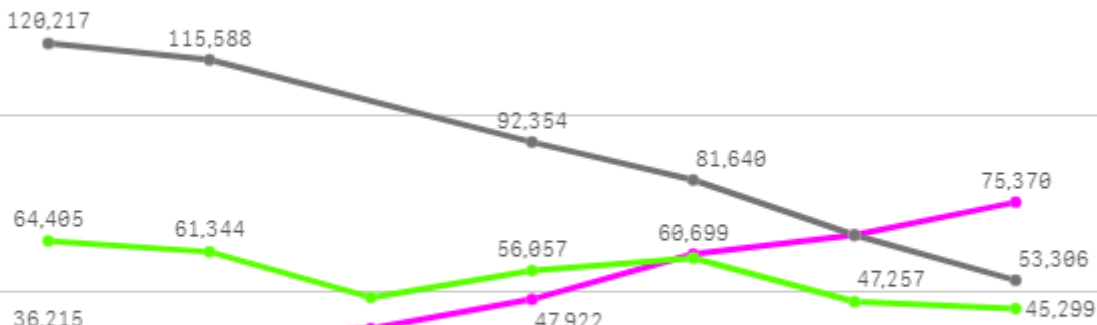
1

산지별 주출하 시군구



주간 도매가격(원)

◆ 2025 ● 2024 ◆ 평년



03/22 03/23 03/24 03/25 03/26 03/27 03/28

구분	금주(A)	전주(B)	전월(C)	전년(D)	평년(E)	A/B	A/C	A/D	A/E
가격(원)	54,311	57,217	81,116	88,195	55,804	94.9%	67.0%	61.6%	97.3%

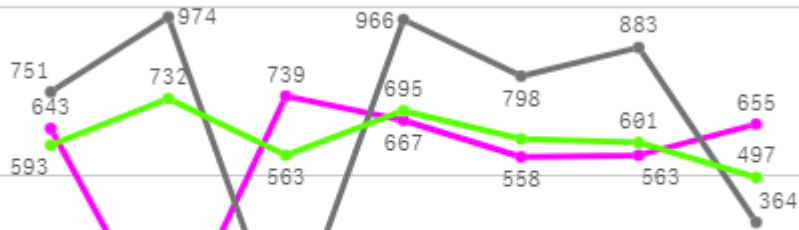
□ 오이맛고추(10Kg) 주간 가격

구분	Q	품종	Q	단량	Q	특	상	보통	하
2025-03-22		오이맛고추		10Kg		40,080	36,215	27,614	20,213
2025-03-24		오이맛고추		10Kg		42,872	39,610	31,460	22,980
2025-03-25		오이맛고추		10Kg		53,045	47,922	37,285	26,197
2025-03-26		오이맛고추		10Kg		65,120	60,699	50,853	32,914
2025-03-27		오이맛고추		10Kg		71,229	66,051	52,523	30,941
2025-03-28		오이맛고추		10Kg		80,929	75,370	57,568	30,945
평균						58,879	54,311	42,884	27,365

양파

주간 반입량(톤)

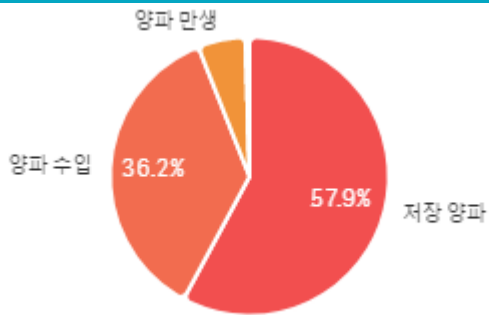
◆ 2025 ◆ 2024 ◆ 평년



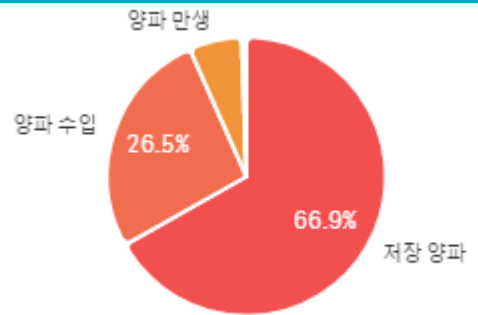
03/22 03/23 03/24 03/25 03/26 03/27 03/28

구분	금주(A)	전주(B)	전월(C)	전년(D)	평년(E)	A/B	A/C	A/D	A/E
물량(톤)	3,825	3,693	3,528	4,736	4,306	103.6%	108.4%	80.8%	88.8%

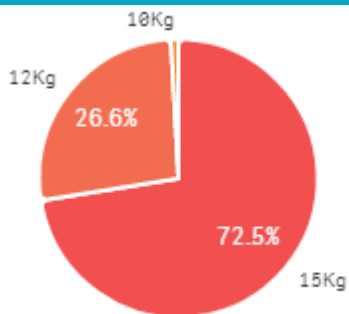
출하 품종별 거래물량 구성비



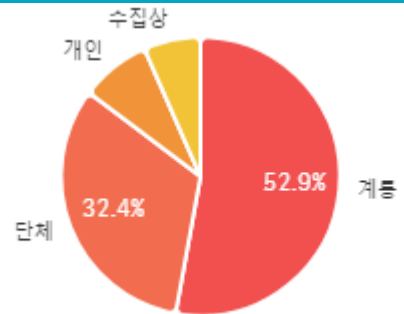
출하 품종별 거래금액 구성비



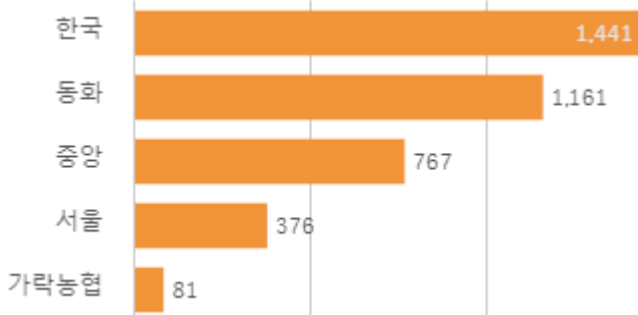
거래 단량별 물량 구성비



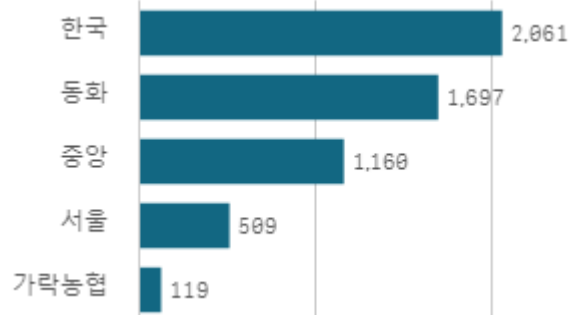
출하자별 거래물량 구성비



도매시장 법인별 거래물량(톤)

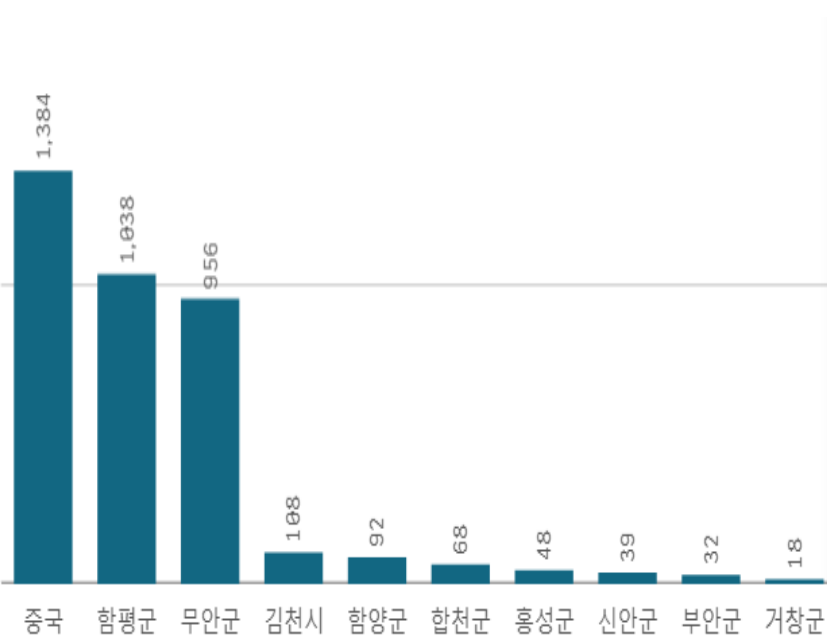


도매시장 법인별 거래금액(백만원)



양파(1Kg)

산지별 거래물량(톤)



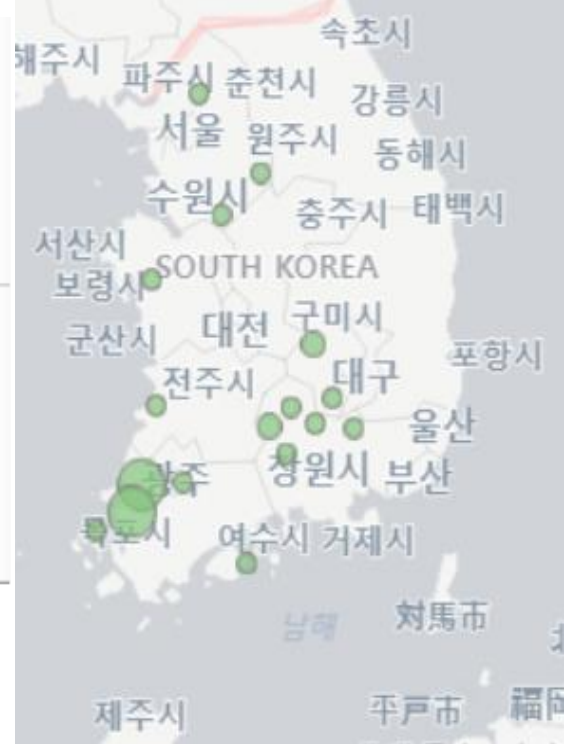
출하산지(개소)

18

출하건수(전건)

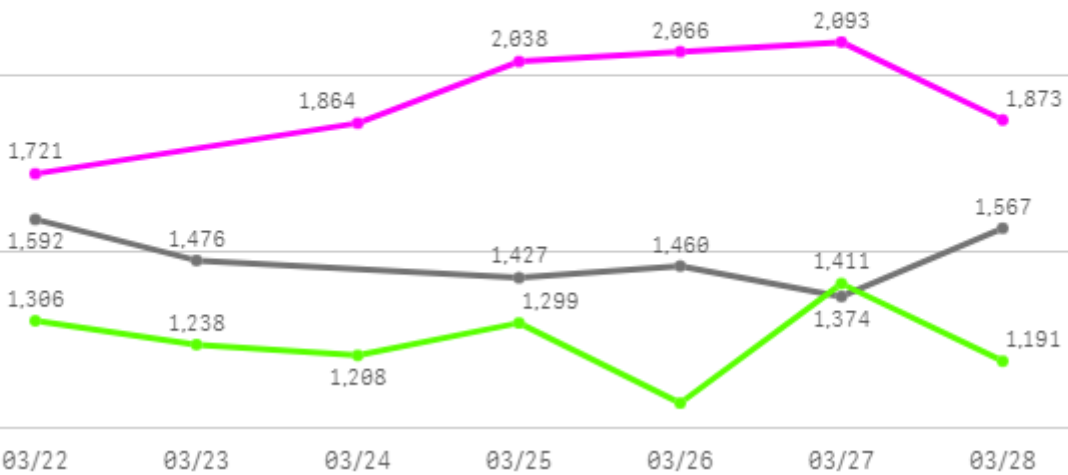
2

산지별 주출하 시군구



주간 도매가격(원)

◆ 2025 ● 2024 ◆ 평년



구분	금주(A)	전주(B)	전월(C)	전년(D)	평년(E)	A/B	A/C	A/D	A/E
가격(원)	1,943	1,759	1,696	1,483	1,420	110.5%	114.6%	131.0%	136.8%

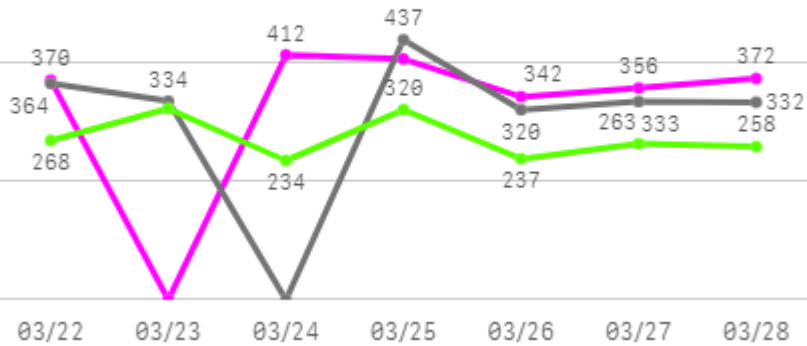
□ 양파(1Kg) 주간 가격

구분	Q	품종	Q	단량	Q	특	상	보통	하
2025-03-22		양파		1Kg		2,059	1,721	1,456	1,186
2025-03-24		양파		1Kg		2,157	1,864	1,421	1,136
2025-03-25		양파		1Kg		2,341	2,038	1,528	1,237
2025-03-26		양파		1Kg		2,390	2,066	1,657	1,373
2025-03-27		양파		1Kg		2,422	2,093	1,701	1,426
2025-03-28		양파		1Kg		2,245	1,873	1,545	1,187
평균						2,269	1,943	1,551	1,258

대파

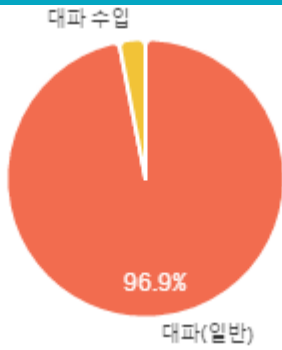
주간 반입량(톤)

◆ 2025 ● 2024 ▲ 평년

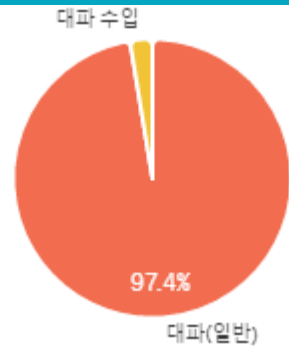


구분	금주(A)	전주(B)	전월(C)	전년(D)	평년(E)	A/B	A/C	A/D	A/E
물량(톤)	2,257	2,180	2,026	2,121	2,001	103.5%	111.4%	106.4%	112.8%

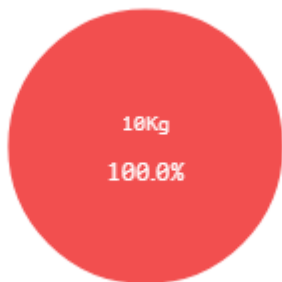
출하 품종별 거래물량 구성비



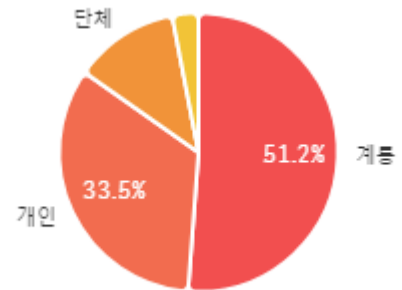
출하 품종별 거래금액 구성비



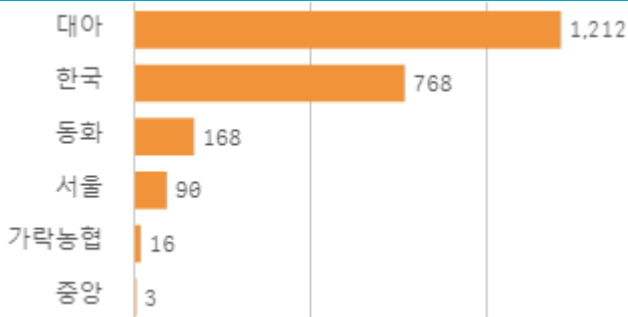
거래 단량별 물량 구성비



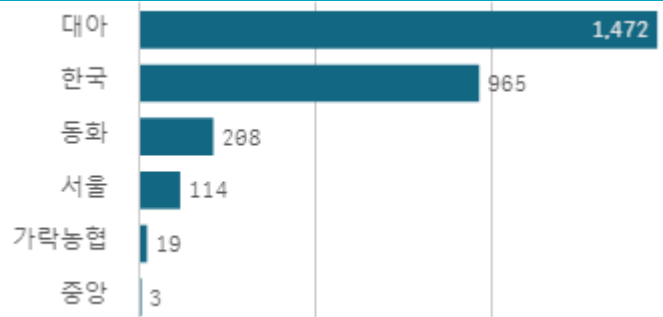
출하자별 거래물량 구성비



도매시장 법인별 거래물량(톤)

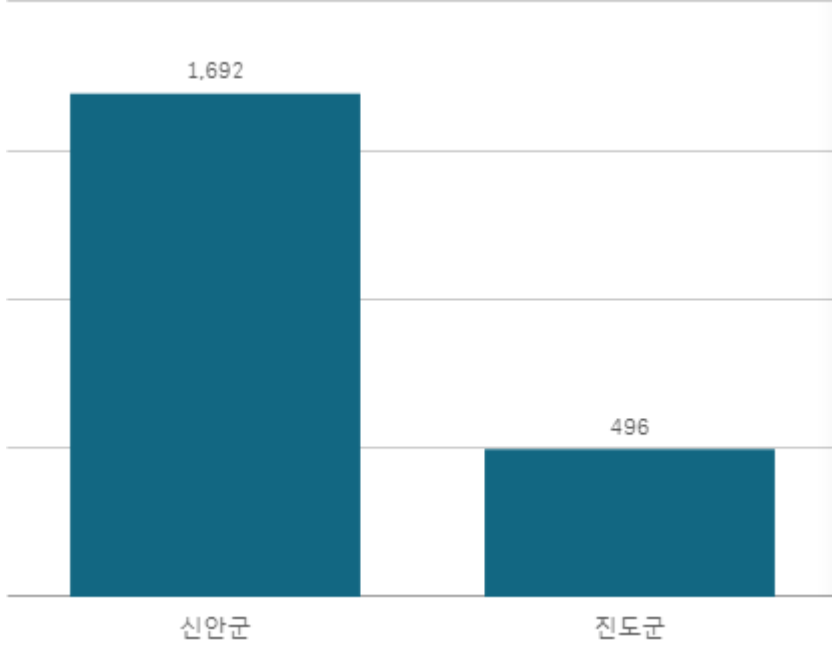


도매시장 법인별 거래금액(백만원)



대파(일반)(1Kg)

산지별 거래물량(톤)



산지별 주출하 시군구



출하산지(개소)

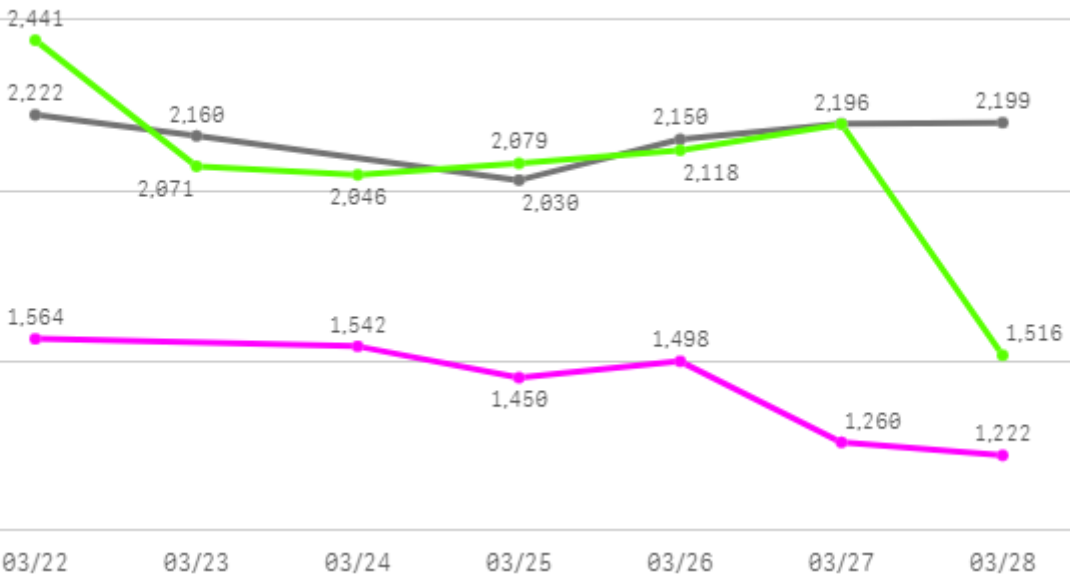
2

출하건수(천건)

1

주간 도매가격(원)

◆ 2025 ● 2024 ◆ 평년



구분	금주(A)	전주(B)	전월(C)	전년(D)	평년(E)	A/B	A/C	A/D	A/E
가격(원)	1,423	1,656	2,078	2,160	2,200	85.9%	68.5%	65.9%	64.7%

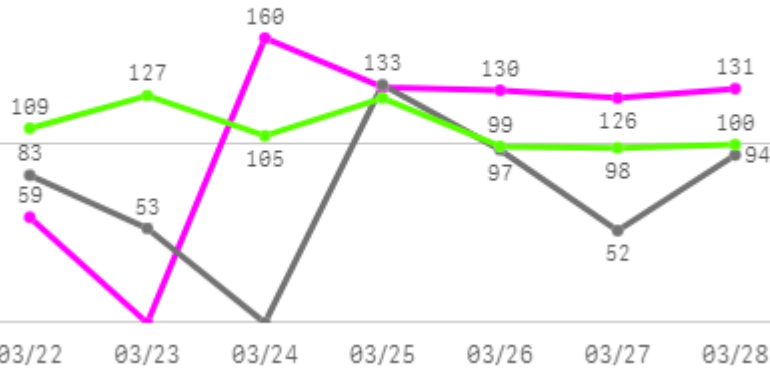
□ 대파(일반)(1Kg) 주간 가격

구분	Q	품종	Q	단량	Q	특	상	보통	하
2025-03-22		대파(일반)		1Kg		1,807	1,564	1,391	1,153
2025-03-24		대파(일반)		1Kg		1,759	1,542	1,361	1,153
2025-03-25		대파(일반)		1Kg		1,636	1,450	1,236	1,059
2025-03-26		대파(일반)		1Kg		1,772	1,498	1,198	955
2025-03-27		대파(일반)		1Kg		1,459	1,260	972	591
2025-03-28		대파(일반)		1Kg		1,406	1,222	1,008	701
평균						1,640	1,423	1,194	935

쪽파

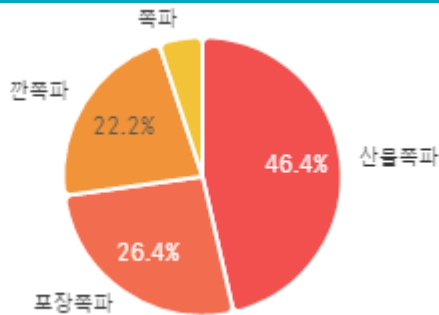
주간 반입량(톤)

◆ 2025 ● 2024 ▲ 평년

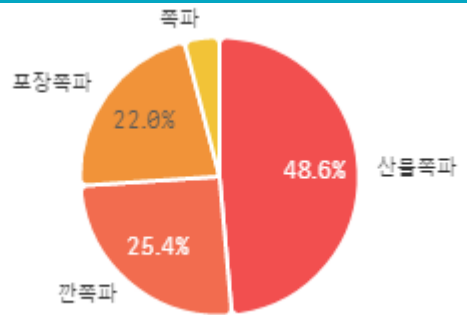


구분	금주(A)	전주(B)	전월(C)	전년(D)	평년(E)	A/B	A/C	A/D	A/E
물량(톤)	739	620	188	512	768	119.2%	392.8%	144.3%	96.2%

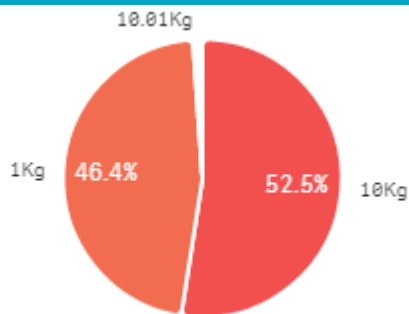
출하 품종별 거래물량 구성비



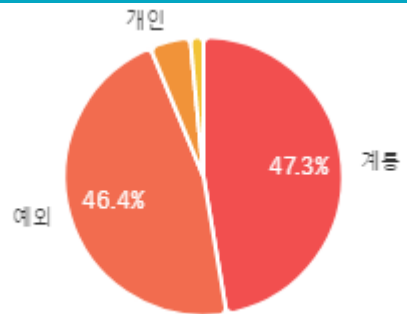
출하 품종별 거래금액 구성비



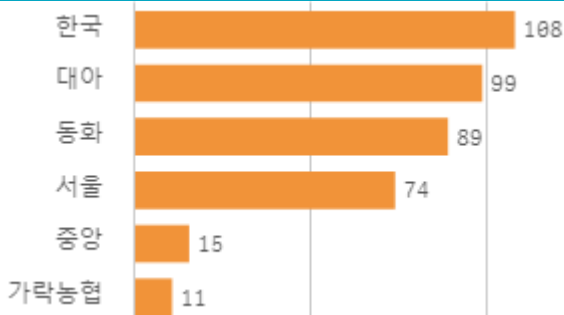
거래 단량별 물량 구성비



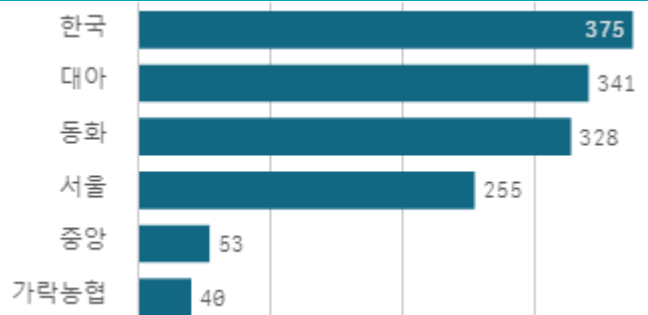
출하자별 거래물량 구성비



도매시장 법인별 거래물량(톤)

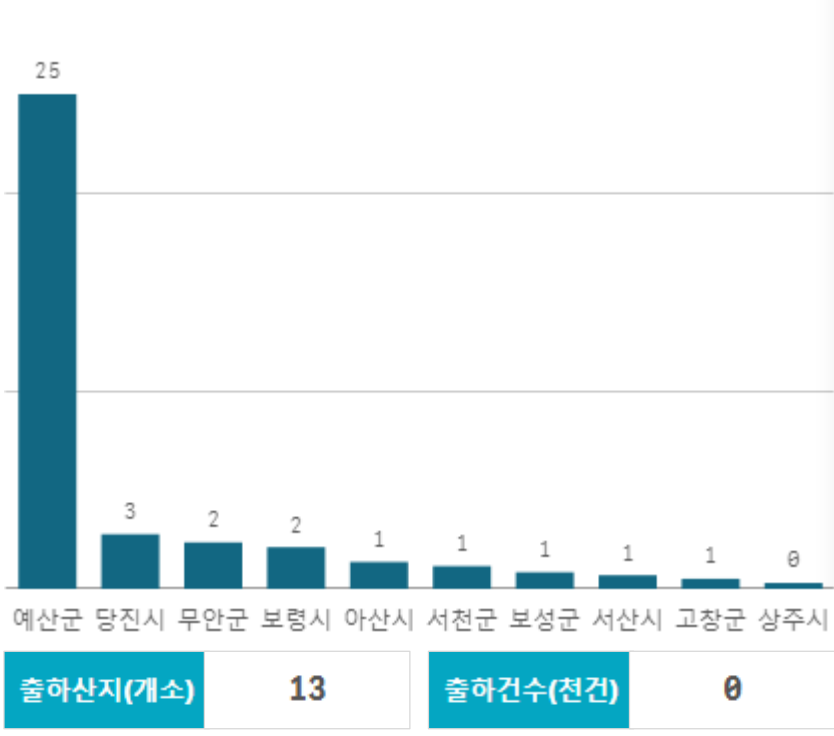


도매시장 법인별 거래금액(백만원)



쪽파(10Kg)

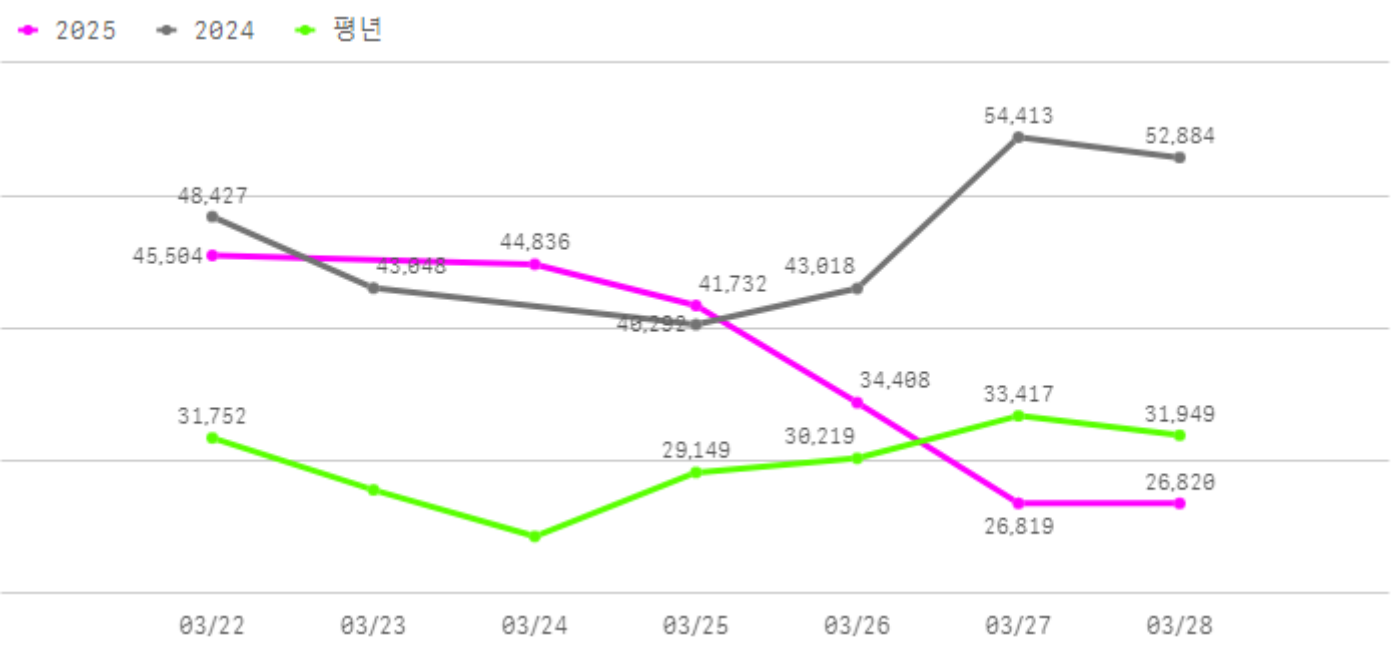
산지별 거래물량(톤)



산지별 주출하 시군구



주간 도매가격(원)



구분	금주(A)	전주(B)	전월(C)	전년(D)	평년(E)	A/B	A/C	A/D	A/E
가격(원)	36,687	41,286	92,431	47,014	32,727	88.9%	39.7%	78.0%	112.1%

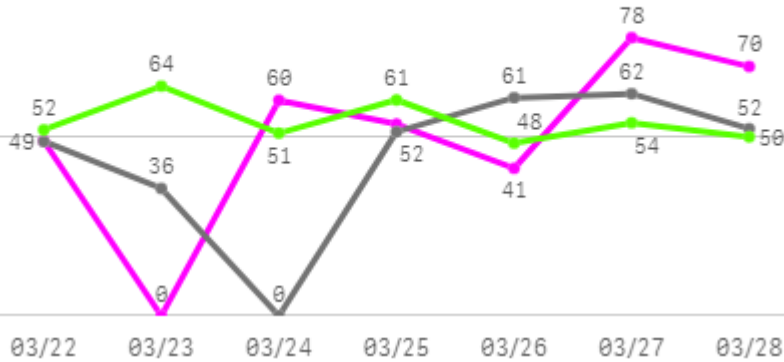
□ 쪽파(10Kg) 주간 가격

구분	Q	품종	Q	단량	Q	특	상	보통	하
2025-03-22		쪽파		10Kg		49,516	45,504	38,824	29,558
2025-03-24		쪽파		10Kg		49,310	44,836	39,626	31,373
2025-03-25		쪽파		10Kg		47,222	41,732	34,557	24,099
2025-03-26		쪽파		10Kg		40,268	34,408	26,219	17,568
2025-03-27		쪽파		10Kg		34,163	26,819	19,602	13,717
2025-03-28		쪽파		10Kg		36,138	26,820	19,674	14,377
평균						42,770	36,687	29,750	21,782

파프리카

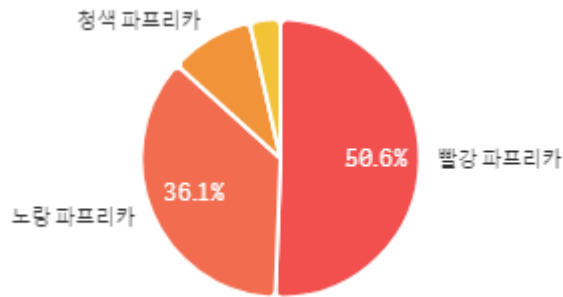
주간 반입량(톤)

◆ 2025 ● 2024 ▲ 평년

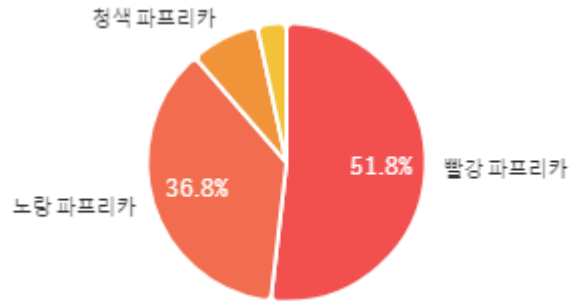


구분	금주(A)	전주(B)	전월(C)	전년(D)	평년(E)	A/B	A/C	A/D	A/E
물량(톤)	352	405	370	312	366	86.9%	95.4%	112.9%	96.3%

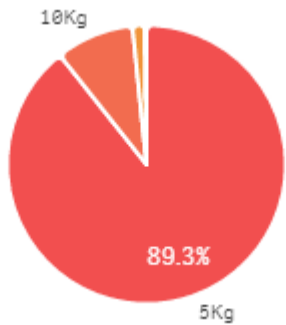
출하 품종별 거래물량 구성비



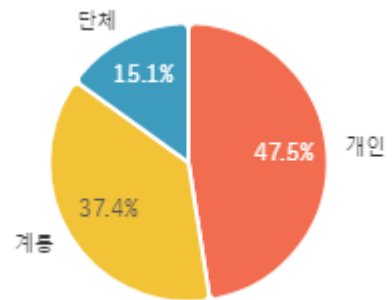
출하 품종별 거래금액 구성비



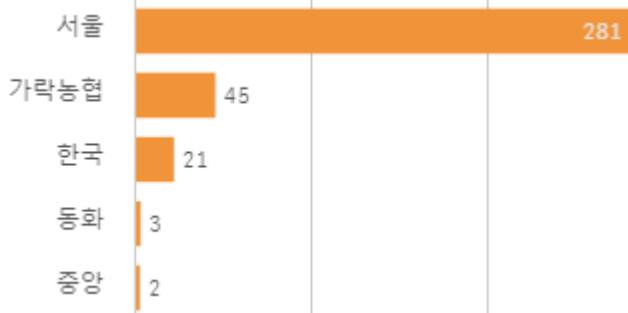
거래 단량별 물량 구성비



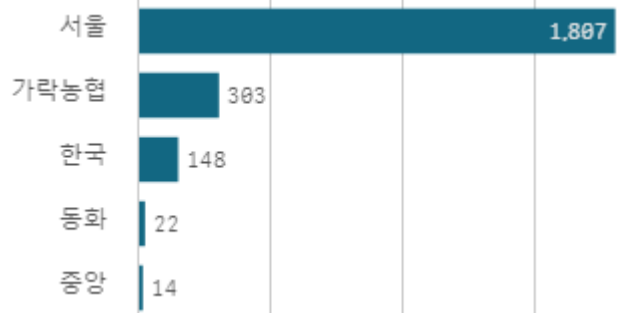
출하자별 거래물량 구성비



도매시장 법인별 거래물량(톤)

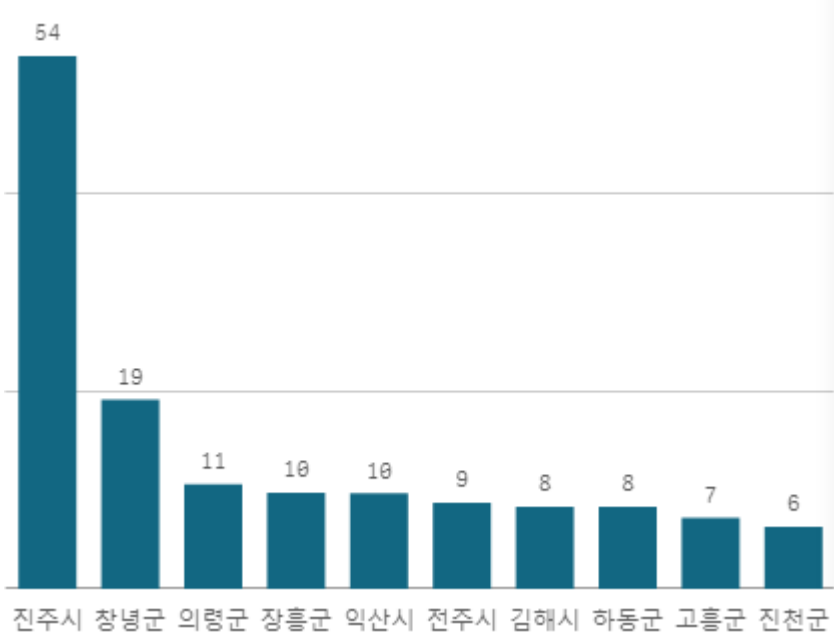


도매시장 법인별 거래금액(백만원)



빨강 파프리카(5Kg)

산지별 거래물량(톤)



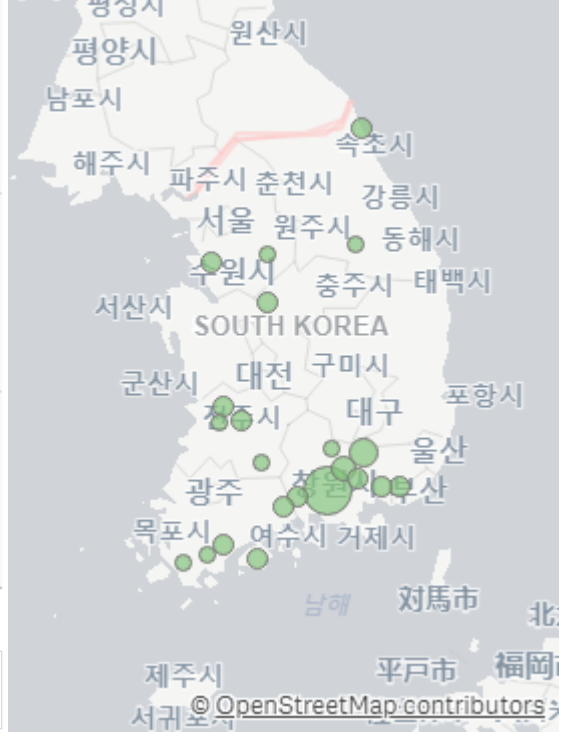
출하산지(개소)

22

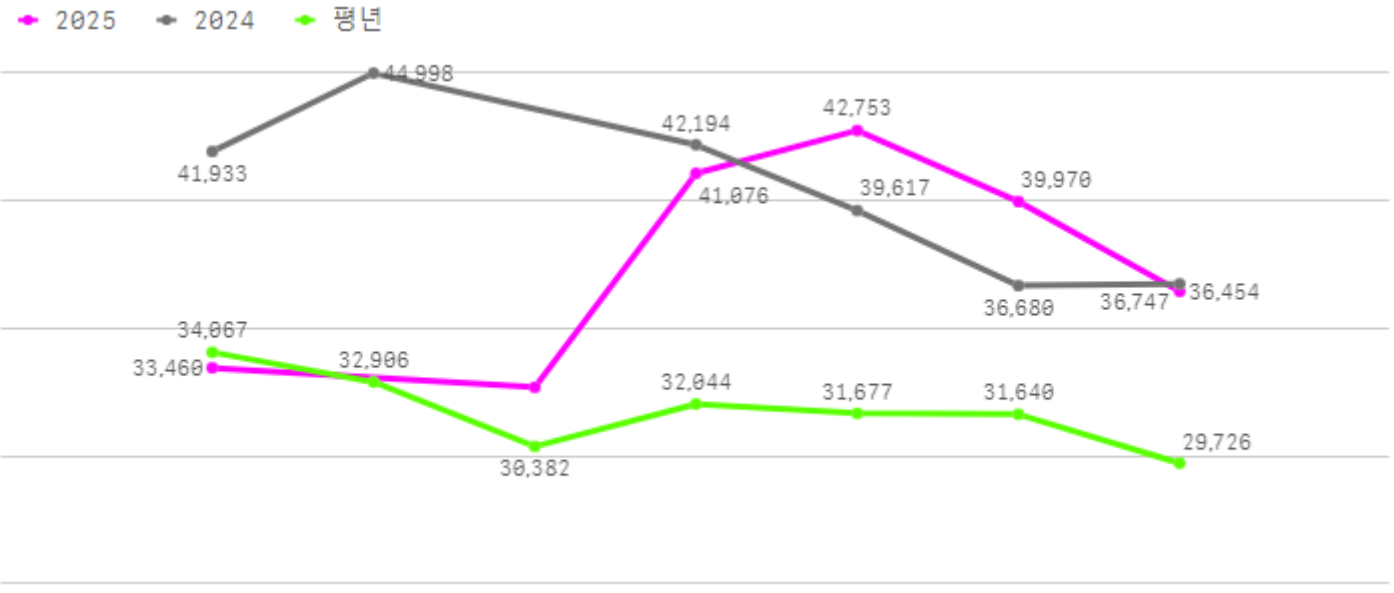
출하건수(천건)

1

산지별 주출하 시군구



주간 도매가격(원)



구분	금주(A)	전주(B)	전월(C)	전년(D)	평년(E)	A/B	A/C	A/D	A/E
가격(원)	37,735	36,489	38,960	40,362	33,940	103.4%	96.9%	93.5%	111.2%

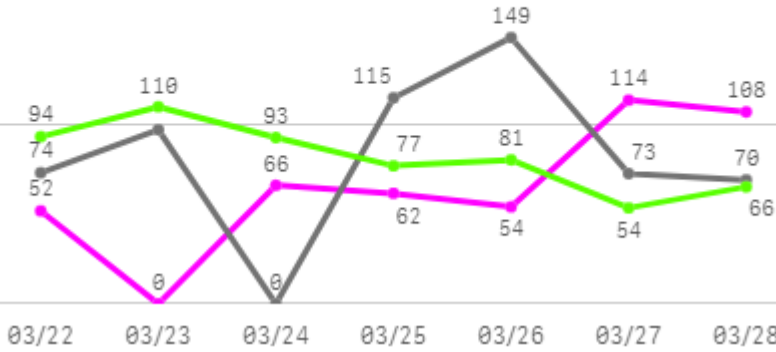
□ 빨강 파프리카(5Kg) 주간 가격

구분	Q	품종	Q	단량	Q	특	상	보통	하
2025-03-22		빨강 파프리카		5Kg		-	33,460	29,647	24,984
2025-03-24		빨강 파프리카		5Kg		-	32,697	30,763	25,806
2025-03-25		빨강 파프리카		5Kg		-	41,076	35,984	31,557
2025-03-26		빨강 파프리카		5Kg		-	42,753	39,127	34,391
2025-03-27		빨강 파프리카		5Kg		-	39,970	36,943	31,725
2025-03-28		빨강 파프리카		5Kg		-	36,454	33,079	29,347
평균						-	37,735	34,257	29,635

양상추

주간 반입량(톤)

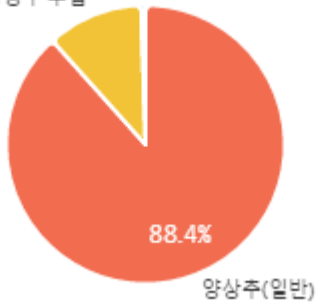
◆ 2025 ● 2024 ▲ 평년



구분	금주(A)	전주(B)	전월(C)	전년(D)	평년(E)	A/B	A/C	A/D	A/E
물량(톤)	457	428	521	578	561	106.8%	87.7%	78.9%	81.4%

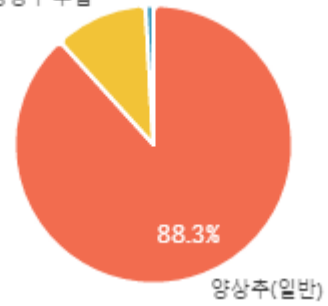
출하 품종별 거래물량 구성비

양상추 수입

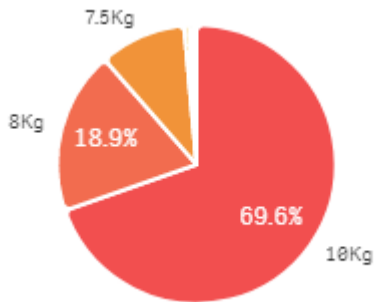


출하 품종별 거래금액 구성비

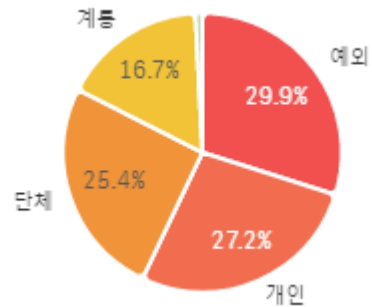
양상추 수입



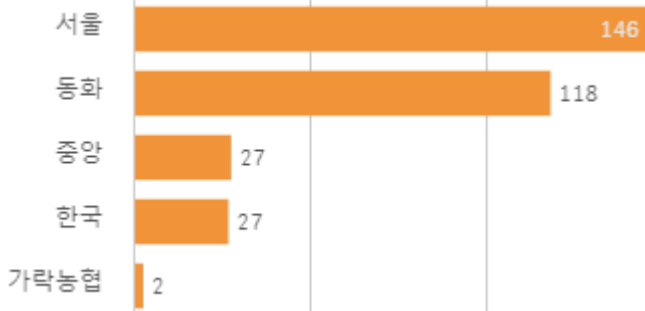
거래 단량별 물량 구성비



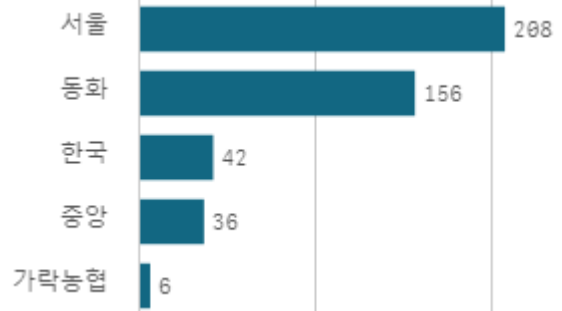
출하자별 거래물량 구성비



도매시장 법인별 거래물량(톤)

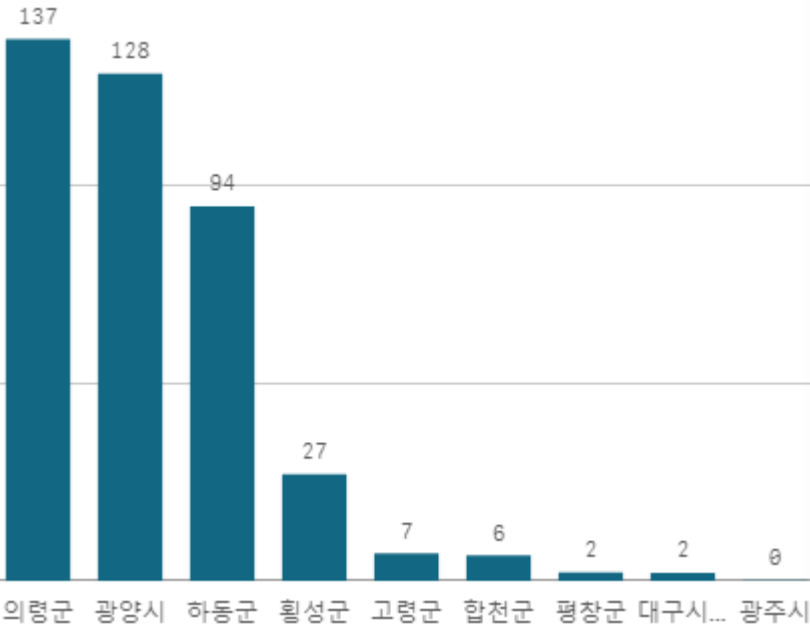


도매시장 법인별 거래금액(백만원)



양상추(일반)(10Kg)

산지별 거래물량(톤)



출하산지(개소)

9

출하건수(천건)

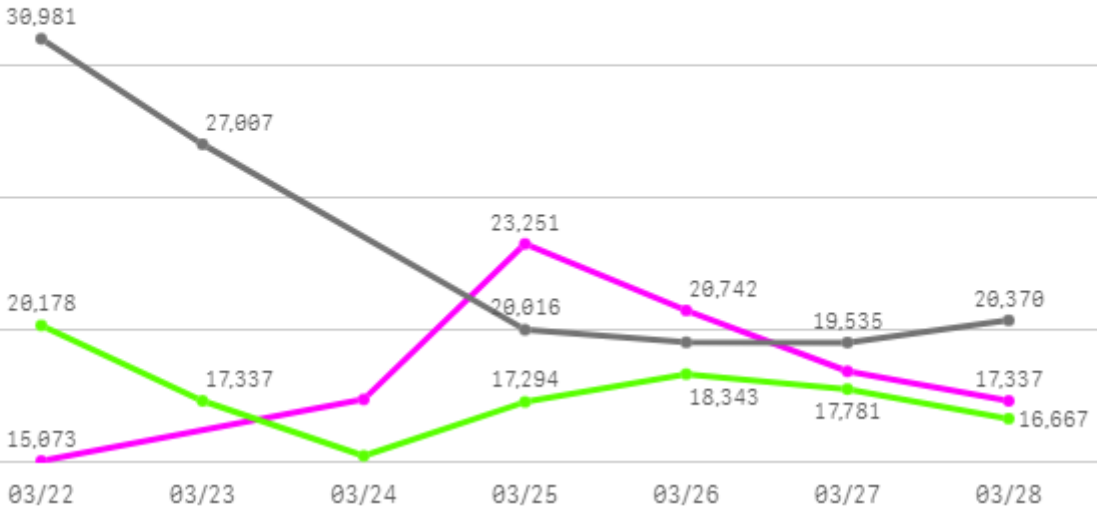
1

산지별 주출하 시군구



주간 도매가격(원)

◆ 2025 ● 2024 ◆ 평년



구분	금주(A)	전주(B)	전월(C)	전년(D)	평년(E)	A/B	A/C	A/D	A/E
가격(원)	18,708	18,581	17,446	22,909	18,601	100.7%	107.2%	81.7%	100.6%

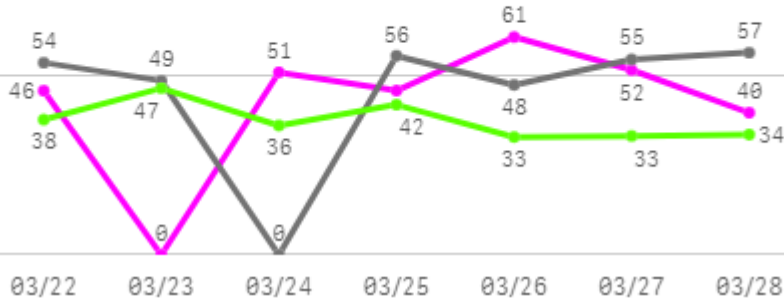
□ 양상추(일반)(10Kg) 주간 가격

구분	Q	품종	Q	단량	Q	특	상	보통	하
2025-03-22		양상추(일반)		10Kg		-	15,073	12,751	8,325
2025-03-24		양상추(일반)		10Kg		-	17,393	13,089	7,752
2025-03-25		양상추(일반)		10Kg		-	23,251	20,907	13,466
2025-03-26		양상추(일반)		10Kg		-	20,742	17,435	14,666
2025-03-27		양상추(일반)		10Kg		-	18,452	15,046	10,703
2025-03-28		양상추(일반)		10Kg		-	17,337	14,482	11,144
평균						-	18,708	15,618	11,009

브로콜리

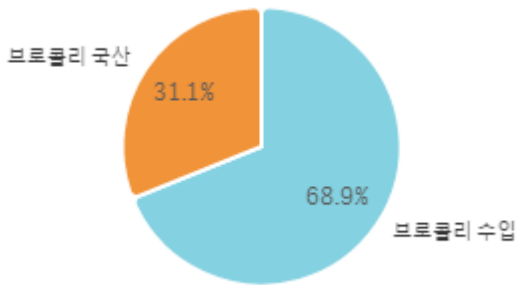
주간 반입량(톤)

◆ 2025 ● 2024 ▲ 평년

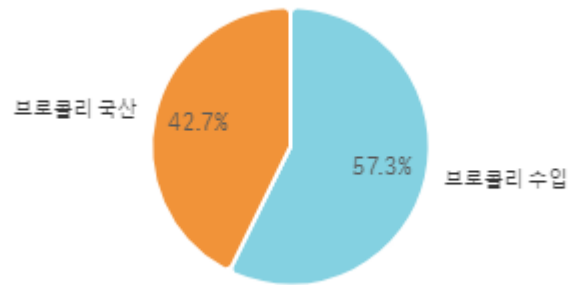


구분	금주(A)	전주(B)	전월(C)	전년(D)	평년(E)	A/B	A/C	A/D	A/E
물량(톤)	296	329	328	318	270	89.9%	90.2%	93.2%	109.5%

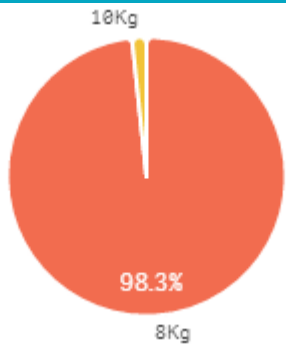
출하 품종별 거래물량 구성비



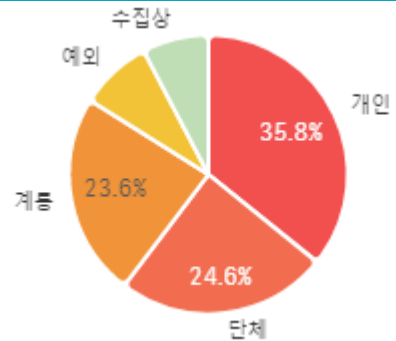
출하 품종별 거래금액 구성비



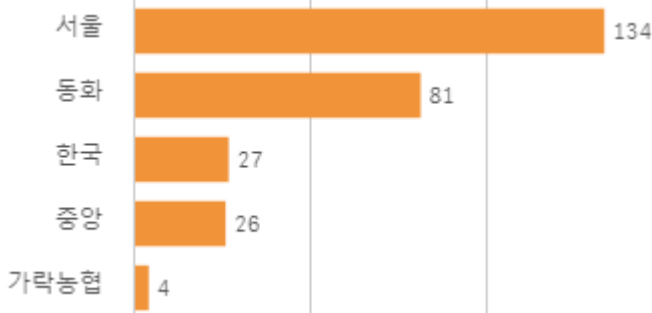
거래 단량별 물량 구성비



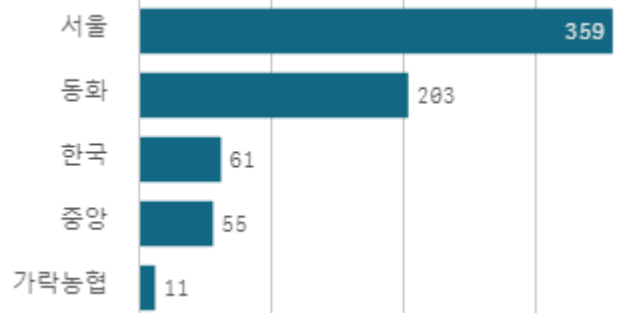
출하자별 거래물량 구성비



도매시장 법인별 거래물량(톤)

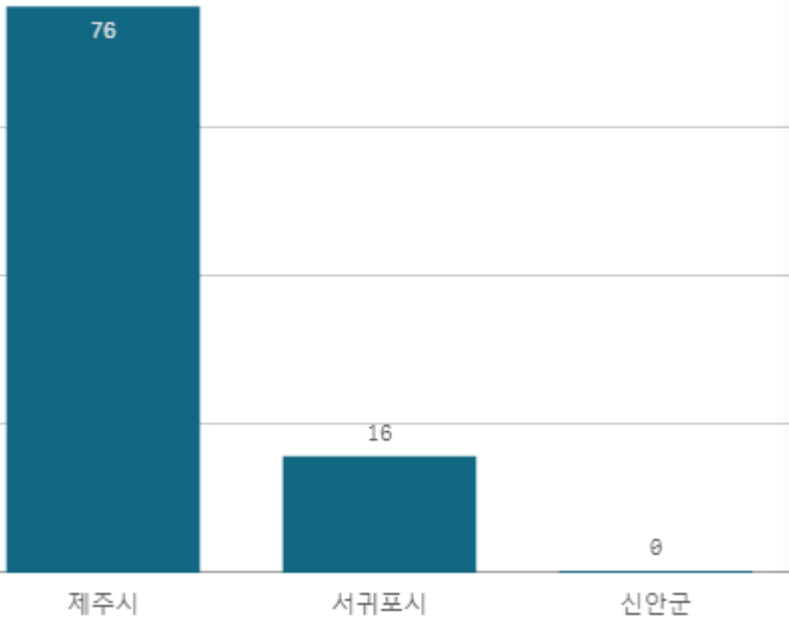


도매시장 법인별 거래금액(백만원)



브로콜리 국산(8Kg)

산지별 거래물량(톤)



산지별 주출하 시군구



출하산지(개소)

3

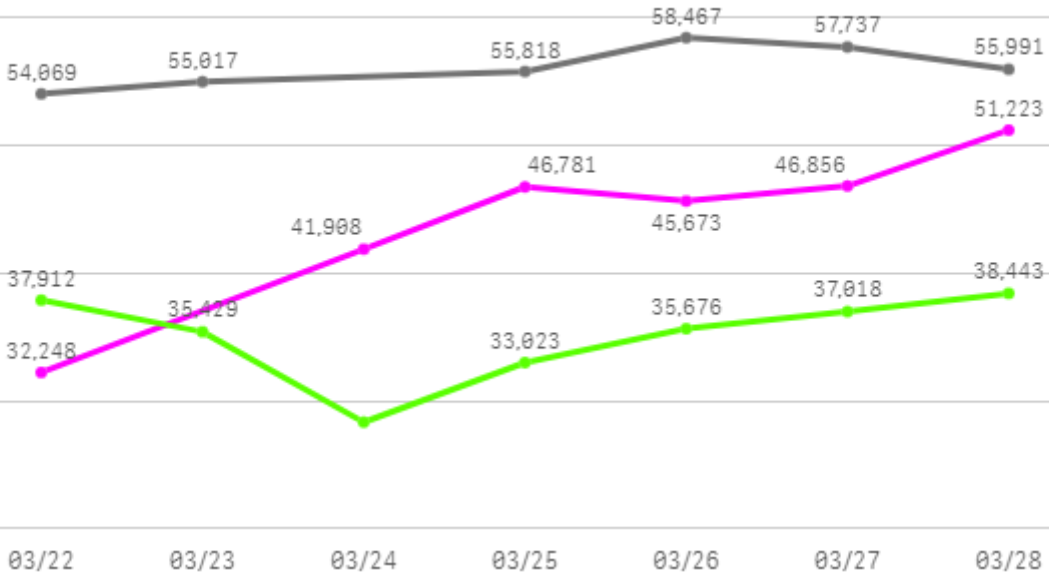
출하건수(천건)

1

© OpenStreetMap contributors

주간 도매가격(원)

◆ 2025 ● 2024 ◆ 평년



구분	금주(A)	전주(B)	전월(C)	전년(D)	평년(E)	A/B	A/C	A/D	A/E
가격(원)	44,115	34,205	33,394	56,183	37,875	129.0%	132.1%	78.5%	116.5%

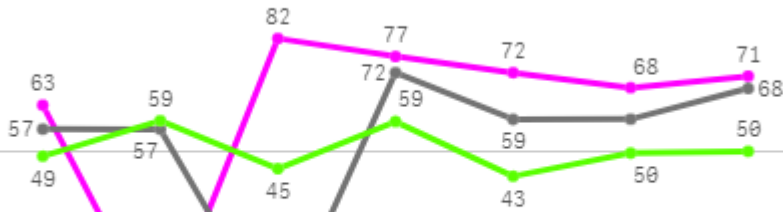
□ 브로콜리 국산(8Kg) 주간 가격

구분	Q	품종	Q	단량	Q	특	상	보통	하
2025-03-22		브로콜리 국산		8Kg		-	32,248	21,822	12,201
2025-03-24		브로콜리 국산		8Kg		-	41,908	30,469	14,909
2025-03-25		브로콜리 국산		8Kg		-	46,781	33,620	19,009
2025-03-26		브로콜리 국산		8Kg		-	45,673	38,937	23,332
2025-03-27		브로콜리 국산		8Kg		-	46,856	32,070	20,175
2025-03-28		브로콜리 국산		8Kg		-	51,223	36,615	18,612
평균						-	44,115	32,256	18,040

청경제

주간 반입량(톤)

◆ 2025 ● 2024 ▲ 평년



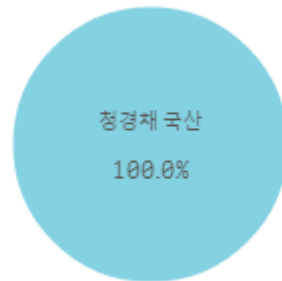
03/22 03/23 03/24 03/25 03/26 03/27 03/28

구분	금주(A)	전주(B)	전월(C)	전년(D)	평년(E)	A/B	A/C	A/D	A/E
물량(톤)	434	435	400	372	374	99.8%	108.4%	116.7%	116.0%

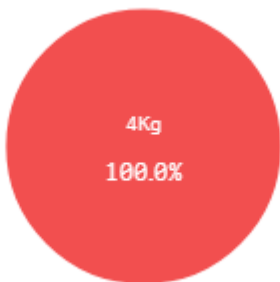
출하 품종별 거래물량 구성비



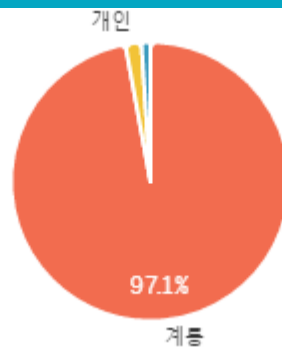
출하 품종별 거래금액 구성비



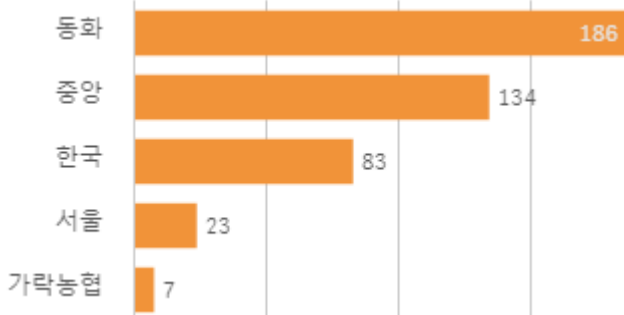
거래 단량별 물량 구성비



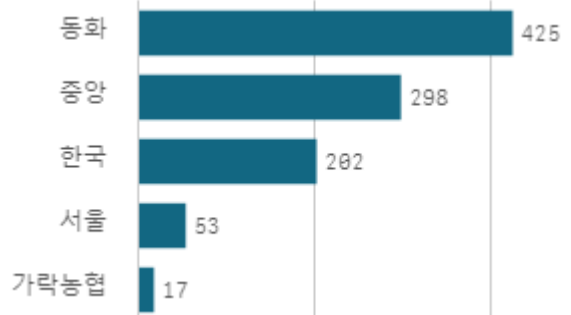
출하자별 거래물량 구성비



도매시장 법인별 거래물량(톤)

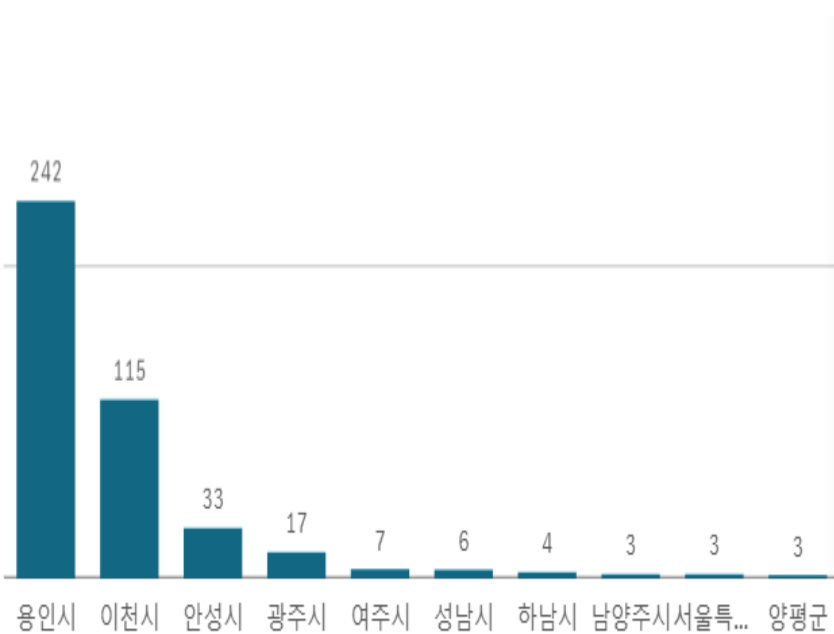


도매시장 법인별 거래금액(백만원)



청경채(4Kg)

산지별 거래물량(톤)



산지별 주출하 시군구



출하산지(개소)

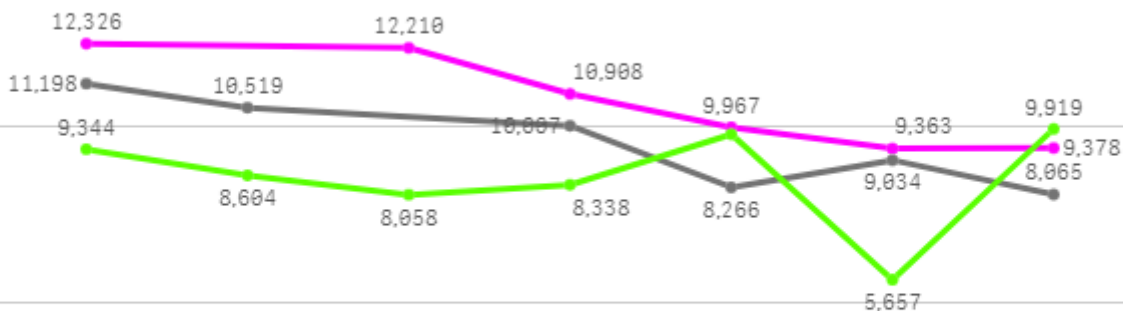
11

출하건수(전건)

3

주간 도매가격(원)

◆ 2025 ● 2024 ◆ 평년



03/22 03/23 03/24 03/25 03/26 03/27 03/28

구분	금주(A)	전주(B)	전월(C)	전년(D)	평년(E)	A/B	A/C	A/D	A/E
가격(원)	10,692	10,733	10,549	9,515	10,110	99.6%	101.4%	112.4%	105.8%

□ 청경채(4Kg) 주간 가격

구분	Q	품종	Q	단량	Q	특	상	보통	하
2025-03-22		청경채		4Kg		-	12,326	11,041	8,875
2025-03-24		청경채		4Kg		-	12,210	10,925	9,089
2025-03-25		청경채		4Kg		-	10,908	9,640	8,141
2025-03-26		청경채		4Kg		-	9,967	8,802	7,651
2025-03-27		청경채		4Kg		-	9,363	8,344	7,025
2025-03-28		청경채		4Kg		-	9,378	8,407	7,239
평균						-	10,692	9,527	8,003

버섯

주간 반입량(톤)

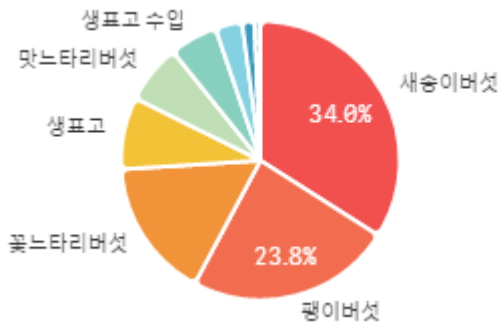
◆ 2025 ● 2024 ▲ 평년



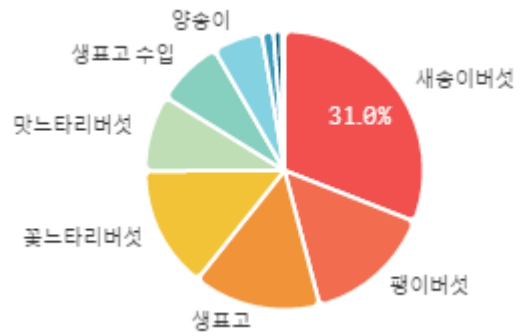
03/22 03/23 03/24 03/25 03/26 03/27 03/28

구분	금주(A)	전주(B)	전월(C)	전년(D)	평년(E)	A/B	A/C	A/D	A/E
물량(톤)	1,326	1,369	1,311	1,367	1,350	96.9%	101.1%	97.0%	98.2%

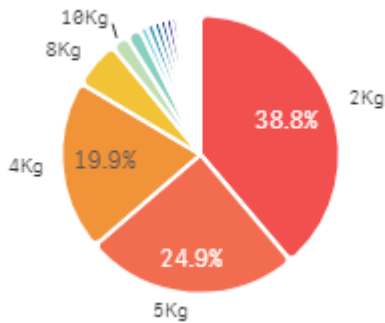
출하 품종별 거래물량 구성비



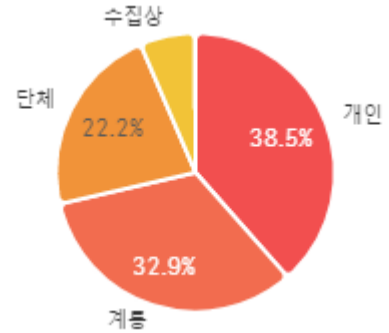
출하 품종별 거래금액 구성비



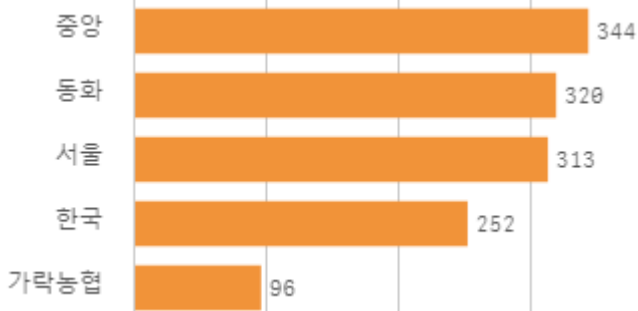
거래 단량별 물량 구성비



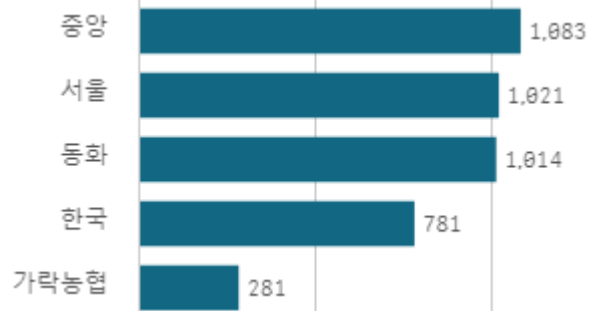
출하자별 거래물량 구성비



도매시장 법인별 거래물량(톤)

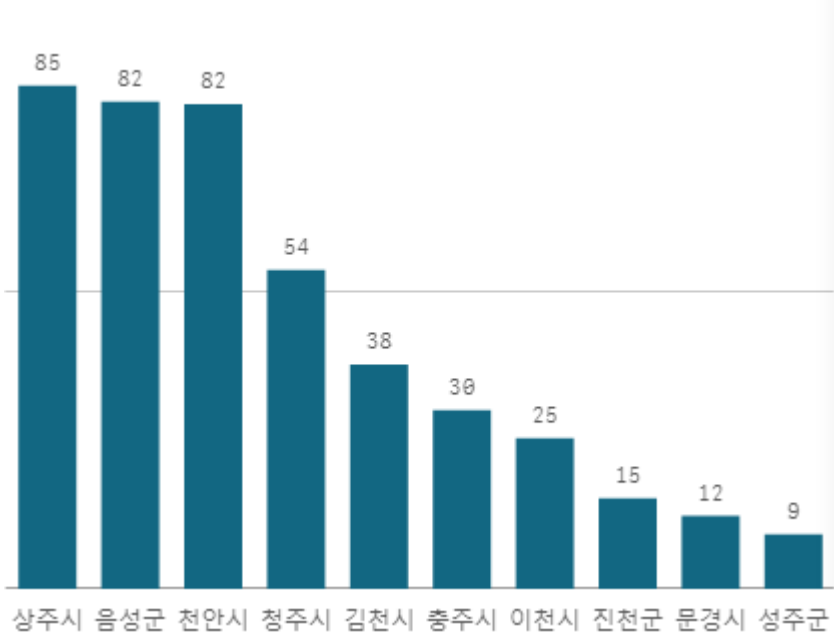


도매시장 법인별 거래금액(백만원)



새송이버섯(2Kg)

산지별 거래물량(톤)



출하산지(개소)

21

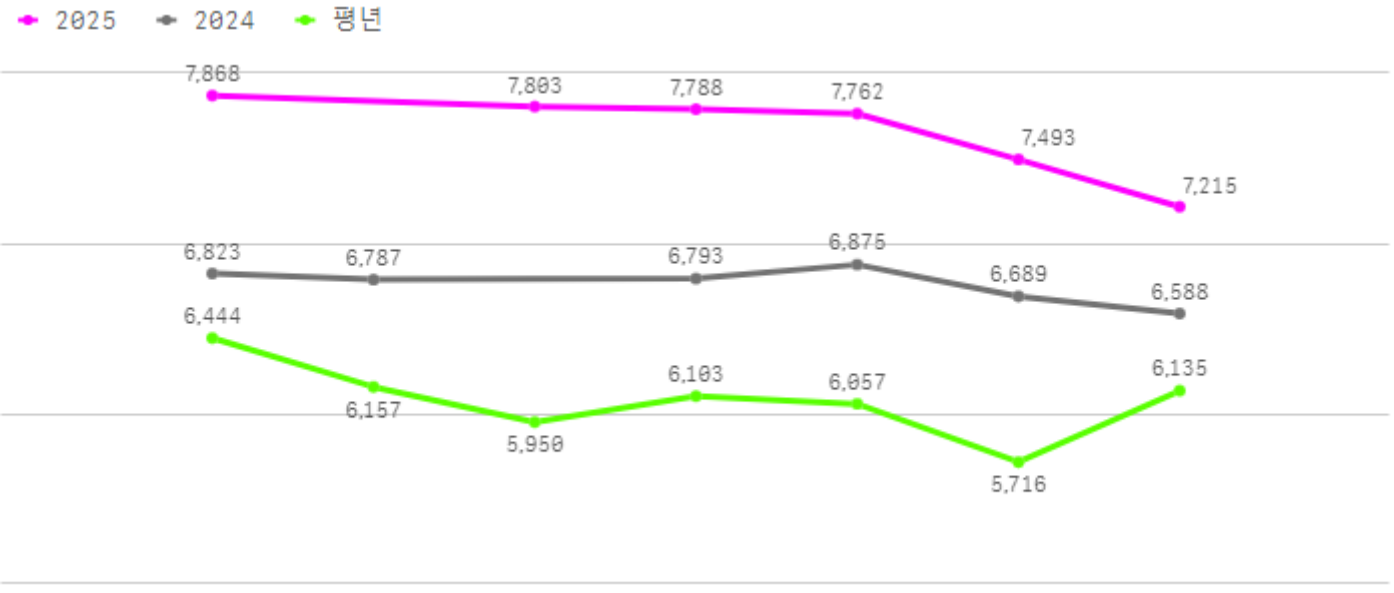
출하건수(천건)

3

산지별 주출하 시군구



주간 도매가격(원)



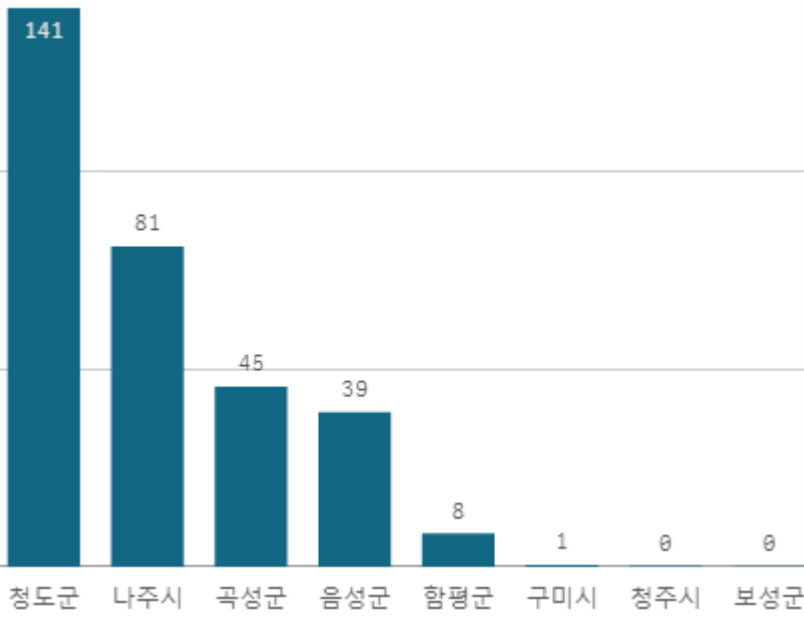
구분	금주(A)	전주(B)	전월(C)	전년(D)	평년(E)	A/B	A/C	A/D	A/E
가격(원)	7,655	8,120	8,132	6,759	6,636	94.3%	94.1%	113.3%	115.4%

□ 새송이버섯(2Kg) 주간 가격

구분	Q	품종	Q	단량	Q	특	상	보통	하
2025-03-22		새송이버섯		2Kg		8,881	7,868	7,302	5,296
2025-03-24		새송이버섯		2Kg		8,830	7,803	7,270	4,519
2025-03-25		새송이버섯		2Kg		8,767	7,788	7,215	4,855
2025-03-26		새송이버섯		2Kg		8,603	7,762	7,239	4,987
2025-03-27		새송이버섯		2Kg		8,533	7,493	6,843	5,360
2025-03-28		새송이버섯		2Kg		8,308	7,215	6,648	4,954
평균						8,654	7,655	7,086	4,995

팬이버섯(5Kg)

산지별 거래물량(톤)



출하산지(개소)

8

출하건수(천건)

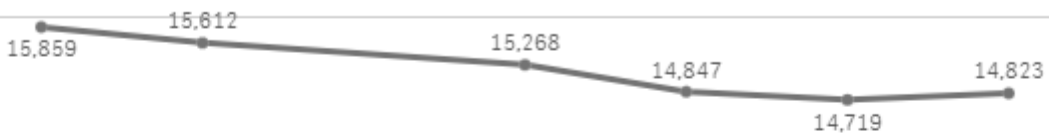
1

산지별 주출하 시군구



주간 도매가격(원)

◆ 2025 ● 2024 ◆ 평년



03/22 03/23 03/24 03/25 03/26 03/27 03/28

구분	금주(A)	전주(B)	전월(C)	전년(D)	평년(E)	A/B	A/C	A/D	A/E
가격(원)	10,753	10,074	13,585	15,188	11,327	106.7%	79.2%	70.8%	94.9%

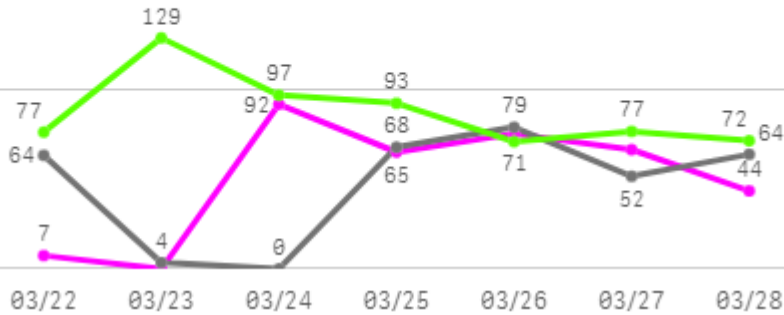
□ 팽이버섯(5Kg) 주간 가격

구분	Q	품종	Q	단량	Q	특	상	보통	하
2025-03-22		팽이버섯		5Kg		10,372	9,835	8,452	7,785
2025-03-24		팽이버섯		5Kg		10,500	9,974	8,615	7,832
2025-03-25		팽이버섯		5Kg		10,881	10,373	9,374	8,568
2025-03-26		팽이버섯		5Kg		11,049	11,000	10,314	9,326
2025-03-27		팽이버섯		5Kg		12,463	11,614	10,935	10,330
2025-03-28		팽이버섯		5Kg		12,651	11,721	10,919	10,434
평균						11,319	10,753	9,768	9,046

사과

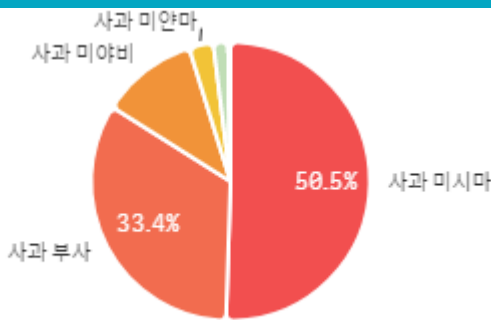
주간 반입량(톤)

◆ 2025 ● 2024 ▲ 평년

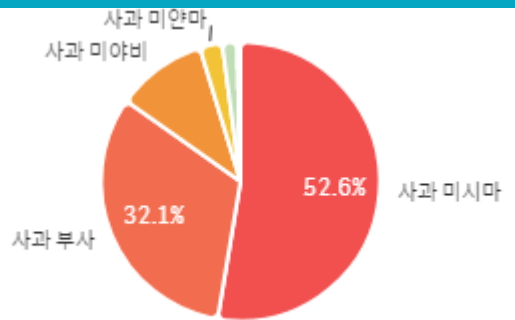


구분	금주(A)	전주(B)	전월(C)	전년(D)	평년(E)	A/B	A/C	A/D	A/E
물량(톤)	351	467	341	331	512	75.3%	103.1%	106.2%	68.7%

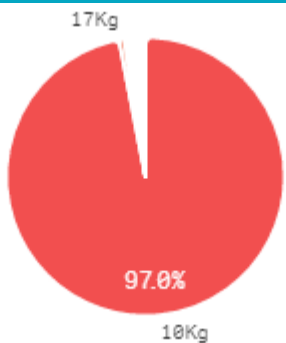
출하 품종별 거래물량 구성비



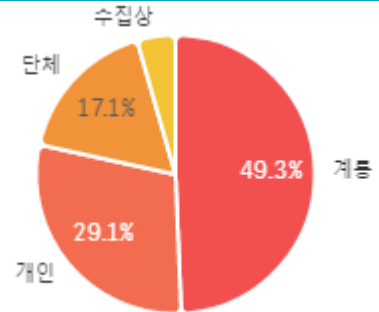
출하 품종별 거래금액 구성비



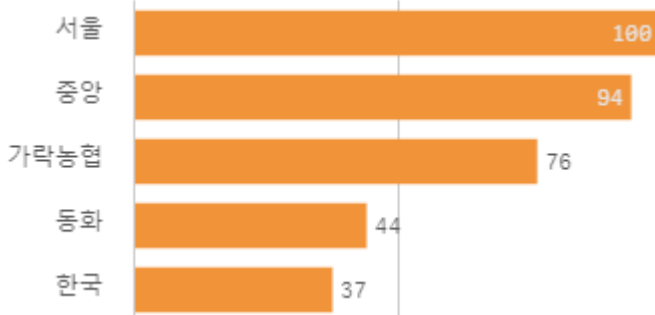
거래 단량별 물량 구성비



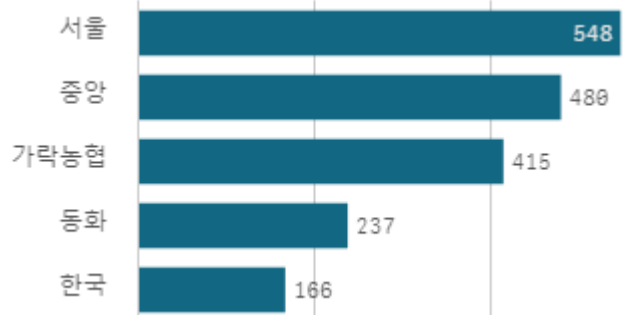
출하자별 거래물량 구성비



도매시장 법인별 거래물량(톤)

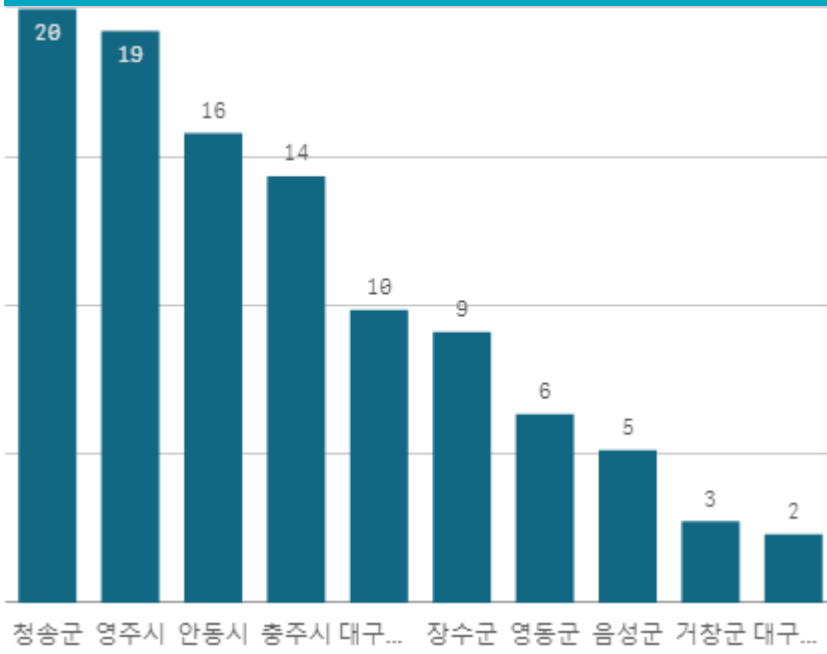


도매시장 법인별 거래금액(백만원)



사과 부사(10Kg)

산지별 거래물량(톤)



출하산지(개소)

19

출하건수(천건)

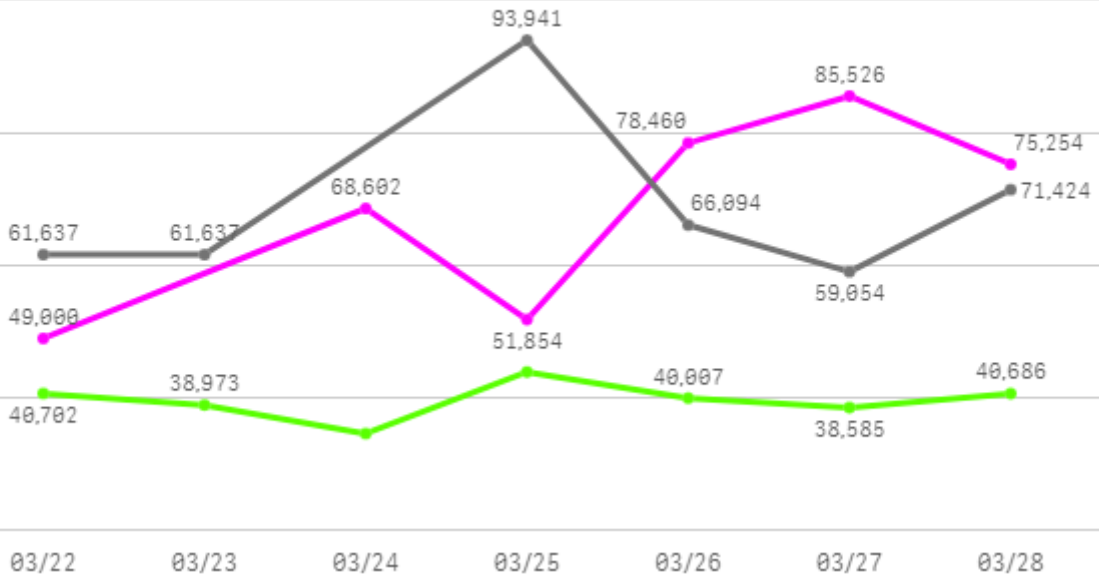
1

산지별 주출하 시군구



주간 도매가격(원)

◆ 2025 ● 2024 ◆ 평년



구분	금주(A)	전주(B)	전월(C)	전년(D)	평년(E)	A/B	A/C	A/D	A/E
가격(원)	68,116	70,173	67,939	68,965	47,988	97.1%	100.3%	98.8%	141.9%

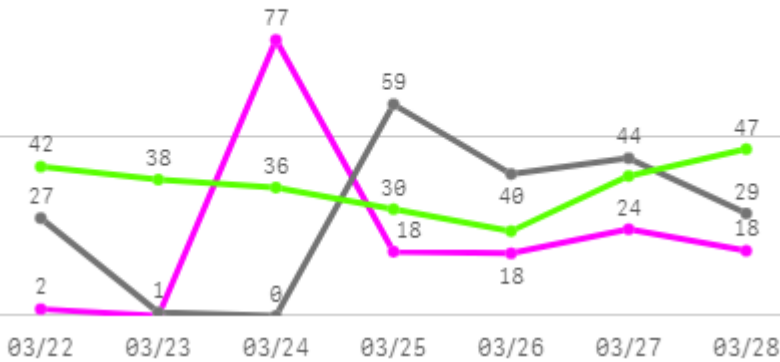
□ 사과 부사(10Kg) 주간 가격

구분	Q	품종	Q	단량	Q	특	상	보통	하
2025-03-22		사과 부사		10Kg		55,000	49,000	31,811	25,442
2025-03-24		사과 부사		10Kg		79,397	68,602	42,896	23,838
2025-03-25		사과 부사		10Kg		70,782	51,854	33,197	17,688
2025-03-26		사과 부사		10Kg		105,309	78,460	50,539	27,733
2025-03-27		사과 부사		10Kg		145,325	85,526	43,741	23,245
2025-03-28		사과 부사		10Kg		96,426	75,254	46,808	22,862
평균						92,040	68,116	41,499	23,468

배

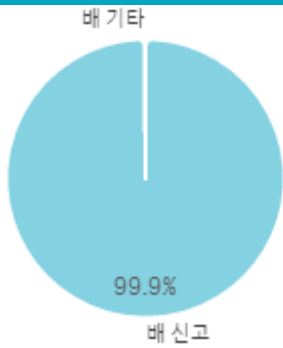
주간 반입량(톤)

◆ 2025 ● 2024 ▲ 평년

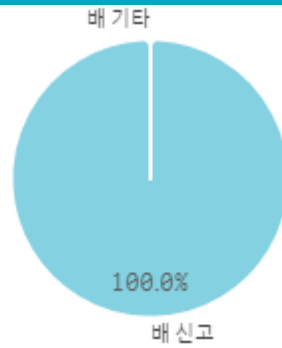


구분	금주(A)	전주(B)	전월(C)	전년(D)	평년(E)	A/B	A/C	A/D	A/E
물량(톤)	157	185	88	200	245	84.9%	179.2%	78.5%	64.3%

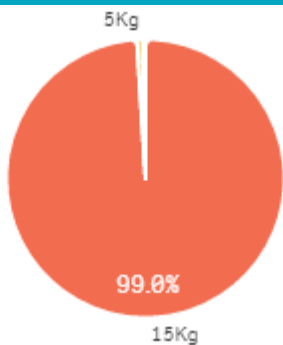
출하 품종별 거래물량 구성비



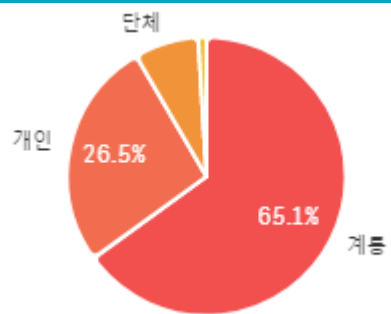
출하 품종별 거래금액 구성비



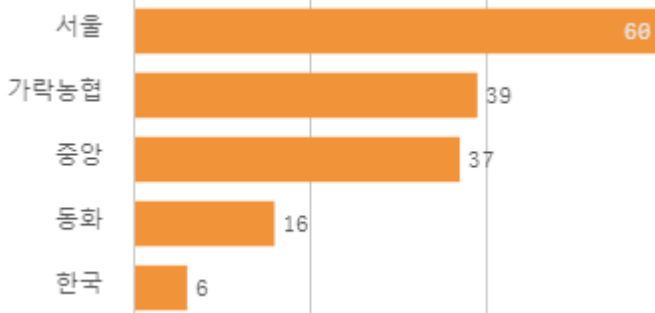
거래 단량별 물량 구성비



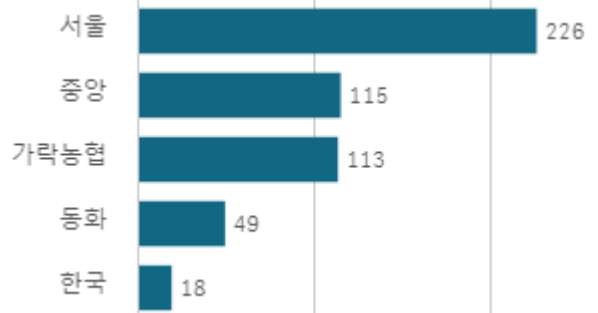
출하자별 거래물량 구성비



도매시장 법인별 거래물량(톤)

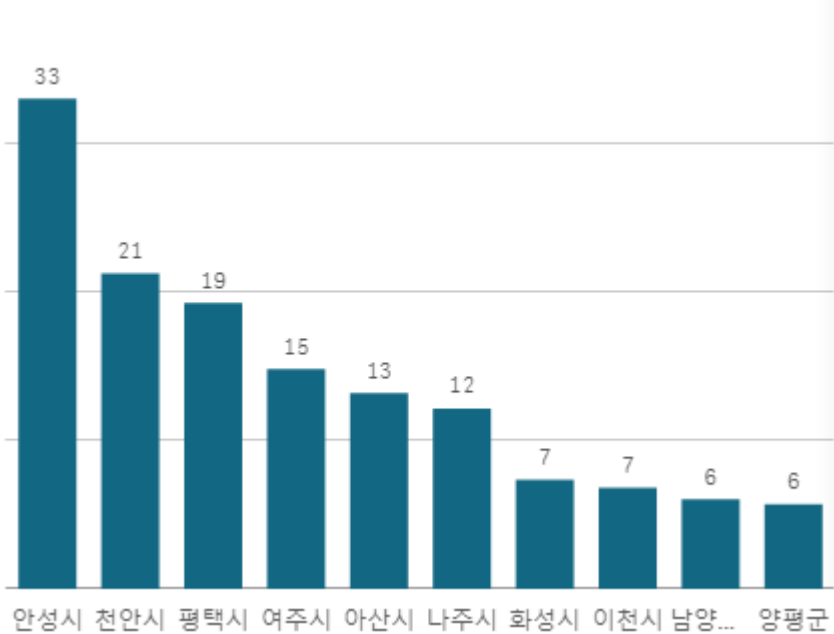


도매시장 법인별 거래금액(백만원)



배 신고(15Kg)

산지별 거래물량(톤)



출하산지(개소)

20

출하건수(천건)

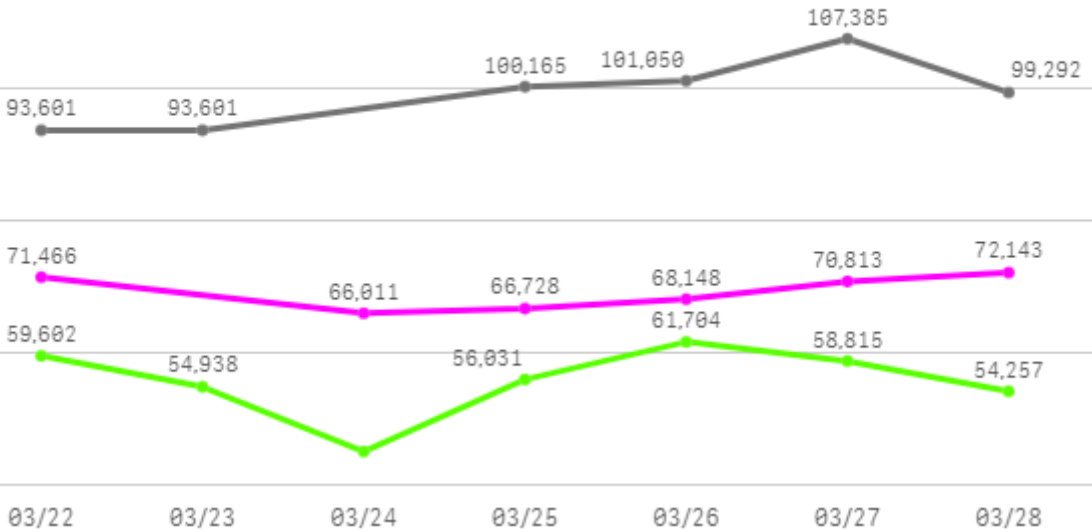
1

산지별 주출하 시군구



주간 도매가격(원)

◆ 2025 ● 2024 ◆ 평년



구분	금주(A)	전주(B)	전월(C)	전년(D)	평년(E)	A/B	A/C	A/D	A/E
가격(원)	69,218	69,981	69,469	99,182	62,392	98.9%	99.6%	69.8%	110.9%

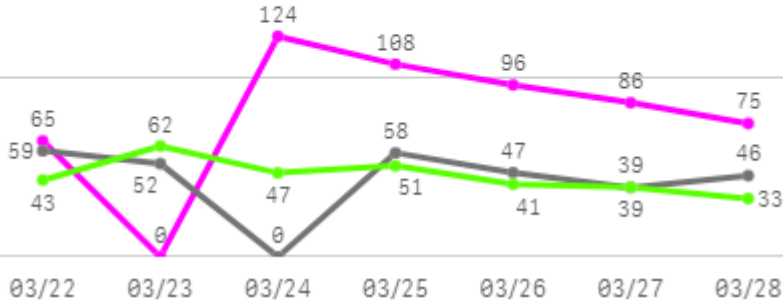
□ 배 신고(15Kg) 주간 가격

구분	Q	품종	Q	단량	Q	특	상	보통	하
2025-03-22		배 신고		15Kg		105,414	71,466	42,325	15,010
2025-03-24		배 신고		15Kg		101,169	66,011	42,607	19,024
2025-03-25		배 신고		15Kg		102,323	66,728	41,673	18,000
2025-03-26		배 신고		15Kg		97,492	68,148	42,006	18,068
2025-03-27		배 신고		15Kg		104,159	70,813	40,107	20,826
2025-03-28		배 신고		15Kg		102,417	72,143	42,172	16,483
평균						102,162	69,218	41,815	17,902

포도

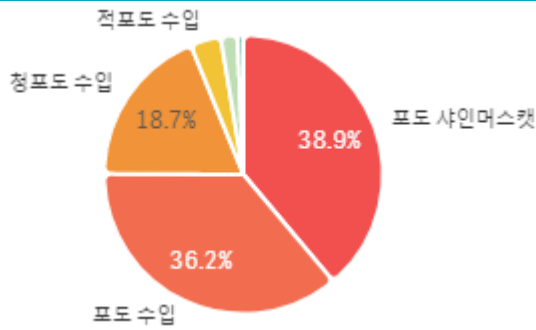
주간 반입량(톤)

◆ 2025 ● 2024 ▲ 평년

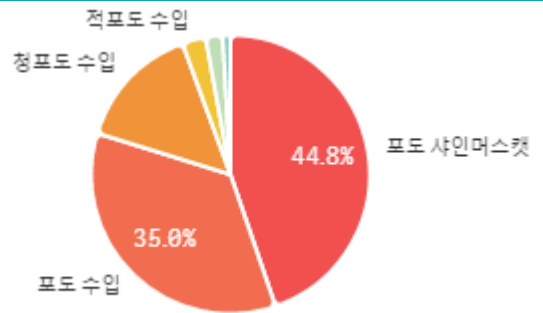


구분	금주(A)	전주(B)	전월(C)	전년(D)	평년(E)	A/B	A/C	A/D	A/E
물량(톤)	554	471	407	302	369	117.7%	136.2%	183.8%	150.1%

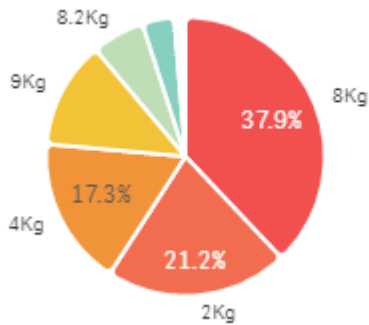
출하 품종별 거래물량 구성비



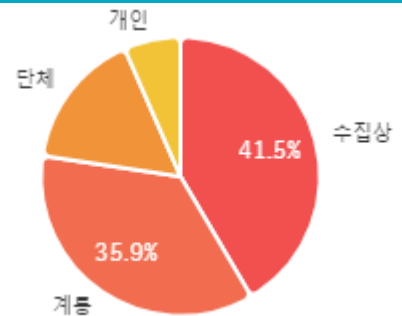
출하 품종별 거래금액 구성비



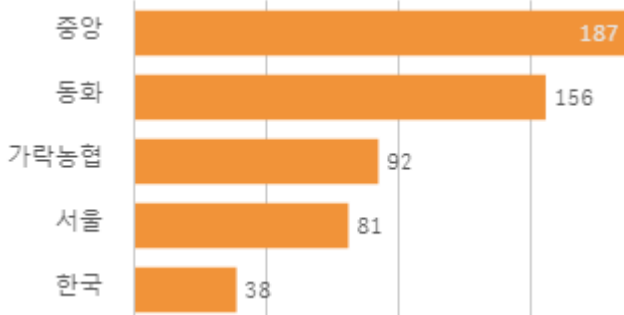
거래 단량별 물량 구성비



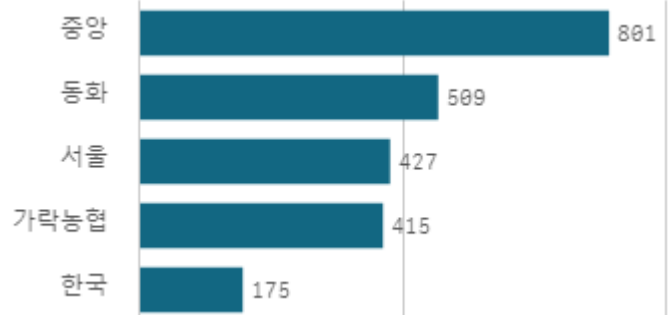
출하자별 거래물량 구성비



도매시장 법인별 거래물량(톤)

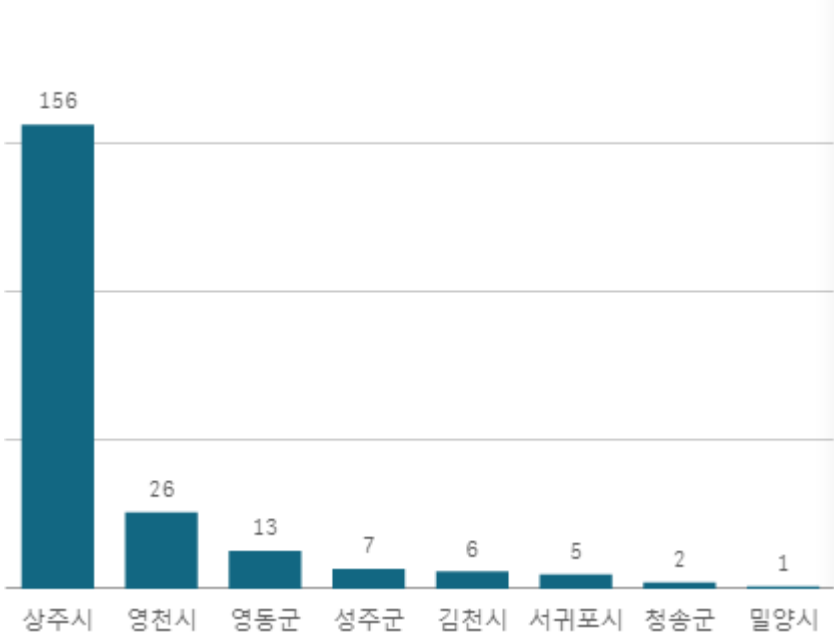


도매시장 법인별 거래금액(백만원)



포도 샤인머스캣(2Kg)

산지별 거래물량(톤)



출하산지(개소)

8

출하건수(천건)

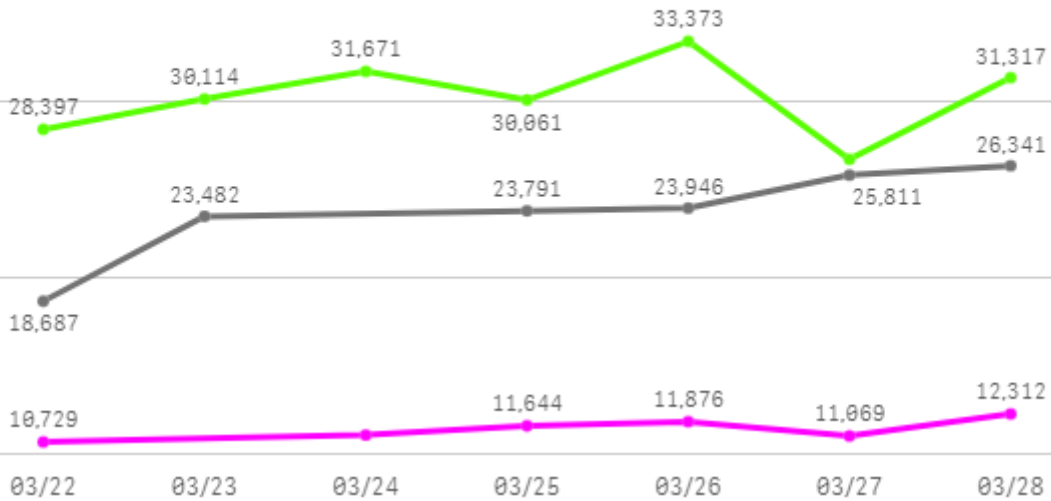
2

산지별 주출하 시군구



주간 도매가격(원)

◆ 2025 ● 2024 ◆ 평년



구분	금주(A)	전주(B)	전월(C)	전년(D)	평년(E)	A/B	A/C	A/D	A/E
가격(원)	11,458	10,440	9,768	23,676	26,003	109.8%	117.3%	48.4%	44.1%

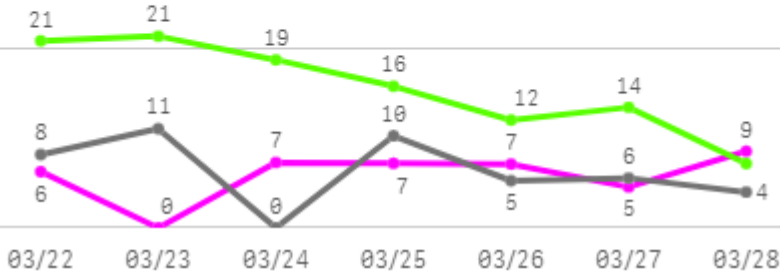
□ 포도 샤인머스켓(2Kg) 주간 가격

구분	Q	품종	Q	단량	Q	특	상	보통	하
2025-03-22		포도 샤인머스켓		2Kg		15,742	10,729	7,500	4,970
2025-03-24		포도 샤인머스켓		2Kg		15,503	11,120	7,674	4,362
2025-03-25		포도 샤인머스켓		2Kg		17,166	11,644	7,872	4,658
2025-03-26		포도 샤인머스켓		2Kg		17,404	11,876	8,226	4,619
2025-03-27		포도 샤인머스켓		2Kg		16,163	11,069	7,728	4,788
2025-03-28		포도 샤인머스켓		2Kg		17,471	12,312	8,817	6,093
평균						16,575	11,458	7,970	4,915

감귤

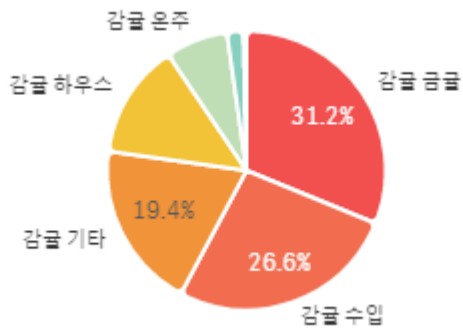
주간 반입량(톤)

◆ 2025 ● 2024 ▲ 평년

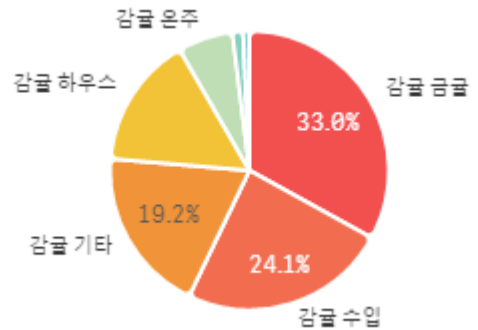


구분	금주(A)	전주(B)	전월(C)	전년(D)	평년(E)	A/B	A/C	A/D	A/E
물량(톤)	41	69	261	45	105	60.0%	15.8%	92.5%	39.4%

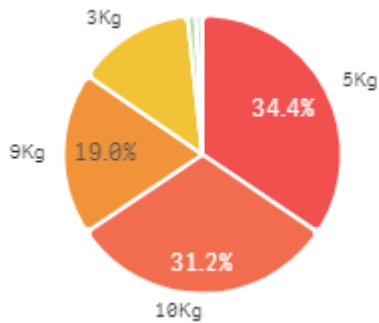
출하 품종별 거래물량 구성비



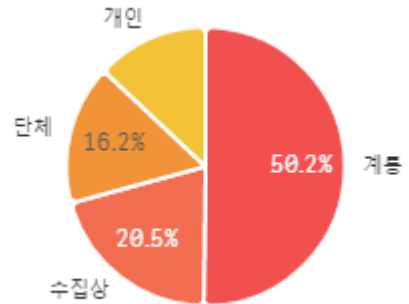
출하 품종별 거래금액 구성비



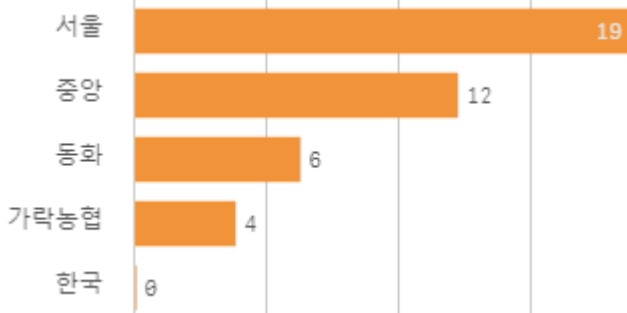
거래 단량별 물량 구성비



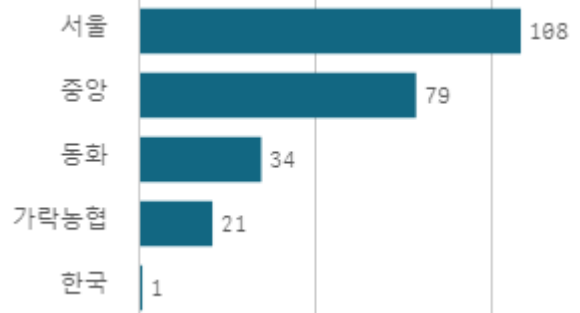
출하자별 거래물량 구성비



도매시장 법인별 거래물량(톤)

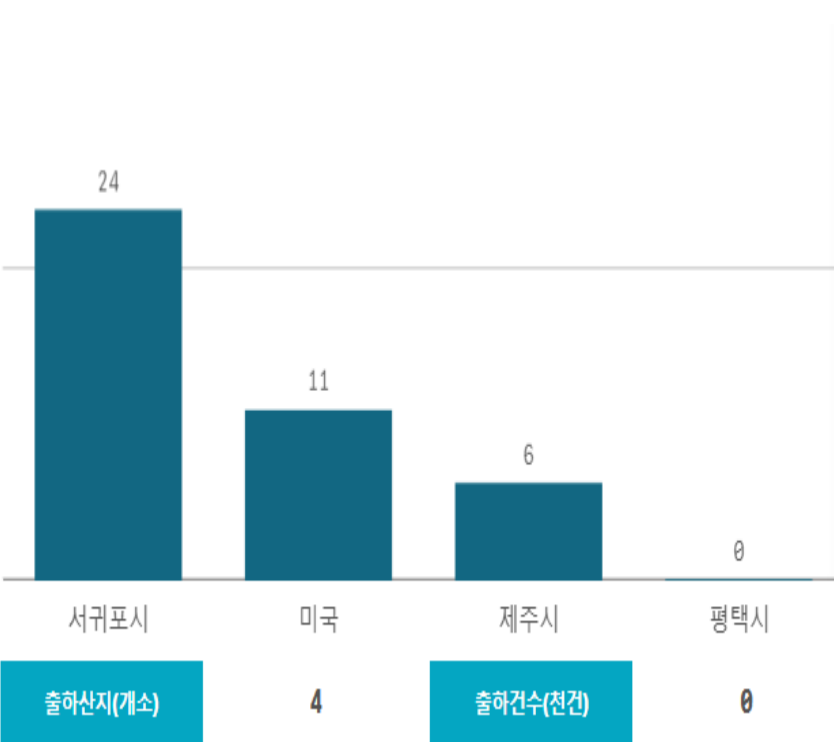


도매시장 법인별 거래금액(백만원)



감귤(5Kg)

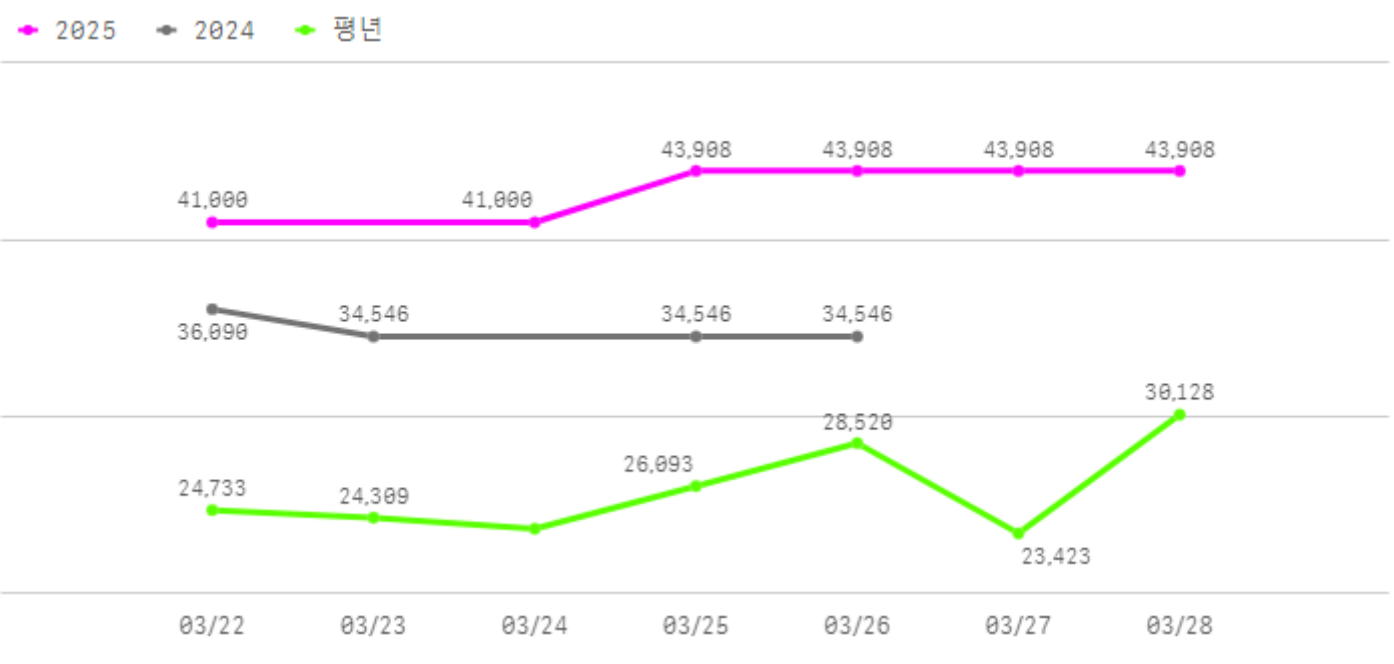
산지별 거래물량(톤)



산지별 주출하 시군구



주간 도매가격(원)



구분	금주(A)	전주(B)	전월(C)	전년(D)	평년(E)	A/B	A/C	A/D	A/E
가격(원)	42,939	35,621	37,999	34,932	28,478	120.5%	113.0%	122.9%	150.8%

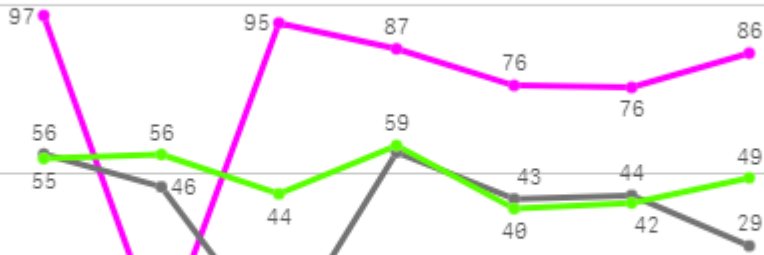
□ 감귤(5Kg) 주간 가격

구분	Q	품종	Q	단량	Q	특	상	보통	하
2025-03-22		감귤		5Kg		45,000	41,000	22,133	15,530
2025-03-24		감귤		5Kg		45,000	41,000	22,133	15,530
2025-03-25		감귤		5Kg		46,000	43,908	22,481	15,086
2025-03-26		감귤		5Kg		46,000	43,908	22,481	15,086
2025-03-27		감귤		5Kg		46,000	43,908	22,481	15,086
2025-03-28		감귤		5Kg		46,000	43,908	22,481	15,086
평균						45,667	42,939	22,365	15,234

만감

주간 반입량(톤)

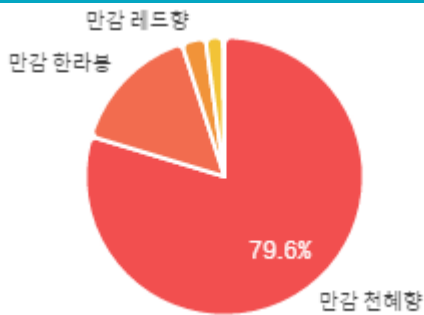
◆ 2025 ● 2024 ▲ 평년



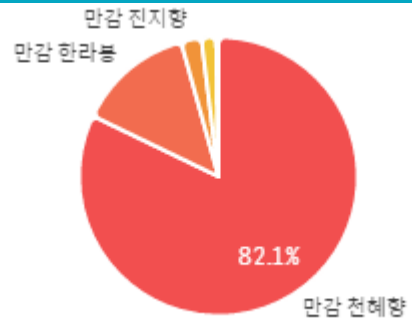
03/22 03/23 03/24 03/25 03/26 03/27 03/28

구분	금주(A)	전주(B)	전월(C)	전년(D)	평년(E)	A/B	A/C	A/D	A/E
물량(톤)	518	556	501	274	382	93.1%	103.3%	188.7%	135.7%

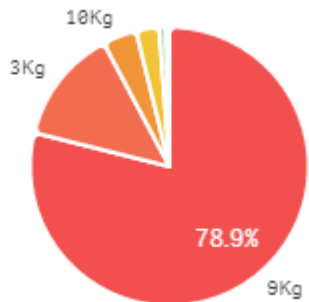
출하 품종별 거래물량 구성비



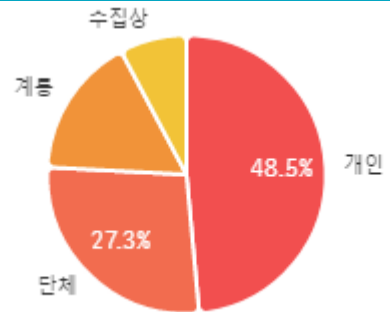
출하 품종별 거래금액 구성비



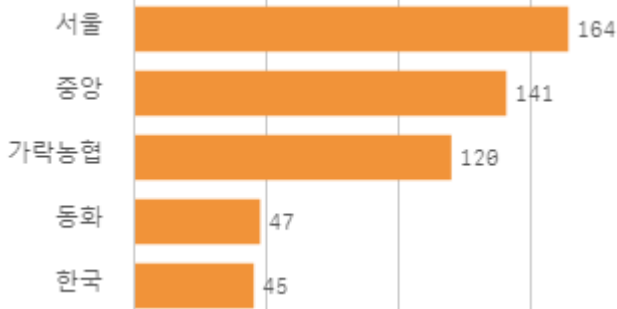
거래 단량별 물량 구성비



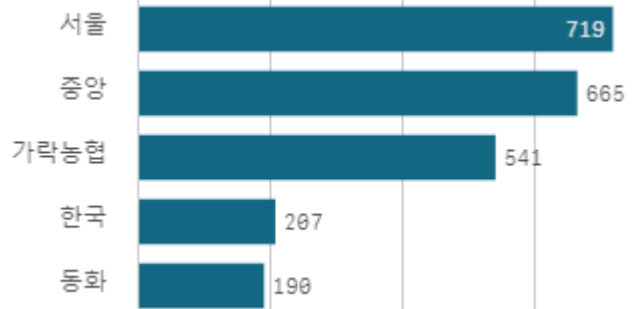
출하자별 거래물량 구성비



도매시장 법인별 거래물량(톤)

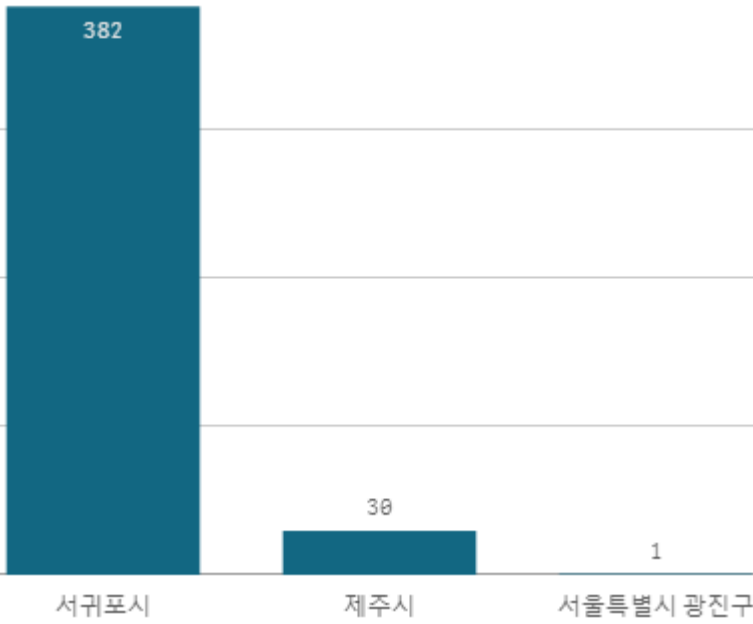


도매시장 법인별 거래금액(백만원)

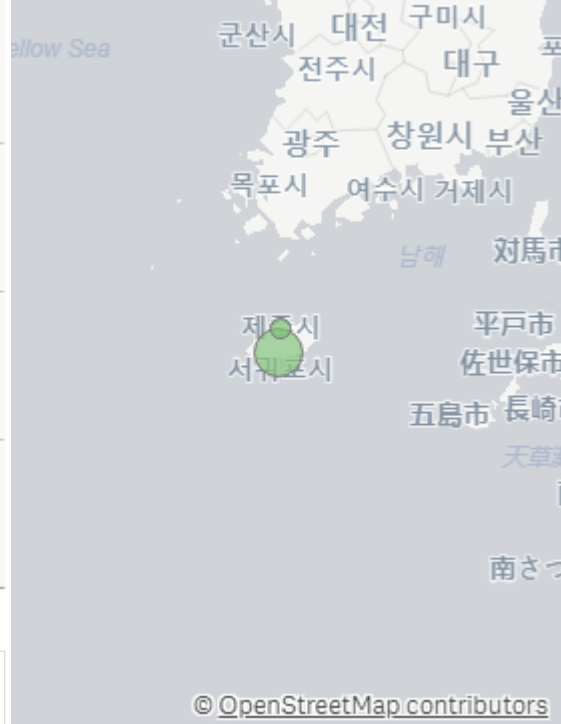


만감 천혜향(3Kg)

산지별 거래물량(톤)



산지별 주출하 시군구



출하산지(개소)

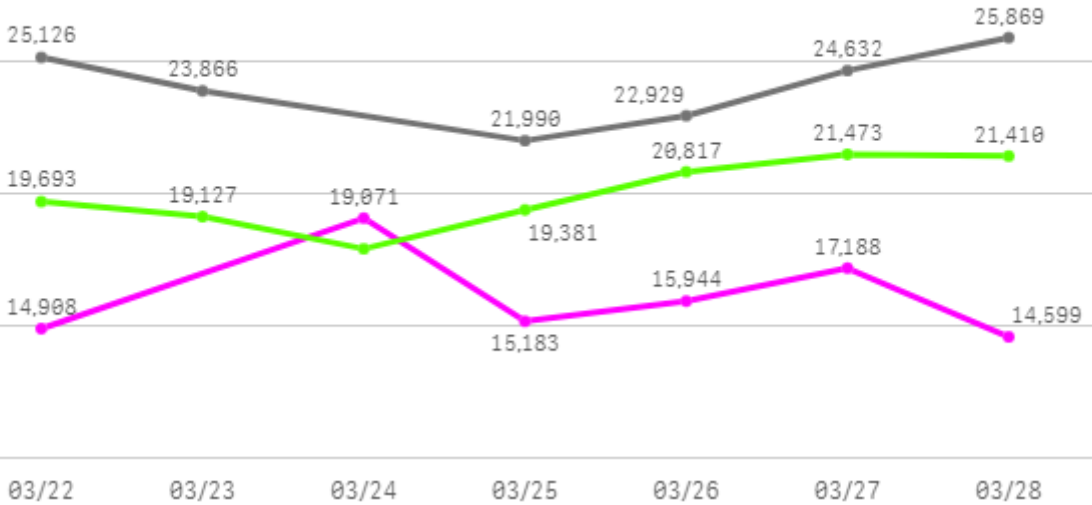
3

출하건수(천건)

2

주간 도매가격(원)

◆ 2025 ● 2024 ◆ 평년



구분	금주(A)	전주(B)	전월(C)	전년(D)	평년(E)	A/B	A/C	A/D	A/E
가격(원)	16,149	16,039	18,122	24,069	19,313	100.7%	89.1%	67.1%	83.6%

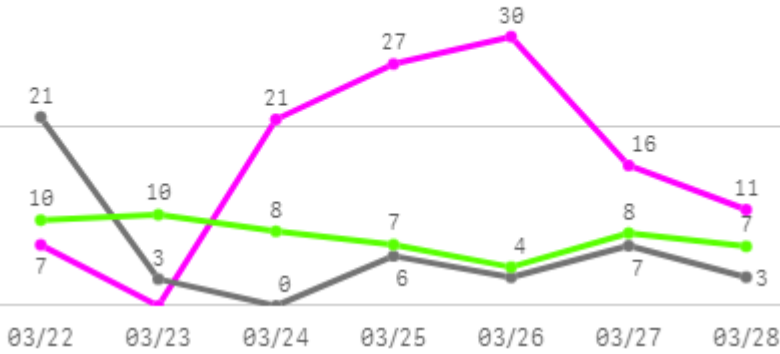
□ 만감 천혜향(3Kg) 주간 가격

구분	Q	품종	Q	단량	Q	특	상	보통	하
2025-03-22		만감 천혜향		3Kg		16,280	14,908	13,629	12,094
2025-03-24		만감 천혜향		3Kg		24,881	19,071	15,289	13,632
2025-03-25		만감 천혜향		3Kg		19,131	15,183	14,251	12,645
2025-03-26		만감 천혜향		3Kg		17,000	15,944	14,066	11,900
2025-03-27		만감 천혜향		3Kg		24,000	17,188	13,641	11,042
2025-03-28		만감 천혜향		3Kg		15,000	14,599	12,911	10,268
평균						19,382	16,149	13,965	11,930

키위

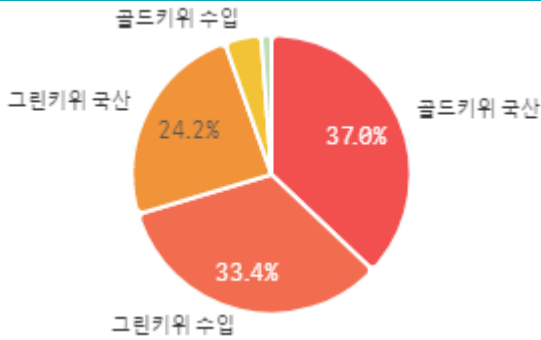
주간 반입량(톤)

◆ 2025 ● 2024 ▲ 평년

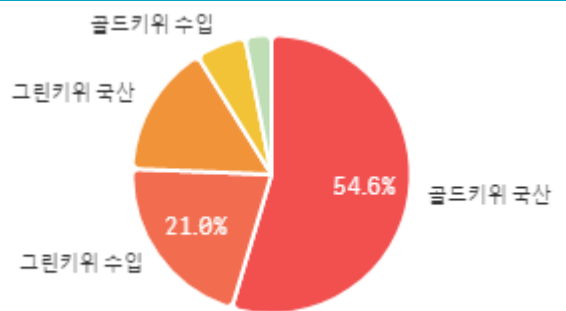


구분	금주(A)	전주(B)	전월(C)	전년(D)	평년(E)	A/B	A/C	A/D	A/E
물량(톤)	112	144	111	43	64	77.5%	100.3%	259.9%	173.3%

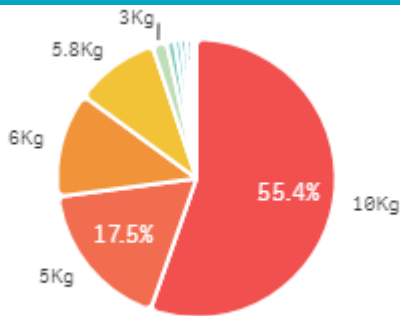
출하 품종별 거래물량 구성비



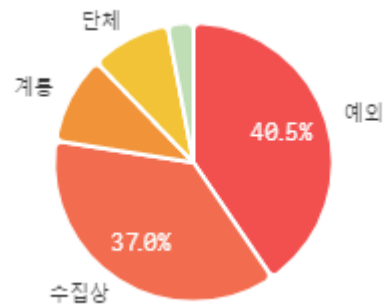
출하 품종별 거래금액 구성비



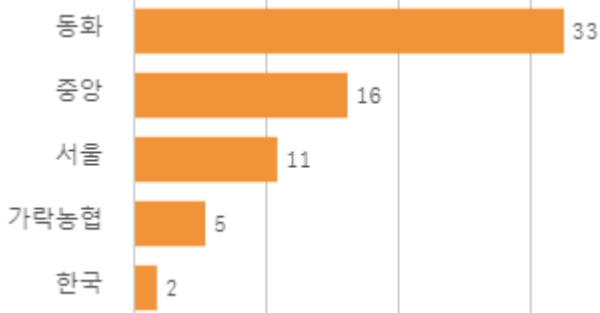
거래 단량별 물량 구성비



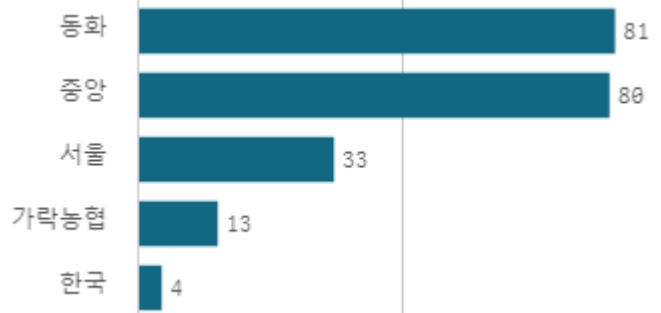
출하자별 거래물량 구성비



도매시장 법인별 거래물량(톤)

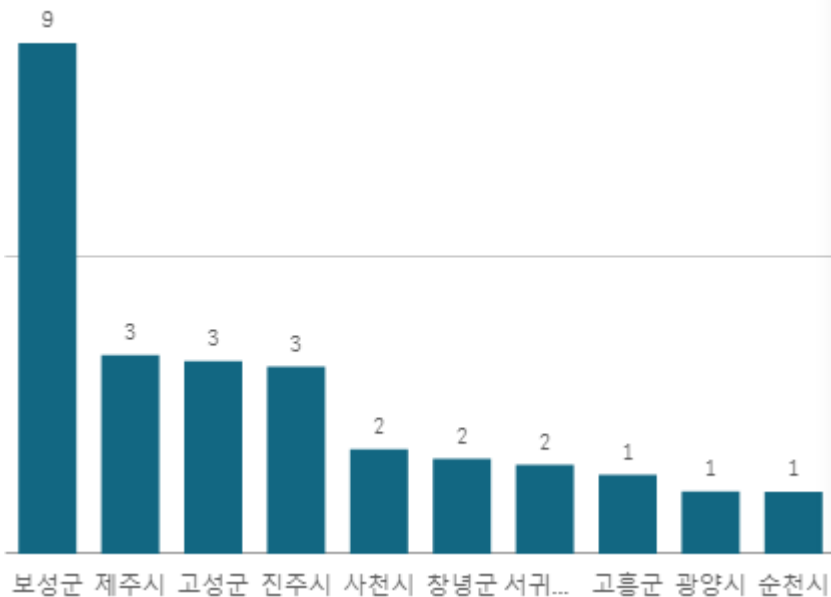


도매시장 법인별 거래금액(백만원)



그린키위 국산(10Kg)

산지별 거래물량(톤)



출하산지(개소)

12

출하건수(천건)

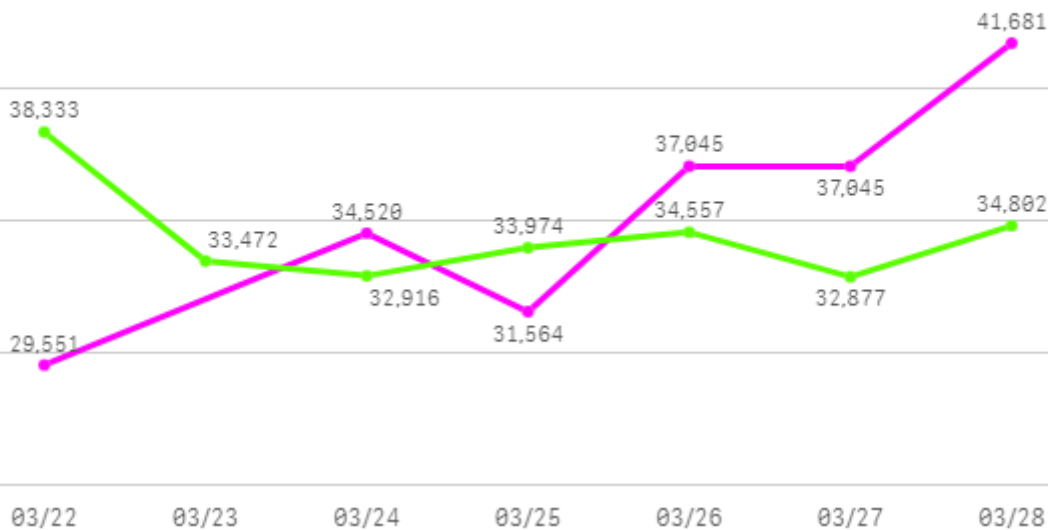
0

산지별 주출하 시군구



주간 도매가격(원)

◆ 2025 ◀ 2024 ◆ 평년



구분	금주(A)	전주(B)	전월(C)	전년(D)	평년(E)	A/B	A/C	A/D	A/E
가격(원)	35,234	32,281	33,634	-	36,235	109.1%	104.8%	-	97.2%

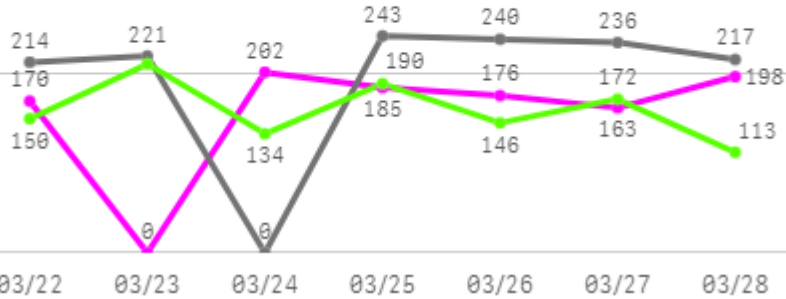
□ 그린키위 국산(10Kg) 주간 가격

구분	Q	품종	Q	단량	Q	특	상	보통	하
2025-03-22		그린키위 국산		10Kg		35,000	29,551	24,425	19,437
2025-03-24		그린키위 국산		10Kg		38,118	34,520	18,778	5,642
2025-03-25		그린키위 국산		10Kg		35,188	31,564	21,986	7,714
2025-03-26		그린키위 국산		10Kg		40,000	37,045	29,395	15,239
2025-03-27		그린키위 국산		10Kg		40,000	37,045	29,395	15,239
2025-03-28		그린키위 국산		10Kg		43,000	41,681	24,127	7,000
평균						38,551	35,234	24,684	11,712

바나나

주간 반입량(톤)

◆ 2025 ● 2024 ▲ 평년

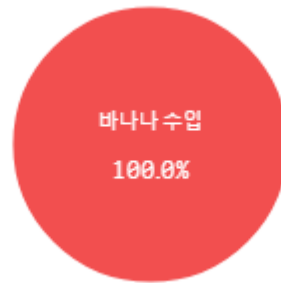


구분	금주(A)	전주(B)	전월(C)	전년(D)	평년(E)	A/B	A/C	A/D	A/E
물량(톤)	1,095	1,042	1,083	1,370	1,117	105.0%	101.1%	79.9%	98.0%

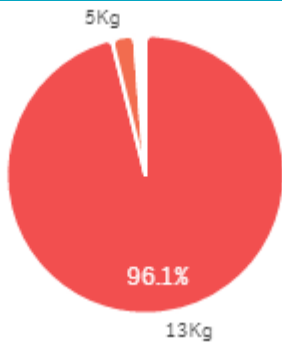
출하 품종별 거래물량 구성비



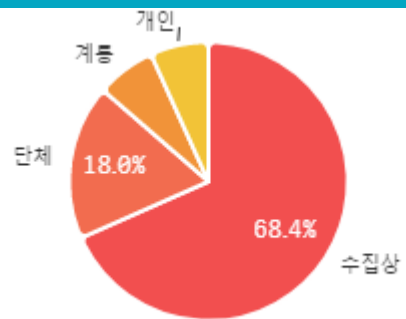
출하 품종별 거래금액 구성비



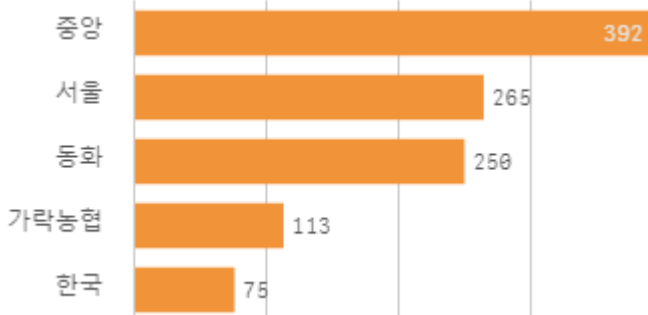
거래 단량별 물량 구성비



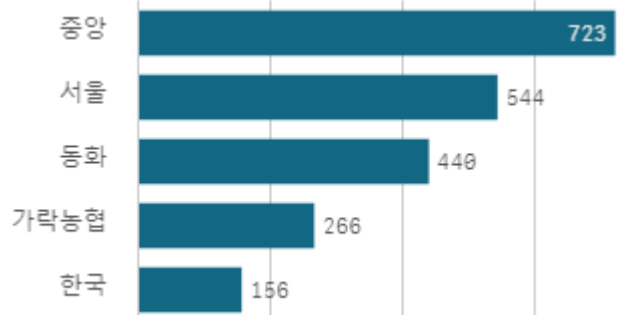
출하자별 거래물량 구성비



도매시장 법인별 거래물량(톤)

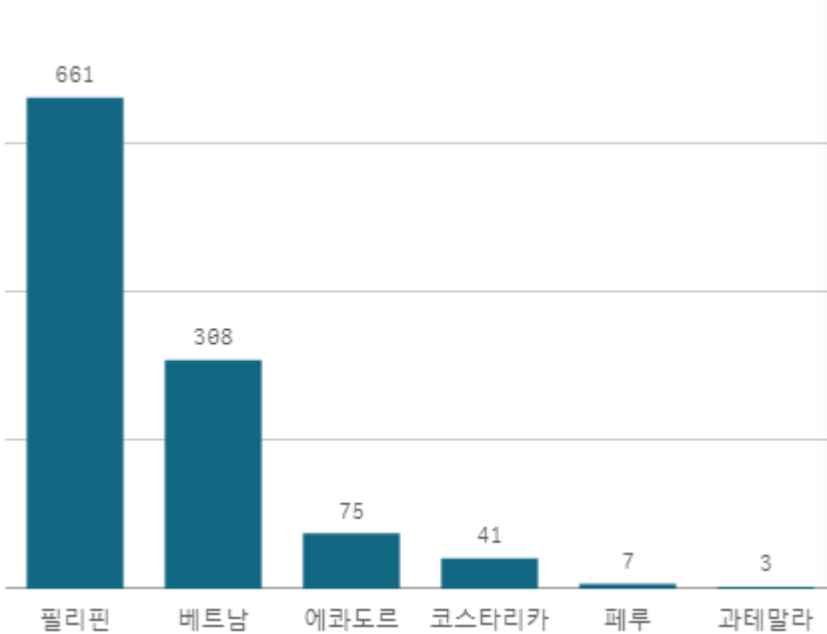


도매시장 법인별 거래금액(백만원)

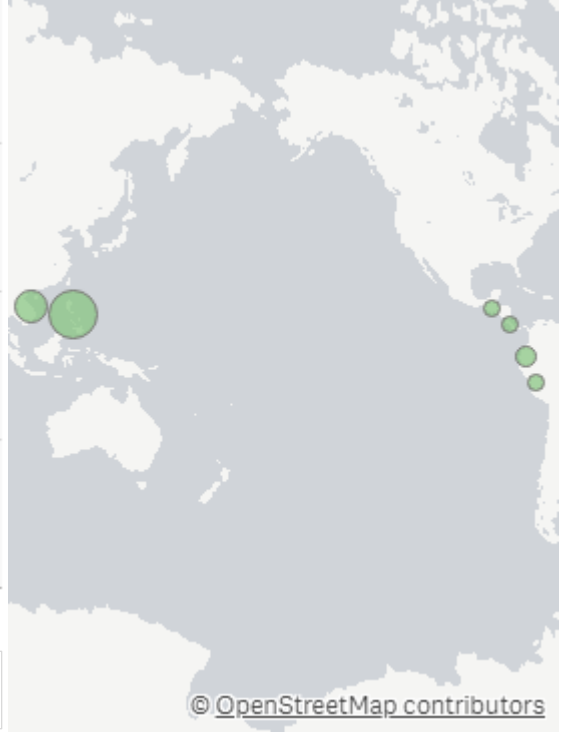


바나나 수입(13Kg)

산지별 거래물량(톤)



산지별 주출하 시군구



출하산지(개소)

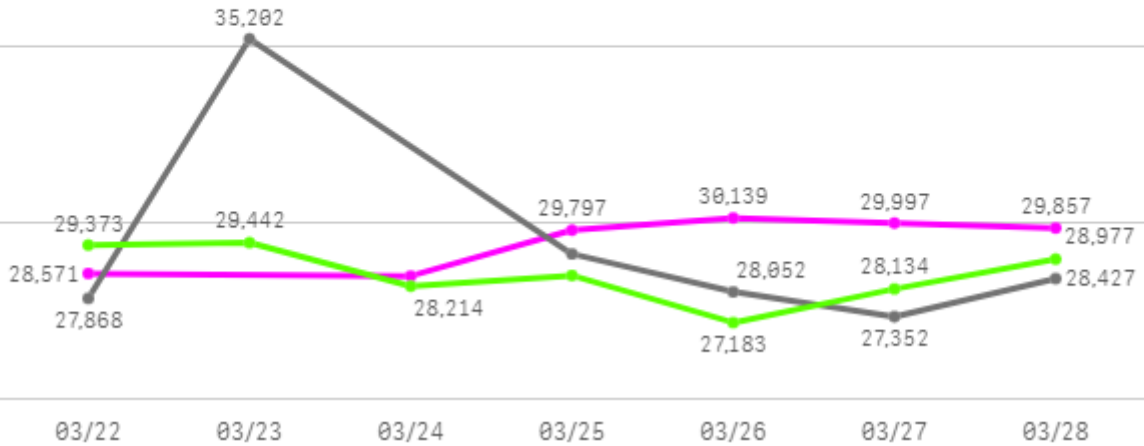
6

출하건수(천건)

2

주간 도매가격(원)

◆ 2025 ● 2024 ◆ 평년



구분	금주(A)	전주(B)	전월(C)	전년(D)	평년(E)	A/B	A/C	A/D	A/E
가격(원)	29,477	28,393	24,846	29,338	29,730	103.8%	118.6%	100.5%	99.2%

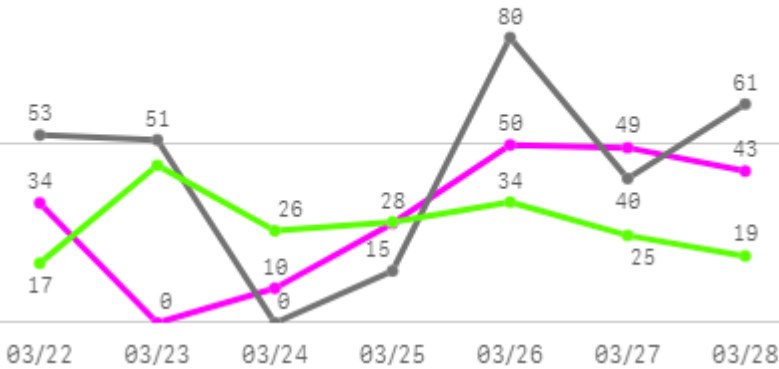
□ 바나나 수입(13Kg) 주간 가격

구분	Q	품종	Q	단량	Q	특	상	보통	하
2025-03-22		바나나 수입		13Kg		34,111	28,571	22,894	12,425
2025-03-24		바나나 수입		13Kg		34,442	28,500	21,877	12,514
2025-03-25		바나나 수입		13Kg		35,125	29,797	23,784	15,984
2025-03-26		바나나 수입		13Kg		34,890	30,139	24,348	15,066
2025-03-27		바나나 수입		13Kg		34,965	29,997	22,620	13,096
2025-03-28		바나나 수입		13Kg		35,088	29,857	22,930	13,541
평균						34,770	29,477	23,076	13,771

파인애플

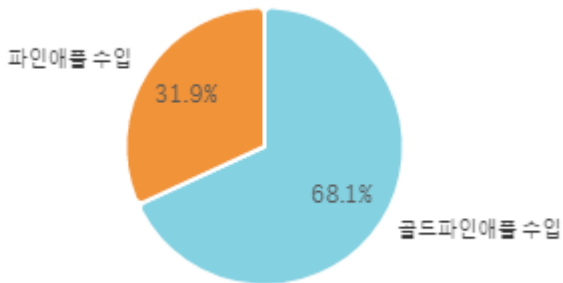
주간 반입량(톤)

◆ 2025 ● 2024 ▲ 평년

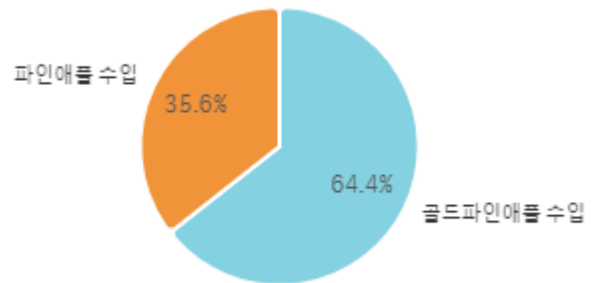


구분	금주(A)	전주(B)	전월(C)	전년(D)	평년(E)	A/B	A/C	A/D	A/E
물량(톤)	213	178	219	300	189	119.4%	97.3%	70.8%	112.3%

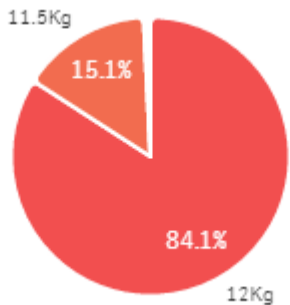
출하 품종별 거래물량 구성비



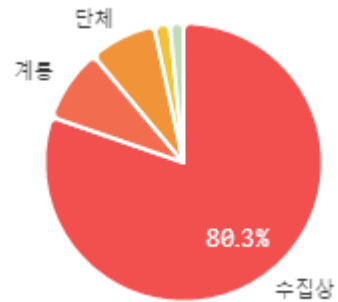
출하 품종별 거래금액 구성비



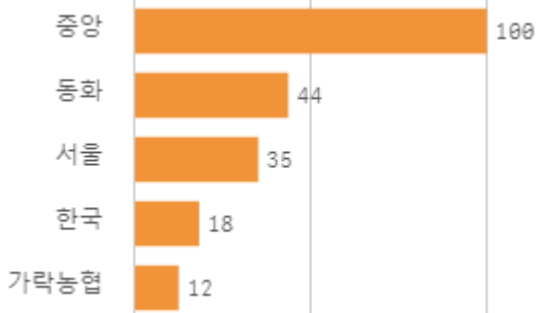
거래 단량별 물량 구성비



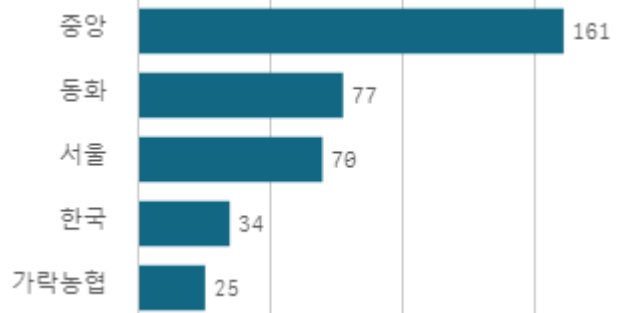
출하자별 거래물량 구성비



도매시장 법인별 거래물량(톤)

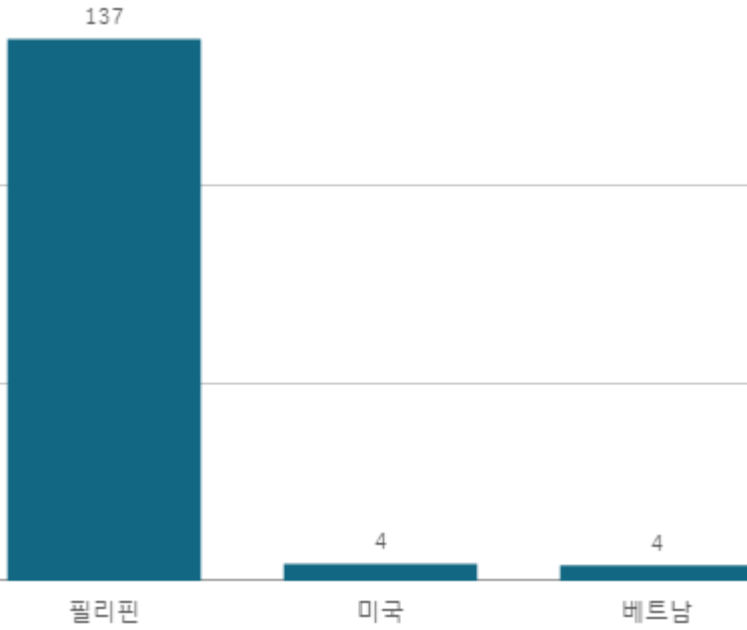


도매시장 법인별 거래금액(백만원)



골드파인애플 수입(12Kg)

산지별 거래물량(톤)



산지별 주출하 시군구



출하산지(개소)

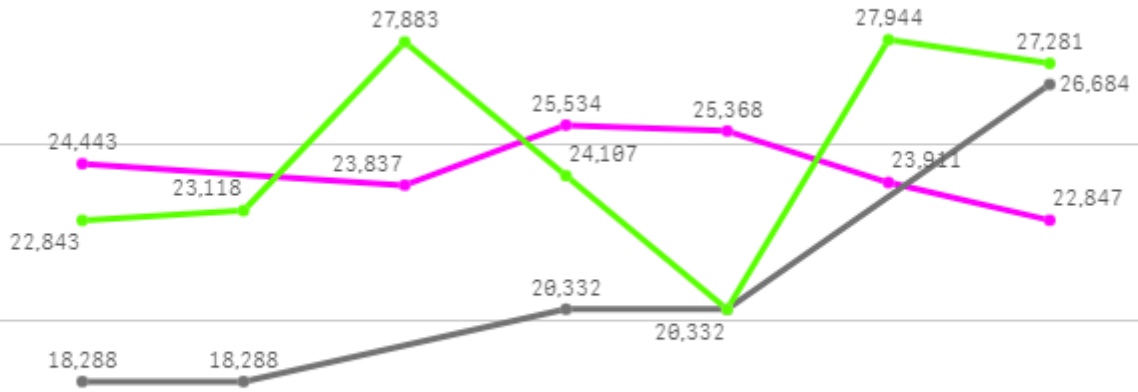
3

출하건수(천건)

0

주간 도매가격(원)

◆ 2025 ● 2024 ◆ 평년



03/22 03/23 03/24 03/25 03/26 03/27 03/28

구분	금주(A)	전주(B)	전월(C)	전년(D)	평년(E)	A/B	A/C	A/D	A/E
가격(원)	24,323	24,937	24,495	20,785	25,161	97.5%	99.3%	117.0%	96.7%

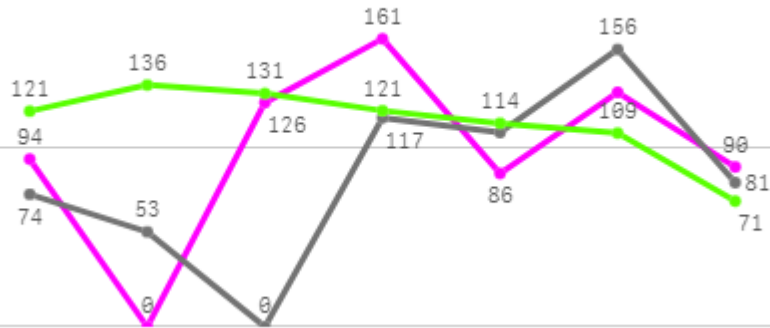
□ 골드파인애플 수입(12Kg) 주간 가격

구분	Q	품종	Q	단량	Q	특	상	보통	하
2025-03-22		골드파인애플 수입		12Kg		26,286	24,443	22,109	20,469
2025-03-24		골드파인애플 수입		12Kg		24,556	23,837	22,700	19,036
2025-03-25		골드파인애플 수입		12Kg		26,356	25,534	22,775	19,821
2025-03-26		골드파인애플 수입		12Kg		27,183	25,368	22,389	20,174
2025-03-27		골드파인애플 수입		12Kg		27,167	23,911	20,565	17,674
2025-03-28		골드파인애플 수입		12Kg		25,945	22,847	19,979	17,674
평균						26,249	24,323	21,753	19,141

오렌지

주간 반입량(톤)

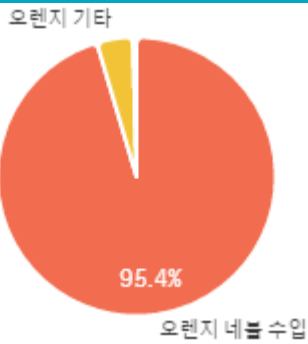
◆ 2025 ● 2024 ▲ 평년



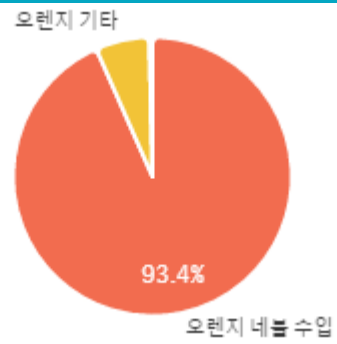
03/22 03/23 03/24 03/25 03/26 03/27 03/28

구분	금주(A)	전주(B)	전월(C)	전년(D)	평년(E)	A/B	A/C	A/D	A/E
물량(톤)	689	771	276	590	745	89.3%	249.5%	116.7%	92.4%

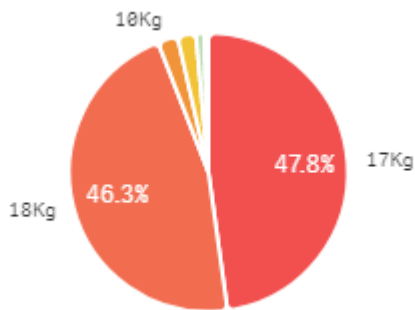
출하 품종별 거래물량 구성비



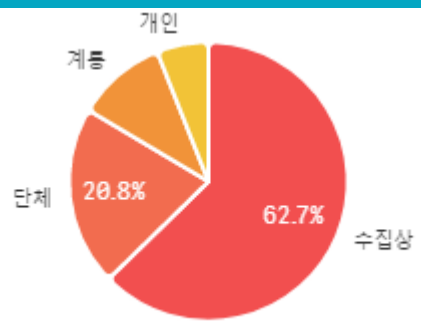
출하 품종별 거래금액 구성비



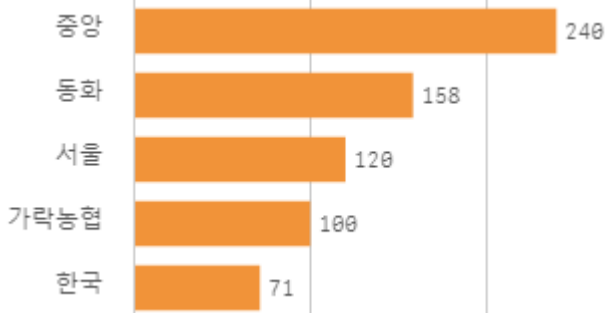
거래 단량별 물량 구성비



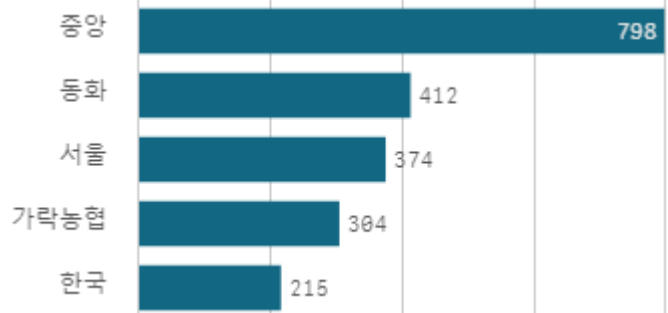
출하자별 거래물량 구성비



도매시장 법인별 거래물량(톤)

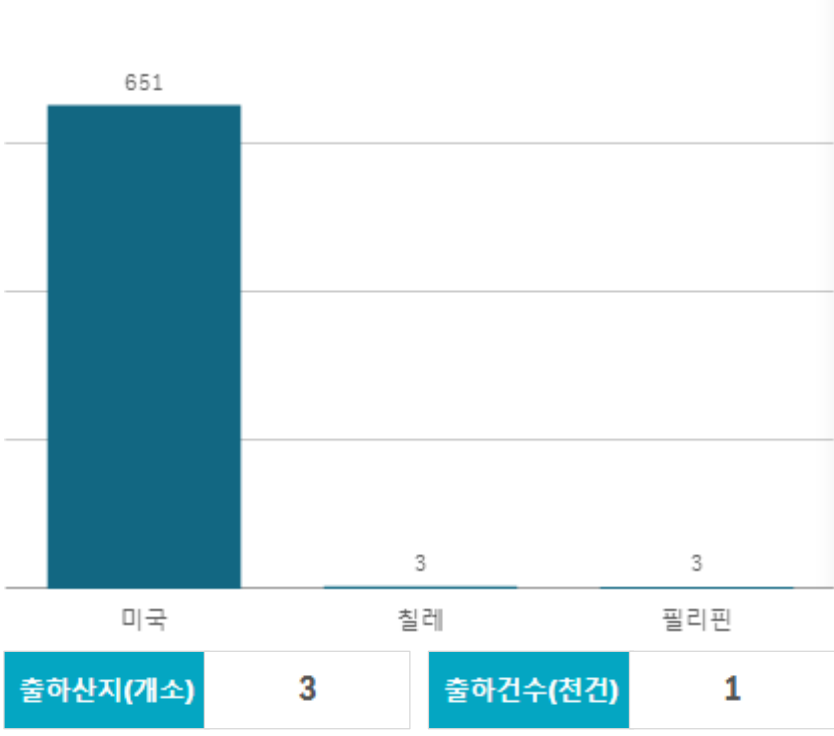


도매시장 법인별 거래금액(백만원)

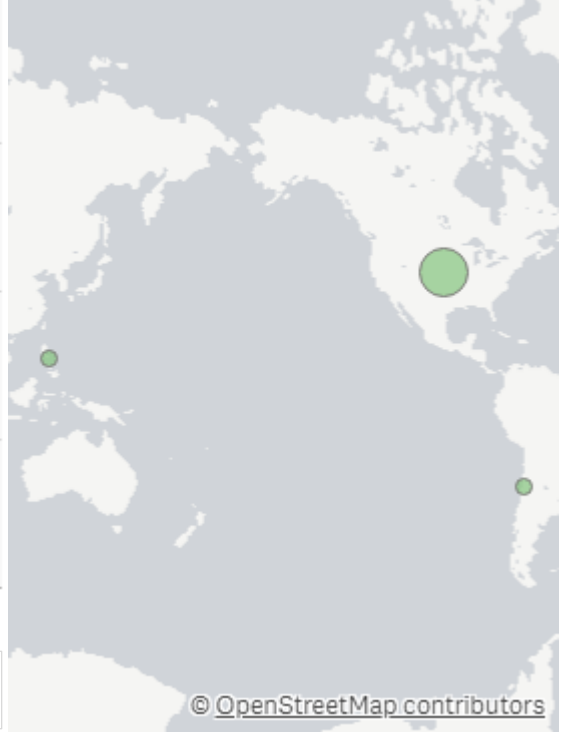


오렌지 네블 수입(18Kg)

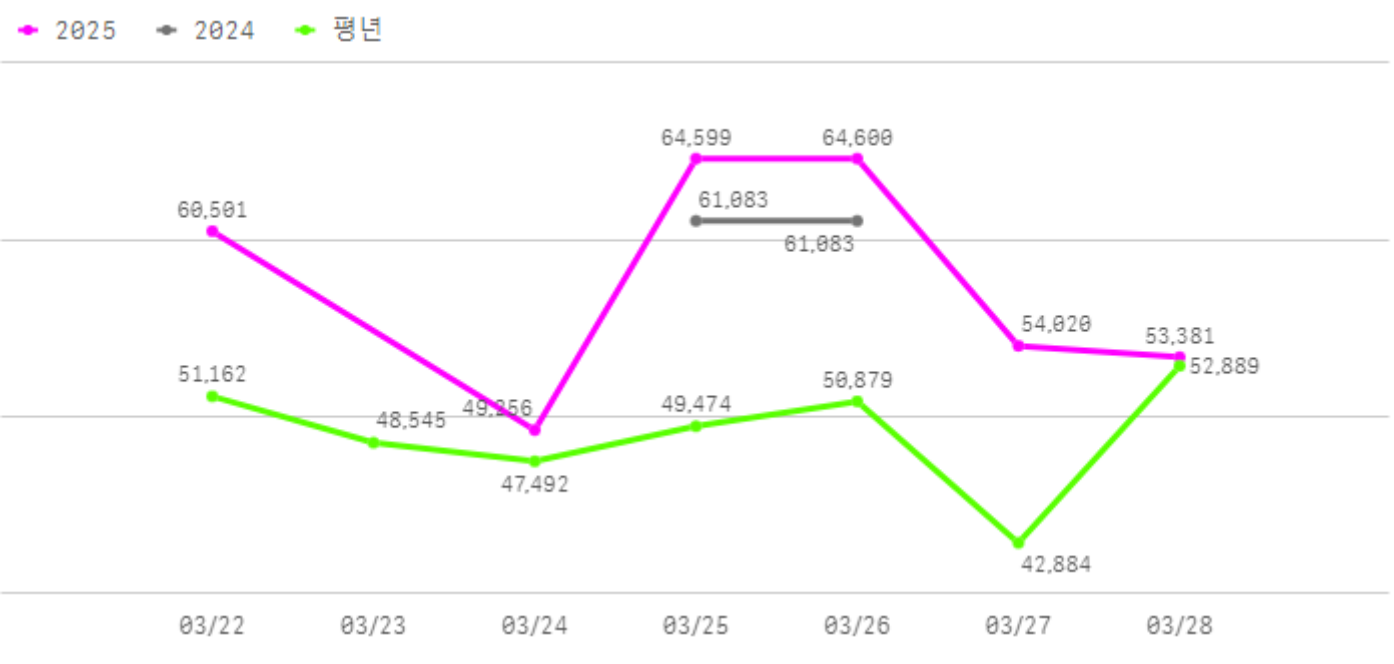
산지별 거래물량(톤)



산지별 주출하 시군구



주간 도매가격(원)



구분	금주(A)	전주(B)	전월(C)	전년(D)	평년(E)	A/B	A/C	A/D	A/E
가격(원)	57,726	56,192	61,821	61,083	52,516	102.7%	93.4%	94.5%	109.9%

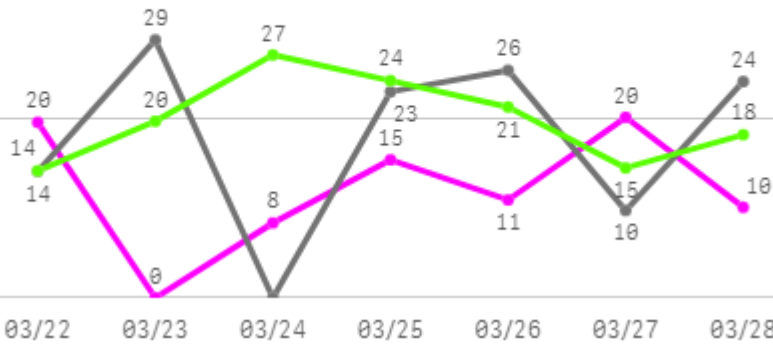
□ 오렌지 네블 수입(18Kg) 주간 가격

구분	Q	품종	Q	단량	Q	특	상	보통	하
2025-03-22		오렌지 네블 수입		18Kg		67,003	60,501	41,517	32,350
2025-03-24		오렌지 네블 수입		18Kg		64,062	49,256	40,990	39,920
2025-03-25		오렌지 네블 수입		18Kg		70,407	64,599	53,617	43,601
2025-03-26		오렌지 네블 수입		18Kg		67,000	64,600	56,372	50,000
2025-03-27		오렌지 네블 수입		18Kg		63,159	54,020	42,563	36,000
2025-03-28		오렌지 네블 수입		18Kg		63,595	53,381	41,925	36,631
평균						65,871	57,726	46,164	39,750

고등어

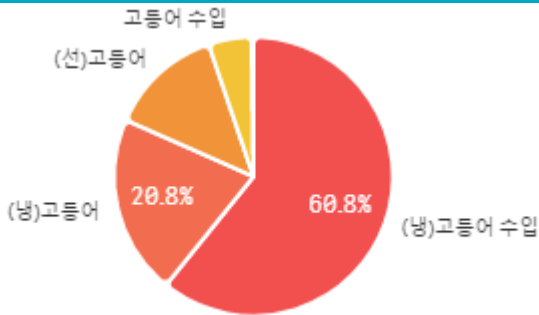
주간 반입량(톤)

◆ 2025 ● 2024 ▲ 평년

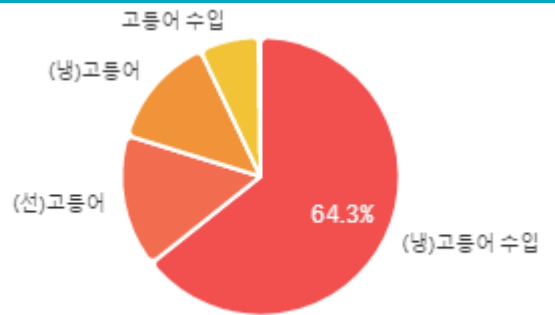


구분	금주(A)	전주(B)	전월(C)	전년(D)	평년(E)	A/B	A/C	A/D	A/E
물량(톤)	85	87	98	126	116	97.8%	86.2%	67.5%	72.9%

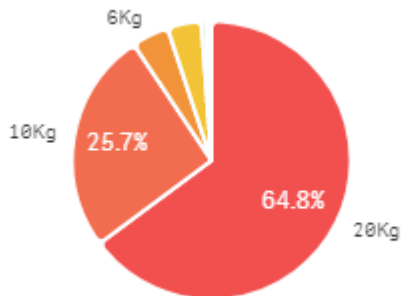
출하 품종별 거래물량 구성비



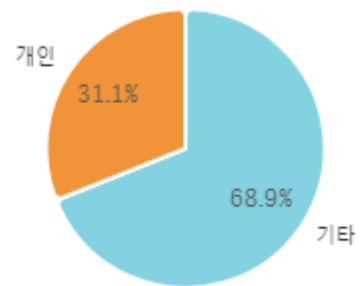
출하 품종별 거래금액 구성비



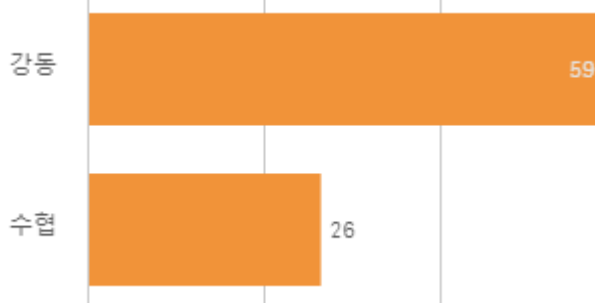
거래 단량별 물량 구성비



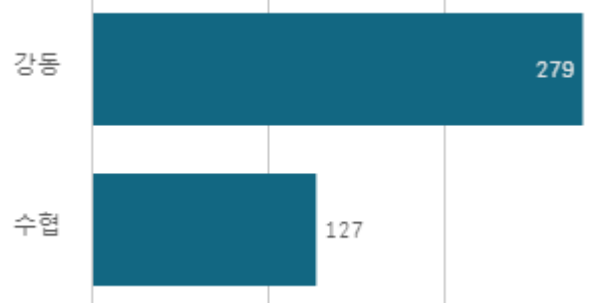
출하자별 거래물량 구성비



도매시장 법인별 거래물량(톤)

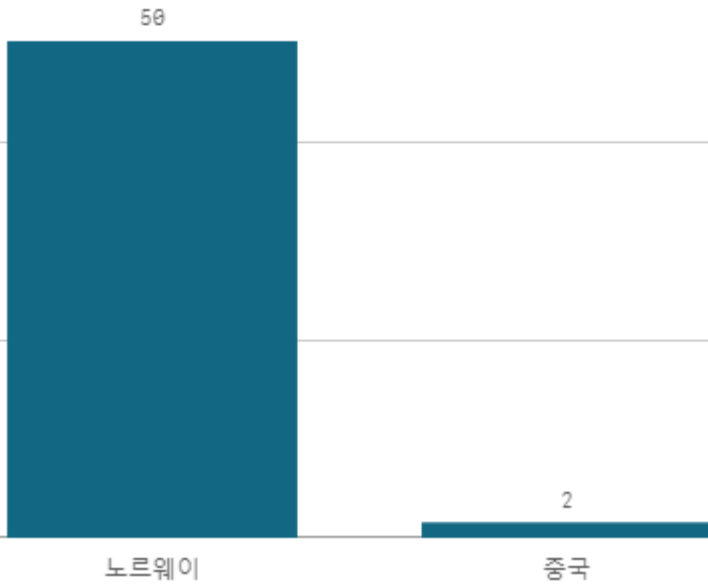


도매시장 법인별 거래금액(백만원)

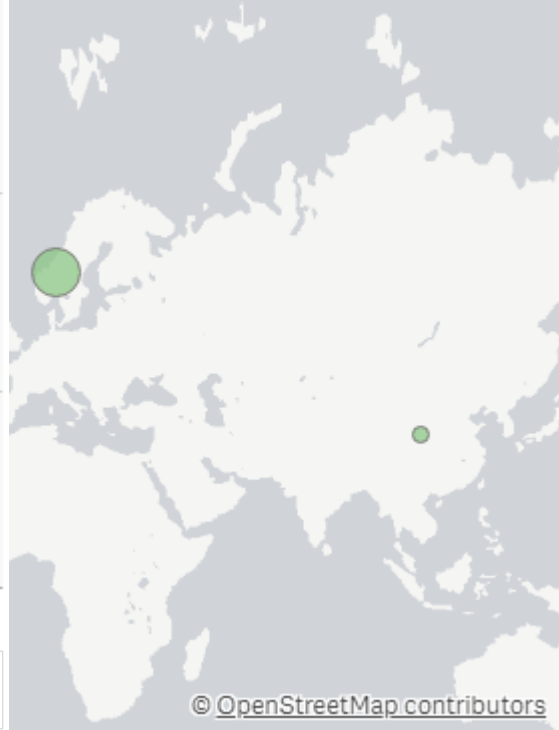


(냉)고등어 수입(10Kg)

산지별 거래물량(톤)

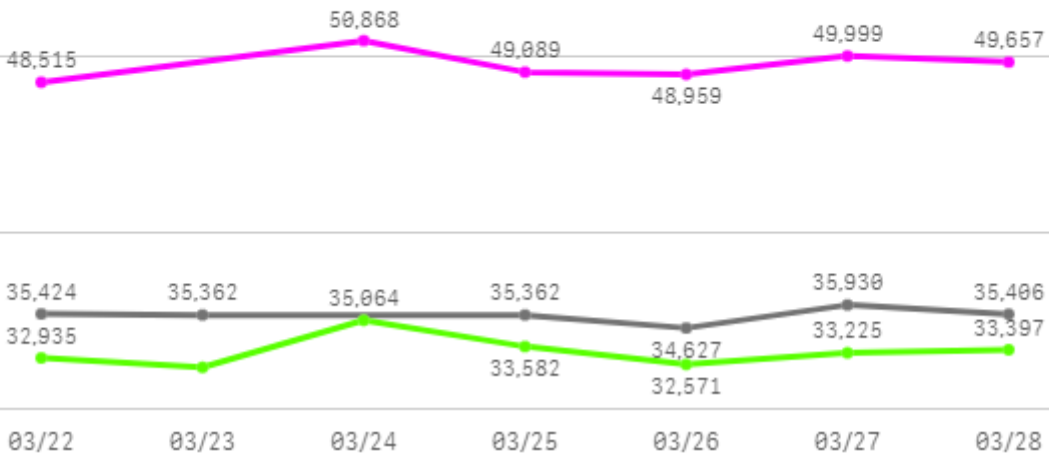


산지별 주출하 시군구



주간 도매가격(원)

◆ 2025 ◀ 2024 ◆ 평년



구분	금주(A)	전주(B)	전월(C)	전년(D)	평년(E)	A/B	A/C	A/D	A/E
가격(원)	49,515	49,876	49,616	35,352	37,332	99.3%	99.8%	140.1%	132.6%

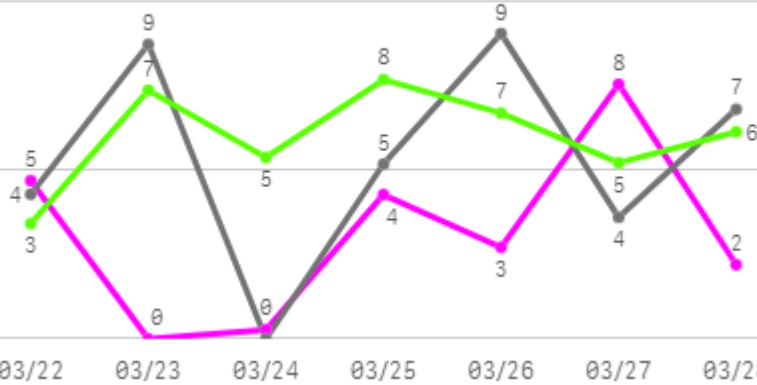
□ (냉)고등어 수입(10Kg) 주간 가격

구분	Q	품종	Q	단량	Q	특	상	보통	하
2025-03-22		(냉)고등어 수입		10Kg		-	48,515	-	-
2025-03-24		(냉)고등어 수입		10Kg		-	50,868	-	-
2025-03-25		(냉)고등어 수입		10Kg		-	49,089	-	-
2025-03-26		(냉)고등어 수입		10Kg		-	48,959	-	-
2025-03-27		(냉)고등어 수입		10Kg		-	49,999	-	-
2025-03-28		(냉)고등어 수입		10Kg		-	49,657	-	-
평균						-	49,515	-	-

명태

주간 반입량(톤)

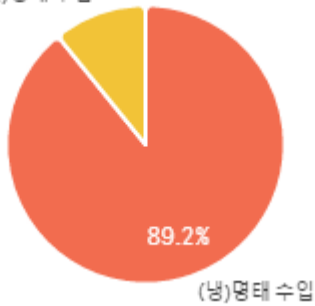
◆ 2025 ● 2024 ▲ 평년



구분	금주(A)	전주(B)	전월(C)	전년(D)	평년(E)	A/B	A/C	A/D	A/E
물량(톤)	22	28	37	38	34	77.9%	58.4%	57.6%	63.3%

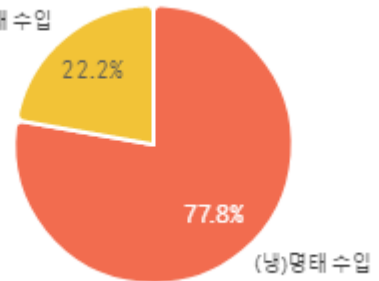
출하 품종별 거래물량 구성비

(선)명태 수입

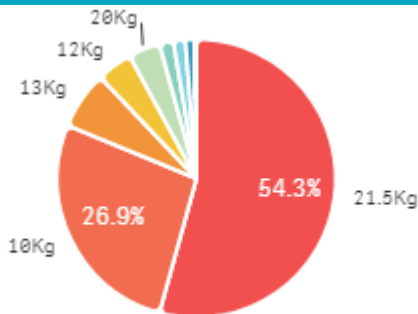


출하 품종별 거래금액 구성비

(선)명태 수입

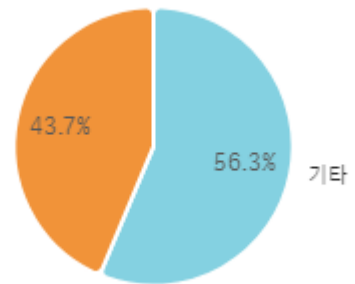


거래 단량별 물량 구성비



출하자별 거래물량 구성비

개인



도매시장 법인별 거래물량(톤)



도매시장 법인별 거래금액(백만원)



(선)명태 수입(10Kg)

산지별 거래물량(톤)



일본

출하산지(개소)

1

출하건수(천건)

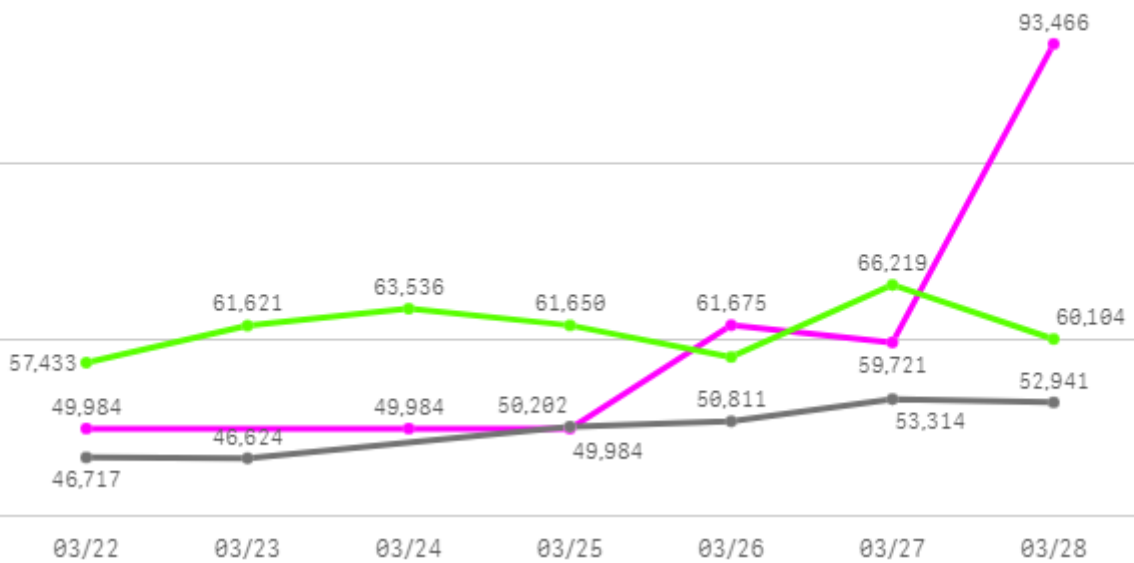
0

산지별 주출하 시군구



주간 도매가격(원)

◆ 2025 ● 2024 ◆ 평년



구분	금주(A)	전주(B)	전월(C)	전년(D)	평년(E)	A/B	A/C	A/D	A/E
가격(원)	60,802	50,050	69,933	50,102	60,564	121.5%	86.9%	121.4%	100.4%

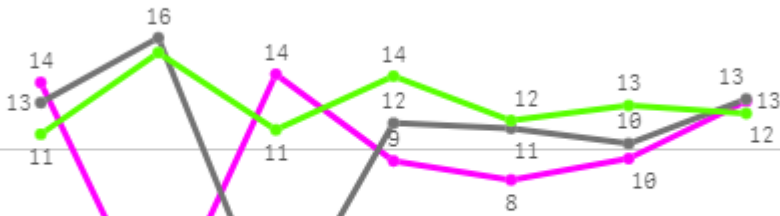
□ (선)명태 수입(10Kg) 주간 가격

구분	Q	품종	Q	단량	Q	특	상	보통	하
2025-03-22		(선)명태 수입		10Kg		-	49,984	41,163	-
2025-03-24		(선)명태 수입		10Kg		-	49,984	41,163	-
2025-03-25		(선)명태 수입		10Kg		-	49,984	41,163	-
2025-03-26		(선)명태 수입		10Kg		-	61,675	41,733	-
2025-03-27		(선)명태 수입		10Kg		-	59,721	49,391	-
2025-03-28		(선)명태 수입		10Kg		-	93,466	57,628	-
평균						-	60,802	45,374	-

종합

주간 반입량(톤)

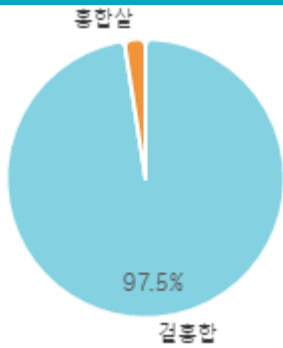
◆ 2025 ● 2024 ▲ 평년



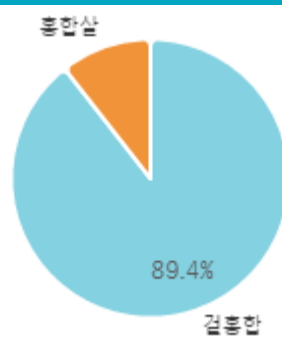
03/22 03/23 03/24 03/25 03/26 03/27 03/28

구분	금주(A)	전주(B)	전월(C)	전년(D)	평년(E)	A/B	A/C	A/D	A/E
물량(톤)	68	68	78	75	83	100.4%	86.9%	90.8%	82.3%

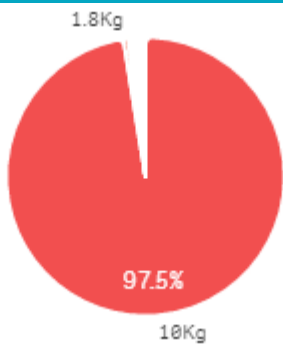
출하 품종별 거래물량 구성비



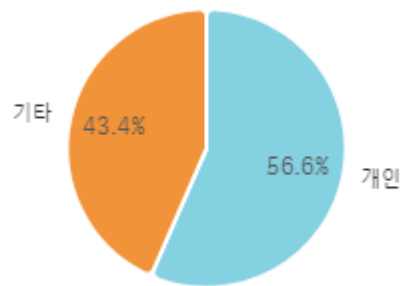
출하 품종별 거래금액 구성비



거래 단량별 물량 구성비



출하자별 거래물량 구성비



도매시장 법인별 거래물량(톤)

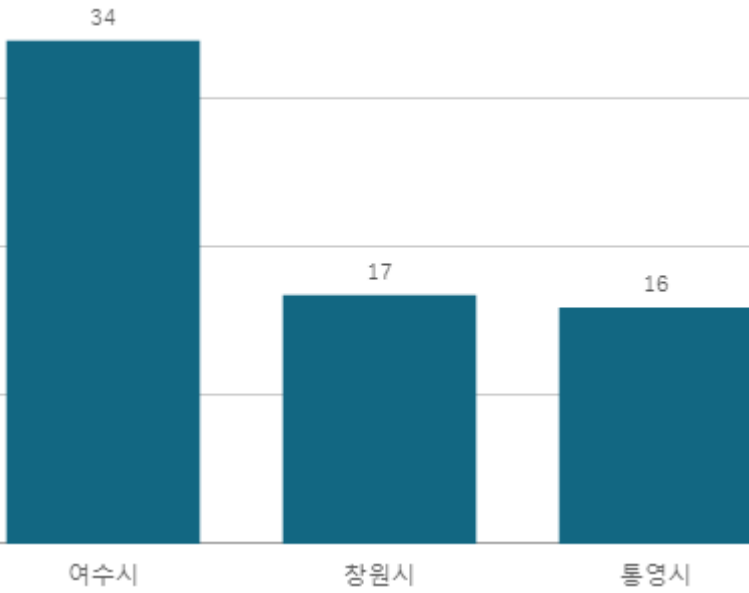


도매시장 법인별 거래금액(백만원)



걸홍합(10Kg)

산지별 거래물량(톤)



산지별 주출하 시군구



출하산지(개소)

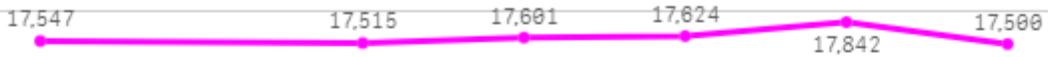
3

출하건수(천건)

1

주간 도매가격(원)

◆ 2025 ● 2024 ◆ 평년



03/22 03/23 03/24 03/25 03/26 03/27 03/28

구분	금주(A)	전주(B)	전월(C)	전년(D)	평년(E)	A/B	A/C	A/D	A/E
가격(원)	17,605	17,661	17,500	12,550	12,571	99.7%	100.6%	140.3%	140.0%

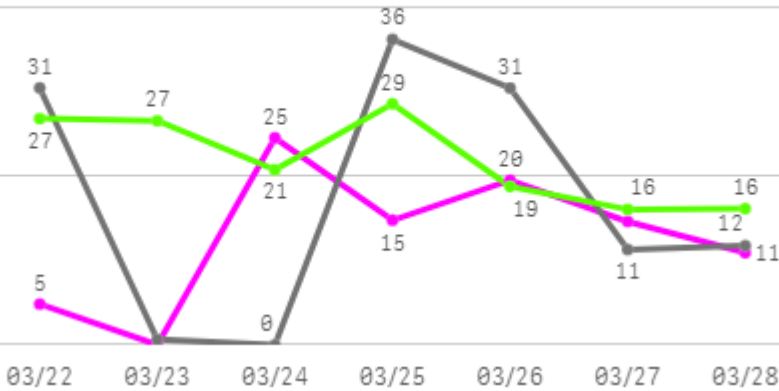
□ 곁홍합(10Kg) 주간 가격

구분	Q	품종	Q	단량	Q	특	상	보통	하
2025-03-22		곁홍합		10Kg		-	17,547	17,156	16,024
2025-03-24		곁홍합		10Kg		-	17,515	16,630	11,145
2025-03-25		곁홍합		10Kg		-	17,601	16,627	12,061
2025-03-26		곁홍합		10Kg		-	17,624	16,923	13,963
2025-03-27		곁홍합		10Kg		-	17,842	16,630	11,873
2025-03-28		곁홍합		10Kg		-	17,500	17,002	14,940
평균						-	17,605	16,828	13,334

건멸치

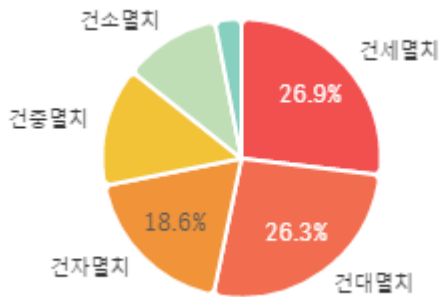
주간 반입량(톤)

◆ 2025 ● 2024 ▲ 평년

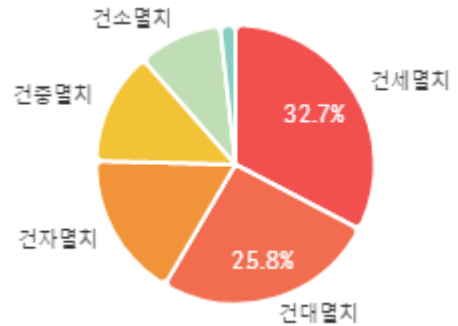


구분	금주(A)	전주(B)	전월(C)	전년(D)	평년(E)	A/B	A/C	A/D	A/E
물량(톤)	89	116	74	121	145	77.2%	121.0%	73.9%	61.6%

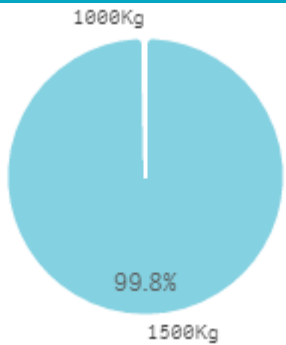
출하 품종별 거래물량 구성비



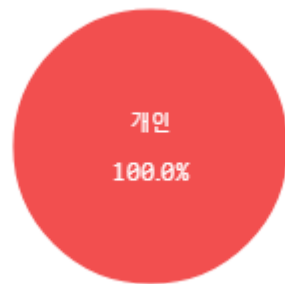
출하 품종별 거래금액 구성비



거래 단량별 물량 구성비




출하자별 거래물량 구성비



도매시장 법인별 거래물량(톤)

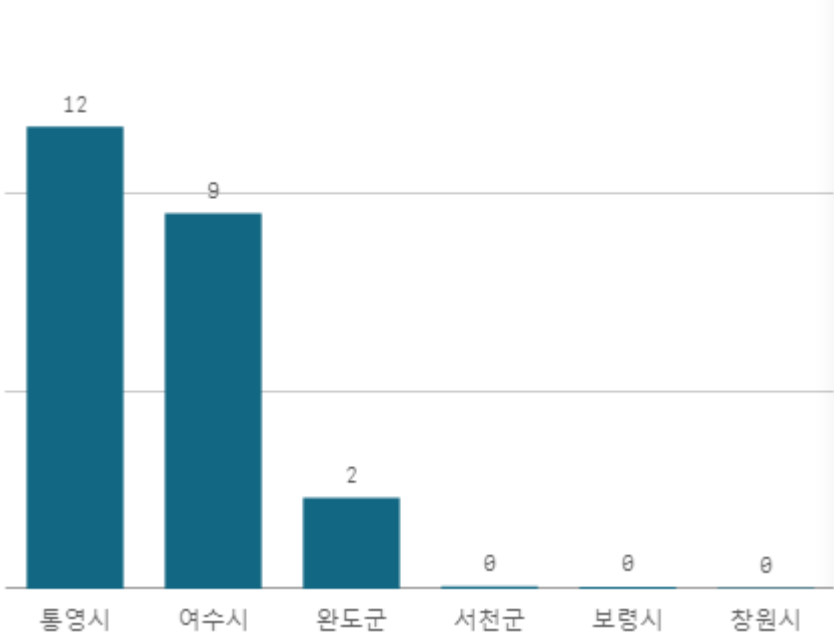


도매시장 법인별 거래금액(백만원)



건대멸치(1.5Kg)

산지별 거래물량(톤)



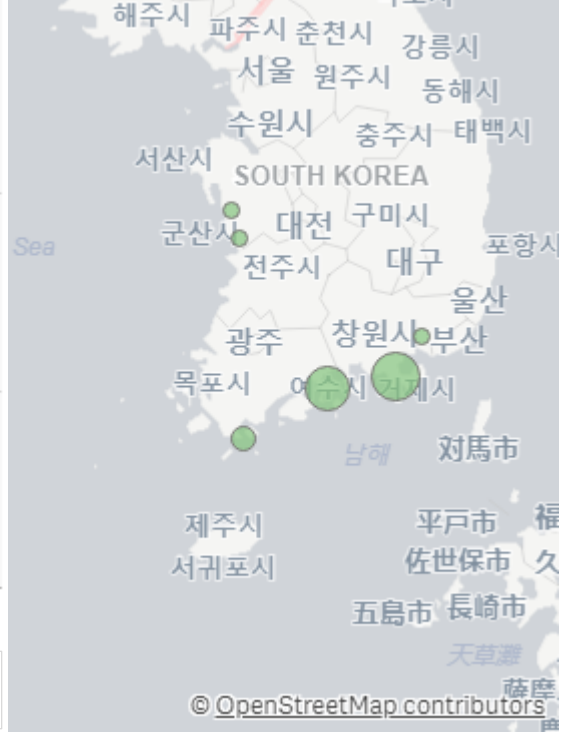
출하산지(개소)

6

출하건수(천건)

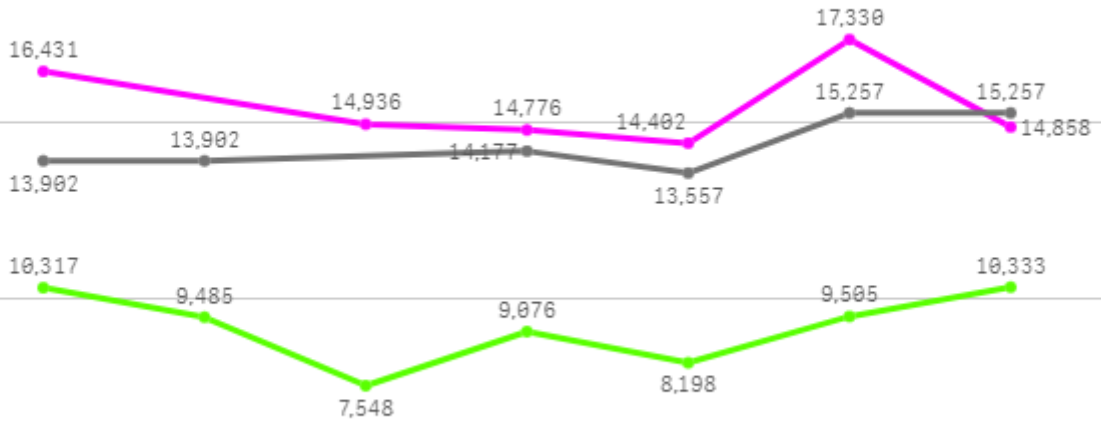
0

산지별 주출하 시군구



주간 도매가격(원)

● 2025 ● 2024 ● 평년



03/22 03/23 03/24 03/25 03/26 03/27 03/28

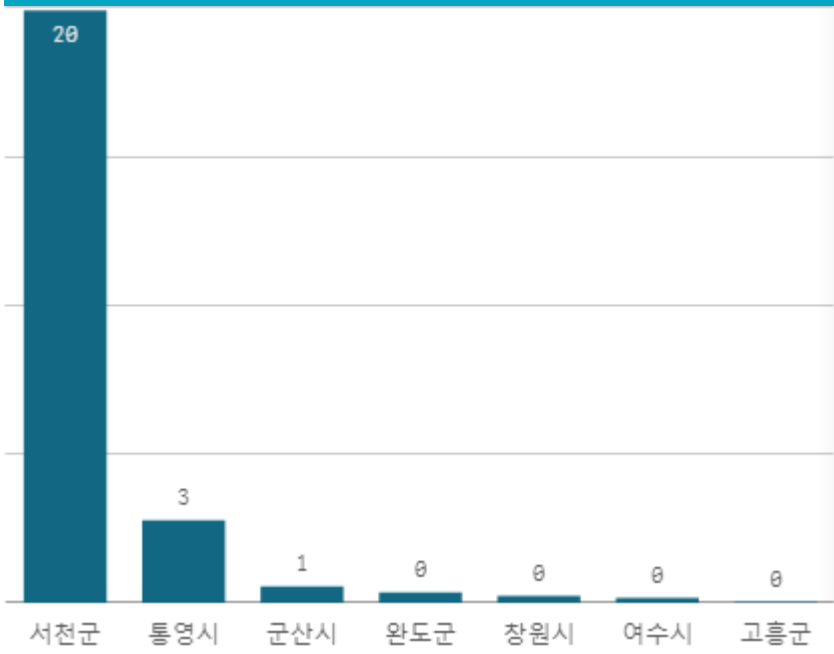
구분	금주(A)	전주(B)	전월(C)	전년(D)	평년(E)	A/B	A/C	A/D	A/E
가격(원)	15,456	14,701	10,649	14,342	11,064	105.1%	145.1%	107.8%	139.7%

□ 건대멸치(1.5Kg) 주간 가격

구분	Q	품종	Q	단량	Q	특	상	보통	하
2025-03-22		건대멸치		1.5Kg		-	16,431	13,632	10,107
2025-03-24		건대멸치		1.5Kg		-	14,936	12,343	8,174
2025-03-25		건대멸치		1.5Kg		-	14,776	11,481	9,500
2025-03-26		건대멸치		1.5Kg		-	14,402	10,610	8,746
2025-03-27		건대멸치		1.5Kg		-	17,330	15,557	13,376
2025-03-28		건대멸치		1.5Kg		-	14,858	11,050	10,000
평균						-	15,456	12,446	9,984

건세열치(1.5Kg)

산지별 거래물량(톤)



출하산지(개소)

7

출하건수(천건)

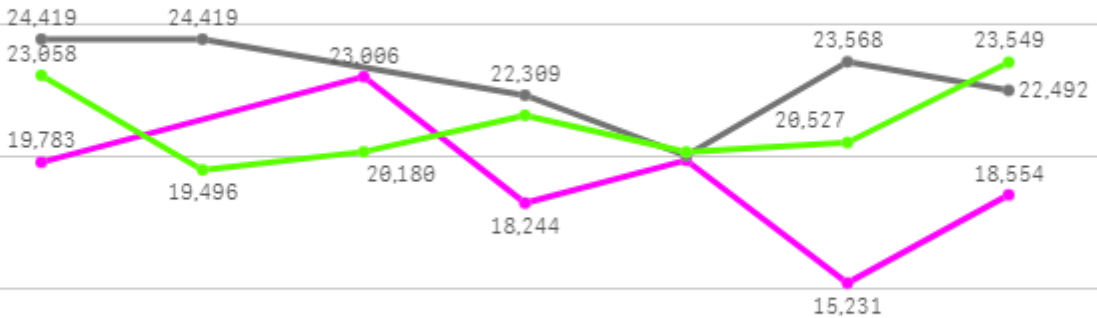
0

산지별 주출하 시군구



주간 도매가격(원)

2025 (pink line) 2024 (grey line) 평년 (green line)



03/22 03/23 03/24 03/25 03/26 03/27 03/28

구분	금주(A)	전주(B)	전월(C)	전년(D)	평년(E)	A/B	A/C	A/D	A/E
가격(원)	19,112	21,197	19,096	22,873	20,951	90.2%	100.1%	83.6%	91.2%

□ 건세멸치(1.5Kg) 주간 가격

구분	Q	품종	Q	단량	Q	특	상	보통	하
2025-03-22		건세멸치		1.5Kg		-	19,783	13,613	10,234
2025-03-24		건세멸치		1.5Kg		-	23,006	19,786	12,720
2025-03-25		건세멸치		1.5Kg		-	18,244	13,411	8,922
2025-03-26		건세멸치		1.5Kg		-	19,855	14,263	7,611
2025-03-27		건세멸치		1.5Kg		-	15,231	12,687	5,774
2025-03-28		건세멸치		1.5Kg		-	18,554	16,261	14,000
평균						-	19,112	15,004	9,877