
2025년 가락시장

주요 품목 주간 거래동향

10월 2주차 주요 동향

[2025. 10.4. ~ 10.10.]



서울특별시농수산물공사

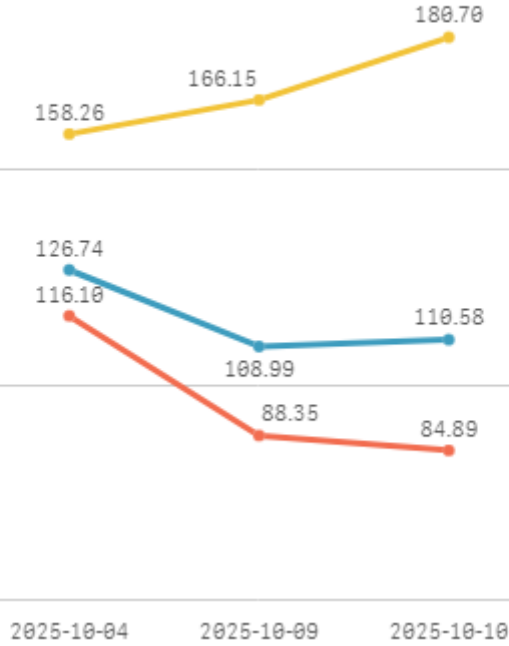
[데이터전략팀]

1. 주간 표준지수

※ 직전 5개년 평균가격을 지수 100으로 산정하여 100 이상일 경우 평년보다 상승, 100 이하일 경우 평년보다 하락

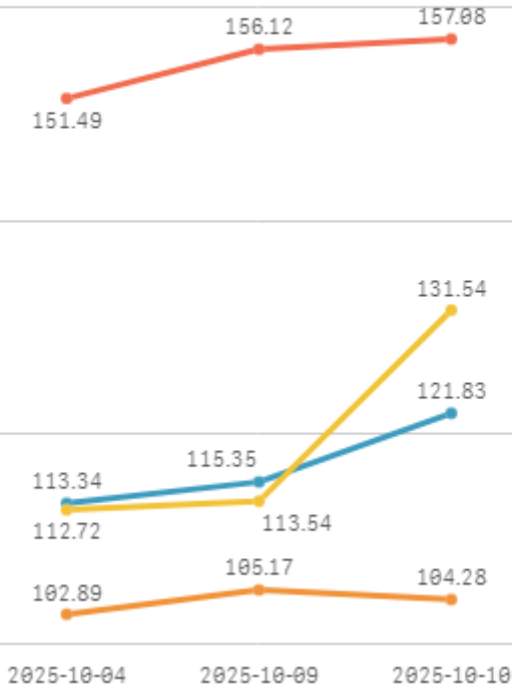
□ 청과부류

합계 채소계 과일계



□ 수산부류

합계 생선류 조개류 건어류



2. 주요 품목 주간 거래동향

주요 품목(종) 주간동향 (2025.10.04 ~ 10.10)

품종 단위	금주평균	전주평균	전월평균	전년평균	5년평균 가격	전주대비	전월대비	전년대비	5년평균 대비
(냉)고등어 수입(10키로상자)	69,246	63,483	60,330	48,044	40,307	9% ▲	15% ▲	44% ▲	72% ▲
(선)갈치(5키로상자)	185,808	152,173	148,133	123,807	121,078	22% ▲	25% ▲	50% ▲	53% ▲
가지(8키로상자)	15,725	17,961	14,827	34,193	24,146	-12% ▼	6% ▲	-54% ▼	-35% ▼
감글 하우스(3키로상자)	22,155	22,106	22,644	15,738	18,472	0% ▲	-2% ▼	41% ▲	20% ▲
감자 수미(햇)(20키로상자)	42,578	38,867	38,394	31,788	33,575	10% ▲	11% ▲	34% ▲	27% ▲
건세 열치(1.5키로상자)	15,785	18,252	19,561	18,629	18,828	-14% ▼	-19% ▼	-15% ▼	-16% ▼
겉홍합(10키로망대)	12,216	12,051	12,038	18,683	16,415	1% ▲	1% ▲	-35% ▼	-26% ▼
간마늘 대서(20키로)	147,232	147,826	149,351	135,604	144,776	-0% ▼	-1% ▼	9% ▲	2% ▲
단감 솔본(10키로상자)	52,222	59,023	-	59,320	43,710	-12% ▼	-	-12% ▼	19% ▲
당근(20키로상자)	29,040	32,039	36,166	62,059	49,143	-9% ▼	-20% ▼	-53% ▼	-41% ▼
대추방울토마토(3키로상자)	19,647	18,770	24,052	33,939	22,967	5% ▲	-18% ▼	-42% ▼	-14% ▼
대파(일반)(1키로단)	2,193	1,399	1,636	1,929	2,013	57% ▲	34% ▲	14% ▲	9% ▲
멜론 머스크(8키로상자)	40,076	27,428	25,956	24,323	30,152	46% ▲	54% ▲	65% ▲	33% ▲
무(20키로상자)	14,973	8,827	10,230	24,520	19,118	70% ▲	46% ▲	-39% ▼	-22% ▼
물오징어(6키로상자)	115,470	106,573	71,527	90,958	86,858	8% ▲	61% ▲	27% ▲	33% ▲
바나나 수입(13키로상자)	27,680	28,415	27,571	28,271	27,284	-3% ▼	0% ▲	-2% ▼	1% ▲
배 신고(15키로상자)	57,233	46,743	47,565	45,832	44,231	22% ▲	20% ▲	25% ▲	29% ▲
배추(10키로망대)	13,409	15,132	13,386	24,014	14,318	-11% ▼	0% ▲	-44% ▼	-6% ▼
백다다기오이(100개)	49,839	80,143	73,441	73,846	53,293	-38% ▼	-32% ▼	-33% ▼	-6% ▼
부추(일반)(500그램단)	2,825	1,720	2,135	2,697	2,213	64% ▲	32% ▲	5% ▲	28% ▲
빨강 파프리카(5키로상자)	40,984	38,962	38,004	45,246	33,546	5% ▲	8% ▲	-9% ▼	22% ▲
사과 홀로(10키로상자)	111,259	64,721	66,671	46,228	50,488	72% ▲	67% ▲	141% ▲	120% ▲
상추 포기잡(4키로상자)	40,639	53,961	42,741	83,654	40,407	-25% ▼	-5% ▼	-51% ▼	1% ▲
새송이버섯(2키로상자)	7,999	8,647	5,685	7,863	7,675	-7% ▼	41% ▲	2% ▲	4% ▲
시금치(4키로상자)	32,428	38,327	77,513	36,291	25,860	-15% ▼	-58% ▼	-11% ▼	25% ▲
알배기배추(8키로상자)	35,420	29,322	37,965	52,548	29,533	21% ▲	-7% ▼	-33% ▼	20% ▲
애호박(20개)	20,123	30,812	16,916	31,262	20,778	-35% ▼	19% ▲	-36% ▼	-3% ▼
양배추(8키로망대)	5,325	5,286	8,434	9,510	8,449	1% ▲	-37% ▼	-44% ▼	-37% ▼
양상추(일반)(12개)	33,107	23,327	27,796	36,286	36,313	42% ▲	19% ▲	-9% ▼	-9% ▼
양파(1키로)	1,102	1,096	1,108	1,155	1,226	0% ▲	-1% ▼	-5% ▼	-10% ▼
열무(4키로상자)	9,624	11,000	12,576	12,437	9,152	-13% ▼	-23% ▼	-23% ▼	5% ▲
오렌지 네블 수입(18키로상자)	59,500	58,115	60,232	53,202	56,140	2% ▲	-1% ▼	12% ▲	6% ▲
오이맛고추(10키로상자)	46,467	58,709	42,322	49,990	37,211	-21% ▼	10% ▲	-7% ▼	25% ▲
자두 추희(5키로상자)	54,967	42,810	34,209	33,969	40,533	28% ▲	61% ▲	62% ▲	36% ▲
쪽파(10키로상자)	88,576	50,133	33,122	65,114	57,118	77% ▲	167% ▲	36% ▲	55% ▲
청경채(4키로상자)	14,976	17,231	17,140	10,009	9,918	-13% ▼	-13% ▼	50% ▲	51% ▲
청양고추(10키로상자)	59,568	41,530	41,560	49,588	47,547	43% ▲	43% ▲	20% ▲	25% ▲
토마토(5키로상자)	13,304	21,135	14,819	57,830	30,499	-37% ▼	-10% ▼	-77% ▼	-56% ▼
팽이버섯(5키로상자)	16,499	12,427	8,825	13,732	13,154	33% ▲	87% ▲	20% ▲	25% ▲
포도 샤인머스켓(2키로상자)	9,155	7,809	10,892	7,784	12,200	17% ▲	-16% ▼	18% ▲	-25% ▼
포도 캠벨벌리(3키로상자)	20,015	14,669	15,245	12,905	17,785	36% ▲	31% ▲	55% ▲	13% ▲
호박밭 고구마(10키로상자)	24,426	23,708	30,208	23,160	23,675	3% ▲	-19% ▼	5% ▲	3% ▲

□ 품종별 등락가격 비교(전주대비)

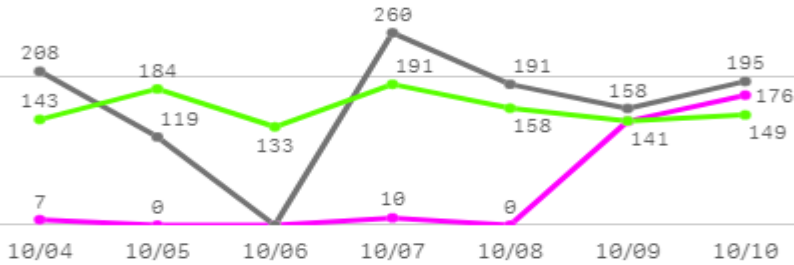
구분	품목(종)명
상승 품목(종)	(냉)고등어 수입(9%),(선)갈치(22%),감자 수미(햇)(10%),대파(일반)(57%),멜론 머스크(46%),무(70%),물오징어(8%),배 신고(22%),부추(일반)(64%),빨강 파프리카(5%),사과 홍로(72%),알배기 배추(21%),양상추(일반)(42%),자두 추희(28%),쪽파(77%),청양고추(43%),팽이버섯(33%),포도 샤인머스켓(17%),포도 캠벨얼리(36%)
하락 품목(종)	가지(-12%),건세멸치(-14%),단감 송본(-12%),당근(-9%),배추(-11%),백다다기 오이(-38%),상추 포기찹(-25%),새송이버섯(-7%),시금치(-15%),애호박(-35%),열무(-13%),오이맛고추(-21%),청경채(-13%),토마토(-37%)
보합 품목(종)(+5%)	감굴 하우스,겉홍합,깐마늘 대서,대추방울토마토,바나나 수입,양배추,양파,오렌지 네블 수입,호박밤 고구마

3. 주요 품목 주간 거래동향

고구마

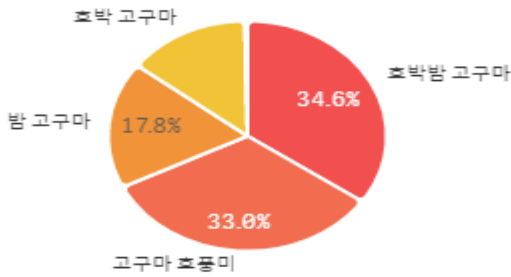
주간 반입량(톤)

● 2025 ● 2024 ● 평년

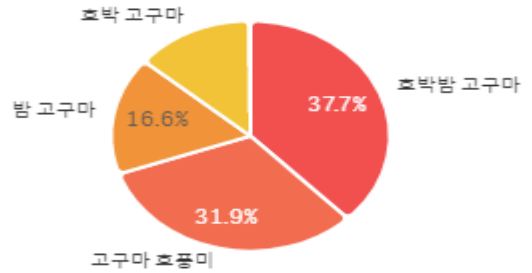


구분	금주(A)	전주(B)	전월(C)	전년(D)	평년(E)	A/B	A/C	A/D	A/E
물량(톤)	334	969	966	1,131	930	34.5%	34.6%	29.5%	35.9%

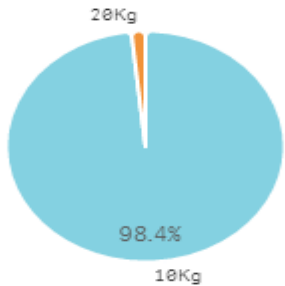
출하 품종별 거래물량 구성비



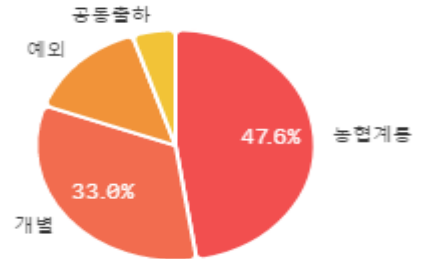
출하 품종별 거래금액 구성비



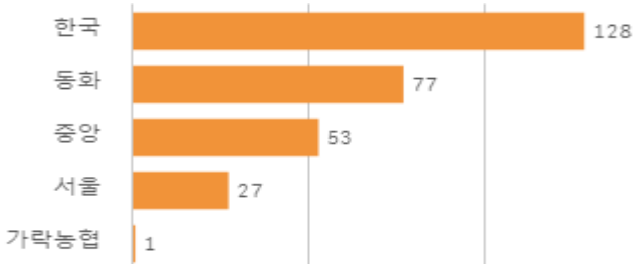
거래 단량별 물량 구성비



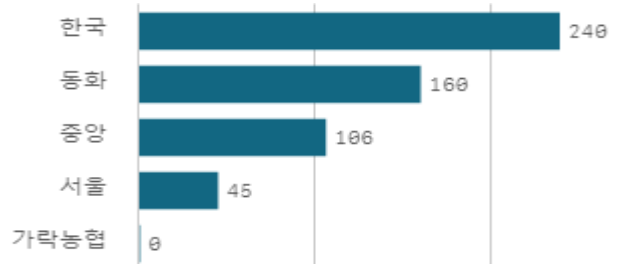
출하자별 거래물량 구성비



도매시장 법인별 거래물량(톤)

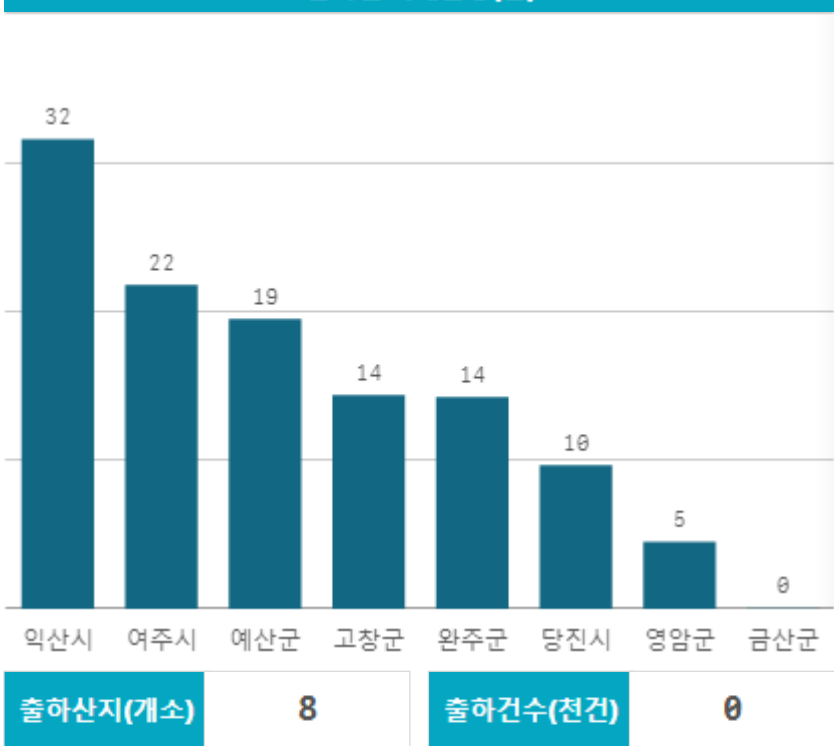


도매시장 법인별 거래금액(백만원)



호박밤 고구마(10Kg)

산지별 거래물량(톤)



출하산지(개소)

8

출하건수(천건)

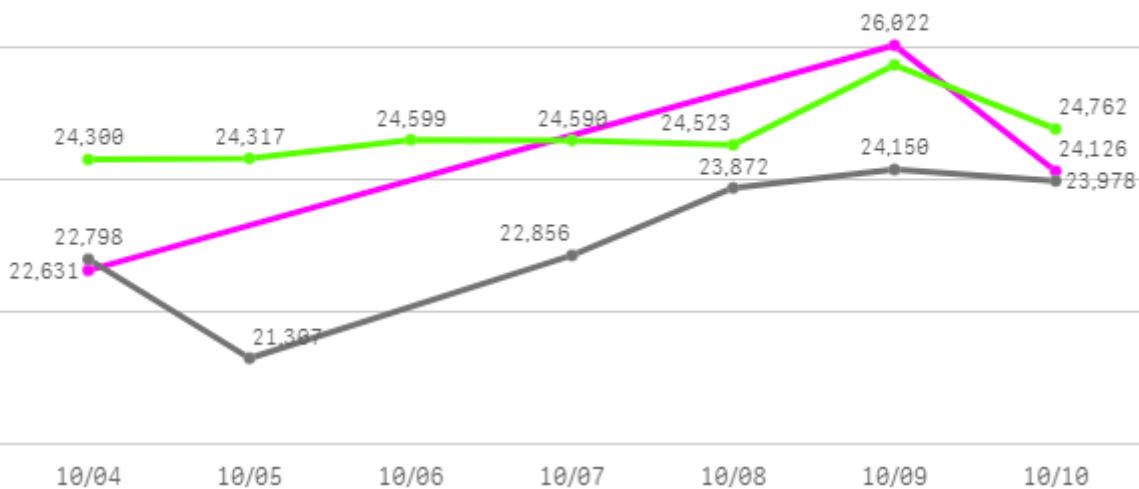
0

산지별 주출하 시군구



주간 도매가격(원)

◆ 2025 ● 2024 ◆ 평년



구분	금주(A)	전주(B)	전월(C)	전년(D)	평년(E)	A/B	A/C	A/D	A/E
가격(원)	24,426	23,708	30,208	23,160	23,675	103.0%	80.9%	105.5%	103.2%

※ 상품 가격 기준

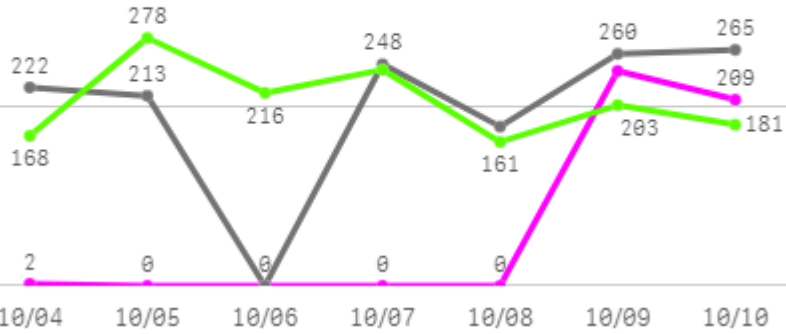
□ 호박밤 고구마(10Kg) 주간 가격

구분	Q	품종	Q	단량	Q	특	상	보통	하
2025-10-04		호박밤 고구마		10Kg		27,955	22,631	14,697	7,200
2025-10-09		호박밤 고구마		10Kg		30,962	26,022	18,759	10,315
2025-10-10		호박밤 고구마		10Kg		28,821	24,126	16,965	9,140
평균						29,246	24,260	16,807	8,885

감자

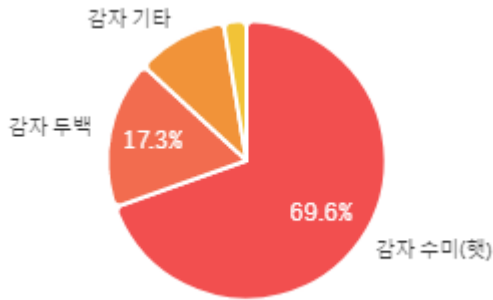
주간 반입량(톤)

◆ 2025 ● 2024 ▲ 평년

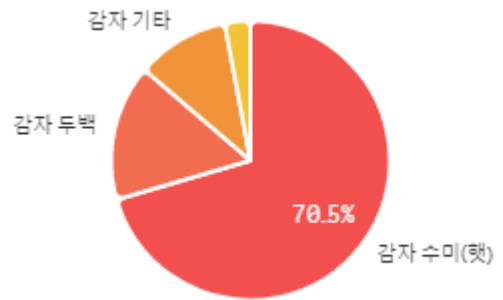


구분	금주(A)	전주(B)	전월(C)	전년(D)	평년(E)	A/B	A/C	A/D	A/E
물량(톤)	452	1,168	1,333	1,388	1,207	38.7%	33.9%	32.6%	37.5%

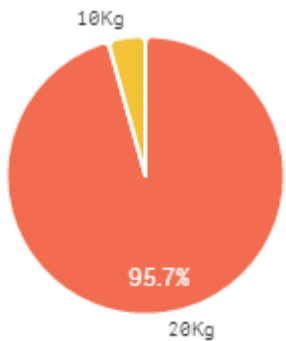
출하 품종별 거래물량 구성비



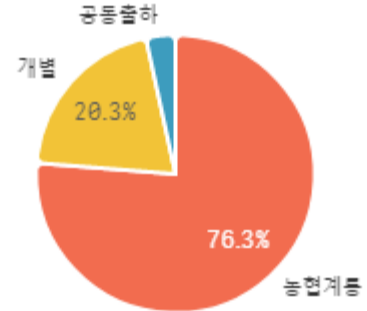
출하 품종별 거래금액 구성비



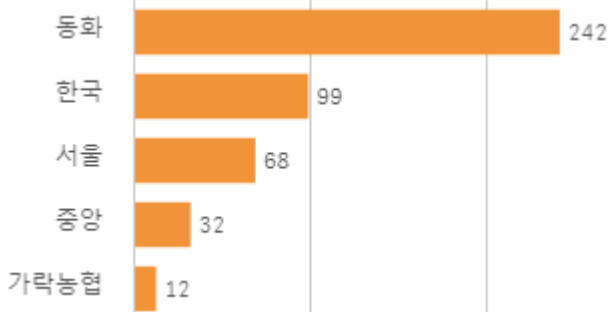
거래 단량별 물량 구성비



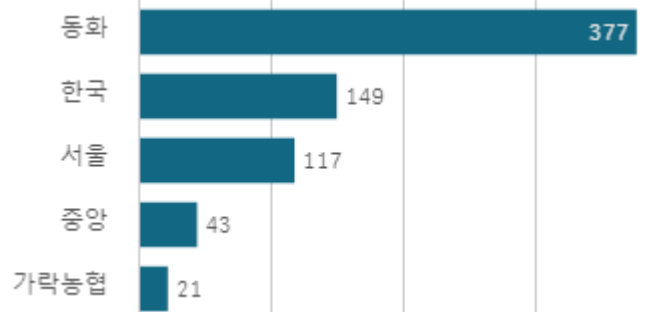
출하자별 거래물량 구성비



도매시장 법인별 거래물량(톤)

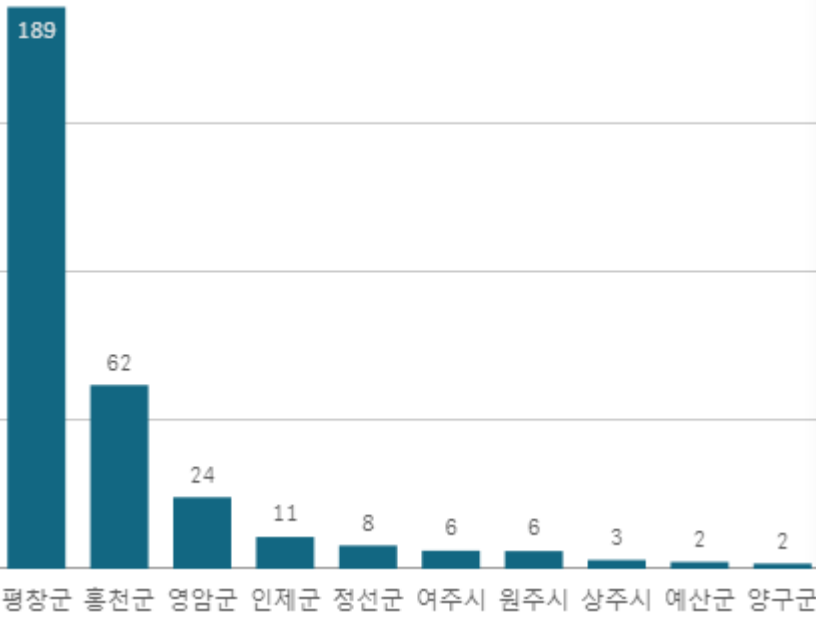


도매시장 법인별 거래금액(백만원)



감자 수미(햇) (20Kg)

산지별 거래물량(톤)



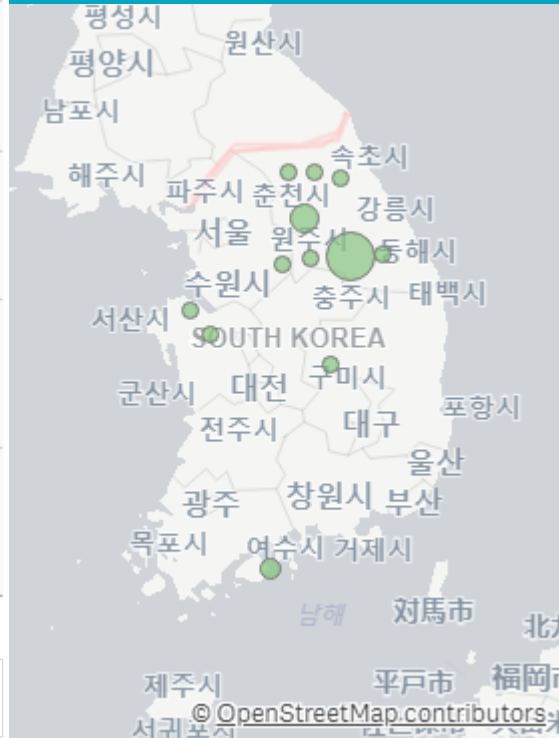
출하산지(개소)

12

출하건수(천건)

0

산지별 주출하 시군구



주간 도매가격(원)

◆ 2025 ● 2024 ◆ 평년

42,437 43,046 42,252

32,959 33,255 32,328 32,212 32,687 34,027 32,806
 29,331 30,077 31,186 31,352 29,634 32,392

10/04 10/05 10/06 10/07 10/08 10/09 10/10

구분	금주(A)	전주(B)	전월(C)	전년(D)	평년(E)	A/B	A/C	A/D	A/E
가격(원)	42,578	38,867	38,394	31,788	33,575	109.6%	110.9%	133.9%	126.8%

※ 상품 가격 기준

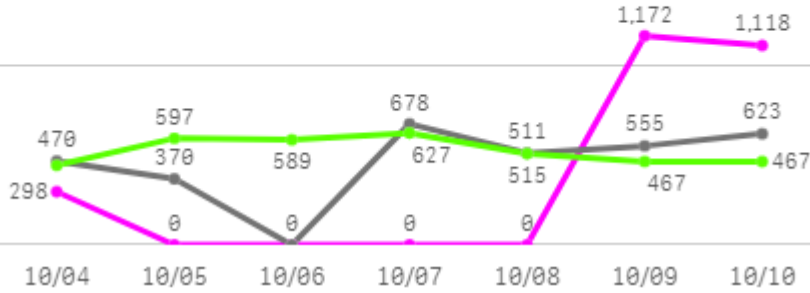
□ 감자 수미(햇)(20Kg) 주간 가격

구분	Q	품종	Q	단량	Q	특	상	보통	하
2025-10-04		감자 수미(햇)		20Kg		48,236	42,437	30,043	13,945
2025-10-09		감자 수미(햇)		20Kg		47,027	43,046	31,116	14,519
2025-10-10		감자 수미(햇)		20Kg		44,794	42,252	30,738	14,726
평균						46,686	42,578	30,632	14,397

배추

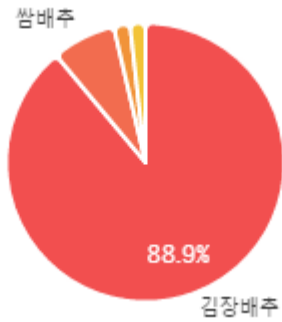
주간 반입량(톤)

2025 (pink line) 2024 (grey line) 평년 (green line)

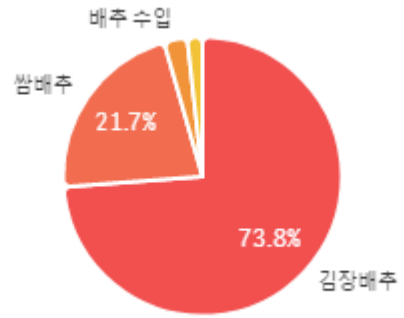


구분	금주(A)	전주(B)	전월(C)	전년(D)	평년(E)	A/B	A/C	A/D	A/E
물량(톤)	2,588	5,324	3,742	3,210	3,369	48.6%	69.1%	80.6%	76.8%

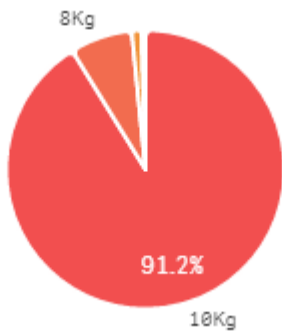
출하 품종별 거래물량 구성비



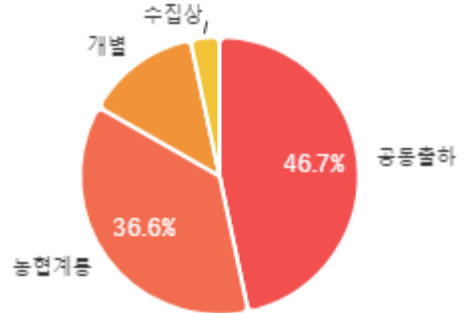
출하 품종별 거래금액 구성비



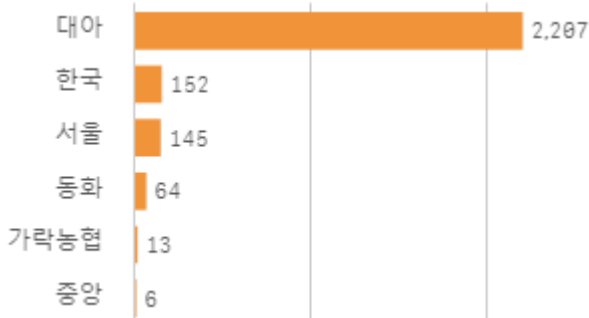
거래 단량별 물량 구성비



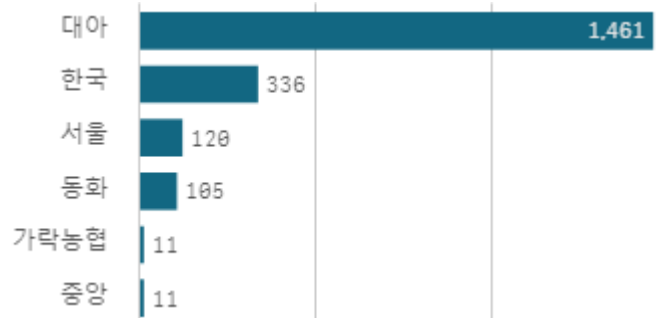
출하자별 거래물량 구성비



도매시장 법인별 거래물량(톤)

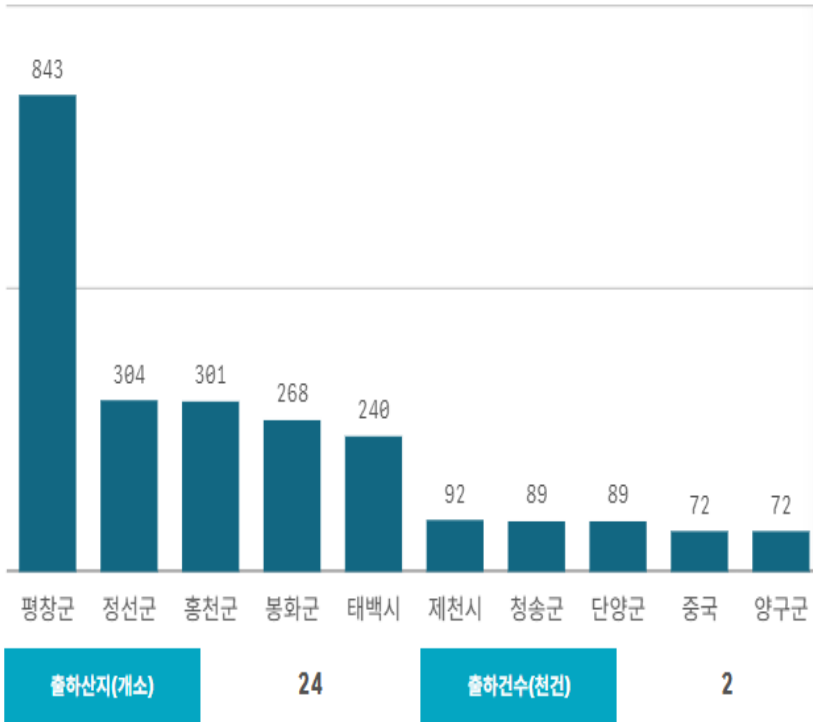


도매시장 법인별 거래금액(백만원)



배추(10Kg)

산지별 거래물량(톤)

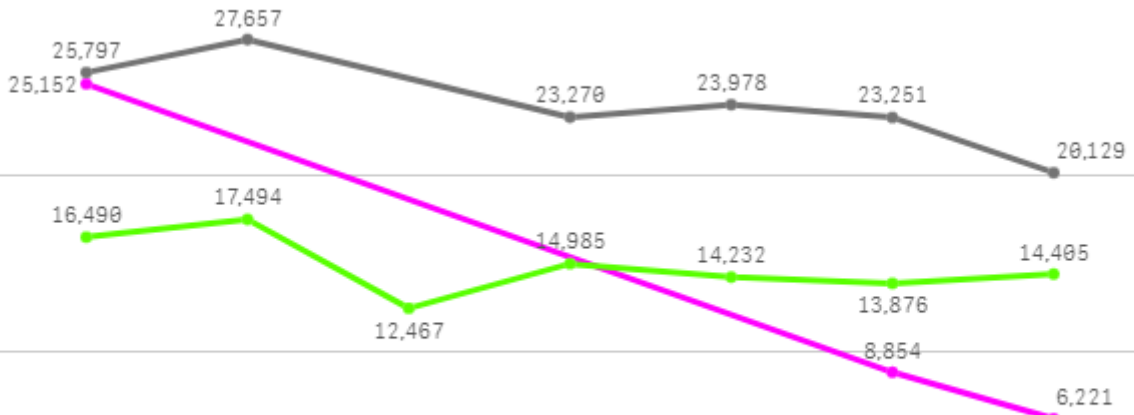


산지별 주출하 시군구



주간 도매가격(원)

◆ 2025 ● 2024 ▲ 평년



10/04 10/05 10/06 10/07 10/08 10/09 10/10

구분	금주(A)	전주(B)	전월(C)	전년(D)	평년(E)	A/B	A/C	A/D	A/E
가격(원)	13,409	15,132	13,386	24,014	14,318	88.6%	100.2%	55.8%	93.6%

※ 상품 가격 기준

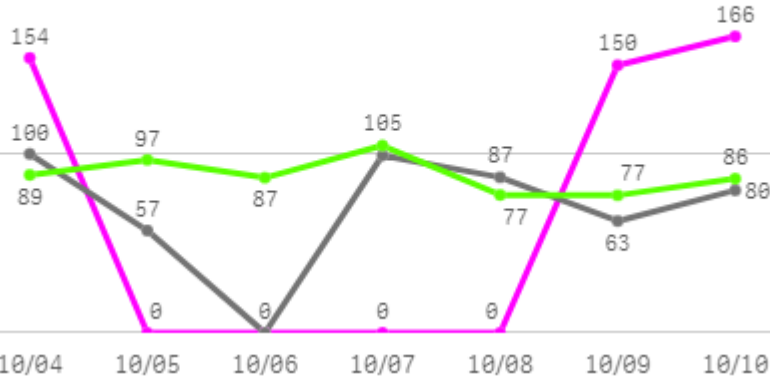
□ 배추(10Kg) 주간 가격

구분	Q	품종	Q	단량	Q	특	상	보통	하
2025-10-04		배추		10Kg		37,808	25,152	13,905	5,038
2025-10-09		배추		10Kg		15,174	8,854	4,608	2,546
2025-10-10		배추		10Kg		11,397	6,221	3,643	1,454
평균						21,460	13,409	7,385	3,013

알배기배추

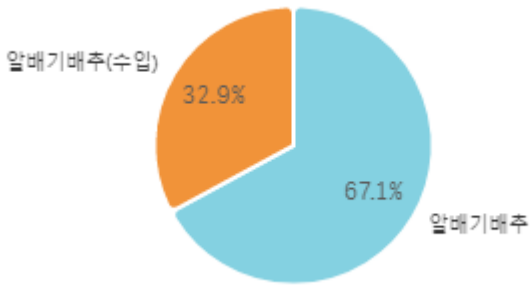
주간 반입량(톤)

◆ 2025 ● 2024 ▲ 평년

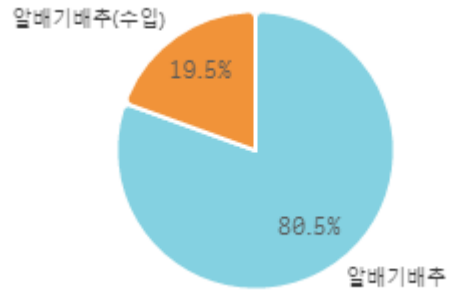


구분	금주(A)	전주(B)	전월(C)	전년(D)	평년(E)	A/B	A/C	A/D	A/E
물량(톤)	470	1,185	645	487	593	39.7%	72.9%	96.6%	79.3%

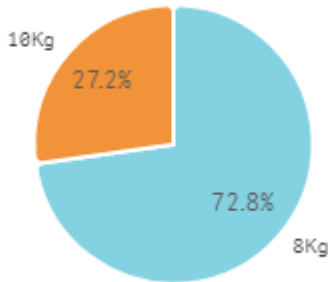
출하 품종별 거래물량 구성비



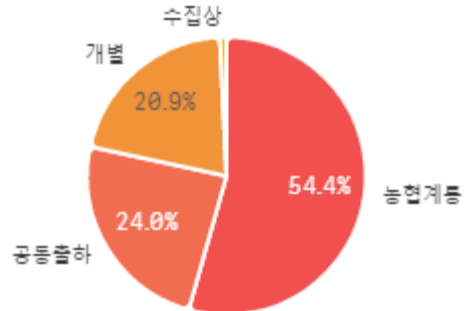
출하 품종별 거래금액 구성비



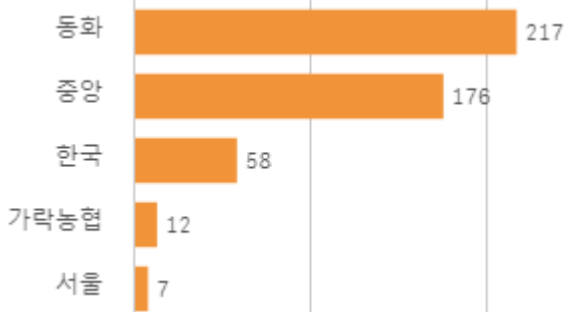
거래 단량별 물량 구성비



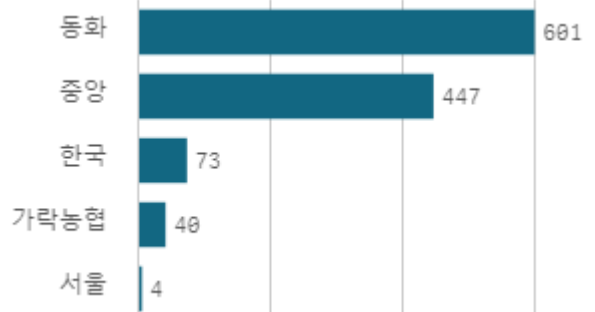
출하자별 거래물량 구성비



도매시장 법인별 거래물량(톤)

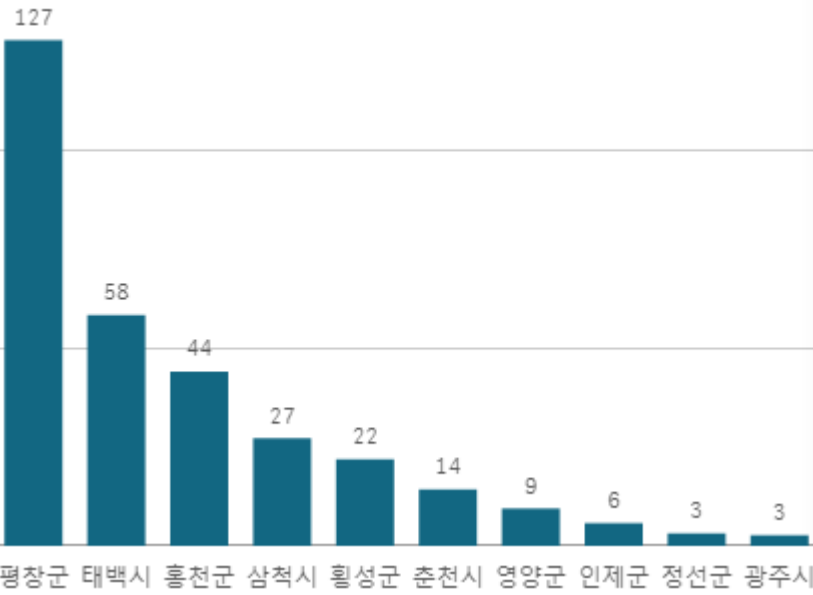


도매시장 법인별 거래금액(백만원)



알배기배추(8Kg)

산지별 거래물량(톤)



출하산지(개소)

12

출하건수(천건)

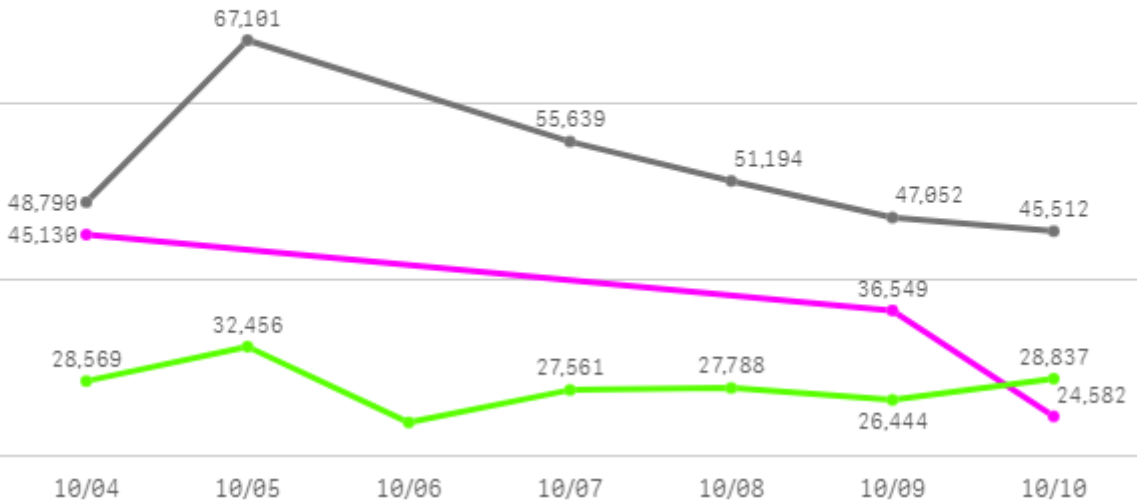
1

산지별 주출하 시군구



주간 도매가격(원)

◆ 2025 ● 2024 ◆ 평년



구분	금주(A)	전주(B)	전월(C)	전년(D)	평년(E)	A/B	A/C	A/D	A/E
가격(원)	35,420	29,322	37,965	52,548	29,533	120.8%	93.3%	67.4%	119.9%

※ 상품 가격 기준

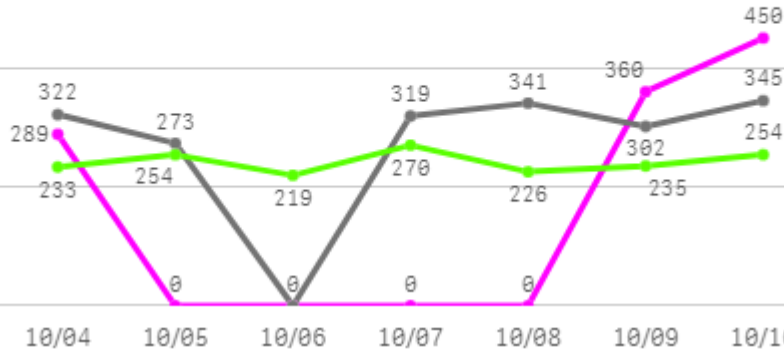
□ 알배기배추(8Kg) 주간 가격

구분	Q	품종	Q	단량	Q	특	상	보통	하
2025-10-04		알배기배추		8Kg		58,602	45,130	22,992	9,905
2025-10-09		알배기배추		8Kg		48,422	36,549	20,809	8,198
2025-10-10		알배기배추		8Kg		36,399	24,582	14,554	7,172
평균						47,808	35,420	19,452	8,425

양배추

주간 반입량(톤)

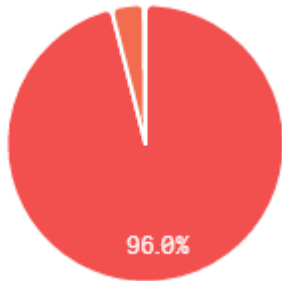
◆ 2025 ● 2024 ▲ 평년



구분	금주(A)	전주(B)	전월(C)	전년(D)	평년(E)	A/B	A/C	A/D	A/E
물량(톤)	1,099	2,362	1,976	1,902	1,550	46.5%	55.6%	57.8%	70.9%

출하 품종별 거래물량 구성비

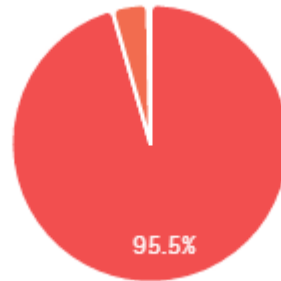
양배추 수입



양배추(일반)

출하 품종별 거래금액 구성비

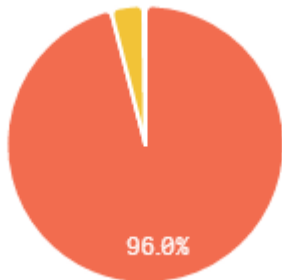
양배추 수입



양배추(일반)

거래 단량별 물량 구성비

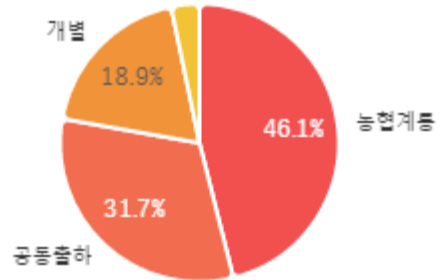
15Kg



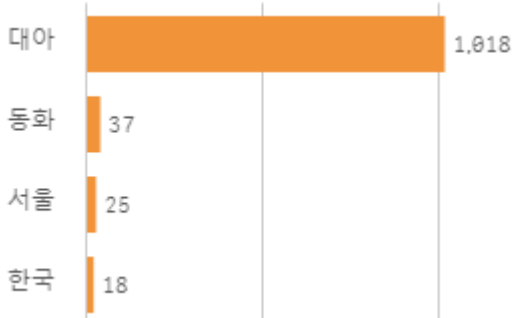
8Kg

출하자별 거래물량 구성비

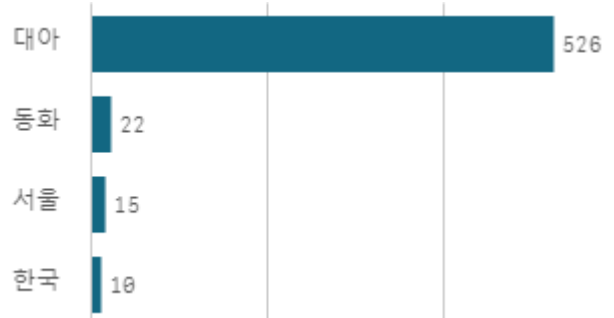
수집상



도매시장 법인별 거래물량(톤)

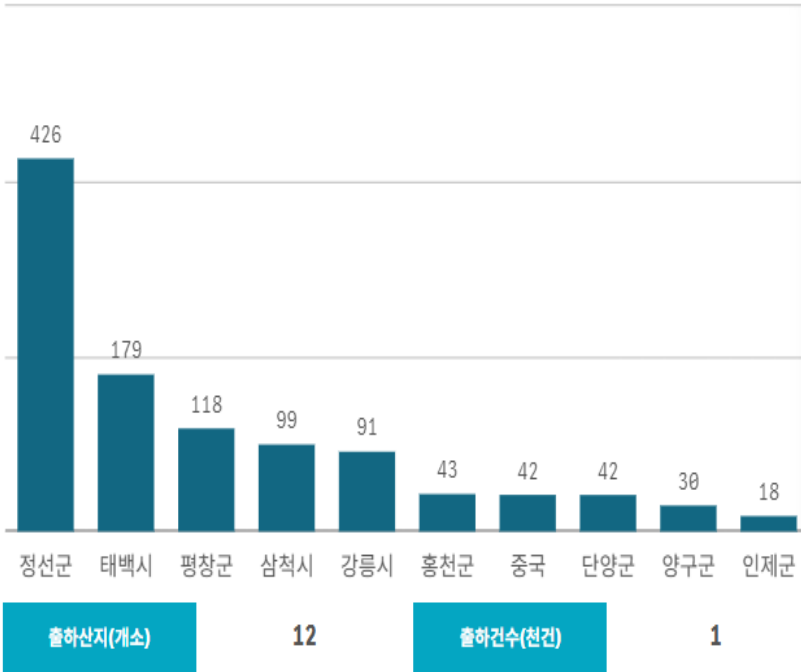


도매시장 법인별 거래금액(백만원)



양배추(8Kg)

산지별 거래물량(톤)

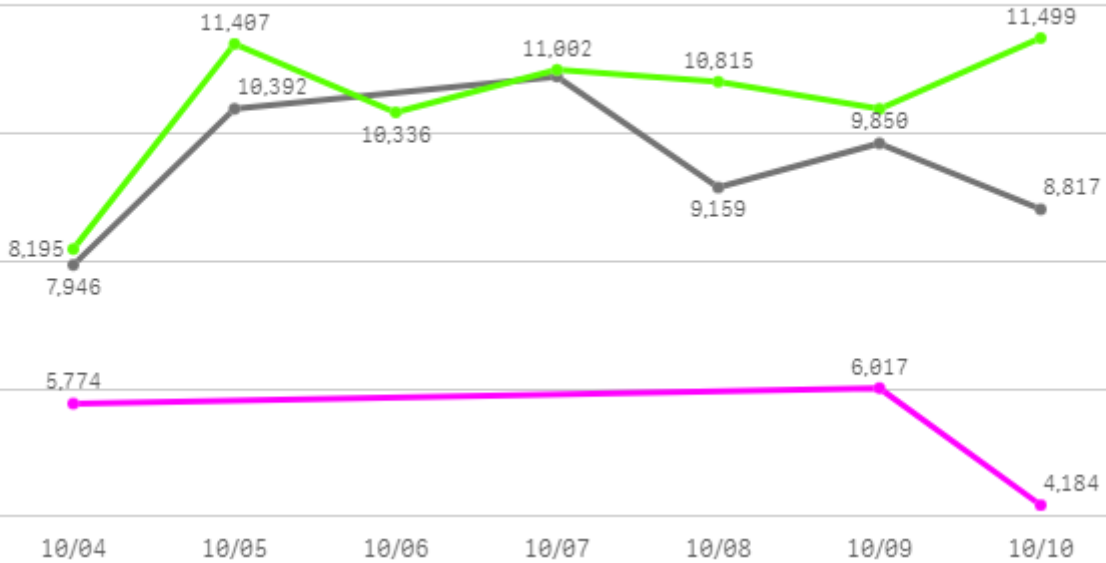


산지별 주출하 시군구



주간 도매가격(원)

◆ 2025 ● 2024 ◆ 평년



구분	금주(A)	전주(B)	전월(C)	전년(D)	평년(E)	A/B	A/C	A/D	A/E
가격(원)	5,325	5,286	8,434	9,510	8,449	100.7%	63.1%	56.0%	63.0%

※ 상품 가격 기준

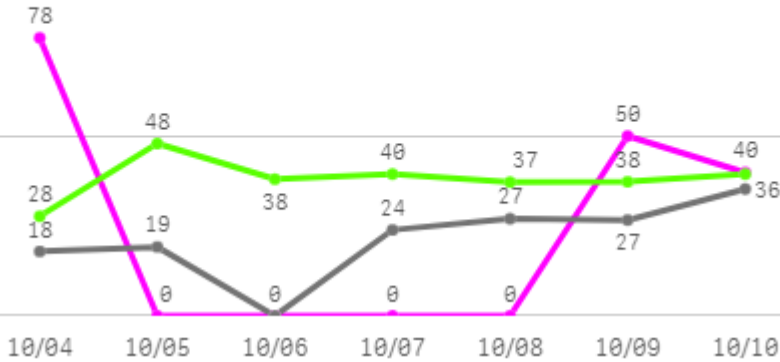
□ 양배추(8Kg) 주간 가격

구분	Q	품종	Q	단량	Q	특	상	보통	하
2025-10-04		양배추		8Kg		8,434	5,774	4,325	1,960
2025-10-09		양배추		8Kg		8,167	6,017	4,471	2,659
2025-10-10		양배추		8Kg		5,901	4,184	3,106	1,655
평균						7,501	5,325	3,967	2,091

시금치

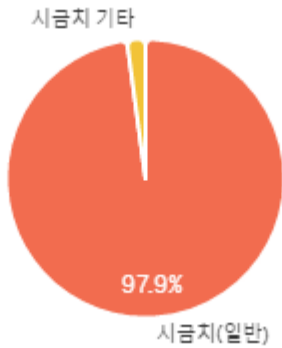
주간 반입량(톤)

◆ 2025 ● 2024 ▲ 평년

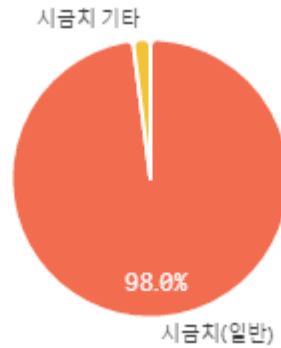


구분	금주(A)	전주(B)	전월(C)	전년(D)	평년(E)	A/B	A/C	A/D	A/E
물량(톤)	169	396	51	151	222	42.6%	328.4%	111.5%	75.8%

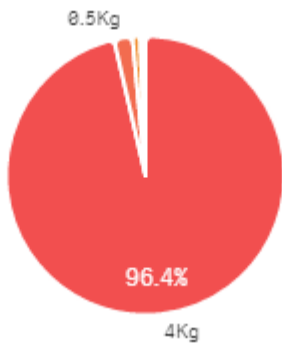
출하 품종별 거래물량 구성비



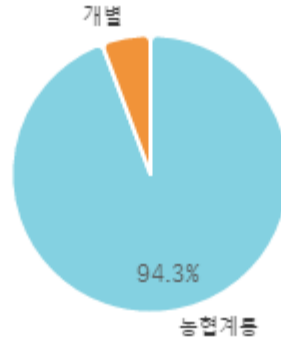
출하 품종별 거래금액 구성비



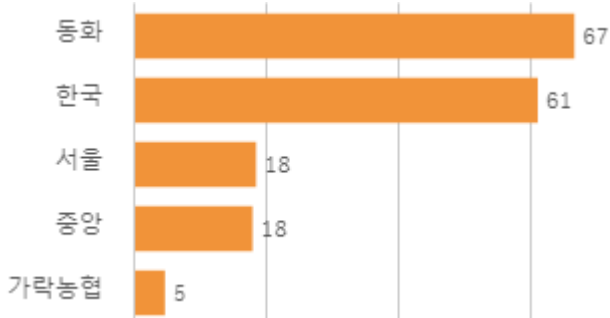
거래 단량별 물량 구성비



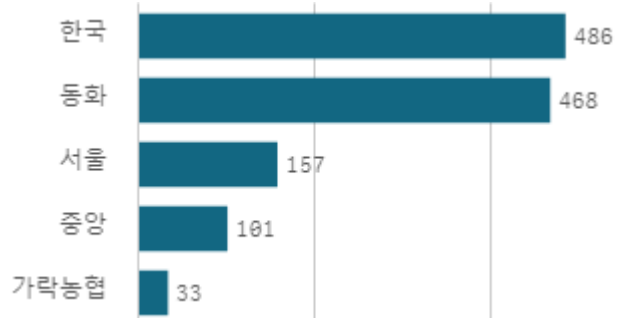
출하자별 거래물량 구성비



도매시장 법인별 거래물량(톤)

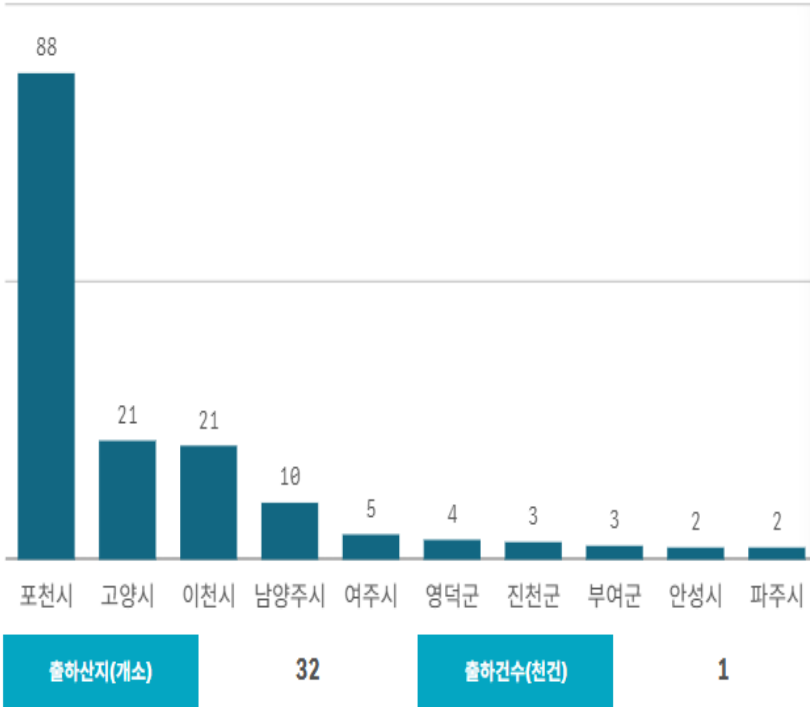


도매시장 법인별 거래금액(백만원)



시금치(4Kg)

산지별 거래물량(톤)

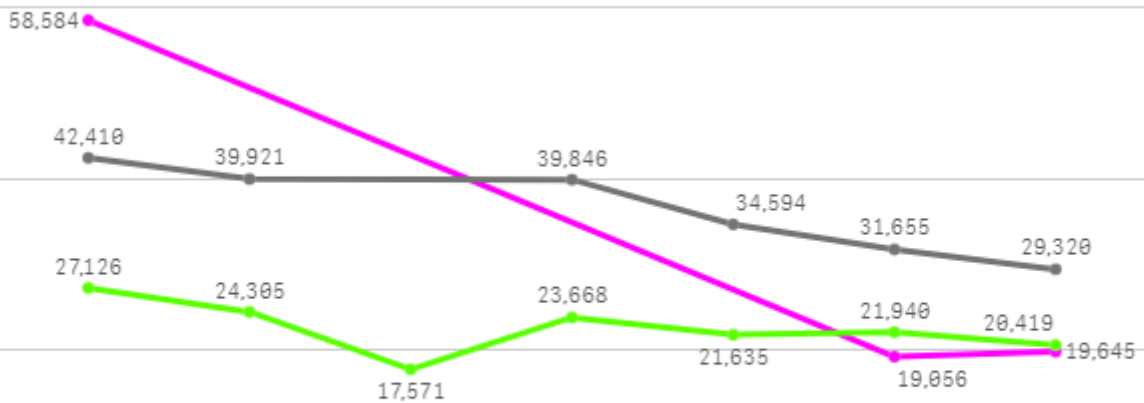


산지별 주출하 시군구



주간 도매가격(원)

◆ 2025 ● 2024 ◆ 평년



10/04 10/05 10/06 10/07 10/08 10/09 10/10

구분	금주(A)	전주(B)	전월(C)	전년(D)	평년(E)	A/B	A/C	A/D	A/E
가격(원)	32,428	38,327	77,513	36,291	25,860	84.6%	41.8%	89.4%	125.4%

※ 상품 가격 기준

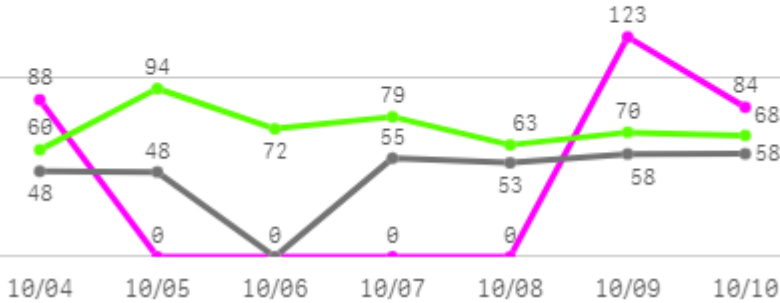
□ 시금치(4Kg) 주간 가격

구분	Q	품종	Q	단량	Q	특	상	보통	하
2025-10-04		시금치		4Kg		65,507	58,584	46,045	30,741
2025-10-09		시금치		4Kg		28,095	19,056	13,900	9,075
2025-10-10		시금치		4Kg		26,849	19,645	13,979	10,213
평균						40,150	32,428	24,641	16,676

상추

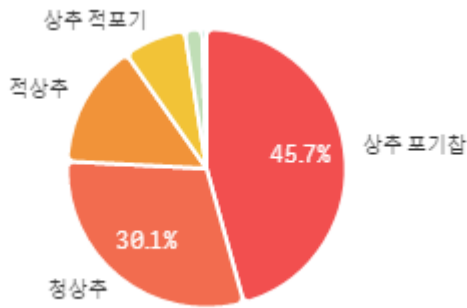
주간 반입량(톤)

◆ 2025 ● 2024 ▲ 평년

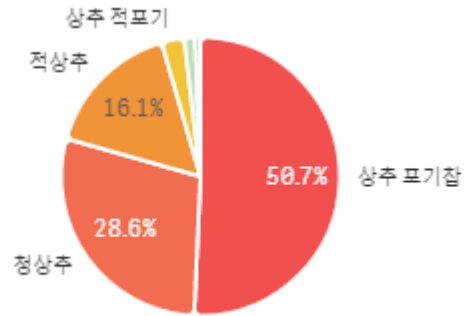


구분	금주(A)	전주(B)	전월(C)	전년(D)	평년(E)	A/B	A/C	A/D	A/E
물량(톤)	295	485	402	319	433	60.8%	73.4%	92.5%	68.2%

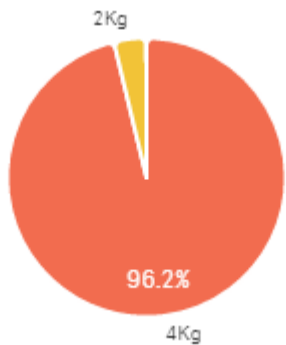
출하 품종별 거래물량 구성비



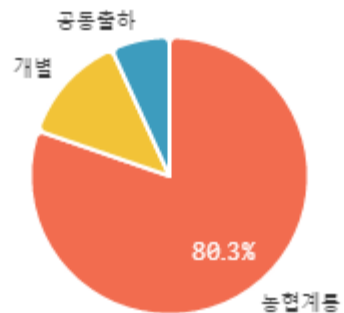
출하 품종별 거래금액 구성비



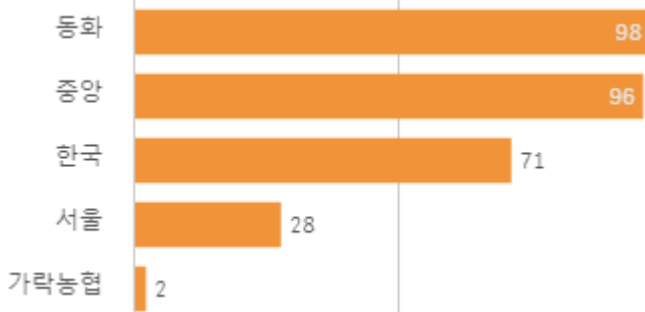
거래 단량별 물량 구성비



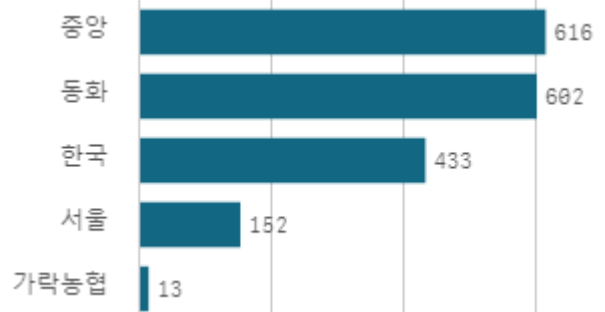
출하자별 거래물량 구성비



도매시장 법인별 거래물량(톤)

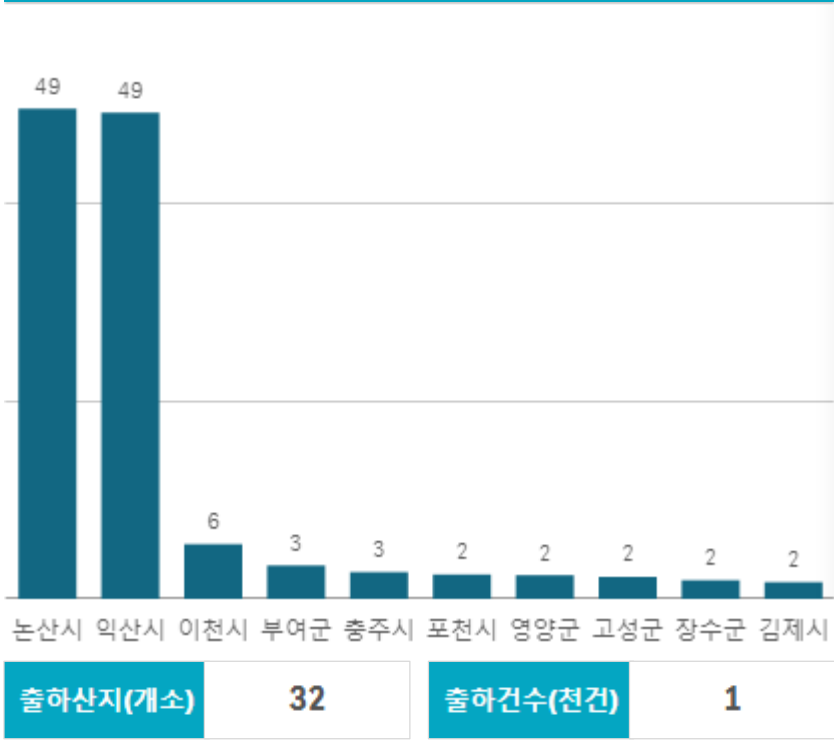


도매시장 법인별 거래금액(백만원)



상추 포기잡(4Kg)

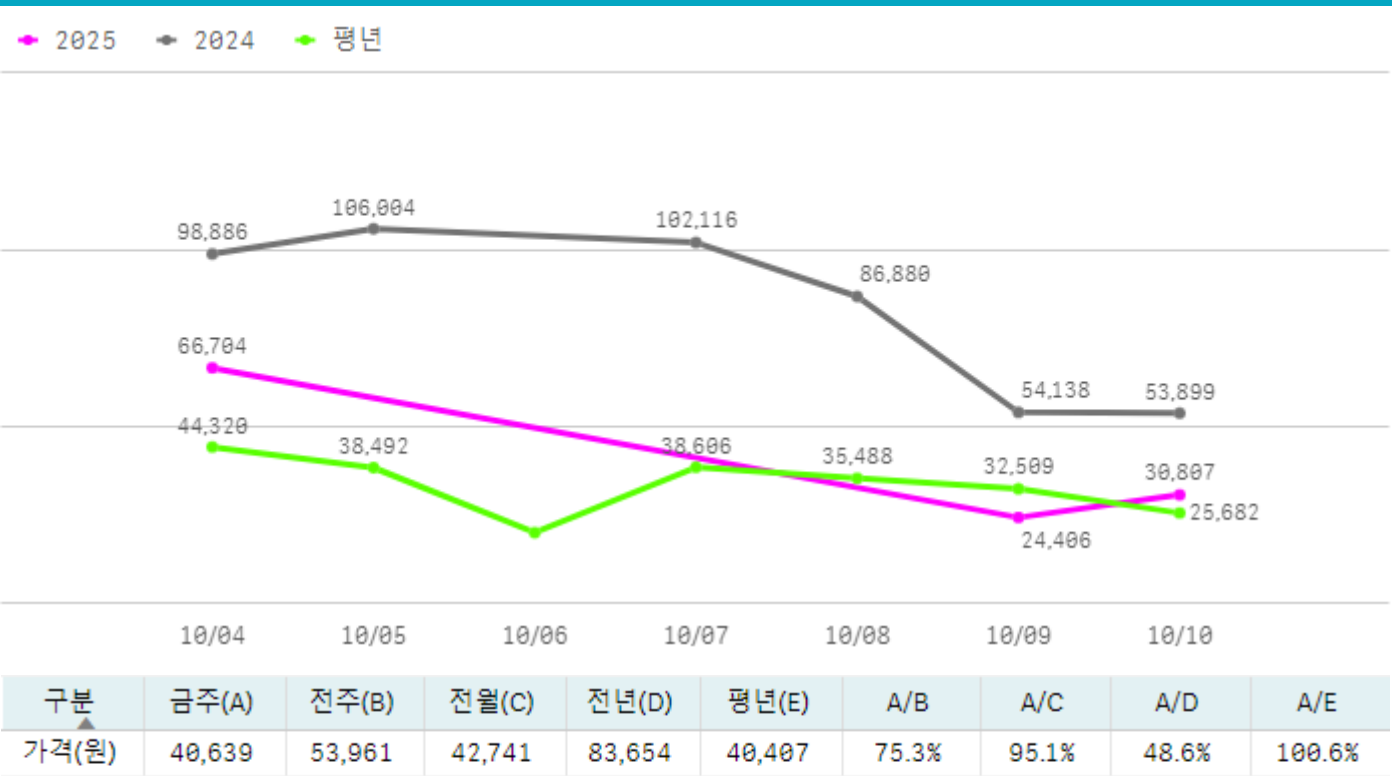
산지별 거래물량(톤)



산지별 주출하 시군구



주간 도매가격(원)



※ 상품 가격 기준

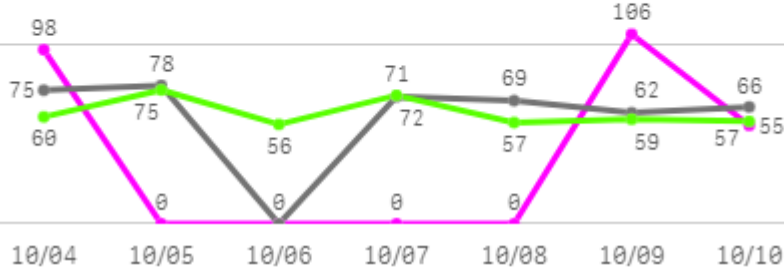
□ 상추 포기잡(4Kg) 주간 가격

구분	Q	품종	Q	단량	Q	특	상	보통	하
2025-10-04		상추 포기잡		4Kg		-	66,704	58,673	43,923
2025-10-09		상추 포기잡		4Kg		-	24,406	13,764	5,472
2025-10-10		상추 포기잡		4Kg		-	30,807	22,697	10,931
평균						-	40,639	31,711	20,109

부추

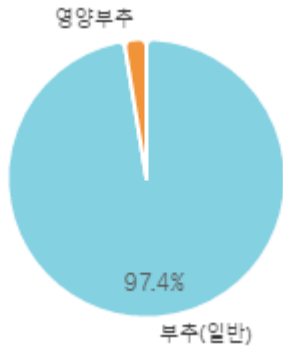
주간 반입량(톤)

◆ 2025 ● 2024 ▲ 평년

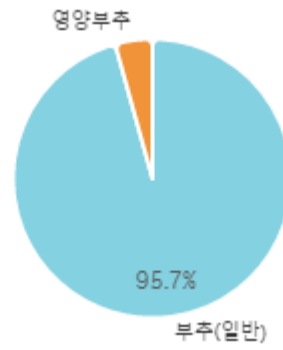


구분	금주(A)	전주(B)	전월(C)	전년(D)	평년(E)	A/B	A/C	A/D	A/E
물량(톤)	259	519	411	421	391	50.0%	63.0%	61.6%	66.3%

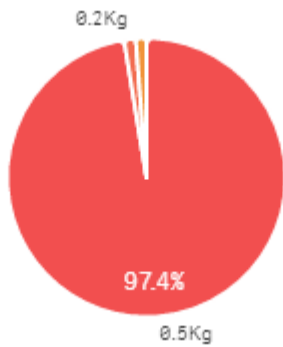
출하 품종별 거래물량 구성비



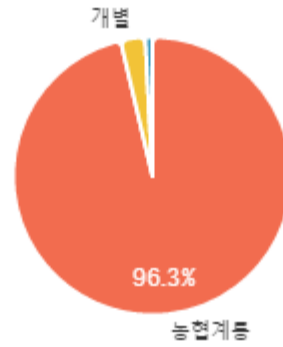
출하 품종별 거래금액 구성비



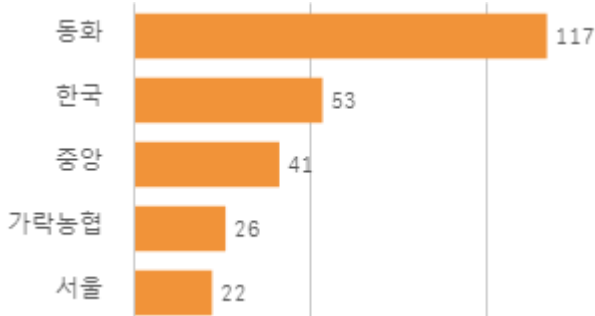
거래 단량별 물량 구성비



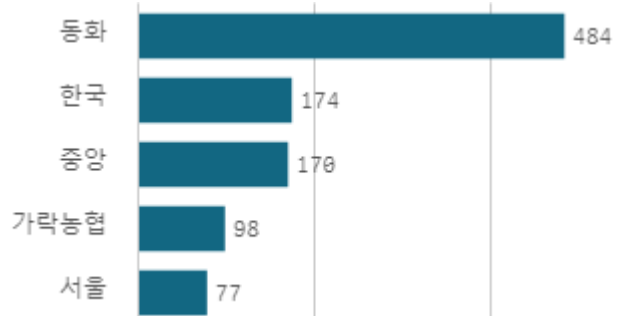
출하자별 거래물량 구성비



도매시장 법인별 거래물량(톤)

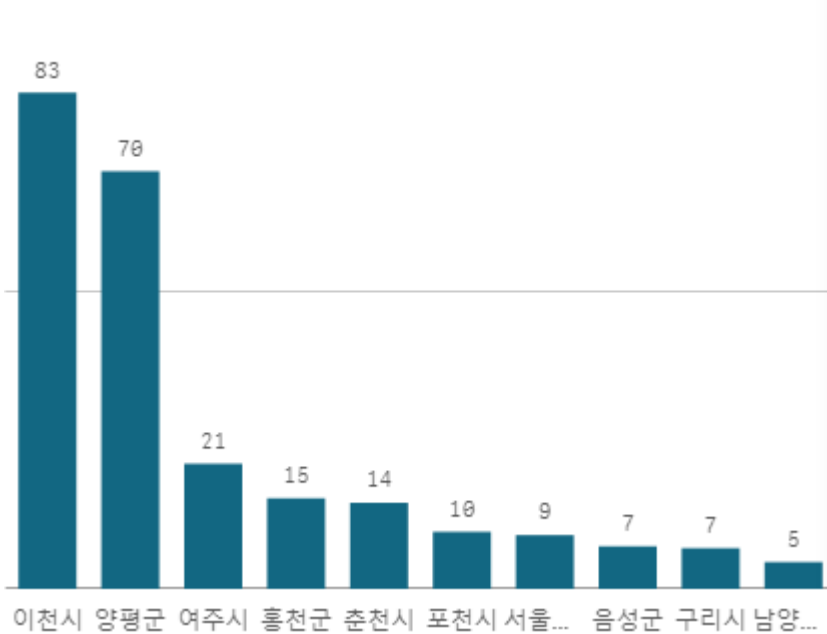


도매시장 법인별 거래금액(백만원)



부추(일반) (0.5Kg)

산지별 거래물량(톤)



출하산지(개소)

20

출하건수(천건)

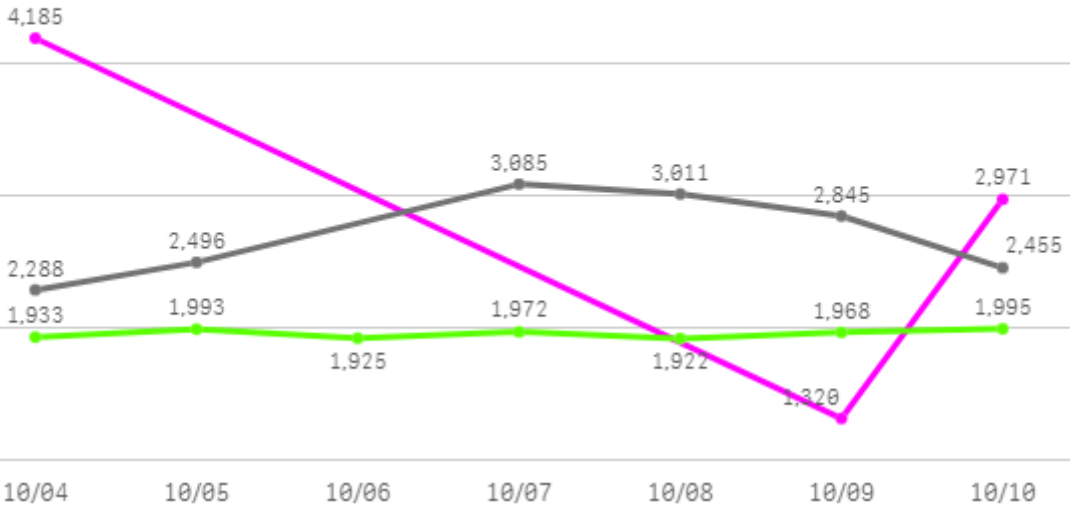
1

산지별 주출하 시군구



주간 도매가격(원)

◆ 2025 ● 2024 ◆ 평년



구분	금주(A)	전주(B)	전월(C)	전년(D)	평년(E)	A/B	A/C	A/D	A/E
가격(원)	2,825	1,720	2,135	2,697	2,213	164.3%	132.3%	104.8%	127.7%

※ 상품 가격 기준

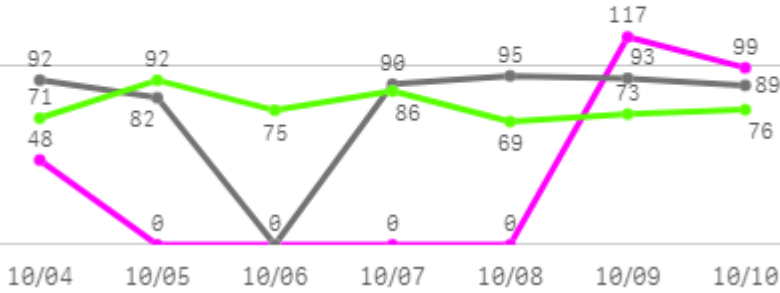
□ 부추(일반)(0.5Kg) 주간 가격

구분	Q	품종	Q	단량	Q	특	상	보통	하
2025-10-04		부추(일반)		0.5Kg		-	4,185	3,364	2,332
2025-10-09		부추(일반)		0.5Kg		-	1,320	550	357
2025-10-10		부추(일반)		0.5Kg		-	2,971	2,398	1,426
평균						-	2,825	2,104	1,372

열무

주간 반입량(톤)

◆ 2025 ● 2024 ▲ 평년

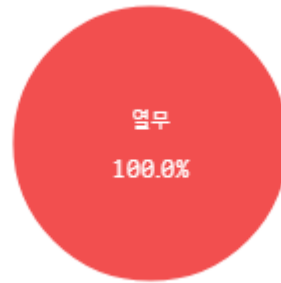


구분	금주(A)	전주(B)	전월(C)	전년(D)	평년(E)	A/B	A/C	A/D	A/E
물량(톤)	263	522	663	542	472	50.4%	39.7%	48.6%	55.8%

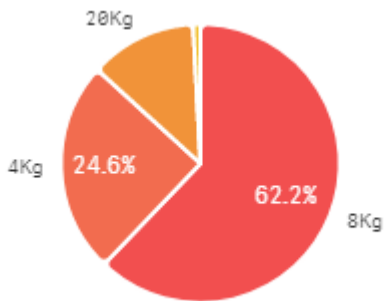
출하 품종별 거래물량 구성비



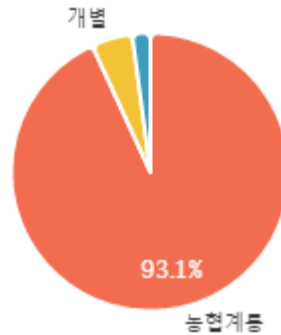
출하 품종별 거래금액 구성비



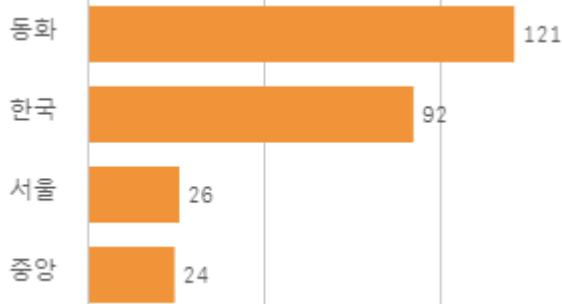
거래 단량별 물량 구성비



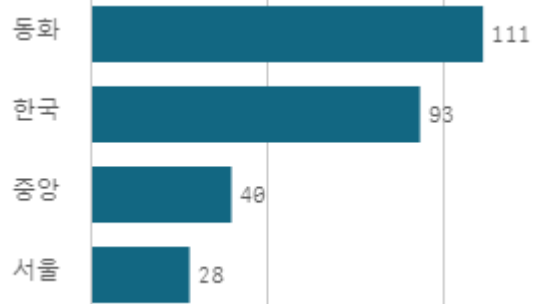
출하자별 거래물량 구성비



도매시장 법인별 거래물량(톤)

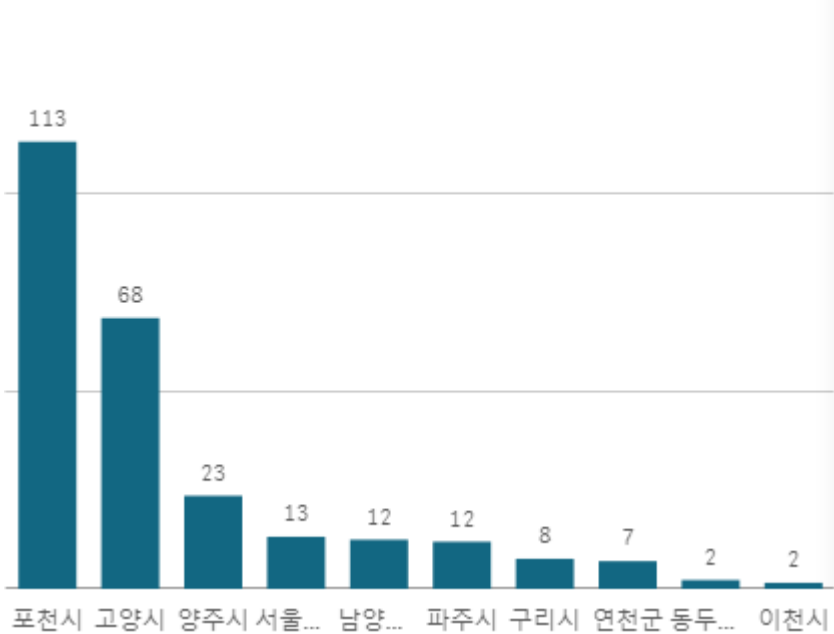


도매시장 법인별 거래금액(백만원)



열무(4Kg)

산지별 거래물량(톤)



출하산지(개소)

16

출하건수(천건)

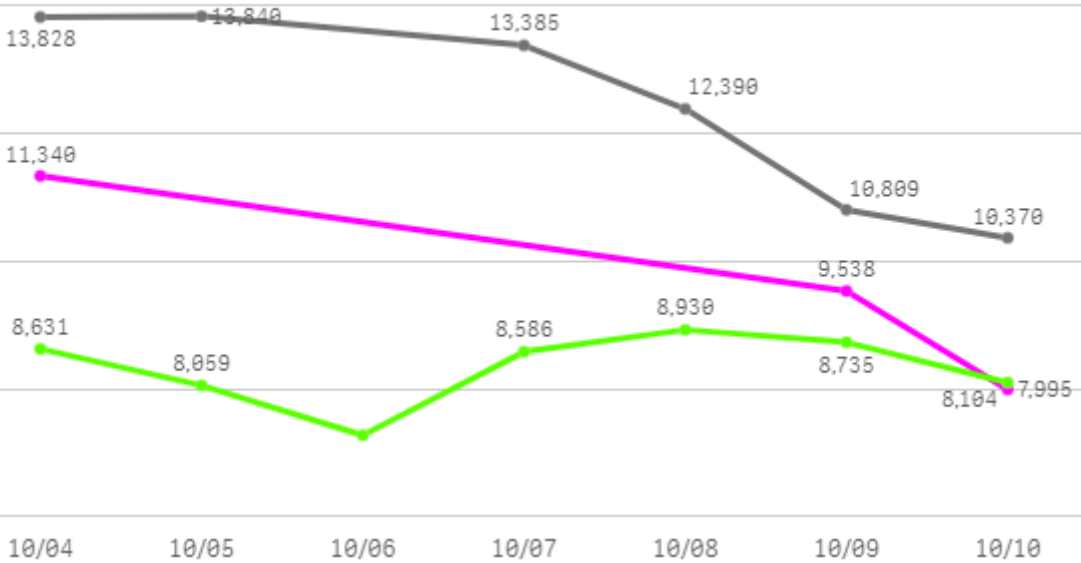
1

산지별 주출하 시군구



주간 도매가격(원)

◆ 2025 ● 2024 ◆ 평년



구분	금주(A)	전주(B)	전월(C)	전년(D)	평년(E)	A/B	A/C	A/D	A/E
가격(원)	9,624	11,000	12,576	12,437	9,152	87.5%	76.5%	77.4%	105.2%

※ 상품 가격 기준

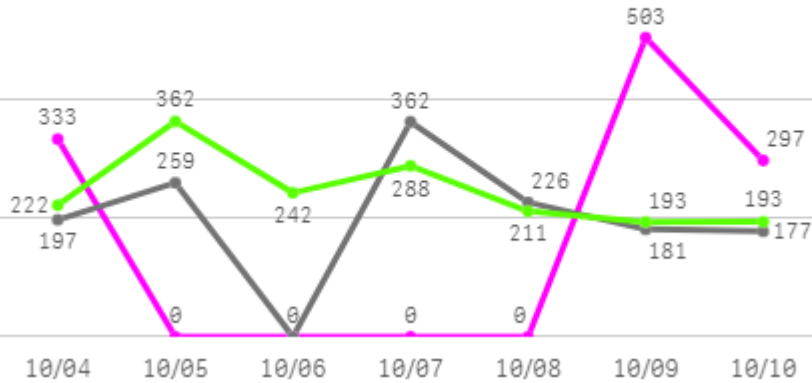
□ 열무(4Kg) 주간 가격

구분	Q	품종	Q	단량	Q	특	상	보통	하
2025-10-04		열무		4Kg		-	11,340	7,745	4,775
2025-10-09		열무		4Kg		-	9,538	6,433	3,575
2025-10-10		열무		4Kg		-	7,995	6,744	4,595
평균						-	9,624	6,974	4,315

오이

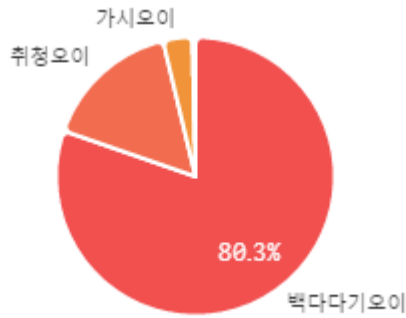
주간 반입량(톤)

◆ 2025 ● 2024 ▲ 평년

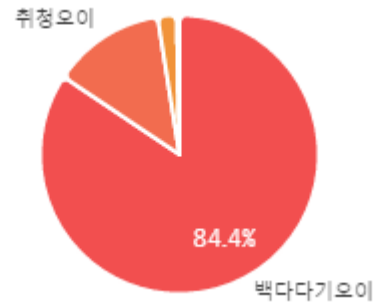


구분	금주(A)	전주(B)	전월(C)	전년(D)	평년(E)	A/B	A/C	A/D	A/E
물량(톤)	1,133	1,968	1,982	1,402	1,453	57.6%	57.1%	80.8%	77.9%

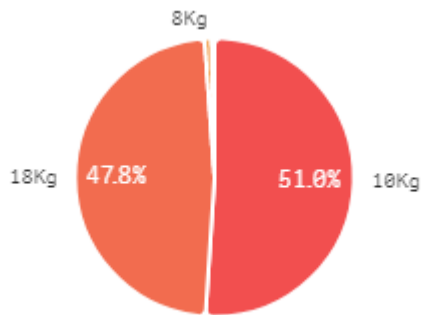
출하 품종별 거래물량 구성비



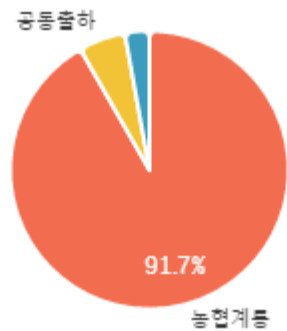
출하 품종별 거래금액 구성비



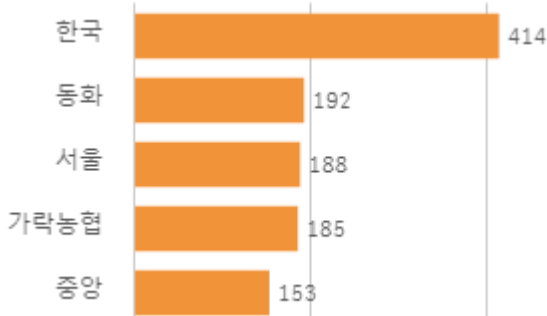
거래 단량별 물량 구성비



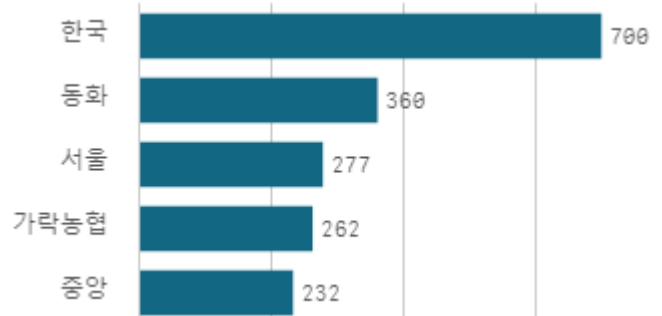
출하자별 거래물량 구성비



도매시장 법인별 거래물량(톤)

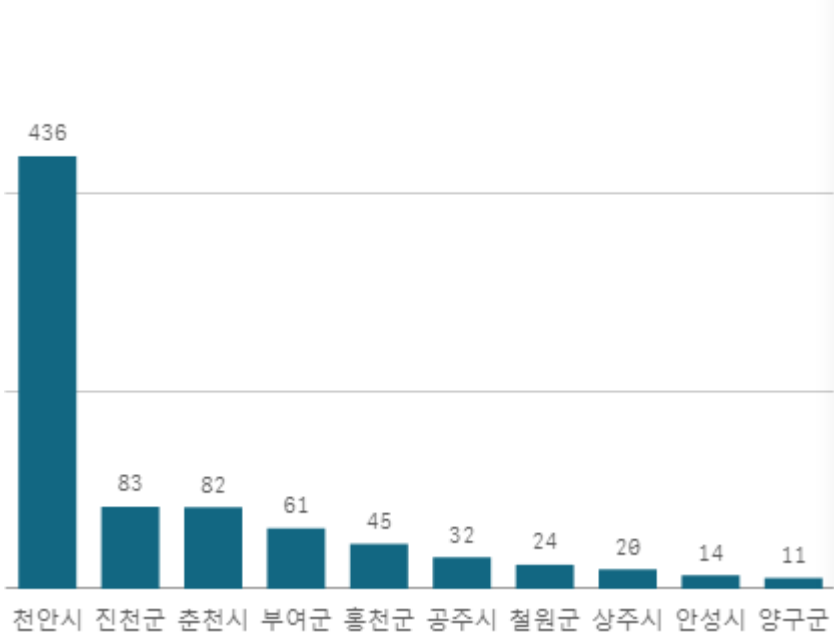


도매시장 법인별 거래금액(백만원)



백다다기오이(100개)

산지별 거래물량(톤)



출하산지(개소)

37

출하건수(천건)

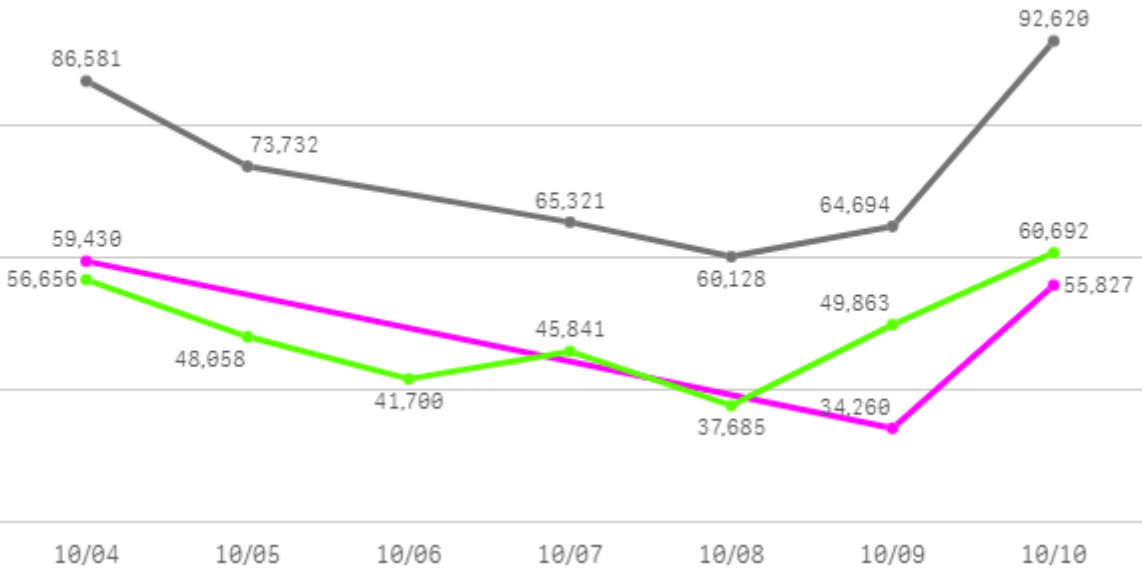
4

산지별 주출하 시군구



주간 도매가격(원)

◆ 2025 ● 2024 ◆ 평년



구분	금주(A)	전주(B)	전월(C)	전년(D)	평년(E)	A/B	A/C	A/D	A/E
가격(원)	49,839	80,143	73,441	73,846	53,293	62.2%	67.9%	67.5%	93.5%

※ 상품 가격 기준

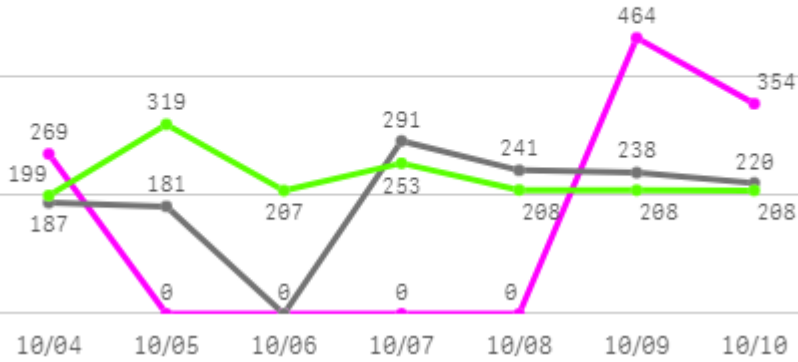
□ 백다다기오이(100개) 주간 가격

구분	Q	품종	Q	단량	Q	특	상	보통	하
2025-10-04		백다다기오이		100개		68,493	59,430	39,875	11,713
2025-10-09		백다다기오이		100개		48,715	34,260	19,959	5,359
2025-10-10		백다다기오이		100개		67,329	55,827	39,751	14,077
평균						61,512	49,839	33,195	10,383

호박

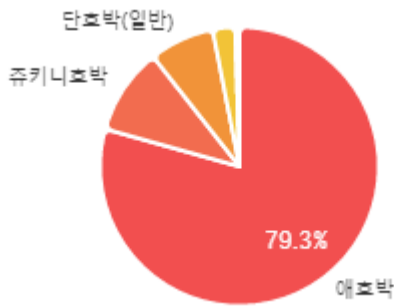
주간 반입량(톤)

◆ 2025 ● 2024 ▲ 평년

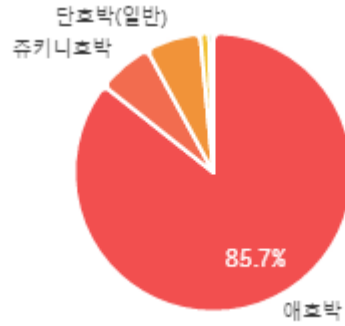


구분	금주(A)	전주(B)	전월(C)	전년(D)	평년(E)	A/B	A/C	A/D	A/E
물량(톤)	1,087	1,534	1,587	1,358	1,356	70.8%	68.5%	80.0%	80.1%

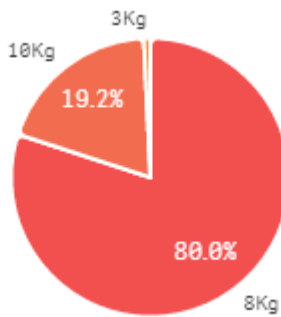
출하 품종별 거래물량 구성비



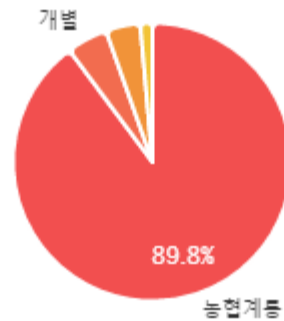
출하 품종별 거래금액 구성비



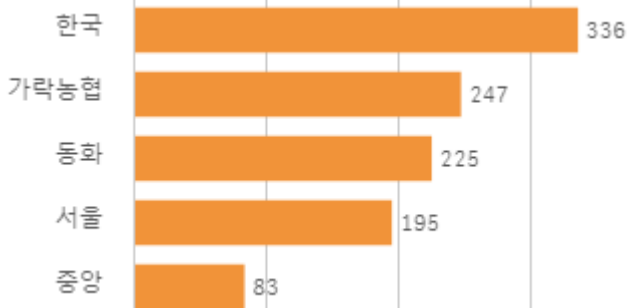
거래 단량별 물량 구성비



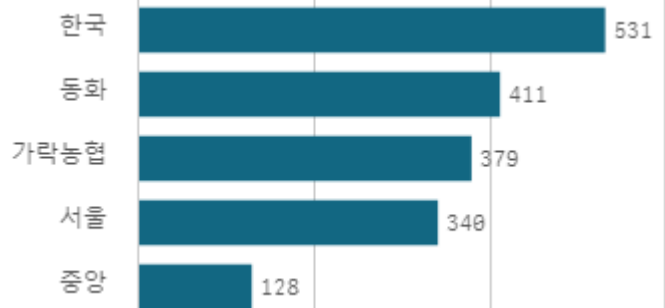
출하자별 거래물량 구성비



도매시장 법인별 거래물량(톤)

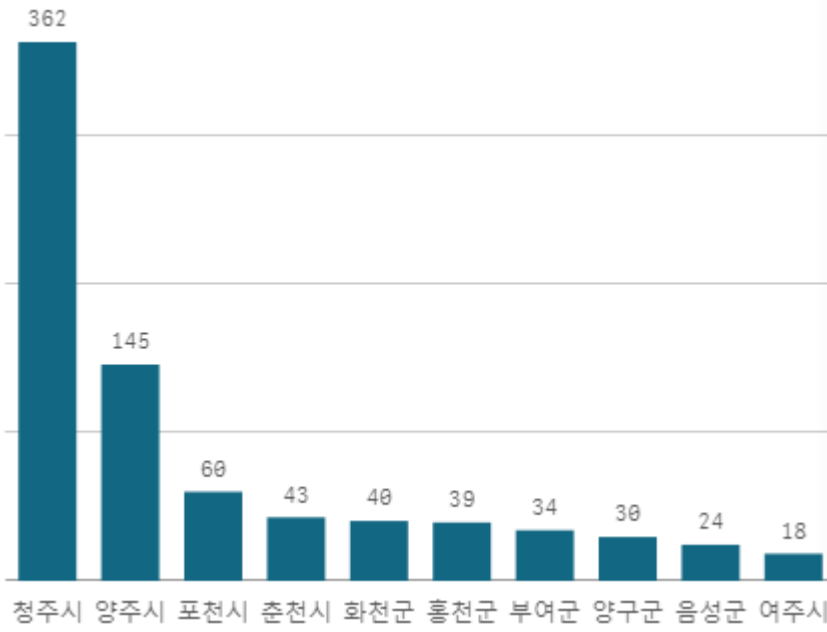


도매시장 법인별 거래금액(백만원)



애호박(20개)

산지별 거래물량(톤)



출하산지(개소)

23

출하건수(천건)

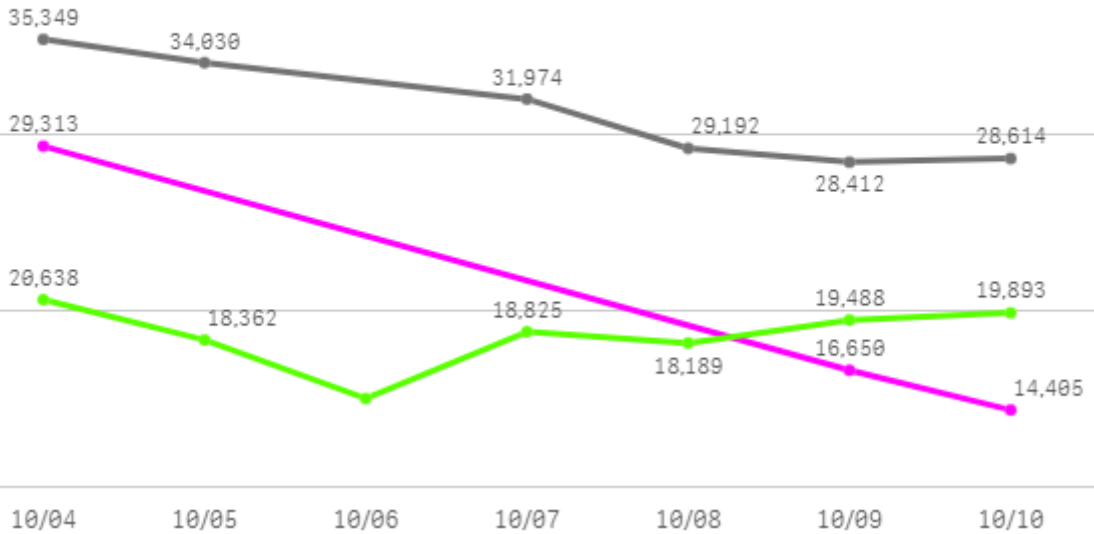
5

산지별 주출하 시군구



주간 도매가격(원)

◆ 2025 ● 2024 ◆ 평년



구분	금주(A)	전주(B)	전월(C)	전년(D)	평년(E)	A/B	A/C	A/D	A/E
가격(원)	20,123	30,812	16,916	31,262	20,778	65.3%	119.0%	64.4%	96.8%

※ 상품 가격 기준

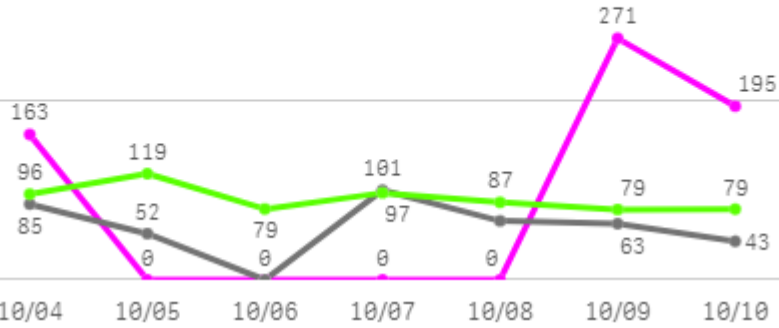
□ 애호박(20개) 주간 가격

구분	Q	품종	Q	단량	Q	특	상	보통	하
2025-10-04		애호박		20개		32,429	29,313	19,801	8,992
2025-10-09		애호박		20개		18,437	16,650	12,464	5,003
2025-10-10		애호박		20개		16,819	14,405	11,730	5,573
평균						22,562	20,123	14,665	6,523

토마토

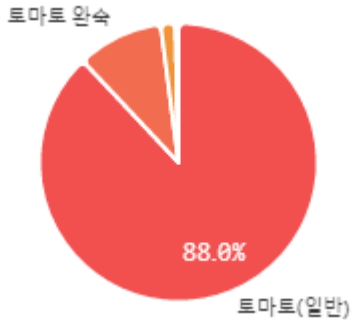
주간 반입량(톤)

◆ 2025 ● 2024 ▲ 평년

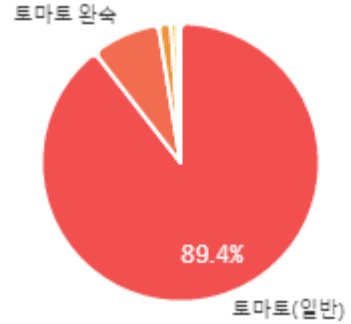


구분	금주(A)	전주(B)	전월(C)	전년(D)	평년(E)	A/B	A/C	A/D	A/E
물량(톤)	629	942	1,102	410	646	66.7%	57.1%	153.5%	97.3%

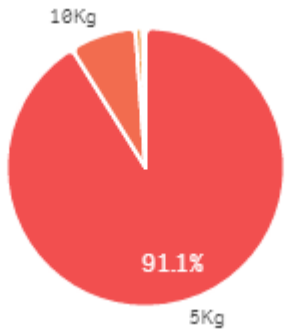
출하 품종별 거래물량 구성비



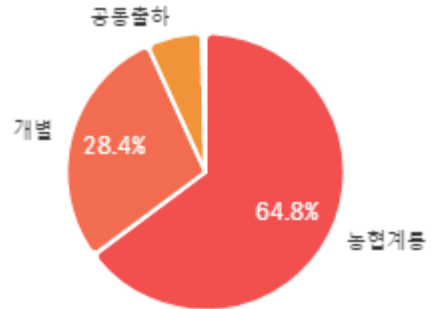
출하 품종별 거래금액 구성비



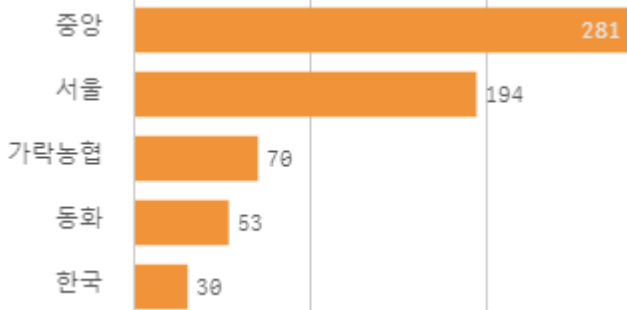
거래 단량별 물량 구성비



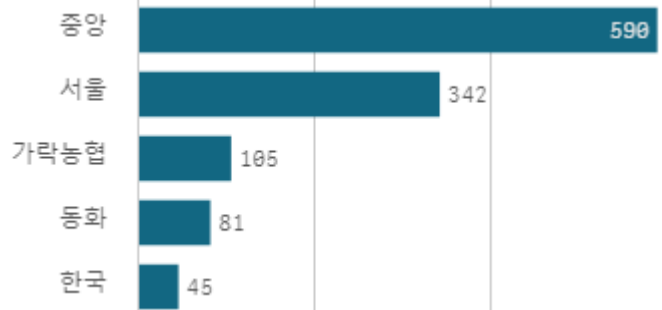
출하자별 거래물량 구성비



도매시장 법인별 거래물량(톤)

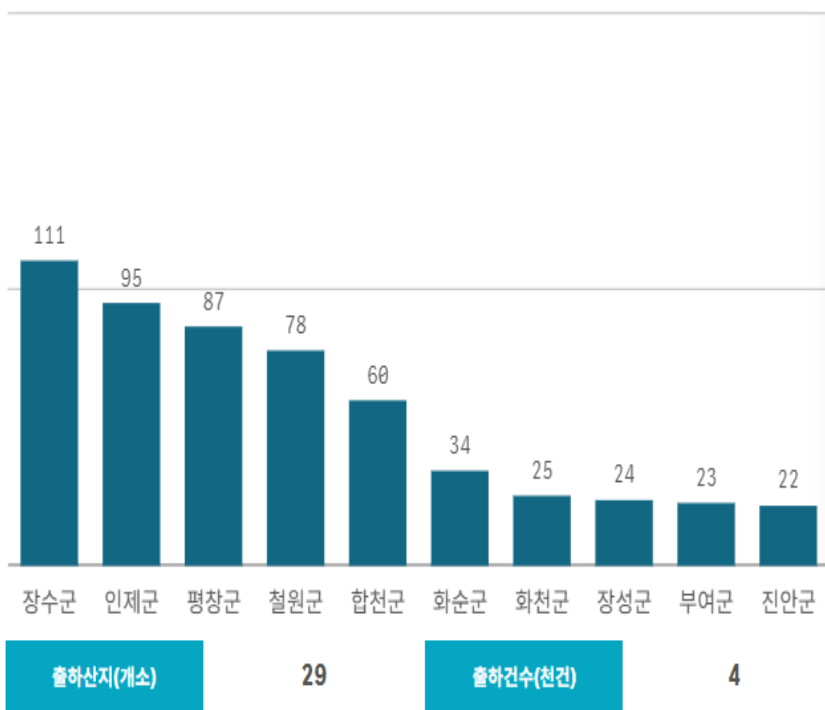


도매시장 법인별 거래금액(백만원)



토마토(5Kg)

산지별 거래물량(톤)

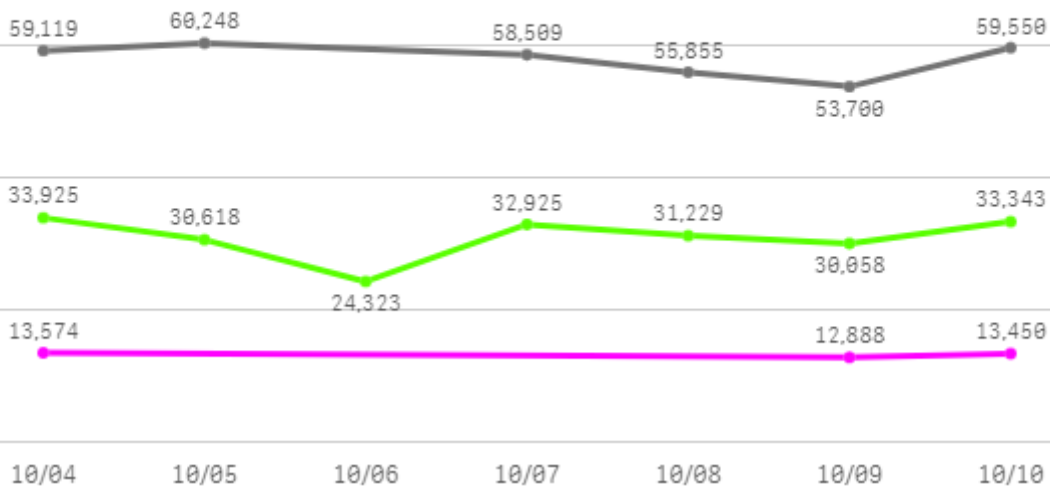


산지별 주출하 시군구



주간 도매가격(원)

◆ 2025 ● 2024 ◆ 평년



구분	금주(A)	전주(B)	전월(C)	전년(D)	평년(E)	A/B	A/C	A/D	A/E
가격(원)	13,304	21,135	14,819	57,830	30,499	62.9%	89.8%	23.0%	43.6%

※ 상품 가격 기준

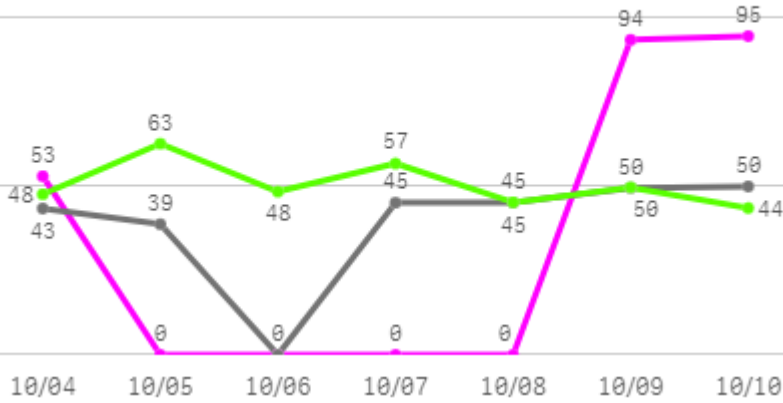
□ 토마토(5Kg) 주간 가격

구분	Q	품종	Q	단량	Q	특	상	보통	하
2025-10-04		토마토		5Kg		16,106	13,574	8,683	3,753
2025-10-09		토마토		5Kg		17,469	12,888	8,109	4,134
2025-10-10		토마토		5Kg		17,359	13,450	8,093	4,081
평균						16,978	13,304	8,295	3,989

방울토마토

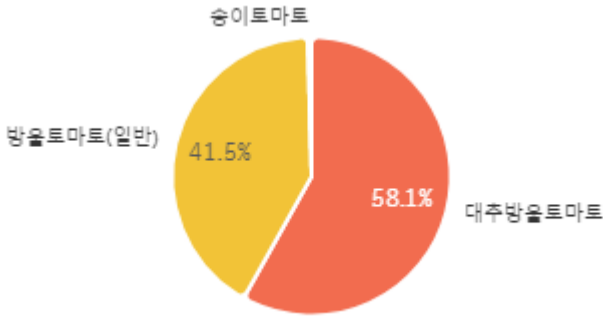
주간 반입량(톤)

◆ 2025 ● 2024 ▲ 평년

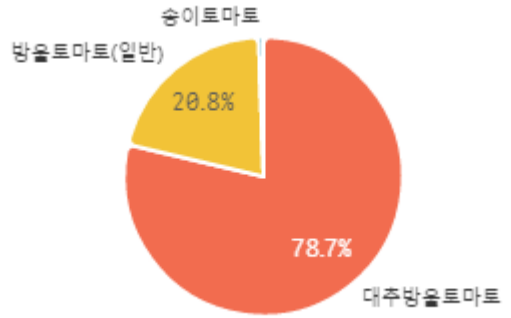


구분	금주(A)	전주(B)	전월(C)	전년(D)	평년(E)	A/B	A/C	A/D	A/E
물량(톤)	241	417	391	272	329	57.9%	61.7%	88.6%	73.4%

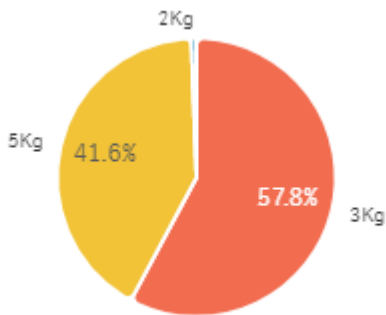
출하 품종별 거래물량 구성비



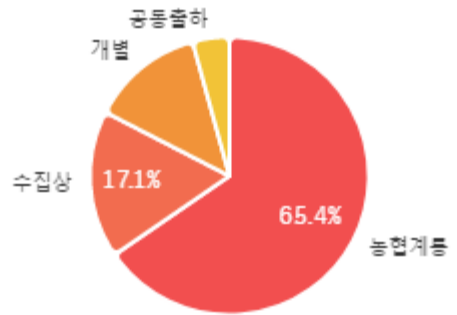
출하 품종별 거래금액 구성비



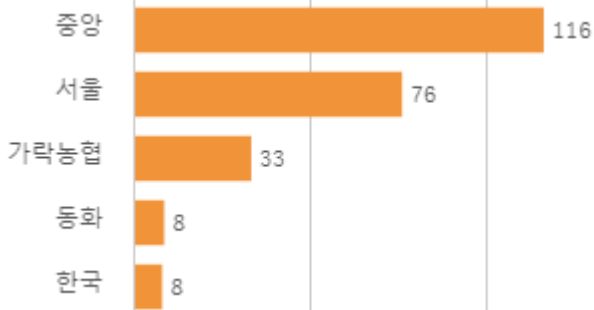
거래 단량별 물량 구성비



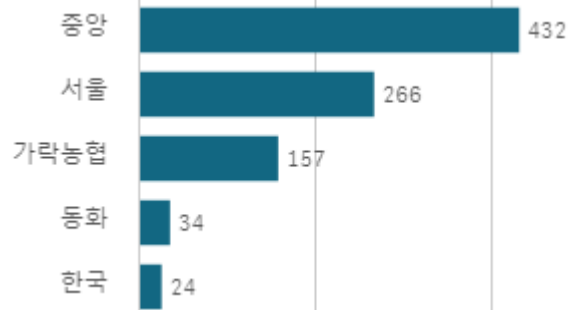
출하자별 거래물량 구성비



도매시장 법인별 거래물량(톤)

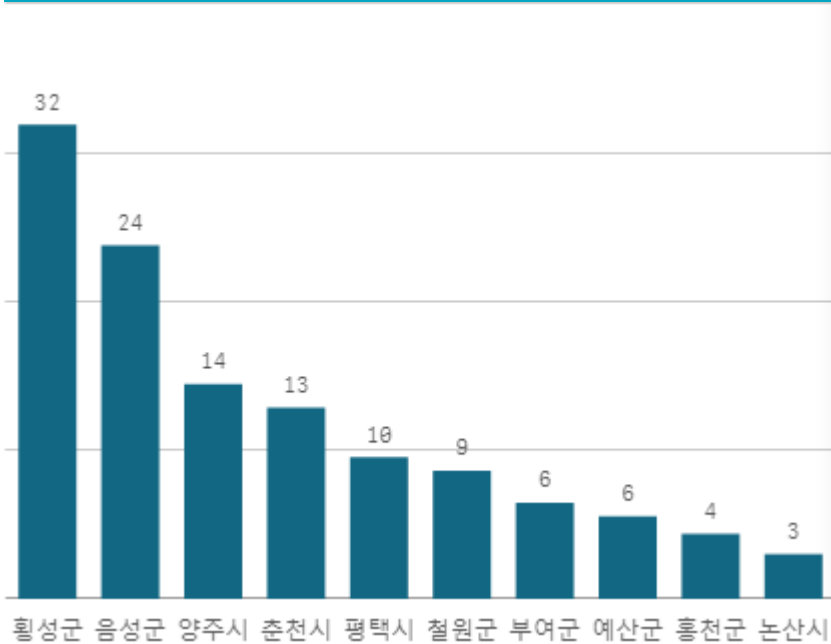


도매시장 법인별 거래금액(백만원)



대추방울토마토(3Kg)

산지별 거래물량(톤)



출하산지(개소)

27

출하건수(천건)

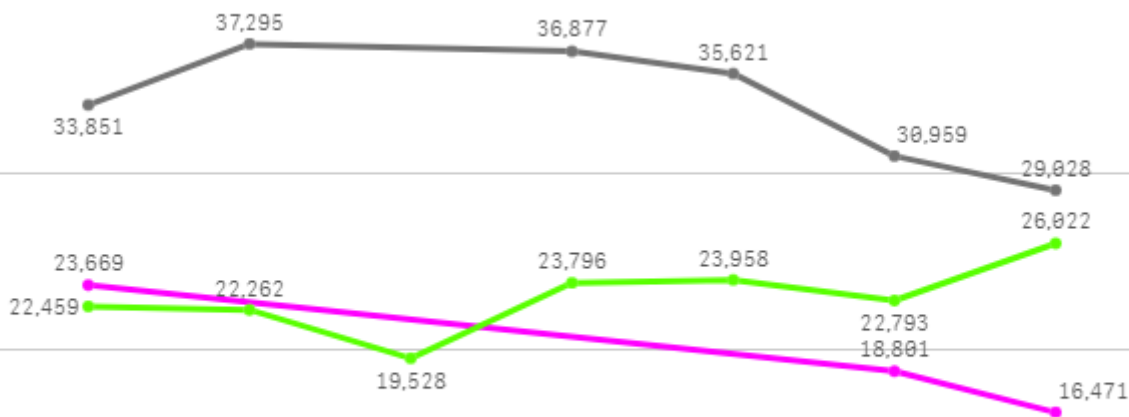
2

산지별 주출하 시군구



주간 도매가격(원)

◆ 2025 ● 2024 ▲ 평년



10/04 10/05 10/06 10/07 10/08 10/09 10/10

구분	금주(A)	전주(B)	전월(C)	전년(D)	평년(E)	A/B	A/C	A/D	A/E
가격(원)	19,647	18,770	24,052	33,939	22,967	104.7%	81.7%	57.9%	85.5%

※ 상품 가격 기준

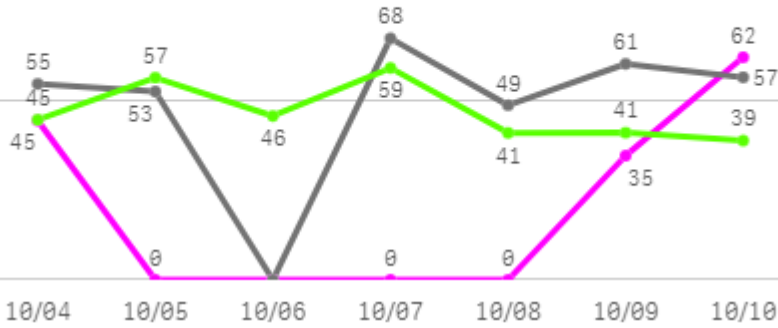
□ 대추방울토마토(3Kg) 주간 가격

구분	Q	품종	Q	단량	Q	특	상	보통	하
2025-10-04		대추방울토마토		3Kg		27,739	23,669	17,112	9,717
2025-10-09		대추방울토마토		3Kg		24,086	18,801	15,371	10,661
2025-10-10		대추방울토마토		3Kg		21,707	16,471	13,072	8,819
평균						24,511	19,647	15,185	9,732

멜론

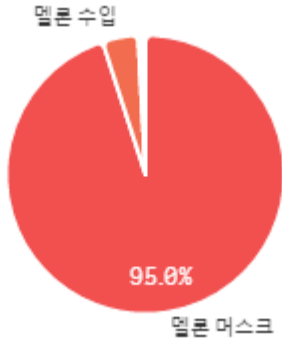
주간 반입량(톤)

◆ 2025 ● 2024 ▲ 평년

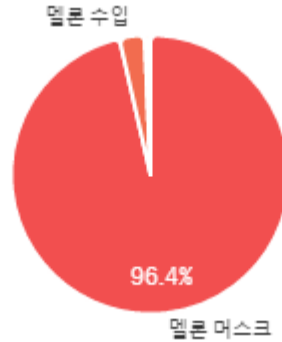


구분	금주(A)	전주(B)	전월(C)	전년(D)	평년(E)	A/B	A/C	A/D	A/E
물량(톤)	142	800	411	342	282	17.7%	34.5%	41.5%	50.3%

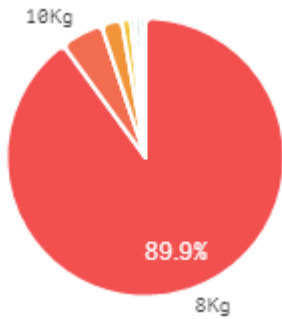
출하 품종별 거래물량 구성비



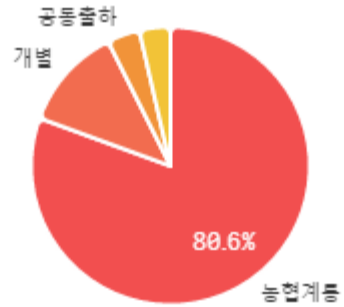
출하 품종별 거래금액 구성비



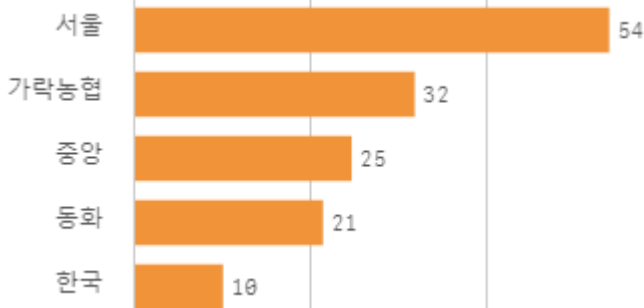
거래 단량별 물량 구성비



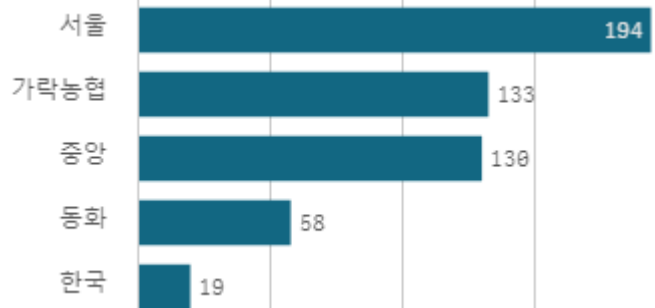
출하자별 거래물량 구성비



도매시장 법인별 거래물량(톤)

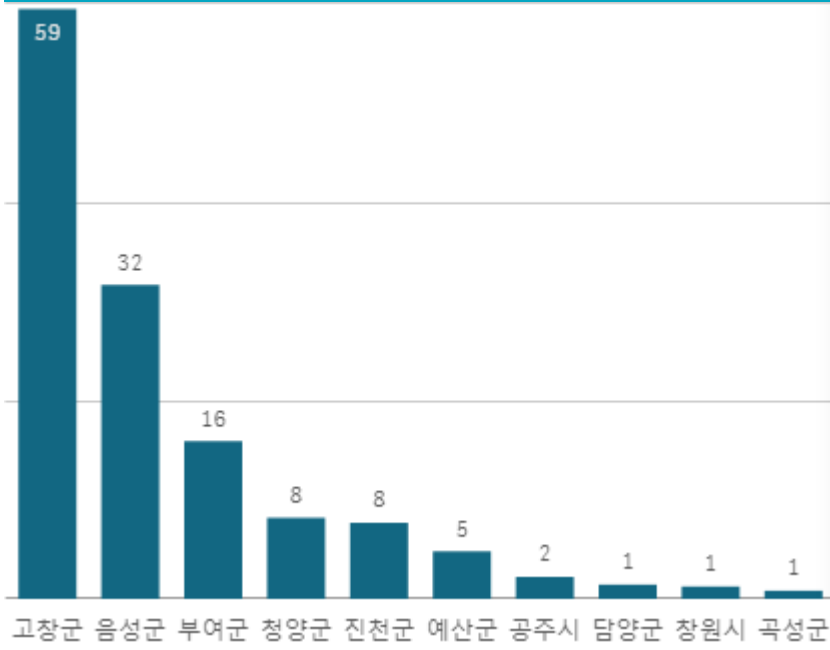


도매시장 법인별 거래금액(백만원)



멜론 머스크(8Kg)

산지별 거래물량(톤)



출하산지(개소)

14

출하건수(천건)

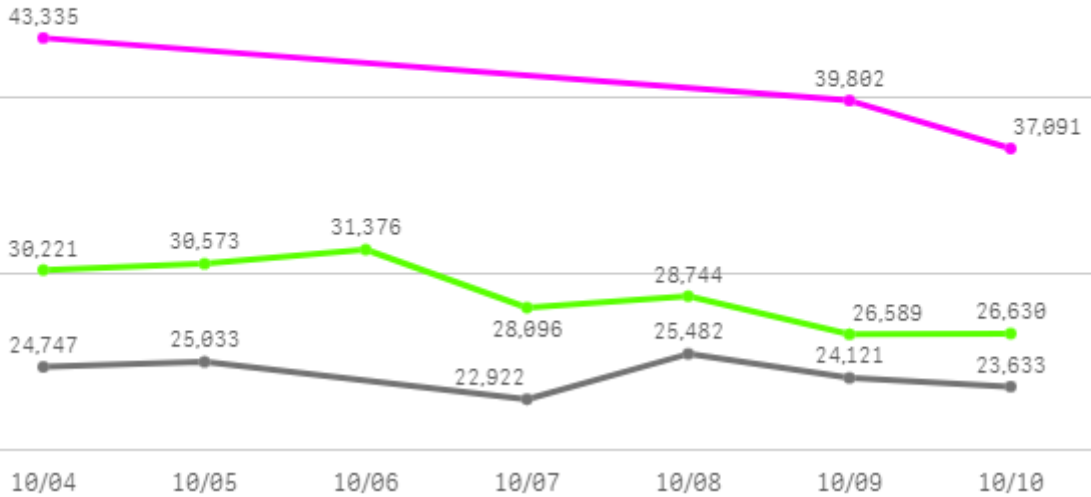
1

산지별 주출하 시군구



주간 도매가격(원)

◆ 2025 ● 2024 ◆ 평년



구분	금주(A)	전주(B)	전월(C)	전년(D)	평년(E)	A/B	A/C	A/D	A/E
가격(원)	40,076	27,428	25,956	24,323	30,152	146.1%	154.4%	164.8%	132.9%

※ 상품 가격 기준

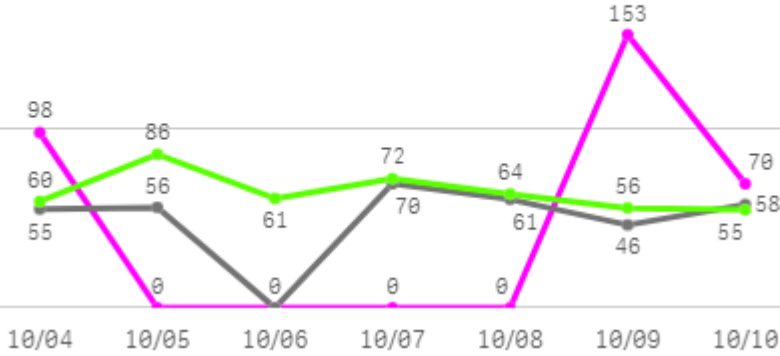
□ 멜론 머스크(8Kg) 주간 가격

구분	Q	품종	Q	단량	Q	특	상	보통	하
2025-10-04		멜론 머스크		8Kg		64,168	43,335	26,696	9,971
2025-10-09		멜론 머스크		8Kg		59,221	39,802	32,164	17,757
2025-10-10		멜론 머스크		8Kg		46,247	37,091	29,945	14,838
평균						56,545	40,076	29,602	14,189

가지

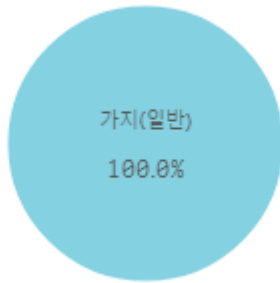
주간 반입량(톤)

◆ 2025 ● 2024 ▲ 평년

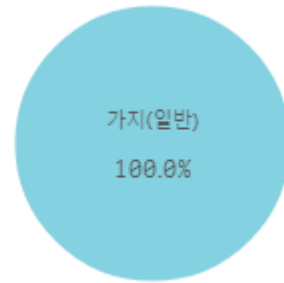


구분	금주(A)	전주(B)	전월(C)	전년(D)	평년(E)	A/B	A/C	A/D	A/E
물량(톤)	321	534	670	347	386	60.1%	47.9%	92.6%	83.2%

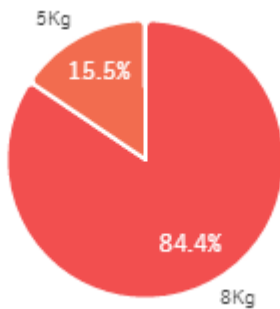
출하 품종별 거래물량 구성비



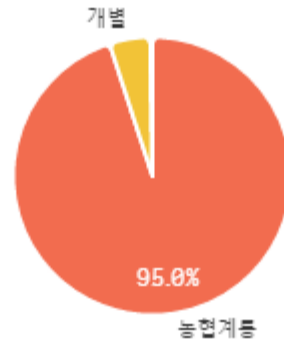
출하 품종별 거래금액 구성비



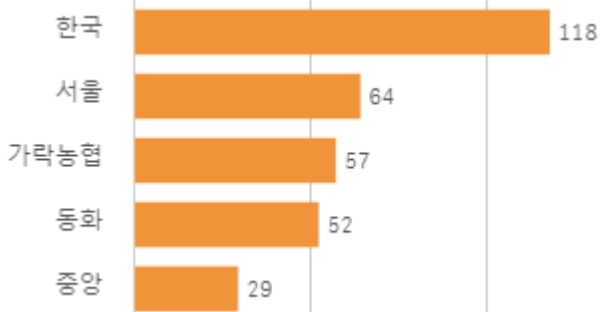
거래 단량별 물량 구성비



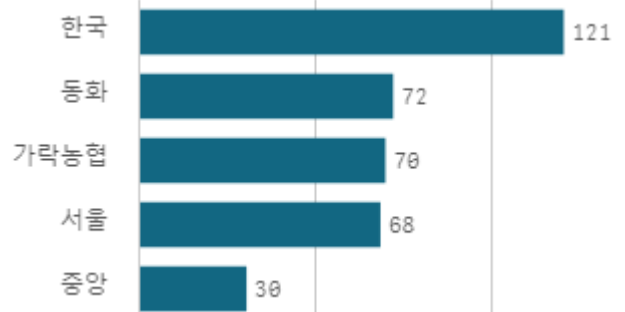
출하자별 거래물량 구성비



도매시장 법인별 거래물량(톤)

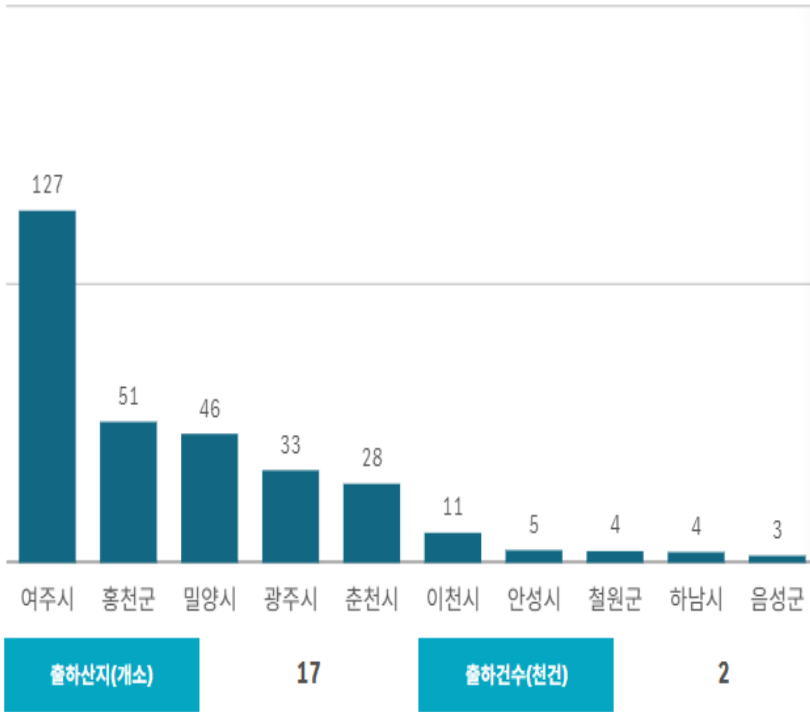


도매시장 법인별 거래금액(백만원)



가지(8Kg)

산지별 거래물량(톤)

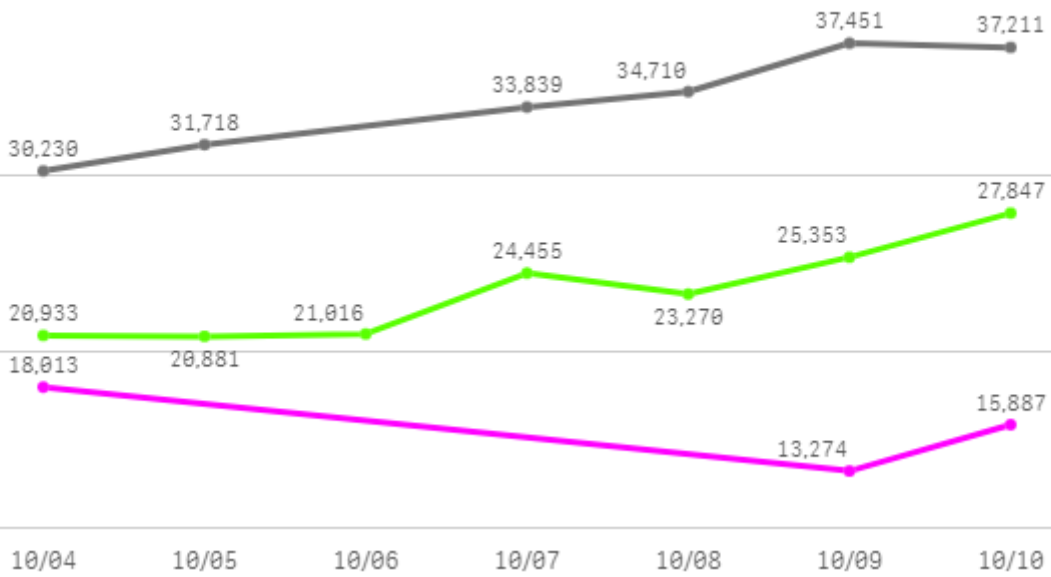


산지별 주출하 시군구



주간 도매가격(원)

◆ 2025 ● 2024 ▲ 평년



구분	금주(A)	전주(B)	전월(C)	전년(D)	평년(E)	A/B	A/C	A/D	A/E
가격(원)	15,725	17,961	14,827	34,193	24,146	87.5%	106.1%	46.0%	65.1%

※ 상품 가격 기준

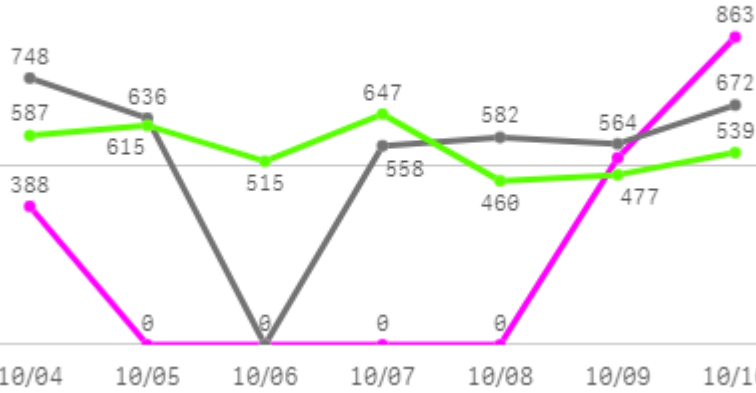
□ 가지(8Kg) 주간 가격

구분	Q	품종	Q	단량	Q	특	상	보통	하
2025-10-04		가지		8Kg		-	18,013	10,903	4,247
2025-10-09		가지		8Kg		-	13,274	8,312	3,848
2025-10-10		가지		8Kg		-	15,887	9,734	5,195
평균						-	15,725	9,650	4,430

무

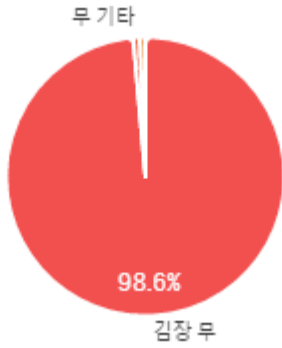
주간 반입량(톤)

◆ 2025 ● 2024 ▲ 평년

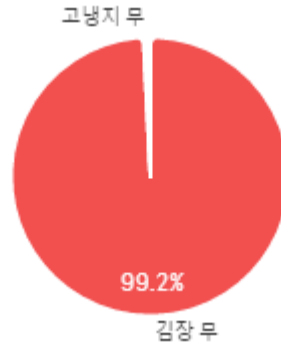


구분	금주(A)	전주(B)	전월(C)	전년(D)	평년(E)	A/B	A/C	A/D	A/E
물량(톤)	1,775	5,173	3,978	3,759	3,297	34.3%	44.6%	47.2%	53.8%

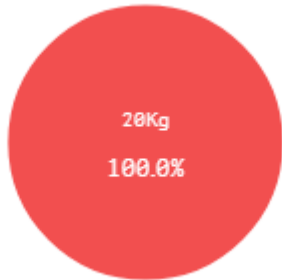
출하 품종별 거래물량 구성비



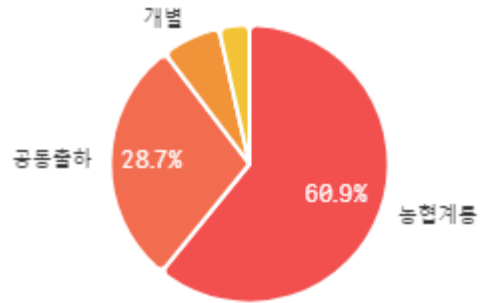
출하 품종별 거래금액 구성비



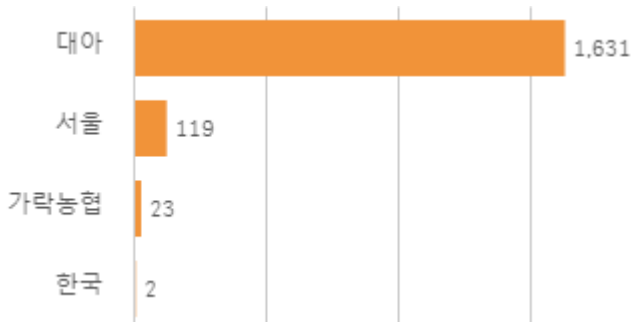
거래 단량별 물량 구성비



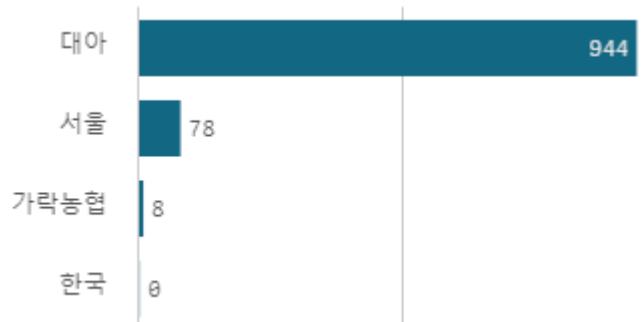
출하자별 거래물량 구성비



도매시장 법인별 거래물량(톤)

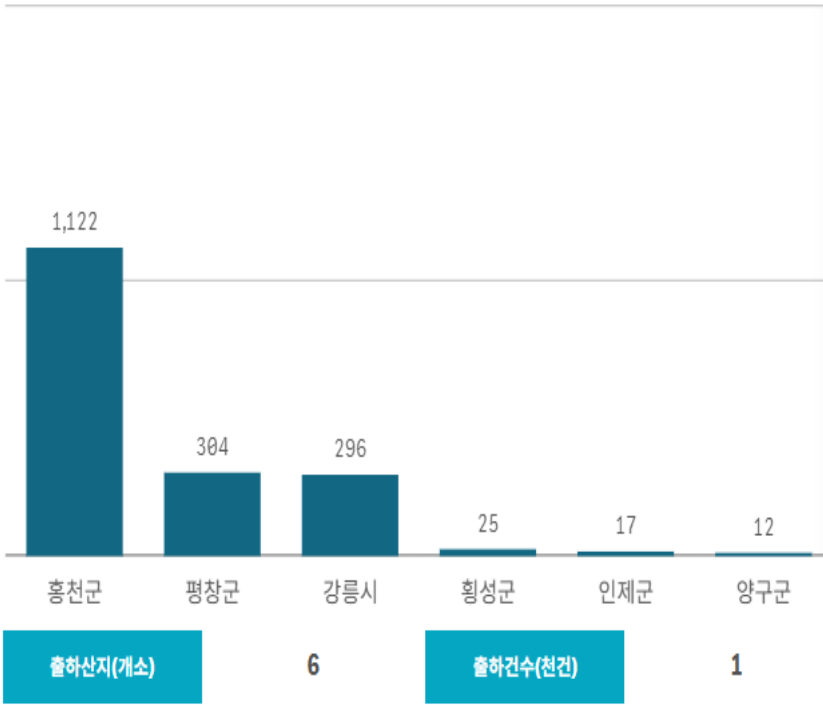


도매시장 법인별 거래금액(백만원)



무(20Kg)

산지별 거래물량(톤)

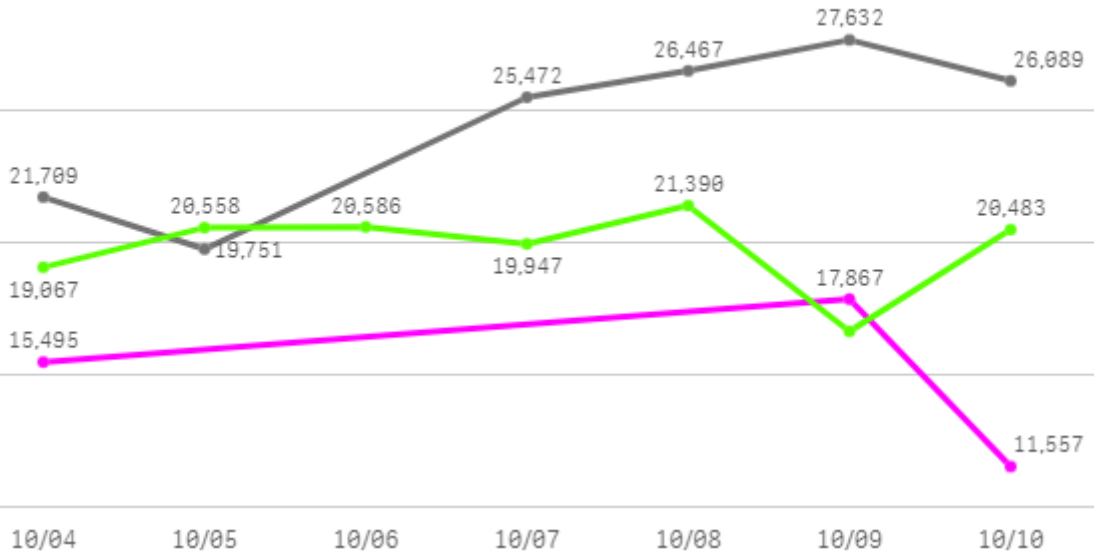


산지별 주출하 시군구



주간 도매가격(원)

◆ 2025 ● 2024 ▲ 평년



구분	금주(A)	전주(B)	전월(C)	전년(D)	평년(E)	A/B	A/C	A/D	A/E
가격(원)	14,973	8,827	10,230	24,520	19,118	169.6%	146.4%	61.1%	78.3%

※ 상품 가격 기준

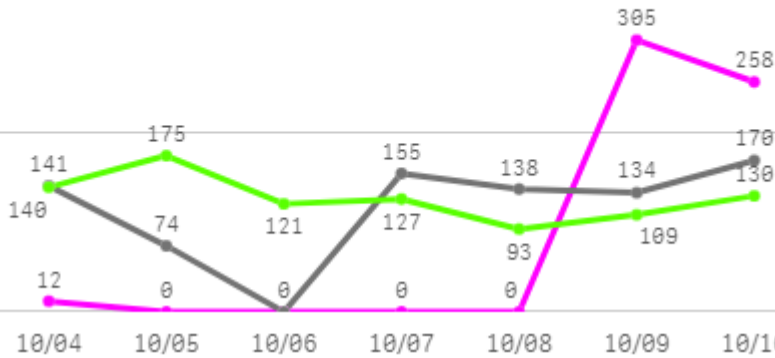
□ 무(20Kg) 주간 가격

구분	Q	품종	Q	단량	Q	특	상	보통	하
2025-10-04		무		20Kg		19,316	15,495	9,715	4,579
2025-10-09		무		20Kg		20,264	17,867	14,486	10,453
2025-10-10		무		20Kg		16,338	11,557	8,577	6,577
평균						18,639	14,973	10,926	7,203

당근

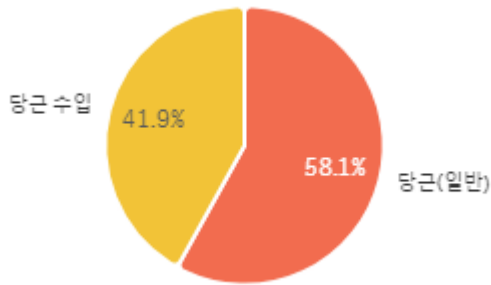
주간 반입량(톤)

◆ 2025 ● 2024 ▲ 평년

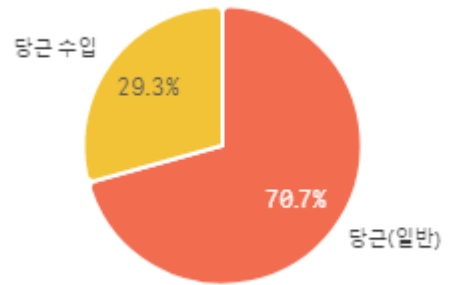


구분	금주(A)	전주(B)	전월(C)	전년(D)	평년(E)	A/B	A/C	A/D	A/E
물량(톤)	575	1,414	1,048	811	820	40.6%	54.9%	70.8%	70.1%

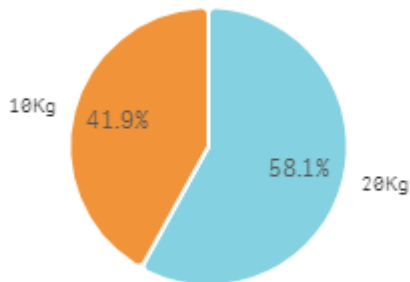
출하 품종별 거래물량 구성비



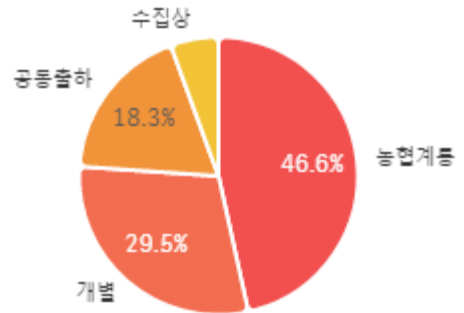
출하 품종별 거래금액 구성비



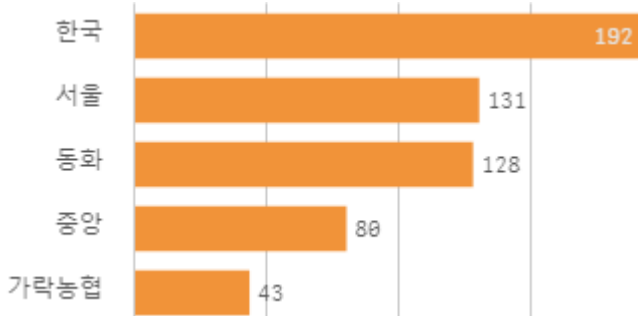
거래 단량별 물량 구성비



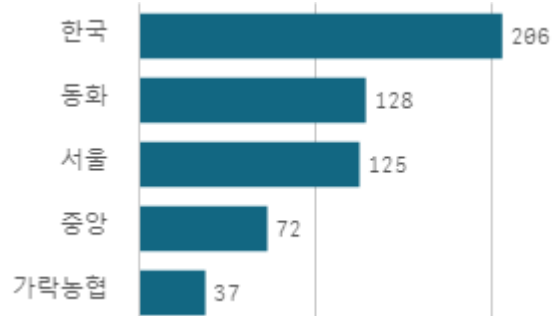
출하자별 거래물량 구성비



도매시장 법인별 거래물량(톤)

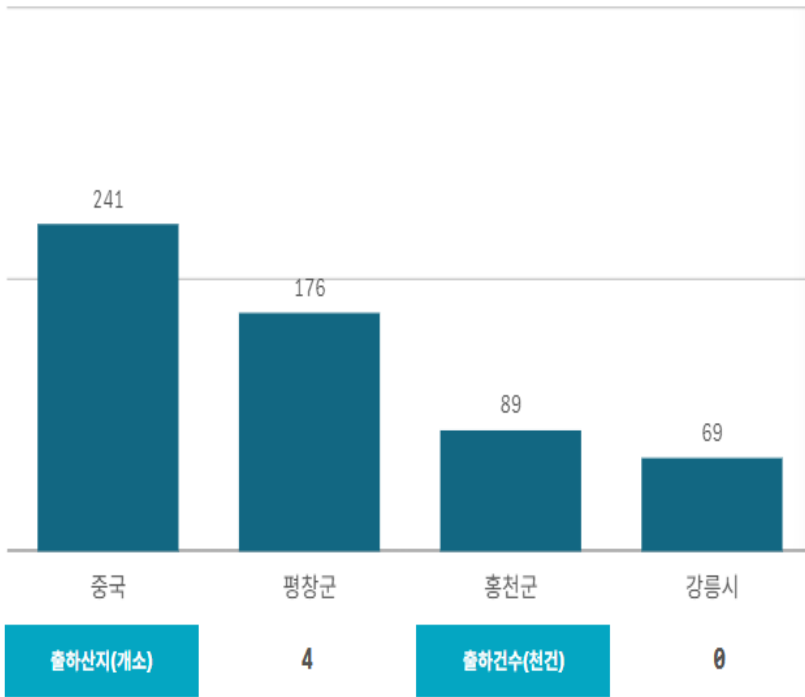


도매시장 법인별 거래금액(백만원)



당근(20Kg)

산지별 거래물량(톤)

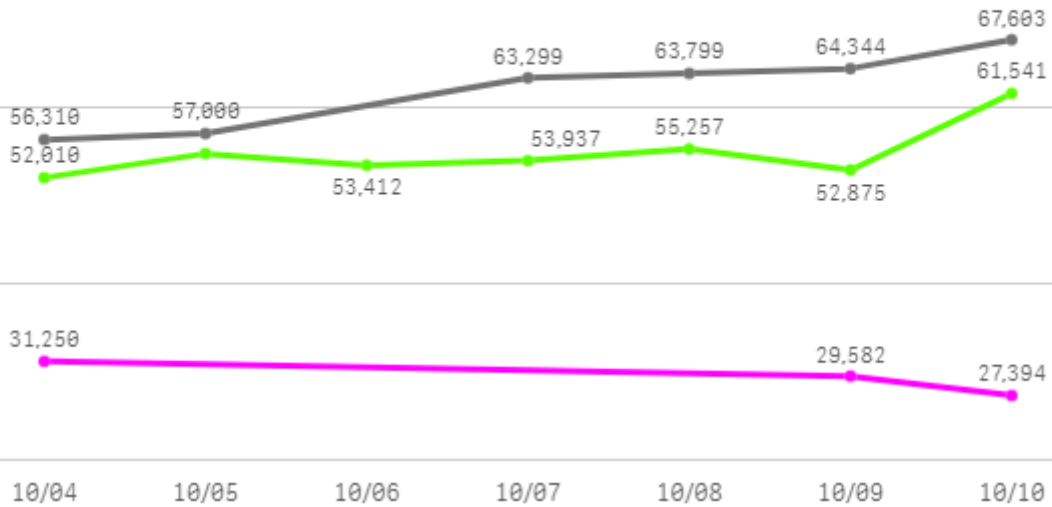


산지별 주출하 시군구



주간 도매가격(원)

◆ 2025 ● 2024 ◆ 평년



구분	금주(A)	전주(B)	전월(C)	전년(D)	평년(E)	A/B	A/C	A/D	A/E
가격(원)	29,040	32,039	36,166	62,059	49,143	90.6%	80.3%	46.8%	59.1%

※ 상품 가격 기준

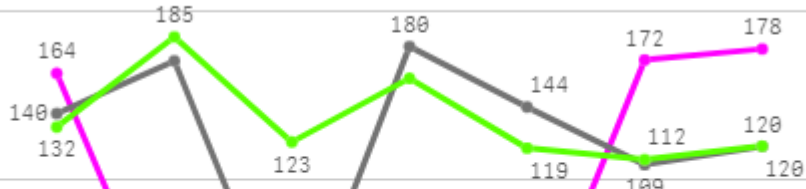
□ 당근(20Kg) 주간 가격

구분	Q	품종	Q	단량	Q	특	상	보통	하
2025-10-04		당근		20Kg		31,500	31,250	28,996	27,110
2025-10-09		당근		20Kg		34,195	29,582	23,993	17,668
2025-10-10		당근		20Kg		28,632	27,394	22,830	16,796
평균						31,442	29,409	25,273	20,525

생고추

주간 반입량(톤)

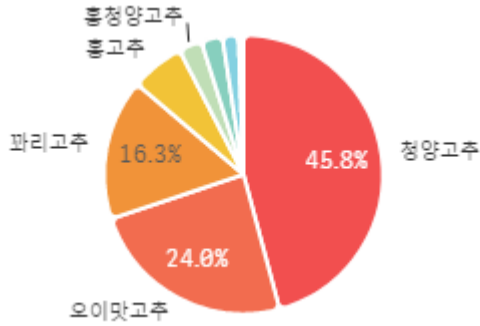
◆ 2025 ● 2024 ▲ 평년



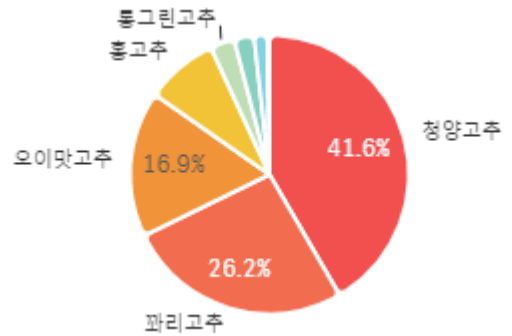
10/04 10/05 10/06 10/07 10/08 10/09 10/10

구분	금주(A)	전주(B)	전월(C)	전년(D)	평년(E)	A/B	A/C	A/D	A/E
물량(톤)	513	1,097	1,049	864	844	46.8%	49.0%	59.4%	60.9%

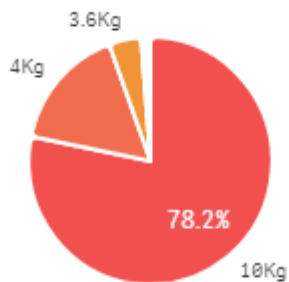
출하 품종별 거래물량 구성비



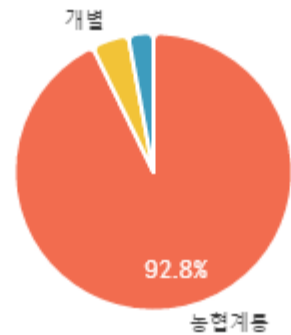
출하 품종별 거래금액 구성비



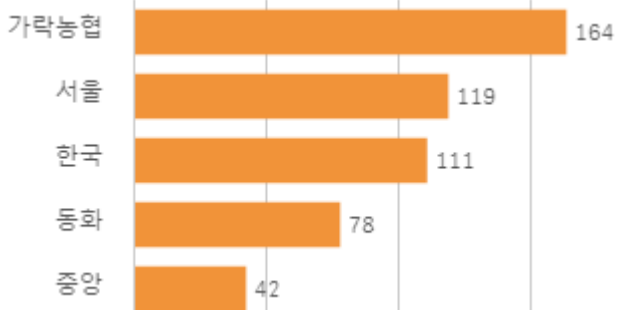
거래 단량별 물량 구성비



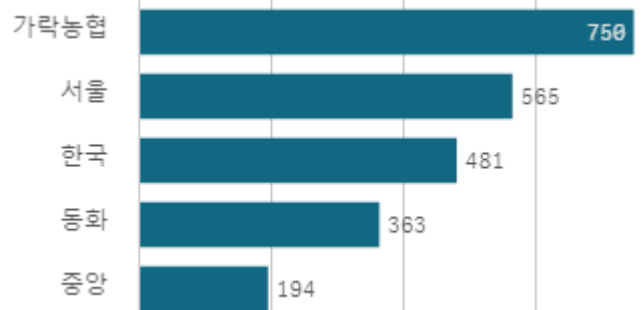
출하자별 거래물량 구성비



도매시장 법인별 거래물량(톤)

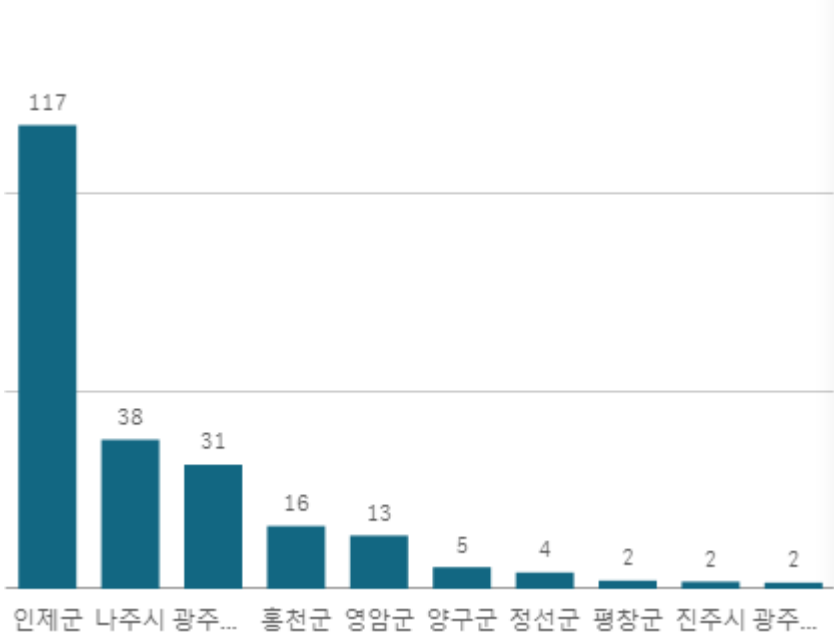


도매시장 법인별 거래금액(백만원)



청양고추(10Kg)

산지별 거래물량(톤)



출하산지(개소)

25

출하건수(천건)

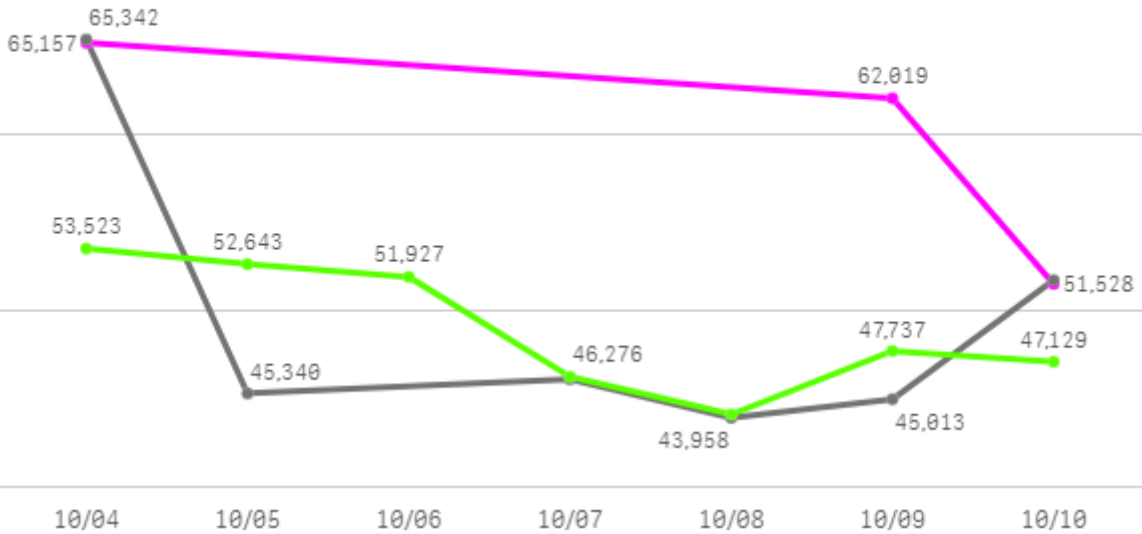
2

산지별 주출하 시군구



주간 도매가격(원)

◆ 2025 ● 2024 ◆ 평년



구분	금주(A)	전주(B)	전월(C)	전년(D)	평년(E)	A/B	A/C	A/D	A/E
가격(원)	59,568	41,530	41,560	49,588	47,547	143.4%	143.3%	120.1%	125.3%

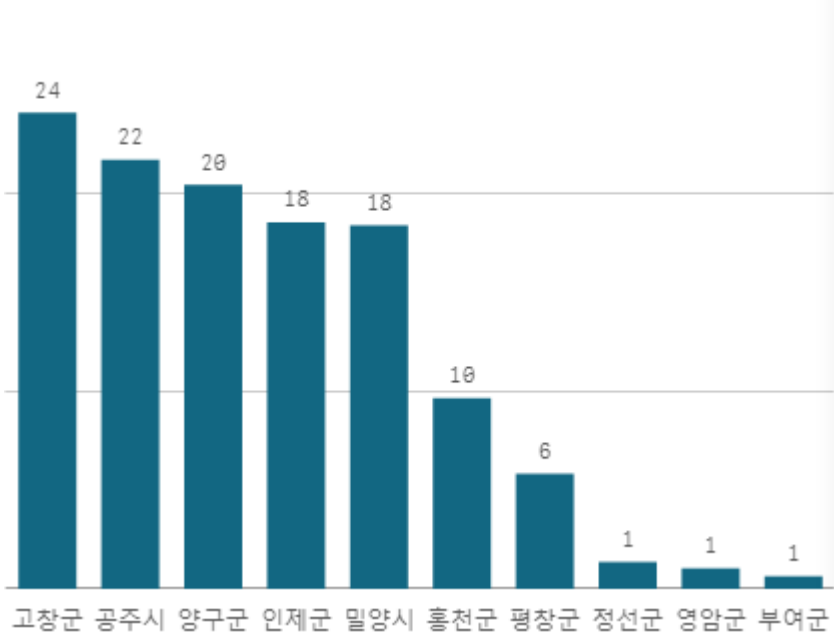
※ 상품 가격 기준

□ 청양고추(10Kg) 주간 가격

구분	Q	품종	Q	단량	Q	특	상	보통	하
2025-10-04		청양고추		10Kg		103,231	65,157	30,545	8,636
2025-10-09		청양고추		10Kg		77,123	62,019	42,530	19,790
2025-10-10		청양고추		10Kg		69,013	51,528	32,747	16,595
평균						83,122	59,568	35,274	15,007

오이맛고추(10Kg)

산지별 거래물량(톤)



출하산지(개소)

20

출하건수(천건)

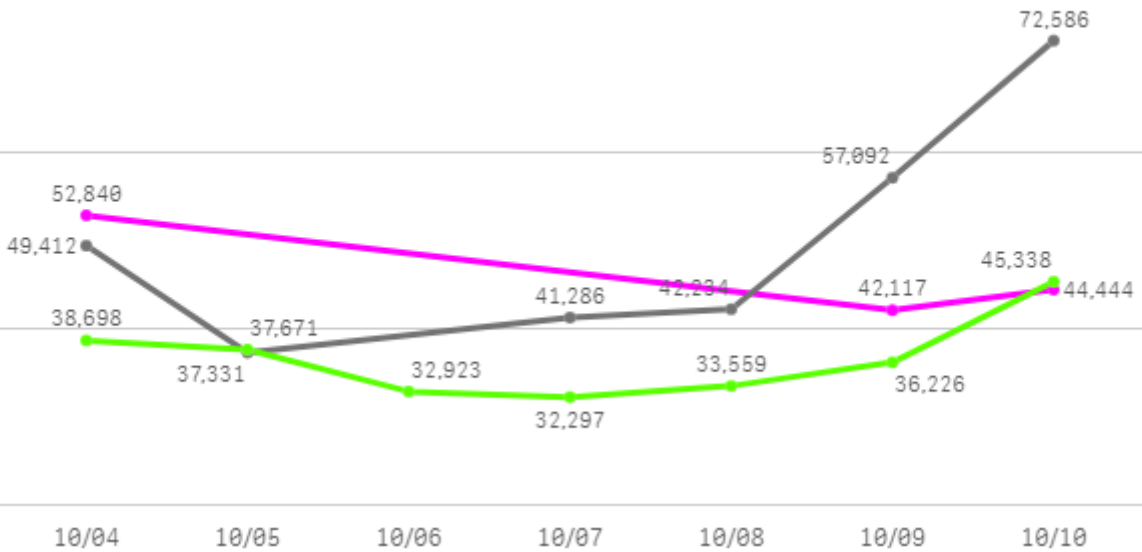
1

산지별 주출하 시군구



주간 도매가격(원)

◆ 2025 ● 2024 ◆ 평년



구분	금주(A)	전주(B)	전월(C)	전년(D)	평년(E)	A/B	A/C	A/D	A/E
가격(원)	46,467	58,709	42,322	49,990	37,211	79.1%	109.8%	93.0%	124.9%

※ 상품 가격 기준

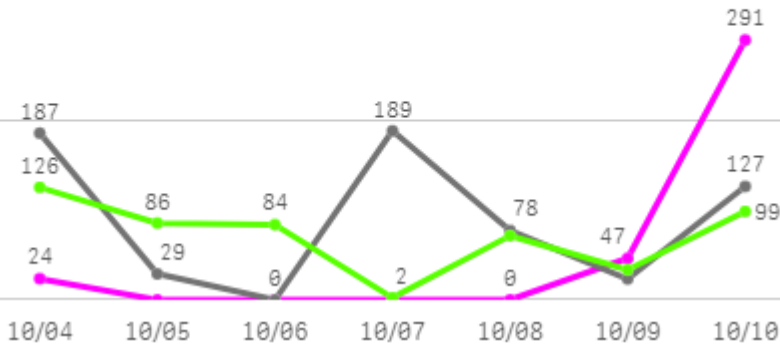
□ 오이맛고추(10Kg) 주간 가격

구분	Q	품종	Q	단량	Q	특	상	보통	하
2025-10-04		오이맛고추		10Kg		91,397	52,840	21,194	4,295
2025-10-09		오이맛고추		10Kg		50,747	42,117	31,244	13,634
2025-10-10		오이맛고추		10Kg		55,409	44,444	31,824	14,890
평균						65,851	46,467	28,087	10,940

마늘

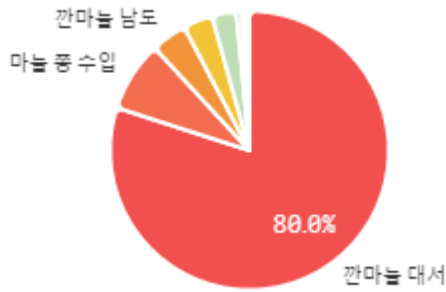
주간 반입량(톤)

2025 (파란색 선) 2024 (회색 선) 평년 (녹색 선)

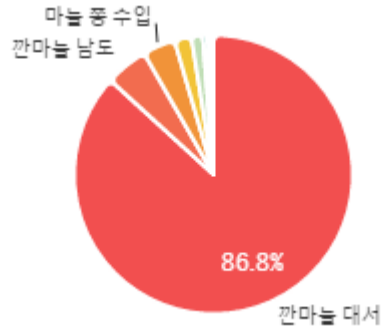


구분	금주(A)	전주(B)	전월(C)	전년(D)	평년(E)	A/B	A/C	A/D	A/E
물량(톤)	362	647	572	634	459	55.9%	63.3%	57.1%	78.9%

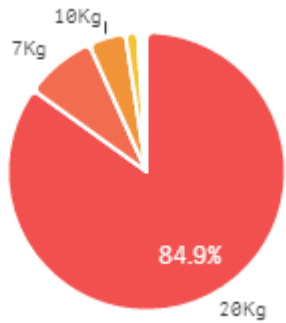
출하 품종별 거래물량 구성비



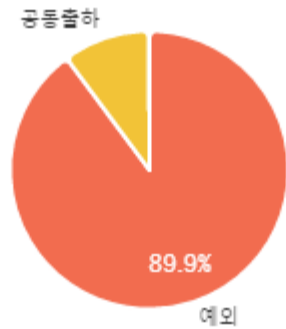
출하 품종별 거래금액 구성비



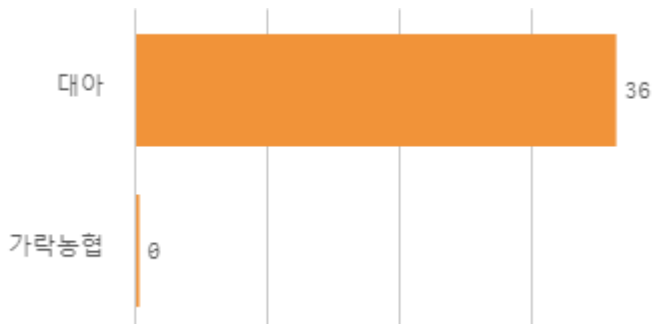
거래 단량별 물량 구성비



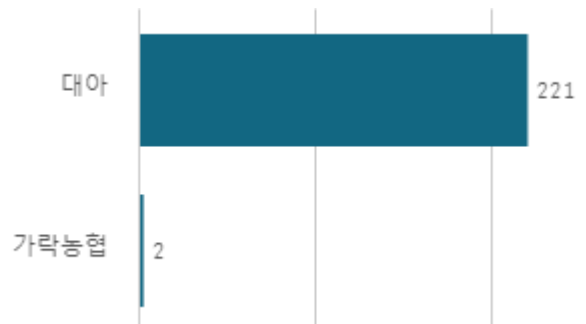
출하자별 거래물량 구성비



도매시장 법인별 거래물량(톤)

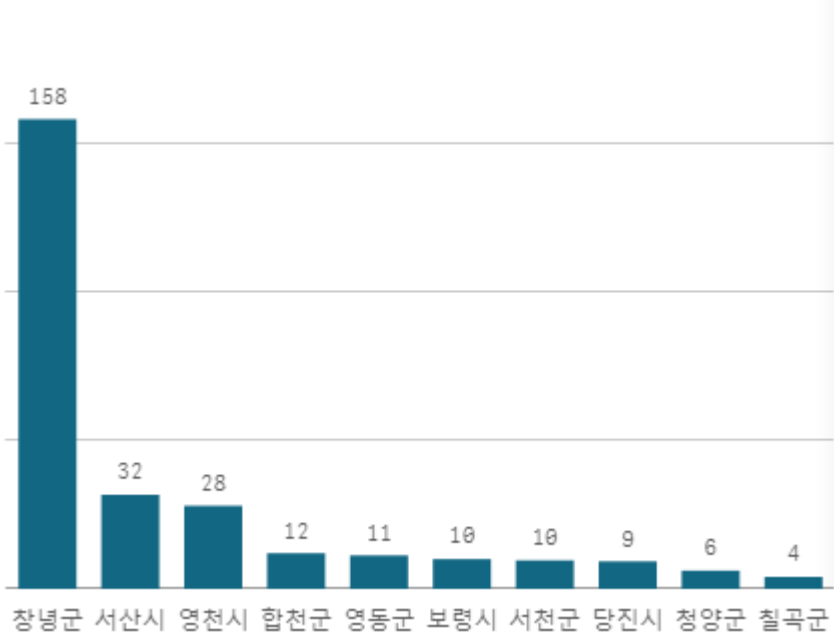


도매시장 법인별 거래금액(백만원)



간마늘 대서(20Kg)

산지별 거래물량(톤)



출하산지(개소)

16

출하건수(천건)

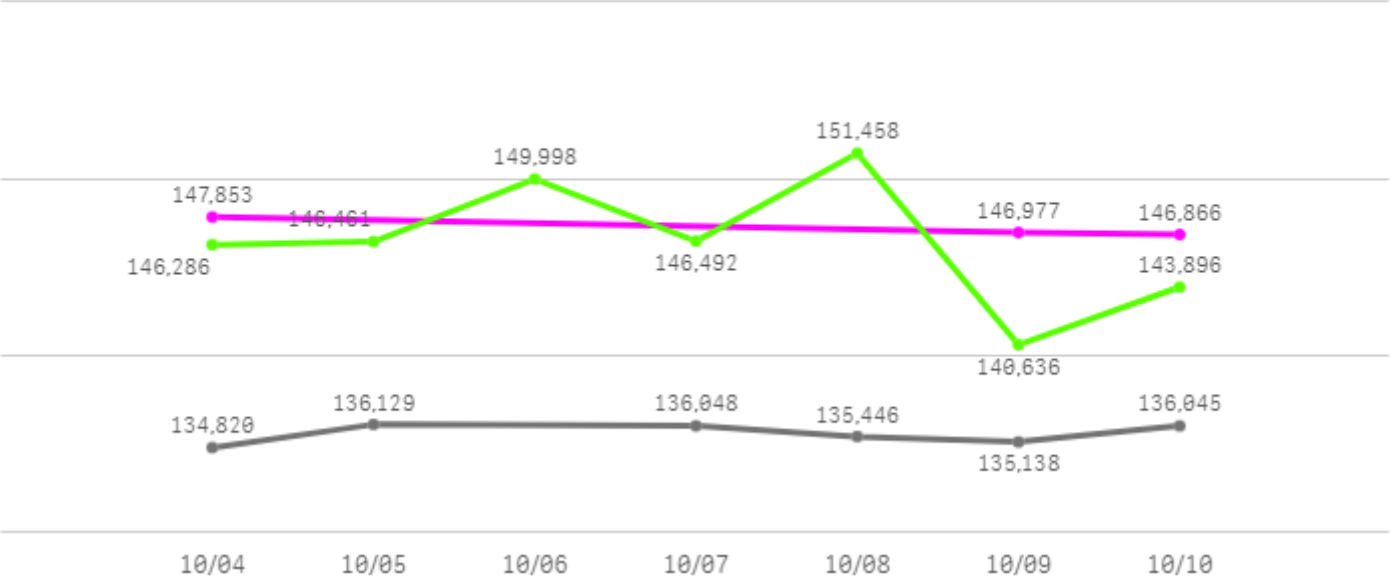
1

산지별 주출하 시군구



주간 도매가격(원)

◆ 2025 ● 2024 ◆ 평년



구분	금주(A)	전주(B)	전월(C)	전년(D)	평년(E)	A/B	A/C	A/D	A/E
가격(원)	147,232	147,826	149,351	135,604	144,776	99.6%	98.6%	108.6%	101.7%

※ 상품 가격 기준

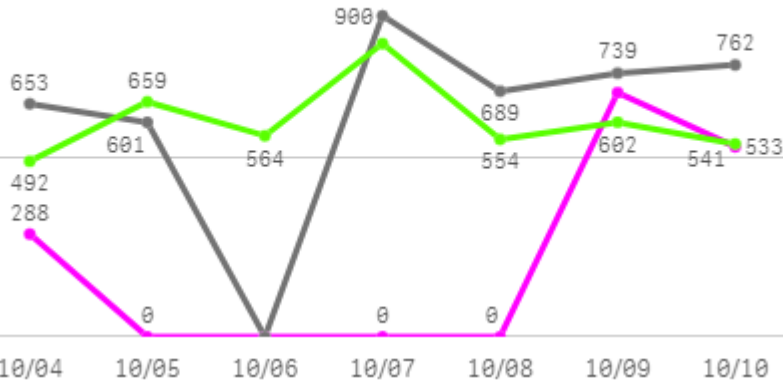
□ 깐마늘 대서(20Kg) 주간 가격

구분	Q	품종	Q	단량	Q	특	상	보통	하
2025-10-04		깐마늘 대서		20Kg		-	147,853	137,563	99,938
2025-10-09		깐마늘 대서		20Kg		-	146,977	135,402	94,883
2025-10-10		깐마늘 대서		20Kg		-	146,866	135,480	94,696
평균						-	147,232	136,148	96,506

양파

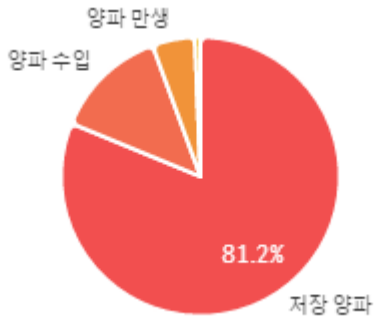
주간 반입량(톤)

◆ 2025 ● 2024 ▲ 평년

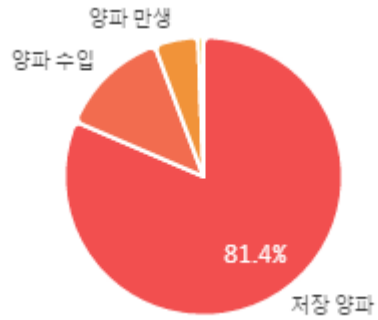


구분	금주(A)	전주(B)	전월(C)	전년(D)	평년(E)	A/B	A/C	A/D	A/E
물량(톤)	1,505	4,364	3,545	4,345	3,708	34.5%	42.5%	34.6%	40.6%

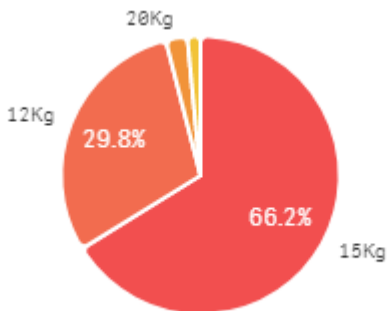
출하 품종별 거래물량 구성비



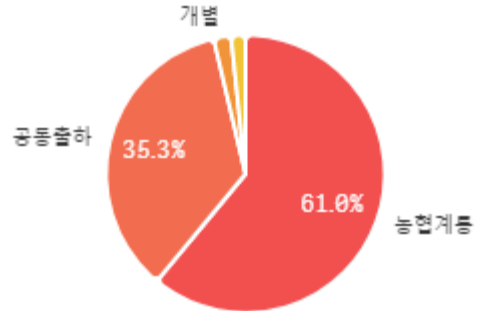
출하 품종별 거래금액 구성비



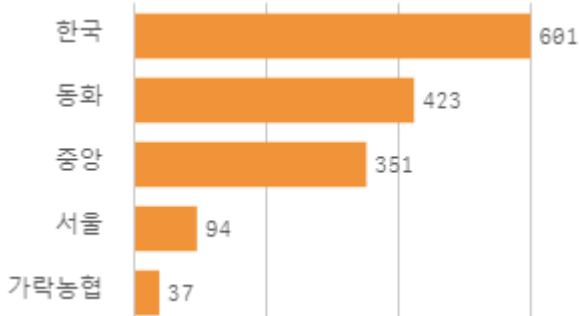
거래 단량별 물량 구성비



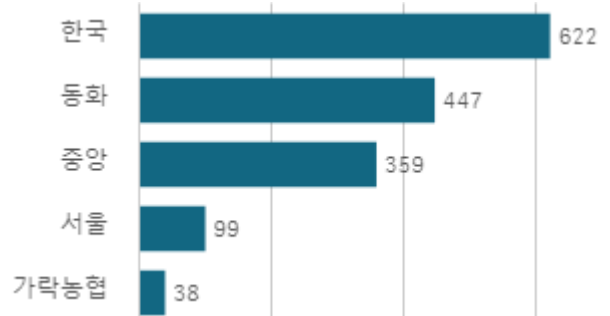
출하자별 거래물량 구성비



도매시장 법인별 거래물량(톤)

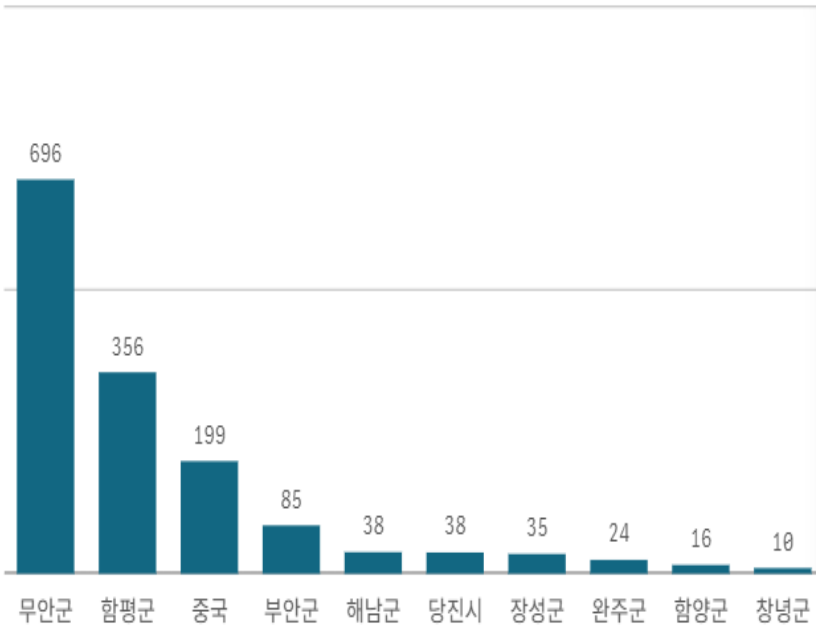


도매시장 법인별 거래금액(백만원)



양파(1Kg)

산지별 거래물량(톤)



출하산지(개소)

14

출하건수(천건)

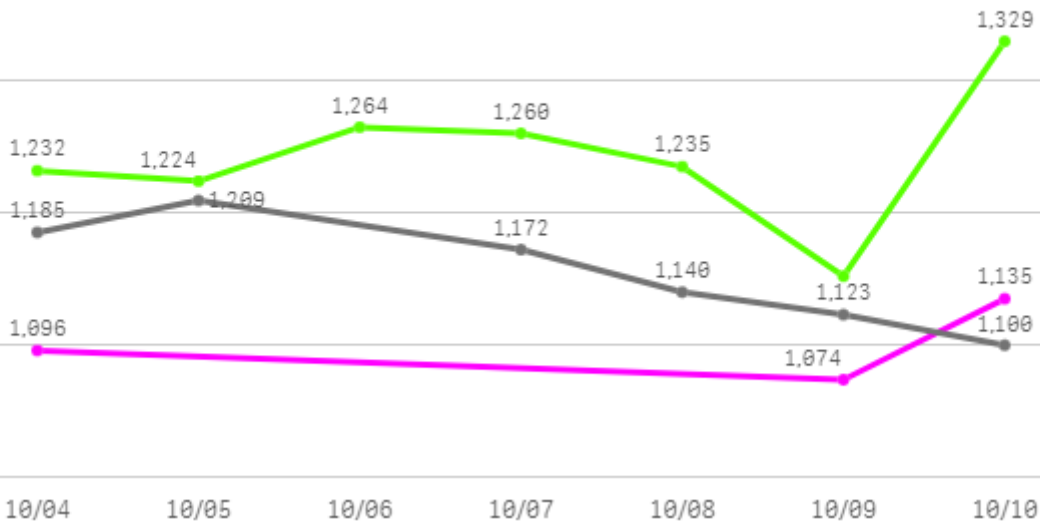
1

산지별 주출하 시군구



주간 도매가격(원)

◆ 2025 ● 2024 ▲ 평년



구분	금주(A)	전주(B)	전월(C)	전년(D)	평년(E)	A/B	A/C	A/D	A/E
가격(원)	1,102	1,096	1,108	1,155	1,226	100.5%	99.5%	95.4%	89.9%

※ 상품 가격 기준

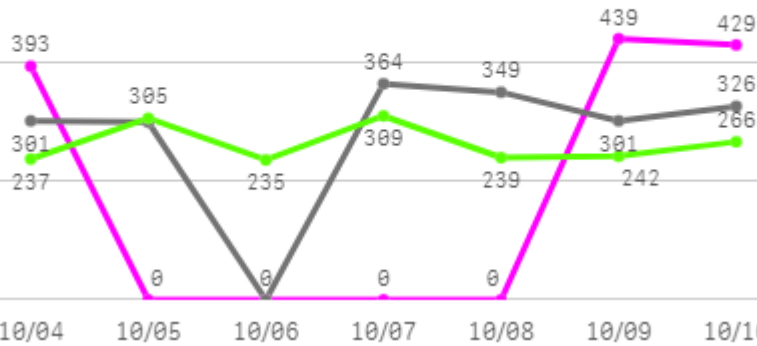
□ 양파(1Kg) 주간 가격

구분	Q	품종	Q	단량	Q	특	상	보통	하
2025-10-04		양파		1Kg		1,150	1,096	1,054	947
2025-10-09		양파		1Kg		1,155	1,074	1,019	903
2025-10-10		양파		1Kg		1,213	1,135	1,068	936
평균						1,173	1,102	1,047	929

대파

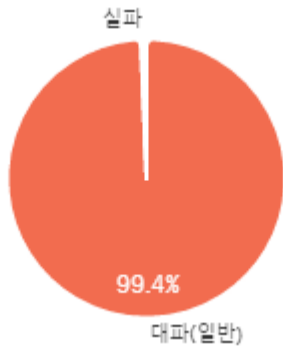
주간 반입량(톤)

◆ 2025 ● 2024 ▲ 평년

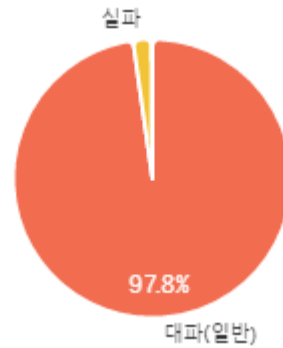


구분	금주(A)	전주(B)	전월(C)	전년(D)	평년(E)	A/B	A/C	A/D	A/E
물량(톤)	1,261	2,418	1,950	1,939	1,719	52.1%	64.7%	65.0%	73.3%

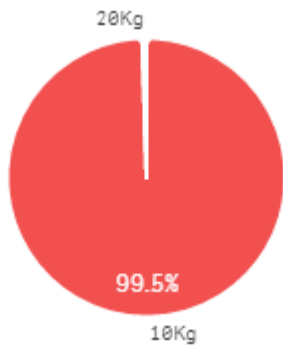
출하 품종별 거래물량 구성비



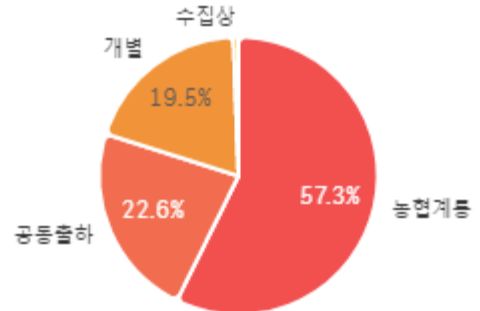
출하 품종별 거래금액 구성비



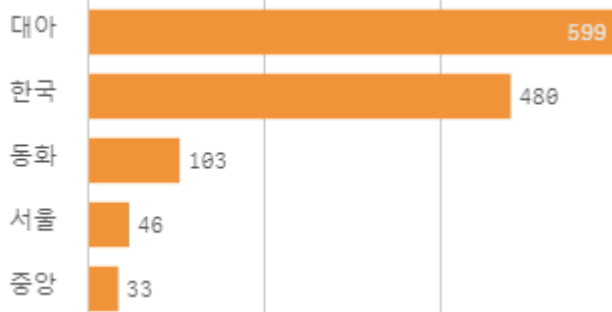
거래 단량별 물량 구성비



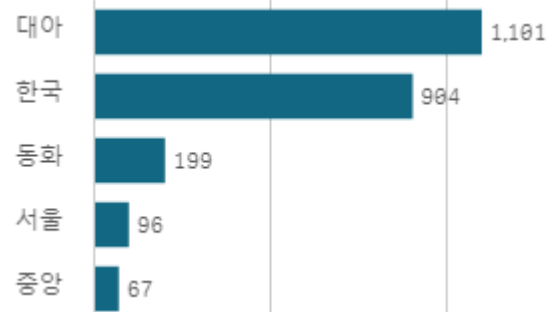
출하자별 거래물량 구성비



도매시장 법인별 거래물량(톤)

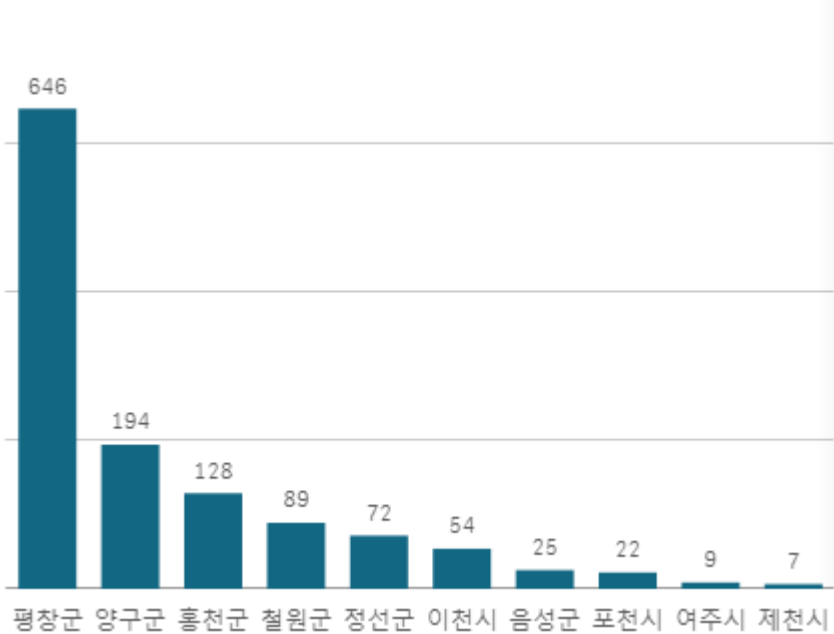


도매시장 법인별 거래금액(백만원)



대파(일반)(1Kg)

산지별 거래물량(톤)



출하산지(개소)

13

출하건수(천건)

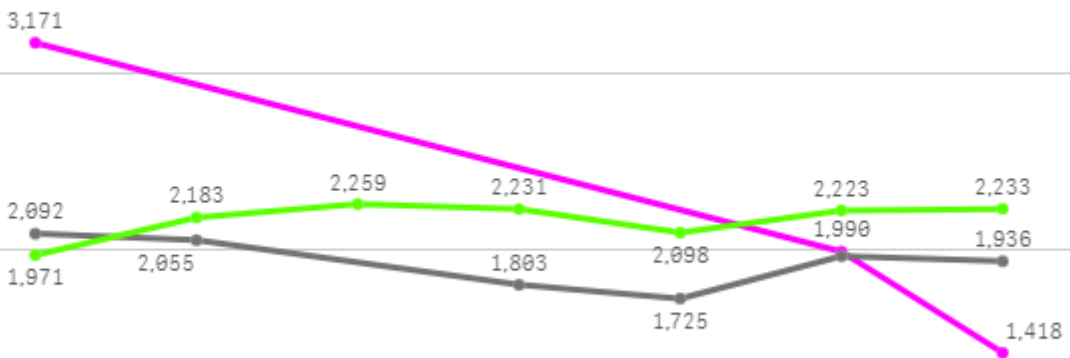
1

산지별 주출하 시군구



주간 도매가격(원)

◆ 2025 ● 2024 ◆ 평년



10/04 10/05 10/06 10/07 10/08 10/09 10/10

구분	금주(A)	전주(B)	전월(C)	전년(D)	평년(E)	A/B	A/C	A/D	A/E
가격(원)	2,193	1,399	1,636	1,929	2,013	156.8%	134.1%	113.7%	108.9%

※ 상품 가격 기준

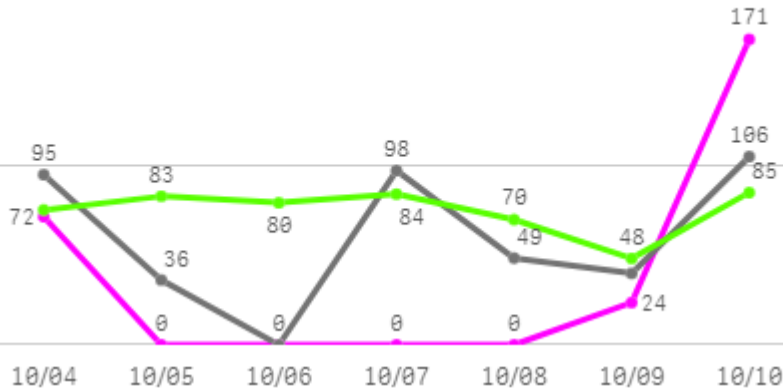
□ 대파(일반)(1Kg) 주간 가격

구분	Q	품종	Q	단량	Q	특	상	보통	하
2025-10-04		대파(일반)		1Kg		3,459	3,171	2,857	2,324
2025-10-09		대파(일반)		1Kg		2,754	1,990	1,484	842
2025-10-10		대파(일반)		1Kg		1,826	1,418	1,102	808
평균						2,680	2,193	1,814	1,325

쪽파

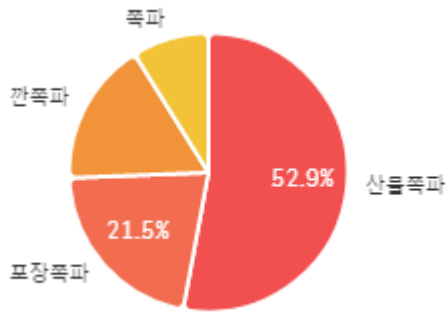
주간 반입량(톤)

2025 (pink line) 2024 (grey line) 평년 (green line)

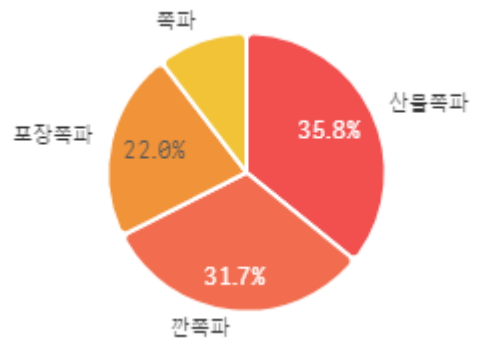


구분	금주(A)	전주(B)	전월(C)	전년(D)	평년(E)	A/B	A/C	A/D	A/E
물량(톤)	267	748	430	424	456	35.6%	62.1%	63.0%	58.5%

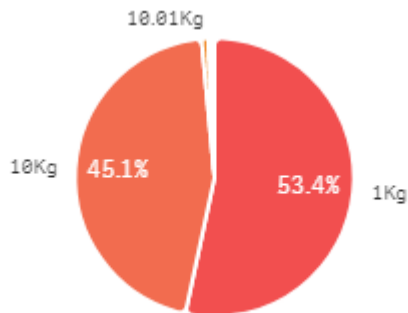
출하 품종별 거래물량 구성비



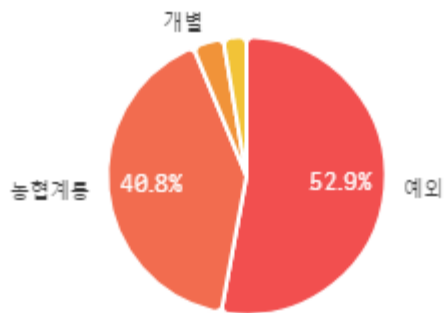
출하 품종별 거래금액 구성비



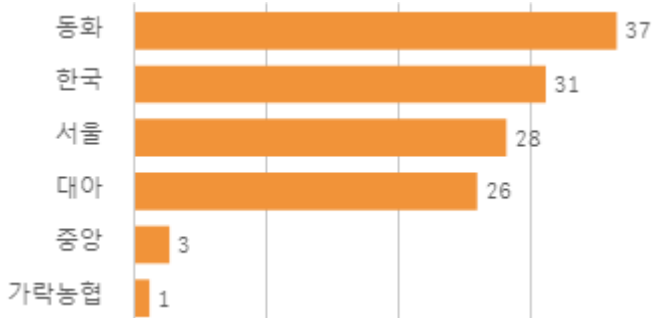
거래 단량별 물량 구성비



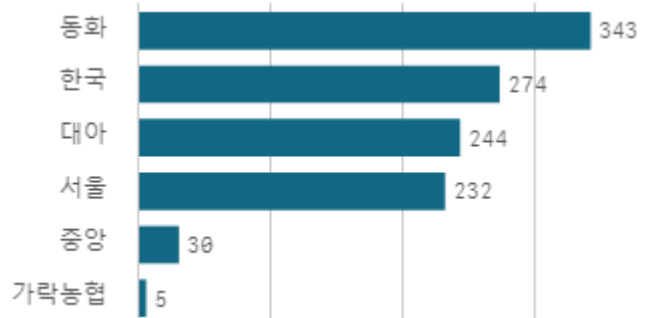
출하자별 거래물량 구성비



도매시장 법인별 거래물량(톤)

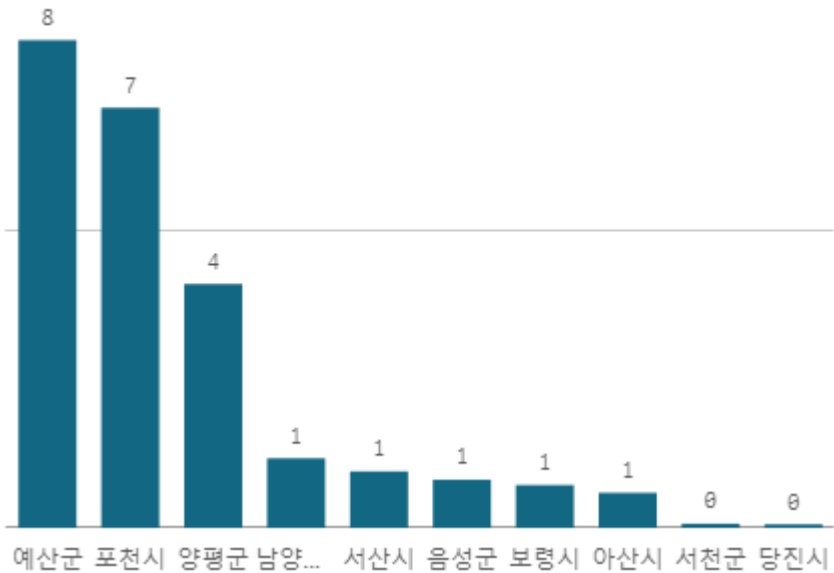


도매시장 법인별 거래금액(백만원)



쪽파(10Kg)

산지별 거래물량(톤)



출하산지(개소)

10

출하건수(천건)

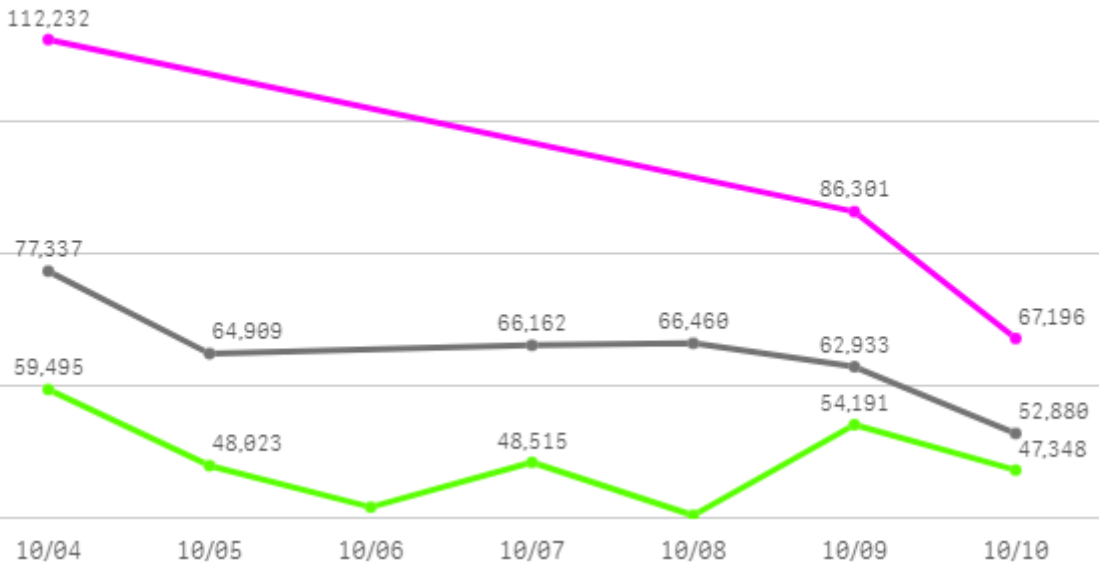
0

산지별 주출하 시군구



주간 도매가격(원)

◆ 2025 ● 2024 ◆ 평년



구분	금주(A)	전주(B)	전월(C)	전년(D)	평년(E)	A/B	A/C	A/D	A/E
가격(원)	88,576	50,133	33,122	65,114	57,118	176.7%	267.4%	136.0%	155.1%

※ 상품 가격 기준

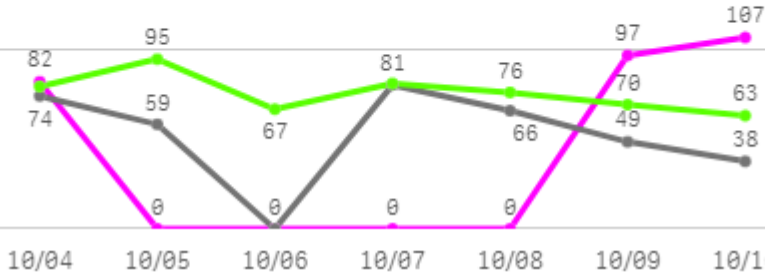
□ 쪽파(10Kg) 주간 가격

구분	Q	품종	Q	단량	Q	특	상	보통	하
2025-10-04		쪽파		10Kg		153,412	112,232	79,723	43,180
2025-10-09		쪽파		10Kg		114,290	86,301	36,833	14,791
2025-10-10		쪽파		10Kg		87,461	67,196	38,093	13,763
평균						118,388	88,576	51,550	23,911

파프리카

주간 반입량(톤)

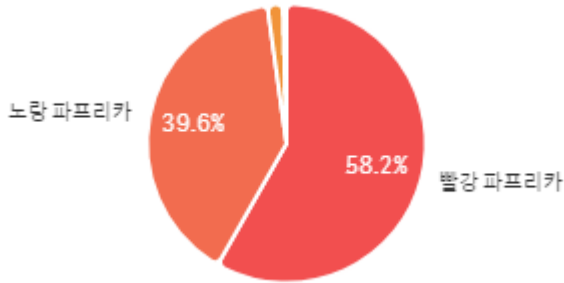
◆ 2025 ● 2024 ▲ 평년



구분	금주(A)	전주(B)	전월(C)	전년(D)	평년(E)	A/B	A/C	A/D	A/E
물량(톤)	287	589	568	367	474	48.7%	50.5%	78.3%	60.6%

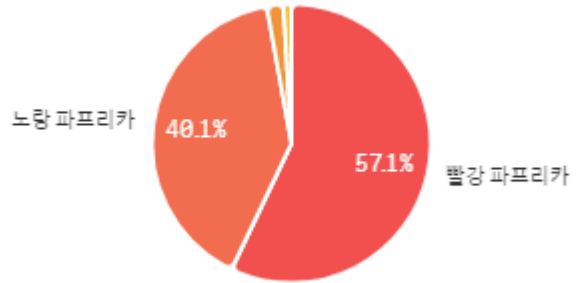
출하 품종별 거래물량 구성비

오렌지 파프리카



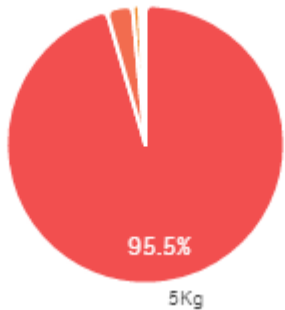
출하 품종별 거래금액 구성비

오렌지 파프리카



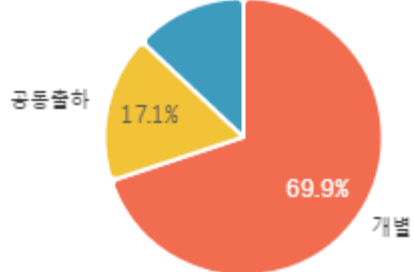
거래 단량별 물량 구성비

4.8Kg

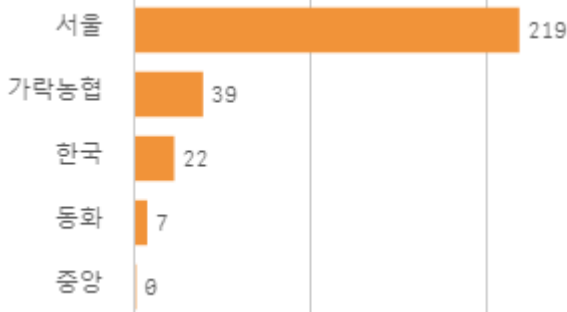


출하자별 거래물량 구성비

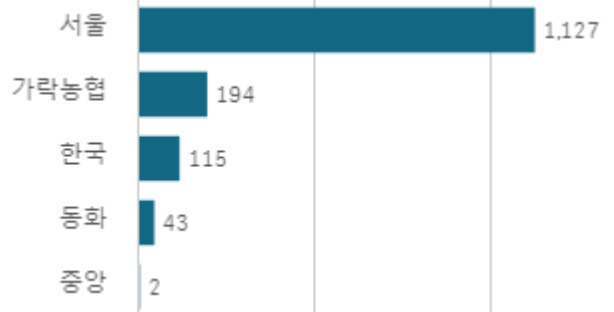
농협계통



도매시장 법인별 거래물량(톤)

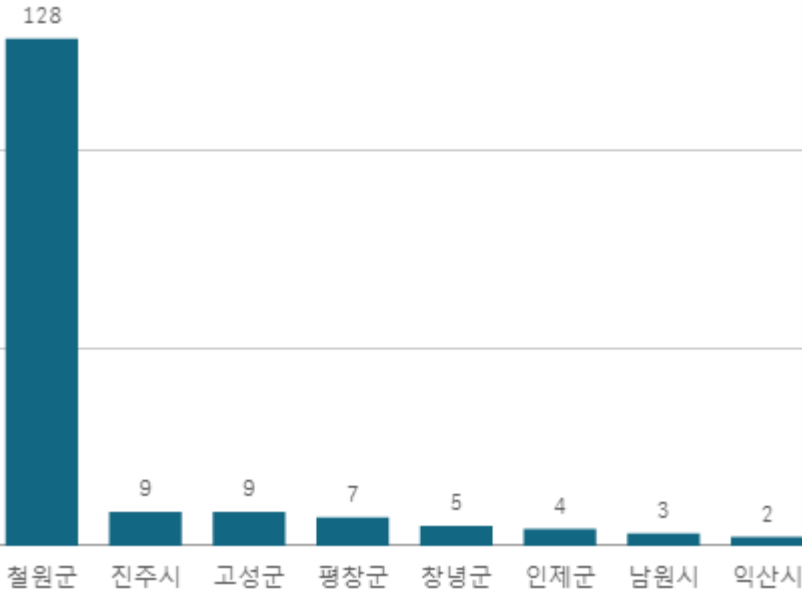


도매시장 법인별 거래금액(백만원)



빨강 파프리카(5Kg)

산지별 거래물량(톤)



출하산지(개소)

8

출하건수(천건)

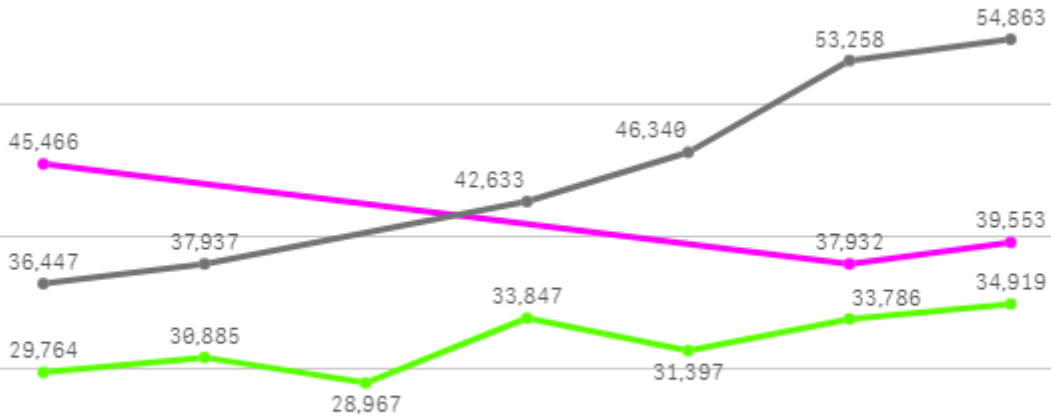
1

산지별 주출하 시군구



주간 도매가격(원)

◆ 2025 ● 2024 ◆ 평년



10/04 10/05 10/06 10/07 10/08 10/09 10/10

구분	금주(A)	전주(B)	전월(C)	전년(D)	평년(E)	A/B	A/C	A/D	A/E
가격(원)	40,984	38,962	38,004	45,246	33,546	105.2%	107.8%	90.6%	122.2%

※ 상품 가격 기준

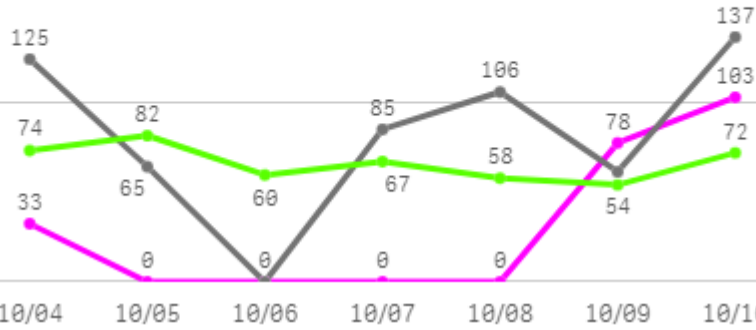
□ 빨강 파프리카(5Kg) 주간 가격

구분	Q	품종	Q	단량	Q	특	상	보통	하
2025-10-04		빨강 파프리카		5Kg		-	45,466	27,785	14,435
2025-10-09		빨강 파프리카		5Kg		-	37,932	28,668	17,041
2025-10-10		빨강 파프리카		5Kg		-	39,553	26,644	13,377
평균						-	40,984	27,699	14,951

양상추

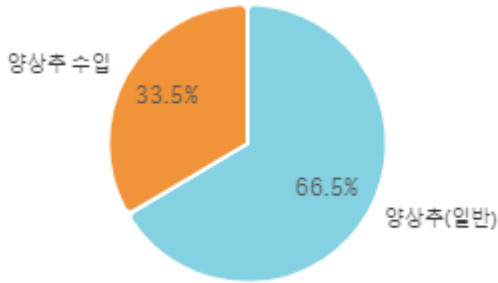
주간 반입량(톤)

◆ 2025 ● 2024 ▲ 평년

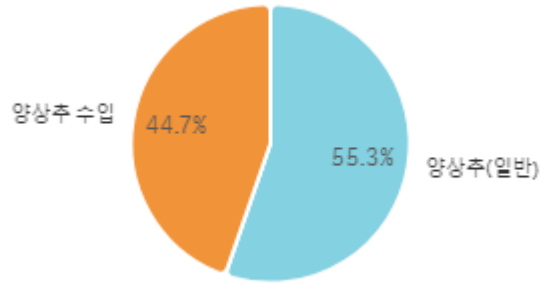


구분	금주(A)	전주(B)	전월(C)	전년(D)	평년(E)	A/B	A/C	A/D	A/E
물량(톤)	214	524	486	580	413	40.8%	44.0%	36.9%	51.9%

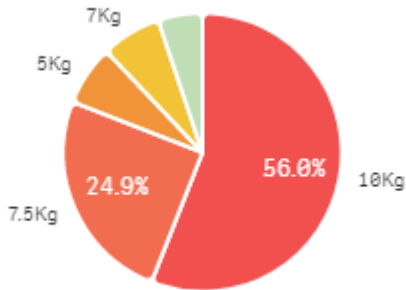
출하 품종별 거래물량 구성비



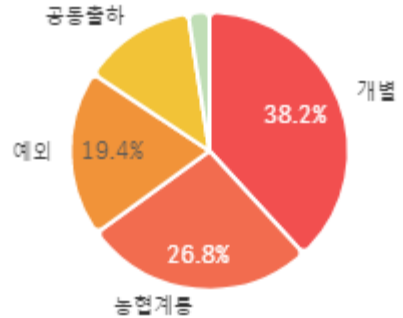
출하 품종별 거래금액 구성비



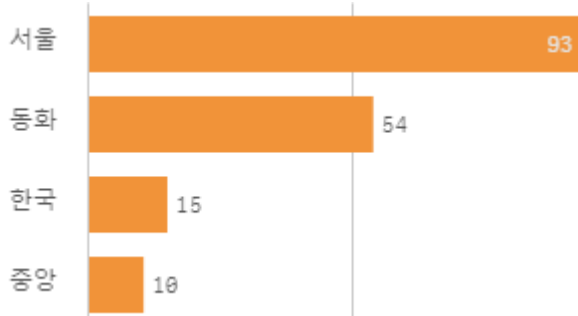
거래 단량별 물량 구성비



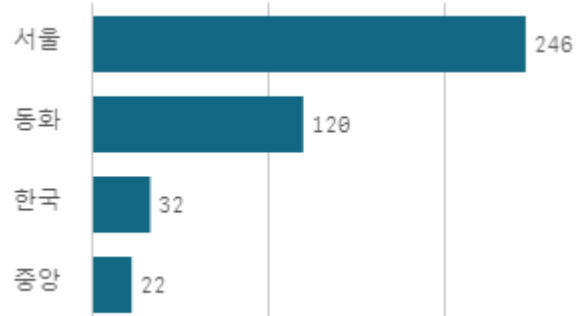
출하자별 거래물량 구성비



도매시장 법인별 거래물량(톤)

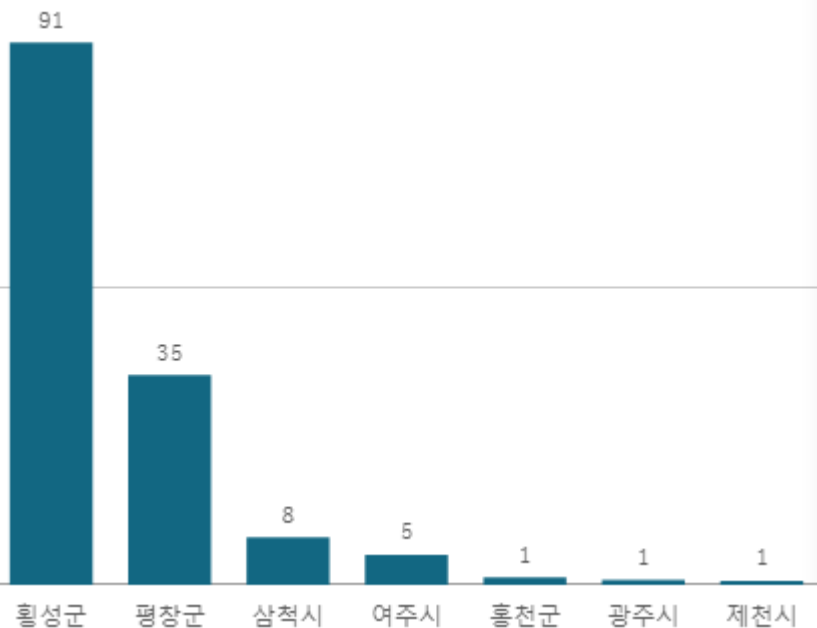


도매시장 법인별 거래금액(백만원)



양상추(일반)(12개)

산지별 거래물량(톤)



출하산지(개소)

7

출하건수(천건)

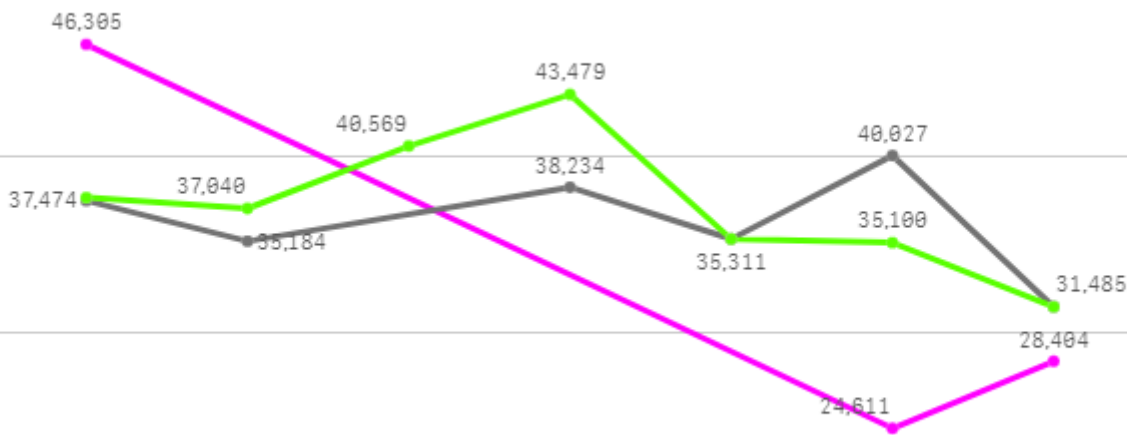
0

산지별 주출하 시군구



주간 도매가격(원)

◆ 2025 ● 2024 ◆ 평년



10/04 10/05 10/06 10/07 10/08 10/09 10/10

구분	금주(A)	전주(B)	전월(C)	전년(D)	평년(E)	A/B	A/C	A/D	A/E
가격(원)	33,107	23,327	27,796	36,286	36,313	141.9%	119.1%	91.2%	91.2%

※ 상품 가격 기준

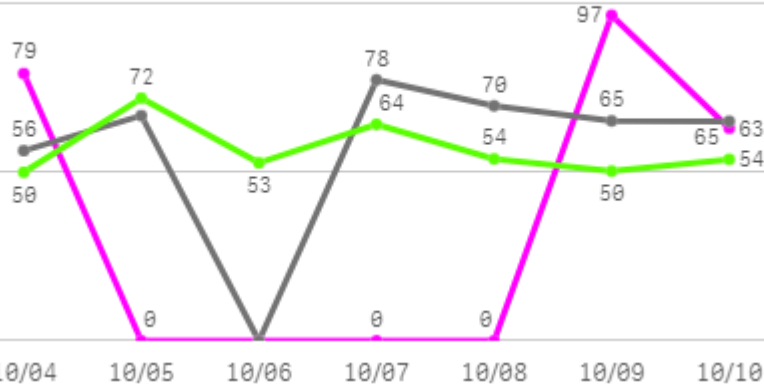
□ 양상추(일반)(12개) 주간 가격

구분	Q	품종	Q	단량	Q	특	상	보통	하
2025-10-04		양상추(일반)		12개		-	46,305	37,246	31,532
2025-10-09		양상추(일반)		12개		-	24,611	19,054	13,050
2025-10-10		양상추(일반)		12개		-	28,404	20,938	11,979
평균						-	33,107	25,746	18,854

청경채

주간 반입량(톤)

◆ 2025 ● 2024 ▲ 평년

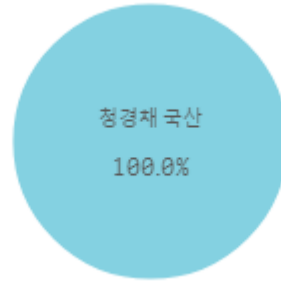


구분	금주(A)	전주(B)	전월(C)	전년(D)	평년(E)	A/B	A/C	A/D	A/E
물량(톤)	239	415	344	401	353	57.7%	69.6%	59.6%	67.7%

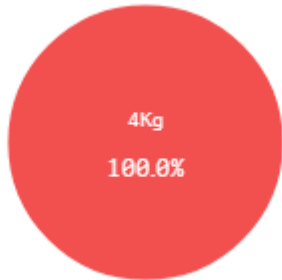
출하 품종별 거래물량 구성비



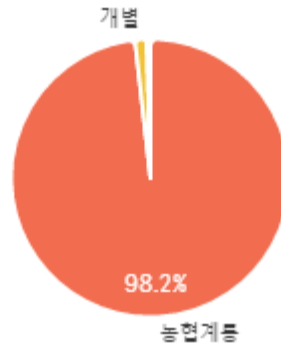
출하 품종별 거래금액 구성비



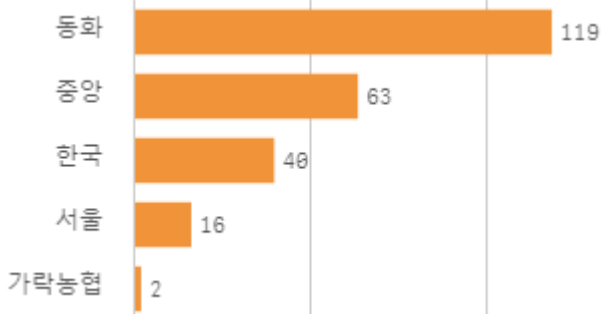
거래 단량별 물량 구성비



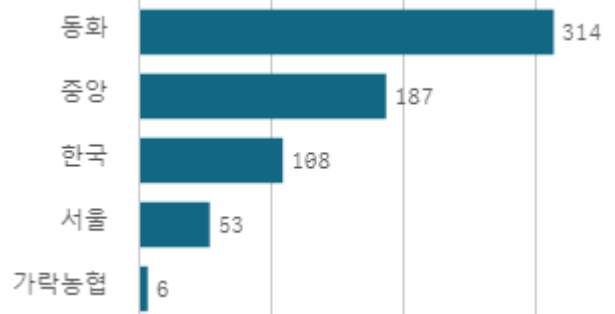
출하자별 거래물량 구성비



도매시장 법인별 거래물량(톤)

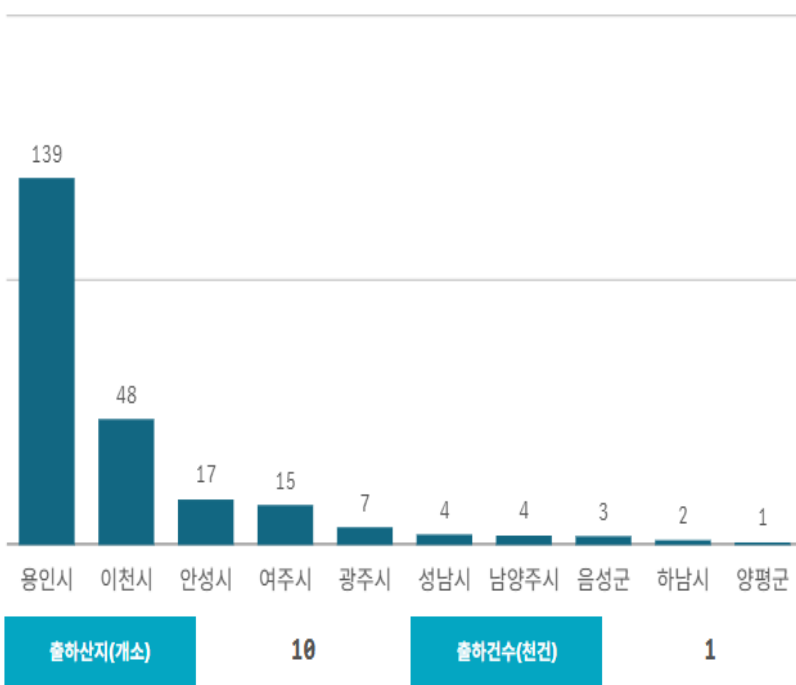


도매시장 법인별 거래금액(백만원)



청경채(4Kg)

산지별 거래물량(톤)

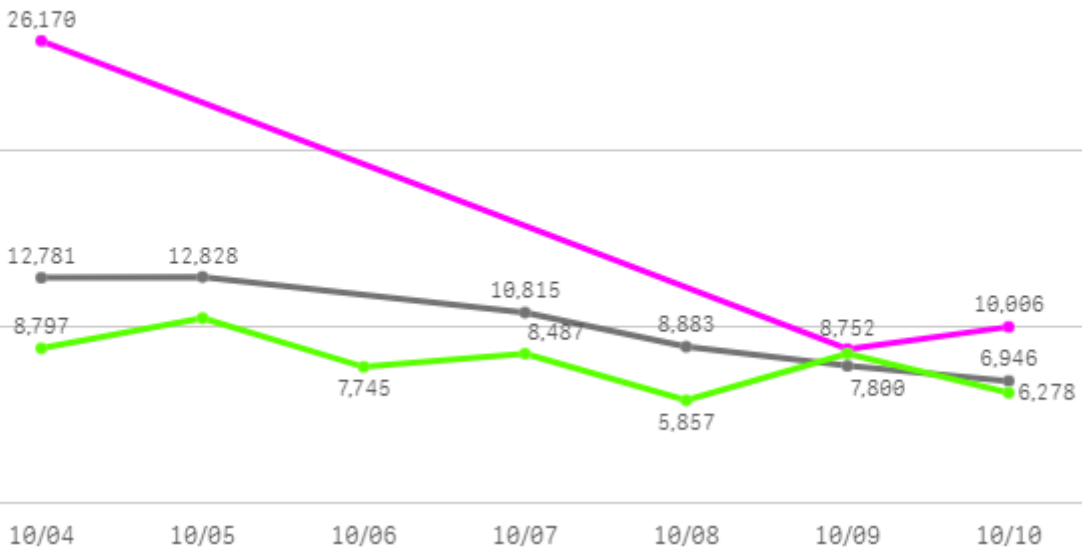


산지별 주출하 시군구



주간 도매가격(원)

◆ 2025 ● 2024 ◆ 평년



구분	금주(A)	전주(B)	전월(C)	전년(D)	평년(E)	A/B	A/C	A/D	A/E
가격(원)	14,976	17,231	17,140	10,009	9,918	86.9%	87.4%	149.6%	151.0%

※ 상품 가격 기준

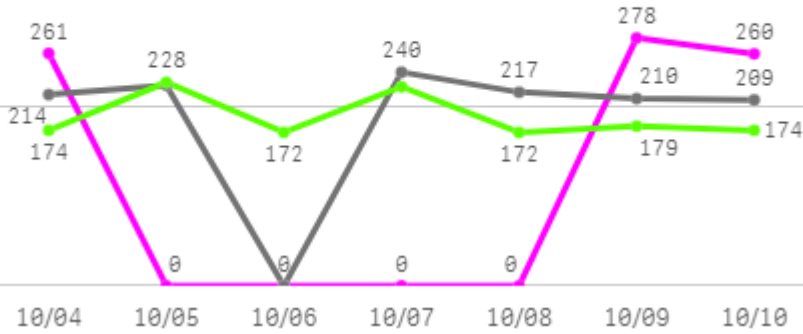
□ 청경채(4Kg) 주간 가격

구분	Q	품종	Q	단량	Q	특	상	보통	하
2025-10-04		청경채		4Kg		-	26,170	22,702	16,469
2025-10-09		청경채		4Kg		-	8,752	6,180	3,919
2025-10-10		청경채		4Kg		-	10,006	7,349	5,262
평균						-	14,976	12,077	8,550

버섯

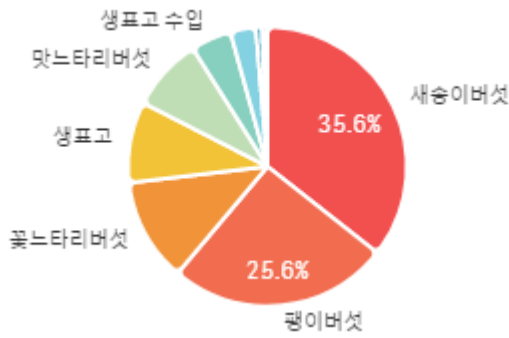
주간 반입량(톤)

◆ 2025 ● 2024 ▲ 평년

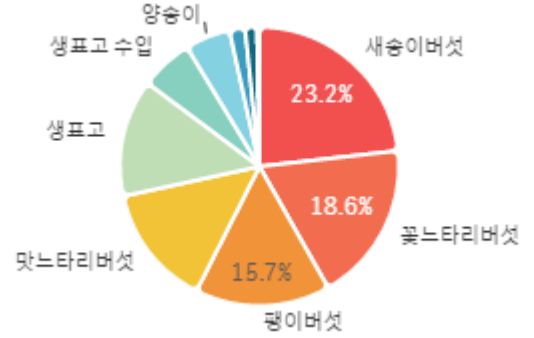


구분	금주(A)	전주(B)	전월(C)	전년(D)	평년(E)	A/B	A/C	A/D	A/E
물량(톤)	799	1,743	1,287	1,315	1,194	45.8%	62.1%	60.8%	66.9%

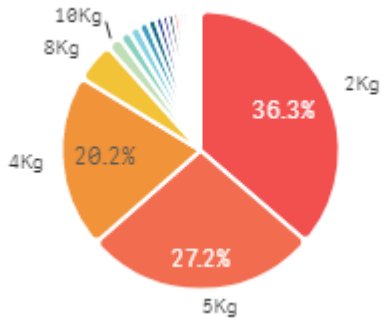
출하 품종별 거래물량 구성비



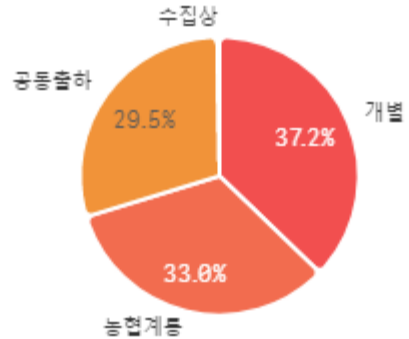
출하 품종별 거래금액 구성비



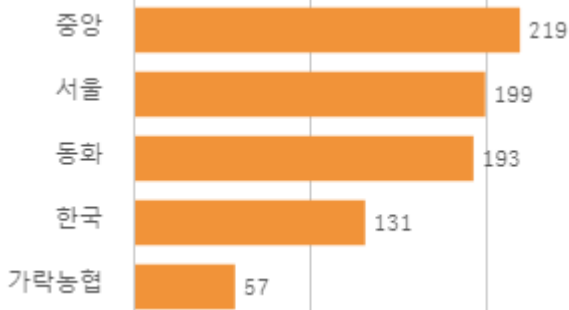
거래 단량별 물량 구성비



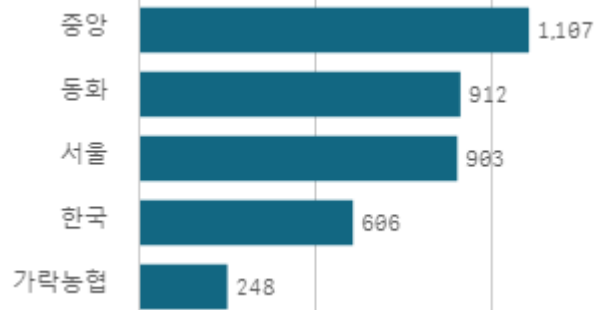
출하자별 거래물량 구성비



도매시장 법인별 거래물량(톤)

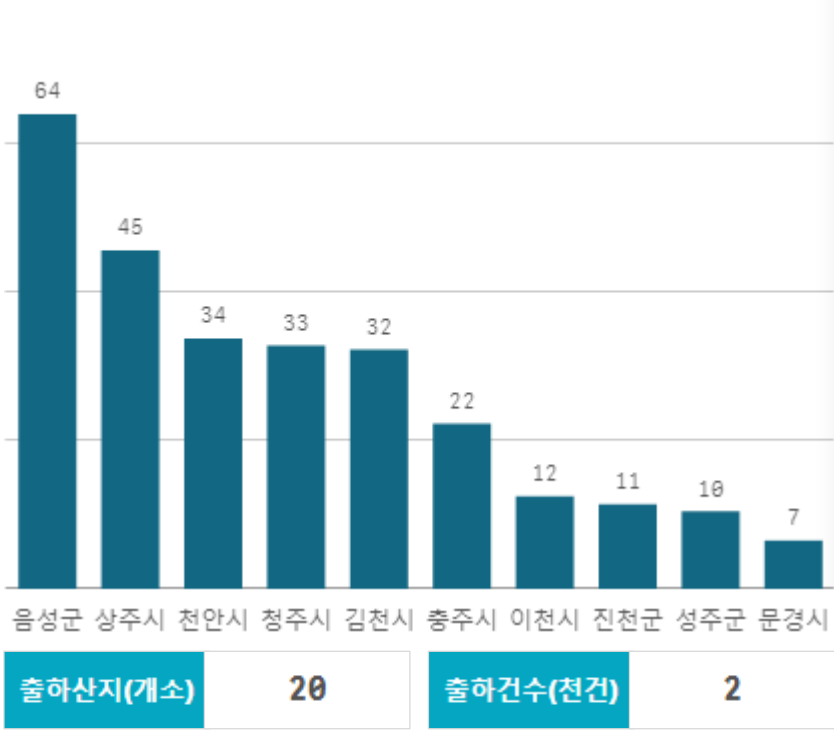


도매시장 법인별 거래금액(백만원)



새송이버섯(2Kg)

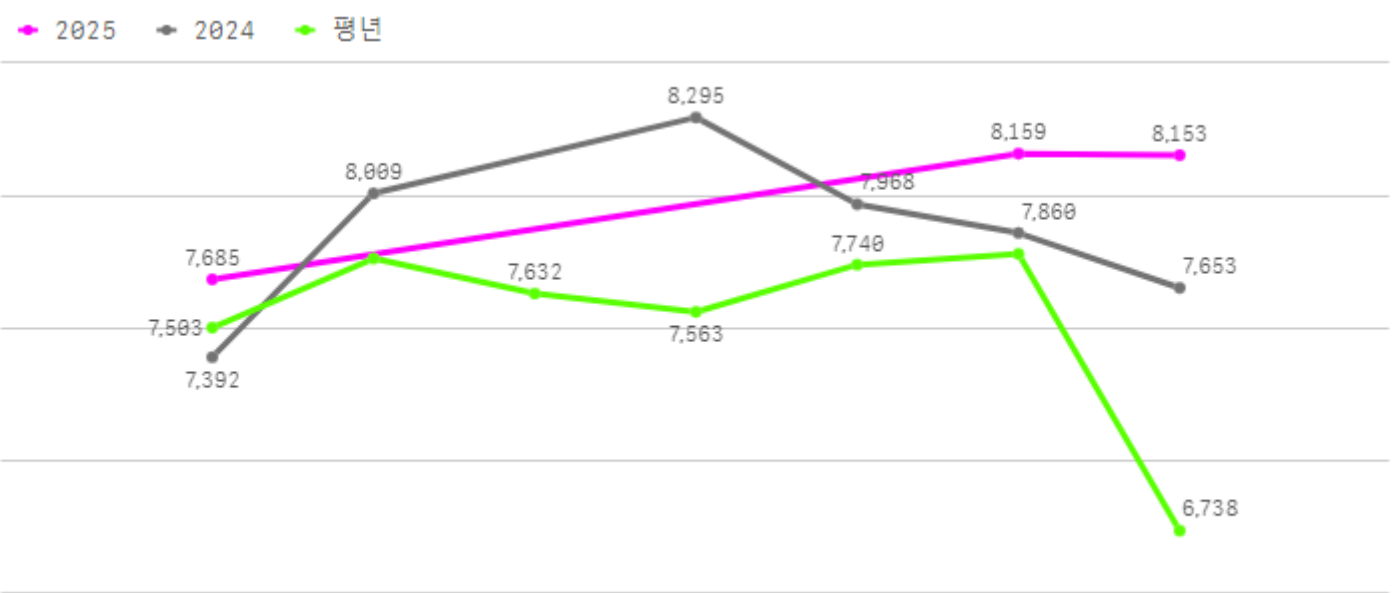
산지별 거래물량(톤)



산지별 주출하 시군구



주간 도매가격(원)



구분	금주(A)	전주(B)	전월(C)	전년(D)	평년(E)	A/B	A/C	A/D	A/E
가격(원)	7,999	8,647	5,685	7,863	7,675	92.5%	140.7%	101.7%	104.2%

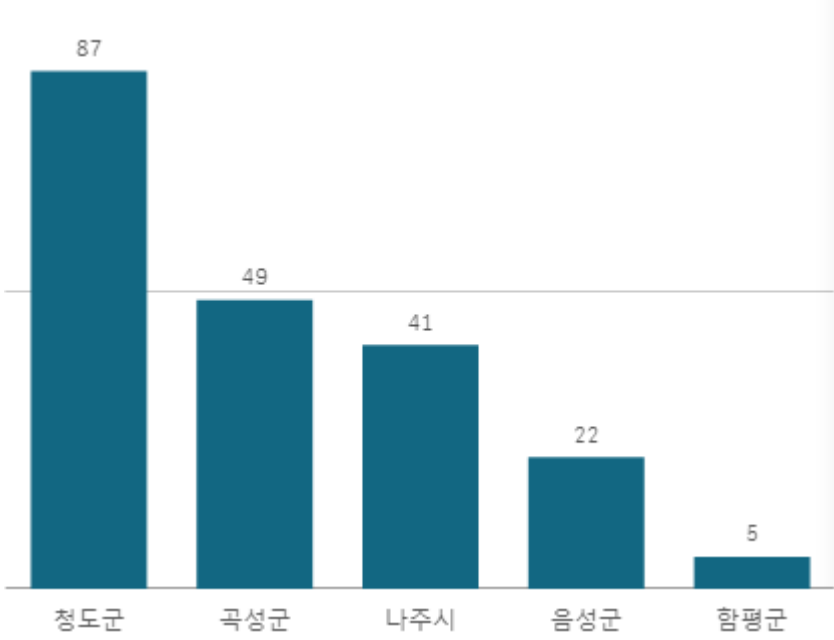
※ 상품 가격 기준

□ 새송이버섯(2Kg) 주간 가격

구분	Q	품종	Q	단량	Q	특	상	보통	하
2025-10-04		새송이버섯		2Kg		11,086	7,685	5,813	3,364
2025-10-09		새송이버섯		2Kg		9,766	8,159	6,790	3,436
2025-10-10		새송이버섯		2Kg		9,299	8,153	7,397	3,599
평균						10,050	7,999	6,667	3,466

팬이버섯(5Kg)

산지별 거래물량(톤)



출하산지(개소)

5

출하건수(천건)

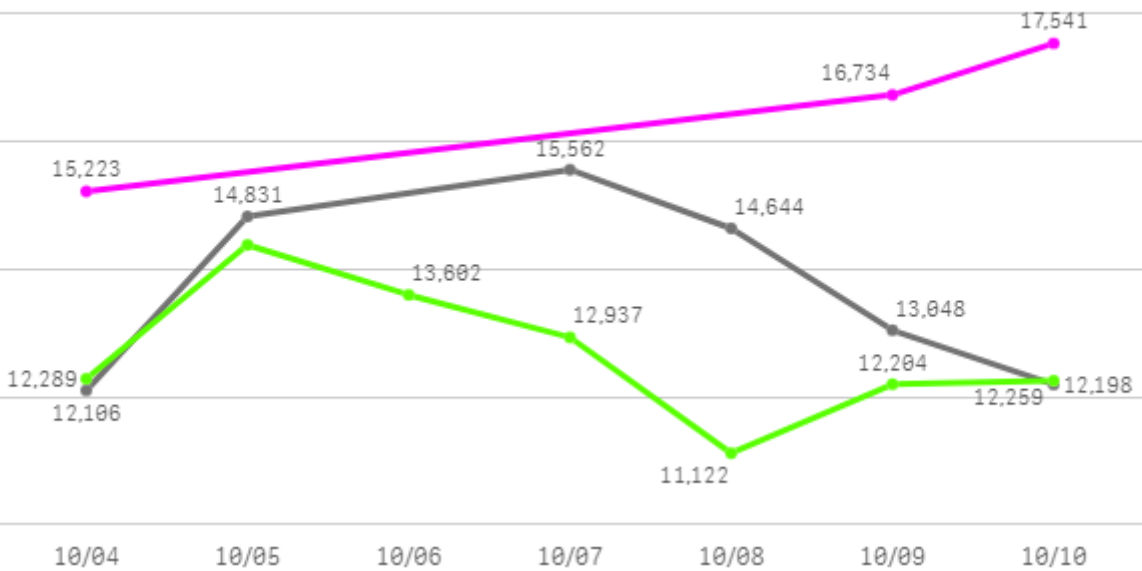
1

산지별 주출하 시군구



주간 도매가격(원)

◆ 2025 ● 2024 ◆ 평년



구분	금주(A)	전주(B)	전월(C)	전년(D)	평년(E)	A/B	A/C	A/D	A/E
가격(원)	16,499	12,427	8,825	13,732	13,154	132.8%	187.0%	120.2%	125.4%

※ 상품 가격 기준

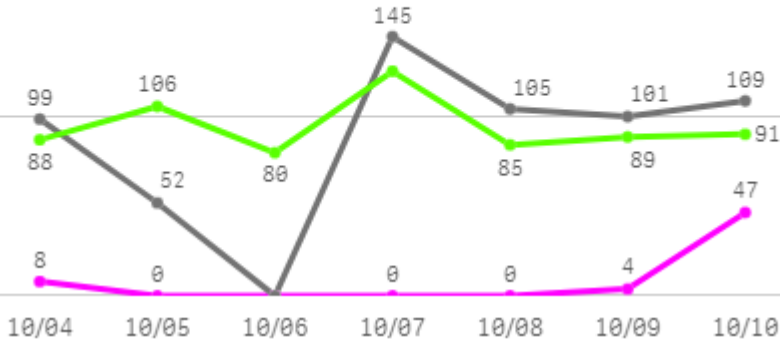
□ 팽이버섯(5Kg) 주간 가격

구분	Q	품종	Q	단량	Q	특	상	보통	하
2025-10-04		팽이버섯		5Kg		18,115	15,223	12,922	11,115
2025-10-09		팽이버섯		5Kg		18,024	16,734	14,895	12,707
2025-10-10		팽이버섯		5Kg		18,648	17,541	14,618	11,989
평균						18,262	16,499	14,145	11,937

사과

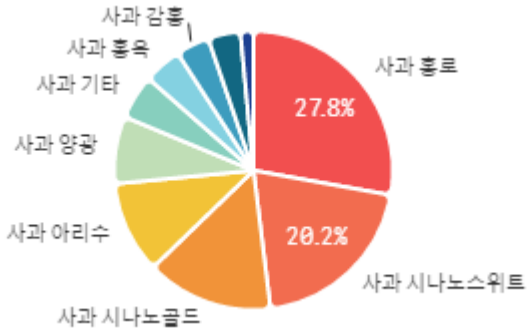
주간 반입량(톤)

◆ 2025 ● 2024 ▲ 평년

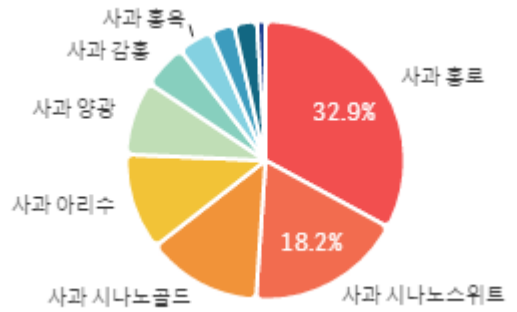


구분	금주(A)	전주(B)	전월(C)	전년(D)	평년(E)	A/B	A/C	A/D	A/E
물량(톤)	59	1,046	898	611	549	5.6%	6.5%	9.6%	10.7%

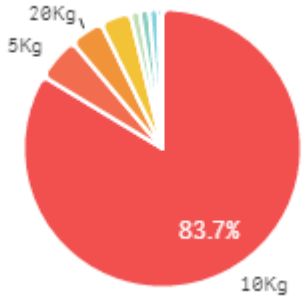
출하 품종별 거래물량 구성비



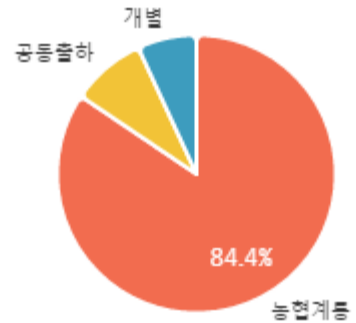
출하 품종별 거래금액 구성비



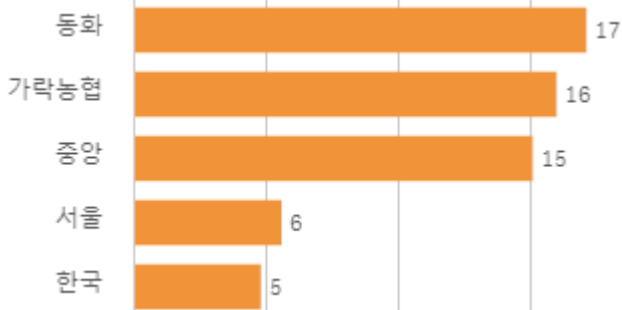
거래 단량별 물량 구성비



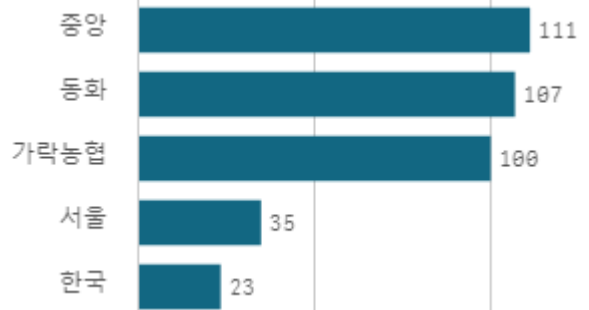
출하자별 거래물량 구성비



도매시장 법인별 거래물량(톤)

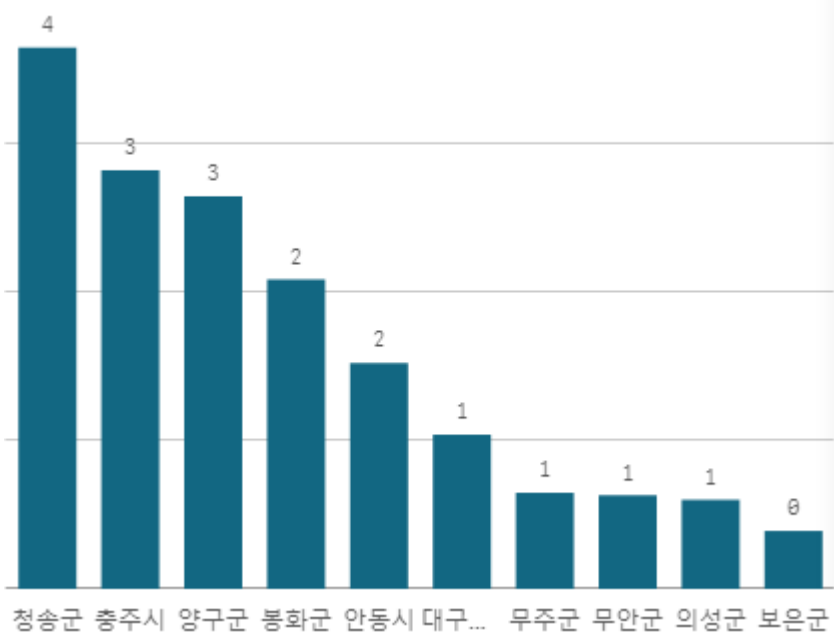


도매시장 법인별 거래금액(백만원)



사과 홍로(10Kg)

산지별 거래물량(톤)



출하산지(개소)

11

출하건수(천건)

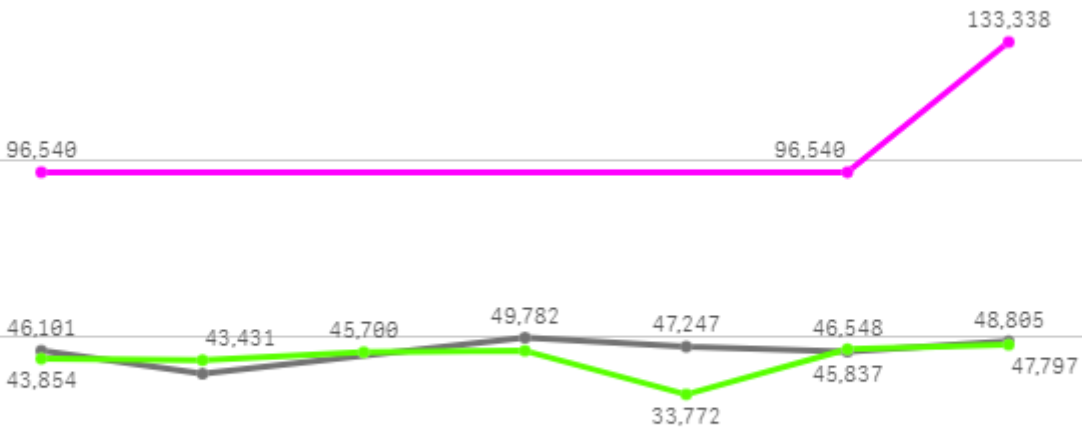
0

산지별 주출하 시군구



주간 도매가격(원)

◆ 2025 ● 2024 ◆ 평년



10/04 10/05 10/06 10/07 10/08 10/09 10/10

구분	금주(A)	전주(B)	전월(C)	전년(D)	평년(E)	A/B	A/C	A/D	A/E
가격(원)	111,259	64,721	66,671	46,228	50,488	171.9%	166.9%	240.7%	220.4%

※ 상품 가격 기준

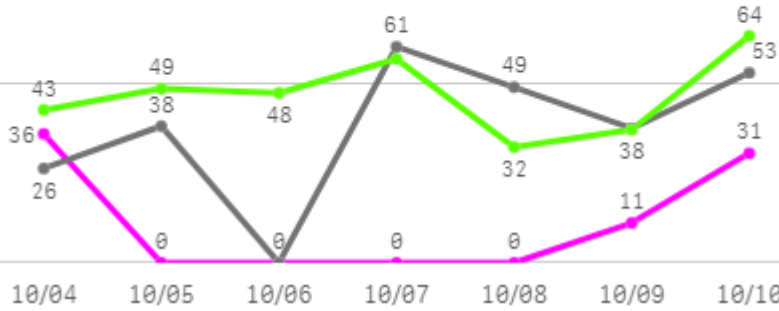
□ 사과 홍로(10Kg) 주간 가격

구분	Q	품종	Q	단량	Q	특	상	보통	하
2025-10-04		사과 홍로		10Kg		120,000	96,540	52,828	34,194
2025-10-09		사과 홍로		10Kg		120,000	96,540	52,828	34,194
2025-10-10		사과 홍로		10Kg		176,923	133,338	47,819	32,323
평균						138,974	108,806	51,158	33,570

배

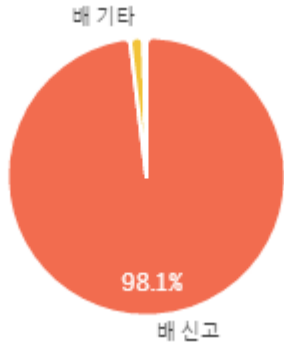
주간 반입량(톤)

◆ 2025 ● 2024 ▲ 평년

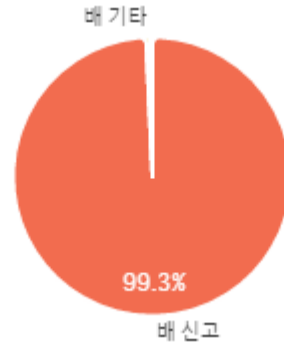


구분	금주(A)	전주(B)	전월(C)	전년(D)	평년(E)	A/B	A/C	A/D	A/E
물량(톤)	78	1,536	440	266	297	5.1%	17.8%	29.4%	26.3%

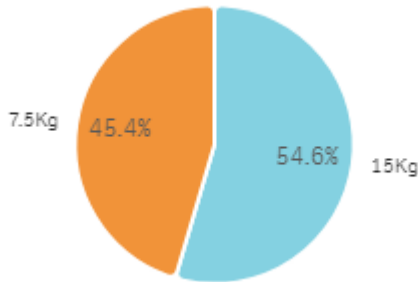
출하 품종별 거래물량 구성비



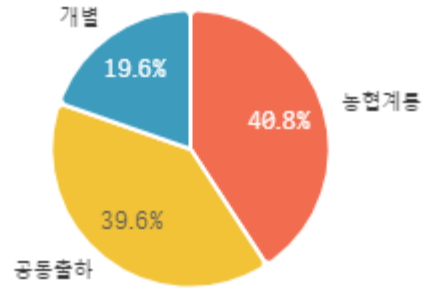
출하 품종별 거래금액 구성비



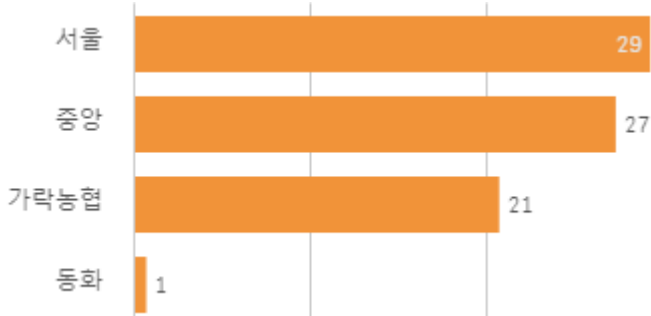
거래 단량별 물량 구성비



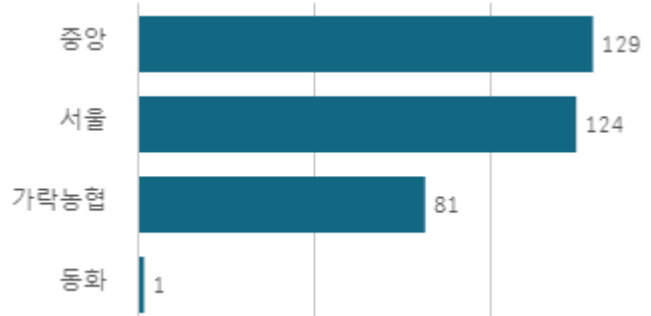
출하자별 거래물량 구성비



도매시장 법인별 거래물량(톤)

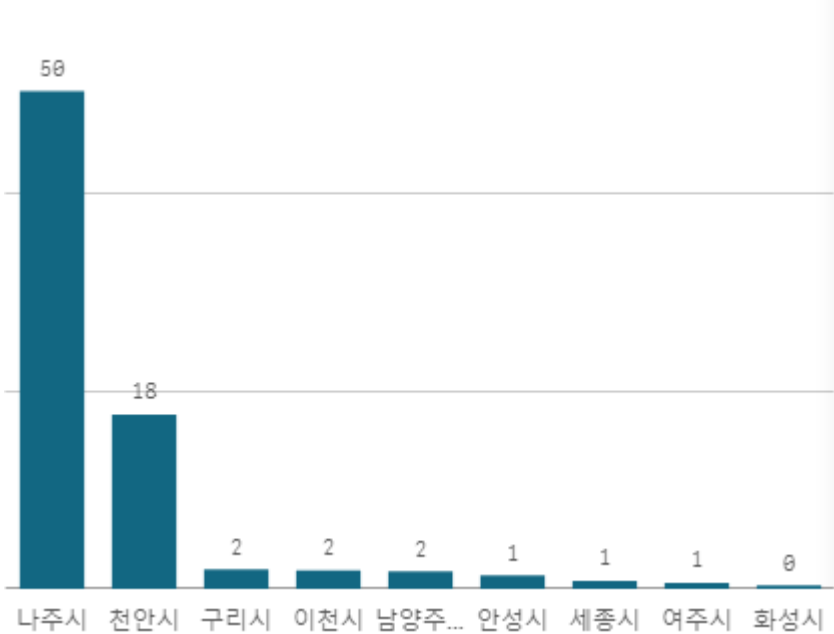


도매시장 법인별 거래금액(백만원)



배 신고(15Kg)

산지별 거래물량(톤)



출하산지(개소)

9

출하건수(천건)

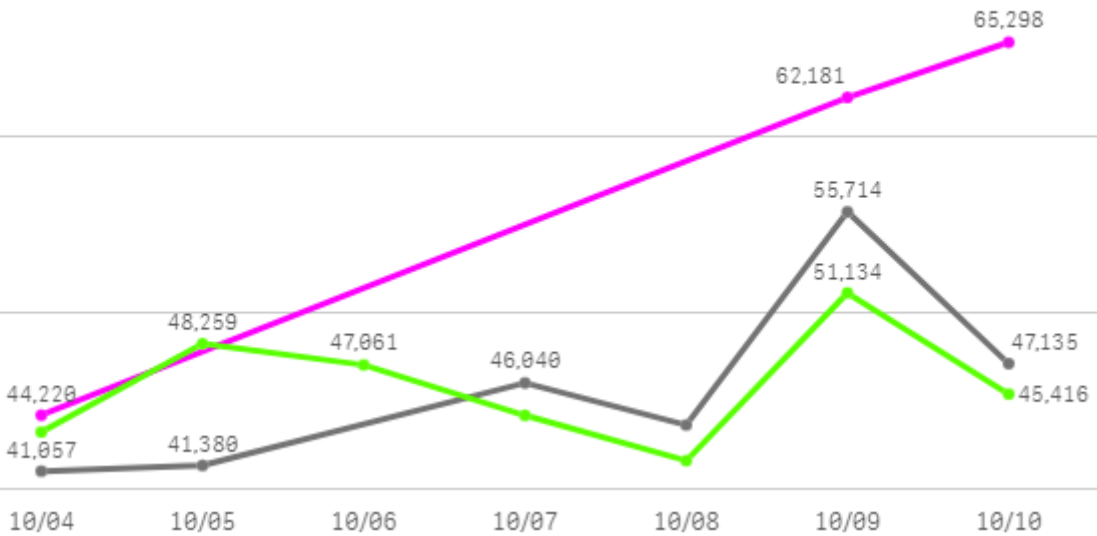
0

산지별 주출하 시군구



주간 도매가격(원)

◆ 2025 ● 2024 ◆ 평년



구분	금주(A)	전주(B)	전월(C)	전년(D)	평년(E)	A/B	A/C	A/D	A/E
가격(원)	57,233	46,743	47,565	45,832	44,231	122.4%	120.3%	124.9%	129.4%

※ 상품 가격 기준

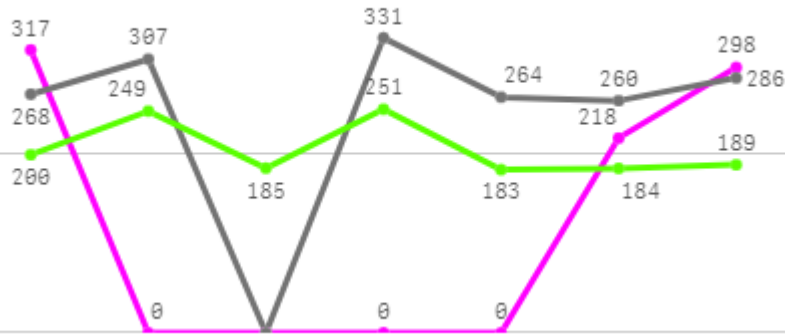
□ 배 신고(15Kg) 주간 가격

구분	Q	품종	Q	단량	Q	특	상	보통	하
2025-10-04		배 신고		15Kg		63,125	44,220	29,000	13,182
2025-10-09		배 신고		15Kg		74,536	62,181	48,181	29,243
2025-10-10		배 신고		15Kg		78,129	65,298	52,885	37,800
평균						71,930	57,233	43,355	26,742

포도

주간 반입량(톤)

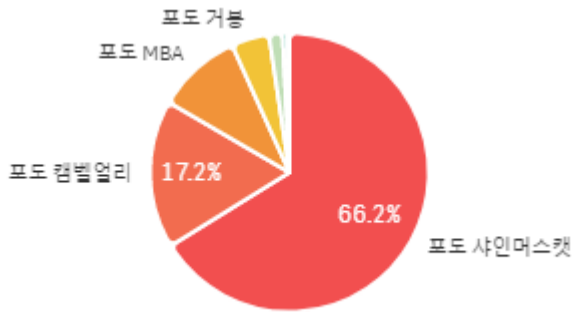
◆ 2025 ● 2024 ▲ 평년



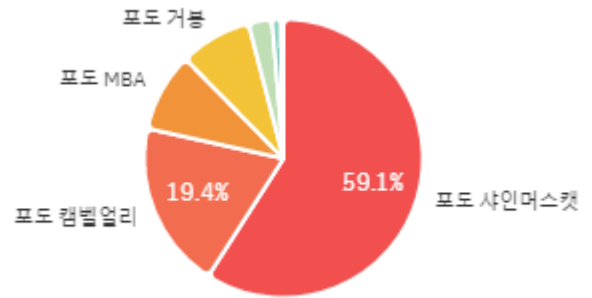
10/04 10/05 10/06 10/07 10/08 10/09 10/10

구분	금주(A)	전주(B)	전월(C)	전년(D)	평년(E)	A/B	A/C	A/D	A/E
물량(톤)	833	2,568	1,690	1,716	1,344	32.4%	49.3%	48.6%	62.0%

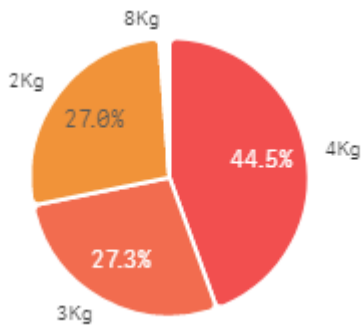
출하 품종별 거래물량 구성비



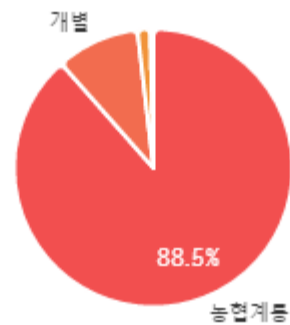
출하 품종별 거래금액 구성비



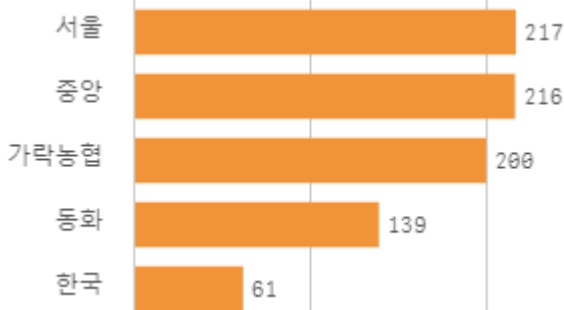
거래 단량별 물량 구성비



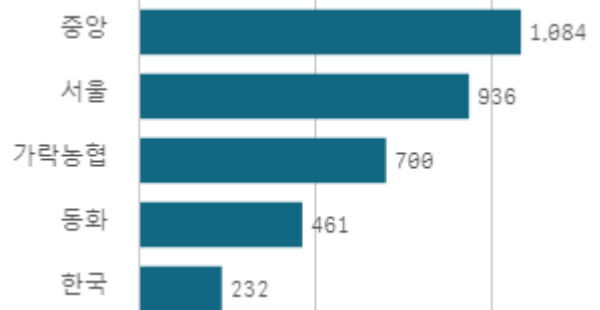
출하자별 거래물량 구성비



도매시장 법인별 거래물량(톤)

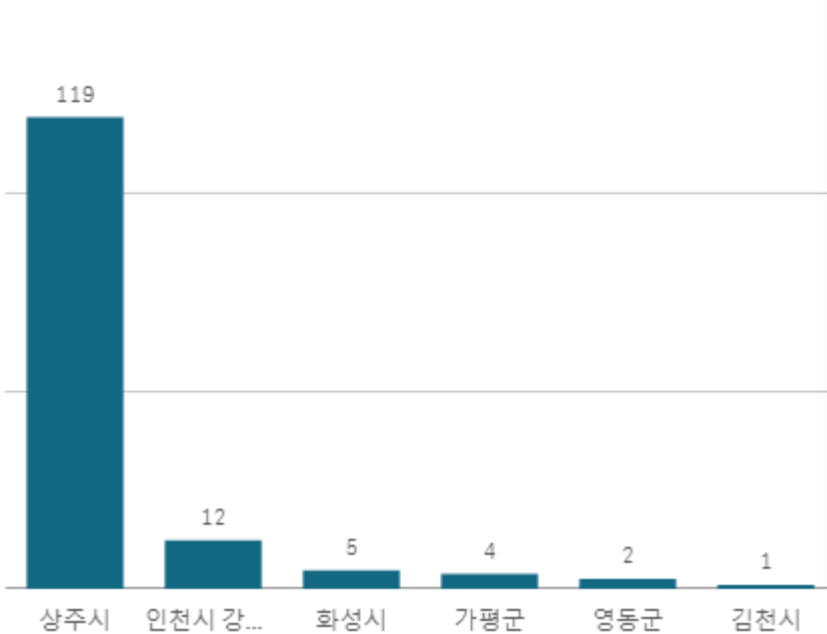


도매시장 법인별 거래금액(백만원)



포도 캠벨얼리(3Kg)

산지별 거래물량(톤)



출하산지(개소)

6

출하건수(천건)

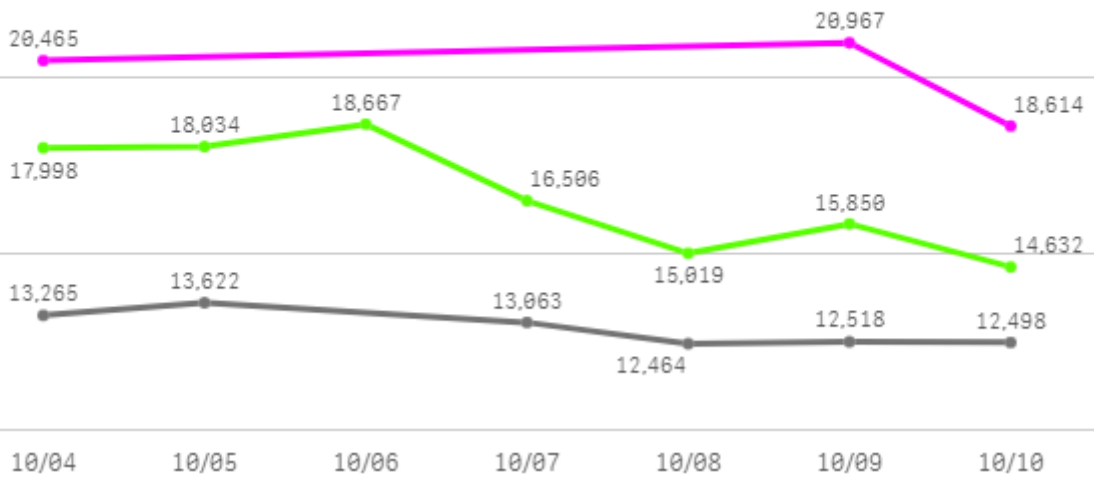
1

산지별 주출하 시군구



주간 도매가격(원)

◆ 2025 ● 2024 ◆ 평년



구분	금주(A)	전주(B)	전월(C)	전년(D)	평년(E)	A/B	A/C	A/D	A/E
가격(원)	20,015	14,669	15,245	12,905	17,785	136.4%	131.3%	155.1%	112.5%

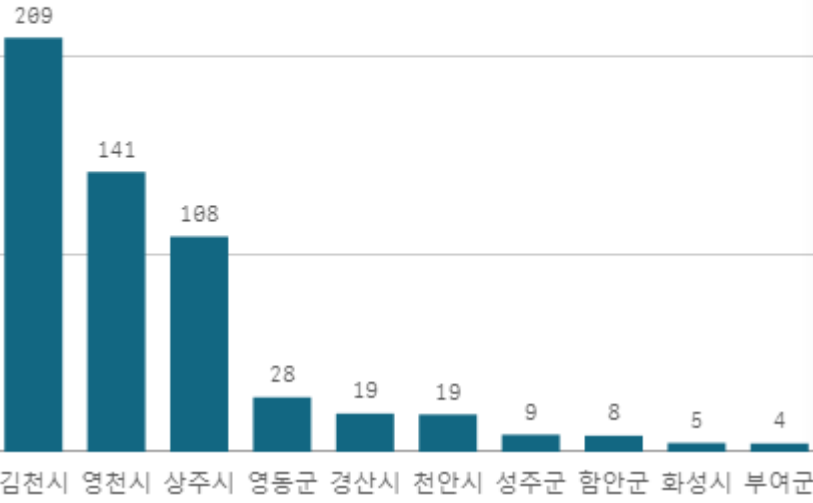
※ 상품 가격 기준

□ 포도 캠벨얼리(3Kg) 주간 가격

구분	Q	품종	Q	단량	Q	특	상	보통	하
2025-10-04		포도 캠벨얼리		3Kg		30,103	20,465	11,551	5,855
2025-10-09		포도 캠벨얼리		3Kg		28,239	20,967	12,087	6,086
2025-10-10		포도 캠벨얼리		3Kg		25,252	18,614	11,557	5,917
평균						27,865	20,015	11,732	5,953

포도 샤인머스캣(2Kg)

산지별 거래물량(톤)



출하산지(개소)

14

출하건수(천건)

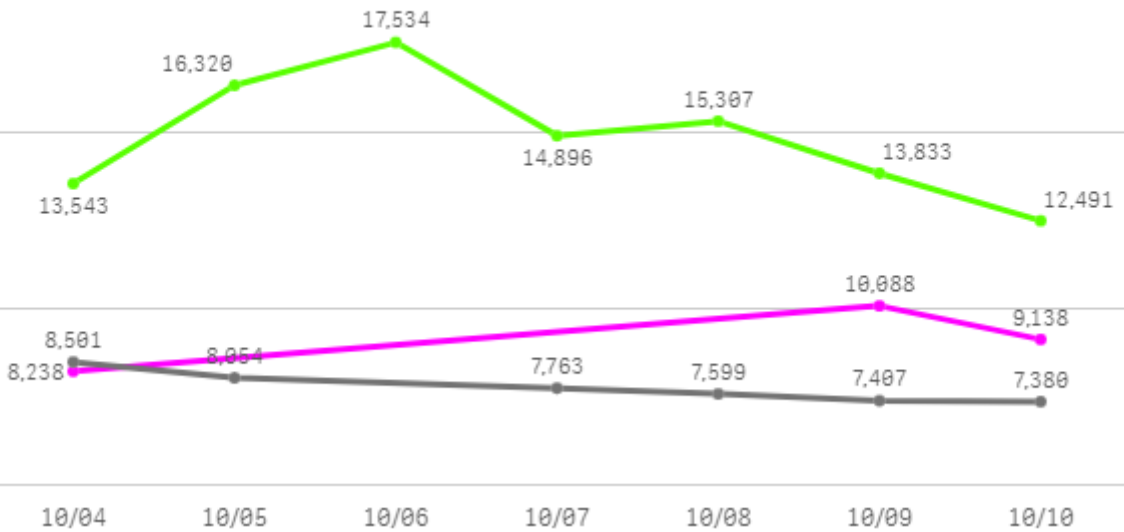
4

산지별 주출하 시군구



주간 도매가격(원)

◆ 2025 ● 2024 ◆ 평년



구분	금주(A)	전주(B)	전월(C)	전년(D)	평년(E)	A/B	A/C	A/D	A/E
가격(원)	9,155	7,809	10,892	7,784	12,200	117.2%	84.1%	117.6%	75.0%

※ 상품 가격 기준

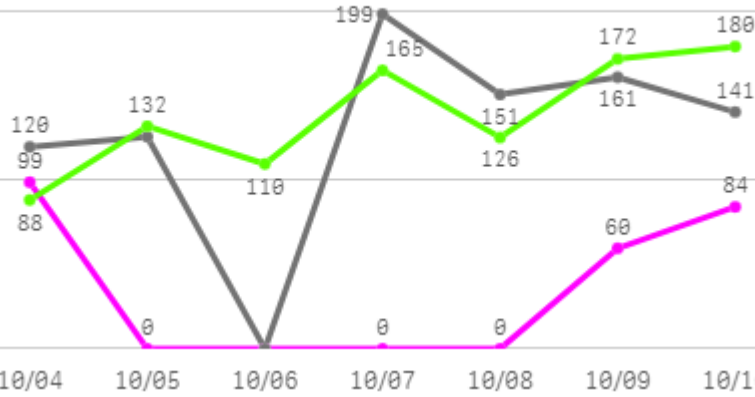
□ 포도 샤인머스켓(2Kg) 주간 가격

구분	Q	품종	Q	단량	Q	특	상	보통	하
2025-10-04		포도 샤인머스켓		2Kg		13,485	8,238	5,707	3,643
2025-10-09		포도 샤인머스켓		2Kg		14,960	10,088	6,552	4,304
2025-10-10		포도 샤인머스켓		2Kg		13,612	9,138	6,459	4,293
평균						14,019	9,155	6,239	4,080

감귤

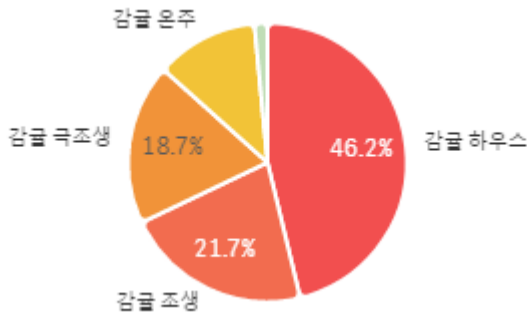
주간 반입량(톤)

◆ 2025 ● 2024 ▲ 평년

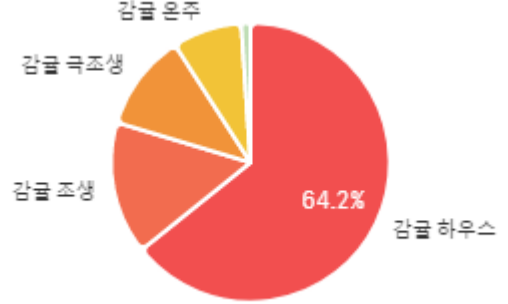


구분	금주(A)	전주(B)	전월(C)	전년(D)	평년(E)	A/B	A/C	A/D	A/E
물량(톤)	243	596	141	898	791	40.8%	172.3%	27.1%	30.7%

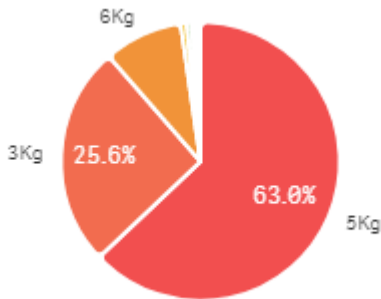
출하 품종별 거래물량 구성비



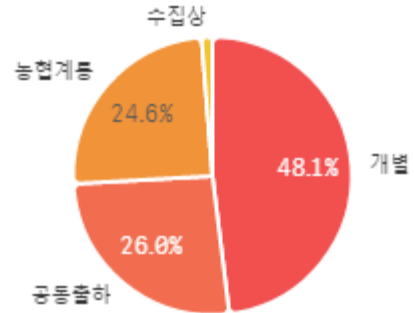
출하 품종별 거래금액 구성비



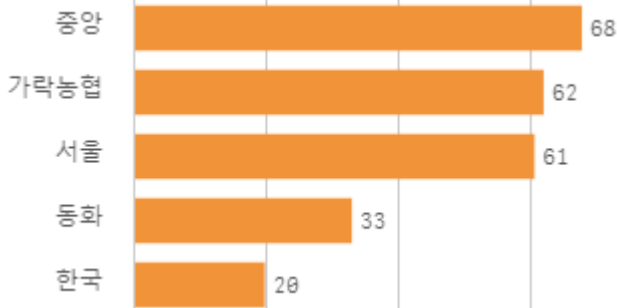
거래 단량별 물량 구성비



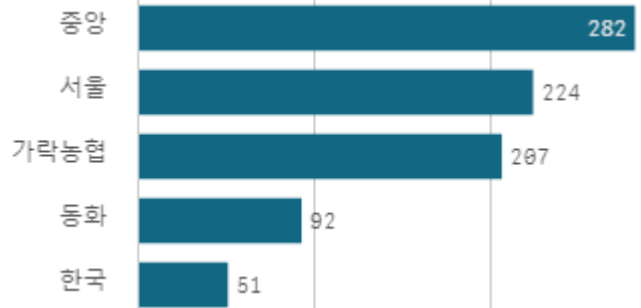
출하자별 거래물량 구성비



도매시장 법인별 거래물량(톤)

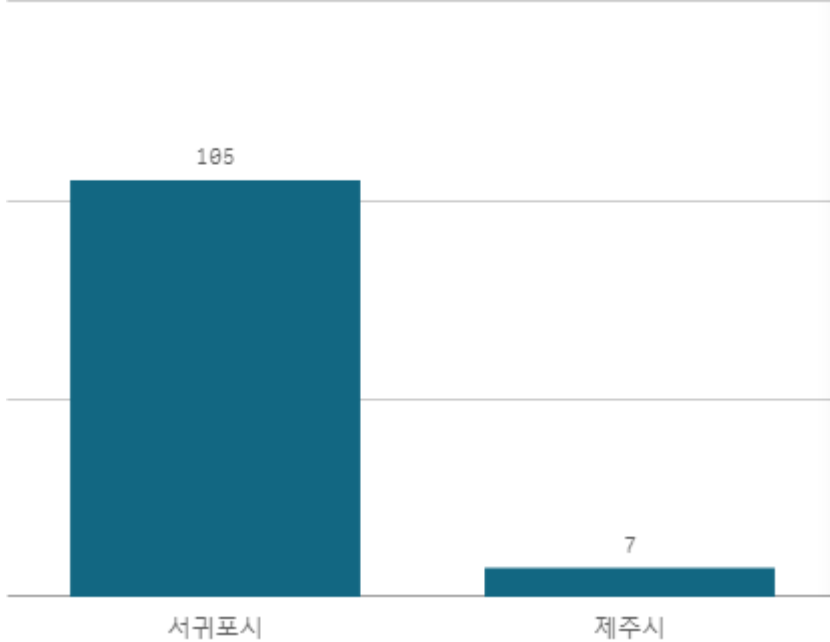


도매시장 법인별 거래금액(백만원)



감귤 하우스(3Kg)

산지별 거래물량(톤)



산지별 주출하 시군구



출하산지(개소)

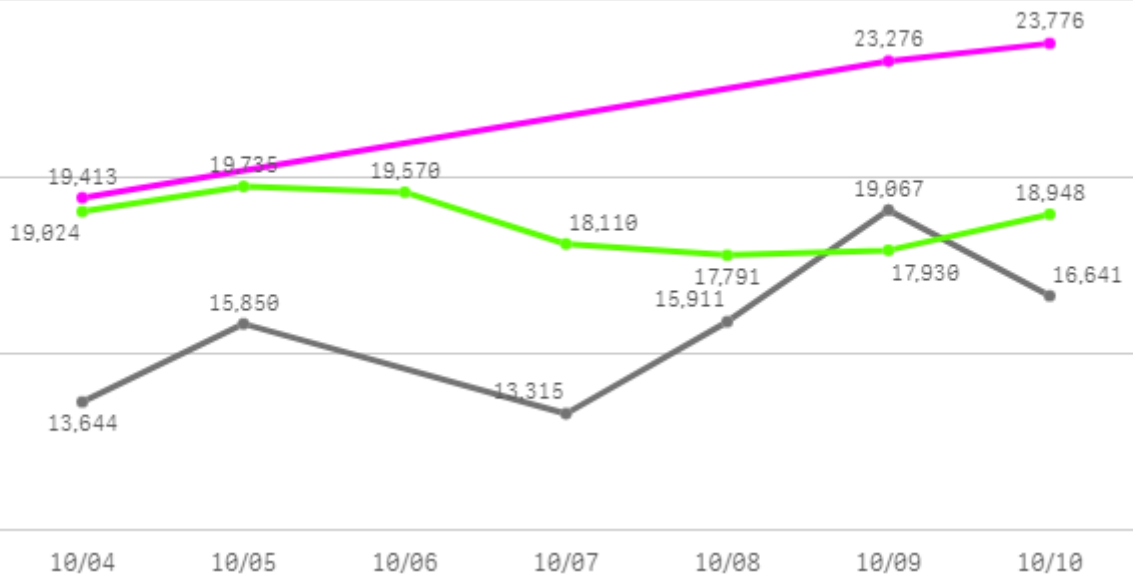
2

출하건수(천건)

1

주간 도매가격(원)

◆ 2025 ● 2024 ◆ 평년



구분	금주(A)	전주(B)	전월(C)	전년(D)	평년(E)	A/B	A/C	A/D	A/E
가격(원)	22,155	22,106	22,644	15,738	18,472	100.2%	97.8%	140.8%	119.9%

※ 상품 가격 기준

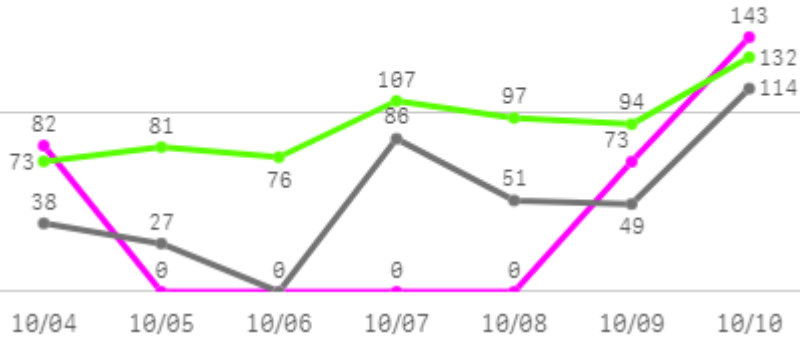
□ 감귤 하우스(3Kg) 주간 가격

구분	Q	품종	Q	단량	Q	특	상	보통	하
2025-10-04		감귤 하우스		3Kg		27,495	19,413	12,430	7,309
2025-10-09		감귤 하우스		3Kg		29,237	23,276	19,723	11,893
2025-10-10		감귤 하우스		3Kg		33,034	23,776	19,340	12,026
평균						29,922	22,155	17,164	10,409

단감

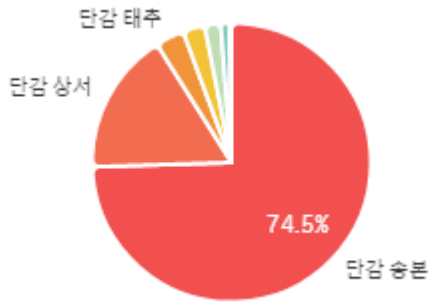
주간 반입량(톤)

◆ 2025 ● 2024 ▲ 평년

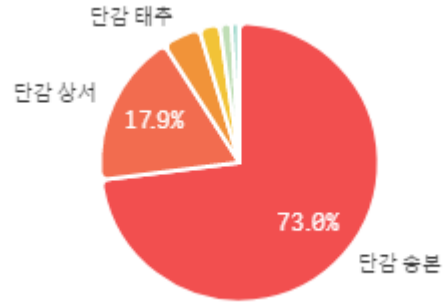


구분	금주(A)	전주(B)	전월(C)	전년(D)	평년(E)	A/B	A/C	A/D	A/E
물량(톤)	298	473	8	366	555	62.9%	3584.6%	81.4%	53.6%

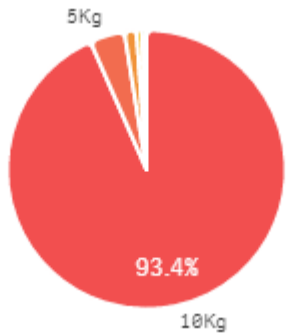
출하 품종별 거래물량 구성비



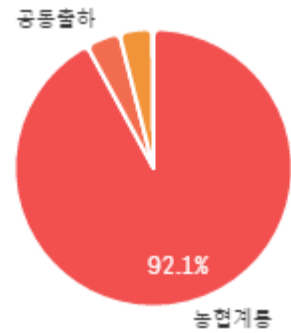
출하 품종별 거래금액 구성비



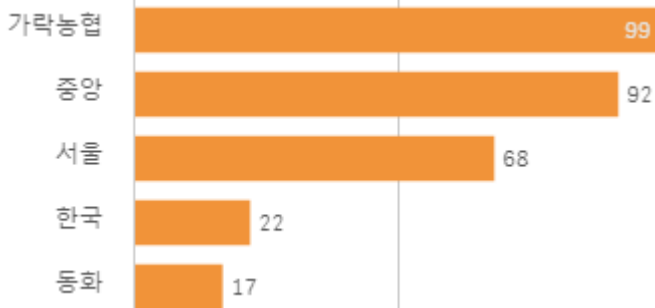
거래 단량별 물량 구성비



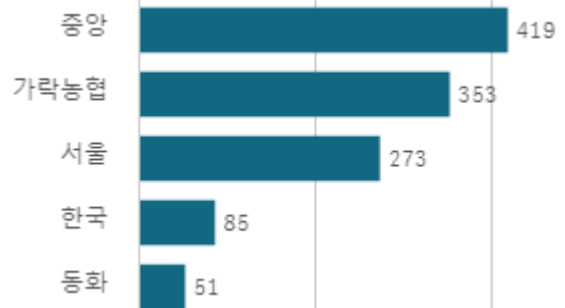
출하자별 거래물량 구성비



도매시장 법인별 거래물량(톤)

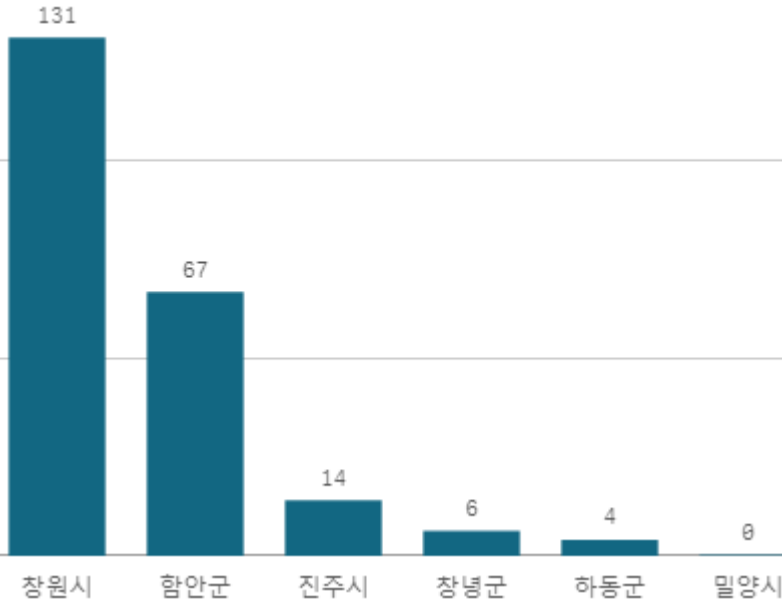


도매시장 법인별 거래금액(백만원)



단감 송본(10Kg)

산지별 거래물량(톤)



출하산지(개소)

6

출하건수(천건)

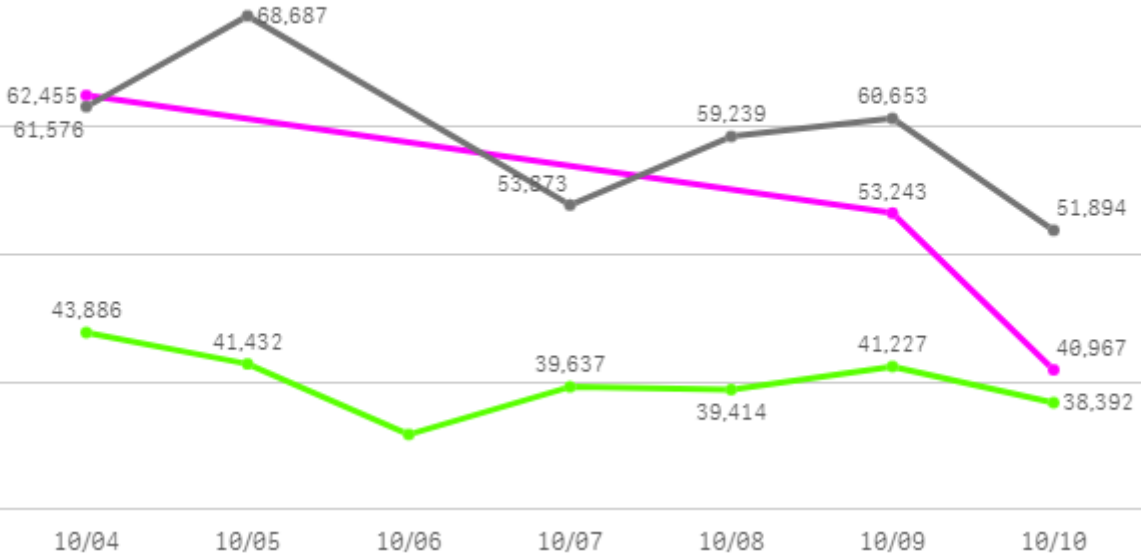
2

산지별 주출하 시군구



주간 도매가격(원)

◆ 2025 ● 2024 ▲ 평년



구분	금주(A)	전주(B)	전월(C)	전년(D)	평년(E)	A/B	A/C	A/D	A/E
가격(원)	52,222	59,023	-	59,320	43,710	88.5%	-	88.0%	119.5%

※ 상품 가격 기준

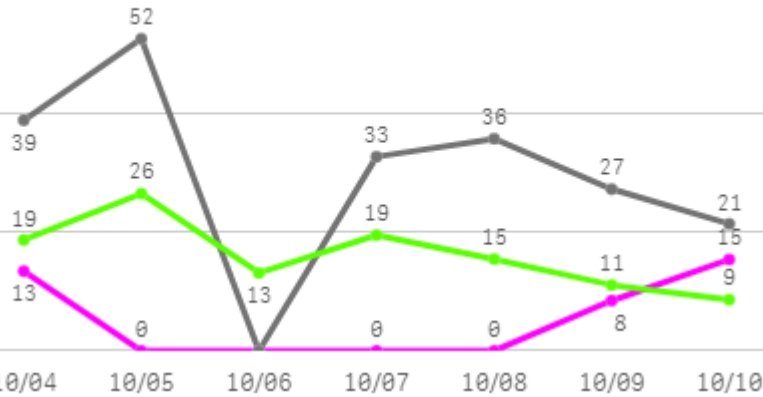
□ 단감 송본(10Kg) 주간 가격

구분	Q	품종	Q	단량	Q	특	상	보통	하
2025-10-04		단감 송본		10Kg		78,723	62,455	39,852	18,638
2025-10-09		단감 송본		10Kg		62,139	53,243	43,208	25,762
2025-10-10		단감 송본		10Kg		49,312	40,967	32,623	19,769
평균						63,391	52,222	38,561	21,390

자두

주간 반입량(톤)

◆ 2025 ● 2024 ▲ 평년

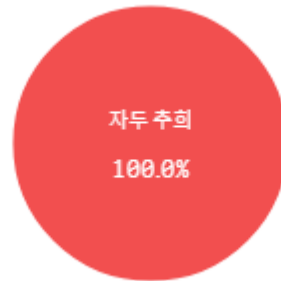


구분	금주(A)	전주(B)	전월(C)	전년(D)	평년(E)	A/B	A/C	A/D	A/E
물량(톤)	37	198	298	208	102	18.8%	12.5%	17.9%	36.6%

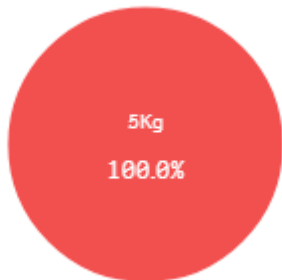
출하 품종별 거래물량 구성비



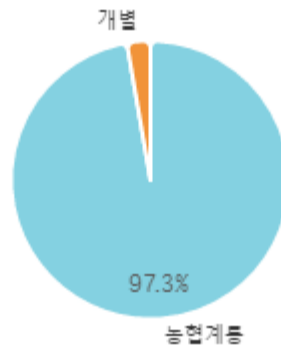
출하 품종별 거래금액 구성비



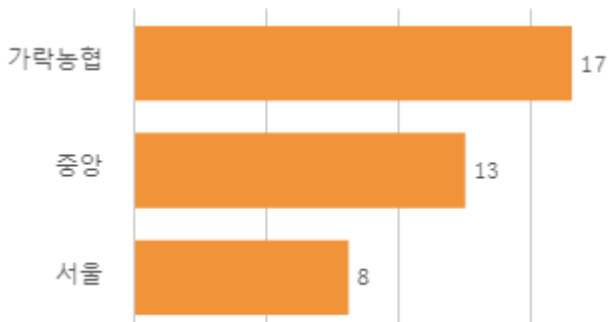
거래 단량별 물량 구성비



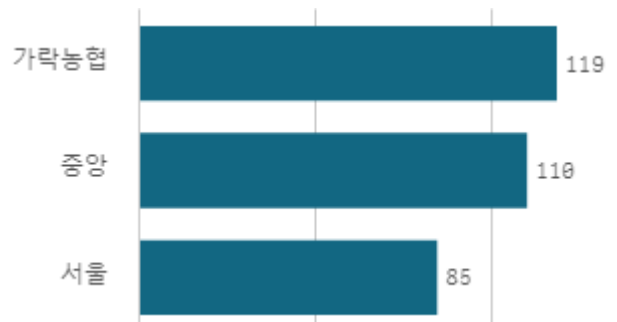
출하자별 거래물량 구성비



도매시장 법인별 거래물량(톤)

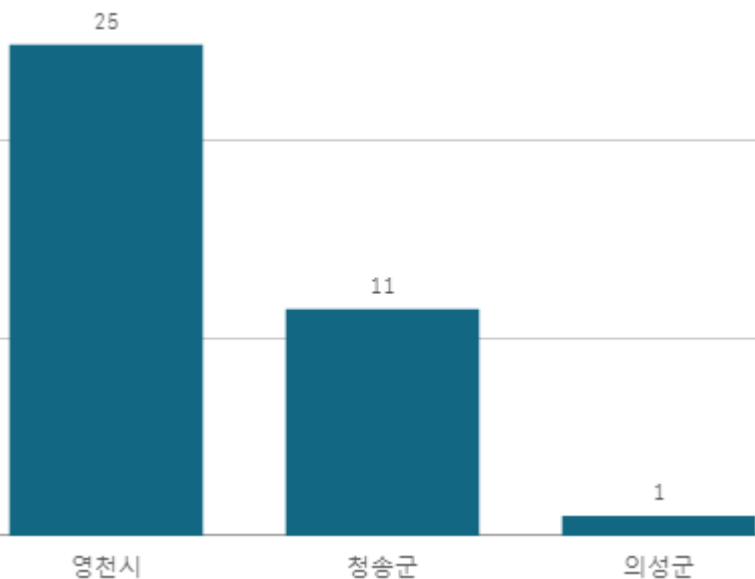


도매시장 법인별 거래금액(백만원)



자두 추희(5Kg)

산지별 거래물량(톤)



산지별 주출하 시군구



출하산지(개소)

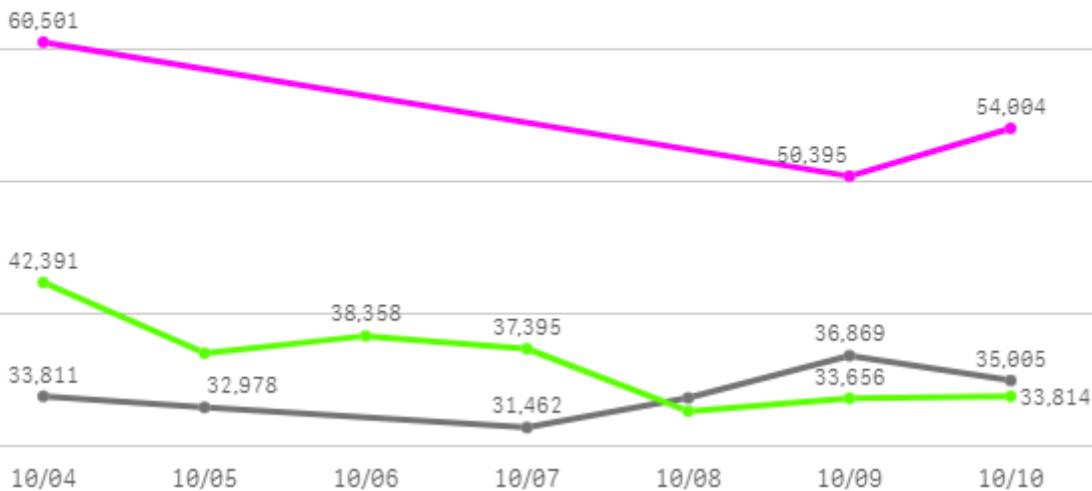
3

출하건수(천건)

0

주간 도매가격(원)

◆ 2025 ● 2024 ◆ 평년



구분	금주(A)	전주(B)	전월(C)	전년(D)	평년(E)	A/B	A/C	A/D	A/E
가격(원)	54,967	42,810	34,209	33,969	40,533	128.4%	160.7%	161.8%	135.6%

※ 상품 가격 기준

□ 자두 추희(5Kg) 주간 가격

구분	Q	품종	Q	단량	Q	특	상	보통	하
2025-10-04		자두 추희		5Kg		67,000	60,501	42,445	22,040
2025-10-09		자두 추희		5Kg		55,687	50,395	39,661	22,130
2025-10-10		자두 추희		5Kg		66,344	54,004	37,480	18,264
평균						63,010	54,967	39,862	20,811

바나나

주간 반입량(톤)

◆ 2025 ● 2024 ▲ 평년



10/04 10/05 10/06 10/07 10/08 10/09 10/10

구분	금주(A)	전주(B)	전월(C)	전년(D)	평년(E)	A/B	A/C	A/D	A/E
물량(톤)	484	1,007	944	929	859	48.1%	51.3%	52.1%	56.4%

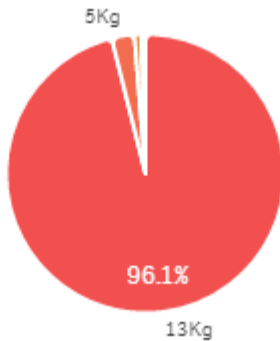
출하 품종별 거래물량 구성비



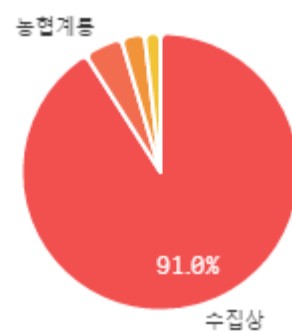
출하 품종별 거래금액 구성비



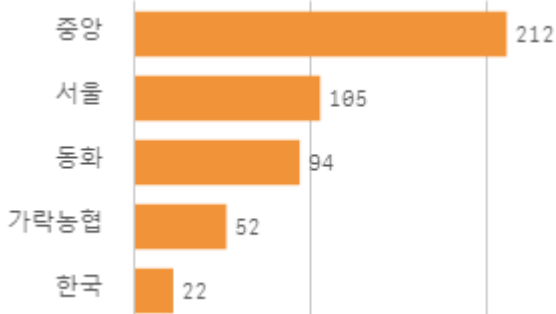
거래 단량별 물량 구성비



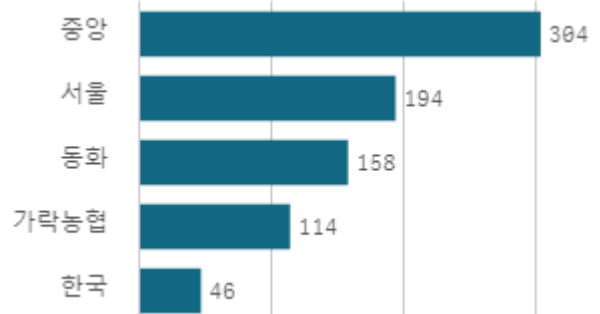
출하자별 거래물량 구성비



도매시장 법인별 거래물량(톤)

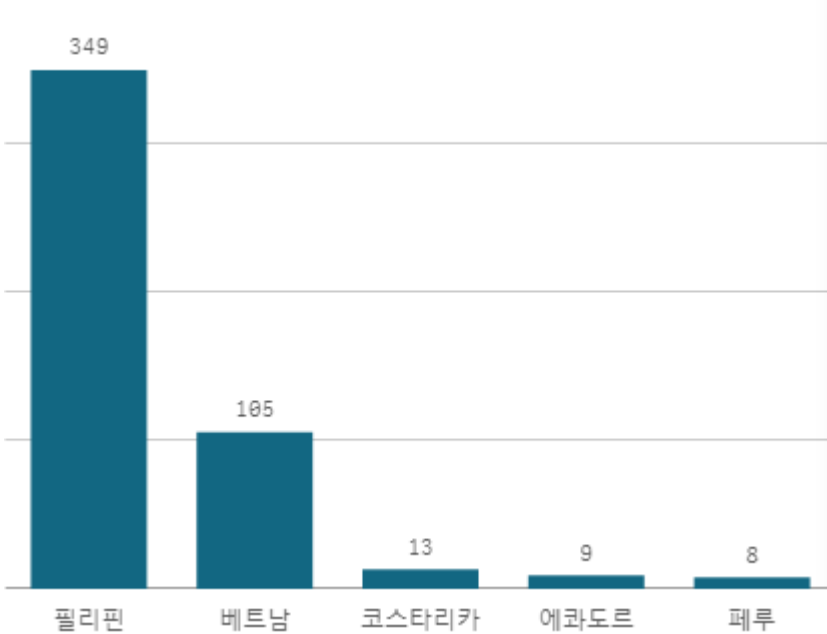


도매시장 법인별 거래금액(백만원)

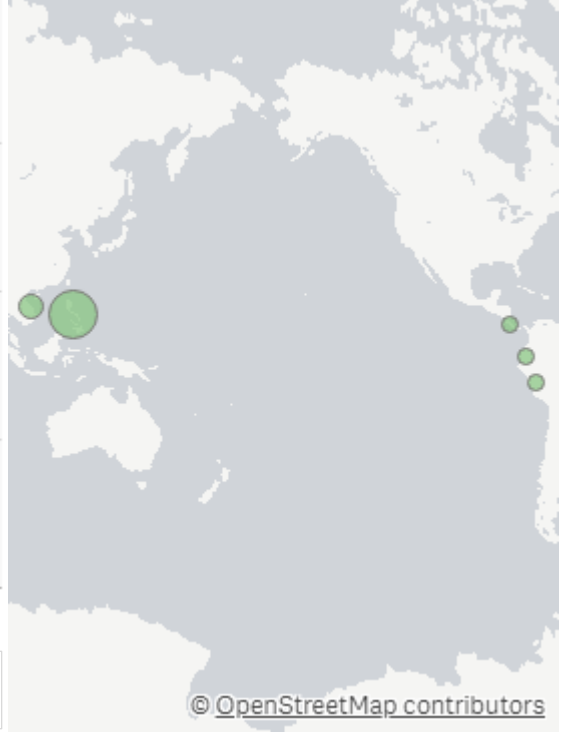


바나나 수입(13Kg)

산지별 거래물량(톤)



산지별 주출하 시군구



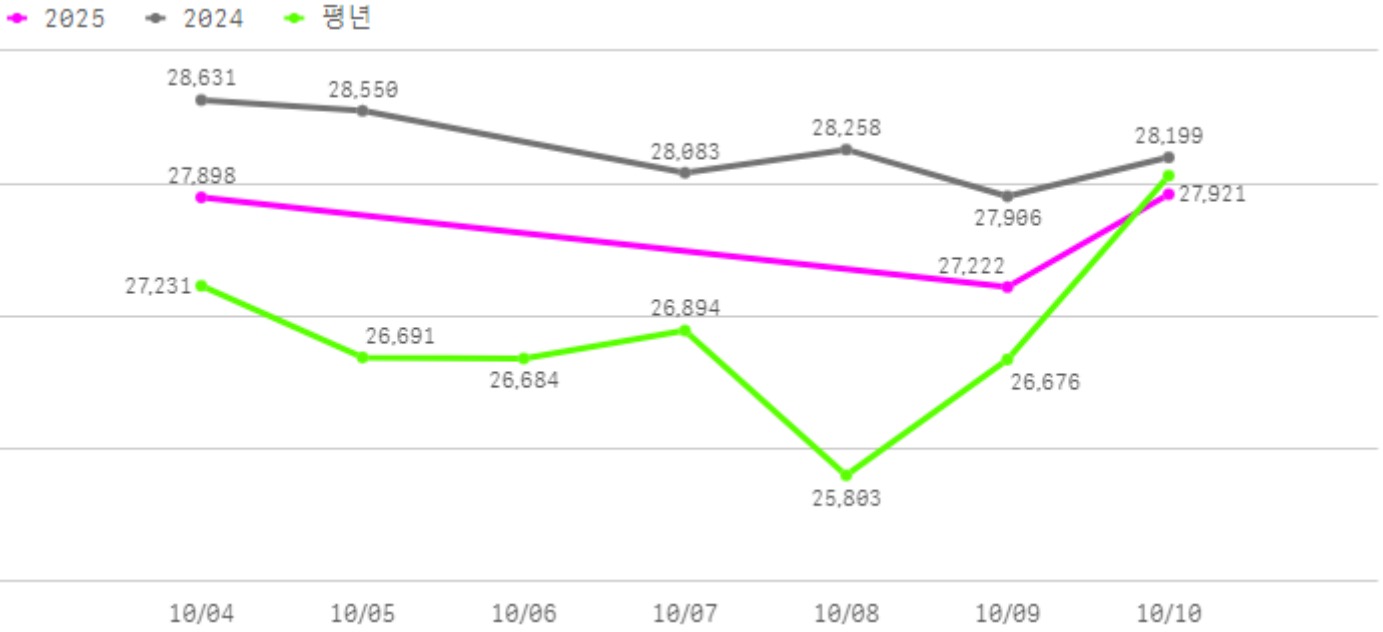
출하산지(개소)

5

출하건수(천건)

1

주간 도매가격(원)



구분	금주(A)	전주(B)	전월(C)	전년(D)	평년(E)	A/B	A/C	A/D	A/E
가격(원)	27,680	28,415	27,571	28,271	27,284	97.4%	100.4%	97.9%	101.5%

※ 상품 가격 기준

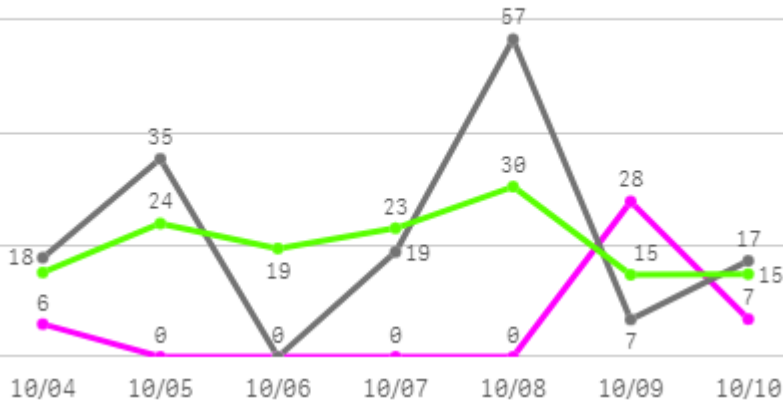
□ 바나나 수입(13Kg) 주간 가격

구분	Q	품종	Q	단량	Q	특	상	보통	하
2025-10-04		바나나 수입		13Kg		32,013	27,898	17,499	9,773
2025-10-09		바나나 수입		13Kg		32,460	27,222	15,403	9,834
2025-10-10		바나나 수입		13Kg		32,266	27,921	15,919	9,294
평균						32,246	27,680	16,274	9,634

오렌지

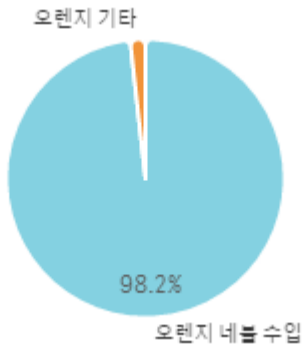
주간 반입량(톤)

2025 2024 평년

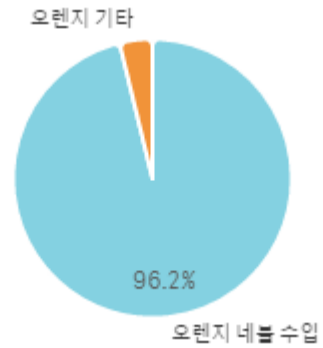


구분	금주(A)	전주(B)	전월(C)	전년(D)	평년(E)	A/B	A/C	A/D	A/E
물량(톤)	40	169	205	152	128	23.9%	19.7%	26.5%	31.4%

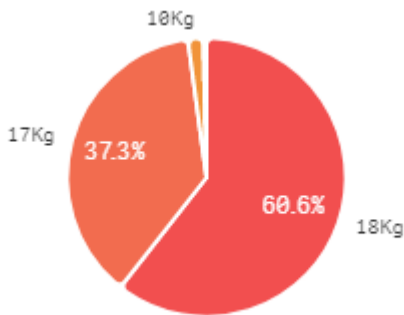
출하 품종별 거래물량 구성비



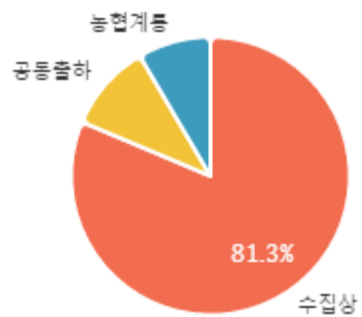
출하 품종별 거래금액 구성비



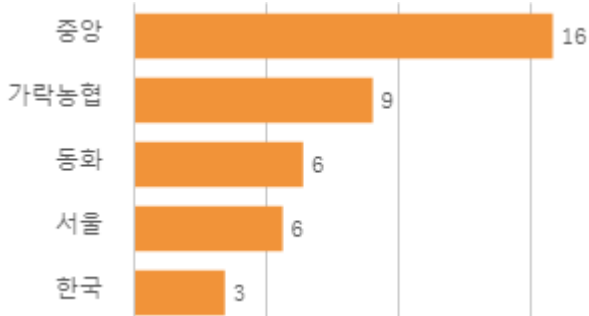
거래 단량별 물량 구성비



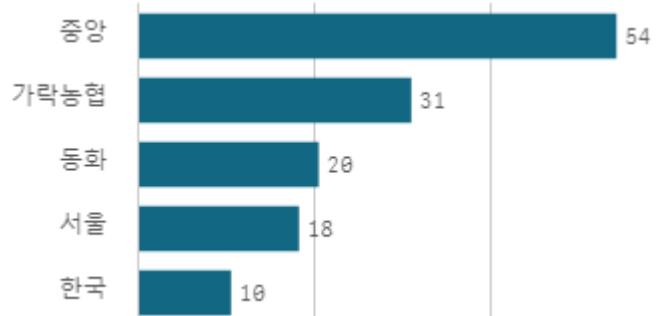
출하자별 거래물량 구성비



도매시장 법인별 거래물량(톤)

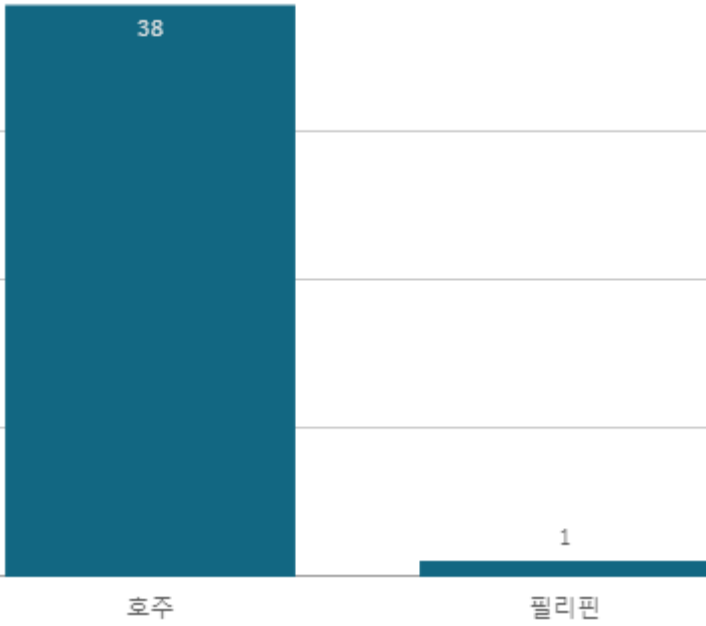


도매시장 법인별 거래금액(백만원)



오렌지 네블 수입(18Kg)

산지별 거래물량(톤)



산지별 주출하 시군구



출하산지(개소)

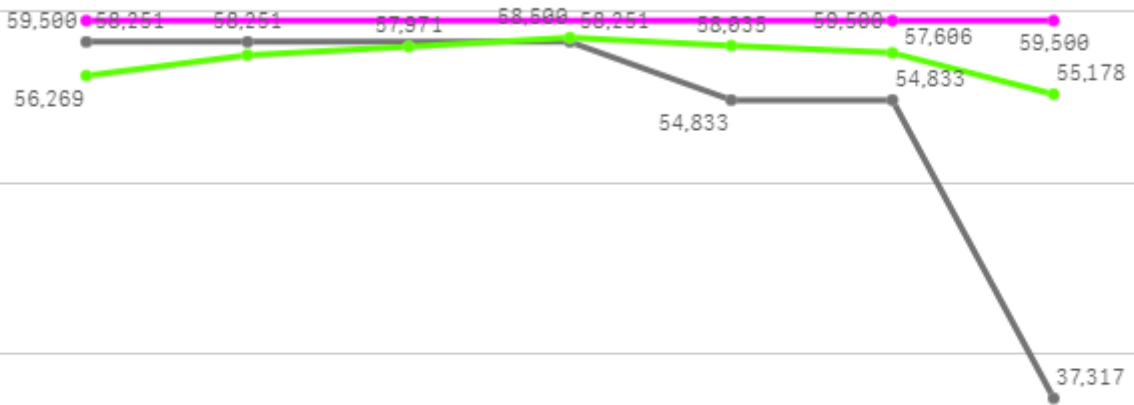
2

출하건수(천건)

0

주간 도매가격(원)

◆ 2025 ● 2024 ◆ 평년



10/04 10/05 10/06 10/07 10/08 10/09 10/10

구분	금주(A)	전주(B)	전월(C)	전년(D)	평년(E)	A/B	A/C	A/D	A/E
가격(원)	59,500	58,115	60,232	53,202	56,140	102.4%	98.8%	111.8%	106.0%

※ 상품 가격 기준

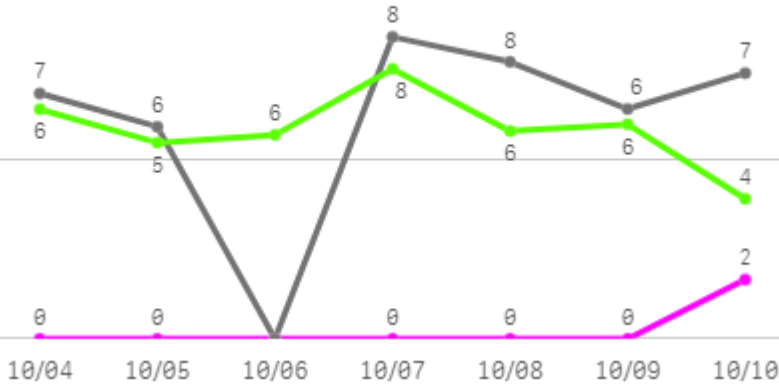
□ 오렌지 네블 수입(18Kg) 주간 가격

구분	Q	품종	Q	단량	Q	특	상	보통	하
2025-10-04		오렌지 네블 수입		18Kg		61,000	59,500	55,271	54,000
2025-10-09		오렌지 네블 수입		18Kg		61,000	59,500	55,271	54,000
2025-10-10		오렌지 네블 수입		18Kg		61,000	59,500	55,271	54,000
평균						61,000	59,500	55,271	54,000

갈치

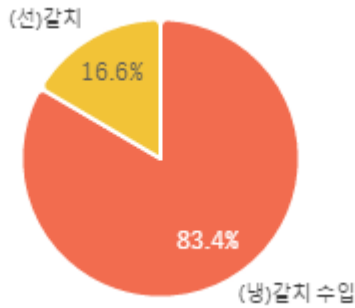
주간 반입량(톤)

◆ 2025 ● 2024 ▲ 평년

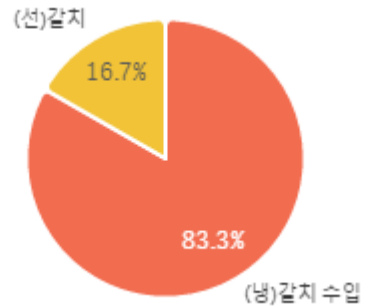


구분	금주(A)	전주(B)	전월(C)	전년(D)	평년(E)	A/B	A/C	A/D	A/E
물량(톤)	2	34	38	43	34	4.8%	4.4%	3.9%	4.8%

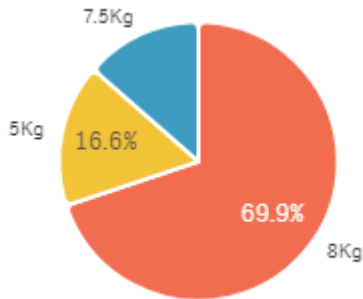
출하 품종별 거래물량 구성비



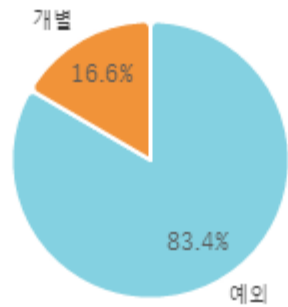
출하 품종별 거래금액 구성비



거래 단량별 물량 구성비



출하자별 거래물량 구성비



도매시장 법인별 거래물량(톤)




도매시장 법인별 거래금액(백만원)



(선)갈치(5Kg)

산지별 거래물량(톤)



태안군

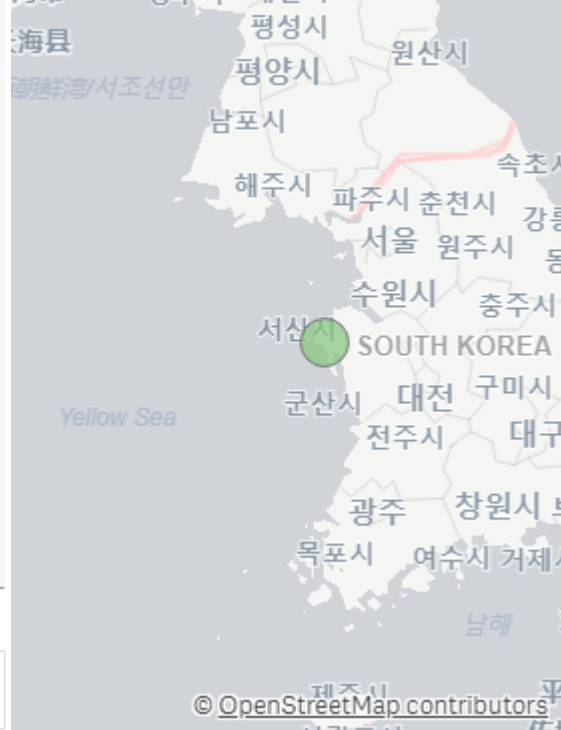
출하산지(개소)

1

출하건수(천건)

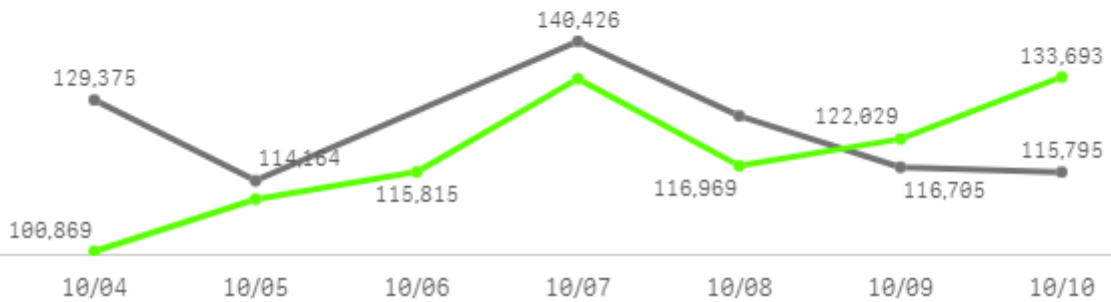
0

산지별 주출하 시군구



주간 도매가격(원)

◆ 2025 ● 2024 ◆ 평년



구분	금주(A)	전주(B)	전월(C)	전년(D)	평년(E)	A/B	A/C	A/D	A/E
가격(원)	185,808	152,173	148,133	123,807	121,078	122.1%	125.4%	150.1%	153.5%

※ 상품 가격 기준

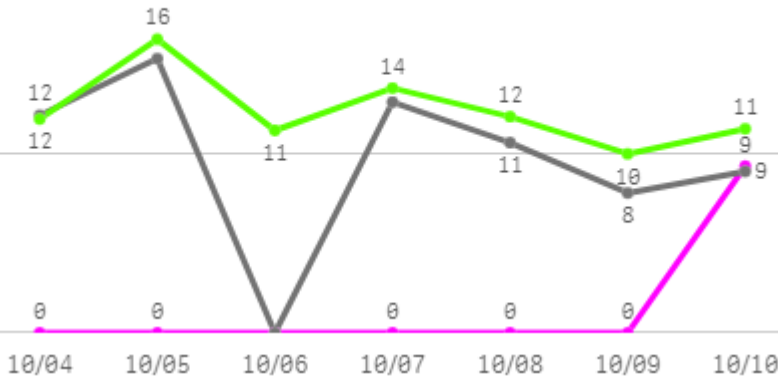
□ (선)갈치(5Kg) 주간 가격

구분	Q	품종	Q	단량	Q	특	상	보통	하
2025-10-04		(선)갈치		5Kg		-	185,808	69,716	29,362
2025-10-09		(선)갈치		5Kg		-	185,808	69,716	29,362
2025-10-10		(선)갈치		5Kg		-	185,808	69,716	29,362
평균						-	185,808	69,716	29,362

홍합

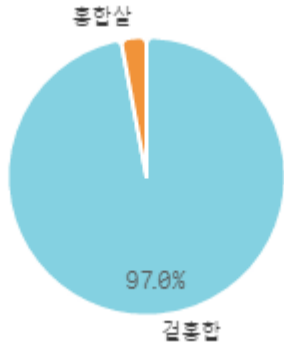
주간 반입량(톤)

◆ 2025 ● 2024 ▲ 평년

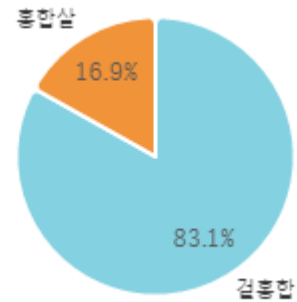


구분	금주(A)	전주(B)	전월(C)	전년(D)	평년(E)	A/B	A/C	A/D	A/E
물량(톤)	9	63	59	68	68	14.9%	15.8%	13.7%	13.7%

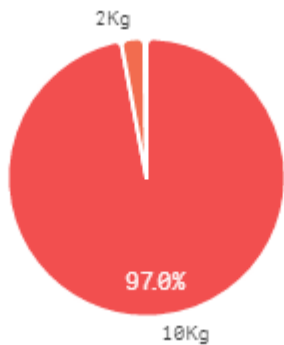
출하 품종별 거래물량 구성비



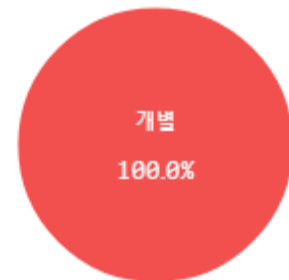
출하 품종별 거래금액 구성비



거래 단량별 물량 구성비



출하자별 거래물량 구성비



도매시장 법인별 거래물량(톤)

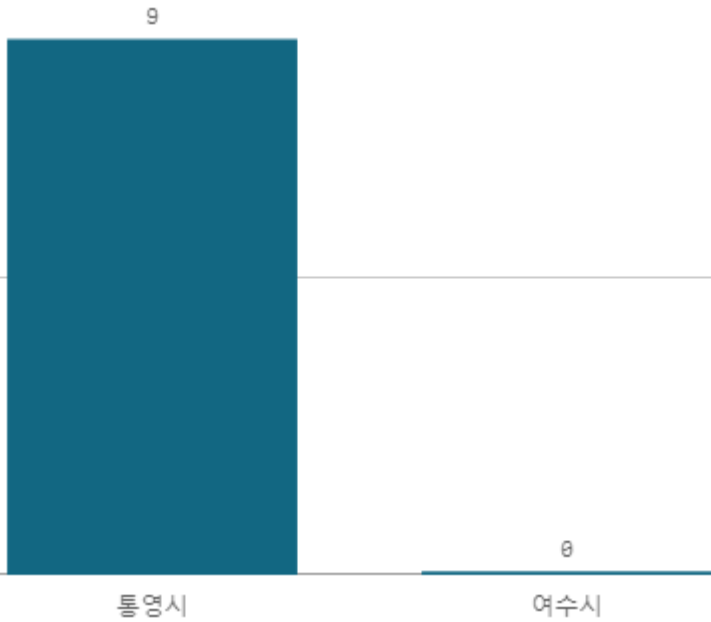


도매시장 법인별 거래금액(백만원)



겉홍합(10Kg)

산지별 거래물량(톤)



산지별 주출하 시군구



출하산지(개소)

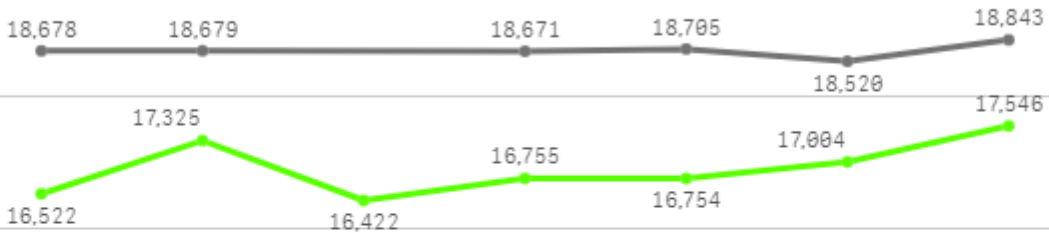
2

출하건수(천건)

0

주간 도매가격(원)

◆ 2025 ● 2024 ◆ 평년



구분	금주(A)	전주(B)	전월(C)	전년(D)	평년(E)	A/B	A/C	A/D	A/E
가격(원)	12,216	12,051	12,038	18,683	16,415	101.4%	101.5%	65.4%	74.4%

※ 상품 가격 기준

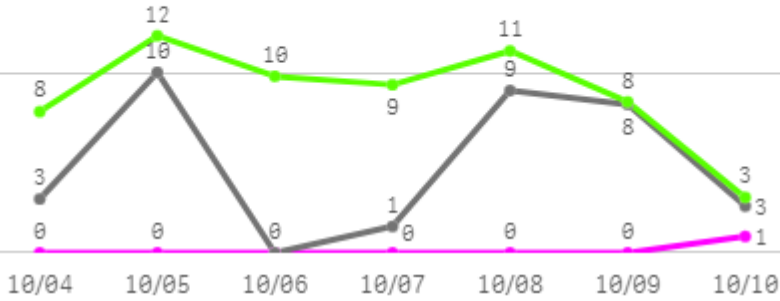
□ 곁홍합(10Kg) 주간 가격

구분	Q	품종	Q	단량	Q	특	상	보통	하
2025-10-04		곁홍합		10Kg		-	12,216	12,000	11,545
2025-10-09		곁홍합		10Kg		-	12,216	12,000	11,545
2025-10-10		곁홍합		10Kg		-	12,216	12,000	11,545
평균						-	12,216	12,000	11,545

오징어

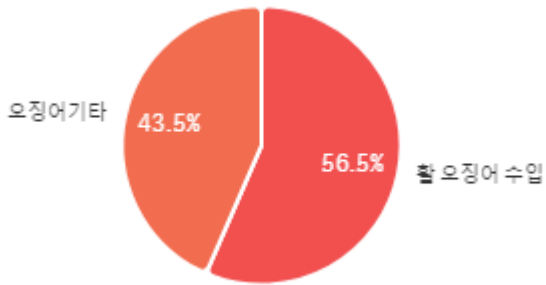
주간 반입량(톤)

◆ 2025 ● 2024 ▲ 평년

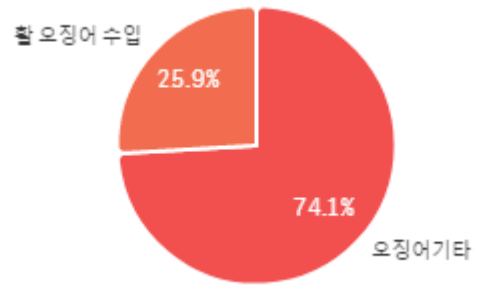


구분	금주(A)	전주(B)	전월(C)	전년(D)	평년(E)	A/B	A/C	A/D	A/E
물량(톤)	1	34	66	35	50	2.7%	1.4%	2.7%	1.8%

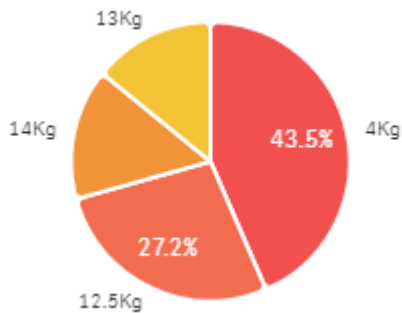
출하 품종별 거래물량 구성비



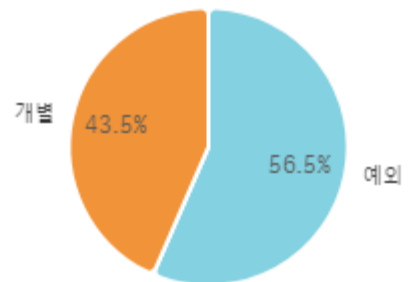
출하 품종별 거래금액 구성비



거래 단량별 물량 구성비



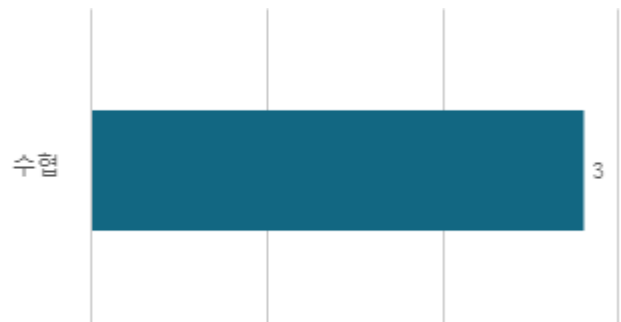
출하자별 거래물량 구성비



도매시장 법인별 거래물량(톤)

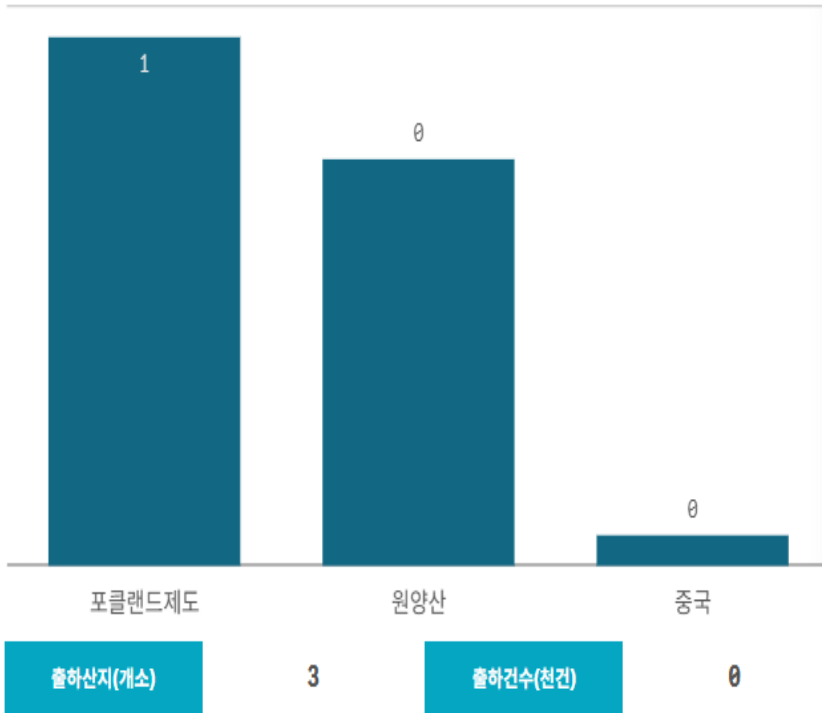


도매시장 법인별 거래금액(백만원)

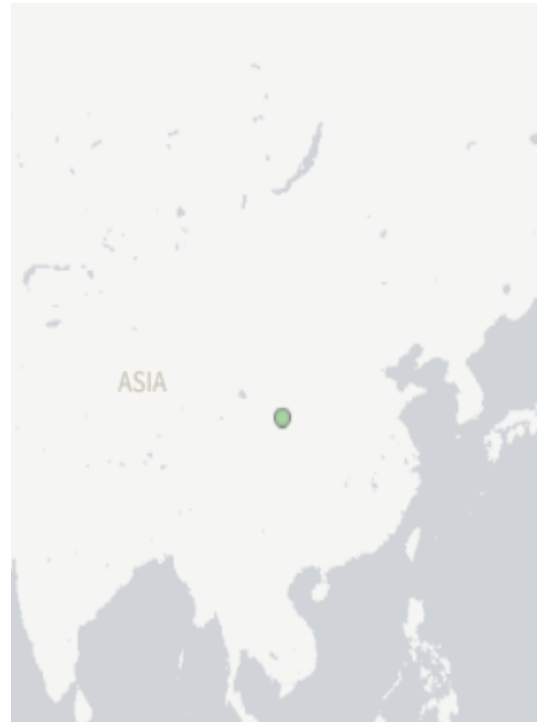


물오징어(6Kg)

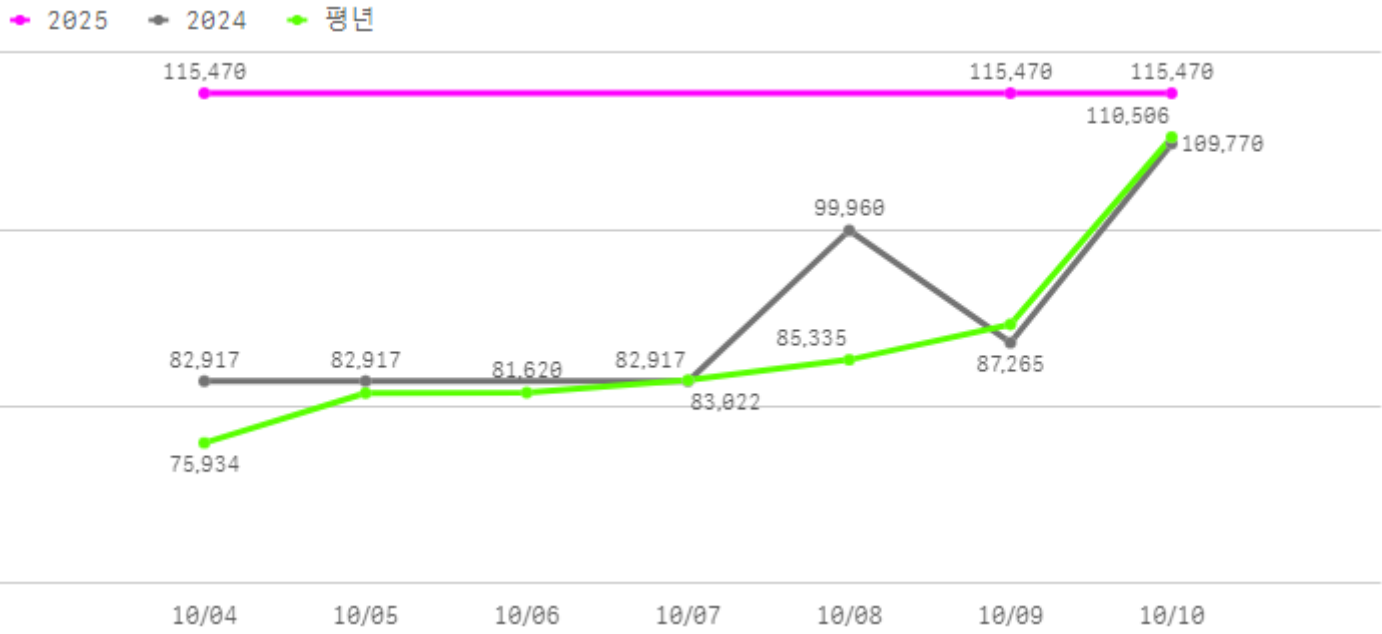
산지별 거래물량(톤)



산지별 주출하 시군구



주간 도매가격(원)



구분	금주(A)	전주(B)	전월(C)	전년(D)	평년(E)	A/B	A/C	A/D	A/E
가격(원)	115,470	106,573	71,527	90,958	86,858	108.3%	161.4%	126.9%	132.9%

※ 상품 가격 기준

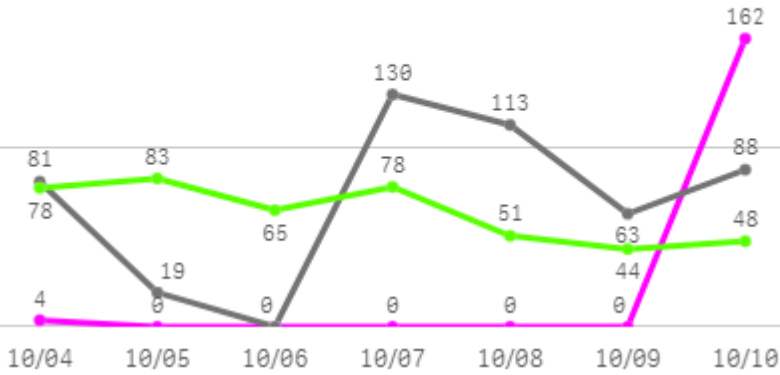
□ 물오징어(6Kg) 주간 가격

구분	Q	품종	Q	단량	Q	특	상	보통	하
2025-10-04		물오징어		6Kg		-	115,470	79,823	51,485
2025-10-09		물오징어		6Kg		-	115,470	79,823	51,485
2025-10-10		물오징어		6Kg		-	115,470	79,823	51,485
평균						-	115,470	79,823	51,485

건멸치

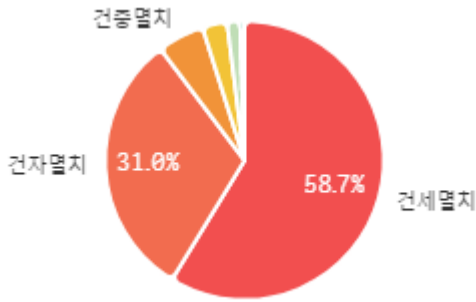
주간 반입량(톤)

◆ 2025 ● 2024 ▲ 평년

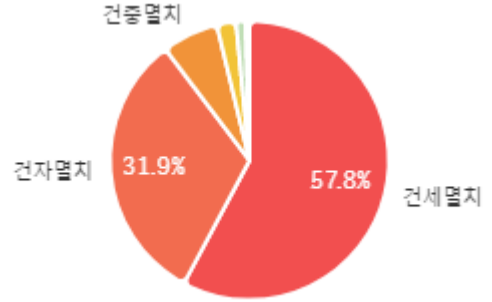


구분	금주(A)	전주(B)	전월(C)	전년(D)	평년(E)	A/B	A/C	A/D	A/E
물량(톤)	165	524	309	496	365	31.6%	53.5%	33.3%	45.3%

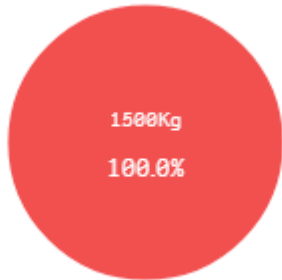
출하 품종별 거래물량 구성비



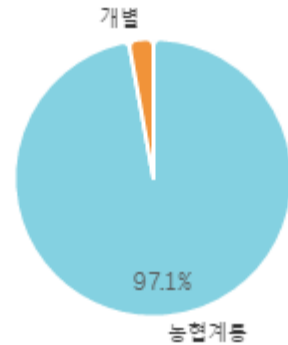
출하 품종별 거래금액 구성비




거래 단량별 물량 구성비



출하자별 거래물량 구성비



도매시장 법인별 거래물량(톤)

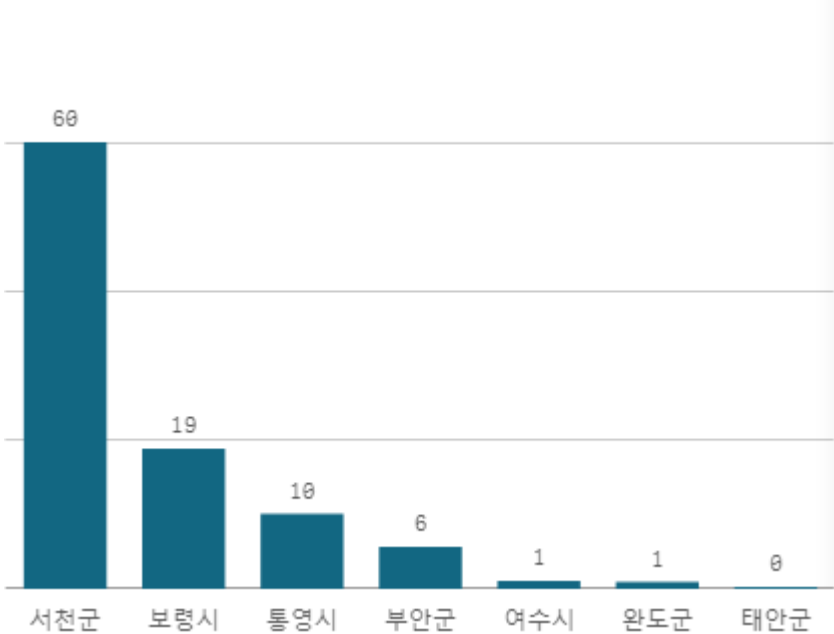


도매시장 법인별 거래금액(백만원)



건세멸치(1.5Kg)

산지별 거래물량(톤)



출하산지(개소)

7

출하건수(천건)

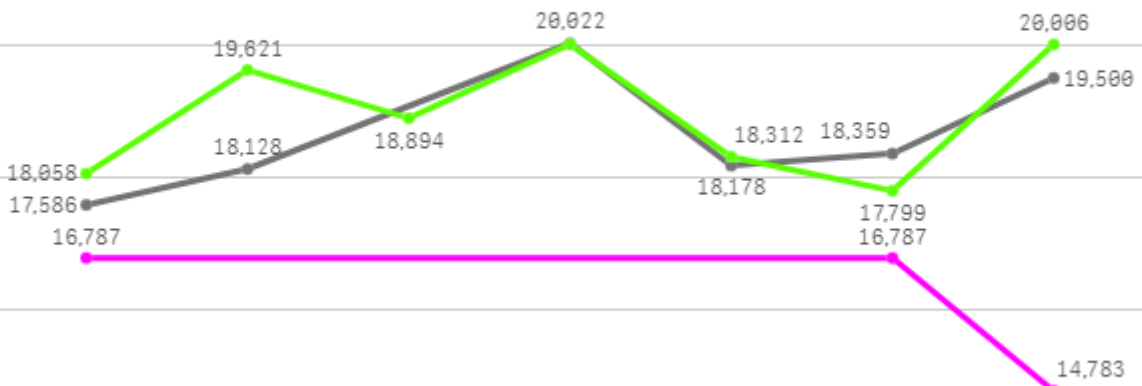
1

산지별 주출하 시군구



주간 도매가격(원)

◆ 2025 ● 2024 ▲ 평년



10/04 10/05 10/06 10/07 10/08 10/09 10/10

구분	금주(A)	전주(B)	전월(C)	전년(D)	평년(E)	A/B	A/C	A/D	A/E
가격(원)	15,785	18,252	19,561	18,629	18,828	86.5%	80.7%	84.7%	83.8%

※ 상품 가격 기준

□ 건세멸치(1.5Kg) 주간 가격

구분	Q	품종	Q	단량	Q	특	상	보통	하
2025-10-04		건세멸치		1.5Kg		-	16,787	11,514	7,262
2025-10-09		건세멸치		1.5Kg		-	16,787	11,514	7,262
2025-10-10		건세멸치		1.5Kg		-	14,783	11,216	8,017
평균						-	16,119	11,415	7,514