
2025년 가락시장

주요 품목 주간 거래동향

8월 1주차 주요 동향

[2025. 8.2. ~ 8.8.]



서울특별시농수산물공사

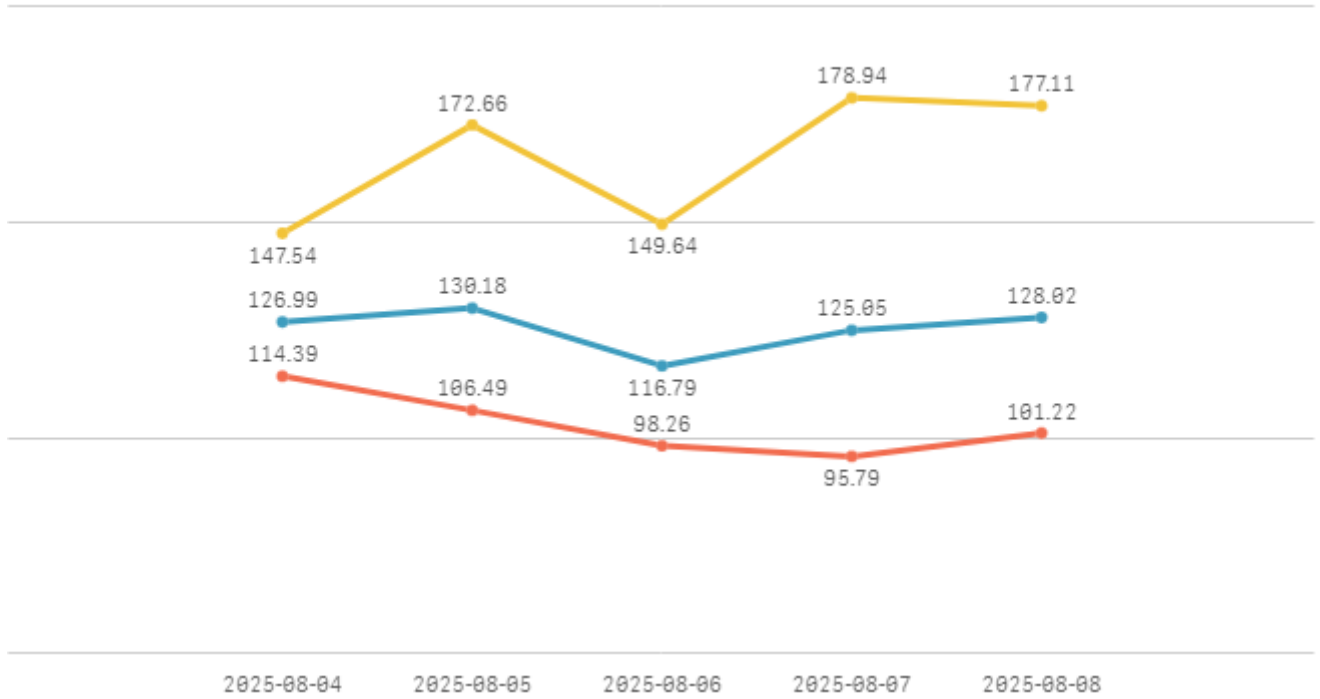
[데이터전략팀]

1. 주간 표준지수

※ 직전 5개년 평균가격을 지수 100으로 산정하여 100 이상일 경우 평년보다 상승, 100 이하일 경우 평년보다 하락

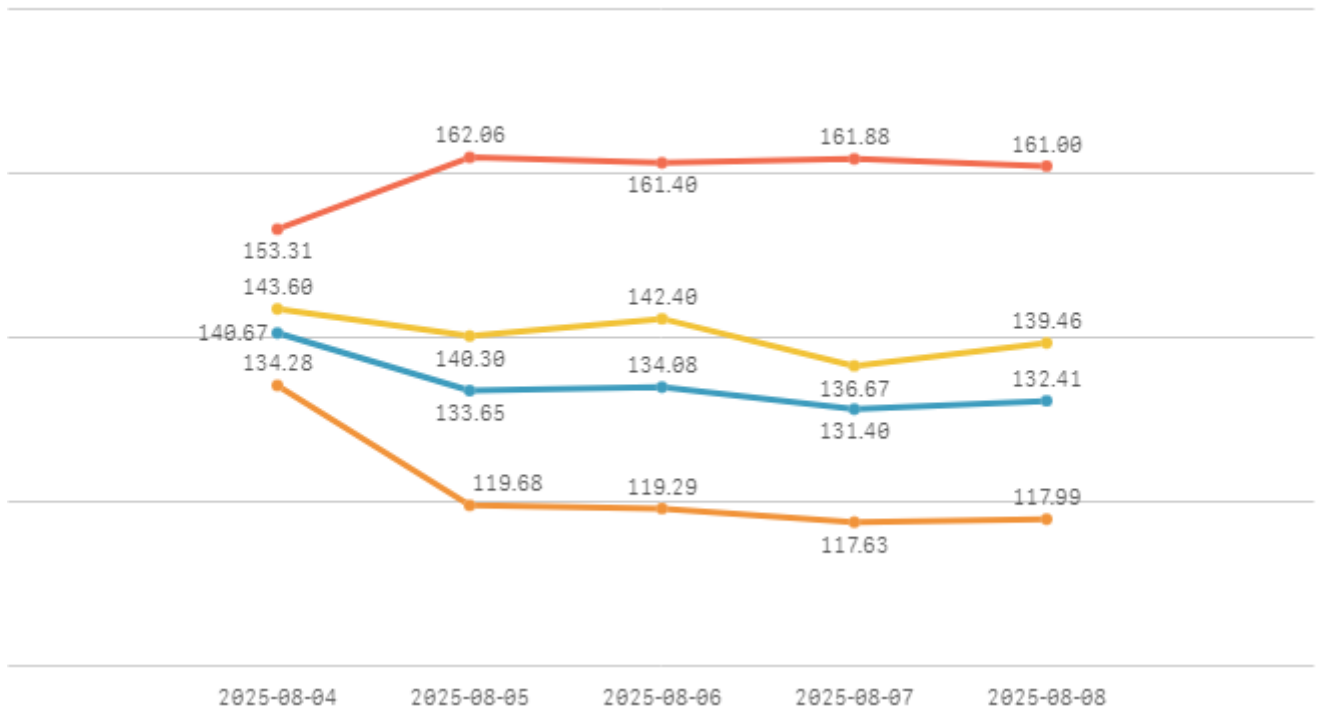
□ 청과부류

합계 채소계 과일계



□ 수산부류

합계 생선류 조개류 건어류



2. 주요 품목 주간 거래동향

주요 품목(종) 주간동향 (2025.08.02 ~ 08.08)

품종 단위	Q	금주평균	전주평균	전월평균	전년평균	5년평균 가격	전주대비	전월대비	전년대비	5년평균 대비
(선)갈치(5키로상자)		159,368	105,063	143,628	91,361	101,867	52% ▲	11% ▲	74% ▲	56% ▲
사과 미시마(10키로상자)		141,585	96,998	89,184	54,276	75,465	46% ▲	59% ▲	161% ▲	88% ▲
간마늘 대서(20키로)		141,184	140,827	144,261	129,519	142,246	0% ▲	-2% ▼	9% ▲	-1% ▼
물오징어(6키로상자)		68,287	76,505	73,324	85,825	64,604	-11% ▼	-7% ▼	-20% ▼	6% ▲
사과 아오리(10키로상자)		66,715	64,798	-	46,864	48,574	3% ▲	-	42% ▲	37% ▲
백다다기오이(100개)		50,886	53,110	43,279	78,506	56,962	-4% ▼	18% ▲	-35% ▼	-11% ▼
(냉)고등어 수입(10키로상자)		50,543	50,148	48,249	38,178	37,926	1% ▲	5% ▲	32% ▲	33% ▲
복숭아 경봉(백)(10키로상자)		48,729	52,756	-	35,889	41,423	-8% ▼	-	36% ▲	18% ▲
청양고추(10키로상자)		42,533	54,611	62,513	40,071	41,516	-22% ▼	-32% ▼	6% ▲	2% ▲
복숭아 레드글드(천)(10키로상자)		39,058	51,016	-	33,379	37,150	-23% ▼	-	17% ▲	5% ▲
감자 수미(햇)(20키로상자)		35,910	35,395	26,605	28,924	33,796	1% ▲	35% ▲	24% ▲	6% ▲
배 신고(15키로상자)		34,791	30,518	33,201	70,186	55,863	14% ▲	5% ▲	-50% ▼	-38% ▼
자두 도담(5키로상자)		32,831	34,951	-	29,217	33,257	-6% ▼	-	12% ▲	-1% ▼
참외(일반)(10키로상자)		30,722	45,915	18,322	44,583	43,571	-33% ▼	68% ▲	-31% ▼	-29% ▼
빨강 파프리카(5키로상자)		30,310	15,843	20,454	26,092	25,974	91% ▲	48% ▲	16% ▲	17% ▲
호박밤 고구마(10키로상자)		30,224	28,084	26,373	25,394	31,086	8% ▲	15% ▲	19% ▲	-3% ▼
당근(20키로상자)		28,453	27,312	21,716	71,171	42,887	4% ▲	31% ▲	-60% ▼	-34% ▼
오이맛고추(10키로상자)		28,149	40,830	38,612	35,032	29,506	-31% ▼	-27% ▼	-20% ▼	-5% ▼
상추 포기잡(4키로상자)		26,488	45,103	20,848	47,763	39,346	-41% ▼	27% ▲	-45% ▼	-33% ▼
멜론 머스크(8키로상자)		26,251	29,595	35,374	29,869	28,871	-11% ▼	-26% ▼	-12% ▼	-9% ▼
포도 캠벨얼리(3키로상자)		25,930	29,680	36,235	28,674	26,660	-13% ▼	-28% ▼	-10% ▼	-3% ▼
수박(일반)(10키로상자)		23,725	35,879	25,464	28,074	27,383	-34% ▼	-7% ▼	-15% ▼	-13% ▼
바나나 수입(13키로상자)		21,859	21,148	22,911	21,665	21,824	3% ▲	-5% ▼	1% ▲	0% ▲
건세멸치(1.5키로상자)		20,839	18,706	17,823	18,028	20,818	11% ▲	17% ▲	16% ▲	0% ▲
찰옥수수(8키로)		20,377	18,509	14,929	18,088	18,498	10% ▲	36% ▲	13% ▲	10% ▲
배추(10키로망대)		15,763	14,461	7,254	14,776	13,953	9% ▲	117% ▲	7% ▲	13% ▲
포도 샤인머스켓(2키로상자)		15,563	19,019	26,875	18,889	26,401	-18% ▼	-42% ▼	-18% ▼	-41% ▼
가지(8키로상자)		15,258	14,063	14,739	34,773	21,896	9% ▲	4% ▲	-56% ▼	-30% ▼
무(20키로상자)		15,094	12,886	11,280	18,954	18,256	17% ▲	34% ▲	-20% ▼	-17% ▼
애호박(20개)		14,438	20,340	12,318	32,737	22,191	-29% ▼	17% ▲	-56% ▼	-35% ▼
대추방울토마토(3키로상자)		13,056	18,062	11,271	15,868	16,634	-28% ▼	16% ▲	-18% ▼	-22% ▼
겉종합(10키로망대)		13,049	14,077	14,017	10,303	11,900	-7% ▼	-7% ▼	27% ▲	10% ▲
포도 거봉(2키로상자)		12,585	16,519	24,086	16,861	17,396	-24% ▼	-48% ▼	-25% ▼	-28% ▼
열무(4키로상자)		11,962	17,542	19,573	18,225	13,958	-32% ▼	-39% ▼	-34% ▼	-14% ▼
토마토(5키로상자)		11,678	23,291	15,314	12,680	12,791	-50% ▼	-24% ▼	-8% ▼	-9% ▼
팽이버섯(5키로상자)		9,056	9,241	6,351	9,126	11,517	-2% ▼	43% ▲	-1% ▼	-21% ▼
양배추(8키로망대)		8,097	9,394	4,627	7,815	8,549	-14% ▼	75% ▲	4% ▲	-5% ▼
새송이버섯(2키로상자)		5,522	5,526	6,369	6,472	6,119	-0% ▼	-13% ▼	-15% ▼	-10% ▼
부추(일반)(500그램단)		2,272	2,108	986	2,983	2,650	8% ▲	130% ▲	-24% ▼	-14% ▼
대파(일반)(1키로단)		1,822	1,916	1,149	1,918	1,859	-5% ▼	59% ▲	-5% ▼	-2% ▼
양파(1키로)		1,134	1,062	900	1,219	1,218	7% ▲	26% ▲	-7% ▼	-7% ▼

□ 품종별 등락가격 비교(전주대비)

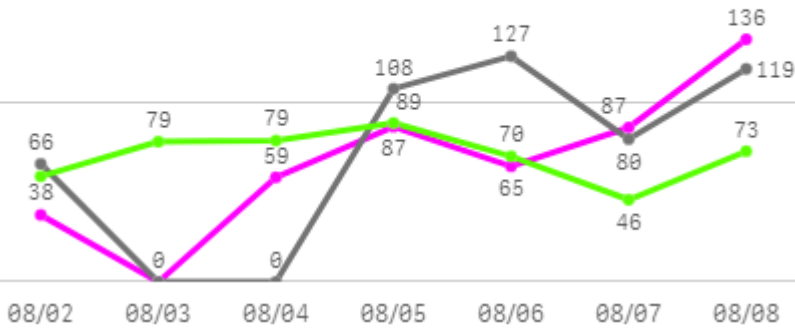
구분	품목(종)명
상승 품목(종)	(선)갈치(52%),가지(9%),건세멸치(11%),무(17%),배 신고(14%),배추(9%),부추(일반)(8%),빨강 파프리카(91%),사과 미시마(46%),양파(7%),찰옥수수(10%),호박밤 고구마(8%)
하락 품목(종)	걸홍합(-7%),대추방울토마토(-28%),멜론 머스크(-11%),물오징어(-11%),복숭아 경봉(백)(-8%),복숭아 레드골드(천)(-23%),상추 포기잡(-41%),수박(일반)(-34%),애호박(-29%),양배추(-14%),열무(-32%),오이맛고추(-31%),자두 도담(-6%),참외(일반)(-33%),청양고추(-22%),토마토(-50%),포도 거봉(-24%),포도 샤인머스켓(-18%),포도 캠벨얼리(-13%)
보합 품목(종)(+5%)	(냉)고등어 수입,감자 수미(햇),깐마늘 대서,당근,대파(일반),바나나 수입,백다다기오이,사과 아오리,새송이버섯,팽이버섯

3. 품목(종)별 주간 거래동향

고구마

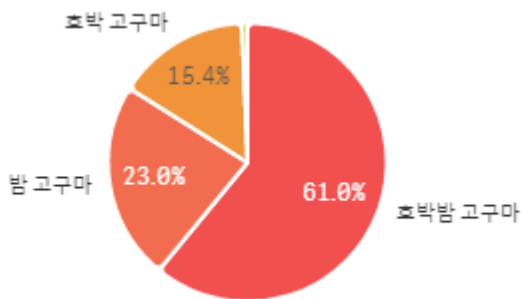
주간 반입량(톤)

◆ 2025 ● 2024 ▲ 평년

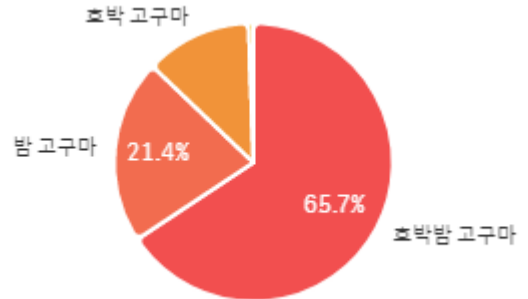


구분	금주(A)	전주(B)	전월(C)	전년(D)	평년(E)	A/B	A/C	A/D	A/E
물량(톤)	470	569	466	500	514	82.6%	100.9%	94.0%	91.4%

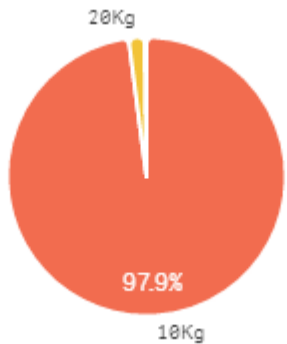
출하 품종별 거래물량 구성비



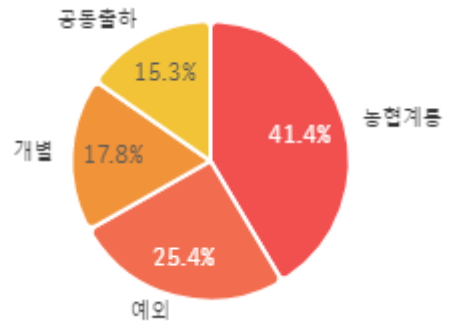
출하 품종별 거래금액 구성비



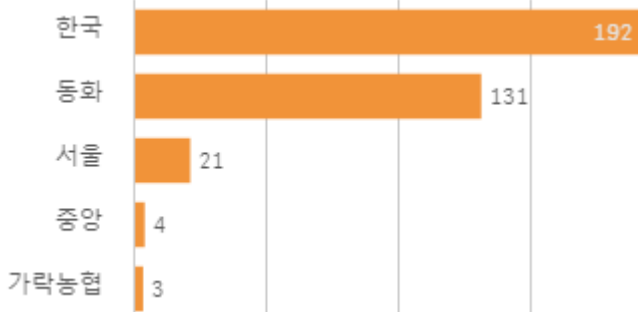
거래 단량별 물량 구성비



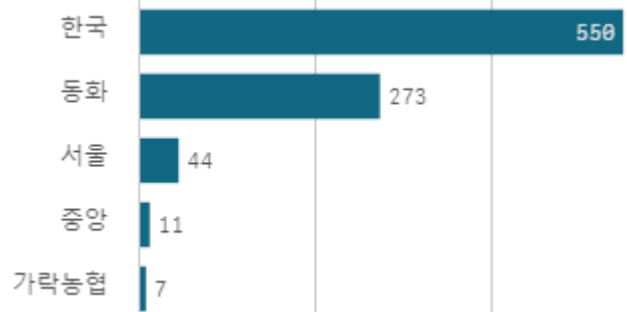
출하자별 거래물량 구성비



도매시장 법인별 거래물량(톤)

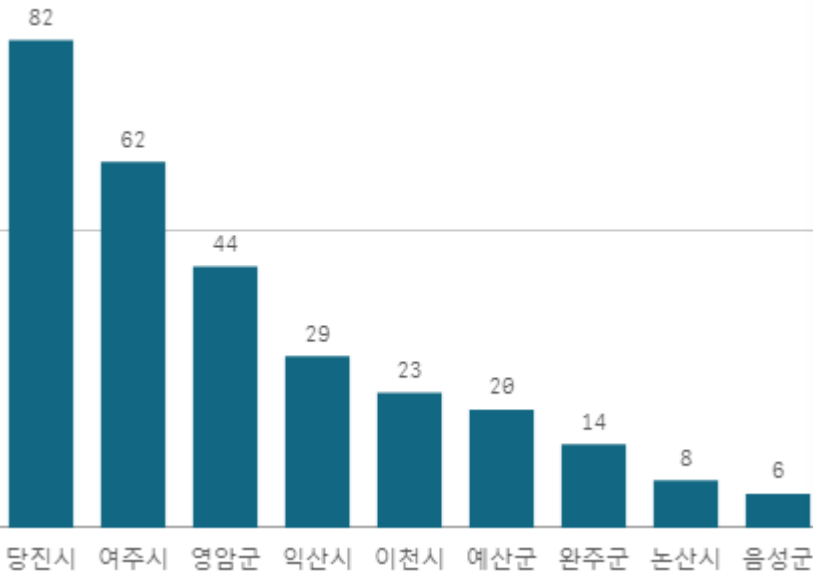


도매시장 법인별 거래금액(백만원)



호박밤 고구마(10Kg)

산지별 거래물량(톤)



출하산지(개소)

9

출하건수(천건)

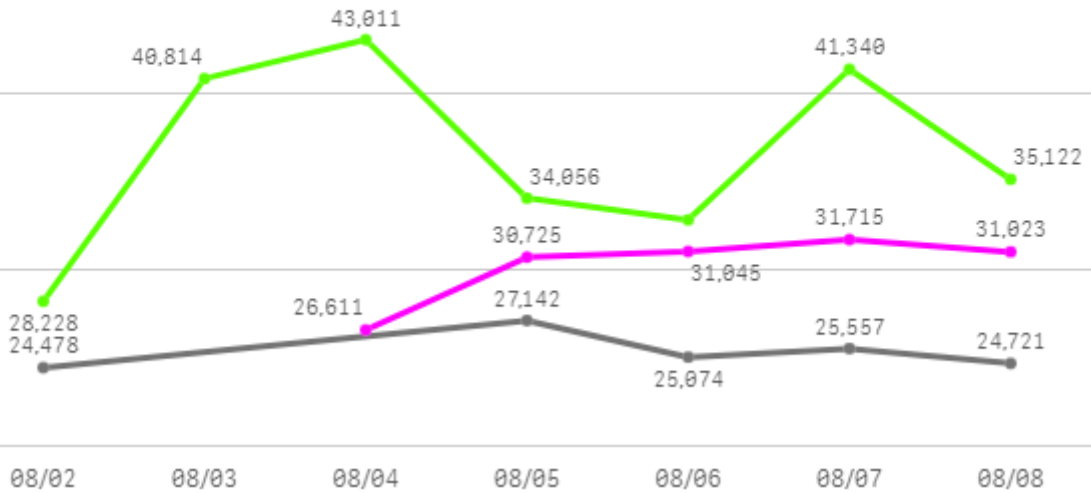
1

산지별 주출하 시군구



주간 도매가격(원)

◆ 2025 ● 2024 ◆ 평년



구분	금주(A)	전주(B)	전월(C)	전년(D)	평년(E)	A/B	A/C	A/D	A/E
가격(원)	30,224	28,084	26,373	25,394	31,086	107.6%	114.6%	119.0%	97.2%

※ 상품 가격 기준

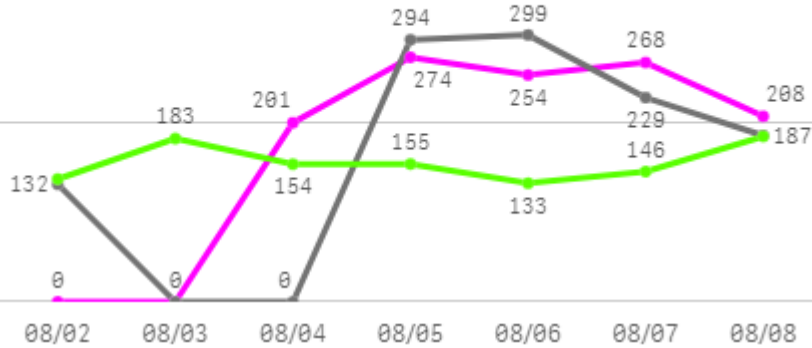
□ 호박밤 고구마(10Kg) 주간 가격

구분	Q	품종	Q	단량	Q	특	상	보통	하
2025-08-04		호박밤 고구마		10Kg		30,500	26,611	20,543	8,578
2025-08-05		호박밤 고구마		10Kg		34,549	30,725	24,408	12,256
2025-08-06		호박밤 고구마		10Kg		35,761	31,045	23,526	11,640
2025-08-07		호박밤 고구마		10Kg		37,742	31,715	23,869	12,636
2025-08-08		호박밤 고구마		10Kg		37,999	31,023	24,470	12,398
평균						35,310	30,224	23,363	11,502

감자

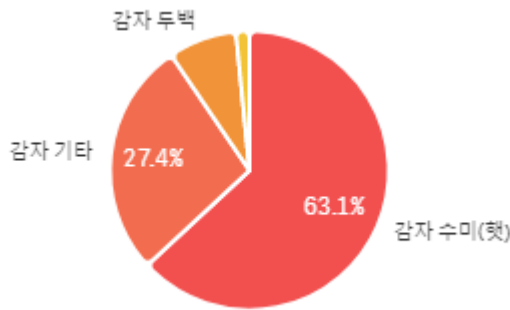
주간 반입량(톤)

◆ 2025 ● 2024 ▲ 평년

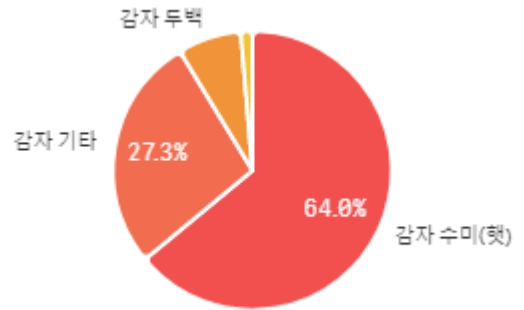


구분	금주(A)	전주(B)	전월(C)	전년(D)	평년(E)	A/B	A/C	A/D	A/E
물량(톤)	1,206	1,358	1,593	1,141	1,124	88.8%	75.7%	105.7%	107.3%

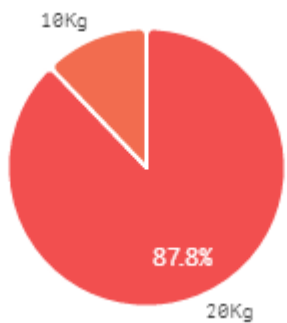
출하 품종별 거래물량 구성비



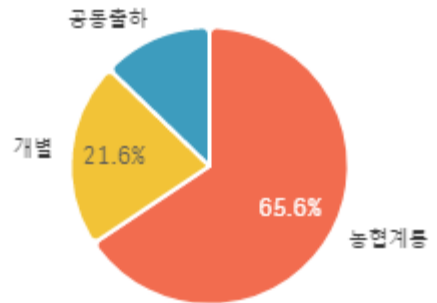
출하 품종별 거래금액 구성비



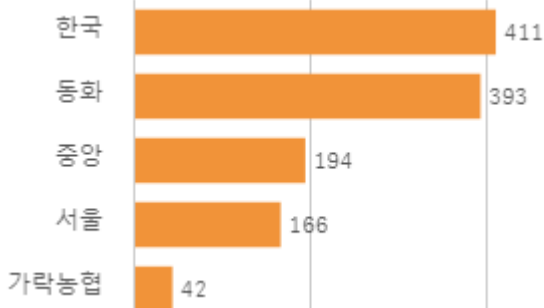
거래 단량별 물량 구성비



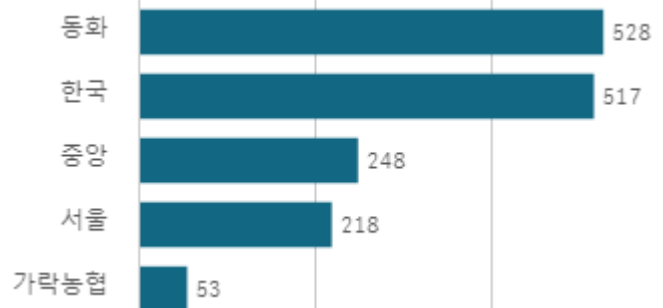
출하자별 거래물량 구성비



도매시장 법인별 거래물량(톤)

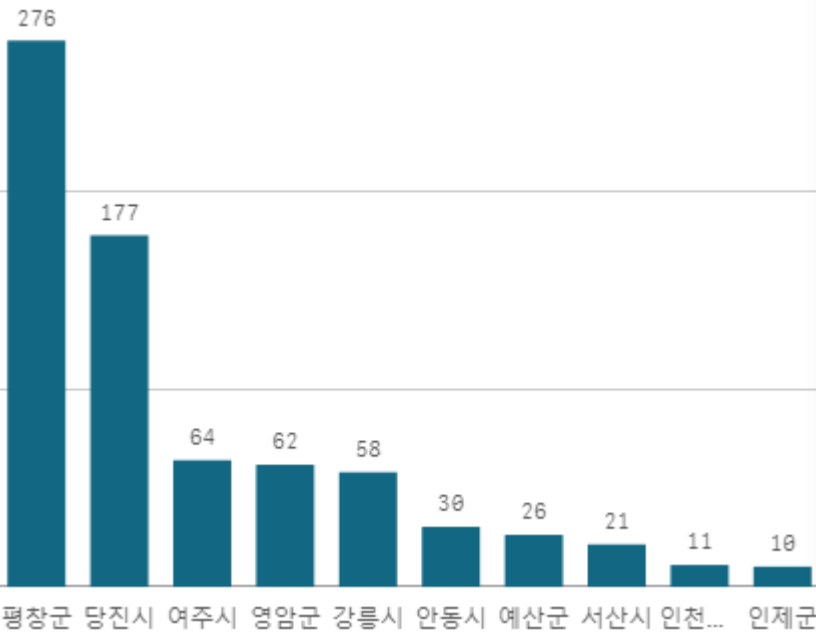


도매시장 법인별 거래금액(백만원)



감자 수미(햇) (20Kg)

산지별 거래물량(톤)



출하산지(개소)

18

출하건수(천건)

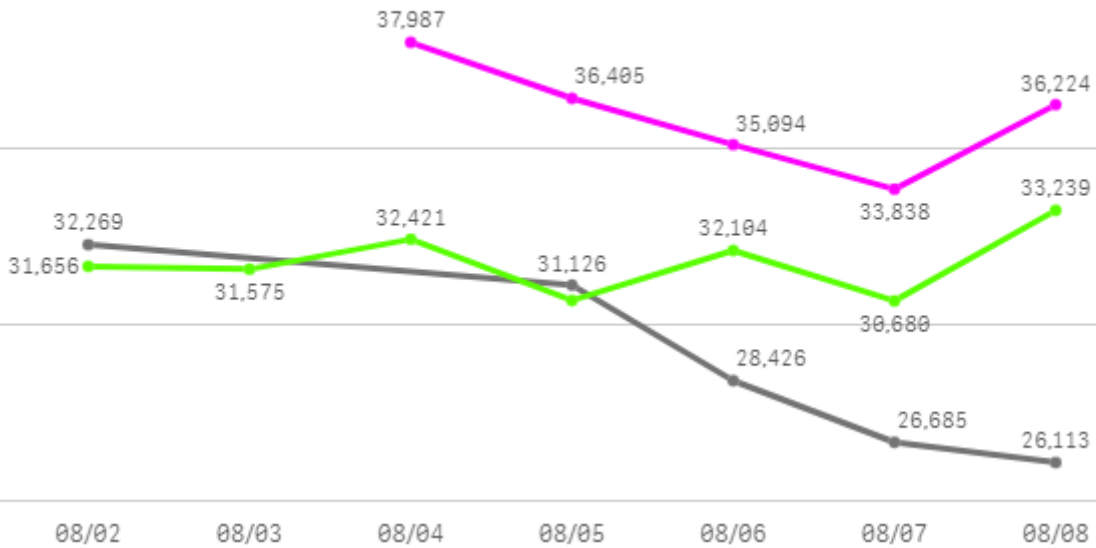
1

산지별 주출하 시군구



주간 도매가격(원)

◆ 2025 ● 2024 ◆ 평년



구분	금주(A)	전주(B)	전월(C)	전년(D)	평년(E)	A/B	A/C	A/D	A/E
가격(원)	35,910	35,395	26,605	28,924	33,796	101.5%	135.0%	124.2%	106.3%

※ 상품 가격 기준

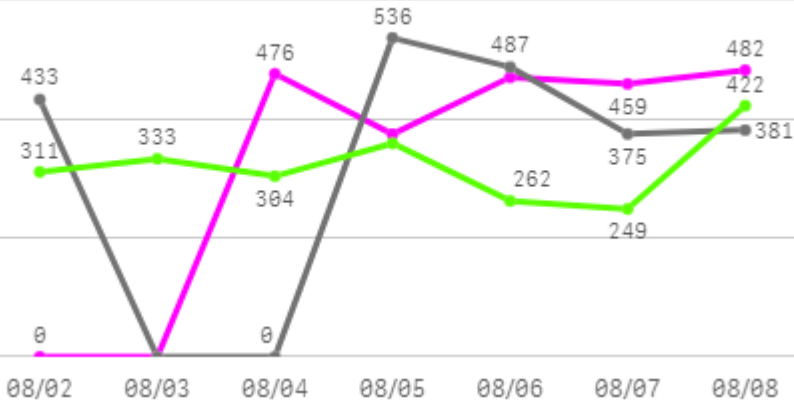
□ 감자 수미(햇)(20Kg) 주간 가격

구분	Q	품종	Q	단량	Q	특	상	보통	하
2025-08-04		감자 수미(햇)		20Kg		43,086	37,987	30,326	14,093
2025-08-05		감자 수미(햇)		20Kg		40,541	36,405	29,215	14,322
2025-08-06		감자 수미(햇)		20Kg		40,043	35,094	27,483	12,211
2025-08-07		감자 수미(햇)		20Kg		38,887	33,838	23,281	10,819
2025-08-08		감자 수미(햇)		20Kg		40,832	36,224	26,876	12,415
평균						40,678	35,910	27,436	12,772

배추

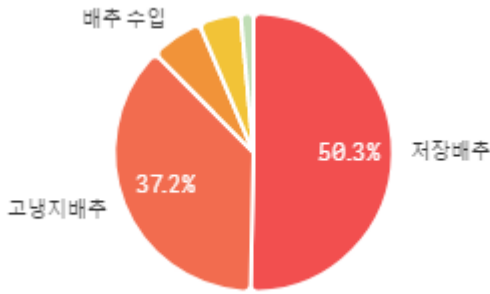
주간 반입량(톤)

◆ 2025 ● 2024 ▲ 평년

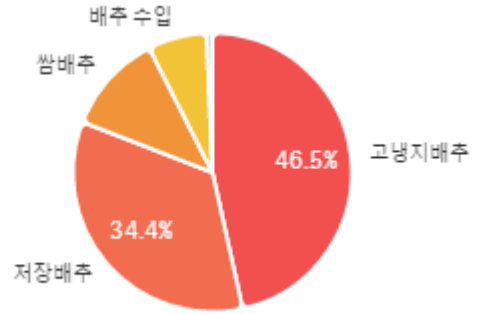


구분	금주(A)	전주(B)	전월(C)	전년(D)	평년(E)	A/B	A/C	A/D	A/E
물량(톤)	2,262	2,667	2,476	2,213	2,199	84.8%	91.4%	102.2%	102.8%

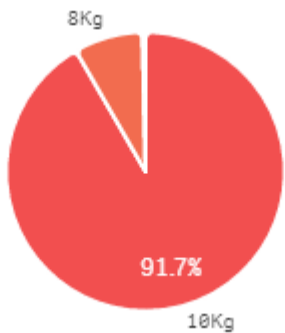
출하 품종별 거래물량 구성비



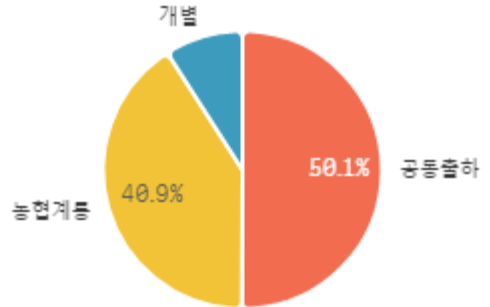
출하 품종별 거래금액 구성비



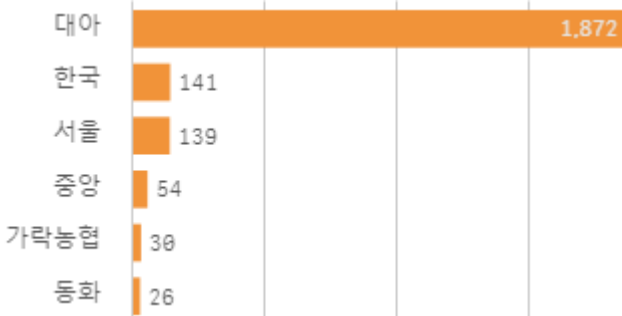
거래 단량별 물량 구성비



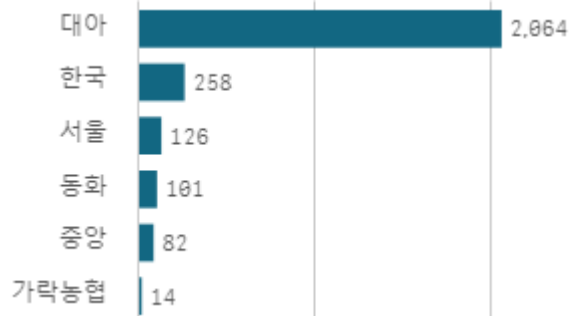
출하자별 거래물량 구성비



도매시장 법인별 거래물량(톤)

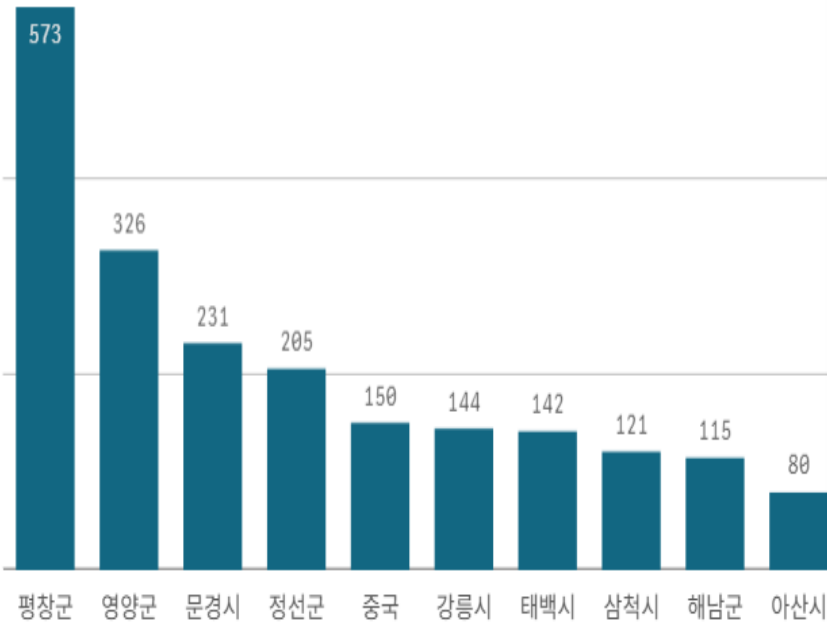


도매시장 법인별 거래금액(백만원)



배추(10Kg)

산지별 거래물량(톤)



출하산지(개소)

22

출하건수(천건)

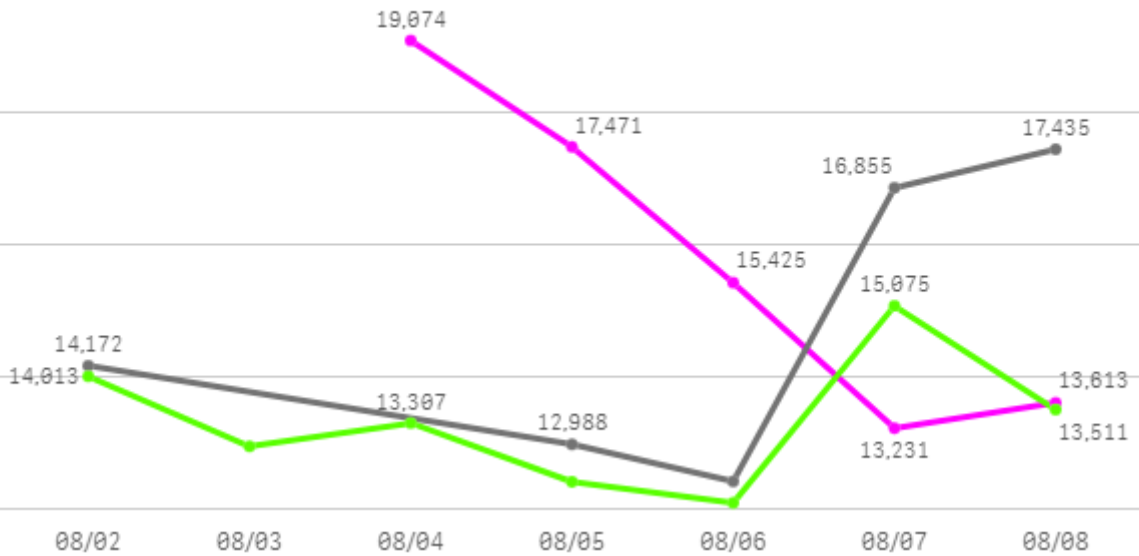
2

산지별 주출하 시군구



주간 도매가격(원)

◆ 2025 ● 2024 ◆ 평년



구분	금주(A)	전주(B)	전월(C)	전년(D)	평년(E)	A/B	A/C	A/D	A/E
가격(원)	15,763	14,461	7,254	14,776	13,953	109.0%	217.3%	106.7%	113.0%

※ 상품 가격 기준

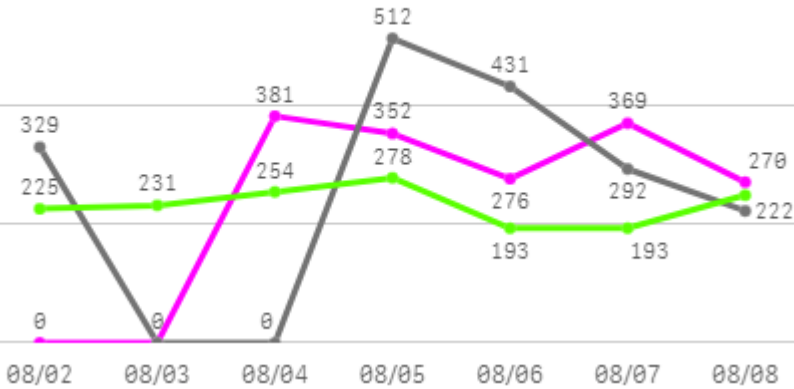
□ 배추(10Kg) 주간 가격

구분	Q	품종	Q	단량	Q	특	상	보통	하
2025-08-04		배추		10Kg		21,776	19,074	10,543	5,176
2025-08-05		배추		10Kg		26,353	17,471	9,005	5,491
2025-08-06		배추		10Kg		24,196	15,425	8,103	5,023
2025-08-07		배추		10Kg		23,832	13,231	6,288	3,214
2025-08-08		배추		10Kg		25,175	13,613	6,181	3,465
평균						24,266	15,763	8,024	4,474

양배추

주간 반입량(톤)

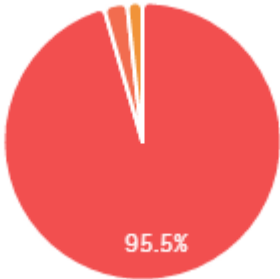
◆ 2025 ● 2024 ▲ 평년



구분	금주(A)	전주(B)	전월(C)	전년(D)	평년(E)	A/B	A/C	A/D	A/E
물량(톤)	1,649	1,974	1,628	1,787	1,645	83.5%	101.3%	92.3%	100.3%

출하 품종별 거래물량 구성비

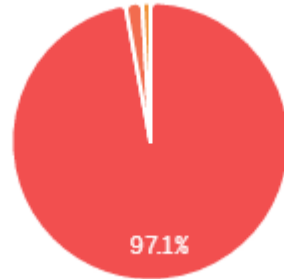
양배추 수입



양배추(일반)

출하 품종별 거래금액 구성비

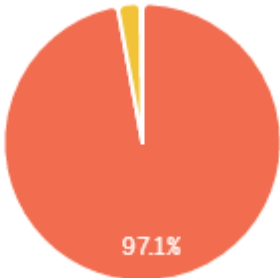
양배추 수입



양배추(일반)

거래 단량별 물량 구성비

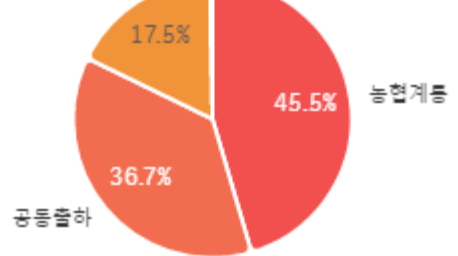
15Kg



8Kg

출하자별 거래물량 구성비

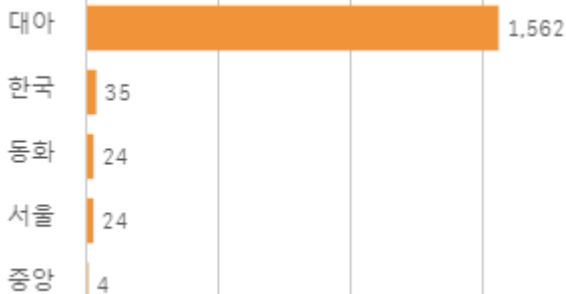
개별



공동출하

농협계통

도매시장 법인별 거래물량(톤)

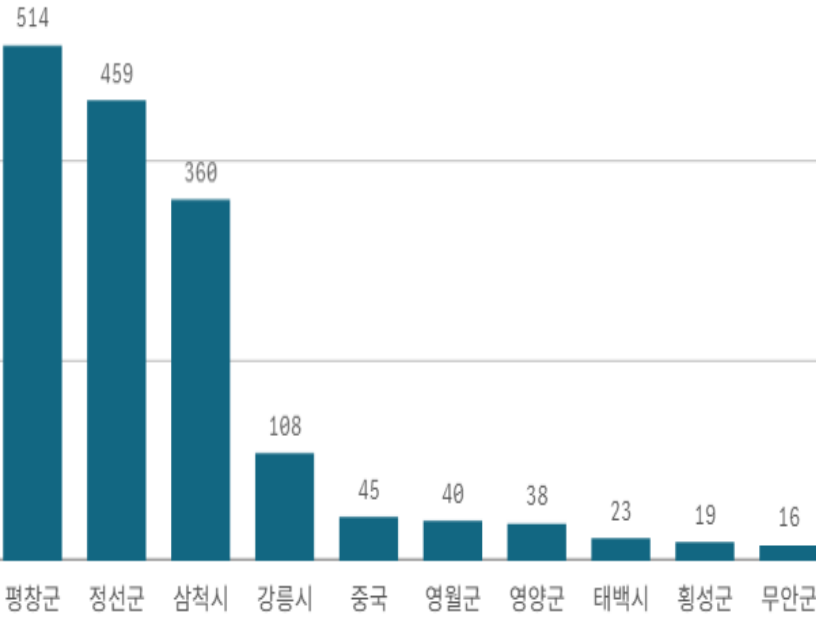


도매시장 법인별 거래금액(백만원)



양배추(8Kg)

산지별 거래물량(톤)



출하산지(개소)

15

출하건수(천건)

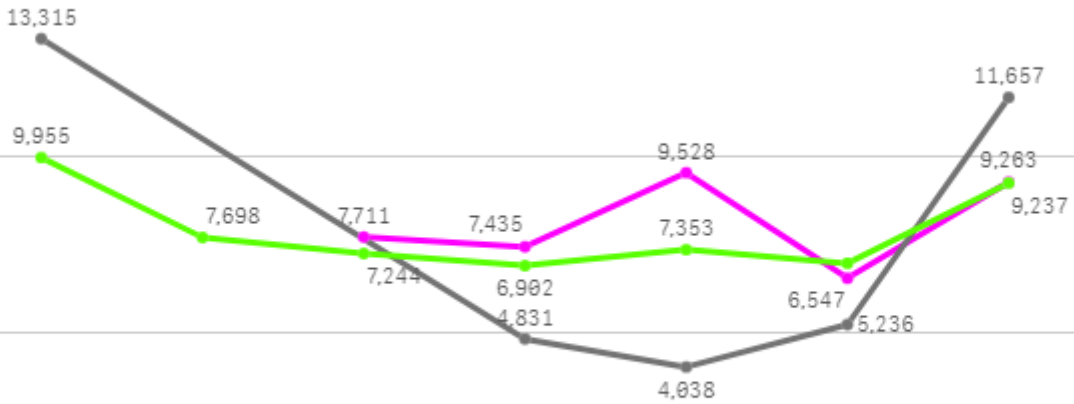
1

산지별 주출하 시군구



주간 도매가격(원)

◆ 2025 ● 2024 ▲ 평년



08/02 08/03 08/04 08/05 08/06 08/07 08/08

구분	금주(A)	전주(B)	전월(C)	전년(D)	평년(E)	A/B	A/C	A/D	A/E
가격(원)	8,097	9,394	4,627	7,815	8,549	86.2%	175.0%	103.6%	94.7%

※ 상품 가격 기준

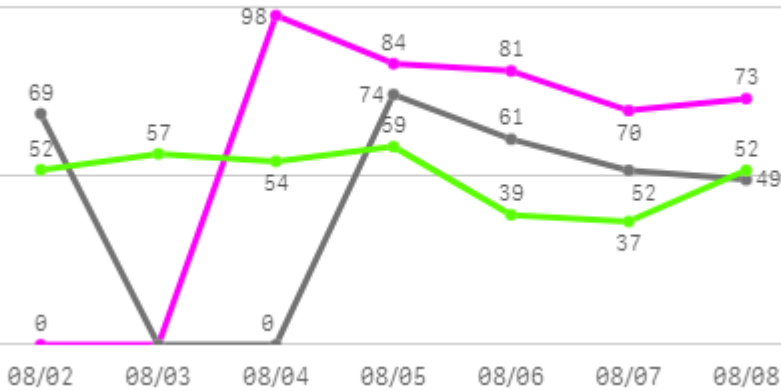
□ 양배추(8Kg) 주간 가격

구분	Q	품종	Q	단량	Q	특	상	보통	하
2025-08-04		양배추		8Kg		13,123	7,711	5,444	2,649
2025-08-05		양배추		8Kg		11,962	7,435	4,622	2,067
2025-08-06		양배추		8Kg		12,593	9,528	7,086	2,972
2025-08-07		양배추		8Kg		9,533	6,547	4,831	2,788
2025-08-08		양배추		8Kg		12,170	9,263	6,937	4,523
평균						11,876	8,097	5,784	3,000

상추

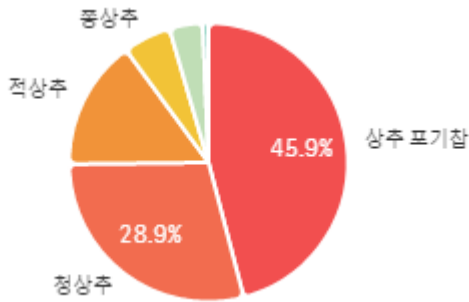
주간 반입량(톤)

2025 (파란색 선) 2024 (회색 선) 평년 (초록색 선)

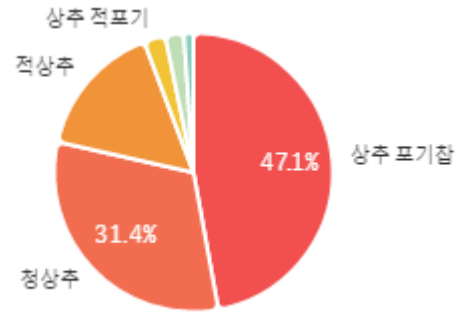


구분	금주(A)	전주(B)	전월(C)	전년(D)	평년(E)	A/B	A/C	A/D	A/E
물량(톤)	405	479	470	305	353	84.6%	86.3%	132.9%	114.9%

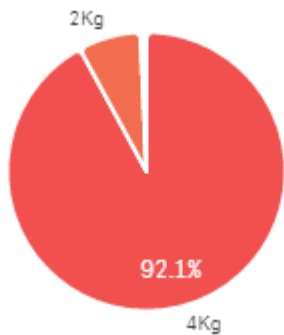
출하 품종별 거래물량 구성비



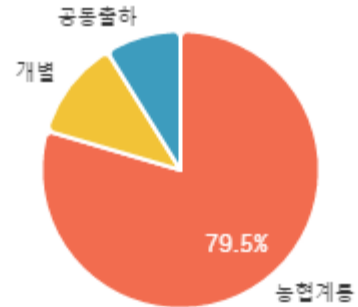
출하 품종별 거래금액 구성비



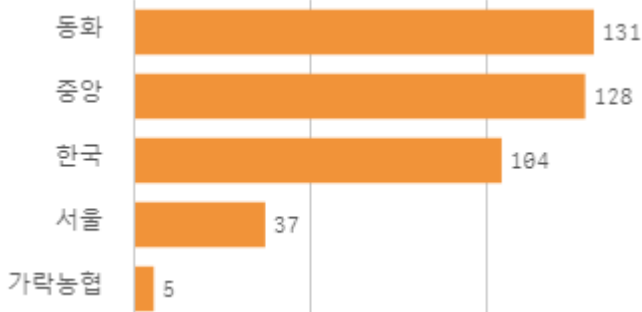
거래 단량별 물량 구성비



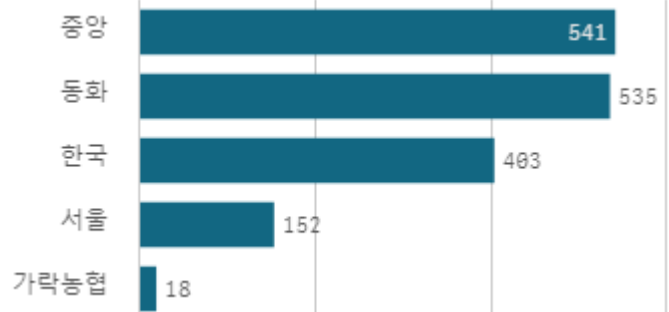
출하자별 거래물량 구성비



도매시장 법인별 거래물량(톤)

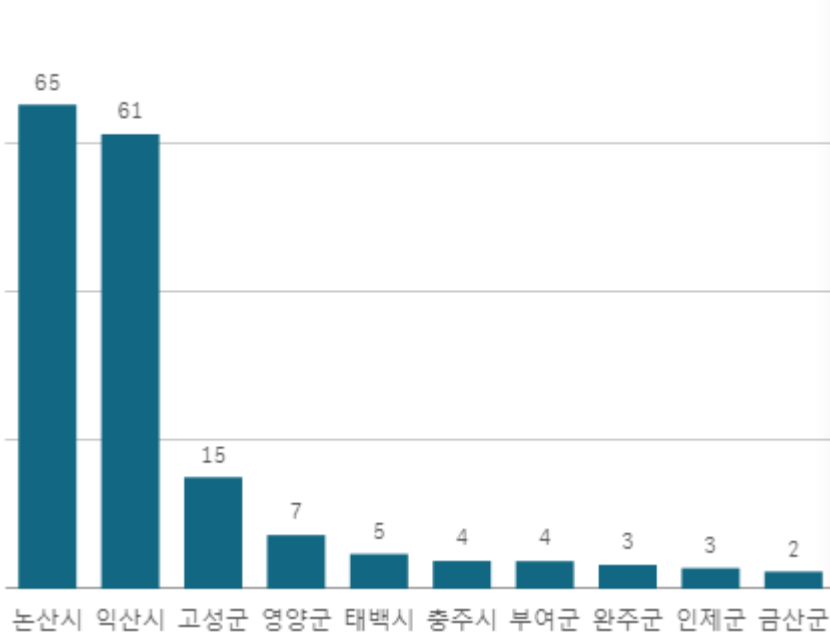


도매시장 법인별 거래금액(백만원)



상추 포기잡(4Kg)

산지별 거래물량(톤)



출하산지(개소)

34

출하건수(천건)

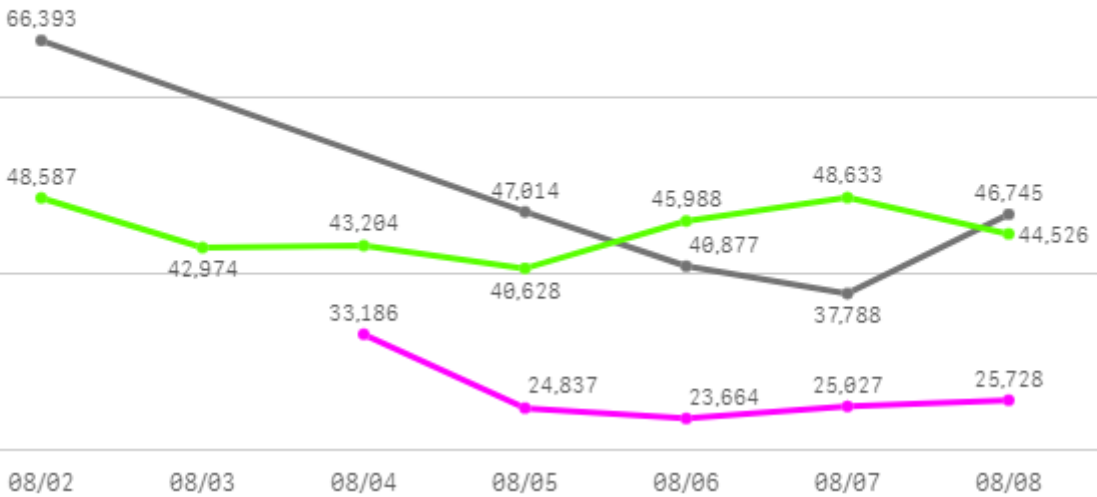
2

산지별 주출하 시군구



주간 도매가격(원)

◆ 2025 ● 2024 ◆ 평년



구분	금주(A)	전주(B)	전월(C)	전년(D)	평년(E)	A/B	A/C	A/D	A/E
가격(원)	26,488	45,103	20,848	47,763	39,346	58.7%	127.1%	55.5%	67.3%

※ 상품 가격 기준

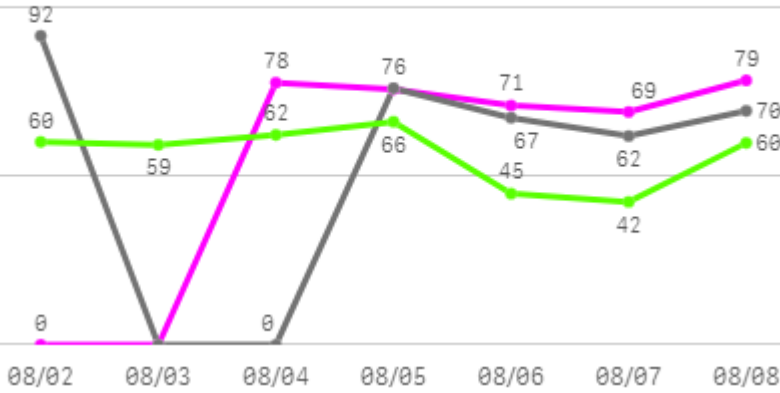
□ 상추 포기잡(4Kg) 주간 가격

구분	Q	품종	Q	단량	Q	특	상	보통	하
2025-08-04		상추 포기잡		4Kg		-	33,186	22,689	14,572
2025-08-05		상추 포기잡		4Kg		-	24,837	15,724	9,385
2025-08-06		상추 포기잡		4Kg		-	23,664	13,233	8,241
2025-08-07		상추 포기잡		4Kg		-	25,027	15,420	8,598
2025-08-08		상추 포기잡		4Kg		-	25,728	18,509	12,751
평균						-	26,488	17,115	10,709

부추

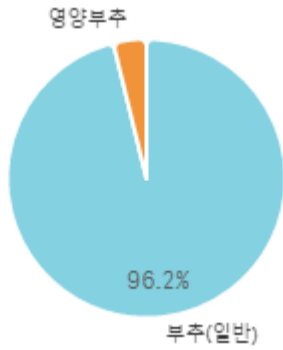
주간 반입량(톤)

◆ 2025 ● 2024 ▲ 평년

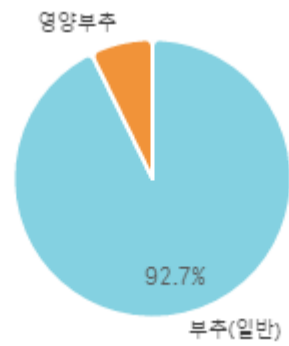


구분	금주(A)	전주(B)	전월(C)	전년(D)	평년(E)	A/B	A/C	A/D	A/E
물량(톤)	373	482	475	367	380	77.4%	78.4%	101.5%	98.1%

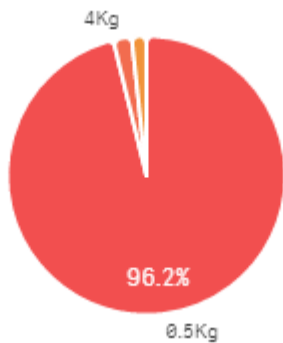
출하 품종별 거래물량 구성비



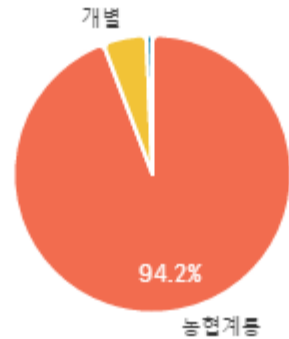
출하 품종별 거래금액 구성비



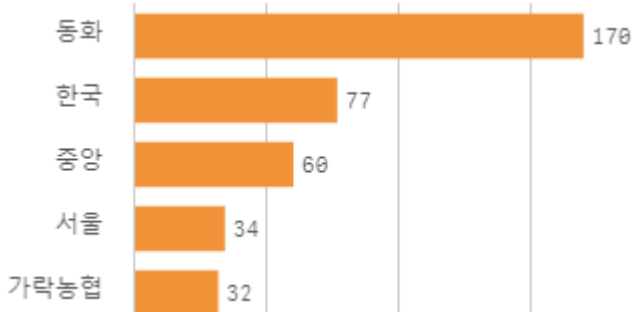
거래 단량별 물량 구성비



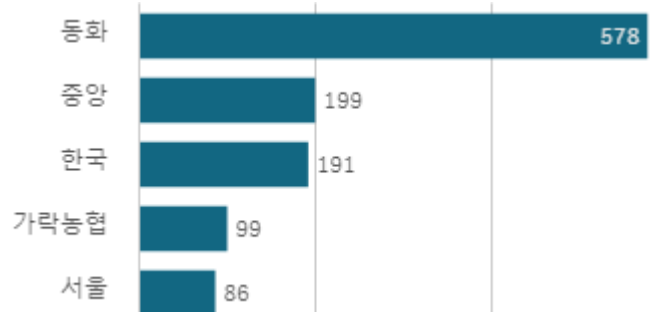
출하자별 거래물량 구성비



도매시장 법인별 거래물량(톤)

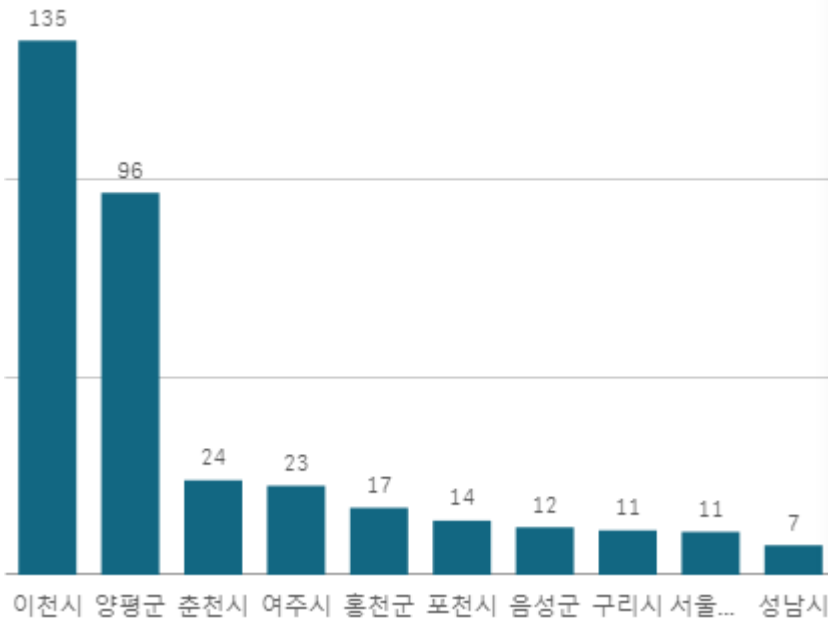


도매시장 법인별 거래금액(백만원)



부추(일반) (0.5Kg)

산지별 거래물량(톤)



출하산지(개소)

21

출하건수(천건)

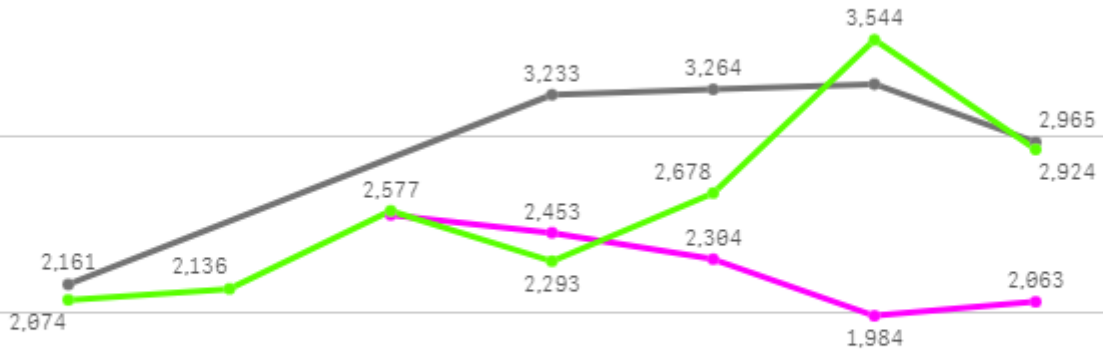
2

산지별 주출하 시군구



주간 도매가격(원)

◆ 2025 ● 2024 ◆ 평년



08/02 08/03 08/04 08/05 08/06 08/07 08/08

구분	금주(A)	전주(B)	전월(C)	전년(D)	평년(E)	A/B	A/C	A/D	A/E
가격(원)	2,272	2,108	986	2,983	2,650	107.7%	230.5%	76.1%	85.7%

※ 상품 가격 기준

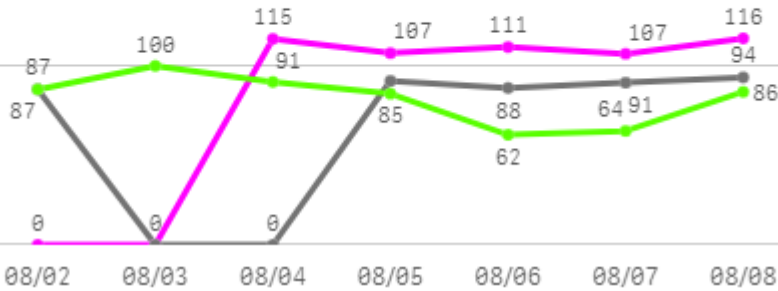
□ 부추(일반)(0.5Kg) 주간 가격

구분	Q	품종	Q	단량	Q	특	상	보통	하
2025-08-04		부추(일반)		0.5Kg		-	2,554	1,925	1,311
2025-08-05		부추(일반)		0.5Kg		-	2,453	1,668	1,065
2025-08-06		부추(일반)		0.5Kg		-	2,304	1,490	944
2025-08-07		부추(일반)		0.5Kg		-	1,984	1,370	839
2025-08-08		부추(일반)		0.5Kg		-	2,063	1,378	880
평균						-	2,272	1,566	1,008

열무

주간 반입량(톤)

◆ 2025 ● 2024 ▲ 평년

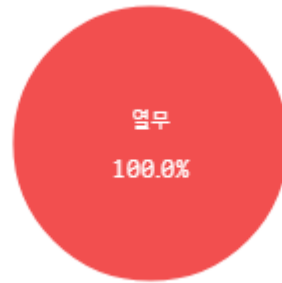


구분	금주(A)	전주(B)	전월(C)	전년(D)	평년(E)	A/B	A/C	A/D	A/E
물량(톤)	557	567	487	452	567	98.1%	114.3%	123.2%	98.1%

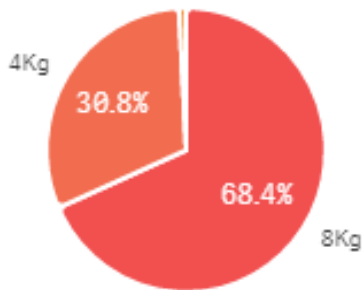
출하 품종별 거래물량 구성비



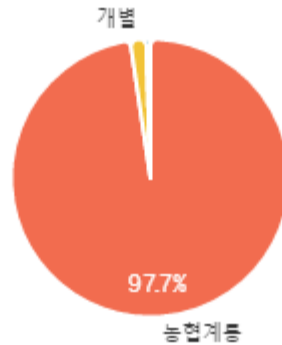
출하 품종별 거래금액 구성비



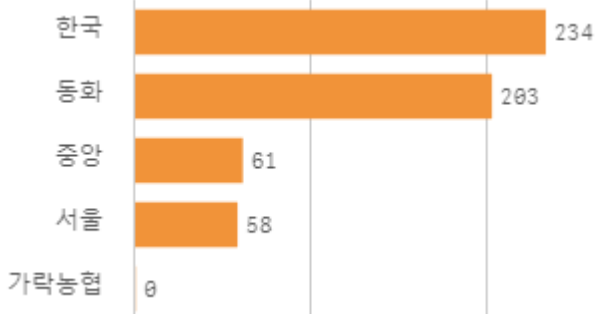
거래 단량별 물량 구성비



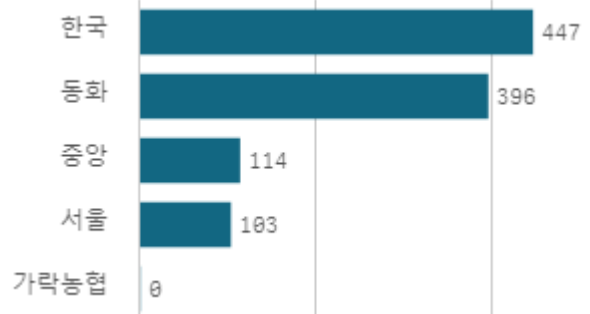
출하자별 거래물량 구성비



도매시장 법인별 거래물량(톤)

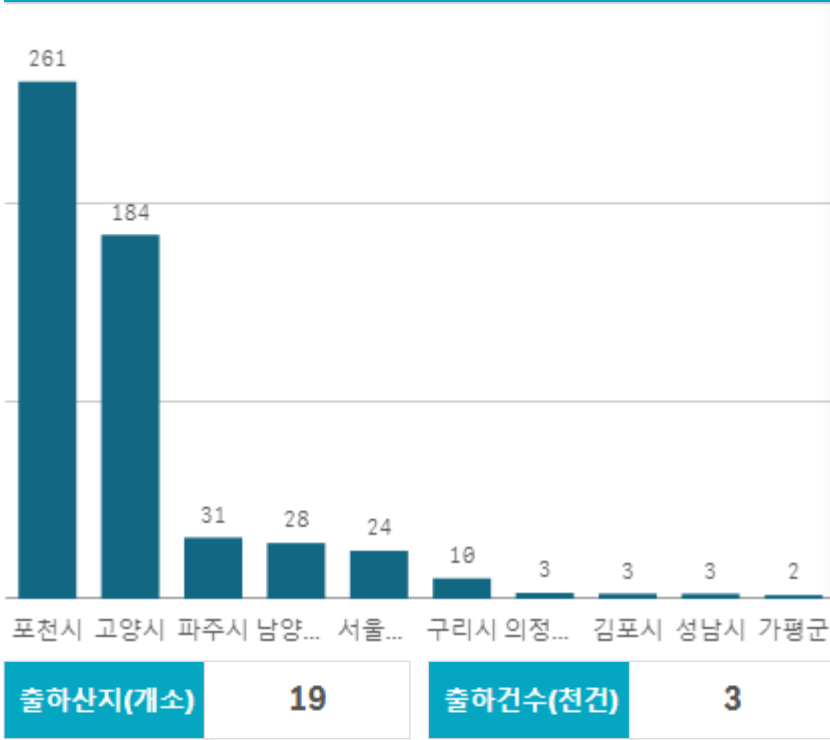


도매시장 법인별 거래금액(백만원)



열무(4Kg)

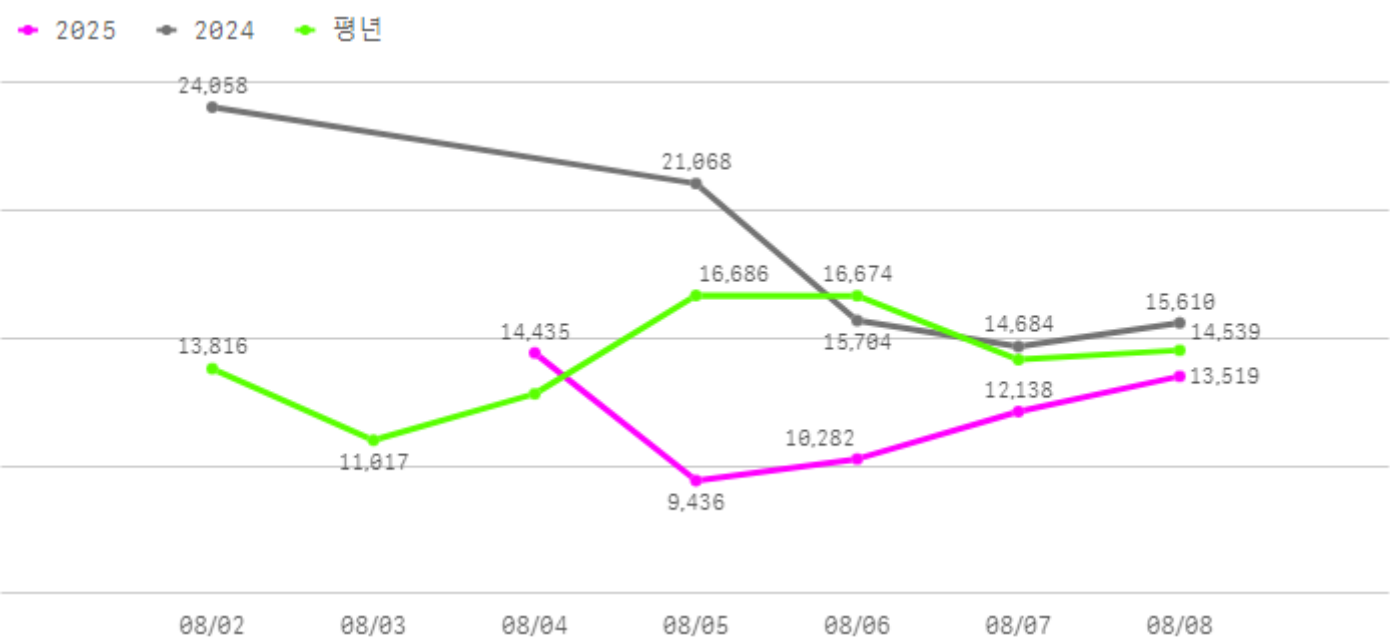
산지별 거래물량(톤)



산지별 주출하 시군구



주간 도매가격(원)



구분	금주(A)	전주(B)	전월(C)	전년(D)	평년(E)	A/B	A/C	A/D	A/E
가격(원)	11,962	17,542	19,573	18,225	13,958	68.2%	61.1%	65.6%	85.7%

※ 상품 가격 기준

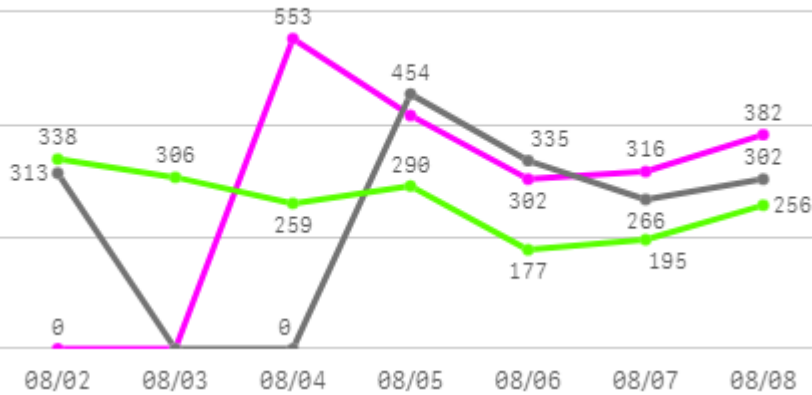
□ 열무(4Kg) 주간 가격

구분	Q	품종	Q	단량	Q	특	상	보통	하
2025-08-04		열무		4Kg		-	14,435	8,947	4,697
2025-08-05		열무		4Kg		-	9,436	7,054	3,981
2025-08-06		열무		4Kg		-	10,282	7,033	4,427
2025-08-07		열무		4Kg		-	12,138	8,150	4,591
2025-08-08		열무		4Kg		-	13,519	9,086	5,330
평균						-	11,962	8,054	4,605

수박

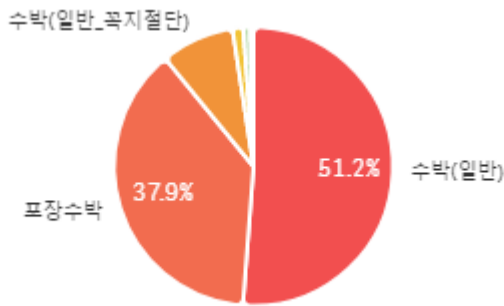
주간 반입량(톤)

● 2025 ● 2024 ● 평년

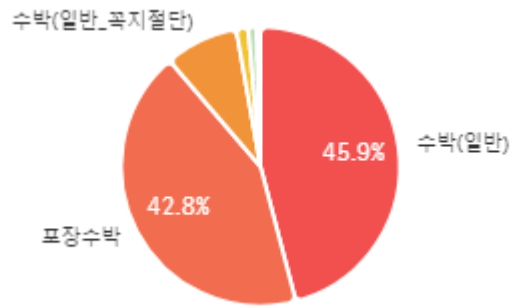


구분	금주(A)	전주(B)	전월(C)	전년(D)	평년(E)	A/B	A/C	A/D	A/E
물량(톤)	1,969	2,770	2,938	1,671	1,835	71.1%	67.0%	117.8%	107.3%

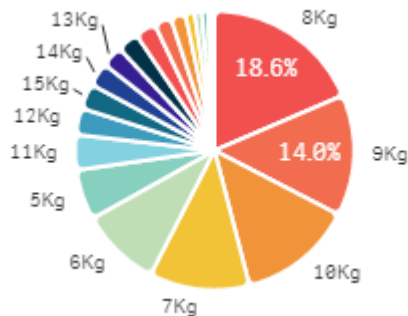
출하 품종별 거래물량 구성비



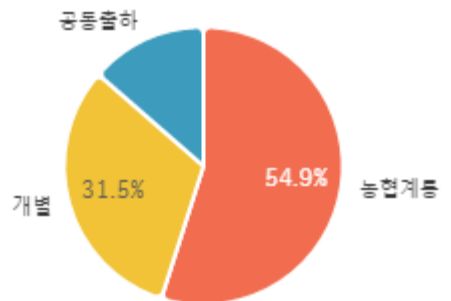
출하 품종별 거래금액 구성비



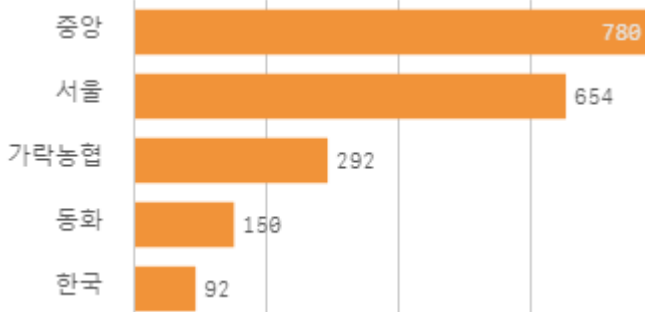
거래 단량별 물량 구성비



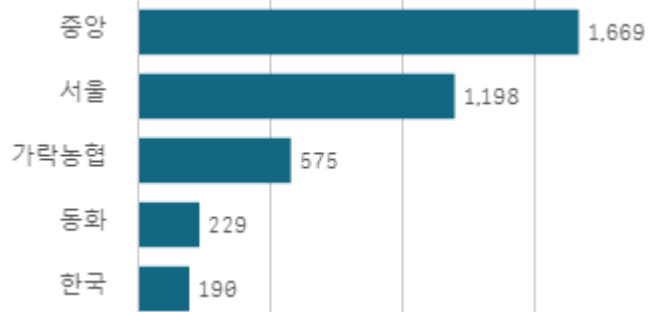
출하자별 거래물량 구성비



도매시장 법인별 거래물량(톤)

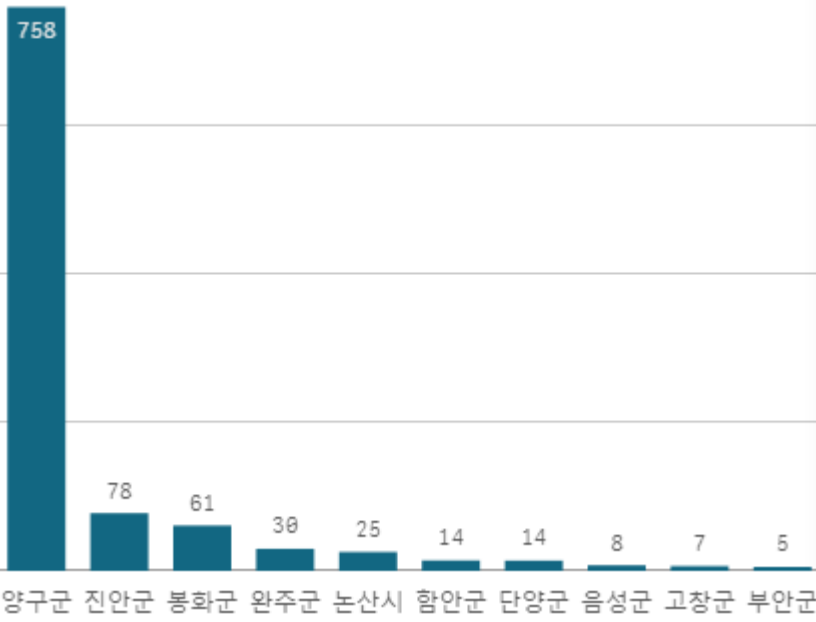


도매시장 법인별 거래금액(백만원)



수박(일반)(10Kg)

산지별 거래물량(톤)



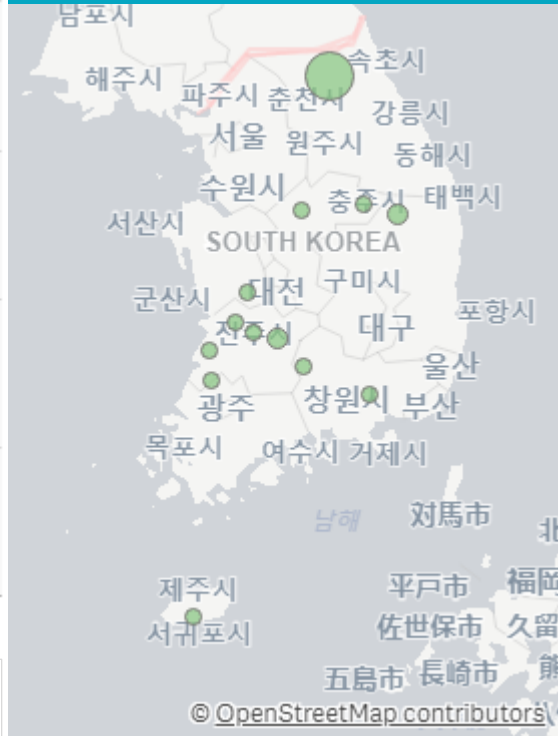
출하산지(개소)

13

출하건수(천건)

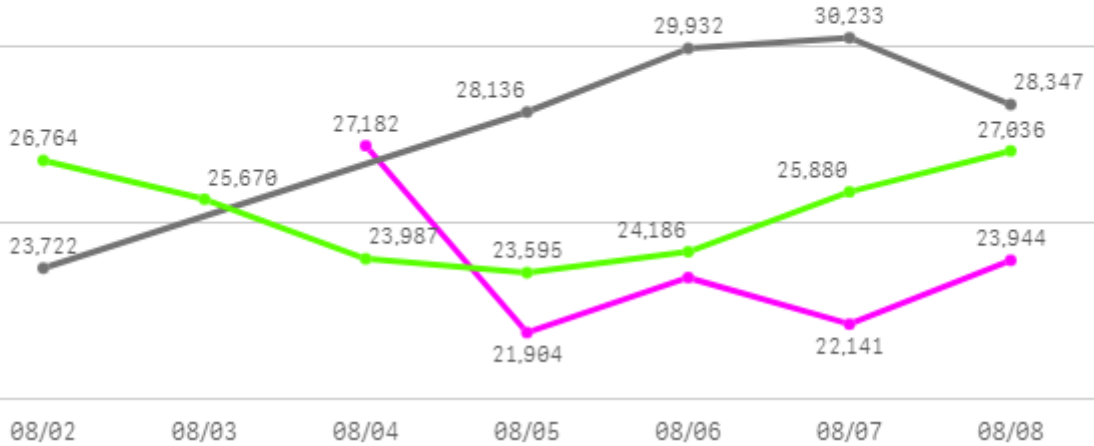
3

산지별 주출하 시군구



주간 도매가격(원)

2025 (pink) 2024 (grey) 평년 (green)



구분	금주(A)	전주(B)	전월(C)	전년(D)	평년(E)	A/B	A/C	A/D	A/E
가격(원)	23,725	35,879	25,464	28,074	27,383	66.1%	93.2%	84.5%	86.6%

※ 상품 가격 기준

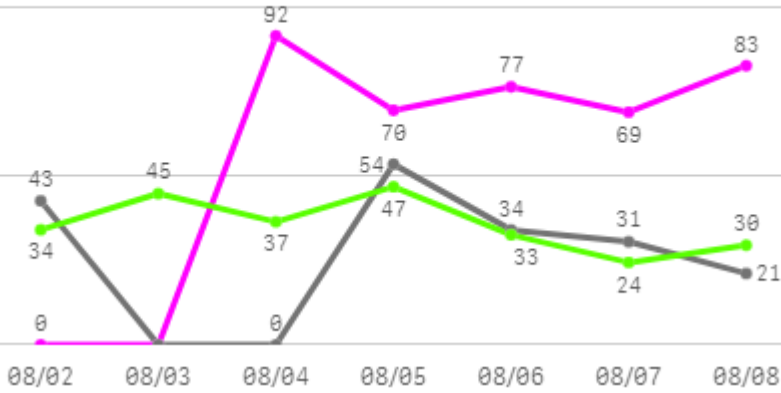
□ 수박(일반)(10Kg) 주간 가격

구분	Q	품종	Q	단량	Q	특	상	보통	하
2025-08-04		수박(일반)		10Kg		35,743	27,182	19,865	13,389
2025-08-05		수박(일반)		10Kg		31,525	21,904	16,623	9,699
2025-08-06		수박(일반)		10Kg		31,141	23,456	16,865	6,200
2025-08-07		수박(일반)		10Kg		33,265	22,141	17,963	12,265
2025-08-08		수박(일반)		10Kg		32,891	23,944	18,600	11,832
평균						32,913	23,725	17,983	10,677

참외

주간 반입량(톤)

2025 (파란색 선) 2024 (회색 선) 평년 (녹색 선)



구분	금주(A)	전주(B)	전월(C)	전년(D)	평년(E)	A/B	A/C	A/D	A/E
물량(톤)	390	390	1,692	182	231	99.9%	23.1%	213.9%	168.9%

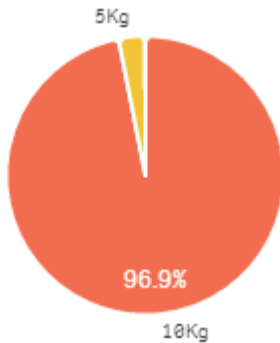
출하 품종별 거래물량 구성비



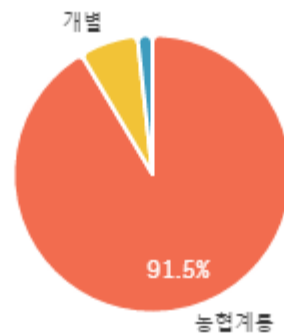
출하 품종별 거래금액 구성비



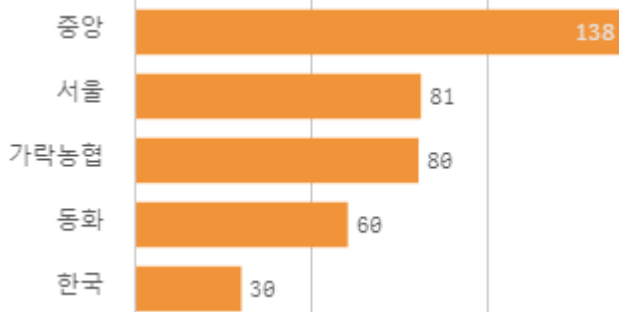
거래 단량별 물량 구성비



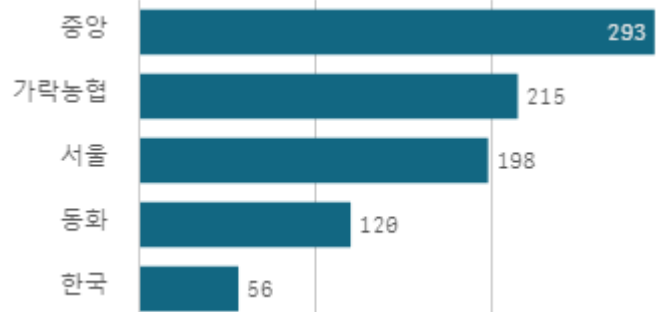
출하자별 거래물량 구성비



도매시장 법인별 거래물량(톤)

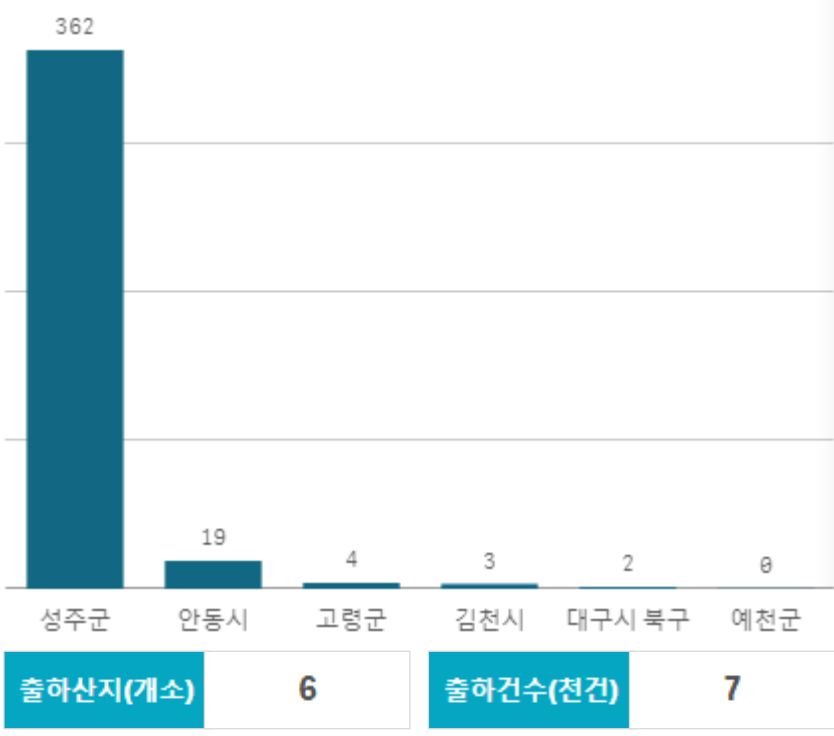


도매시장 법인별 거래금액(백만원)



참외(일반)(10Kg)

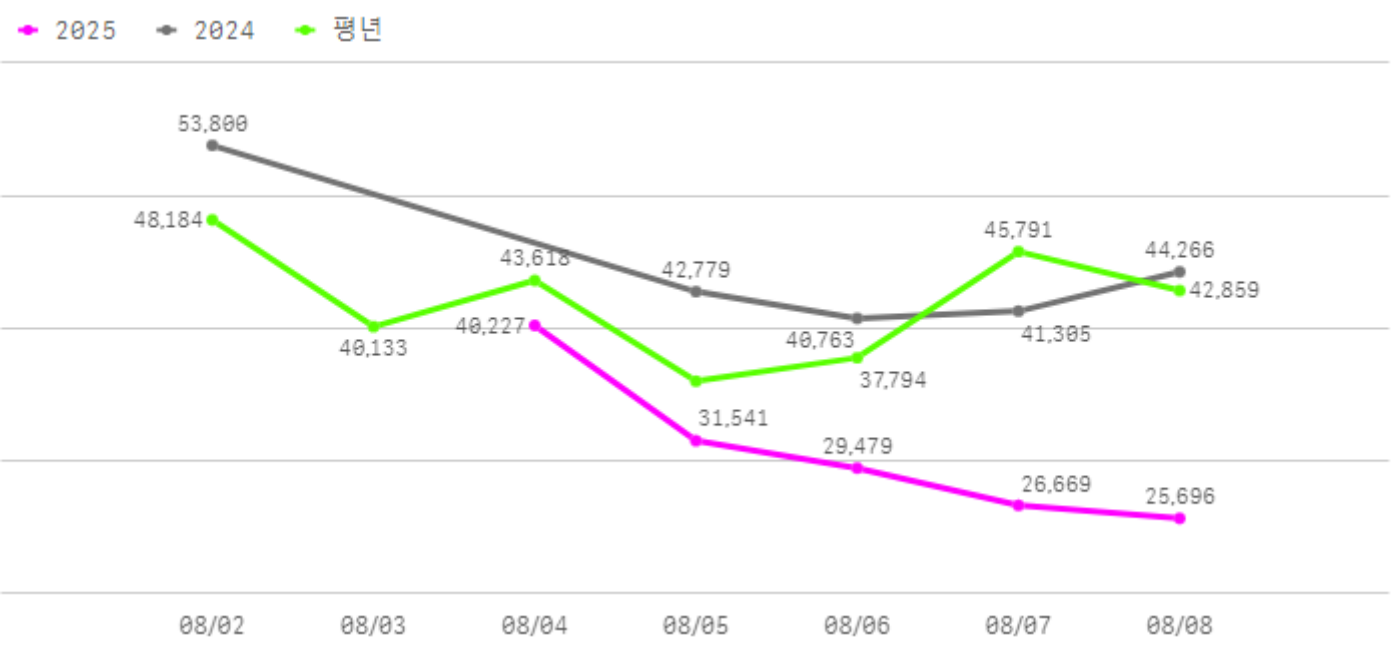
산지별 거래물량(톤)



산지별 주출하 시군구



주간 도매가격(원)



구분	금주(A)	전주(B)	전월(C)	전년(D)	평년(E)	A/B	A/C	A/D	A/E
가격(원)	30,722	45,915	18,322	44,583	43,571	66.9%	167.7%	68.9%	70.5%

※ 상품 가격 기준

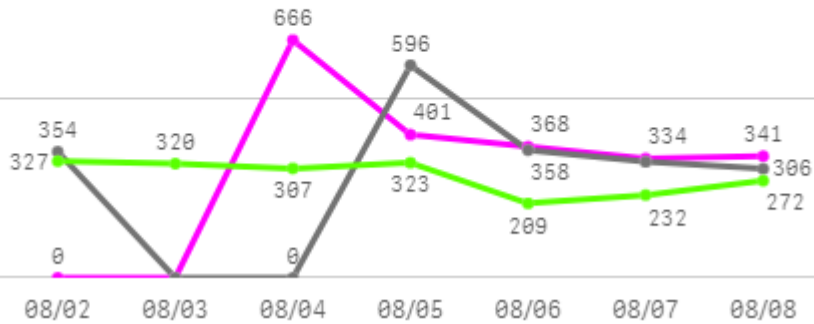
□ 참외(일반)(10Kg) 주간 가격

구분	Q	품종	Q	단량	Q	특	상	보통	하
2025-08-04		참외(일반)		10Kg		62,986	40,227	22,111	10,621
2025-08-05		참외(일반)		10Kg		53,401	31,541	19,839	11,351
2025-08-06		참외(일반)		10Kg		51,333	29,479	18,282	9,906
2025-08-07		참외(일반)		10Kg		43,140	26,669	16,933	10,615
2025-08-08		참외(일반)		10Kg		43,173	25,696	15,930	9,878
평균						50,807	30,722	18,619	10,474

오이

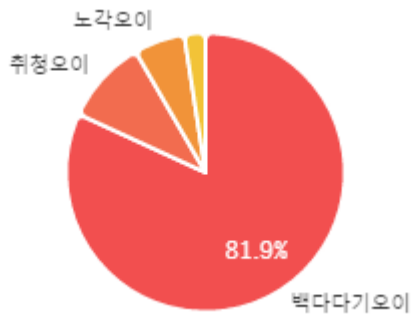
주간 반입량(톤)

◆ 2025 ● 2024 ▲ 평년

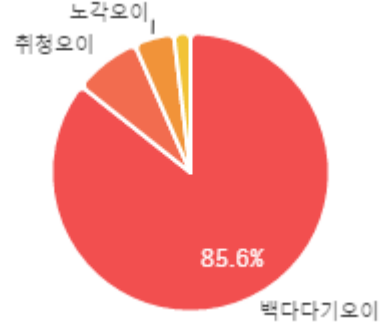


구분	금주(A)	전주(B)	전월(C)	전년(D)	평년(E)	A/B	A/C	A/D	A/E
물량(톤)	2,111	3,019	2,957	1,938	2,041	69.9%	71.4%	108.9%	103.4%

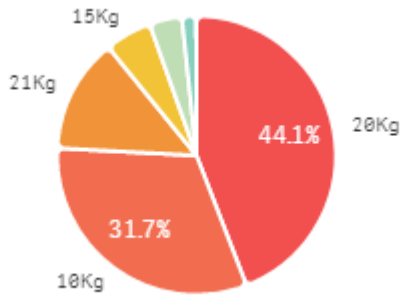
출하 품종별 거래물량 구성비



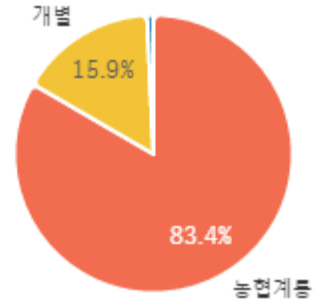
출하 품종별 거래금액 구성비



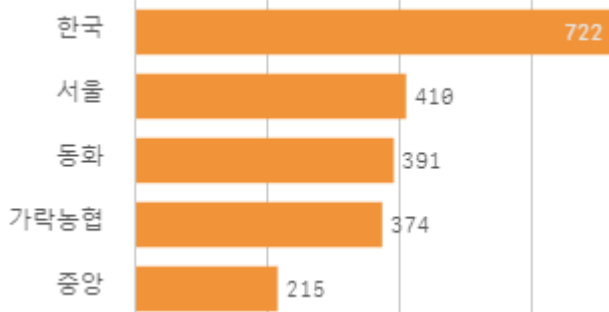
거래 단량별 물량 구성비



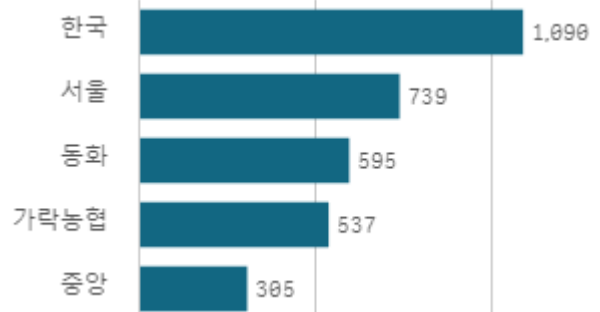
출하자별 거래물량 구성비



도매시장 법인별 거래물량(톤)

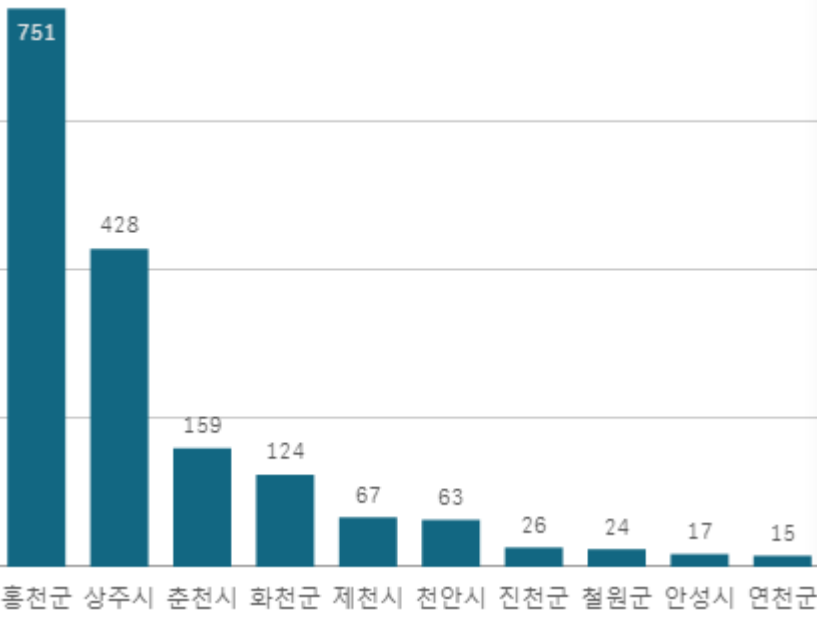


도매시장 법인별 거래금액(백만원)



백다다기오이(100개)

산지별 거래물량(톤)



출하산지(개소)

35

출하건수(천건)

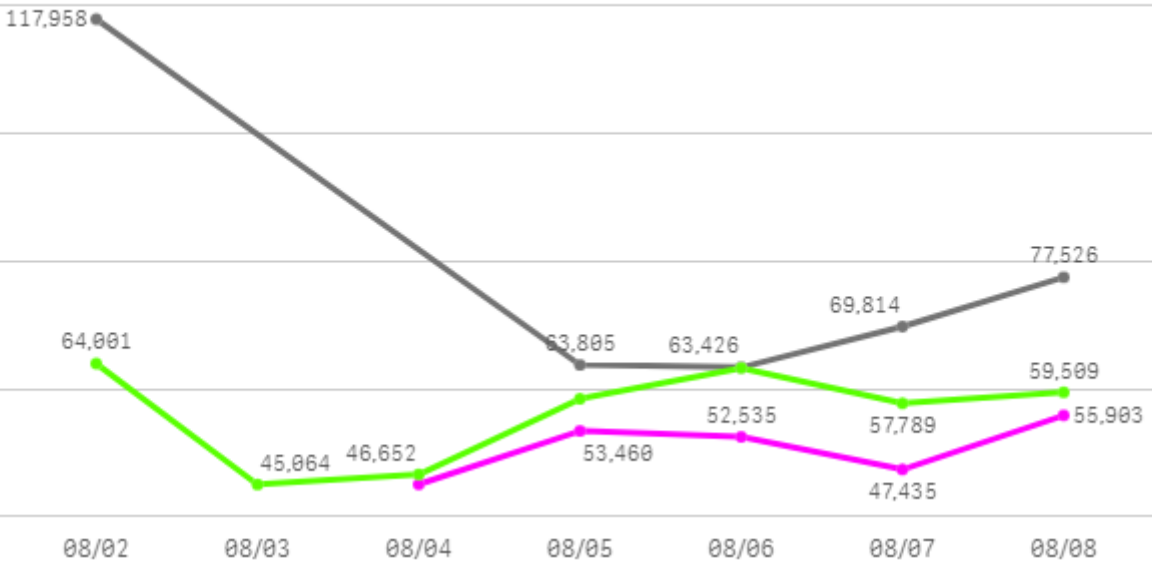
6

산지별 주출하 시군구



주간 도매가격(원)

◆ 2025 ◆ 2024 ◆ 평년



구분	금주(A)	전주(B)	전월(C)	전년(D)	평년(E)	A/B	A/C	A/D	A/E
가격(원)	50,886	53,110	43,279	78,506	56,962	95.8%	117.6%	64.8%	89.3%

※ 상품 가격 기준

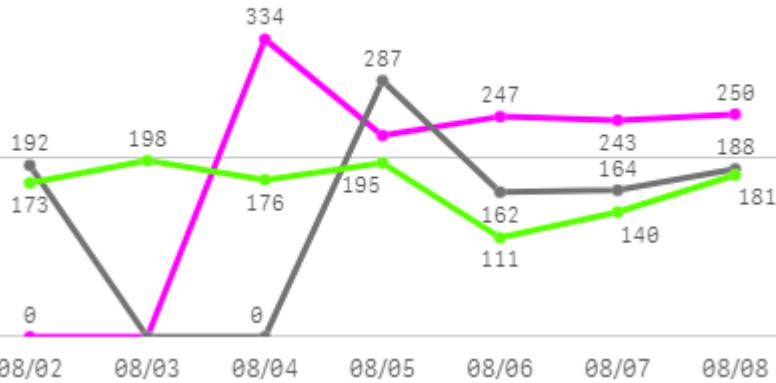
□ 백다다기오이(100개) 주간 가격

구분	Q	품종	Q	단량	Q	특	상	보통	하
2025-08-04		백다다기오이		100개		60,854	45,095	17,491	4,748
2025-08-05		백다다기오이		100개		70,697	53,460	31,066	10,531
2025-08-06		백다다기오이		100개		68,929	52,535	32,357	13,038
2025-08-07		백다다기오이		100개		57,691	47,435	30,754	13,379
2025-08-08		백다다기오이		100개		68,067	55,903	37,457	17,614
평균						65,248	50,886	29,825	11,862

호박

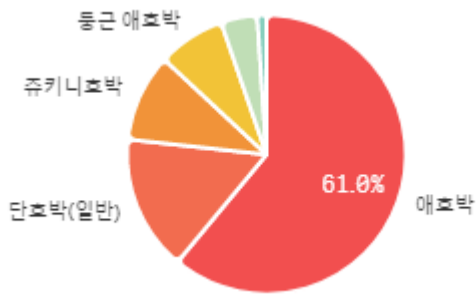
주간 반입량(톤)

◆ 2025 ● 2024 ▲ 평년

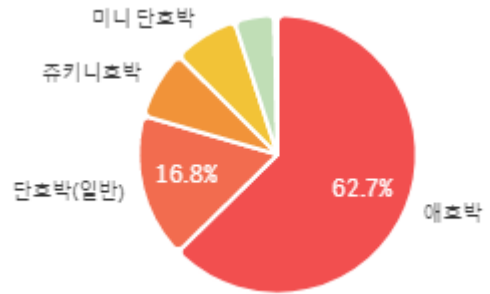


구분	금주(A)	전주(B)	전월(C)	전년(D)	평년(E)	A/B	A/C	A/D	A/E
물량(톤)	1,299	1,285	1,695	994	1,190	101.1%	76.6%	130.6%	109.1%

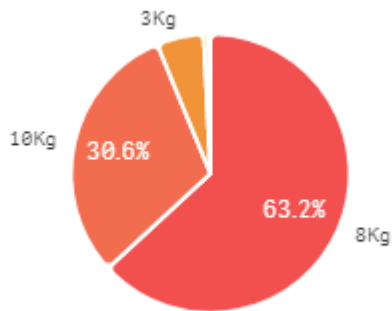
출하 품종별 거래물량 구성비



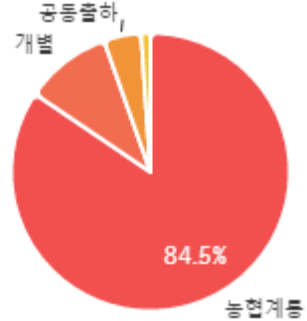
출하 품종별 거래금액 구성비



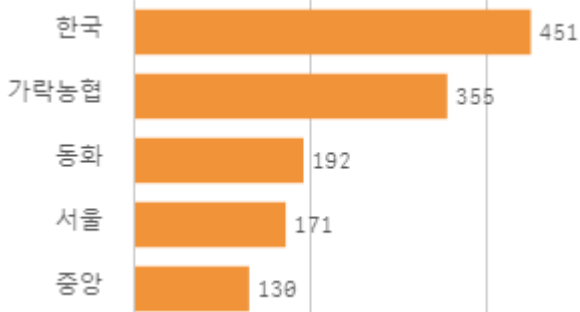
거래 단량별 물량 구성비



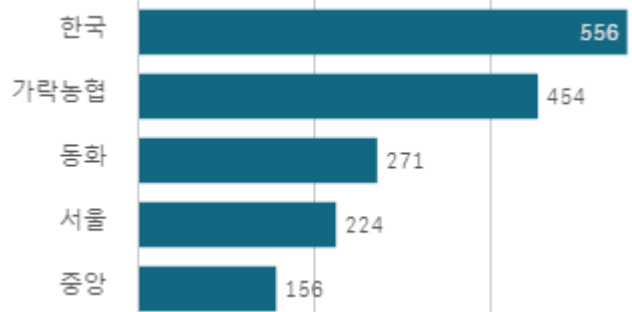
출하자별 거래물량 구성비



도매시장 법인별 거래물량(톤)

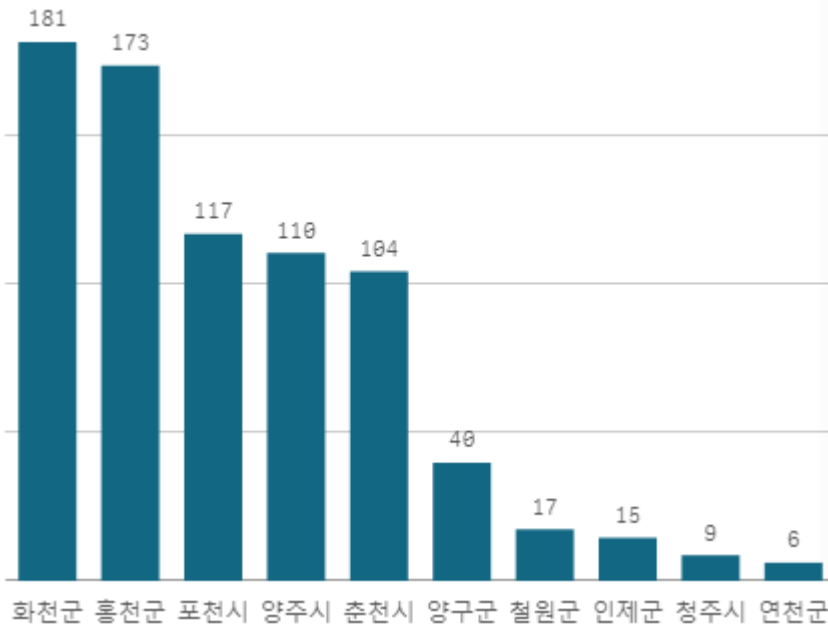


도매시장 법인별 거래금액(백만원)



애호박(20개)

산지별 거래물량(톤)



출하산지(개소)

23

출하건수(천건)

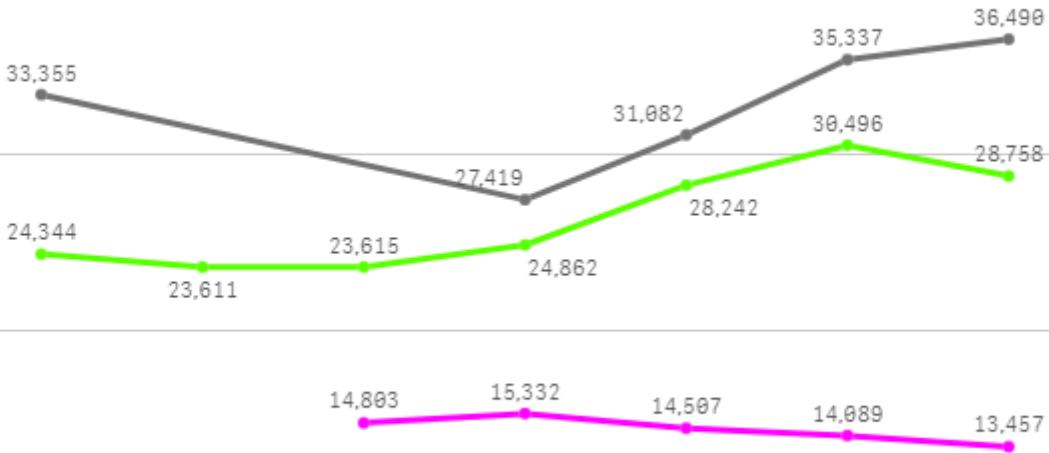
4

산지별 주출하 시군구



주간 도매가격(원)

◆ 2025 ● 2024 ◆ 평년



08/02 08/03 08/04 08/05 08/06 08/07 08/08

구분	금주(A)	전주(B)	전월(C)	전년(D)	평년(E)	A/B	A/C	A/D	A/E
가격(원)	14,438	20,340	12,318	32,737	22,191	71.0%	117.2%	44.1%	65.1%

※ 상품 가격 기준

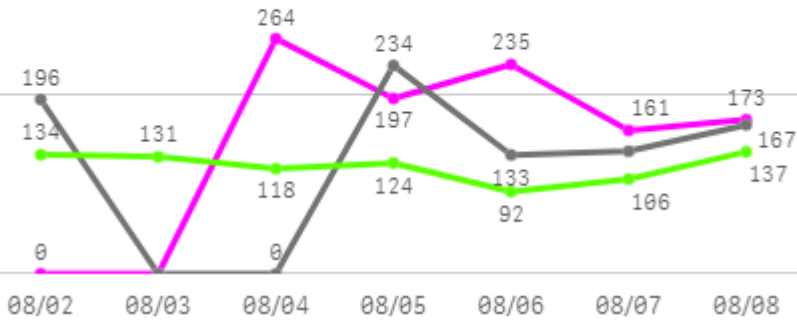
□ 애호박(20개) 주간 가격

구분	Q	품종	Q	단량	Q	특	상	보통	하
2025-08-04		애호박		20개		18,897	14,803	8,753	3,619
2025-08-05		애호박		20개		18,351	15,332	9,817	5,650
2025-08-06		애호박		20개		18,099	14,507	9,518	5,770
2025-08-07		애호박		20개		17,477	14,089	9,556	5,735
2025-08-08		애호박		20개		16,170	13,457	9,351	6,119
평균						17,799	14,438	9,399	5,379

토마토

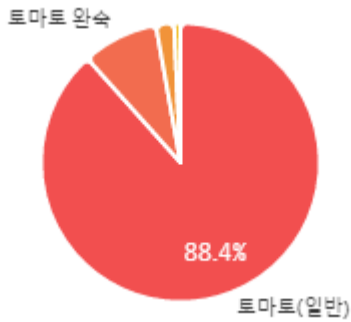
주간 반입량(톤)

◆ 2025 ● 2024 ▲ 평년

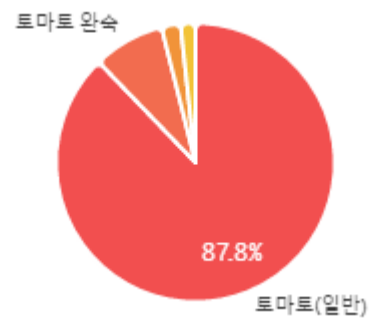


구분	금주(A)	전주(B)	전월(C)	전년(D)	평년(E)	A/B	A/C	A/D	A/E
물량(톤)	1,029	896	991	867	879	114.8%	103.8%	118.7%	117.1%

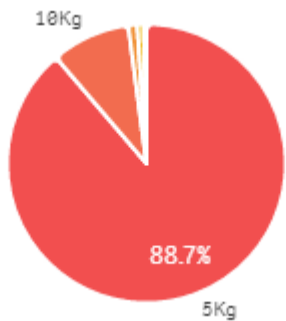
출하 품종별 거래물량 구성비



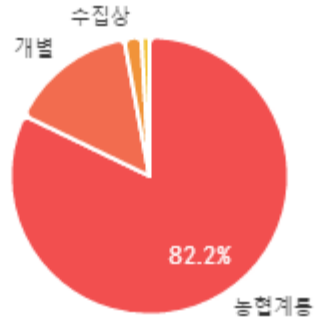
출하 품종별 거래금액 구성비



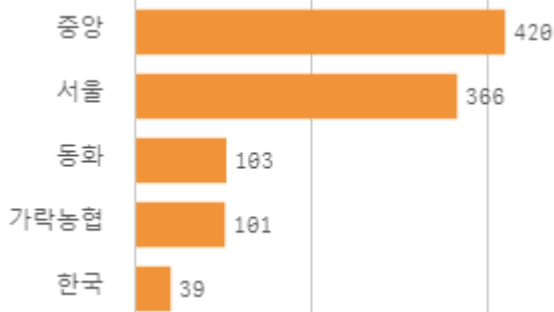
거래 단량별 물량 구성비



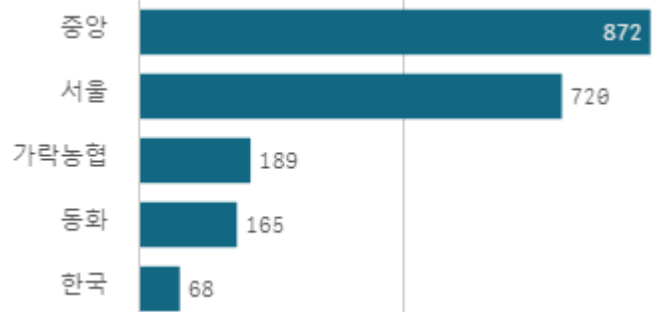
출하자별 거래물량 구성비



도매시장 법인별 거래물량(톤)

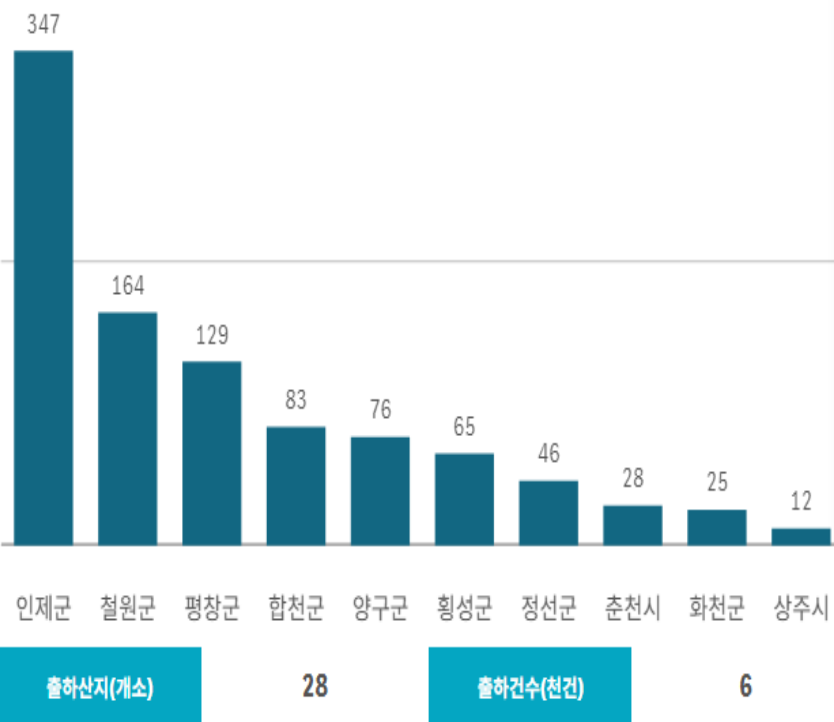


도매시장 법인별 거래금액(백만원)



토마토(5Kg)

산지별 거래물량(톤)

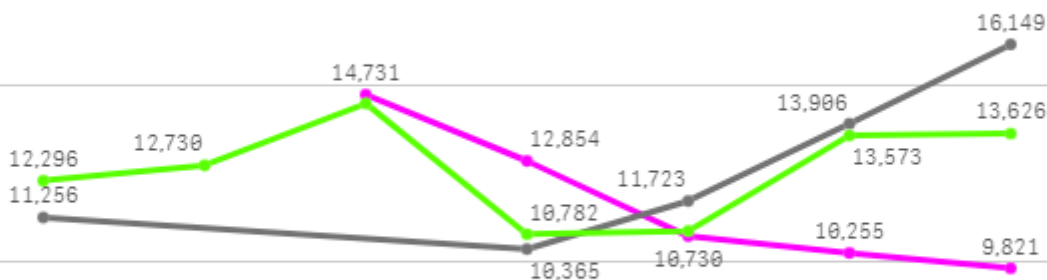


산지별 주출하 시군구



주간 도매가격(원)

◆ 2025 ● 2024 ▲ 평년



08/02 08/03 08/04 08/05 08/06 08/07 08/08

구분	금주(A)	전주(B)	전월(C)	전년(D)	평년(E)	A/B	A/C	A/D	A/E
가격(원)	11,678	23,291	15,314	12,680	12,791	50.1%	76.3%	92.1%	91.3%

※ 상품 가격 기준

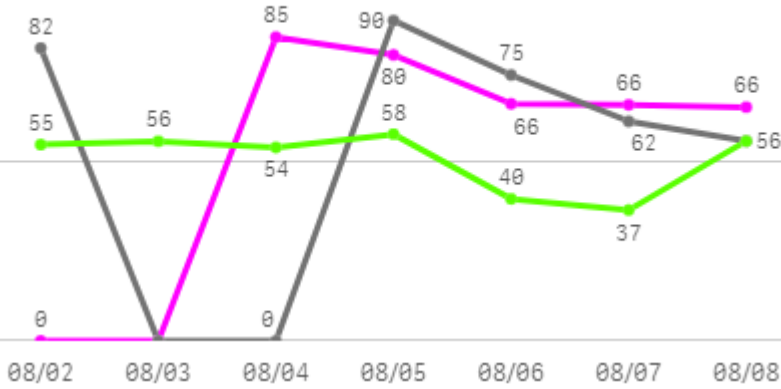
□ 토마토(5Kg) 주간 가격

구분	Q	품종	Q	단량	Q	특	상	보통	하
2025-08-04		토마토		5Kg		16,486	14,731	12,498	7,424
2025-08-05		토마토		5Kg		17,073	12,854	9,847	6,315
2025-08-06		토마토		5Kg		13,997	10,730	7,611	4,861
2025-08-07		토마토		5Kg		13,333	10,255	7,758	5,480
2025-08-08		토마토		5Kg		12,274	9,821	8,217	6,002
평균						14,633	11,678	9,186	6,016

방울토마토

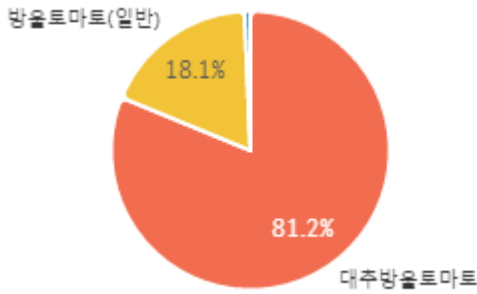
주간 반입량(톤)

◆ 2025 ● 2024 ▲ 평년

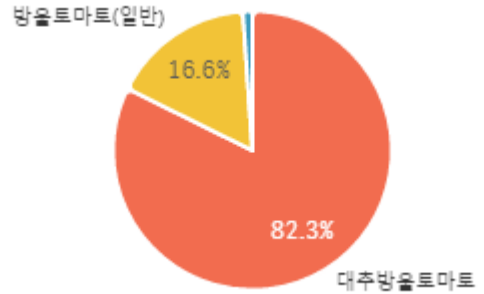


구분	금주(A)	전주(B)	전월(C)	전년(D)	평년(E)	A/B	A/C	A/D	A/E
물량(톤)	363	444	576	364	352	81.8%	63.1%	99.9%	103.2%

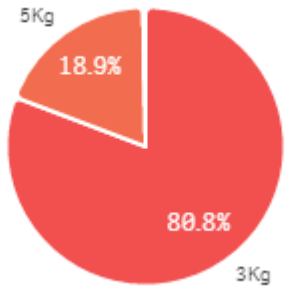
출하 품종별 거래물량 구성비



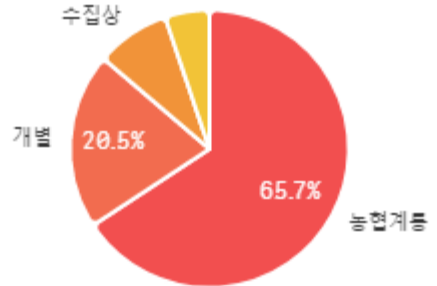
출하 품종별 거래금액 구성비



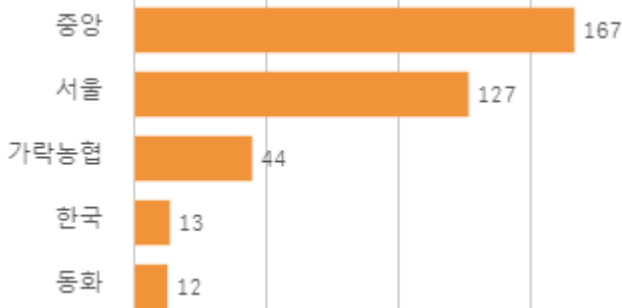
거래 단량별 물량 구성비



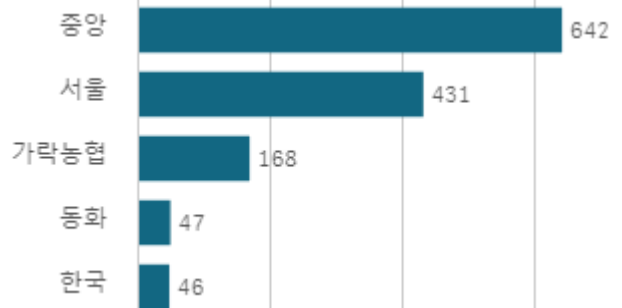
출하자별 거래물량 구성비



도매시장 법인별 거래물량(톤)

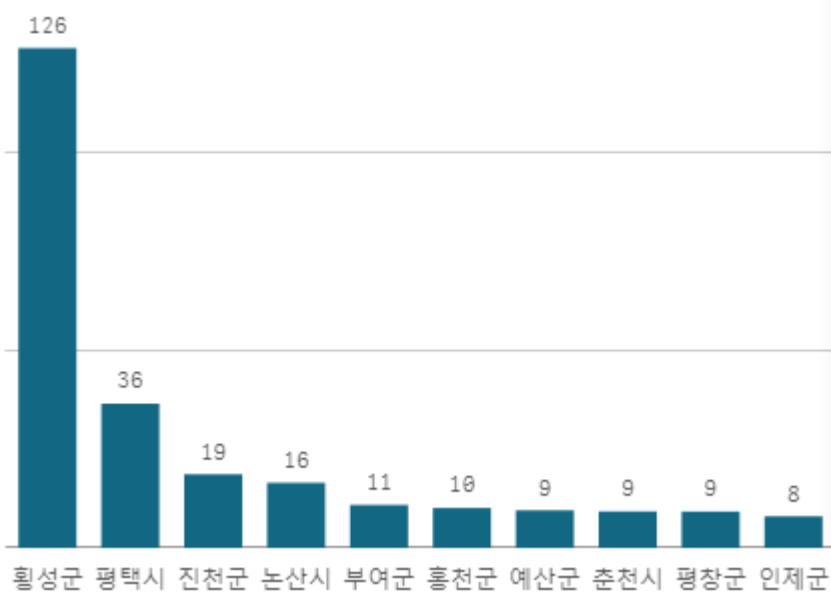


도매시장 법인별 거래금액(백만원)



대추방울토마토(3Kg)

산지별 거래물량(톤)



출하산지(개소)

38

출하건수(천건)

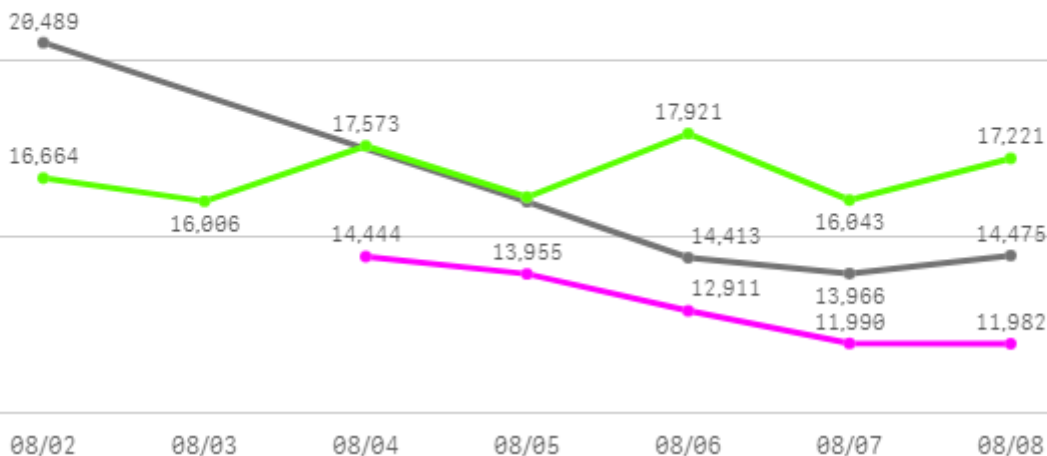
2

산지별 주출하 시군구



주간 도매가격(원)

◆ 2025 ● 2024 ▲ 평년



구분	금주(A)	전주(B)	전월(C)	전년(D)	평년(E)	A/B	A/C	A/D	A/E
가격(원)	13,056	18,062	11,271	15,868	16,634	72.3%	115.8%	82.3%	78.5%

※ 상품 가격 기준

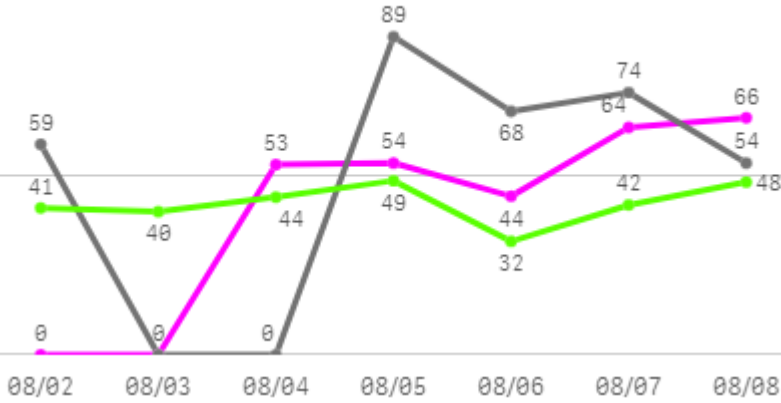
□ 대추방울토마토(3Kg) 주간 가격

구분	Q	품종	Q	단량	Q	특	상	보통	하
2025-08-04		대추방울토마토		3Kg		20,356	14,444	11,454	7,273
2025-08-05		대추방울토마토		3Kg		19,861	13,955	11,391	7,618
2025-08-06		대추방울토마토		3Kg		17,728	12,911	10,278	7,321
2025-08-07		대추방울토마토		3Kg		16,881	11,990	10,194	7,679
2025-08-08		대추방울토마토		3Kg		16,349	11,982	10,318	8,150
평균						18,235	13,056	10,727	7,608

멜론

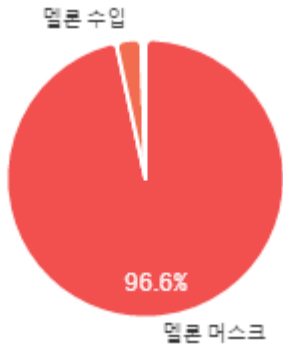
주간 반입량(톤)

◆ 2025 ● 2024 ▲ 평년

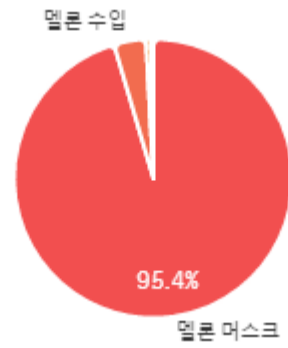


구분	금주(A)	전주(B)	전월(C)	전년(D)	평년(E)	A/B	A/C	A/D	A/E
물량(톤)	282	330	217	344	293	85.4%	129.9%	82.0%	96.1%

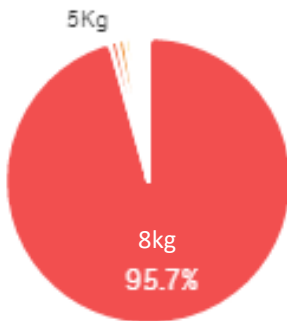
출하 품종별 거래물량 구성비



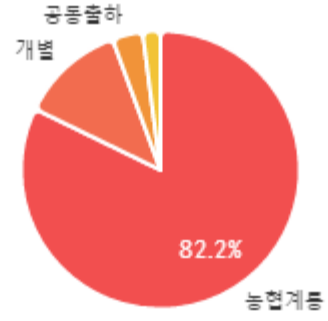
출하 품종별 거래금액 구성비



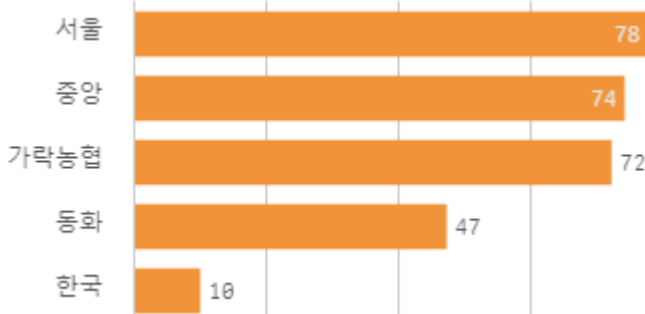
거래 단량별 물량 구성비



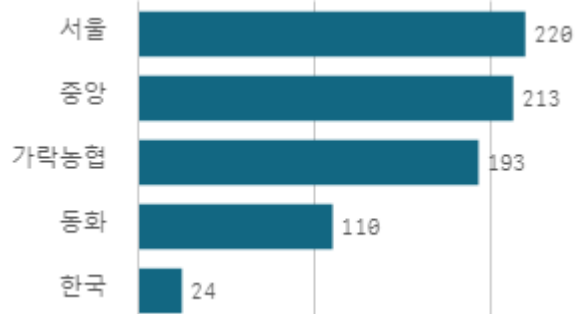
출하자별 거래물량 구성비



도매시장 법인별 거래물량(톤)

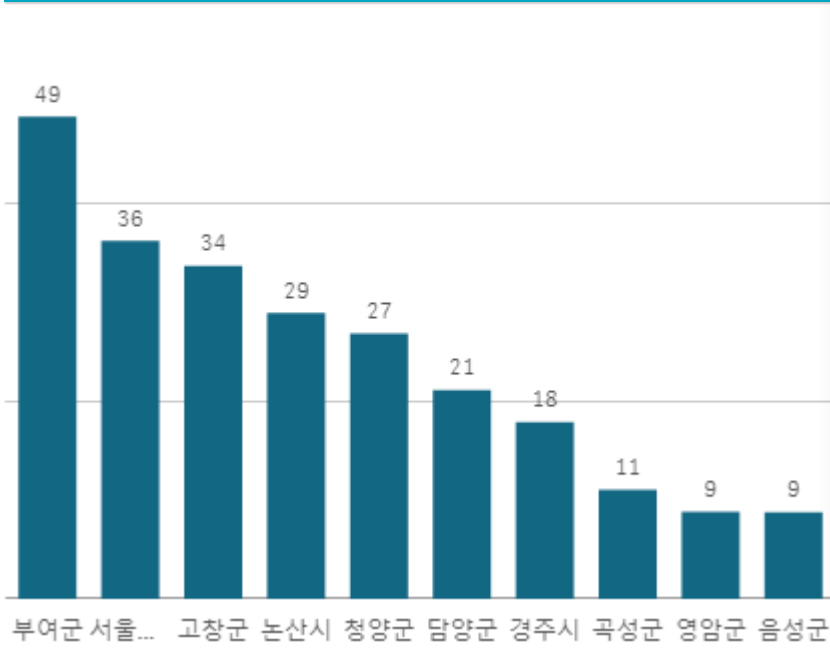


도매시장 법인별 거래금액(백만원)



멜론 머스크(8Kg)

산지별 거래물량(톤)



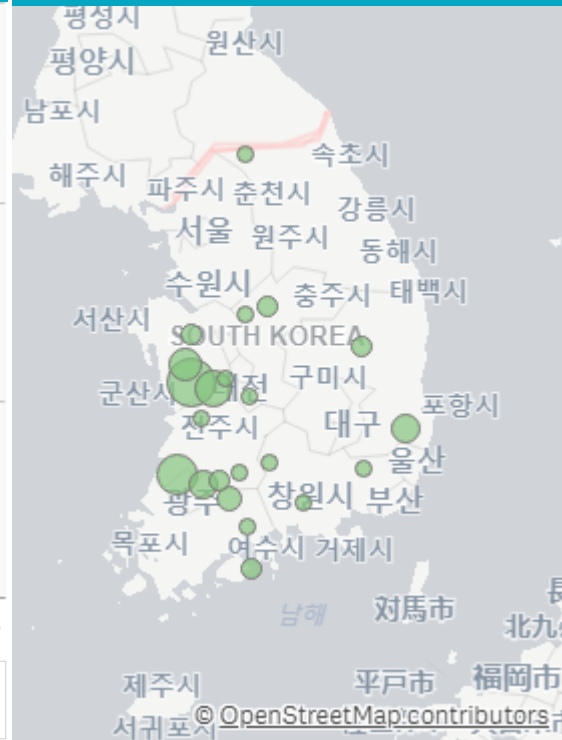
출하산지(개소)

25

출하건수(천건)

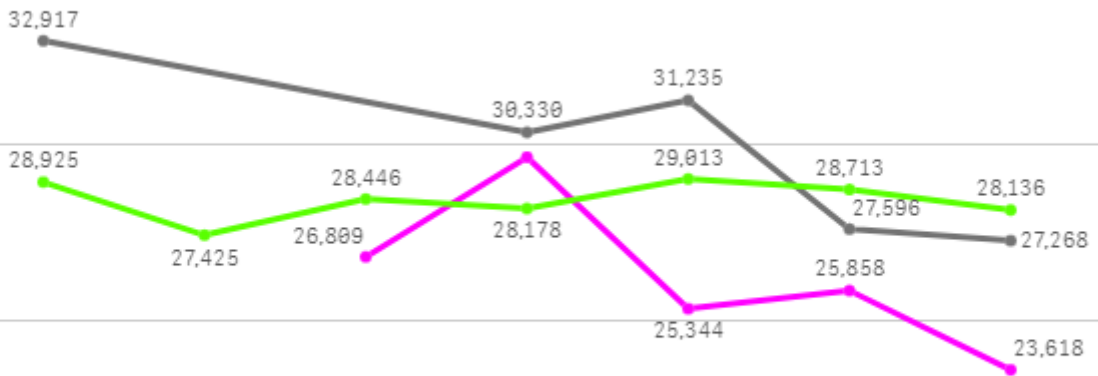
1

산지별 주출하 시군구



주간 도매가격(원)

◆ 2025 ● 2024 ◆ 평년



08/02 08/03 08/04 08/05 08/06 08/07 08/08

구분	금주(A)	전주(B)	전월(C)	전년(D)	평년(E)	A/B	A/C	A/D	A/E
가격(원)	26,251	29,595	35,374	29,869	28,871	88.7%	74.2%	87.9%	90.9%

※ 상품 가격 기준

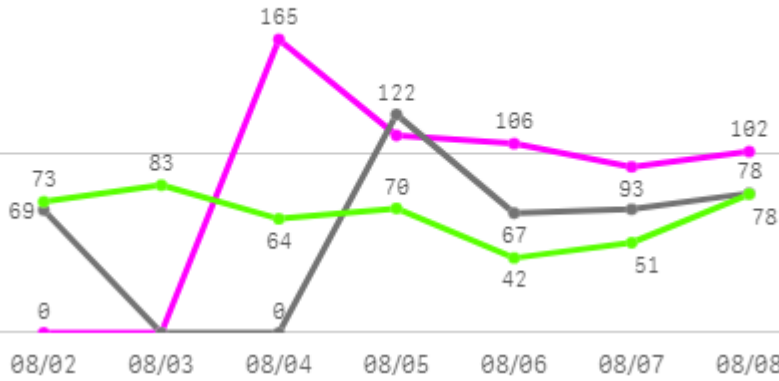
□ 멜론 머스크(8Kg) 주간 가격

구분	Q	품종	Q	단량	Q	특	상	보통	하
2025-08-04		멜론 머스크		8Kg		40,507	26,809	19,461	14,401
2025-08-05		멜론 머스크		8Kg		53,839	29,628	20,042	14,031
2025-08-06		멜론 머스크		8Kg		39,476	25,344	20,077	14,057
2025-08-07		멜론 머스크		8Kg		44,505	25,858	18,659	13,992
2025-08-08		멜론 머스크		8Kg		35,042	23,618	17,607	13,878
평균						42,674	26,251	19,169	14,072

가지

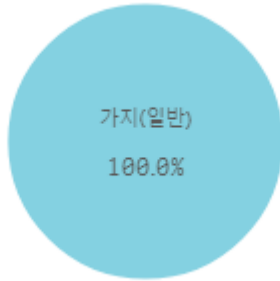
주간 반입량(톤)

◆ 2025 ● 2024 ▲ 평년

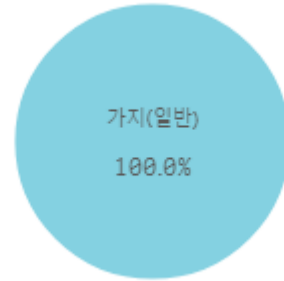


구분	금주(A)	전주(B)	전월(C)	전년(D)	평년(E)	A/B	A/C	A/D	A/E
물량(톤)	576	684	714	406	483	84.2%	80.7%	141.9%	119.3%

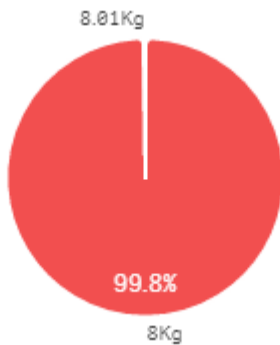
출하 품종별 거래물량 구성비



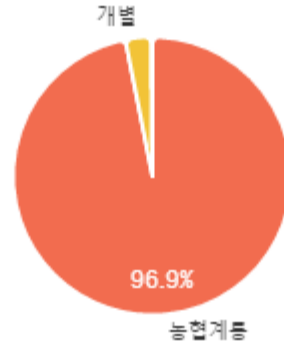
출하 품종별 거래금액 구성비



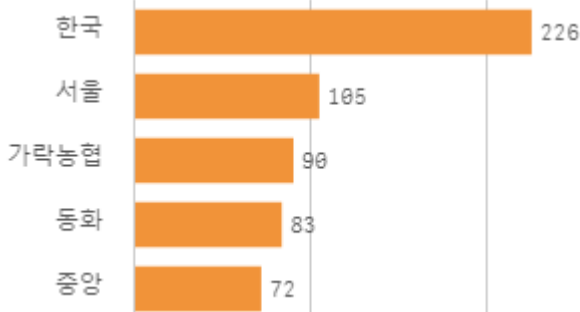
거래 단량별 물량 구성비



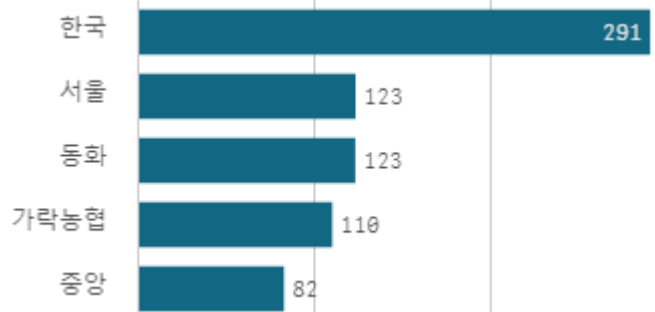
출하자별 거래물량 구성비



도매시장 법인별 거래물량(톤)

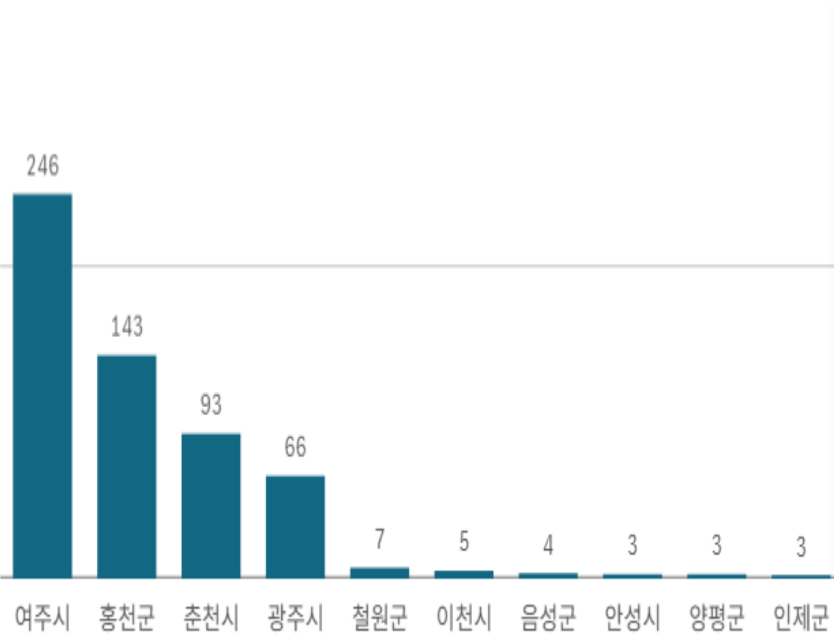


도매시장 법인별 거래금액(백만원)



가지(8Kg)

산지별 거래물량(톤)



출하산지(개소)

15

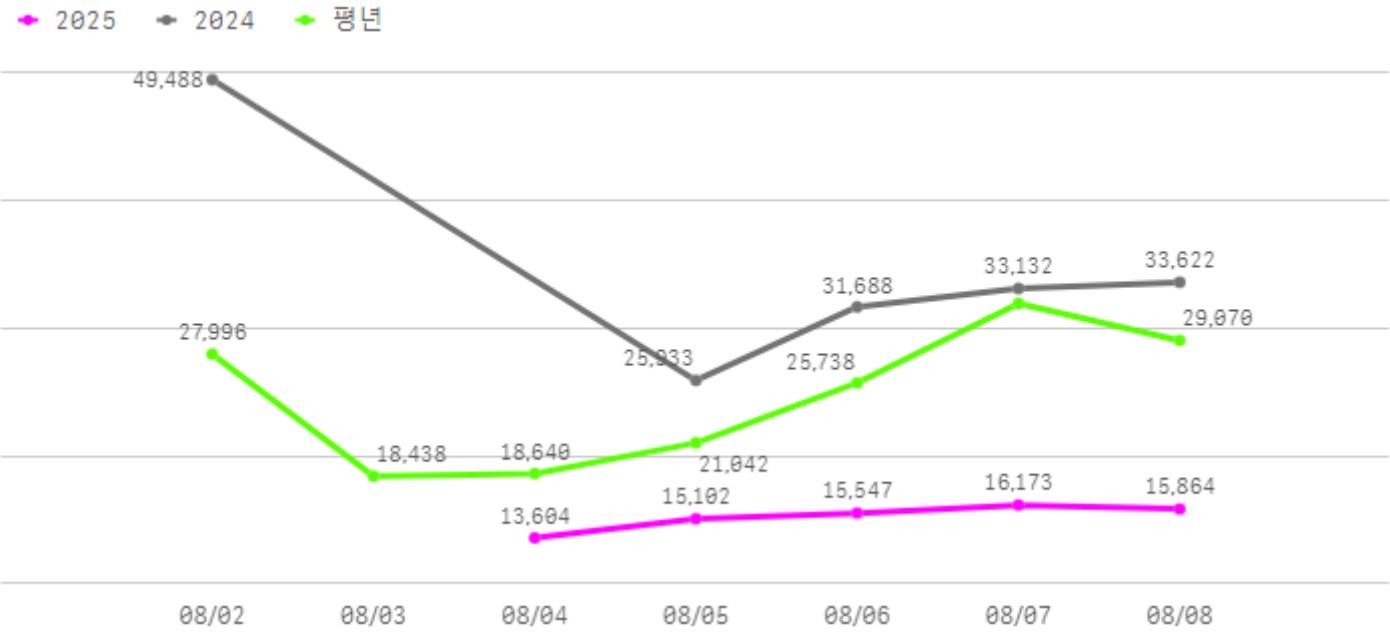
출하건수(천건)

3

산지별 주출하 시군구



주간 도매가격(원)



구분	금주(A)	전주(B)	전월(C)	전년(D)	평년(E)	A/B	A/C	A/D	A/E
가격(원)	15,258	14,063	14,739	34,773	21,896	108.5%	103.5%	43.9%	69.7%

※ 상품 가격 기준

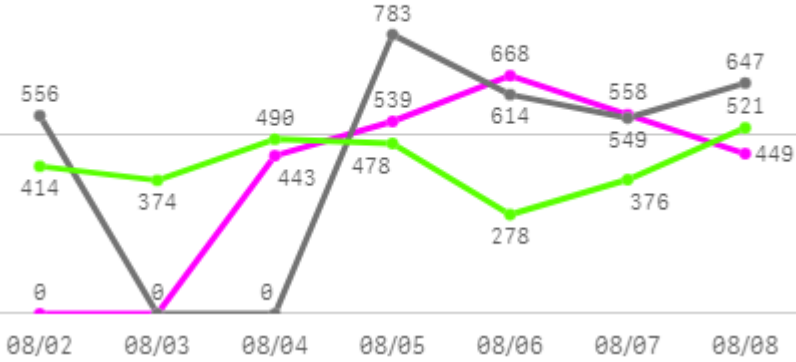
□ 가지(8Kg) 주간 가격

구분	Q	품종	Q	단량	Q	특	상	보통	하
2025-08-04		가지		8Kg		-	13,604	8,786	4,996
2025-08-05		가지		8Kg		-	15,102	11,289	6,495
2025-08-06		가지		8Kg		-	15,547	11,996	7,669
2025-08-07		가지		8Kg		-	16,173	12,000	7,806
2025-08-08		가지		8Kg		-	15,864	11,844	8,217
평균						-	15,258	11,183	7,037

무

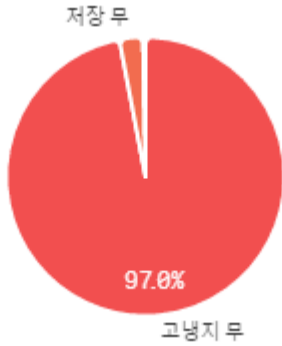
주간 반입량(톤)

◆ 2025 ● 2024 ▲ 평년

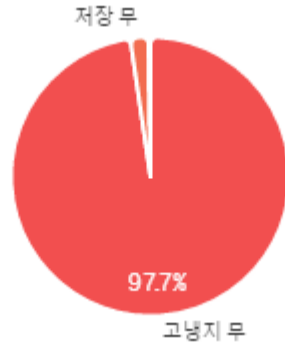


구분	금주(A)	전주(B)	전월(C)	전년(D)	평년(E)	A/B	A/C	A/D	A/E
물량(톤)	2,658	3,235	2,443	3,148	2,859	82.1%	108.8%	84.4%	93.0%

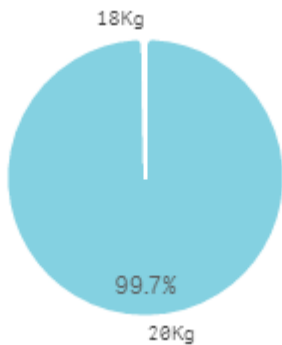
출하 품종별 거래물량 구성비



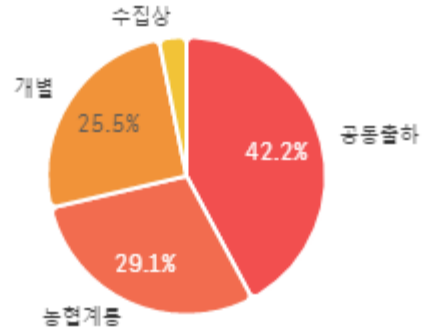
출하 품종별 거래금액 구성비



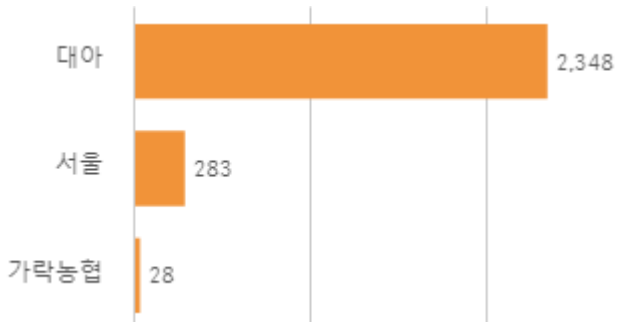
거래 단량별 물량 구성비



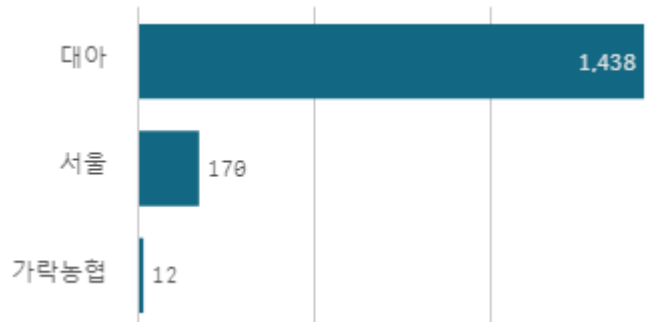
출하자별 거래물량 구성비



도매시장 법인별 거래물량(톤)

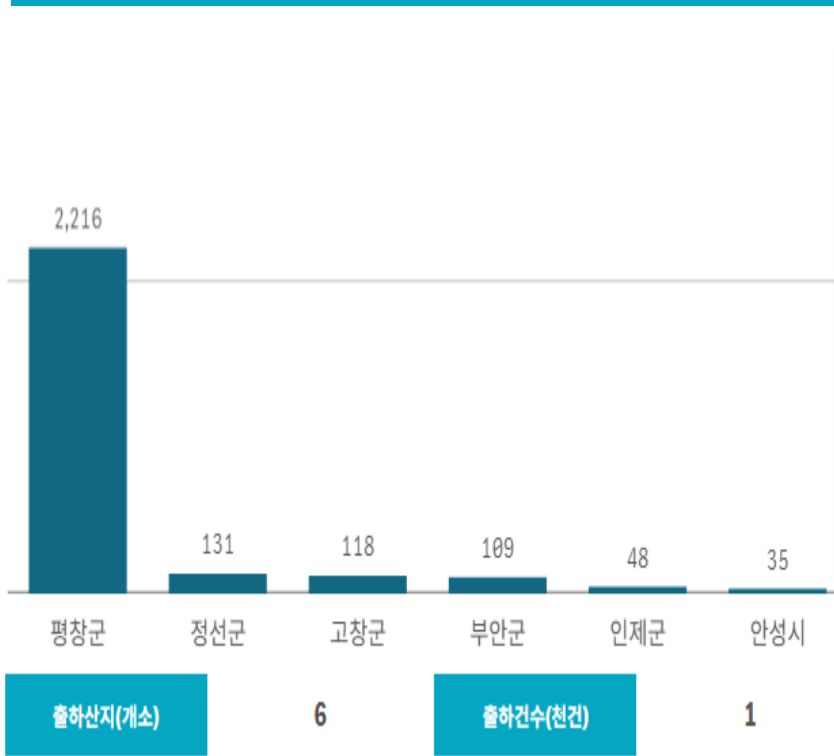


도매시장 법인별 거래금액(백만원)



무(20Kg)

산지별 거래물량(톤)



산지별 주출하 시군구



출하산지(개소)

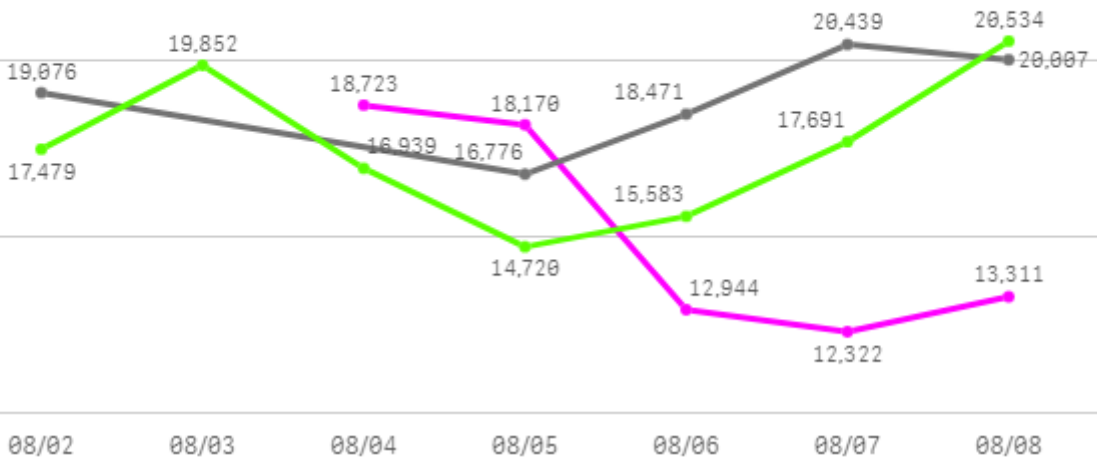
6

출하건수(천건)

1

주간 도매가격(원)

◆ 2025 ● 2024 ▲ 평년



구분	금주(A)	전주(B)	전월(C)	전년(D)	평년(E)	A/B	A/C	A/D	A/E
가격(원)	15,094	12,886	11,280	18,954	18,256	117.1%	133.8%	79.6%	82.7%

※ 상품 가격 기준

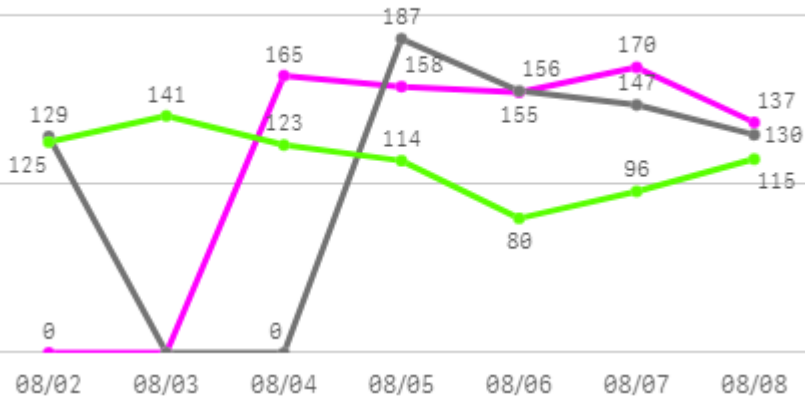
□ 무(20Kg) 주간 가격

구분	Q	품종	Q	단량	Q	특	상	보통	하
2025-08-04		무		20Kg		20,292	18,723	15,499	8,862
2025-08-05		무		20Kg		19,573	18,170	14,899	9,172
2025-08-06		무		20Kg		15,964	12,944	9,657	6,337
2025-08-07		무		20Kg		15,817	12,322	9,401	6,021
2025-08-08		무		20Kg		16,309	13,311	9,930	5,975
평균						17,591	15,094	11,877	7,273

당근

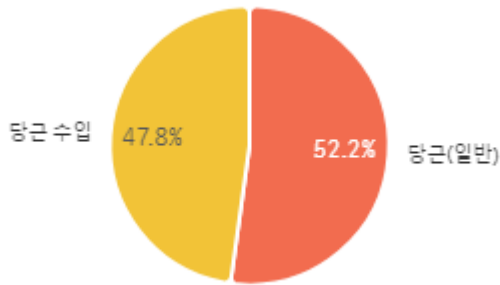
주간 반입량(톤)

◆ 2025 ● 2024 ▲ 평년

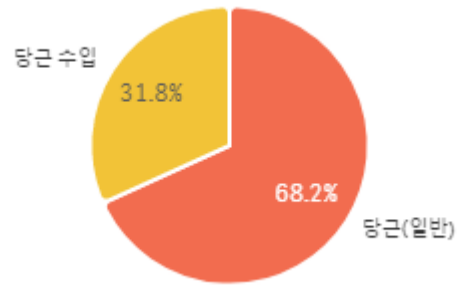


구분	금주(A)	전주(B)	전월(C)	전년(D)	평년(E)	A/B	A/C	A/D	A/E
물량(톤)	784	838	884	748	804	93.6%	88.7%	104.9%	97.5%

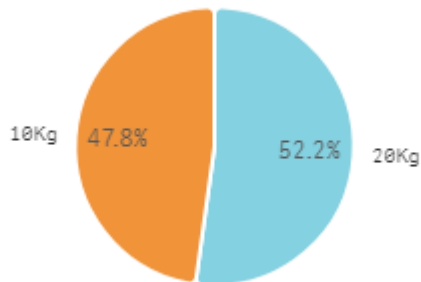
출하 품종별 거래물량 구성비



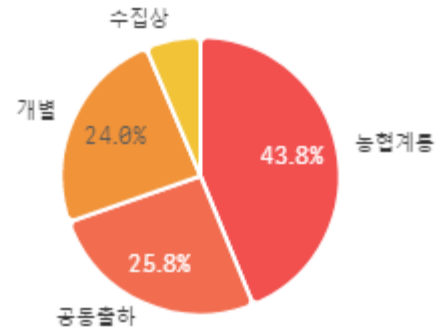
출하 품종별 거래금액 구성비



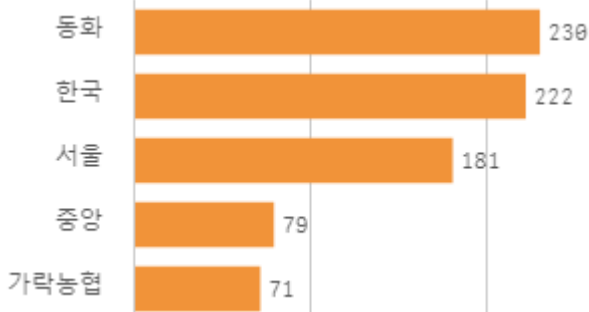
거래 단량별 물량 구성비



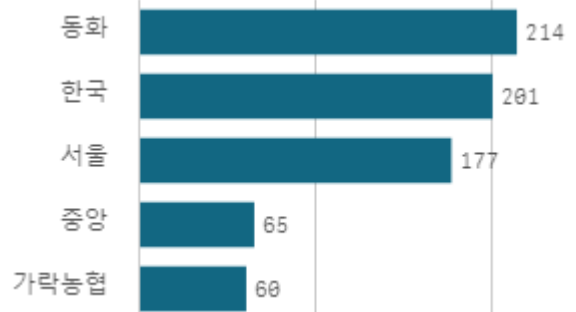
출하자별 거래물량 구성비



도매시장 법인별 거래물량(톤)

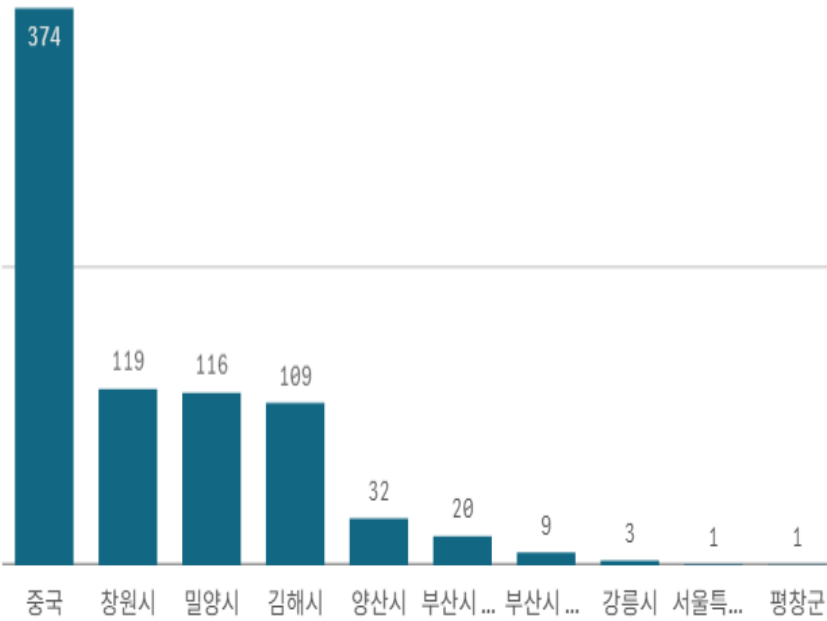


도매시장 법인별 거래금액(백만원)



당근(20Kg)

산지별 거래물량(톤)



출하산지(개소)

11

출하건수(천건)

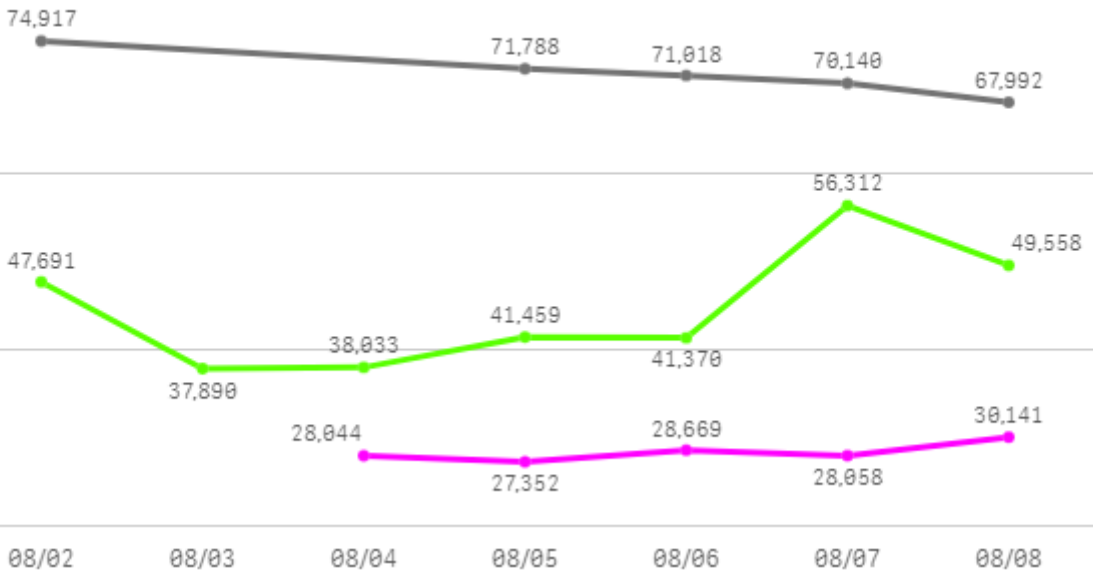
1

산지별 주출하 시군구



주간 도매가격(원)

◆ 2025 ● 2024 ◆ 평년



구분	금주(A)	전주(B)	전월(C)	전년(D)	평년(E)	A/B	A/C	A/D	A/E
가격(원)	28,453	27,312	21,716	71,171	42,887	104.2%	131.0%	40.0%	66.3%

※ 상품 가격 기준

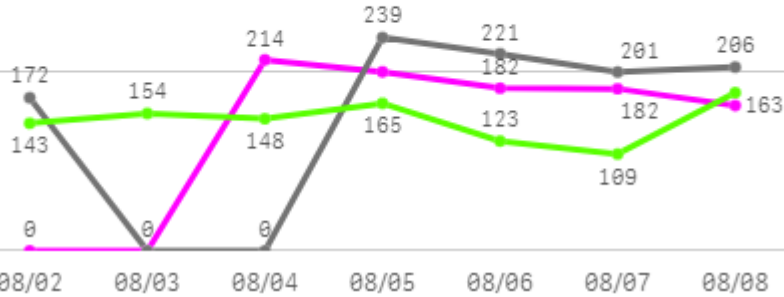
□ 당근(20Kg) 주간 가격

구분	Q	품종	Q	단량	Q	특	상	보통	하
2025-08-04		당근		20Kg		30,000	28,044	25,581	17,811
2025-08-05		당근		20Kg		29,977	27,352	23,080	16,385
2025-08-06		당근		20Kg		30,401	28,669	24,149	13,380
2025-08-07		당근		20Kg		30,655	28,058	23,821	14,742
2025-08-08		당근		20Kg		33,384	30,141	26,209	15,471
평균						30,883	28,453	24,568	15,558

생고추

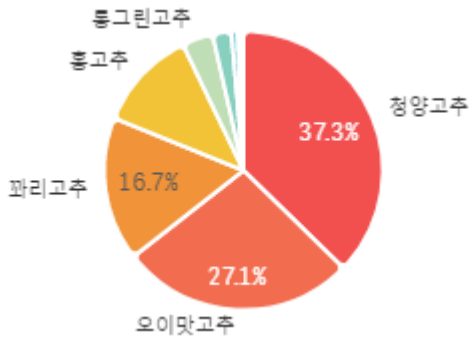
주간 반입량(톤)

◆ 2025 ● 2024 ▲ 평년

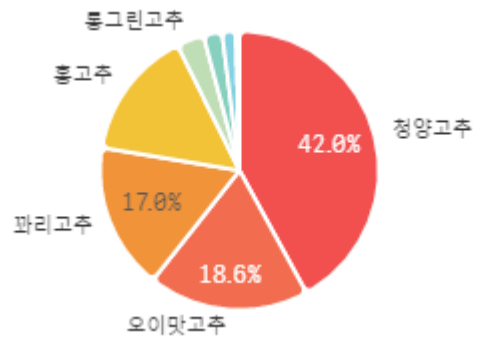


구분	금주(A)	전주(B)	전월(C)	전년(D)	평년(E)	A/B	A/C	A/D	A/E
물량(톤)	942	1,047	914	1,038	1,024	90.0%	103.0%	90.7%	92.0%

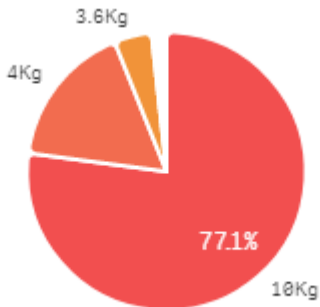
출하 품종별 거래물량 구성비



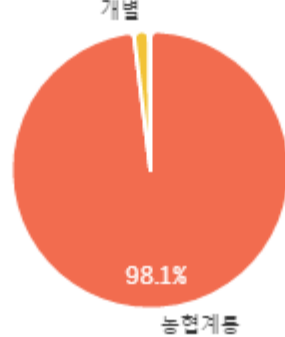
출하 품종별 거래금액 구성비



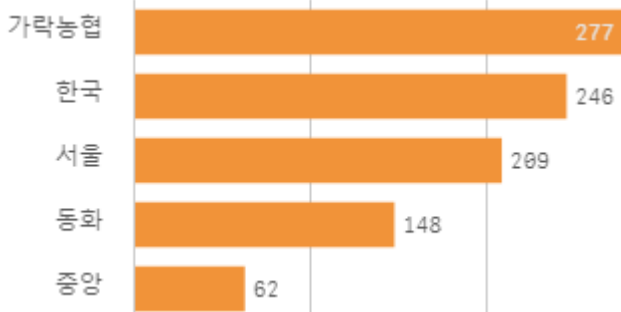
거래 단량별 물량 구성비



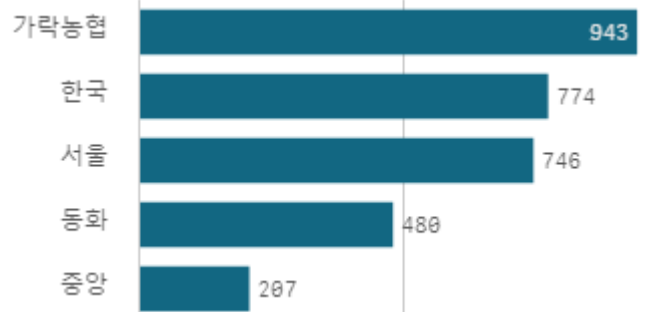
출하자별 거래물량 구성비



도매시장 법인별 거래물량(톤)

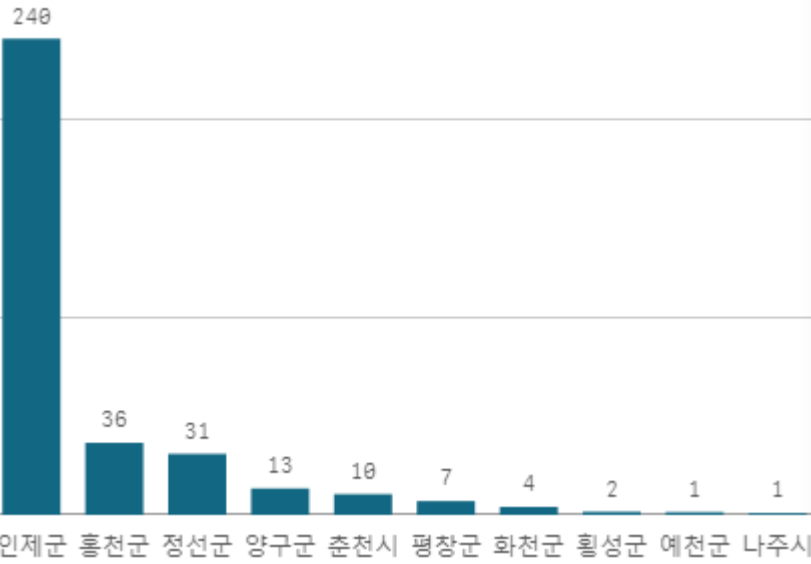


도매시장 법인별 거래금액(백만원)



청양고추(10Kg)

산지별 거래물량(톤)



출하산지(개소)

33

출하건수(천건)

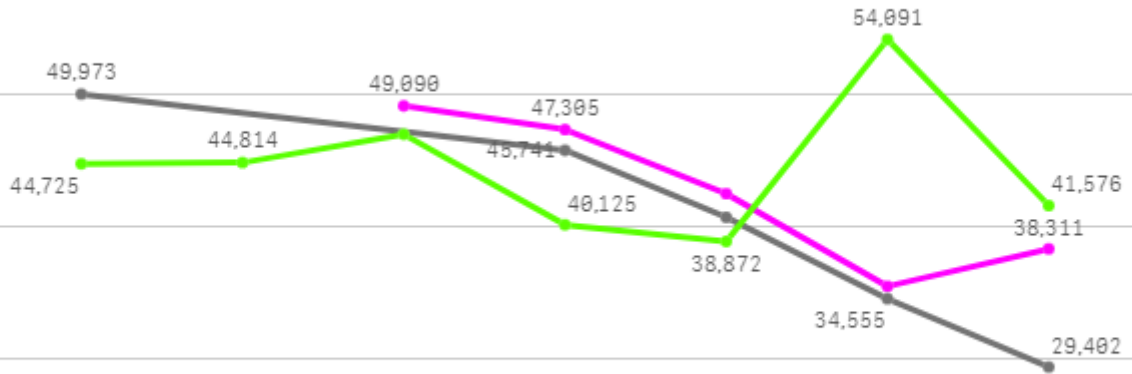
4

산지별 주출하 시군구



주간 도매가격(원)

◆ 2025 ● 2024 ◆ 평년



08/02 08/03 08/04 08/05 08/06 08/07 08/08

구분	금주(A)	전주(B)	전월(C)	전년(D)	평년(E)	A/B	A/C	A/D	A/E
가격(원)	42,533	54,611	62,513	40,071	41,516	77.9%	68.0%	106.1%	102.5%

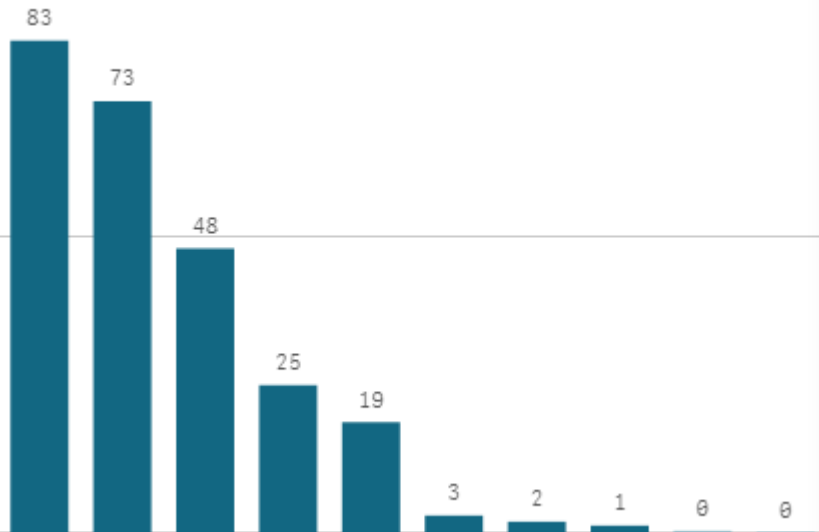
※ 상품 가격 기준

□ 청양고추(10Kg) 주간 가격

구분	Q	품종	Q	단량	Q	특	상	보통	하
2025-08-04		청양고추		10Kg		52,945	49,090	40,679	31,365
2025-08-05		청양고추		10Kg		52,324	47,305	42,568	36,265
2025-08-06		청양고추		10Kg		46,330	42,470	37,929	32,633
2025-08-07		청양고추		10Kg		41,339	35,490	30,502	24,269
2025-08-08		청양고추		10Kg		43,925	38,311	34,618	27,727
평균						47,373	42,533	37,259	30,452

오이맛고추(10Kg)

산지별 거래물량(톤)



출하산지(개소)

20

출하건수(천건)

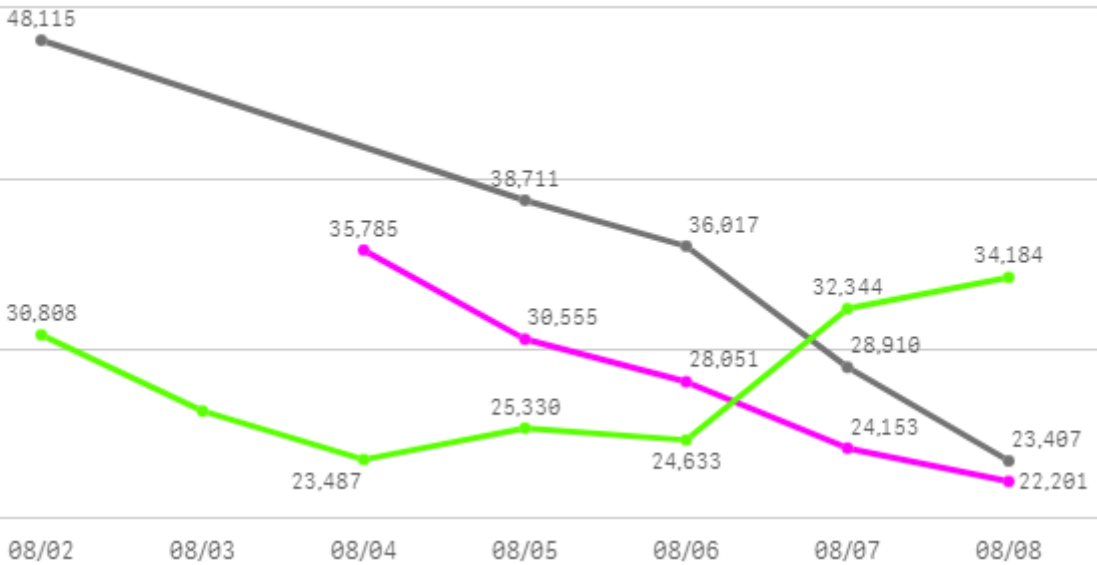
3

산지별 주출하 시군구



주간 도매가격(원)

◆ 2025 ● 2024 ◆ 평년



구분	금주(A)	전주(B)	전월(C)	전년(D)	평년(E)	A/B	A/C	A/D	A/E
가격(원)	28,149	40,830	38,612	35,032	29,506	68.9%	72.9%	80.4%	95.4%

※ 상품 가격 기준

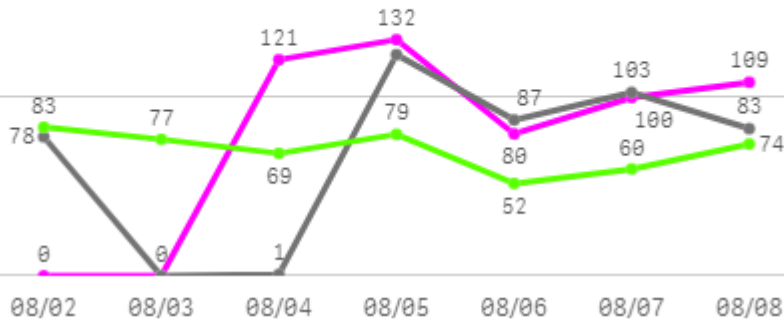
□ 오이맛고추(10Kg) 주간 가격

구분	Q	품종	Q	단량	Q	특	상	보통	하
2025-08-04		오이맛고추		10Kg		42,906	35,785	26,316	13,073
2025-08-05		오이맛고추		10Kg		37,717	30,555	22,054	11,090
2025-08-06		오이맛고추		10Kg		35,500	28,051	19,465	9,991
2025-08-07		오이맛고추		10Kg		32,210	24,153	17,267	8,998
2025-08-08		오이맛고추		10Kg		27,353	22,201	16,229	9,117
평균						35,137	28,149	20,266	10,454

마늘

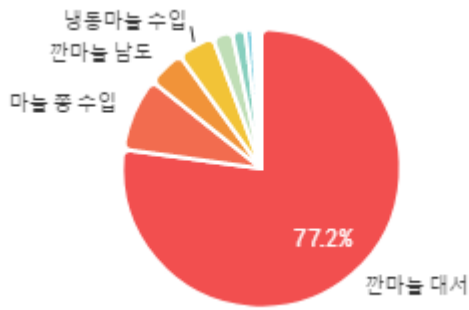
주간 반입량(톤)

◆ 2025 ● 2024 ▲ 평년

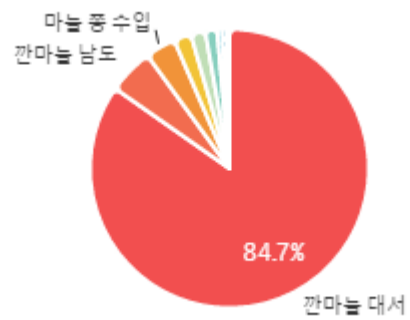


구분	금주(A)	전주(B)	전월(C)	전년(D)	평년(E)	A/B	A/C	A/D	A/E
물량(톤)	542	657	759	476	488	82.4%	71.4%	113.9%	111.0%

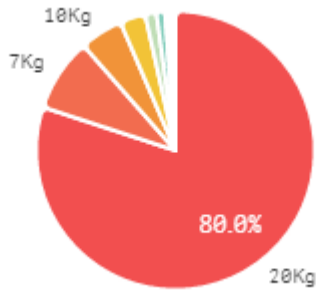
출하 품종별 거래물량 구성비



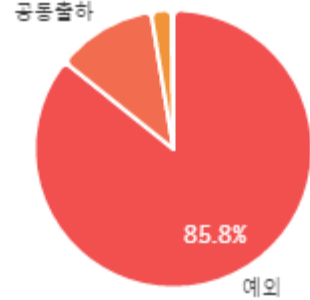
출하 품종별 거래금액 구성비



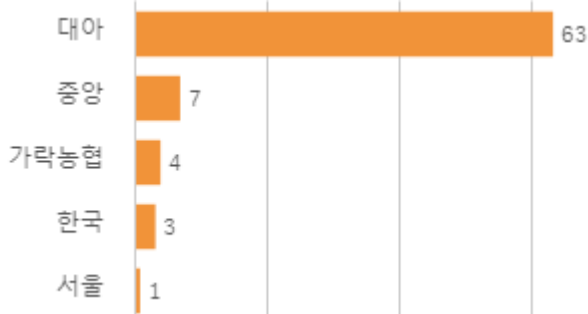
거래 단량별 물량 구성비



출하자별 거래물량 구성비



도매시장 법인별 거래물량(톤)

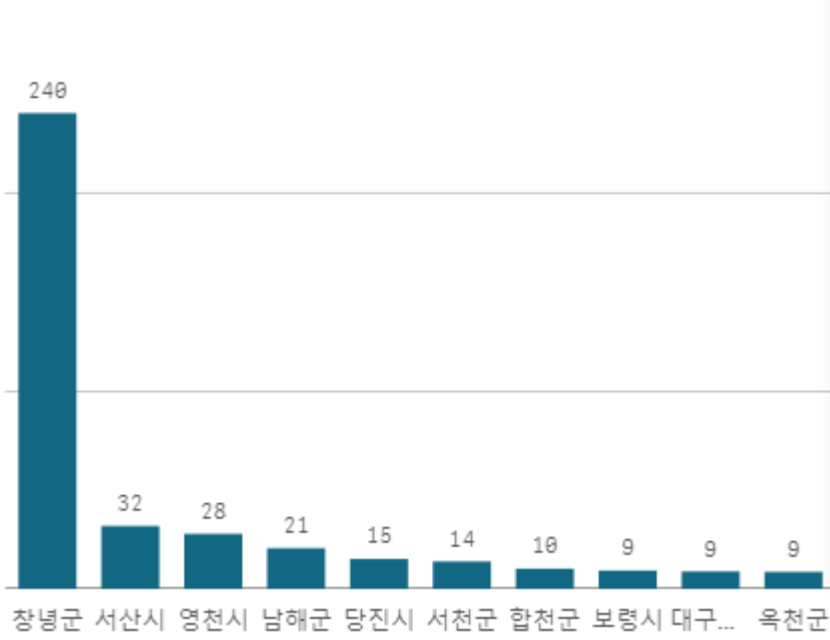


도매시장 법인별 거래금액(백만원)



깎마늘 대서(20Kg)

산지별 거래물량(톤)



출하산지(개소)

18

출하건수(천건)

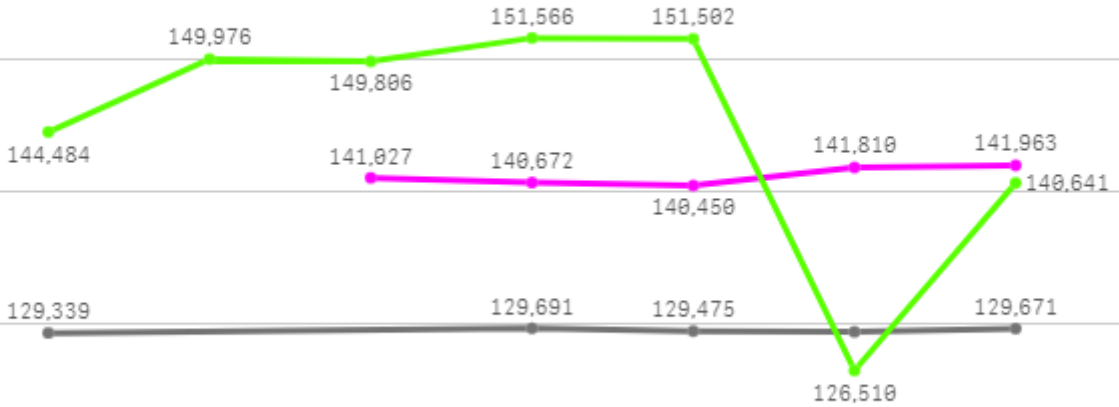
1

산지별 주출하 시군구



주간 도매가격(원)

◆ 2025 ◆ 2024 ◆ 평년



08/02 08/03 08/04 08/05 08/06 08/07 08/08

구분	금주(A)	전주(B)	전월(C)	전년(D)	평년(E)	A/B	A/C	A/D	A/E
가격(원)	141,184	140,827	144,261	129,519	142,246	100.3%	97.9%	109.0%	99.3%

※ 상품 가격 기준

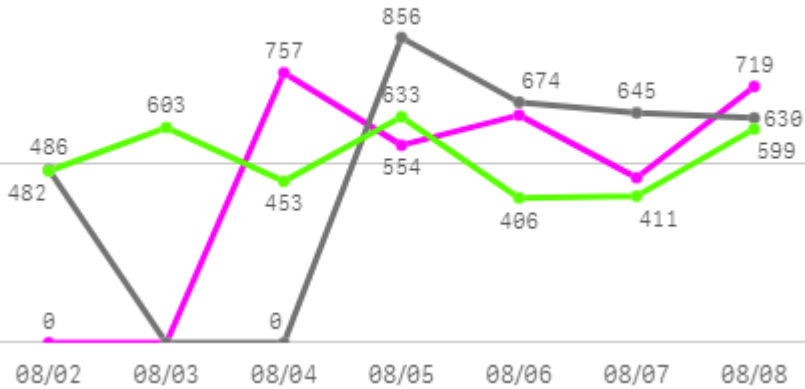
□ 깐마늘 대서(20Kg) 주간 가격

구분	Q	품종	Q	단량	Q	특	상	보통	하
2025-08-04		깐마늘 대서		20Kg		-	141,027	127,417	106,505
2025-08-05		깐마늘 대서		20Kg		-	140,672	127,015	97,218
2025-08-06		깐마늘 대서		20Kg		-	140,450	125,690	99,610
2025-08-07		깐마늘 대서		20Kg		-	141,810	128,301	105,271
2025-08-08		깐마늘 대서		20Kg		-	141,963	128,209	101,823
평균						-	141,184	127,326	102,085

양파

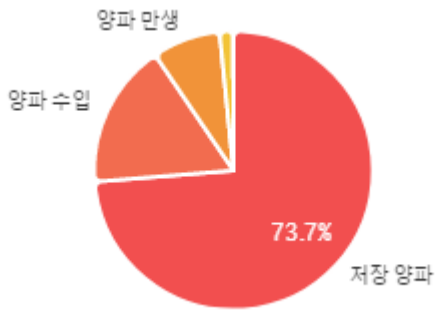
주간 반입량(톤)

◆ 2025 ● 2024 ▲ 평년

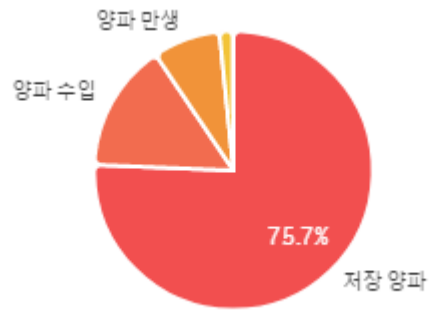


구분	금주(A)	전주(B)	전월(C)	전년(D)	평년(E)	A/B	A/C	A/D	A/E
물량(톤)	3,131	3,766	3,407	3,291	3,382	83.1%	91.9%	95.1%	92.6%

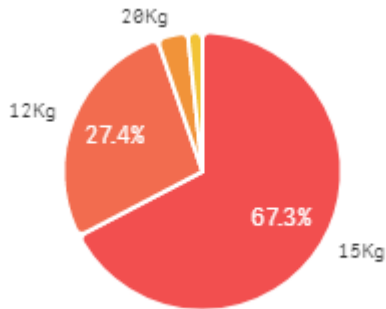
출하 품종별 거래물량 구성비



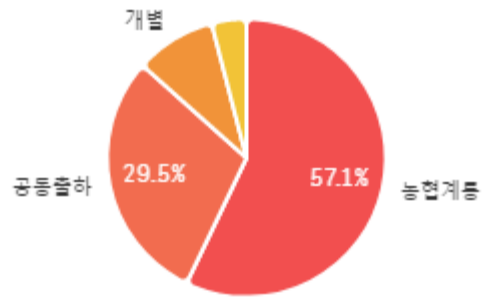
출하 품종별 거래금액 구성비



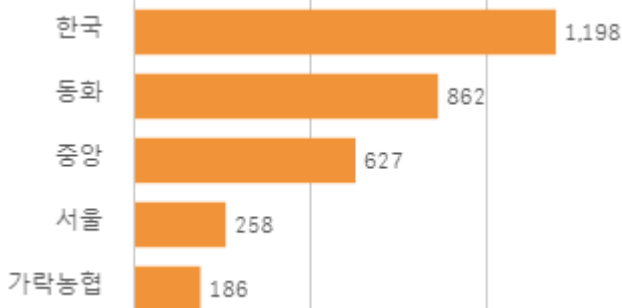
거래 단량별 물량 구성비



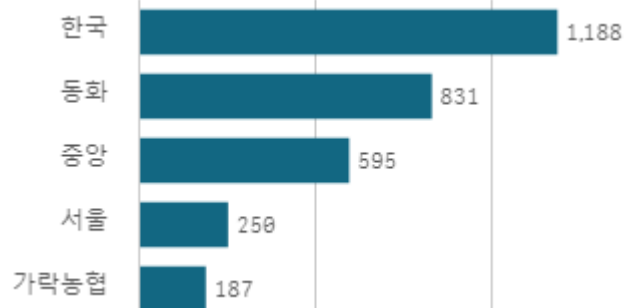
출하자별 거래물량 구성비



도매시장 법인별 거래물량(톤)

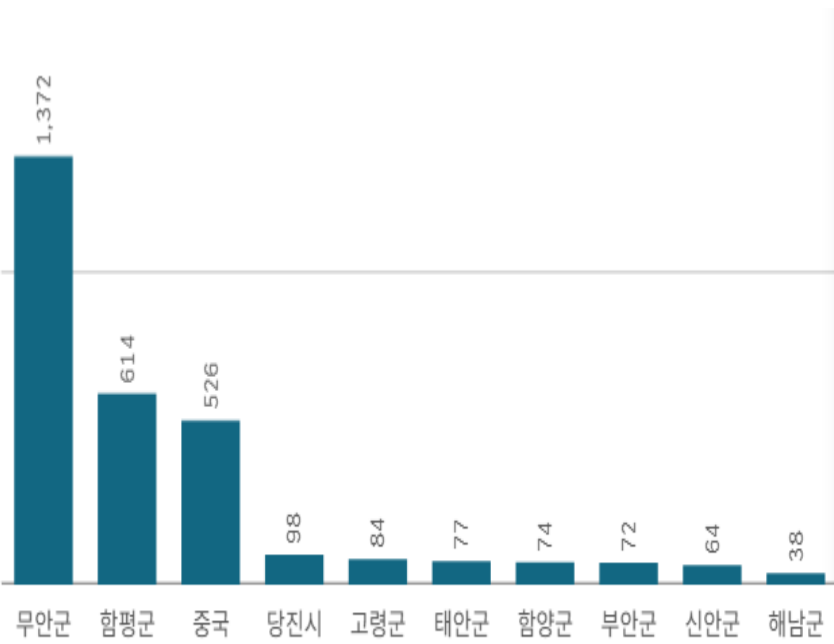


도매시장 법인별 거래금액(백만원)



양파(1Kg)

산지별 거래물량(톤)



산지별 주출하 시군구



출하산지(개소)

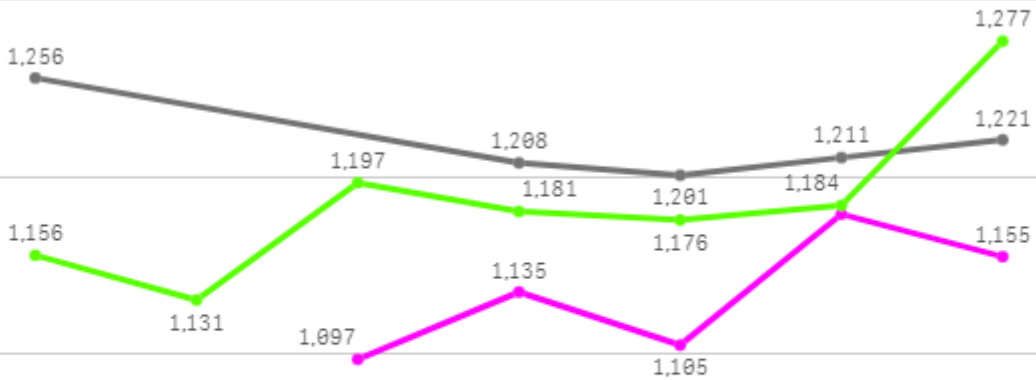
25

출하건수(천건)

2

주간 도매가격(원)

◆ 2025 ● 2024 ◆ 평년



08/02 08/03 08/04 08/05 08/06 08/07 08/08

구분	금주(A)	전주(B)	전월(C)	전년(D)	평년(E)	A/B	A/C	A/D	A/E
가격(원)	1,134	1,062	900	1,219	1,218	106.8%	126.0%	93.0%	93.1%

※ 상품 가격 기준

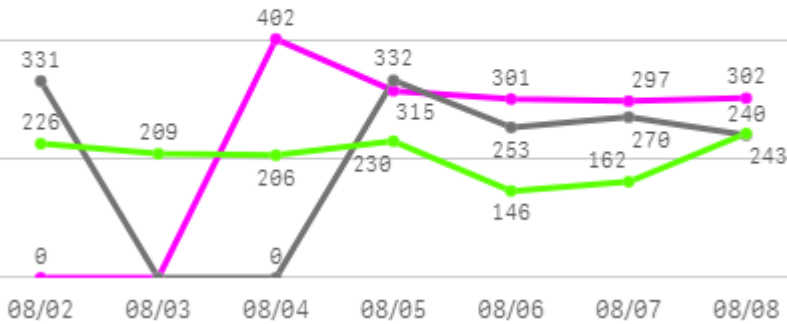
□ 양파(1Kg) 주간 가격

구분	Q	품종	Q	단량	Q	특	상	보통	하
2025-08-04		양파		1Kg		1,185	1,097	910	547
2025-08-05		양파		1Kg		1,214	1,135	992	684
2025-08-06		양파		1Kg		1,185	1,105	977	688
2025-08-07		양파		1Kg		1,245	1,179	1,085	849
2025-08-08		양파		1Kg		1,210	1,155	1,048	863
평균						1,208	1,134	1,002	726

대파

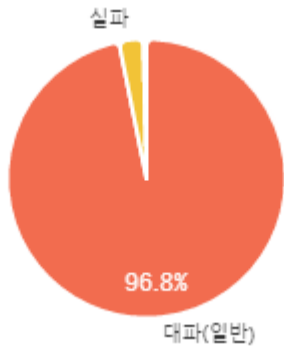
주간 반입량(톤)

◆ 2025 ● 2024 ▲ 평년

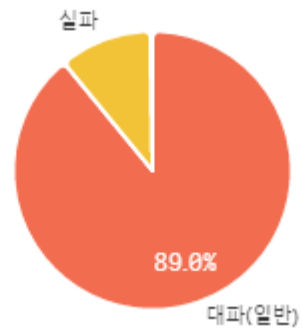


구분	금주(A)	전주(B)	전월(C)	전년(D)	평년(E)	A/B	A/C	A/D	A/E
물량(톤)	1,616	1,782	1,687	1,427	1,470	90.7%	95.8%	113.3%	110.0%

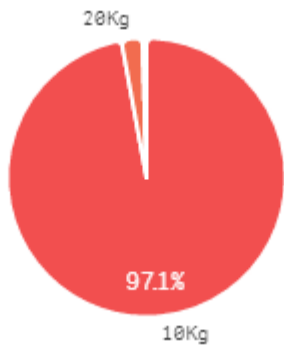
출하 품종별 거래물량 구성비



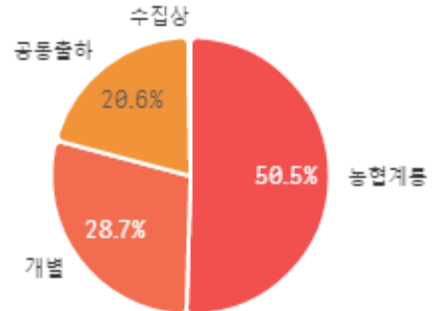
출하 품종별 거래금액 구성비



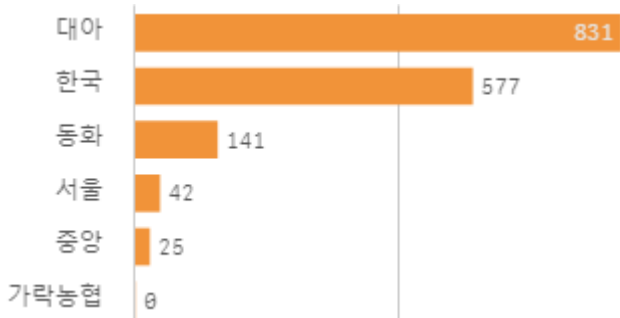
거래 단량별 물량 구성비



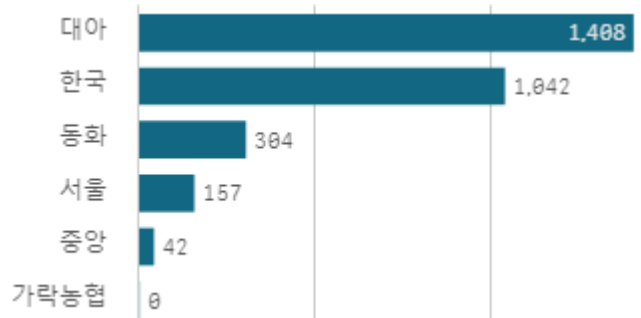
출하자별 거래물량 구성비



도매시장 법인별 거래물량(톤)

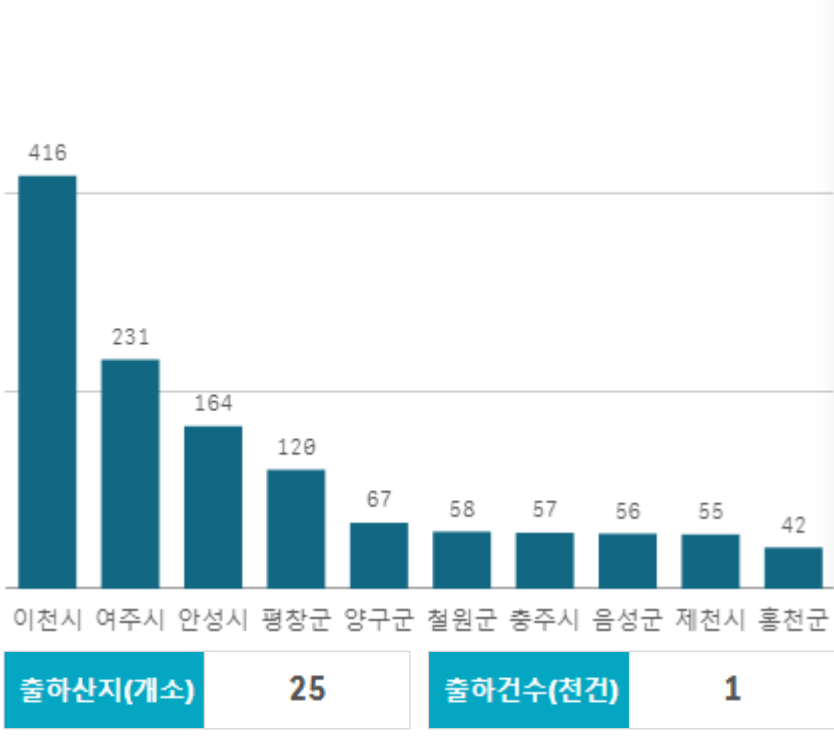


도매시장 법인별 거래금액(백만원)



대파(일반)(1Kg)

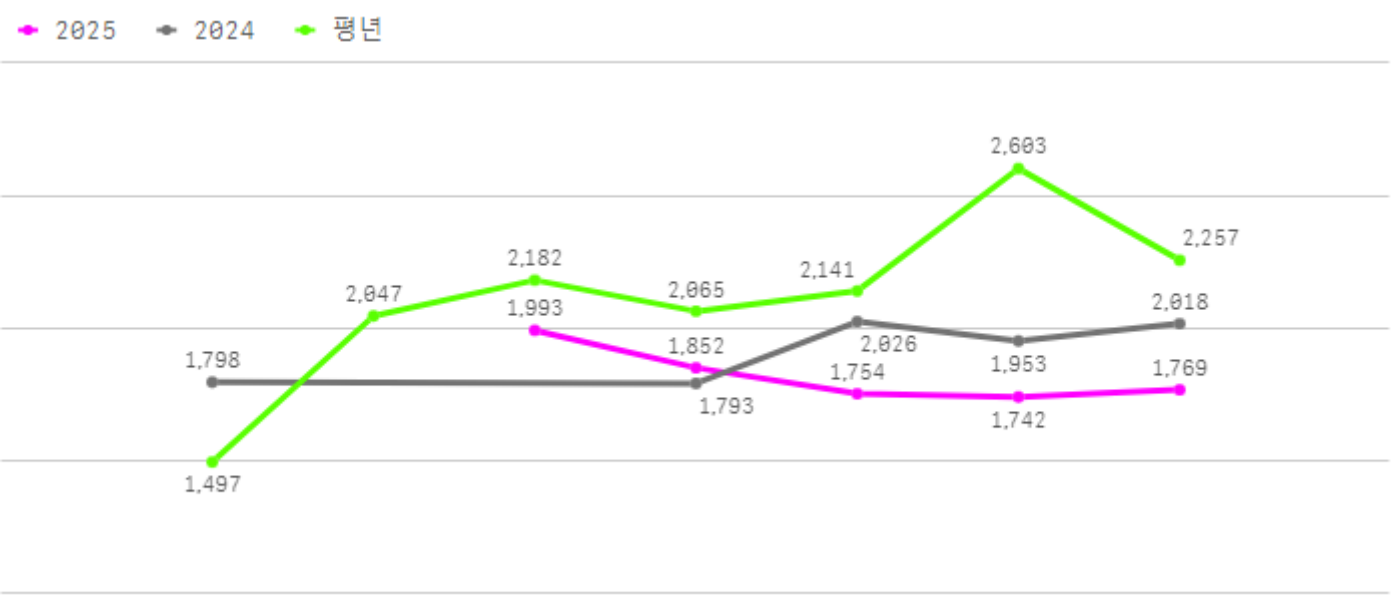
산지별 거래물량(톤)



산지별 주출하 시군구



주간 도매가격(원)



구분	금주(A)	전주(B)	전월(C)	전년(D)	평년(E)	A/B	A/C	A/D	A/E
가격(원)	1,822	1,916	1,149	1,918	1,859	95.1%	158.6%	95.0%	98.0%

※ 상품 가격 기준

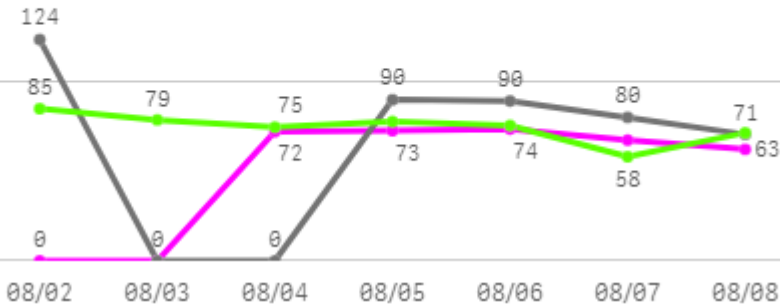
□ 대파(일반)(1Kg) 주간 가격

구분	Q	품종	Q	단량	Q	특	상	보통	하
2025-08-04		대파(일반)		1Kg		2,328	1,993	1,781	1,626
2025-08-05		대파(일반)		1Kg		2,052	1,852	1,605	1,411
2025-08-06		대파(일반)		1Kg		2,009	1,754	1,555	1,396
2025-08-07		대파(일반)		1Kg		2,015	1,742	1,524	1,385
2025-08-08		대파(일반)		1Kg		2,051	1,769	1,589	1,423
평균						2,091	1,822	1,611	1,448

파프리카

주간 반입량(톤)

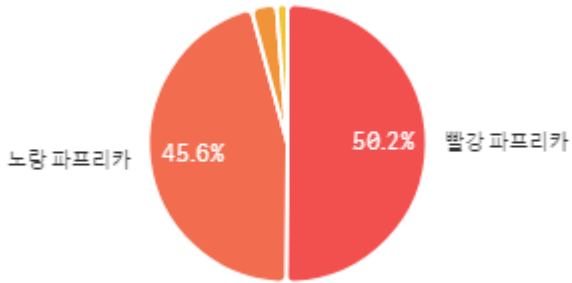
2025 2024 평년



구분	금주(A)	전주(B)	전월(C)	전년(D)	평년(E)	A/B	A/C	A/D	A/E
물량(톤)	350	550	503	455	490	63.5%	69.5%	76.8%	71.3%

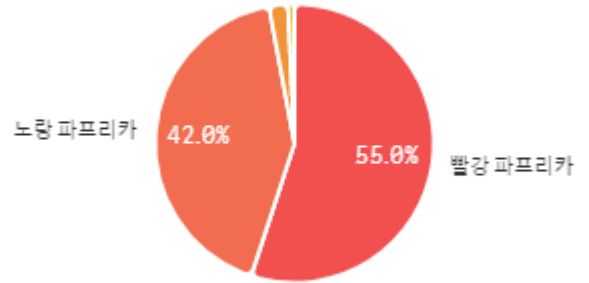
출하 품종별 거래물량 구성비

오렌지 파프리카



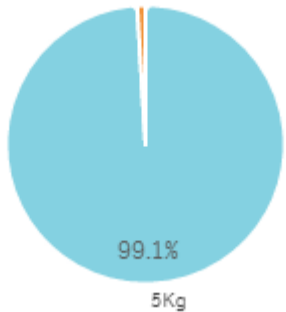
출하 품종별 거래금액 구성비

오렌지 파프리카



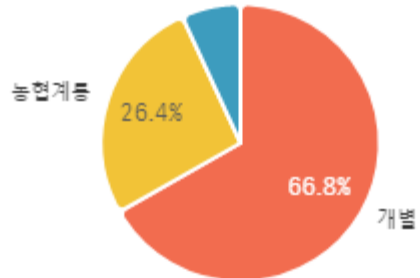
거래 단량별 물량 구성비

10Kg

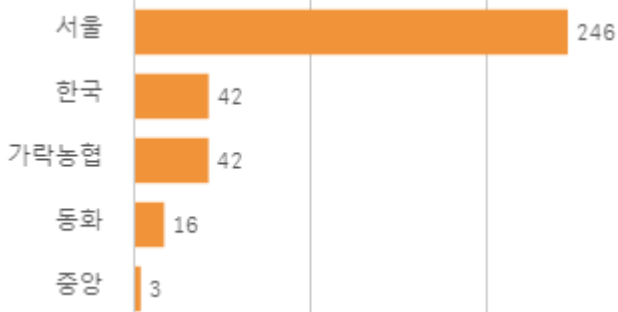


출하자별 거래물량 구성비

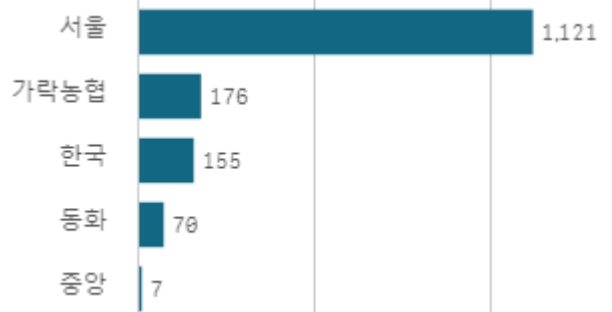
공동출하



도매시장 법인별 거래물량(톤)

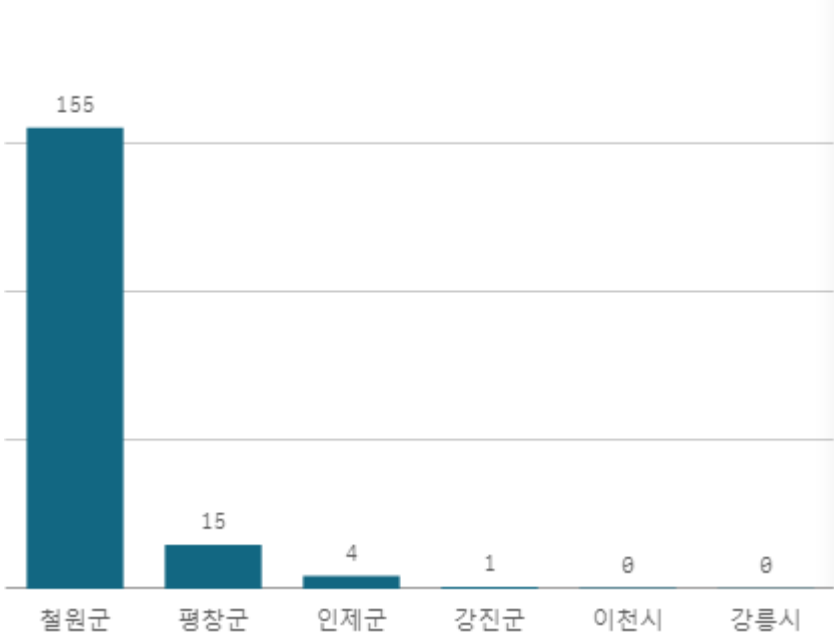


도매시장 법인별 거래금액(백만원)



빨강 파프리카(5Kg)

산지별 거래물량(톤)



출하산지(개소)

6

출하건수(천건)

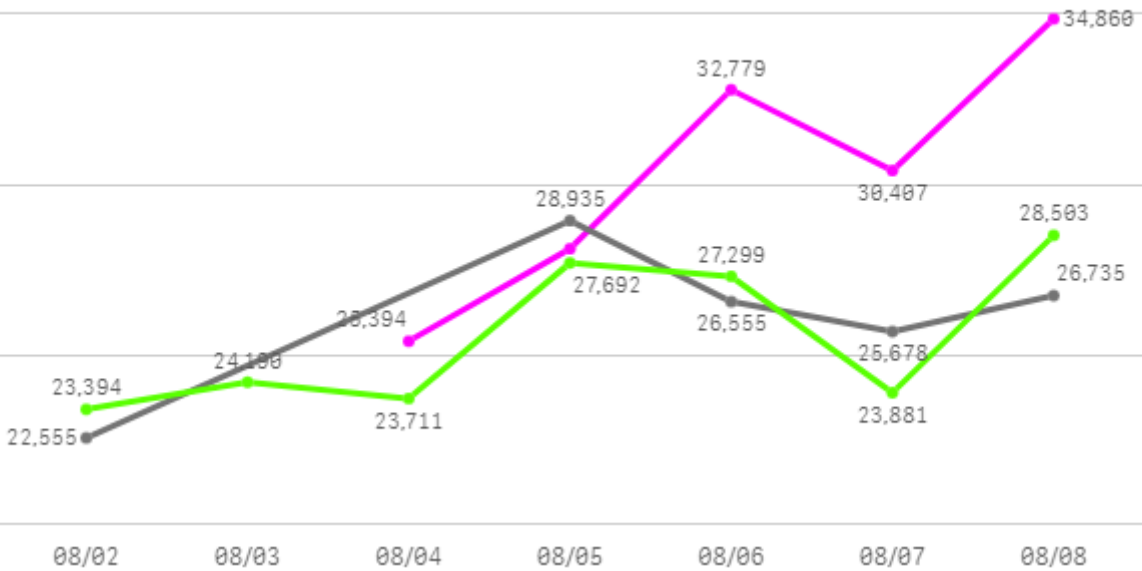
1

산지별 주출하 시군구



주간 도매가격(원)

◆ 2025 ● 2024 ◆ 평년



구분	금주(A)	전주(B)	전월(C)	전년(D)	평년(E)	A/B	A/C	A/D	A/E
가격(원)	30,310	15,843	20,454	26,092	25,974	191.3%	148.2%	116.2%	116.7%

※ 상품 가격 기준

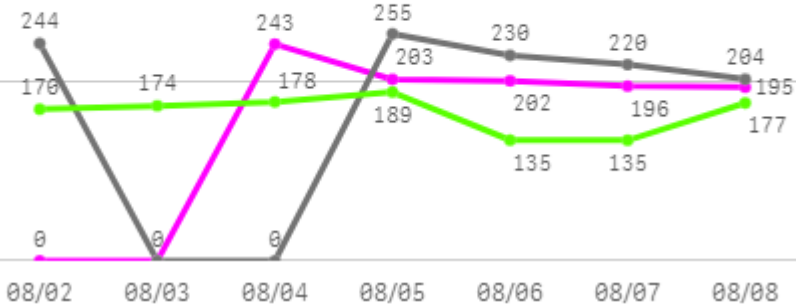
□ 빨강 파프리카(5Kg) 주간 가격

구분	Q	품종	Q	단량	Q	특	상	보통	하
2025-08-04		빨강 파프리카		5Kg		-	25,394	23,132	14,678
2025-08-05		빨강 파프리카		5Kg		-	28,111	24,745	18,238
2025-08-06		빨강 파프리카		5Kg		-	32,779	28,904	18,939
2025-08-07		빨강 파프리카		5Kg		-	30,407	26,132	20,121
2025-08-08		빨강 파프리카		5Kg		-	34,860	29,179	20,518
평균						-	30,310	26,418	18,499

버섯

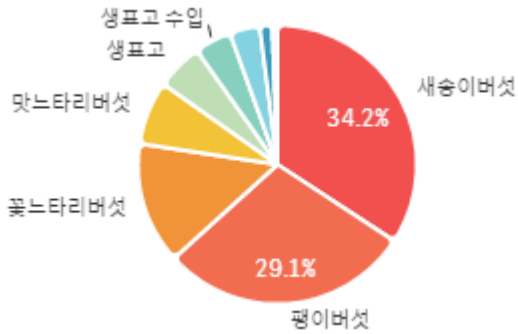
주간 반입량(톤)

◆ 2025 ● 2024 ▲ 평년

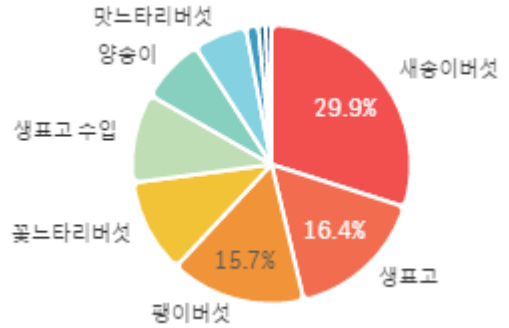


구분	금주(A)	전주(B)	전월(C)	전년(D)	평년(E)	A/B	A/C	A/D	A/E
물량(톤)	1,039	1,312	1,218	1,153	1,103	79.2%	85.3%	90.2%	94.2%

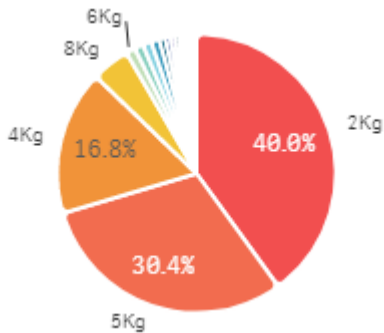
출하 품종별 거래물량 구성비



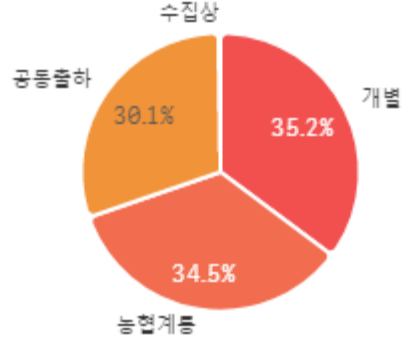
출하 품종별 거래금액 구성비



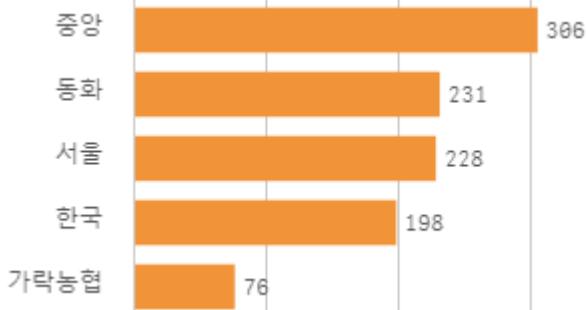
거래 단량별 물량 구성비



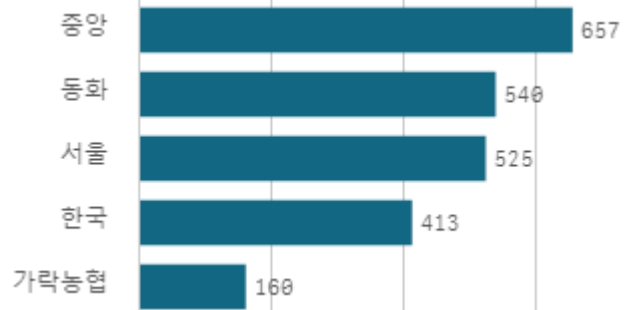
출하자별 거래물량 구성비



도매시장 법인별 거래물량(톤)

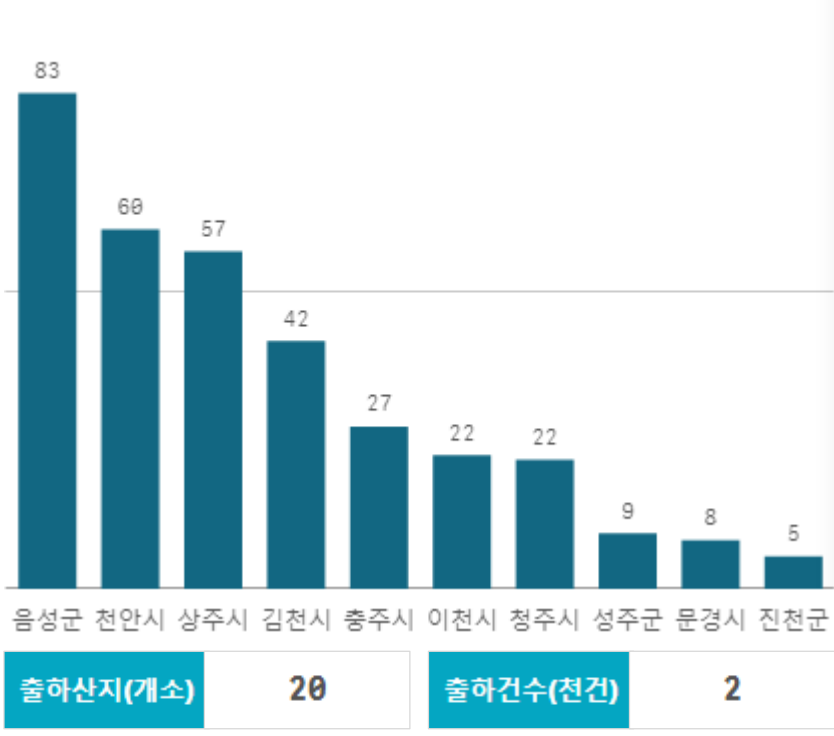


도매시장 법인별 거래금액(백만원)



새송이버섯(2Kg)

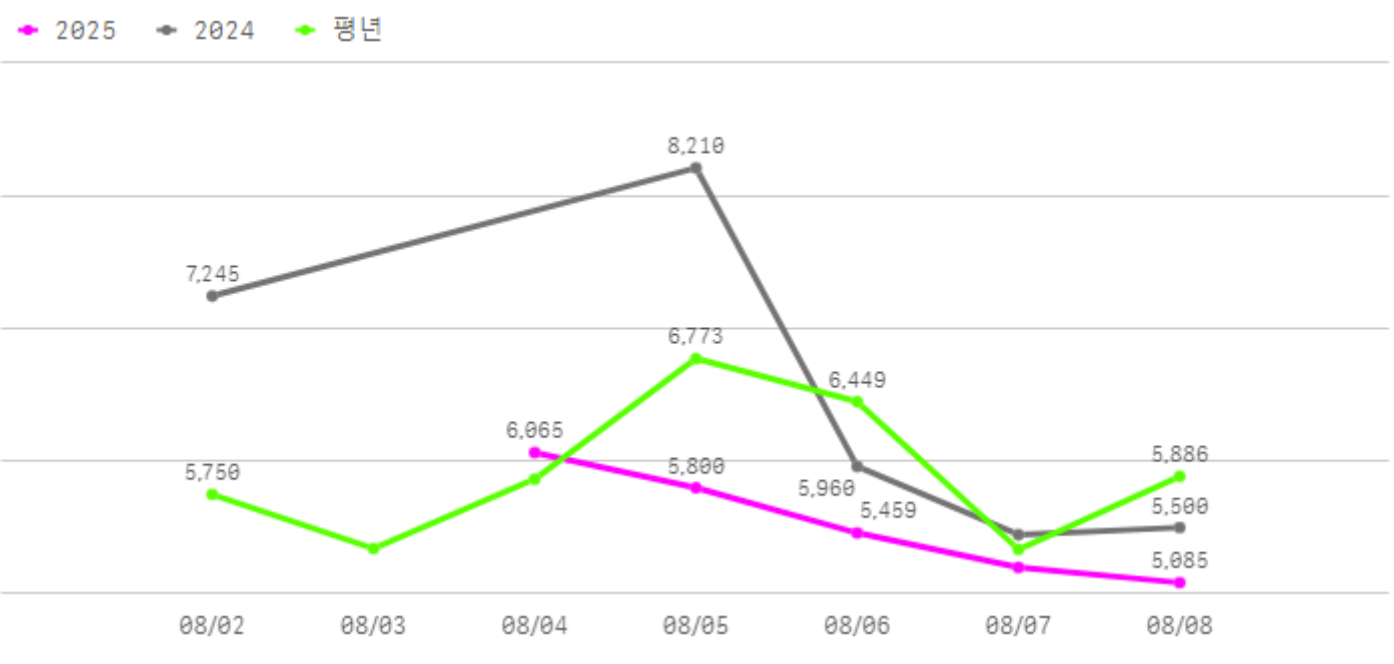
산지별 거래물량(톤)



산지별 주출하 시군구



주간 도매가격(원)



구분	금주(A)	전주(B)	전월(C)	전년(D)	평년(E)	A/B	A/C	A/D	A/E
가격(원)	5,522	5,526	6,369	6,472	6,119	99.9%	86.7%	85.3%	90.2%

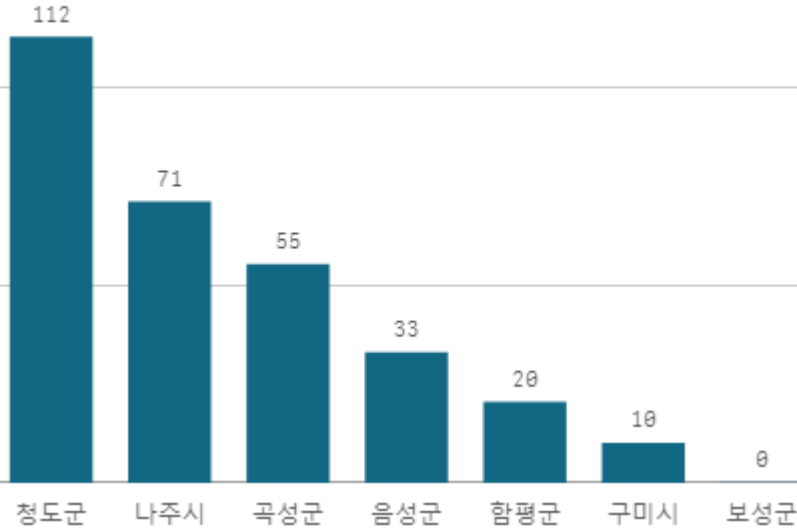
※ 상품 가격 기준

□ 새송이버섯(2Kg) 주간 가격

구분	Q	품종	Q	단량	Q	특	상	보통	하
2025-08-04		새송이버섯		2Kg		13,987	6,065	4,397	2,706
2025-08-05		새송이버섯		2Kg		10,585	5,800	4,360	2,926
2025-08-06		새송이버섯		2Kg		10,055	5,459	4,054	2,911
2025-08-07		새송이버섯		2Kg		9,527	5,199	3,907	2,992
2025-08-08		새송이버섯		2Kg		10,027	5,085	3,780	3,141
평균						10,836	5,522	4,100	2,935

팬이버섯(5Kg)

산지별 거래물량(톤)



출하산지(개소)

7

출하건수(천건)

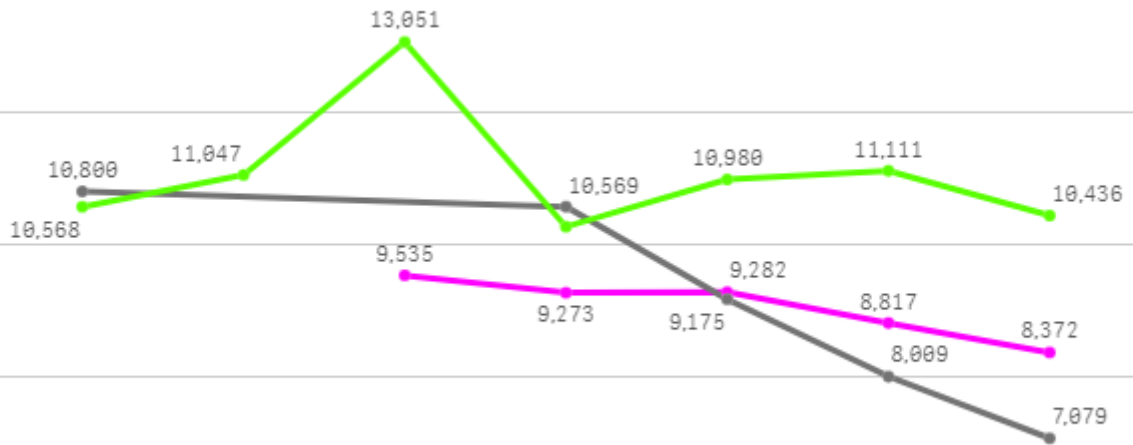
1

산지별 주출하 시군구



주간 도매가격(원)

● 2025 ● 2024 ● 평년



08/02 08/03 08/04 08/05 08/06 08/07 08/08

구분	금주(A)	전주(B)	전월(C)	전년(D)	평년(E)	A/B	A/C	A/D	A/E
가격(원)	9,056	9,241	6,351	9,126	11,517	98.0%	142.6%	99.2%	78.6%

※ 상품 가격 기준

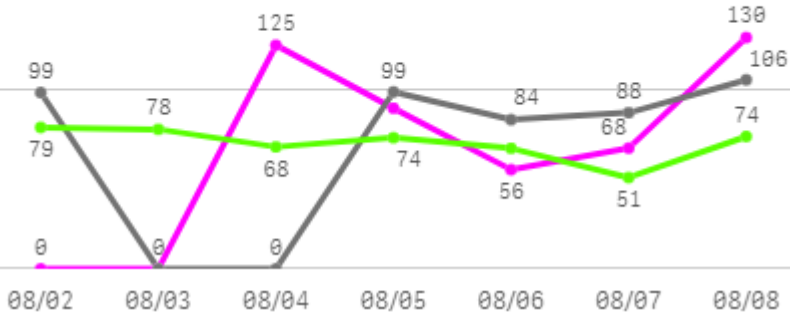
□ 팽이버섯(5Kg) 주간 가격

구분	Q	품종	Q	단량	Q	특	상	보통	하
2025-08-04		팽이버섯		5Kg		12,036	9,535	5,625	3,166
2025-08-05		팽이버섯		5Kg		10,007	9,273	5,507	3,165
2025-08-06		팽이버섯		5Kg		10,175	9,282	5,053	2,828
2025-08-07		팽이버섯		5Kg		9,779	8,817	4,894	2,688
2025-08-08		팽이버섯		5Kg		9,000	8,372	5,260	2,923
평균						10,199	9,056	5,268	2,954

팥옥수수

주간 반입량(톤)

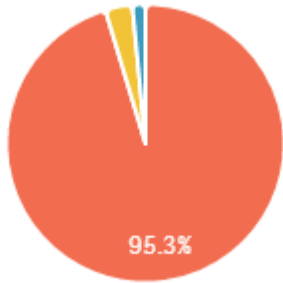
◆ 2025 ● 2024 ▲ 평년



구분	금주(A)	전주(B)	전월(C)	전년(D)	평년(E)	A/B	A/C	A/D	A/E
물량(톤)	468	652	1,002	475	473	71.8%	46.7%	98.6%	99.0%

출하 품종별 거래물량 구성비

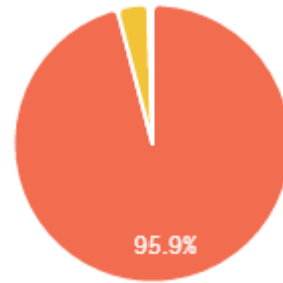
팥옥수수 기타



팥옥수수

출하 품종별 거래금액 구성비

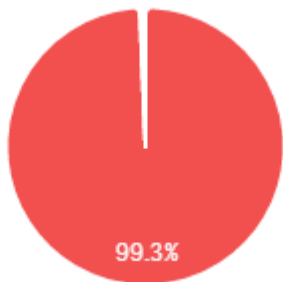
팥옥수수 기타



팥옥수수

거래 단량별 물량 구성비

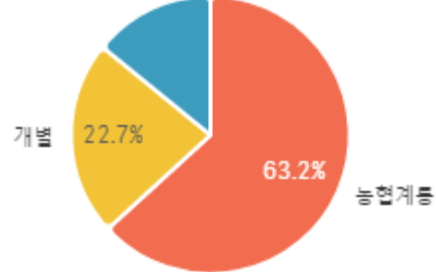
10Kg



8Kg

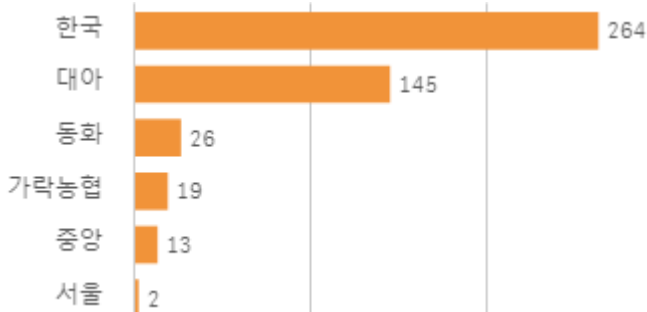
출하자별 거래물량 구성비

공동출하

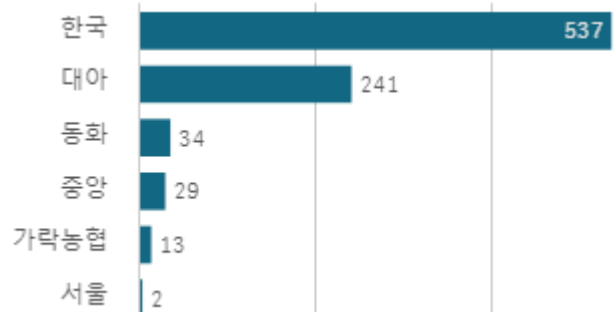


농업계통

도매시장 법인별 거래물량(톤)

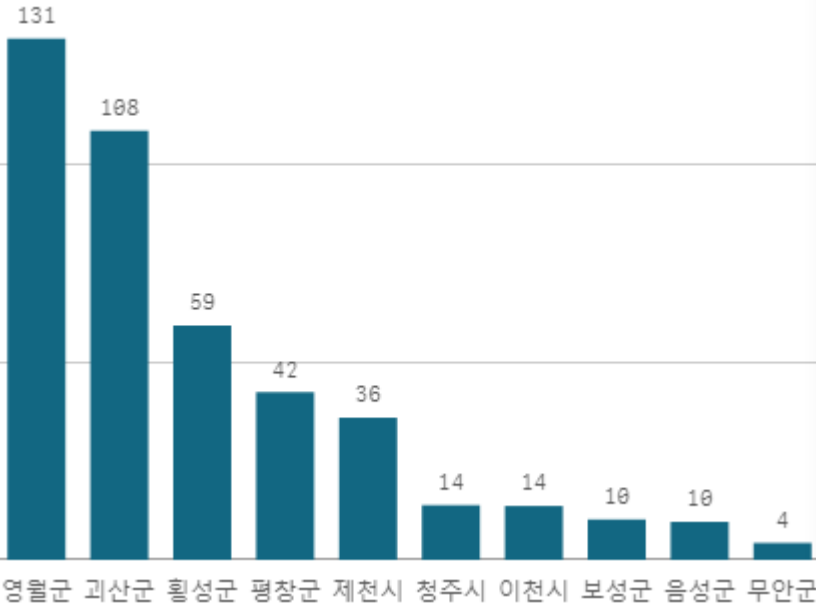


도매시장 법인별 거래금액(백만원)



찰옥수수(8Kg)

산지별 거래물량(톤)



출하산지(개소)

21

출하건수(천건)

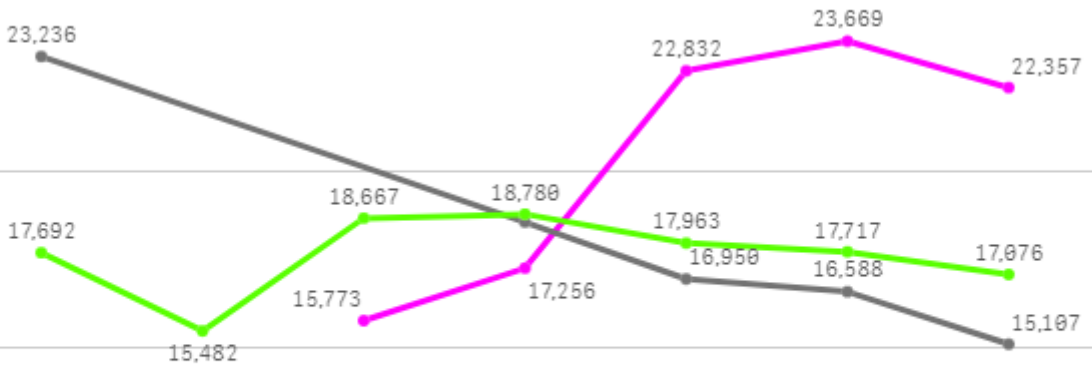
1

산지별 주출하 시군구



주간 도매가격(원)

◆ 2025 ◆ 2024 ◆ 평년



08/02 08/03 08/04 08/05 08/06 08/07 08/08

구분	금주(A)	전주(B)	전월(C)	전년(D)	평년(E)	A/B	A/C	A/D	A/E
가격(원)	20,377	18,509	14,929	18,088	18,498	110.1%	136.5%	112.7%	110.2%

※ 상품 가격 기준

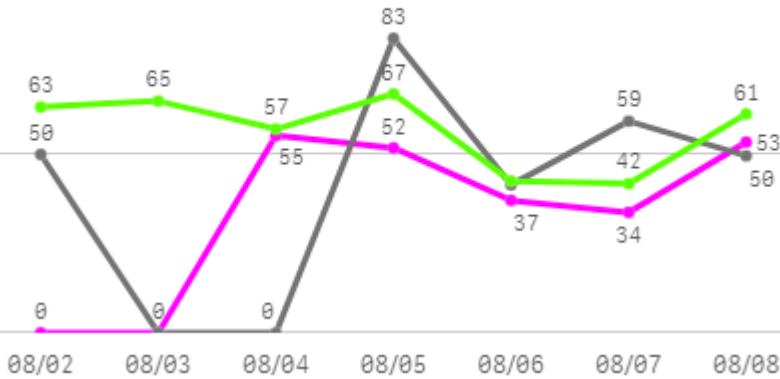
□ 찰옥수수(8Kg) 주간 가격

구분	Q	품종	Q	단량	Q	특	상	보통	하
2025-08-04		찰옥수수		8Kg		18,518	15,773	11,850	7,099
2025-08-05		찰옥수수		8Kg		18,914	17,256	13,153	7,860
2025-08-06		찰옥수수		8Kg		24,792	22,832	17,659	9,326
2025-08-07		찰옥수수		8Kg		25,977	23,669	19,486	12,103
2025-08-08		찰옥수수		8Kg		24,522	22,357	15,512	9,792
평균						22,545	20,377	15,532	9,236

사과

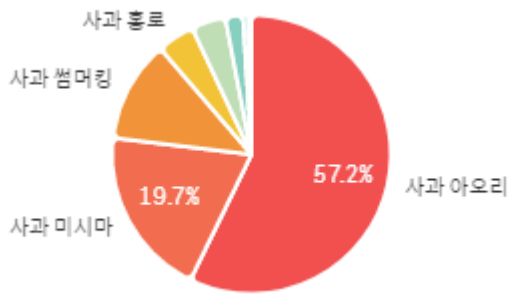
주간 반입량(톤)

◆ 2025 ● 2024 ▲ 평년

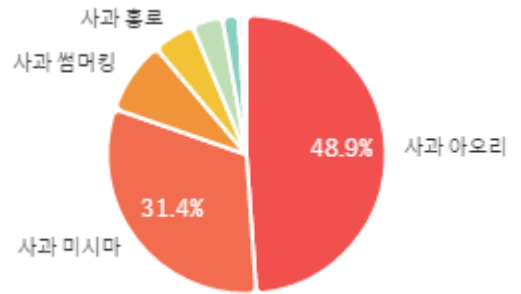


구분	금주(A)	전주(B)	전월(C)	전년(D)	평년(E)	A/B	A/C	A/D	A/E
물량(톤)	231	304	269	283	353	76.2%	86.0%	81.8%	65.6%

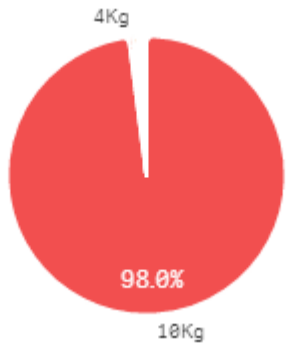
출하 품종별 거래물량 구성비



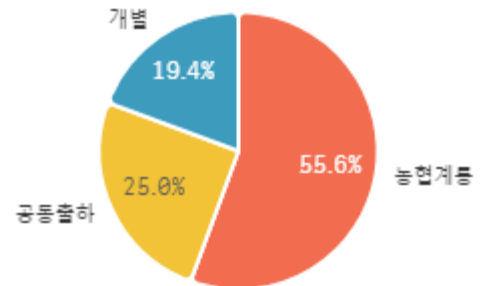
출하 품종별 거래금액 구성비



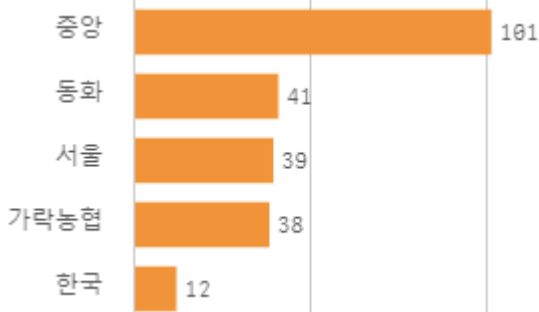
거래 단량별 물량 구성비



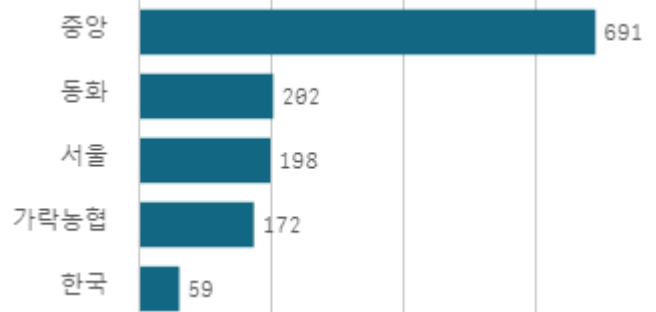
출하자별 거래물량 구성비



도매시장 법인별 거래물량(톤)

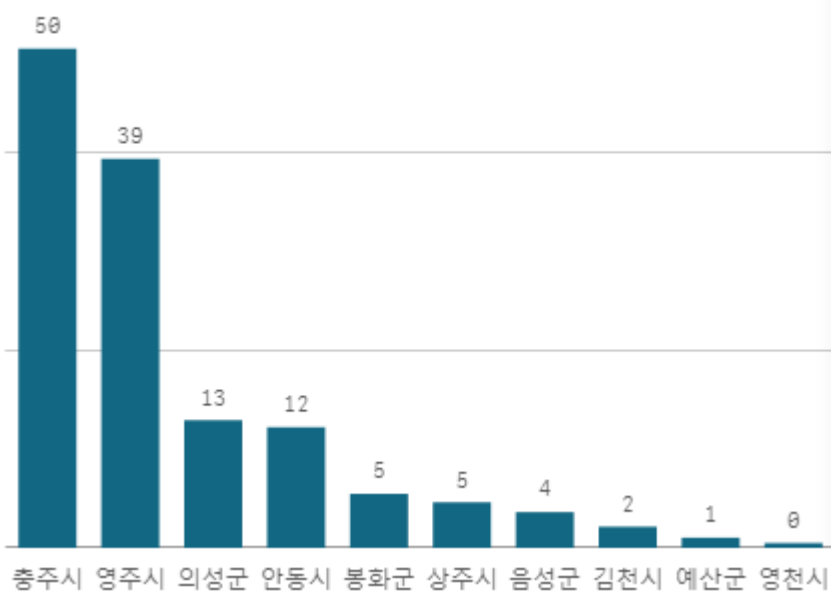


도매시장 법인별 거래금액(백만원)



사과 아오리(10Kg)

산지별 거래물량(톤)



출하산지(개소)

12

출하건수(천건)

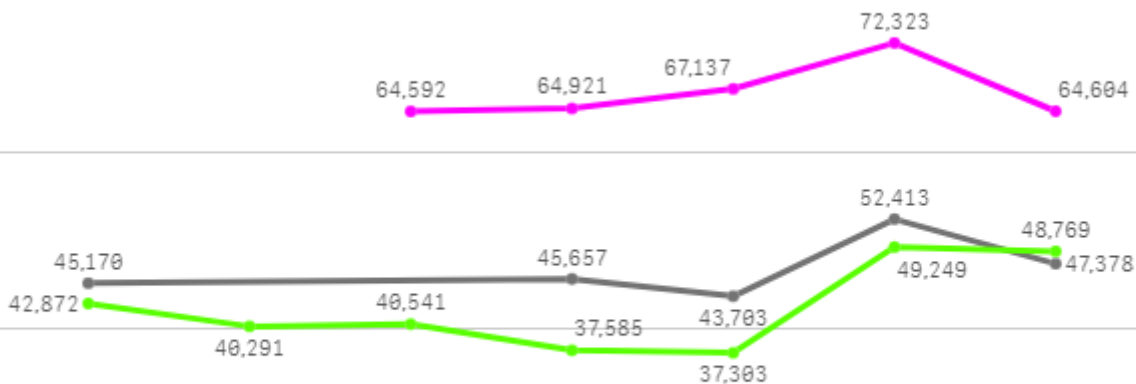
1

산지별 주출하 시군구



주간 도매가격(원)

◆ 2025 ● 2024 ◆ 평년



08/02 08/03 08/04 08/05 08/06 08/07 08/08

구분	금주(A)	전주(B)	전월(C)	전년(D)	평년(E)	A/B	A/C	A/D	A/E
가격(원)	66,715	64,798	-	46,864	48,574	103.0%	-	142.4%	137.3%

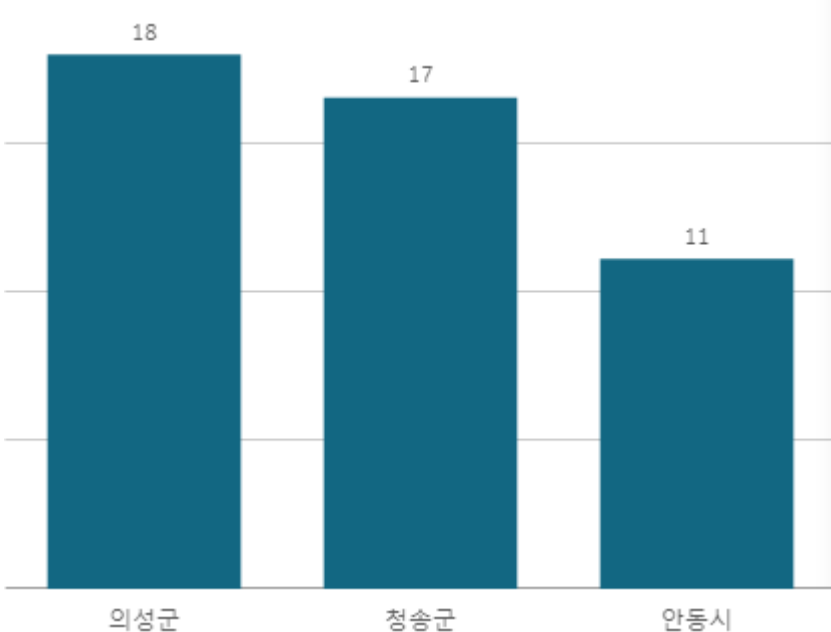
※ 상품 가격 기준

□ 사과 아오리(10Kg) 주간 가격

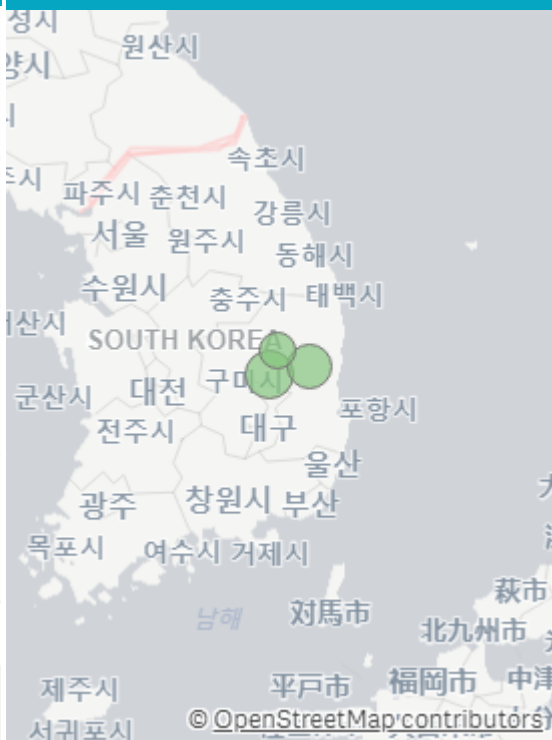
구분	Q	품종	Q	단량	Q	특	상	보통	하
2025-08-04		사과 아오리		10Kg		90,821	64,592	40,081	20,824
2025-08-05		사과 아오리		10Kg		87,789	64,921	38,005	22,794
2025-08-06		사과 아오리		10Kg		86,618	67,137	38,076	24,938
2025-08-07		사과 아오리		10Kg		87,559	72,323	53,936	30,709
2025-08-08		사과 아오리		10Kg		87,253	64,604	48,159	31,638
평균						88,008	66,715	43,651	26,181

사과 미시마(10Kg)

산지별 거래물량(톤)



산지별 주출하 시군구



출하산지(개소)

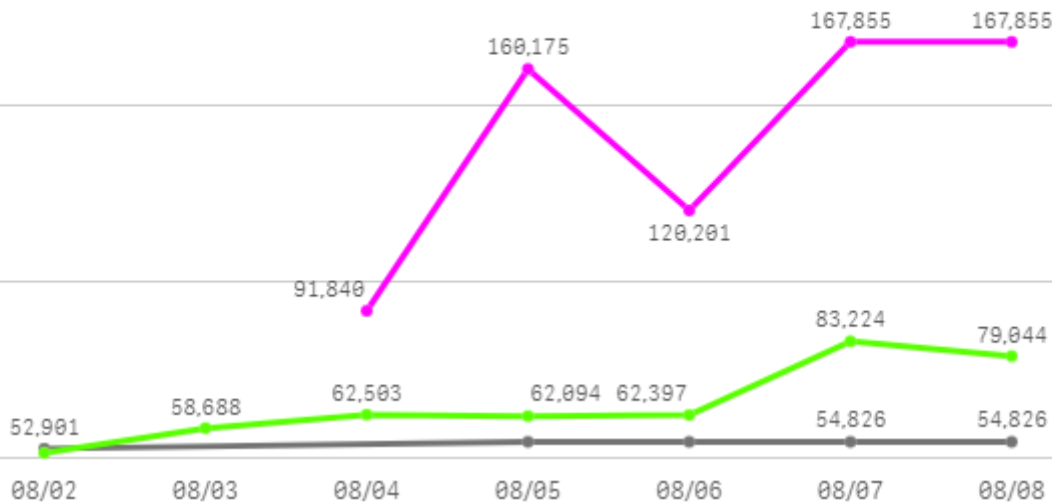
3

출하건수(천건)

0

주간 도매가격(원)

● 2025 ● 2024 ● 평년



구분	금주(A)	전주(B)	전월(C)	전년(D)	평년(E)	A/B	A/C	A/D	A/E
가격(원)	141,585	96,998	89,184	54,276	75,465	146.0%	158.8%	260.9%	187.6%

※ 상품 가격 기준

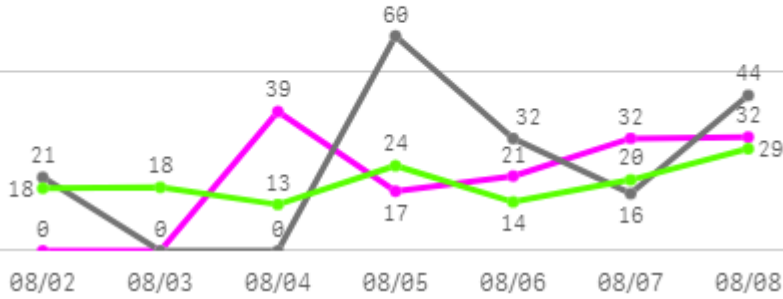
□ 사과 미시마(10Kg) 주간 가격

구분	Q	품종	Q	단량	Q	특	상	보통	하
2025-08-04		사과 미시마		10Kg		130,000	91,840	48,493	14,648
2025-08-05		사과 미시마		10Kg		207,826	160,175	116,476	63,557
2025-08-06		사과 미시마		10Kg		130,000	120,201	87,316	55,563
2025-08-07		사과 미시마		10Kg		204,500	167,855	124,176	78,708
2025-08-08		사과 미시마		10Kg		204,500	167,855	124,176	78,708
평균						175,365	141,585	100,127	58,237

배

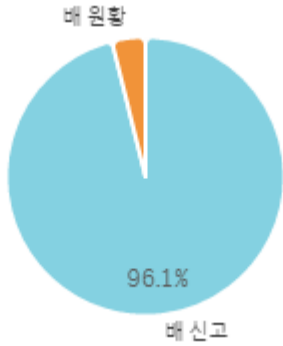
주간 반입량(톤)

◆ 2025 ● 2024 ▲ 평년

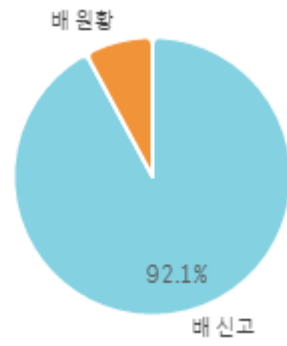


구분	금주(A)	전주(B)	전월(C)	전년(D)	평년(E)	A/B	A/C	A/D	A/E
물량(톤)	140	184	228	172	142	76.1%	61.5%	81.5%	98.7%

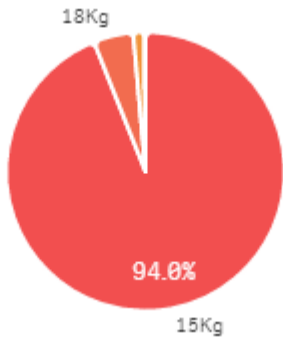
출하 품종별 거래물량 구성비



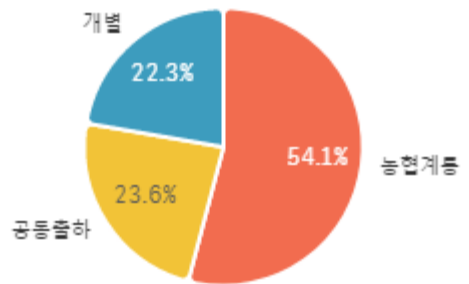
출하 품종별 거래금액 구성비



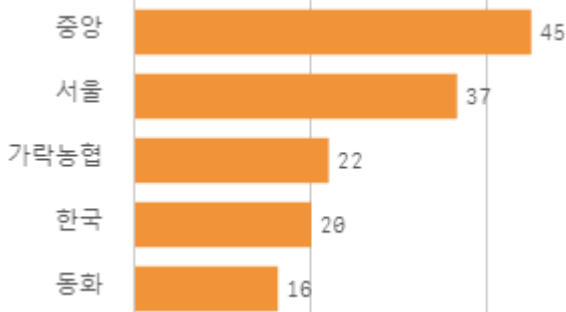
거래 단량별 물량 구성비



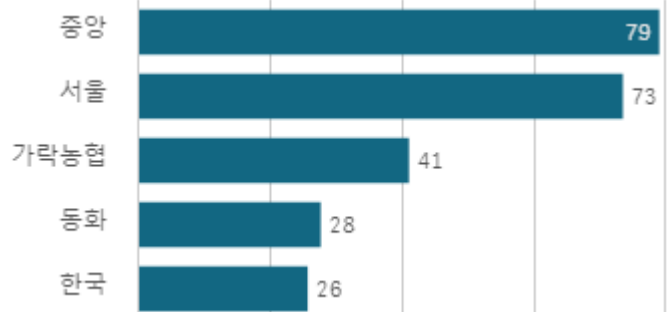
출하자별 거래물량 구성비



도매시장 법인별 거래물량(톤)

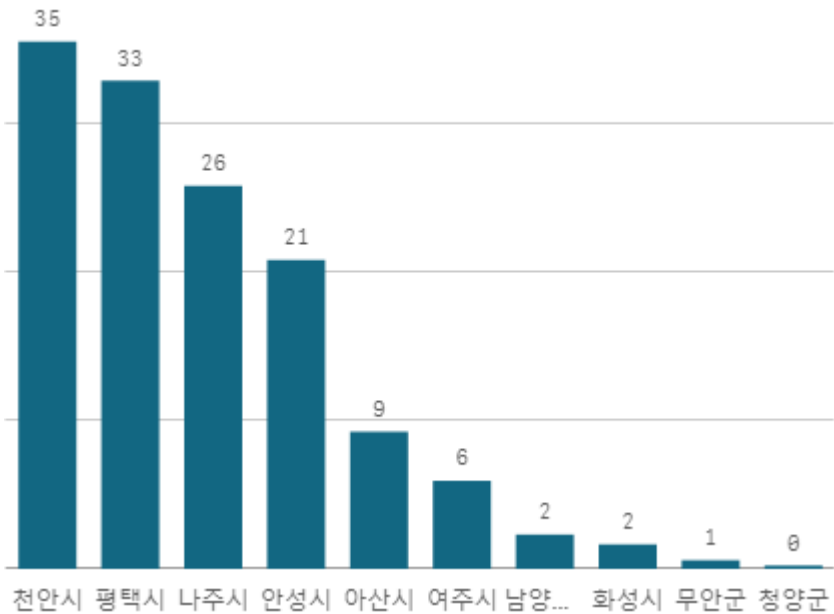


도매시장 법인별 거래금액(백만원)



배 신고(15Kg)

산지별 거래물량(톤)



출하산지(개소)

10

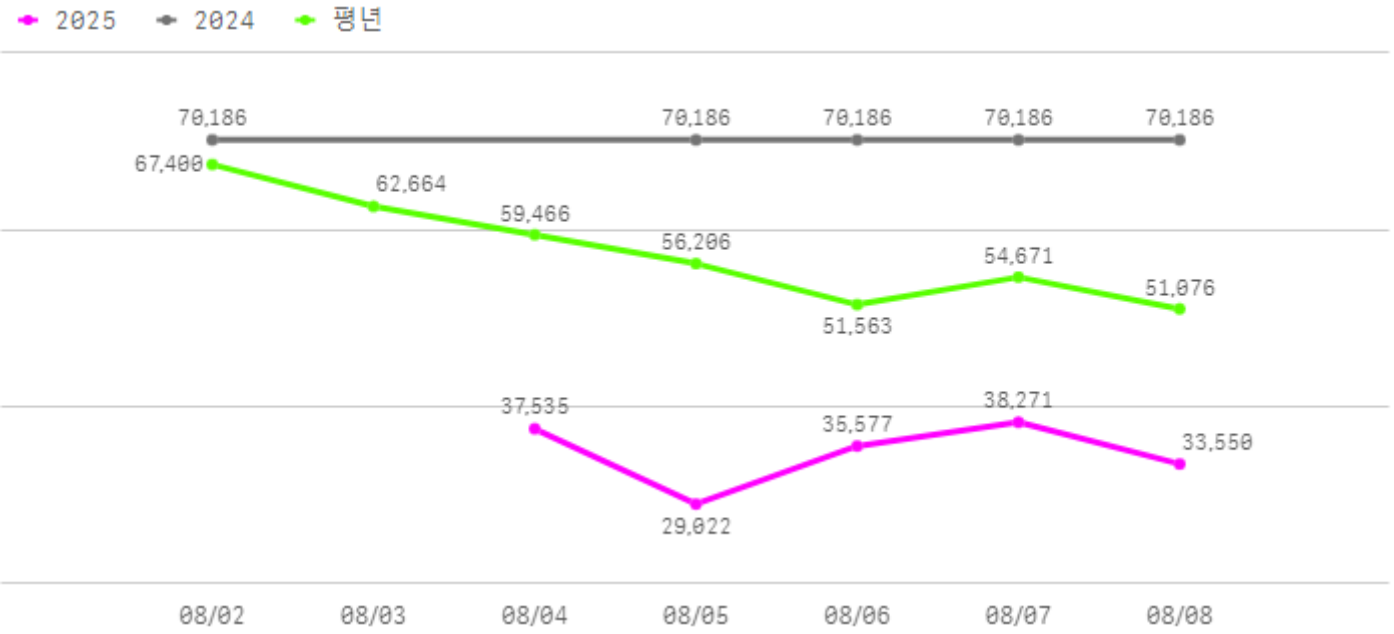
출하건수(천건)

1

산지별 주출하 시군구



주간 도매가격(원)



구분	금주(A)	전주(B)	전월(C)	전년(D)	평년(E)	A/B	A/C	A/D	A/E
가격(원)	34,791	30,518	33,201	70,186	55,863	114.0%	104.8%	49.6%	62.3%

※ 상품 가격 기준

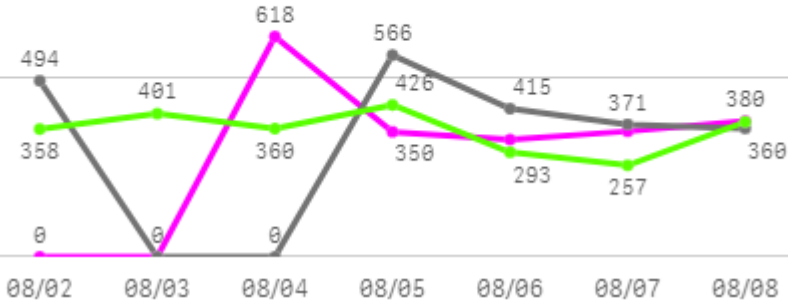
□ 배 신고(15Kg) 주간 가격

구분	Q	품종	Q	단량	Q	특	상	보통	하
2025-08-04		배 신고		15Kg		70,667	37,535	19,888	8,543
2025-08-05		배 신고		15Kg		55,370	29,022	18,636	11,189
2025-08-06		배 신고		15Kg		62,203	35,577	23,437	15,734
2025-08-07		배 신고		15Kg		62,081	38,271	23,591	16,851
2025-08-08		배 신고		15Kg		54,515	33,550	21,850	14,505
평균						60,967	34,791	21,480	13,364

복숭아

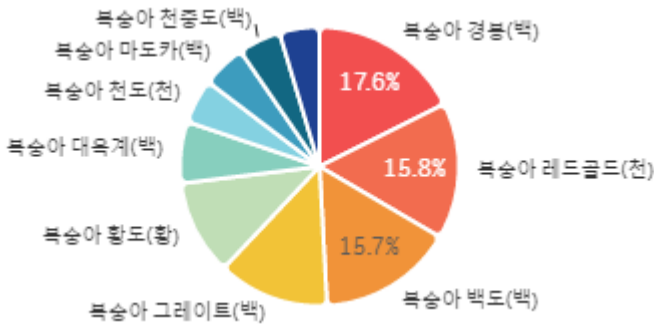
주간 반입량(톤)

◆ 2025 ● 2024 ▲ 평년

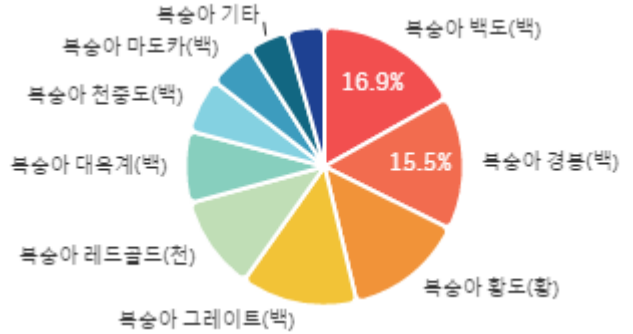


구분	금주(A)	전주(B)	전월(C)	전년(D)	평년(E)	A/B	A/C	A/D	A/E
물량(톤)	2,029	2,284	1,300	2,206	2,238	88.8%	156.1%	92.0%	90.6%

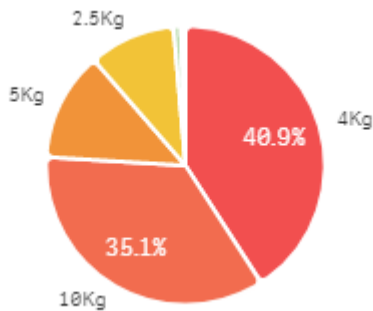
출하 품종별 거래물량 구성비



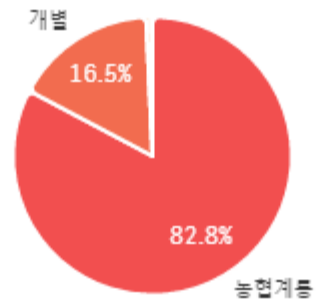
출하 품종별 거래금액 구성비



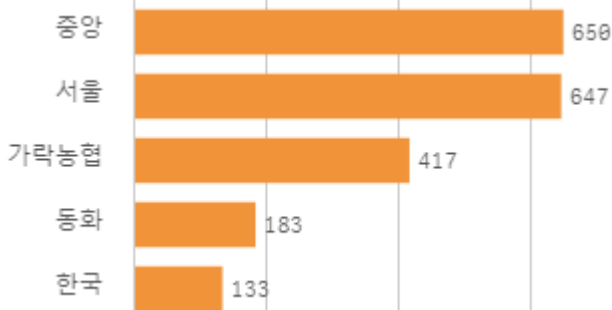
거래 단량별 물량 구성비



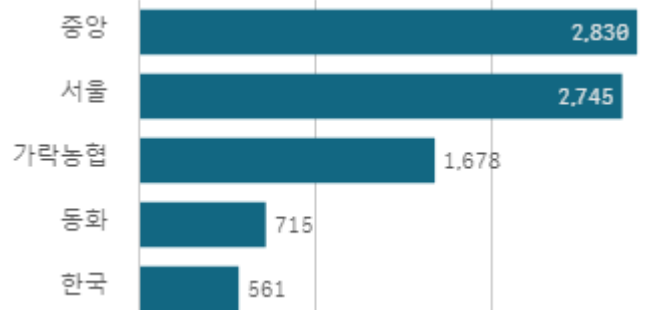
출하자별 거래물량 구성비



도매시장 법인별 거래물량(톤)

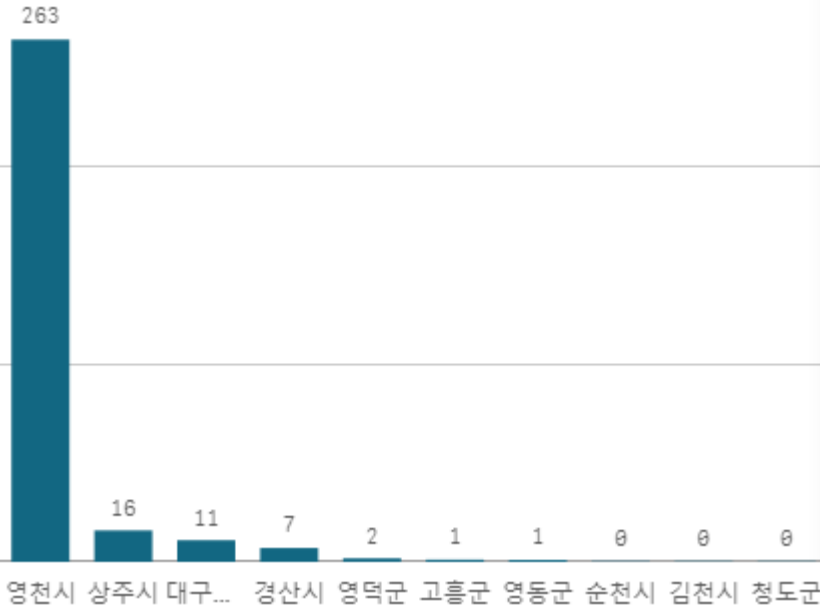


도매시장 법인별 거래금액(백만원)



복숭아 경봉(백)(10Kg)

산지별 거래물량(톤)

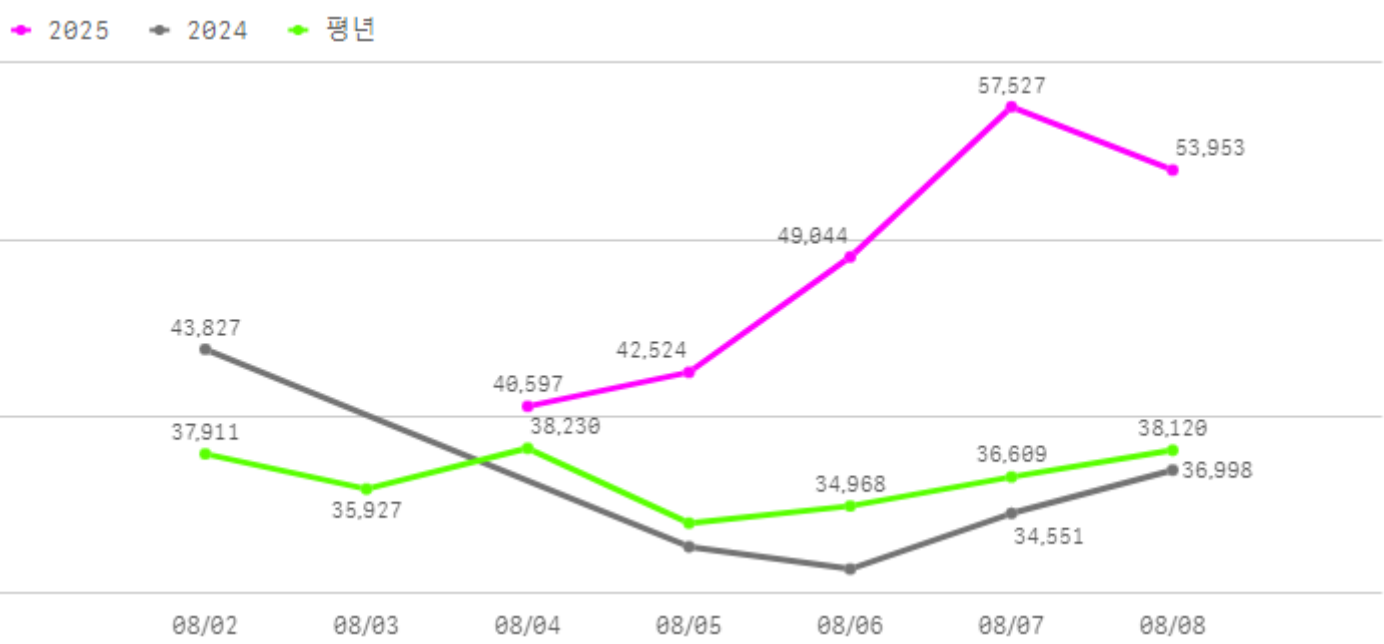


출하산지(개소)	12	출하건수(천건)	4
----------	----	----------	---

산지별 주출하 시군구



주간 도매가격(원)



구분	금주(A)	전주(B)	전월(C)	전년(D)	평년(E)	A/B	A/C	A/D	A/E
가격(원)	48,729	52,756	-	35,889	41,423	92.4%	-	135.8%	117.6%

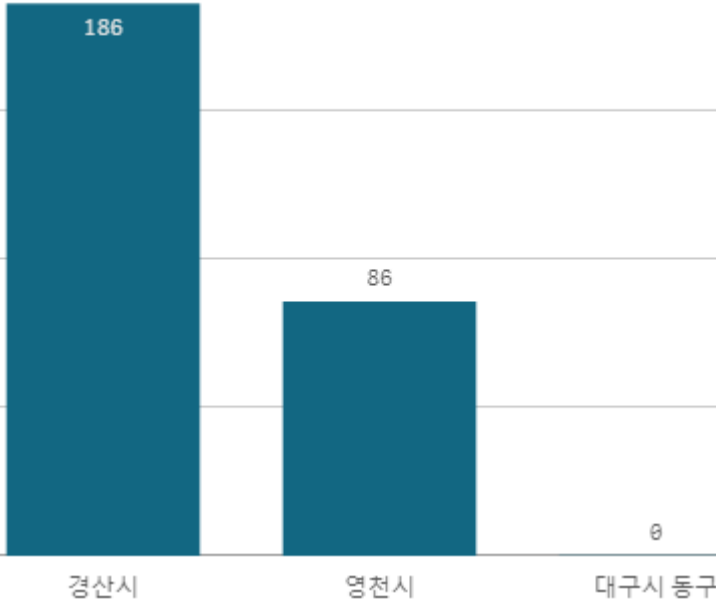
※ 상품 가격 기준

□ 복숭아 경봉(백)(10Kg) 주간 가격

구분	Q	품종	Q	단량	Q	특	상	보통	하
2025-08-04		복숭아 경봉(백)		10Kg		51,911	40,597	29,330	12,664
2025-08-05		복숭아 경봉(백)		10Kg		52,361	42,524	31,184	16,681
2025-08-06		복숭아 경봉(백)		10Kg		56,648	49,044	38,643	20,867
2025-08-07		복숭아 경봉(백)		10Kg		64,606	57,527	45,528	25,469
2025-08-08		복숭아 경봉(백)		10Kg		60,385	53,953	43,747	25,257
평균						57,182	48,729	37,686	20,188

복숭아 레드골드(천)(10Kg)

산지별 거래물량(톤)



산지별 주출하 시군구



출하산지(개소)

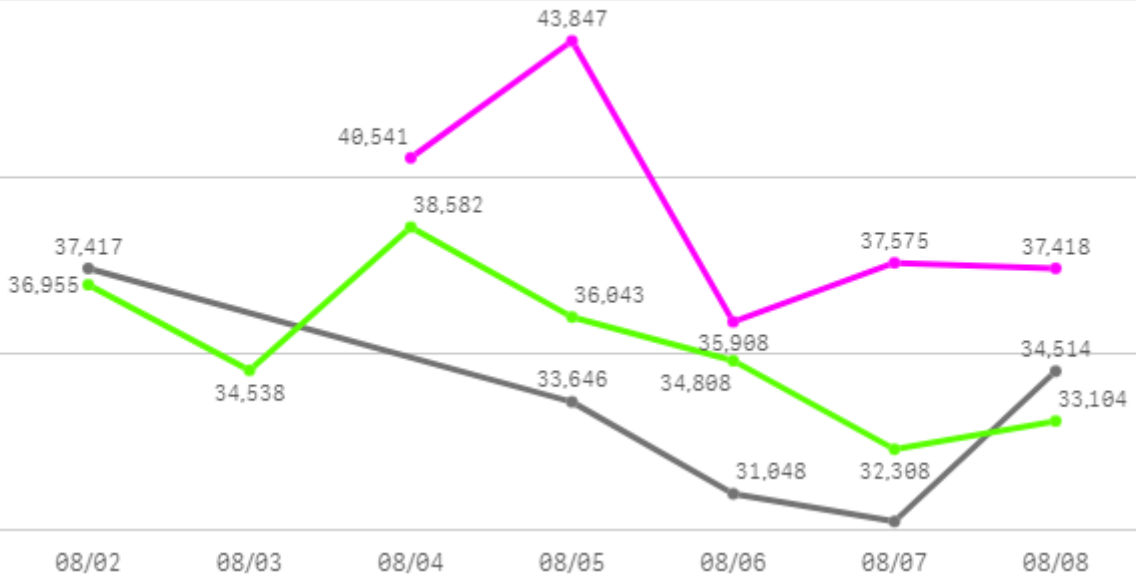
3

출하건수(천건)

4

주간 도매가격(원)

◆ 2025 ● 2024 ◆ 평년



구분	금주(A)	전주(B)	전월(C)	전년(D)	평년(E)	A/B	A/C	A/D	A/E
가격(원)	39,058	51,016	-	33,379	37,150	76.6%	-	117.0%	105.1%

※ 상품 가격 기준

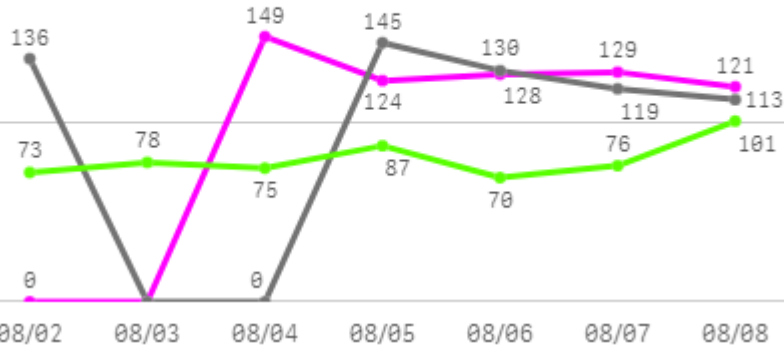
□ 복숭아 레드골드(천)(10Kg) 주간 가격

구분	Q	품종	Q	단량	Q	특	상	보통	하
2025-08-04		복숭아 레드골드(천)		10Kg		45,781	40,541	24,234	9,333
2025-08-05		복숭아 레드골드(천)		10Kg		47,875	43,847	33,733	19,908
2025-08-06		복숭아 레드골드(천)		10Kg		42,871	35,908	26,469	11,577
2025-08-07		복숭아 레드골드(천)		10Kg		42,000	37,575	27,983	17,405
2025-08-08		복숭아 레드골드(천)		10Kg		43,081	37,418	25,715	12,163
평균						44,322	39,058	27,627	14,077

포도

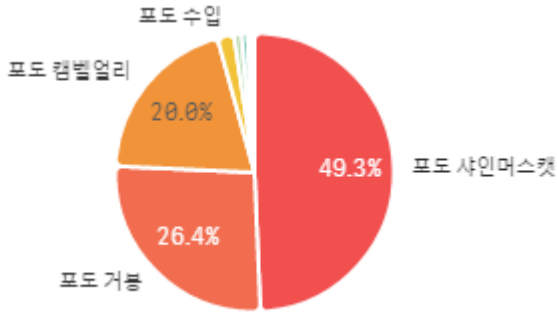
주간 반입량(톤)

◆ 2025 ● 2024 ▲ 평년

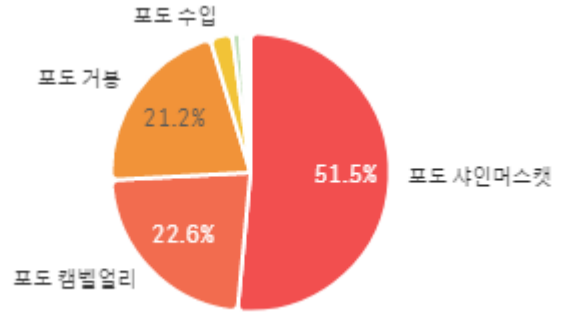


구분	금주(A)	전주(B)	전월(C)	전년(D)	평년(E)	A/B	A/C	A/D	A/E
물량(톤)	650	664	183	644	561	97.8%	354.3%	100.9%	115.8%

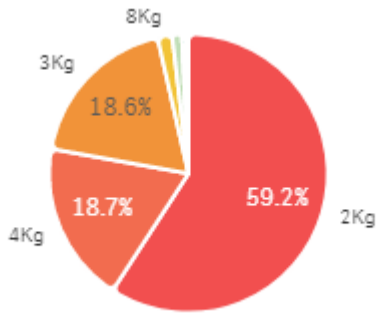
출하 품종별 거래물량 구성비



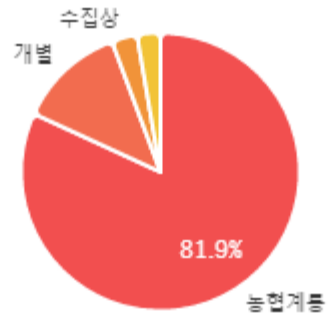
출하 품종별 거래금액 구성비



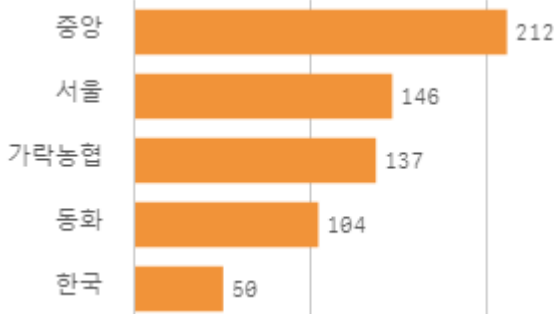
거래 단량별 물량 구성비



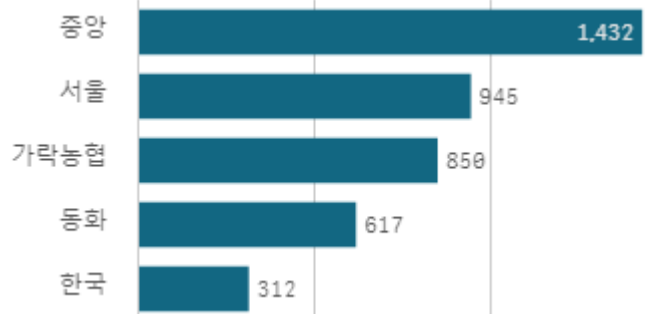
출하자별 거래물량 구성비



도매시장 법인별 거래물량(톤)

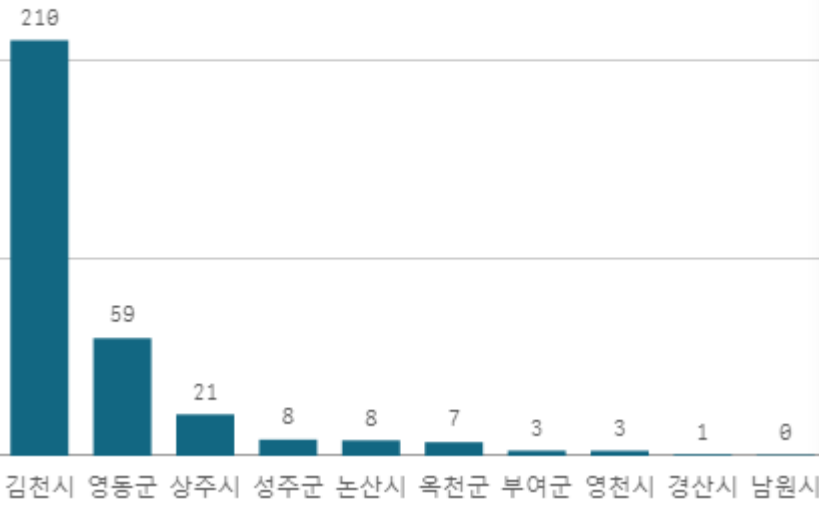


도매시장 법인별 거래금액(백만원)



포도 샤인머스캣(2Kg)

산지별 거래물량(톤)



출하산지(개소)

13

출하건수(천건)

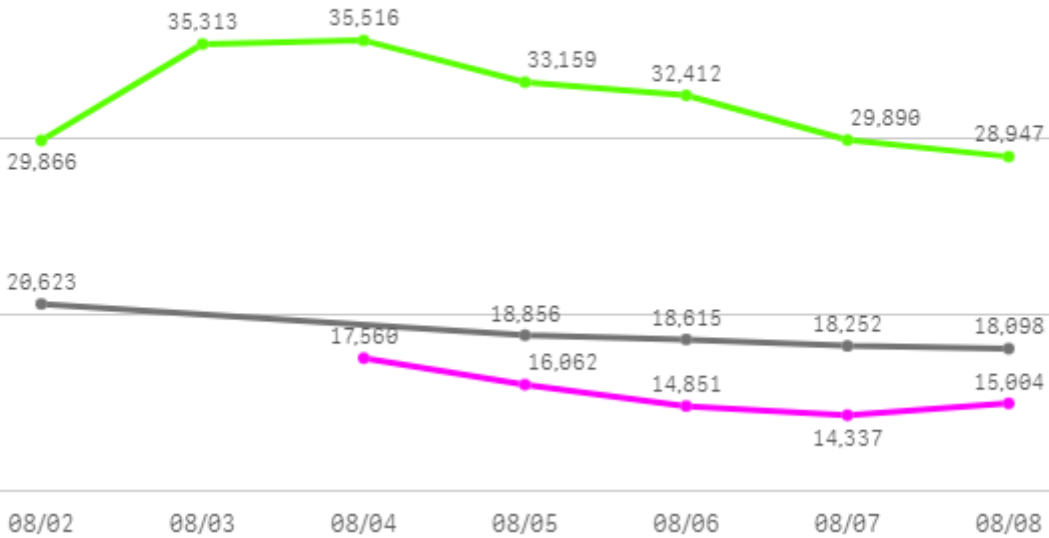
4

산지별 주출하 시군구



주간 도매가격(원)

◆ 2025 ● 2024 ◆ 평년



08/02 08/03 08/04 08/05 08/06 08/07 08/08

구분	금주(A)	전주(B)	전월(C)	전년(D)	평년(E)	A/B	A/C	A/D	A/E
가격(원)	15,563	19,019	26,875	18,889	26,401	81.8%	57.9%	82.4%	58.9%

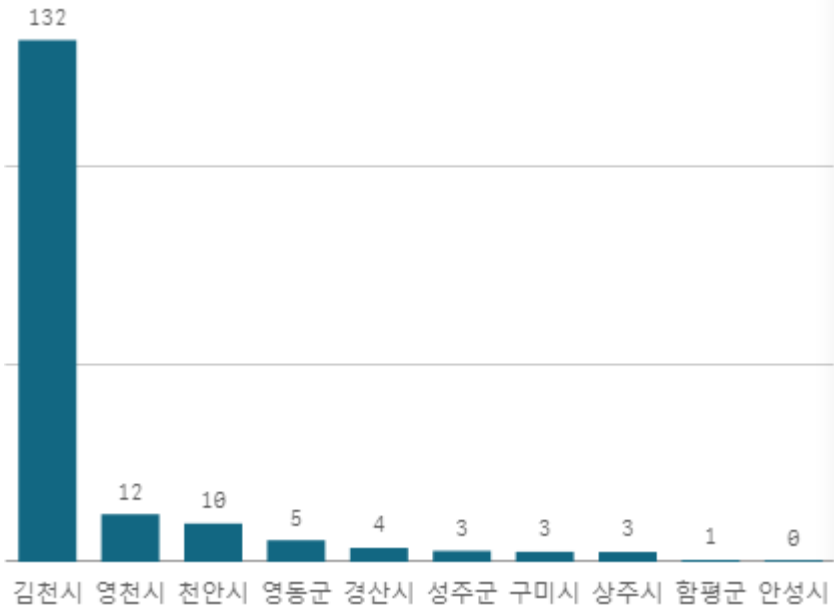
※ 상품 가격 기준

□ 포도 샤인머스켓(2Kg) 주간 가격

구분	Q	품종	Q	단량	Q	특	상	보통	하
2025-08-04		포도 샤인머스켓		2Kg		23,516	17,560	13,519	8,948
2025-08-05		포도 샤인머스켓		2Kg		22,851	16,062	12,565	9,038
2025-08-06		포도 샤인머스켓		2Kg		19,966	14,851	11,611	8,489
2025-08-07		포도 샤인머스켓		2Kg		19,157	14,337	11,417	8,894
2025-08-08		포도 샤인머스켓		2Kg		22,024	15,004	12,234	9,587
평균						21,503	15,563	12,269	8,991

포도 거봉(2Kg)

산지별 거래물량(톤)



출하산지(개소)

13

출하건수(천건)

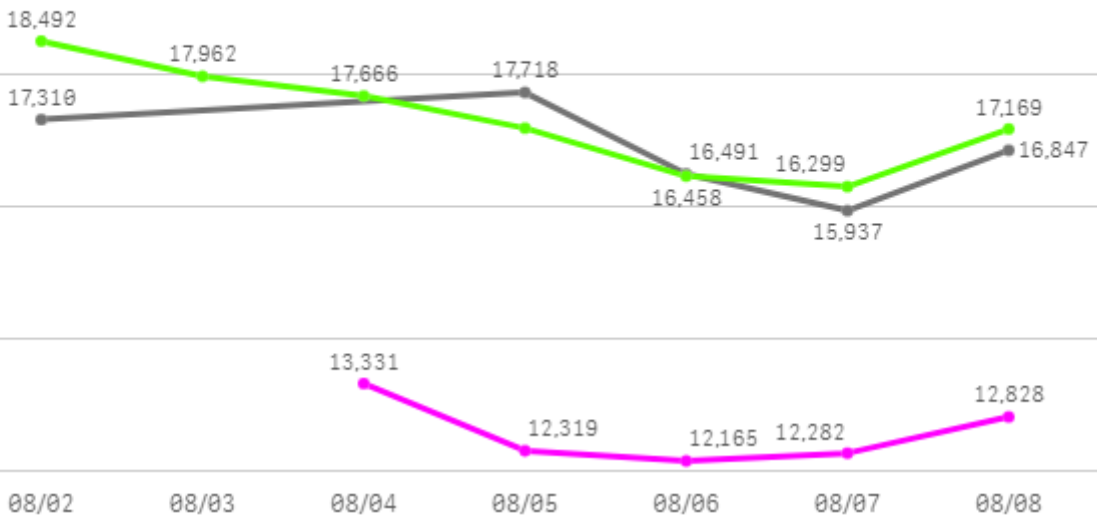
2

산지별 주출하 시군구



주간 도매가격(원)

◆ 2025 ● 2024 ◆ 평년



구분	금주(A)	전주(B)	전월(C)	전년(D)	평년(E)	A/B	A/C	A/D	A/E
가격(원)	12,585	16,519	24,086	16,861	17,396	76.2%	52.3%	74.6%	72.3%

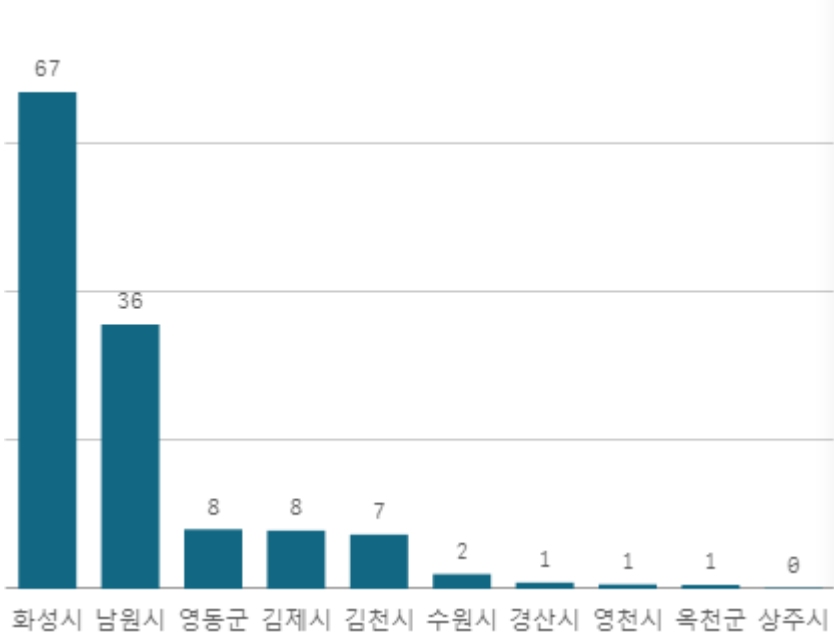
※ 상품 가격 기준

□ 포도 거봉(2Kg) 주간 가격

구분	Q	품종	Q	단량	Q	특	상	보통	하
2025-08-04		포도 거봉		2Kg		19,106	13,331	9,353	6,243
2025-08-05		포도 거봉		2Kg		16,057	12,319	9,390	7,085
2025-08-06		포도 거봉		2Kg		16,278	12,165	9,205	5,924
2025-08-07		포도 거봉		2Kg		15,637	12,282	9,453	7,107
2025-08-08		포도 거봉		2Kg		17,356	12,828	9,823	6,802
평균						16,887	12,585	9,445	6,632

포도 캠벨얼리(3Kg)

산지별 거래물량(톤)



출하산지(개소)

12

출하건수(천건)

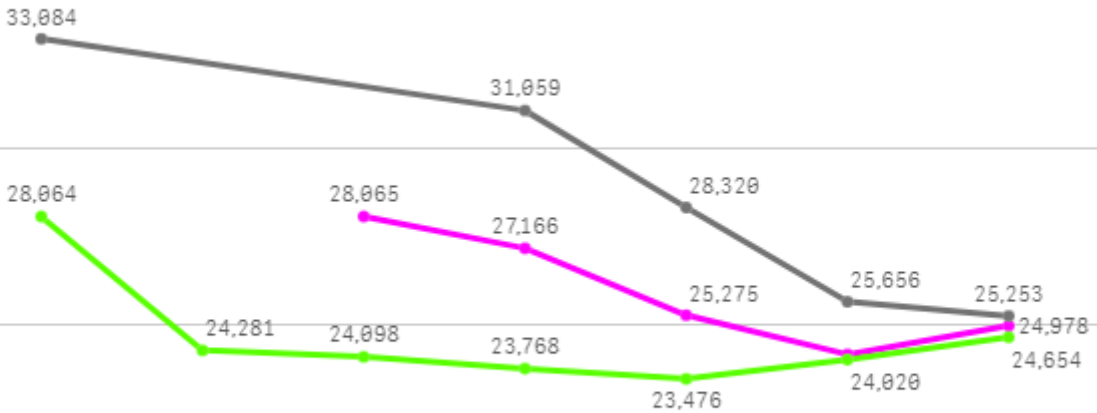
2

산지별 주출하 시군구



주간 도매가격(원)

◆ 2025 ● 2024 ◆ 평년



08/02 08/03 08/04 08/05 08/06 08/07 08/08

구분	금주(A)	전주(B)	전월(C)	전년(D)	평년(E)	A/B	A/C	A/D	A/E
가격(원)	25,930	29,680	36,235	28,674	26,660	87.4%	71.6%	90.4%	97.3%

※ 상품 가격 기준

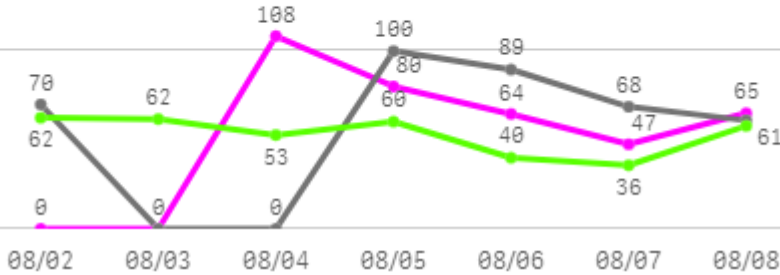
□ 포도 캠벨얼리(3Kg) 주간 가격

구분	Q	품종	Q	단량	Q	특	상	보통	하
2025-08-04		포도 캠벨얼리		3Kg		39,263	28,065	22,922	16,559
2025-08-05		포도 캠벨얼리		3Kg		37,861	27,166	23,328	17,185
2025-08-06		포도 캠벨얼리		3Kg		35,083	25,275	20,875	14,027
2025-08-07		포도 캠벨얼리		3Kg		30,800	24,166	19,435	12,021
2025-08-08		포도 캠벨얼리		3Kg		30,819	24,978	19,850	12,496
평균						34,765	25,930	21,282	14,458

자두

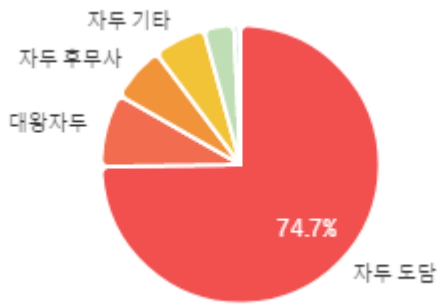
주간 반입량(톤)

◆ 2025 ● 2024 ▲ 평년

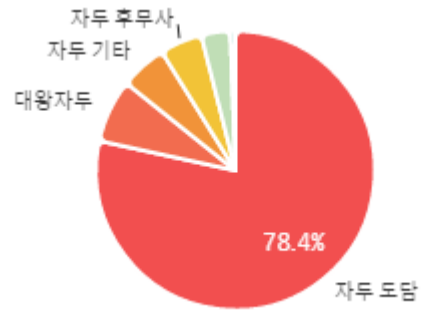


구분	금주(A)	전주(B)	전월(C)	전년(D)	평년(E)	A/B	A/C	A/D	A/E
물량(톤)	364	532	580	388	386	68.5%	62.8%	94.0%	94.4%

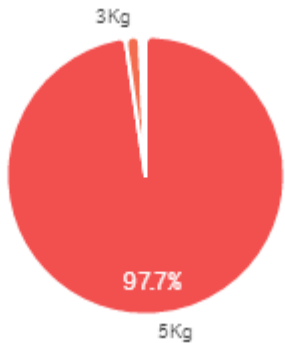
출하 품종별 거래물량 구성비



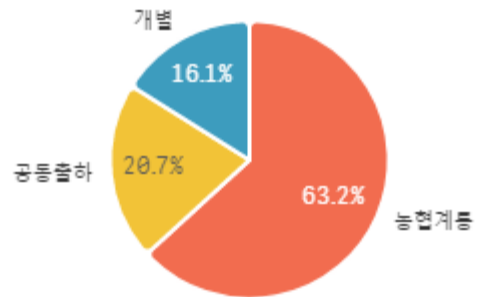
출하 품종별 거래금액 구성비



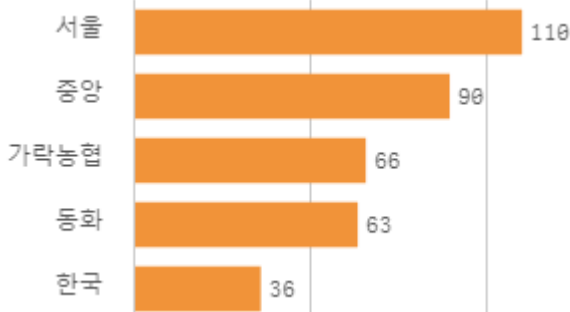
거래 단량별 물량 구성비



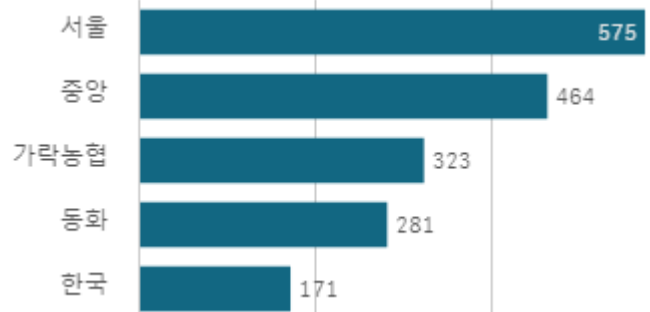
출하자별 거래물량 구성비



도매시장 법인별 거래물량(톤)

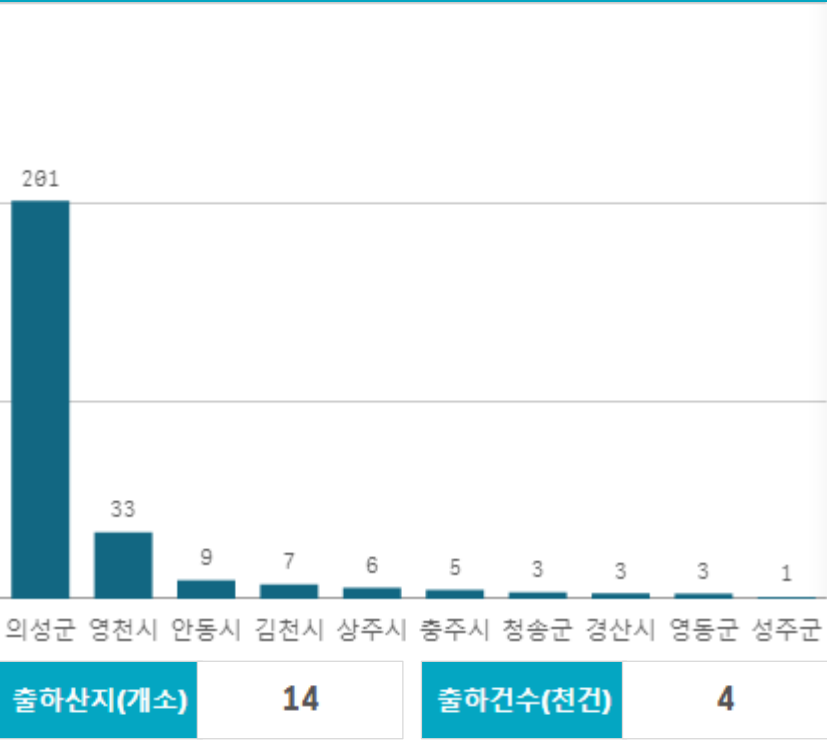


도매시장 법인별 거래금액(백만원)



자두 도담(5Kg)

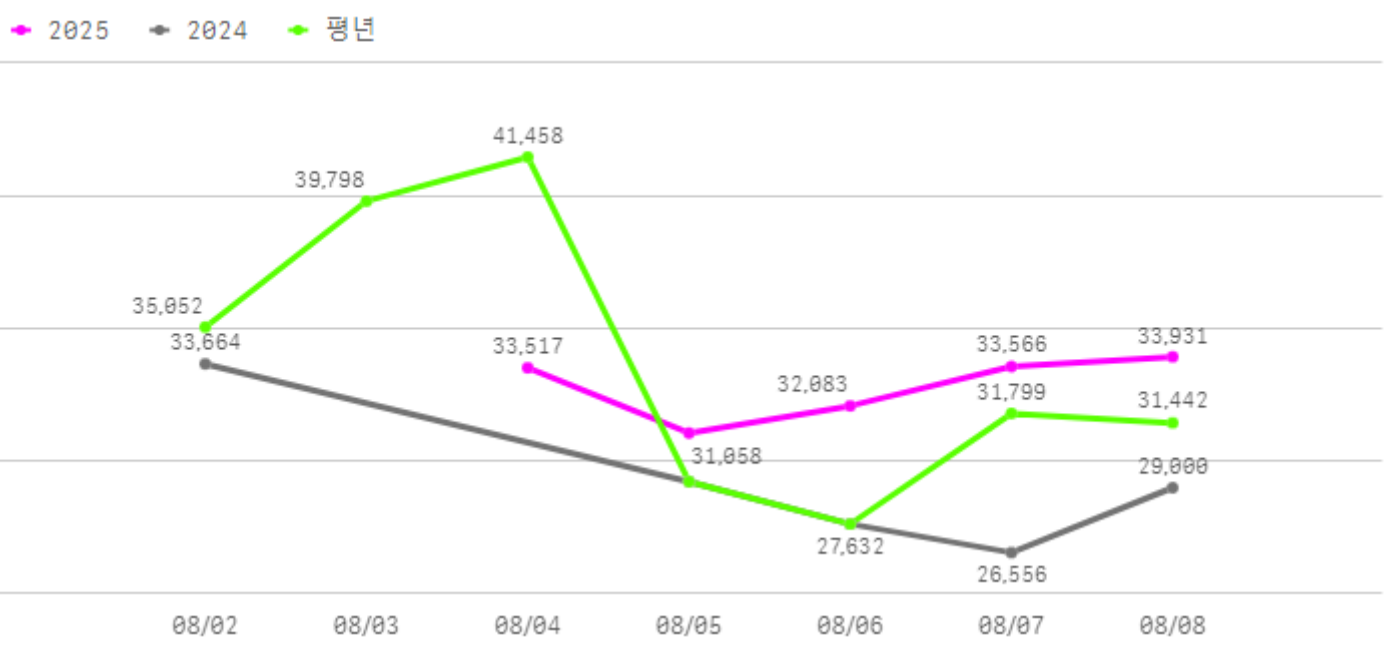
산지별 거래물량(톤)



산지별 주출하 시군구



주간 도매가격(원)



구분	금주(A)	전주(B)	전월(C)	전년(D)	평년(E)	A/B	A/C	A/D	A/E
가격(원)	32,831	34,951	-	29,217	33,257	93.9%	-	112.4%	98.7%

※ 상품 가격 기준

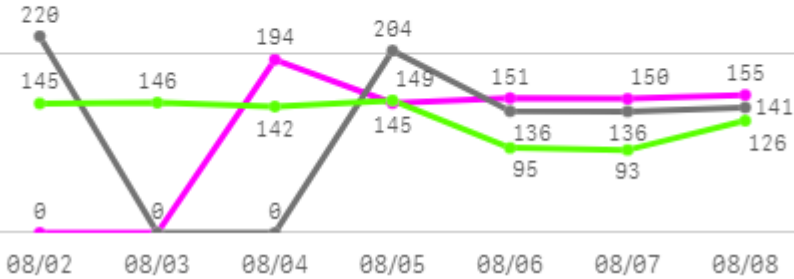
□ 자두 도담(5Kg) 주간 가격

구분	Q	품종	Q	단량	Q	특	상	보통	하
2025-08-04		자두 도담		5Kg		44,169	33,517	23,592	12,077
2025-08-05		자두 도담		5Kg		42,840	31,058	23,684	14,657
2025-08-06		자두 도담		5Kg		41,514	32,083	25,139	14,968
2025-08-07		자두 도담		5Kg		44,560	33,566	25,851	17,150
2025-08-08		자두 도담		5Kg		45,002	33,931	26,374	17,211
평균						43,617	32,831	24,928	15,213

바나나

주간 반입량(톤)

◆ 2025 ● 2024 ▲ 평년

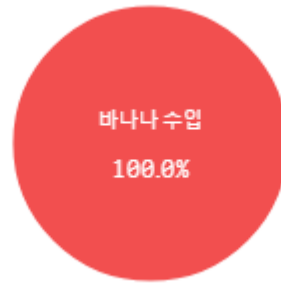


구분	금주(A)	전주(B)	전월(C)	전년(D)	평년(E)	A/B	A/C	A/D	A/E
물량(톤)	796	1,018	1,018	838	824	78.1%	78.2%	95.0%	96.6%

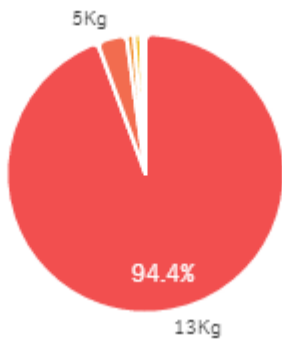
출하 품종별 거래물량 구성비



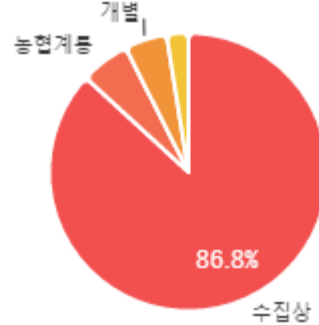
출하 품종별 거래금액 구성비



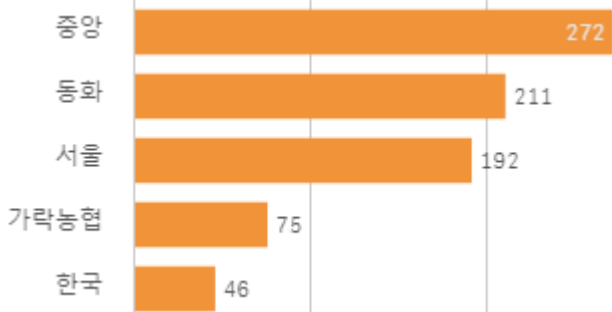
거래 단량별 물량 구성비



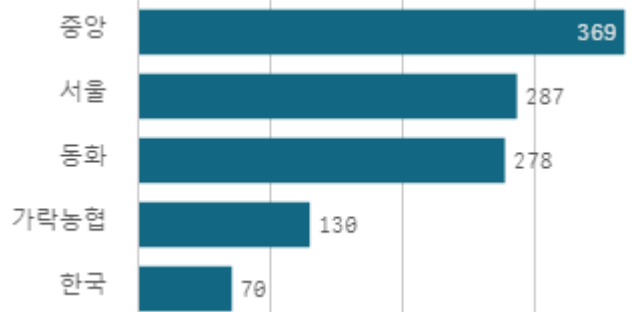
출하자별 거래물량 구성비



도매시장 법인별 거래물량(톤)

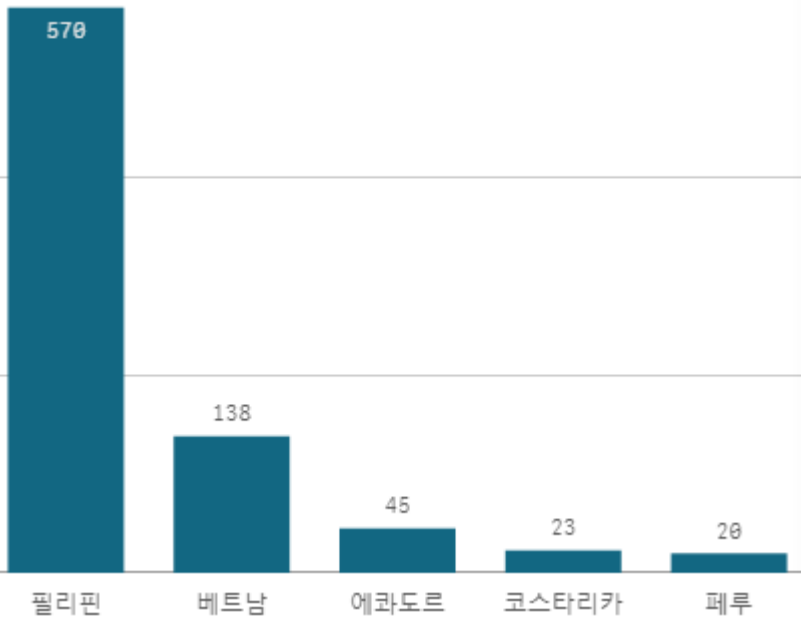


도매시장 법인별 거래금액(백만원)

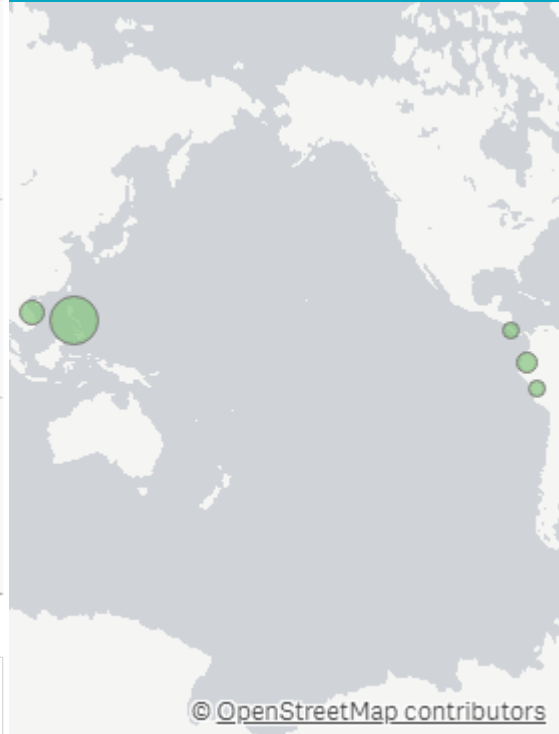


바나나 수입(13Kg)

산지별 거래물량(톤)



산지별 주출하 시군구



출하산지(개소)

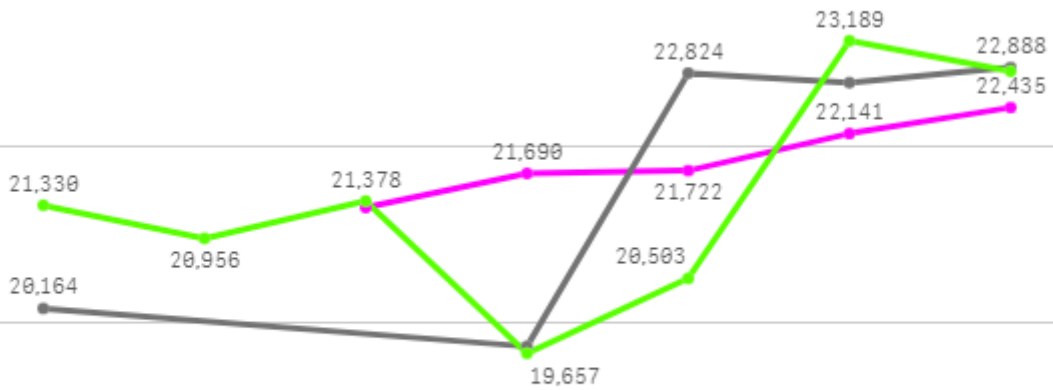
5

출하건수(천건)

2

주간 도매가격(원)

◆ 2025 ◀ 2024 ◆ 평년



08/02 08/03 08/04 08/05 08/06 08/07 08/08

구분	금주(A)	전주(B)	전월(C)	전년(D)	평년(E)	A/B	A/C	A/D	A/E
가격(원)	21,859	21,148	22,911	21,665	21,824	103.4%	95.4%	100.9%	100.2%

※ 상품 가격 기준

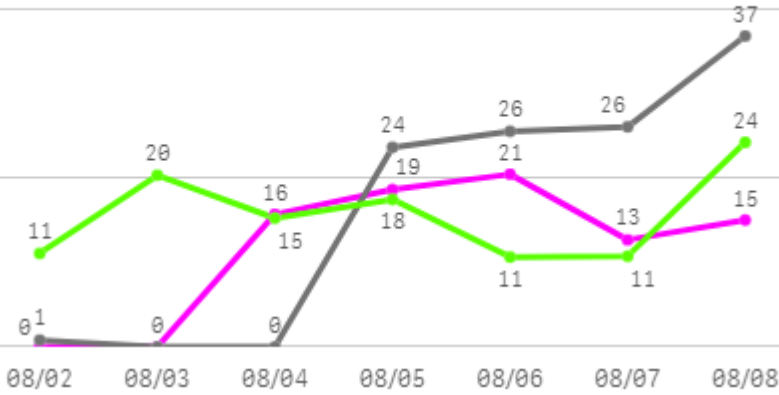
□ 바나나 수입(13Kg) 주간 가격

구분	Q	품종	Q	단량	Q	특	상	보통	하
2025-08-04		바나나 수입		13Kg		26,173	21,305	14,608	9,747
2025-08-05		바나나 수입		13Kg		26,113	21,690	15,960	9,898
2025-08-06		바나나 수입		13Kg		26,720	21,722	15,624	9,479
2025-08-07		바나나 수입		13Kg		27,159	22,141	15,691	10,915
2025-08-08		바나나 수입		13Kg		27,626	22,435	16,171	9,563
평균						26,758	21,859	15,611	9,920

고등어

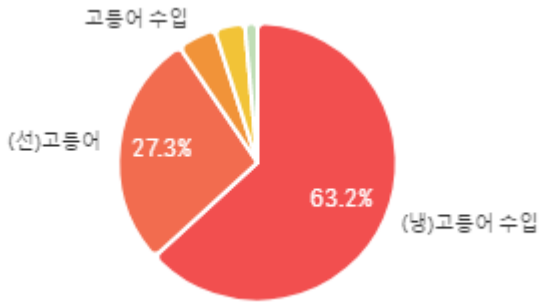
주간 반입량(톤)

◆ 2025 ● 2024 ▲ 평년

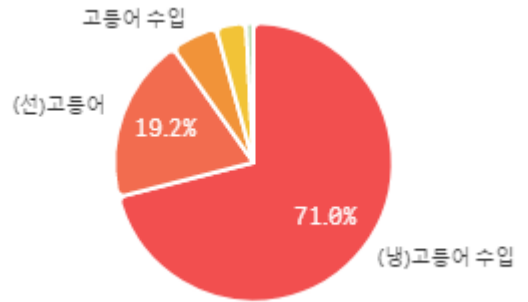


구분	금주(A)	전주(B)	전월(C)	전년(D)	평년(E)	A/B	A/C	A/D	A/E
물량(톤)	83	85	107	113	93	97.2%	77.5%	73.1%	88.7%

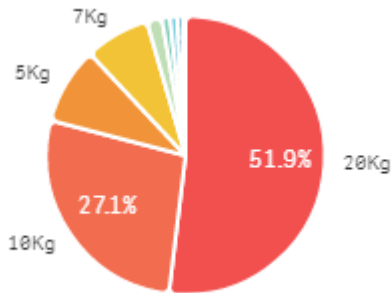
출하 품종별 거래물량 구성비



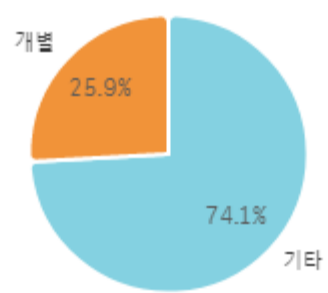
출하 품종별 거래금액 구성비



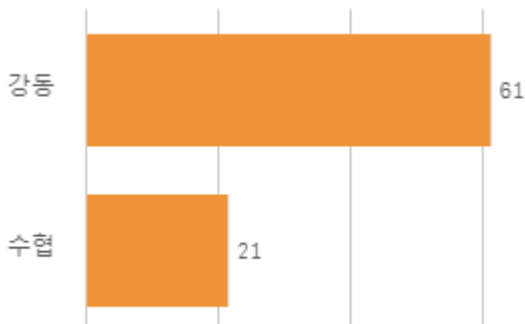
거래 단량별 물량 구성비



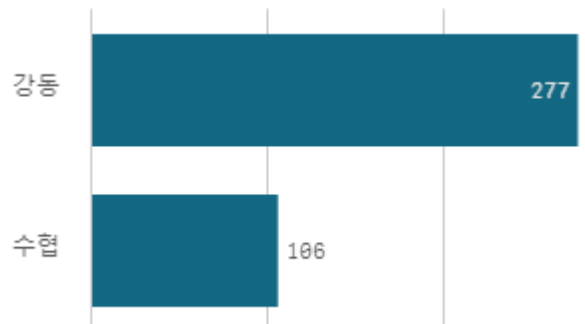
출하자별 거래물량 구성비



도매시장 법인별 거래물량(톤)

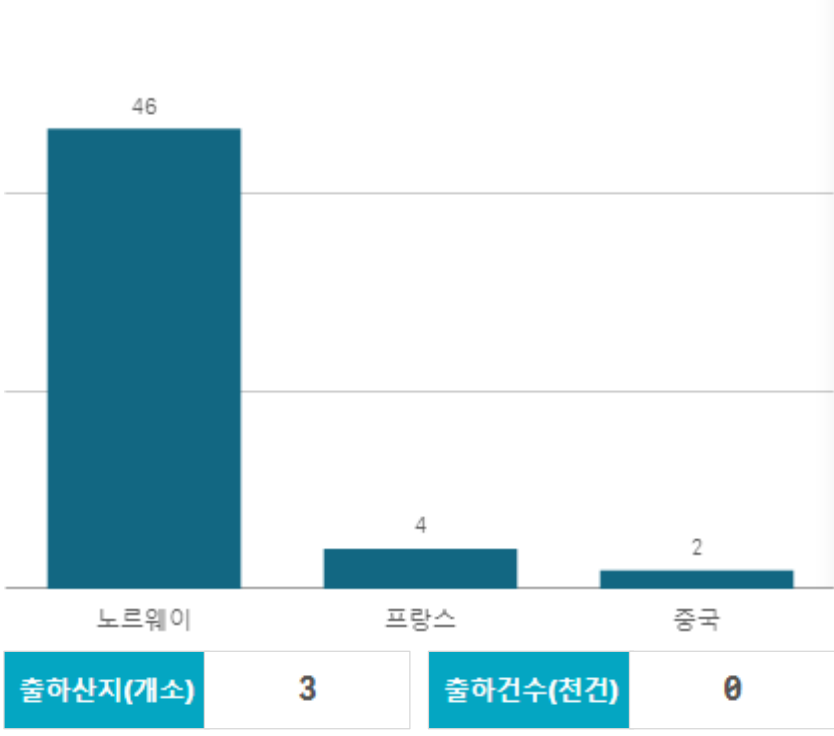


도매시장 법인별 거래금액(백만원)



(냉)고등어 수입(10Kg)

산지별 거래물량(톤)

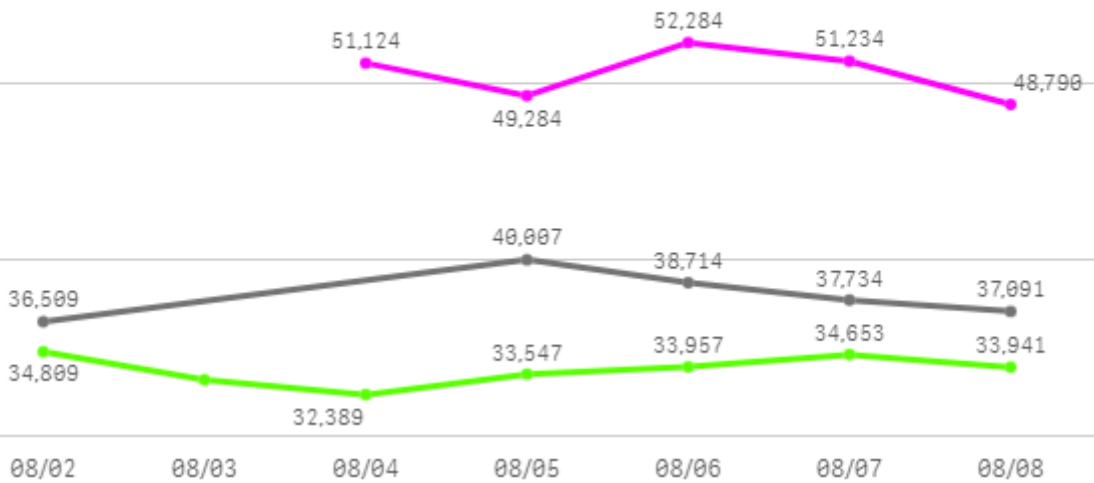


산지별 주출하 시군구



주간 도매가격(원)

◆ 2025 ◄ 2024 ◆ 평년



구분	금주(A)	전주(B)	전월(C)	전년(D)	평년(E)	A/B	A/C	A/D	A/E
가격(원)	50,543	50,148	48,249	38,178	37,926	100.8%	104.8%	132.4%	133.3%

※ 상품 가격 기준

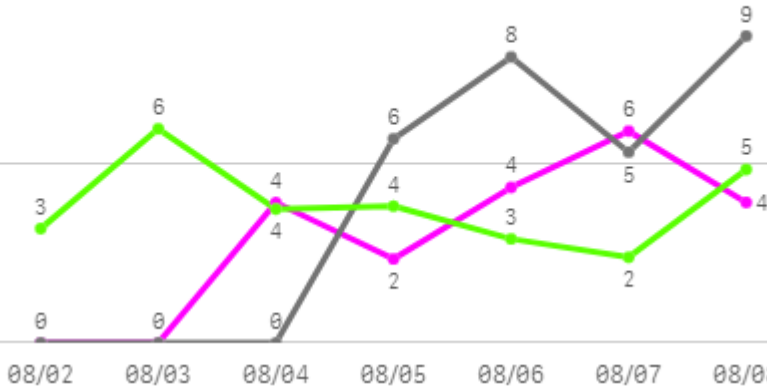
□ (냉)고등어 수입(10Kg) 주간 가격

구분	Q	품종	Q	단량	Q	특	상	보통	하
2025-08-04		(냉)고등어 수입		10Kg		-	51,124	-	-
2025-08-05		(냉)고등어 수입		10Kg		-	49,284	-	-
2025-08-06		(냉)고등어 수입		10Kg		-	52,284	-	-
2025-08-07		(냉)고등어 수입		10Kg		-	51,234	-	-
2025-08-08		(냉)고등어 수입		10Kg		-	48,790	-	-
평균						-	50,543	-	-

갈치

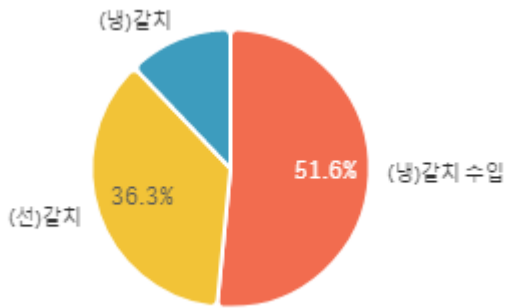
주간 반입량(톤)

◆ 2025 ● 2024 ▲ 평년

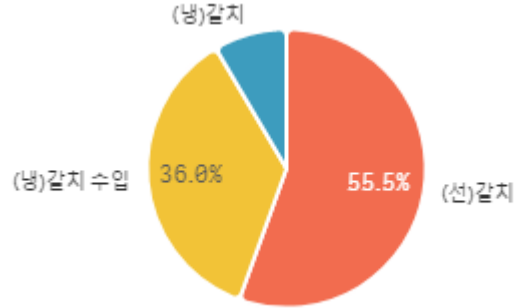


구분	금주(A)	전주(B)	전월(C)	전년(D)	평년(E)	A/B	A/C	A/D	A/E
물량(톤)	21	20	29	28	24	100.9%	69.7%	74.1%	85.3%

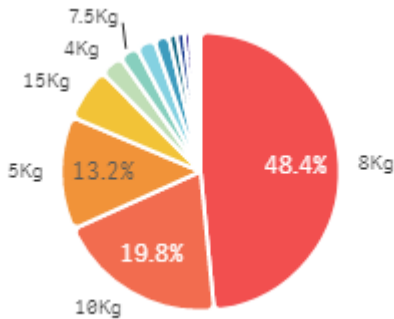
출하 품종별 거래물량 구성비



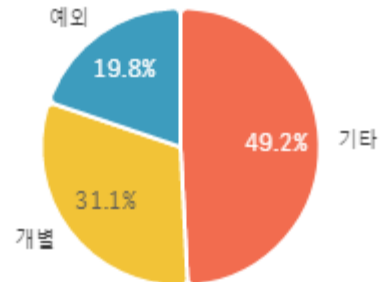
출하 품종별 거래금액 구성비



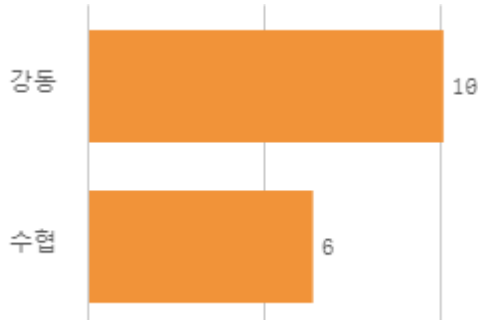
거래 단량별 물량 구성비



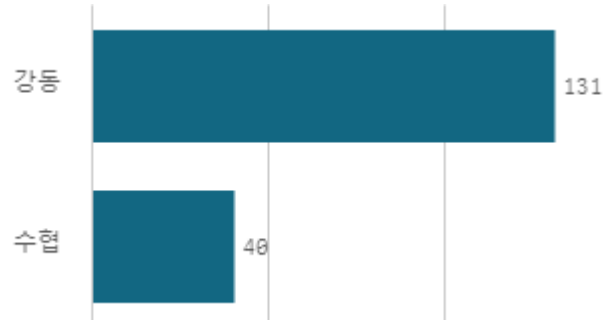
출하자별 거래물량 구성비



도매시장 법인별 거래물량(톤)

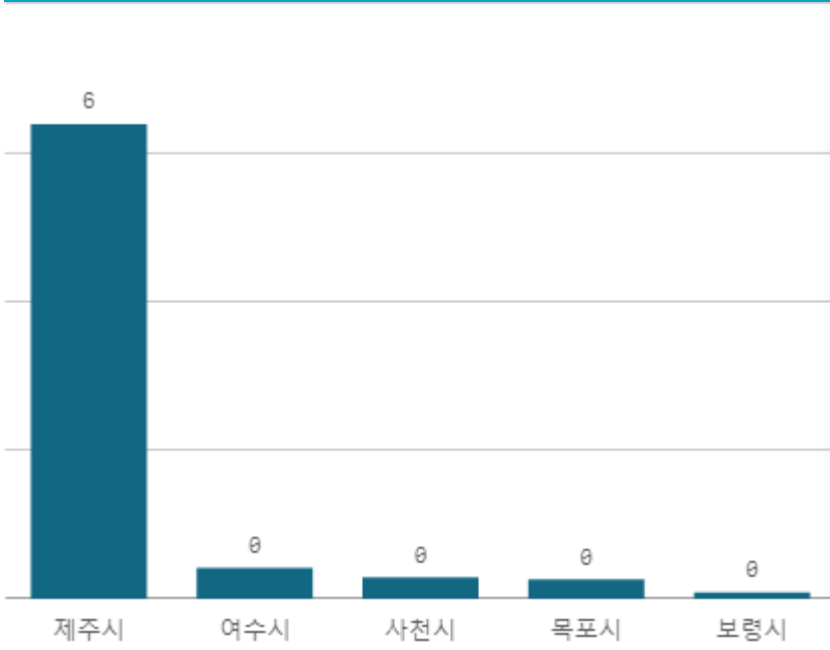


도매시장 법인별 거래금액(백만원)

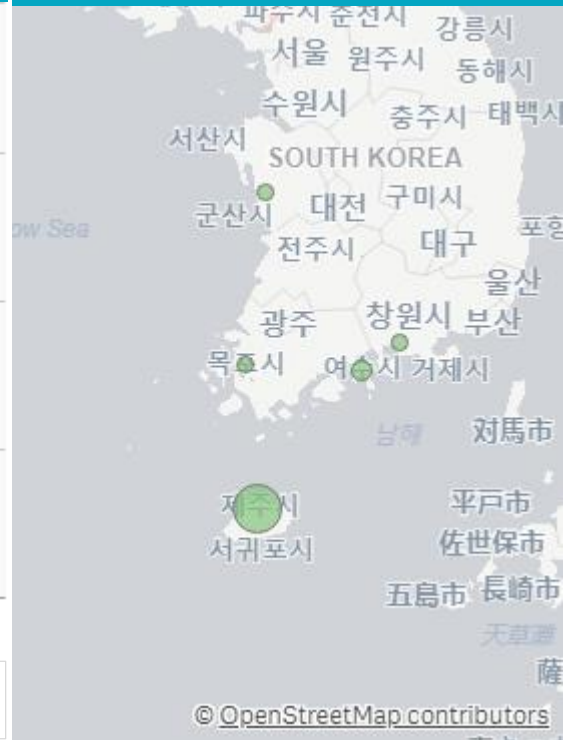


(선)갈치(5Kg)

산지별 거래물량(톤)



산지별 주출하 시군구



출하산지(개소)

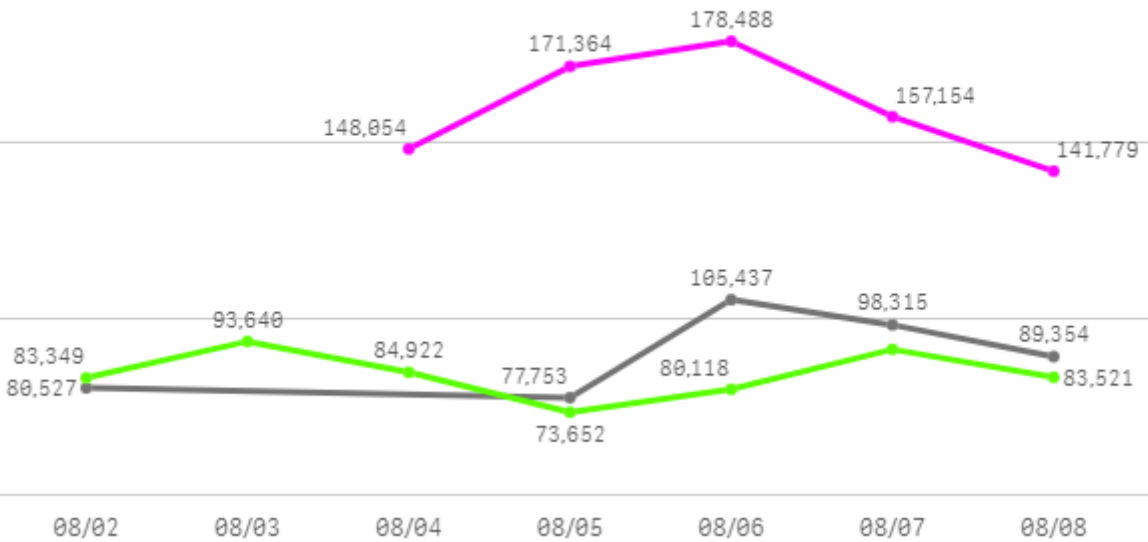
5

출하건수(천건)

0

주간 도매가격(원)

◆ 2025 ● 2024 ◆ 평년



구분	금주(A)	전주(B)	전월(C)	전년(D)	평년(E)	A/B	A/C	A/D	A/E
가격(원)	159,368	105,063	143,628	91,361	101,867	151.7%	111.0%	174.4%	156.4%

※ 상품 가격 기준

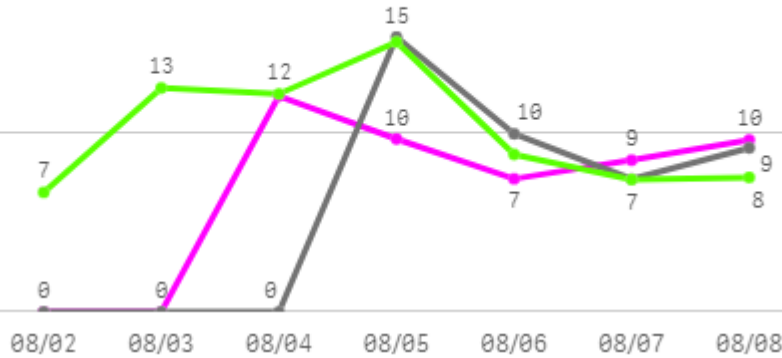
□ (선)갈치(5Kg) 주간 가격

구분	Q	품종	Q	단량	Q	특	상	보통	하
2025-08-04		(선)갈치		5Kg		-	148,054	47,196	27,744
2025-08-05		(선)갈치		5Kg		-	171,364	84,659	36,974
2025-08-06		(선)갈치		5Kg		-	178,488	118,064	51,338
2025-08-07		(선)갈치		5Kg		-	157,154	68,625	49,575
2025-08-08		(선)갈치		5Kg		-	141,779	67,115	48,311
평균						-	159,368	77,132	42,788

홍합

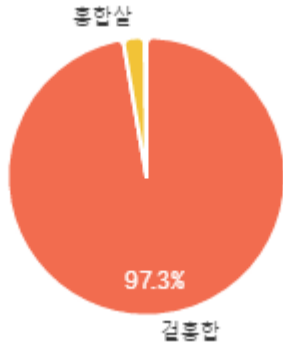
주간 반입량(톤)

◆ 2025 ● 2024 ▲ 평년

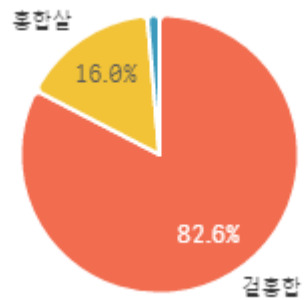


구분	금주(A)	전주(B)	전월(C)	전년(D)	평년(E)	A/B	A/C	A/D	A/E
물량(톤)	47	60	51	42	58	79.2%	92.9%	112.8%	82.0%

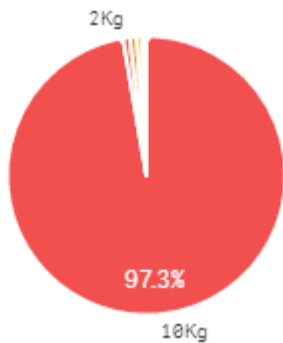
출하 품종별 거래물량 구성비



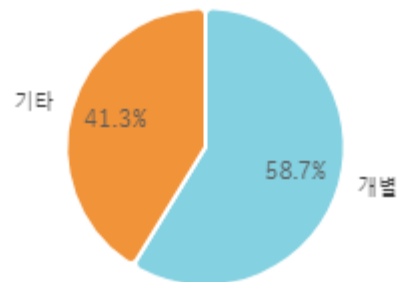
출하 품종별 거래금액 구성비



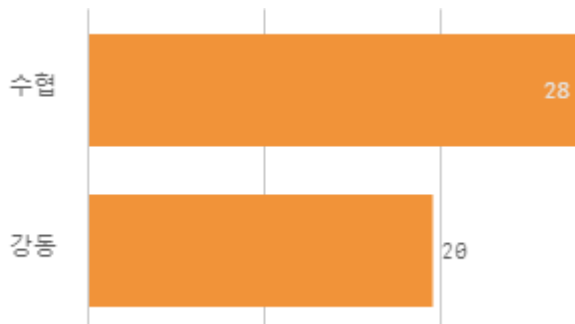
거래 단량별 물량 구성비



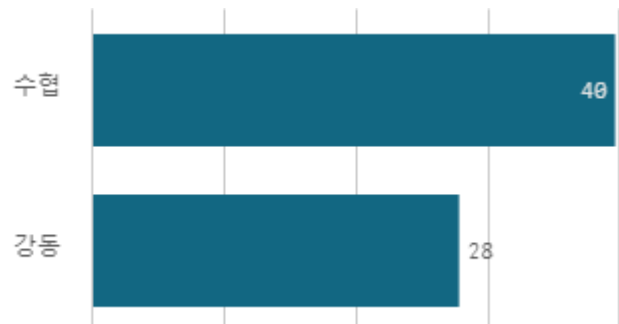
출하자별 거래물량 구성비



도매시장 법인별 거래물량(톤)

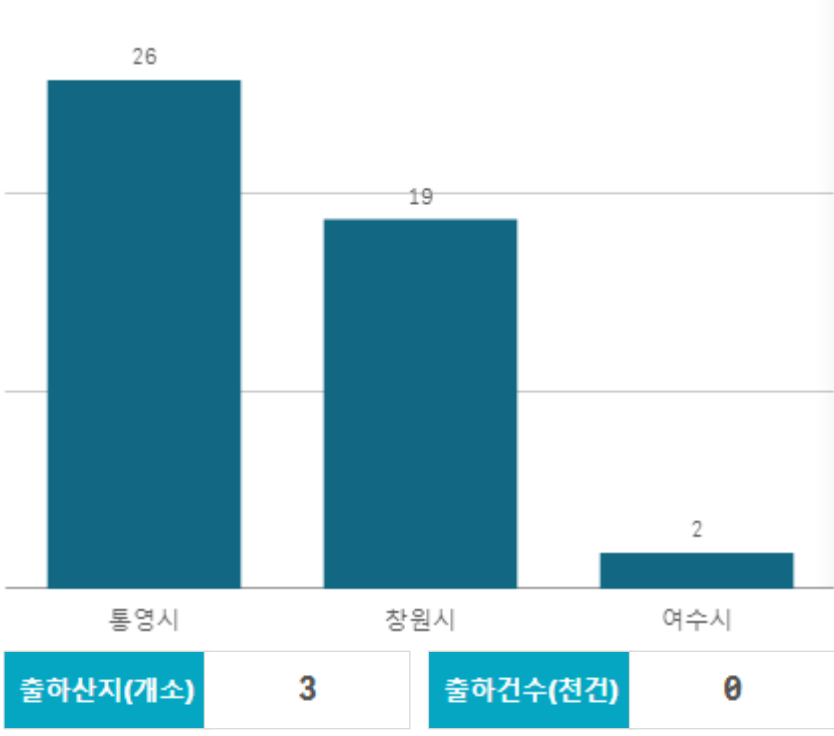


도매시장 법인별 거래금액(백만원)



겉홍합(10Kg)

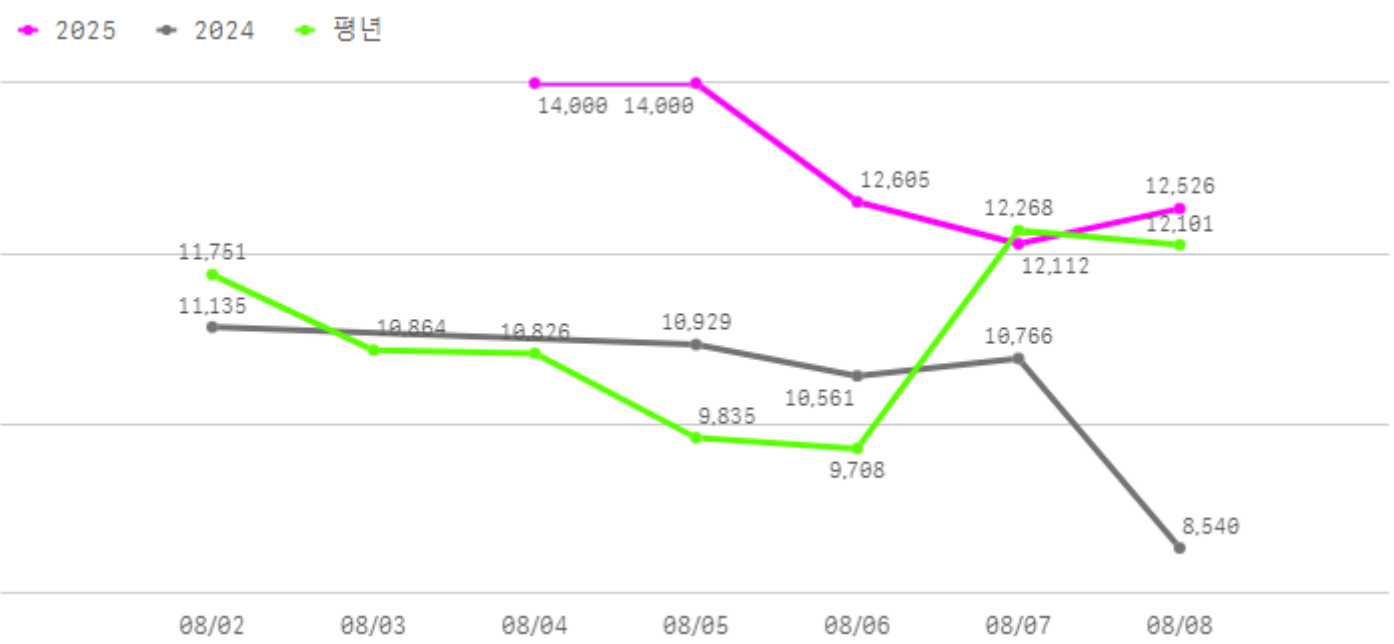
산지별 거래물량(톤)



산지별 주출하 시군구



주간 도매가격(원)



구분	금주(A)	전주(B)	전월(C)	전년(D)	평년(E)	A/B	A/C	A/D	A/E
가격(원)	13,049	14,077	14,017	10,303	11,900	92.7%	93.1%	126.6%	109.7%

※ 상품 가격 기준

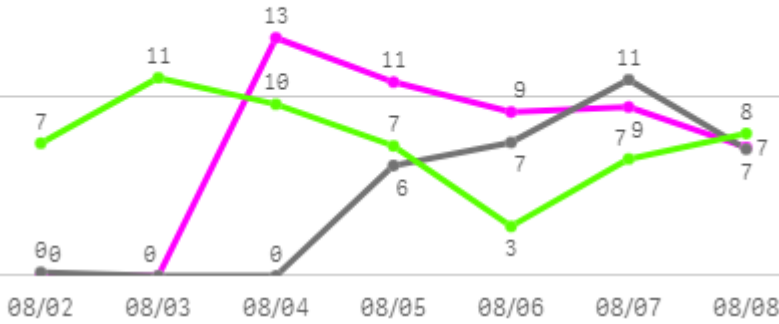
□ 곁홍합(10Kg) 주간 가격

구분	Q	품종	Q	단량	Q	특	상	보통	하
2025-08-04		곁홍합		10Kg		-	14,000	13,539	11,663
2025-08-05		곁홍합		10Kg		-	14,000	13,538	10,952
2025-08-06		곁홍합		10Kg		-	12,605	11,993	10,250
2025-08-07		곁홍합		10Kg		-	12,112	12,000	10,771
2025-08-08		곁홍합		10Kg		-	12,526	12,000	11,444
평균						-	13,049	12,614	11,016

오징어

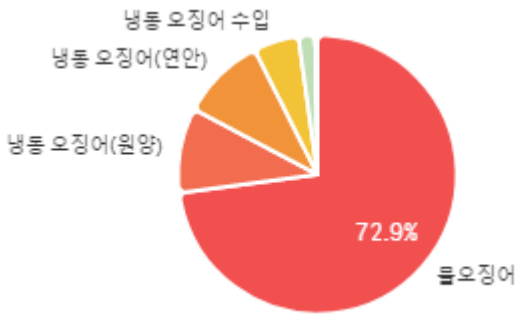
주간 반입량(톤)

◆ 2025 ● 2024 ▲ 평년

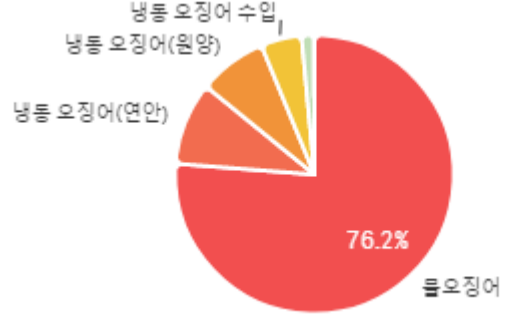


구분	금주(A)	전주(B)	전월(C)	전년(D)	평년(E)	A/B	A/C	A/D	A/E
물량(톤)	50	82	77	32	50	61.1%	64.8%	156.6%	99.6%

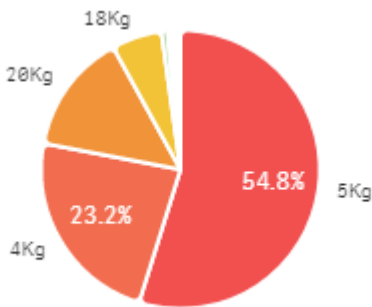
출하 품종별 거래물량 구성비



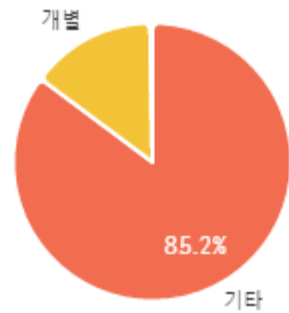
출하 품종별 거래금액 구성비



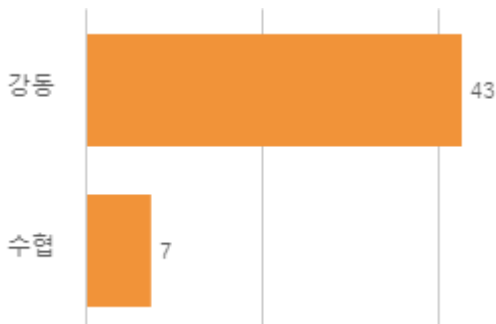
거래 단량별 물량 구성비



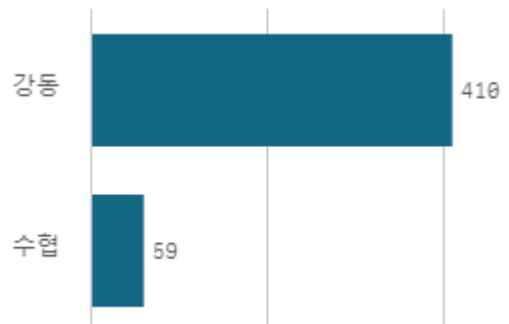
출하자별 거래물량 구성비



도매시장 법인별 거래물량(톤)

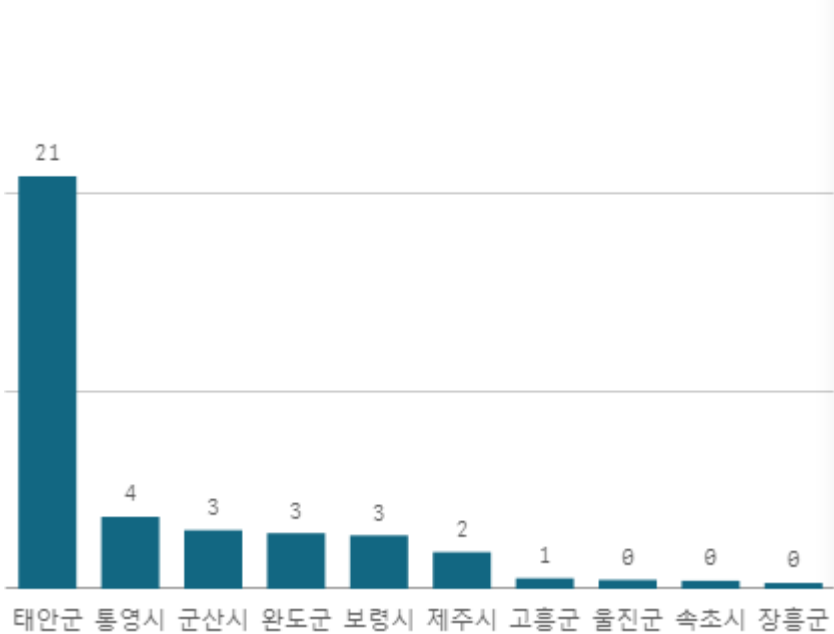


도매시장 법인별 거래금액(백만원)



물오징어(6Kg)

산지별 거래물량(톤)



출하산지(개소)

12

출하건수(천건)

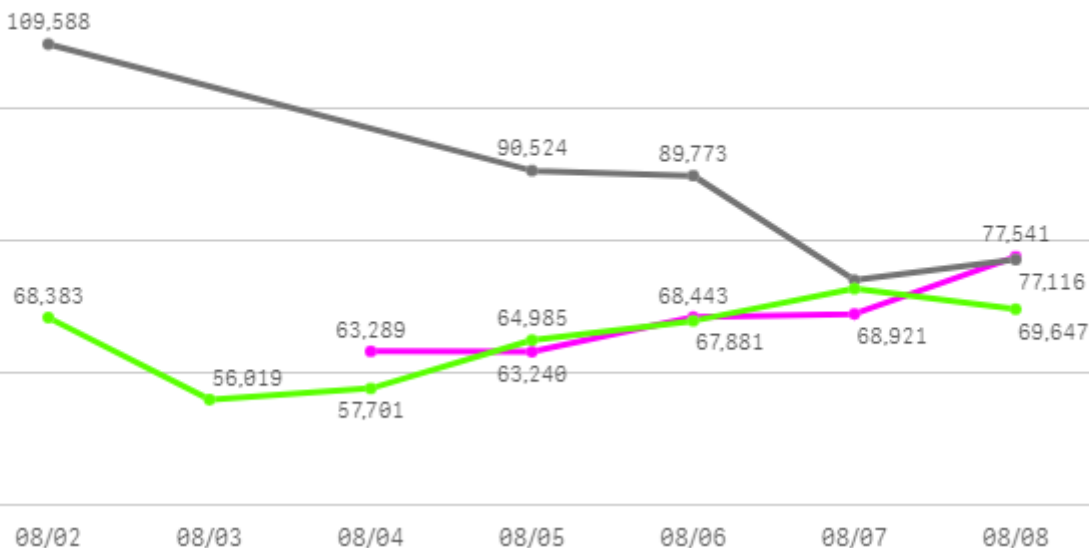
0

산지별 주출하 시군구



주간 도매가격(원)

◆ 2025 ◆ 2024 ◆ 평년



구분	금주(A)	전주(B)	전월(C)	전년(D)	평년(E)	A/B	A/C	A/D	A/E
가격(원)	68,287	76,505	73,324	85,825	64,604	89.3%	93.1%	79.6%	105.7%

※ 상품 가격 기준

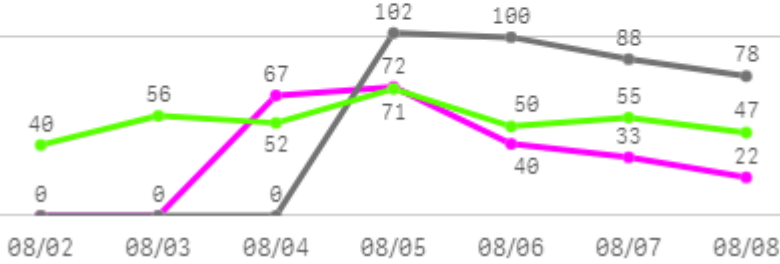
□ 물오징어(6Kg) 주간 가격

구분	Q	품종	Q	단량	Q	특	상	보통	하
2025-08-04		물오징어		6Kg		-	63,289	53,564	45,769
2025-08-05		물오징어		6Kg		-	63,240	53,043	47,275
2025-08-06		물오징어		6Kg		-	68,443	56,582	47,118
2025-08-07		물오징어		6Kg		-	68,921	60,693	53,375
2025-08-08		물오징어		6Kg		-	77,541	73,482	64,576
평균						-	68,287	59,473	51,623

건멸치

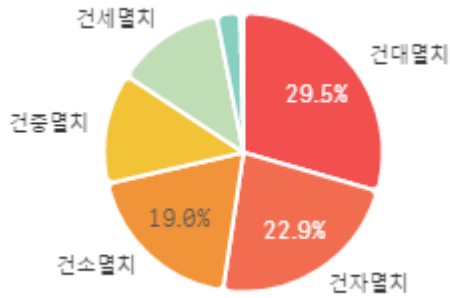
주간 반입량(톤)

◆ 2025 ● 2024 ▲ 평년

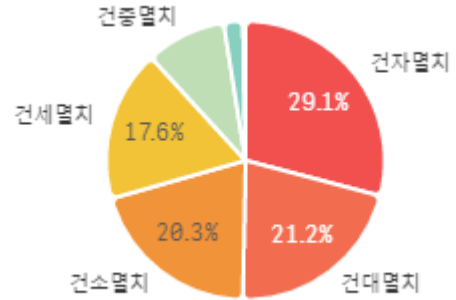


구분	금주(A)	전주(B)	전월(C)	전년(D)	평년(E)	A/B	A/C	A/D	A/E
물량(톤)	234	42	169	369	339	553.2%	138.9%	63.6%	69.1%

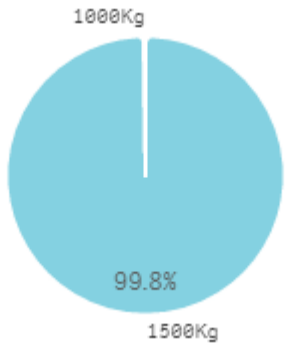
출하 품종별 거래물량 구성비



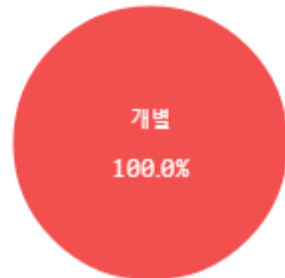
출하 품종별 거래금액 구성비



거래 단량별 물량 구성비



출하자별 거래물량 구성비



도매시장 법인별 거래물량(톤)

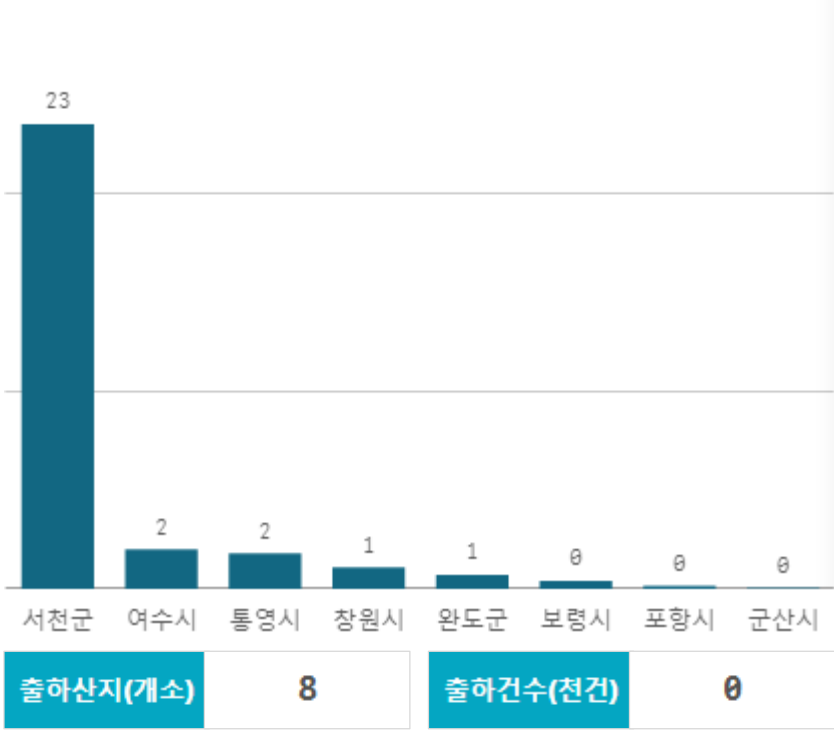


도매시장 법인별 거래금액(백만원)



건세멸치(1.5Kg)

산지별 거래물량(톤)



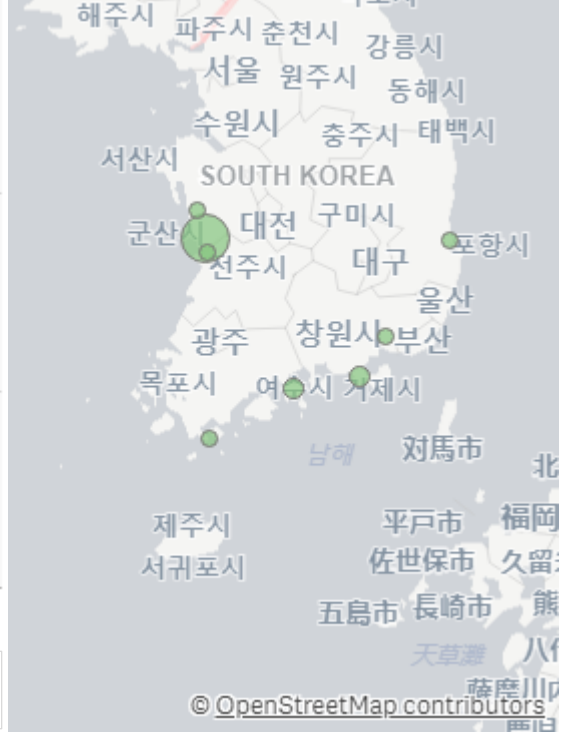
출하산지(개소)

8

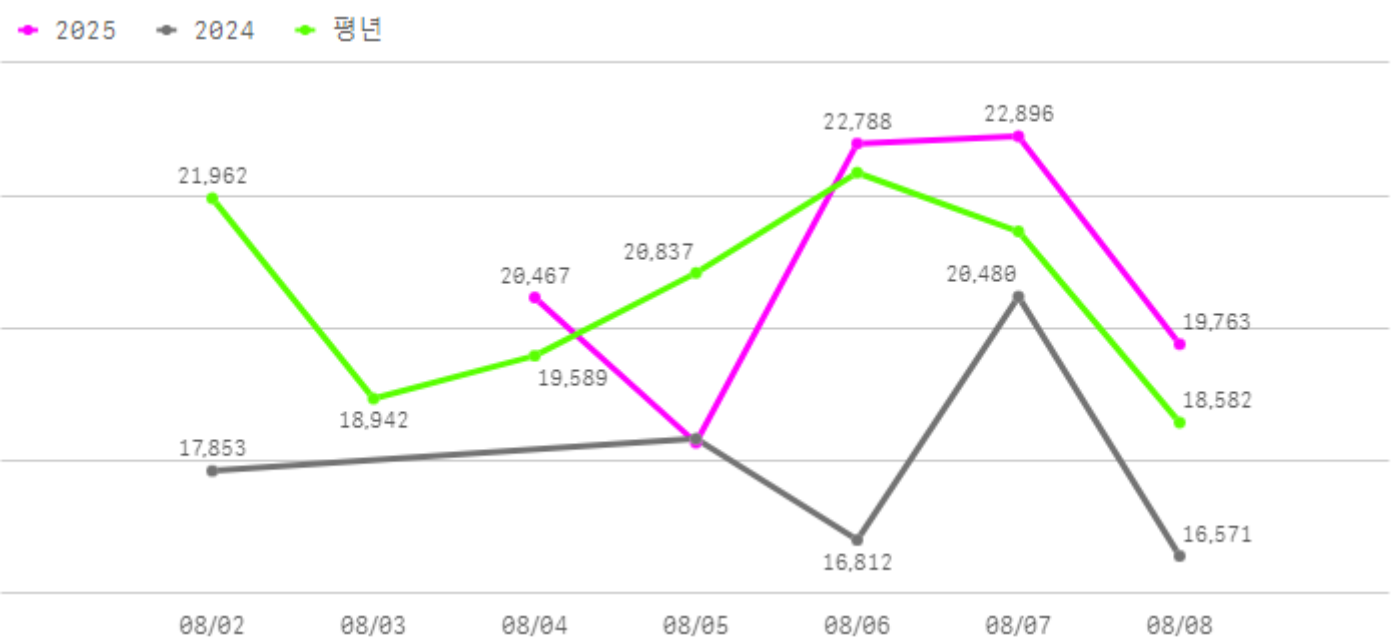
출하건수(천건)

0

산지별 주출하 시군구



주간 도매가격(원)



구분	금주(A)	전주(B)	전월(C)	전년(D)	평년(E)	A/B	A/C	A/D	A/E
가격(원)	20,839	18,706	17,823	18,028	20,818	111.4%	116.9%	115.6%	100.1%

※ 상품 가격 기준

□ 건세멸치(1.5Kg) 주간 가격

구분	Q	품종	Q	단량	Q	특	상	보통	하
2025-08-04		건세멸치		1.5Kg		-	20,467	18,323	16,258
2025-08-05		건세멸치		1.5Kg		-	18,279	15,760	13,886
2025-08-06		건세멸치		1.5Kg		-	22,788	18,501	14,369
2025-08-07		건세멸치		1.5Kg		-	22,896	17,850	13,735
2025-08-08		건세멸치		1.5Kg		-	19,763	16,203	13,498
평균						-	20,839	17,327	14,349