

---

2025년 가락시장

# 주요 품목 주간 거래동향

---

09월 3주차 주요 동향

[2025. 9.13. ~ 9.19.]



서울특별시농수산물공사

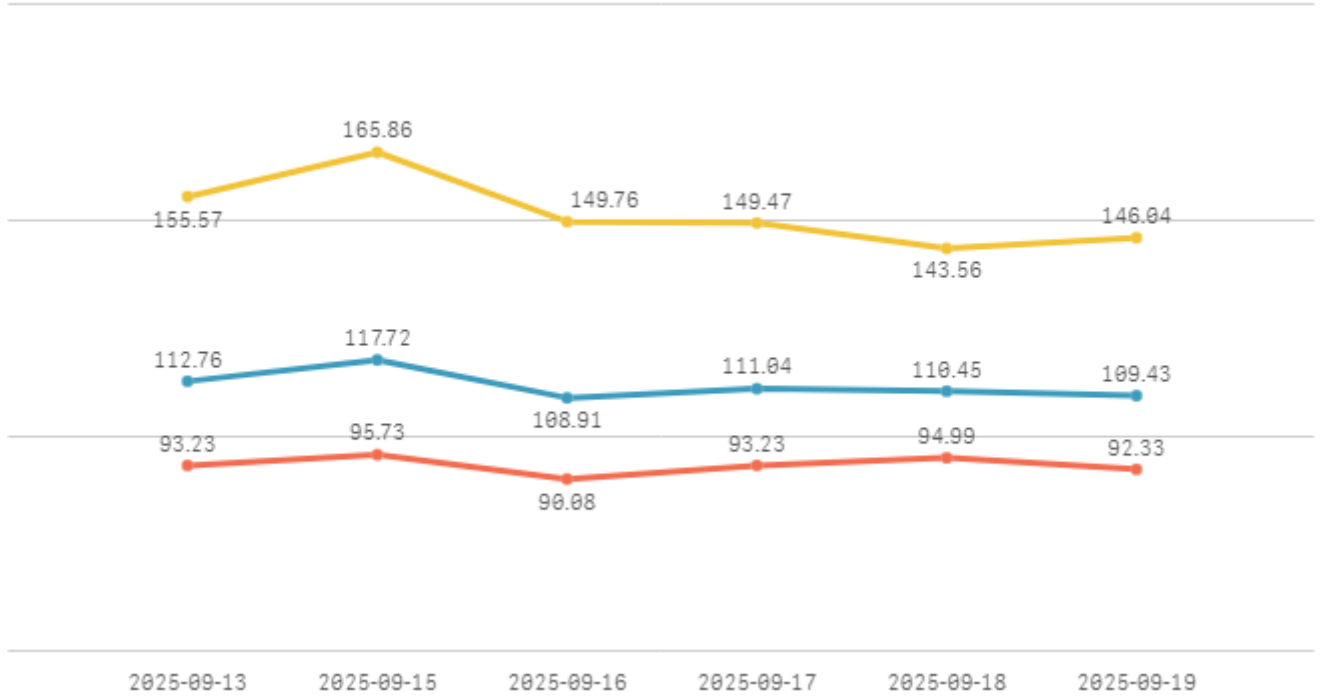
[데이터전략팀]

# 1. 주간 표준지수

※ 직전 5개년 평균가격을 지수 100으로 산정하여 100 이상일 경우 평년보다 상승, 100 이하일 경우 평년보다 하락

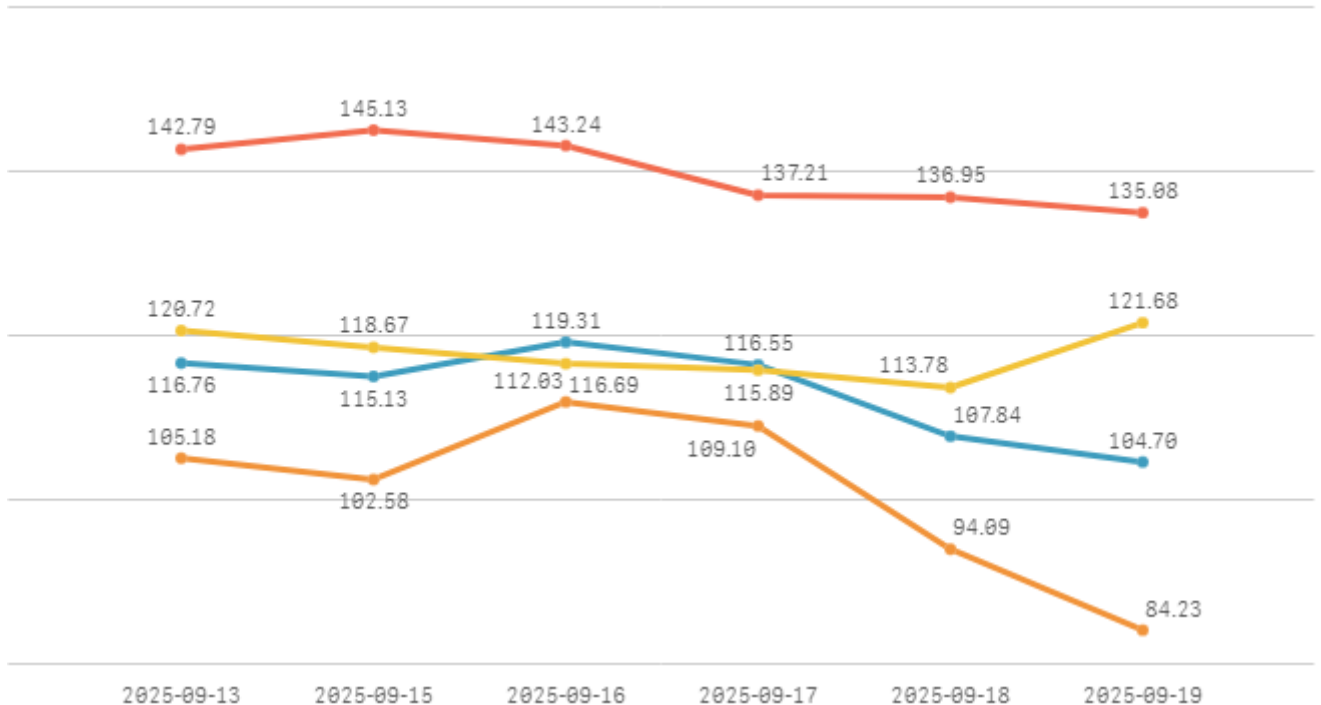
## □ 청과부류

합계    채소계    과일계



## □ 수산부류

합계    생선류    조개류    건어류



## 2. 주요 품목 주간 거래동향

### 주요 품목(종) 주간동향 (2025.09.13 ~ 09.19)

품종 단위	금주평균	전주평균	전월평균	전년평균	5년평균 가격	전주대비	전월대비	전년대비	5년평균 대비
(냉)고등어 수입(10키로상자)	66,731	60,191	52,243	48,706	61,396	11% ▲	28% ▲	37% ▲	9% ▲
(선)갈치(5키로상자)	150,611	159,761	132,069	180,599	146,179	-6% ▼	14% ▲	-17% ▼	3% ▲
가지(8키로상자)	18,135	15,436	21,162	13,850	18,119	17% ▲	-14% ▼	31% ▲	0% ▲
감귤 하우스(3키로상자)	23,229	22,886	24,066	22,734	23,107	1% ▲	-3% ▼	2% ▲	1% ▲
감자 수미(햇)(20키로상자)	39,732	38,929	36,431	33,909	38,729	2% ▲	9% ▲	17% ▲	3% ▲
건세멸치(1.5키로상자)	19,358	19,673	20,066	16,910	19,364	-2% ▼	-4% ▼	14% ▲	-0% ▼
겉홍합(10키로망대)	12,037	12,008	12,179	14,207	12,618	0% ▲	-1% ▼	-15% ▼	-5% ▼
간마늘 대서(20키로)	148,521	149,125	139,891	136,135	147,843	-0% ▼	6% ▲	9% ▲	0% ▲
당근(20키로상자)	35,593	35,747	33,642	97,155	40,974	-0% ▼	6% ▲	-63% ▼	-13% ▼
대추방울토마토(3키로상자)	25,400	26,810	16,936	29,404	25,428	-5% ▼	50% ▲	-14% ▼	-0% ▼
대파(일반)(1키로단)	1,588	1,621	1,872	2,204	1,648	-2% ▼	-15% ▼	-28% ▼	-4% ▼
멜론 머스크(8키로상자)	23,104	24,463	24,941	31,735	24,751	-6% ▼	-7% ▼	-27% ▼	-7% ▼
무(20키로상자)	9,978	9,278	12,465	27,775	11,427	8% ▲	-20% ▼	-64% ▼	-13% ▼
물오징어(6키로상자)	87,060	71,854	69,506	108,388	85,535	21% ▲	25% ▲	-20% ▼	2% ▲
바나나 수입(13키로상자)	29,316	28,156	24,900	30,288	29,055	4% ▲	18% ▲	-3% ▼	1% ▲
배 신고(15키로상자)	51,320	56,067	31,007	58,828	49,983	-8% ▼	66% ▲	-13% ▼	3% ▲
배추(10키로망대)	14,225	12,527	13,259	32,505	15,306	14% ▲	7% ▲	-56% ▼	-7% ▼
백다다기오이(100개)	66,969	68,900	74,718	83,759	63,747	-3% ▼	-10% ▼	-20% ▼	5% ▲
복숭아 엘버트(황)(4키로상자)	24,831	26,744	22,879	24,817	24,608	-7% ▼	9% ▲	0% ▲	1% ▲
복숭아 환타지아(천)(10키로상자)	52,126	52,349	36,312	51,122	50,527	-0% ▼	44% ▲	2% ▲	3% ▲
부추(일반)(500그람단)	1,660	2,058	2,069	3,728	1,813	-19% ▼	-20% ▼	-55% ▼	-8% ▼
빨강 파프리카(5키로상자)	37,703	37,029	62,672	70,304	39,214	2% ▲	-40% ▼	-46% ▼	-4% ▼
사과 홀로(10키로상자)	57,433	66,228	98,187	52,695	55,437	-13% ▼	-42% ▼	9% ▲	4% ▲
상추 포기잡(4키로상자)	55,858	44,301	31,475	68,566	53,501	26% ▲	77% ▲	-19% ▼	4% ▲
새송이버섯(2키로상자)	7,012	5,831	5,445	6,652	7,276	20% ▲	29% ▲	5% ▲	-4% ▼
수박(일반)(10키로상자)	16,865	27,850	25,062	21,640	17,389	-39% ▼	-33% ▼	-22% ▼	-3% ▼
애호박(20개)	23,013	18,188	23,164	39,192	23,381	27% ▲	-1% ▼	-41% ▼	-2% ▼
양배추(8키로망대)	7,089	8,481	5,873	14,377	7,346	-16% ▼	21% ▲	-51% ▼	-3% ▼
양파(1키로)	1,053	1,125	1,086	1,299	1,073	-6% ▼	-3% ▼	-19% ▼	-2% ▼
열무(4키로상자)	9,205	11,624	13,546	19,017	9,459	-21% ▼	-32% ▼	-52% ▼	-3% ▼
오렌지 네블 수입(18키로상자)	61,864	61,141	52,401	46,267	60,478	1% ▲	18% ▲	34% ▲	2% ▲
오이맛고추(10키로상자)	39,942	43,223	26,099	108,151	41,964	-8% ▼	53% ▲	-63% ▼	-5% ▼
자두 추희(5키로상자)	35,157	34,350	35,937	33,809	34,553	2% ▲	-2% ▼	4% ▲	2% ▲
찰옥수수(8키로)	19,307	24,885	24,381	12,438	18,874	-22% ▼	-21% ▼	55% ▲	2% ▲
청경채(4키로상자)	13,579	17,094	7,785	35,898	14,170	-21% ▼	74% ▲	-62% ▼	-4% ▼
청양고추(10키로상자)	38,745	39,810	37,859	135,973	43,542	-3% ▼	2% ▲	-72% ▼	-11% ▼
토마토(5키로상자)	34,969	16,296	21,914	34,975	32,317	115% ▲	60% ▲	-0% ▼	8% ▲
팽이버섯(5키로상자)	10,403	8,814	8,550	14,681	11,235	18% ▲	22% ▲	-29% ▼	-7% ▼
포도 샤인머스켓(2키로상자)	8,896	10,243	14,395	13,492	10,740	-13% ▼	-38% ▼	-34% ▼	-17% ▼
포도 캠벨벌리(3키로상자)	14,175	14,810	21,975	20,309	14,998	-4% ▼	-35% ▼	-30% ▼	-5% ▼
호박밭 고구마(10키로상자)	28,145	30,755	35,465	27,822	27,734	-8% ▼	-21% ▼	1% ▲	1% ▲

## □ 품종별 등락가격 비교(전주대비)

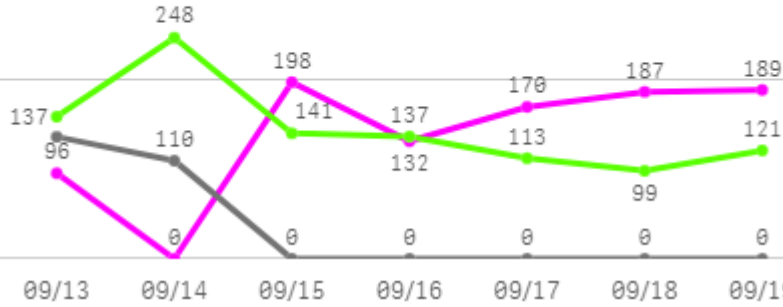
구분	품목(종)명
상승 품목(종)	(냉)고등어 수입(11%),가지(17%),무(8%),물오징어(21%),배추(14%),상추 포기 찹(26%),새송이버섯(20%),애호박(27%),토마토(115%),팽이버섯(18%)
하락 품목(종)	(선)갈치(-6%),대추방울토마토(-5%),멜론 머스크(-6%),배 신고(-8%),복숭아 엘버트(황)(-7%),부추 (일반)(-19%),사과 홀로(-13%),수박(일반)(-39%),양배추(-16%),양파(-6%),열무(-21%),오이맛고추 (-8%),찰옥수수(-22%),청경채(-21%),포도 샤인머스켓(-13%),호박밤 고구마(-8%)
보합 품목(종)(+5%)	감굴 하우스,감자 수미(햇),건세멸치,겉홍합,깐마늘 대서,당근,대파(일반),바 나나 수입,백다다기오이,복숭아 환타지아(천),빨강 파프리카,오렌지 네블 수 입,자두 추희,청양고추,포도 캠벨얼리

# 3. 품목(종)별 주간 거래동향

## 고구마

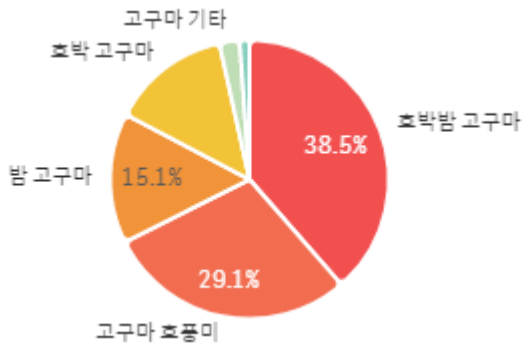
주간 반입량(톤)

◆ 2025    ● 2024    ▲ 평년

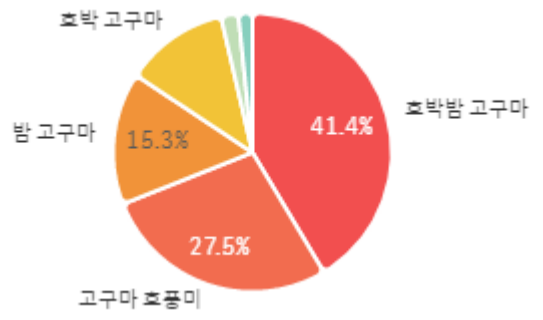


구분	금주(A)	전주(B)	전월(C)	전년(D)	평년(E)	A/B	A/C	A/D	A/E
물량(톤)	973	1,000	722	247	934	97.3%	134.8%	394.2%	104.1%

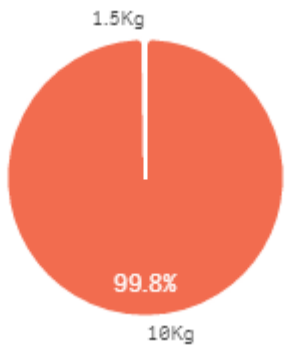
출하 품종별 거래물량 구성비



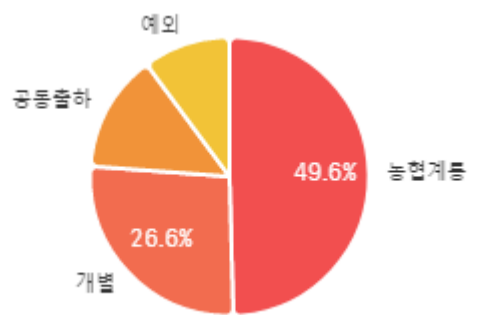
출하 품종별 거래금액 구성비



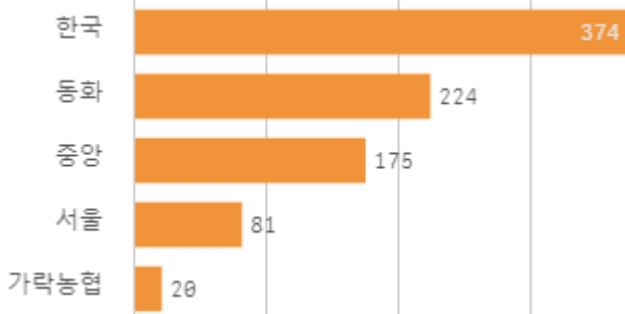
거래 단량별 물량 구성비



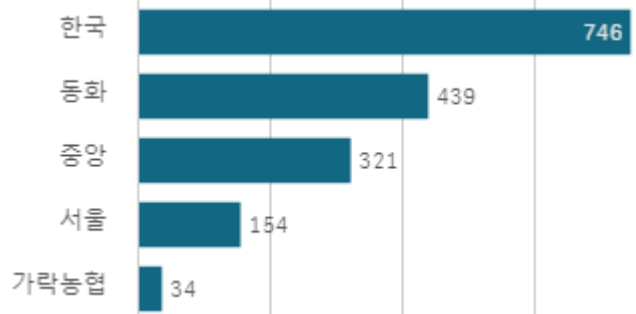
출하자별 거래물량 구성비



도매시장 법인별 거래물량(톤)

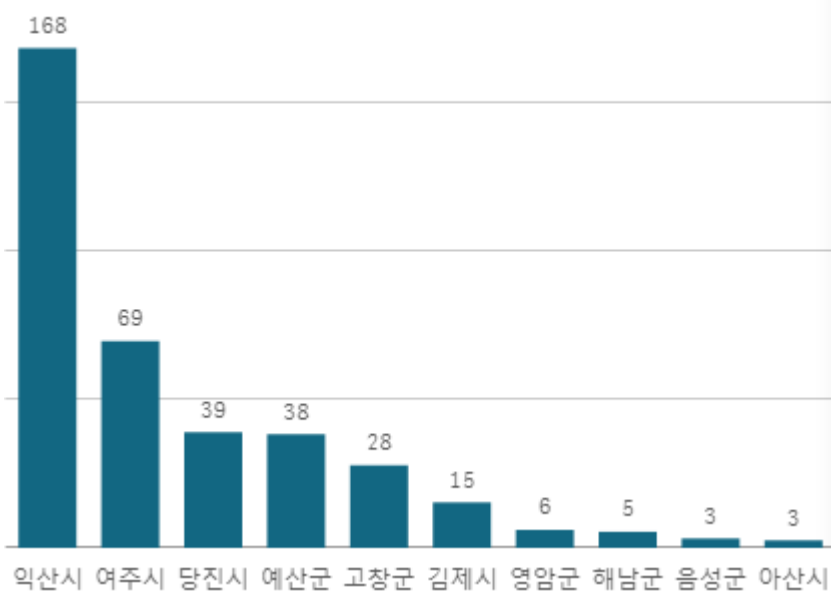


도매시장 법인별 거래금액(백만원)



# 호박밤 고구마(10Kg)

산지별 거래물량(톤)



출하산지(개소)

11

출하건수(천건)

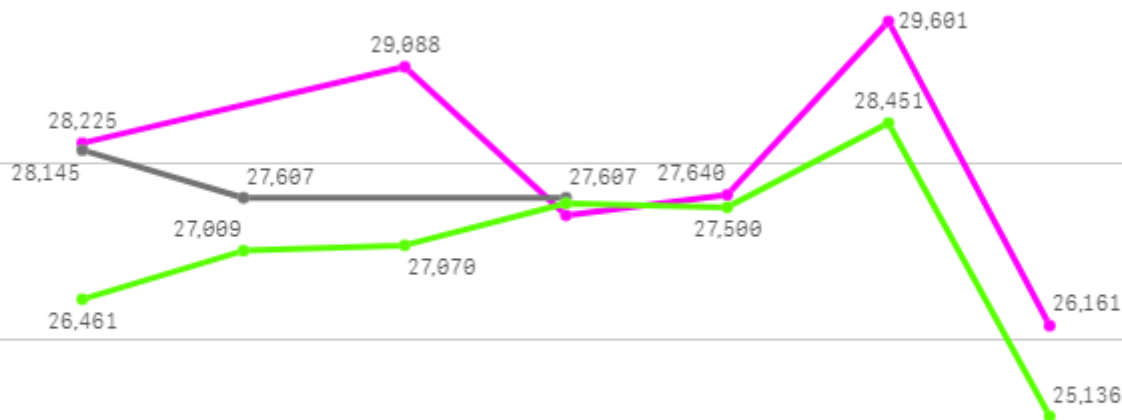
1

산지별 주출하 시군구



주간 도매가격(원)

◆ 2025    ● 2024    ◆ 평년



09/13    09/14    09/15    09/16    09/17    09/18    09/19

구분	금주(A)	전주(B)	전월(C)	전년(D)	평년(E)	A/B	A/C	A/D	A/E
가격(원)	28,145	30,755	35,465	27,822	27,734	91.5%	79.4%	101.2%	101.5%

※ 상품 가격 기준

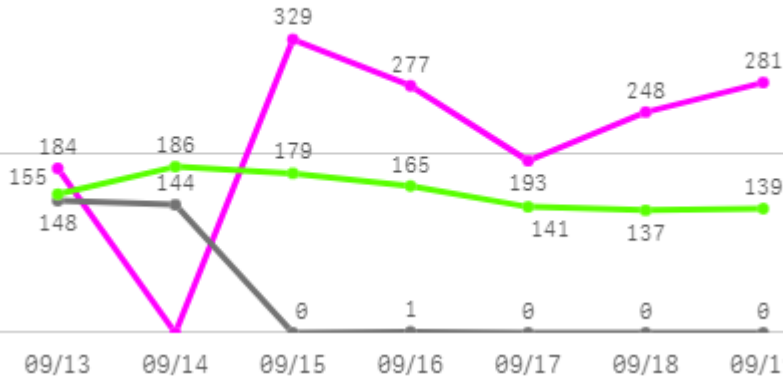
## □ 호박밤 고구마(10Kg) 주간 가격

구분	Q	품종	Q	단량	Q	특	상	보통	하
2025-09-13		호박밤 고구마		10Kg		33,241	28,225	23,081	14,589
2025-09-15		호박밤 고구마		10Kg		34,337	29,088	21,863	13,671
2025-09-16		호박밤 고구마		10Kg		33,513	27,409	20,503	11,567
2025-09-17		호박밤 고구마		10Kg		33,708	27,640	19,439	10,209
2025-09-18		호박밤 고구마		10Kg		34,825	29,601	22,644	14,685
2025-09-19		호박밤 고구마		10Kg		32,196	26,161	18,038	8,927
평균						<b>33,637</b>	<b>28,021</b>	<b>20,928</b>	<b>12,275</b>

# 감자

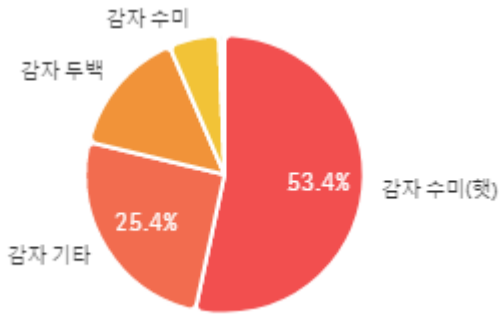
## 주간 반입량(톤)

2025 (파란 선) 2024 (회색 선) 평년 (초록 선)

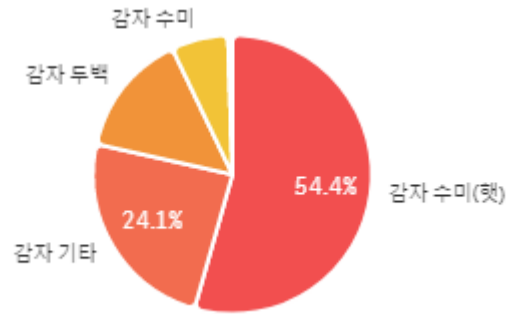


구분	금주(A)	전주(B)	전월(C)	전년(D)	평년(E)	A/B	A/C	A/D	A/E
물량(톤)	1,512	1,378	1,314	293	1,101	109.7%	115.1%	516.0%	137.3%

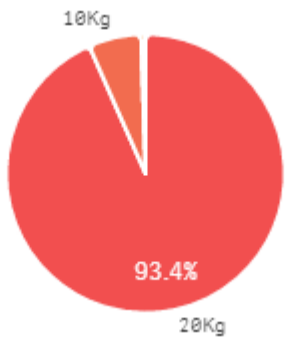
## 출하 품종별 거래물량 구성비



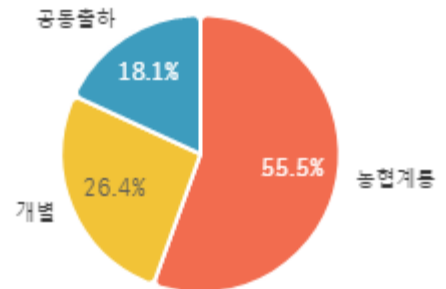
## 출하 품종별 거래금액 구성비



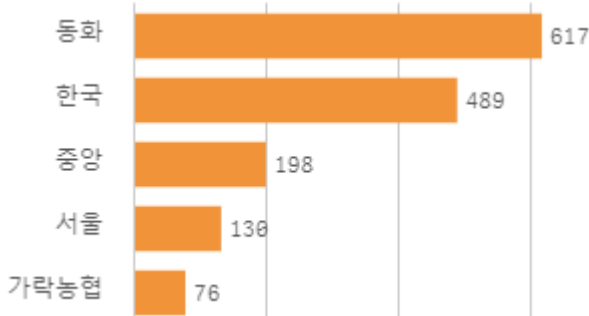
## 거래 단량별 물량 구성비



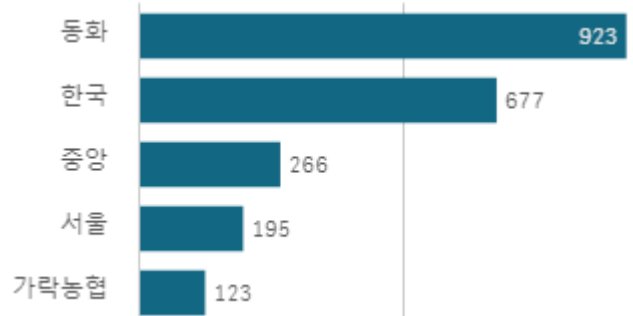
## 출하자별 거래물량 구성비



## 도매시장 법인별 거래물량(톤)

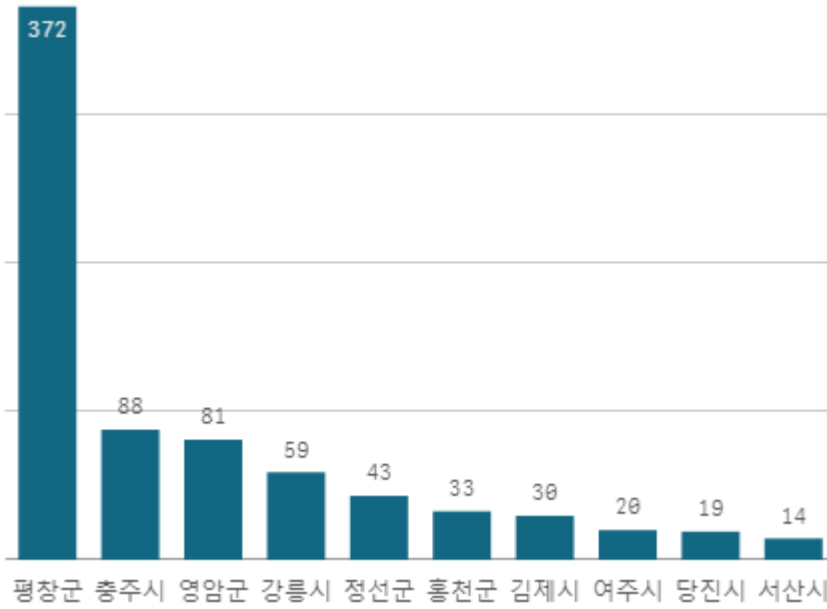


## 도매시장 법인별 거래금액(백만원)



# 감자 수미(햇) (20Kg)

산지별 거래물량(톤)



출하산지(개소)

19

출하건수(천건)

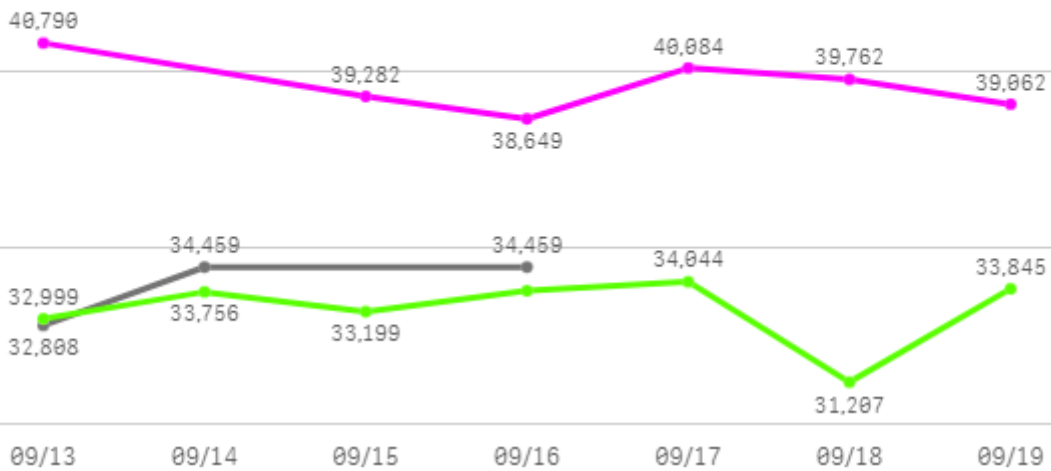
1

산지별 주출하 시군구



주간 도매가격(원)

◆ 2025    ● 2024    ◆ 평년



구분	금주(A)	전주(B)	전월(C)	전년(D)	평년(E)	A/B	A/C	A/D	A/E
가격(원)	39,732	38,929	36,431	33,909	38,729	102.1%	109.1%	117.2%	102.6%

※ 상품 가격 기준

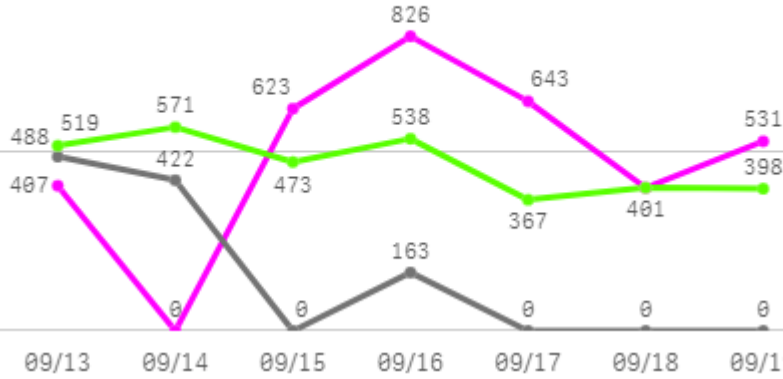
## □ 감자 수미(햇)(20Kg) 주간 가격

구분	Q	품종	Q	단량	Q	특	상	보통	하
2025-09-13		감자 수미(햇)		20Kg		45,700	40,790	30,706	15,809
2025-09-15		감자 수미(햇)		20Kg		43,756	39,282	28,684	13,848
2025-09-16		감자 수미(햇)		20Kg		42,106	38,649	27,816	14,819
2025-09-17		감자 수미(햇)		20Kg		43,404	40,084	26,226	12,094
2025-09-18		감자 수미(햇)		20Kg		43,175	39,762	30,506	15,539
2025-09-19		감자 수미(햇)		20Kg		41,889	39,062	30,874	16,089
평균						<b>43,338</b>	<b>39,605</b>	<b>29,135</b>	<b>14,700</b>

# 배추

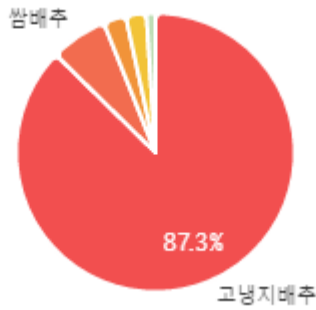
## 주간 반입량(톤)

◆ 2025    ● 2024    ▲ 평년

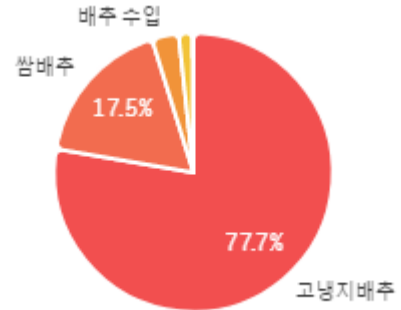


구분	금주(A)	전주(B)	전월(C)	전년(D)	평년(E)	A/B	A/C	A/D	A/E
물량(톤)	3,431	3,954	2,760	1,074	3,186	86.8%	124.3%	319.5%	107.7%

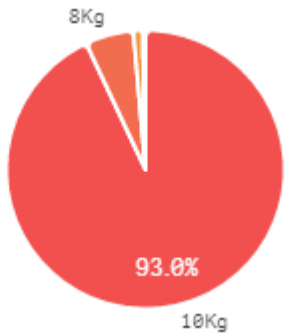
## 출하 품종별 거래물량 구성비



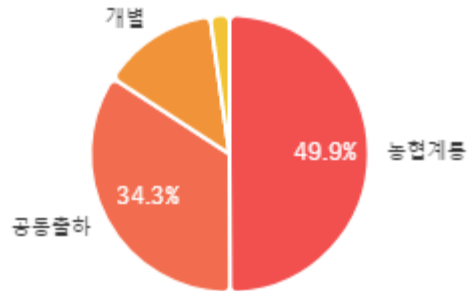
## 출하 품종별 거래금액 구성비



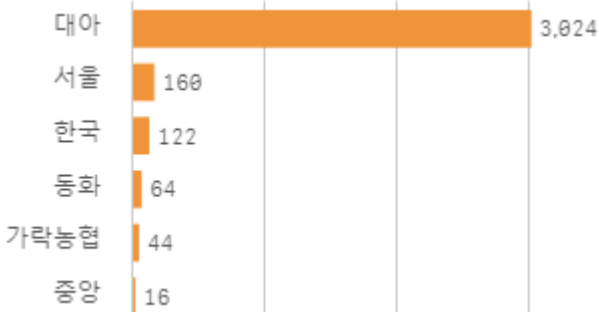
## 거래 단량별 물량 구성비



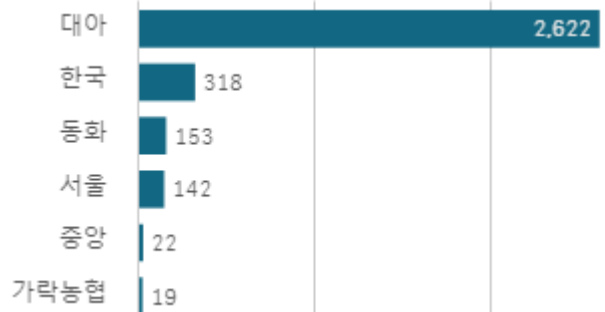
## 출하자별 거래물량 구성비



## 도매시장 법인별 거래물량(톤)

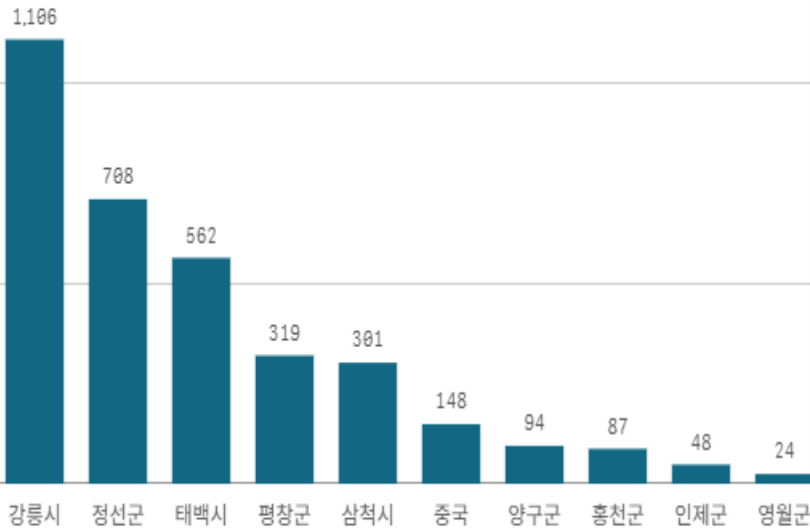


## 도매시장 법인별 거래금액(백만원)



# 배추(10Kg)

산지별 거래물량(톤)



출하산지(개소)

15

출하건수(천건)

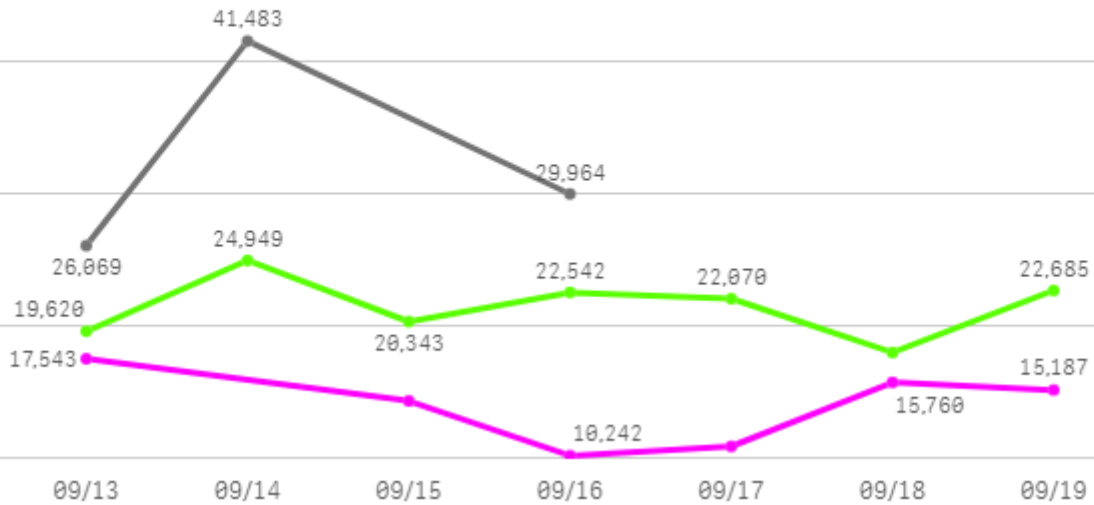
2

산지별 주출하 시군구



주간 도매가격(원)

◆ 2025    ● 2024    ▲ 평년



구분	금주(A)	전주(B)	전월(C)	전년(D)	평년(E)	A/B	A/C	A/D	A/E
가격(원)	14,225	12,527	13,259	32,505	15,306	113.6%	107.3%	43.8%	92.9%

※ 상품 가격 기준

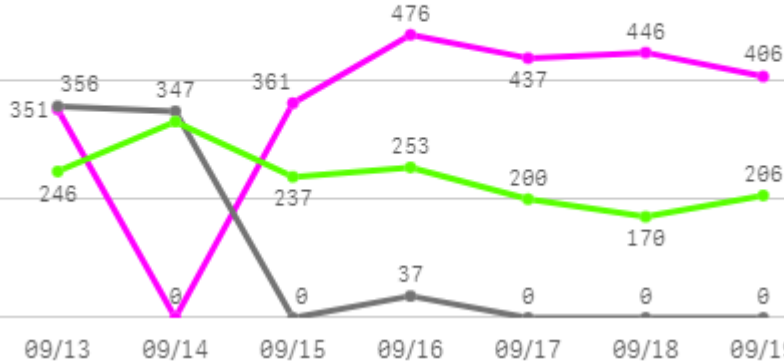
## □ 배추(10Kg) 주간 가격

구분	Q	품종	Q	단량	Q	특	상	보통	하
2025-09-13		배추		10Kg		23,405	17,543	10,146	2,249
2025-09-15		배추		10Kg		18,503	14,368	5,897	1,650
2025-09-16		배추		10Kg		16,474	10,242	4,654	1,429
2025-09-17		배추		10Kg		18,150	10,941	5,164	1,080
2025-09-18		배추		10Kg		22,636	15,760	5,892	991
2025-09-19		배추		10Kg		23,318	15,187	6,352	1,247
평균						<b>20,414</b>	<b>14,007</b>	<b>6,351</b>	<b>1,441</b>

# 양배추

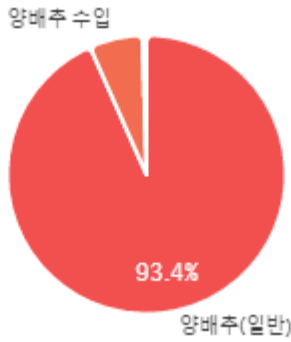
## 주간 반입량(톤)

◆ 2025    ● 2024    ▲ 평년

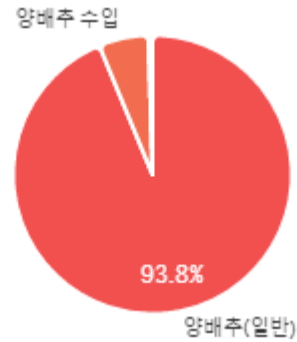


구분	금주(A)	전주(B)	전월(C)	전년(D)	평년(E)	A/B	A/C	A/D	A/E
물량(톤)	2,477	2,033	1,901	740	1,764	121.8%	130.3%	334.8%	140.4%

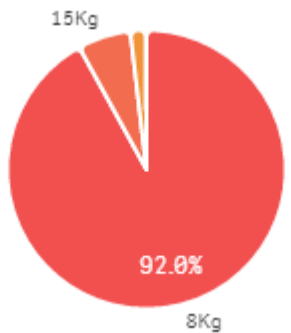
## 출하 품종별 거래물량 구성비



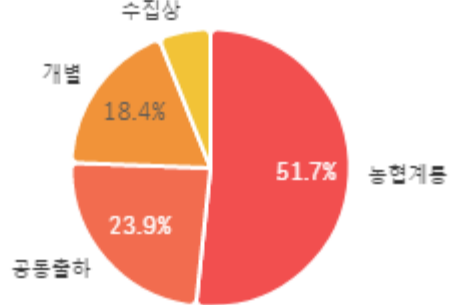
## 출하 품종별 거래금액 구성비



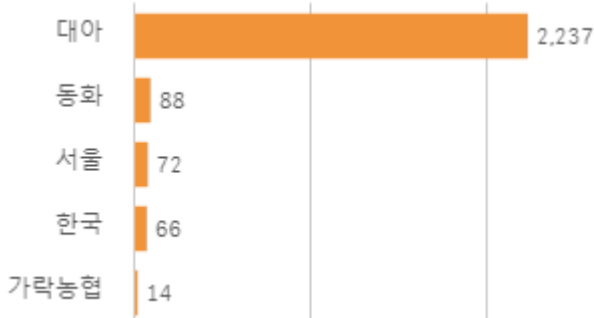
## 거래 단량별 물량 구성비




## 출하자별 거래물량 구성비



## 도매시장 법인별 거래물량(톤)

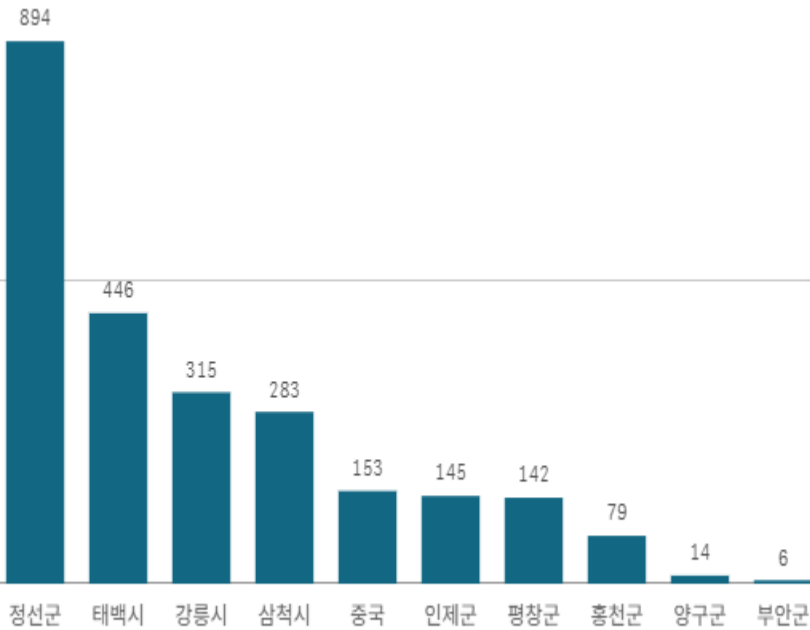


## 도매시장 법인별 거래금액(백만원)



# 양배추(8Kg)

산지별 거래물량(톤)



출하산지(개소)

11

출하건수(전건)

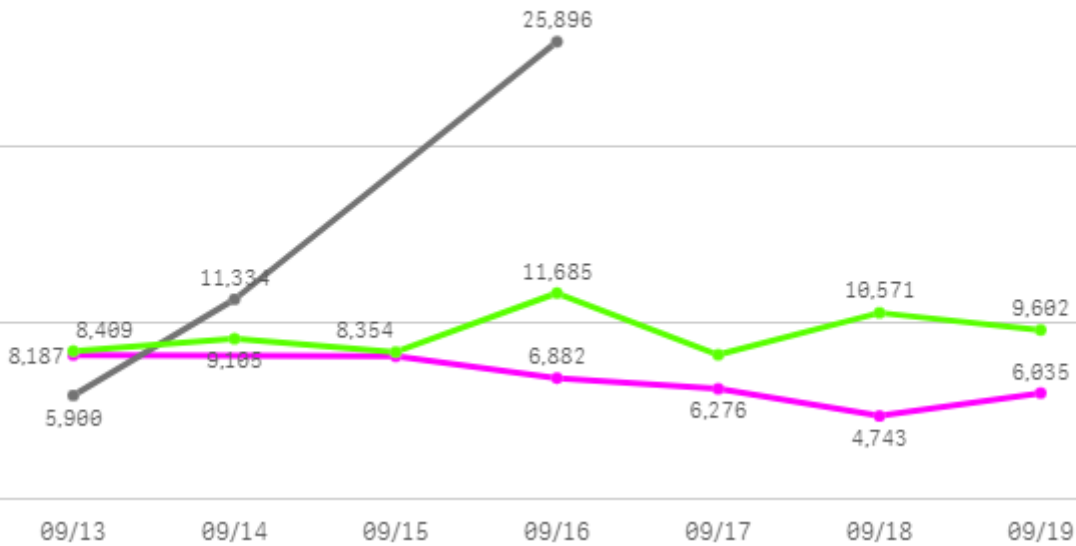
2

산지별 주출하 시군구



주간 도매가격(원)

◆ 2025    ● 2024    ▲ 평년



구분	금주(A)	전주(B)	전월(C)	전년(D)	평년(E)	A/B	A/C	A/D	A/E
가격(원)	7,089	8,481	5,873	14,377	7,346	83.6%	120.7%	49.3%	96.5%

※ 상품 가격 기준

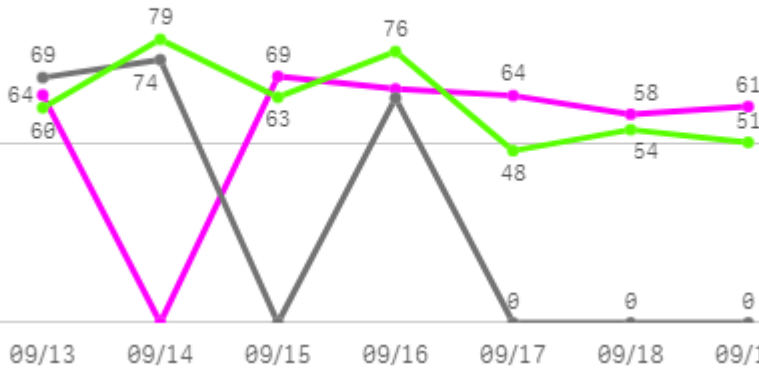
## □ 양배추(8Kg) 주간 가격

구분	Q	품종	Q	단량	Q	특	상	보통	하
2025-09-13		양배추		8Kg		10,733	8,187	6,391	4,130
2025-09-15		양배추		8Kg		12,784	8,118	5,788	3,938
2025-09-16		양배추		8Kg		10,424	6,882	5,108	3,708
2025-09-17		양배추		8Kg		9,143	6,276	4,315	3,396
2025-09-18		양배추		8Kg		8,532	4,743	3,255	2,071
2025-09-19		양배추		8Kg		9,956	6,035	3,919	2,119
평균						<b>10,262</b>	<b>6,707</b>	<b>4,796</b>	<b>3,227</b>

# 상추

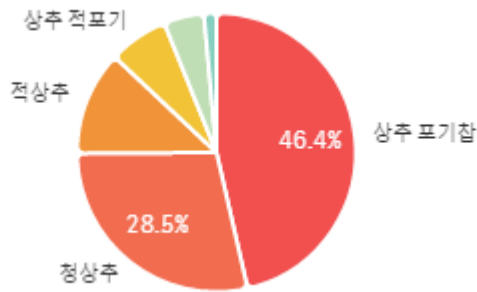
## 주간 반입량(톤)

2025 2024 평년

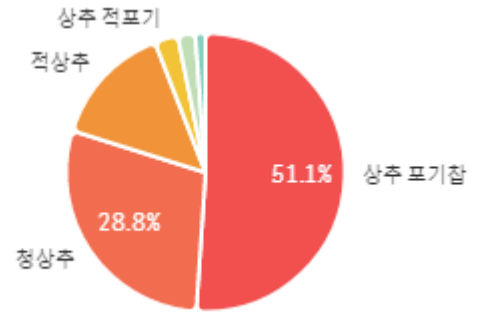


구분	금주(A)	전주(B)	전월(C)	전년(D)	평년(E)	A/B	A/C	A/D	A/E
물량(톤)	381	389	424	205	415	98.1%	90.0%	185.6%	92.0%

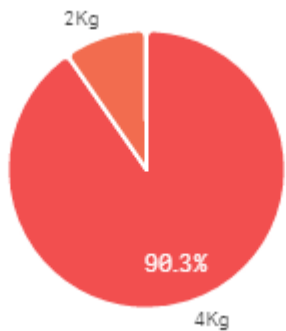
## 출하 품종별 거래물량 구성비



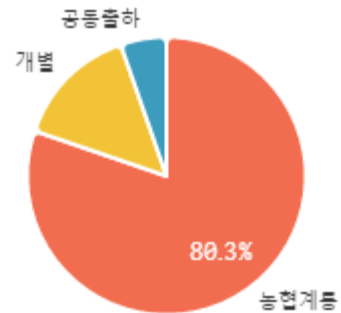
## 출하 품종별 거래금액 구성비



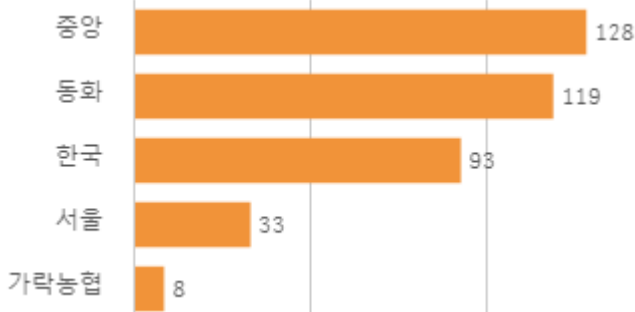
## 거래 단량별 물량 구성비



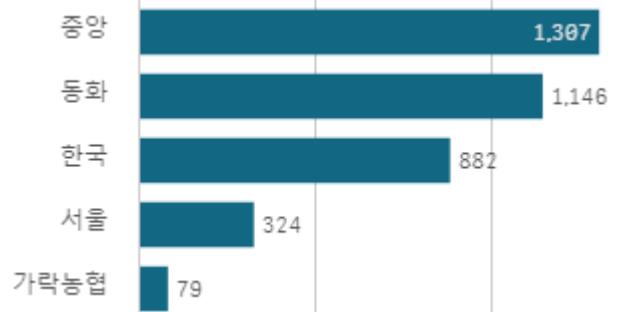
## 출하자별 거래물량 구성비



## 도매시장 법인별 거래물량(톤)

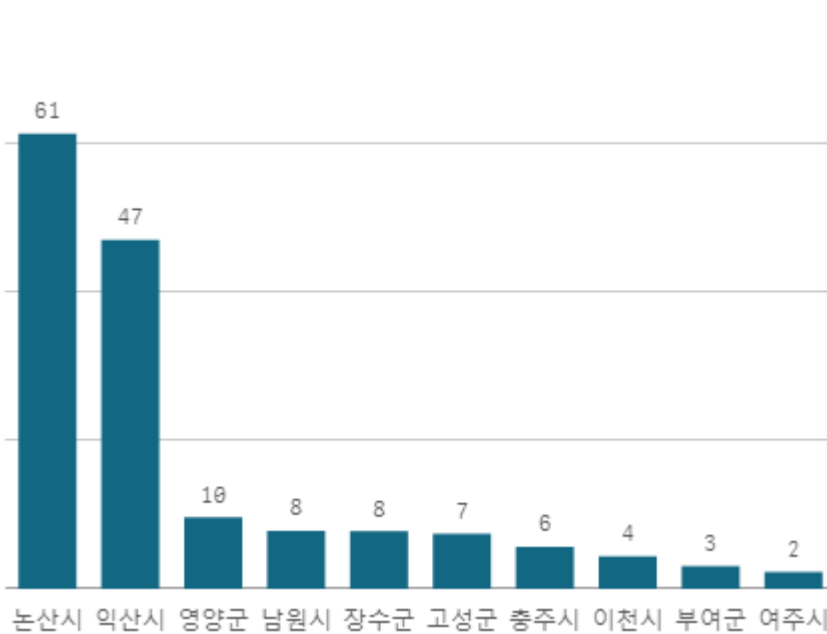


## 도매시장 법인별 거래금액(백만원)



# 상추 포기잡(4Kg)

산지별 거래물량(톤)



출하산지(개소)

33

출하건수(천건)

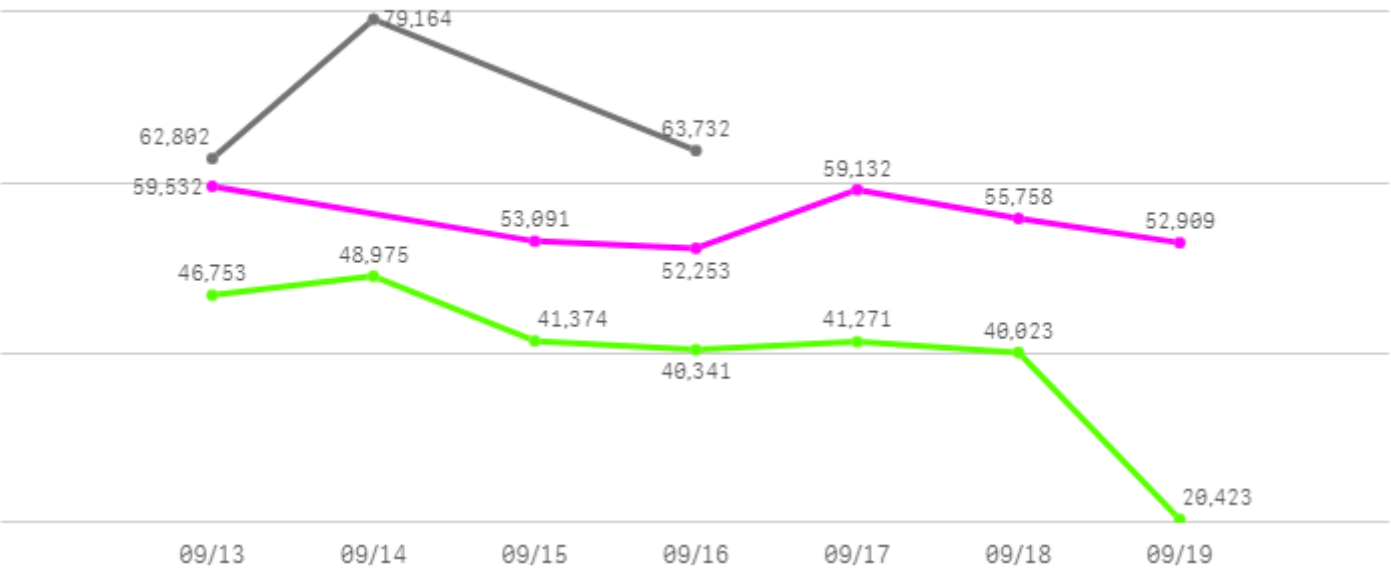
2

산지별 주출하 시군구



주간 도매가격(원)

◆ 2025    ● 2024    ◆ 평년



구분	금주(A)	전주(B)	전월(C)	전년(D)	평년(E)	A/B	A/C	A/D	A/E
가격(원)	55,858	44,301	31,475	68,566	53,501	126.1%	177.5%	81.5%	104.4%

※ 상품 가격 기준

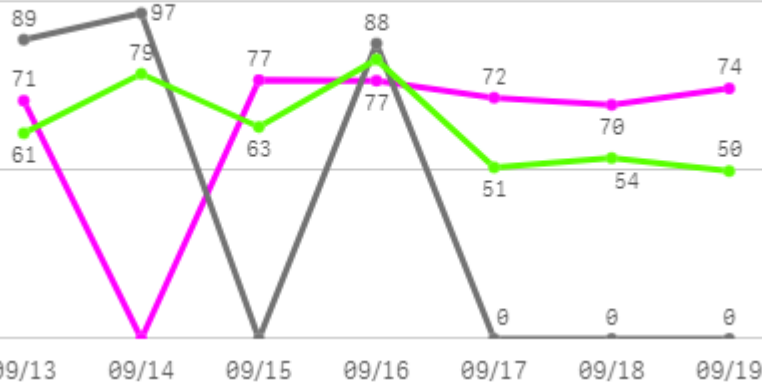
## □ 상추 포기잡(4Kg) 주간 가격

구분	Q	품종	Q	단량	Q	특	상	보통	하
2025-09-13		상추 포기잡		4Kg		-	59,532	50,939	40,843
2025-09-15		상추 포기잡		4Kg		-	53,091	43,569	34,072
2025-09-16		상추 포기잡		4Kg		-	52,253	43,193	33,043
2025-09-17		상추 포기잡		4Kg		-	59,132	47,164	33,522
2025-09-18		상추 포기잡		4Kg		-	55,758	46,870	35,076
2025-09-19		상추 포기잡		4Kg		-	52,909	44,725	33,974
평균						-	<b>55,446</b>	<b>46,077</b>	<b>35,088</b>

# 부추

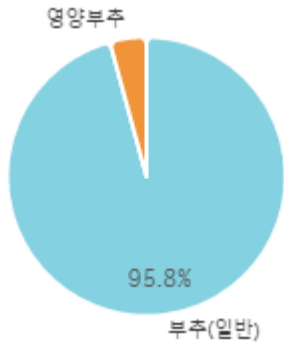
## 주간 반입량(톤)

2025 (파란색 선) 2024 (회색 선) 평년 (녹색 선)

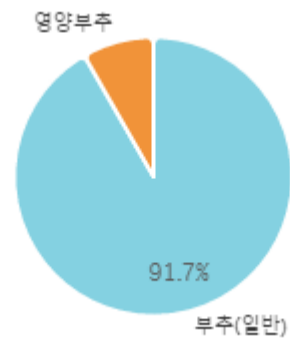


구분	금주(A)	전주(B)	전월(C)	전년(D)	평년(E)	A/B	A/C	A/D	A/E
물량(톤)	440	408	440	273	431	107.7%	99.9%	160.9%	102.1%

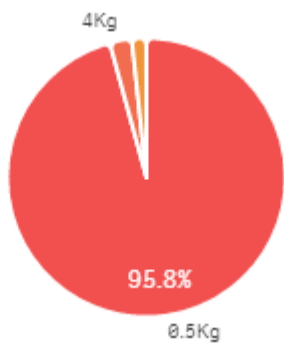
## 출하 품종별 거래물량 구성비



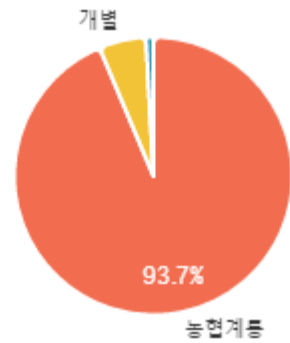
## 출하 품종별 거래금액 구성비



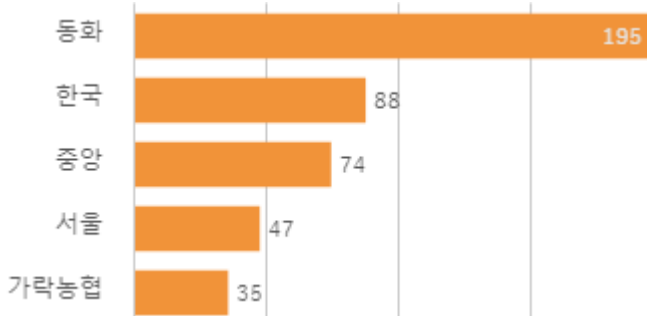
## 거래 단량별 물량 구성비



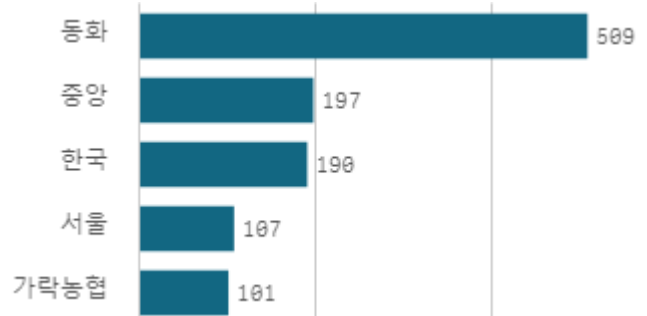
## 출하자별 거래물량 구성비



## 도매시장 법인별 거래물량(톤)

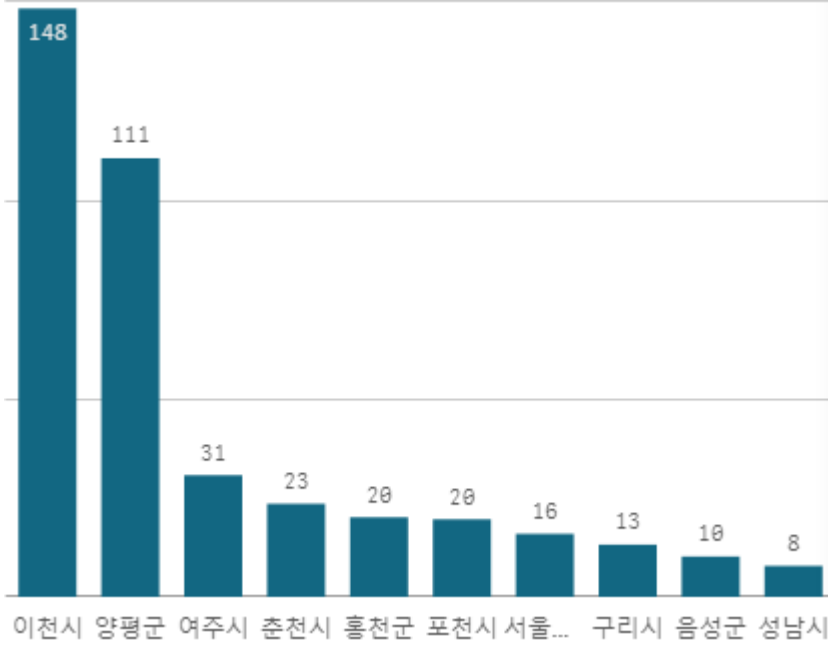


## 도매시장 법인별 거래금액(백만원)



# 부추(일반) (0.5Kg)

산지별 거래물량(톤)



출하산지(개소)

20

출하건수(천건)

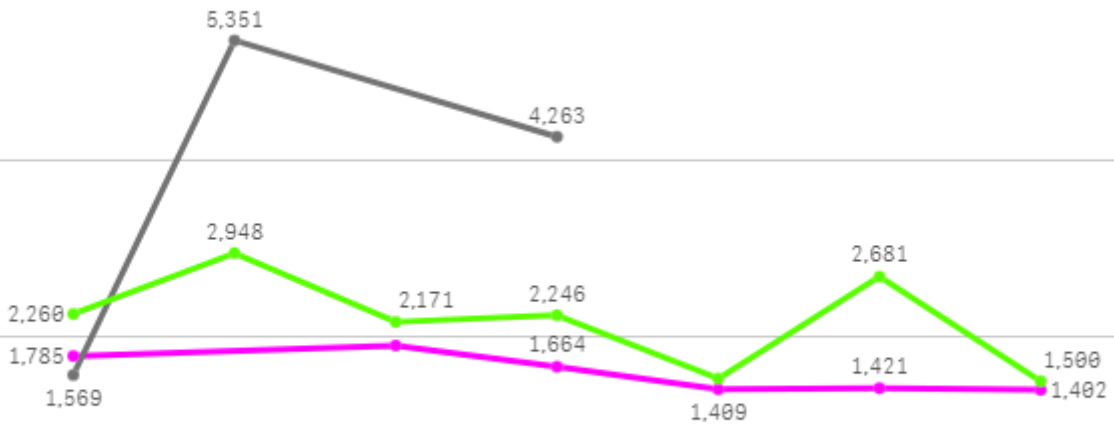
2

산지별 주출하 시군구



주간 도매가격(원)

◆ 2025    ● 2024    ◆ 평년



09/13    09/14    09/15    09/16    09/17    09/18    09/19

구분	금주(A)	전주(B)	전월(C)	전년(D)	평년(E)	A/B	A/C	A/D	A/E
가격(원)	1,660	2,058	2,069	3,728	1,813	80.6%	80.2%	44.5%	91.6%

※ 상품 가격 기준

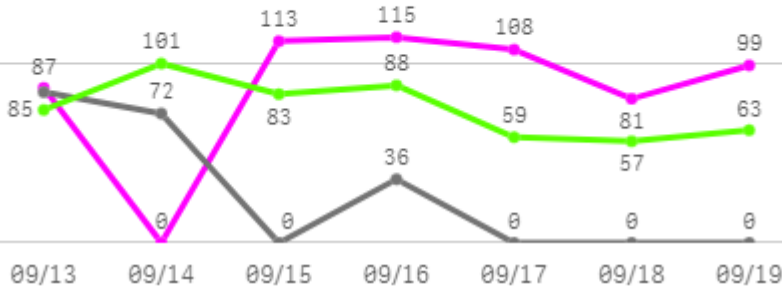
## □ 부추(일반)(0.5Kg) 주간 가격

구분	Q	품종	Q	단량	Q	특	상	보통	하
2025-09-13		부추(일반)		0.5Kg		-	1,785	1,439	1,029
2025-09-15		부추(일반)		0.5Kg		-	1,903	1,473	1,145
2025-09-16		부추(일반)		0.5Kg		-	1,664	1,327	1,016
2025-09-17		부추(일반)		0.5Kg		-	1,409	1,095	803
2025-09-18		부추(일반)		0.5Kg		-	1,421	1,090	814
2025-09-19		부추(일반)		0.5Kg		-	1,402	1,088	809
평균						-	<b>1,597</b>	<b>1,252</b>	<b>936</b>

# 열무

## 주간 반입량(톤)

◆ 2025    ● 2024    ▲ 평년

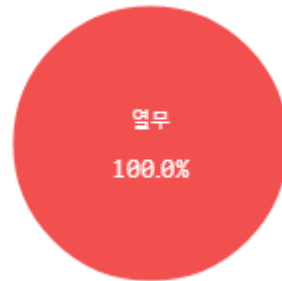


구분	금주(A)	전주(B)	전월(C)	전년(D)	평년(E)	A/B	A/C	A/D	A/E
물량(톤)	604	628	596	193	515	96.2%	101.3%	313.4%	117.2%

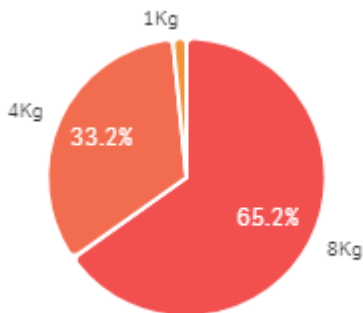
## 출하 품종별 거래물량 구성비



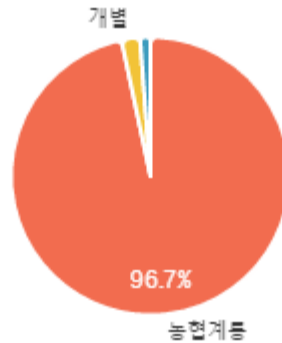
## 출하 품종별 거래금액 구성비



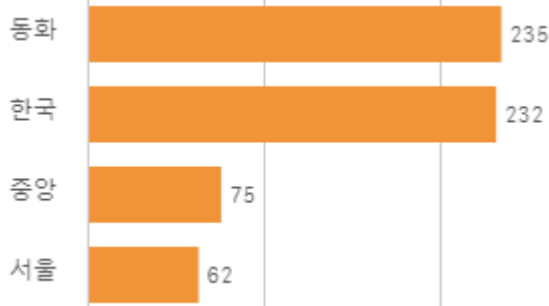
## 거래 단량별 물량 구성비



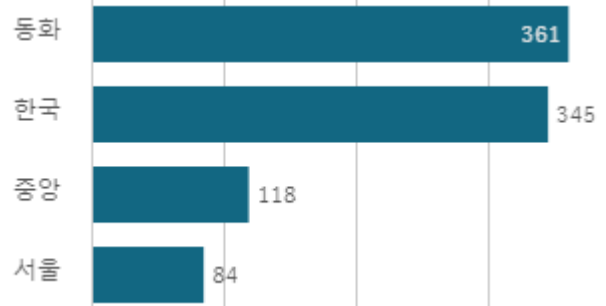
## 출하자별 거래물량 구성비



## 도매시장 법인별 거래물량(톤)

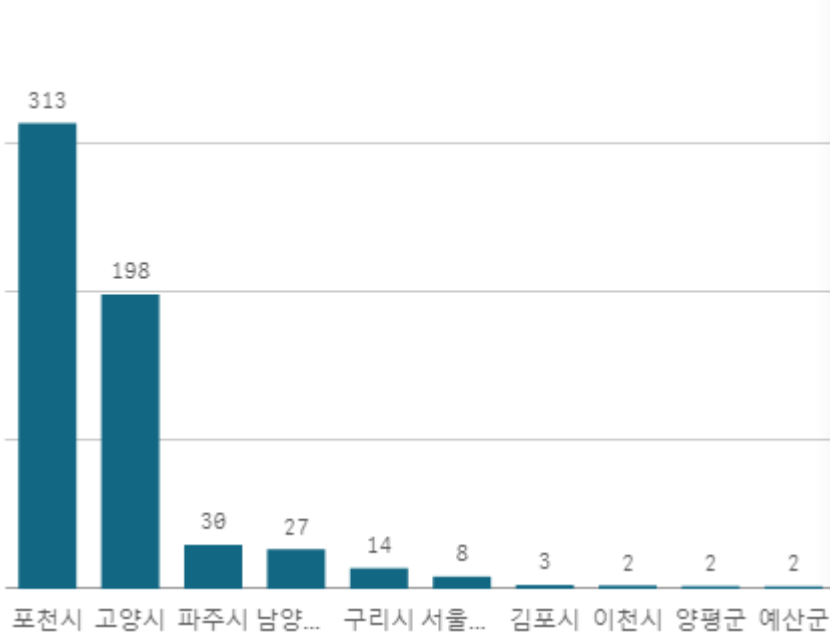


## 도매시장 법인별 거래금액(백만원)



# 열무(4Kg)

산지별 거래물량(톤)



출하산지(개소)

18

출하건수(천건)

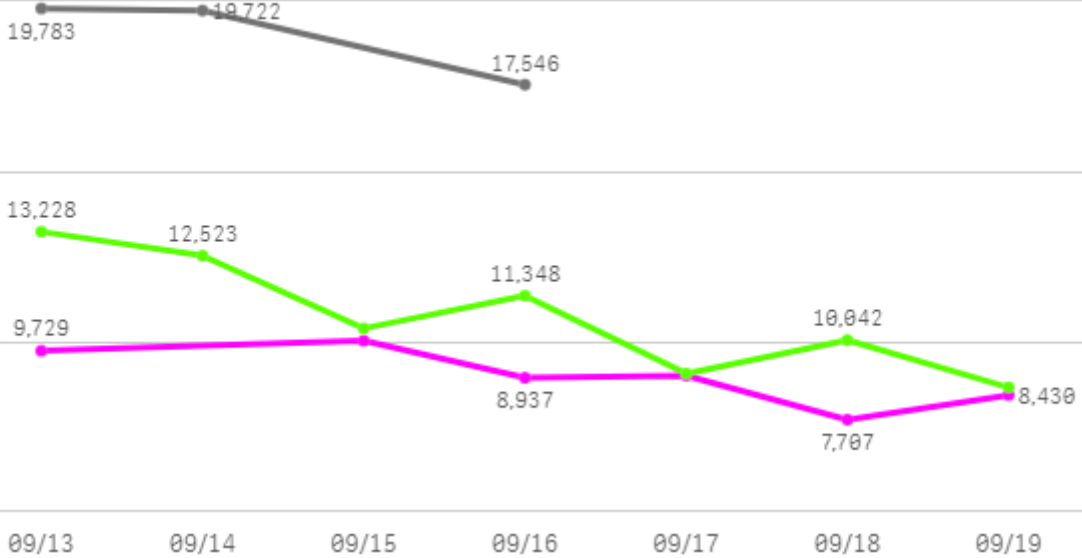
3

산지별 주출하 시군구



주간 도매가격(원)

◆ 2025    ● 2024    ◆ 평년



구분	금주(A)	전주(B)	전월(C)	전년(D)	평년(E)	A/B	A/C	A/D	A/E
가격(원)	9,205	11,624	13,546	19,017	9,459	79.2%	68.0%	48.4%	97.3%

※ 상품 가격 기준

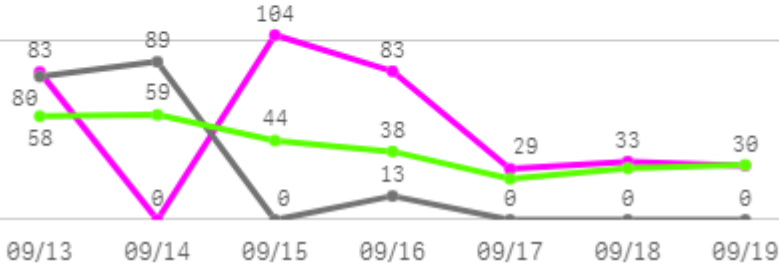
## □ 열무(4Kg) 주간 가격

구분	Q	품종	Q	단량	Q	특	상	보통	하
2025-09-13		열무		4Kg		-	9,729	7,752	4,776
2025-09-15		열무		4Kg		-	10,025	7,763	4,790
2025-09-16		열무		4Kg		-	8,937	6,459	3,699
2025-09-17		열무		4Kg		-	9,004	6,455	4,162
2025-09-18		열무		4Kg		-	7,707	5,831	3,393
2025-09-19		열무		4Kg		-	8,430	6,486	4,204
평균						-	<b>8,972</b>	<b>6,791</b>	<b>4,171</b>

# 수박

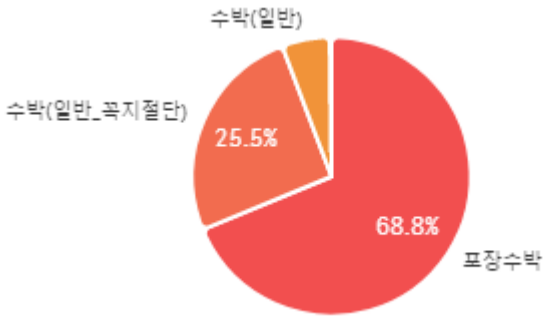
## 주간 반입량(톤)

◆ 2025    ● 2024    ▲ 평년

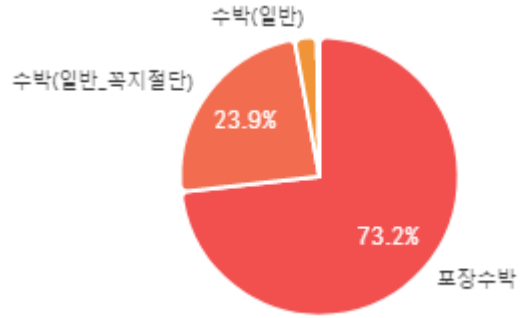


구분	금주(A)	전주(B)	전월(C)	전년(D)	평년(E)	A/B	A/C	A/D	A/E
물량(톤)	361	408	1,413	182	314	88.5%	25.6%	198.1%	115.2%

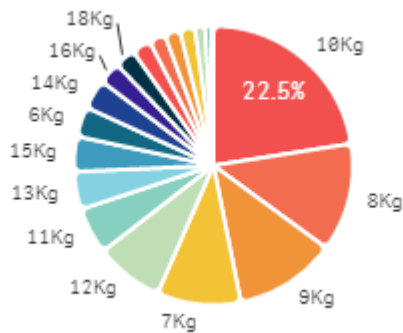
### 출하 품종별 거래물량 구성비



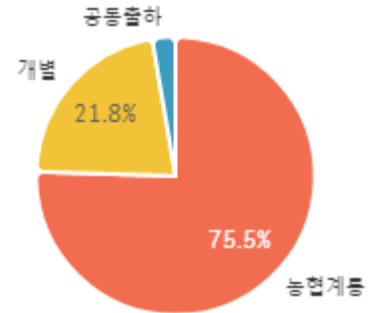
### 출하 품종별 거래금액 구성비



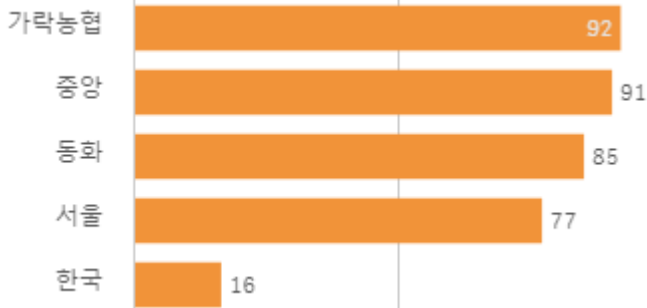
### 거래 단량별 물량 구성비



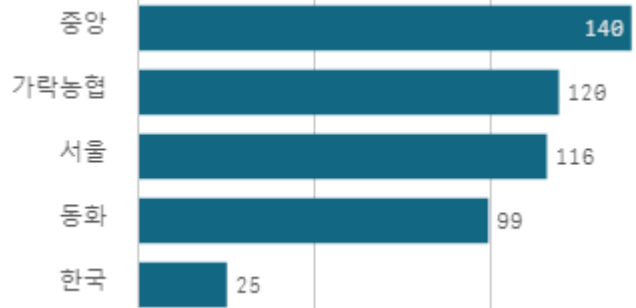
### 출하자별 거래물량 구성비



### 도매시장 법인별 거래물량(톤)




### 도매시장 법인별 거래금액(백만원)



# 수박(일반)(10Kg)

산지별 거래물량(톤)



음성군

산지별 주출하 시군구



출하산지(개소)

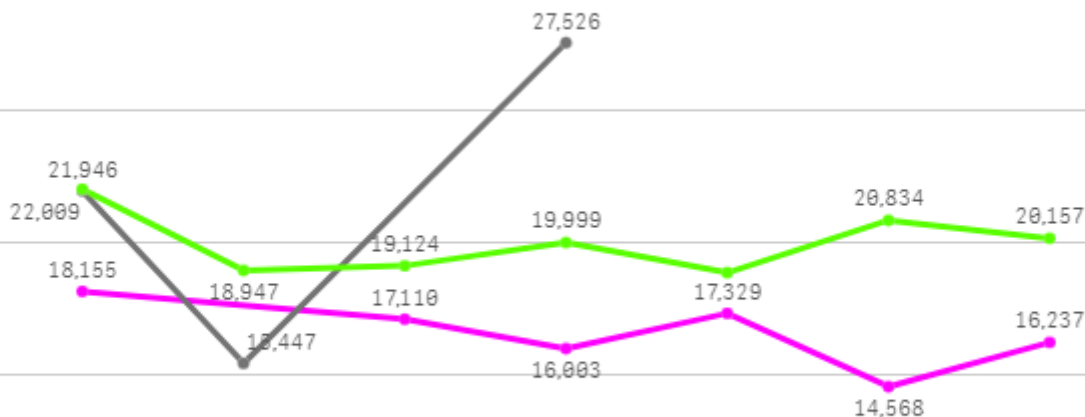
1

출하건수(천건)

0

주간 도매가격(원)

◆ 2025    ◆ 2024    ◆ 평년



09/13    09/14    09/15    09/16    09/17    09/18    09/19

구분	금주(A)	전주(B)	전월(C)	전년(D)	평년(E)	A/B	A/C	A/D	A/E
가격(원)	16,865	27,850	25,062	21,640	17,389	60.6%	67.3%	77.9%	97.0%

※ 상품 가격 기준

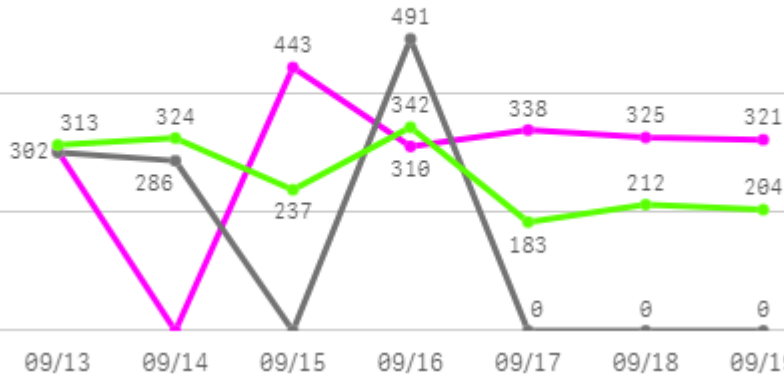
## □ 수박(일반)(10Kg) 주간 가격

구분	Q	품종	Q	단량	Q	특	상	보통	하
2025-09-13		수박(일반)		10Kg		23,601	18,155	13,437	8,440
2025-09-15		수박(일반)		10Kg		20,750	17,110	13,508	8,219
2025-09-16		수박(일반)		10Kg		20,695	16,003	12,080	6,471
2025-09-17		수박(일반)		10Kg		20,455	17,329	13,494	8,191
2025-09-18		수박(일반)		10Kg		20,308	14,568	11,513	7,523
2025-09-19		수박(일반)		10Kg		25,510	16,237	12,361	7,516
평균						<b>21,886</b>	<b>16,567</b>	<b>12,732</b>	<b>7,727</b>

# 오이

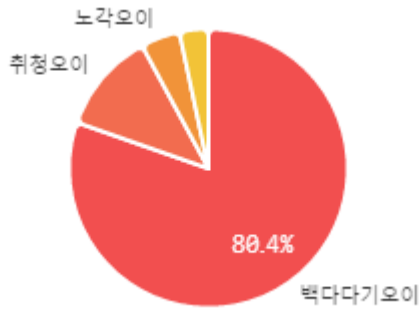
## 주간 반입량(톤)

◆ 2025    ● 2024    ▲ 평년

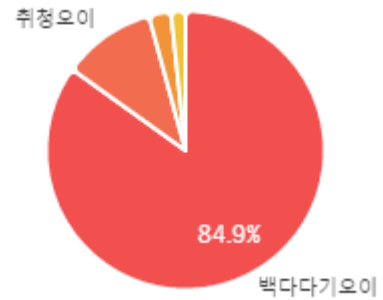


구분	금주(A)	전주(B)	전월(C)	전년(D)	평년(E)	A/B	A/C	A/D	A/E
물량(톤)	2,040	1,961	2,033	1,077	1,935	104.0%	100.4%	189.4%	105.4%

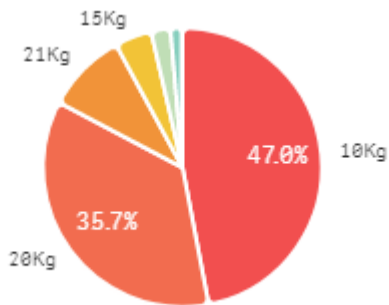
## 출하 품종별 거래물량 구성비



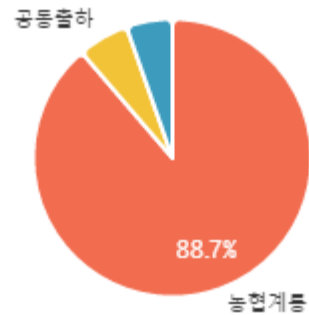
## 출하 품종별 거래금액 구성비



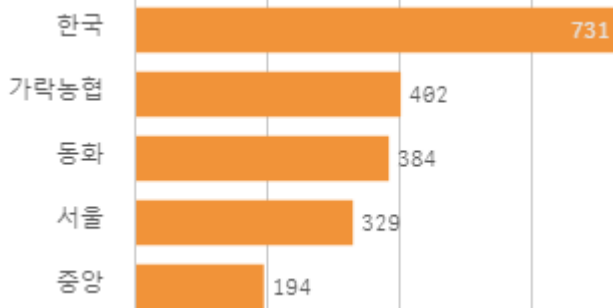
## 거래 단량별 물량 구성비



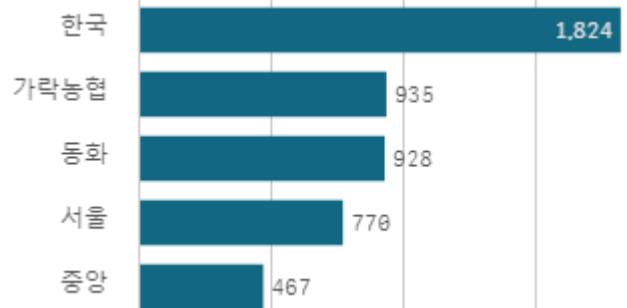
## 출하자별 거래물량 구성비



## 도매시장 법인별 거래물량(톤)

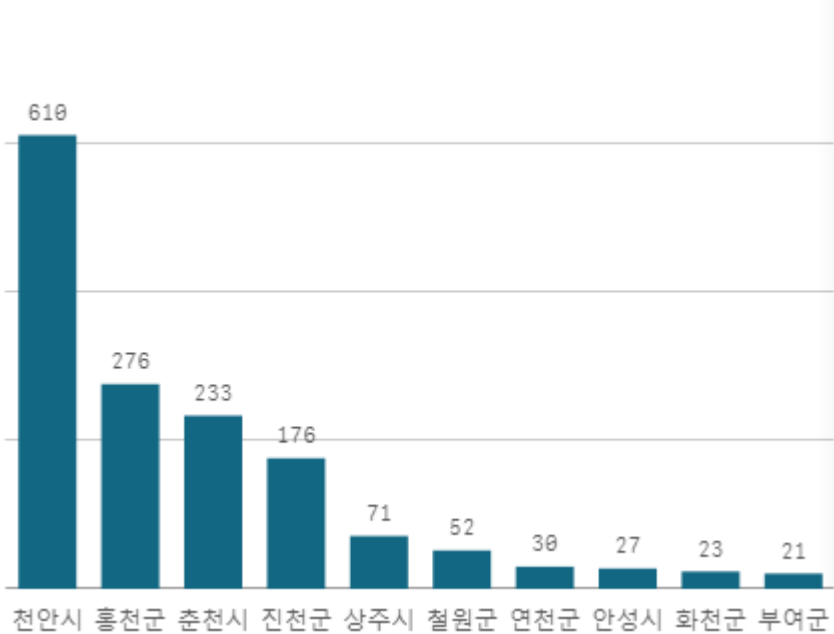


## 도매시장 법인별 거래금액(백만원)



# 백다다기오이(100개)

산지별 거래물량(톤)



출하산지(개소)

36

출하건수(천건)

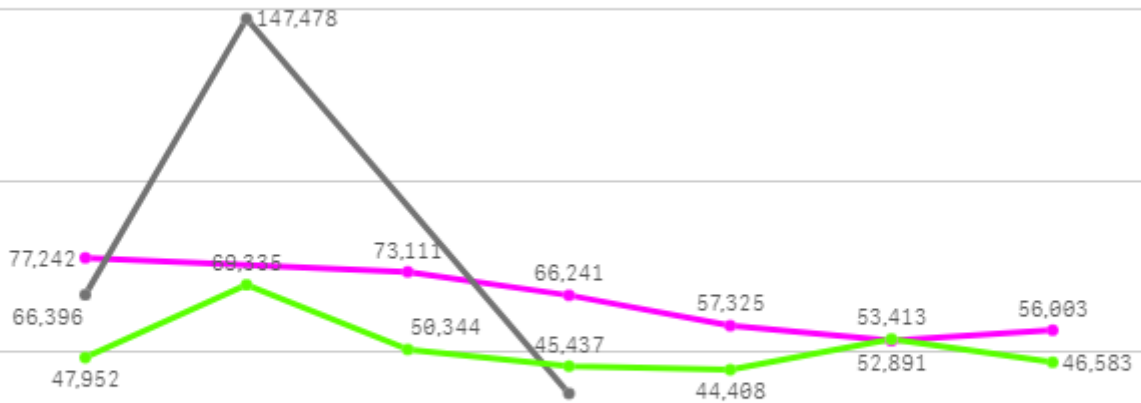
8

산지별 주출하 시군구



주간 도매가격(원)

◆ 2025    ● 2024    ◆ 평년



09/13    09/14    09/15    09/16    09/17    09/18    09/19

구분	금주(A)	전주(B)	전월(C)	전년(D)	평년(E)	A/B	A/C	A/D	A/E
가격(원)	66,969	68,900	74,718	83,759	63,747	97.2%	89.6%	80.0%	105.1%

※ 상품 가격 기준

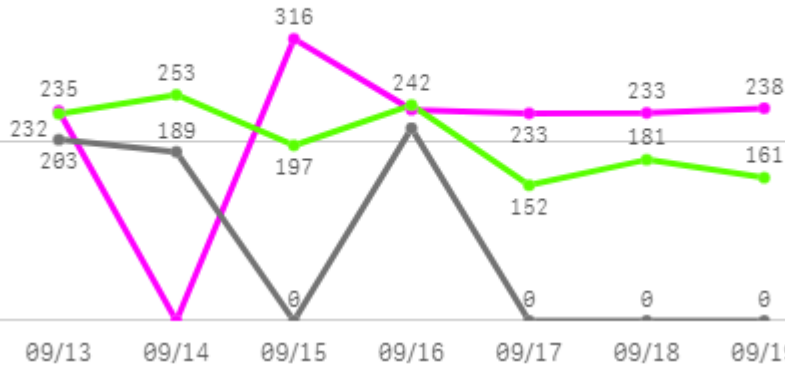
## □ 백다다기오이(100개) 주간 가격

구분	Q	품종	Q	단량	Q	특	상	보통	하
2025-09-13		백다다기오이		100개		92,024	77,242	55,507	28,422
2025-09-15		백다다기오이		100개		84,195	73,111	53,747	27,927
2025-09-16		백다다기오이		100개		79,626	66,241	50,380	28,961
2025-09-17		백다다기오이		100개		67,021	57,325	45,371	26,985
2025-09-18		백다다기오이		100개		64,455	52,891	43,575	28,123
2025-09-19		백다다기오이		100개		65,162	56,003	42,809	25,792
평균						<b>75,414</b>	<b>63,802</b>	<b>48,565</b>	<b>27,702</b>

# 호박

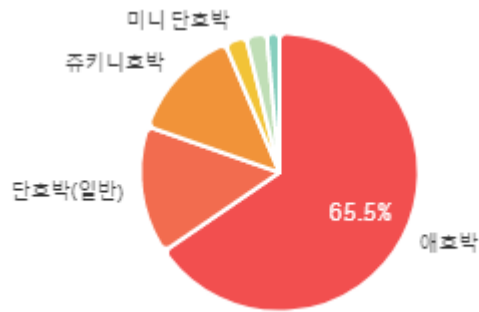
## 주간 반입량(톤)

◆ 2025    ● 2024    ▲ 평년

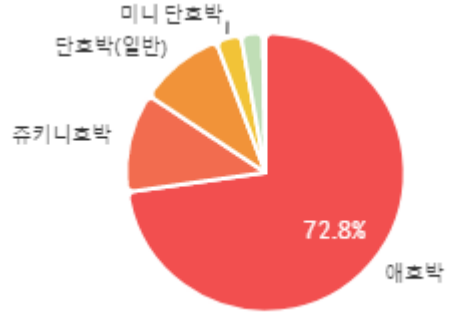


구분	금주(A)	전주(B)	전월(C)	전년(D)	평년(E)	A/B	A/C	A/D	A/E
물량(톤)	1,492	1,556	1,259	609	1,446	95.9%	118.6%	245.2%	103.2%

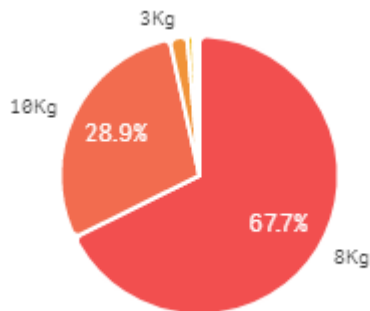
## 출하 품종별 거래물량 구성비



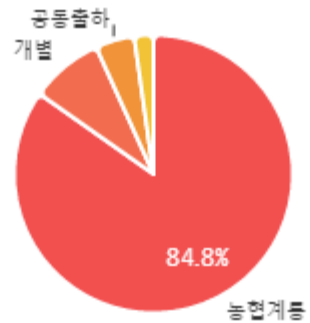
## 출하 품종별 거래금액 구성비



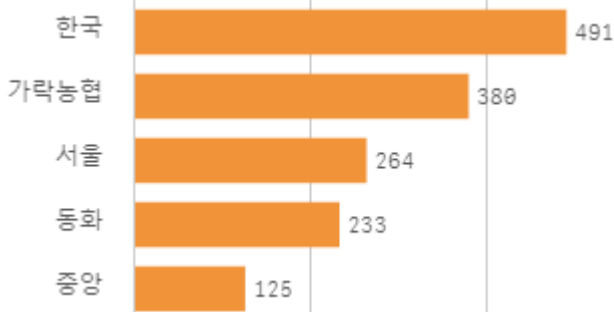
## 거래 단량별 물량 구성비



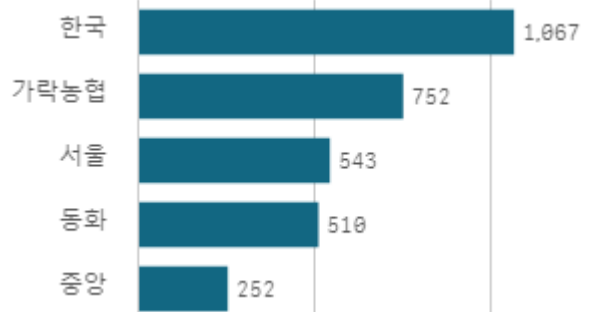
## 출하자별 거래물량 구성비



## 도매시장 법인별 거래물량(톤)

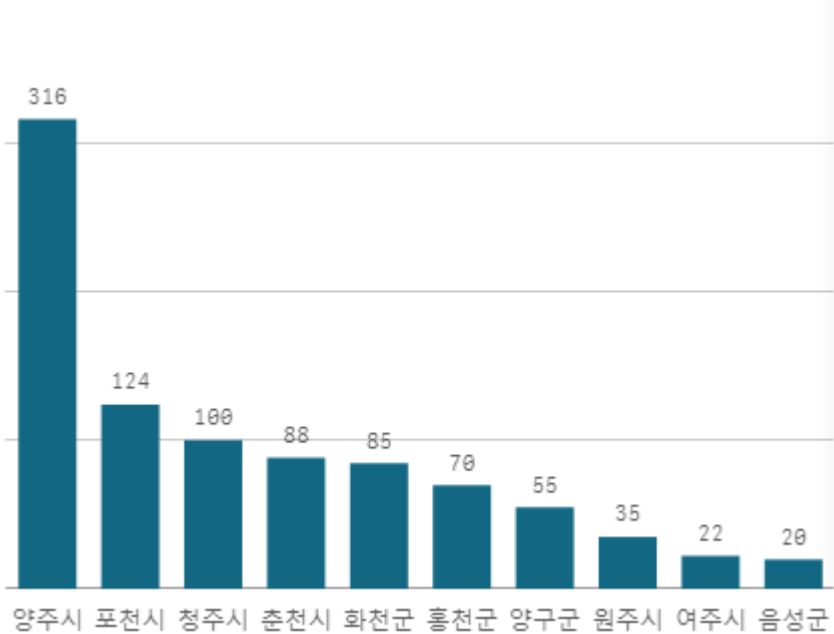


## 도매시장 법인별 거래금액(백만원)



# 애호박(20개)

산지별 거래물량(톤)



출하산지(개소)

24

출하건수(천건)

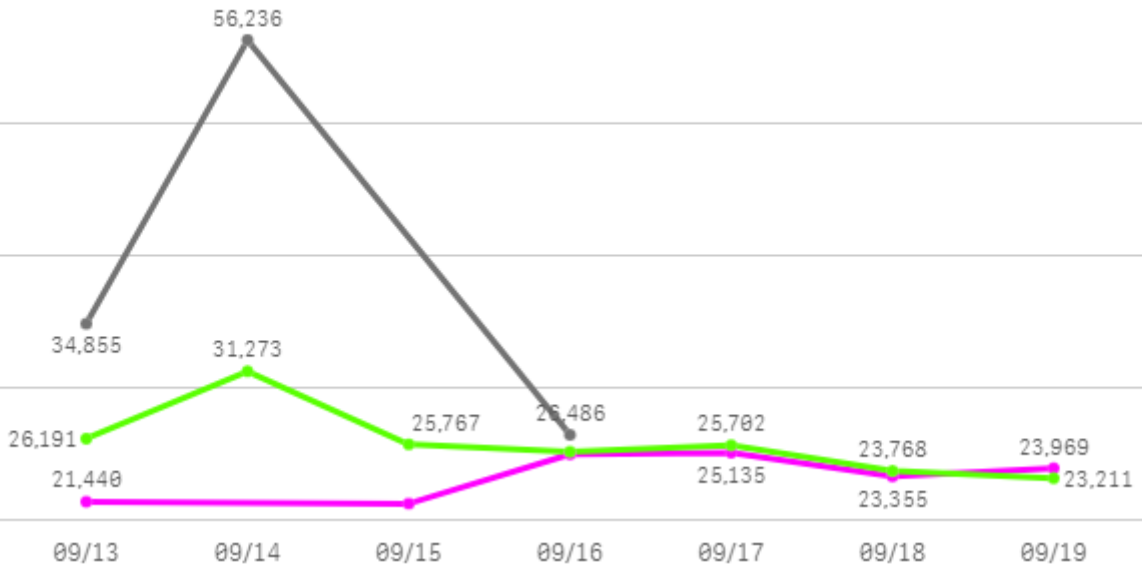
8

산지별 주출하 시군구



주간 도매가격(원)

◆ 2025    ● 2024    ◆ 평년



구분	금주(A)	전주(B)	전월(C)	전년(D)	평년(E)	A/B	A/C	A/D	A/E
가격(원)	23,013	18,188	23,164	39,192	23,381	126.5%	99.3%	58.7%	98.4%

※ 상품 가격 기준

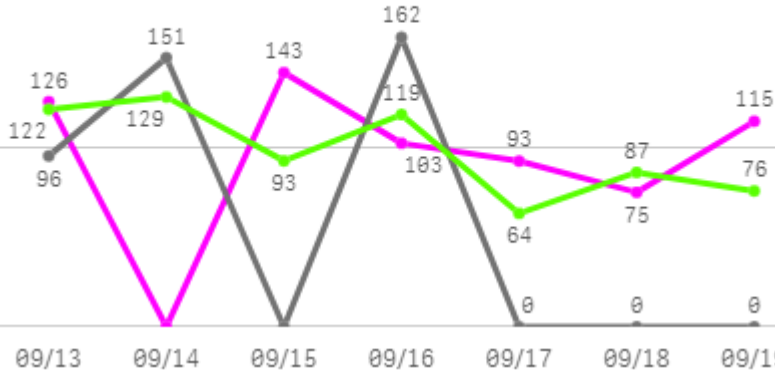
## □ 애호박(20개) 주간 가격

구분	Q	품종	Q	단량	Q	특	상	보통	하
2025-09-13		애호박		20개		24,620	21,440	16,369	10,241
2025-09-15		애호박		20개		24,010	21,300	16,556	10,432
2025-09-16		애호박		20개		28,085	25,013	18,908	10,999
2025-09-17		애호박		20개		27,271	25,135	19,581	11,860
2025-09-18		애호박		20개		25,855	23,355	18,743	11,844
2025-09-19		애호박		20개		26,419	23,969	19,531	12,810
평균						<b>26,043</b>	<b>23,369</b>	<b>18,281</b>	<b>11,364</b>

# 토마토

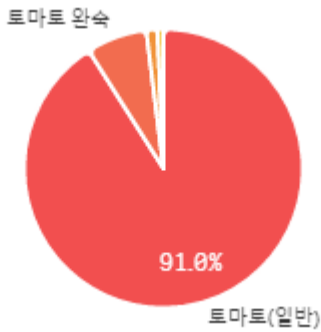
## 주간 반입량(톤)

◆ 2025    ● 2024    ▲ 평년

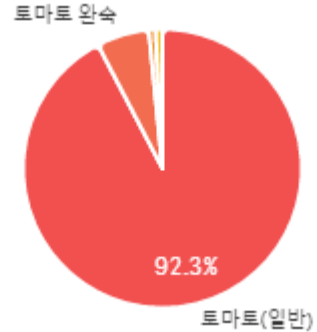


구분	금주(A)	전주(B)	전월(C)	전년(D)	평년(E)	A/B	A/C	A/D	A/E
물량(톤)	655	955	705	409	728	68.6%	92.9%	160.2%	90.0%

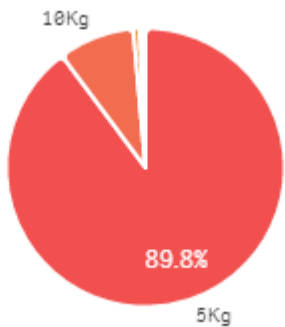
### 출하 품종별 거래물량 구성비



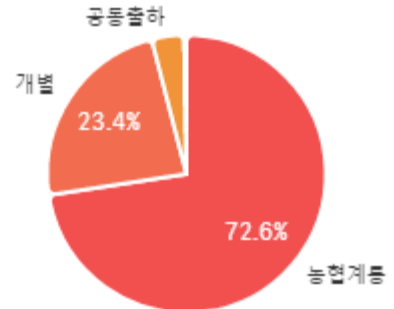
### 출하 품종별 거래금액 구성비



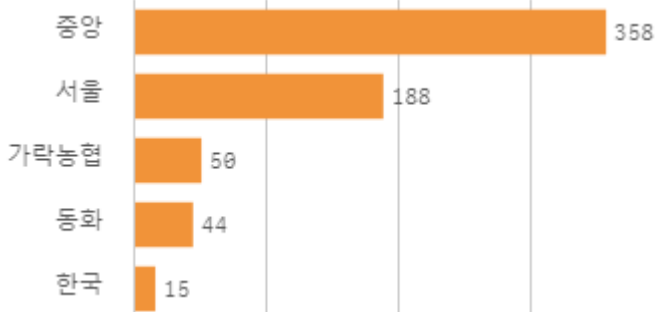
### 거래 단량별 물량 구성비



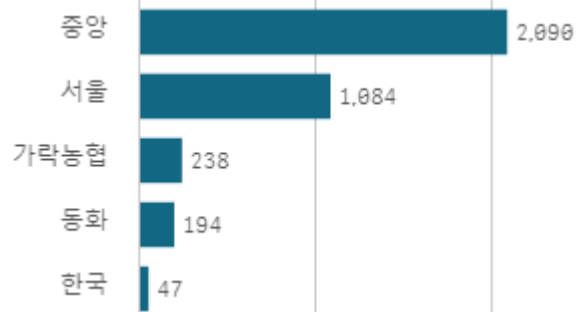
### 출하자별 거래물량 구성비



### 도매시장 법인별 거래물량(톤)

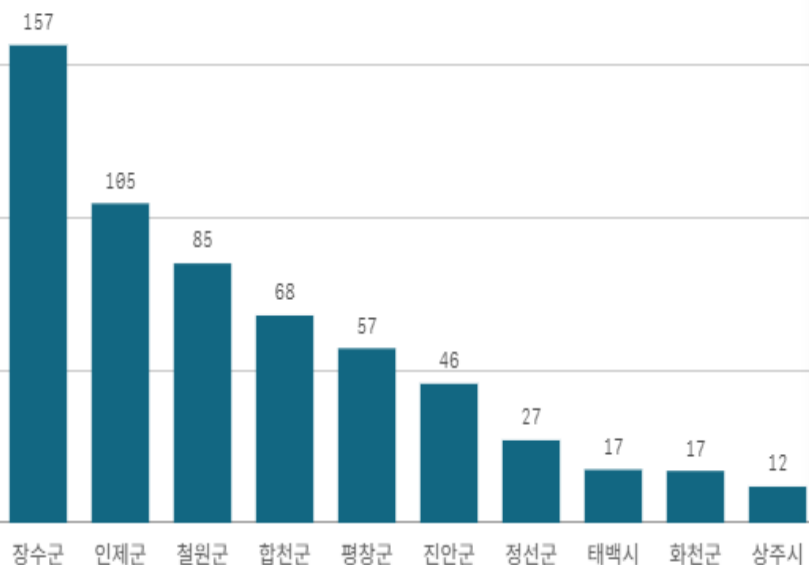


### 도매시장 법인별 거래금액(백만원)



# 토마토(5Kg)

산지별 거래물량(톤)



출하산지(개소)

27

출하건수(천건)

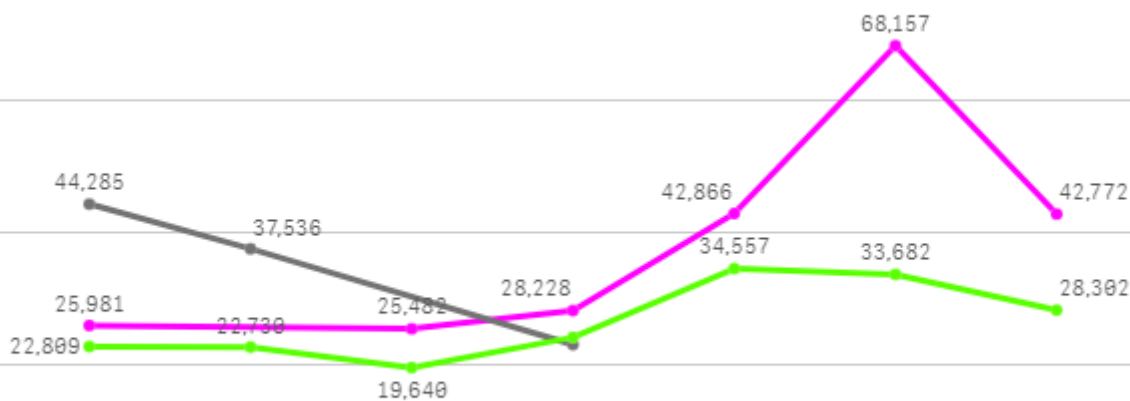
6

산지별 주출하 시군구



주간 도매가격(원)

◆ 2025    ● 2024    ◆ 평년



09/13    09/14    09/15    09/16    09/17    09/18    09/19

구분	금주(A)	전주(B)	전월(C)	전년(D)	평년(E)	A/B	A/C	A/D	A/E
가격(원)	34,969	16,296	21,914	34,975	32,317	214.6%	159.6%	100.0%	108.2%

※ 상품 가격 기준

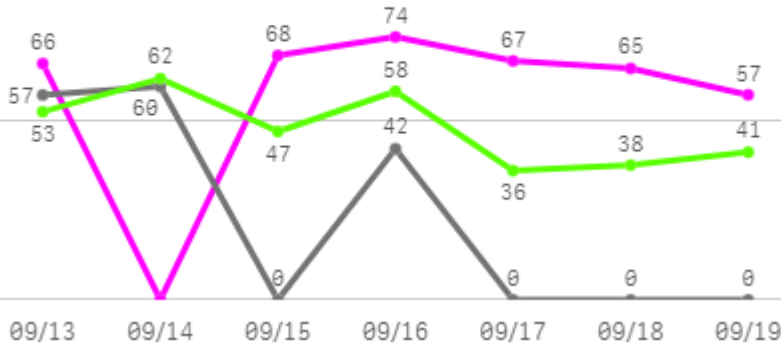
## □ 토마토(5Kg) 주간 가격

구분	Q	품종	Q	단량	Q	특	상	보통	하
2025-09-13		토마토		5Kg		29,098	25,981	19,559	12,308
2025-09-15		토마토		5Kg		27,463	25,482	21,177	14,426
2025-09-16		토마토		5Kg		31,740	28,228	24,082	15,123
2025-09-17		토마토		5Kg		46,193	42,866	34,707	19,261
2025-09-18		토마토		5Kg		75,344	68,157	50,040	20,083
2025-09-19		토마토		5Kg		54,260	42,772	32,422	18,915
평균						<b>44,016</b>	<b>38,914</b>	<b>30,331</b>	<b>16,686</b>

# 방울토마토

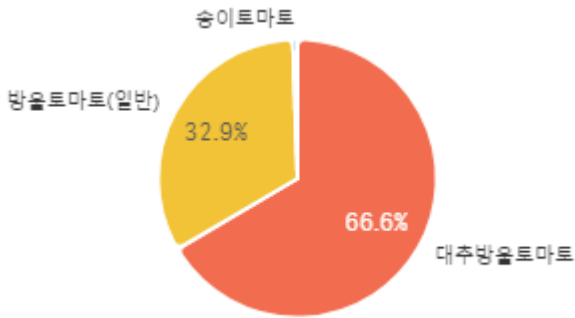
## 주간 반입량(톤)

◆ 2025    ● 2024    ▲ 평년

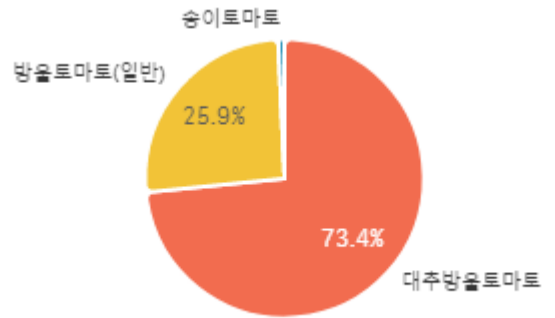


구분	금주(A)	전주(B)	전월(C)	전년(D)	평년(E)	A/B	A/C	A/D	A/E
물량(톤)	398	398	360	160	353	99.9%	110.4%	249.2%	112.7%

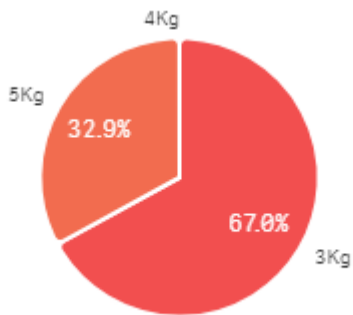
### 출하 품종별 거래물량 구성비



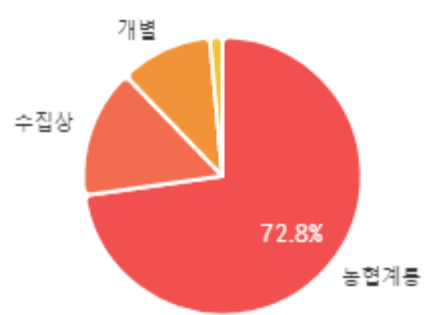
### 출하 품종별 거래금액 구성비



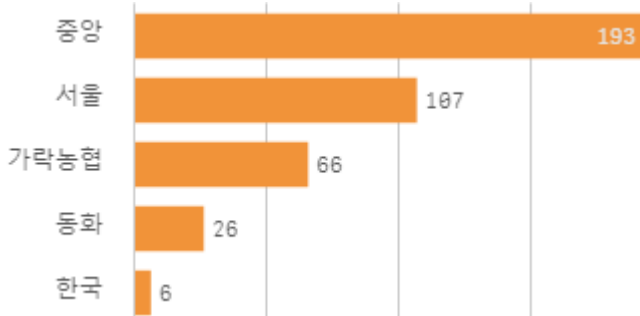
### 거래 단량별 물량 구성비



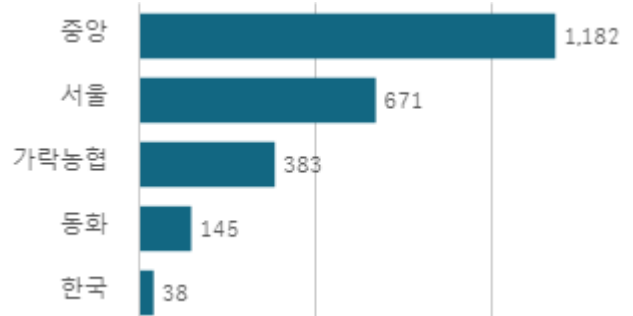
### 출하자별 거래물량 구성비



### 도매시장 법인별 거래물량(톤)

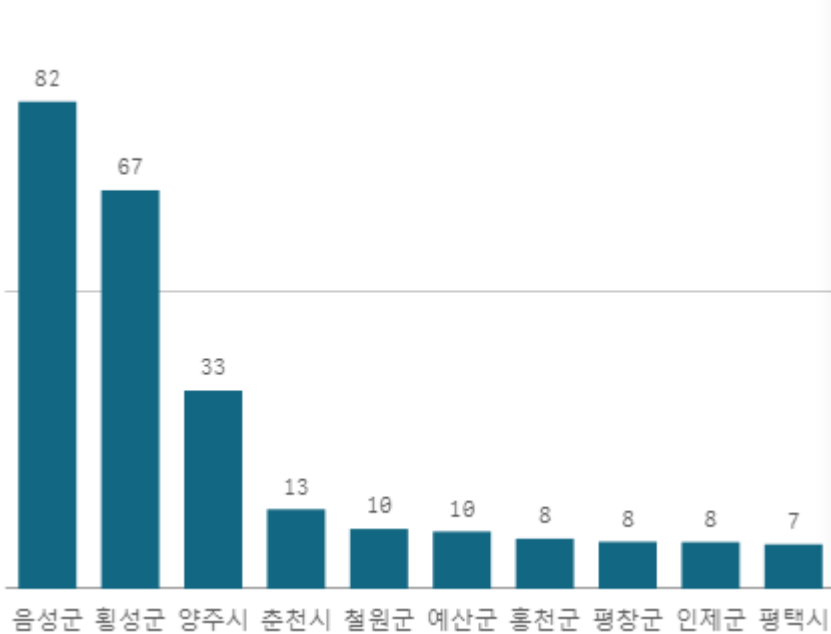


### 도매시장 법인별 거래금액(백만원)



# 대추방울토마토(3Kg)

산지별 거래물량(톤)



출하산지(개소)

31

출하건수(천건)

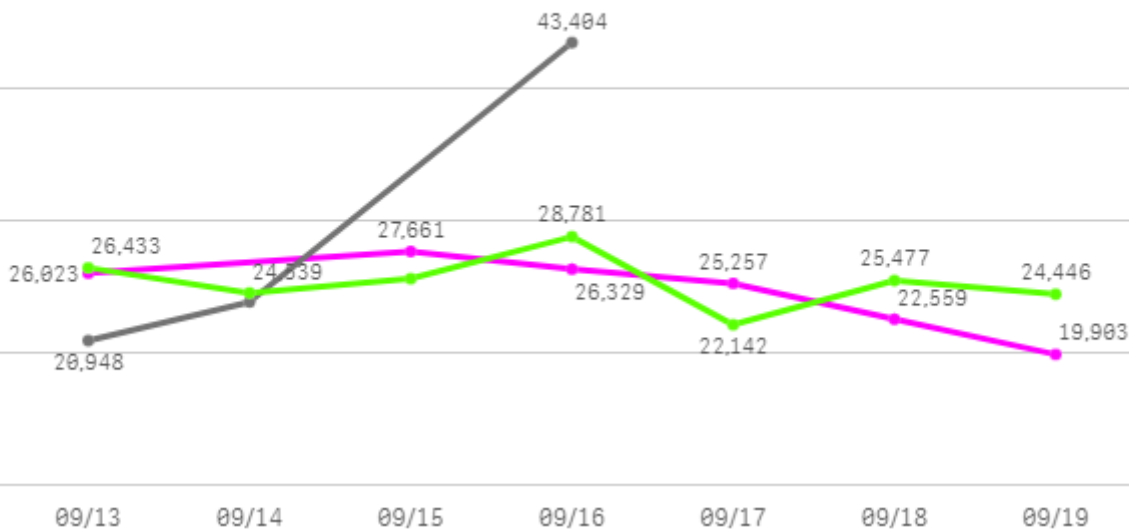
3

산지별 주출하 시군구



주간 도매가격(원)

◆ 2025    ● 2024    ◆ 평년



구분	금주(A)	전주(B)	전월(C)	전년(D)	평년(E)	A/B	A/C	A/D	A/E
가격(원)	25,400	26,810	16,936	29,404	25,428	94.7%	150.0%	86.4%	99.9%

※ 상품 가격 기준

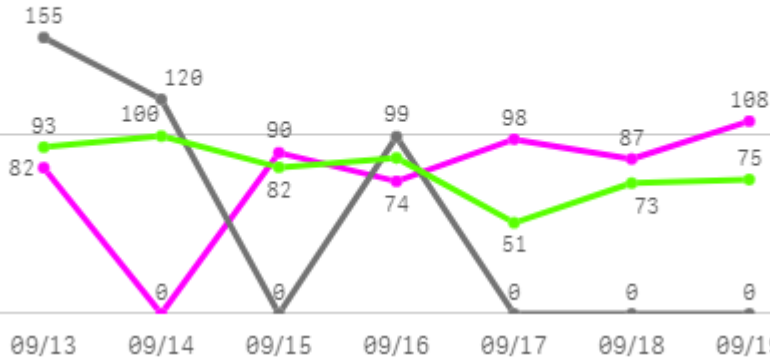
## □ 대추방울토마토(3Kg) 주간 가격

구분	Q	품종	Q	단량	Q	특	상	보통	하
2025-09-13		대추방울토마토		3Kg		30,897	26,023	20,131	13,299
2025-09-15		대추방울토마토		3Kg		33,672	27,661	22,103	14,258
2025-09-16		대추방울토마토		3Kg		32,023	26,329	20,880	13,178
2025-09-17		대추방울토마토		3Kg		33,163	25,257	19,298	11,203
2025-09-18		대추방울토마토		3Kg		29,671	22,559	16,717	11,123
2025-09-19		대추방울토마토		3Kg		29,880	19,903	16,115	10,988
평균						<b>31,551</b>	<b>24,622</b>	<b>19,207</b>	<b>12,341</b>

# 멜론

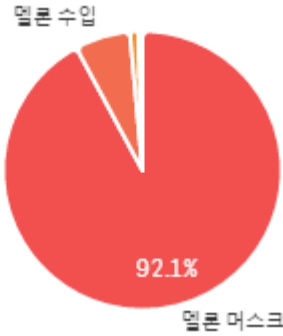
## 주간 반입량(톤)

◆ 2025    ● 2024    ▲ 평년

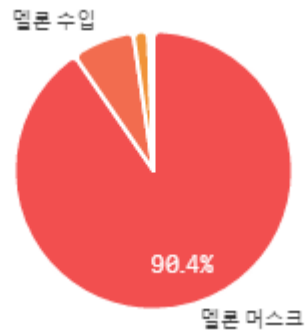


구분	금주(A)	전주(B)	전월(C)	전년(D)	평년(E)	A/B	A/C	A/D	A/E
물량(톤)	539	493	349	374	552	109.5%	154.5%	144.0%	97.7%

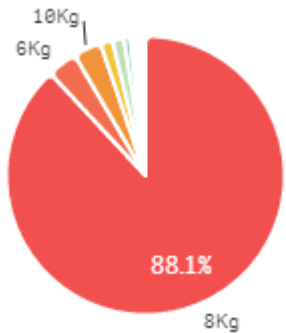
## 출하 품종별 거래물량 구성비



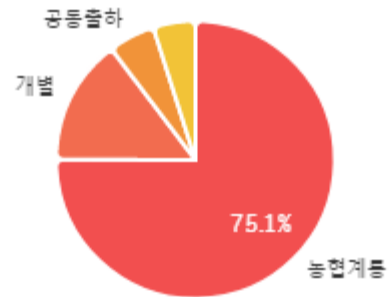
## 출하 품종별 거래금액 구성비



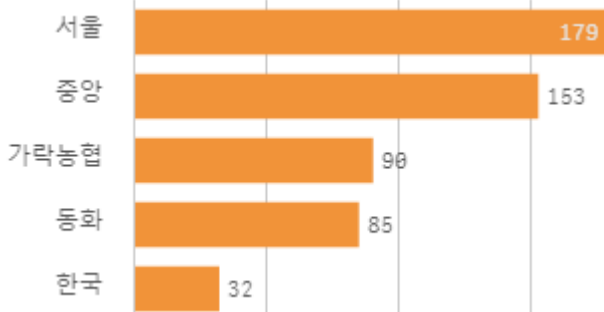
## 거래 단량별 물량 구성비



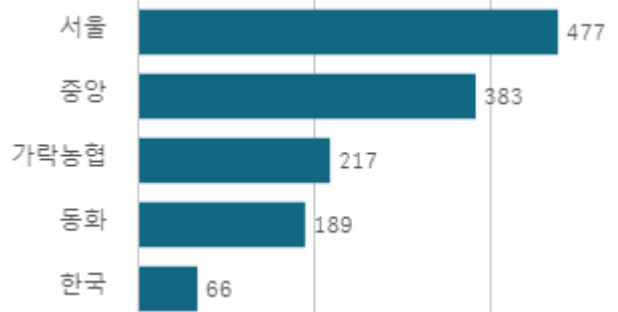
## 출하자별 거래물량 구성비



## 도매시장 법인별 거래물량(톤)

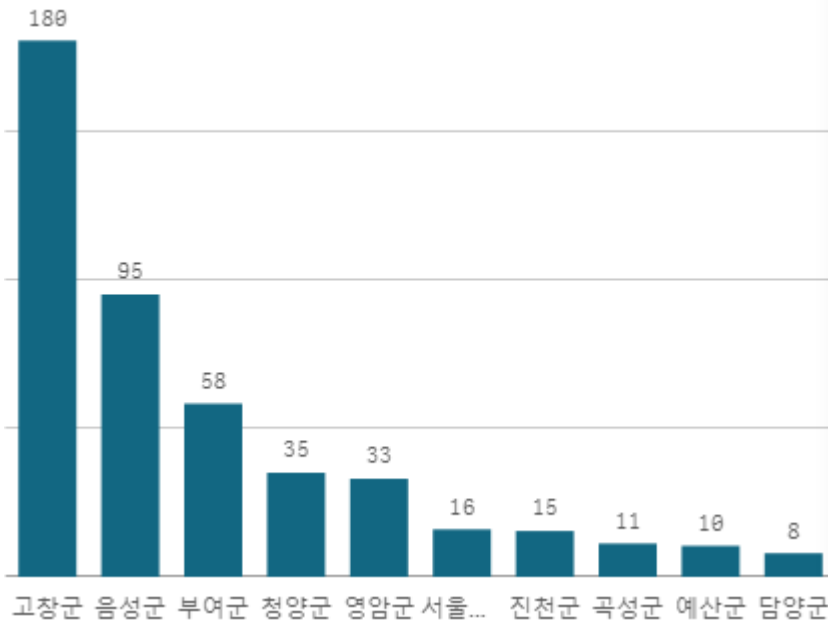


## 도매시장 법인별 거래금액(백만원)



# 멜론 머스크(8Kg)

산지별 거래물량(톤)



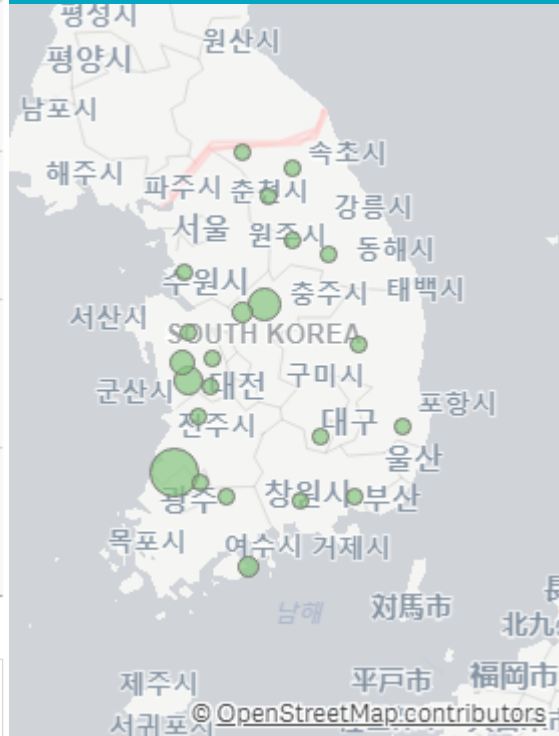
출하산지(개소)

24

출하건수(천건)

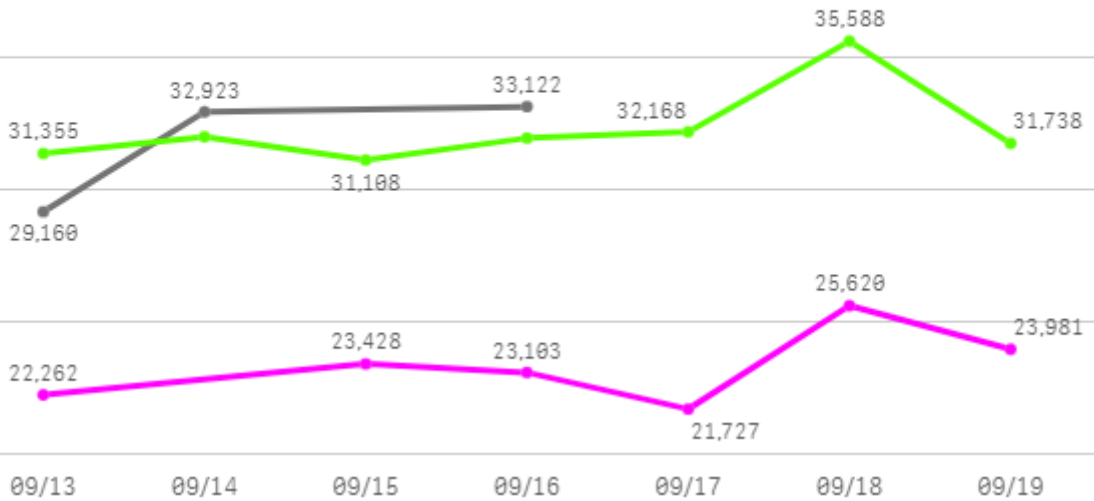
3

산지별 주출하 시군구



주간 도매가격(원)

◆ 2025    ● 2024    ◆ 평년



구분	금주(A)	전주(B)	전월(C)	전년(D)	평년(E)	A/B	A/C	A/D	A/E
가격(원)	23,104	24,463	24,941	31,735	24,751	94.4%	92.6%	72.8%	93.3%

※ 상품 가격 기준

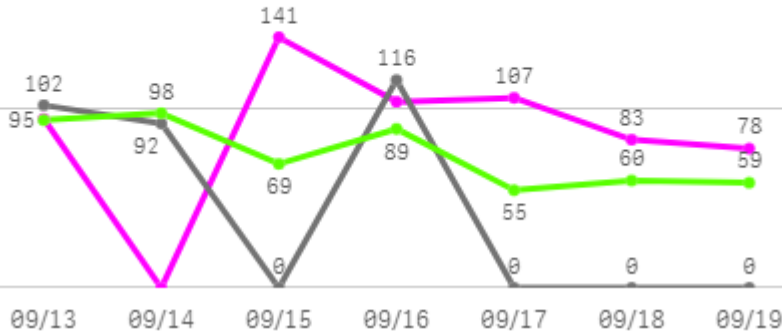
## □ 멜론 머스크(8Kg) 주간 가격

구분	Q	품종	Q	단량	Q	특	상	보통	하
2025-09-13		멜론 머스크		8Kg		29,225	22,262	17,990	12,434
2025-09-15		멜론 머스크		8Kg		45,674	23,428	18,419	13,097
2025-09-16		멜론 머스크		8Kg		30,595	23,103	19,058	12,976
2025-09-17		멜론 머스크		8Kg		30,462	21,727	17,137	11,962
2025-09-18		멜론 머스크		8Kg		48,060	25,620	17,172	11,636
2025-09-19		멜론 머스크		8Kg		39,233	23,981	17,608	11,481
평균						<b>37,208</b>	<b>23,353</b>	<b>17,897</b>	<b>12,264</b>

# 가지

## 주간 반입량(톤)

◆ 2025    ● 2024    ▲ 평년

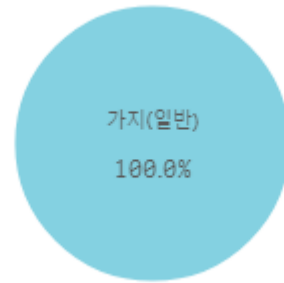


구분	금주(A)	전주(B)	전월(C)	전년(D)	평년(E)	A/B	A/C	A/D	A/E
물량(톤)	607	660	530	311	546	92.0%	114.5%	195.3%	111.2%

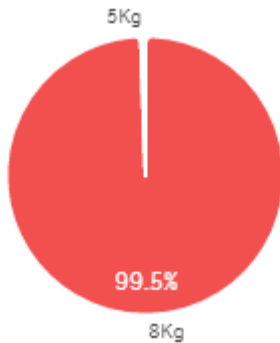
## 출하 품종별 거래물량 구성비



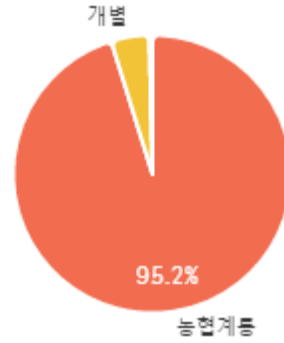
## 출하 품종별 거래금액 구성비



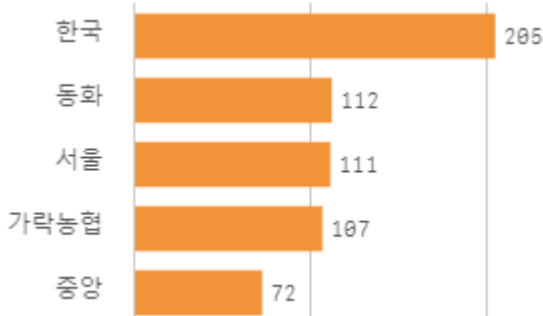
## 거래 단량별 물량 구성비



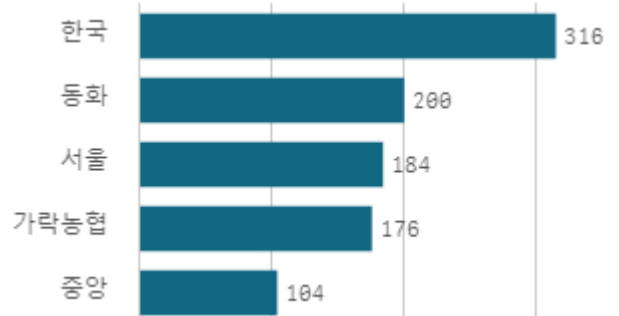
## 출하자별 거래물량 구성비



## 도매시장 법인별 거래물량(톤)

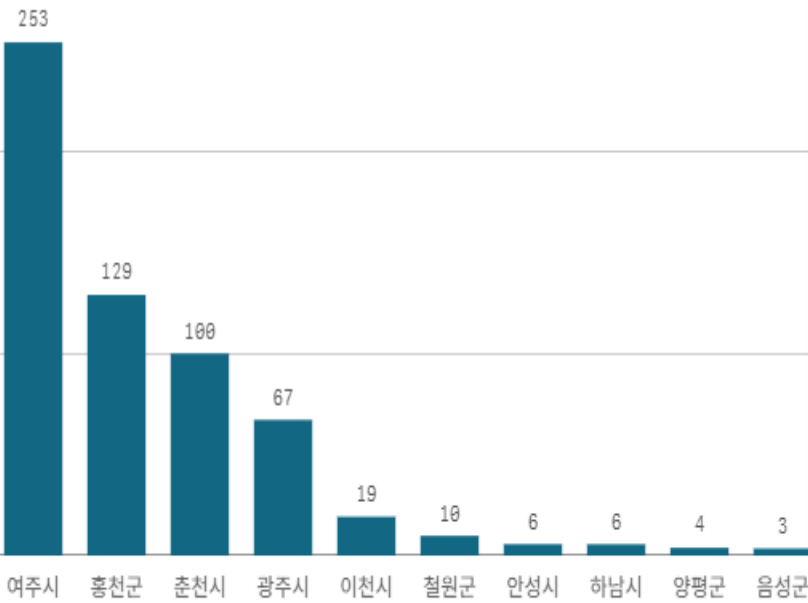


## 도매시장 법인별 거래금액(백만원)



# 가지(8Kg)

산지별 거래물량(톤)



출하산지(개소)

18

출하건수(천건)

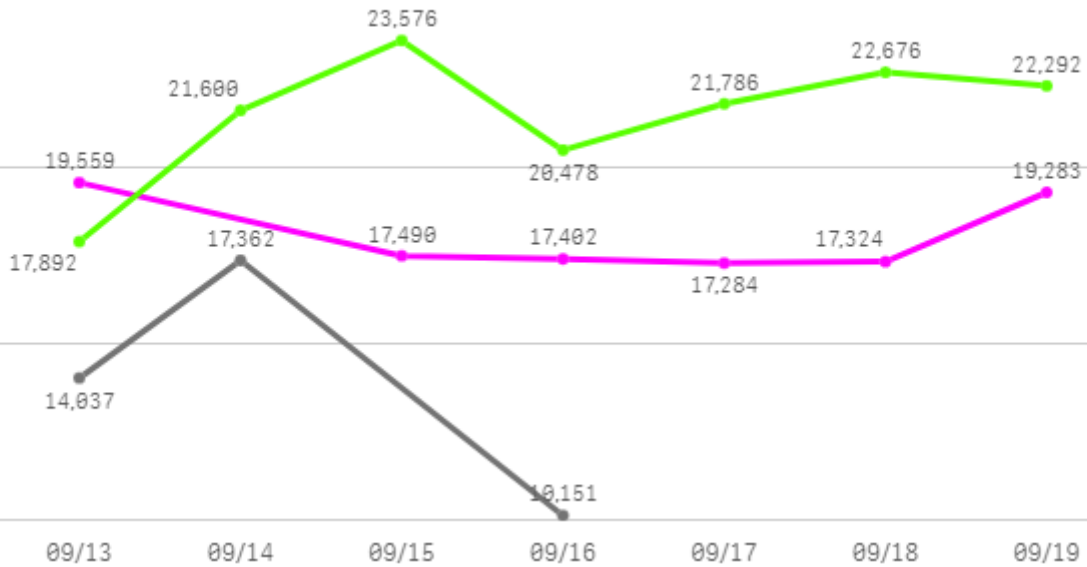
4

산지별 주출하 시군구



주간 도매가격(원)

◆ 2025    ● 2024    ▲ 평년



구분	금주(A)	전주(B)	전월(C)	전년(D)	평년(E)	A/B	A/C	A/D	A/E
가격(원)	18,135	15,436	21,162	13,850	18,119	117.5%	85.7%	130.9%	100.1%

※ 상품 가격 기준

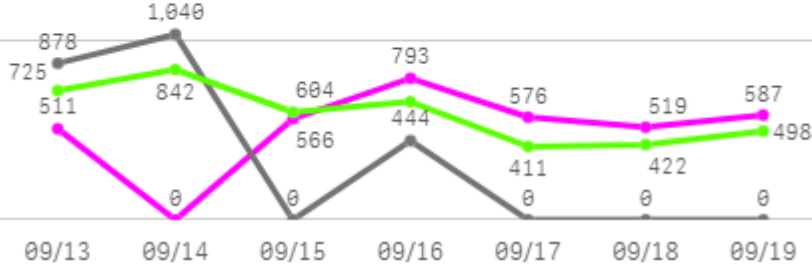
## □ 가지(8Kg) 주간 가격

구분	Q	품종	Q	단량	Q	특	상	보통	하
2025-09-13		가지		8Kg		-	19,559	13,934	9,817
2025-09-15		가지		8Kg		-	17,490	13,705	9,544
2025-09-16		가지		8Kg		-	17,402	13,857	9,952
2025-09-17		가지		8Kg		-	17,284	13,277	8,993
2025-09-18		가지		8Kg		-	17,324	13,284	8,864
2025-09-19		가지		8Kg		-	19,283	14,224	9,579
평균						-	<b>18,057</b>	<b>13,714</b>	<b>9,458</b>

# 무

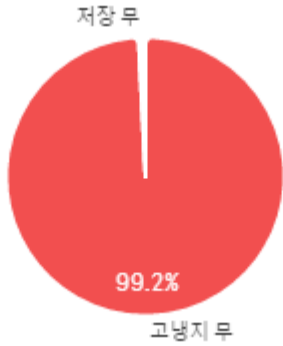
## 주간 반입량(톤)

◆ 2025    ● 2024    ▲ 평년

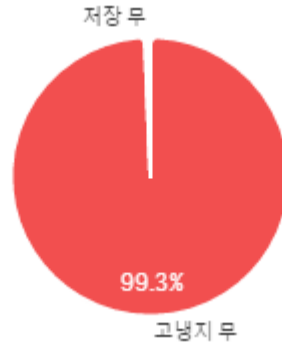


구분	금주(A)	전주(B)	전월(C)	전년(D)	평년(E)	A/B	A/C	A/D	A/E
물량(톤)	3,552	3,785	2,927	2,362	3,993	93.8%	121.3%	150.4%	89.0%

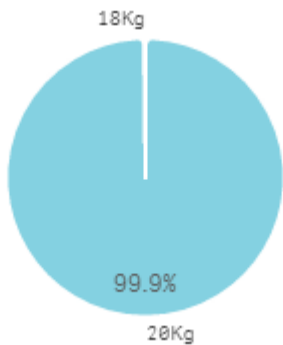
### 출하 품종별 거래물량 구성비



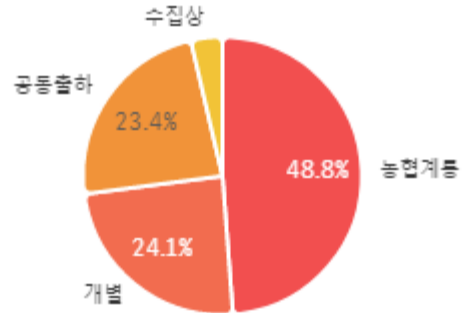
### 출하 품종별 거래금액 구성비



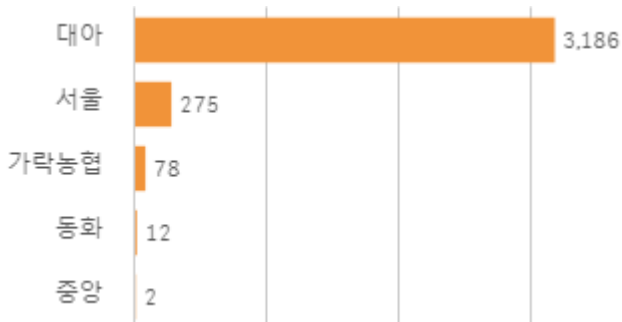
### 거래 단량별 물량 구성비



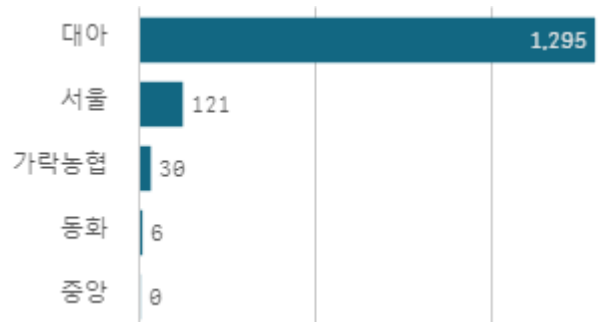
### 출하자별 거래물량 구성비



### 도매시장 법인별 거래물량(톤)

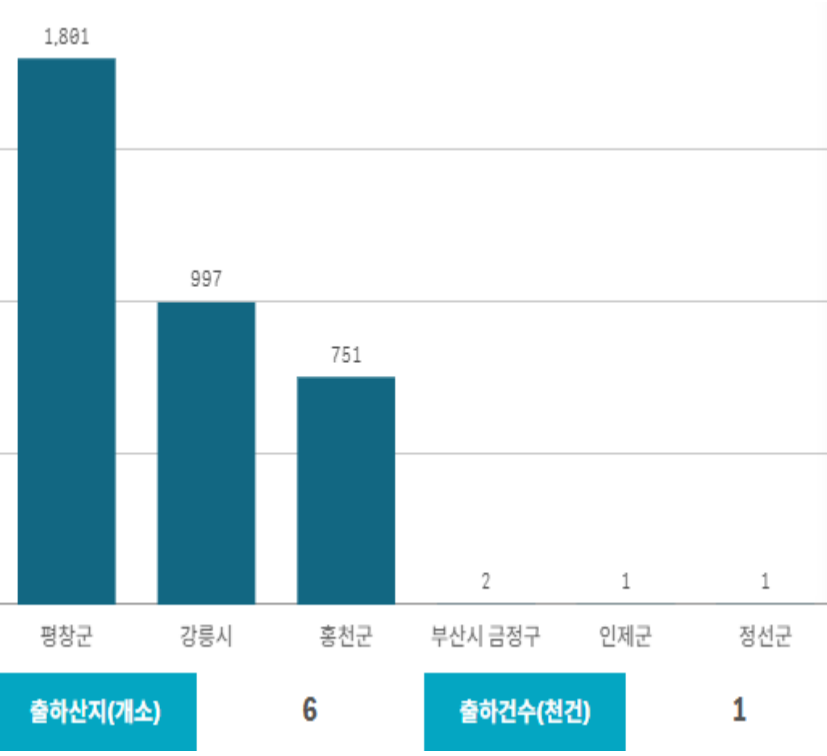


### 도매시장 법인별 거래금액(백만원)



# 무(20Kg)

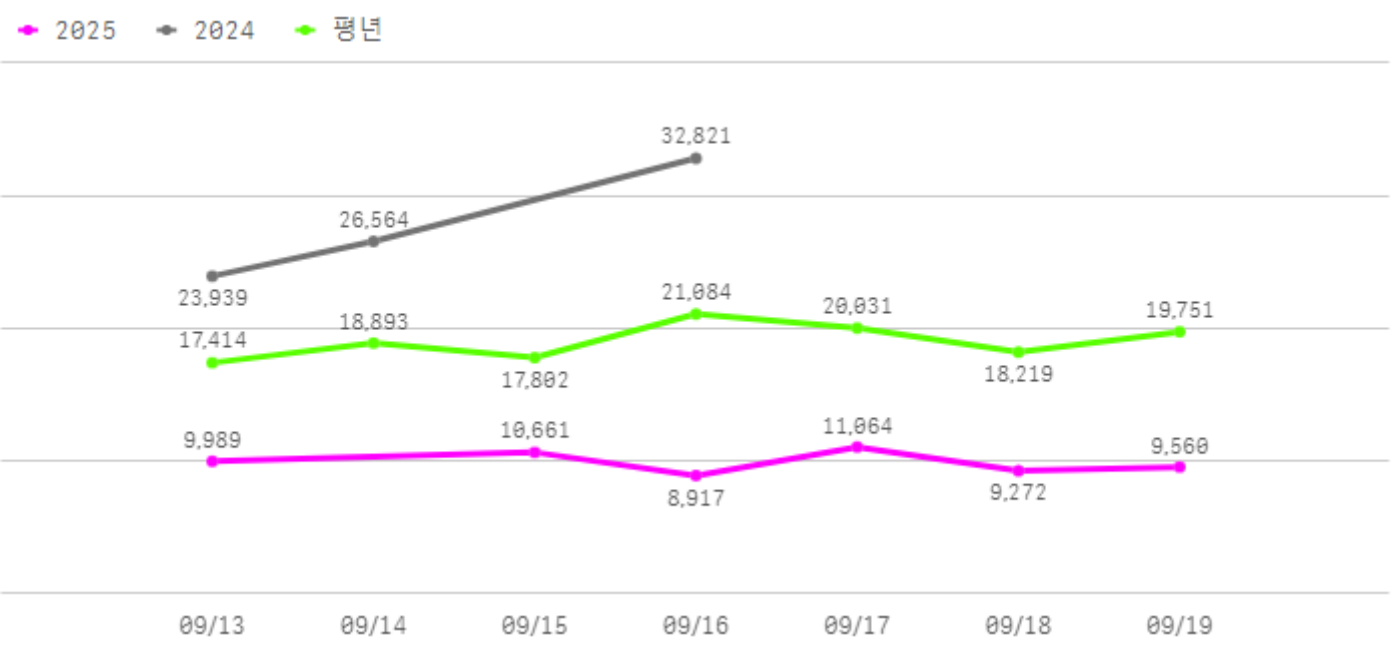
산지별 거래물량(톤)



산지별 주출하 시군구



주간 도매가격(원)



구분	금주(A)	전주(B)	전월(C)	전년(D)	평년(E)	A/B	A/C	A/D	A/E
가격(원)	9,978	9,278	12,465	27,775	11,427	107.5%	80.0%	35.9%	87.3%

※ 상품 가격 기준

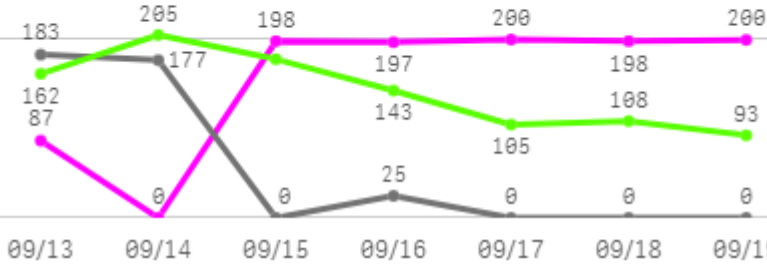
## □ 무(20Kg) 주간 가격

구분	Q	품종	Q	단량	Q	특	상	보통	하
2025-09-13		무		20Kg		12,238	9,989	8,282	6,027
2025-09-15		무		20Kg		13,054	10,661	8,779	6,241
2025-09-16		무		20Kg		11,193	8,917	6,417	3,901
2025-09-17		무		20Kg		12,652	11,064	8,902	6,366
2025-09-18		무		20Kg		11,932	9,272	7,298	4,501
2025-09-19		무		20Kg		12,068	9,560	6,891	4,765
평균						<b>12,190</b>	<b>9,911</b>	<b>7,762</b>	<b>5,300</b>

# 당근

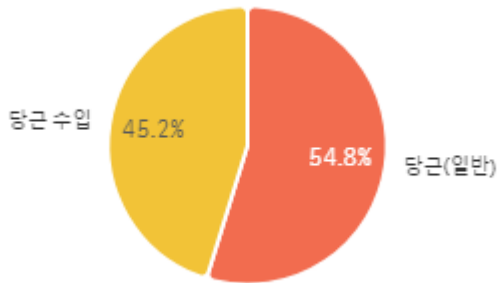
## 주간 반입량(톤)

◆ 2025    ● 2024    ▲ 평년

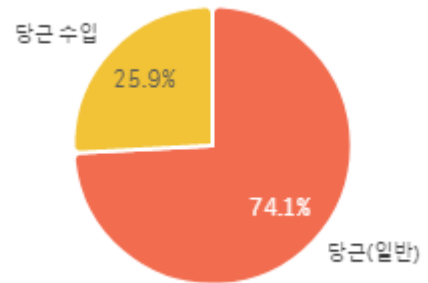


구분	금주(A)	전주(B)	전월(C)	전년(D)	평년(E)	A/B	A/C	A/D	A/E
물량(톤)	1,079	1,064	916	385	1,019	101.4%	117.8%	280.7%	105.9%

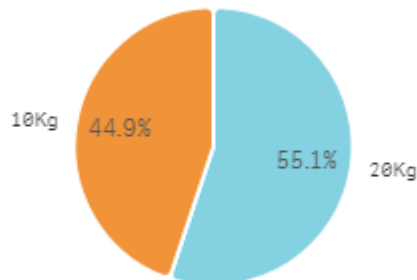
## 출하 품종별 거래물량 구성비



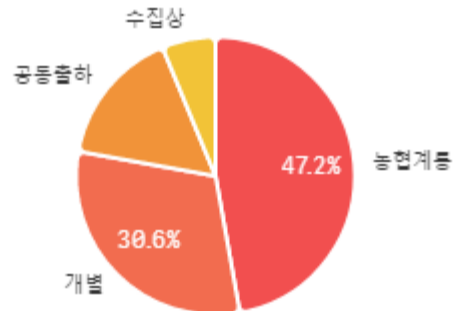
## 출하 품종별 거래금액 구성비



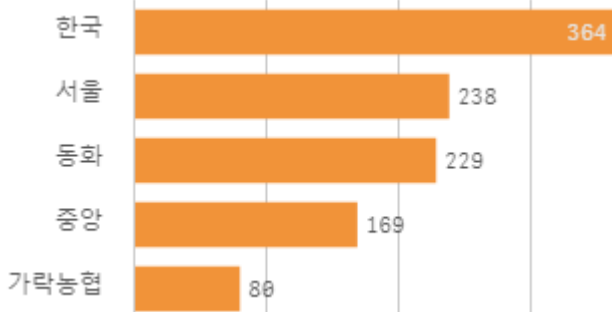
## 거래 단량별 물량 구성비



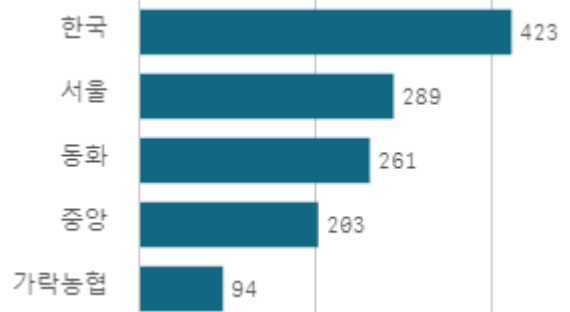
## 출하자별 거래물량 구성비



## 도매시장 법인별 거래물량(톤)

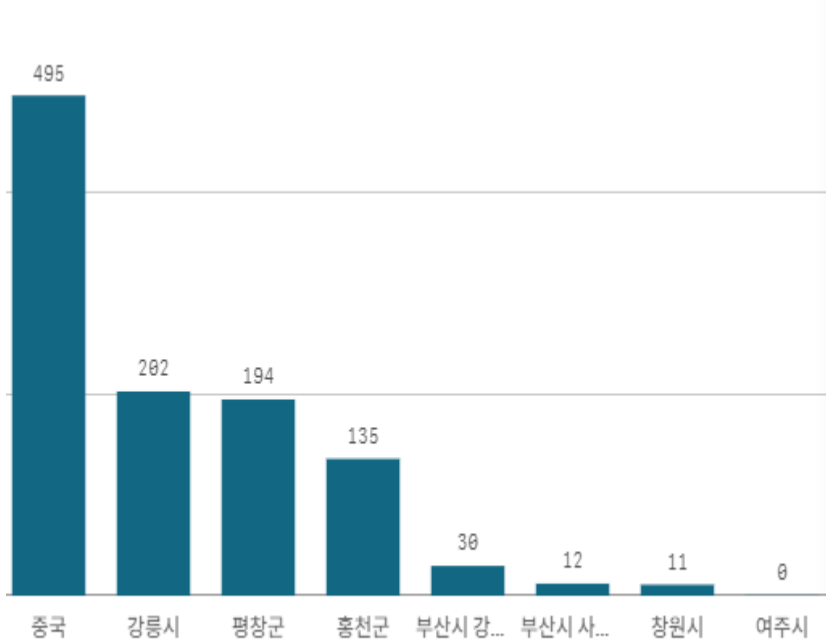


## 도매시장 법인별 거래금액(백만원)



# 당근(20Kg)

산지별 거래물량(톤)



출하산지(개소)

8

출하건수(천건)

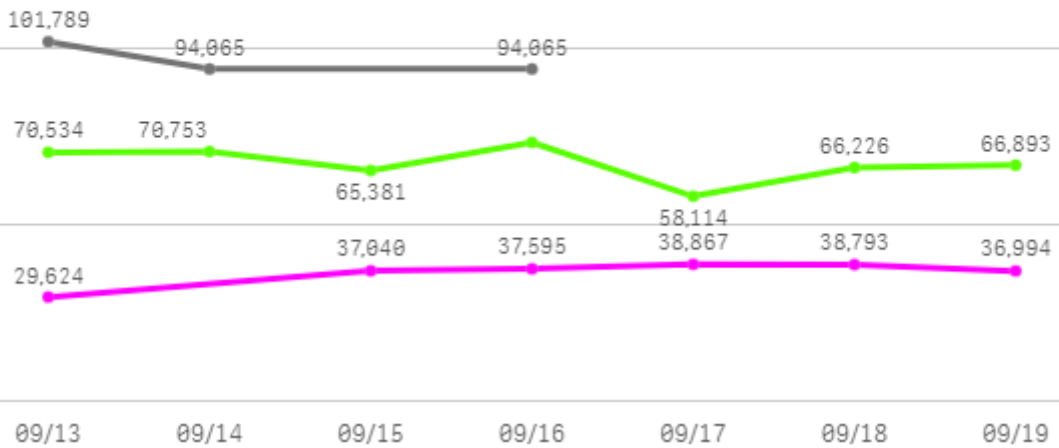
1

산지별 주출하 시군구



주간 도매가격(원)

◆ 2025    ● 2024    ◆ 평년



구분	금주(A)	전주(B)	전월(C)	전년(D)	평년(E)	A/B	A/C	A/D	A/E
가격(원)	35,593	35,747	33,642	97,155	40,974	99.6%	105.8%	36.6%	86.9%

※ 상품 가격 기준

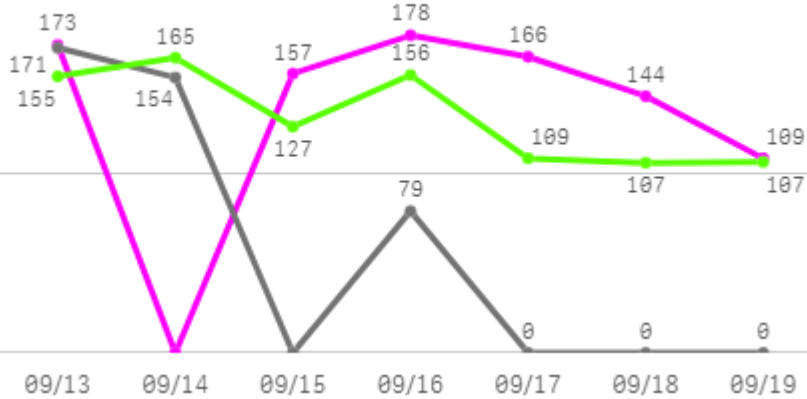
## □ 당근(20Kg) 주간 가격

구분	Q	품종	Q	단량	Q	특	상	보통	하
2025-09-13		당근		20Kg		33,000	29,624	27,011	15,660
2025-09-15		당근		20Kg		43,530	37,040	29,780	23,574
2025-09-16		당근		20Kg		43,819	37,595	31,160	24,568
2025-09-17		당근		20Kg		43,309	38,867	31,582	22,365
2025-09-18		당근		20Kg		43,873	38,793	33,318	22,835
2025-09-19		당근		20Kg		39,000	36,994	31,621	25,265
평균						<b>41,089</b>	<b>36,486</b>	<b>30,745</b>	<b>22,378</b>

# 생고추

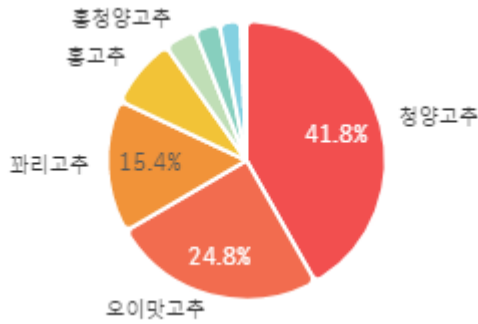
## 주간 반입량(톤)

◆ 2025    ● 2024    ▲ 평년

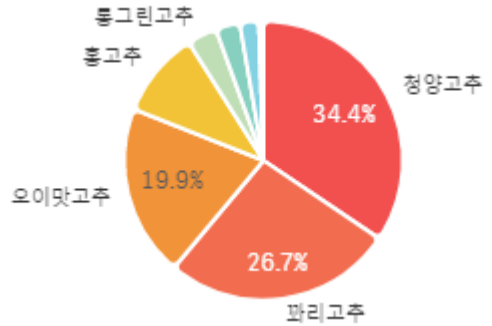


구분	금주(A)	전주(B)	전월(C)	전년(D)	평년(E)	A/B	A/C	A/D	A/E
물량(톤)	926	1,079	1,159	405	933	85.9%	79.9%	228.8%	99.3%

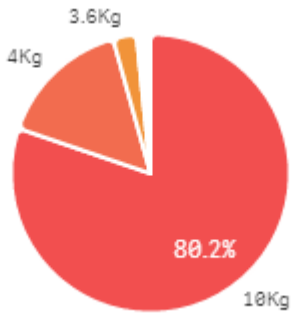
### 출하 품종별 거래물량 구성비



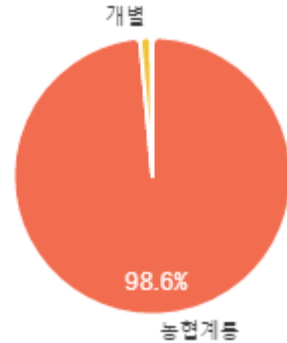
### 출하 품종별 거래금액 구성비



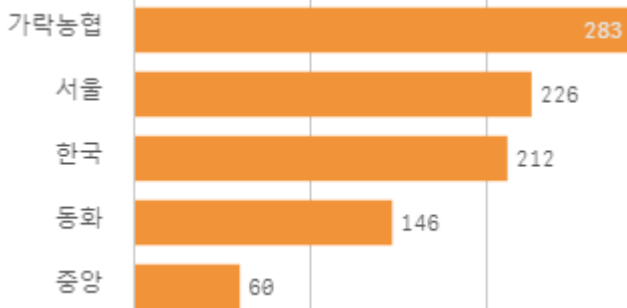
### 거래 단량별 물량 구성비



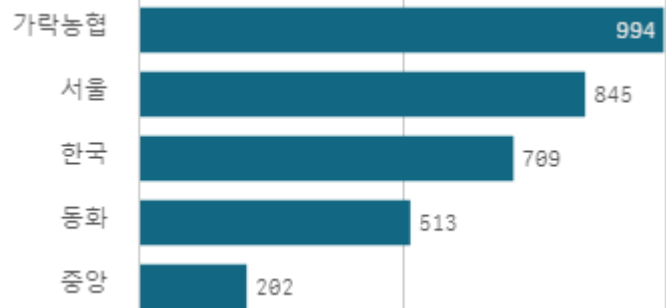
### 출하자별 거래물량 구성비



### 도매시장 법인별 거래물량(톤)

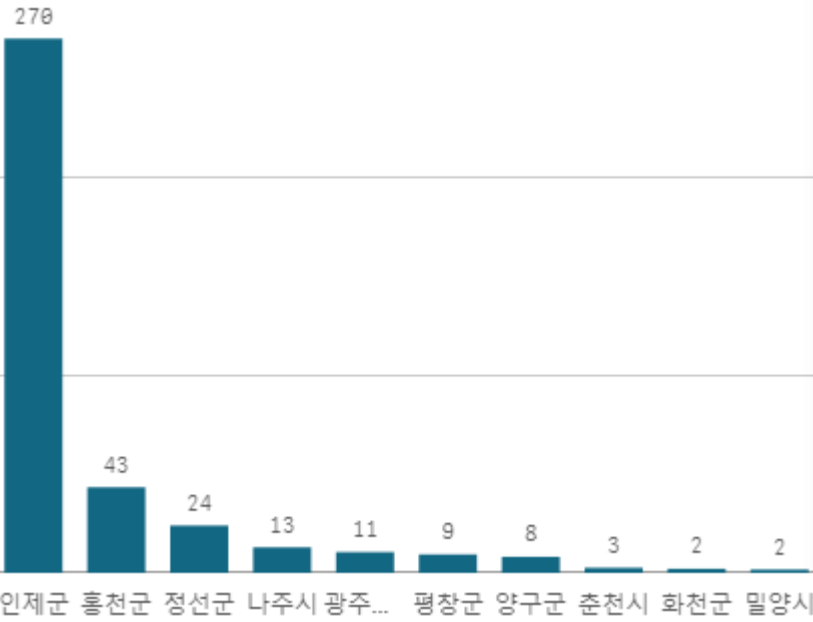


### 도매시장 법인별 거래금액(백만원)



# 청양고추(10Kg)

산지별 거래물량(톤)



출하산지(개소)

31

출하건수(천건)

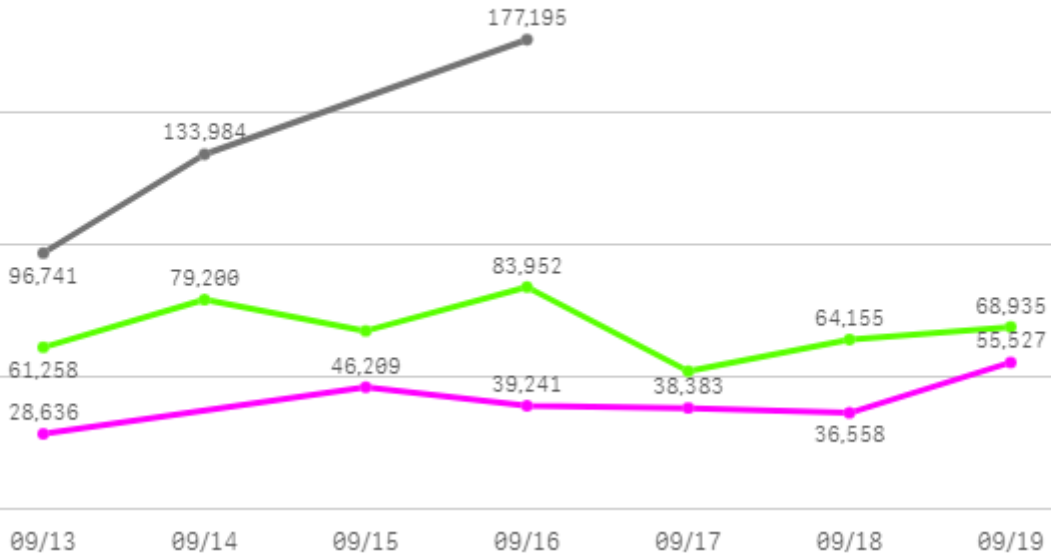
4

산지별 주출하 시군구



주간 도매가격(원)

◆ 2025    ● 2024    ◆ 평년



구분	금주(A)	전주(B)	전월(C)	전년(D)	평년(E)	A/B	A/C	A/D	A/E
가격(원)	38,745	39,810	37,859	135,973	43,542	97.3%	102.3%	28.5%	89.0%

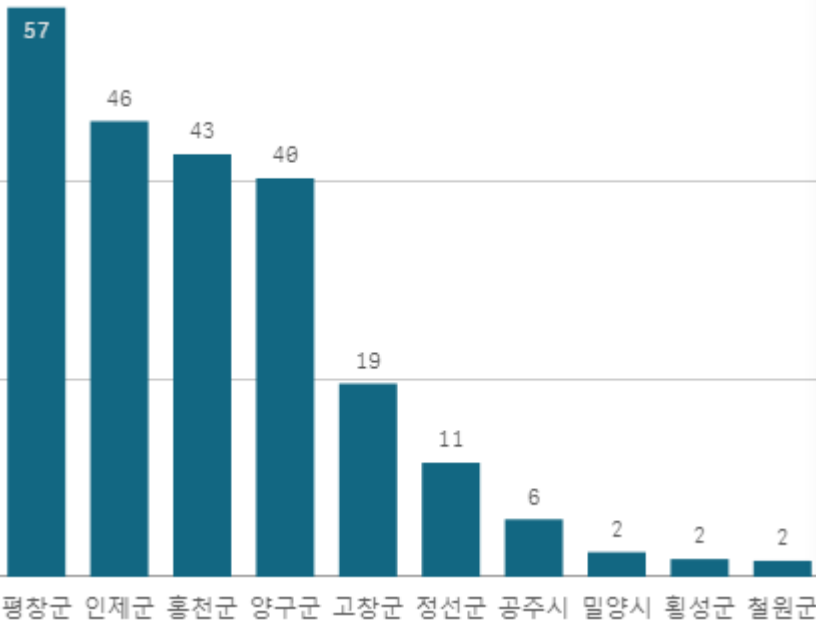
※ 상품 가격 기준

## □ 청양고추(10Kg) 주간 가격

구분	Q	품종	Q	단량	Q	특	상	보통	하
2025-09-13		청양고추		10Kg		41,429	28,636	18,512	9,153
2025-09-15		청양고추		10Kg		57,439	46,209	34,815	20,390
2025-09-16		청양고추		10Kg		50,596	39,241	26,675	14,649
2025-09-17		청양고추		10Kg		48,601	38,383	26,867	17,139
2025-09-18		청양고추		10Kg		50,906	36,558	24,224	13,013
2025-09-19		청양고추		10Kg		72,014	55,527	35,545	20,193
평균						<b>53,498</b>	<b>40,759</b>	<b>27,773</b>	<b>15,756</b>

# 오이맛고추(10Kg)

산지별 거래물량(톤)



출하산지(개소)

17

출하건수(천건)

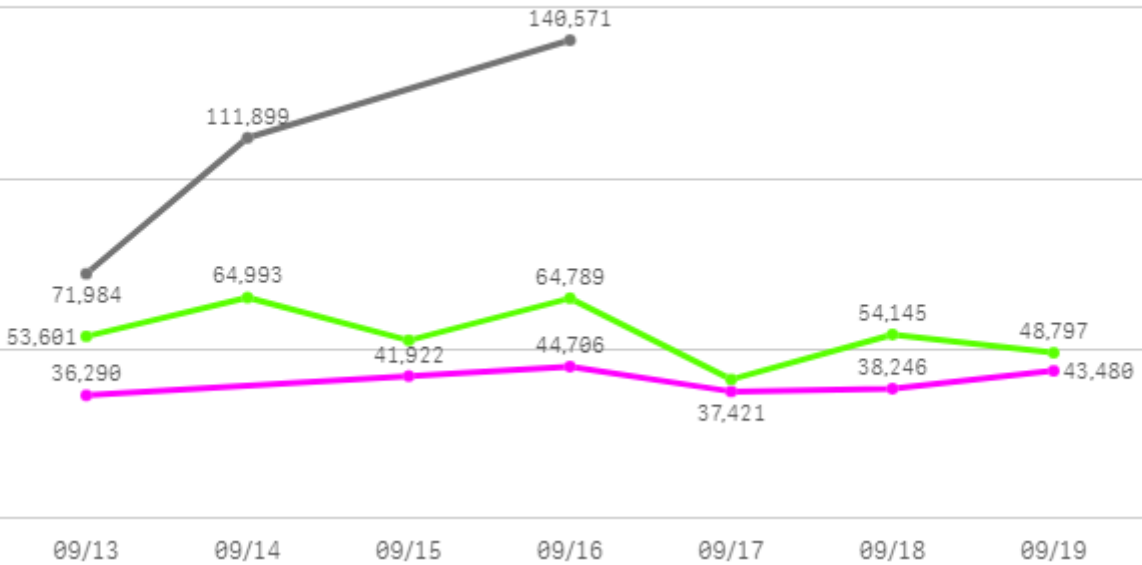
2

산지별 주출하 시군구



주간 도매가격(원)

◆ 2025    ● 2024    ◆ 평년



구분	금주(A)	전주(B)	전월(C)	전년(D)	평년(E)	A/B	A/C	A/D	A/E
가격(원)	39,942	43,223	26,099	108,151	41,964	92.4%	153.0%	36.9%	95.2%

※ 상품 가격 기준

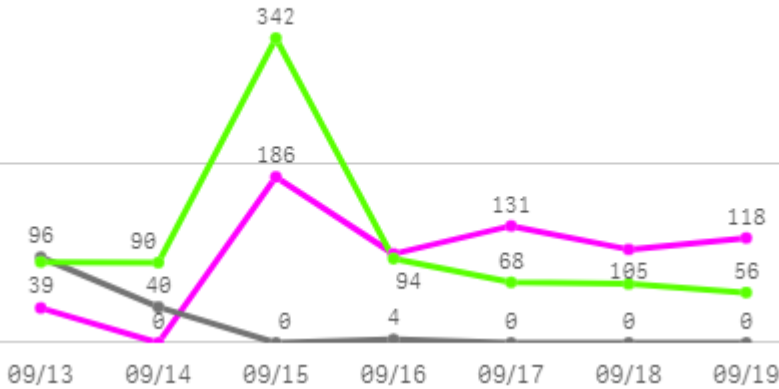
## □ 오이맛고추(10Kg) 주간 가격

구분	Q	품종	Q	단량	Q	특	상	보통	하
2025-09-13		오이맛고추		10Kg		48,859	36,290	17,920	6,072
2025-09-15		오이맛고추		10Kg		55,016	41,922	23,852	8,485
2025-09-16		오이맛고추		10Kg		59,426	44,706	24,417	10,283
2025-09-17		오이맛고추		10Kg		55,220	37,421	21,899	11,265
2025-09-18		오이맛고추		10Kg		53,113	38,246	20,889	8,500
2025-09-19		오이맛고추		10Kg		54,768	43,480	26,452	14,188
평균						<b>54,400</b>	<b>40,344</b>	<b>22,571</b>	<b>9,799</b>

# 마늘

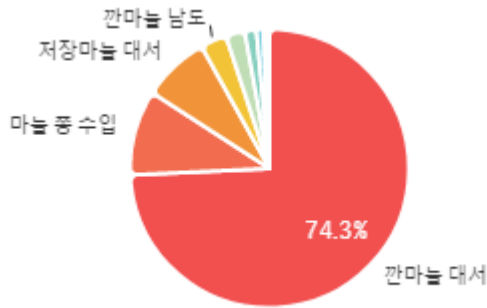
## 주간 반입량(톤)

◆ 2025    ● 2024    ▲ 평년

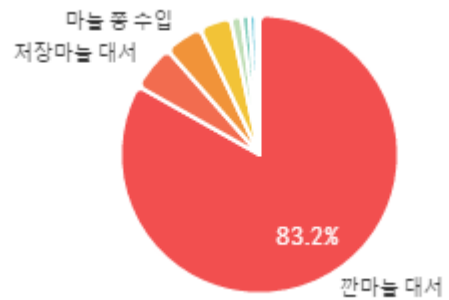


구분	금주(A)	전주(B)	전월(C)	전년(D)	평년(E)	A/B	A/C	A/D	A/E
물량(톤)	678	590	597	140	819	115.1%	113.7%	484.1%	82.8%

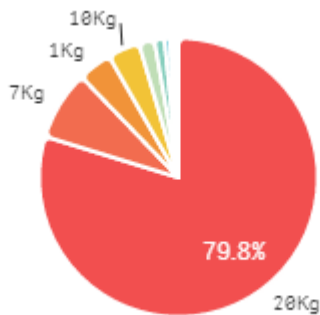
## 출하 품종별 거래물량 구성비



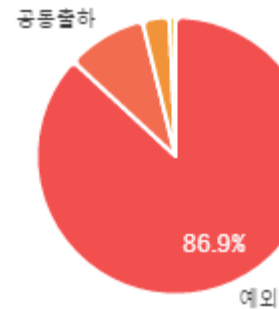
## 출하 품종별 거래금액 구성비



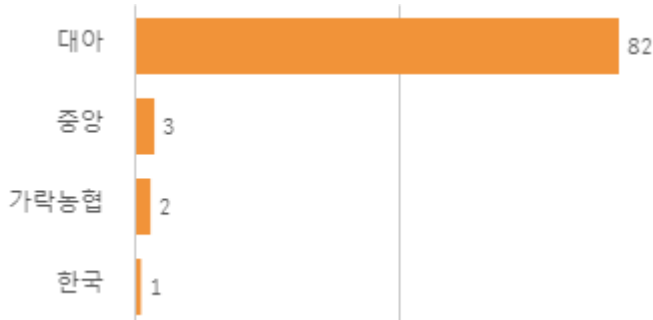
## 거래 단량별 물량 구성비



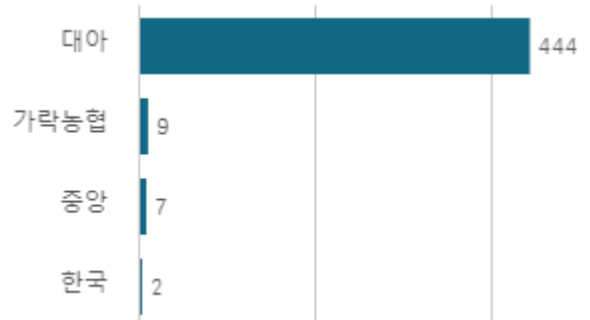
## 출하자별 거래물량 구성비



## 도매시장 법인별 거래물량(톤)

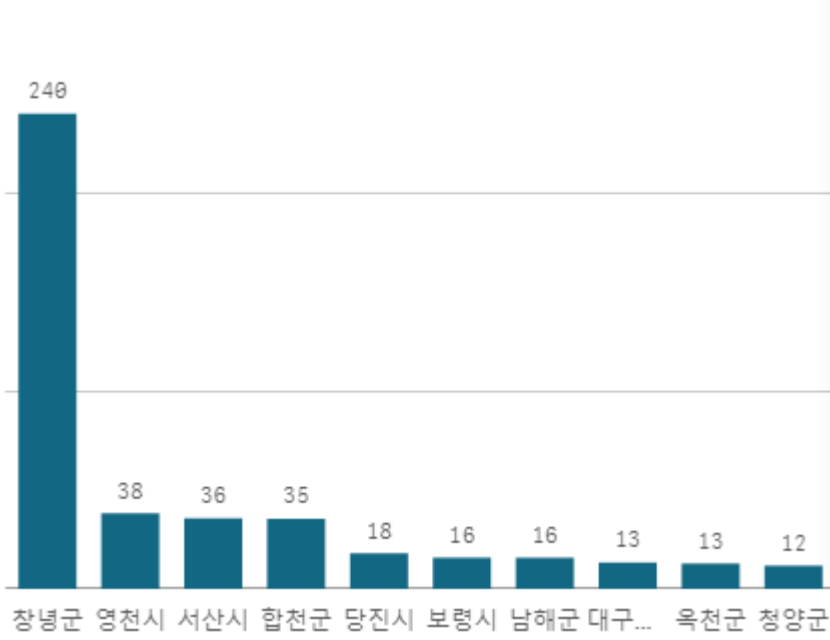


## 도매시장 법인별 거래금액(백만원)



# 깎마늘 대서(20Kg)

산지별 거래물량(톤)



출하산지(개소)

23

출하건수(천건)

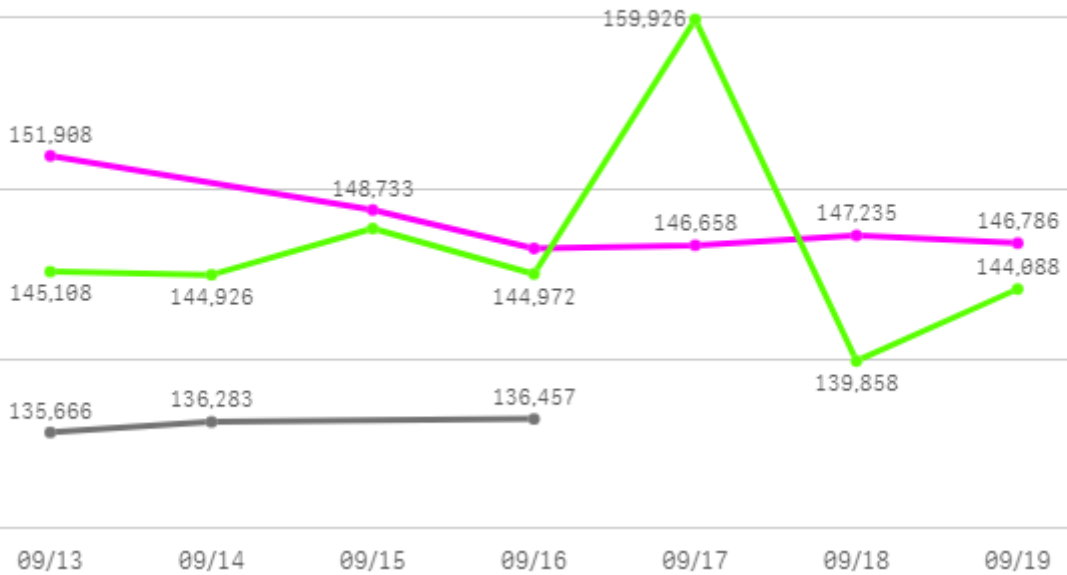
1

산지별 주출하 시군구



주간 도매가격(원)

◆ 2025    ● 2024    ◆ 평년



구분	금주(A)	전주(B)	전월(C)	전년(D)	평년(E)	A/B	A/C	A/D	A/E
가격(원)	148,521	149,125	139,891	136,135	147,843	99.6%	106.2%	109.1%	100.5%

※ 상품 가격 기준

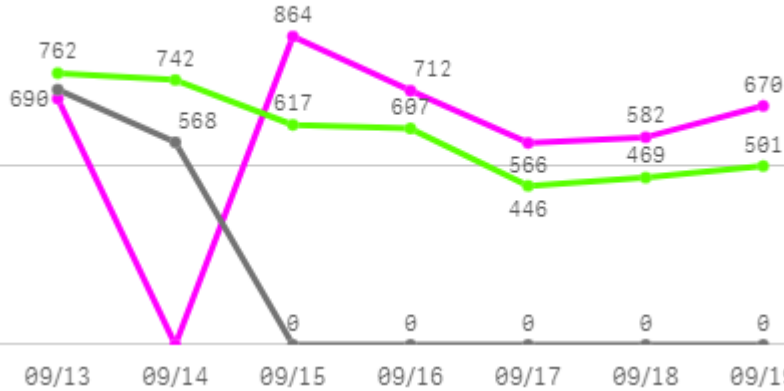
## □ 깐마늘 대서(20Kg) 주간 가격

구분	Q	품종	Q	단량	Q	특	상	보통	하
2025-09-13		깐마늘 대서		20Kg		-	151,908	139,928	90,557
2025-09-15		깐마늘 대서		20Kg		-	148,733	134,603	74,489
2025-09-16		깐마늘 대서		20Kg		-	146,472	133,375	109,034
2025-09-17		깐마늘 대서		20Kg		-	146,658	132,318	95,895
2025-09-18		깐마늘 대서		20Kg		-	147,235	135,763	76,194
2025-09-19		깐마늘 대서		20Kg		-	146,786	136,940	75,214
평균						-	<b>147,965</b>	<b>135,488</b>	<b>86,897</b>

# 양파

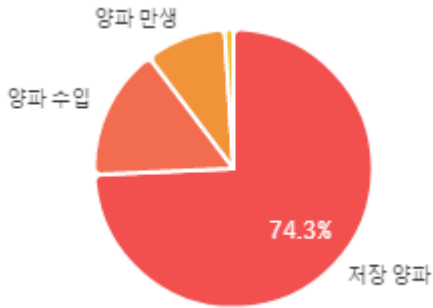
## 주간 반입량(톤)

◆ 2025    ● 2024    ▲ 평년

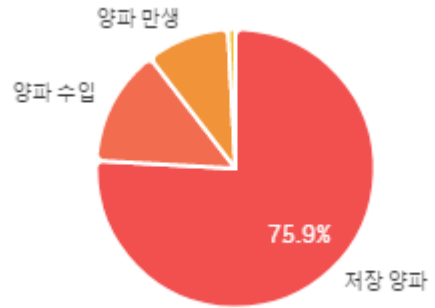


구분	금주(A)	전주(B)	전월(C)	전년(D)	평년(E)	A/B	A/C	A/D	A/E
물량(톤)	4,085	3,685	3,858	1,283	3,935	110.9%	105.9%	318.3%	103.8%

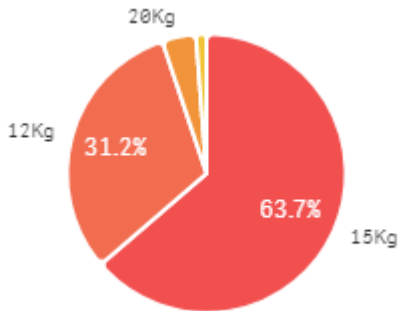
## 출하 품종별 거래물량 구성비



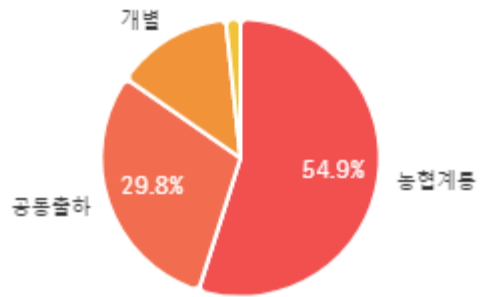
## 출하 품종별 거래금액 구성비



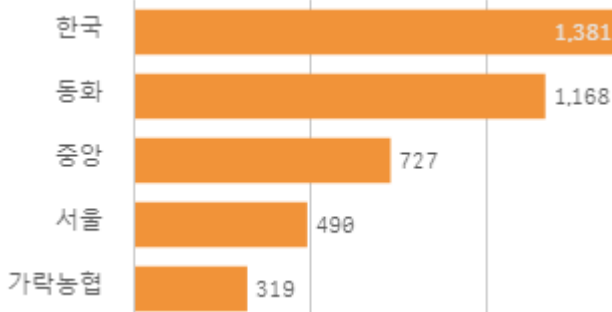
## 거래 단량별 물량 구성비



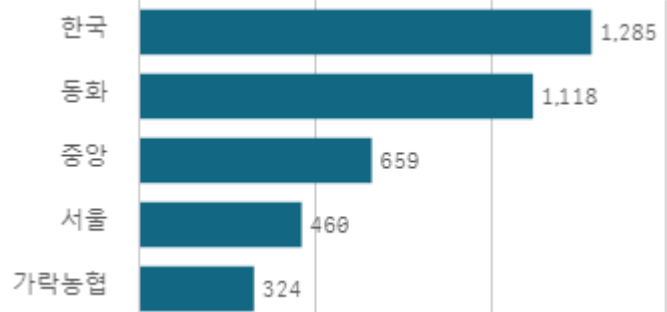
## 출하자별 거래물량 구성비



## 도매시장 법인별 거래물량(톤)

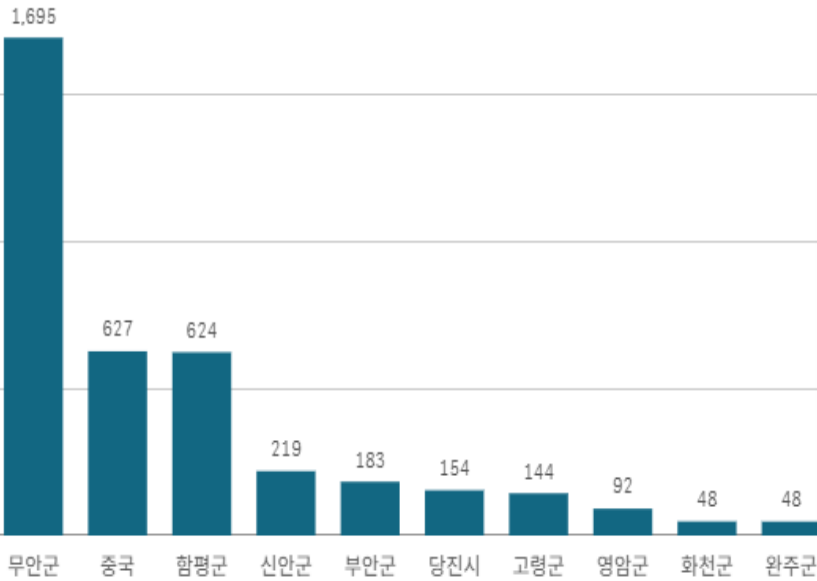


## 도매시장 법인별 거래금액(백만원)



# 양파(1Kg)

산지별 거래물량(톤)



출하산지(개소)

26

출하건수(천건)

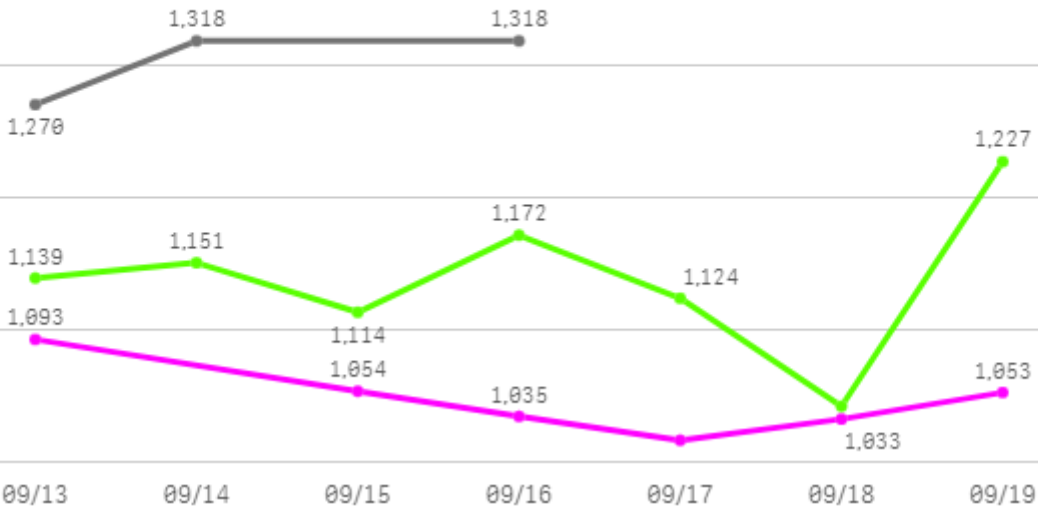
3

산지별 주출하 시군구



주간 도매가격(원)

◆ 2025    ● 2024    ◆ 평년



구분	금주(A)	전주(B)	전월(C)	전년(D)	평년(E)	A/B	A/C	A/D	A/E
가격(원)	1,053	1,125	1,086	1,299	1,073	93.6%	97.0%	81.1%	98.2%

※ 상품 가격 기준

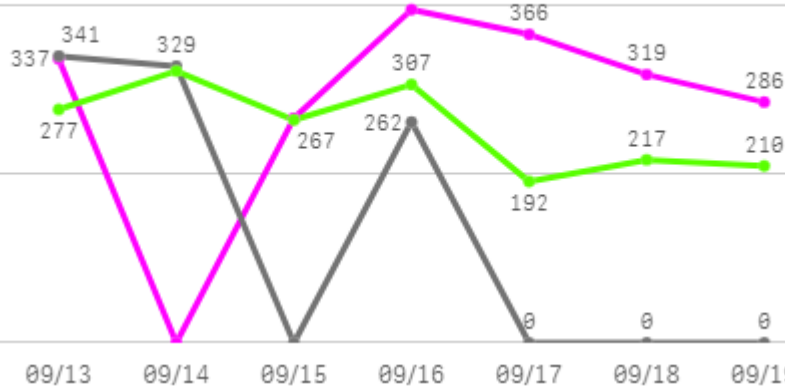
## □ 양파(1Kg) 주간 가격

구분	Q	품종	Q	단량	Q	특	상	보통	하
2025-09-13		양파		1Kg		1,183	1,093	1,033	905
2025-09-15		양파		1Kg		1,142	1,054	987	865
2025-09-16		양파		1Kg		1,149	1,035	961	704
2025-09-17		양파		1Kg		1,136	1,017	919	723
2025-09-18		양파		1Kg		1,126	1,033	913	635
2025-09-19		양파		1Kg		1,143	1,053	905	580
평균						<b>1,147</b>	<b>1,048</b>	<b>953</b>	<b>735</b>

# 대파

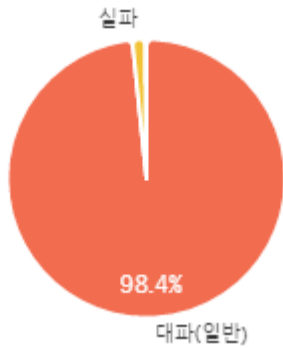
## 주간 반입량(톤)

◆ 2025    ● 2024    ▲ 평년

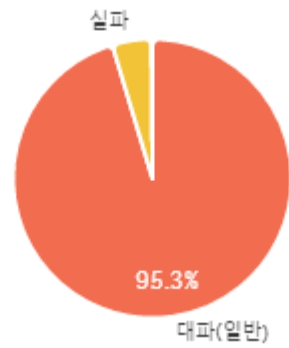


구분	금주(A)	전주(B)	전월(C)	전년(D)	평년(E)	A/B	A/C	A/D	A/E
물량(톤)	1,971	2,050	1,834	932	1,795	96.2%	107.5%	211.6%	109.8%

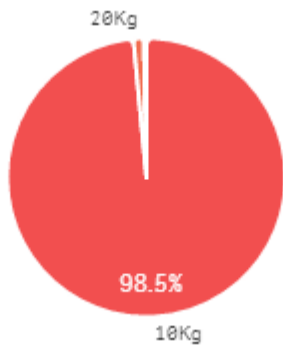
## 출하 품종별 거래물량 구성비



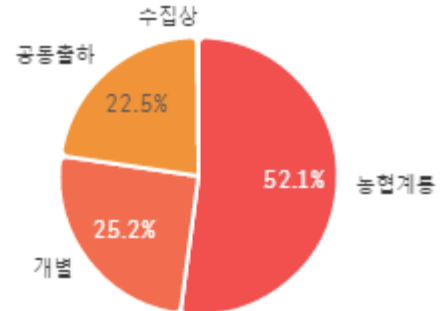
## 출하 품종별 거래금액 구성비



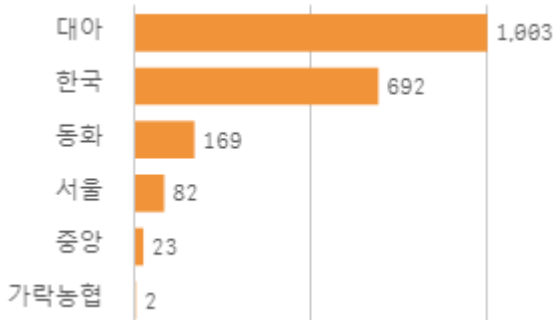
## 거래 단량별 물량 구성비



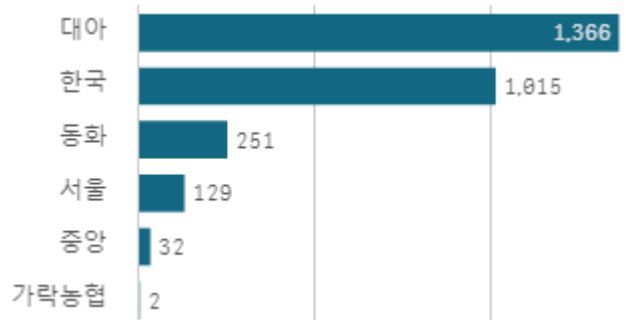
## 출하자별 거래물량 구성비



## 도매시장 법인별 거래물량(톤)

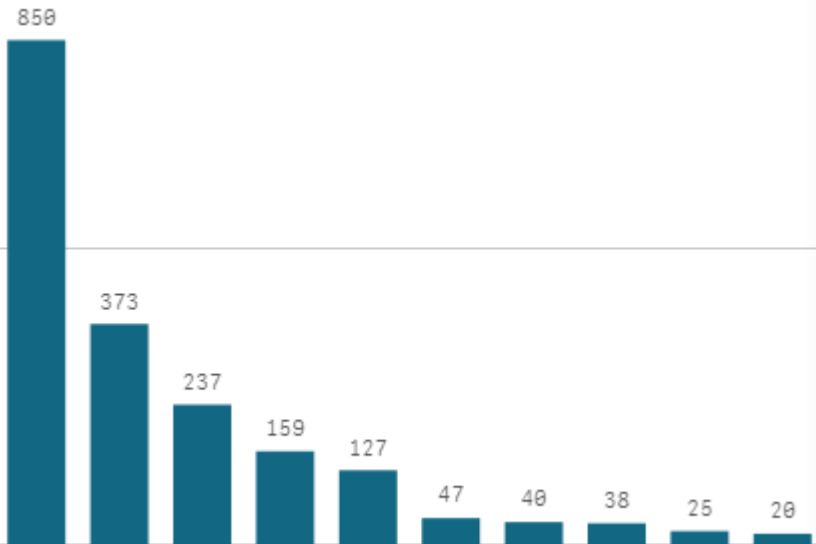


## 도매시장 법인별 거래금액(백만원)



# 대파(일반)(1Kg)

산지별 거래물량(톤)



출하산지(개소)

16

출하건수(천건)

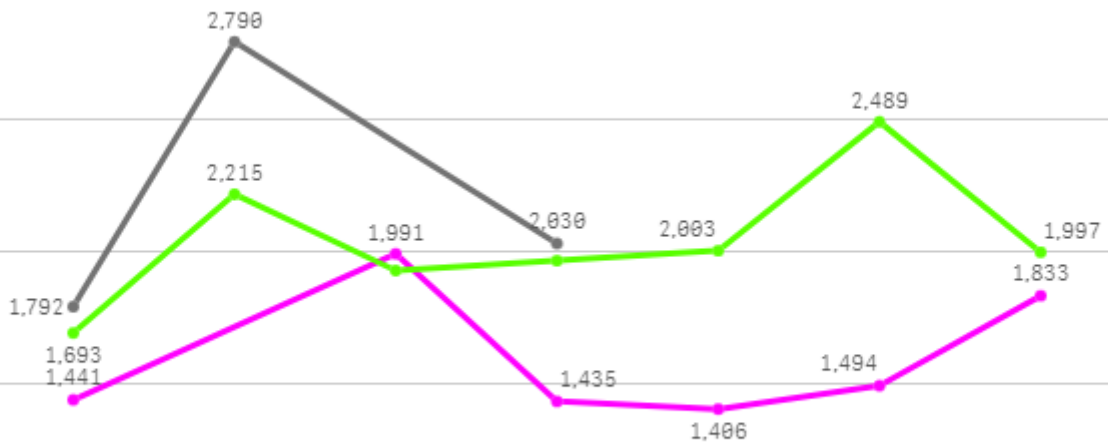
1

산지별 주출하 시군구



주간 도매가격(원)

◆ 2025    ● 2024    ◆ 평년



09/13    09/14    09/15    09/16    09/17    09/18    09/19

구분	금주(A)	전주(B)	전월(C)	전년(D)	평년(E)	A/B	A/C	A/D	A/E
가격(원)	1,588	1,621	1,872	2,204	1,648	98.0%	84.8%	72.1%	96.4%

※ 상품 가격 기준

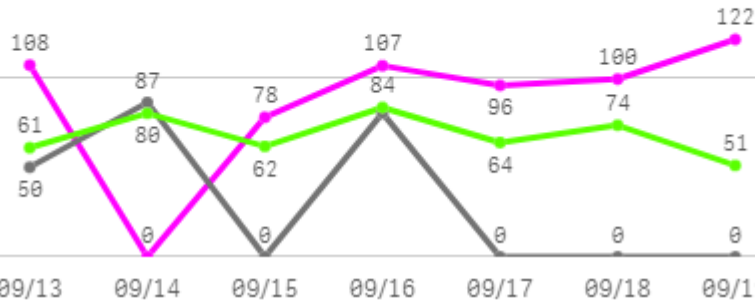
## □ 대파(일반)(1Kg) 주간 가격

구분	Q	품종	Q	단량	Q	특	상	보통	하
2025-09-13		대파(일반)		1Kg		1,709	1,441	1,213	970
2025-09-15		대파(일반)		1Kg		2,292	1,991	1,813	1,550
2025-09-16		대파(일반)		1Kg		1,791	1,435	1,181	981
2025-09-17		대파(일반)		1Kg		1,738	1,406	1,146	944
2025-09-18		대파(일반)		1Kg		1,776	1,494	1,194	841
2025-09-19		대파(일반)		1Kg		2,136	1,833	1,541	1,219
평균						<b>1,907</b>	<b>1,600</b>	<b>1,348</b>	<b>1,084</b>

# 파프리카

## 주간 반입량(톤)

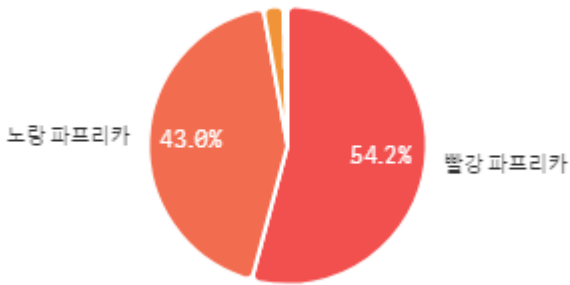
◆ 2025    ● 2024    ▲ 평년



구분	금주(A)	전주(B)	전월(C)	전년(D)	평년(E)	A/B	A/C	A/D	A/E
물량(톤)	611	579	254	217	530	105.5%	240.3%	280.8%	115.1%

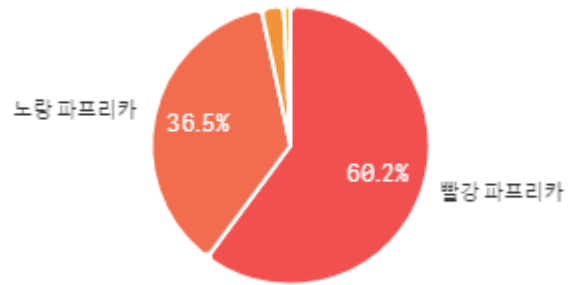
### 출하 품종별 거래물량 구성비

오렌지 파프리카

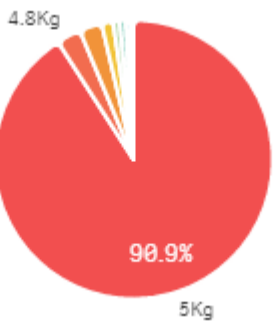


### 출하 품종별 거래금액 구성비

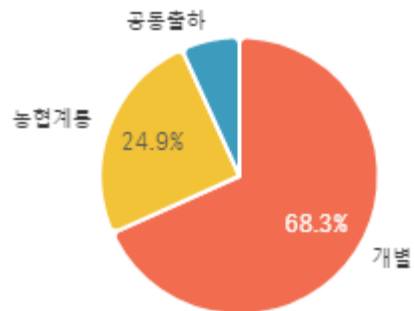
오렌지 파프리카



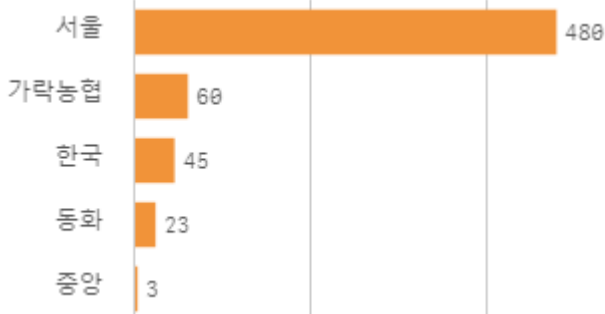
### 거래 단량별 물량 구성비



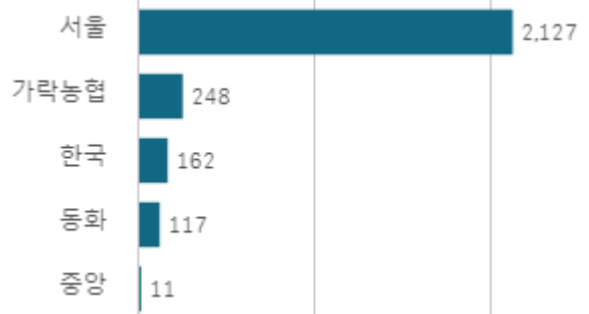
### 출하자별 거래물량 구성비



### 도매시장 법인별 거래물량(톤)



### 도매시장 법인별 거래금액(백만원)



# 빨강 파프리카(5Kg)

산지별 거래물량(톤)



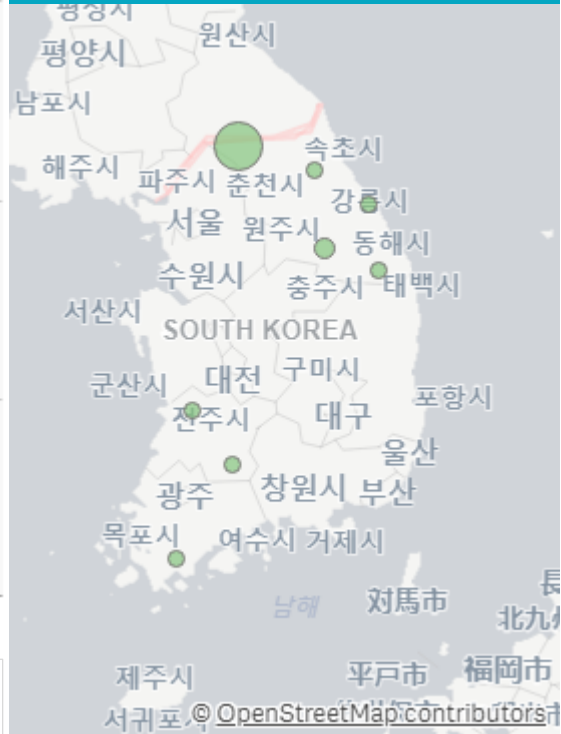
출하산지(개소)

8

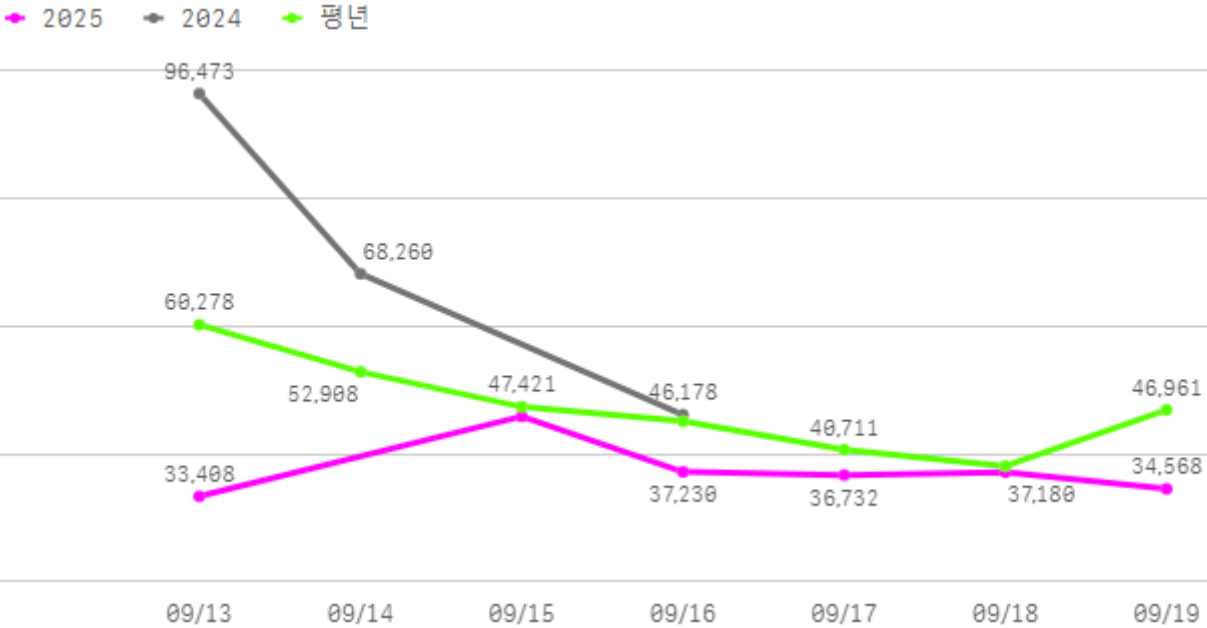
출하건수(천건)

2

산지별 주출하 시군구



주간 도매가격(원)



구분	금주(A)	전주(B)	전월(C)	전년(D)	평년(E)	A/B	A/C	A/D	A/E
가격(원)	37,703	37,029	62,672	70,304	39,214	101.8%	60.2%	53.6%	96.1%

※ 상품 가격 기준

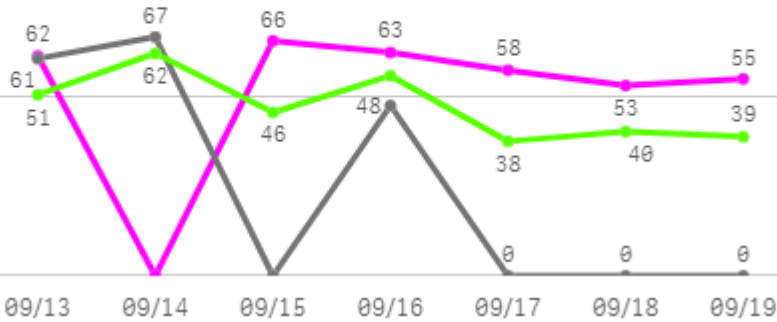
## □ 빨강 파프리카(5Kg) 주간 가격

구분	Q	품종	Q	단량	Q	특	상	보통	하
2025-09-13		빨강 파프리카		5Kg		-	33,408	23,787	12,122
2025-09-15		빨강 파프리카		5Kg		-	45,910	32,591	18,216
2025-09-16		빨강 파프리카		5Kg		-	37,230	25,426	15,150
2025-09-17		빨강 파프리카		5Kg		-	36,732	27,967	14,069
2025-09-18		빨강 파프리카		5Kg		-	37,180	28,663	14,958
2025-09-19		빨강 파프리카		5Kg		-	34,568	24,382	11,294
평균						-	<b>37,505</b>	<b>27,136</b>	<b>14,302</b>

# 청경채

## 주간 반입량(톤)

◆ 2025    ● 2024    ▲ 평년

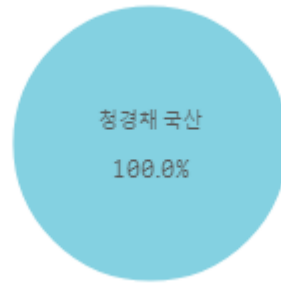


구분	금주(A)	전주(B)	전월(C)	전년(D)	평년(E)	A/B	A/C	A/D	A/E
물량(톤)	356	350	385	176	329	101.9%	92.5%	202.9%	108.2%

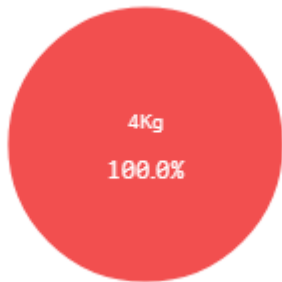
### 출하 품종별 거래물량 구성비



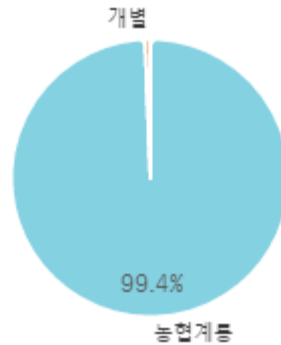
### 출하 품종별 거래금액 구성비



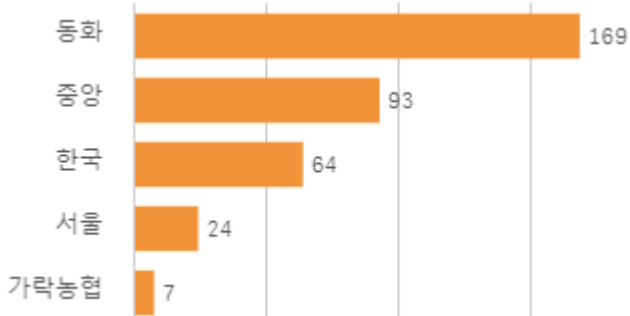
### 거래 단량별 물량 구성비



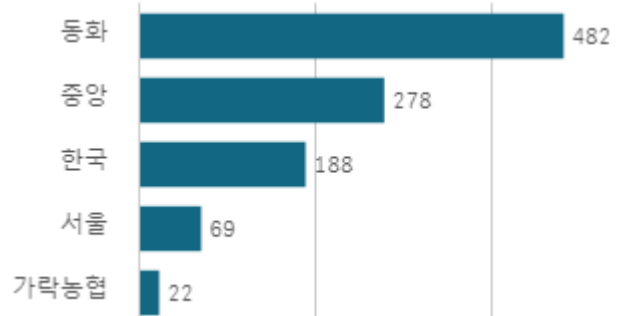
### 출하자별 거래물량 구성비



### 도매시장 법인별 거래물량(톤)

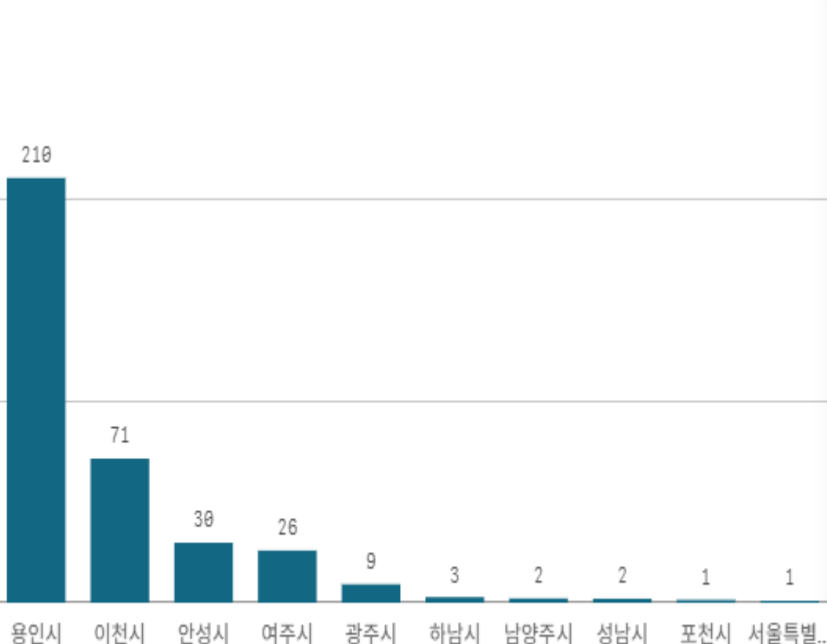


### 도매시장 법인별 거래금액(백만원)



# 청경채(4Kg)

산지별 거래물량(톤)



출하산지(개소)

12

출하건수(천건)

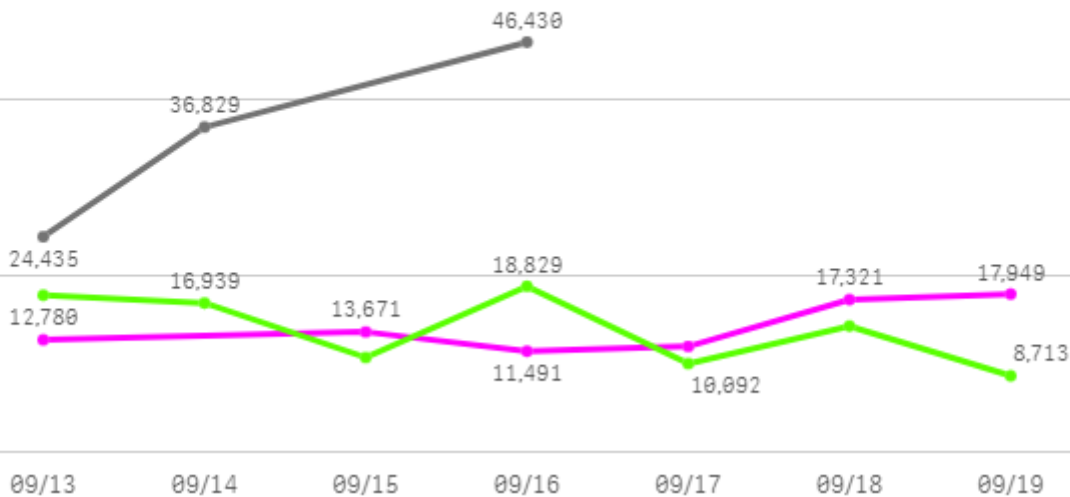
2

산지별 주출하 시군구



주간 도매가격(원)

◆ 2025    ● 2024    ◆ 평년



구분	금주(A)	전주(B)	전월(C)	전년(D)	평년(E)	A/B	A/C	A/D	A/E
가격(원)	13,579	17,094	7,785	35,898	14,170	79.4%	174.4%	37.8%	95.8%

※ 상품 가격 기준

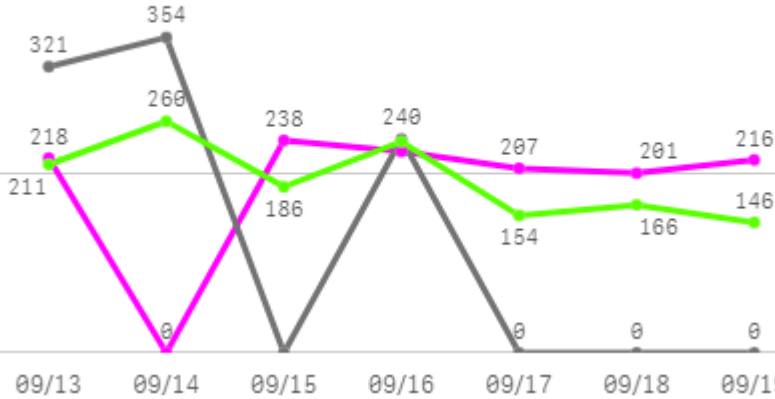
## □ 청경채(4Kg) 주간 가격

구분	Q	품종	Q	단량	Q	특	상	보통	하
2025-09-13		청경채		4Kg		-	12,780	9,603	7,058
2025-09-15		청경채		4Kg		-	13,671	12,017	9,151
2025-09-16		청경채		4Kg		-	11,491	10,010	8,402
2025-09-17		청경채		4Kg		-	12,031	10,000	8,749
2025-09-18		청경채		4Kg		-	17,321	15,396	13,055
2025-09-19		청경채		4Kg		-	17,949	16,704	14,181
평균						-	<b>14,207</b>	<b>12,288</b>	<b>10,099</b>

# 버섯

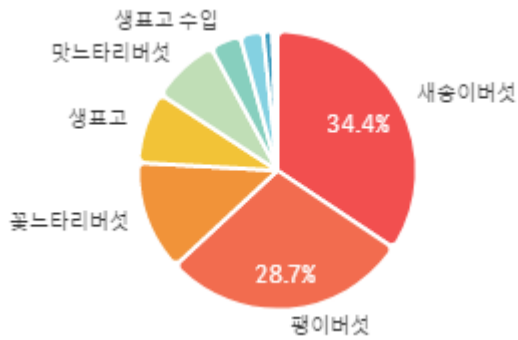
## 주간 반입량(톤)

◆ 2025    ● 2024    ▲ 평년

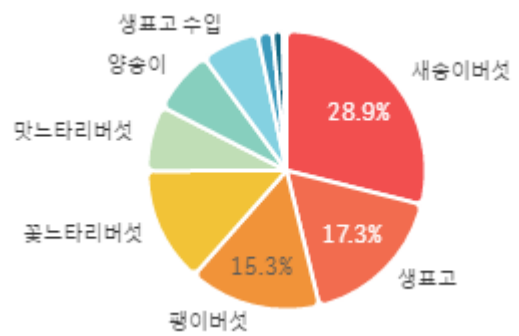


구분	금주(A)	전주(B)	전월(C)	전년(D)	평년(E)	A/B	A/C	A/D	A/E
물량(톤)	1,307	1,278	1,233	914	1,340	102.3%	106.0%	143.0%	97.5%

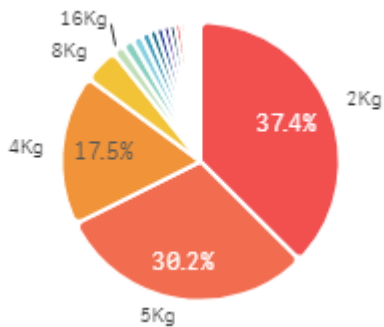
## 출하 품종별 거래물량 구성비



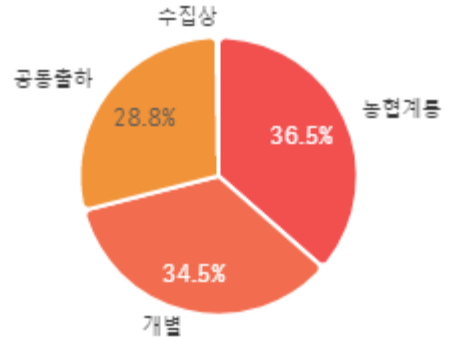
## 출하 품종별 거래금액 구성비



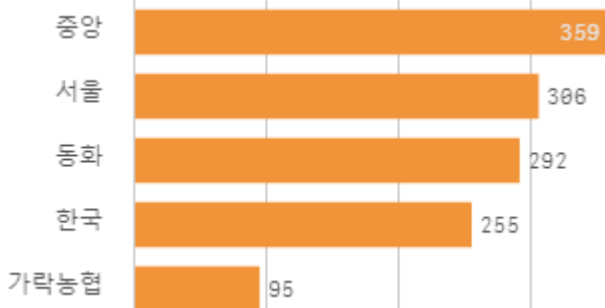
## 거래 단량별 물량 구성비



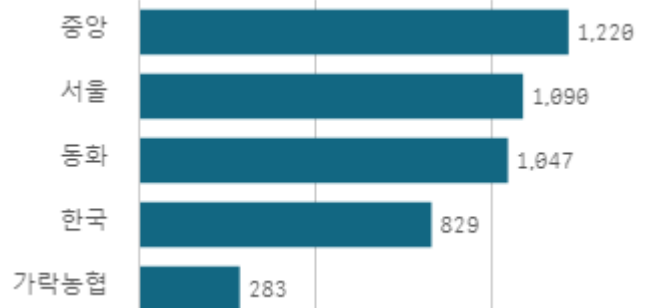
## 출하자별 거래물량 구성비



## 도매시장 법인별 거래물량(톤)

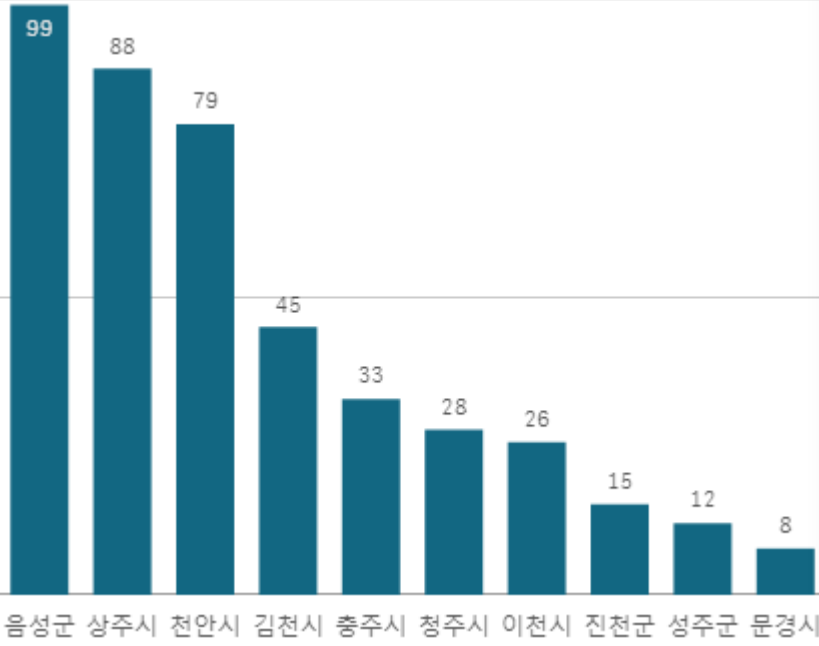


## 도매시장 법인별 거래금액(백만원)



# 새송이버섯(2Kg)

산지별 거래물량(톤)



출하산지(개소)

19

출하건수(천건)

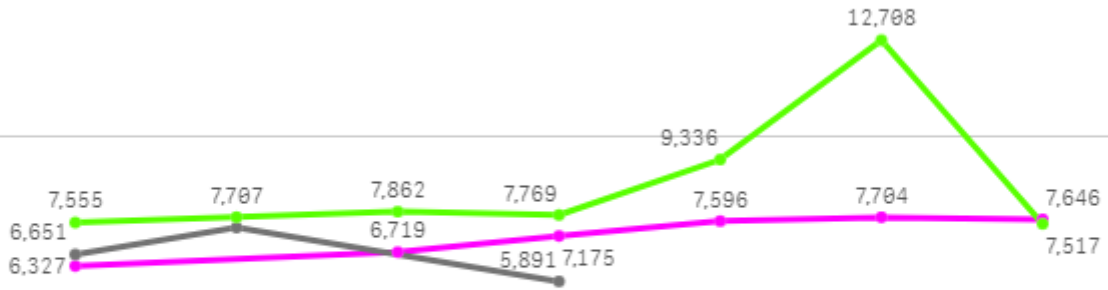
3

산지별 주출하 시군구



주간 도매가격(원)

◆ 2025    ● 2024    ◆ 평년



09/13    09/14    09/15    09/16    09/17    09/18    09/19

구분	금주(A)	전주(B)	전월(C)	전년(D)	평년(E)	A/B	A/C	A/D	A/E
가격(원)	7,012	5,831	5,445	6,652	7,276	120.2%	128.8%	105.4%	96.4%

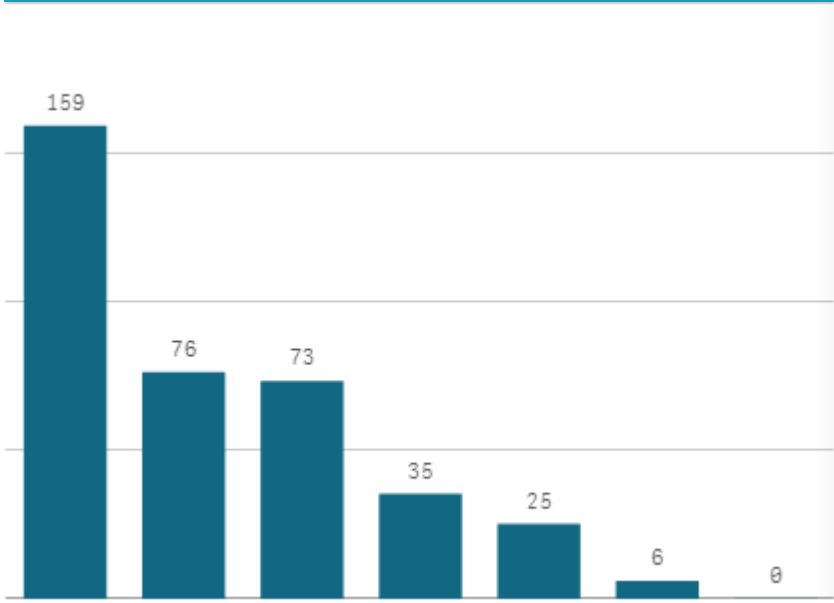
※ 상품 가격 기준

## □ 새송이버섯(2Kg) 주간 가격

구분	Q	품종	Q	단량	Q	특	상	보통	하
2025-09-13		새송이버섯		2Kg		8,156	6,327	5,668	4,392
2025-09-15		새송이버섯		2Kg		9,192	6,719	5,945	4,643
2025-09-16		새송이버섯		2Kg		10,381	7,175	6,628	4,495
2025-09-17		새송이버섯		2Kg		11,678	7,596	6,879	5,101
2025-09-18		새송이버섯		2Kg		11,712	7,704	6,935	5,379
2025-09-19		새송이버섯		2Kg		11,605	7,646	6,884	5,384
평균						<b>10,454</b>	<b>7,195</b>	<b>6,490</b>	<b>4,899</b>

# 팬이버섯(5Kg)

산지별 거래물량(톤)



출하산지(개소)

7

출하건수(천건)

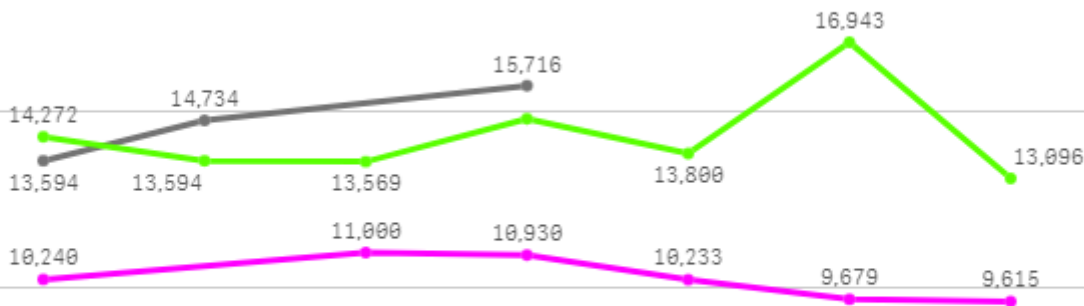
1

산지별 주출하 시군구



주간 도매가격(원)

● 2025   ● 2024   ● 평년



09/13   09/14   09/15   09/16   09/17   09/18   09/19

구분	금주(A)	전주(B)	전월(C)	전년(D)	평년(E)	A/B	A/C	A/D	A/E
가격(원)	10,403	8,814	8,550	14,681	11,235	118.0%	121.7%	70.9%	92.6%

※ 상품 가격 기준

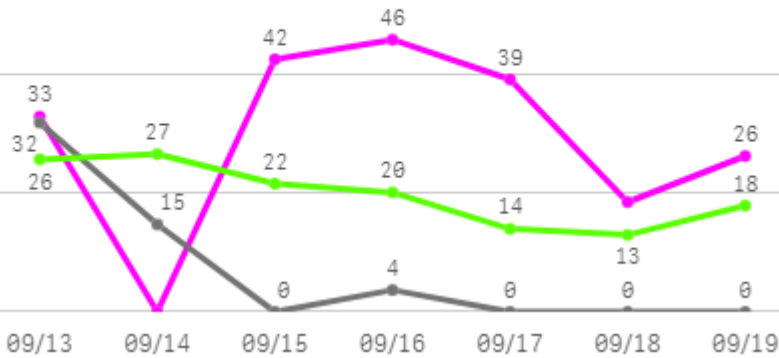
## □ 팽이버섯(5Kg) 주간 가격

구분	Q	품종	Q	단량	Q	특	상	보통	하
2025-09-13		팽이버섯		5Kg		11,000	10,240	8,779	6,840
2025-09-15		팽이버섯		5Kg		11,358	11,000	9,864	8,190
2025-09-16		팽이버섯		5Kg		11,624	10,930	9,752	8,686
2025-09-17		팽이버섯		5Kg		11,411	10,233	8,611	7,893
2025-09-18		팽이버섯		5Kg		11,000	9,679	8,101	6,739
2025-09-19		팽이버섯		5Kg		10,500	9,615	7,937	6,820
평균						<b>11,149</b>	<b>10,283</b>	<b>8,841</b>	<b>7,528</b>

# 풋옥수수

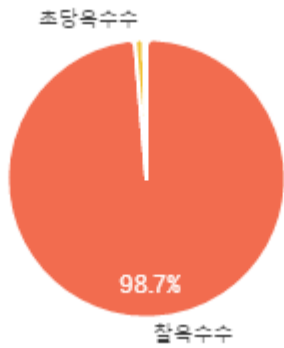
## 주간 반입량(톤)

◆ 2025    ● 2024    ▲ 평년

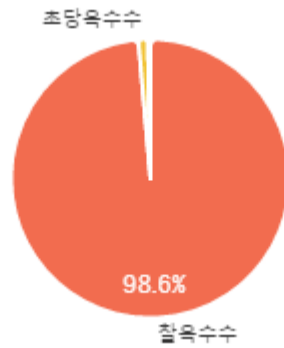


구분	금주(A)	전주(B)	전월(C)	전년(D)	평년(E)	A/B	A/C	A/D	A/E
물량(톤)	205	201	394	50	150	101.8%	52.0%	408.3%	136.9%

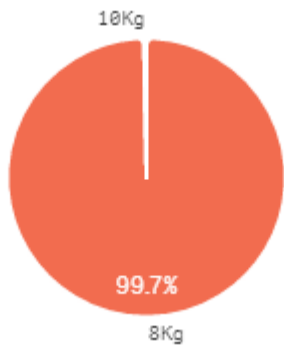
### 출하 품종별 거래물량 구성비



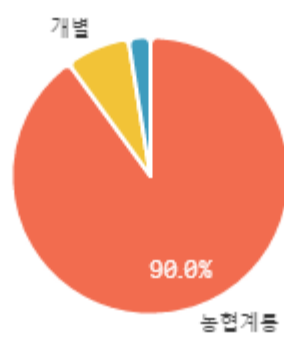
### 출하 품종별 거래금액 구성비



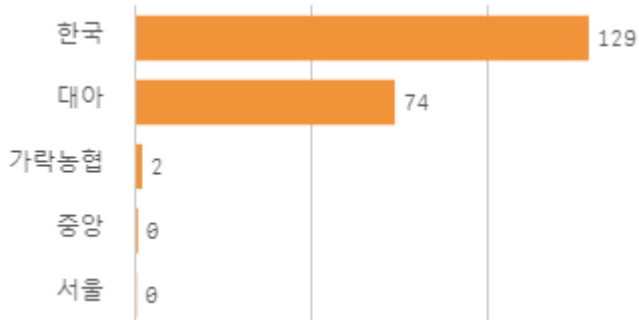
### 거래 단량별 물량 구성비



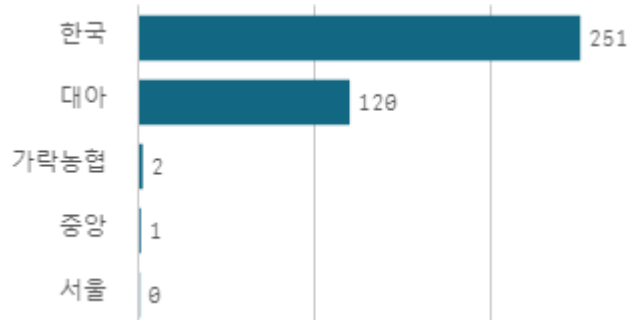
### 출하자별 거래물량 구성비



### 도매시장 법인별 거래물량(톤)

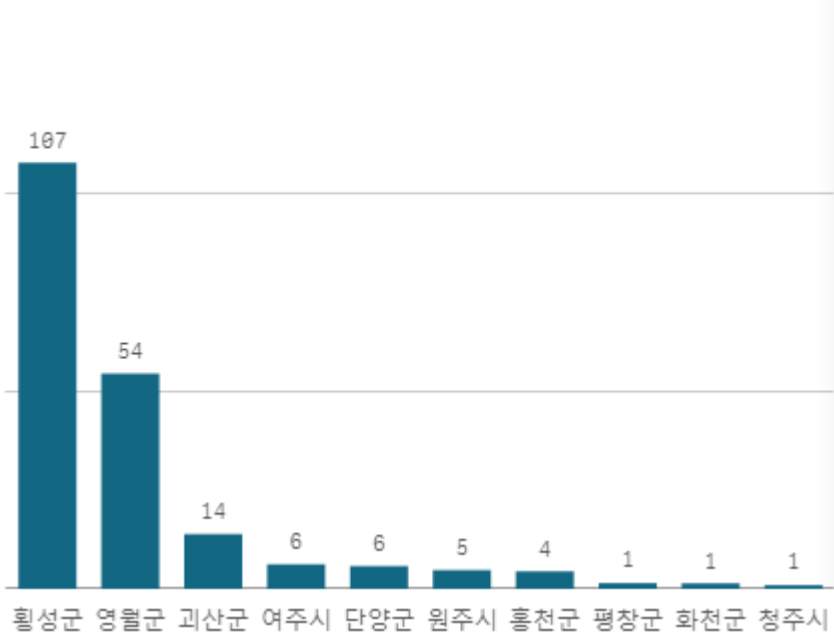


### 도매시장 법인별 거래금액(백만원)



# 찰옥수수(8Kg)

산지별 거래물량(톤)



출하산지(개소)

13

출하건수(천건)

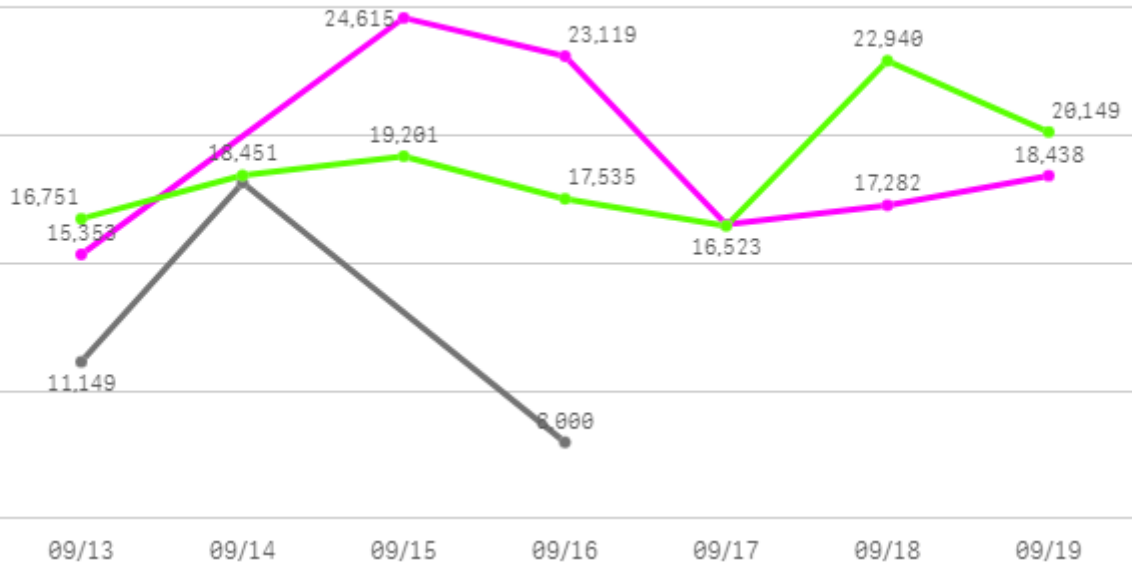
0

산지별 주출하 시군구



주간 도매가격(원)

◆ 2025    ● 2024    ◆ 평년



구분	금주(A)	전주(B)	전월(C)	전년(D)	평년(E)	A/B	A/C	A/D	A/E
가격(원)	19,307	24,885	24,381	12,438	18,874	77.6%	79.2%	155.2%	102.3%

※ 상품 가격 기준

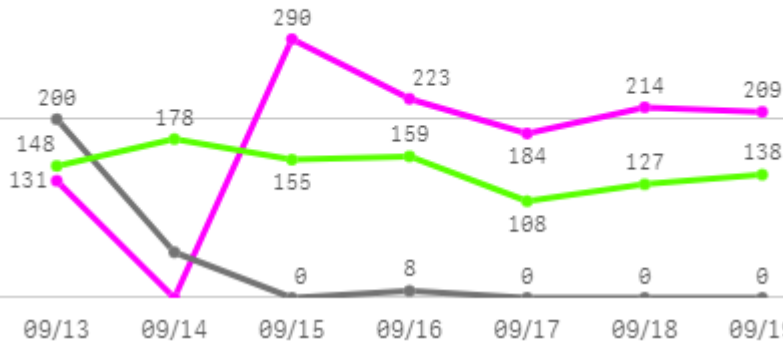
## □ 찰옥수수(8Kg) 주간 가격

구분	Q	품종	Q	단량	Q	특	상	보통	하
2025-09-13		찰옥수수		8Kg		28,483	15,353	13,979	8,770
2025-09-15		찰옥수수		8Kg		29,789	24,615	15,639	10,283
2025-09-16		찰옥수수		8Kg		28,835	23,119	13,826	7,740
2025-09-17		찰옥수수		8Kg		23,080	16,523	12,284	6,366
2025-09-18		찰옥수수		8Kg		29,554	17,282	12,368	7,437
2025-09-19		찰옥수수		8Kg		23,800	18,438	13,779	10,683
평균						<b>27,257</b>	<b>19,222</b>	<b>13,646</b>	<b>8,547</b>

# 사과

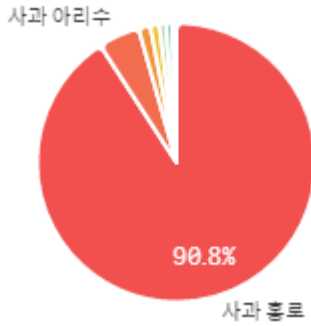
## 주간 반입량(톤)

2025 (파란색 선) 2024 (회색 선) 평년 (초록색 선)

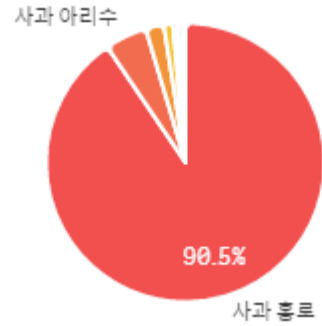


구분	금주(A)	전주(B)	전월(C)	전년(D)	평년(E)	A/B	A/C	A/D	A/E
물량(톤)	1,251	1,028	505	259	948	121.6%	247.6%	482.4%	131.9%

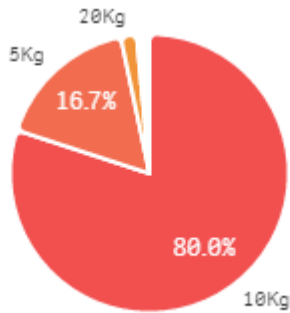
### 출하 품종별 거래물량 구성비



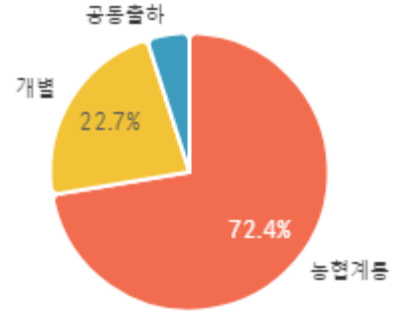
### 출하 품종별 거래금액 구성비



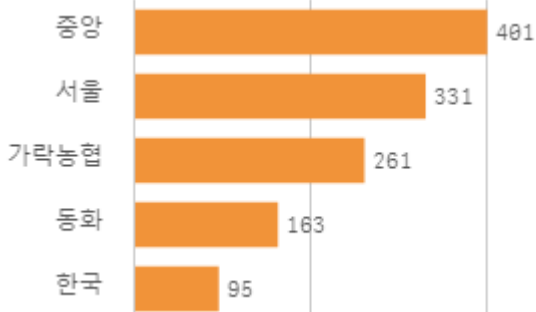
### 거래 단량별 물량 구성비



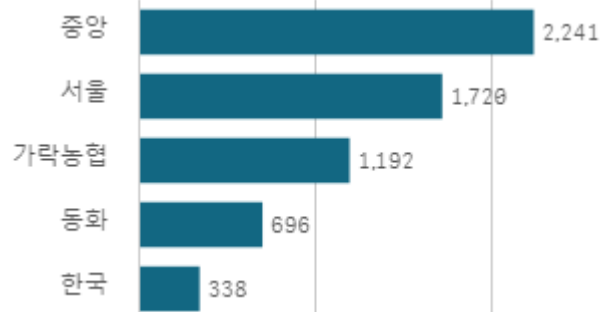
### 출하자별 거래물량 구성비



### 도매시장 법인별 거래물량(톤)

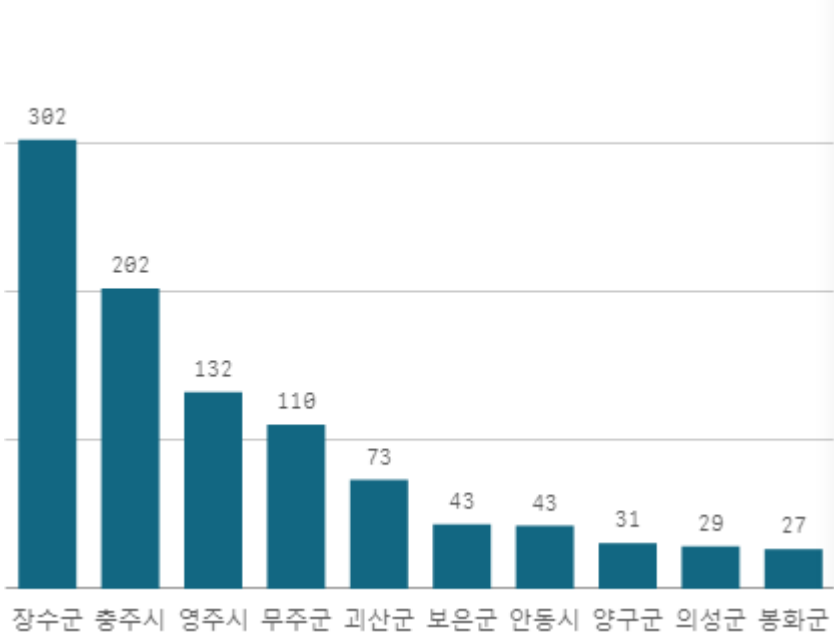


### 도매시장 법인별 거래금액(백만원)



# 사과 홍로(10Kg)

산지별 거래물량(톤)



출하산지(개소)

33

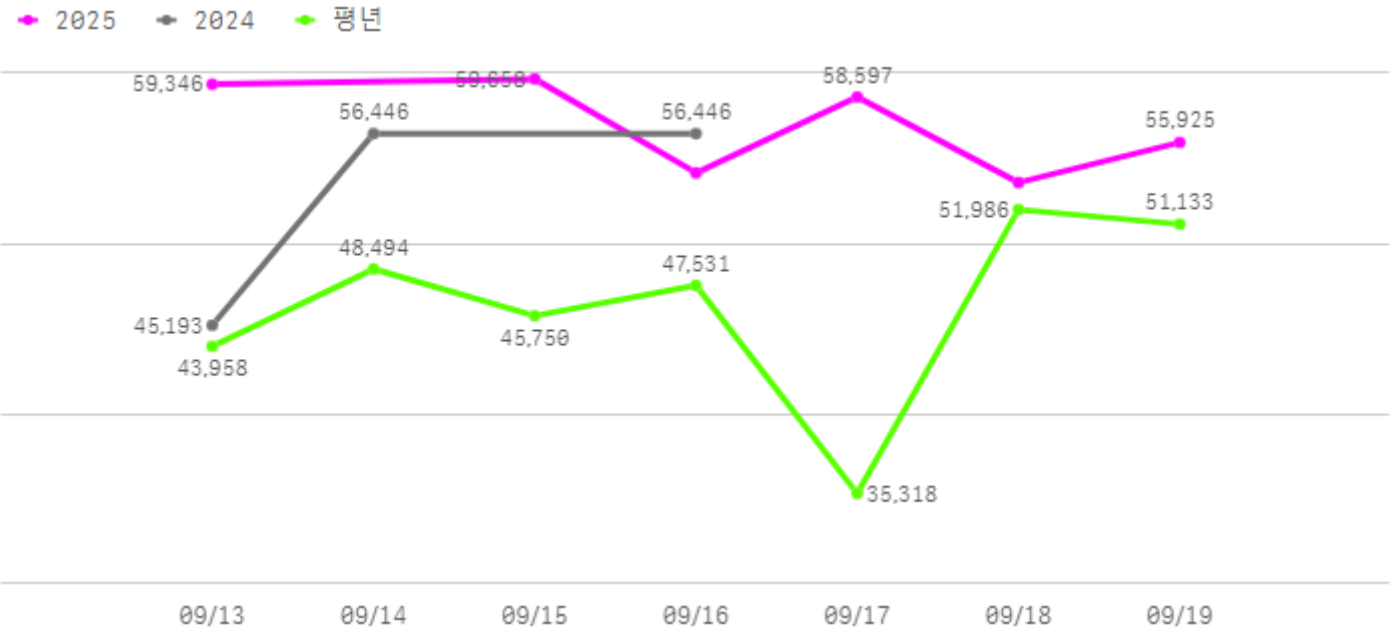
출하건수(천건)

7

산지별 주출하 시군구



주간 도매가격(원)



구분	금주(A)	전주(B)	전월(C)	전년(D)	평년(E)	A/B	A/C	A/D	A/E
가격(원)	57,433	66,228	98,187	52,695	55,437	86.7%	58.5%	109.0%	103.6%

※ 상품 가격 기준

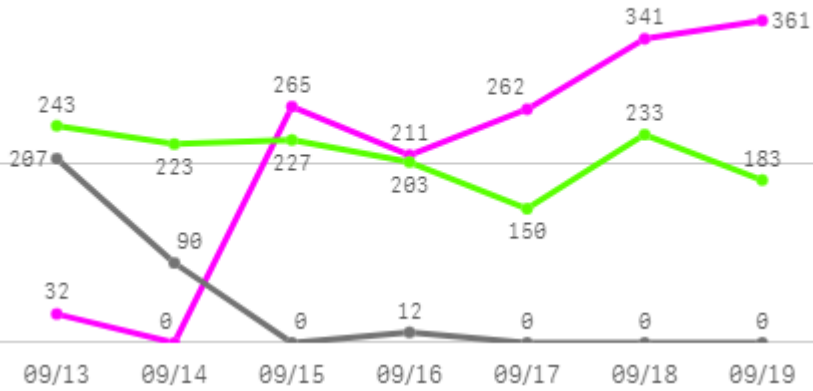
## □ 사과 홍로(5Kg) 주간 가격

구분	Q	품종	Q	단량	Q	특	상	보통	하
2025-09-13		사과 홍로		5Kg		44,592	35,055	20,131	12,173
2025-09-15		사과 홍로		5Kg		67,380	50,284	32,740	16,124
2025-09-16		사과 홍로		5Kg		59,595	43,506	28,018	16,745
2025-09-17		사과 홍로		5Kg		83,333	60,925	29,859	12,035
2025-09-18		사과 홍로		5Kg		77,882	59,901	34,842	16,417
2025-09-19		사과 홍로		5Kg		80,337	58,756	36,046	21,336
평균						<b>68,853</b>	<b>51,404</b>	<b>30,273</b>	<b>15,805</b>

# 배

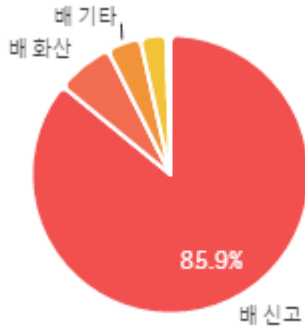
## 주간 반입량(톤)

◆ 2025    ● 2024    ▲ 평년

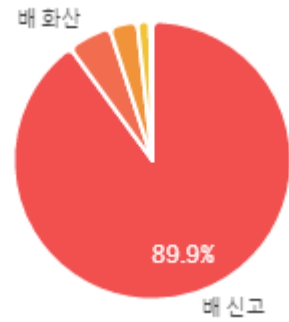


구분	금주(A)	전주(B)	전월(C)	전년(D)	평년(E)	A/B	A/C	A/D	A/E
물량(톤)	1,472	539	124	308	1,400	273.1%	1191.1%	478.1%	105.1%

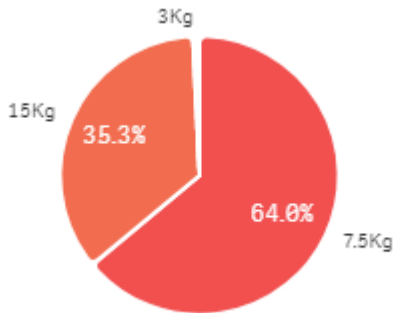
### 출하 품종별 거래물량 구성비



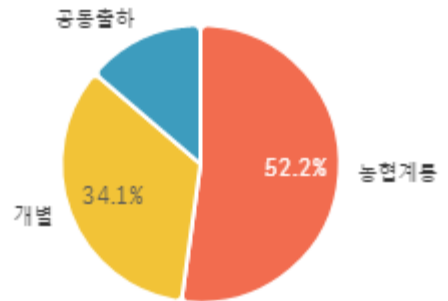
### 출하 품종별 거래금액 구성비



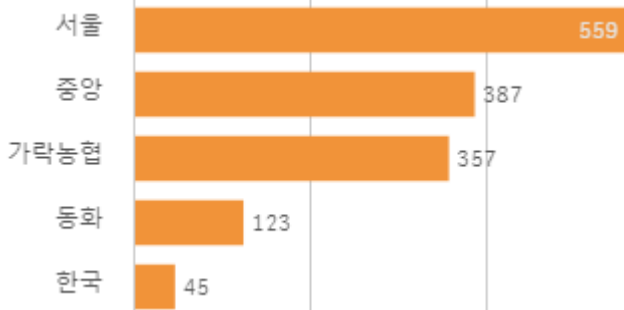
### 거래 단량별 물량 구성비



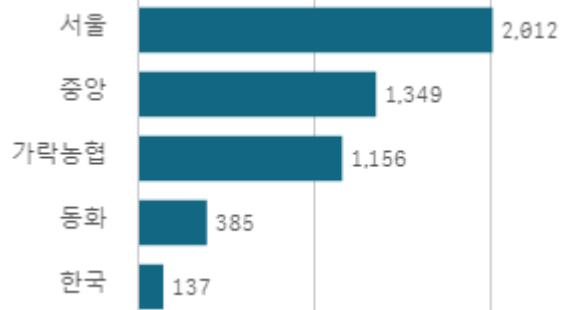
### 출하자별 거래물량 구성비



### 도매시장 법인별 거래물량(톤)

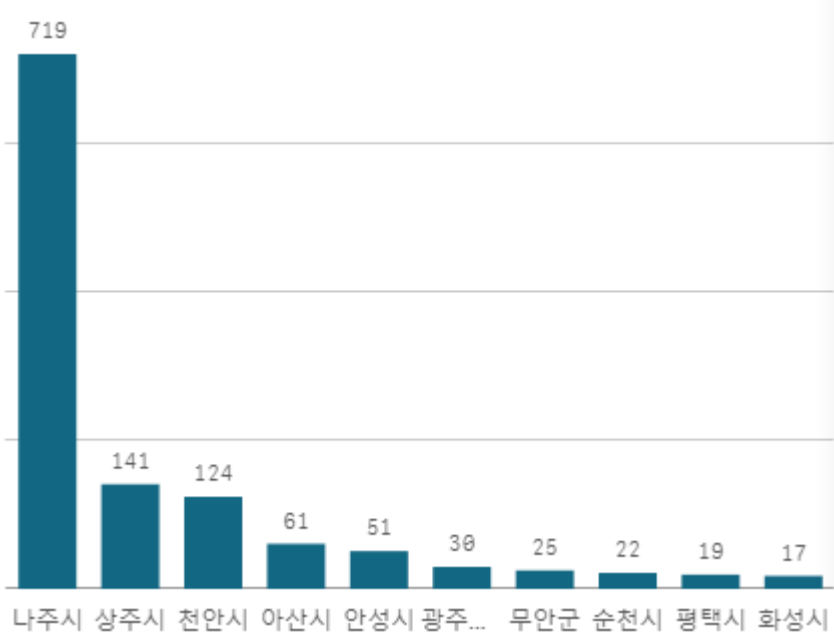


### 도매시장 법인별 거래금액(백만원)



# 배 신고(15Kg)

산지별 거래물량(톤)



출하산지(개소)

23

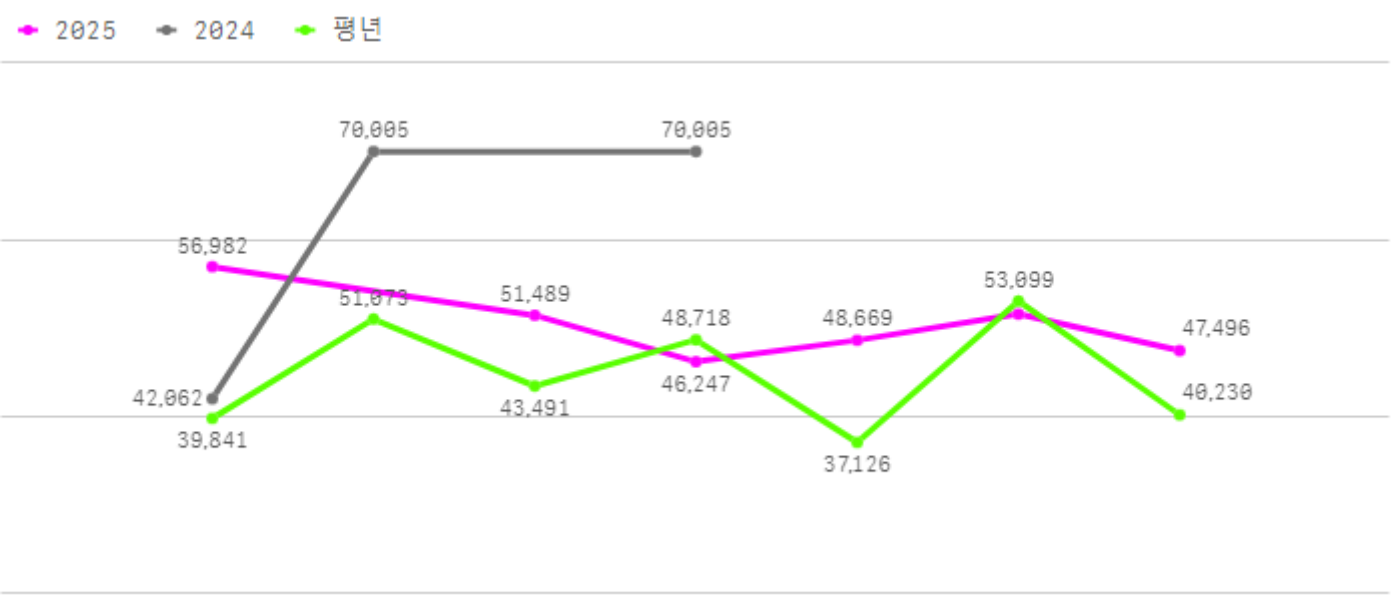
출하건수(천건)

3

산지별 주출하 시군구



주간 도매가격(원)



구분	금주(A)	전주(B)	전월(C)	전년(D)	평년(E)	A/B	A/C	A/D	A/E
가격(원)	51,320	56,067	31,007	58,828	49,983	91.5%	165.5%	87.2%	102.7%

※ 상품 가격 기준

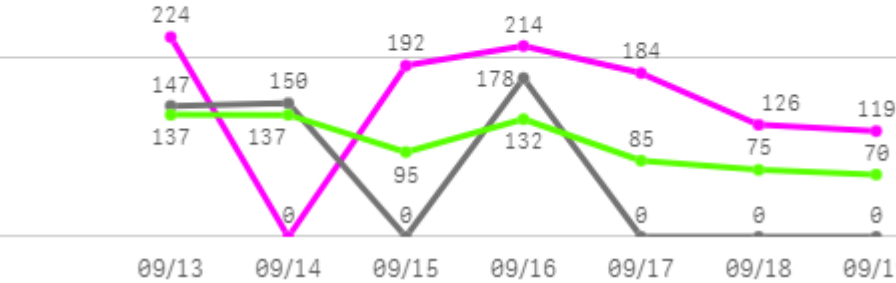
## □ 배 신고(15Kg) 주간 가격

구분	Q	품종	Q	단량	Q	특	상	보통	하
2025-09-13		배 신고		15Kg		69,610	56,982	43,045	30,646
2025-09-15		배 신고		15Kg		66,334	51,489	36,816	25,080
2025-09-16		배 신고		15Kg		66,039	46,247	33,133	22,792
2025-09-17		배 신고		15Kg		61,032	48,669	33,380	24,991
2025-09-18		배 신고		15Kg		61,376	51,622	34,243	23,444
2025-09-19		배 신고		15Kg		58,746	47,496	32,963	23,460
평균						<b>63,856</b>	<b>50,418</b>	<b>35,597</b>	<b>25,069</b>

# 복숭아

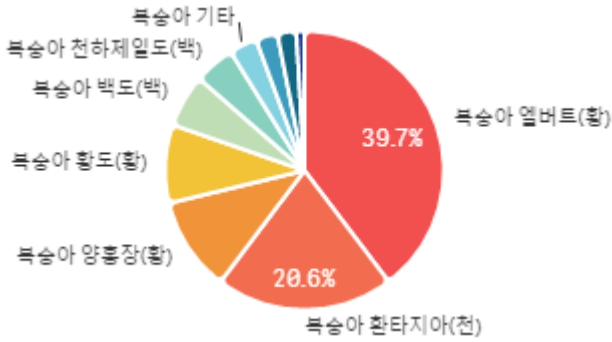
## 주간 반입량(톤)

◆ 2025    ● 2024    ▲ 평년

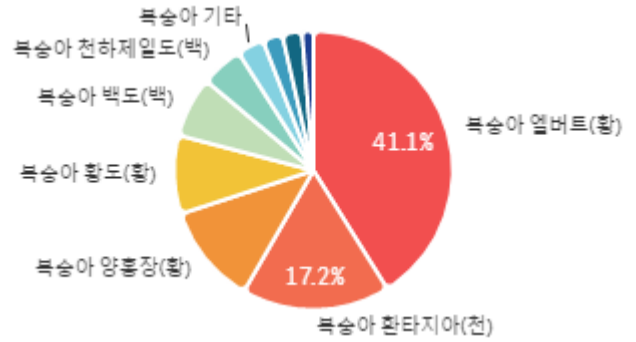


구분	금주(A)	전주(B)	전월(C)	전년(D)	평년(E)	A/B	A/C	A/D	A/E
물량(톤)	1,058	1,682	2,388	475	816	62.9%	44.3%	222.9%	129.6%

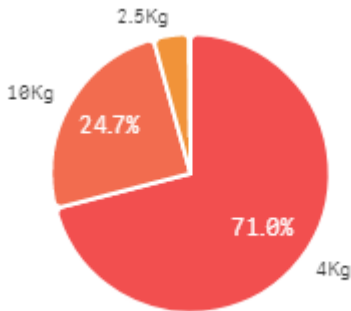
### 출하 품종별 거래물량 구성비



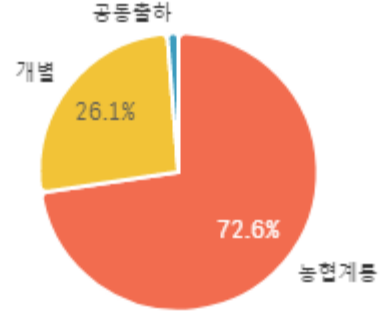
### 출하 품종별 거래금액 구성비



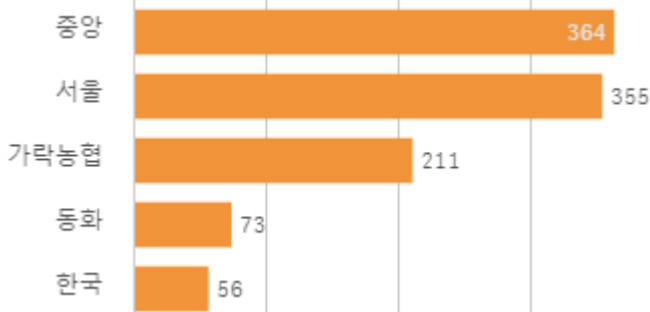
### 거래 단량별 물량 구성비



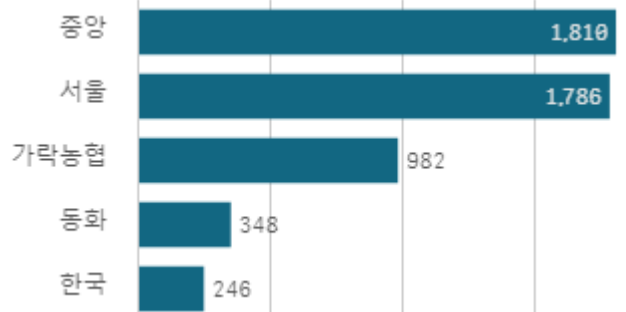
### 출하자별 거래물량 구성비



### 도매시장 법인별 거래물량(톤)

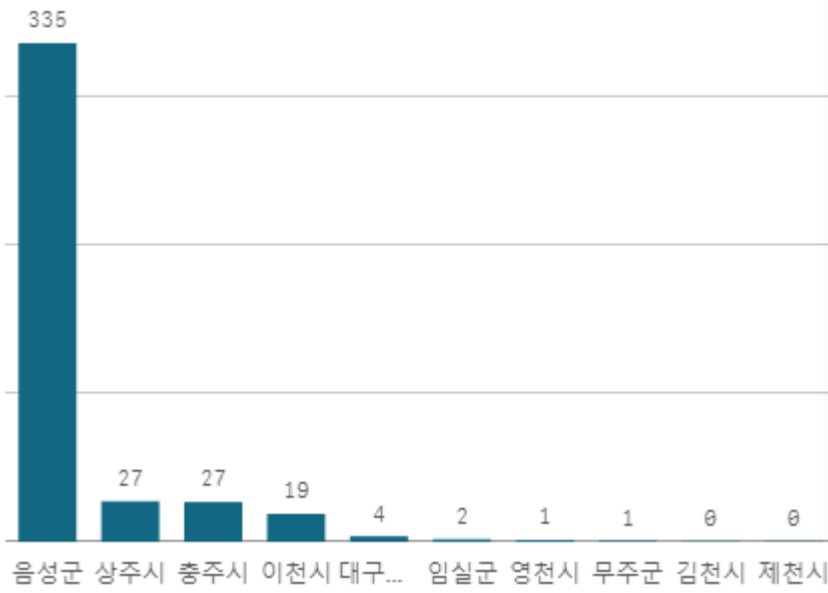


### 도매시장 법인별 거래금액(백만원)



# 복숭아 엘버트(황) (4Kg)

산지별 거래물량(톤)



출하산지(개소)

12

출하건수(천건)

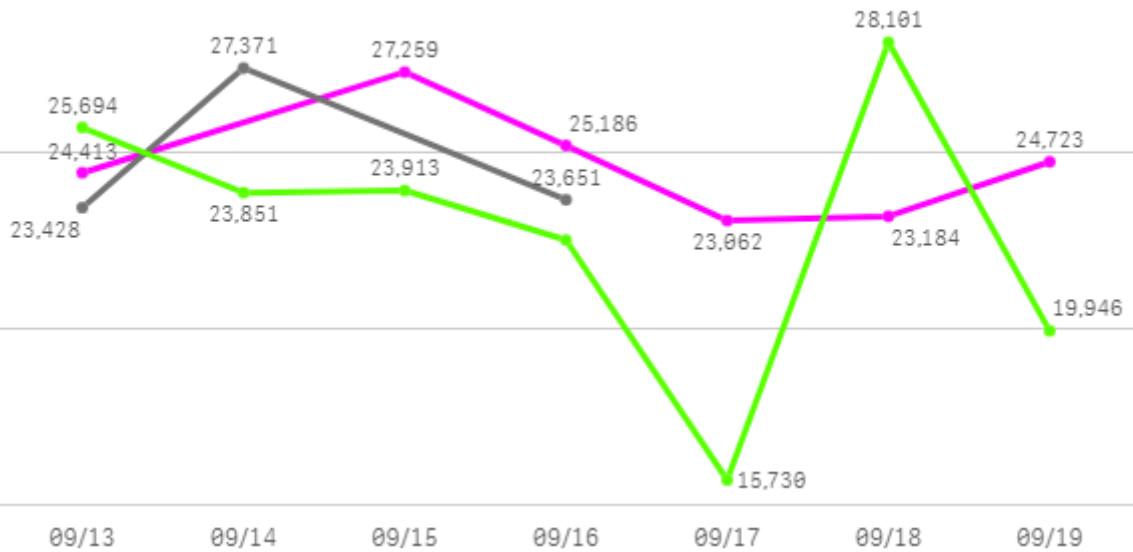
5

산지별 주출하 시군구



주간 도매가격(원)

◆ 2025    ● 2024    ◆ 평년



구분	금주(A)	전주(B)	전월(C)	전년(D)	평년(E)	A/B	A/C	A/D	A/E
가격(원)	24,831	26,744	22,879	24,817	24,608	92.8%	108.5%	100.1%	100.9%

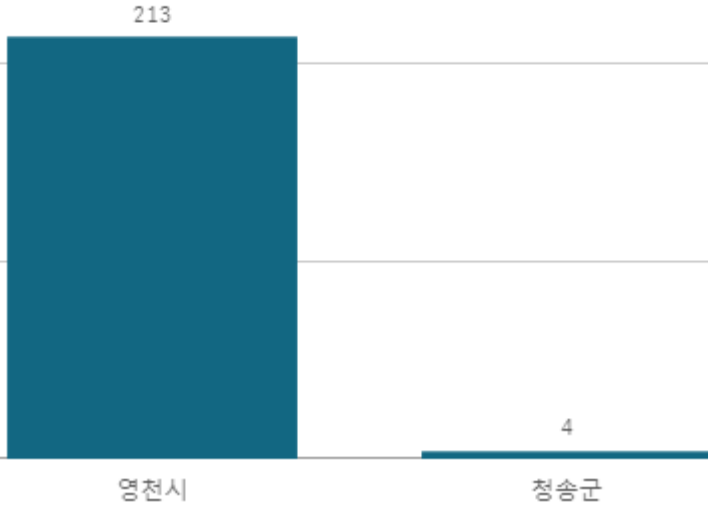
※ 상품 가격 기준

## □ 복숭아 엘버트(황)(4Kg) 주간 가격

구분	Q	품종	Q	단량	Q	특	상	보통	하
2025-09-13		복숭아 엘버트(황)		4Kg		31,525	24,413	19,484	11,232
2025-09-15		복숭아 엘버트(황)		4Kg		35,039	27,259	21,961	12,793
2025-09-16		복숭아 엘버트(황)		4Kg		30,192	25,186	20,270	12,201
2025-09-17		복숭아 엘버트(황)		4Kg		30,222	23,062	18,678	11,030
2025-09-18		복숭아 엘버트(황)		4Kg		27,654	23,184	19,068	11,276
2025-09-19		복숭아 엘버트(황)		4Kg		30,839	24,723	19,953	11,894
평균						<b>30,912</b>	<b>24,638</b>	<b>19,902</b>	<b>11,738</b>

# 복숭아 환타지아(천)(10Kg)

산지별 거래물량(톤)



산지별 주출하 시군구



출하산지(개소)

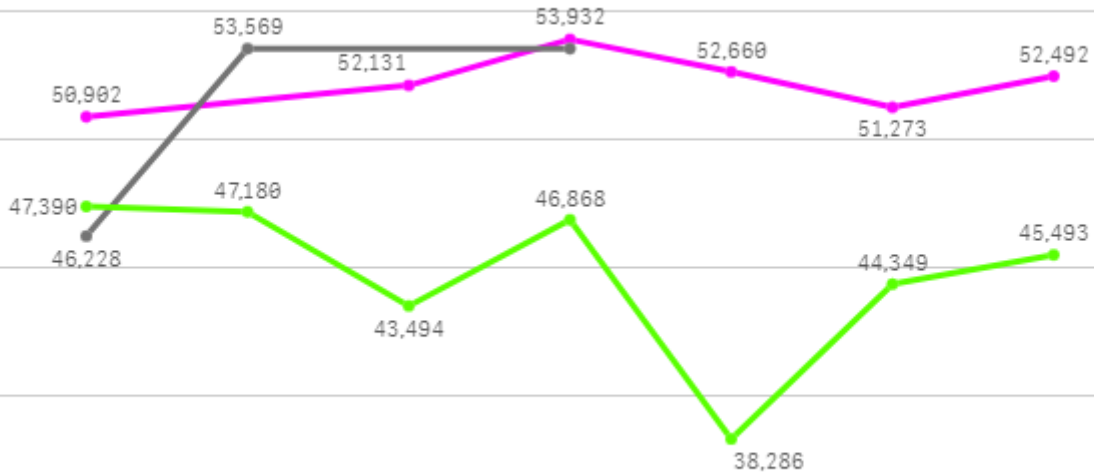
2

출하건수(천건)

3

주간 도매가격(원)

2025 (pink line), 2024 (grey line), 평년 (green line)



구분	09/13	09/14	09/15	09/16	09/17	09/18	09/19
금주(A)	52,126	52,349	36,312	51,122	50,527	99.6%	143.6%
전주(B)							102.0%
전월(C)							103.2%
전년(D)							
평년(E)							
A/B							
A/C							
A/D							
A/E							

※ 상품 가격 기준

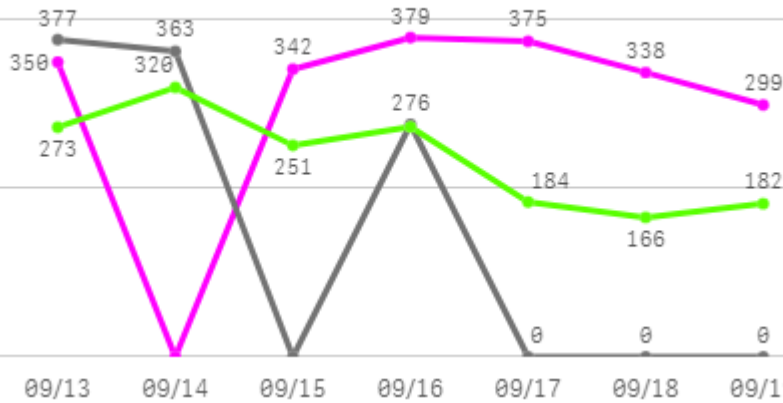
## □ 복숭아 환타지아(천)(10Kg) 주간 가격

구분	Q	품종	Q	단량	Q	특	상	보통	하
2025-09-13		복숭아 환타지아(천)		10Kg		61,612	50,902	38,357	22,728
2025-09-15		복숭아 환타지아(천)		10Kg		61,934	52,131	39,562	23,467
2025-09-16		복숭아 환타지아(천)		10Kg		61,727	53,932	39,400	23,209
2025-09-17		복숭아 환타지아(천)		10Kg		63,694	52,660	38,832	22,285
2025-09-18		복숭아 환타지아(천)		10Kg		61,796	51,273	36,311	20,619
2025-09-19		복숭아 환타지아(천)		10Kg		60,773	52,492	39,346	22,544
평균						<b>61,922</b>	<b>52,232</b>	<b>38,634</b>	<b>22,475</b>

# 포도

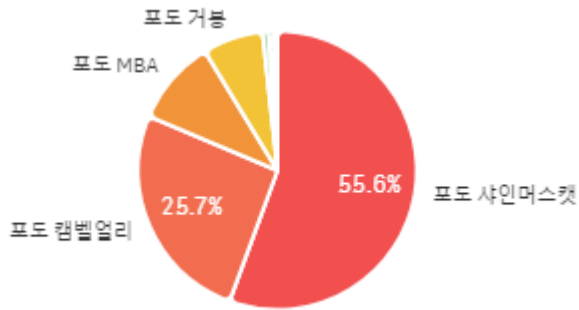
## 주간 반입량(톤)

◆ 2025    ● 2024    ▲ 평년

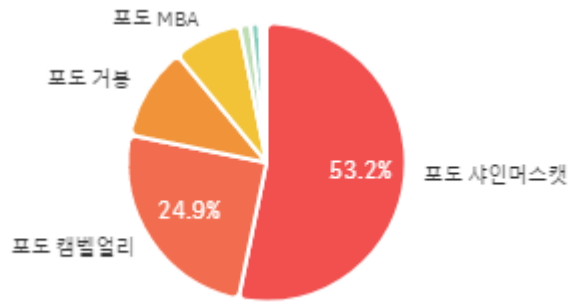


구분	금주(A)	전주(B)	전월(C)	전년(D)	평년(E)	A/B	A/C	A/D	A/E
물량(톤)	2,083	1,761	951	1,016	1,728	118.3%	219.0%	205.0%	120.5%

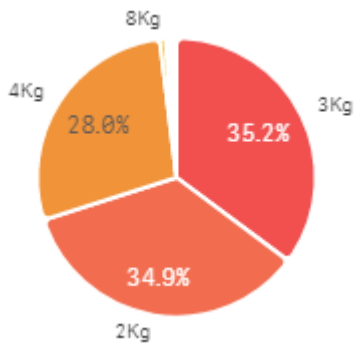
## 출하 품종별 거래물량 구성비



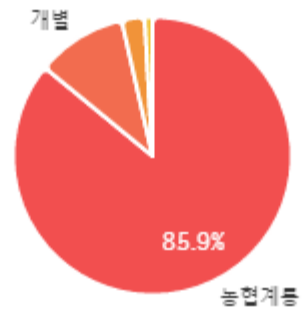
## 출하 품종별 거래금액 구성비



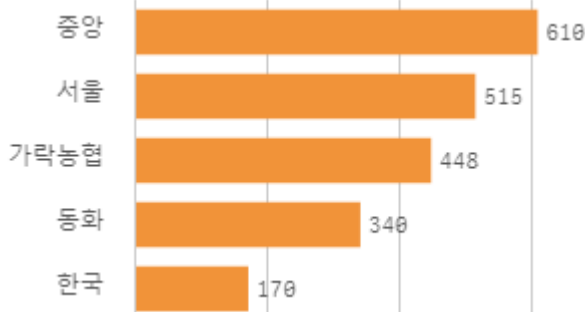
## 거래 단량별 물량 구성비



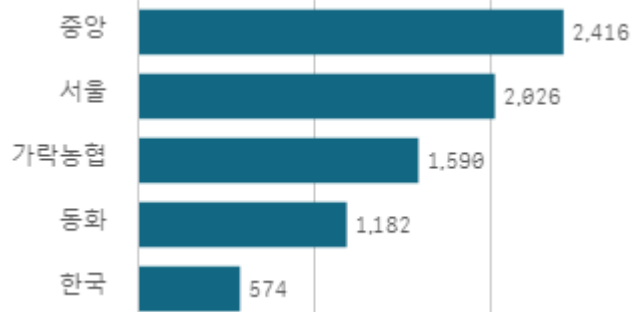
## 출하자별 거래물량 구성비



## 도매시장 법인별 거래물량(톤)

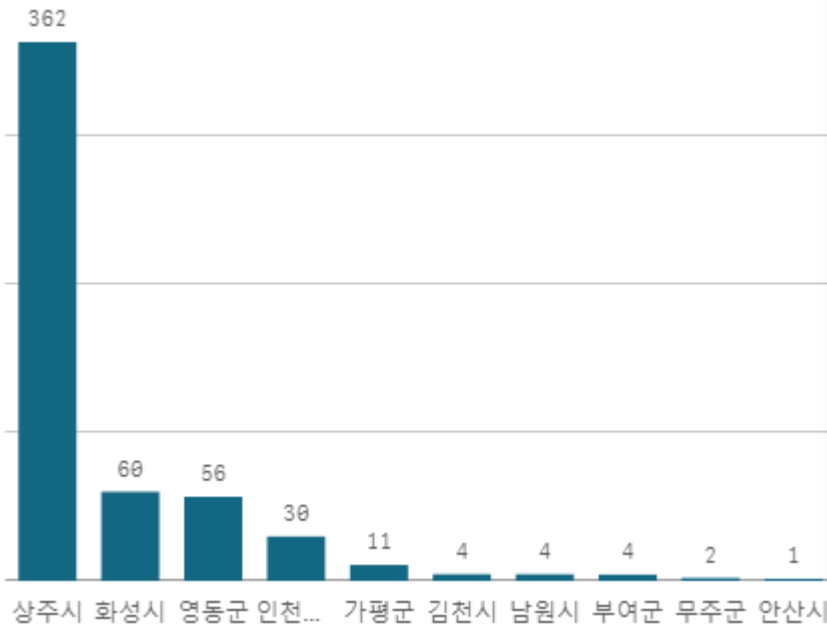


## 도매시장 법인별 거래금액(백만원)



# 포도 캠벨얼리(3Kg)

산지별 거래물량(톤)



산지별 주출하 시군구



출하산지(개소)

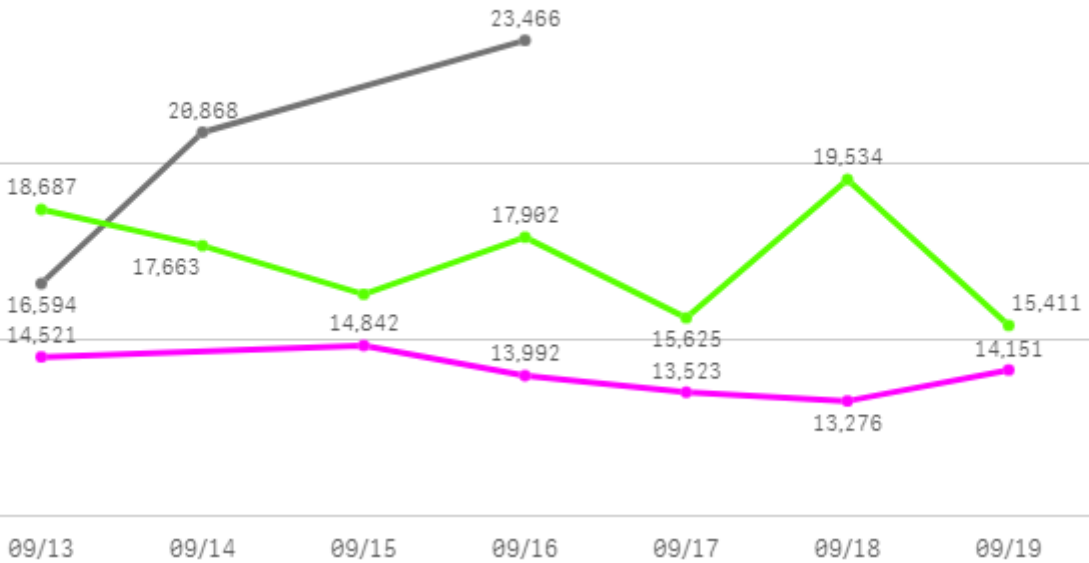
12

출하건수(천건)

5

주간 도매가격(원)

◆ 2025    ● 2024    ◆ 평년



구분	금주(A)	전주(B)	전월(C)	전년(D)	평년(E)	A/B	A/C	A/D	A/E
가격(원)	14,175	14,810	21,975	20,309	14,998	95.7%	64.5%	69.8%	94.5%

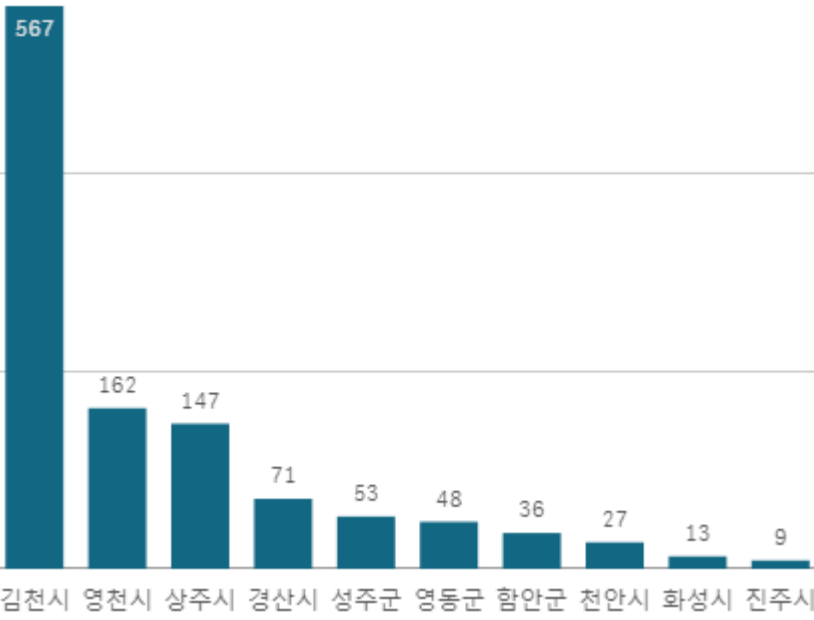
※ 상품 가격 기준

## □ 포도 캠벨얼리(3Kg) 주간 가격

구분	Q	품종	Q	단량	Q	특	상	보통	하
2025-09-13		포도 캠벨얼리		3Kg		20,677	14,521	10,640	6,625
2025-09-15		포도 캠벨얼리		3Kg		20,872	14,842	10,974	6,963
2025-09-16		포도 캠벨얼리		3Kg		20,312	13,992	10,181	6,263
2025-09-17		포도 캠벨얼리		3Kg		20,013	13,523	9,108	4,650
2025-09-18		포도 캠벨얼리		3Kg		19,860	13,276	8,332	4,289
2025-09-19		포도 캠벨얼리		3Kg		20,827	14,151	8,862	4,474
평균						<b>20,427</b>	<b>14,051</b>	<b>9,683</b>	<b>5,544</b>

# 포도 샤인머스캣(2Kg)

산지별 거래물량(톤)



출하산지(개소)

24

출하건수(천건)

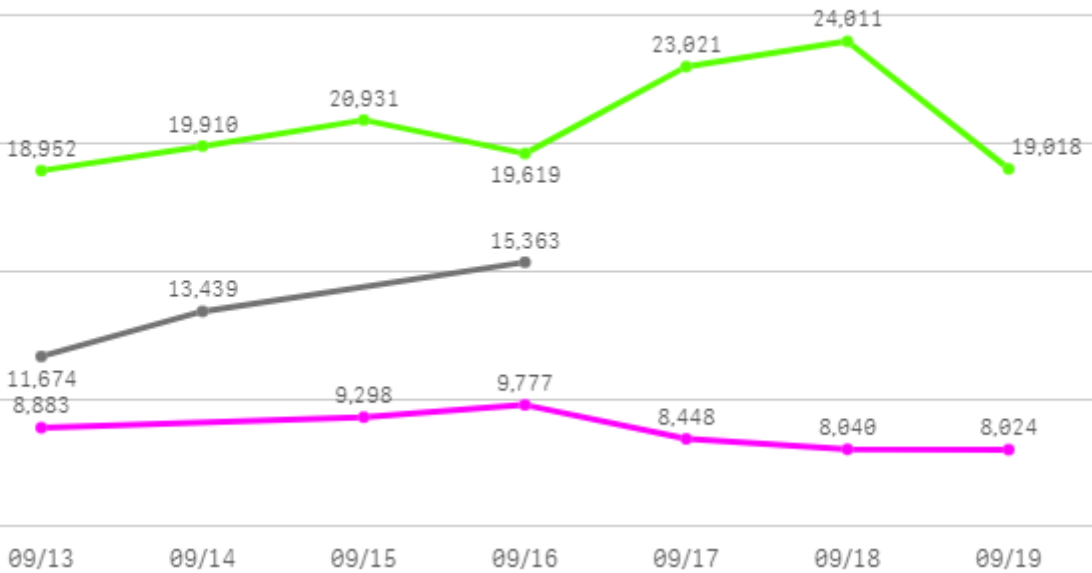
10

산지별 주출하 시군구



주간 도매가격(원)

◆ 2025    ● 2024    ◆ 평년



구분	금주(A)	전주(B)	전월(C)	전년(D)	평년(E)	A/B	A/C	A/D	A/E
가격(원)	8,896	10,243	14,395	13,492	10,740	86.9%	61.8%	65.9%	82.8%

※ 상품 가격 기준

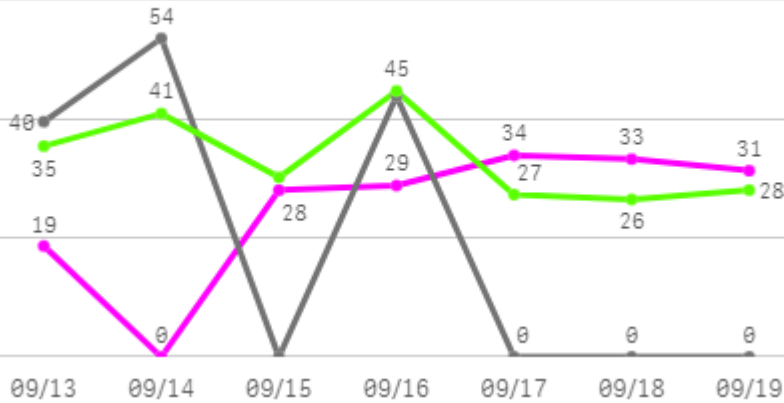
## □ 포도 샤인머스켓(2Kg) 주간 가격

구분	Q	품종	Q	단량	Q	특	상	보통	하
2025-09-13		포도 샤인머스켓		2Kg		14,689	8,883	6,722	4,739
2025-09-15		포도 샤인머스켓		2Kg		16,421	9,298	7,150	5,356
2025-09-16		포도 샤인머스켓		2Kg		16,235	9,777	6,969	4,868
2025-09-17		포도 샤인머스켓		2Kg		14,921	8,448	6,389	4,222
2025-09-18		포도 샤인머스켓		2Kg		15,456	8,040	5,667	3,665
2025-09-19		포도 샤인머스켓		2Kg		16,025	8,024	5,827	3,779
평균						<b>15,624</b>	<b>8,745</b>	<b>6,454</b>	<b>4,438</b>

# 감귤

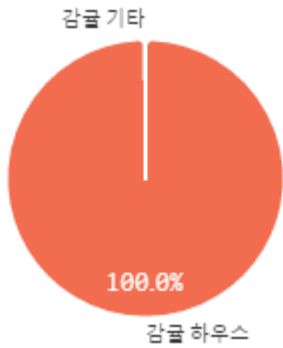
## 주간 반입량(톤)

◆ 2025    ● 2024    ▲ 평년

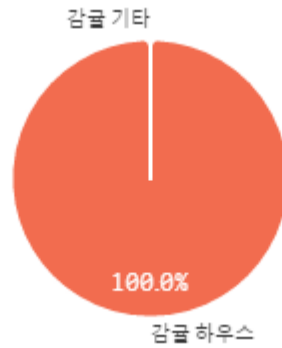


구분	금주(A)	전주(B)	전월(C)	전년(D)	평년(E)	A/B	A/C	A/D	A/E
물량(톤)	174	146	115	137	226	118.9%	151.6%	127.0%	76.8%

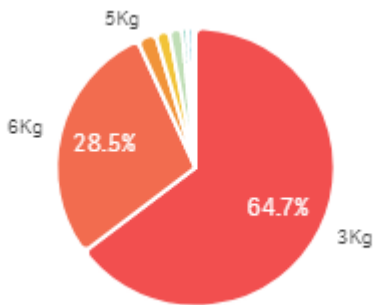
## 출하 품종별 거래물량 구성비



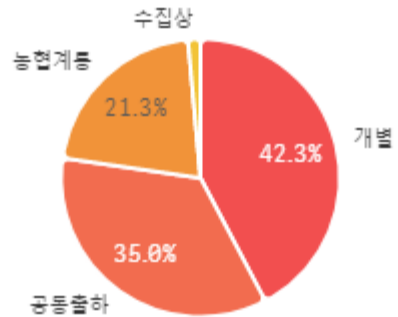
## 출하 품종별 거래금액 구성비



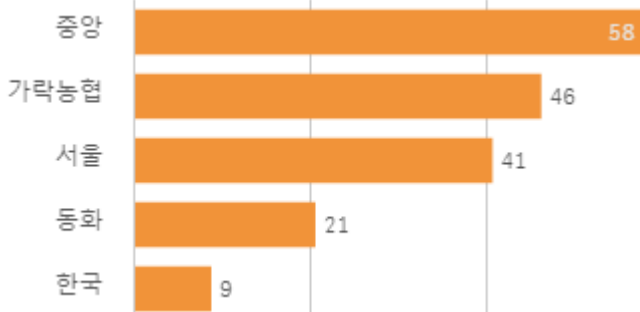
## 거래 단량별 물량 구성비



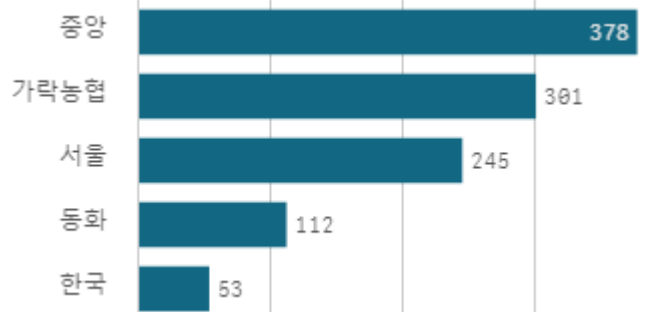
## 출하자별 거래물량 구성비



## 도매시장 법인별 거래물량(톤)

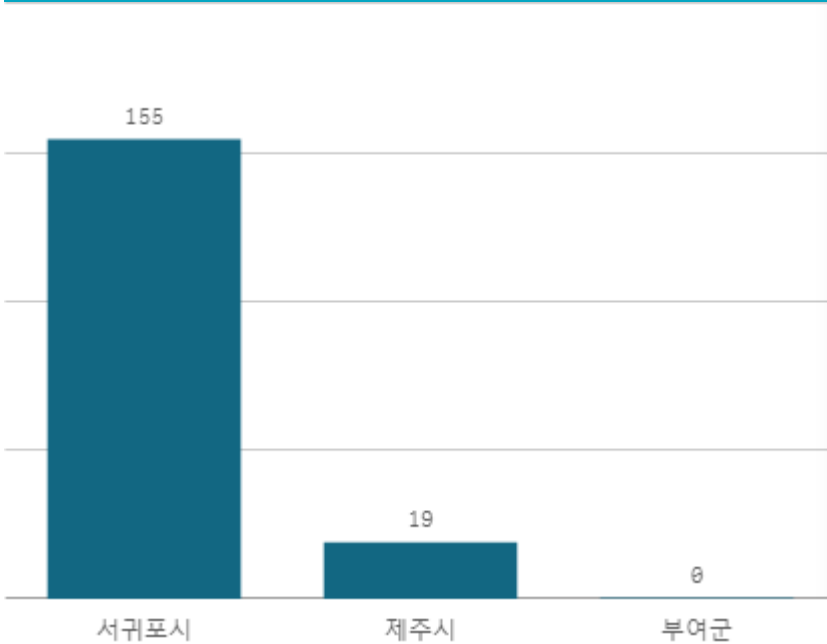


## 도매시장 법인별 거래금액(백만원)

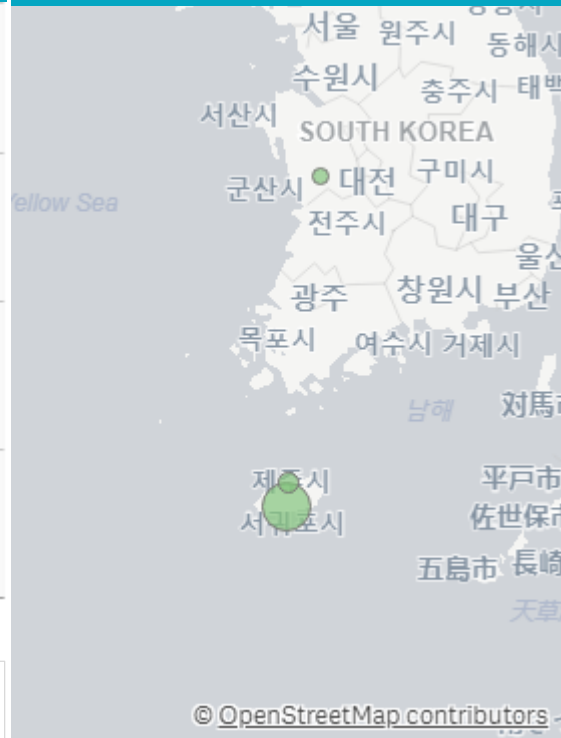


# 감귤 하우스(3Kg)

산지별 거래물량(톤)



산지별 주출하 시군구



출하산지(개소)

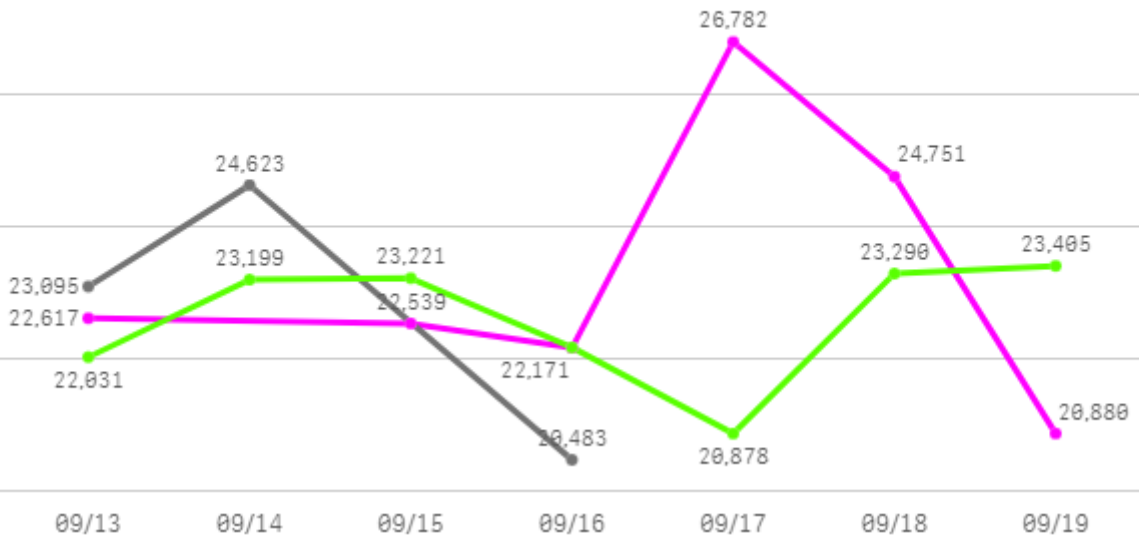
3

출하건수(천건)

2

주간 도매가격(원)

◆ 2025    ● 2024    ◆ 평년



구분	금주(A)	전주(B)	전월(C)	전년(D)	평년(E)	A/B	A/C	A/D	A/E
가격(원)	23,229	22,886	24,066	22,734	23,107	101.5%	96.5%	102.2%	100.5%

※ 상품 가격 기준

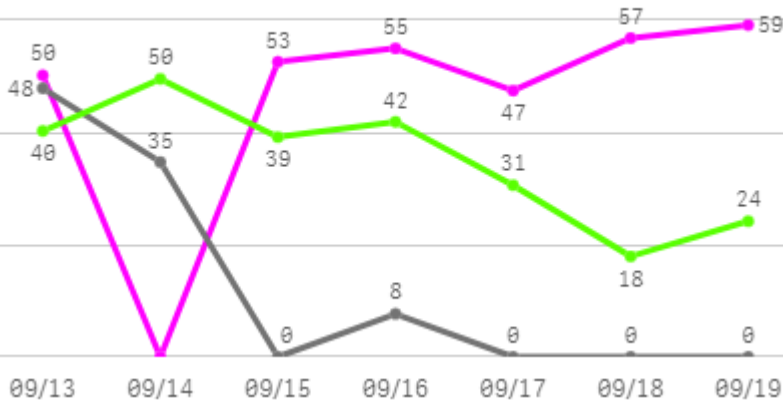
## □ 감귤 하우스(3Kg) 주간 가격

구분	Q	품종	Q	단량	Q	특	상	보통	하
2025-09-13		감귤 하우스		3Kg		29,083	22,617	19,626	15,896
2025-09-15		감귤 하우스		3Kg		28,028	22,539	19,419	15,583
2025-09-16		감귤 하우스		3Kg		30,274	22,171	19,399	14,877
2025-09-17		감귤 하우스		3Kg		32,135	26,782	19,709	15,175
2025-09-18		감귤 하우스		3Kg		31,842	24,751	17,821	13,628
2025-09-19		감귤 하우스		3Kg		28,158	20,880	16,423	12,931
평균						<b>29,920</b>	<b>23,290</b>	<b>18,733</b>	<b>14,682</b>

# 자두

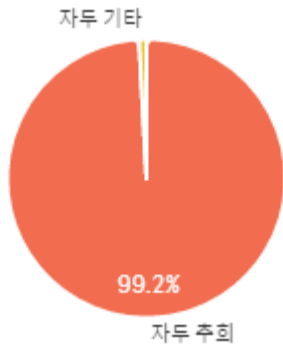
## 주간 반입량(톤)

◆ 2025    ● 2024    ▲ 평년

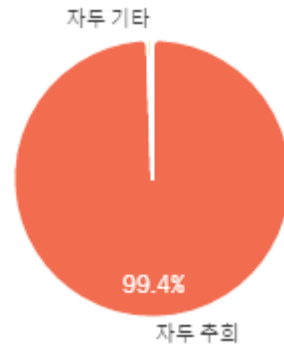


구분	금주(A)	전주(B)	전월(C)	전년(D)	평년(E)	A/B	A/C	A/D	A/E
물량(톤)	321	280	338	90	270	114.7%	94.9%	355.9%	118.8%

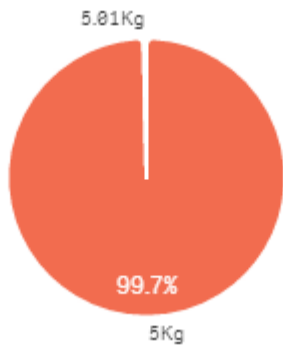
## 출하 품종별 거래물량 구성비



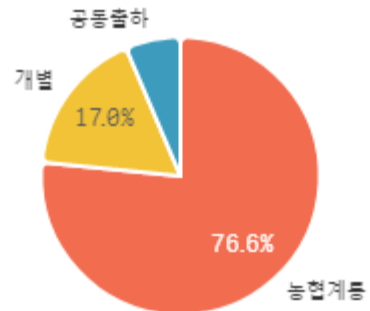
## 출하 품종별 거래금액 구성비



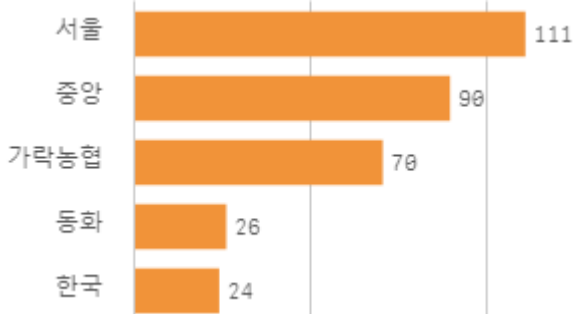
## 거래 단량별 물량 구성비



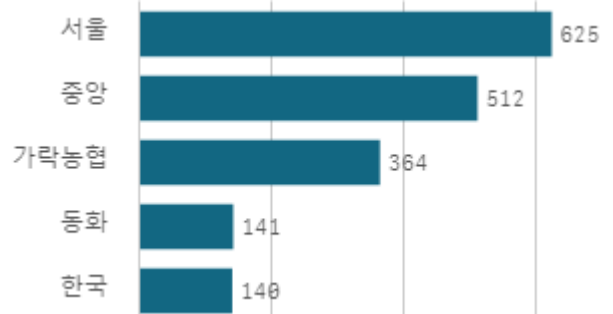
## 출하자별 거래물량 구성비



## 도매시장 법인별 거래물량(톤)

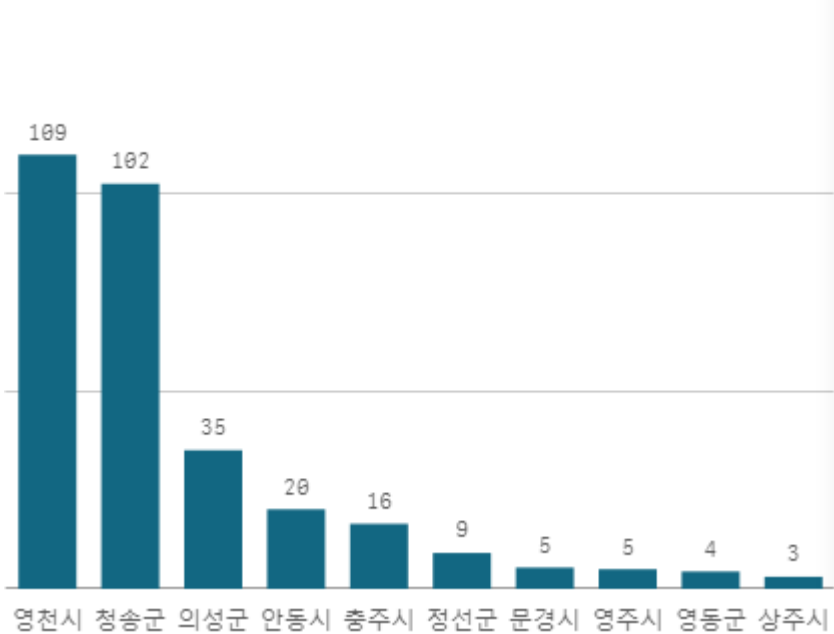


## 도매시장 법인별 거래금액(백만원)



# 자두 추희(5Kg)

산지별 거래물량(톤)



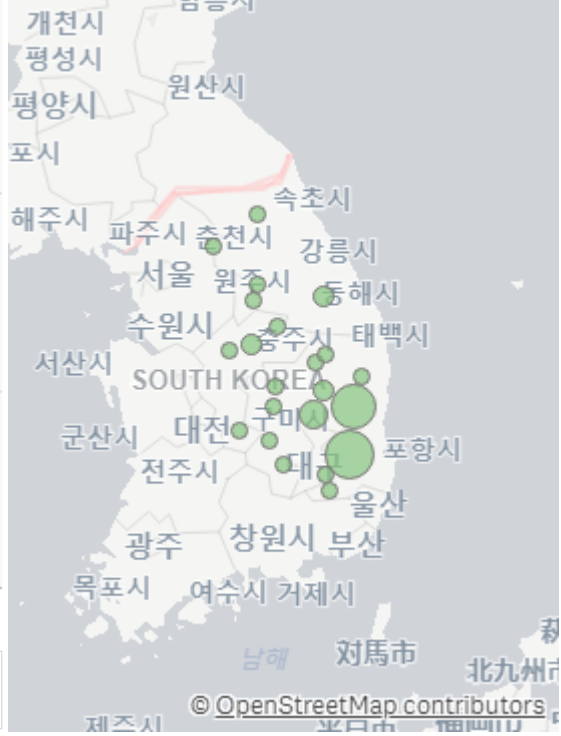
출하산지(개소)

22

출하건수(천건)

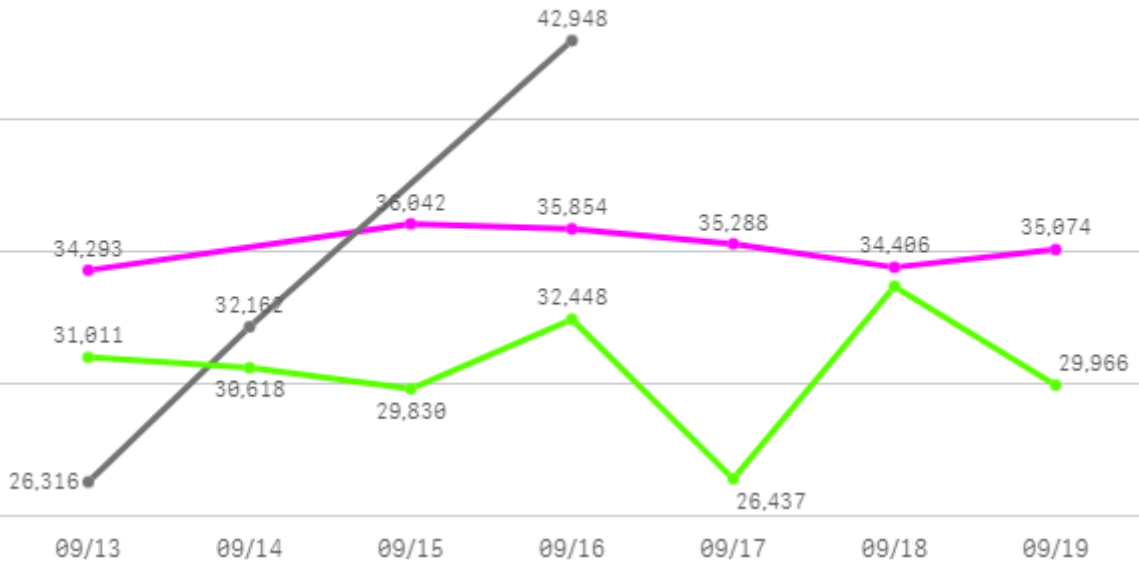
4

산지별 주출하 시군구



주간 도매가격(원)

◆ 2025    ● 2024    ◆ 평년



구분	금주(A)	전주(B)	전월(C)	전년(D)	평년(E)	A/B	A/C	A/D	A/E
가격(원)	35,157	34,350	35,937	33,809	34,553	102.3%	97.8%	104.0%	101.7%

※ 상품 가격 기준

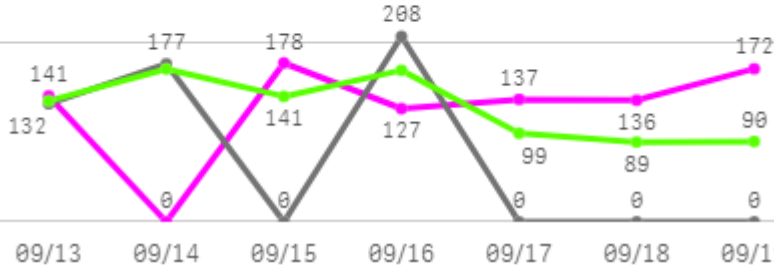
## □ 자두 추희(5Kg) 주간 가격

구분	Q	품종	Q	단량	Q	특	상	보통	하
2025-09-13		자두 추희		5Kg		43,157	34,293	25,989	15,920
2025-09-15		자두 추희		5Kg		44,989	36,042	27,484	17,254
2025-09-16		자두 추희		5Kg		45,375	35,854	27,486	17,312
2025-09-17		자두 추희		5Kg		46,895	35,288	26,326	16,317
2025-09-18		자두 추희		5Kg		46,192	34,406	25,066	15,038
2025-09-19		자두 추희		5Kg		45,019	35,074	25,270	14,061
평균						<b>45,271</b>	<b>35,160</b>	<b>26,270</b>	<b>15,984</b>

# 바나나

## 주간 반입량(톤)

◆ 2025    ● 2024    ▲ 평년

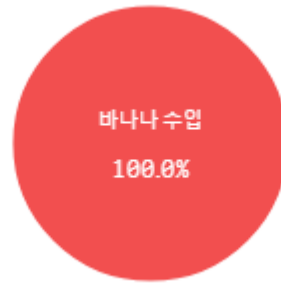


구분	금주(A)	전주(B)	전월(C)	전년(D)	평년(E)	A/B	A/C	A/D	A/E
물량(톤)	892	920	854	517	873	96.9%	104.4%	172.3%	102.1%

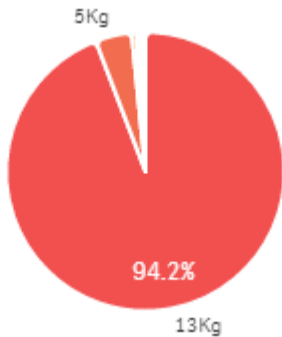
### 출하 품종별 거래물량 구성비



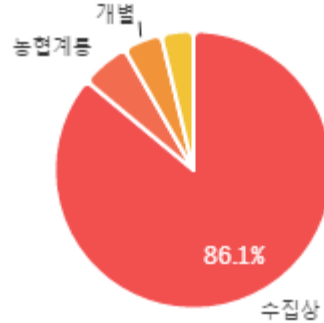
### 출하 품종별 거래금액 구성비



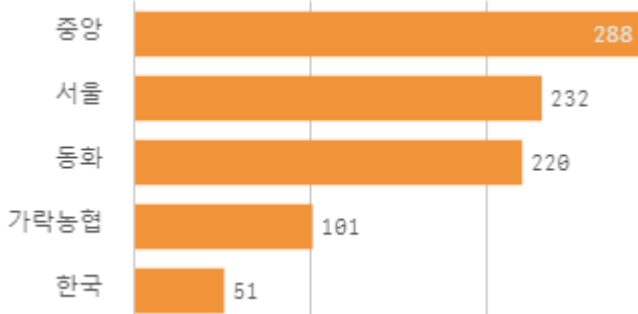
### 거래 단량별 물량 구성비



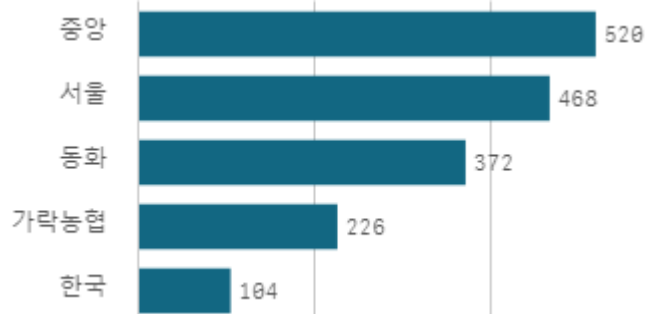
### 출하자별 거래물량 구성비



### 도매시장 법인별 거래물량(톤)

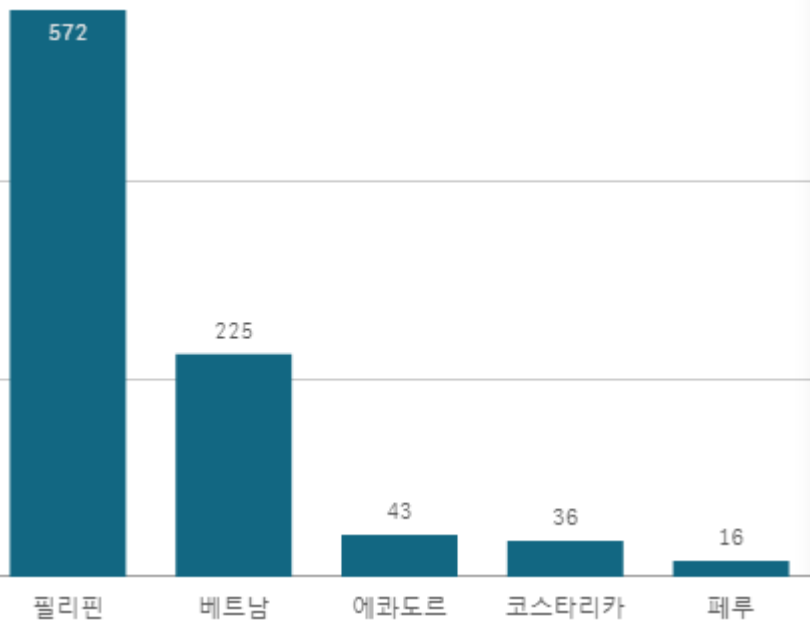


### 도매시장 법인별 거래금액(백만원)

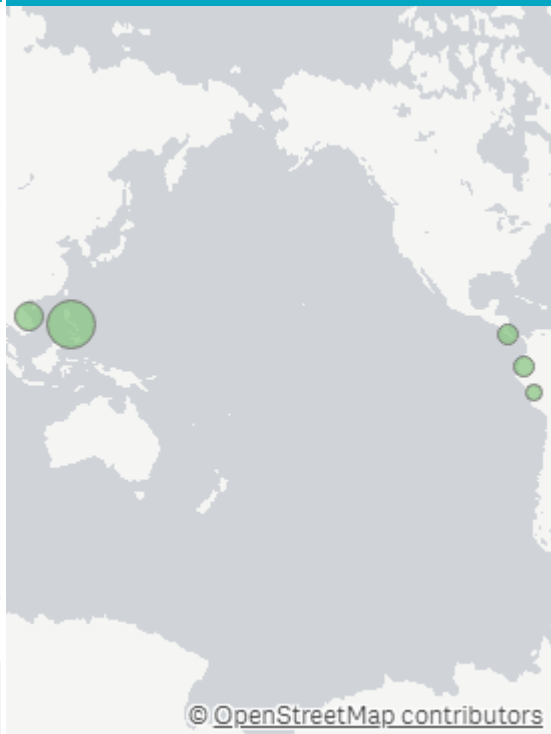


# 바나나 수입(13Kg)

산지별 거래물량(톤)



산지별 주출하 시군구



출하산지(개소)

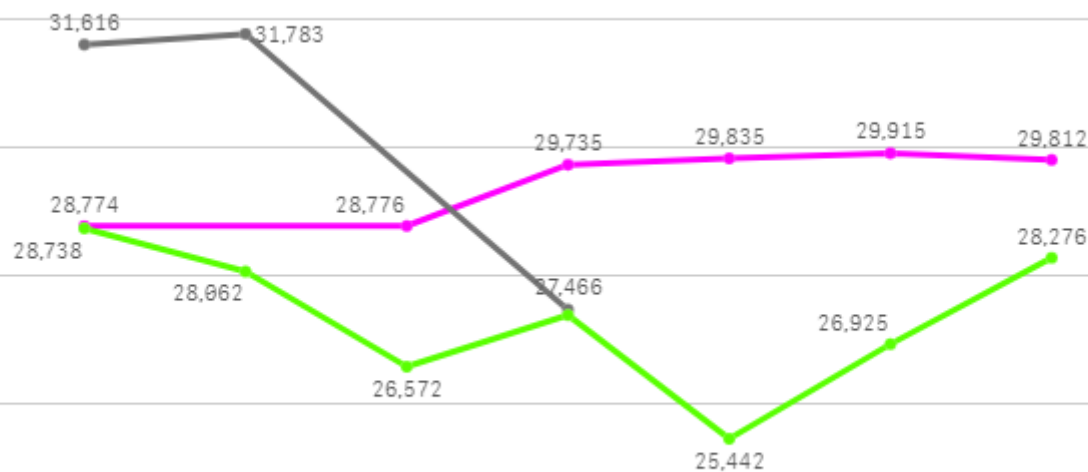
5

출하건수(천건)

2

주간 도매가격(원)

◆ 2025    ● 2024    ◆ 평년



09/13    09/14    09/15    09/16    09/17    09/18    09/19

구분	금주(A)	전주(B)	전월(C)	전년(D)	평년(E)	A/B	A/C	A/D	A/E
가격(원)	29,316	28,156	24,900	30,288	29,055	104.1%	117.7%	96.8%	100.9%

※ 상품 가격 기준

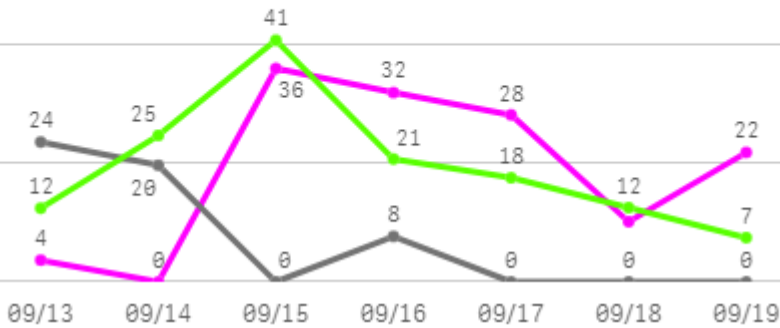
## □ 바나나 수입(13Kg) 주간 가격

구분	Q	품종	Q	단량	Q	특	상	보통	하
2025-09-13		바나나 수입		13Kg		32,439	28,774	20,144	10,899
2025-09-15		바나나 수입		13Kg		32,633	28,776	20,959	14,081
2025-09-16		바나나 수입		13Kg		32,569	29,735	21,869	14,501
2025-09-17		바나나 수입		13Kg		32,667	29,835	22,435	13,909
2025-09-18		바나나 수입		13Kg		32,741	29,915	21,940	14,229
2025-09-19		바나나 수입		13Kg		32,695	29,812	22,446	15,201
평균						<b>32,624</b>	<b>29,474</b>	<b>21,632</b>	<b>13,803</b>

# 오렌지

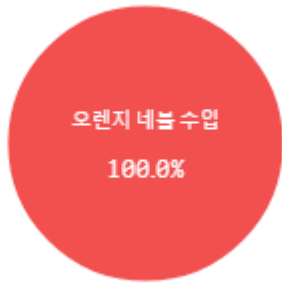
## 주간 반입량(톤)

◆ 2025    ● 2024    ▲ 평년



구분	금주(A)	전주(B)	전월(C)	전년(D)	평년(E)	A/B	A/C	A/D	A/E
물량(톤)	131	195	99	51	137	67.2%	133.2%	258.7%	95.7%

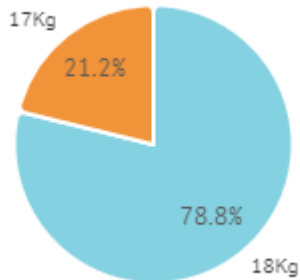
## 출하 품종별 거래물량 구성비



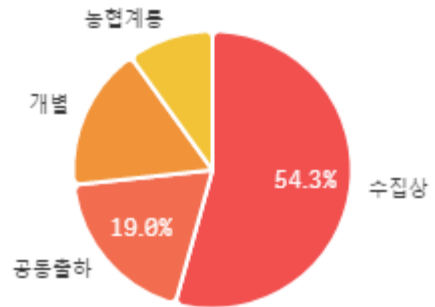
## 출하 품종별 거래금액 구성비



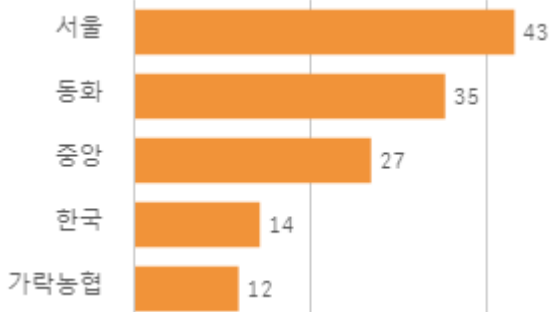
## 거래 단량별 물량 구성비



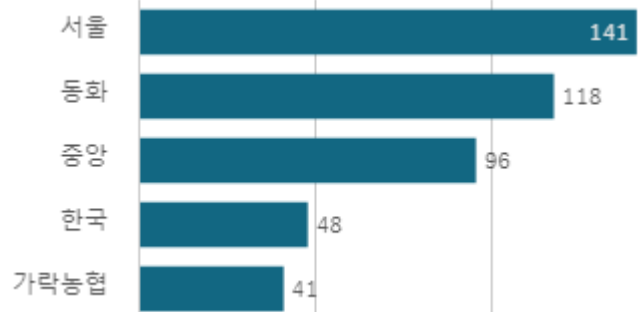
## 출하자별 거래물량 구성비



## 도매시장 법인별 거래물량(톤)

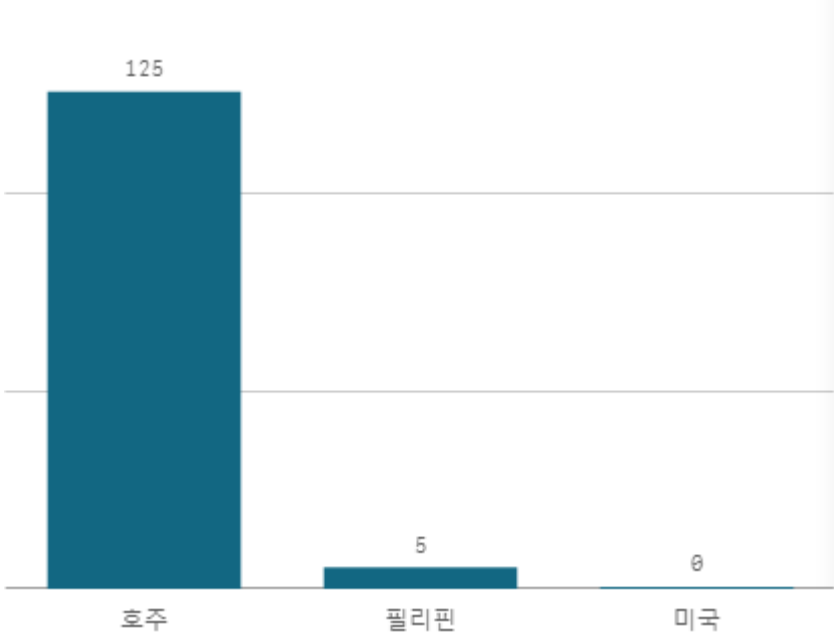


## 도매시장 법인별 거래금액(백만원)

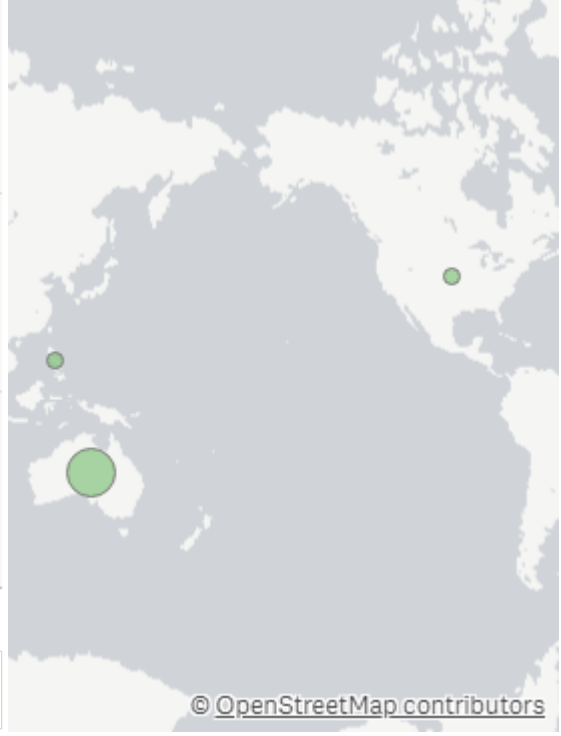


# 오렌지 네블 수입(18Kg)

산지별 거래물량(톤)



산지별 주출하 시군구



출하산지(개소)

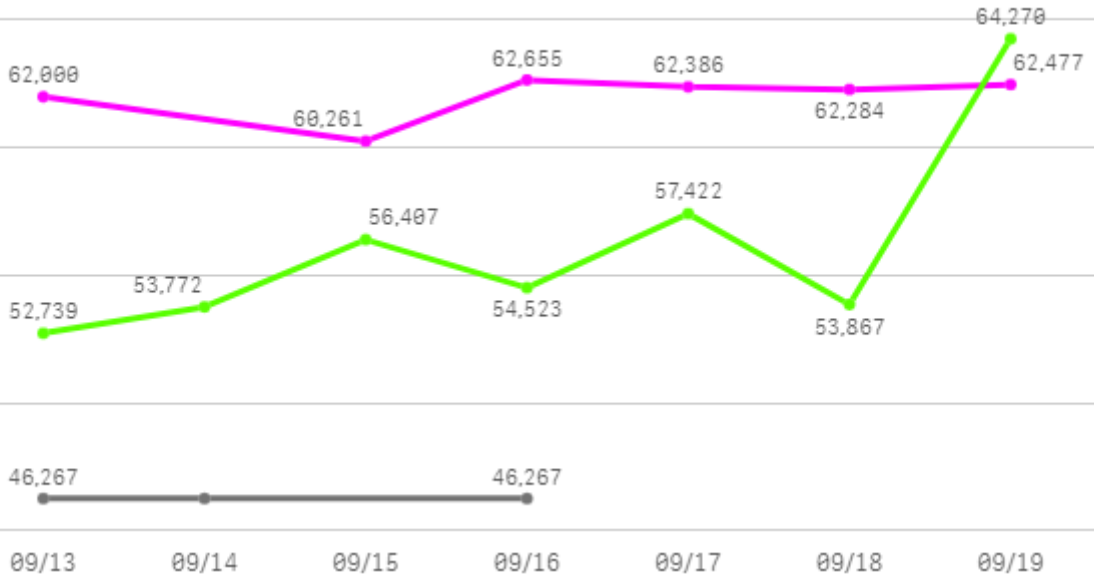
3

출하건수(천건)

0

주간 도매가격(원)

◆ 2025    ● 2024    ◆ 평년



구분	금주(A)	전주(B)	전월(C)	전년(D)	평년(E)	A/B	A/C	A/D	A/E
가격(원)	61,864	61,141	52,401	46,267	60,478	101.2%	118.1%	133.7%	102.3%

※ 상품 가격 기준

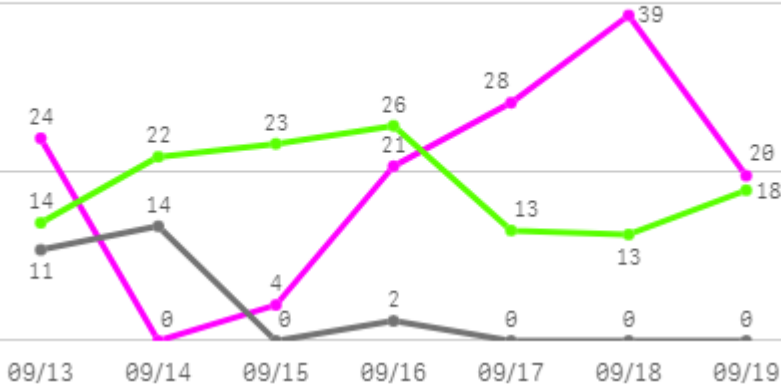
## □ 오렌지 네블 수입(18Kg) 주간 가격

구분	Q	품종	Q	단량	Q	특	상	보통	하
2025-09-13		오렌지 네블 수입		18Kg		62,969	62,000	59,862	55,092
2025-09-15		오렌지 네블 수입		18Kg		63,897	60,261	56,928	55,009
2025-09-16		오렌지 네블 수입		18Kg		64,882	62,655	61,365	59,328
2025-09-17		오렌지 네블 수입		18Kg		64,143	62,386	60,180	58,272
2025-09-18		오렌지 네블 수입		18Kg		64,000	62,284	59,877	58,000
2025-09-19		오렌지 네블 수입		18Kg		63,361	62,477	61,469	61,000
평균						<b>63,875</b>	<b>62,011</b>	<b>59,947</b>	<b>57,784</b>

# 고등어

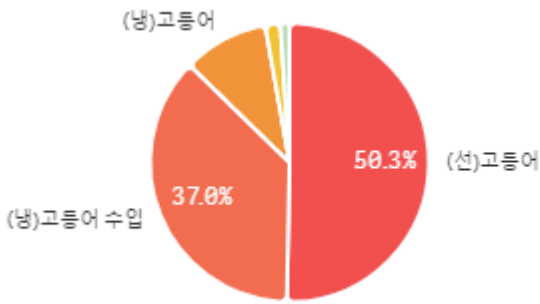
## 주간 반입량(톤)

◆ 2025    ● 2024    ▲ 평년

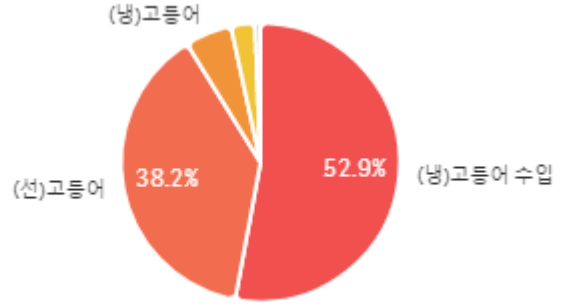


구분	금주(A)	전주(B)	전월(C)	전년(D)	평년(E)	A/B	A/C	A/D	A/E
물량(톤)	136	85	126	27	114	159.7%	107.7%	506.2%	119.0%

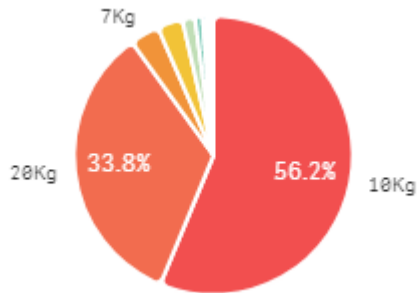
### 출하 품종별 거래물량 구성비



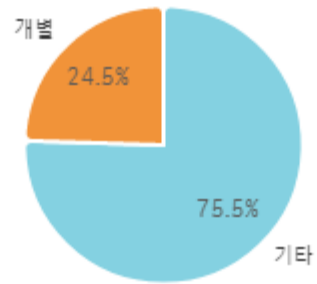
### 출하 품종별 거래금액 구성비



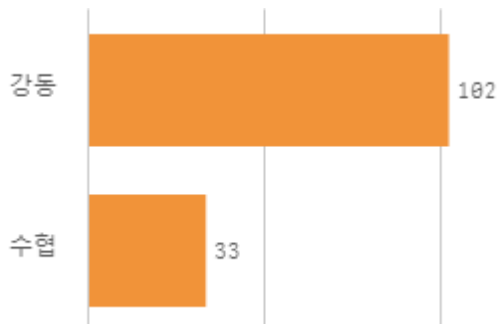
### 거래 단량별 물량 구성비



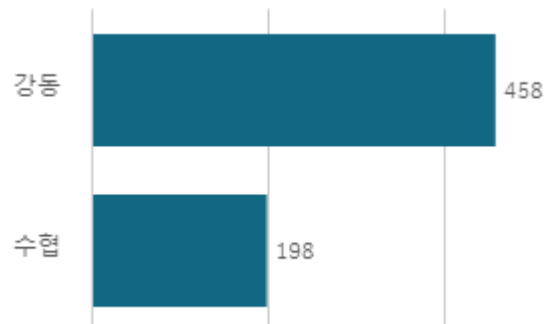
### 출하자별 거래물량 구성비



### 도매시장 법인별 거래물량(톤)

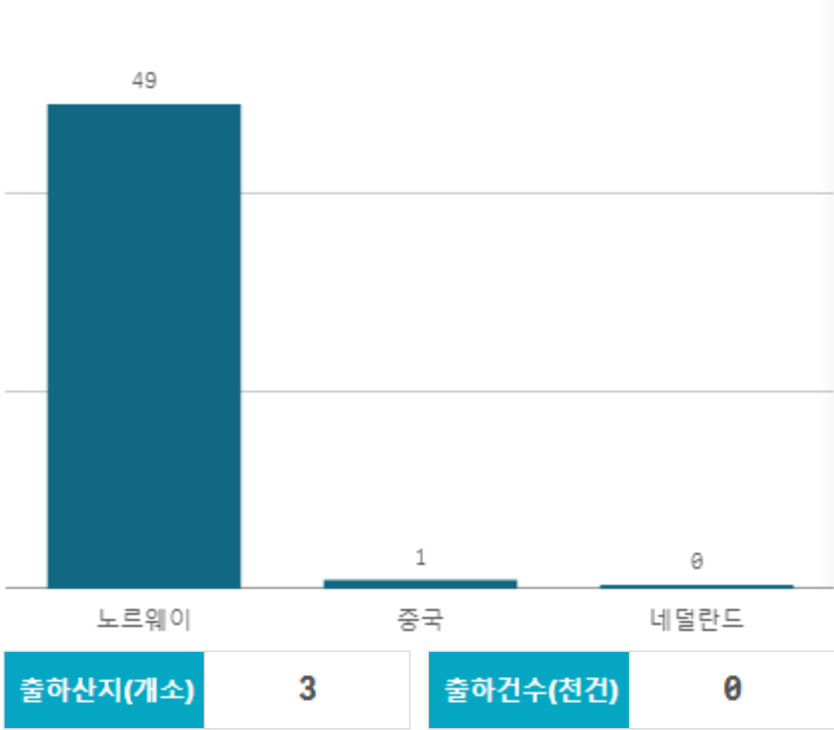


### 도매시장 법인별 거래금액(백만원)



# (냉)고등어 수입(10Kg)

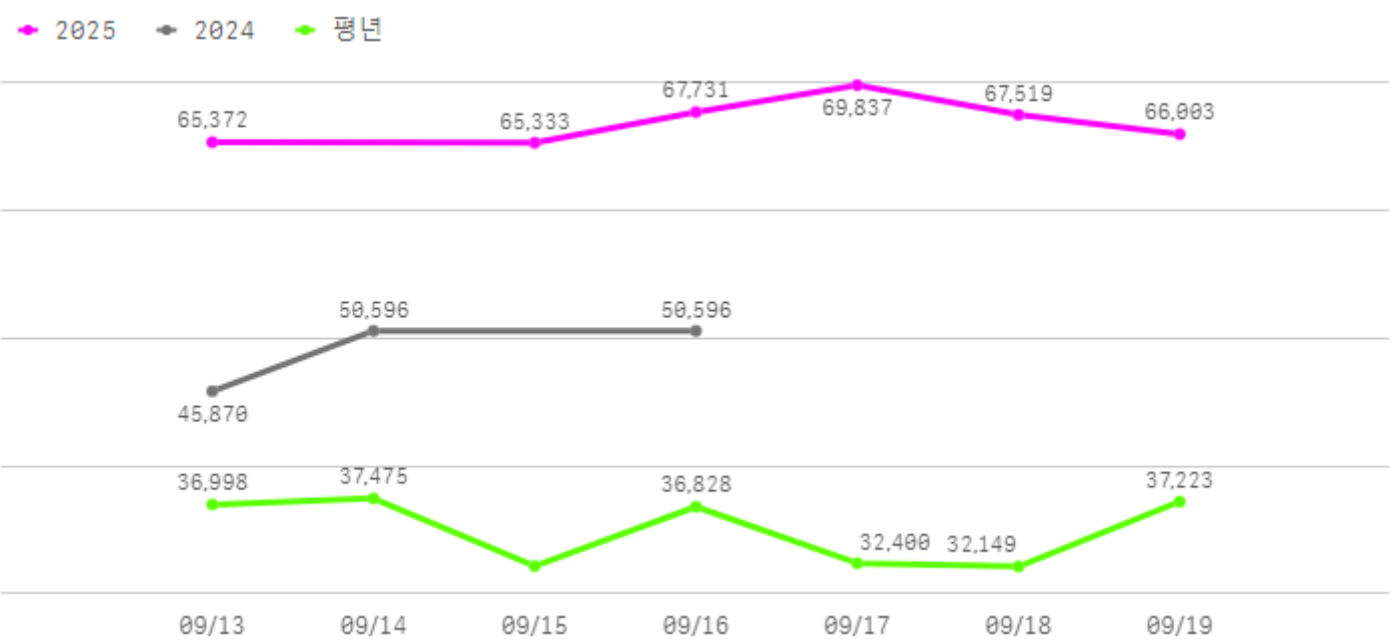
산지별 거래물량(톤)



산지별 주출하 시군구



주간 도매가격(원)



구분	금주(A)	전주(B)	전월(C)	전년(D)	평년(E)	A/B	A/C	A/D	A/E
가격(원)	66,731	60,191	52,243	48,706	61,396	110.9%	127.7%	137.0%	108.7%

※ 상품 가격 기준

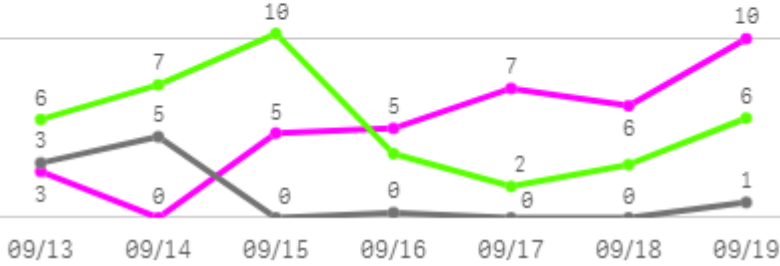
## □ (냉)고등어 수입(10Kg) 주간 가격

구분	Q	품종	Q	단량	Q	특	상	보통	하
2025-09-13		(냉)고등어 수입		10Kg		-	65,372	-	-
2025-09-15		(냉)고등어 수입		10Kg		-	65,333	-	-
2025-09-16		(냉)고등어 수입		10Kg		-	67,731	-	-
2025-09-17		(냉)고등어 수입		10Kg		-	69,837	-	-
2025-09-18		(냉)고등어 수입		10Kg		-	67,519	-	-
2025-09-19		(냉)고등어 수입		10Kg		-	66,003	-	-
평균						-	<b>66,966</b>	-	-

# 갈치

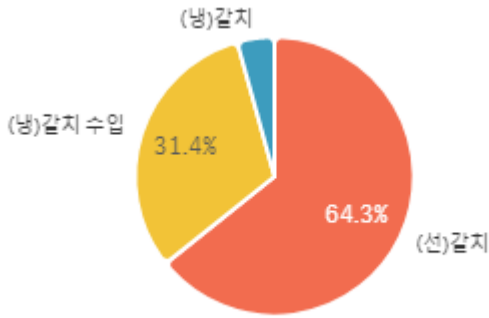
## 주간 반입량(톤)

◆ 2025    ● 2024    ▲ 평년

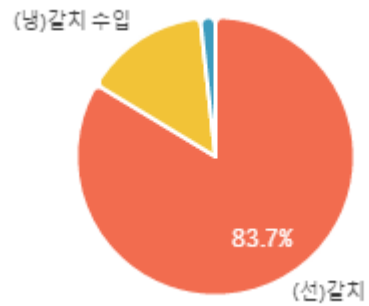


구분	금주(A)	전주(B)	전월(C)	전년(D)	평년(E)	A/B	A/C	A/D	A/E
물량(톤)	36	38	38	9	35	94.9%	95.2%	409.1%	103.7%

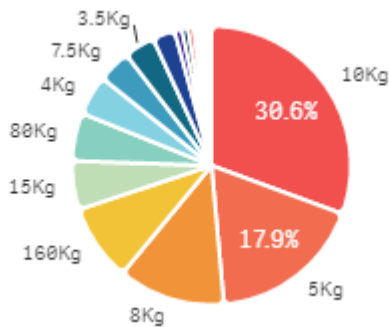
## 출하 품종별 거래물량 구성비



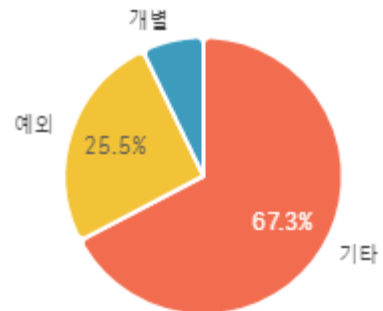
## 출하 품종별 거래금액 구성비



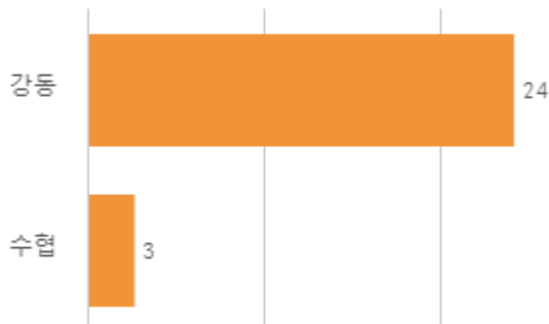
## 거래 단량별 물량 구성비



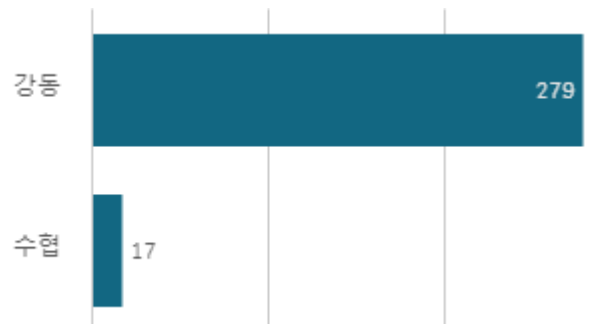
## 출하자별 거래물량 구성비



## 도매시장 법인별 거래물량(톤)

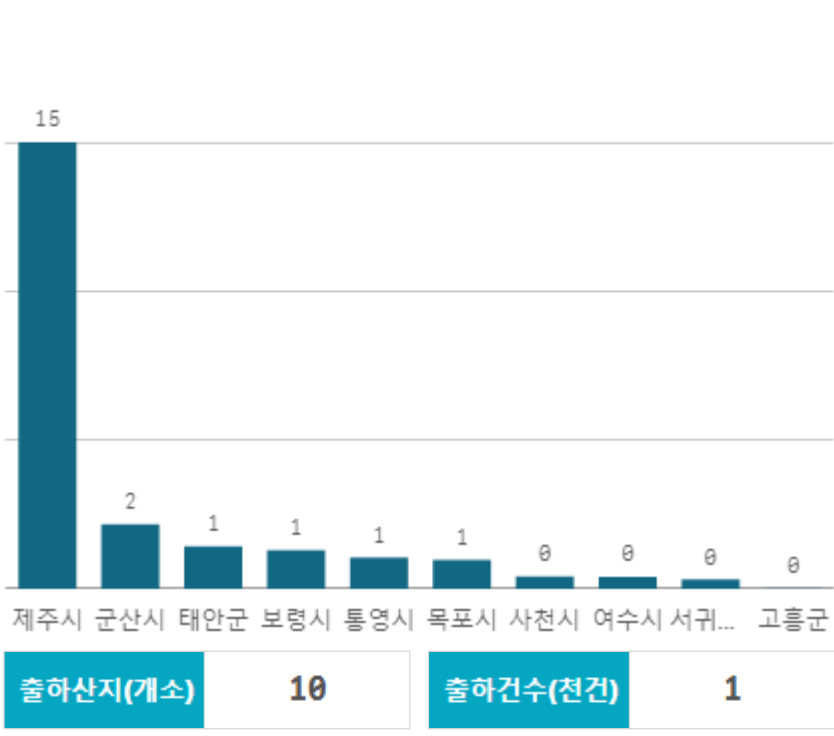


## 도매시장 법인별 거래금액(백만원)

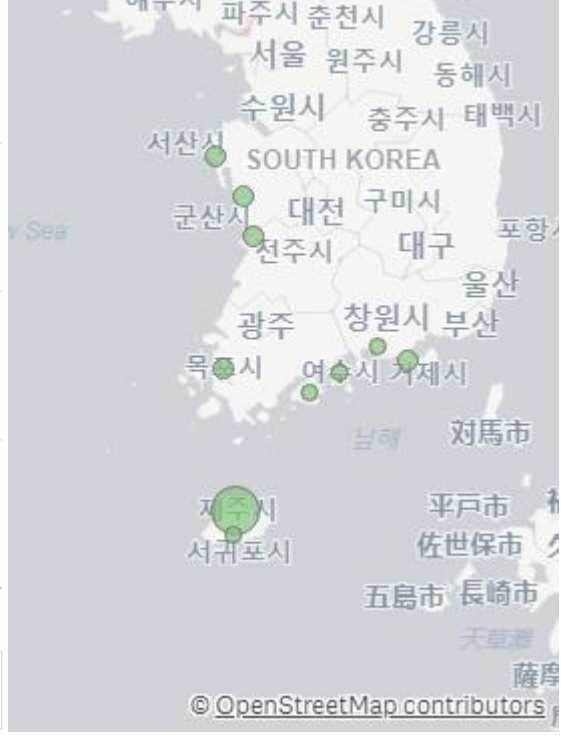


# (선)갈치(5Kg)

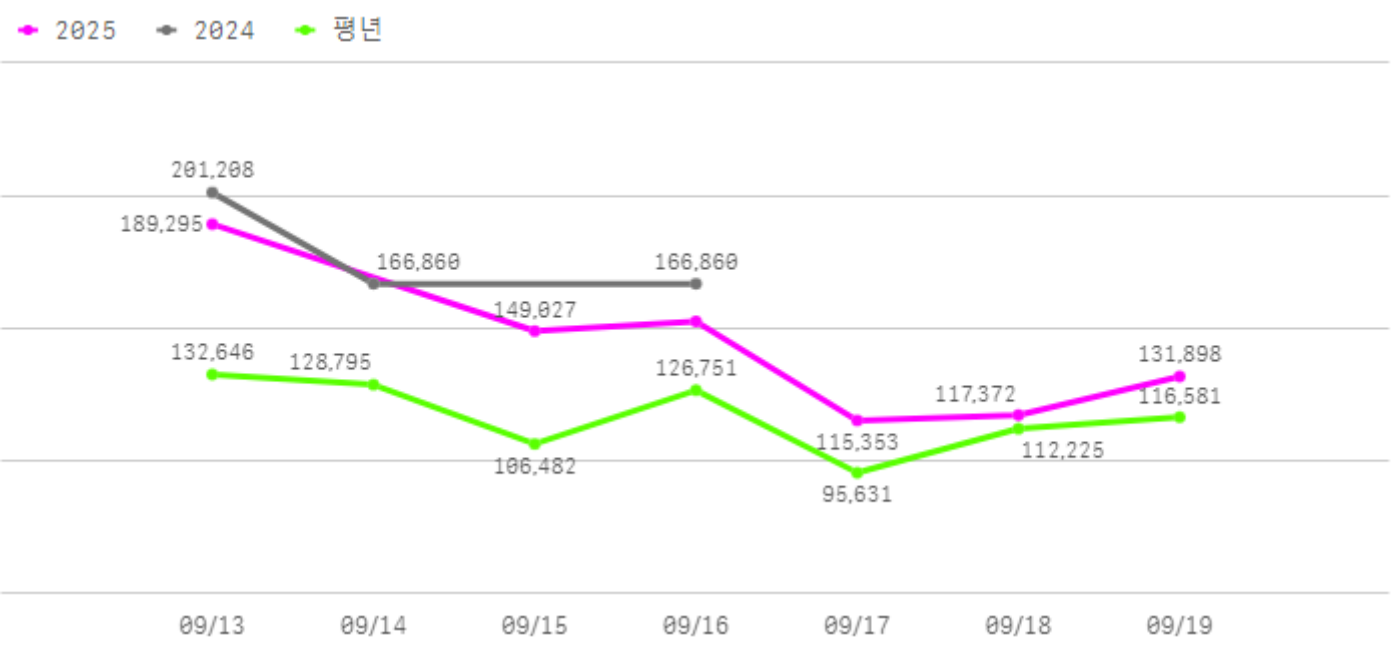
산지별 거래물량(톤)



산지별 주출하 시군구



주간 도매가격(원)



구분	금주(A)	전주(B)	전월(C)	전년(D)	평년(E)	A/B	A/C	A/D	A/E
가격(원)	150,611	159,761	132,069	180,599	146,179	94.3%	114.0%	83.4%	103.0%

※ 상품 가격 기준

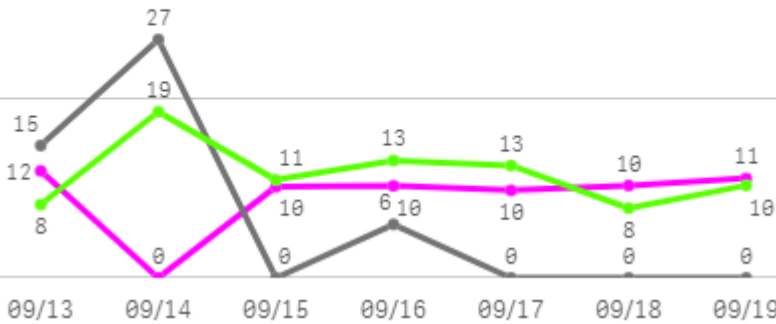
## □ (선)갈치(5Kg) 주간 가격

구분	Q	품종	Q	단량	Q	특	상	보통	하
2025-09-13		(선)갈치		5Kg		-	189,295	90,057	13,788
2025-09-15		(선)갈치		5Kg		-	149,027	93,042	51,391
2025-09-16		(선)갈치		5Kg		-	152,659	86,148	41,369
2025-09-17		(선)갈치		5Kg		-	115,353	60,610	30,350
2025-09-18		(선)갈치		5Kg		-	117,372	61,664	28,593
2025-09-19		(선)갈치		5Kg		-	131,898	72,116	32,885
평균						-	<b>142,601</b>	<b>77,273</b>	<b>33,063</b>

# 홍합

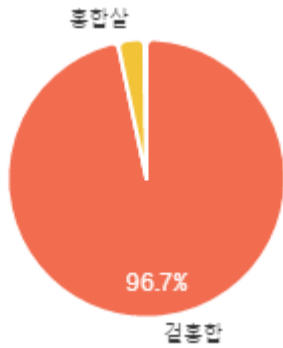
## 주간 반입량(톤)

◆ 2025    ● 2024    ▲ 평년

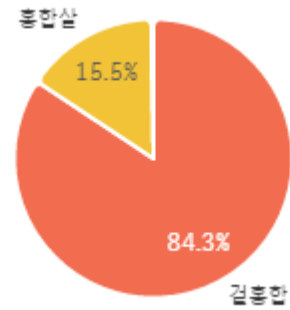


구분	금주(A)	전주(B)	전월(C)	전년(D)	평년(E)	A/B	A/C	A/D	A/E
물량(톤)	64	60	63	48	77	105.9%	100.7%	134.2%	83.0%

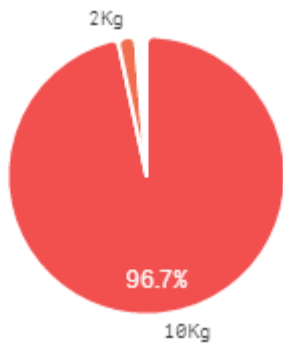
## 출하 품종별 거래물량 구성비



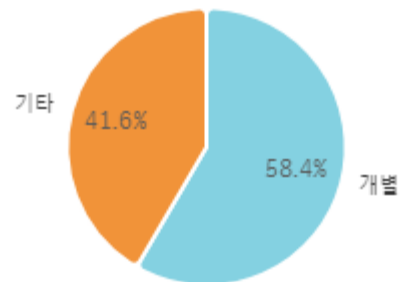
## 출하 품종별 거래금액 구성비



## 거래 단량별 물량 구성비



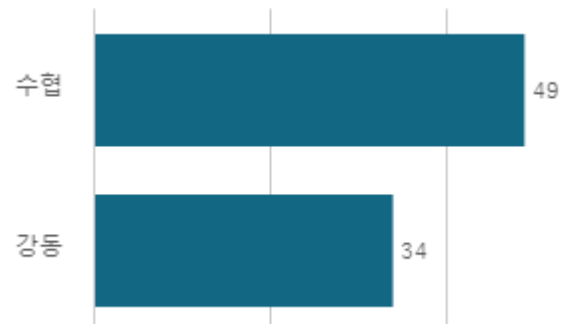
## 출하자별 거래물량 구성비



## 도매시장 법인별 거래물량(톤)

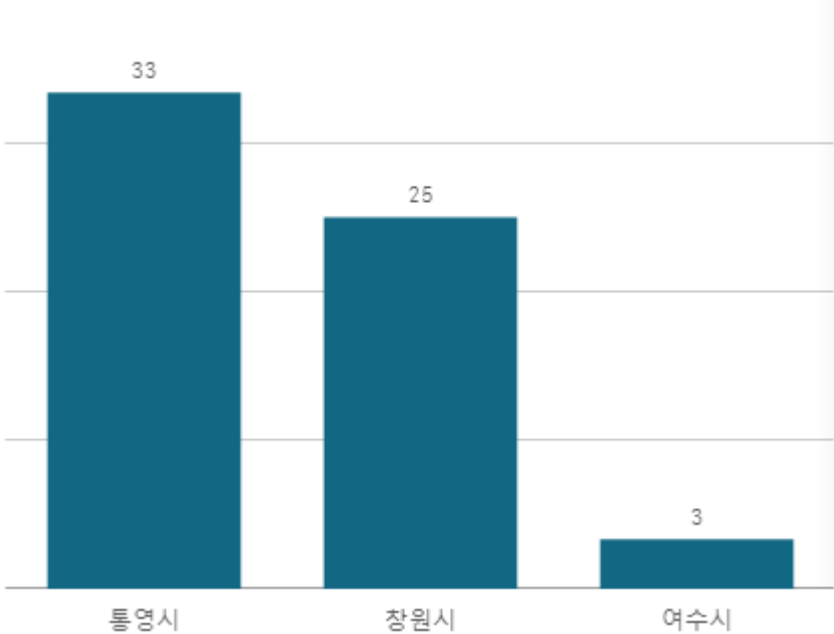


## 도매시장 법인별 거래금액(백만원)



# 겉홍합(10Kg)

산지별 거래물량(톤)



산지별 주출하 시군구



출하산지(개소)

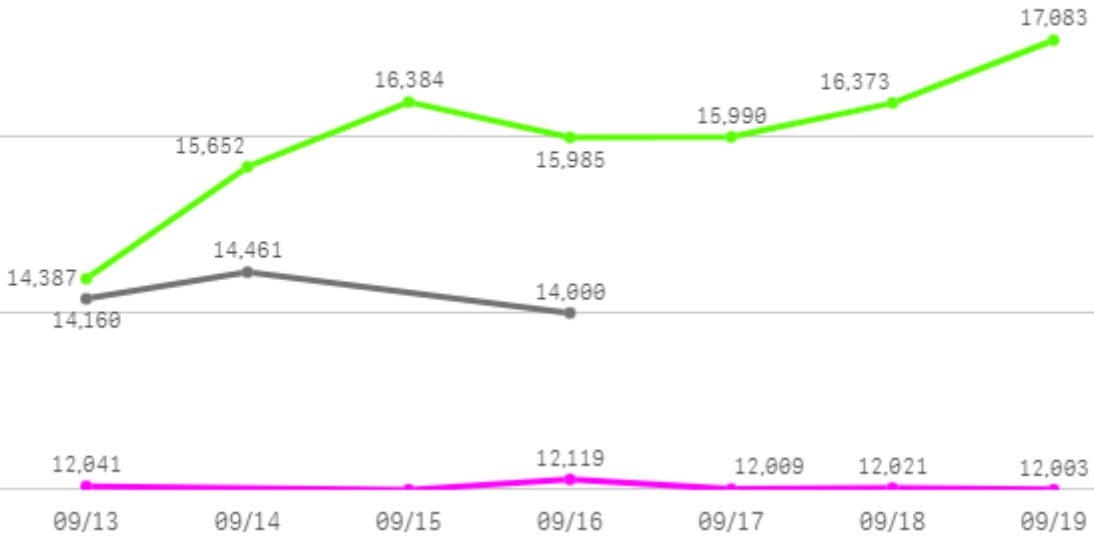
3

출하건수(전건)

1

주간 도매가격(원)

◆ 2025    ● 2024    ◆ 평년



구분	금주(A)	전주(B)	전월(C)	전년(D)	평년(E)	A/B	A/C	A/D	A/E
가격(원)	12,037	12,008	12,179	14,207	12,618	100.2%	98.8%	84.7%	95.4%

※ 상품 가격 기준

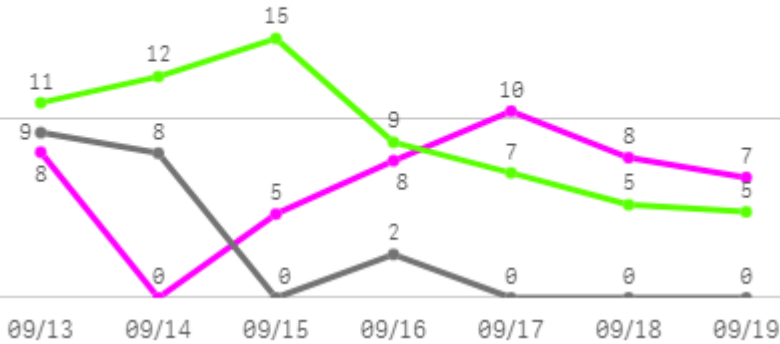
## □ 곁홍합(10Kg) 주간 가격

구분	Q	품종	Q	단량	Q	특	상	보통	하
2025-09-13		곁홍합		10Kg		-	12,041	11,979	7,117
2025-09-15		곁홍합		10Kg		-	12,002	11,965	10,026
2025-09-16		곁홍합		10Kg		-	12,119	11,998	11,040
2025-09-17		곁홍합		10Kg		-	12,009	12,000	11,526
2025-09-18		곁홍합		10Kg		-	12,021	11,854	7,856
2025-09-19		곁홍합		10Kg		-	12,003	11,980	11,436
평균						-	<b>12,032</b>	<b>11,962</b>	<b>9,833</b>

# 오징어

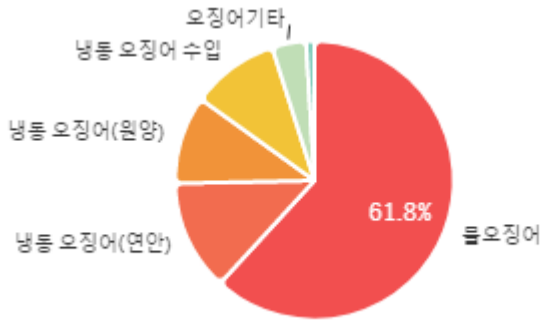
## 주간 반입량(톤)

◆ 2025    ● 2024    ▲ 평년

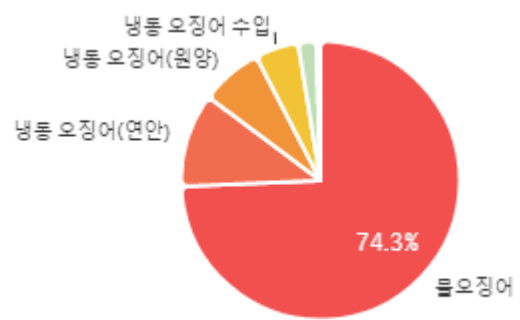


구분	금주(A)	전주(B)	전월(C)	전년(D)	평년(E)	A/B	A/C	A/D	A/E
물량(톤)	46	69	70	20	62	66.1%	65.1%	230.3%	73.3%

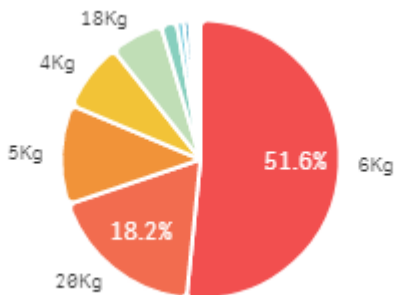
### 출하 품종별 거래물량 구성비



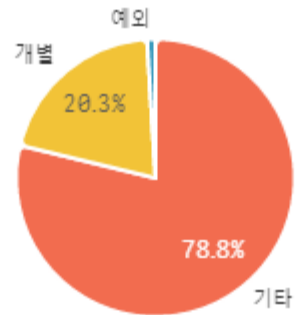
### 출하 품종별 거래금액 구성비



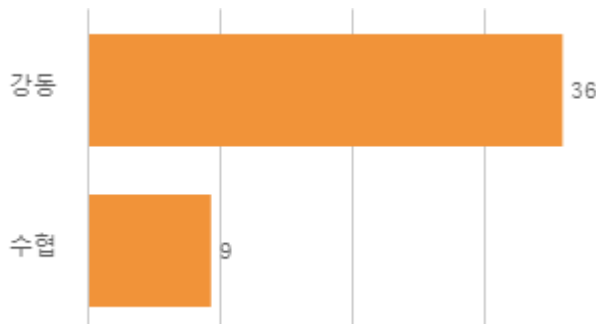
### 거래 단량별 물량 구성비



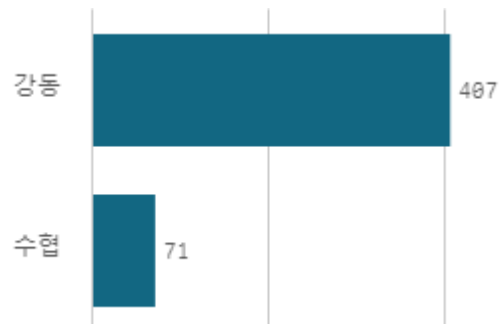
### 출하자별 거래물량 구성비



### 도매시장 법인별 거래물량(톤)

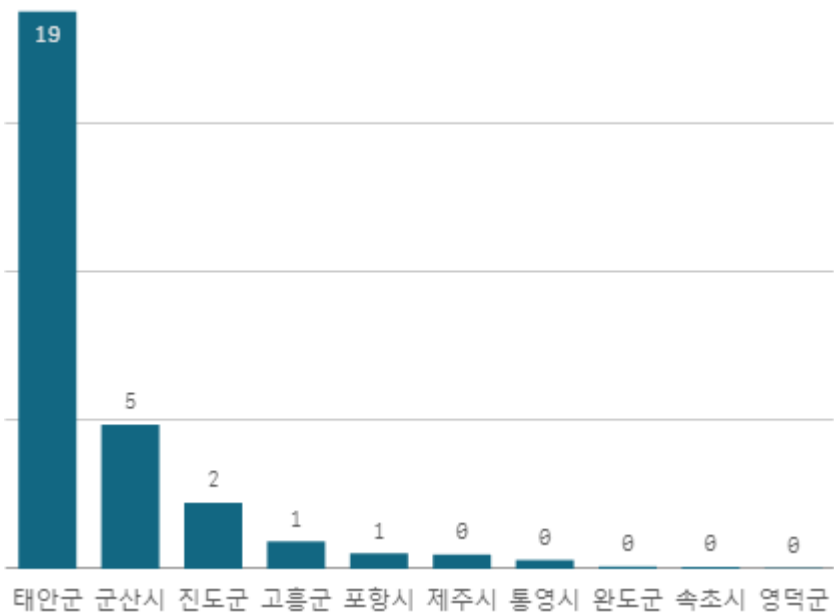


### 도매시장 법인별 거래금액(백만원)



# 물오징어(6Kg)

산지별 거래물량(톤)



출하산지(개소)

10

출하건수(천건)

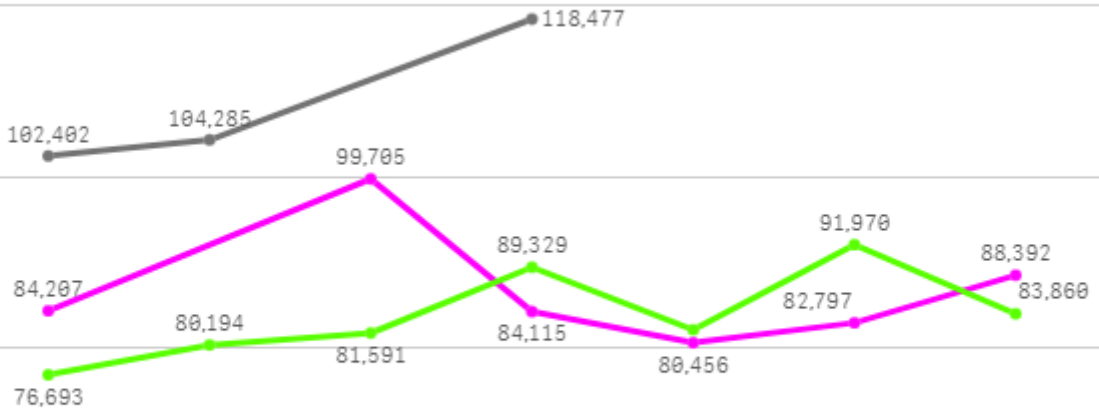
0

산지별 주출하 시군구



주간 도매가격(원)

◆ 2025    ● 2024    ◆ 평년



09/13    09/14    09/15    09/16    09/17    09/18    09/19

구분	금주(A)	전주(B)	전월(C)	전년(D)	평년(E)	A/B	A/C	A/D	A/E
가격(원)	87,060	71,854	69,506	108,388	85,535	121.2%	125.3%	80.3%	101.8%

※ 상품 가격 기준

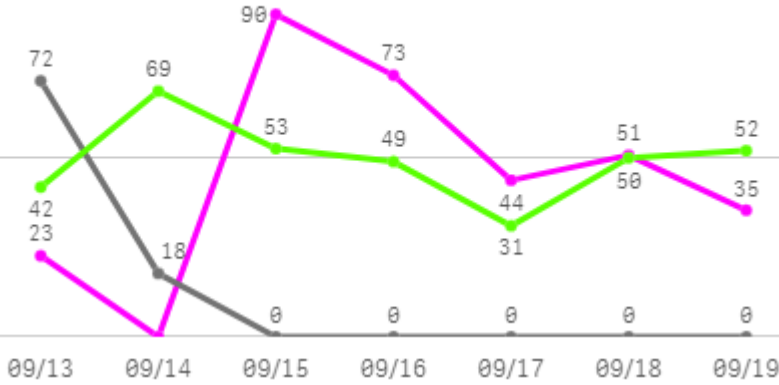
## □ 물오징어(6Kg) 주간 가격

구분	Q	품종	Q	단량	Q	특	상	보통	하
2025-09-13		물오징어		6Kg		-	84,207	75,213	67,102
2025-09-15		물오징어		6Kg		-	99,705	75,522	61,073
2025-09-16		물오징어		6Kg		-	84,115	80,480	74,692
2025-09-17		물오징어		6Kg		-	80,456	75,614	49,913
2025-09-18		물오징어		6Kg		-	82,797	74,837	55,929
2025-09-19		물오징어		6Kg		-	88,392	84,379	80,014
평균						-	<b>86,612</b>	<b>77,674</b>	<b>64,787</b>

# 건멸치

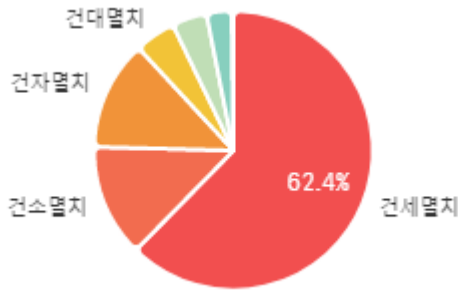
## 주간 반입량(톤)

◆ 2025    ● 2024    ▲ 평년

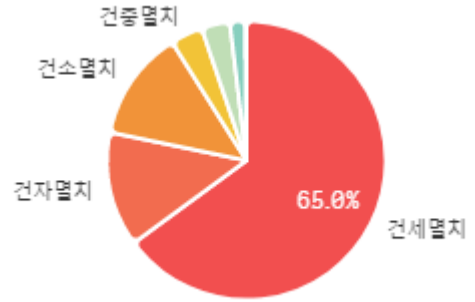


구분	금주(A)	전주(B)	전월(C)	전년(D)	평년(E)	A/B	A/C	A/D	A/E
물량(톤)	317	357	362	90	305	88.7%	87.5%	353.8%	103.9%

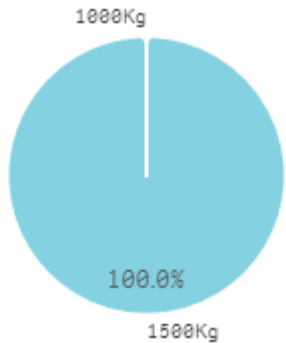
## 출하 품종별 거래물량 구성비



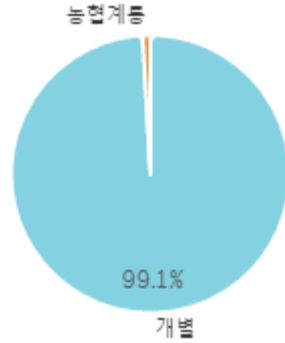
## 출하 품종별 거래금액 구성비




## 거래 단량별 물량 구성비



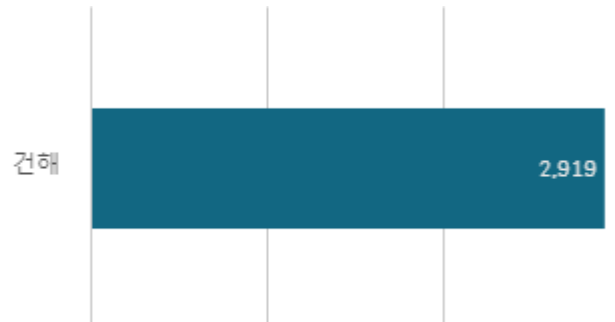
## 출하자별 거래물량 구성비



## 도매시장 법인별 거래물량(톤)

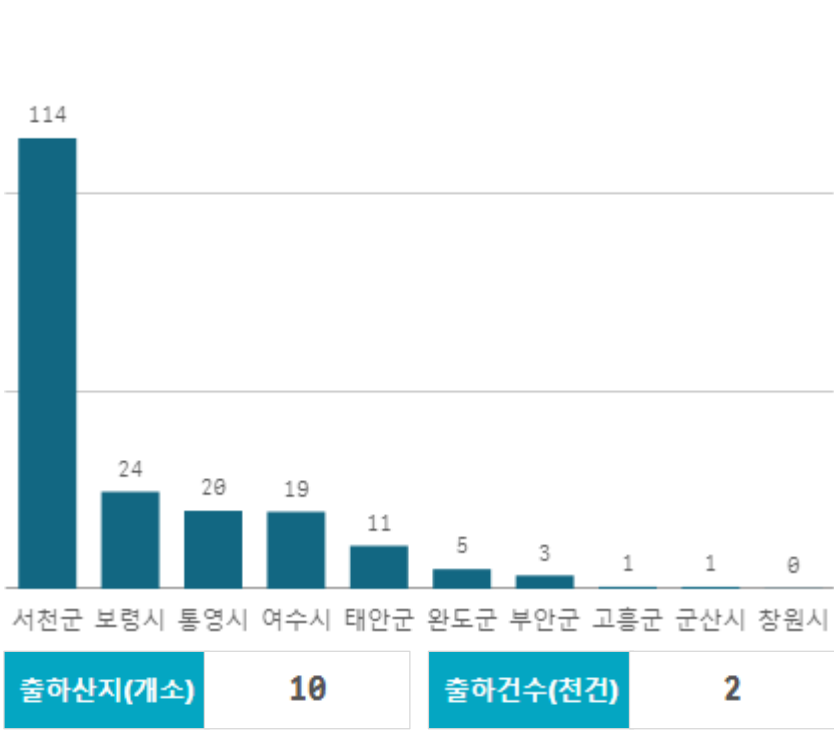


## 도매시장 법인별 거래금액(백만원)



# 건세멸치(1.5Kg)

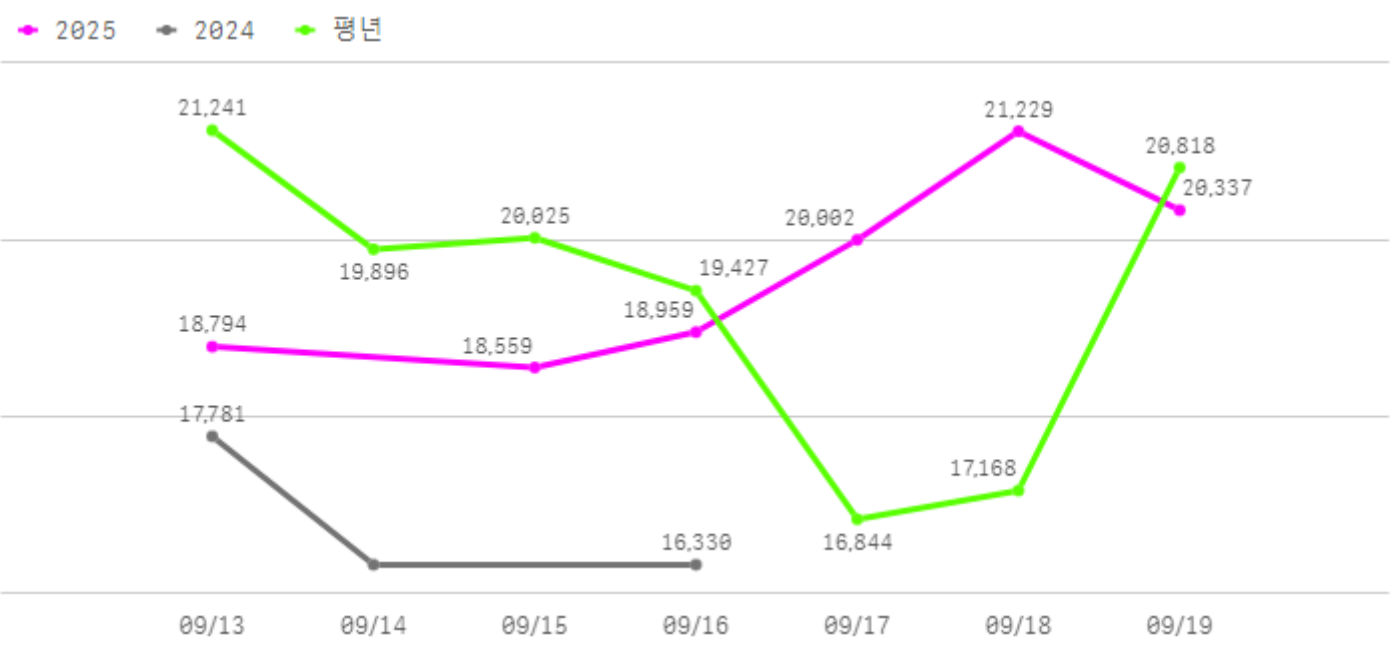
산지별 거래물량(톤)



산지별 주출하 시군구



주간 도매가격(원)



구분	금주(A)	전주(B)	전월(C)	전년(D)	평년(E)	A/B	A/C	A/D	A/E
가격(원)	19,358	19,673	20,066	16,910	19,364	98.4%	96.5%	114.5%	100.0%

※ 상품 가격 기준

## □ 건세멸치(1.5Kg) 주간 가격

구분	Q	품종	Q	단량	Q	특	상	보통	하
2025-09-13		건세멸치		1.5Kg		-	18,794	12,978	9,438
2025-09-15		건세멸치		1.5Kg		-	18,559	13,549	8,222
2025-09-16		건세멸치		1.5Kg		-	18,959	14,209	9,374
2025-09-17		건세멸치		1.5Kg		-	20,002	13,273	7,505
2025-09-18		건세멸치		1.5Kg		-	21,229	16,494	9,562
2025-09-19		건세멸치		1.5Kg		-	20,337	13,542	7,072
평균						-	<b>19,647</b>	<b>14,008</b>	<b>8,529</b>