
2025년 가락시장

주요 품목 주간 거래동향

3월 3주차 주요 동향

[2025. 3.15. ~ 3.21.]



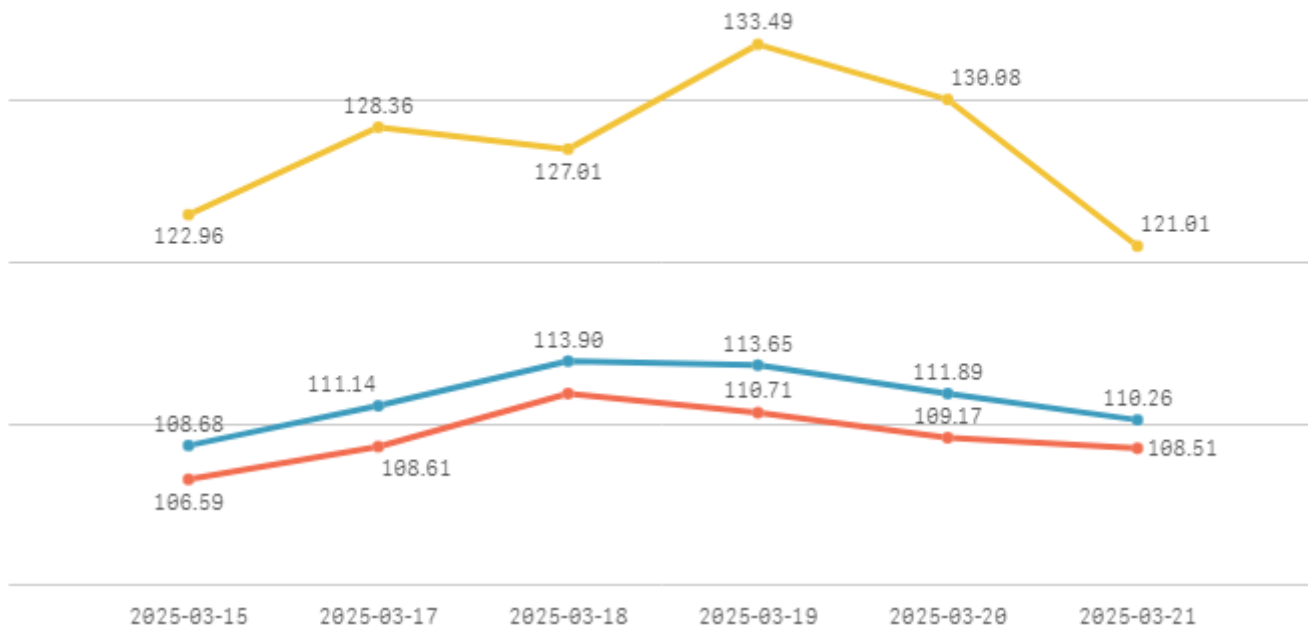
서울특별시농수산물공사

[데이터전략팀]

1. 주간 표준지수

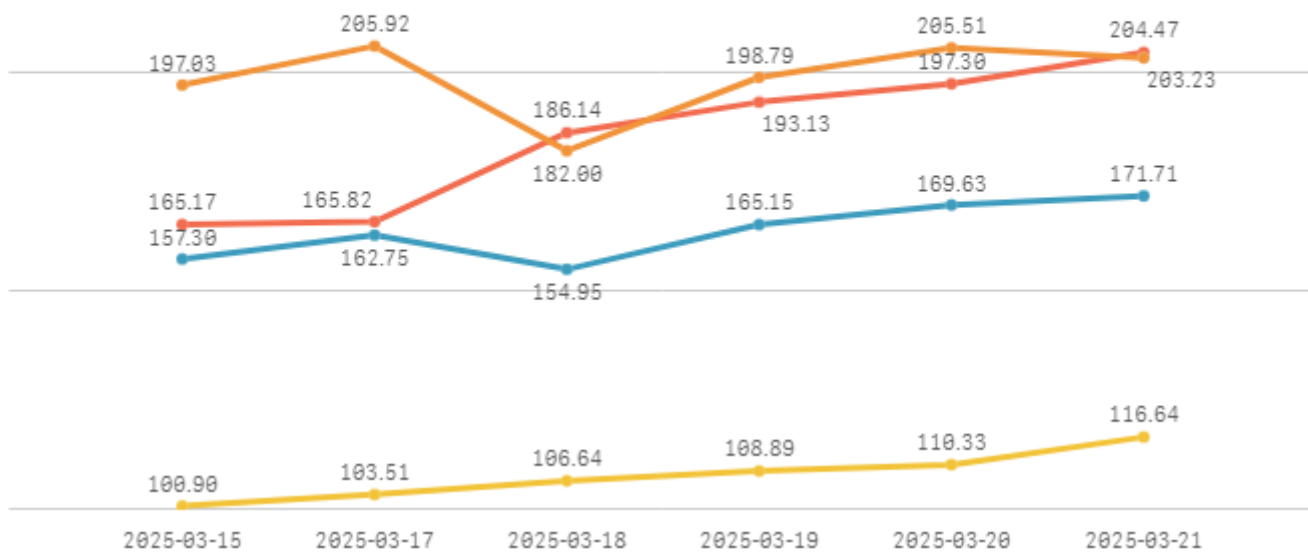
□ 청과부류

합계 채소계 과일계



□ 수산부류

합계 생선류 조개류 건어류



2. 주요 품목 주간 거래동향

주요 품목(종) 주간동향 (2025.03.15 ~ 03.21)

품종 단위	Q	금주평균	전주평균	전월평균	전년평균	5년평균 가격	전주대비	전월대비	전년대비	5년평균 대비
사과 부사(10키로상자)		70,173	67,242	70,224	70,955	47,919	4% ▲	-8% ▼	-1% ▼	46% ▲
백다다기오이(100개)		70,012	86,369	77,274	88,441	67,558	-19% ▼	-9% ▼	-21% ▼	4% ▲
배 신고(15키로상자)		69,981	59,621	61,437	101,619	64,067	17% ▲	14% ▲	-31% ▼	9% ▲
참외(일반)(10키로상자)		67,120	78,123	80,015	78,275	78,609	-14% ▼	-16% ▼	-14% ▼	-15% ▼
당근(20키로상자)		64,539	64,896	55,629	55,048	41,473	-1% ▼	16% ▲	17% ▲	56% ▲
오이맛고추(10키로상자)		57,217	83,580	65,629	123,891	64,977	-32% ▼	-13% ▼	-54% ▼	-12% ▼
오렌지 네블 수입(18키로상자)		56,192	55,443	62,752	-	52,991	1% ▲	-10% ▼	-	6% ▲
청양고추(10키로상자)		54,704	70,587	61,021	162,403	80,012	-23% ▼	-10% ▼	-66% ▼	-32% ▼
(선)명태 수입(10키로상자)		50,050	74,689	72,480	48,911	51,694	-33% ▼	-31% ▼	2% ▲	-3% ▼
(냥)고등어 수입(10키로상자)		49,876	49,998	48,787	35,350	37,149	-0% ▼	2% ▲	41% ▲	34% ▲
단감 부유(10키로상자)		44,400	47,246	39,642	70,688	46,644	-6% ▼	12% ▲	-37% ▼	-5% ▼
쪽파(10키로상자)		41,286	46,671	93,375	59,575	36,351	-12% ▼	-56% ▼	-31% ▼	14% ▲
빨강 파프리카(5키로상자)		36,489	36,903	38,776	40,309	33,958	-1% ▼	-6% ▼	-9% ▼	7% ▲
감귤(5키로상자)		35,621	35,551	33,291	45,060	26,996	0% ▲	7% ▲	-21% ▼	32% ▲
감자 두백(20키로상자)		34,672	33,533	32,621	39,448	34,954	3% ▲	6% ▲	-12% ▼	-1% ▼
브로콜리 국산(8키로상자)		34,205	34,175	29,697	47,117	33,931	0% ▲	15% ▲	-27% ▼	1% ▲
그린키위 국산(10키로상자)		32,281	34,481	35,861	57,689	40,481	-6% ▼	-10% ▼	-44% ▼	-20% ▼
애호박(20개)		29,963	33,399	34,082	38,086	28,800	-10% ▼	-12% ▼	-21% ▼	4% ▲
바나나 수입(13키로상자)		28,393	27,097	24,036	28,269	28,947	5% ▲	18% ▲	0% ▲	-2% ▼
무(20키로상자)		25,012	25,809	26,554	12,764	13,632	-3% ▼	-6% ▼	96% ▲	83% ▲
골드파인애플 수입(12키로상자)		24,937	25,458	24,547	17,318	25,125	-2% ▼	2% ▲	44% ▲	-1% ▼
말배기배추(8키로상자)		24,921	22,582	21,063	31,905	25,701	10% ▲	18% ▲	-22% ▼	-3% ▼
대추방울토마토(3키로상자)		22,925	21,111	20,059	23,946	20,544	9% ▲	14% ▲	-4% ▼	12% ▲
호박밤 고구마(10키로상자)		21,783	22,036	26,844	31,821	26,435	-1% ▼	-19% ▼	-32% ▼	-18% ▼
건세말치(1.5키로상자)		21,197	20,950	16,666	23,757	21,633	1% ▲	27% ▲	-11% ▼	-2% ▼
볼동배추(15키로상자)		18,666	22,032	30,915	49,729	27,936	-15% ▼	-40% ▼	-62% ▼	-33% ▼
말기 설향(2키로상자)		17,950	18,711	24,013	19,378	16,658	-4% ▼	-25% ▼	-7% ▼	8% ▲
토마토(5키로상자)		17,730	18,550	20,400	26,624	18,000	-4% ▼	-13% ▼	-33% ▼	-2% ▼
겉종합(10키로망대)		17,661	17,510	17,627	12,618	12,747	1% ▲	0% ▲	40% ▲	39% ▲
만감 천혜향(3키로상자)		16,039	16,764	18,270	22,625	18,238	-4% ▼	-12% ▼	-29% ▼	-12% ▼
건대말치(1.5키로상자)		14,701	15,535	12,268	14,162	11,331	-5% ▼	20% ▲	4% ▲	30% ▲
배추(10키로망대)		13,902	13,388	13,742	11,550	10,146	4% ▲	1% ▲	20% ▲	37% ▲
양배추(8키로망대)		12,658	12,308	12,905	7,732	7,222	3% ▲	-2% ▼	64% ▲	75% ▲
청경채(4키로상자)		10,733	8,800	9,177	13,107	9,004	22% ▲	17% ▲	-18% ▼	19% ▲
포도 샤인머스캣(2키로상자)		10,440	10,184	9,635	20,870	24,634	3% ▲	8% ▲	-50% ▼	-58% ▼
랭이버섯(5키로상자)		10,074	12,374	13,955	14,796	12,028	-19% ▼	-28% ▼	-32% ▼	-16% ▼
상추 포기잡(4키로상자)		9,968	10,640	11,305	16,072	11,153	-6% ▼	-12% ▼	-38% ▼	-11% ▼
시금치(4키로상자)		9,130	10,665	16,516	19,135	11,177	-14% ▼	-45% ▼	-52% ▼	-18% ▼
새송이버섯(2키로상자)		8,120	8,020	7,443	7,522	6,945	1% ▲	9% ▲	8% ▲	17% ▲
부추(일반)(500그램단)		3,354	2,938	4,983	5,364	3,173	14% ▲	-33% ▼	-37% ▼	6% ▲
양파(1키로)		1,759	1,717	1,551	1,677	1,454	2% ▲	13% ▲	5% ▲	21% ▲
대파(일반)(1키로단)		1,656	2,051	1,819	2,425	2,334	-19% ▼	-9% ▼	-32% ▼	-29% ▼

□ 품종별 등락가격 비교(전주대비)

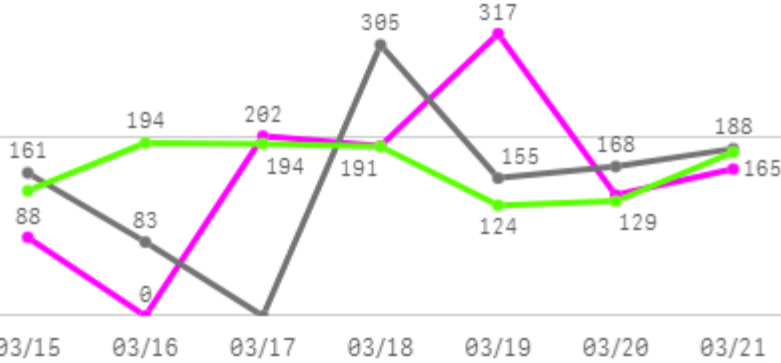
구분	품목(종)명
상승 품목(종)	대추방울토마토(9%),배 신고(17%),부추(일반)(14%),알배기배추(10%),청경채(22%)
하락 품목(종)	(선)명태 수입(-33%),건대멸치(-5%),그린키위 국산(-6%),단감 부유(-6%),대파(일반)(-19%),백다다기오이(-19%),봄동배추(-15%),상추 포기잡(-6%),시금치(-14%),애호박(-10%),오이맛고추(-32%),쪽파(-12%),참외(일반)(-14%),청양고추(-23%),팽이버섯(-19%)
보합 품목(종)(+5%)	(냉)고등어 수입,감귤,감자 두백,건세멸치,겉홍합,골드파인애플 수입,당근,딸기 설향,만감 천혜향,무,바나나 수입,배추,브로콜리 국산,빨강 파프리카,사과 부사,새송이버섯,양배추,양파,오렌지 네블 수입,토마토,포도 샤인머스켓,호박밤 고구마

3. 품목(종)별 주간 거래동향

고구마

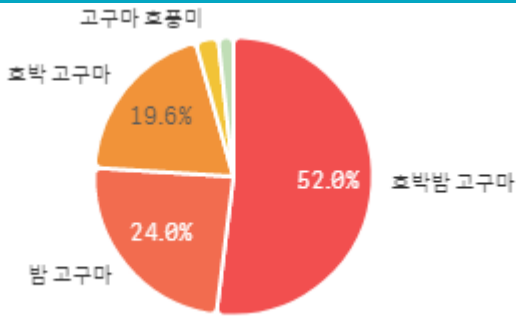
주간 반입량(톤)

◆ 2025 ● 2024 ▲ 평년

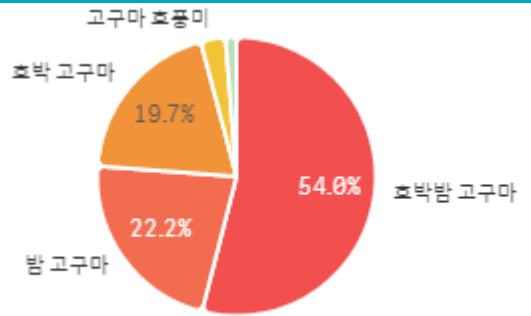


구분	금주(A)	전주(B)	전월(C)	전년(D)	평년(E)	A/B	A/C	A/D	A/E
물량(톤)	1,100	1,093	1,308	1,059	1,105	100.6%	84.1%	103.8%	99.6%

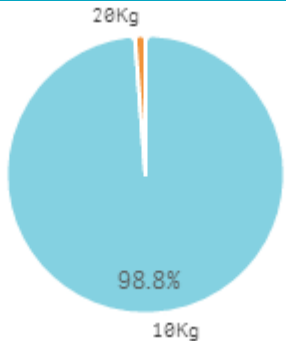
출하 품종별 거래물량 구성비



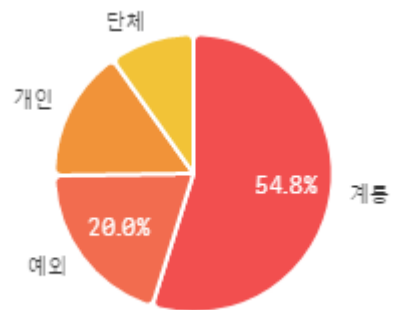
출하 품종별 거래금액 구성비



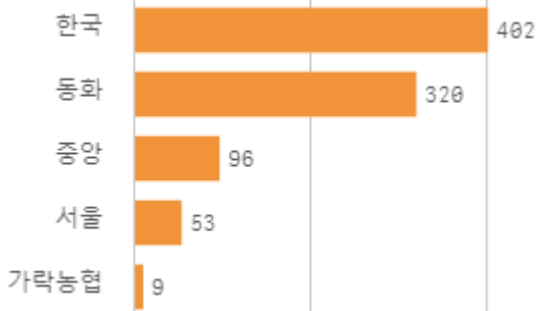
거래 단량별 물량 구성비



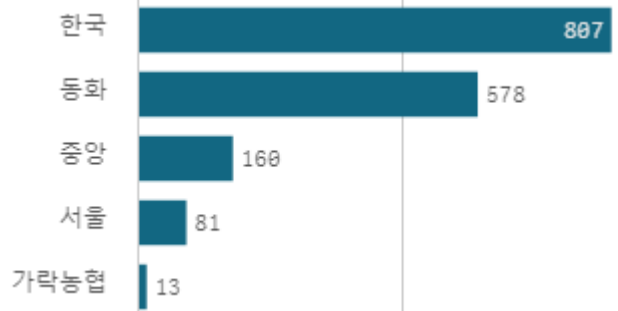
출하자별 거래물량 구성비



도매시장 법인별 거래물량(톤)

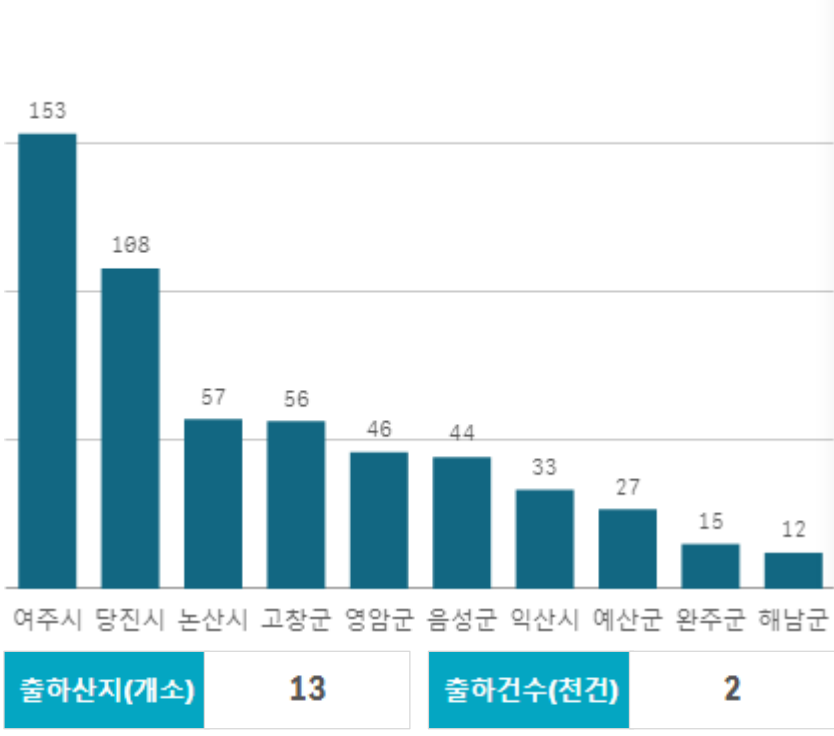


도매시장 법인별 거래금액(백만원)



호박밤 고구마(10Kg)

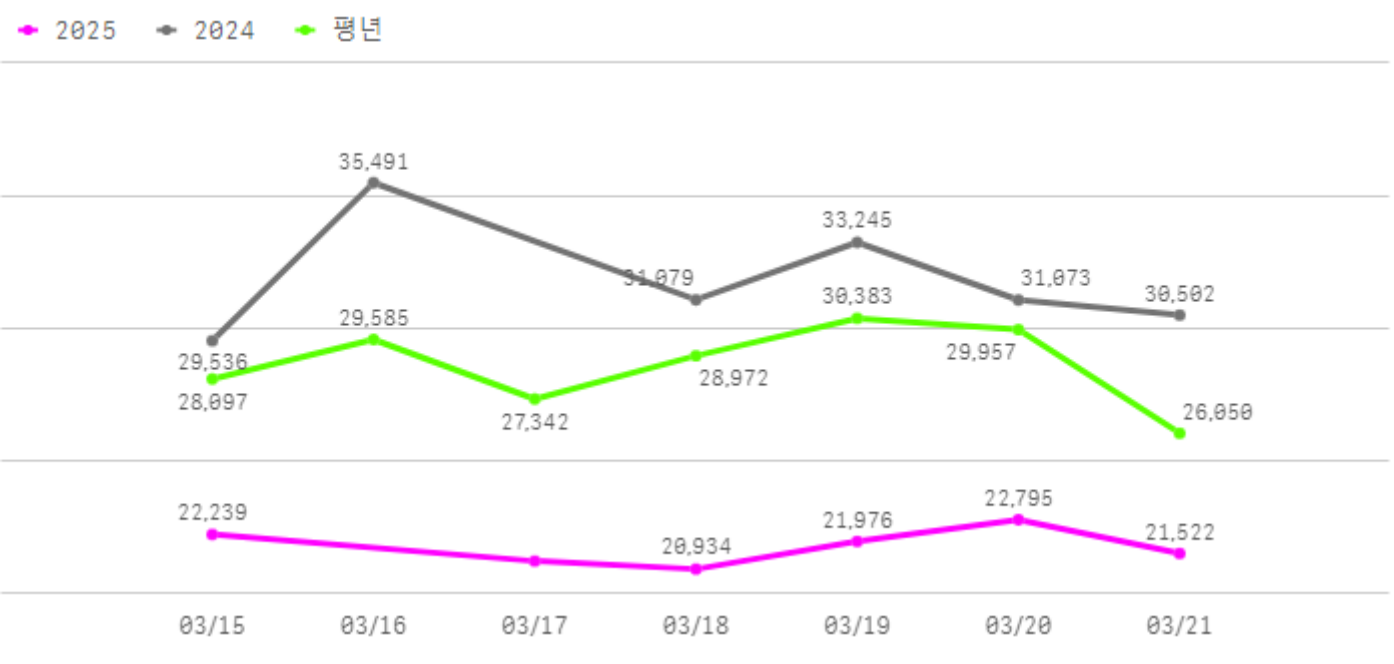
산지별 거래물량(톤)



산지별 주출하 시군구



주간 도매가격(원)



구분	금주(A)	전주(B)	전월(C)	전년(D)	평년(E)	A/B	A/C	A/D	A/E
가격(원)	21,783	22,036	26,844	31,821	26,435	98.9%	81.1%	68.5%	82.4%

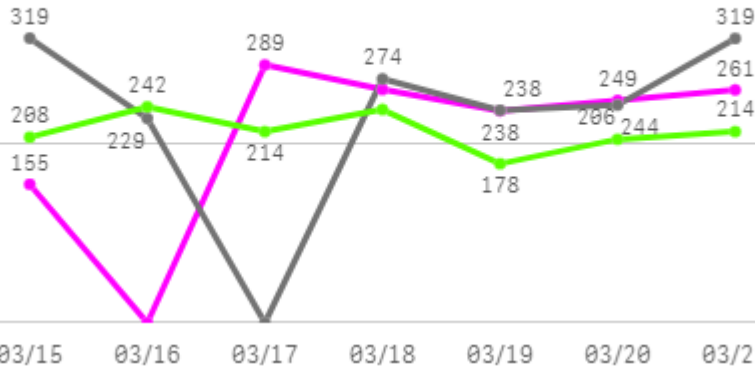
□ 호박밤 고구마(10Kg) 주간 가격

구분	Q	품종	Q	단량	Q	특	상	보통	하
2025-03-15		호박밤 고구마		10Kg		27,629	22,239	15,685	9,404
2025-03-17		호박밤 고구마		10Kg		26,177	21,236	14,809	8,871
2025-03-18		호박밤 고구마		10Kg		30,293	20,934	14,183	8,031
2025-03-19		호박밤 고구마		10Kg		32,379	21,976	14,958	8,793
2025-03-20		호박밤 고구마		10Kg		31,241	22,795	15,549	8,977
2025-03-21		호박밤 고구마		10Kg		28,912	21,522	15,196	8,868
평균						29,438	21,783	15,063	8,824

감자

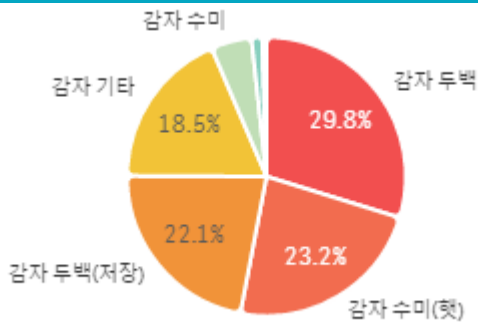
주간 반입량(톤)

◆ 2025 ● 2024 ▲ 평년

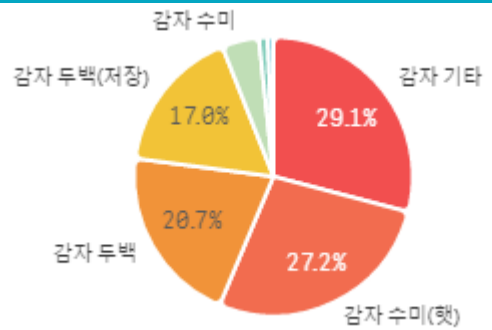


구분	금주(A)	전주(B)	전월(C)	전년(D)	평년(E)	A/B	A/C	A/D	A/E
물량(톤)	1,454	1,862	1,814	1,624	1,516	78.1%	80.2%	89.6%	96.0%

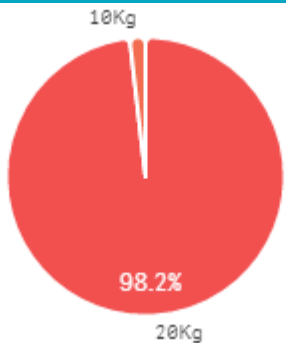
출하 품종별 거래물량 구성비



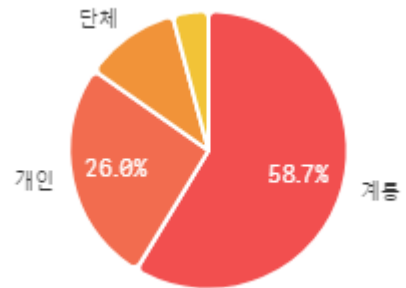
출하 품종별 거래금액 구성비



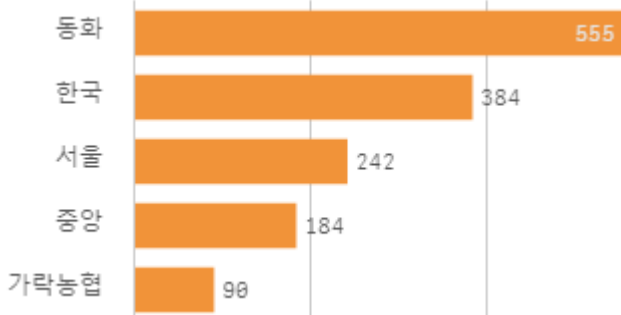
거래 단량별 물량 구성비



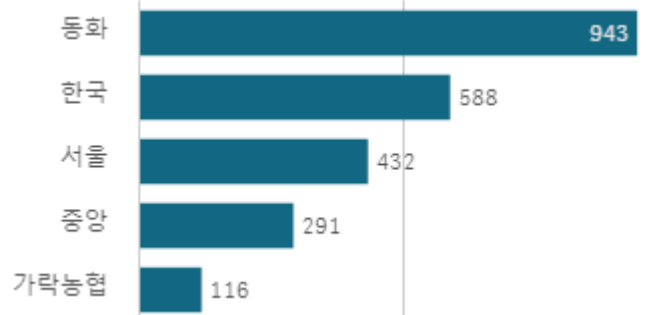
출하자별 거래물량 구성비



도매시장 법인별 거래물량(톤)

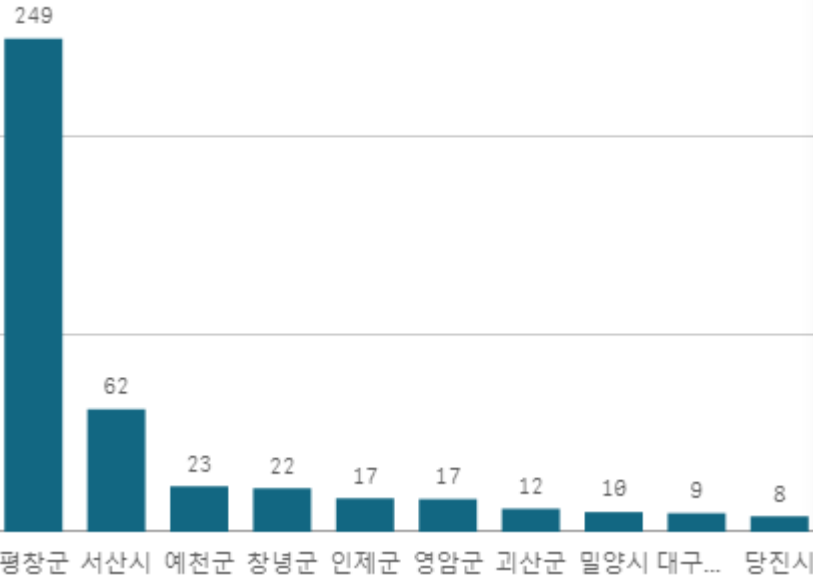


도매시장 법인별 거래금액(백만원)



감자 두백(20Kg)

산지별 거래물량(톤)



출하산지(개소)

14

출하건수(천건)

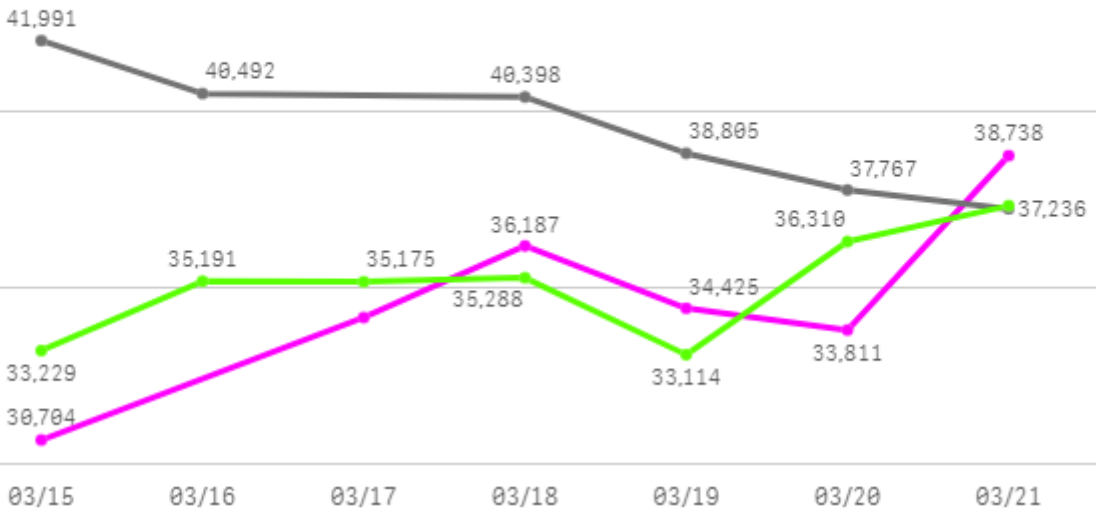
0

산지별 주출하 시군구



주간 도매가격(원)

◆ 2025 ● 2024 ◆ 평년



구분	금주(A)	전주(B)	전월(C)	전년(D)	평년(E)	A/B	A/C	A/D	A/E
가격(원)	34,672	33,533	32,621	39,448	34,954	103.4%	106.3%	87.9%	99.2%

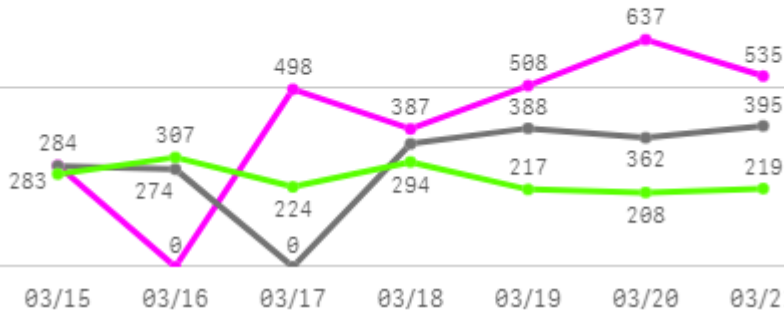
□ 감자 두백(20Kg) 주간 가격

구분	Q	품종	Q	단량	Q	특	상	보통	하
2025-03-15		감자 두백		20Kg		58,128	30,704	21,165	10,999
2025-03-17		감자 두백		20Kg		56,122	34,164	23,972	11,990
2025-03-18		감자 두백		20Kg		71,682	36,187	23,625	12,141
2025-03-19		감자 두백		20Kg		62,694	34,425	23,436	12,450
2025-03-20		감자 두백		20Kg		64,110	33,811	22,728	11,084
2025-03-21		감자 두백		20Kg		69,942	38,738	24,884	13,221
평균						63,780	34,672	23,302	11,981

배추

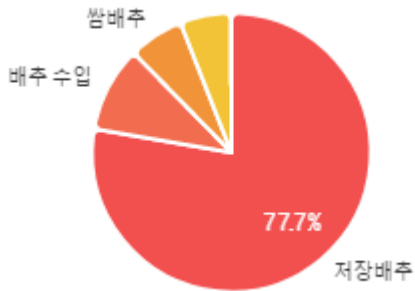
주간 반입량(톤)

◆ 2025 ● 2024 ▲ 평년

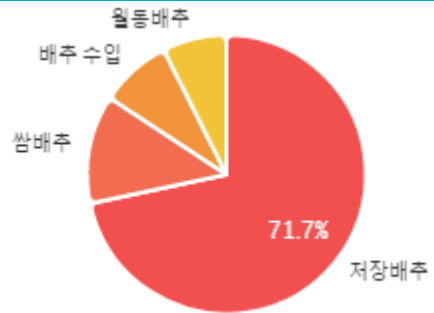


구분	금주(A)	전주(B)	전월(C)	전년(D)	평년(E)	A/B	A/C	A/D	A/E
물량(톤)	2,848	3,011	2,319	2,047	1,960	94.6%	122.8%	139.1%	145.3%

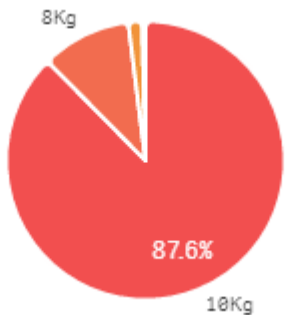
출하 품종별 거래물량 구성비



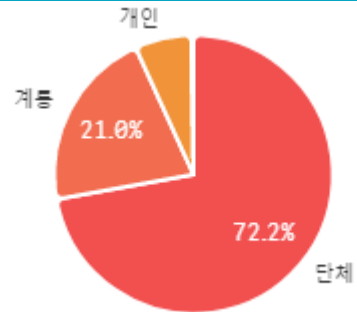
출하 품종별 거래금액 구성비



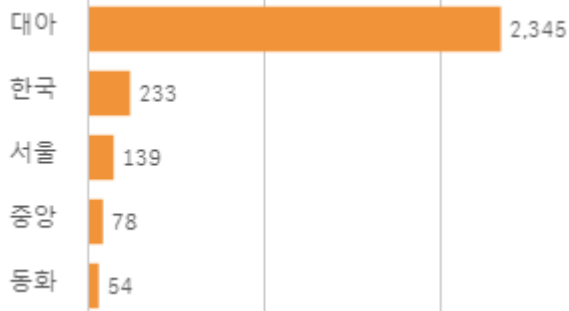
거래 단량별 물량 구성비



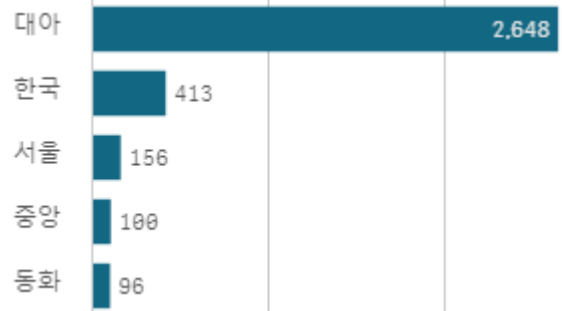
출하자별 거래물량 구성비



도매시장 법인별 거래물량(톤)

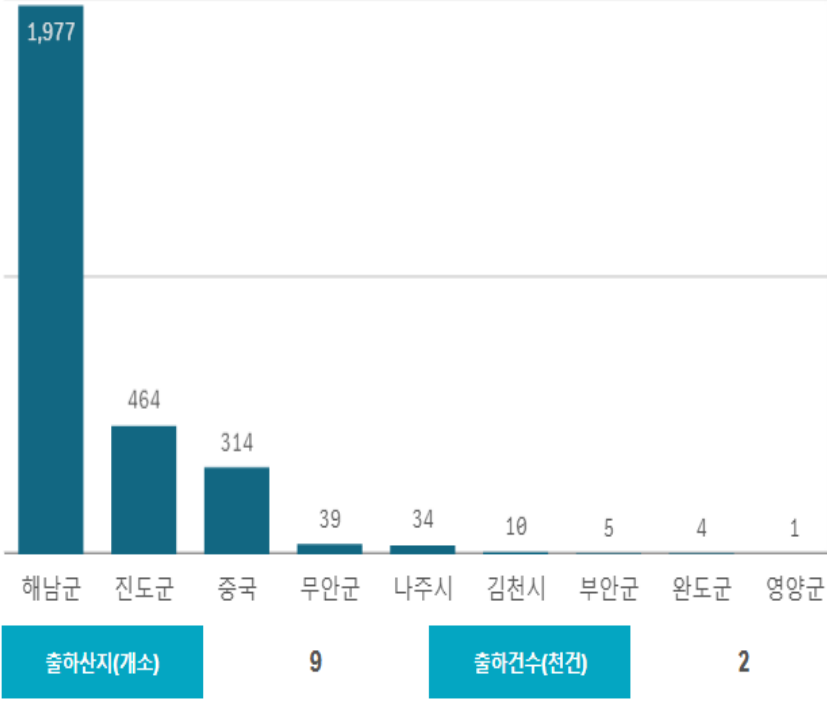


도매시장 법인별 거래금액(백만원)



배추(10Kg)

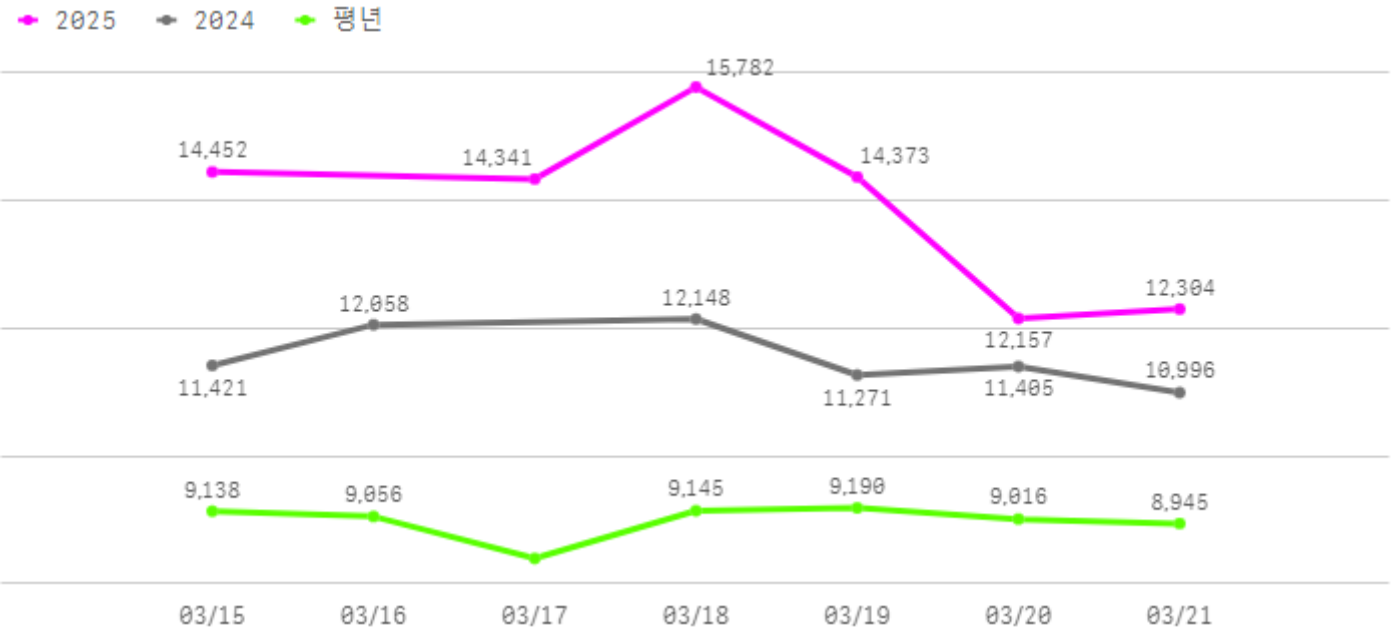
산지별 거래물량(톤)



산지별 주출하 시군구



주간 도매가격(원)



구분	금주(A)	전주(B)	전월(C)	전년(D)	평년(E)	A/B	A/C	A/D	A/E
가격(원)	13,902	13,388	13,742	11,550	10,146	103.8%	101.2%	120.4%	137.0%

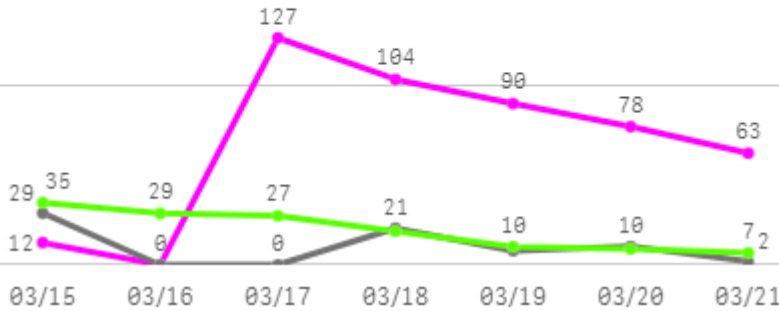
□ 배추(10Kg) 주간 가격

구분	Q	품종	Q	단량	Q	특	상	보통	하
2025-03-15		배추		10Kg		17,782	14,452	9,950	7,488
2025-03-17		배추		10Kg		17,919	14,341	10,056	8,106
2025-03-18		배추		10Kg		20,598	15,782	11,374	9,505
2025-03-19		배추		10Kg		18,178	14,373	10,582	9,015
2025-03-20		배추		10Kg		16,439	12,157	9,519	8,460
2025-03-21		배추		10Kg		16,783	12,304	9,434	7,279
평균						17,950	13,902	10,153	8,309

봄동배추

주간 반입량(톤)

◆ 2025 ◆ 2024 ◆ 평년

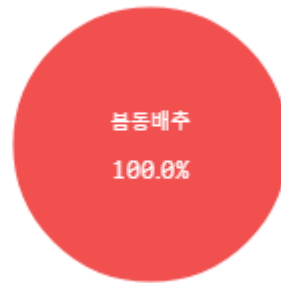


구분	금주(A)	전주(B)	전월(C)	전년(D)	평년(E)	A/B	A/C	A/D	A/E
물량(톤)	474	363	431	70	205	130.8%	109.9%	681.0%	230.9%

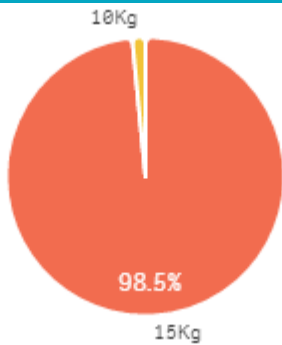
출하 품종별 거래물량 구성비



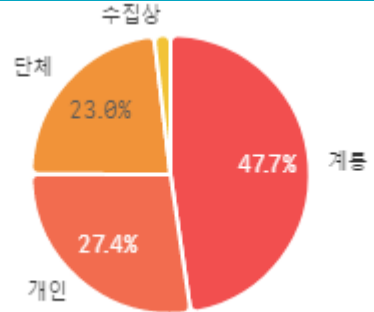
출하 품종별 거래금액 구성비



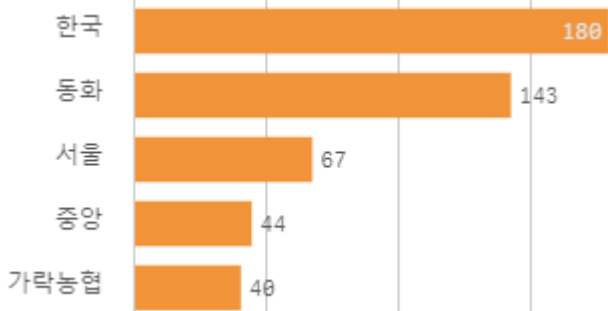
거래 단량별 물량 구성비



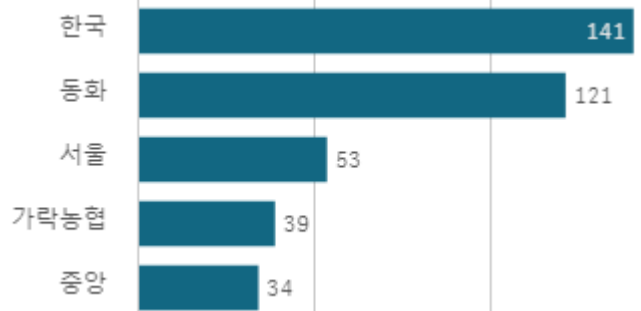
출하자별 거래물량 구성비



도매시장 법인별 거래물량(톤)

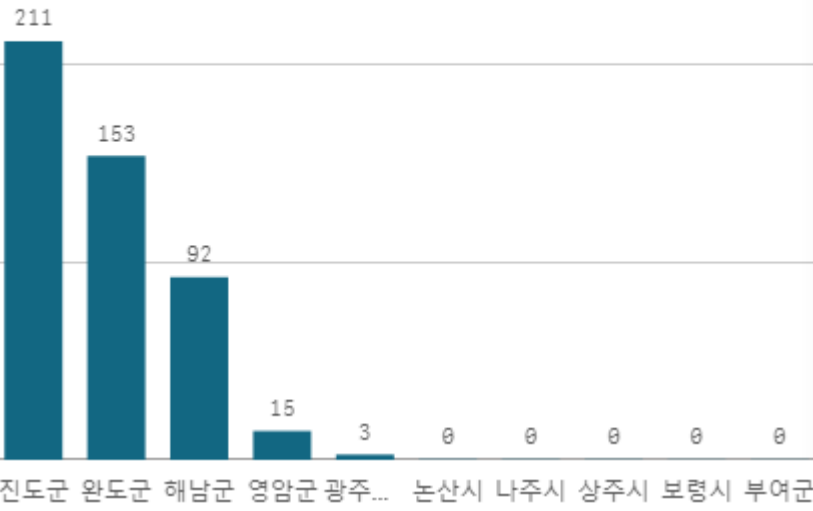


도매시장 법인별 거래금액(백만원)



봄동배추(15Kg)

산지별 거래물량(톤)



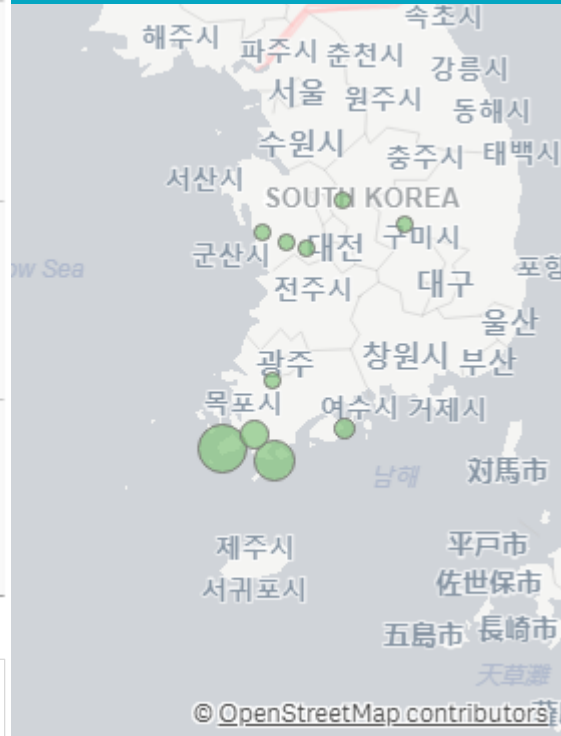
출하산지(개소)

11

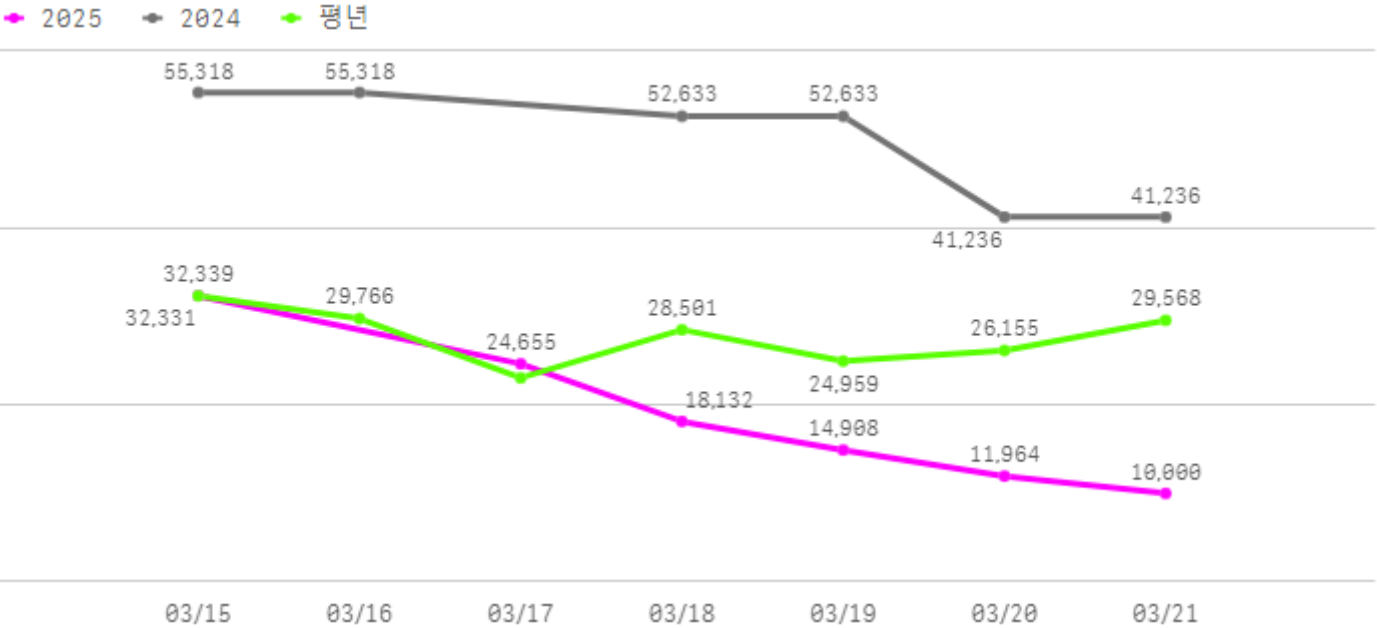
출하건수(천건)

1

산지별 주출하 시군구



주간 도매가격(원)



구분	금주(A)	전주(B)	전월(C)	전년(D)	평년(E)	A/B	A/C	A/D	A/E
가격(원)	18,666	22,032	30,915	49,729	27,936	84.7%	60.4%	37.5%	66.8%

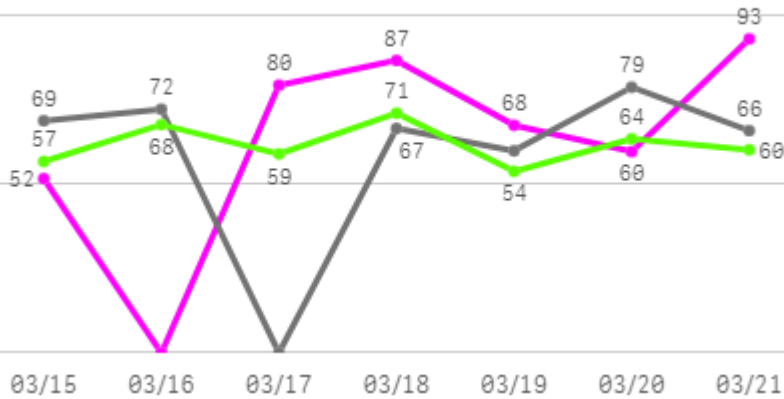
☐ 봄동배추(15Kg) 주간 가격

구분	Q	품종	Q	단량	Q	특	상	보통	하
2025-03-15		봄동배추		15Kg		-	32,339	29,163	19,837
2025-03-17		봄동배추		15Kg		-	24,655	19,343	13,357
2025-03-18		봄동배추		15Kg		-	18,132	14,341	7,256
2025-03-19		봄동배추		15Kg		-	14,908	10,574	6,553
2025-03-20		봄동배추		15Kg		-	11,964	9,290	6,486
2025-03-21		봄동배추		15Kg		-	10,000	9,044	6,130
평균						-	18,666	15,293	9,937

알배기배추

주간 반입량(톤)

◆ 2025 ● 2024 ▲ 평년



구분	금주(A)	전주(B)	전월(C)	전년(D)	평년(E)	A/B	A/C	A/D	A/E
물량(톤)	439	479	598	413	455	91.6%	73.4%	106.3%	96.4%

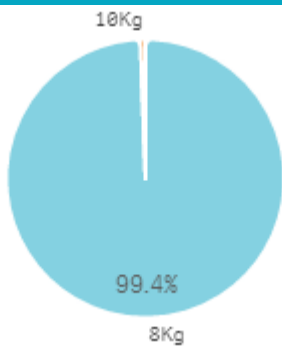
출하 품종별 거래물량 구성비



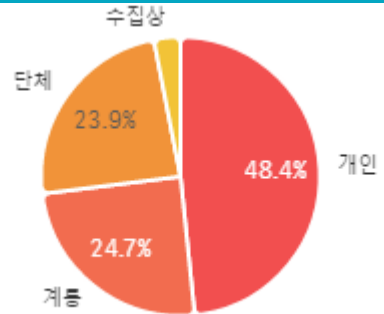
출하 품종별 거래금액 구성비



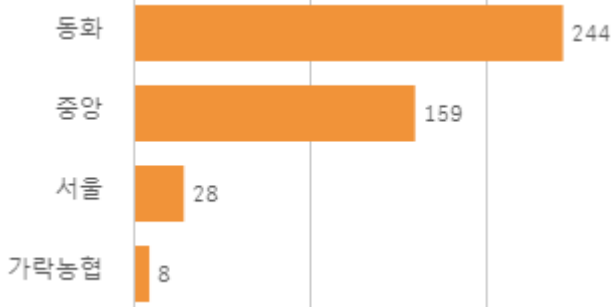
거래 단량별 물량 구성비



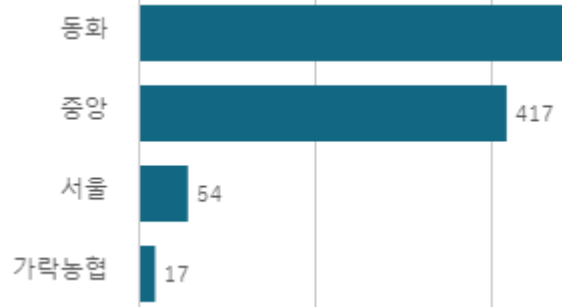
출하자별 거래물량 구성비



도매시장 법인별 거래물량(톤)

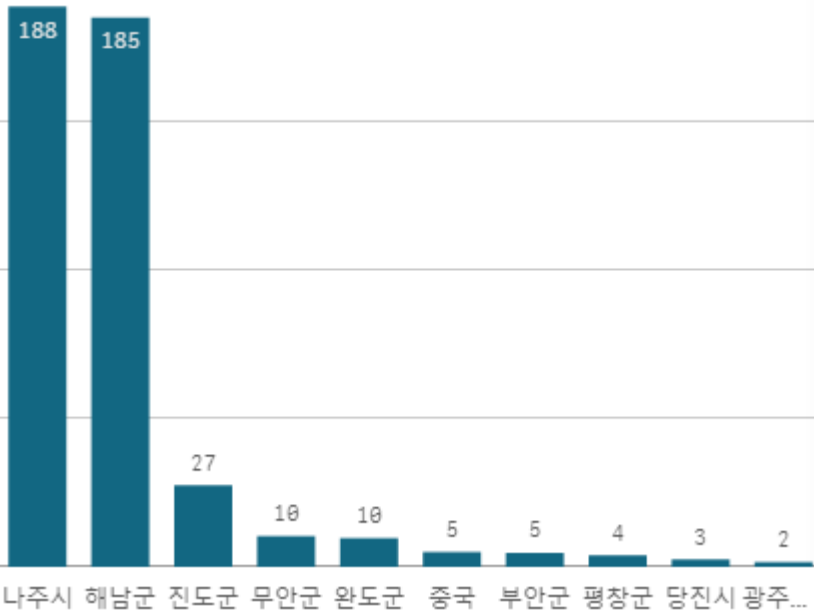


도매시장 법인별 거래금액(백만원)



알배기배추(8Kg)

산지별 거래물량(톤)



산지별 주출하 시군구



출하산지(개소)

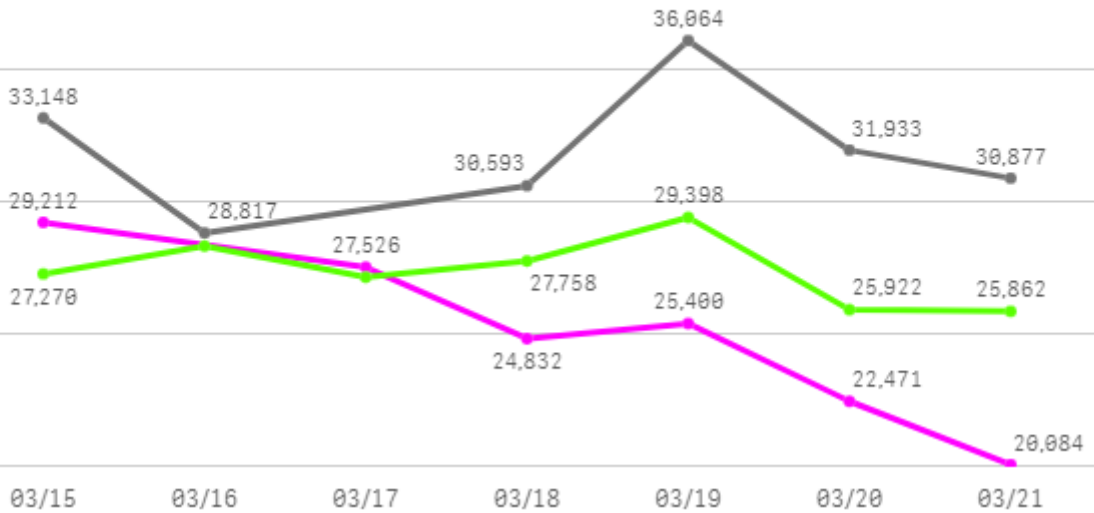
11

출하건수(천건)

1

주간 도매가격(원)

◆ 2025 ● 2024 ◆ 평년



구분	금주(A)	전주(B)	전월(C)	전년(D)	평년(E)	A/B	A/C	A/D	A/E
가격(원)	24,921	22,582	21,063	31,905	25,701	110.4%	118.3%	78.1%	97.0%

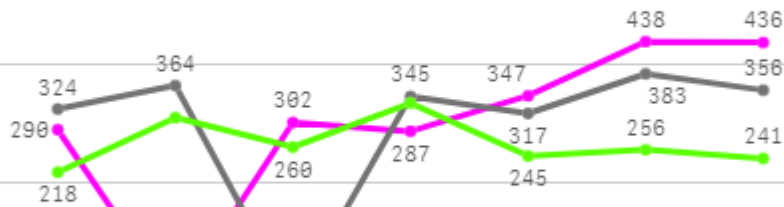
□ 알배기배추(8Kg) 주간 가격

구분	Q	품종	Q	단량	Q	특	상	보통	하
2025-03-15		알배기배추		8Kg		38,777	29,212	16,527	9,798
2025-03-17		알배기배추		8Kg		34,683	27,526	17,573	9,038
2025-03-18		알배기배추		8Kg		32,460	24,832	16,347	8,808
2025-03-19		알배기배추		8Kg		30,130	25,400	15,127	7,686
2025-03-20		알배기배추		8Kg		28,462	22,471	14,531	9,112
2025-03-21		알배기배추		8Kg		26,451	20,084	12,765	7,539
평균						31,827	24,921	15,478	8,664

양배추

주간 반입량(톤)

◆ 2025 ● 2024 ▲ 평년

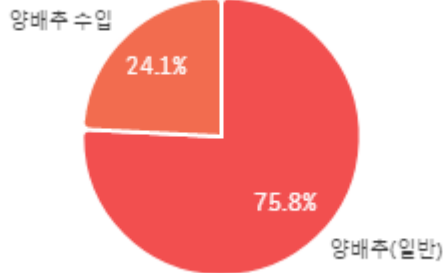


03/15 03/16 03/17 03/18 03/19 03/20 03/21

구분	금주(A)	전주(B)	전월(C)	전년(D)	평년(E)	A/B	A/C	A/D	A/E
물량(톤)	2,099	2,887	2,453	2,090	1,914	72.7%	85.6%	100.4%	109.7%

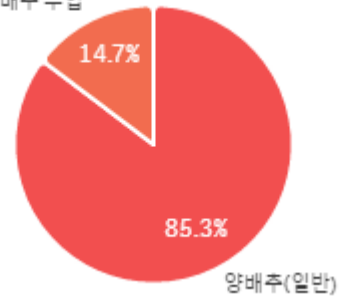
출하 품종별 거래물량 구성비

포코마 양배추



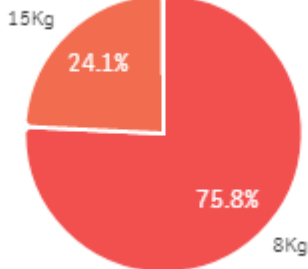
출하 품종별 거래금액 구성비

양배추 수입



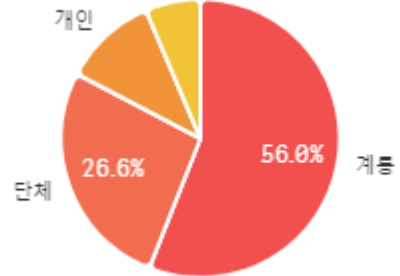
거래 단량별 물량 구성비

10Kg

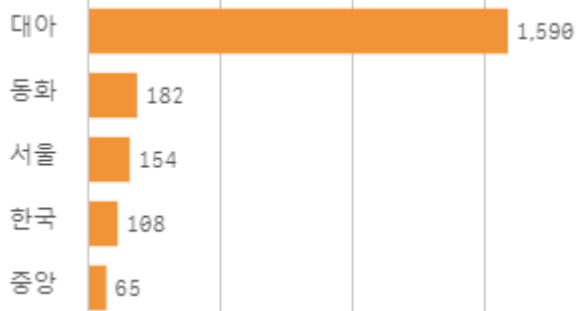


출하자별 거래물량 구성비


수집상



도매시장 법인별 거래물량(톤)



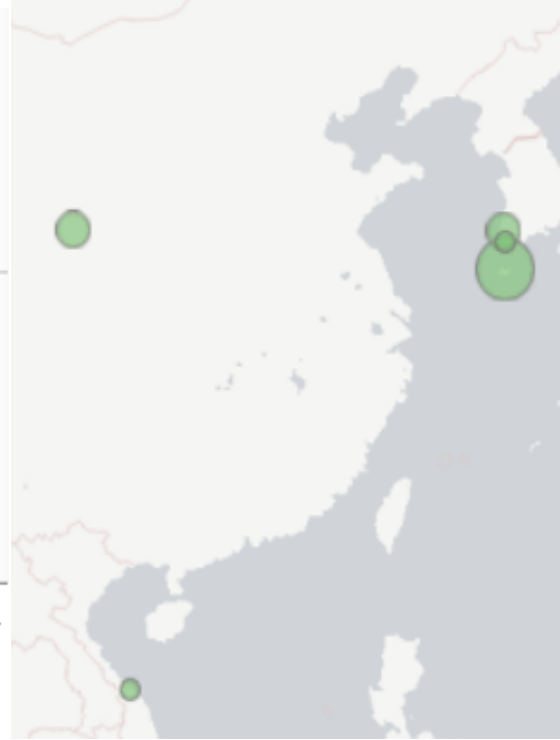
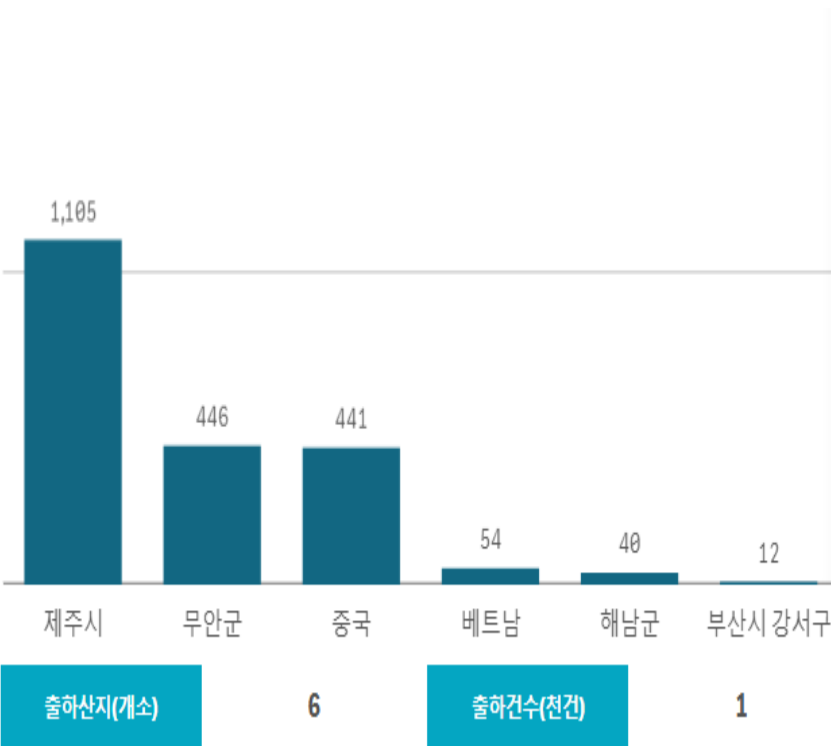
도매시장 법인별 거래금액(백만원)



양배추(8Kg)

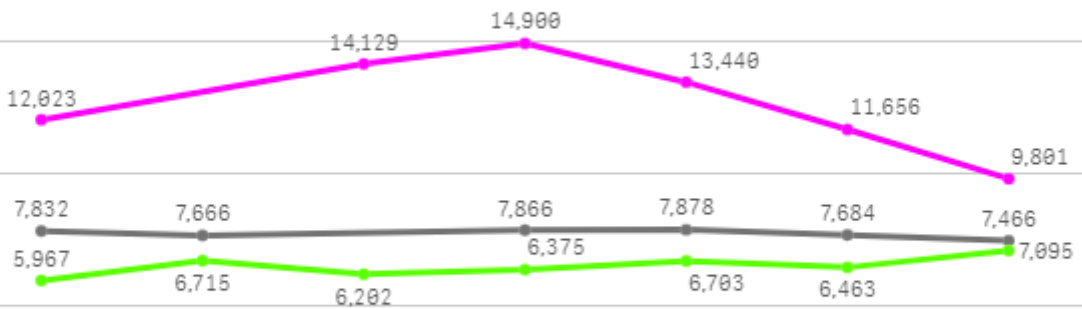
산지별 거래물량(톤)

산지별 주출하 시군구



주간 도매가격(원)

◆ 2025 ● 2024 ◆ 평년



03/15 03/16 03/17 03/18 03/19 03/20 03/21

구분	금주(A)	전주(B)	전월(C)	전년(D)	평년(E)	A/B	A/C	A/D	A/E
가격(원)	12,658	12,308	12,905	7,732	7,222	102.8%	98.1%	163.7%	175.3%

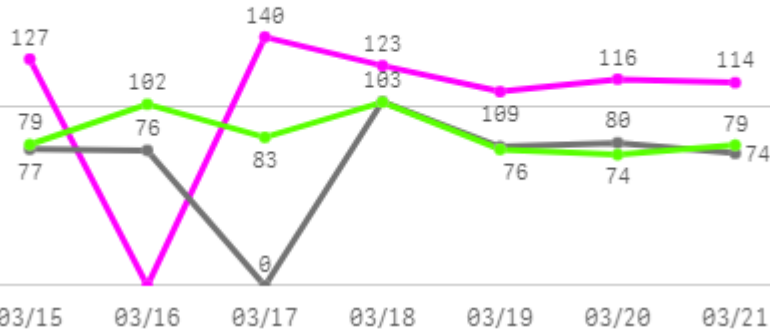
□ 양배추(8Kg) 주간 가격

구분	Q	품종	Q	단량	Q	특	상	보통	하
2025-03-15		양배추		8Kg		16,245	12,023	10,129	8,733
2025-03-17		양배추		8Kg		17,145	14,129	12,232	10,051
2025-03-18		양배추		8Kg		17,486	14,900	13,250	12,013
2025-03-19		양배추		8Kg		15,977	13,440	11,773	8,139
2025-03-20		양배추		8Kg		13,559	11,656	10,462	8,594
2025-03-21		양배추		8Kg		11,671	9,801	8,847	8,019
평균						15,347	12,658	11,116	9,258

시금치

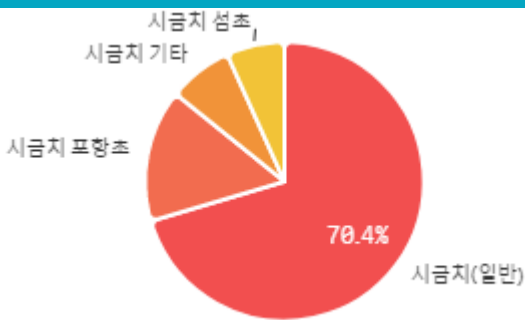
주간 반입량(톤)

◆ 2025 ● 2024 ▲ 평년

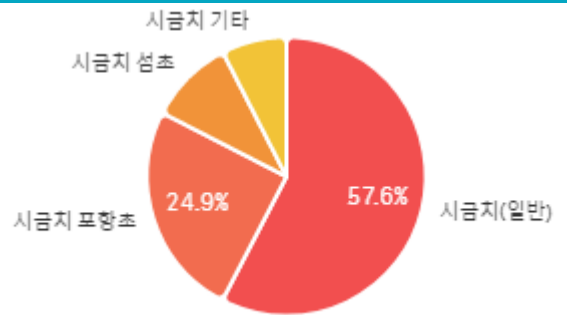


구분	금주(A)	전주(B)	전월(C)	전년(D)	평년(E)	A/B	A/C	A/D	A/E
물량(톤)	729	767	665	488	626	95.0%	109.6%	149.2%	116.5%

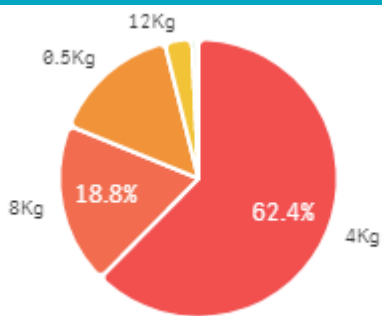
출하 품종별 거래물량 구성비



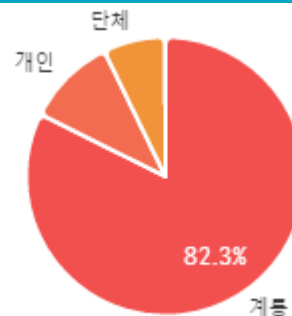
출하 품종별 거래금액 구성비



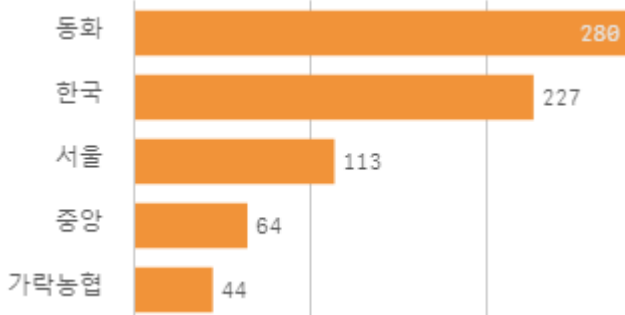
거래 단량별 물량 구성비



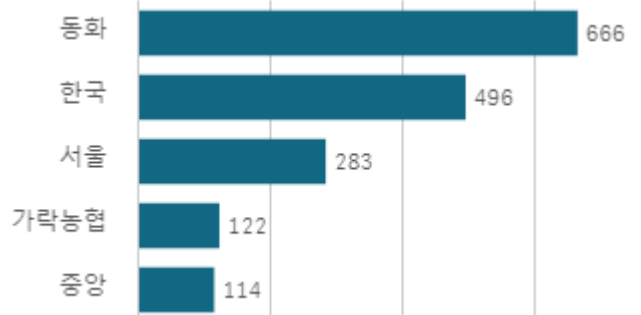
출하자별 거래물량 구성비



도매시장 법인별 거래물량(톤)

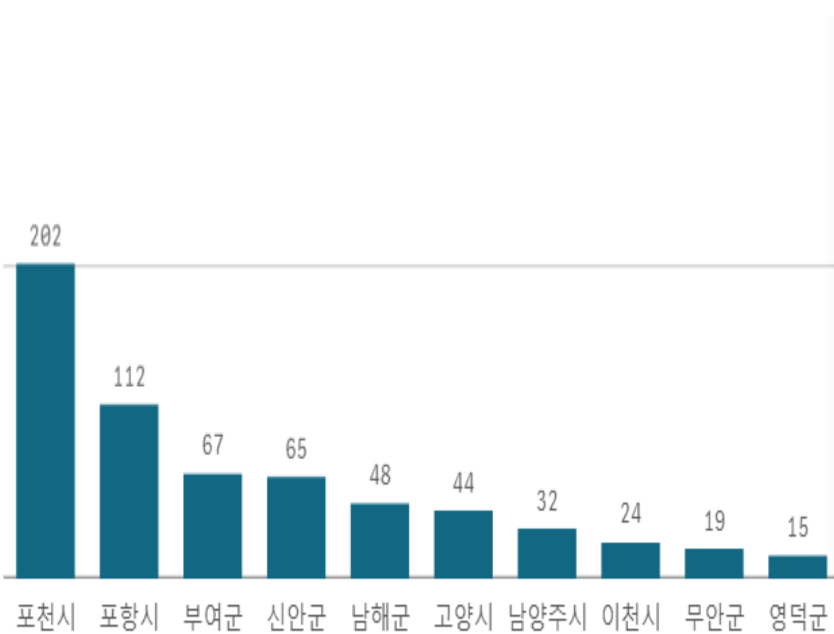


도매시장 법인별 거래금액(백만원)



시금치(4Kg)

산지별 거래물량(톤)



출하산지(개소)

48

출하건수(건건)

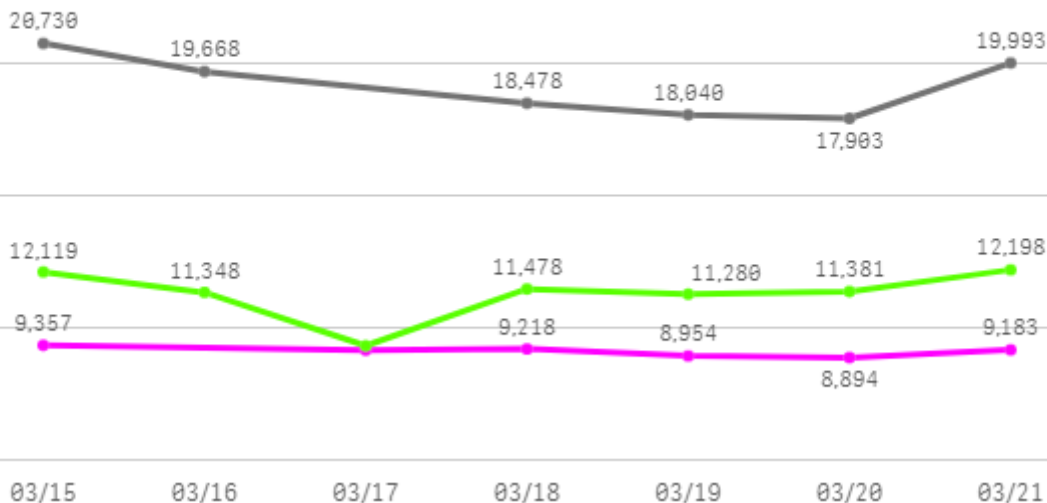
5

산지별 주출하 시군구



주간 도매가격(원)

◆ 2025 ● 2024 ◆ 평년



구분	금주(A)	전주(B)	전월(C)	전년(D)	평년(E)	A/B	A/C	A/D	A/E
가격(원)	9,130	10,665	16,516	19,135	11,177	85.6%	55.3%	47.7%	81.7%

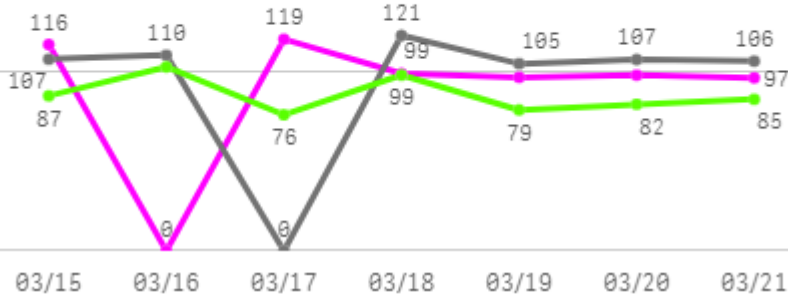
□ 시금치(4Kg) 주간 가격

구분	Q	품종	Q	단량	Q	특	상	보통	하
2025-03-15		시금치		4Kg		11,259	9,357	7,293	4,478
2025-03-17		시금치		4Kg		11,488	9,172	7,398	4,440
2025-03-18		시금치		4Kg		12,071	9,218	7,402	4,547
2025-03-19		시금치		4Kg		12,158	8,954	7,244	5,292
2025-03-20		시금치		4Kg		10,972	8,894	7,290	4,307
2025-03-21		시금치		4Kg		10,767	9,183	6,751	3,459
평균						11,453	9,130	7,230	4,421

상추

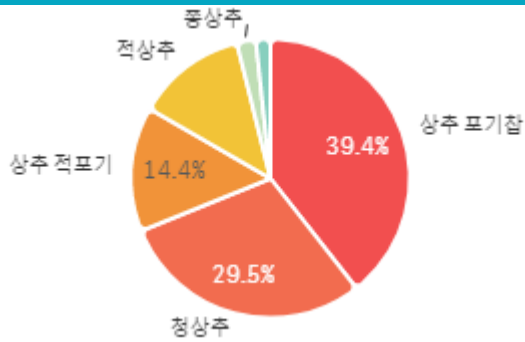
주간 반입량(톤)

◆ 2025 ● 2024 ▲ 평년

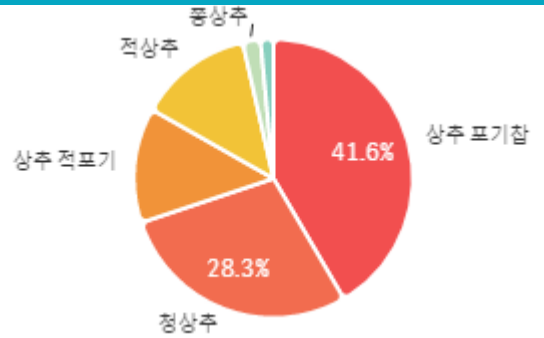


구분	금주(A)	전주(B)	전월(C)	전년(D)	평년(E)	A/B	A/C	A/D	A/E
물량(톤)	626	604	542	656	620	103.7%	115.6%	95.4%	101.0%

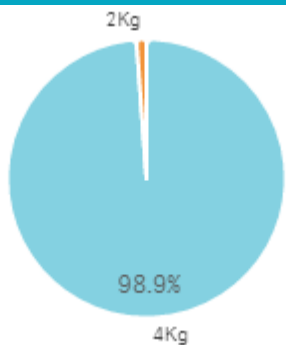
출하 품종별 거래물량 구성비



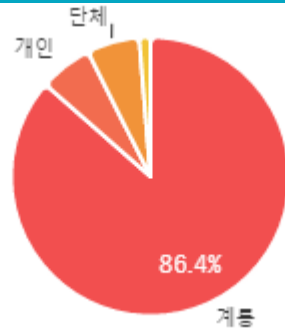
출하 품종별 거래금액 구성비



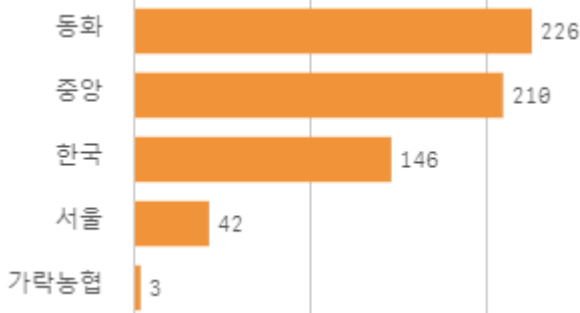
거래 단량별 물량 구성비



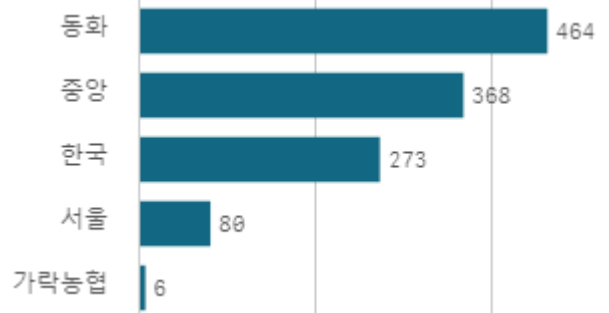
출하자별 거래물량 구성비



도매시장 법인별 거래물량(톤)

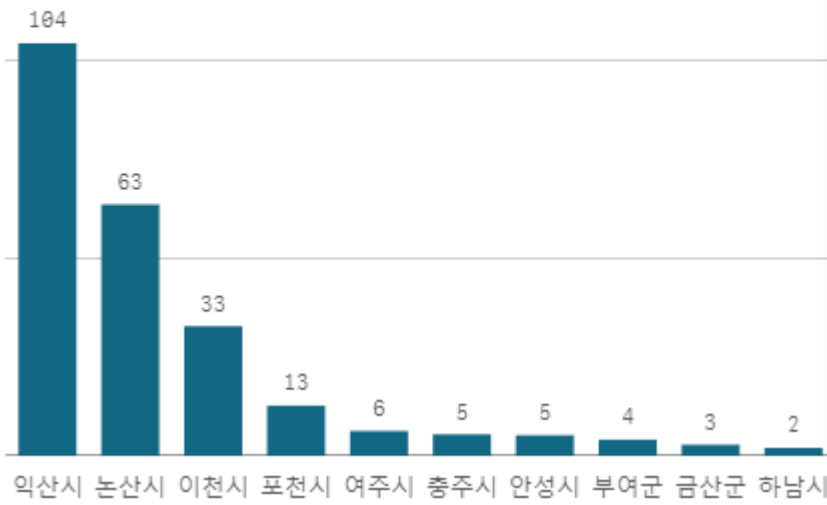


도매시장 법인별 거래금액(백만원)



상추 포기잡(4Kg)

산지별 거래물량(톤)



출하산지(개소)

22

출하건수(천건)

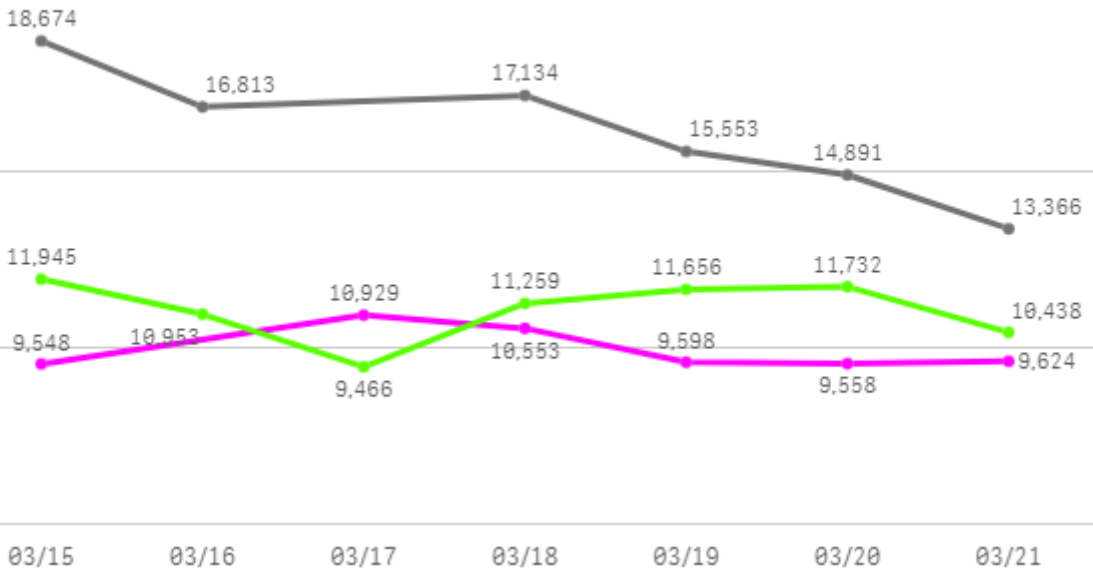
2

산지별 주출하 시군구



주간 도매가격(원)

◆ 2025 ● 2024 ◆ 평년



구분	금주(A)	전주(B)	전월(C)	전년(D)	평년(E)	A/B	A/C	A/D	A/E
가격(원)	9,968	10,640	11,305	16,072	11,153	93.7%	88.2%	62.0%	89.4%

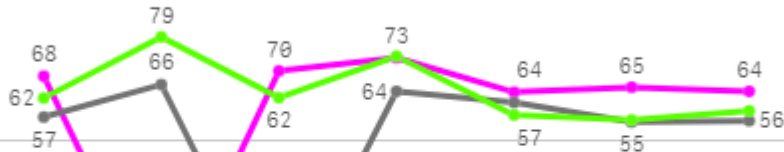
□ 상추 포기잡(4Kg) 주간 가격

구분	Q	품종	Q	단량	Q	특	상	보통	하
2025-03-15		상추 포기잡		4Kg		-	9,548	7,882	6,183
2025-03-17		상추 포기잡		4Kg		-	10,929	8,783	6,746
2025-03-18		상추 포기잡		4Kg		-	10,553	8,901	7,320
2025-03-19		상추 포기잡		4Kg		-	9,598	8,015	6,756
2025-03-20		상추 포기잡		4Kg		-	9,558	7,872	6,459
2025-03-21		상추 포기잡		4Kg		-	9,624	7,987	6,341
평균						-	9,968	8,240	6,634

부추

주간 반입량(톤)

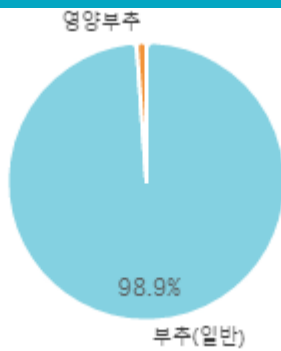
◆ 2025 ● 2024 ▲ 평년



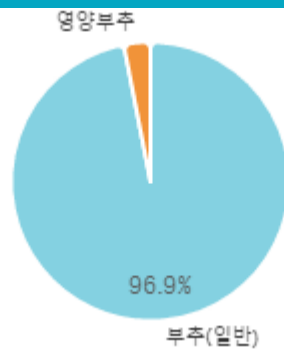
03/15 03/16 03/17 03/18 03/19 03/20 03/21

구분	금주(A)	전주(B)	전월(C)	전년(D)	평년(E)	A/B	A/C	A/D	A/E
물량(톤)	405	433	346	359	438	93.5%	116.9%	112.7%	92.5%

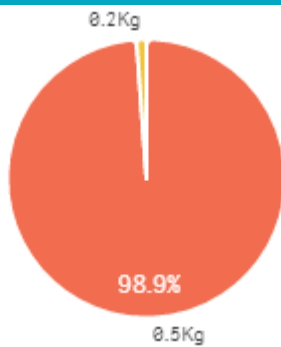
출하 품종별 거래물량 구성비



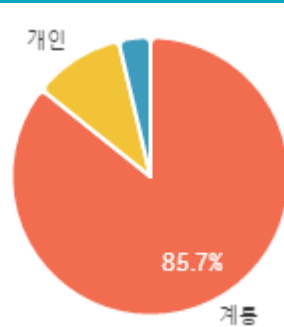
출하 품종별 거래금액 구성비



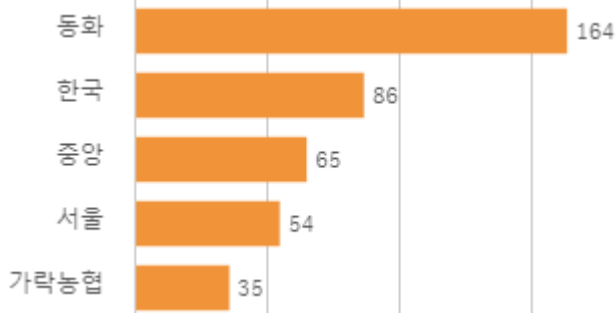
거래 단량별 물량 구성비



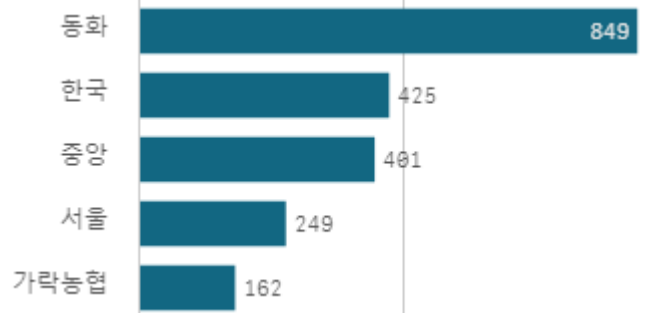
출하자별 거래물량 구성비



도매시장 법인별 거래물량(톤)

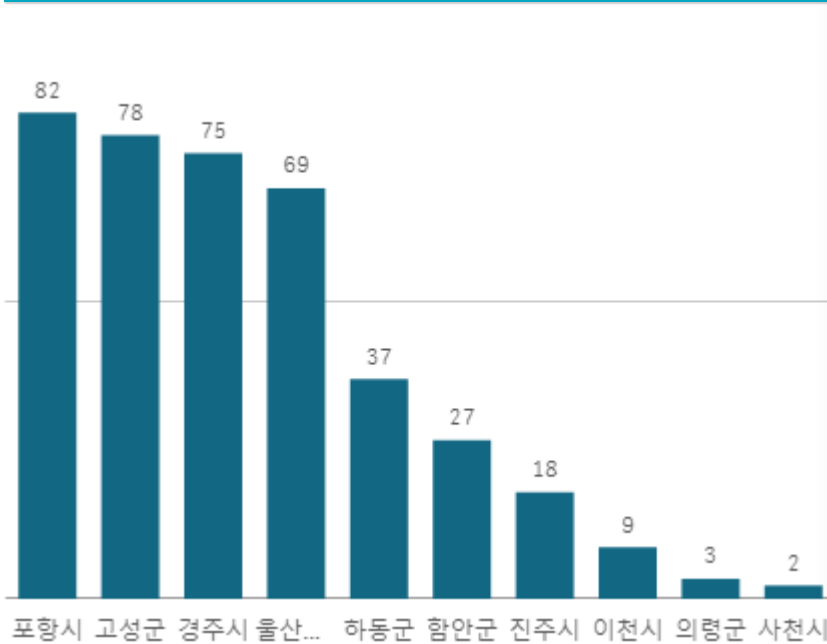


도매시장 법인별 거래금액(백만원)



부추(일반) (0.5Kg)

산지별 거래물량(톤)



출하산지(개소)

11

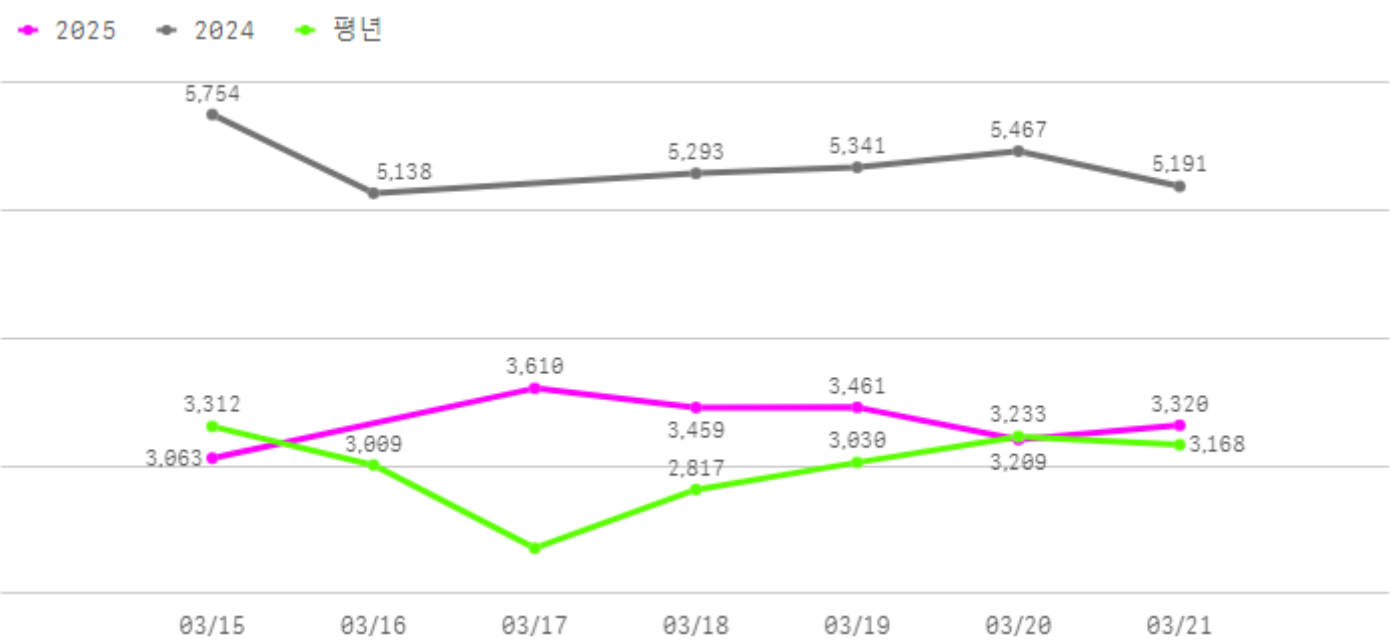
출하건수(천건)

2

산지별 주출하 시군구



주간 도매가격(원)



구분	금주(A)	전주(B)	전월(C)	전년(D)	평년(E)	A/B	A/C	A/D	A/E
가격(원)	3,354	2,938	4,983	5,364	3,173	114.2%	67.3%	62.5%	105.7%

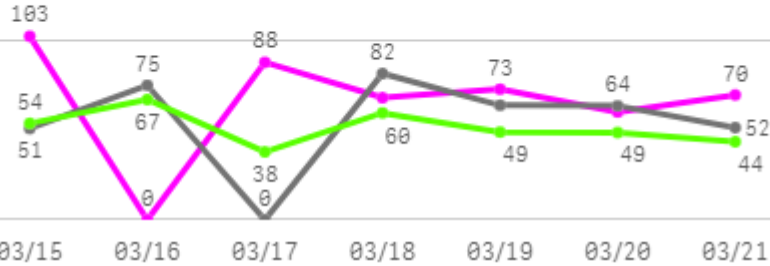
□ 부추(일반)(0.5Kg) 주간 가격

구분	Q	품종	Q	단량	Q	특	상	보통	하
2025-03-15		부추(일반)		0.5Kg		-	3,063	2,357	1,642
2025-03-17		부추(일반)		0.5Kg		-	3,610	3,018	2,215
2025-03-18		부추(일반)		0.5Kg		-	3,459	2,950	2,251
2025-03-19		부추(일반)		0.5Kg		-	3,461	2,846	2,190
2025-03-20		부추(일반)		0.5Kg		-	3,209	2,519	1,771
2025-03-21		부추(일반)		0.5Kg		-	3,320	2,385	1,674
평균						-	3,354	2,679	1,957

참외

주간 반입량(톤)

◆ 2025 ● 2024 ▲ 평년



구분	금주(A)	전주(B)	전월(C)	전년(D)	평년(E)	A/B	A/C	A/D	A/E
물량(톤)	463	377	154	388	395	122.9%	300.5%	119.3%	117.2%

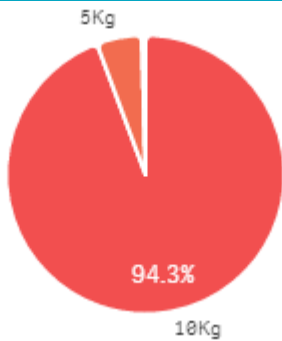
출하 품종별 거래물량 구성비



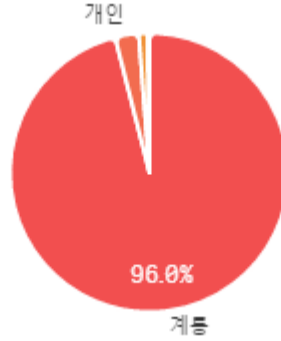
출하 품종별 거래금액 구성비



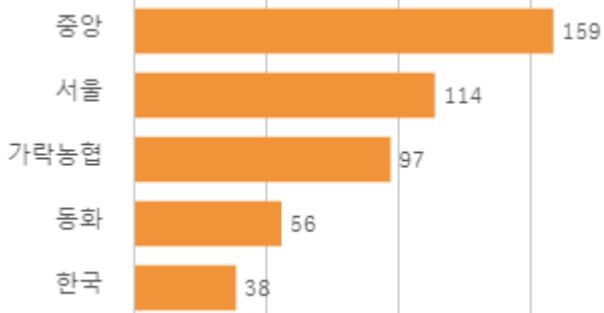
거래 단량별 물량 구성비



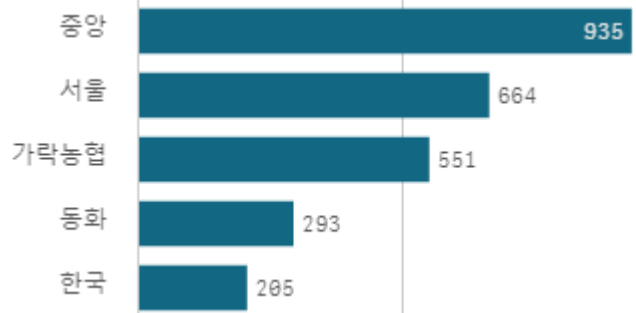
출하자별 거래물량 구성비



도매시장 법인별 거래물량(톤)

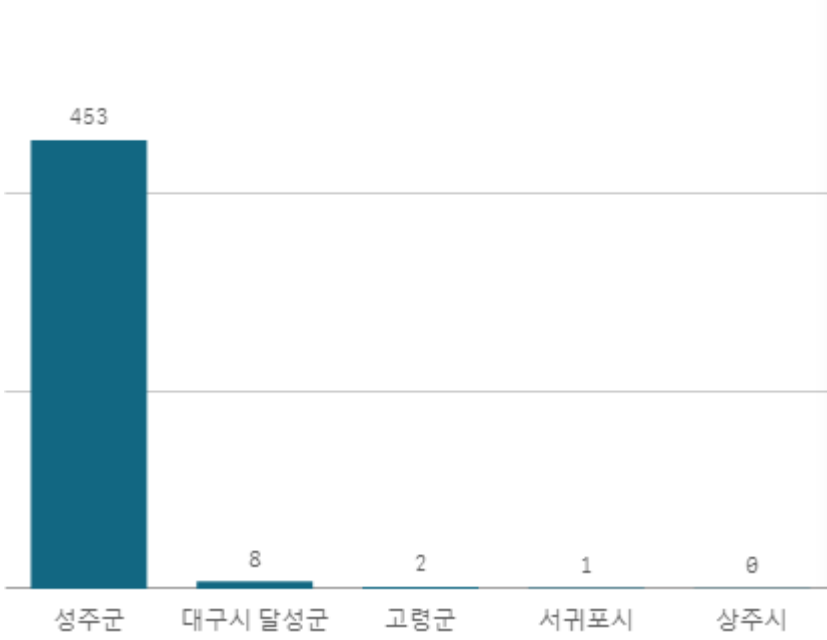


도매시장 법인별 거래금액(백만원)



참외(일반)(10Kg)

산지별 거래물량(톤)



산지별 주출하 시군구



출하산지(개소)

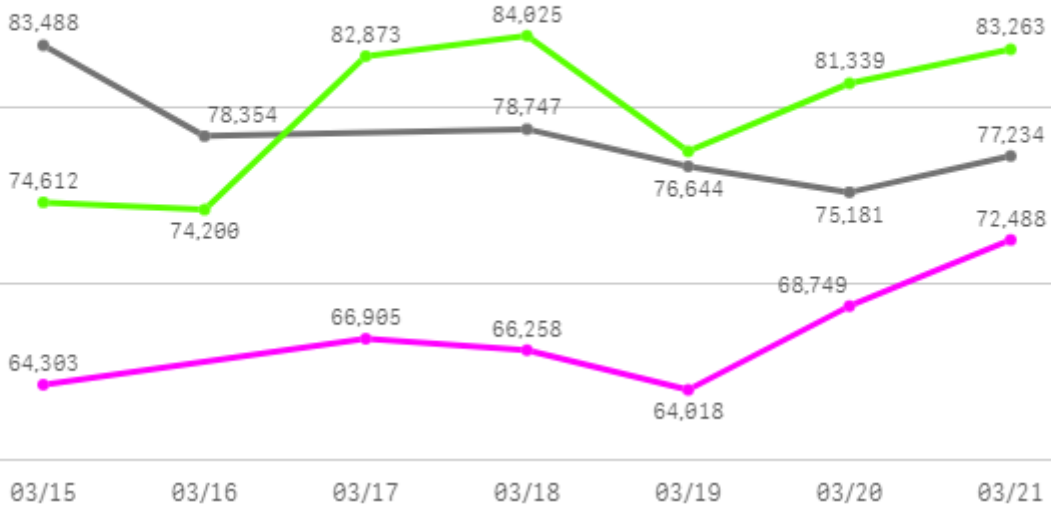
5

출하건수(천건)

9

주간 도매가격(원)

◆ 2025 ● 2024 ◆ 평년



구분	금주(A)	전주(B)	전월(C)	전년(D)	평년(E)	A/B	A/C	A/D	A/E
가격(원)	67,120	78,123	80,015	78,275	78,609	85.9%	83.9%	85.7%	85.4%

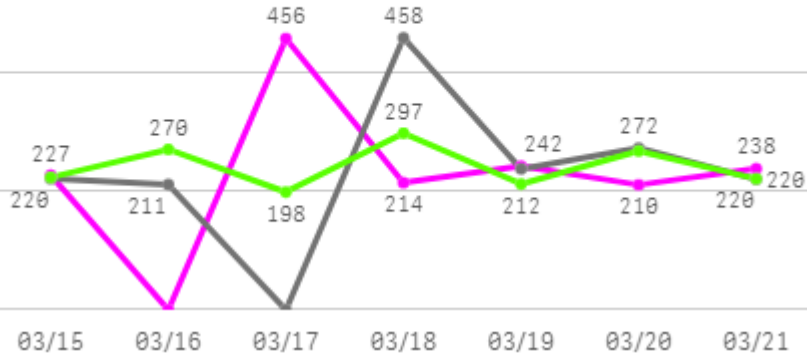
□ 참외(일반)(10Kg) 주간 가격

구분	Q	품종	Q	단량	Q	특	상	보통	하
2025-03-15		참외(일반)		10Kg		78,493	64,303	51,897	35,634
2025-03-17		참외(일반)		10Kg		82,716	66,905	56,470	38,660
2025-03-18		참외(일반)		10Kg		78,789	66,258	56,177	42,290
2025-03-19		참외(일반)		10Kg		74,234	64,018	53,862	39,588
2025-03-20		참외(일반)		10Kg		78,769	68,749	57,506	41,384
2025-03-21		참외(일반)		10Kg		81,812	72,488	61,164	42,620
평균						79,136	67,120	56,179	40,029

오이

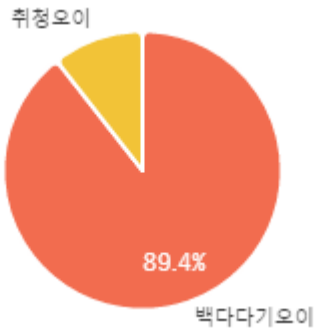
주간 반입량(톤)

◆ 2025 ● 2024 ▲ 평년

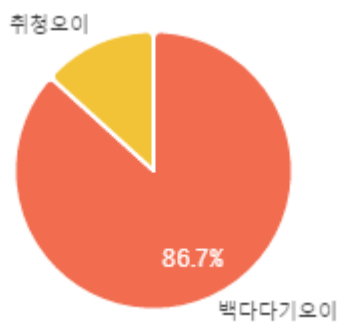


구분	금주(A)	전주(B)	전월(C)	전년(D)	평년(E)	A/B	A/C	A/D	A/E
물량(톤)	1,586	1,400	1,110	1,618	1,625	113.3%	142.9%	98.0%	97.6%

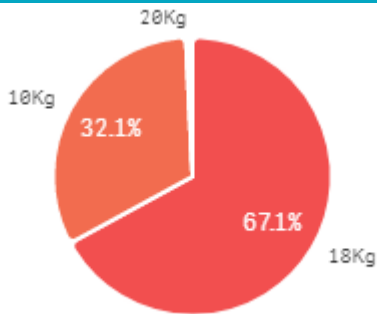
출하 품종별 거래물량 구성비



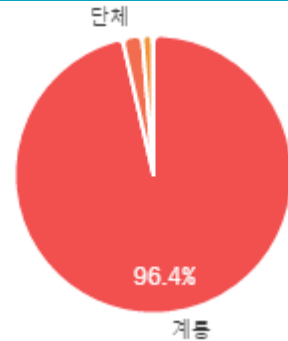
출하 품종별 거래금액 구성비



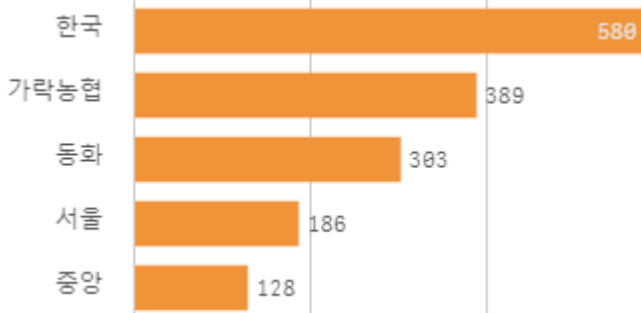
거래 단량별 물량 구성비



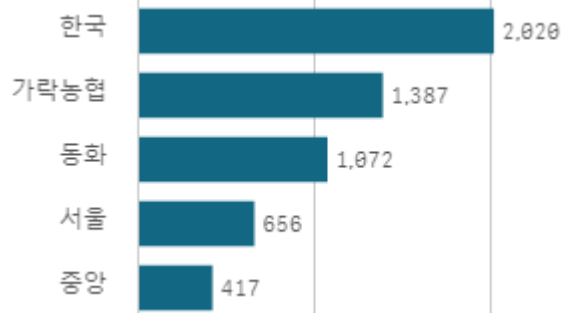
출하자별 거래물량 구성비



도매시장 법인별 거래물량(톤)

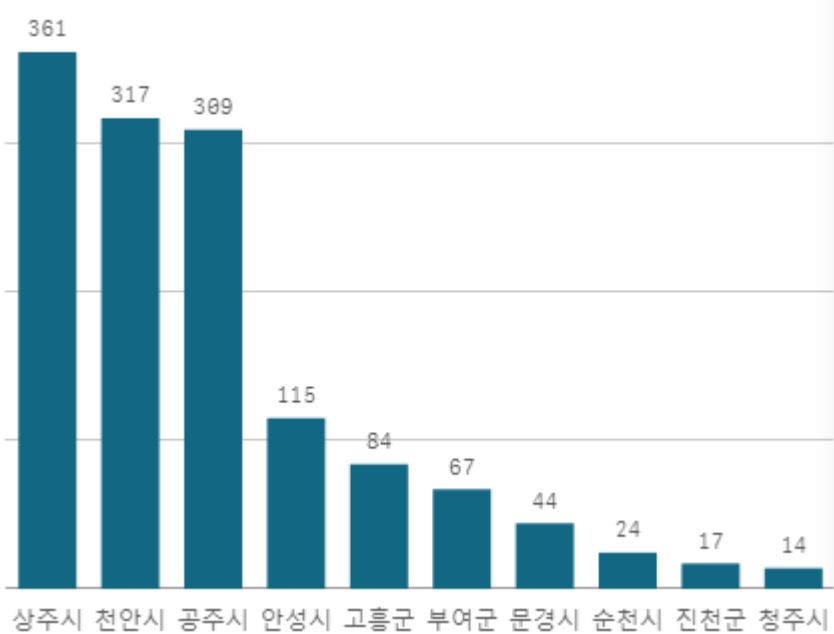


도매시장 법인별 거래금액(백만원)



백다다기오이(100개)

산지별 거래물량(톤)



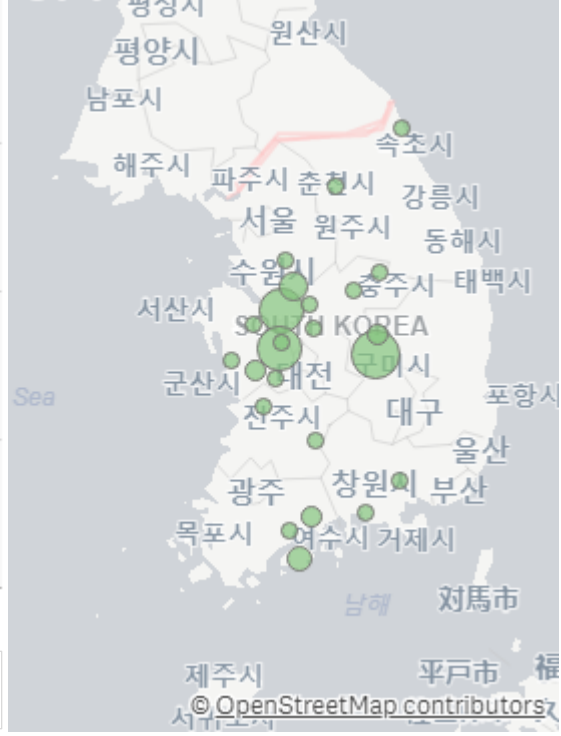
출하산지(개소)

30

출하건수(천건)

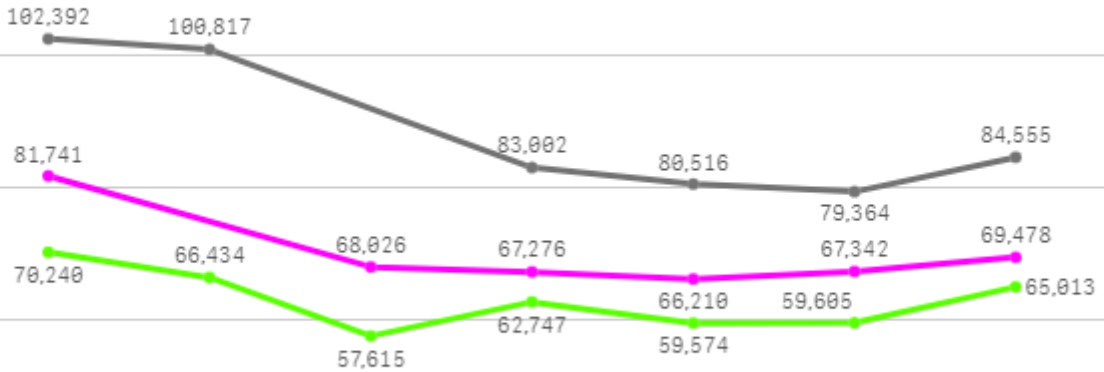
8

산지별 주출하 시군구



주간 도매가격(원)

◆ 2025 ◆ 2024 ◆ 평년



03/15 03/16 03/17 03/18 03/19 03/20 03/21

구분	금주(A)	전주(B)	전월(C)	전년(D)	평년(E)	A/B	A/C	A/D	A/E
가격(원)	70,012	86,369	77,274	88,441	67,558	81.1%	90.6%	79.2%	103.6%

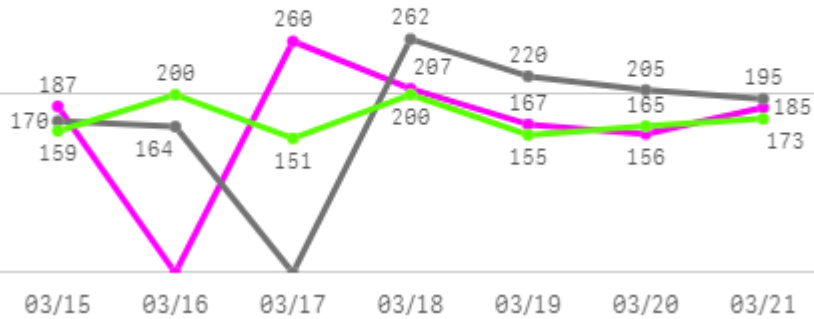
□ 백다다기오이(100개) 주간 가격

구분	Q	품종	Q	단량	Q	특	상	보통	하
2025-03-15		백다다기오이		100개		86,671	81,741	70,318	54,967
2025-03-17		백다다기오이		100개		72,756	68,026	61,785	50,596
2025-03-18		백다다기오이		100개		72,899	67,276	61,534	50,053
2025-03-19		백다다기오이		100개		70,183	66,210	59,714	46,801
2025-03-20		백다다기오이		100개		71,705	67,342	61,319	48,147
2025-03-21		백다다기오이		100개		74,071	69,478	64,109	51,510
평균						74,714	70,012	63,130	50,346

호박

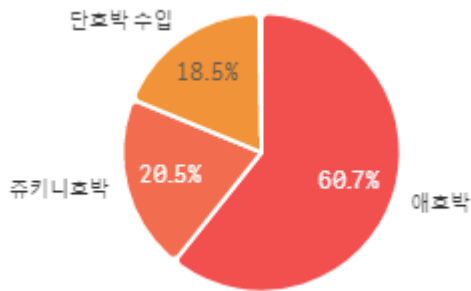
주간 반입량(톤)

◆ 2025 ● 2024 ▲ 평년

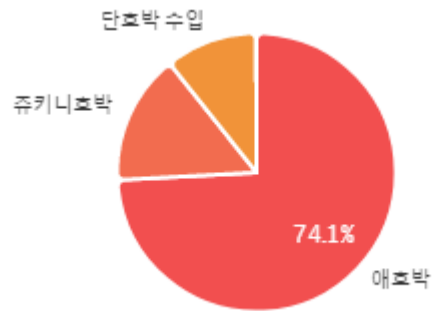


구분	금주(A)	전주(B)	전월(C)	전년(D)	평년(E)	A/B	A/C	A/D	A/E
물량(톤)	1,160	1,206	1,021	1,217	1,170	96.2%	113.7%	95.4%	99.2%

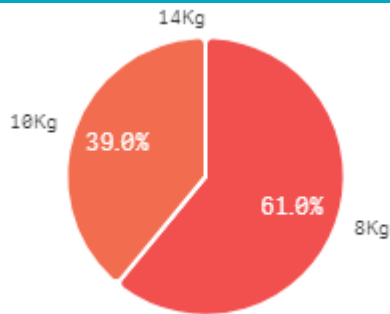
출하 품종별 거래물량 구성비



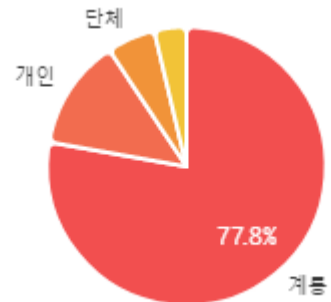
출하 품종별 거래금액 구성비



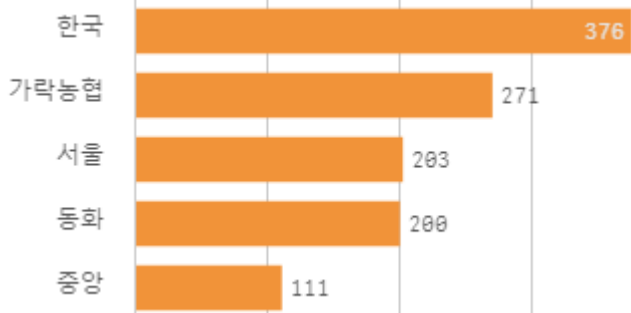
거래 단량별 물량 구성비



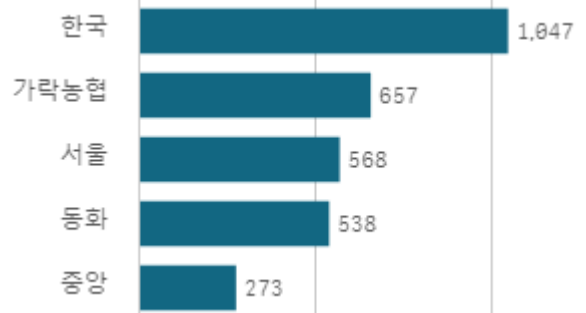
출하자별 거래물량 구성비



도매시장 법인별 거래물량(톤)

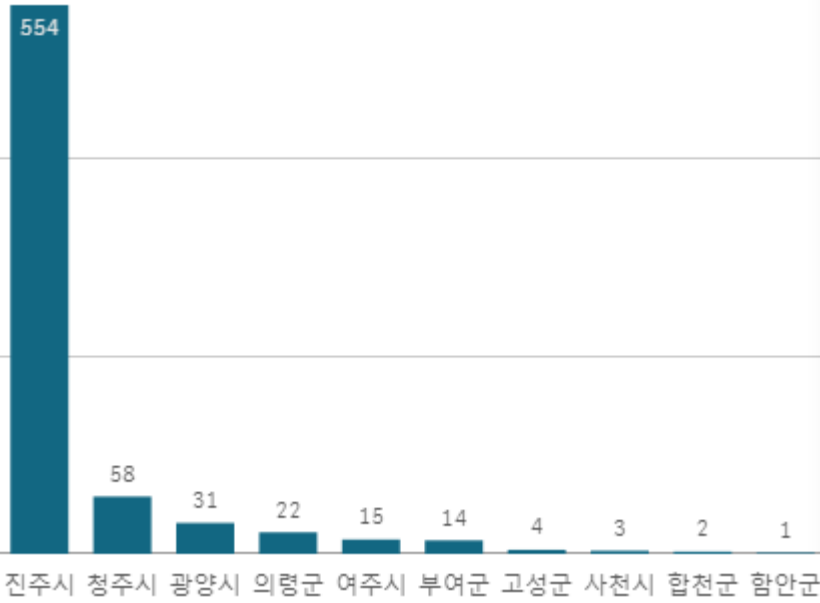


도매시장 법인별 거래금액(백만원)



애호박(20개)

산지별 거래물량(톤)



출하산지(개소)

14

출하건수(천건)

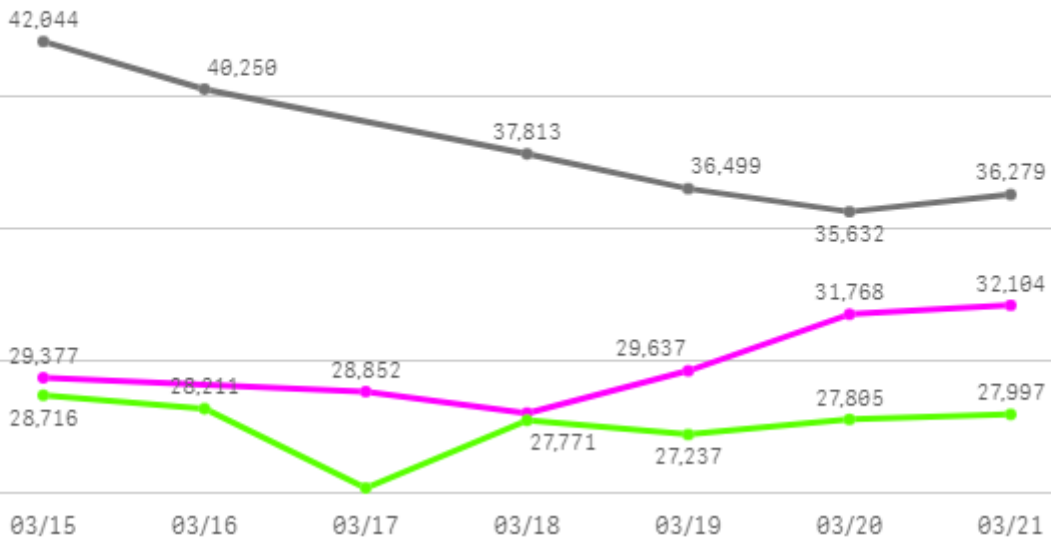
5

산지별 주출하 시군구



주간 도매가격(원)

◆ 2025 ● 2024 ◆ 평년



구분	금주(A)	전주(B)	전월(C)	전년(D)	평년(E)	A/B	A/C	A/D	A/E
가격(원)	29,963	33,399	34,082	38,086	28,800	89.7%	87.9%	78.7%	104.0%

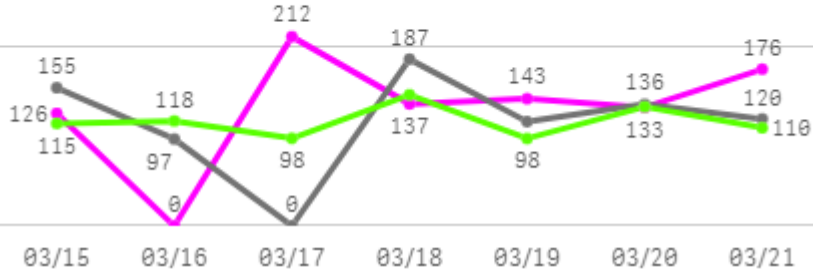
□ 애호박(20개) 주간 가격

구분	Q	품종	Q	단량	Q	특	상	보통	하
2025-03-15		애호박		20개		32,844	29,377	26,221	17,916
2025-03-17		애호박		20개		31,634	28,852	25,576	18,623
2025-03-18		애호박		20개		31,039	28,042	24,575	16,436
2025-03-19		애호박		20개		32,486	29,637	25,658	18,248
2025-03-20		애호박		20개		35,417	31,768	27,650	20,554
2025-03-21		애호박		20개		35,109	32,104	28,262	20,892
평균						33,088	29,963	26,324	18,778

토마토

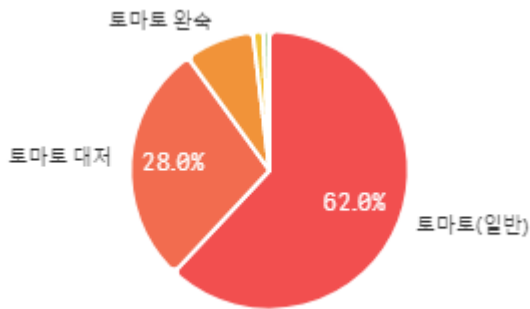
주간 반입량(톤)

◆ 2025 ● 2024 ▲ 평년

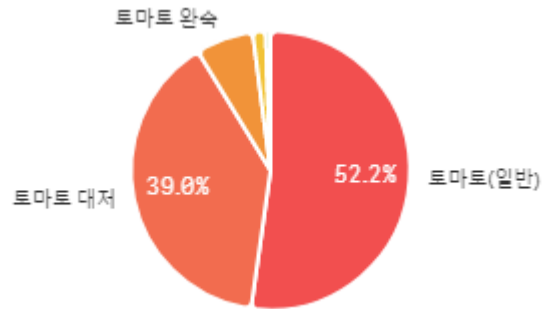


구분	금주(A)	전주(B)	전월(C)	전년(D)	평년(E)	A/B	A/C	A/D	A/E
물량(톤)	926	826	757	812	858	112.1%	122.2%	114.0%	108.0%

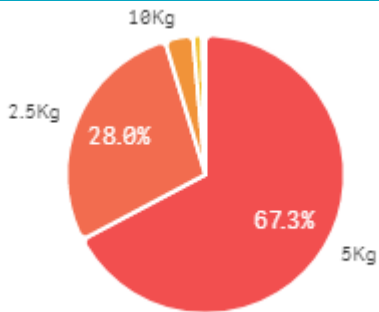
출하 품종별 거래물량 구성비



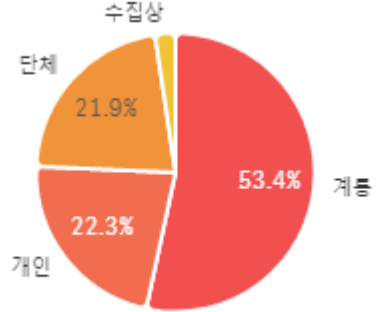
출하 품종별 거래금액 구성비



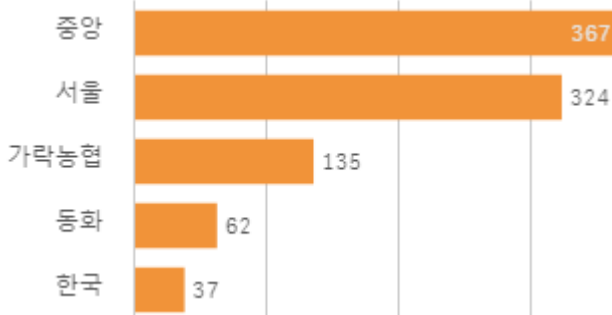
거래 단량별 물량 구성비



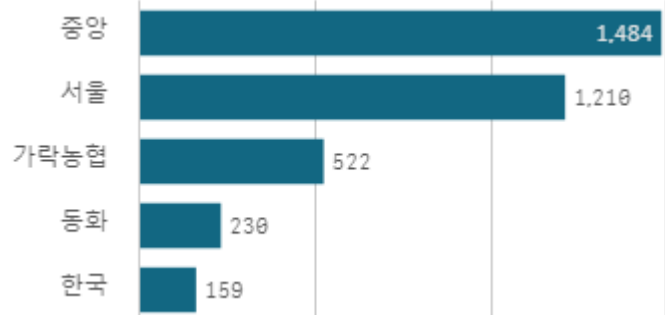
출하자별 거래물량 구성비



도매시장 법인별 거래물량(톤)

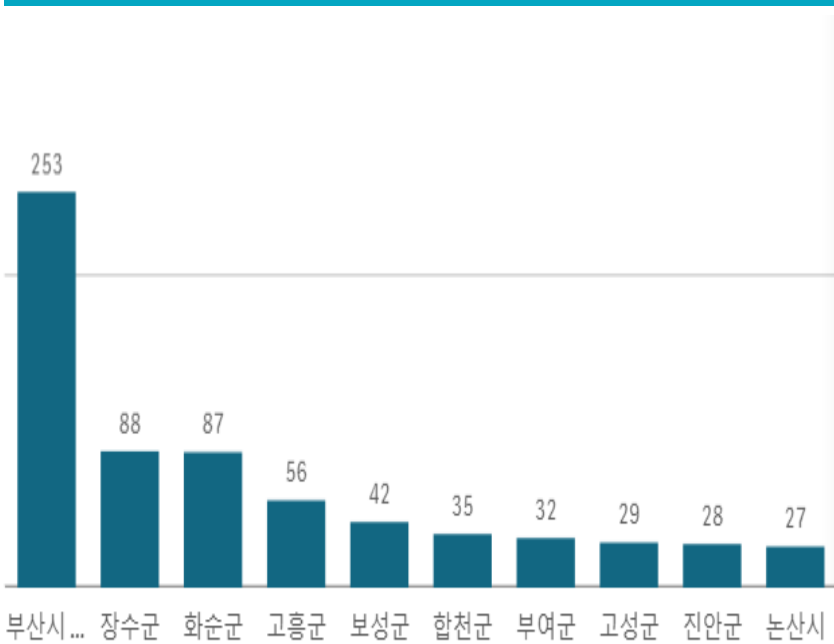


도매시장 법인별 거래금액(백만원)



토마토(5Kg)

산지별 거래물량(톤)



출하산지(개소)

46

출하건수(전건)

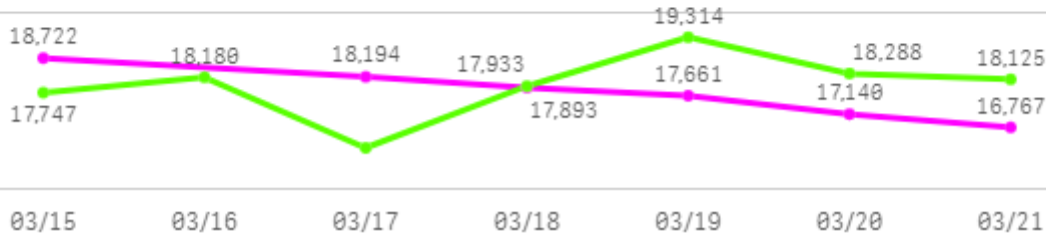
9

산지별 주출하 시군구



주간 도매가격(원)

◆ 2025 ● 2024 ◆ 평년



구분	금주(A)	전주(B)	전월(C)	전년(D)	평년(E)	A/B	A/C	A/D	A/E
가격(원)	17,730	18,550	20,400	26,624	18,000	95.6%	86.9%	66.6%	98.5%

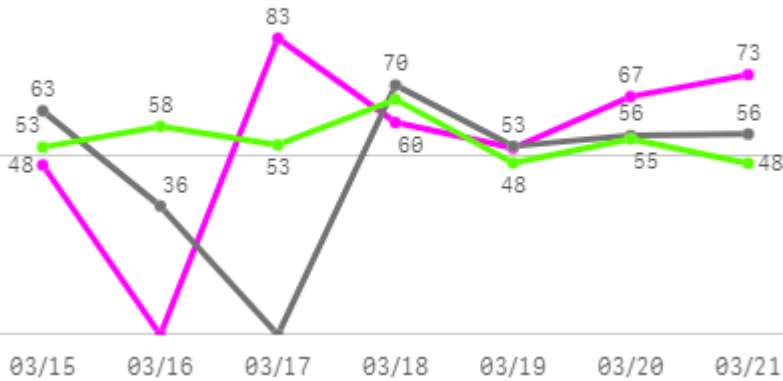
□ 토마토(5Kg) 주간 가격

구분	Q	품종	Q	단량	Q	특	상	보통	하
2025-03-15		토마토		5Kg		20,317	18,722	16,681	14,288
2025-03-17		토마토		5Kg		19,473	18,194	16,578	14,796
2025-03-18		토마토		5Kg		19,096	17,893	16,369	14,588
2025-03-19		토마토		5Kg		19,000	17,661	16,407	14,327
2025-03-20		토마토		5Kg		19,030	17,140	15,712	14,252
2025-03-21		토마토		5Kg		18,783	16,767	14,786	12,425
평균						19,283	17,730	16,089	14,113

방울토마토

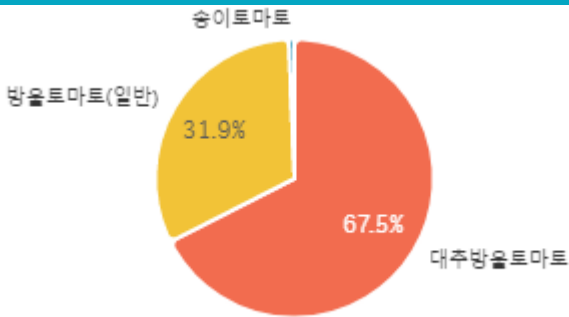
주간 반입량(톤)

◆ 2025 ● 2024 ▲ 평년

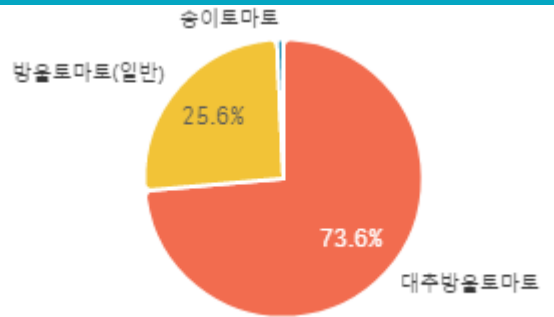


구분	금주(A)	전주(B)	전월(C)	전년(D)	평년(E)	A/B	A/C	A/D	A/E
물량(톤)	382	367	370	334	380	104.1%	103.3%	114.5%	100.6%

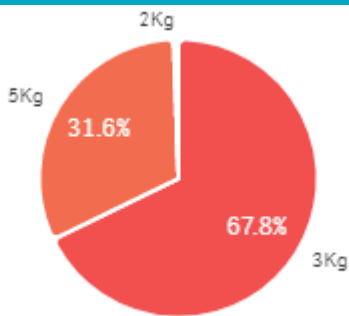
출하 품종별 거래물량 구성비



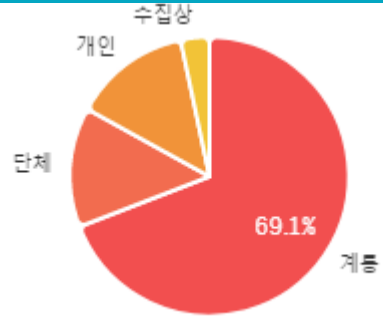
출하 품종별 거래금액 구성비



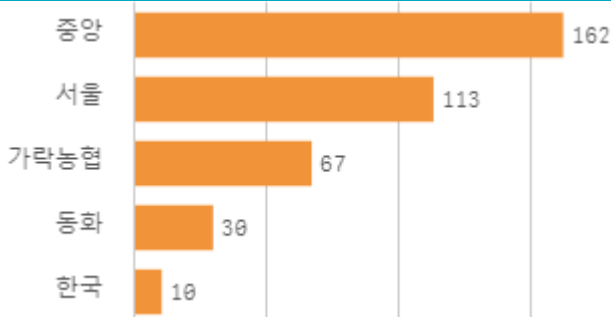
거래 단량별 물량 구성비



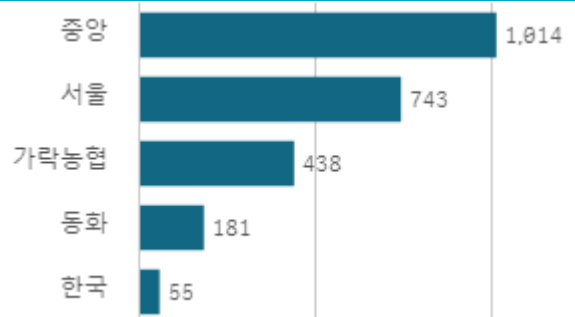
출하자별 거래물량 구성비



도매시장 법인별 거래물량(톤)

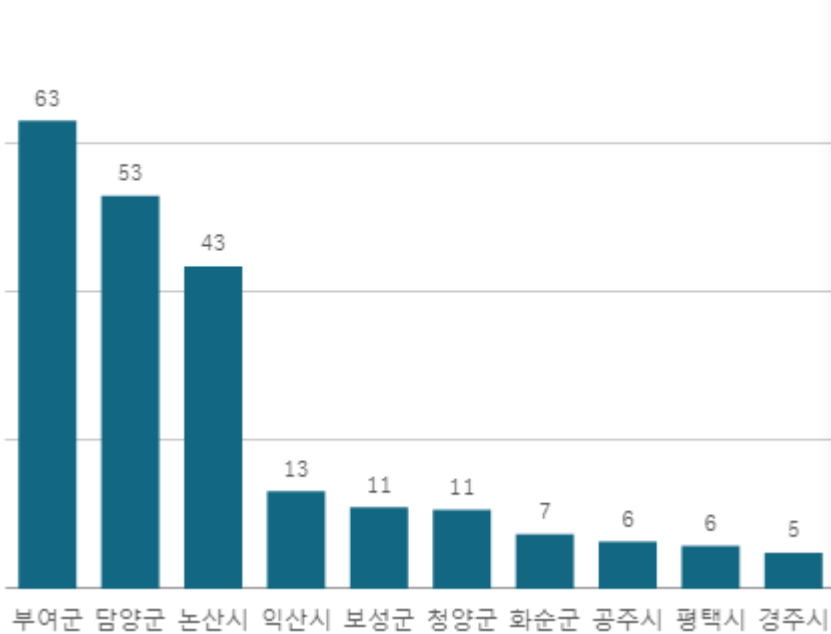


도매시장 법인별 거래금액(백만원)



대추방울토마토(3Kg)

산지별 거래물량(톤)



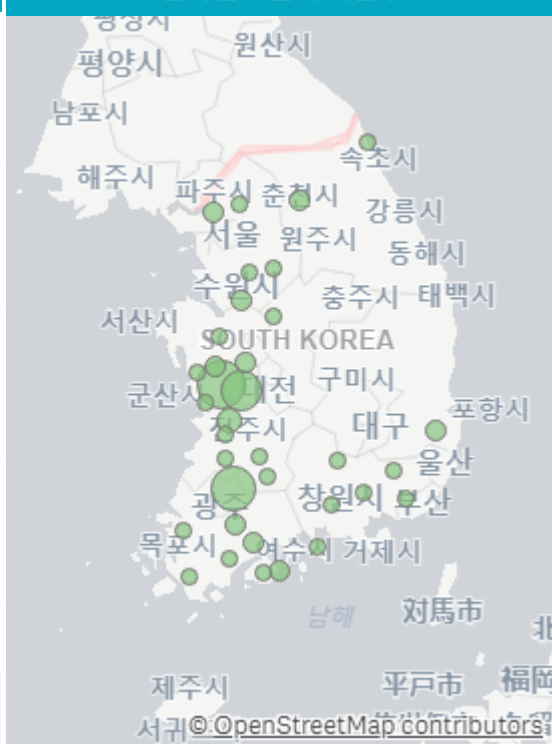
출하산지(개소)

38

출하건수(천건)

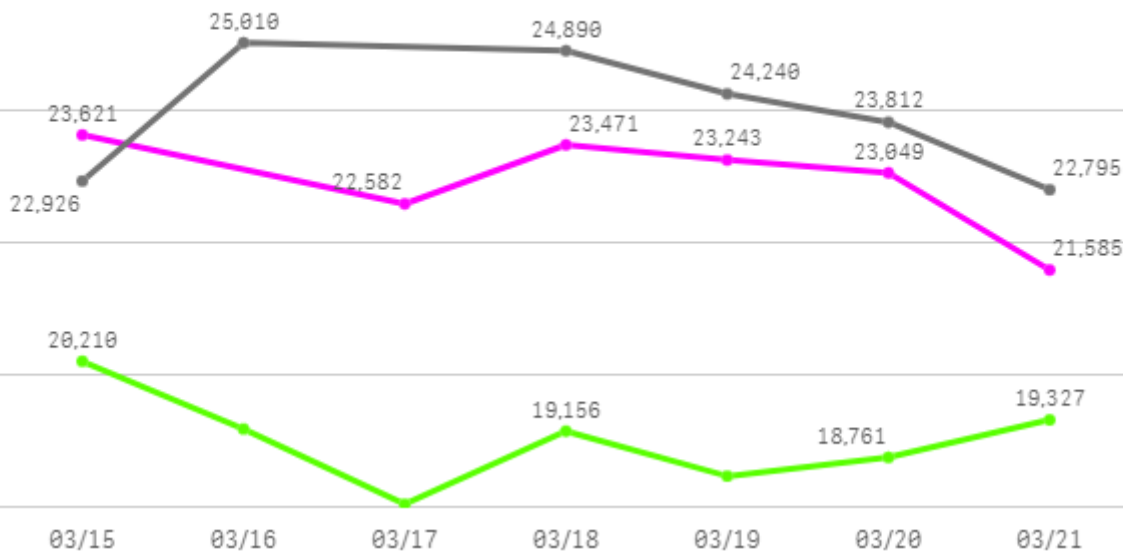
3

산지별 주출하 시군구



주간 도매가격(원)

◆ 2025 ● 2024 ◆ 평년



구분	금주(A)	전주(B)	전월(C)	전년(D)	평년(E)	A/B	A/C	A/D	A/E
가격(원)	22,925	21,111	20,059	23,946	20,544	108.6%	114.3%	95.7%	111.6%

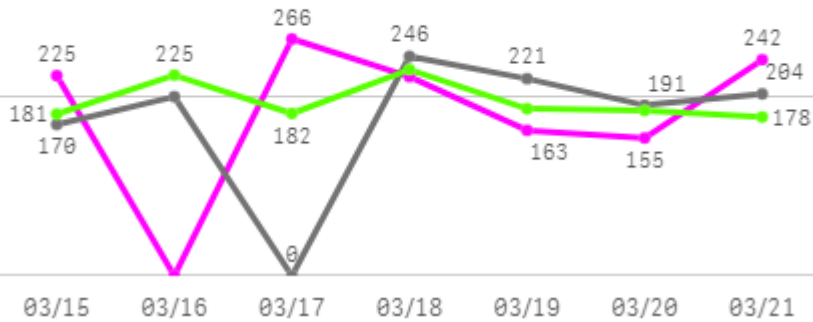
□ 대추방울토마토(3Kg) 주간 가격

구분	Q	품종	Q	단량	Q	특	상	보통	하
2025-03-15		대추방울토마토		3Kg		28,851	23,621	20,714	14,013
2025-03-17		대추방울토마토		3Kg		26,020	22,582	20,811	16,674
2025-03-18		대추방울토마토		3Kg		26,832	23,471	21,820	15,420
2025-03-19		대추방울토마토		3Kg		29,081	23,243	21,347	18,109
2025-03-20		대추방울토마토		3Kg		28,776	23,049	20,540	15,697
2025-03-21		대추방울토마토		3Kg		26,606	21,585	19,309	16,278
평균						27,694	22,925	20,757	16,032

딸기

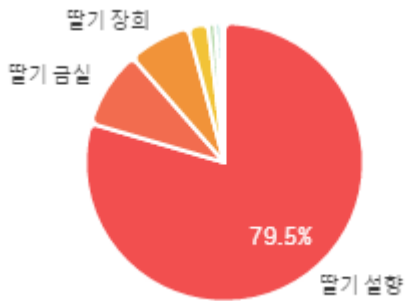
주간 반입량(톤)

◆ 2025 ● 2024 ▲ 평년

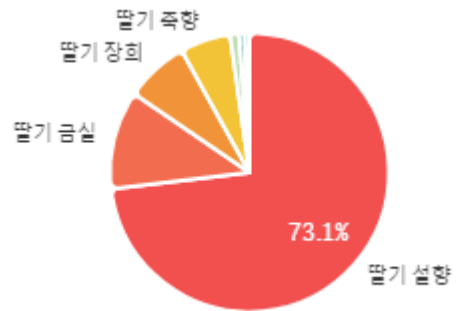


구분	금주(A)	전주(B)	전월(C)	전년(D)	평년(E)	A/B	A/C	A/D	A/E
물량(톤)	1,274	1,323	1,005	1,233	1,341	96.3%	126.7%	103.3%	95.0%

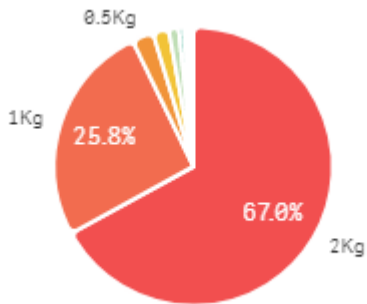
출하 품종별 거래물량 구성비



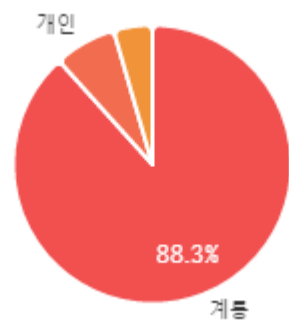
출하 품종별 거래금액 구성비



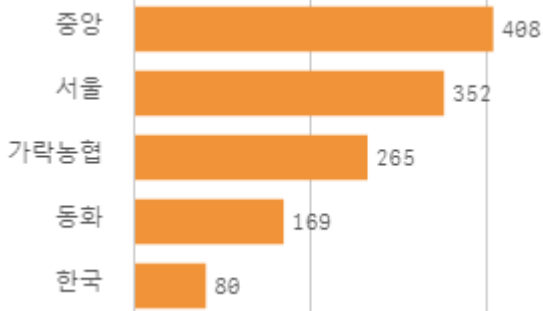
거래 단량별 물량 구성비



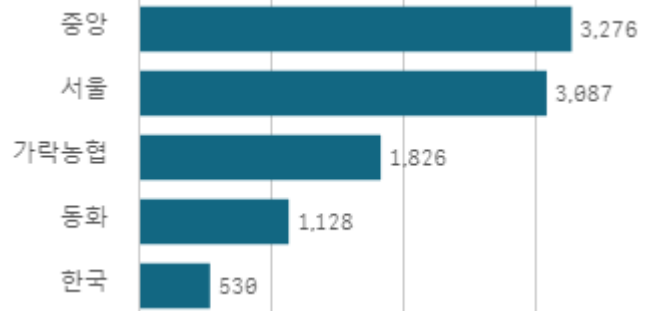
출하자별 거래물량 구성비



도매시장 법인별 거래물량(톤)

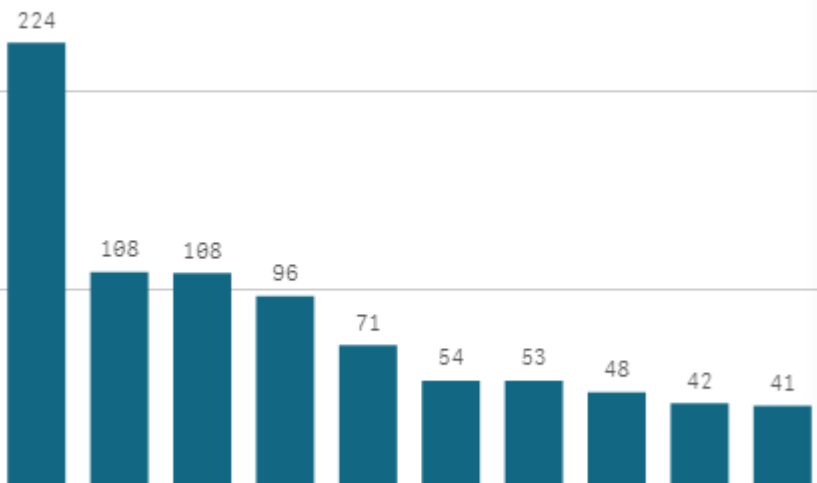


도매시장 법인별 거래금액(백만원)



딸기 설향(2Kg)

산지별 거래물량(톤)



출하산지(개소)

32

출하건수(천건)

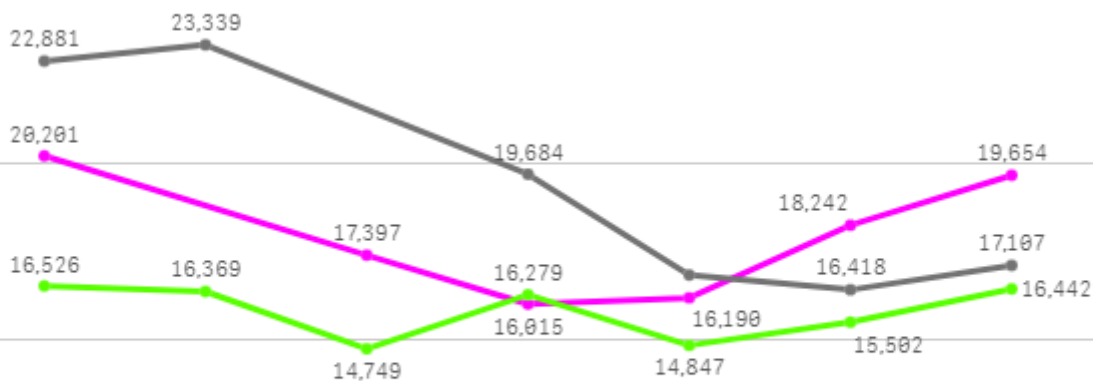
22

산지별 주출하 시군구



주간 도매가격(원)

◆ 2025 ● 2024 ◆ 평년



03/15 03/16 03/17 03/18 03/19 03/20 03/21

구분	금주(A)	전주(B)	전월(C)	전년(D)	평년(E)	A/B	A/C	A/D	A/E
가격(원)	17,950	18,711	24,013	19,378	16,658	95.9%	74.7%	92.6%	107.8%

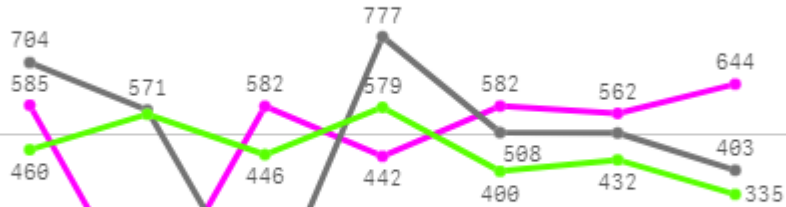
□ 딸기 설향(2Kg) 주간 가격

구분	Q	품종	Q	단량	Q	특	상	보통	하
2025-03-15		딸기 설향		2Kg		25,599	20,201	15,327	9,702
2025-03-17		딸기 설향		2Kg		22,677	17,397	13,557	8,729
2025-03-18		딸기 설향		2Kg		21,128	16,015	12,102	7,595
2025-03-19		딸기 설향		2Kg		21,106	16,190	12,535	8,013
2025-03-20		딸기 설향		2Kg		22,866	18,242	14,367	9,355
2025-03-21		딸기 설향		2Kg		24,624	19,654	15,362	10,049
평균						23,000	17,950	13,875	8,907

무

주간 반입량(톤)

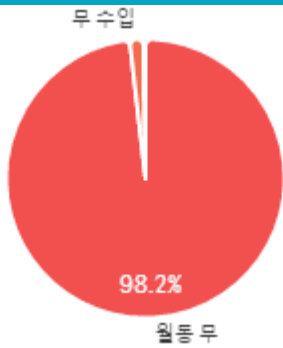
◆ 2025 ● 2024 ▲ 평년



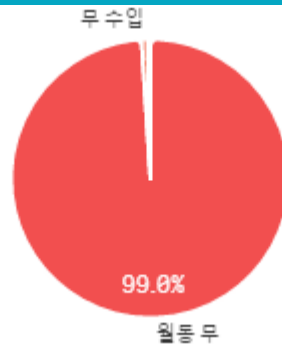
03/15 03/16 03/17 03/18 03/19 03/20 03/21

구분	금주(A)	전주(B)	전월(C)	전년(D)	평년(E)	A/B	A/C	A/D	A/E
물량(톤)	3,397	4,305	3,865	3,470	3,272	78.9%	87.9%	97.9%	103.8%

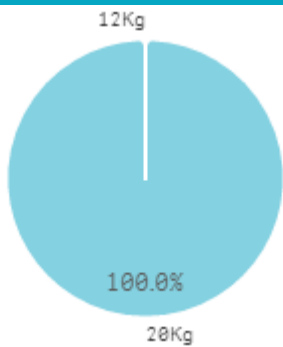
출하 품종별 거래물량 구성비



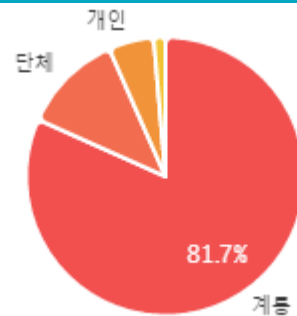
출하 품종별 거래금액 구성비



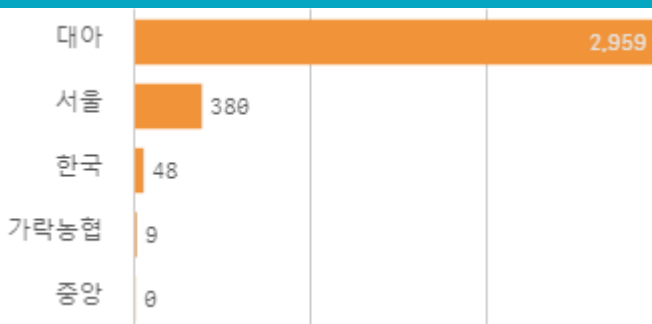
거래 단량별 물량 구성비



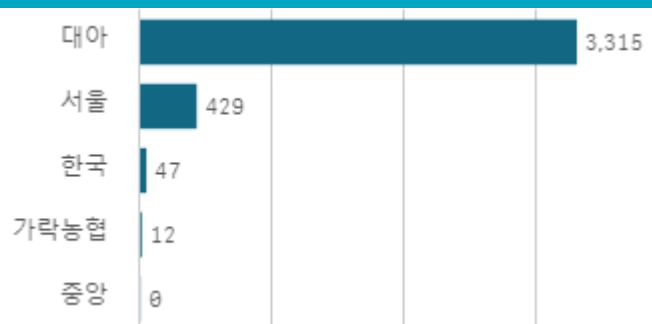
출하자별 거래물량 구성비



도매시장 법인별 거래물량(톤)

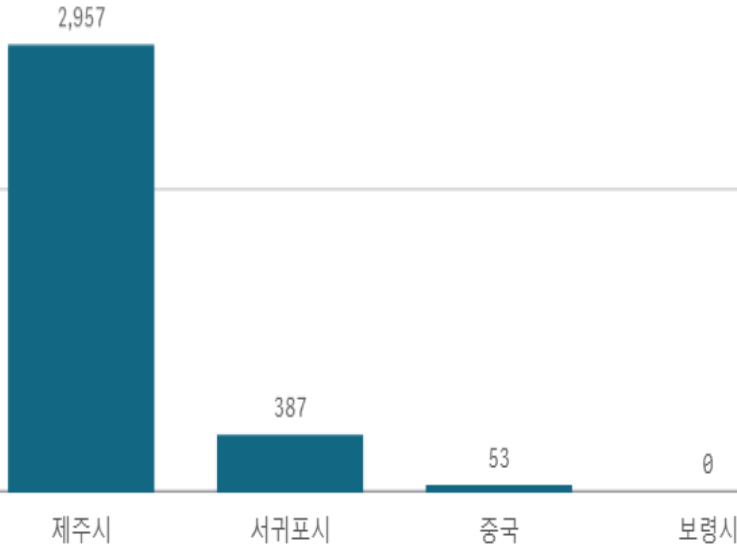


도매시장 법인별 거래금액(백만원)

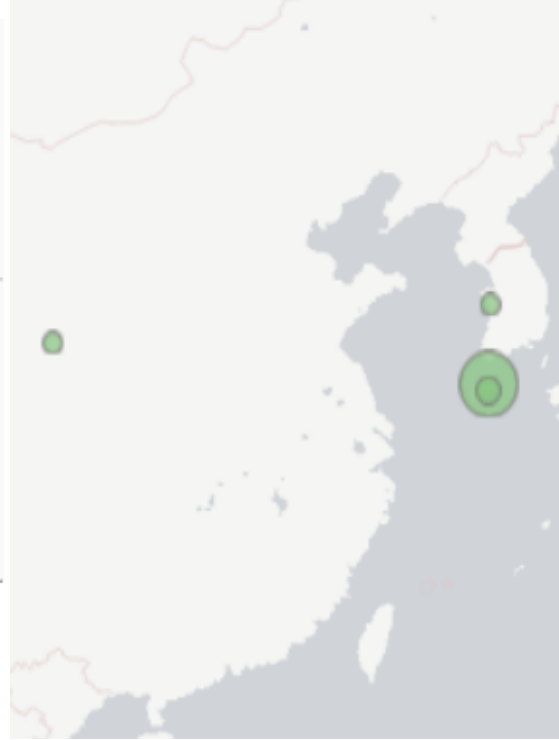


무(20Kg)

산지별 거래물량(톤)



산지별 주출하 시군구



출하산지(개소)

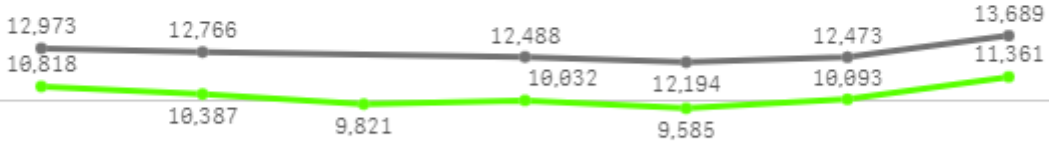
4

출하건수(전건)

2

주간 도매가격(원)

◆ 2025 ● 2024 ◆ 평년



03/15 03/16 03/17 03/18 03/19 03/20 03/21

구분	금주(A)	전주(B)	전월(C)	전년(D)	평년(E)	A/B	A/C	A/D	A/E
가격(원)	25,012	25,809	26,554	12,764	13,632	96.9%	94.2%	196.0%	183.5%

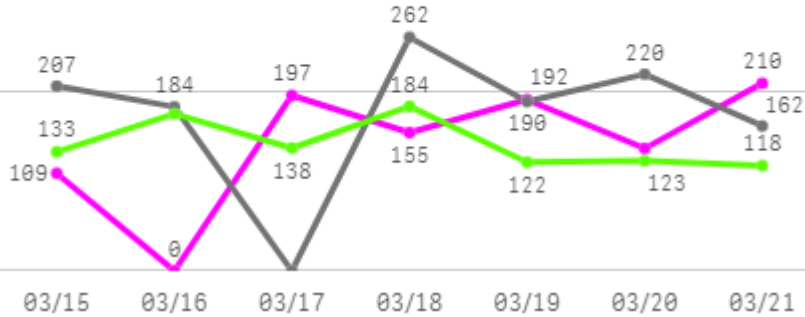
□ 무(20Kg) 주간 가격

구분	Q	품종	Q	단량	Q	특	상	보통	하
2025-03-15		무		20Kg		25,462	22,765	19,359	15,435
2025-03-17		무		20Kg		27,263	24,243	21,346	16,081
2025-03-18		무		20Kg		28,669	26,658	24,539	20,601
2025-03-19		무		20Kg		27,896	25,425	23,388	18,837
2025-03-20		무		20Kg		27,991	25,854	23,532	18,531
2025-03-21		무		20Kg		27,196	25,129	22,832	17,780
평균						27,413	25,012	22,499	17,878

당근

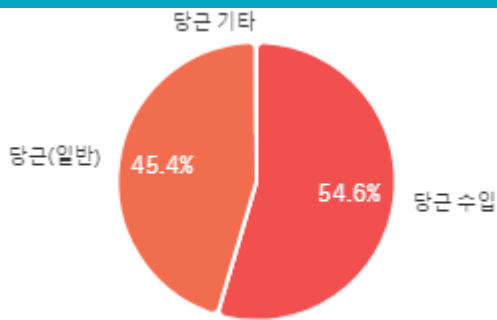
주간 반입량(톤)

◆ 2025 ● 2024 ▲ 평년

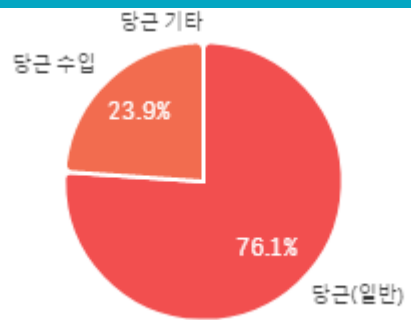


구분	금주(A)	전주(B)	전월(C)	전년(D)	평년(E)	A/B	A/C	A/D	A/E
물량(톤)	1,001	927	1,040	1,226	998	108.0%	96.3%	81.6%	100.3%

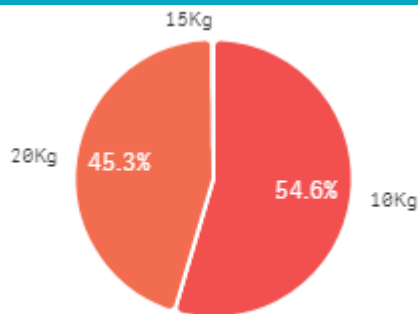
출하 품종별 거래물량 구성비



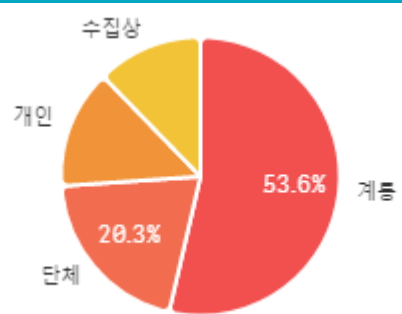
출하 품종별 거래금액 구성비



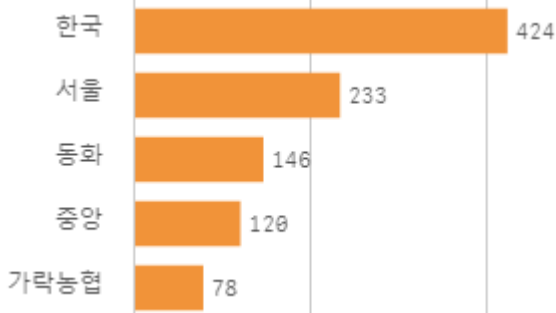
거래 단량별 물량 구성비



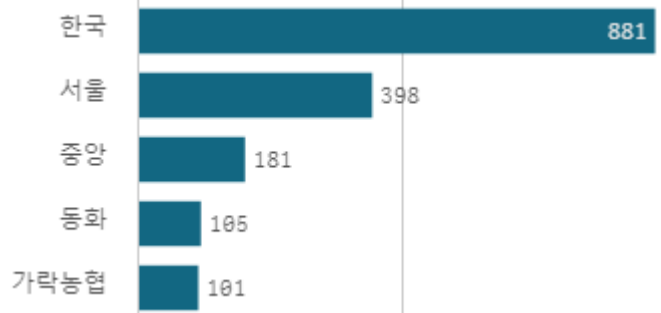
출하자별 거래물량 구성비



도매시장 법인별 거래물량(톤)

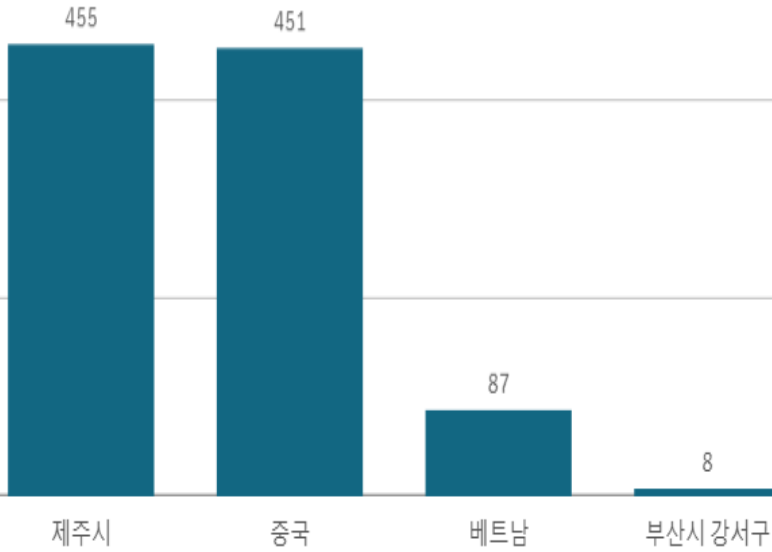


도매시장 법인별 거래금액(백만원)



당근(20Kg)

산지별 거래물량(톤)



산지별 주출하 시군구



출하산지(개소)

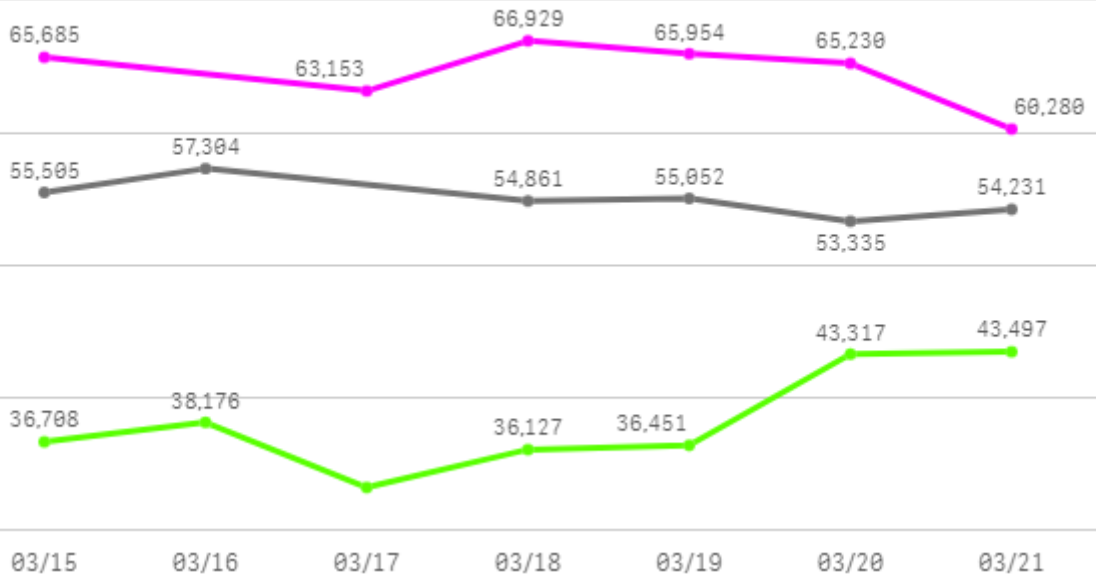
4

출하건수(천건)

1

주간 도매가격(원)

◆ 2025 ● 2024 ◆ 평년



구분	금주(A)	전주(B)	전월(C)	전년(D)	평년(E)	A/B	A/C	A/D	A/E
가격(원)	64,539	64,896	55,629	55,048	41,473	99.4%	116.0%	117.2%	155.6%

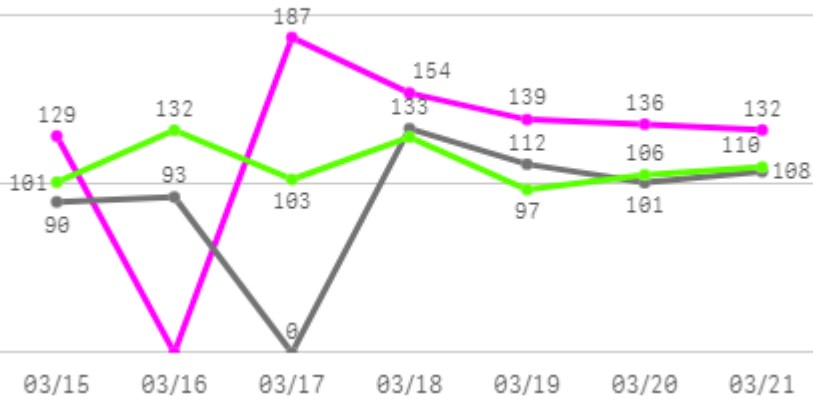
□ 당근(20Kg) 주간 가격

구분	Q	품종	Q	단량	Q	특	상	보통	하
2025-03-15		당근		20Kg		73,000	65,685	53,482	47,327
2025-03-17		당근		20Kg		73,624	63,153	55,128	48,134
2025-03-18		당근		20Kg		72,000	66,929	56,300	48,143
2025-03-19		당근		20Kg		76,157	65,954	52,453	45,269
2025-03-20		당근		20Kg		76,000	65,230	50,947	42,693
2025-03-21		당근		20Kg		72,085	60,280	49,937	41,917
평균						73,811	64,539	53,041	45,581

생고추

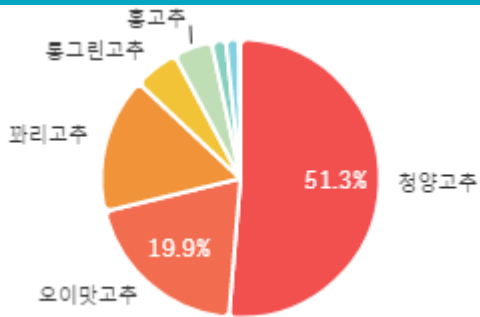
주간 반입량(톤)

◆ 2025 ● 2024 ▲ 평년

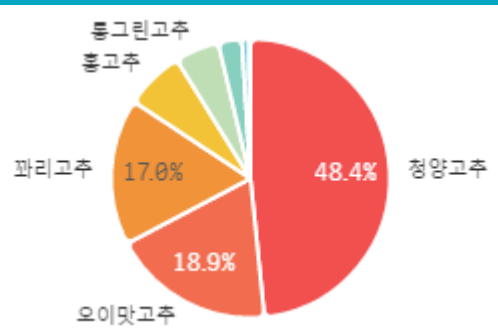


구분	금주(A)	전주(B)	전월(C)	전년(D)	평년(E)	A/B	A/C	A/D	A/E
물량(톤)	877	744	733	636	795	117.9%	119.7%	137.9%	110.3%

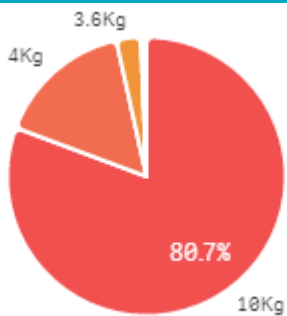
출하 품종별 거래물량 구성비



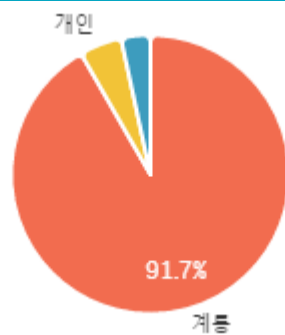
출하 품종별 거래금액 구성비



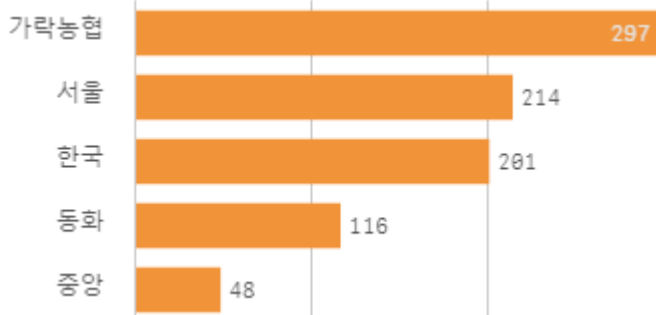
거래 단량별 물량 구성비



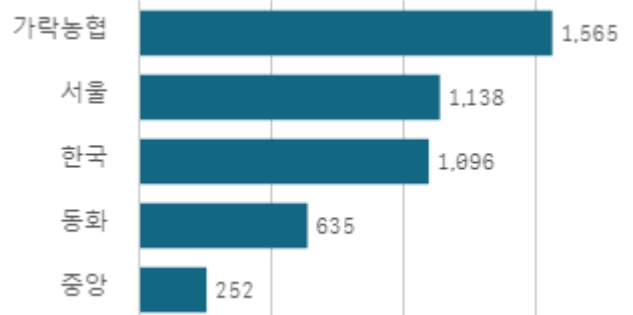
출하자별 거래물량 구성비



도매시장 법인별 거래물량(톤)

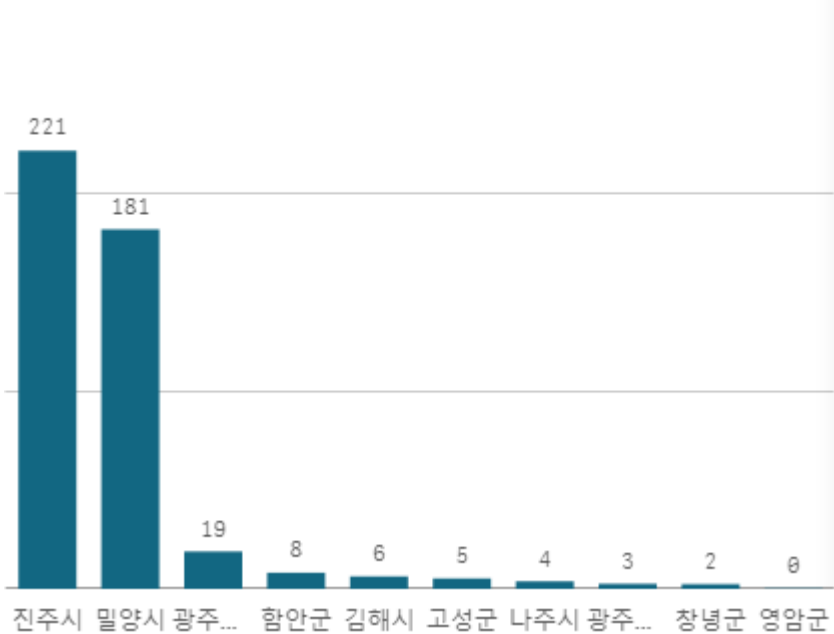


도매시장 법인별 거래금액(백만원)



청양고추(10Kg)

산지별 거래물량(톤)



출하산지(개소)

12

출하건수(천건)

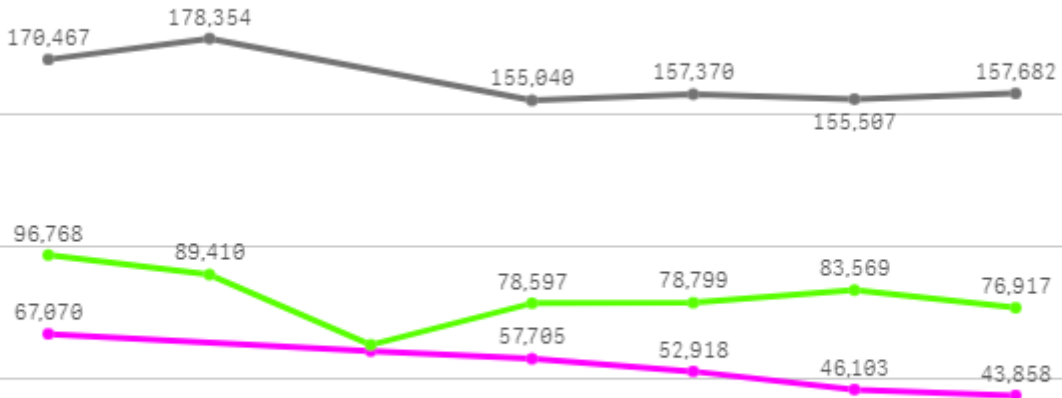
3

산지별 주출하 시군구



주간 도매가격(원)

2025 (pink line), 2024 (grey line), 평년 (green line)



03/15 03/16 03/17 03/18 03/19 03/20 03/21

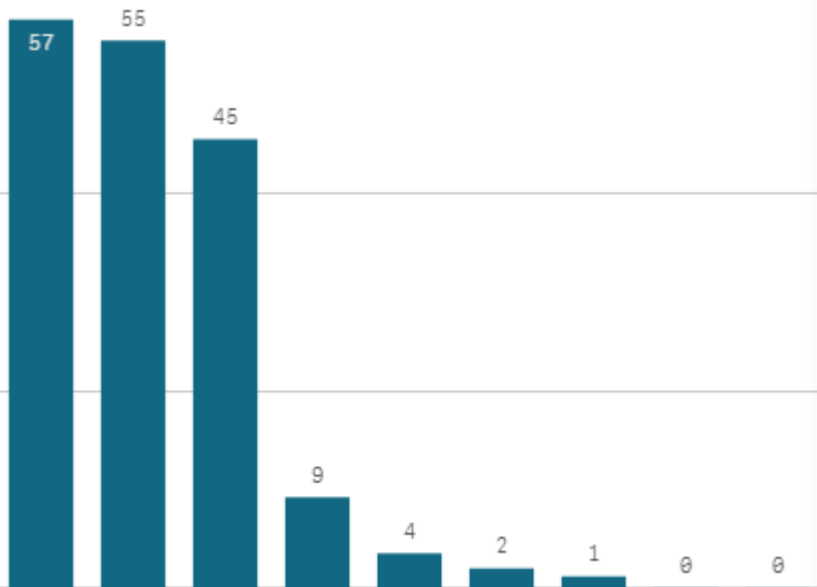
구분	금주(A)	전주(B)	전월(C)	전년(D)	평년(E)	A/B	A/C	A/D	A/E
가격(원)	54,704	70,587	61,021	162,403	80,012	77.5%	89.6%	33.7%	68.4%

□ 청양고추(10Kg) 주간 가격

구분	Q	품종	Q	단량	Q	특	상	보통	하
2025-03-15		청양고추		10Kg		72,583	67,070	62,934	49,492
2025-03-17		청양고추		10Kg		65,847	60,570	56,234	43,561
2025-03-18		청양고추		10Kg		61,164	57,705	52,751	40,564
2025-03-19		청양고추		10Kg		55,798	52,918	48,614	36,536
2025-03-20		청양고추		10Kg		52,225	46,103	42,610	34,346
2025-03-21		청양고추		10Kg		49,593	43,858	40,553	35,170
평균						59,535	54,704	50,616	39,945

오이맛고추(10Kg)

산지별 거래물량(톤)



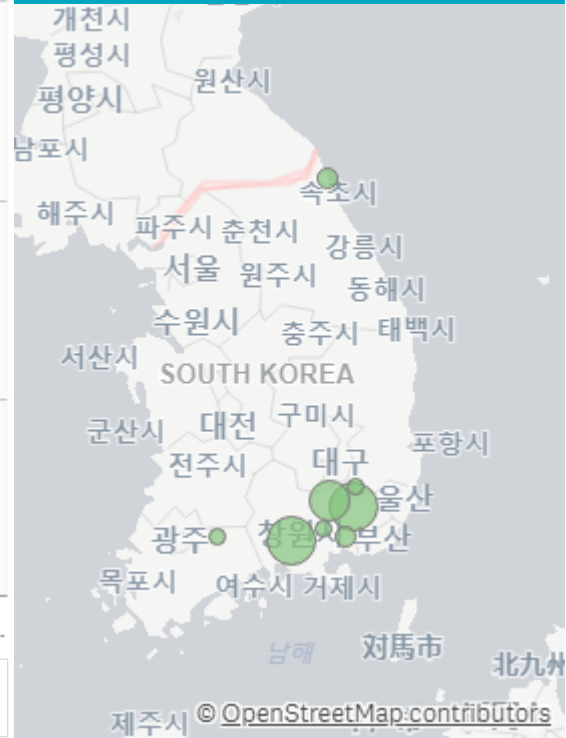
출하산지(개소)

9

출하건수(천건)

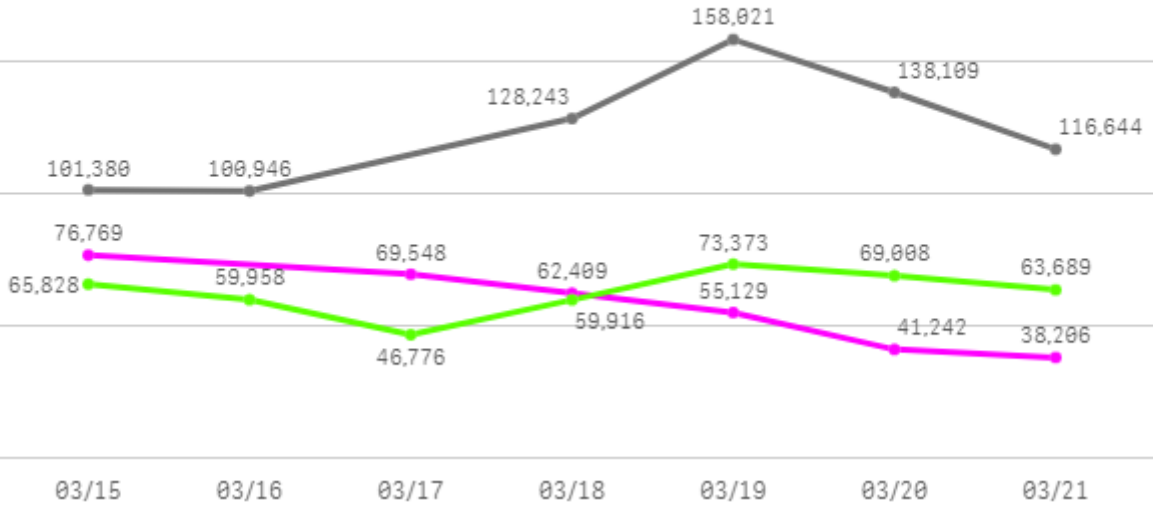
2

산지별 주출하 시군구



주간 도매가격(원)

◆ 2025 ● 2024 ◆ 평년



구분	금주(A)	전주(B)	전월(C)	전년(D)	평년(E)	A/B	A/C	A/D	A/E
가격(원)	57,217	83,580	65,629	123,891	64,977	68.5%	87.2%	46.2%	88.1%

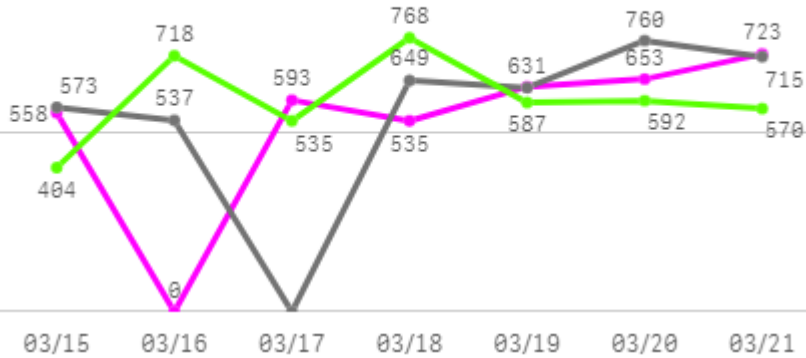
□ 오이맛고추(10Kg) 주간 가격

구분	Q	품종	Q	단량	Q	특	상	보통	하
2025-03-15		오이맛고추		10Kg		85,643	76,769	66,447	48,553
2025-03-17		오이맛고추		10Kg		77,688	69,548	58,171	41,419
2025-03-18		오이맛고추		10Kg		71,423	62,409	52,818	38,965
2025-03-19		오이맛고추		10Kg		68,054	55,129	43,409	28,511
2025-03-20		오이맛고추		10Kg		46,342	41,242	33,146	20,540
2025-03-21		오이맛고추		10Kg		45,320	38,206	29,313	19,445
평균						65,745	57,217	47,217	32,906

양파

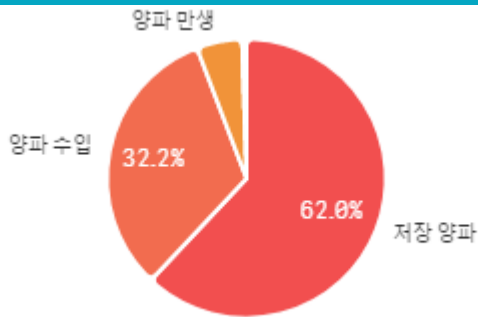
주간 반입량(톤)

◆ 2025 ● 2024 ▲ 평년

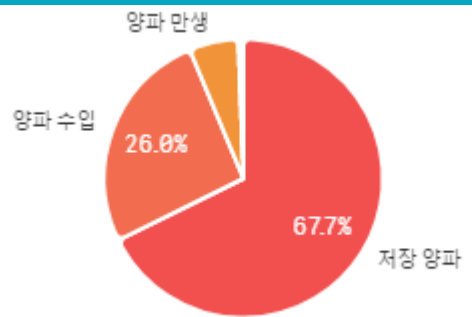


구분	금주(A)	전주(B)	전월(C)	전년(D)	평년(E)	A/B	A/C	A/D	A/E
물량(톤)	3,693	4,204	4,034	3,862	4,029	87.8%	91.6%	95.6%	91.7%

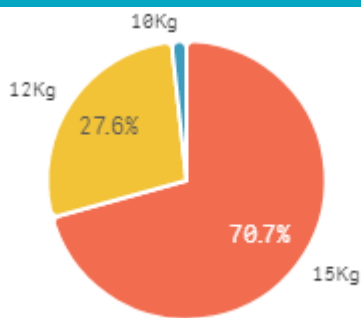
출하 품종별 거래물량 구성비



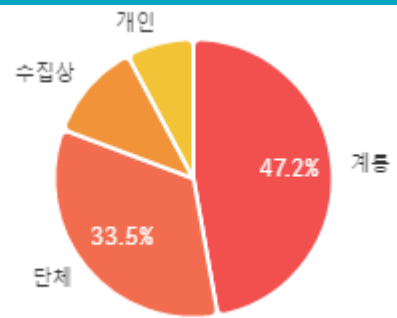
출하 품종별 거래금액 구성비



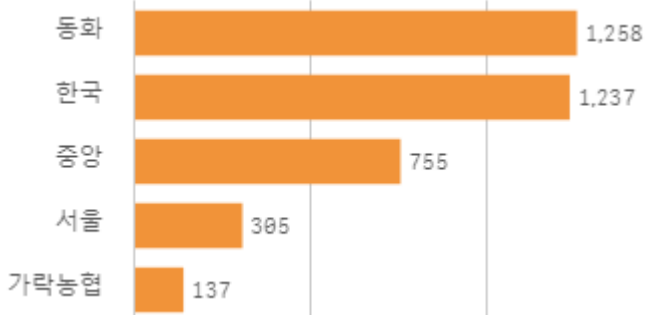
거래 단량별 물량 구성비



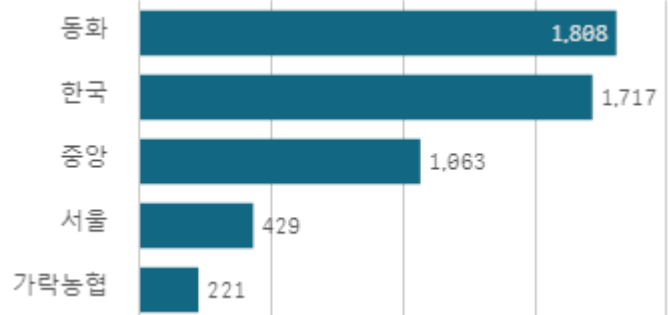
출하자별 거래물량 구성비



도매시장 법인별 거래물량(톤)

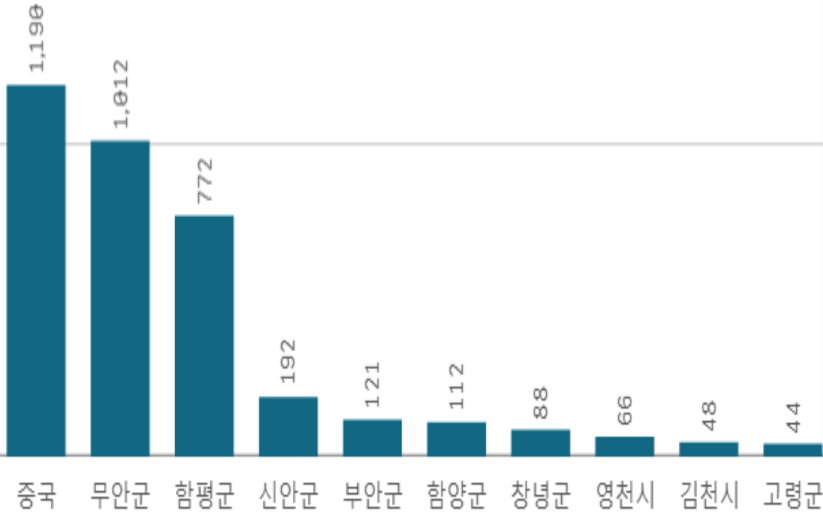


도매시장 법인별 거래금액(백만원)

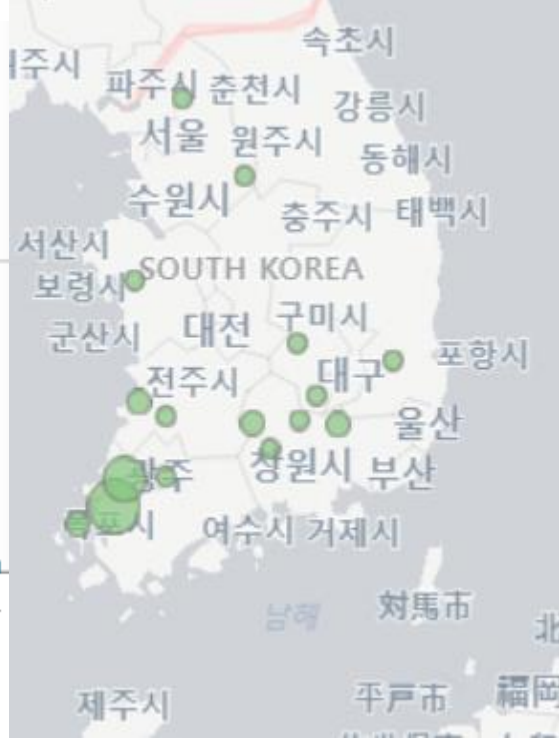


양파(1Kg)

산지별 거래물량(톤)



산지별 주출하 시군구



출하산지(개소)

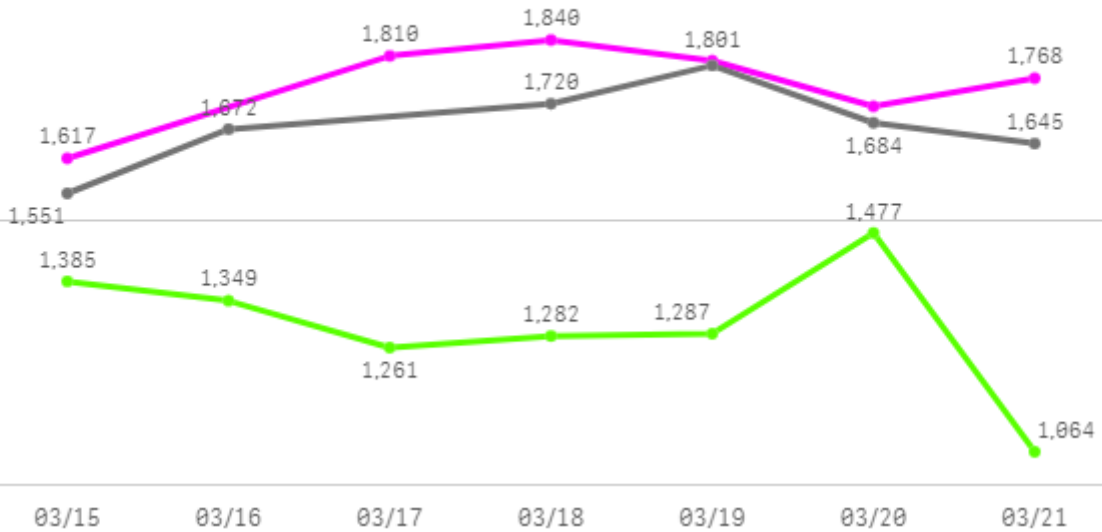
17

출하건수(전건)

2

주간 도매가격(원)

● 2025 ● 2024 ● 평년



구분	금주(A)	전주(B)	전월(C)	전년(D)	평년(E)	A/B	A/C	A/D	A/E
가격(원)	1,759	1,717	1,551	1,677	1,454	102.4%	113.4%	104.8%	121.0%

□ 양파(1Kg) 주간 가격

구분	Q	품종	Q	단량	Q	특	상	보통	하
2025-03-15		양파		1Kg		1,983	1,617	1,269	940
2025-03-17		양파		1Kg		2,016	1,810	1,515	1,129
2025-03-18		양파		1Kg		1,993	1,840	1,581	1,165
2025-03-19		양파		1Kg		2,027	1,801	1,537	1,108
2025-03-20		양파		1Kg		2,038	1,715	1,504	1,250
2025-03-21		양파		1Kg		2,040	1,768	1,475	1,168
평균						2,016	1,759	1,480	1,127

대파

주간 반입량(톤)

◆ 2025 ● 2024 ▲ 평년

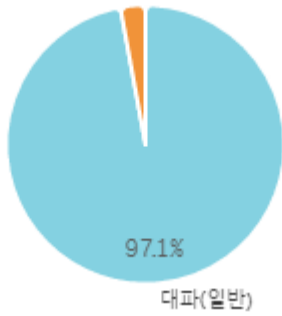


03/15 03/16 03/17 03/18 03/19 03/20 03/21

구분	금주(A)	전주(B)	전월(C)	전년(D)	평년(E)	A/B	A/C	A/D	A/E
물량(톤)	2,180	2,253	2,316	2,358	2,081	96.8%	94.1%	92.4%	104.7%

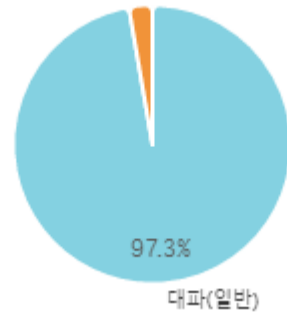
출하 품종별 거래물량 구성비

대파 수입

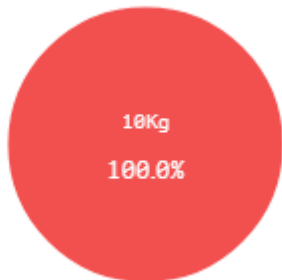


출하 품종별 거래금액 구성비

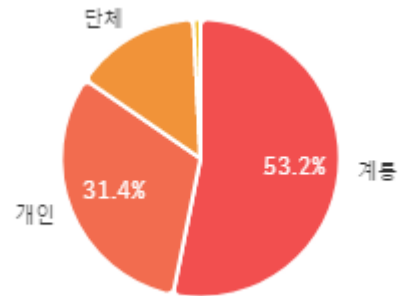
대파 수입



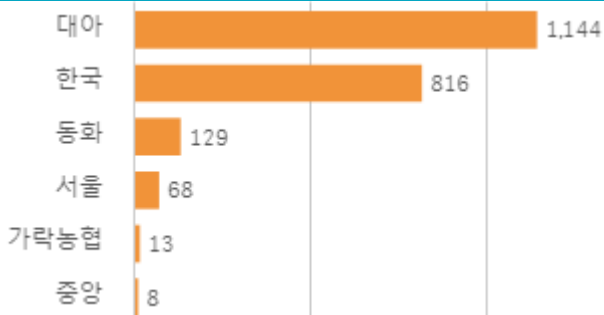
거래 단량별 물량 구성비



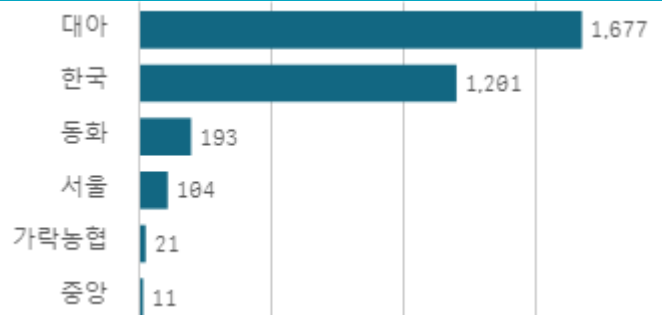
출하자별 거래물량 구성비



도매시장 법인별 거래물량(톤)

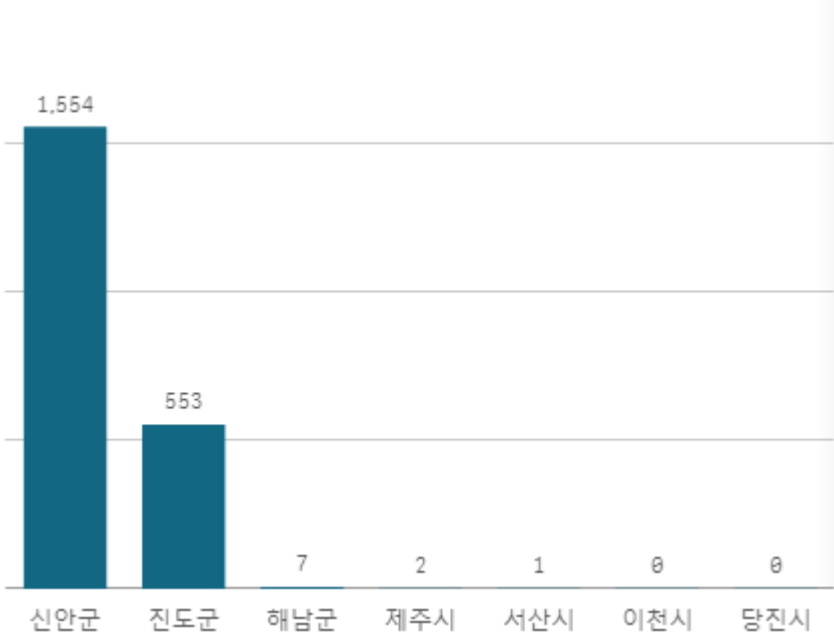


도매시장 법인별 거래금액(백만원)



대파(일반)(1Kg)

산지별 거래물량(톤)



산지별 주출하 시군구



출하산지(개소)

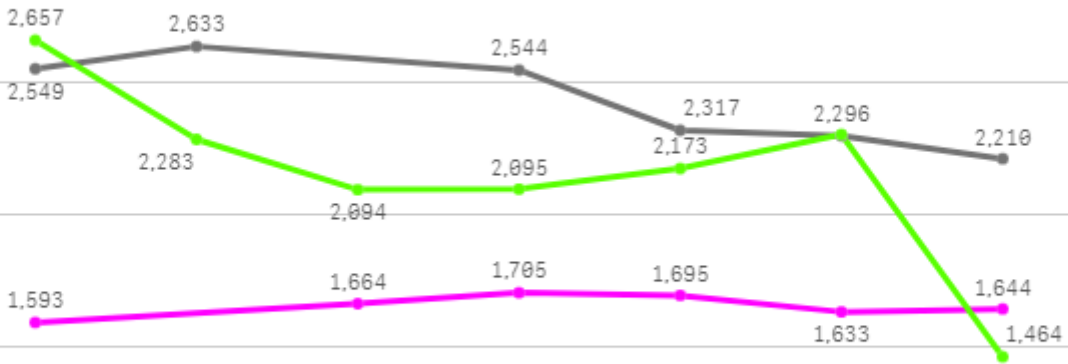
7

출하건수(천건)

1

주간 도매가격(원)

◆ 2025 ◆ 2024 ◆ 평년



03/15 03/16 03/17 03/18 03/19 03/20 03/21

구분	금주(A)	전주(B)	전월(C)	전년(D)	평년(E)	A/B	A/C	A/D	A/E
가격(원)	1,656	2,051	1,819	2,425	2,334	80.7%	91.0%	68.3%	70.9%

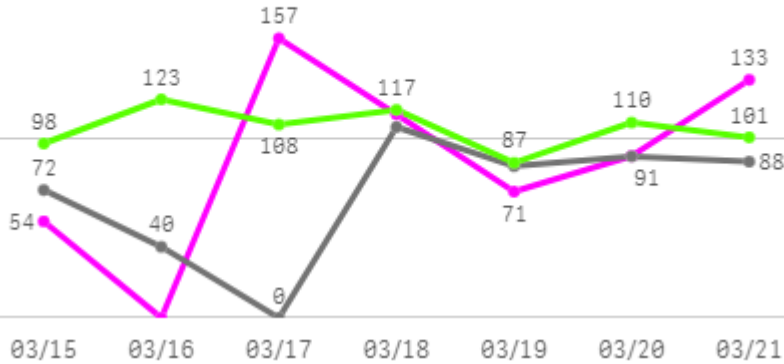
□ 대파(일반)(1Kg) 주간 가격

구분	Q	품종	Q	단량	Q	특	상	보통	하
2025-03-15		대파(일반)		1Kg		1,749	1,593	1,376	1,040
2025-03-17		대파(일반)		1Kg		1,843	1,664	1,448	1,113
2025-03-18		대파(일반)		1Kg		1,981	1,705	1,522	1,139
2025-03-19		대파(일반)		1Kg		1,937	1,695	1,537	1,141
2025-03-20		대파(일반)		1Kg		1,878	1,633	1,456	1,187
2025-03-21		대파(일반)		1Kg		1,836	1,644	1,443	1,176
평균						1,871	1,656	1,464	1,133

쪽파

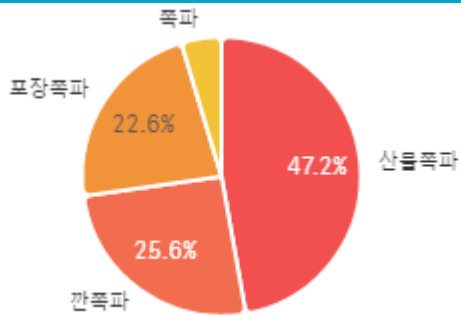
주간 반입량(톤)

◆ 2025 ● 2024 ▲ 평년

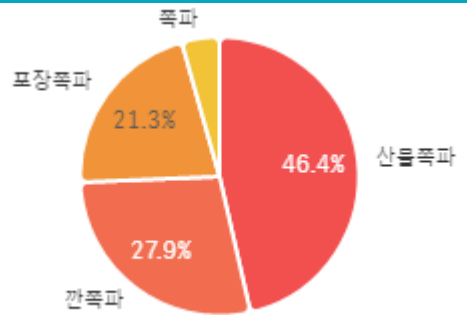


구분	금주(A)	전주(B)	전월(C)	전년(D)	평년(E)	A/B	A/C	A/D	A/E
물량(톤)	620	540	207	482	719	114.8%	299.4%	128.7%	86.2%

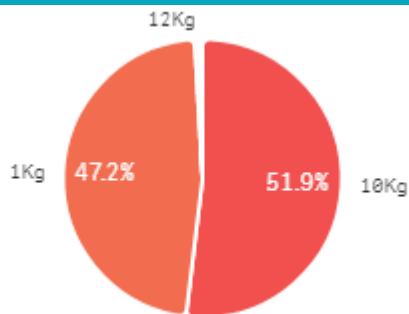
출하 품종별 거래물량 구성비



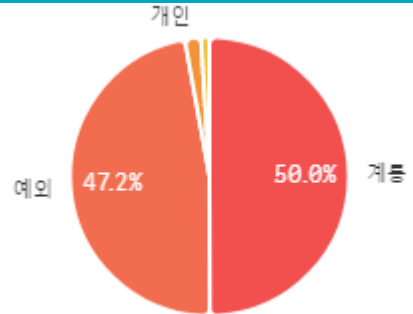
출하 품종별 거래금액 구성비



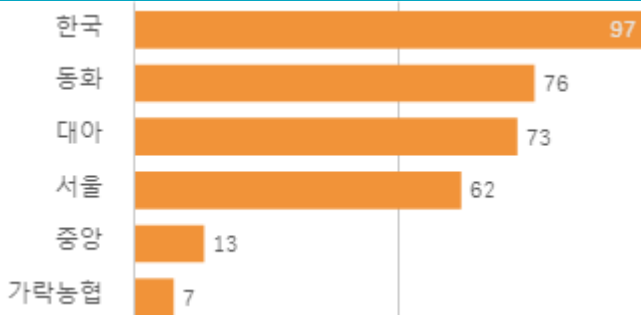
거래 단량별 물량 구성비



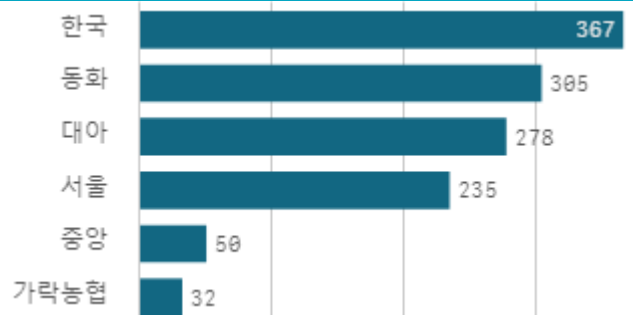
출하자별 거래물량 구성비



도매시장 법인별 거래물량(톤)

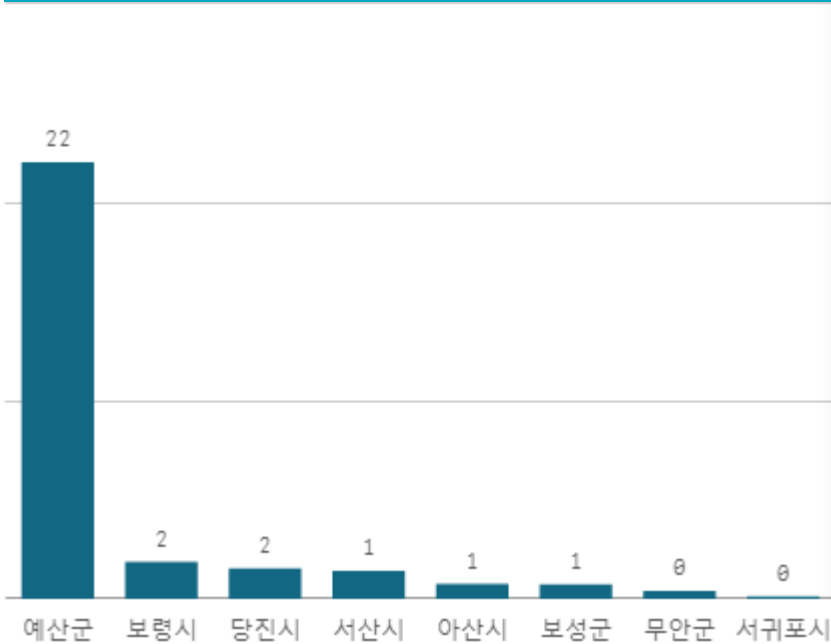


도매시장 법인별 거래금액(백만원)



쪽파(10Kg)

산지별 거래물량(톤)



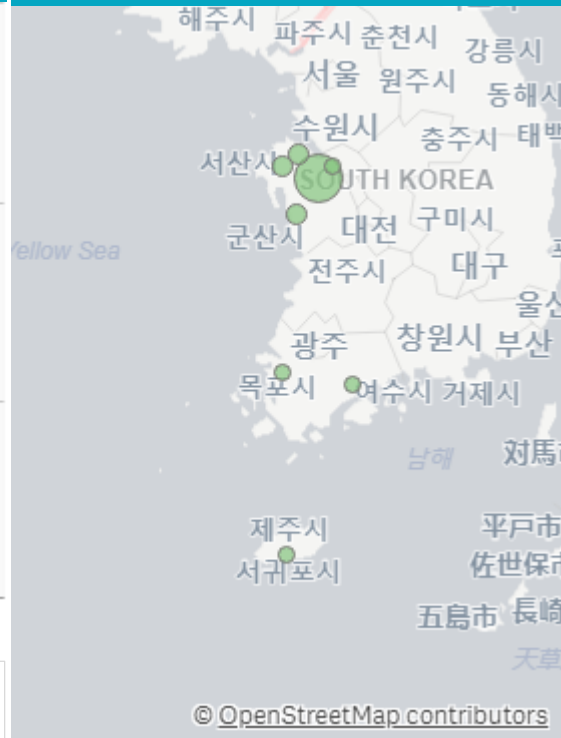
출하산지(개소)

8

출하건수(천건)

0

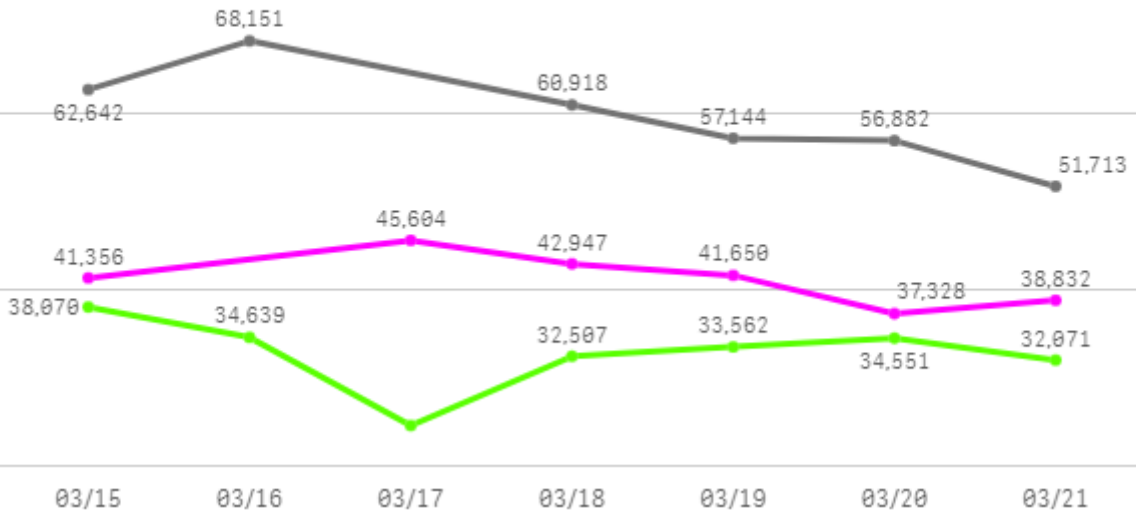
산지별 주출하 시군구



© OpenStreetMap contributors

주간 도매가격(원)

◆ 2025 ◀ 2024 ◆ 평년



구분	금주(A)	전주(B)	전월(C)	전년(D)	평년(E)	A/B	A/C	A/D	A/E
가격(원)	41,286	46,671	93,375	59,575	36,351	88.5%	44.2%	69.3%	113.6%

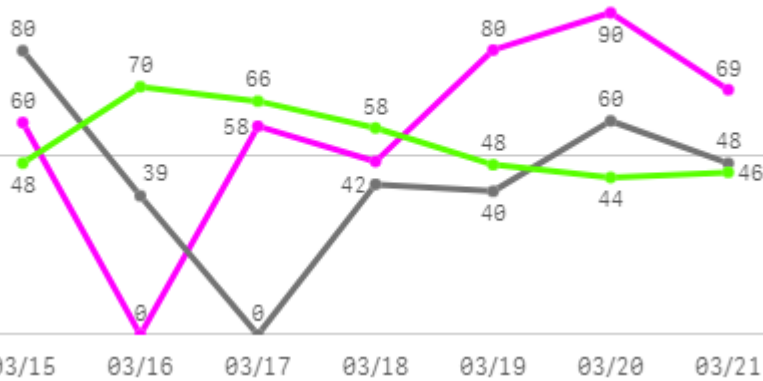
□ 쪽파(10Kg) 주간 가격

구분	Q	품종	Q	단량	Q	특	상	보통	하
2025-03-15		쪽파		10Kg		48,287	41,356	34,936	24,565
2025-03-17		쪽파		10Kg		51,653	45,604	38,906	29,318
2025-03-18		쪽파		10Kg		46,238	42,947	37,657	29,942
2025-03-19		쪽파		10Kg		47,118	41,650	34,623	26,675
2025-03-20		쪽파		10Kg		44,735	37,328	30,462	22,888
2025-03-21		쪽파		10Kg		43,020	38,832	33,241	26,449
평균						46,842	41,286	34,971	26,640

파프리카

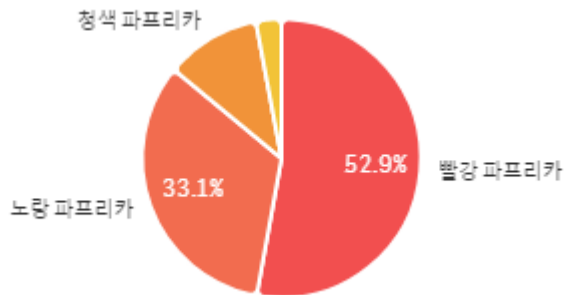
주간 반입량(톤)

◆ 2025 ● 2024 ▲ 평년

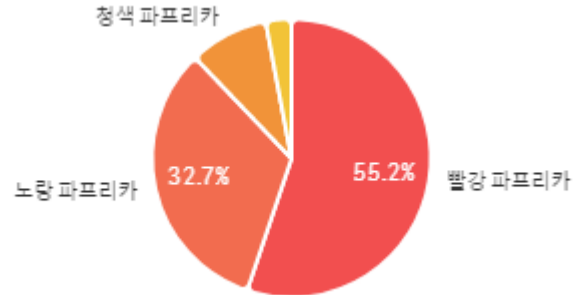


구분	금주(A)	전주(B)	전월(C)	전년(D)	평년(E)	A/B	A/C	A/D	A/E
물량(톤)	405	340	394	309	377	119.3%	102.9%	131.2%	107.7%

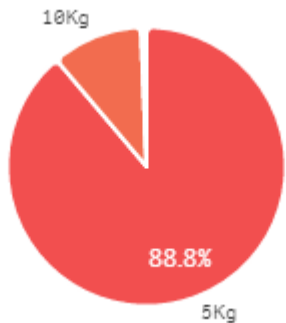
출하 품종별 거래물량 구성비



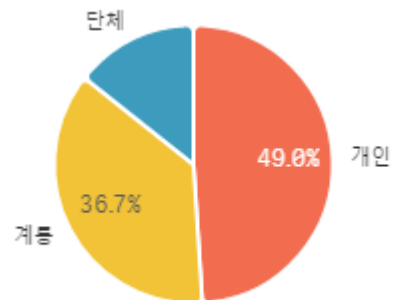
출하 품종별 거래금액 구성비



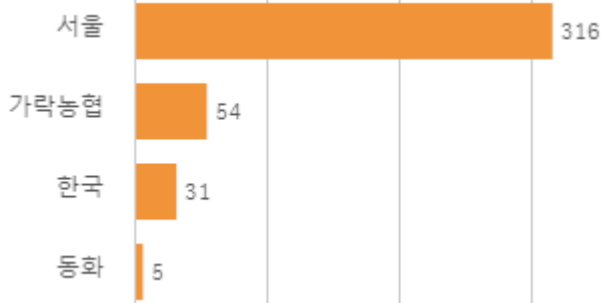
거래 단량별 물량 구성비



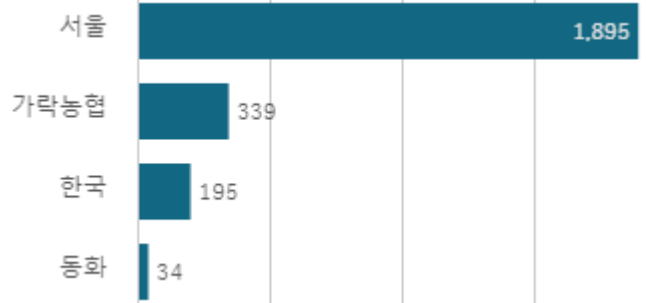
출하자별 거래물량 구성비



도매시장 법인별 거래물량(톤)

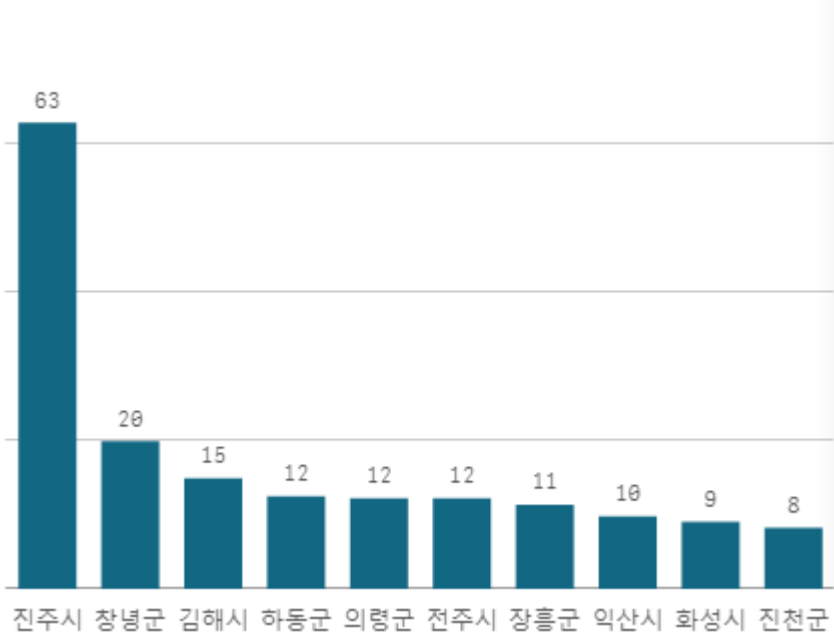


도매시장 법인별 거래금액(백만원)



빨강 파프리카(5Kg)

산지별 거래물량(톤)



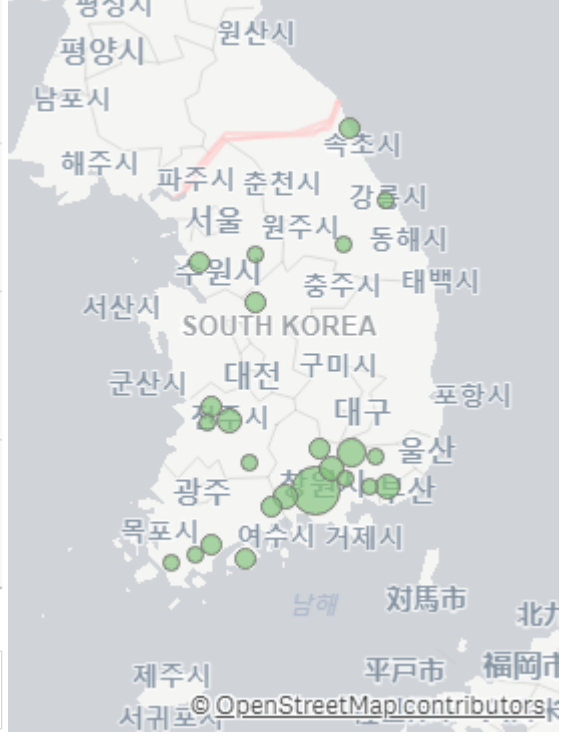
출하산지(개소)

24

출하건수(천건)

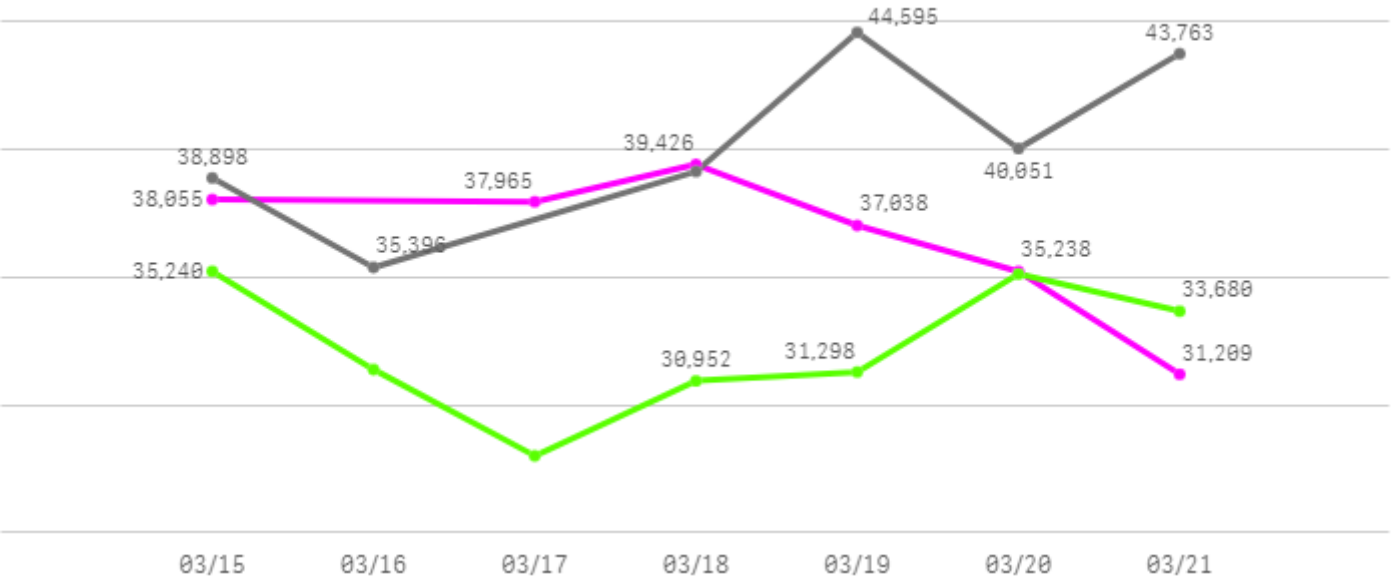
1

산지별 주출하 시군구



주간 도매가격(원)

◆ 2025 ● 2024 ◆ 평년



구분	금주(A)	전주(B)	전월(C)	전년(D)	평년(E)	A/B	A/C	A/D	A/E
가격(원)	36,489	36,903	38,776	40,309	33,958	98.9%	94.1%	90.5%	107.5%

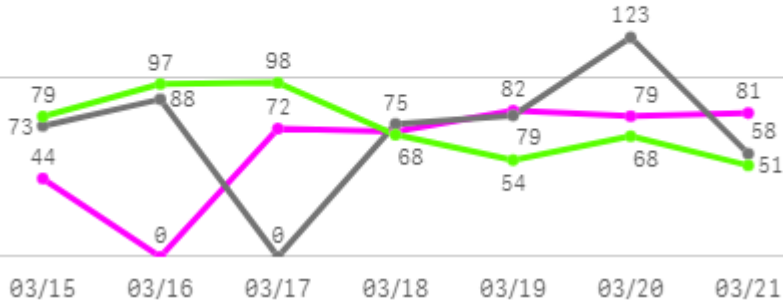
□ 빨강 파프리카(5Kg) 주간 가격

구분	Q	품종	Q	단량	Q	특	상	보통	하
2025-03-15		빨강 파프리카		5Kg		-	38,055	33,744	29,857
2025-03-17		빨강 파프리카		5Kg		-	37,965	35,133	31,449
2025-03-18		빨강 파프리카		5Kg		-	39,426	36,277	32,193
2025-03-19		빨강 파프리카		5Kg		-	37,038	33,479	29,976
2025-03-20		빨강 파프리카		5Kg		-	35,238	31,267	26,476
2025-03-21		빨강 파프리카		5Kg		-	31,209	28,283	24,192
평균						-	36,489	33,031	29,024

양상추

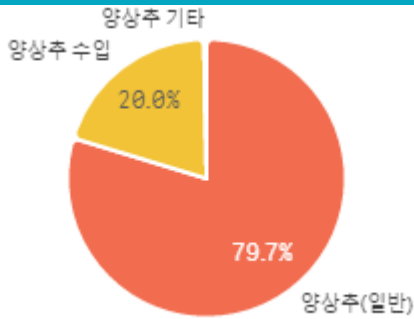
주간 반입량(톤)

◆ 2025 ● 2024 ▲ 평년

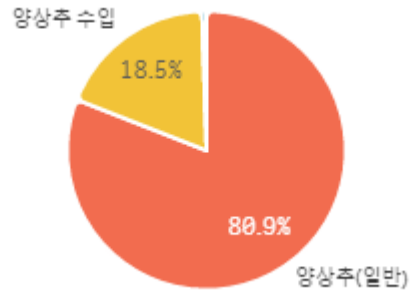


구분	금주(A)	전주(B)	전월(C)	전년(D)	평년(E)	A/B	A/C	A/D	A/E
물량(톤)	428	456	451	496	518	93.8%	94.7%	86.1%	82.5%

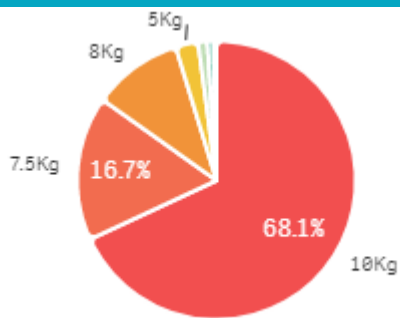
출하 품종별 거래물량 구성비



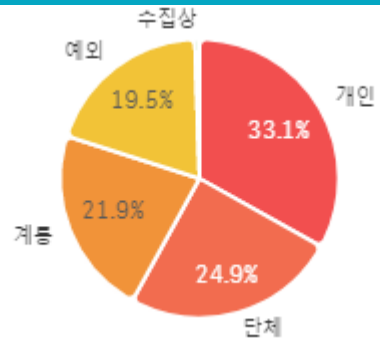
출하 품종별 거래금액 구성비



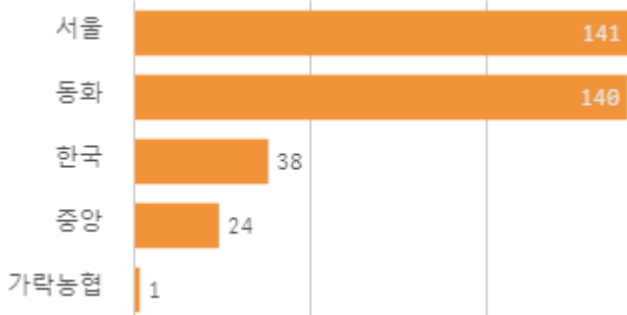
거래 단량별 물량 구성비



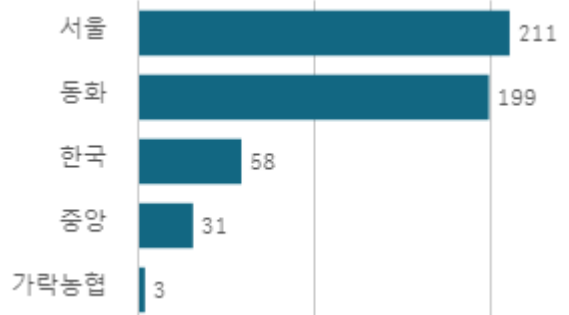
출하자별 거래물량 구성비



도매시장 법인별 거래물량(톤)

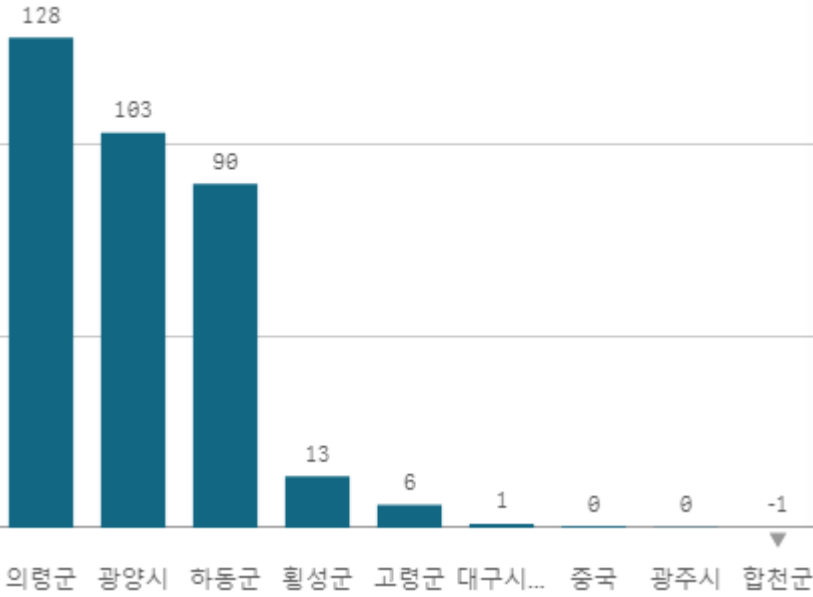


도매시장 법인별 거래금액(백만원)



양상추(일반)(10Kg)

산지별 거래물량(톤)



산지별 주출하 시군구



출하산지(개소)

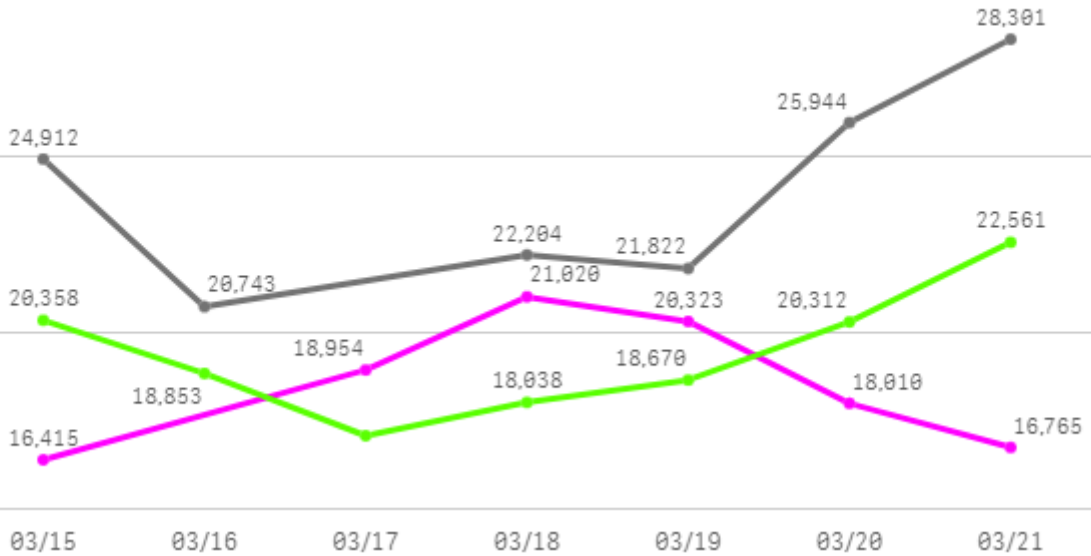
9

출하건수(천건)

1

주간 도매가격(원)

◆ 2025 ● 2024 ◆ 평년



구분	금주(A)	전주(B)	전월(C)	전년(D)	평년(E)	A/B	A/C	A/D	A/E
가격(원)	18,581	16,561	16,929	23,988	19,507	112.2%	109.8%	77.5%	95.3%

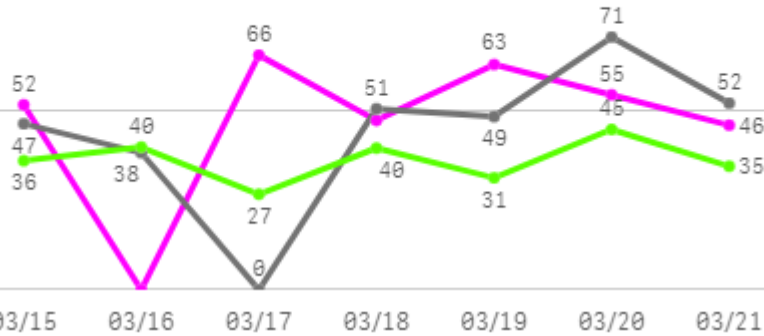
□ 양상추(일반)(10Kg) 주간 가격

구분	Q	품종	Q	단량	Q	특	상	보통	하
2025-03-15		양상추(일반)		10Kg		-	16,415	15,040	12,466
2025-03-17		양상추(일반)		10Kg		-	18,954	15,817	12,866
2025-03-18		양상추(일반)		10Kg		-	21,020	17,042	12,922
2025-03-19		양상추(일반)		10Kg		-	20,323	16,496	12,373
2025-03-20		양상추(일반)		10Kg		-	18,010	14,998	10,886
2025-03-21		양상추(일반)		10Kg		-	16,765	14,416	11,841
평균						-	18,581	15,635	12,226

브로콜리

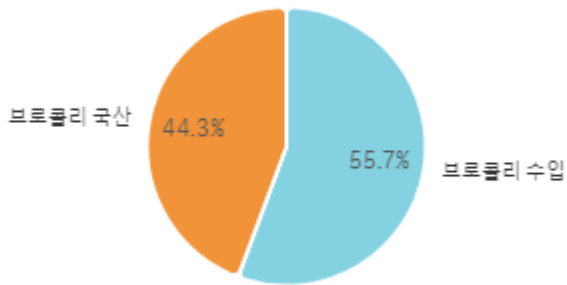
주간 반입량(톤)

◆ 2025 ● 2024 ▲ 평년

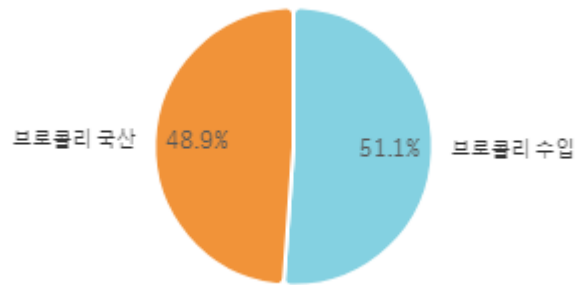


구분	금주(A)	전주(B)	전월(C)	전년(D)	평년(E)	A/B	A/C	A/D	A/E
물량(톤)	329	320	338	307	264	102.8%	97.3%	107.0%	124.4%

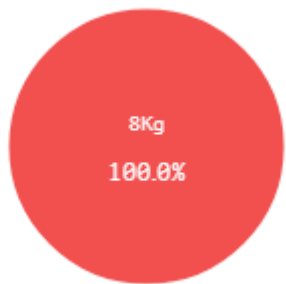
출하 품종별 거래물량 구성비



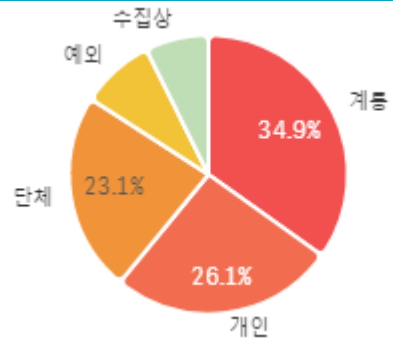
출하 품종별 거래금액 구성비



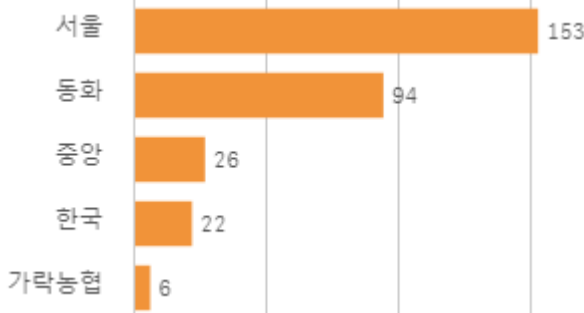
거래 단량별 물량 구성비



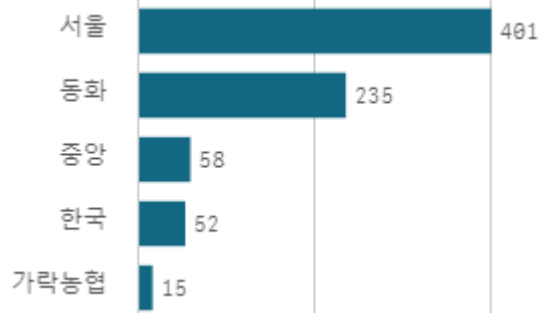
출하자별 거래물량 구성비



도매시장 법인별 거래물량(톤)

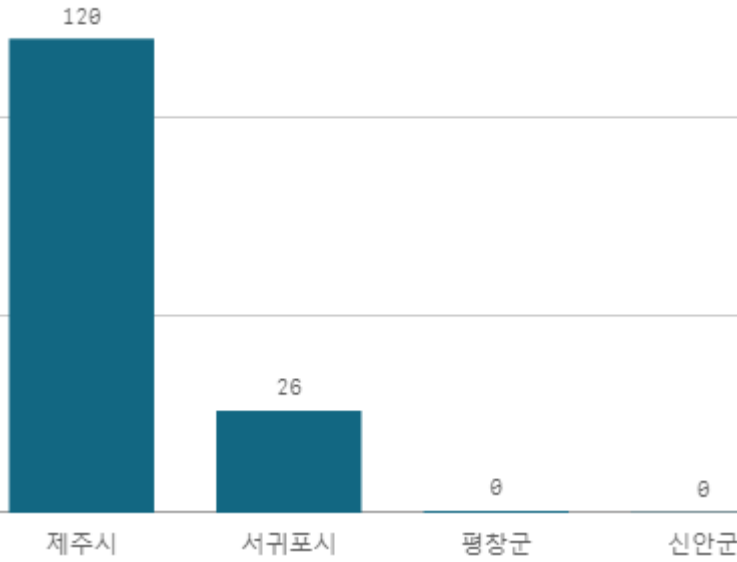


도매시장 법인별 거래금액(백만원)



브로콜리 국산(8Kg)

산지별 거래물량(톤)



산지별 주출하 시군구



출하산지(개소)

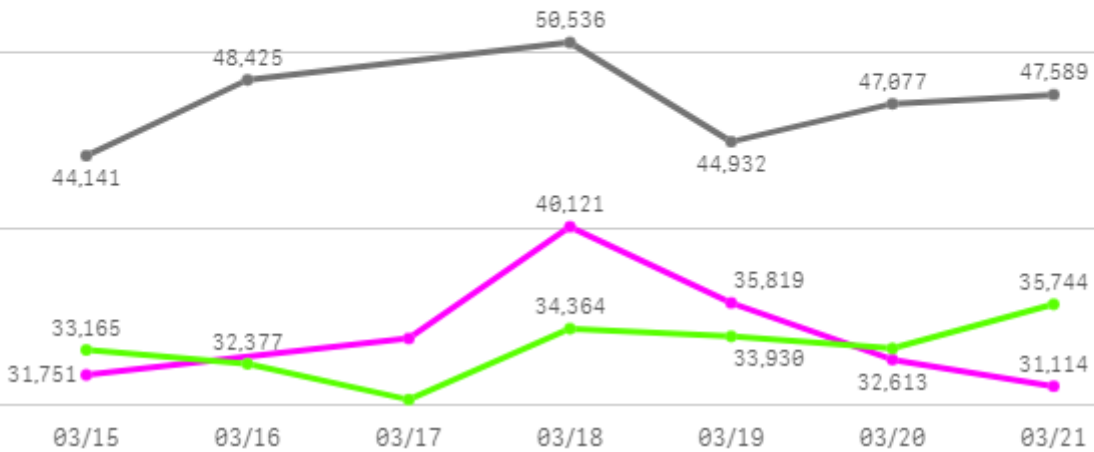
4

출하건수(천건)

1

주간 도매가격(원)

◆ 2025 ● 2024 ◆ 평년



구분	금주(A)	전주(B)	전월(C)	전년(D)	평년(E)	A/B	A/C	A/D	A/E
가격(원)	34,205	34,175	29,697	47,117	33,931	100.1%	115.2%	72.6%	100.8%

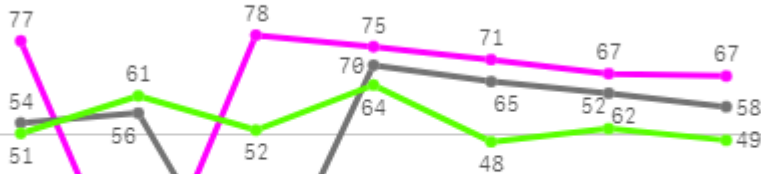
□ 브로콜리 국산(8Kg) 주간 가격

구분	Q	품종	Q	단량	Q	특	상	보통	하
2025-03-15		브로콜리 국산		8Kg		-	31,751	21,849	13,251
2025-03-17		브로콜리 국산		8Kg		-	33,810	22,981	15,462
2025-03-18		브로콜리 국산		8Kg		-	40,121	26,028	18,143
2025-03-19		브로콜리 국산		8Kg		-	35,819	23,550	15,260
2025-03-20		브로콜리 국산		8Kg		-	32,613	22,210	14,803
2025-03-21		브로콜리 국산		8Kg		-	31,114	22,009	12,414
평균						-	34,205	23,105	14,889

청경제

주간 반입량(톤)

◆ 2025 ● 2024 ▲ 평년



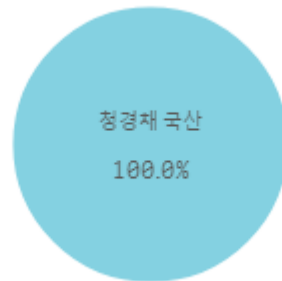
03/15 03/16 03/17 03/18 03/19 03/20 03/21

구분	금주(A)	전주(B)	전월(C)	전년(D)	평년(E)	A/B	A/C	A/D	A/E
물량(톤)	435	432	409	364	394	100.7%	106.4%	119.3%	110.4%

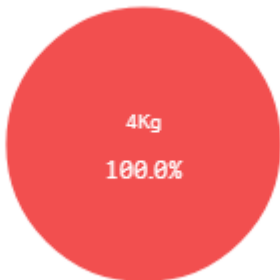
출하 품종별 거래물량 구성비



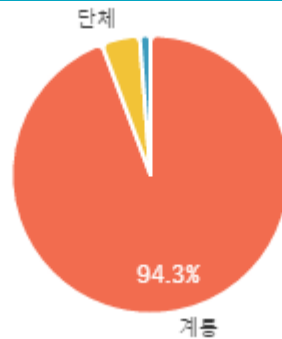
출하 품종별 거래금액 구성비



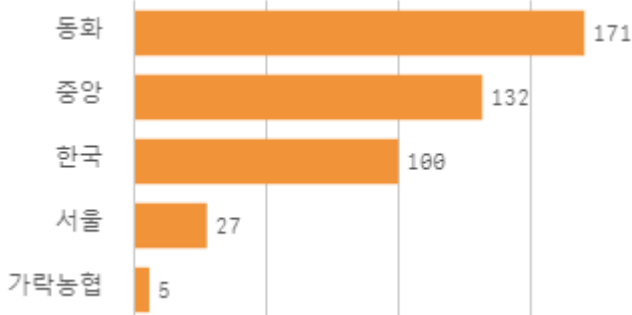
거래 단량별 물량 구성비



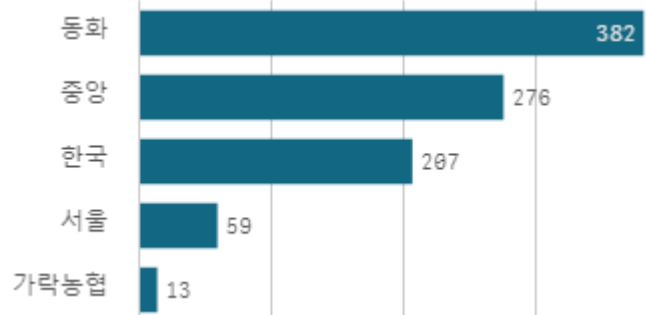
출하자별 거래물량 구성비



도매시장 법인별 거래물량(톤)

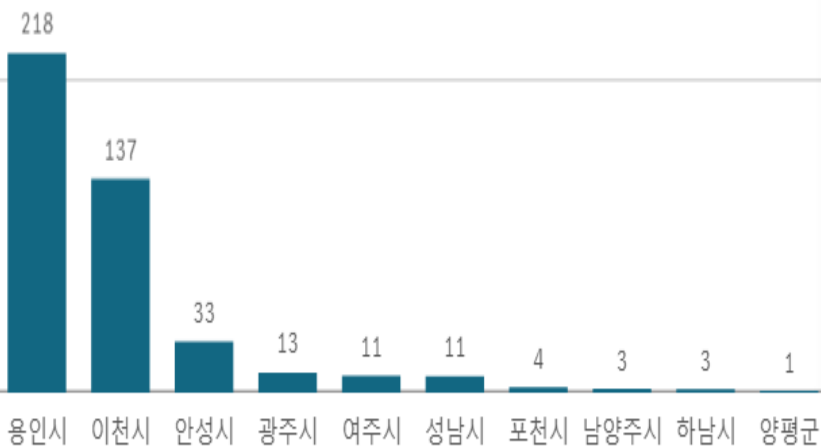


도매시장 법인별 거래금액(백만원)



청경채(4Kg)

산지별 거래물량(톤)



출하산지(개소)

11

출하건수(천건)

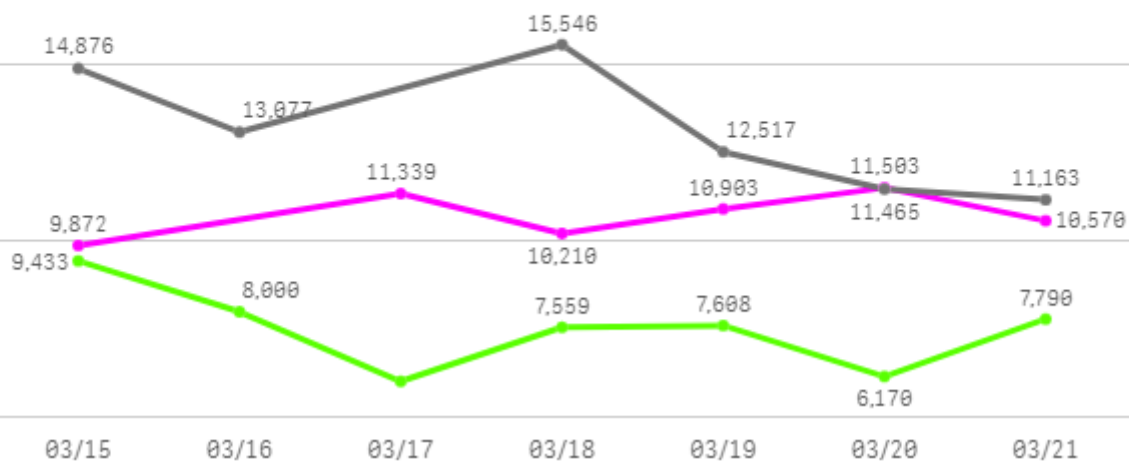
3

산지별 주출하 시군구



주간 도매가격(원)

2025 (pink line), 2024 (grey line), 평년 (green line)



구분	금주(A)	전주(B)	전월(C)	전년(D)	평년(E)	A/B	A/C	A/D	A/E
가격(원)	10,733	8,800	9,177	13,107	9,004	122.0%	117.0%	81.9%	119.2%

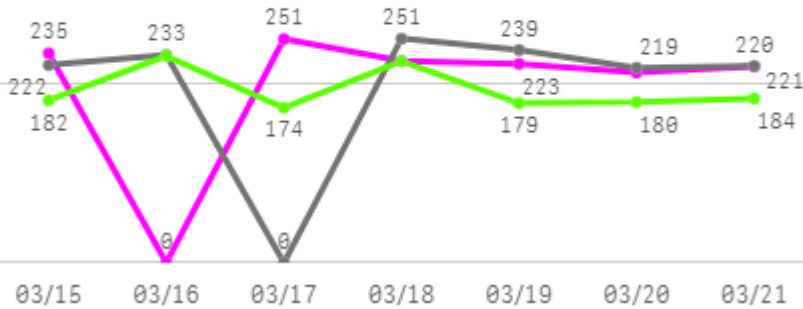
□ 청경채(4Kg) 주간 가격

구분	Q	품종	Q	단량	Q	특	상	보통	하
2025-03-15		청경채		4Kg		-	9,872	8,083	6,288
2025-03-17		청경채		4Kg		-	11,339	9,231	7,475
2025-03-18		청경채		4Kg		-	10,210	8,681	7,198
2025-03-19		청경채		4Kg		-	10,903	9,268	7,221
2025-03-20		청경채		4Kg		-	11,503	9,862	7,697
2025-03-21		청경채		4Kg		-	10,570	9,009	7,129
평균						-	10,733	9,022	7,168

버섯

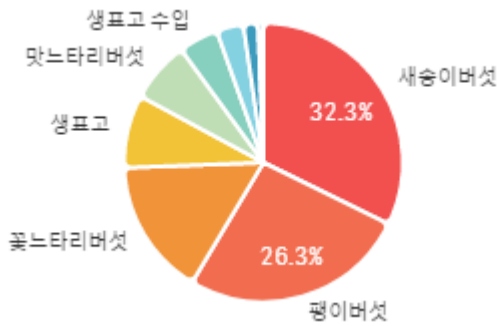
주간 반입량(톤)

◆ 2025 ● 2024 ▲ 평년

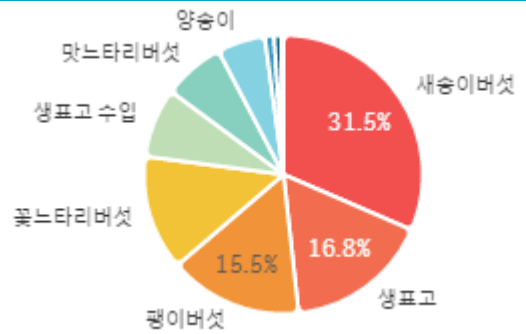


구분	금주(A)	전주(B)	전월(C)	전년(D)	평년(E)	A/B	A/C	A/D	A/E
물량(톤)	1,369	1,410	1,341	1,384	1,357	97.1%	102.1%	98.9%	100.8%

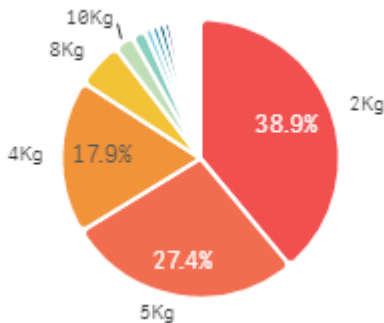
출하 품종별 거래물량 구성비



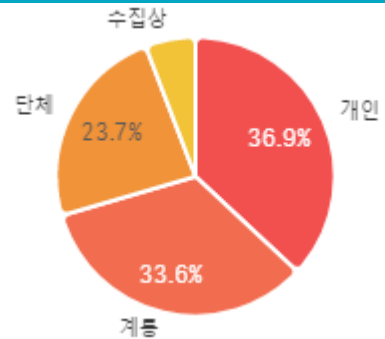
출하 품종별 거래금액 구성비



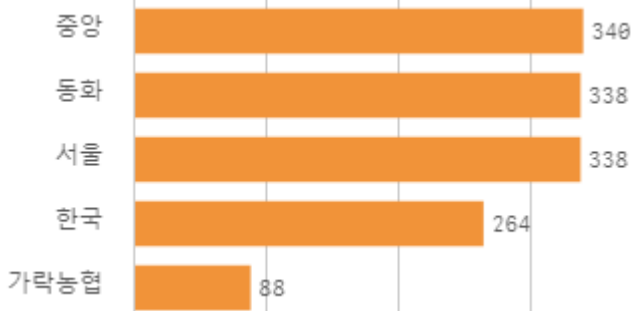
거래 단량별 물량 구성비



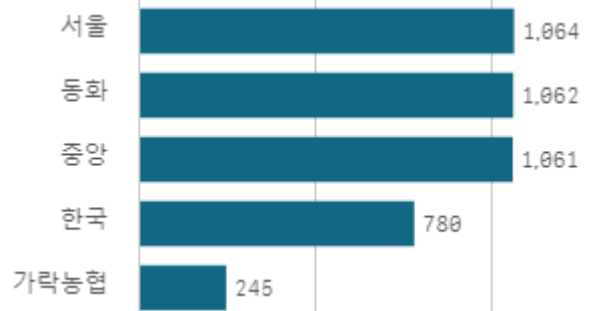
출하자별 거래물량 구성비



도매시장 법인별 거래물량(톤)

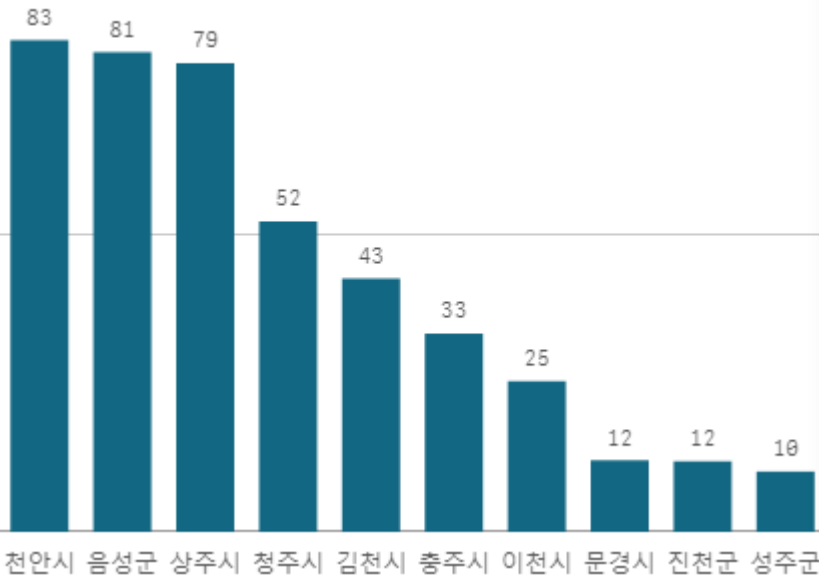


도매시장 법인별 거래금액(백만원)



새송이버섯(2Kg)

산지별 거래물량(톤)



출하산지(개소)

21

출하건수(천건)

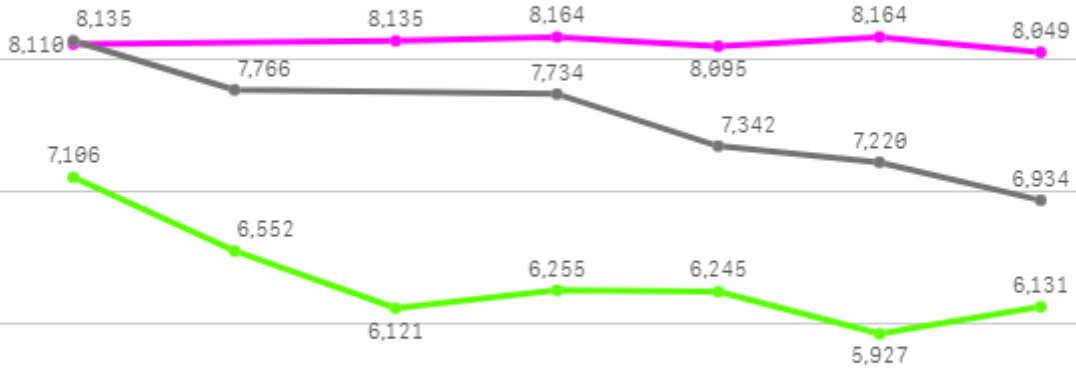
3

산지별 주출하 시군구



주간 도매가격(원)

◆ 2025 ● 2024 ◆ 평년



03/15 03/16 03/17 03/18 03/19 03/20 03/21

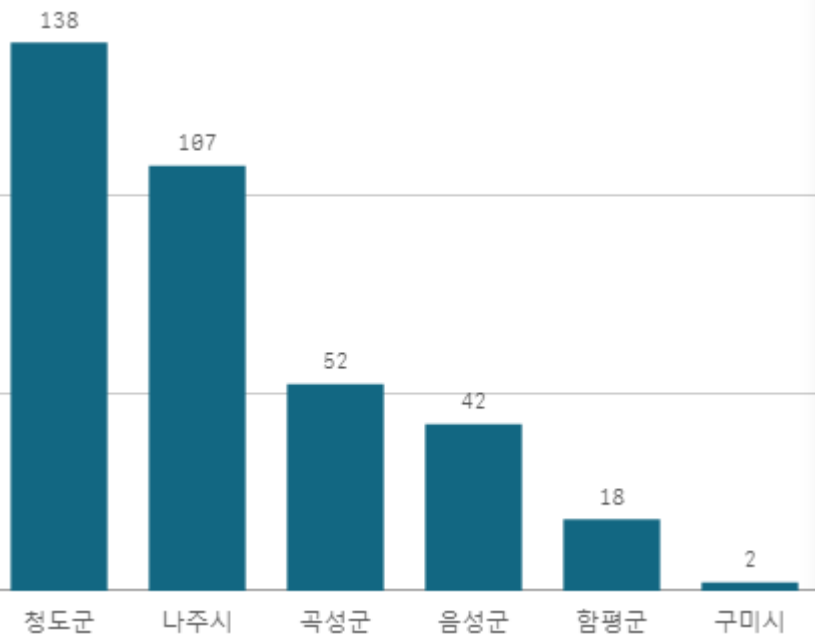
구분	금주(A)	전주(B)	전월(C)	전년(D)	평년(E)	A/B	A/C	A/D	A/E
가격(원)	8,120	8,020	7,443	7,522	6,945	101.2%	109.1%	107.9%	116.9%

□ 새송이버섯(2Kg) 주간 가격

구분	Q	품종	Q	단량	Q	특	상	보통	하
2025-03-15		새송이버섯		2Kg		8,944	8,110	6,885	5,212
2025-03-17		새송이버섯		2Kg		9,268	8,135	7,065	4,540
2025-03-18		새송이버섯		2Kg		8,966	8,164	7,347	5,405
2025-03-19		새송이버섯		2Kg		9,194	8,095	7,271	4,944
2025-03-20		새송이버섯		2Kg		9,403	8,164	7,312	5,153
2025-03-21		새송이버섯		2Kg		10,989	8,049	7,359	5,245
평균						9,461	8,120	7,207	5,083

팬이버섯(5Kg)

산지별 거래물량(톤)



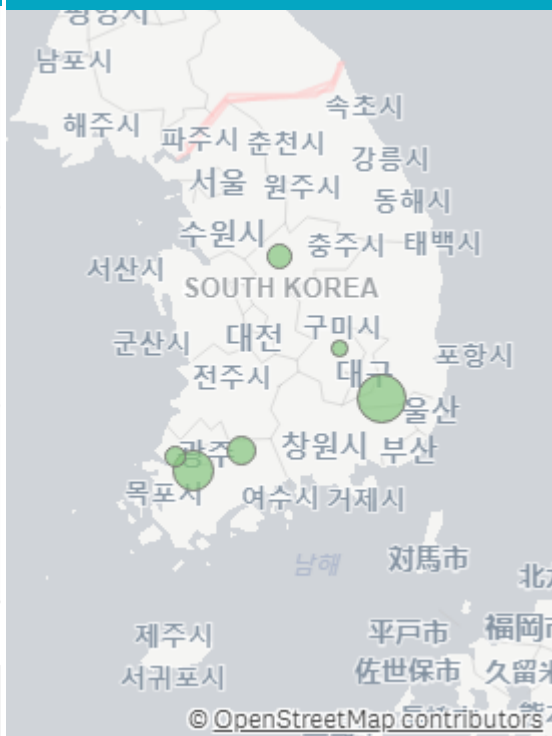
출하산지(개소)

6

출하건수(천건)

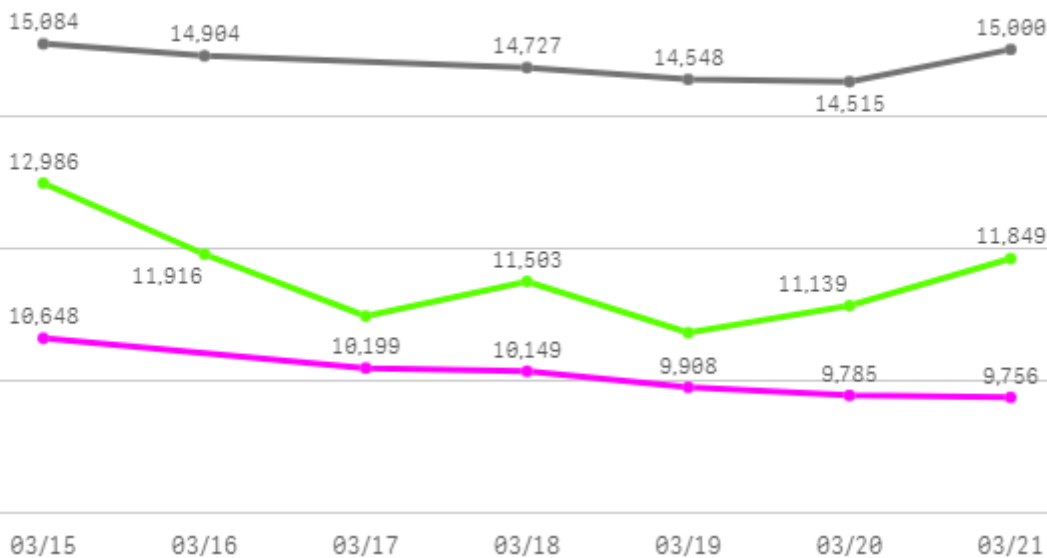
1

산지별 주출하 시군구



주간 도매가격(원)

◆ 2025 ● 2024 ◆ 평년



구분	금주(A)	전주(B)	전월(C)	전년(D)	평년(E)	A/B	A/C	A/D	A/E
가격(원)	10,074	12,374	13,955	14,796	12,028	81.4%	72.2%	68.1%	83.8%

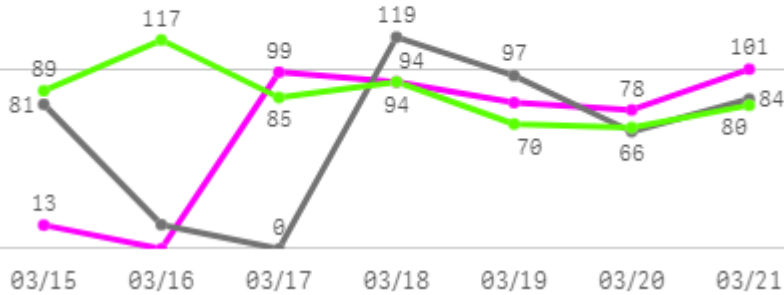
□ 팽이버섯(5Kg) 주간 가격

구분	Q	품종	Q	단량	Q	특	상	보통	하
2025-03-15		팽이버섯		5Kg		11,576	10,648	9,194	8,308
2025-03-17		팽이버섯		5Kg		11,162	10,199	9,103	8,280
2025-03-18		팽이버섯		5Kg		11,000	10,149	8,937	8,242
2025-03-19		팽이버섯		5Kg		10,713	9,908	8,583	7,954
2025-03-20		팽이버섯		5Kg		10,507	9,785	8,427	7,637
2025-03-21		팽이버섯		5Kg		10,639	9,756	8,477	7,672
평균						10,933	10,074	8,787	8,016

사과

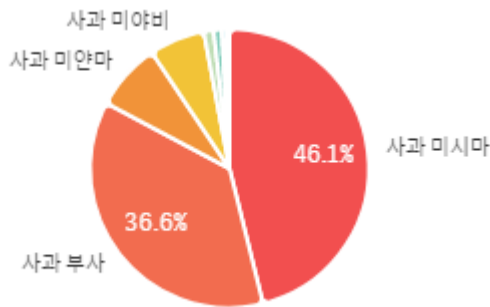
주간 반입량(톤)

◆ 2025 ● 2024 ▲ 평년

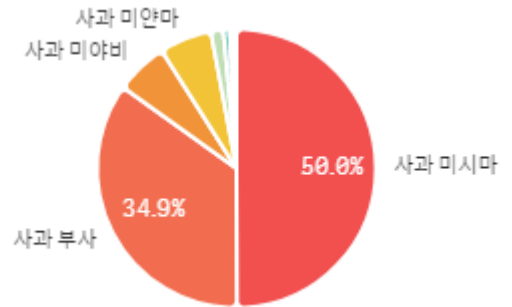


구분	금주(A)	전주(B)	전월(C)	전년(D)	평년(E)	A/B	A/C	A/D	A/E
물량(톤)	467	469	436	460	549	99.4%	106.9%	101.4%	84.9%

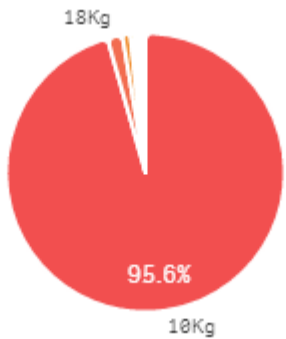
출하 품종별 거래물량 구성비



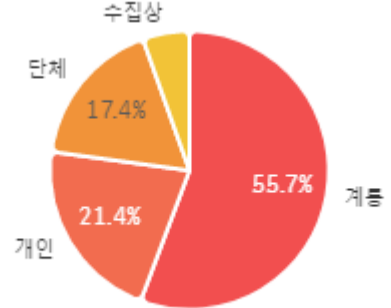
출하 품종별 거래금액 구성비



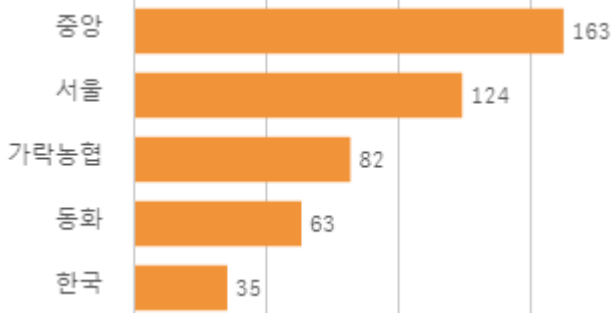
거래 단량별 물량 구성비



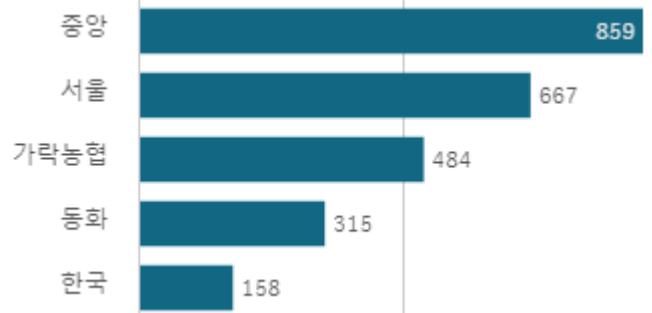
출하자별 거래물량 구성비



도매시장 법인별 거래물량(톤)

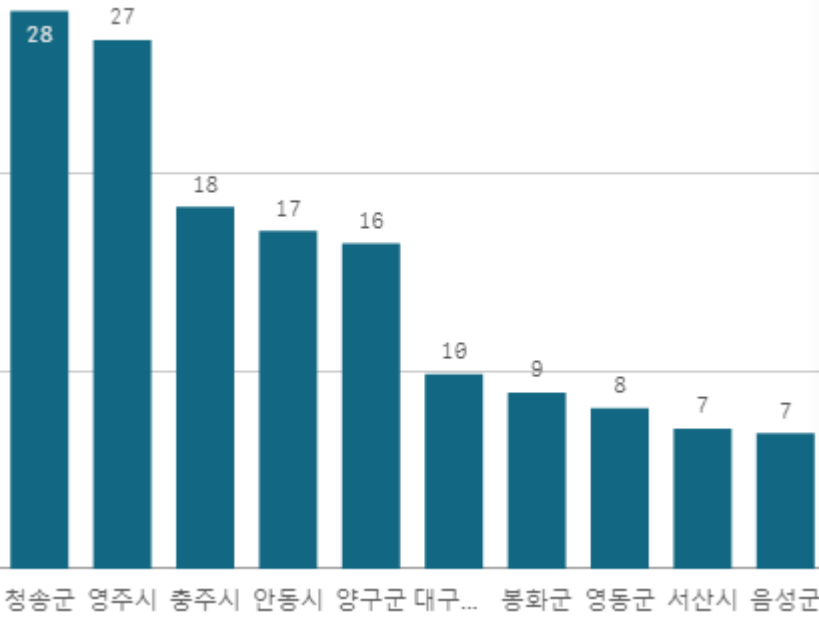


도매시장 법인별 거래금액(백만원)



사과 부사(10Kg)

산지별 거래물량(톤)



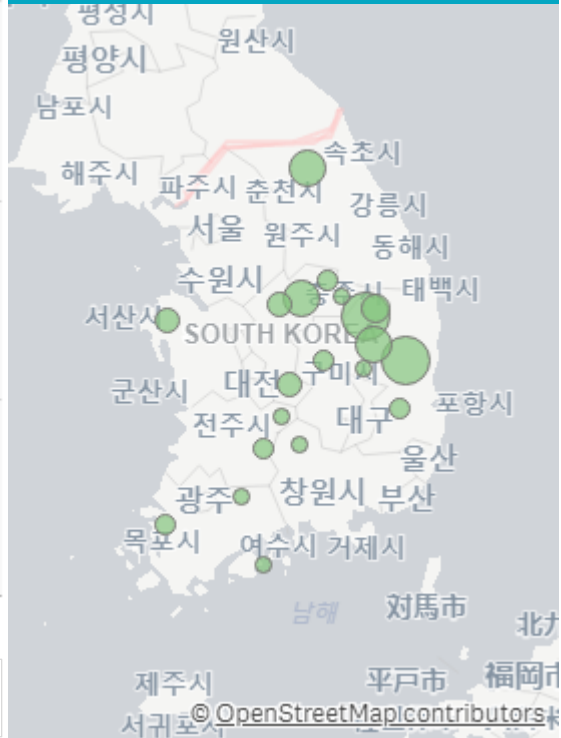
출하산지(개소)

22

출하건수(천건)

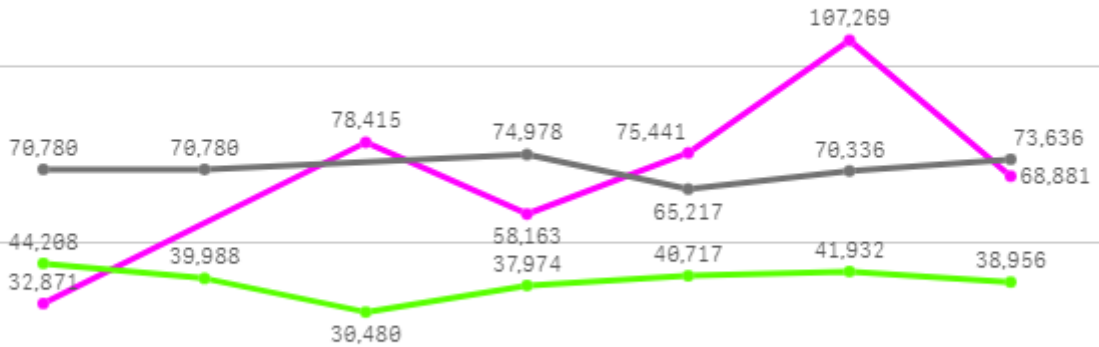
1

산지별 주출하 시군구



주간 도매가격(원)

◆ 2025 ● 2024 ◆ 평년



03/15 03/16 03/17 03/18 03/19 03/20 03/21

구분	금주(A)	전주(B)	전월(C)	전년(D)	평년(E)	A/B	A/C	A/D	A/E
가격(원)	70,173	67,242	70,224	70,955	47,919	104.4%	99.9%	98.9%	146.4%

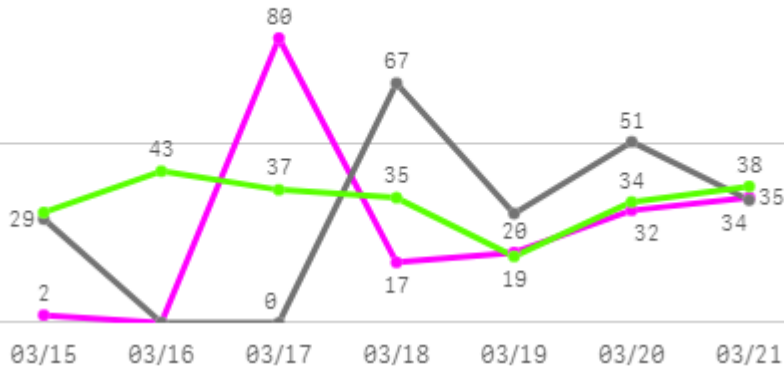
□ 사과 부사(10Kg) 주간 가격

구분	Q	품종	Q	단량	Q	특	상	보통	하
2025-03-15		사과 부사		10Kg		56,083	32,871	24,198	19,191
2025-03-17		사과 부사		10Kg		111,472	78,415	49,479	22,205
2025-03-18		사과 부사		10Kg		75,158	58,163	39,644	13,376
2025-03-19		사과 부사		10Kg		93,570	75,441	44,357	18,953
2025-03-20		사과 부사		10Kg		141,326	107,269	60,832	33,591
2025-03-21		사과 부사		10Kg		102,752	68,881	42,597	21,823
평균						96,727	70,173	43,518	21,523

배

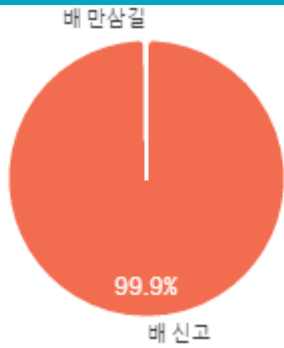
주간 반입량(톤)

◆ 2025 ● 2024 ▲ 평년

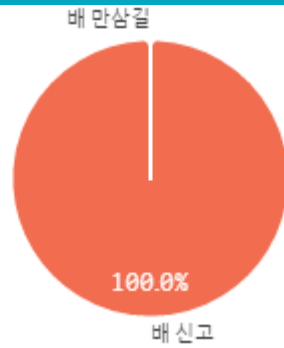


구분	금주(A)	전주(B)	전월(C)	전년(D)	평년(E)	A/B	A/C	A/D	A/E
물량(톤)	185	163	206	212	225	113.8%	89.9%	87.3%	82.4%

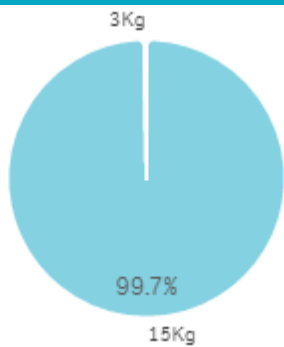
출하 품종별 거래물량 구성비



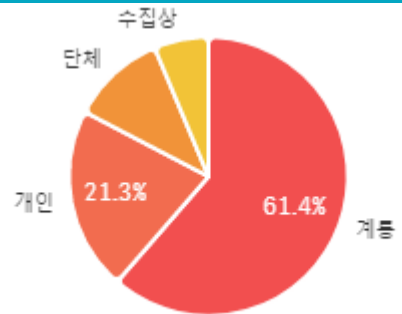
출하 품종별 거래금액 구성비



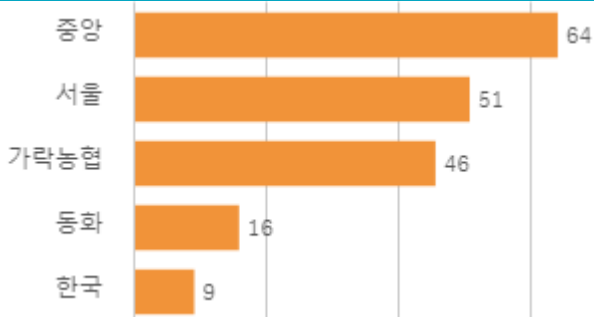
거래 단량별 물량 구성비



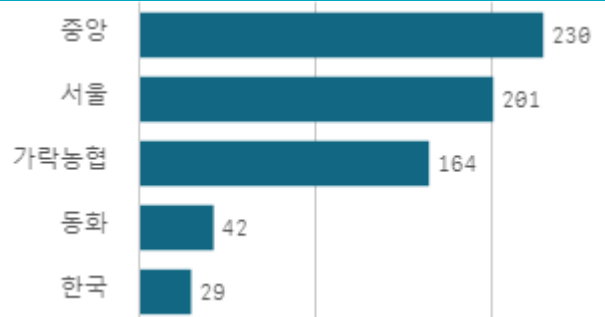
출하자별 거래물량 구성비



도매시장 법인별 거래물량(톤)

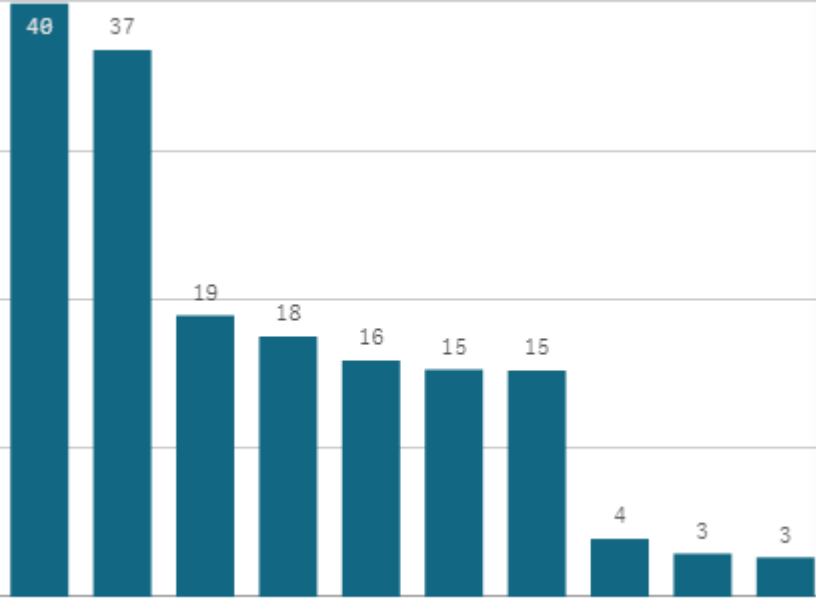


도매시장 법인별 거래금액(백만원)



배 신고(15Kg)

산지별 거래물량(톤)



출하산지(개소)

23

출하건수(천건)

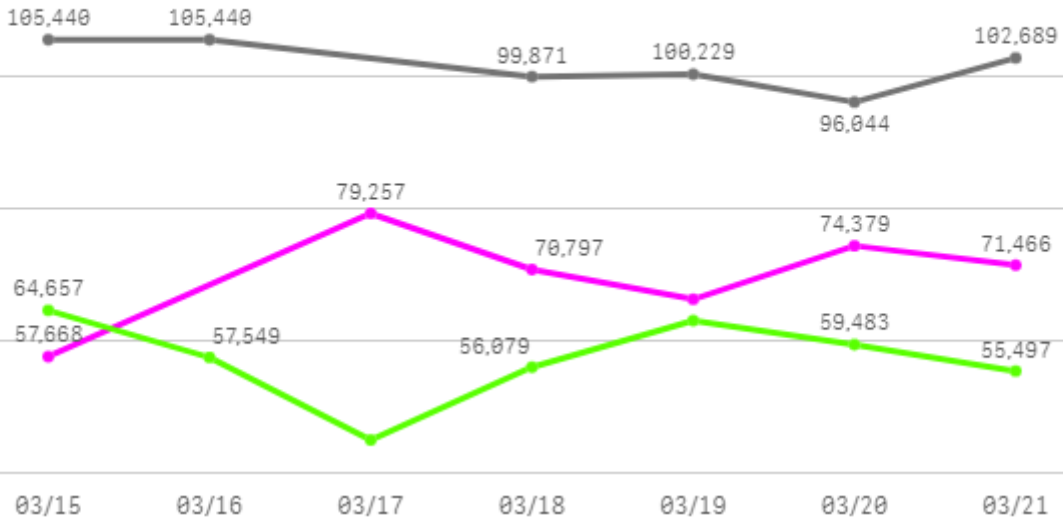
1

산지별 주출하 시군구



주간 도매가격(원)

◆ 2025 ● 2024 ◆ 평년



구분	금주(A)	전주(B)	전월(C)	전년(D)	평년(E)	A/B	A/C	A/D	A/E
가격(원)	69,981	59,621	61,437	101,619	64,067	117.4%	113.9%	68.9%	109.2%

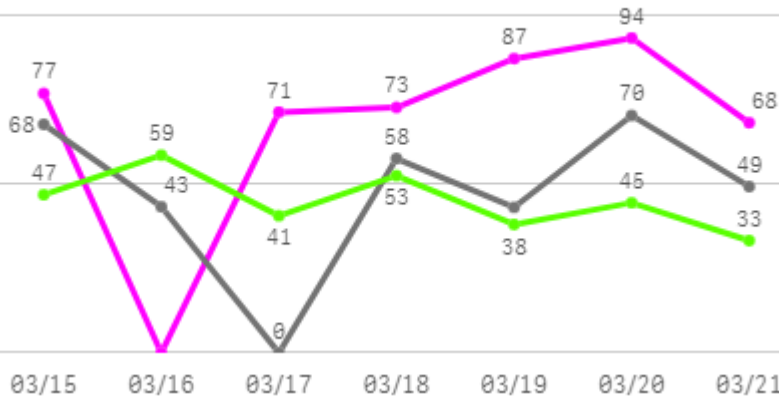
□ 배 신고(15Kg) 주간 가격

구분	Q	품종	Q	단량	Q	특	상	보통	하
2025-03-15		배 신고		15Kg		78,930	57,668	27,766	12,880
2025-03-17		배 신고		15Kg		110,342	79,257	51,050	25,897
2025-03-18		배 신고		15Kg		112,224	70,797	51,768	27,519
2025-03-19		배 신고		15Kg		108,646	66,319	43,915	23,816
2025-03-20		배 신고		15Kg		102,330	74,379	41,928	19,316
2025-03-21		배 신고		15Kg		105,414	71,466	42,325	15,010
평균						102,981	69,981	43,125	20,740

포도

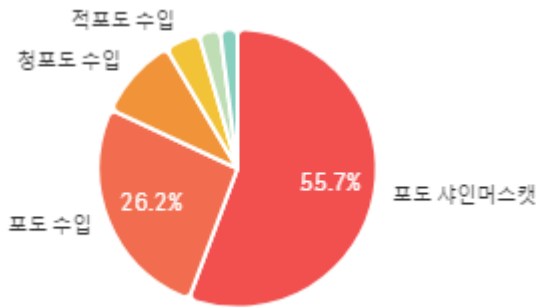
주간 반입량(톤)

◆ 2025 ● 2024 ▲ 평년

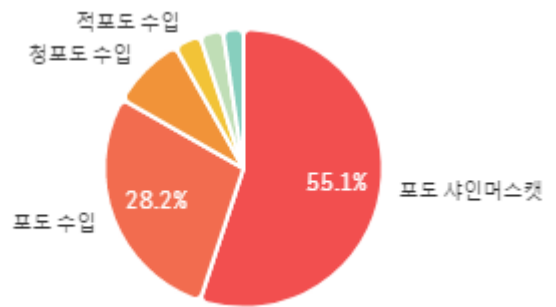


구분	금주(A)	전주(B)	전월(C)	전년(D)	평년(E)	A/B	A/C	A/D	A/E
물량(톤)	471	527	507	332	335	89.4%	92.9%	141.7%	140.6%

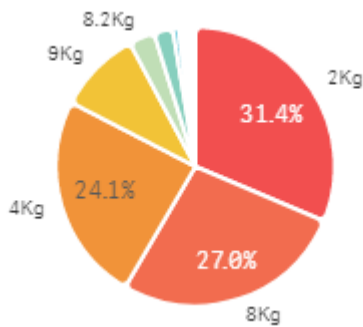
출하 품종별 거래물량 구성비



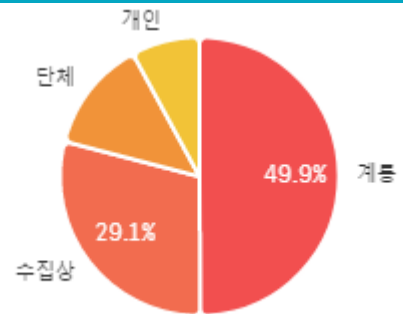
출하 품종별 거래금액 구성비



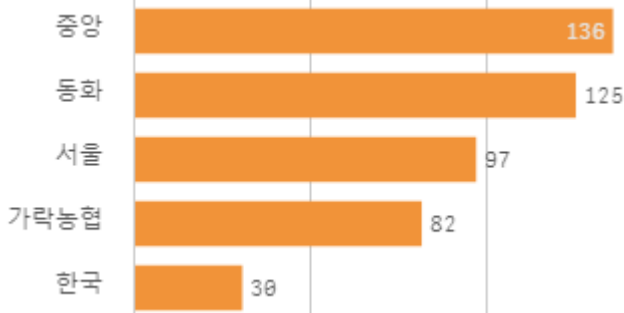
거래 단량별 물량 구성비



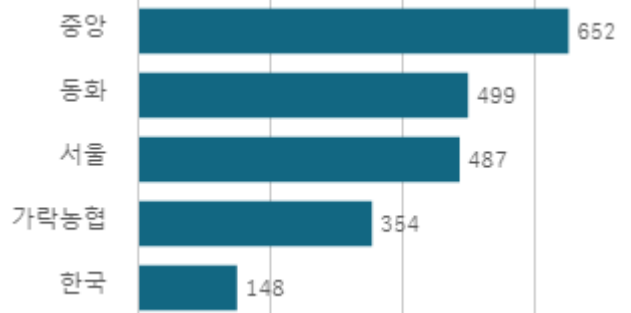
출하자별 거래물량 구성비



도매시장 법인별 거래물량(톤)

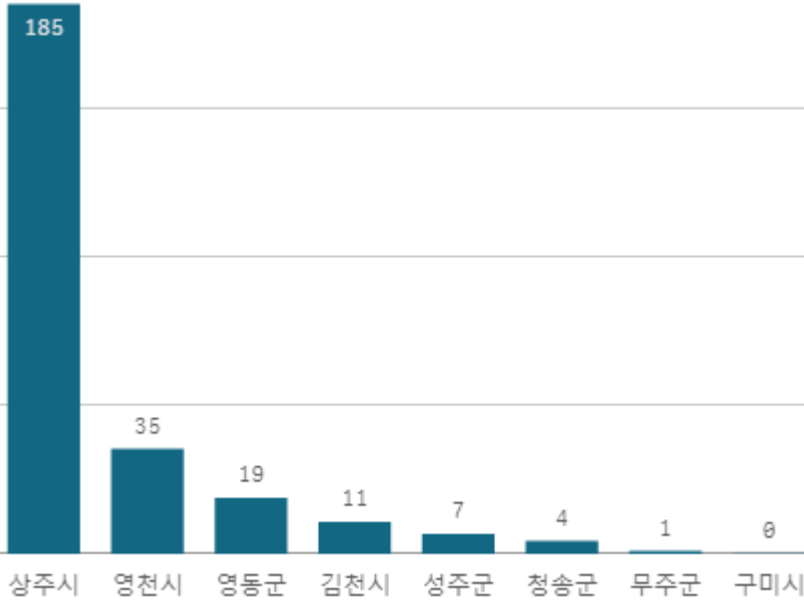


도매시장 법인별 거래금액(백만원)



포도 샤인머스캣(2Kg)

산지별 거래물량(톤)



출하산지(개소)

8

출하건수(천건)

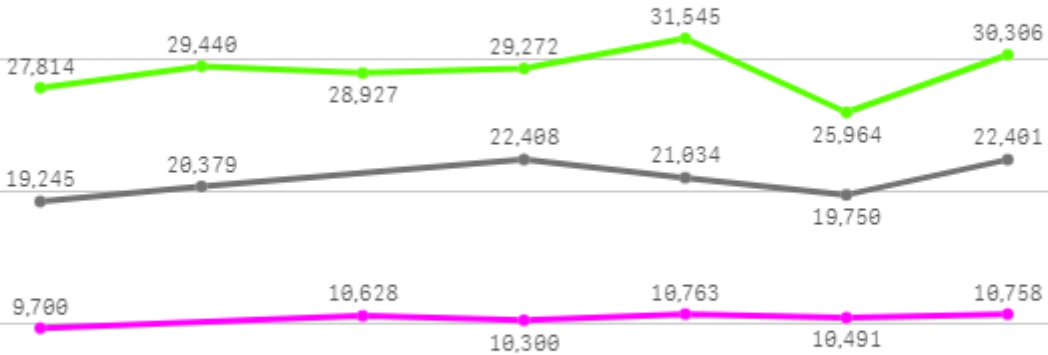
3

산지별 주출하 시군구



주간 도매가격(원)

◆ 2025 ● 2024 ◆ 평년



03/15 03/16 03/17 03/18 03/19 03/20 03/21

구분	금주(A)	전주(B)	전월(C)	전년(D)	평년(E)	A/B	A/C	A/D	A/E
가격(원)	10,440	10,184	9,635	20,870	24,634	102.5%	108.4%	50.0%	42.4%

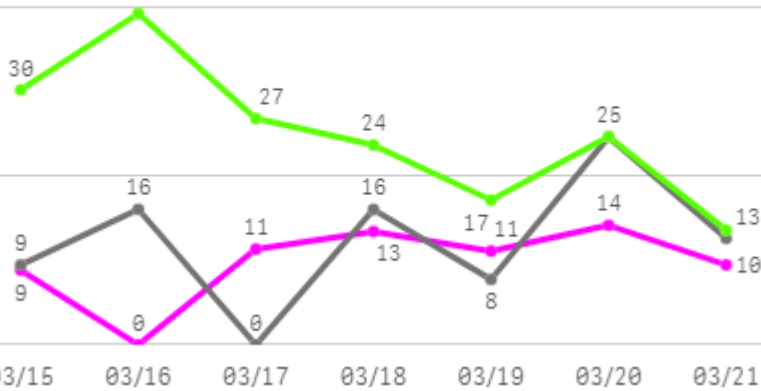
□ 포도 샤인머스켓(2Kg) 주간 가격

구분	Q	품종	Q	단량	Q	특	상	보통	하
2025-03-15		포도 샤인머스켓		2Kg		14,618	9,700	7,093	4,754
2025-03-17		포도 샤인머스켓		2Kg		14,772	10,628	7,634	5,459
2025-03-18		포도 샤인머스켓		2Kg		15,103	10,300	7,369	5,265
2025-03-19		포도 샤인머스켓		2Kg		15,122	10,763	7,419	5,226
2025-03-20		포도 샤인머스켓		2Kg		15,184	10,491	7,397	5,163
2025-03-21		포도 샤인머스켓		2Kg		14,500	10,758	7,834	5,300
평균						14,883	10,440	7,458	5,195

감귤

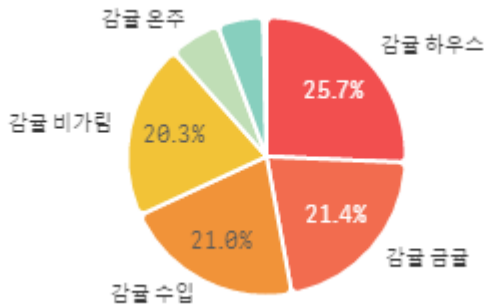
주간 반입량(톤)

◆ 2025 ◆ 2024 ◆ 평년

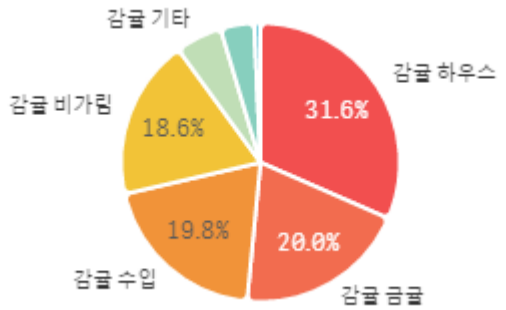


구분	금주(A)	전주(B)	전월(C)	전년(D)	평년(E)	A/B	A/C	A/D	A/E
물량(톤)	69	166	522	87	159	41.3%	13.1%	79.0%	43.1%

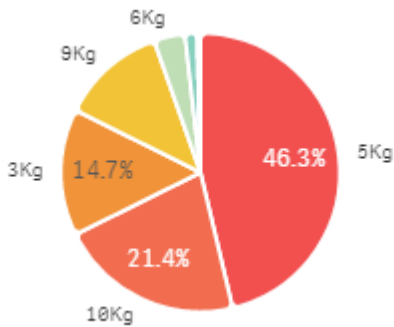
출하 품종별 거래물량 구성비



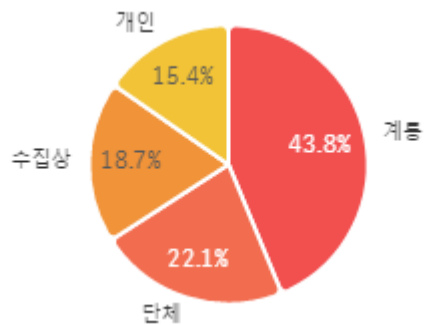
출하 품종별 거래금액 구성비



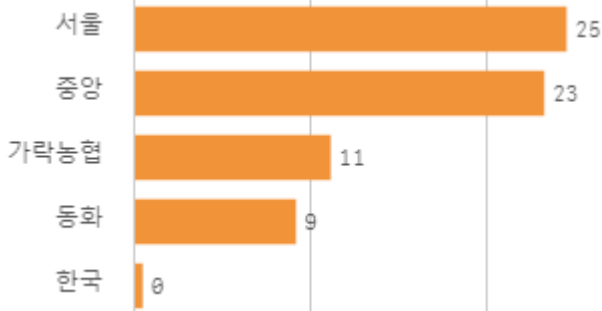
거래 단량별 물량 구성비



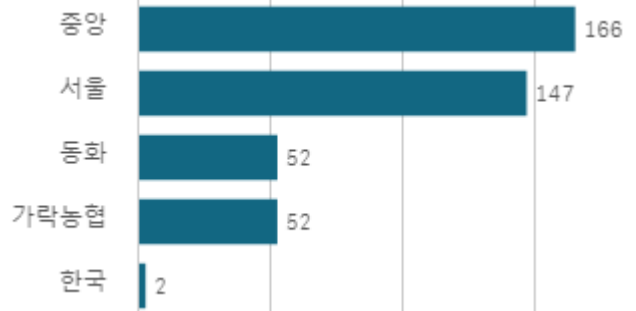
출하자별 거래물량 구성비



도매시장 법인별 거래물량(톤)

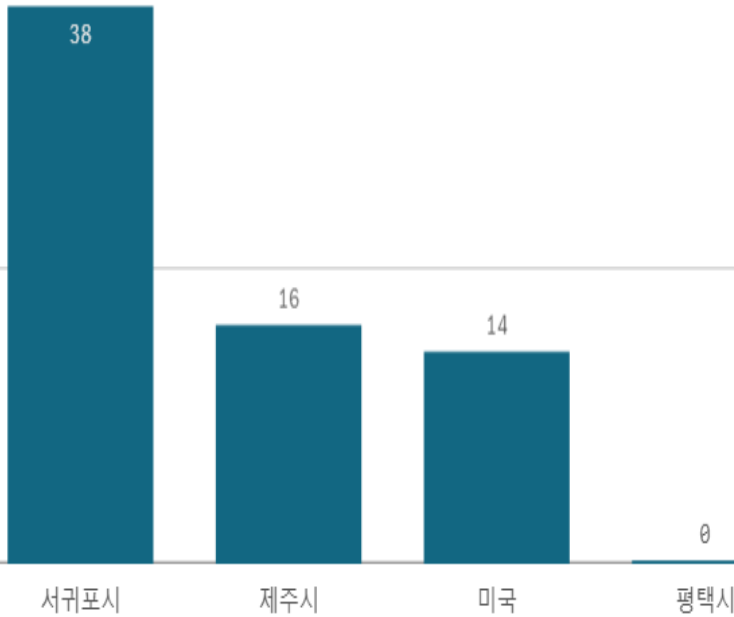


도매시장 법인별 거래금액(백만원)



감귤(5Kg)

산지별 거래물량(톤)



출하산지(개소)

4

출하건수(천건)

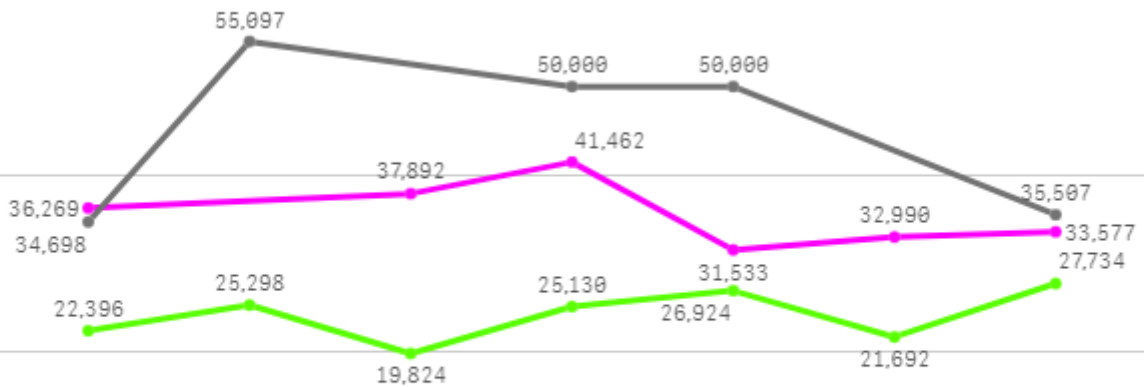
1

산지별 주출하 시군구



주간 도매가격(원)

◆ 2025 ● 2024 ◆ 평년



03/15 03/16 03/17 03/18 03/19 03/20 03/21

구분	금주(A)	전주(B)	전월(C)	전년(D)	평년(E)	A/B	A/C	A/D	A/E
가격(원)	35,621	35,551	33,291	45,060	26,996	100.2%	107.0%	79.1%	131.9%

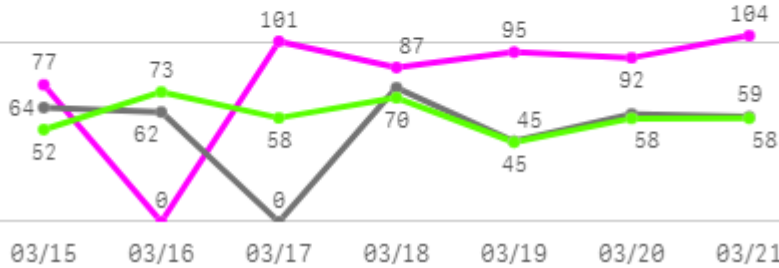
□ 감귤(5Kg) 주간 가격

구분	Q	품종	Q	단량	Q	특	상	보통	하
2025-03-15		감귤		5Kg		50,909	36,269	24,631	15,832
2025-03-17		감귤		5Kg		52,494	37,892	22,146	12,273
2025-03-18		감귤		5Kg		56,421	41,462	25,617	18,096
2025-03-19		감귤		5Kg		42,000	31,533	24,592	13,438
2025-03-20		감귤		5Kg		38,000	32,990	21,554	14,896
2025-03-21		감귤		5Kg		43,000	33,577	20,485	12,405
평균						47,137	35,621	23,171	14,490

만감

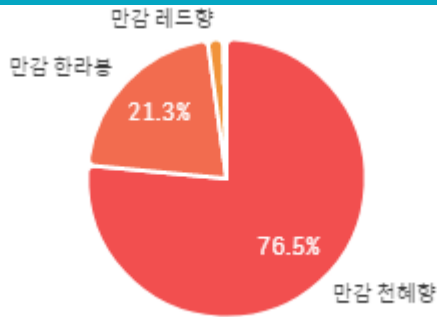
주간 반입량(톤)

◆ 2025 ● 2024 ▲ 평년

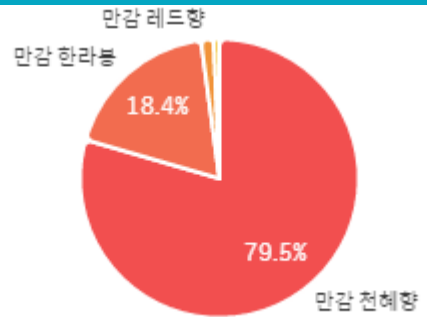


구분	금주(A)	전주(B)	전월(C)	전년(D)	평년(E)	A/B	A/C	A/D	A/E
물량(톤)	556	596	546	366	423	93.3%	101.8%	152.1%	131.5%

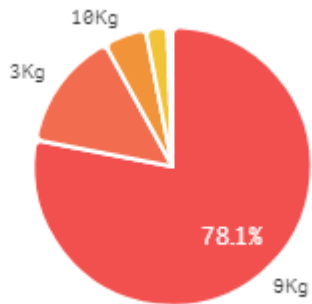
출하 품종별 거래물량 구성비



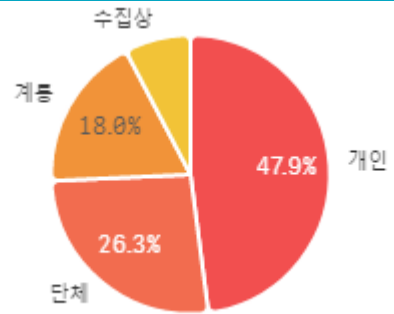
출하 품종별 거래금액 구성비



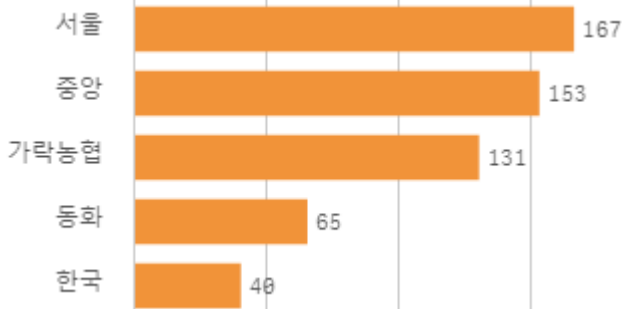
거래 단량별 물량 구성비



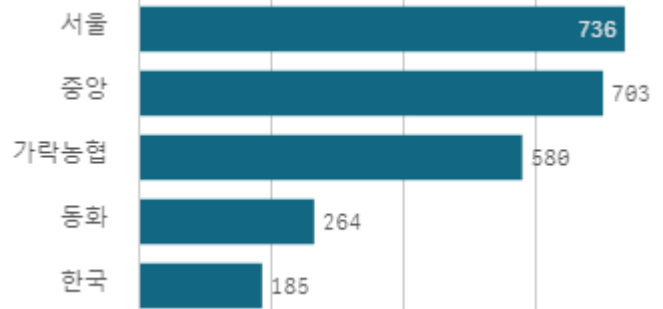
출하자별 거래물량 구성비



도매시장 법인별 거래물량(톤)

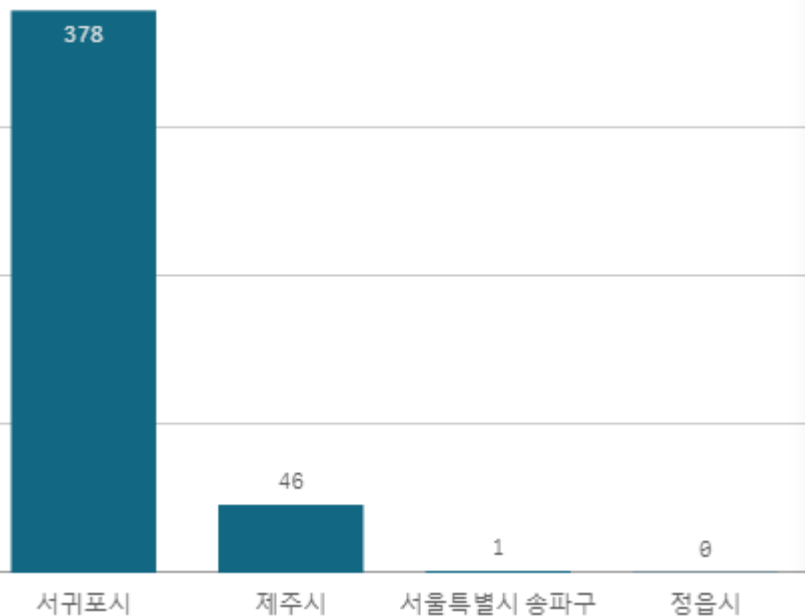


도매시장 법인별 거래금액(백만원)



만감 천혜향(3Kg)

산지별 거래물량(톤)



산지별 주출하 시군구



출하산지(개소)

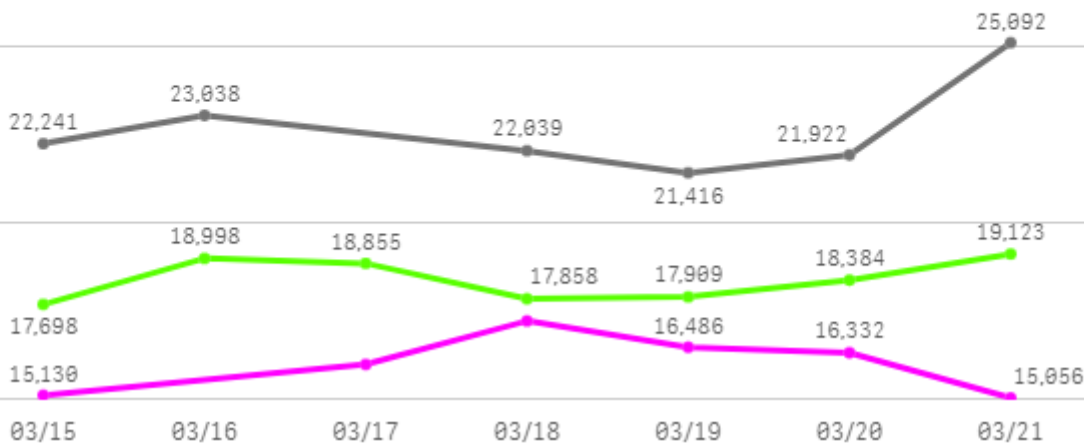
4

출하건수(천건)

2

주간 도매가격(원)

◆ 2025 ● 2024 ◆ 평년



구분	금주(A)	전주(B)	전월(C)	전년(D)	평년(E)	A/B	A/C	A/D	A/E
가격(원)	16,039	16,764	18,270	22,625	18,238	95.7%	87.8%	70.9%	87.9%

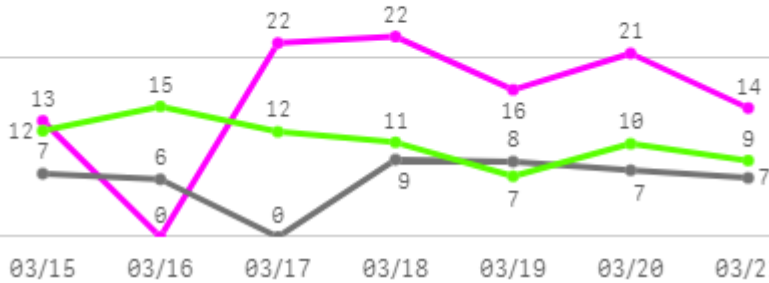
□ 만감 천혜향(3Kg) 주간 가격

구분	Q	품종	Q	단량	Q	특	상	보통	하
2025-03-15		만감 천혜향		3Kg		20,706	15,130	13,265	9,834
2025-03-17		만감 천혜향		3Kg		18,000	16,001	14,488	13,273
2025-03-18		만감 천혜향		3Kg		24,000	17,230	14,746	13,499
2025-03-19		만감 천혜향		3Kg		27,500	16,486	15,118	13,487
2025-03-20		만감 천혜향		3Kg		24,696	16,332	15,054	14,162
2025-03-21		만감 천혜향		3Kg		16,000	15,056	14,352	12,415
평균						21,817	16,039	14,504	12,778

단감

주간 반입량(톤)

◆ 2025 ● 2024 ▲ 평년

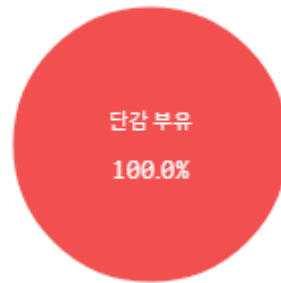


구분	금주(A)	전주(B)	전월(C)	전년(D)	평년(E)	A/B	A/C	A/D	A/E
물량(톤)	109	206	367	45	81	52.7%	29.6%	243.1%	133.6%

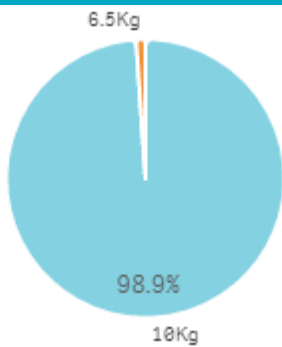
출하 품종별 거래물량 구성비



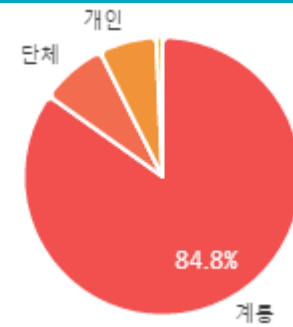
출하 품종별 거래금액 구성비



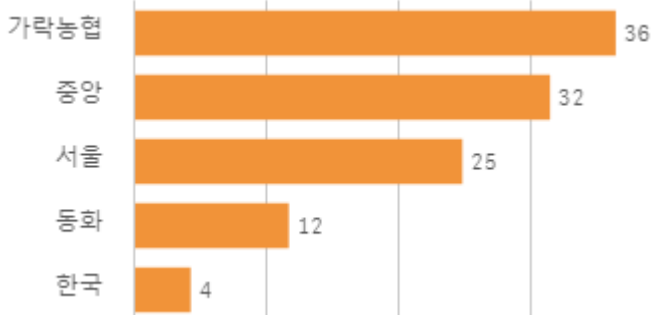
거래 단량별 물량 구성비



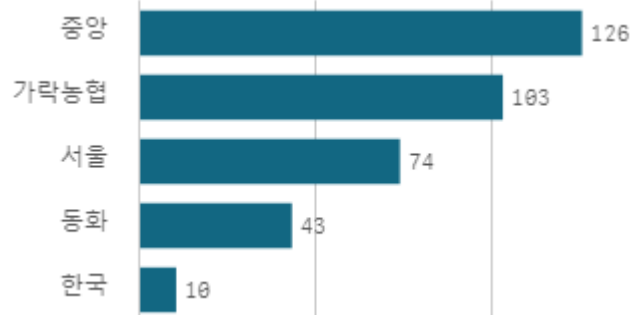
출하자별 거래물량 구성비



도매시장 법인별 거래물량(톤)

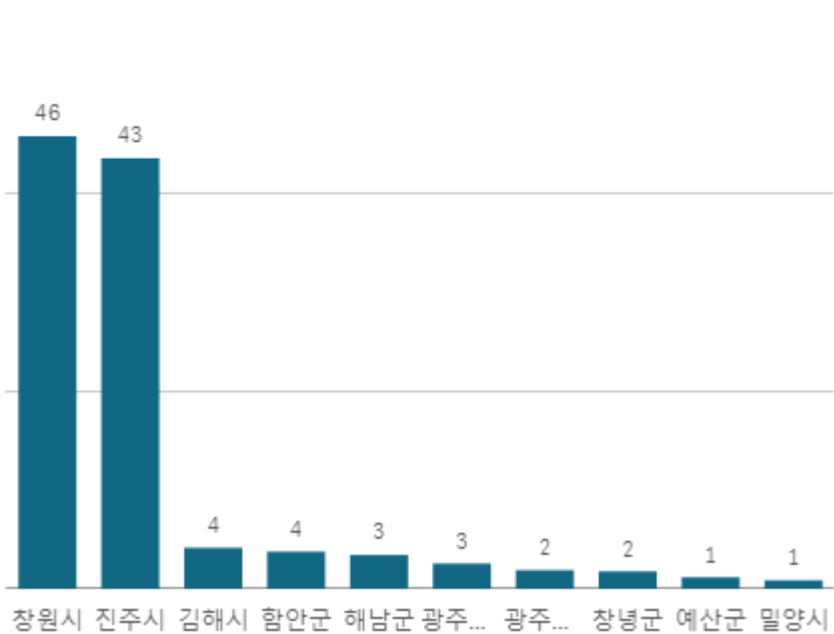


도매시장 법인별 거래금액(백만원)



단감 부유(10Kg)

산지별 거래물량(톤)



출하산지(개소)

10

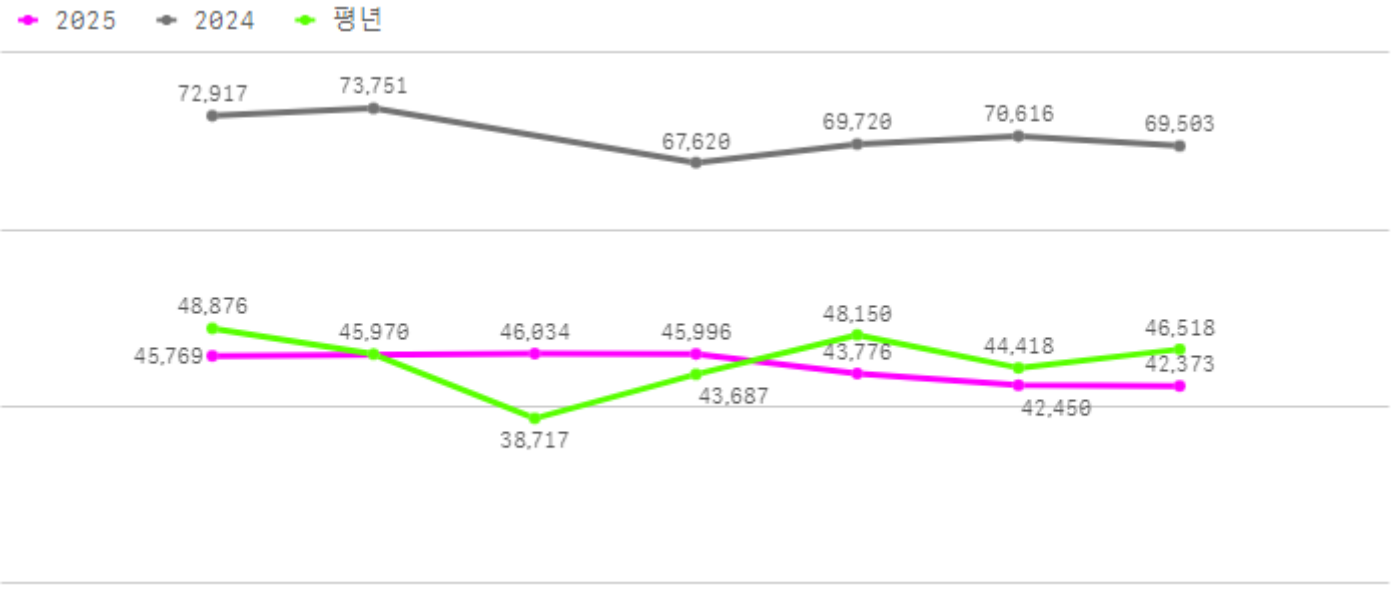
출하건수(천건)

1

산지별 주출하 시군구



주간 도매가격(원)



구분	금주(A)	전주(B)	전월(C)	전년(D)	평년(E)	A/B	A/C	A/D	A/E
가격(원)	44,400	47,246	39,642	70,688	46,644	94.0%	112.0%	62.8%	95.2%

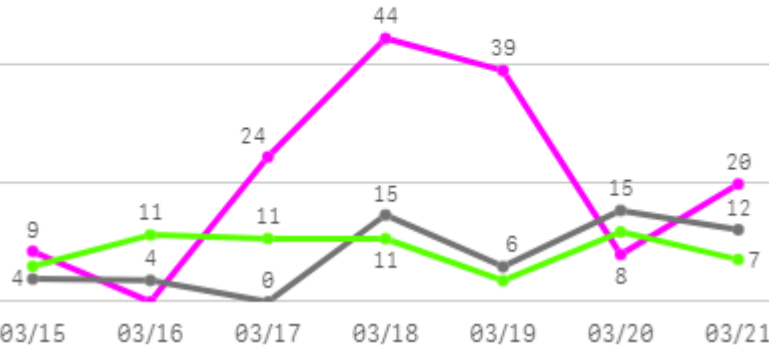
□ 단감 부유(10Kg) 주간 가격

구분	Q	품종	Q	단량	Q	특	상	보통	하
2025-03-15		단감 부유		10Kg		58,846	45,769	32,244	16,467
2025-03-17		단감 부유		10Kg		58,888	46,034	29,447	17,611
2025-03-18		단감 부유		10Kg		61,571	45,996	31,114	15,087
2025-03-19		단감 부유		10Kg		63,541	43,776	29,423	15,643
2025-03-20		단감 부유		10Kg		56,307	42,450	28,077	15,896
2025-03-21		단감 부유		10Kg		56,042	42,373	28,020	16,166
평균						59,199	44,400	29,721	16,145

키위

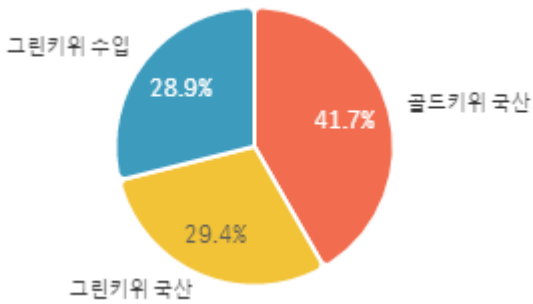
주간 반입량(톤)

◆ 2025 ● 2024 ▲ 평년

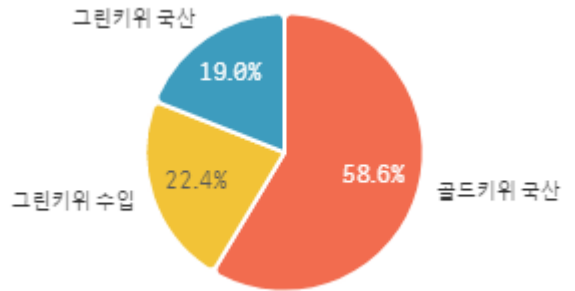


구분	금주(A)	전주(B)	전월(C)	전년(D)	평년(E)	A/B	A/C	A/D	A/E
물량(톤)	144	84	131	56	77	171.3%	109.9%	259.2%	187.7%

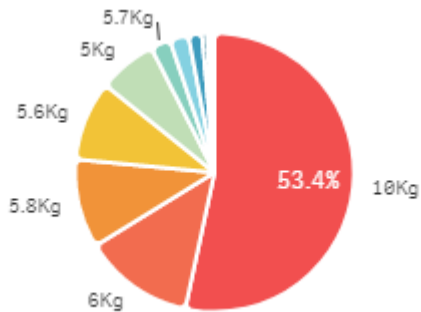
출하 품종별 거래물량 구성비



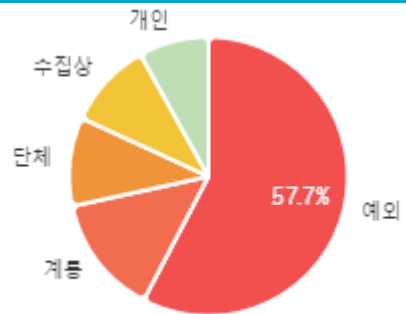
출하 품종별 거래금액 구성비



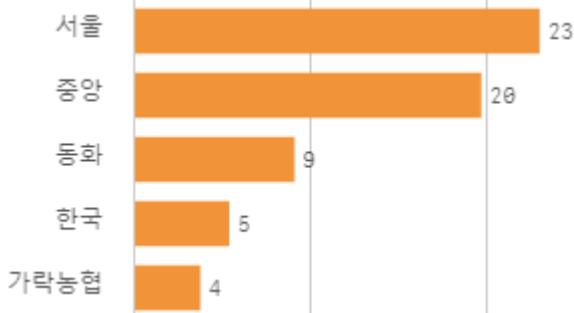
거래 단량별 물량 구성비



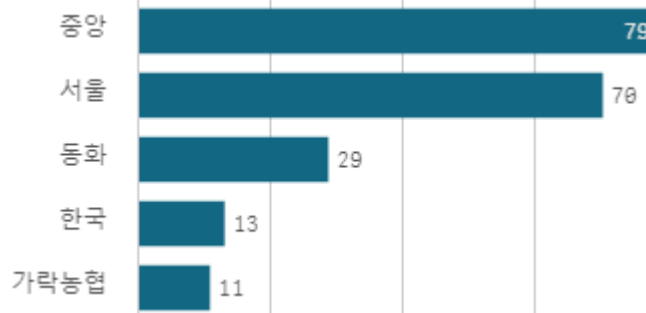
출하자별 거래물량 구성비



도매시장 법인별 거래물량(톤)

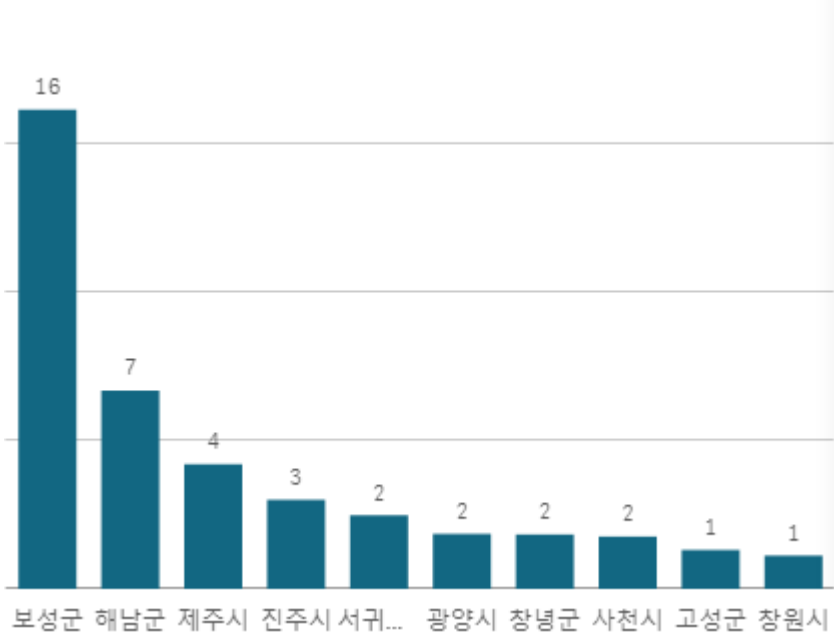


도매시장 법인별 거래금액(백만원)



그린키위 국산(10Kg)

산지별 거래물량(톤)



출하산지(개소)

14

출하건수(천건)

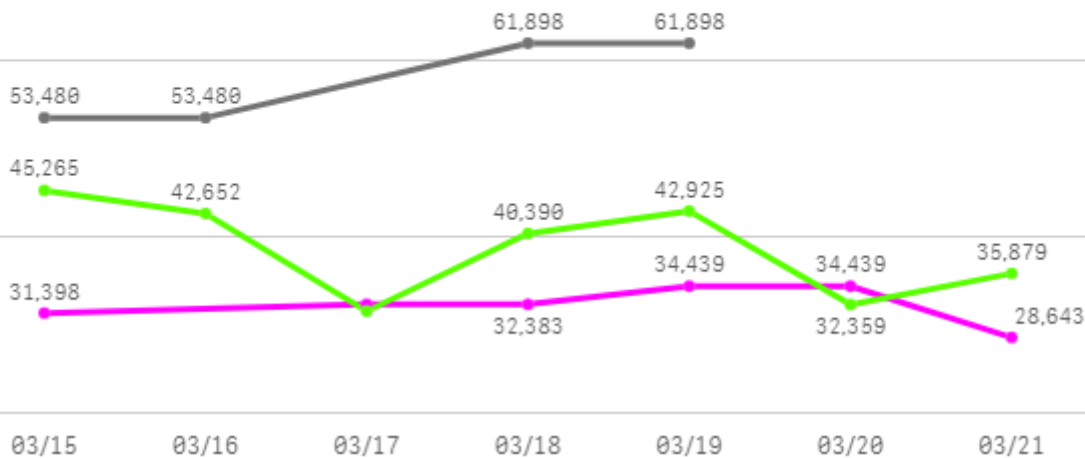
0

산지별 주출하 시군구



주간 도매가격(원)

◆ 2025 ● 2024 ◆ 평년



구분	금주(A)	전주(B)	전월(C)	전년(D)	평년(E)	A/B	A/C	A/D	A/E
가격(원)	32,281	34,481	35,861	57,689	40,481	93.6%	90.0%	56.0%	79.7%

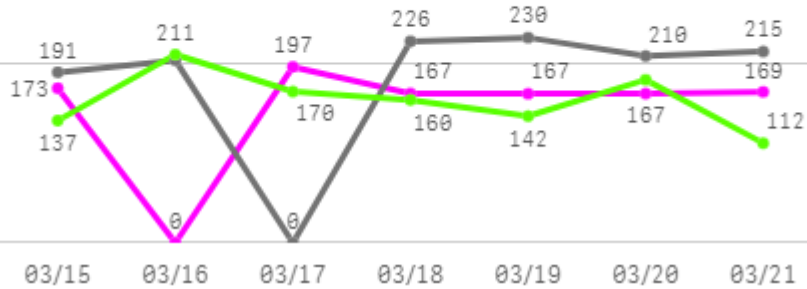
□ 그린키위 국산(10Kg) 주간 가격

구분	Q	품종	Q	단량	Q	특	상	보통	하
2025-03-15		그린키위 국산		10Kg		34,000	31,398	25,071	16,732
2025-03-17		그린키위 국산		10Kg		35,000	32,383	23,955	15,813
2025-03-18		그린키위 국산		10Kg		35,000	32,383	23,955	15,813
2025-03-19		그린키위 국산		10Kg		40,231	34,439	27,798	18,704
2025-03-20		그린키위 국산		10Kg		40,231	34,439	27,798	18,704
2025-03-21		그린키위 국산		10Kg		35,500	28,643	15,871	8,646
평균						36,660	32,281	24,075	15,735

바나나

주간 반입량(톤)

◆ 2025 ● 2024 ▲ 평년

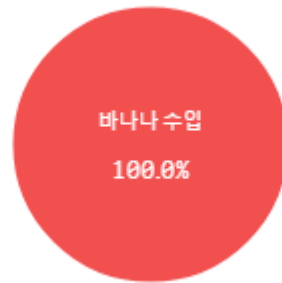


구분	금주(A)	전주(B)	전월(C)	전년(D)	평년(E)	A/B	A/C	A/D	A/E
물량(톤)	1,042	1,097	1,184	1,276	1,058	95.0%	88.0%	81.7%	98.5%

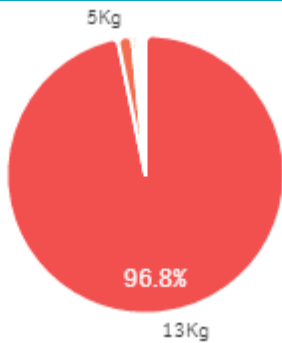
출하 품종별 거래물량 구성비



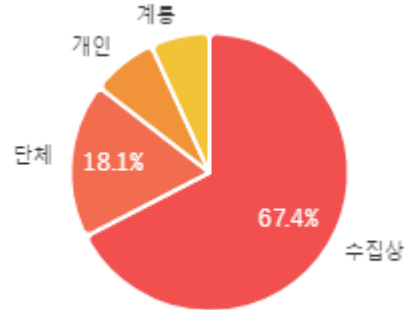
출하 품종별 거래금액 구성비



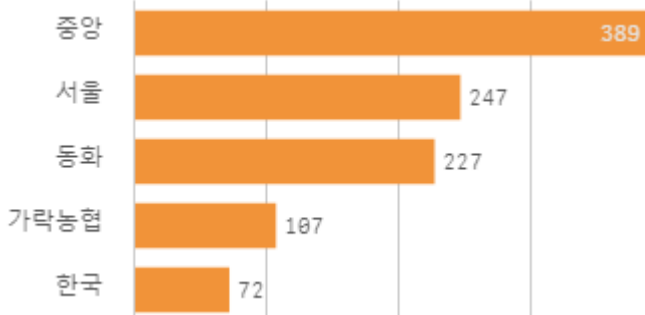
거래 단량별 물량 구성비



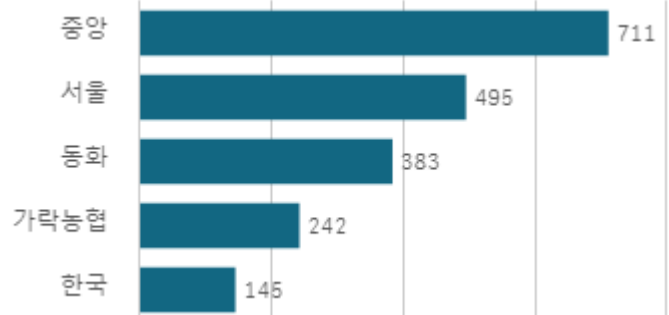
출하자별 거래물량 구성비



도매시장 법인별 거래물량(톤)

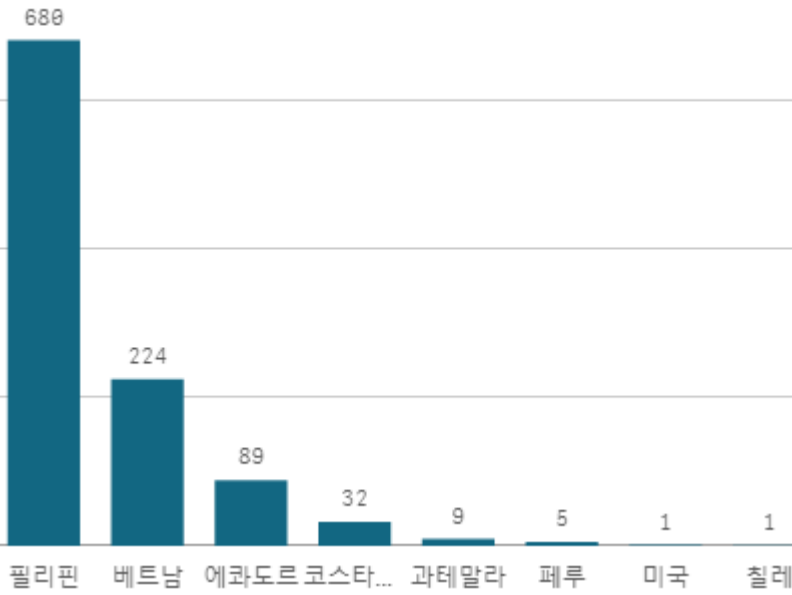


도매시장 법인별 거래금액(백만원)

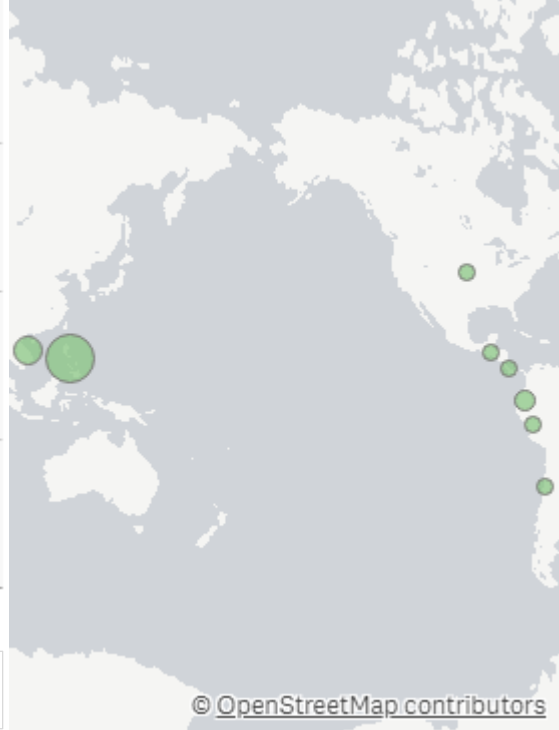


바나나 수입(13Kg)

산지별 거래물량(톤)



산지별 주출하 시군구



출하산지(개소)

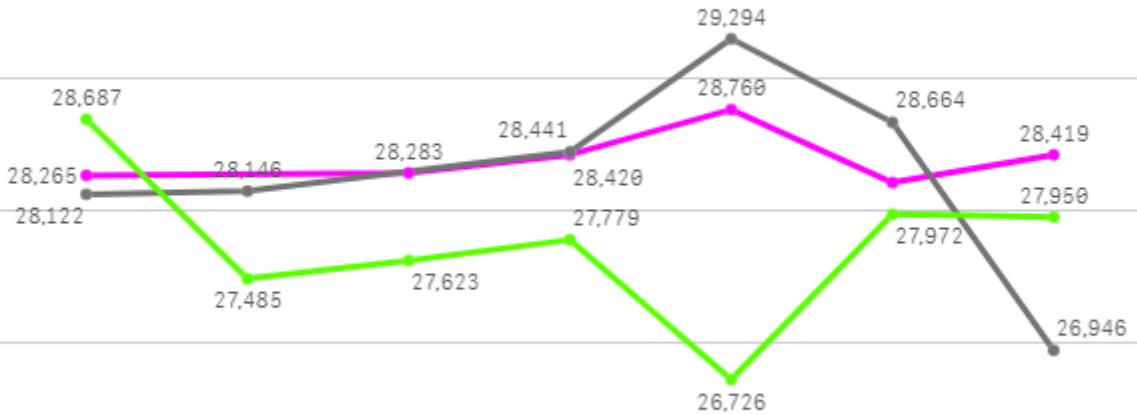
8

출하건수(천건)

2

주간 도매가격(원)

◆ 2025 ● 2024 ◆ 평년



03/15 03/16 03/17 03/18 03/19 03/20 03/21

구분	금주(A)	전주(B)	전월(C)	전년(D)	평년(E)	A/B	A/C	A/D	A/E
가격(원)	28,393	27,097	24,036	28,269	28,947	104.8%	118.1%	100.4%	98.1%

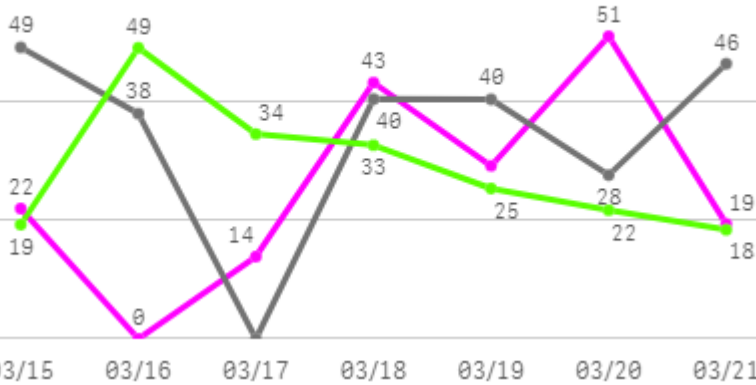
□ 바나나 수입(13Kg) 주간 가격

구분	Q	품종	Q	단량	Q	특	상	보통	하
2025-03-15		바나나 수입		13Kg		33,446	28,265	22,437	12,566
2025-03-17		바나나 수입		13Kg		33,768	28,283	22,480	12,781
2025-03-18		바나나 수입		13Kg		33,655	28,420	22,641	14,186
2025-03-19		바나나 수입		13Kg		33,831	28,760	23,438	12,471
2025-03-20		바나나 수입		13Kg		33,657	28,210	22,461	13,592
2025-03-21		바나나 수입		13Kg		33,517	28,419	22,817	14,387
평균						33,646	28,393	22,712	13,331

파인애플

주간 반입량(톤)

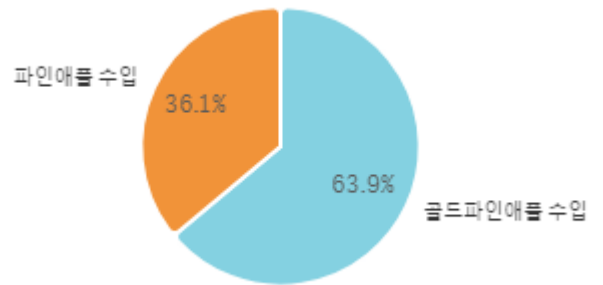
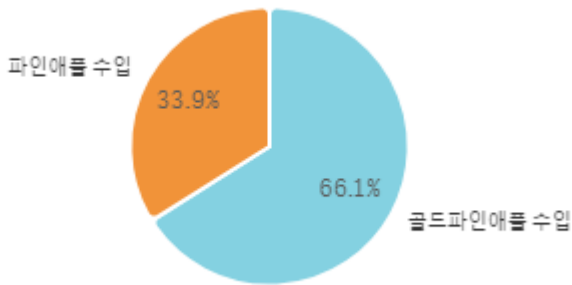
◆ 2025 ● 2024 ▲ 평년



구분	금주(A)	전주(B)	전월(C)	전년(D)	평년(E)	A/B	A/C	A/D	A/E
물량(톤)	178	188	154	241	186	94.7%	115.6%	73.8%	95.6%

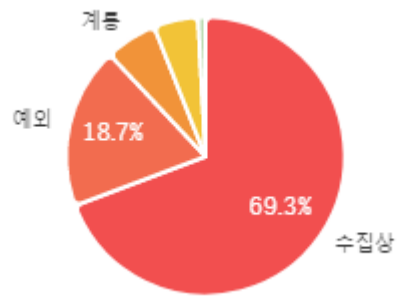
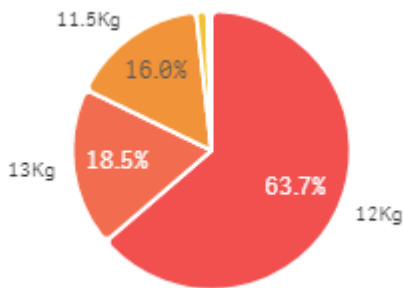
출하 품종별 거래물량 구성비

출하 품종별 거래금액 구성비



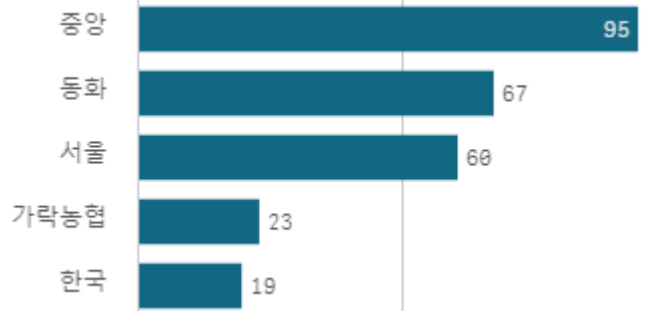
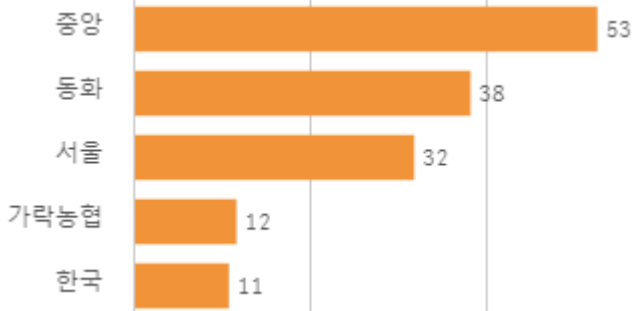
거래 단량별 물량 구성비

출하자별 거래물량 구성비



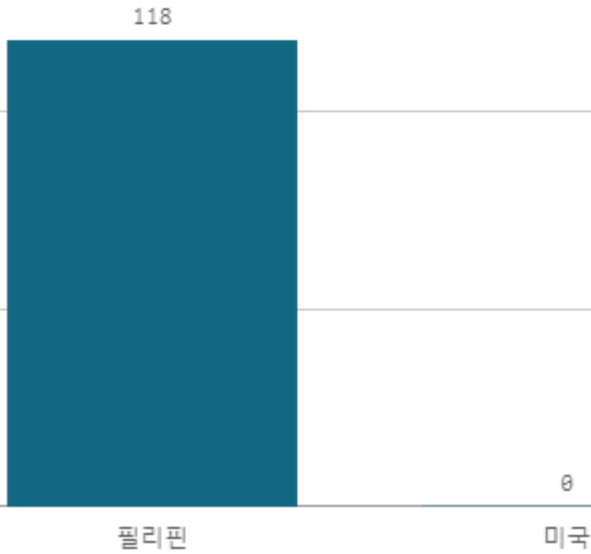
도매시장 법인별 거래물량(톤)

도매시장 법인별 거래금액(백만원)

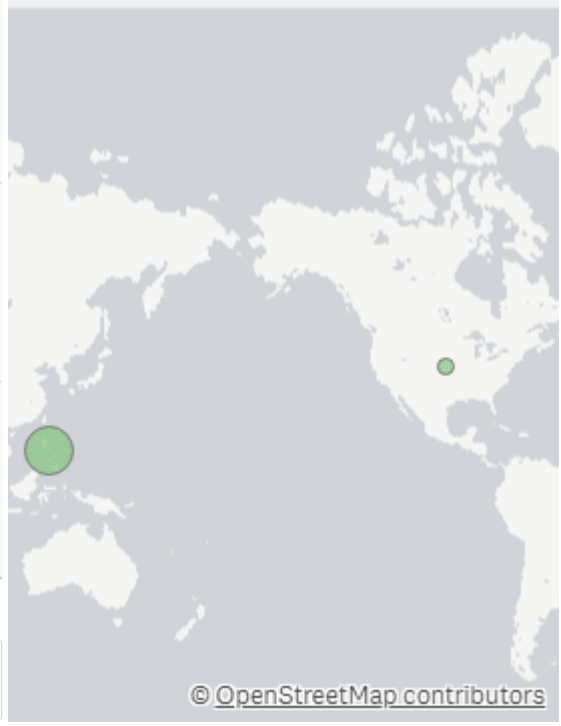


골드파인애플 수입(12Kg)

산지별 거래물량(톤)



산지별 주출하 시군구



출하산지(개소)

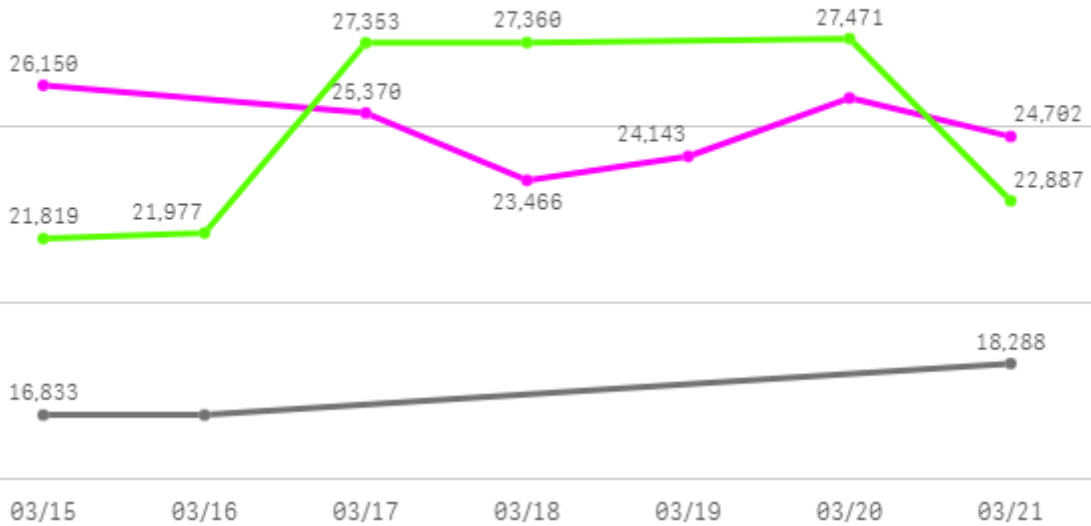
2

출하건수(천건)

0

주간 도매가격(원)

◆ 2025 ● 2024 ◆ 평년



구분	금주(A)	전주(B)	전월(C)	전년(D)	평년(E)	A/B	A/C	A/D	A/E
가격(원)	24,937	25,458	24,547	17,318	25,125	98.0%	101.6%	144.0%	99.3%

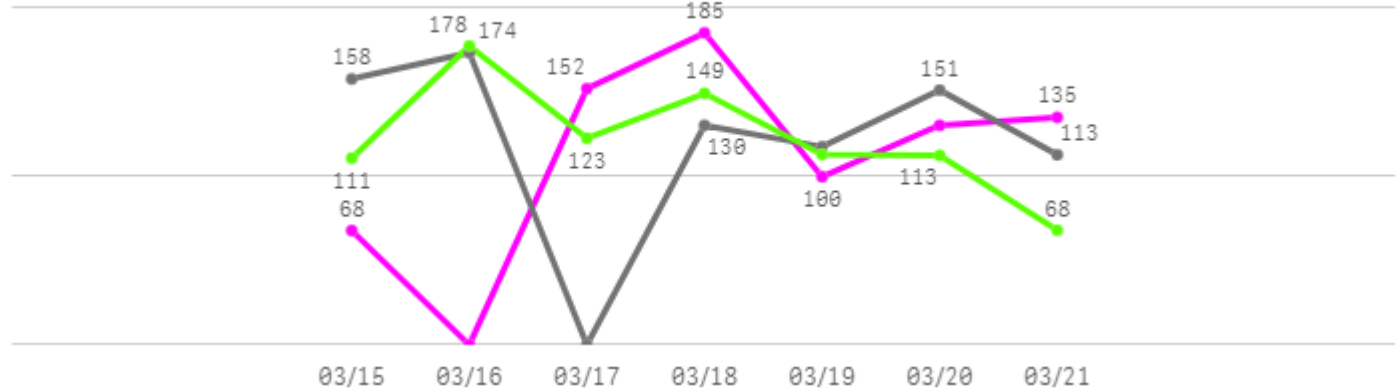
□ 골드파인애플 수입(12Kg) 주간 가격

구분	Q	품종	Q	단량	Q	특	상	보통	하
2025-03-15		골드파인애플 수입		12Kg		28,218	26,150	23,310	21,576
2025-03-17		골드파인애플 수입		12Kg		28,718	25,370	22,616	16,576
2025-03-18		골드파인애플 수입		12Kg		25,551	23,466	21,725	21,111
2025-03-19		골드파인애플 수입		12Kg		25,754	24,143	21,576	20,235
2025-03-20		골드파인애플 수입		12Kg		26,936	25,793	22,917	20,969
2025-03-21		골드파인애플 수입		12Kg		25,684	24,702	22,489	18,029
평균						26,810	24,937	22,438	19,749

오렌지

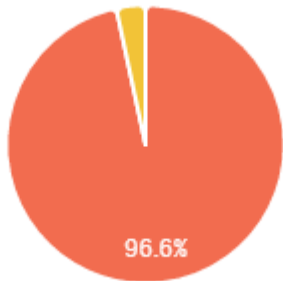
주간 반입량(톤)

◆ 2025 ● 2024 ▲ 평년



출하 품종별 거래물량 구성비

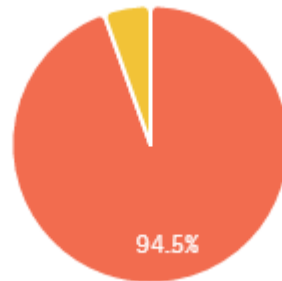
오렌지 기타



오렌지 네블 수입

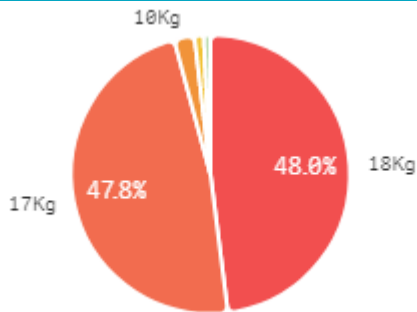
출하 품종별 거래금액 구성비

오렌지 기타

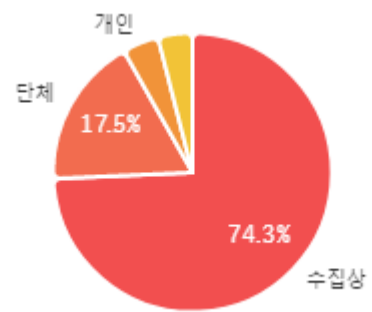


오렌지 네블 수입

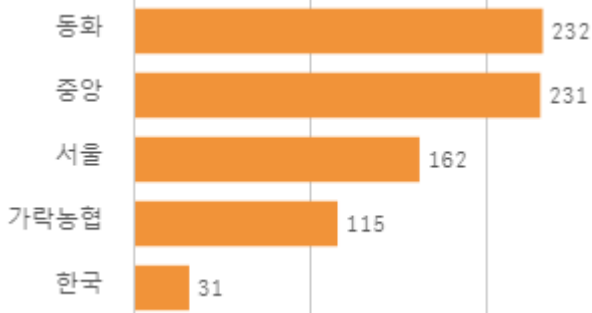
거래 단량별 물량 구성비



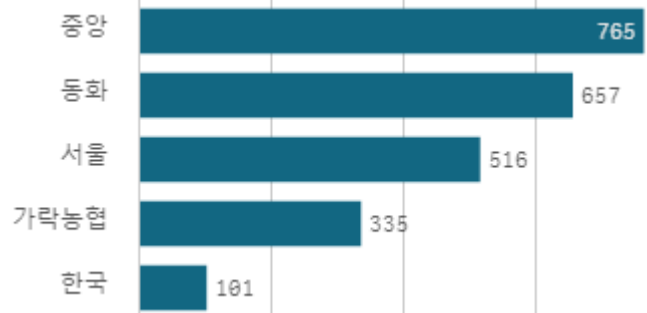
출하자별 거래물량 구성비



도매시장 법인별 거래물량(톤)

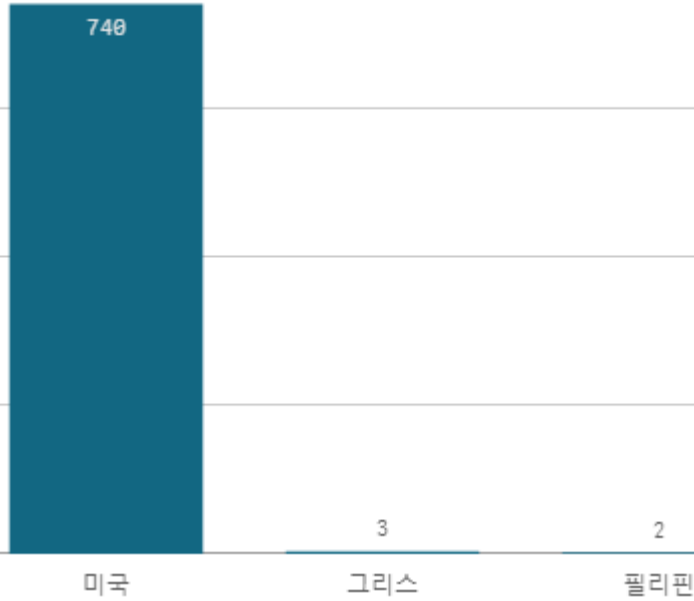


도매시장 법인별 거래금액(백만원)

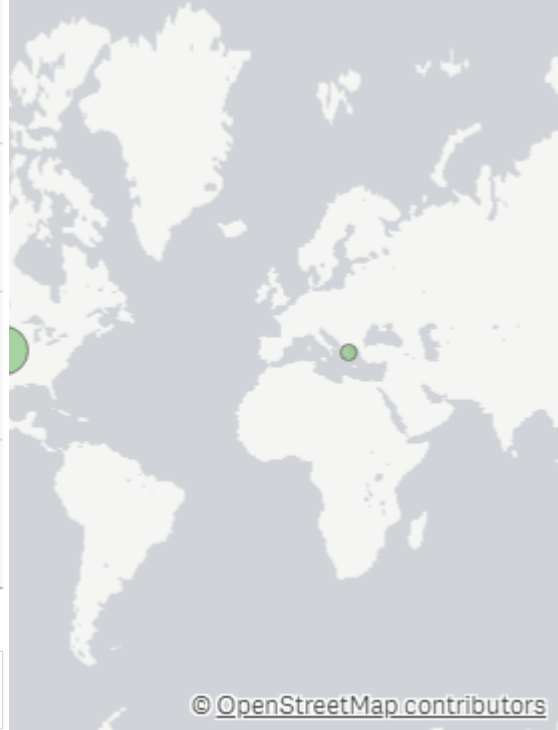


오렌지 네블 수입(18Kg)

산지별 거래물량(톤)



산지별 주출하 시군구



출하산지(개소)

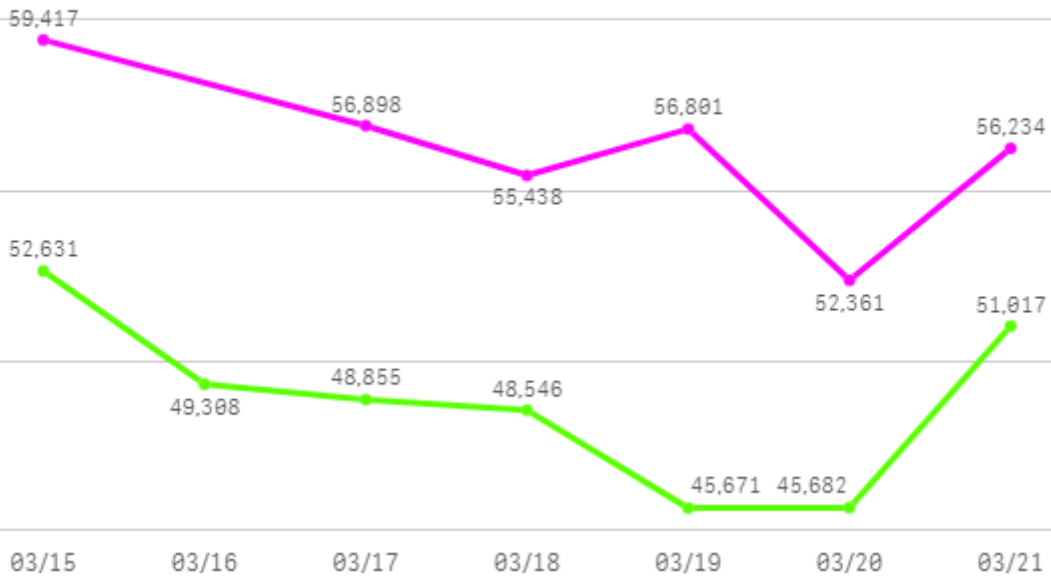
3

출하건수(천건)

1

주간 도매가격(원)

◆ 2025 ◀ 2024 ◆ 평년



구분	금주(A)	전주(B)	전월(C)	전년(D)	평년(E)	A/B	A/C	A/D	A/E
가격(원)	56,192	55,443	62,752	-	52,991	101.4%	89.5%	-	106.0%

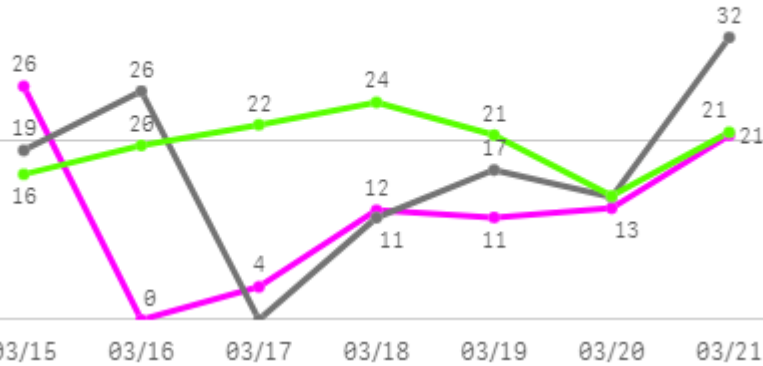
□ 오렌지 네블 수입(18Kg) 주간 가격

구분	Q	품종	Q	단량	Q	특	상	보통	하
2025-03-15		오렌지 네블 수입		18Kg		60,000	59,417	50,380	38,000
2025-03-17		오렌지 네블 수입		18Kg		64,813	56,898	48,392	40,104
2025-03-18		오렌지 네블 수입		18Kg		65,435	55,438	47,314	38,600
2025-03-19		오렌지 네블 수입		18Kg		64,574	56,801	49,509	45,016
2025-03-20		오렌지 네블 수입		18Kg		57,528	52,361	43,620	40,368
2025-03-21		오렌지 네블 수입		18Kg		58,338	56,234	53,987	49,195
평균						61,781	56,192	48,867	41,881

고등어

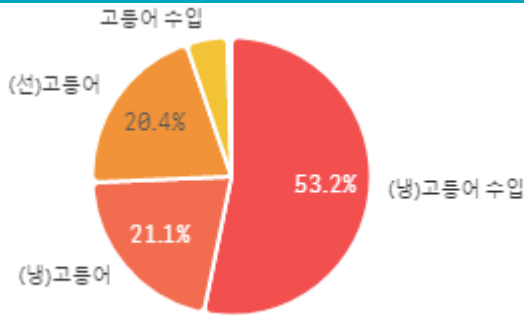
주간 반입량(톤)

◆ 2025 ● 2024 ▲ 평년

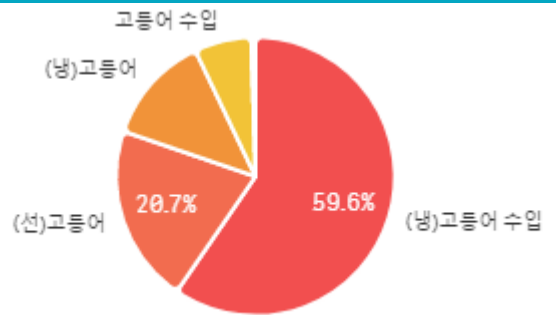


구분	금주(A)	전주(B)	전월(C)	전년(D)	평년(E)	A/B	A/C	A/D	A/E
물량(톤)	87	134	87	118	111	65.0%	100.0%	73.4%	78.4%

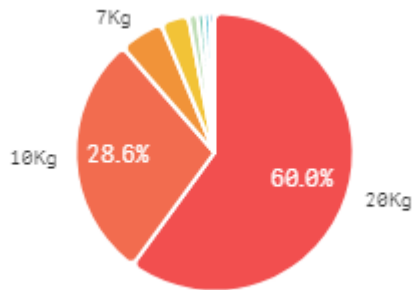
출하 품종별 거래물량 구성비



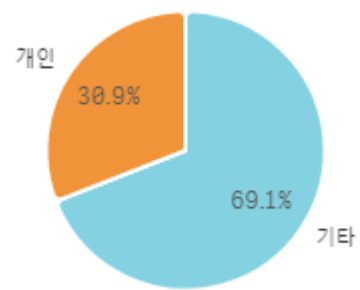
출하 품종별 거래금액 구성비



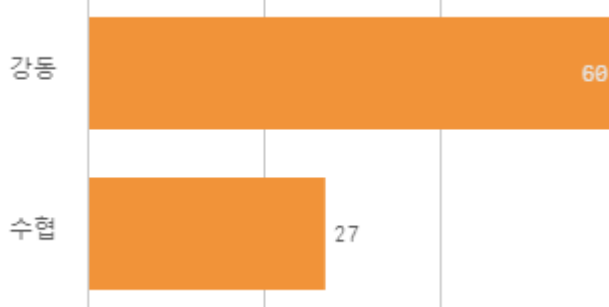
거래 단량별 물량 구성비



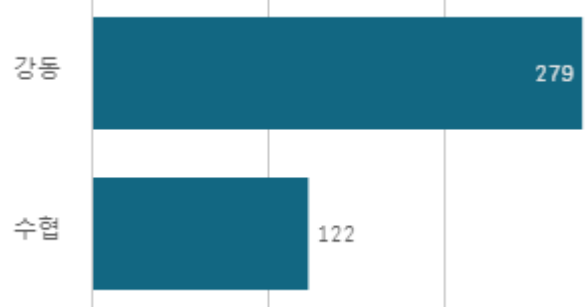
출하자별 거래물량 구성비



도매시장 법인별 거래물량(톤)

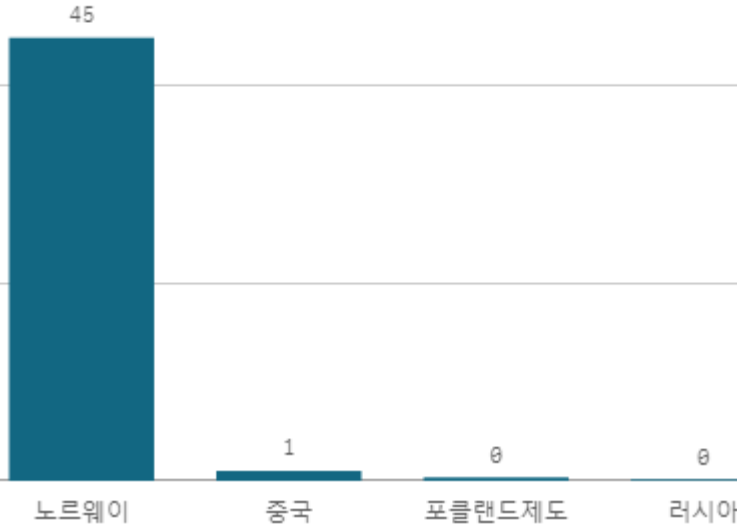


도매시장 법인별 거래금액(백만원)

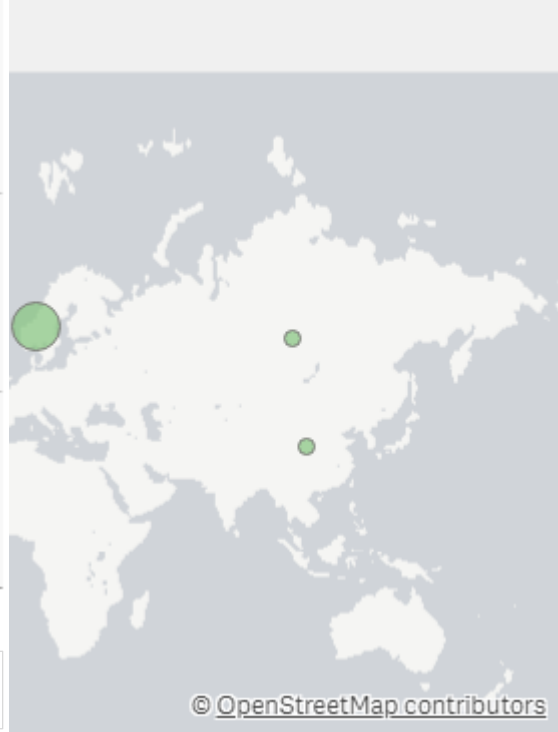


(냉)고등어 수입(10Kg)

산지별 거래물량(톤)



산지별 주출하 시군구



출하산지(개소)

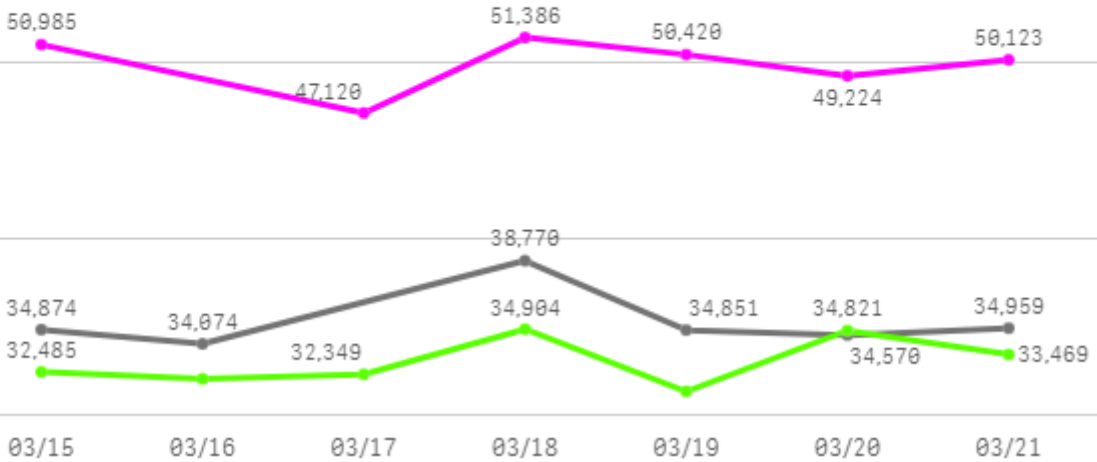
4

출하건수(천건)

0

주간 도매가격(원)

◆ 2025 ● 2024 ◆ 평년



구분	금주(A)	전주(B)	전월(C)	전년(D)	평년(E)	A/B	A/C	A/D	A/E
가격(원)	49,876	49,998	48,787	35,350	37,149	99.8%	102.2%	141.1%	134.3%

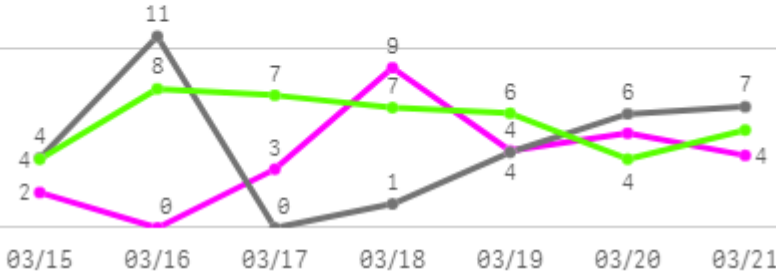
□ (냉)고등어 수입(10Kg) 주간 가격

구분	Q	품종	Q	단량	Q	특	상	보통	하
2025-03-15		(냉)고등어 수입		10Kg		-	50,985	-	-
2025-03-17		(냉)고등어 수입		10Kg		-	47,120	-	-
2025-03-18		(냉)고등어 수입		10Kg		-	51,386	-	-
2025-03-19		(냉)고등어 수입		10Kg		-	50,420	-	-
2025-03-20		(냉)고등어 수입		10Kg		-	49,224	-	-
2025-03-21		(냉)고등어 수입		10Kg		-	50,123	-	-
평균						-	49,876	-	-

명태

주간 반입량(톤)

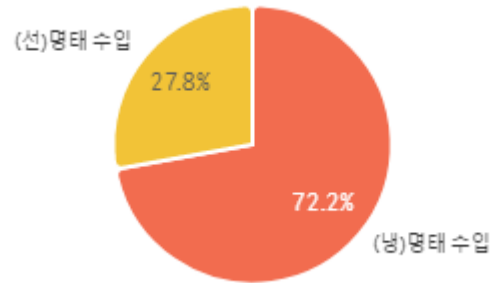
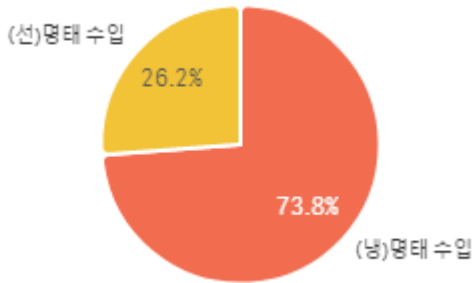
◆ 2025 ● 2024 ▲ 평년



구분	금주(A)	전주(B)	전월(C)	전년(D)	평년(E)	A/B	A/C	A/D	A/E
물량(톤)	28	23	32	33	37	121.7%	88.4%	83.6%	75.1%

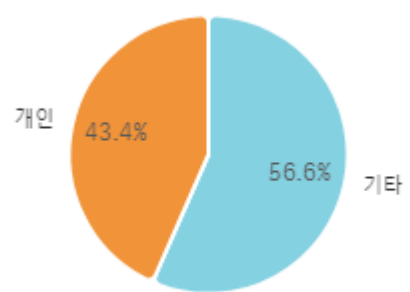
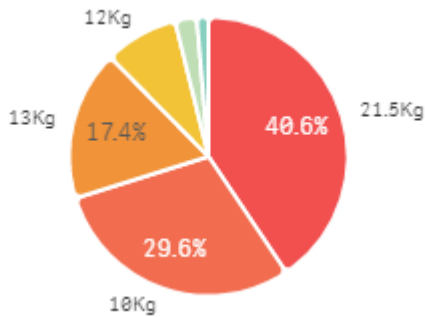
출하 품종별 거래물량 구성비

출하 품종별 거래금액 구성비



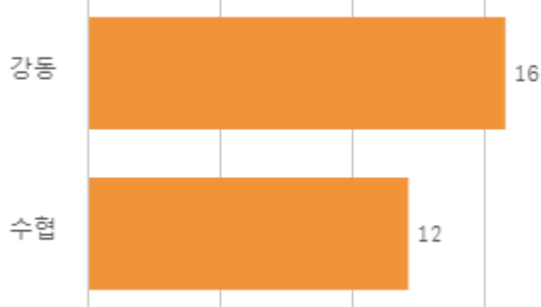
거래 단량별 물량 구성비

출하자별 거래물량 구성비



도매시장 법인별 거래물량(톤)

도매시장 법인별 거래금액(백만원)



(선)명태 수입(10Kg)

산지별 거래물량(톤)



일본

출하산지(개소)

1

출하건수(천건)

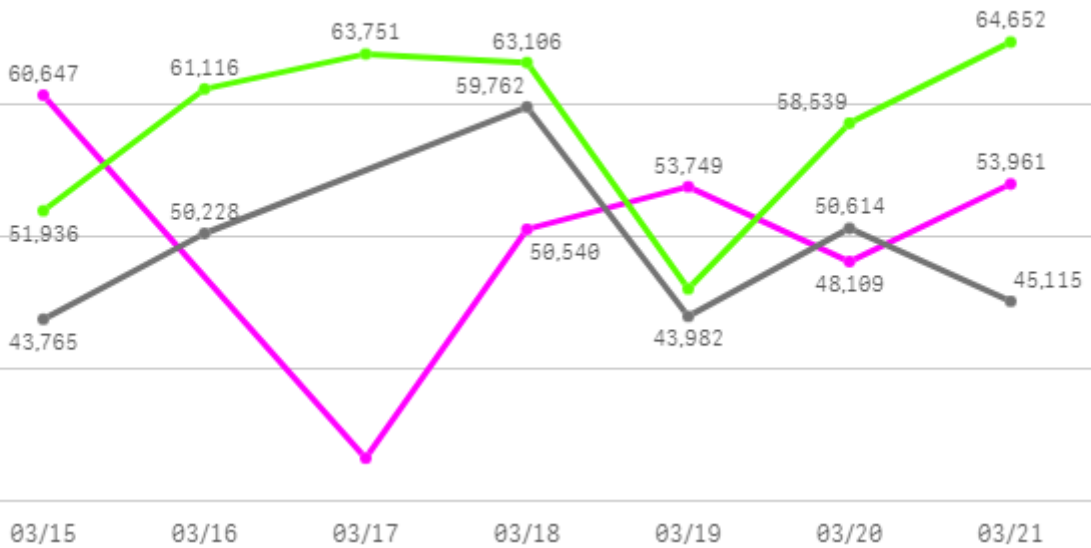
0

산지별 주출하 시군구



주간 도매가격(원)

◆ 2025 ● 2024 ▲ 평년



구분	금주(A)	전주(B)	전월(C)	전년(D)	평년(E)	A/B	A/C	A/D	A/E
가격(원)	50,050	74,689	72,480	48,911	51,694	67.0%	69.1%	102.3%	96.8%

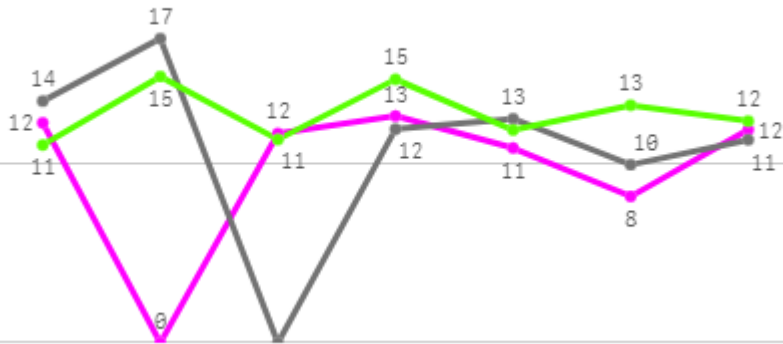
□ (선)명태 수입(10Kg) 주간 가격

구분	Q	품종	Q	단량	Q	특	상	보통	하
2025-03-15		(선)명태 수입		10Kg		-	60,647	42,060	-
2025-03-17		(선)명태 수입		10Kg		-	33,296	10,741	-
2025-03-18		(선)명태 수입		10Kg		-	50,540	48,629	-
2025-03-19		(선)명태 수입		10Kg		-	53,749	28,813	-
2025-03-20		(선)명태 수입		10Kg		-	48,109	19,297	-
2025-03-21		(선)명태 수입		10Kg		-	53,961	44,553	-
평균						-	50,050	32,349	-

홍합

주간 반입량(톤)

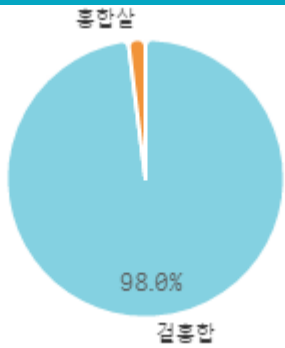
◆ 2025 ● 2024 ▲ 평년



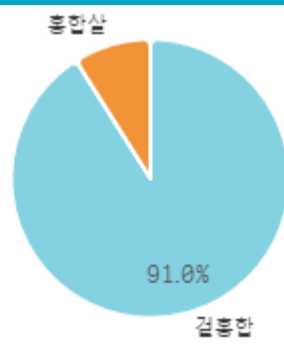
03/15 03/16 03/17 03/18 03/19 03/20 03/21

구분	금주(A)	전주(B)	전월(C)	전년(D)	평년(E)	A/B	A/C	A/D	A/E
물량(톤)	68	65	73	77	83	103.8%	93.4%	88.7%	81.8%

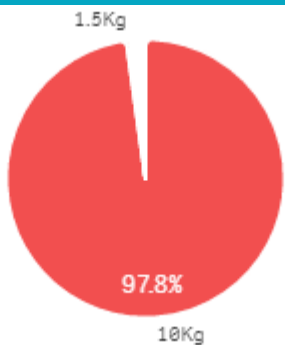
출하 품종별 거래물량 구성비



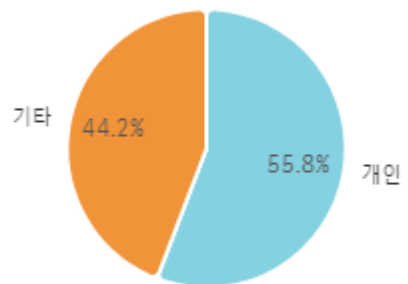
출하 품종별 거래금액 구성비



거래 단량별 물량 구성비



출하자별 거래물량 구성비



도매시장 법인별 거래물량(톤)

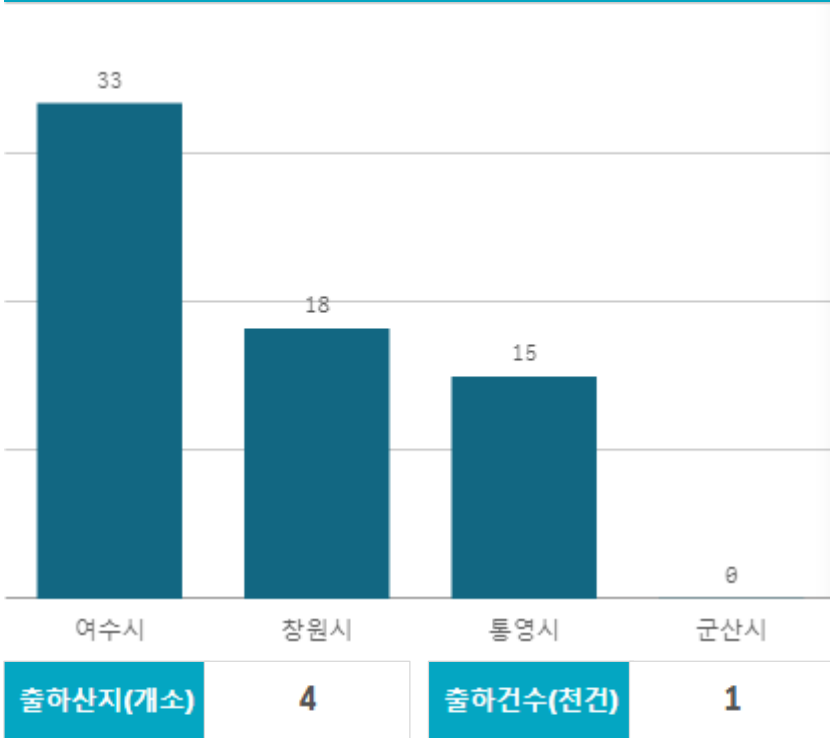


도매시장 법인별 거래금액(백만원)



걸홍합(10Kg)

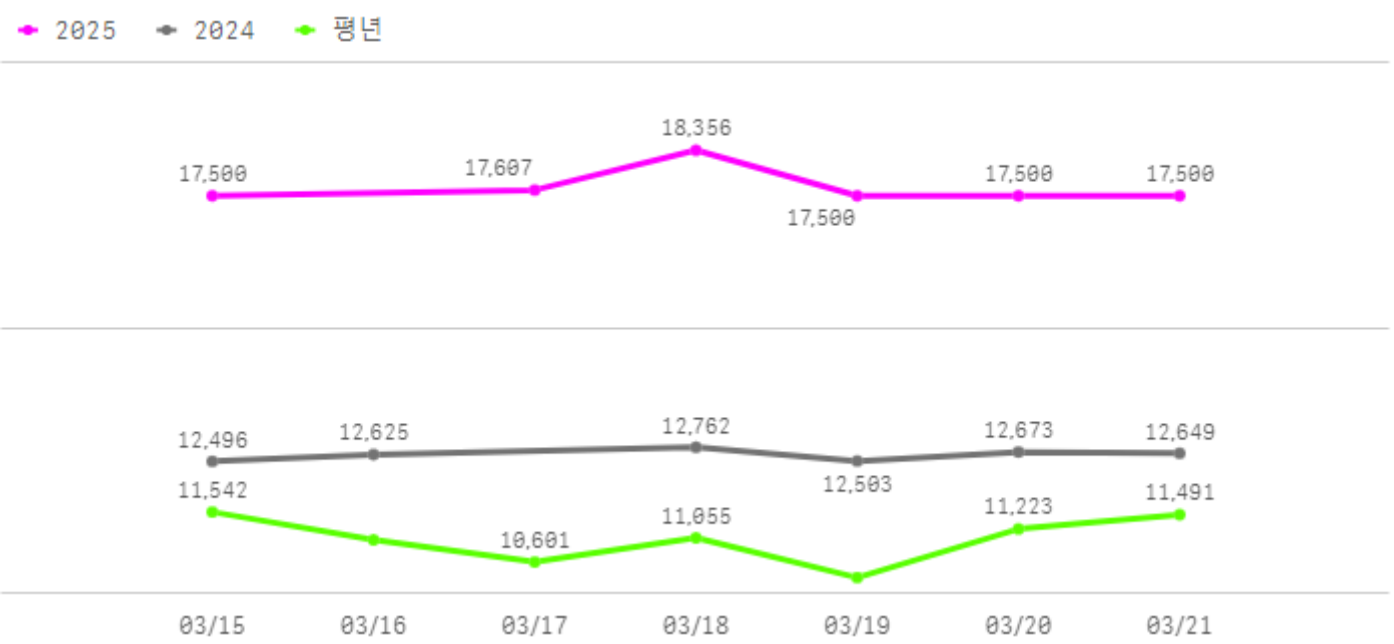
산지별 거래물량(톤)



산지별 주출하 시군구



주간 도매가격(원)



구분	금주(A)	전주(B)	전월(C)	전년(D)	평년(E)	A/B	A/C	A/D	A/E
가격(원)	17,661	17,510	17,627	12,618	12,747	100.9%	100.2%	140.0%	138.5%

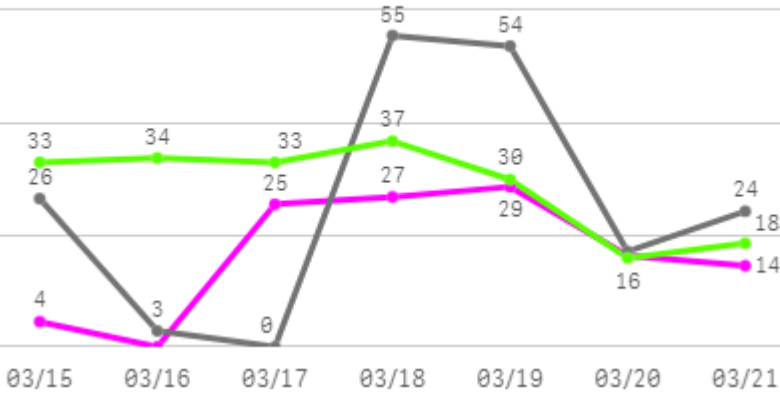
□ 곁홍합(10Kg) 주간 가격

구분	Q	품종	Q	단량	Q	특	상	보통	하
2025-03-15		곁홍합		10Kg		-	17,500	16,900	14,967
2025-03-17		곁홍합		10Kg		-	17,607	17,098	15,277
2025-03-18		곁홍합		10Kg		-	18,356	16,754	14,942
2025-03-19		곁홍합		10Kg		-	17,500	16,939	14,528
2025-03-20		곁홍합		10Kg		-	17,500	17,254	15,738
2025-03-21		곁홍합		10Kg		-	17,500	17,174	16,104
평균						-	17,661	17,020	15,259

건멸치

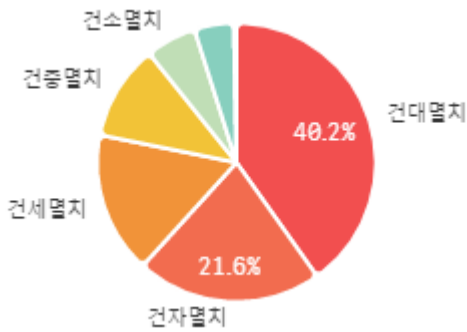
주간 반입량(톤)

◆ 2025 ● 2024 ▲ 평년

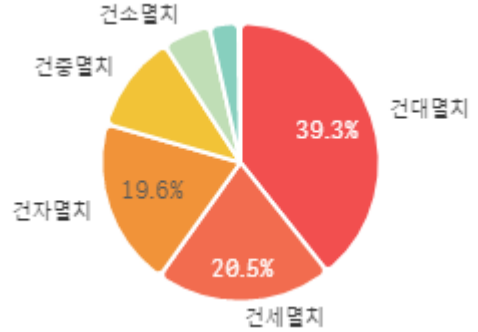


구분	금주(A)	전주(B)	전월(C)	전년(D)	평년(E)	A/B	A/C	A/D	A/E
물량(톤)	116	97	143	179	190	119.3%	80.8%	64.6%	60.9%

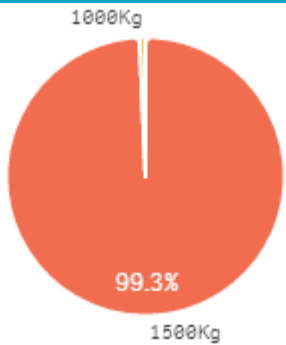
출하 품종별 거래물량 구성비



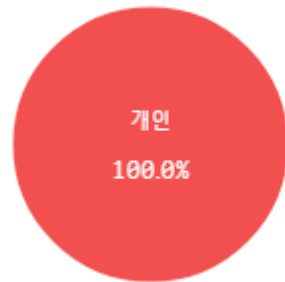
출하 품종별 거래금액 구성비



거래 단량별 물량 구성비



출하자별 거래물량 구성비



도매시장 법인별 거래물량(톤)

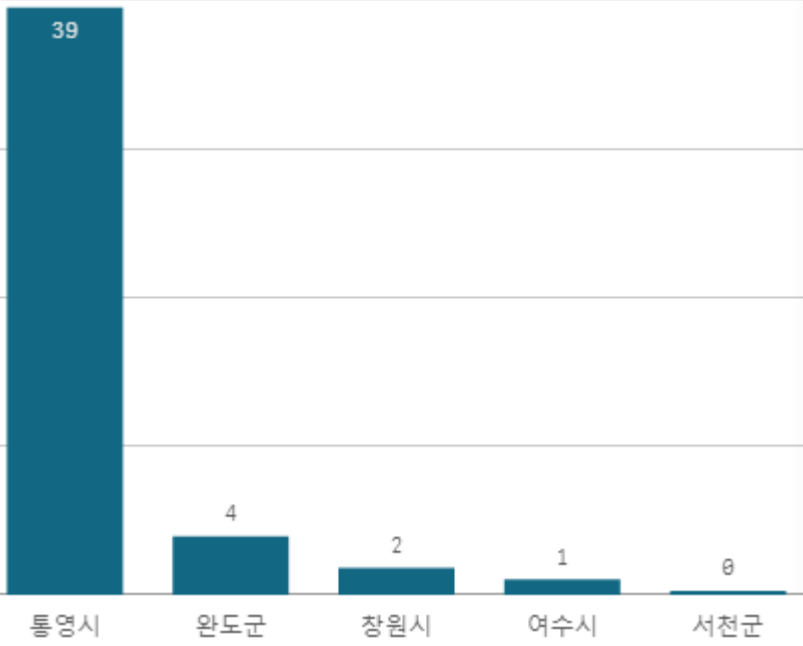


도매시장 법인별 거래금액(백만원)



건대멸치(1.5Kg)

산지별 거래물량(톤)



출하산지(개소)

5

출하건수(천건)

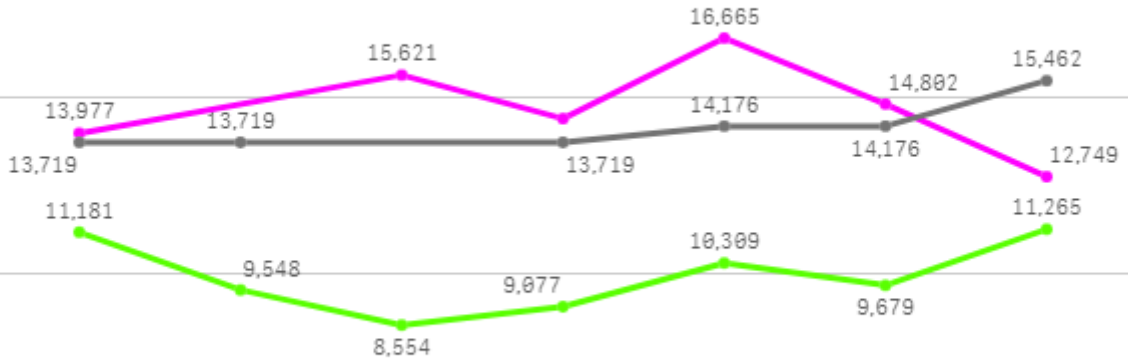
0

산지별 주출하 시군구



주간 도매가격(원)

◆ 2025 ● 2024 ◆ 평년



03/15 03/16 03/17 03/18 03/19 03/20 03/21

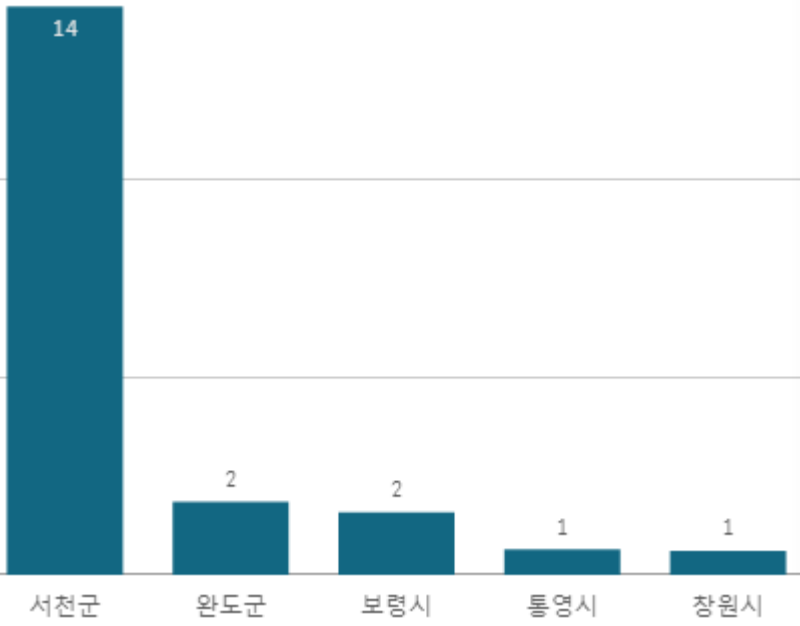
구분	금주(A)	전주(B)	전월(C)	전년(D)	평년(E)	A/B	A/C	A/D	A/E
가격(원)	14,701	15,535	12,268	14,162	11,331	94.6%	119.8%	103.8%	129.7%

□ 건대멸치(1.5Kg) 주간 가격

구분	Q	품종	Q	단량	Q	특	상	보통	하
2025-03-15		건대멸치		1.5Kg		-	13,977	12,927	11,599
2025-03-17		건대멸치		1.5Kg		-	15,621	12,731	10,422
2025-03-18		건대멸치		1.5Kg		-	14,391	12,069	11,009
2025-03-19		건대멸치		1.5Kg		-	16,665	13,720	10,409
2025-03-20		건대멸치		1.5Kg		-	14,802	13,608	10,491
2025-03-21		건대멸치		1.5Kg		-	12,749	11,008	10,281
평균						-	14,701	12,677	10,702

건세열차(1.5Kg)

산지별 거래물량(톤)



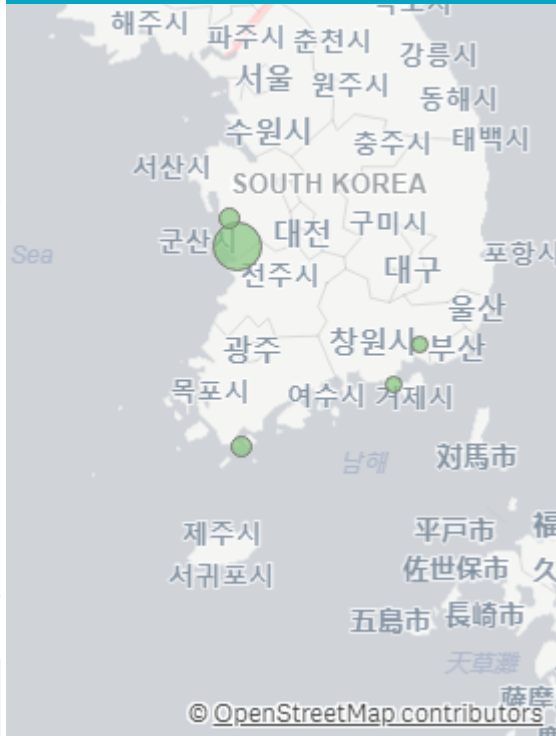
출하산지(개소)

5

출하건수(천건)

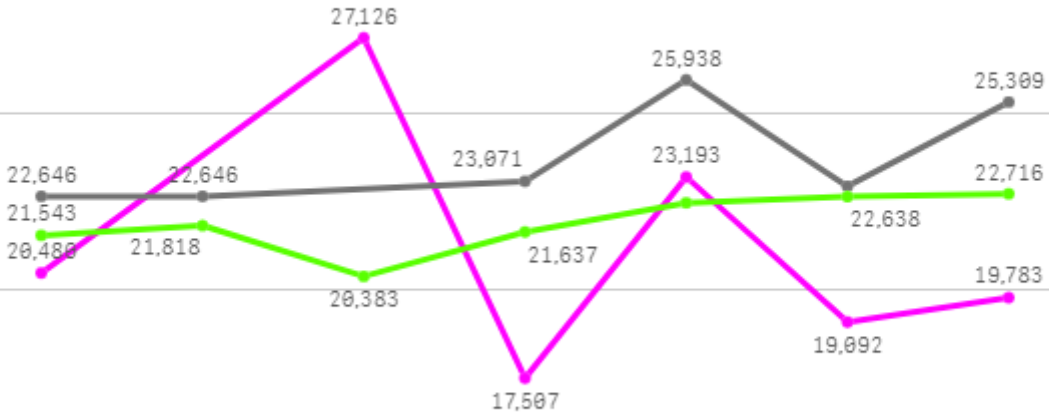
0

산지별 주출하 시군구



주간 도매가격(원)

◆ 2025 ● 2024 ◆ 평년



03/15 03/16 03/17 03/18 03/19 03/20 03/21

구분	금주(A)	전주(B)	전월(C)	전년(D)	평년(E)	A/B	A/C	A/D	A/E
가격(원)	21,197	20,950	16,666	23,757	21,633	101.2%	127.2%	89.2%	98.0%

□ 건세멸치(1.5Kg) 주간 가격

구분	Q	품종	Q	단량	Q	특	상	보통	하
2025-03-15		건세멸치		1.5Kg		-	20,480	16,926	11,026
2025-03-17		건세멸치		1.5Kg		-	27,126	16,476	12,584
2025-03-18		건세멸치		1.5Kg		-	17,507	14,545	10,572
2025-03-19		건세멸치		1.5Kg		-	23,193	15,144	10,831
2025-03-20		건세멸치		1.5Kg		-	19,092	15,173	9,046
2025-03-21		건세멸치		1.5Kg		-	19,783	13,613	10,234
평균						-	21,197	15,313	10,716