
2025년 가락시장

주요 품목 주간 거래동향

2월 1주차 주요 동향

[2025. 2.1. ~ 2.7.]



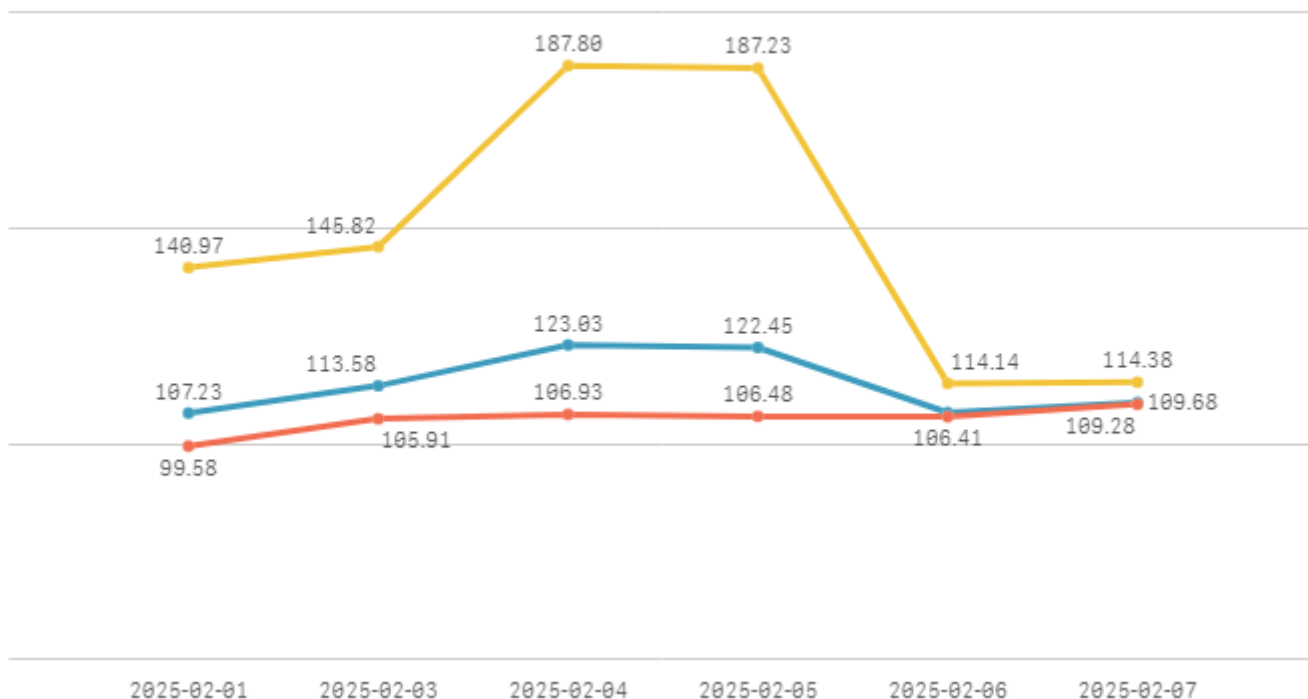
서울특별시농수산물공사

[데이터전략팀]

1. 주간 표준지수

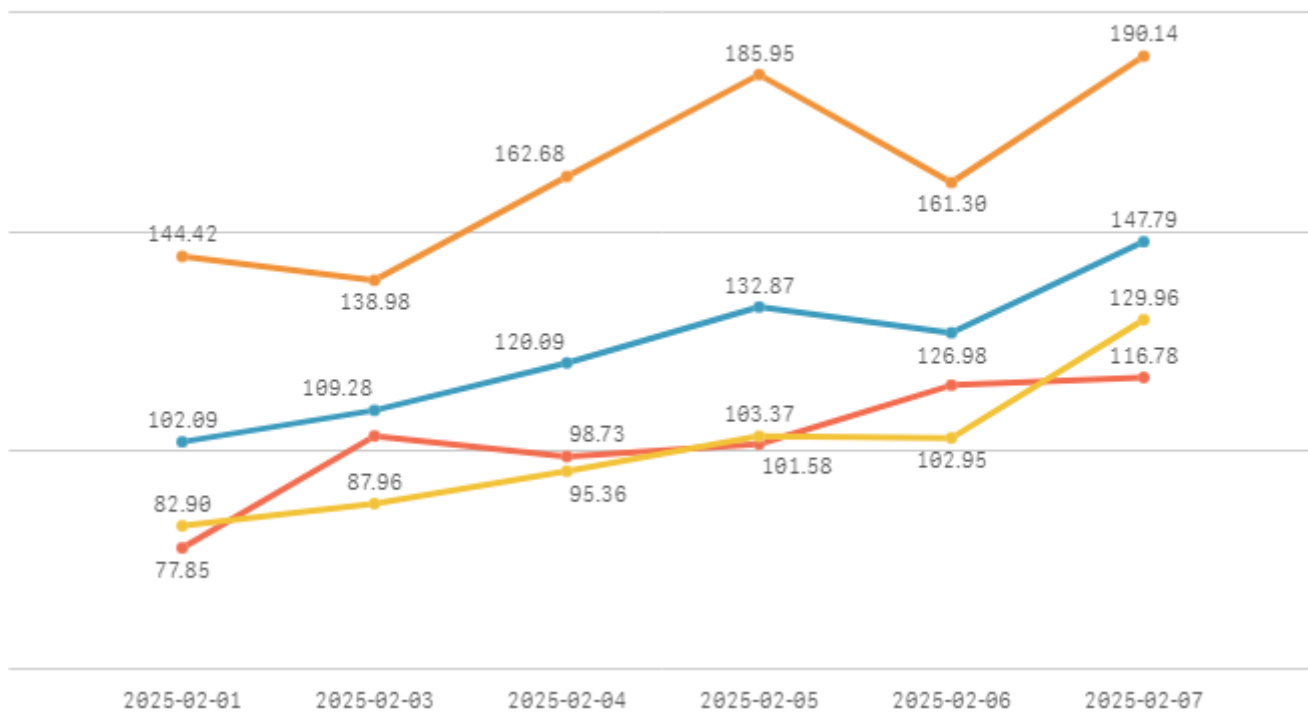
□ 청과부류

합계 채소계 과일계



□ 수산부류

합계 생선류 조개류 건어류



2. 주요 품목 주간 거래동향

주요 품목(종) 주간동향 (2025.02.01 ~ 02.07)

품종 단위	Q	금주평균	전주평균	전월평균	전년평균	5년평균 가격	전주대비	전월대비	전년대비	5년평균 대비
(선)갈치(5키로상자)		221,922	185,310	156,307	168,456	167,059	20% ▲	42% ▲	32% ▲	33% ▲
간마늘 대서(20키로)		145,129	143,520	135,858	133,494	145,181	1% ▲	7% ▲	9% ▲	-0% ▼
간쪽파(10키로상자)		134,878	155,727	135,785	133,467	108,808	-13% ▼	-1% ▼	1% ▲	24% ▲
(선)고등어(10키로상자)		86,934	54,968	42,248	41,837	54,702	58% ▲	106% ▲	108% ▲	59% ▲
배 신고(15키로상자)		81,589	66,023	90,279	75,778	64,703	24% ▲	-10% ▼	8% ▲	26% ▲
(선)명태 수입(10키로상자)		79,825	100,627	50,172	59,809	77,562	-21% ▼	59% ▲	33% ▲	3% ▲
백다다기오이(100개)		72,036	100,515	72,851	122,592	84,327	-28% ▼	-1% ▼	-41% ▼	-15% ▼
오이맛고추(10키로상자)		69,670	73,802	46,028	105,590	85,326	-6% ▼	51% ▲	-34% ▼	-18% ▼
오렌지 네블 수입(18키로상자)		67,868	78,375	94,724	73,425	67,131	-13% ▼	-28% ▼	-8% ▼	1% ▲
쪽파(10키로상자)		67,517	100,552	107,794	98,707	74,911	-33% ▼	-37% ▼	-32% ▼	-10% ▼
사과 부사(10키로상자)		60,904	52,146	88,076	65,813	49,132	17% ▲	-31% ▼	-7% ▼	24% ▲
당근(20키로상자)		60,896	63,925	72,440	42,672	42,335	-5% ▼	-16% ▼	43% ▲	44% ▲
청양고추(10키로상자)		57,378	68,129	57,776	147,311	105,254	-16% ▼	-1% ▼	-61% ▼	-45% ▼
(냉)고등어 수입(10키로상자)		49,728	49,957	54,458	35,214	36,624	-0% ▼	-9% ▼	41% ▲	36% ▲
단감 부유(10키로상자)		40,064	45,336	34,746	64,824	44,212	-12% ▼	15% ▲	-38% ▼	-9% ▼
빨강 파프리카(5키로상자)		40,062	52,039	33,596	52,073	43,510	-23% ▼	19% ▲	-23% ▼	-8% ▼
애호박(20개)		36,509	40,963	29,933	48,612	37,856	-11% ▼	22% ▲	-25% ▼	-4% ▼
감자 두백(20키로상자)		35,798	36,465	36,458	34,941	36,456	-2% ▼	-2% ▼	2% ▲	-2% ▼
무(20키로상자)		30,303	28,132	31,781	11,717	15,724	8% ▲	-5% ▼	159% ▲	93% ▲
감귤(5키로상자)		30,148	29,754	21,745	31,765	20,453	1% ▲	39% ▲	-5% ▼	47% ▲
호박밭 고무마(10키로상자)		29,449	26,219	26,131	28,339	29,571	12% ▲	13% ▲	4% ▲	-0% ▼
딸기 설향(2키로상자)		26,621	36,346	31,334	35,826	27,460	-27% ▼	-15% ▼	-26% ▼	-3% ▼
만감 레드향(5키로상자)		26,414	35,215	40,719	44,753	35,441	-25% ▼	-35% ▼	-41% ▼	-25% ▼
골드파인애플 수입(12키로상자)		24,104	23,686	23,729	33,091	27,513	2% ▲	2% ▲	-27% ▼	-12% ▼
알배기배추(8키로상자)		23,152	20,381	21,640	20,670	17,965	14% ▲	7% ▲	12% ▲	29% ▲
바나나 수입(13키로상자)		22,664	22,542	19,786	28,054	24,555	1% ▲	15% ▲	-19% ▼	-8% ▼
만감 천혜향(3키로상자)		18,163	22,158	22,917	24,206	19,433	-18% ▼	-21% ▼	-25% ▼	-7% ▼
겉종합(10키로망대)		17,563	17,519	17,721	13,409	13,093	0% ▲	-1% ▼	31% ▲	34% ▲
시금치(4키로상자)		16,626	18,165	16,943	22,909	16,522	-8% ▼	-2% ▼	-27% ▼	1% ▲
양배추(8키로망대)		16,536	12,727	15,050	6,401	8,229	30% ▲	10% ▲	158% ▲	101% ▲
대추방울토마토(3키로상자)		15,208	16,802	17,066	25,434	17,235	-9% ▼	-11% ▼	-40% ▼	-12% ▼
토마토(5키로상자)		15,037	12,329	12,874	27,933	18,043	22% ▲	17% ▲	-46% ▼	-17% ▼
배추(10키로망대)		14,882	13,708	16,261	6,681	8,094	9% ▲	-8% ▼	123% ▲	84% ▲
팽이버섯(5키로상자)		14,468	15,456	14,292	14,234	13,836	-6% ▼	1% ▲	2% ▲	5% ▲
건종멸치(1.5키로상자)		13,727	14,961	17,158	14,929	12,624	-8% ▼	-20% ▼	-8% ▼	9% ▲
감 대봉시(10키로상자)		12,752	12,752	20,737	-	11,685	0% ▲	-39% ▼	-	9% ▲
포도 샤인머스켓(2키로상자)		11,267	11,438	10,565	21,644	21,660	-1% ▼	7% ▲	-48% ▼	-48% ▼
굴(1키로)		10,358	13,841	9,838	8,387	9,424	-25% ▼	5% ▲	24% ▲	10% ▲
상추 포기잡(4키로상자)		10,253	12,349	18,520	19,664	17,378	-17% ▼	-45% ▼	-48% ▼	-41% ▼
새송이버섯(2키로상자)		8,334	10,401	9,972	9,495	8,039	-20% ▼	-16% ▼	-12% ▼	4% ▲
대파(일반)(1키로단)		2,022	1,811	2,138	3,697	2,731	12% ▲	-5% ▼	-45% ▼	-26% ▼
양파(1키로)		1,508	1,439	1,540	1,143	1,357	5% ▲	-2% ▼	32% ▲	11% ▲

□ 품종별 등락가격 비교(전주대비)

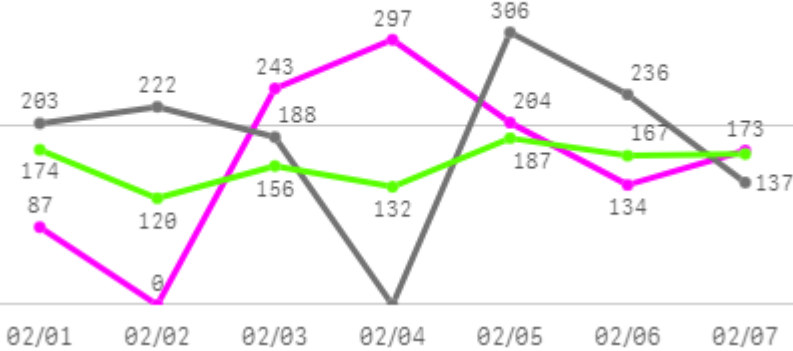
구분	품목(종)명
상승 품목(종)	(선)갈치(20%),(선)고등어(58%),대파(일반)(12%),무(8%),배 신고(24%),배추(9%),사과 부사(17%),알배기배추(14%),양배추(30%),토마토(22%),호박밤 고구마(12%)
하락 품목(종)	(선)명태 수입(-21%),건증멸치(-8%),굴(-25%),간쪽파(-13%),단감 부유(-12%),대추방울토마토(-9%),딸기 설향(-27%),만감 레드향(-25%),만감 천혜향(-18%),백다다기오이(-28%),빨강 파프리카(-23%),상추 포기잡(-17%),새송이버섯(-20%),시금치(-8%),애호박(-11%),오렌지 네블 수입(-13%),오이맛고추(-6%),쪽파(-33%),청양고추(-16%),팽이버섯(-6%)
보합 품목(종)(+5%)	(냉)고등어 수입,감 대봉시,감굴,감자 두백,겉흙합,골드파인애플 수입,간마늘 대서,당근,바나나 수입,양파,포도 샤인머스켓

3. 품목(종)별 주간 거래동향

고구마

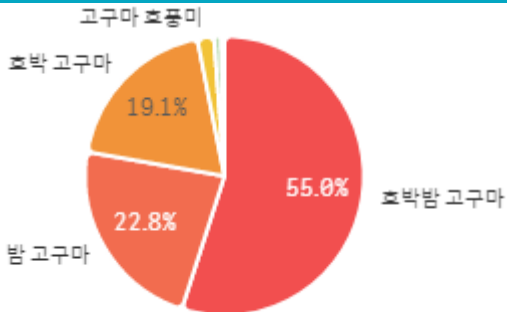
주간 반입량(톤)

● 2025 ● 2024 ● 평년

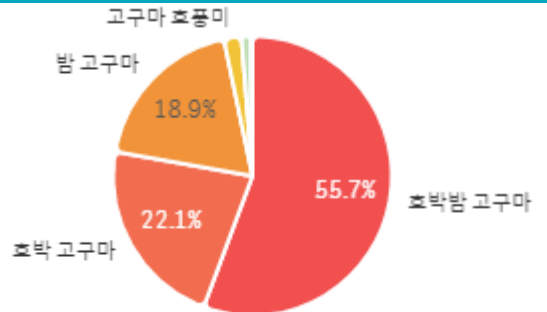


구분	금주(A)	전주(B)	전월(C)	전년(D)	평년(E)	A/B	A/C	A/D	A/E
물량(톤)	1,139	153	844	1,292	1,095	744.2%	135.0%	88.1%	104.0%

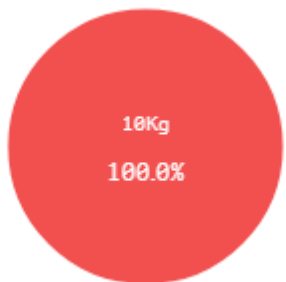
출하 품종별 거래물량 구성비



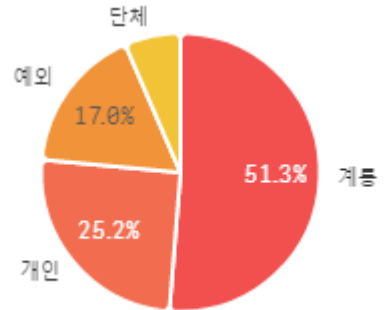
출하 품종별 거래금액 구성비



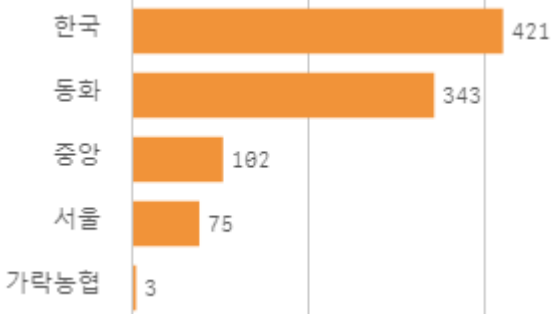
거래 단량별 물량 구성비



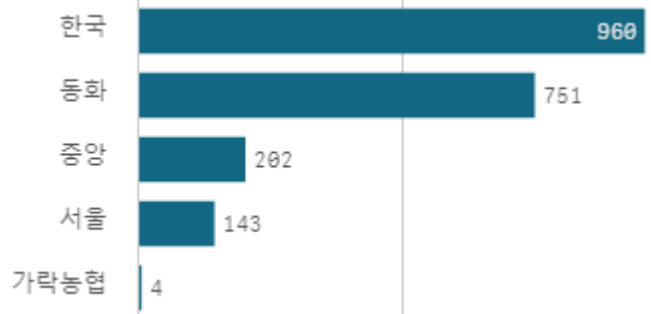
출하자별 거래물량 구성비



도매시장 법인별 거래물량(톤)

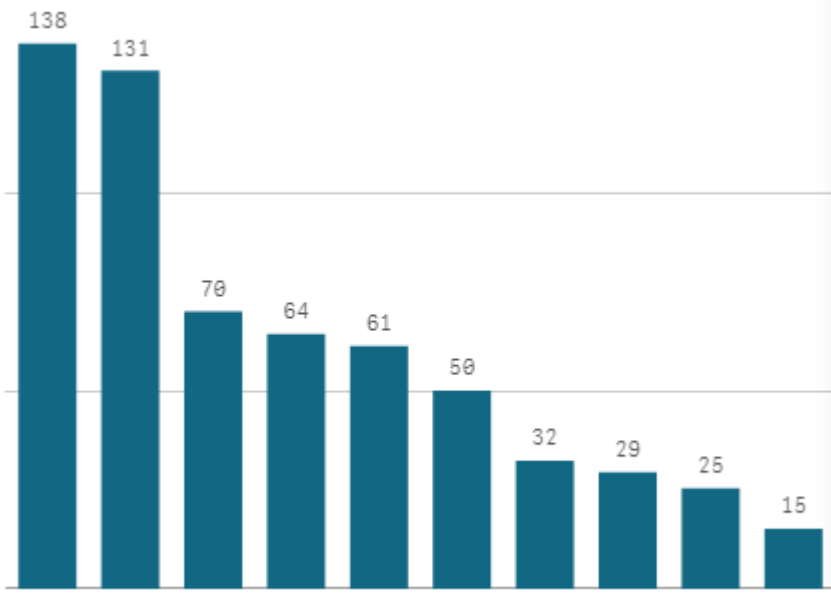


도매시장 법인별 거래금액(백만원)



호박밤 고구마(10Kg)

산지별 거래물량(톤)



출하산지(개소)

12

출하건수(천건)

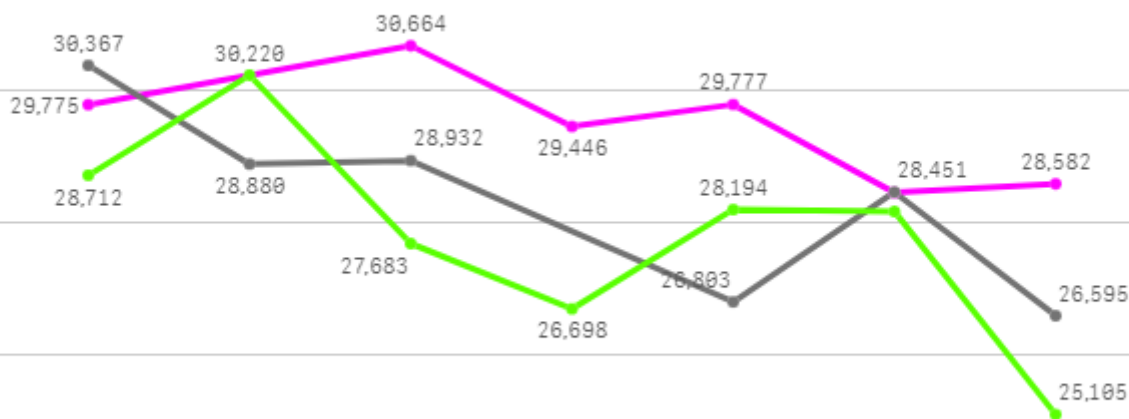
2

산지별 주출하 시군구



주간 도매가격(원)

◆ 2025 ● 2024 ◆ 평년



02/01 02/02 02/03 02/04 02/05 02/06 02/07

구분	금주(A)	전주(B)	전월(C)	전년(D)	평년(E)	A/B	A/C	A/D	A/E
가격(원)	29,449	26,219	26,131	28,339	29,571	112.3%	112.7%	103.9%	99.6%

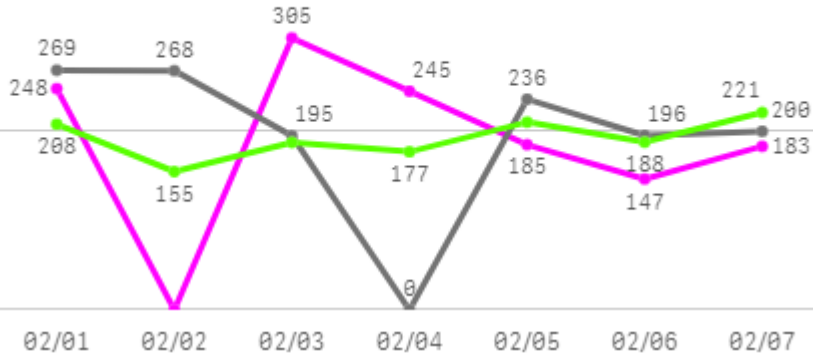
□ 호박밤 고구마(10Kg) 주간 가격

구분	Q	품종	Q	단량	Q	특	상	보통	하
2025-02-01		호박밤 고구마		10Kg		36,945	29,775	19,932	9,600
2025-02-03		호박밤 고구마		10Kg		41,069	30,664	20,044	9,450
2025-02-04		호박밤 고구마		10Kg		41,650	29,446	19,390	9,037
2025-02-05		호박밤 고구마		10Kg		41,748	29,777	19,453	9,060
2025-02-06		호박밤 고구마		10Kg		36,862	28,451	19,290	9,868
2025-02-07		호박밤 고구마		10Kg		41,653	28,582	20,117	10,372
평균						39,988	29,449	19,704	9,565

감자

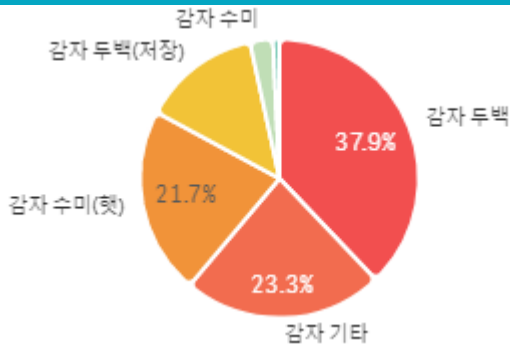
주간 반입량(톤)

◆ 2025 ● 2024 ▲ 평년

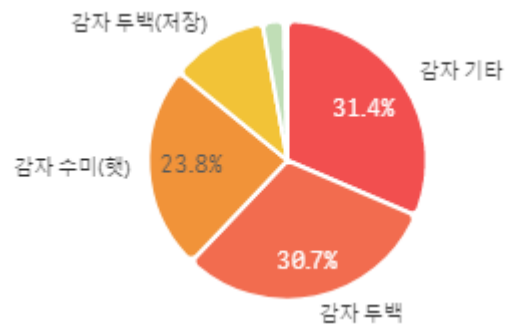


구분	금주(A)	전주(B)	전월(C)	전년(D)	평년(E)	A/B	A/C	A/D	A/E
물량(톤)	1,313	290	1,262	1,364	1,342	452.4%	104.1%	96.3%	97.8%

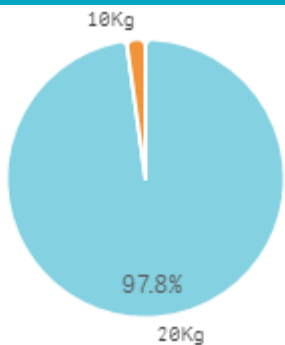
출하 품종별 거래물량 구성비



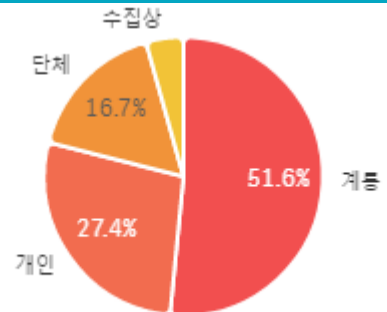
출하 품종별 거래금액 구성비



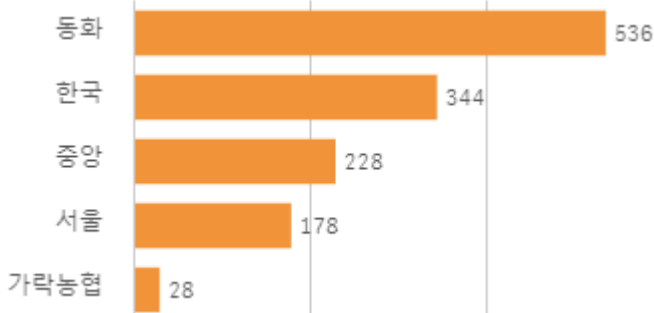
거래 단량별 물량 구성비



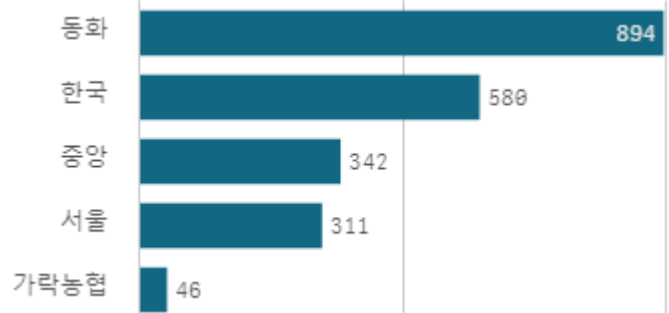
출하자별 거래물량 구성비



도매시장 법인별 거래물량(톤)

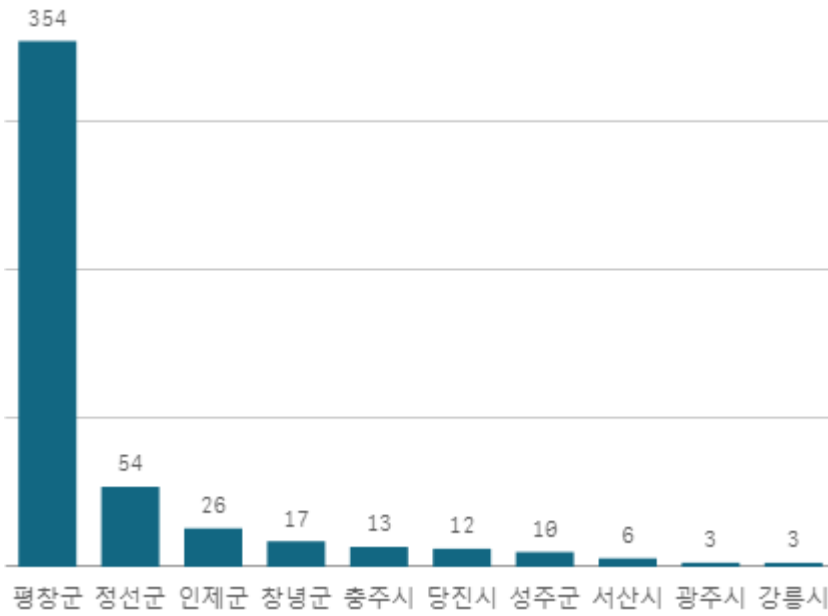


도매시장 법인별 거래금액(백만원)



감자 두백(20Kg)

산지별 거래물량(톤)



출하산지(개소)

10

출하건수(천건)

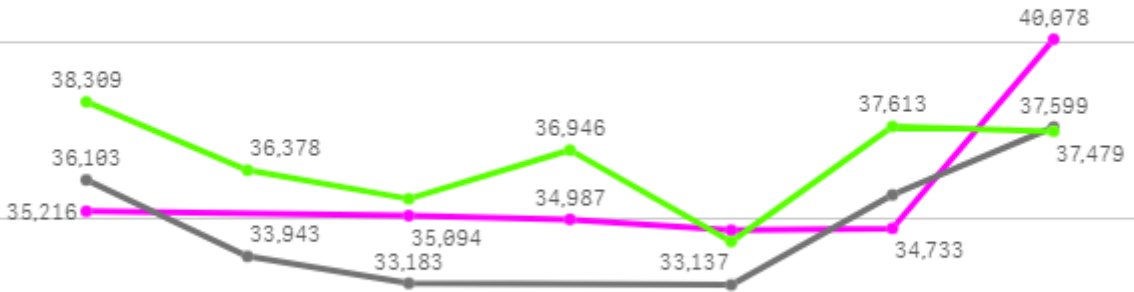
0

산지별 주출하 시군구



주간 도매가격(원)

◆ 2025 ● 2024 ◆ 평년



02/01 02/02 02/03 02/04 02/05 02/06 02/07

구분	금주(A)	전주(B)	전월(C)	전년(D)	평년(E)	A/B	A/C	A/D	A/E
가격(원)	35,798	36,465	36,458	34,941	36,456	98.2%	98.2%	102.5%	98.2%

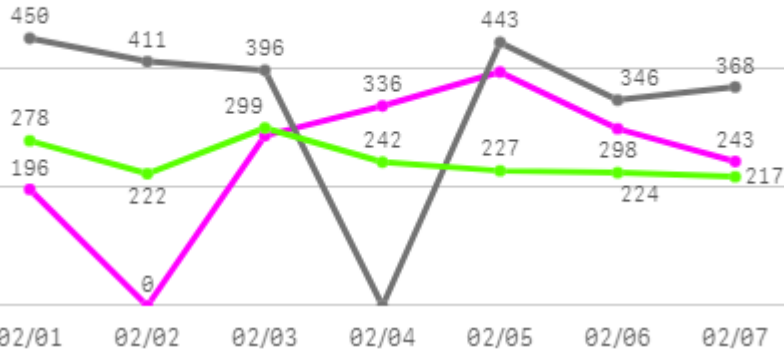
□ 감자 두백(20Kg) 주간 가격

구분	Q	품종	Q	단량	Q	특	상	보통	하
2025-02-01		감자 두백		20Kg		41,899	35,216	28,287	13,424
2025-02-03		감자 두백		20Kg		40,854	35,094	27,883	15,404
2025-02-04		감자 두백		20Kg		41,661	34,987	25,781	13,428
2025-02-05		감자 두백		20Kg		39,029	34,682	26,260	15,649
2025-02-06		감자 두백		20Kg		41,890	34,733	25,108	10,554
2025-02-07		감자 두백		20Kg		44,000	40,078	30,002	17,223
평균						41,556	35,798	27,220	14,280

배추

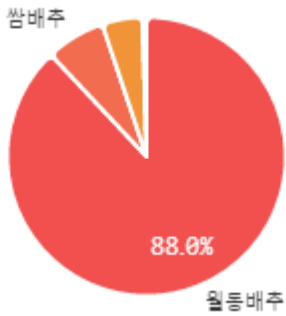
주간 반입량(톤)

◆ 2025 ● 2024 ▲ 평년

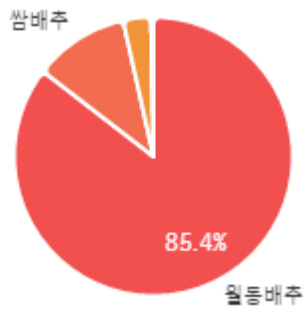


구분	금주(A)	전주(B)	전월(C)	전년(D)	평년(E)	A/B	A/C	A/D	A/E
물량(톤)	1,752	674	1,571	2,415	1,768	260.2%	111.5%	72.6%	99.1%

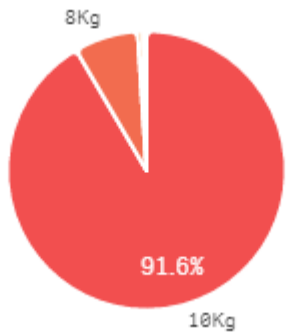
출하 품종별 거래물량 구성비



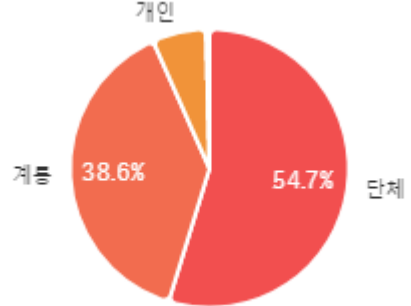
출하 품종별 거래금액 구성비



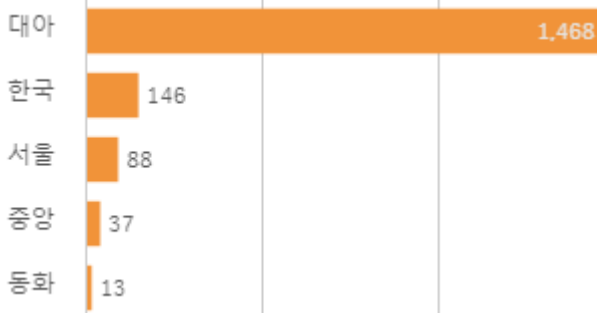
거래 단량별 물량 구성비




출하자별 거래물량 구성비



도매시장 법인별 거래물량(톤)

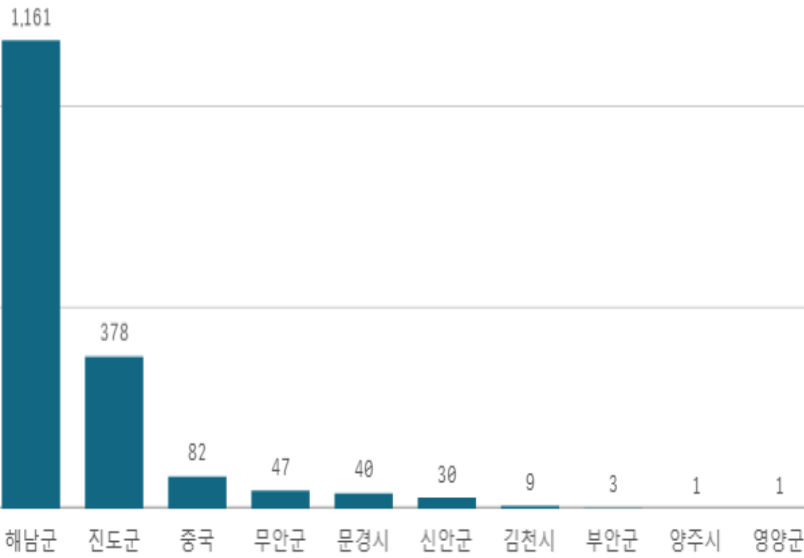


도매시장 법인별 거래금액(백만원)



배추(10Kg)

산지별 거래물량(톤)



산지별 주출하 시군구



출하산지(개소)

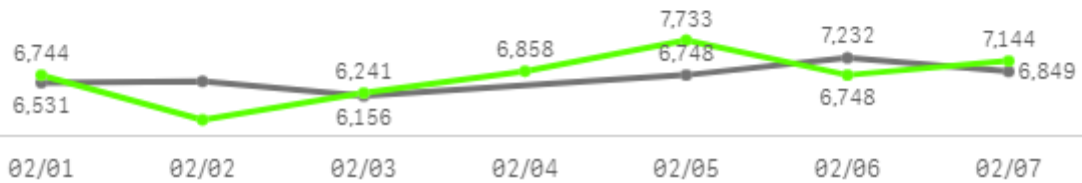
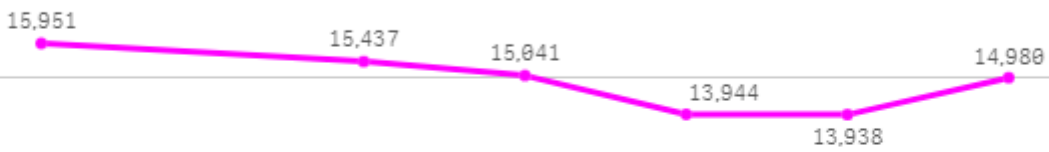
12

출하건수(천건)

1

주간 도매가격(원)

◆ 2025 ● 2024 ◆ 평년



구분	금주(A)	전주(B)	전월(C)	전년(D)	평년(E)	A/B	A/C	A/D	A/E
가격(원)	14,882	13,708	16,261	6,681	8,094	108.6%	91.5%	222.8%	183.9%

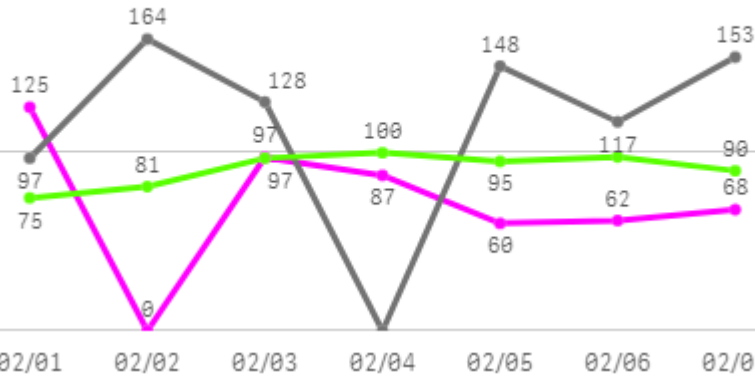
□ 배추(10Kg) 주간 가격

구분	Q	품종	Q	단량	Q	특	상	보통	하
2025-02-01		배추		10Kg		16,800	15,951	14,461	10,289
2025-02-03		배추		10Kg		17,432	15,437	14,064	10,389
2025-02-04		배추		10Kg		17,050	15,041	13,082	9,812
2025-02-05		배추		10Kg		15,216	13,944	12,522	9,835
2025-02-06		배추		10Kg		16,639	13,938	12,241	10,419
2025-02-07		배추		10Kg		17,282	14,980	12,880	10,215
평균						16,737	14,882	13,208	10,160

알배기배추

주간 반입량(톤)

◆ 2025 ● 2024 ▲ 평년



구분	금주(A)	전주(B)	전월(C)	전년(D)	평년(E)	A/B	A/C	A/D	A/E
물량(톤)	500	292	400	808	639	171.2%	125.0%	61.9%	78.3%

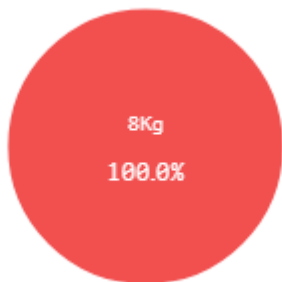
출하 품종별 거래물량 구성비



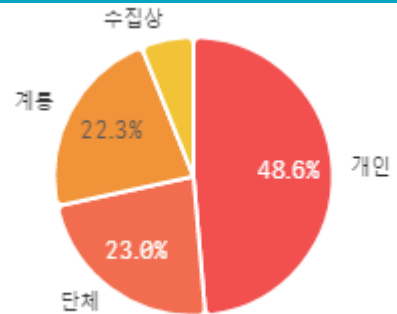
출하 품종별 거래금액 구성비



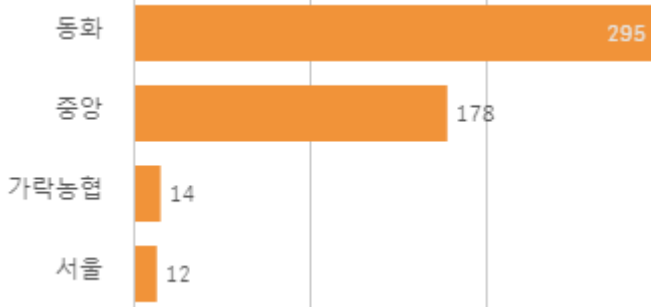
거래 단량별 물량 구성비



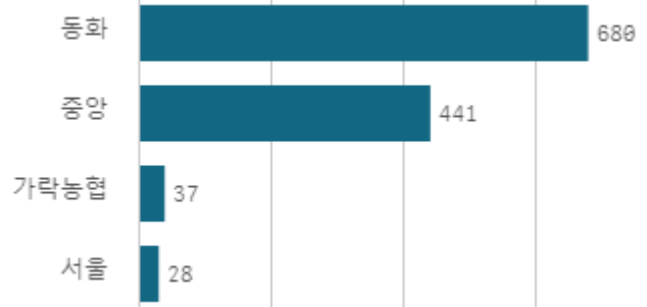
출하자별 거래물량 구성비



도매시장 법인별 거래물량(톤)

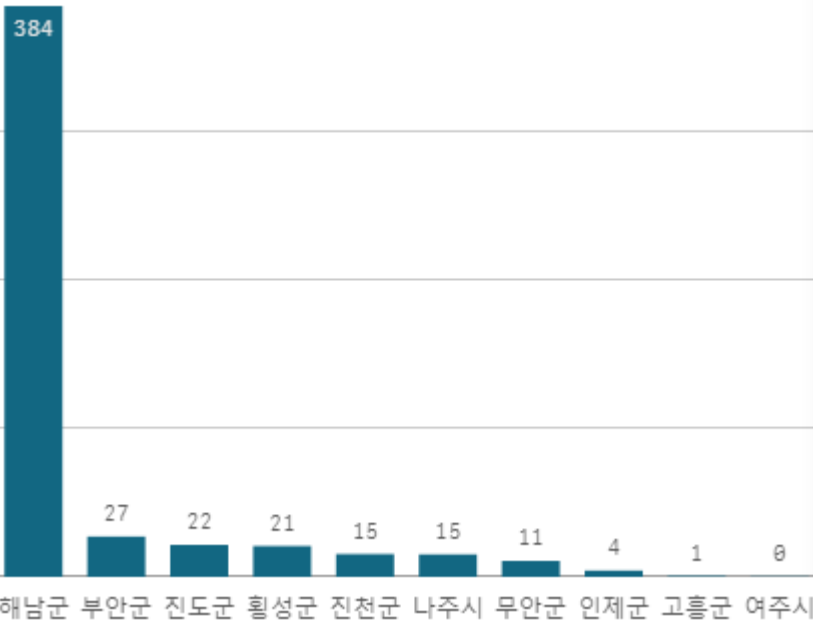


도매시장 법인별 거래금액(백만원)



알배기배추(8Kg)

산지별 거래물량(톤)



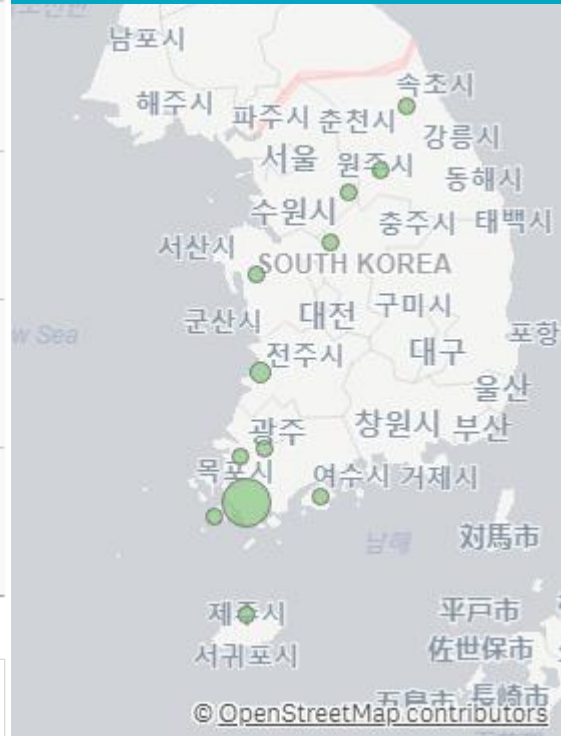
출하산지(개소)

12

출하건수(천건)

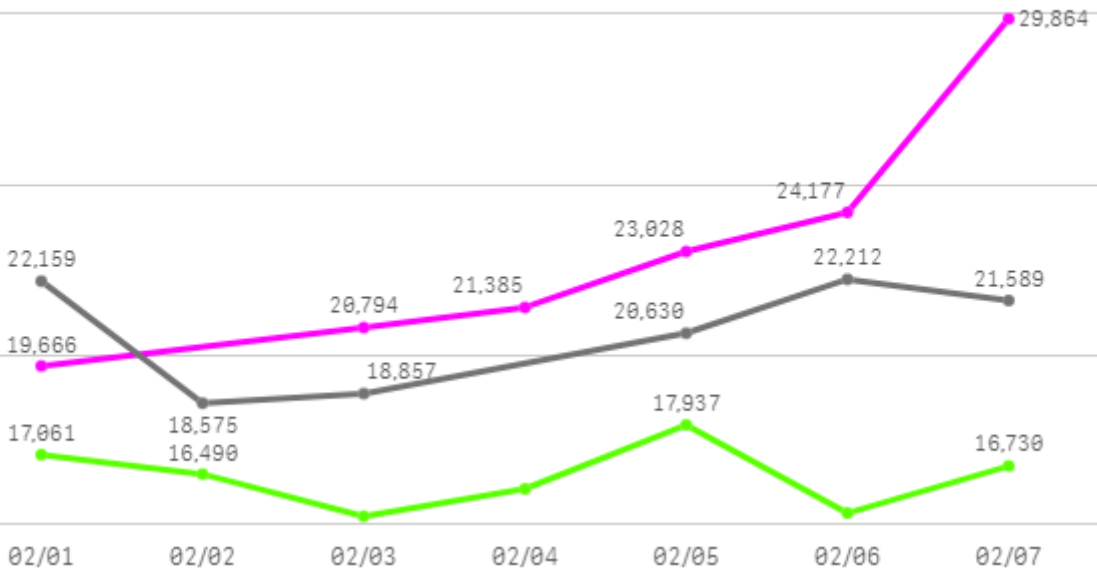
1

산지별 주출하 시군구



주간 도매가격(원)

◆ 2025 ● 2024 ◆ 평년



구분	금주(A)	전주(B)	전월(C)	전년(D)	평년(E)	A/B	A/C	A/D	A/E
가격(원)	23,152	20,381	21,640	20,670	17,965	113.6%	107.0%	112.0%	128.9%

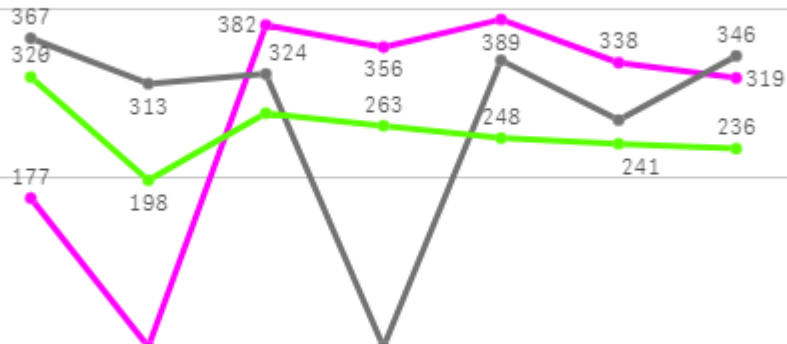
□ 알배기배추(8Kg) 주간 가격

구분	Q	품종	Q	단량	Q	특	상	보통	하
2025-02-01		알배기배추		8Kg		20,811	19,666	15,814	10,717
2025-02-03		알배기배추		8Kg		23,552	20,794	15,805	9,936
2025-02-04		알배기배추		8Kg		24,176	21,385	16,784	10,592
2025-02-05		알배기배추		8Kg		24,000	23,028	19,260	13,168
2025-02-06		알배기배추		8Kg		25,626	24,177	19,160	11,894
2025-02-07		알배기배추		8Kg		32,577	29,864	23,327	13,246
평균						25,124	23,152	18,358	11,592

양배추

주간 반입량(톤)

◆ 2025 ◆ 2024 ◆ 평년

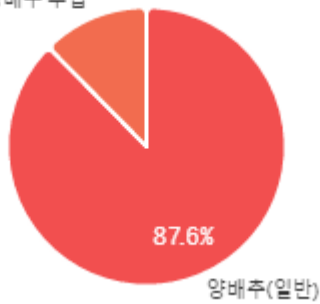


02/01 02/02 02/03 02/04 02/05 02/06 02/07

구분	금주(A)	전주(B)	전월(C)	전년(D)	평년(E)	A/B	A/C	A/D	A/E
물량(톤)	1,961	863	1,415	1,959	1,821	227.4%	138.6%	100.1%	107.7%

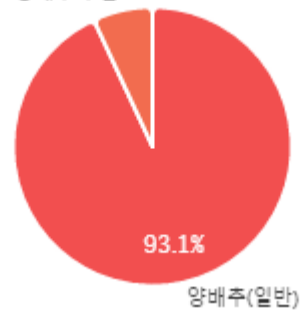
출하 품종별 거래물량 구성비

양배추 수입



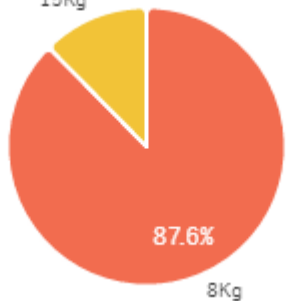
출하 품종별 거래금액 구성비

양배추 수입



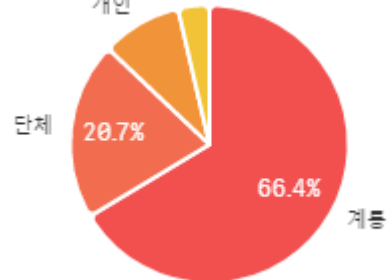
거래 단량별 물량 구성비

15Kg

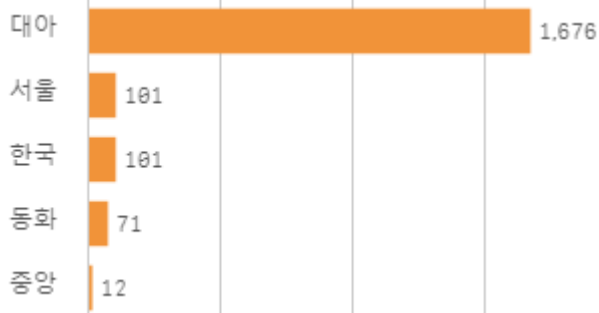


출하자별 거래물량 구성비


개인



도매시장 법인별 거래물량(톤)

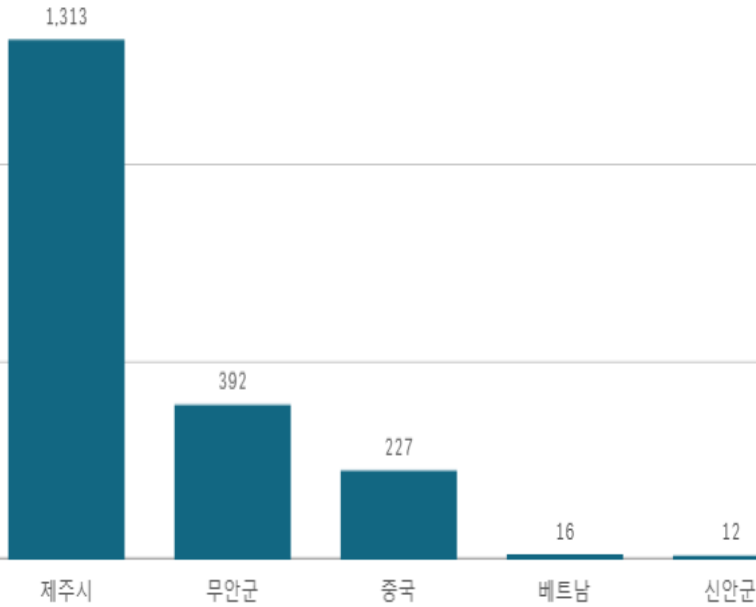


도매시장 법인별 거래금액(백만원)

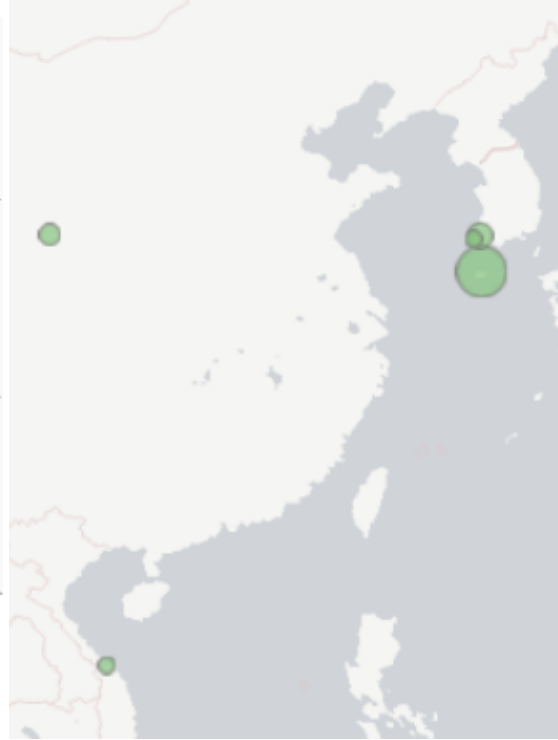


양배추(8Kg)

산지별 거래물량(톤)



산지별 주출하 시군구



출하산지(개소)

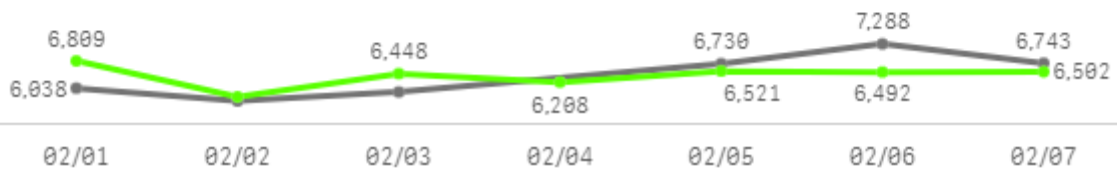
5

출하건수(천건)

1

주간 도매가격(원)

◆ 2025 ● 2024 ◆ 평년



구분	금주(A)	전주(B)	전월(C)	전년(D)	평년(E)	A/B	A/C	A/D	A/E
가격(원)	16,536	12,727	15,050	6,401	8,229	129.9%	109.9%	258.4%	200.9%

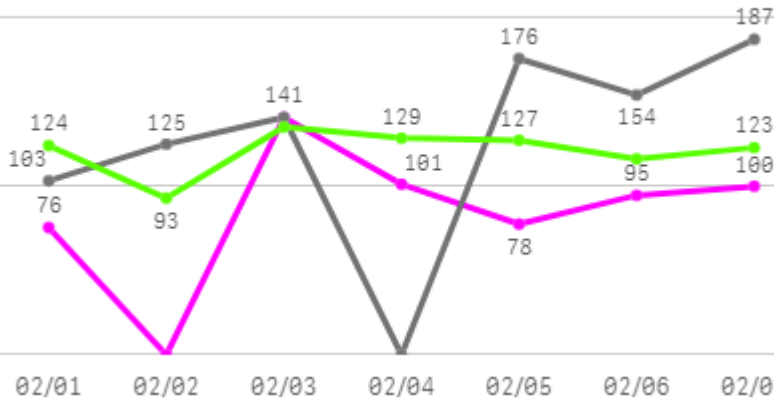
□ 양배추(8Kg) 주간 가격

구분	Q	품종	Q	단량	Q	특	상	보통	하
2025-02-01		양배추		8Kg		23,403	16,759	11,479	7,260
2025-02-03		양배추		8Kg		22,778	15,890	11,215	7,284
2025-02-04		양배추		8Kg		24,498	17,292	11,210	6,986
2025-02-05		양배추		8Kg		23,730	17,110	12,143	7,375
2025-02-06		양배추		8Kg		23,997	16,834	11,076	6,912
2025-02-07		양배추		8Kg		22,098	15,332	11,828	7,881
평균						23,417	16,536	11,492	7,283

시금치

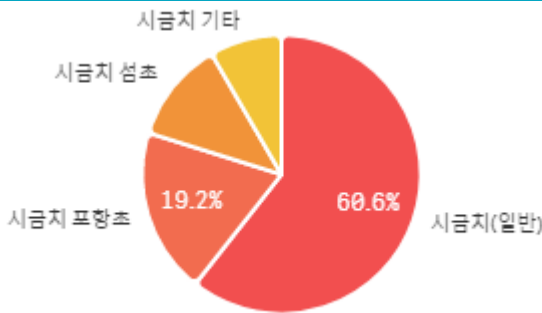
주간 반입량(톤)

◆ 2025 ● 2024 ▲ 평년

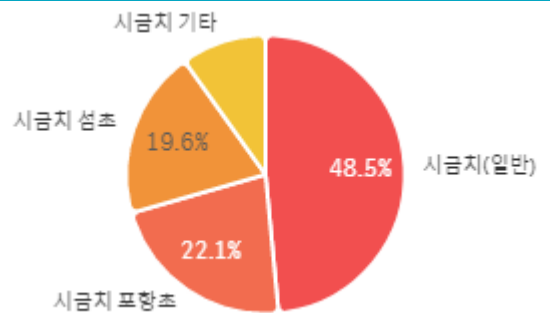


구분	금주(A)	전주(B)	전월(C)	전년(D)	평년(E)	A/B	A/C	A/D	A/E
물량(톤)	590	572	525	887	779	103.3%	112.5%	66.5%	75.8%

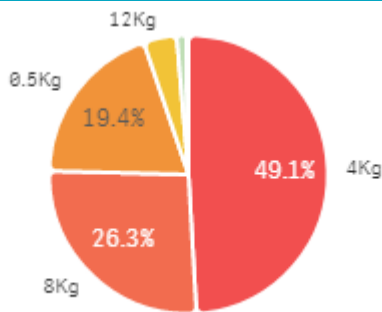
출하 품종별 거래물량 구성비



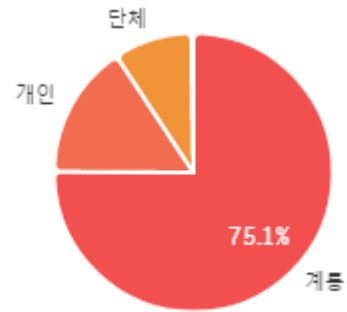
출하 품종별 거래금액 구성비



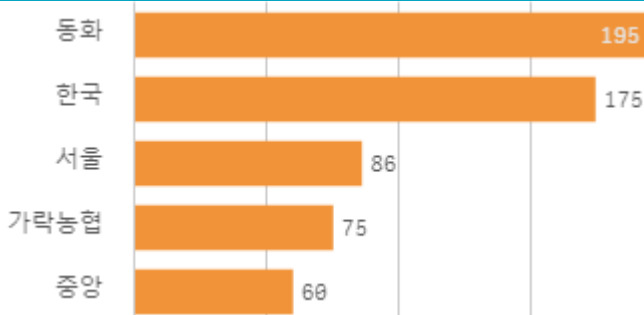
거래 단량별 물량 구성비



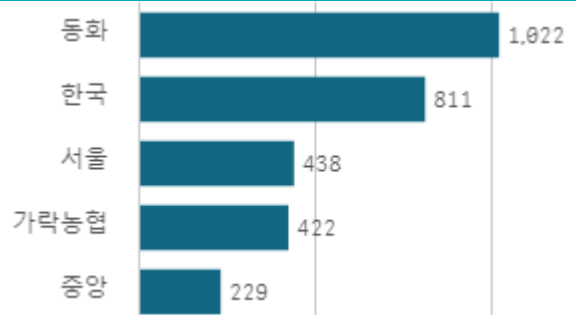
출하자별 거래물량 구성비



도매시장 법인별 거래물량(톤)

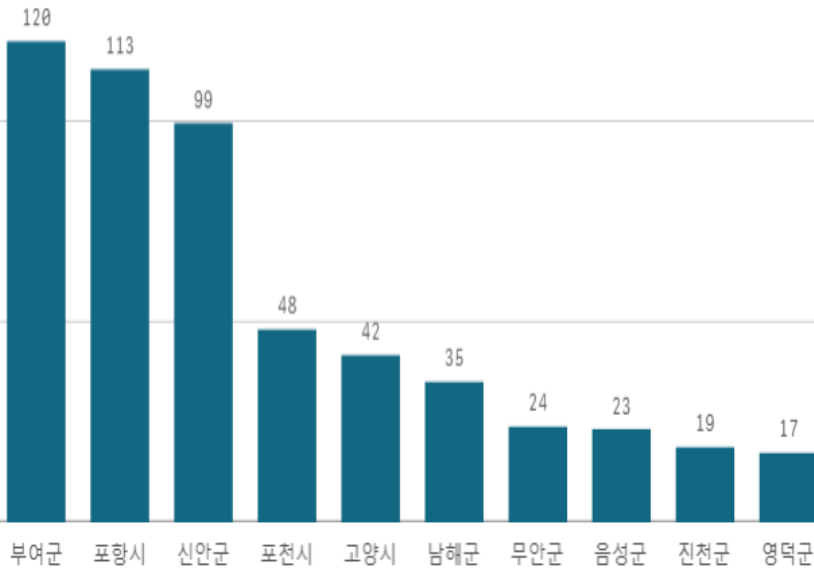


도매시장 법인별 거래금액(백만원)



시금치(4Kg)

산지별 거래물량(톤)



출하산지(개소)

32

출하건수(천건)

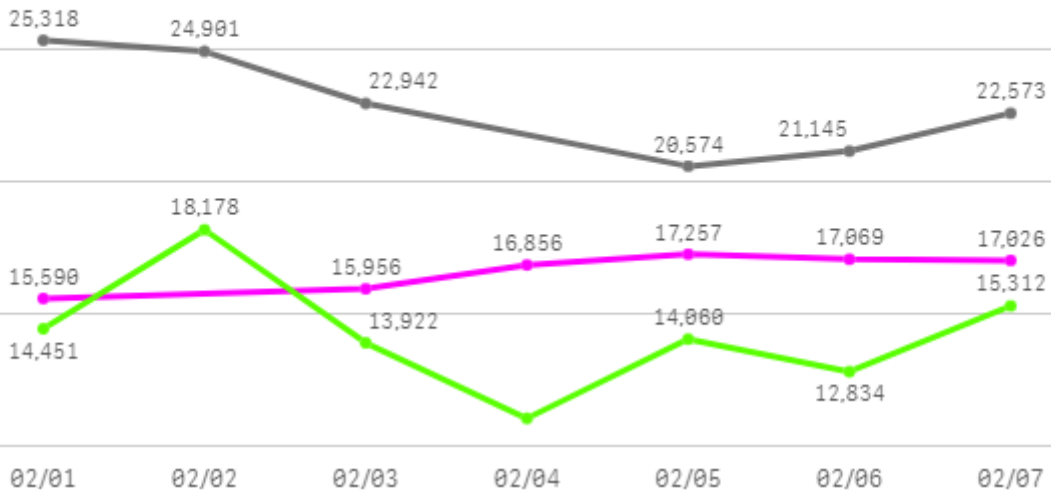
5

산지별 주출하 시군구



주간 도매가격(원)

◆ 2025 ● 2024 ▲ 평년



구분	금주(A)	전주(B)	전월(C)	전년(D)	평년(E)	A/B	A/C	A/D	A/E
가격(원)	16,626	18,165	16,943	22,909	16,522	91.5%	98.1%	72.6%	100.6%

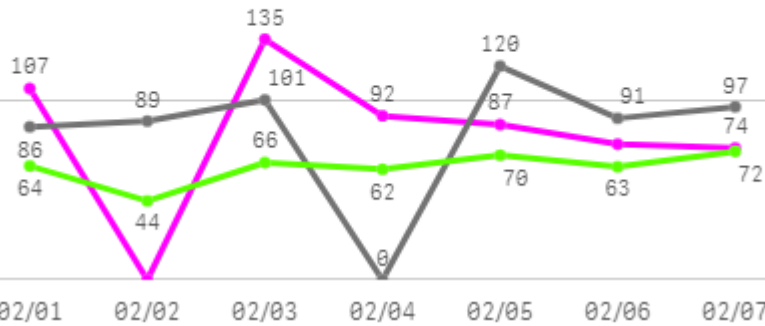
□ 시금치(4Kg) 주간 가격

구분	Q	품종	Q	단량	Q	특	상	보통	하
2025-02-01		시금치		4Kg		18,448	15,590	12,564	8,505
2025-02-03		시금치		4Kg		18,541	15,956	13,365	9,500
2025-02-04		시금치		4Kg		20,576	16,856	14,810	11,060
2025-02-05		시금치		4Kg		20,564	17,257	15,033	12,292
2025-02-06		시금치		4Kg		20,295	17,069	14,810	12,410
2025-02-07		시금치		4Kg		20,603	17,026	14,634	12,468
평균						19,838	16,626	14,203	11,039

상추

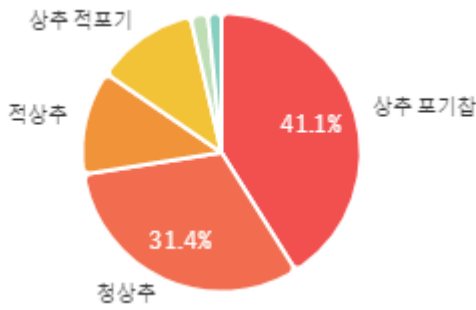
주간 반입량(톤)

◆ 2025 ● 2024 ▲ 평년

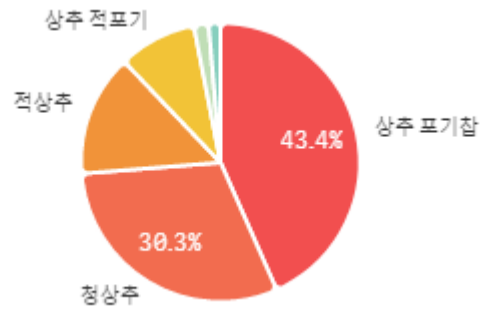


구분	금주(A)	전주(B)	전월(C)	전년(D)	평년(E)	A/B	A/C	A/D	A/E
물량(톤)	571	295	437	583	462	193.9%	130.7%	98.0%	123.8%

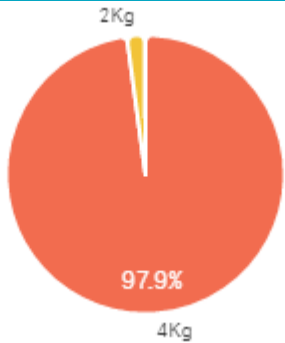
출하 품종별 거래물량 구성비



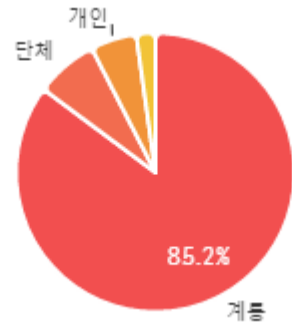
출하 품종별 거래금액 구성비



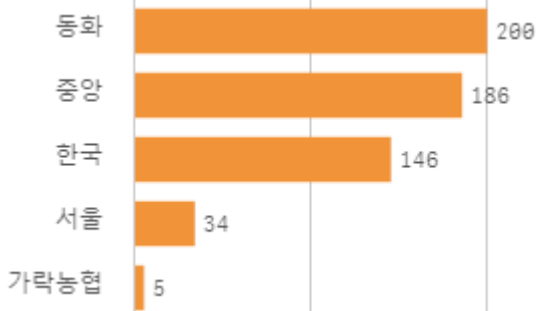
거래 단량별 물량 구성비



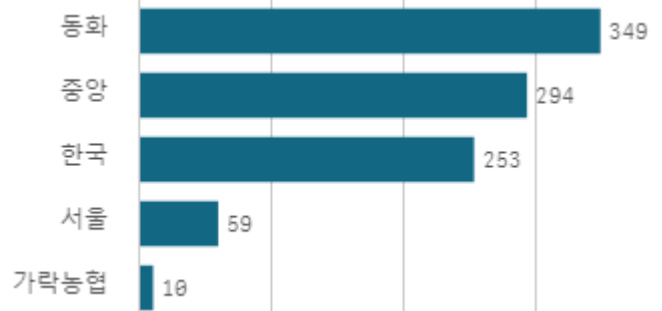
출하자별 거래물량 구성비



도매시장 법인별 거래물량(톤)

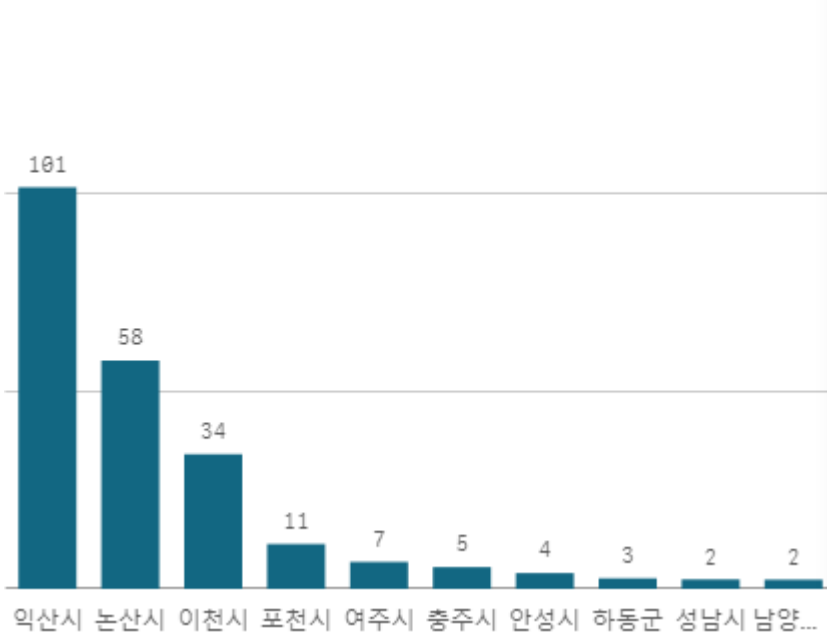


도매시장 법인별 거래금액(백만원)



상추 포기잡(4Kg)

산지별 거래물량(톤)



출하산지(개소)

24

출하건수(천건)

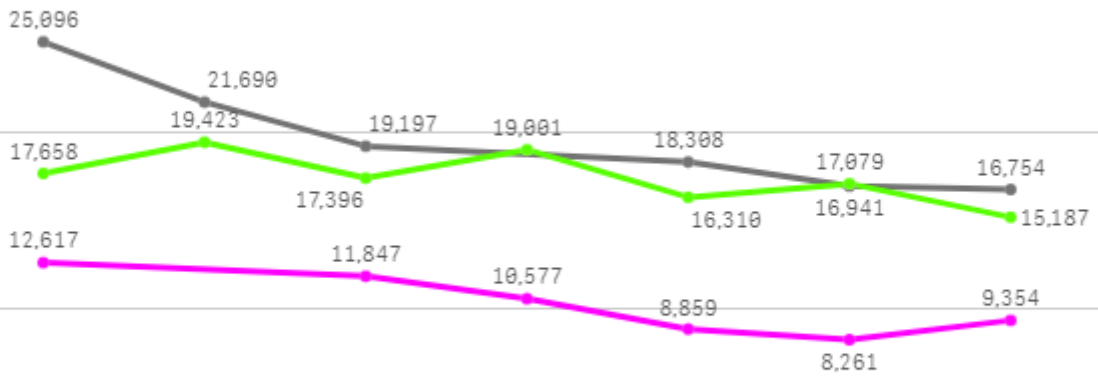
2

산지별 주출하 시군구



주간 도매가격(원)

◆ 2025 ● 2024 ◆ 평년



02/01 02/02 02/03 02/04 02/05 02/06 02/07

구분	금주(A)	전주(B)	전월(C)	전년(D)	평년(E)	A/B	A/C	A/D	A/E
가격(원)	10,253	12,349	18,520	19,664	17,378	83.0%	55.4%	52.1%	59.0%

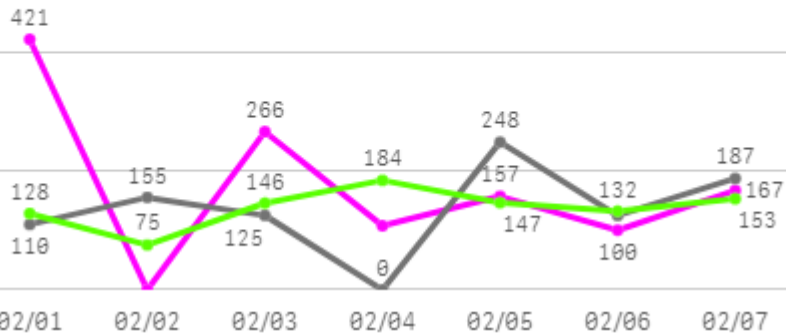
□ 상추 포기잡(4Kg) 주간 가격

구분	Q	품종	Q	단량	Q	특	상	보통	하
2025-02-01		상추 포기잡		4Kg		-	12,617	8,786	5,422
2025-02-03		상추 포기잡		4Kg		-	11,847	8,407	5,817
2025-02-04		상추 포기잡		4Kg		-	10,577	8,122	5,576
2025-02-05		상추 포기잡		4Kg		-	8,859	6,199	3,738
2025-02-06		상추 포기잡		4Kg		-	8,261	5,262	3,401
2025-02-07		상추 포기잡		4Kg		-	9,354	7,375	4,784
평균						-	10,253	7,359	4,790

오이

주간 반입량(톤)

◆ 2025 ● 2024 ▲ 평년

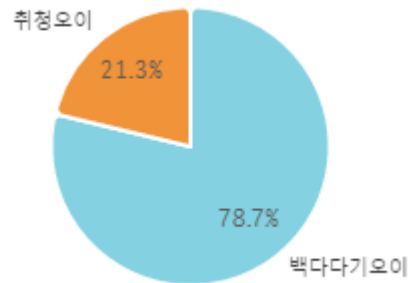


구분	금주(A)	전주(B)	전월(C)	전년(D)	평년(E)	A/B	A/C	A/D	A/E
물량(톤)	1,220	673	886	951	1,022	181.2%	137.8%	128.3%	119.4%

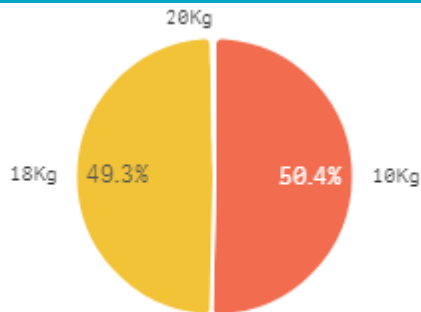
출하 품종별 거래물량 구성비



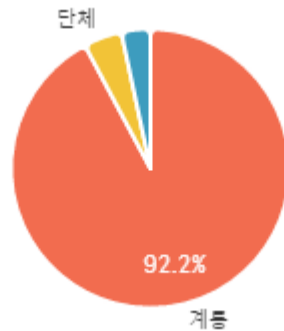
출하 품종별 거래금액 구성비



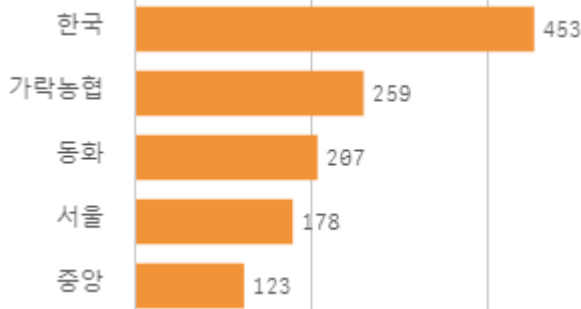
거래 단량별 물량 구성비



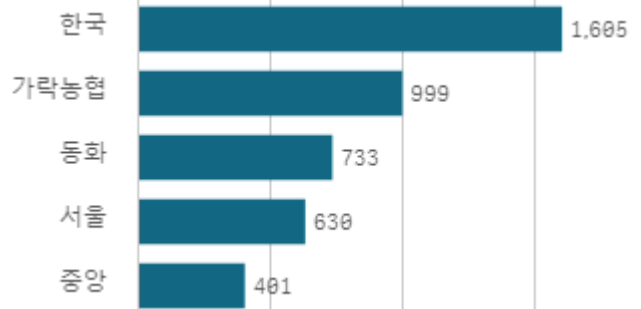
출하자별 거래물량 구성비



도매시장 법인별 거래물량(톤)

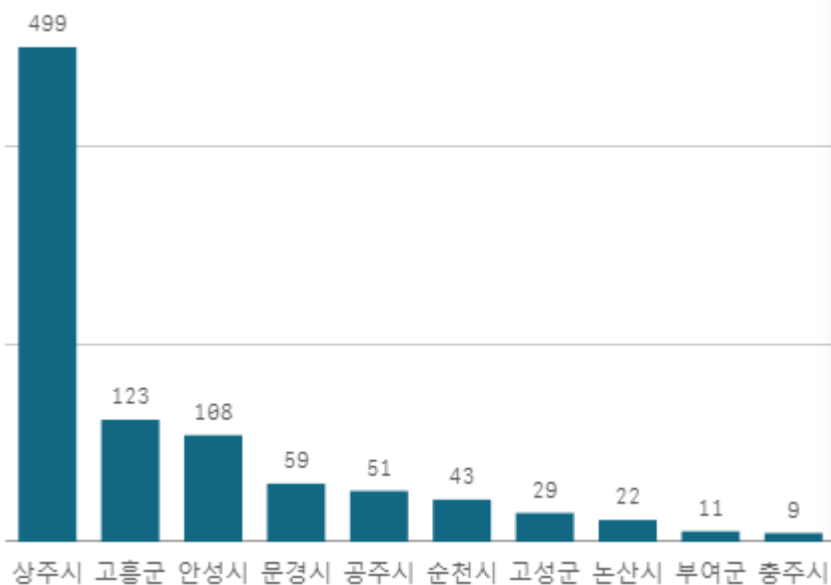


도매시장 법인별 거래금액(백만원)



백다다기오이(100개)

산지별 거래물량(톤)



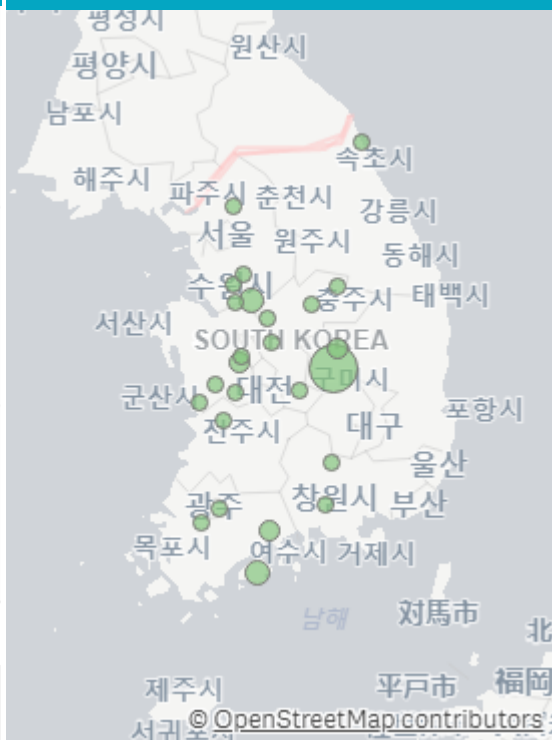
출하산지(개소)

30

출하건수(천건)

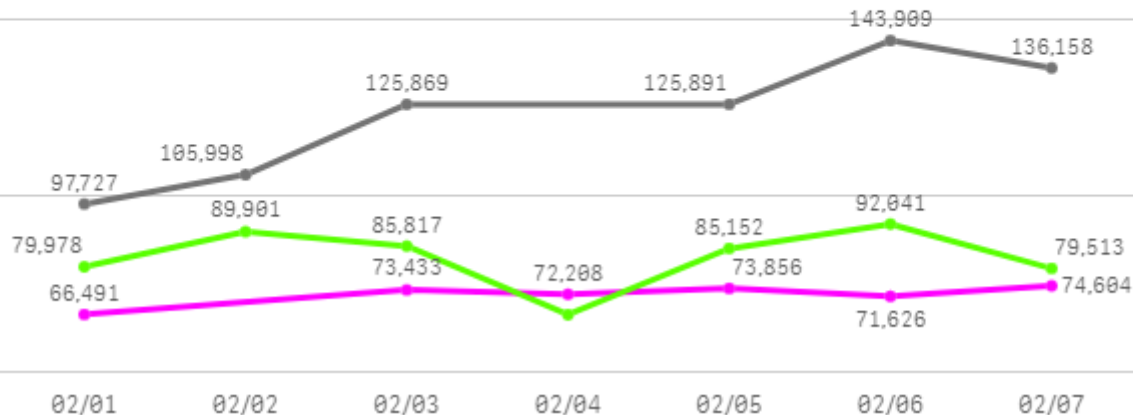
6

산지별 주출하 시군구



주간 도매가격(원)

◆ 2025 ● 2024 ◆ 평년



구분	금주(A)	전주(B)	전월(C)	전년(D)	평년(E)	A/B	A/C	A/D	A/E
가격(원)	72,036	100,515	72,851	122,592	84,327	71.7%	98.9%	58.8%	85.4%

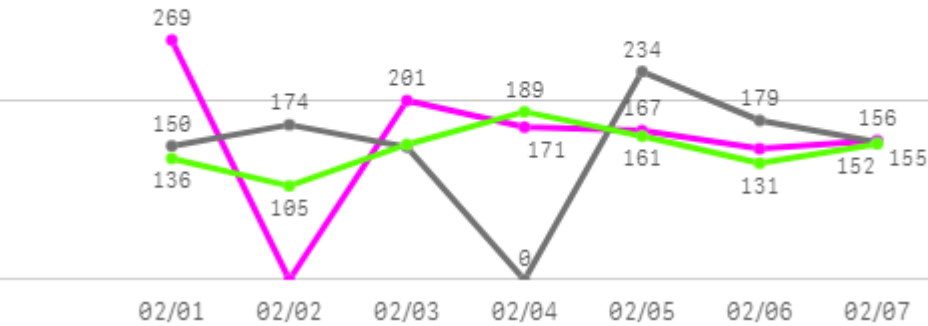
□ 백다다기오이(100개) 주간 가격

구분	Q	품종	Q	단량	Q	특	상	보통	하
2025-02-01		백다다기오이		100개		82,615	66,491	53,721	41,801
2025-02-03		백다다기오이		100개		92,711	73,433	58,728	46,378
2025-02-04		백다다기오이		100개		101,982	72,208	56,600	43,538
2025-02-05		백다다기오이		100개		105,702	73,856	57,196	44,201
2025-02-06		백다다기오이		100개		98,648	71,626	57,089	45,895
2025-02-07		백다다기오이		100개		101,825	74,604	59,731	47,214
평균						97,247	72,036	57,178	44,838

호박

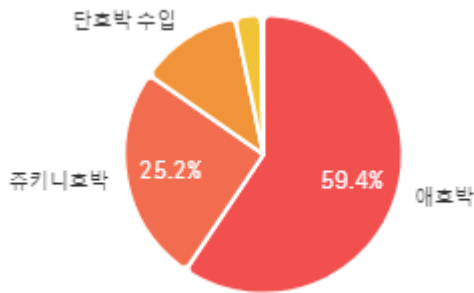
주간 반입량(톤)

◆ 2025 ● 2024 ▲ 평년

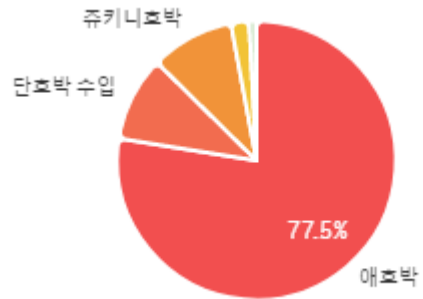


구분	금주(A)	전주(B)	전월(C)	전년(D)	평년(E)	A/B	A/C	A/D	A/E
물량(톤)	1,112	573	845	1,040	1,024	194.0%	131.5%	106.9%	108.5%

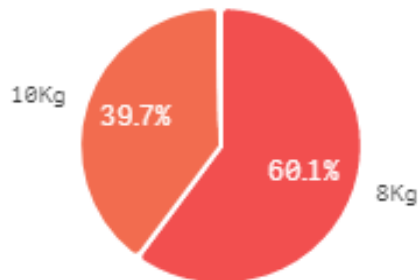
출하 품종별 거래물량 구성비



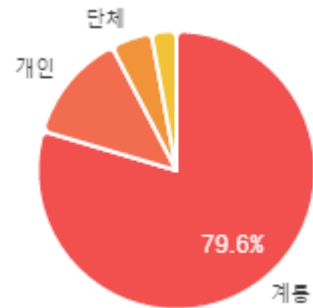
출하 품종별 거래금액 구성비



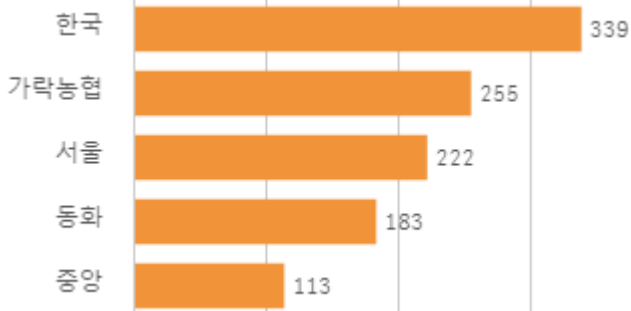
거래 단량별 물량 구성비



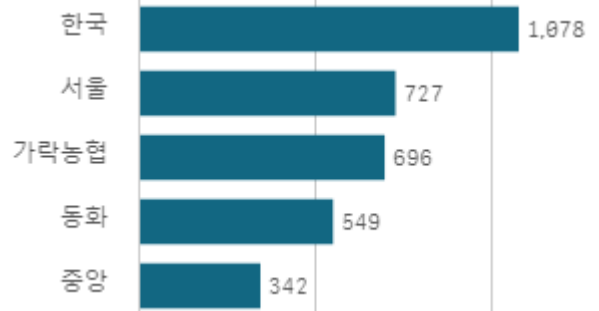
출하자별 거래물량 구성비



도매시장 법인별 거래물량(톤)

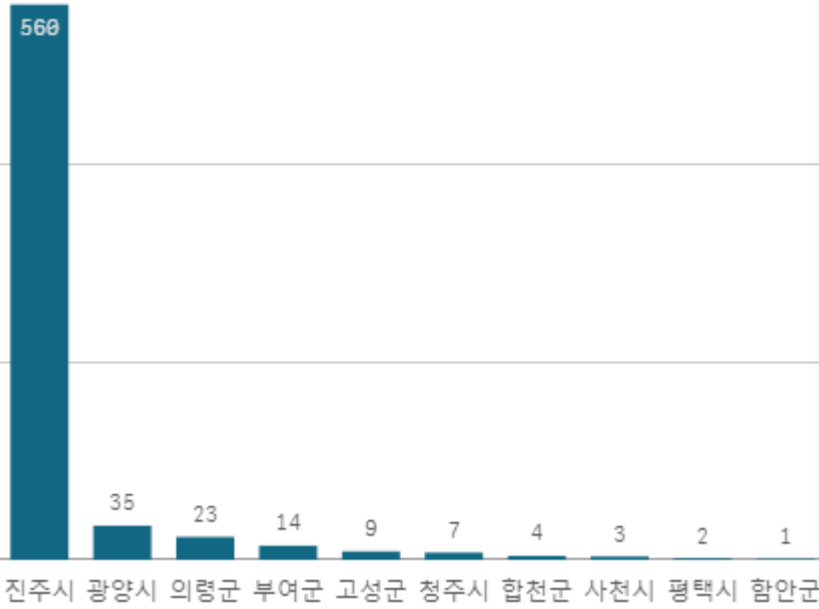


도매시장 법인별 거래금액(백만원)



애호박(20개)

산지별 거래물량(톤)



출하산지(개소)

16

출하건수(천건)

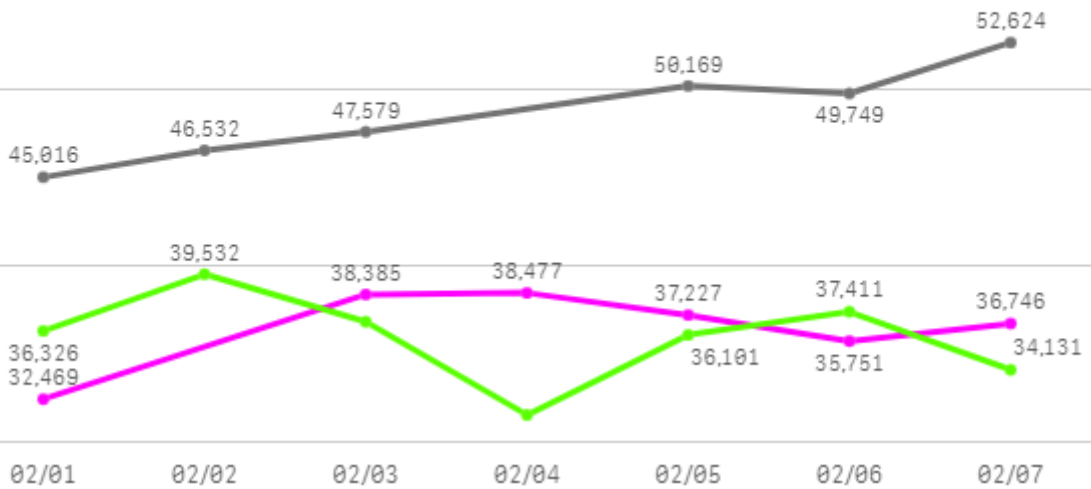
4

산지별 주출하 시군구



주간 도매가격(원)

◆ 2025 ● 2024 ◆ 평년



구분	금주(A)	전주(B)	전월(C)	전년(D)	평년(E)	A/B	A/C	A/D	A/E
가격(원)	36,509	40,963	29,933	48,612	37,856	89.1%	122.0%	75.1%	96.4%

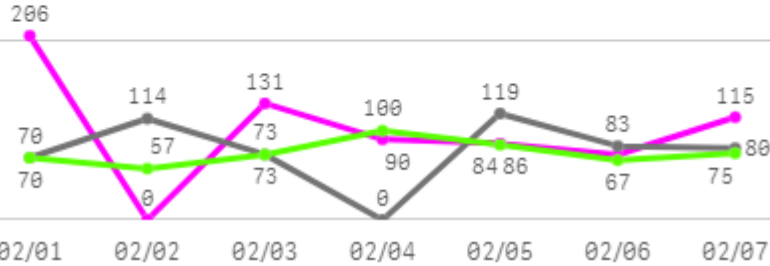
□ 애호박(20개) 주간 가격

구분	Q	품종	Q	단량	Q	특	상	보통	하
2025-02-01		애호박		20개		35,328	32,469	29,399	19,797
2025-02-03		애호박		20개		42,659	38,385	35,039	25,244
2025-02-04		애호박		20개		42,199	38,477	34,460	23,507
2025-02-05		애호박		20개		41,403	37,227	33,540	23,199
2025-02-06		애호박		20개		39,919	35,751	32,229	22,618
2025-02-07		애호박		20개		40,793	36,746	32,951	23,583
평균						40,384	36,509	32,936	22,991

토마토

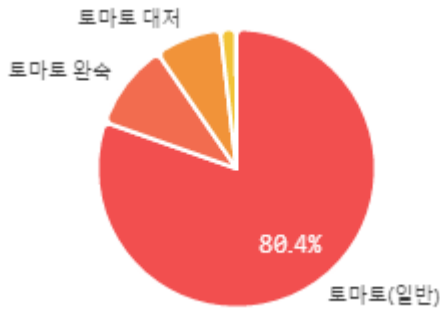
주간 반입량(톤)

◆ 2025 ● 2024 ▲ 평년

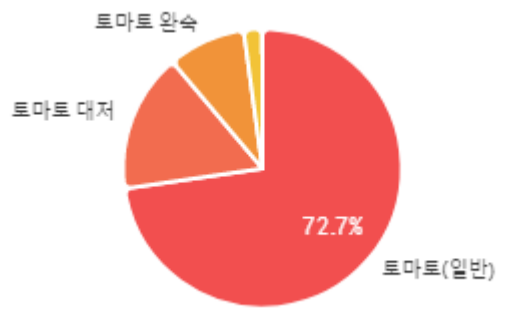


구분	금주(A)	전주(B)	전월(C)	전년(D)	평년(E)	A/B	A/C	A/D	A/E
물량(톤)	701	357	516	539	584	196.2%	135.9%	130.1%	120.1%

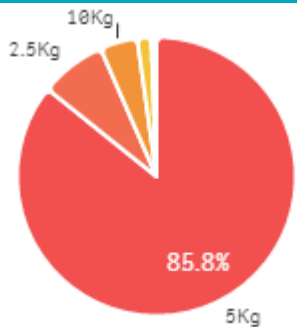
출하 품종별 거래물량 구성비



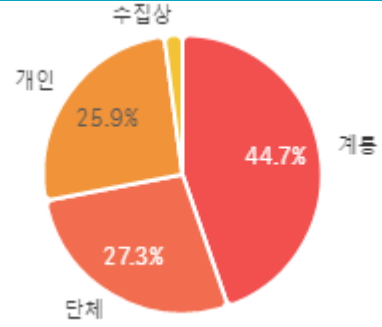
출하 품종별 거래금액 구성비



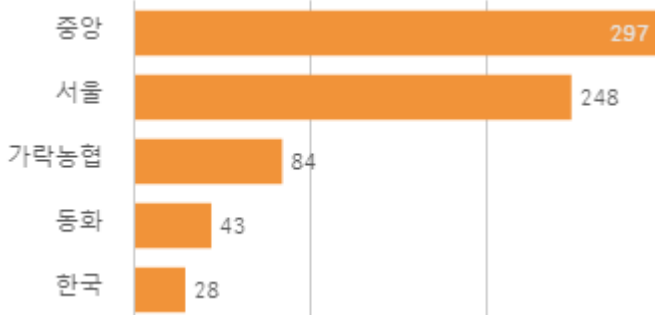
거래 단량별 물량 구성비



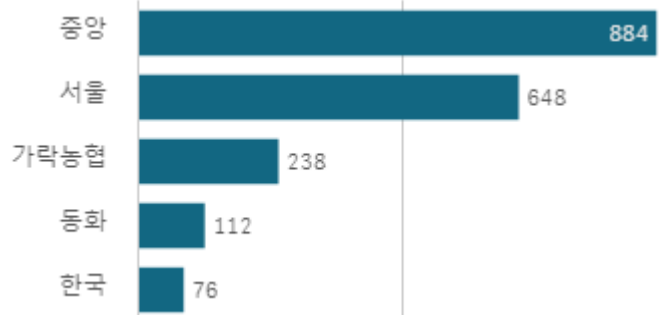
출하자별 거래물량 구성비



도매시장 법인별 거래물량(톤)

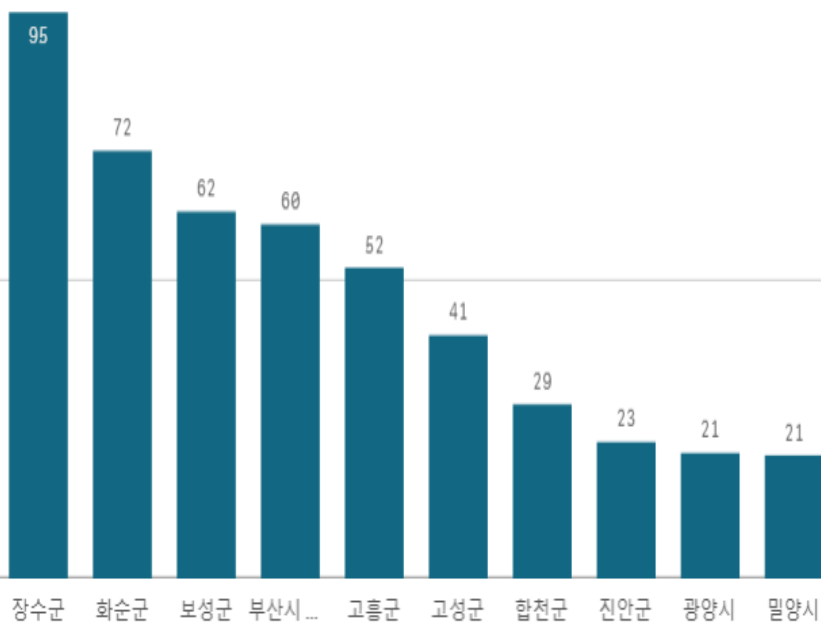


도매시장 법인별 거래금액(백만원)



토마토(5Kg)

산지별 거래물량(톤)



산지별 주출하 시군구



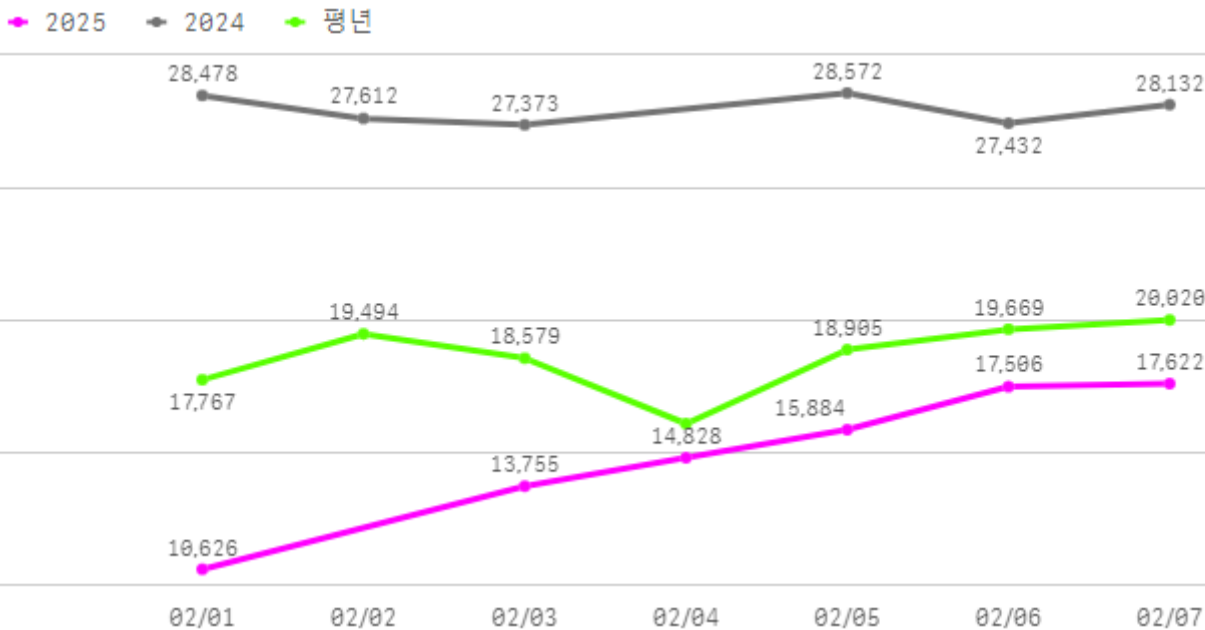
출하산지(개소)

45

출하건수(천건)

6

주간 도매가격(원)



구분	금주(A)	전주(B)	전월(C)	전년(D)	평년(E)	A/B	A/C	A/D	A/E
가격(원)	15,037	12,329	12,874	27,933	18,043	122.0%	116.8%	53.8%	83.3%

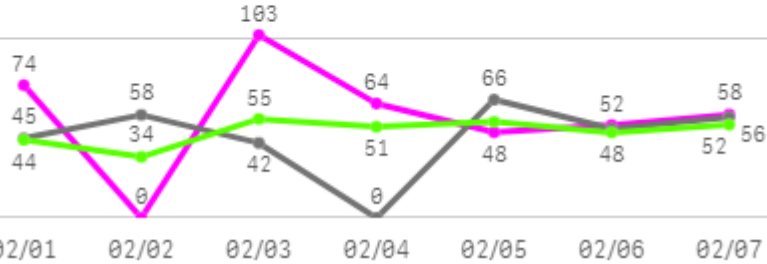
□ 토마토(5Kg) 주간 가격

구분	Q	품종	Q	단량	Q	특	상	보통	하
2025-02-01		토마토		5Kg		13,038	10,626	9,507	6,898
2025-02-03		토마토		5Kg		14,810	13,755	12,225	9,697
2025-02-04		토마토		5Kg		15,183	14,828	12,888	9,797
2025-02-05		토마토		5Kg		17,501	15,884	13,561	10,414
2025-02-06		토마토		5Kg		19,000	17,506	15,441	12,839
2025-02-07		토마토		5Kg		19,259	17,622	15,559	12,176
평균						16,465	15,037	13,197	10,304

방울토마토

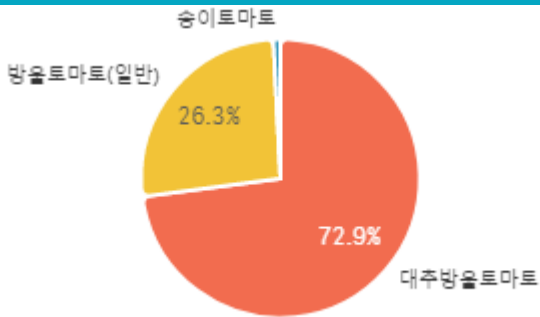
주간 반입량(톤)

◆ 2025 ● 2024 ▲ 평년

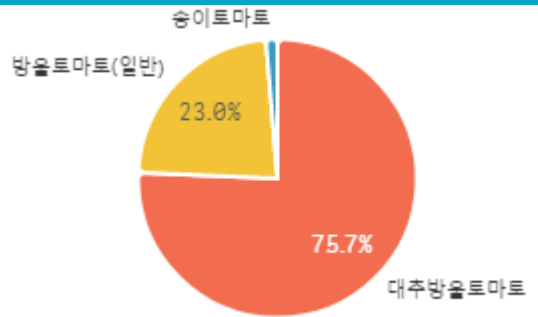


구분	금주(A)	전주(B)	전월(C)	전년(D)	평년(E)	A/B	A/C	A/D	A/E
물량(톤)	399	183	282	317	351	218.0%	141.8%	125.9%	113.6%

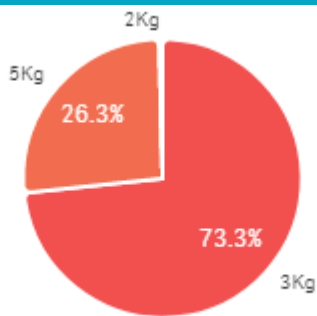
출하 품종별 거래물량 구성비



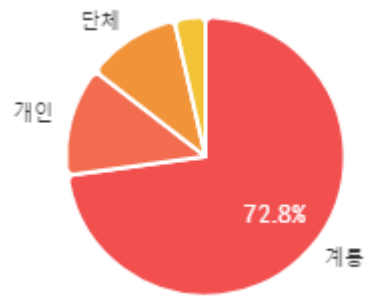
출하 품종별 거래금액 구성비



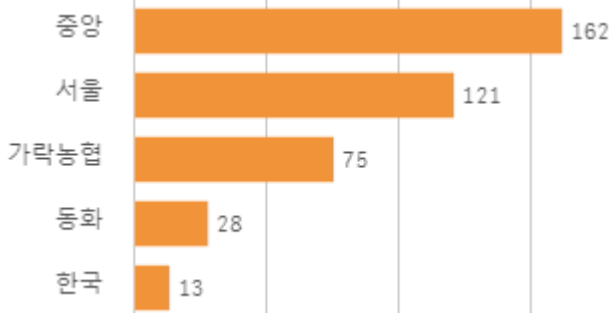
거래 단량별 물량 구성비



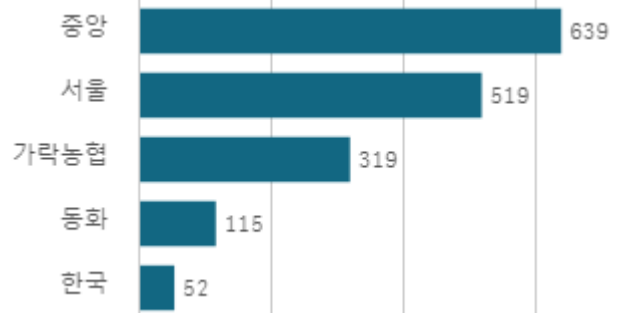
출하자별 거래물량 구성비



도매시장 법인별 거래물량(톤)

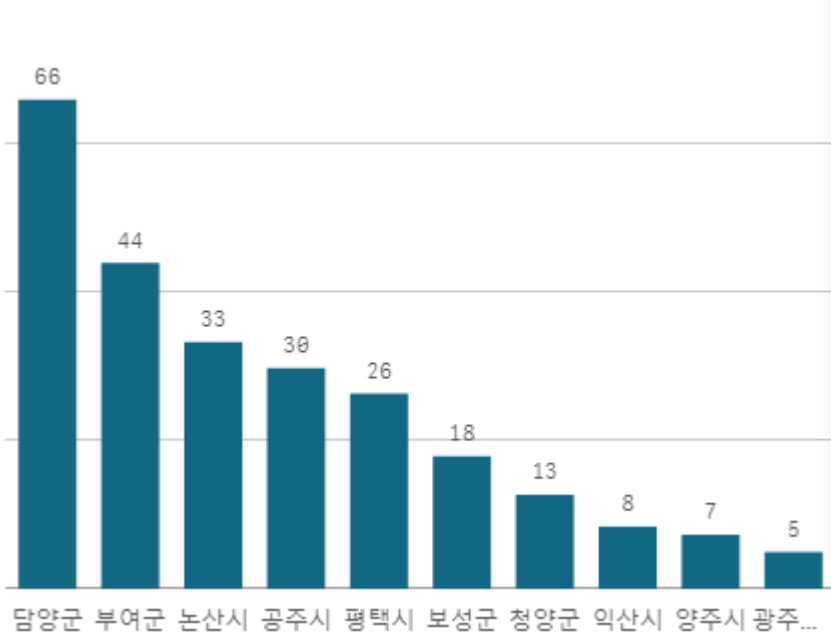


도매시장 법인별 거래금액(백만원)



대추방울토마토(3Kg)

산지별 거래물량(톤)



출하산지(개소)

44

출하건수(천건)

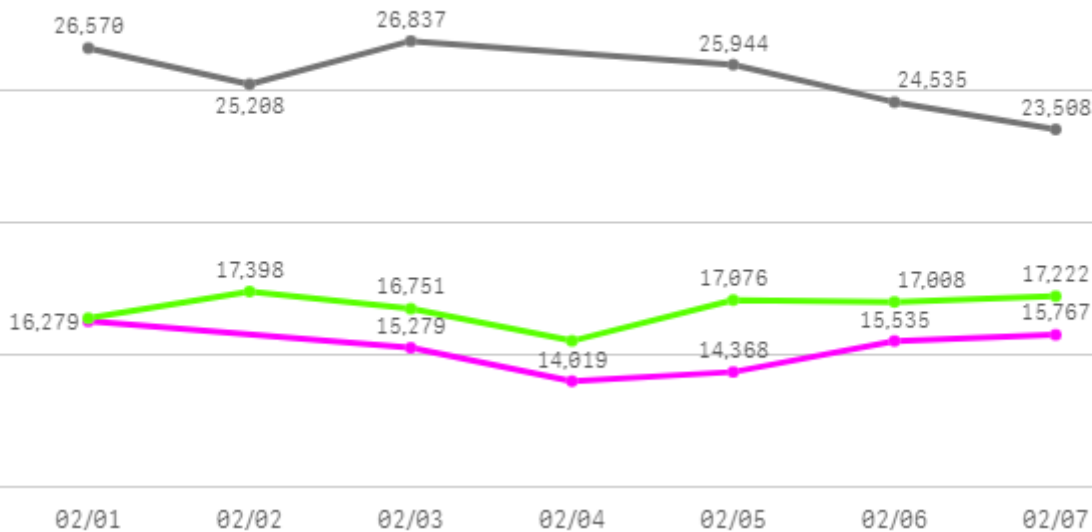
3

산지별 주출하 시군구



주간 도매가격(원)

◆ 2025 ● 2024 ◆ 평년



구분	금주(A)	전주(B)	전월(C)	전년(D)	평년(E)	A/B	A/C	A/D	A/E
가격(원)	15,208	16,802	17,066	25,434	17,235	90.5%	89.1%	59.8%	88.2%

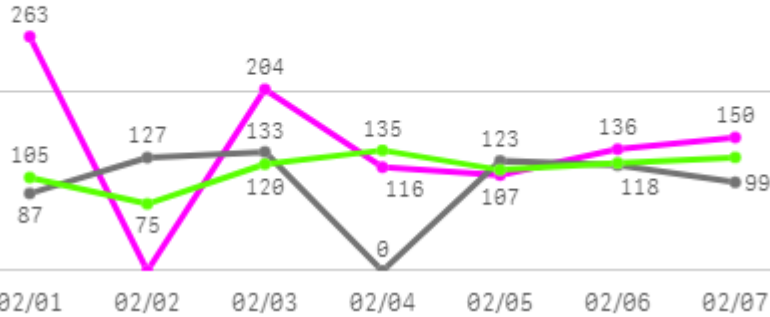
□ 대추방울토마토(3Kg) 주간 가격

구분	Q	품종	Q	단량	Q	특	상	보통	하
2025-02-01		대추방울토마토		3Kg		20,507	16,279	12,571	7,612
2025-02-03		대추방울토마토		3Kg		18,532	15,279	12,568	7,594
2025-02-04		대추방울토마토		3Kg		16,902	14,019	11,909	7,629
2025-02-05		대추방울토마토		3Kg		18,064	14,368	12,231	8,206
2025-02-06		대추방울토마토		3Kg		18,048	15,535	12,857	9,168
2025-02-07		대추방울토마토		3Kg		18,613	15,767	13,453	9,634
평균						18,444	15,208	12,598	8,307

딸기

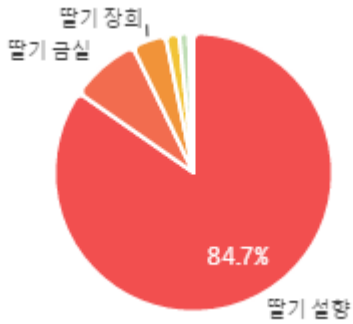
주간 반입량(톤)

◆ 2025 ● 2024 ▲ 평년

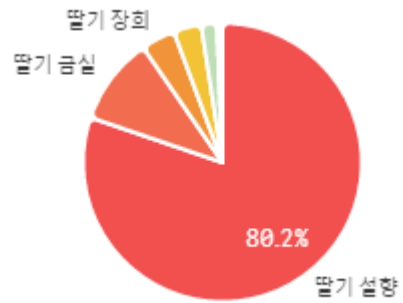


구분	금주(A)	전주(B)	전월(C)	전년(D)	평년(E)	A/B	A/C	A/D	A/E
물량(톤)	976	570	774	688	812	171.3%	126.0%	141.8%	120.2%

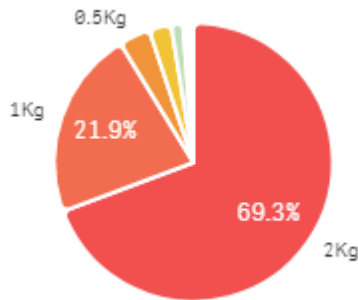
출하 품종별 거래물량 구성비



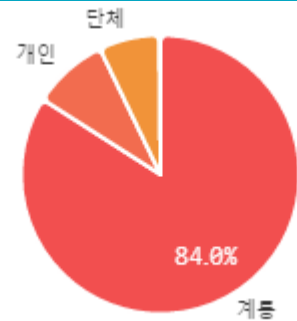
출하 품종별 거래금액 구성비



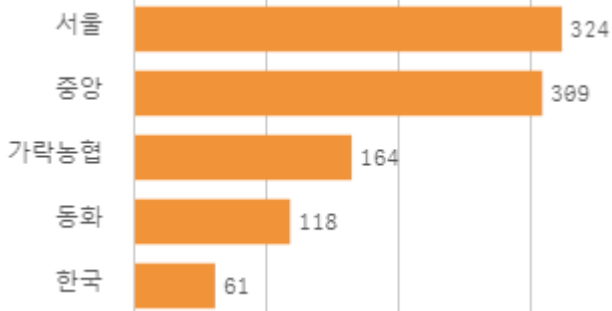
거래 단량별 물량 구성비



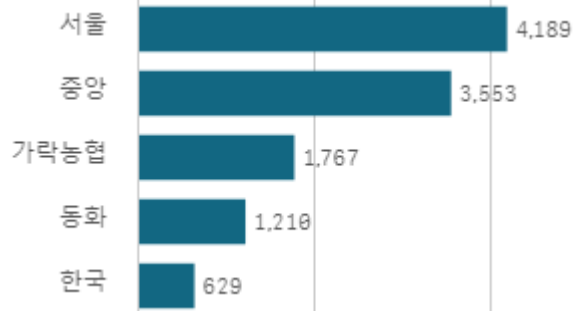
출하자별 거래물량 구성비



도매시장 법인별 거래물량(톤)

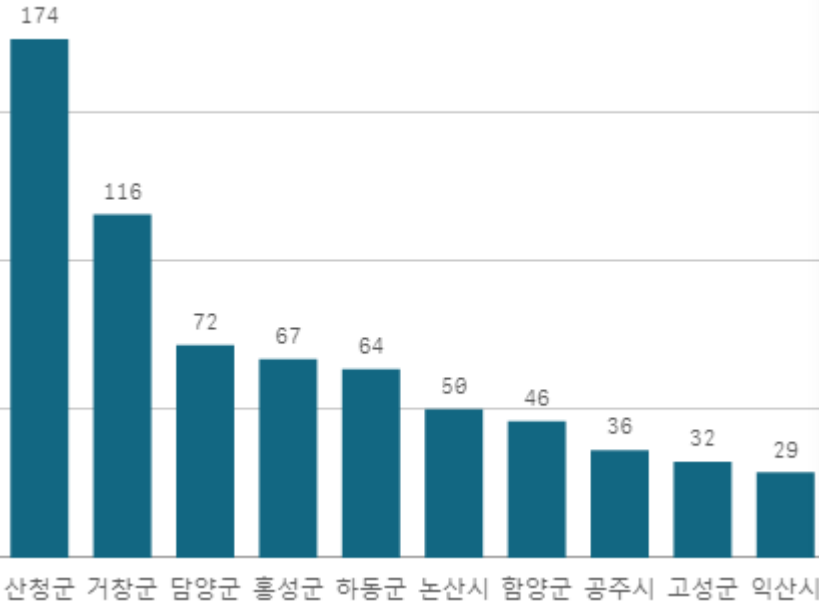


도매시장 법인별 거래금액(백만원)



딸기 설향(2Kg)

산지별 거래물량(톤)



출하산지(개소)

30

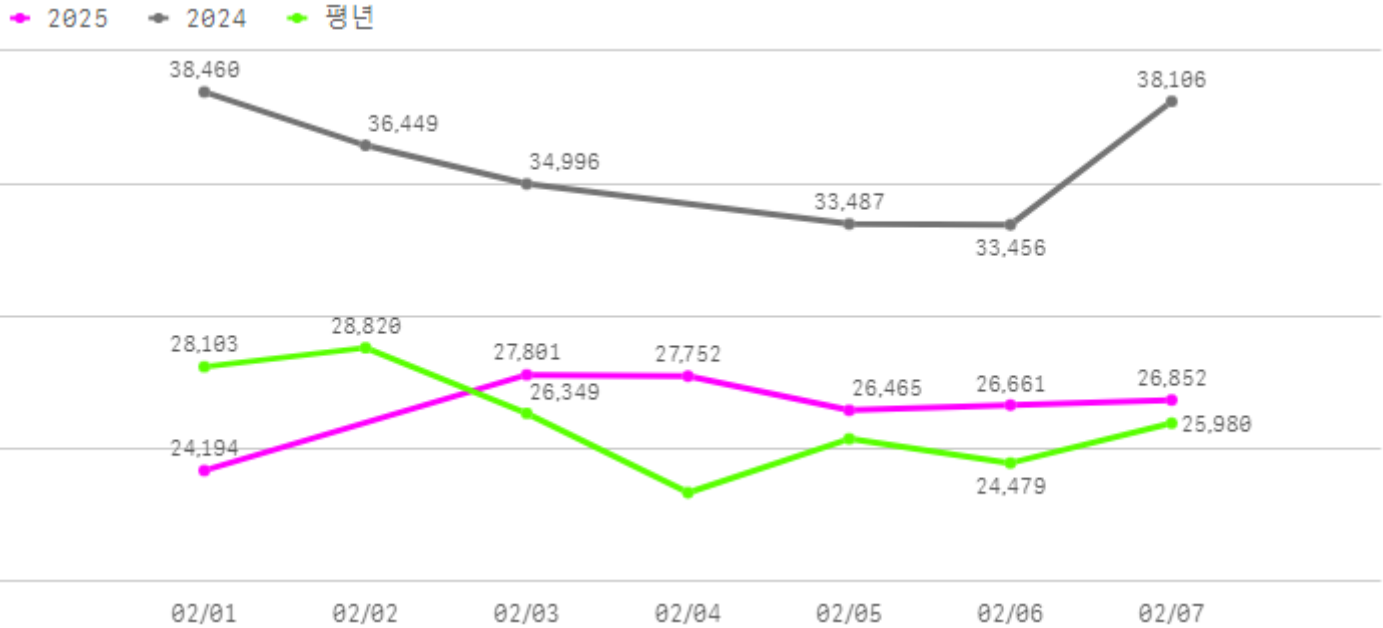
출하건수(천건)

21

산지별 주출하 시군구



주간 도매가격(원)



구분	금주(A)	전주(B)	전월(C)	전년(D)	평년(E)	A/B	A/C	A/D	A/E
가격(원)	26,621	36,346	31,334	35,826	27,460	73.2%	85.0%	74.3%	96.9%

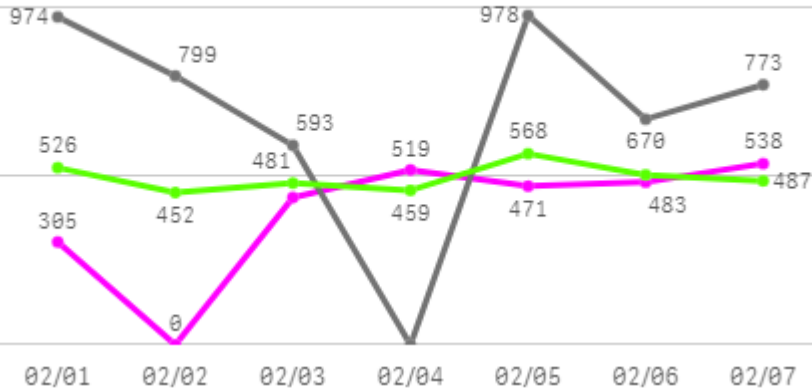
□ 딸기 설향(2Kg) 주간 가격

구분	Q	품종	Q	단량	Q	특	상	보통	하
2025-02-01		딸기 설향		2Kg		34,171	24,194	18,356	9,793
2025-02-03		딸기 설향		2Kg		33,673	27,801	23,138	14,940
2025-02-04		딸기 설향		2Kg		34,956	27,752	22,855	16,201
2025-02-05		딸기 설향		2Kg		35,479	26,465	22,381	16,909
2025-02-06		딸기 설향		2Kg		32,618	26,661	22,647	17,708
2025-02-07		딸기 설향		2Kg		32,852	26,852	22,608	17,790
평균						33,958	26,621	21,998	15,557

무

주간 반입량(톤)

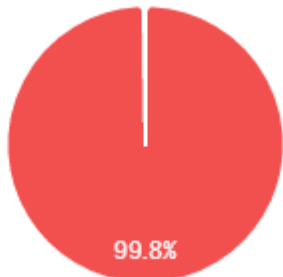
◆ 2025 ● 2024 ▲ 평년



구분	금주(A)	전주(B)	전월(C)	전년(D)	평년(E)	A/B	A/C	A/D	A/E
물량(톤)	2,755	1,755	3,004	4,787	3,468	156.9%	91.7%	57.5%	79.4%

출하 품종별 거래물량 구성비

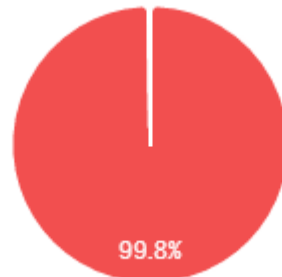
포장무



월동무

출하 품종별 거래금액 구성비

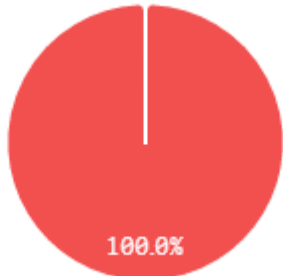
포장무



월동무

거래 단량별 물량 구성비

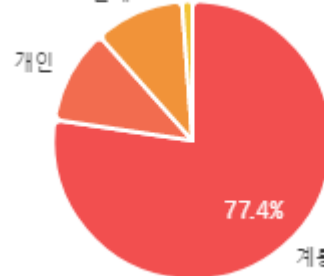
1Kg



20Kg

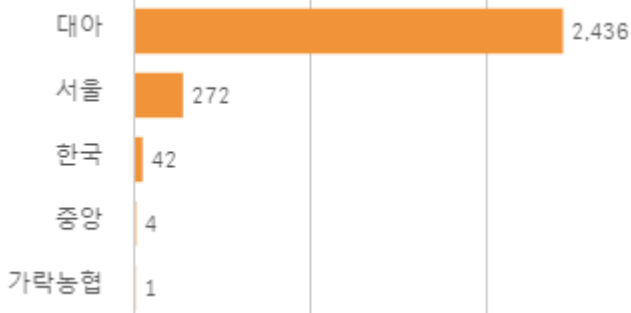
출하자별 거래물량 구성비

단체

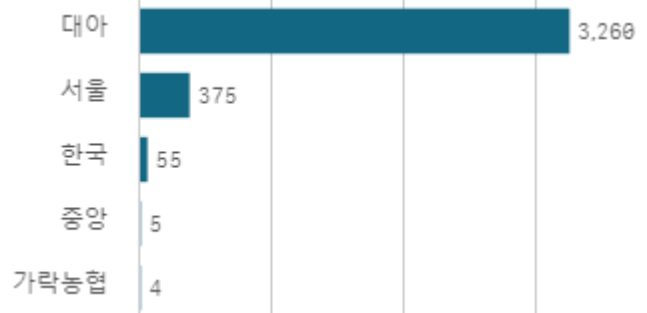


계층

도매시장 법인별 거래물량(톤)

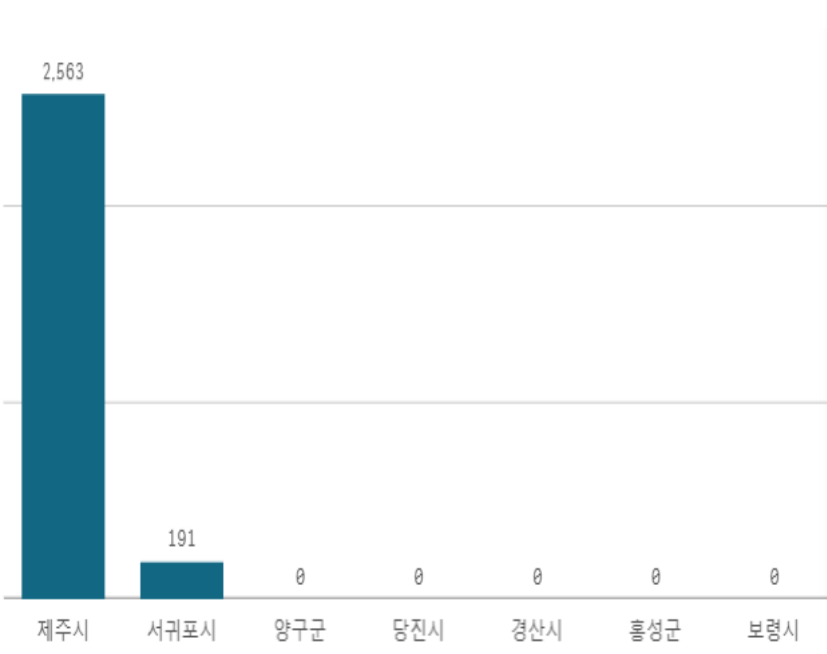


도매시장 법인별 거래금액(백만원)



무(20Kg)

산지별 거래물량(톤)



출하산지(개소)

7

출하건수(천건)

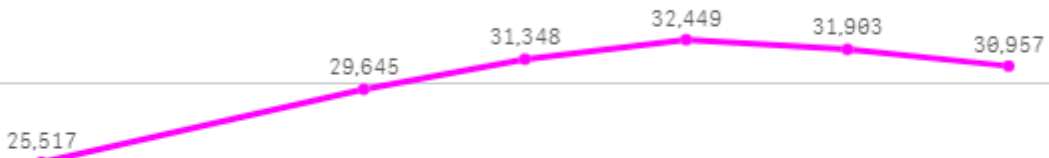
1

산지별 주출하 시군구



주간 도매가격(원)

◆ 2025 ● 2024 ◆ 평년



구분	금주(A)	전주(B)	전월(C)	전년(D)	평년(E)	A/B	A/C	A/D	A/E
가격(원)	30,303	28,132	31,781	11,717	15,724	107.7%	95.4%	258.6%	192.7%

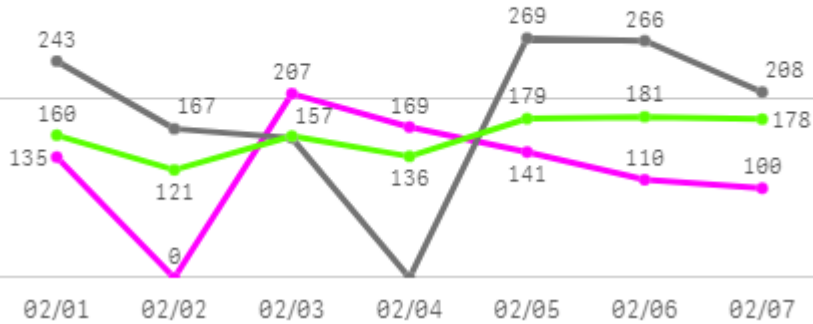
□ 무(20Kg) 주간 가격

구분	Q	품종	Q	단량	Q	특	상	보통	하
2025-02-01		무		20Kg		28,219	25,517	20,661	13,845
2025-02-03		무		20Kg		31,905	29,645	24,579	16,258
2025-02-04		무		20Kg		33,119	31,348	26,021	20,217
2025-02-05		무		20Kg		33,944	32,449	27,830	19,417
2025-02-06		무		20Kg		33,507	31,903	29,161	22,935
2025-02-07		무		20Kg		32,450	30,957	28,087	20,626
평균						32,191	30,303	26,057	18,883

당근

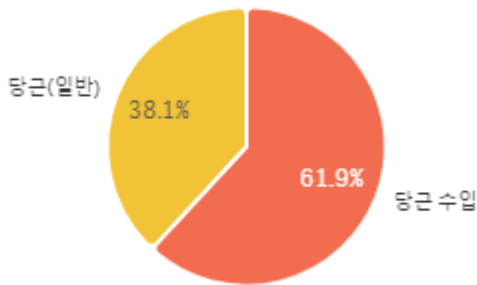
주간 반입량(톤)

◆ 2025 ● 2024 ▲ 평년

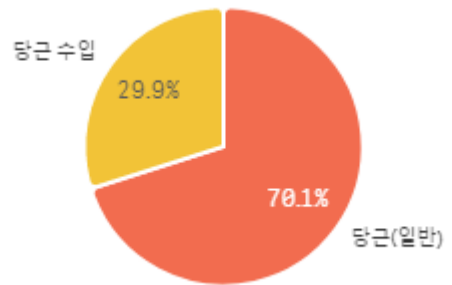


구분	금주(A)	전주(B)	전월(C)	전년(D)	평년(E)	A/B	A/C	A/D	A/E
물량(톤)	863	341	736	1,310	1,077	252.9%	117.2%	65.8%	80.1%

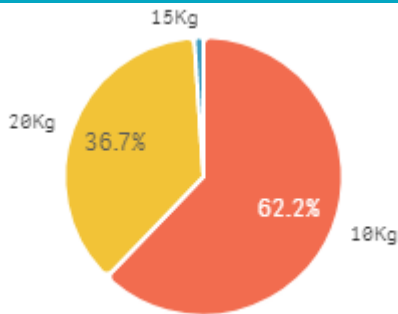
출하 품종별 거래물량 구성비



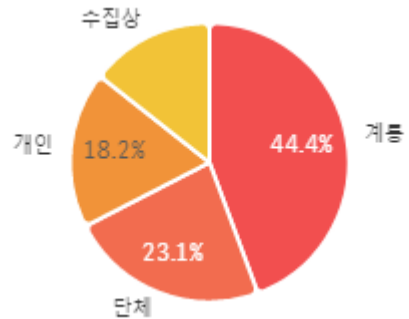
출하 품종별 거래금액 구성비



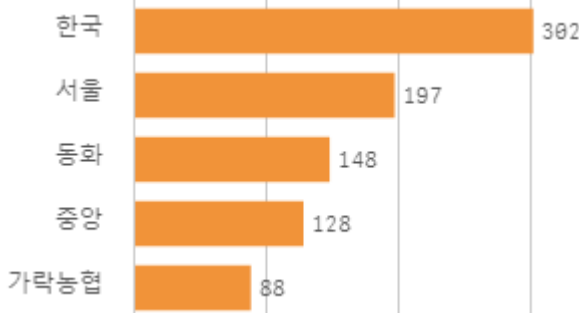
거래 단량별 물량 구성비



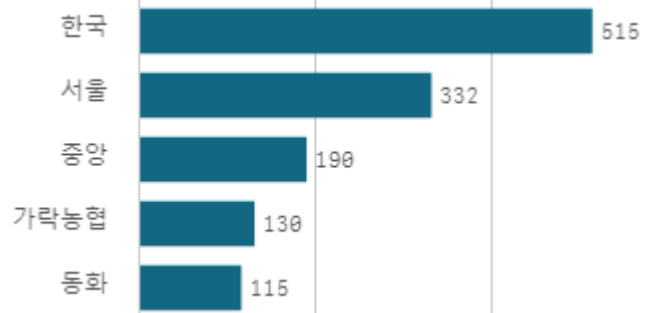
출하자별 거래물량 구성비



도매시장 법인별 거래물량(톤)

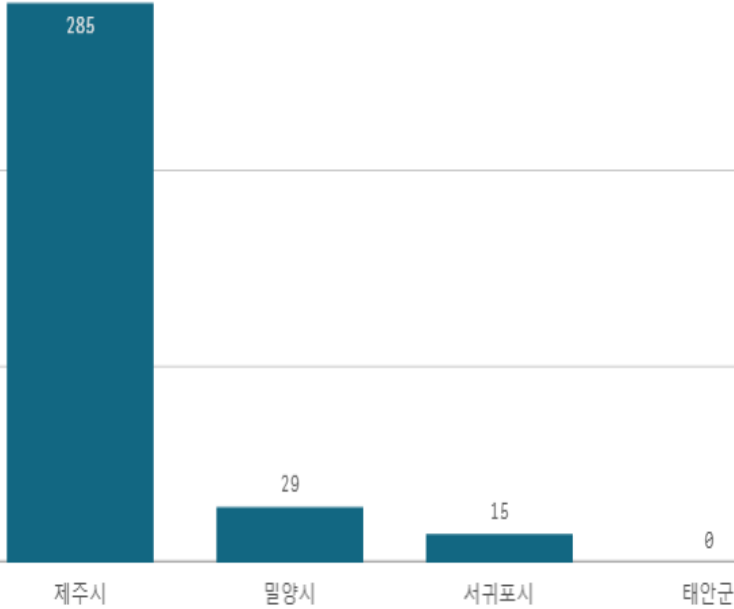


도매시장 법인별 거래금액(백만원)



당근(20Kg)

산지별 거래물량(톤)



출하산지(개소)

4

출하건수(천건)

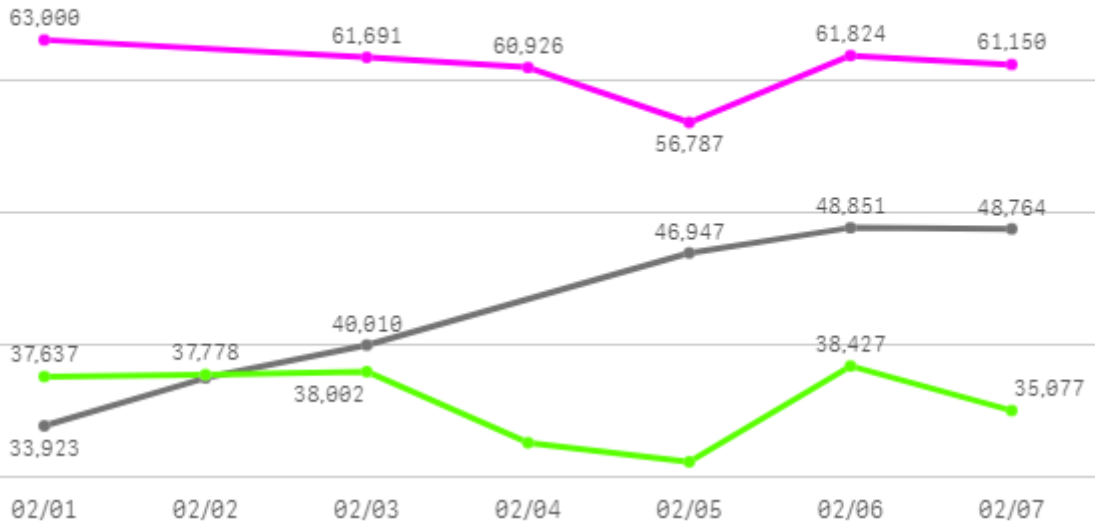
0

산지별 주출하 시군구



주간 도매가격(원)

◆ 2025 ● 2024 ◆ 평년



구분	금주(A)	전주(B)	전월(C)	전년(D)	평년(E)	A/B	A/C	A/D	A/E
가격(원)	60,896	63,925	72,440	42,672	42,335	95.3%	84.1%	142.7%	143.8%

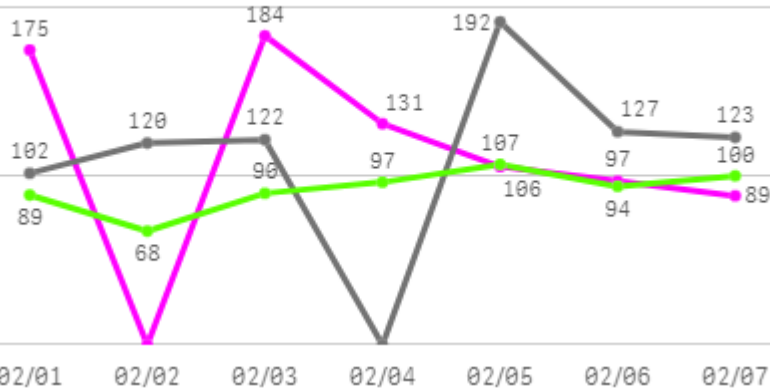
□ 당근(20Kg) 주간 가격

구분	Q	품종	Q	단량	Q	특	상	보통	하
2025-02-01		당근		20Kg		63,000	63,000	61,180	51,912
2025-02-03		당근		20Kg		70,040	61,691	50,148	41,312
2025-02-04		당근		20Kg		67,562	60,926	52,265	43,804
2025-02-05		당근		20Kg		68,863	56,787	48,793	40,988
2025-02-06		당근		20Kg		66,500	61,824	51,623	42,064
2025-02-07		당근		20Kg		72,000	61,150	54,124	48,566
평균						67,994	60,896	53,022	44,774

생고추

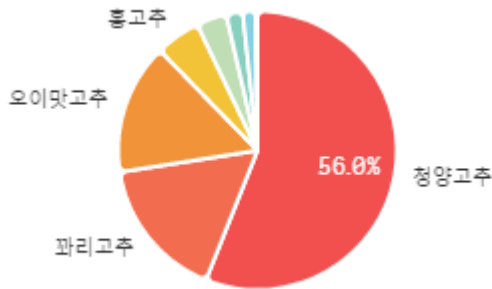
주간 반입량(톤)

◆ 2025 ● 2024 ▲ 평년

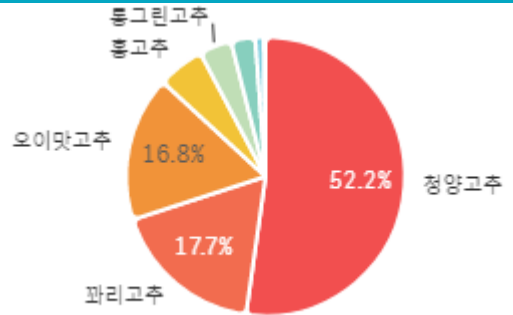


구분	금주(A)	전주(B)	전월(C)	전년(D)	평년(E)	A/B	A/C	A/D	A/E
물량(톤)	782	372	650	785	676	210.3%	120.2%	99.5%	115.6%

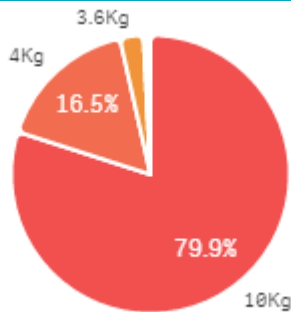
출하 품종별 거래물량 구성비



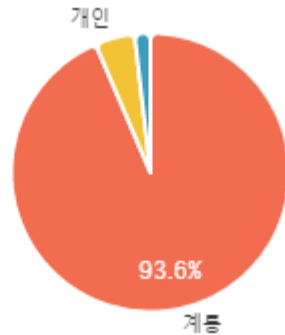
출하 품종별 거래금액 구성비



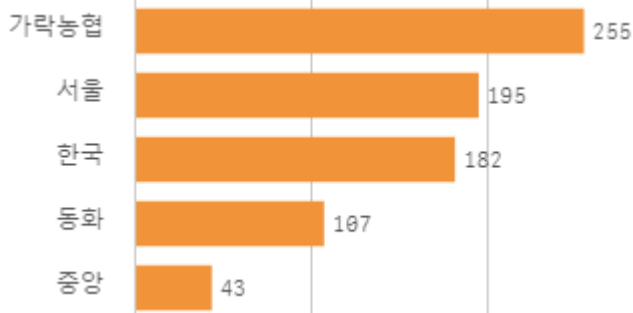
거래 단량별 물량 구성비



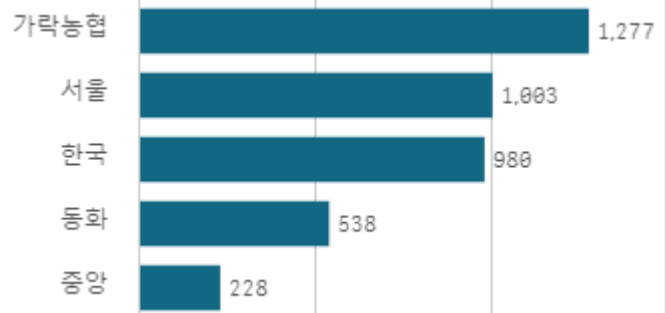
출하자별 거래물량 구성비



도매시장 법인별 거래물량(톤)

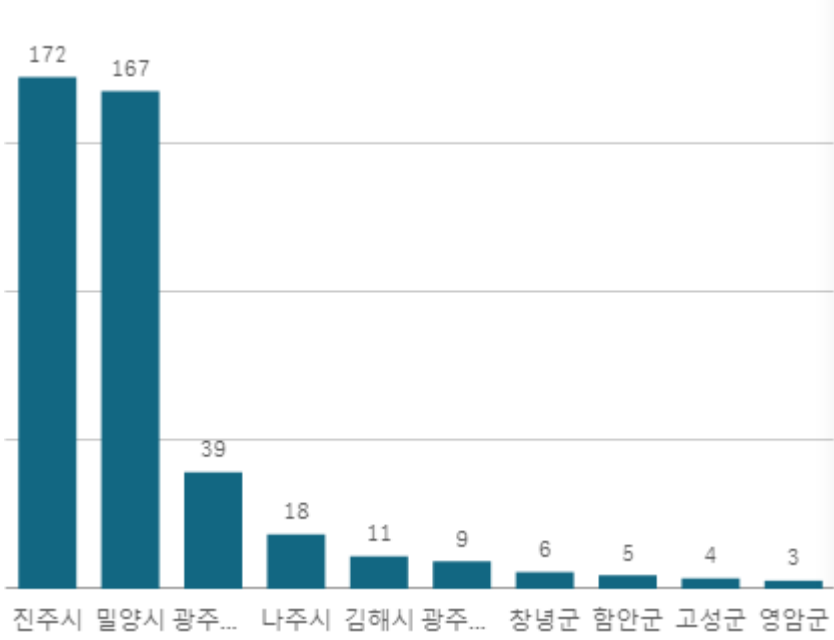


도매시장 법인별 거래금액(백만원)



청양고추(10Kg)

산지별 거래물량(톤)



출하산지(개소)

14

출하건수(천건)

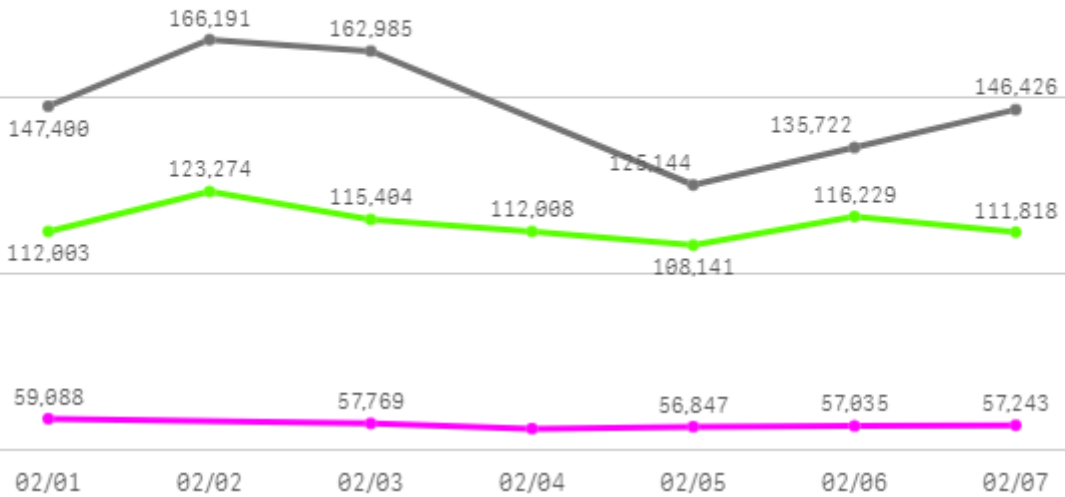
4

산지별 주출하 시군구



주간 도매가격(원)

2025 (pink) 2024 (grey) 평년 (green)



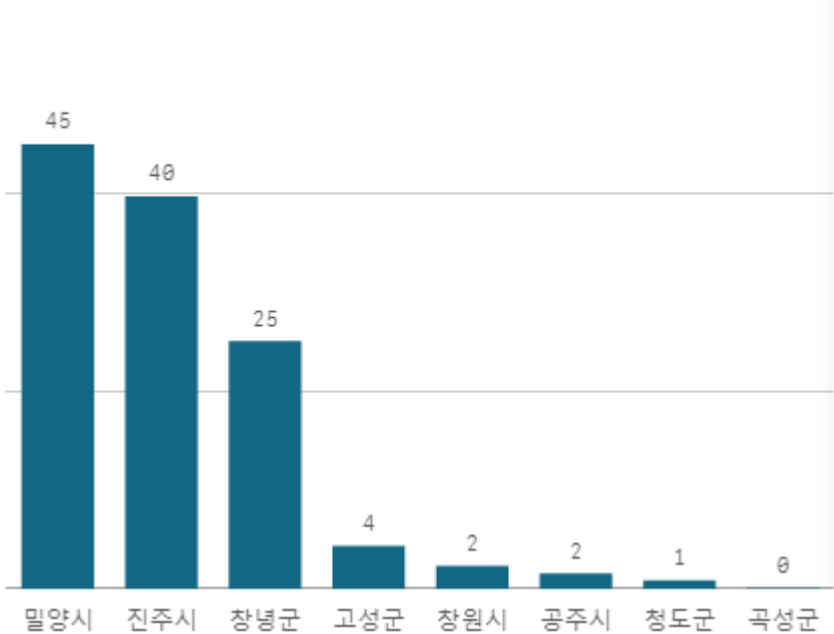
구분	금주(A)	전주(B)	전월(C)	전년(D)	평년(E)	A/B	A/C	A/D	A/E
가격(원)	57,378	68,129	57,776	147,311	105,254	84.2%	99.3%	39.0%	54.5%

□ 청양고추(10Kg) 주간 가격

구분	Q	품종	Q	단량	Q	특	상	보통	하
2025-02-01		청양고추		10Kg		65,711	59,088	52,075	31,732
2025-02-03		청양고추		10Kg		62,362	57,769	50,072	28,288
2025-02-04		청양고추		10Kg		62,287	56,288	48,043	27,036
2025-02-05		청양고추		10Kg		62,629	56,847	47,931	29,754
2025-02-06		청양고추		10Kg		63,924	57,035	48,892	32,822
2025-02-07		청양고추		10Kg		61,393	57,243	50,160	32,740
평균						63,051	57,378	49,529	30,395

오이맛고추(10Kg)

산지별 거래물량(톤)



출하산지(개소)

8

출하건수(천건)

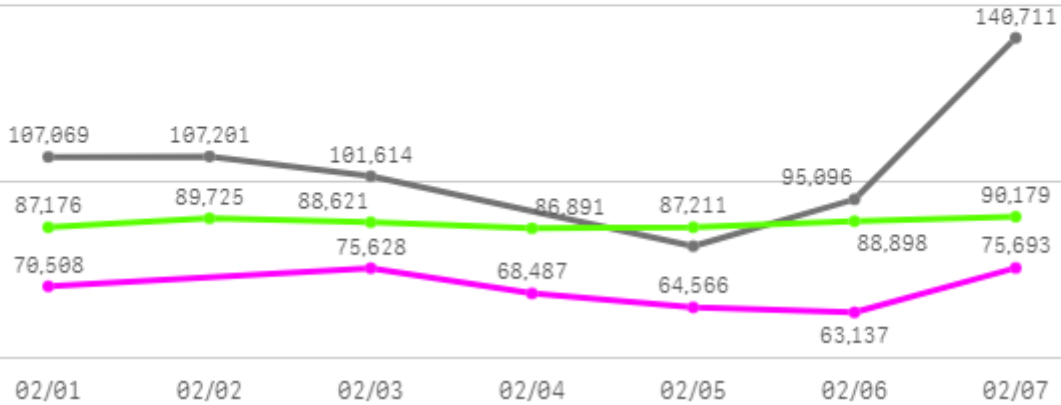
1

산지별 주출하 시군구



주간 도매가격(원)

◆ 2025 ◆ 2024 ◆ 평년



구분	금주(A)	전주(B)	전월(C)	전년(D)	평년(E)	A/B	A/C	A/D	A/E
가격(원)	69,670	73,802	46,028	105,590	85,326	94.4%	151.4%	66.0%	81.7%

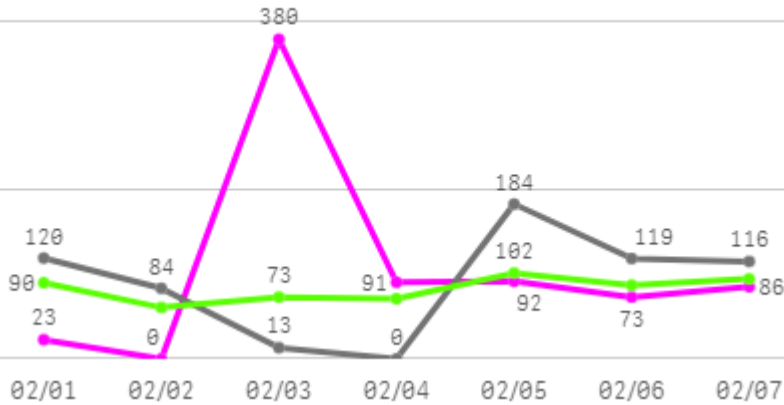
□ 오이맛고추(10Kg) 주간 가격

구분	Q	품종	Q	단량	Q	특	상	보통	하
2025-02-01		오이맛고추		10Kg		77,675	70,508	49,704	25,853
2025-02-03		오이맛고추		10Kg		86,918	75,628	56,263	30,314
2025-02-04		오이맛고추		10Kg		81,659	68,487	52,066	28,844
2025-02-05		오이맛고추		10Kg		74,164	64,566	50,530	33,152
2025-02-06		오이맛고추		10Kg		71,571	63,137	50,417	35,966
2025-02-07		오이맛고추		10Kg		84,933	75,693	61,504	46,095
평균						79,487	69,670	53,414	33,371

마늘

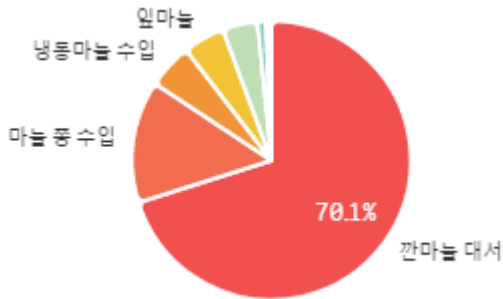
주간 반입량(톤)

◆ 2025 ● 2024 ▲ 평년

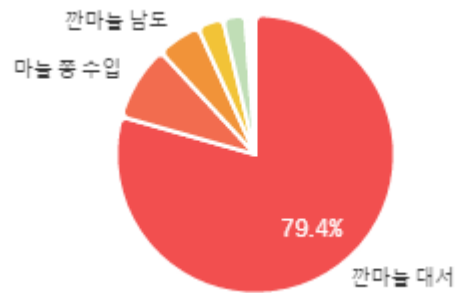


구분	금주(A)	전주(B)	전월(C)	전년(D)	평년(E)	A/B	A/C	A/D	A/E
물량(톤)	744	97	449	636	591	770.7%	165.6%	117.1%	126.0%

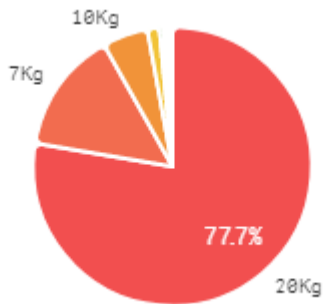
출하 품종별 거래물량 구성비



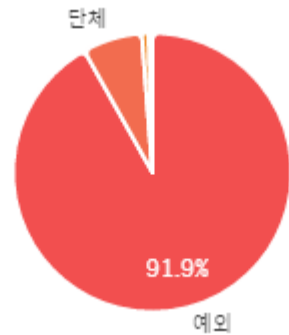
출하 품종별 거래금액 구성비



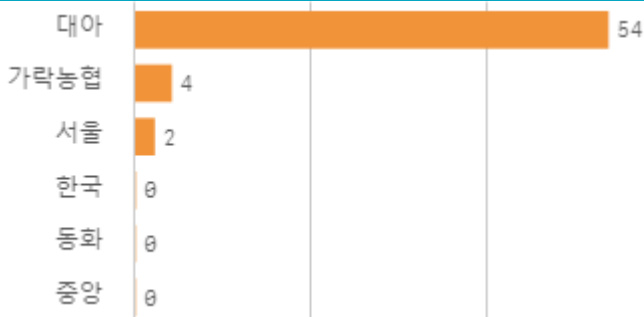
거래 단량별 물량 구성비



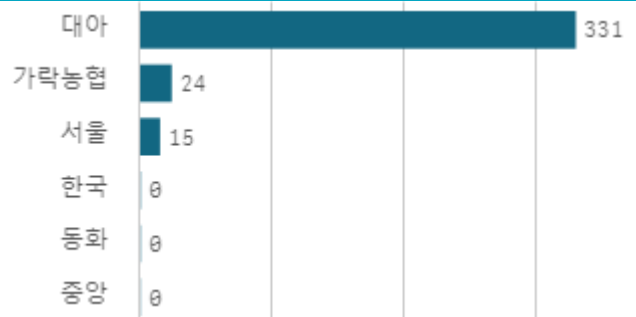
출하자별 거래물량 구성비



도매시장 법인별 거래물량(톤)

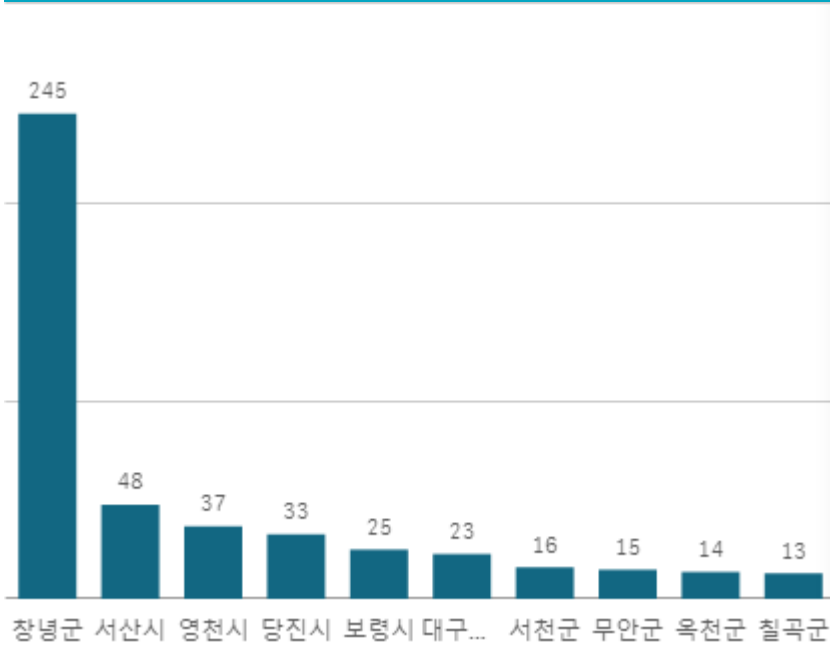


도매시장 법인별 거래금액(백만원)



간마늘 대서(20Kg)

산지별 거래물량(톤)



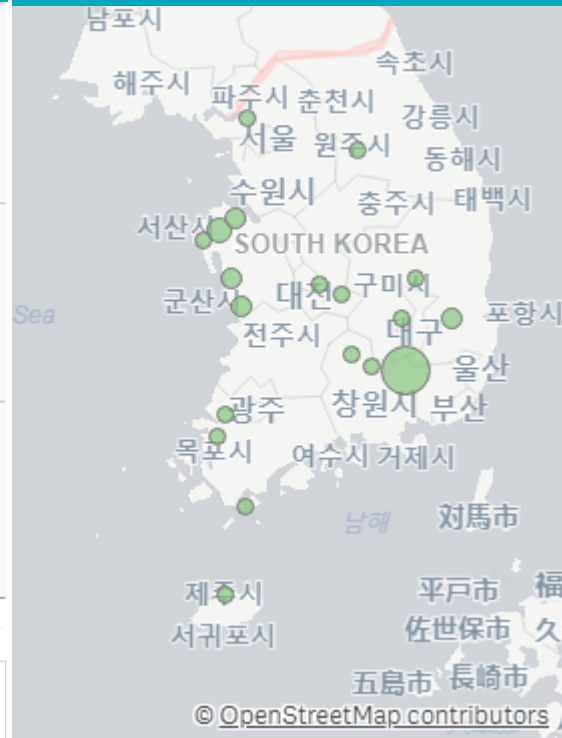
출하산지(개소)

21

출하건수(천건)

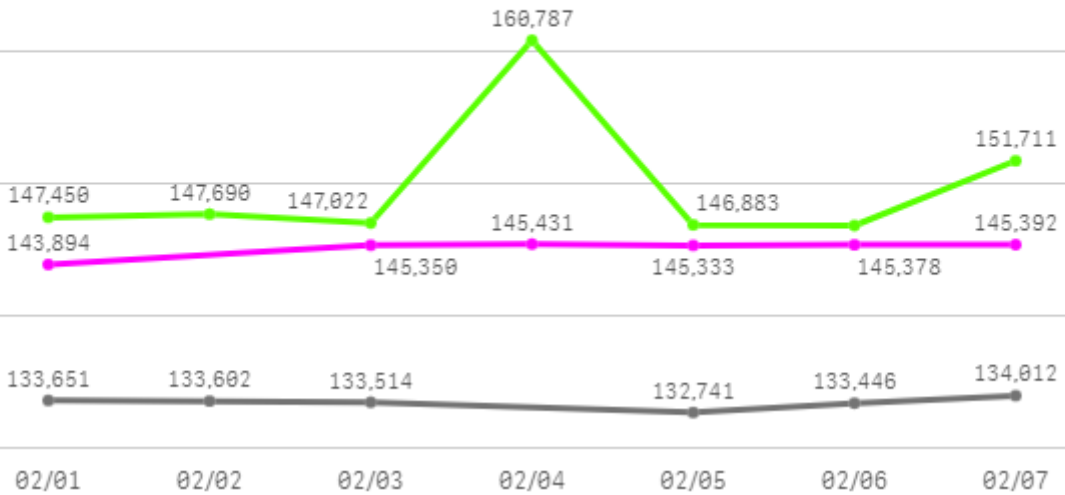
1

산지별 주출하 시군구



주간 도매가격(원)

◆ 2025 ◀ 2024 ◆ 평년



구분	금주(A)	전주(B)	전월(C)	전년(D)	평년(E)	A/B	A/C	A/D	A/E
가격(원)	145,129	143,520	135,858	133,494	145,181	101.1%	106.8%	108.7%	100.0%

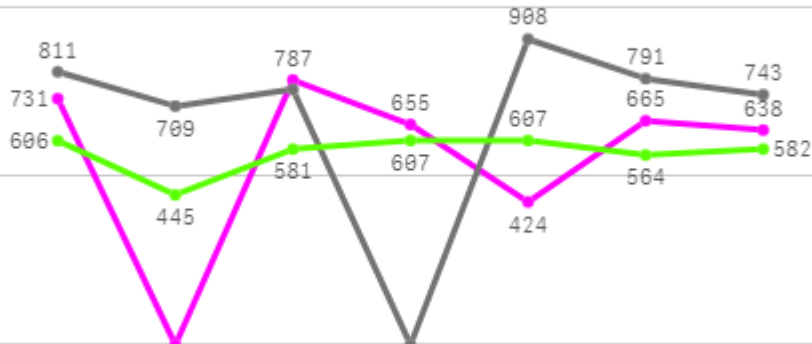
□ 깐마늘 대서(20Kg) 주간 가격

구분	Q	품종	Q	단량	Q	특	상	보통	하
2025-02-01		깐마늘 대서		20Kg		-	143,894	126,527	94,029
2025-02-03		깐마늘 대서		20Kg		-	145,350	130,336	98,372
2025-02-04		깐마늘 대서		20Kg		-	145,431	130,312	99,130
2025-02-05		깐마늘 대서		20Kg		-	145,333	130,030	98,291
2025-02-06		깐마늘 대서		20Kg		-	145,378	130,612	99,657
2025-02-07		깐마늘 대서		20Kg		-	145,392	131,488	102,331
평균						-	145,129	129,884	98,635

양파

주간 반입량(톤)

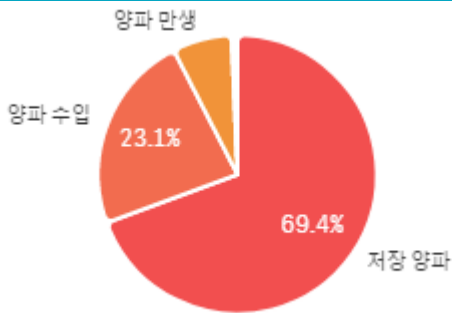
◆ 2025 ● 2024 ▲ 평년



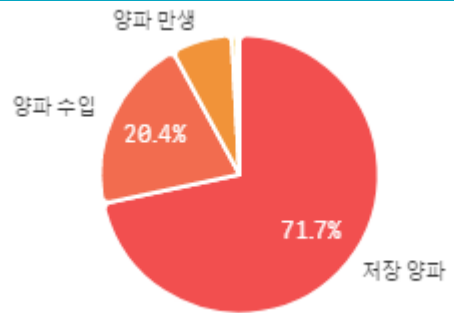
02/01 02/02 02/03 02/04 02/05 02/06 02/07

구분	금주(A)	전주(B)	전월(C)	전년(D)	평년(E)	A/B	A/C	A/D	A/E
물량(톤)	3,900	1,352	3,114	4,720	3,967	288.4%	125.3%	82.6%	98.3%

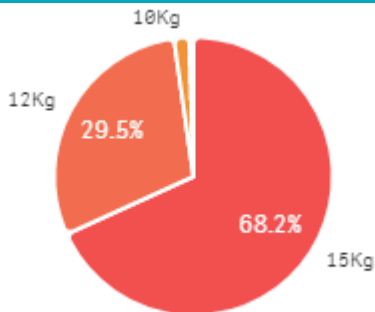
출하 품종별 거래물량 구성비



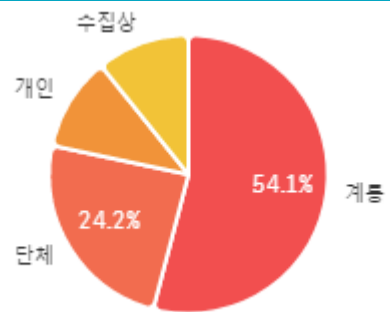
출하 품종별 거래금액 구성비



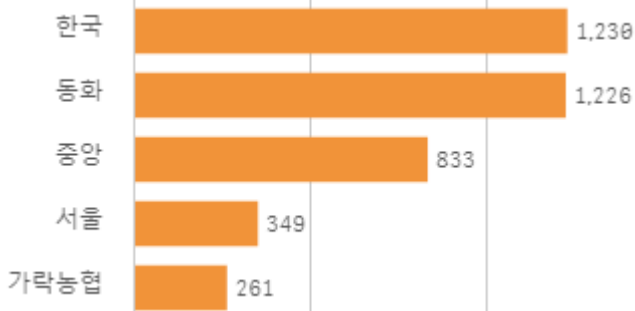
거래 단량별 물량 구성비



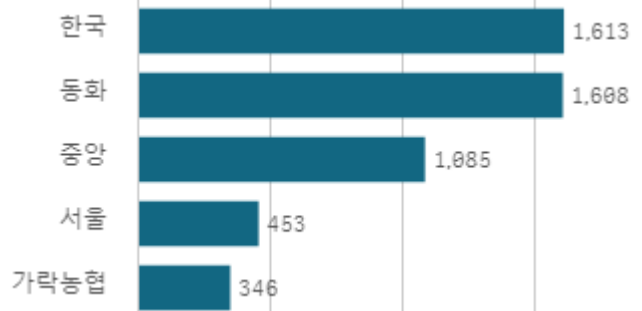
출하자별 거래물량 구성비



도매시장 법인별 거래물량(톤)



도매시장 법인별 거래금액(백만원)



양파(1Kg)

산지별 거래물량(톤)

18



합평균

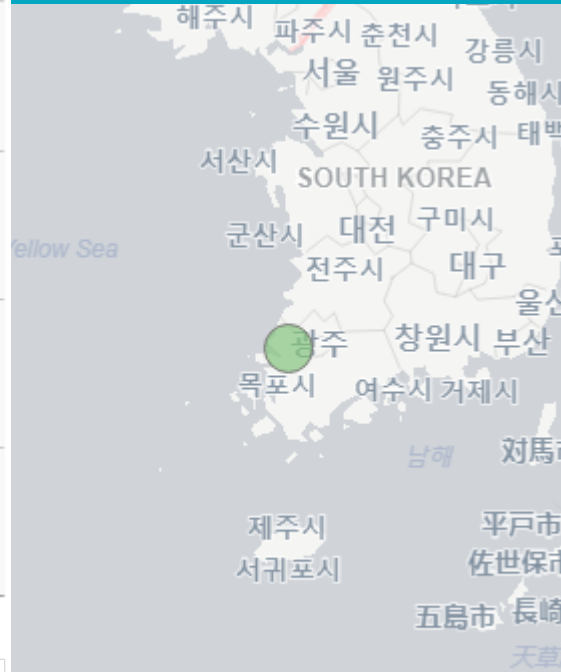
출하산지(개소)

1

출하건수(천건)

0

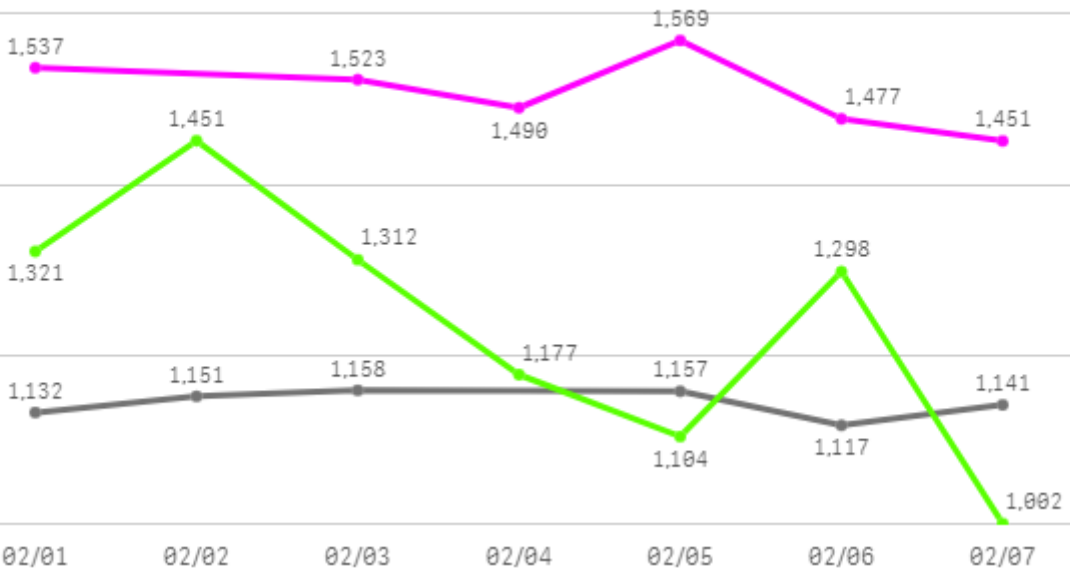
산지별 주출하 시군구



© OpenStreetMap contributors

주간 도매가격(원)

◆ 2025 ◄ 2024 ◆ 평년



구분	금주(A)	전주(B)	전월(C)	전년(D)	평년(E)	A/B	A/C	A/D	A/E
가격(원)	1,508	1,439	1,540	1,143	1,357	104.8%	97.9%	132.0%	111.1%

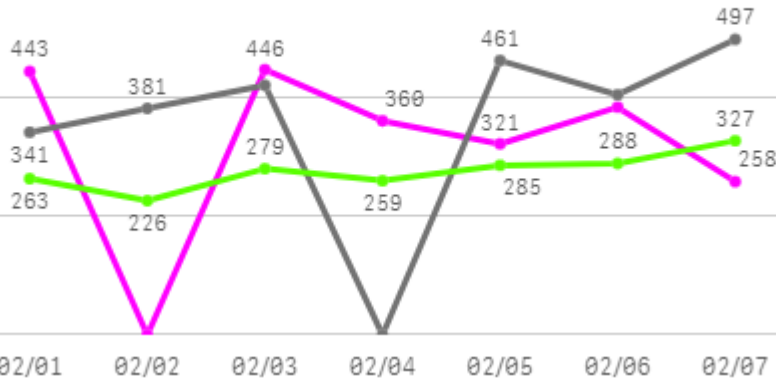
□ 양파(1Kg) 주간 가격

구분	Q	품종	Q	단량	Q	특	상	보통	하
2025-02-01		양파		1Kg		1,708	1,537	1,331	1,042
2025-02-03		양파		1Kg		1,682	1,523	1,351	949
2025-02-04		양파		1Kg		1,694	1,490	1,324	992
2025-02-05		양파		1Kg		1,706	1,569	1,396	1,141
2025-02-06		양파		1Kg		1,667	1,477	1,362	1,096
2025-02-07		양파		1Kg		1,645	1,451	1,294	918
평균						1,684	1,508	1,343	1,023

대파

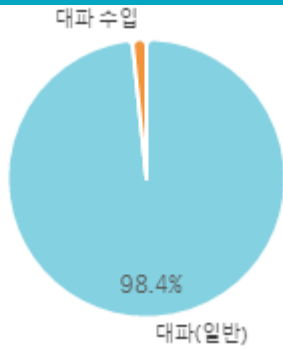
주간 반입량(톤)

◆ 2025 ● 2024 ▲ 평년

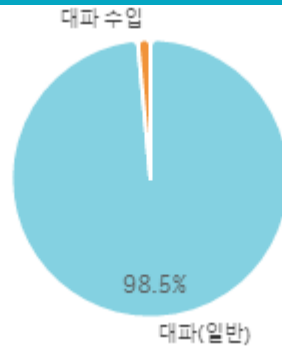


구분	금주(A)	전주(B)	전월(C)	전년(D)	평년(E)	A/B	A/C	A/D	A/E
물량(톤)	2,211	1,278	1,706	2,504	2,055	173.0%	129.6%	88.3%	107.6%

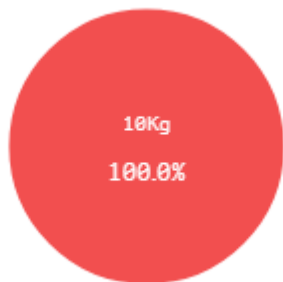
출하 품종별 거래물량 구성비



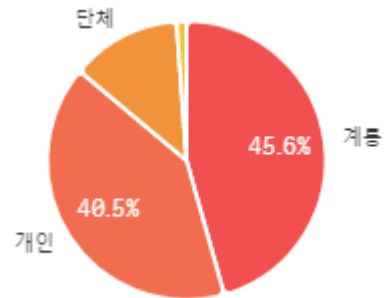
출하 품종별 거래금액 구성비



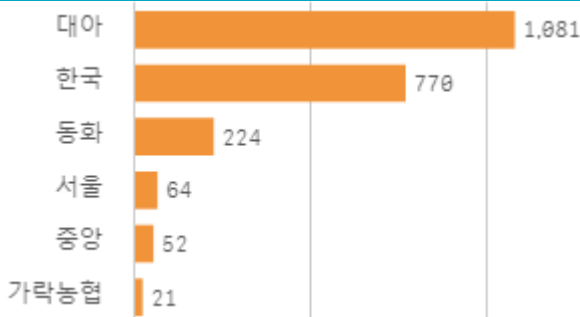
거래 단량별 물량 구성비



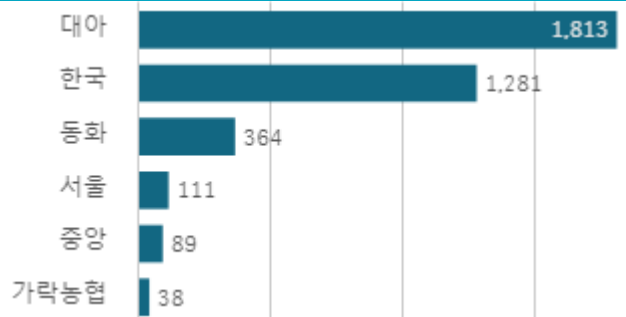
출하자별 거래물량 구성비



도매시장 법인별 거래물량(톤)

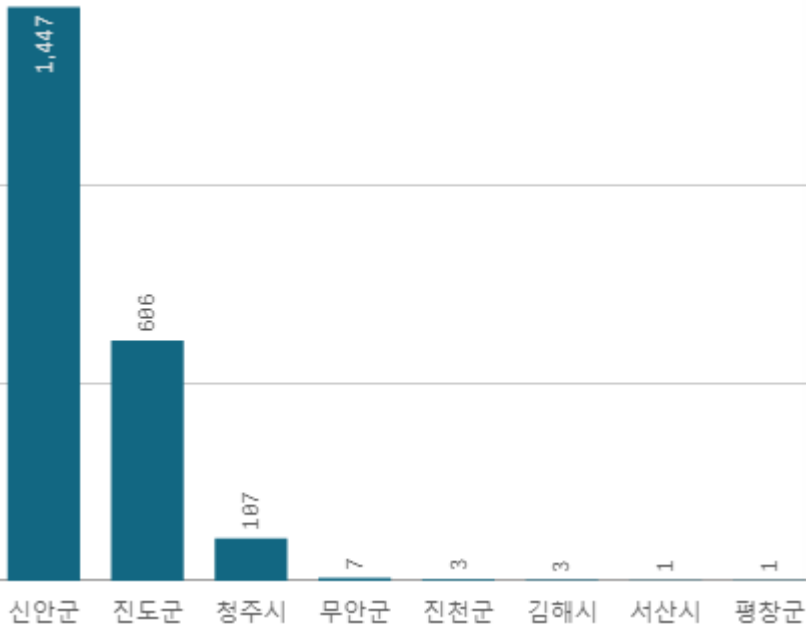


도매시장 법인별 거래금액(백만원)



대파(일반)(1Kg)

산지별 거래물량(톤)



출하산지(개소)

8

출하건수(천건)

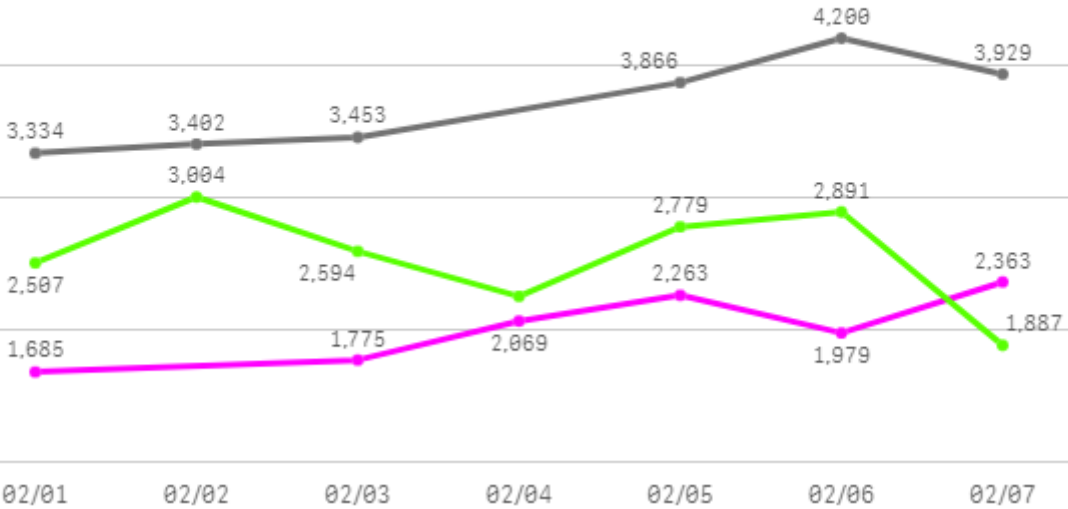
1

산지별 주출하 시군구



주간 도매가격(원)

◆ 2025 ● 2024 ◆ 평년



구분	금주(A)	전주(B)	전월(C)	전년(D)	평년(E)	A/B	A/C	A/D	A/E
가격(원)	2,022	1,811	2,138	3,697	2,731	111.6%	94.6%	54.7%	74.1%

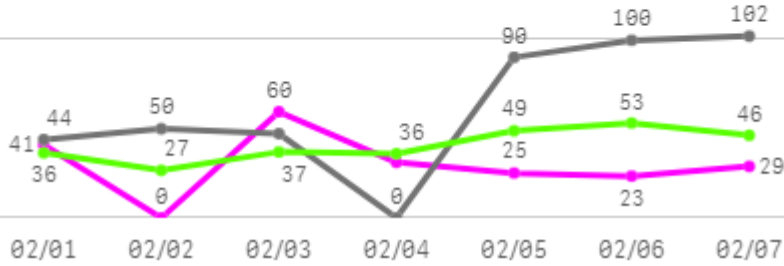
□ 대파(일반)(1Kg) 주간 가격

구분	Q	품종	Q	단량	Q	특	상	보통	하
2025-02-01		대파(일반)		1Kg		1,932	1,685	1,342	1,088
2025-02-03		대파(일반)		1Kg		2,038	1,775	1,453	1,078
2025-02-04		대파(일반)		1Kg		2,374	2,069	1,689	1,140
2025-02-05		대파(일반)		1Kg		2,492	2,263	1,886	1,346
2025-02-06		대파(일반)		1Kg		2,297	1,979	1,615	1,238
2025-02-07		대파(일반)		1Kg		2,665	2,363	1,949	1,474
평균						2,300	2,022	1,656	1,227

쪽파

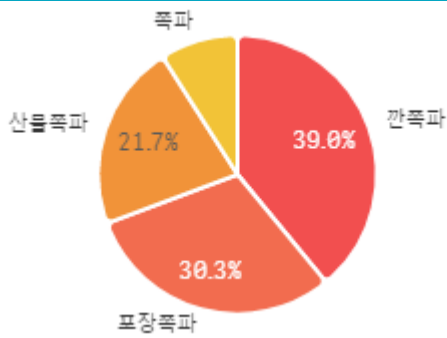
주간 반입량(톤)

◆ 2025 ● 2024 ▲ 평년

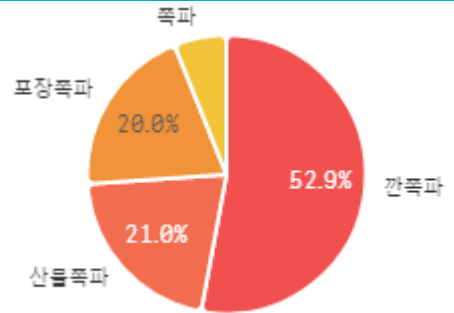


구분	금주(A)	전주(B)	전월(C)	전년(D)	평년(E)	A/B	A/C	A/D	A/E
물량(톤)	209	221	155	433	265	94.7%	134.8%	48.3%	79.0%

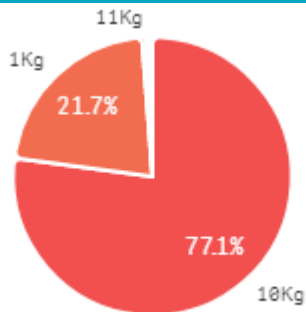
출하 품종별 거래물량 구성비



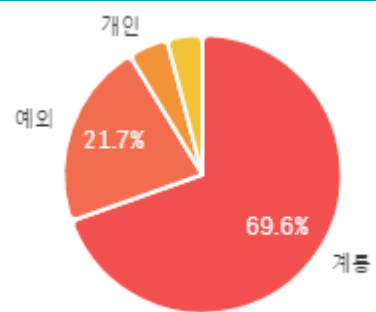
출하 품종별 거래금액 구성비



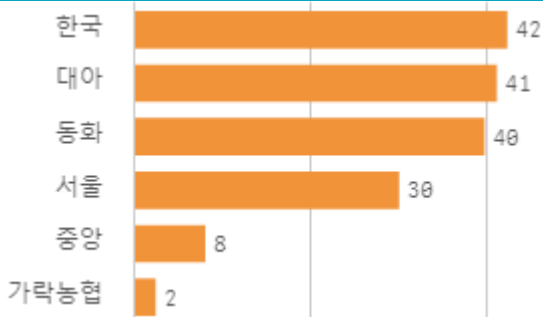
거래 단량별 물량 구성비



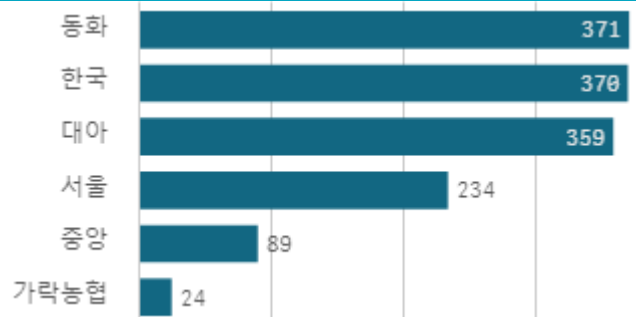
출하자별 거래물량 구성비



도매시장 법인별 거래물량(톤)

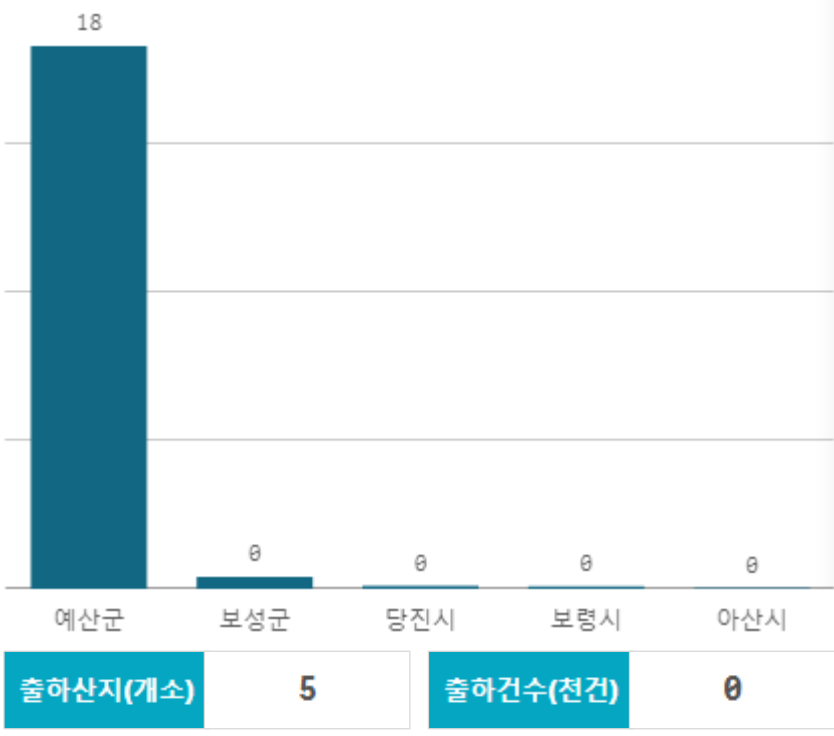


도매시장 법인별 거래금액(백만원)

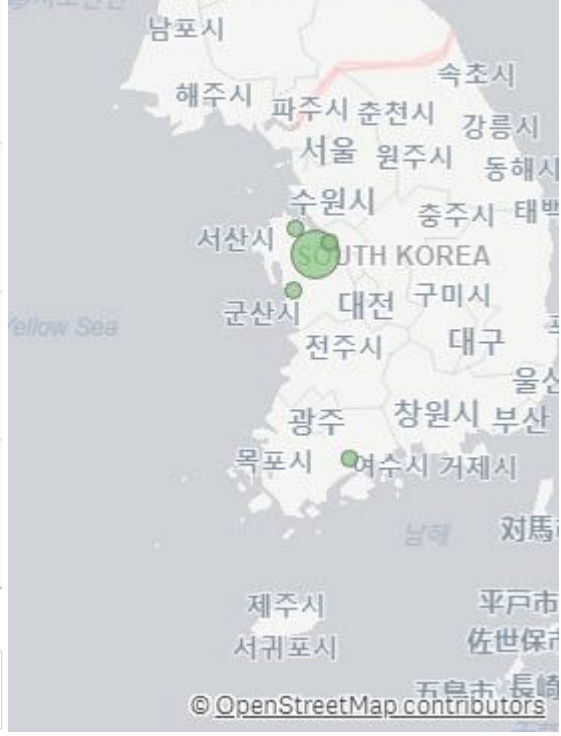


쪽파(10Kg)

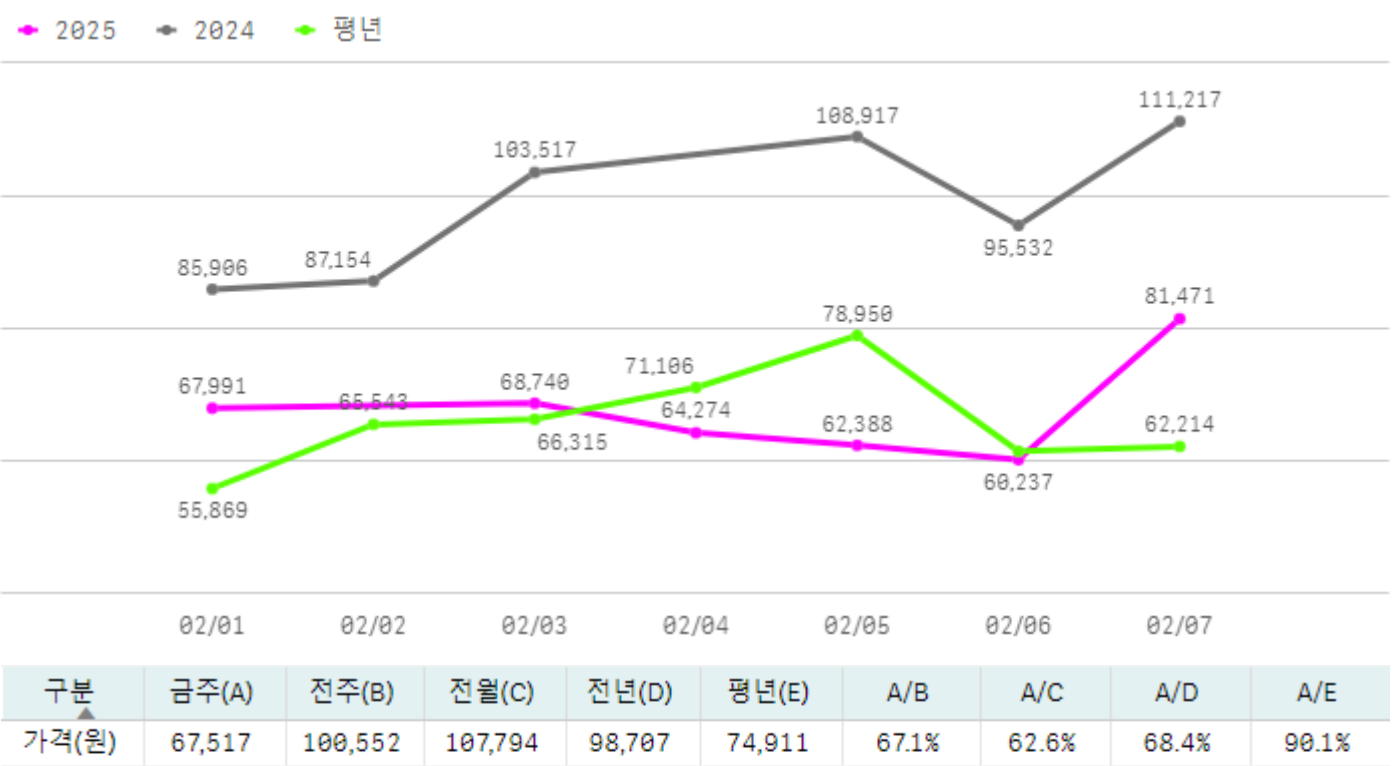
산지별 거래물량(톤)



산지별 주출하 시군구



주간 도매가격(원)

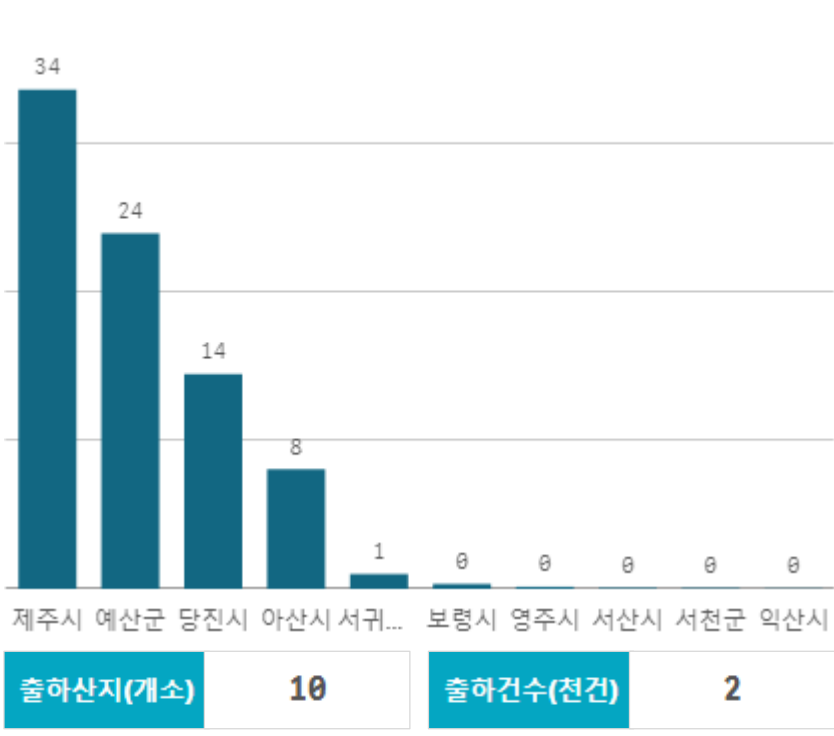


□ 쪽파(10Kg) 주간 가격

구분	Q	품종	Q	단량	Q	특	상	보통	하
2025-02-01		쪽파		10Kg		80,033	67,991	55,101	38,615
2025-02-03		쪽파		10Kg		82,060	68,740	56,143	46,787
2025-02-04		쪽파		10Kg		76,514	64,274	54,153	42,686
2025-02-05		쪽파		10Kg		81,093	62,388	50,996	41,682
2025-02-06		쪽파		10Kg		75,957	60,237	53,209	41,908
2025-02-07		쪽파		10Kg		88,684	81,471	70,094	54,300
평균						80,724	67,517	56,616	44,330

간쪽파(10Kg)

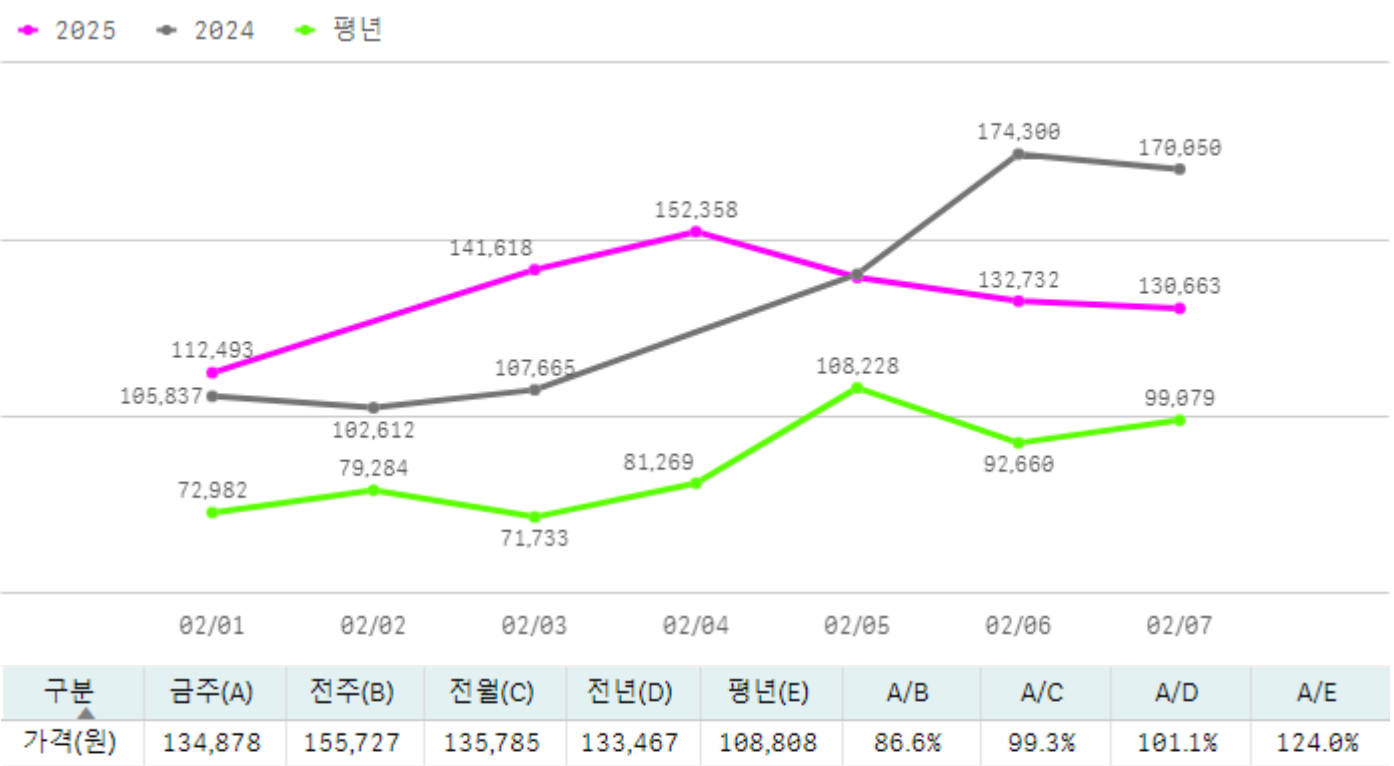
산지별 거래물량(톤)



산지별 주출하 시군구



주간 도매가격(원)



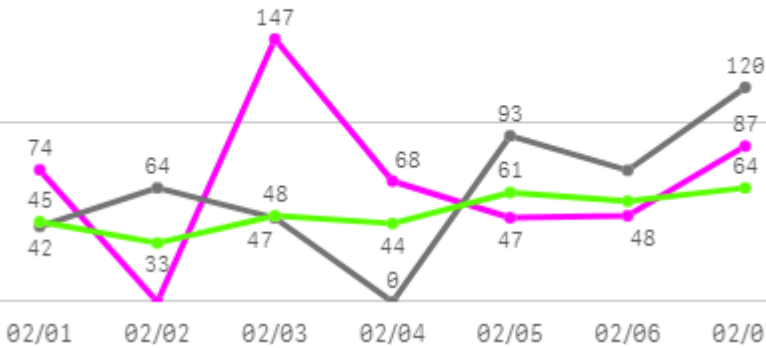
□ 깎쪽파(10Kg) 주간 가격

구분	Q	품종	Q	단량	Q	특	상	보통	하
2025-02-01		깎쪽파		10Kg		145,819	112,493	91,977	72,970
2025-02-03		깎쪽파		10Kg		158,971	141,618	119,127	91,423
2025-02-04		깎쪽파		10Kg		164,439	152,358	133,934	110,114
2025-02-05		깎쪽파		10Kg		154,485	139,401	122,554	98,103
2025-02-06		깎쪽파		10Kg		149,411	132,732	118,030	102,142
2025-02-07		깎쪽파		10Kg		142,338	130,663	108,192	21,400
평균						152,577	134,878	115,636	82,692

파프리카

주간 반입량(톤)

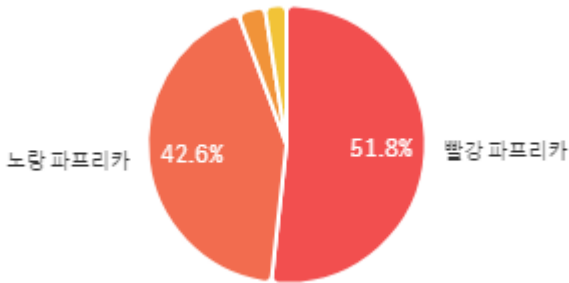
◆ 2025 ◆ 2024 ◆ 평년



구분	금주(A)	전주(B)	전월(C)	전년(D)	평년(E)	A/B	A/C	A/D	A/E
물량(톤)	472	202	330	440	375	234.0%	143.1%	107.2%	125.9%

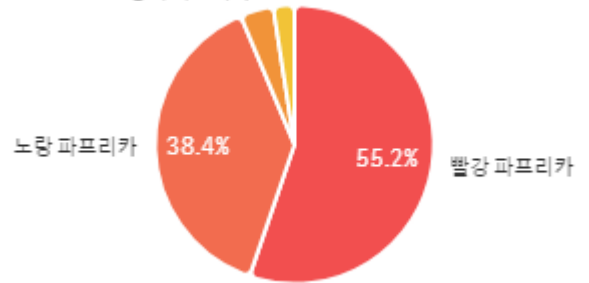
출하 품종별 거래물량 구성비

청색 파프리카



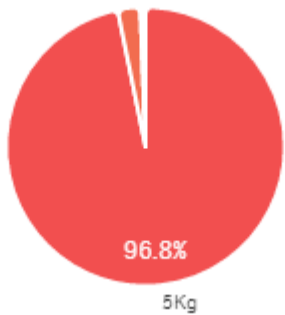
출하 품종별 거래금액 구성비

청색 파프리카



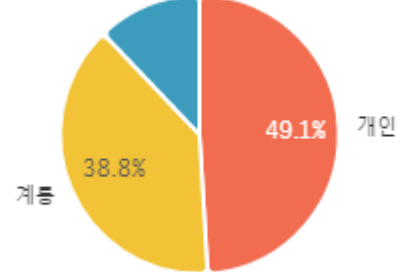
거래 단량별 물량 구성비

10Kg

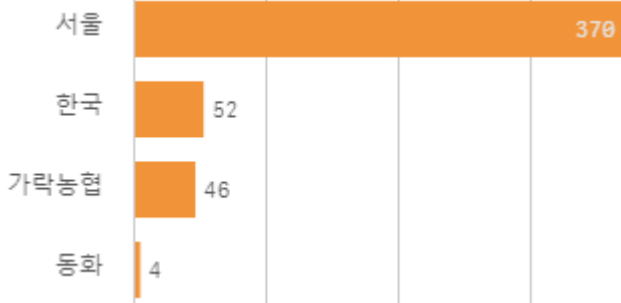


출하자별 거래물량 구성비


단체



도매시장 법인별 거래물량(톤)

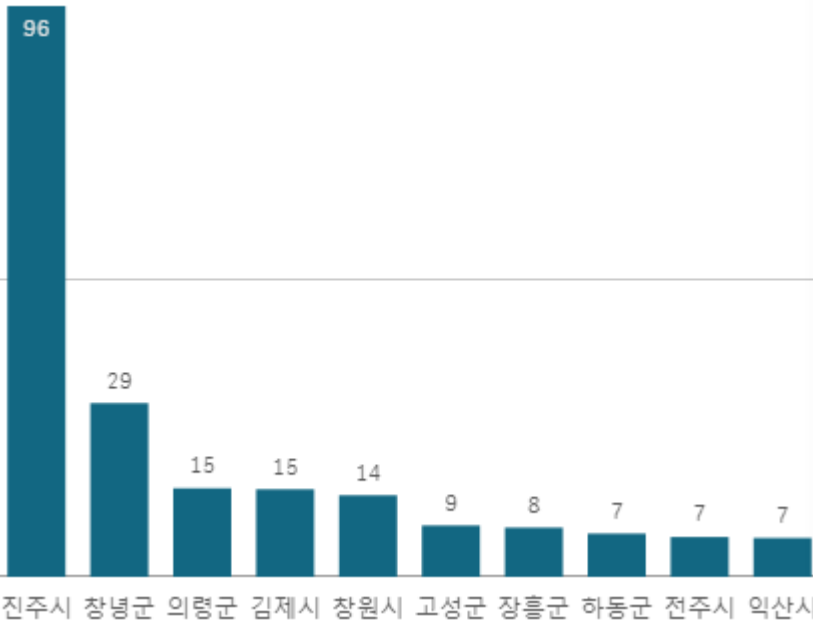


도매시장 법인별 거래금액(백만원)



빨강 파프리카(5Kg)

산지별 거래물량(톤)



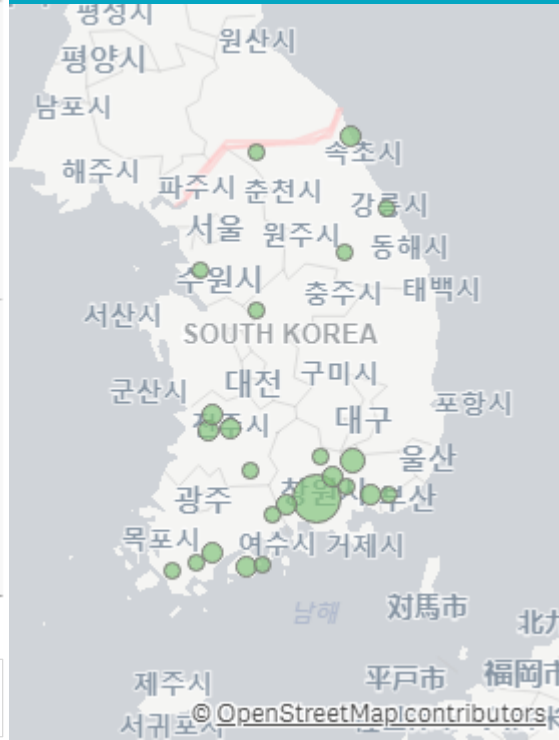
출하산지(개소)

25

출하건수(천건)

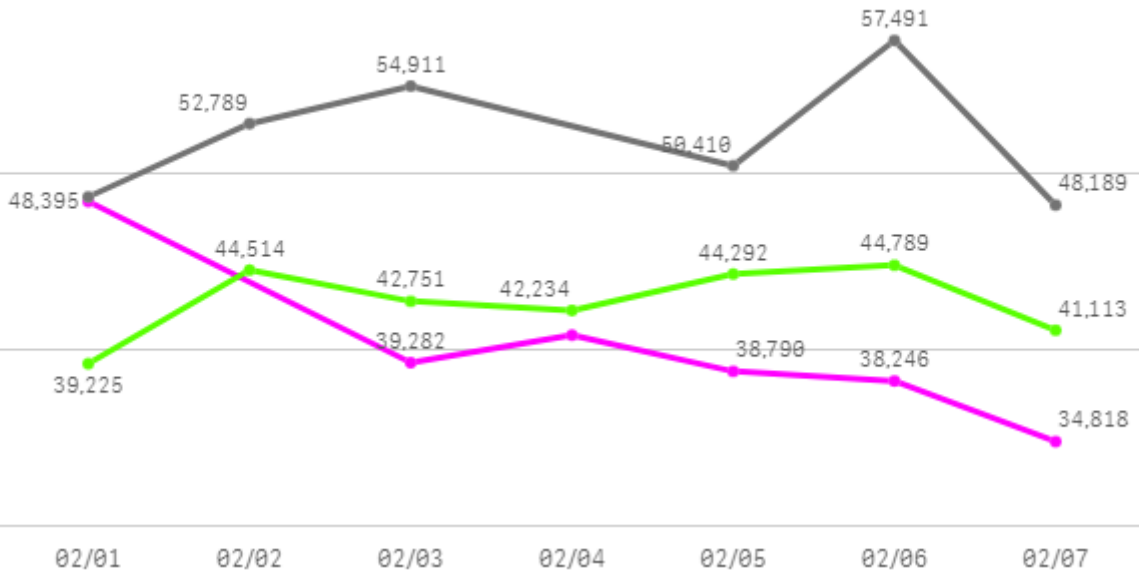
1

산지별 주출하 시군구



주간 도매가격(원)

◆ 2025 ● 2024 ◆ 평년



구분	금주(A)	전주(B)	전월(C)	전년(D)	평년(E)	A/B	A/C	A/D	A/E
가격(원)	40,062	52,039	33,596	52,073	43,510	77.0%	119.2%	76.9%	92.1%

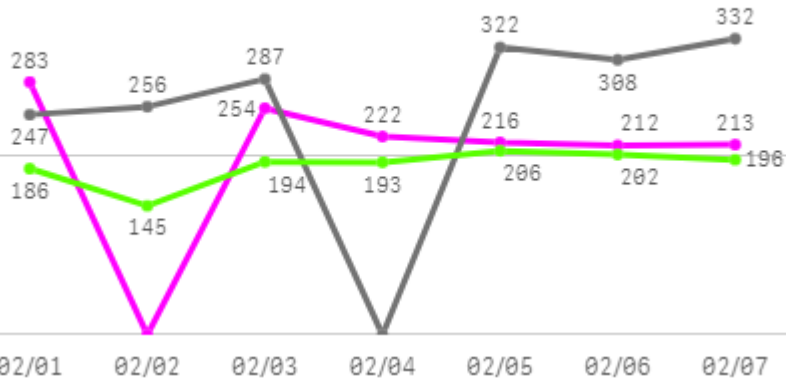
□ 빨강 파프리카(5Kg) 주간 가격

구분	Q	품종	Q	단량	Q	특	상	보통	하
2025-02-01		빨강 파프리카		5Kg		-	48,395	44,441	38,883
2025-02-03		빨강 파프리카		5Kg		-	39,282	34,824	30,470
2025-02-04		빨강 파프리카		5Kg		-	40,838	36,200	31,815
2025-02-05		빨강 파프리카		5Kg		-	38,790	34,183	30,442
2025-02-06		빨강 파프리카		5Kg		-	38,246	33,824	30,559
2025-02-07		빨강 파프리카		5Kg		-	34,818	32,984	28,037
평균						-	40,062	36,076	31,701

버섯

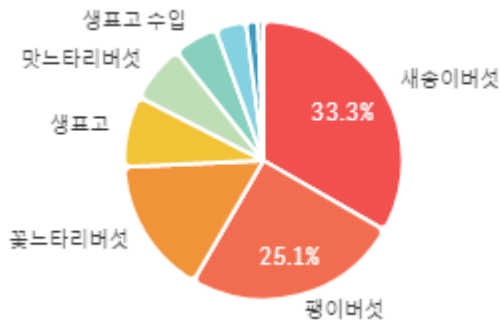
주간 반입량(톤)

◆ 2025 ● 2024 ▲ 평년

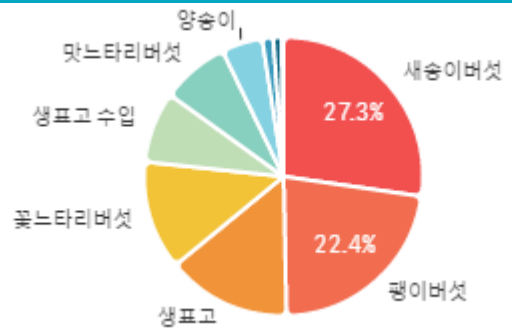


구분	금주(A)	전주(B)	전월(C)	전년(D)	평년(E)	A/B	A/C	A/D	A/E
물량(톤)	1,401	940	1,082	1,752	1,351	149.1%	129.5%	80.0%	103.7%

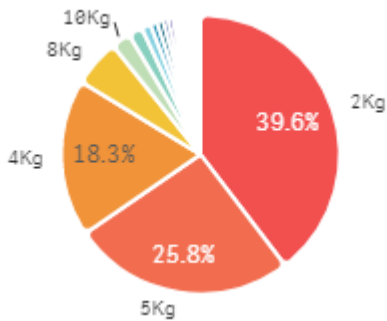
출하 품종별 거래물량 구성비



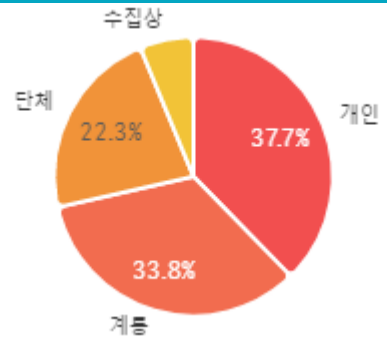
출하 품종별 거래금액 구성비



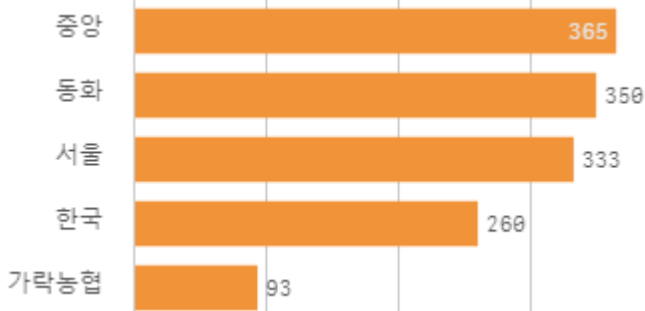
거래 단량별 물량 구성비



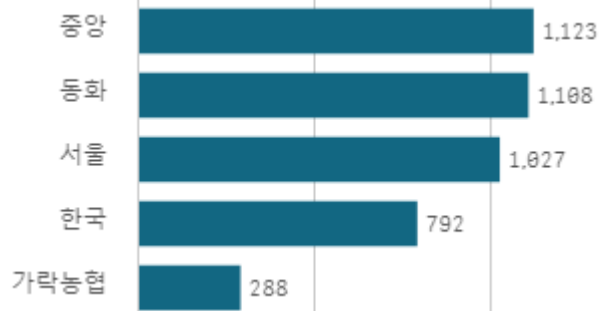
출하자별 거래물량 구성비



도매시장 법인별 거래물량(톤)

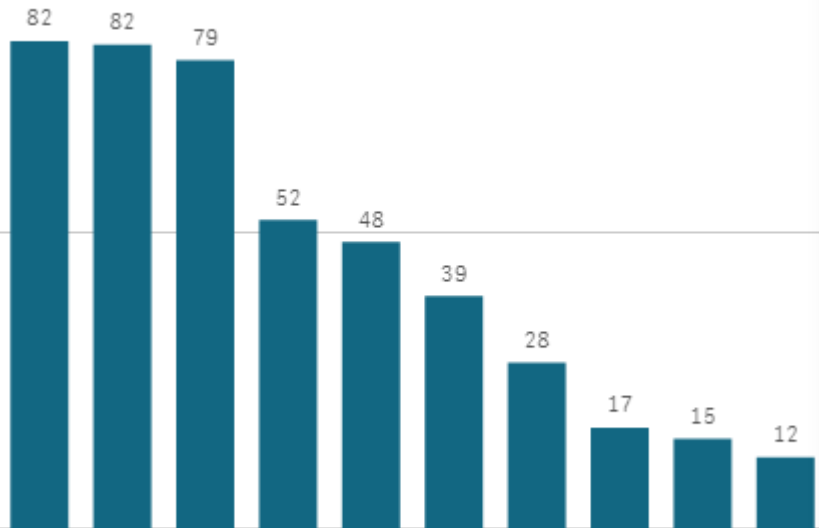


도매시장 법인별 거래금액(백만원)



새송이버섯(2Kg)

산지별 거래물량(톤)



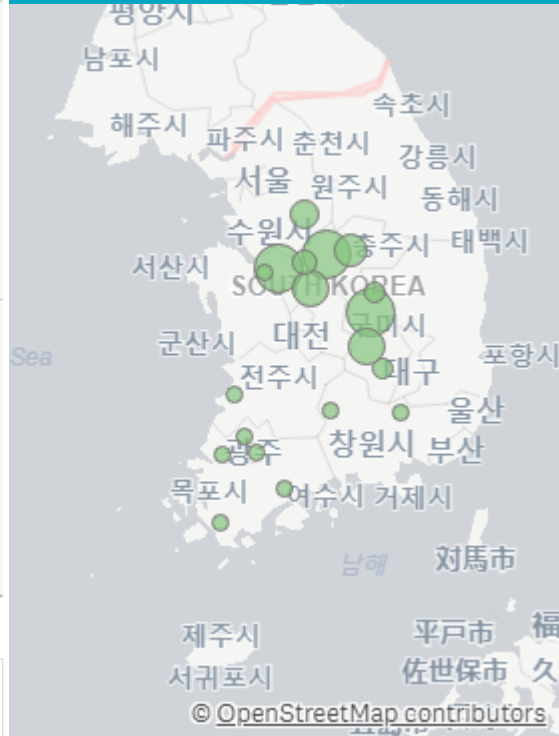
출하산지(개소)

20

출하건수(천건)

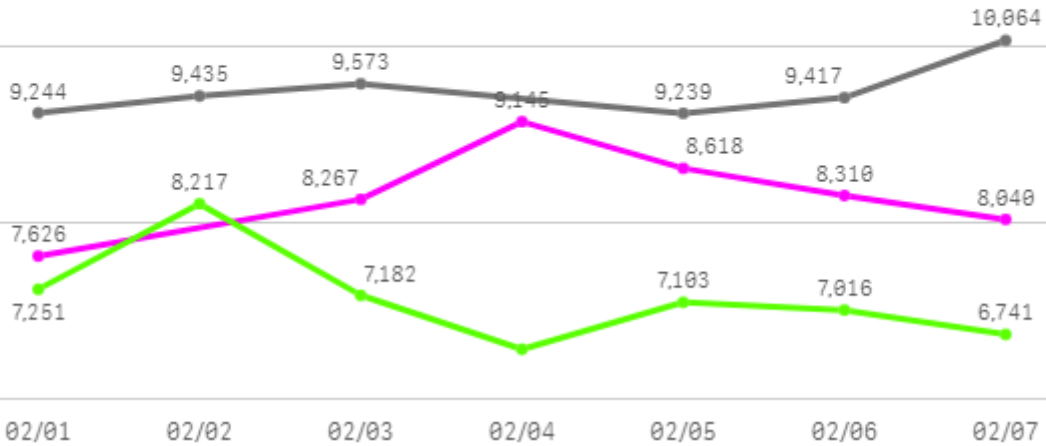
3

산지별 주출하 시군구



주간 도매가격(원)

◆ 2025 ● 2024 ◆ 평년



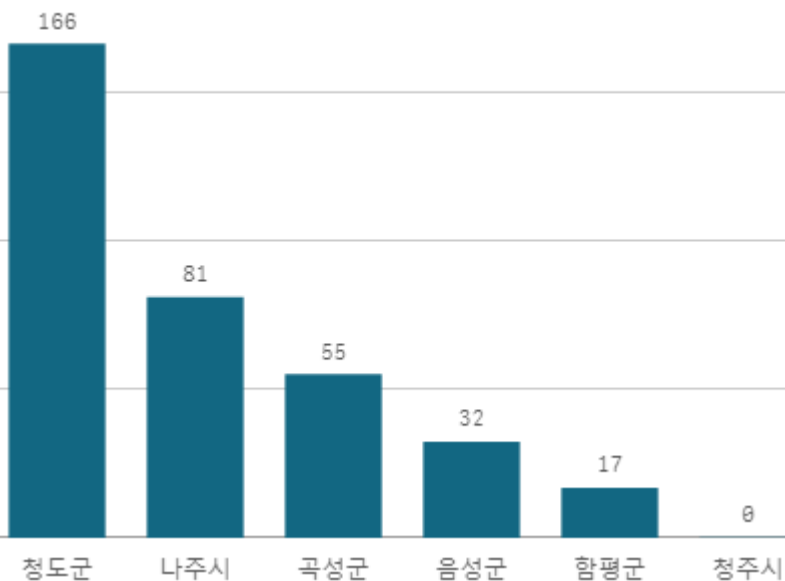
구분	금주(A)	전주(B)	전월(C)	전년(D)	평년(E)	A/B	A/C	A/D	A/E
가격(원)	8,334	10,401	9,972	9,495	8,039	80.1%	83.6%	87.8%	103.7%

□ 새송이버섯(2Kg) 주간 가격

구분	Q	품종	Q	단량	Q	특	상	보통	하
2025-02-01		새송이버섯		2Kg		8,763	7,626	6,579	3,272
2025-02-03		새송이버섯		2Kg		9,000	8,267	6,649	3,119
2025-02-04		새송이버섯		2Kg		9,500	9,145	7,209	3,308
2025-02-05		새송이버섯		2Kg		9,648	8,618	7,312	3,603
2025-02-06		새송이버섯		2Kg		9,458	8,310	7,040	3,487
2025-02-07		새송이버섯		2Kg		9,210	8,040	6,735	3,735
평균						9,263	8,334	6,921	3,421

팬이버섯(5Kg)

산지별 거래물량(톤)



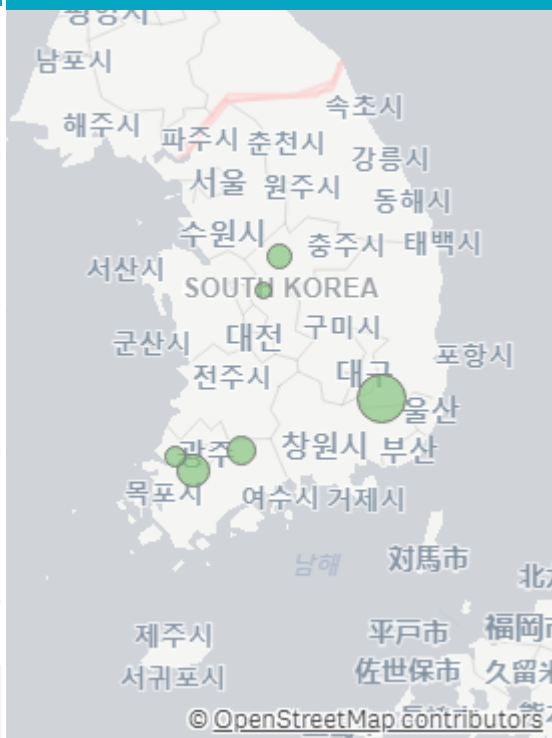
출하산지(개소)

6

출하건수(천건)

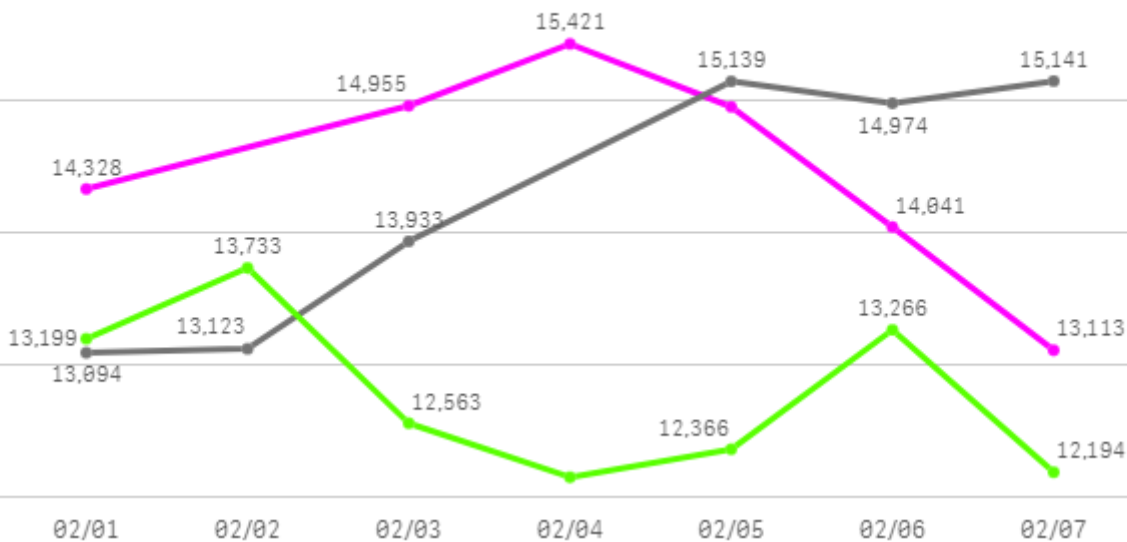
1

산지별 주출하 시군구



주간 도매가격(원)

◆ 2025 ● 2024 ◆ 평년



구분	금주(A)	전주(B)	전월(C)	전년(D)	평년(E)	A/B	A/C	A/D	A/E
가격(원)	14,468	15,456	14,292	14,234	13,836	93.6%	101.2%	101.6%	104.6%

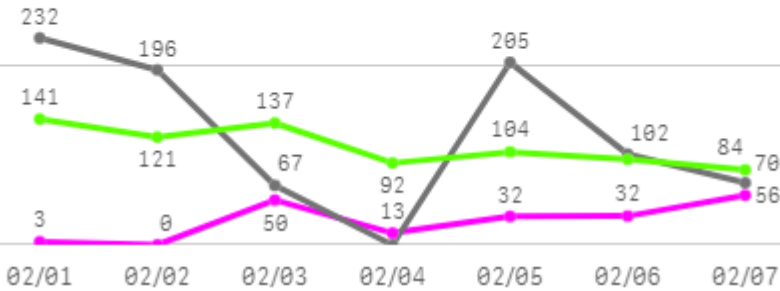
□ 팽이버섯(5Kg) 주간 가격

구분	Q	품종	Q	단량	Q	특	상	보통	하
2025-02-01		팽이버섯		5Kg		15,000	14,328	13,461	12,422
2025-02-03		팽이버섯		5Kg		15,500	14,955	14,251	13,406
2025-02-04		팽이버섯		5Kg		16,000	15,421	14,800	13,976
2025-02-05		팽이버섯		5Kg		15,914	14,947	14,259	13,437
2025-02-06		팽이버섯		5Kg		15,071	14,041	13,124	12,480
2025-02-07		팽이버섯		5Kg		14,058	13,113	12,644	12,071
평균						15,257	14,468	13,757	12,965

사과

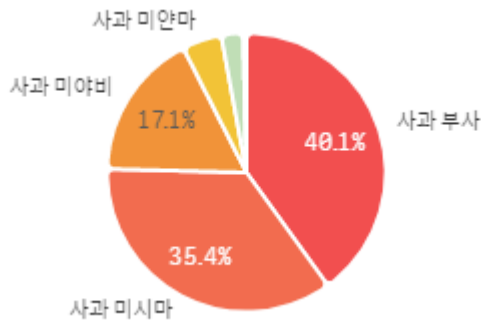
주간 반입량(톤)

◆ 2025 ● 2024 ▲ 평년

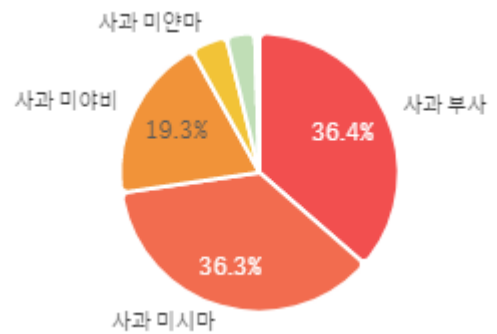


구분	금주(A)	전주(B)	전월(C)	전년(D)	평년(E)	A/B	A/C	A/D	A/E
물량(톤)	187	81	608	871	665	230.9%	30.7%	21.5%	28.1%

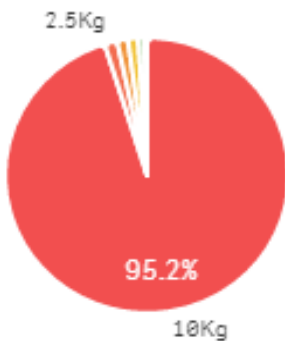
출하 품종별 거래물량 구성비



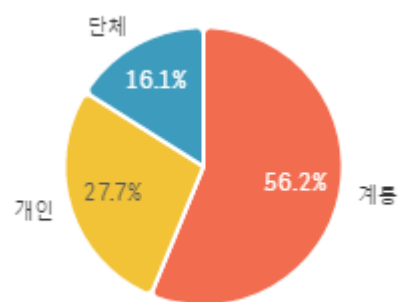
출하 품종별 거래금액 구성비



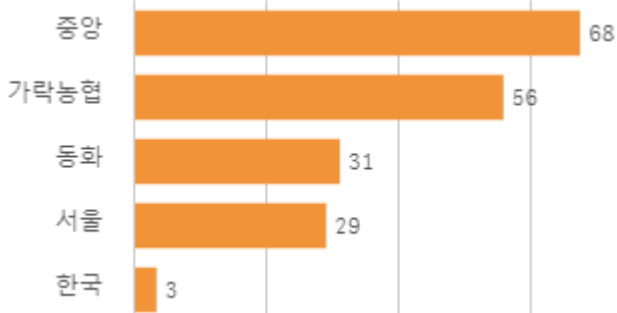
거래 단량별 물량 구성비



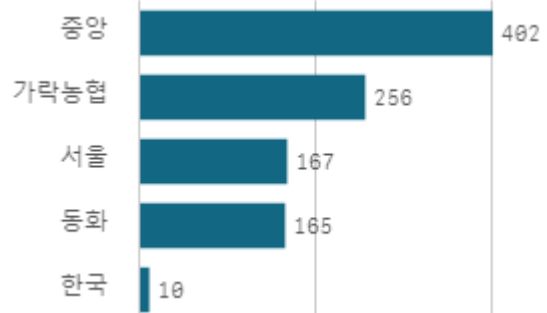
출하자별 거래물량 구성비



도매시장 법인별 거래물량(톤)

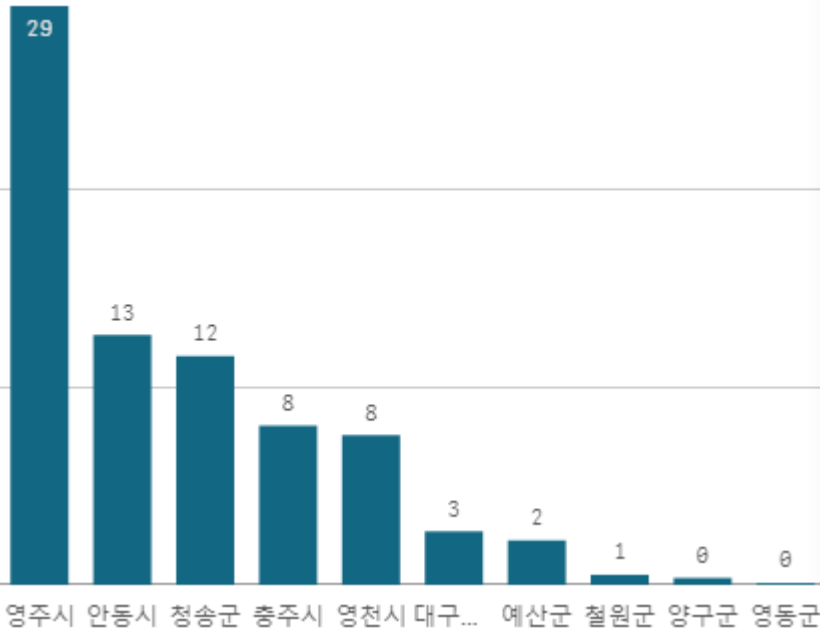


도매시장 법인별 거래금액(백만원)



사과 부사(10Kg)

산지별 거래물량(톤)



출하산지(개소)

11

출하건수(천건)

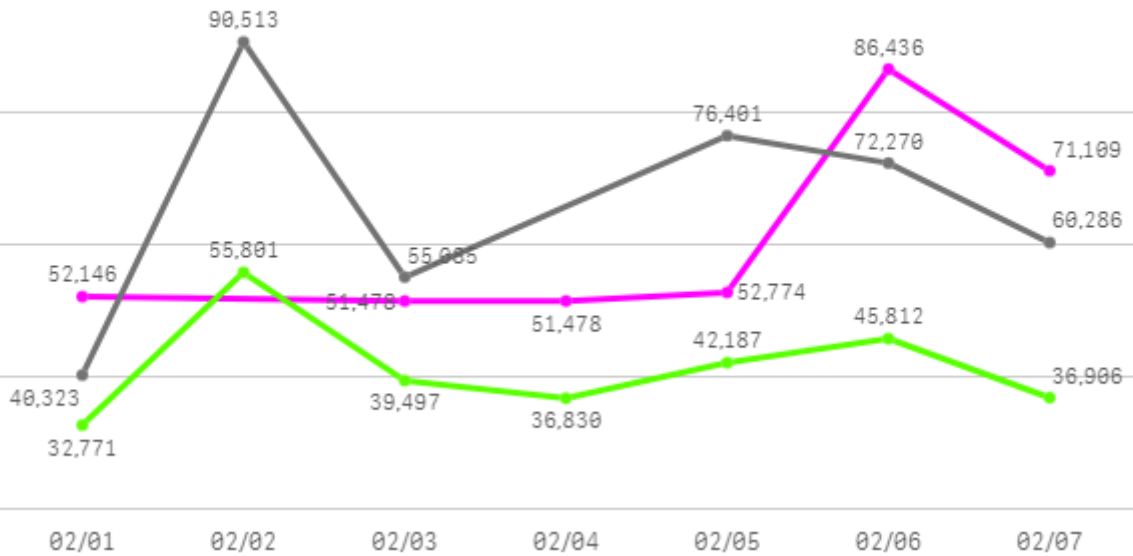
0

산지별 주출하 시군구



주간 도매가격(원)

◆ 2025 ● 2024 ◆ 평년



구분	금주(A)	전주(B)	전월(C)	전년(D)	평년(E)	A/B	A/C	A/D	A/E
가격(원)	60,904	52,146	88,076	65,813	49,132	116.8%	69.1%	92.5%	124.0%

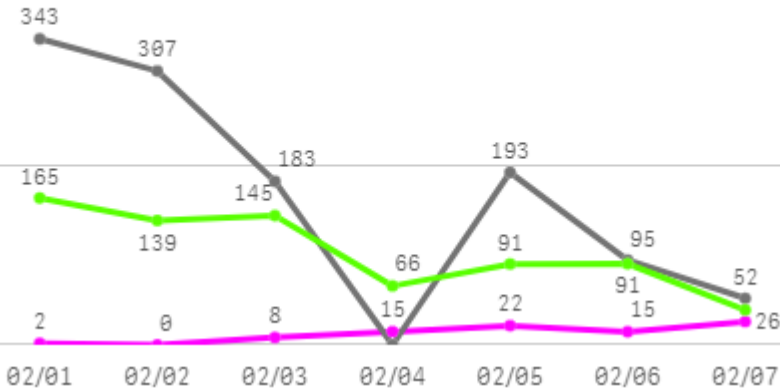
□ 사과 부사(10Kg) 주간 가격

구분	Q	품종	Q	단량	Q	특	상	보통	하
2025-02-01		사과 부사		10Kg		141,366	52,146	29,167	14,000
2025-02-03		사과 부사		10Kg		53,000	51,478	25,733	19,000
2025-02-04		사과 부사		10Kg		53,000	51,478	25,733	19,000
2025-02-05		사과 부사		10Kg		124,174	52,774	37,018	26,671
2025-02-06		사과 부사		10Kg		141,488	86,436	50,982	29,763
2025-02-07		사과 부사		10Kg		107,134	71,109	53,300	34,528
평균						103,360	60,904	36,989	23,827

배

주간 반입량(톤)

◆ 2025 ● 2024 ▲ 평년

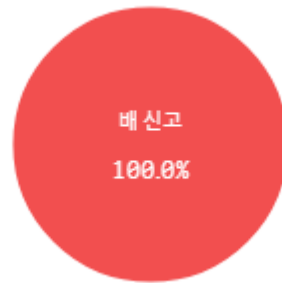


구분	금주(A)	전주(B)	전월(C)	전년(D)	평년(E)	A/B	A/C	A/D	A/E
물량(톤)	87	31	334	1,174	688	282.3%	26.1%	7.4%	12.7%

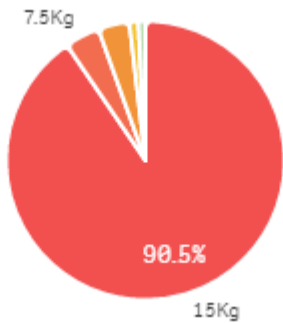
출하 품종별 거래물량 구성비



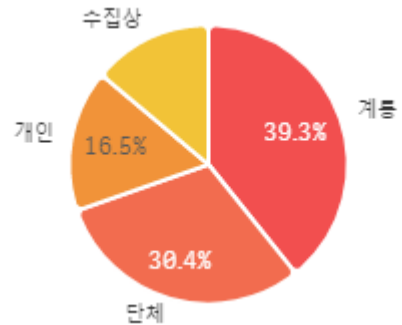
출하 품종별 거래금액 구성비



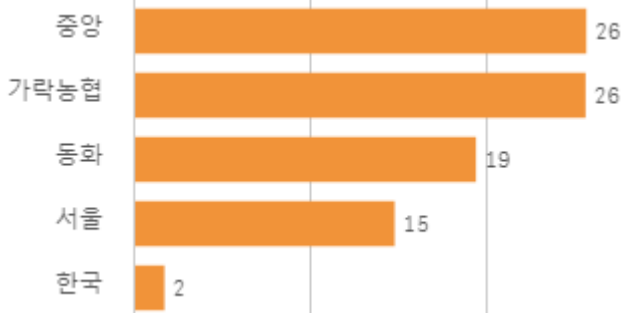
거래 단량별 물량 구성비



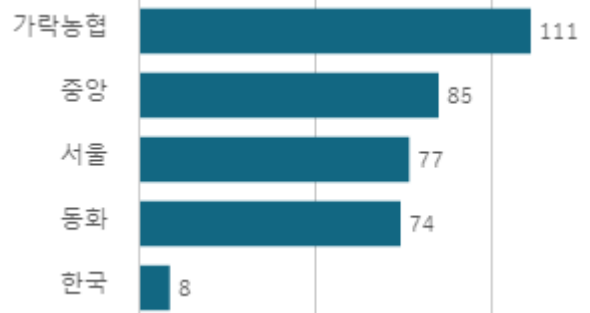
출하자별 거래물량 구성비



도매시장 법인별 거래물량(톤)

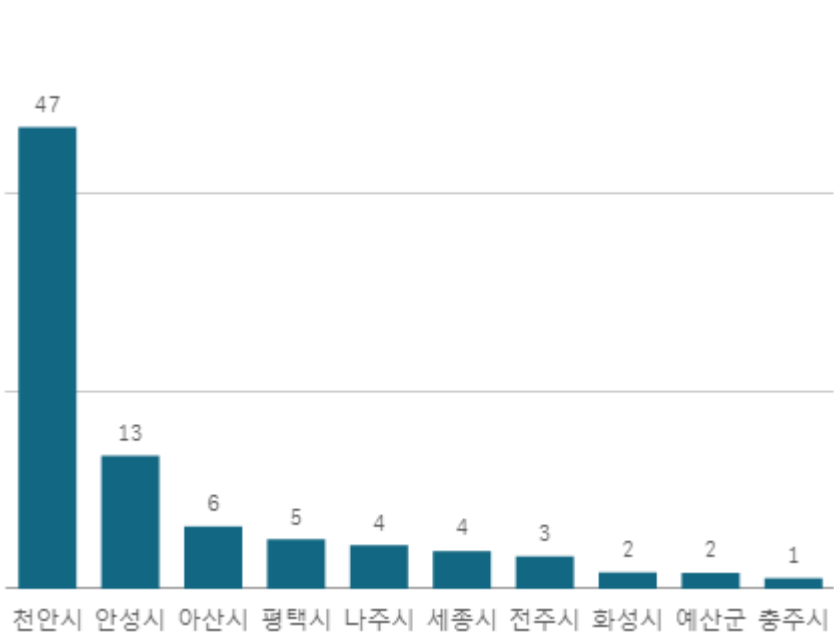


도매시장 법인별 거래금액(백만원)



배 신고(15Kg)

산지별 거래물량(톤)



출하산지(개소)

10

출하건수(천건)

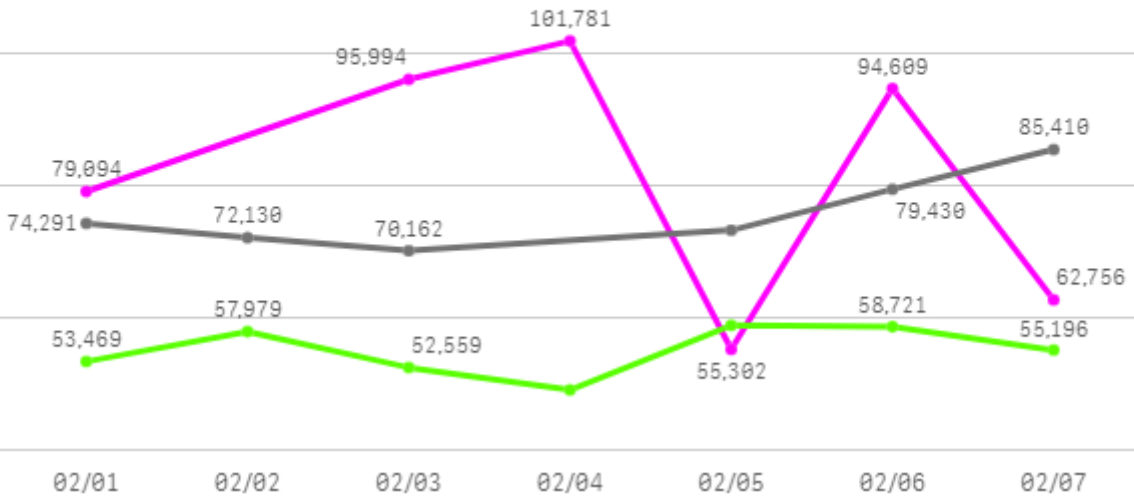
0

산지별 주출하 시군구



주간 도매가격(원)

◆ 2025 ● 2024 ◆ 평년



구분	금주(A)	전주(B)	전월(C)	전년(D)	평년(E)	A/B	A/C	A/D	A/E
가격(원)	81,589	66,023	90,279	75,778	64,703	123.6%	90.4%	107.7%	126.1%

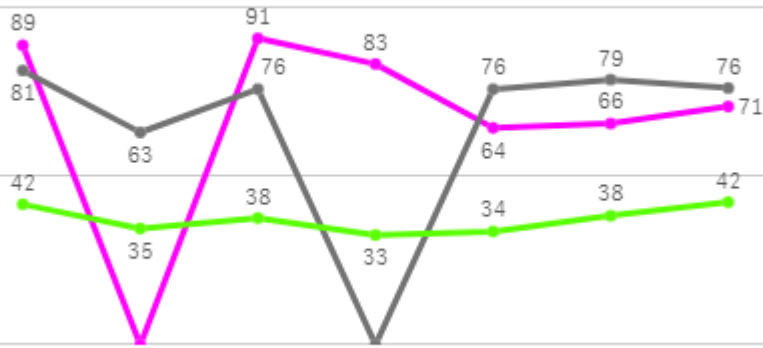
□ 배 신고(15Kg) 주간 가격

구분	Q	품종	Q	단량	Q	특	상	보통	하
2025-02-01		배 신고		15Kg		82,000	79,094	58,633	38,429
2025-02-03		배 신고		15Kg		121,885	95,994	64,042	44,600
2025-02-04		배 신고		15Kg		110,000	101,781	77,884	63,178
2025-02-05		배 신고		15Kg		76,722	55,302	34,726	20,819
2025-02-06		배 신고		15Kg		128,771	94,609	42,852	25,767
2025-02-07		배 신고		15Kg		87,400	62,756	48,741	39,847
평균						101,130	81,589	54,480	38,773

포도

주간 반입량(톤)

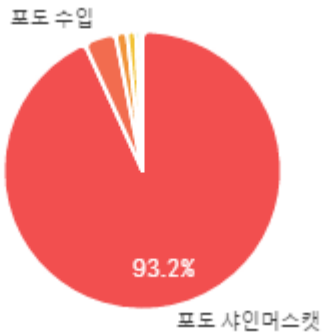
◆ 2025 ● 2024 ▲ 평년



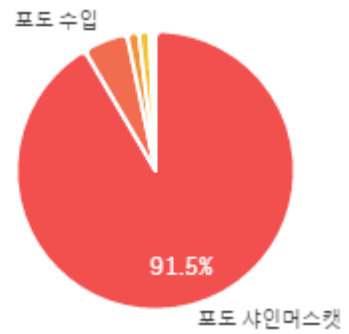
02/01 02/02 02/03 02/04 02/05 02/06 02/07

구분	금주(A)	전주(B)	전월(C)	전년(D)	평년(E)	A/B	A/C	A/D	A/E
물량(톤)	464	404	440	452	329	114.9%	105.6%	102.8%	141.2%

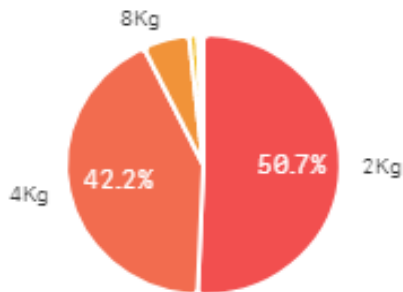
출하 품종별 거래물량 구성비



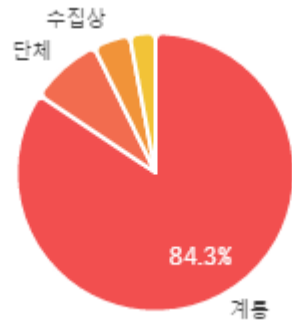
출하 품종별 거래금액 구성비



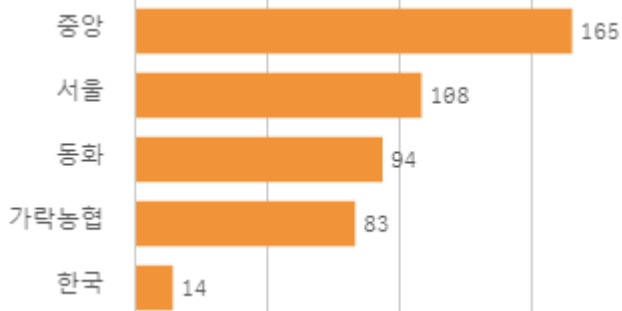
거래 단량별 물량 구성비



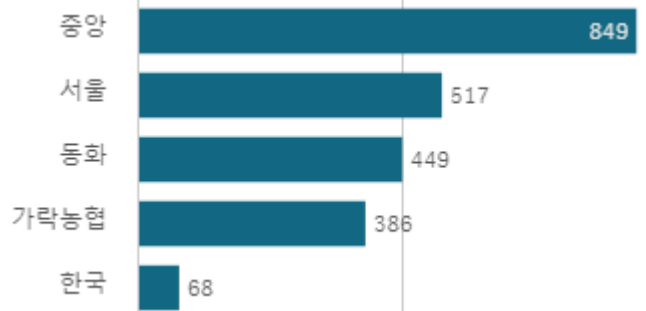
출하자별 거래물량 구성비



도매시장 법인별 거래물량(톤)

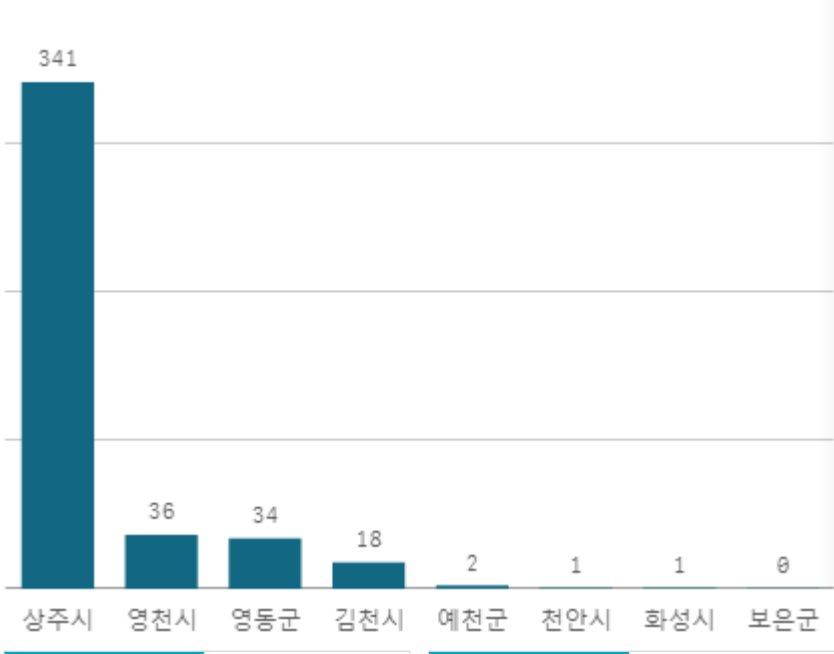


도매시장 법인별 거래금액(백만원)



포도 샤인머스캣(2Kg)

산지별 거래물량(톤)



출하산지(개소)

8

출하건수(천건)

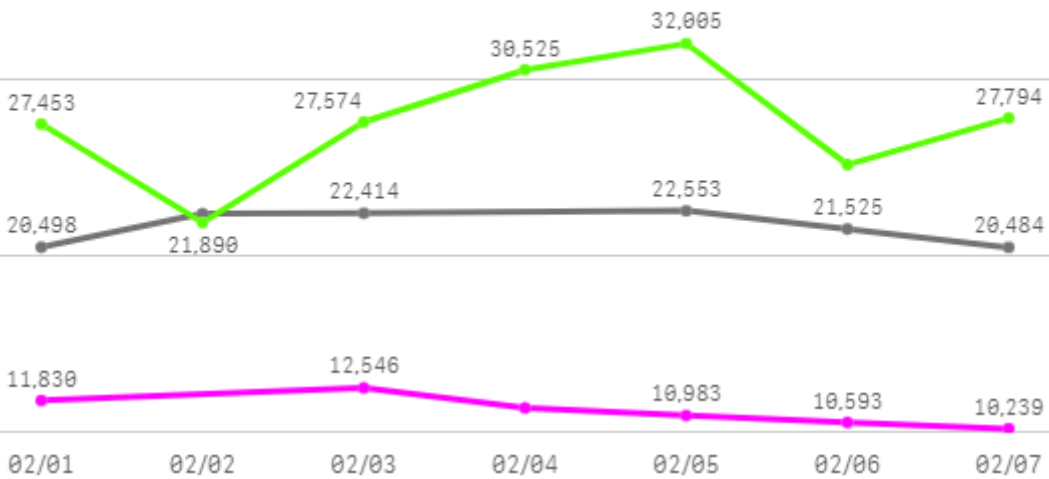
5

산지별 주출하 시군구



주간 도매가격(원)

◆ 2025 ● 2024 ◆ 평년



구분	금주(A)	전주(B)	전월(C)	전년(D)	평년(E)	A/B	A/C	A/D	A/E
가격(원)	11,267	11,438	10,565	21,644	21,660	98.5%	106.6%	52.1%	52.0%

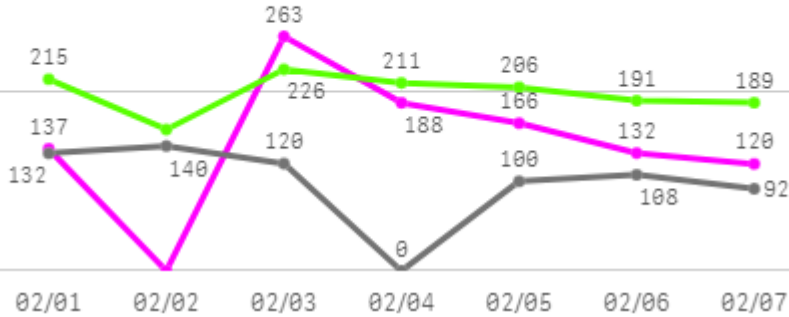
□ 포도 샤인머스켓(2Kg) 주간 가격

구분	Q	품종	Q	단량	Q	특	상	보통	하
2025-02-01		포도 샤인머스켓		2Kg		17,103	11,830	9,127	6,143
2025-02-03		포도 샤인머스켓		2Kg		16,259	12,546	9,551	6,728
2025-02-04		포도 샤인머스켓		2Kg		14,981	11,410	8,730	6,185
2025-02-05		포도 샤인머스켓		2Kg		16,477	10,983	8,351	5,829
2025-02-06		포도 샤인머스켓		2Kg		14,684	10,593	7,924	5,615
2025-02-07		포도 샤인머스켓		2Kg		13,967	10,239	7,785	5,530
평균						15,579	11,267	8,578	6,005

감귤

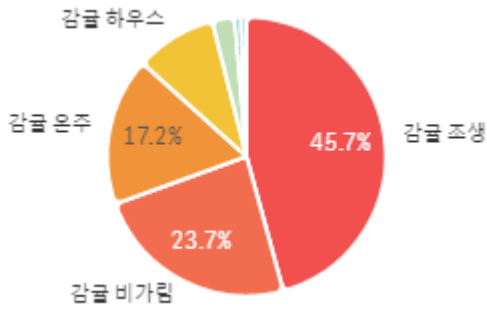
주간 반입량(톤)

◆ 2025 ● 2024 ▲ 평년

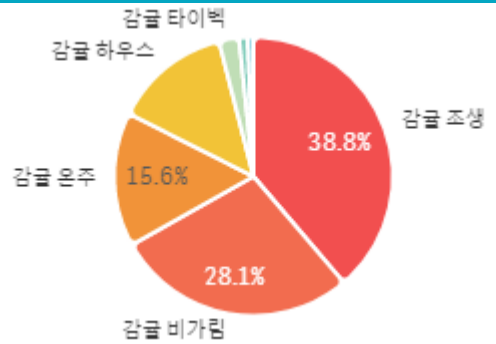


구분	금주(A)	전주(B)	전월(C)	전년(D)	평년(E)	A/B	A/C	A/D	A/E
물량(톤)	1,006	708	1,826	692	1,225	142.1%	55.1%	145.3%	82.1%

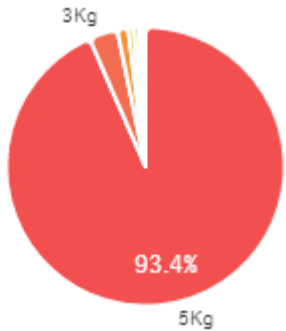
출하 품종별 거래물량 구성비



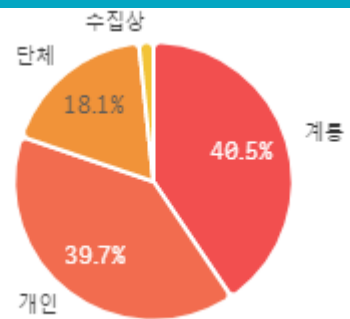
출하 품종별 거래금액 구성비



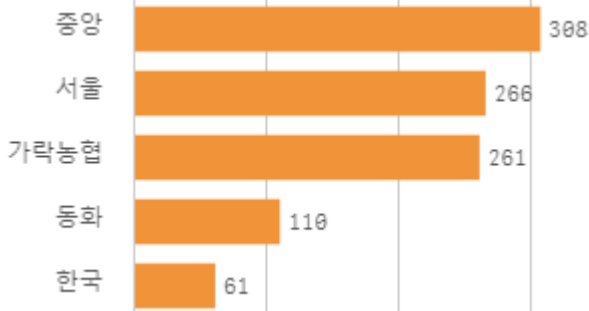
거래 단량별 물량 구성비



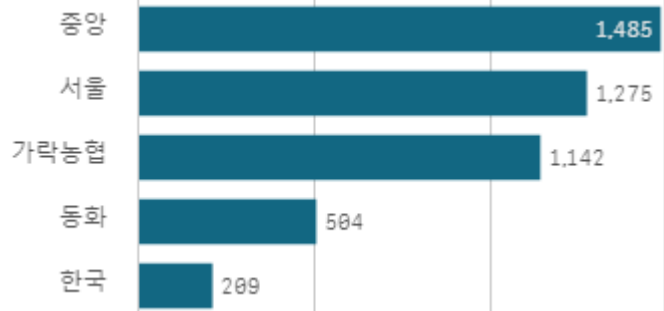
출하자별 거래물량 구성비



도매시장 법인별 거래물량(톤)

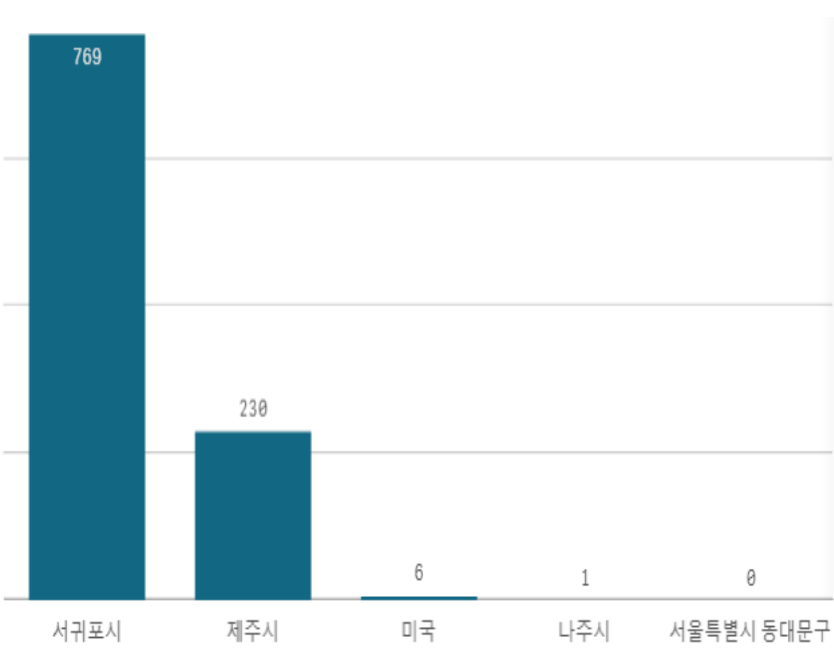


도매시장 법인별 거래금액(백만원)



감귤(5Kg)

산지별 거래물량(톤)



산지별 주출하 시군구



출하산지(개소)

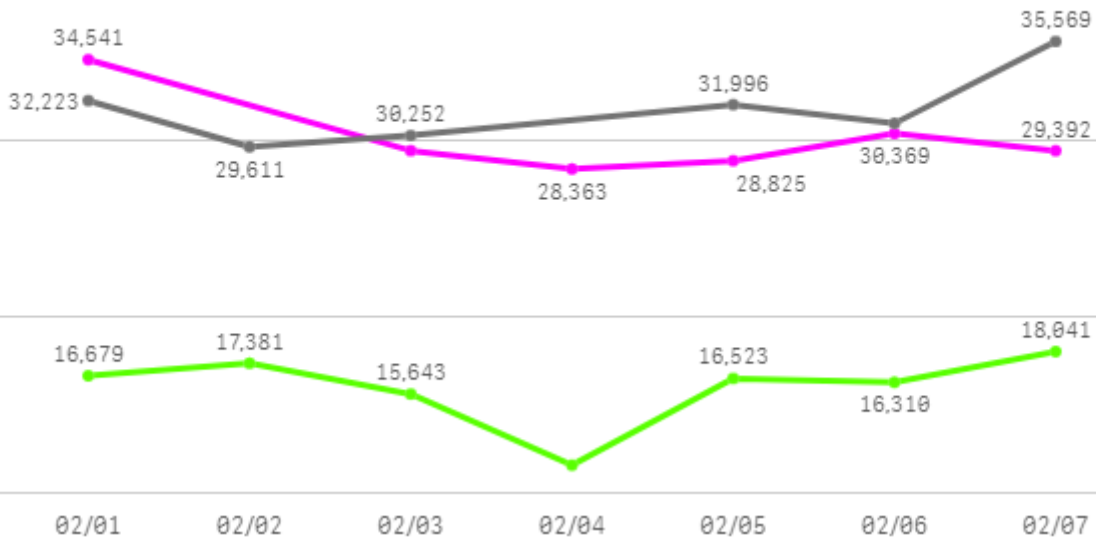
5

출하건수(천건)

5

주간 도매가격(원)

2025 (Magenta) 2024 (Grey) 평년 (Green)



구분	금주(A)	전주(B)	전월(C)	전년(D)	평년(E)	A/B	A/C	A/D	A/E
가격(원)	30,148	29,754	21,745	31,765	20,453	101.3%	138.6%	94.9%	147.4%

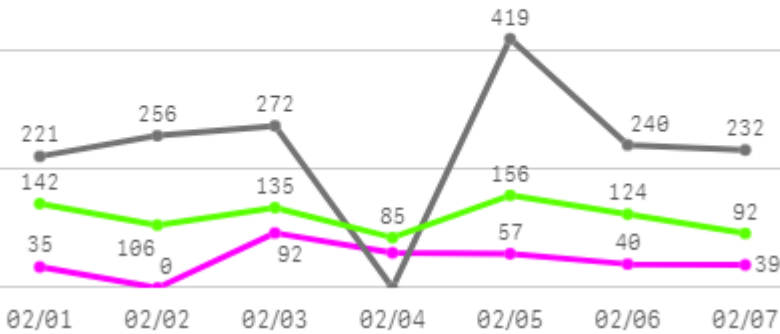
□ 감귤(5Kg) 주간 가격

구분	Q	품종	Q	단량	Q	특	상	보통	하
2025-02-01		감귤		5Kg		48,523	34,541	21,595	11,552
2025-02-03		감귤		5Kg		43,260	29,395	18,256	10,094
2025-02-04		감귤		5Kg		40,571	28,363	17,734	10,265
2025-02-05		감귤		5Kg		41,858	28,825	18,335	10,874
2025-02-06		감귤		5Kg		43,850	30,369	19,951	12,051
2025-02-07		감귤		5Kg		42,784	29,392	19,822	12,685
평균						43,474	30,148	19,282	11,254

만감

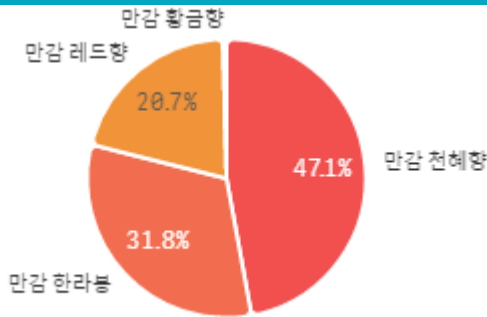
주간 반입량(톤)

◆ 2025 ● 2024 ▲ 평년

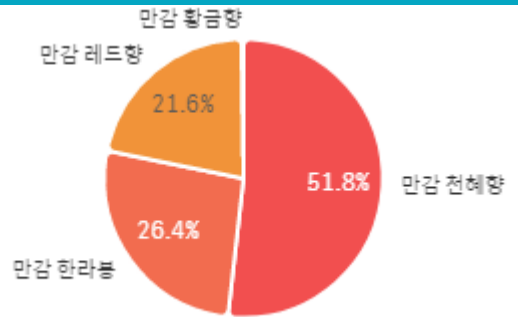


구분	금주(A)	전주(B)	전월(C)	전년(D)	평년(E)	A/B	A/C	A/D	A/E
물량(톤)	322	495	258	1,641	796	65.1%	124.8%	19.7%	40.5%

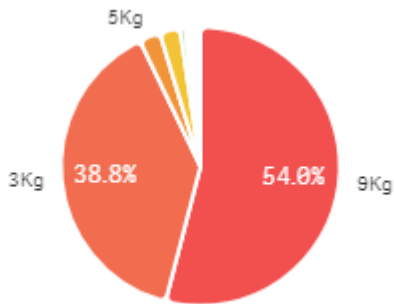
출하 품종별 거래물량 구성비



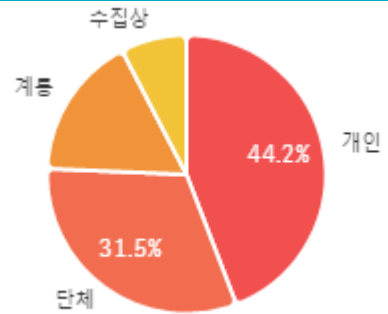
출하 품종별 거래금액 구성비



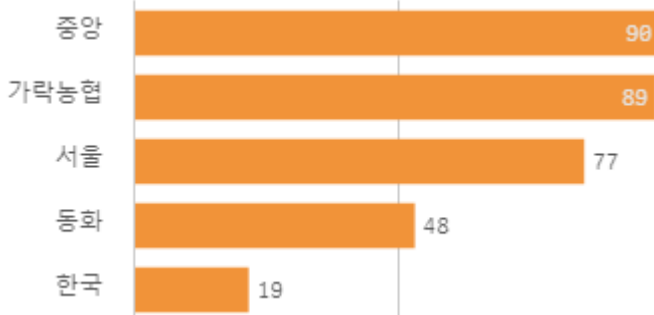
거래 단량별 물량 구성비



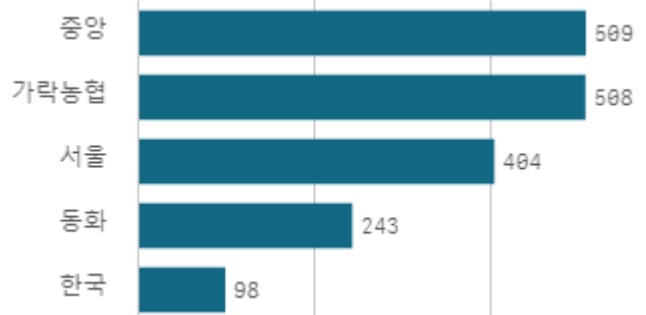
출하자별 거래물량 구성비



도매시장 법인별 거래물량(톤)

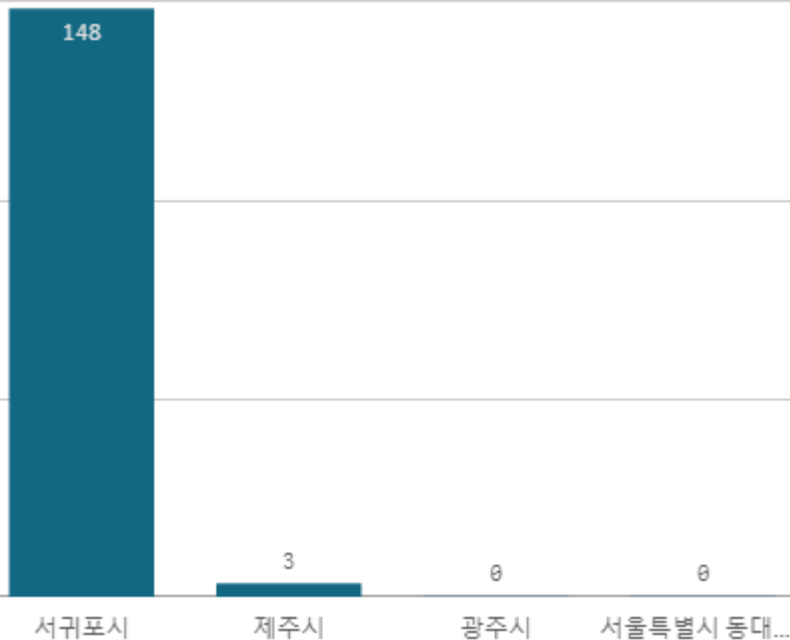


도매시장 법인별 거래금액(백만원)



만감 천혜향(3Kg)

산지별 거래물량(톤)



산지별 주출하 시군구



출하산지(개소)

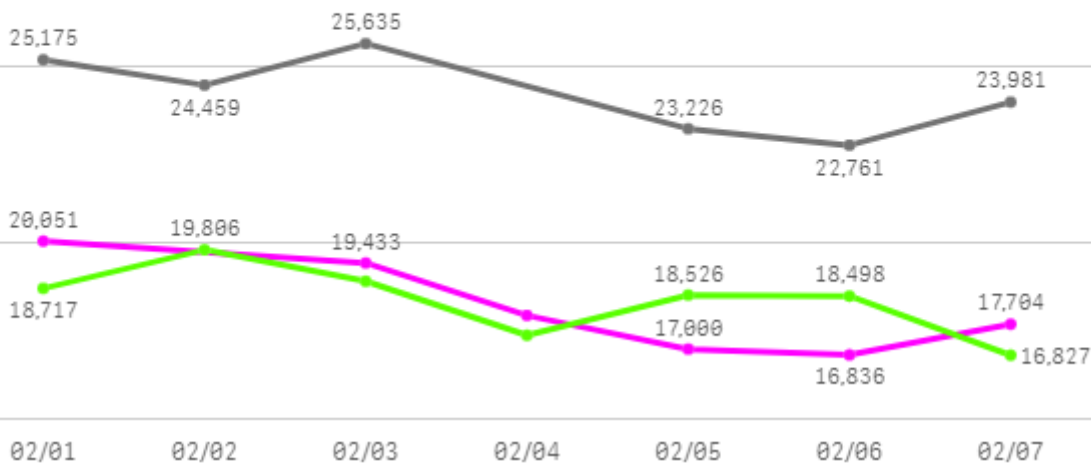
4

출하건수(천건)

1

주간 도매가격(원)

◆ 2025 ● 2024 ◆ 평년



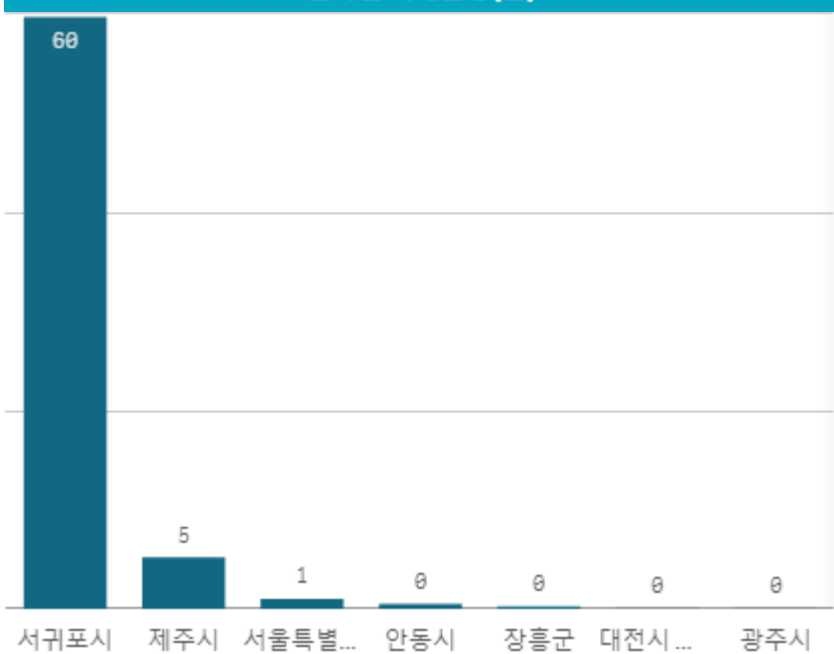
구분	금주(A)	전주(B)	전월(C)	전년(D)	평년(E)	A/B	A/C	A/D	A/E
가격(원)	18,163	22,158	22,917	24,206	19,433	82.0%	79.3%	75.0%	93.5%

□ 만감 천혜향(3Kg) 주간 가격

구분	Q	품종	Q	단량	Q	특	상	보통	하
2025-02-01		만감 천혜향		3Kg		22,716	20,051	18,006	16,316
2025-02-03		만감 천혜향		3Kg		21,000	19,433	17,507	14,778
2025-02-04		만감 천혜향		3Kg		19,563	17,951	16,503	14,482
2025-02-05		만감 천혜향		3Kg		17,156	17,000	16,071	14,959
2025-02-06		만감 천혜향		3Kg		18,516	16,836	15,900	12,505
2025-02-07		만감 천혜향		3Kg		18,963	17,704	16,724	15,907
평균						19,652	18,163	16,785	14,825

만감 레드향(5Kg)

산지별 거래물량(톤)



산지별 주출하 시군구



출하산지(개소)

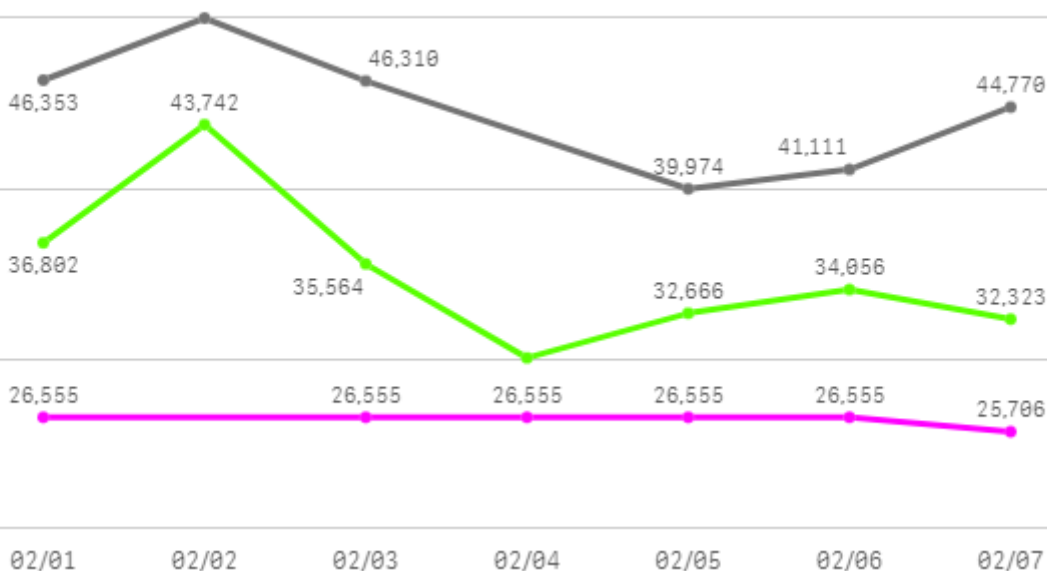
7

출하건수(천건)

1

주간 도매가격(원)

◆ 2025 ◆ 2024 ◆ 평년



구분	금주(A)	전주(B)	전월(C)	전년(D)	평년(E)	A/B	A/C	A/D	A/E
가격(원)	26,414	35,215	40,719	44,753	35,441	75.0%	64.9%	59.0%	74.5%

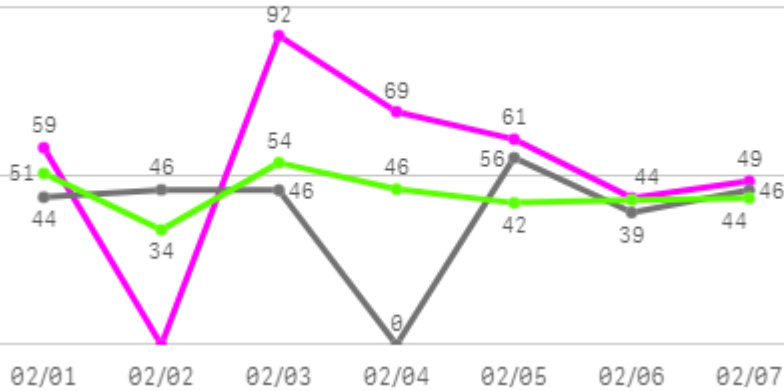
□ 만감 레드향(5Kg) 주간 가격

구분	Q	품종	Q	단량	Q	특	상	보통	하
2025-02-01		만감 레드향		5Kg		32,000	26,555	20,821	17,202
2025-02-03		만감 레드향		5Kg		32,000	26,555	20,821	17,202
2025-02-04		만감 레드향		5Kg		32,000	26,555	20,821	17,202
2025-02-05		만감 레드향		5Kg		32,000	26,555	20,821	17,202
2025-02-06		만감 레드향		5Kg		32,000	26,555	20,821	17,202
2025-02-07		만감 레드향		5Kg		28,000	25,706	19,429	17,294
평균						31,333	26,414	20,589	17,217

단감

주간 반입량(톤)

◆ 2025 ● 2024 ▲ 평년

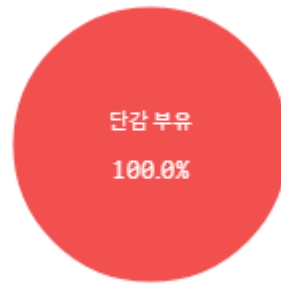


구분	금주(A)	전주(B)	전월(C)	전년(D)	평년(E)	A/B	A/C	A/D	A/E
물량(톤)	373	170	531	277	321	219.7%	70.3%	134.8%	116.1%

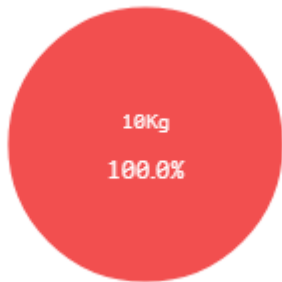
출하 품종별 거래물량 구성비



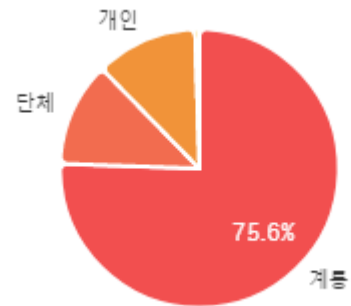
출하 품종별 거래금액 구성비



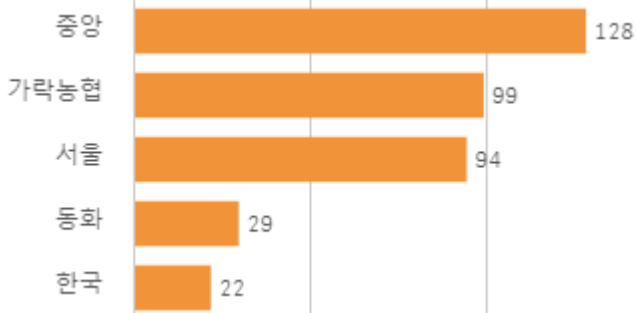
거래 단량별 물량 구성비



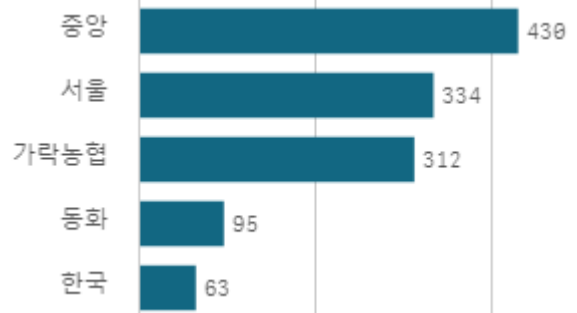
출하자별 거래물량 구성비



도매시장 법인별 거래물량(톤)

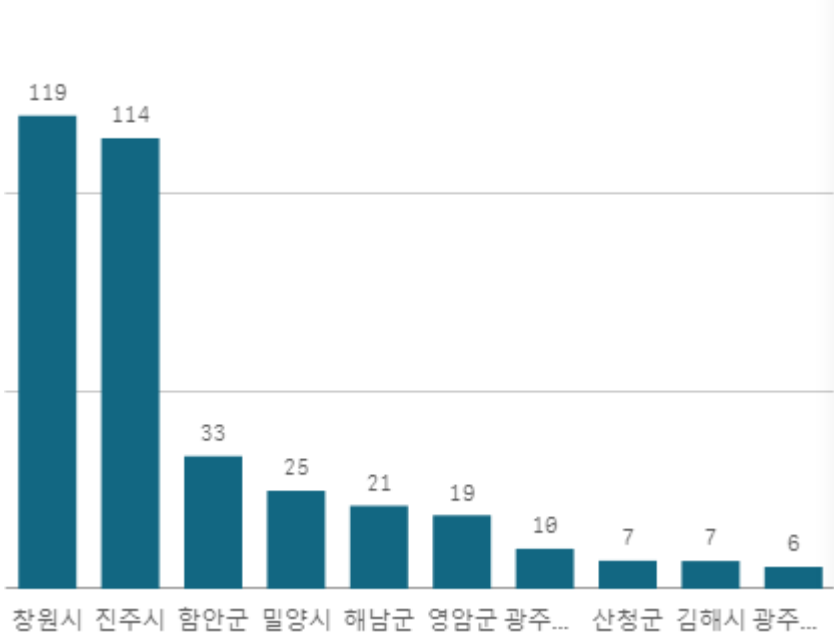


도매시장 법인별 거래금액(백만원)



단감 부유(10Kg)

산지별 거래물량(톤)



출하산지(개소)

17

출하건수(천건)

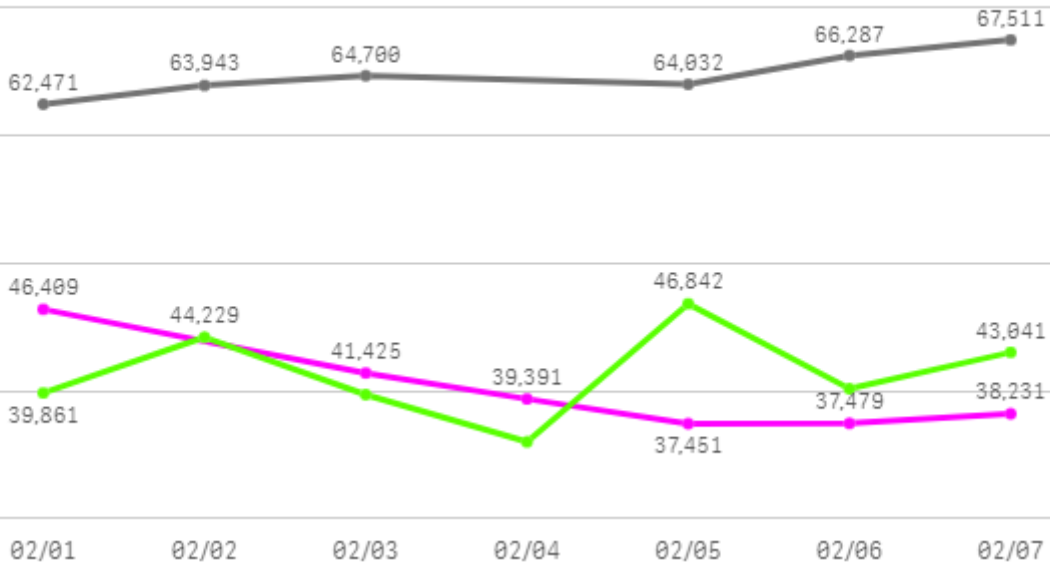
2

산지별 주출하 시군구



주간 도매가격(원)

◆ 2025 ● 2024 ◆ 평년



구분	금주(A)	전주(B)	전월(C)	전년(D)	평년(E)	A/B	A/C	A/D	A/E
가격(원)	40,064	45,336	34,746	64,824	44,212	88.4%	115.3%	61.8%	90.6%

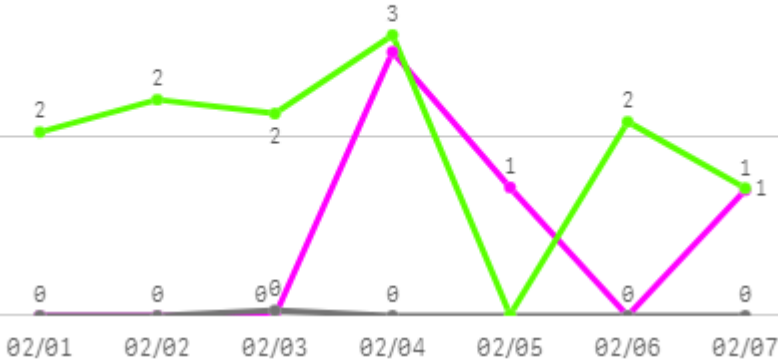
□ 단감 부유(10Kg) 주간 가격

구분	Q	품종	Q	단량	Q	특	상	보통	하
2025-02-01		단감 부유		10Kg		57,700	46,409	34,039	20,387
2025-02-03		단감 부유		10Kg		52,730	41,425	32,554	22,083
2025-02-04		단감 부유		10Kg		51,208	39,391	31,412	22,296
2025-02-05		단감 부유		10Kg		49,056	37,451	29,686	20,577
2025-02-06		단감 부유		10Kg		47,825	37,479	29,820	19,528
2025-02-07		단감 부유		10Kg		50,272	38,231	30,192	22,147
평균						51,465	40,064	31,284	21,170

감

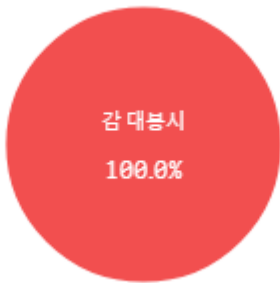
주간 반입량(톤)

◆ 2025 ◆ 2024 ◆ 평년

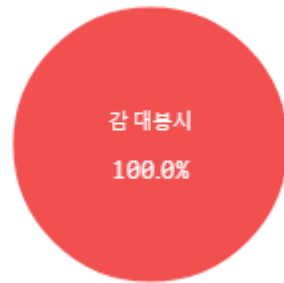


구분	금주(A)	전주(B)	전월(C)	전년(D)	평년(E)	A/B	A/C	A/D	A/E
물량(톤)	6	14	180	0	15	42.3%	3.2%	9683.3%	39.6%

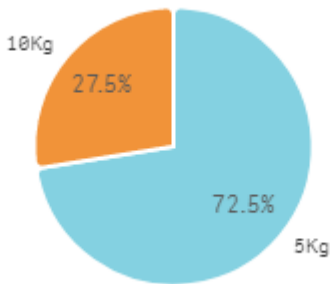
출하 품종별 거래물량 구성비



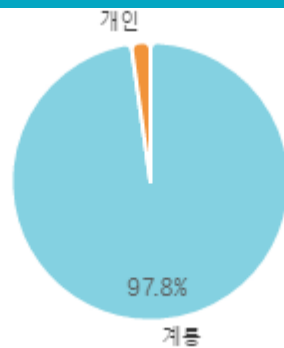
출하 품종별 거래금액 구성비




거래 단량별 물량 구성비



출하자별 거래물량 구성비



도매시장 법인별 거래물량(톤)

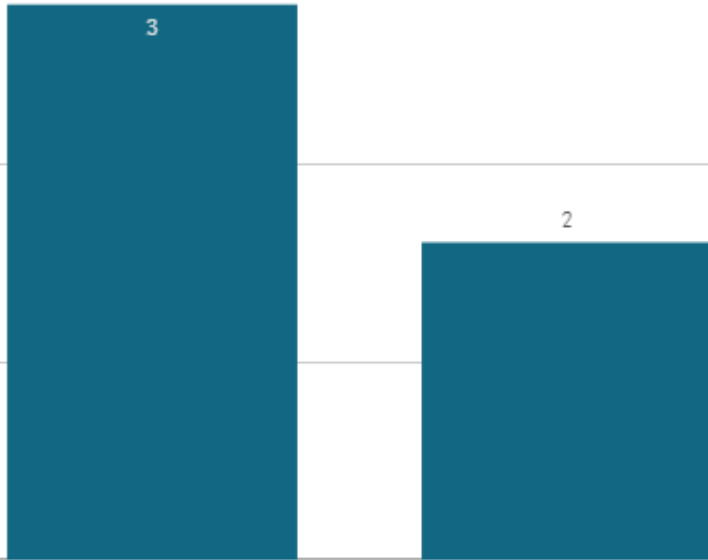


도매시장 법인별 거래금액(백만원)



감 대봉시(10Kg)

산지별 거래물량(톤)



광주시 광산구

광주시 남구

출하산지(개소)

2

출하건수(천건)

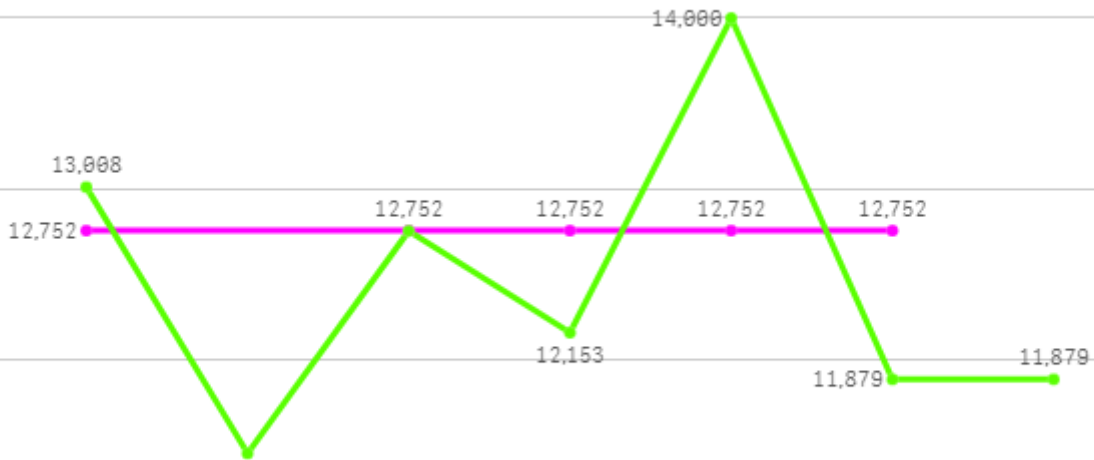
0

산지별 주출하 시군구



주간 도매가격(원)

◆ 2025 ◀ 2024 ◆ 평년



02/01

02/02

02/03

02/04

02/05

02/06

02/07

구분	금주(A)	전주(B)	전월(C)	전년(D)	평년(E)	A/B	A/C	A/D	A/E
가격(원)	12,752	12,752	20,737	-	11,685	100.0%	61.5%	-	109.1%

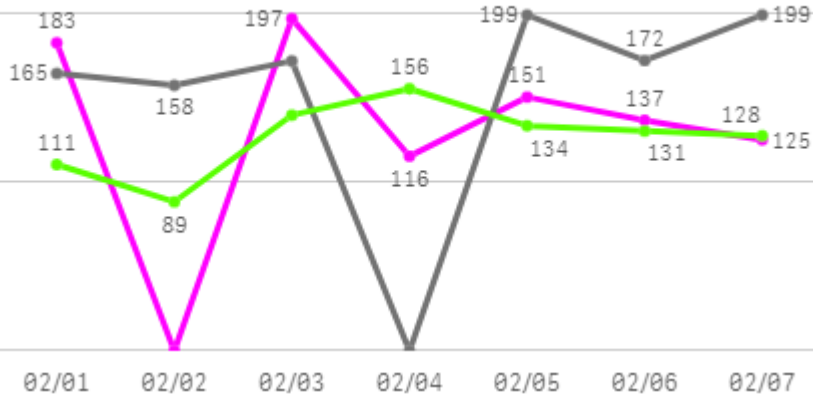
□ 감 대봉시(10Kg) 주간 가격

구분	Q	품종	Q	단량	Q	특	상	보통	하
2025-02-01		감 대봉시		10Kg		20,000	12,752	7,057	5,026
2025-02-03		감 대봉시		10Kg		20,000	12,752	7,057	5,026
2025-02-04		감 대봉시		10Kg		20,000	12,752	7,057	5,026
2025-02-05		감 대봉시		10Kg		20,000	12,752	7,057	5,026
2025-02-06		감 대봉시		10Kg		20,000	12,752	7,057	5,026
평균						20,000	12,752	7,057	5,026

바나나

주간 반입량(톤)

◆ 2025 ● 2024 ▲ 평년

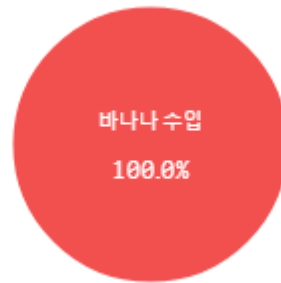


구분	금주(A)	전주(B)	전월(C)	전년(D)	평년(E)	A/B	A/C	A/D	A/E
물량(톤)	909	538	962	1,066	870	168.8%	94.5%	85.3%	104.4%

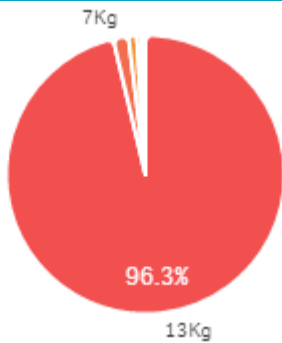
출하 품종별 거래물량 구성비



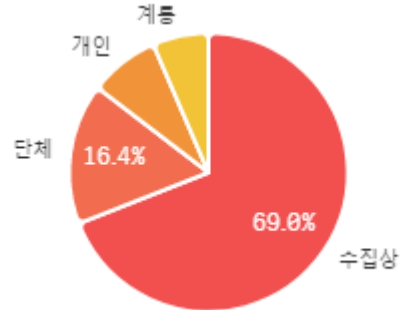
출하 품종별 거래금액 구성비



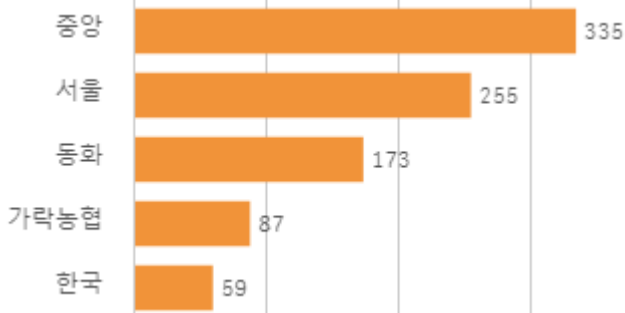
거래 단량별 물량 구성비



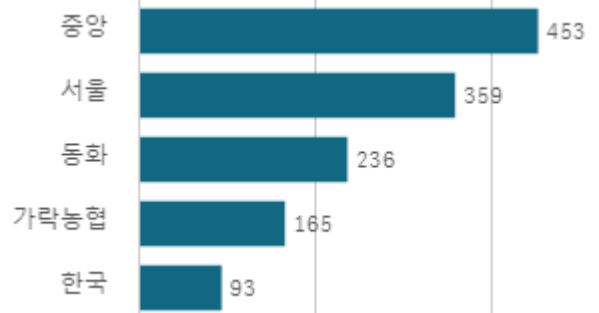
출하자별 거래물량 구성비



도매시장 법인별 거래물량(톤)

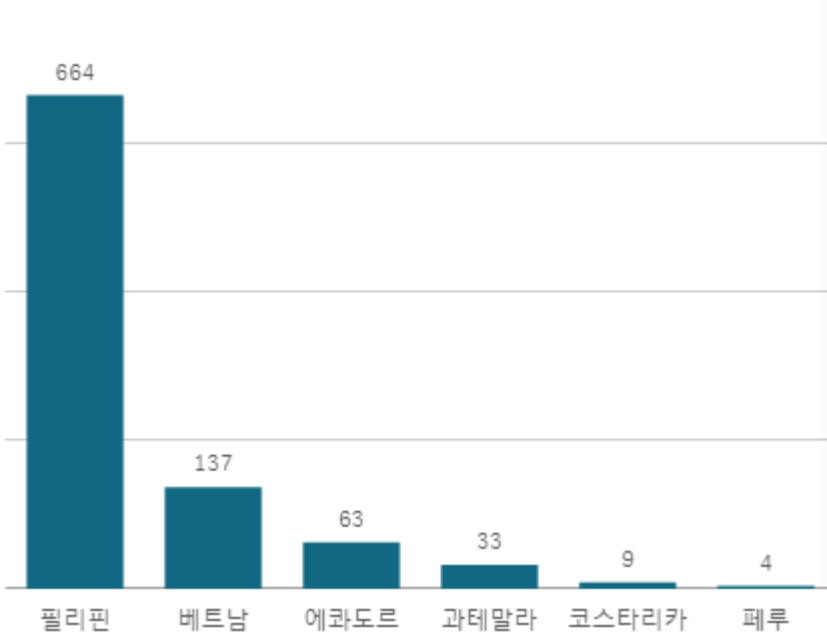


도매시장 법인별 거래금액(백만원)

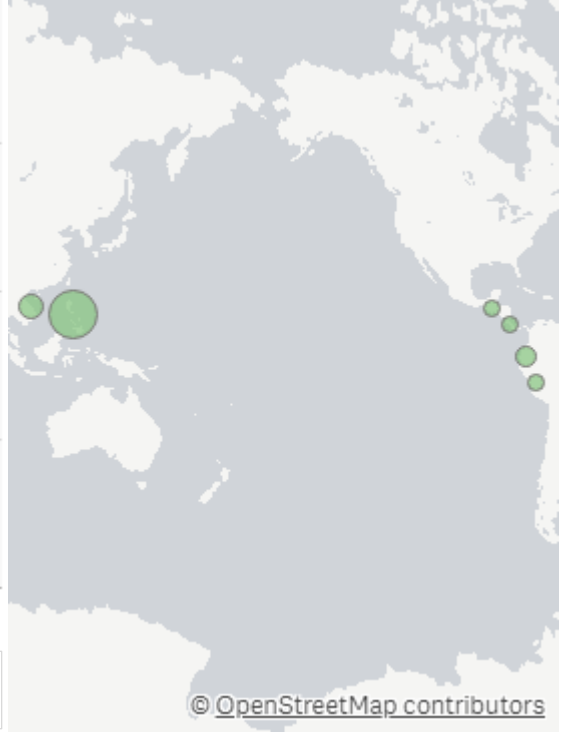


바나나 수입(13Kg)

산지별 거래물량(톤)



산지별 주출하 시군구



출하산지(개소)

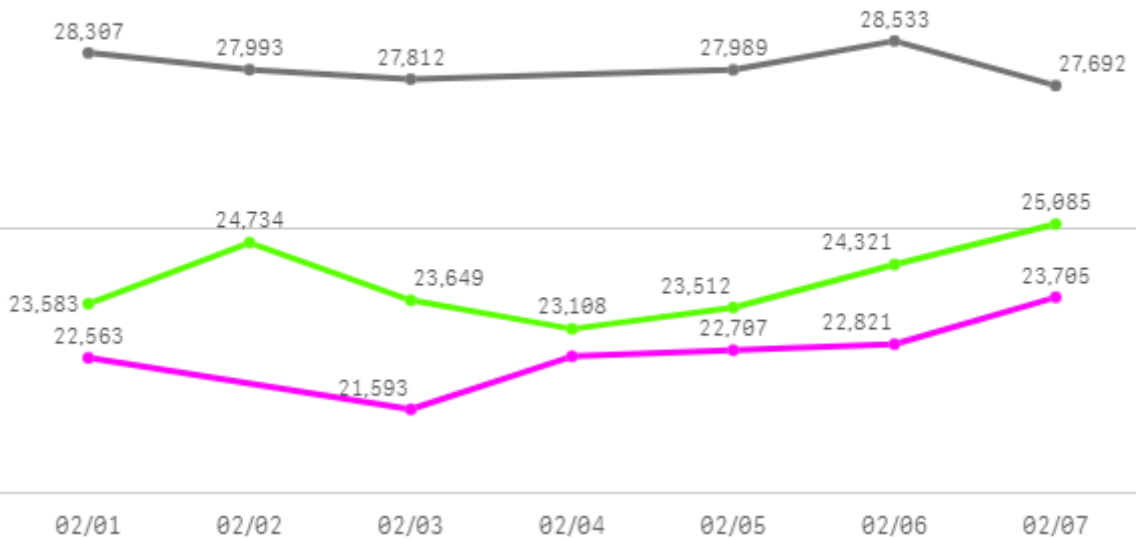
6

출하건수(천건)

2

주간 도매가격(원)

◆ 2025 ◀ 2024 ◆ 평년



구분	금주(A)	전주(B)	전월(C)	전년(D)	평년(E)	A/B	A/C	A/D	A/E
가격(원)	22,664	22,542	19,786	28,054	24,555	100.5%	114.5%	80.8%	92.3%

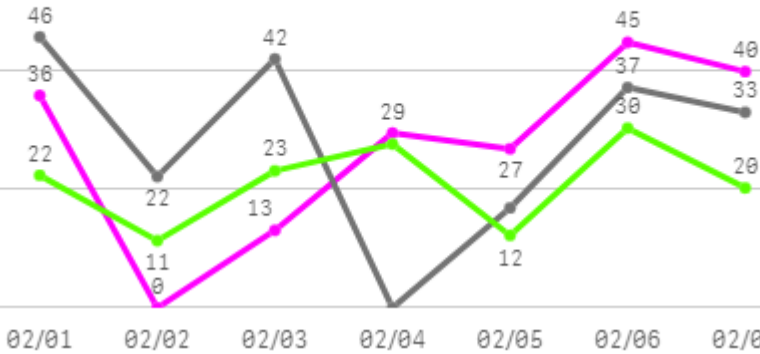
□ 바나나 수입(13Kg) 주간 가격

구분	Q	품종	Q	단량	Q	특	상	보통	하
2025-02-01		바나나 수입		13Kg		29,085	22,563	14,522	9,379
2025-02-03		바나나 수입		13Kg		28,755	21,593	13,000	8,813
2025-02-04		바나나 수입		13Kg		28,618	22,592	15,783	9,421
2025-02-05		바나나 수입		13Kg		29,123	22,707	17,141	9,212
2025-02-06		바나나 수입		13Kg		28,112	22,821	16,980	7,987
2025-02-07		바나나 수입		13Kg		30,242	23,705	17,624	9,114
평균						28,989	22,664	15,842	8,988

파인애플

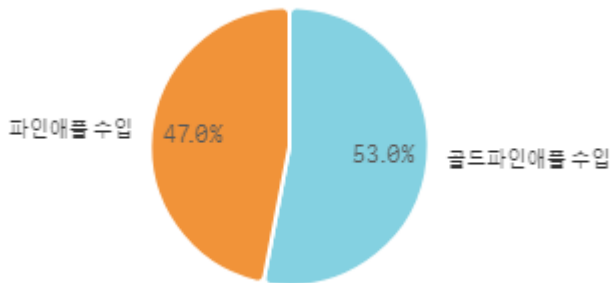
주간 반입량(톤)

◆ 2025 ● 2024 ▲ 평년

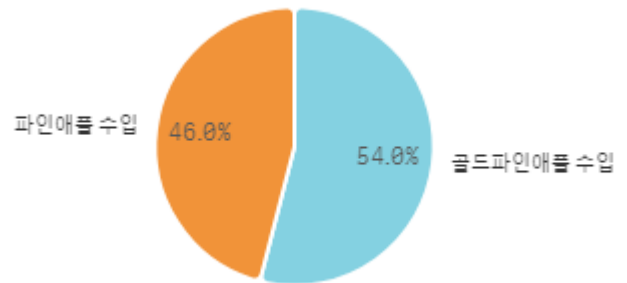


구분	금주(A)	전주(B)	전월(C)	전년(D)	평년(E)	A/B	A/C	A/D	A/E
물량(톤)	189	58	214	196	146	328.0%	88.4%	96.5%	129.7%

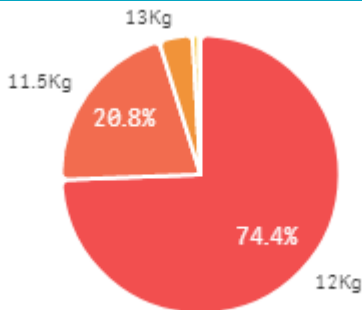
출하 품종별 거래물량 구성비



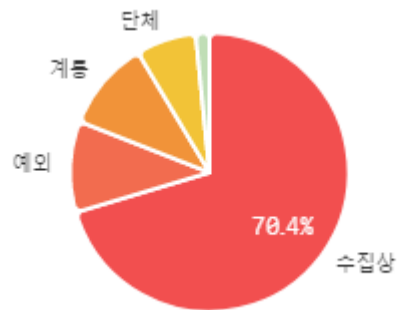
출하 품종별 거래금액 구성비



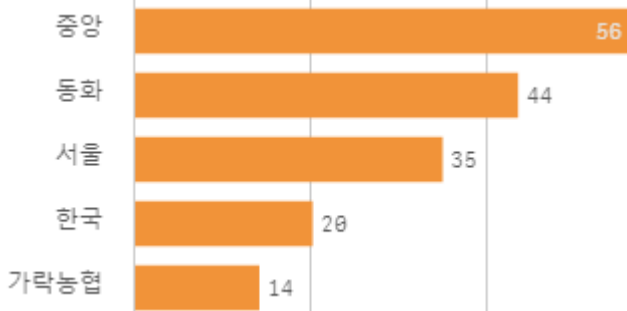
거래 단량별 물량 구성비



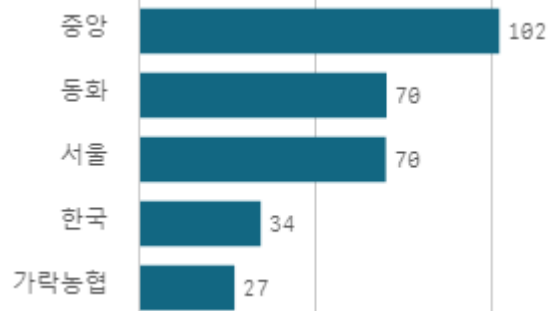
출하자별 거래물량 구성비



도매시장 법인별 거래물량(톤)



도매시장 법인별 거래금액(백만원)



골드파인애플 수입(12Kg)

산지별 거래물량(톤)



필리핀

산지별 주출하 시군구



출하산지(개소)

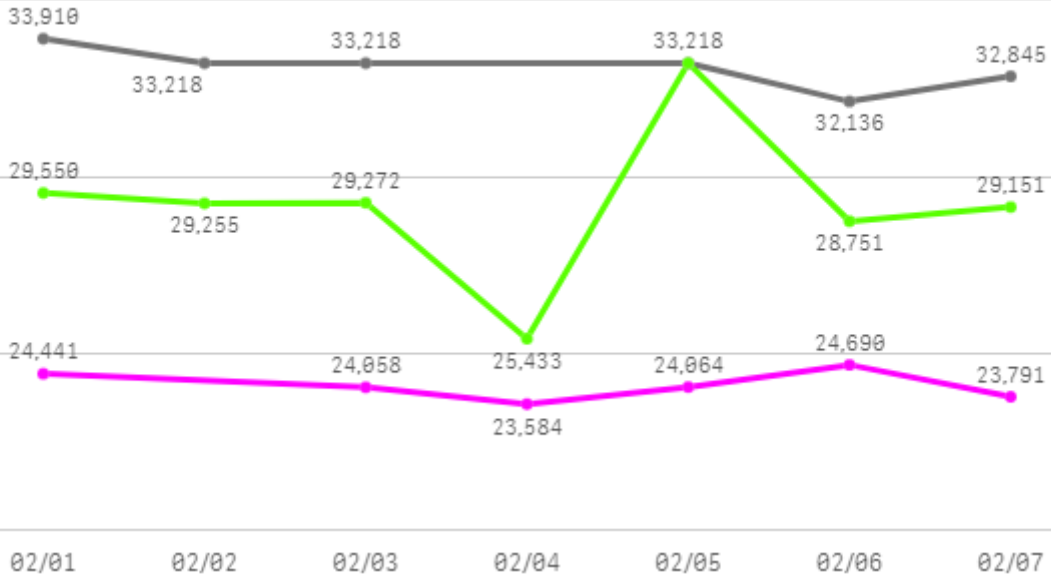
1

출하건수(천건)

0

주간 도매가격(원)

◆ 2025 ● 2024 ◆ 평년



구분	금주(A)	전주(B)	전월(C)	전년(D)	평년(E)	A/B	A/C	A/D	A/E
가격(원)	24,104	23,686	23,729	33,091	27,513	101.8%	101.6%	72.8%	87.6%

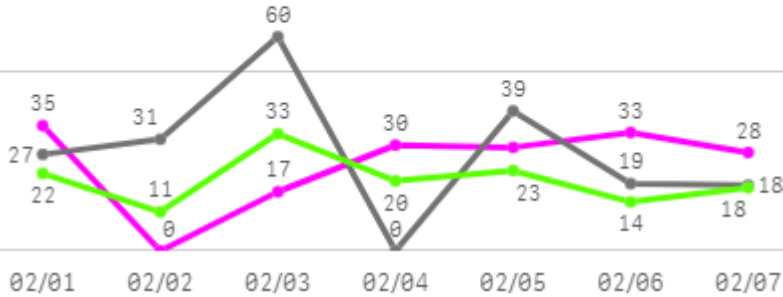
□ 골드파인애플 수입(12Kg) 주간 가격

구분	Q	품종	Q	단량	Q	특	상	보통	하
2025-02-01		골드파인애플 수입		12Kg		27,115	24,441	17,817	9,420
2025-02-03		골드파인애플 수입		12Kg		24,500	24,058	19,483	13,779
2025-02-04		골드파인애플 수입		12Kg		24,500	23,584	19,447	15,401
2025-02-05		골드파인애플 수입		12Kg		26,227	24,064	18,024	12,653
2025-02-06		골드파인애플 수입		12Kg		27,000	24,690	19,913	15,522
2025-02-07		골드파인애플 수입		12Kg		24,764	23,791	19,706	13,340
평균						25,684	24,104	19,065	13,352

오렌지

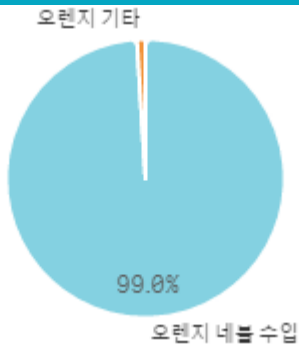
주간 반입량(톤)

◆ 2025 ● 2024 ▲ 평년

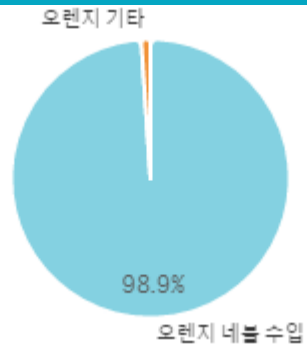


구분	금주(A)	전주(B)	전월(C)	전년(D)	평년(E)	A/B	A/C	A/D	A/E
물량(톤)	171	36	93	195	129	471.4%	184.5%	87.8%	132.9%

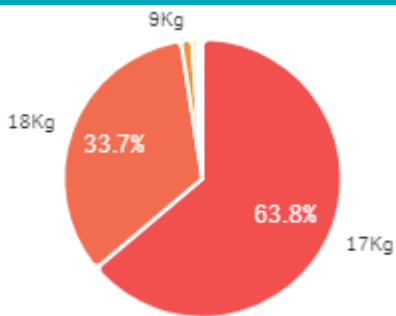
출하 품종별 거래물량 구성비



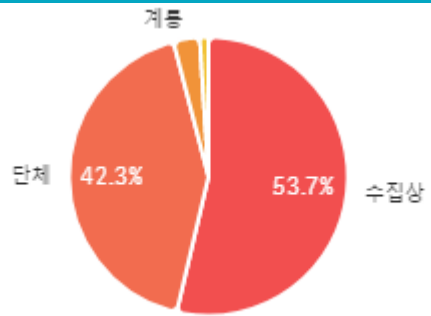
출하 품종별 거래금액 구성비



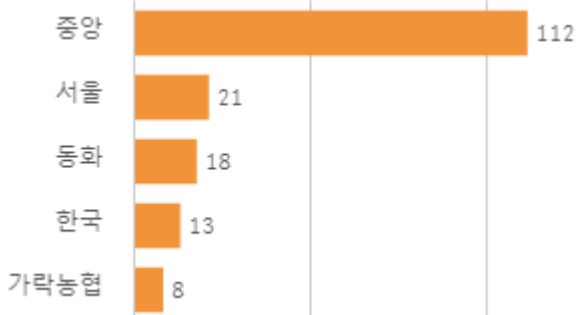
거래 단량별 물량 구성비



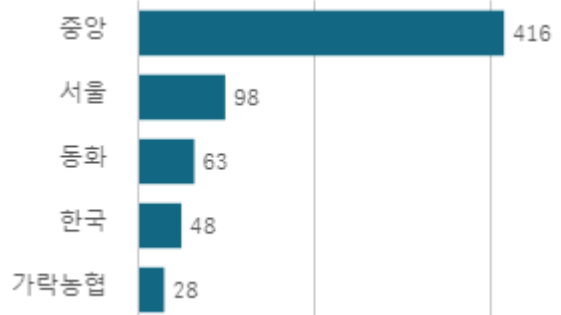
출하자별 거래물량 구성비



도매시장 법인별 거래물량(톤)

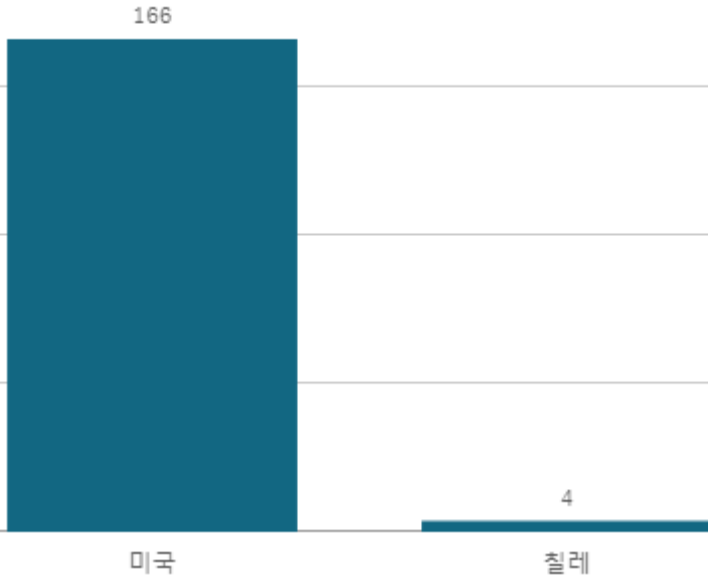


도매시장 법인별 거래금액(백만원)



오렌지 네블 수입(18Kg)

산지별 거래물량(톤)



산지별 주출하 시군구



출하산지(개소)

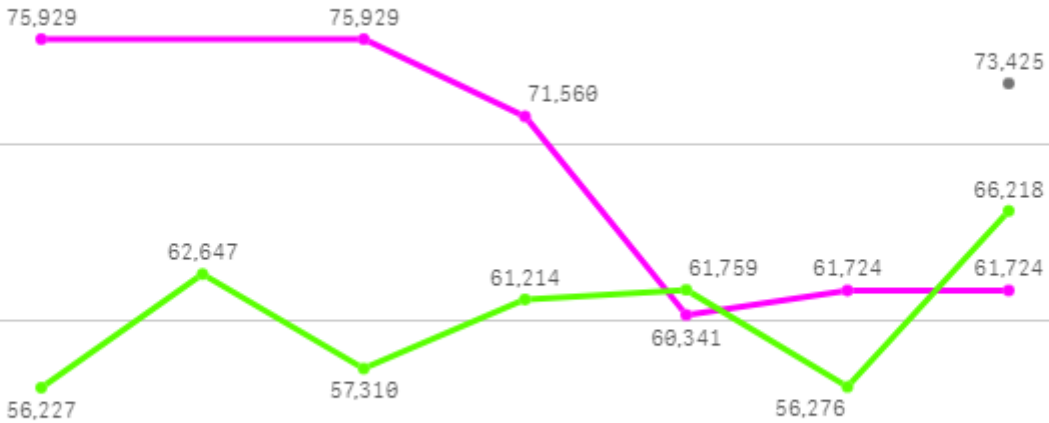
2

출하건수(천건)

0

주간 도매가격(원)

◆ 2025 ◀ 2024 ◆ 평년



02/01 02/02 02/03 02/04 02/05 02/06 02/07

구분	금주(A)	전주(B)	전월(C)	전년(D)	평년(E)	A/B	A/C	A/D	A/E
가격(원)	67,868	78,375	94,724	73,425	67,131	86.6%	71.6%	92.4%	101.1%

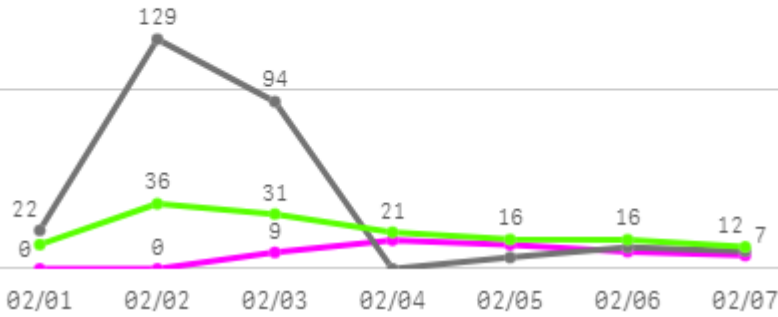
□ 오렌지 네블 수입(18Kg) 주간 가격

구분	Q	품종	Q	단량	Q	특	상	보통	하
2025-02-01		오렌지 네블 수입		18Kg		82,000	75,929	67,939	66,000
2025-02-03		오렌지 네블 수입		18Kg		82,000	75,929	67,939	66,000
2025-02-04		오렌지 네블 수입		18Kg		72,813	71,560	67,484	58,000
2025-02-05		오렌지 네블 수입		18Kg		70,226	60,341	57,000	56,129
2025-02-06		오렌지 네블 수입		18Kg		67,000	61,724	50,000	50,000
2025-02-07		오렌지 네블 수입		18Kg		67,000	61,724	50,000	50,000
평균						73,507	67,868	60,060	57,688

고등어

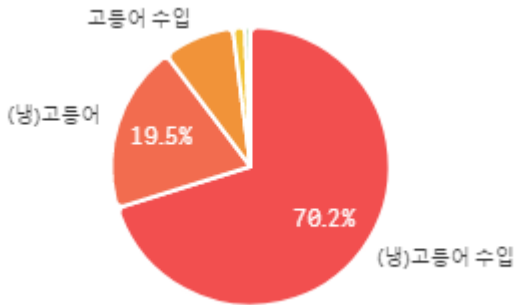
주간 반입량(톤)

◆ 2025 ● 2024 ▲ 평년

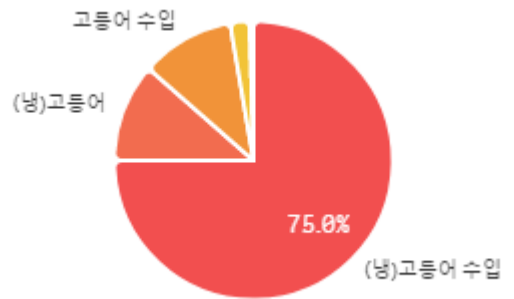


구분	금주(A)	전주(B)	전월(C)	전년(D)	평년(E)	A/B	A/C	A/D	A/E
물량(톤)	56	36	111	273	128	156.1%	50.5%	20.5%	43.8%

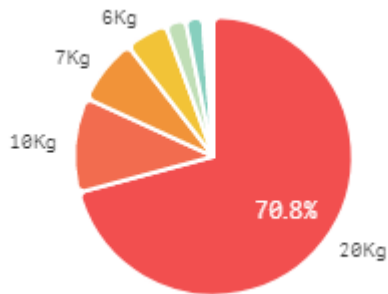
출하 품종별 거래물량 구성비



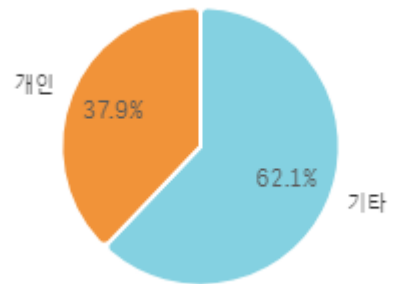
출하 품종별 거래금액 구성비



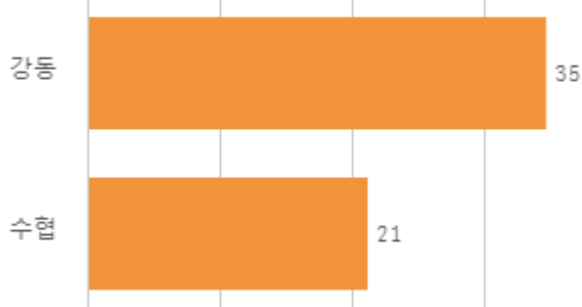
거래 단량별 물량 구성비



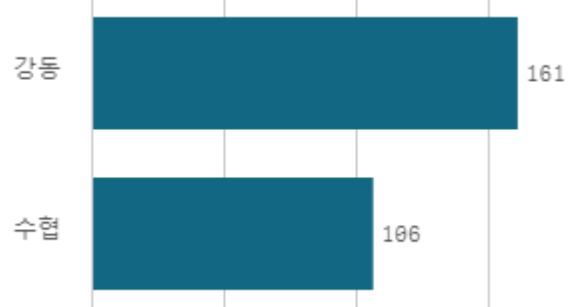
출하자별 거래물량 구성비



도매시장 법인별 거래물량(톤)

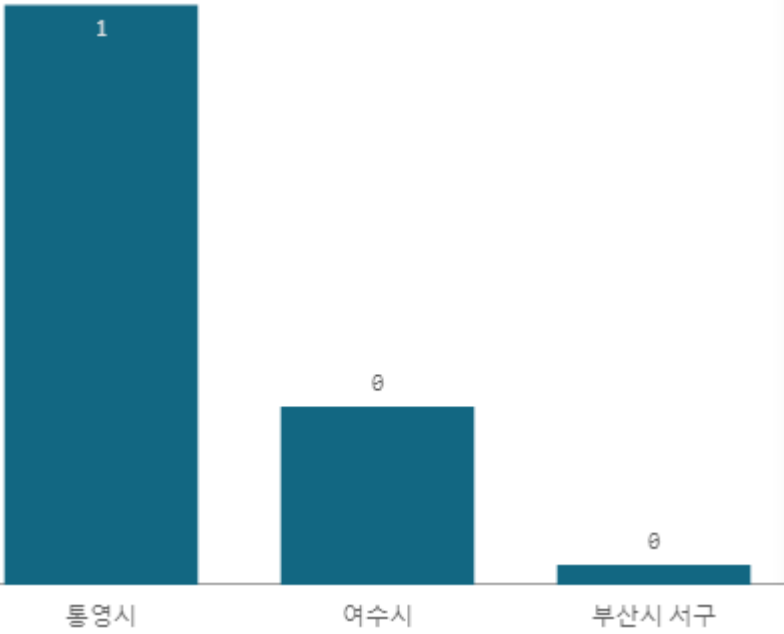


도매시장 법인별 거래금액(백만원)



(선)고등어(10Kg)

산지별 거래물량(톤)



출하산지(개소)

3

출하건수(천건)

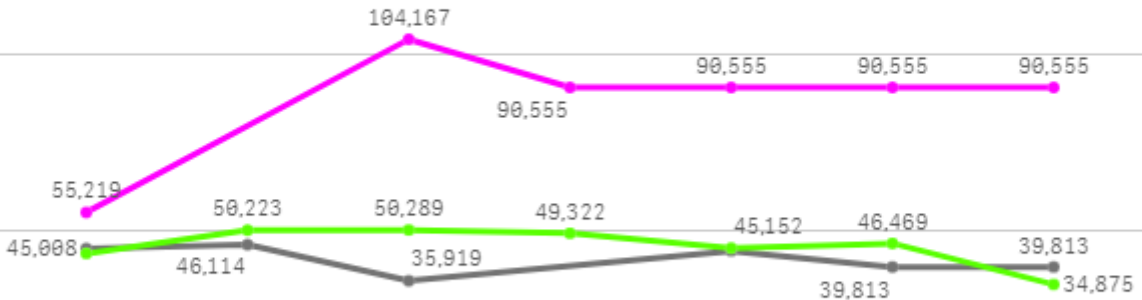
0

산지별 주출하 시군구



주간 도매가격(원)

◆ 2025 ● 2024 ◆ 평년



02/01 02/02 02/03 02/04 02/05 02/06 02/07

구분	금주(A)	전주(B)	전월(C)	전년(D)	평년(E)	A/B	A/C	A/D	A/E
가격(원)	86,934	54,968	42,248	41,837	54,702	158.2%	205.8%	207.8%	158.9%

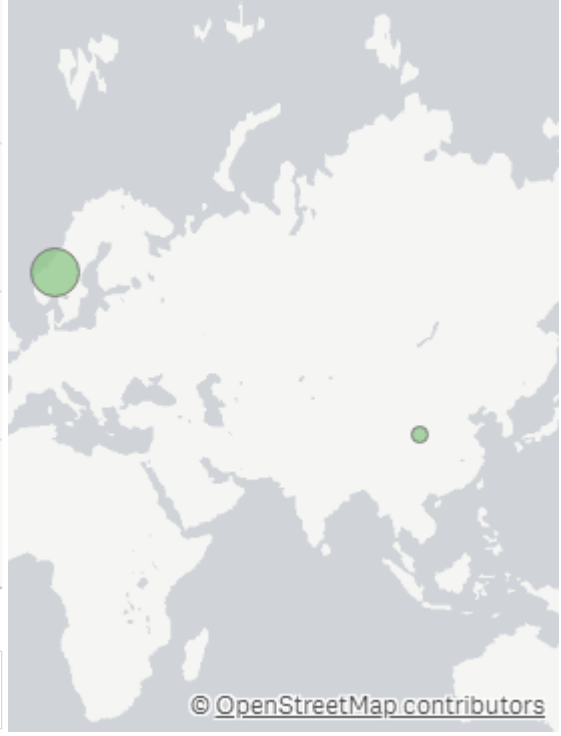
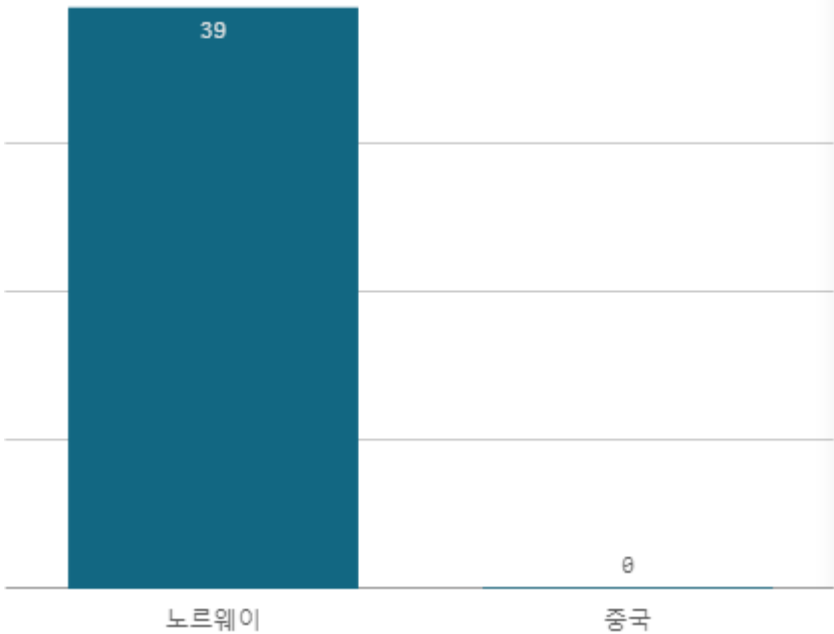
□ (선)고등어(10Kg) 주간 가격

구분	Q	품종	Q	단량	Q	특	상	보통	하
2025-02-01		(선)고등어		10Kg		-	55,219	38,138	19,912
2025-02-03		(선)고등어		10Kg		-	104,167	95,000	90,000
2025-02-04		(선)고등어		10Kg		-	90,555	70,000	60,000
2025-02-05		(선)고등어		10Kg		-	90,555	70,000	60,000
2025-02-06		(선)고등어		10Kg		-	90,555	70,000	60,000
2025-02-07		(선)고등어		10Kg		-	90,555	70,000	60,000
평균						-	86,934	68,856	58,319

(냉)고등어 수입(10Kg)

산지별 거래물량(톤)

산지별 주출하 시군구



출하산지(개소)

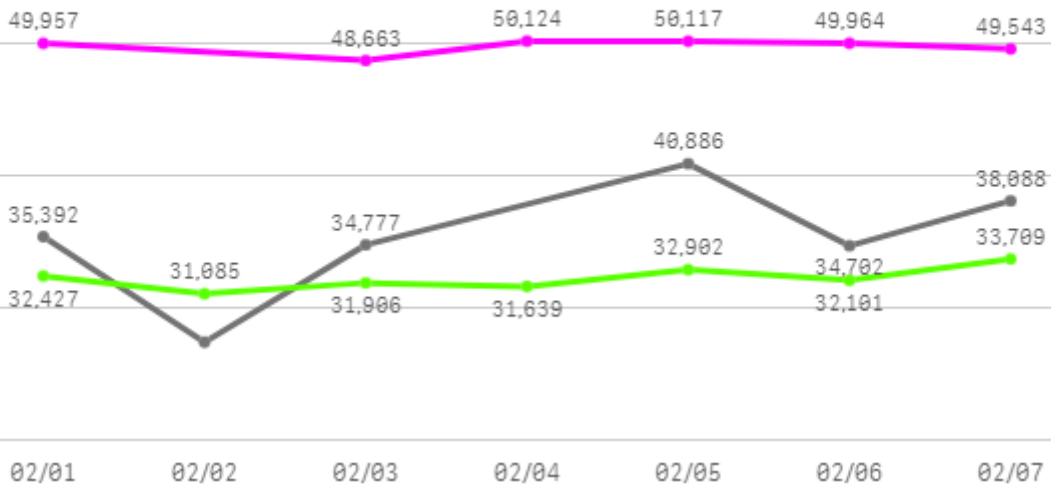
2

출하건수(천건)

0

주간 도매가격(원)

◆ 2025 ● 2024 ◆ 평년



구분	금주(A)	전주(B)	전월(C)	전년(D)	평년(E)	A/B	A/C	A/D	A/E
가격(원)	49,728	49,957	54,458	35,214	36,624	99.5%	91.3%	141.2%	135.8%

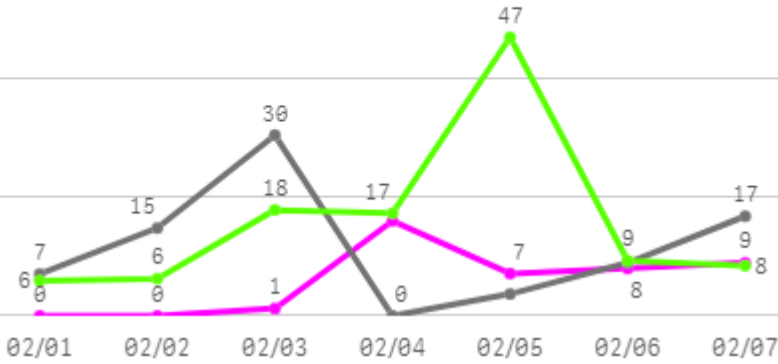
□ (냉)고등어 수입(10Kg) 주간 가격

구분	Q	품종	Q	단량	Q	특	상	보통	하
2025-02-01		(냉)고등어 수입		10Kg		-	49,957	-	-
2025-02-03		(냉)고등어 수입		10Kg		-	48,663	-	-
2025-02-04		(냉)고등어 수입		10Kg		-	50,124	-	-
2025-02-05		(냉)고등어 수입		10Kg		-	50,117	-	-
2025-02-06		(냉)고등어 수입		10Kg		-	49,964	-	-
2025-02-07		(냉)고등어 수입		10Kg		-	49,543	-	-
평균						-	49,728	-	-

명태

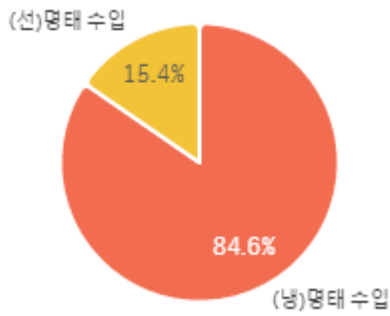
주간 반입량(톤)

◆ 2025 ● 2024 ▲ 평년

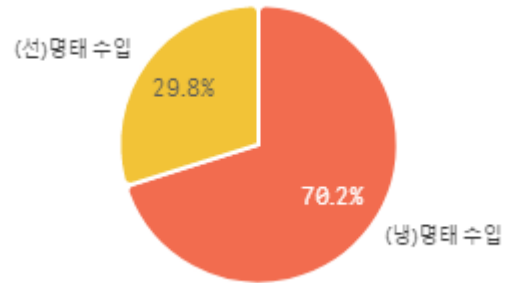


구분	금주(A)	전주(B)	전월(C)	전년(D)	평년(E)	A/B	A/C	A/D	A/E
물량(톤)	41	36	64	82	106	115.1%	64.2%	50.5%	39.0%

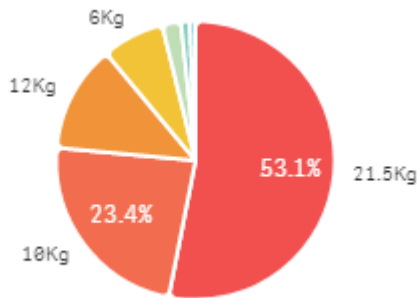
출하 품종별 거래물량 구성비



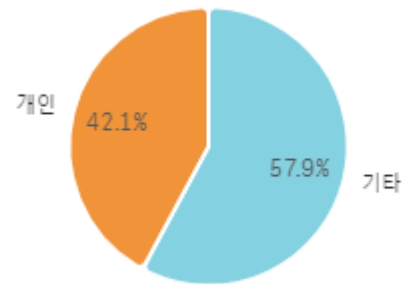
출하 품종별 거래금액 구성비



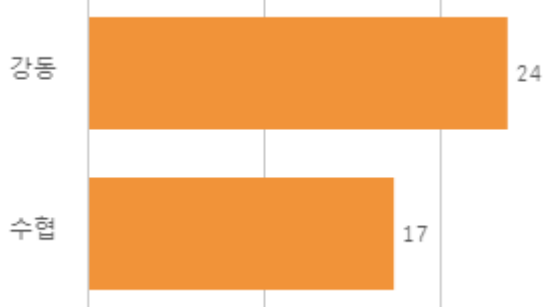
거래 단량별 물량 구성비



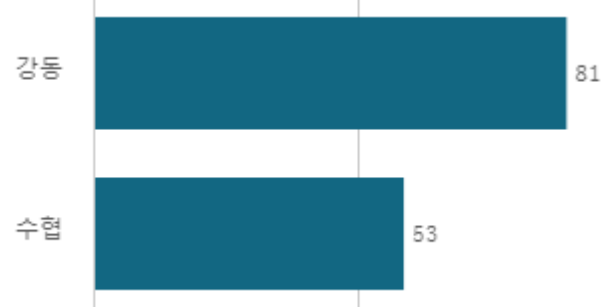
출하자별 거래물량 구성비



도매시장 법인별 거래물량(톤)



도매시장 법인별 거래금액(백만원)



(선)명태 수입(10Kg)

산지별 거래물량(톤)



일본

출하산지(개소)

1

출하건수(천건)

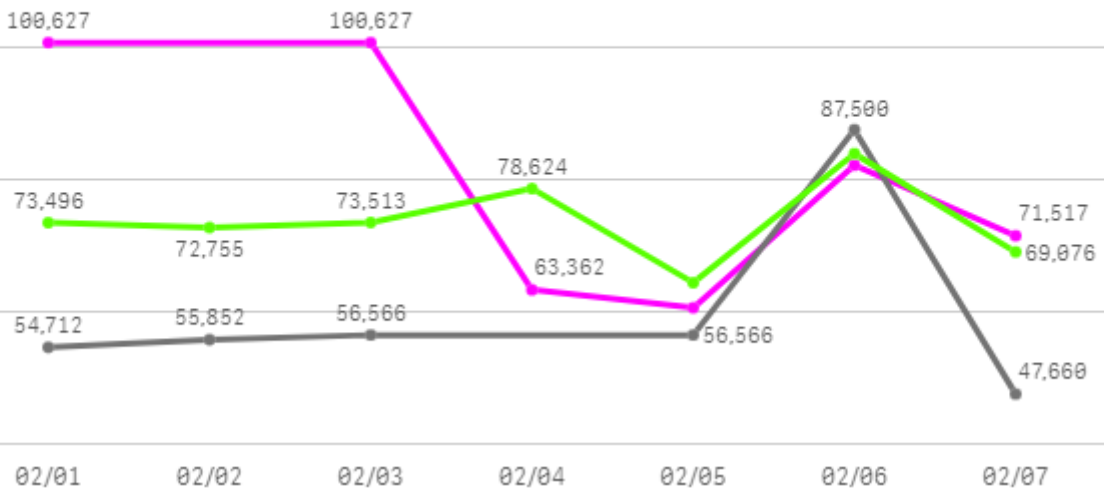
0

산지별 주출하 시군구



주간 도매가격(원)

◆ 2025 ● 2024 ◆ 평년



구분	금주(A)	전주(B)	전월(C)	전년(D)	평년(E)	A/B	A/C	A/D	A/E
가격(원)	79,825	100,627	50,172	59,809	77,562	79.3%	159.1%	133.5%	102.9%

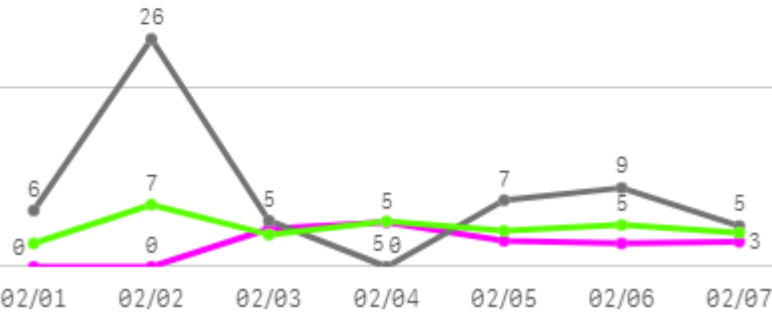
□ (선)명태 수입(10Kg) 주간 가격

구분	Q	품종	Q	단량	Q	특	상	보통	하
2025-02-01		(선)명태 수입		10Kg		-	100,627	40,588	-
2025-02-03		(선)명태 수입		10Kg		-	100,627	40,588	-
2025-02-04		(선)명태 수입		10Kg		-	63,362	47,444	-
2025-02-05		(선)명태 수입		10Kg		-	60,666	37,472	-
2025-02-06		(선)명태 수입		10Kg		-	82,150	44,180	-
2025-02-07		(선)명태 수입		10Kg		-	71,517	47,053	-
평균						-	79,825	42,888	-

갈치

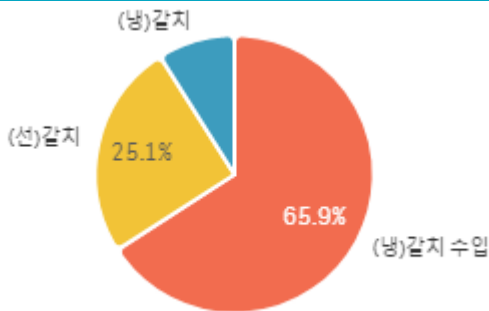
주간 반입량(톤)

◆ 2025 ● 2024 ▲ 평년

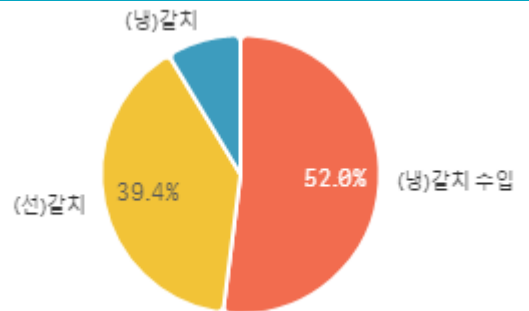


구분	금주(A)	전주(B)	전월(C)	전년(D)	평년(E)	A/B	A/C	A/D	A/E
물량(톤)	18	8	35	58	28	226.9%	49.9%	30.4%	63.7%

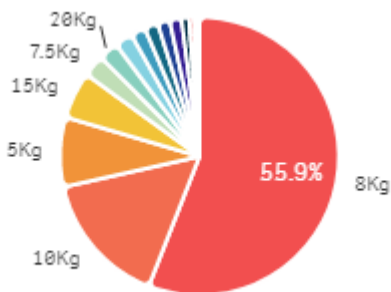
출하 품종별 거래물량 구성비



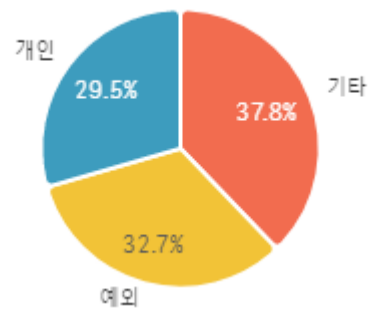
출하 품종별 거래금액 구성비



거래 단량별 물량 구성비



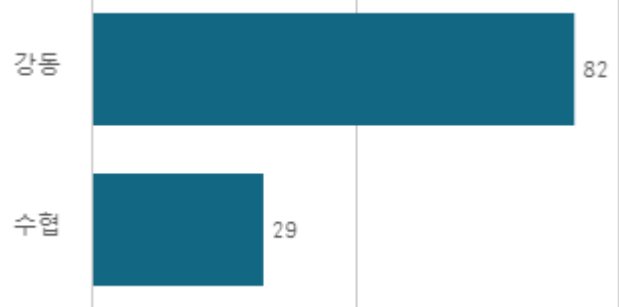
출하자별 거래물량 구성비



도매시장 법인별 거래물량(톤)

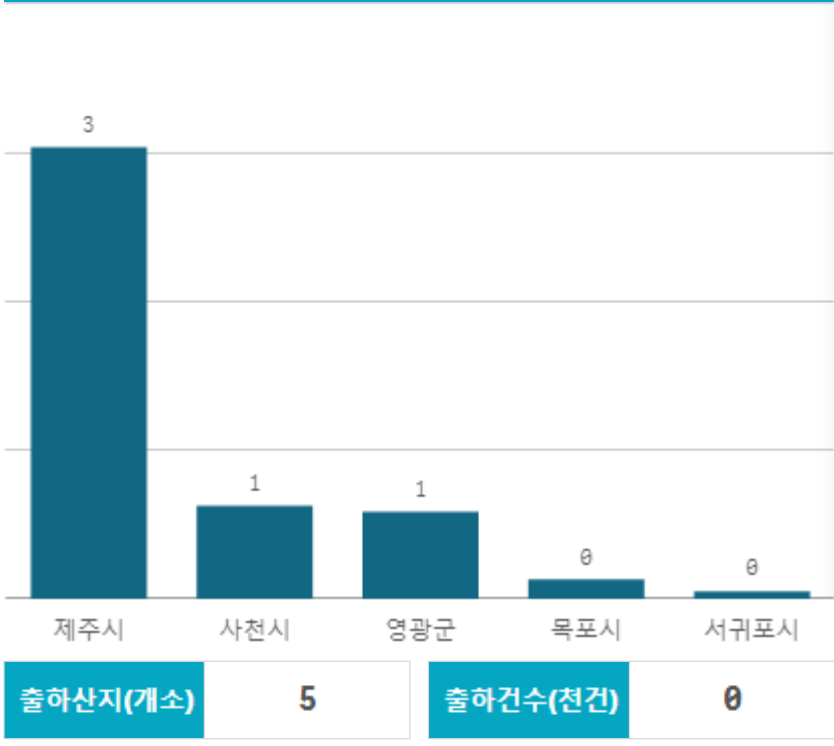


도매시장 법인별 거래금액(백만원)



(선)갈치(5Kg)

산지별 거래물량(톤)



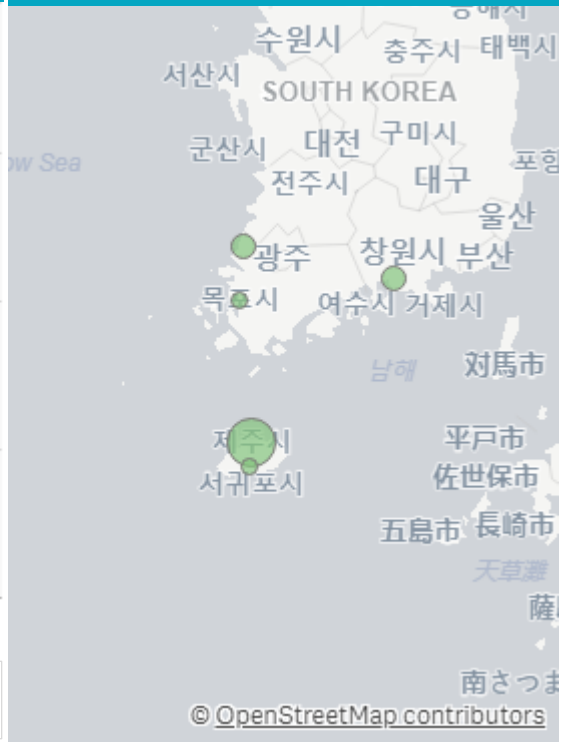
출하산지(개소)

5

출하건수(천건)

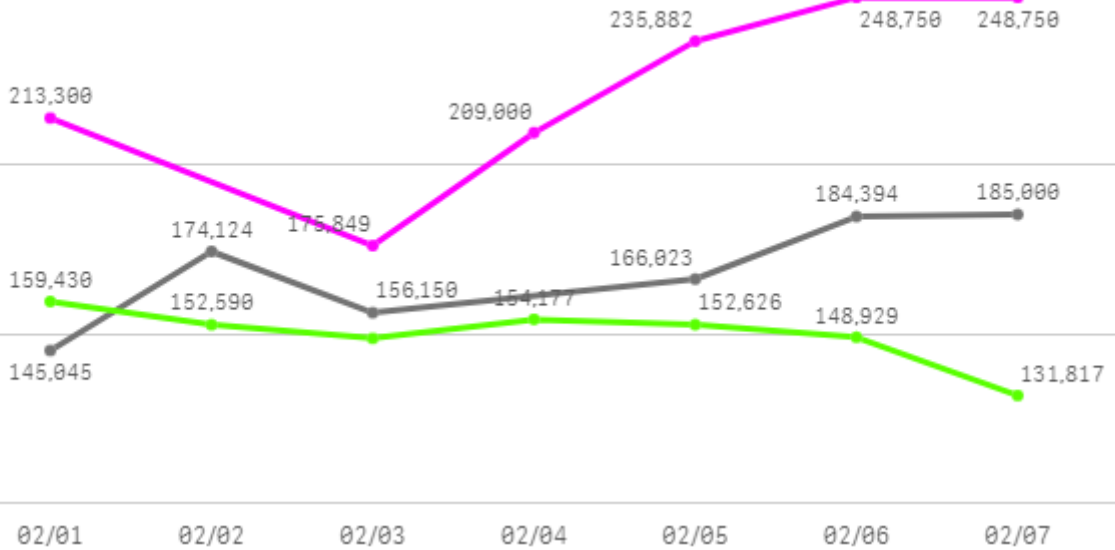
0

산지별 주출하 시군구



주간 도매가격(원)

◆ 2025 ● 2024 ◆ 평년



구분	금주(A)	전주(B)	전월(C)	전년(D)	평년(E)	A/B	A/C	A/D	A/E
가격(원)	221,922	185,310	156,307	168,456	167,059	119.8%	142.0%	131.7%	132.8%

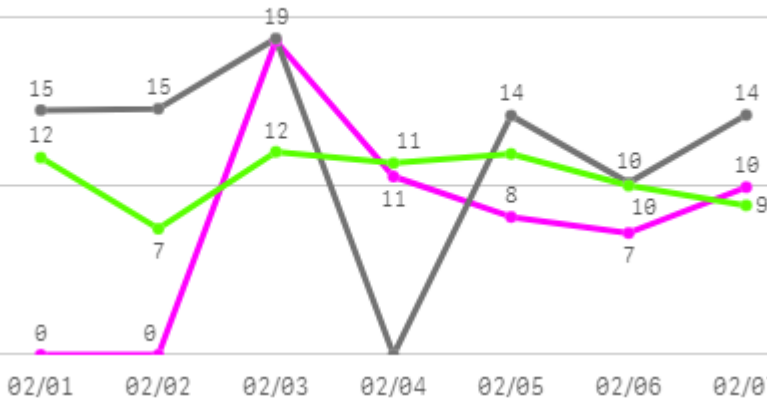
□ (선)갈치(5Kg) 주간 가격

구분	Q	품종	Q	단량	Q	특	상	보통	하
2025-02-01		(선)갈치		5Kg		-	213,300	73,800	23,837
2025-02-03		(선)갈치		5Kg		-	175,849	107,867	31,217
2025-02-04		(선)갈치		5Kg		-	209,000	54,688	20,000
2025-02-05		(선)갈치		5Kg		-	235,882	159,706	46,429
2025-02-06		(선)갈치		5Kg		-	248,750	227,500	143,750
2025-02-07		(선)갈치		5Kg		-	248,750	227,500	143,750
평균						-	221,922	141,844	68,164

금

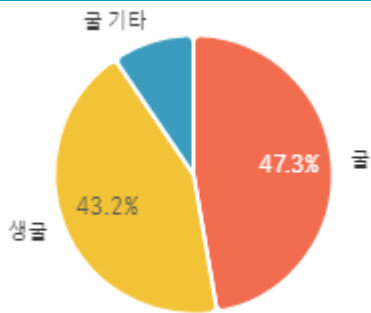
주간 반입량(톤)

◆ 2025 ● 2024 ▲ 평년

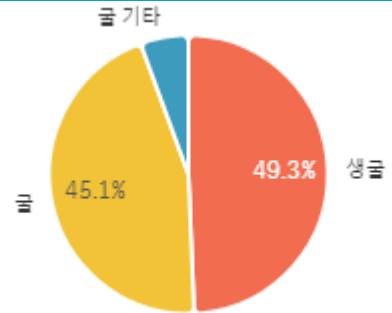


구분	금주(A)	전주(B)	전월(C)	전년(D)	평년(E)	A/B	A/C	A/D	A/E
물량(톤)	55	48	74	87	70	113.1%	73.7%	63.0%	77.8%

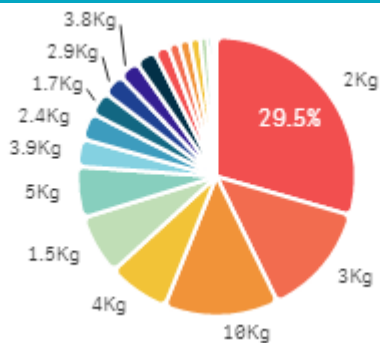
출하 품종별 거래물량 구성비



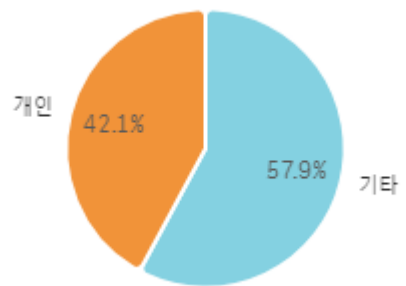
출하 품종별 거래금액 구성비



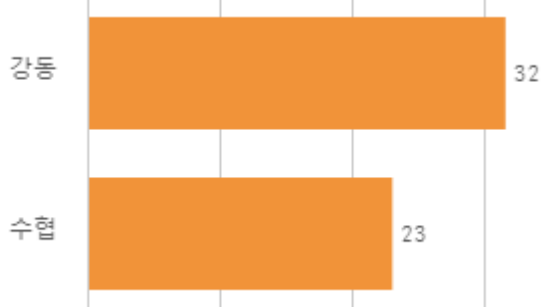
거래 단량별 물량 구성비



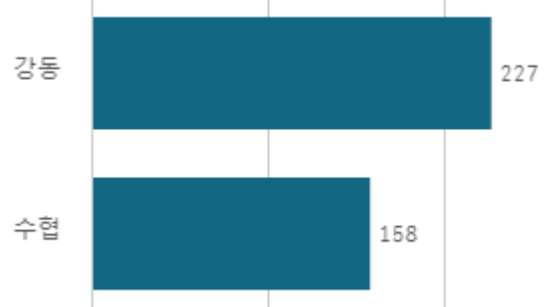
출하자별 거래물량 구성비



도매시장 법인별 거래물량(톤)

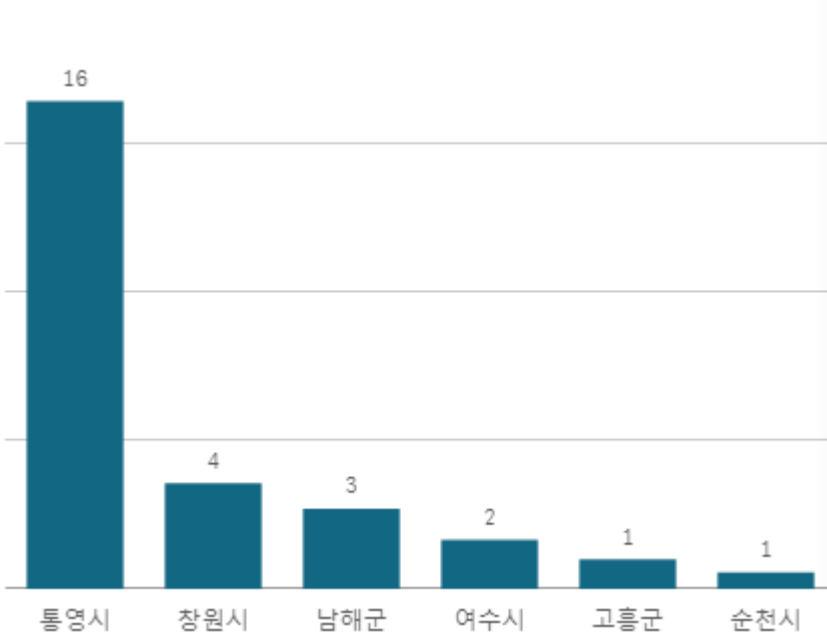


도매시장 법인별 거래금액(백만원)



굴(1Kg)

산지별 거래물량(톤)



출하산지(개소)

6

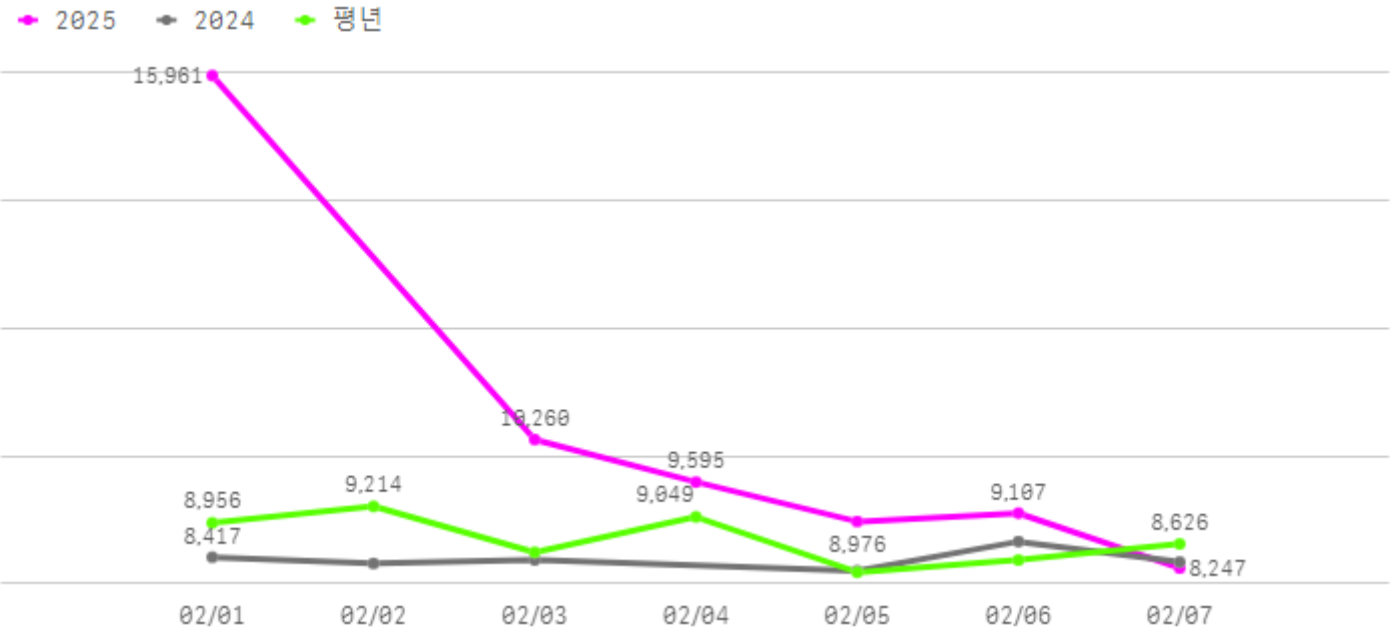
출하건수(천건)

1

산지별 주출하 시군구



주간 도매가격(원)



구분	금주(A)	전주(B)	전월(C)	전년(D)	평년(E)	A/B	A/C	A/D	A/E
가격(원)	10,358	13,841	9,838	8,387	9,424	74.8%	105.3%	123.5%	109.9%

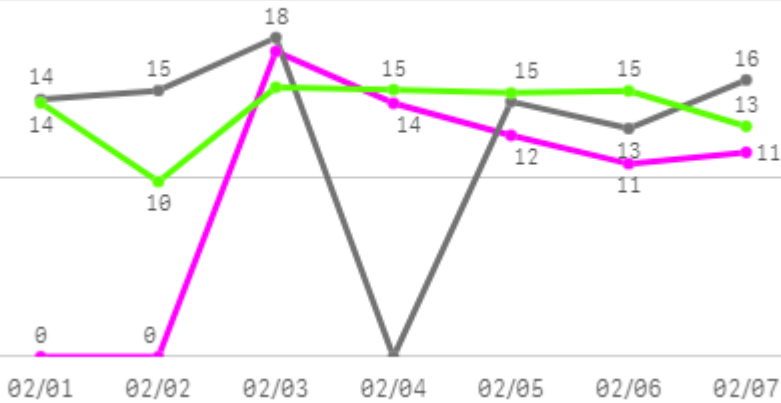
□ 굴(1Kg) 주간 가격

구분	Q	품종	Q	단량	Q	특	상	보통	하
2025-02-01		굴		1Kg		19,997	15,961	8,357	5,730
2025-02-03		굴		1Kg		13,745	10,260	5,832	2,879
2025-02-04		굴		1Kg		11,580	9,595	6,489	2,530
2025-02-05		굴		1Kg		12,588	8,976	6,837	3,458
2025-02-06		굴		1Kg		12,301	9,107	7,253	4,893
2025-02-07		굴		1Kg		11,258	8,247	6,318	4,586
평균						13,578	10,358	6,848	4,013

종합

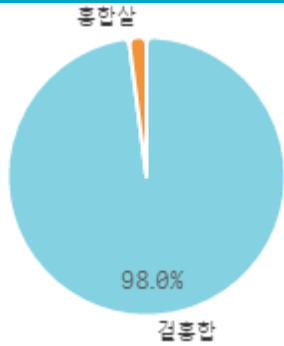
주간 반입량(톤)

◆ 2025 ◆ 2024 ◆ 평년

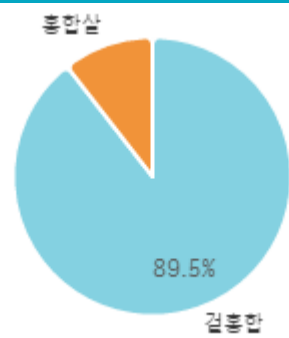


구분	금주(A)	전주(B)	전월(C)	전년(D)	평년(E)	A/B	A/C	A/D	A/E
물량(톤)	66	59	60	90	87	111.0%	110.0%	73.5%	75.9%

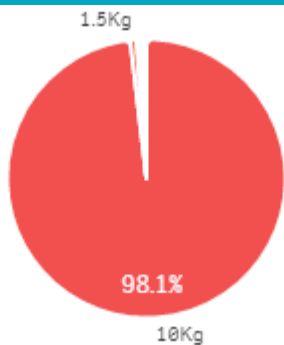
출하 품종별 거래물량 구성비



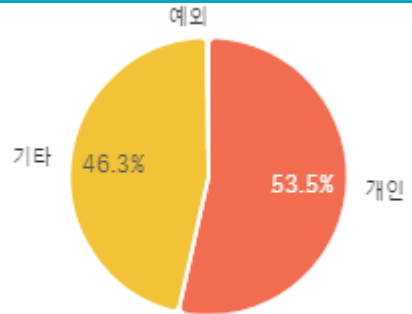
출하 품종별 거래금액 구성비



거래 단량별 물량 구성비



출하자별 거래물량 구성비



도매시장 법인별 거래물량(톤)

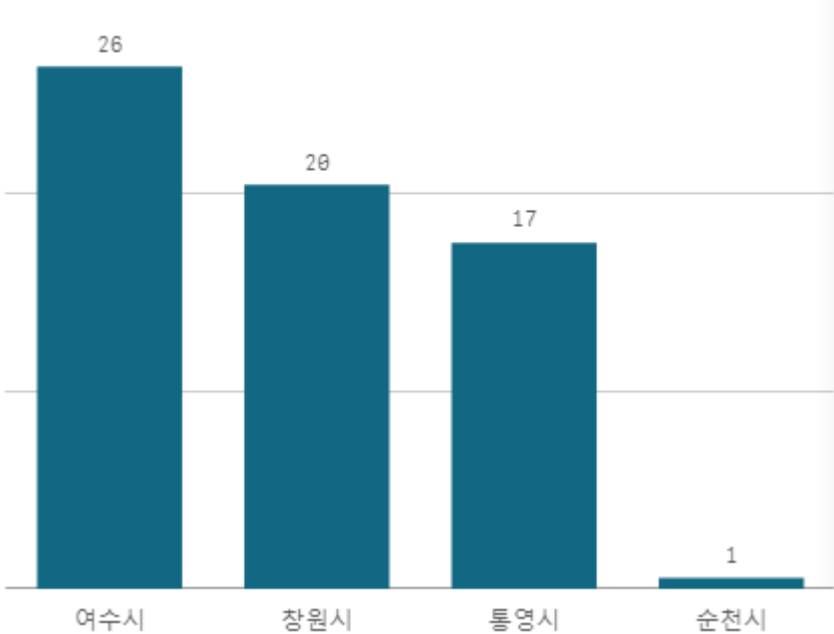


도매시장 법인별 거래금액(백만원)



걸홍합(10Kg)

산지별 거래물량(톤)



산지별 주출하 시군구



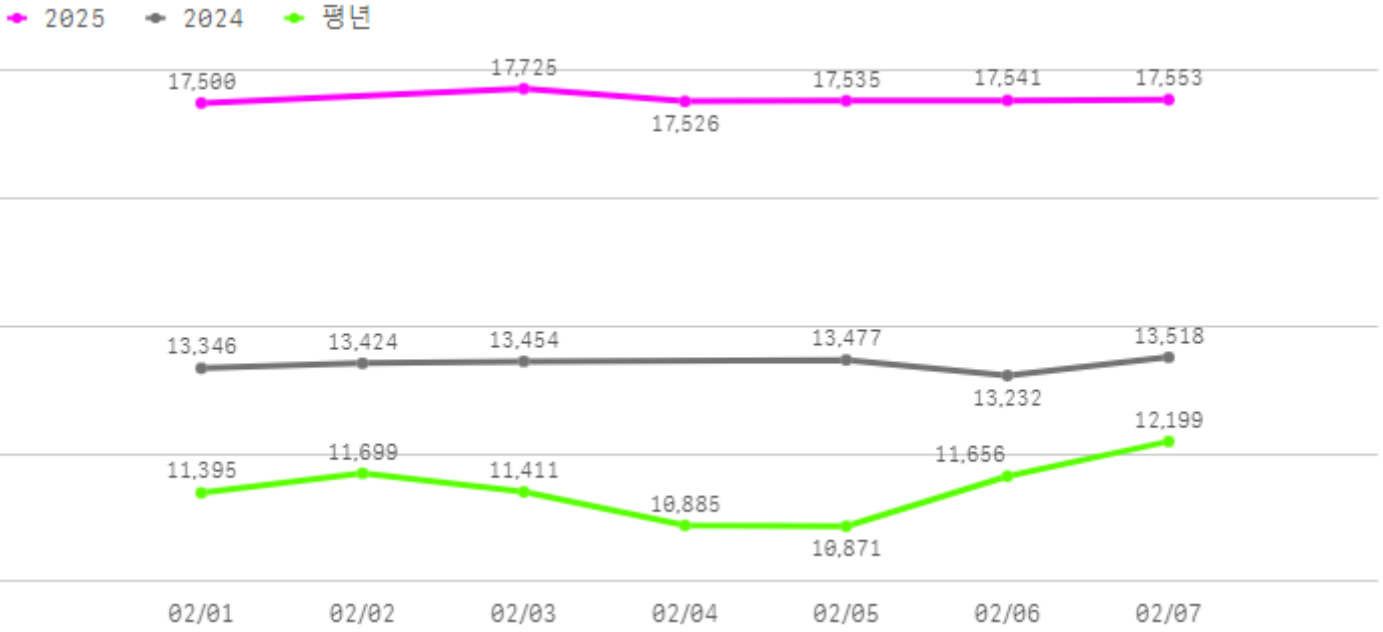
출하산지(개소)

4

출하건수(천건)

0

주간 도매가격(원)



구분	금주(A)	전주(B)	전월(C)	전년(D)	평년(E)	A/B	A/C	A/D	A/E
가격(원)	17,563	17,519	17,721	13,409	13,093	100.3%	99.1%	131.0%	134.1%

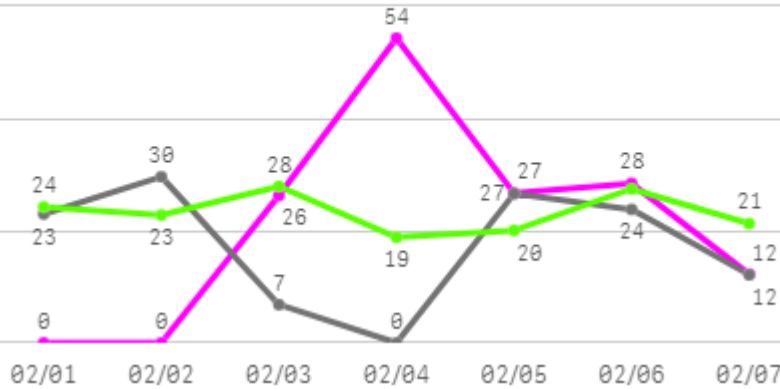
□ 곁홍합(10Kg) 주간 가격

구분	Q	품종	Q	단량	Q	특	상	보통	하
2025-02-01		곁홍합		10Kg		-	17,500	16,891	15,142
2025-02-03		곁홍합		10Kg		-	17,725	17,249	15,641
2025-02-04		곁홍합		10Kg		-	17,526	17,392	16,063
2025-02-05		곁홍합		10Kg		-	17,535	16,633	15,500
2025-02-06		곁홍합		10Kg		-	17,541	17,400	16,188
2025-02-07		곁홍합		10Kg		-	17,553	17,373	15,889
평균						-	17,563	17,156	15,737

건멸치

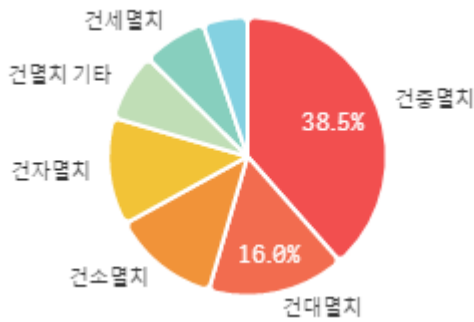
주간 반입량(톤)

◆ 2025 ● 2024 ▲ 평년

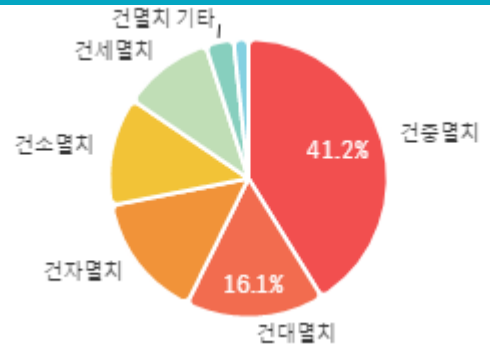


구분	금주(A)	전주(B)	전월(C)	전년(D)	평년(E)	A/B	A/C	A/D	A/E
물량(톤)	148	8	170	122	149	1800.0%	86.8%	121.4%	99.4%

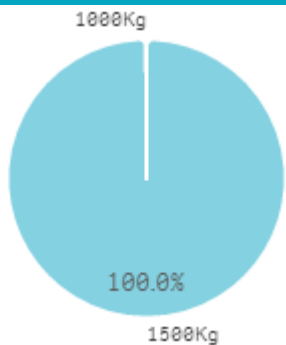
출하 품종별 거래물량 구성비



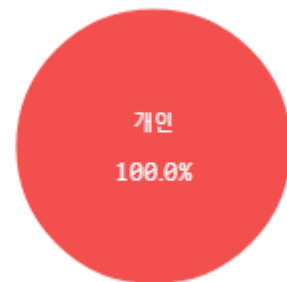
출하 품종별 거래금액 구성비




거래 단량별 물량 구성비




출하자별 거래물량 구성비



도매시장 법인별 거래물량(톤)

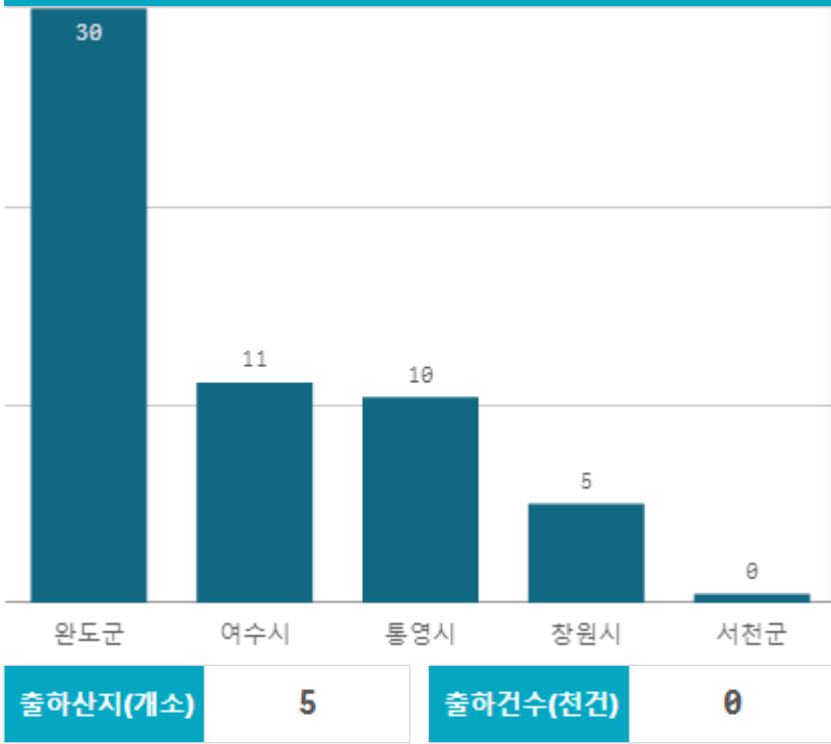


도매시장 법인별 거래금액(백만원)



건종멸치(1.5Kg)

산지별 거래물량(톤)



산지별 주출하 시군구



출하산지(개소)

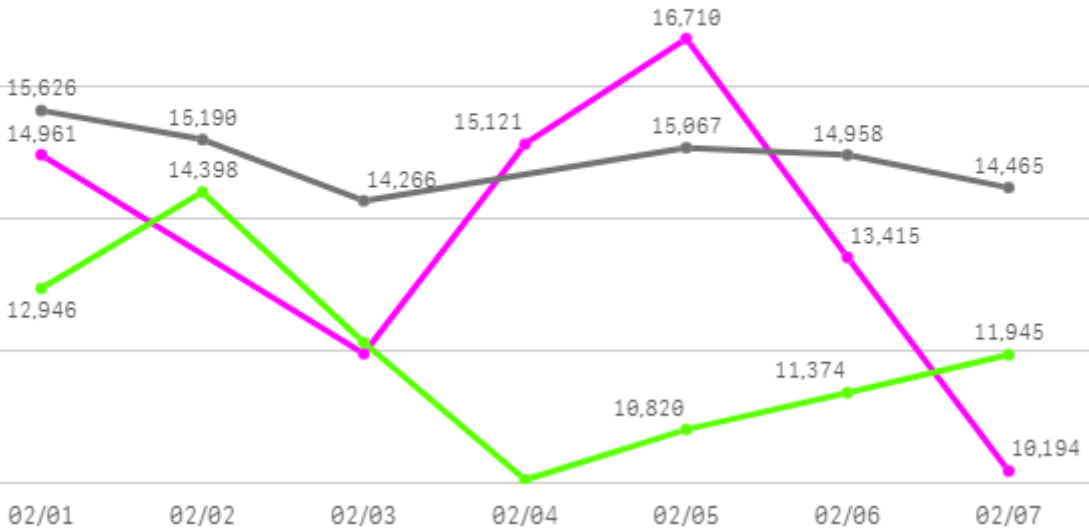
5

출하건수(천건)

0

주간 도매가격(원)

◆ 2025 ● 2024 ◆ 평년



구분	금주(A)	전주(B)	전월(C)	전년(D)	평년(E)	A/B	A/C	A/D	A/E
가격(원)	13,727	14,961	17,158	14,929	12,624	91.8%	80.0%	92.0%	108.7%

□ 건중멸치(1.5Kg) 주간 가격

구분	Q	품종	Q	단량	Q	특	상	보통	하
2025-02-01		건중멸치		1.5Kg		-	14,961	10,885	8,296
2025-02-03		건중멸치		1.5Kg		-	11,963	9,089	7,826
2025-02-04		건중멸치		1.5Kg		-	15,121	11,292	8,633
2025-02-05		건중멸치		1.5Kg		-	16,710	12,009	9,064
2025-02-06		건중멸치		1.5Kg		-	13,415	10,766	7,831
2025-02-07		건중멸치		1.5Kg		-	10,194	9,140	8,000
평균						-	13,727	10,530	8,275