
2025년 가락시장

주요 품목 주간 거래동향

1월 4주차 주요 동향

[2025. 1.18. ~ 1.24.]



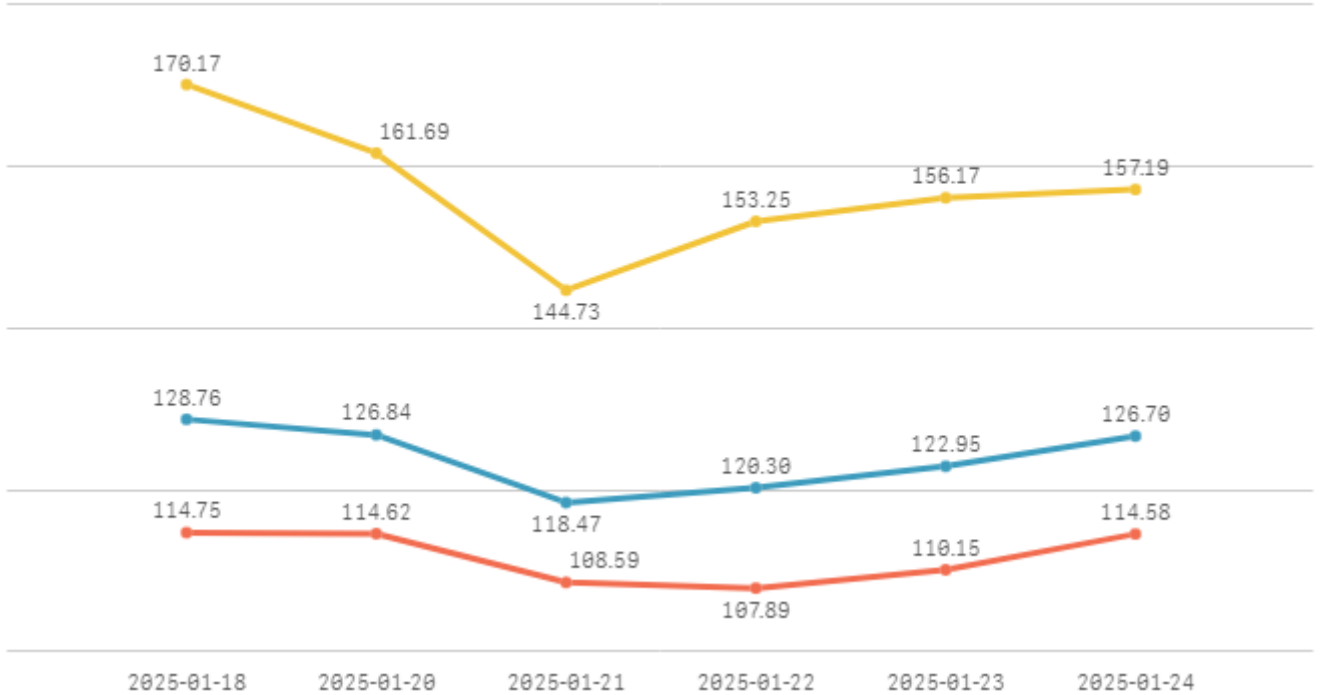
서울특별시농수산물공사

[데이터전략팀]

1. 주간 표준지수

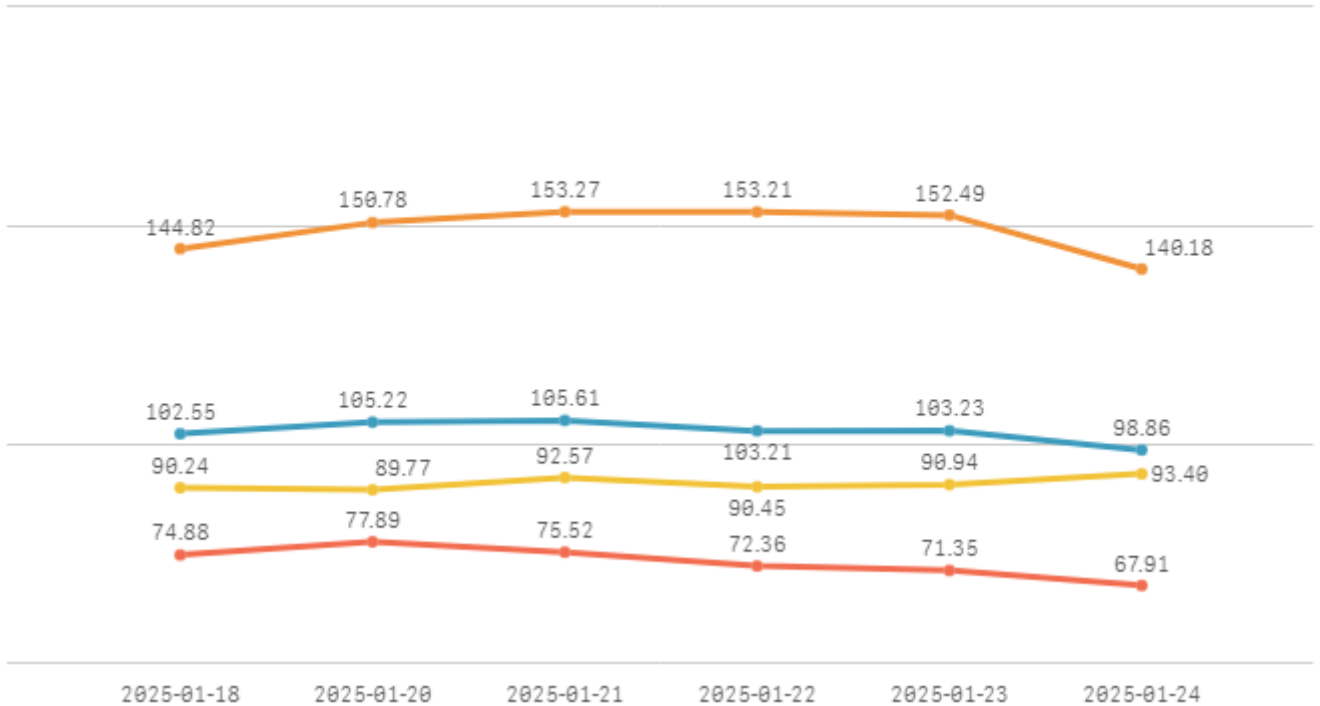
□ 청과부류

합계 채소계 과일계



□ 수산부류

합계 생선류 조개류 건어류



2. 주요 품목 주간 거래동향

주요 품목(종) 주간동향 (2025.01.18 ~ 01.24)

품종 단위	Q	금주평균	전주평균	전월평균	전년평균	5년평균 가격	전주대비	전월대비	전년대비	5년평균 대비
(선)갈치(5키로상자)		181,885	190,793	143,247	167,829	150,098	-5% ▼	27% ▲	8% ▲	21% ▲
간마늘 대서(20키로)		141,973	138,259	135,881	134,593	145,287	3% ▲	4% ▲	5% ▲	-2% ▼
간쪽파(10키로상자)		107,452	101,959	109,701	118,198	118,524	5% ▲	-2% ▼	-9% ▼	-9% ▼
백다다기오이(100개)		95,881	91,828	66,077	107,639	89,194	4% ▲	45% ▲	-11% ▼	7% ▲
오이맛고추(10키로상자)		86,300	67,069	46,923	79,208	75,700	29% ▲	84% ▲	9% ▲	14% ▲
쪽파(10키로상자)		85,487	84,938	89,629	76,968	85,421	1% ▲	-5% ▼	11% ▲	0% ▲
(선)고등어(10키로상자)		80,053	69,695	43,212	37,693	52,623	15% ▲	85% ▲	112% ▲	52% ▲
오렌지 네블 수입(18키로상자)		78,375	82,848	88,965	87,685	72,675	-5% ▼	-12% ▼	-11% ▼	8% ▲
배 신고(15키로상자)		63,350	81,707	90,182	75,660	59,285	-22% ▼	-30% ▼	-16% ▼	7% ▲
청양고추(10키로상자)		61,684	65,131	57,442	117,679	84,925	-5% ▼	7% ▲	-48% ▼	-27% ▼
당근(20키로상자)		58,833	62,863	71,795	27,666	36,670	-6% ▼	-18% ▼	113% ▲	60% ▲
(선)명태 수입(10키로상자)		57,216	59,831	79,486	60,896	51,114	-4% ▼	-28% ▼	-6% ▼	12% ▲
(냉)고등어 수입(10키로상자)		49,983	48,791	48,521	34,769	36,796	2% ▲	3% ▲	44% ▲	36% ▲
사과 부사(10키로상자)		47,371	63,746	75,776	58,235	42,397	-26% ▼	-37% ▼	-19% ▼	12% ▲
만감 레드할(5키로상자)		46,551	50,361	-	40,218	42,537	-8% ▼	-	16% ▲	9% ▲
빨강 파프리카(5키로상자)		46,544	37,382	46,494	44,725	39,429	25% ▲	0% ▲	4% ▲	18% ▲
애호박(20개)		42,798	42,205	31,374	41,557	38,773	1% ▲	36% ▲	3% ▲	10% ▲
단감 부유(10키로상자)		35,621	34,948	31,003	58,782	42,246	2% ▲	15% ▲	-39% ▼	-16% ▼
감자 두백(20키로상자)		34,342	36,028	33,666	34,130	35,483	-5% ▼	2% ▲	1% ▲	-3% ▼
딸기 설할(2키로상자)		28,409	33,998	41,601	39,441	32,495	-16% ▼	-32% ▼	-28% ▼	-13% ▼
호박밭 고무마(10키로상자)		26,611	29,005	30,123	27,059	27,129	-8% ▼	-12% ▼	-2% ▼	-2% ▼
만감 천혜할(3키로상자)		24,036	22,767	25,964	19,548	20,199	6% ▲	-7% ▼	23% ▲	19% ▲
무(20키로상자)		23,685	26,288	22,497	10,192	14,163	-10% ▼	5% ▲	132% ▲	67% ▲
골드파인애플 수입(12키로상자)		22,880	24,649	29,265	36,148	27,617	-7% ▼	-22% ▼	-37% ▼	-17% ▼
감굴(5키로상자)		22,189	24,606	17,890	26,890	16,797	-10% ▼	24% ▲	-17% ▼	32% ▲
바나나 수입(13키로상자)		21,824	21,385	18,231	28,142	22,948	2% ▲	20% ▲	-22% ▼	-5% ▼
감 대봉시(10키로상자)		20,879	21,061	19,980	-	24,790	-1% ▼	4% ▲	-	-16% ▼
알배기배추(8키로상자)		20,494	21,479	16,380	18,981	16,574	-5% ▼	25% ▲	8% ▲	24% ▲
대추방울토마토(3키로상자)		19,692	19,356	22,357	23,495	18,965	2% ▲	-12% ▼	-16% ▼	4% ▲
시금치(4키로상자)		18,239	17,838	13,161	17,341	14,905	2% ▲	39% ▲	5% ▲	22% ▲
겉종합(10키로망대)		17,601	16,873	17,939	13,569	12,722	4% ▲	-2% ▼	30% ▲	38% ▲
토마토(5키로상자)		16,130	15,384	17,744	30,952	18,477	5% ▲	-9% ▼	-48% ▼	-13% ▼
팽이버섯(5키로상자)		14,630	12,541	13,248	10,883	13,240	17% ▲	10% ▲	34% ▲	11% ▲
건종멸치(1.5키로상자)		13,923	16,384	19,790	14,834	11,555	-15% ▼	-30% ▼	-6% ▼	20% ▲
양배추(8키로망대)		13,216	11,075	12,517	5,392	7,006	19% ▲	6% ▲	145% ▲	89% ▲
배추(10키로망대)		12,922	14,450	11,511	6,565	7,404	-11% ▼	12% ▲	97% ▲	75% ▲
상추 포기참(4키로상자)		11,799	13,369	14,675	22,247	19,553	-12% ▼	-20% ▼	-47% ▼	-40% ▼
새송이버섯(2키로상자)		10,579	8,113	8,098	7,907	9,462	30% ▲	31% ▲	34% ▲	12% ▲
포도 샤인머스캣(2키로상자)		9,907	9,184	9,170	19,096	21,667	8% ▲	8% ▲	-48% ▼	-54% ▼
굴(1키로)		9,394	9,702	10,353	8,760	10,321	-3% ▼	-9% ▼	7% ▲	-9% ▼
대파(일반)(1키로단)		1,788	1,933	2,044	3,079	2,261	-8% ▼	-13% ▼	-42% ▼	-21% ▼
양파(1키로)		1,398	1,442	1,207	1,066	1,202	-3% ▼	16% ▲	31% ▲	16% ▲

□ 품종별 등락가격 비교(전주대비)

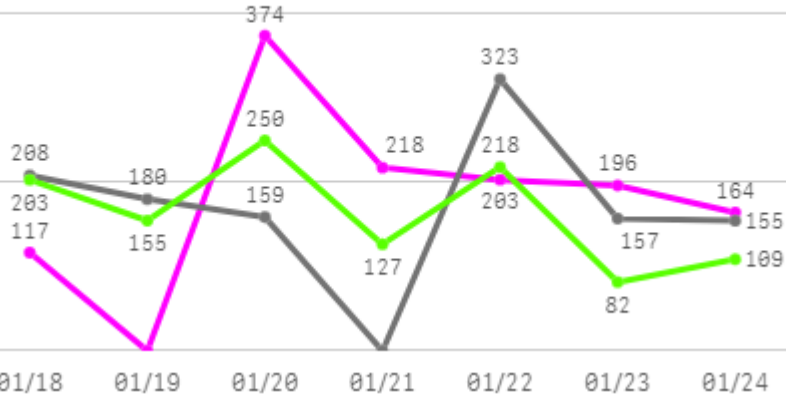
구분	품목(종)명
상승 품목(종)	(선)고등어(15%),간쪽파(5%),만감 천혜향(6%),빨강 파프리카(25%),새송이버섯(30%),양배추(19%),오이맛고추(29%),팽이버섯(17%),포도 샤인머스켓(8%)
하락 품목(종)	감귤(-10%),건증멸치(-15%),골드파인애플 수입(-7%),당근(-6%),대파(일반)(-8%),딸기 설향(-16%),만감 레드향(-8%),무(-10%),배 신고(-22%),배추(-11%),사과 부사(-26%),상추 포기잡(-12%),오렌지 네블 수입(-5%),청양고추(-5%),호박밤 고구마(-8%)
보합 품목(종)(+5%)	(냉)고등어 수입,(선)갈치,(선)명태 수입,감 대봉시,감자 두백,겉홍합,굴,간마늘 대서,단감 부유,대추방울토마토,바나나 수입,백다다기오이,시금치,알배기 배추,애호박,양파,쪽파,토마토

3. 품목(종)별 주간 거래동향

고구마

주간 반입량(톤)

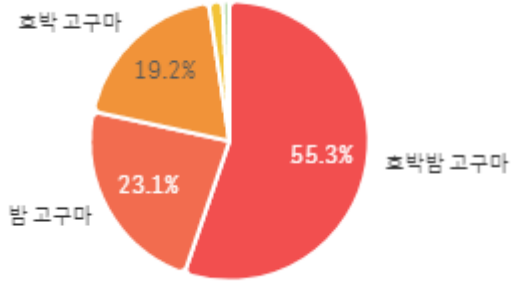
● 2025 ● 2024 ● 평년



구분	금주(A)	전주(B)	전월(C)	전년(D)	평년(E)	A/B	A/C	A/D	A/E
물량(톤)	1,273	1,204	1,157	1,182	1,164	105.7%	110.0%	107.7%	109.3%

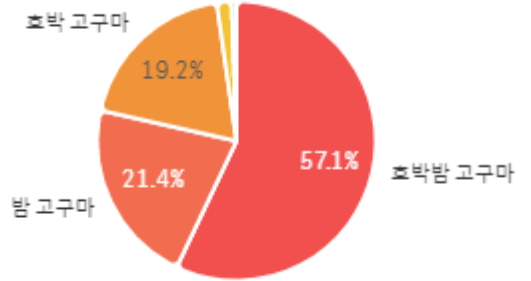
출하 품종별 거래물량 구성비

고구마 효풍미



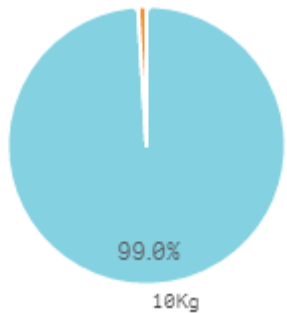
출하 품종별 거래금액 구성비

고구마 효풍미



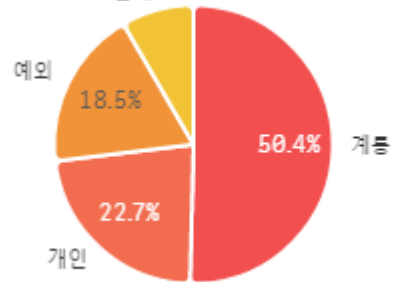
거래 단량별 물량 구성비

20Kg

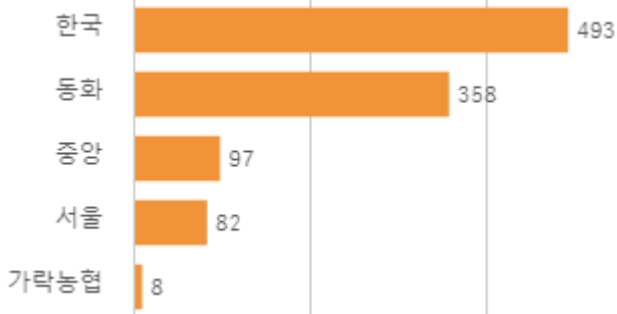


출하자별 거래물량 구성비

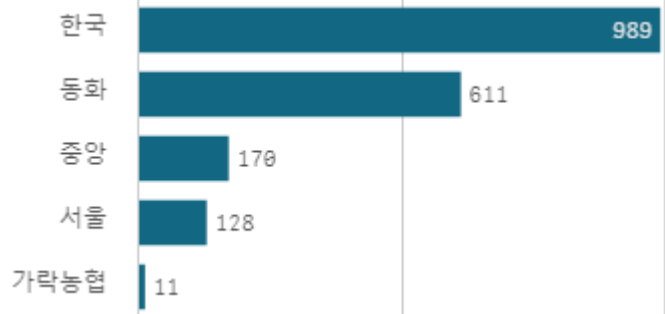
단체



도매시장 법인별 거래물량(톤)

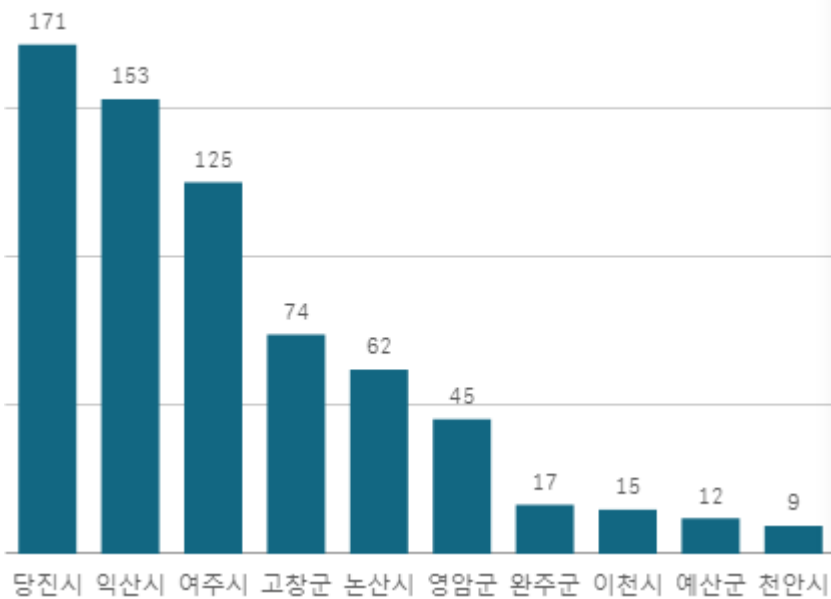


도매시장 법인별 거래금액(백만원)



호박밤 고구마(10Kg)

산지별 거래물량(톤)



출하산지(개소)

14

출하건수(천건)

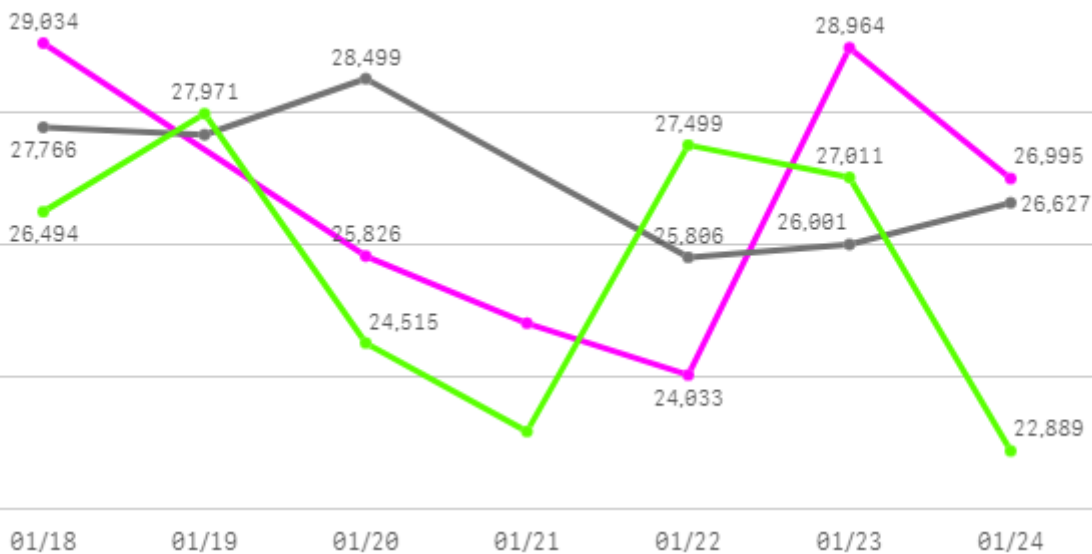
2

산지별 주출하 시군구



주간 도매가격(원)

● 2025 ● 2024 ● 평년



구분	금주(A)	전주(B)	전월(C)	전년(D)	평년(E)	A/B	A/C	A/D	A/E
가격(원)	26,611	29,005	30,123	27,059	27,129	91.7%	88.3%	98.3%	98.1%

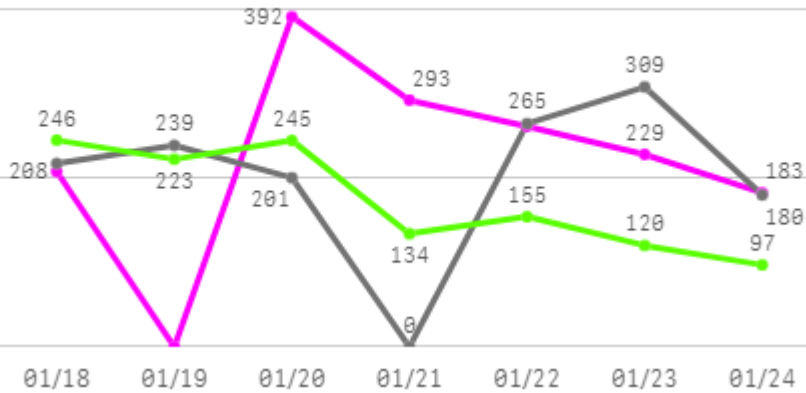
□ 호박밤 고구마(10Kg) 주간 가격

구분	Q	품종	Q	단량	Q	특	상	보통	하
2025-01-18		호박밤 고구마		10Kg		38,478	29,034	19,453	10,442
2025-01-20		호박밤 고구마		10Kg		38,469	25,826	16,949	7,585
2025-01-21		호박밤 고구마		10Kg		36,216	24,813	15,892	7,677
2025-01-22		호박밤 고구마		10Kg		35,170	24,033	14,524	6,125
2025-01-23		호박밤 고구마		10Kg		36,455	28,964	17,587	7,630
2025-01-24		호박밤 고구마		10Kg		35,174	26,995	16,989	6,966
평균						36,660	26,611	16,899	7,738

감자

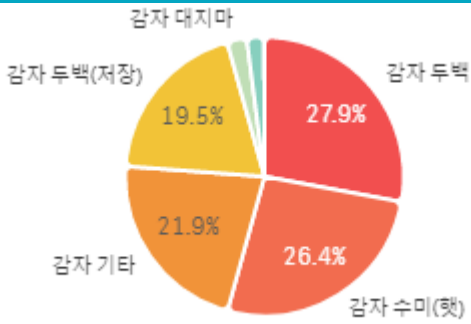
주간 반입량(톤)

◆ 2025 ● 2024 ▲ 평년

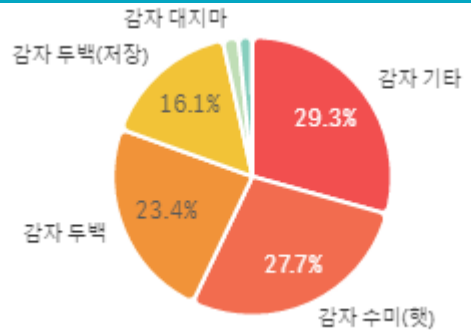


구분	금주(A)	전주(B)	전월(C)	전년(D)	평년(E)	A/B	A/C	A/D	A/E
물량(톤)	1,567	1,521	1,557	1,412	1,333	103.0%	100.6%	110.9%	117.5%

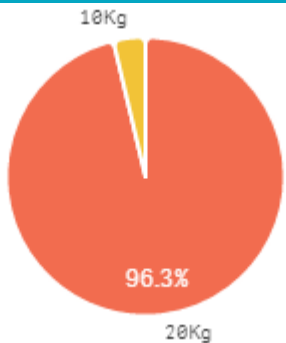
출하 품종별 거래물량 구성비



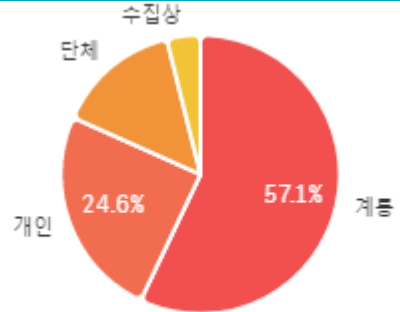
출하 품종별 거래금액 구성비



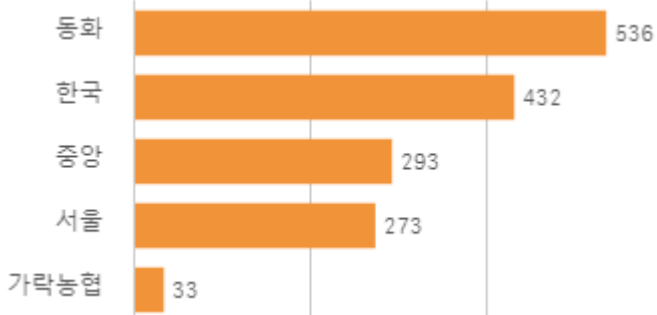
거래 단량별 물량 구성비



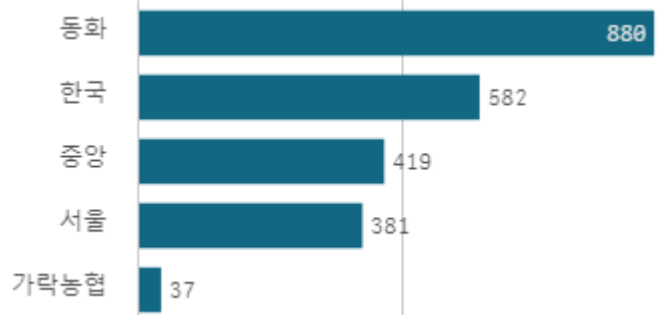
출하자별 거래물량 구성비



도매시장 법인별 거래물량(톤)

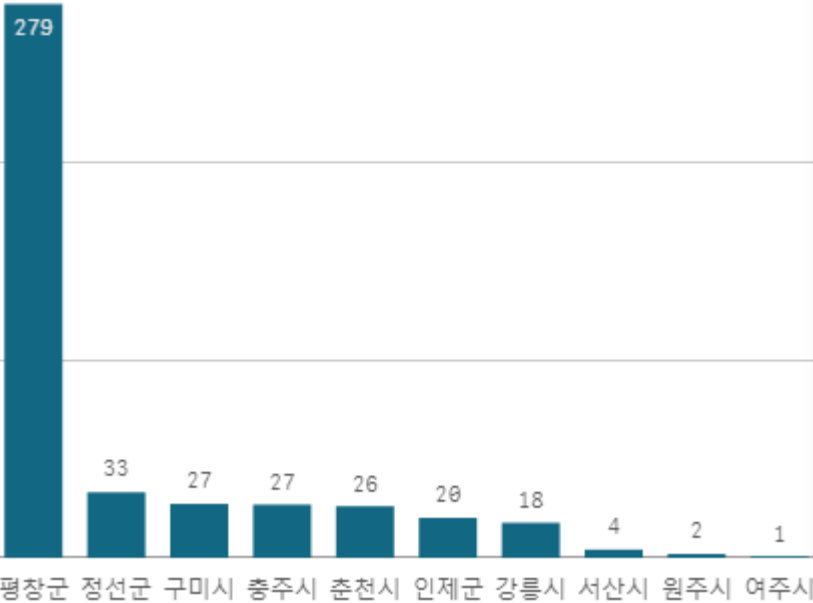


도매시장 법인별 거래금액(백만원)



감자 두백(20Kg)

산지별 거래물량(톤)



출하산지(개소)

11

출하건수(천건)

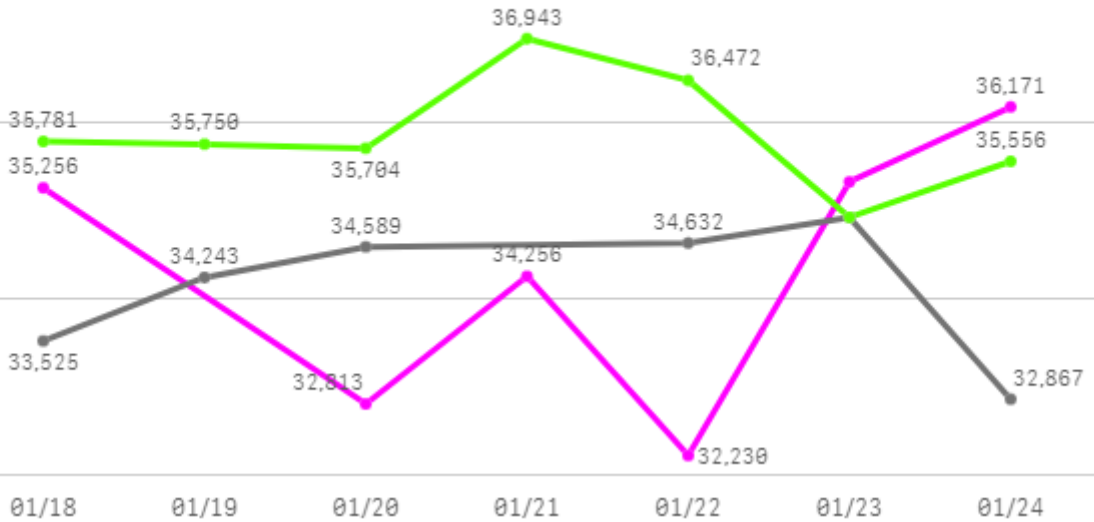
0

산지별 주출하 시군구



주간 도매가격(원)

◆ 2025 ● 2024 ◆ 평년



구분	금주(A)	전주(B)	전월(C)	전년(D)	평년(E)	A/B	A/C	A/D	A/E
가격(원)	34,342	36,028	33,666	34,130	35,483	95.3%	102.0%	100.6%	96.8%

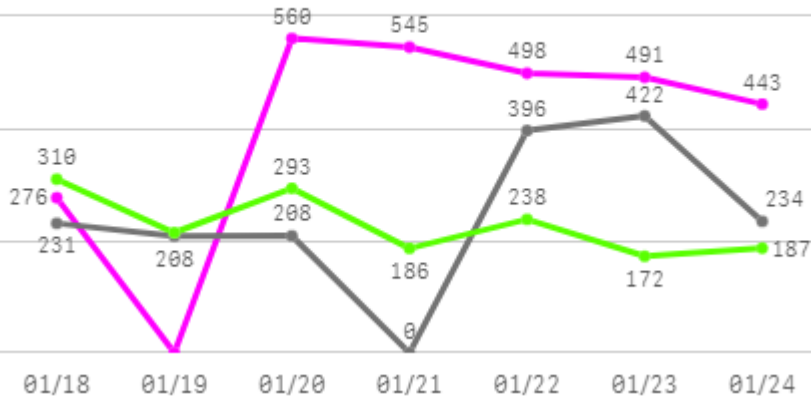
□ 감자 두백(20Kg) 주간 가격

구분	Q	품종	Q	단량	Q	특	상	보통	하
2025-01-18		감자 두백		20Kg		40,405	35,256	28,146	12,954
2025-01-20		감자 두백		20Kg		38,602	32,813	25,901	12,257
2025-01-21		감자 두백		20Kg		39,872	34,256	24,750	12,032
2025-01-22		감자 두백		20Kg		40,584	32,230	22,983	11,133
2025-01-23		감자 두백		20Kg		40,564	35,323	24,127	10,734
2025-01-24		감자 두백		20Kg		41,411	36,171	25,761	12,664
평균						40,240	34,342	25,278	11,962

배추

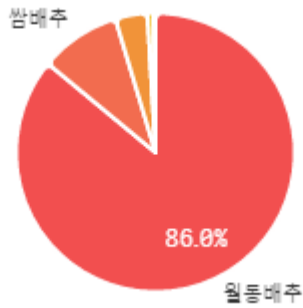
주간 반입량(톤)

◆ 2025 ● 2024 ▲ 평년

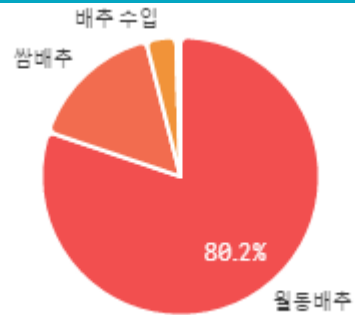


구분	금주(A)	전주(B)	전월(C)	전년(D)	평년(E)	A/B	A/C	A/D	A/E
물량(톤)	2,814	2,136	1,888	1,700	1,770	131.8%	149.1%	165.5%	159.0%

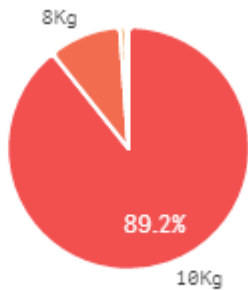
출하 품종별 거래물량 구성비



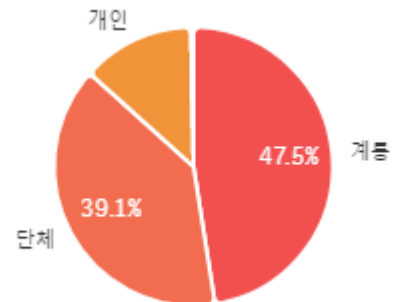
출하 품종별 거래금액 구성비



거래 단량별 물량 구성비

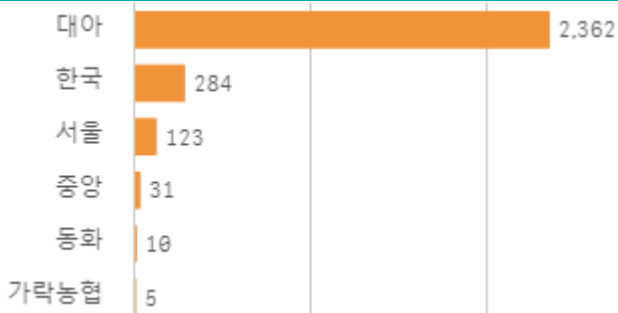


출하자별 거래물량 구성비

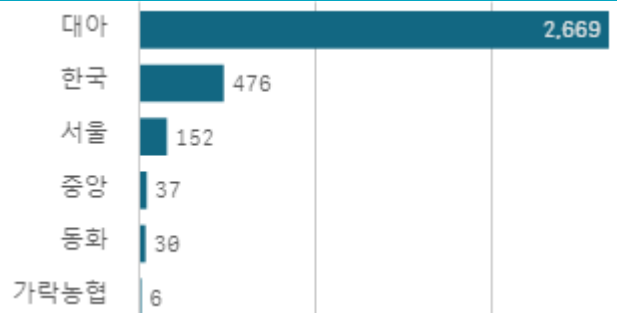


* The data set contains negative or zero values that cannot ...

도매시장 법인별 거래물량(톤)

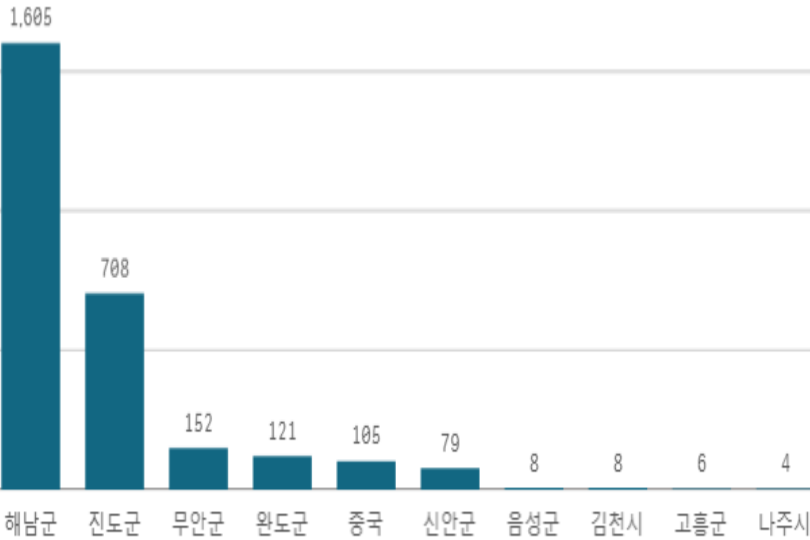


도매시장 법인별 거래금액(백만원)



배추(10Kg)

산지별 거래물량(톤)



출하산지(개소)

22

출하건수(천건)

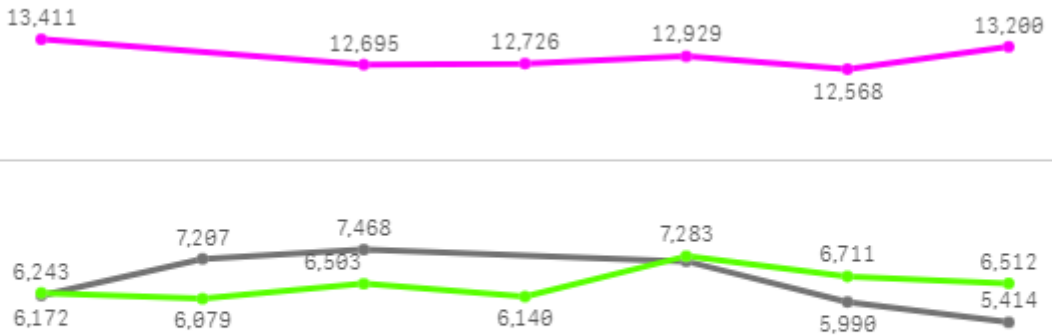
2

산지별 주출하 시군구



주간 도매가격(원)

◆ 2025 ● 2024 ◆ 평년



01/18 01/19 01/20 01/21 01/22 01/23 01/24

구분	금주(A)	전주(B)	전월(C)	전년(D)	평년(E)	A/B	A/C	A/D	A/E
가격(원)	12,922	14,450	11,511	6,565	7,404	89.4%	112.3%	196.8%	174.5%

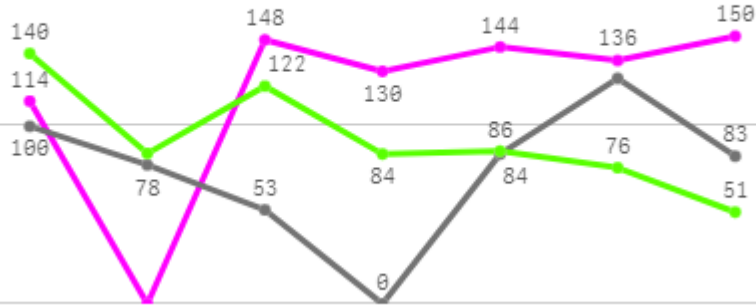
□ 배추(10Kg) 주간 가격

구분	Q	품종	Q	단량	Q	특	상	보통	하
2025-01-18		배추		10Kg		14,922	13,411	11,861	8,794
2025-01-20		배추		10Kg		14,948	12,695	11,480	7,769
2025-01-21		배추		10Kg		14,713	12,726	10,940	7,864
2025-01-22		배추		10Kg		14,932	12,929	11,051	8,229
2025-01-23		배추		10Kg		15,486	12,568	10,221	6,929
2025-01-24		배추		10Kg		15,867	13,200	10,157	6,897
평균						15,145	12,922	10,952	7,747

알배기배추

주간 반입량(톤)

◆ 2025 ● 2024 ▲ 평년



01/18 01/19 01/20 01/21 01/22 01/23 01/24

구분	금주(A)	전주(B)	전월(C)	전년(D)	평년(E)	A/B	A/C	A/D	A/E
물량(톤)	823	611	564	523	654	134.6%	145.8%	157.2%	125.7%

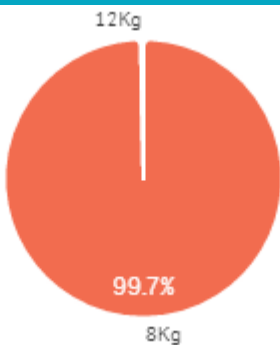
출하 품종별 거래물량 구성비



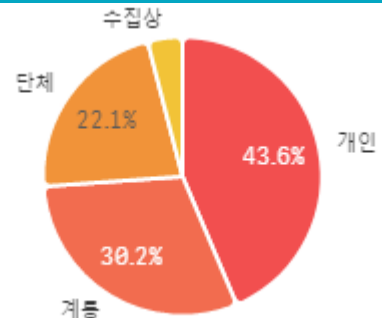
출하 품종별 거래금액 구성비



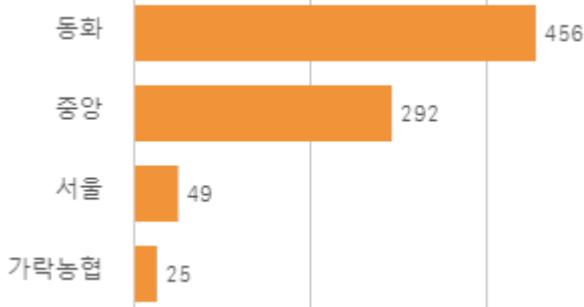
거래 단량별 물량 구성비



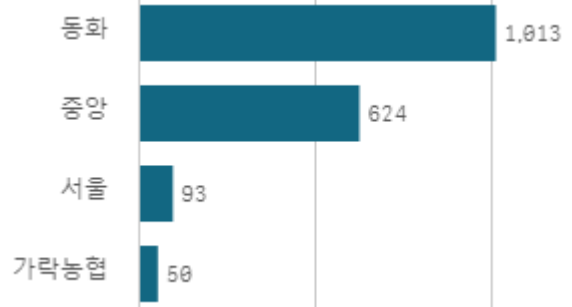
출하자별 거래물량 구성비



도매시장 법인별 거래물량(톤)

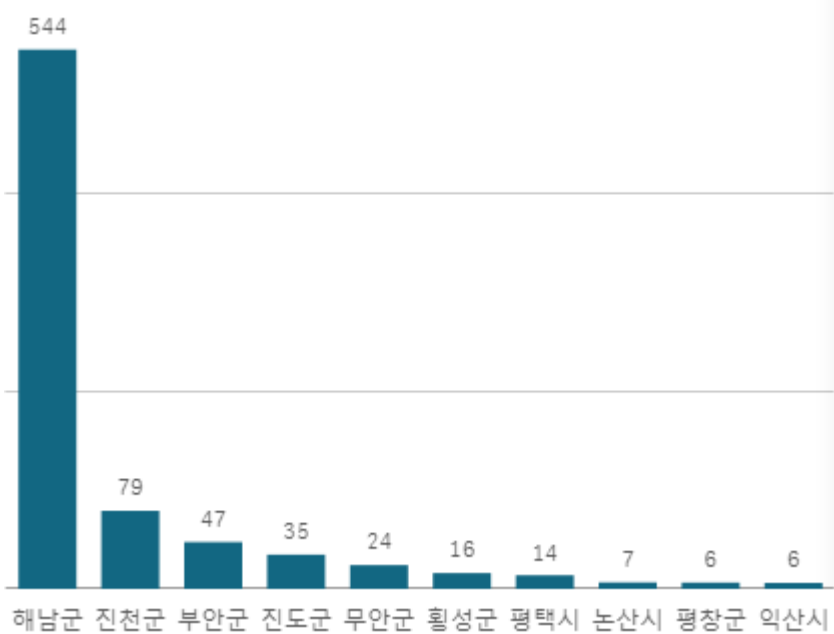


도매시장 법인별 거래금액(백만원)



알배기배추(8Kg)

산지별 거래물량(톤)



출하산지(개소)

27

출하건수(천건)

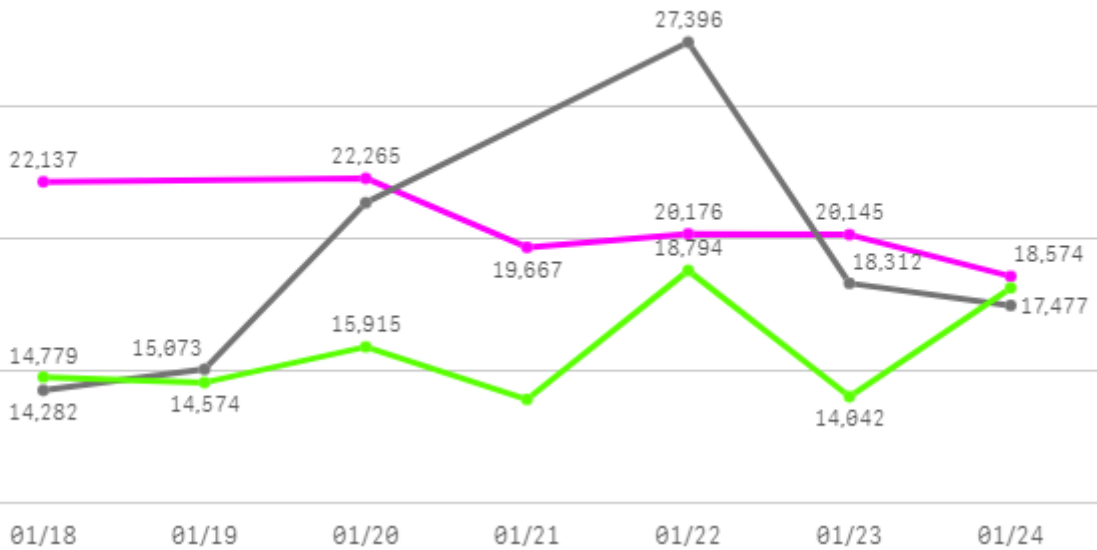
2

산지별 주출하 시군구



주간 도매가격(원)

◆ 2025 ● 2024 ◆ 평년



구분	금주(A)	전주(B)	전월(C)	전년(D)	평년(E)	A/B	A/C	A/D	A/E
가격(원)	20,494	21,479	16,380	18,981	16,574	95.4%	125.1%	108.0%	123.7%

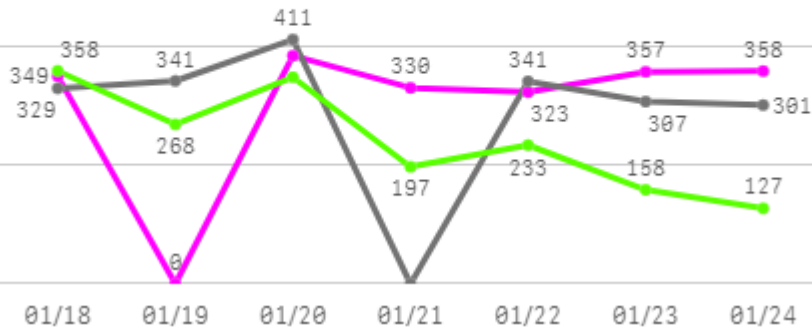
□ 알배기배추(8Kg) 주간 가격

구분	Q	품종	Q	단량	Q	특	상	보통	하
2025-01-18		알배기배추		8Kg		24,839	22,137	19,011	14,585
2025-01-20		알배기배추		8Kg		24,484	22,265	18,845	13,314
2025-01-21		알배기배추		8Kg		22,419	19,667	16,860	11,675
2025-01-22		알배기배추		8Kg		23,950	20,176	15,587	9,322
2025-01-23		알배기배추		8Kg		23,732	20,145	15,940	9,896
2025-01-24		알배기배추		8Kg		22,043	18,574	14,362	8,242
평균						23,578	20,494	16,768	11,172

양배추

주간 반입량(톤)

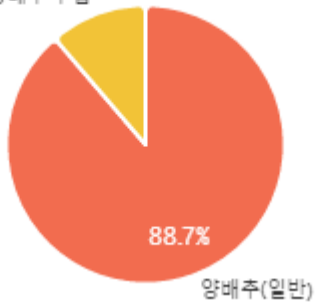
◆ 2025 ● 2024 ▲ 평년



구분	금주(A)	전주(B)	전월(C)	전년(D)	평년(E)	A/B	A/C	A/D	A/E
물량(톤)	2,100	2,109	1,847	2,029	1,859	99.6%	113.7%	103.5%	113.0%

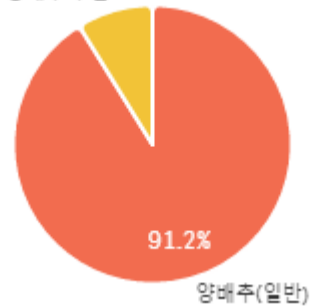
출하 품종별 거래물량 구성비

양배추 수입



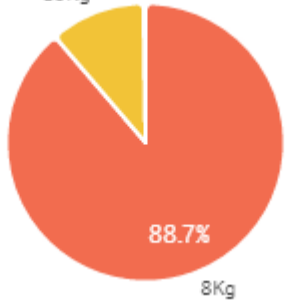
출하 품종별 거래금액 구성비

양배추 수입



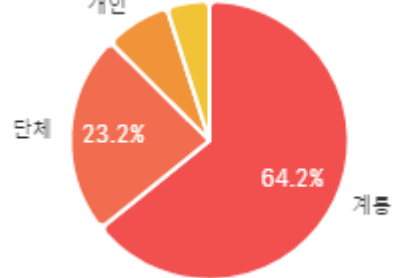
거래 단량별 물량 구성비

15Kg

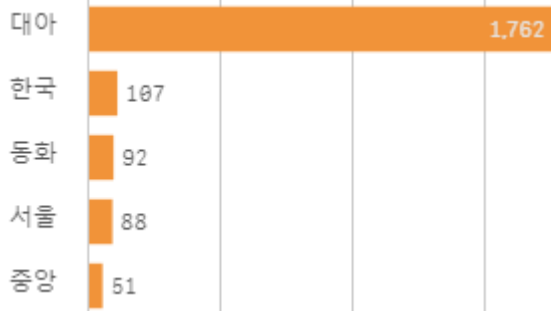


출하자별 거래물량 구성비


개인



도매시장 법인별 거래물량(톤)

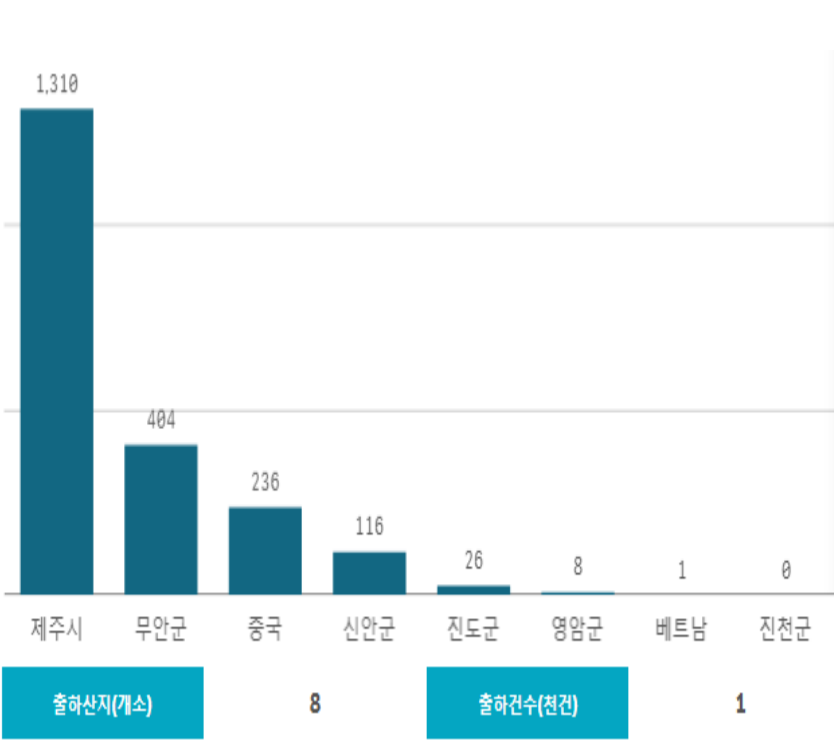


도매시장 법인별 거래금액(백만원)



양배추(8Kg)

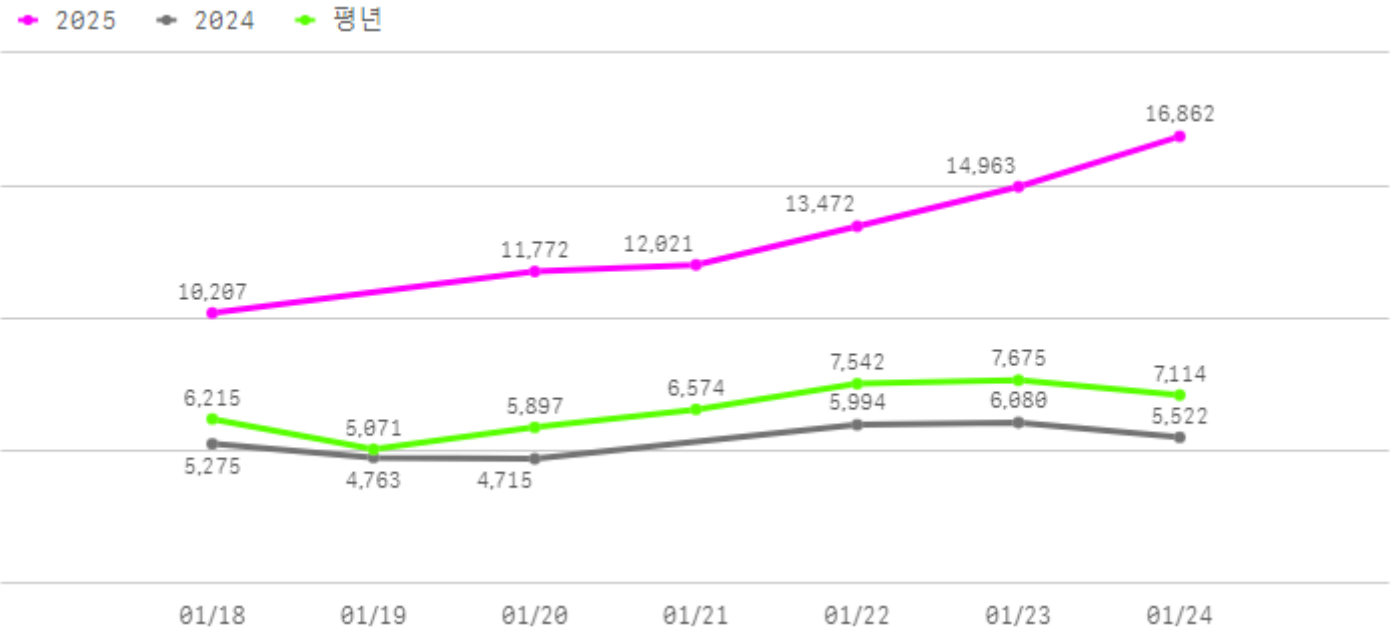
산지별 거래물량(톤)



산지별 주출하 시군구



주간 도매가격(원)



구분	금주(A)	전주(B)	전월(C)	전년(D)	평년(E)	A/B	A/C	A/D	A/E
가격(원)	13,216	11,075	12,517	5,392	7,006	119.3%	105.6%	245.1%	188.6%

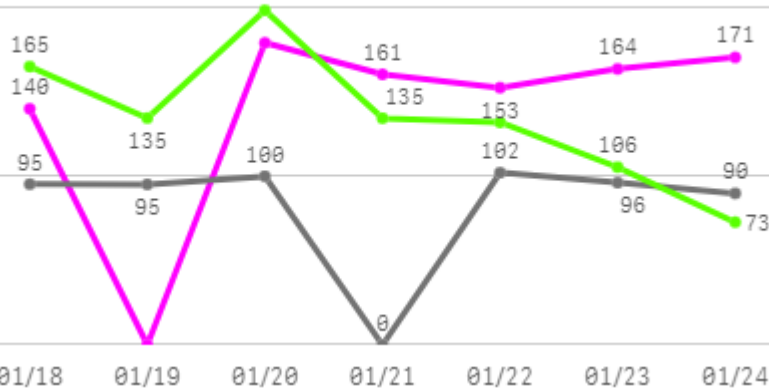
□ 양배추(8Kg) 주간 가격

구분	Q	품종	Q	단량	Q	특	상	보통	하
2025-01-18		양배추		8Kg		15,165	10,207	7,032	6,019
2025-01-20		양배추		8Kg		17,032	11,772	6,981	5,669
2025-01-21		양배추		8Kg		18,207	12,021	6,584	5,214
2025-01-22		양배추		8Kg		20,196	13,472	6,646	4,983
2025-01-23		양배추		8Kg		22,685	14,963	6,836	4,672
2025-01-24		양배추		8Kg		22,731	16,862	9,028	4,437
평균						19,336	13,216	7,185	5,166

시금치

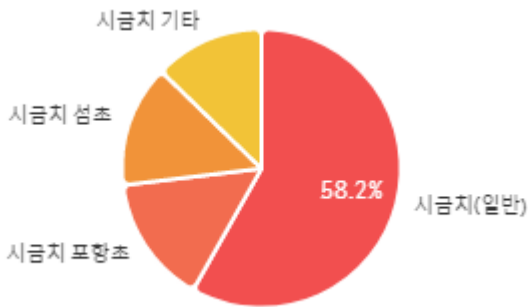
주간 반입량(톤)

◆ 2025 ● 2024 ▲ 평년

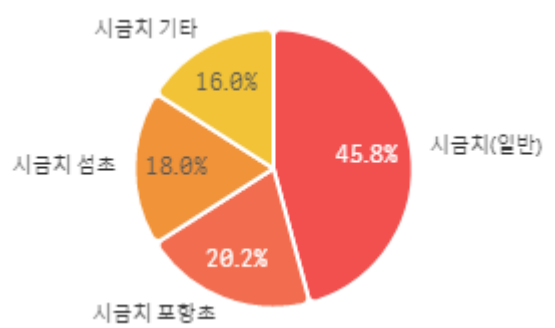


구분	금주(A)	전주(B)	전월(C)	전년(D)	평년(E)	A/B	A/C	A/D	A/E
물량(톤)	968	670	678	580	856	144.5%	142.7%	167.0%	113.1%

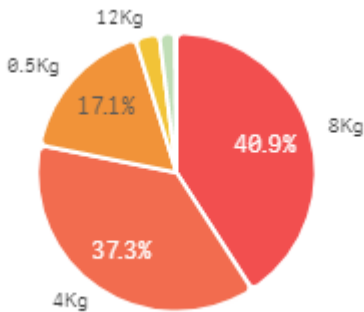
출하 품종별 거래물량 구성비



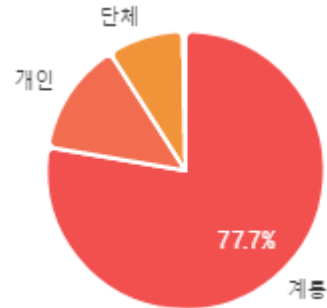
출하 품종별 거래금액 구성비



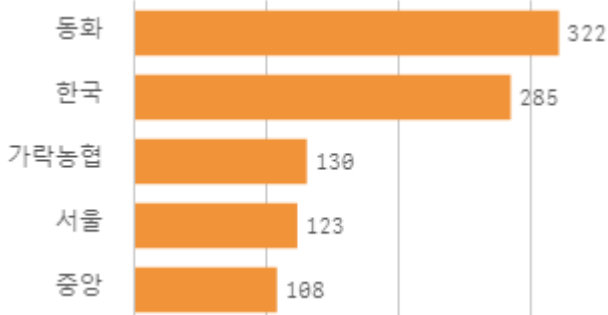
거래 단량별 물량 구성비



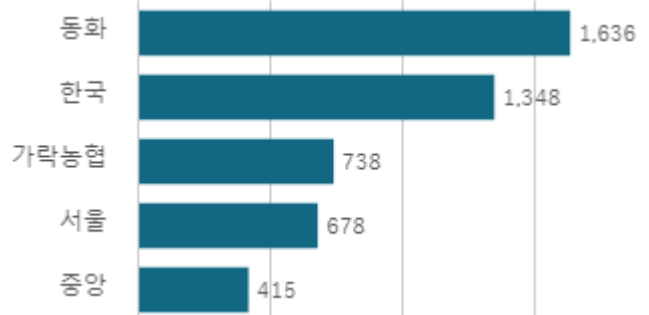
출하자별 거래물량 구성비



도매시장 법인별 거래물량(톤)

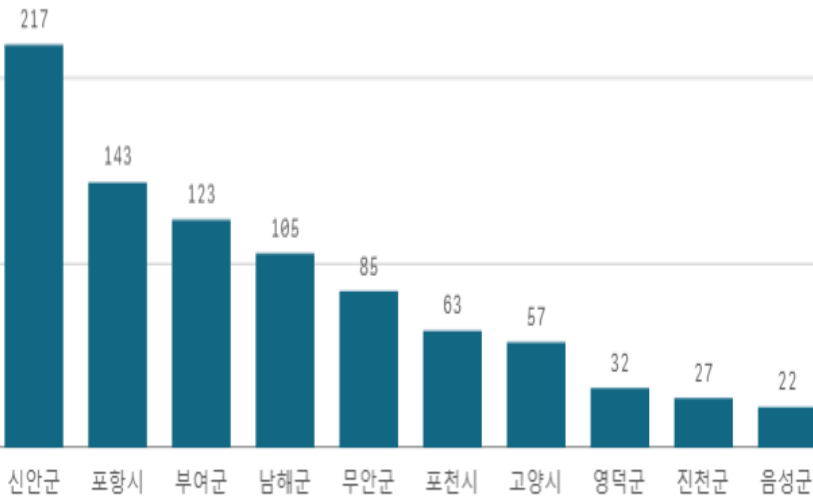


도매시장 법인별 거래금액(백만원)



시금치(4Kg)

산지별 거래물량(톤)



출하산지(개소)

47

출하건수(전건)

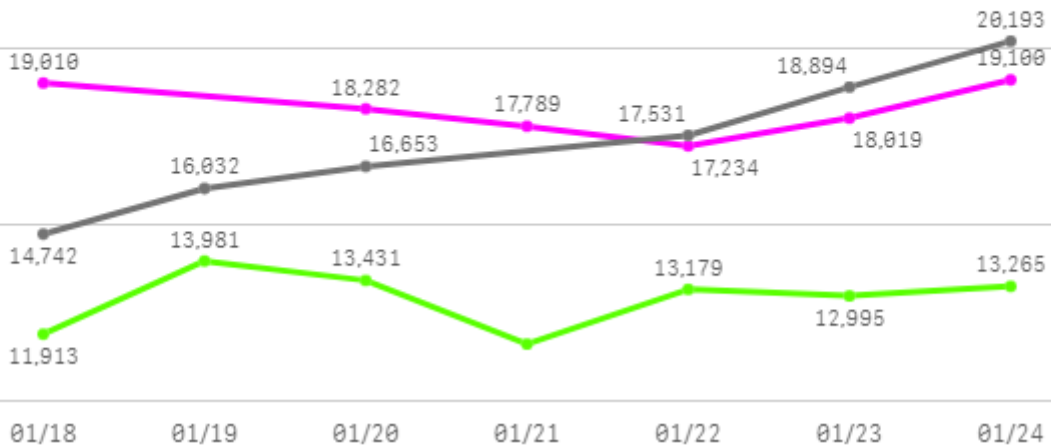
9

산지별 주출하 시군구



주간 도매가격(원)

◆ 2025 ● 2024 ◆ 평년



구분	금주(A)	전주(B)	전월(C)	전년(D)	평년(E)	A/B	A/C	A/D	A/E
가격(원)	18,239	17,838	13,161	17,341	14,905	102.2%	138.6%	105.2%	122.4%

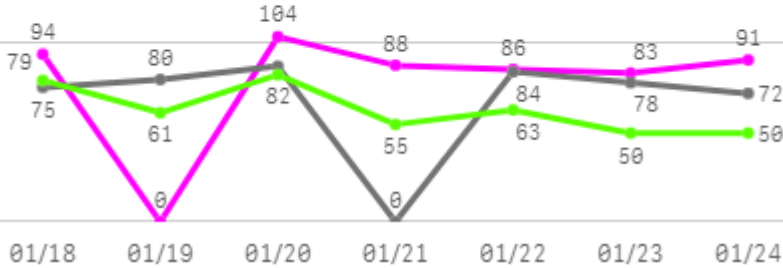
□ 시금치(4Kg) 주간 가격

구분	Q	품종	Q	단량	Q	특	상	보통	하
2025-01-18		시금치		4Kg		21,917	19,010	13,655	9,699
2025-01-20		시금치		4Kg		21,842	18,282	13,519	9,439
2025-01-21		시금치		4Kg		20,746	17,789	13,415	10,082
2025-01-22		시금치		4Kg		21,214	17,234	13,589	11,160
2025-01-23		시금치		4Kg		21,539	18,019	13,510	9,997
2025-01-24		시금치		4Kg		22,888	19,100	13,532	9,780
평균						21,691	18,239	13,537	10,026

상추

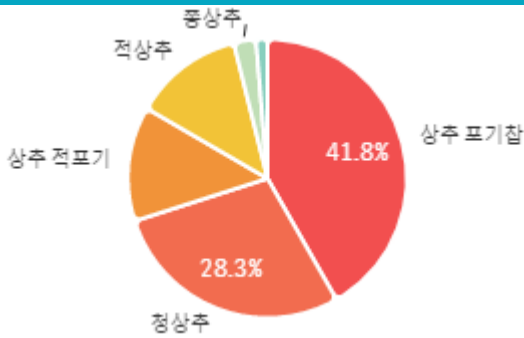
주간 반입량(톤)

◆ 2025 ● 2024 ▲ 평년

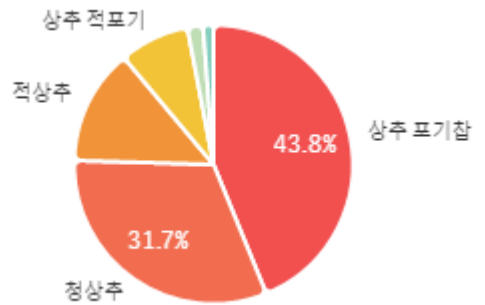


구분	금주(A)	전주(B)	전월(C)	전년(D)	평년(E)	A/B	A/C	A/D	A/E
물량(톤)	545	480	517	477	448	113.5%	105.4%	114.4%	121.8%

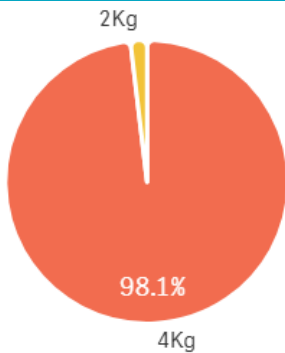
출하 품종별 거래물량 구성비



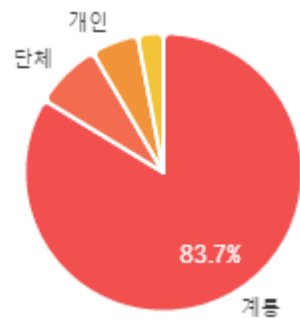
출하 품종별 거래금액 구성비



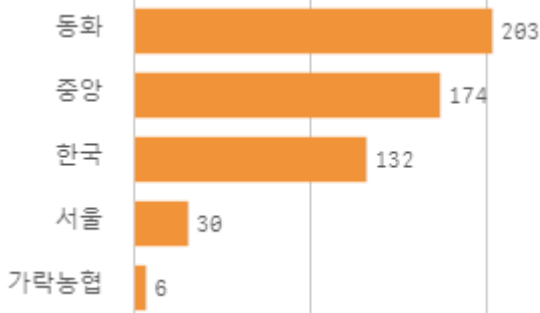
거래 단량별 물량 구성비



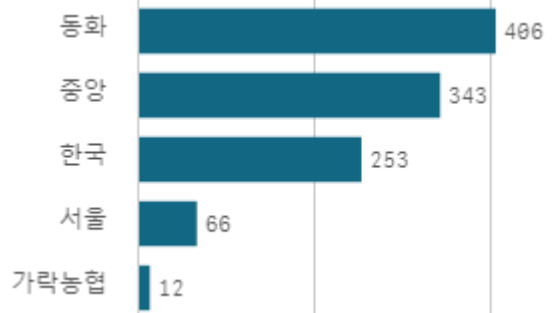
출하자별 거래물량 구성비



도매시장 법인별 거래물량(톤)

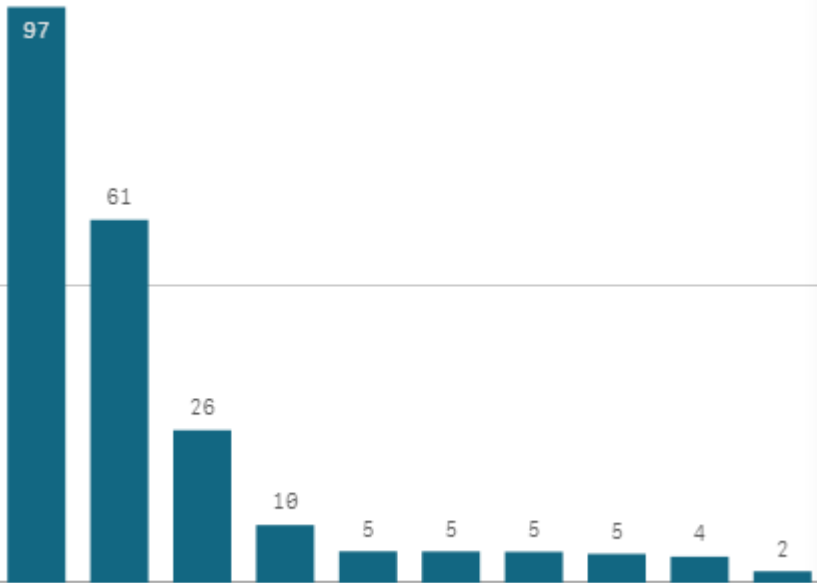


도매시장 법인별 거래금액(백만원)



상추 포기잡(4Kg)

산지별 거래물량(톤)



출하산지(개소)

22

출하건수(천건)

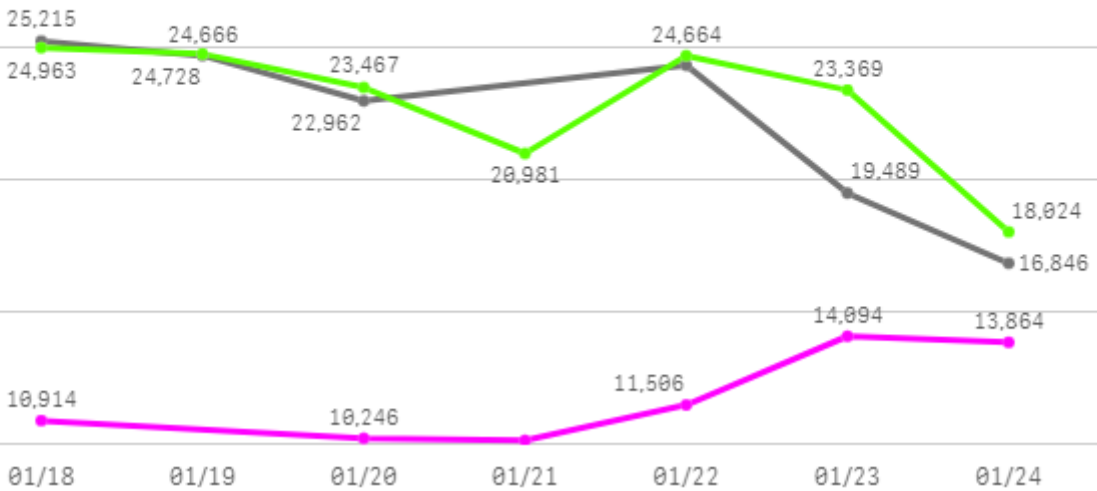
2

산지별 주출하 시군구



주간 도매가격(원)

◆ 2025 ● 2024 ◆ 평년



구분	금주(A)	전주(B)	전월(C)	전년(D)	평년(E)	A/B	A/C	A/D	A/E
가격(원)	11,799	13,369	14,675	22,247	19,553	88.3%	80.4%	53.0%	60.3%

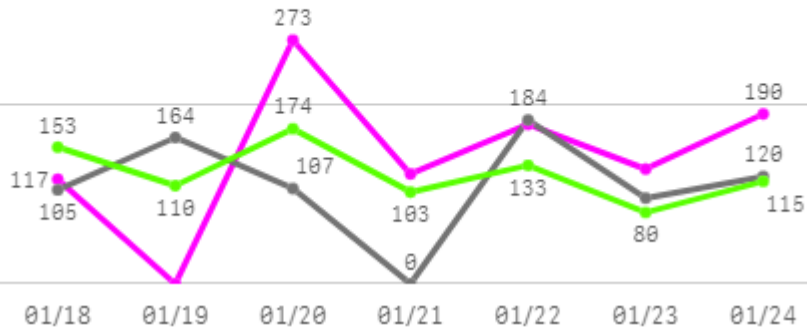
□ 상추 포기잡(4Kg) 주간 가격

구분	Q	품종	Q	단량	Q	특	상	보통	하
2025-01-18		상추 포기잡		4Kg		-	10,914	7,919	5,037
2025-01-20		상추 포기잡		4Kg		-	10,246	7,662	5,766
2025-01-21		상추 포기잡		4Kg		-	10,169	7,129	5,378
2025-01-22		상추 포기잡		4Kg		-	11,506	8,003	5,647
2025-01-23		상추 포기잡		4Kg		-	14,094	10,484	6,920
2025-01-24		상추 포기잡		4Kg		-	13,864	11,370	8,499
평균						-	11,799	8,761	6,208

오이

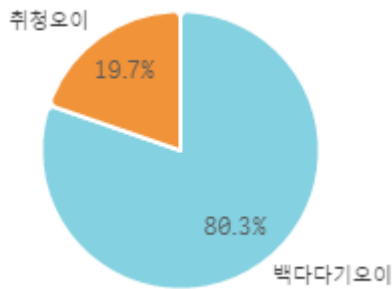
주간 반입량(톤)

◆ 2025 ● 2024 ▲ 평년

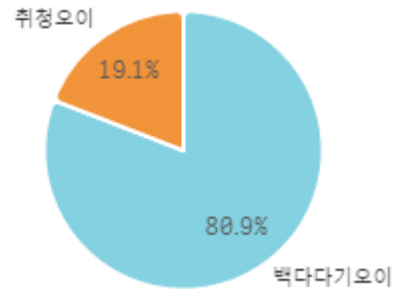


구분	금주(A)	전주(B)	전월(C)	전년(D)	평년(E)	A/B	A/C	A/D	A/E
물량(톤)	1,012	895	1,067	777	865	113.0%	94.8%	130.3%	117.0%

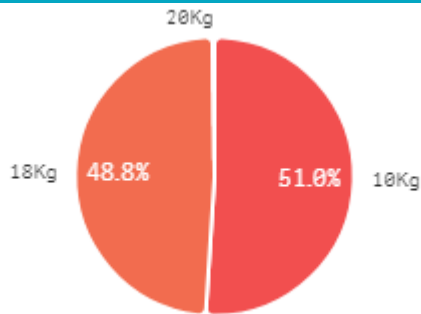
출하 품종별 거래물량 구성비



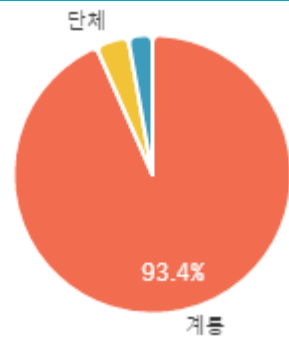
출하 품종별 거래금액 구성비



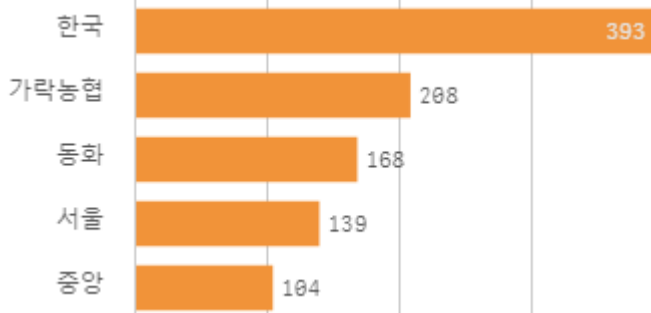
거래 단량별 물량 구성비



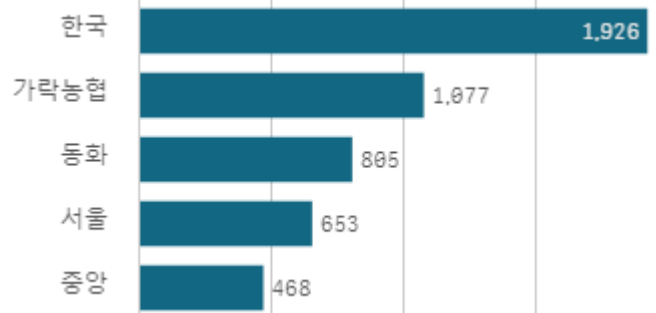
출하자별 거래물량 구성비



도매시장 법인별 거래물량(톤)

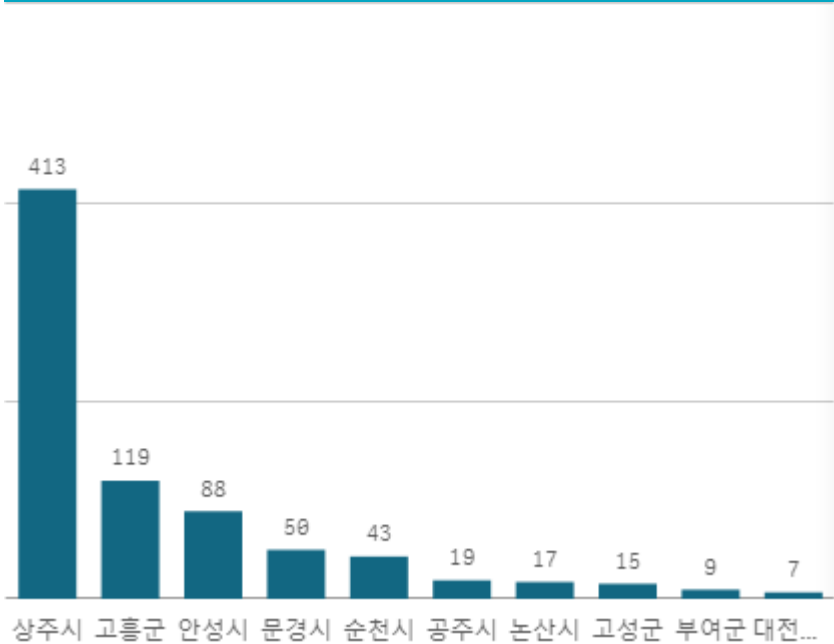


도매시장 법인별 거래금액(백만원)



백다다기오이(100개)

산지별 거래물량(톤)



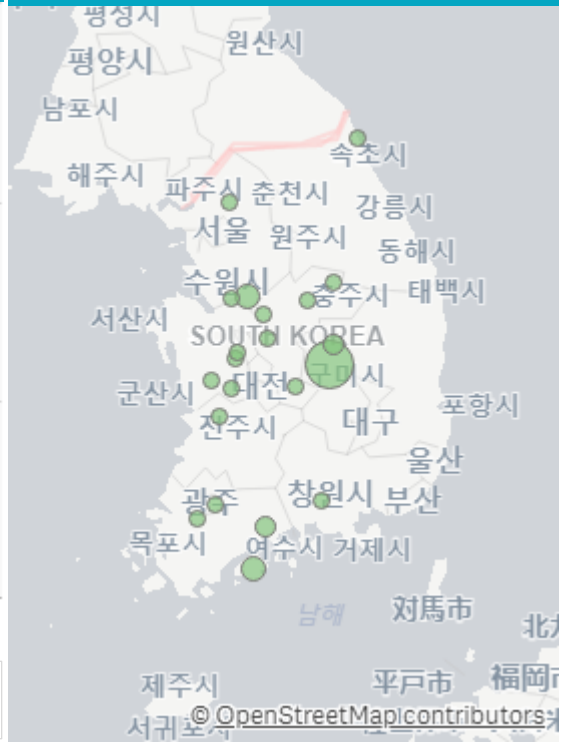
출하산지(개소)

24

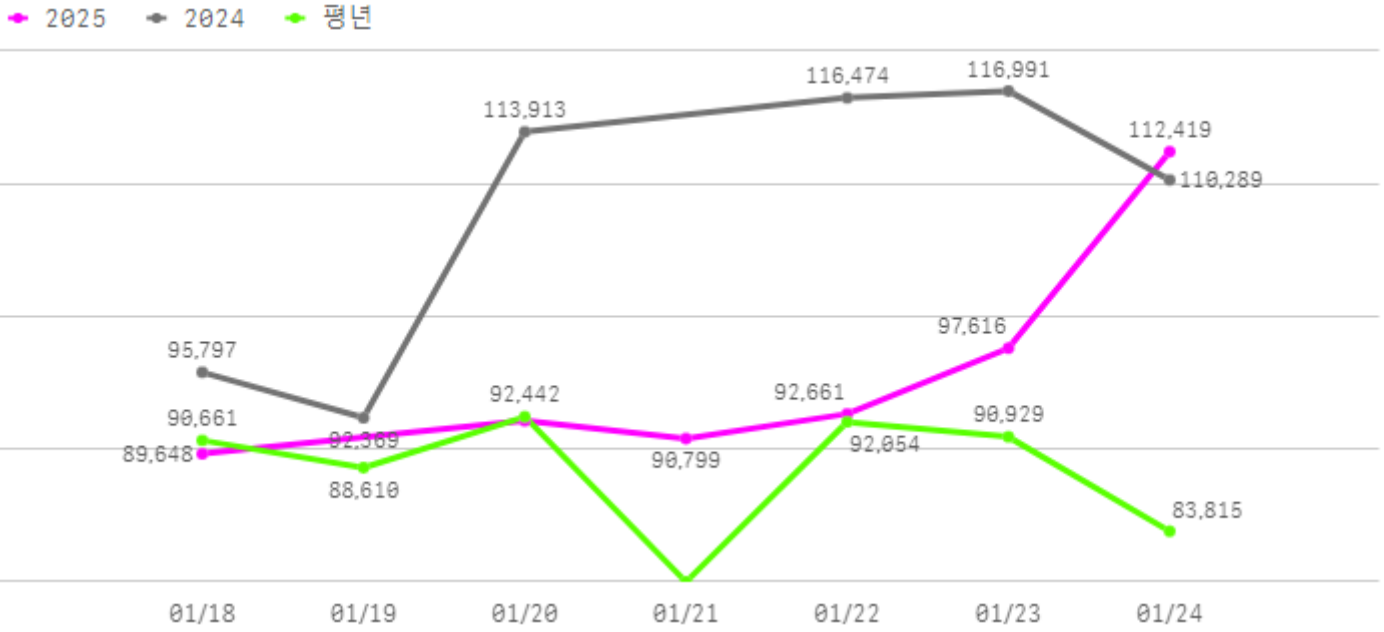
출하건수(천건)

6

산지별 주출하 시군구



주간 도매가격(원)



구분	금주(A)	전주(B)	전월(C)	전년(D)	평년(E)	A/B	A/C	A/D	A/E
가격(원)	95,881	91,828	66,077	107,639	89,194	104.4%	145.1%	89.1%	107.5%

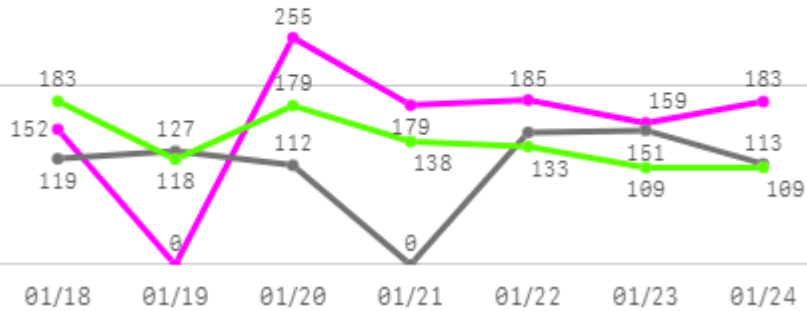
□ 백다다기오이(100개) 주간 가격

구분	Q	품종	Q	단량	Q	특	상	보통	하
2025-01-18		백다다기오이		100개		111,614	89,648	78,957	67,086
2025-01-20		백다다기오이		100개		118,708	92,143	80,819	68,952
2025-01-21		백다다기오이		100개		117,850	90,799	76,580	66,770
2025-01-22		백다다기오이		100개		121,572	92,661	78,498	67,658
2025-01-23		백다다기오이		100개		127,641	97,616	80,645	68,804
2025-01-24		백다다기오이		100개		154,635	112,419	92,424	77,523
평균						125,337	95,881	81,321	69,466

호박

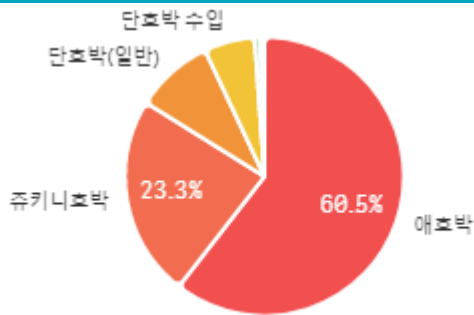
주간 반입량(톤)

◆ 2025 ● 2024 ▲ 평년

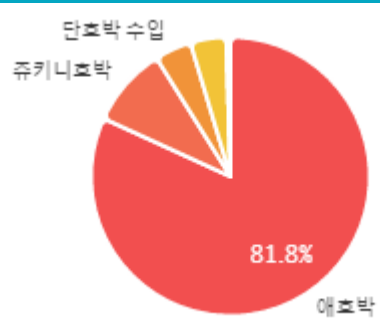


구분	금주(A)	전주(B)	전월(C)	전년(D)	평년(E)	A/B	A/C	A/D	A/E
물량(톤)	1,113	977	1,028	770	931	113.9%	108.3%	144.4%	119.5%

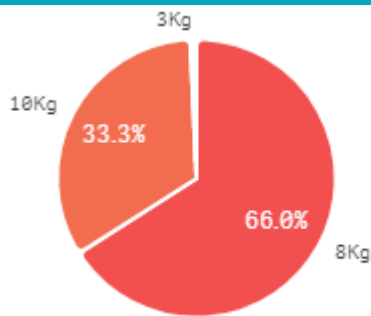
출하 품종별 거래물량 구성비



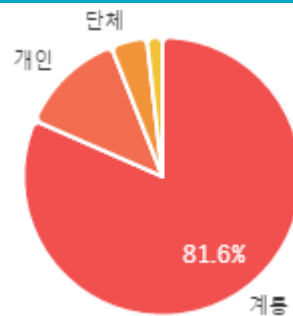
출하 품종별 거래금액 구성비



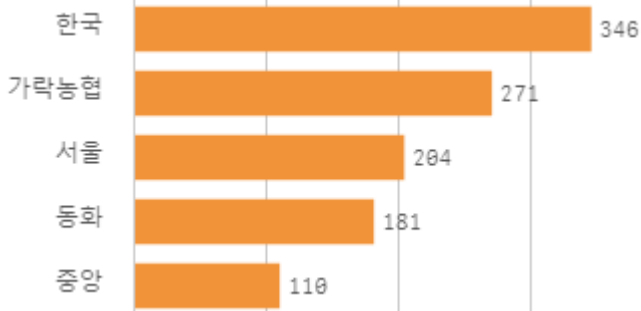
거래 단량별 물량 구성비



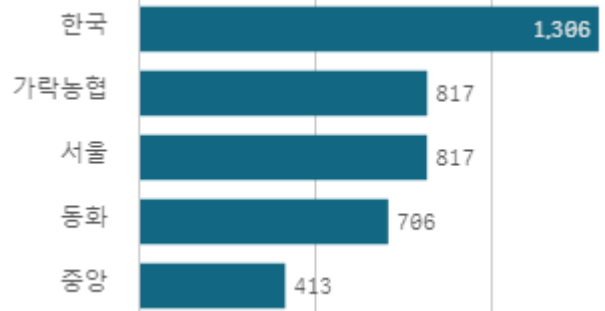
출하자별 거래물량 구성비



도매시장 법인별 거래물량(톤)

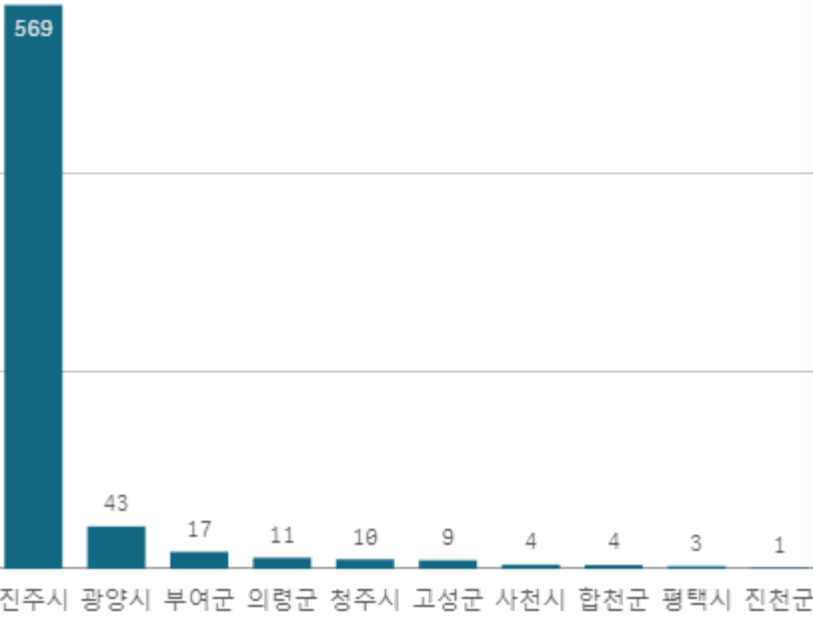


도매시장 법인별 거래금액(백만원)



애호박(20개)

산지별 거래물량(톤)



출하산지(개소)

16

출하건수(천건)

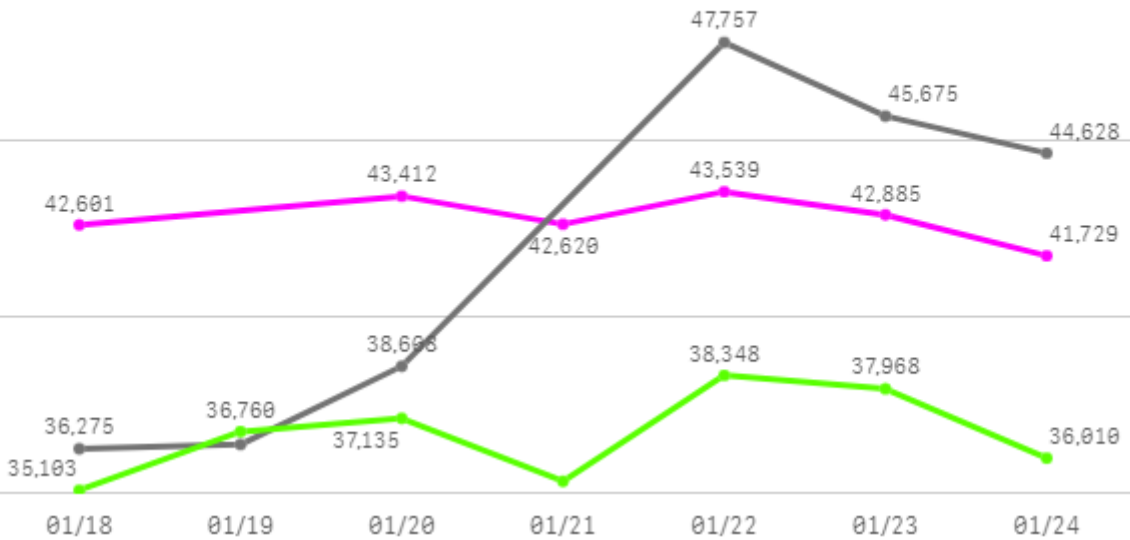
4

산지별 주출하 시군구



주간 도매가격(원)

◆ 2025 ● 2024 ◆ 평년



구분	금주(A)	전주(B)	전월(C)	전년(D)	평년(E)	A/B	A/C	A/D	A/E
가격(원)	42,798	42,205	31,374	41,557	38,773	101.4%	136.4%	103.0%	110.4%

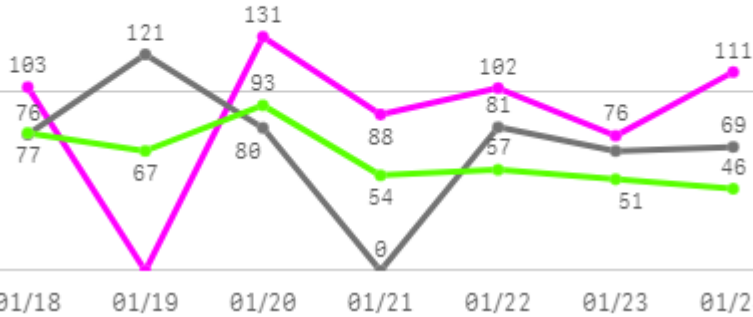
□ 애호박(20개) 주간 가격

구분	Q	품종	Q	단량	Q	특	상	보통	하
2025-01-18		애호박		20개		45,017	42,601	40,201	31,782
2025-01-20		애호박		20개		45,920	43,412	40,714	33,427
2025-01-21		애호박		20개		44,800	42,620	40,040	32,372
2025-01-22		애호박		20개		46,877	43,539	40,901	33,915
2025-01-23		애호박		20개		45,668	42,885	39,863	32,271
2025-01-24		애호박		20개		45,039	41,729	38,382	30,722
평균						45,554	42,798	40,017	32,415

토마토

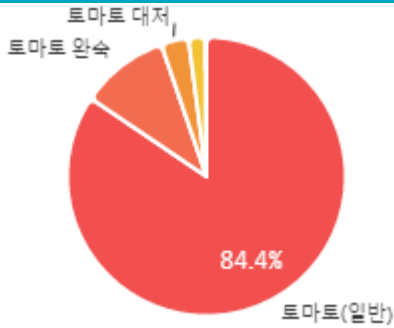
주간 반입량(톤)

◆ 2025 ● 2024 ▲ 평년

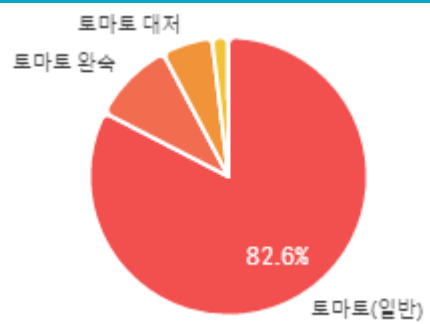


구분	금주(A)	전주(B)	전월(C)	전년(D)	평년(E)	A/B	A/C	A/D	A/E
물량(톤)	612	573	549	495	476	106.7%	111.3%	123.5%	128.4%

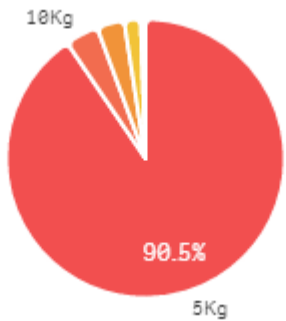
출하 품종별 거래물량 구성비



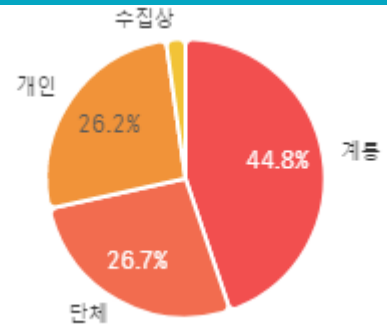
출하 품종별 거래금액 구성비



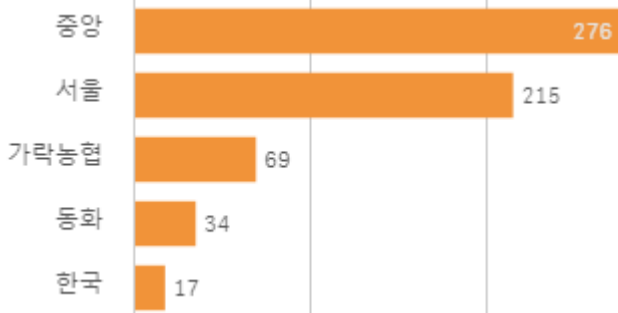
거래 단량별 물량 구성비



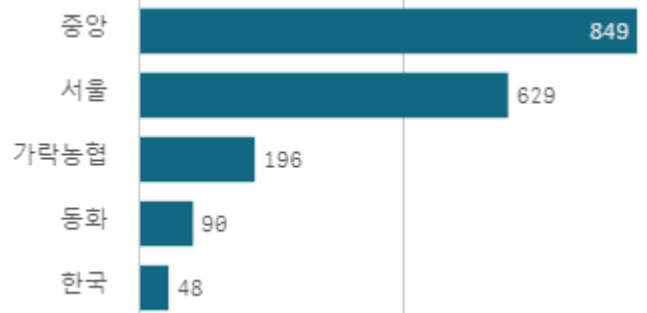
출하자별 거래물량 구성비



도매시장 법인별 거래물량(톤)

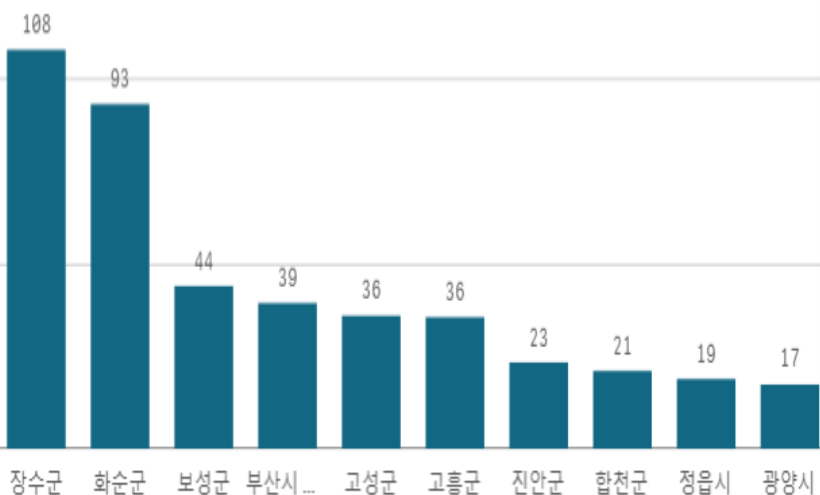


도매시장 법인별 거래금액(백만원)



토마토(5Kg)

산지별 거래물량(톤)



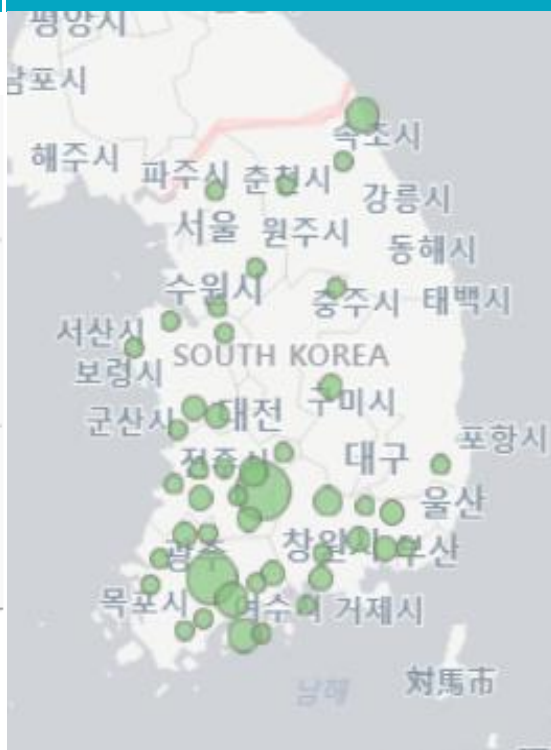
출하산지(개소)

49

출하건수(천건)

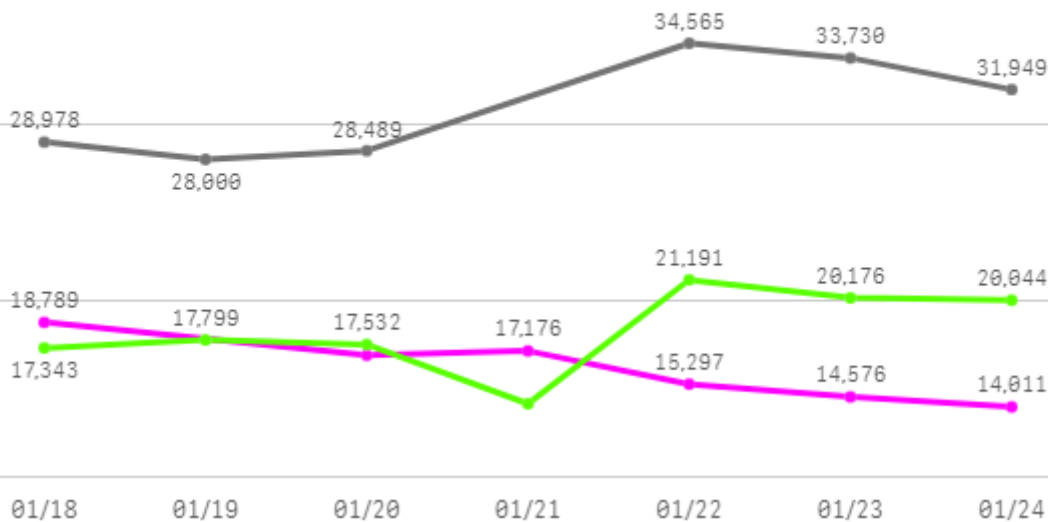
5

산지별 주출하 시군구



주간 도매가격(원)

2025 (pink line), 2024 (grey line), 평년 (green line)



구분	금주(A)	전주(B)	전월(C)	전년(D)	평년(E)	A/B	A/C	A/D	A/E
가격(원)	16,130	15,384	17,744	30,952	18,477	104.8%	90.9%	52.1%	87.3%

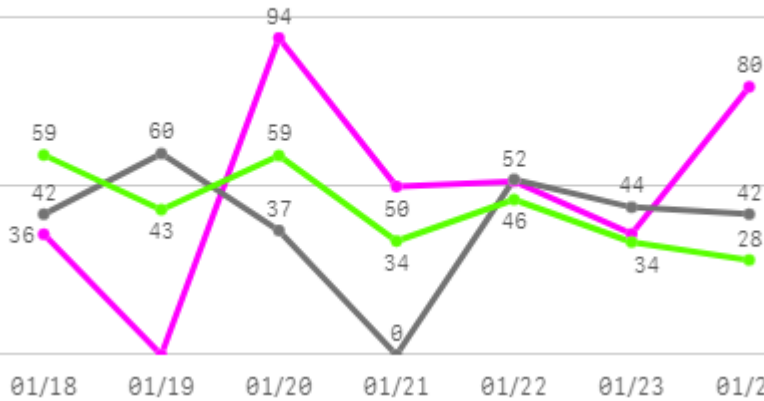
□ 토마토(5Kg) 주간 가격

구분	Q	품종	Q	단량	Q	특	상	보통	하
2025-01-18		토마토		5Kg		21,000	18,789	16,343	12,744
2025-01-20		토마토		5Kg		18,381	16,933	15,463	12,509
2025-01-21		토마토		5Kg		18,000	17,176	15,193	12,425
2025-01-22		토마토		5Kg		17,049	15,297	13,740	10,417
2025-01-23		토마토		5Kg		16,074	14,576	12,892	9,962
2025-01-24		토마토		5Kg		16,000	14,011	12,343	10,649
평균						17,751	16,130	14,329	11,451

방울토마토

주간 반입량(톤)

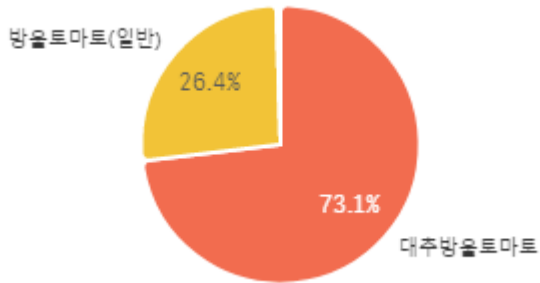
◆ 2025 ● 2024 ▲ 평년



구분	금주(A)	전주(B)	전월(C)	전년(D)	평년(E)	A/B	A/C	A/D	A/E
물량(톤)	347	326	273	276	311	106.5%	127.1%	125.6%	111.6%

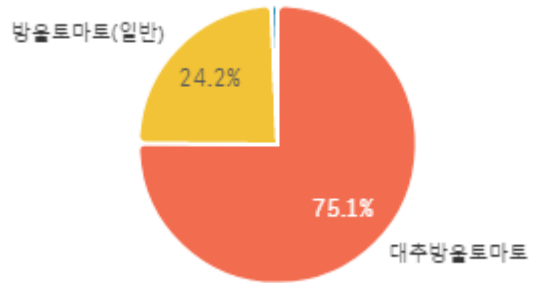
출하 품종별 거래물량 구성비

송이토마토

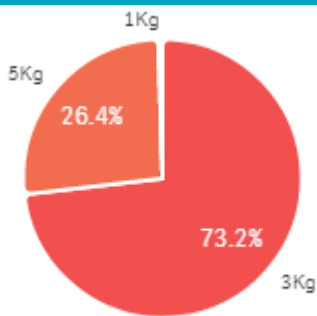


출하 품종별 거래금액 구성비

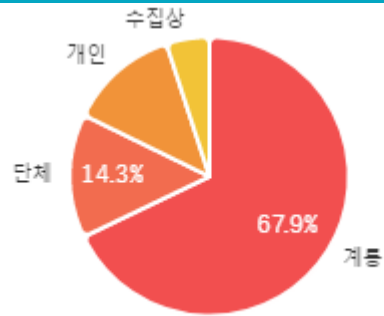
송이토마토



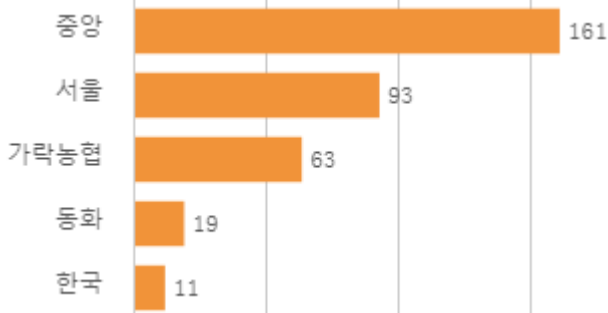
거래 단량별 물량 구성비



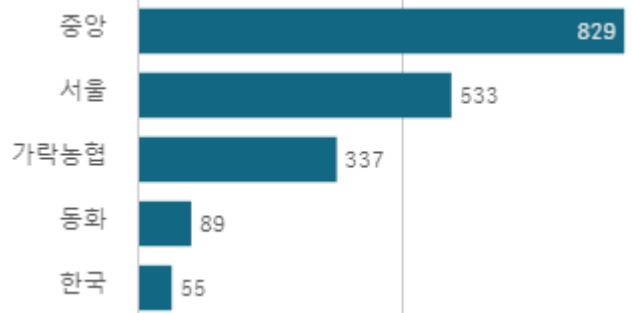
출하자별 거래물량 구성비



도매시장 법인별 거래물량(톤)

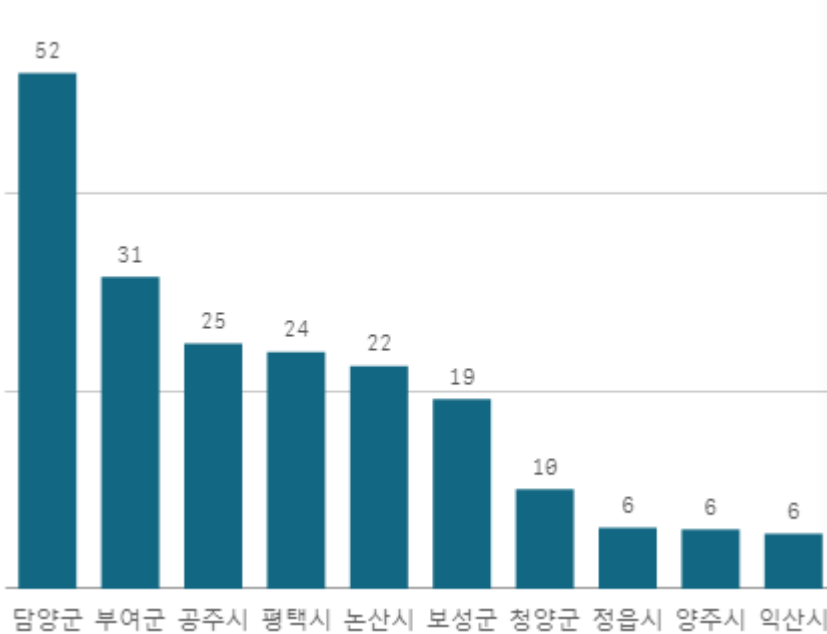


도매시장 법인별 거래금액(백만원)



대추방울토마토(3Kg)

산지별 거래물량(톤)



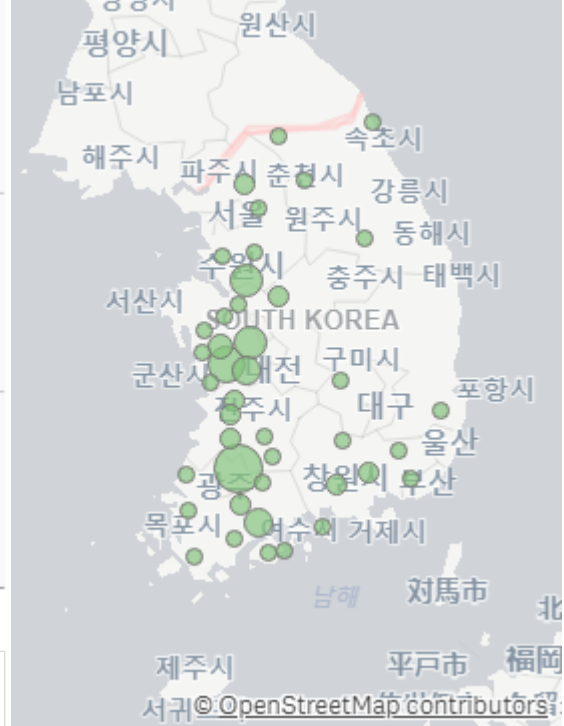
출하산지(개소)

44

출하건수(천건)

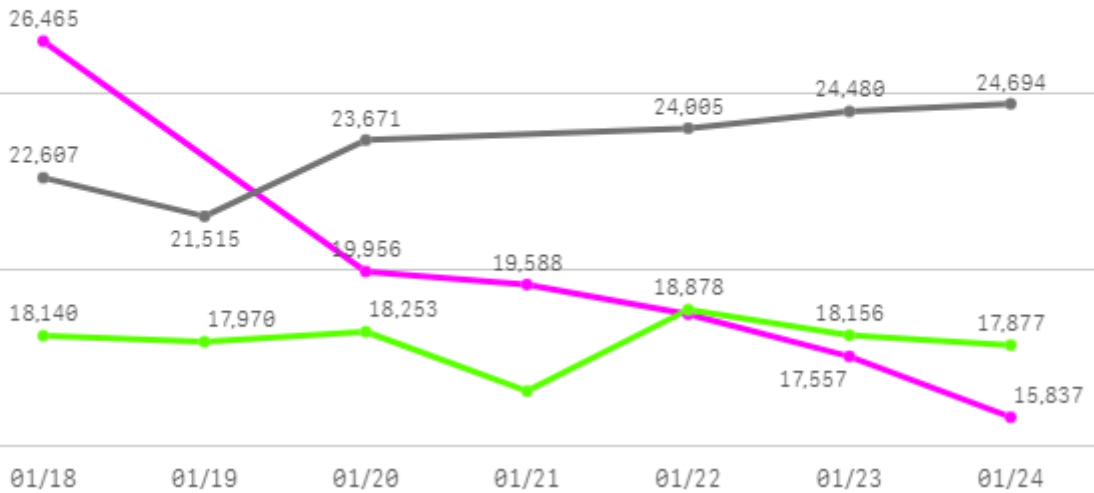
3

산지별 주출하 시군구



주간 도매가격(원)

◆ 2025 ● 2024 ◆ 평년



구분	금주(A)	전주(B)	전월(C)	전년(D)	평년(E)	A/B	A/C	A/D	A/E
가격(원)	19,692	19,356	22,357	23,495	18,965	101.7%	88.1%	83.8%	103.8%

□ 대추방울토마토(3Kg) 주간 가격

구분	Q	품종	Q	단량	Q	특	상	보통	하
2025-01-18		대추방울토마토		3Kg		29,154	26,465	22,292	12,329
2025-01-20		대추방울토마토		3Kg		23,690	19,956	17,089	12,429
2025-01-21		대추방울토마토		3Kg		23,219	19,588	16,325	11,193
2025-01-22		대추방울토마토		3Kg		21,722	18,751	15,480	10,714
2025-01-23		대추방울토마토		3Kg		21,398	17,557	14,154	9,465
2025-01-24		대추방울토마토		3Kg		18,959	15,837	13,357	9,583
평균						23,024	19,692	16,450	10,952

딸기

주간 반입량(톤)

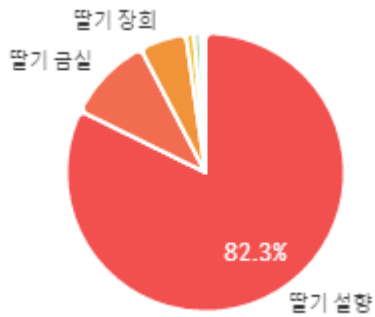
◆ 2025 ● 2024 ▲ 평년



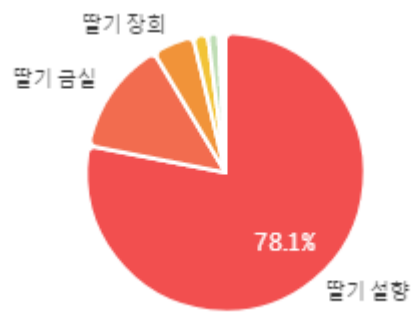
01/18 01/19 01/20 01/21 01/22 01/23 01/24

구분	금주(A)	전주(B)	전월(C)	전년(D)	평년(E)	A/B	A/C	A/D	A/E
물량(톤)	882	806	661	662	746	109.4%	133.3%	133.1%	118.3%

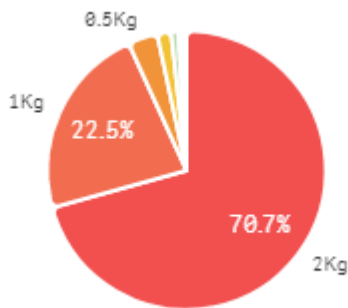
출하 품종별 거래물량 구성비



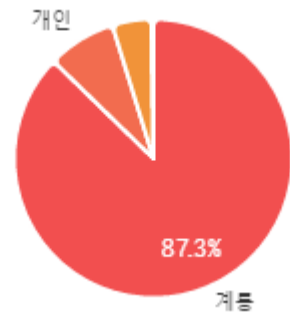
출하 품종별 거래금액 구성비



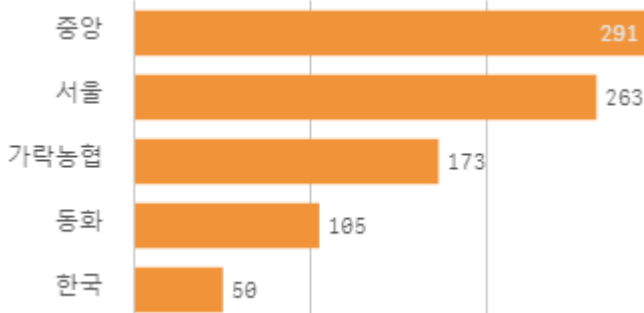
거래 단량별 물량 구성비



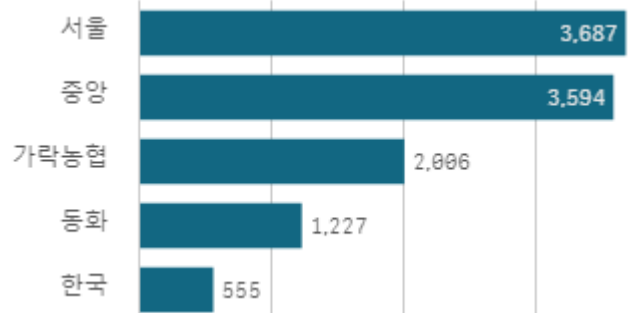
출하자별 거래물량 구성비



도매시장 법인별 거래물량(톤)

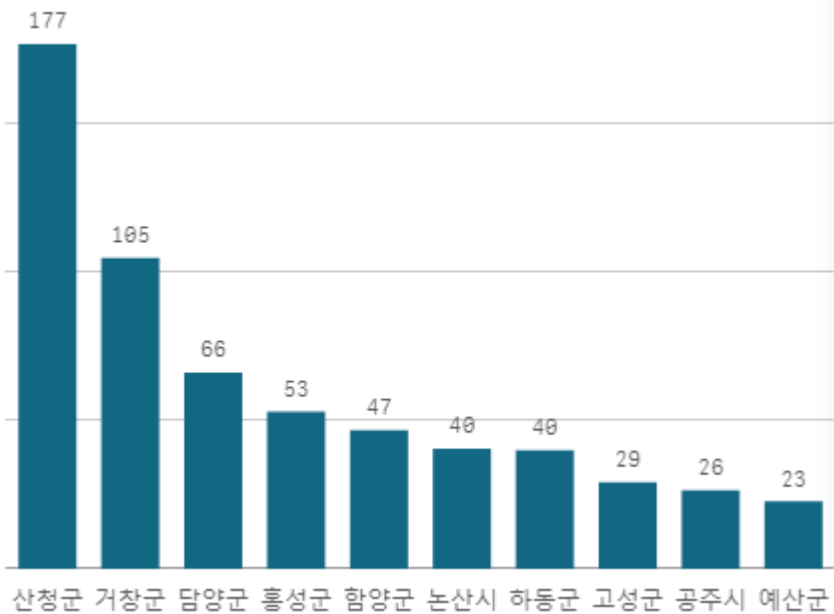


도매시장 법인별 거래금액(백만원)



딸기 설향(2Kg)

산지별 거래물량(톤)



출하산지(개소)

35

출하건수(천건)

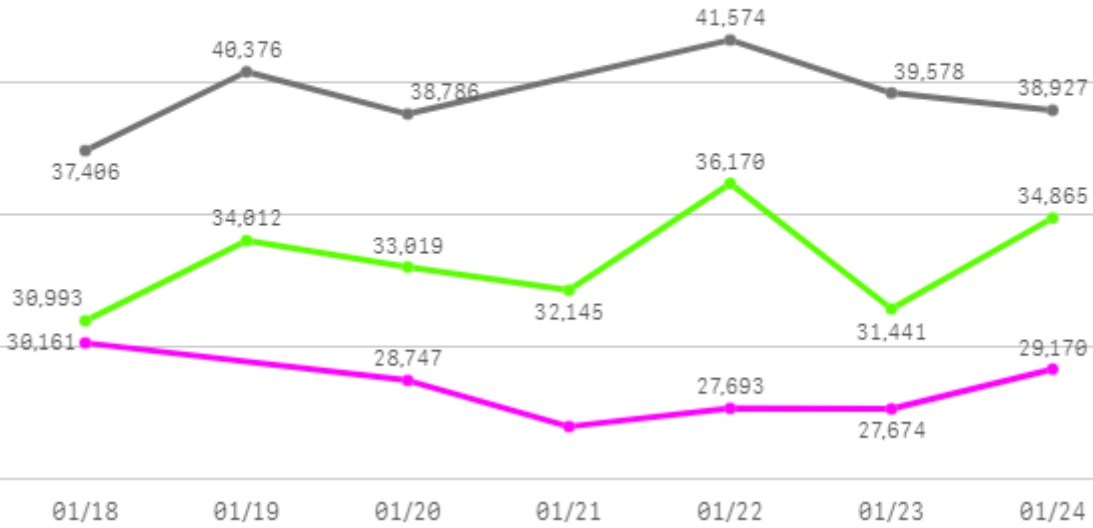
21

산지별 주출하 시군구



주간 도매가격(원)

◆ 2025 ● 2024 ◆ 평년



구분	금주(A)	전주(B)	전월(C)	전년(D)	평년(E)	A/B	A/C	A/D	A/E
가격(원)	28,409	33,998	41,601	39,441	32,495	83.6%	68.3%	72.0%	87.4%

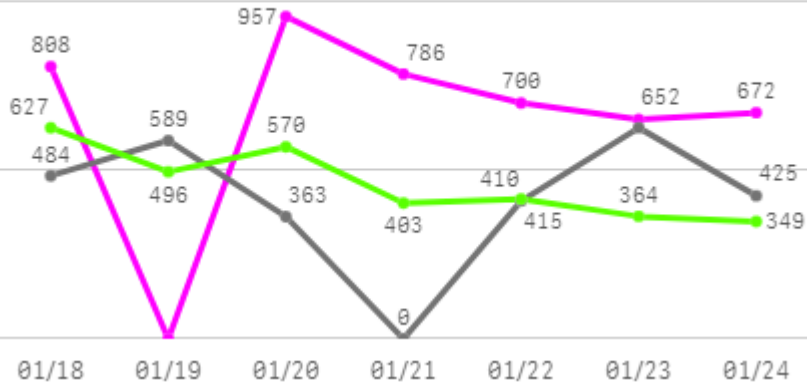
□ 딸기 설향(2Kg) 주간 가격

구분	Q	품종	Q	단량	Q	특	상	보통	하
2025-01-18		딸기 설향		2Kg		37,354	30,161	24,098	15,497
2025-01-20		딸기 설향		2Kg		35,466	28,747	23,299	15,815
2025-01-21		딸기 설향		2Kg		34,999	27,010	22,155	14,883
2025-01-22		딸기 설향		2Kg		35,088	27,693	22,319	14,513
2025-01-23		딸기 설향		2Kg		34,523	27,674	22,299	14,822
2025-01-24		딸기 설향		2Kg		36,335	29,170	23,121	14,658
평균						35,628	28,409	22,882	15,031

무

주간 반입량(톤)

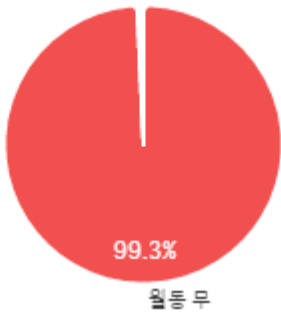
◆ 2025 ● 2024 ▲ 평년



구분	금주(A)	전주(B)	전월(C)	전년(D)	평년(E)	A/B	A/C	A/D	A/E
물량(톤)	4,576	3,722	2,914	2,898	3,391	122.9%	157.0%	157.9%	134.9%

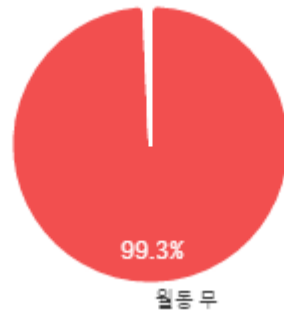
출하 품종별 거래물량 구성비

무기타



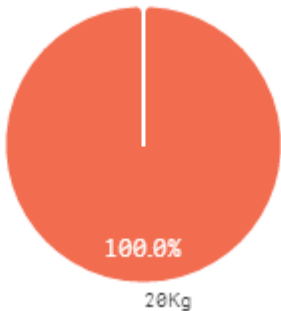
출하 품종별 거래금액 구성비

무기타



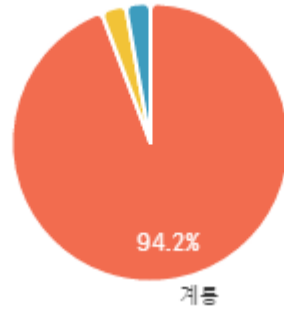
거래 단량별 물량 구성비

1Kg

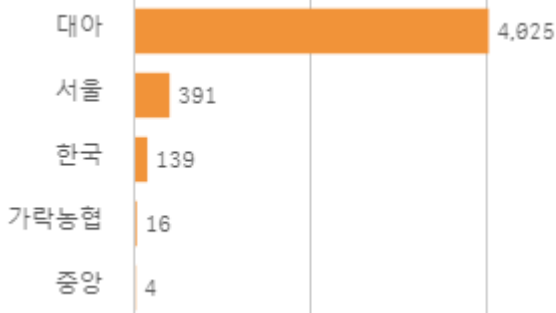


출하자별 거래물량 구성비

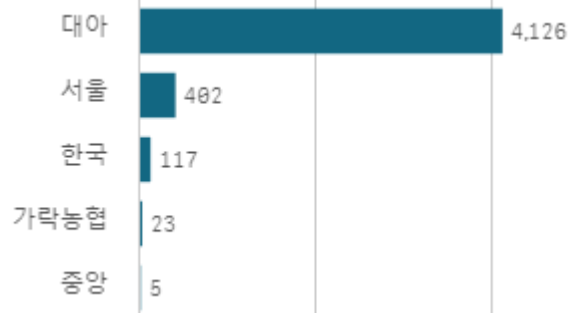
단체



도매시장 법인별 거래물량(톤)

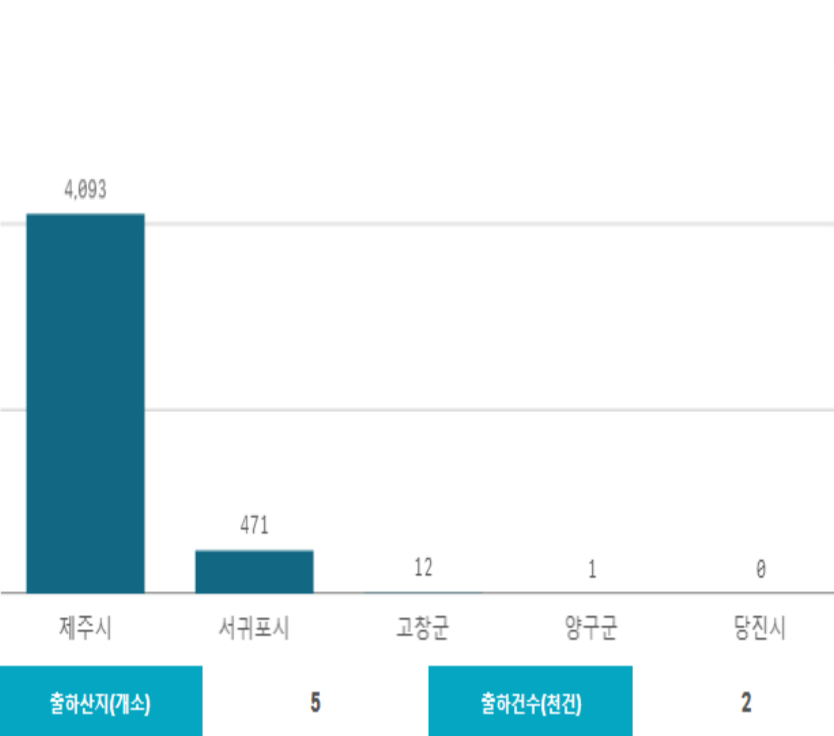


도매시장 법인별 거래금액(백만원)

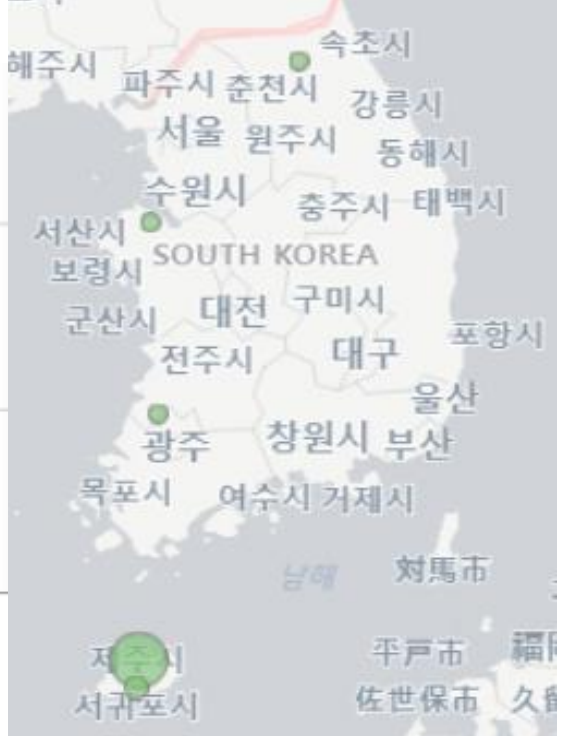


무(20Kg)

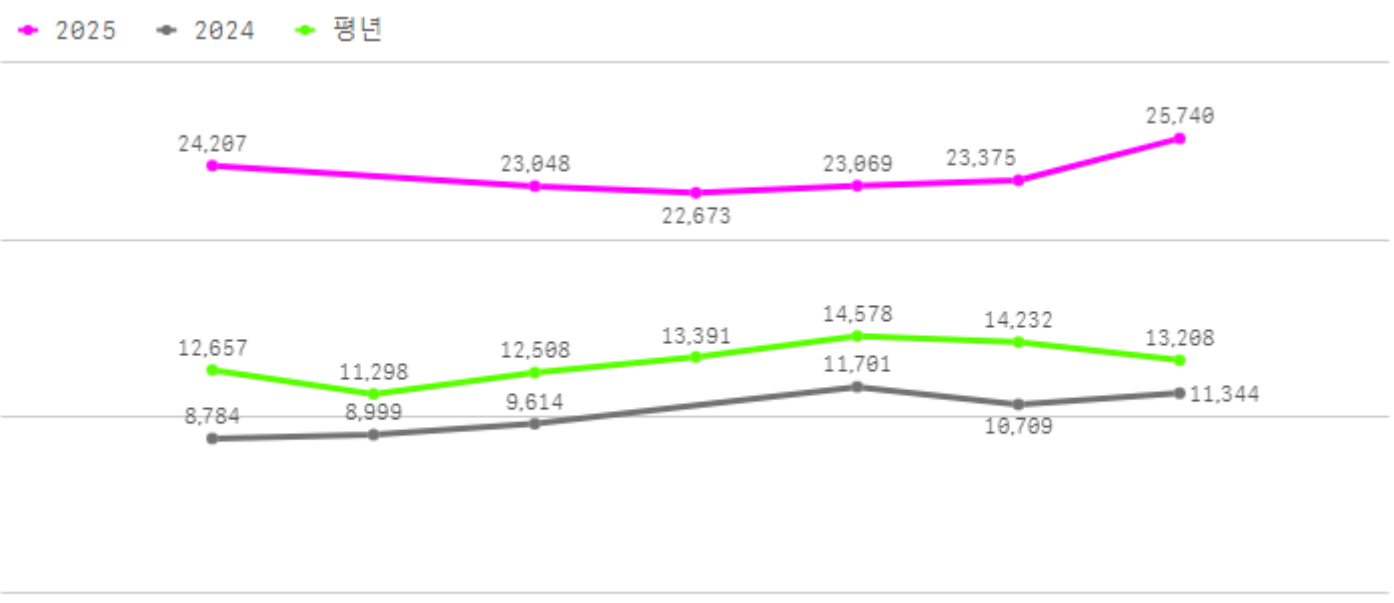
산지별 거래물량(톤)



산지별 주출하 시군구



주간 도매가격(원)



구분	금주(A)	전주(B)	전월(C)	전년(D)	평년(E)	A/B	A/C	A/D	A/E
가격(원)	23,685	26,288	22,497	10,192	14,163	90.1%	105.3%	232.4%	167.2%

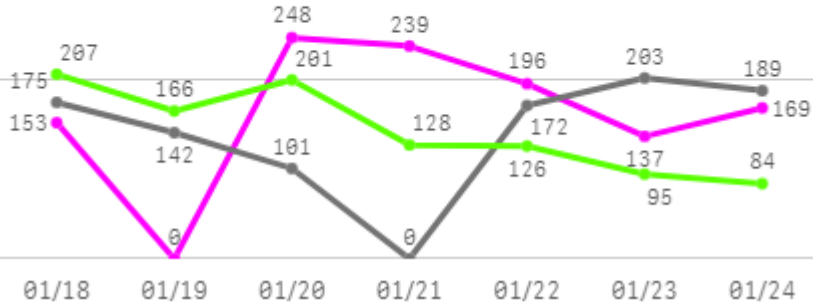
□ 무(20Kg) 주간 가격

구분	Q	품종	Q	단량	Q	특	상	보통	하
2025-01-18		무		20Kg		27,048	24,207	21,101	17,439
2025-01-20		무		20Kg		25,603	23,048	19,657	15,010
2025-01-21		무		20Kg		26,311	22,673	18,186	13,151
2025-01-22		무		20Kg		25,375	23,069	18,168	12,742
2025-01-23		무		20Kg		25,985	23,375	19,060	13,671
2025-01-24		무		20Kg		28,200	25,740	21,525	14,464
평균						26,420	23,685	19,616	14,413

당근

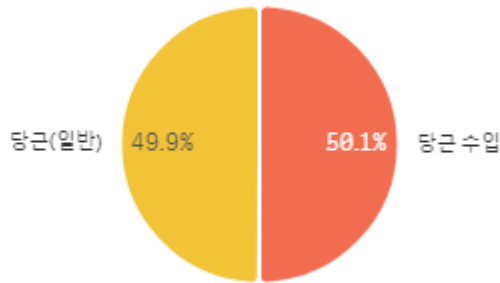
주간 반입량(톤)

◆ 2025 ● 2024 ▲ 평년

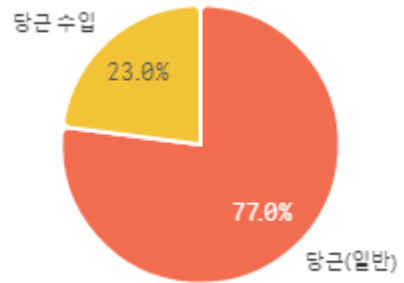


구분	금주(A)	전주(B)	전월(C)	전년(D)	평년(E)	A/B	A/C	A/D	A/E
물량(톤)	1,142	964	846	982	1,014	118.5%	135.0%	116.4%	112.7%

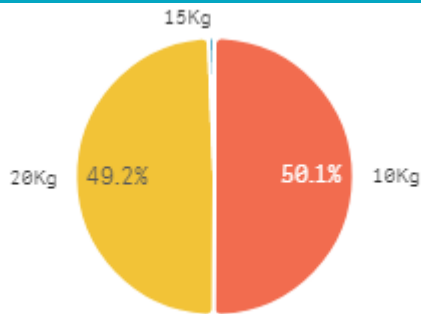
출하 품종별 거래물량 구성비



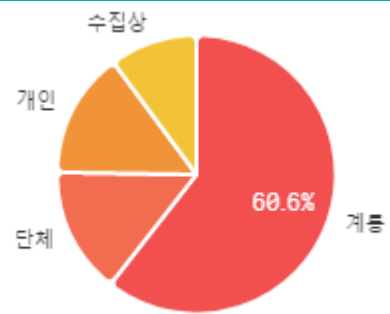
출하 품종별 거래금액 구성비



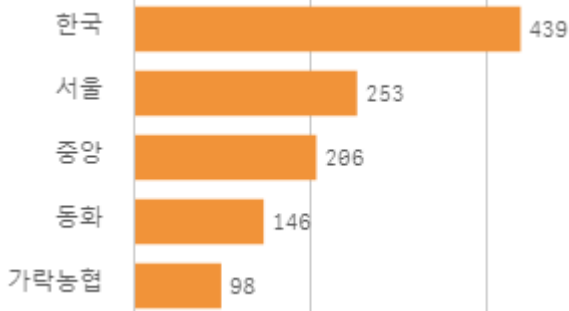
거래 단량별 물량 구성비



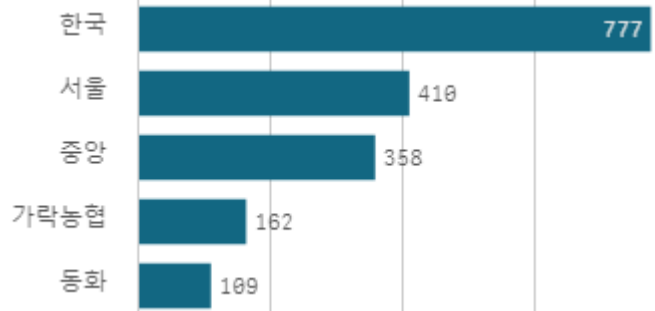
출하자별 거래물량 구성비



도매시장 법인별 거래물량(톤)

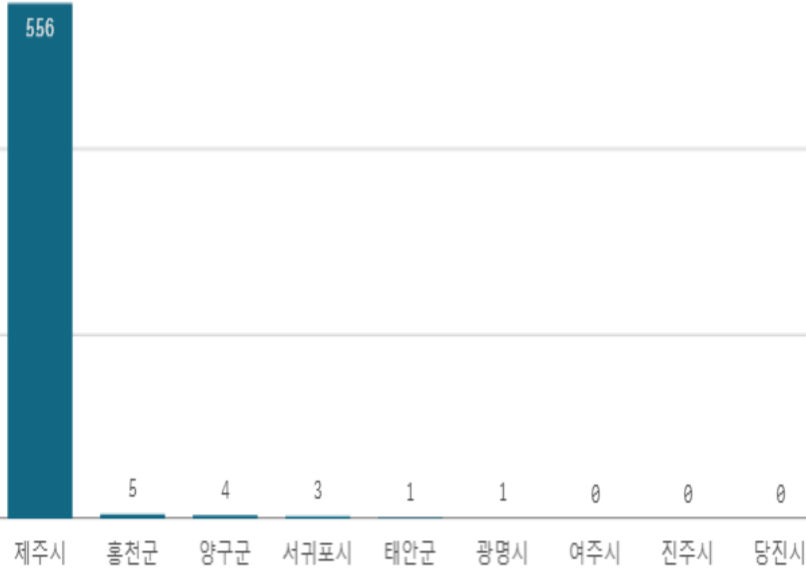


도매시장 법인별 거래금액(백만원)



당근(20Kg)

산지별 거래물량(톤)



출하산지(개소)

9

출하건수(천건)

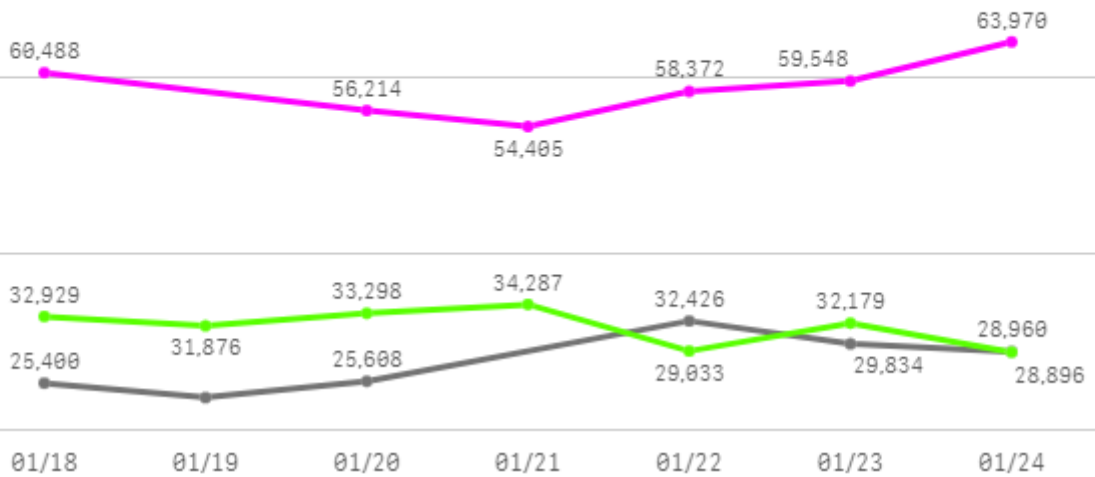
1

산지별 주출하 시군구



주간 도매가격(원)

◆ 2025 ● 2024 ◆ 평년



구분	금주(A)	전주(B)	전월(C)	전년(D)	평년(E)	A/B	A/C	A/D	A/E
가격(원)	58,833	62,863	71,795	27,666	36,670	93.6%	81.9%	212.7%	160.4%

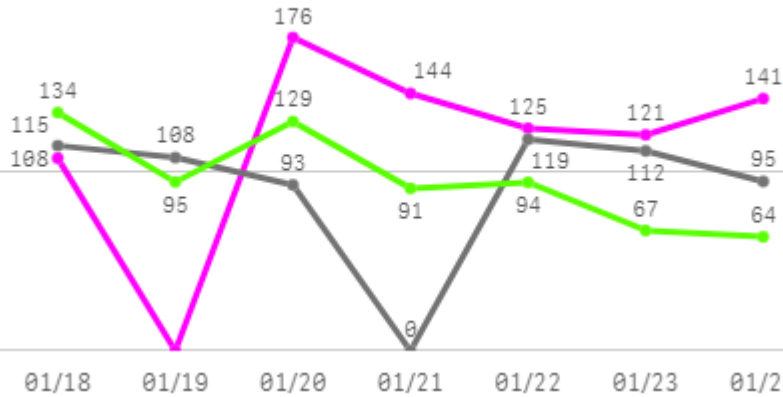
□ 당근(20Kg) 주간 가격

구분	Q	품종	Q	단량	Q	특	상	보통	하
2025-01-18		당근		20Kg		68,000	60,488	47,350	38,586
2025-01-20		당근		20Kg		66,810	56,214	43,757	35,920
2025-01-21		당근		20Kg		68,589	54,405	43,834	35,026
2025-01-22		당근		20Kg		69,138	58,372	46,106	36,221
2025-01-23		당근		20Kg		69,703	59,548	47,688	37,668
2025-01-24		당근		20Kg		72,400	63,970	49,960	37,336
평균						69,107	58,833	46,449	36,793

생고추

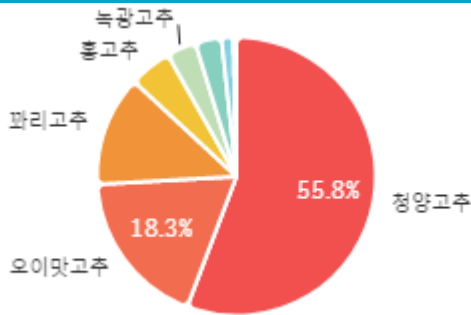
주간 반입량(톤)

◆ 2025 ● 2024 ▲ 평년

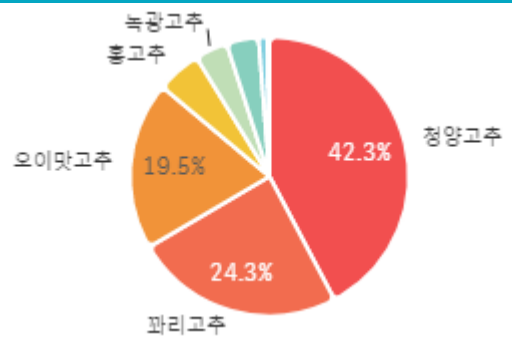


구분	금주(A)	전주(B)	전월(C)	전년(D)	평년(E)	A/B	A/C	A/D	A/E
물량(톤)	815	634	754	642	669	128.6%	108.1%	127.0%	121.8%

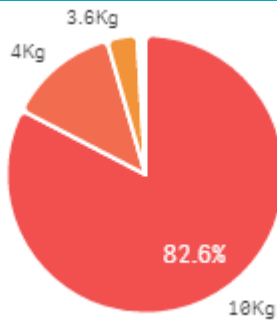
출하 품종별 거래물량 구성비



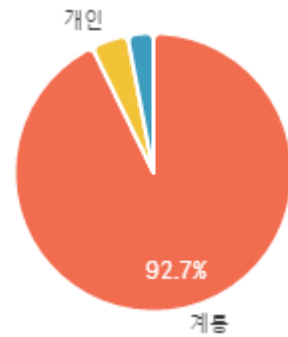
출하 품종별 거래금액 구성비



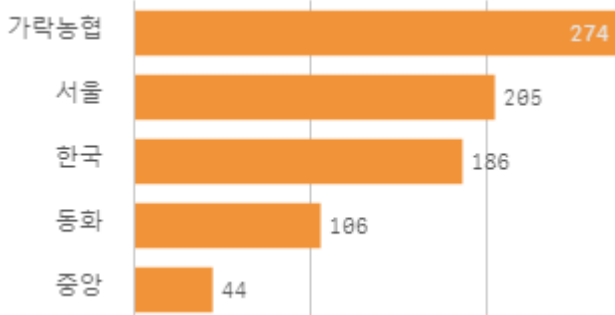
거래 단량별 물량 구성비



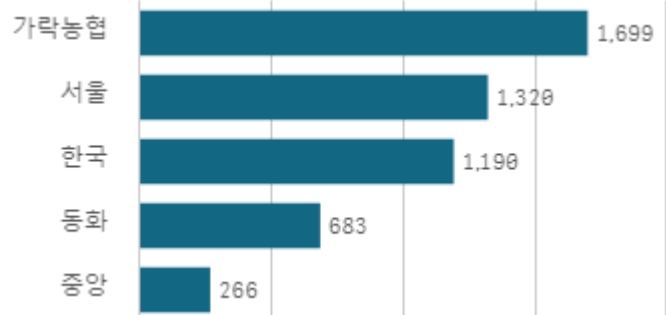
출하자별 거래물량 구성비



도매시장 법인별 거래물량(톤)

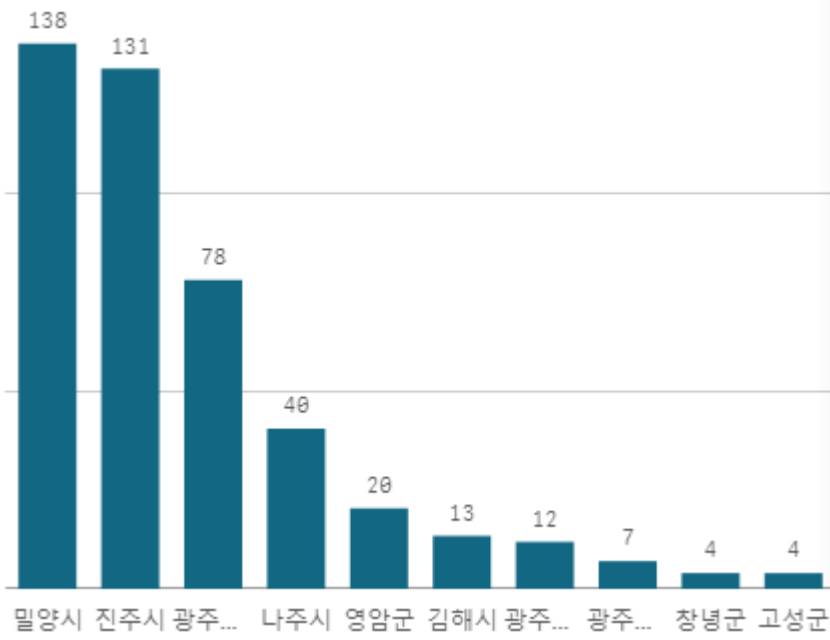


도매시장 법인별 거래금액(백만원)



청양고추(10Kg)

산지별 거래물량(톤)



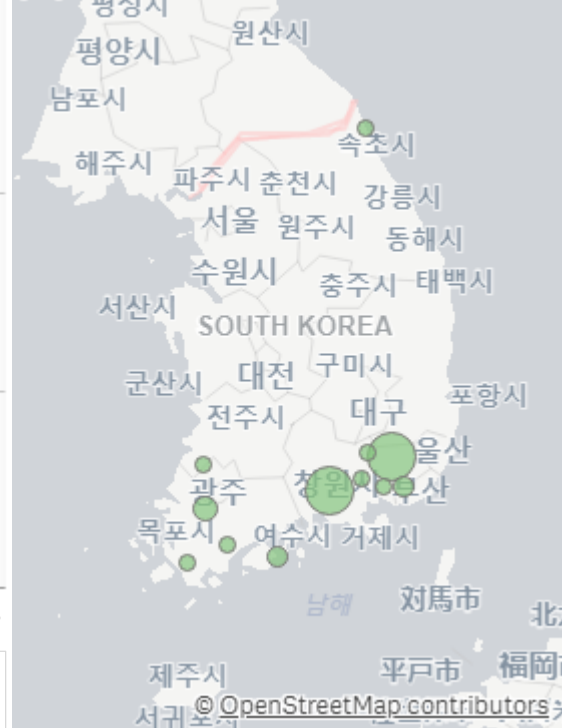
출하산지(개소)

15

출하건수(천건)

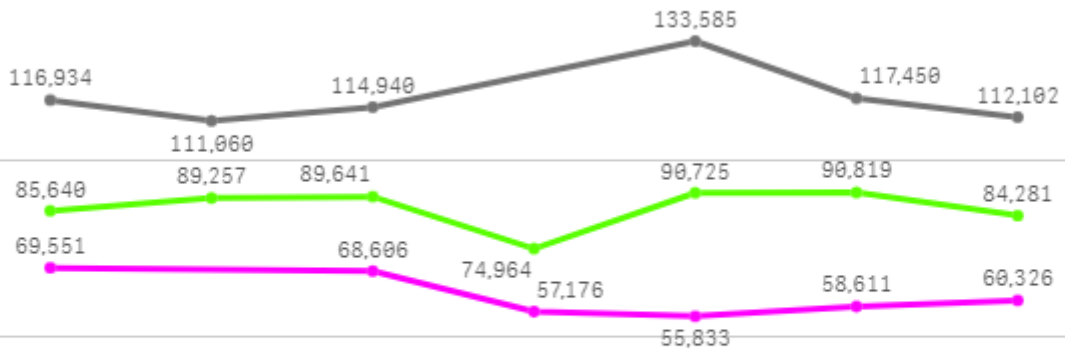
4

산지별 주출하 시군구



주간 도매가격(원)

◆ 2025 ◆ 2024 ◆ 평년



01/18 01/19 01/20 01/21 01/22 01/23 01/24

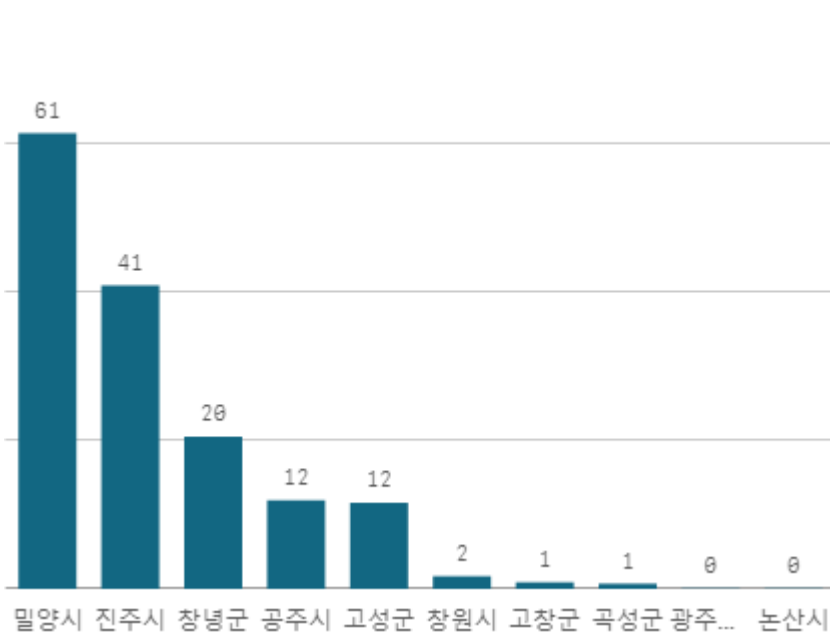
구분	금주(A)	전주(B)	전월(C)	전년(D)	평년(E)	A/B	A/C	A/D	A/E
가격(원)	61,684	65,131	57,442	117,679	84,925	94.7%	107.4%	52.4%	72.6%

□ 청양고추(10Kg) 주간 가격

구분	Q	품종	Q	단량	Q	특	상	보통	하
2025-01-18		청양고추		10Kg		77,004	69,551	52,813	32,701
2025-01-20		청양고추		10Kg		77,726	68,606	50,690	29,538
2025-01-21		청양고추		10Kg		67,447	57,176	41,341	23,845
2025-01-22		청양고추		10Kg		61,695	55,833	41,441	21,814
2025-01-23		청양고추		10Kg		64,895	58,611	48,309	23,726
2025-01-24		청양고추		10Kg		69,099	60,326	43,093	24,106
평균						69,644	61,684	46,281	25,955

오이맛고추(10Kg)

산지별 거래물량(톤)



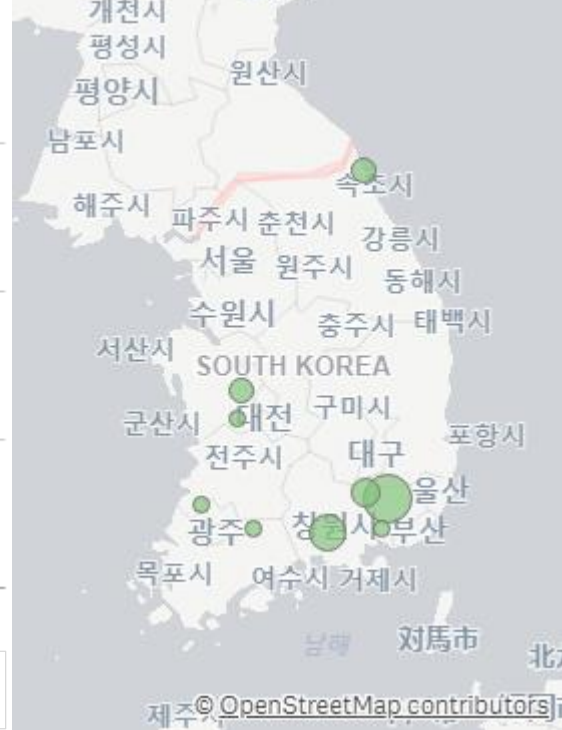
출하산지(개소)

10

출하건수(천건)

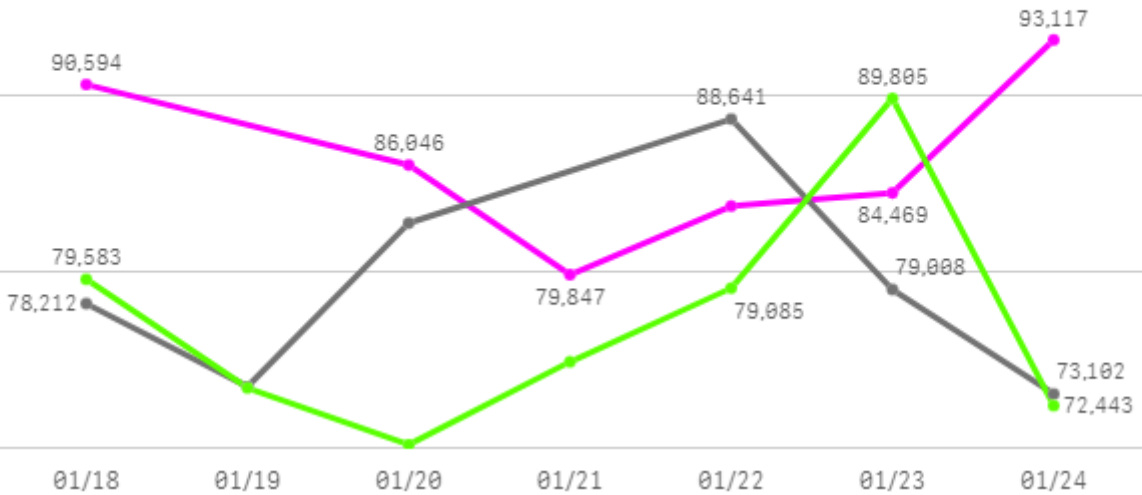
2

산지별 주출하 시군구



주간 도매가격(원)

2025 (Magenta), 2024 (Grey), 평년 (Green)



구분	금주(A)	전주(B)	전월(C)	전년(D)	평년(E)	A/B	A/C	A/D	A/E
가격(원)	86,300	67,069	46,923	79,208	75,700	128.7%	183.9%	109.0%	114.0%

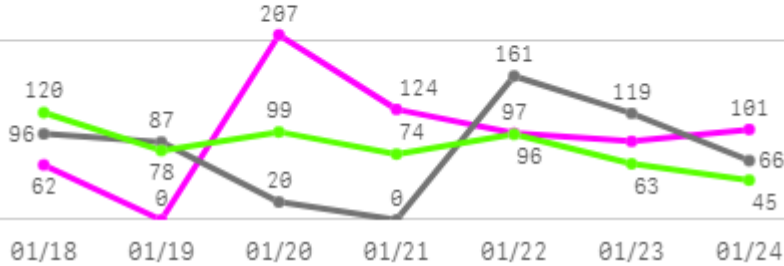
□ 오이맛고추(10Kg) 주간 가격

구분	Q	품종	Q	단량	Q	특	상	보통	하
2025-01-18		오이맛고추		10Kg		111,976	90,594	67,969	48,300
2025-01-20		오이맛고추		10Kg		95,810	86,046	64,882	39,478
2025-01-21		오이맛고추		10Kg		91,949	79,847	54,728	27,397
2025-01-22		오이맛고추		10Kg		93,541	83,724	63,917	33,712
2025-01-23		오이맛고추		10Kg		96,075	84,469	63,966	33,165
2025-01-24		오이맛고추		10Kg		105,509	93,117	65,420	35,852
평균						99,143	86,300	63,480	36,317

마늘

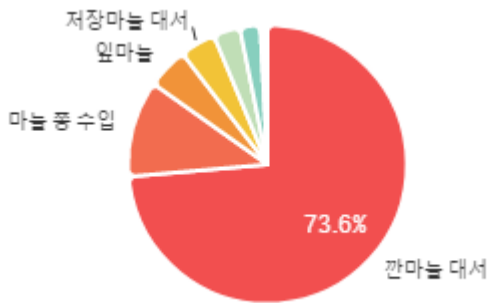
주간 반입량(톤)

◆ 2025 ● 2024 ▲ 평년

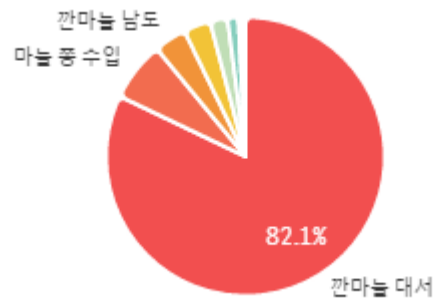


구분	금주(A)	전주(B)	전월(C)	전년(D)	평년(E)	A/B	A/C	A/D	A/E
물량(톤)	679	559	542	551	572	121.4%	125.4%	123.3%	118.8%

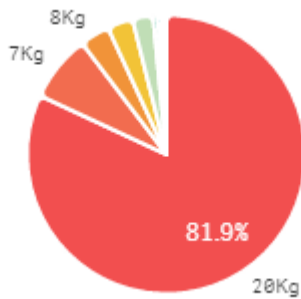
출하 품종별 거래물량 구성비



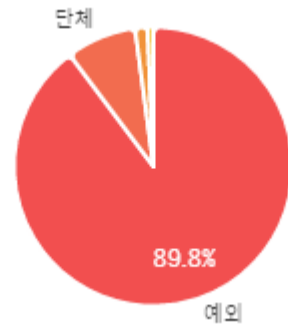
출하 품종별 거래금액 구성비



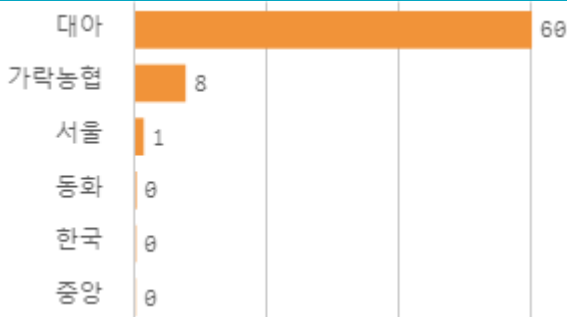
거래 단량별 물량 구성비



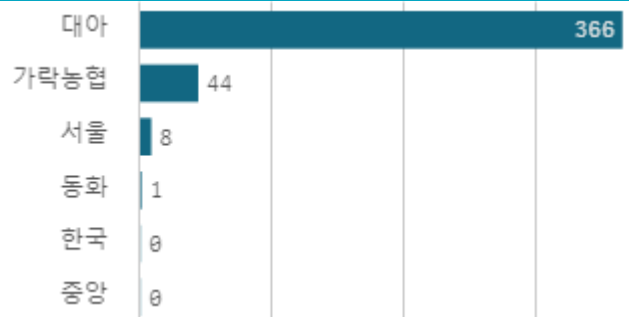
출하자별 거래물량 구성비



도매시장 법인별 거래물량(톤)

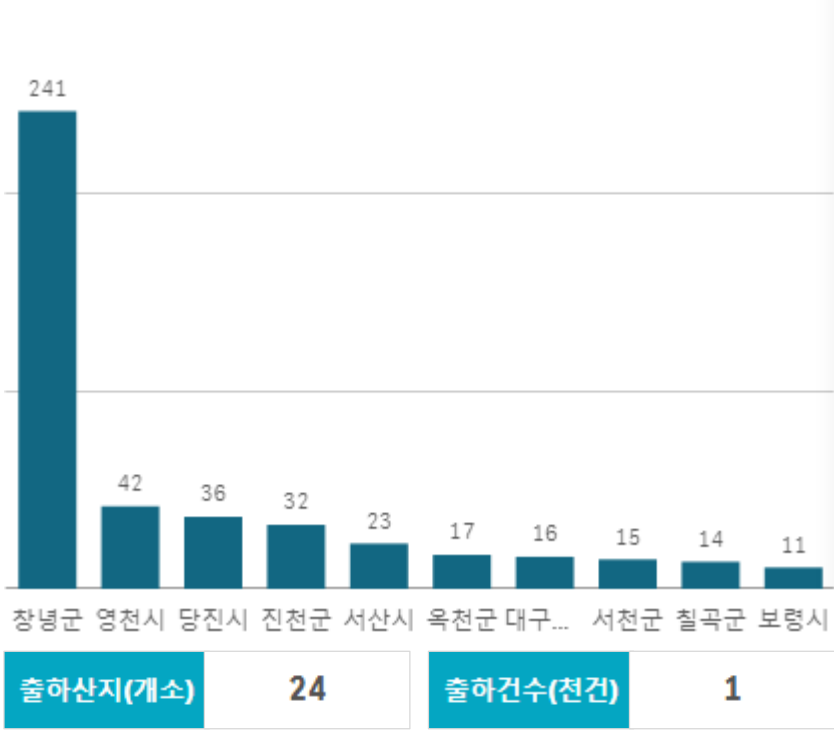


도매시장 법인별 거래금액(백만원)

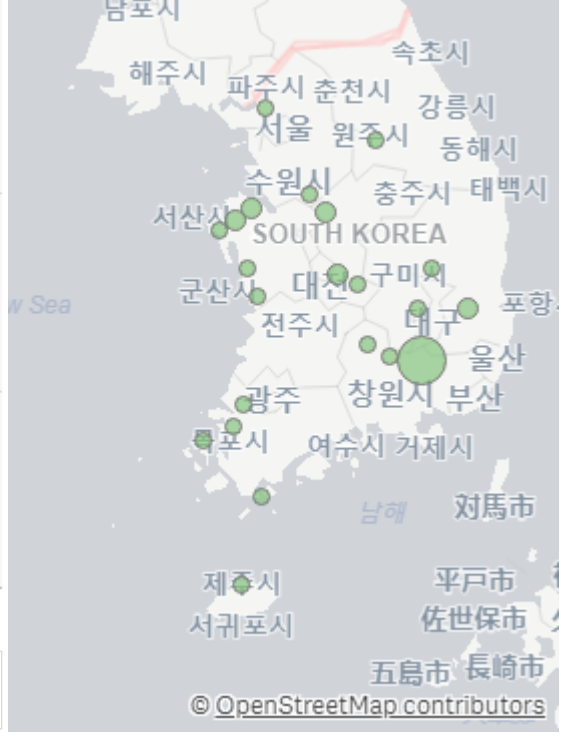


깁마늘 대서(20Kg)

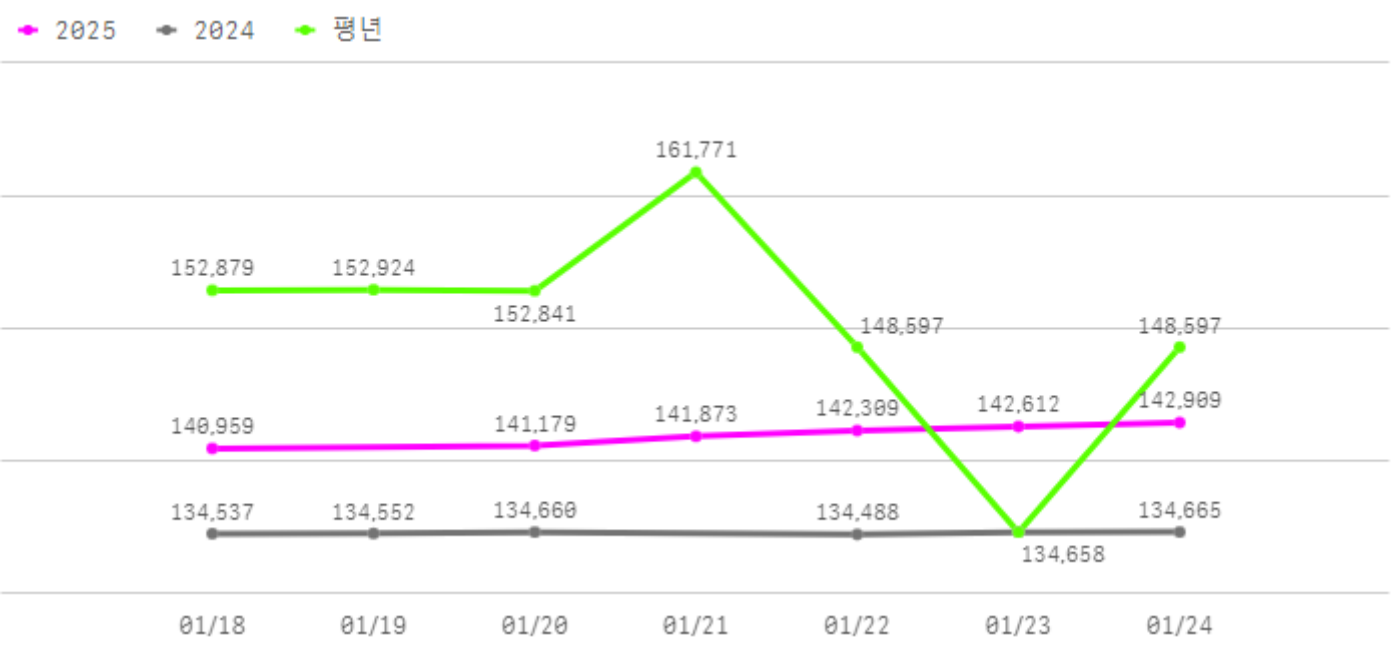
산지별 거래물량(톤)



산지별 주출하 시군구



주간 도매가격(원)



구분	금주(A)	전주(B)	전월(C)	전년(D)	평년(E)	A/B	A/C	A/D	A/E
가격(원)	141,973	138,259	135,881	134,593	145,287	102.7%	104.5%	105.5%	97.7%

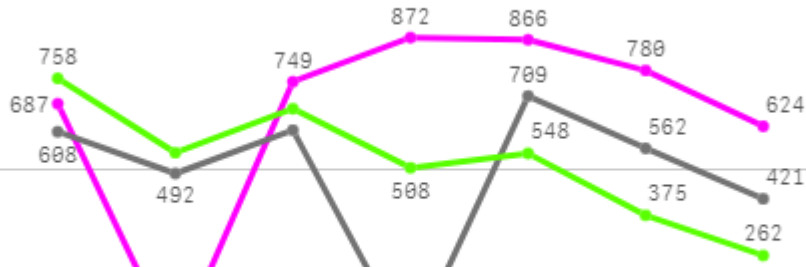
□ 깐마늘 대서(20Kg) 주간 가격

구분	Q	품종	Q	단량	Q	특	상	보통	하
2025-01-18		깐마늘 대서		20Kg		-	140,959	124,295	90,640
2025-01-20		깐마늘 대서		20Kg		-	141,179	124,394	92,531
2025-01-21		깐마늘 대서		20Kg		-	141,873	124,939	92,222
2025-01-22		깐마늘 대서		20Kg		-	142,309	126,945	94,252
2025-01-23		깐마늘 대서		20Kg		-	142,612	126,079	92,065
2025-01-24		깐마늘 대서		20Kg		-	142,909	127,404	95,431
평균						-	141,973	125,676	92,856

양파

주간 반입량(톤)

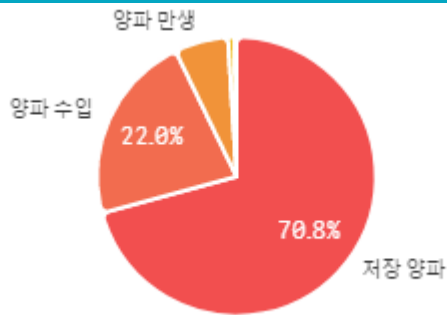
◆ 2025 ● 2024 ▲ 평년



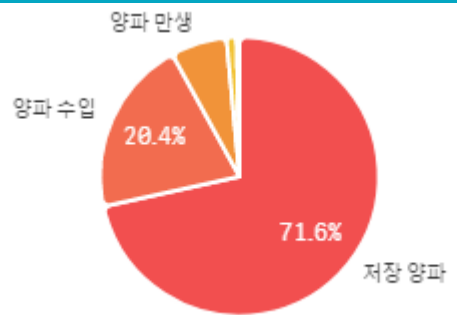
01/18 01/19 01/20 01/21 01/22 01/23 01/24

구분	금주(A)	전주(B)	전월(C)	전년(D)	평년(E)	A/B	A/C	A/D	A/E
물량(톤)	4,579	3,759	3,576	3,405	3,837	121.8%	128.0%	134.5%	119.3%

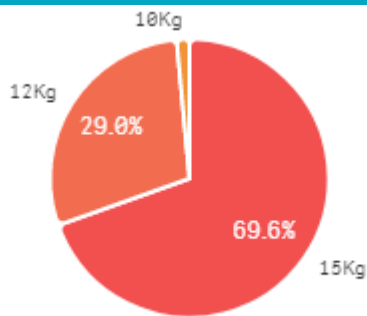
출하 품종별 거래물량 구성비



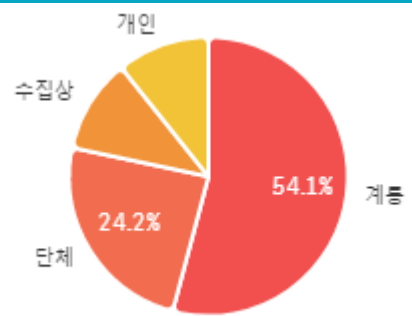
출하 품종별 거래금액 구성비



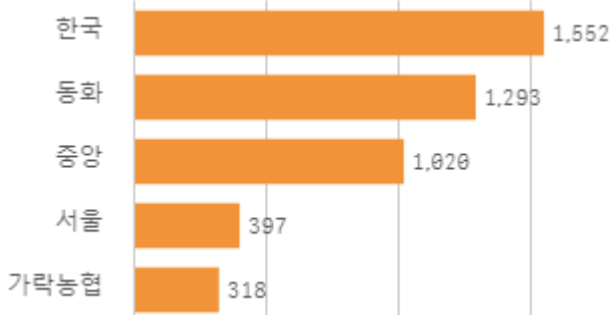
거래 단량별 물량 구성비



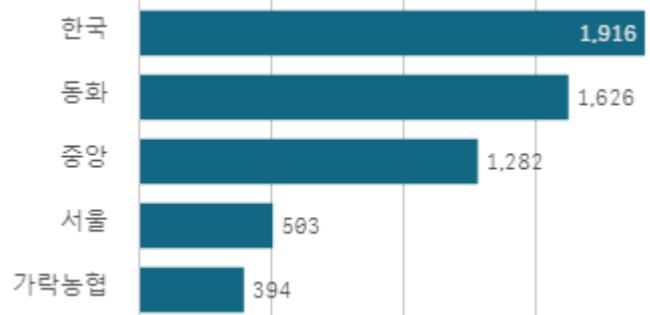
출하자별 거래물량 구성비



도매시장 법인별 거래물량(톤)

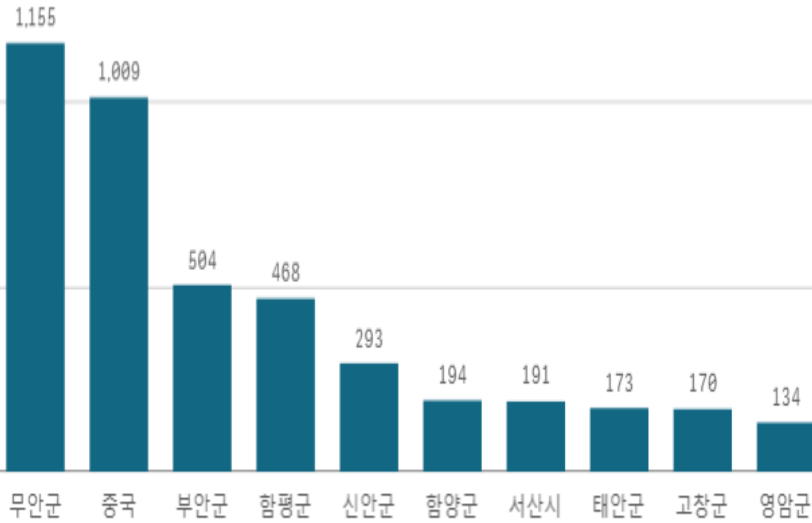


도매시장 법인별 거래금액(백만원)



양파(1Kg)

산지별 거래물량(톤)



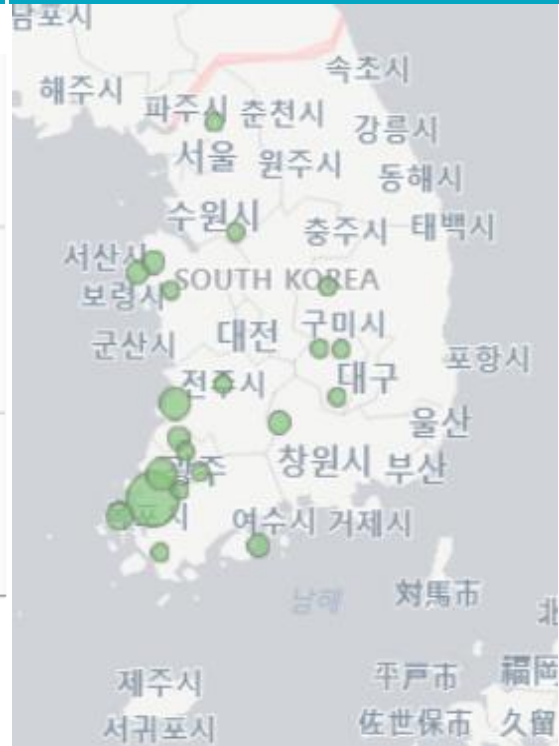
출하산지(개소)

22

출하건수(천건)

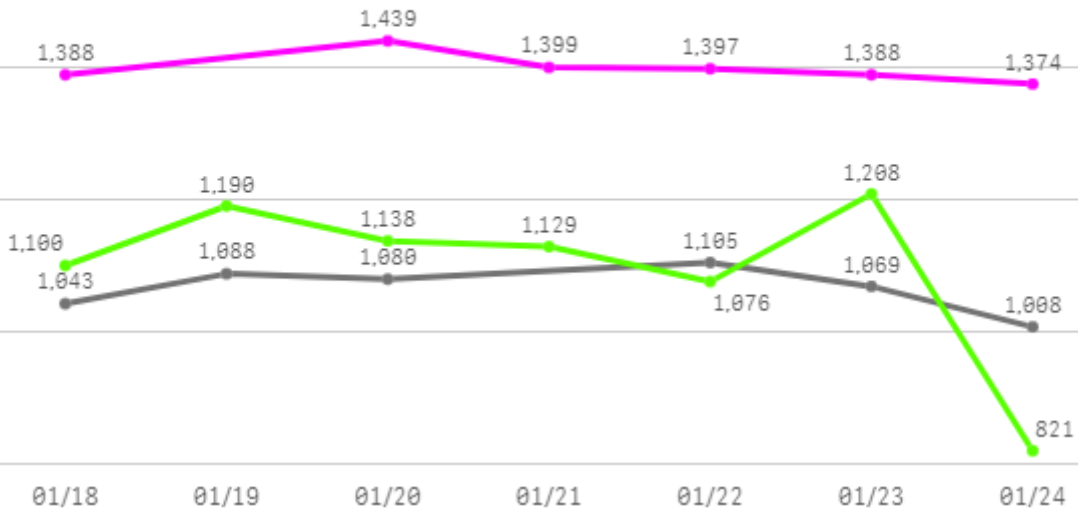
3

산지별 주출하 시군구



주간 도매가격(원)

◆ 2025 ● 2024 ◆ 평년



구분	금주(A)	전주(B)	전월(C)	전년(D)	평년(E)	A/B	A/C	A/D	A/E
가격(원)	1,398	1,442	1,207	1,066	1,202	96.9%	115.8%	131.2%	116.2%

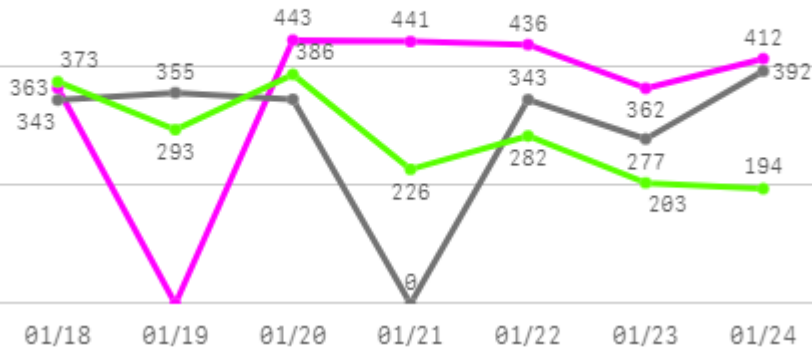
□ 양파(1Kg) 주간 가격

구분	Q	품종	Q	단량	Q	특	상	보통	하
2025-01-18		양파		1Kg		1,561	1,388	1,256	851
2025-01-20		양파		1Kg		1,611	1,439	1,309	1,032
2025-01-21		양파		1Kg		1,557	1,399	1,286	1,012
2025-01-22		양파		1Kg		1,576	1,397	1,279	1,011
2025-01-23		양파		1Kg		1,575	1,388	1,250	801
2025-01-24		양파		1Kg		1,589	1,374	1,216	769
평균						1,578	1,398	1,266	913

대파

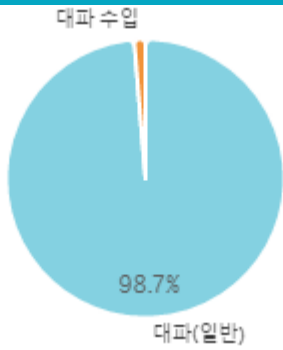
주간 반입량(톤)

◆ 2025 ● 2024 ▲ 평년

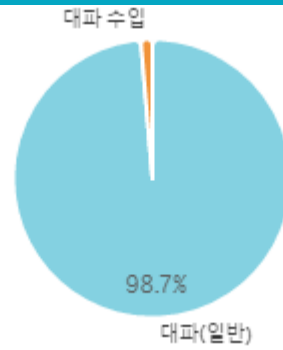


구분	금주(A)	전주(B)	전월(C)	전년(D)	평년(E)	A/B	A/C	A/D	A/E
물량(톤)	2,458	2,228	2,017	2,054	2,009	110.3%	121.9%	119.7%	122.4%

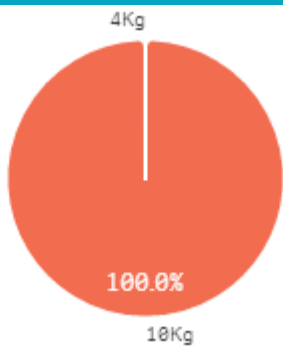
출하 품종별 거래물량 구성비



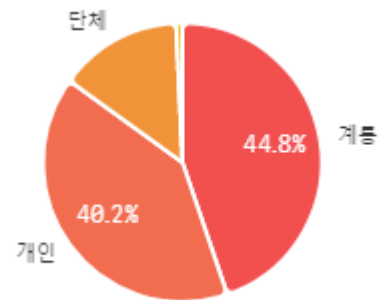
출하 품종별 거래금액 구성비



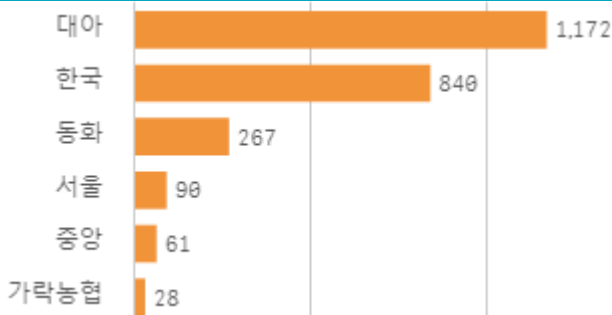
거래 단량별 물량 구성비



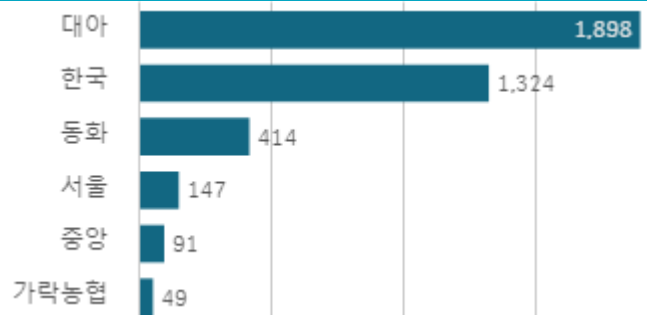
출하자별 거래물량 구성비



도매시장 법인별 거래물량(톤)

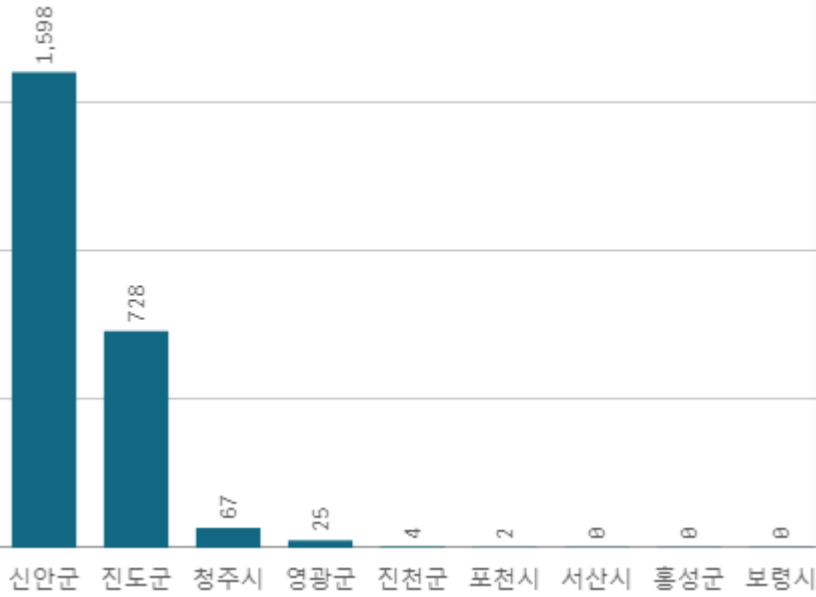


도매시장 법인별 거래금액(백만원)



대파(일반)(1Kg)

산지별 거래물량(톤)



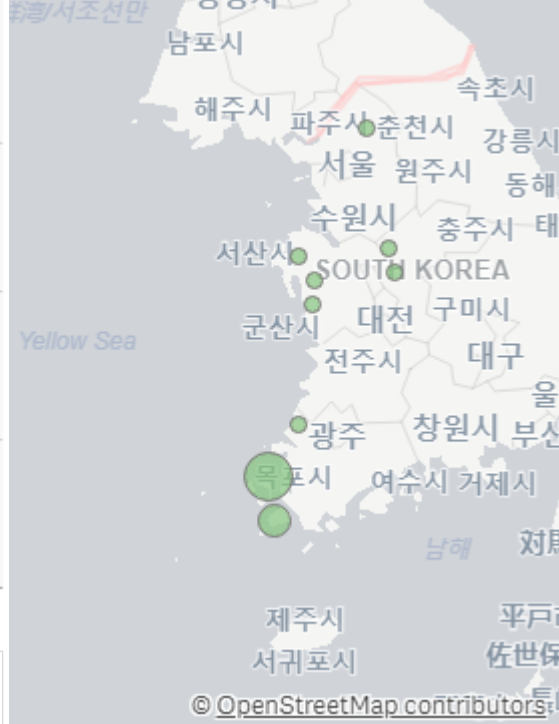
출하산지(개소)

9

출하건수(천건)

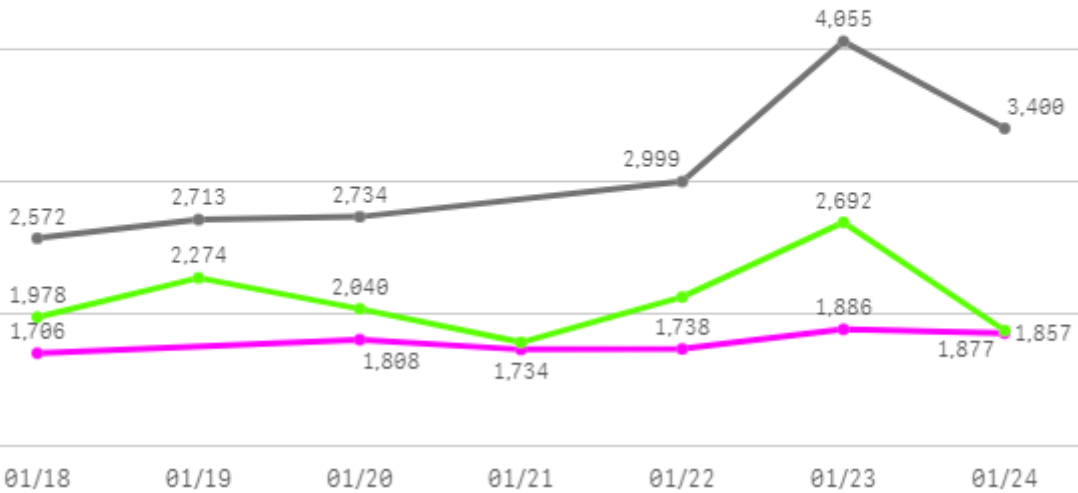
1

산지별 주출하 시군구



주간 도매가격(원)

◆ 2025 ● 2024 ◆ 평년



구분	금주(A)	전주(B)	전월(C)	전년(D)	평년(E)	A/B	A/C	A/D	A/E
가격(원)	1,788	1,933	2,044	3,079	2,261	92.5%	87.5%	58.1%	79.1%

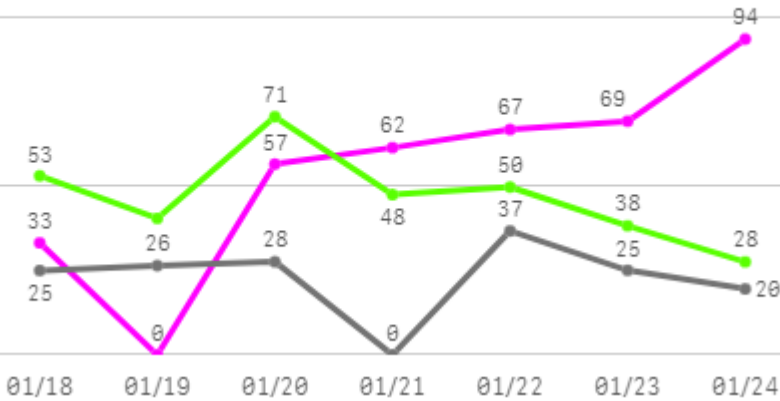
□ 대파(일반)(1Kg) 주간 가격

구분	Q	품종	Q	단량	Q	특	상	보통	하
2025-01-18		대파(일반)		1Kg		1,854	1,706	1,462	1,254
2025-01-20		대파(일반)		1Kg		1,985	1,808	1,544	1,289
2025-01-21		대파(일반)		1Kg		1,905	1,734	1,490	1,266
2025-01-22		대파(일반)		1Kg		1,966	1,738	1,506	1,215
2025-01-23		대파(일반)		1Kg		2,190	1,886	1,679	1,397
2025-01-24		대파(일반)		1Kg		2,161	1,857	1,622	1,366
평균						2,010	1,788	1,551	1,298

쪽파

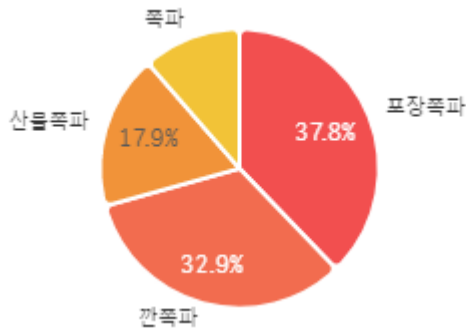
주간 반입량(톤)

2025 (파란색 선) 2024 (회색 선) 평년 (초록색 선)

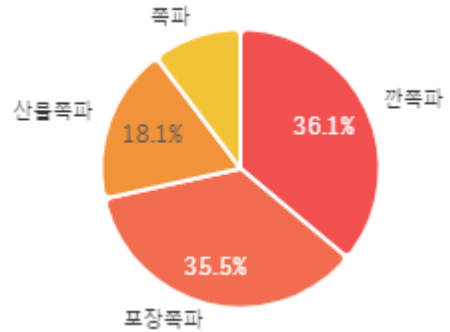


구분	금주(A)	전주(B)	전월(C)	전년(D)	평년(E)	A/B	A/C	A/D	A/E
물량(톤)	382	186	225	161	268	204.6%	169.7%	237.4%	142.2%

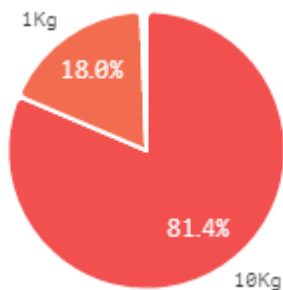
출하 품종별 거래물량 구성비



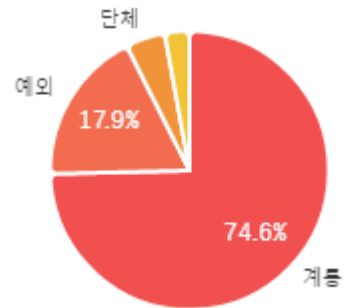
출하 품종별 거래금액 구성비



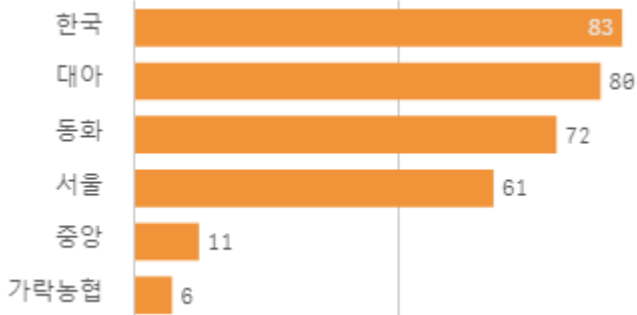
거래 단량별 물량 구성비



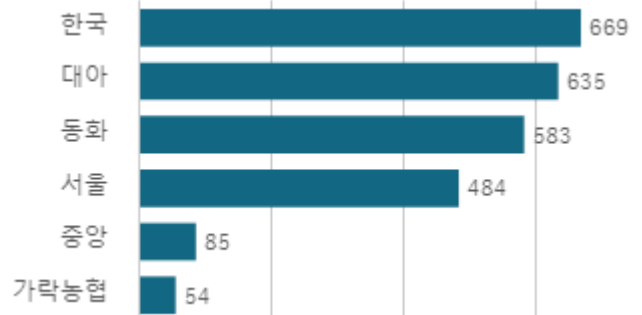
출하자별 거래물량 구성비



도매시장 법인별 거래물량(톤)

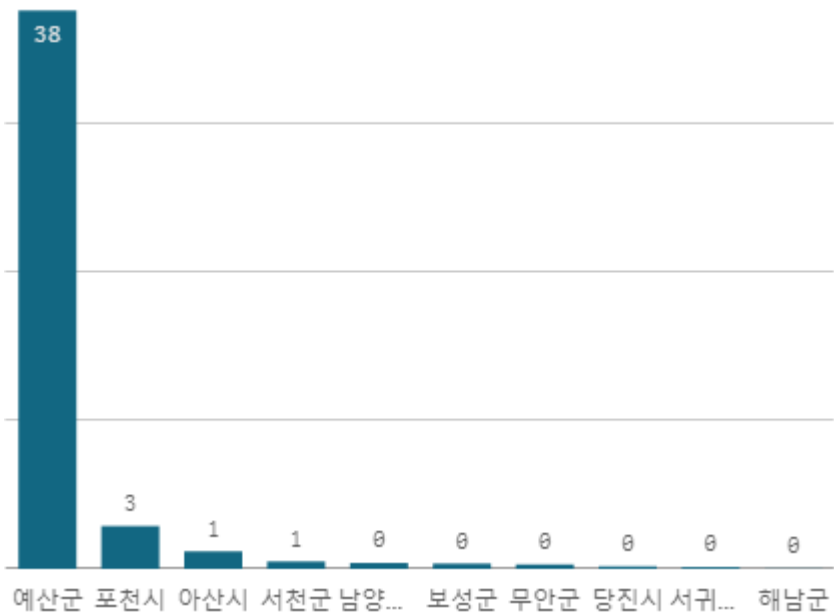


도매시장 법인별 거래금액(백만원)



쪽파(10Kg)

산지별 거래물량(톤)



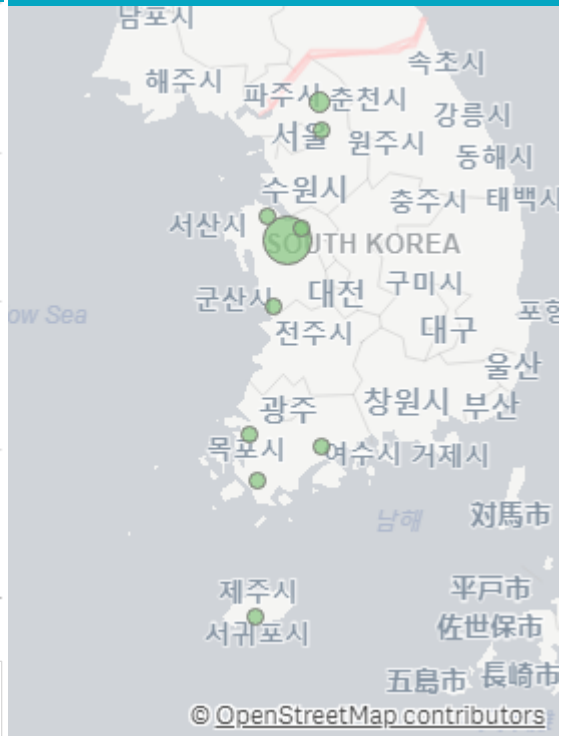
출하산지(개소)

10

출하건수(천건)

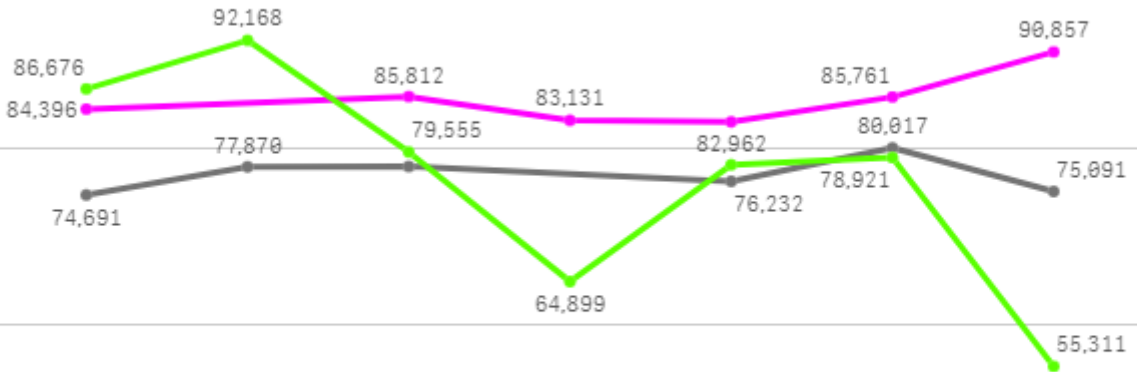
0

산지별 주출하 시군구



주간 도매가격(원)

2025 (pink line), 2024 (grey line), 평년 (green line)



01/18 01/19 01/20 01/21 01/22 01/23 01/24

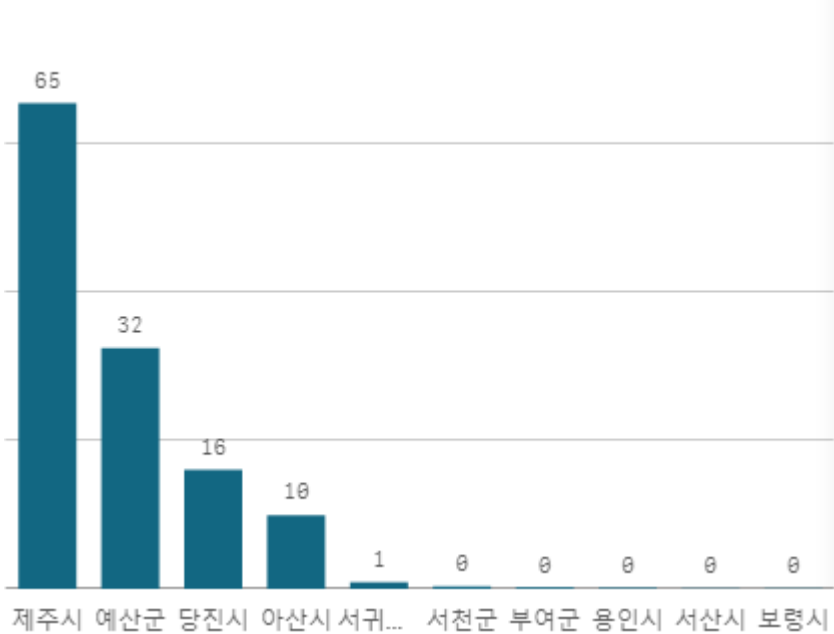
구분	금주(A)	전주(B)	전월(C)	전년(D)	평년(E)	A/B	A/C	A/D	A/E
가격(원)	85,487	84,938	89,629	76,968	85,421	100.6%	95.4%	111.1%	100.1%

□ 쪽파(10Kg) 주간 가격

구분	Q	품종	Q	단량	Q	특	상	보통	하
2025-01-18		쪽파		10Kg		90,698	84,396	74,272	59,504
2025-01-20		쪽파		10Kg		94,783	85,812	74,927	61,582
2025-01-21		쪽파		10Kg		90,434	83,131	72,215	54,521
2025-01-22		쪽파		10Kg		93,753	82,962	69,725	55,212
2025-01-23		쪽파		10Kg		98,282	85,761	73,081	54,873
2025-01-24		쪽파		10Kg		103,237	90,857	77,936	47,274
평균						95,198	85,487	73,693	55,494

간쪽파(10Kg)

산지별 거래물량(톤)



출하산지(개소)

11

출하건수(천건)

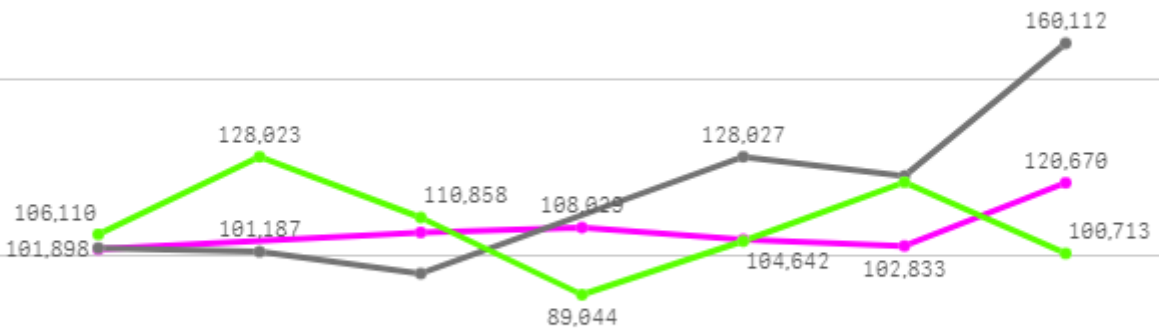
3

산지별 주출하 시군구



주간 도매가격(원)

◆ 2025 ● 2024 ◆ 평년



01/18 01/19 01/20 01/21 01/22 01/23 01/24

구분	금주(A)	전주(B)	전월(C)	전년(D)	평년(E)	A/B	A/C	A/D	A/E
가격(원)	107,452	101,959	109,701	118,198	118,524	105.4%	97.9%	90.9%	90.7%

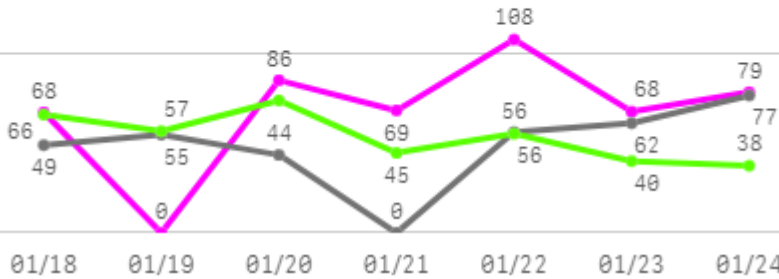
□ 깎쪽파(10Kg) 주간 가격

구분	Q	품종	Q	단량	Q	특	상	보통	하
2025-01-18		깎쪽파		10Kg		132,312	101,898	82,337	70,165
2025-01-20		깎쪽파		10Kg		133,292	106,637	84,318	68,844
2025-01-21		깎쪽파		10Kg		133,621	108,029	82,523	68,294
2025-01-22		깎쪽파		10Kg		134,265	104,642	78,359	56,672
2025-01-23		깎쪽파		10Kg		133,544	102,833	74,793	50,007
2025-01-24		깎쪽파		10Kg		143,693	120,670	85,765	51,443
평균						135,121	107,452	81,349	60,904

파프리카

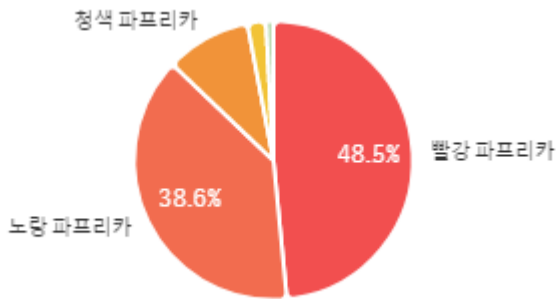
주간 반입량(톤)

◆ 2025 ● 2024 ▲ 평년

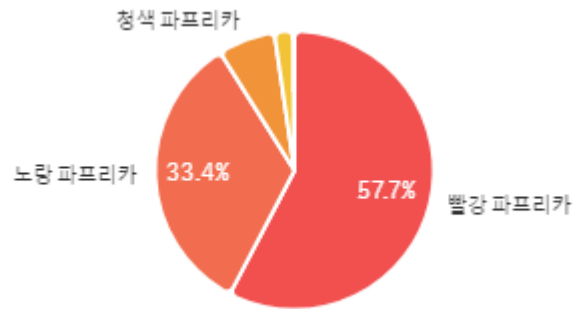


구분	금주(A)	전주(B)	전월(C)	전년(D)	평년(E)	A/B	A/C	A/D	A/E
물량(톤)	477	446	482	343	392	107.0%	99.0%	139.0%	121.5%

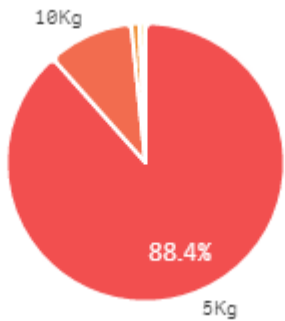
출하 품종별 거래물량 구성비



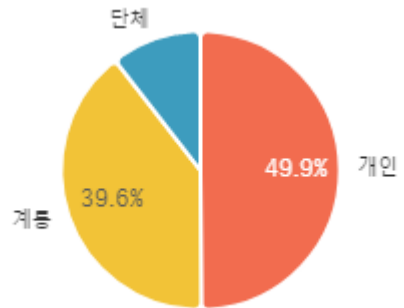
출하 품종별 거래금액 구성비



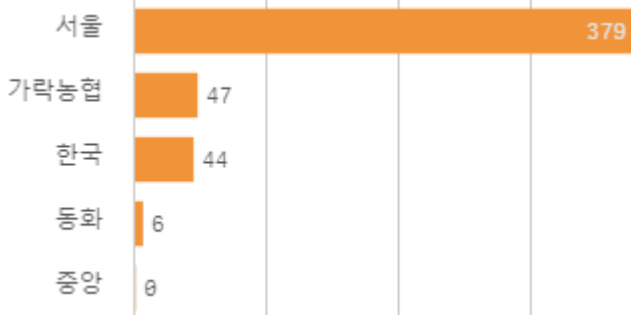
거래 단량별 물량 구성비



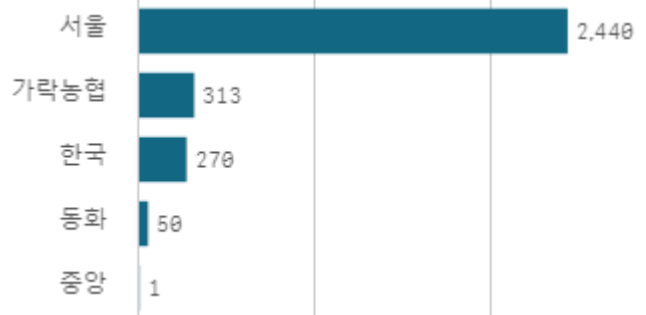
출하자별 거래물량 구성비



도매시장 법인별 거래물량(톤)

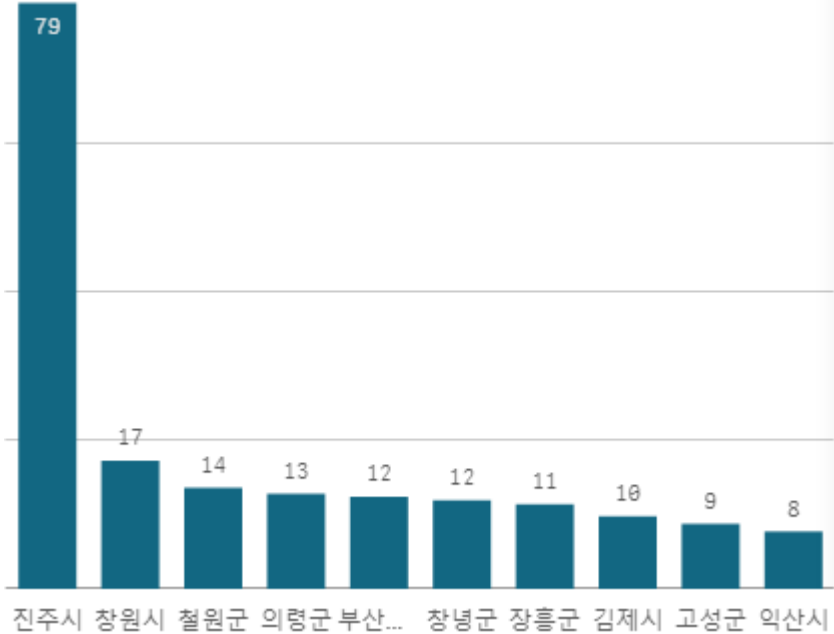


도매시장 법인별 거래금액(백만원)



빨강 파프리카(5Kg)

산지별 거래물량(톤)



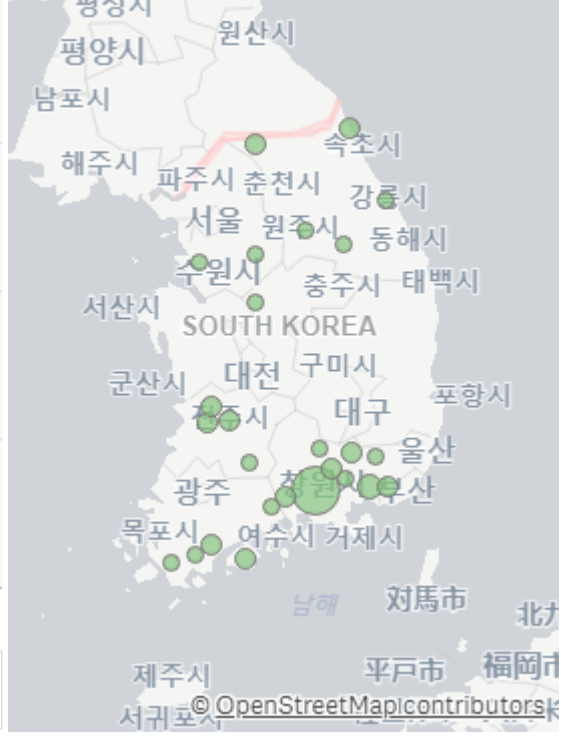
출하산지(개소)

27

출하건수(천건)

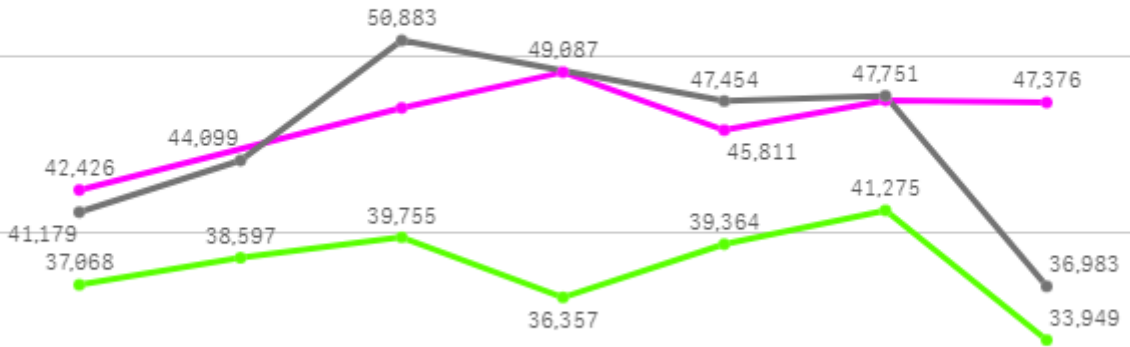
1

산지별 주출하 시군구



주간 도매가격(원)

● 2025 ● 2024 ● 평년



01/18 01/19 01/20 01/21 01/22 01/23 01/24

구분	금주(A)	전주(B)	전월(C)	전년(D)	평년(E)	A/B	A/C	A/D	A/E
가격(원)	46,544	37,382	46,494	44,725	39,429	124.5%	100.1%	104.1%	118.0%

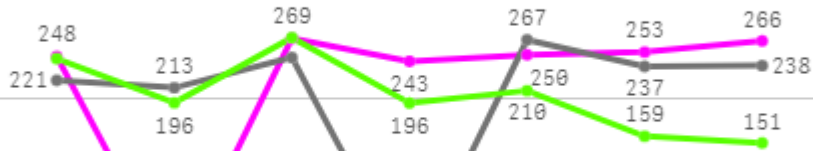
□ 빨강 파프리카(5Kg) 주간 가격

구분	Q	품종	Q	단량	Q	특	상	보통	하
2025-01-18		빨강 파프리카		5Kg		-	42,426	37,161	29,475
2025-01-20		빨강 파프리카		5Kg		-	47,067	41,428	33,135
2025-01-21		빨강 파프리카		5Kg		-	49,087	44,931	35,708
2025-01-22		빨강 파프리카		5Kg		-	45,811	38,787	30,611
2025-01-23		빨강 파프리카		5Kg		-	47,497	39,270	30,510
2025-01-24		빨강 파프리카		5Kg		-	47,376	41,001	31,934
평균						-	46,544	40,430	31,896

버섯

주간 반입량(톤)

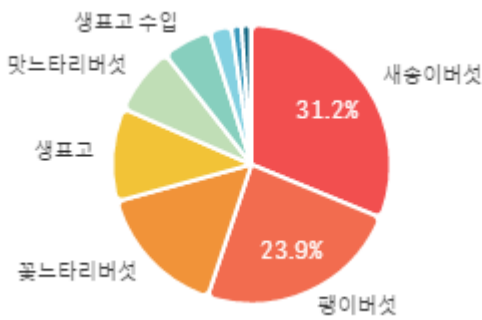
◆ 2025 ● 2024 ▲ 평년



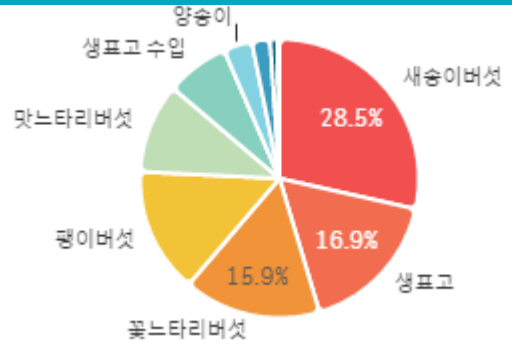
01/18 01/19 01/20 01/21 01/22 01/23 01/24

구분	금주(A)	전주(B)	전월(C)	전년(D)	평년(E)	A/B	A/C	A/D	A/E
물량(톤)	1,528	1,374	1,358	1,424	1,364	111.2%	112.5%	107.4%	112.1%

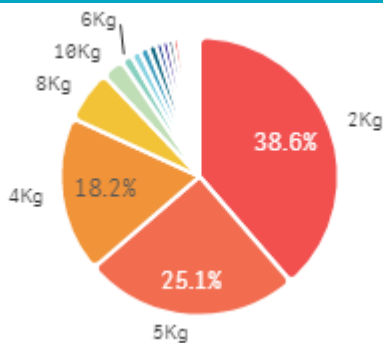
출하 품종별 거래물량 구성비



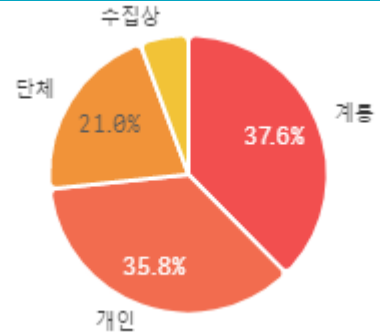
출하 품종별 거래금액 구성비



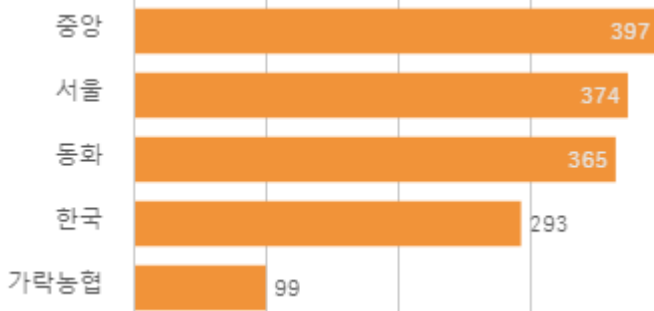
거래 단량별 물량 구성비



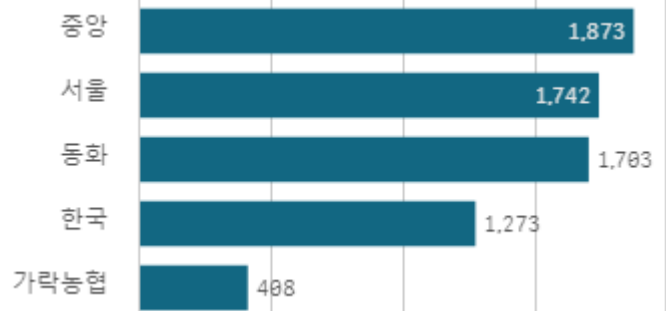
출하자별 거래물량 구성비



도매시장 법인별 거래물량(톤)

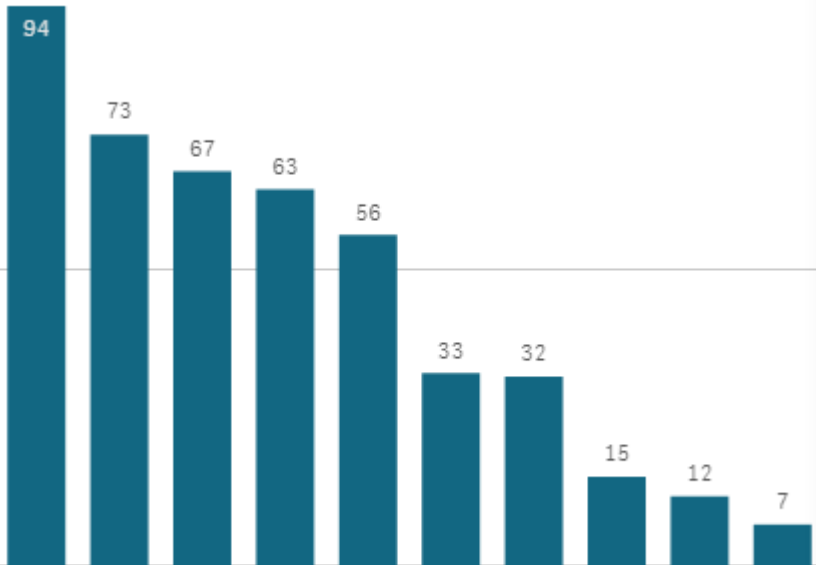


도매시장 법인별 거래금액(백만원)



새송이버섯(2Kg)

산지별 거래물량(톤)



출하산지(개소)

21

출하건수(천건)

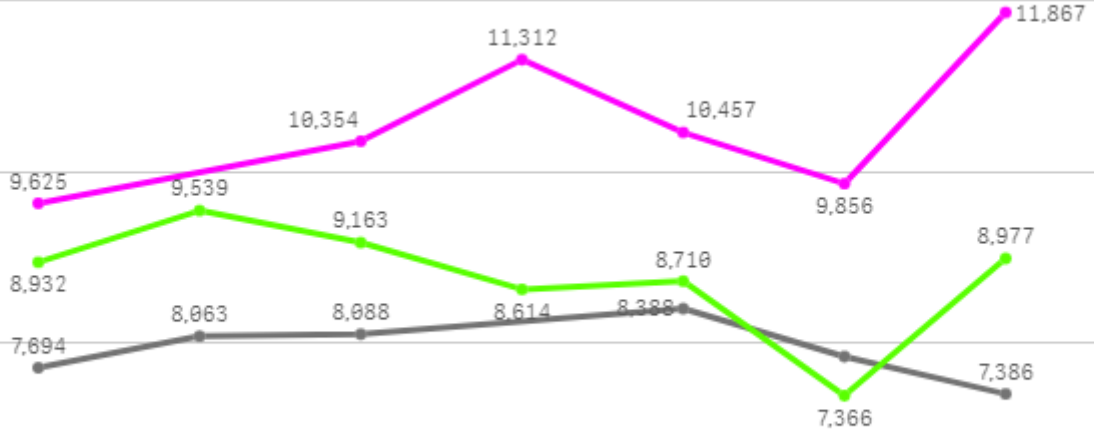
3

산지별 주출하 시군구



주간 도매가격(원)

◆ 2025 ● 2024 ◆ 평년



01/18 01/19 01/20 01/21 01/22 01/23 01/24

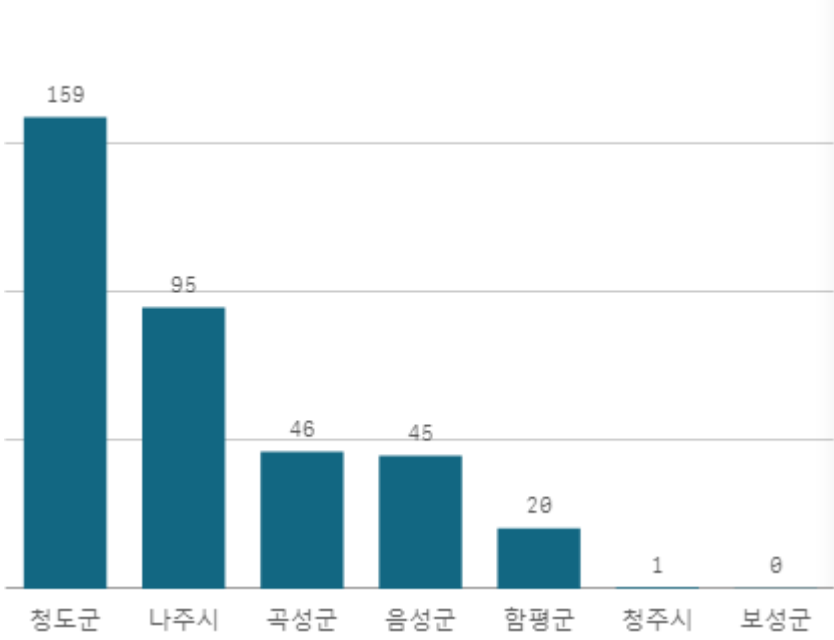
구분	금주(A)	전주(B)	전월(C)	전년(D)	평년(E)	A/B	A/C	A/D	A/E
가격(원)	10,579	8,113	8,098	7,907	9,462	130.4%	130.6%	133.8%	111.8%

□ 새송이버섯(2Kg) 주간 가격

구분	Q	품종	Q	단량	Q	특	상	보통	하
2025-01-18		새송이버섯		2Kg		14,368	9,625	8,541	4,223
2025-01-20		새송이버섯		2Kg		14,687	10,354	9,025	4,546
2025-01-21		새송이버섯		2Kg		16,251	11,312	9,528	4,993
2025-01-22		새송이버섯		2Kg		15,591	10,457	8,500	4,811
2025-01-23		새송이버섯		2Kg		15,566	9,856	8,321	5,037
2025-01-24		새송이버섯		2Kg		16,945	11,867	8,954	4,544
평균						15,568	10,579	8,812	4,692

팬이버섯(5Kg)

산지별 거래물량(톤)



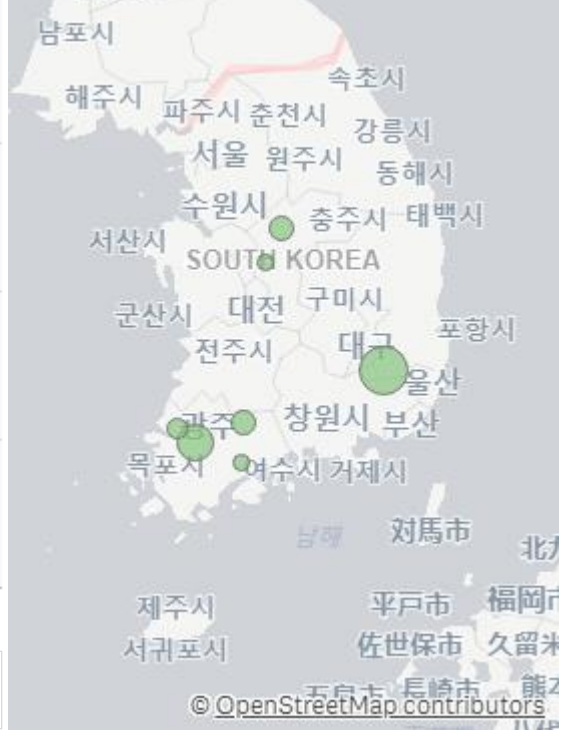
출하산지(개소)

7

출하건수(천건)

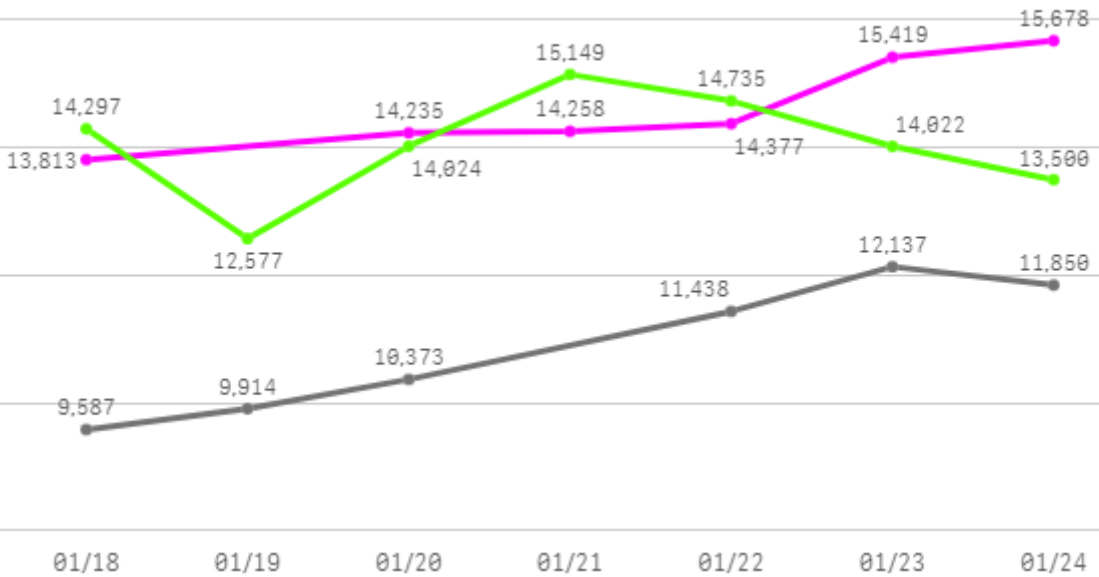
1

산지별 주출하 시군구



주간 도매가격(원)

◆ 2025 ● 2024 ◆ 평년



구분	금주(A)	전주(B)	전월(C)	전년(D)	평년(E)	A/B	A/C	A/D	A/E
가격(원)	14,630	12,541	13,248	10,883	13,240	116.7%	110.4%	134.4%	110.5%

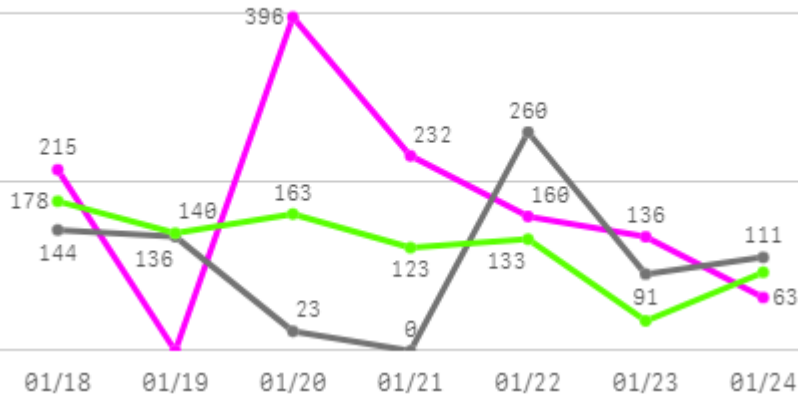
□ 팽이버섯(5Kg) 주간 가격

구분	Q	품종	Q	단량	Q	특	상	보통	하
2025-01-18		팽이버섯		5Kg		14,347	13,813	12,942	12,353
2025-01-20		팽이버섯		5Kg		14,500	14,235	13,081	12,360
2025-01-21		팽이버섯		5Kg		14,981	14,258	13,437	12,457
2025-01-22		팽이버섯		5Kg		14,950	14,377	13,585	12,763
2025-01-23		팽이버섯		5Kg		15,826	15,419	14,385	13,582
2025-01-24		팽이버섯		5Kg		16,170	15,678	14,861	14,017
평균						15,129	14,630	13,715	12,922

사과

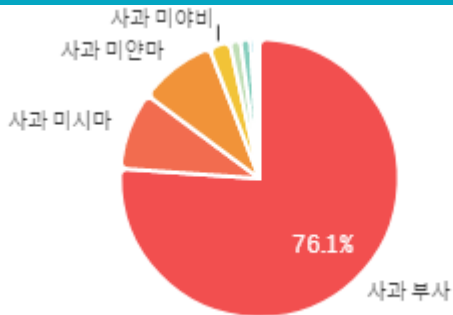
주간 반입량(톤)

◆ 2025 ● 2024 ▲ 평년

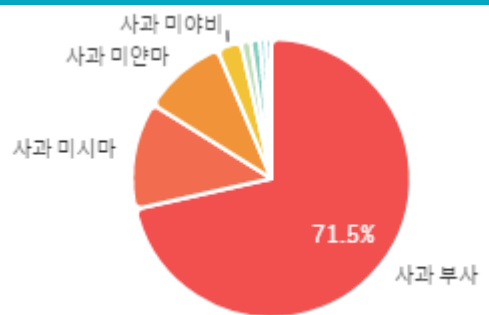


구분	금주(A)	전주(B)	전월(C)	전년(D)	평년(E)	A/B	A/C	A/D	A/E
물량(톤)	1,202	1,539	441	765	982	78.1%	272.3%	157.2%	122.4%

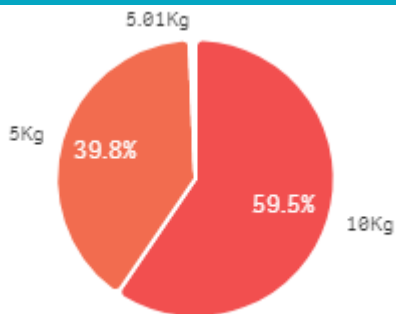
출하 품종별 거래물량 구성비



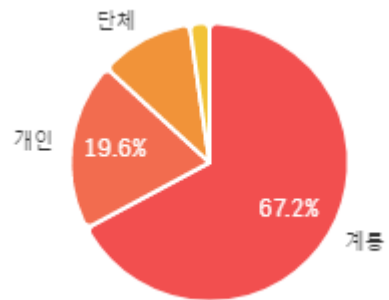
출하 품종별 거래금액 구성비



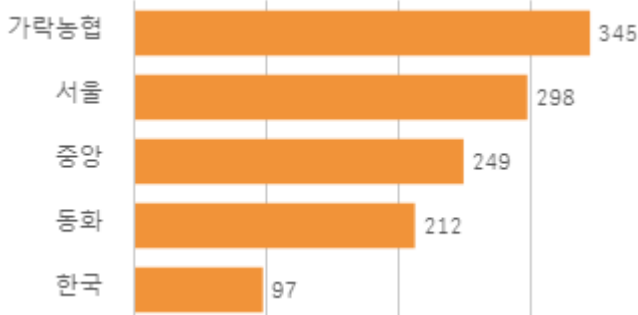
거래 단량별 물량 구성비



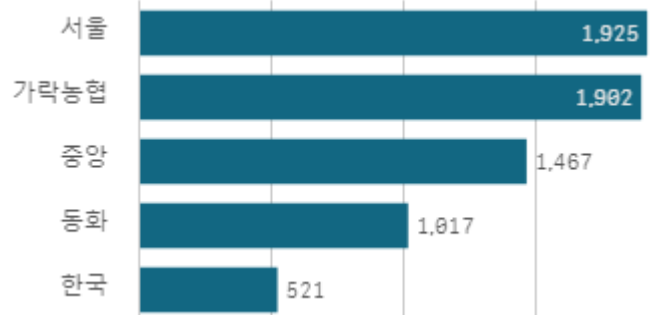
출하자별 거래물량 구성비



도매시장 법인별 거래물량(톤)

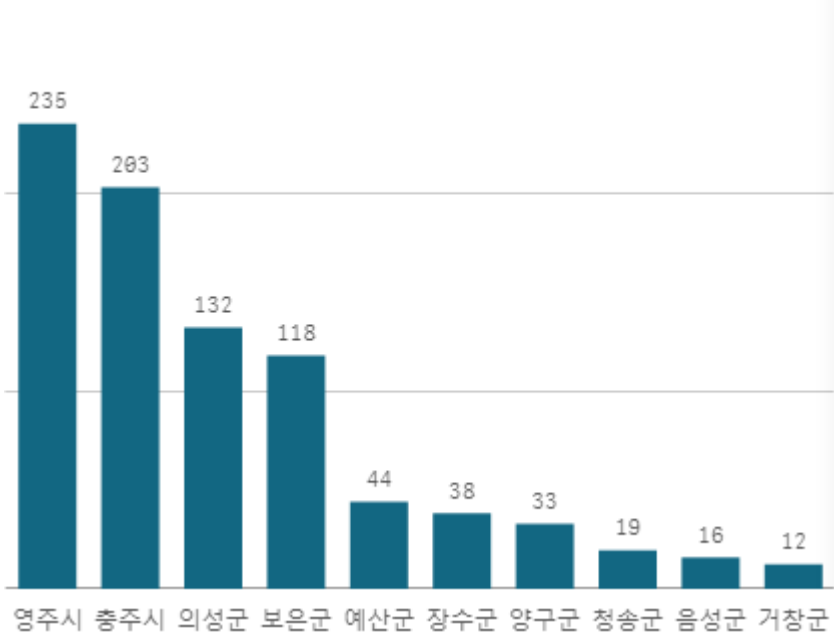


도매시장 법인별 거래금액(백만원)



사과 부사(10Kg)

산지별 거래물량(톤)



출하산지(개소)

26

출하건수(천건)

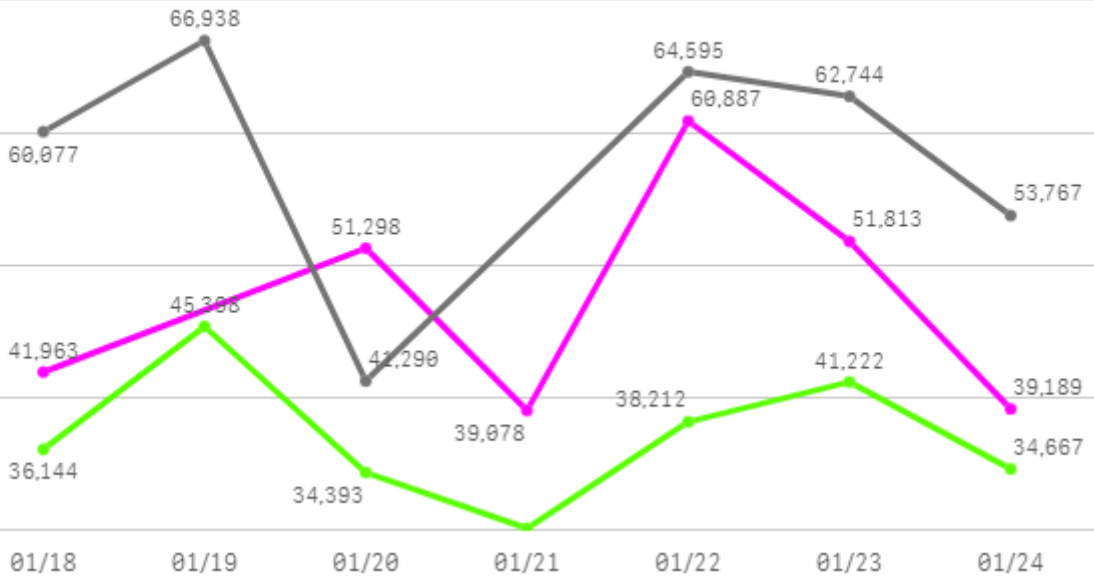
2

산지별 주출하 시군구



주간 도매가격(원)

● 2025 ● 2024 ● 평년



구분	금주(A)	전주(B)	전월(C)	전년(D)	평년(E)	A/B	A/C	A/D	A/E
가격(원)	47,371	63,746	75,776	58,235	42,397	74.3%	62.5%	81.3%	111.7%

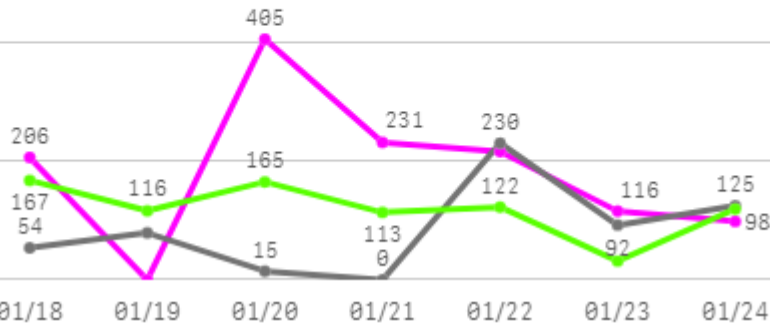
□ 사과 부사(10Kg) 주간 가격

구분	Q	품종	Q	단량	Q	특	상	보통	하
2025-01-18		사과 부사		10Kg		73,645	41,963	35,979	29,159
2025-01-20		사과 부사		10Kg		99,913	51,298	36,232	27,838
2025-01-21		사과 부사		10Kg		68,450	39,078	32,320	23,958
2025-01-22		사과 부사		10Kg		104,359	60,887	33,606	23,109
2025-01-23		사과 부사		10Kg		79,937	51,813	37,914	22,415
2025-01-24		사과 부사		10Kg		110,625	39,189	31,996	22,769
평균						89,488	47,371	34,675	24,875

배

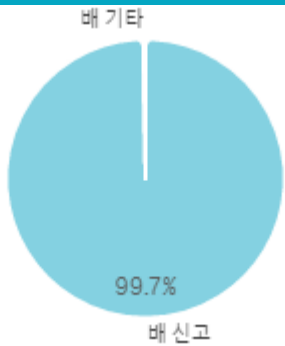
주간 반입량(톤)

◆ 2025 ● 2024 ▲ 평년

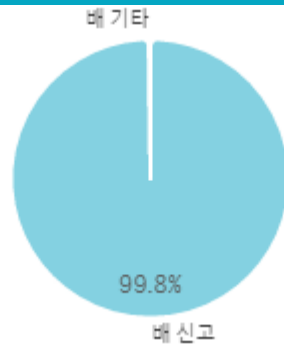


구분	금주(A)	전주(B)	전월(C)	전년(D)	평년(E)	A/B	A/C	A/D	A/E
물량(톤)	1,271	1,198	239	594	945	106.1%	532.2%	214.1%	134.5%

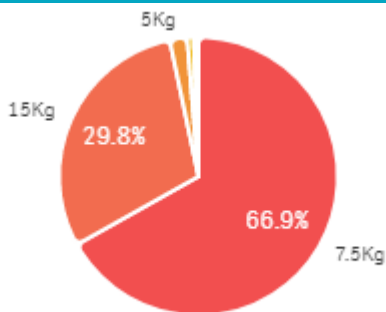
출하 품종별 거래물량 구성비



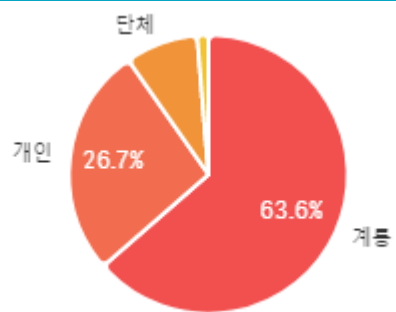
출하 품종별 거래금액 구성비



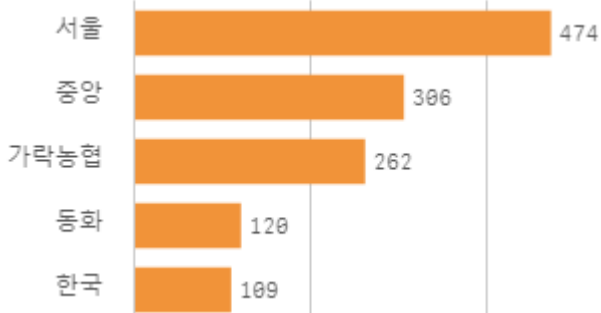
거래 단량별 물량 구성비



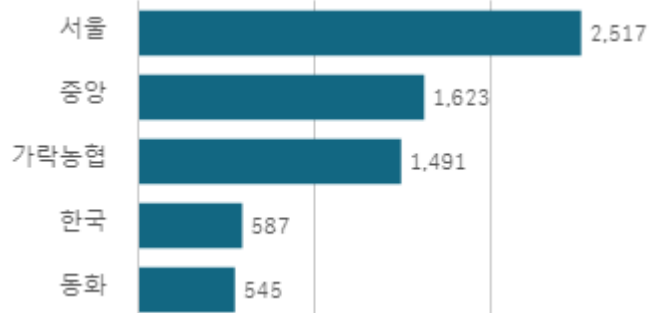
출하자별 거래물량 구성비



도매시장 법인별 거래물량(톤)

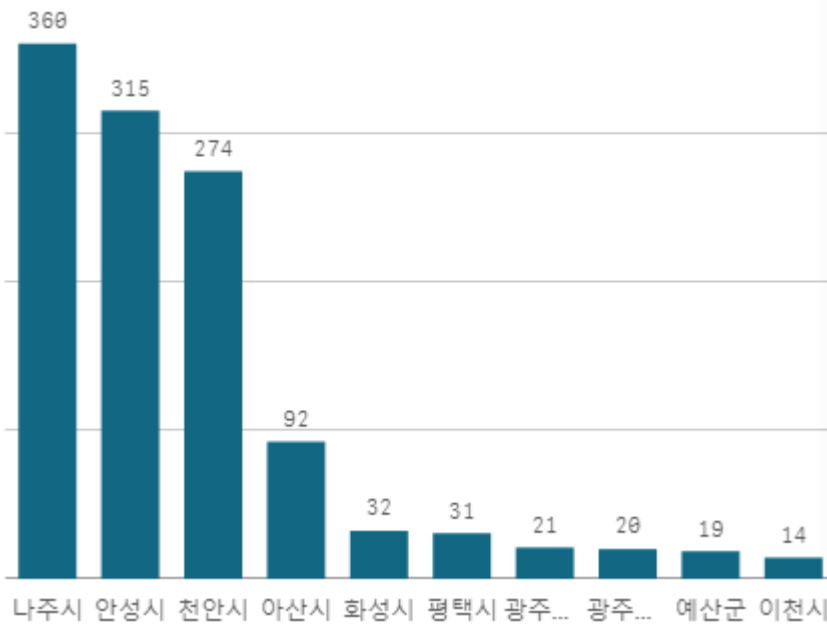


도매시장 법인별 거래금액(백만원)



배 신고(15Kg)

산지별 거래물량(톤)



출하산지(개소)

32

출하건수(천건)

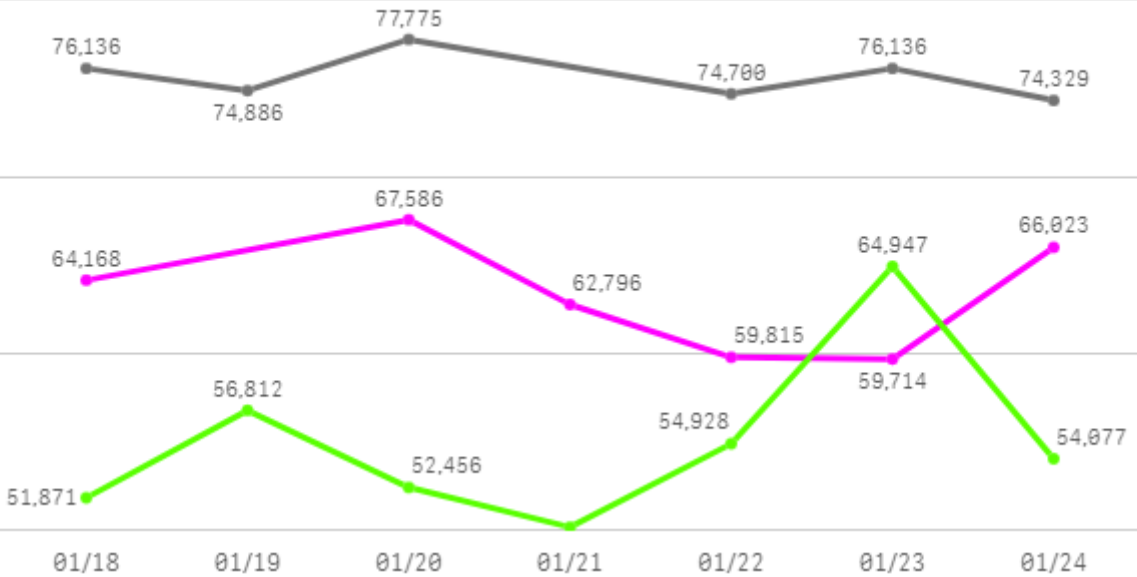
3

산지별 주출하 시군구



주간 도매가격(원)

◆ 2025 ● 2024 ◆ 평년



구분	금주(A)	전주(B)	전월(C)	전년(D)	평년(E)	A/B	A/C	A/D	A/E
가격(원)	63,350	81,707	90,182	75,660	59,285	77.5%	70.2%	83.7%	106.9%

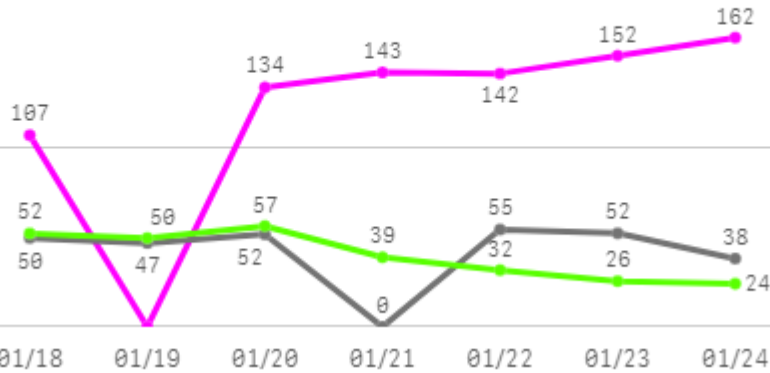
□ 배 신고(15Kg) 주간 가격

구분	Q	품종	Q	단량	Q	특	상	보통	하
2025-01-18		배 신고		15Kg		84,091	64,168	49,950	33,046
2025-01-20		배 신고		15Kg		94,941	67,586	49,700	32,440
2025-01-21		배 신고		15Kg		89,755	62,796	42,935	24,043
2025-01-22		배 신고		15Kg		88,091	59,815	41,062	27,642
2025-01-23		배 신고		15Kg		84,412	59,714	45,809	25,773
2025-01-24		배 신고		15Kg		95,181	66,023	53,871	32,542
평균						89,412	63,350	47,221	29,248

포도

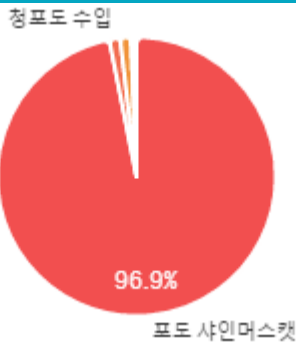
주간 반입량(톤)

◆ 2025 ● 2024 ▲ 평년

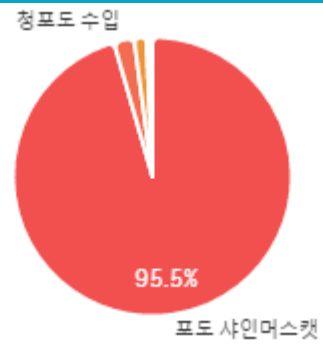


구분	금주(A)	전주(B)	전월(C)	전년(D)	평년(E)	A/B	A/C	A/D	A/E
물량(톤)	840	631	565	294	407	133.1%	148.8%	285.8%	206.6%

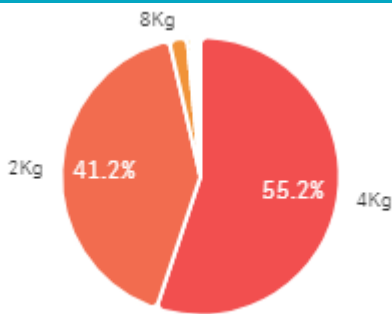
출하 품종별 거래물량 구성비



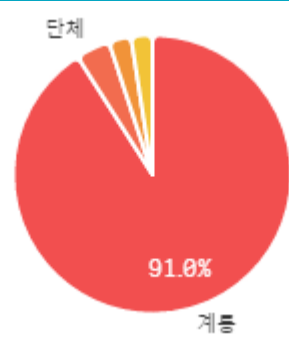
출하 품종별 거래금액 구성비



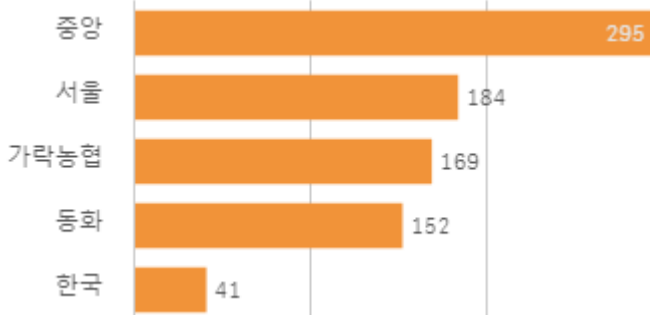
거래 단량별 물량 구성비



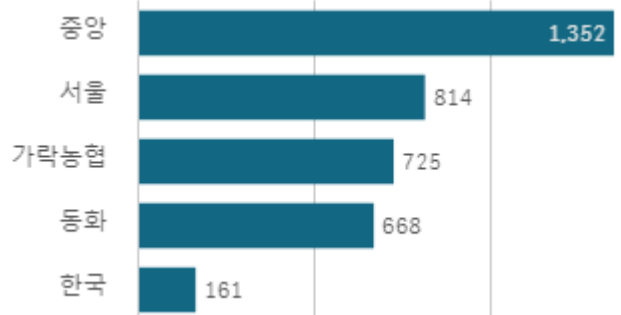
출하자별 거래물량 구성비



도매시장 법인별 거래물량(톤)

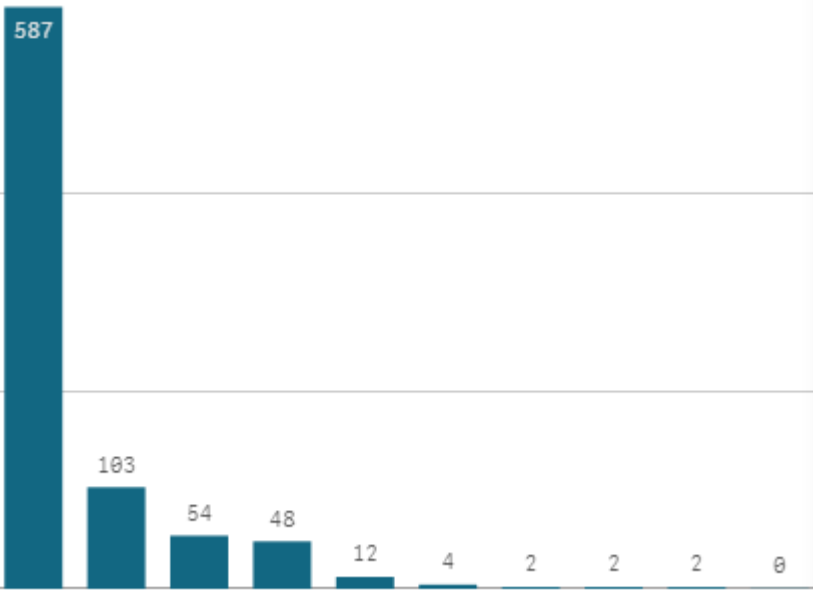


도매시장 법인별 거래금액(백만원)



포도 샤인머스캣(2Kg)

산지별 거래물량(톤)



산지별 주출하 시군구



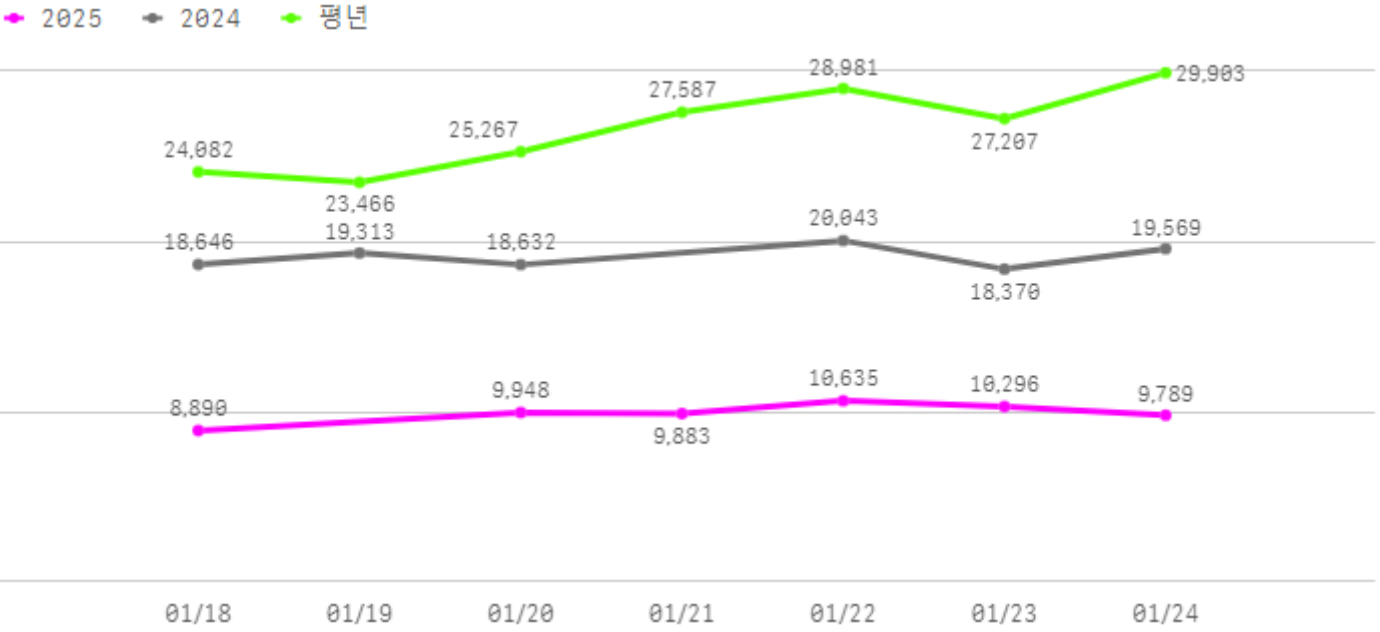
출하산지(개소)

13

출하건수(천건)

8

주간 도매가격(원)



구분	금주(A)	전주(B)	전월(C)	전년(D)	평년(E)	A/B	A/C	A/D	A/E
가격(원)	9,907	9,184	9,170	19,096	21,667	107.9%	108.0%	51.9%	45.7%

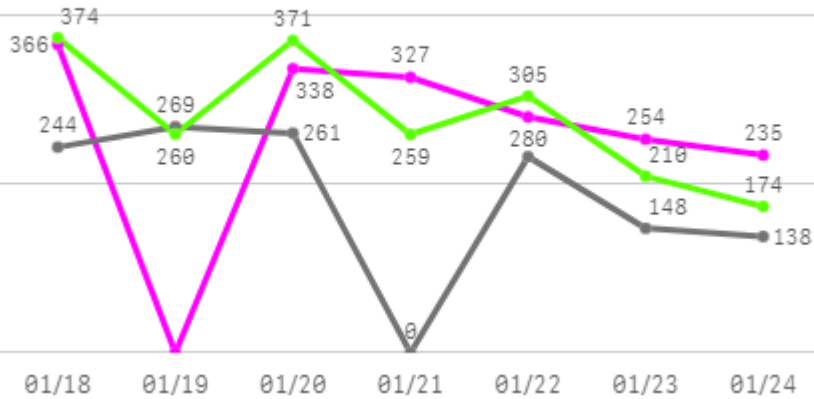
□ 포도 샤인머스켓(2Kg) 주간 가격

구분	Q	품종	Q	단량	Q	특	상	보통	하
2025-01-18		포도 샤인머스켓		2Kg		15,004	8,890	6,059	4,106
2025-01-20		포도 샤인머스켓		2Kg		16,148	9,948	6,747	4,502
2025-01-21		포도 샤인머스켓		2Kg		16,091	9,883	6,478	4,093
2025-01-22		포도 샤인머스켓		2Kg		16,958	10,635	6,819	4,338
2025-01-23		포도 샤인머스켓		2Kg		15,629	10,296	6,765	4,408
2025-01-24		포도 샤인머스켓		2Kg		15,585	9,789	6,451	4,204
평균						15,903	9,907	6,553	4,275

감귤

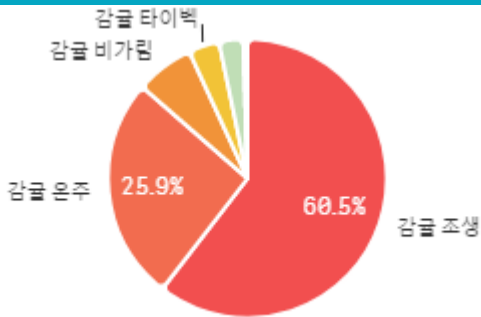
주간 반입량(톤)

◆ 2025 ● 2024 ▲ 평년

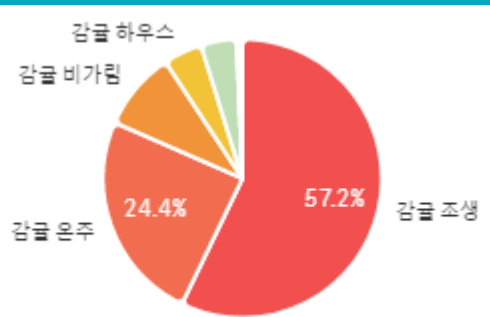


구분	금주(A)	전주(B)	전월(C)	전년(D)	평년(E)	A/B	A/C	A/D	A/E
물량(톤)	1,800	1,806	2,407	1,293	1,762	99.7%	74.8%	139.2%	102.2%

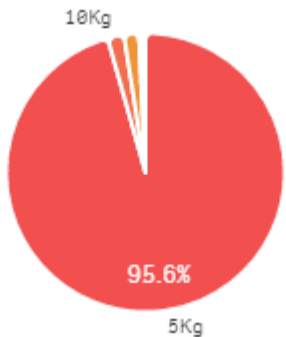
출하 품종별 거래물량 구성비



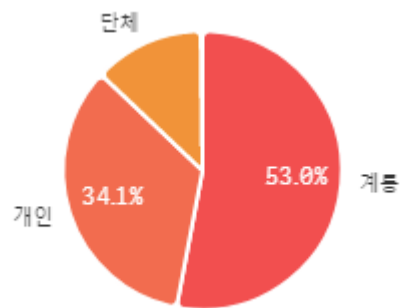
출하 품종별 거래금액 구성비



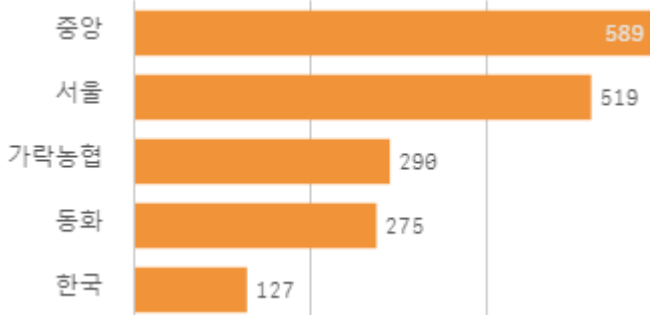
거래 단량별 물량 구성비



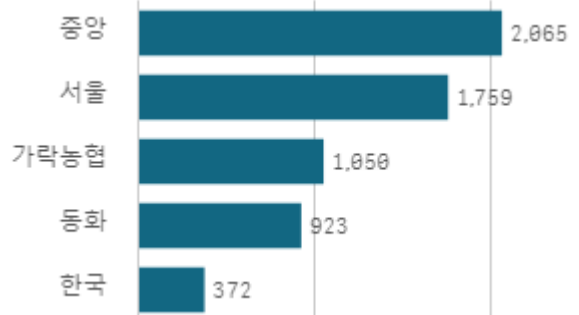
출하자별 거래물량 구성비



도매시장 법인별 거래물량(톤)



도매시장 법인별 거래금액(백만원)



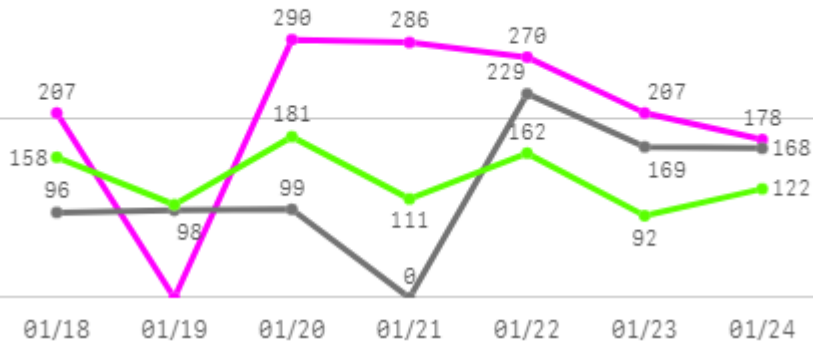
□ 감귤(5Kg) 주간 가격

구분	Q	품종	Q	단량	Q	특	상	보통	하
2025-01-18		감귤		5Kg		33,427	22,877	15,628	10,549
2025-01-20		감귤		5Kg		36,730	23,277	14,813	9,525
2025-01-21		감귤		5Kg		32,709	21,936	14,569	9,228
2025-01-22		감귤		5Kg		31,600	19,977	12,743	7,821
2025-01-23		감귤		5Kg		35,232	21,898	13,478	8,205
2025-01-24		감귤		5Kg		34,820	23,166	14,524	8,891
평균						34,086	22,189	14,293	9,037

만감

주간 반입량(톤)

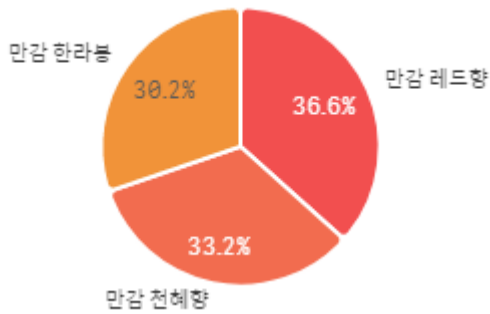
◆ 2025 ● 2024 ▲ 평년



구분	금주(A)	전주(B)	전월(C)	전년(D)	평년(E)	A/B	A/C	A/D	A/E
물량(톤)	1,438	804	153	859	964	178.9%	941.3%	167.4%	149.1%

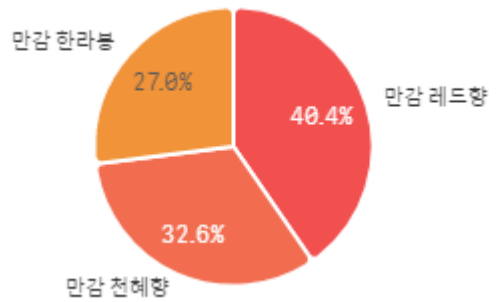
출하 품종별 거래물량 구성비

만감 황금향

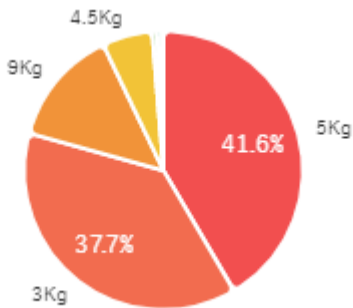


출하 품종별 거래금액 구성비

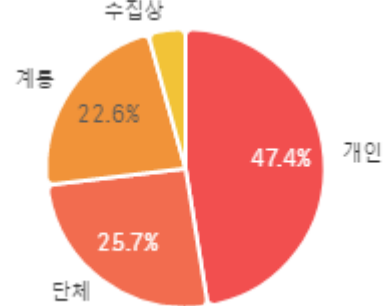
만감 황금향



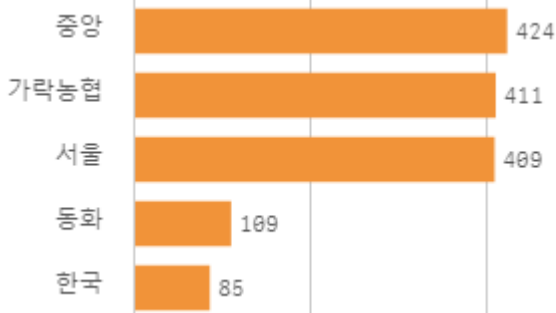
거래 단량별 물량 구성비



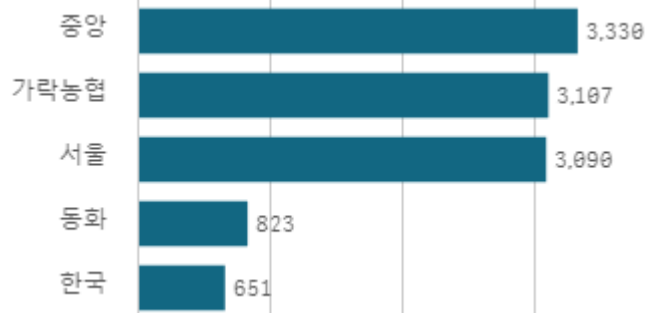
출하자별 거래물량 구성비



도매시장 법인별 거래물량(톤)

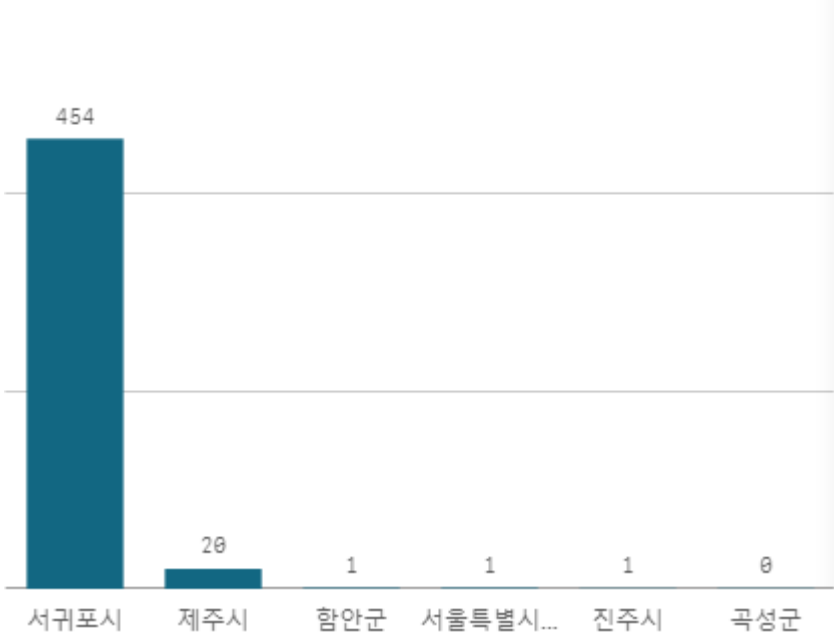


도매시장 법인별 거래금액(백만원)



만감 천혜향(3Kg)

산지별 거래물량(톤)



출하산지(개소)

6

출하건수(천건)

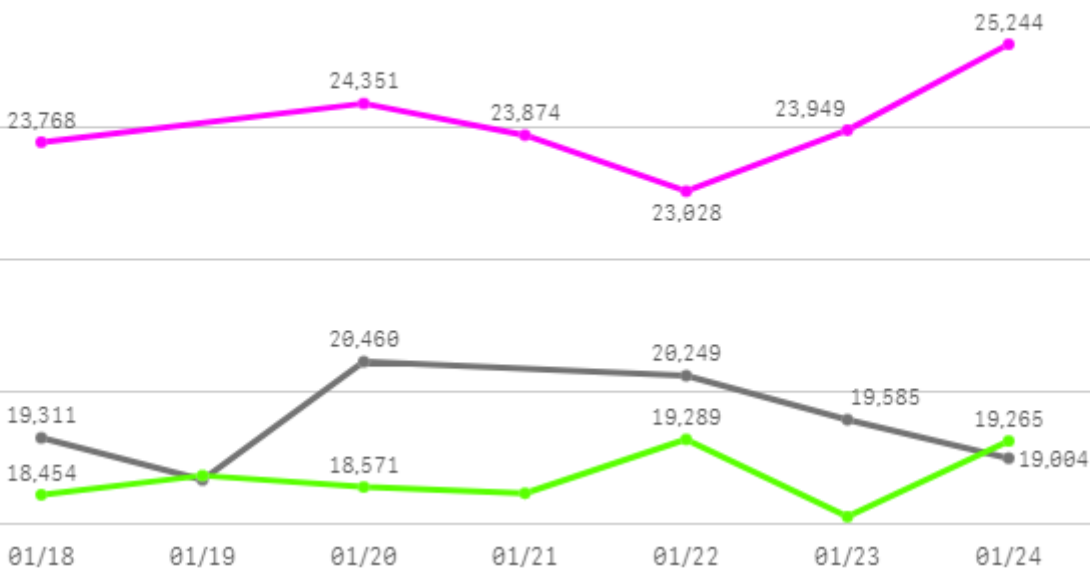
2

산지별 주출하 시군구



주간 도매가격(원)

◆ 2025 ● 2024 ◆ 평년



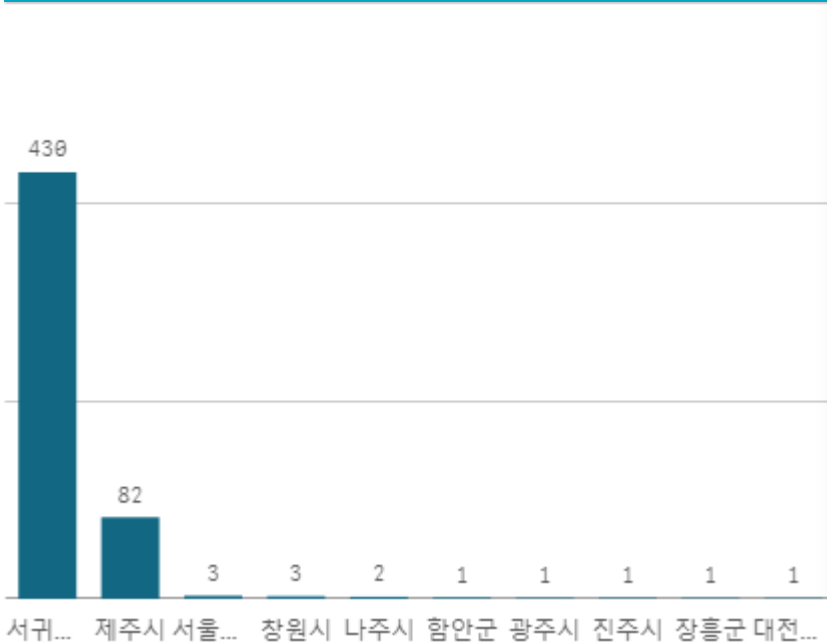
구분	금주(A)	전주(B)	전월(C)	전년(D)	평년(E)	A/B	A/C	A/D	A/E
가격(원)	24,036	22,767	25,964	19,548	20,199	105.6%	92.6%	123.0%	119.0%

□ 만감 천혜향(3Kg) 주간 가격

구분	Q	품종	Q	단량	Q	특	상	보통	하
2025-01-18		만감 천혜향		3Kg		27,070	23,768	21,304	18,570
2025-01-20		만감 천혜향		3Kg		27,620	24,351	21,783	19,142
2025-01-21		만감 천혜향		3Kg		25,000	23,874	21,912	18,895
2025-01-22		만감 천혜향		3Kg		25,191	23,028	20,776	17,758
2025-01-23		만감 천혜향		3Kg		27,077	23,949	21,278	19,009
2025-01-24		만감 천혜향		3Kg		28,965	25,244	21,700	19,127
평균						26,821	24,036	21,459	18,750

만감 레드향(5Kg)

산지별 거래물량(톤)



산지별 주출하 시군구



출하산지(개소)

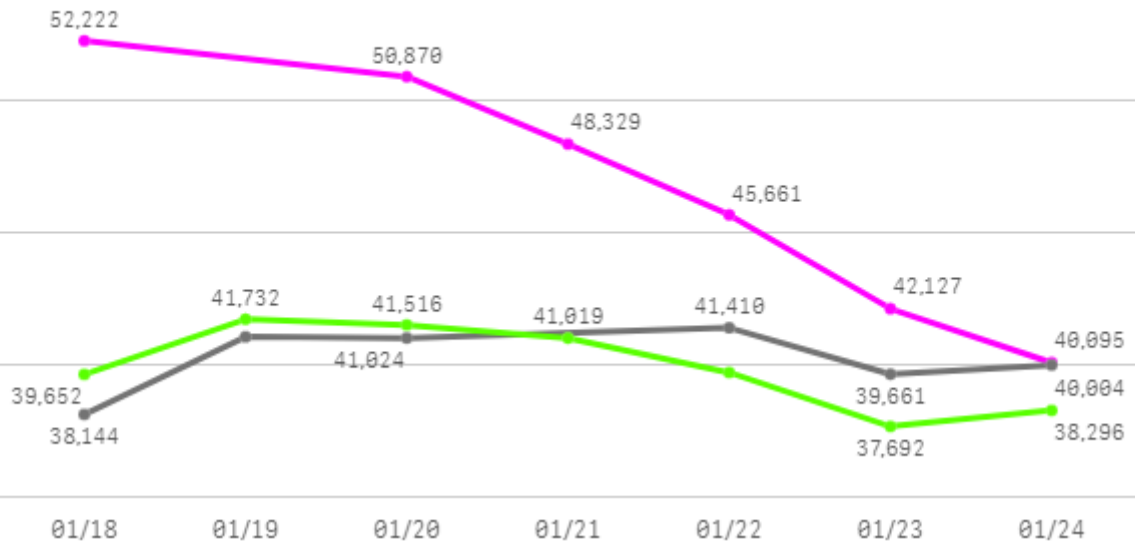
12

출하건수(천건)

3

주간 도매가격(원)

◆ 2025 ● 2024 ◆ 평년



구분	금주(A)	전주(B)	전월(C)	전년(D)	평년(E)	A/B	A/C	A/D	A/E
가격(원)	46,551	50,361	-	40,218	42,537	92.4%	-	115.7%	109.4%

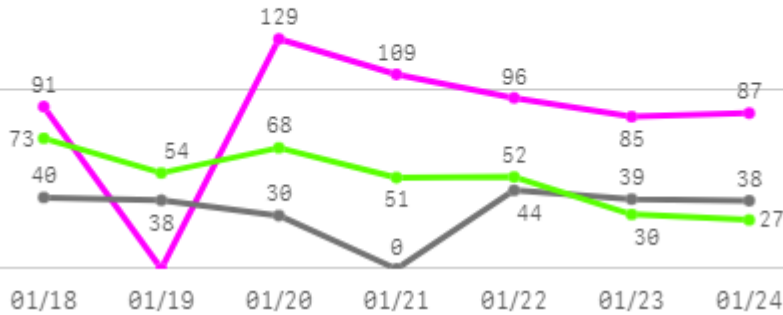
□ 만감 레드향(5Kg) 주간 가격

구분	Q	품종	Q	단량	Q	특	상	보통	하
2025-01-18		만감 레드향		5Kg		54,118	52,222	48,029	36,657
2025-01-20		만감 레드향		5Kg		52,795	50,870	45,589	34,440
2025-01-21		만감 레드향		5Kg		51,306	48,329	43,091	34,329
2025-01-22		만감 레드향		5Kg		49,613	45,661	39,436	30,720
2025-01-23		만감 레드향		5Kg		47,178	42,127	37,786	27,443
2025-01-24		만감 레드향		5Kg		44,780	40,095	33,965	23,822
평균						49,965	46,551	41,316	31,235

단감

주간 반입량(톤)

◆ 2025 ● 2024 ▲ 평년

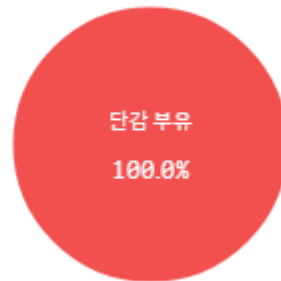


구분	금주(A)	전주(B)	전월(C)	전년(D)	평년(E)	A/B	A/C	A/D	A/E
물량(톤)	597	545	604	230	371	109.5%	99.0%	260.0%	161.1%

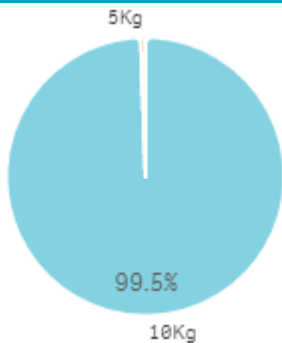
출하 품종별 거래물량 구성비



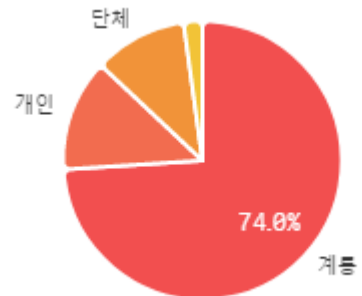
출하 품종별 거래금액 구성비



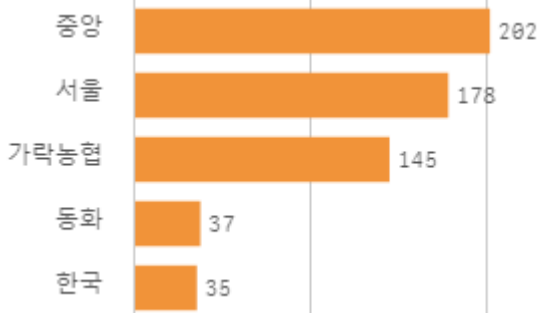
거래 단량별 물량 구성비



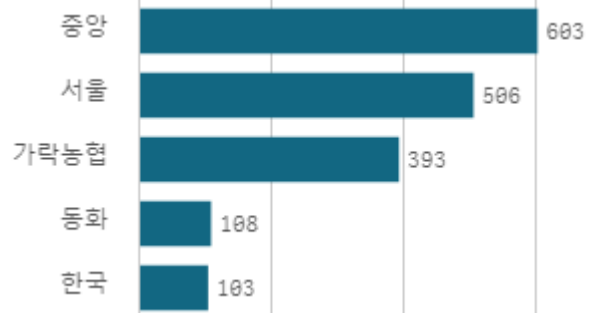
출하자별 거래물량 구성비



도매시장 법인별 거래물량(톤)

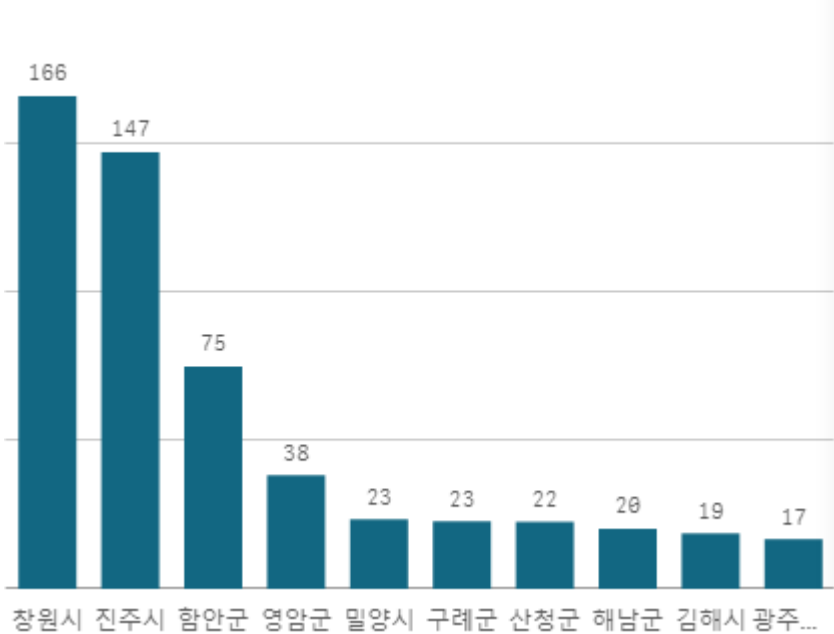


도매시장 법인별 거래금액(백만원)



단감 부유(10Kg)

산지별 거래물량(톤)



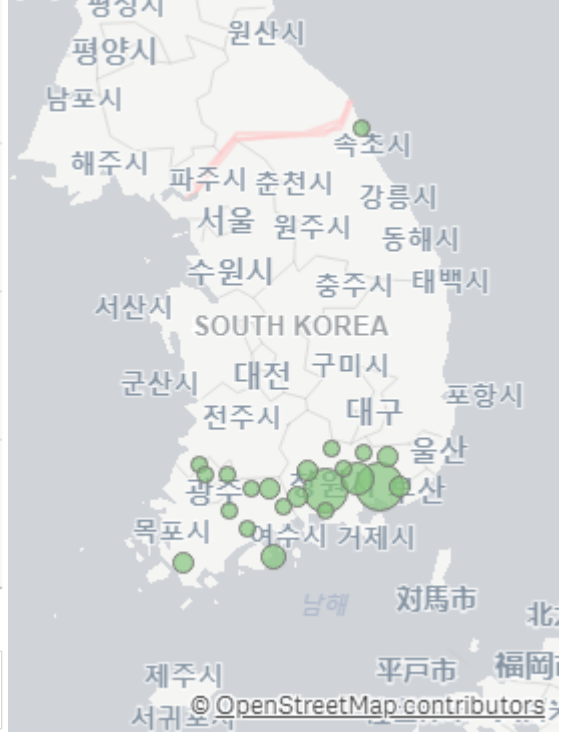
출하산지(개소)

24

출하건수(천건)

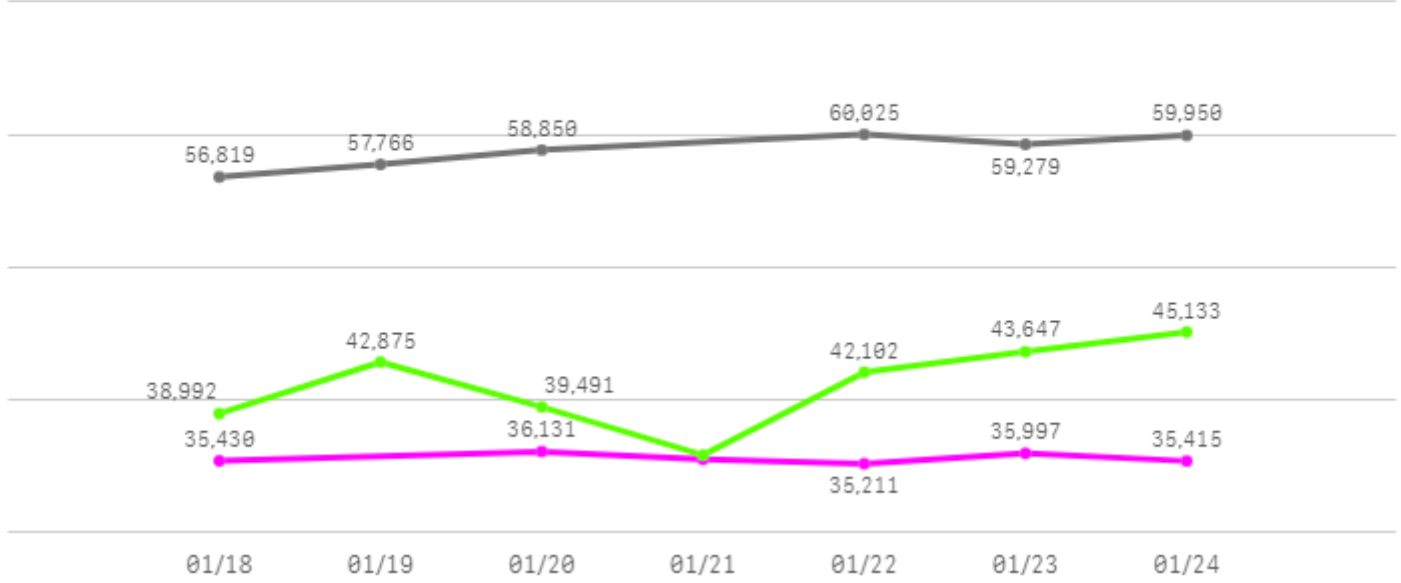
3

산지별 주출하 시군구



주간 도매가격(원)

◆ 2025 ● 2024 ◆ 평년



구분	금주(A)	전주(B)	전월(C)	전년(D)	평년(E)	A/B	A/C	A/D	A/E
가격(원)	35,621	34,948	31,003	58,782	42,246	101.9%	114.9%	60.6%	84.3%

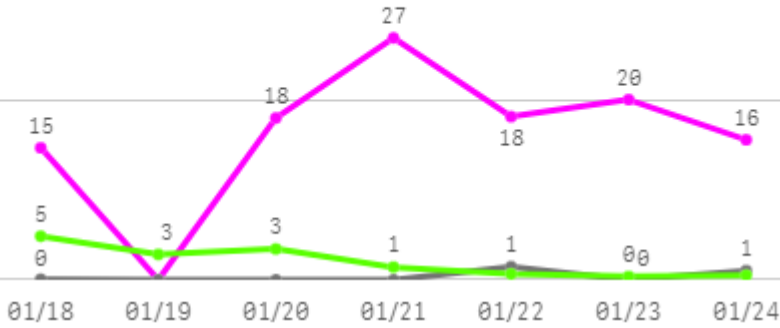
□ 단감 부유(10Kg) 주간 가격

구분	Q	품종	Q	단량	Q	특	상	보통	하
2025-01-18		단감 부유		10Kg		47,308	35,430	25,764	17,878
2025-01-20		단감 부유		10Kg		47,502	36,131	26,786	18,107
2025-01-21		단감 부유		10Kg		47,784	35,540	25,742	17,615
2025-01-22		단감 부유		10Kg		46,470	35,211	26,134	17,907
2025-01-23		단감 부유		10Kg		47,806	35,997	27,382	18,937
2025-01-24		단감 부유		10Kg		48,375	35,415	27,082	17,403
평균						47,541	35,621	26,482	17,975

감

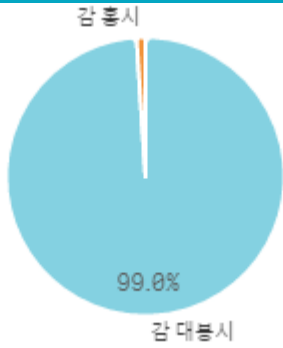
주간 반입량(톤)

◆ 2025 ● 2024 ▲ 평년

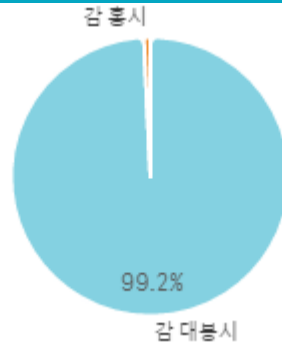


구분	금주(A)	전주(B)	전월(C)	전년(D)	평년(E)	A/B	A/C	A/D	A/E
물량(톤)	114	124	439	3	35	92.2%	26.0%	4447.5%	324.5%

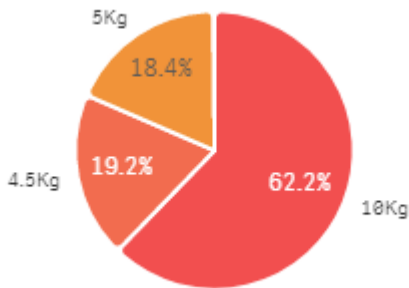
출하 품종별 거래물량 구성비



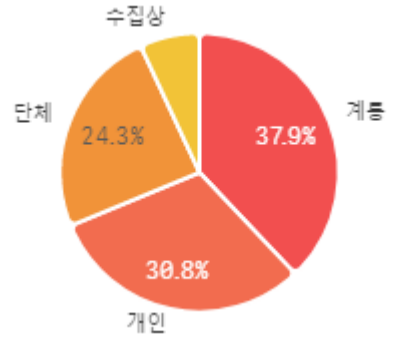
출하 품종별 거래금액 구성비



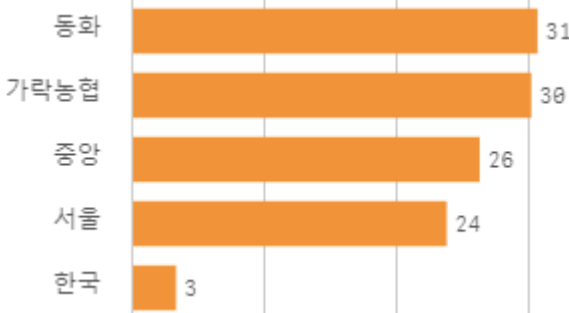
거래 단량별 물량 구성비



출하자별 거래물량 구성비



도매시장 법인별 거래물량(톤)

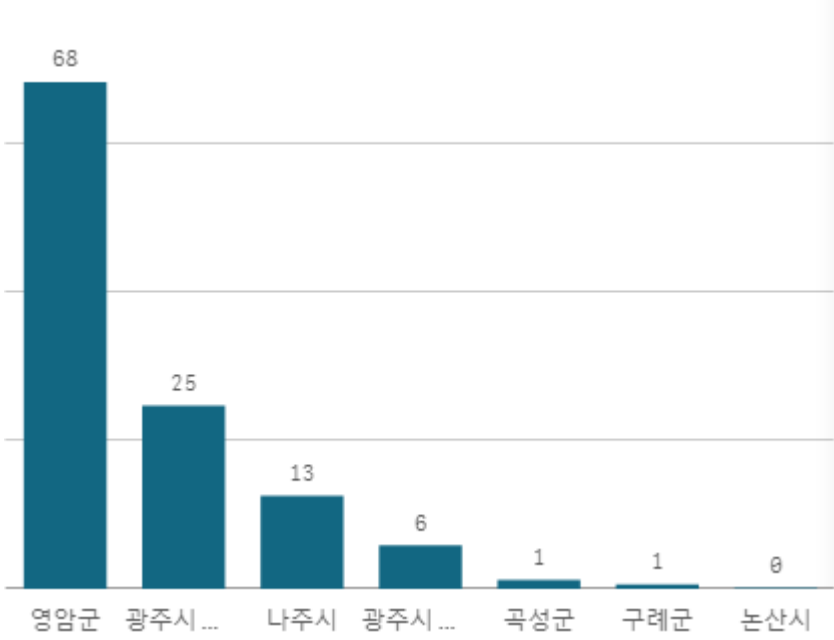


도매시장 법인별 거래금액(백만원)



감 대봉시(10Kg)

산지별 거래물량(톤)



출하산지(개소)

7

출하건수(천건)

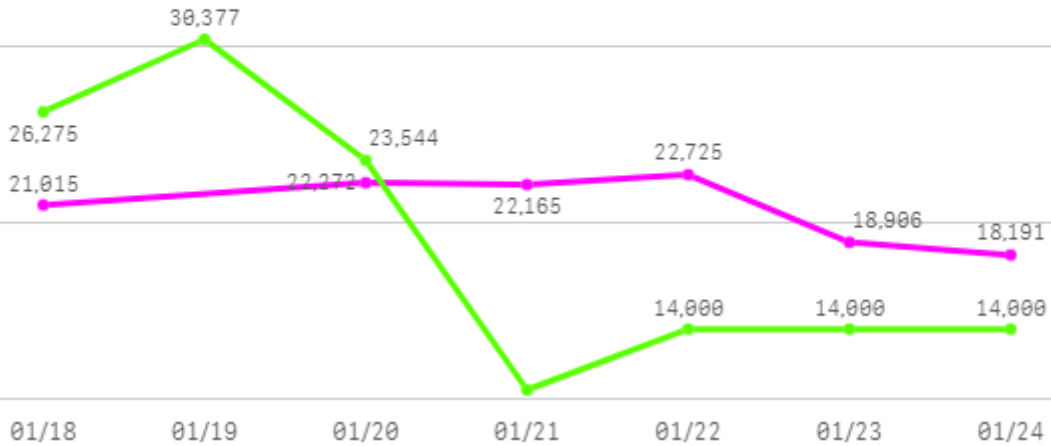
0

산지별 주출하 시군구



주간 도매가격(원)

◆ 2025 ◀ 2024 ◆ 평년



구분	금주(A)	전주(B)	전월(C)	전년(D)	평년(E)	A/B	A/C	A/D	A/E
가격(원)	20,879	21,061	19,980	-	24,790	99.1%	104.5%	-	84.2%

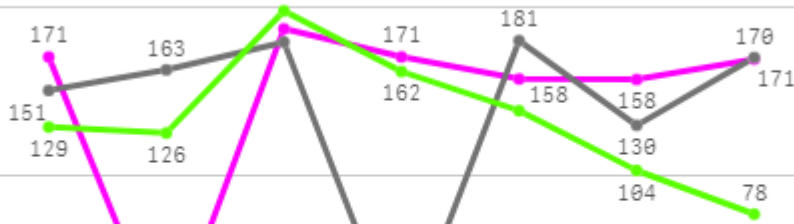
□ 감 대봉시(10Kg) 주간 가격

구분	Q	품종	Q	단량	Q	특	상	보통	하
2025-01-18		감 대봉시		10Kg		22,311	21,015	20,197	15,843
2025-01-20		감 대봉시		10Kg		24,723	22,272	18,033	11,793
2025-01-21		감 대봉시		10Kg		24,424	22,165	18,235	12,628
2025-01-22		감 대봉시		10Kg		24,000	22,725	17,943	13,940
2025-01-23		감 대봉시		10Kg		22,000	18,906	14,045	9,912
2025-01-24		감 대봉시		10Kg		22,000	18,191	11,843	3,087
평균						23,243	20,879	16,716	11,201

바나나

주간 반입량(톤)

◆ 2025 ● 2024 ▲ 평년



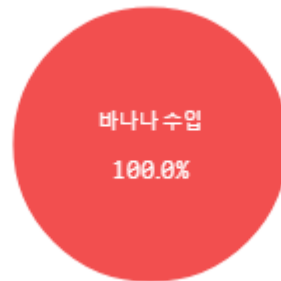
01/18 01/19 01/20 01/21 01/22 01/23 01/24

구분	금주(A)	전주(B)	전월(C)	전년(D)	평년(E)	A/B	A/C	A/D	A/E
물량(톤)	1,015	1,049	1,056	976	931	96.8%	96.1%	104.0%	109.0%

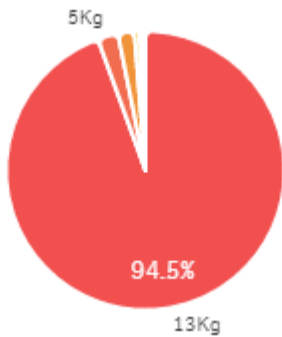
출하 품종별 거래물량 구성비



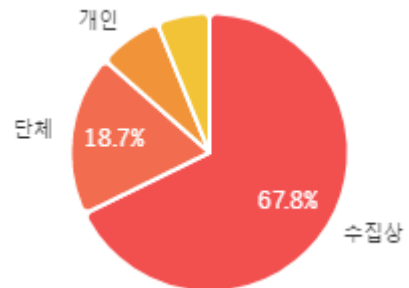
출하 품종별 거래금액 구성비



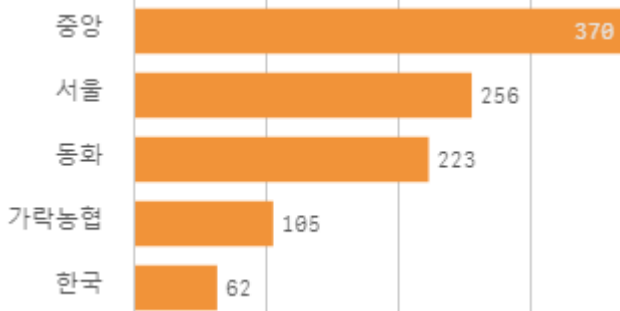
거래 단량별 물량 구성비



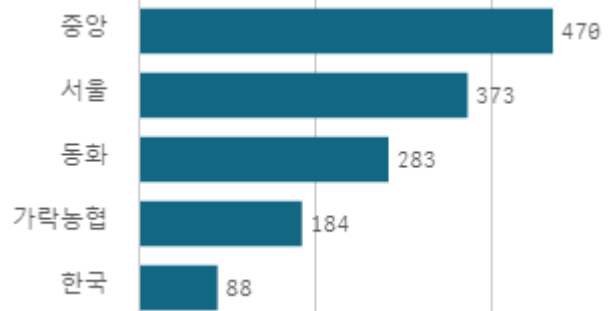
출하자별 거래물량 구성비



도매시장 법인별 거래물량(톤)

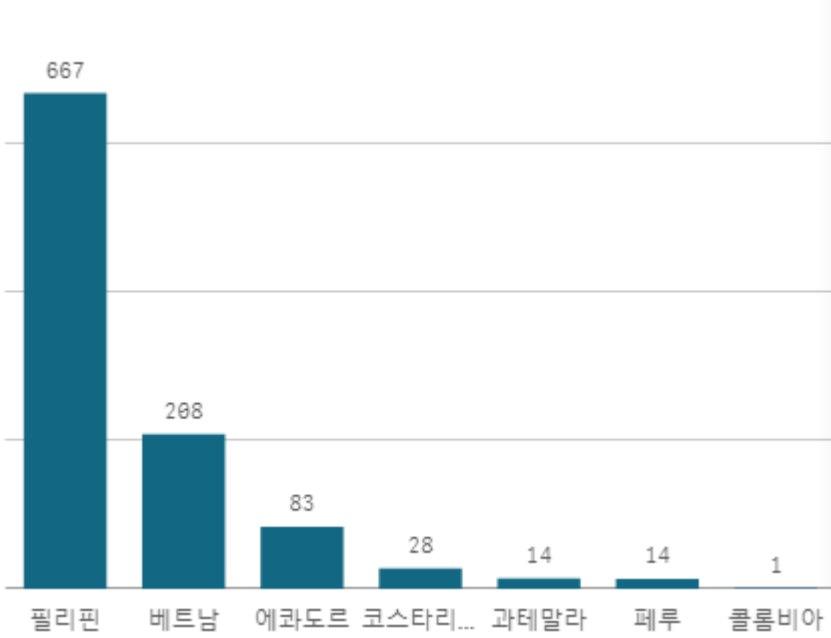


도매시장 법인별 거래금액(백만원)

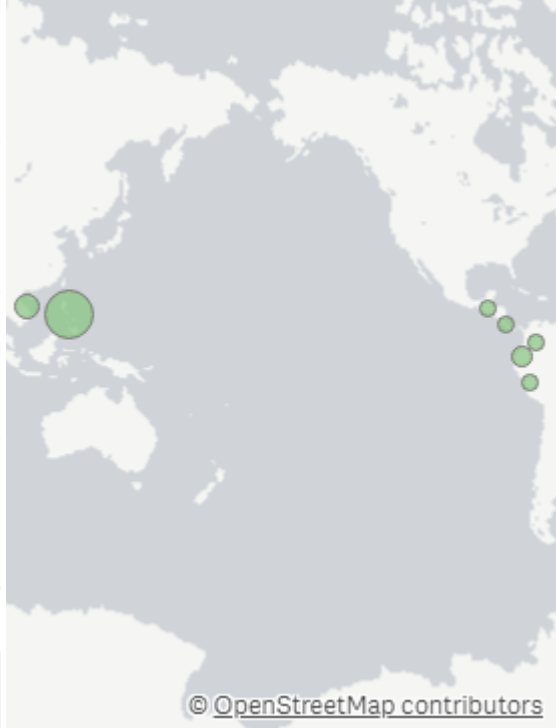


바나나 수입(13Kg)

산지별 거래물량(톤)



산지별 주출하 시군구



출하산지(개소)

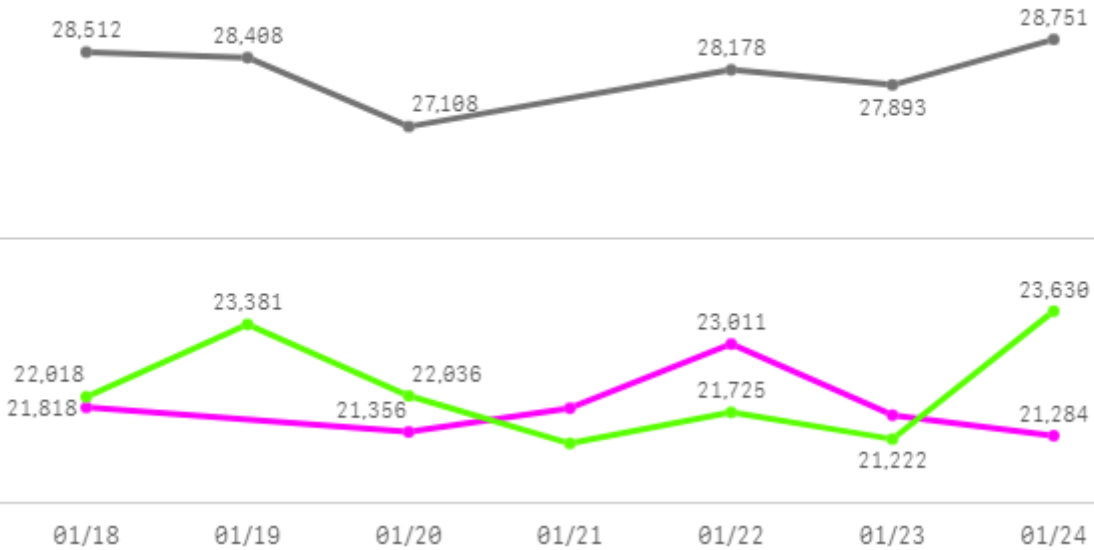
7

출하건수(천건)

2

주간 도매가격(원)

◆ 2025 ● 2024 ◆ 평년



구분	금주(A)	전주(B)	전월(C)	전년(D)	평년(E)	A/B	A/C	A/D	A/E
가격(원)	21,824	21,385	18,231	28,142	22,948	102.1%	119.7%	77.5%	95.1%

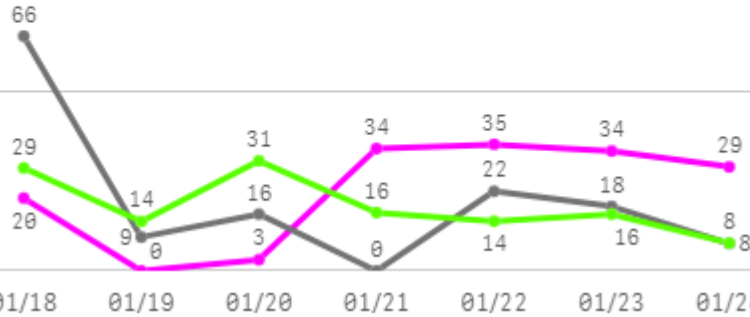
□ 바나나 수입(13Kg) 주간 가격

구분	Q	품종	Q	단량	Q	특	상	보통	하
2025-01-18		바나나 수입		13Kg		29,518	21,818	12,905	8,827
2025-01-20		바나나 수입		13Kg		28,411	21,356	11,967	9,634
2025-01-21		바나나 수입		13Kg		28,302	21,803	14,070	8,787
2025-01-22		바나나 수입		13Kg		29,787	23,011	15,189	9,386
2025-01-23		바나나 수입		13Kg		27,845	21,671	14,228	8,543
2025-01-24		바나나 수입		13Kg		28,637	21,284	14,642	8,691
평균						28,750	21,824	13,834	8,978

파인애플

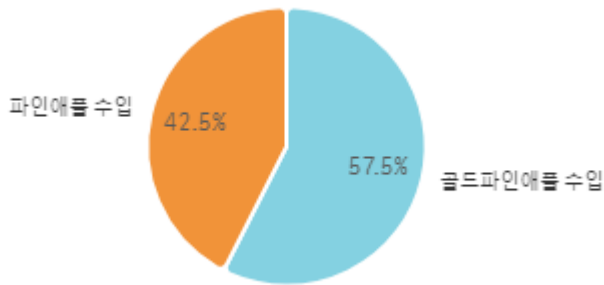
주간 반입량(톤)

◆ 2025 ● 2024 ▲ 평년

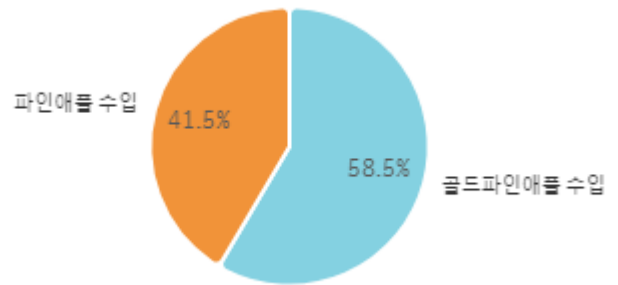


구분	금주(A)	전주(B)	전월(C)	전년(D)	평년(E)	A/B	A/C	A/D	A/E
물량(톤)	156	193	225	139	134	80.7%	69.2%	112.1%	116.7%

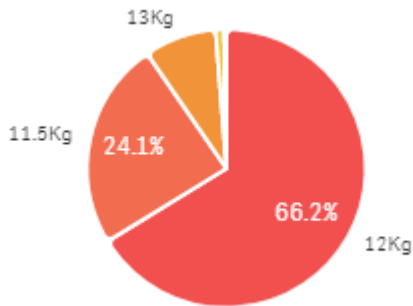
출하 품종별 거래물량 구성비



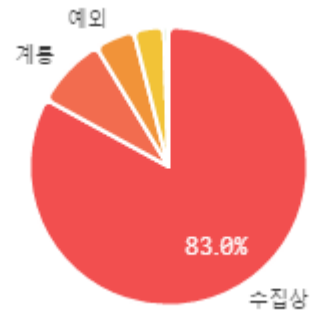
출하 품종별 거래금액 구성비



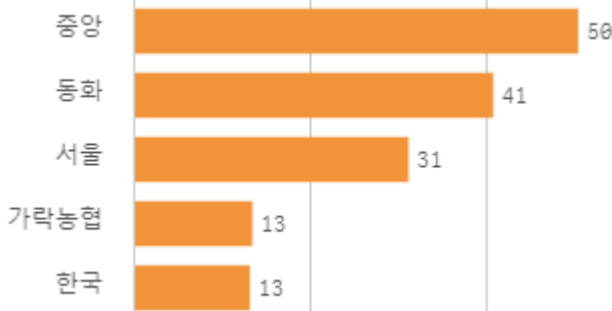
거래 단량별 물량 구성비



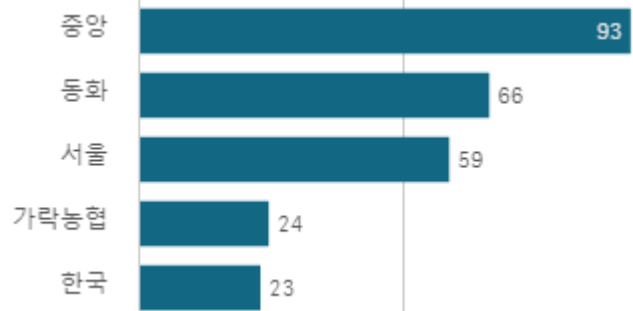
출하자별 거래물량 구성비



도매시장 법인별 거래물량(톤)



도매시장 법인별 거래금액(백만원)



골드파인애플 수입(12Kg)

산지별 거래물량(톤)

90



필리핀

산지별 주출하 시군구



출하산지(개소)

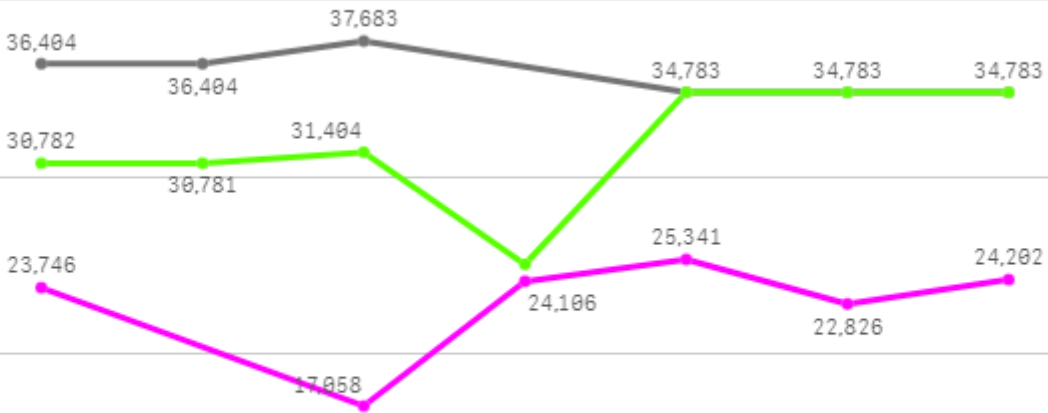
1

출하건수(천건)

0

주간 도매가격(원)

◆ 2025 ● 2024 ◆ 평년



01/18 01/19 01/20 01/21 01/22 01/23 01/24

구분	금주(A)	전주(B)	전월(C)	전년(D)	평년(E)	A/B	A/C	A/D	A/E
가격(원)	22,880	24,649	29,265	36,148	27,617	92.8%	78.2%	63.3%	82.8%

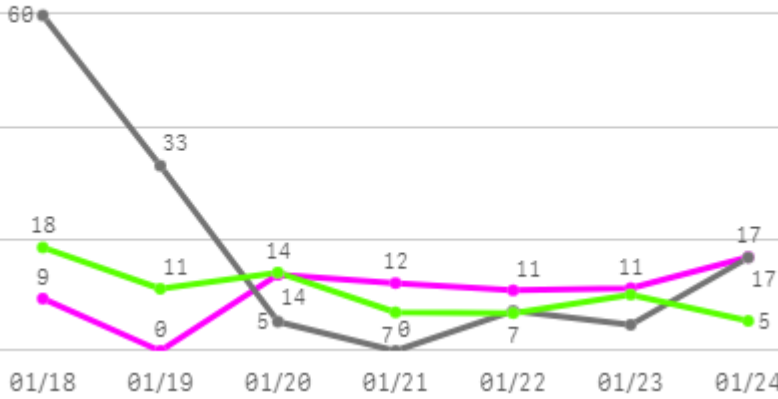
□ 골드파인애플 수입(12Kg) 주간 가격

구분	Q	품종	Q	단량	Q	특	상	보통	하
2025-01-18		골드파인애플 수입		12Kg		25,171	23,746	17,027	11,522
2025-01-20		골드파인애플 수입		12Kg		17,500	17,058	13,476	10,522
2025-01-21		골드파인애플 수입		12Kg		25,500	24,106	18,953	14,825
2025-01-22		골드파인애플 수입		12Kg		27,000	25,341	19,655	14,674
2025-01-23		골드파인애플 수입		12Kg		24,000	22,826	18,414	14,301
2025-01-24		골드파인애플 수입		12Kg		27,145	24,202	19,659	16,251
평균						24,386	22,880	17,864	13,682

오렌지

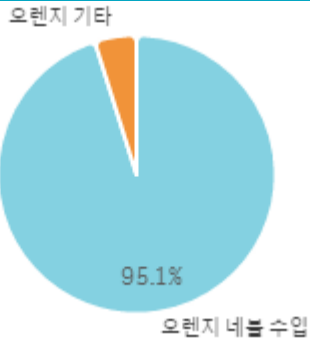
주간 반입량(톤)

◆ 2025 ● 2024 ▲ 평년

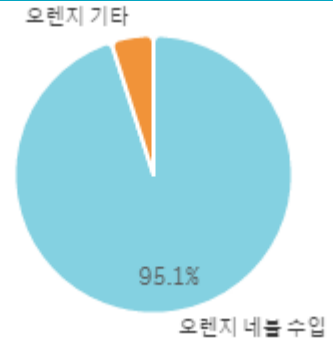


구분	금주(A)	전주(B)	전월(C)	전년(D)	평년(E)	A/B	A/C	A/D	A/E
물량(톤)	74	93	42	126	70	79.1%	177.3%	58.2%	105.5%

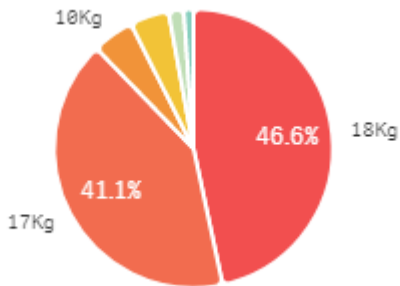
출하 품종별 거래물량 구성비



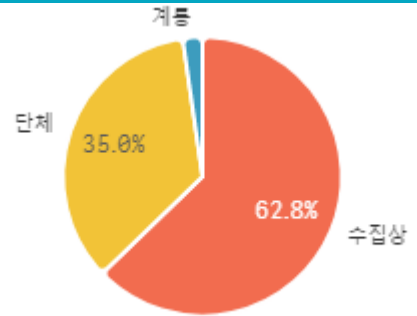
출하 품종별 거래금액 구성비



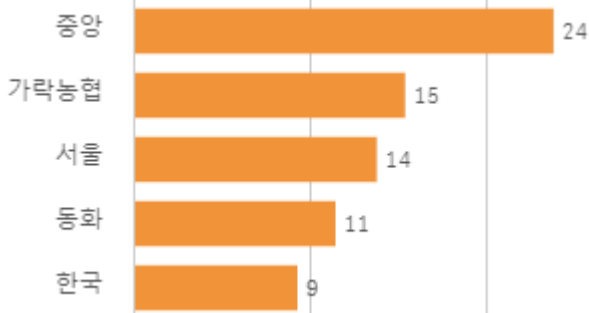
거래 단량별 물량 구성비



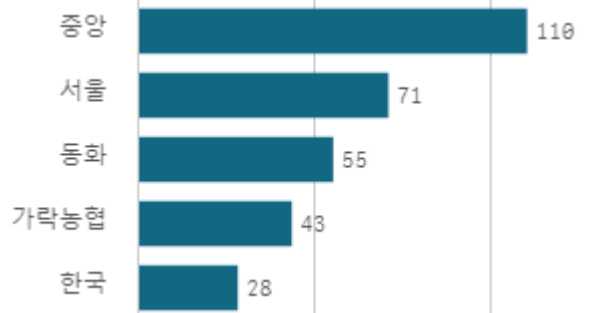
출하자별 거래물량 구성비



도매시장 법인별 거래물량(톤)




도매시장 법인별 거래금액(백만원)



오렌지 네블 수입(18Kg)

산지별 거래물량(톤)



미국

출하산지(개소)

1

출하건수(천건)

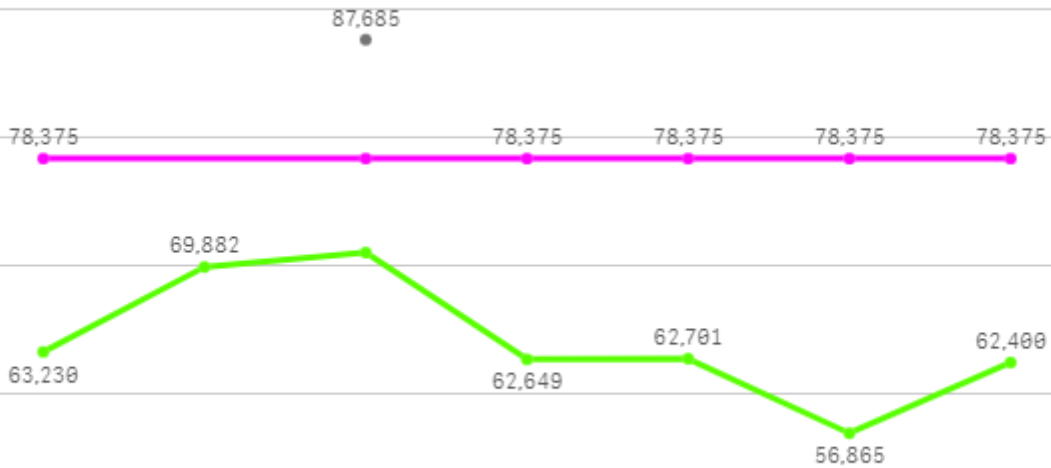
0

산지별 주출하 시군구



주간 도매가격(원)

◆ 2025 ◀ 2024 ◆ 평년



01/18 01/19 01/20 01/21 01/22 01/23 01/24

구분	금주(A)	전주(B)	전월(C)	전년(D)	평년(E)	A/B	A/C	A/D	A/E
가격(원)	78,375	82,848	88,965	87,685	72,675	94.6%	88.1%	89.4%	107.8%

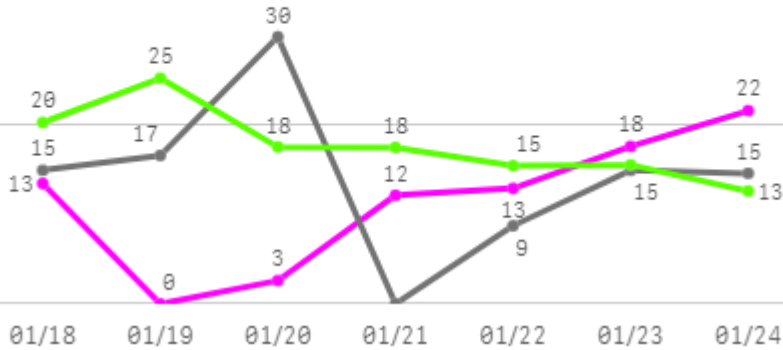
□ 오렌지 네블 수입(18Kg) 주간 가격

구분	Q	품종	Q	단량	Q	특	상	보통	하
2025-01-18		오렌지 네블 수입		18Kg		95,000	78,375	76,000	76,000
2025-01-20		오렌지 네블 수입		18Kg		95,000	78,375	76,000	76,000
2025-01-21		오렌지 네블 수입		18Kg		95,000	78,375	76,000	76,000
2025-01-22		오렌지 네블 수입		18Kg		95,000	78,375	76,000	76,000
2025-01-23		오렌지 네블 수입		18Kg		95,000	78,375	76,000	76,000
2025-01-24		오렌지 네블 수입		18Kg		95,000	78,375	76,000	76,000
평균						95,000	78,375	76,000	76,000

고등어

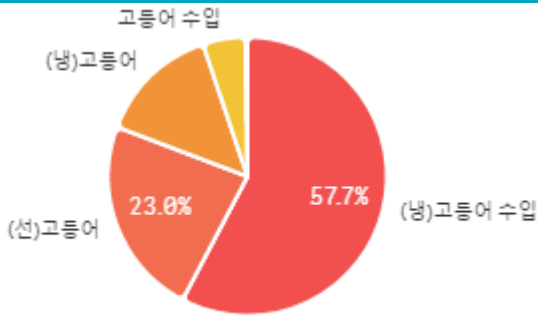
주간 반입량(톤)

◆ 2025 ● 2024 ▲ 평년

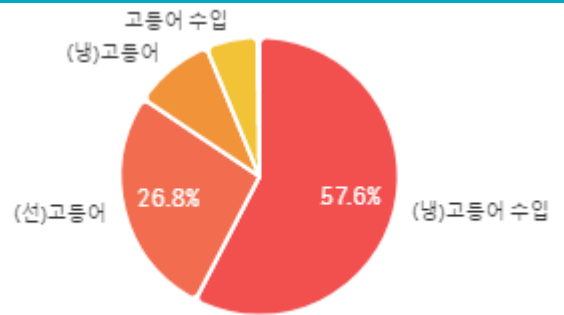


구분	금주(A)	전주(B)	전월(C)	전년(D)	평년(E)	A/B	A/C	A/D	A/E
물량(톤)	81	74	99	100	112	108.5%	81.7%	80.6%	72.0%

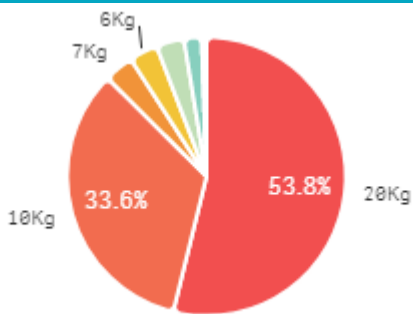
출하 품종별 거래물량 구성비



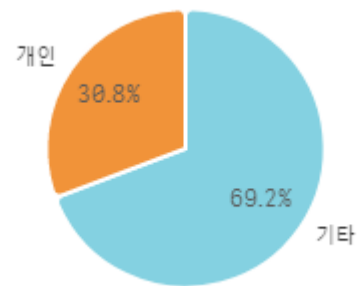
출하 품종별 거래금액 구성비



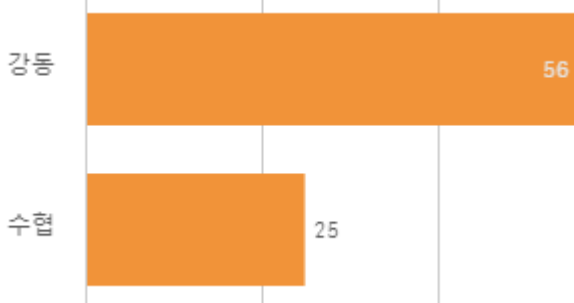
거래 단량별 물량 구성비



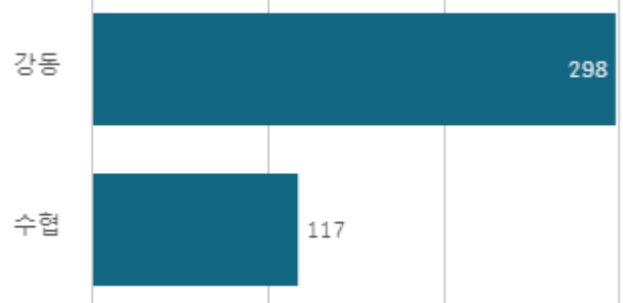
출하자별 거래물량 구성비



도매시장 법인별 거래물량(톤)

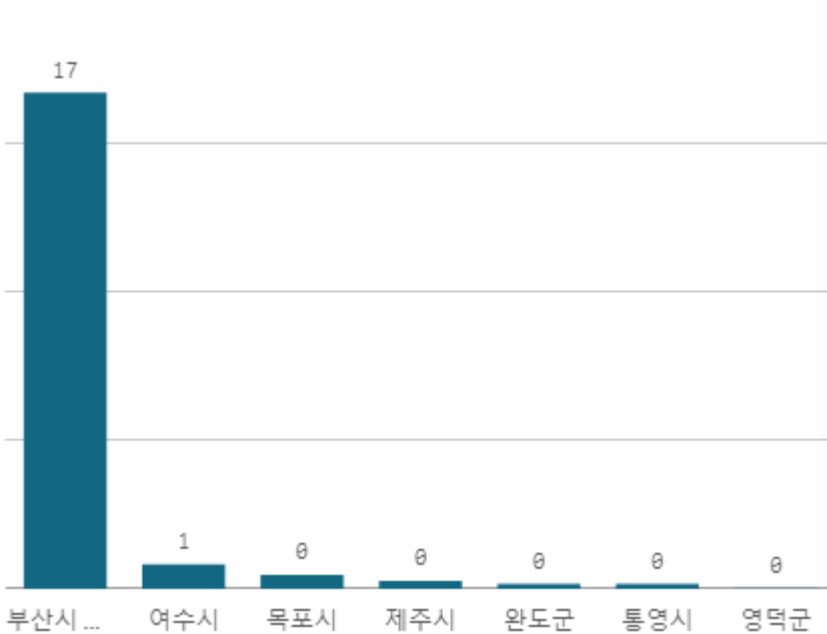


도매시장 법인별 거래금액(백만원)



(선)고등어(10Kg)

산지별 거래물량(톤)



출하산지(개소)

7

출하건수(천건)

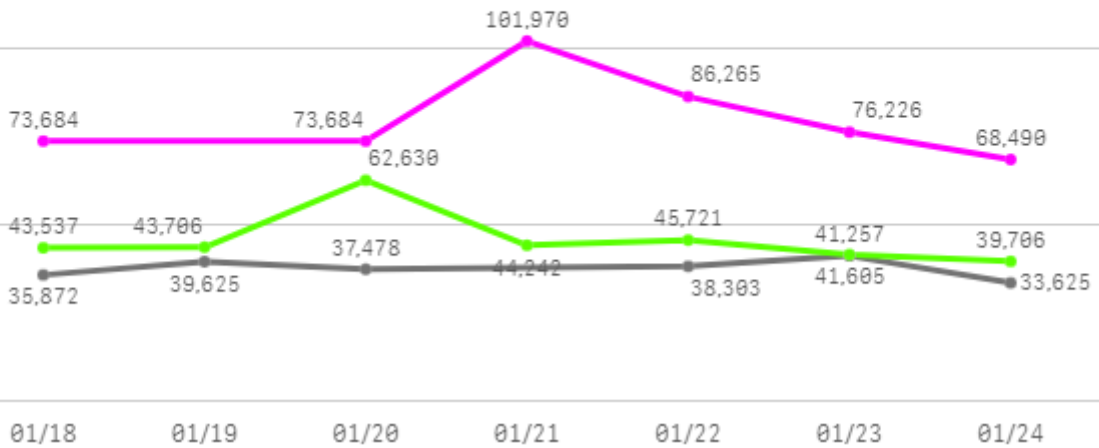
0

산지별 주출하 시군구



주간 도매가격(원)

◆ 2025 ● 2024 ◆ 평년



구분	금주(A)	전주(B)	전월(C)	전년(D)	평년(E)	A/B	A/C	A/D	A/E
가격(원)	80,053	69,695	43,212	37,693	52,623	114.9%	185.3%	212.4%	152.1%

□ (선)고등어(10Kg) 주간 가격

구분	Q	품종	Q	단량	Q	특	상	보통	하
2025-01-18		(선)고등어		10Kg		-	73,684	68,077	47,018
2025-01-20		(선)고등어		10Kg		-	73,684	68,077	47,018
2025-01-21		(선)고등어		10Kg		-	101,970	76,744	61,212
2025-01-22		(선)고등어		10Kg		-	86,265	59,108	35,807
2025-01-23		(선)고등어		10Kg		-	76,226	62,100	43,366
2025-01-24		(선)고등어		10Kg		-	68,490	52,654	39,797
평균						-	80,053	64,460	45,703

(냉)고등어 수입(10Kg)

산지별 거래물량(톤)



노르웨이

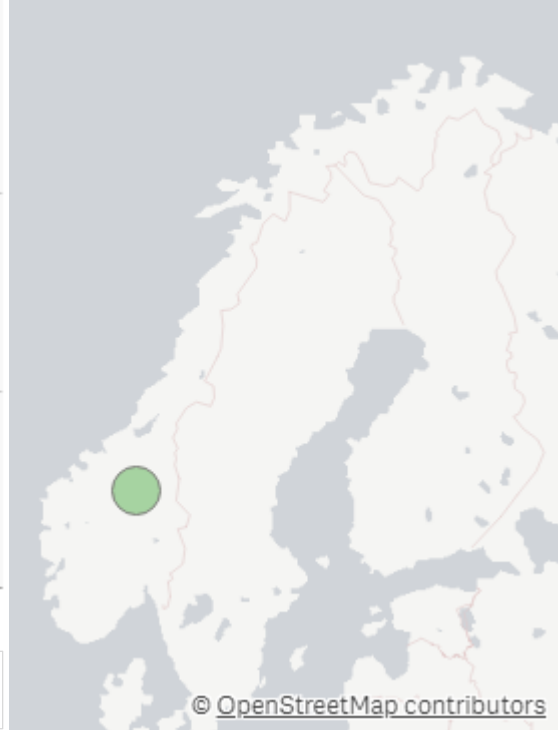
출하산지(개소)

1

출하건수(천건)

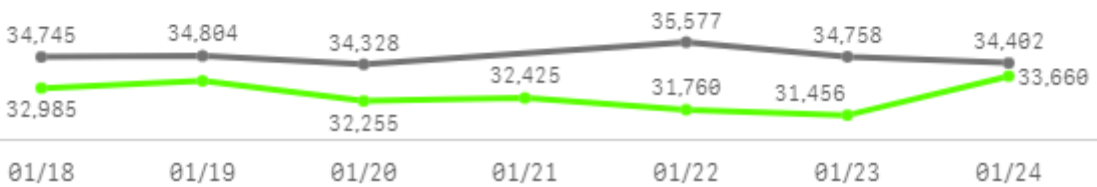
0

산지별 주출하 시군구



주간 도매가격(원)

◆ 2025 ● 2024 ◆ 평년



구분	금주(A)	전주(B)	전월(C)	전년(D)	평년(E)	A/B	A/C	A/D	A/E
가격(원)	49,983	48,791	48,521	34,769	36,796	102.4%	103.0%	143.8%	135.8%

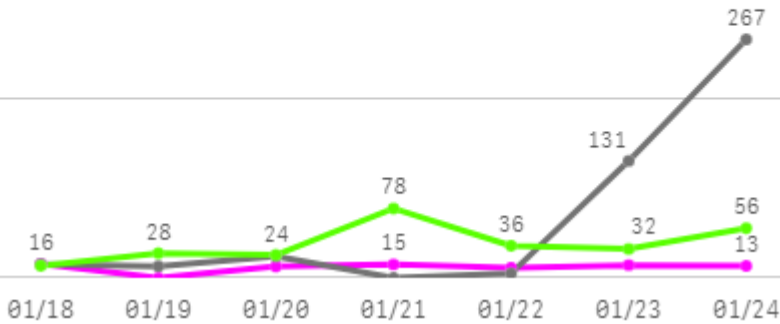
□ (냉)고등어 수입(10Kg) 주간 가격

구분	Q	품종	Q	단량	Q	특	상	보통	하
2025-01-18		(냉)고등어 수입		10Kg		-	48,992	-	-
2025-01-20		(냉)고등어 수입		10Kg		-	48,992	-	-
2025-01-21		(냉)고등어 수입		10Kg		-	49,865	-	-
2025-01-22		(냉)고등어 수입		10Kg		-	51,114	-	-
2025-01-23		(냉)고등어 수입		10Kg		-	49,738	-	-
2025-01-24		(냉)고등어 수입		10Kg		-	51,197	-	-
평균						-	49,983	-	-

명태

주간 반입량(톤)

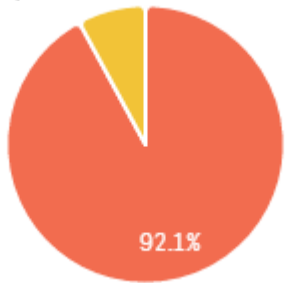
◆ 2025 ● 2024 ▲ 평년



구분	금주(A)	전주(B)	전월(C)	전년(D)	평년(E)	A/B	A/C	A/D	A/E
물량(톤)	82	74	68	456	254	111.0%	120.7%	18.1%	32.4%

출하 품종별 거래물량 구성비

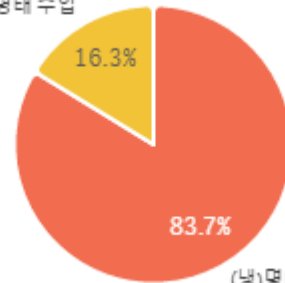
(선)명태 수입



(냉)명태 수입

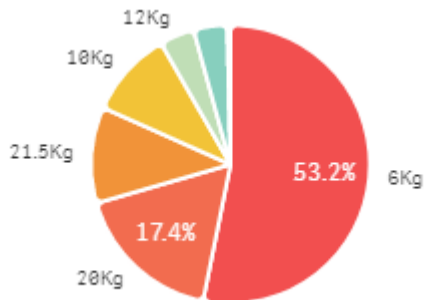
출하 품종별 거래금액 구성비

(선)명태 수입

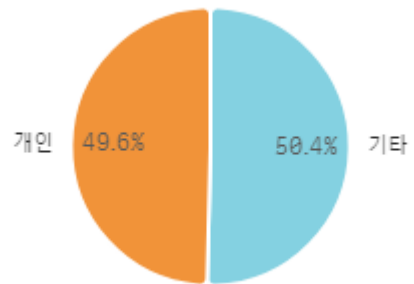


(냉)명태 수입

거래 단량별 물량 구성비



출하자별 거래물량 구성비



도매시장 법인별 거래물량(톤)



도매시장 법인별 거래금액(백만원)



(선)명태 수입(10Kg)

산지별 거래물량(톤)



일본

출하산지(개소)

1

출하건수(천건)

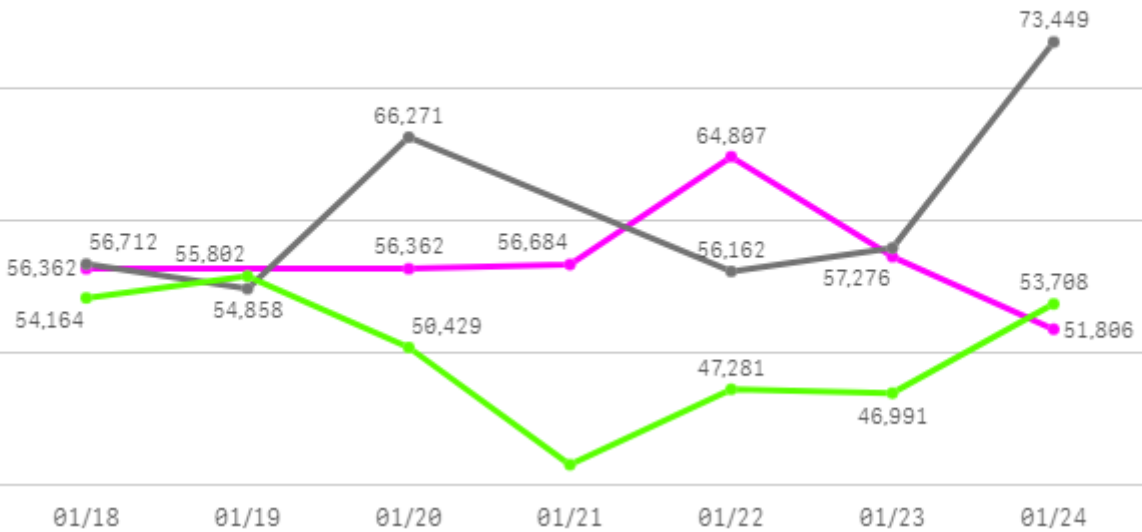
0

산지별 주출하 시군구



주간 도매가격(원)

◆ 2025 ● 2024 ◆ 평년



01/18

01/19

01/20

01/21

01/22

01/23

01/24

구분	금주(A)	전주(B)	전월(C)	전년(D)	평년(E)	A/B	A/C	A/D	A/E
가격(원)	57,216	59,831	79,486	60,896	51,114	95.6%	72.0%	94.0%	111.9%

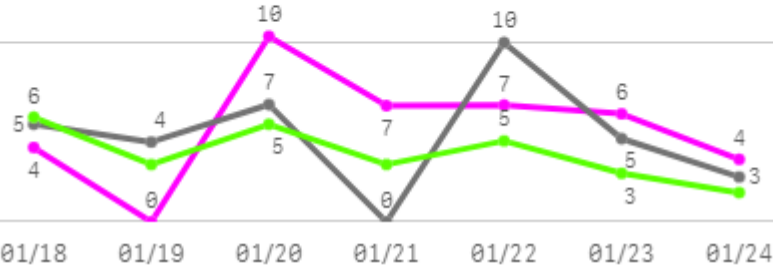
□ (선)명태 수입(10Kg) 주간 가격

구분	Q	품종	Q	단량	Q	특	상	보통	하
2025-01-18		(선)명태 수입		10Kg		-	56,362	39,167	-
2025-01-20		(선)명태 수입		10Kg		-	56,362	39,167	-
2025-01-21		(선)명태 수입		10Kg		-	56,684	39,435	-
2025-01-22		(선)명태 수입		10Kg		-	64,807	39,833	-
2025-01-23		(선)명태 수입		10Kg		-	57,276	40,272	-
2025-01-24		(선)명태 수입		10Kg		-	51,806	38,725	-
평균						-	57,216	39,433	-

갈치

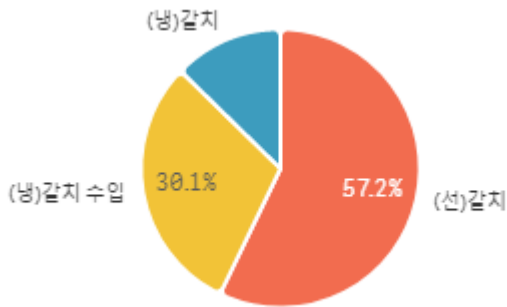
주간 반입량(톤)

◆ 2025 ● 2024 ▲ 평년

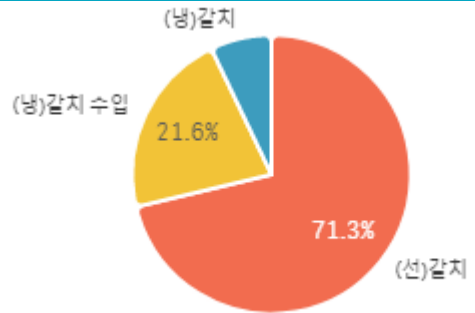


구분	금주(A)	전주(B)	전월(C)	전년(D)	평년(E)	A/B	A/C	A/D	A/E
물량(톤)	37	34	47	34	29	110.6%	78.7%	110.2%	128.1%

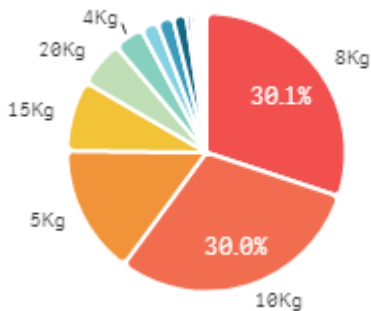
출하 품종별 거래물량 구성비



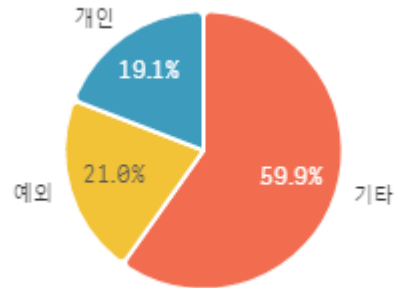
출하 품종별 거래금액 구성비



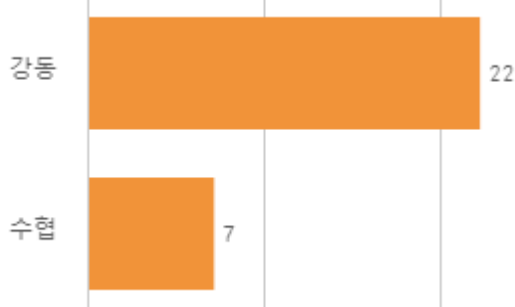
거래 단량별 물량 구성비



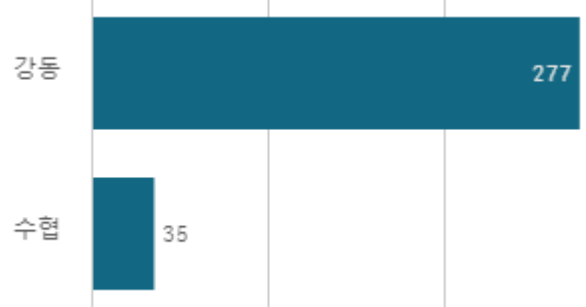
출하자별 거래물량 구성비



도매시장 법인별 거래물량(톤)

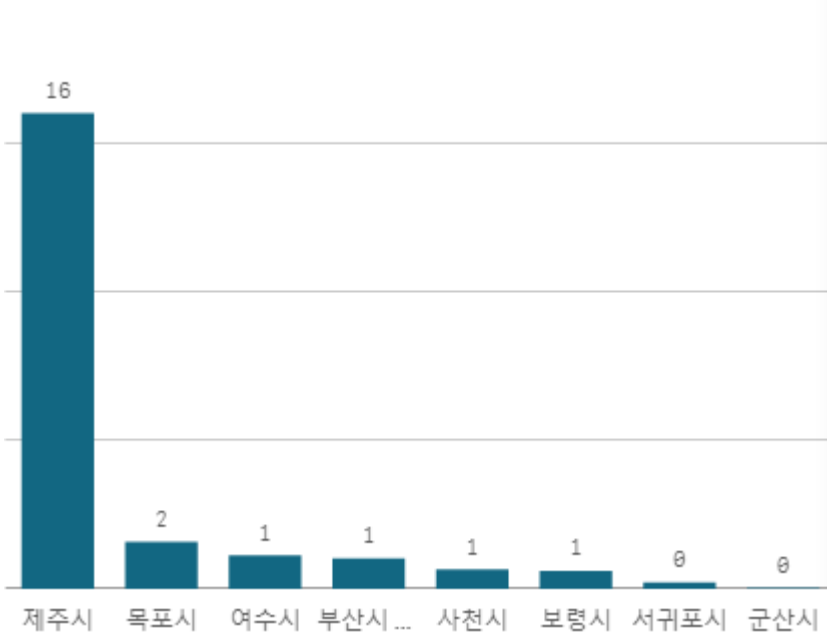


도매시장 법인별 거래금액(백만원)



(선)갈치(5Kg)

산지별 거래물량(톤)



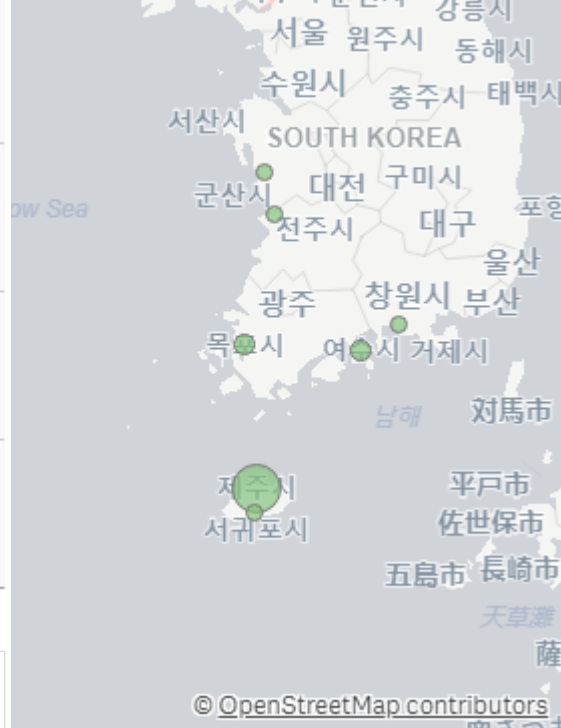
출하산지(개소)

8

출하건수(천건)

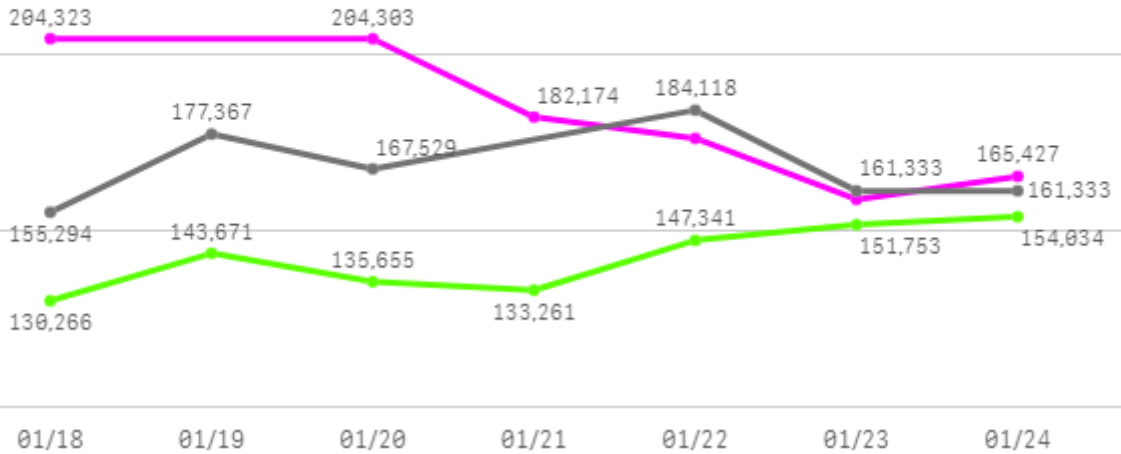
1

산지별 주출하 시군구



주간 도매가격(원)

◆ 2025 ● 2024 ◆ 평년



구분	금주(A)	전주(B)	전월(C)	전년(D)	평년(E)	A/B	A/C	A/D	A/E
가격(원)	181,885	190,793	143,247	167,829	150,098	95.3%	127.0%	108.4%	121.2%

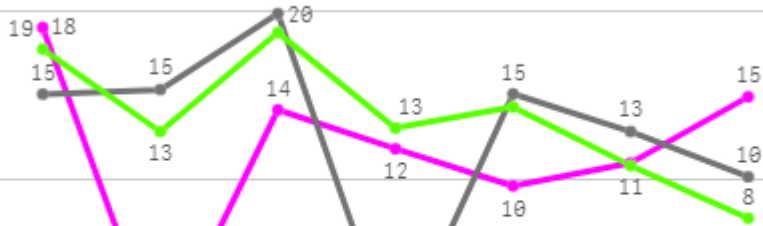
□ (선)갈치(5Kg) 주간 가격

구분	Q	품종	Q	단량	Q	특	상	보통	하
2025-01-18		(선)갈치		5Kg		-	204,323	84,949	28,328
2025-01-20		(선)갈치		5Kg		-	204,303	83,949	24,656
2025-01-21		(선)갈치		5Kg		-	182,174	86,780	30,804
2025-01-22		(선)갈치		5Kg		-	176,162	79,106	23,829
2025-01-23		(선)갈치		5Kg		-	158,919	36,743	21,490
2025-01-24		(선)갈치		5Kg		-	165,427	38,109	21,483
평균						-	181,885	68,273	25,098

금

주간 반입량(톤)

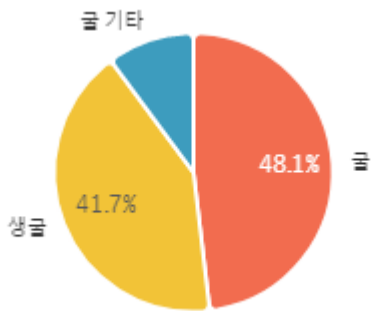
◆ 2025 ● 2024 ▲ 평년



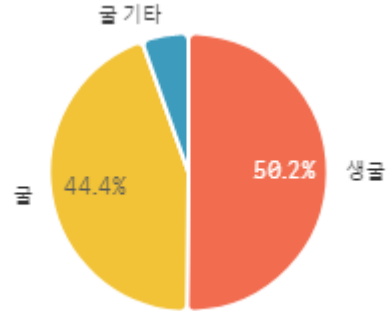
01/18 01/19 01/20 01/21 01/22 01/23 01/24

구분	금주(A)	전주(B)	전월(C)	전년(D)	평년(E)	A/B	A/C	A/D	A/E
물량(톤)	81	81	109	89	90	100.2%	74.0%	91.1%	90.3%

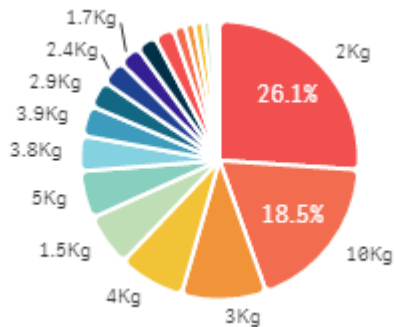
출하 품종별 거래물량 구성비



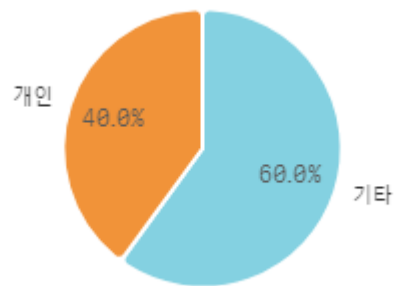
출하 품종별 거래금액 구성비



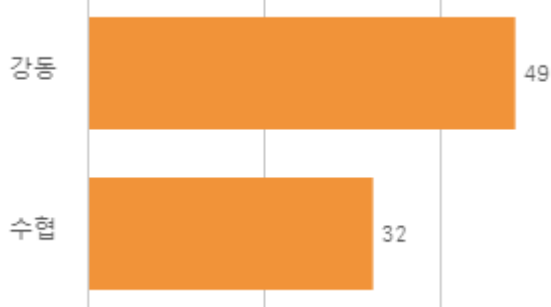
거래 단량별 물량 구성비



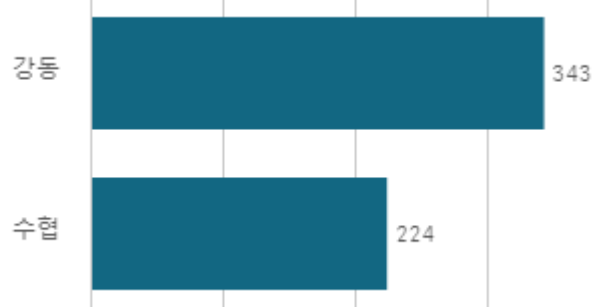
출하자별 거래물량 구성비



도매시장 법인별 거래물량(톤)

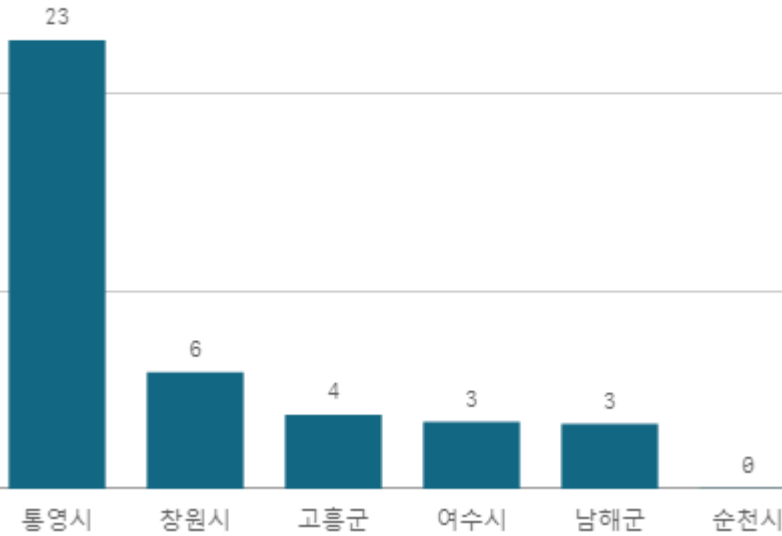


도매시장 법인별 거래금액(백만원)



굴(1Kg)

산지별 거래물량(톤)



출하산지(개소)

6

출하건수(천건)

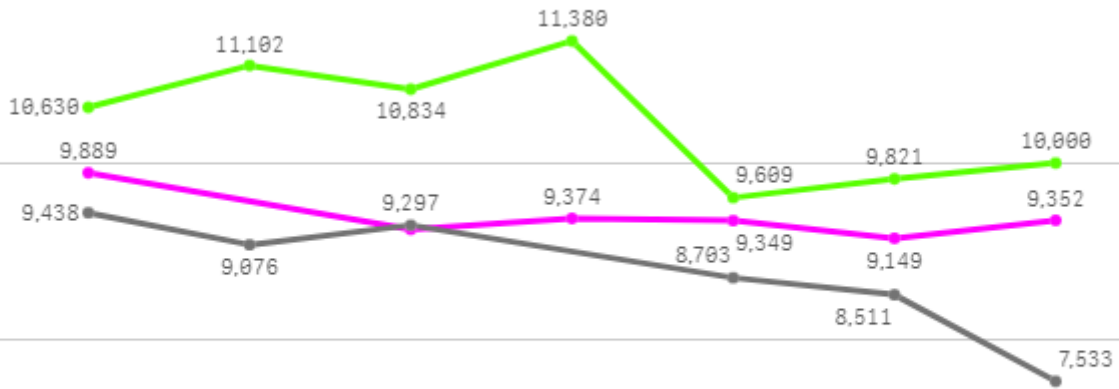
1

산지별 주출하 시군구



주간 도매가격(원)

◆ 2025 ● 2024 ◆ 평년



01/18 01/19 01/20 01/21 01/22 01/23 01/24

구분	금주(A)	전주(B)	전월(C)	전년(D)	평년(E)	A/B	A/C	A/D	A/E
가격(원)	9,394	9,702	10,353	8,760	10,321	96.8%	90.7%	107.2%	91.0%

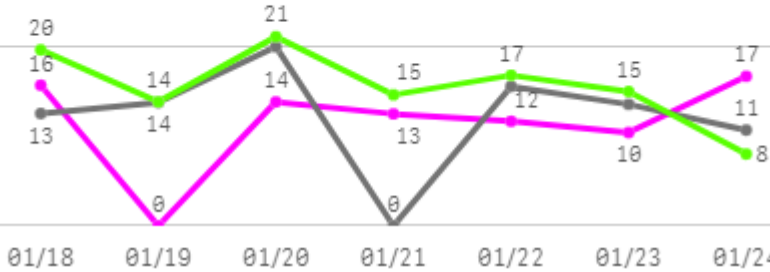
□ 굴(1Kg) 주간 가격

구분	Q	품종	Q	단량	Q	특	상	보통	하
2025-01-18		굴		1Kg		11,988	9,889	7,676	5,651
2025-01-20		굴		1Kg		12,492	9,250	5,636	3,453
2025-01-21		굴		1Kg		12,282	9,374	6,850	4,564
2025-01-22		굴		1Kg		12,670	9,349	7,295	5,301
2025-01-23		굴		1Kg		12,184	9,149	6,895	5,284
2025-01-24		굴		1Kg		12,584	9,352	7,549	6,396
평균						12,367	9,394	6,984	5,108

홍합

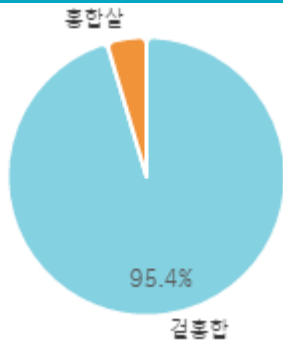
주간 반입량(톤)

◆ 2025 ● 2024 ▲ 평년

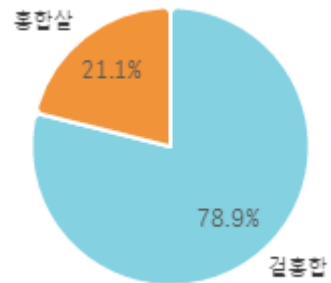


구분	금주(A)	전주(B)	전월(C)	전년(D)	평년(E)	A/B	A/C	A/D	A/E
물량(톤)	81	81	82	87	97	100.1%	98.5%	93.8%	83.4%

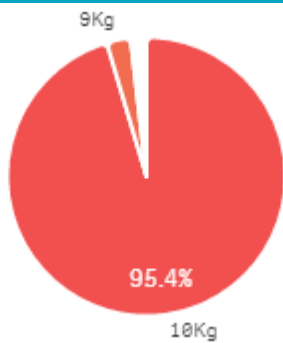
출하 품종별 거래물량 구성비



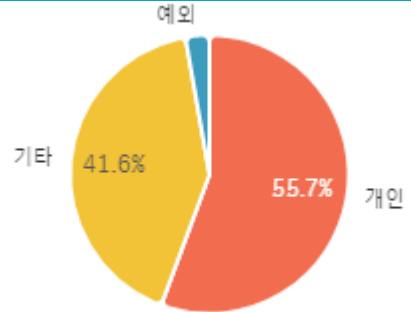
출하 품종별 거래금액 구성비




거래 단량별 물량 구성비



출하자별 거래물량 구성비



도매시장 법인별 거래물량(톤)

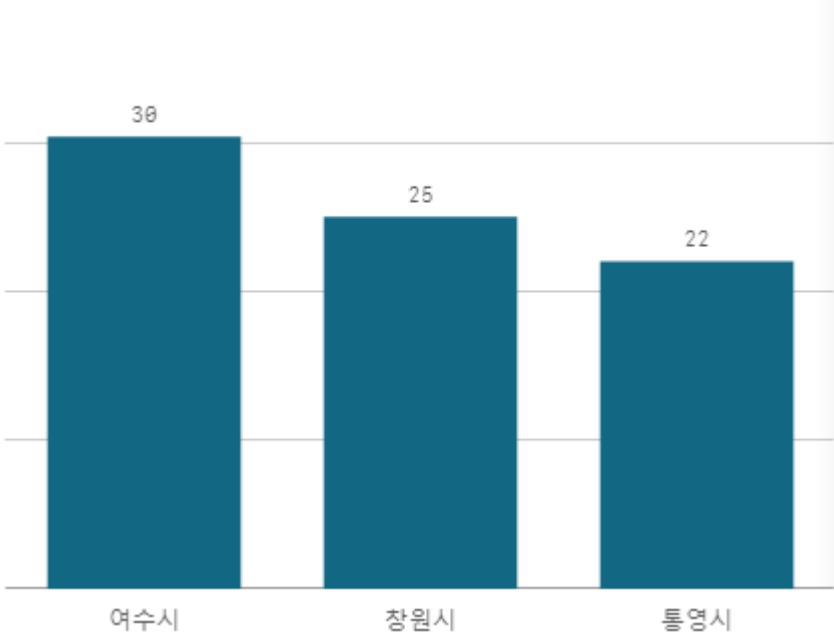


도매시장 법인별 거래금액(백만원)



걸홍합(10Kg)

산지별 거래물량(톤)



산지별 주출하 시군구



출하산지(개소)

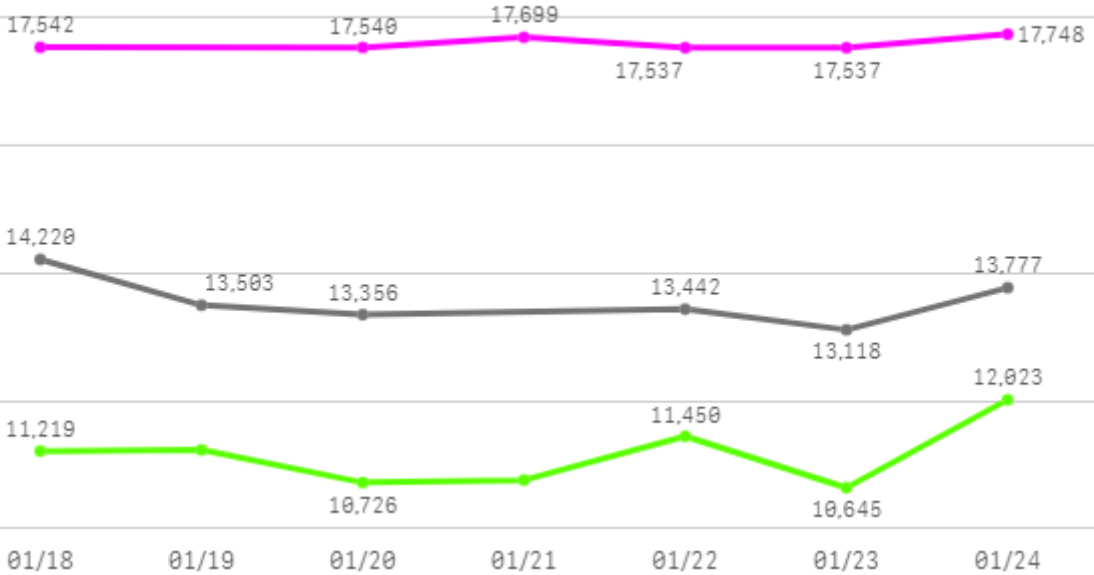
3

출하건수(천건)

1

주간 도매가격(원)

◆ 2025 ● 2024 ◆ 평년



구분	금주(A)	전주(B)	전월(C)	전년(D)	평년(E)	A/B	A/C	A/D	A/E
가격(원)	17,601	16,873	17,939	13,569	12,722	104.3%	98.1%	129.7%	138.3%

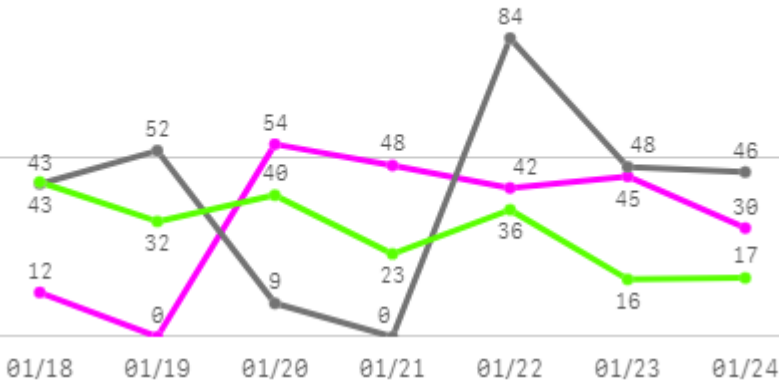
□ 곁홍합(10Kg) 주간 가격

구분	Q	품종	Q	단량	Q	특	상	보통	하
2025-01-18		곁홍합		10Kg		-	17,542	17,095	14,567
2025-01-20		곁홍합		10Kg		-	17,540	17,329	15,825
2025-01-21		곁홍합		10Kg		-	17,699	17,349	15,812
2025-01-22		곁홍합		10Kg		-	17,537	17,321	15,722
2025-01-23		곁홍합		10Kg		-	17,537	17,366	15,667
2025-01-24		곁홍합		10Kg		-	17,748	17,414	16,266
평균						-	17,601	17,312	15,643

건멸치

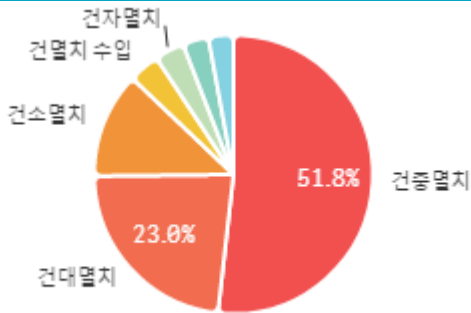
주간 반입량(톤)

◆ 2025 ◆ 2024 ◆ 평년

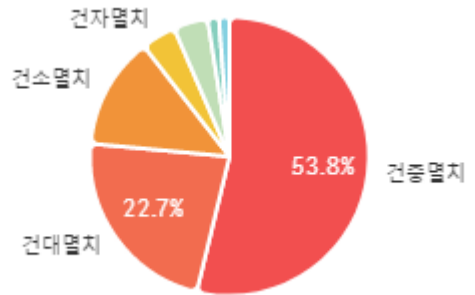


구분	금주(A)	전주(B)	전월(C)	전년(D)	평년(E)	A/B	A/C	A/D	A/E
물량(톤)	232	228	121	282	215	101.8%	192.1%	82.1%	107.8%

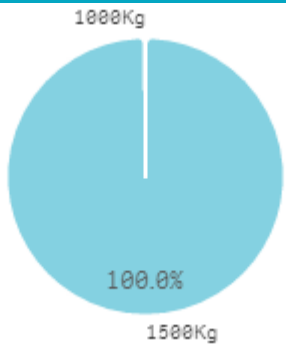
출하 품종별 거래물량 구성비



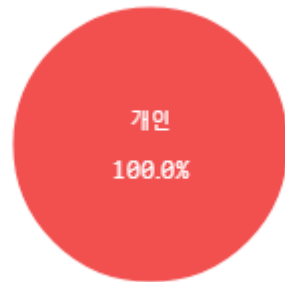
출하 품종별 거래금액 구성비



거래 단량별 물량 구성비




출하자별 거래물량 구성비



도매시장 법인별 거래물량(톤)

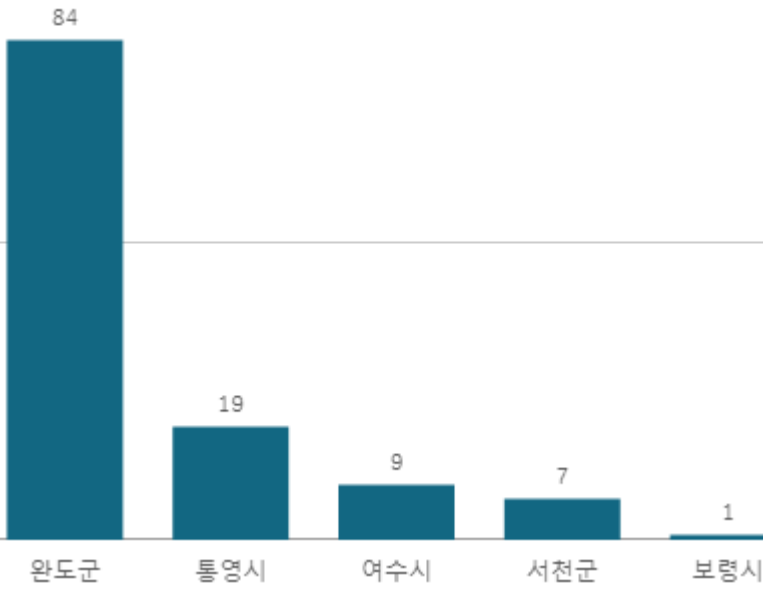


도매시장 법인별 거래금액(백만원)



건종멸치(1.5Kg)

산지별 거래물량(톤)



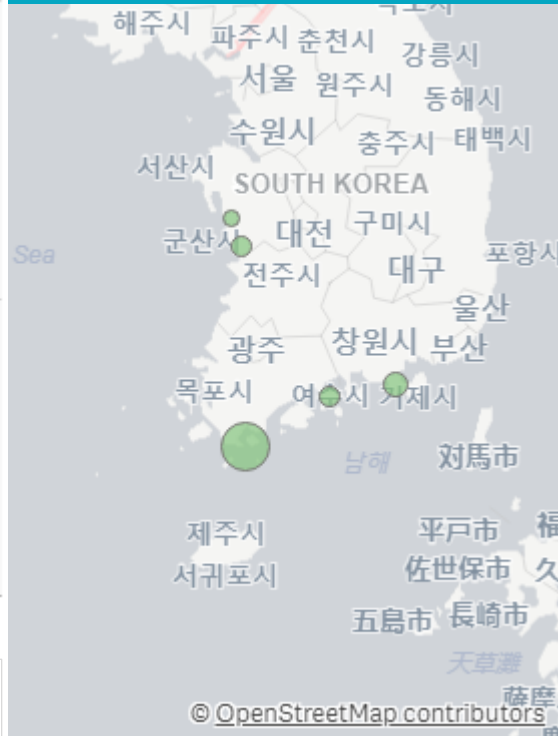
출하산지(개소)

5

출하건수(천건)

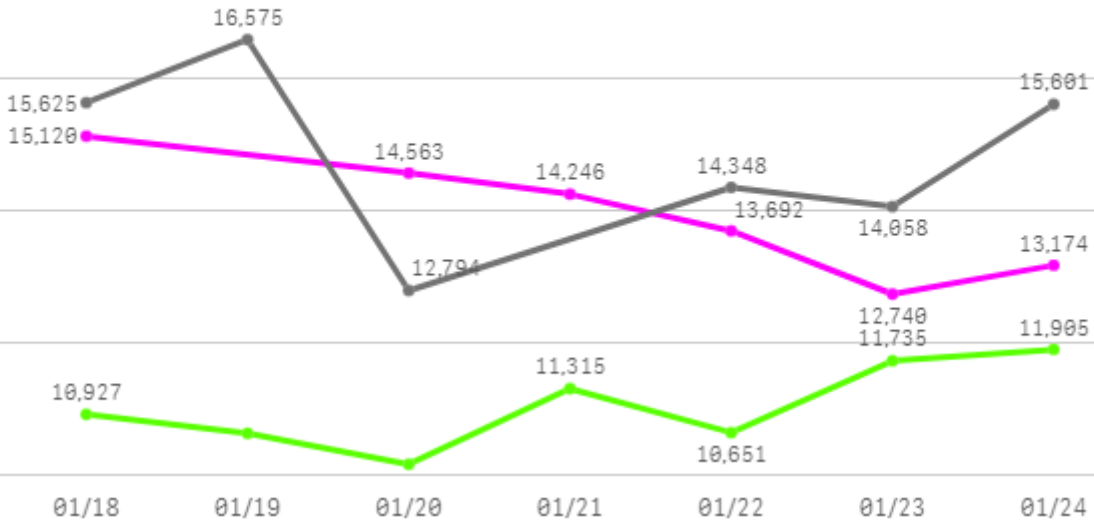
0

산지별 주출하 시군구



주간 도매가격(원)

◆ 2025 ● 2024 ◆ 평년



구분	금주(A)	전주(B)	전월(C)	전년(D)	평년(E)	A/B	A/C	A/D	A/E
가격(원)	13,923	16,384	19,790	14,834	11,555	85.0%	70.4%	93.9%	120.5%

□ 건중멸치(1.5Kg) 주간 가격

구분	Q	품종	Q	단량	Q	특	상	보통	하
2025-01-18		건중멸치		1.5Kg		-	15,120	13,032	9,760
2025-01-20		건중멸치		1.5Kg		-	14,563	12,888	10,493
2025-01-21		건중멸치		1.5Kg		-	14,246	11,544	8,118
2025-01-22		건중멸치		1.5Kg		-	13,692	10,760	8,200
2025-01-23		건중멸치		1.5Kg		-	12,740	10,358	8,401
2025-01-24		건중멸치		1.5Kg		-	13,174	9,640	7,793
평균						-	13,923	11,370	8,794