
2025년 가락시장

주요 품목 주간 거래동향

09월 4주차 주요 동향

[2025. 9.20. ~ 9.26.]



서울특별시농수산물공사

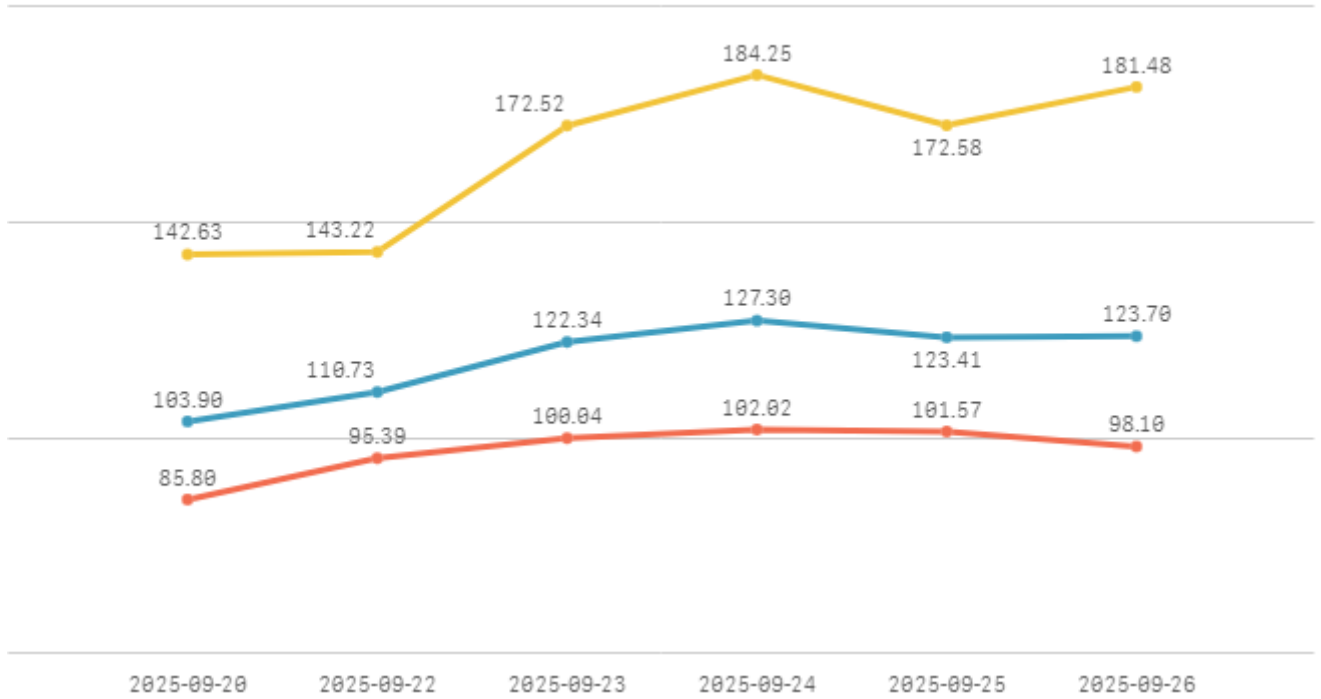
[데이터전략팀]

1. 주간 표준지수

※ 직전 5개년 평균가격을 지수 100으로 산정하여 100 이상일 경우 평년보다 상승, 100 이하일 경우 평년보다 하락

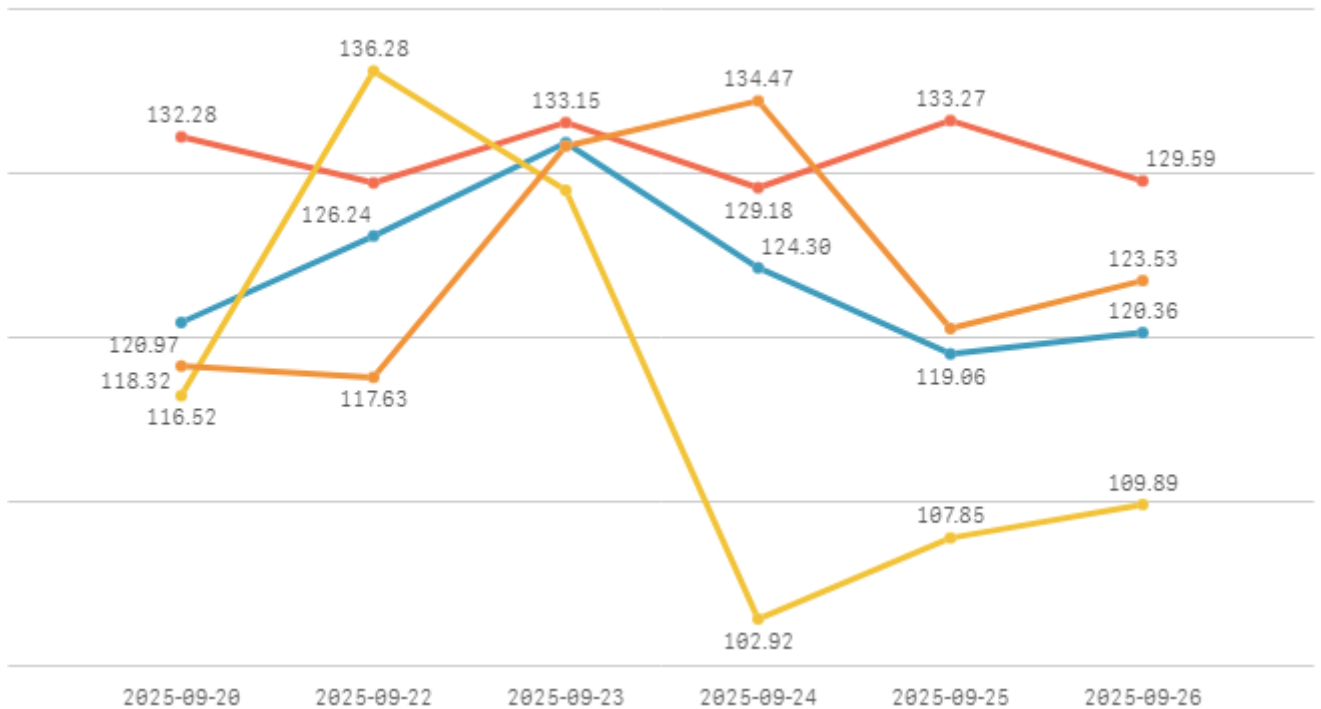
□ 청과부류

합계 채소계 과일계



□ 수산부류

합계 생선류 조개류 건어류



2. 주요 품목 주간 거래동향

주요 품목(종) 주간동향 (2025.09.20 ~ 09.26)

품종 단위	금주평균	전주평균	전월평균	전년평균	5년평균 가격	전주대비	전월대비	전년대비	5년평균 대비
(냉)고등어 수입(10키로상자)	65,263	66,928	51,329	46,654	60,784	-2% ▼	27% ▲	40% ▲	7% ▲
(선)갈치(5키로상자)	139,143	145,953	118,279	148,432	136,477	-5% ▼	18% ▲	-6% ▼	2% ▲
가지(8키로상자)	25,346	18,091	17,479	23,565	24,731	40% ▲	45% ▲	8% ▲	2% ▲
감글 하우스(3키로상자)	22,513	23,222	23,601	22,153	22,539	-3% ▼	-5% ▼	2% ▲	-0% ▼
감자 수미(햇)(20키로상자)	38,250	39,660	37,705	33,606	37,730	-4% ▼	1% ▲	14% ▲	1% ▲
건세열치(1.5키로상자)	17,395	19,530	19,931	16,930	17,864	-11% ▼	-13% ▼	3% ▲	-3% ▼
걸쭉합(10키로망대)	12,137	12,034	12,014	15,896	12,840	1% ▲	1% ▲	-24% ▼	-5% ▼
깐마늘 대서(20키로)	146,984	148,200	146,056	135,973	145,823	-1% ▼	1% ▲	8% ▲	1% ▲
단감 송본(10키로상자)	63,248	58,512	-	83,796	63,626	8% ▲	-	-25% ▼	-1% ▼
당근(20키로상자)	34,927	36,100	32,589	99,287	41,505	-3% ▼	7% ▲	-65% ▼	-16% ▼
대추방울토마토(3키로상자)	21,864	24,885	22,599	28,671	22,134	-12% ▼	-3% ▼	-24% ▼	-1% ▼
대파(일반)(1키로단)	1,582	1,595	1,531	2,520	1,660	-1% ▼	3% ▲	-37% ▼	-5% ▼
멜론 머스크(8키로상자)	25,985	23,277	24,297	27,100	26,937	12% ▲	7% ▲	-4% ▼	-4% ▼
무(20키로상자)	9,864	9,940	11,386	22,076	11,802	-1% ▼	-13% ▼	-55% ▼	-16% ▼
물오징어(6키로상자)	99,303	86,894	67,136	96,525	99,129	14% ▲	48% ▲	3% ▲	0% ▲
바나나 수입(13키로상자)	29,528	29,417	26,098	29,761	29,363	0% ▲	13% ▲	-1% ▼	1% ▲
배 신고(15키로상자)	48,612	50,742	27,781	42,523	47,656	-4% ▼	75% ▲	14% ▲	2% ▲
배추(10키로망대)	15,220	14,098	13,368	26,800	16,166	8% ▲	14% ▲	-43% ▼	-6% ▼
백다다기오이(100개)	69,456	65,171	76,728	99,164	71,494	7% ▲	-9% ▼	-30% ▼	-3% ▼
복숭아 엘버트(황)(4키로상자)	23,813	24,724	19,498	22,540	23,396	-4% ▼	22% ▲	6% ▲	2% ▲
복숭아 찬타지아(천)(10키로상자)	53,230	52,203	46,949	52,283	51,557	2% ▲	13% ▲	2% ▲	3% ▲
부추(일반)(500그램단)	1,420	1,624	2,475	1,776	1,508	-13% ▼	-43% ▼	-20% ▼	-6% ▼
빨강 파프리카(5키로상자)	34,021	37,590	50,048	36,192	34,516	-9% ▼	-32% ▼	-6% ▼	-1% ▼
사과 홀로(10키로상자)	66,177	57,086	77,062	40,344	63,193	16% ▲	-14% ▼	64% ▲	5% ▲
상추 포기참(4키로상자)	60,669	55,624	36,929	91,873	58,175	9% ▲	64% ▲	-34% ▼	4% ▲
새송이버섯(2키로상자)	8,474	7,115	5,482	6,547	8,289	19% ▲	55% ▲	29% ▲	2% ▲
시금치(4키로상자)	37,252	58,072	58,810	52,261	37,422	-36% ▼	-37% ▼	-29% ▼	-0% ▼
알배기배추(8키로상자)	33,507	33,582	32,187	48,497	33,626	-0% ▼	4% ▲	-31% ▼	-0% ▼
애호박(20개)	30,643	23,215	29,289	29,215	29,183	32% ▲	5% ▲	5% ▲	5% ▲
양배추(8키로망대)	5,738	6,871	5,953	7,255	6,132	-16% ▼	-4% ▼	-21% ▼	-6% ▼
양상추(일반)(12개)	21,345	24,184	43,054	40,647	22,983	-12% ▼	-50% ▼	-47% ▼	-7% ▼
양파(1키로)	1,071	1,050	1,055	1,328	1,108	2% ▲	2% ▲	-19% ▼	-3% ▼
열무(4키로상자)	9,839	9,073	15,425	14,061	10,222	8% ▲	-36% ▼	-36% ▼	-4% ▼
오렌지 네블 수입(18키로상자)	61,854	61,962	57,293	51,078	61,057	-0% ▼	8% ▲	21% ▲	1% ▲
오이맛고추(10키로상자)	51,812	40,170	20,512	51,183	49,859	29% ▲	153% ▲	1% ▲	4% ▲
자두 추희(5키로상자)	37,798	35,156	37,372	26,731	36,778	8% ▲	1% ▲	41% ▲	3% ▲
청경채(4키로상자)	21,816	13,936	9,555	31,363	21,311	57% ▲	128% ▲	-36% ▼	2% ▲
청양고추(10키로상자)	40,304	39,888	25,767	64,287	42,600	1% ▲	56% ▲	-37% ▼	-5% ▼
토마토(5키로상자)	27,027	37,177	20,084	18,156	26,592	-27% ▼	35% ▲	49% ▲	2% ▲
팽이버섯(5키로상자)	10,897	10,335	7,532	14,926	11,601	5% ▲	45% ▲	-27% ▼	-6% ▼
포도 샤인머스켓(2키로상자)	8,186	8,806	14,004	10,434	9,219	-7% ▼	-42% ▼	-22% ▼	-11% ▼
포도 캠벨얼리(3키로상자)	15,145	14,108	19,681	16,210	15,640	7% ▲	-23% ▼	-7% ▼	-3% ▼
호박밤 고구마(10키로상자)	26,549	28,330	31,326	28,523	26,404	-6% ▼	-15% ▼	-7% ▼	1% ▲

□ 품종별 등락가격 비교(전주대비)

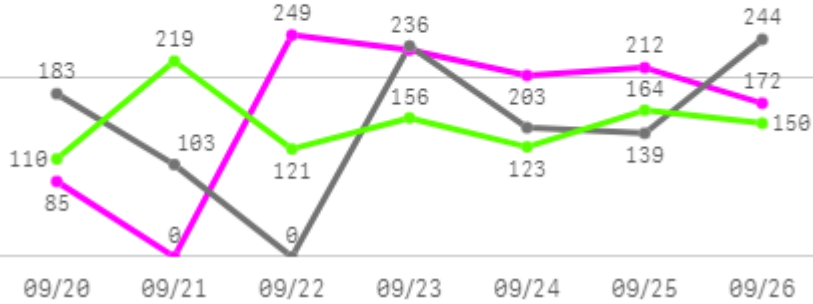
구분	품목(종)명
상승 품목(종)	가지(40%),단감 송분(8%),멜론 머스크(12%),물오징어(14%),배추(8%),백다다기오이(7%),사과 홀로(16%),상추 포기잡(9%),새송이버섯(19%),애호박(32%),열무(8%),오이맛고추(29%),자두 추희(8%),청경채(57%),팽이버섯(5%),포도 캠벨얼리(7%)
하락 품목(종)	건세멸치(-11%),대추방울토마토(-12%),부추(일반)(-13%),빨강 파프리카(-9%),시금치(-36%),양배추(-16%),양상추(일반)(-12%),토마토(-27%),포도 샤인머스캣(-7%),호박밤 고구마(-6%)
보합 품목(종)(+5%)	(냉)고등어 수입,(선)갈치,감귤 하우스,감자 수미(햇),겉흙합,깐마늘 대서,당근,대파(일반),무,바나나 수입,배 신고,복숭아 엘버트(황),복숭아 환타지아(천),알배기배추,양파,오렌지 네블 수입,청양고추

3. 품목(종)별 주간 거래동향

고구마

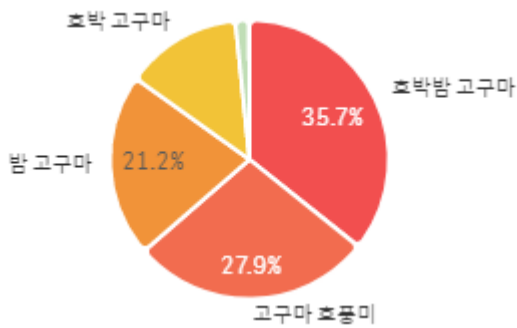
주간 반입량(톤)

◆ 2025 ● 2024 ▲ 평년

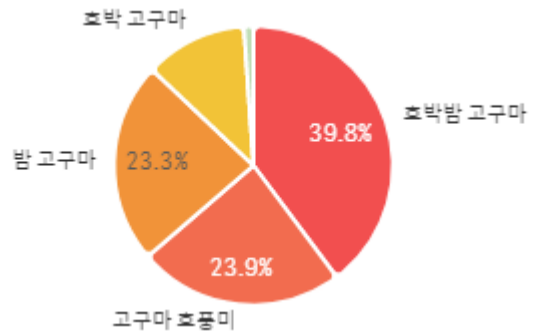


구분	금주(A)	전주(B)	전월(C)	전년(D)	평년(E)	A/B	A/C	A/D	A/E
물량(톤)	1,153	973	810	1,050	989	118.5%	142.4%	109.8%	116.6%

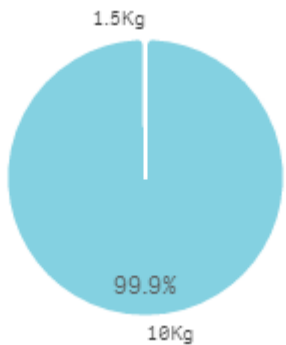
출하 품종별 거래물량 구성비



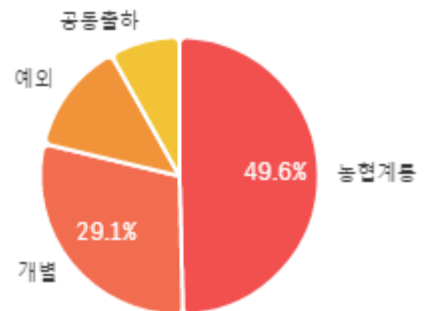
출하 품종별 거래금액 구성비



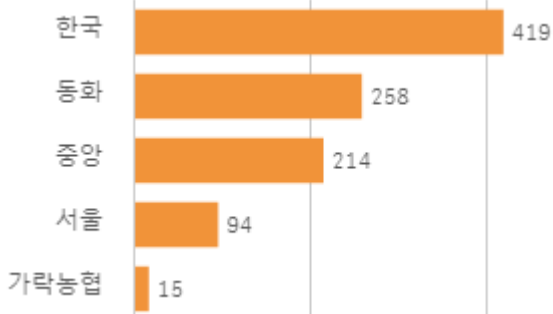
거래 단량별 물량 구성비



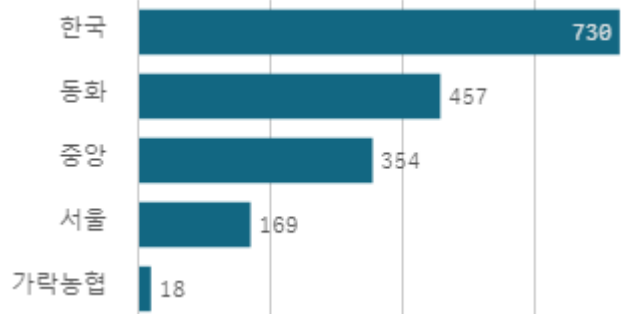
출하자별 거래물량 구성비



도매시장 법인별 거래물량(톤)

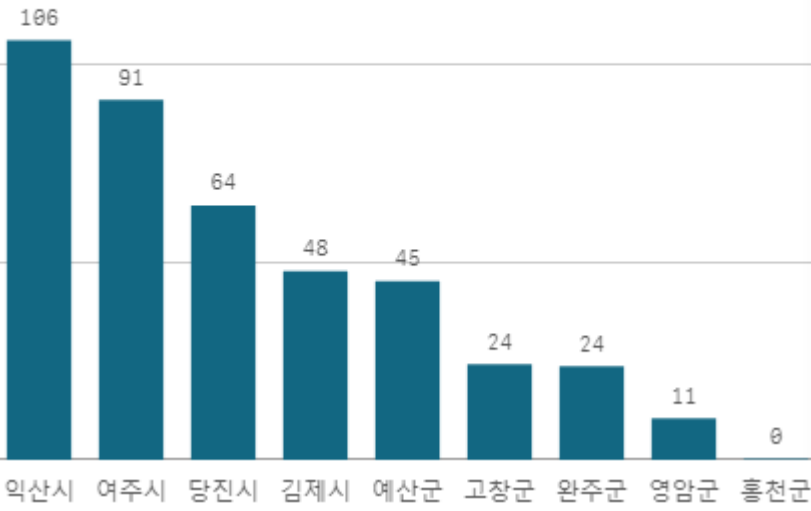


도매시장 법인별 거래금액(백만원)



호박밤 고구마(10Kg)

산지별 거래물량(톤)



출하산지(개소)

9

출하건수(천건)

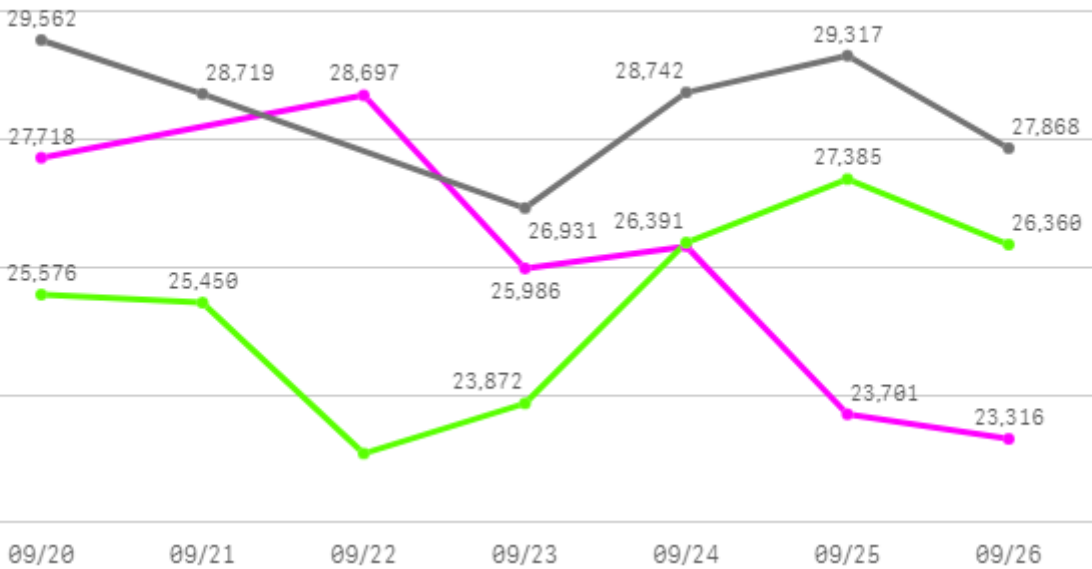
1

산지별 주출하 시군구



주간 도매가격(원)

◆ 2025 ● 2024 ◆ 평년



구분	금주(A)	전주(B)	전월(C)	전년(D)	평년(E)	A/B	A/C	A/D	A/E
가격(원)	26,549	28,330	31,326	28,523	26,404	93.7%	84.8%	93.1%	100.5%

※ 상품 가격 기준

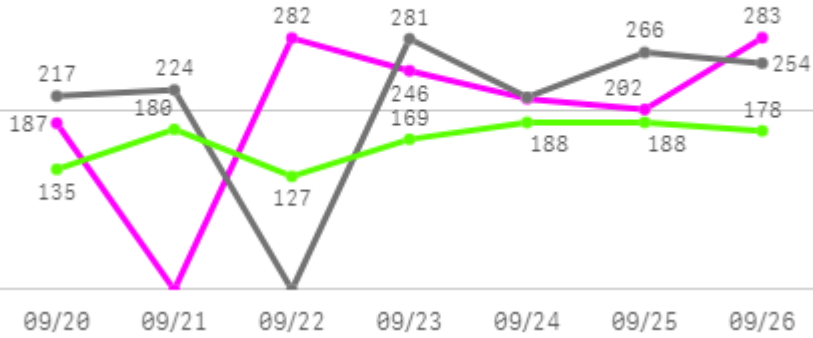
□ 호박밤 고구마(10Kg) 주간 가격

구분	Q	품종	Q	단량	Q	특	상	보통	하
2025-09-20		호박밤 고구마		10Kg		32,298	27,718	21,433	12,310
2025-09-22		호박밤 고구마		10Kg		33,677	28,697	22,713	11,472
2025-09-23		호박밤 고구마		10Kg		31,715	25,986	20,042	9,951
2025-09-24		호박밤 고구마		10Kg		31,204	26,333	18,874	10,581
2025-09-25		호박밤 고구마		10Kg		29,868	23,701	18,743	11,020
2025-09-26		호박밤 고구마		10Kg		29,639	23,316	17,633	9,535
평균						31,400	25,958	19,906	10,811

감자

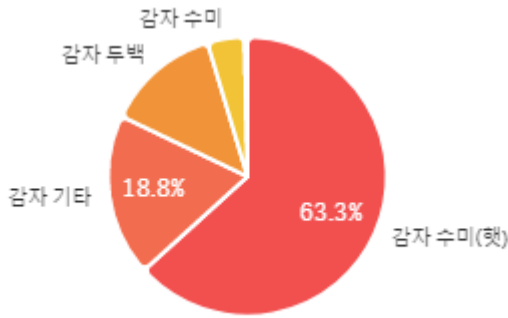
주간 반입량(톤)

◆ 2025 ● 2024 ▲ 평년

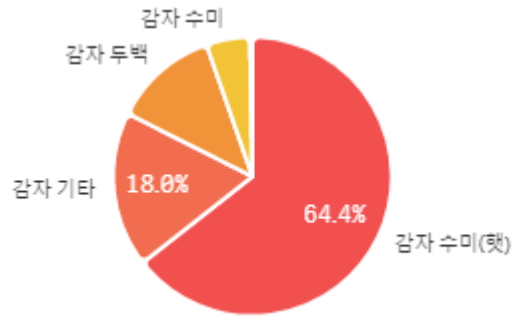


구분	금주(A)	전주(B)	전월(C)	전년(D)	평년(E)	A/B	A/C	A/D	A/E
물량(톤)	1,414	1,512	1,367	1,459	1,191	93.6%	103.5%	96.9%	118.7%

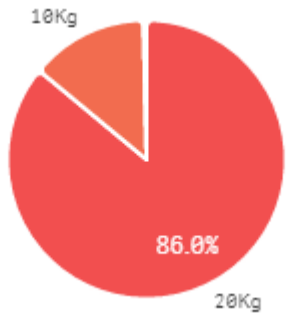
출하 품종별 거래물량 구성비



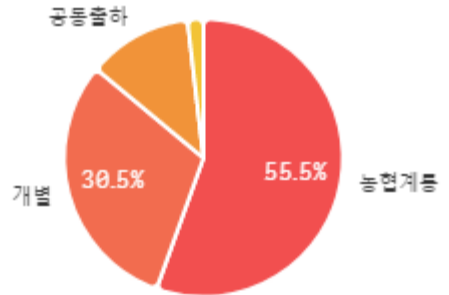
출하 품종별 거래금액 구성비



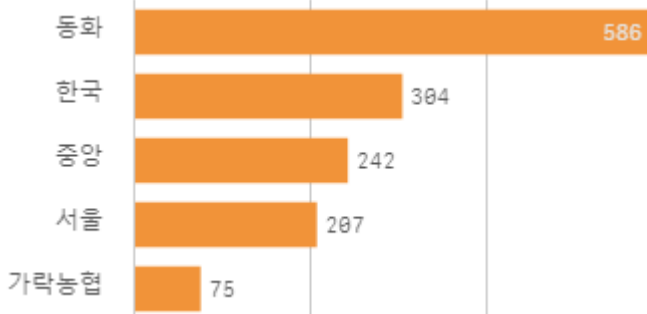
거래 단량별 물량 구성비



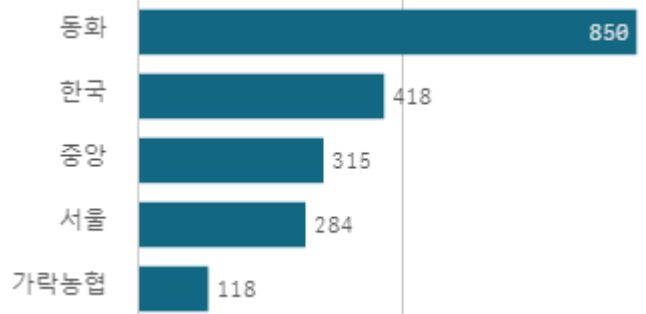
출하자별 거래물량 구성비



도매시장 법인별 거래물량(톤)

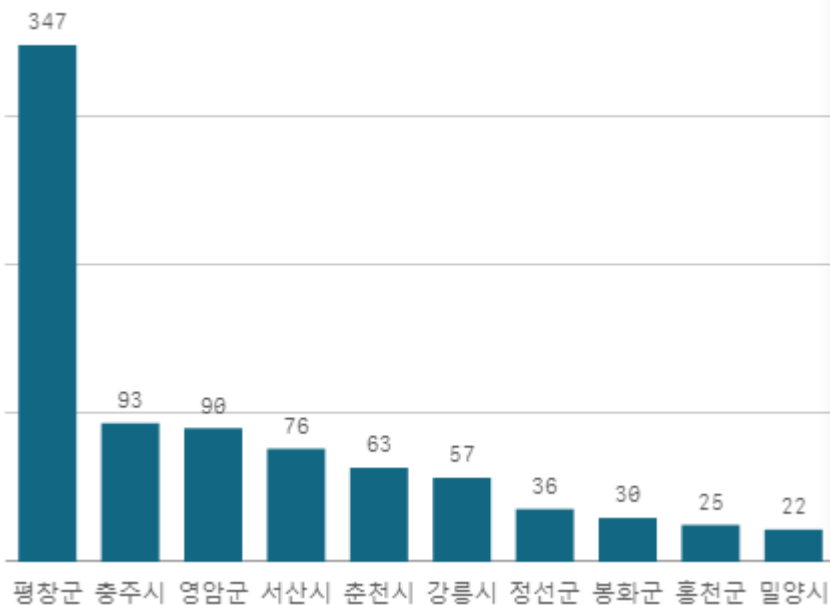


도매시장 법인별 거래금액(백만원)



감자 수미(햇) (20Kg)

산지별 거래물량(톤)



출하산지(개소)

20

출하건수(천건)

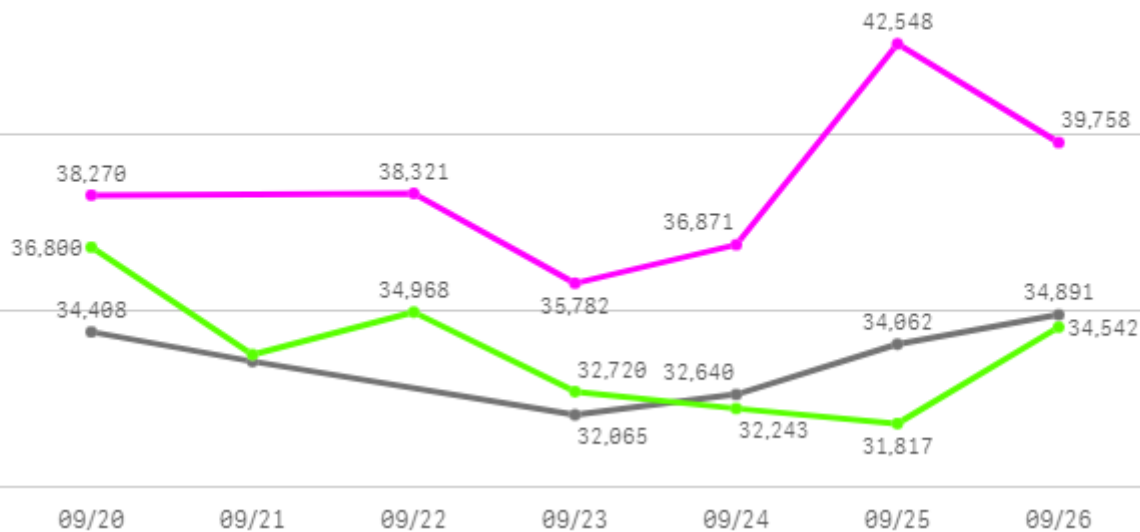
1

산지별 주출하 시군구



주간 도매가격(원)

◆ 2025 ● 2024 ◆ 평년



구분	금주(A)	전주(B)	전월(C)	전년(D)	평년(E)	A/B	A/C	A/D	A/E
가격(원)	38,250	39,660	37,705	33,606	37,730	96.4%	101.4%	113.8%	101.4%

※ 상품 가격 기준

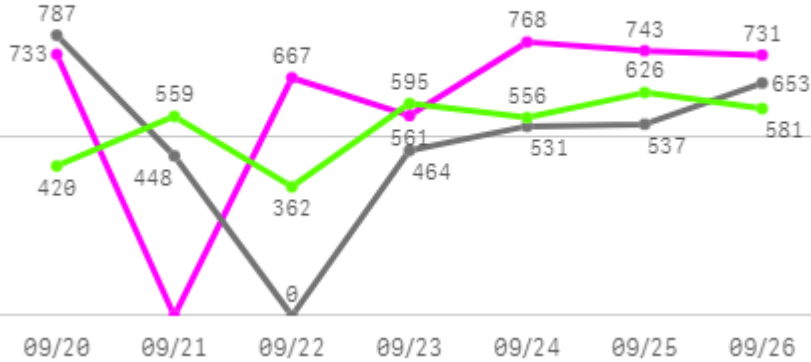
□ 감자 수미(햇)(20Kg) 주간 가격

구분	Q	품종	Q	단량	Q	특	상	보통	하
2025-09-20		감자 수미(햇)		20Kg		42,092	38,270	29,737	13,542
2025-09-22		감자 수미(햇)		20Kg		42,857	38,321	29,827	15,934
2025-09-23		감자 수미(햇)		20Kg		42,696	35,782	23,043	10,621
2025-09-24		감자 수미(햇)		20Kg		44,126	36,871	25,389	10,328
2025-09-25		감자 수미(햇)		20Kg		45,986	42,548	32,742	15,928
2025-09-26		감자 수미(햇)		20Kg		43,631	39,758	31,681	16,376
평균						43,565	38,592	28,737	13,788

배추

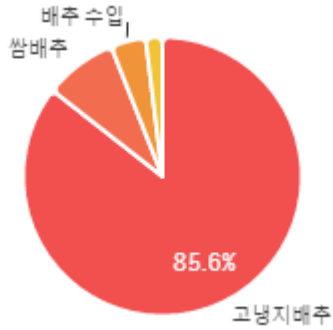
주간 반입량(톤)

◆ 2025 ● 2024 ▲ 평년

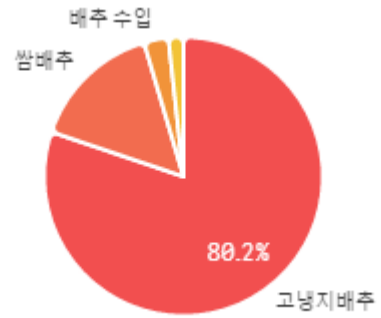


구분	금주(A)	전주(B)	전월(C)	전년(D)	평년(E)	A/B	A/C	A/D	A/E
물량(톤)	4,204	3,431	2,756	3,420	3,493	122.5%	152.5%	122.9%	120.3%

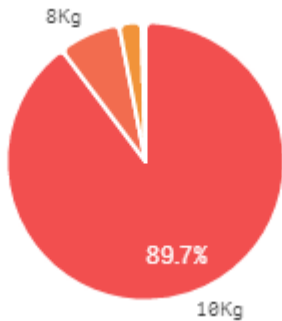
출하 품종별 거래물량 구성비



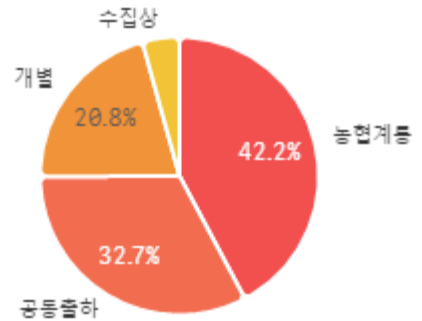
출하 품종별 거래금액 구성비



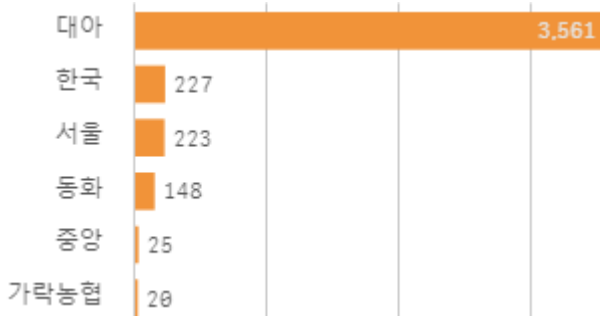
거래 단량별 물량 구성비



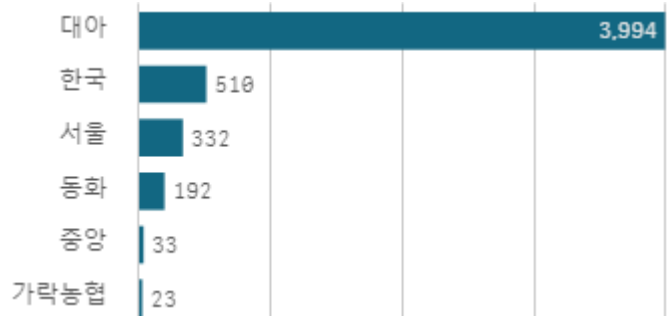
출하자별 거래물량 구성비



도매시장 법인별 거래물량(톤)

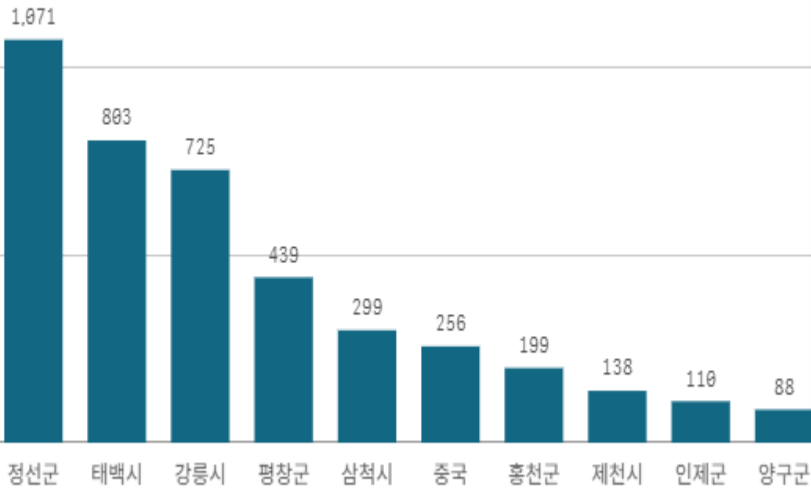


도매시장 법인별 거래금액(백만원)



배추(10Kg)

산지별 거래물량(톤)



출하산지(개소)

17

출하건수(천건)

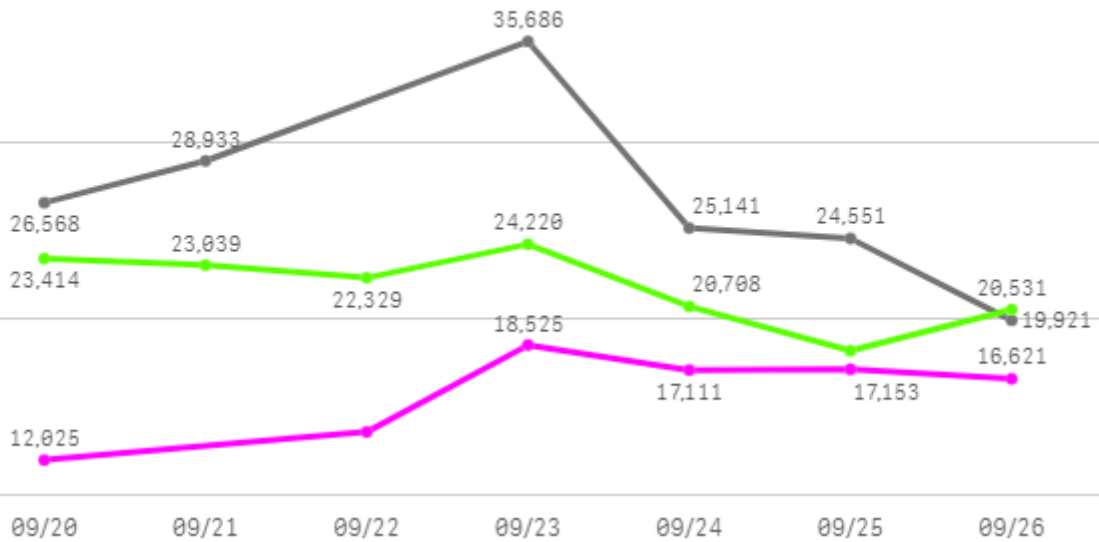
3

산지별 주출하 시군구



주간 도매가격(원)

◆ 2025 ● 2024 ◆ 평년



구분	금주(A)	전주(B)	전월(C)	전년(D)	평년(E)	A/B	A/C	A/D	A/E
가격(원)	15,220	14,098	13,368	26,800	16,166	108.0%	113.9%	56.8%	94.1%

※ 상품 가격 기준

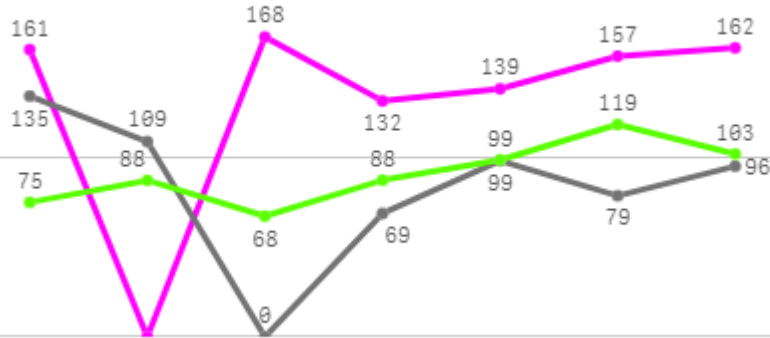
□ 배추(10Kg) 주간 가격

구분	Q	품종	Q	단량	Q	특	상	보통	하
2025-09-20		배추		10Kg		23,607	12,025	5,917	1,839
2025-09-22		배추		10Kg		21,989	13,616	8,075	2,901
2025-09-23		배추		10Kg		29,770	18,525	13,493	5,586
2025-09-24		배추		10Kg		27,992	17,111	11,081	4,830
2025-09-25		배추		10Kg		29,242	17,153	10,604	3,400
2025-09-26		배추		10Kg		28,012	16,621	8,556	2,345
평균						26,769	15,842	9,621	3,484

알배기배추

주간 반입량(톤)

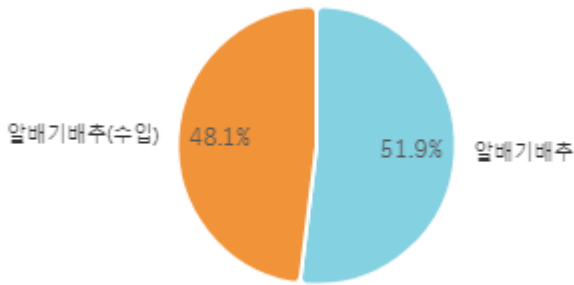
◆ 2025 ● 2024 ▲ 평년



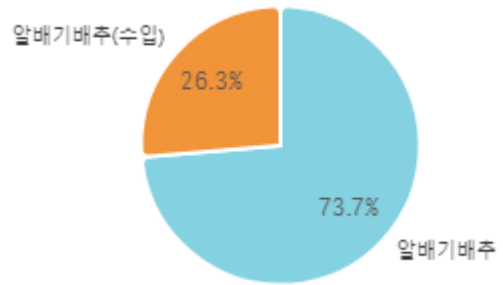
09/20 09/21 09/22 09/23 09/24 09/25 09/26

구분	금주(A)	전주(B)	전월(C)	전년(D)	평년(E)	A/B	A/C	A/D	A/E
물량(톤)	920	772	584	587	721	119.1%	157.6%	156.7%	127.6%

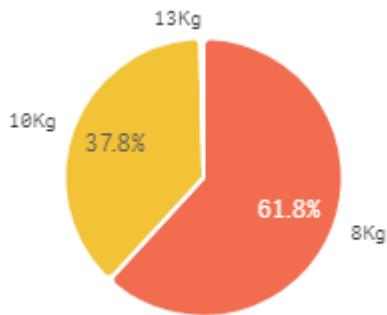
출하 품종별 거래물량 구성비



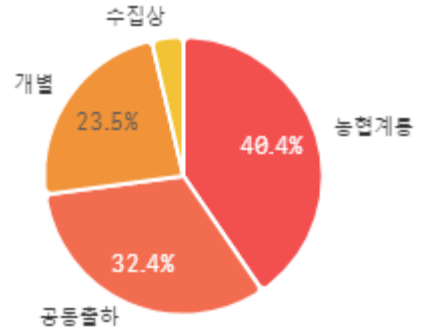
출하 품종별 거래금액 구성비



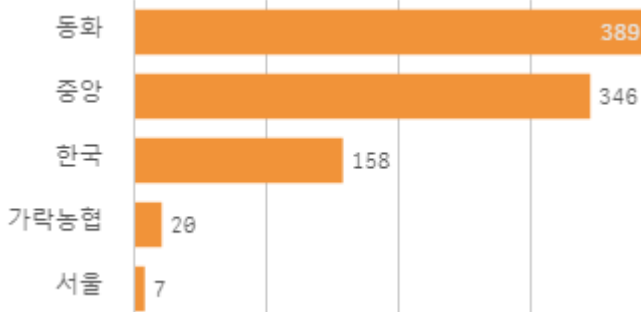
거래 단량별 물량 구성비



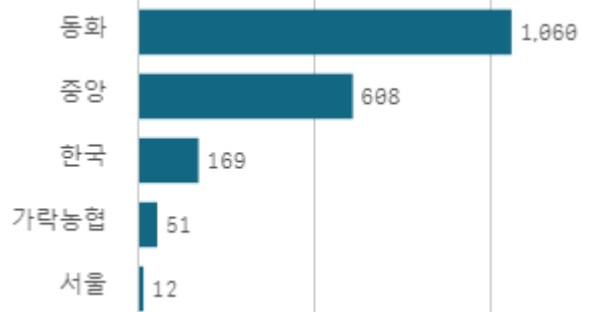
출하자별 거래물량 구성비



도매시장 법인별 거래물량(톤)

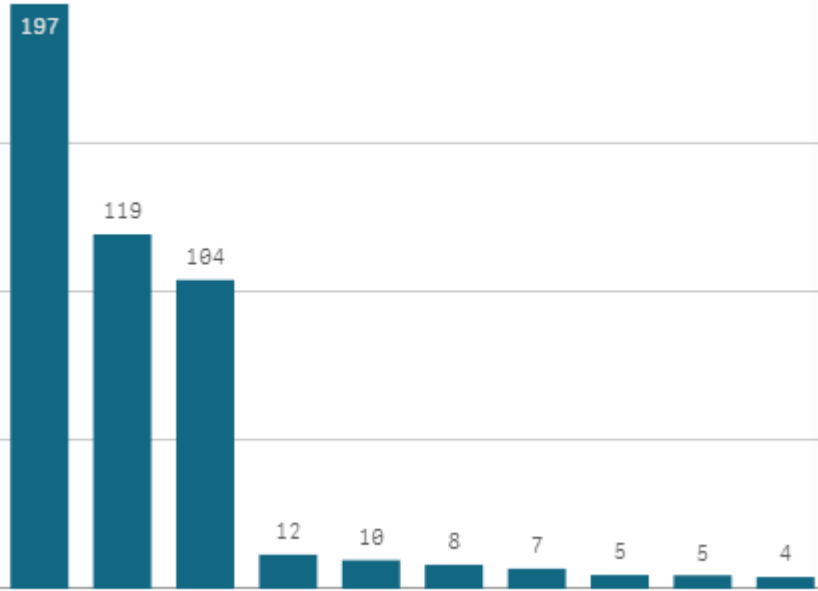


도매시장 법인별 거래금액(백만원)



알배기배추(8Kg)

산지별 거래물량(톤)



출하산지(개소)

14

출하건수(천건)

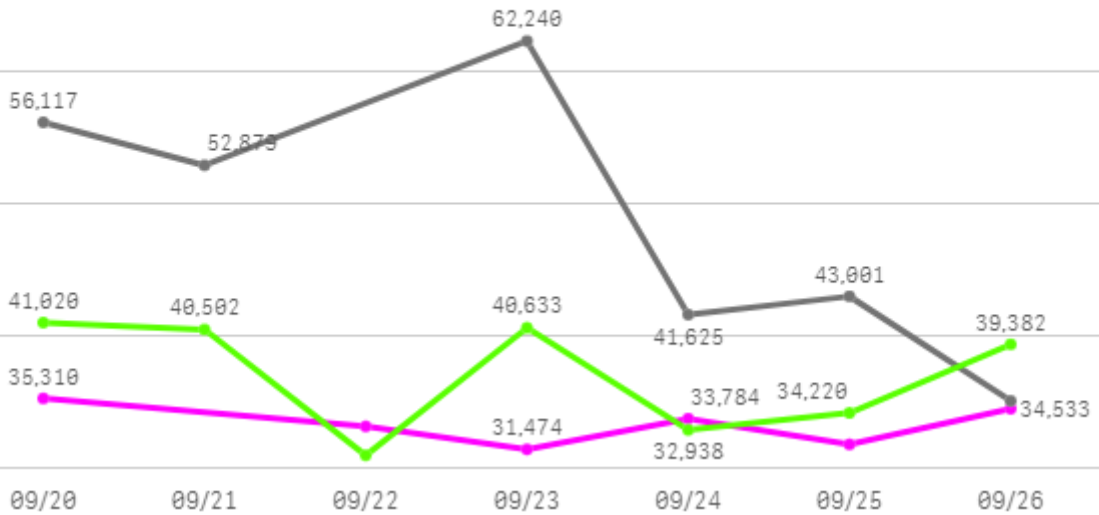
1

산지별 주출하 시군구



주간 도매가격(원)

◆ 2025 ● 2024 ◆ 평년



구분	금주(A)	전주(B)	전월(C)	전년(D)	평년(E)	A/B	A/C	A/D	A/E
가격(원)	33,507	33,582	32,187	48,497	33,626	99.8%	104.1%	69.1%	99.6%

※ 상품 가격 기준

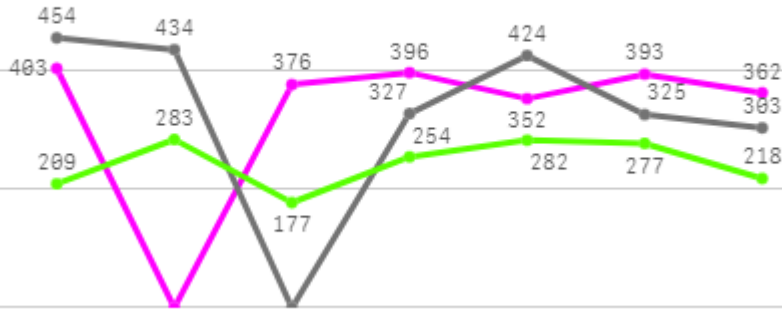
□ 알배기배추(8Kg) 주간 가격

구분	Q	품종	Q	단량	Q	특	상	보통	하
2025-09-20		알배기배추		8Kg		48,738	35,310	15,959	6,903
2025-09-22		알배기배추		8Kg		42,758	33,202	19,075	8,186
2025-09-23		알배기배추		8Kg		50,034	31,474	16,329	8,211
2025-09-24		알배기배추		8Kg		46,742	33,784	19,820	10,124
2025-09-25		알배기배추		8Kg		49,724	31,845	17,773	7,299
2025-09-26		알배기배추		8Kg		52,278	34,533	20,504	12,002
평균						48,379	33,358	18,243	8,788

양배추

주간 반입량(톤)

◆ 2025 ● 2024 ▲ 평년

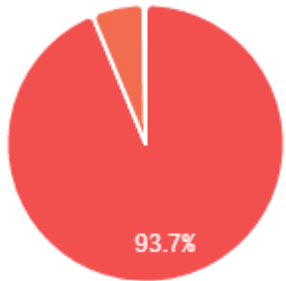


09/20 09/21 09/22 09/23 09/24 09/25 09/26

구분	금주(A)	전주(B)	전월(C)	전년(D)	평년(E)	A/B	A/C	A/D	A/E
물량(톤)	2,280	2,477	1,950	2,267	1,775	92.1%	117.0%	100.6%	128.4%

출하 품종별 거래물량 구성비

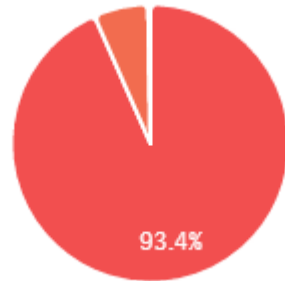
양배추 수입



양배추(일반)

출하 품종별 거래금액 구성비

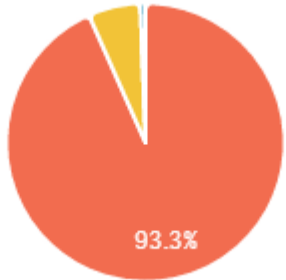
양배추 수입



양배추(일반)

거래 단량별 물량 구성비

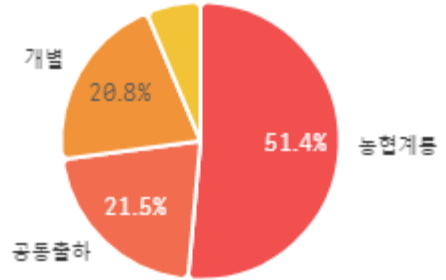
15Kg



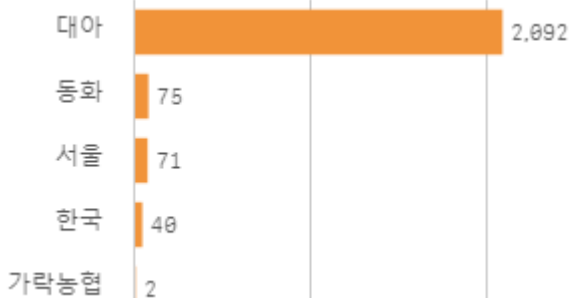
8Kg

출하자별 거래물량 구성비


수집상



도매시장 법인별 거래물량(톤)



도매시장 법인별 거래금액(백만원)



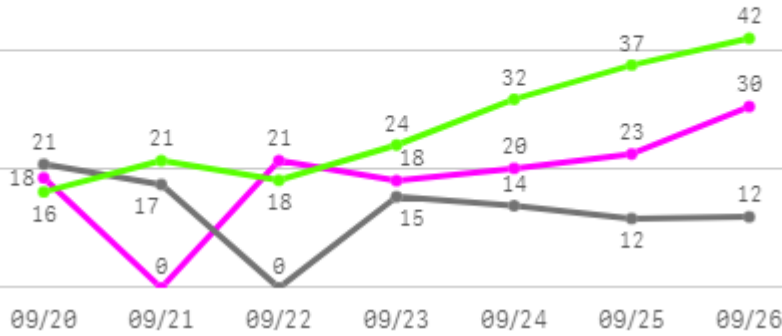
□ 양배추(8Kg) 주간 가격

구분	Q	품종	Q	단량	Q	특	상	보통	하
2025-09-20		양배추		8Kg		8,418	5,370	3,351	1,543
2025-09-22		양배추		8Kg		9,636	6,647	4,972	2,942
2025-09-23		양배추		8Kg		7,789	5,692	4,007	3,179
2025-09-24		양배추		8Kg		8,297	6,089	4,436	3,265
2025-09-25		양배추		8Kg		7,642	5,368	3,672	2,742
2025-09-26		양배추		8Kg		6,206	4,657	3,774	3,192
평균						7,998	5,637	4,035	2,811

시금치

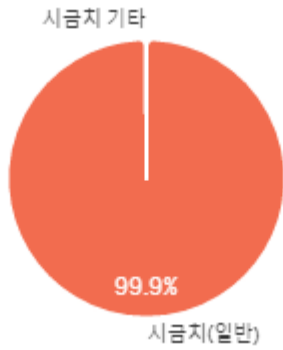
주간 반입량(톤)

◆ 2025 ● 2024 ▲ 평년

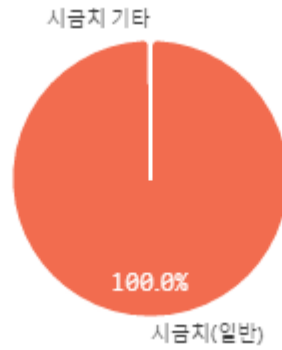


구분	금주(A)	전주(B)	전월(C)	전년(D)	평년(E)	A/B	A/C	A/D	A/E
물량(톤)	131	75	54	91	170	175.7%	244.8%	144.2%	77.0%

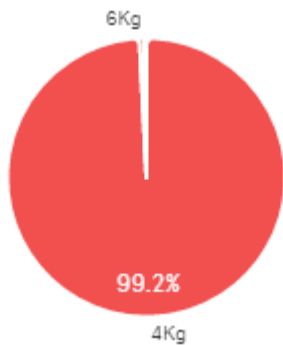
출하 품종별 거래물량 구성비



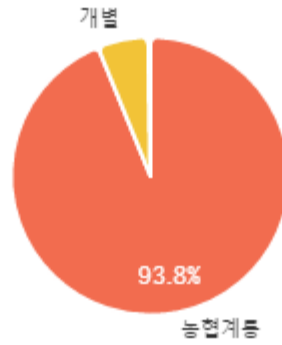
출하 품종별 거래금액 구성비



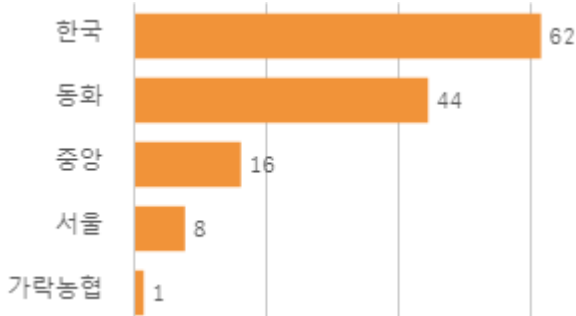
거래 단량별 물량 구성비



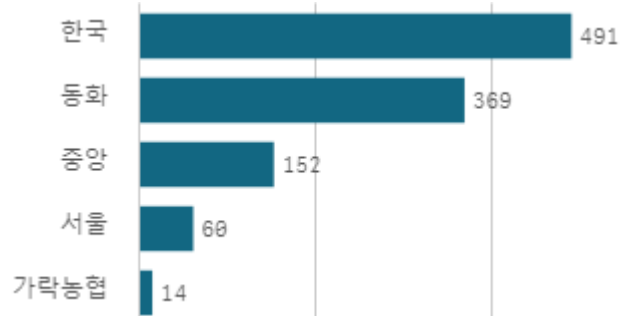
출하자별 거래물량 구성비



도매시장 법인별 거래물량(톤)

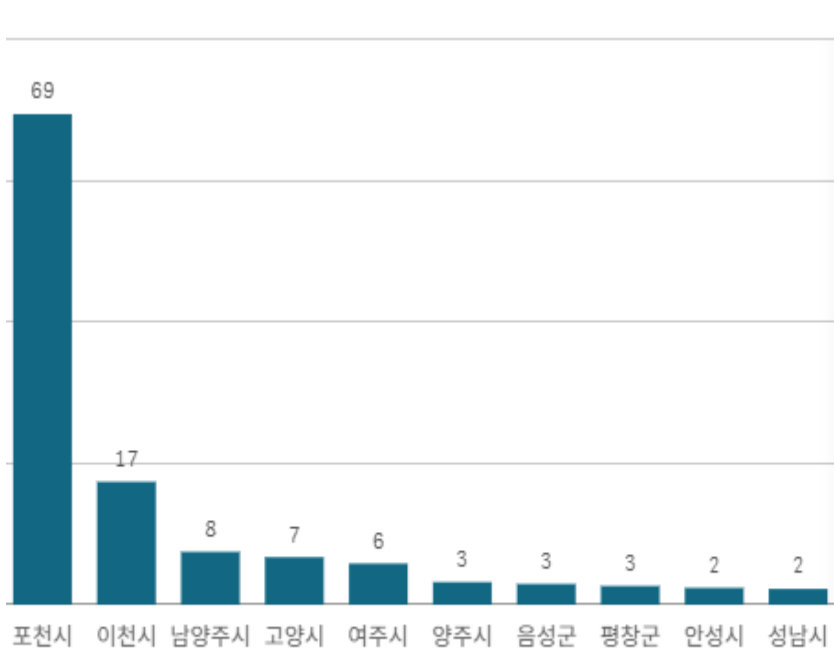


도매시장 법인별 거래금액(백만원)



시금치(4Kg)

산지별 거래물량(톤)



출하산지(개소)

31

출하건수(천건)

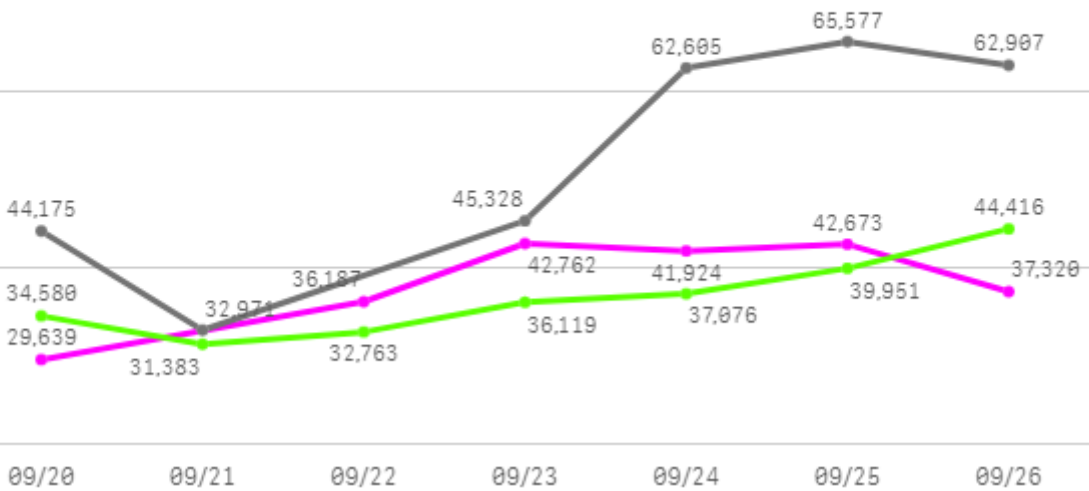
1

산지별 주출하 시군구



주간 도매가격(원)

◆ 2025 ● 2024 ◆ 평년



구분	금주(A)	전주(B)	전월(C)	전년(D)	평년(E)	A/B	A/C	A/D	A/E
가격(원)	37,252	58,072	58,810	52,261	37,422	64.1%	63.3%	71.3%	99.5%

※ 상품 가격 기준

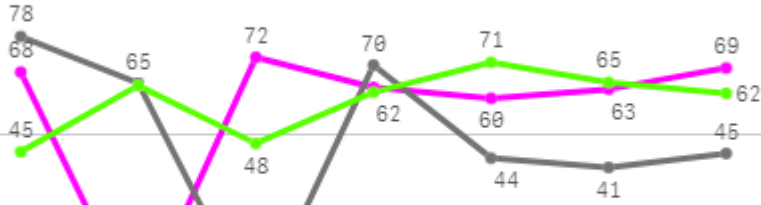
□ 시금치(4Kg) 주간 가격

구분	Q	품종	Q	단량	Q	특	상	보통	하
2025-09-20		시금치		4Kg		42,489	29,639	25,753	19,456
2025-09-22		시금치		4Kg		46,260	36,187	29,853	23,279
2025-09-23		시금치		4Kg		48,974	42,762	37,409	26,371
2025-09-24		시금치		4Kg		68,176	41,924	32,516	25,642
2025-09-25		시금치		4Kg		58,235	42,673	34,443	27,981
2025-09-26		시금치		4Kg		43,631	37,320	32,497	25,025
평균						51,294	38,418	32,079	24,626

상추

주간 반입량(톤)

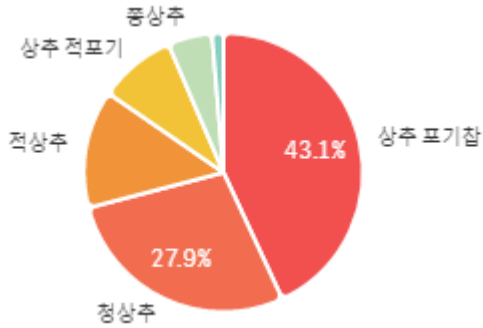
◆ 2025 ● 2024 ▲ 평년



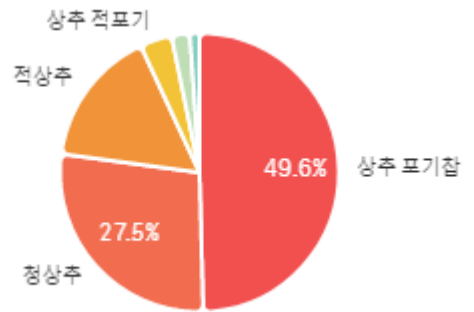
09/20 09/21 09/22 09/23 09/24 09/25 09/26

구분	금주(A)	전주(B)	전월(C)	전년(D)	평년(E)	A/B	A/C	A/D	A/E
물량(톤)	396	381	405	342	390	103.7%	97.6%	115.7%	101.5%

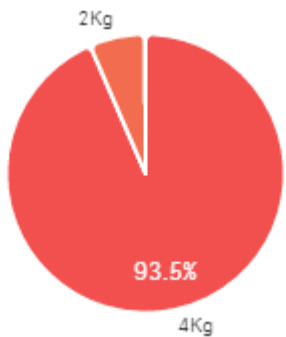
출하 품종별 거래물량 구성비



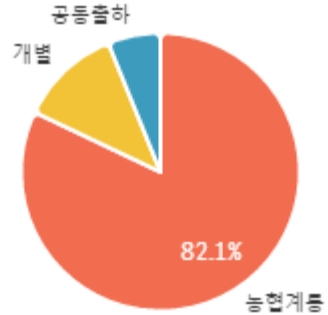
출하 품종별 거래금액 구성비



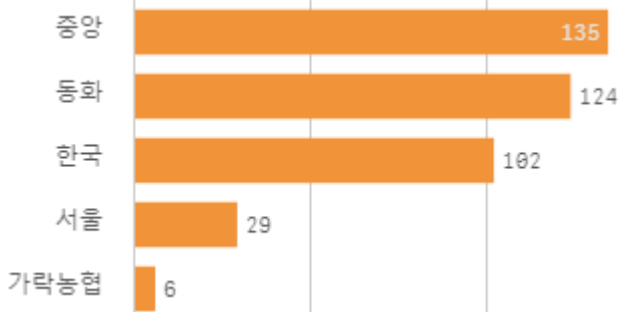
거래 단량별 물량 구성비



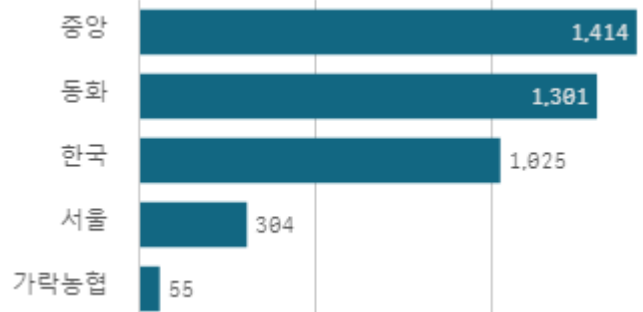
출하자별 거래물량 구성비



도매시장 법인별 거래물량(톤)

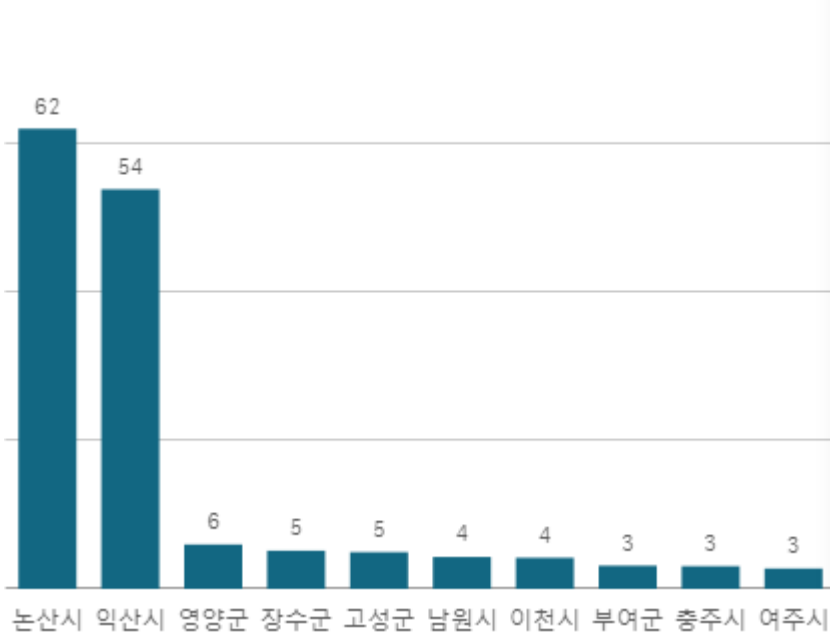


도매시장 법인별 거래금액(백만원)



상추 포기잡(4Kg)

산지별 거래물량(톤)



출하산지(개소)

35

출하건수(천건)

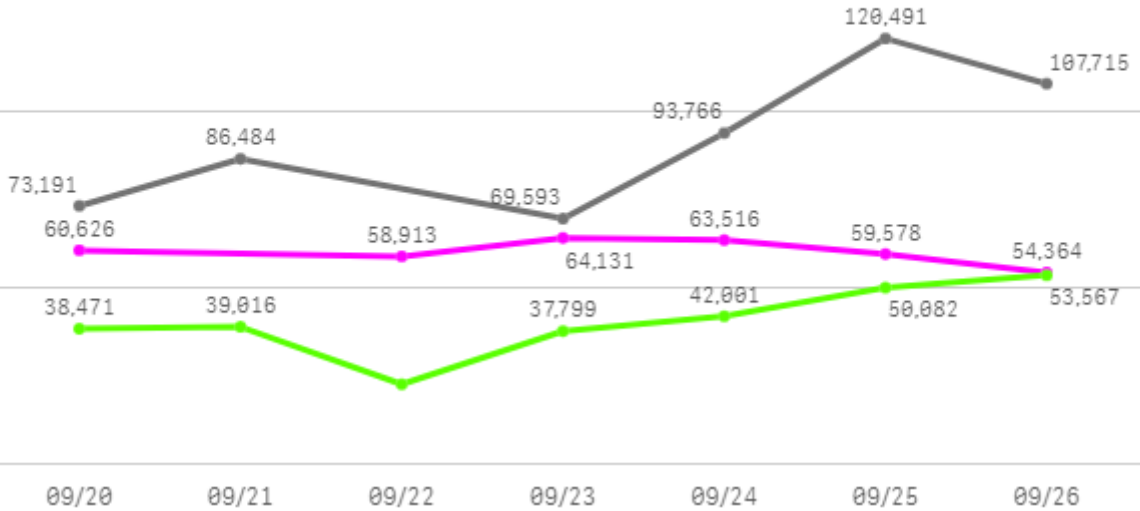
2

산지별 주출하 시군구



주간 도매가격(원)

◆ 2025 ● 2024 ◆ 평년



구분	금주(A)	전주(B)	전월(C)	전년(D)	평년(E)	A/B	A/C	A/D	A/E
가격(원)	60,669	55,624	36,929	91,873	58,175	109.1%	164.3%	66.0%	104.3%

※ 상품 가격 기준

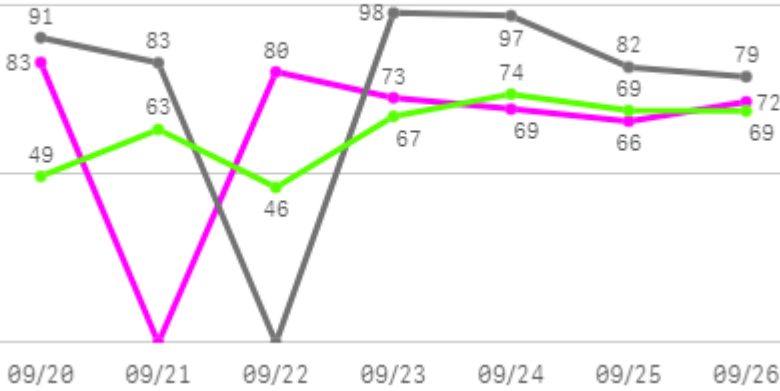
□ 상추 포기잡(4Kg) 주간 가격

구분	Q	품종	Q	단량	Q	특	상	보통	하
2025-09-20		상추 포기잡		4Kg		-	60,626	50,269	39,740
2025-09-22		상추 포기잡		4Kg		-	58,913	50,137	36,197
2025-09-23		상추 포기잡		4Kg		-	64,131	56,004	43,830
2025-09-24		상추 포기잡		4Kg		-	63,516	55,580	45,042
2025-09-25		상추 포기잡		4Kg		-	59,578	51,204	40,499
2025-09-26		상추 포기잡		4Kg		-	54,364	42,403	30,572
평균						-	60,188	50,933	39,313

부추

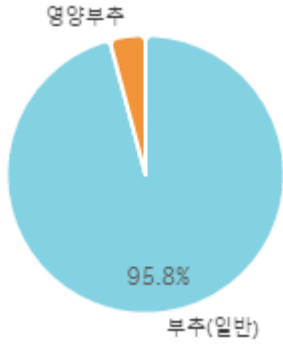
주간 반입량(톤)

◆ 2025 ● 2024 ▲ 평년

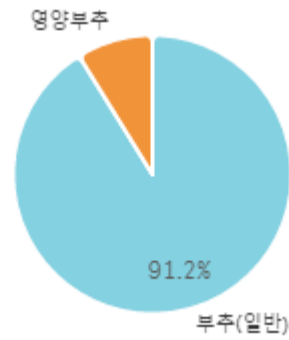


구분	금주(A)	전주(B)	전월(C)	전년(D)	평년(E)	A/B	A/C	A/D	A/E
물량(톤)	443	440	398	530	425	100.8%	111.4%	83.7%	104.2%

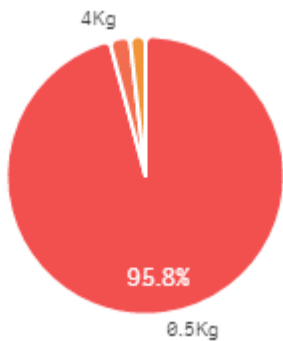
출하 품종별 거래물량 구성비



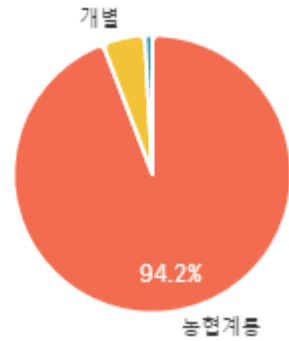
출하 품종별 거래금액 구성비



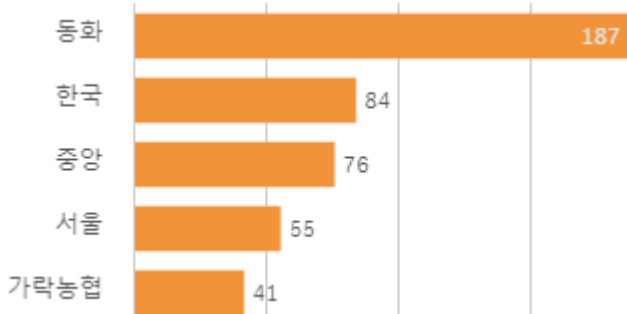
거래 단량별 물량 구성비



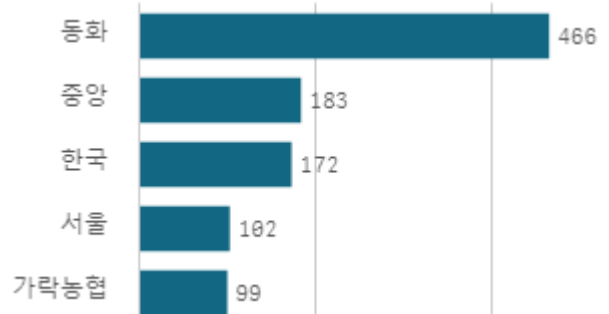
출하자별 거래물량 구성비



도매시장 법인별 거래물량(톤)

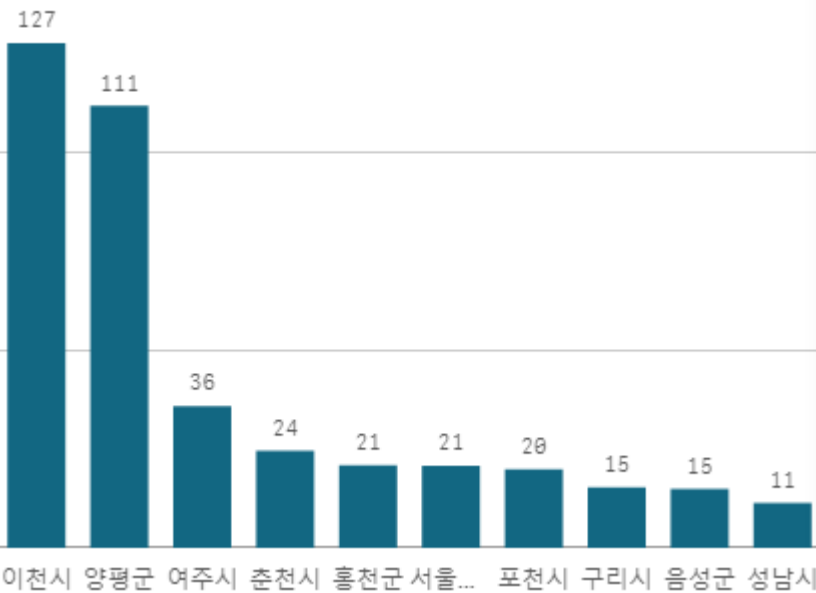


도매시장 법인별 거래금액(백만원)



부추(일반) (0.5Kg)

산지별 거래물량(톤)



출하산지(개소)

20

출하건수(천건)

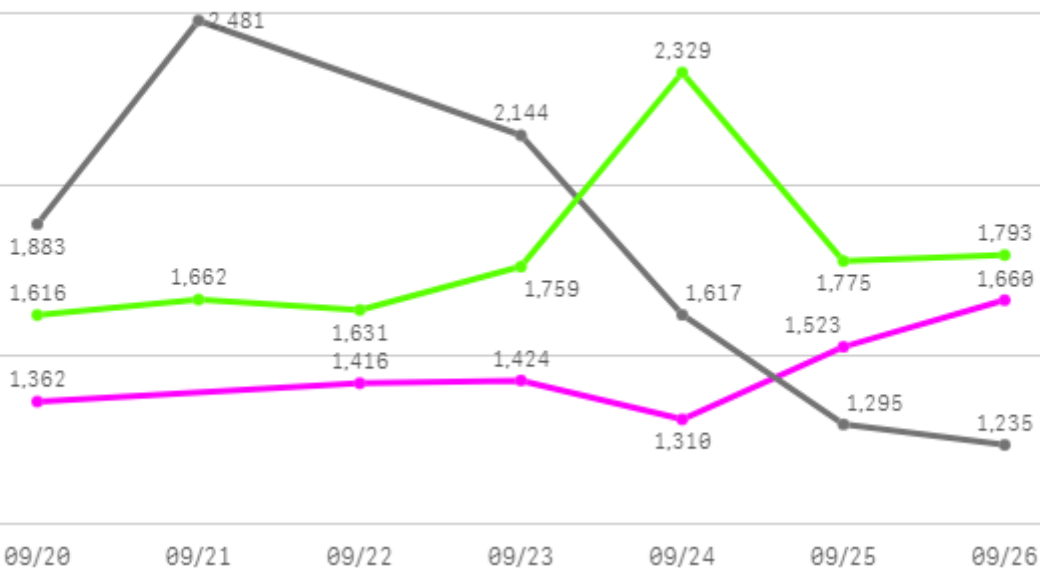
2

산지별 주출하 시군구



주간 도매가격(원)

◆ 2025 ● 2024 ◆ 평년



구분	금주(A)	전주(B)	전월(C)	전년(D)	평년(E)	A/B	A/C	A/D	A/E
가격(원)	1,420	1,624	2,475	1,776	1,508	87.4%	57.4%	80.0%	94.2%

※ 상품 가격 기준

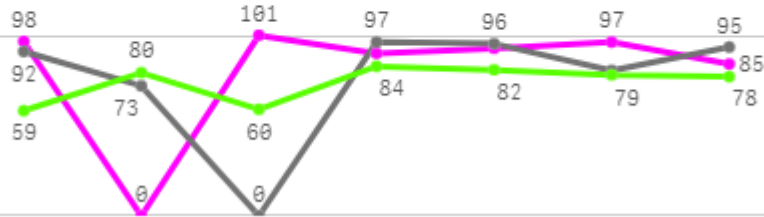
□ 부추(일반)(0.5Kg) 주간 가격

구분	Q	품종	Q	단량	Q	특	상	보통	하
2025-09-20		부추(일반)		0.5Kg		-	1,362	1,074	807
2025-09-22		부추(일반)		0.5Kg		-	1,416	1,129	808
2025-09-23		부추(일반)		0.5Kg		-	1,424	1,113	834
2025-09-24		부추(일반)		0.5Kg		-	1,310	1,044	806
2025-09-25		부추(일반)		0.5Kg		-	1,523	1,194	898
2025-09-26		부추(일반)		0.5Kg		-	1,660	1,360	1,069
평균						-	1,449	1,152	870

열무

주간 반입량(톤)

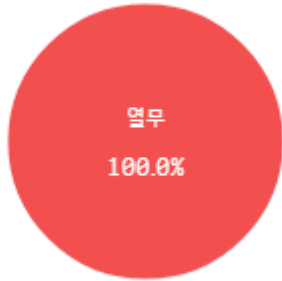
◆ 2025 ● 2024 ▲ 평년



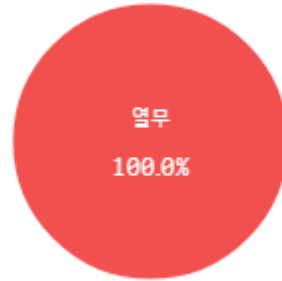
09/20 09/21 09/22 09/23 09/24 09/25 09/26

구분	금주(A)	전주(B)	전월(C)	전년(D)	평년(E)	A/B	A/C	A/D	A/E
물량(톤)	567	604	584	535	483	93.8%	97.1%	105.9%	117.2%

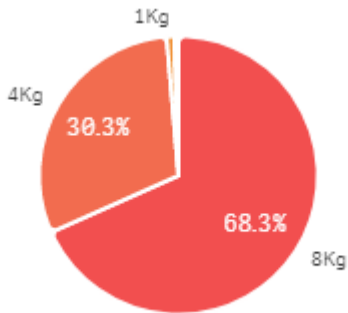
출하 품종별 거래물량 구성비



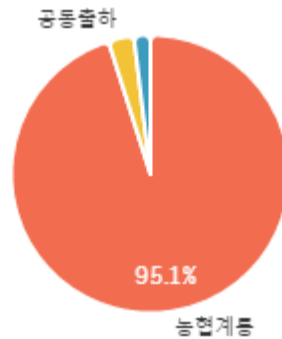
출하 품종별 거래금액 구성비



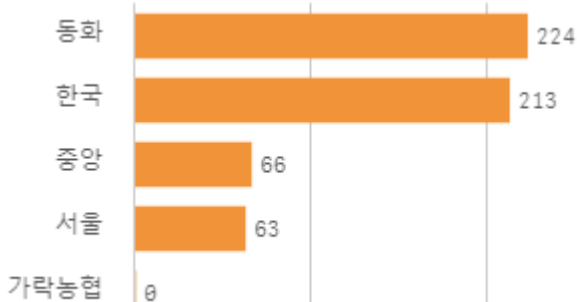
거래 단량별 물량 구성비



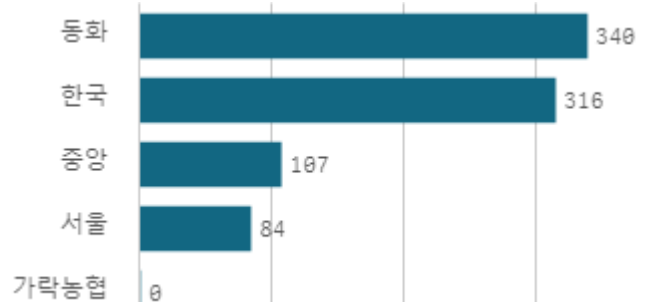
출하자별 거래물량 구성비



도매시장 법인별 거래물량(톤)

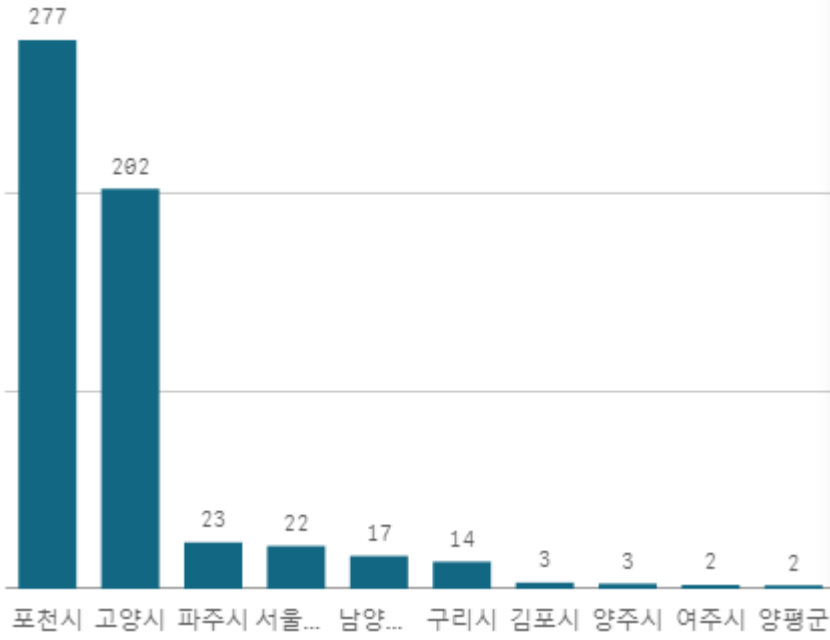


도매시장 법인별 거래금액(백만원)



열무(4Kg)

산지별 거래물량(톤)



출하산지(개소)

16

출하건수(천건)

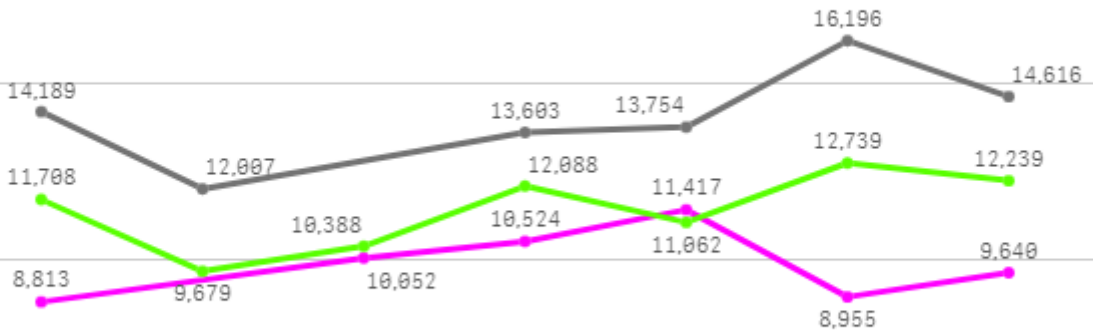
2

산지별 주출하 시군구



주간 도매가격(원)

◆ 2025 ◆ 2024 ◆ 평년



09/20 09/21 09/22 09/23 09/24 09/25 09/26

구분	금주(A)	전주(B)	전월(C)	전년(D)	평년(E)	A/B	A/C	A/D	A/E
가격(원)	9,839	9,073	15,425	14,061	10,222	108.4%	63.8%	70.0%	96.3%

※ 상품 가격 기준

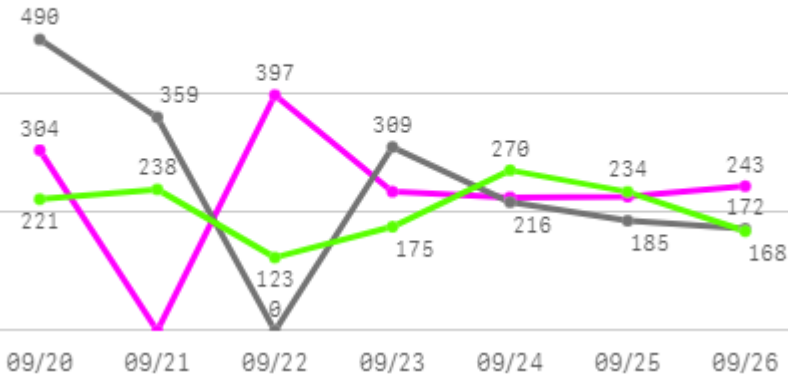
□ 열무(4Kg) 주간 가격

구분	Q	품종	Q	단량	Q	특	상	보통	하
2025-09-20		열무		4Kg		-	8,813	6,309	4,260
2025-09-22		열무		4Kg		-	10,052	7,984	5,321
2025-09-23		열무		4Kg		-	10,524	8,287	5,089
2025-09-24		열무		4Kg		-	11,417	8,267	5,917
2025-09-25		열무		4Kg		-	8,955	7,334	4,574
2025-09-26		열무		4Kg		-	9,640	7,716	5,822
평균						-	9,900	7,650	5,164

오이

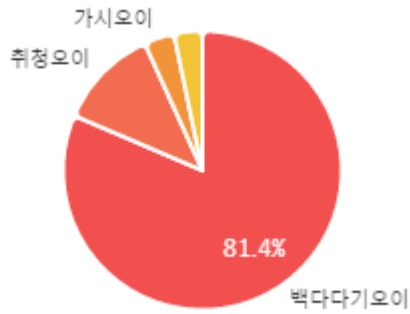
주간 반입량(톤)

◆ 2025 ● 2024 ▲ 평년

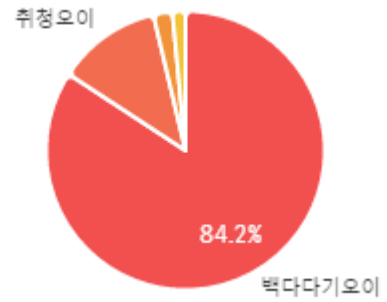


구분	금주(A)	전주(B)	전월(C)	전년(D)	평년(E)	A/B	A/C	A/D	A/E
물량(톤)	1,628	2,040	2,052	1,732	1,478	79.8%	79.3%	94.0%	110.2%

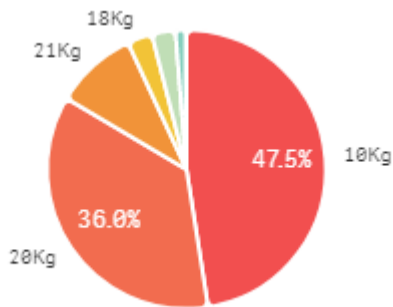
출하 품종별 거래물량 구성비



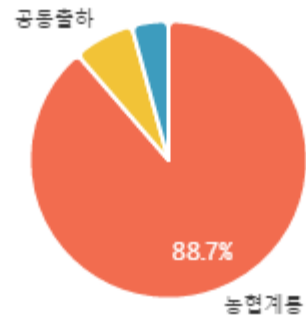
출하 품종별 거래금액 구성비



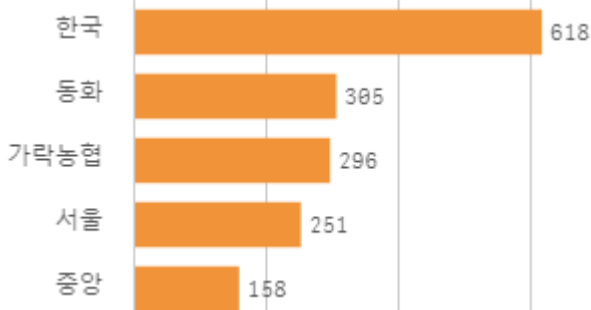
거래 단량별 물량 구성비



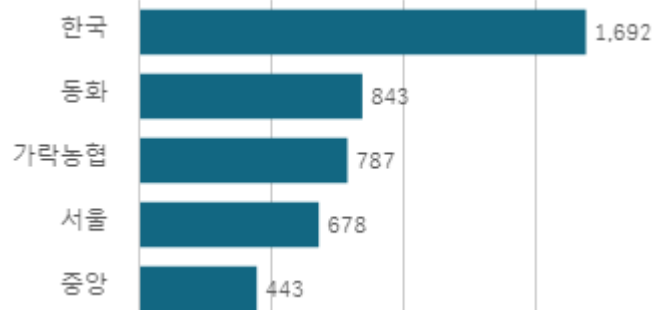
출하자별 거래물량 구성비



도매시장 법인별 거래물량(톤)

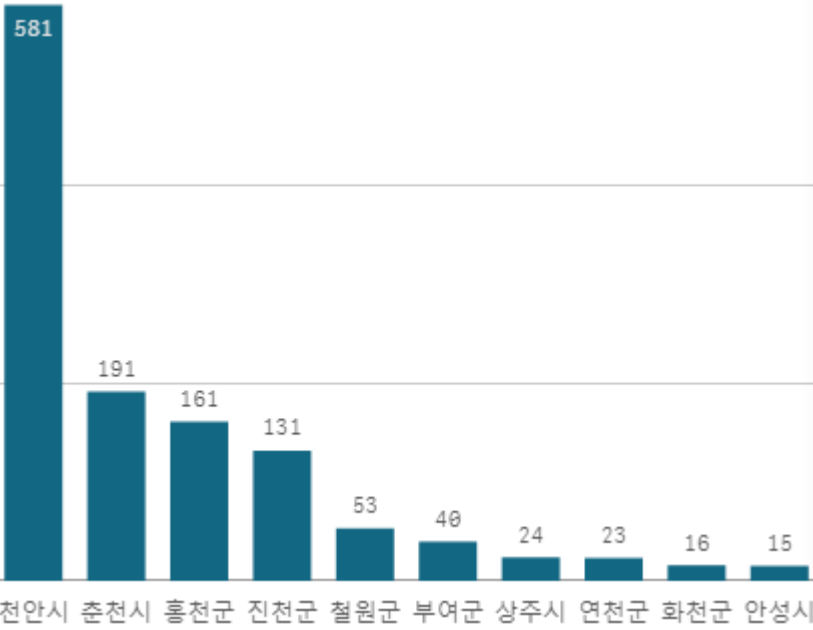


도매시장 법인별 거래금액(백만원)



백다다기오이(100개)

산지별 거래물량(톤)



출하산지(개소)

39

출하건수(천건)

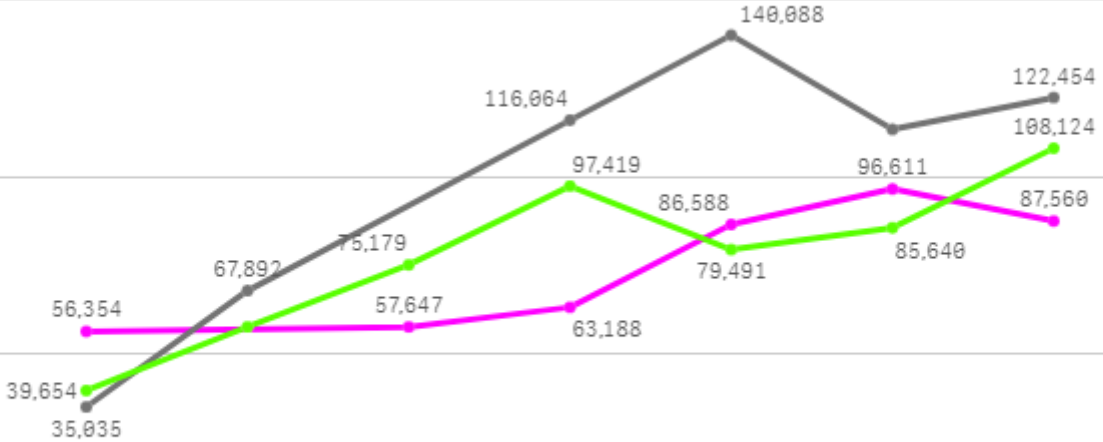
7

산지별 주출하 시군구



주간 도매가격(원)

◆ 2025 ● 2024 ◆ 평년



09/20 09/21 09/22 09/23 09/24 09/25 09/26

구분	금주(A)	전주(B)	전월(C)	전년(D)	평년(E)	A/B	A/C	A/D	A/E
가격(원)	69,456	65,171	76,728	99,164	71,494	106.6%	90.5%	70.0%	97.1%

※ 상품 가격 기준

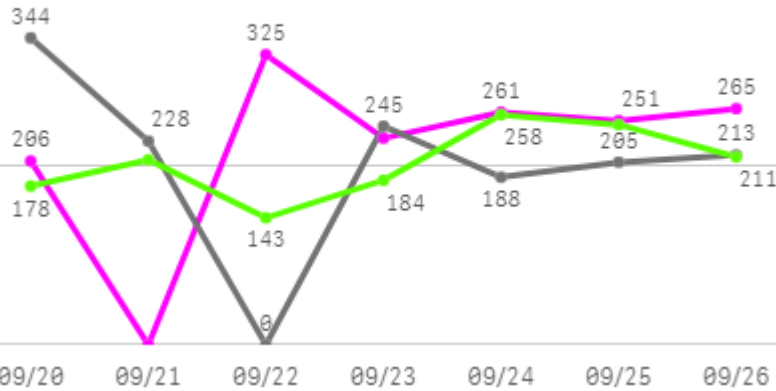
□ 백다다기오이(100개) 주간 가격

구분	Q	품종	Q	단량	Q	특	상	보통	하
2025-09-20		백다다기오이		100개		65,457	56,354	42,572	23,683
2025-09-22		백다다기오이		100개		69,795	57,647	44,691	26,313
2025-09-23		백다다기오이		100개		74,505	63,188	48,256	30,027
2025-09-24		백다다기오이		100개		96,584	86,588	60,806	34,992
2025-09-25		백다다기오이		100개		106,348	96,611	73,505	41,684
2025-09-26		백다다기오이		100개		94,646	87,560	69,540	37,580
평균						84,556	74,658	56,562	32,380

호박

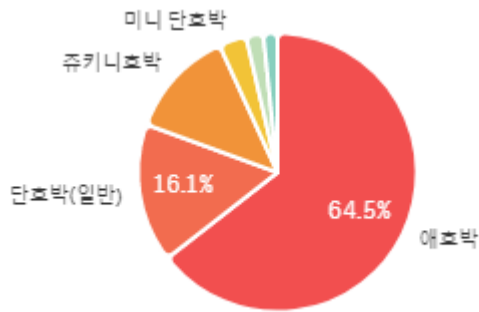
주간 반입량(톤)

◆ 2025 ● 2024 ▲ 평년

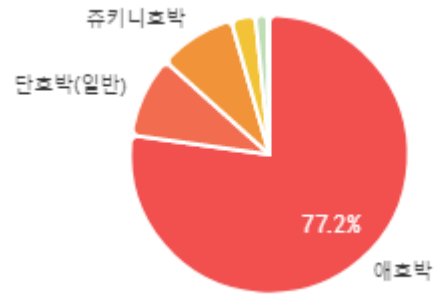


구분	금주(A)	전주(B)	전월(C)	전년(D)	평년(E)	A/B	A/C	A/D	A/E
물량(톤)	1,540	1,492	1,333	1,423	1,432	103.2%	115.5%	108.2%	107.6%

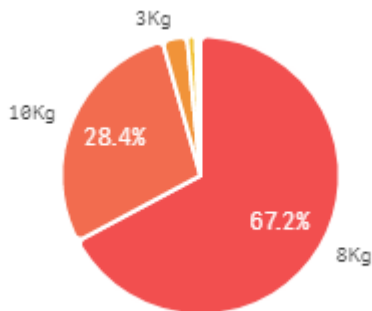
출하 품종별 거래물량 구성비



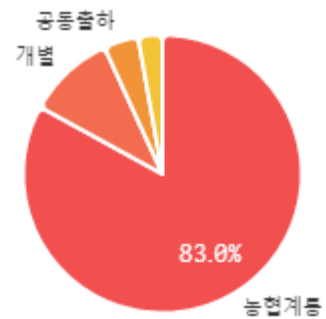
출하 품종별 거래금액 구성비



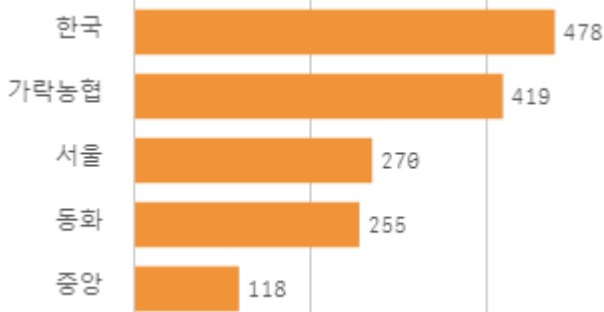
거래 단량별 물량 구성비



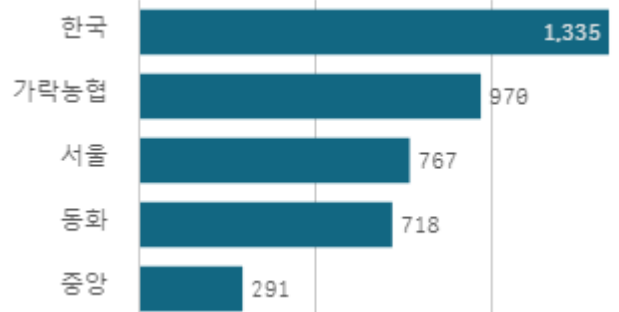
출하자별 거래물량 구성비



도매시장 법인별 거래물량(톤)

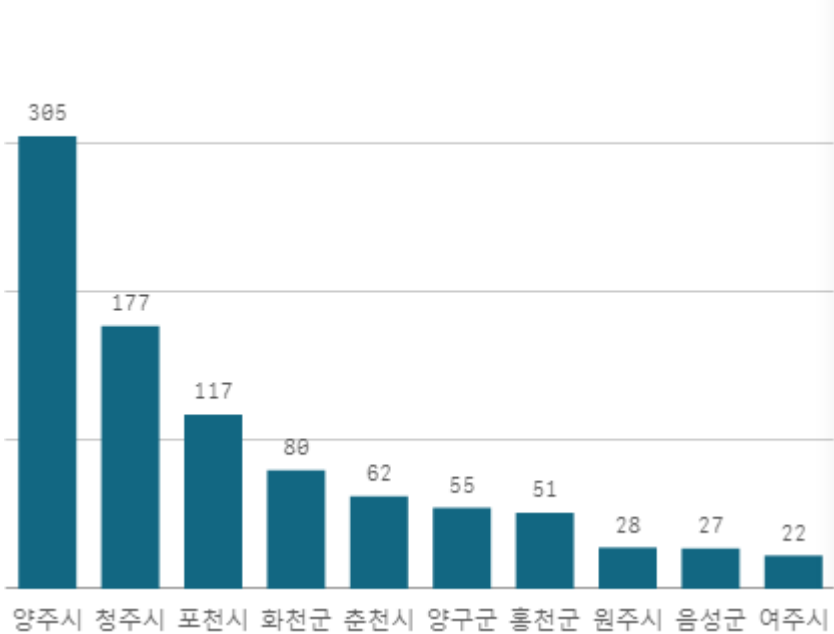


도매시장 법인별 거래금액(백만원)



애호박(20개)

산지별 거래물량(톤)



출하산지(개소)

25

출하건수(천건)

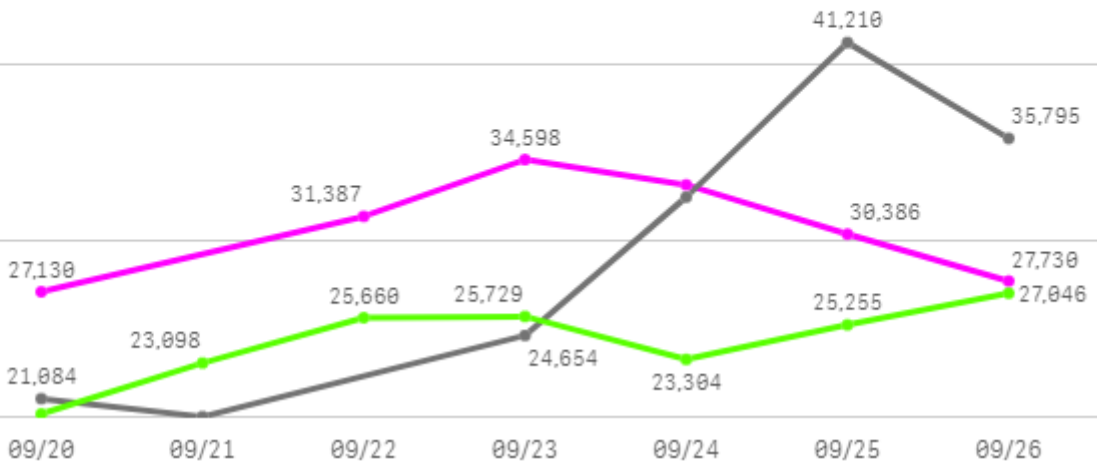
9

산지별 주출하 시군구



주간 도매가격(원)

◆ 2025 ● 2024 ◆ 평년



구분	금주(A)	전주(B)	전월(C)	전년(D)	평년(E)	A/B	A/C	A/D	A/E
가격(원)	30,643	23,215	29,289	29,215	29,183	132.0%	104.6%	104.9%	105.0%

※ 상품 가격 기준

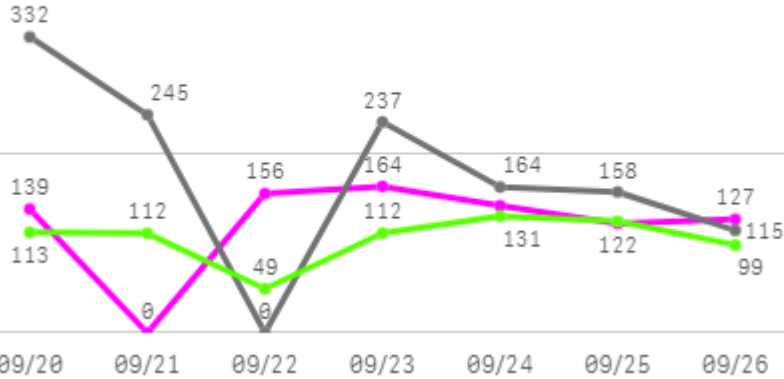
□ 애호박(8Kg) 주간 가격

구분	Q	품종	Q	단량	Q	특	상	보통	하
2025-09-20		애호박		8Kg		29,826	27,130	21,829	13,906
2025-09-22		애호박		8Kg		34,690	31,387	25,919	16,522
2025-09-23		애호박		8Kg		37,257	34,598	27,875	18,212
2025-09-24		애호박		8Kg		36,497	33,168	27,484	18,357
2025-09-25		애호박		8Kg		33,374	30,386	25,153	16,769
2025-09-26		애호박		8Kg		30,756	27,730	23,652	14,812
평균						33,733	30,733	25,319	16,430

토마토

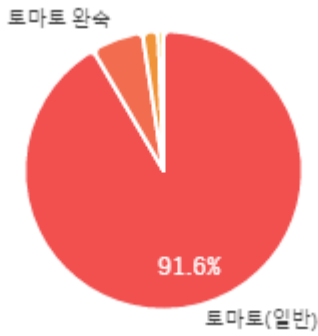
주간 반입량(톤)

◆ 2025 ● 2024 ▲ 평년

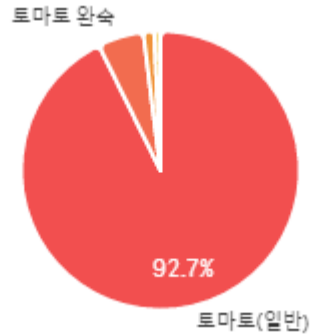


구분	금주(A)	전주(B)	전월(C)	전년(D)	평년(E)	A/B	A/C	A/D	A/E
물량(톤)	852	655	1,096	1,249	821	129.9%	77.7%	68.2%	103.7%

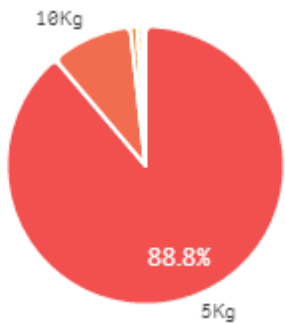
출하 품종별 거래물량 구성비



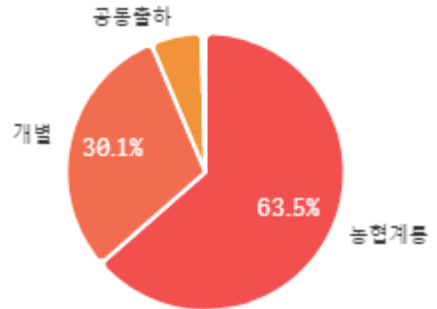
출하 품종별 거래금액 구성비



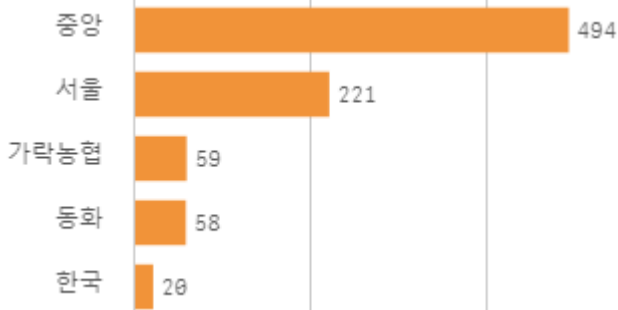
거래 단량별 물량 구성비



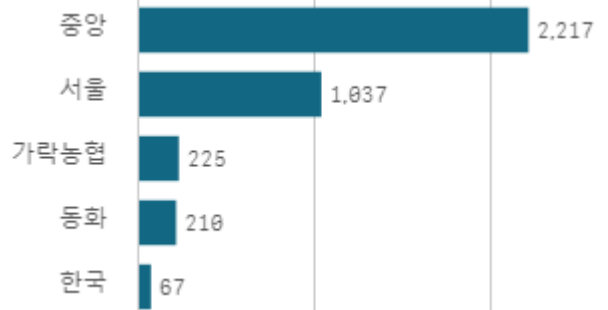
출하자별 거래물량 구성비



도매시장 법인별 거래물량(톤)

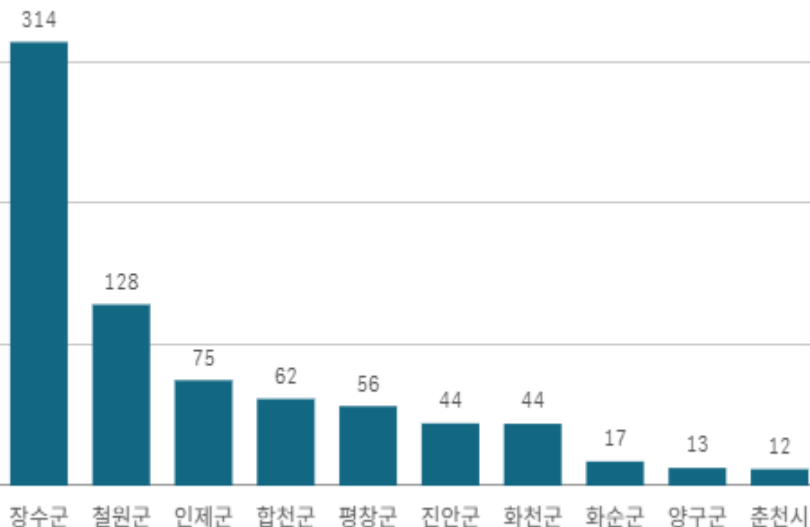


도매시장 법인별 거래금액(백만원)



토마토(5Kg)

산지별 거래물량(톤)



출하산지(개소)

32

출하건수(천건)

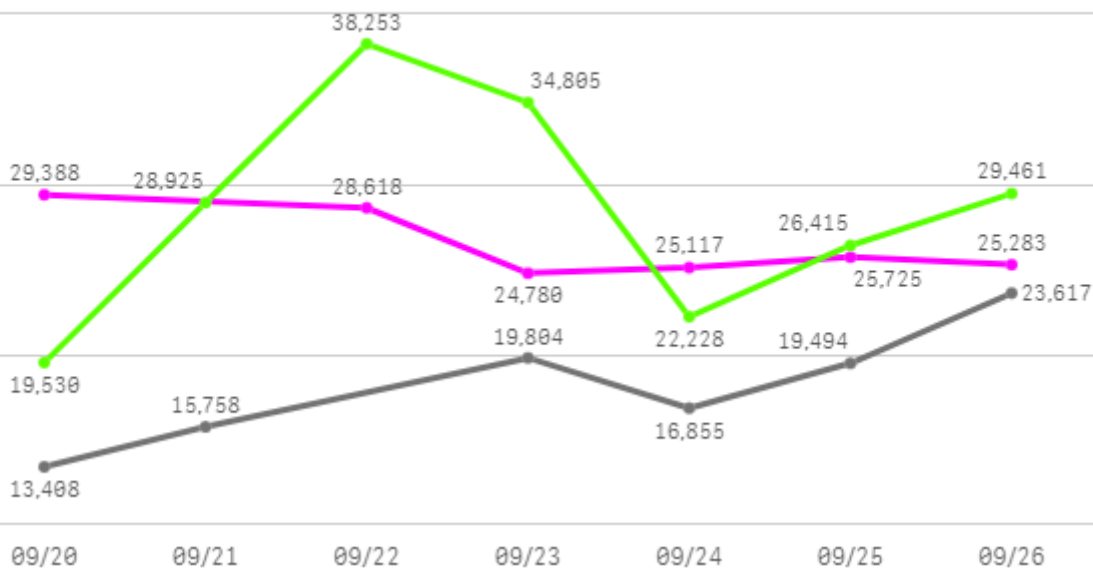
7

산지별 주출하 시군구



주간 도매가격(원)

2025 (Magenta), 2024 (Grey), 평년 (Green)



구분	금주(A)	전주(B)	전월(C)	전년(D)	평년(E)	A/B	A/C	A/D	A/E
가격(원)	27,027	37,177	20,084	18,156	26,592	72.7%	134.6%	148.9%	101.6%

※ 상품 가격 기준

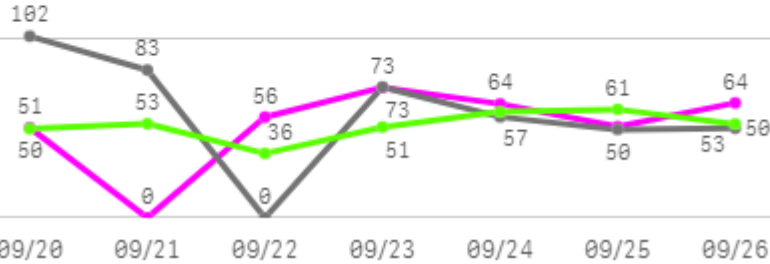
□ 토마토(5Kg) 주간 가격

구분	Q	품종	Q	단량	Q	특	상	보통	하
2025-09-20		토마토		5Kg		31,755	29,388	24,553	14,634
2025-09-22		토마토		5Kg		32,292	28,618	25,833	17,653
2025-09-23		토마토		5Kg		29,264	24,780	21,183	13,107
2025-09-24		토마토		5Kg		29,644	25,117	22,337	16,079
2025-09-25		토마토		5Kg		27,464	25,725	22,271	14,438
2025-09-26		토마토		5Kg		27,924	25,283	22,422	15,645
평균						29,724	26,485	23,100	15,259

방울토마토

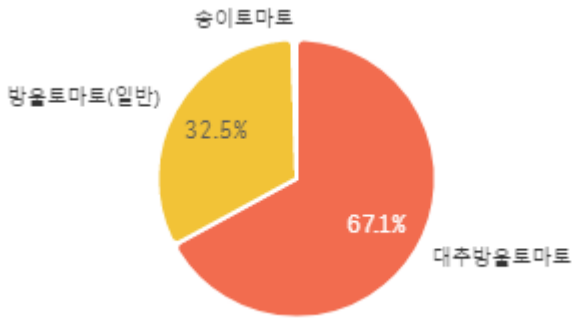
주간 반입량(톤)

◆ 2025 ● 2024 ▲ 평년

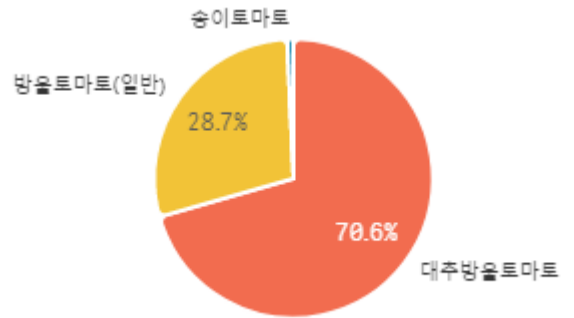


구분	금주(A)	전주(B)	전월(C)	전년(D)	평년(E)	A/B	A/C	A/D	A/E
물량(톤)	360	398	344	415	364	90.4%	104.5%	86.7%	98.9%

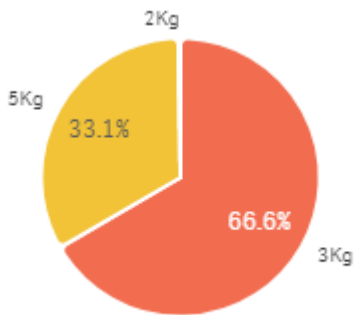
출하 품종별 거래물량 구성비



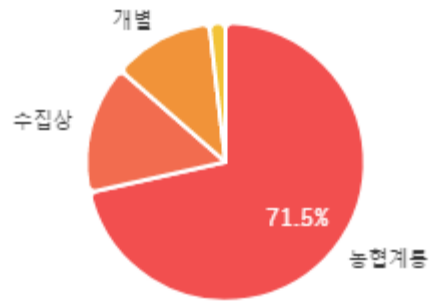
출하 품종별 거래금액 구성비



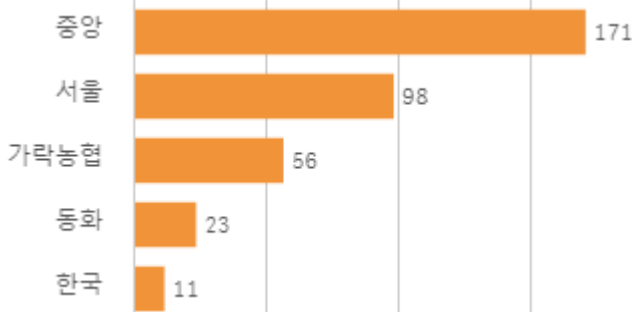
거래 단량별 물량 구성비



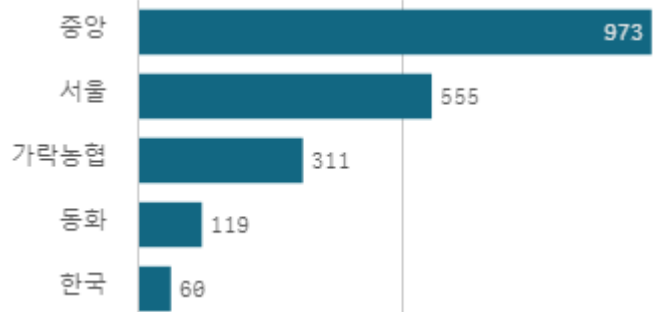
출하자별 거래물량 구성비



도매시장 법인별 거래물량(톤)

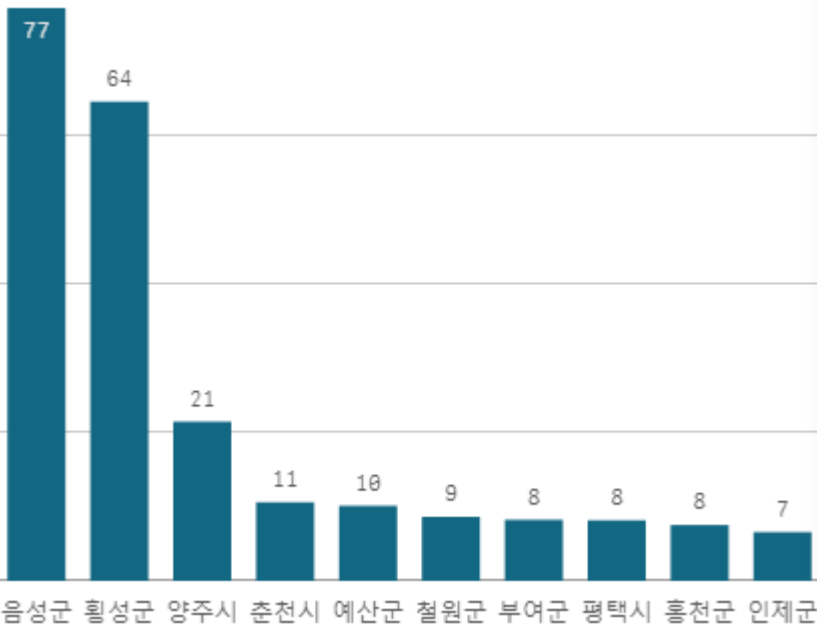


도매시장 법인별 거래금액(백만원)



대추방울토마토(3Kg)

산지별 거래물량(톤)



출하산지(개소)

26

출하건수(천건)

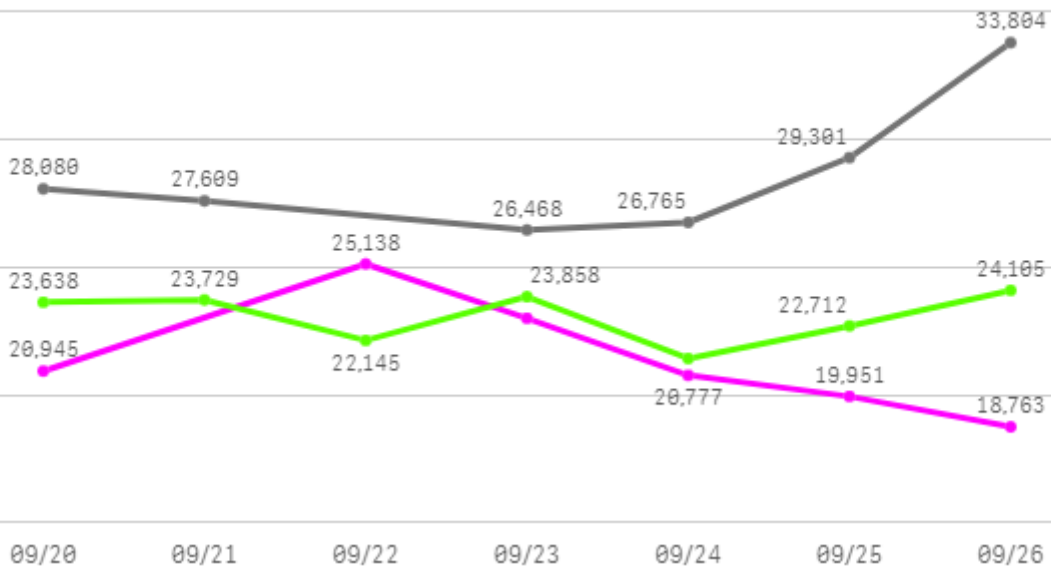
3

산지별 주출하 시군구



주간 도매가격(원)

◆ 2025 ● 2024 ◆ 평년



구분	금주(A)	전주(B)	전월(C)	전년(D)	평년(E)	A/B	A/C	A/D	A/E
가격(원)	21,864	24,885	22,599	28,671	22,134	87.9%	96.7%	76.3%	98.8%

※ 상품 가격 기준

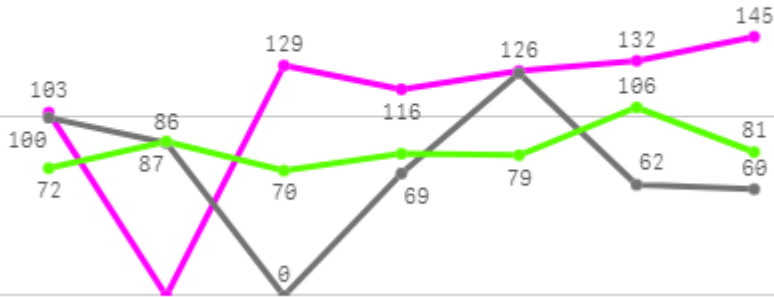
□ 대추방울토마토(3Kg) 주간 가격

구분	Q	품종	Q	단량	Q	특	상	보통	하
2025-09-20		대추방울토마토		3Kg		31,420	20,945	16,138	11,436
2025-09-22		대추방울토마토		3Kg		31,082	25,138	20,484	14,356
2025-09-23		대추방울토마토		3Kg		27,340	23,010	17,955	13,189
2025-09-24		대추방울토마토		3Kg		27,323	20,777	16,503	12,183
2025-09-25		대추방울토마토		3Kg		24,991	19,951	15,775	11,767
2025-09-26		대추방울토마토		3Kg		26,705	18,763	14,609	11,172
평균						28,143	21,431	16,911	12,351

멜론

주간 반입량(톤)

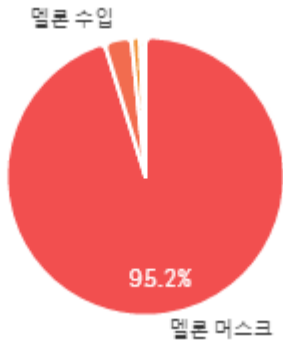
◆ 2025 ● 2024 ▲ 평년



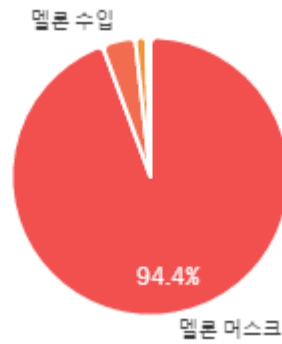
09/20 09/21 09/22 09/23 09/24 09/25 09/26

구분	금주(A)	전주(B)	전월(C)	전년(D)	평년(E)	A/B	A/C	A/D	A/E
물량(톤)	751	539	384	501	535	139.2%	195.5%	149.8%	140.4%

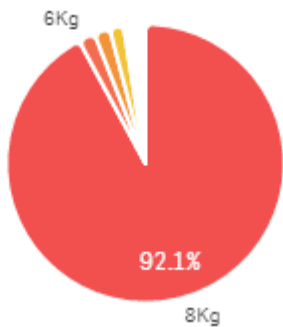
출하 품종별 거래물량 구성비



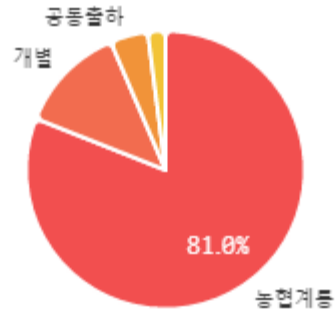
출하 품종별 거래금액 구성비



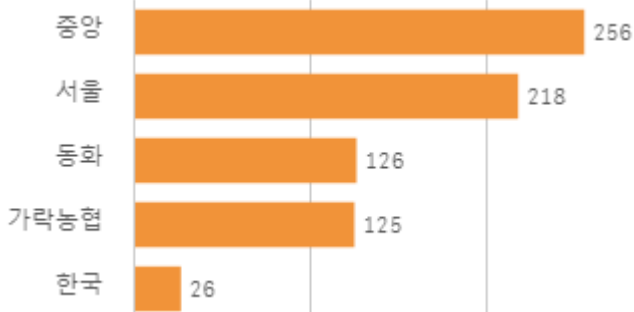
거래 단량별 물량 구성비



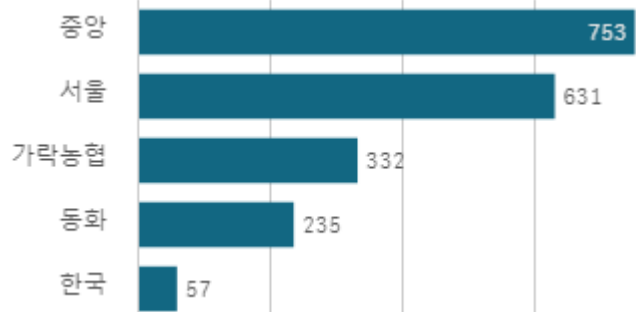
출하자별 거래물량 구성비



도매시장 법인별 거래물량(톤)

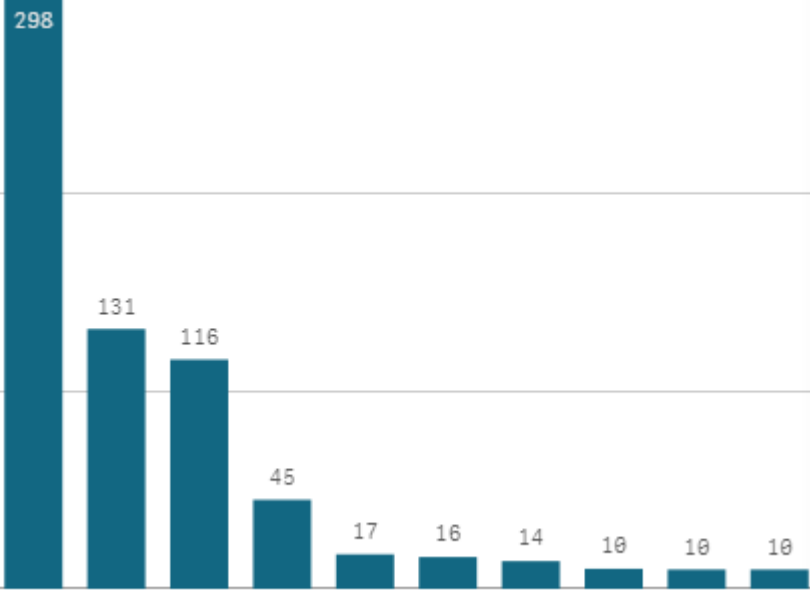


도매시장 법인별 거래금액(백만원)



멜론 머스크(8Kg)

산지별 거래물량(톤)



출하산지(개소)

28

출하건수(천건)

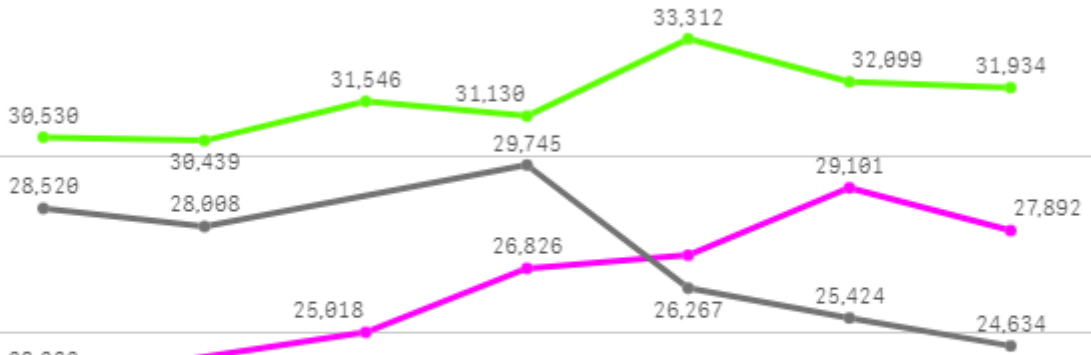
3

산지별 주출하 시군구



주간 도매가격(원)

◆ 2025 ● 2024 ◆ 평년



09/20 09/21 09/22 09/23 09/24 09/25 09/26

구분	금주(A)	전주(B)	전월(C)	전년(D)	평년(E)	A/B	A/C	A/D	A/E
가격(원)	25,985	23,277	24,297	27,100	26,937	111.6%	107.0%	95.9%	96.5%

※ 상품 가격 기준

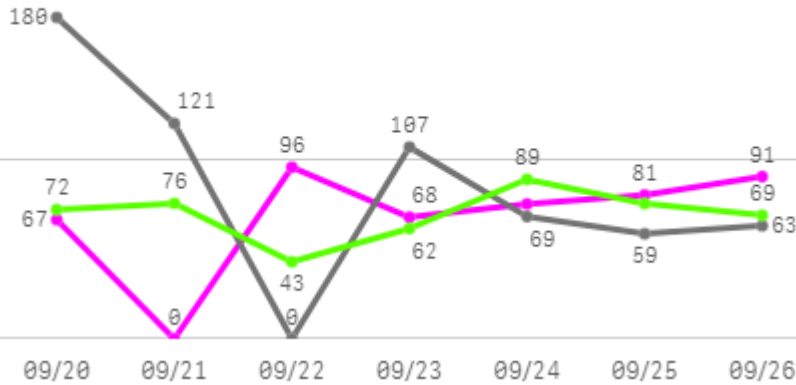
□ 멜론 머스크(8Kg) 주간 가격

구분	Q	품종	Q	단량	Q	특	상	보통	하
2025-09-20		멜론 머스크		8Kg		42,348	23,622	15,644	6,883
2025-09-22		멜론 머스크		8Kg		43,728	25,018	18,824	11,890
2025-09-23		멜론 머스크		8Kg		38,761	26,826	21,066	11,193
2025-09-24		멜론 머스크		8Kg		37,943	27,197	20,184	10,298
2025-09-25		멜론 머스크		8Kg		49,792	29,101	21,108	10,622
2025-09-26		멜론 머스크		8Kg		44,765	27,892	20,096	10,571
평균						42,890	26,609	19,487	10,243

가지

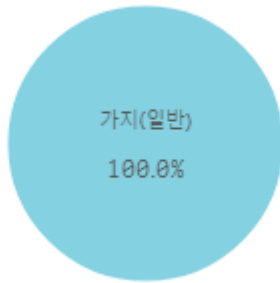
주간 반입량(톤)

◆ 2025 ● 2024 ▲ 평년

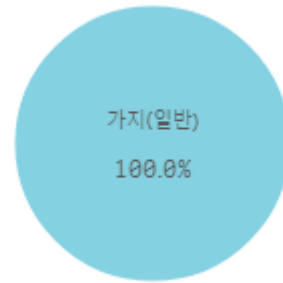


구분	금주(A)	전주(B)	전월(C)	전년(D)	평년(E)	A/B	A/C	A/D	A/E
물량(톤)	479	607	633	599	473	78.8%	75.6%	79.8%	101.2%

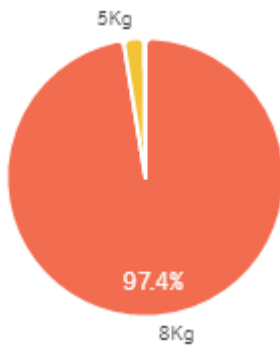
출하 품종별 거래물량 구성비



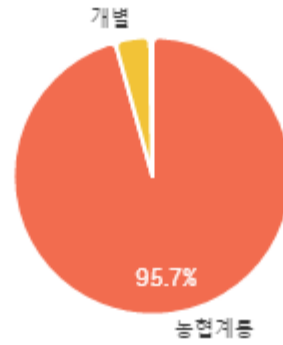
출하 품종별 거래금액 구성비



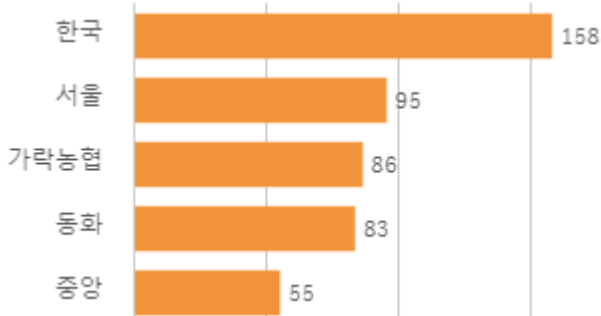
거래 단량별 물량 구성비



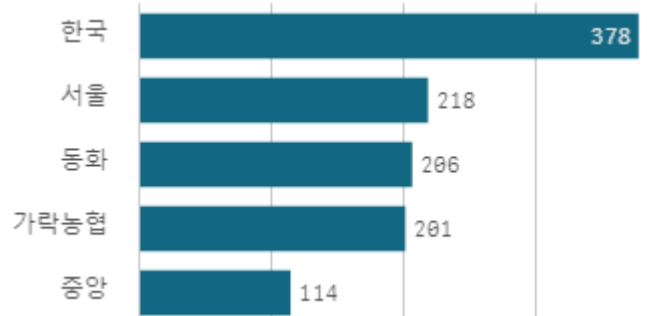
출하자별 거래물량 구성비



도매시장 법인별 거래물량(톤)

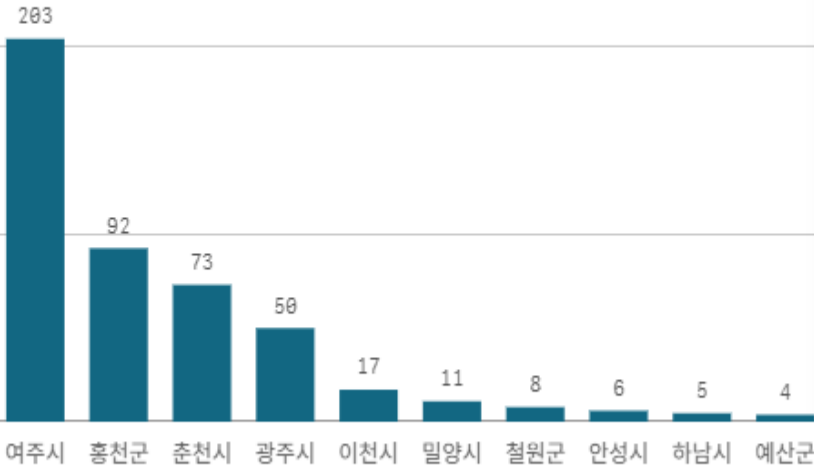


도매시장 법인별 거래금액(백만원)



가지(8Kg)

산지별 거래물량(톤)



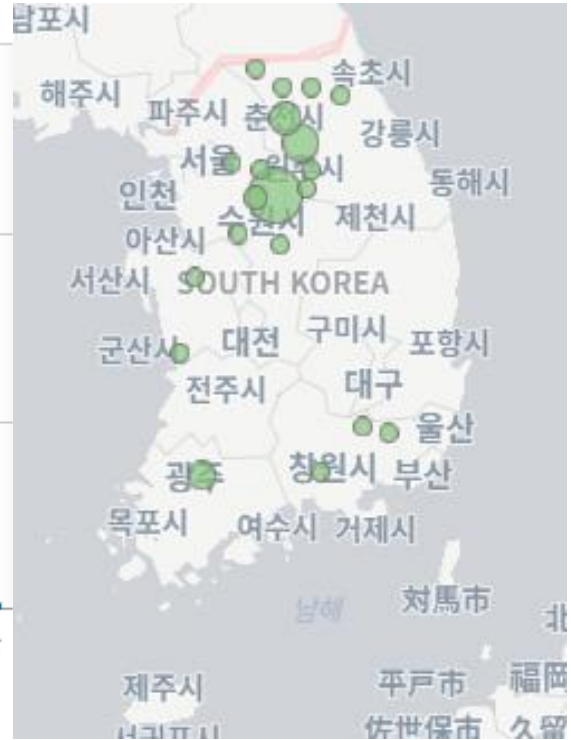
출하산지(개소)

20

출하건수(천건)

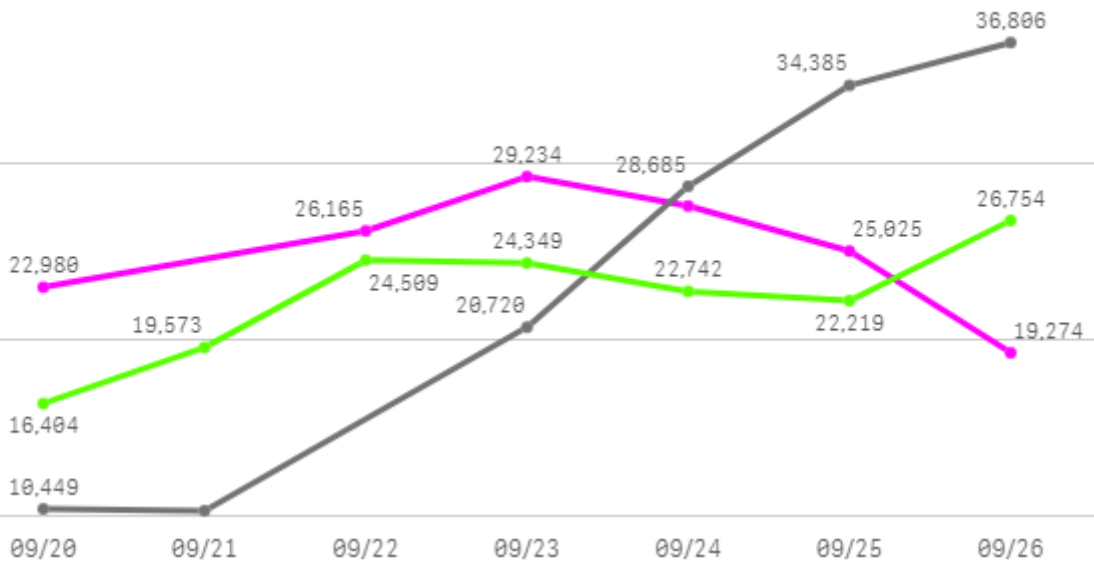
4

산지별 주출하 시군구



주간 도매가격(원)

◆ 2025 ● 2024 ◆ 평년



구분	금주(A)	전주(B)	전월(C)	전년(D)	평년(E)	A/B	A/C	A/D	A/E
가격(원)	25,346	18,091	17,479	23,565	24,731	140.1%	145.0%	107.6%	102.5%

※ 상품 가격 기준

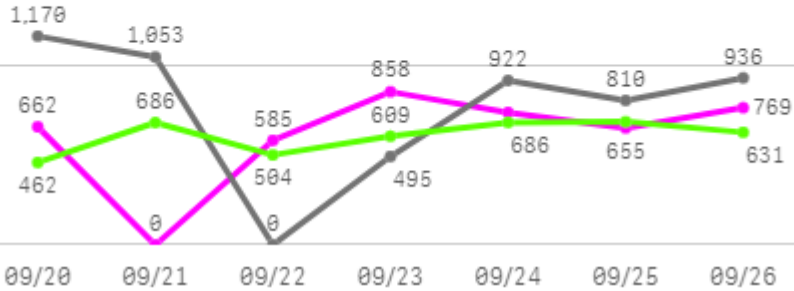
□ 가지(8Kg) 주간 가격

구분	Q	품종	Q	단량	Q	특	상	보통	하
2025-09-20		가지		8Kg		-	22,980	16,681	11,033
2025-09-22		가지		8Kg		-	26,165	20,368	14,057
2025-09-23		가지		8Kg		-	29,234	23,363	16,855
2025-09-24		가지		8Kg		-	27,568	23,151	17,506
2025-09-25		가지		8Kg		-	25,025	20,468	15,640
2025-09-26		가지		8Kg		-	19,274	14,887	9,741
평균						-	25,041	19,820	14,139

무

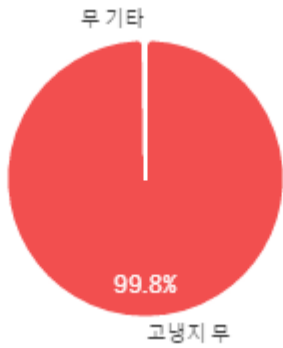
주간 반입량(톤)

◆ 2025 ● 2024 ▲ 평년

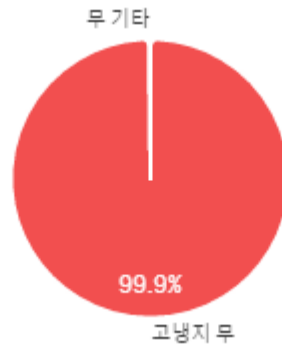


구분	금주(A)	전주(B)	전월(C)	전년(D)	평년(E)	A/B	A/C	A/D	A/E
물량(톤)	4,272	3,552	3,032	5,385	4,092	120.3%	140.9%	79.3%	104.4%

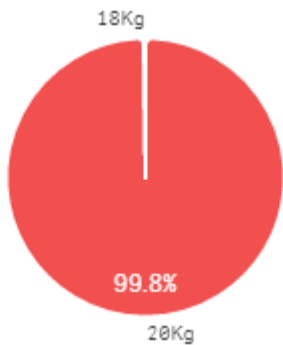
출하 품종별 거래물량 구성비



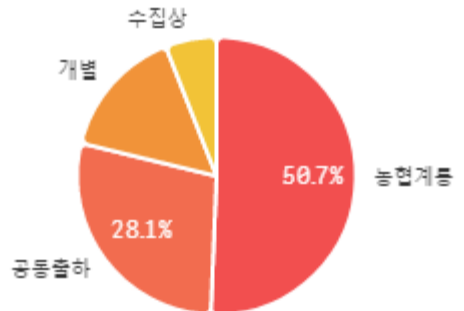
출하 품종별 거래금액 구성비



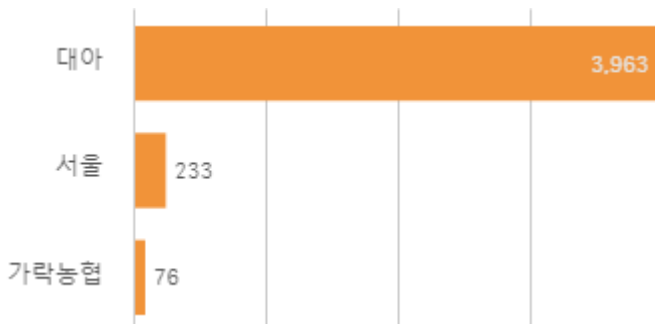
거래 단량별 물량 구성비



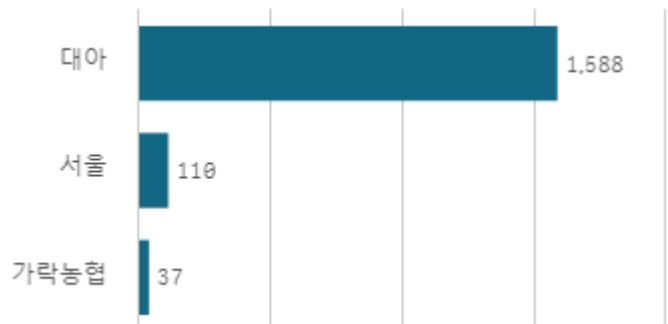
출하자별 거래물량 구성비



도매시장 법인별 거래물량(톤)

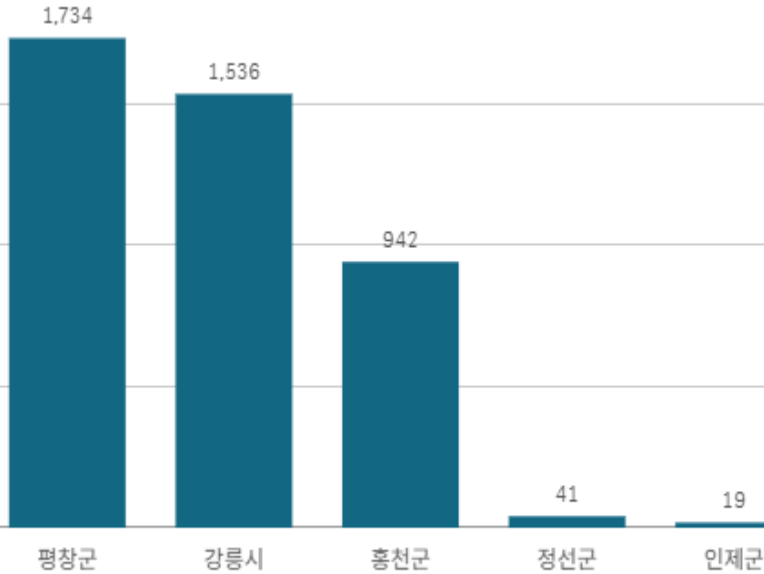


도매시장 법인별 거래금액(백만원)



무(20Kg)

산지별 거래물량(톤)



산지별 주출하 시군구



출하산지(개소)

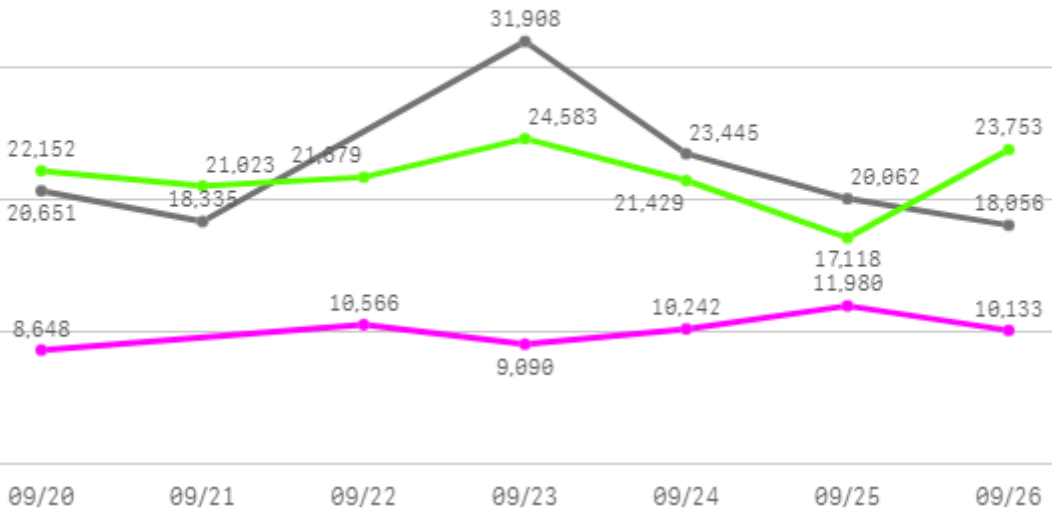
5

출하건수(천건)

2

주간 도매가격(원)

◆ 2025 ● 2024 ▲ 평년



구분	금주(A)	전주(B)	전월(C)	전년(D)	평년(E)	A/B	A/C	A/D	A/E
가격(원)	9,864	9,940	11,386	22,076	11,802	99.2%	86.6%	44.7%	83.6%

※ 상품 가격 기준

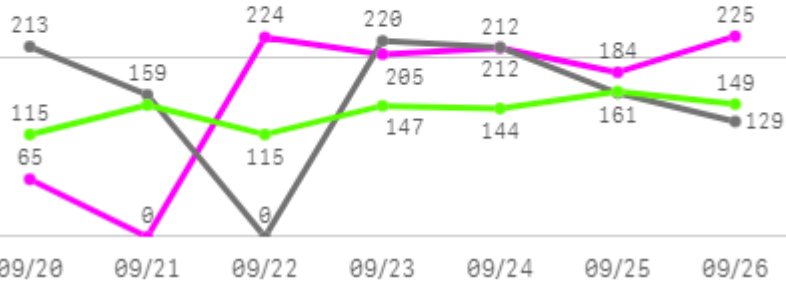
□ 무(20Kg) 주간 가격

구분	Q	품종	Q	단량	Q	특	상	보통	하
2025-09-20		무		20Kg		10,903	8,648	6,575	4,433
2025-09-22		무		20Kg		14,111	10,566	7,516	4,286
2025-09-23		무		20Kg		12,168	9,090	6,070	3,223
2025-09-24		무		20Kg		13,842	10,242	7,188	4,281
2025-09-25		무		20Kg		15,275	11,980	9,380	6,585
2025-09-26		무		20Kg		13,128	10,133	8,235	5,562
평균						13,238	10,110	7,494	4,728

당근

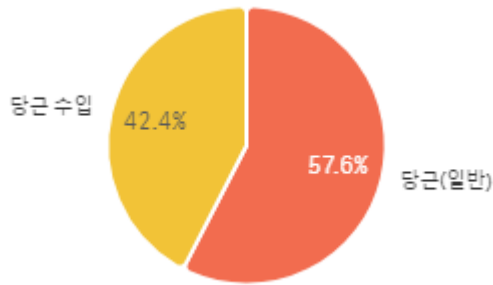
주간 반입량(톤)

◆ 2025 ● 2024 ▲ 평년

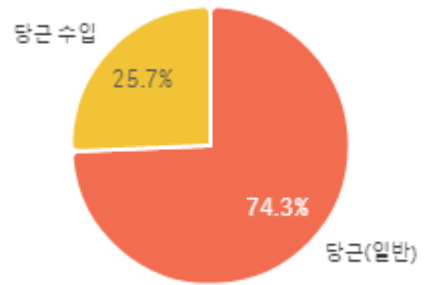


구분	금주(A)	전주(B)	전월(C)	전년(D)	평년(E)	A/B	A/C	A/D	A/E
물량(톤)	1,114	1,079	823	1,095	954	103.2%	135.4%	101.7%	116.8%

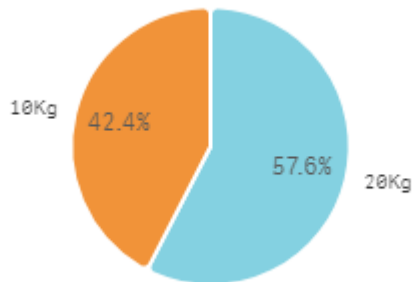
출하 품종별 거래물량 구성비



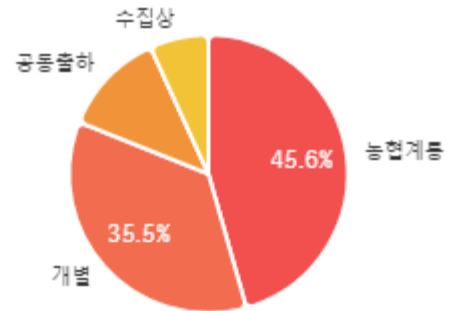
출하 품종별 거래금액 구성비



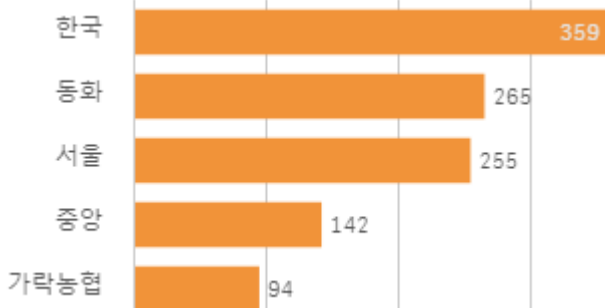
거래 단량별 물량 구성비



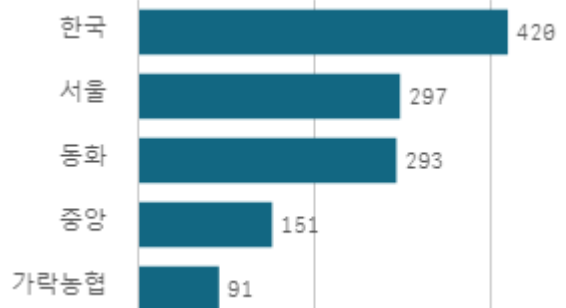
출하자별 거래물량 구성비



도매시장 법인별 거래물량(톤)

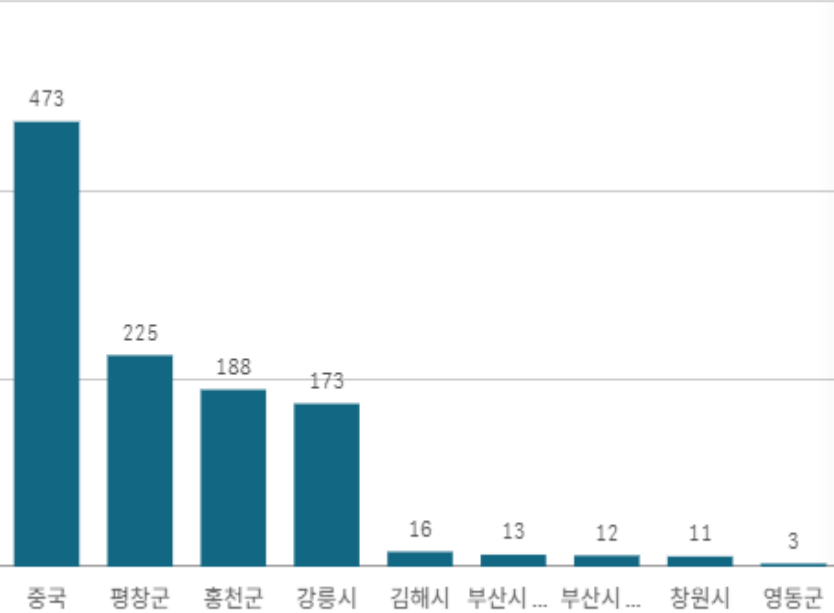


도매시장 법인별 거래금액(백만원)



당근(20Kg)

산지별 거래물량(톤)



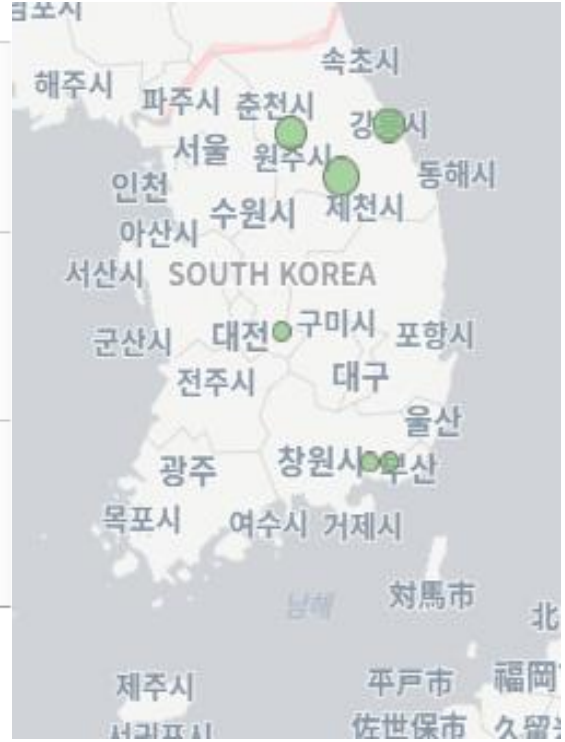
출하산지(개소)

9

출하건수(천건)

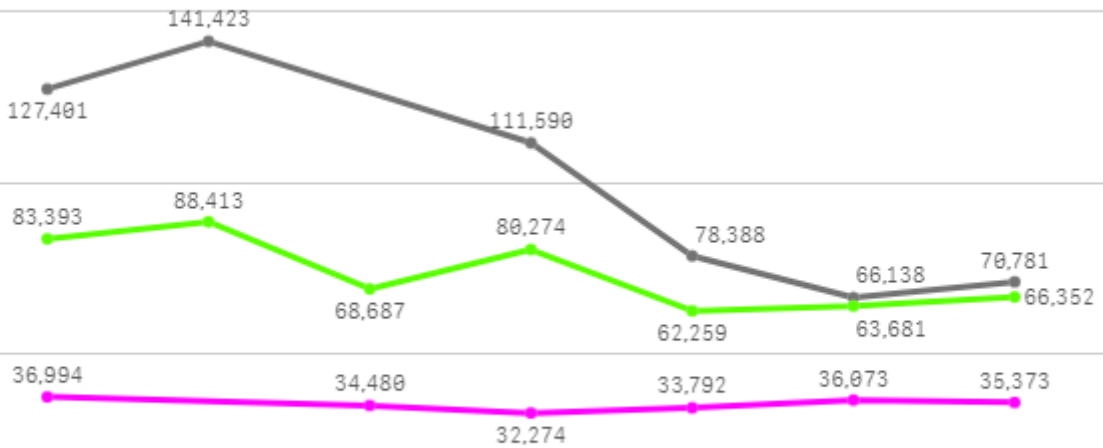
1

산지별 주출하 시군구



주간 도매가격(원)

◆ 2025 ● 2024 ◆ 평년



09/20 09/21 09/22 09/23 09/24 09/25 09/26

구분	금주(A)	전주(B)	전월(C)	전년(D)	평년(E)	A/B	A/C	A/D	A/E
가격(원)	34,927	36,100	32,589	99,287	41,505	96.8%	107.2%	35.2%	84.2%

※ 상품 가격 기준

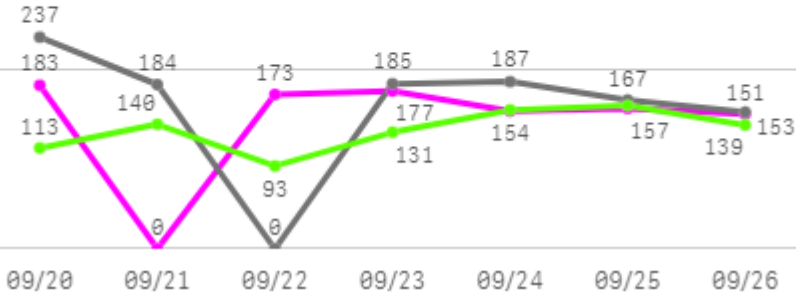
□ 당근(20Kg) 주간 가격

구분	Q	품종	Q	단량	Q	특	상	보통	하
2025-09-20		당근		20Kg		39,000	36,994	31,621	25,265
2025-09-22		당근		20Kg		36,216	34,480	29,553	22,652
2025-09-23		당근		20Kg		34,994	32,274	27,587	21,012
2025-09-24		당근		20Kg		35,407	33,792	29,181	17,561
2025-09-25		당근		20Kg		37,627	36,073	31,144	22,293
2025-09-26		당근		20Kg		37,000	35,373	27,961	19,158
평균						36,707	34,831	29,508	21,324

생고추

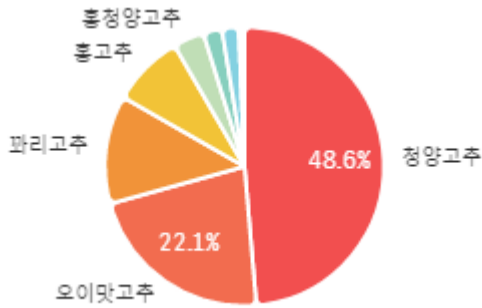
주간 반입량(톤)

◆ 2025 ● 2024 ▲ 평년

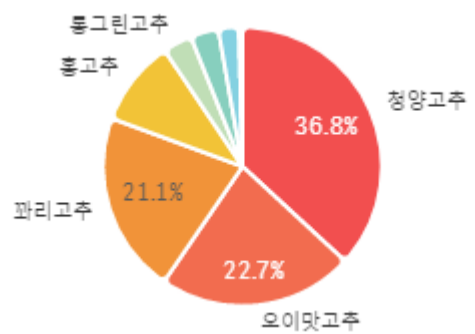


구분	금주(A)	전주(B)	전월(C)	전년(D)	평년(E)	A/B	A/C	A/D	A/E
물량(톤)	997	926	1,180	1,114	947	107.6%	84.5%	89.4%	105.2%

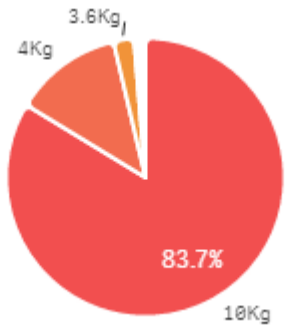
출하 품종별 거래물량 구성비



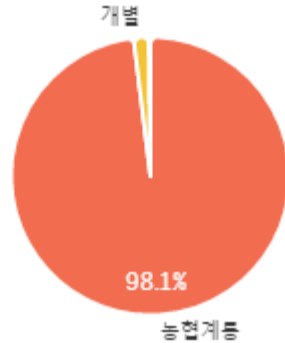
출하 품종별 거래금액 구성비



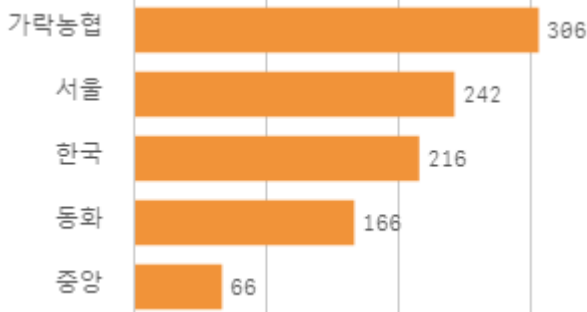
거래 단량별 물량 구성비



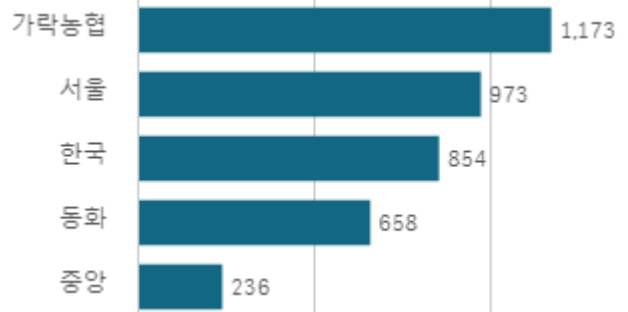
출하자별 거래물량 구성비



도매시장 법인별 거래물량(톤)

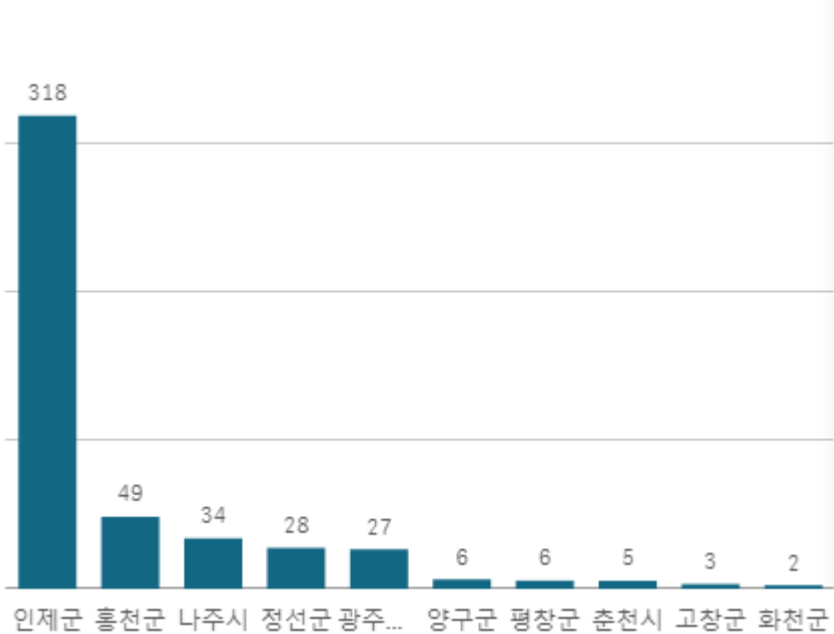


도매시장 법인별 거래금액(백만원)



청양고추(10Kg)

산지별 거래물량(톤)



출하산지(개소)

31

출하건수(천건)

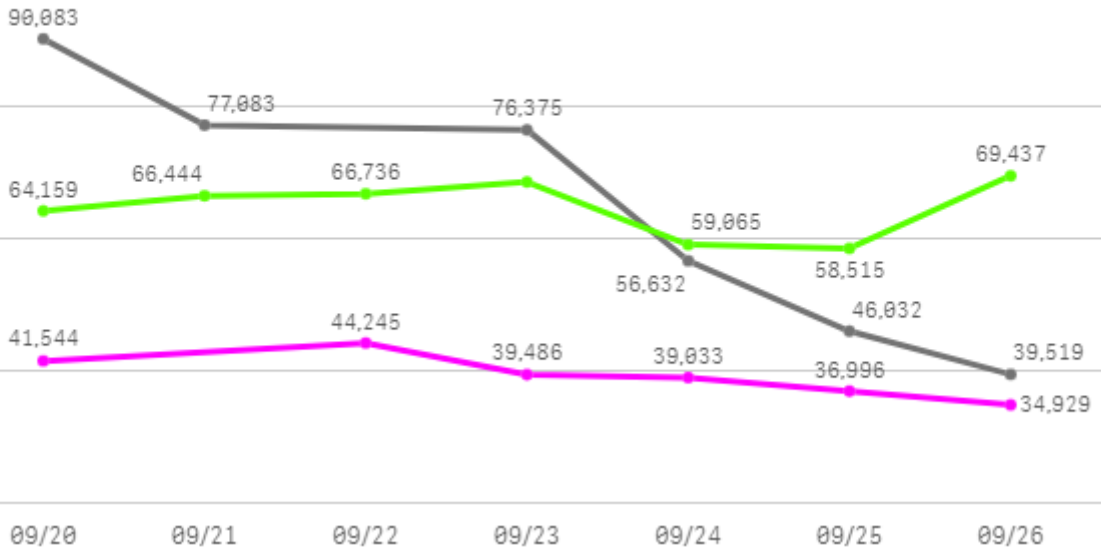
5

산지별 주출하 시군구



주간 도매가격(원)

◆ 2025 ● 2024 ◆ 평년



구분	금주(A)	전주(B)	전월(C)	전년(D)	평년(E)	A/B	A/C	A/D	A/E
가격(원)	40,304	39,888	25,767	64,287	42,600	101.0%	156.4%	62.7%	94.6%

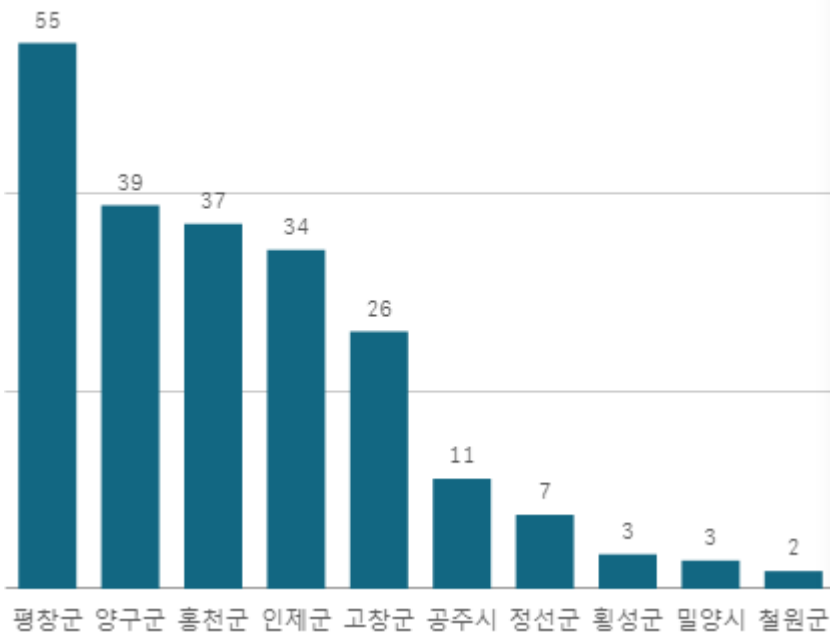
※ 상품 가격 기준

□ 청양고추(10Kg) 주간 가격

구분	Q	품종	Q	단량	Q	특	상	보통	하
2025-09-20		청양고추		10Kg		55,125	41,544	27,164	12,690
2025-09-22		청양고추		10Kg		63,525	44,245	28,442	15,861
2025-09-23		청양고추		10Kg		54,714	39,486	27,483	14,555
2025-09-24		청양고추		10Kg		55,626	39,033	26,124	15,747
2025-09-25		청양고추		10Kg		53,094	36,996	23,354	12,460
2025-09-26		청양고추		10Kg		53,004	34,929	21,668	11,705
평균						55,848	39,372	25,706	13,836

오이맛고추(10Kg)

산지별 거래물량(톤)



출하산지(개소)

18

출하건수(천건)

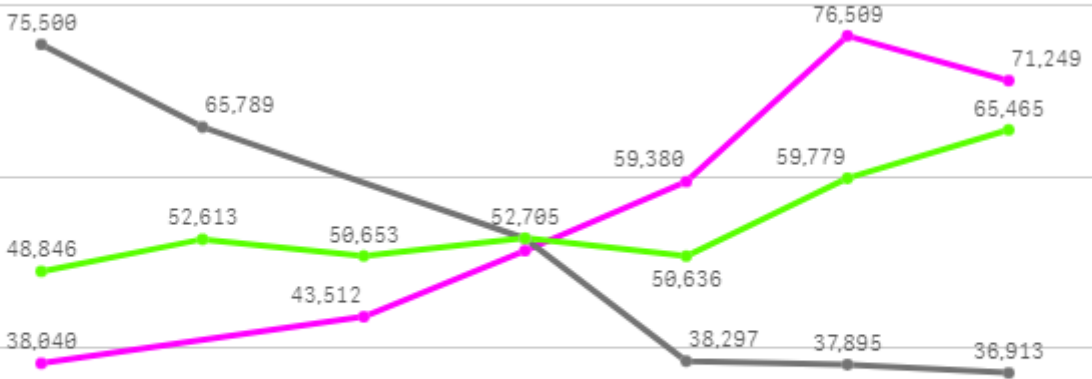
2

산지별 주출하 시군구



주간 도매가격(원)

◆ 2025 ● 2024 ◆ 평년



09/20 09/21 09/22 09/23 09/24 09/25 09/26

구분	금주(A)	전주(B)	전월(C)	전년(D)	평년(E)	A/B	A/C	A/D	A/E
가격(원)	51,812	40,170	20,512	51,183	49,859	129.0%	252.6%	101.2%	103.9%

※ 상품 가격 기준

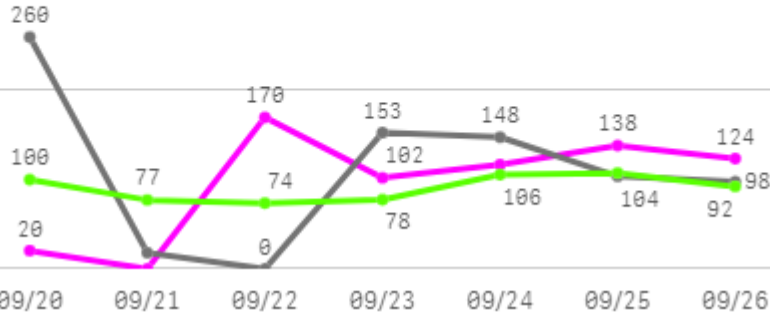
□ 오이맛고추(10Kg) 주간 가격

구분	Q	품종	Q	단량	Q	특	상	보통	하
2025-09-20		오이맛고추		10Kg		52,846	38,040	24,386	11,654
2025-09-22		오이맛고추		10Kg		56,977	43,512	30,575	14,410
2025-09-23		오이맛고추		10Kg		63,698	51,281	34,978	17,149
2025-09-24		오이맛고추		10Kg		77,310	59,380	37,745	20,626
2025-09-25		오이맛고추		10Kg		94,000	76,509	46,680	20,369
2025-09-26		오이맛고추		10Kg		88,506	71,249	38,914	19,164
평균						72,223	56,662	35,546	17,229

마늘

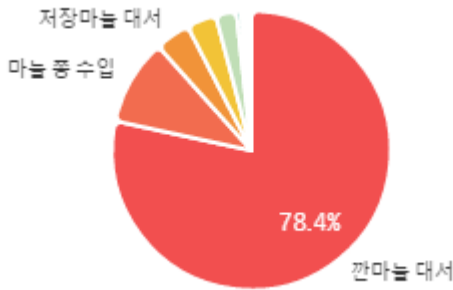
주간 반입량(톤)

◆ 2025 ● 2024 ▲ 평년

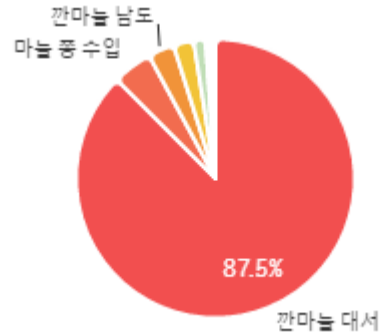


구분	금주(A)	전주(B)	전월(C)	전년(D)	평년(E)	A/B	A/C	A/D	A/E
물량(톤)	671	678	612	780	620	98.9%	109.7%	86.0%	108.2%

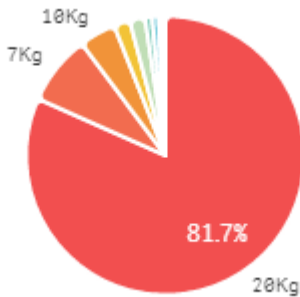
출하 품종별 거래물량 구성비



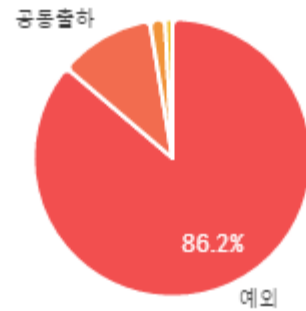
출하 품종별 거래금액 구성비




거래 단량별 물량 구성비



출하자별 거래물량 구성비



도매시장 법인별 거래물량(톤)

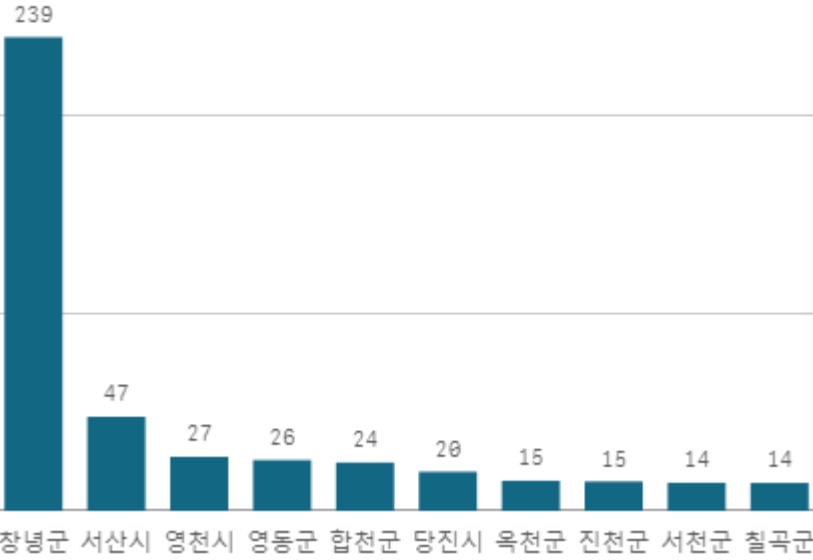


도매시장 법인별 거래금액(백만원)



깎마늘 대서(20Kg)

산지별 거래물량(톤)



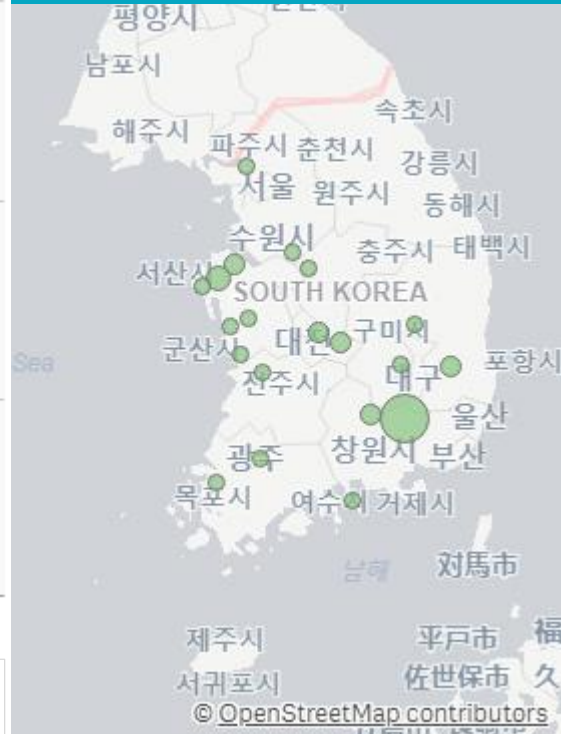
출하산지(개소)

21

출하건수(천건)

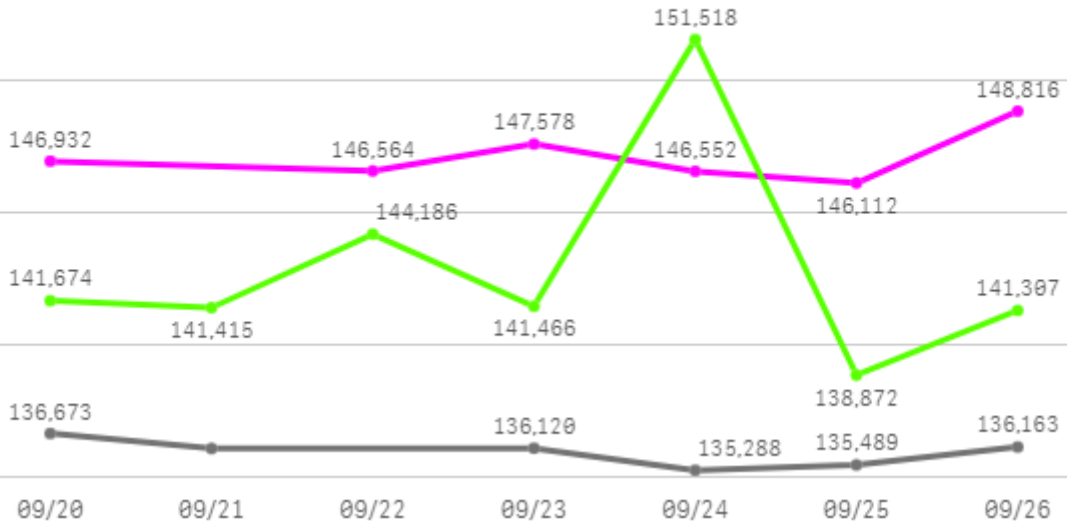
1

산지별 주출하 시군구



주간 도매가격(원)

● 2025 ● 2024 ● 평년



구분	금주(A)	전주(B)	전월(C)	전년(D)	평년(E)	A/B	A/C	A/D	A/E
가격(원)	146,984	148,200	146,056	135,973	145,823	99.2%	100.6%	108.1%	100.8%

※ 상품 가격 기준

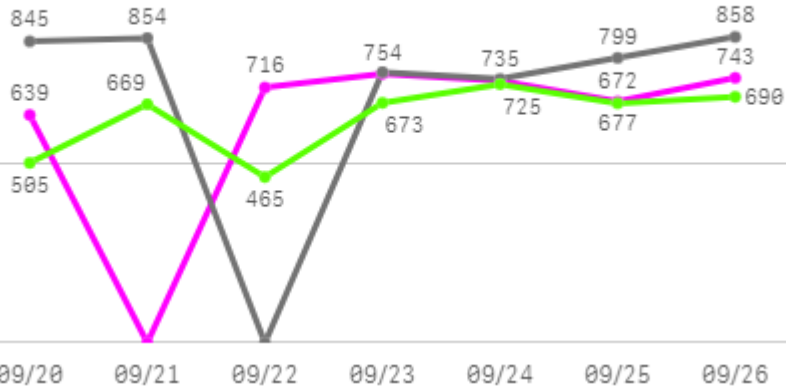
□ 깻마늘 대서(1Kg) 주간 가격

구분	Q	품종	Q	단량	Q	특	상	보통	하
2025-09-20		깻마늘 대서		1Kg		-	7,410	6,651	4,727
2025-09-22		깻마늘 대서		1Kg		-	7,423	6,673	4,698
2025-09-23		깻마늘 대서		1Kg		-	7,423	6,682	4,659
2025-09-24		깻마늘 대서		1Kg		-	7,436	6,699	4,624
2025-09-25		깻마늘 대서		1Kg		-	7,421	6,714	4,655
2025-09-26		깻마늘 대서		1Kg		-	7,428	6,733	4,701
평균						-	7,424	6,692	4,677

양파

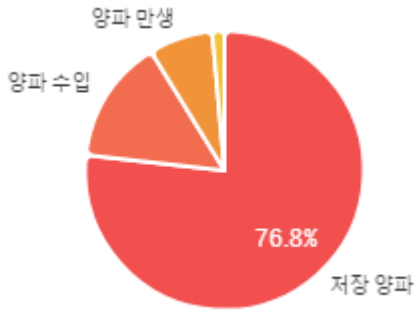
주간 반입량(톤)

◆ 2025 ● 2024 ▲ 평년

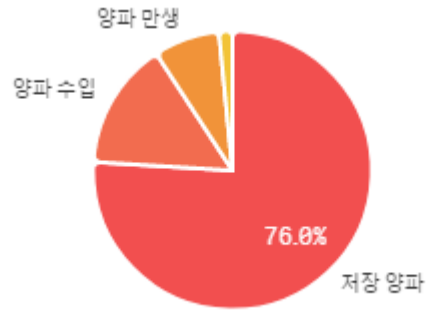


구분	금주(A)	전주(B)	전월(C)	전년(D)	평년(E)	A/B	A/C	A/D	A/E
물량(톤)	4,264	4,085	3,438	4,855	4,049	104.4%	124.0%	87.8%	105.3%

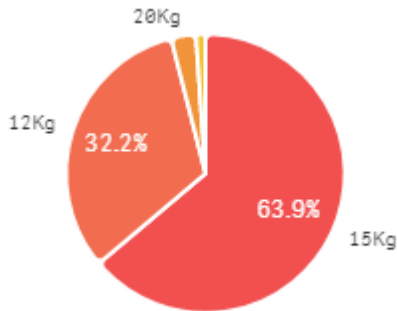
출하 품종별 거래물량 구성비



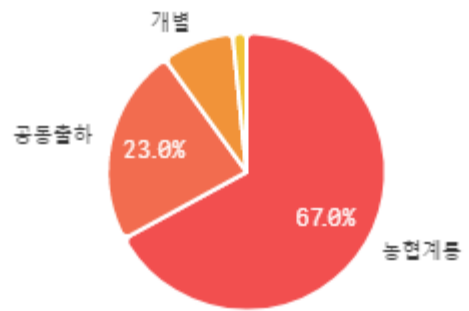
출하 품종별 거래금액 구성비



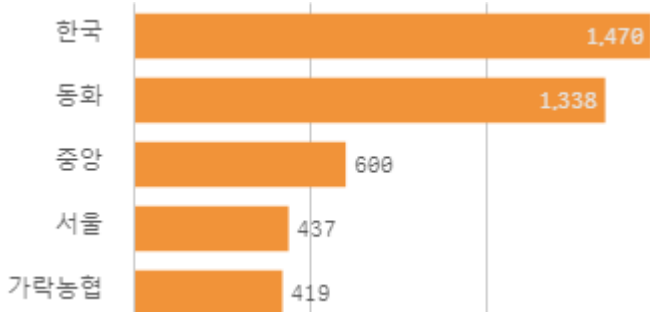
거래 단량별 물량 구성비



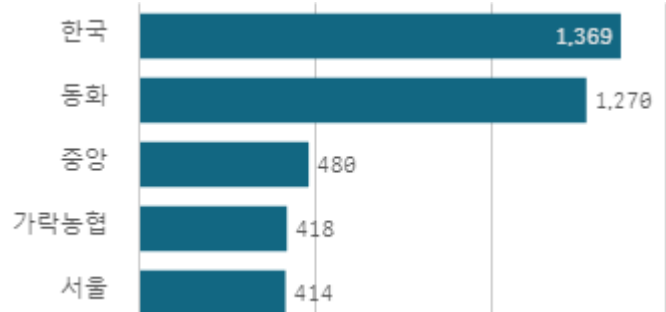
출하자별 거래물량 구성비



도매시장 법인별 거래물량(톤)

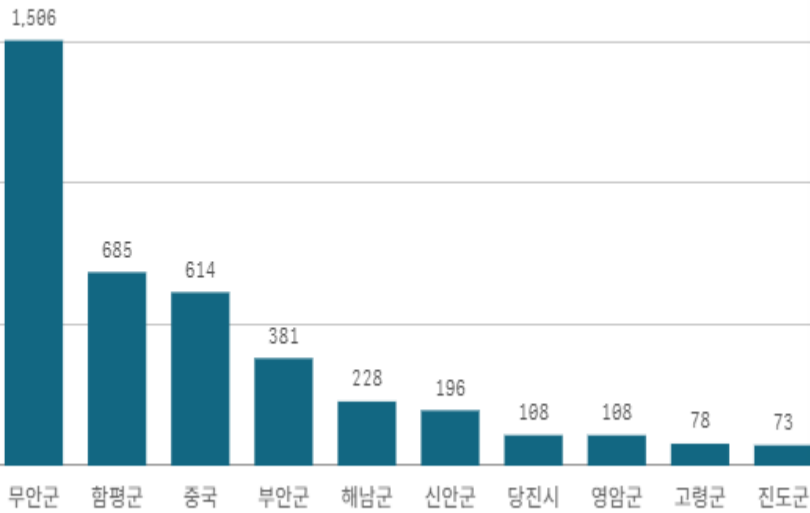


도매시장 법인별 거래금액(백만원)



양파(1Kg)

산지별 거래물량(톤)



출하산지(개소)

24

출하건수(천건)

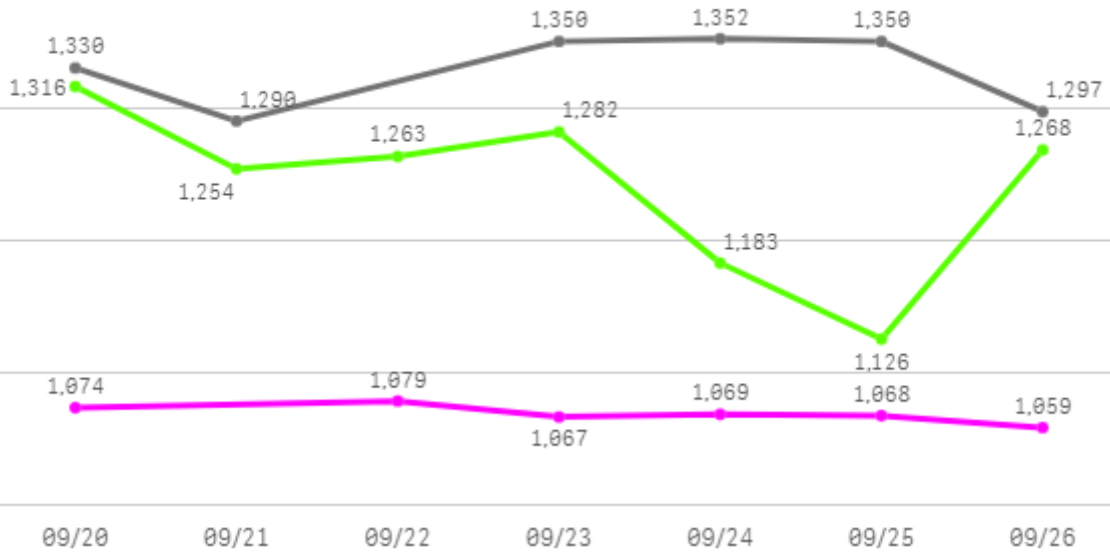
3

산지별 주출하 시군구



주간 도매가격(원)

◆ 2025 ● 2024 ▲ 평년



구분	금주(A)	전주(B)	전월(C)	전년(D)	평년(E)	A/B	A/C	A/D	A/E
가격(원)	1,071	1,050	1,055	1,328	1,108	102.0%	101.6%	80.6%	96.7%

※ 상품 가격 기준

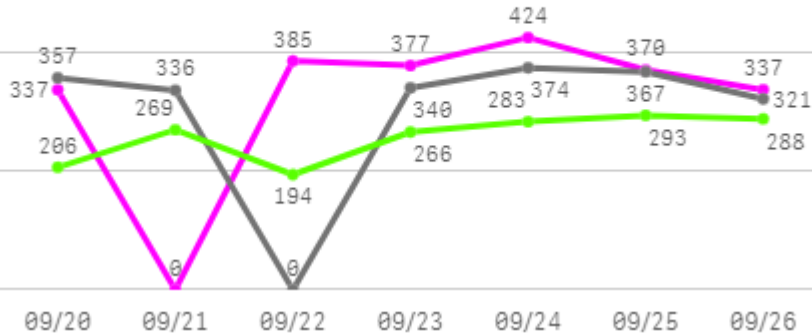
□ 양파(1Kg) 주간 가격

구분	Q	품종	Q	단량	Q	특	상	보통	하
2025-09-20		양파		1Kg		1,158	1,074	889	542
2025-09-22		양파		1Kg		1,170	1,079	955	652
2025-09-23		양파		1Kg		1,167	1,067	901	561
2025-09-24		양파		1Kg		1,169	1,069	935	674
2025-09-25		양파		1Kg		1,166	1,068	922	540
2025-09-26		양파		1Kg		1,140	1,059	913	589
평균						1,162	1,069	919	593

대파

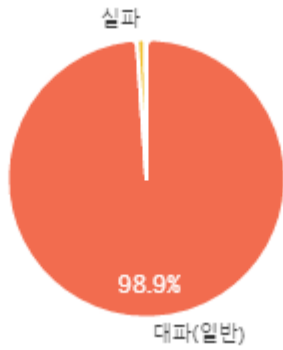
주간 반입량(톤)

◆ 2025 ● 2024 ▲ 평년

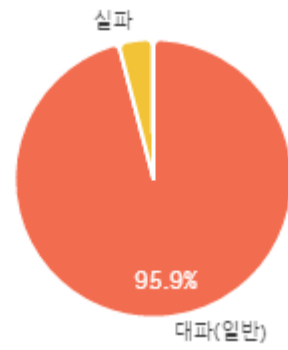


구분	금주(A)	전주(B)	전월(C)	전년(D)	평년(E)	A/B	A/C	A/D	A/E
물량(톤)	2,229	1,971	1,946	2,094	1,833	113.1%	114.6%	106.5%	121.6%

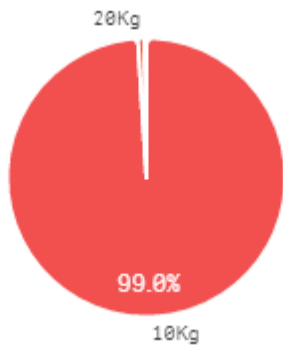
출하 품종별 거래물량 구성비



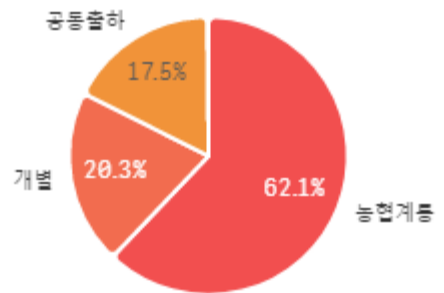
출하 품종별 거래금액 구성비



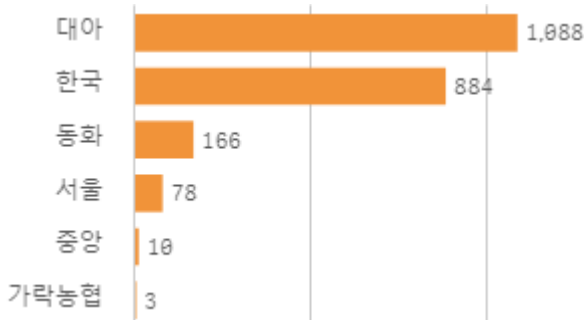
거래 단량별 물량 구성비



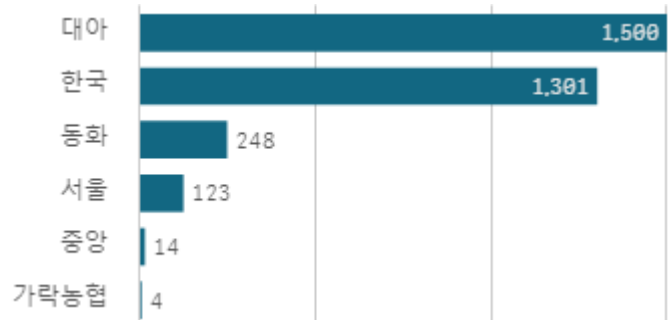
출하자별 거래물량 구성비



도매시장 법인별 거래물량(톤)

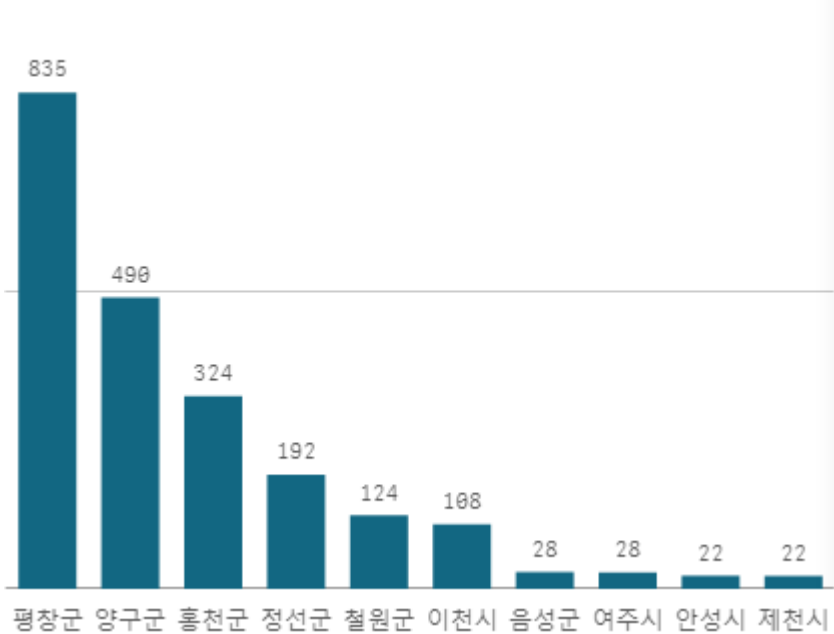


도매시장 법인별 거래금액(백만원)



대파(일반)(1Kg)

산지별 거래물량(톤)



출하산지(개소)

16

출하건수(천건)

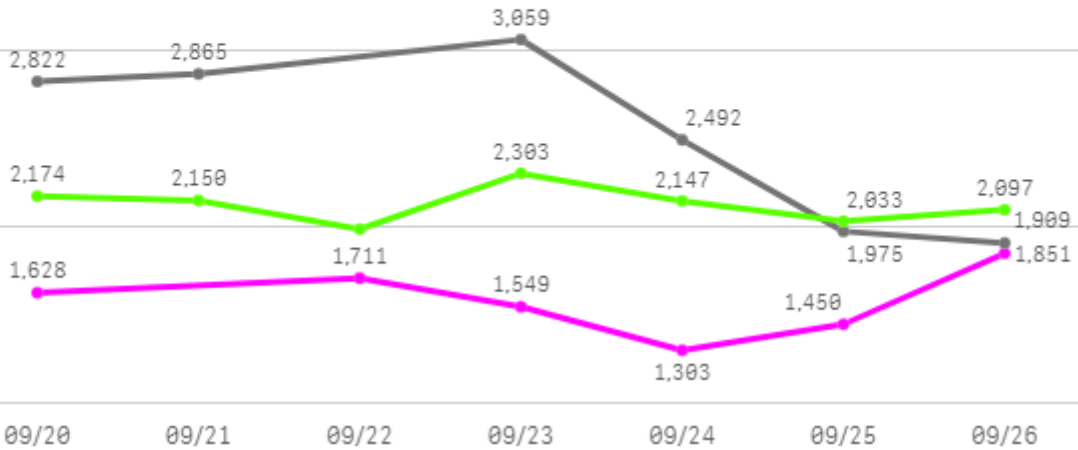
1

산지별 주출하 시군구



주간 도매가격(원)

◆ 2025 ● 2024 ◆ 평년



구분	금주(A)	전주(B)	전월(C)	전년(D)	평년(E)	A/B	A/C	A/D	A/E
가격(원)	1,582	1,595	1,531	2,520	1,660	99.2%	103.3%	62.8%	95.3%

※ 상품 가격 기준

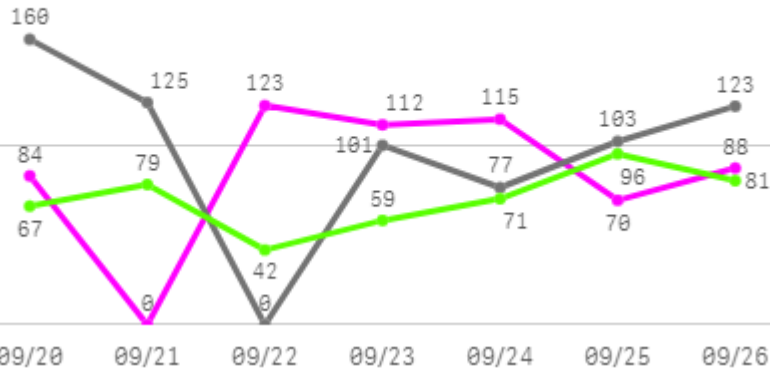
□ 대파(일반)(1Kg) 주간 가격

구분	Q	품종	Q	단량	Q	특	상	보통	하
2025-09-20		대파(일반)		1Kg		1,913	1,628	1,370	1,114
2025-09-22		대파(일반)		1Kg		2,050	1,711	1,433	1,188
2025-09-23		대파(일반)		1Kg		1,769	1,549	1,277	1,103
2025-09-24		대파(일반)		1Kg		1,557	1,303	1,151	993
2025-09-25		대파(일반)		1Kg		1,607	1,450	1,236	1,104
2025-09-26		대파(일반)		1Kg		2,070	1,851	1,566	1,260
평균						1,828	1,582	1,339	1,127

파프리카

주간 반입량(톤)

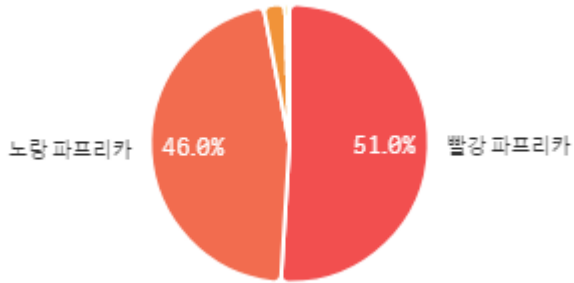
◆ 2025 ● 2024 ▲ 평년



구분	금주(A)	전주(B)	전월(C)	전년(D)	평년(E)	A/B	A/C	A/D	A/E
물량(톤)	592	611	407	688	538	96.9%	145.4%	86.0%	109.9%

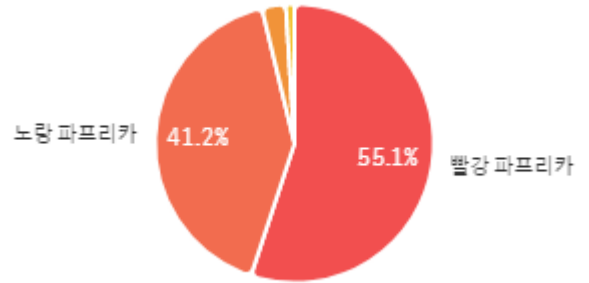
출하 품종별 거래물량 구성비

오렌지 파프리카

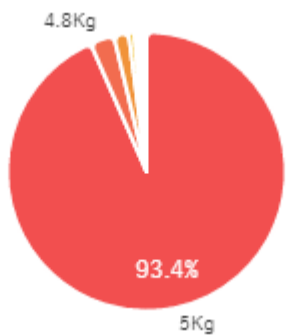


출하 품종별 거래금액 구성비

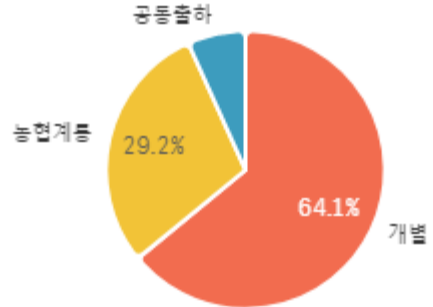
오렌지 파프리카



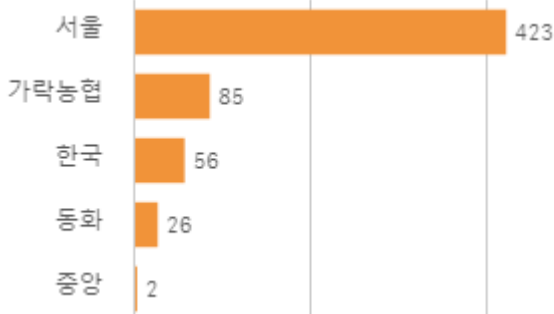
거래 단량별 물량 구성비



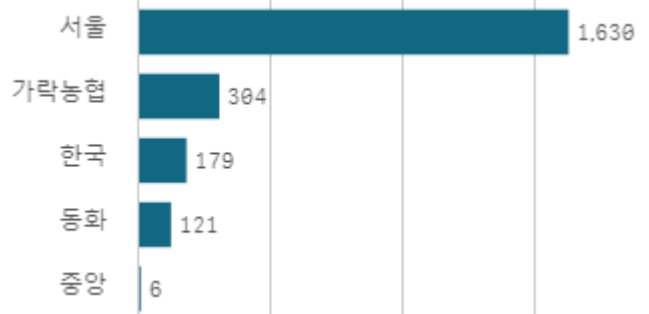
출하자별 거래물량 구성비



도매시장 법인별 거래물량(톤)

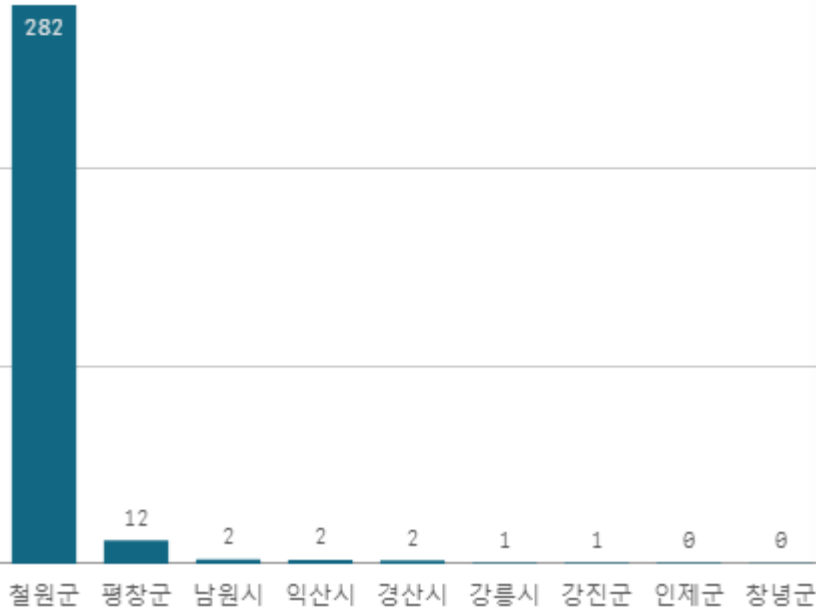


도매시장 법인별 거래금액(백만원)



빨강 파프리카(5Kg)

산지별 거래물량(톤)



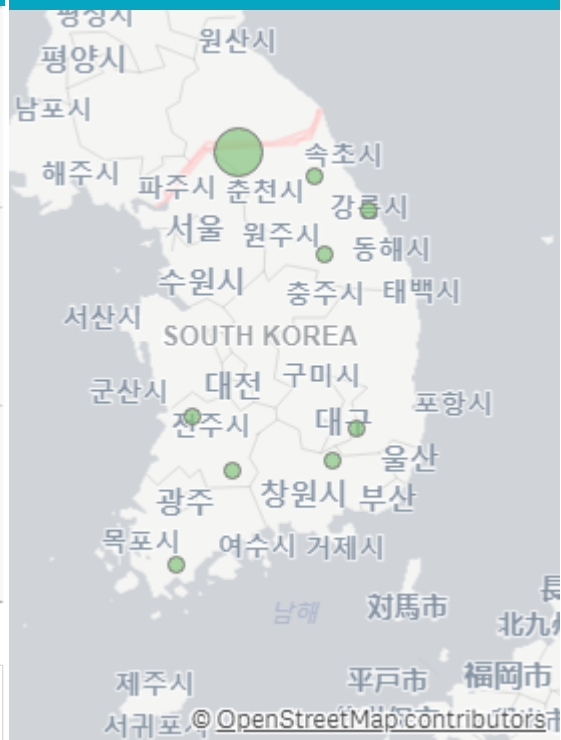
출하산지(개소)

9

출하건수(천건)

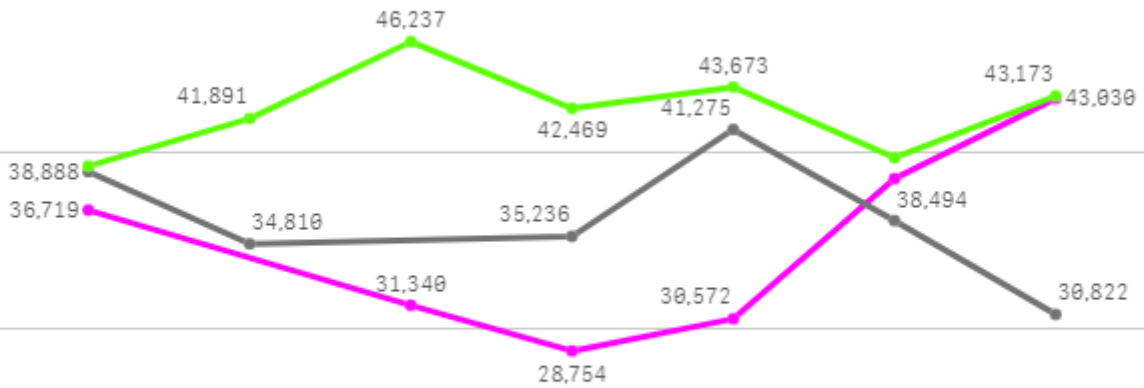
2

산지별 주출하 시군구



주간 도매가격(원)

◆ 2025 ● 2024 ◆ 평년



09/20 09/21 09/22 09/23 09/24 09/25 09/26

구분	금주(A)	전주(B)	전월(C)	전년(D)	평년(E)	A/B	A/C	A/D	A/E
가격(원)	34,021	37,590	50,048	36,192	34,516	90.5%	68.0%	94.0%	98.6%

※ 상품 가격 기준

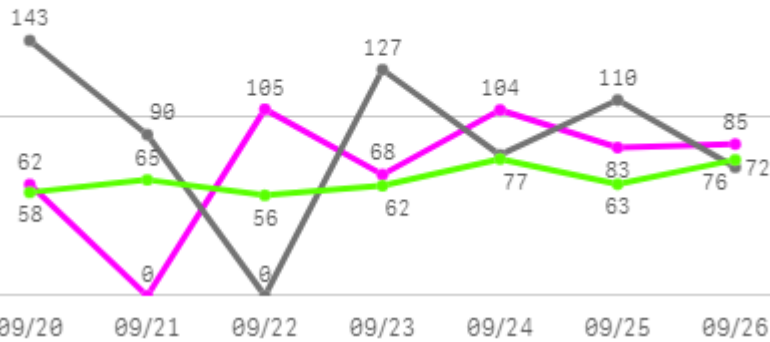
□ 빨강 파프리카(5Kg) 주간 가격

구분	Q	품종	Q	단량	Q	특	상	보통	하
2025-09-20		빨강 파프리카		5Kg		-	36,719	24,130	10,205
2025-09-22		빨강 파프리카		5Kg		-	31,340	19,775	9,965
2025-09-23		빨강 파프리카		5Kg		-	28,754	18,461	9,628
2025-09-24		빨강 파프리카		5Kg		-	30,572	20,836	10,889
2025-09-25		빨강 파프리카		5Kg		-	38,494	24,742	14,201
2025-09-26		빨강 파프리카		5Kg		-	43,030	28,894	15,630
평균						-	34,818	22,806	11,753

양상추

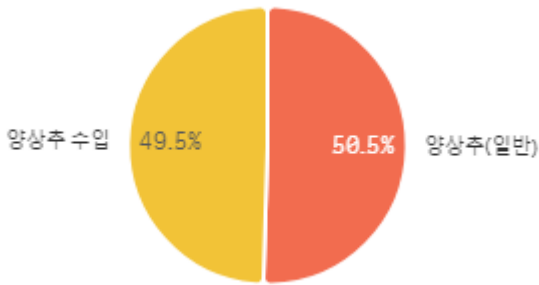
주간 반입량(톤)

◆ 2025 ● 2024 ▲ 평년

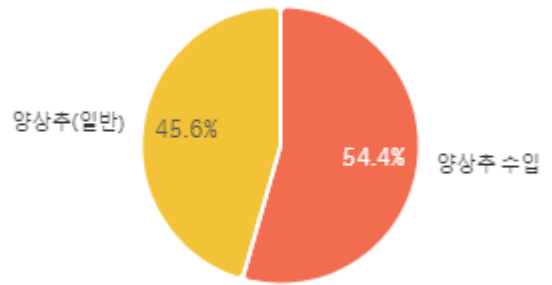


구분	금주(A)	전주(B)	전월(C)	전년(D)	평년(E)	A/B	A/C	A/D	A/E
물량(톤)	507	487	406	621	476	104.2%	124.8%	81.7%	106.7%

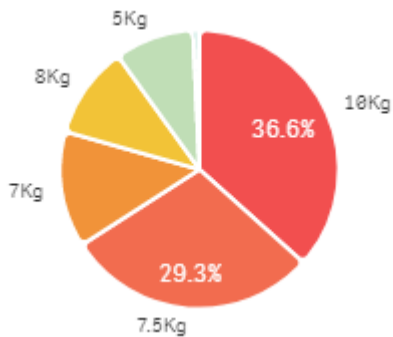
출하 품종별 거래물량 구성비



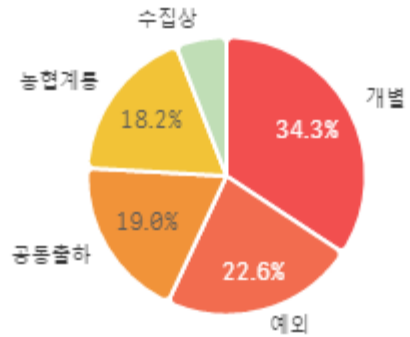
출하 품종별 거래금액 구성비



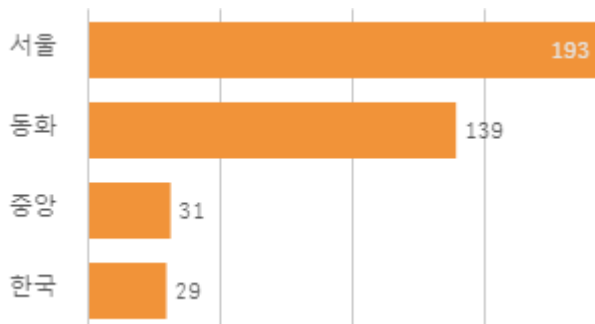
거래 단량별 물량 구성비



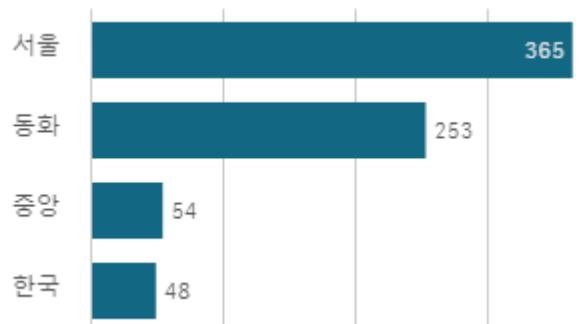
출하자별 거래물량 구성비



도매시장 법인별 거래물량(톤)

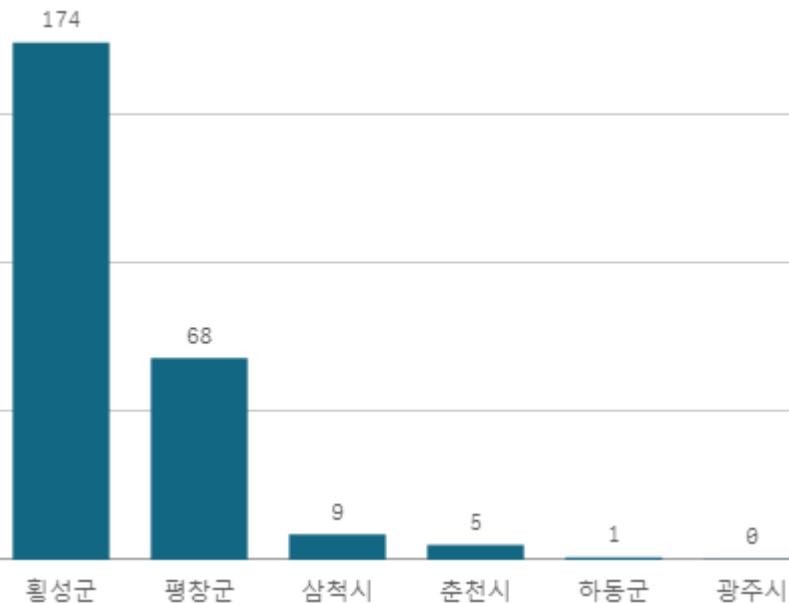


도매시장 법인별 거래금액(백만원)



양상추(일반)(12개)

산지별 거래물량(톤)



출하산지(개소)

6

출하건수(천건)

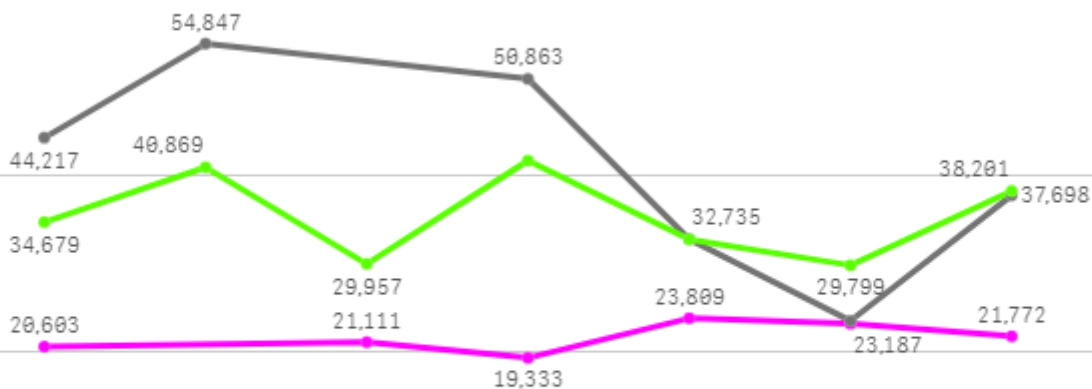
0

산지별 주출하 시군구



주간 도매가격(원)

◆ 2025 ● 2024 ◆ 평년



09/20 09/21 09/22 09/23 09/24 09/25 09/26

구분	금주(A)	전주(B)	전월(C)	전년(D)	평년(E)	A/B	A/C	A/D	A/E
가격(원)	21,345	24,184	43,054	40,647	22,983	88.3%	49.6%	52.5%	92.9%

※ 상품 가격 기준

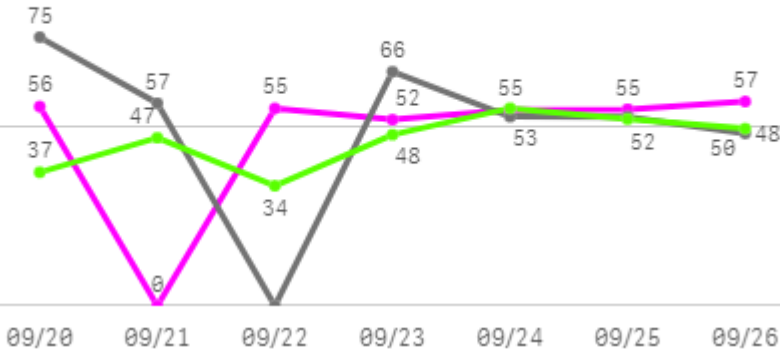
□ 양상추(일반)(12개) 주간 가격

구분	Q	품종	Q	단량	Q	특	상	보통	하
2025-09-20		양상추(일반)		12개		-	20,603	15,000	9,129
2025-09-22		양상추(일반)		12개		-	21,111	18,560	15,808
2025-09-23		양상추(일반)		12개		-	19,333	16,541	13,831
2025-09-24		양상추(일반)		12개		-	23,809	18,468	14,214
2025-09-25		양상추(일반)		12개		-	23,187	18,360	14,581
2025-09-26		양상추(일반)		12개		-	21,772	17,319	12,881
평균						-	21,636	17,375	13,407

청경채

주간 반입량(톤)

◆ 2025 ● 2024 ▲ 평년

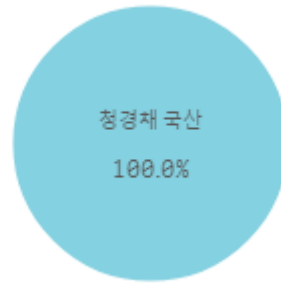


구분	금주(A)	전주(B)	전월(C)	전년(D)	평년(E)	A/B	A/C	A/D	A/E
물량(톤)	331	356	384	352	310	92.8%	86.2%	93.9%	106.8%

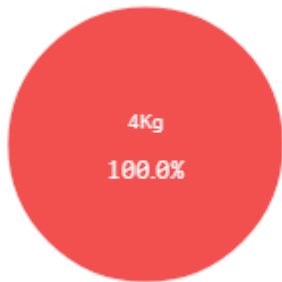
출하 품종별 거래물량 구성비



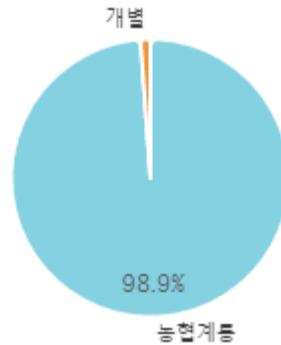
출하 품종별 거래금액 구성비



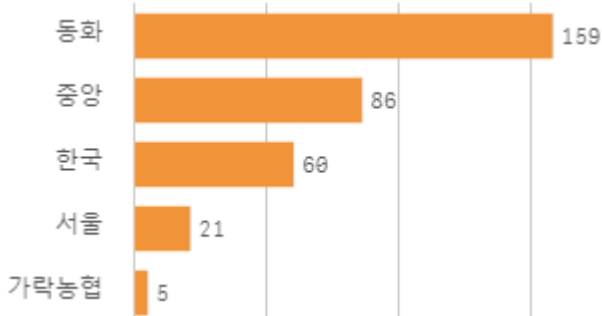
거래 단량별 물량 구성비



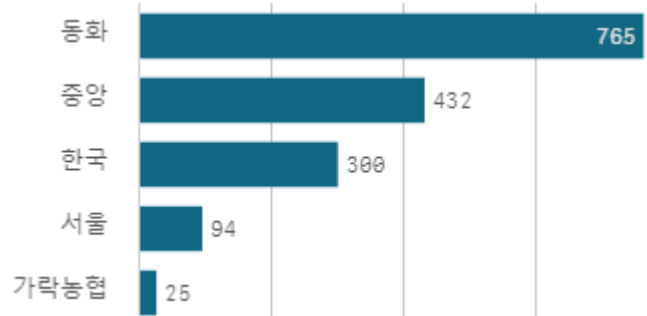
출하자별 거래물량 구성비



도매시장 법인별 거래물량(톤)

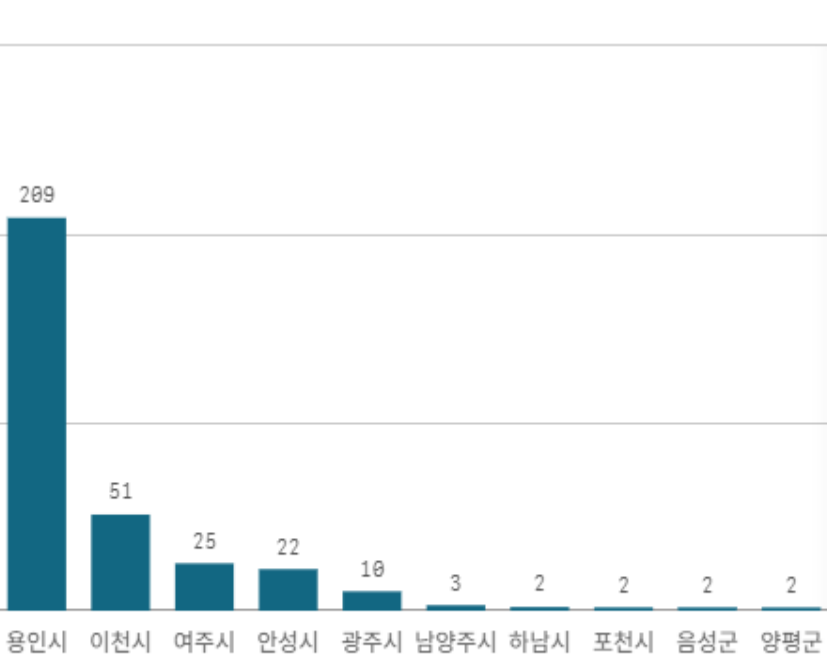


도매시장 법인별 거래금액(백만원)



청경채(4Kg)

산지별 거래물량(톤)



출하산지(개소)

13

출하건수(천건)

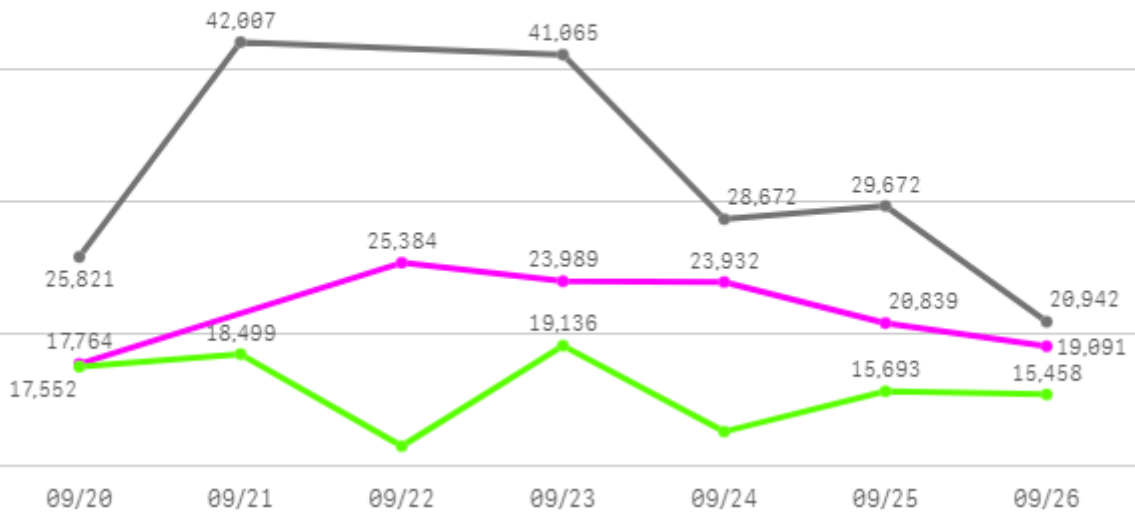
2

산지별 주출하 시군구



주간 도매가격(원)

2025 (Magenta) 2024 (Grey) 평년 (Green)



구분	금주(A)	전주(B)	전월(C)	전년(D)	평년(E)	A/B	A/C	A/D	A/E
가격(원)	21,816	13,936	9,555	31,363	21,311	156.6%	228.3%	69.6%	102.4%

※ 상품 가격 기준

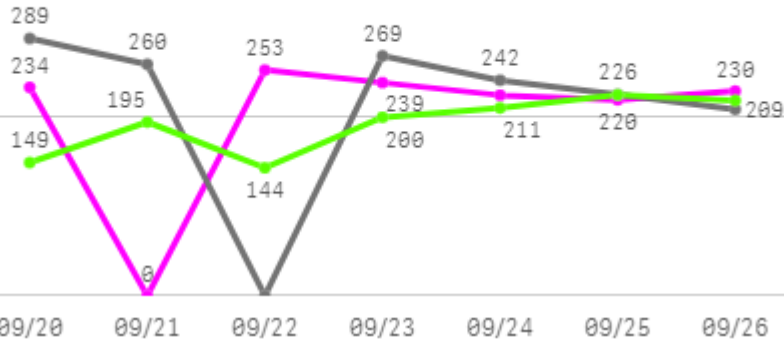
□ 청경채(4Kg) 주간 가격

구분	Q	품종	Q	단량	Q	특	상	보통	하
2025-09-20		청경채		4Kg		-	17,764	16,170	14,025
2025-09-22		청경채		4Kg		-	25,384	24,162	20,548
2025-09-23		청경채		4Kg		-	23,989	21,816	19,394
2025-09-24		청경채		4Kg		-	23,932	22,517	20,479
2025-09-25		청경채		4Kg		-	20,839	19,094	16,478
2025-09-26		청경채		4Kg		-	19,091	17,514	15,795
평균						-	21,833	20,212	17,786

버섯

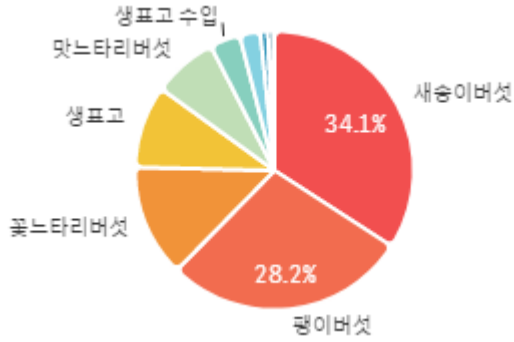
주간 반입량(톤)

◆ 2025 ● 2024 ▲ 평년

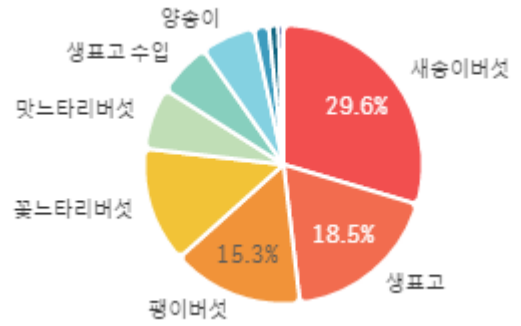


구분	금주(A)	전주(B)	전월(C)	전년(D)	평년(E)	A/B	A/C	A/D	A/E
물량(톤)	1,400	1,307	1,224	1,494	1,306	107.1%	114.4%	93.7%	107.3%

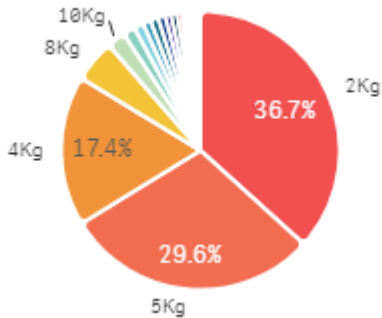
출하 품종별 거래물량 구성비



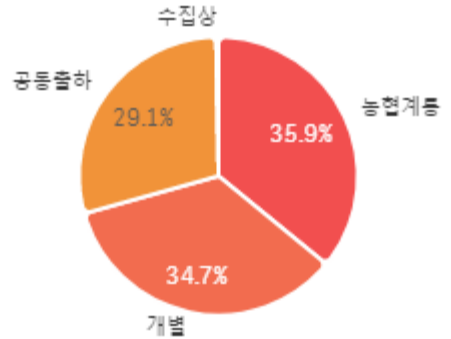
출하 품종별 거래금액 구성비



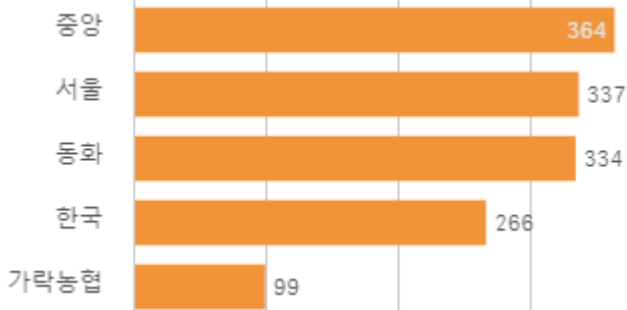
거래 단량별 물량 구성비



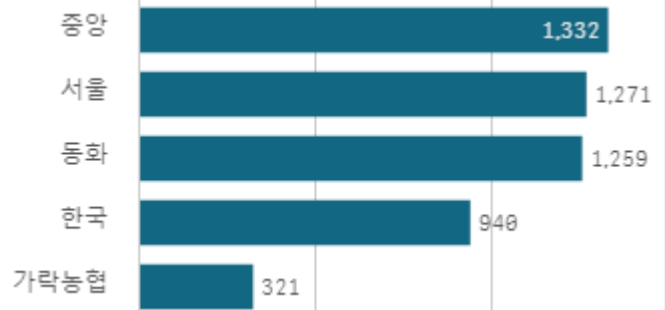
출하자별 거래물량 구성비



도매시장 법인별 거래물량(톤)

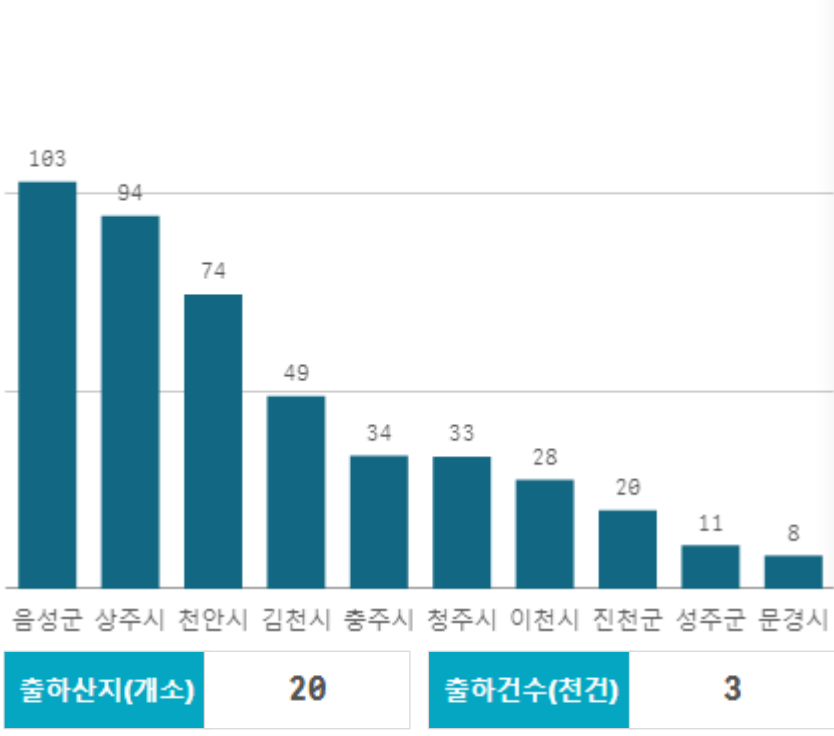


도매시장 법인별 거래금액(백만원)



새송이버섯(2Kg)

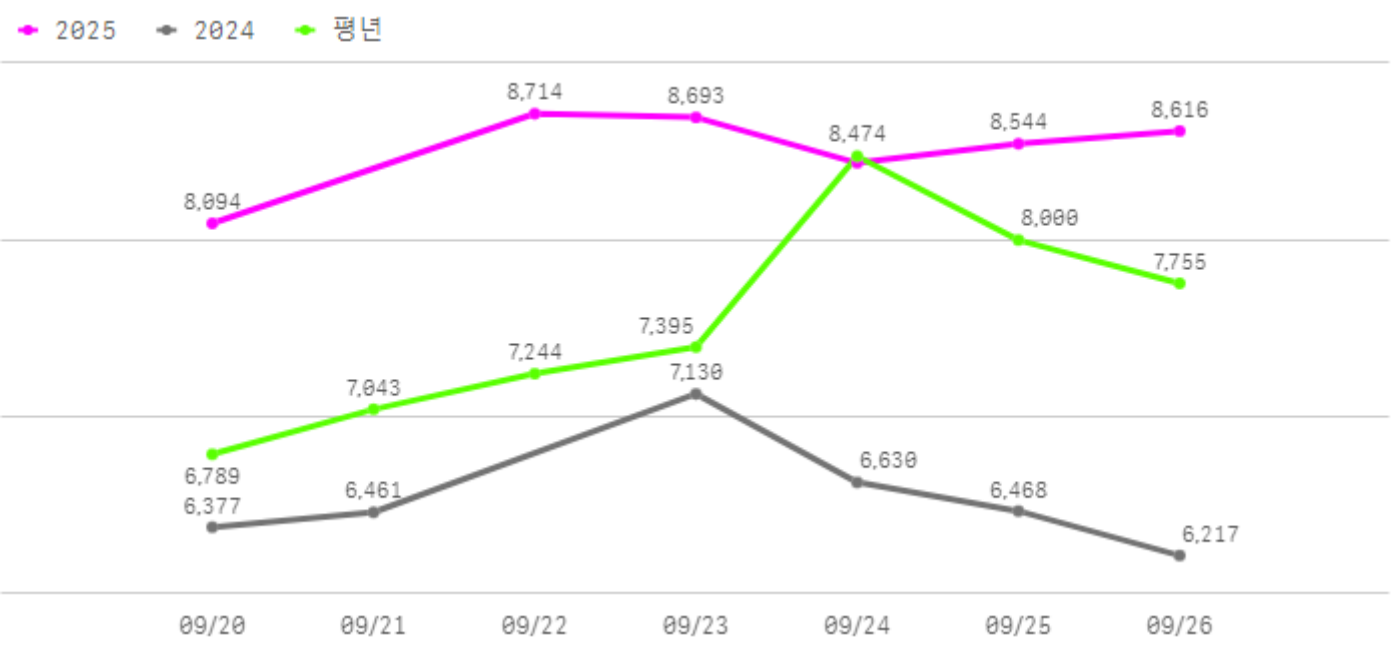
산지별 거래물량(톤)



산지별 주출하 시군구



주간 도매가격(원)



구분	금주(A)	전주(B)	전월(C)	전년(D)	평년(E)	A/B	A/C	A/D	A/E
가격(원)	8,474	7,115	5,482	6,547	8,289	119.1%	154.6%	129.4%	102.2%

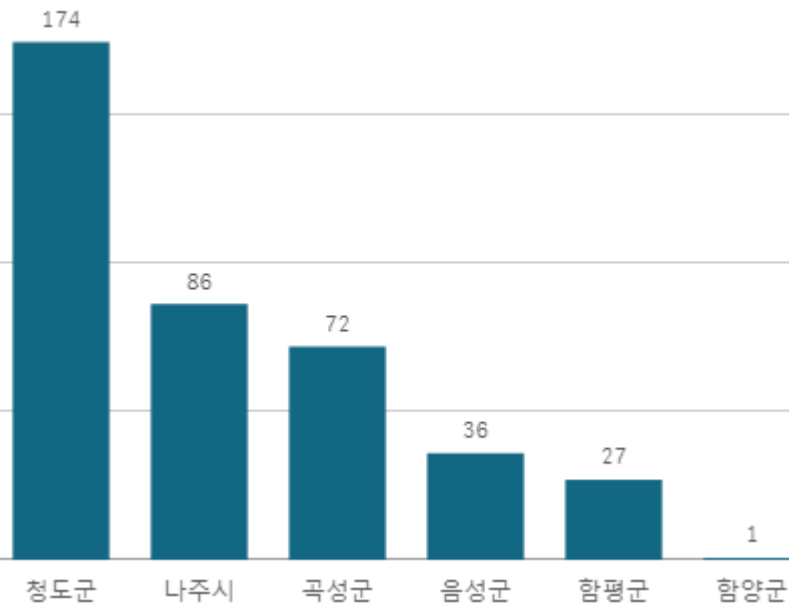
※ 상품 가격 기준

□ 새송이버섯(2Kg) 주간 가격

구분	Q	품종	Q	단량	Q	특	상	보통	하
2025-09-20		새송이버섯		2Kg		12,526	8,094	6,866	5,165
2025-09-22		새송이버섯		2Kg		13,067	8,714	7,323	4,949
2025-09-23		새송이버섯		2Kg		13,415	8,693	7,490	4,963
2025-09-24		새송이버섯		2Kg		15,188	8,436	7,596	5,444
2025-09-25		새송이버섯		2Kg		15,962	8,544	7,640	5,126
2025-09-26		새송이버섯		2Kg		15,947	8,616	7,592	4,830
평균						14,351	8,516	7,418	5,080

팬이버섯(5Kg)

산지별 거래물량(톤)



출하산지(개소)

6

출하건수(천건)

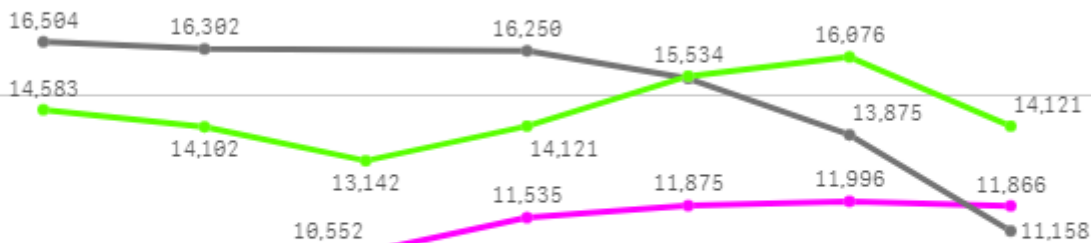
2

산지별 주출하 시군구



주간 도매가격(원)

◆ 2025 ● 2024 ◆ 평년



09/20 09/21 09/22 09/23 09/24 09/25 09/26

구분	금주(A)	전주(B)	전월(C)	전년(D)	평년(E)	A/B	A/C	A/D	A/E
가격(원)	10,897	10,335	7,532	14,926	11,601	105.4%	144.7%	73.0%	93.9%

※ 상품 가격 기준

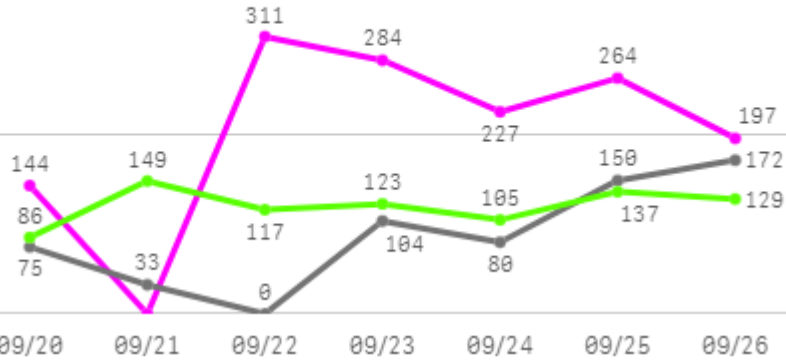
□ 팽이버섯(5Kg) 주간 가격

구분	Q	품종	Q	단량	Q	특	상	보통	하
2025-09-20		팽이버섯		5Kg		10,760	9,456	7,673	6,951
2025-09-22		팽이버섯		5Kg		11,000	10,552	9,157	8,024
2025-09-23		팽이버섯		5Kg		12,000	11,535	9,699	8,769
2025-09-24		팽이버섯		5Kg		12,500	11,875	9,976	8,729
2025-09-25		팽이버섯		5Kg		12,573	11,996	10,052	9,026
2025-09-26		팽이버섯		5Kg		13,000	11,866	9,879	8,989
평균						11,972	11,213	9,406	8,415

사과

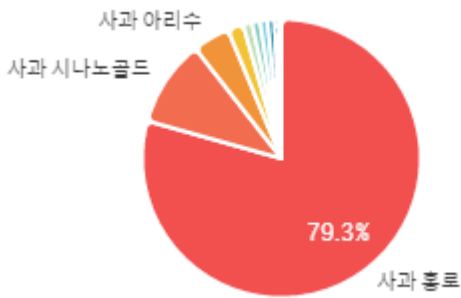
주간 반입량(톤)

◆ 2025 ● 2024 ▲ 평년

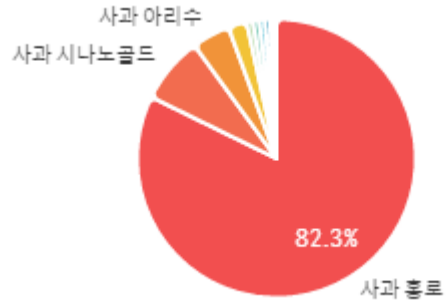


구분	금주(A)	전주(B)	전월(C)	전년(D)	평년(E)	A/B	A/C	A/D	A/E
물량(톤)	1,427	1,251	681	614	799	114.1%	209.4%	232.3%	178.5%

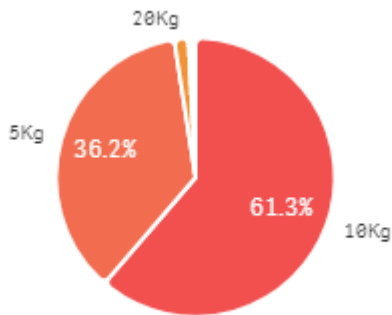
출하 품종별 거래물량 구성비



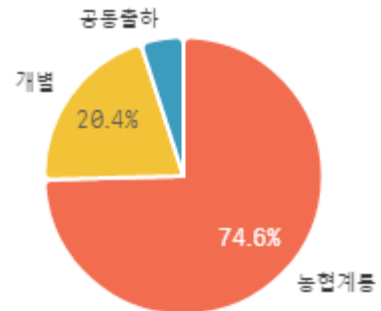
출하 품종별 거래금액 구성비



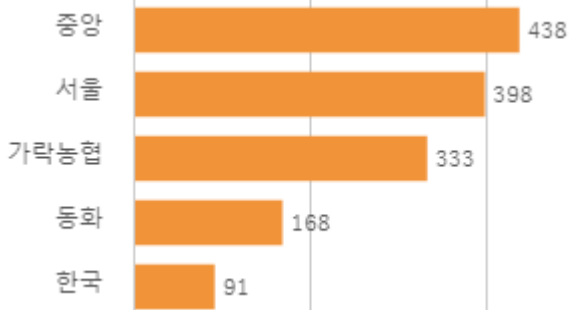
거래 단량별 물량 구성비



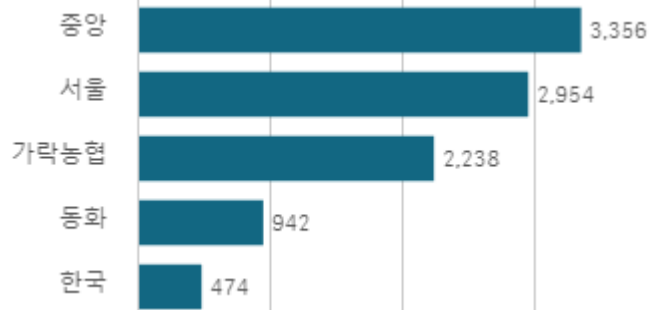
출하자별 거래물량 구성비



도매시장 법인별 거래물량(톤)

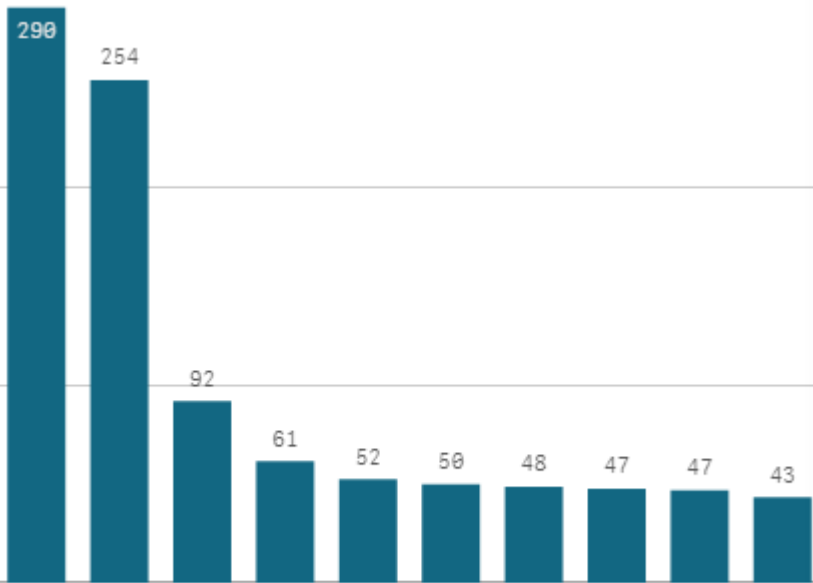


도매시장 법인별 거래금액(백만원)



사과 홍로(10Kg)

산지별 거래물량(톤)



출하산지(개소)

32

출하건수(천건)

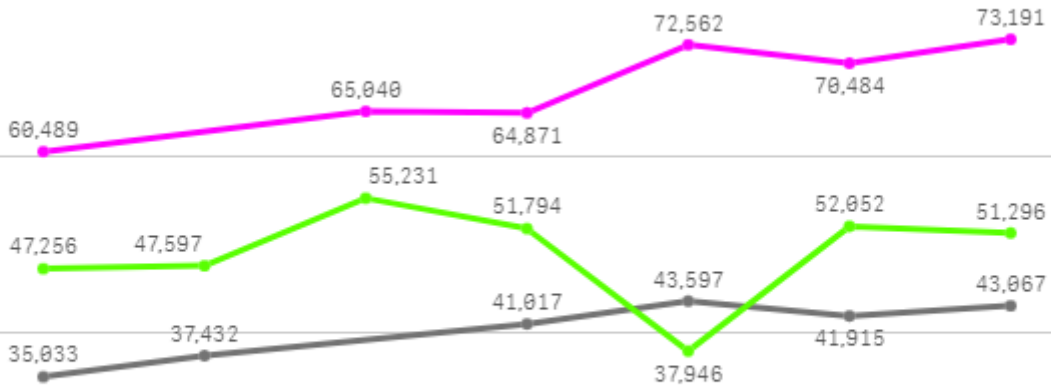
6

산지별 주출하 시군구



주간 도매가격(원)

◆ 2025 ● 2024 ◆ 평년



09/20 09/21 09/22 09/23 09/24 09/25 09/26

구분	금주(A)	전주(B)	전월(C)	전년(D)	평년(E)	A/B	A/C	A/D	A/E
가격(원)	66,177	57,086	77,062	40,344	63,193	115.9%	85.9%	164.0%	104.7%

※ 상품 가격 기준

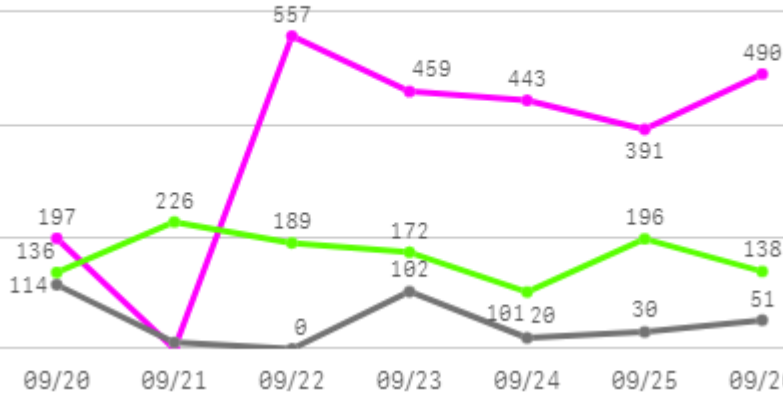
□ 사과 홍로(10Kg) 주간 가격

구분	Q	품종	Q	단량	Q	특	상	보통	하
2025-09-20		사과 홍로		10Kg		124,897	60,489	33,191	18,355
2025-09-22		사과 홍로		10Kg		117,345	65,040	41,910	22,524
2025-09-23		사과 홍로		10Kg		124,311	64,871	41,002	22,141
2025-09-24		사과 홍로		10Kg		162,677	72,562	46,570	26,015
2025-09-25		사과 홍로		10Kg		125,069	70,484	47,170	26,204
2025-09-26		사과 홍로		10Kg		157,179	73,191	50,220	30,435
평균						135,246	67,773	43,344	24,279

배

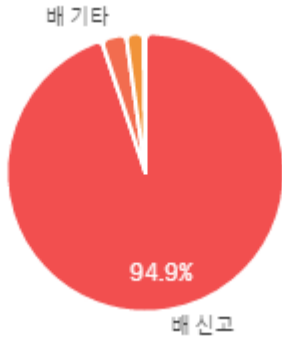
주간 반입량(톤)

◆ 2025 ● 2024 ▲ 평년

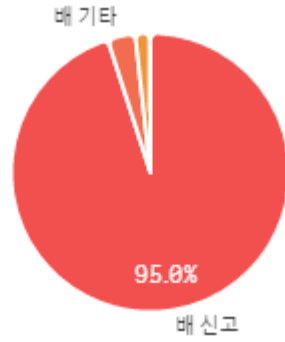


구분	금주(A)	전주(B)	전월(C)	전년(D)	평년(E)	A/B	A/C	A/D	A/E
물량(톤)	2,536	1,472	309	328	1,132	172.3%	821.4%	772.3%	224.0%

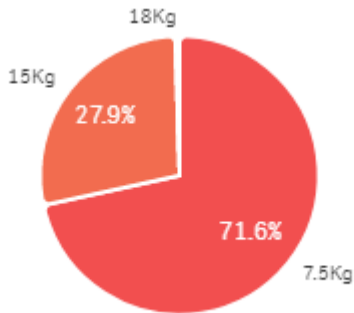
출하 품종별 거래물량 구성비



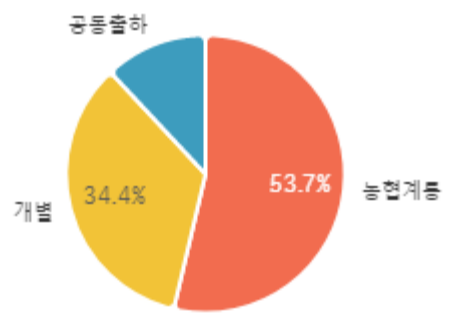
출하 품종별 거래금액 구성비



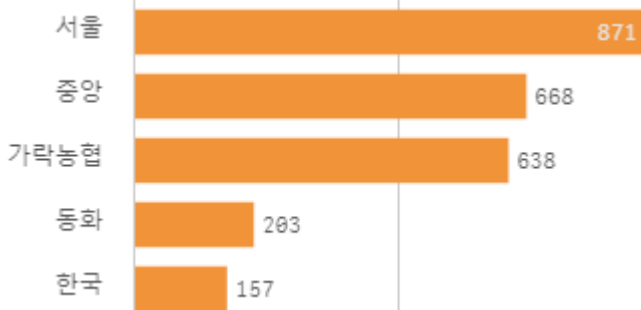
거래 단량별 물량 구성비



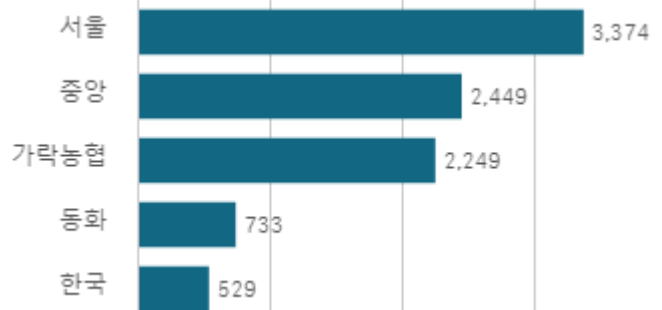
출하자별 거래물량 구성비



도매시장 법인별 거래물량(톤)

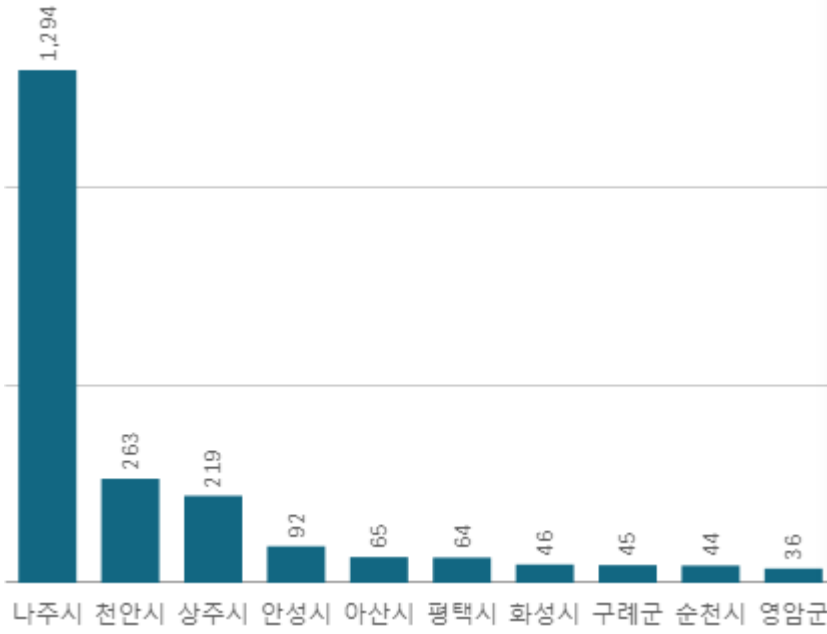


도매시장 법인별 거래금액(백만원)



배 신고(15Kg)

산지별 거래물량(톤)



출하산지(개소)

27

출하건수(천건)

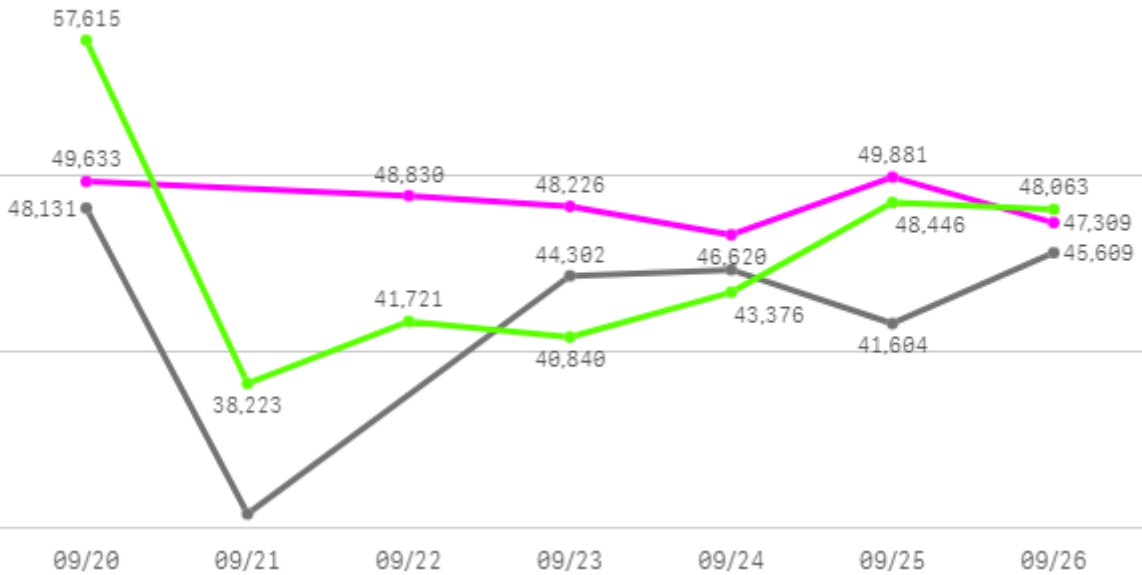
6

산지별 주출하 시군구



주간 도매가격(원)

◆ 2025 ● 2024 ▲ 평년



구분	금주(A)	전주(B)	전월(C)	전년(D)	평년(E)	A/B	A/C	A/D	A/E
가격(원)	48,612	50,742	27,781	42,523	47,656	95.8%	175.0%	114.3%	102.0%

※ 상품 가격 기준

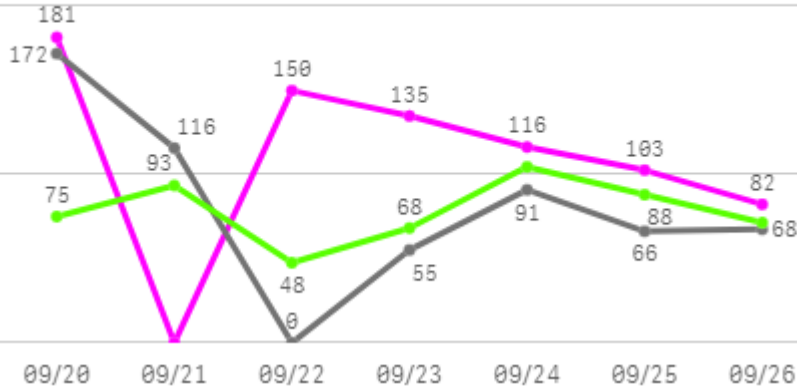
□ 배 신고(15Kg) 주간 가격

구분	Q	품종	Q	단량	Q	특	상	보통	하
2025-09-20		배 신고		15Kg		58,514	49,633	34,216	25,298
2025-09-22		배 신고		15Kg		60,554	48,830	35,182	27,643
2025-09-23		배 신고		15Kg		64,806	48,226	33,988	26,184
2025-09-24		배 신고		15Kg		62,923	46,620	34,673	25,154
2025-09-25		배 신고		15Kg		63,468	49,881	37,439	27,166
2025-09-26		배 신고		15Kg		60,610	47,309	34,700	24,346
평균						61,813	48,417	35,033	25,965

복숭아

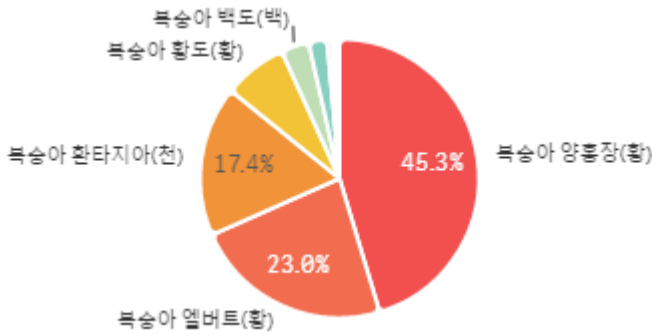
주간 반입량(톤)

◆ 2025 ● 2024 ▲ 평년

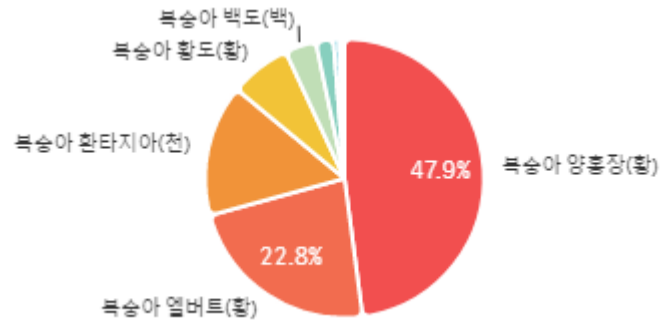


구분	금주(A)	전주(B)	전월(C)	전년(D)	평년(E)	A/B	A/C	A/D	A/E
물량(톤)	767	1,058	2,708	567	596	72.5%	28.3%	135.2%	128.8%

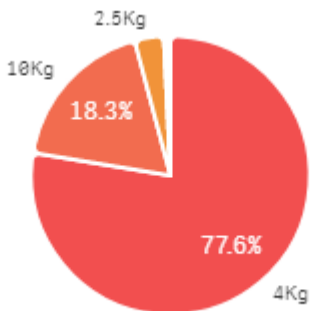
출하 품종별 거래물량 구성비



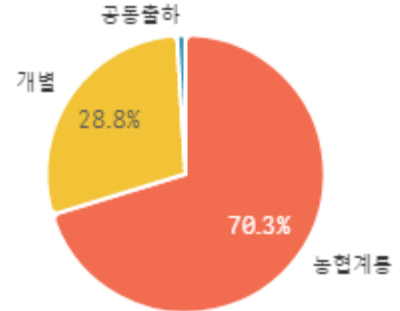
출하 품종별 거래금액 구성비



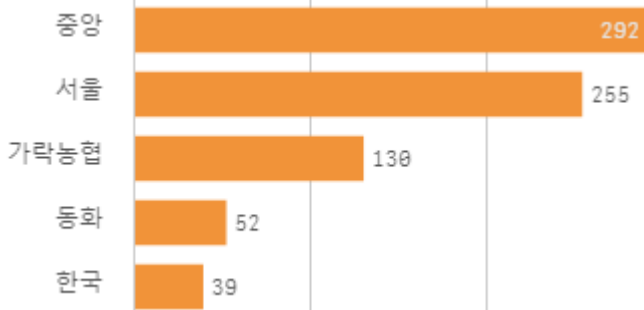
거래 단량별 물량 구성비



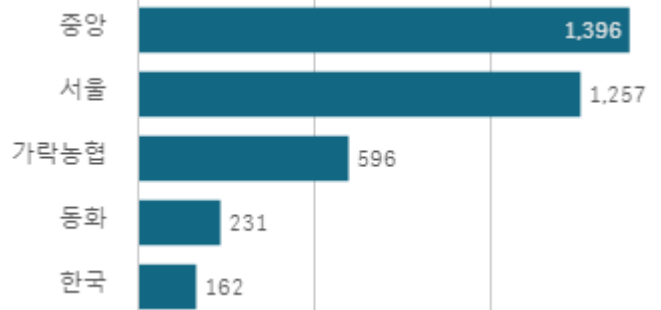
출하자별 거래물량 구성비



도매시장 법인별 거래물량(톤)

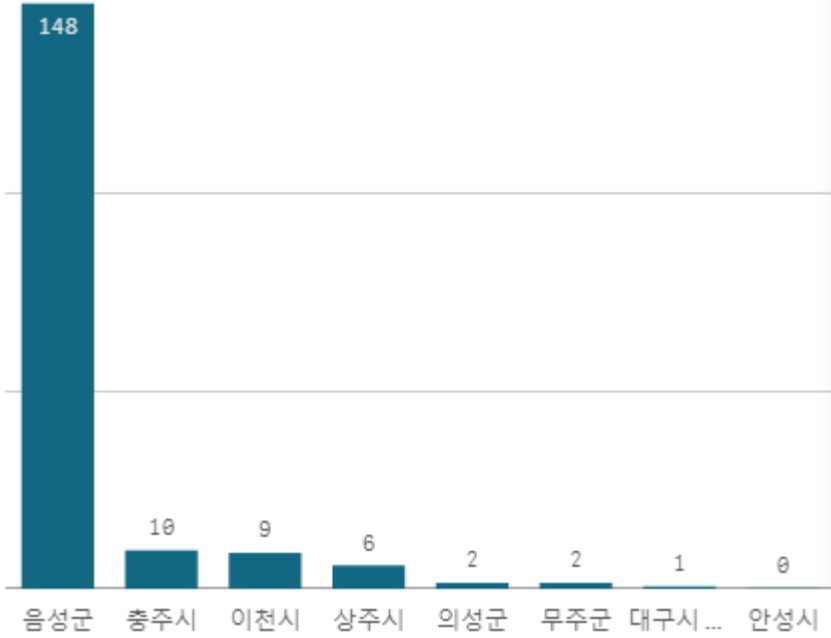


도매시장 법인별 거래금액(백만원)



복숭아 엘버트(황) (4Kg)

산지별 거래물량(톤)



출하산지(개소)

8

출하건수(천건)

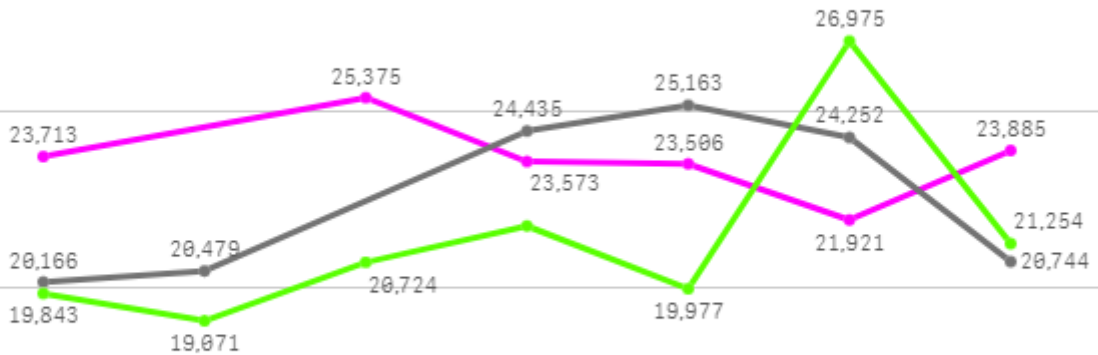
2

산지별 주출하 시군구



주간 도매가격(원)

◆ 2025 ● 2024 ◆ 평년



09/20 09/21 09/22 09/23 09/24 09/25 09/26

구분	금주(A)	전주(B)	전월(C)	전년(D)	평년(E)	A/B	A/C	A/D	A/E
가격(원)	23,813	24,724	19,498	22,540	23,396	96.3%	122.1%	105.6%	101.8%

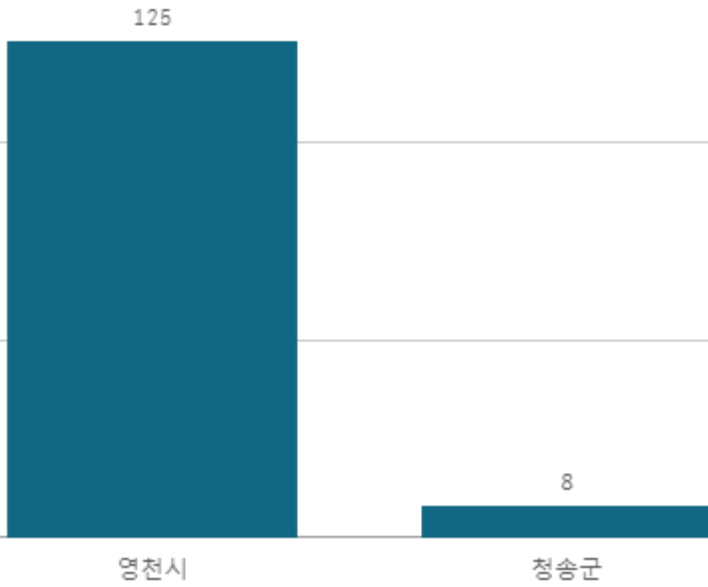
※ 상품 가격 기준

□ 복숭아 엘버트(황)(4Kg) 주간 가격

구분	Q	품종	Q	단량	Q	특	상	보통	하
2025-09-20		복숭아 엘버트(황)		4Kg		28,085	23,713	18,545	10,615
2025-09-22		복숭아 엘버트(황)		4Kg		29,490	25,375	19,467	11,031
2025-09-23		복숭아 엘버트(황)		4Kg		28,112	23,573	17,196	8,909
2025-09-24		복숭아 엘버트(황)		4Kg		27,767	23,506	18,453	10,597
2025-09-25		복숭아 엘버트(황)		4Kg		26,565	21,921	17,203	7,993
2025-09-26		복숭아 엘버트(황)		4Kg		28,617	23,885	17,916	9,748
평균						28,106	23,662	18,130	9,816

복숭아 환타지아(천)(10Kg)

산지별 거래물량(톤)



산지별 주출하 시군구



출하산지(개소)

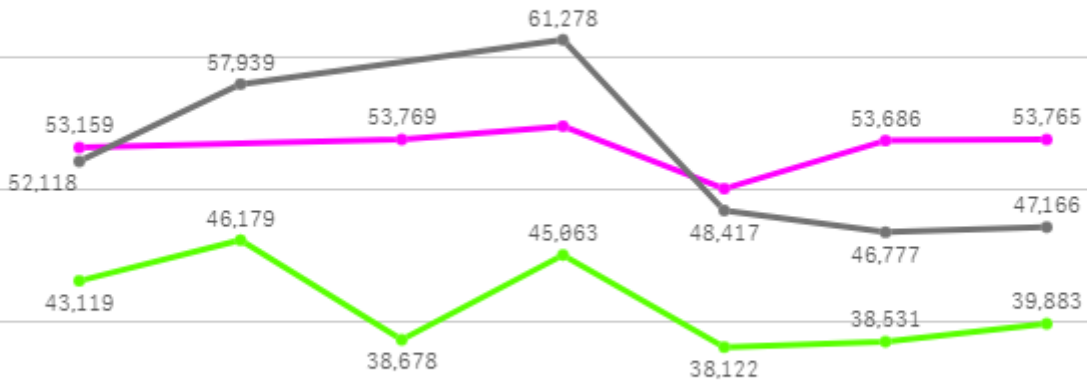
2

출하건수(천건)

2

주간 도매가격(원)

◆ 2025 ● 2024 ◆ 평년



09/20 09/21 09/22 09/23 09/24 09/25 09/26

구분	금주(A)	전주(B)	전월(C)	전년(D)	평년(E)	A/B	A/C	A/D	A/E
가격(원)	53,230	52,203	46,949	52,283	51,557	102.0%	113.4%	101.8%	103.2%

※ 상품 가격 기준

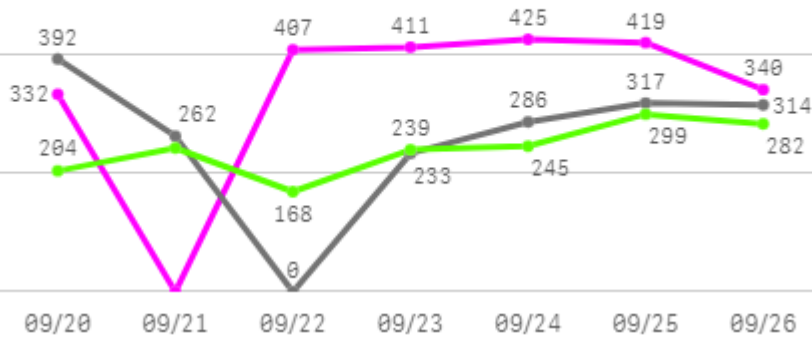
□ 복숭아 환타지아(천)(10Kg) 주간 가격

구분	Q	품종	Q	단량	Q	특	상	보통	하
2025-09-20		복숭아 환타지아(천)		10Kg		64,467	53,159	41,663	22,373
2025-09-22		복숭아 환타지아(천)		10Kg		64,716	53,769	38,954	21,300
2025-09-23		복숭아 환타지아(천)		10Kg		64,967	54,767	40,048	22,109
2025-09-24		복숭아 환타지아(천)		10Kg		61,224	50,063	38,071	20,169
2025-09-25		복숭아 환타지아(천)		10Kg		62,419	53,686	40,338	23,721
2025-09-26		복숭아 환타지아(천)		10Kg		59,155	53,765	41,502	22,937
평균						62,824	53,201	40,096	22,101

포도

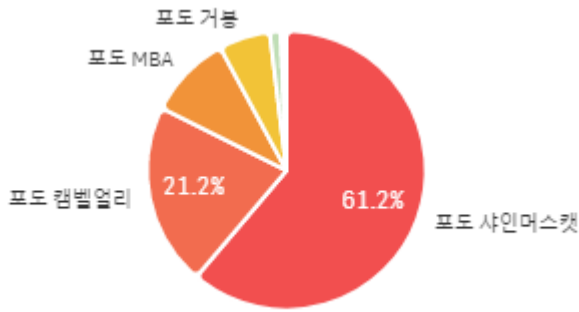
주간 반입량(톤)

◆ 2025 ● 2024 ▲ 평년

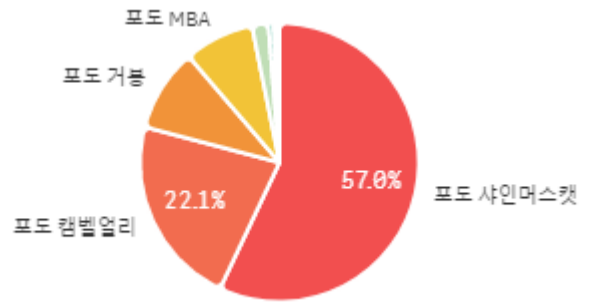


구분	금주(A)	전주(B)	전월(C)	전년(D)	평년(E)	A/B	A/C	A/D	A/E
물량(톤)	2,335	2,083	1,211	1,804	1,754	112.1%	192.7%	129.4%	133.1%

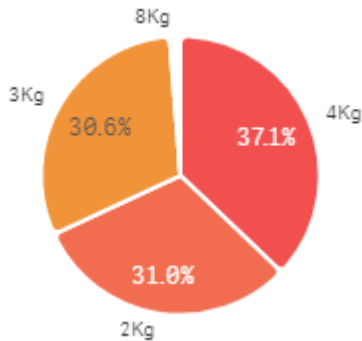
출하 품종별 거래물량 구성비



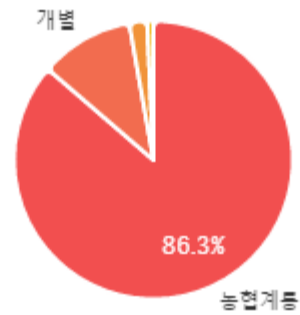
출하 품종별 거래금액 구성비



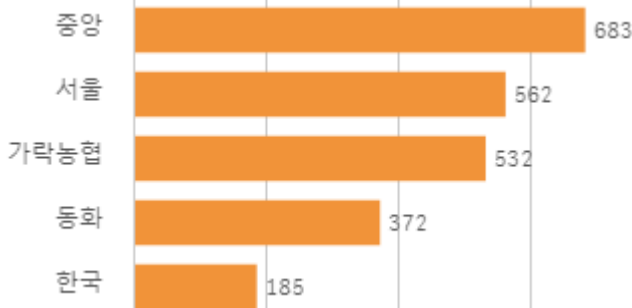
거래 단량별 물량 구성비



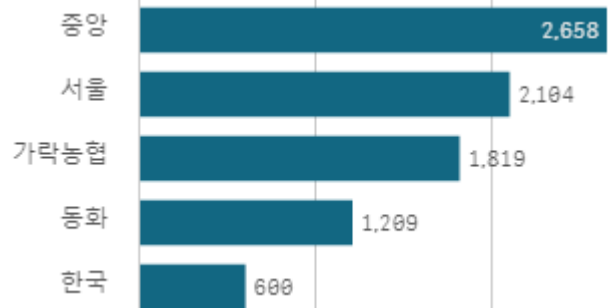
출하자별 거래물량 구성비



도매시장 법인별 거래물량(톤)

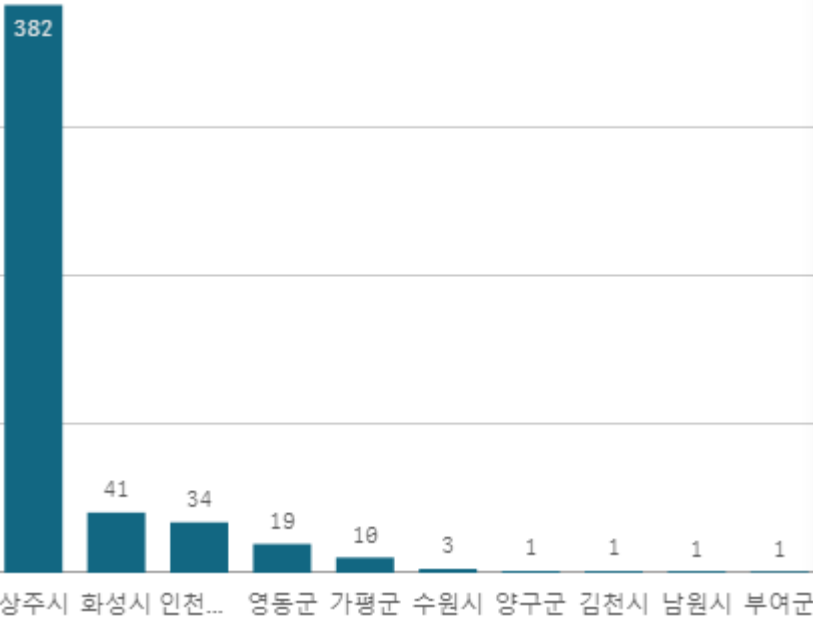


도매시장 법인별 거래금액(백만원)



포도 캠벨얼리(3Kg)

산지별 거래물량(톤)



출하산지(개소)

13

출하건수(천건)

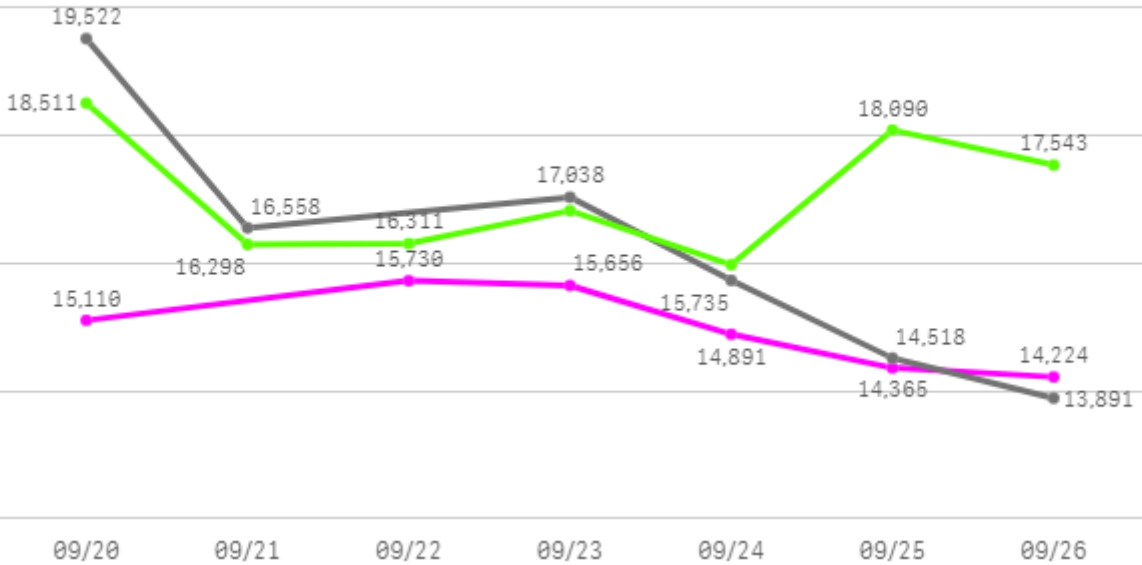
5

산지별 주출하 시군구



주간 도매가격(원)

2025 (pink line), 2024 (grey line), 평년 (green line)



구분	금주(A)	전주(B)	전월(C)	전년(D)	평년(E)	A/B	A/C	A/D	A/E
가격(원)	15,145	14,108	19,681	16,210	15,640	107.3%	76.9%	93.4%	96.8%

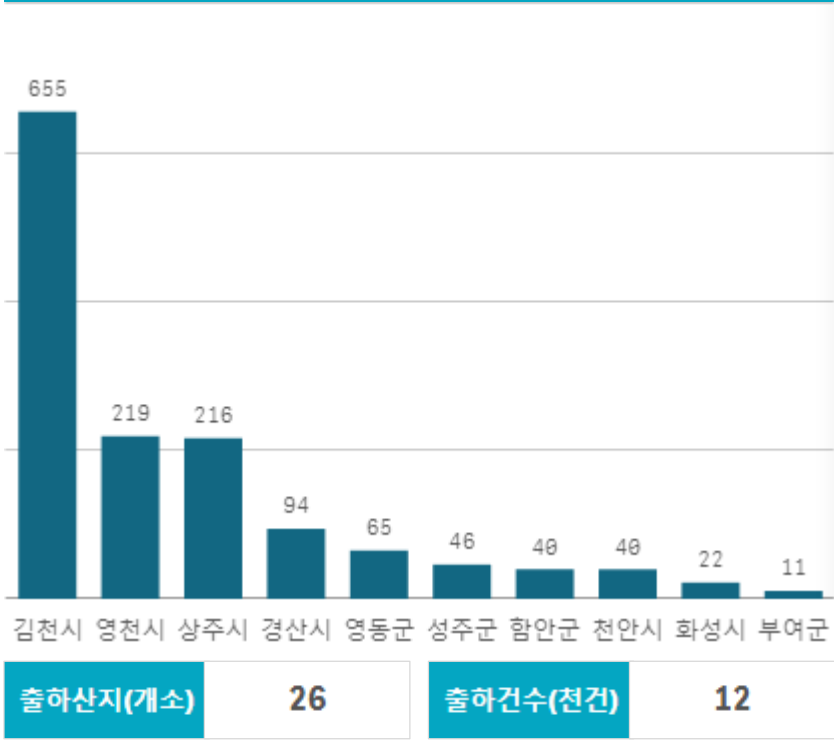
※ 상품 가격 기준

□ 포도 캠벨얼리(3Kg) 주간 가격

구분	Q	품종	Q	단량	Q	특	상	보통	하
2025-09-20		포도 캠벨얼리		3Kg		21,684	15,110	9,030	4,251
2025-09-22		포도 캠벨얼리		3Kg		22,836	15,730	10,164	6,075
2025-09-23		포도 캠벨얼리		3Kg		23,249	15,656	10,957	6,607
2025-09-24		포도 캠벨얼리		3Kg		23,092	14,891	9,779	5,035
2025-09-25		포도 캠벨얼리		3Kg		21,221	14,365	9,333	5,625
2025-09-26		포도 캠벨얼리		3Kg		20,595	14,224	9,219	5,445
평균						22,113	14,996	9,747	5,506

포도 샤인머스캣(2Kg)

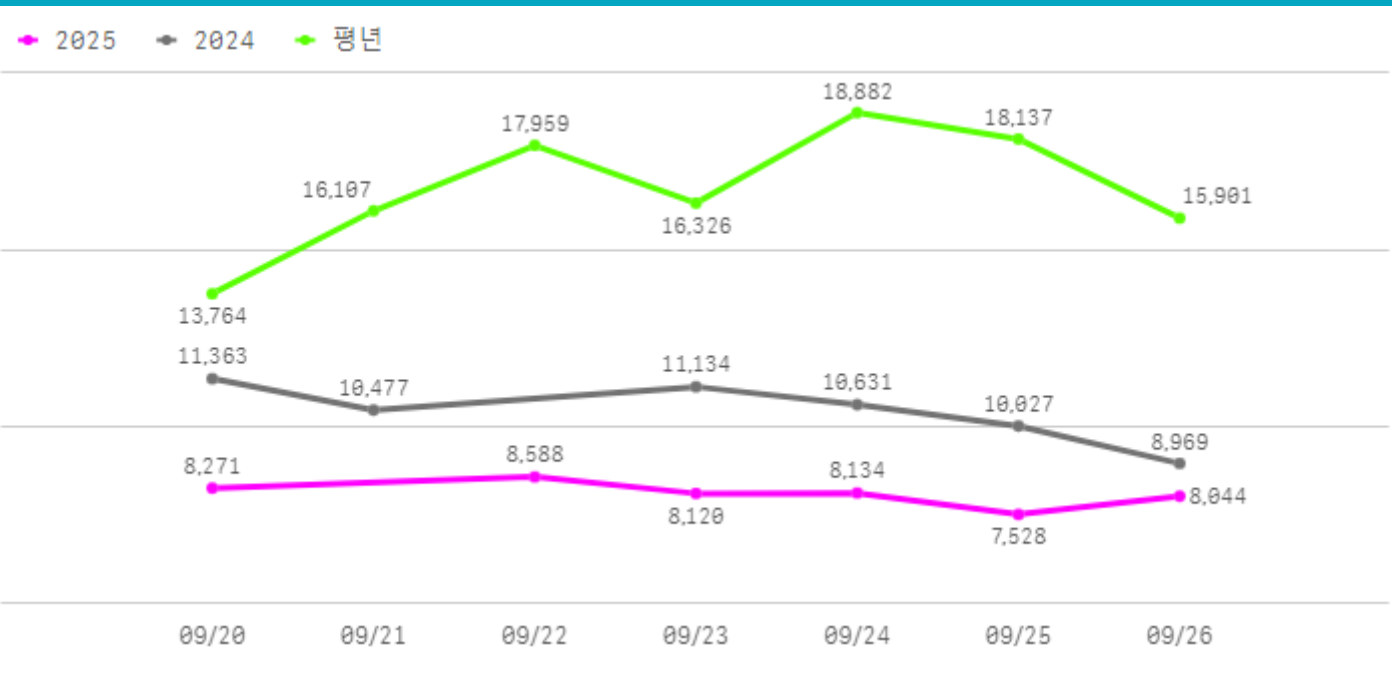
산지별 거래물량(톤)



산지별 주출하 시군구



주간 도매가격(원)



구분	금주(A)	전주(B)	전월(C)	전년(D)	평년(E)	A/B	A/C	A/D	A/E
가격(원)	8,186	8,806	14,004	10,434	9,219	93.0%	58.5%	78.5%	88.8%

※ 상품 가격 기준

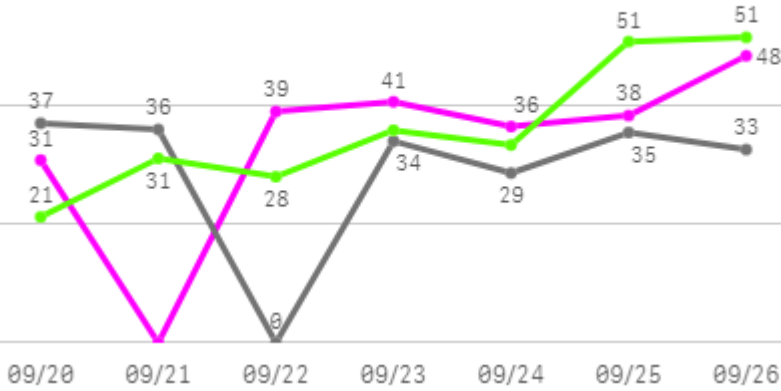
□ 포도 샤인머스켓(2Kg) 주간 가격

구분	Q	품종	Q	단량	Q	특	상	보통	하
2025-09-20		포도 샤인머스켓		2Kg		15,623	8,271	5,809	3,591
2025-09-22		포도 샤인머스켓		2Kg		16,566	8,588	6,359	4,313
2025-09-23		포도 샤인머스켓		2Kg		16,092	8,120	6,189	4,294
2025-09-24		포도 샤인머스켓		2Kg		16,836	8,134	5,859	4,011
2025-09-25		포도 샤인머스켓		2Kg		17,830	7,528	5,229	3,641
2025-09-26		포도 샤인머스켓		2Kg		18,467	8,044	5,442	3,600
평균						16,902	8,114	5,815	3,908

감귤

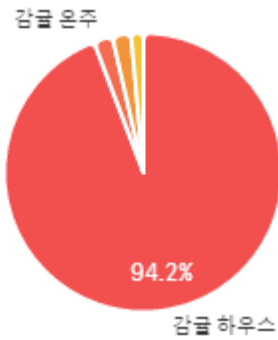
주간 반입량(톤)

◆ 2025 ● 2024 ▲ 평년

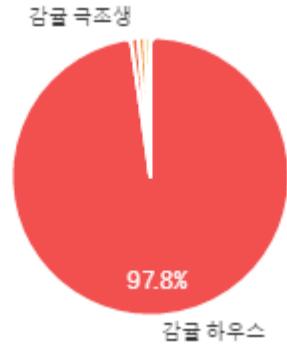


구분	금주(A)	전주(B)	전월(C)	전년(D)	평년(E)	A/B	A/C	A/D	A/E
물량(톤)	233	174	121	203	228	134.0%	192.6%	114.7%	102.2%

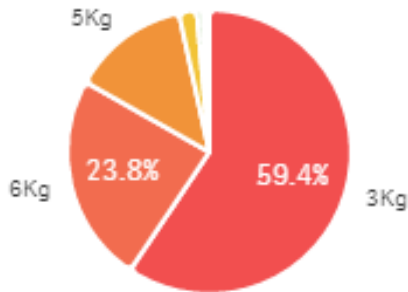
출하 품종별 거래물량 구성비



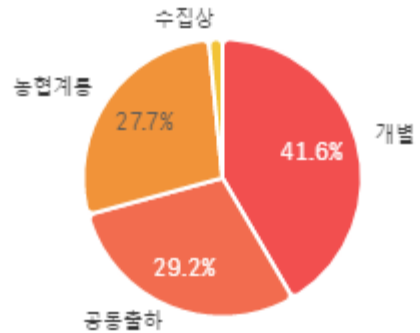
출하 품종별 거래금액 구성비



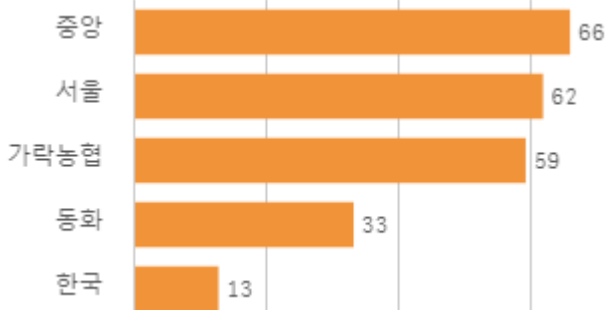
거래 단량별 물량 구성비



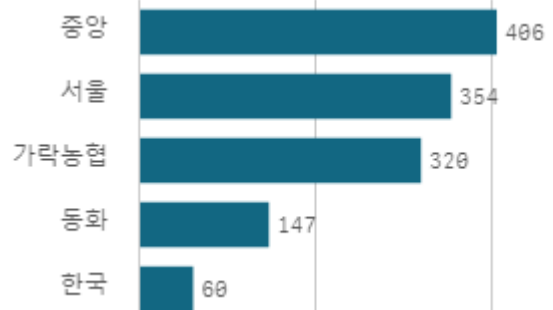
출하자별 거래물량 구성비



도매시장 법인별 거래물량(톤)

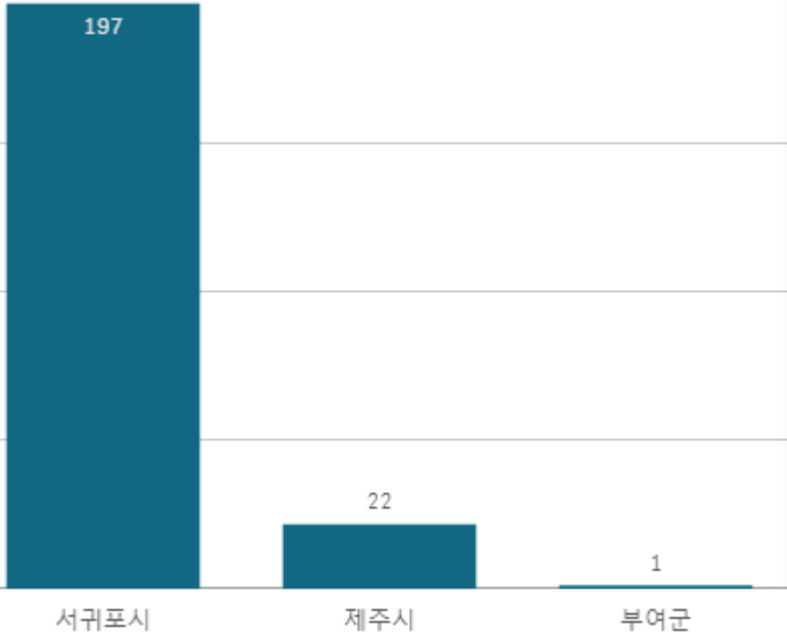


도매시장 법인별 거래금액(백만원)

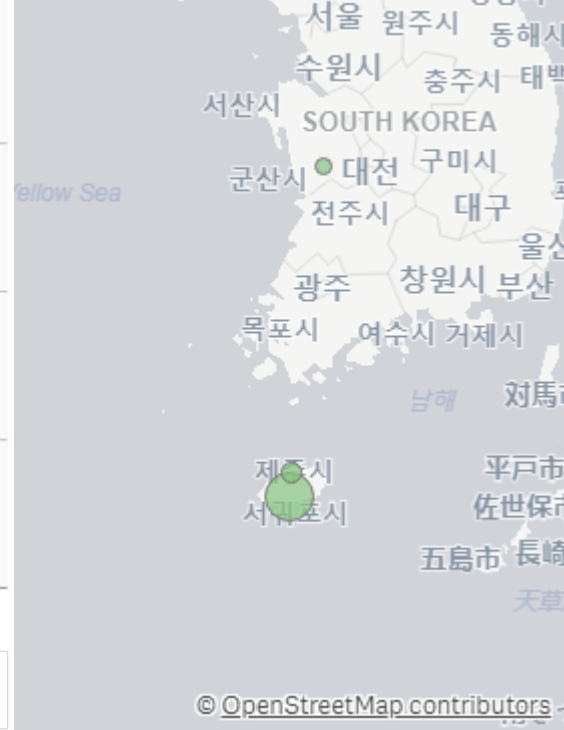


감귤 하우스(3Kg)

산지별 거래물량(톤)



산지별 주출하 시군구



출하산지(개소)

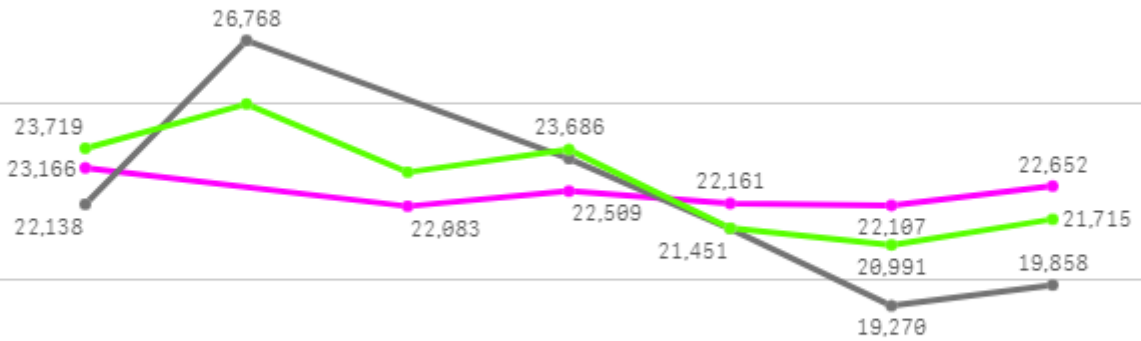
3

출하건수(천건)

2

주간 도매가격(원)

◆ 2025 ● 2024 ▲ 평년



09/20 09/21 09/22 09/23 09/24 09/25 09/26

구분	금주(A)	전주(B)	전월(C)	전년(D)	평년(E)	A/B	A/C	A/D	A/E
가격(원)	22,513	23,222	23,601	22,153	22,539	96.9%	95.4%	101.6%	99.9%

※ 상품 가격 기준

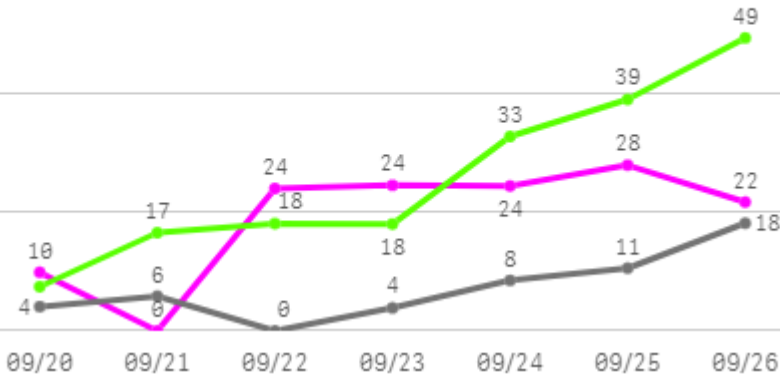
□ 감귤 하우스(3Kg) 주간 가격

구분	Q	품종	Q	단량	Q	특	상	보통	하
2025-09-20		감귤 하우스		3Kg		32,453	23,166	17,167	12,776
2025-09-22		감귤 하우스		3Kg		30,447	22,083	17,912	14,917
2025-09-23		감귤 하우스		3Kg		30,644	22,509	17,883	14,115
2025-09-24		감귤 하우스		3Kg		28,026	22,161	18,099	13,472
2025-09-25		감귤 하우스		3Kg		30,432	22,107	17,768	12,618
2025-09-26		감귤 하우스		3Kg		30,228	22,652	17,381	12,804
평균						30,372	22,446	17,702	13,450

단감

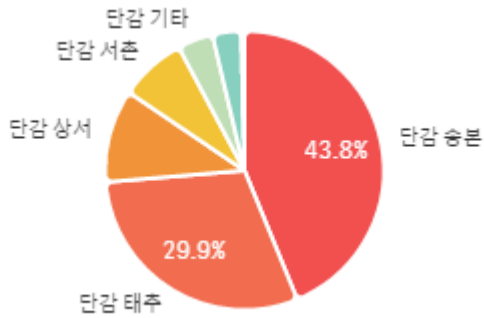
주간 반입량(톤)

◆ 2025 ● 2024 ▲ 평년

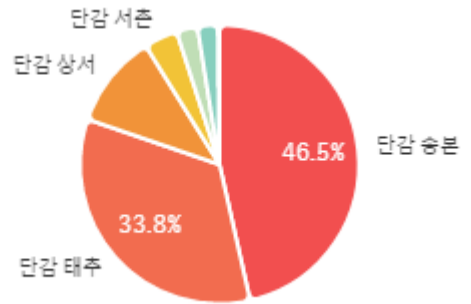


구분	금주(A)	전주(B)	전월(C)	전년(D)	평년(E)	A/B	A/C	A/D	A/E
물량(톤)	132	45	0	51	148	295.4%	-	259.6%	89.2%

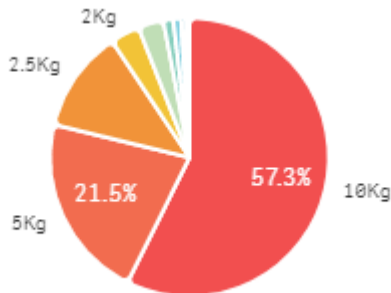
출하 품종별 거래물량 구성비



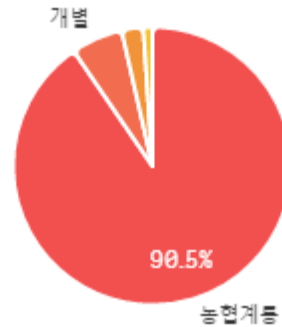
출하 품종별 거래금액 구성비



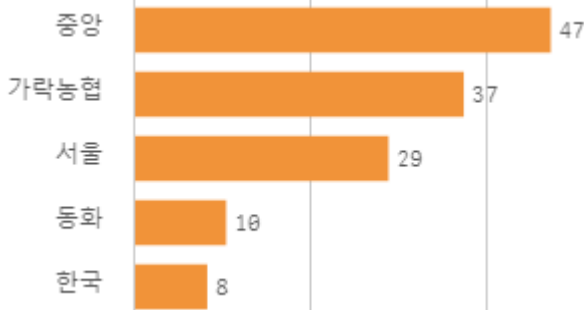
거래 단량별 물량 구성비



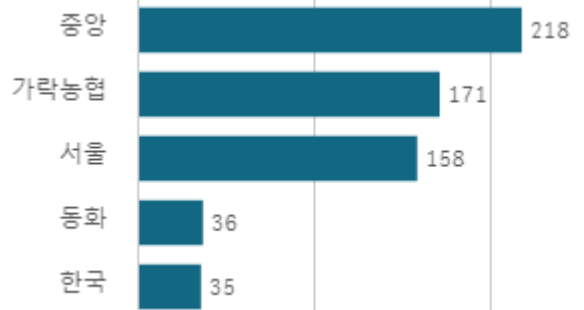
출하자별 거래물량 구성비



도매시장 법인별 거래물량(톤)

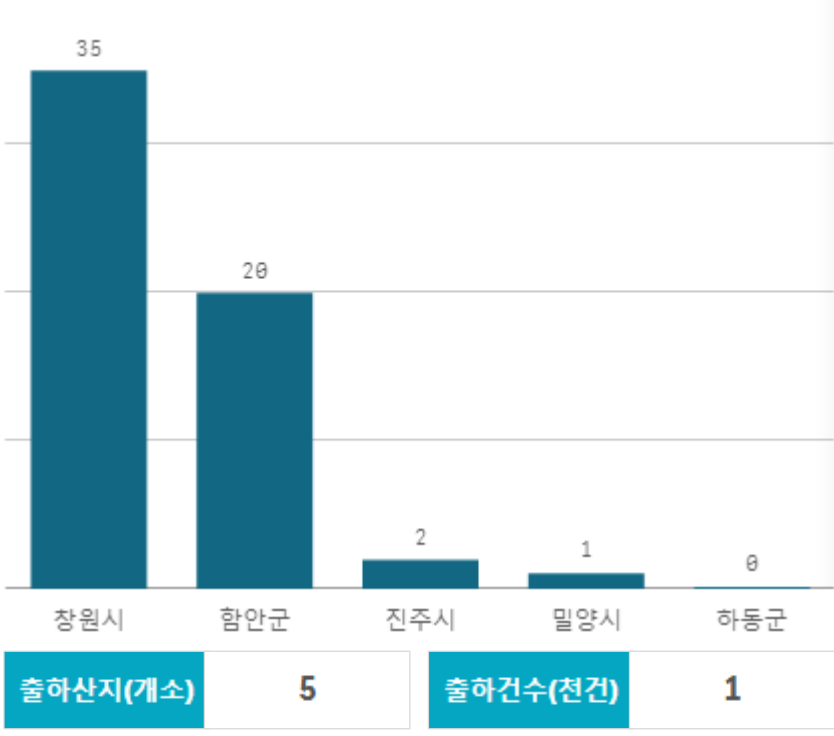


도매시장 법인별 거래금액(백만원)



단감 송본(10Kg)

산지별 거래물량(톤)



출하산지(개소)

5

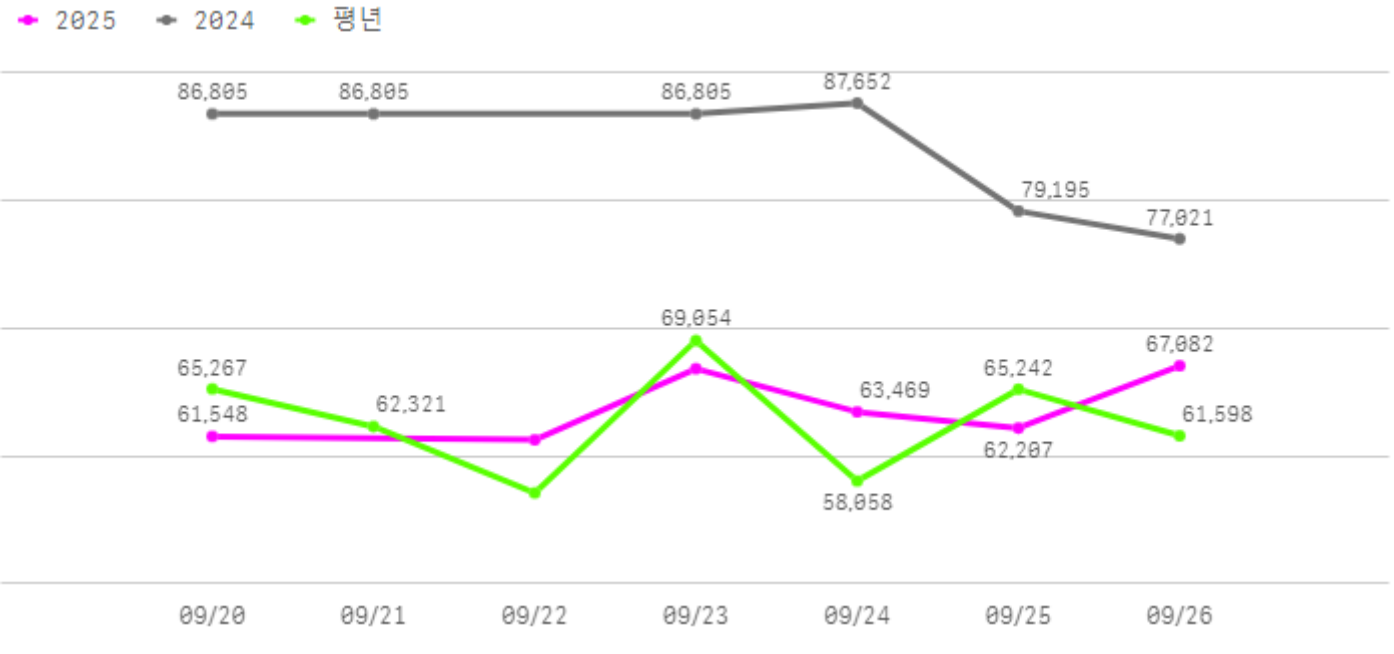
출하건수(천건)

1

산지별 주출하 시군구



주간 도매가격(원)



구분	금주(A)	전주(B)	전월(C)	전년(D)	평년(E)	A/B	A/C	A/D	A/E
가격(원)	63,248	58,512	-	83,796	63,626	108.1%	-	75.5%	99.4%

※ 상품 가격 기준

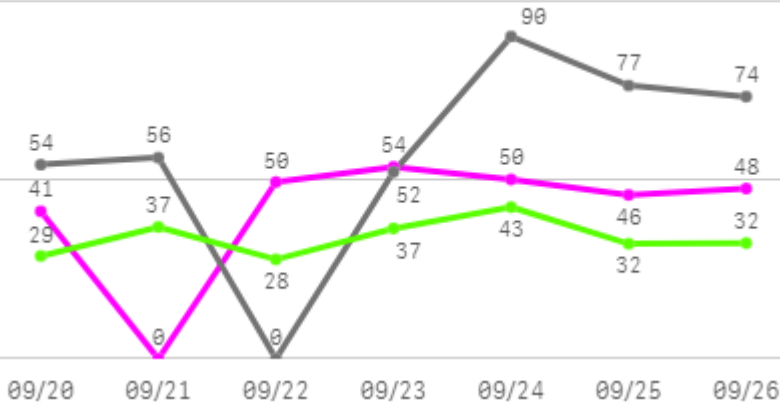
□ 단감 송본(10Kg) 주간 가격

구분	Q	품종	Q	단량	Q	특	상	보통	하
2025-09-20		단감 송본		10Kg		69,216	61,548	56,669	42,130
2025-09-22		단감 송본		10Kg		69,693	61,282	46,288	25,018
2025-09-23		단감 송본		10Kg		77,422	66,848	49,834	27,460
2025-09-24		단감 송본		10Kg		74,178	63,469	44,380	21,933
2025-09-25		단감 송본		10Kg		70,987	62,207	46,779	23,997
2025-09-26		단감 송본		10Kg		77,525	67,082	49,824	25,952
평균						73,170	63,739	48,962	27,748

자두

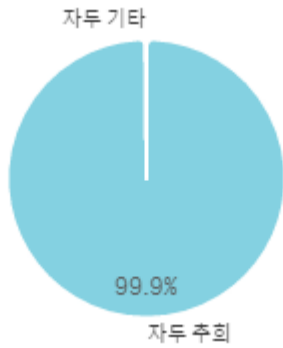
주간 반입량(톤)

◆ 2025 ● 2024 ▲ 평년

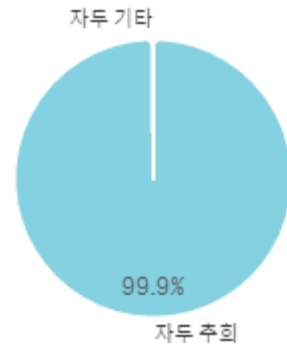


구분	금주(A)	전주(B)	전월(C)	전년(D)	평년(E)	A/B	A/C	A/D	A/E
물량(톤)	289	321	286	404	262	89.9%	100.8%	71.5%	110.4%

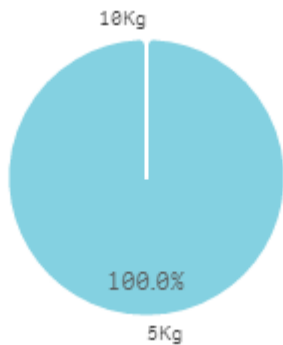
출하 품종별 거래물량 구성비



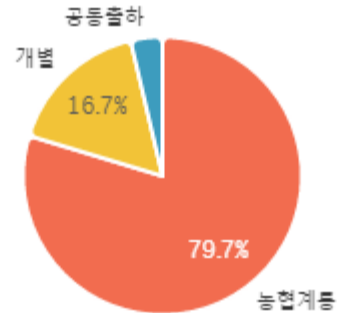
출하 품종별 거래금액 구성비



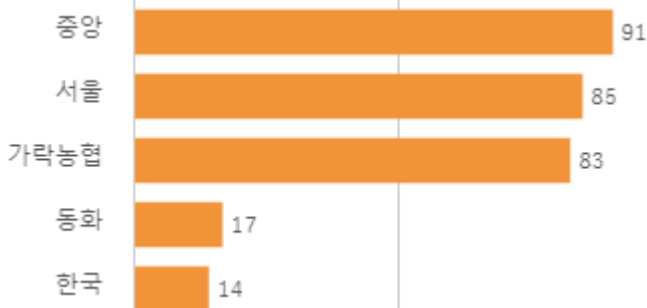
거래 단량별 물량 구성비



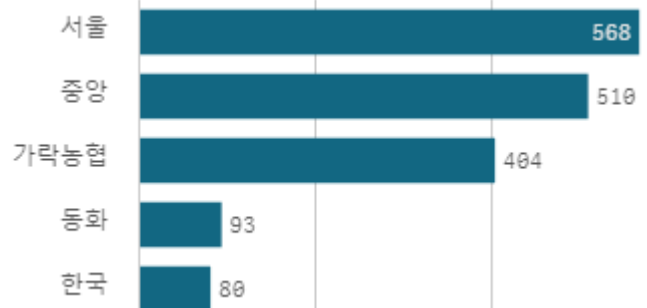
출하자별 거래물량 구성비



도매시장 법인별 거래물량(톤)

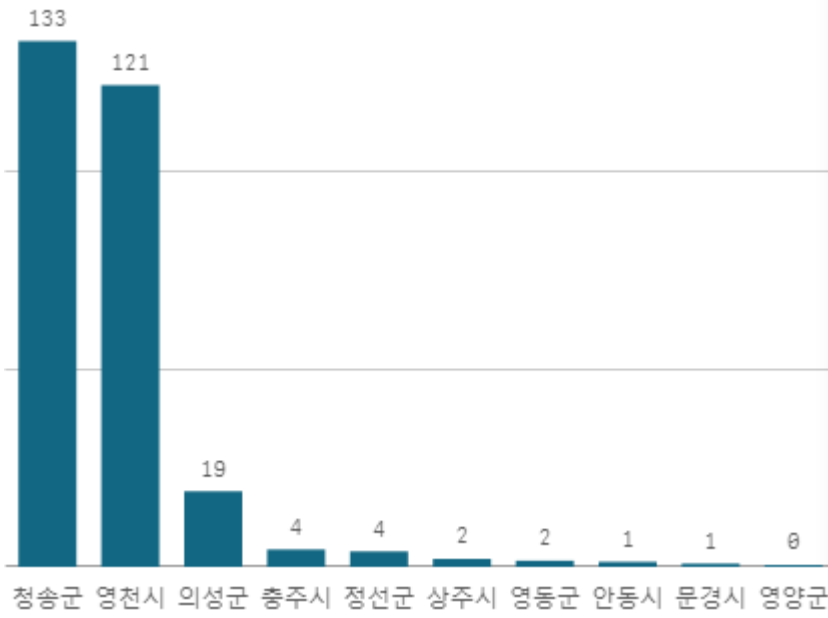


도매시장 법인별 거래금액(백만원)



자두 추희(5Kg)

산지별 거래물량(톤)



출하산지(개소)

16

출하건수(천건)

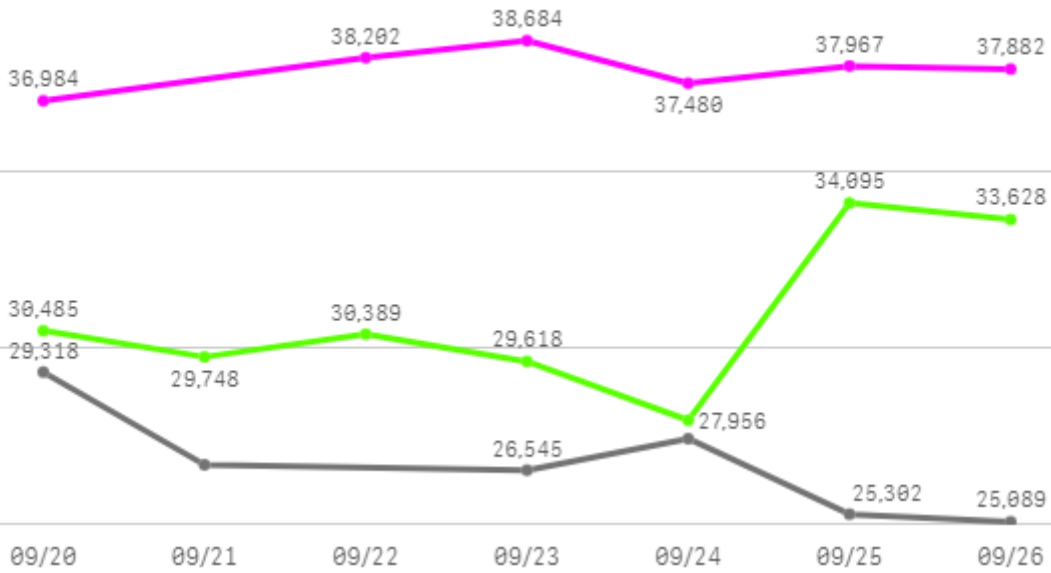
3

산지별 주출하 시군구



주간 도매가격(원)

◆ 2025 ● 2024 ◆ 평년



구분	금주(A)	전주(B)	전월(C)	전년(D)	평년(E)	A/B	A/C	A/D	A/E
가격(원)	37,798	35,156	37,372	26,731	36,778	107.5%	101.1%	141.4%	102.8%

※ 상품 가격 기준

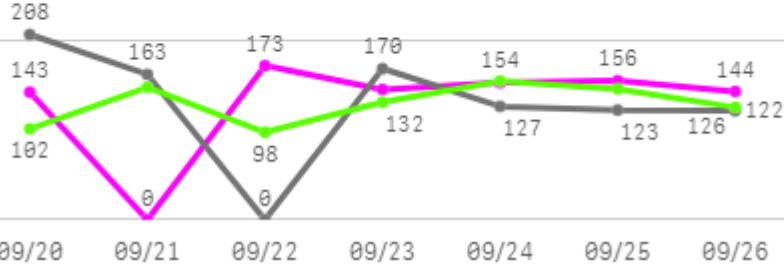
□ 자두 추희(5Kg) 주간 가격

구분	Q	품종	Q	단량	Q	특	상	보통	하
2025-09-20		자두 추희		5Kg		45,335	36,984	26,005	13,535
2025-09-22		자두 추희		5Kg		47,347	38,202	27,072	15,422
2025-09-23		자두 추희		5Kg		49,201	38,684	27,497	16,092
2025-09-24		자두 추희		5Kg		47,977	37,480	26,080	14,891
2025-09-25		자두 추희		5Kg		48,632	37,967	26,290	13,926
2025-09-26		자두 추희		5Kg		47,597	37,882	26,193	14,495
평균						47,682	37,866	26,523	14,727

바나나

주간 반입량(톤)

◆ 2025 ● 2024 ▲ 평년



구분	금주(A)	전주(B)	전월(C)	전년(D)	평년(E)	A/B	A/C	A/D	A/E
물량(톤)	916	892	927	913	860	102.7%	98.8%	100.3%	106.5%

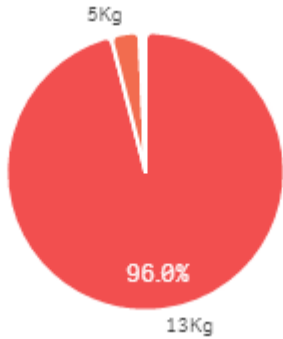
출하 품종별 거래물량 구성비



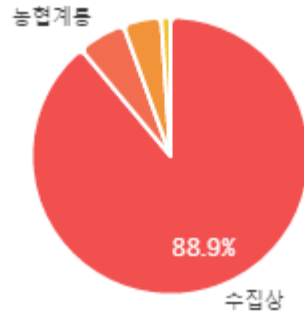
출하 품종별 거래금액 구성비



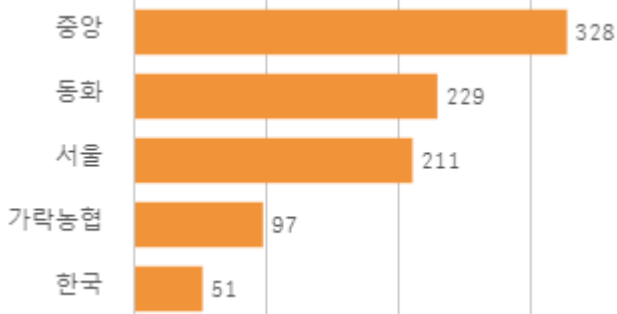
거래 단량별 물량 구성비



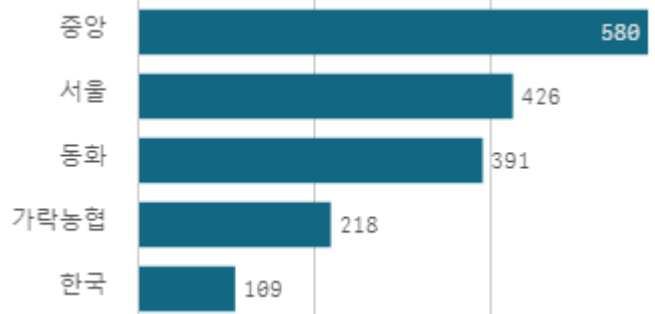
출하자별 거래물량 구성비



도매시장 법인별 거래물량(톤)

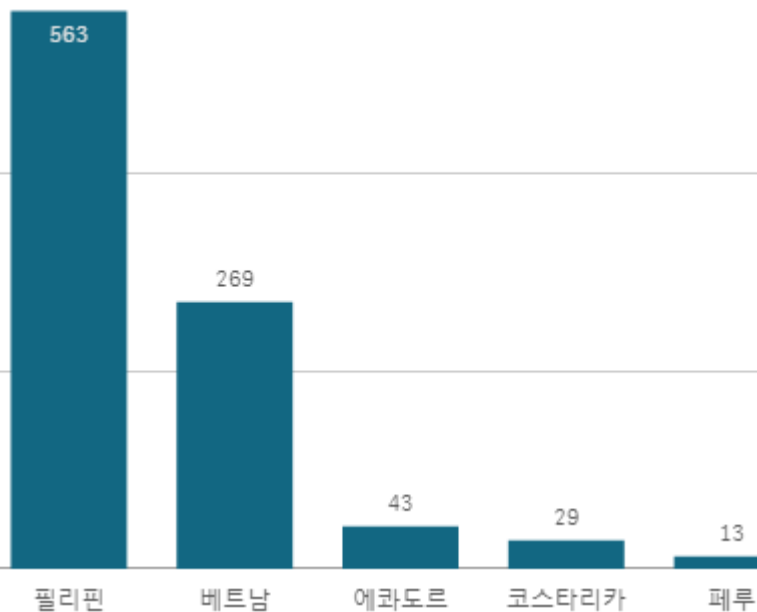


도매시장 법인별 거래금액(백만원)

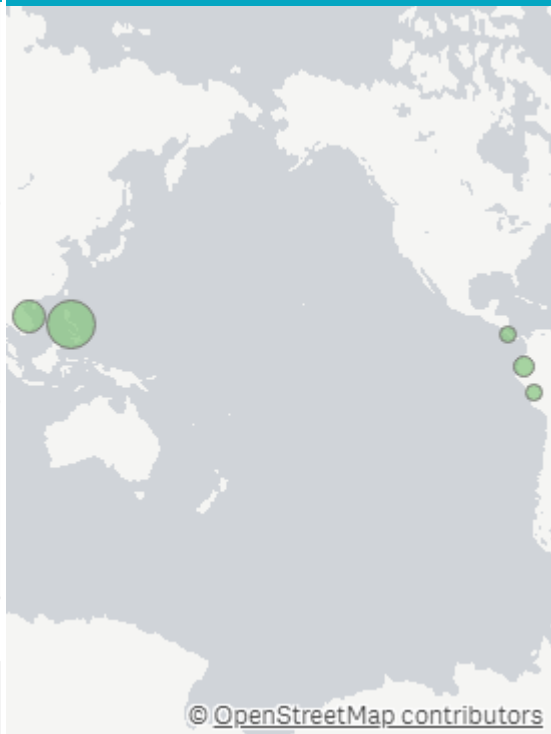


바나나 수입(13Kg)

산지별 거래물량(톤)



산지별 주출하 시군구



출하산지(개소)

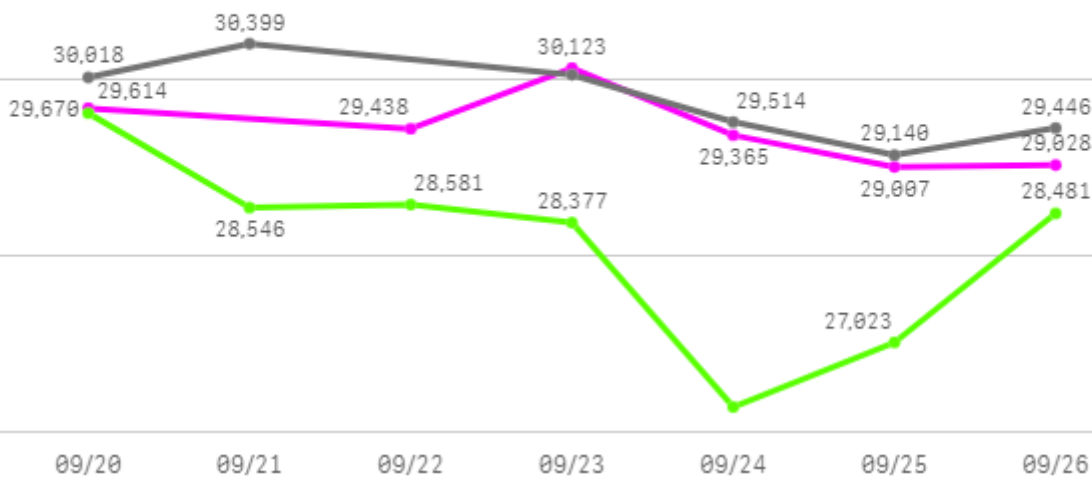
5

출하건수(천건)

2

주간 도매가격(원)

◆ 2025 ● 2024 ◆ 평년



구분	금주(A)	전주(B)	전월(C)	전년(D)	평년(E)	A/B	A/C	A/D	A/E
가격(원)	29,528	29,417	26,098	29,761	29,363	100.4%	113.1%	99.2%	100.6%

※ 상품 가격 기준

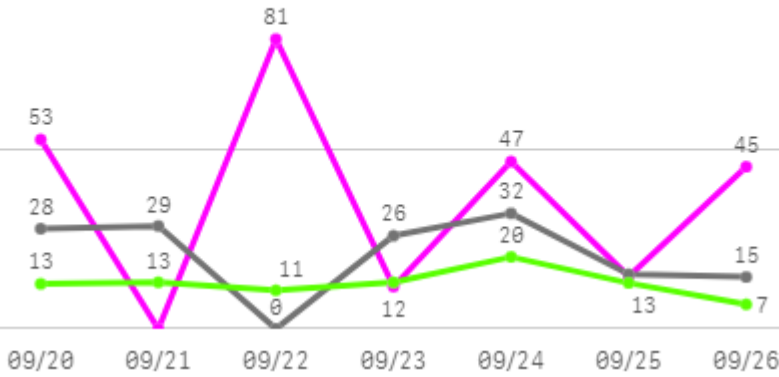
□ 바나나 수입(13Kg) 주간 가격

구분	Q	품종	Q	단량	Q	특	상	보통	하
2025-09-20		바나나 수입		13Kg		32,761	29,670	21,728	12,547
2025-09-22		바나나 수입		13Kg		32,898	29,438	20,997	13,682
2025-09-23		바나나 수입		13Kg		32,855	30,123	22,359	14,757
2025-09-24		바나나 수입		13Kg		32,798	29,365	20,448	9,722
2025-09-25		바나나 수입		13Kg		32,755	29,007	20,309	13,868
2025-09-26		바나나 수입		13Kg		32,601	29,028	19,913	13,438
평균						32,778	29,439	20,959	13,002

오렌지

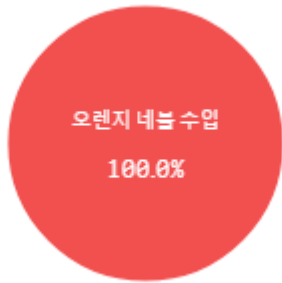
주간 반입량(톤)

◆ 2025 ● 2024 ▲ 평년



구분	금주(A)	전주(B)	전월(C)	전년(D)	평년(E)	A/B	A/C	A/D	A/E
물량(톤)	253	131	136	145	126	192.7%	186.7%	174.3%	201.3%

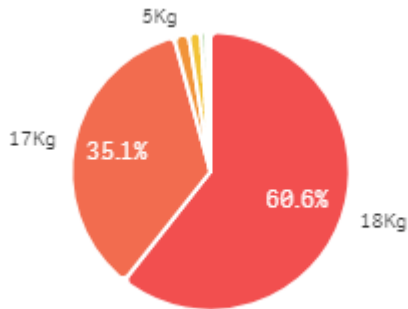
출하 품종별 거래물량 구성비



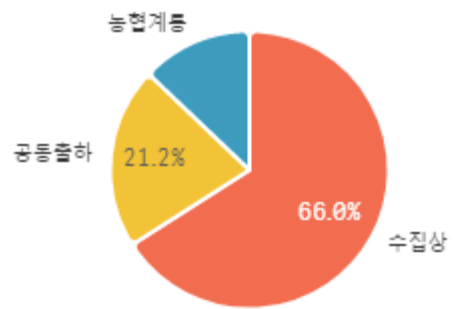
출하 품종별 거래금액 구성비



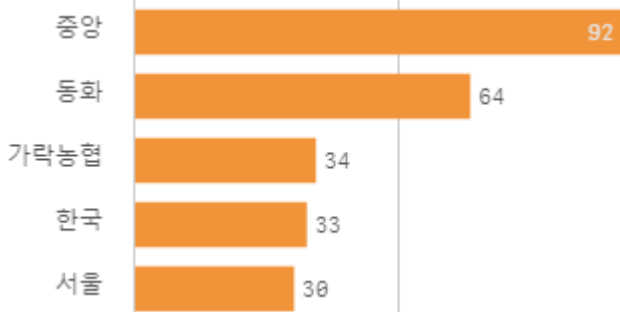
거래 단량별 물량 구성비



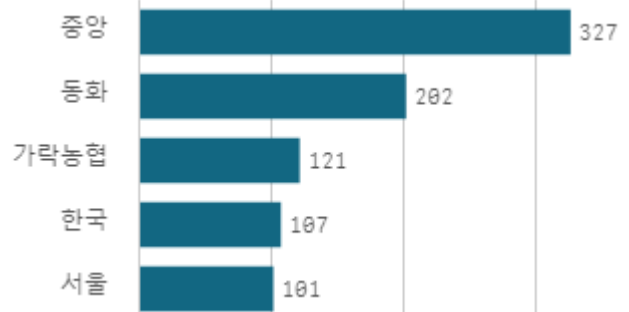
출하자별 거래물량 구성비



도매시장 법인별 거래물량(톤)



도매시장 법인별 거래금액(백만원)



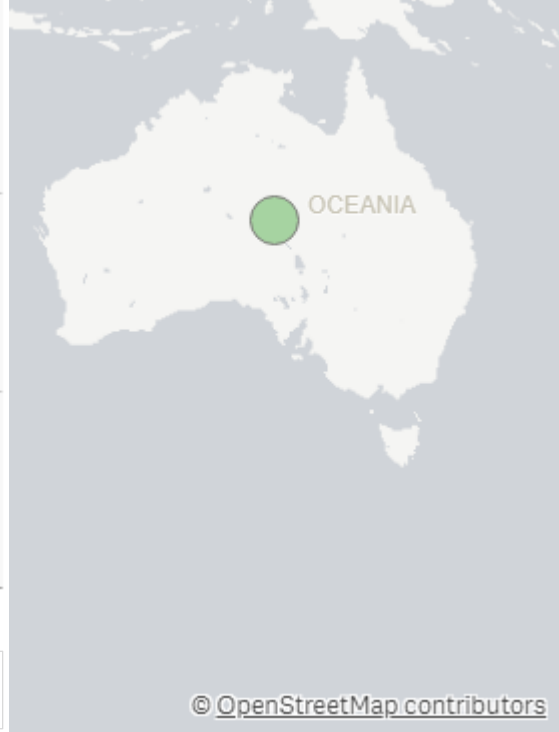
오렌지 네블 수입(18Kg)

산지별 거래물량(톤)



호주

산지별 주출하 시군구



출하산지(개소)

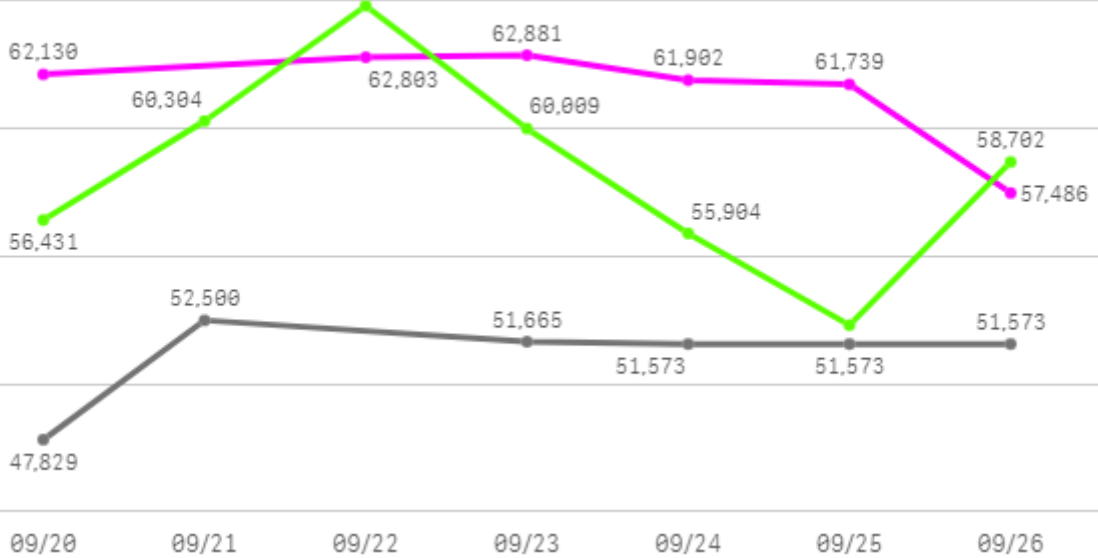
1

출하건수(천건)

0

주간 도매가격(원)

◆ 2025 ● 2024 ◆ 평년



구분	금주(A)	전주(B)	전월(C)	전년(D)	평년(E)	A/B	A/C	A/D	A/E
가격(원)	61,854	61,962	57,293	51,078	61,057	99.8%	108.0%	121.1%	101.3%

※ 상품 가격 기준

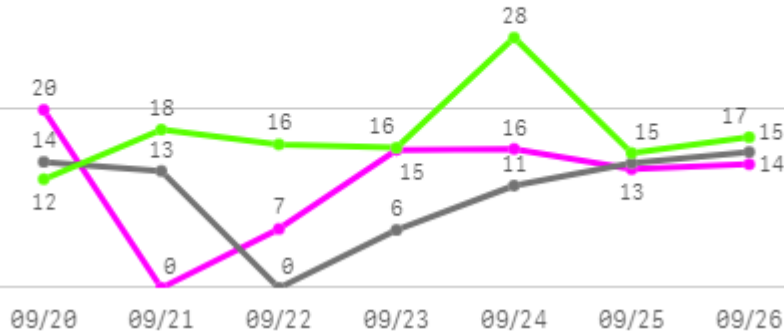
□ 오렌지 네블 수입(18Kg) 주간 가격

구분	Q	품종	Q	단량	Q	특	상	보통	하
2025-09-20		오렌지 네블 수입		18Kg		64,858	62,130	56,826	55,538
2025-09-22		오렌지 네블 수입		18Kg		65,233	62,803	56,843	53,626
2025-09-23		오렌지 네블 수입		18Kg		65,259	62,881	56,893	53,473
2025-09-24		오렌지 네블 수입		18Kg		63,323	61,902	53,773	48,782
2025-09-25		오렌지 네블 수입		18Kg		63,000	61,739	53,253	48,000
2025-09-26		오렌지 네블 수입		18Kg		61,384	57,486	53,948	51,140
평균						63,843	61,490	55,256	51,760

고등어

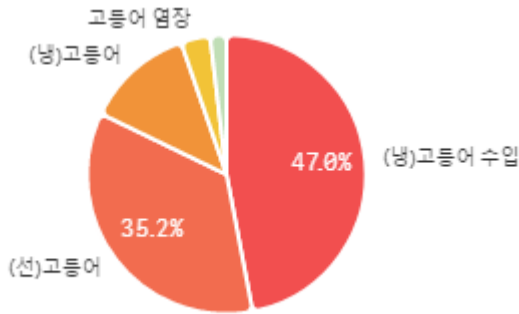
주간 반입량(톤)

◆ 2025 ● 2024 ▲ 평년

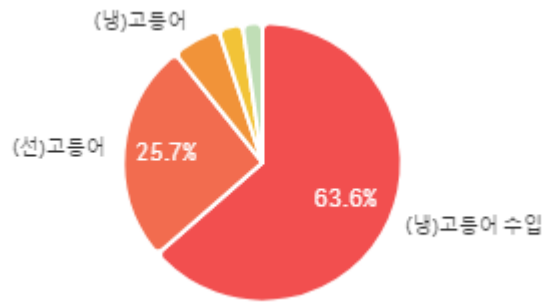


구분	금주(A)	전주(B)	전월(C)	전년(D)	평년(E)	A/B	A/C	A/D	A/E
물량(톤)	85	136	276	74	103	62.5%	30.7%	113.9%	82.4%

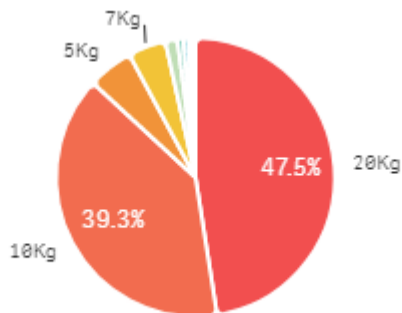
출하 품종별 거래물량 구성비



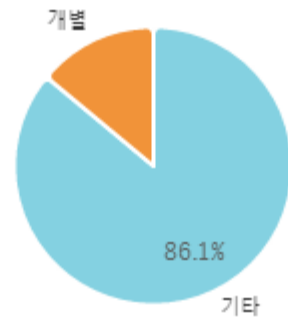
출하 품종별 거래금액 구성비



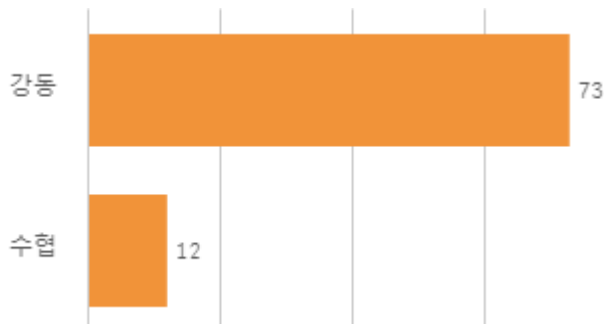
거래 단량별 물량 구성비



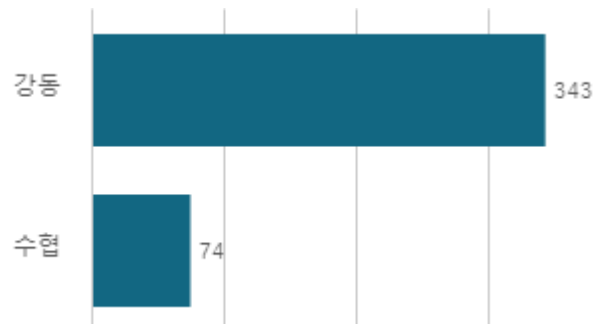
출하자별 거래물량 구성비



도매시장 법인별 거래물량(톤)

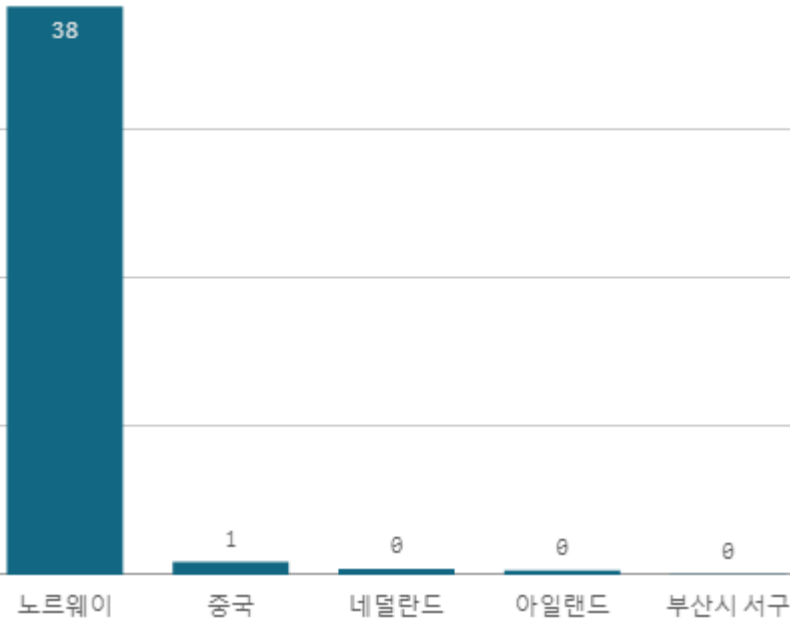


도매시장 법인별 거래금액(백만원)

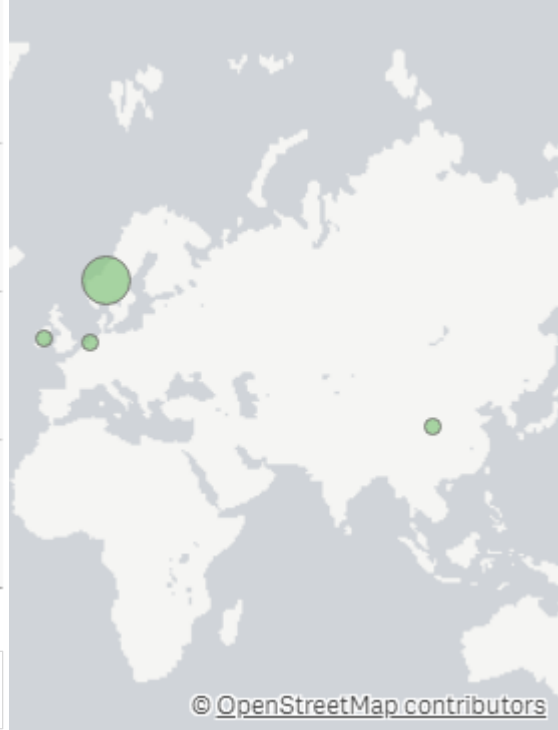


(냉)고등어 수입(10Kg)

산지별 거래물량(톤)

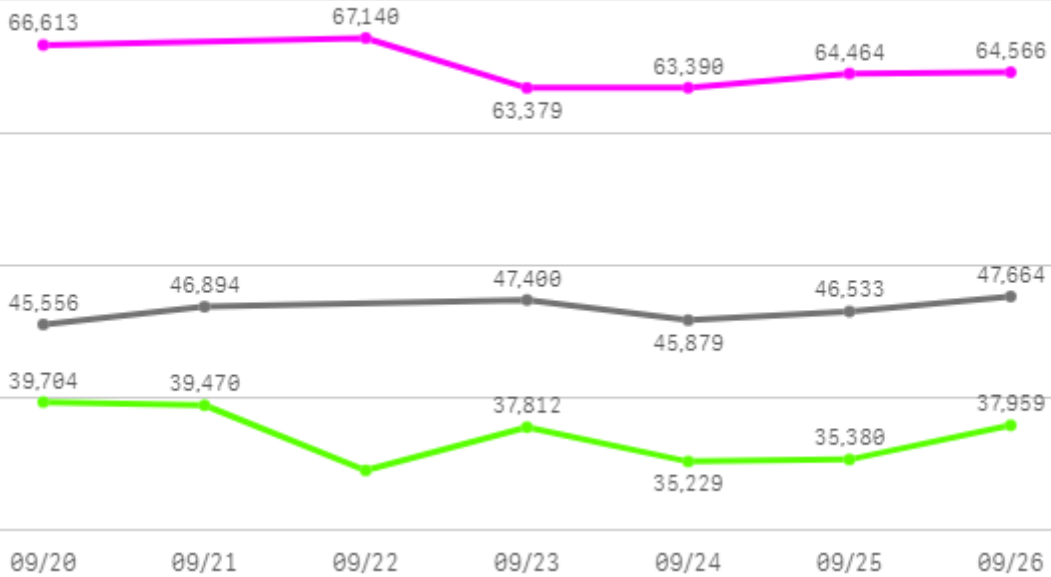


산지별 주출하 시군구



주간 도매가격(원)

◆ 2025 ● 2024 ◆ 평년



구분	금주(A)	전주(B)	전월(C)	전년(D)	평년(E)	A/B	A/C	A/D	A/E
가격(원)	65,263	66,928	51,329	46,654	60,784	97.5%	127.1%	139.9%	107.4%

※ 상품 가격 기준

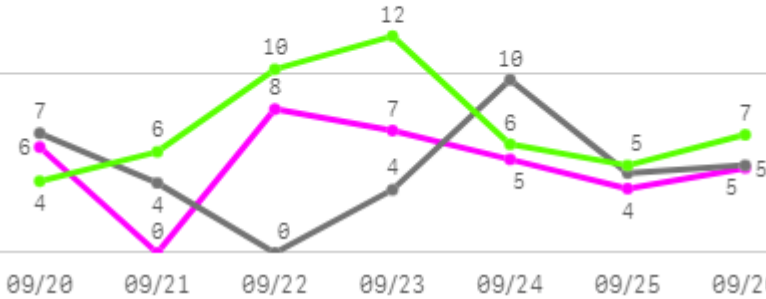
□ (냉)고등어 수입(10Kg) 주간 가격

구분	Q	품종	Q	단량	Q	특	상	보통	하
2025-09-20		(냉)고등어 수입		10Kg		-	66,613	-	-
2025-09-22		(냉)고등어 수입		10Kg		-	67,140	-	-
2025-09-23		(냉)고등어 수입		10Kg		-	63,379	-	-
2025-09-24		(냉)고등어 수입		10Kg		-	63,390	-	-
2025-09-25		(냉)고등어 수입		10Kg		-	64,464	-	-
2025-09-26		(냉)고등어 수입		10Kg		-	64,566	-	-
평균						-	64,925	-	-

갈치

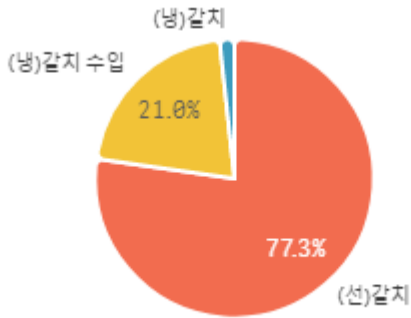
주간 반입량(톤)

◆ 2025 ● 2024 ▲ 평년

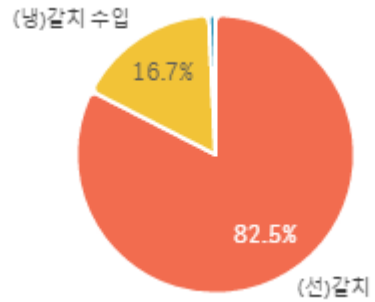


구분	금주(A)	전주(B)	전월(C)	전년(D)	평년(E)	A/B	A/C	A/D	A/E
물량(톤)	34	36	38	33	43	95.8%	89.9%	103.6%	79.8%

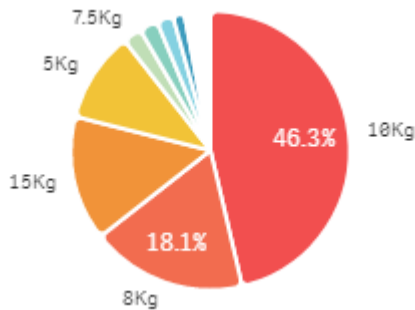
출하 품종별 거래물량 구성비



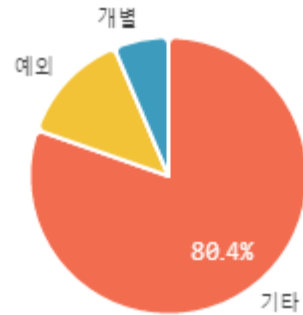
출하 품종별 거래금액 구성비



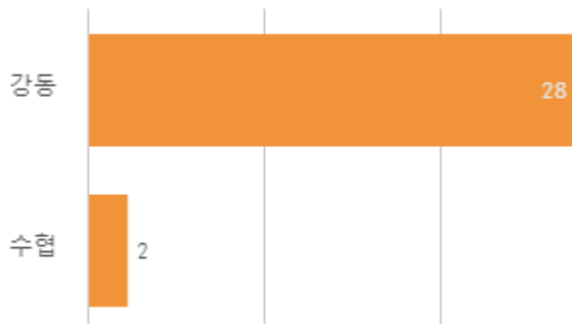
거래 단량별 물량 구성비



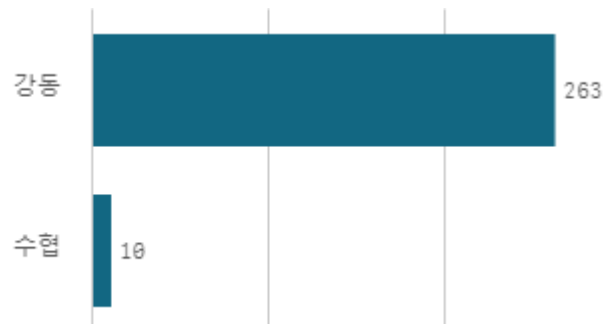
출하자별 거래물량 구성비



도매시장 법인별 거래물량(톤)

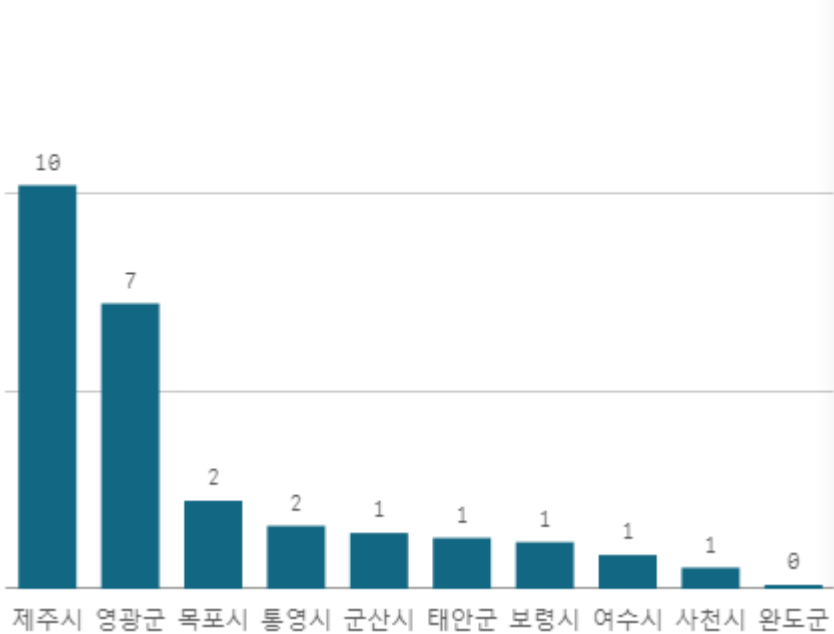


도매시장 법인별 거래금액(백만원)



(선)갈치(5Kg)

산지별 거래물량(톤)



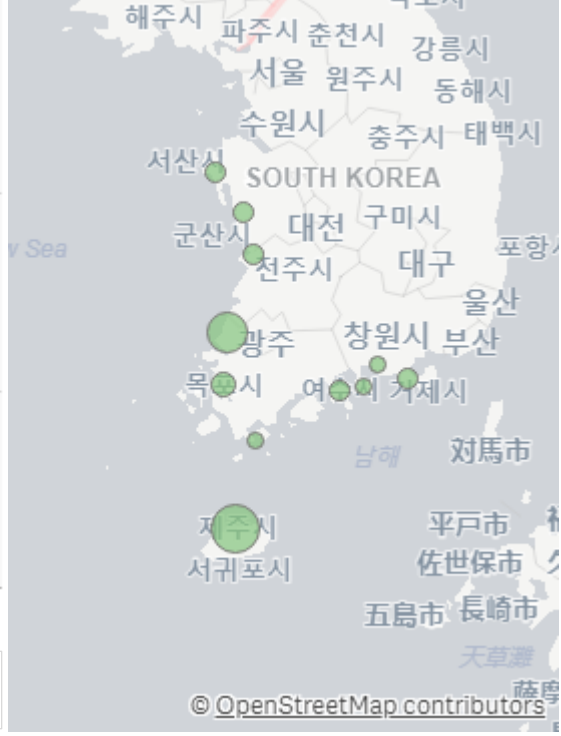
출하산지(개소)

11

출하건수(천건)

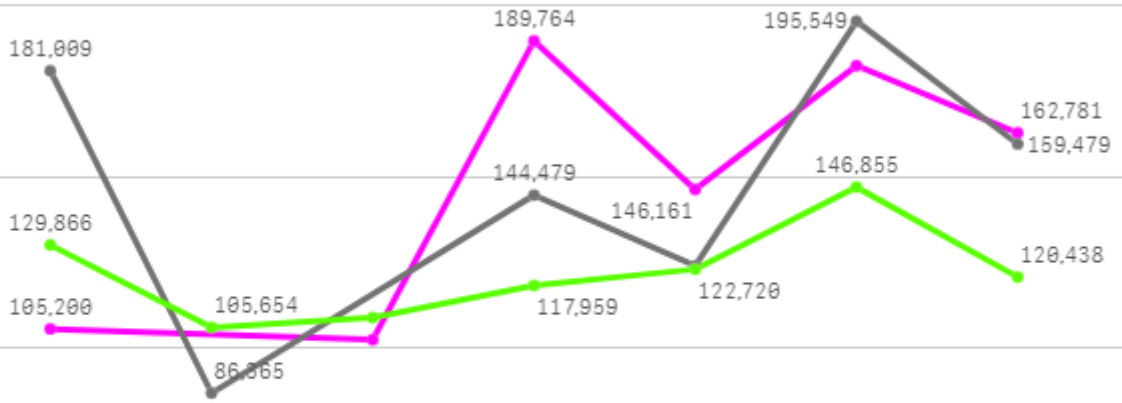
1

산지별 주출하 시군구



주간 도매가격(원)

◆ 2025 ● 2024 ◆ 평년



09/20 09/21 09/22 09/23 09/24 09/25 09/26

구분	금주(A)	전주(B)	전월(C)	전년(D)	평년(E)	A/B	A/C	A/D	A/E
가격(원)	139,143	145,953	118,279	148,432	136,477	95.3%	117.6%	93.7%	102.0%

※ 상품 가격 기준

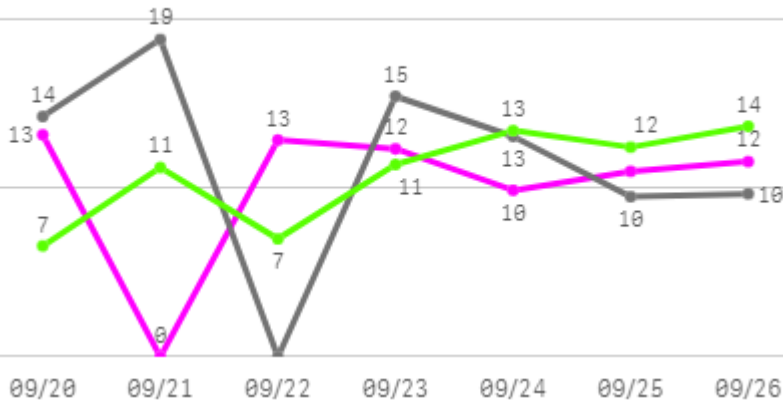
□ (선)갈치(5Kg) 주간 가격

구분	Q	품종	Q	단량	Q	특	상	보통	하
2025-09-20		(선)갈치		5Kg		-	105,200	53,727	32,382
2025-09-22		(선)갈치		5Kg		-	102,022	62,906	40,328
2025-09-23		(선)갈치		5Kg		-	189,764	112,618	58,552
2025-09-24		(선)갈치		5Kg		-	146,161	63,201	34,968
2025-09-25		(선)갈치		5Kg		-	182,507	61,919	22,286
2025-09-26		(선)갈치		5Kg		-	162,781	73,428	31,915
평균						-	148,073	71,300	36,738

홍합

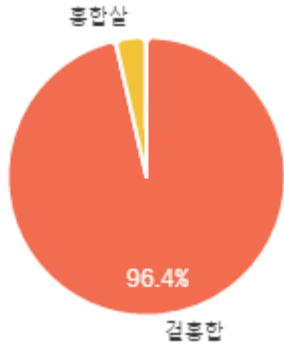
주간 반입량(톤)

◆ 2025 ● 2024 ▲ 평년

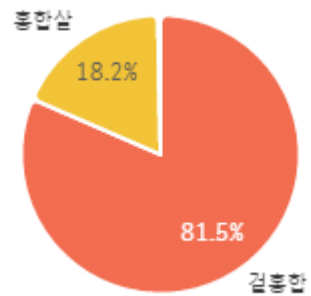


구분	금주(A)	전주(B)	전월(C)	전년(D)	평년(E)	A/B	A/C	A/D	A/E
물량(톤)	71	64	53	81	72	111.1%	134.0%	87.7%	98.1%

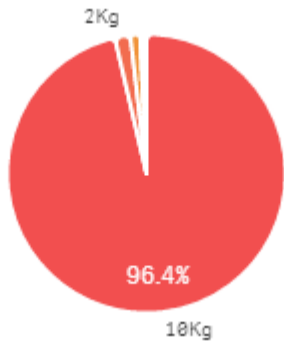
출하 품종별 거래물량 구성비



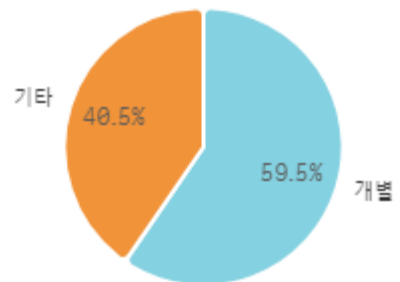
출하 품종별 거래금액 구성비



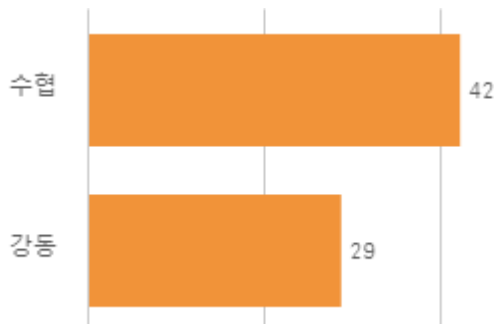
거래 단량별 물량 구성비



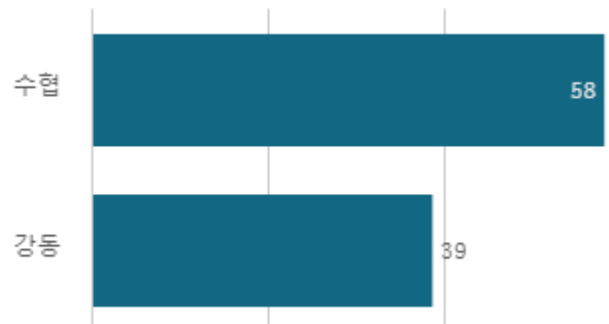
출하자별 거래물량 구성비



도매시장 법인별 거래물량(톤)

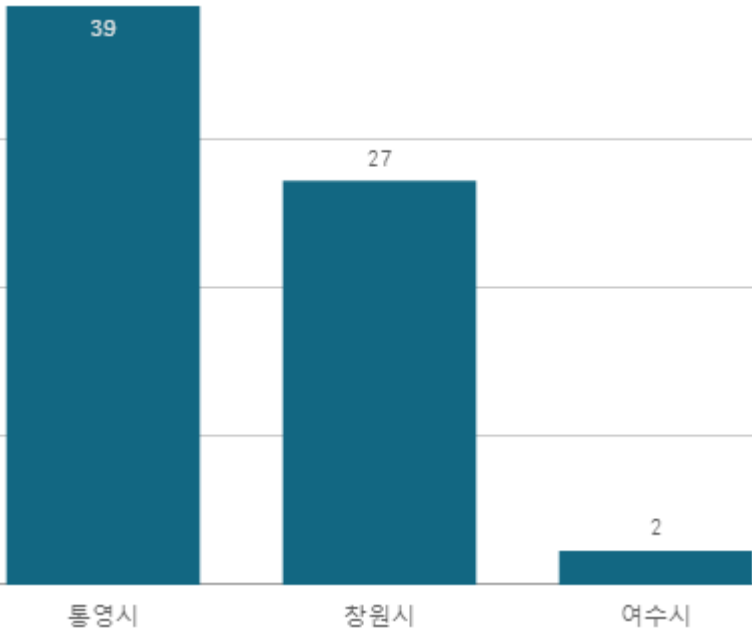


도매시장 법인별 거래금액(백만원)



걸홍합(10Kg)

산지별 거래물량(톤)



산지별 주출하 시군구



출하산지(개소)

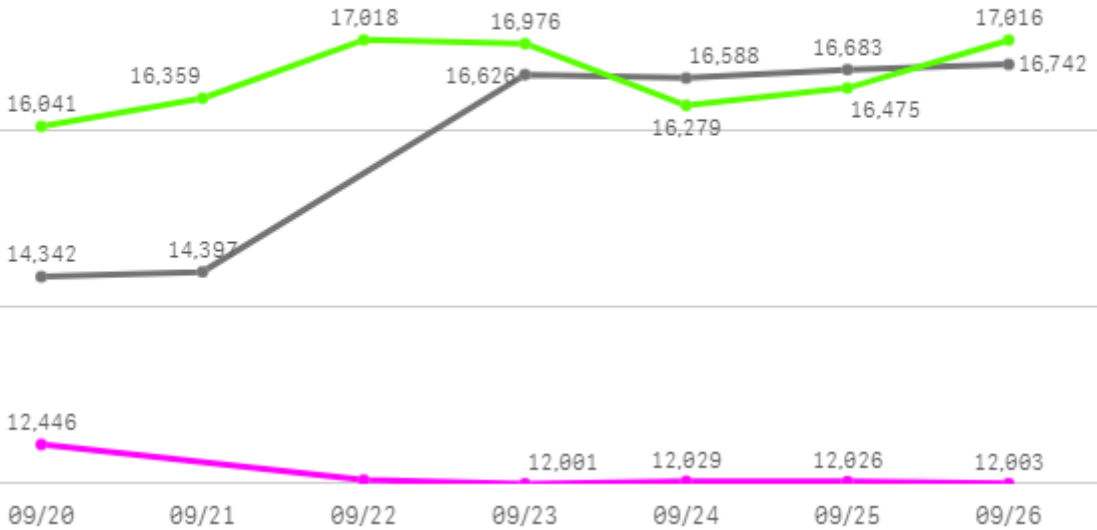
3

출하건수(천건)

1

주간 도매가격(원)

◆ 2025 ● 2024 ◆ 평년



구분	금주(A)	전주(B)	전월(C)	전년(D)	평년(E)	A/B	A/C	A/D	A/E
가격(원)	12,137	12,034	12,014	15,896	12,840	100.9%	101.0%	76.4%	94.5%

※ 상품 가격 기준

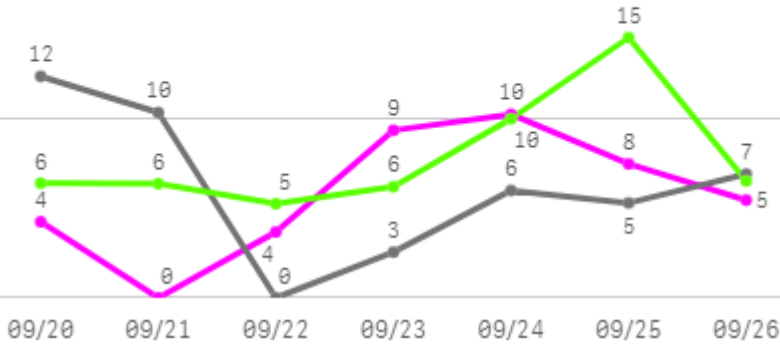
□ 곁홍합(10Kg) 주간 가격

구분	Q	품종	Q	단량	Q	특	상	보통	하
2025-09-20		곁홍합		10Kg		-	12,446	12,000	11,713
2025-09-22		곁홍합		10Kg		-	12,043	12,000	11,426
2025-09-23		곁홍합		10Kg		-	12,001	11,379	6,883
2025-09-24		곁홍합		10Kg		-	12,029	11,947	10,446
2025-09-25		곁홍합		10Kg		-	12,026	11,986	8,900
2025-09-26		곁홍합		10Kg		-	12,003	11,979	9,661
평균						-	12,091	11,882	9,838

오징어

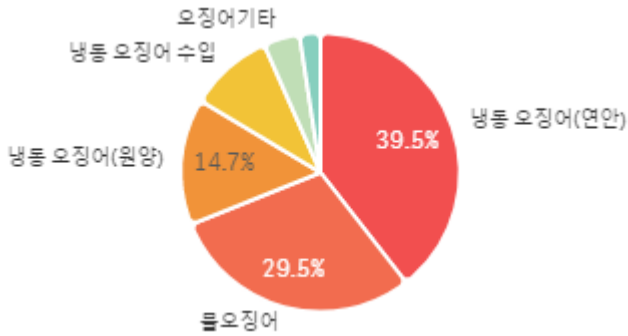
주간 반입량(톤)

◆ 2025 ● 2024 ▲ 평년

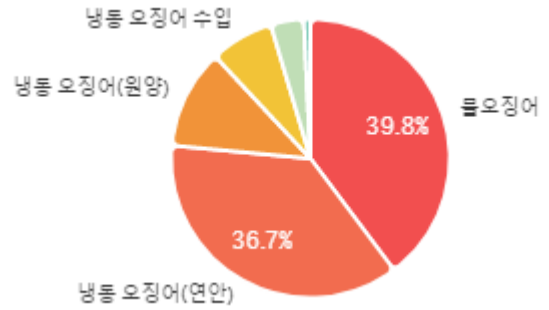


구분	금주(A)	전주(B)	전월(C)	전년(D)	평년(E)	A/B	A/C	A/D	A/E
물량(톤)	41	46	74	44	40	89.0%	55.0%	93.1%	100.8%

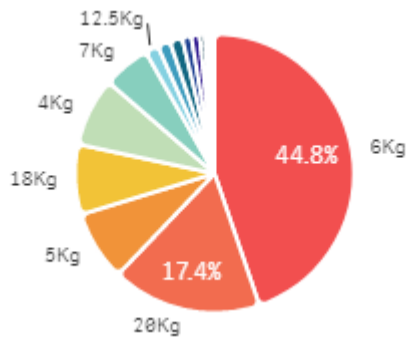
출하 품종별 거래물량 구성비



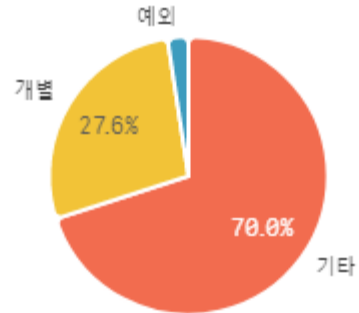
출하 품종별 거래금액 구성비



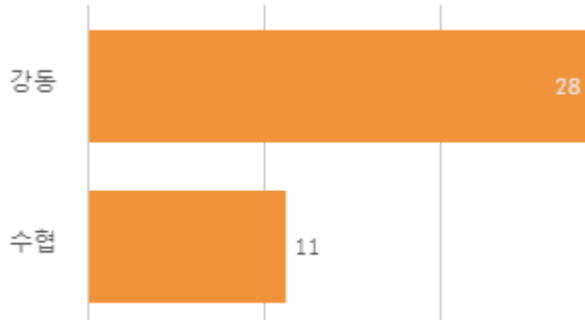
거래 단량별 물량 구성비



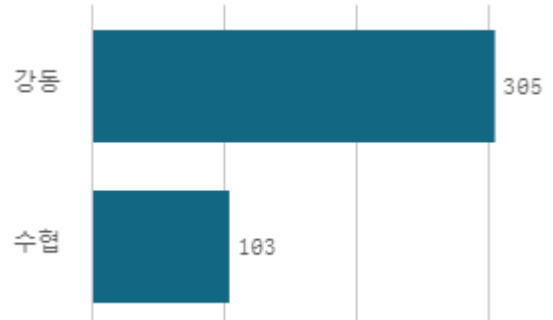
출하자별 거래물량 구성비



도매시장 법인별 거래물량(톤)

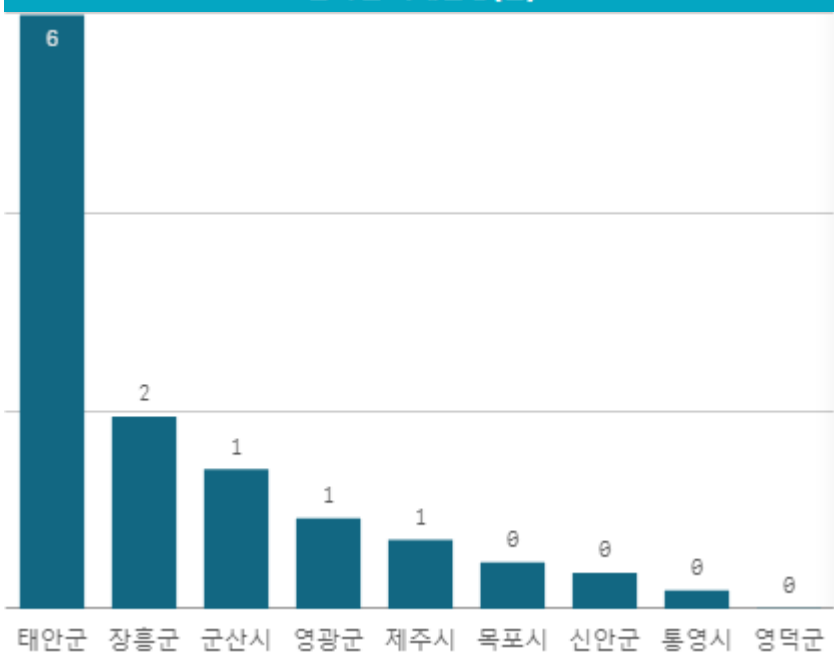


도매시장 법인별 거래금액(백만원)



물오징어(6Kg)

산지별 거래물량(톤)



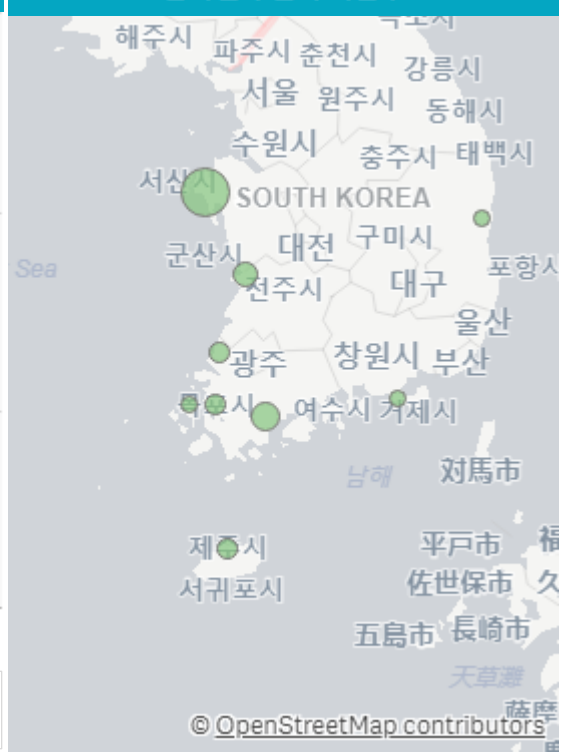
출하산지(개소)

9

출하건수(천건)

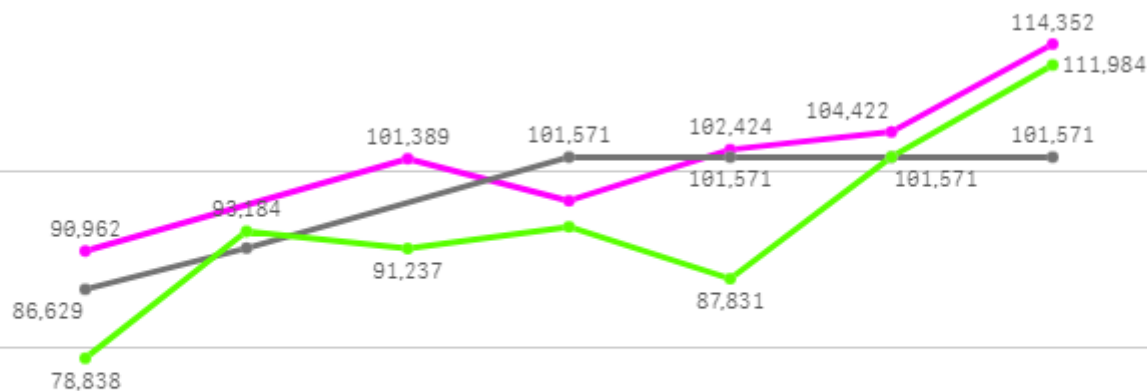
0

산지별 주출하 시군구



주간 도매가격(원)

◆ 2025 ● 2024 ◆ 평년



09/20 09/21 09/22 09/23 09/24 09/25 09/26

구분	금주(A)	전주(B)	전월(C)	전년(D)	평년(E)	A/B	A/C	A/D	A/E
가격(원)	99,303	86,894	67,136	96,525	99,129	114.3%	147.9%	102.9%	100.2%

※ 상품 가격 기준

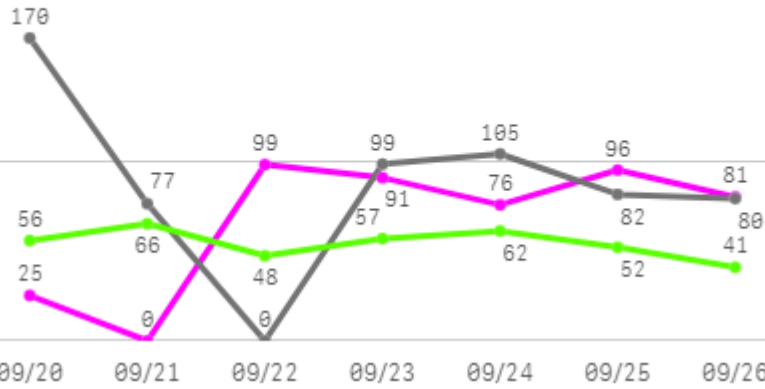
□ 물오징어(6Kg) 주간 가격

구분	Q	품종	Q	단량	Q	특	상	보통	하
2025-09-20		물오징어		6Kg		-	90,962	89,178	88,000
2025-09-22		물오징어		6Kg		-	101,389	81,949	70,040
2025-09-23		물오징어		6Kg		-	96,639	61,657	44,713
2025-09-24		물오징어		6Kg		-	102,424	56,662	45,891
2025-09-25		물오징어		6Kg		-	104,422	97,663	75,441
2025-09-26		물오징어		6Kg		-	114,352	106,237	97,007
평균						-	101,698	82,224	70,182

건멸치

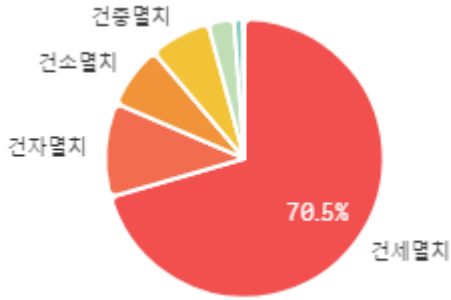
주간 반입량(톤)

◆ 2025 ● 2024 ▲ 평년

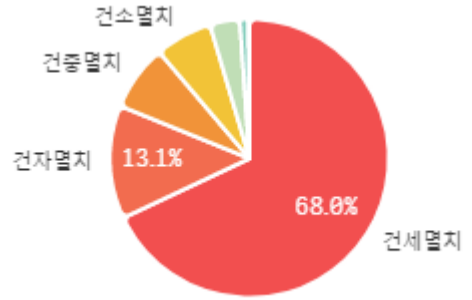


구분	금주(A)	전주(B)	전월(C)	전년(D)	평년(E)	A/B	A/C	A/D	A/E
물량(톤)	468	317	346	613	353	147.9%	135.5%	76.5%	132.5%

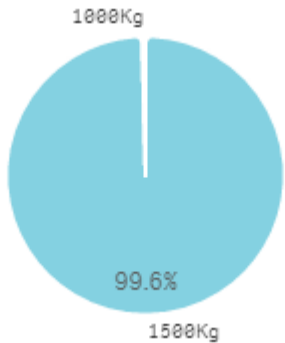
출하 품종별 거래물량 구성비



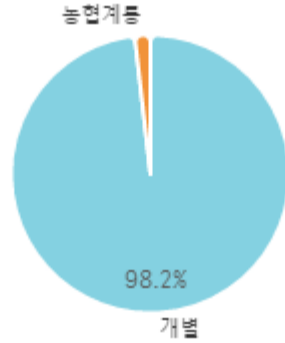
출하 품종별 거래금액 구성비



거래 단량별 물량 구성비



출하자별 거래물량 구성비



도매시장 법인별 거래물량(톤)

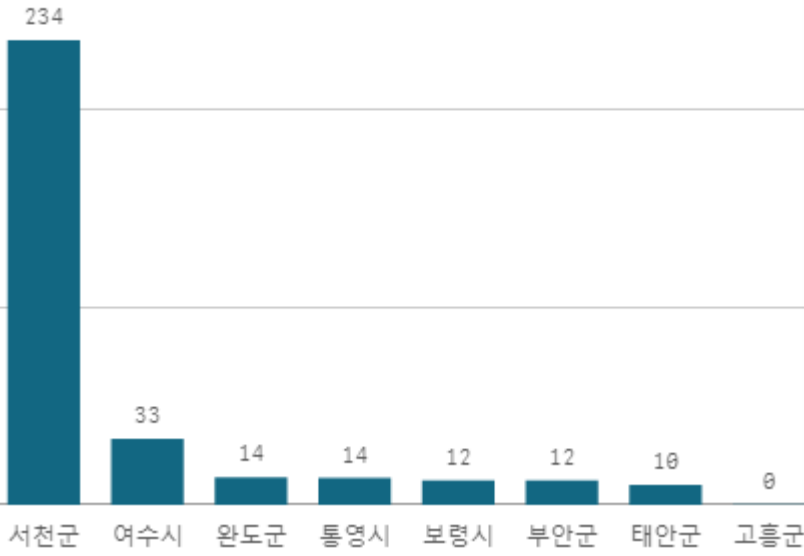


도매시장 법인별 거래금액(백만원)



건세멸치(1.5Kg)

산지별 거래물량(톤)



출하산지(개소)

8

출하건수(천건)

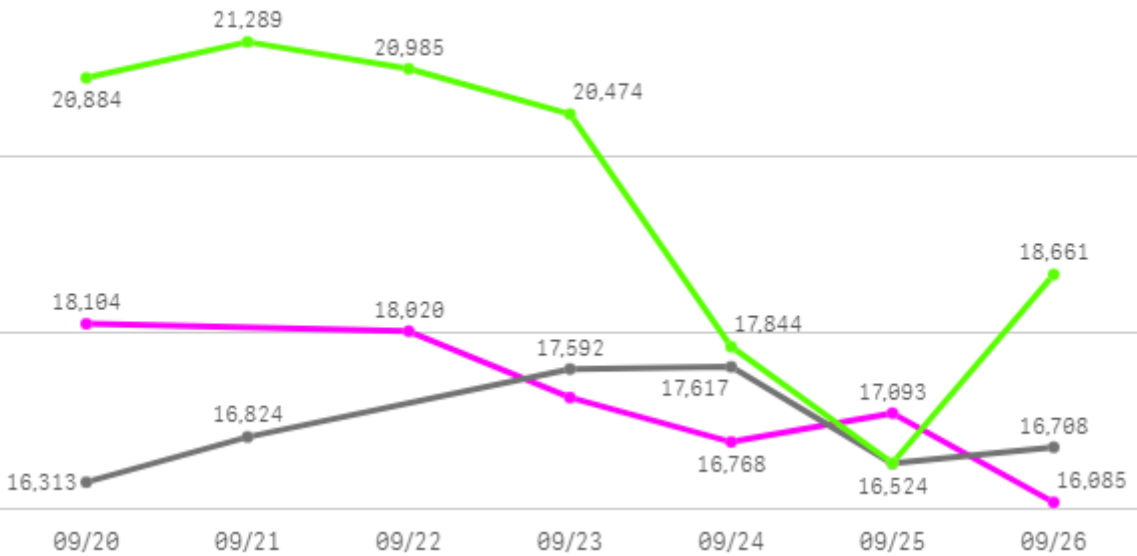
2

산지별 주출하 시군구



주간 도매가격(원)

◆ 2025 ● 2024 ◆ 평년



구분	금주(A)	전주(B)	전월(C)	전년(D)	평년(E)	A/B	A/C	A/D	A/E
가격(원)	17,395	19,530	19,931	16,930	17,864	89.1%	87.3%	102.7%	97.4%

※ 상품 가격 기준

□ 건세멸치(1.5Kg) 주간 가격

구분	Q	품종	Q	단량	Q	특	상	보통	하
2025-09-20		건세멸치		1.5Kg		-	18,104	14,996	9,836
2025-09-22		건세멸치		1.5Kg		-	18,020	15,072	9,961
2025-09-23		건세멸치		1.5Kg		-	17,270	13,091	9,157
2025-09-24		건세멸치		1.5Kg		-	16,768	13,171	9,530
2025-09-25		건세멸치		1.5Kg		-	17,093	12,498	9,008
2025-09-26		건세멸치		1.5Kg		-	16,085	11,984	8,494
평균						-	17,223	13,469	9,331