
2025년 가락시장

주요 품목 주간 거래동향

5월 1주차 주요 동향

[2025. 5.3. ~ 5.9.]



서울특별시농수산물공사

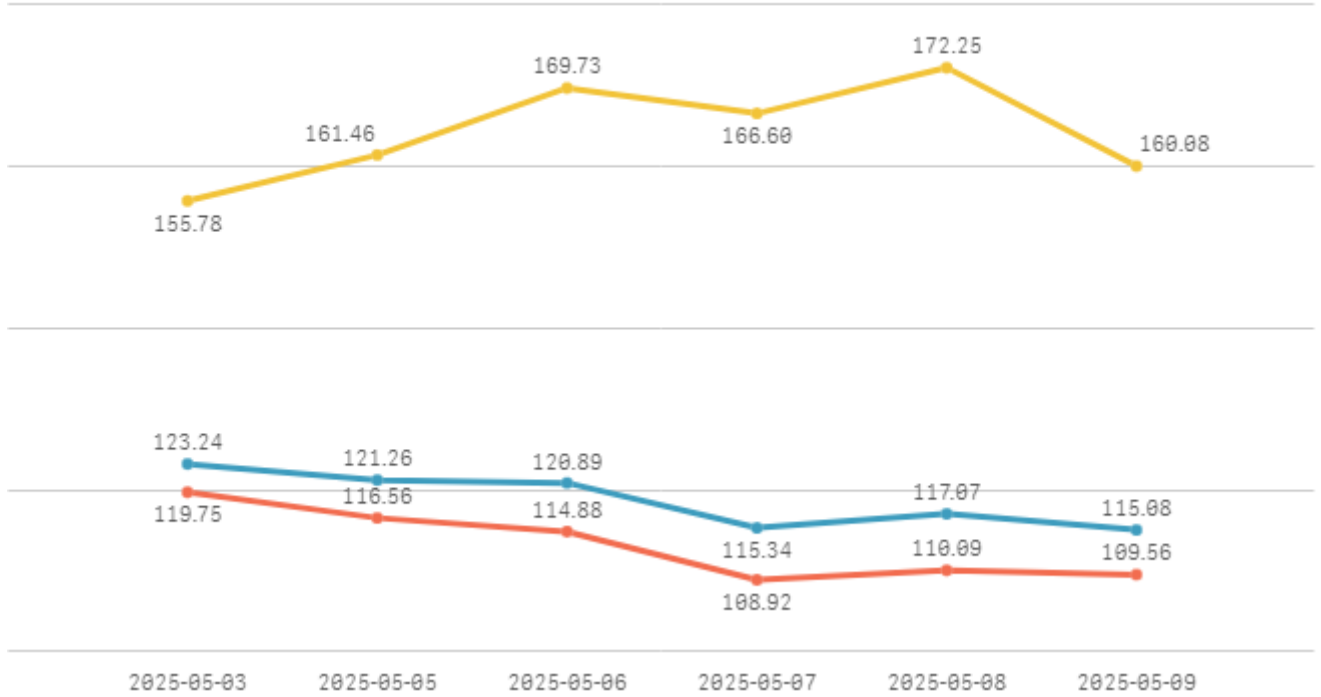
[데이터전략팀]

1. 주간 표준지수

※ 직전 5개년 평균가격을 지수 100으로 산정하여 100 이상일 경우 평년보다 상승, 100 이하일 경우 평년보다 하락

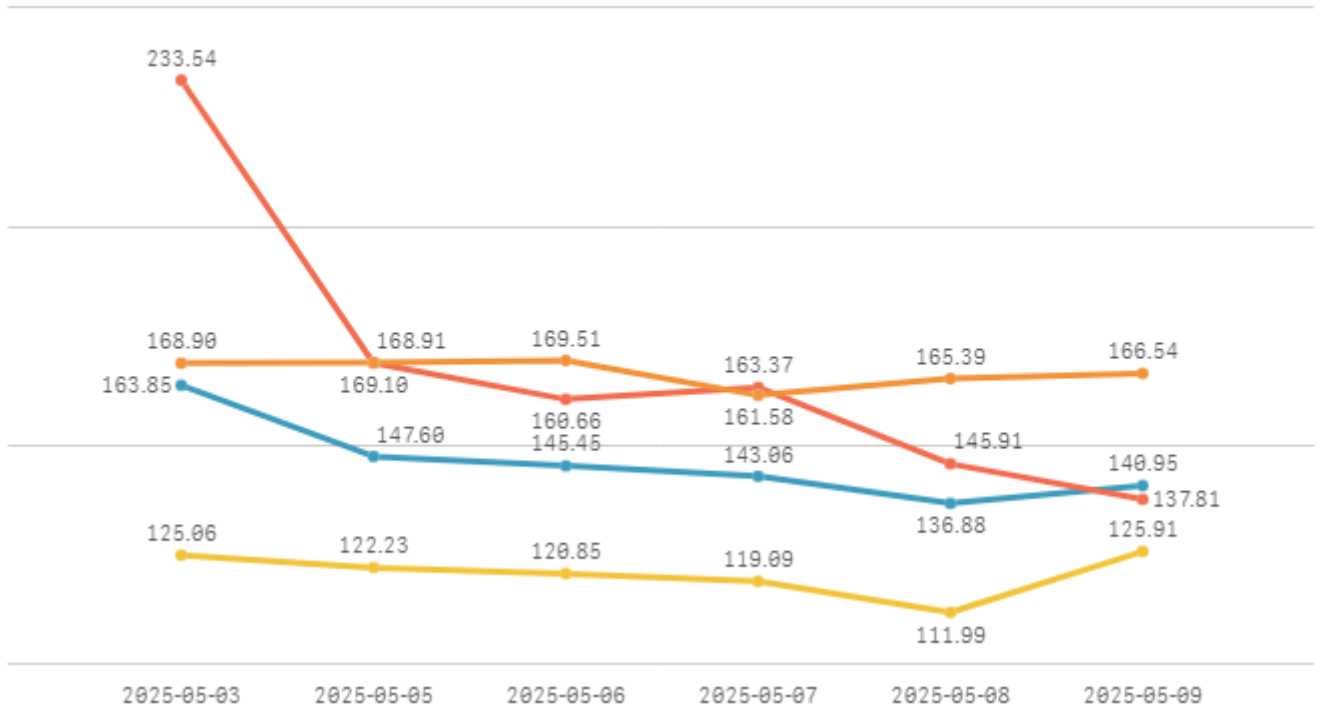
□ 청과부류

합계 채소계 과일계



□ 수산부류

합계 생선류 조개류 건어류



2. 주요 품목 주간 거래동향

주요 품목(종) 주간동향 (2025.05.03 ~ 05.09)

품종 단위	Q	금주평균	전주평균	전월평균	전년평균	5년평균 가격	전주대비	전월대비	전년대비	5년평균 대비
(선)갈치(5키로상자)		194,787	188,676	169,893	206,756	183,424	3% ▲	15% ▲	-6% ▼	6% ▲
간마늘 대서(20키로)		165,763	152,577	155,221	130,572	150,137	9% ▲	7% ▲	27% ▲	10% ▲
사과 부사(10키로상자)		67,583	59,837	81,163	74,871	50,719	13% ▲	-17% ▼	-10% ▼	33% ▲
배 신고(15키로상자)		56,645	53,745	74,490	115,276	66,732	5% ▲	-24% ▼	-51% ▼	-15% ▼
감자 수미(햇)(20키로상자)		56,139	51,680	62,619	59,908	58,526	9% ▲	-10% ▼	-6% ▼	-4% ▼
오렌지 네블 수입(18키로상자)		56,114	54,506	54,527	63,170	55,973	3% ▲	3% ▲	-11% ▼	0% ▲
(냉)고등어 수입(10키로상자)		49,243	48,753	50,293	36,767	37,423	1% ▲	-2% ▼	34% ▲	32% ▲
백다다기오이(100개)		40,050	52,843	65,636	40,183	37,037	-24% ▼	-39% ▼	-0% ▼	8% ▲
참외(일반)(10키로상자)		35,705	55,717	110,317	41,431	40,063	-36% ▼	-68% ▼	-14% ▼	-11% ▼
오이맛고추(10키로상자)		35,077	43,800	50,124	37,536	36,152	-20% ▼	-30% ▼	-7% ▼	-3% ▼
포도 수입(8키로상자)		33,784	36,526	31,263	57,201	43,472	-8% ▼	8% ▲	-41% ▼	-22% ▼
당근(20키로상자)		32,435	33,206	48,474	52,858	36,337	-2% ▼	-33% ▼	-39% ▼	-11% ▼
수박(일반)(10키로상자)		31,789	32,229	38,148	34,543	28,757	-1% ▼	-17% ▼	-8% ▼	11% ▲
청양고추(10키로상자)		28,801	26,916	41,741	44,772	37,318	7% ▲	-31% ▼	-36% ▼	-23% ▼
빨강 파프리카(5키로상자)		28,673	34,405	36,252	21,374	23,668	-17% ▼	-21% ▼	34% ▲	21% ▲
바나나 수입(13키로상자)		28,354	28,694	29,409	26,746	29,391	-1% ▼	-4% ▼	6% ▲	-4% ▼
골드파인애플 수입(12키로상자)		28,316	28,209	24,981	23,354	27,889	0% ▲	13% ▲	21% ▲	2% ▲
망고 수입(5키로상자)		28,060	27,429	29,012	35,917	34,442	2% ▲	-3% ▼	-22% ▼	-19% ▼
호박밥 고무마(10키로상자)		23,086	21,286	21,860	38,020	30,441	8% ▲	6% ▲	-39% ▼	-24% ▼
무(20키로상자)		22,355	23,097	23,709	16,190	15,506	-3% ▼	-6% ▼	38% ▲	44% ▲
알배기배추(8키로상자)		22,317	19,560	20,747	20,296	21,132	14% ▲	8% ▲	10% ▲	6% ▲
상추 포기잡(4키로상자)		19,920	14,885	12,541	14,626	16,756	34% ▲	59% ▲	36% ▲	19% ▲
건세열치(1.5키로상자)		18,703	17,964	21,481	22,561	20,439	4% ▲	-13% ▼	-17% ▼	-8% ▼
겉종합(10키로망대)		18,156	16,638	17,564	11,763	13,045	9% ▲	3% ▲	54% ▲	39% ▲
말기 설향(2키로상자)		18,134	16,409	19,377	16,644	17,302	11% ▲	-6% ▼	9% ▲	5% ▲
가지(5키로상자)		16,025	14,939	17,659	15,240	15,983	7% ▲	-9% ▼	5% ▲	0% ▲
애호박(20개)		14,543	15,918	22,328	16,964	14,912	-9% ▼	-35% ▼	-14% ▼	-2% ▼
양배추(8키로망대)		13,336	12,954	12,246	17,587	10,354	3% ▲	9% ▲	-24% ▼	29% ▲
시금치(4키로상자)		11,021	11,374	11,542	13,007	13,103	-3% ▼	-5% ▼	-15% ▼	-16% ▼
랭이버섯(5키로상자)		10,934	10,188	12,798	12,639	11,276	7% ▲	-15% ▼	-13% ▼	-3% ▼
돌미나리(4키로상자)		10,537	10,050	22,178	12,436	11,486	5% ▲	-52% ▼	-15% ▼	-8% ▼
대추방울토마토(3키로상자)		10,403	12,374	18,283	20,272	12,999	-16% ▼	-43% ▼	-49% ▼	-20% ▼
토마토(5키로상자)		9,864	9,638	14,143	15,333	11,088	2% ▲	-30% ▼	-36% ▼	-11% ▼
열무(4키로상자)		7,722	10,971	11,142	11,222	9,994	-30% ▼	-31% ▼	-31% ▼	-23% ▼
새송이버섯(2키로상자)		7,579	7,026	7,601	6,807	7,699	8% ▲	-0% ▼	11% ▲	-2% ▼
배추(10키로망대)		7,319	8,290	12,417	12,805	9,416	-12% ▼	-41% ▼	-43% ▼	-22% ▼
청경채(4키로상자)		4,759	4,686	10,194	4,152	4,935	2% ▲	-53% ▼	15% ▲	-4% ▼
배추열갈이(4키로상자)		3,981	4,389	5,315	5,138	5,220	-9% ▼	-25% ▼	-23% ▼	-24% ▼
대구(1키로)		3,317	2,675	3,592	4,957	6,163	24% ▲	-8% ▼	-33% ▼	-46% ▼
부추(일반)(500그램단)		2,287	1,751	2,524	1,591	1,832	31% ▲	-9% ▼	44% ▲	25% ▲
양파(1키로)		1,004	1,013	1,612	1,408	984	-1% ▼	-38% ▼	-29% ▼	2% ▲
대파(일반)(1키로단)		925	965	1,102	2,335	2,203	-4% ▼	-16% ▼	-60% ▼	-58% ▼

□ 품종별 등락가격 비교(전주대비)

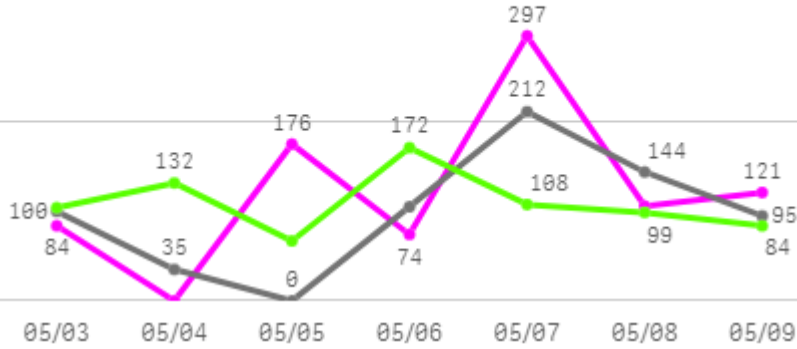
구분	품목(종)명
상승 품목(종)	가지(7%),감자 수미(햇)(9%),겉홍합(9%),깐마늘 대서(9%),대구(24%),딸기 설향(11%),배 신고(5%),부추(일반)(31%),사과 부사(13%),상추 포기찹(34%),새송이버섯(8%),알배기배추(14%),청양고추(7%),팽이버섯(7%),호박밤 고구마(8%)
하락 품목(종)	대추방울토마토(-16%),배추(-12%),배추얼갈이(-9%),백다다기오이(-24%),빨강파프리카(-17%),애호박(-9%),열무(-30%),오이맛고추(-20%),참외(일반)(-36%),포도 수입(-8%)
보합 품목(종)(+5%)	(냉)고등어 수입,(선)갈치,건세멸치,골드파인애플 수입,당근,대파(일반),돌미나리,망고 수입,무,바나나 수입,수박(일반),시금치,양배추,양파,오렌지 네블 수입,청경채,토마토

3. 품목(종)별 주간 거래동향

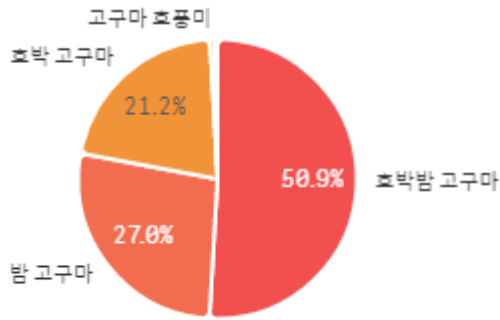
고구마

주간 반입량(톤)

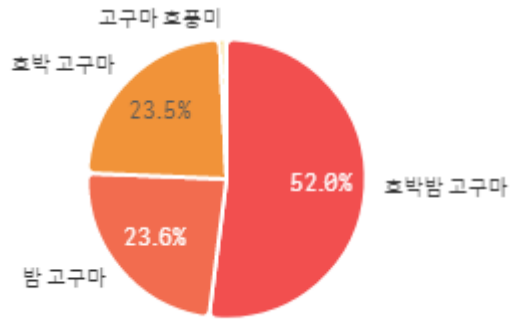
◆ 2025 ◀ 2024 ▲ 평년



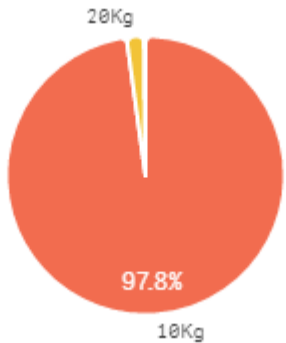
출하 품종별 거래물량 구성비



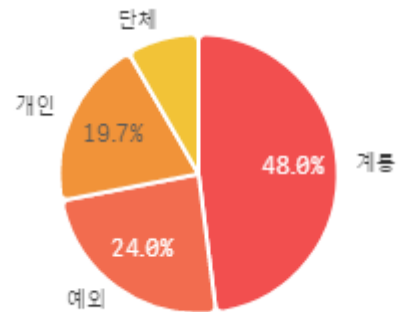
출하 품종별 거래금액 구성비



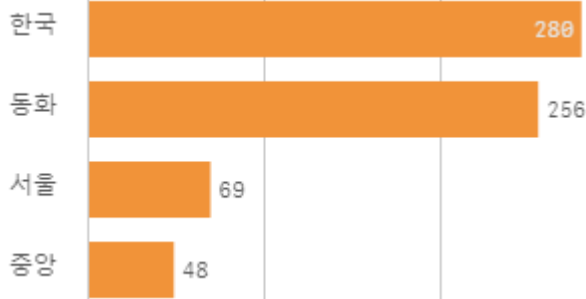
거래 단량별 물량 구성비



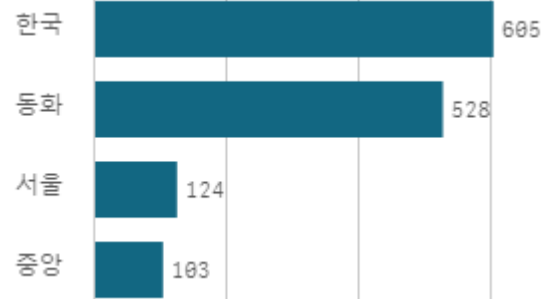
출하자별 거래물량 구성비



도매시장 법인별 거래물량(톤)

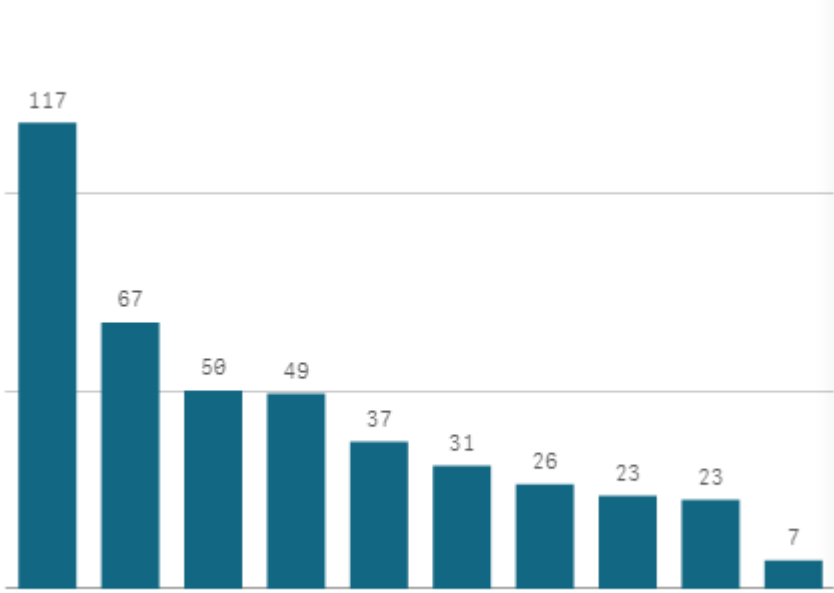


도매시장 법인별 거래금액(백만원)



호박밤 고구마(10Kg)

산지별 거래물량(톤)



출하산지(개소)

11

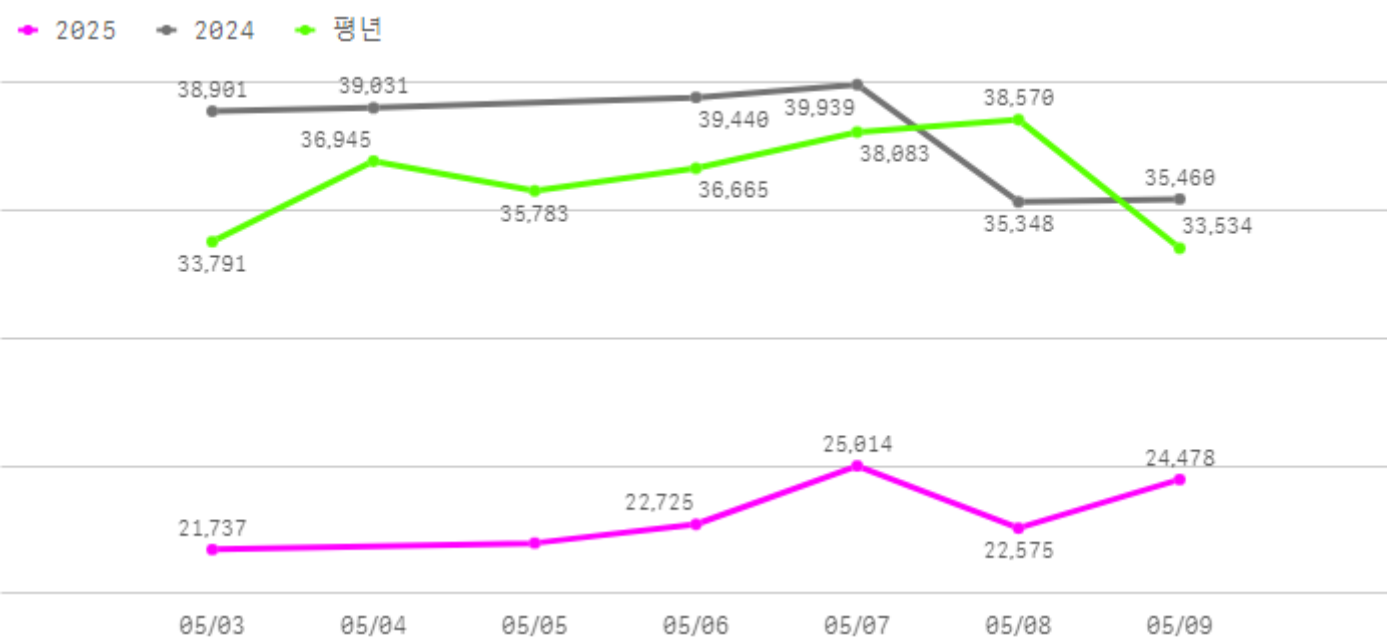
출하건수(천건)

1

산지별 주출하 시군구



주간 도매가격(원)



구분	금주(A)	전주(B)	전월(C)	전년(D)	평년(E)	A/B	A/C	A/D	A/E
가격(원)	23,086	21,286	21,860	38,020	30,441	108.5%	105.6%	60.7%	75.8%

※ 상품 가격 기준

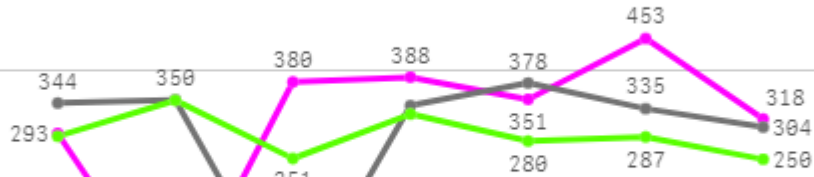
□ 호박밤 고구마(10Kg) 주간 가격

구분	Q	품종	Q	단량	Q	특	상	보통	하
2025-05-03		호박밤 고구마		10Kg		26,697	21,737	15,898	8,809
2025-05-05		호박밤 고구마		10Kg		27,582	21,990	15,774	8,811
2025-05-06		호박밤 고구마		10Kg		27,541	22,725	16,166	8,580
2025-05-07		호박밤 고구마		10Kg		31,549	25,014	18,844	9,839
2025-05-08		호박밤 고구마		10Kg		27,319	22,575	18,339	9,195
2025-05-09		호박밤 고구마		10Kg		31,231	24,478	19,009	9,937
평균						28,653	23,086	17,338	9,195

감자

주간 반입량(톤)

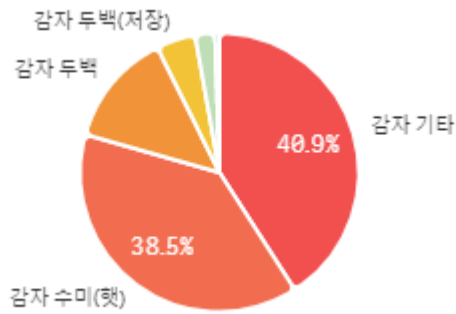
◆ 2025 ● 2024 ▲ 평년



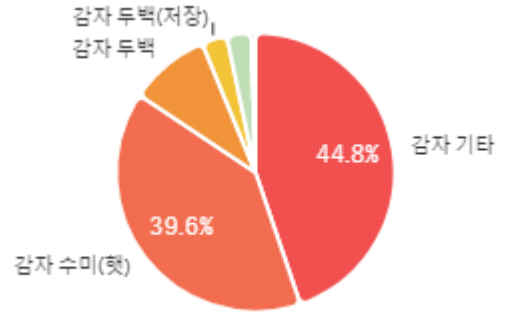
05/03 05/04 05/05 05/06 05/07 05/08 05/09

구분	금주(A)	전주(B)	전월(C)	전년(D)	평년(E)	A/B	A/C	A/D	A/E
물량(톤)	2,183	1,729	1,880	2,051	2,090	126.2%	116.1%	106.4%	104.4%

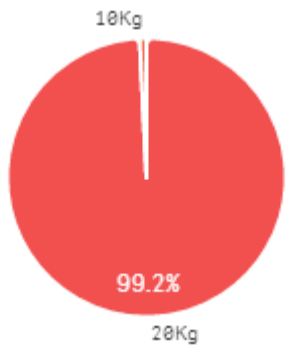
출하 품종별 거래물량 구성비



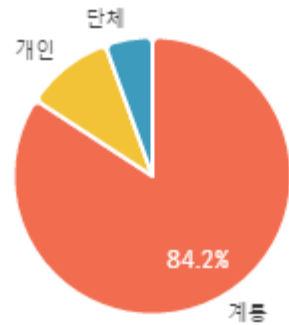
출하 품종별 거래금액 구성비



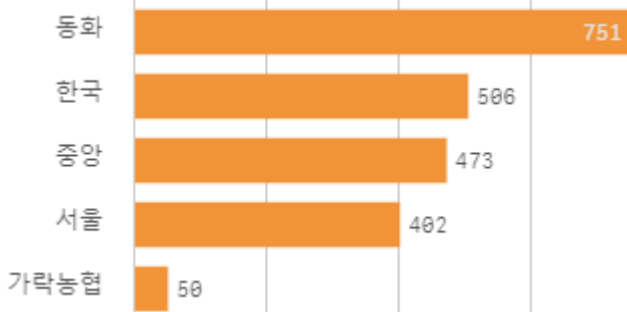
거래 단량별 물량 구성비



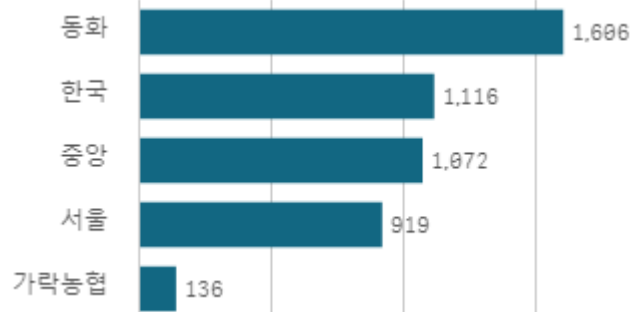
출하자별 거래물량 구성비



도매시장 법인별 거래물량(톤)

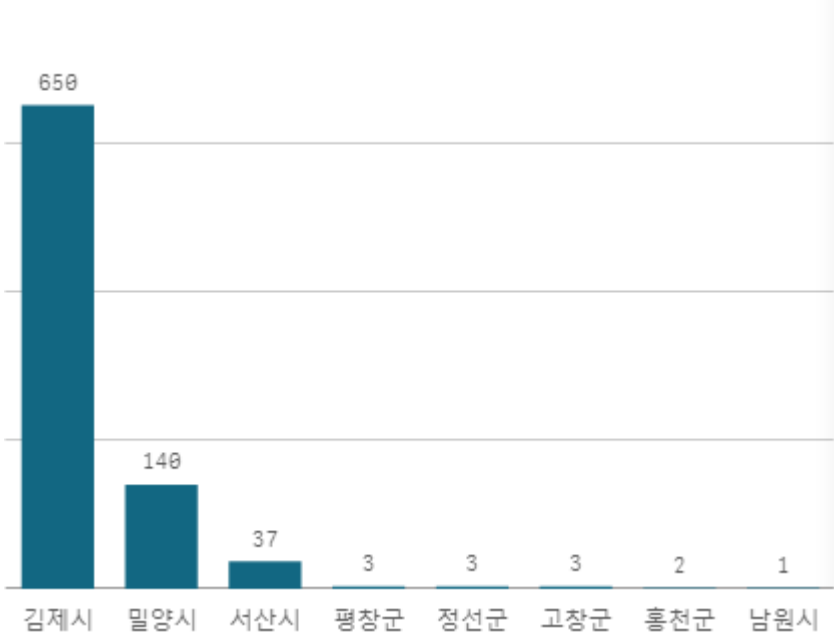


도매시장 법인별 거래금액(백만원)



감자 수미(햇) (20Kg)

산지별 거래물량(톤)



출하산지(개소)

8

출하건수(천건)

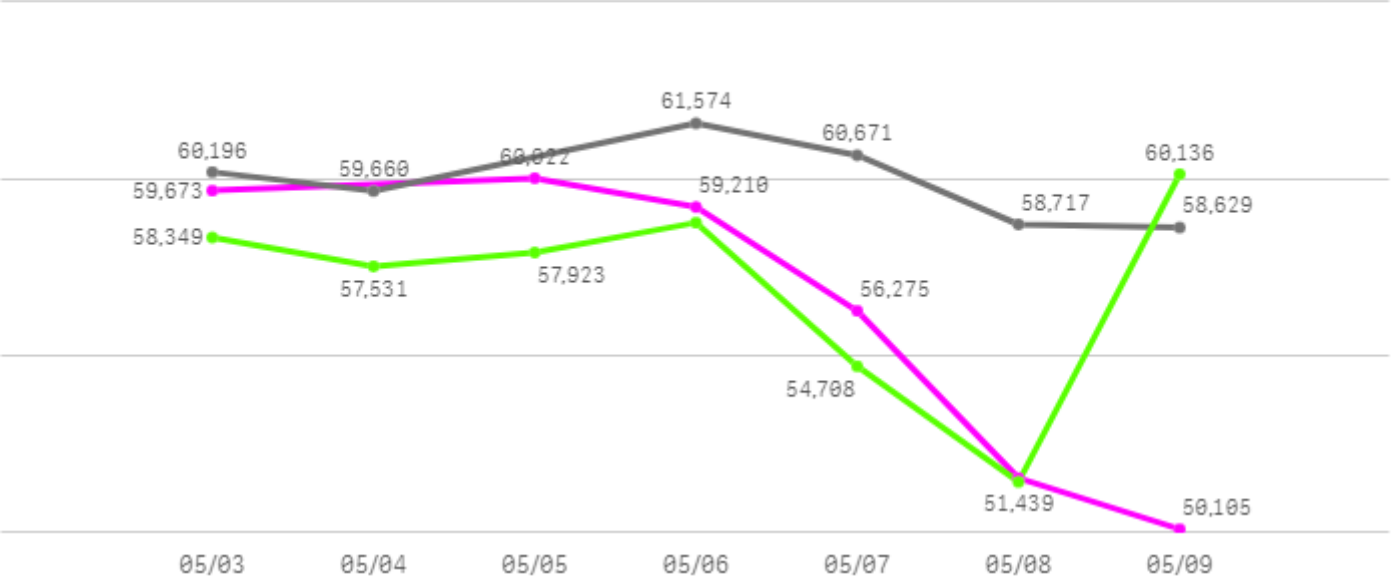
1

산지별 주출하 시군구



주간 도매가격(원)

◆ 2025 ● 2024 ◆ 평년



구분	금주(A)	전주(B)	전월(C)	전년(D)	평년(E)	A/B	A/C	A/D	A/E
가격(원)	56,139	51,680	62,619	59,908	58,526	108.6%	89.7%	93.7%	95.9%

※ 상품 가격 기준

□ 감자 수미(햇)(20Kg) 주간 가격

구분	Q	품종	Q	단량	Q	특	상	보통	하
2025-05-03		감자 수미(햇)		20Kg		66,124	59,673	55,518	35,315
2025-05-05		감자 수미(햇)		20Kg		63,430	60,022	55,463	32,300
2025-05-06		감자 수미(햇)		20Kg		61,909	59,210	55,235	34,509
2025-05-07		감자 수미(햇)		20Kg		59,000	56,275	51,892	31,423
2025-05-08		감자 수미(햇)		20Kg		54,570	51,550	47,220	30,285
2025-05-09		감자 수미(햇)		20Kg		52,590	50,105	47,250	33,978
평균						59,604	56,139	52,096	32,968

배추

주간 반입량(톤)

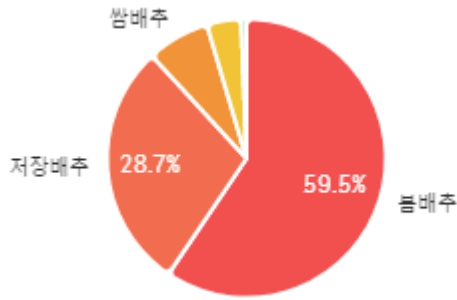
◆ 2025 ● 2024 ▲ 평년



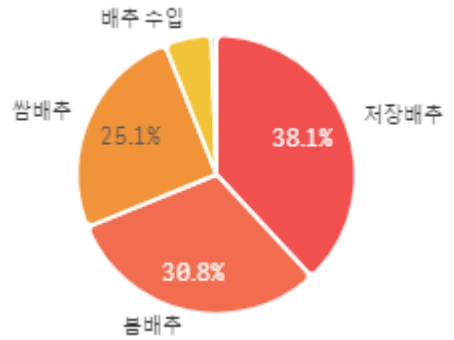
05/03 05/04 05/05 05/06 05/07 05/08 05/09

구분	금주(A)	전주(B)	전월(C)	전년(D)	평년(E)	A/B	A/C	A/D	A/E
물량(톤)	2,649	2,488	2,941	2,377	2,244	106.5%	90.1%	111.5%	118.1%

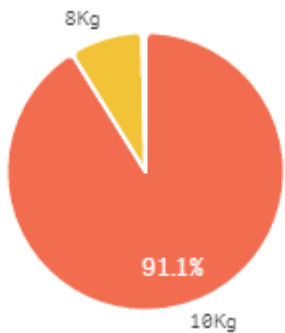
출하 품종별 거래물량 구성비



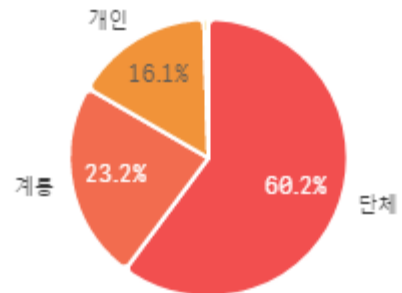
출하 품종별 거래금액 구성비



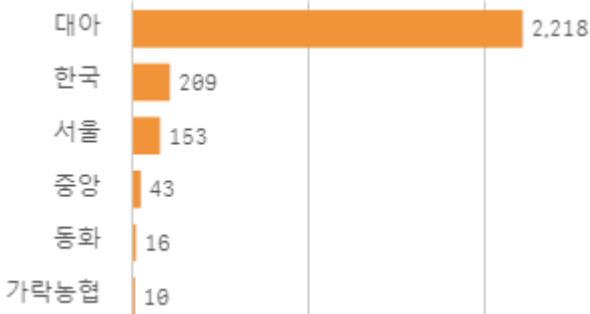
거래 단량별 물량 구성비



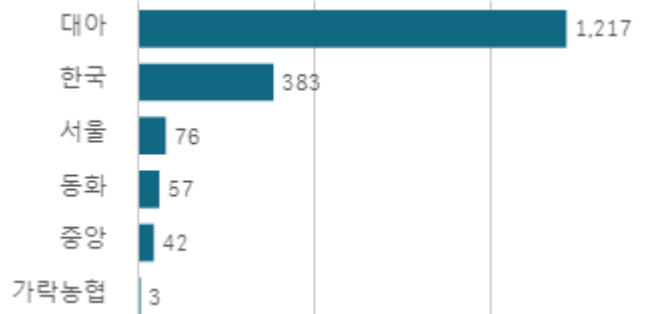
출하자별 거래물량 구성비



도매시장 법인별 거래물량(톤)

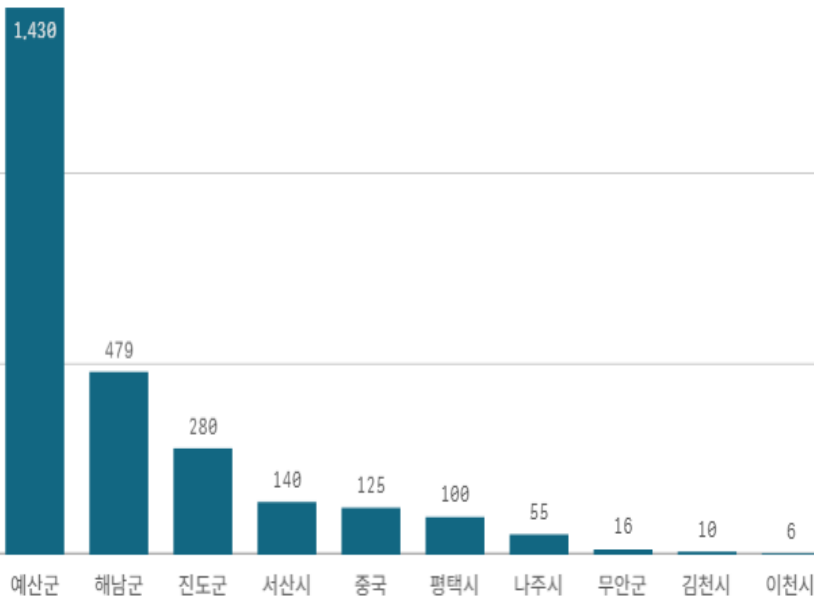


도매시장 법인별 거래금액(백만원)



배추(10Kg)

산지별 거래물량(톤)



출하산지(개소)

15

출하건수(천건)

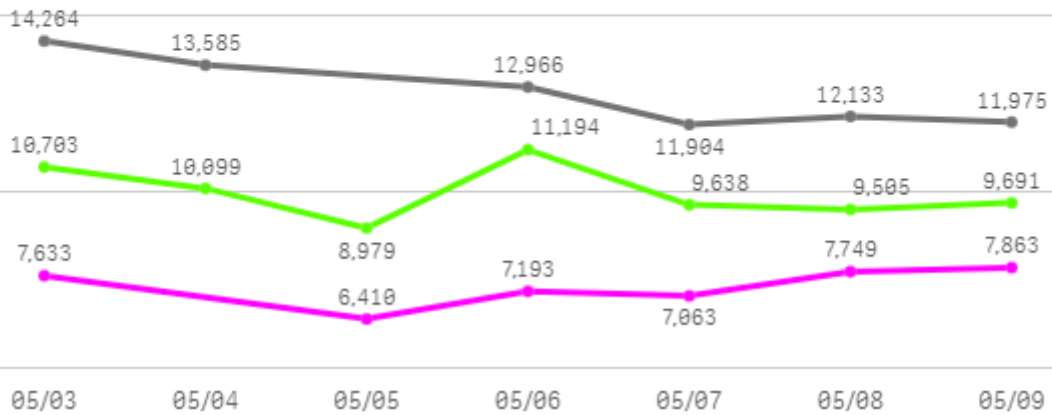
2

산지별 주출하 시군구



주간 도매가격(원)

◆ 2025 ● 2024 ◆ 평년



구분	금주(A)	전주(B)	전월(C)	전년(D)	평년(E)	A/B	A/C	A/D	A/E
가격(원)	7,319	8,290	12,417	12,805	9,416	88.3%	58.9%	57.2%	77.7%

※ 상품 가격 기준

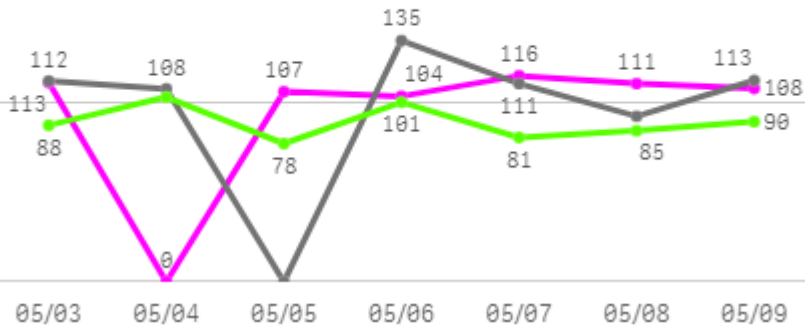
□ 배추(10Kg) 주간 가격

구분	Q	품종	Q	단량	Q	특	상	보통	하
2025-05-03		배추		10Kg		11,812	7,633	3,432	2,035
2025-05-05		배추		10Kg		14,134	6,410	2,386	1,709
2025-05-06		배추		10Kg		15,107	7,193	2,560	1,978
2025-05-07		배추		10Kg		14,465	7,063	3,283	2,543
2025-05-08		배추		10Kg		13,934	7,749	4,908	3,526
2025-05-09		배추		10Kg		13,410	7,863	5,625	4,411
평균						13,810	7,319	3,699	2,700

배추얼갈이

주간 반입량(톤)

◆ 2025 ● 2024 ▲ 평년



구분	금주(A)	전주(B)	전월(C)	전년(D)	평년(E)	A/B	A/C	A/D	A/E
물량(톤)	658	636	571	673	631	103.4%	115.1%	97.7%	104.2%

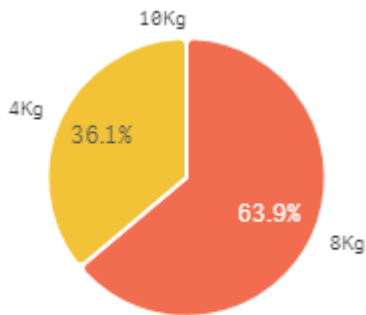
출하 품종별 거래물량 구성비



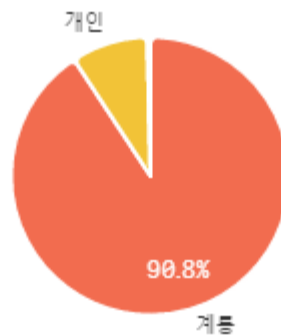
출하 품종별 거래금액 구성비



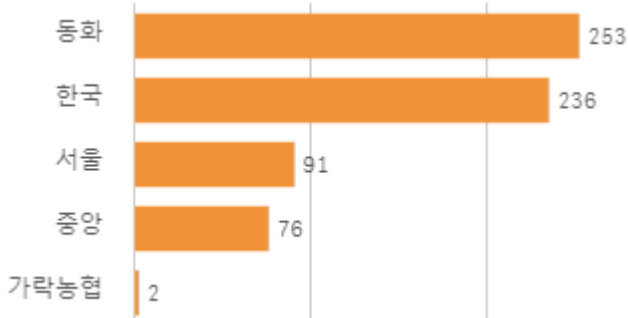
거래 단량별 물량 구성비



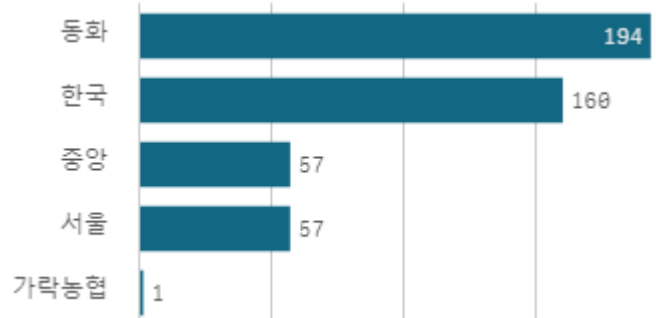
출하자별 거래물량 구성비



도매시장 법인별 거래물량(톤)

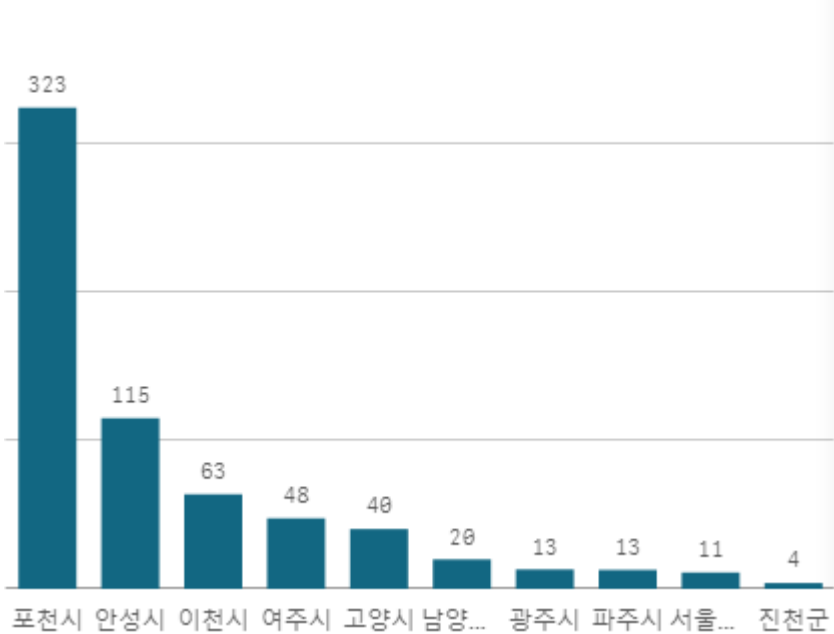


도매시장 법인별 거래금액(백만원)



배추얼갈이(4Kg)

산지별 거래물량(톤)



출하산지(개소)

16

출하건수(천건)

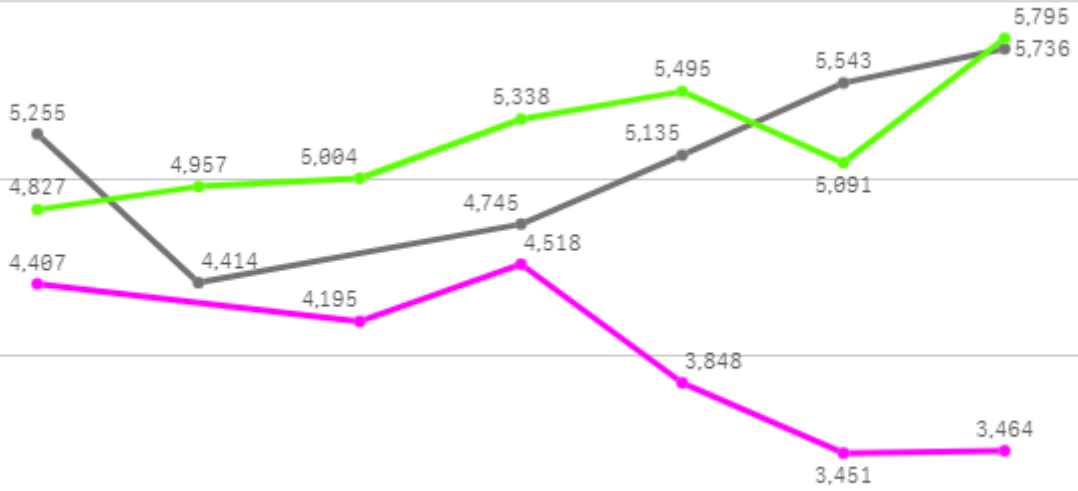
2

산지별 주출하 시군구



주간 도매가격(원)

◆ 2025 ● 2024 ◆ 평년



05/03 05/04 05/05 05/06 05/07 05/08 05/09

구분	금주(A)	전주(B)	전월(C)	전년(D)	평년(E)	A/B	A/C	A/D	A/E
가격(원)	3,981	4,389	5,315	5,138	5,220	90.7%	74.9%	77.5%	76.3%

※ 상품 가격 기준

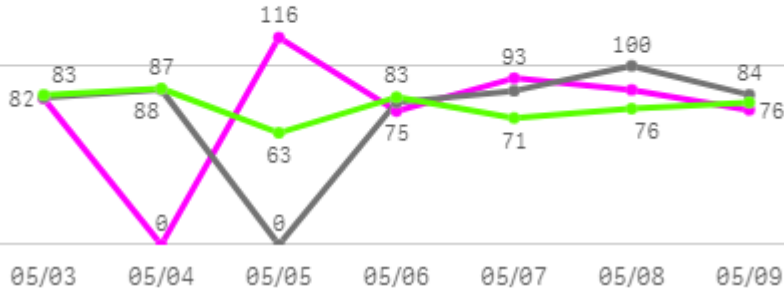
□ 배추얼갈이(4Kg) 주간 가격

구분	Q	품종	Q	단량	Q	특	상	보통	하
2025-05-03		배추얼갈이		4Kg		-	4,407	3,582	2,997
2025-05-05		배추얼갈이		4Kg		-	4,195	3,465	2,656
2025-05-06		배추얼갈이		4Kg		-	4,518	3,534	2,413
2025-05-07		배추얼갈이		4Kg		-	3,848	3,065	2,349
2025-05-08		배추얼갈이		4Kg		-	3,451	2,442	1,684
2025-05-09		배추얼갈이		4Kg		-	3,464	2,396	1,716
평균						-	3,981	3,081	2,303

알배기배추

주간 반입량(톤)

◆ 2025 ● 2024 ▲ 평년



구분	금주(A)	전주(B)	전월(C)	전년(D)	평년(E)	A/B	A/C	A/D	A/E
물량(톤)	529	600	530	520	542	88.3%	99.8%	101.7%	97.7%

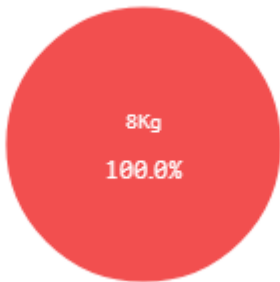
출하 품종별 거래물량 구성비



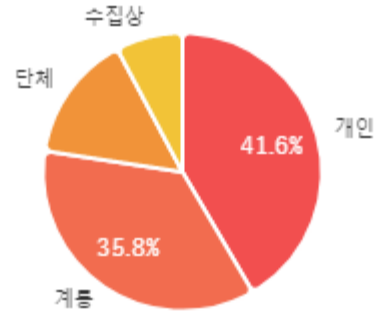
출하 품종별 거래금액 구성비



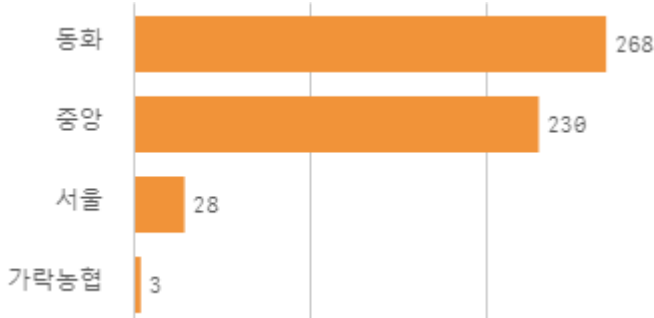
거래 단량별 물량 구성비



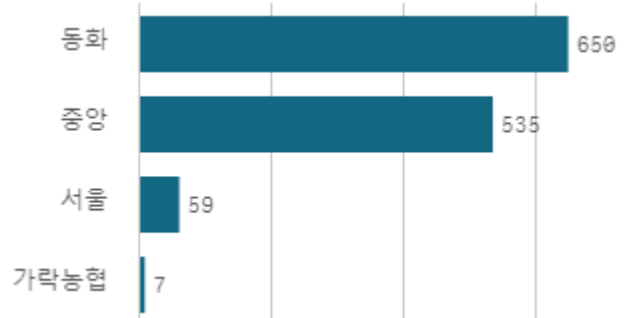
출하자별 거래물량 구성비



도매시장 법인별 거래물량(톤)

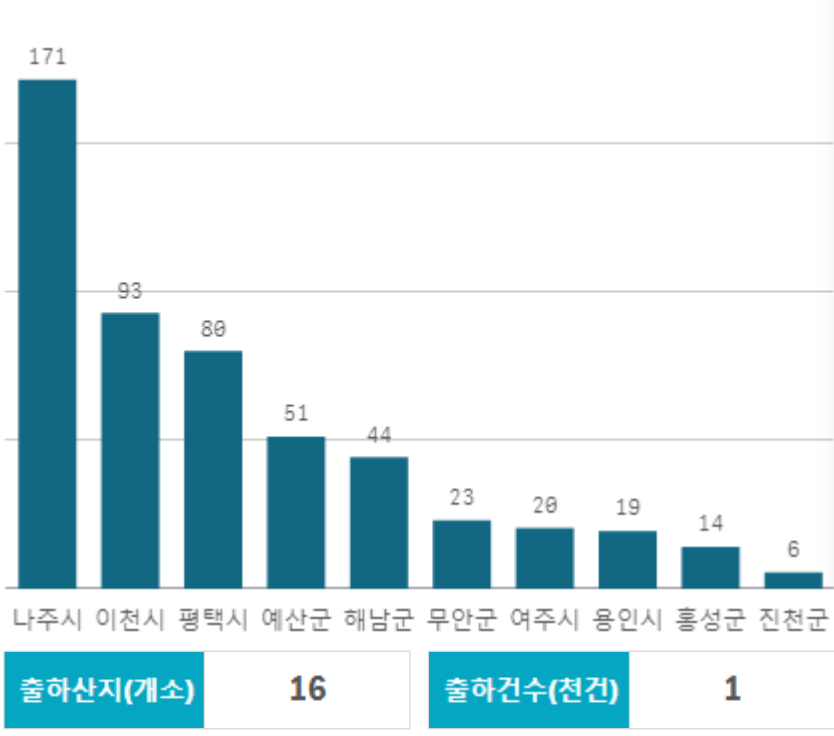


도매시장 법인별 거래금액(백만원)

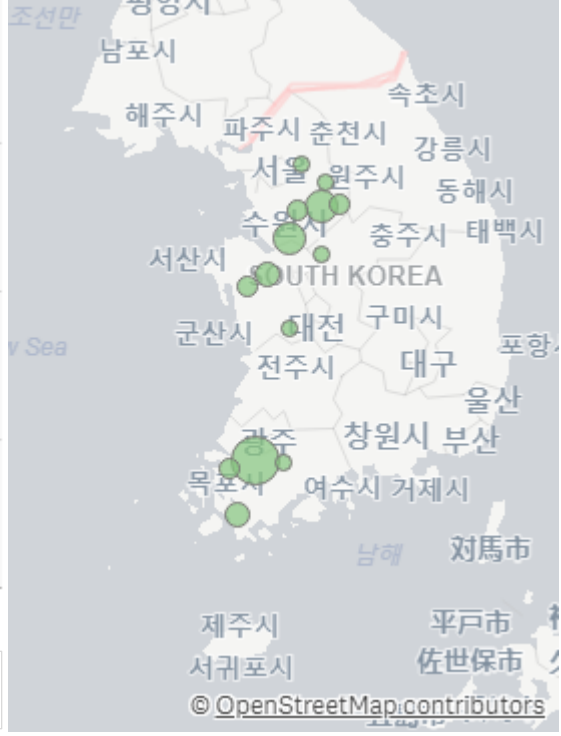


알배기배추(8Kg)

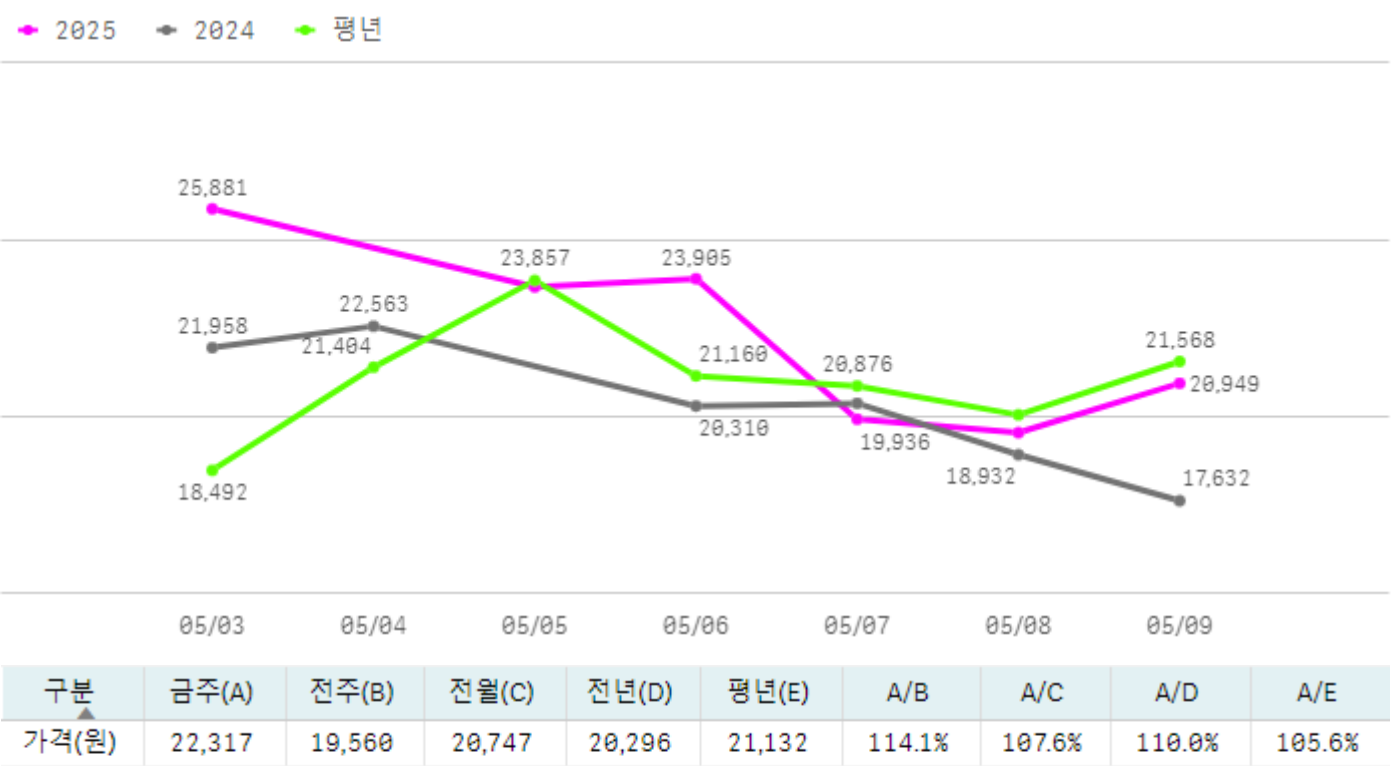
산지별 거래물량(톤)



산지별 주출하 시군구



주간 도매가격(원)



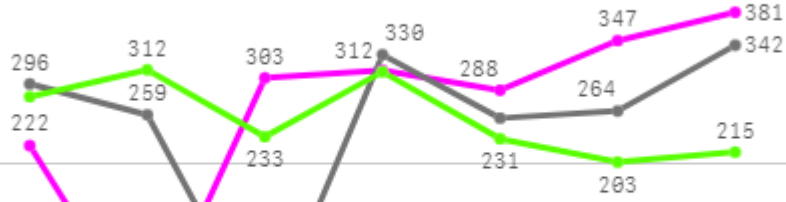
□ 알배기배추(8Kg) 주간 가격

구분	Q	품종	Q	단량	Q	특	상	보통	하
2025-05-03		알배기배추		8Kg		26,735	25,881	21,522	14,071
2025-05-05		알배기배추		8Kg		26,389	23,673	17,905	12,278
2025-05-06		알배기배추		8Kg		27,042	23,905	17,643	12,017
2025-05-07		알배기배추		8Kg		24,541	19,936	15,609	10,813
2025-05-08		알배기배추		8Kg		23,135	19,555	16,086	10,898
2025-05-09		알배기배추		8Kg		24,377	20,949	16,789	8,778
평균						25,370	22,317	17,592	11,476

양배추

주간 반입량(톤)

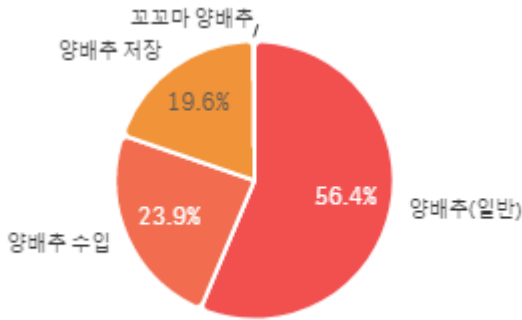
◆ 2025 ● 2024 ▲ 평년



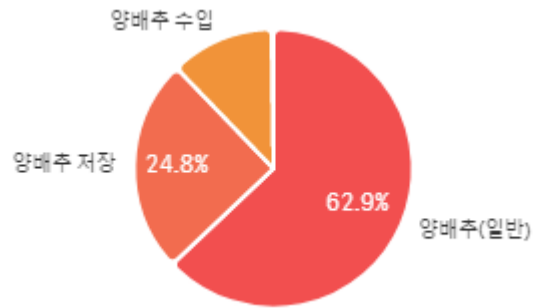
05/03 05/04 05/05 05/06 05/07 05/08 05/09

구분	금주(A)	전주(B)	전월(C)	전년(D)	평년(E)	A/B	A/C	A/D	A/E
물량(톤)	1,853	2,132	2,104	1,746	1,860	86.9%	88.1%	106.2%	99.6%

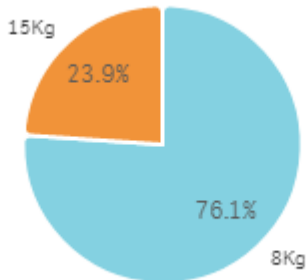
출하 품종별 거래물량 구성비



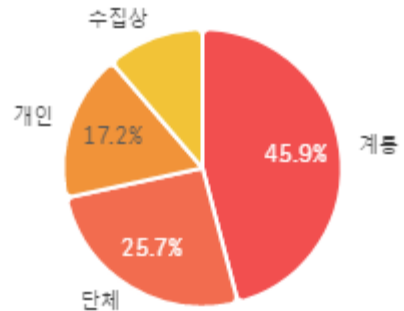
출하 품종별 거래금액 구성비



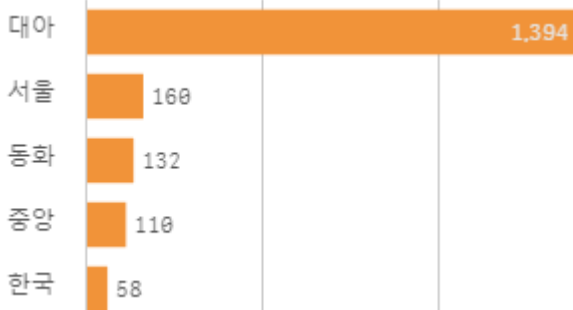
거래 단량별 물량 구성비



출하자별 거래물량 구성비



도매시장 법인별 거래물량(톤)

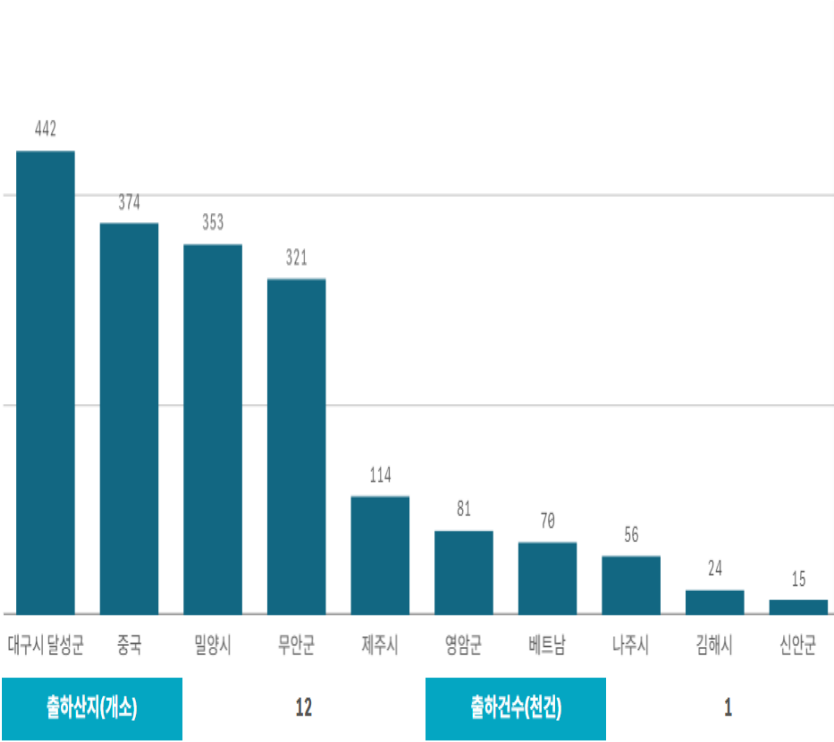


도매시장 법인별 거래금액(백만원)



양배추(8Kg)

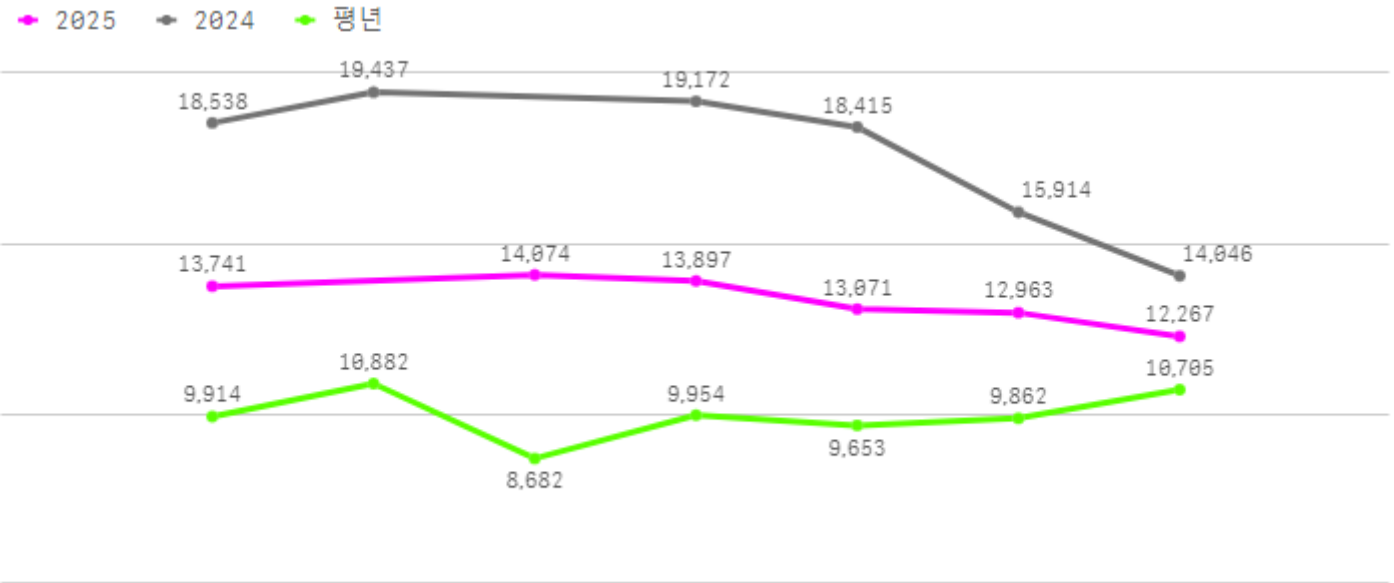
산지별 거래물량(톤)



산지별 주출하 시군구



주간 도매가격(원)



구분	금주(A)	전주(B)	전월(C)	전년(D)	평년(E)	A/B	A/C	A/D	A/E
가격(원)	13,336	12,954	12,246	17,587	10,354	102.9%	108.9%	75.8%	128.8%

※ 상품 가격 기준

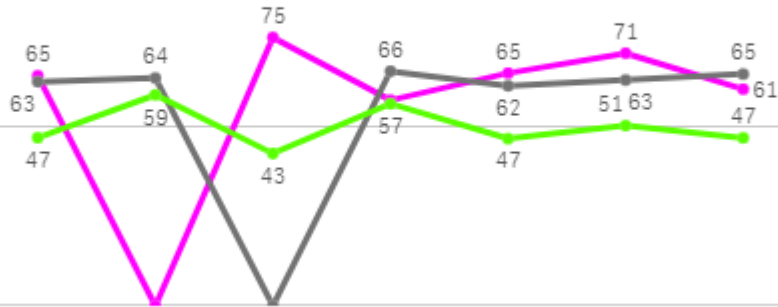
□ 양배추(8Kg) 주간 가격

구분	Q	품종	Q	단량	Q	특	상	보통	하
2025-05-03		양배추		8Kg		15,007	13,741	12,653	8,986
2025-05-05		양배추		8Kg		15,884	14,074	12,647	9,316
2025-05-06		양배추		8Kg		17,558	13,897	10,481	6,550
2025-05-07		양배추		8Kg		16,025	13,071	10,225	6,022
2025-05-08		양배추		8Kg		15,761	12,963	9,803	5,515
2025-05-09		양배추		8Kg		15,343	12,267	8,867	5,328
평균						15,930	13,336	10,779	6,953

시금치

주간 반입량(톤)

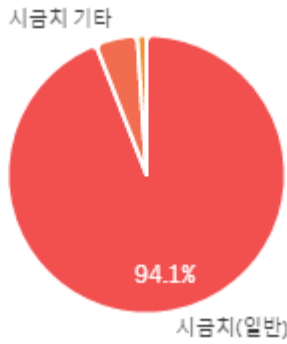
◆ 2025 ● 2024 ▲ 평년



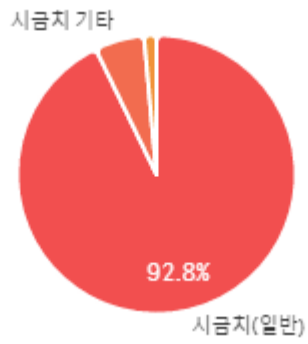
05/03 05/04 05/05 05/06 05/07 05/08 05/09

구분	금주(A)	전주(B)	전월(C)	전년(D)	평년(E)	A/B	A/C	A/D	A/E
물량(톤)	394	413	560	382	354	95.4%	70.3%	103.1%	111.3%

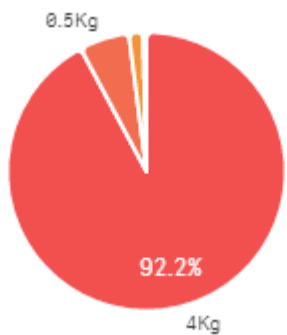
출하 품종별 거래물량 구성비



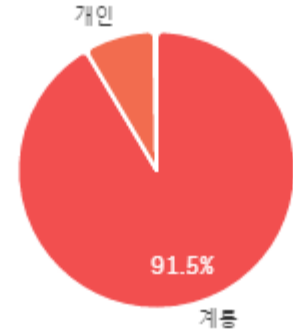
출하 품종별 거래금액 구성비



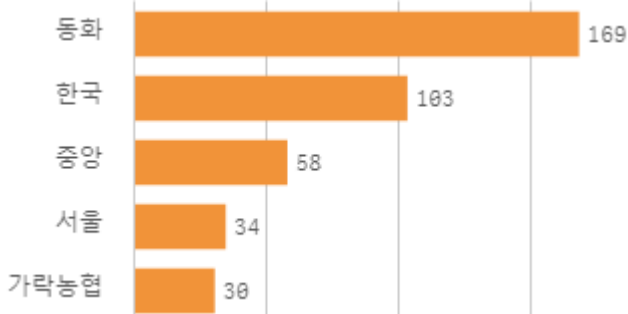
거래 단량별 물량 구성비



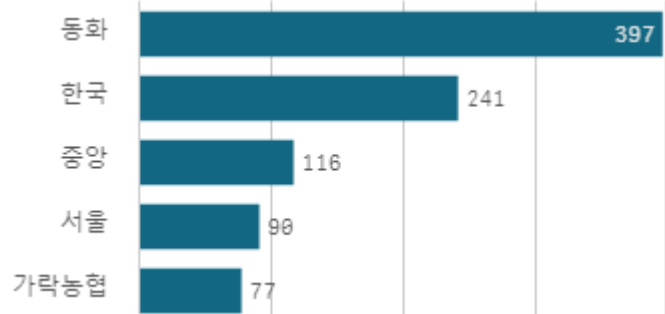
출하자별 거래물량 구성비



도매시장 법인별 거래물량(톤)

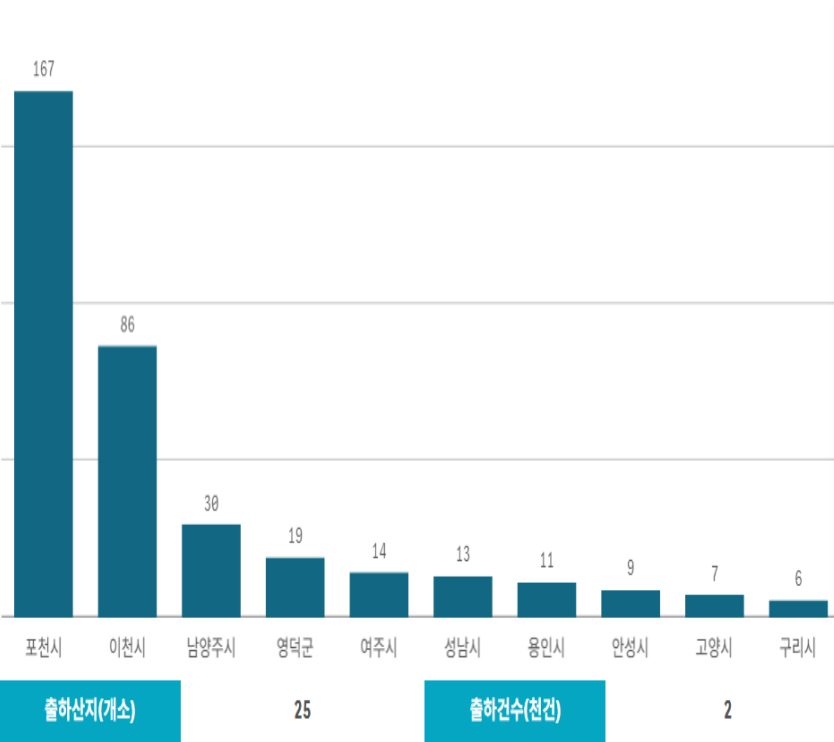


도매시장 법인별 거래금액(백만원)



시금치(4Kg)

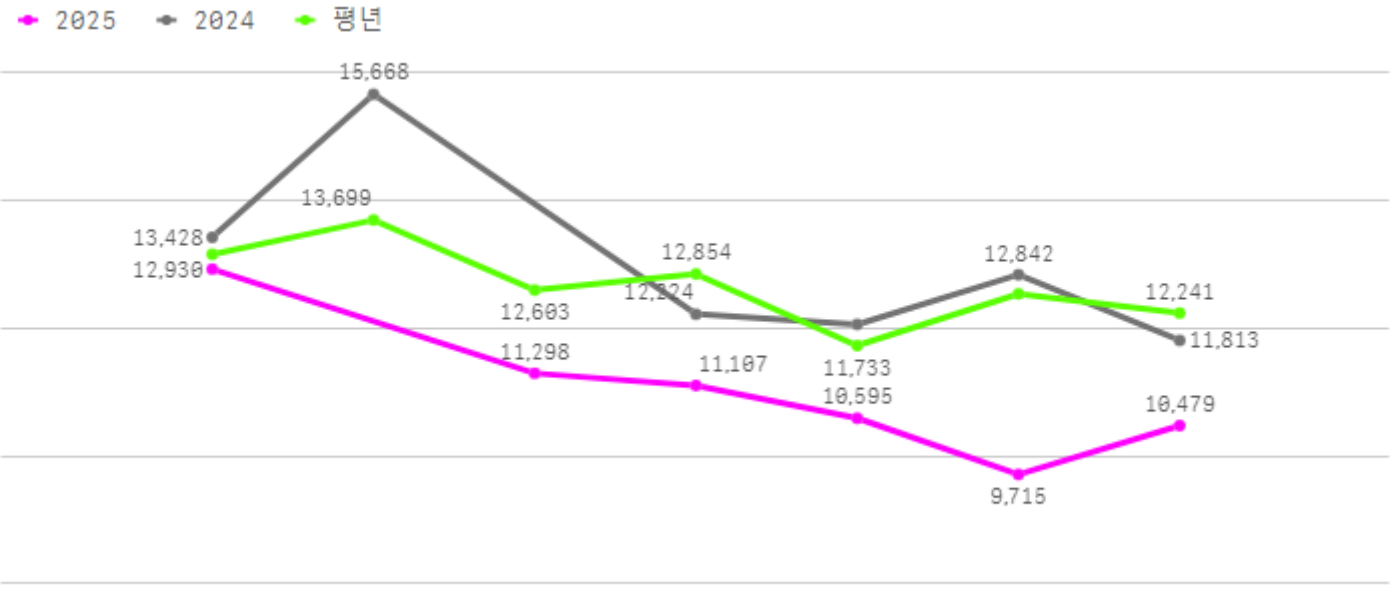
산지별 거래물량(톤)



산지별 주출하 시군구



주간 도매가격(원)



구분	금주(A)	전주(B)	전월(C)	전년(D)	평년(E)	A/B	A/C	A/D	A/E
가격(원)	11,021	11,374	11,542	13,007	13,103	96.9%	95.5%	84.7%	84.1%

※ 상품 가격 기준

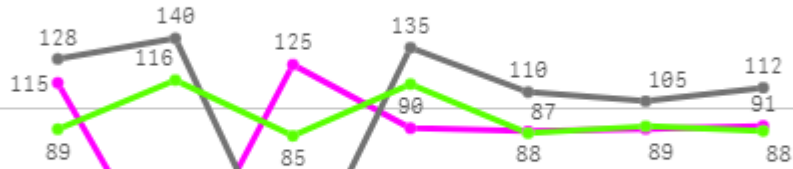
□ 시금치(4Kg) 주간 가격

구분	Q	품종	Q	단량	Q	특	상	보통	하
2025-05-03		시금치		4Kg		14,986	12,930	9,524	7,092
2025-05-05		시금치		4Kg		13,127	11,298	9,081	6,871
2025-05-06		시금치		4Kg		13,288	11,107	8,487	6,484
2025-05-07		시금치		4Kg		12,352	10,595	8,616	6,698
2025-05-08		시금치		4Kg		11,903	9,715	8,320	6,989
2025-05-09		시금치		4Kg		12,404	10,479	9,416	7,583
평균						13,010	11,021	8,907	6,953

상추

주간 반입량(톤)

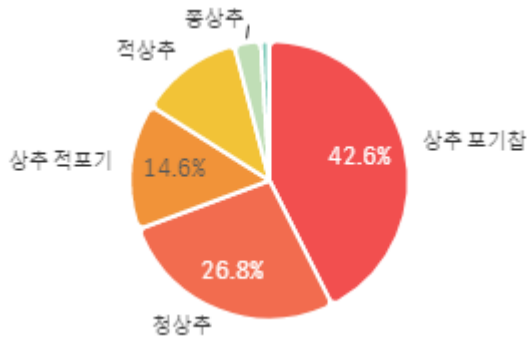
◆ 2025 ● 2024 ▲ 평년



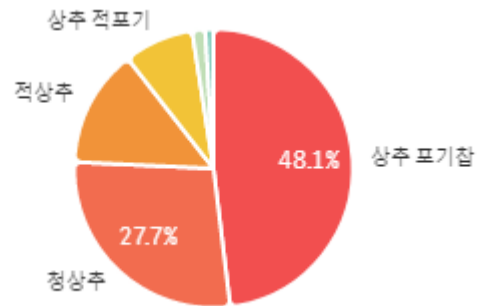
05/03 05/04 05/05 05/06 05/07 05/08 05/09

구분	금주(A)	전주(B)	전월(C)	전년(D)	평년(E)	A/B	A/C	A/D	A/E
물량(톤)	597	606	615	730	653	98.6%	97.1%	81.9%	91.5%

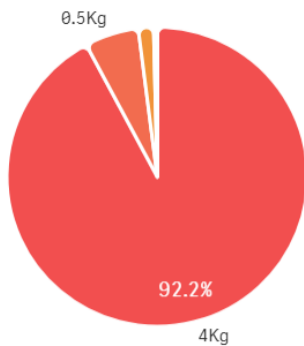
출하 품종별 거래물량 구성비



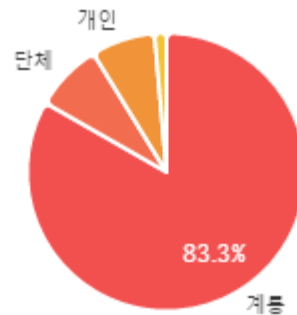
출하 품종별 거래금액 구성비



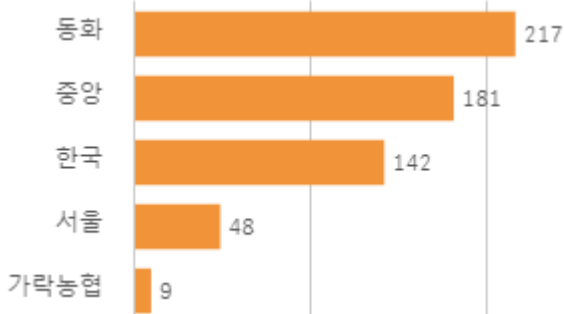
거래 단량별 물량 구성비



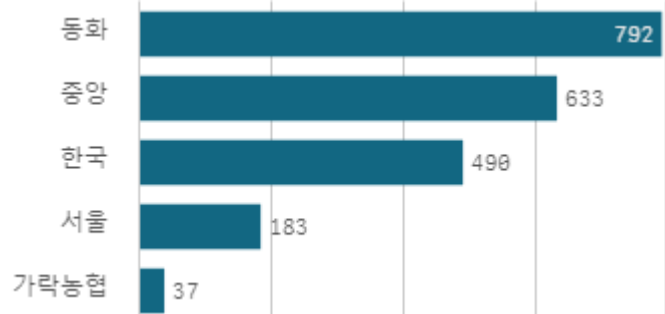
출하자별 거래물량 구성비



도매시장 법인별 거래물량(톤)

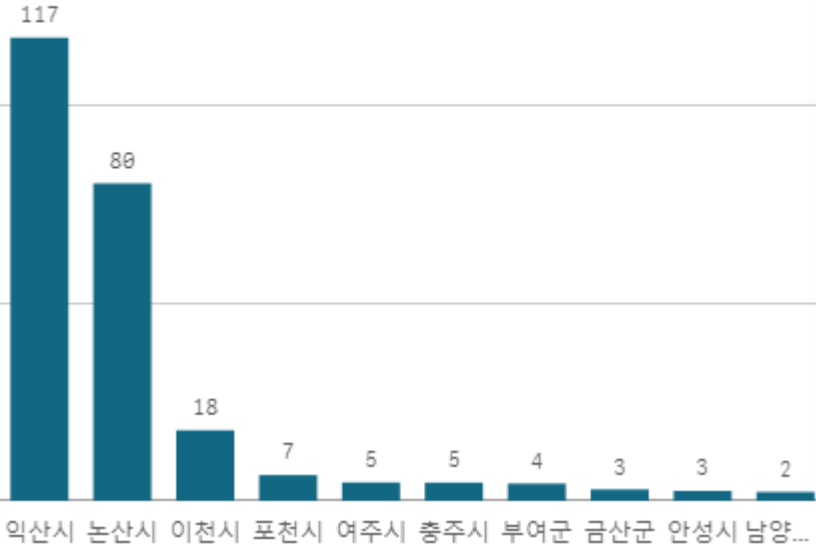


도매시장 법인별 거래금액(백만원)



상추 포기잡(4Kg)

산지별 거래물량(톤)



출하산지(개소)

21

출하건수(천건)

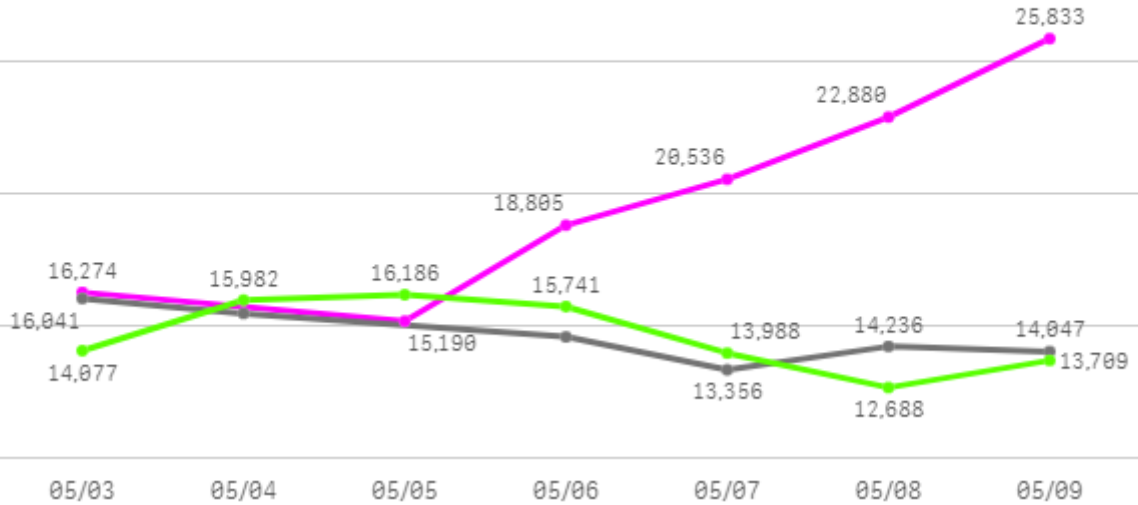
2

산지별 주출하 시군구



주간 도매가격(원)

◆ 2025 ● 2024 ◆ 평년



구분	금주(A)	전주(B)	전월(C)	전년(D)	평년(E)	A/B	A/C	A/D	A/E
가격(원)	19,920	14,885	12,541	14,626	16,756	133.8%	158.8%	136.2%	118.9%

※ 상품 가격 기준

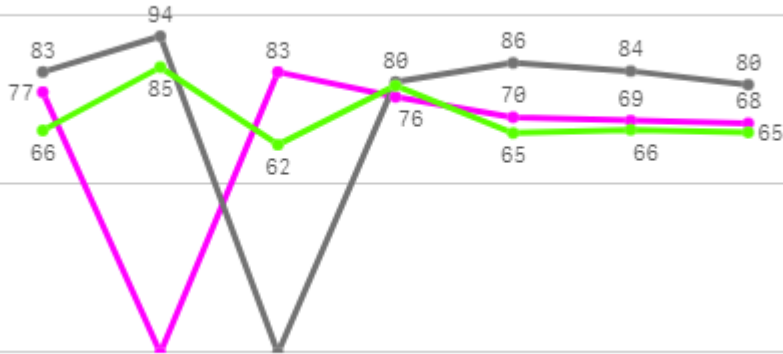
□ 상추 포기잡(4Kg) 주간 가격

구분	Q	품종	Q	단량	Q	특	상	보통	하
2025-05-03		상추 포기잡		4Kg		-	16,274	14,186	11,835
2025-05-05		상추 포기잡		4Kg		-	15,190	12,608	9,827
2025-05-06		상추 포기잡		4Kg		-	18,805	16,025	12,577
2025-05-07		상추 포기잡		4Kg		-	20,536	17,662	14,938
2025-05-08		상추 포기잡		4Kg		-	22,880	20,280	16,275
2025-05-09		상추 포기잡		4Kg		-	25,833	23,301	19,590
평균						-	19,920	17,344	14,174

부추

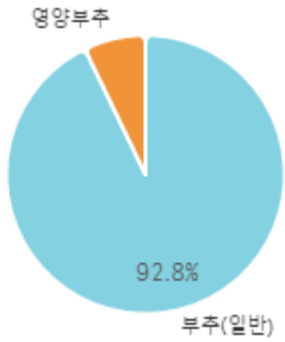
주간 반입량(톤)

◆ 2025 ● 2024 ▲ 평년

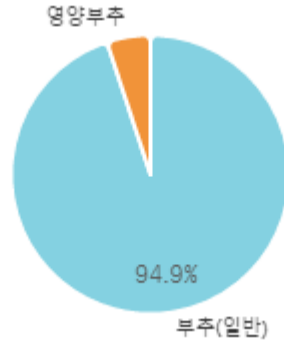


구분	금주(A)	전주(B)	전월(C)	전년(D)	평년(E)	A/B	A/C	A/D	A/E
물량(톤)	444	485	454	507	474	91.5%	97.7%	87.5%	93.8%

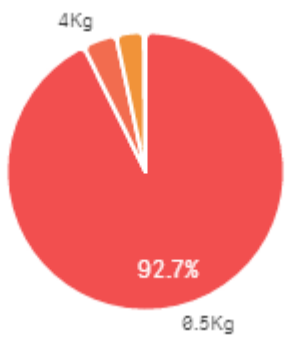
출하 품종별 거래물량 구성비



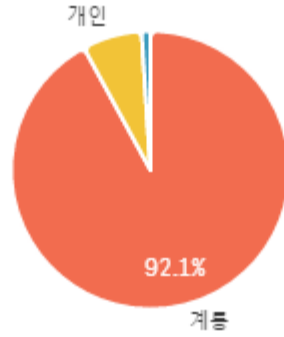
출하 품종별 거래금액 구성비



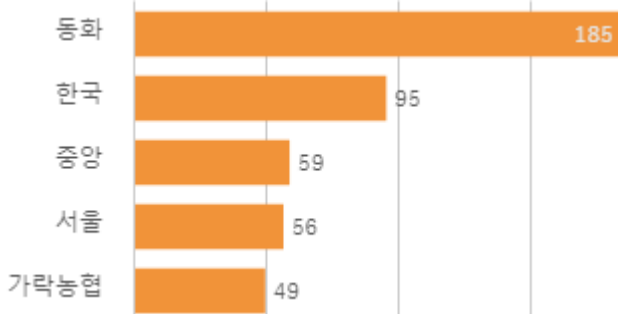
거래 단량별 물량 구성비



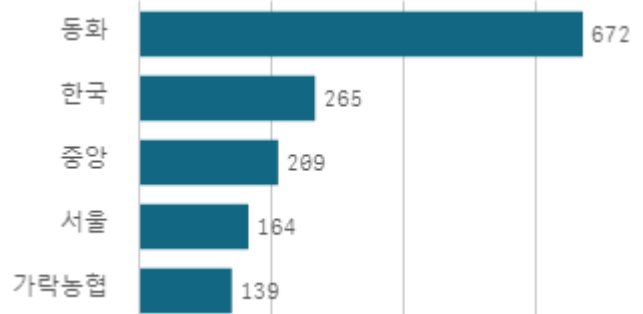
출하자별 거래물량 구성비



도매시장 법인별 거래물량(톤)

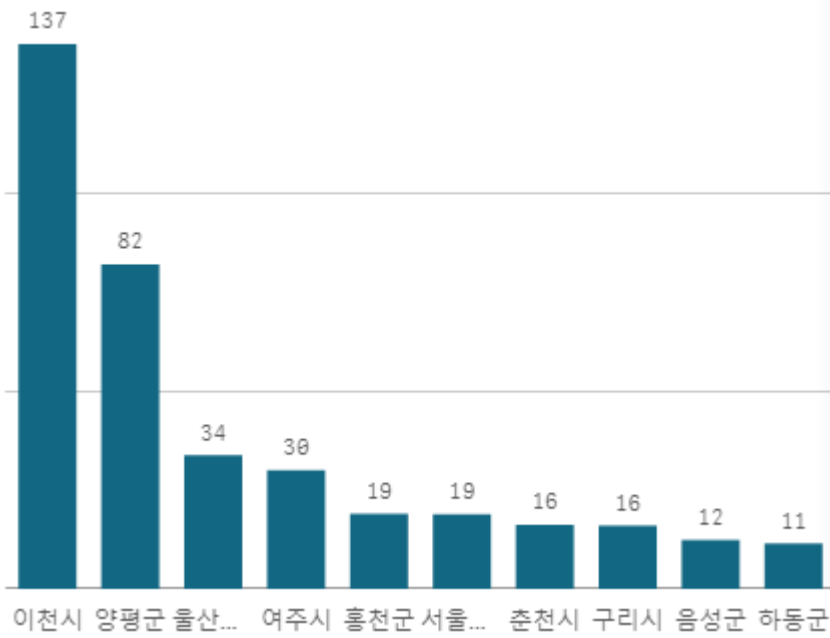


도매시장 법인별 거래금액(백만원)



부추(일반) (0.5Kg)

산지별 거래물량(톤)



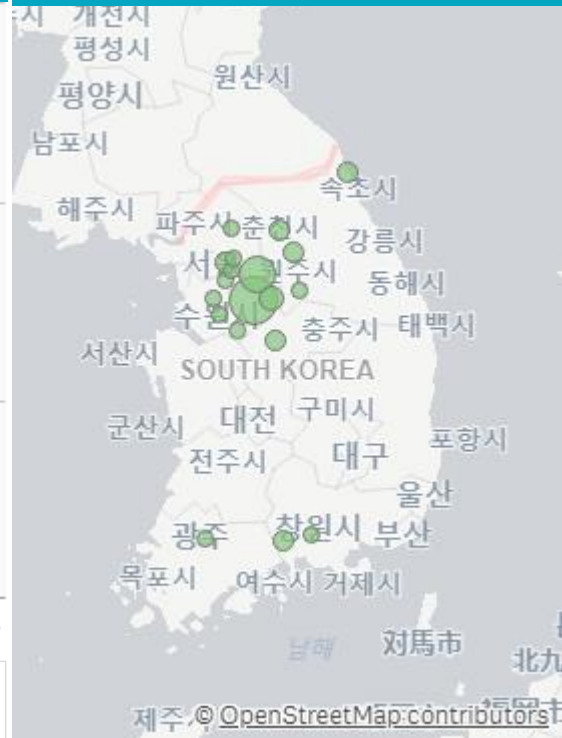
출하산지(개소)

22

출하건수(천건)

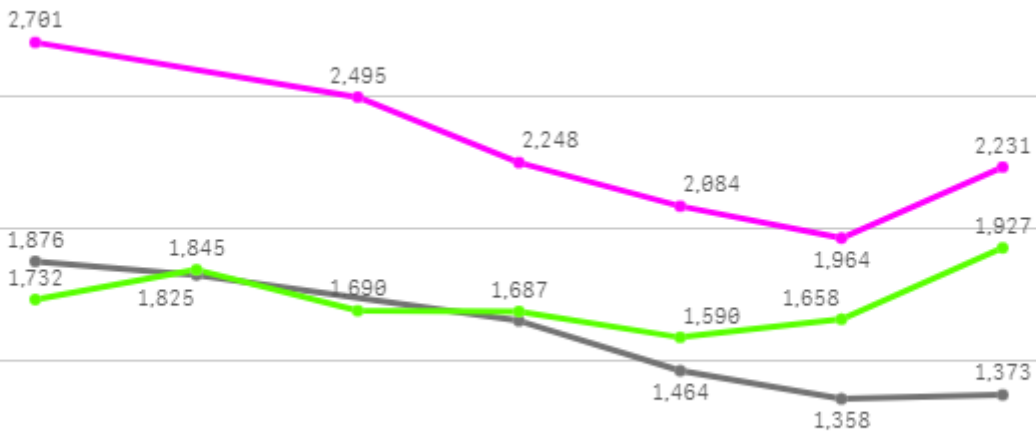
2

산지별 주출하 시군구



주간 도매가격(원)

◆ 2025 ● 2024 ◆ 평년



05/03 05/04 05/05 05/06 05/07 05/08 05/09

구분	금주(A)	전주(B)	전월(C)	전년(D)	평년(E)	A/B	A/C	A/D	A/E
가격(원)	2,287	1,751	2,524	1,591	1,832	130.6%	90.6%	143.7%	124.9%

※ 상품 가격 기준

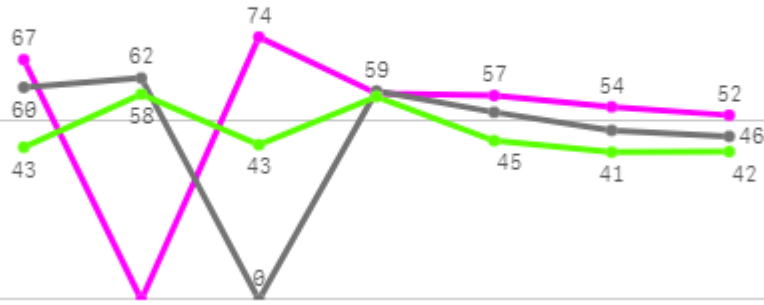
□ 부추(일반)(0.5Kg) 주간 가격

구분	Q	품종	Q	단량	Q	특	상	보통	하
2025-05-03		부추(일반)		0.5Kg		-	2,701	2,194	1,338
2025-05-05		부추(일반)		0.5Kg		-	2,495	2,103	1,500
2025-05-06		부추(일반)		0.5Kg		-	2,248	1,803	1,187
2025-05-07		부추(일반)		0.5Kg		-	2,084	1,528	1,000
2025-05-08		부추(일반)		0.5Kg		-	1,964	1,426	1,012
2025-05-09		부추(일반)		0.5Kg		-	2,231	1,632	1,107
평균						-	2,287	1,781	1,191

미나리

주간 반입량(톤)

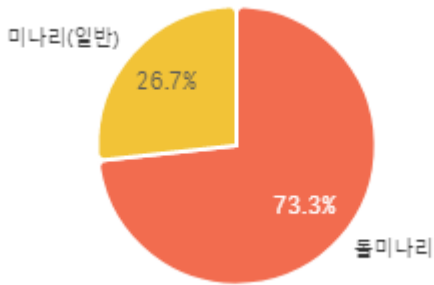
◆ 2025 ● 2024 ▲ 평년



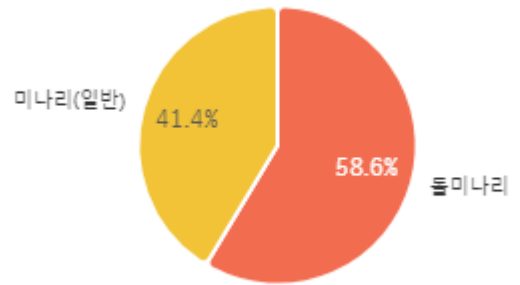
05/03 05/04 05/05 05/06 05/07 05/08 05/09

구분	금주(A)	전주(B)	전월(C)	전년(D)	평년(E)	A/B	A/C	A/D	A/E
물량(톤)	362	414	430	326	324	87.5%	84.1%	111.0%	111.6%

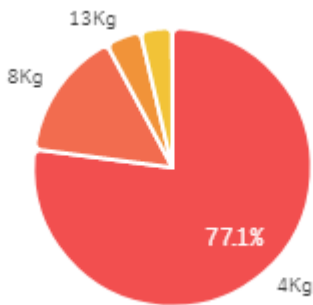
출하 품종별 거래물량 구성비



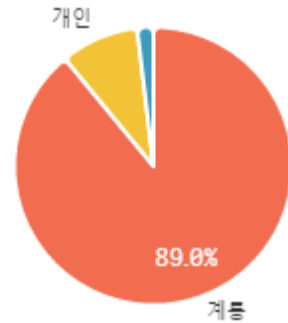
출하 품종별 거래금액 구성비



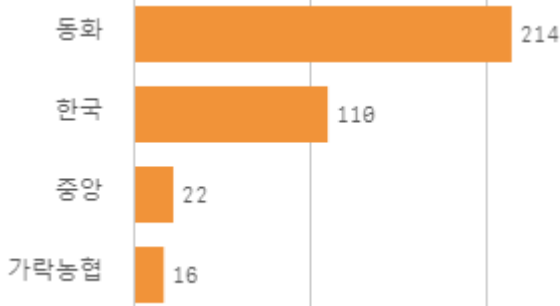
거래 단량별 물량 구성비



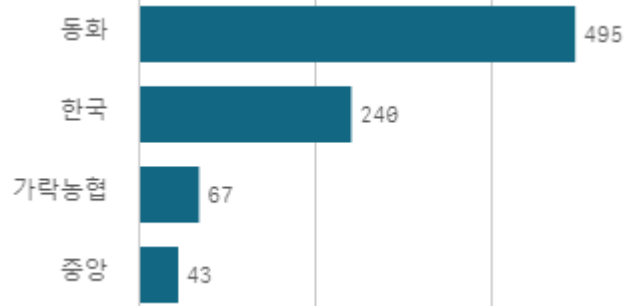
출하자별 거래물량 구성비



도매시장 법인별 거래물량(톤)

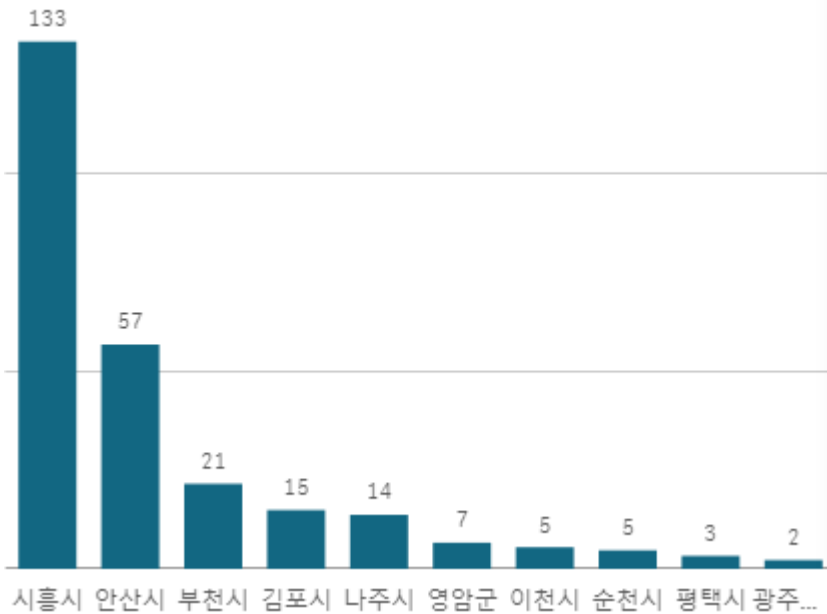


도매시장 법인별 거래금액(백만원)



돌미나리(4Kg)

산지별 거래물량(톤)



출하산지(개소)

13

출하건수(천건)

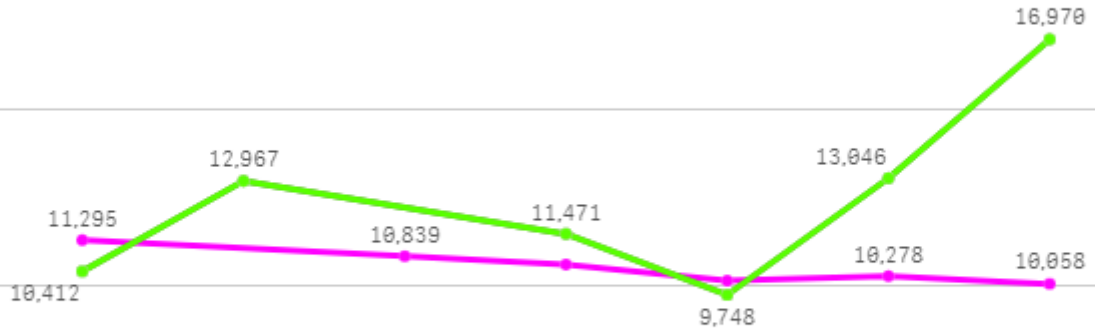
1

산지별 주출하 시군구



주간 도매가격(원)

◆ 2025 ◆ 2024 ◆ 평년



05/03 05/04 05/05 05/06 05/07 05/08 05/09

구분	금주(A)	전주(B)	전월(C)	전년(D)	평년(E)	A/B	A/C	A/D	A/E
가격(원)	10,537	10,050	22,178	12,436	11,486	104.9%	47.5%	84.7%	91.7%

※ 상품 가격 기준

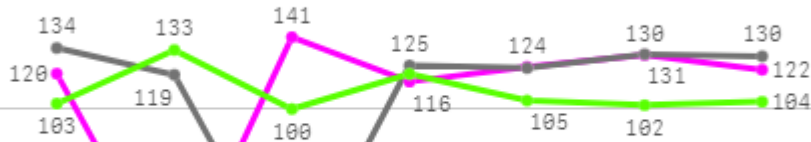
□ 돌미나리(4Kg) 주간 가격

구분	Q	품종	Q	단량	Q	특	상	보통	하
2025-05-03		돌미나리		4Kg		-	11,295	8,679	5,175
2025-05-05		돌미나리		4Kg		-	10,839	8,223	5,873
2025-05-06		돌미나리		4Kg		-	10,604	7,496	6,185
2025-05-07		돌미나리		4Kg		-	10,149	7,240	5,538
2025-05-08		돌미나리		4Kg		-	10,278	7,577	5,923
2025-05-09		돌미나리		4Kg		-	10,058	7,101	5,834
평균						-	10,537	7,719	5,755

열무

주간 반입량(톤)

◆ 2025 ● 2024 ▲ 평년

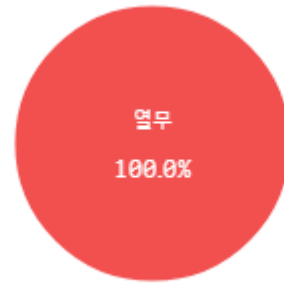


구분	금주(A)	전주(B)	전월(C)	전년(D)	평년(E)	A/B	A/C	A/D	A/E
물량(톤)	753	701	566	763	743	107.4%	133.0%	98.7%	101.3%

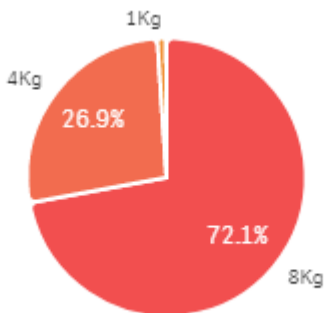
출하 품종별 거래물량 구성비



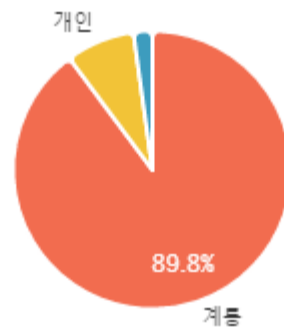
출하 품종별 거래금액 구성비



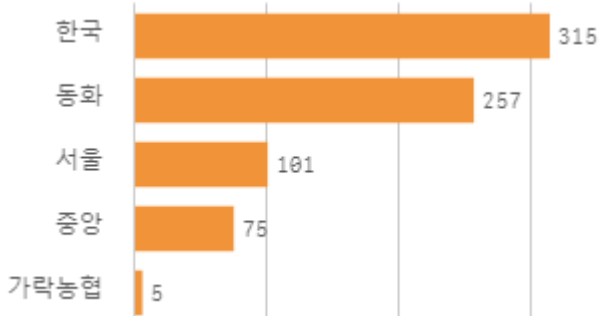
거래 단량별 물량 구성비



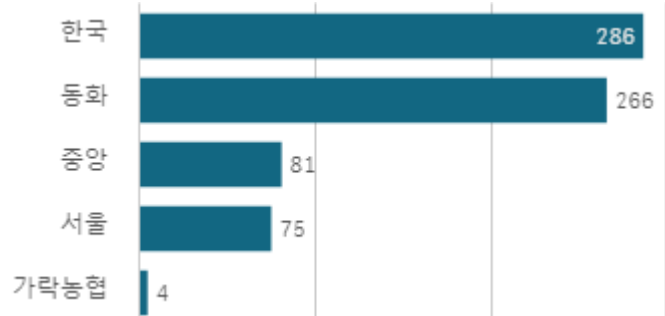
출하자별 거래물량 구성비



도매시장 법인별 거래물량(톤)



도매시장 법인별 거래금액(백만원)



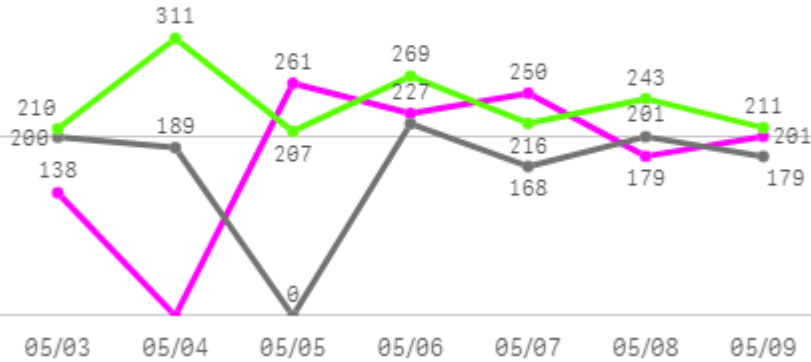
□ 열무(4Kg) 주간 가격

구분	Q	품종	Q	단량	Q	특	상	보통	하
2025-05-03		열무		4Kg		-	11,170	8,126	4,607
2025-05-05		열무		4Kg		-	9,733	6,470	3,769
2025-05-06		열무		4Kg		-	6,720	4,675	2,729
2025-05-07		열무		4Kg		-	6,526	4,360	2,391
2025-05-08		열무		4Kg		-	5,697	3,769	1,994
2025-05-09		열무		4Kg		-	6,485	3,918	2,229
평균						-	7,722	5,220	2,953

수박

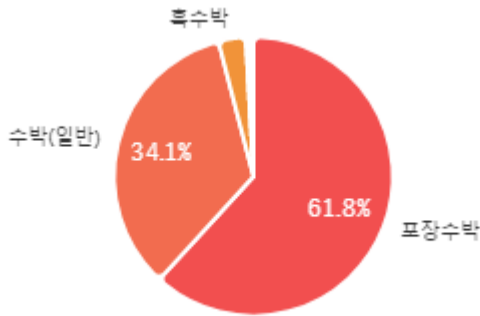
주간 반입량(톤)

◆ 2025 ● 2024 ▲ 평년

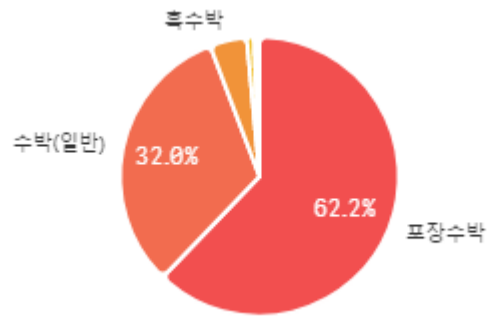


구분	금주(A)	전주(B)	전월(C)	전년(D)	평년(E)	A/B	A/C	A/D	A/E
물량(톤)	1,255	933	263	1,151	1,475	134.6%	477.3%	109.0%	85.1%

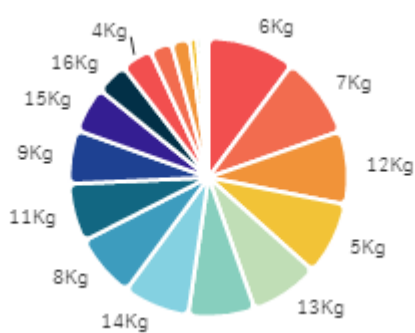
출하 품종별 거래물량 구성비



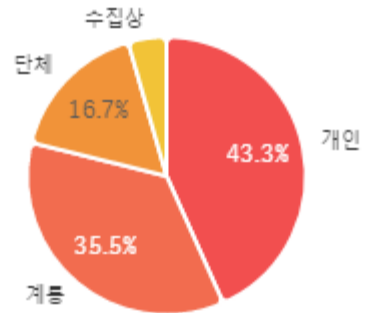
출하 품종별 거래금액 구성비



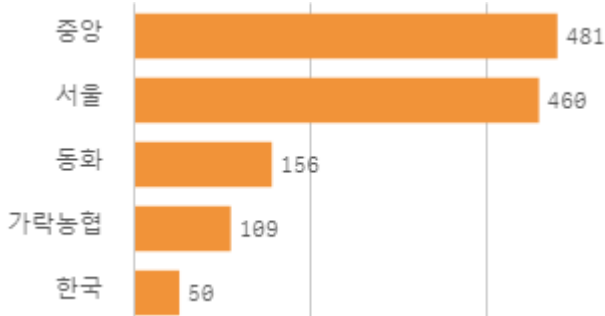
거래 단량별 물량 구성비



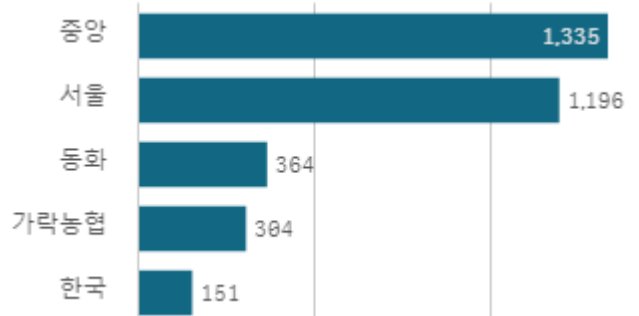
출하자별 거래물량 구성비



도매시장 법인별 거래물량(톤)

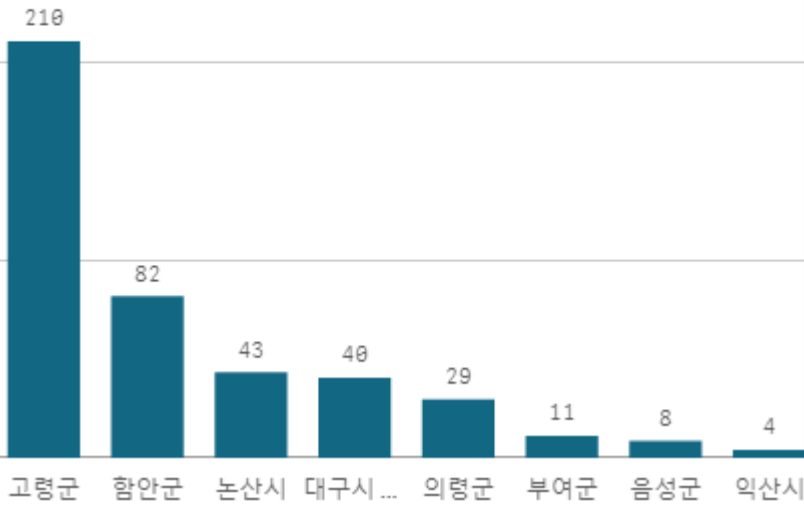


도매시장 법인별 거래금액(백만원)



수박(일반)(10Kg)

산지별 거래물량(톤)



출하산지(개소)

8

출하건수(천건)

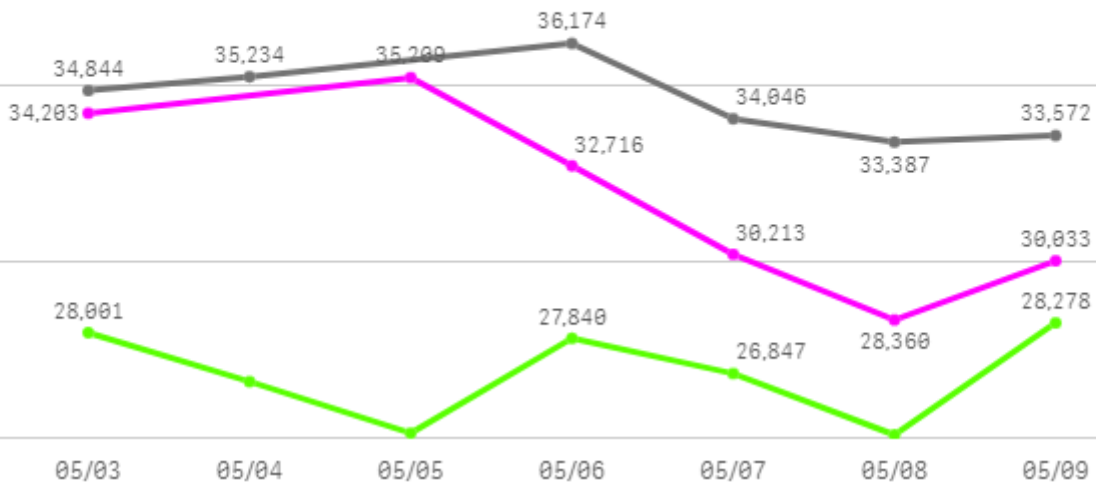
1

산지별 주출하 시군구



주간 도매가격(원)

◆ 2025 ● 2024 ◆ 평년



구분	금주(A)	전주(B)	전월(C)	전년(D)	평년(E)	A/B	A/C	A/D	A/E
가격(원)	31,789	32,229	38,148	34,543	28,757	98.6%	83.3%	92.0%	110.5%

※ 상품 가격 기준

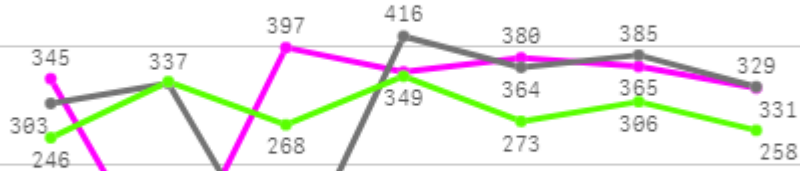
□ 수박(일반)(10Kg) 주간 가격

구분	Q	품종	Q	단량	Q	특	상	보통	하
2025-05-03		수박(일반)		10Kg		38,210	34,203	27,832	19,035
2025-05-05		수박(일반)		10Kg		39,577	35,209	27,705	18,048
2025-05-06		수박(일반)		10Kg		37,492	32,716	25,694	19,211
2025-05-07		수박(일반)		10Kg		39,284	30,213	23,725	19,044
2025-05-08		수박(일반)		10Kg		32,607	28,360	22,456	17,035
2025-05-09		수박(일반)		10Kg		35,104	30,033	22,741	18,131
평균						37,046	31,789	25,026	18,417

참외

주간 반입량(톤)

◆ 2025 ● 2024 ▲ 평년



05/03 05/04 05/05 05/06 05/07 05/08 05/09

구분	금주(A)	전주(B)	전월(C)	전년(D)	평년(E)	A/B	A/C	A/D	A/E
물량(톤)	2,174	1,361	280	2,137	1,993	159.7%	777.1%	101.7%	109.0%

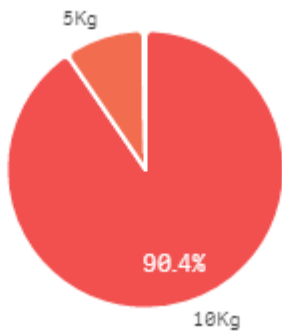
출하 품종별 거래물량 구성비



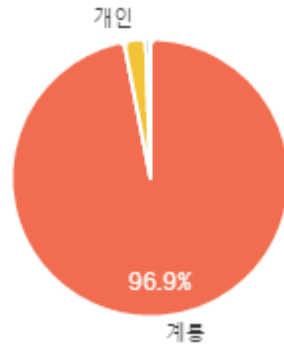
출하 품종별 거래금액 구성비



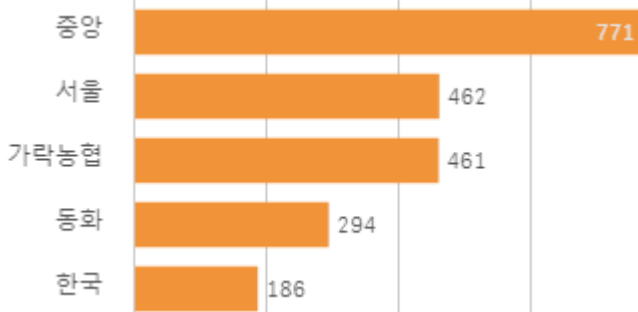
거래 단량별 물량 구성비



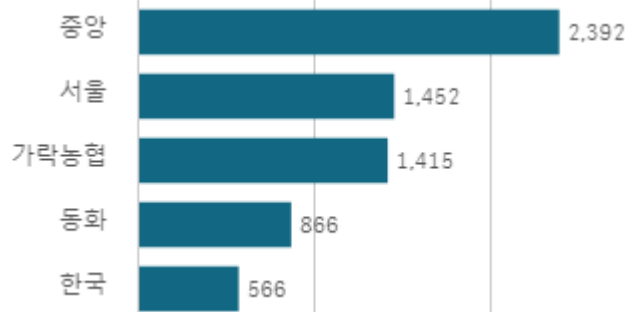
출하자별 거래물량 구성비



도매시장 법인별 거래물량(톤)



도매시장 법인별 거래금액(백만원)



참외(일반)(10Kg)

산지별 거래물량(톤)



출하산지(개소)

6

출하건수(천건)

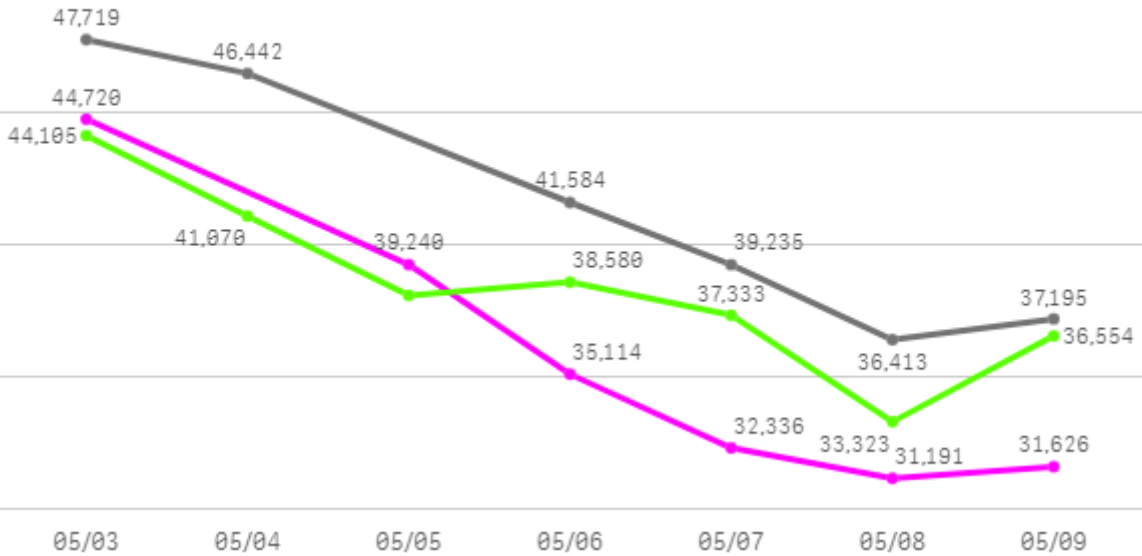
26

산지별 주출하 시군구



주간 도매가격(원)

◆ 2025 ● 2024 ◆ 평년



구분	금주(A)	전주(B)	전월(C)	전년(D)	평년(E)	A/B	A/C	A/D	A/E
가격(원)	35,705	55,717	110,317	41,431	40,063	64.1%	32.4%	86.2%	89.1%

※ 상품 가격 기준

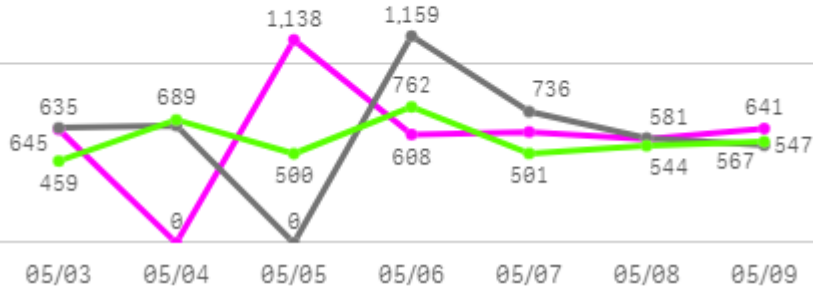
□ 참외(일반)(10Kg) 주간 가격

구분	Q	품종	Q	단량	Q	특	상	보통	하
2025-05-03		참외(일반)		10Kg		54,987	44,720	35,983	25,051
2025-05-05		참외(일반)		10Kg		49,616	39,240	32,220	23,620
2025-05-06		참외(일반)		10Kg		45,071	35,114	28,563	20,743
2025-05-07		참외(일반)		10Kg		42,148	32,336	26,417	19,439
2025-05-08		참외(일반)		10Kg		40,348	31,191	25,565	19,228
2025-05-09		참외(일반)		10Kg		41,995	31,626	25,751	18,490
평균						45,694	35,705	29,083	21,095

오이

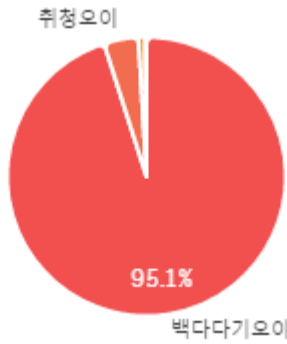
주간 반입량(톤)

◆ 2025 ● 2024 ▲ 평년

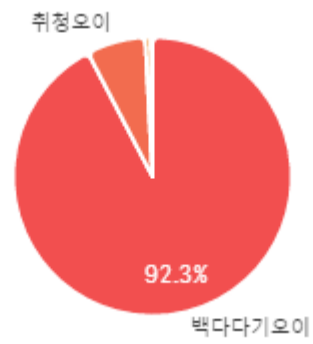


구분	금주(A)	전주(B)	전월(C)	전년(D)	평년(E)	A/B	A/C	A/D	A/E
물량(톤)	4,224	3,287	2,516	4,332	3,961	128.5%	167.9%	97.5%	106.7%

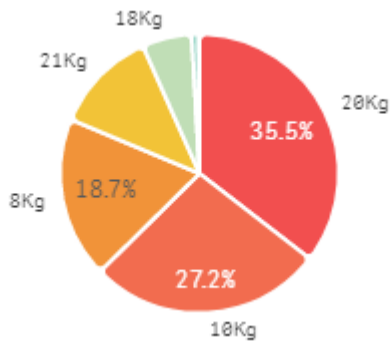
출하 품종별 거래물량 구성비



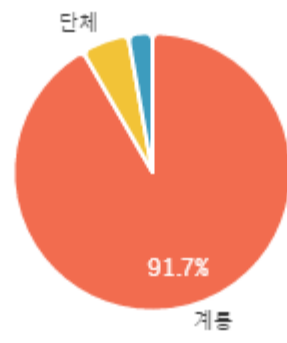
출하 품종별 거래금액 구성비



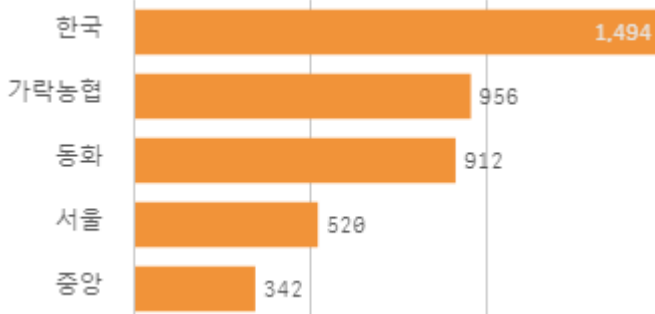
거래 단량별 물량 구성비



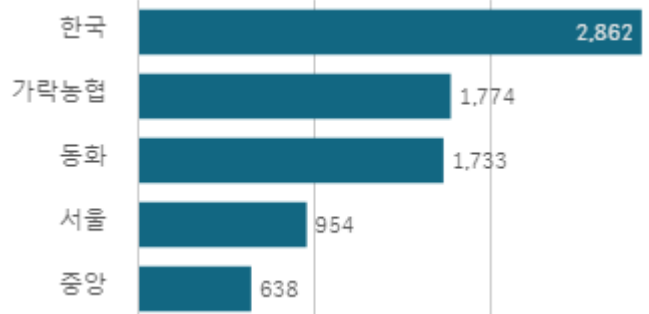
출하자별 거래물량 구성비



도매시장 법인별 거래물량(톤)

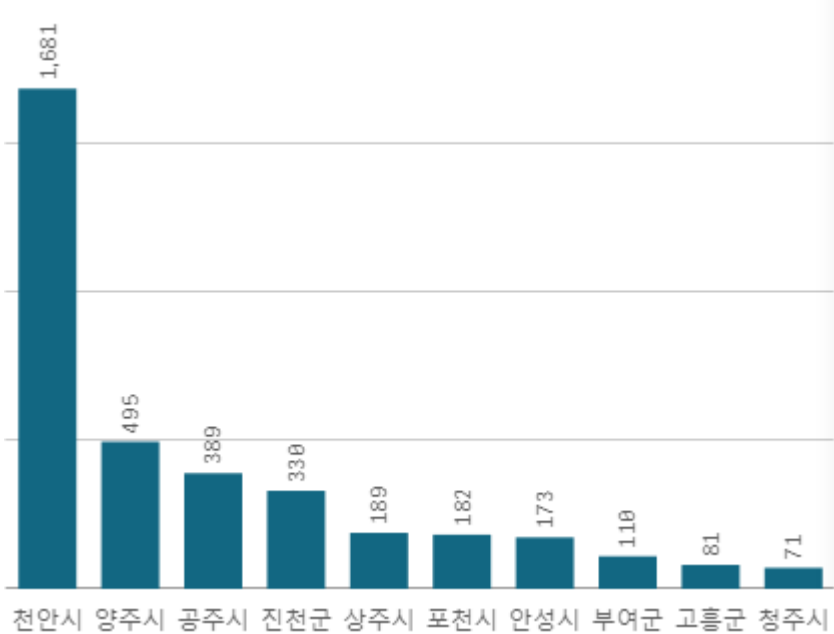


도매시장 법인별 거래금액(백만원)



백다다기오이(100개)

산지별 거래물량(톤)



출하산지(개소)

43

출하건수(천건)

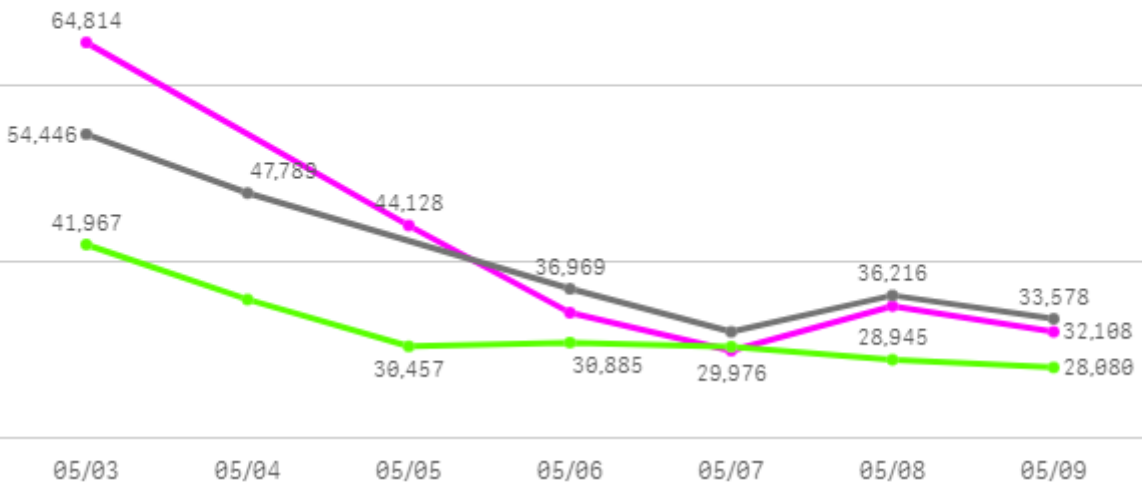
12

산지별 주출하 시군구



주간 도매가격(원)

◆ 2025 ● 2024 ◆ 평년



구분	금주(A)	전주(B)	전월(C)	전년(D)	평년(E)	A/B	A/C	A/D	A/E
가격(원)	40,050	52,843	65,636	40,183	37,037	75.8%	61.0%	99.7%	108.1%

※ 상품 가격 기준

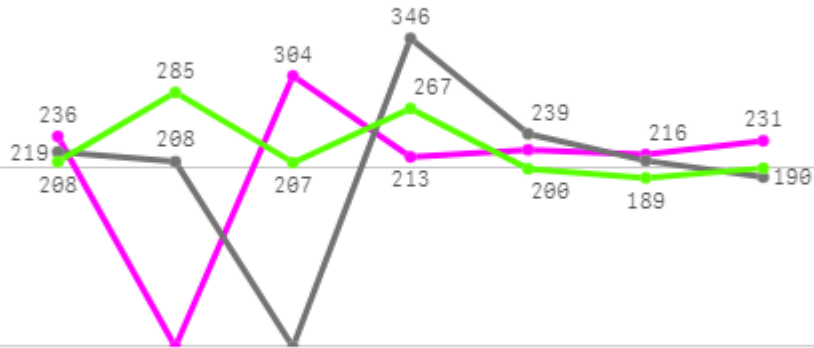
□ 백다다기오이(100개) 주간 가격

구분	Q	품종	Q	단량	Q	특	상	보통	하
2025-05-03		백다다기오이		100개		67,891	64,814	61,456	44,679
2025-05-05		백다다기오이		100개		47,799	44,128	38,512	29,014
2025-05-06		백다다기오이		100개		37,866	34,261	31,109	24,497
2025-05-07		백다다기오이		100개		35,291	29,976	27,433	22,609
2025-05-08		백다다기오이		100개		40,057	35,011	32,644	26,350
2025-05-09		백다다기오이		100개		37,540	32,108	29,224	23,678
평균						44,407	40,050	36,730	28,471

호박

주간 반입량(톤)

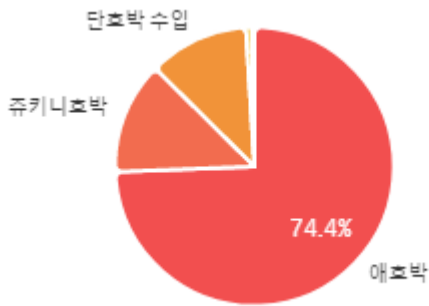
◆ 2025 ● 2024 ▲ 평년



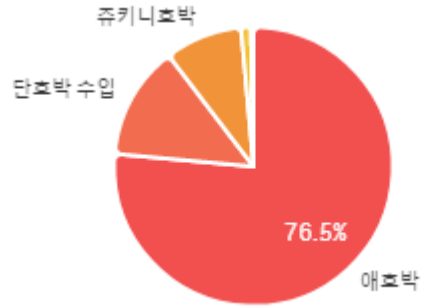
05/03 05/04 05/05 05/06 05/07 05/08 05/09

구분	금주(A)	전주(B)	전월(C)	전년(D)	평년(E)	A/B	A/C	A/D	A/E
물량(톤)	1,421	1,459	1,475	1,410	1,498	97.4%	96.3%	100.8%	94.9%

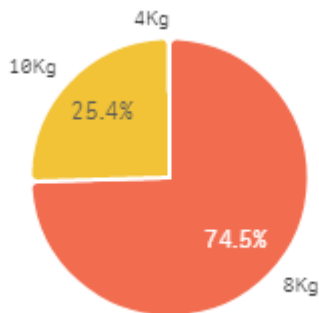
출하 품종별 거래물량 구성비



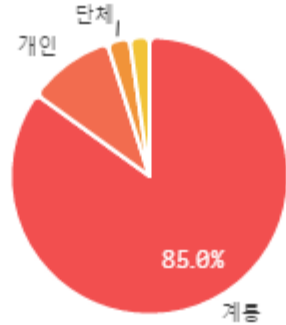
출하 품종별 거래금액 구성비



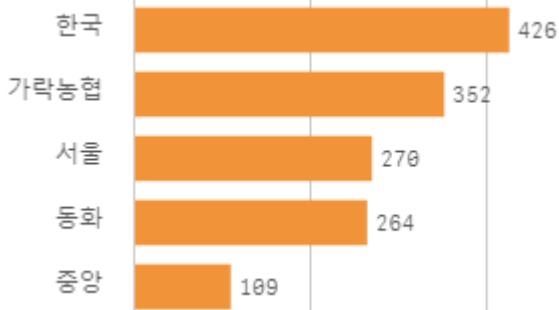
거래 단량별 물량 구성비



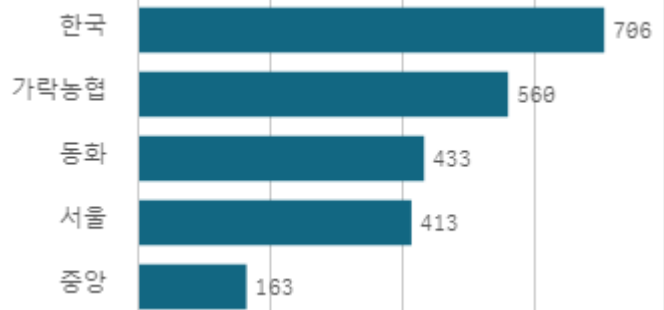
출하자별 거래물량 구성비



도매시장 법인별 거래물량(톤)

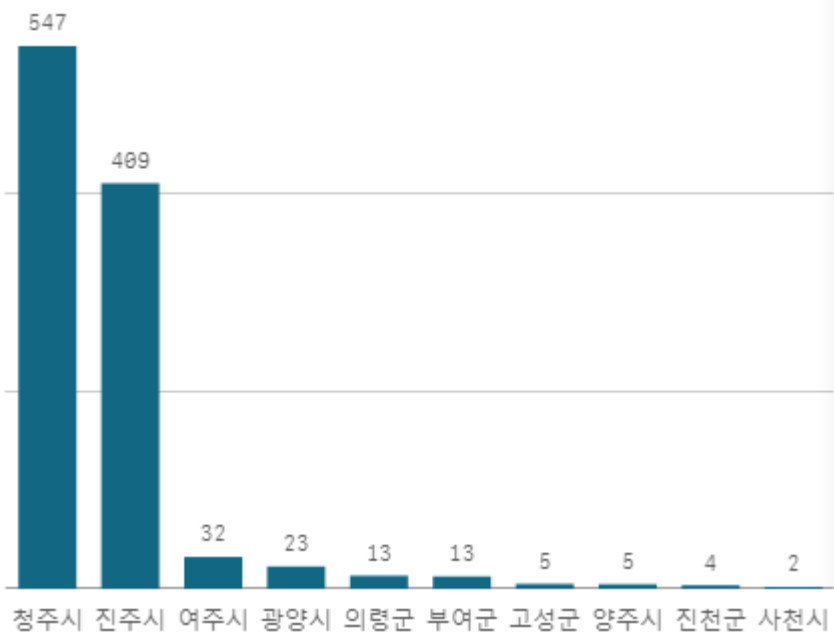


도매시장 법인별 거래금액(백만원)



애호박(20개)

산지별 거래물량(톤)



출하산지(개소)

15

출하건수(천건)

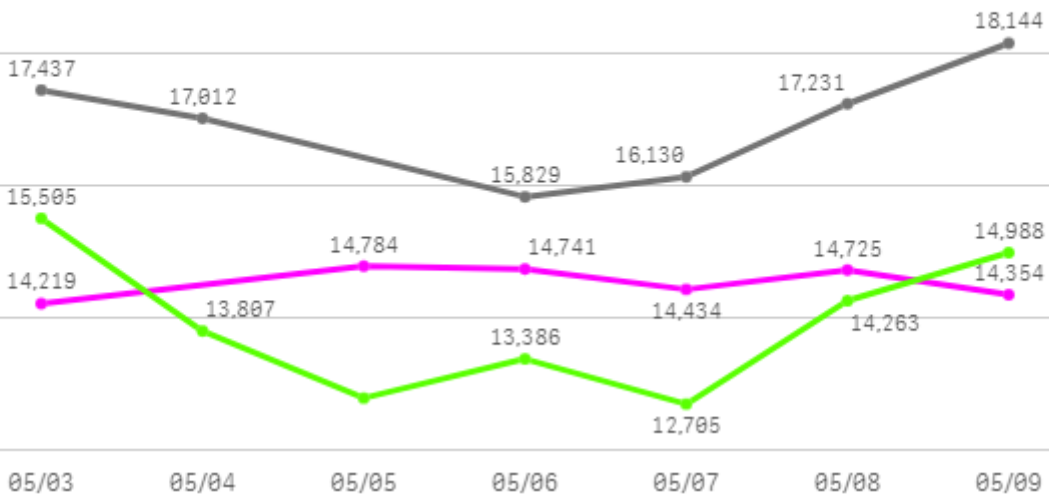
5

산지별 주출하 시군구



주간 도매가격(원)

◆ 2025 ● 2024 ◆ 평년



구분	금주(A)	전주(B)	전월(C)	전년(D)	평년(E)	A/B	A/C	A/D	A/E
가격(원)	14,543	15,918	22,328	16,964	14,912	91.4%	65.1%	85.7%	97.5%

※ 상품 가격 기준

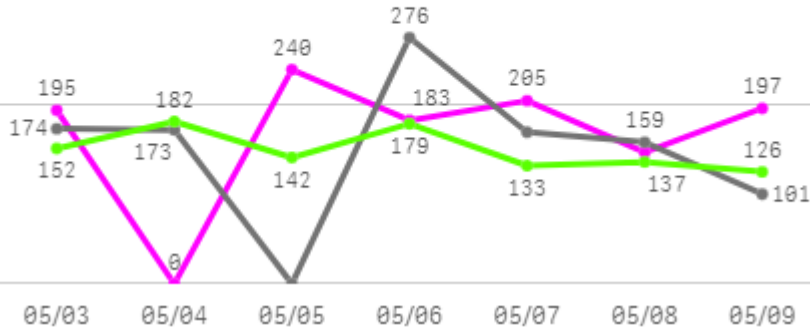
□ 애호박(20개) 주간 가격

구분	Q	품종	Q	단량	Q	특	상	보통	하
2025-05-03		애호박		20개		16,782	14,219	12,552	8,852
2025-05-05		애호박		20개		17,095	14,784	13,285	9,920
2025-05-06		애호박		20개		17,257	14,741	13,353	10,587
2025-05-07		애호박		20개		16,713	14,434	13,370	10,716
2025-05-08		애호박		20개		17,048	14,725	13,515	10,968
2025-05-09		애호박		20개		16,819	14,354	13,204	10,773
평균						16,952	14,543	13,213	10,303

토마토

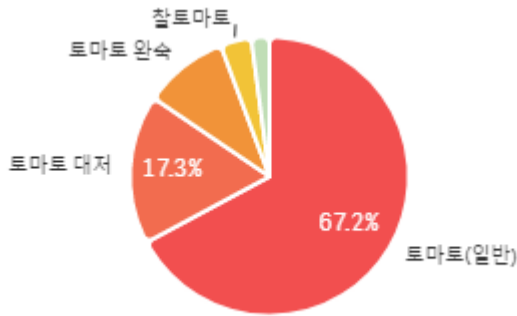
주간 반입량(톤)

◆ 2025 ● 2024 ▲ 평년

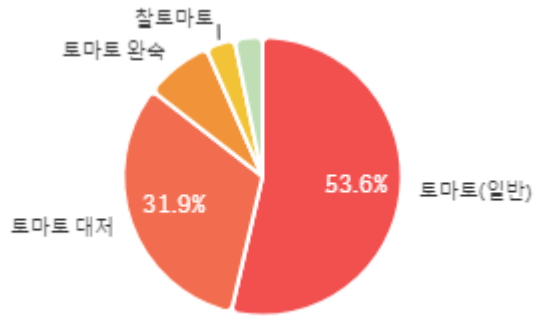


구분	금주(A)	전주(B)	전월(C)	전년(D)	평년(E)	A/B	A/C	A/D	A/E
물량(톤)	1,168	1,332	1,089	1,052	1,040	87.6%	107.3%	111.0%	112.3%

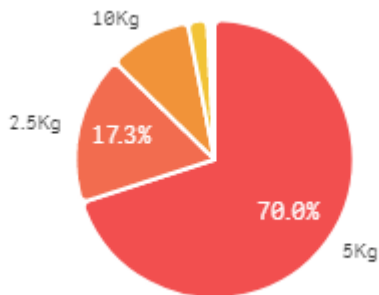
출하 품종별 거래물량 구성비



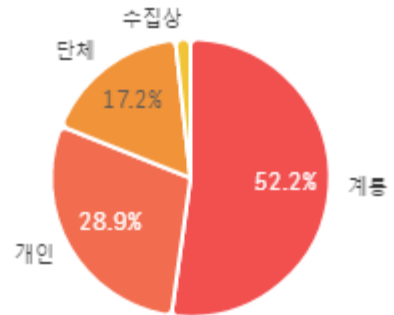
출하 품종별 거래금액 구성비



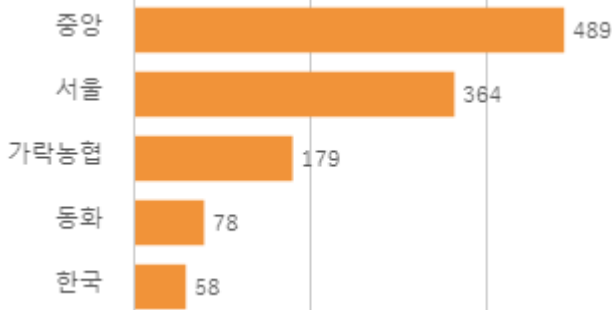
거래 단량별 물량 구성비



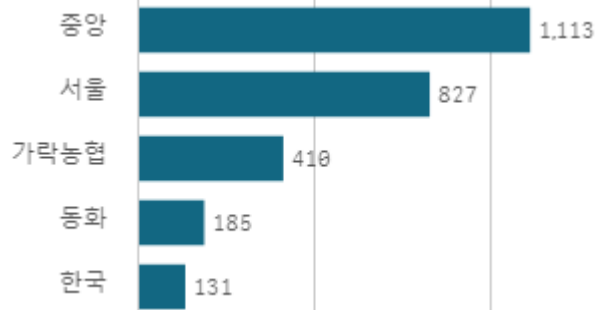
출하자별 거래물량 구성비



도매시장 법인별 거래물량(톤)

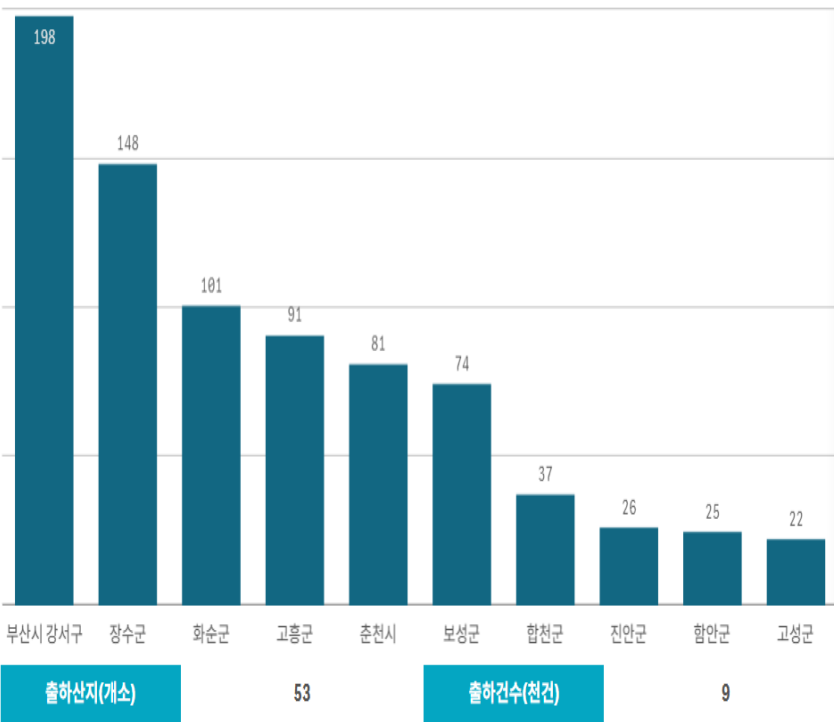


도매시장 법인별 거래금액(백만원)



토마토(5Kg)

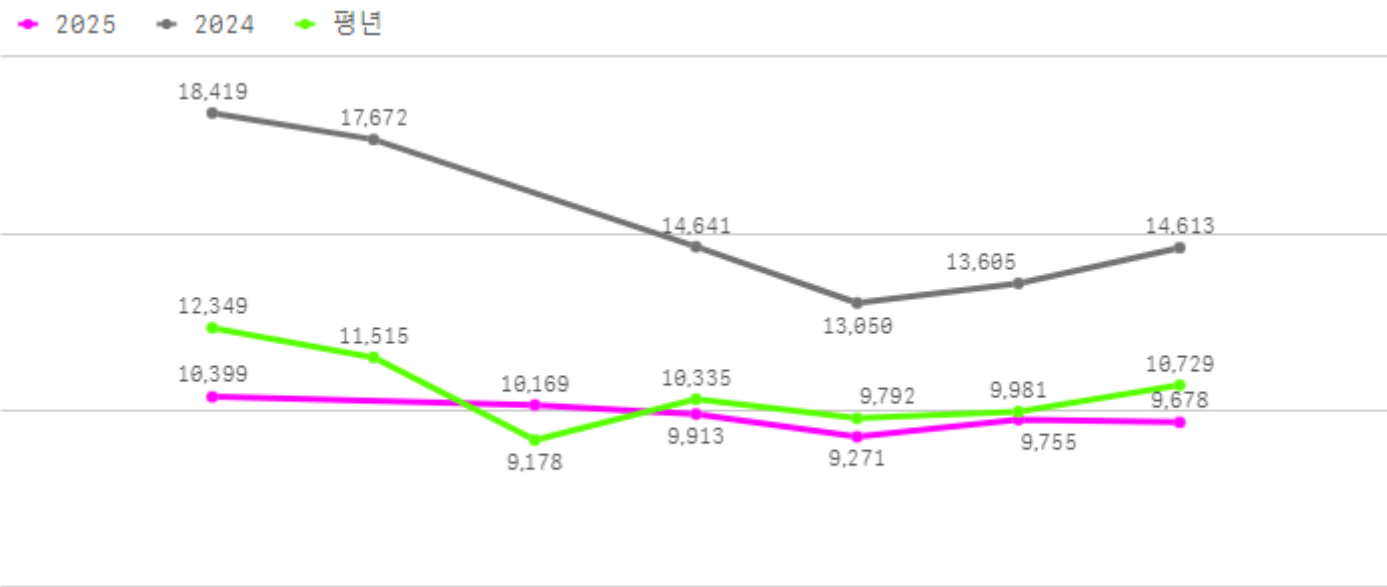
산지별 거래물량(톤)



산지별 주출하 시군구



주간 도매가격(원)



구분	금주(A)	전주(B)	전월(C)	전년(D)	평년(E)	A/B	A/C	A/D	A/E
가격(원)	9,864	9,638	14,143	15,333	11,088	102.3%	69.7%	64.3%	89.0%

※ 상품 가격 기준

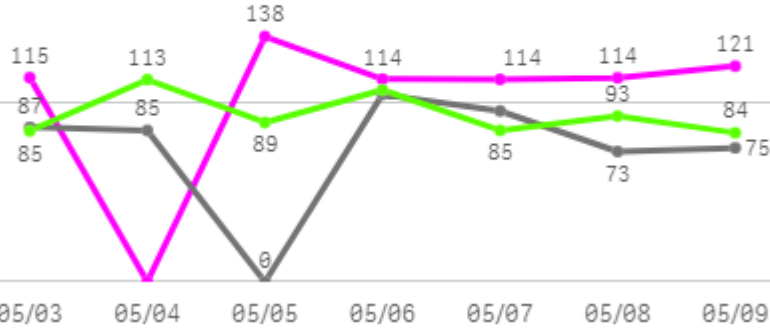
□ 토마토(5Kg) 주간 가격

구분	Q	품종	Q	단량	Q	특	상	보통	하
2025-05-03		토마토		5Kg		11,454	10,399	9,314	7,372
2025-05-05		토마토		5Kg		11,000	10,169	9,179	7,746
2025-05-06		토마토		5Kg		10,848	9,913	9,078	7,523
2025-05-07		토마토		5Kg		10,152	9,271	8,439	7,549
2025-05-08		토마토		5Kg		10,412	9,755	8,542	7,241
2025-05-09		토마토		5Kg		10,238	9,678	8,657	7,305
평균						10,684	9,864	8,868	7,456

방울토마토

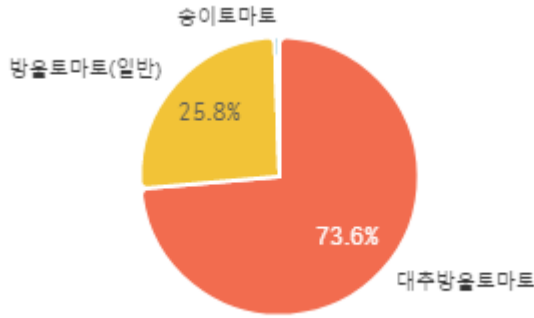
주간 반입량(톤)

◆ 2025 ● 2024 ▲ 평년

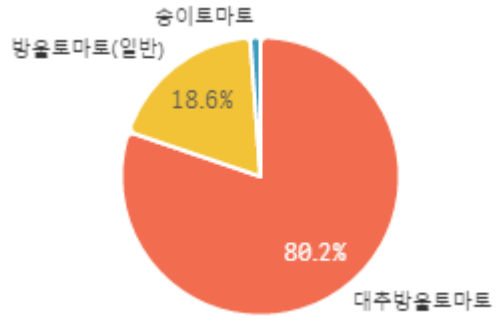


구분	금주(A)	전주(B)	전월(C)	전년(D)	평년(E)	A/B	A/C	A/D	A/E
물량(톤)	715	681	423	521	638	104.9%	168.9%	137.3%	111.9%

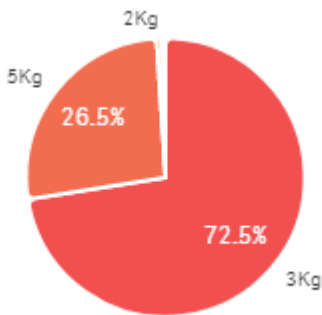
출하 품종별 거래물량 구성비



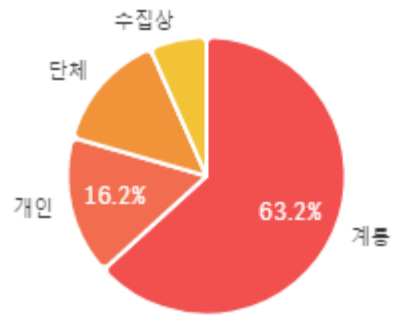
출하 품종별 거래금액 구성비



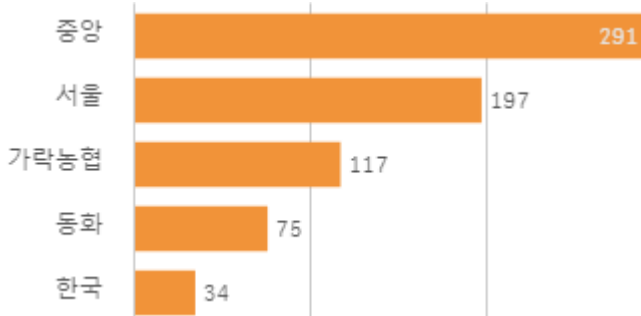
거래 단량별 물량 구성비



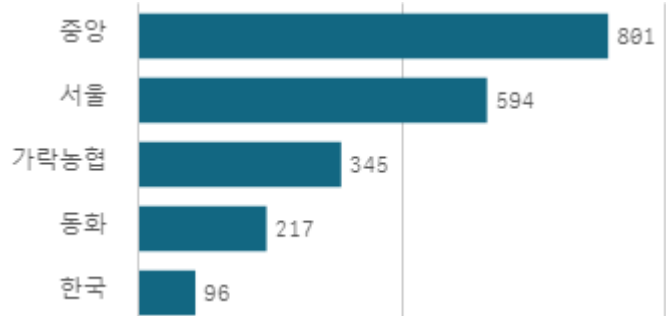
출하자별 거래물량 구성비



도매시장 법인별 거래물량(톤)

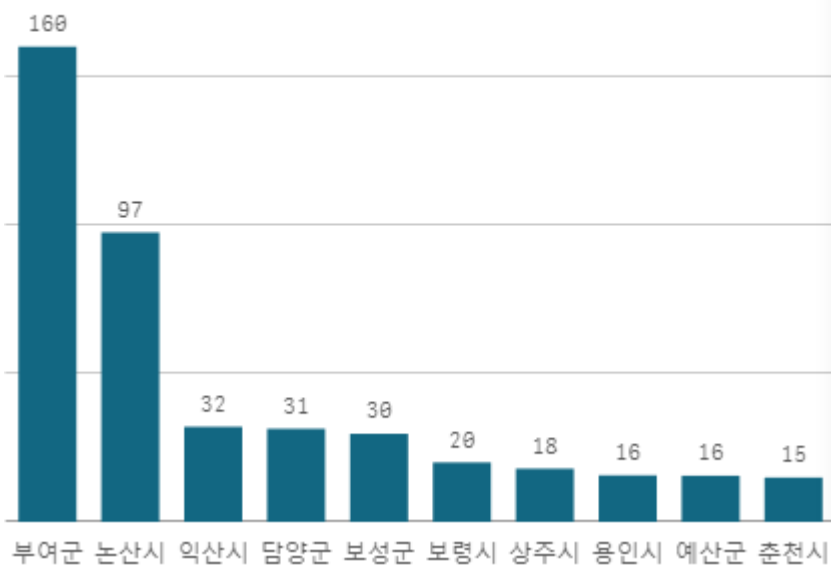


도매시장 법인별 거래금액(백만원)



대추방울토마토(3Kg)

산지별 거래물량(톤)



출하산지(개소)

43

출하건수(천건)

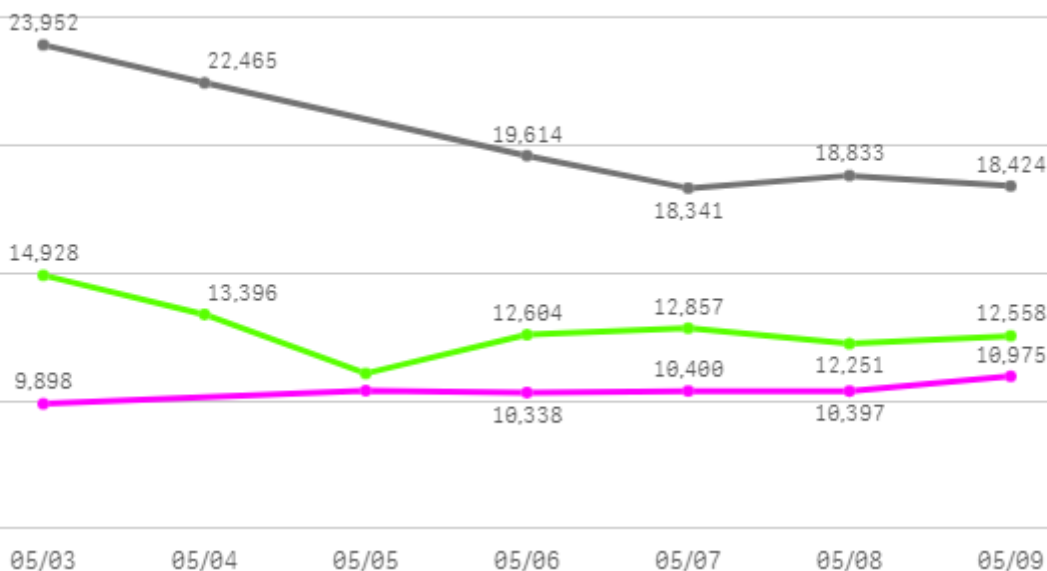
4

산지별 주출하 시군구



주간 도매가격(원)

◆ 2025 ● 2024 ◆ 평년



구분	금주(A)	전주(B)	전월(C)	전년(D)	평년(E)	A/B	A/C	A/D	A/E
가격(원)	10,403	12,374	18,283	20,272	12,999	84.1%	56.9%	51.3%	80.0%

※ 상품 가격 기준

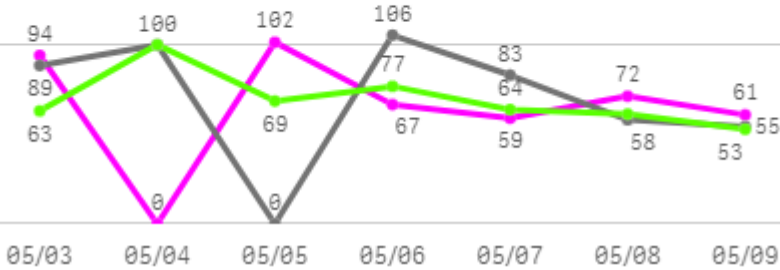
□ 대추방울토마토(3Kg) 주간 가격

구분	Q	품종	Q	단량	Q	특	상	보통	하
2025-05-03		대추방울토마토		3Kg		15,078	9,898	8,277	6,213
2025-05-05		대추방울토마토		3Kg		17,212	10,412	8,618	6,667
2025-05-06		대추방울토마토		3Kg		14,216	10,338	9,142	6,804
2025-05-07		대추방울토마토		3Kg		16,971	10,400	9,185	7,446
2025-05-08		대추방울토마토		3Kg		15,178	10,397	9,239	7,058
2025-05-09		대추방울토마토		3Kg		17,310	10,975	9,345	7,534
평균						15,994	10,403	8,968	6,954

딸기

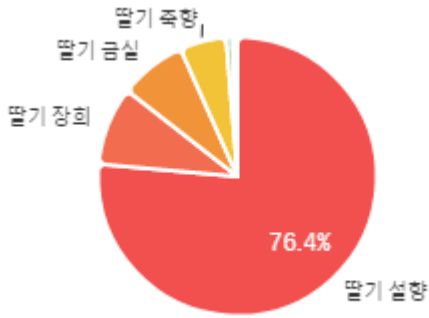
주간 반입량(톤)

◆ 2025 ● 2024 ▲ 평년

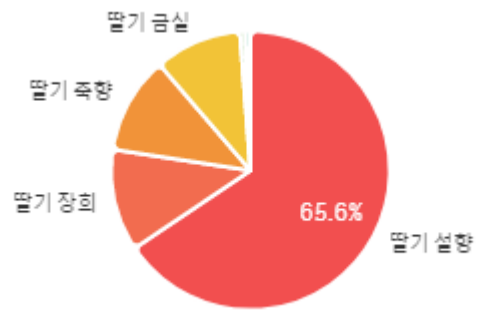


구분	금주(A)	전주(B)	전월(C)	전년(D)	평년(E)	A/B	A/C	A/D	A/E
물량(톤)	455	633	1,050	491	449	71.9%	43.3%	92.6%	101.2%

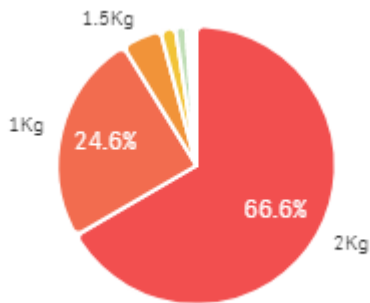
출하 품종별 거래물량 구성비



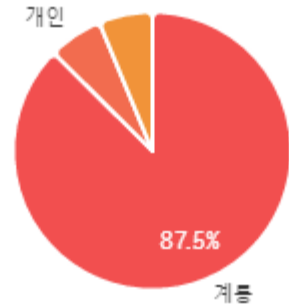
출하 품종별 거래금액 구성비



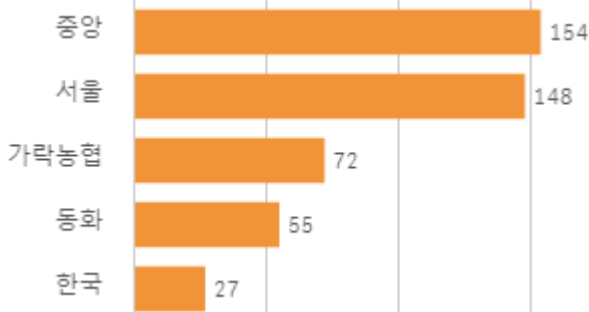
거래 단량별 물량 구성비



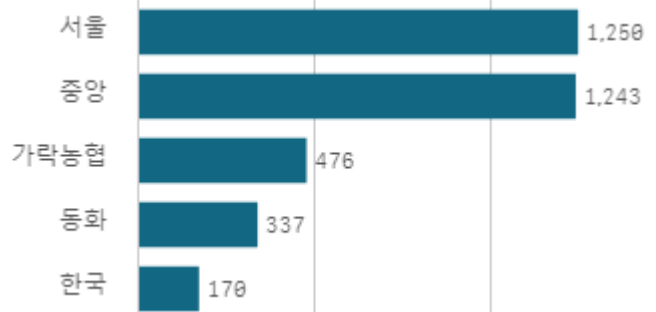
출하자별 거래물량 구성비



도매시장 법인별 거래물량(톤)



도매시장 법인별 거래금액(백만원)



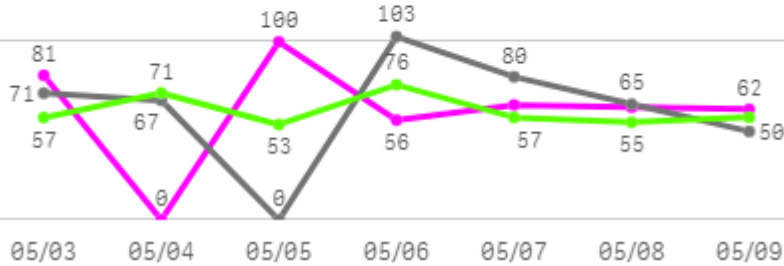
□ 딸기 설향(2Kg) 주간 가격

구분	Q	품종	Q	단량	Q	특	상	보통	하
2025-05-03		딸기 설향		2Kg		24,685	18,882	13,354	8,742
2025-05-05		딸기 설향		2Kg		22,946	17,307	13,313	8,235
2025-05-06		딸기 설향		2Kg		23,546	18,159	13,043	8,870
2025-05-07		딸기 설향		2Kg		27,248	19,025	13,917	9,343
2025-05-08		딸기 설향		2Kg		24,247	18,232	13,465	9,009
2025-05-09		딸기 설향		2Kg		23,077	17,199	11,970	7,379
평균						24,292	18,134	13,177	8,596

가지

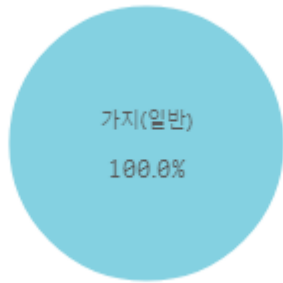
주간 반입량(톤)

◆ 2025 ● 2024 ▲ 평년

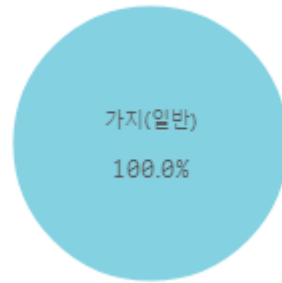


구분	금주(A)	전주(B)	전월(C)	전년(D)	평년(E)	A/B	A/C	A/D	A/E
물량(톤)	426	467	359	435	418	91.3%	118.9%	97.9%	102.0%

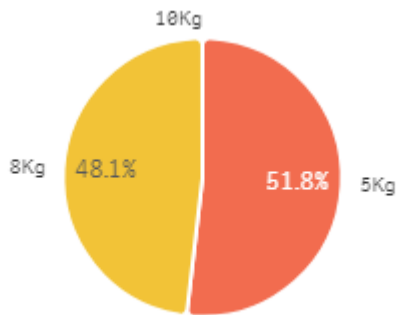
출하 품종별 거래물량 구성비



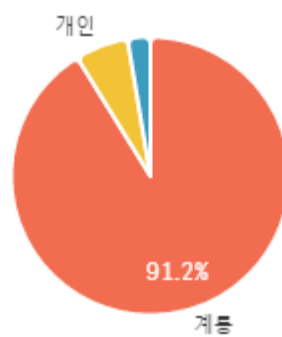
출하 품종별 거래금액 구성비



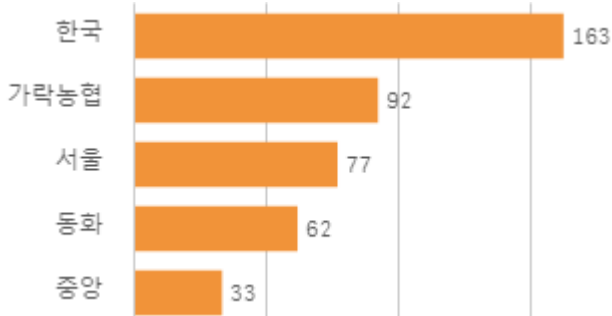
거래 단량별 물량 구성비



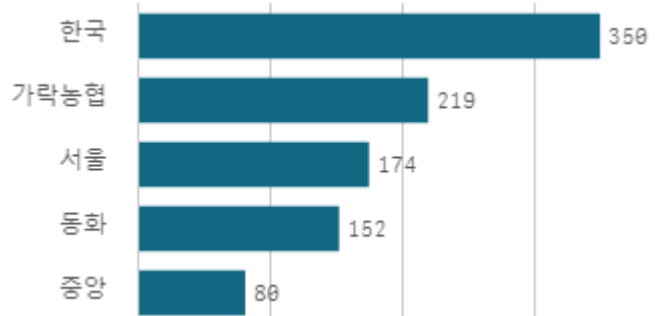
출하자별 거래물량 구성비



도매시장 법인별 거래물량(톤)

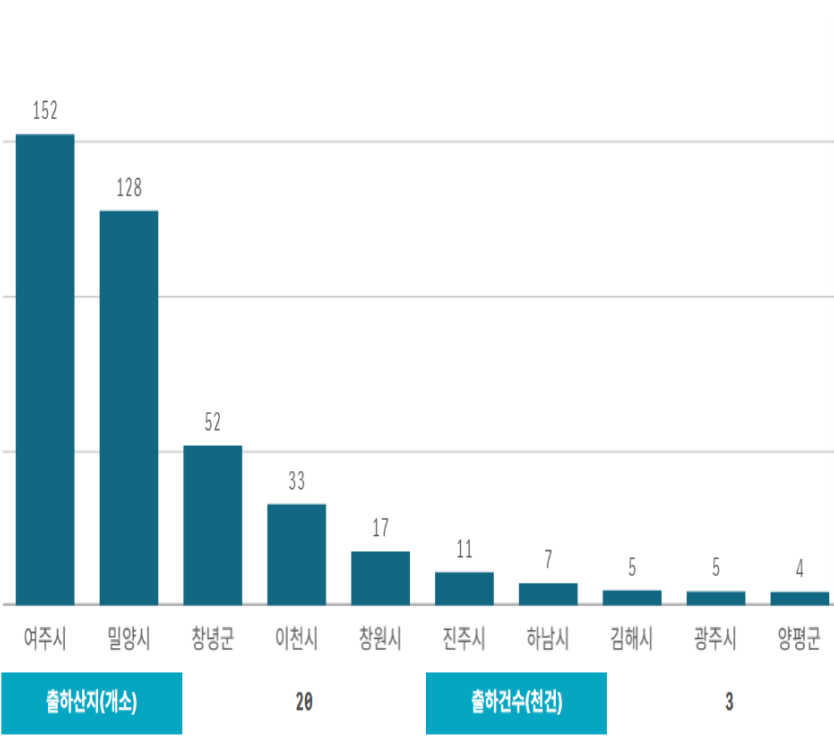


도매시장 법인별 거래금액(백만원)



가지(5Kg)

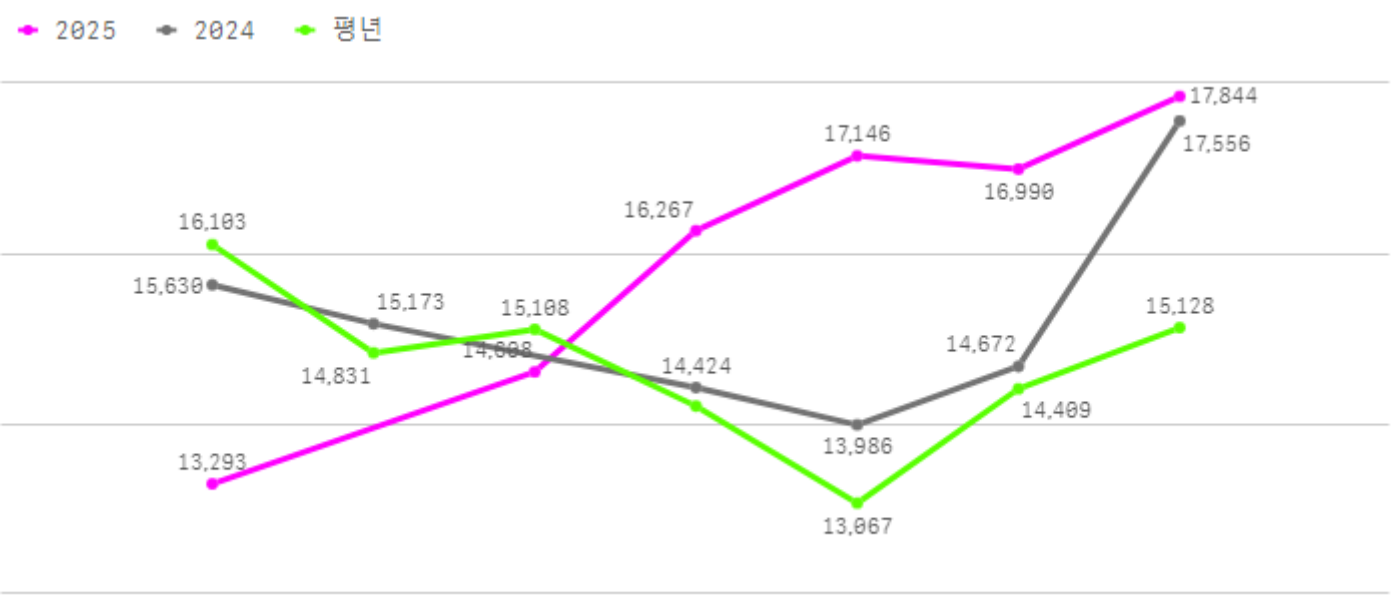
산지별 거래물량(톤)



산지별 주출하 시군구



주간 도매가격(원)



구분	금주(A)	전주(B)	전월(C)	전년(D)	평년(E)	A/B	A/C	A/D	A/E
가격(원)	16,025	14,939	17,659	15,240	15,983	107.3%	90.7%	105.1%	100.3%

※ 상품 가격 기준

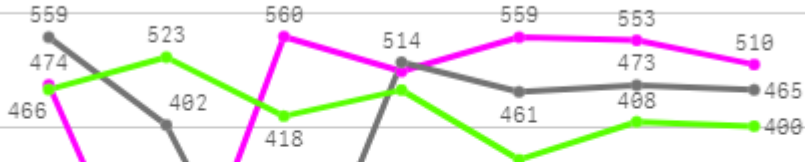
□ 가지(5Kg) 주간 가격

구분	Q	품종	Q	단량	Q	특	상	보통	하
2025-05-03		가지		5Kg		-	13,293	9,993	4,815
2025-05-05		가지		5Kg		-	14,608	11,497	6,428
2025-05-06		가지		5Kg		-	16,267	13,396	7,199
2025-05-07		가지		5Kg		-	17,146	13,996	8,692
2025-05-08		가지		5Kg		-	16,990	14,275	9,141
2025-05-09		가지		5Kg		-	17,844	14,281	9,031
평균						-	16,025	12,906	7,551

무

주간 반입량(톤)

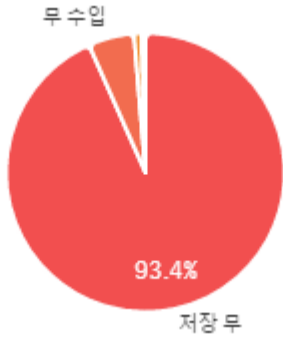
◆ 2025 ● 2024 ▲ 평년



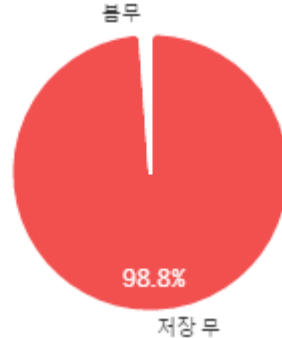
05/03 05/04 05/05 05/06 05/07 05/08 05/09

구분	금주(A)	전주(B)	전월(C)	전년(D)	평년(E)	A/B	A/C	A/D	A/E
물량(톤)	3,154	3,701	3,946	2,875	3,031	85.2%	79.9%	109.7%	104.1%

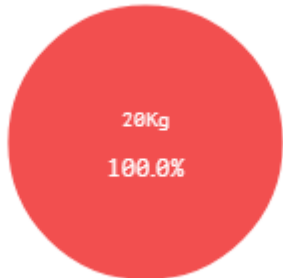
출하 품종별 거래물량 구성비



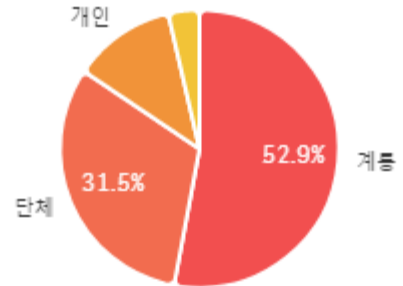
출하 품종별 거래금액 구성비



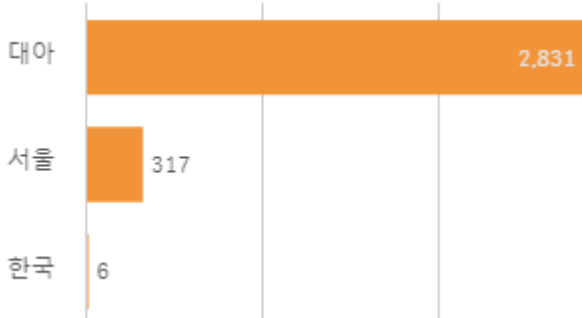
거래 단량별 물량 구성비



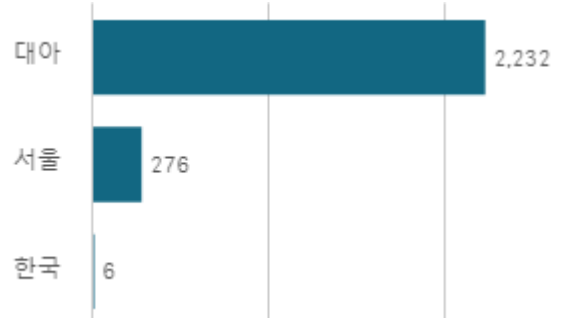
출하자별 거래물량 구성비



도매시장 법인별 거래물량(톤)

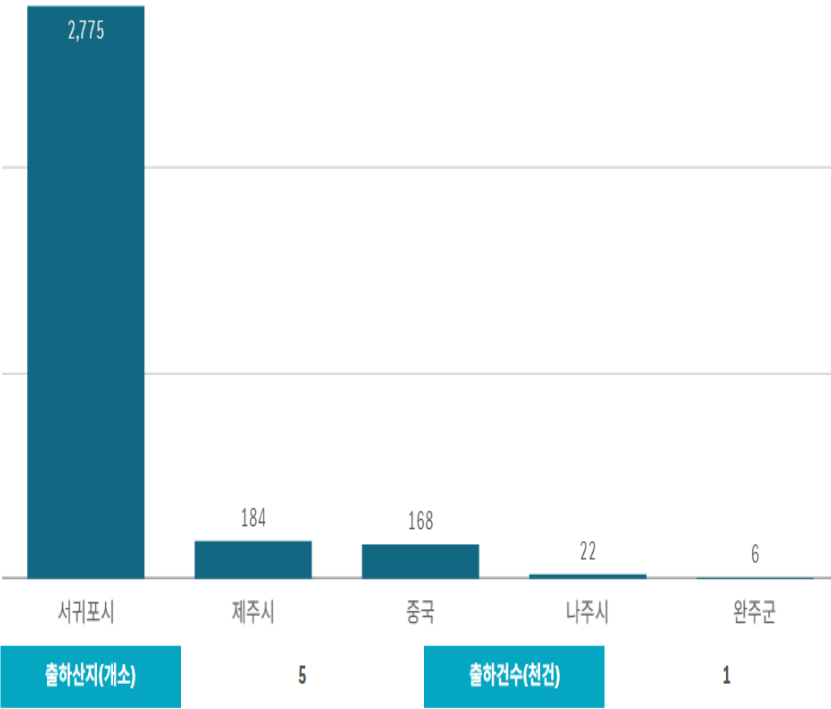


도매시장 법인별 거래금액(백만원)



무(20Kg)

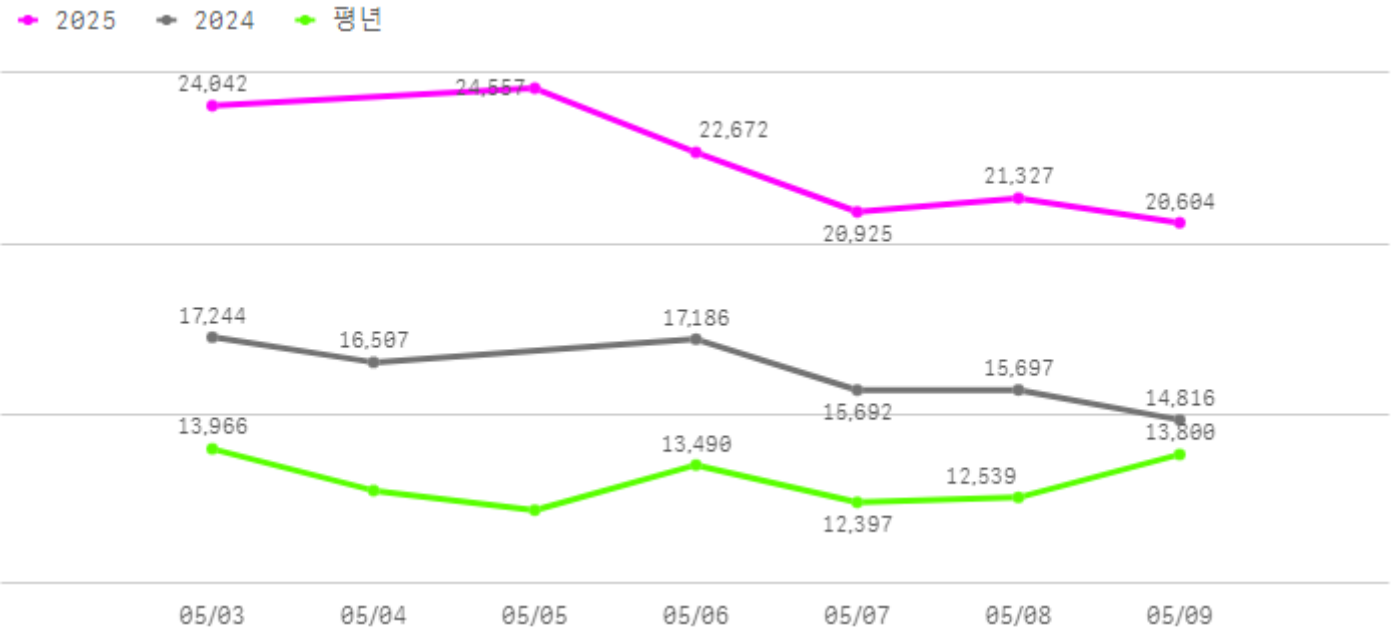
산지별 거래물량(톤)



산지별 주출하 시군구



주간 도매가격(원)



구분	금주(A)	전주(B)	전월(C)	전년(D)	평년(E)	A/B	A/C	A/D	A/E
가격(원)	22,355	23,097	23,709	16,190	15,506	96.8%	94.3%	138.1%	144.2%

※ 상품 가격 기준

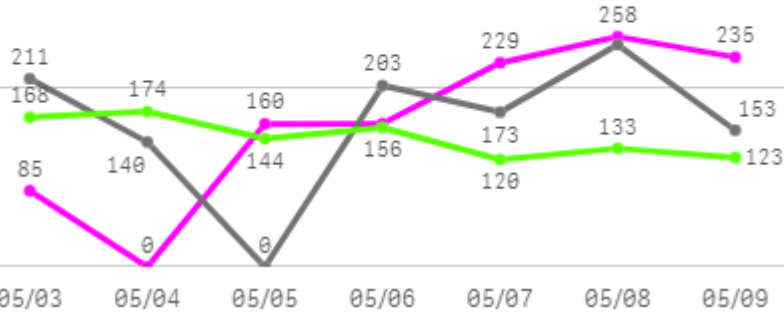
□ 무(20Kg) 주간 가격

구분	Q	품종	Q	단량	Q	특	상	보통	하
2025-05-03		무		20Kg		28,459	24,042	13,356	4,727
2025-05-05		무		20Kg		28,039	24,557	18,957	12,886
2025-05-06		무		20Kg		27,866	22,672	14,574	10,725
2025-05-07		무		20Kg		26,883	20,925	13,027	9,281
2025-05-08		무		20Kg		26,162	21,327	12,534	7,097
2025-05-09		무		20Kg		25,460	20,604	12,606	6,593
평균						27,145	22,355	14,176	8,552

당근

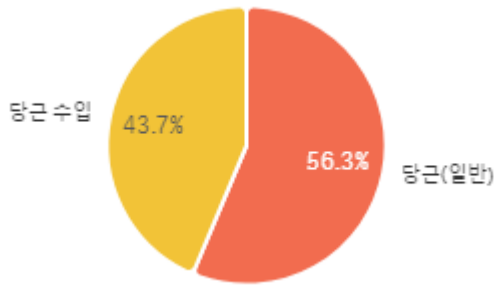
주간 반입량(톤)

◆ 2025 ● 2024 ▲ 평년

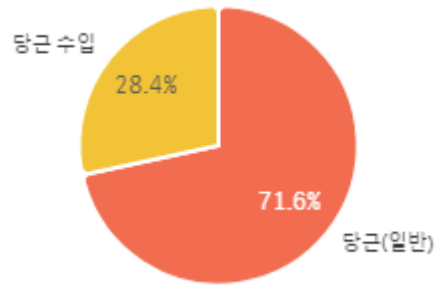


구분	금주(A)	전주(B)	전월(C)	전년(D)	평년(E)	A/B	A/C	A/D	A/E
물량(톤)	1,128	1,118	1,055	1,130	1,046	100.9%	107.0%	99.9%	107.8%

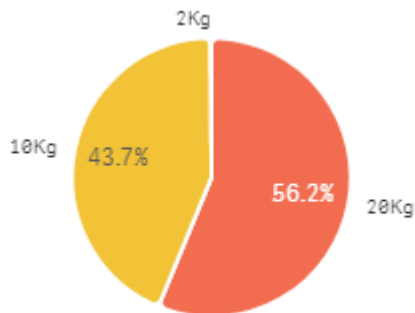
출하 품종별 거래물량 구성비



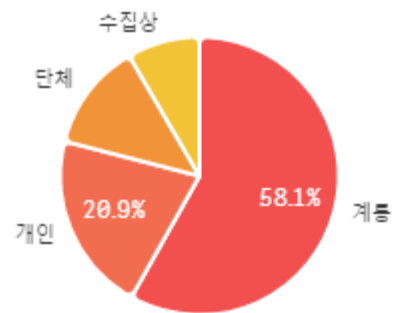
출하 품종별 거래금액 구성비



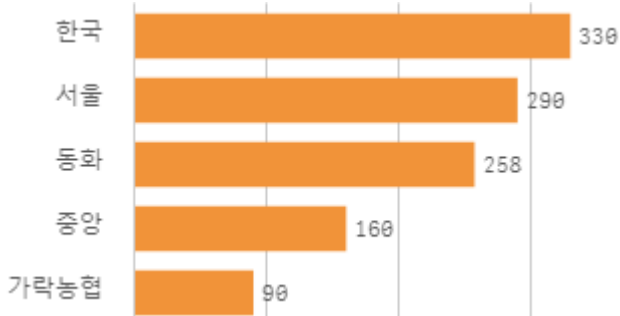
거래 단량별 물량 구성비



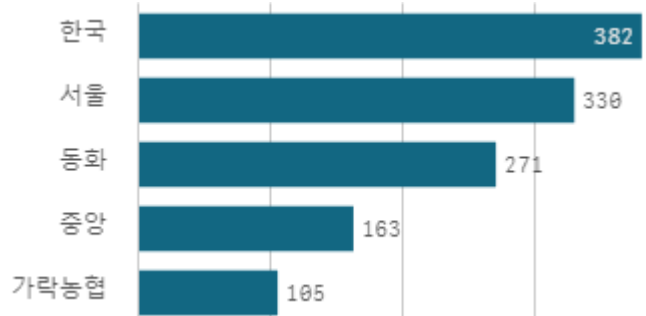
출하자별 거래물량 구성비



도매시장 법인별 거래물량(톤)

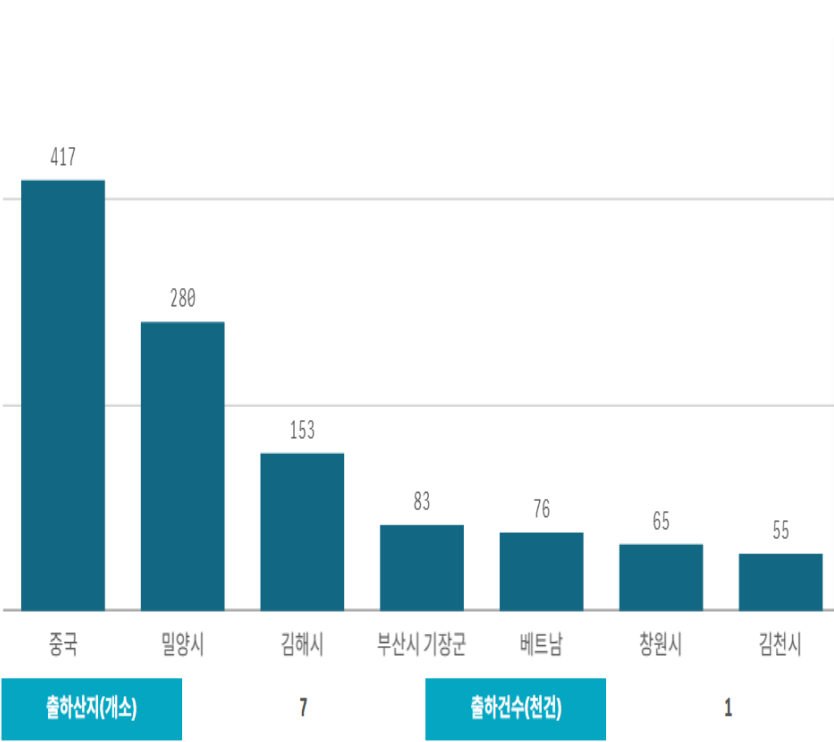


도매시장 법인별 거래금액(백만원)



당근(20Kg)

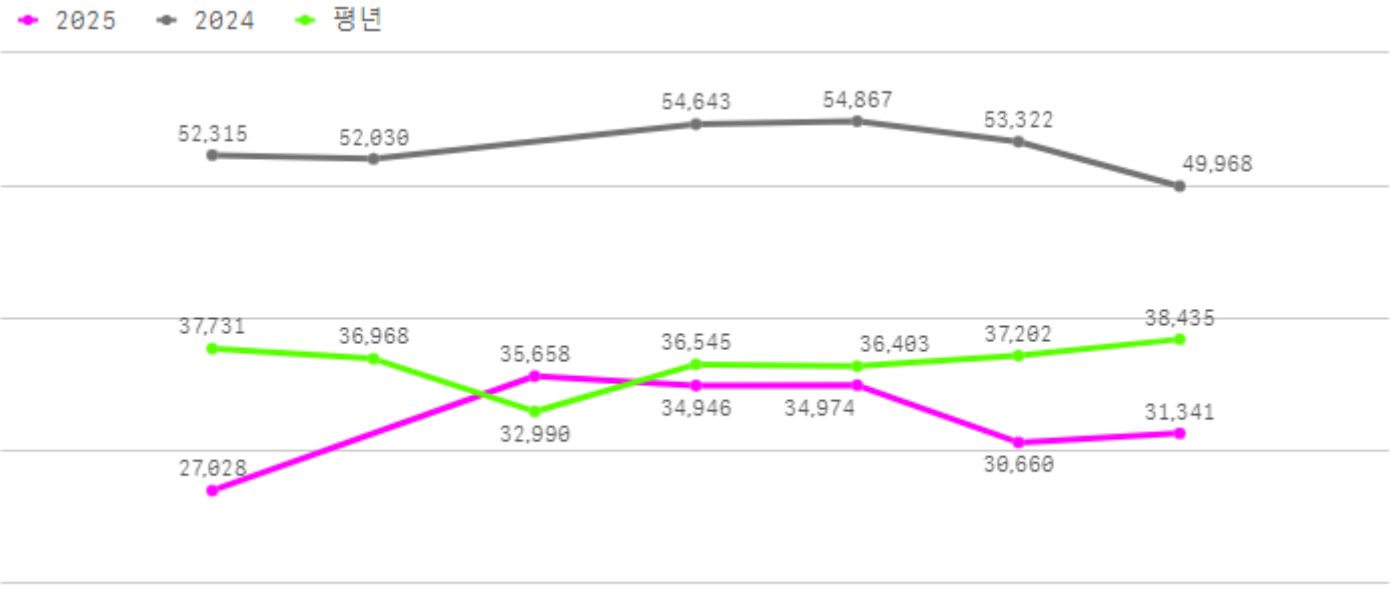
산지별 거래물량(톤)



산지별 주출하 시군구



주간 도매가격(원)



구분	금주(A)	전주(B)	전월(C)	전년(D)	평년(E)	A/B	A/C	A/D	A/E
가격(원)	32,435	33,206	48,474	52,858	36,337	97.7%	66.9%	61.4%	89.3%

※ 상품 가격 기준

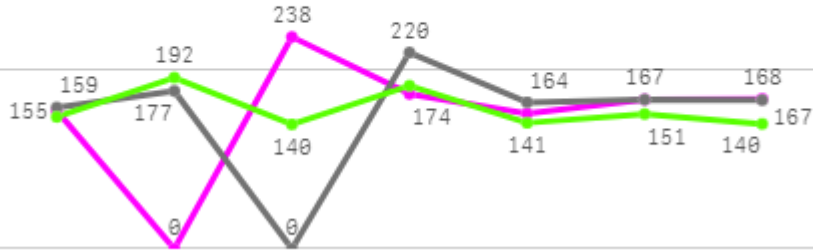
□ 당근(20Kg) 주간 가격

구분	Q	품종	Q	단량	Q	특	상	보통	하
2025-05-03		당근		20Kg		29,129	27,028	23,810	15,763
2025-05-05		당근		20Kg		38,873	35,658	30,017	23,739
2025-05-06		당근		20Kg		39,247	34,946	29,762	26,186
2025-05-07		당근		20Kg		38,298	34,974	28,221	21,253
2025-05-08		당근		20Kg		37,352	30,660	25,557	17,694
2025-05-09		당근		20Kg		38,454	31,341	23,711	15,688
평균						36,892	32,435	26,846	20,054

생고추

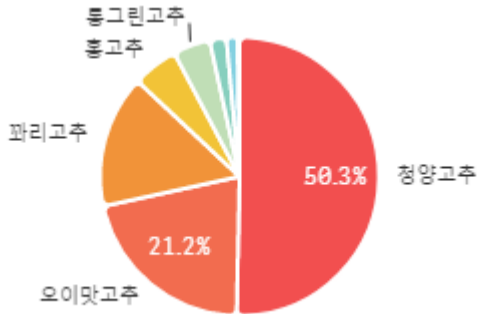
주간 반입량(톤)

◆ 2025 ● 2024 ▲ 평년

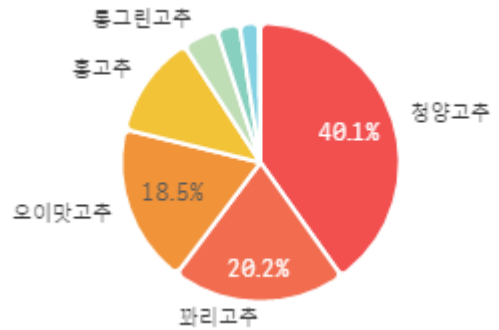


구분	금주(A)	전주(B)	전월(C)	전년(D)	평년(E)	A/B	A/C	A/D	A/E
물량(톤)	1,053	1,023	928	1,054	1,062	103.0%	113.5%	99.9%	99.2%

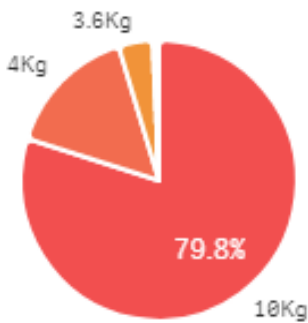
출하 품종별 거래물량 구성비



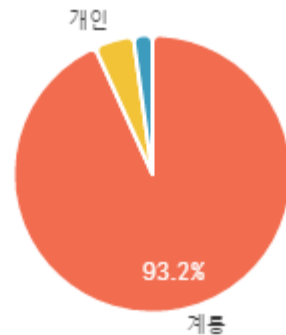
출하 품종별 거래금액 구성비



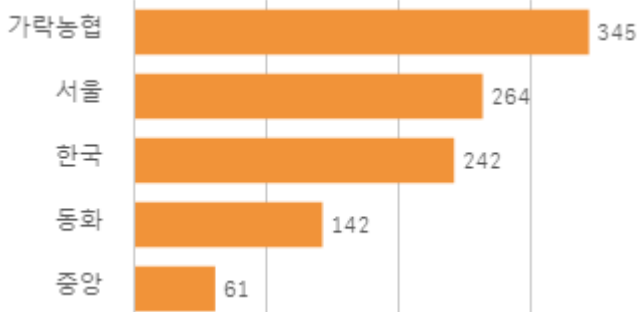
거래 단량별 물량 구성비



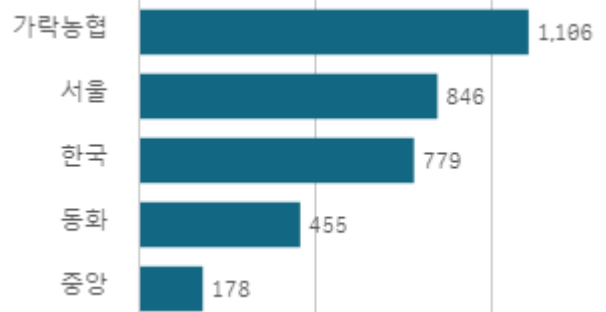
출하자별 거래물량 구성비



도매시장 법인별 거래물량(톤)

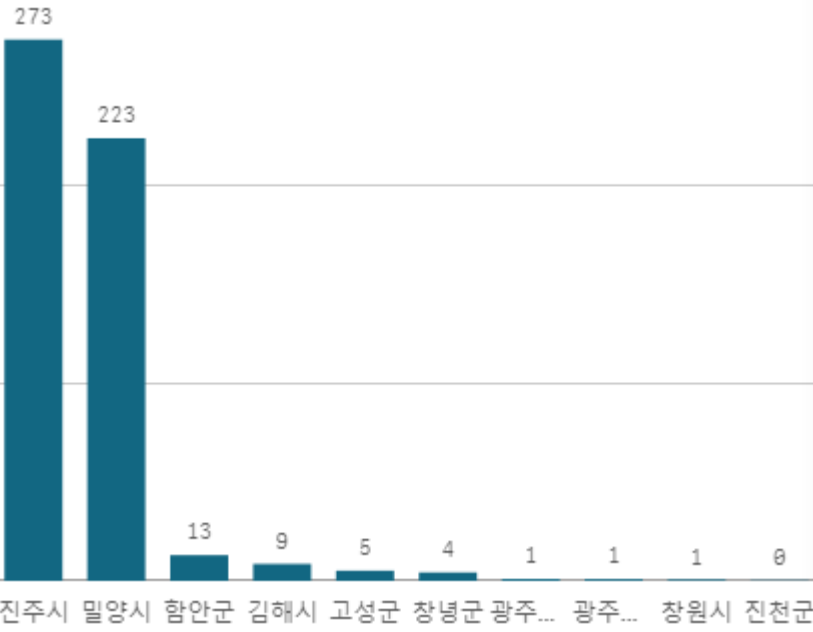


도매시장 법인별 거래금액(백만원)



청양고추(10Kg)

산지별 거래물량(톤)



출하산지(개소)

12

출하건수(천건)

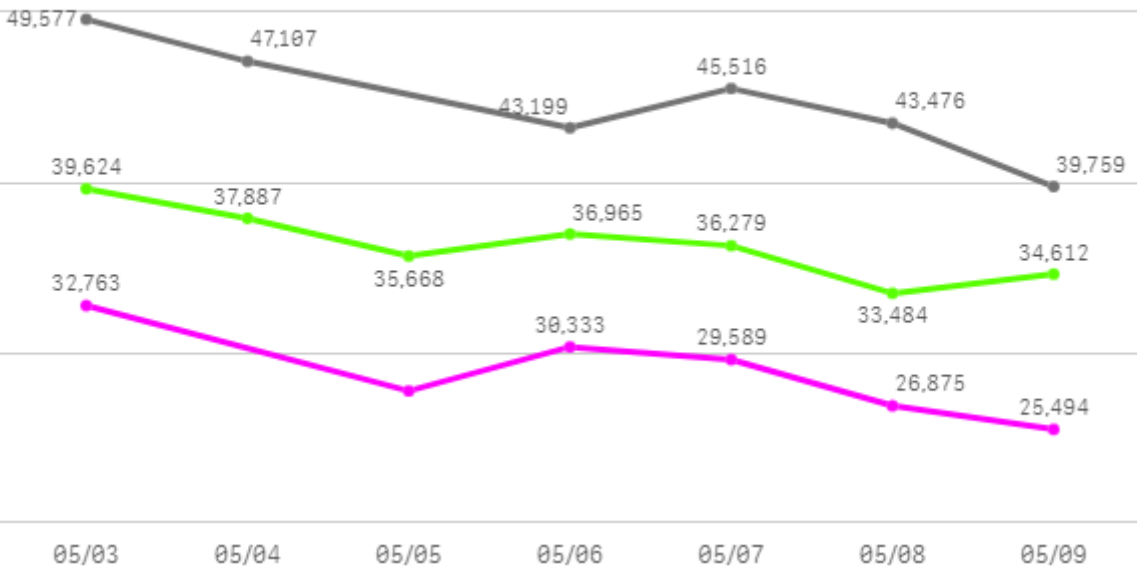
4

산지별 주출하 시군구



주간 도매가격(원)

◆ 2025 ● 2024 ◆ 평년



구분	금주(A)	전주(B)	전월(C)	전년(D)	평년(E)	A/B	A/C	A/D	A/E
가격(원)	28,801	26,916	41,741	44,772	37,318	107.0%	69.0%	64.3%	77.2%

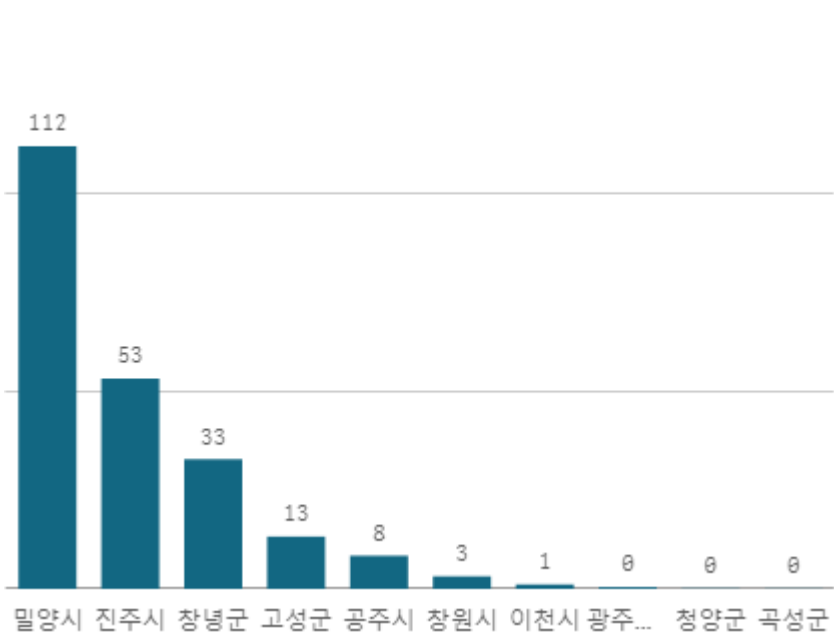
※ 상품 가격 기준

□ 청양고추(10Kg) 주간 가격

구분	Q	품종	Q	단량	Q	특	상	보통	하
2025-05-03		청양고추		10Kg		37,972	32,763	28,738	24,027
2025-05-05		청양고추		10Kg		33,686	27,750	24,872	19,755
2025-05-06		청양고추		10Kg		38,904	30,333	26,626	21,686
2025-05-07		청양고추		10Kg		37,980	29,589	26,253	20,377
2025-05-08		청양고추		10Kg		36,047	26,875	23,374	18,384
2025-05-09		청양고추		10Kg		35,672	25,494	21,531	16,833
평균						36,710	28,801	25,232	20,177

오이맛고추(10Kg)

산지별 거래물량(톤)



출하산지(개소)

10

출하건수(천건)

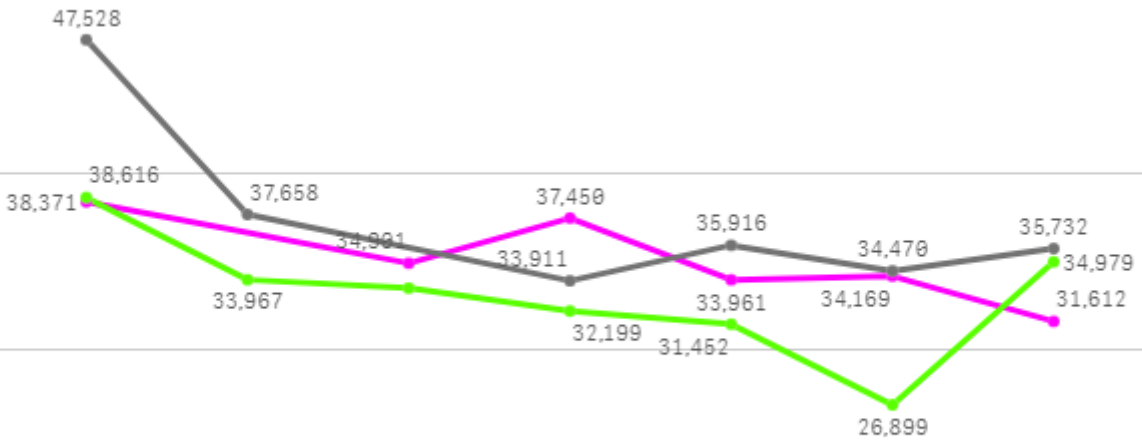
2

산지별 주출하 시군구



주간 도매가격(원)

◆ 2025 ● 2024 ▲ 평년



05/03 05/04 05/05 05/06 05/07 05/08 05/09

구분	금주(A)	전주(B)	전월(C)	전년(D)	평년(E)	A/B	A/C	A/D	A/E
가격(원)	35,077	43,800	50,124	37,536	36,152	80.1%	70.0%	93.5%	97.0%

※ 상품 가격 기준

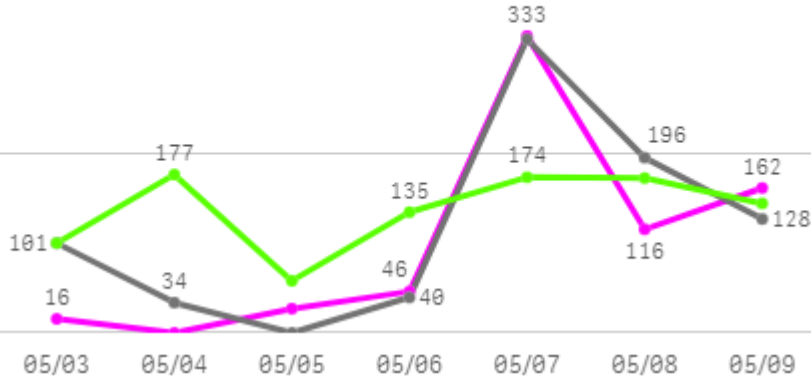
□ 오이맛고추(10Kg) 주간 가격

구분	Q	품종	Q	단량	Q	특	상	보통	하
2025-05-03		오이맛고추		10Kg		47,771	38,371	25,424	11,074
2025-05-05		오이맛고추		10Kg		46,861	34,901	23,920	10,447
2025-05-06		오이맛고추		10Kg		48,519	37,450	25,012	10,674
2025-05-07		오이맛고추		10Kg		48,967	33,961	23,023	11,114
2025-05-08		오이맛고추		10Kg		48,051	34,169	24,574	14,008
2025-05-09		오이맛고추		10Kg		45,757	31,612	22,974	11,135
평균						47,654	35,077	24,155	11,409

마늘

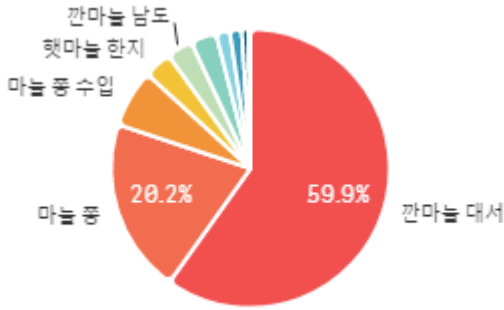
주간 반입량(톤)

◆ 2025 ● 2024 ▲ 평년

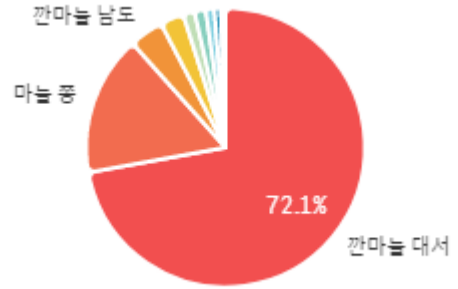


구분	금주(A)	전주(B)	전월(C)	전년(D)	평년(E)	A/B	A/C	A/D	A/E
물량(톤)	701	887	682	828	813	79.0%	102.8%	84.7%	86.1%

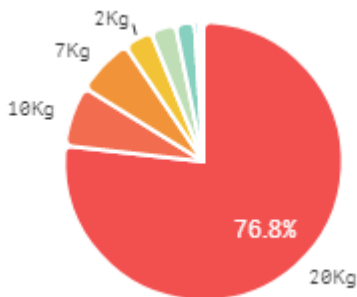
출하 품종별 거래물량 구성비



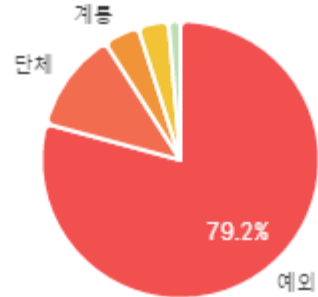
출하 품종별 거래금액 구성비



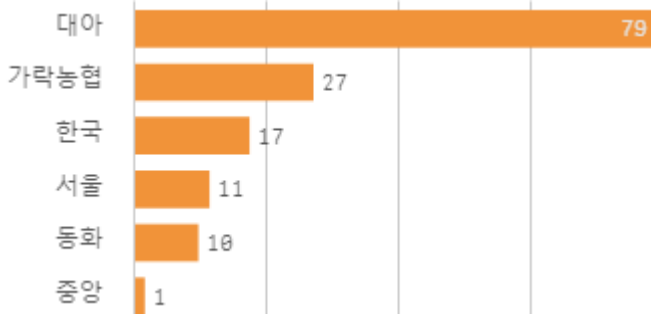
거래 단량별 물량 구성비



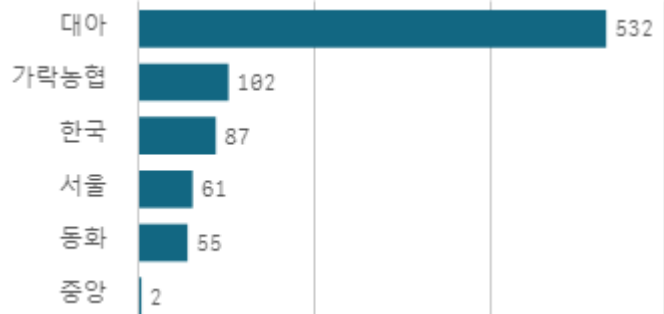
출하자별 거래물량 구성비



도매시장 법인별 거래물량(톤)

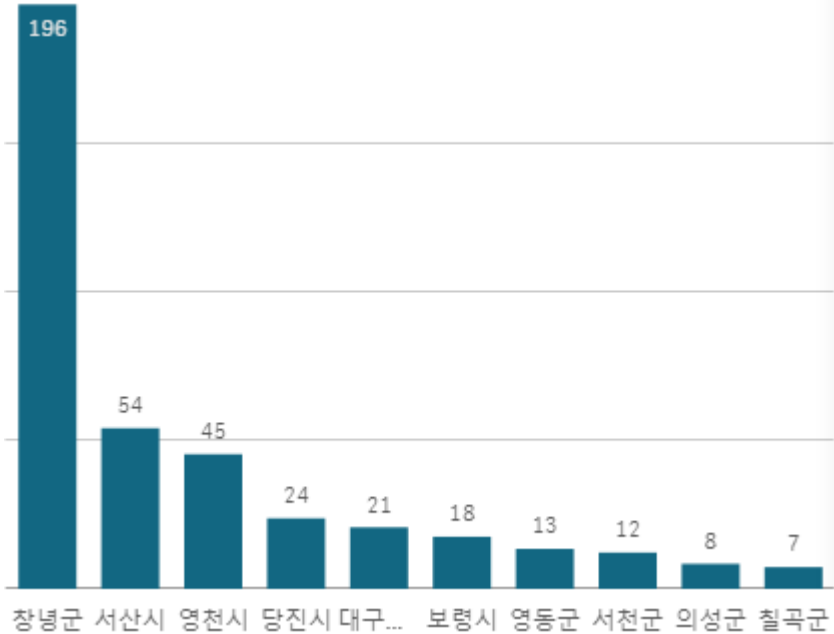


도매시장 법인별 거래금액(백만원)



간마늘 대서(20Kg)

산지별 거래물량(톤)



출하산지(개소)

15

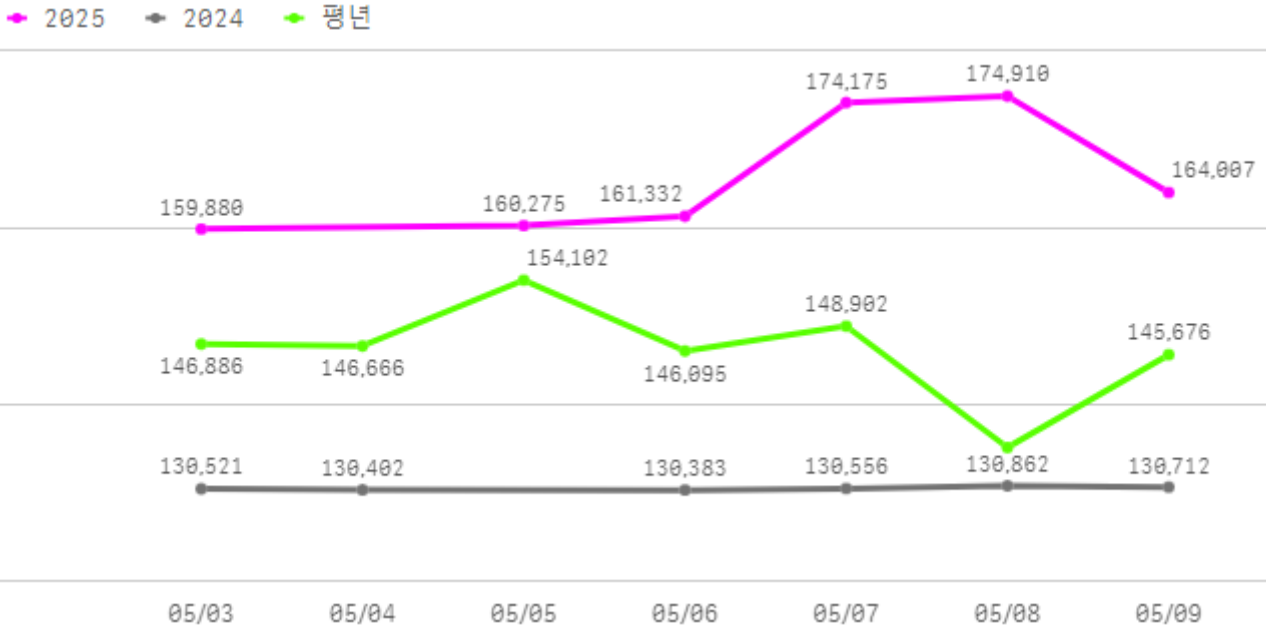
출하건수(천건)

1

산지별 주출하 시군구



주간 도매가격(원)



구분	금주(A)	전주(B)	전월(C)	전년(D)	평년(E)	A/B	A/C	A/D	A/E
가격(원)	165,763	152,577	155,221	130,572	150,137	108.6%	106.8%	127.0%	110.4%

※ 상품 가격 기준

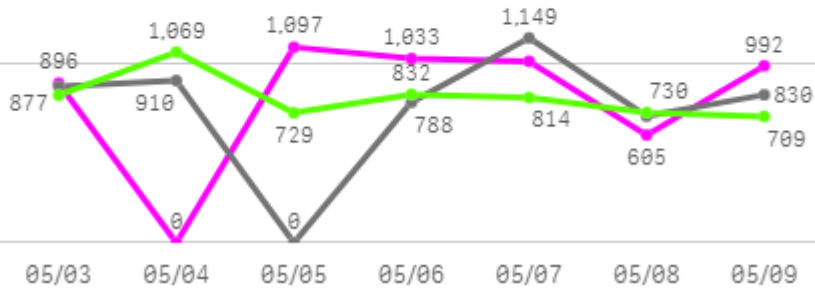
□ 깐마늘 대서(20Kg) 주간 가격

구분	Q	품종	Q	단량	Q	특	상	보통	하
2025-05-03		깐마늘 대서		20Kg		-	159,880	146,578	117,873
2025-05-05		깐마늘 대서		20Kg		-	160,275	144,766	114,931
2025-05-06		깐마늘 대서		20Kg		-	161,332	132,313	111,681
2025-05-07		깐마늘 대서		20Kg		-	174,175	156,529	122,330
2025-05-08		깐마늘 대서		20Kg		-	174,910	157,703	126,506
2025-05-09		깐마늘 대서		20Kg		-	164,007	135,846	112,303
평균						-	165,763	145,622	117,604

양파

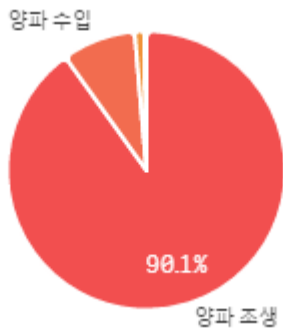
주간 반입량(톤)

◆ 2025 ● 2024 ▲ 평년

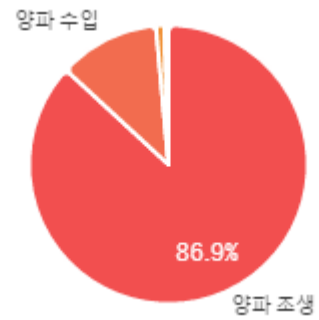


구분	금주(A)	전주(B)	전월(C)	전년(D)	평년(E)	A/B	A/C	A/D	A/E
물량(톤)	5,641	5,867	5,336	5,263	5,727	96.1%	105.7%	107.2%	98.5%

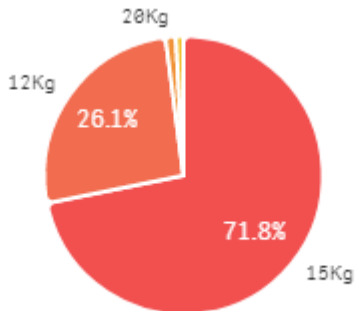
출하 품종별 거래물량 구성비



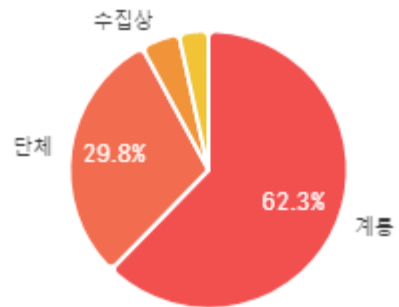
출하 품종별 거래금액 구성비



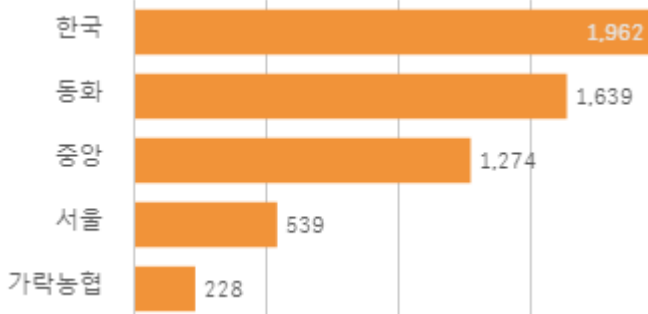
거래 단량별 물량 구성비



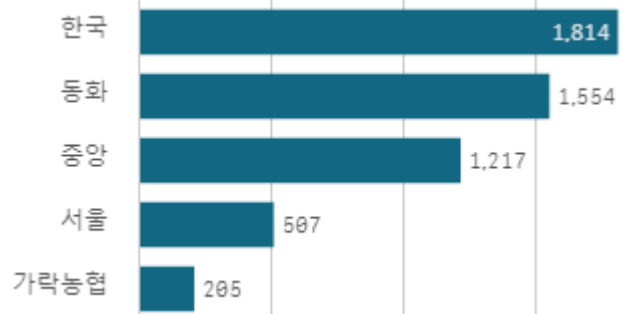
출하자별 거래물량 구성비



도매시장 법인별 거래물량(톤)

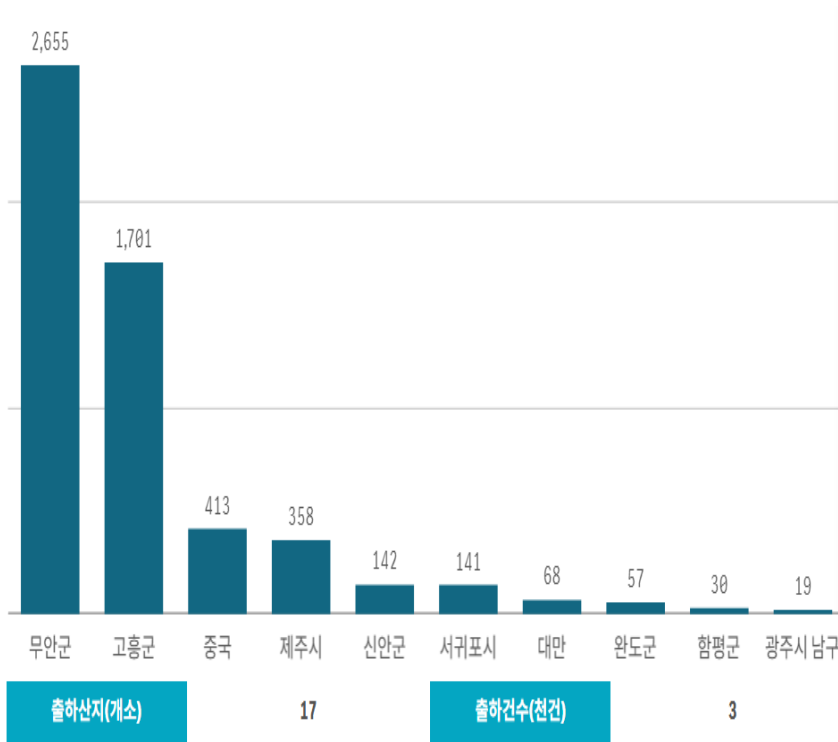


도매시장 법인별 거래금액(백만원)



양파(1Kg)

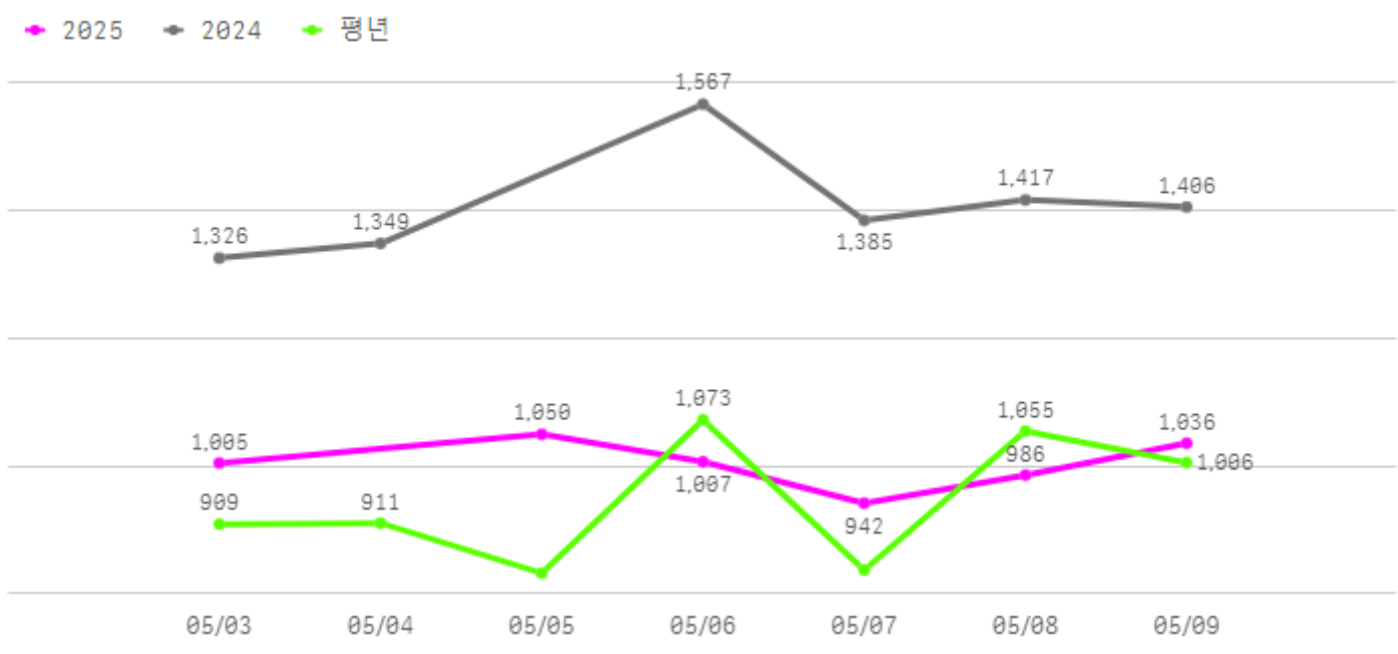
산지별 거래물량(톤)



산지별 주출하 시군구



주간 도매가격(원)



구분	금주(A)	전주(B)	전월(C)	전년(D)	평년(E)	A/B	A/C	A/D	A/E
가격(원)	1,004	1,013	1,612	1,408	984	99.2%	62.3%	71.3%	102.1%

※ 상품 가격 기준

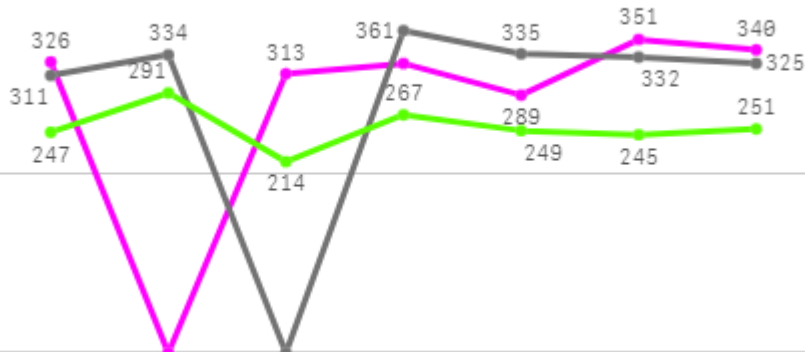
□ 양파(1Kg) 주간 가격

구분	Q	품종	Q	단량	Q	특	상	보통	하
2025-05-03		양파		1Kg		1,174	1,005	875	683
2025-05-05		양파		1Kg		1,192	1,050	916	779
2025-05-06		양파		1Kg		1,145	1,007	868	745
2025-05-07		양파		1Kg		1,118	942	803	683
2025-05-08		양파		1Kg		1,194	986	856	776
2025-05-09		양파		1Kg		1,256	1,036	854	795
평균						1,180	1,004	862	744

대파

주간 반입량(톤)

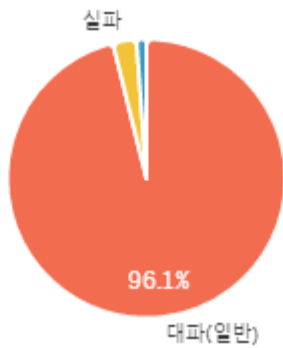
◆ 2025 ● 2024 ▲ 평년



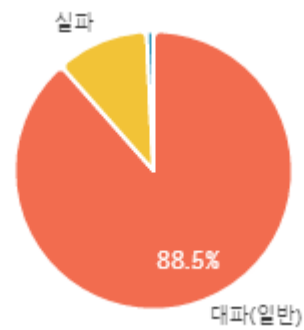
05/03 05/04 05/05 05/06 05/07 05/08 05/09

구분	금주(A)	전주(B)	전월(C)	전년(D)	평년(E)	A/B	A/C	A/D	A/E
물량(톤)	1,944	1,785	2,176	1,998	1,841	108.9%	89.3%	97.3%	105.6%

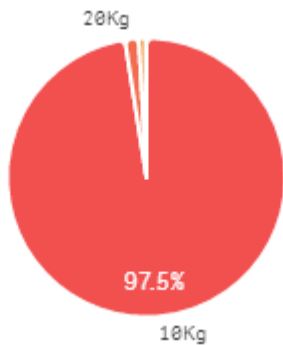
출하 품종별 거래물량 구성비



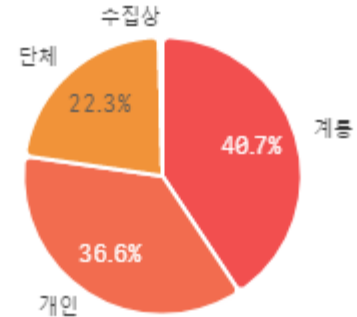
출하 품종별 거래금액 구성비



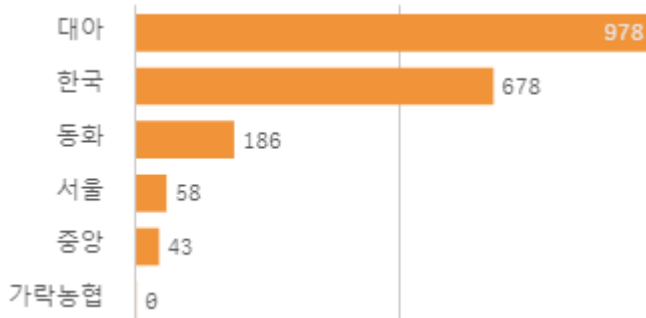
거래 단량별 물량 구성비



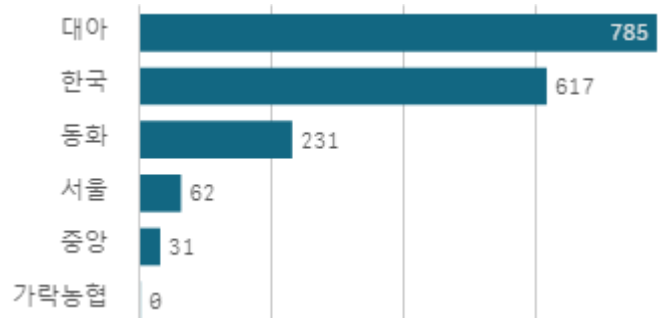
출하자별 거래물량 구성비



도매시장 법인별 거래물량(톤)

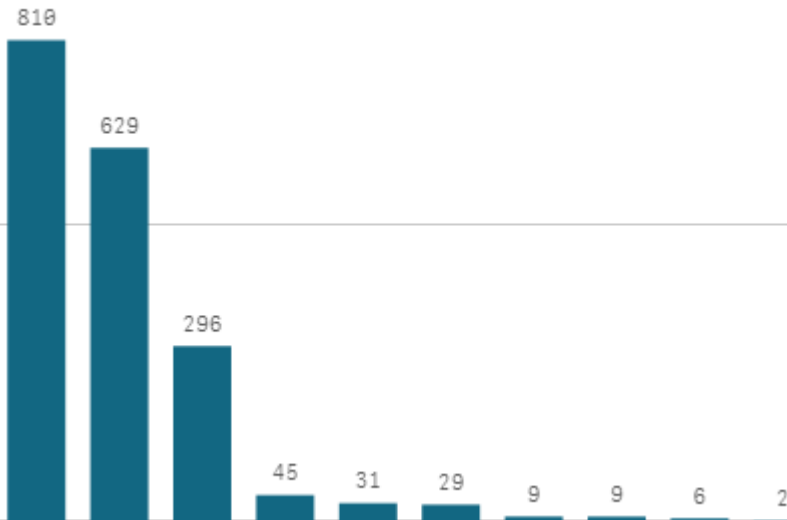


도매시장 법인별 거래금액(백만원)



대파(일반)(1Kg)

산지별 거래물량(톤)



출하산지(개소)

12

출하건수(천건)

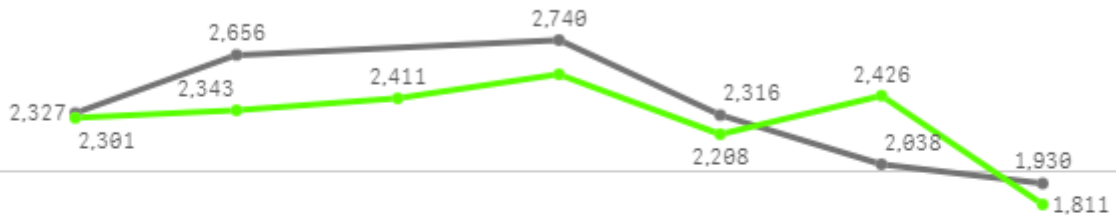
1

산지별 주출하 시군구



주간 도매가격(원)

◆ 2025 ● 2024 ◆ 평년



05/03 05/04 05/05 05/06 05/07 05/08 05/09

구분	금주(A)	전주(B)	전월(C)	전년(D)	평년(E)	A/B	A/C	A/D	A/E
가격(원)	925	965	1,102	2,335	2,203	95.9%	84.0%	39.6%	42.0%

※ 상품 가격 기준

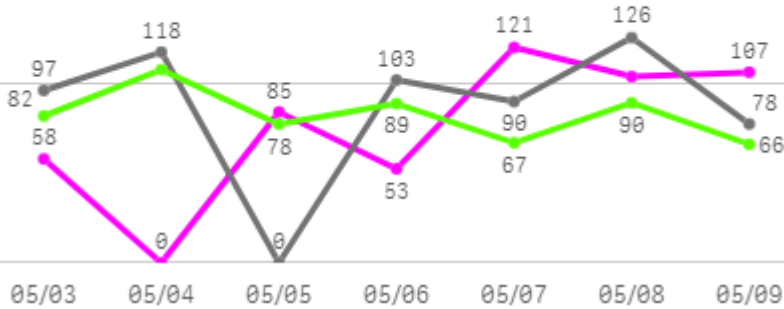
□ 대파(일반)(1Kg) 주간 가격

구분	Q	품종	Q	단량	Q	특	상	보통	하
2025-05-03		대파(일반)		1Kg		1,052	957	836	676
2025-05-05		대파(일반)		1Kg		1,145	1,038	891	701
2025-05-06		대파(일반)		1Kg		1,050	937	834	689
2025-05-07		대파(일반)		1Kg		1,033	973	875	708
2025-05-08		대파(일반)		1Kg		1,035	892	763	625
2025-05-09		대파(일반)		1Kg		815	753	630	487
평균						1,022	925	805	648

파프리카

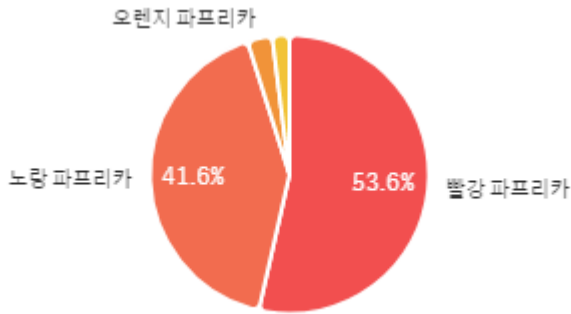
주간 반입량(톤)

◆ 2025 ● 2024 ▲ 평년

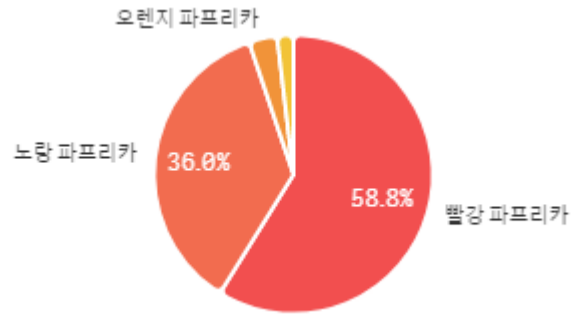


구분	금주(A)	전주(B)	전월(C)	전년(D)	평년(E)	A/B	A/C	A/D	A/E
물량(톤)	528	437	392	612	541	120.7%	134.5%	86.2%	97.5%

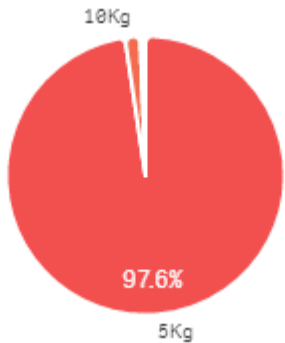
출하 품종별 거래물량 구성비



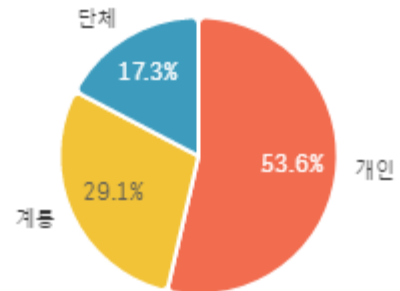
출하 품종별 거래금액 구성비



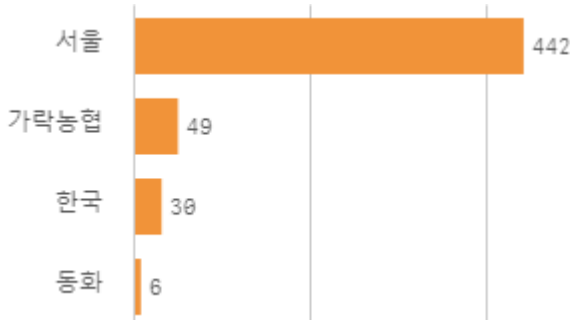
거래 단량별 물량 구성비



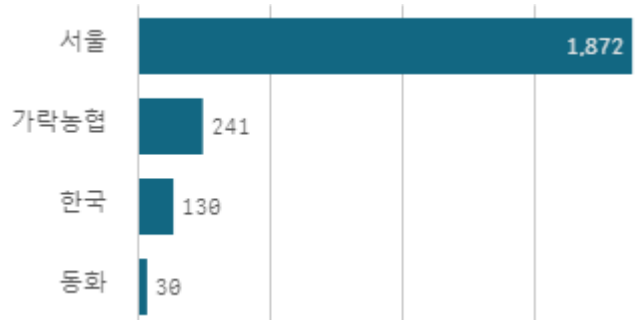
출하자별 거래물량 구성비



도매시장 법인별 거래물량(톤)

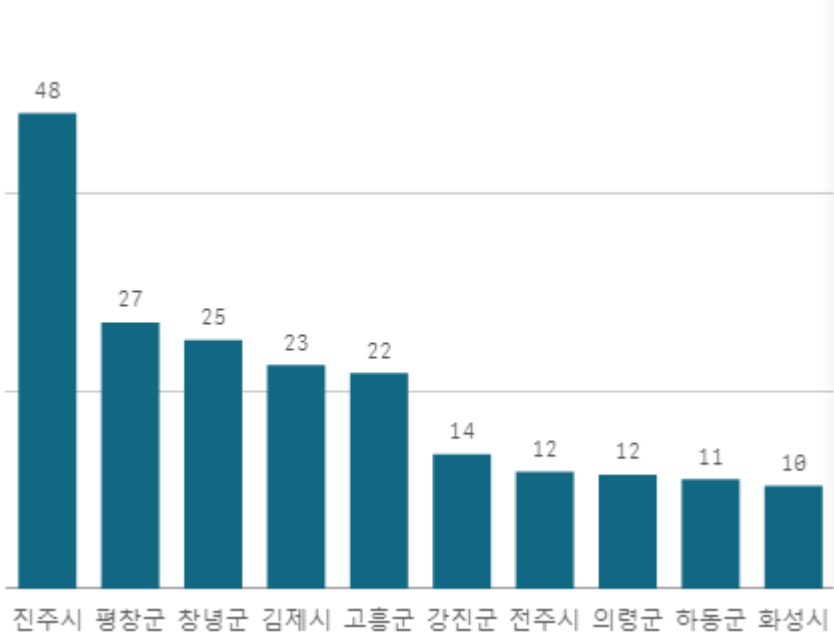


도매시장 법인별 거래금액(백만원)



빨강 파프리카(5Kg)

산지별 거래물량(톤)



출하산지(개소)

27

출하건수(천건)

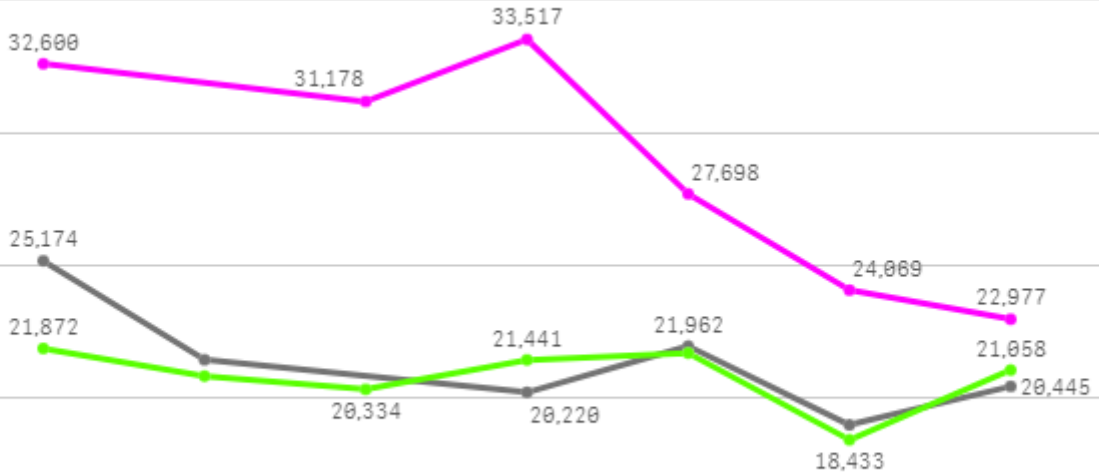
1

산지별 주출하 시군구



주간 도매가격(원)

◆ 2025 ● 2024 ▲ 평년



05/03 05/04 05/05 05/06 05/07 05/08 05/09

구분	금주(A)	전주(B)	전월(C)	전년(D)	평년(E)	A/B	A/C	A/D	A/E
가격(원)	28,673	34,405	36,252	21,374	23,668	83.3%	79.1%	134.1%	121.1%

※ 상품 가격 기준

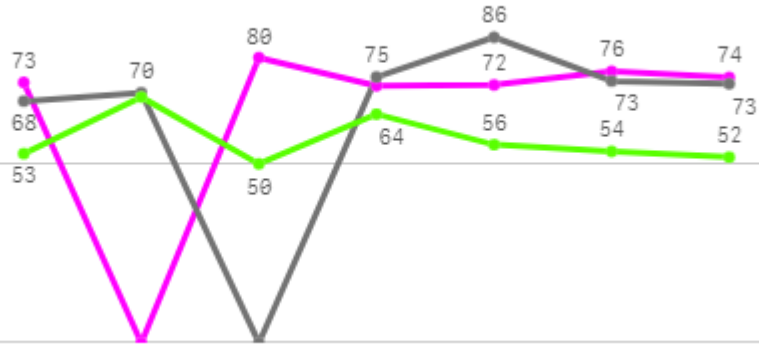
□ 빨강 파프리카(5Kg) 주간 가격

구분	Q	품종	Q	단량	Q	특	상	보통	하
2025-05-03		빨강 파프리카		5Kg		-	32,600	30,000	24,275
2025-05-05		빨강 파프리카		5Kg		-	31,178	27,903	22,298
2025-05-06		빨강 파프리카		5Kg		-	33,517	30,384	25,461
2025-05-07		빨강 파프리카		5Kg		-	27,698	25,065	20,836
2025-05-08		빨강 파프리카		5Kg		-	24,069	21,296	18,060
2025-05-09		빨강 파프리카		5Kg		-	22,977	20,272	16,131
평균						-	28,673	25,820	21,177

청경채

주간 반입량(톤)

◆ 2025 ● 2024 ▲ 평년



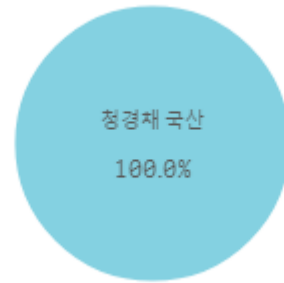
05/03 05/04 05/05 05/06 05/07 05/08 05/09

구분	금주(A)	전주(B)	전월(C)	전년(D)	평년(E)	A/B	A/C	A/D	A/E
물량(톤)	448	430	402	444	418	104.1%	111.4%	100.8%	107.0%

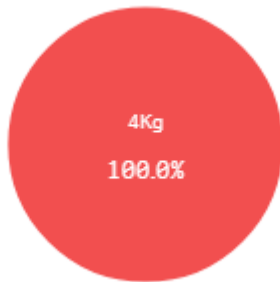
출하 품종별 거래물량 구성비



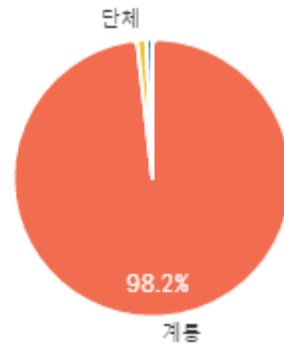
출하 품종별 거래금액 구성비



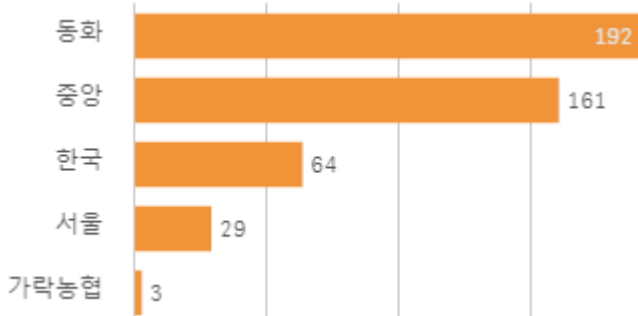
거래 단량별 물량 구성비



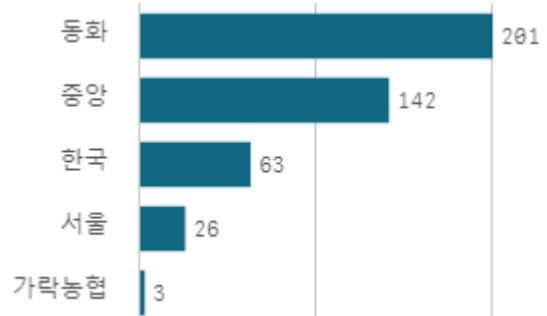
출하자별 거래물량 구성비



도매시장 법인별 거래물량(톤)

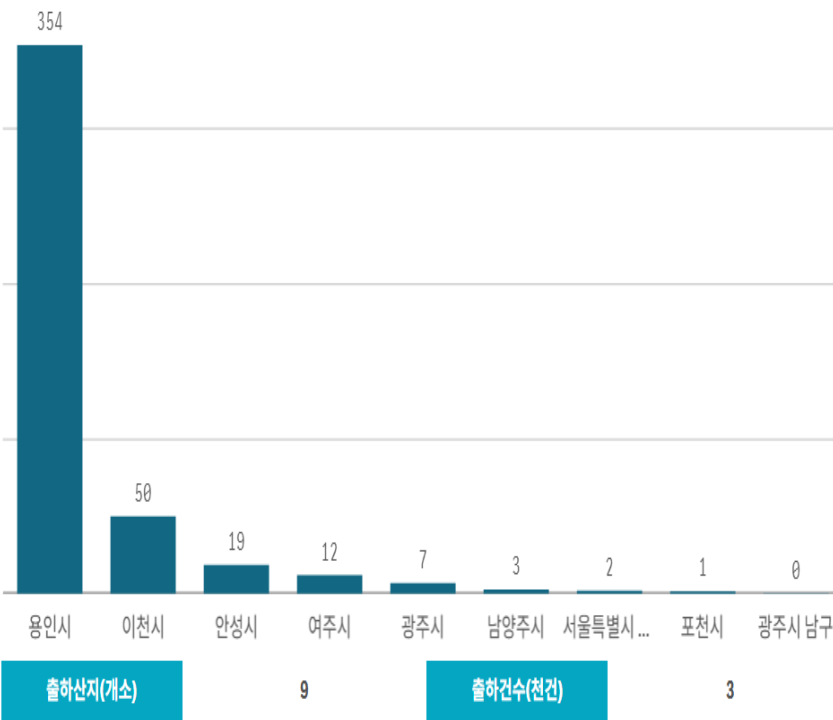


도매시장 법인별 거래금액(백만원)



청경채(4Kg)

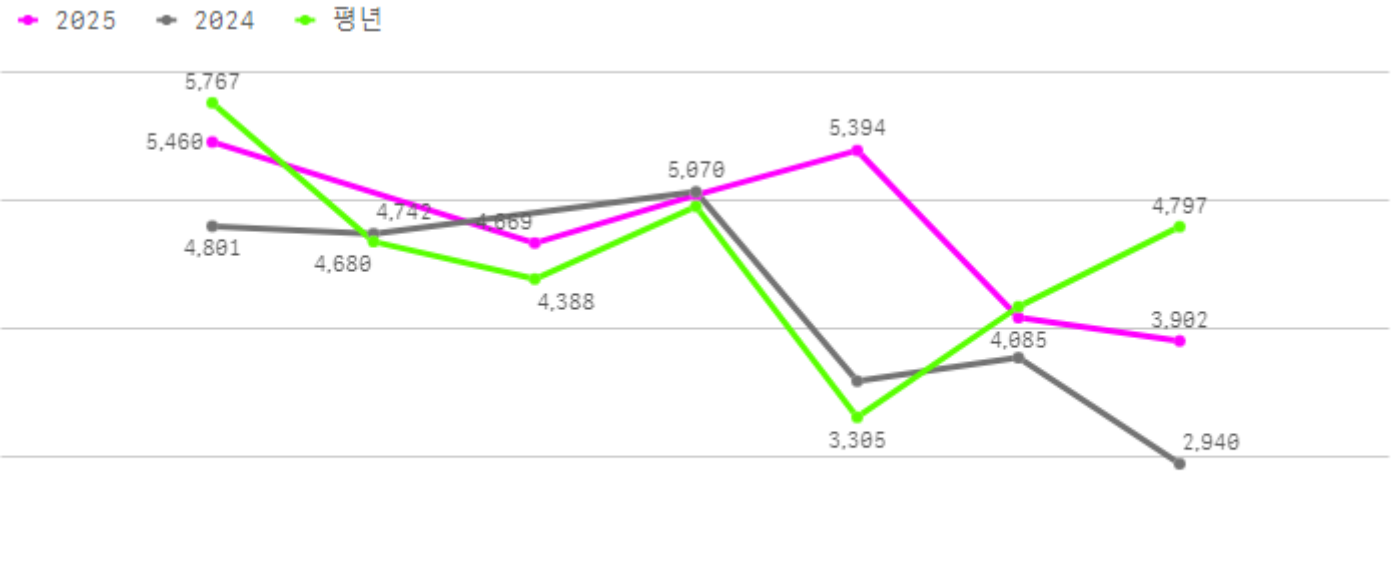
산지별 거래물량(톤)



산지별 주출하 시군구



주간 도매가격(원)



구분	금주(A)	전주(B)	전월(C)	전년(D)	평년(E)	A/B	A/C	A/D	A/E
가격(원)	4,759	4,686	10,194	4,152	4,935	101.6%	46.7%	114.6%	96.4%

※ 상품 가격 기준

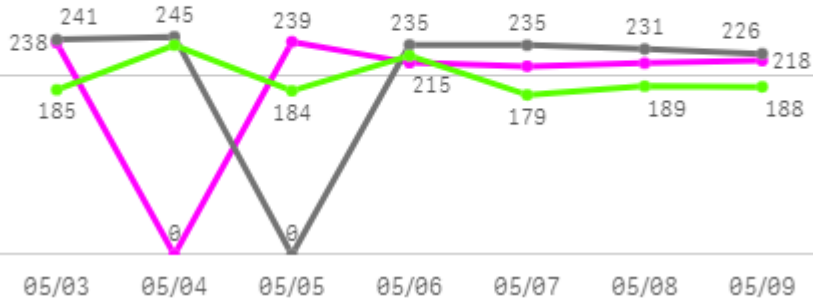
□ 청경채(4Kg) 주간 가격

구분	Q	품종	Q	단량	Q	특	상	보통	하
2025-05-03		청경채		4Kg		-	5,460	4,655	3,119
2025-05-05		청경채		4Kg		-	4,669	3,871	2,850
2025-05-06		청경채		4Kg		-	5,045	4,552	3,758
2025-05-07		청경채		4Kg		-	5,394	4,663	3,623
2025-05-08		청경채		4Kg		-	4,085	3,527	2,874
2025-05-09		청경채		4Kg		-	3,902	3,530	2,943
평균						-	4,759	4,133	3,195

버섯

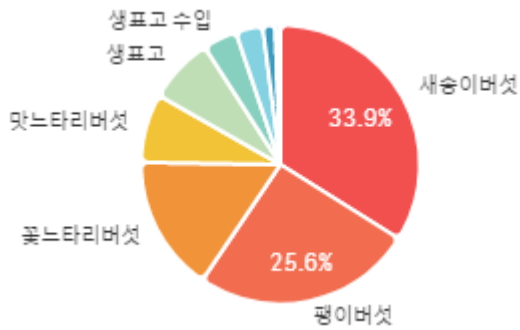
주간 반입량(톤)

◆ 2025 ● 2024 ▲ 평년

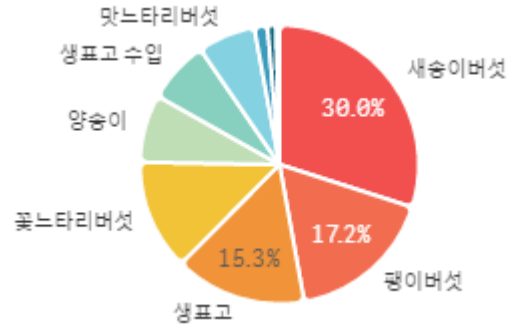


구분	금주(A)	전주(B)	전월(C)	전년(D)	평년(E)	A/B	A/C	A/D	A/E
물량(톤)	1,336	1,302	1,319	1,413	1,365	102.7%	101.3%	94.6%	97.9%

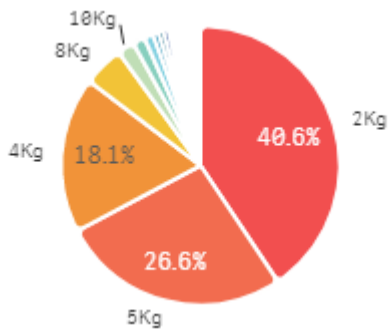
출하 품종별 거래물량 구성비



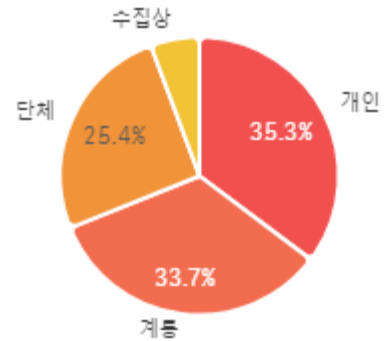
출하 품종별 거래금액 구성비



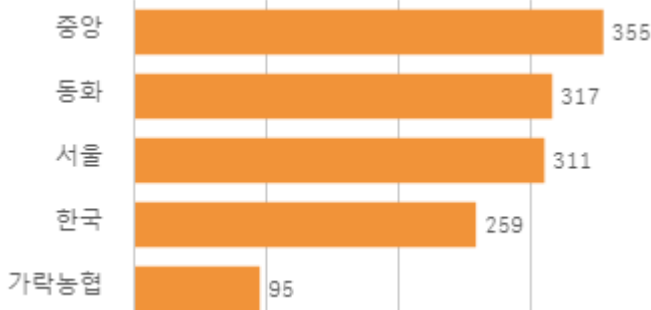
거래 단량별 물량 구성비



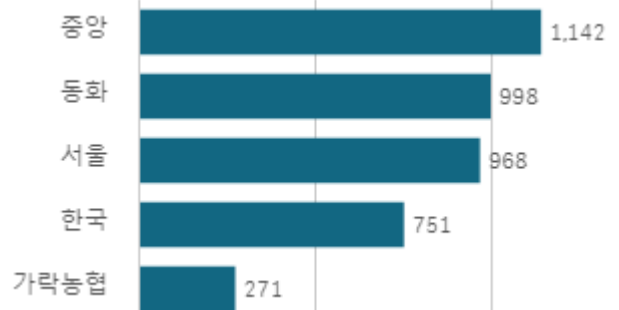
출하자별 거래물량 구성비



도매시장 법인별 거래물량(톤)

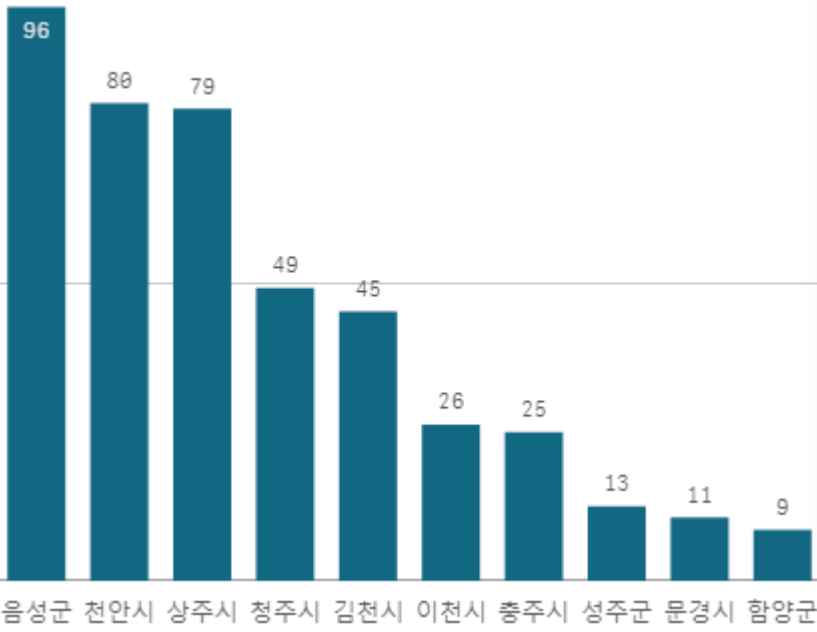


도매시장 법인별 거래금액(백만원)



새송이버섯(2Kg)

산지별 거래물량(톤)



출하산지(개소)

23

출하건수(천건)

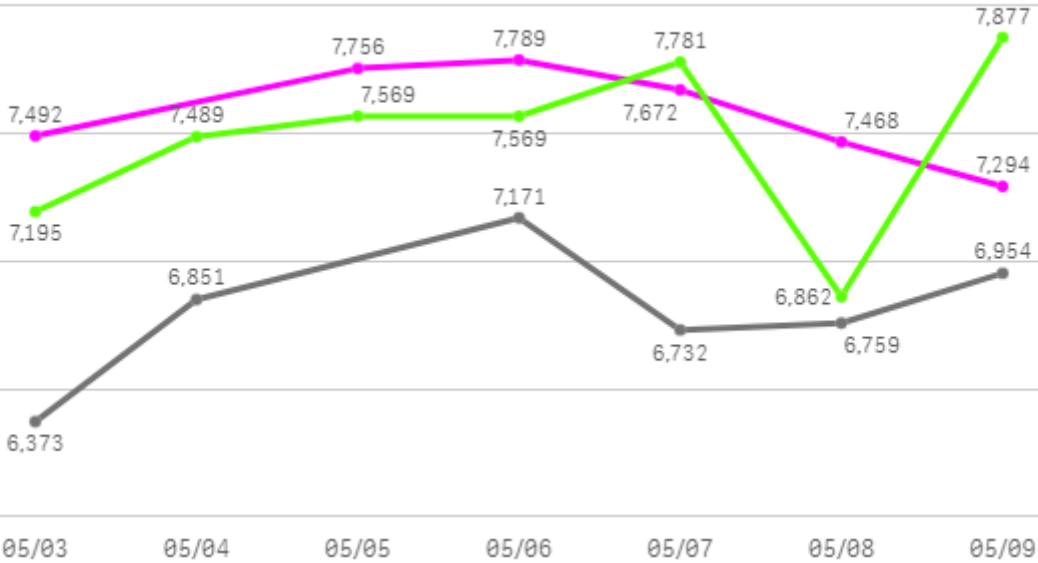
3

산지별 주출하 시군구



주간 도매가격(원)

◆ 2025 ● 2024 ◆ 평년



구분	금주(A)	전주(B)	전월(C)	전년(D)	평년(E)	A/B	A/C	A/D	A/E
가격(원)	7,579	7,026	7,601	6,807	7,699	107.9%	99.7%	111.3%	98.4%

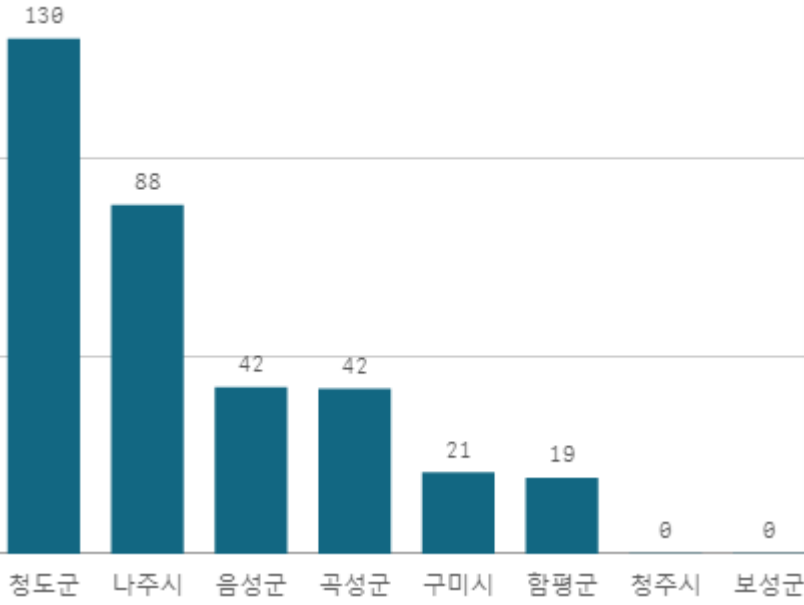
※ 상품 가격 기준

□ 새송이버섯(2Kg) 주간 가격

구분	Q	품종	Q	단량	Q	특	상	보통	하
2025-05-03		새송이버섯		2Kg		11,108	7,492	6,030	4,514
2025-05-05		새송이버섯		2Kg		11,488	7,756	6,496	4,714
2025-05-06		새송이버섯		2Kg		11,288	7,789	6,506	4,632
2025-05-07		새송이버섯		2Kg		10,717	7,672	6,541	4,325
2025-05-08		새송이버섯		2Kg		10,624	7,468	6,425	4,751
2025-05-09		새송이버섯		2Kg		10,053	7,294	6,193	4,535
평균						10,880	7,579	6,365	4,579

팬이버섯(5Kg)

산지별 거래물량(톤)



출하산지(개소)

8

출하건수(천건)

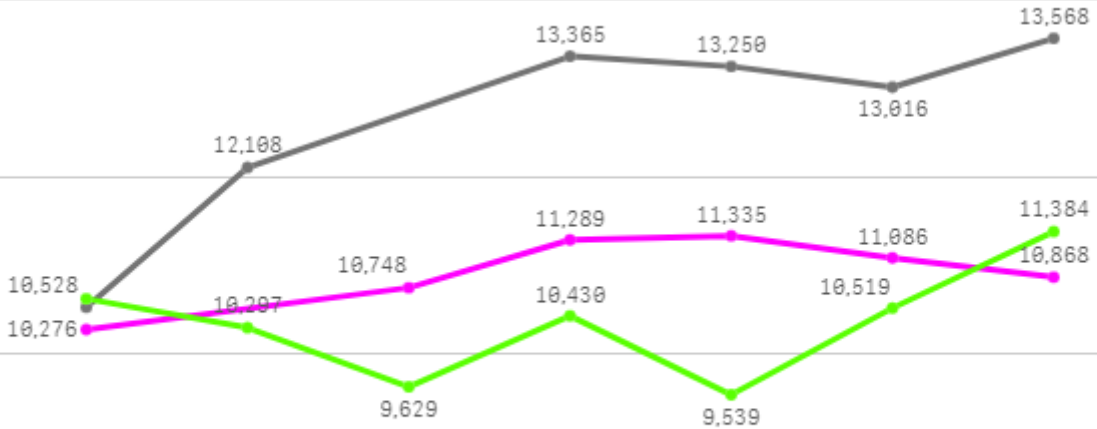
1

산지별 주출하 시군구



주간 도매가격(원)

◆ 2025 ● 2024 ◆ 평년



05/03 05/04 05/05 05/06 05/07 05/08 05/09

구분	금주(A)	전주(B)	전월(C)	전년(D)	평년(E)	A/B	A/C	A/D	A/E
가격(원)	10,934	10,188	12,798	12,639	11,276	107.3%	85.4%	86.5%	97.0%

※ 상품 가격 기준

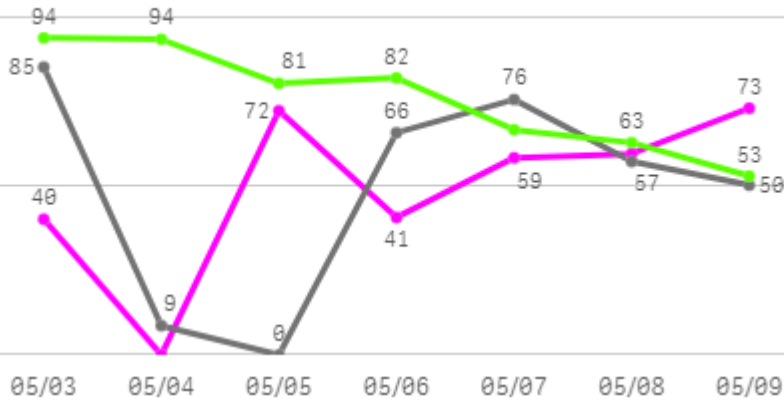
□ 팽이버섯(5Kg) 주간 가격

구분	Q	품종	Q	단량	Q	특	상	보통	하
2025-05-03		팽이버섯		5Kg		10,551	10,276	9,722	9,075
2025-05-05		팽이버섯		5Kg		11,000	10,748	10,220	9,679
2025-05-06		팽이버섯		5Kg		11,500	11,289	10,602	9,894
2025-05-07		팽이버섯		5Kg		11,814	11,335	10,484	9,424
2025-05-08		팽이버섯		5Kg		11,740	11,086	10,236	9,674
2025-05-09		팽이버섯		5Kg		11,500	10,868	10,086	9,366
평균						11,351	10,934	10,225	9,519

사과

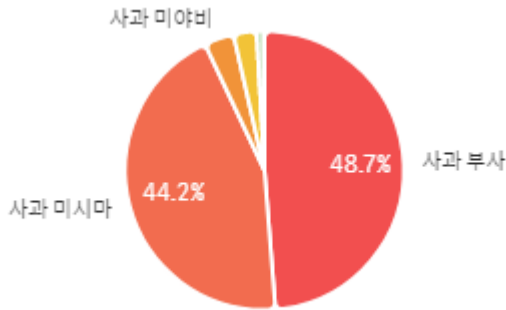
주간 반입량(톤)

2025 2024 평년

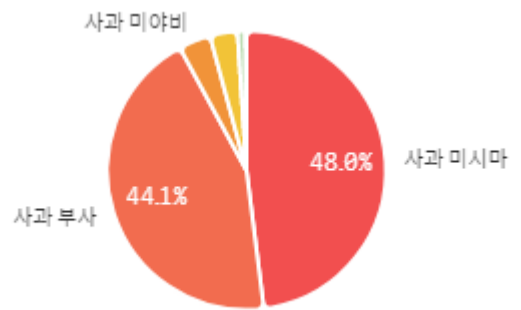


구분	금주(A)	전주(B)	전월(C)	전년(D)	평년(E)	A/B	A/C	A/D	A/E
물량(톤)	345	432	445	344	484	79.9%	77.5%	100.4%	71.4%

출하 품종별 거래물량 구성비



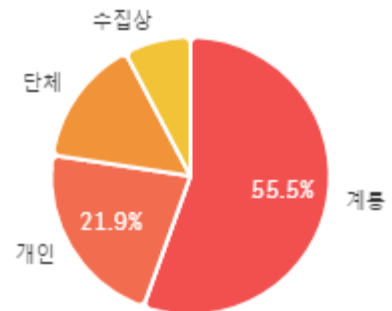
출하 품종별 거래금액 구성비



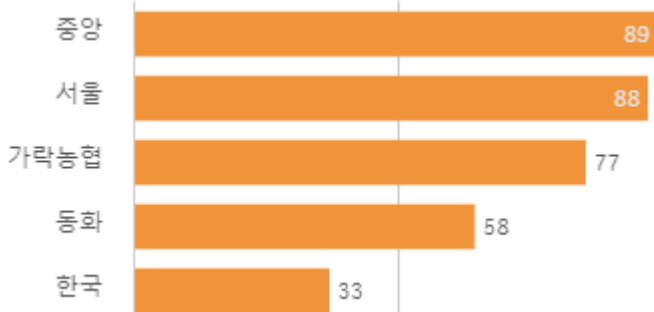
거래 단량별 물량 구성비



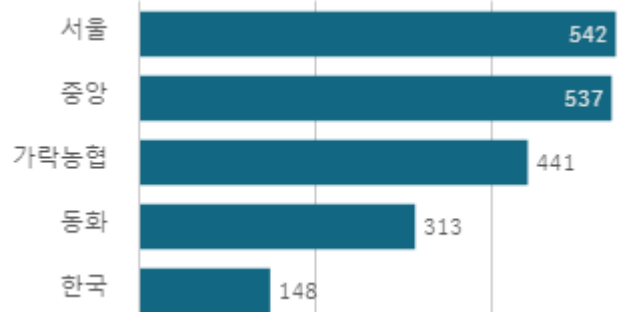
출하자별 거래물량 구성비



도매시장 법인별 거래물량(톤)

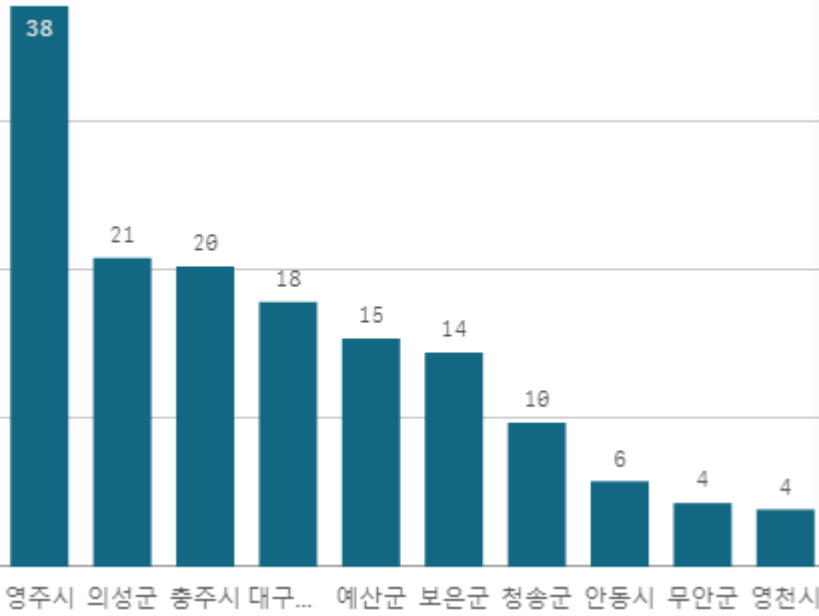


도매시장 법인별 거래금액(백만원)



사과 부사(10Kg)

산지별 거래물량(톤)



출하산지(개소)

21

출하건수(천건)

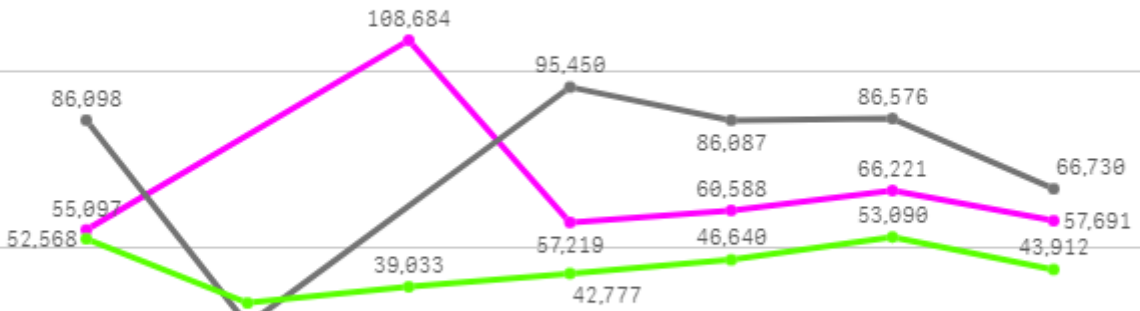
1

산지별 주출하 시군구



주간 도매가격(원)

◆ 2025 ● 2024 ◆ 평년



05/03 05/04 05/05 05/06 05/07 05/08 05/09

구분	금주(A)	전주(B)	전월(C)	전년(D)	평년(E)	A/B	A/C	A/D	A/E
가격(원)	67,583	59,837	81,163	74,871	50,719	112.9%	83.3%	90.3%	133.2%

※ 상품 가격 기준

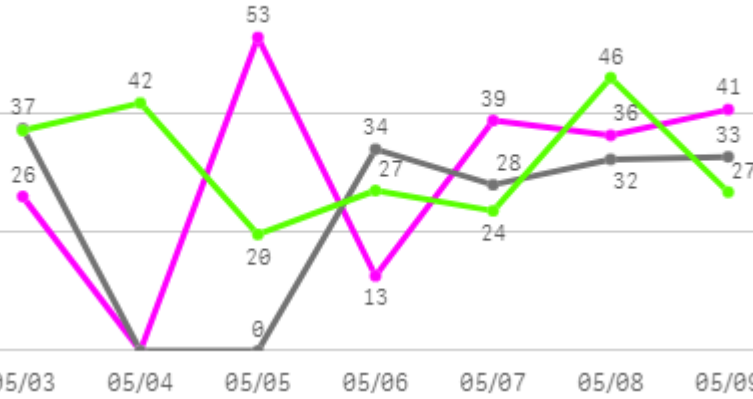
□ 사과 부사(10Kg) 주간 가격

구분	Q	품종	Q	단량	Q	특	상	보통	하
2025-05-03		사과 부사		10Kg		74,760	55,097	42,025	36,556
2025-05-05		사과 부사		10Kg		165,694	108,684	62,818	33,520
2025-05-06		사과 부사		10Kg		76,188	57,219	39,677	21,102
2025-05-07		사과 부사		10Kg		78,000	60,588	43,859	24,811
2025-05-08		사과 부사		10Kg		131,752	66,221	43,428	22,911
2025-05-09		사과 부사		10Kg		95,000	57,691	46,133	32,257
평균						103,566	67,583	46,323	28,526

배

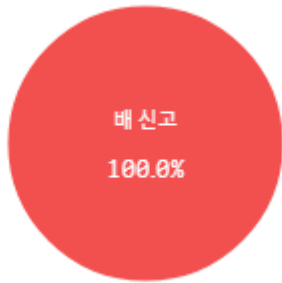
주간 반입량(톤)

2025 (파란색 선) 2024 (회색 선) 평년 (초록색 선)

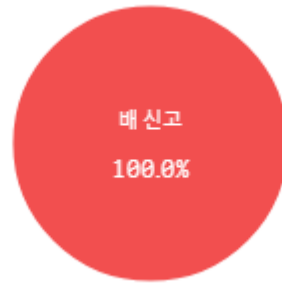


구분	금주(A)	전주(B)	전월(C)	전년(D)	평년(E)	A/B	A/C	A/D	A/E
물량(톤)	207	315	197	164	210	65.7%	105.3%	126.1%	98.7%

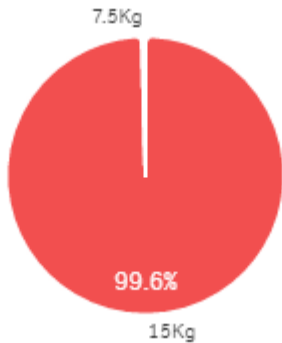
출하 품종별 거래물량 구성비



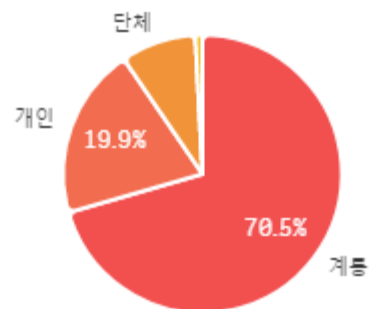
출하 품종별 거래금액 구성비



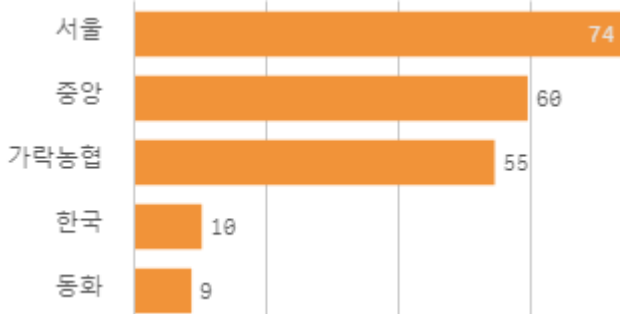
거래 단량별 물량 구성비



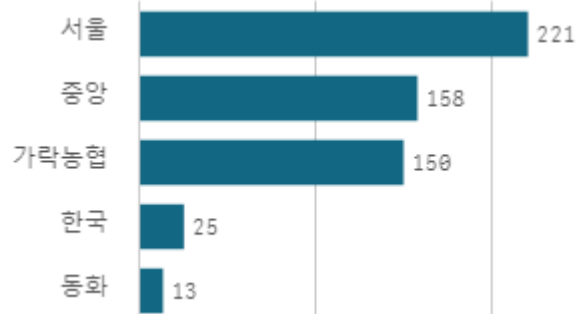
출하자별 거래물량 구성비



도매시장 법인별 거래물량(톤)

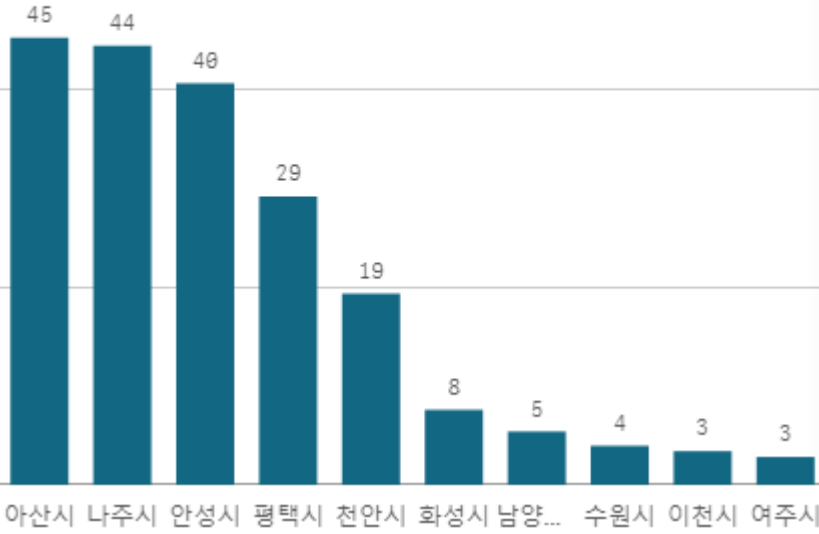


도매시장 법인별 거래금액(백만원)



배 신고(15Kg)

산지별 거래물량(톤)



출하산지(개소)

15

출하건수(천건)

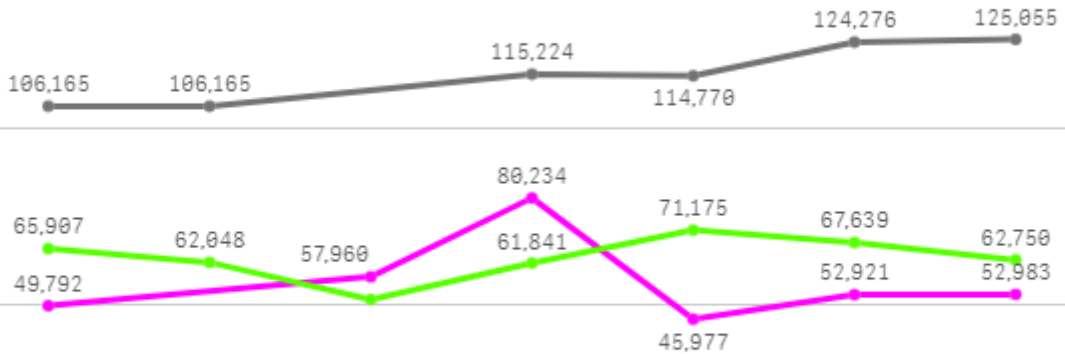
1

산지별 주출하 시군구



주간 도매가격(원)

◆ 2025 ● 2024 ◆ 평년



05/03 05/04 05/05 05/06 05/07 05/08 05/09

구분	금주(A)	전주(B)	전월(C)	전년(D)	평년(E)	A/B	A/C	A/D	A/E
가격(원)	56,645	53,745	74,490	115,276	66,732	105.4%	76.0%	49.1%	84.9%

※ 상품 가격 기준

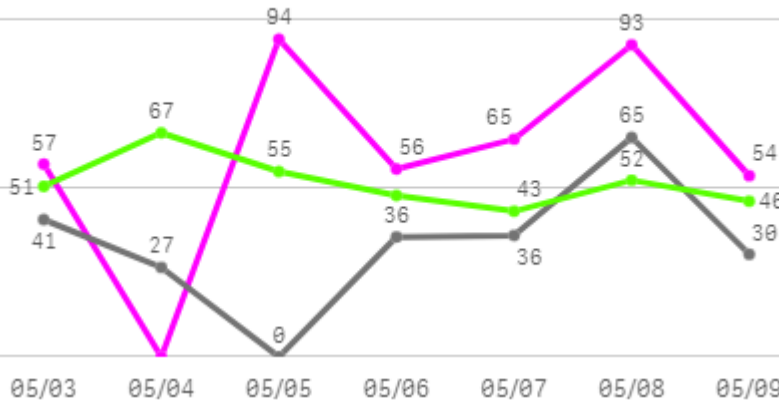
□ 배 신고(15Kg) 주간 가격

구분	Q	품종	Q	단량	Q	특	상	보통	하
2025-05-03		배 신고		15Kg		67,698	49,792	34,466	26,270
2025-05-05		배 신고		15Kg		103,067	57,960	33,025	13,173
2025-05-06		배 신고		15Kg		128,561	80,234	45,482	14,442
2025-05-07		배 신고		15Kg		93,836	45,977	34,335	18,551
2025-05-08		배 신고		15Kg		94,633	52,921	34,936	20,215
2025-05-09		배 신고		15Kg		94,779	52,983	35,476	18,927
평균						97,096	56,645	36,287	18,596

포도

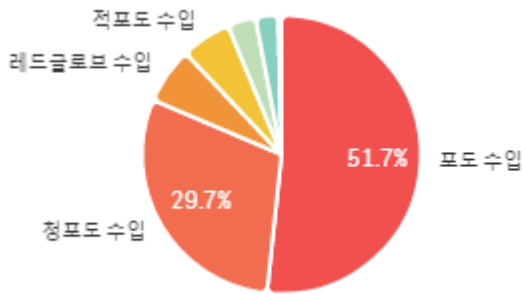
주간 반입량(톤)

◆ 2025 ● 2024 ▲ 평년

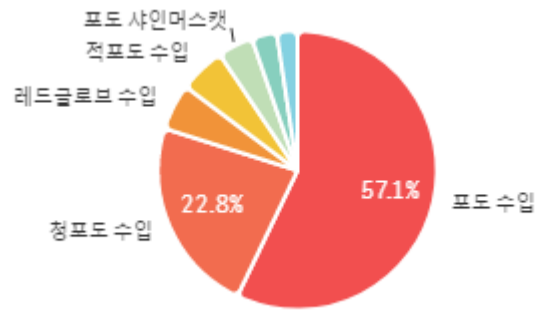


구분	금주(A)	전주(B)	전월(C)	전년(D)	평년(E)	A/B	A/C	A/D	A/E
물량(톤)	418	532	501	235	361	78.7%	83.5%	178.3%	116.0%

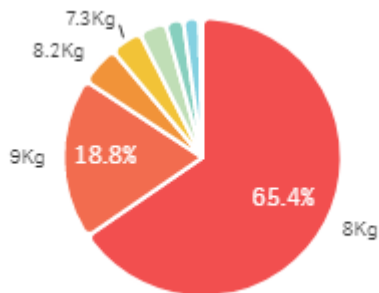
출하 품종별 거래물량 구성비



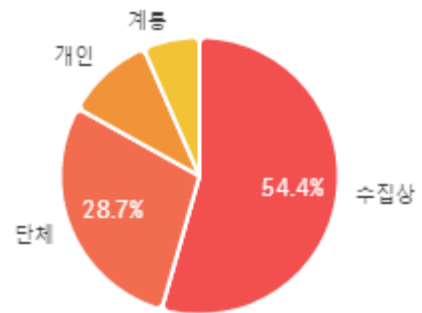
출하 품종별 거래금액 구성비



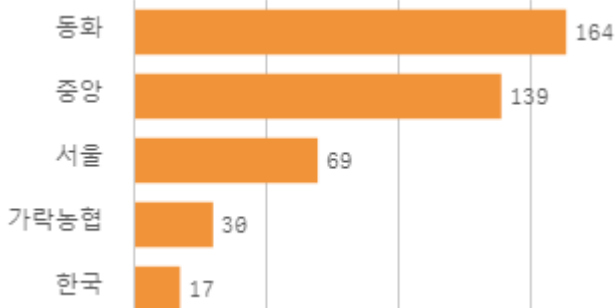
거래 단량별 물량 구성비



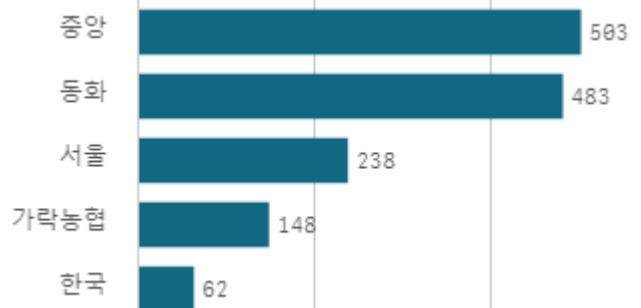
출하자별 거래물량 구성비



도매시장 법인별 거래물량(톤)

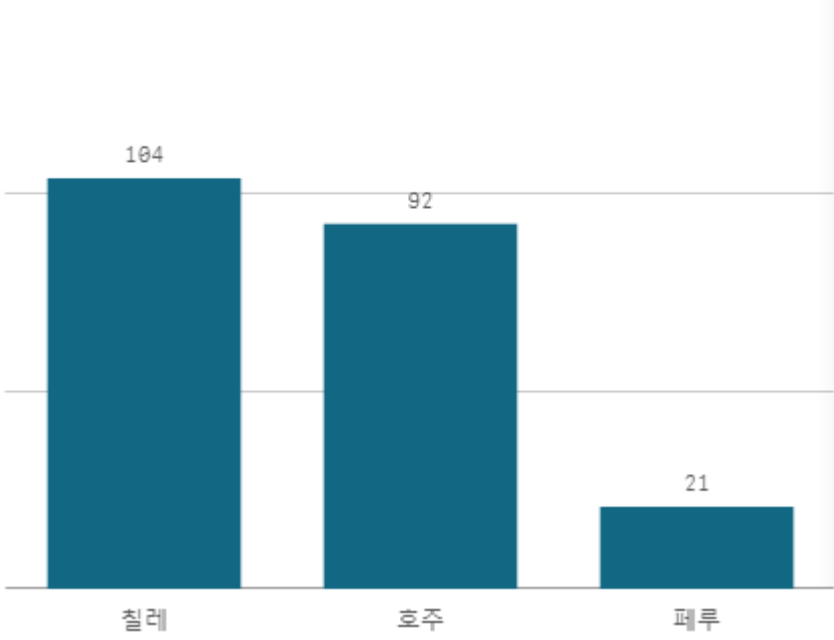


도매시장 법인별 거래금액(백만원)

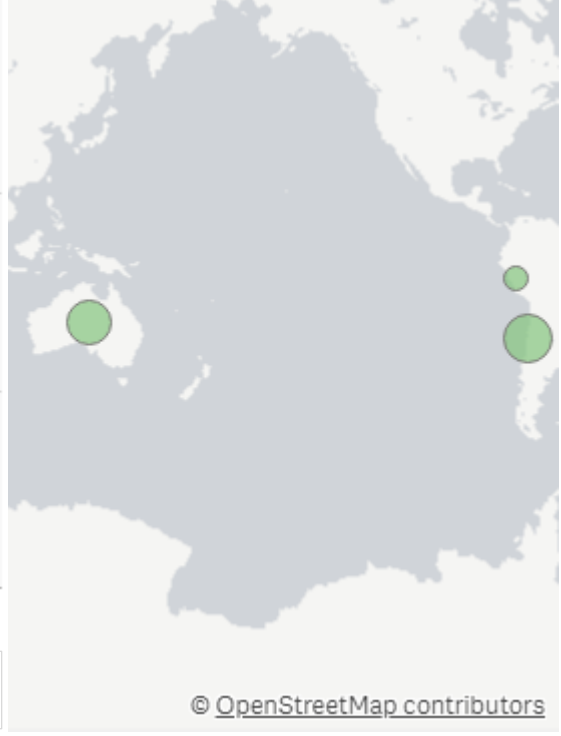


포도 수입(8Kg)

산지별 거래물량(톤)



산지별 주출하 시군구



출하산지(개소)

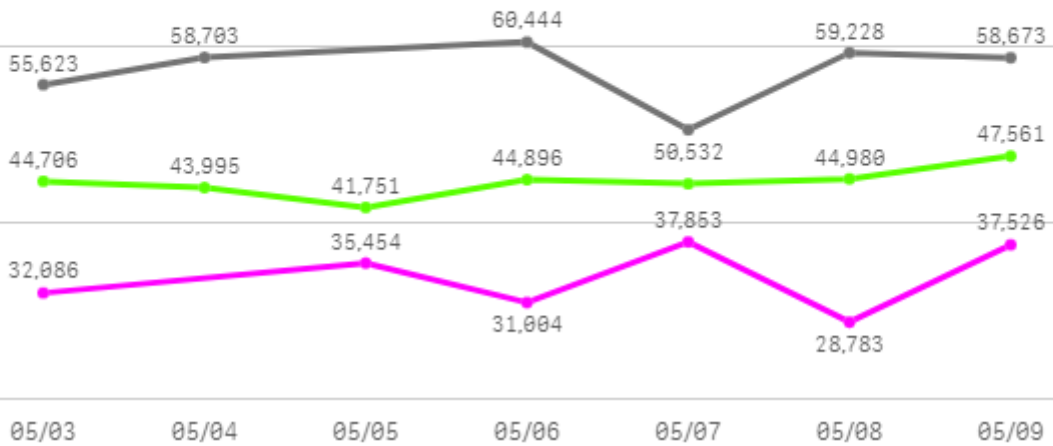
3

출하건수(천건)

0

주간 도매가격(원)

◆ 2025 ◀ 2024 ◆ 평년



구분	금주(A)	전주(B)	전월(C)	전년(D)	평년(E)	A/B	A/C	A/D	A/E
가격(원)	33,784	36,526	31,263	57,201	43,472	92.5%	108.1%	59.1%	77.7%

※ 상품 가격 기준

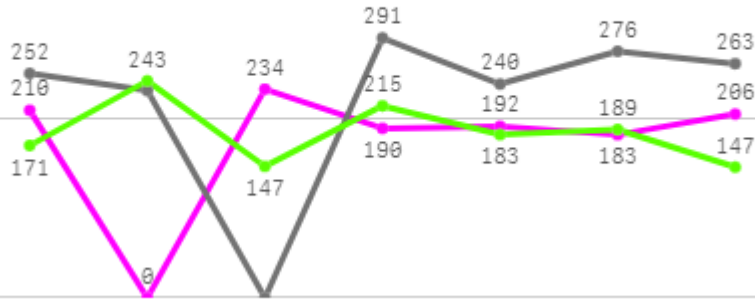
□ 포도 수입(8Kg) 주간 가격

구분	Q	품종	Q	단량	Q	특	상	보통	하
2025-05-03		포도 수입		8Kg		44,263	32,086	22,974	21,683
2025-05-05		포도 수입		8Kg		44,800	35,454	23,075	5,690
2025-05-06		포도 수입		8Kg		45,157	31,004	22,345	19,902
2025-05-07		포도 수입		8Kg		45,221	37,853	24,524	16,792
2025-05-08		포도 수입		8Kg		46,505	28,783	21,131	21,000
2025-05-09		포도 수입		8Kg		45,000	37,526	23,459	22,000
평균						45,158	33,784	22,918	17,845

바나나

주간 반입량(톤)

◆ 2025 ● 2024 ▲ 평년



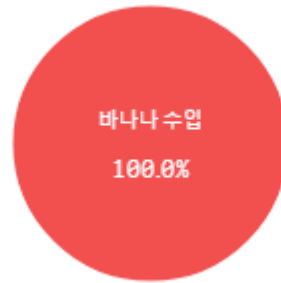
05/03 05/04 05/05 05/06 05/07 05/08 05/09

구분	금주(A)	전주(B)	전월(C)	전년(D)	평년(E)	A/B	A/C	A/D	A/E
물량(톤)	1,216	1,192	1,198	1,554	1,281	102.0%	101.5%	78.2%	94.9%

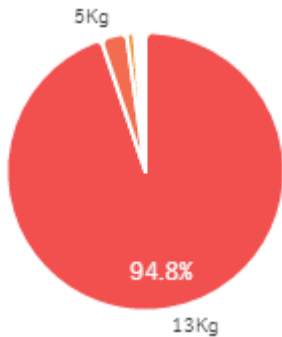
출하 품종별 거래물량 구성비



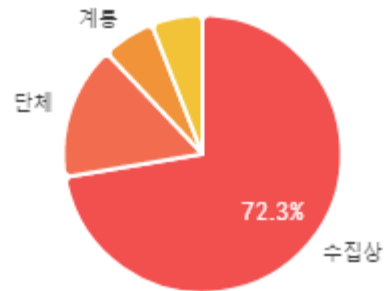
출하 품종별 거래금액 구성비



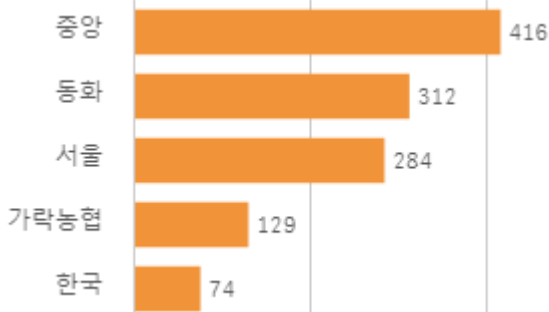
거래 단량별 물량 구성비



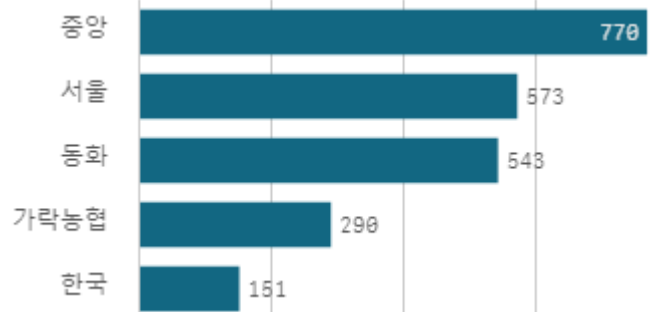
출하자별 거래물량 구성비



도매시장 법인별 거래물량(톤)

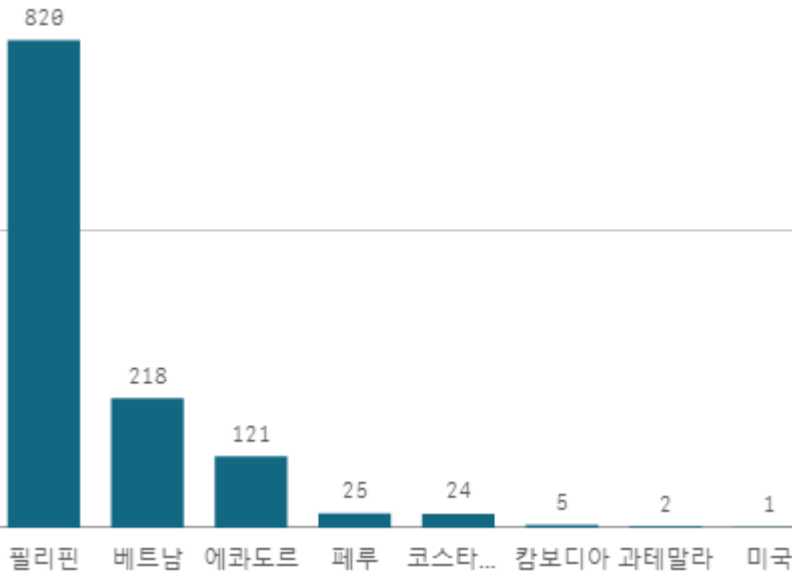


도매시장 법인별 거래금액(백만원)

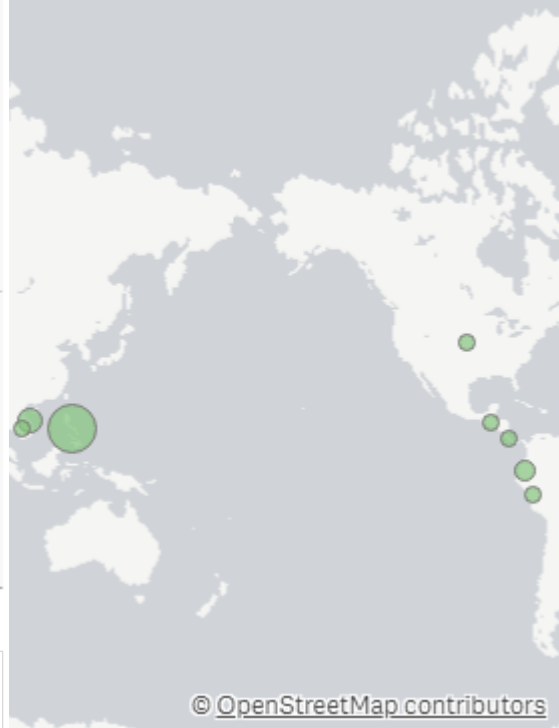


바나나 수입(13Kg)

산지별 거래물량(톤)



산지별 주출하 시군구



출하산지(개소)

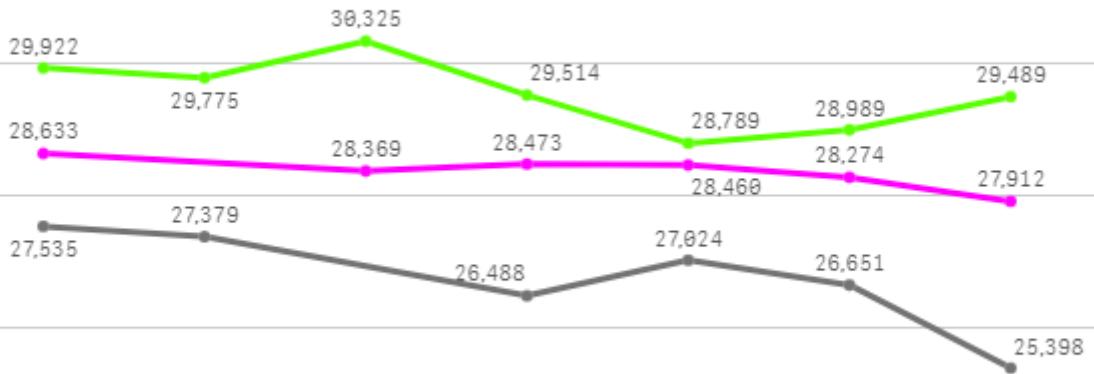
8

출하건수(천건)

2

주간 도매가격(원)

◆ 2025 ● 2024 ◆ 평년



05/03 05/04 05/05 05/06 05/07 05/08 05/09

구분	금주(A)	전주(B)	전월(C)	전년(D)	평년(E)	A/B	A/C	A/D	A/E
가격(원)	28,354	28,694	29,409	26,746	29,391	98.8%	96.4%	106.0%	96.5%

※ 상품 가격 기준

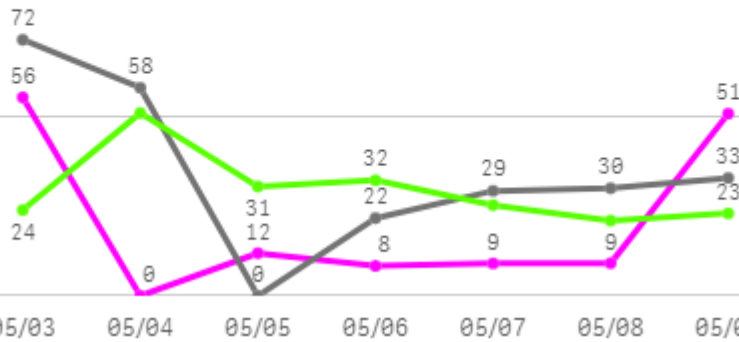
□ 바나나 수입(13Kg) 주간 가격

구분	Q	품종	Q	단량	Q	특	상	보통	하
2025-05-03		바나나 수입		13Kg		34,487	28,633	23,430	13,627
2025-05-05		바나나 수입		13Kg		33,953	28,369	22,215	13,360
2025-05-06		바나나 수입		13Kg		33,851	28,473	23,292	13,268
2025-05-07		바나나 수입		13Kg		33,847	28,460	22,688	13,503
2025-05-08		바나나 수입		13Kg		34,010	28,274	21,846	13,315
2025-05-09		바나나 수입		13Kg		33,377	27,912	21,336	13,199
평균						33,921	28,354	22,468	13,379

파인애플

주간 반입량(톤)

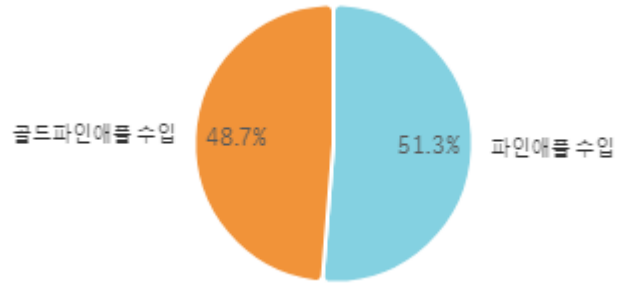
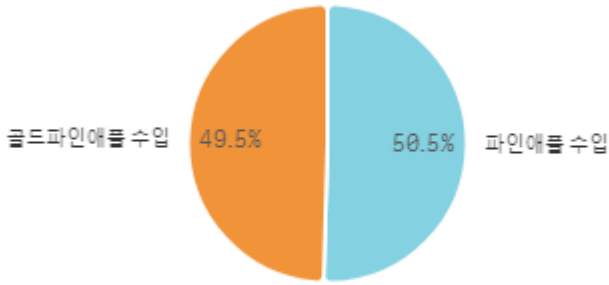
2025 (파란색 선) 2024 (회색 선) 평년 (초록색 선)



구분	금주(A)	전주(B)	전월(C)	전년(D)	평년(E)	A/B	A/C	A/D	A/E
물량(톤)	145	150	201	245	195	97.0%	72.2%	59.4%	74.4%

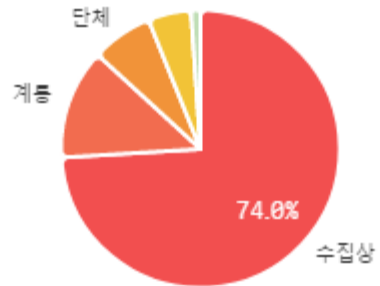
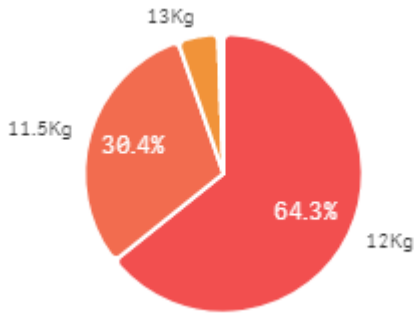
출하 품종별 거래물량 구성비

출하 품종별 거래금액 구성비



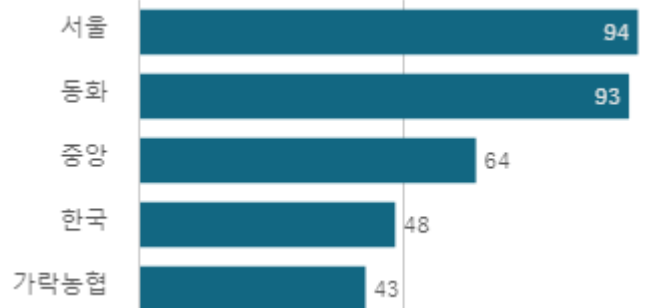
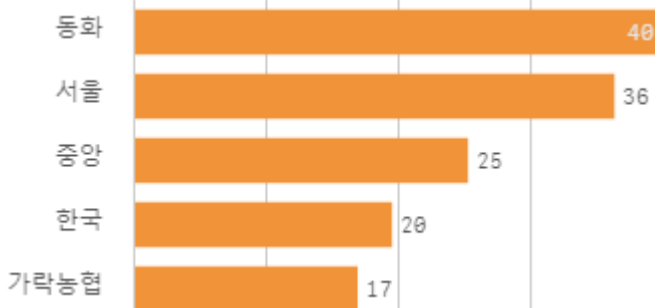
거래 단량별 물량 구성비

출하자별 거래물량 구성비



도매시장 법인별 거래물량(톤)

도매시장 법인별 거래금액(백만원)



골드파인애플 수입(12Kg)

산지별 거래물량(톤)

72



필리핀

출하산지(개소)

1

출하건수(천건)

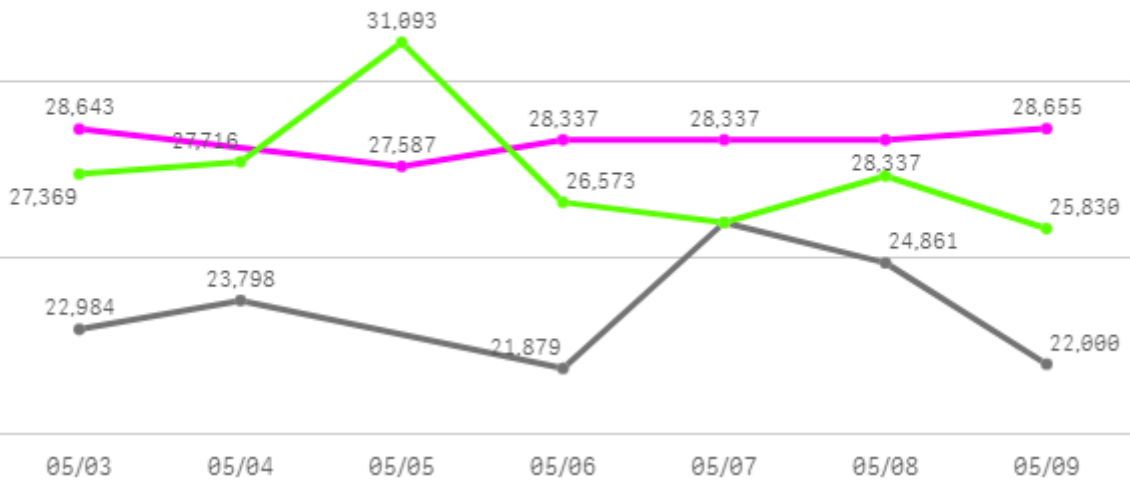
0

산지별 주출하 시군구



주간 도매가격(원)

◆ 2025 ◄ 2024 ◆ 평년



구분	금주(A)	전주(B)	전월(C)	전년(D)	평년(E)	A/B	A/C	A/D	A/E
가격(원)	28,316	28,209	24,981	23,354	27,889	100.4%	113.3%	121.2%	101.5%

※ 상품 가격 기준

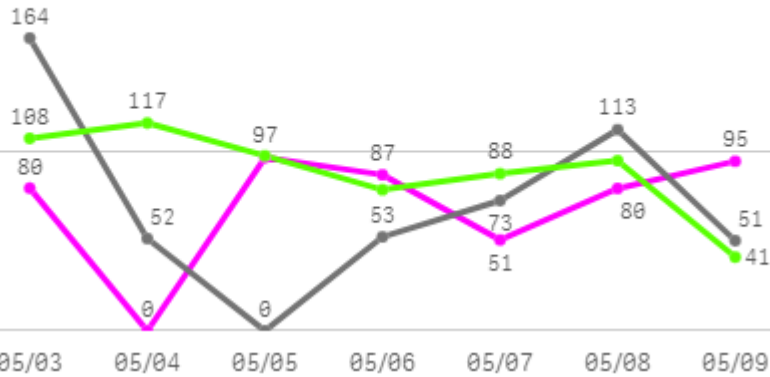
□ 골드파인애플 수입(12Kg) 주간 가격

구분	Q	품종	Q	단량	Q	특	상	보통	하
2025-05-03		골드파인애플 수입		12Kg		29,855	28,643	26,953	24,500
2025-05-05		골드파인애플 수입		12Kg		28,048	27,587	26,016	24,174
2025-05-06		골드파인애플 수입		12Kg		28,683	28,337	26,575	24,674
2025-05-07		골드파인애플 수입		12Kg		28,683	28,337	26,575	24,674
2025-05-08		골드파인애플 수입		12Kg		28,683	28,337	26,575	24,674
2025-05-09		골드파인애플 수입		12Kg		30,376	28,655	27,170	20,420
평균						29,055	28,316	26,644	23,853

오렌지

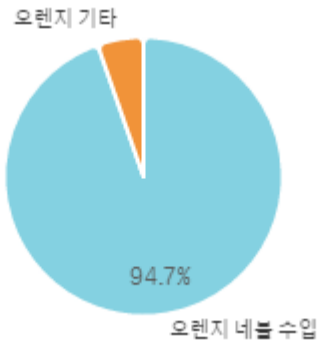
주간 반입량(톤)

◆ 2025 ● 2024 ▲ 평년

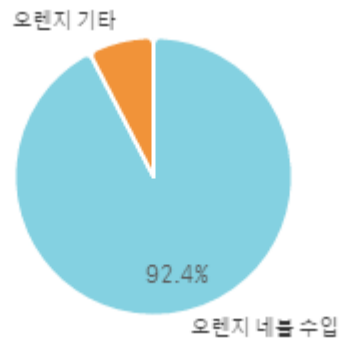


구분	금주(A)	전주(B)	전월(C)	전년(D)	평년(E)	A/B	A/C	A/D	A/E
물량(톤)	490	512	790	505	548	95.7%	62.1%	97.1%	89.6%

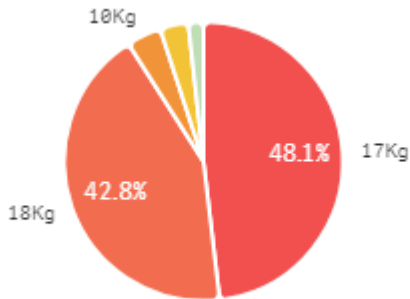
출하 품종별 거래물량 구성비



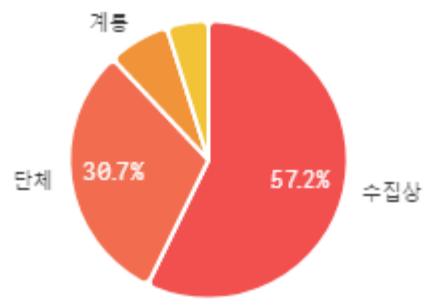
출하 품종별 거래금액 구성비



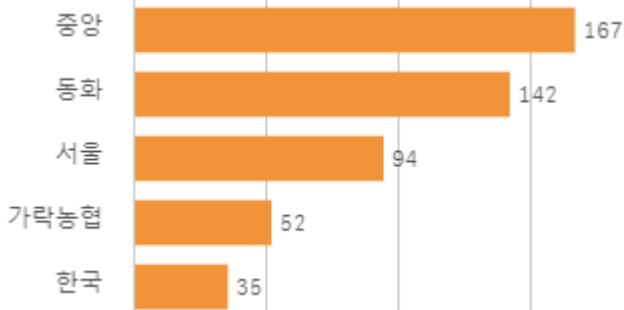
거래 단량별 물량 구성비



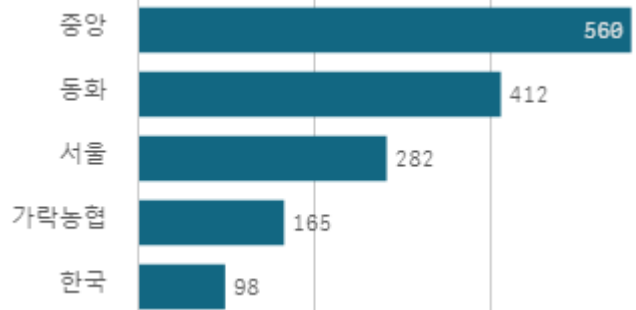
출하자별 거래물량 구성비



도매시장 법인별 거래물량(톤)



도매시장 법인별 거래금액(백만원)



오렌지 네블 수입(18Kg)

산지별 거래물량(톤)



미국

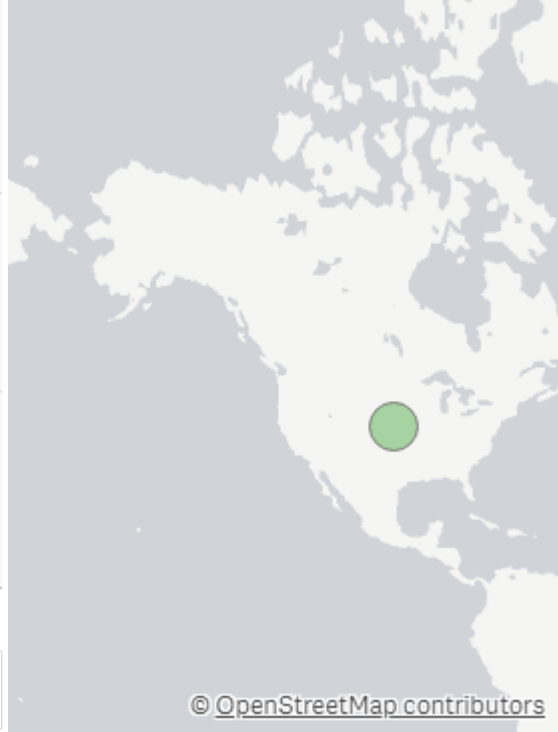
출하산지(개소)

1

출하건수(천건)

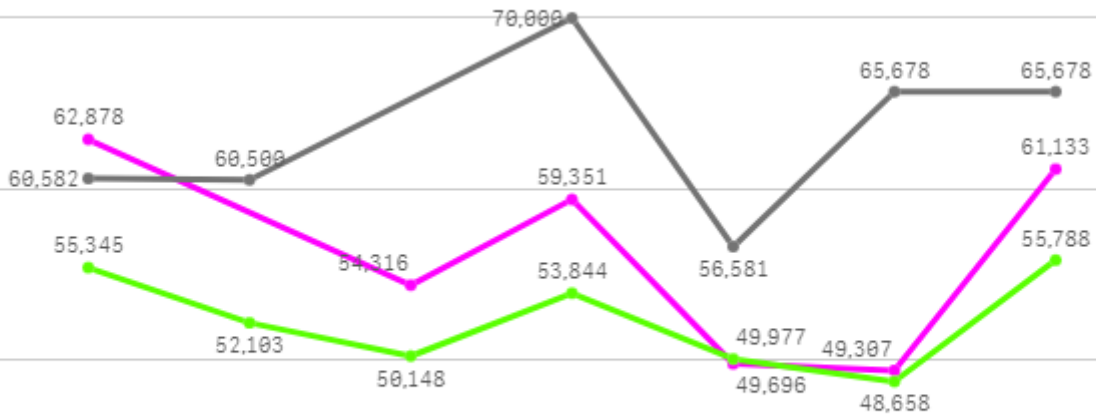
0

산지별 주출하 시군구



주간 도매가격(원)

◆ 2025 ● 2024 ◆ 평년



05/03 05/04 05/05 05/06 05/07 05/08 05/09

구분	금주(A)	전주(B)	전월(C)	전년(D)	평년(E)	A/B	A/C	A/D	A/E
가격(원)	56,114	54,506	54,527	63,170	55,973	102.9%	102.9%	88.8%	100.3%

※ 상품 가격 기준

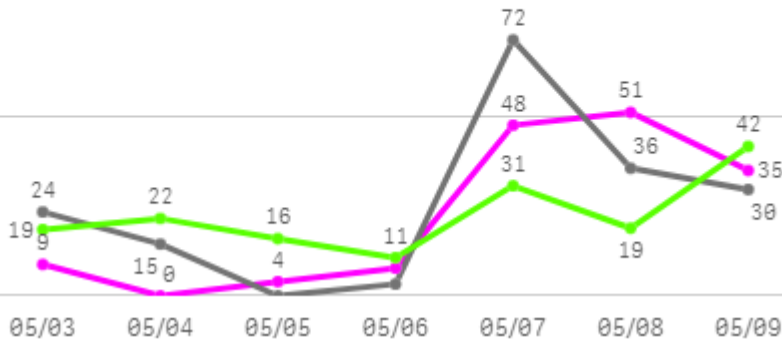
□ 오렌지 네블 수입(18Kg) 주간 가격

구분	Q	품종	Q	단량	Q	특	상	보통	하
2025-05-03		오렌지 네블 수입		18Kg		66,360	62,878	47,936	40,000
2025-05-05		오렌지 네블 수입		18Kg		66,000	54,316	41,961	39,000
2025-05-06		오렌지 네블 수입		18Kg		66,000	59,351	44,597	40,000
2025-05-07		오렌지 네블 수입		18Kg		50,000	49,696	44,659	31,512
2025-05-08		오렌지 네블 수입		18Kg		54,040	49,307	43,457	38,606
2025-05-09		오렌지 네블 수입		18Kg		67,878	61,133	48,003	41,403
평균						61,713	56,114	45,102	38,420

망고

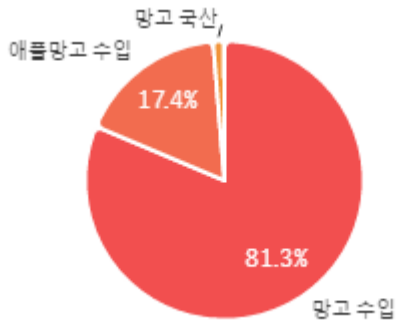
주간 반입량(톤)

◆ 2025 ● 2024 ▲ 평년

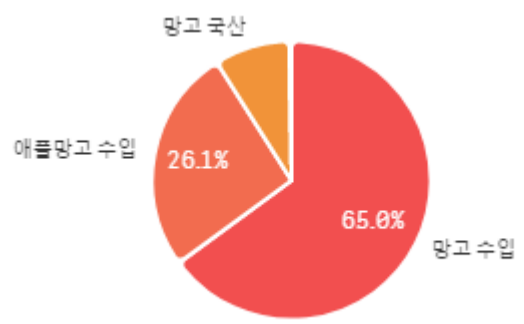


구분	금주(A)	전주(B)	전월(C)	전년(D)	평년(E)	A/B	A/C	A/D	A/E
물량(톤)	155	114	155	179	174	135.6%	100.0%	86.7%	89.3%

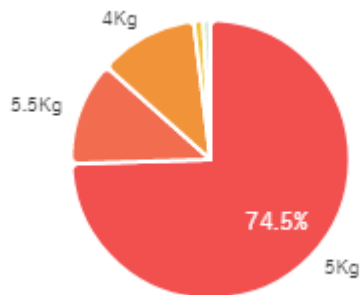
출하 품종별 거래물량 구성비



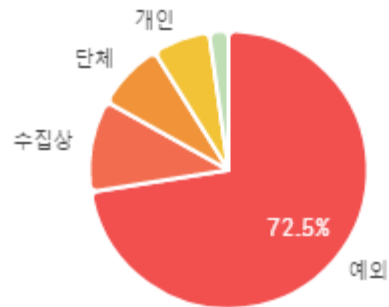
출하 품종별 거래금액 구성비



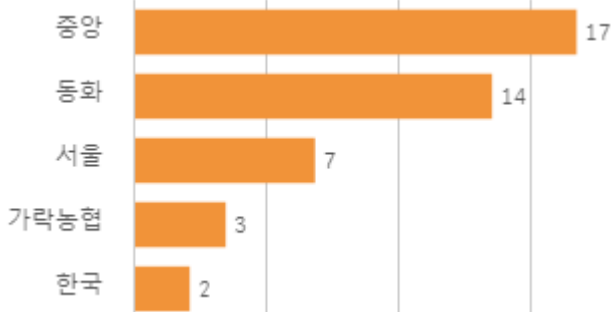
거래 단량별 물량 구성비



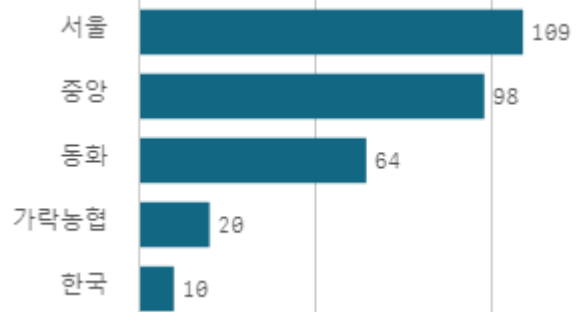
출하자별 거래물량 구성비



도매시장 법인별 거래물량(톤)

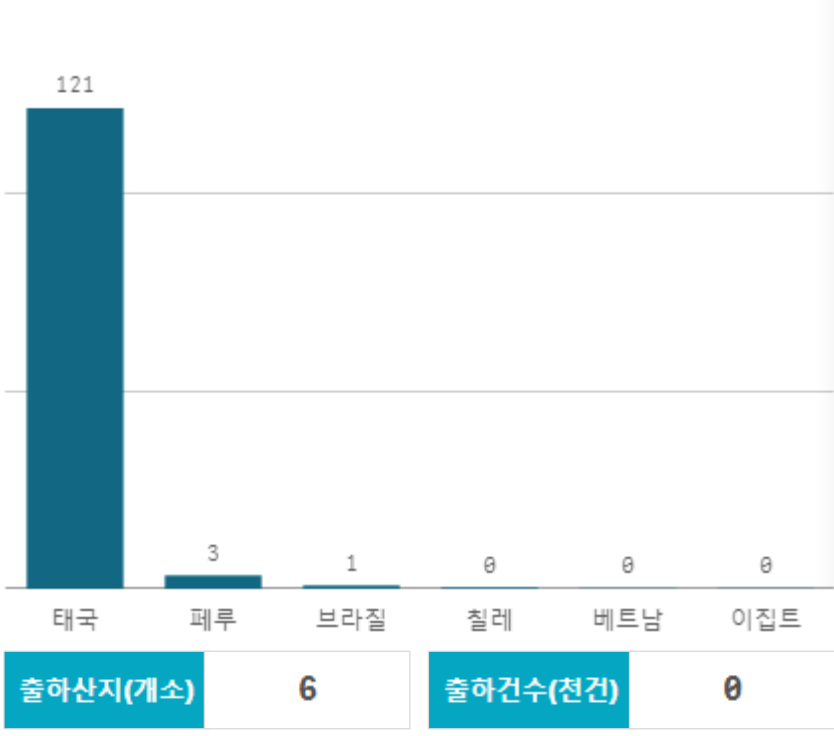


도매시장 법인별 거래금액(백만원)



망고 수입(5Kg)

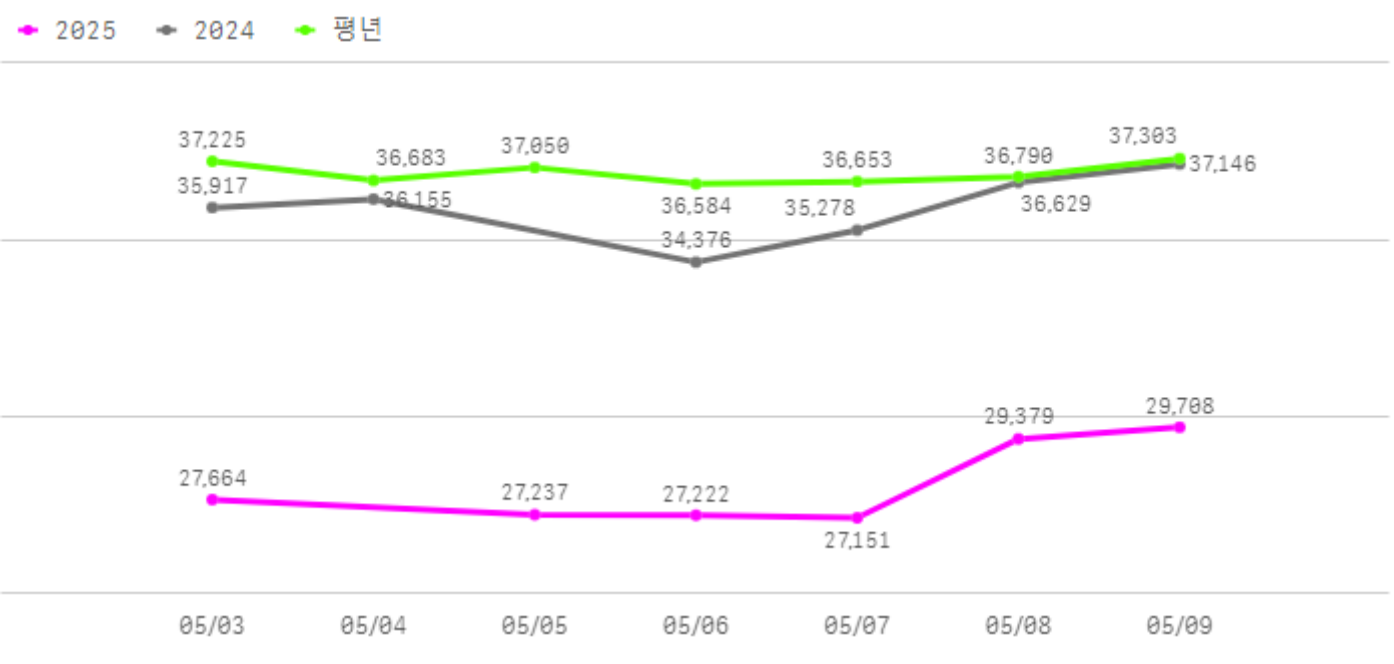
산지별 거래물량(톤)



산지별 주출하 시군구



주간 도매가격(원)



구분	금주(A)	전주(B)	전월(C)	전년(D)	평년(E)	A/B	A/C	A/D	A/E
가격(원)	28,060	27,429	29,012	35,917	34,442	102.3%	96.7%	78.1%	81.5%

※ 상품 가격 기준

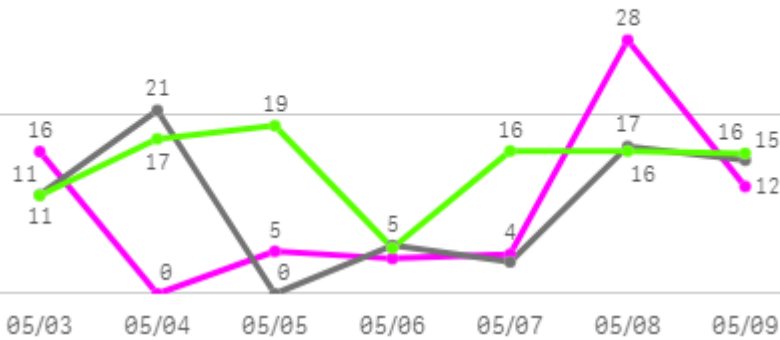
□ 망고 수입(5Kg) 주간 가격

구분	Q	품종	Q	단량	Q	특	상	보통	하
2025-05-03		망고 수입		5Kg		32,956	27,664	25,895	23,256
2025-05-05		망고 수입		5Kg		31,662	27,237	22,187	13,633
2025-05-06		망고 수입		5Kg		34,918	27,222	25,115	23,466
2025-05-07		망고 수입		5Kg		33,346	27,151	25,668	24,282
2025-05-08		망고 수입		5Kg		34,510	29,379	27,009	23,718
2025-05-09		망고 수입		5Kg		34,197	29,708	26,203	23,872
평균						33,598	28,060	25,346	22,038

고등어

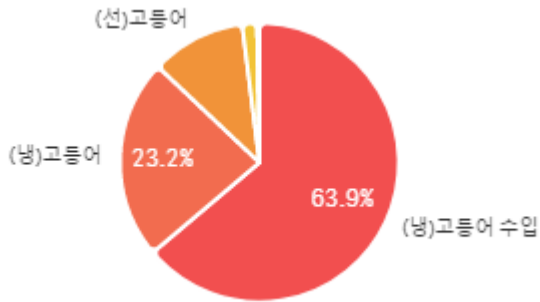
주간 반입량(톤)

◆ 2025 ● 2024 ▲ 평년

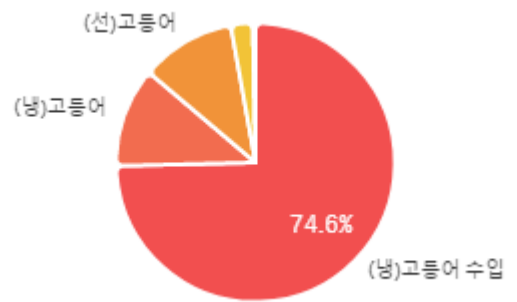


구분	금주(A)	전주(B)	전월(C)	전년(D)	평년(E)	A/B	A/C	A/D	A/E
물량(톤)	70	70	89	72	90	99.4%	78.2%	96.4%	77.0%

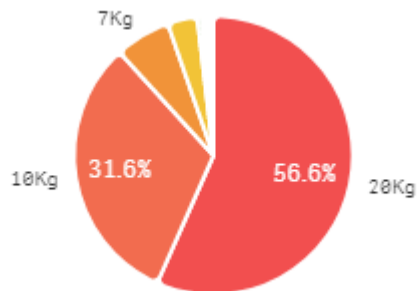
출하 품종별 거래물량 구성비



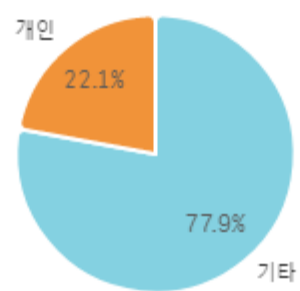
출하 품종별 거래금액 구성비



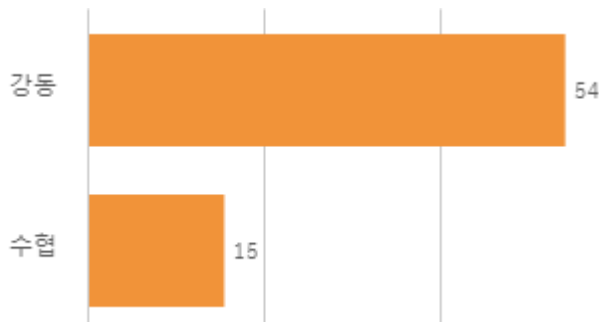
거래 단량별 물량 구성비



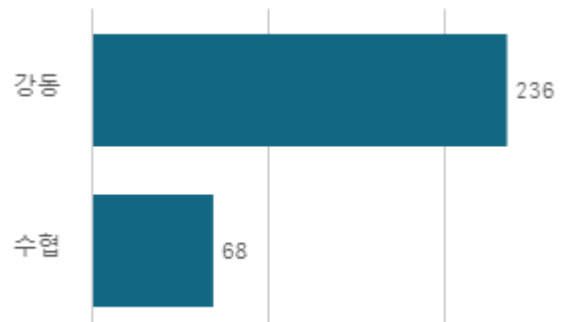
출하자별 거래물량 구성비



도매시장 법인별 거래물량(톤)

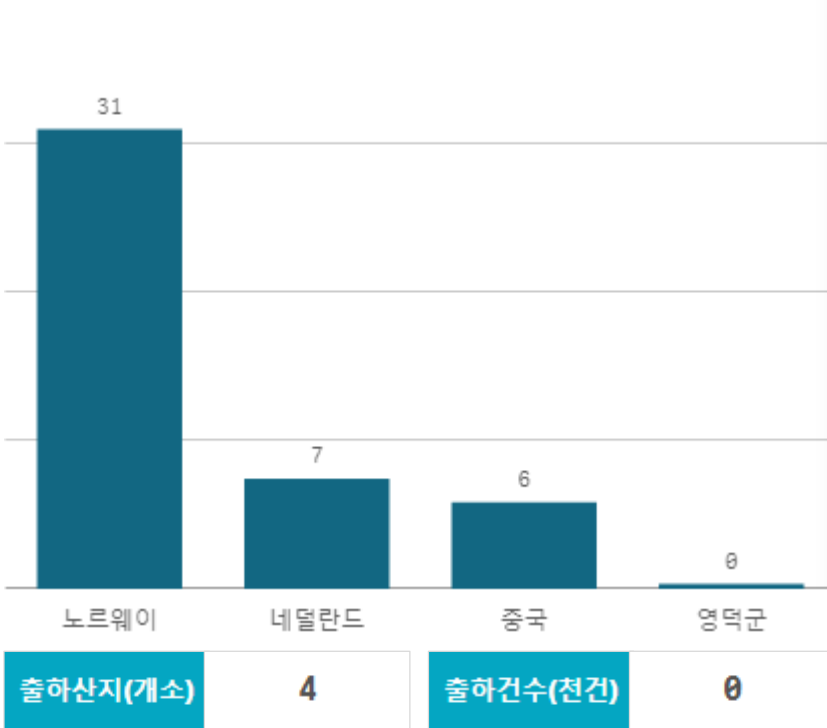


도매시장 법인별 거래금액(백만원)

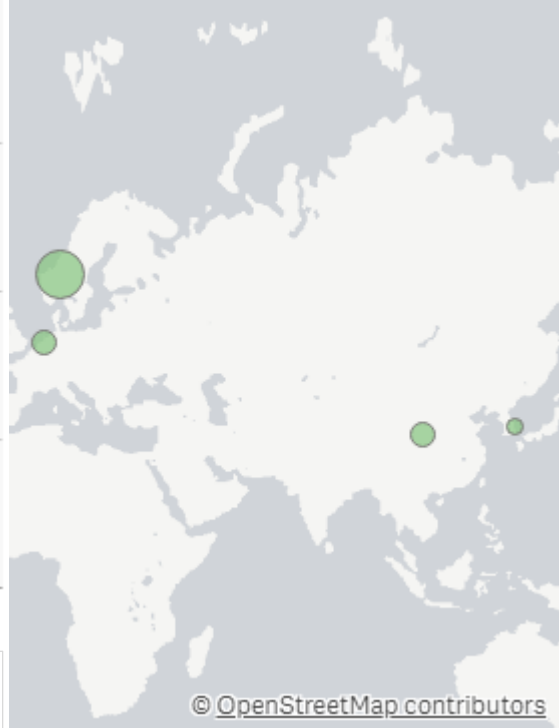


(냉)고등어 수입(10Kg)

산지별 거래물량(톤)

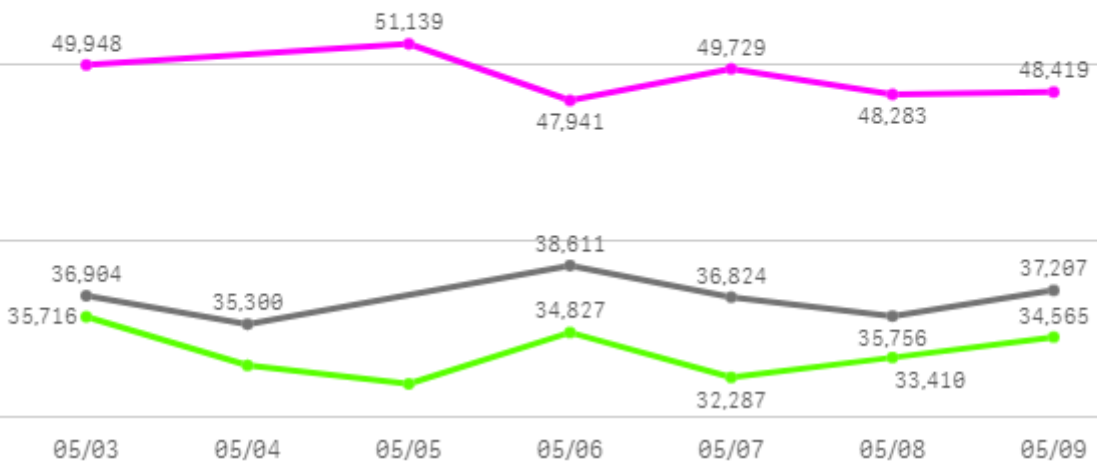


산지별 주출하 시군구



주간 도매가격(원)

◆ 2025 ● 2024 ◆ 평년



구분	금주(A)	전주(B)	전월(C)	전년(D)	평년(E)	A/B	A/C	A/D	A/E
가격(원)	49,243	48,753	50,293	36,767	37,423	101.0%	97.9%	133.9%	131.6%

※ 상품 가격 기준

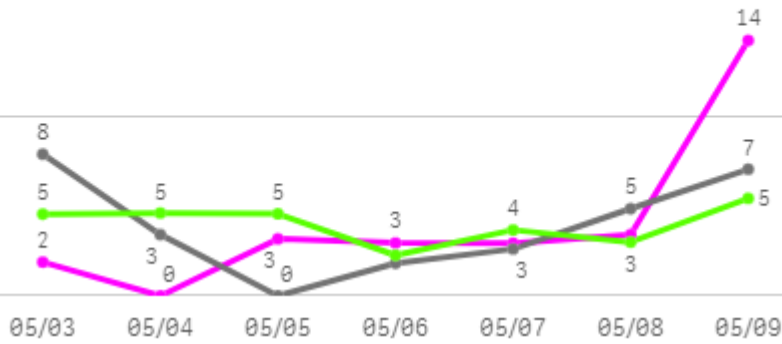
□ (냉)고등어 수입(10Kg) 주간 가격

구분	Q	품종	Q	단량	Q	특	상	보통	하
2025-05-03		(냉)고등어 수입		10Kg		-	49,948	-	-
2025-05-05		(냉)고등어 수입		10Kg		-	51,139	-	-
2025-05-06		(냉)고등어 수입		10Kg		-	47,941	-	-
2025-05-07		(냉)고등어 수입		10Kg		-	49,729	-	-
2025-05-08		(냉)고등어 수입		10Kg		-	48,283	-	-
2025-05-09		(냉)고등어 수입		10Kg		-	48,419	-	-
평균						-	49,243	-	-

갈치

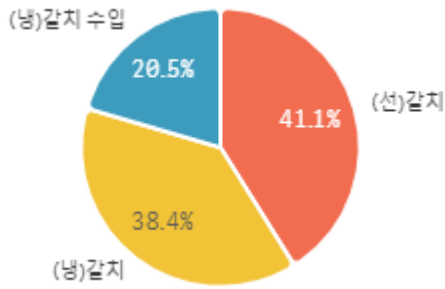
주간 반입량(톤)

◆ 2025 ● 2024 ▲ 평년

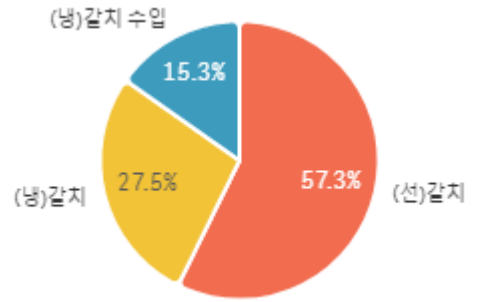


구분	금주(A)	전주(B)	전월(C)	전년(D)	평년(E)	A/B	A/C	A/D	A/E
물량(톤)	29	21	22	28	28	136.1%	133.3%	103.3%	102.6%

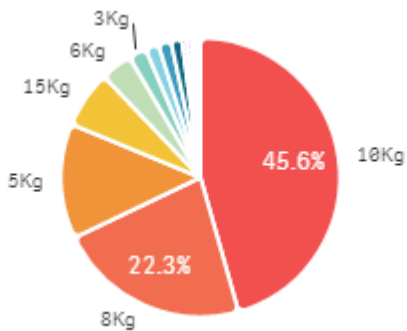
출하 품종별 거래물량 구성비



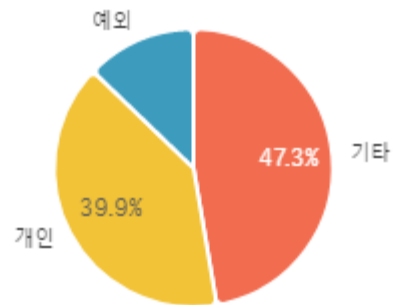
출하 품종별 거래금액 구성비



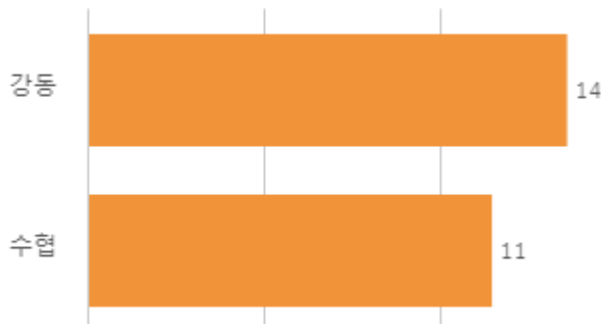
거래 단량별 물량 구성비



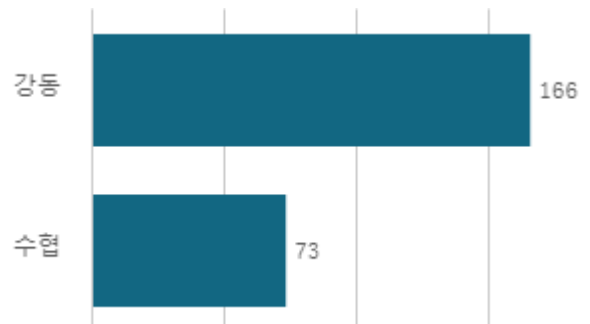
출하자별 거래물량 구성비



도매시장 법인별 거래물량(톤)

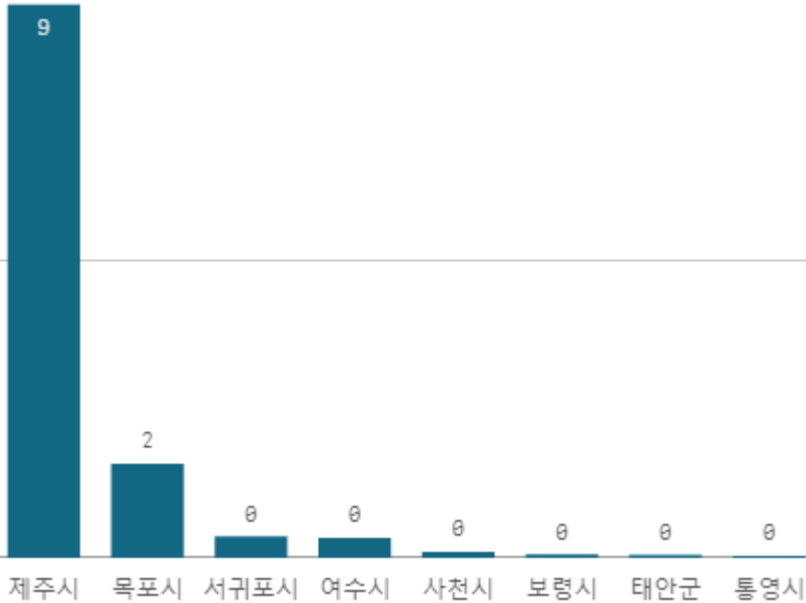


도매시장 법인별 거래금액(백만원)



(선)갈치(5Kg)

산지별 거래물량(톤)



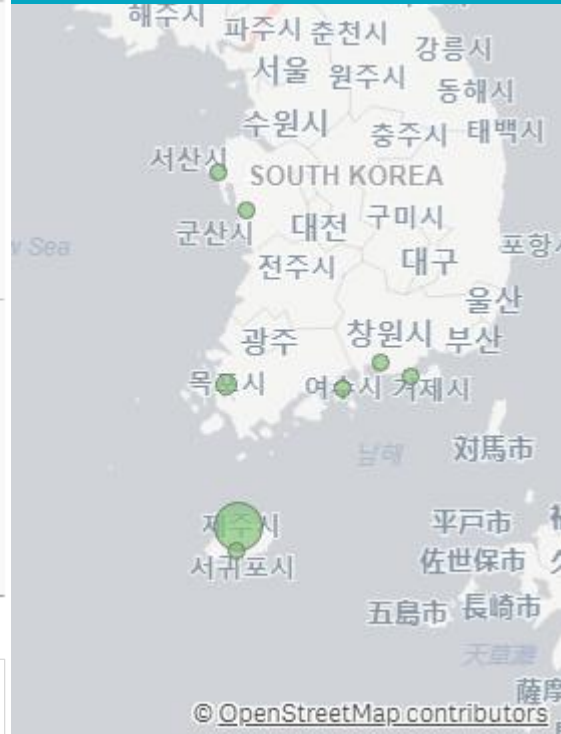
출하산지(개소)

8

출하건수(천건)

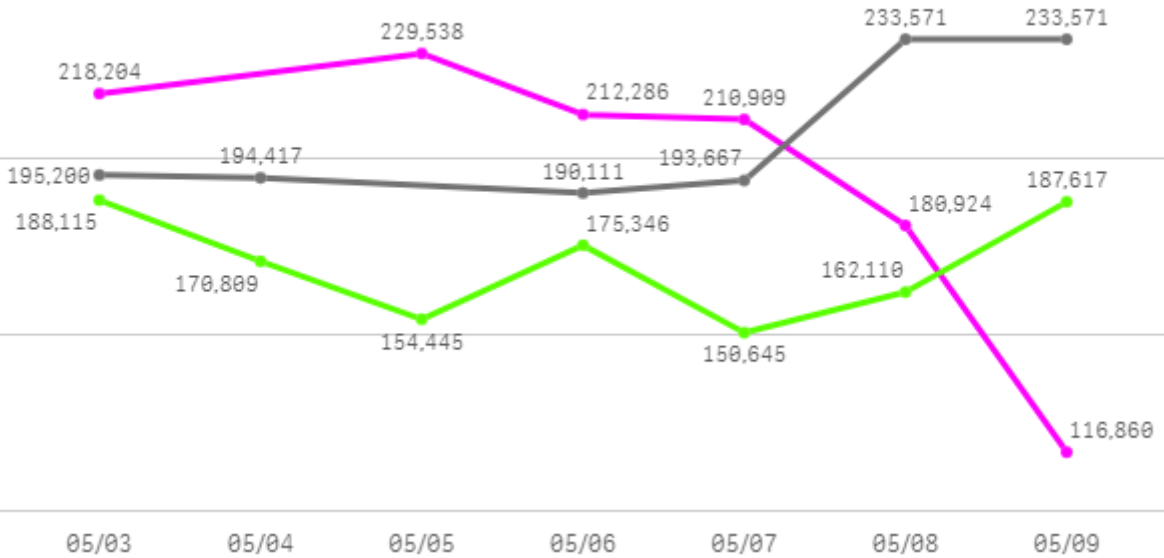
0

산지별 주출하 시군구



주간 도매가격(원)

◆ 2025 ● 2024 ◆ 평년



구분	금주(A)	전주(B)	전월(C)	전년(D)	평년(E)	A/B	A/C	A/D	A/E
가격(원)	194,787	188,676	169,893	206,756	183,424	103.2%	114.7%	94.2%	106.2%

※ 상품 가격 기준

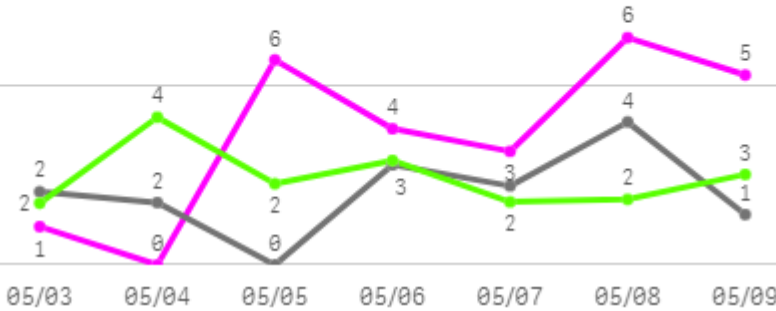
□ (선)갈치(5Kg) 주간 가격

구분	Q	품종	Q	단량	Q	특	상	보통	하
2025-05-03		(선)갈치		5Kg		-	218,204	142,746	45,677
2025-05-05		(선)갈치		5Kg		-	229,538	158,609	37,500
2025-05-06		(선)갈치		5Kg		-	212,286	181,168	53,991
2025-05-07		(선)갈치		5Kg		-	210,909	183,824	87,732
2025-05-08		(선)갈치		5Kg		-	180,924	79,651	32,432
2025-05-09		(선)갈치		5Kg		-	116,860	35,902	31,512
평균						-	194,787	130,317	48,141

대구

주간 반입량(톤)

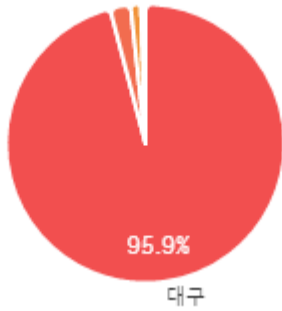
◆ 2025 ● 2024 ▲ 평년



구분	금주(A)	전주(B)	전월(C)	전년(D)	평년(E)	A/B	A/C	A/D	A/E
물량(톤)	26	32	29	14	17	80.9%	87.8%	179.3%	146.2%

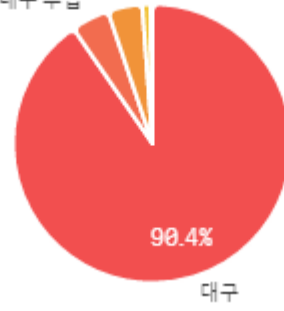
출하 품종별 거래물량 구성비

냉동 대구 수입

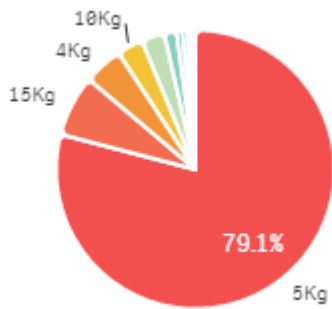


출하 품종별 거래금액 구성비

냉동 대구 수입

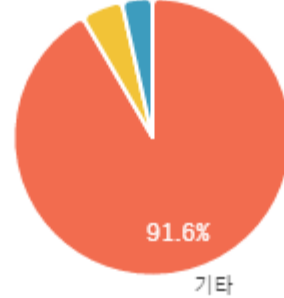


거래 단량별 물량 구성비

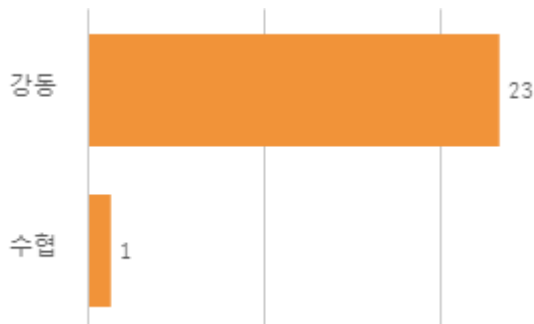


출하자별 거래물량 구성비

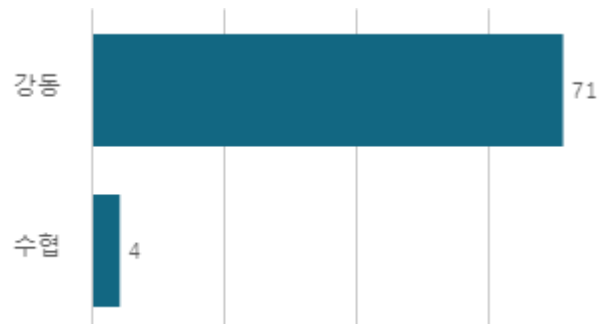
개인



도매시장 법인별 거래물량(톤)

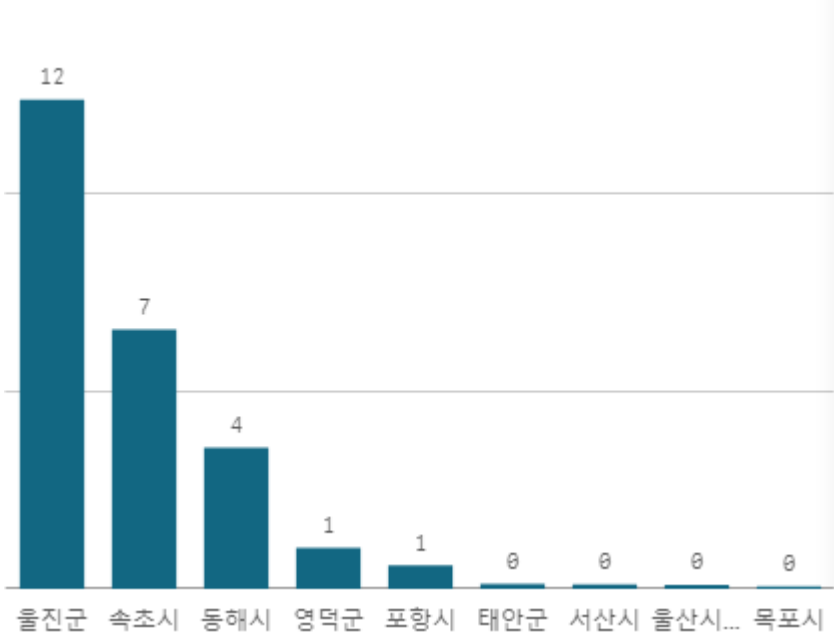


도매시장 법인별 거래금액(백만원)



대구(1Kg)

산지별 거래물량(톤)



출하산지(개소)

9

출하건수(천건)

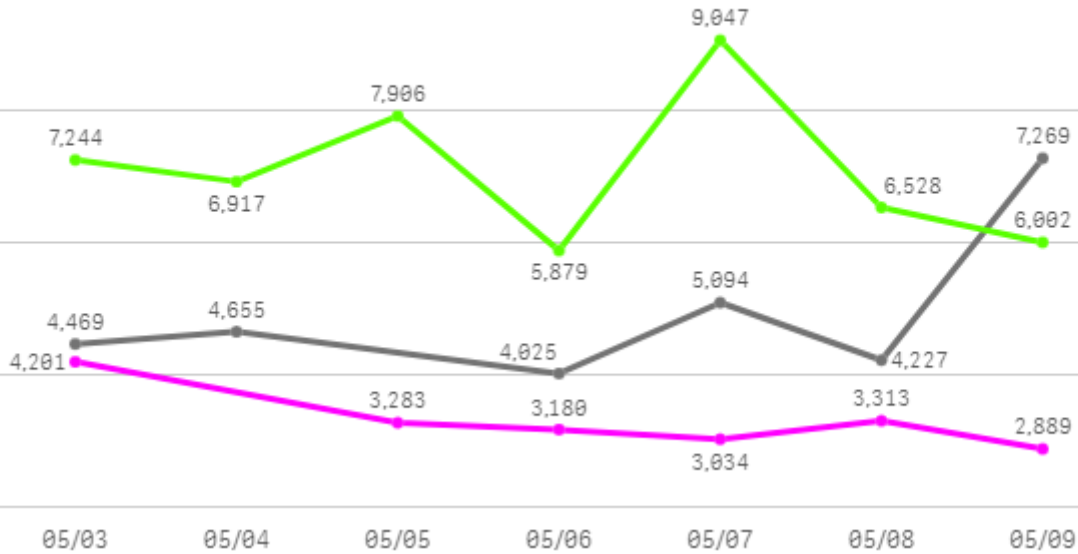
1

산지별 주출하 시군구



주간 도매가격(원)

◆ 2025 ● 2024 ▲ 평년



구분	금주(A)	전주(B)	전월(C)	전년(D)	평년(E)	A/B	A/C	A/D	A/E
가격(원)	3,317	2,675	3,592	4,957	6,163	124.0%	92.3%	66.9%	53.8%

※ 상품 가격 기준

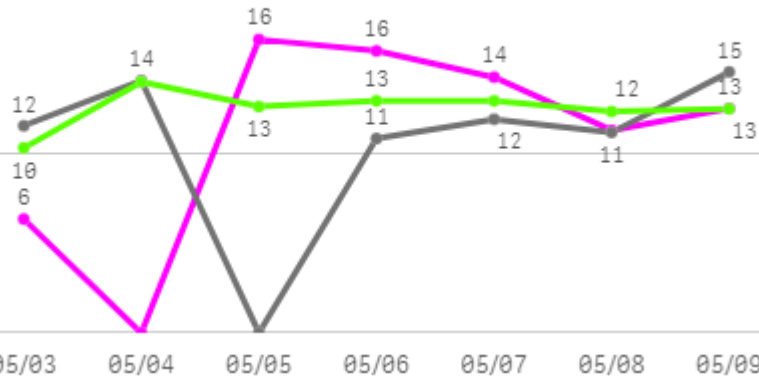
□ 대구(1Kg) 주간 가격

구분	Q	품종	Q	단량	Q	특	상	보통	하
2025-05-03		대구		1Kg		-	4,201	-	-
2025-05-05		대구		1Kg		-	3,283	-	-
2025-05-06		대구		1Kg		-	3,180	-	-
2025-05-07		대구		1Kg		-	3,034	-	-
2025-05-08		대구		1Kg		-	3,313	-	-
2025-05-09		대구		1Kg		-	2,889	-	-
평균						-	3,317	-	-

홍합

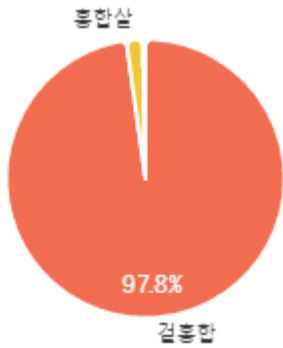
주간 반입량(톤)

◆ 2025 ● 2024 ▲ 평년

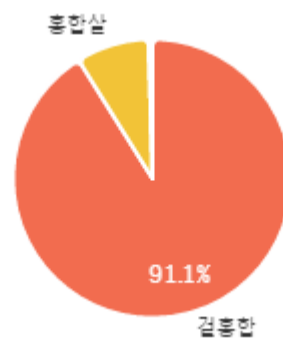


구분	금주(A)	전주(B)	전월(C)	전년(D)	평년(E)	A/B	A/C	A/D	A/E
물량(톤)	77	66	70	74	85	116.0%	110.5%	103.2%	90.8%

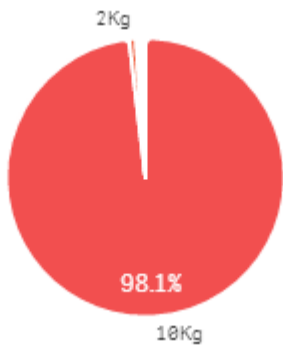
출하 품종별 거래물량 구성비



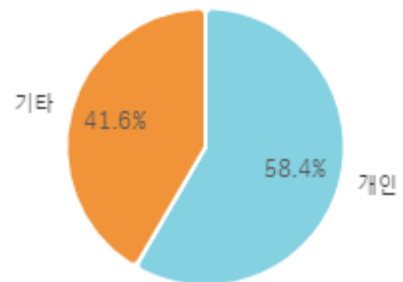
출하 품종별 거래금액 구성비



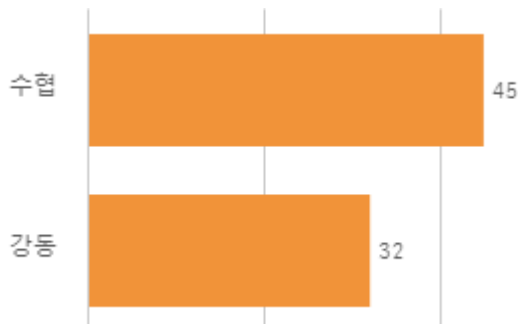
거래 단량별 물량 구성비



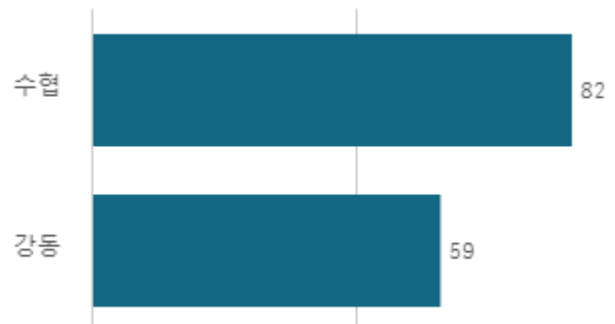
출하자별 거래물량 구성비



도매시장 법인별 거래물량(톤)

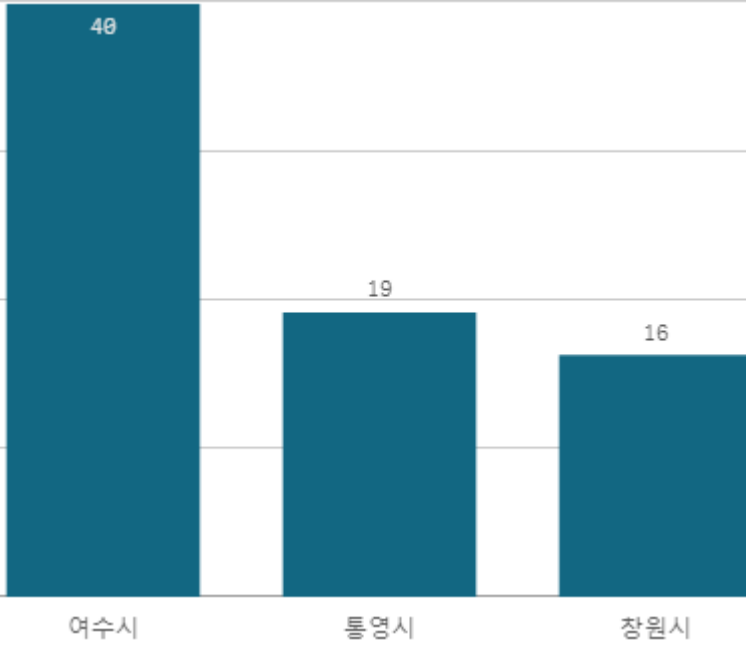


도매시장 법인별 거래금액(백만원)



겉홍합(10Kg)

산지별 거래물량(톤)



산지별 주출하 시군구



출하산지(개소)

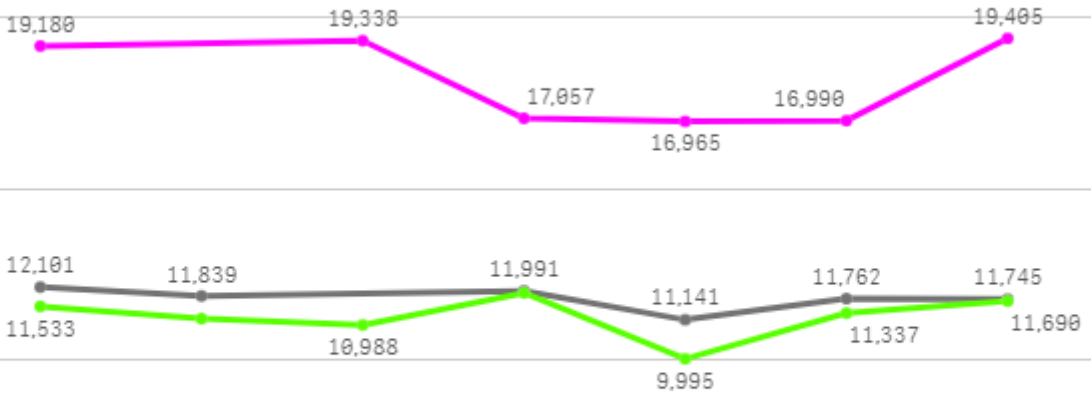
3

출하건수(천건)

0

주간 도매가격(원)

◆ 2025 ● 2024 ◆ 평년



05/03 05/04 05/05 05/06 05/07 05/08 05/09

구분	금주(A)	전주(B)	전월(C)	전년(D)	평년(E)	A/B	A/C	A/D	A/E
가격(원)	18,156	16,638	17,564	11,763	13,045	109.1%	103.4%	154.3%	139.2%

※ 상품 가격 기준

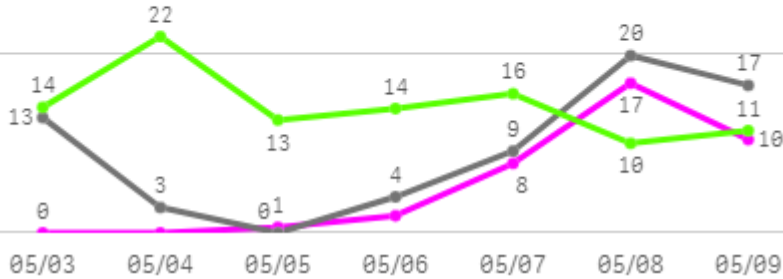
□ 곁홍합(10Kg) 주간 가격

구분	Q	품종	Q	단량	Q	특	상	보통	하
2025-05-03		곁홍합		10Kg		-	19,180	16,500	16,201
2025-05-05		곁홍합		10Kg		-	19,338	16,500	16,500
2025-05-06		곁홍합		10Kg		-	17,057	16,500	16,167
2025-05-07		곁홍합		10Kg		-	16,965	16,500	16,155
2025-05-08		곁홍합		10Kg		-	16,990	16,453	16,000
2025-05-09		곁홍합		10Kg		-	19,405	16,531	16,500
평균						-	18,156	16,497	16,254

건멸치

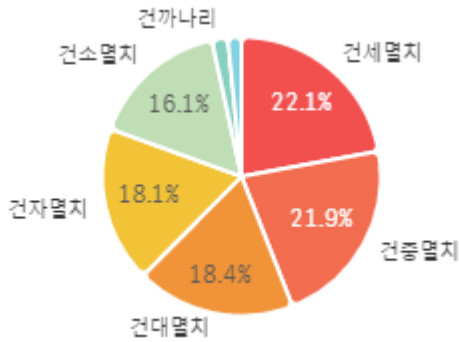
주간 반입량(톤)

◆ 2025 ● 2024 ▲ 평년

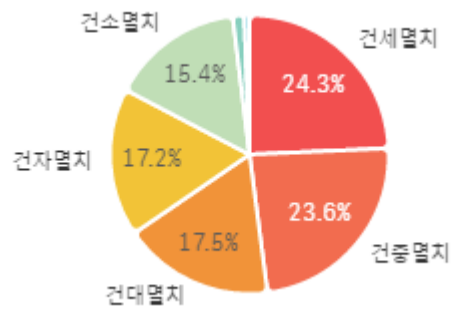


구분	금주(A)	전주(B)	전월(C)	전년(D)	평년(E)	A/B	A/C	A/D	A/E
물량(톤)	38	58	93	65	86	64.5%	40.6%	57.5%	43.8%

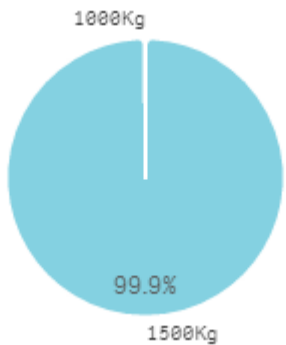
출하 품종별 거래물량 구성비



출하 품종별 거래금액 구성비



거래 단량별 물량 구성비



출하자별 거래물량 구성비



도매시장 법인별 거래물량(톤)

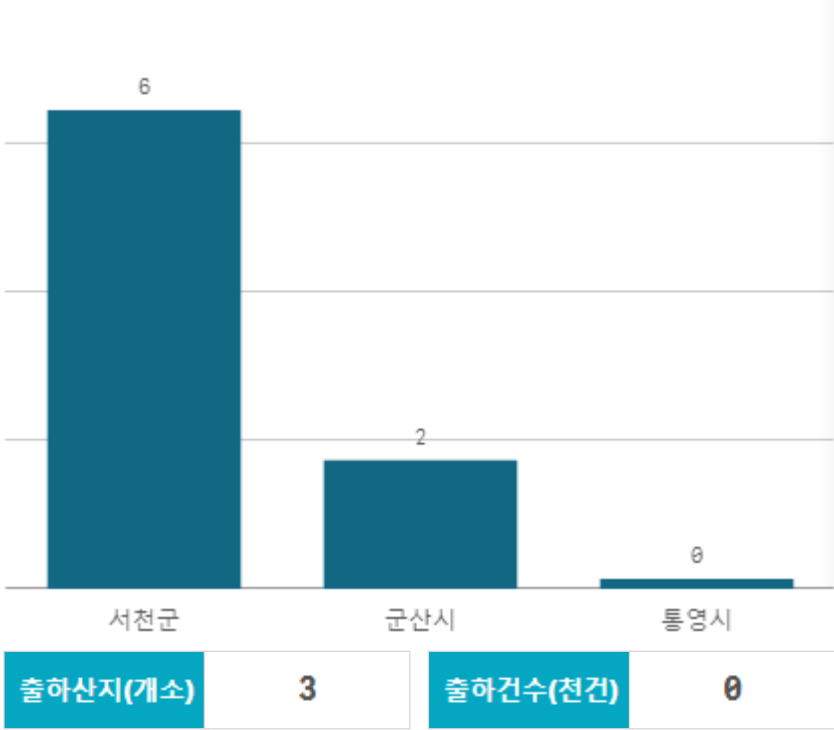


도매시장 법인별 거래금액(백만원)



건세멸치(1.5Kg)

산지별 거래물량(톤)

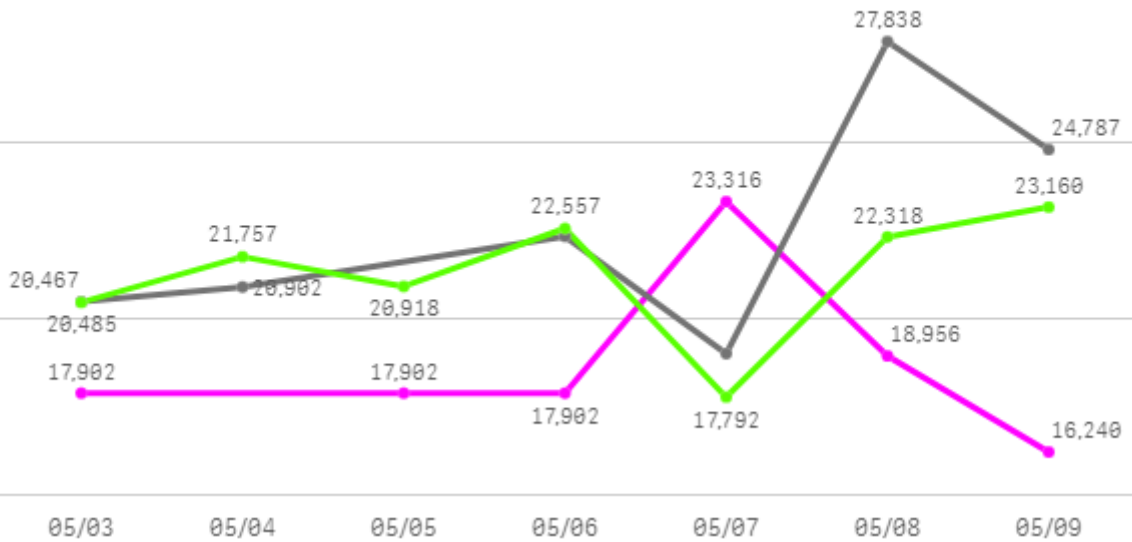


산지별 주출하 시군구



주간 도매가격(원)

◆ 2025 ● 2024 ◆ 평년



구분	금주(A)	전주(B)	전월(C)	전년(D)	평년(E)	A/B	A/C	A/D	A/E
가격(원)	18,703	17,964	21,481	22,561	20,439	104.1%	87.1%	82.9%	91.5%

※ 상품 가격 기준

□ 건세멸치(1.5Kg) 주간 가격

구분	Q	품종	Q	단량	Q	특	상	보통	하
2025-05-03		건세멸치		1.5Kg		-	17,902	16,057	15,028
2025-05-05		건세멸치		1.5Kg		-	17,902	16,057	15,028
2025-05-06		건세멸치		1.5Kg		-	17,902	16,057	15,028
2025-05-07		건세멸치		1.5Kg		-	23,316	15,921	11,217
2025-05-08		건세멸치		1.5Kg		-	18,956	14,065	11,538
2025-05-09		건세멸치		1.5Kg		-	16,240	11,439	10,000
평균						-	18,703	14,933	12,973