

---

2025년 가락시장

# 주요 품목 주간 거래동향

---

7월 2주차 주요 동향

[2025. 7.5. ~ 7.11.]



서울특별시농수산물공사

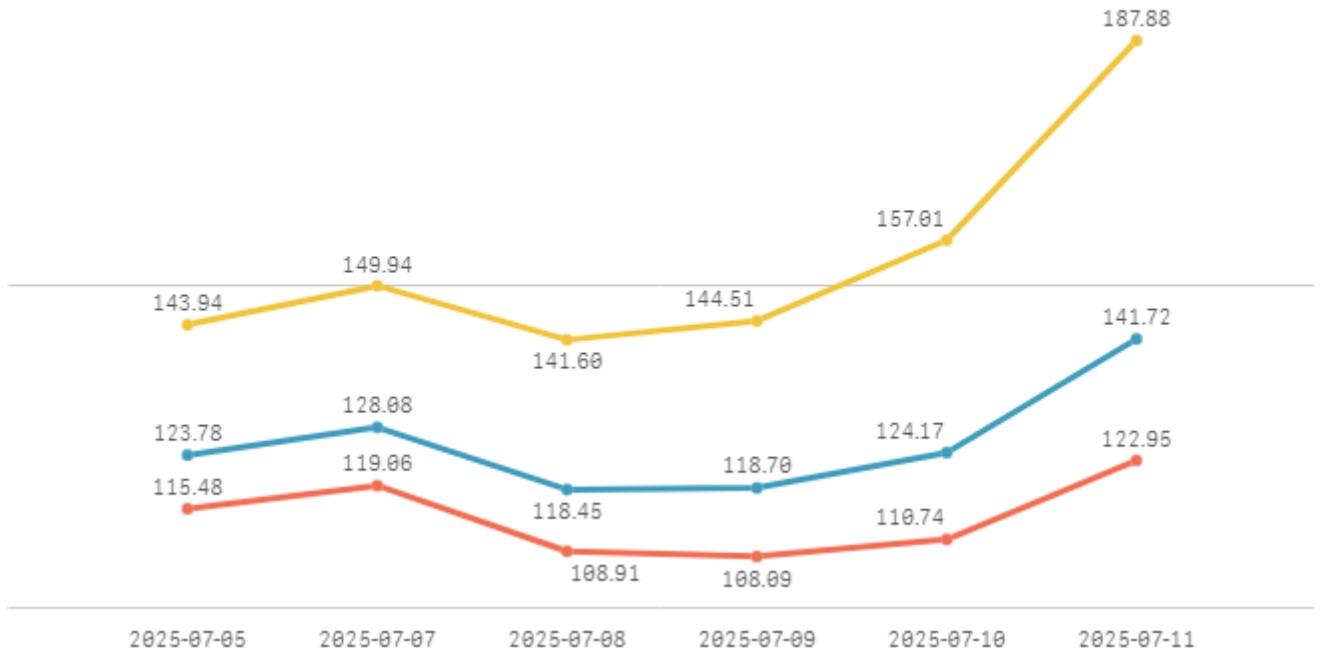
[데이터전략팀]

# 1. 주간 표준지수

※ 직전 5개년 평균가격을 지수 100으로 산정하여 100 이상일 경우 평년보다 상승, 100 이하일 경우 평년보다 하락

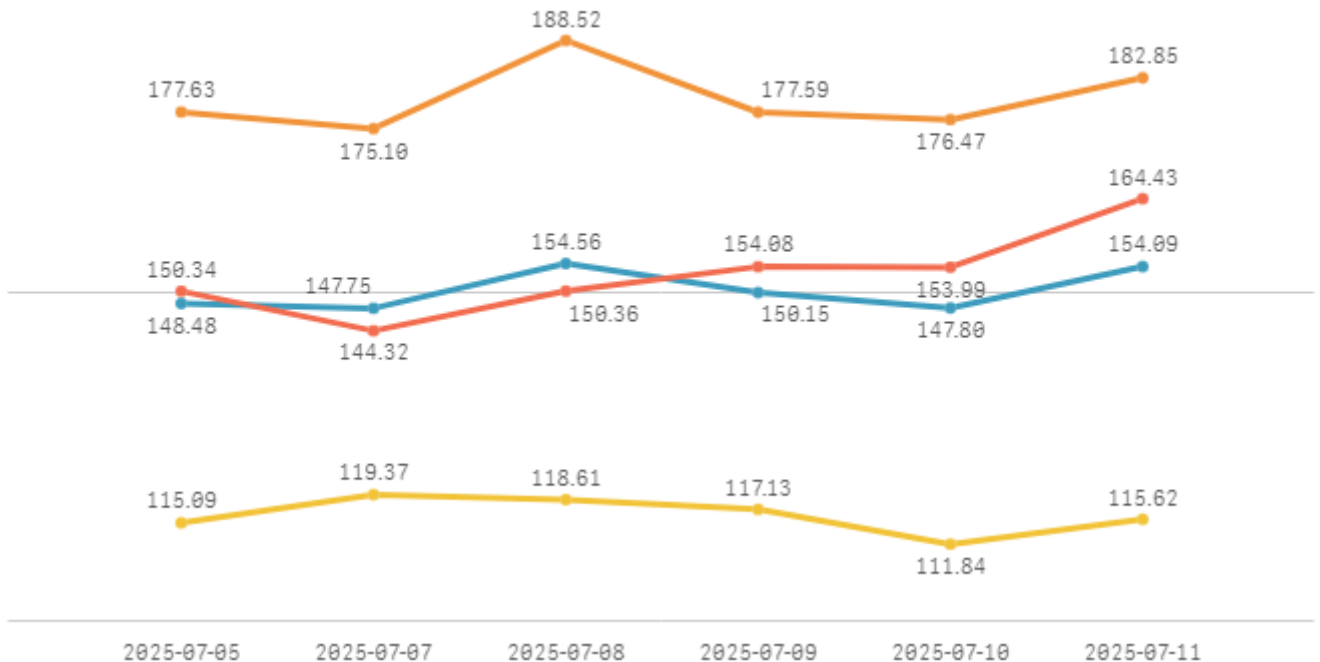
## □ 청과부류

합계    채소계    과일계



## □ 수산부류

합계    생선류    조개류    건어류



## 2. 주요 품목 주간 거래동향

### 주요 품목(종) 주간동향 (2025.07.05 ~ 07.11)

품종 단위	Q	금주평균	전주평균	전월평균	전년평균	5년평균 가격	전주대비	전월대비	전년대비	5년평균 대비
(선)갈치(5키로상자)		146,481	161,592	173,752	75,471	111,076	-9% ▼	-16% ▼	94% ▲	32% ▲
간마늘 대서(20키로)		143,055	150,216	185,853	129,929	141,754	-5% ▼	-23% ▼	10% ▲	1% ▲
사과 미시마(10키로상자)		90,025	96,415	79,330	73,944	71,477	-7% ▼	13% ▲	22% ▲	26% ▲
청양고추(10키로상자)		66,403	48,493	36,030	56,964	60,796	37% ▲	84% ▲	17% ▲	9% ▲
오이맛고추(10키로상자)		50,155	31,449	36,390	47,165	49,408	59% ▲	38% ▲	6% ▲	2% ▲
(냉)고등어 수입(10키로상자)		48,795	46,424	47,995	35,334	39,683	5% ▲	2% ▲	38% ▲	23% ▲
백다다기오이(100개)		44,018	39,180	29,763	52,344	50,176	12% ▲	48% ▲	-16% ▼	-12% ▼
멜론 머스크(8키로상자)		38,289	32,960	37,915	22,153	30,609	16% ▲	1% ▲	73% ▲	25% ▲
망고 수입(5키로상자)		30,960	32,634	27,029	37,454	37,072	-5% ▼	15% ▲	-17% ▼	-16% ▼
배 신고(15키로상자)		30,417	36,219	52,144	171,031	65,921	-16% ▼	-42% ▼	-82% ▼	-54% ▼
감자 수미(햇)(20키로상자)		28,084	24,818	27,733	25,553	27,809	13% ▲	1% ▲	10% ▲	1% ▲
수박(일반)(8키로개)		25,365	20,151	16,547	15,602	21,212	26% ▲	53% ▲	63% ▲	20% ▲
호박밥 고무마(10키로상자)		24,747	26,346	23,088	24,796	25,686	-6% ▼	7% ▲	-0% ▼	-4% ▼
포도 거봉(2키로상자)		24,626	23,759	32,271	25,750	26,292	4% ▲	-24% ▼	-4% ▼	-6% ▼
자두 로얄대석(5키로상자)		24,403	22,593	-	26,142	27,087	8% ▲	-	-7% ▼	-10% ▼
골드파인애플 수입(12키로상자)		24,238	25,000	24,678	18,684	24,600	-3% ▼	-2% ▼	30% ▲	-1% ▼
포도 샤인머스켓(2키로상자)		23,833	30,209	-	26,755	33,233	-21% ▼	-	-11% ▼	-28% ▼
바나나 수입(13키로상자)		22,539	24,006	27,064	17,013	21,935	-6% ▼	-17% ▼	32% ▲	3% ▲
복숭아 선프레(천)(5키로상자)		22,242	21,942	-	14,810	17,336	1% ▲	-	50% ▲	28% ▲
빨강 파프리카(5키로상자)		21,356	19,587	18,842	10,593	17,943	9% ▲	13% ▲	102% ▲	19% ▲
열무(4키로상자)		19,887	15,294	6,386	16,924	17,454	30% ▲	211% ▲	18% ▲	14% ▲
당근(20키로상자)		19,738	23,474	26,049	72,265	33,096	-16% ▼	-24% ▼	-73% ▼	-40% ▼
상추 포기잡(4키로상자)		19,669	22,950	11,811	28,947	34,900	-14% ▼	67% ▲	-32% ▼	-44% ▼
참외(일반)(10키로상자)		19,220	16,939	39,948	20,613	20,343	13% ▲	-52% ▼	-7% ▼	-6% ▼
복숭아 대극천(백)(2키로상자)		19,160	18,126	56,920	23,373	21,046	6% ▲	-66% ▼	-18% ▼	-9% ▼
건세열치(1.5키로상자)		18,792	17,118	20,129	18,929	18,919	10% ▲	-7% ▼	-1% ▼	-1% ▼
복숭아 그린황도(황)(2.5키로상자)		17,527	20,251	-	14,954	16,772	-13% ▼	-	17% ▲	5% ▲
무(20키로상자)		14,239	9,123	12,765	16,978	14,282	56% ▲	12% ▲	-16% ▼	-0% ▼
겉훈합(10키로망대)		14,000	14,195	14,342	10,736	11,606	-1% ▼	-2% ▼	30% ▲	21% ▲
찰옥수수(8키로)		13,005	19,239	35,690	15,585	14,540	-32% ▼	-64% ▼	-17% ▼	-11% ▼
대추밤울토마토(3키로상자)		12,276	9,886	11,747	11,492	11,807	24% ▲	5% ▲	7% ▲	4% ▲
토마토(5키로상자)		11,077	13,700	10,036	13,261	13,201	-19% ▼	10% ▲	-16% ▼	-16% ▼
애호박(20개)		10,692	15,643	14,720	15,739	14,956	-32% ▼	-27% ▼	-32% ▼	-29% ▼
배추열갈이(4키로상자)		10,120	8,607	5,098	9,585	10,959	18% ▲	99% ▲	6% ▲	-8% ▼
배추(10키로망대)		8,608	6,397	6,676	9,278	8,092	35% ▲	29% ▲	-7% ▼	6% ▲
가지(5키로상자)		6,802	10,318	12,436	9,022	8,269	-34% ▼	-45% ▼	-25% ▼	-18% ▼
새송이버섯(2키로상자)		6,258	6,462	5,670	5,198	6,024	-3% ▼	10% ▲	20% ▲	4% ▲
팽이버섯(5키로상자)		5,974	7,131	9,495	10,540	7,846	-16% ▼	-37% ▼	-43% ▼	-24% ▼
양배추(8키로망대)		5,392	4,002	4,278	3,481	5,350	35% ▲	26% ▲	55% ▲	1% ▲
대파(일반)(1키로단)		1,245	1,162	1,007	1,523	1,434	7% ▲	24% ▲	-18% ▼	-13% ▼
부추(일반)(500그램단)		1,086	799	946	1,059	1,351	36% ▲	15% ▲	3% ▲	-20% ▼
양파(1키로)		889	839	615	996	1,024	6% ▲	45% ▲	-11% ▼	-13% ▼

## □ 품종별 등락가격 비교(전주대비)

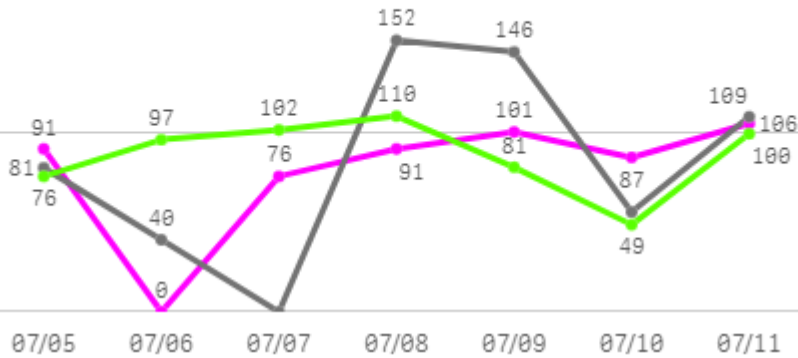
구분	품목(종)명
상승 품목(종)	(냉)고등어 수입(5%),감자 수미(햇)(13%),건세멸치(10%),대추방울토마토(24%),대파(일반)(7%),멜론 머스크(16%),무(56%),배추(35%),배추얼갈이(18%),백다다기오이(12%),복숭아 대극천(백)(6%),부추(일반)(36%),빨강 파프리카(9%),수박(일반)(26%),양배추(35%),양파(6%),열무(30%),오이맛고추(59%),자두 로얄대석(8%),참외(일반)(13%),청양고추(37%)
하락 품목(종)	(선)갈치(-9%),가지(-34%),당근(-16%),망고 수입(-5%),바나나 수입(-6%),배 신고(-16%),복숭아 그린황도(황)(-13%),사과 미시마(-7%),상추 포기잡(-14%),애호박(-32%),찰옥수수(-32%),토마토(-19%),팽이버섯(-16%),포도 샤인머스켓(-21%),호박밤 고구마(-6%)
보합 품목(종)(+5%)	겉홍합,골드파인애플 수입,깐마늘 대서,복숭아 선프레(천),새송이버섯,포도 거봉

# 3. 품목(종)별 주간 거래동향

## 고구마

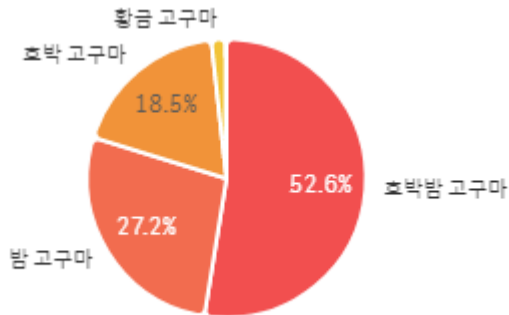
주간 반입량(톤)

● 2025 ● 2024 ● 평년

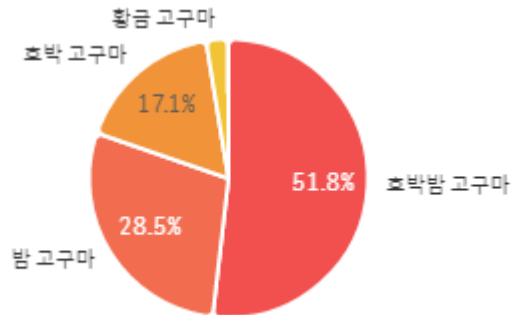


구분	금주(A)	전주(B)	전월(C)	전년(D)	평년(E)	A/B	A/C	A/D	A/E
물량(톤)	552	485	691	584	613	113.8%	79.8%	94.4%	90.0%

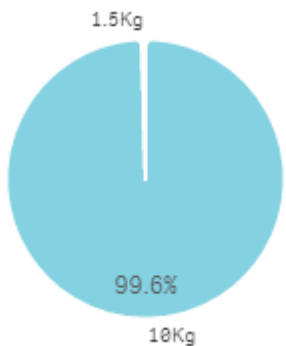
출하 품종별 거래물량 구성비



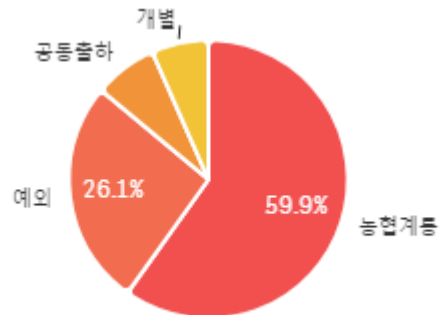
출하 품종별 거래금액 구성비



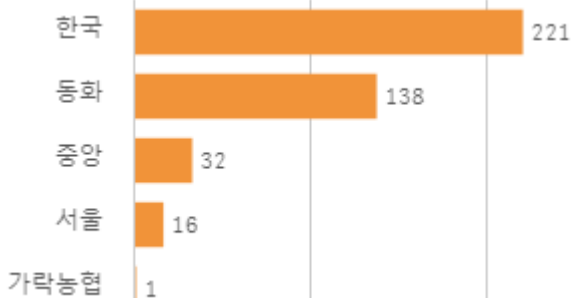
거래 단량별 물량 구성비



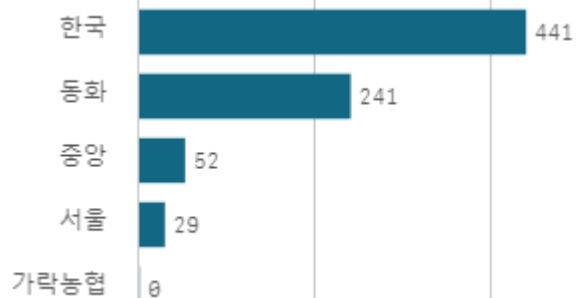
출하자별 거래물량 구성비



도매시장 법인별 거래물량(톤)

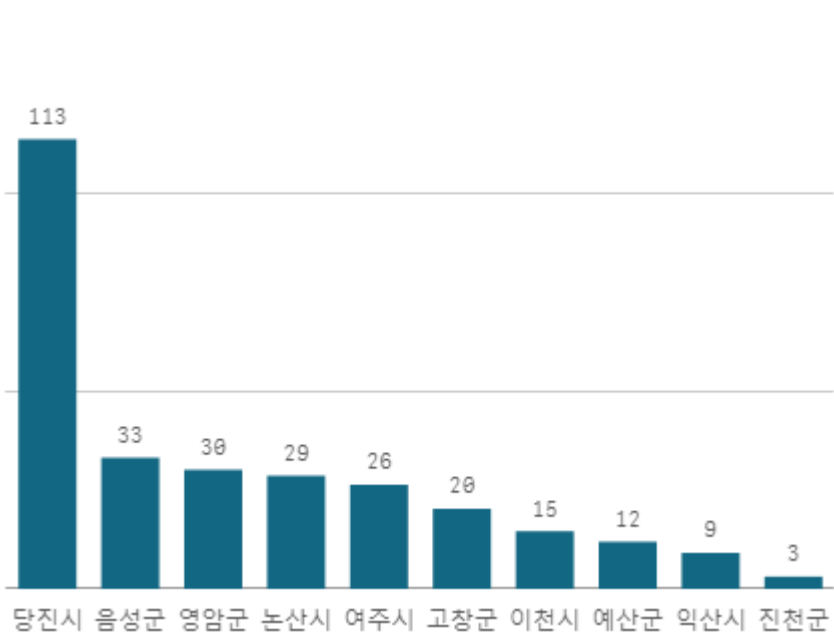


도매시장 법인별 거래금액(백만원)



# 호박밤 고구마(10Kg)

산지별 거래물량(톤)



출하산지(개소)

10

출하건수(천건)

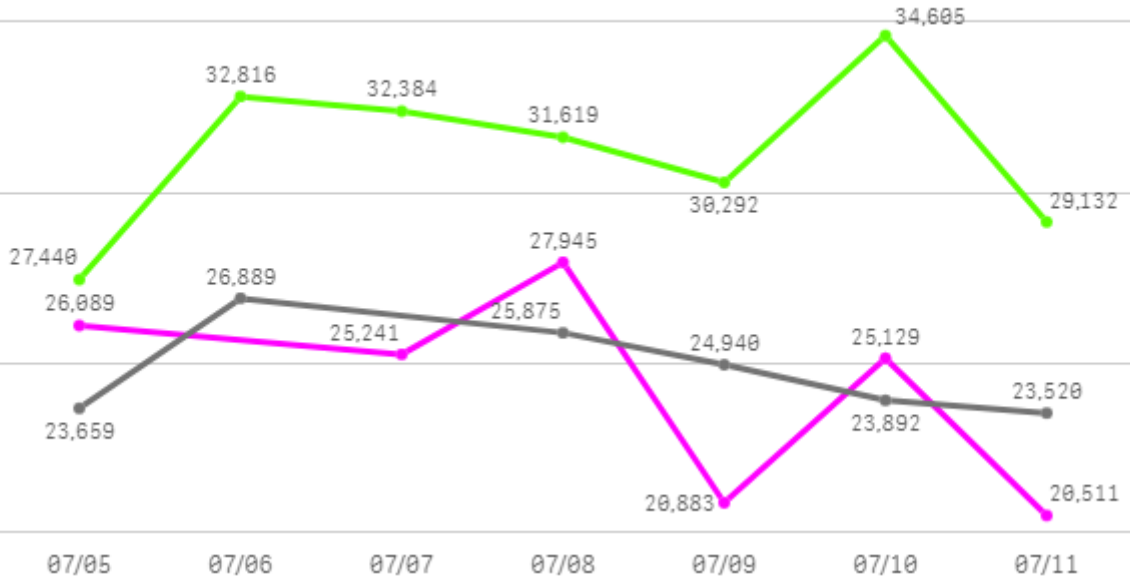
1

산지별 주출하 시군구



주간 도매가격(원)

◆ 2025    ● 2024    ◆ 평년



구분	금주(A)	전주(B)	전월(C)	전년(D)	평년(E)	A/B	A/C	A/D	A/E
가격(원)	24,747	26,346	23,088	24,796	25,686	93.9%	107.2%	99.8%	96.3%

※ 상품 가격 기준

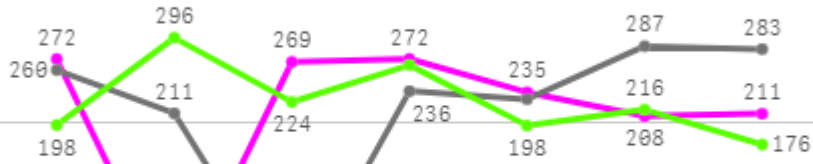
## □ 호박밤 고구마(10Kg) 주간 가격

구분	Q	품종	Q	단량	Q	특	상	보통	하
2025-07-05		호박밤 고구마		10Kg		30,973	26,089	18,351	7,890
2025-07-07		호박밤 고구마		10Kg		29,333	25,241	14,974	4,381
2025-07-08		호박밤 고구마		10Kg		30,554	27,945	19,668	8,436
2025-07-09		호박밤 고구마		10Kg		28,666	20,883	10,680	6,424
2025-07-10		호박밤 고구마		10Kg		30,392	25,129	15,664	6,210
2025-07-11		호박밤 고구마		10Kg		23,837	20,511	13,078	5,487
평균						<b>28,959</b>	<b>24,300</b>	<b>15,403</b>	<b>6,471</b>

# 감자

## 주간 반입량(톤)

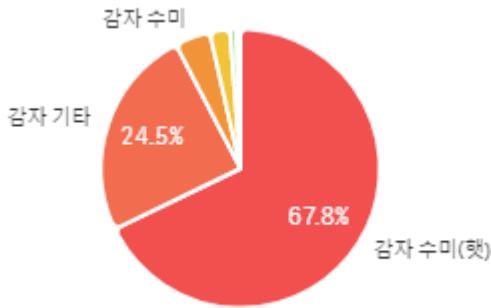
◆ 2025    ● 2024    ▲ 평년



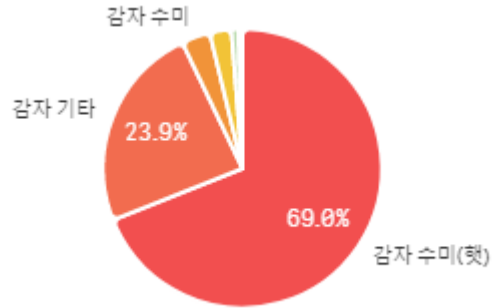
07/05    07/06    07/07    07/08    07/09    07/10    07/11

구분	금주(A)	전주(B)	전월(C)	전년(D)	평년(E)	A/B	A/C	A/D	A/E
물량(톤)	1,468	2,067	3,401	1,505	1,472	71.0%	43.2%	97.6%	99.8%

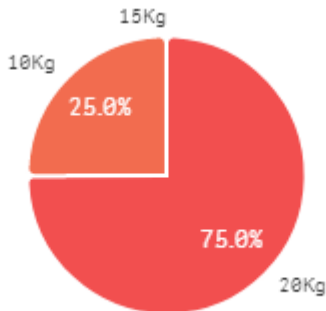
## 출하 품종별 거래물량 구성비



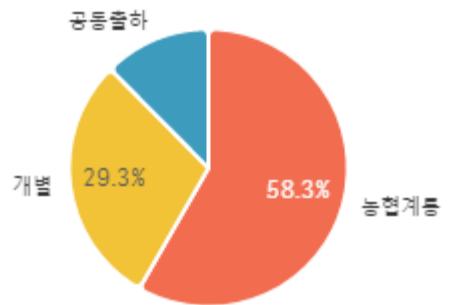
## 출하 품종별 거래금액 구성비



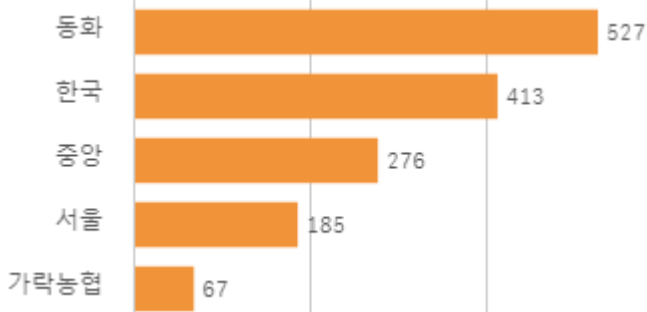
## 거래 단량별 물량 구성비



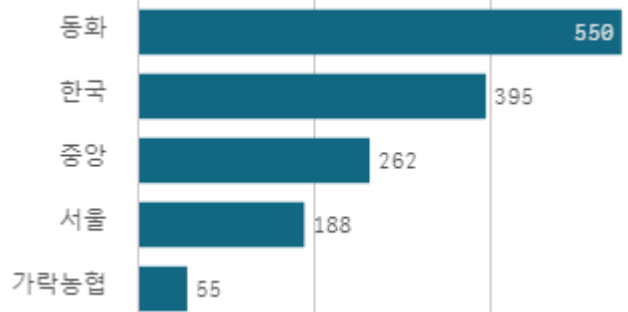
## 출하자별 거래물량 구성비



## 도매시장 법인별 거래물량(톤)

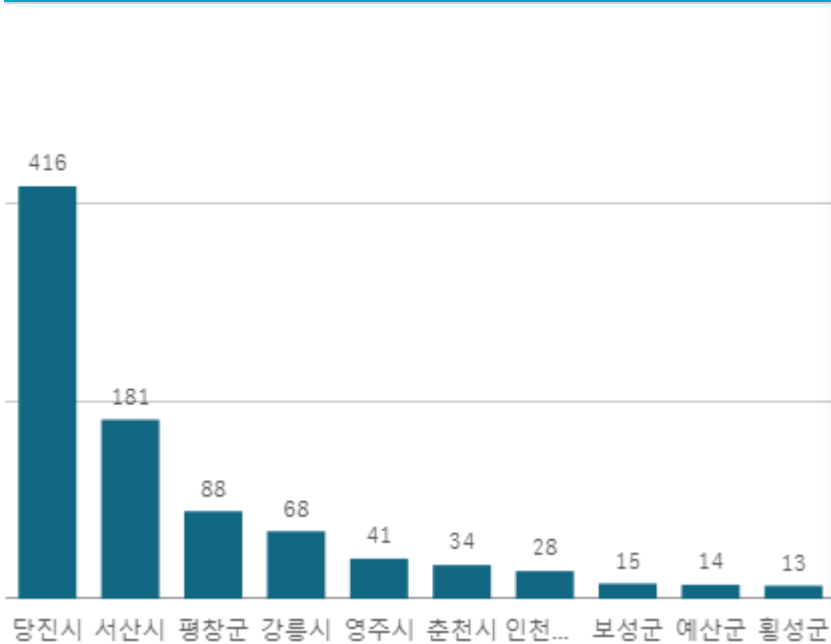


## 도매시장 법인별 거래금액(백만원)



# 감자 수미(햇) (20Kg)

산지별 거래물량(톤)



출하산지(개소)

38

출하건수(천건)

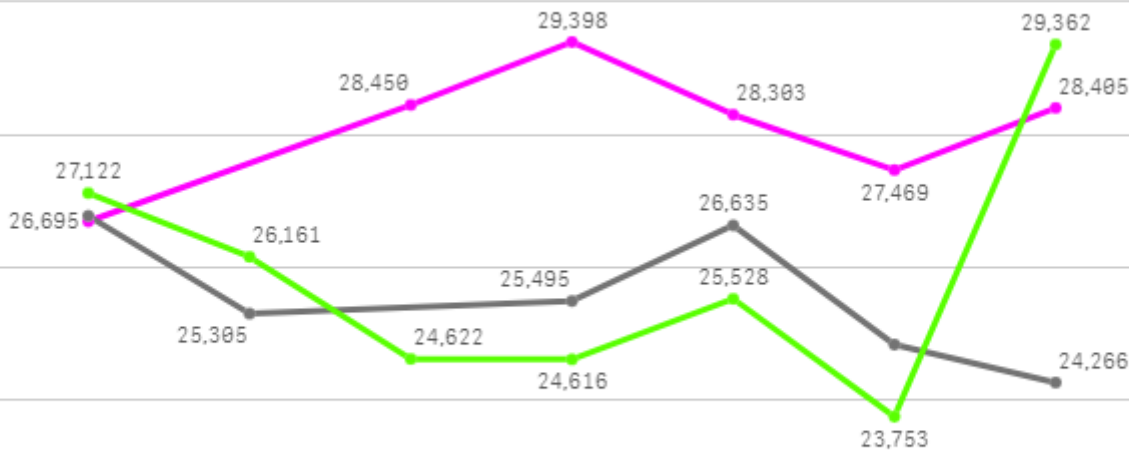
2

산지별 주출하 시군구



주간 도매가격(원)

◆ 2025    ● 2024    ◆ 평년



07/05    07/06    07/07    07/08    07/09    07/10    07/11

구분	금주(A)	전주(B)	전월(C)	전년(D)	평년(E)	A/B	A/C	A/D	A/E
가격(원)	28,084	24,818	27,733	25,553	27,809	113.2%	101.3%	109.9%	101.0%

※ 상품 가격 기준

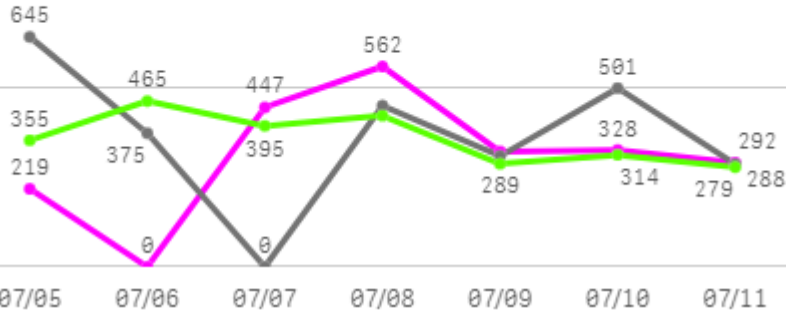
## □ 감자 수미(햇)(20Kg) 주간 가격

구분	Q	품종	Q	단량	Q	특	상	보통	하
2025-07-05		감자 수미(햇)		20Kg		31,123	26,695	19,270	9,396
2025-07-07		감자 수미(햇)		20Kg		32,555	28,450	20,727	8,655
2025-07-08		감자 수미(햇)		20Kg		33,431	29,398	22,948	10,302
2025-07-09		감자 수미(햇)		20Kg		34,550	28,303	18,984	9,750
2025-07-10		감자 수미(햇)		20Kg		32,870	27,469	19,496	11,776
2025-07-11		감자 수미(햇)		20Kg		32,977	28,405	19,020	9,113
평균						<b>32,918</b>	<b>28,120</b>	<b>20,074</b>	<b>9,832</b>

# 배추

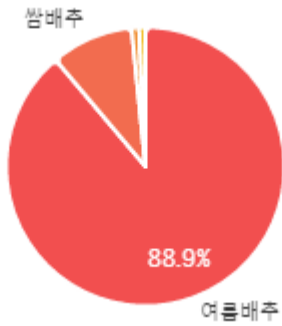
## 주간 반입량(톤)

◆ 2025    ● 2024    ▲ 평년

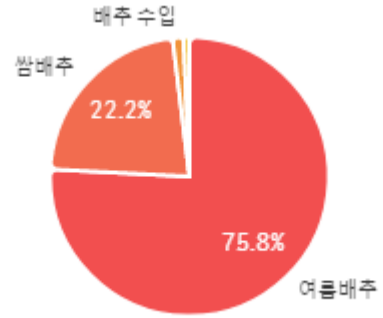


구분	금주(A)	전주(B)	전월(C)	전년(D)	평년(E)	A/B	A/C	A/D	A/E
물량(톤)	2,171	2,582	2,175	2,571	2,481	84.1%	99.8%	84.4%	87.5%

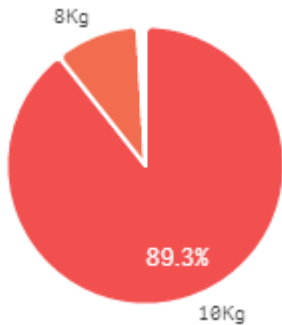
### 출하 품종별 거래물량 구성비



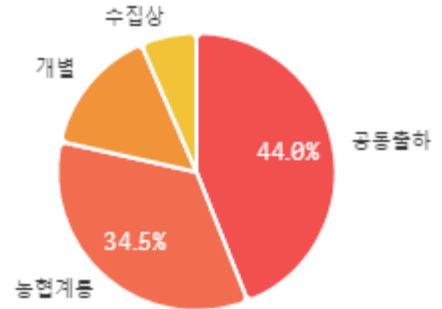
### 출하 품종별 거래금액 구성비



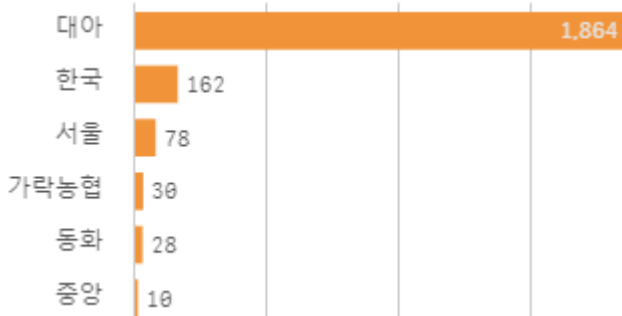
### 거래 단량별 물량 구성비



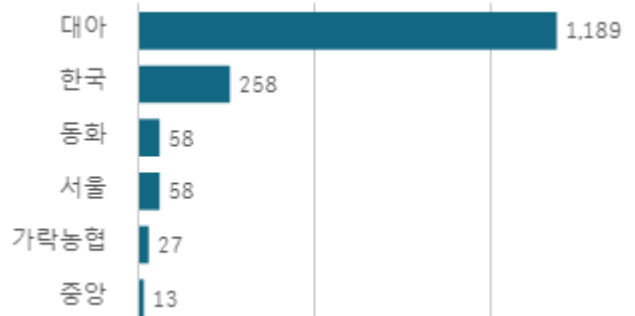
### 출하자별 거래물량 구성비



### 도매시장 법인별 거래물량(톤)

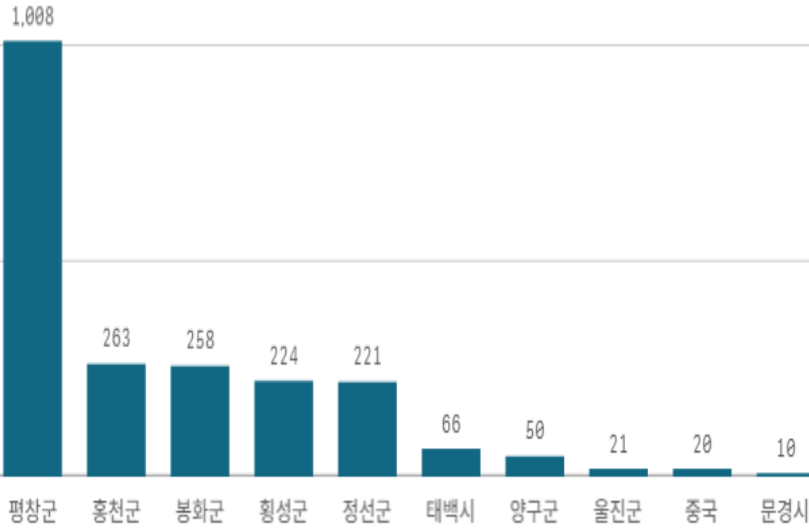


### 도매시장 법인별 거래금액(백만원)



# 배추(10Kg)

산지별 거래물량(톤)



출하산지(개소)

17

출하건수(천건)

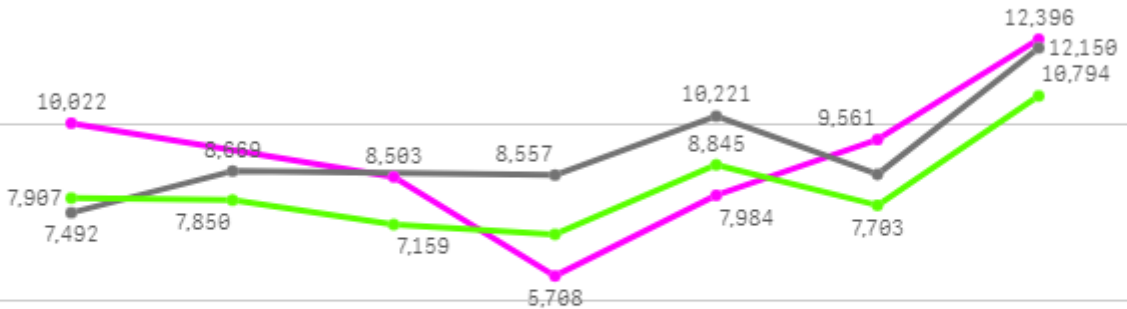
2

산지별 주출하 시군구



주간 도매가격(원)

◆ 2025    ● 2024    ▲ 평년



07/05    07/06    07/07    07/08    07/09    07/10    07/11

구분	금주(A)	전주(B)	전월(C)	전년(D)	평년(E)	A/B	A/C	A/D	A/E
가격(원)	8,608	6,397	6,676	9,278	8,092	134.6%	128.9%	92.8%	106.4%

※ 상품 가격 기준

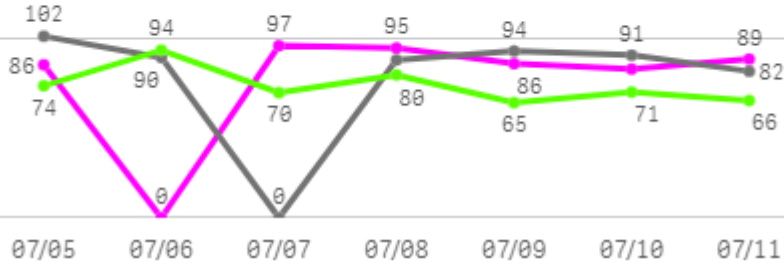
## □ 배추(10Kg) 주간 가격

구분	Q	품종	Q	단량	Q	특	상	보통	하
2025-07-05		배추		10Kg		11,614	10,022	8,388	5,108
2025-07-07		배추		10Kg		10,923	8,503	5,276	2,560
2025-07-08		배추		10Kg		9,235	5,708	2,964	1,365
2025-07-09		배추		10Kg		9,356	7,984	5,067	2,561
2025-07-10		배추		10Kg		11,010	9,561	6,189	2,246
2025-07-11		배추		10Kg		14,498	12,396	9,339	5,655
평균						<b>11,106</b>	<b>9,029</b>	<b>6,204</b>	<b>3,249</b>

# 배추얼갈이

## 주간 반입량(톤)

◆ 2025    ● 2024    ▲ 평년



구분	금주(A)	전주(B)	전월(C)	전년(D)	평년(E)	A/B	A/C	A/D	A/E
물량(톤)	536	596	644	547	529	90.0%	83.3%	98.0%	101.3%

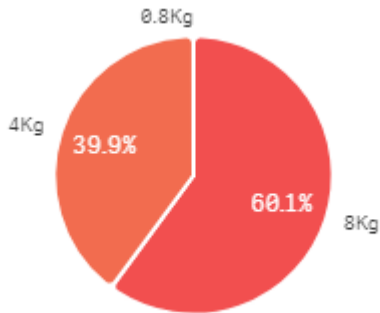
## 출하 품종별 거래물량 구성비



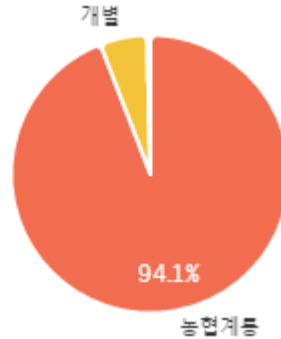
## 출하 품종별 거래금액 구성비



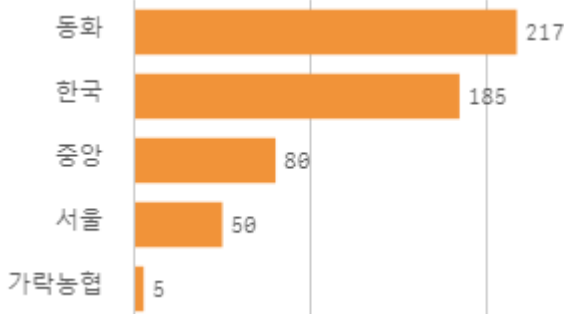
## 거래 단량별 물량 구성비



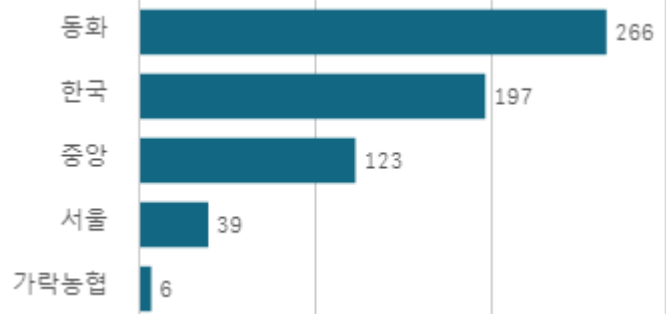
## 출하자별 거래물량 구성비



## 도매시장 법인별 거래물량(톤)

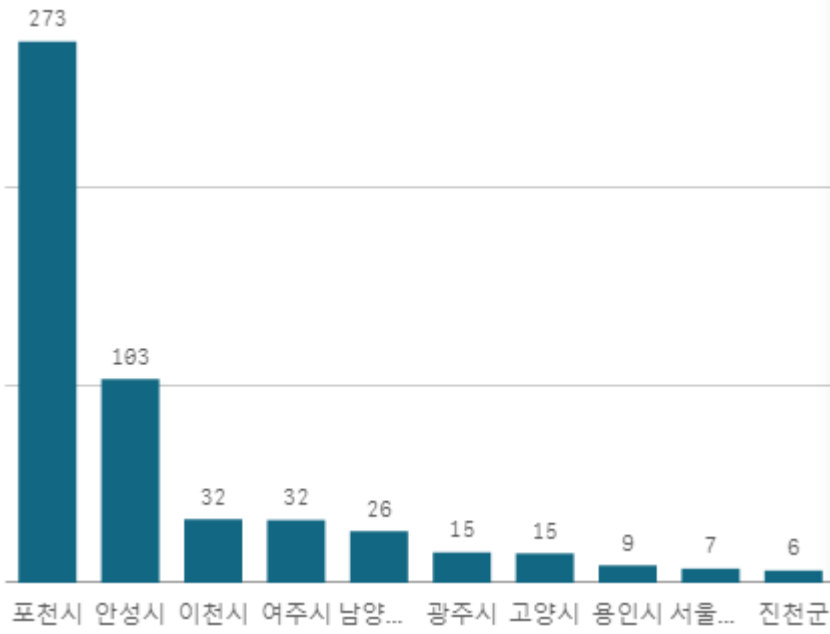


## 도매시장 법인별 거래금액(백만원)



# 배추얼갈이(4Kg)

산지별 거래물량(톤)



출하산지(개소)

20

출하건수(천건)

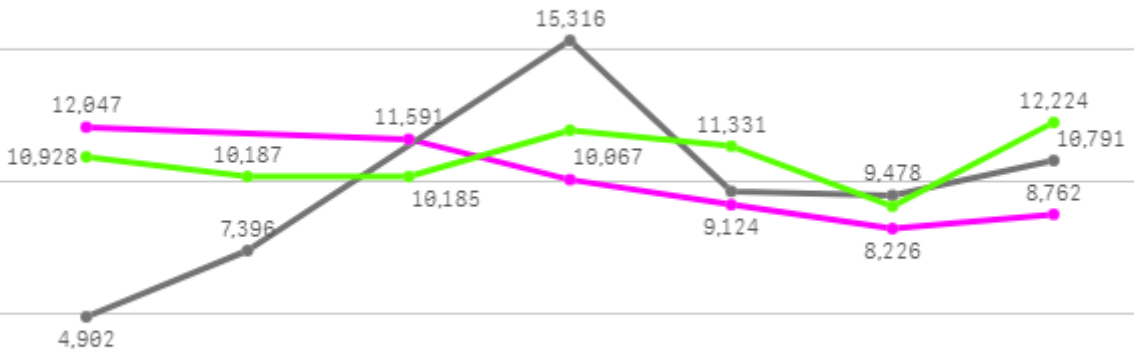
2

산지별 주출하 시군구



주간 도매가격(원)

◆ 2025    ● 2024    ◆ 평년



07/05    07/06    07/07    07/08    07/09    07/10    07/11

구분	금주(A)	전주(B)	전월(C)	전년(D)	평년(E)	A/B	A/C	A/D	A/E
가격(원)	10,120	8,607	5,098	9,585	10,959	117.6%	198.5%	105.6%	92.3%

※ 상품 가격 기준

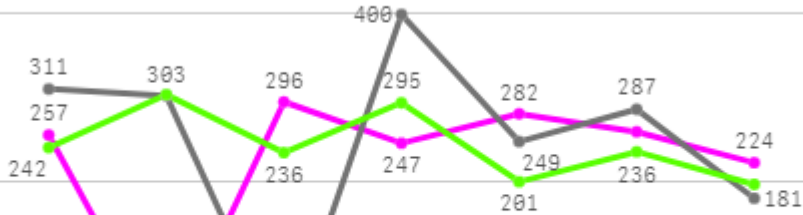
## □ 배추얼갈이(4Kg) 주간 가격

구분	Q	품종	Q	단량	Q	특	상	보통	하
2025-07-05		배추얼갈이		4Kg		-	12,047	7,714	3,851
2025-07-07		배추얼갈이		4Kg		-	11,591	8,035	5,121
2025-07-08		배추얼갈이		4Kg		-	10,067	5,921	3,293
2025-07-09		배추얼갈이		4Kg		-	9,124	5,193	2,695
2025-07-10		배추얼갈이		4Kg		-	8,226	5,766	3,694
2025-07-11		배추얼갈이		4Kg		-	8,762	6,458	4,469
평균						-	<b>9,970</b>	<b>6,515</b>	<b>3,854</b>

# 양배추

## 주간 반입량(톤)

2025 (파란색 선) 2024 (회색 선) 평년 (녹색 선)

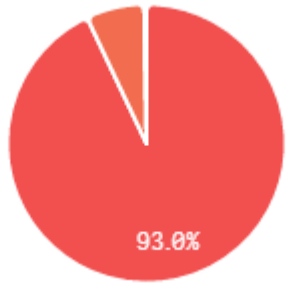


07/05 07/06 07/07 07/08 07/09 07/10 07/11

구분	금주(A)	전주(B)	전월(C)	전년(D)	평년(E)	A/B	A/C	A/D	A/E
물량(톤)	1,564	1,905	1,963	1,731	1,691	82.1%	79.7%	90.4%	92.5%

## 출하 품종별 거래물량 구성비

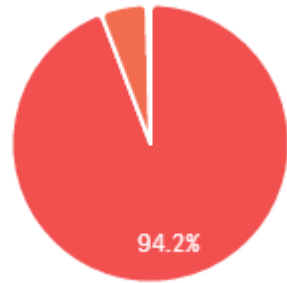
양배추 수입



양배추(일반)

## 출하 품종별 거래금액 구성비

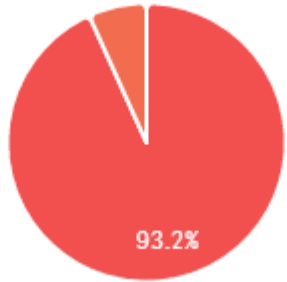
양배추 수입



양배추(일반)

## 거래 단량별 물량 구성비

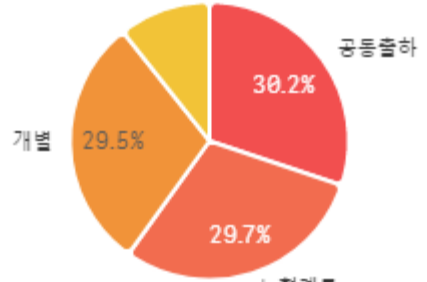
15Kg



8Kg

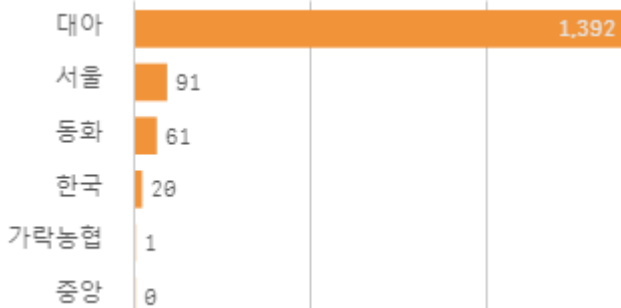
## 출하자별 거래물량 구성비

수집상



농협계통

## 도매시장 법인별 거래물량(톤)

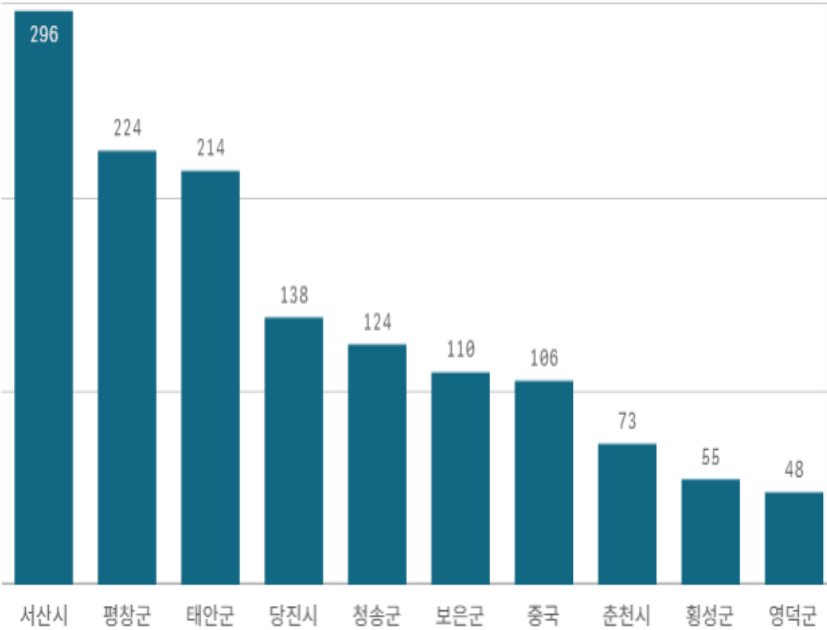


## 도매시장 법인별 거래금액(백만원)



# 양배추(8Kg)

산지별 거래물량(톤)



출하산지(개소)

18

출하건수(천건)

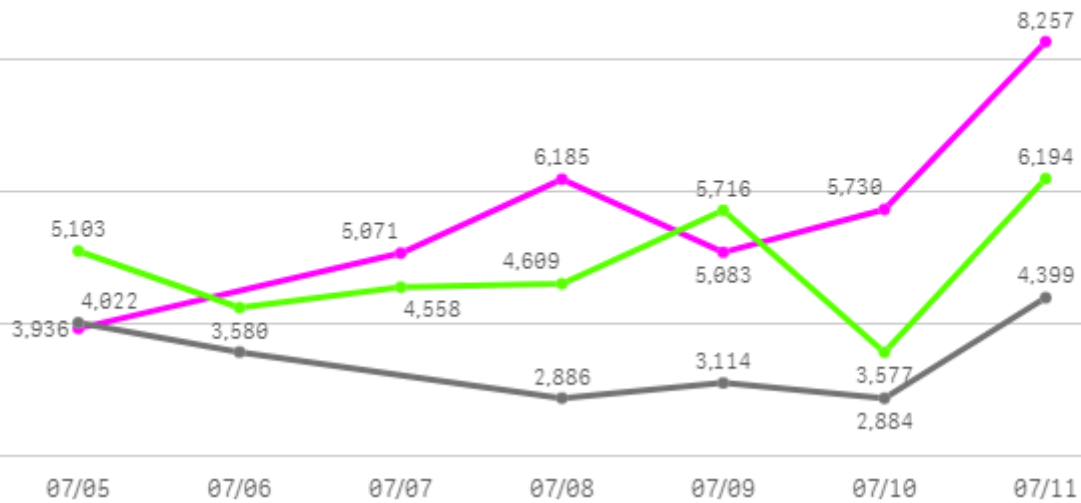
1

산지별 주출하 시군구



주간 도매가격(원)

◆ 2025    ● 2024    ◆ 평년



구분	금주(A)	전주(B)	전월(C)	전년(D)	평년(E)	A/B	A/C	A/D	A/E
가격(원)	5,392	4,002	4,278	3,481	5,350	134.7%	126.0%	154.9%	100.8%

※ 상품 가격 기준

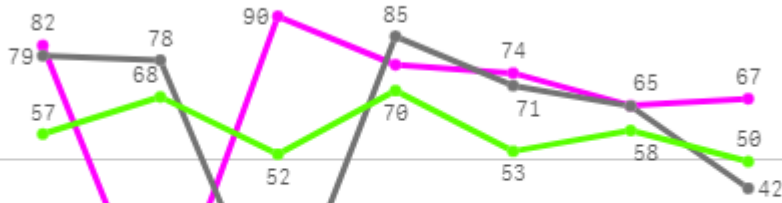
## □ 양배추(8Kg) 주간 가격

구분	Q	품종	Q	단량	Q	특	상	보통	하
2025-07-05		양배추		8Kg		5,673	3,936	2,359	1,042
2025-07-07		양배추		8Kg		6,678	5,071	3,260	1,339
2025-07-08		양배추		8Kg		7,276	6,185	4,587	2,058
2025-07-09		양배추		8Kg		6,786	5,083	2,861	1,165
2025-07-10		양배추		8Kg		7,977	5,730	3,194	1,497
2025-07-11		양배추		8Kg		9,608	8,257	5,939	3,549
평균						<b>7,333</b>	<b>5,710</b>	<b>3,700</b>	<b>1,775</b>

# 상추

## 주간 반입량(톤)

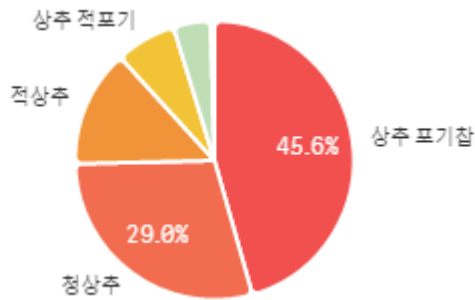
◆ 2025    ● 2024    ▲ 평년



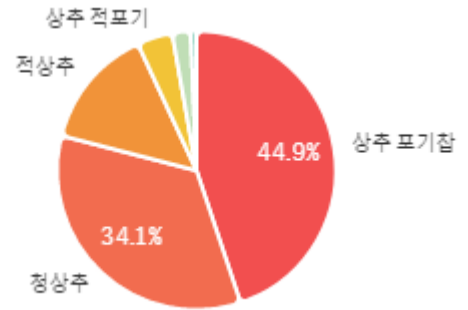
07/05    07/06    07/07    07/08    07/09    07/10    07/11

구분	금주(A)	전주(B)	전월(C)	전년(D)	평년(E)	A/B	A/C	A/D	A/E
물량(톤)	457	468	572	421	413	97.6%	79.9%	108.6%	110.5%

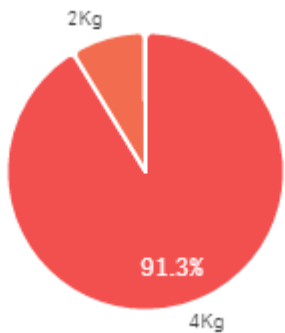
## 출하 품종별 거래물량 구성비



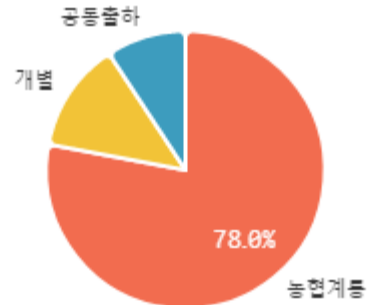
## 출하 품종별 거래금액 구성비



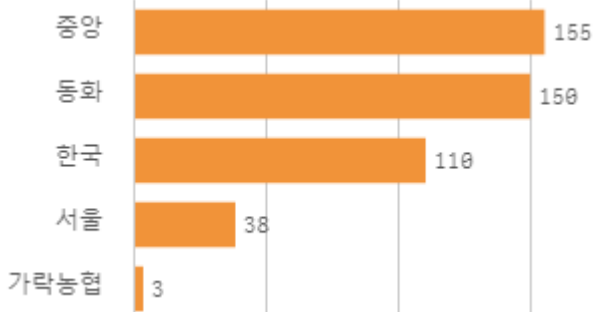
## 거래 단량별 물량 구성비



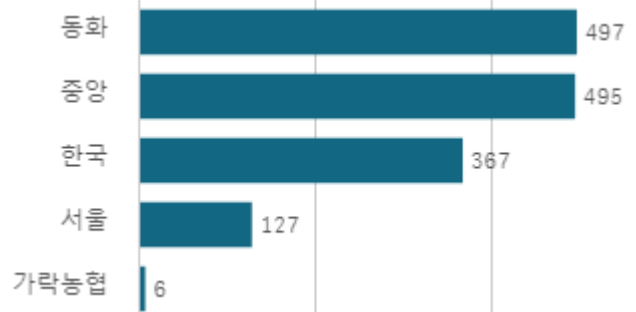
## 출하자별 거래물량 구성비



## 도매시장 법인별 거래물량(톤)

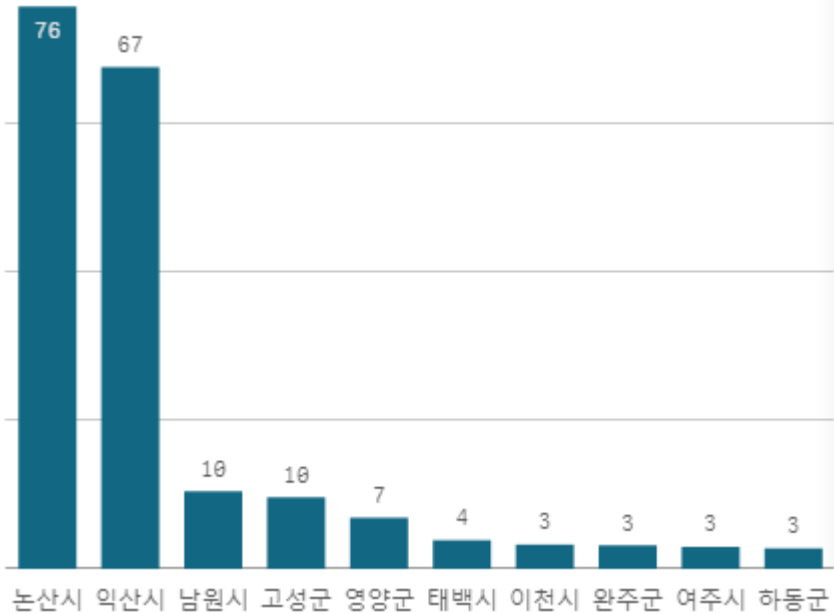


## 도매시장 법인별 거래금액(백만원)



# 상추 포기잡(4Kg)

산지별 거래물량(톤)



출하산지(개소)

33

출하건수(천건)

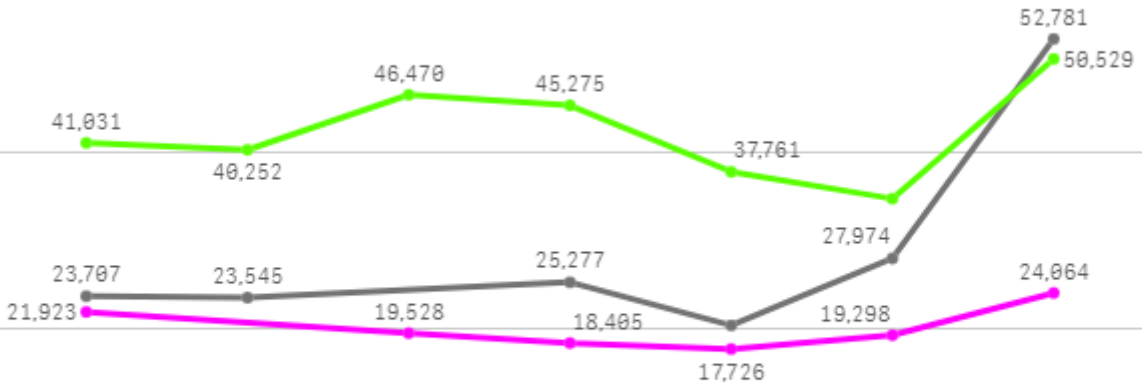
2

산지별 주출하 시군구



주간 도매가격(원)

◆ 2025    ● 2024    ◆ 평년



07/05    07/06    07/07    07/08    07/09    07/10    07/11

구분	금주(A)	전주(B)	전월(C)	전년(D)	평년(E)	A/B	A/C	A/D	A/E
가격(원)	19,669	22,950	11,811	28,947	34,900	85.7%	166.5%	67.9%	56.4%

※ 상품 가격 기준

## □ 상추 포기잡(4Kg) 주간 가격

구분	Q	품종	Q	단량	Q	특	상	보통	하
2025-07-05		상추 포기잡		4Kg		-	21,923	15,290	10,731
2025-07-07		상추 포기잡		4Kg		-	19,528	13,771	9,221
2025-07-08		상추 포기잡		4Kg		-	18,405	10,536	5,812
2025-07-09		상추 포기잡		4Kg		-	17,726	11,132	5,718
2025-07-10		상추 포기잡		4Kg		-	19,298	11,468	6,871
2025-07-11		상추 포기잡		4Kg		-	24,064	16,163	11,286
평균						-	<b>20,157</b>	<b>13,060</b>	<b>8,273</b>

# 부추

## 주간 반입량(톤)

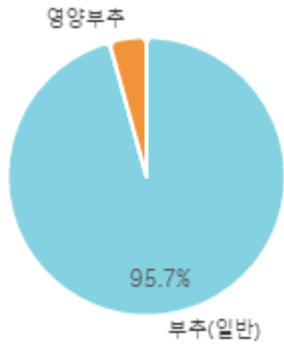
2025 (파란색 선) 2024 (회색 선) 평년 (초록색 선)



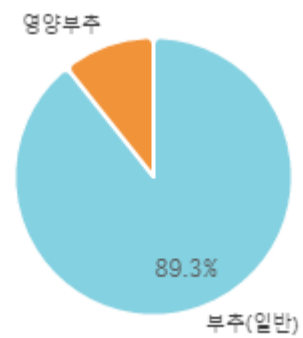
07/05 07/06 07/07 07/08 07/09 07/10 07/11

구분	금주(A)	전주(B)	전월(C)	전년(D)	평년(E)	A/B	A/C	A/D	A/E
물량(톤)	469	512	501	532	498	91.6%	93.5%	88.0%	94.0%

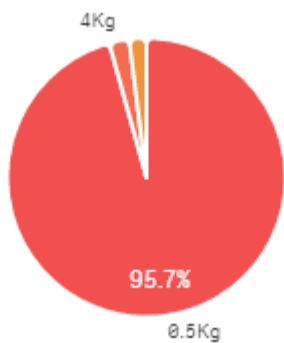
## 출하 품종별 거래물량 구성비



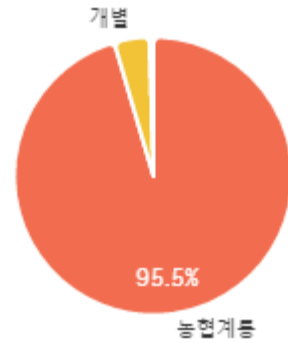
## 출하 품종별 거래금액 구성비



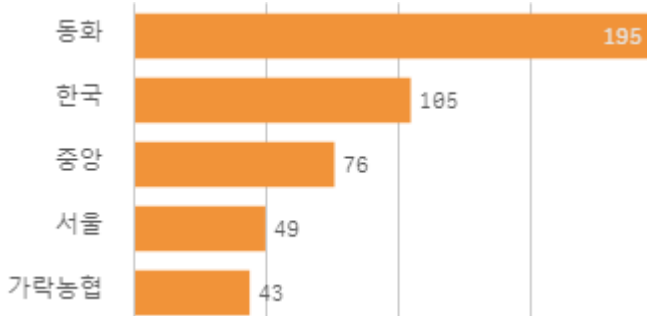
## 거래 단량별 물량 구성비



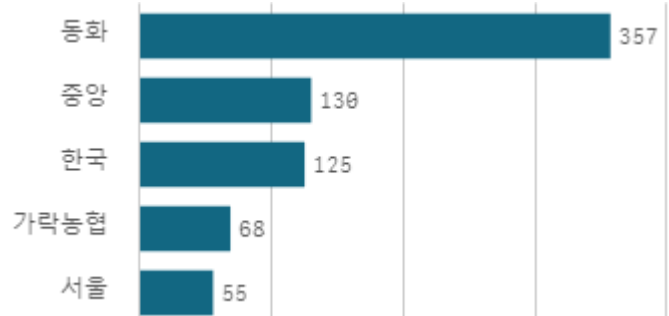
## 출하자별 거래물량 구성비



## 도매시장 법인별 거래물량(톤)

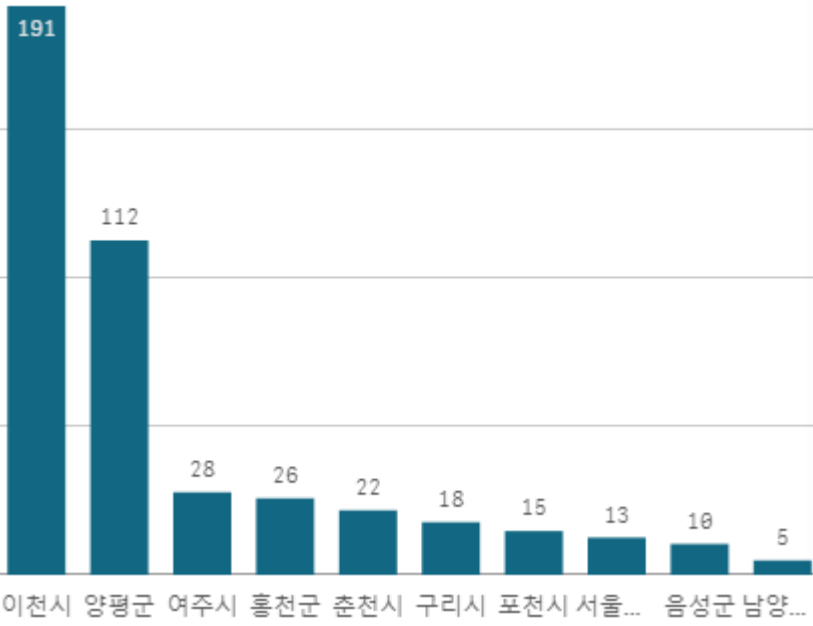


## 도매시장 법인별 거래금액(백만원)



# 부추(일반) (0.5Kg)

산지별 거래물량(톤)



출하산지(개소)

18

출하건수(천건)

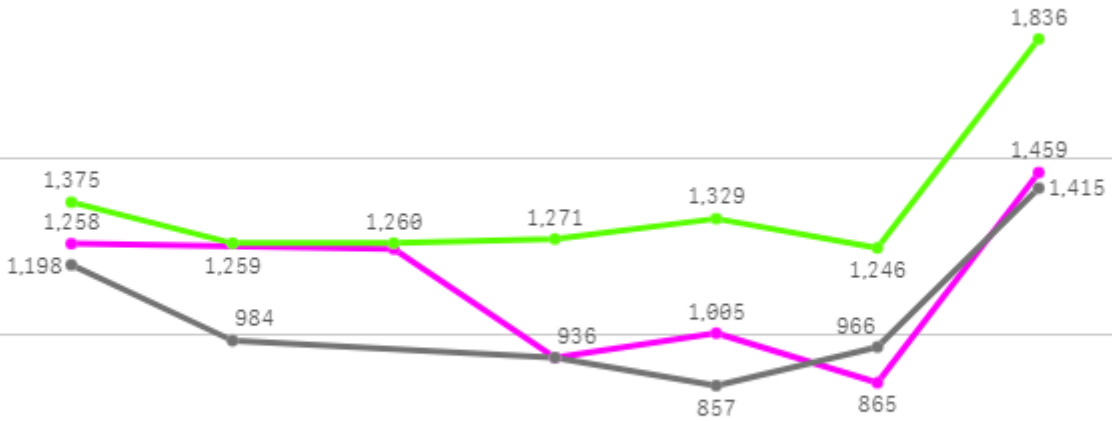
2

산지별 주출하 시군구



주간 도매가격(원)

◆ 2025    ● 2024    ◆ 평년



07/05    07/06    07/07    07/08    07/09    07/10    07/11

구분	금주(A)	전주(B)	전월(C)	전년(D)	평년(E)	A/B	A/C	A/D	A/E
가격(원)	1,086	799	946	1,059	1,351	135.9%	114.9%	102.5%	80.4%

※ 상품 가격 기준

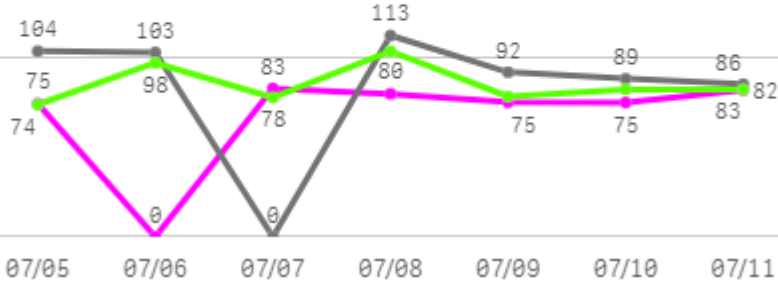
## □ 부추(일반)(0.5Kg) 주간 가격

구분	Q	품종	Q	단량	Q	특	상	보통	하
2025-07-05		부추(일반)		0.5Kg		-	1,258	877	581
2025-07-07		부추(일반)		0.5Kg		-	1,243	959	718
2025-07-08		부추(일반)		0.5Kg		-	936	608	405
2025-07-09		부추(일반)		0.5Kg		-	1,005	558	310
2025-07-10		부추(일반)		0.5Kg		-	865	592	372
2025-07-11		부추(일반)		0.5Kg		-	1,459	936	565
평균						-	<b>1,128</b>	<b>755</b>	<b>492</b>

# 열무

## 주간 반입량(톤)

◆ 2025    ● 2024    ▲ 평년

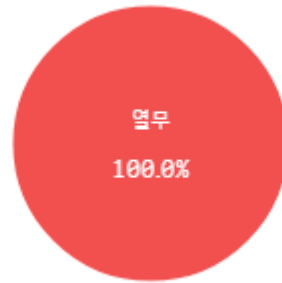


구분	금주(A)	전주(B)	전월(C)	전년(D)	평년(E)	A/B	A/C	A/D	A/E
물량(톤)	471	556	793	587	535	84.7%	59.4%	80.3%	88.1%

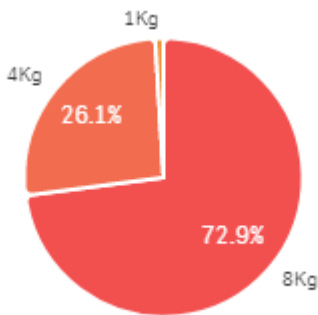
## 출하 품종별 거래물량 구성비



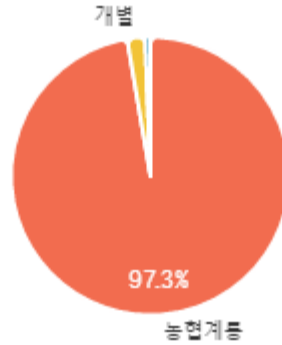
## 출하 품종별 거래금액 구성비



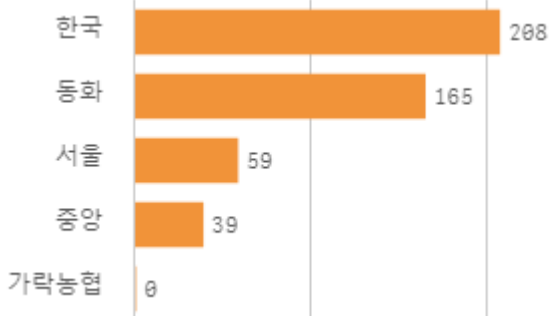
## 거래 단량별 물량 구성비



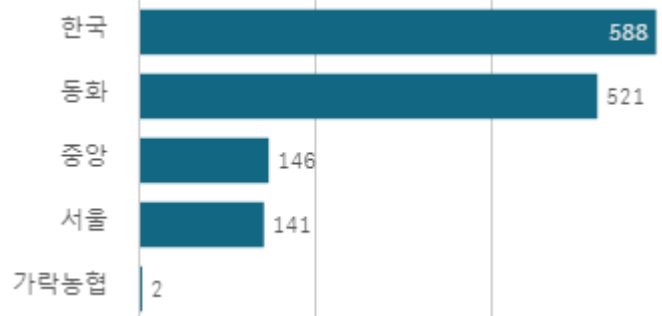
## 출하자별 거래물량 구성비



## 도매시장 법인별 거래물량(톤)

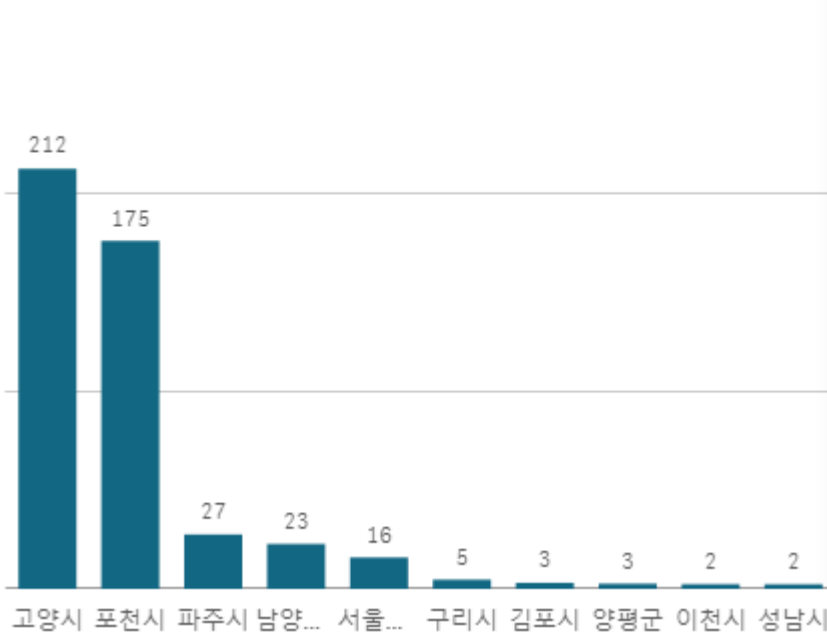


## 도매시장 법인별 거래금액(백만원)



# 열무(4Kg)

산지별 거래물량(톤)



출하산지(개소)

14

출하건수(천건)

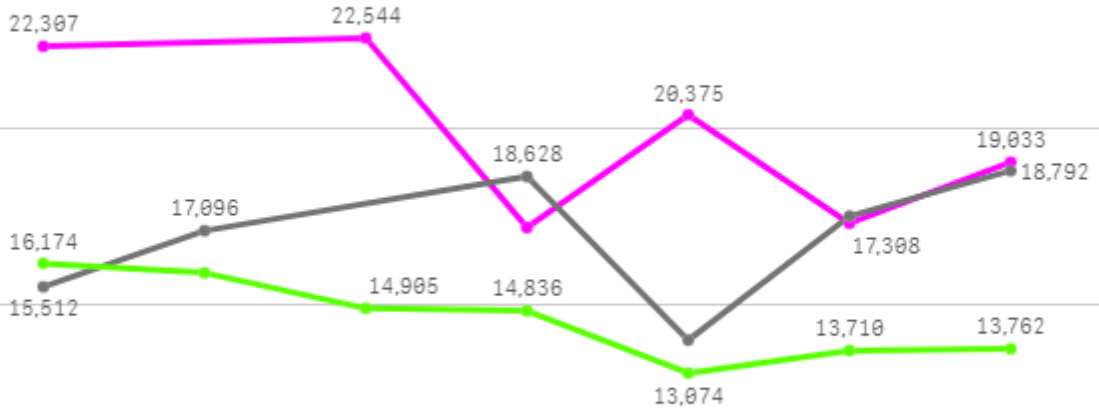
2

산지별 주출하 시군구



주간 도매가격(원)

◆ 2025    ● 2024    ◆ 평년



07/05    07/06    07/07    07/08    07/09    07/10    07/11

구분	금주(A)	전주(B)	전월(C)	전년(D)	평년(E)	A/B	A/C	A/D	A/E
가격(원)	19,887	15,294	6,386	16,924	17,454	130.0%	311.4%	117.5%	113.9%

※ 상품 가격 기준

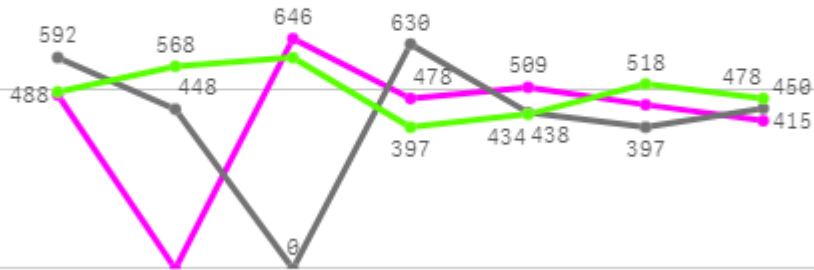
## □ 열무(4Kg) 주간 가격

구분	Q	품종	Q	단량	Q	특	상	보통	하
2025-07-05		열무		4Kg		-	22,307	19,106	13,130
2025-07-07		열무		4Kg		-	22,544	18,470	13,675
2025-07-08		열무		4Kg		-	17,188	15,113	10,347
2025-07-09		열무		4Kg		-	20,375	17,592	12,759
2025-07-10		열무		4Kg		-	17,308	15,010	8,810
2025-07-11		열무		4Kg		-	19,033	14,563	8,476
평균						-	<b>19,793</b>	<b>16,642</b>	<b>11,200</b>

# 수박

## 주간 반입량(톤)

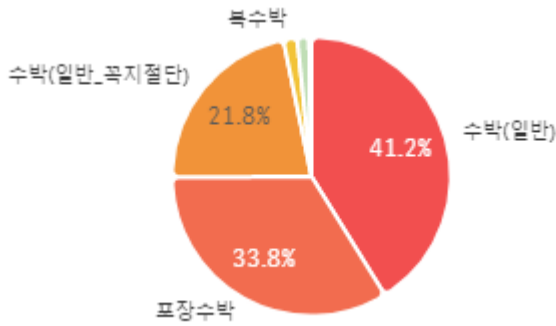
◆ 2025    ● 2024    ▲ 평년



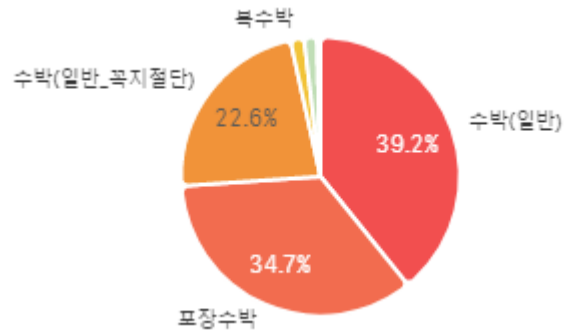
07/05    07/06    07/07    07/08    07/09    07/10    07/11

구분	금주(A)	전주(B)	전월(C)	전년(D)	평년(E)	A/B	A/C	A/D	A/E
물량(톤)	2,995	2,933	3,828	2,955	3,386	102.1%	78.2%	101.4%	88.5%

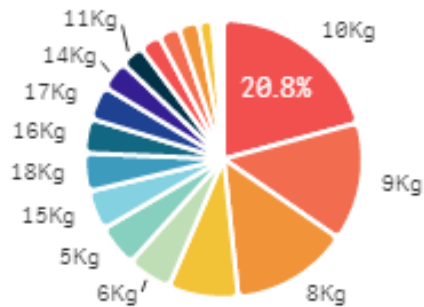
## 출하 품종별 거래물량 구성비



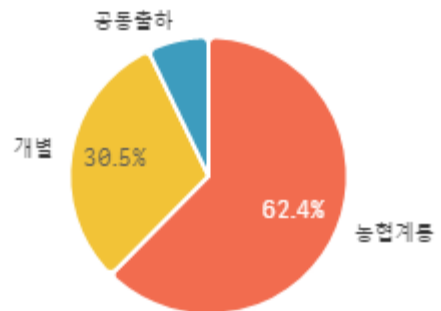
## 출하 품종별 거래금액 구성비



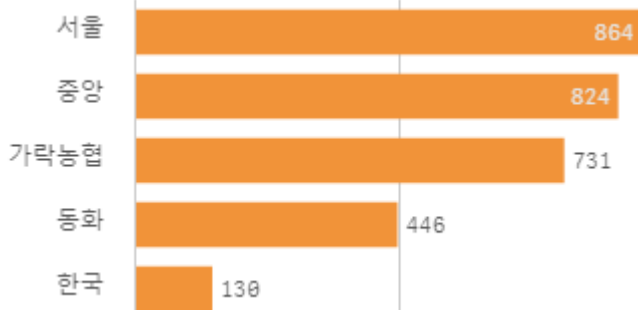
## 거래 단량별 물량 구성비



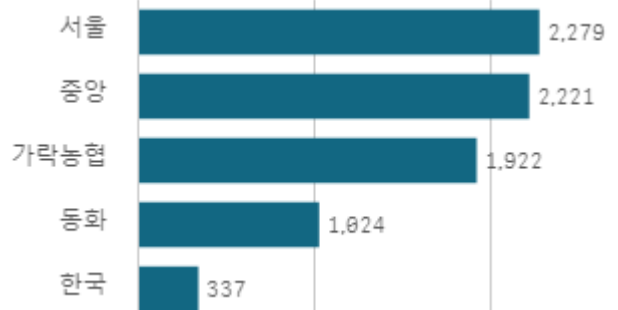
## 출하자별 거래물량 구성비



## 도매시장 법인별 거래물량(톤)

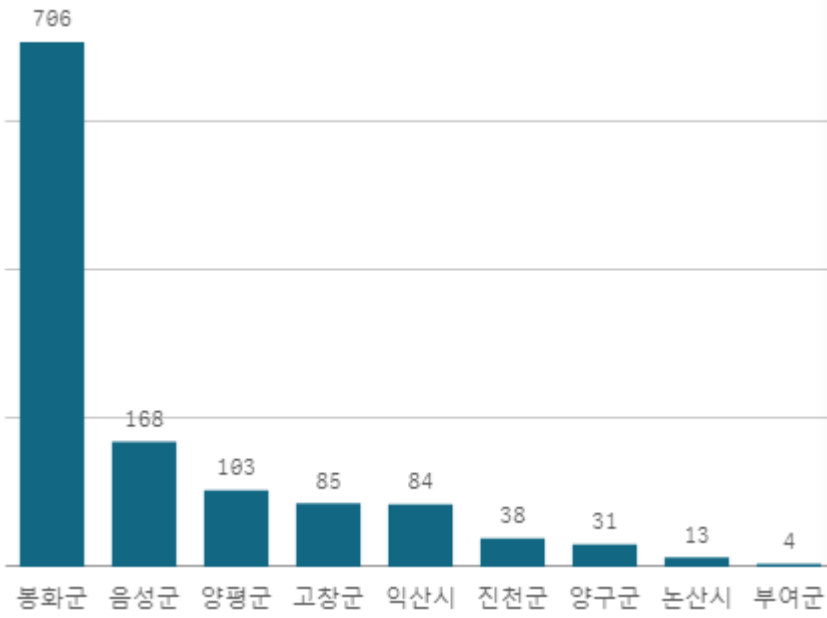


## 도매시장 법인별 거래금액(백만원)



# 수박(일반) (8Kg)

산지별 거래물량(톤)



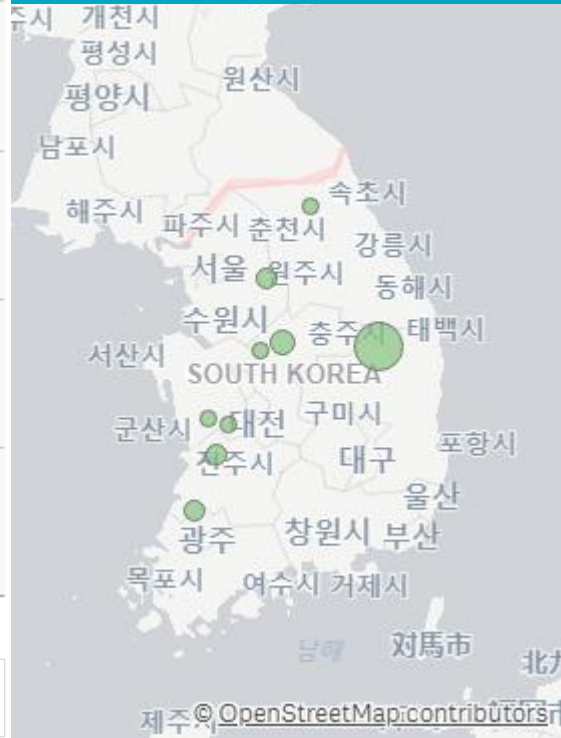
출하산지(개소)

9

출하건수(천건)

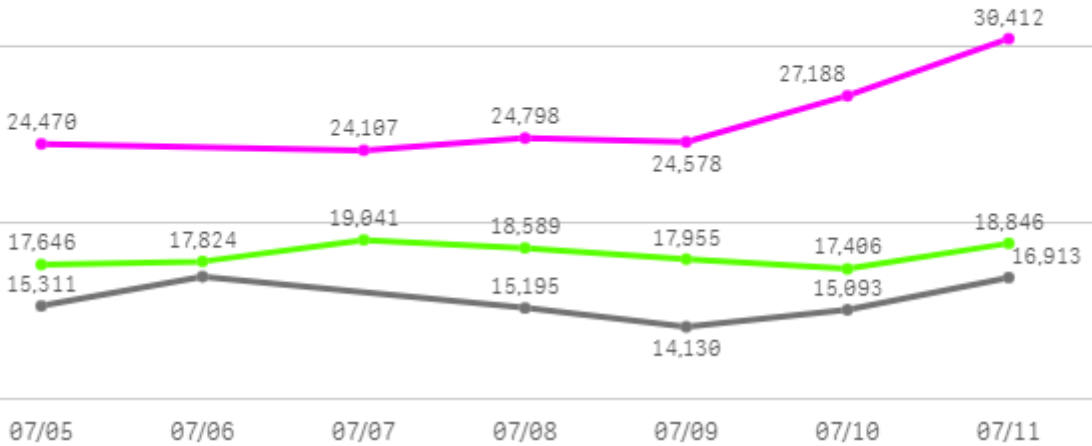
3

산지별 주출하 시군구



주간 도매가격(원)

◆ 2025    ● 2024    ◆ 평년



구분	금주(A)	전주(B)	전월(C)	전년(D)	평년(E)	A/B	A/C	A/D	A/E
가격(원)	25,365	20,151	16,547	15,602	21,212	125.9%	153.3%	162.6%	119.6%

※ 상품 가격 기준

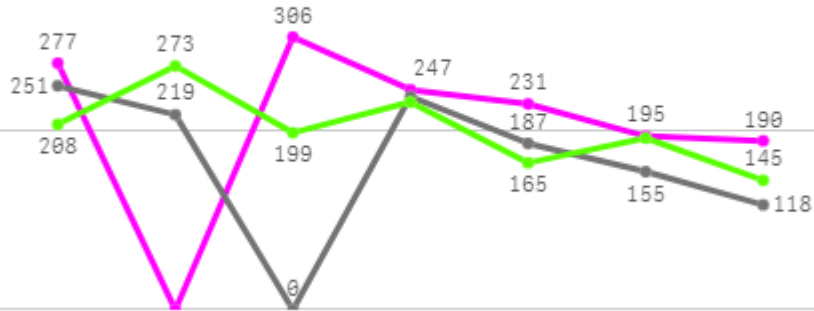
## □ 수박(일반)(8Kg) 주간 가격

구분	Q	품종	Q	단량	Q	특	상	보통	하
2025-07-05		수박(일반)		8Kg		28,766	24,470	22,506	14,829
2025-07-07		수박(일반)		8Kg		28,241	24,107	22,115	13,870
2025-07-08		수박(일반)		8Kg		29,641	24,798	22,403	16,149
2025-07-09		수박(일반)		8Kg		28,553	24,578	20,558	15,487
2025-07-10		수박(일반)		8Kg		31,034	27,188	21,437	15,727
2025-07-11		수박(일반)		8Kg		36,924	30,412	23,037	14,653
평균						<b>30,527</b>	<b>25,926</b>	<b>22,009</b>	<b>15,119</b>

# 참외

## 주간 반입량(톤)

◆ 2025    ● 2024    ▲ 평년



구분	금주(A)	전주(B)	전월(C)	전년(D)	평년(E)	A/B	A/C	A/D	A/E
물량(톤)	1,445	1,872	1,385	1,169	1,389	77.1%	104.3%	123.6%	104.0%

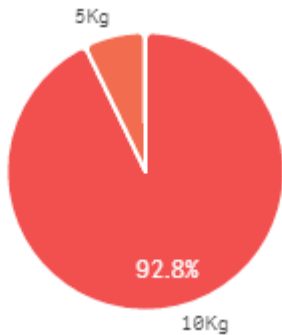
### 출하 품종별 거래물량 구성비



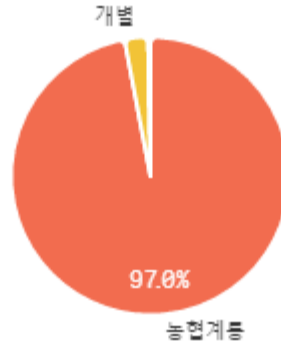
### 출하 품종별 거래금액 구성비



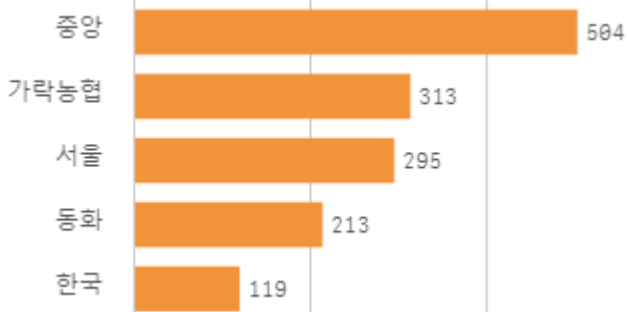
### 거래 단량별 물량 구성비



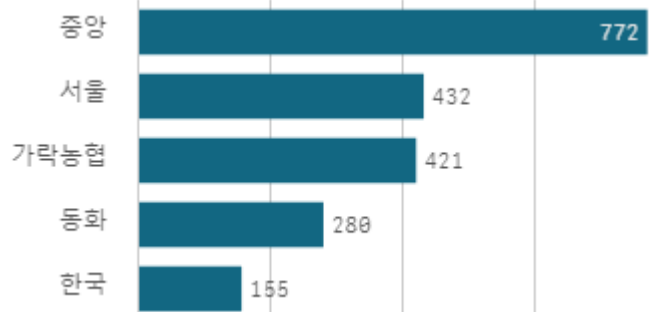
### 출하자별 거래물량 구성비



### 도매시장 법인별 거래물량(톤)

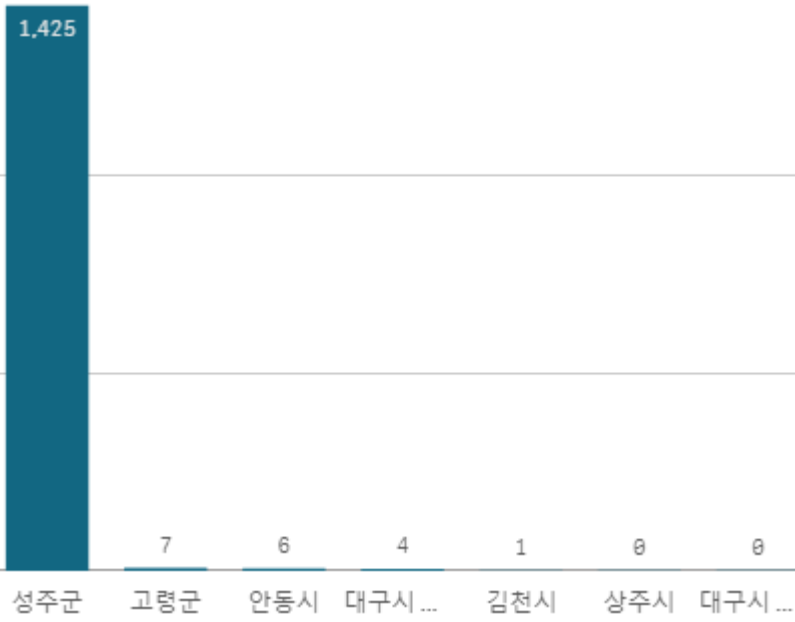


### 도매시장 법인별 거래금액(백만원)



# 참외(일반)(10Kg)

## 산지별 거래물량(톤)



## 산지별 주출하 시군구



출하산지(개소)

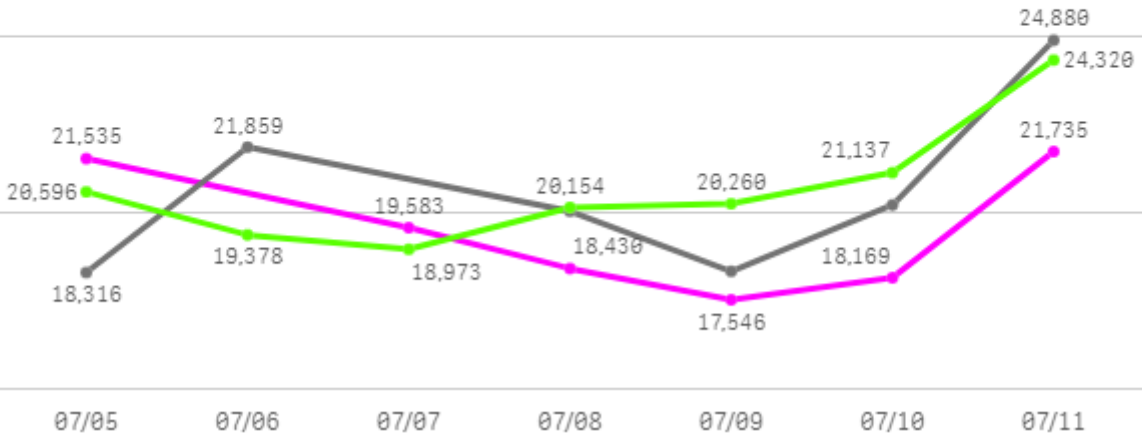
7

출하건수(천건)

19

## 주간 도매가격(원)

◆ 2025    ● 2024    ◆ 평년



구분	금주(A)	전주(B)	전월(C)	전년(D)	평년(E)	A/B	A/C	A/D	A/E
가격(원)	19,220	16,939	39,948	20,613	20,343	113.5%	48.1%	93.2%	94.5%

※ 상품 가격 기준

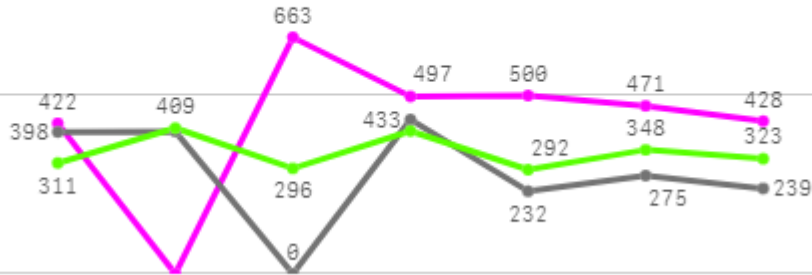
## □ 참외(일반)(10Kg) 주간 가격

구분	Q	품종	Q	단량	Q	특	상	보통	하
2025-07-05		참외(일반)		10Kg		33,833	21,535	11,832	6,867
2025-07-07		참외(일반)		10Kg		31,170	19,583	12,240	7,446
2025-07-08		참외(일반)		10Kg		31,198	18,430	11,038	6,968
2025-07-09		참외(일반)		10Kg		30,455	17,546	9,815	5,232
2025-07-10		참외(일반)		10Kg		30,960	18,169	10,140	5,781
2025-07-11		참외(일반)		10Kg		35,660	21,735	11,664	6,553
평균						<b>32,213</b>	<b>19,500</b>	<b>11,122</b>	<b>6,475</b>

# 오이

## 주간 반입량(톤)

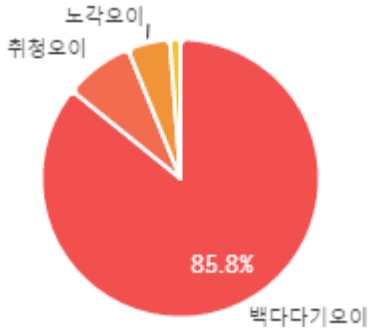
◆ 2025    ● 2024    ▲ 평년



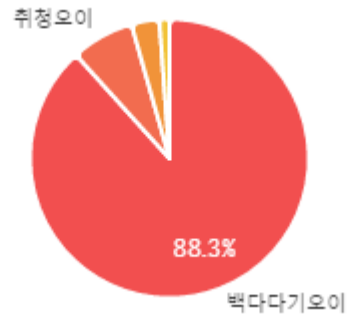
07/05    07/06    07/07    07/08    07/09    07/10    07/11

구분	금주(A)	전주(B)	전월(C)	전년(D)	평년(E)	A/B	A/C	A/D	A/E
물량(톤)	2,981	3,073	5,329	1,976	2,412	97.0%	55.9%	150.9%	123.6%

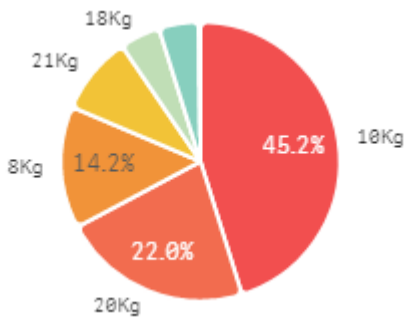
### 출하 품종별 거래물량 구성비



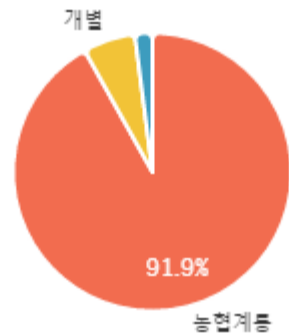
### 출하 품종별 거래금액 구성비



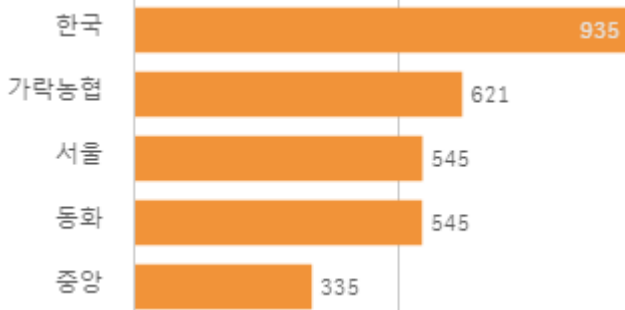
### 거래 단량별 물량 구성비



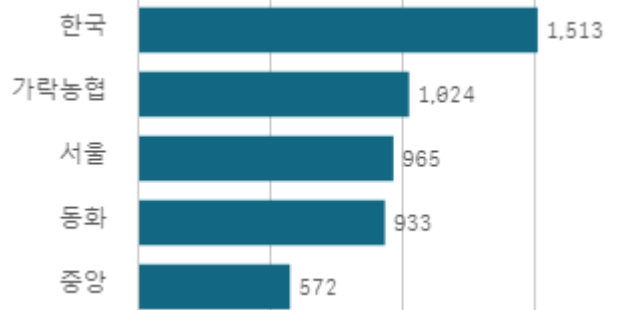
### 출하자별 거래물량 구성비



### 도매시장 법인별 거래물량(톤)

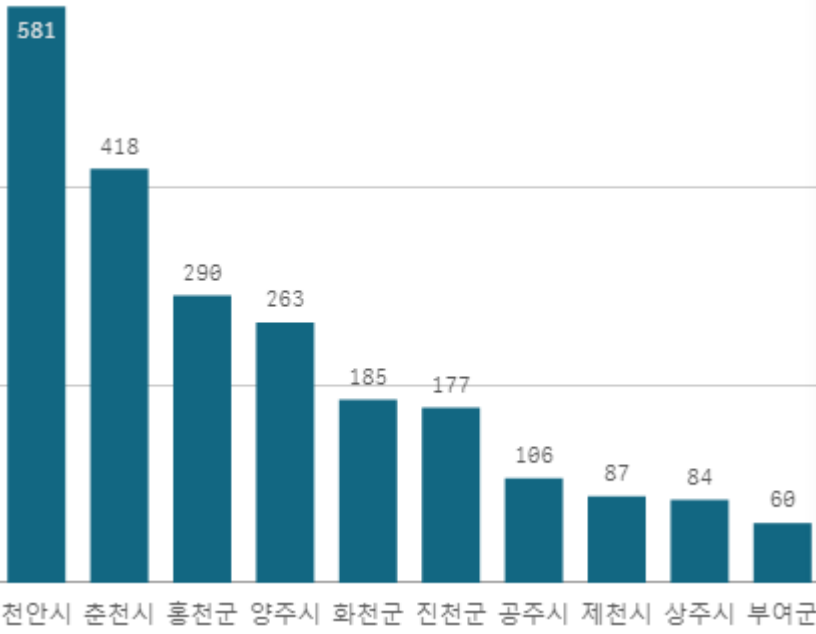


### 도매시장 법인별 거래금액(백만원)



# 백다다기오이(100개)

산지별 거래물량(톤)



출하산지(개소)

44

출하건수(천건)

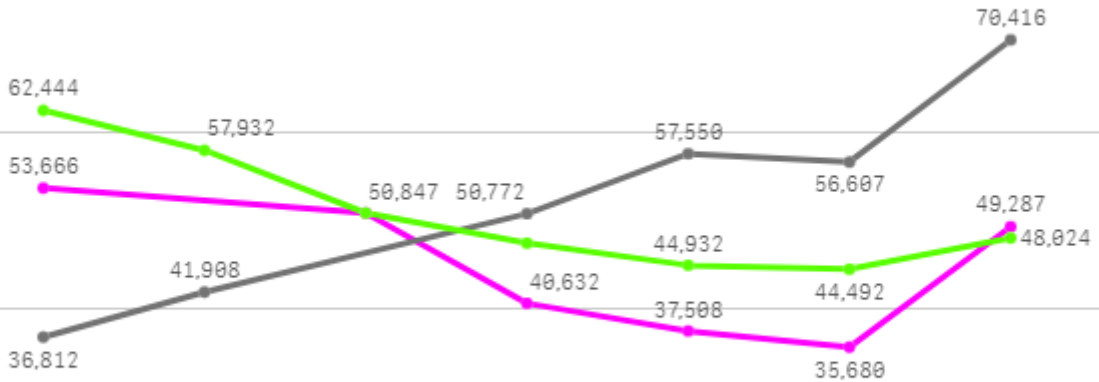
12

산지별 주출하 시군구



주간 도매가격(원)

◆ 2025    ● 2024    ◆ 평년



07/05    07/06    07/07    07/08    07/09    07/10    07/11

구분	금주(A)	전주(B)	전월(C)	전년(D)	평년(E)	A/B	A/C	A/D	A/E
가격(원)	44,018	39,180	29,763	52,344	50,176	112.3%	147.9%	84.1%	87.7%

※ 상품 가격 기준

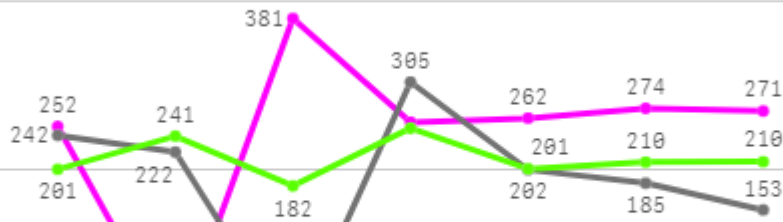
## □ 백다다기오이(100개) 주간 가격

구분	Q	품종	Q	단량	Q	특	상	보통	하
2025-07-05		백다다기오이		100개		62,625	53,666	41,070	13,193
2025-07-07		백다다기오이		100개		61,604	50,847	37,450	17,365
2025-07-08		백다다기오이		100개		56,404	40,632	31,320	16,615
2025-07-09		백다다기오이		100개		53,550	37,508	28,900	12,776
2025-07-10		백다다기오이		100개		55,629	35,680	22,910	10,615
2025-07-11		백다다기오이		100개		63,624	49,287	31,368	14,147
평균						<b>58,906</b>	<b>44,603</b>	<b>32,170</b>	<b>14,119</b>

# 호박

## 주간 반입량(톤)

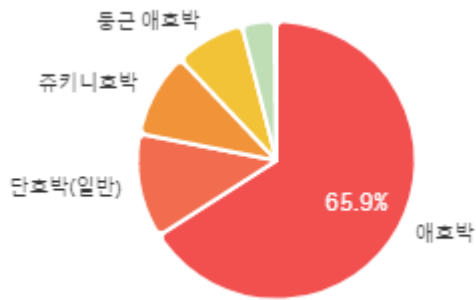
◆ 2025    ● 2024    ▲ 평년



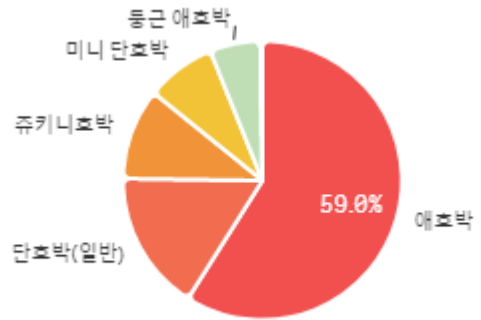
07/05    07/06    07/07    07/08    07/09    07/10    07/11

구분	금주(A)	전주(B)	전월(C)	전년(D)	평년(E)	A/B	A/C	A/D	A/E
물량(톤)	1,697	1,646	1,776	1,308	1,489	103.1%	95.6%	129.8%	114.0%

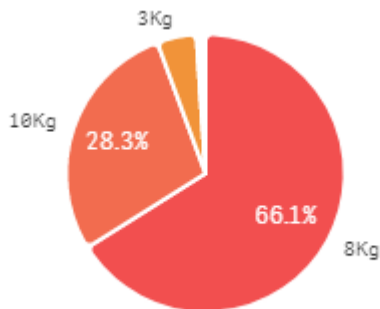
## 출하 품종별 거래물량 구성비



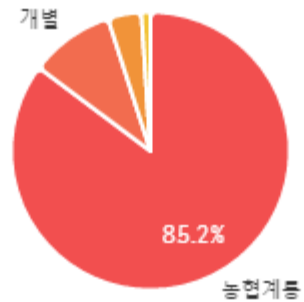
## 출하 품종별 거래금액 구성비



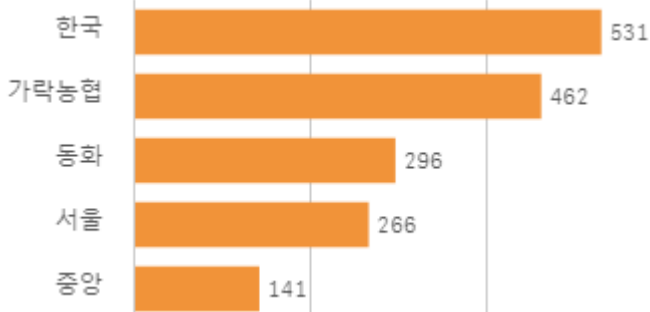
## 거래 단량별 물량 구성비



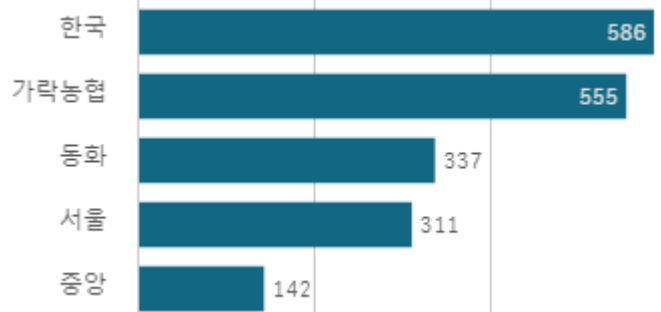
## 출하자별 거래물량 구성비



## 도매시장 법인별 거래물량(톤)

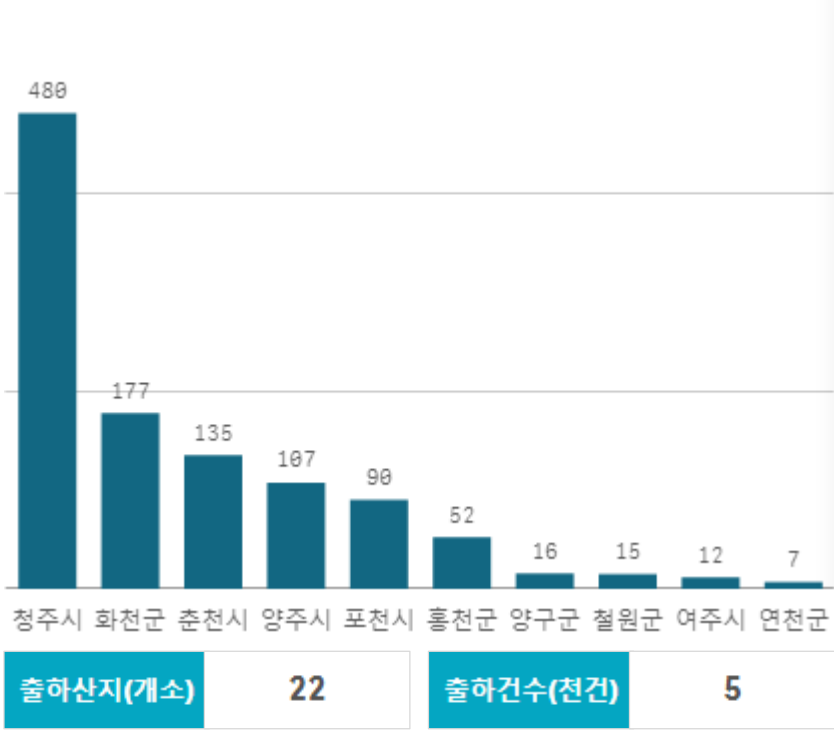


## 도매시장 법인별 거래금액(백만원)



# 애호박(20개)

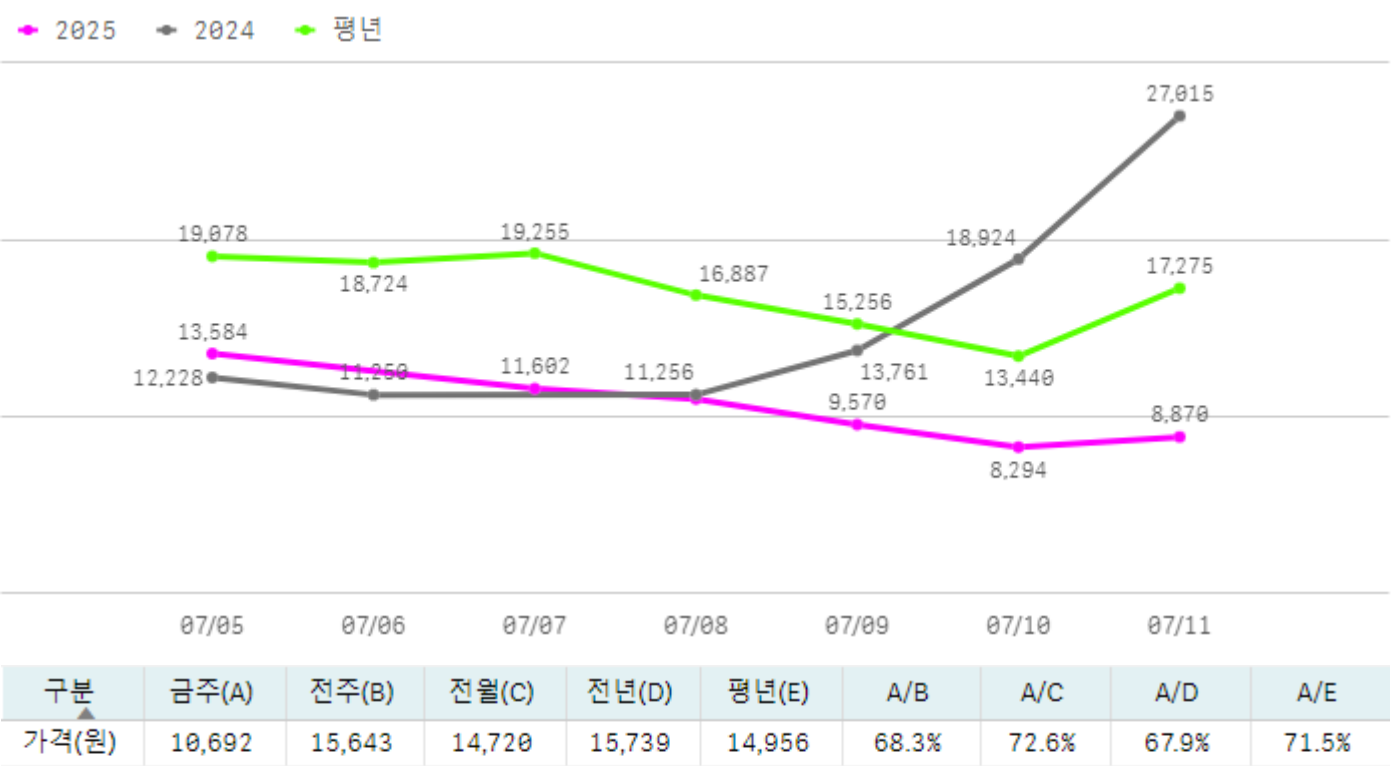
산지별 거래물량(톤)



산지별 주출하 시군구



주간 도매가격(원)



※ 상품 가격 기준

## □ 애호박(20개) 주간 가격

구분	Q	품종	Q	단량	Q	특	상	보통	하
2025-07-05		애호박		20개		15,352	13,584	9,158	4,800
2025-07-07		애호박		20개		13,913	11,602	8,413	4,665
2025-07-08		애호박		20개		13,528	11,015	7,837	4,990
2025-07-09		애호박		20개		11,284	9,570	7,334	4,937
2025-07-10		애호박		20개		10,784	8,294	5,993	3,762
2025-07-11		애호박		20개		10,957	8,870	6,275	3,827
평균						<b>12,636</b>	<b>10,489</b>	<b>7,502</b>	<b>4,497</b>

# 토마토

## 주간 반입량(톤)

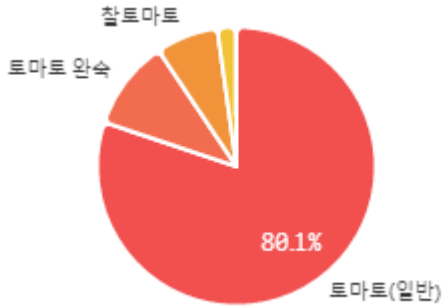
◆ 2025    ● 2024    ▲ 평년



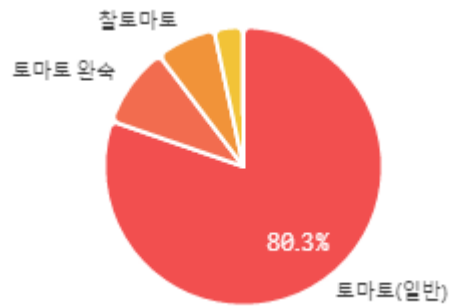
07/05    07/06    07/07    07/08    07/09    07/10    07/11

구분	금주(A)	전주(B)	전월(C)	전년(D)	평년(E)	A/B	A/C	A/D	A/E
물량(톤)	1,153	827	1,162	904	927	139.5%	99.2%	127.5%	124.5%

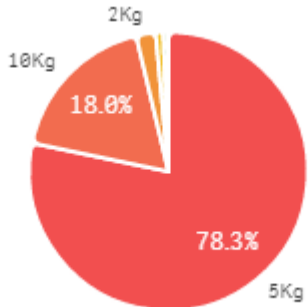
### 출하 품종별 거래물량 구성비



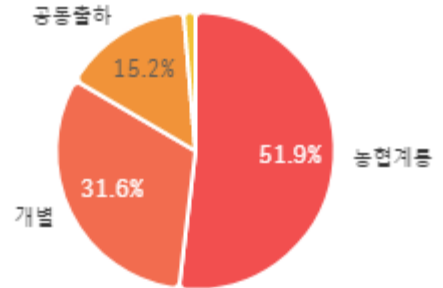
### 출하 품종별 거래금액 구성비



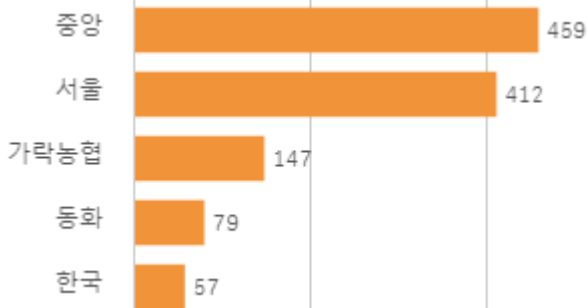
### 거래 단량별 물량 구성비



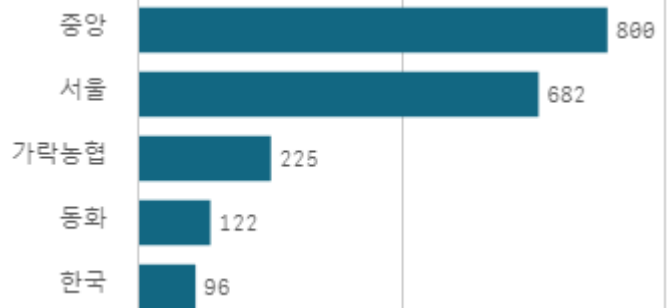
### 출하자별 거래물량 구성비



### 도매시장 법인별 거래물량(톤)

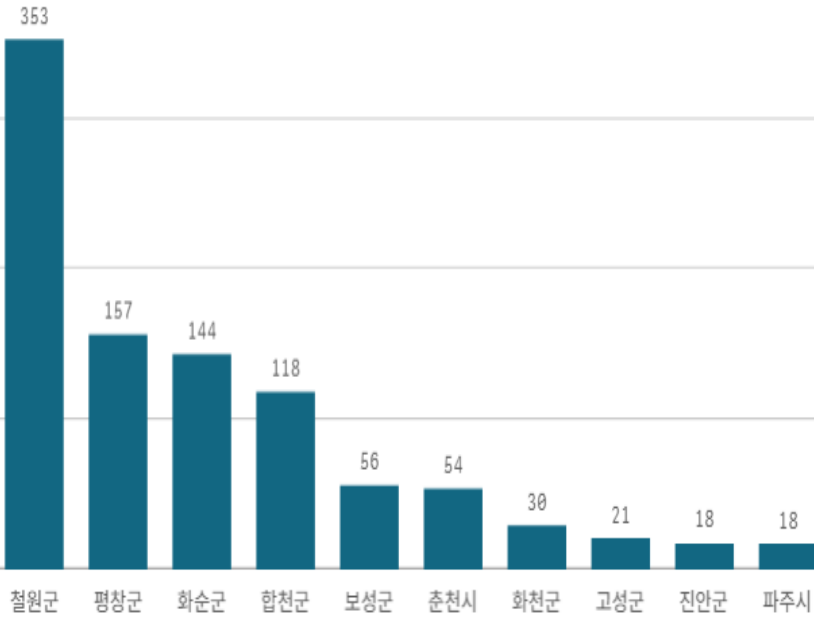


### 도매시장 법인별 거래금액(백만원)



# 토마토(5Kg)

산지별 거래물량(톤)



출하산지(개소)

43

출하건수(천건)

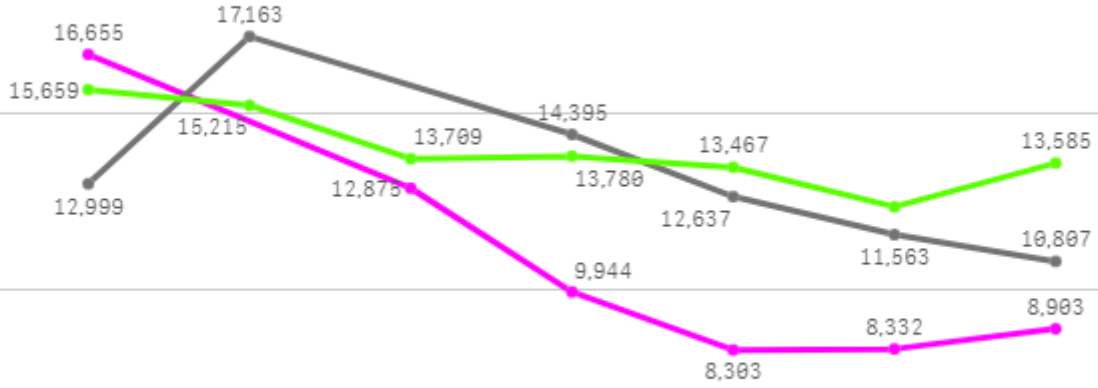
6

산지별 주출하 시군구



주간 도매가격(원)

◆ 2025    ● 2024    ◆ 평년



07/05    07/06    07/07    07/08    07/09    07/10    07/11

구분	금주(A)	전주(B)	전월(C)	전년(D)	평년(E)	A/B	A/C	A/D	A/E
가격(원)	11,077	13,700	10,036	13,261	13,201	80.9%	110.4%	83.5%	83.9%

※ 상품 가격 기준

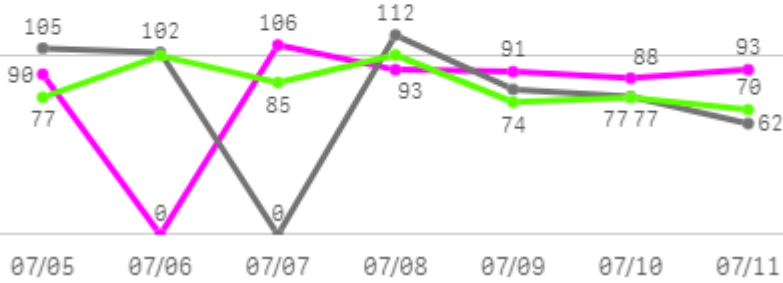
## □ 토마토(5Kg) 주간 가격

구분	Q	품종	Q	단량	Q	특	상	보통	하
2025-07-05		토마토		5Kg		19,409	16,655	12,419	7,928
2025-07-07		토마토		5Kg		14,146	12,875	10,490	7,426
2025-07-08		토마토		5Kg		12,993	9,944	7,694	4,531
2025-07-09		토마토		5Kg		11,554	8,303	5,297	3,167
2025-07-10		토마토		5Kg		9,377	8,332	5,547	2,758
2025-07-11		토마토		5Kg		10,726	8,903	6,262	3,862
평균						<b>13,034</b>	<b>10,835</b>	<b>7,952</b>	<b>4,945</b>

# 방울토마토

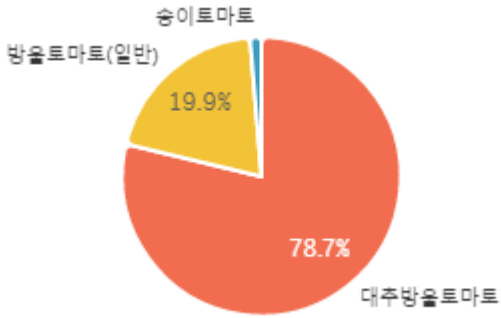
## 주간 반입량(톤)

◆ 2025    ● 2024    ▲ 평년

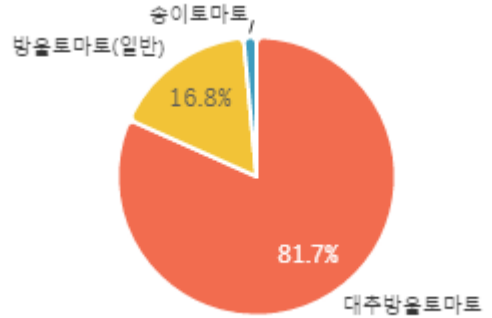


구분	금주(A)	전주(B)	전월(C)	전년(D)	평년(E)	A/B	A/C	A/D	A/E
물량(톤)	561	645	747	540	577	87.0%	75.1%	103.8%	97.1%

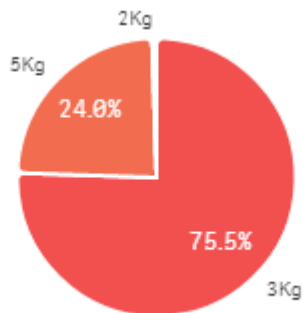
### 출하 품종별 거래물량 구성비



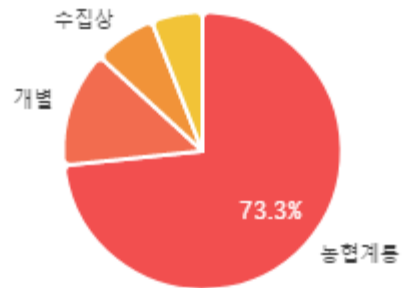
### 출하 품종별 거래금액 구성비



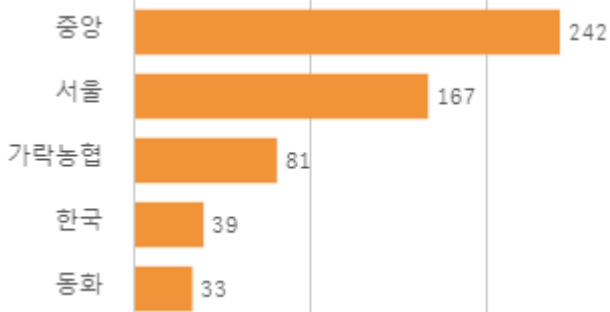
### 거래 단량별 물량 구성비



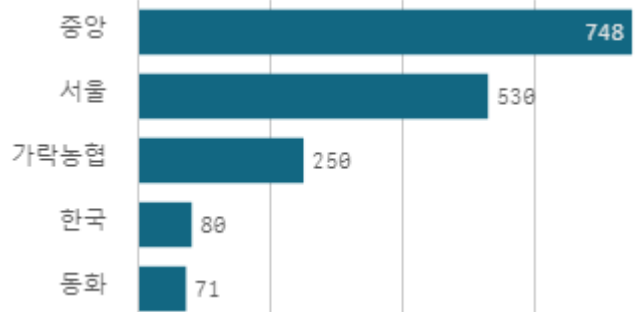
### 출하자별 거래물량 구성비



### 도매시장 법인별 거래물량(톤)

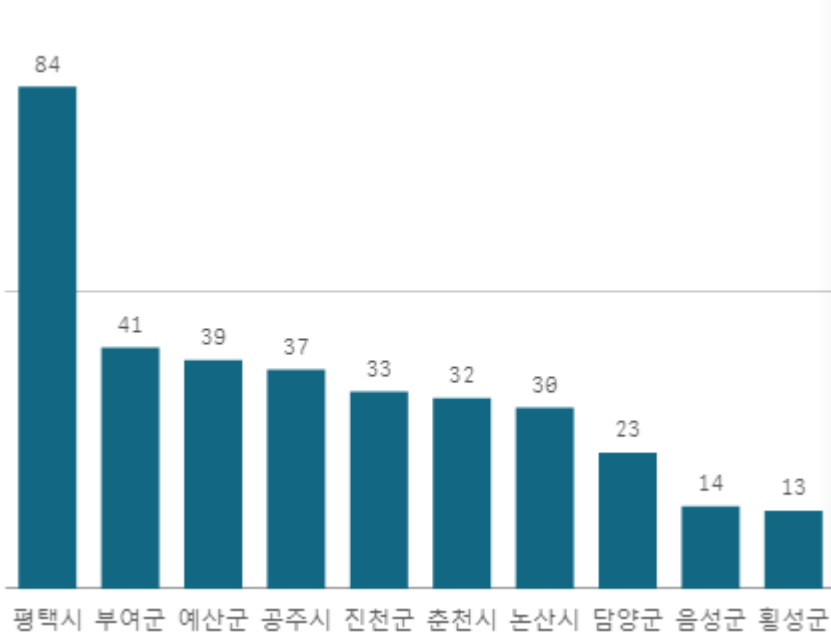


### 도매시장 법인별 거래금액(백만원)



# 대추방울토마토(3Kg)

산지별 거래물량(톤)



출하산지(개소)

45

출하건수(천건)

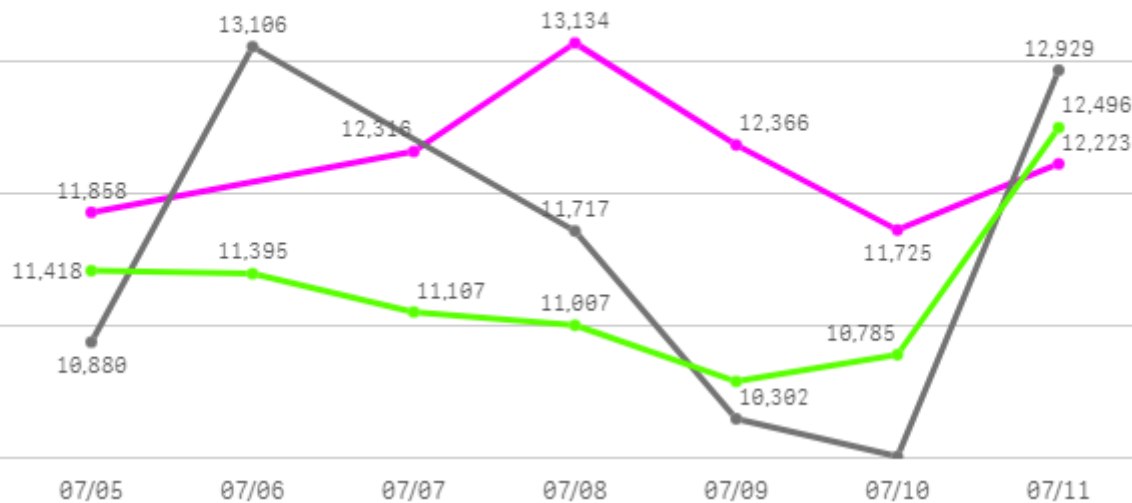
4

산지별 주출하 시군구



주간 도매가격(원)

◆ 2025    ● 2024    ◆ 평년



구분	금주(A)	전주(B)	전월(C)	전년(D)	평년(E)	A/B	A/C	A/D	A/E
가격(원)	12,276	9,886	11,747	11,492	11,807	124.2%	104.5%	106.8%	104.0%

※ 상품 가격 기준

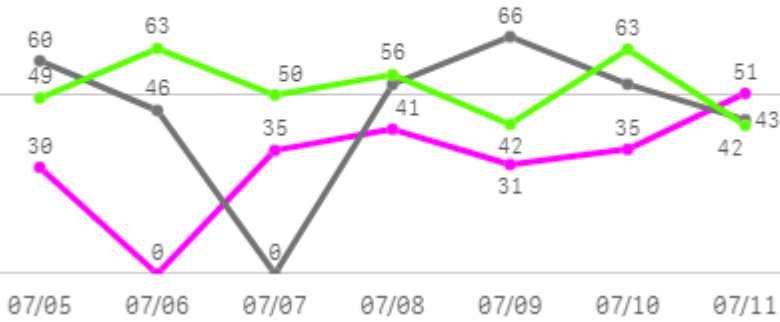
## □ 대추방울토마토(3Kg) 주간 가격

구분	Q	품종	Q	단량	Q	특	상	보통	하
2025-07-05		대추방울토마토		3Kg		14,887	11,858	8,616	5,823
2025-07-07		대추방울토마토		3Kg		16,286	12,316	9,145	5,751
2025-07-08		대추방울토마토		3Kg		16,769	13,134	10,056	5,913
2025-07-09		대추방울토마토		3Kg		15,726	12,366	9,454	5,749
2025-07-10		대추방울토마토		3Kg		14,840	11,725	7,821	4,618
2025-07-11		대추방울토마토		3Kg		15,274	12,223	7,990	4,499
평균						<b>15,630</b>	<b>12,270</b>	<b>8,847</b>	<b>5,392</b>

# 멜론

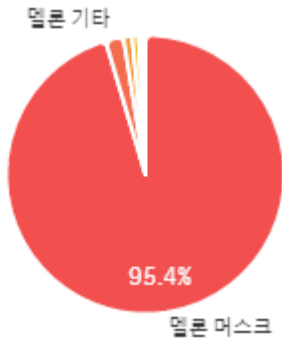
## 주간 반입량(톤)

◆ 2025    ● 2024    ▲ 평년

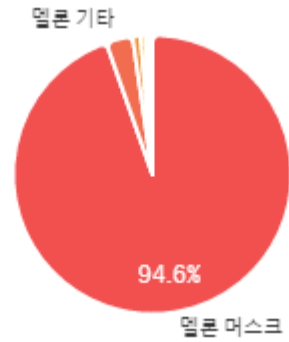


구분	금주(A)	전주(B)	전월(C)	전년(D)	평년(E)	A/B	A/C	A/D	A/E
물량(톤)	221	218	292	321	348	101.3%	75.7%	68.8%	63.6%

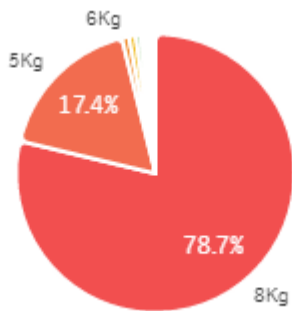
## 출하 품종별 거래물량 구성비



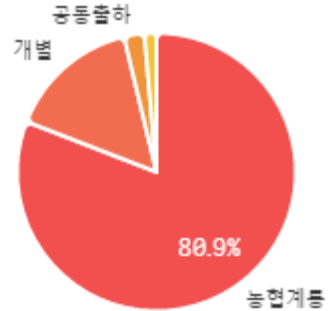
## 출하 품종별 거래금액 구성비



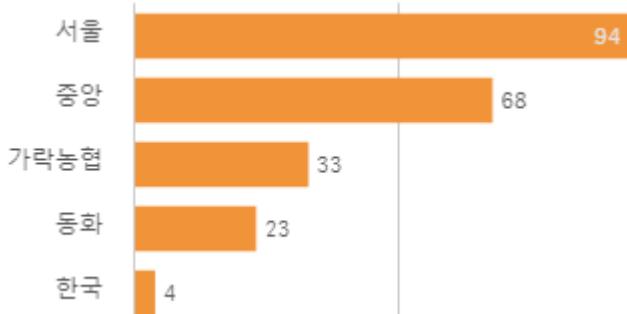
## 거래 단량별 물량 구성비



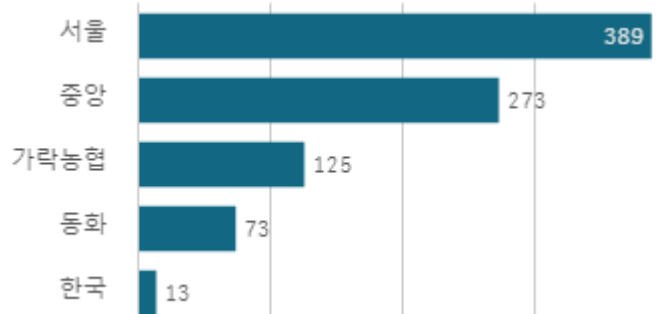
## 출하자별 거래물량 구성비



## 도매시장 법인별 거래물량(톤)

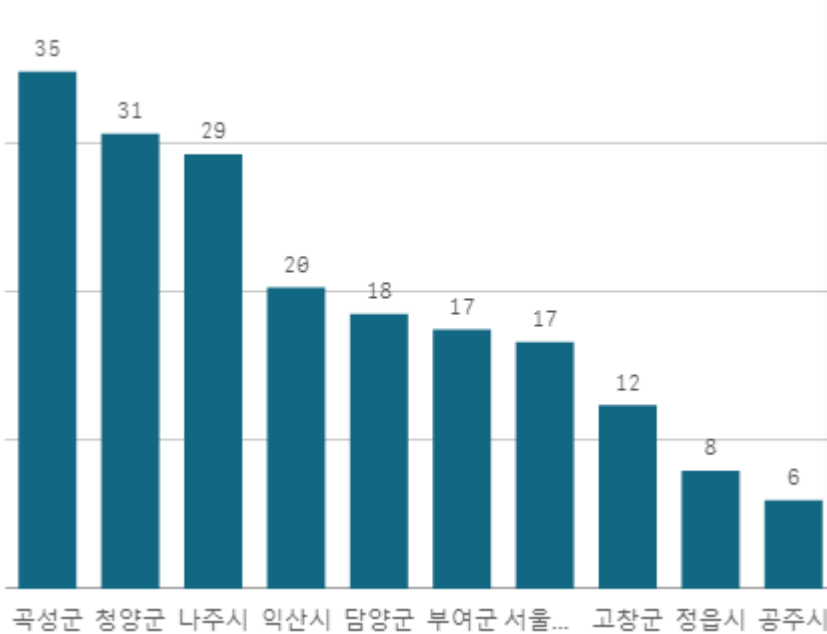


## 도매시장 법인별 거래금액(백만원)



# 멜론 머스크(8Kg)

산지별 거래물량(톤)



출하산지(개소)

20

출하건수(천건)

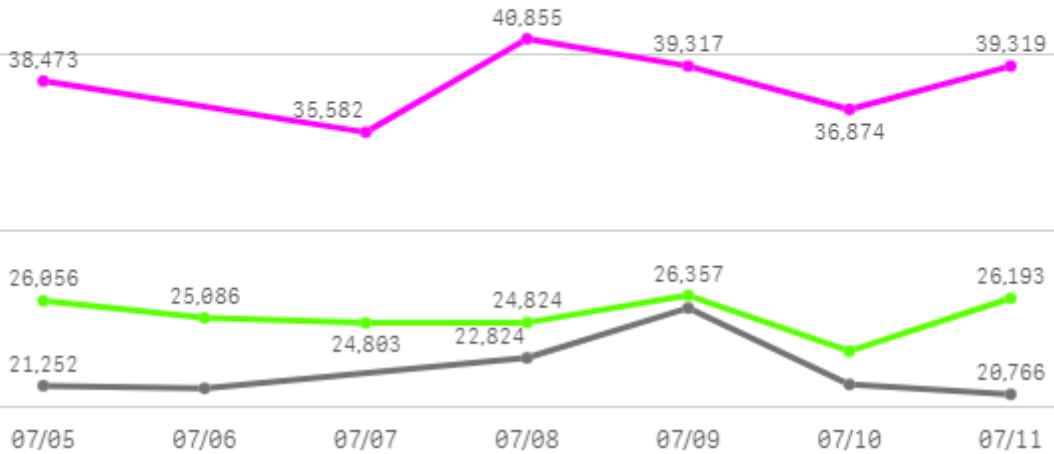
1

산지별 주출하 시군구



주간 도매가격(원)

◆ 2025    ● 2024    ◆ 평년



구분	금주(A)	전주(B)	전월(C)	전년(D)	평년(E)	A/B	A/C	A/D	A/E
가격(원)	38,289	32,960	37,915	22,153	30,609	116.2%	101.0%	172.8%	125.1%

※ 상품 가격 기준

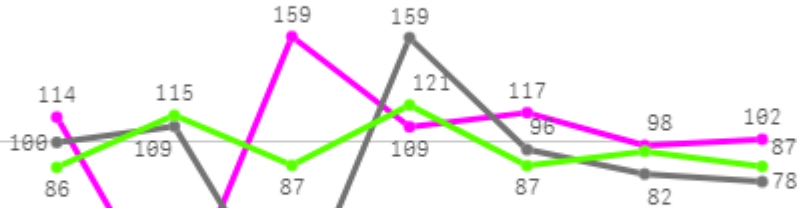
## □ 멜론 머스크(8Kg) 주간 가격

구분	Q	품종	Q	단량	Q	특	상	보통	하
2025-07-05		멜론 머스크		8Kg		48,638	38,473	32,915	18,093
2025-07-07		멜론 머스크		8Kg		42,796	35,582	27,898	16,201
2025-07-08		멜론 머스크		8Kg		46,929	40,855	33,009	19,527
2025-07-09		멜론 머스크		8Kg		45,750	39,317	32,509	21,631
2025-07-10		멜론 머스크		8Kg		42,525	36,874	30,524	20,178
2025-07-11		멜론 머스크		8Kg		53,249	39,319	30,159	16,994
평균						<b>46,648</b>	<b>38,403</b>	<b>31,169</b>	<b>18,771</b>

# 가지

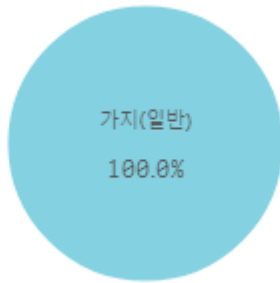
## 주간 반입량(톤)

◆ 2025    ● 2024    ▲ 평년

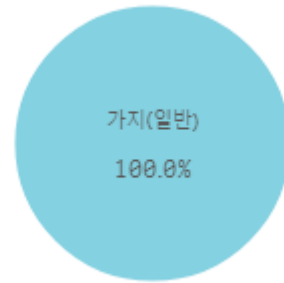


구분	금주(A)	전주(B)	전월(C)	전년(D)	평년(E)	A/B	A/C	A/D	A/E
물량(톤)	699	672	573	624	650	104.0%	122.0%	112.0%	107.5%

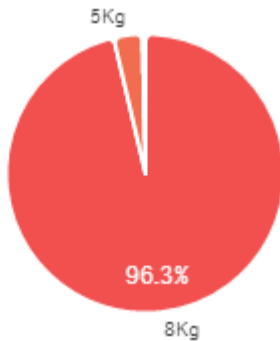
### 출하 품종별 거래물량 구성비



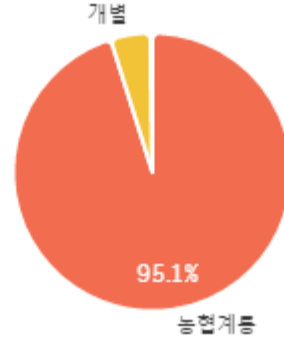
### 출하 품종별 거래금액 구성비



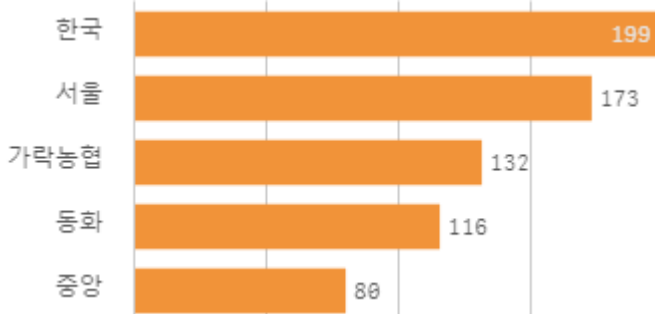
### 거래 단량별 물량 구성비



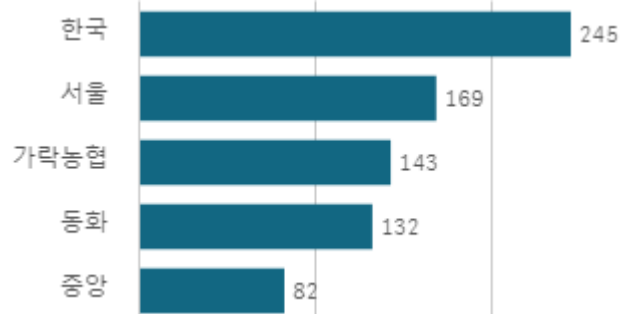
### 출하자별 거래물량 구성비



### 도매시장 법인별 거래물량(톤)

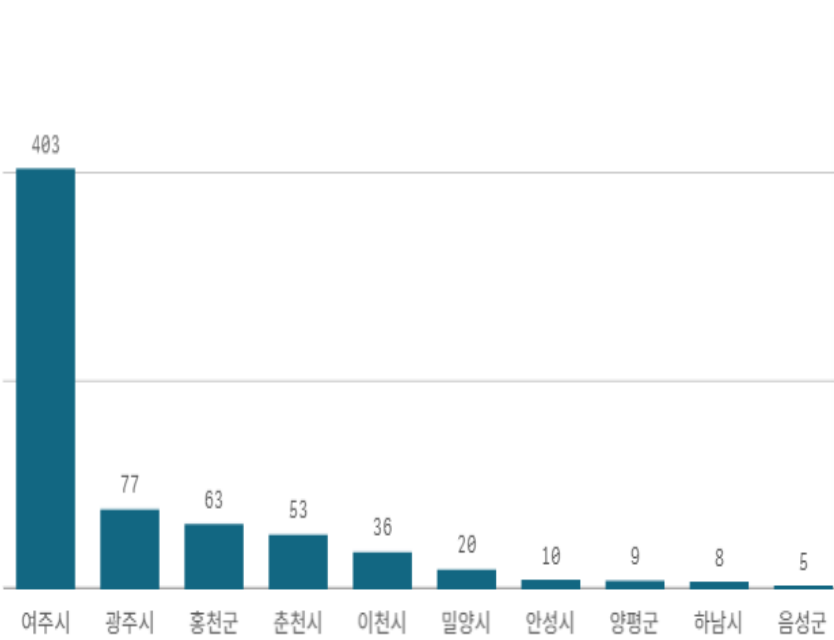


### 도매시장 법인별 거래금액(백만원)



# 가지(5Kg)

산지별 거래물량(톤)



산지별 주출하 시군구



출하산지(개소)

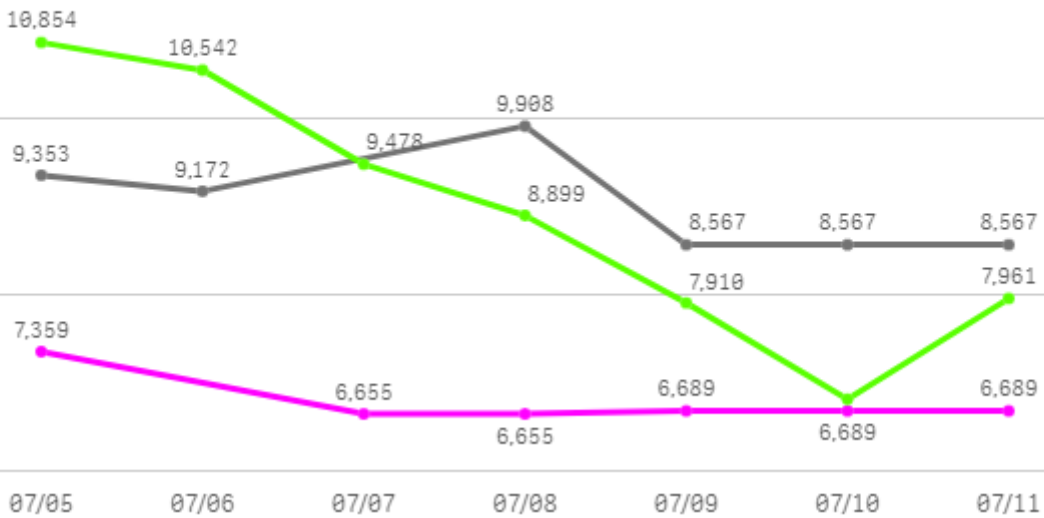
24

출하건수(전건)

4

주간 도매가격(원)

◆ 2025    ● 2024    ◆ 평년



구분	금주(A)	전주(B)	전월(C)	전년(D)	평년(E)	A/B	A/C	A/D	A/E
가격(원)	6,802	10,318	12,436	9,022	8,269	65.9%	54.7%	75.4%	82.3%

※ 상품 가격 기준

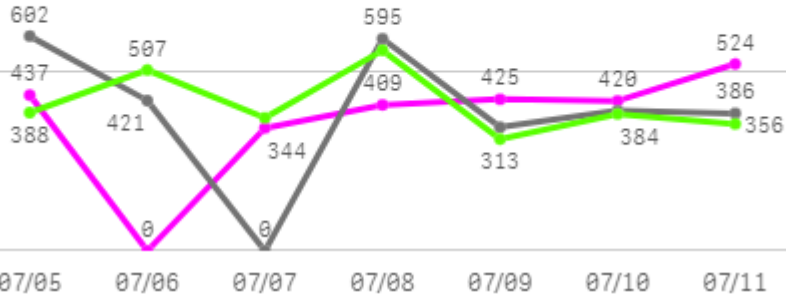
## □ 가지(5Kg) 주간 가격

구분	Q	품종	Q	단량	Q	특	상	보통	하
2025-07-05		가지		5Kg		-	7,359	5,415	2,768
2025-07-07		가지		5Kg		-	6,655	5,654	3,784
2025-07-08		가지		5Kg		-	6,655	5,654	3,784
2025-07-09		가지		5Kg		-	6,689	6,134	3,465
2025-07-10		가지		5Kg		-	6,689	6,134	3,465
2025-07-11		가지		5Kg		-	6,689	6,134	3,465
평균						-	<b>6,789</b>	<b>5,854</b>	<b>3,455</b>

# 무

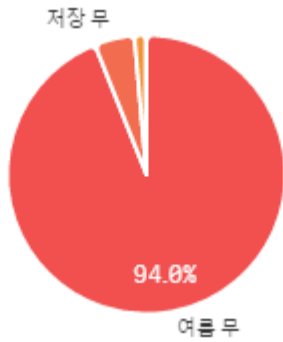
## 주간 반입량(톤)

◆ 2025    ● 2024    ▲ 평년

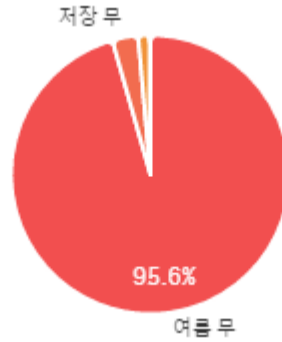


구분	금주(A)	전주(B)	전월(C)	전년(D)	평년(E)	A/B	A/C	A/D	A/E
물량(톤)	2,560	2,681	3,187	2,743	2,759	95.5%	80.3%	93.3%	92.8%

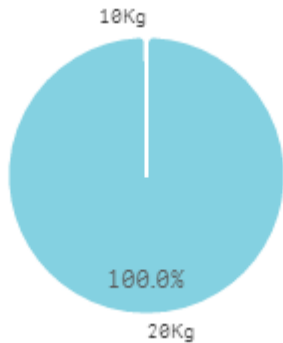
### 출하 품종별 거래물량 구성비



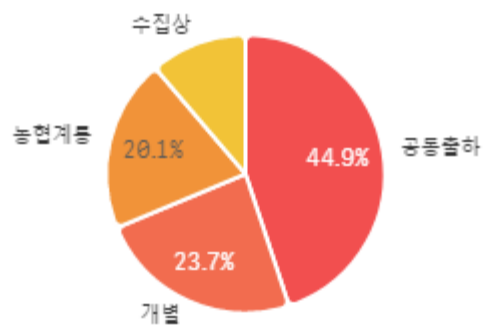
### 출하 품종별 거래금액 구성비



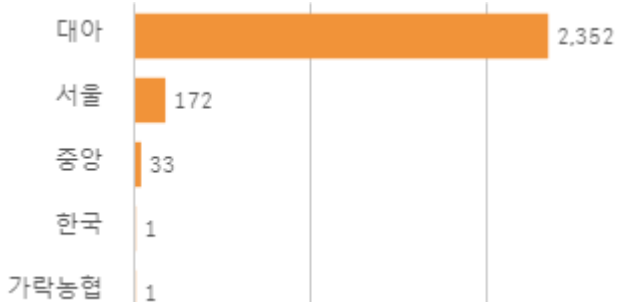
### 거래 단량별 물량 구성비



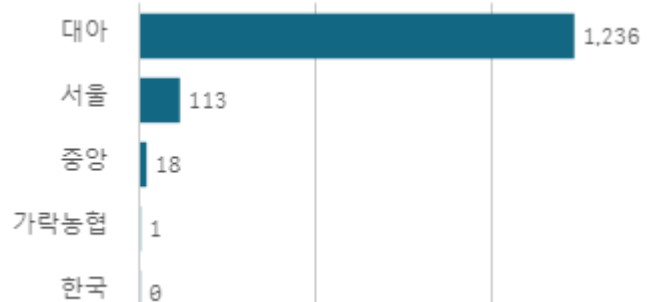
### 출하자별 거래물량 구성비



### 도매시장 법인별 거래물량(톤)

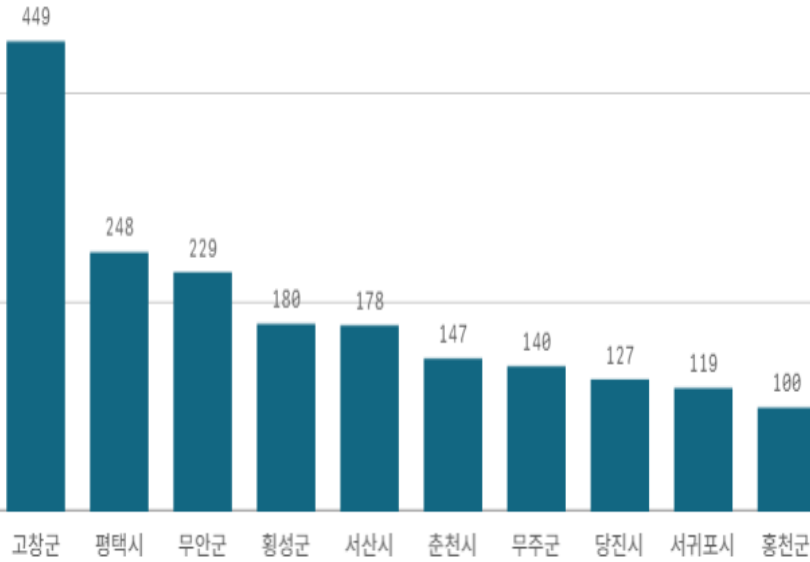


### 도매시장 법인별 거래금액(백만원)



# 무(20Kg)

산지별 거래물량(톤)



출하산지(개소)

25

출하건수(천건)

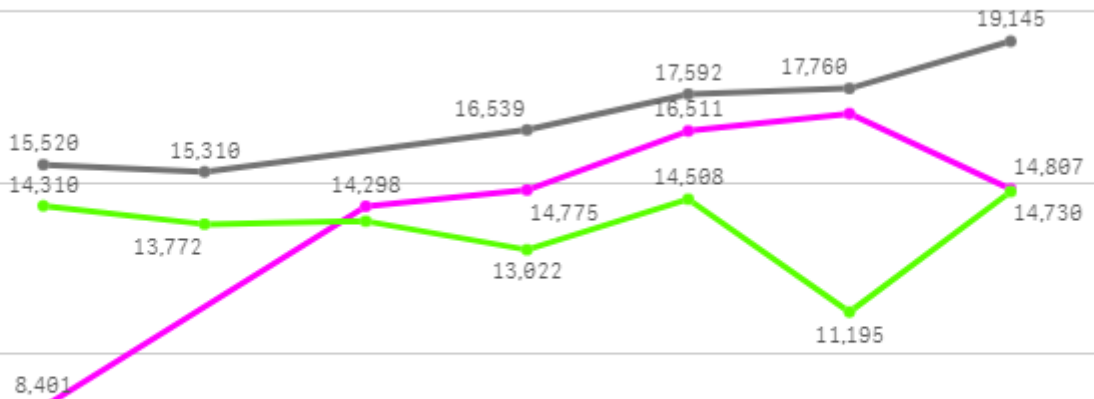
1

산지별 주출하 시군구



주간 도매가격(원)

◆ 2025    ● 2024    ◆ 평년



07/05    07/06    07/07    07/08    07/09    07/10    07/11

구분	금주(A)	전주(B)	전월(C)	전년(D)	평년(E)	A/B	A/C	A/D	A/E
가격(원)	14,239	9,123	12,765	16,978	14,282	156.1%	111.5%	83.9%	99.7%

※ 상품 가격 기준

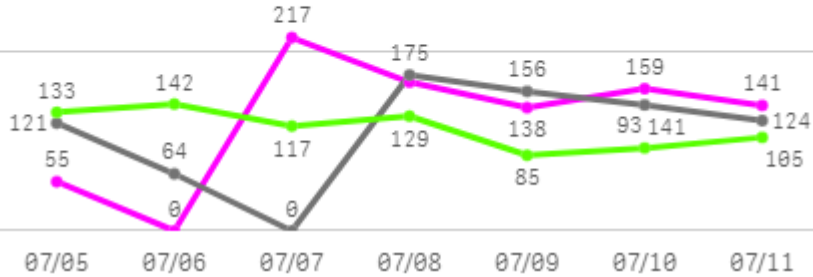
## □ 무(20Kg) 주간 가격

구분	Q	품종	Q	단량	Q	특	상	보통	하
2025-07-05		무		20Kg		11,316	8,401	4,046	1,415
2025-07-07		무		20Kg		16,892	14,298	10,313	4,766
2025-07-08		무		20Kg		16,785	14,775	9,744	5,455
2025-07-09		무		20Kg		19,763	16,511	12,028	6,805
2025-07-10		무		20Kg		20,411	17,018	12,165	5,799
2025-07-11		무		20Kg		17,469	14,807	10,379	4,120
평균						<b>17,106</b>	<b>14,302</b>	<b>9,779</b>	<b>4,727</b>

# 당근

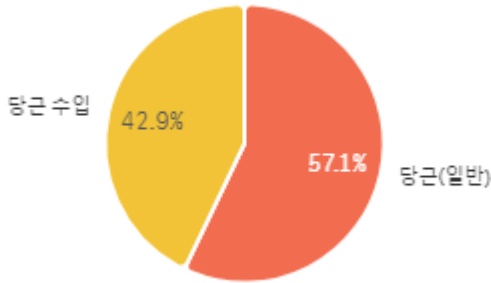
## 주간 반입량(톤)

◆ 2025    ● 2024    ▲ 평년

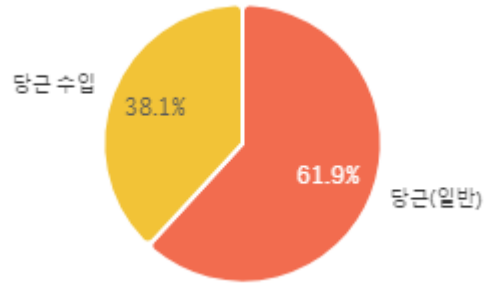


구분	금주(A)	전주(B)	전월(C)	전년(D)	평년(E)	A/B	A/C	A/D	A/E
물량(톤)	877	853	1,017	781	833	102.8%	86.2%	112.3%	105.2%

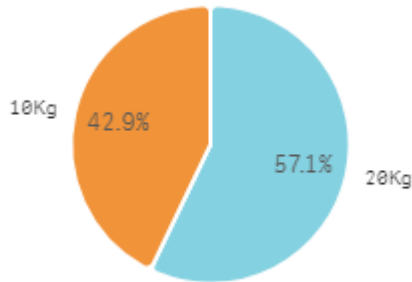
## 출하 품종별 거래물량 구성비



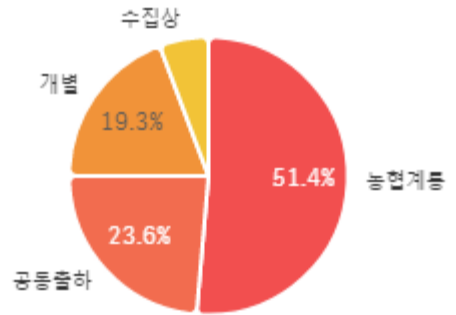
## 출하 품종별 거래금액 구성비



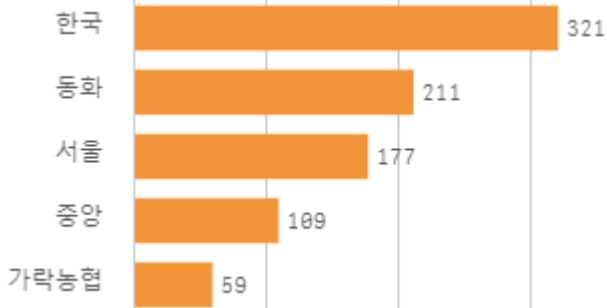
## 거래 단량별 물량 구성비



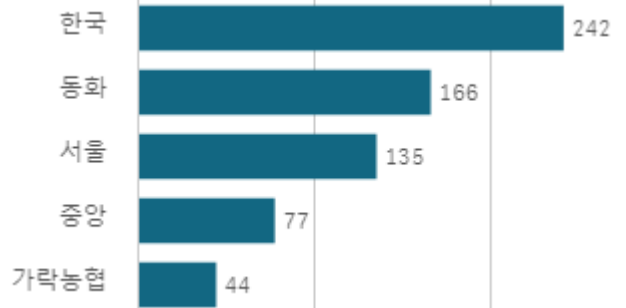
## 출하자별 거래물량 구성비



## 도매시장 법인별 거래물량(톤)

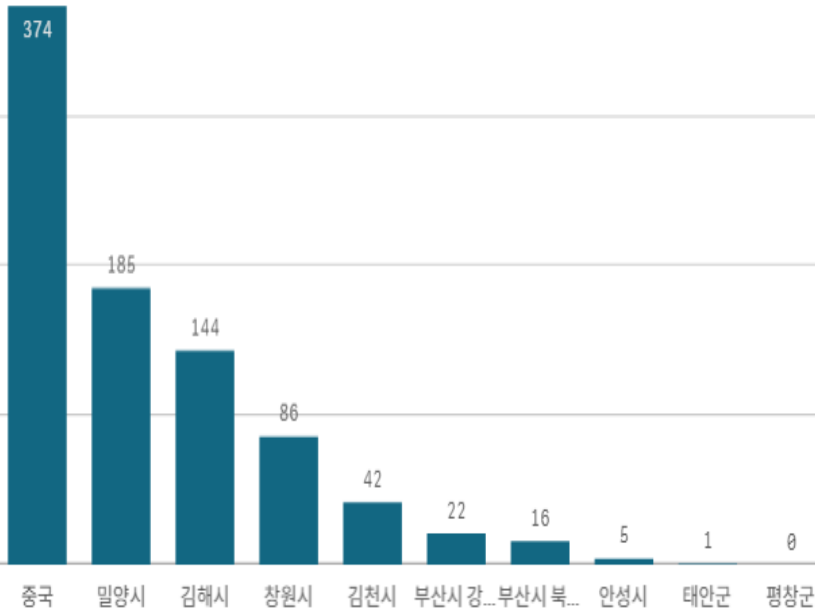


## 도매시장 법인별 거래금액(백만원)



# 당근(20Kg)

산지별 거래물량(톤)



출하산지(개소)

11

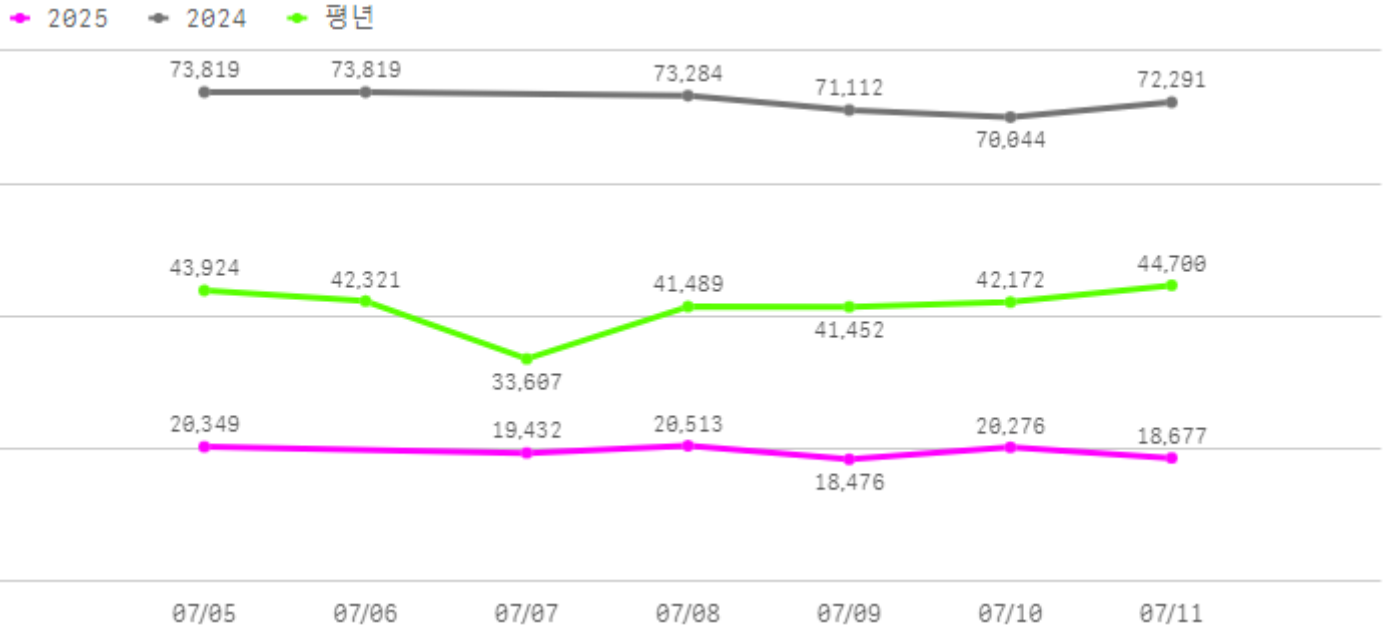
출하건수(천건)

1

산지별 주출하 시군구



주간 도매가격(원)



구분	금주(A)	전주(B)	전월(C)	전년(D)	평년(E)	A/B	A/C	A/D	A/E
가격(원)	19,738	23,474	26,049	72,265	33,096	84.1%	75.8%	27.3%	59.6%

※ 상품 가격 기준

## □ 당근(20Kg) 주간 가격

구분	Q	품종	Q	단량	Q	특	상	보통	하
2025-07-05		당근		20Kg		22,000	20,349	17,241	14,162
2025-07-07		당근		20Kg		23,000	19,432	16,795	14,221
2025-07-08		당근		20Kg		22,754	20,513	17,742	13,046
2025-07-09		당근		20Kg		22,540	18,476	16,154	9,980
2025-07-10		당근		20Kg		23,917	20,276	16,066	11,180
2025-07-11		당근		20Kg		22,507	18,677	13,321	7,365
평균						<b>22,786</b>	<b>19,621</b>	<b>16,220</b>	<b>11,659</b>

# 생고추

## 주간 반입량(톤)

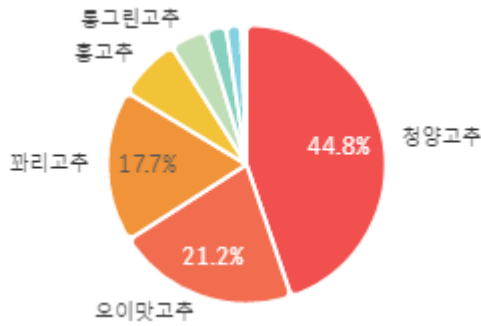
● 2025 ● 2024 ● 평년



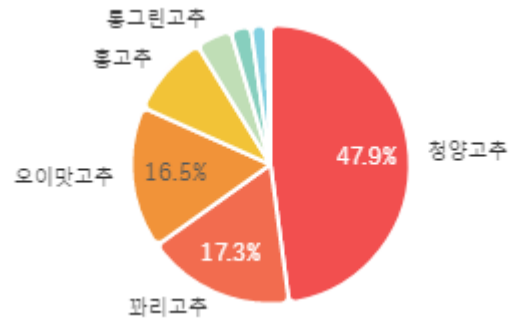
07/05 07/06 07/07 07/08 07/09 07/10 07/11

구분	금주(A)	전주(B)	전월(C)	전년(D)	평년(E)	A/B	A/C	A/D	A/E
물량(톤)	873	933	1,069	937	966	93.5%	81.6%	93.1%	90.3%

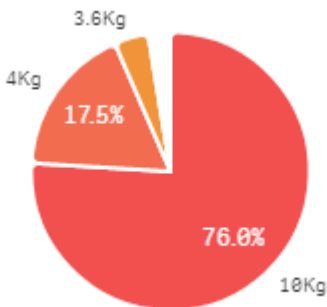
## 출하 품종별 거래물량 구성비



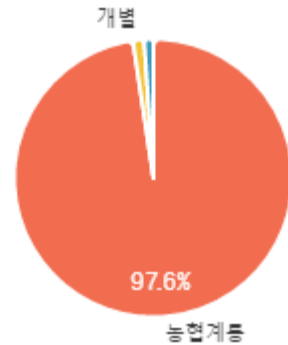
## 출하 품종별 거래금액 구성비



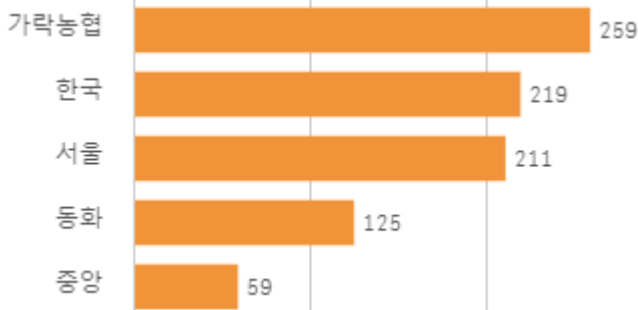
## 거래 단량별 물량 구성비



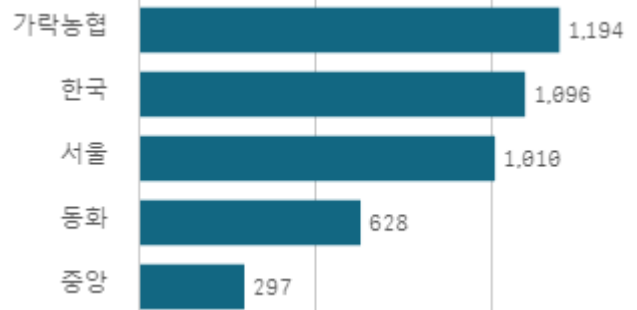
## 출하자별 거래물량 구성비



## 도매시장 법인별 거래물량(톤)

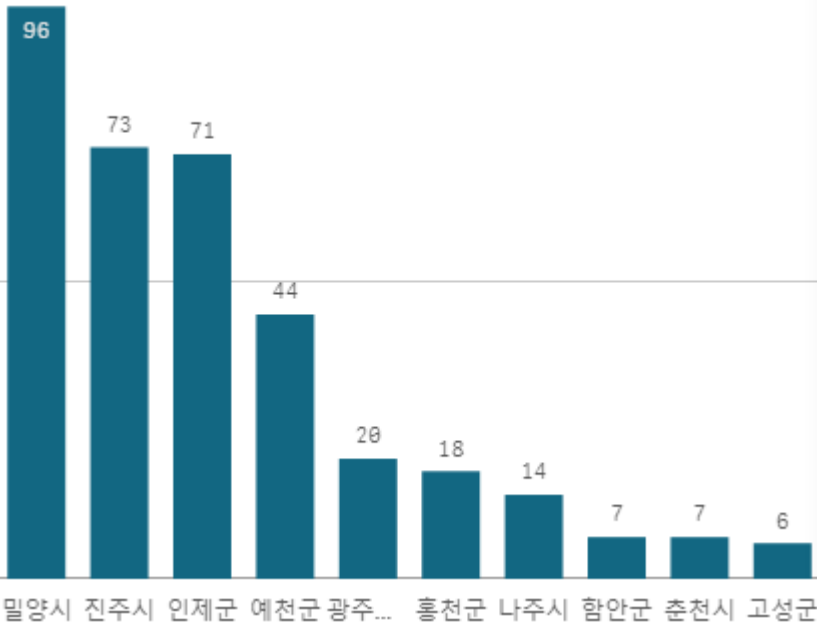


## 도매시장 법인별 거래금액(백만원)



# 청양고추(10Kg)

산지별 거래물량(톤)



출하산지(개소)

43

출하건수(천건)

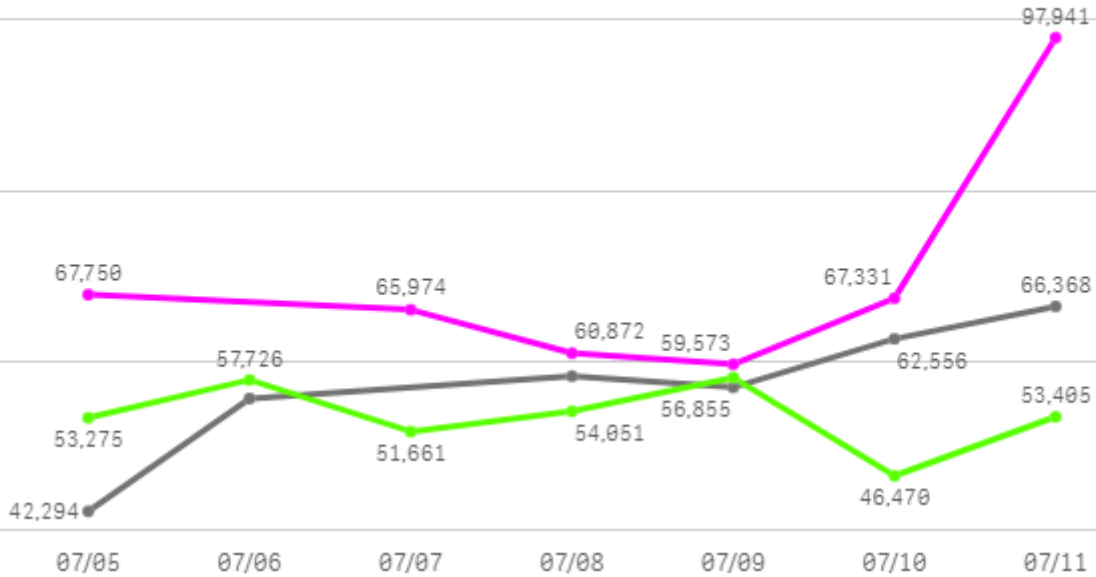
6

산지별 주출하 시군구



주간 도매가격(원)

◆ 2025    ● 2024    ◆ 평년



구분	금주(A)	전주(B)	전월(C)	전년(D)	평년(E)	A/B	A/C	A/D	A/E
가격(원)	66,403	48,493	36,030	56,964	60,796	136.9%	184.3%	116.6%	109.2%

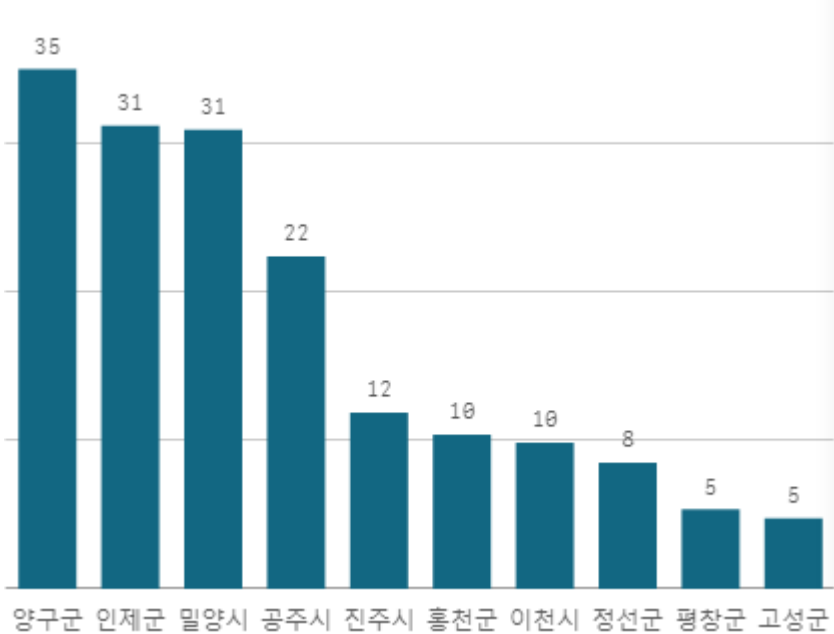
※ 상품 가격 기준

## □ 청양고추(10Kg) 주간 가격

구분	Q	품종	Q	단량	Q	특	상	보통	하
2025-07-05		청양고추		10Kg		80,643	67,750	53,427	28,680
2025-07-07		청양고추		10Kg		76,064	65,974	49,639	26,009
2025-07-08		청양고추		10Kg		71,163	60,872	43,352	24,335
2025-07-09		청양고추		10Kg		73,910	59,573	41,867	22,848
2025-07-10		청양고추		10Kg		80,150	67,331	49,190	27,017
2025-07-11		청양고추		10Kg		109,795	97,941	66,938	29,640
평균						<b>81,954</b>	<b>69,907</b>	<b>50,736</b>	<b>26,422</b>

# 오이맛고추(10Kg)

산지별 거래물량(톤)



출하산지(개소)

33

출하건수(천건)

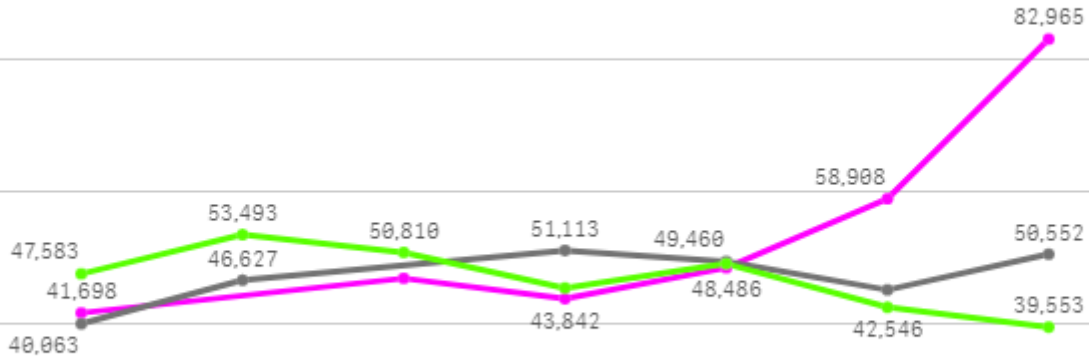
3

산지별 주출하 시군구



주간 도매가격(원)

◆ 2025    ● 2024    ◆ 평년



07/05    07/06    07/07    07/08    07/09    07/10    07/11

구분	금주(A)	전주(B)	전월(C)	전년(D)	평년(E)	A/B	A/C	A/D	A/E
가격(원)	50,155	31,449	36,390	47,165	49,408	159.5%	137.8%	106.3%	101.5%

※ 상품 가격 기준

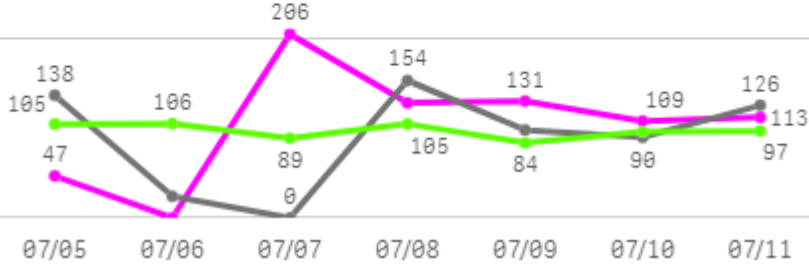
## □ 오이맛고추(10Kg) 주간 가격

구분	Q	품종	Q	단량	Q	특	상	보통	하
2025-07-05		오이맛고추		10Kg		50,975	41,698	26,156	12,931
2025-07-07		오이맛고추		10Kg		62,354	46,905	33,252	19,107
2025-07-08		오이맛고추		10Kg		52,447	43,842	30,094	16,716
2025-07-09		오이맛고추		10Kg		59,491	48,486	32,666	17,598
2025-07-10		오이맛고추		10Kg		66,222	58,908	41,475	24,636
2025-07-11		오이맛고추		10Kg		92,420	82,965	58,349	36,568
평균						<b>63,985</b>	<b>53,801</b>	<b>36,999</b>	<b>21,259</b>

# 마늘

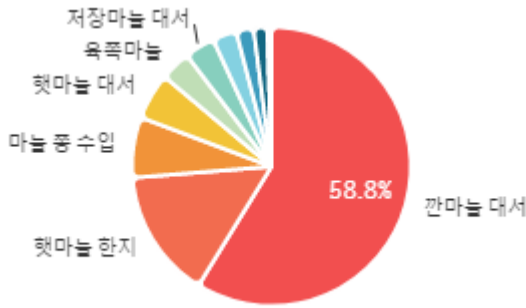
## 주간 반입량(톤)

◆ 2025    ● 2024    ▲ 평년

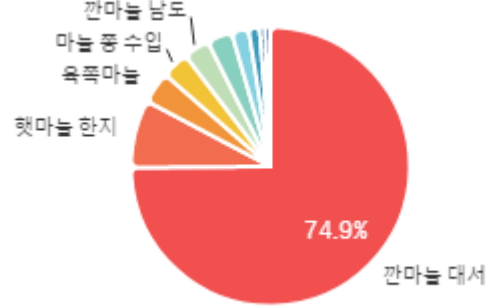


구분	금주(A)	전주(B)	전월(C)	전년(D)	평년(E)	A/B	A/C	A/D	A/E
물량(톤)	734	808	1,049	631	665	90.8%	70.0%	116.4%	110.5%

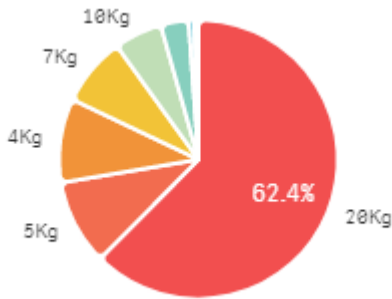
### 출하 품종별 거래물량 구성비



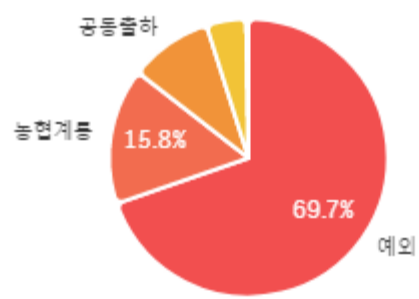
### 출하 품종별 거래금액 구성비



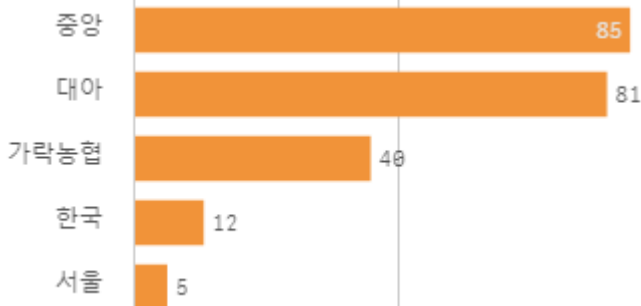
### 거래 단량별 물량 구성비



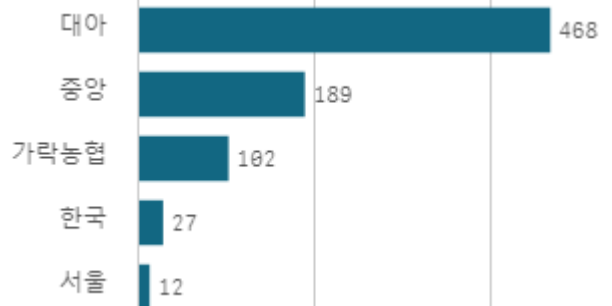
### 출하자별 거래물량 구성비



### 도매시장 법인별 거래물량(톤)

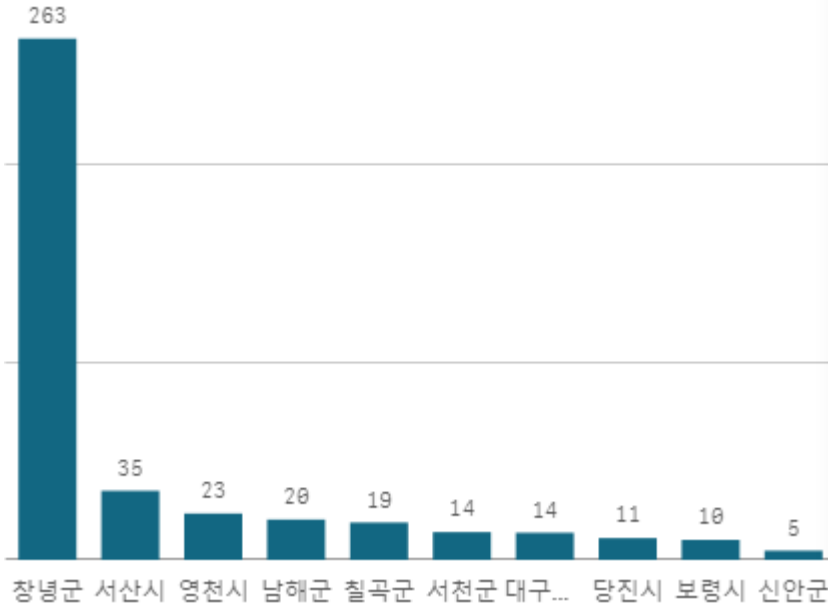


### 도매시장 법인별 거래금액(백만원)



# 깁마늘 대서(20Kg)

산지별 거래물량(톤)



출하산지(개소)

18

출하건수(전건)

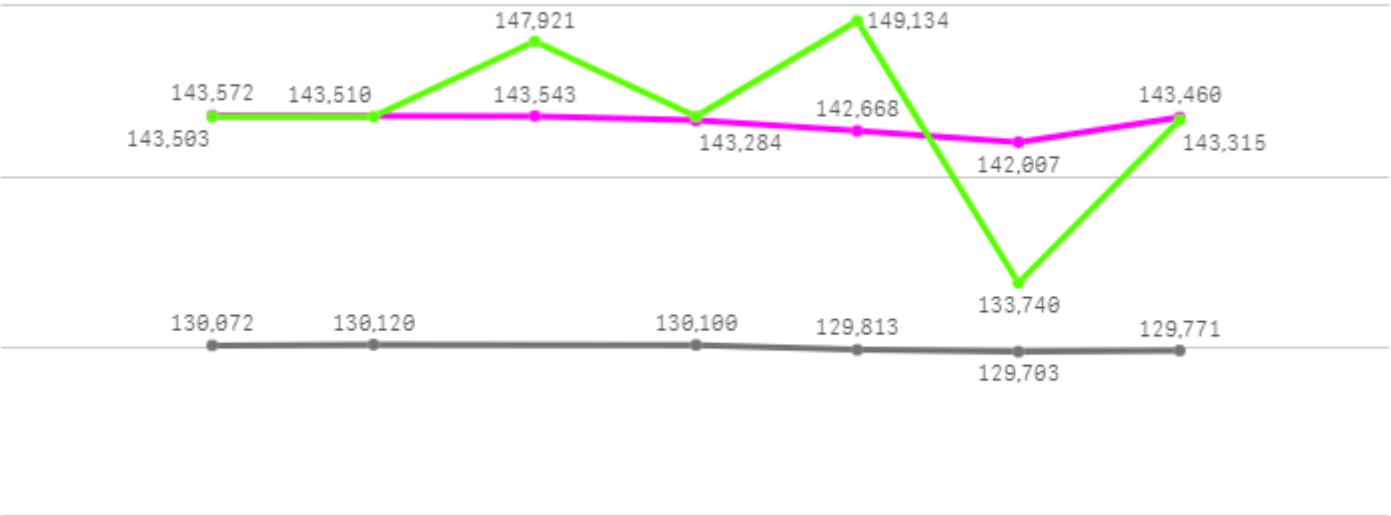
1

산지별 주출하 시군구



주간 도매가격(원)

◆ 2025    ● 2024    ◆ 평년



구분	금주(A)	전주(B)	전월(C)	전년(D)	평년(E)	A/B	A/C	A/D	A/E
가격(원)	143,055	150,216	185,853	129,929	141,754	95.2%	77.0%	110.1%	100.9%

※ 상품 가격 기준

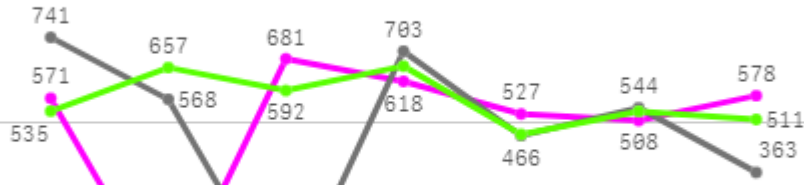
## □ 깻마늘 대서(20Kg) 주간 가격

구분	Q	품종	Q	단량	Q	특	상	보통	하
2025-07-05		깻마늘 대서		20Kg		-	143,572	131,321	113,243
2025-07-07		깻마늘 대서		20Kg		-	143,543	129,803	113,545
2025-07-08		깻마늘 대서		20Kg		-	143,284	131,413	112,410
2025-07-09		깻마늘 대서		20Kg		-	142,668	130,067	110,205
2025-07-10		깻마늘 대서		20Kg		-	142,007	123,386	109,401
2025-07-11		깻마늘 대서		20Kg		-	143,460	127,680	109,245
평균						-	<b>143,089</b>	<b>128,945</b>	<b>111,342</b>

# 양파

## 주간 반입량(톤)

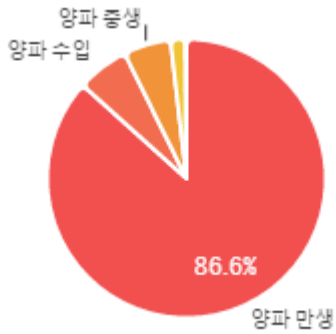
◆ 2025    ● 2024    ▲ 평년



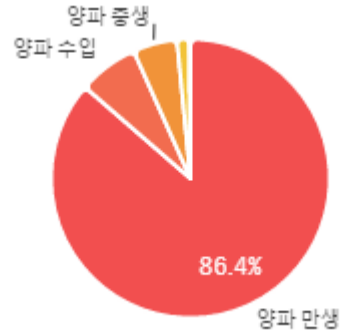
07/05    07/06    07/07    07/08    07/09    07/10    07/11

구분	금주(A)	전주(B)	전월(C)	전년(D)	평년(E)	A/B	A/C	A/D	A/E
물량(톤)	3,483	3,357	5,766	3,384	3,860	103.8%	60.4%	102.9%	90.2%

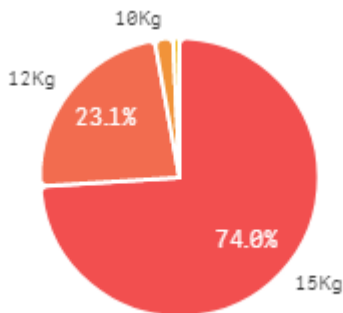
## 출하 품종별 거래물량 구성비



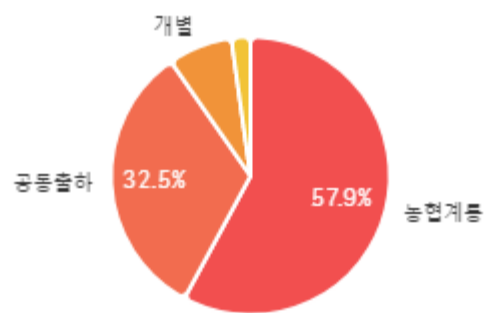
## 출하 품종별 거래금액 구성비



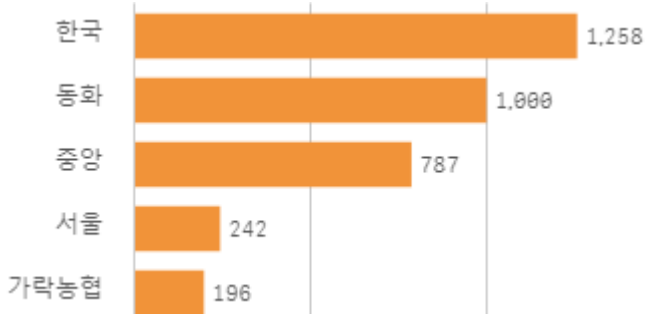
## 거래 단량별 물량 구성비



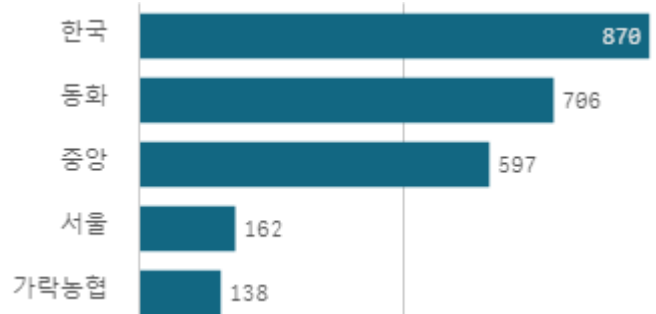
## 출하자별 거래물량 구성비



## 도매시장 법인별 거래물량(톤)

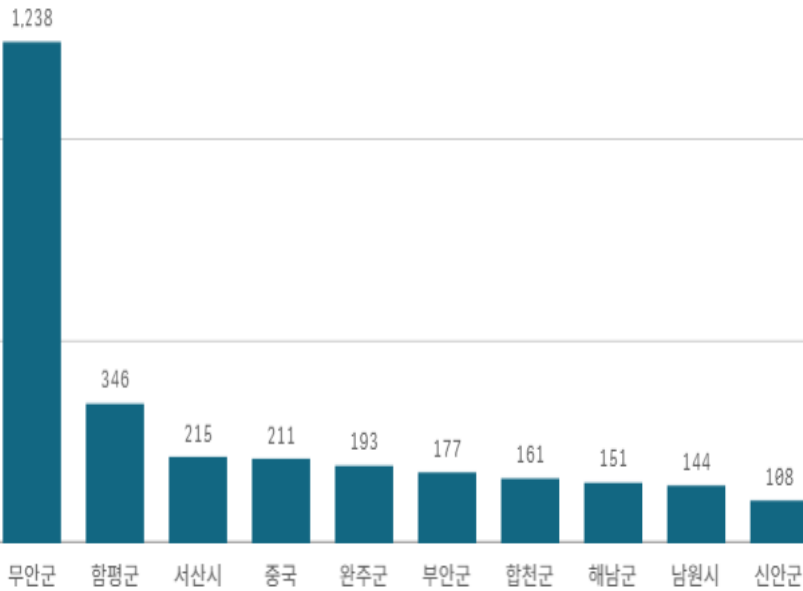


## 도매시장 법인별 거래금액(백만원)



# 양파(1Kg)

산지별 거래물량(톤)



산지별 주출하 시군구



출하산지(개소)

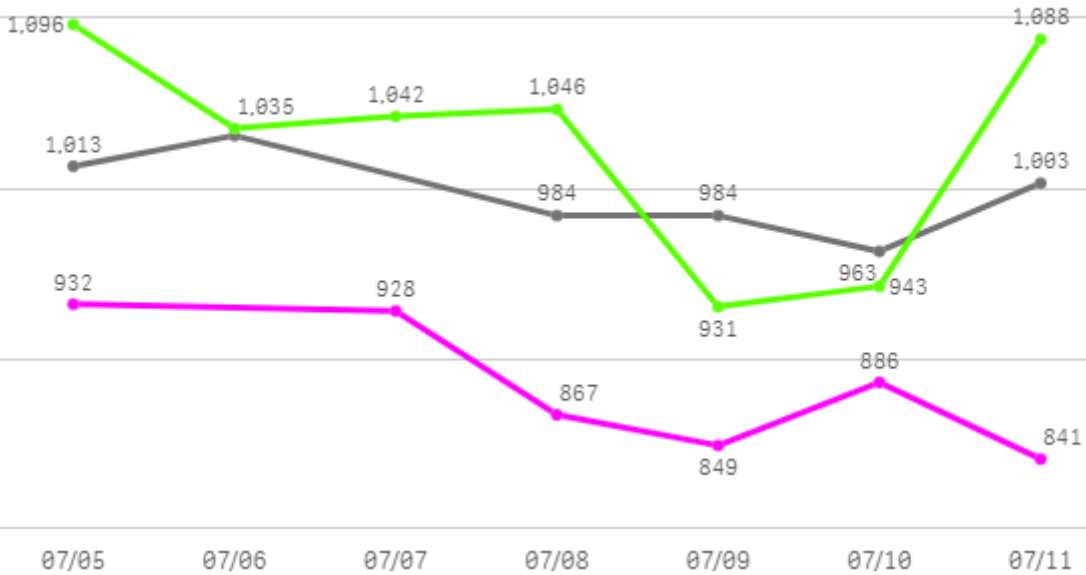
33

출하건수(천건)

2

주간 도매가격(원)

◆ 2025    ● 2024    ◆ 평년



구분	금주(A)	전주(B)	전월(C)	전년(D)	평년(E)	A/B	A/C	A/D	A/E
가격(원)	889	839	615	996	1,024	106.0%	144.6%	89.2%	86.8%

※ 상품 가격 기준

## □ 양파(1Kg) 주간 가격

구분	Q	품종	Q	단량	Q	특	상	보통	하
2025-07-05		양파		1Kg		1,037	932	689	321
2025-07-07		양파		1Kg		1,033	928	751	360
2025-07-08		양파		1Kg		1,020	867	653	330
2025-07-09		양파		1Kg		1,005	849	615	316
2025-07-10		양파		1Kg		1,007	886	659	419
2025-07-11		양파		1Kg		968	841	592	317
평균						<b>1,012</b>	<b>884</b>	<b>660</b>	<b>344</b>

# 대파

## 주간 반입량(톤)

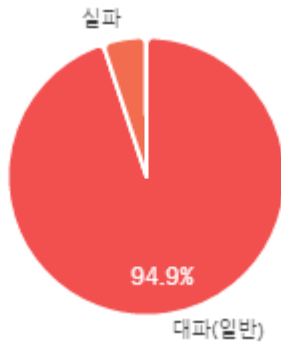
◆ 2025    ● 2024    ▲ 평년



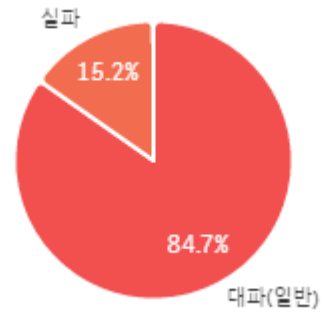
07/05    07/06    07/07    07/08    07/09    07/10    07/11

구분	금주(A)	전주(B)	전월(C)	전년(D)	평년(E)	A/B	A/C	A/D	A/E
물량(톤)	1,555	1,754	1,950	1,671	1,657	88.7%	79.7%	93.1%	93.9%

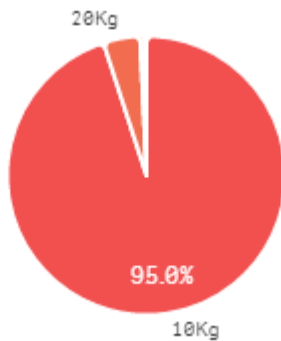
## 출하 품종별 거래물량 구성비



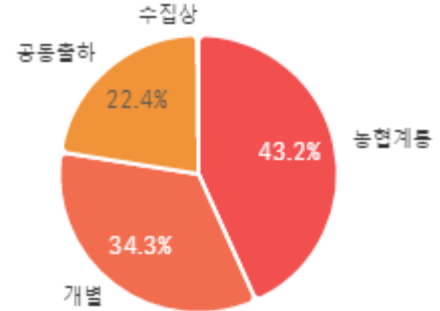
## 출하 품종별 거래금액 구성비



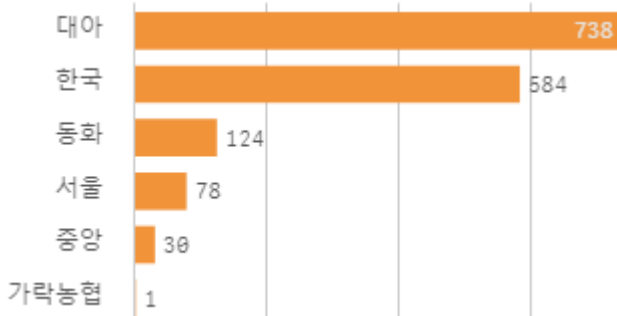
## 거래 단량별 물량 구성비



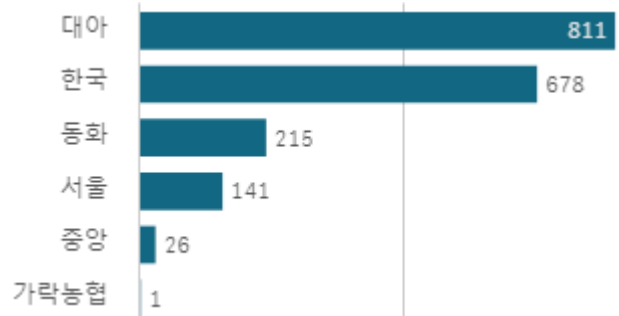
## 출하자별 거래물량 구성비



## 도매시장 법인별 거래물량(톤)

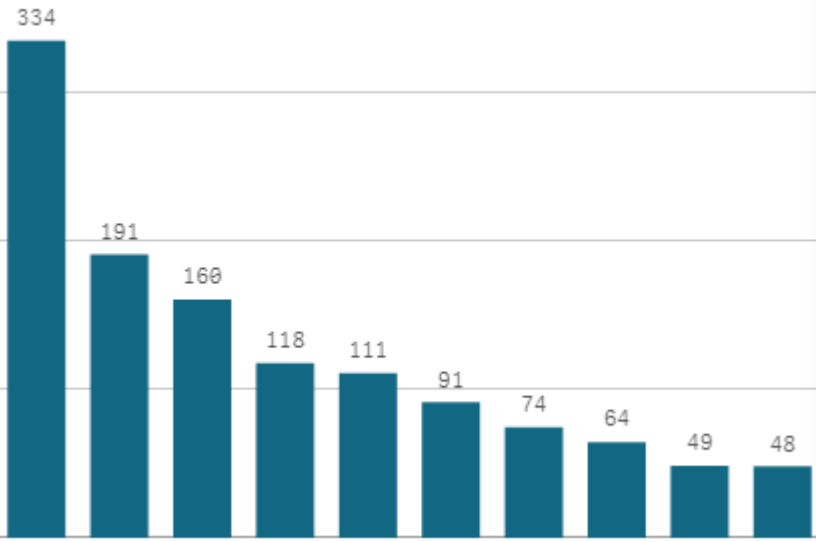


## 도매시장 법인별 거래금액(백만원)



# 대파(일반)(1Kg)

산지별 거래물량(톤)



출하산지(개소)

22

출하건수(천건)

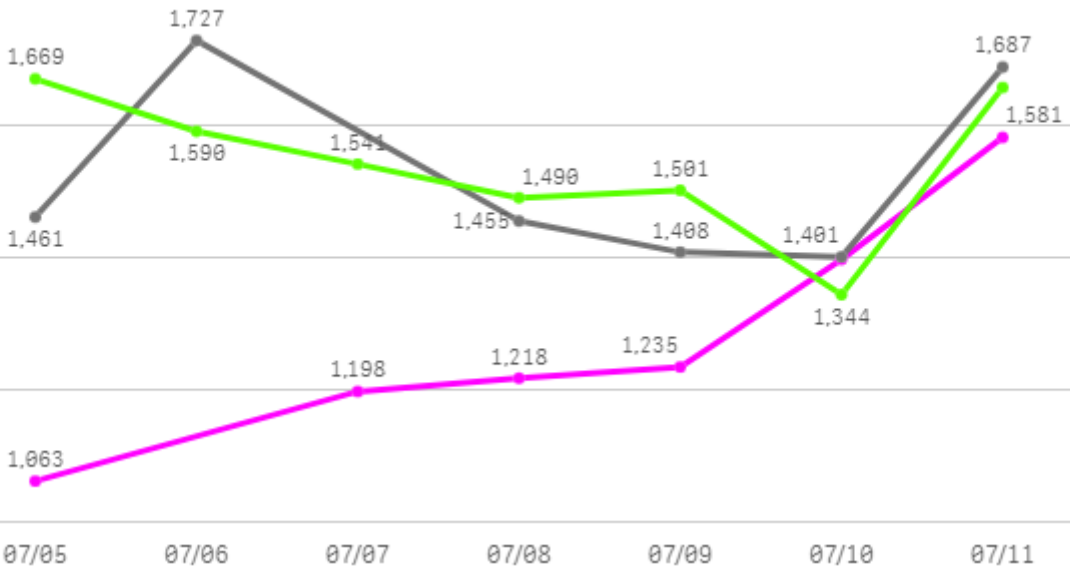
1

산지별 주출하 시군구



주간 도매가격(원)

◆ 2025    ● 2024    ◆ 평년



구분	금주(A)	전주(B)	전월(C)	전년(D)	평년(E)	A/B	A/C	A/D	A/E
가격(원)	1,245	1,162	1,007	1,523	1,434	107.1%	123.6%	81.7%	86.8%

※ 상품 가격 기준

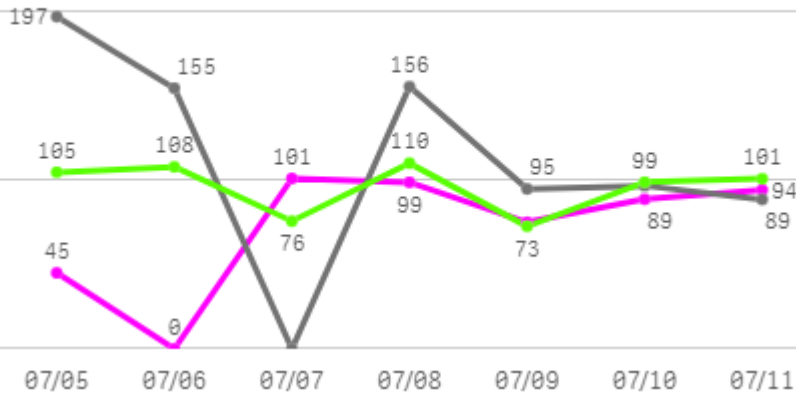
## □ 대파(일반)(1Kg) 주간 가격

구분	Q	품종	Q	단량	Q	특	상	보통	하
2025-07-05		대파(일반)		1Kg		1,260	1,063	820	647
2025-07-07		대파(일반)		1Kg		1,393	1,198	905	683
2025-07-08		대파(일반)		1Kg		1,488	1,218	1,008	841
2025-07-09		대파(일반)		1Kg		1,565	1,235	1,001	860
2025-07-10		대파(일반)		1Kg		1,680	1,397	1,073	848
2025-07-11		대파(일반)		1Kg		1,856	1,581	1,254	1,015
평균						<b>1,540</b>	<b>1,282</b>	<b>1,010</b>	<b>816</b>

# 파프리카

## 주간 반입량(톤)

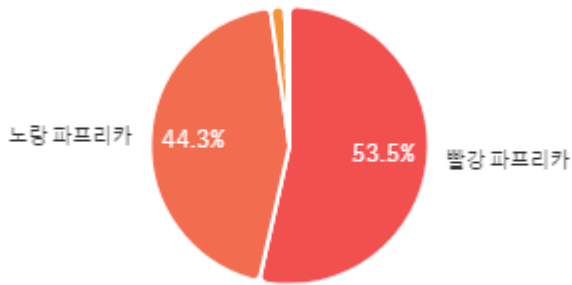
◆ 2025    ● 2024    ▲ 평년



구분	금주(A)	전주(B)	전월(C)	전년(D)	평년(E)	A/B	A/C	A/D	A/E
물량(톤)	504	581	634	789	623	86.7%	79.5%	63.9%	80.8%

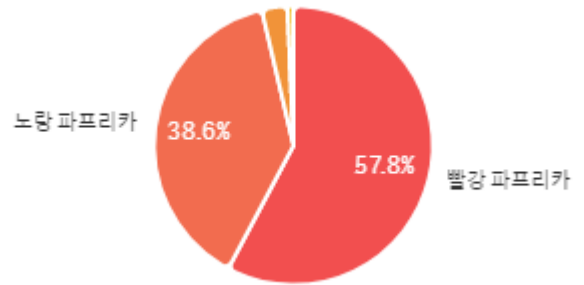
## 출하 품종별 거래물량 구성비

오렌지 파프리카



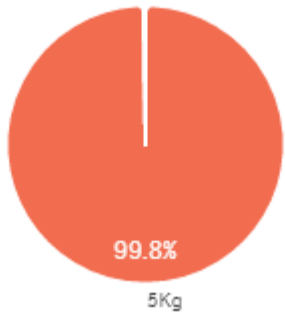
## 출하 품종별 거래금액 구성비

오렌지 파프리카



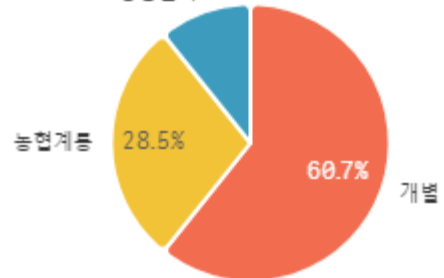
## 거래 단량별 물량 구성비

4.5Kg

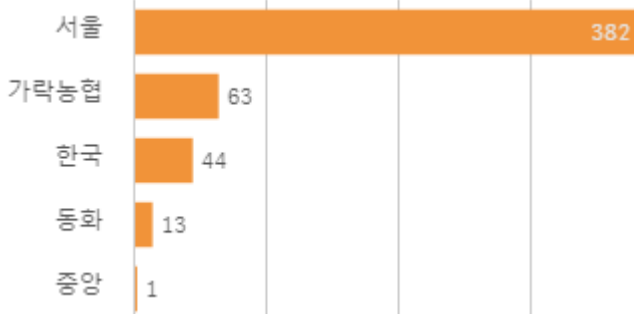


## 출하자별 거래물량 구성비

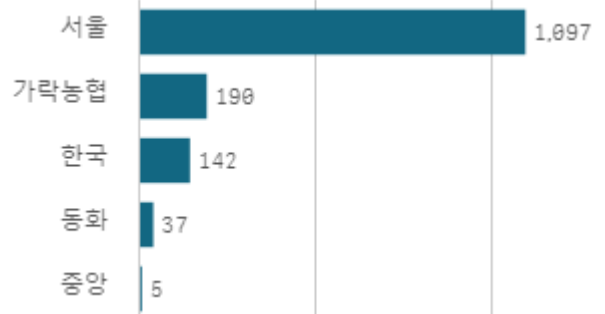
공동출하



## 도매시장 법인별 거래물량(톤)

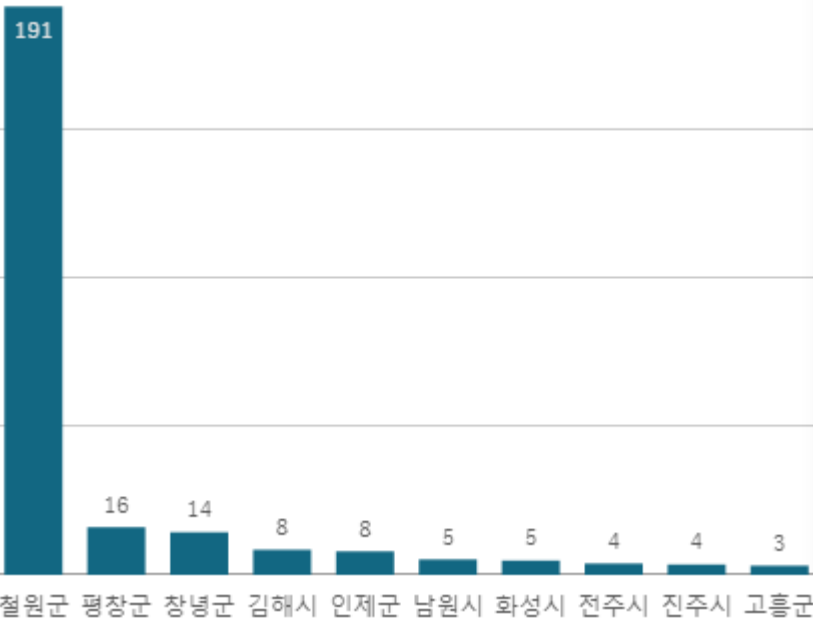


## 도매시장 법인별 거래금액(백만원)



# 빨강 파프리카(5Kg)

산지별 거래물량(톤)



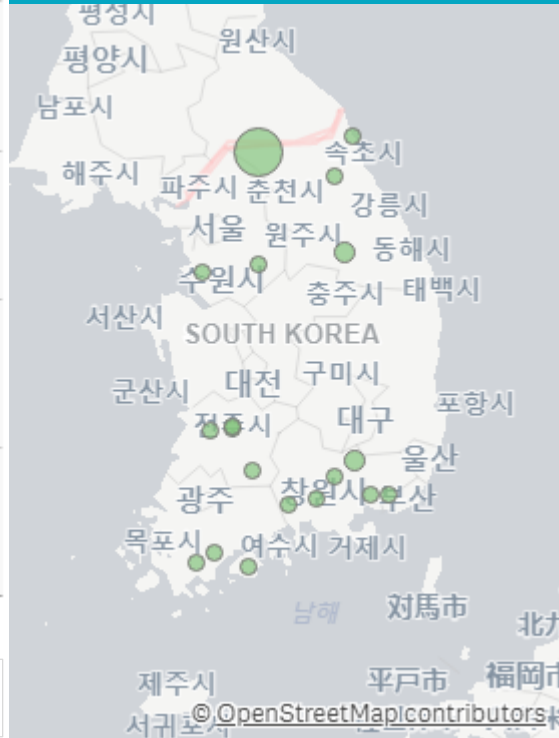
출하산지(개소)

19

출하건수(천건)

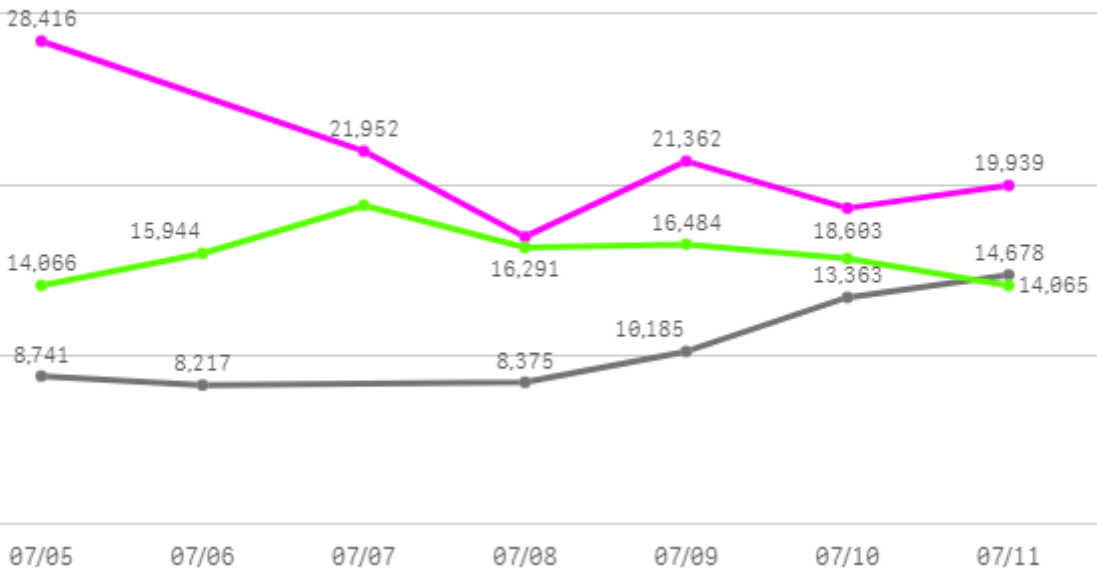
2

산지별 주출하 시군구



주간 도매가격(원)

◆ 2025    ● 2024    ◆ 평년



구분	금주(A)	전주(B)	전월(C)	전년(D)	평년(E)	A/B	A/C	A/D	A/E
가격(원)	21,356	19,587	18,842	10,593	17,943	109.0%	113.3%	201.6%	119.0%

※ 상품 가격 기준

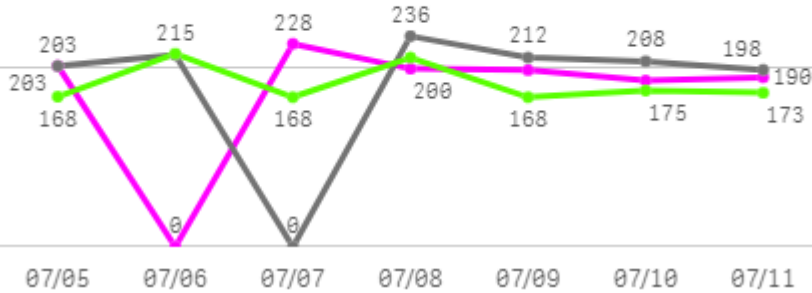
## □ 빨강 파프리카(5Kg) 주간 가격

구분	Q	품종	Q	단량	Q	특	상	보통	하
2025-07-05		빨강 파프리카		5Kg		-	28,416	21,147	14,707
2025-07-07		빨강 파프리카		5Kg		-	21,952	18,886	13,803
2025-07-08		빨강 파프리카		5Kg		-	16,917	14,061	11,031
2025-07-09		빨강 파프리카		5Kg		-	21,362	17,452	12,316
2025-07-10		빨강 파프리카		5Kg		-	18,603	15,433	10,791
2025-07-11		빨강 파프리카		5Kg		-	19,939	17,428	11,084
평균						-	<b>21,198</b>	<b>17,401</b>	<b>12,289</b>

# 버섯

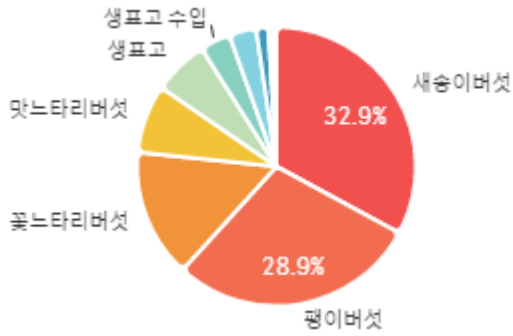
## 주간 반입량(톤)

◆ 2025    ● 2024    ▲ 평년

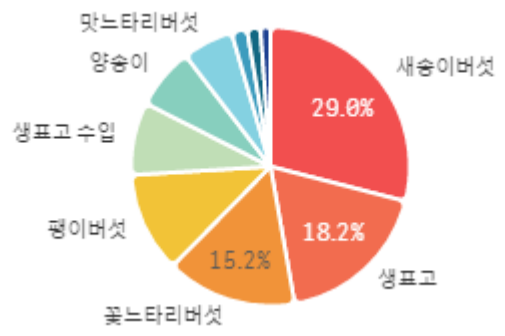


구분	금주(A)	전주(B)	전월(C)	전년(D)	평년(E)	A/B	A/C	A/D	A/E
물량(톤)	1,205	1,250	1,279	1,273	1,253	96.4%	94.2%	94.7%	96.2%

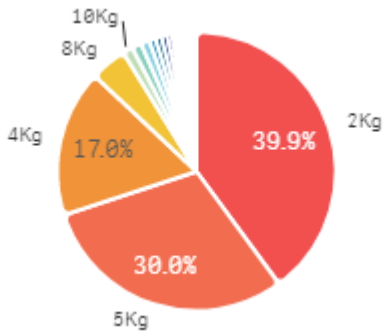
## 출하 품종별 거래물량 구성비



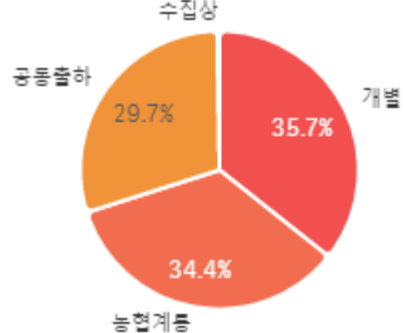
## 출하 품종별 거래금액 구성비



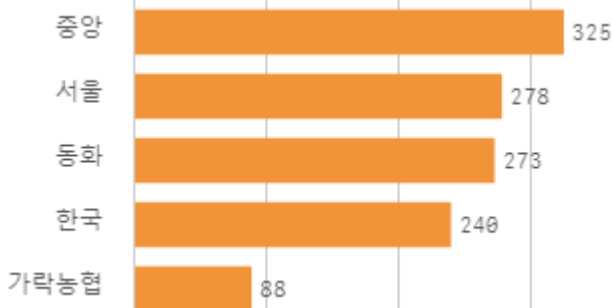
## 거래 단량별 물량 구성비



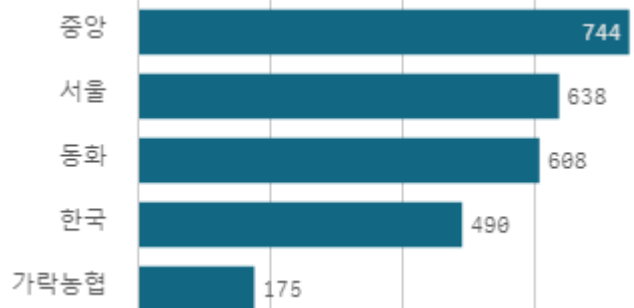
## 출하자별 거래물량 구성비



## 도매시장 법인별 거래물량(톤)

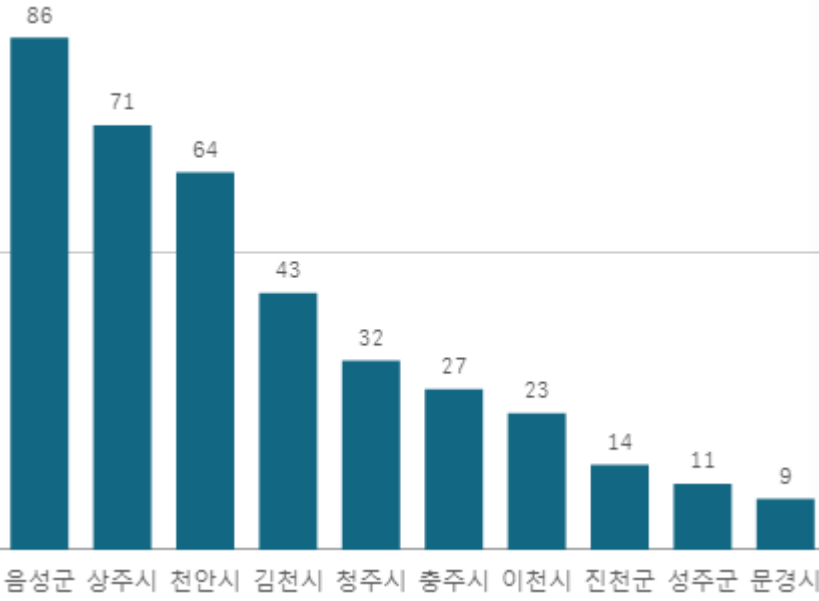


## 도매시장 법인별 거래금액(백만원)



# 새송이버섯(2Kg)

산지별 거래물량(톤)



출하산지(개소)

20

출하건수(천건)

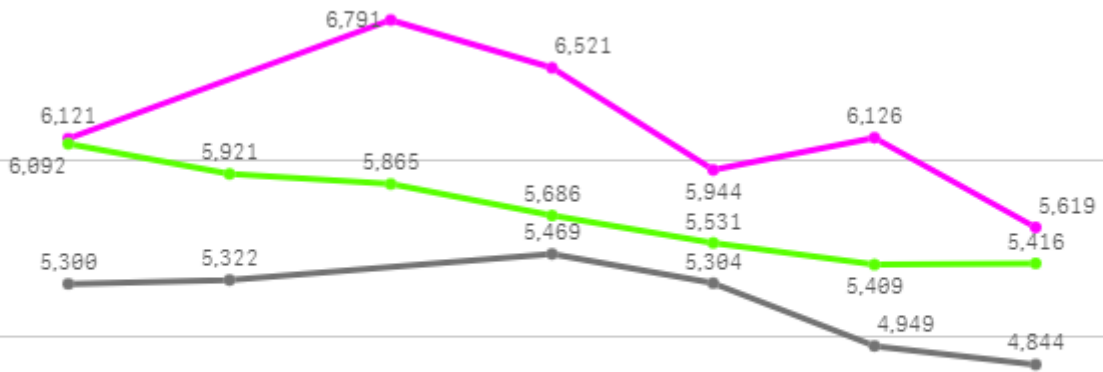
3

산지별 주출하 시군구



주간 도매가격(원)

◆ 2025    ● 2024    ◆ 평년



07/05    07/06    07/07    07/08    07/09    07/10    07/11

구분	금주(A)	전주(B)	전월(C)	전년(D)	평년(E)	A/B	A/C	A/D	A/E
가격(원)	6,258	6,462	5,670	5,198	6,024	96.8%	110.4%	120.4%	103.9%

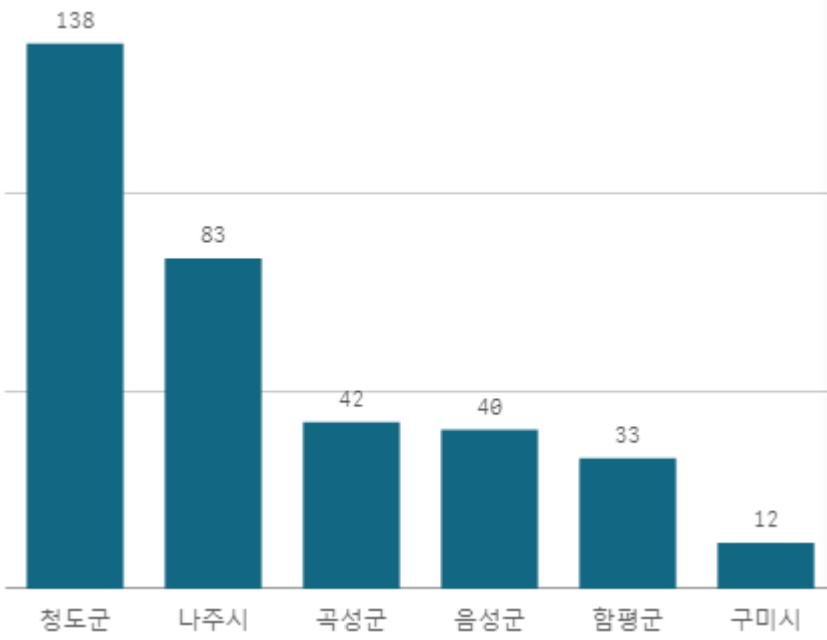
※ 상품 가격 기준

## □ 새송이버섯(2Kg) 주간 가격

구분	Q	품종	Q	단량	Q	특	상	보통	하
2025-07-05		새송이버섯		2Kg		8,192	6,121	5,181	3,348
2025-07-07		새송이버섯		2Kg		15,163	6,791	5,668	3,474
2025-07-08		새송이버섯		2Kg		8,568	6,521	5,527	3,541
2025-07-09		새송이버섯		2Kg		8,043	5,944	4,859	3,526
2025-07-10		새송이버섯		2Kg		7,967	6,126	4,721	3,080
2025-07-11		새송이버섯		2Kg		8,743	5,619	4,468	2,972
평균						<b>9,446</b>	<b>6,187</b>	<b>5,071</b>	<b>3,324</b>

# 팬이버섯(5Kg)

산지별 거래물량(톤)



산지별 주출하 시군구



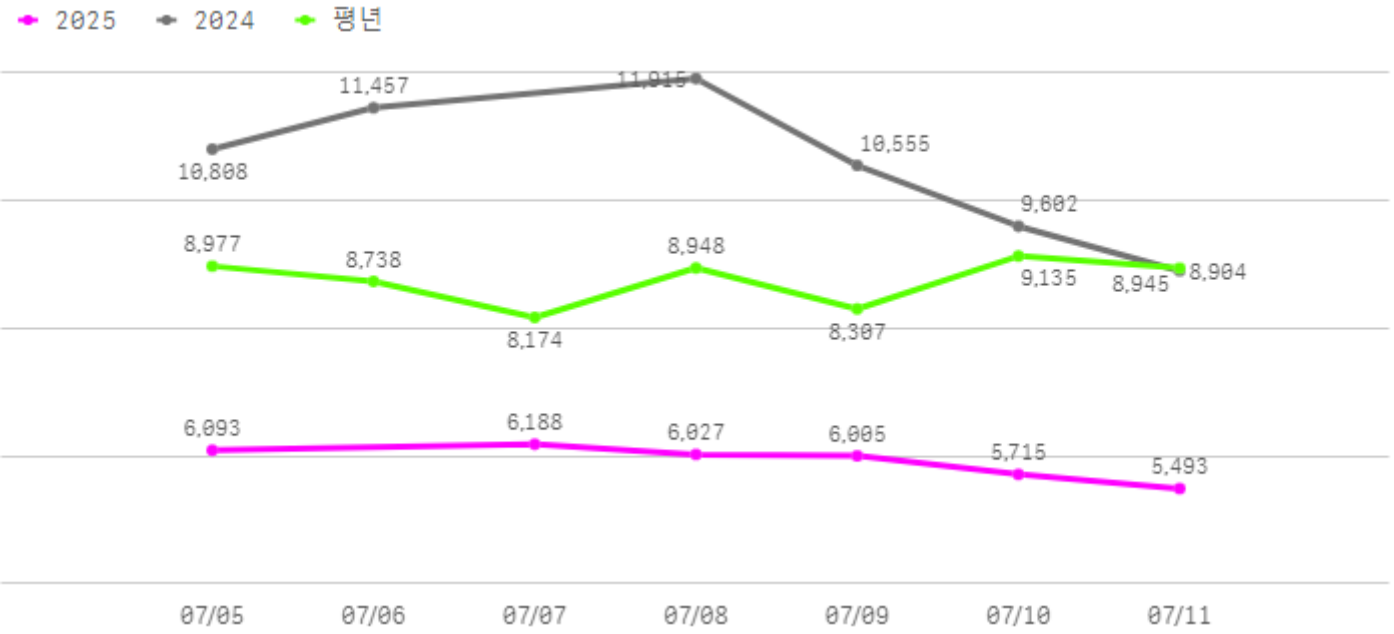
출하산지(개소)

6

출하건수(천건)

1

주간 도매가격(원)



구분	금주(A)	전주(B)	전월(C)	전년(D)	평년(E)	A/B	A/C	A/D	A/E
가격(원)	5,974	7,131	9,495	10,540	7,846	83.8%	62.9%	56.7%	76.1%

※ 상품 가격 기준

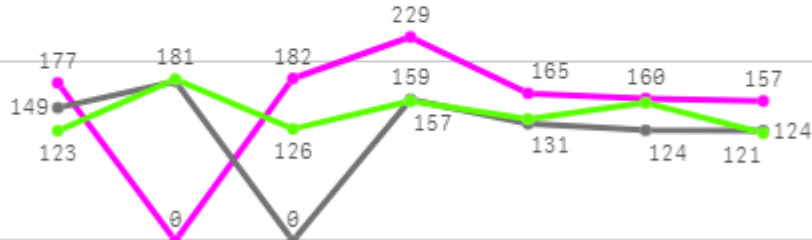
## □ 팽이버섯(5Kg) 주간 가격

구분	Q	품종	Q	단량	Q	특	상	보통	하
2025-07-05		팽이버섯		5Kg		6,500	6,093	4,625	3,173
2025-07-07		팽이버섯		5Kg		6,500	6,188	4,785	3,403
2025-07-08		팽이버섯		5Kg		6,756	6,027	4,319	2,871
2025-07-09		팽이버섯		5Kg		6,500	6,005	4,034	2,697
2025-07-10		팽이버섯		5Kg		6,500	5,715	3,769	2,087
2025-07-11		팽이버섯		5Kg		6,000	5,493	3,558	2,231
평균						<b>6,459</b>	<b>5,920</b>	<b>4,182</b>	<b>2,744</b>

# 팥옥수수

## 주간 반입량(톤)

◆ 2025    ● 2024    ▲ 평년

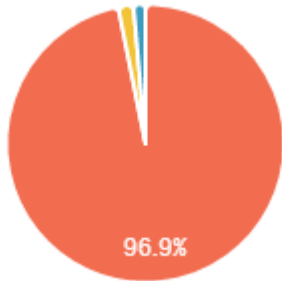


07/05    07/06    07/07    07/08    07/09    07/10    07/11

구분	금주(A)	전주(B)	전월(C)	전년(D)	평년(E)	A/B	A/C	A/D	A/E
물량(톤)	1,070	741	117	866	991	144.3%	915.4%	123.6%	108.0%

### 출하 품종별 거래물량 구성비

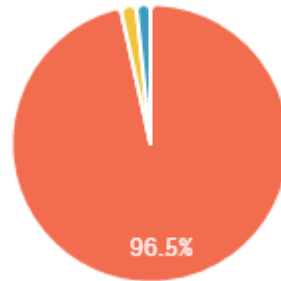
팥옥수수 기타



팥옥수수

### 출하 품종별 거래금액 구성비

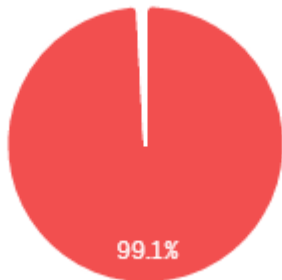
초당옥수수



팥옥수수

### 거래 단량별 물량 구성비

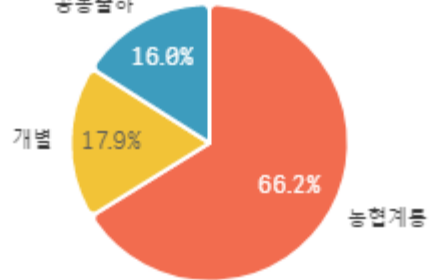
12Kg



8Kg

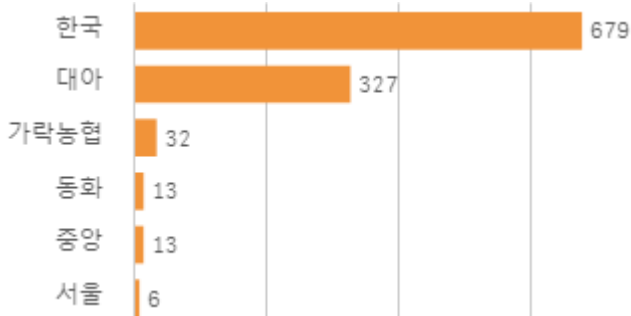
### 출하자별 거래물량 구성비

중등출하

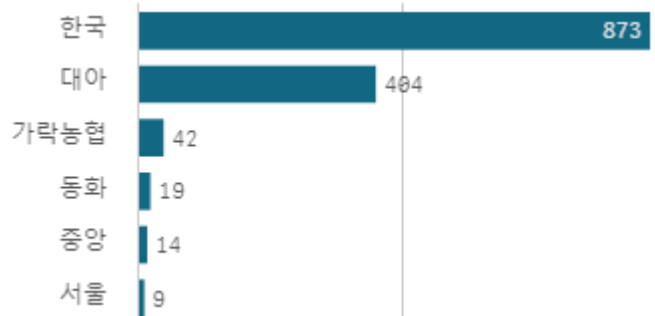


농협계통

### 도매시장 법인별 거래물량(톤)

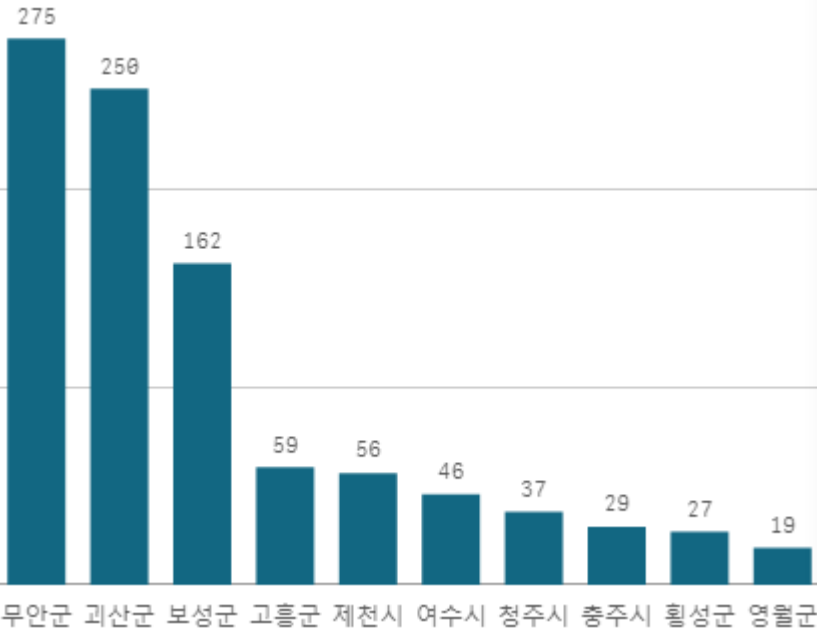


### 도매시장 법인별 거래금액(백만원)



# 찰옥수수(8Kg)

산지별 거래물량(톤)



출하산지(개소)

29

출하건수(천건)

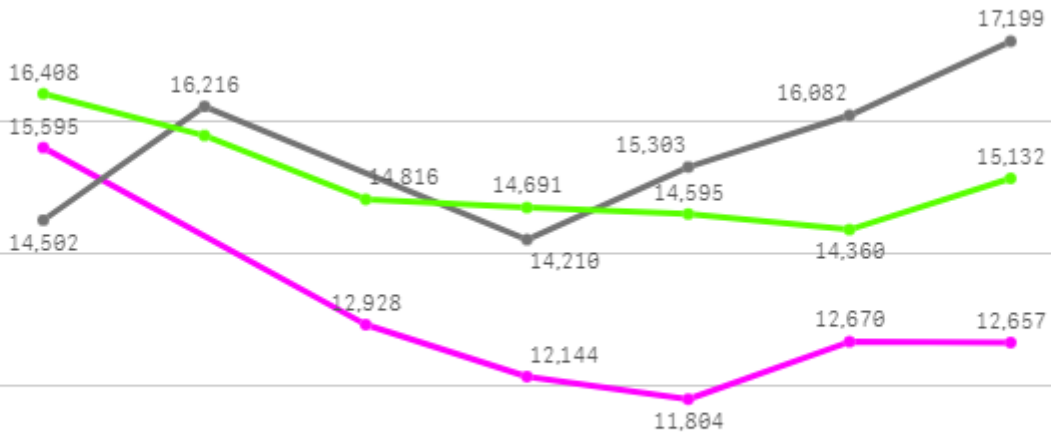
2

산지별 주출하 시군구



주간 도매가격(원)

◆ 2025    ● 2024    ◆ 평년



07/05    07/06    07/07    07/08    07/09    07/10    07/11

구분	금주(A)	전주(B)	전월(C)	전년(D)	평년(E)	A/B	A/C	A/D	A/E
가격(원)	13,005	19,239	35,690	15,585	14,540	67.6%	36.4%	83.4%	89.4%

※ 상품 가격 기준

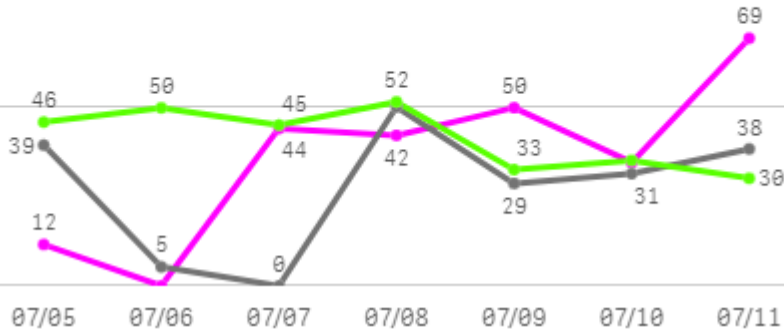
## □ 찰옥수수(8Kg) 주간 가격

구분	Q	품종	Q	단량	Q	특	상	보통	하
2025-07-05		찰옥수수		8Kg		20,330	15,595	12,686	8,599
2025-07-07		찰옥수수		8Kg		20,441	12,928	10,376	7,059
2025-07-08		찰옥수수		8Kg		15,906	12,144	9,343	6,292
2025-07-09		찰옥수수		8Kg		15,495	11,804	9,180	6,379
2025-07-10		찰옥수수		8Kg		15,640	12,670	9,504	6,121
2025-07-11		찰옥수수		8Kg		16,292	12,657	9,671	5,916
평균						<b>17,351</b>	<b>12,966</b>	<b>10,127</b>	<b>6,728</b>

# 사과

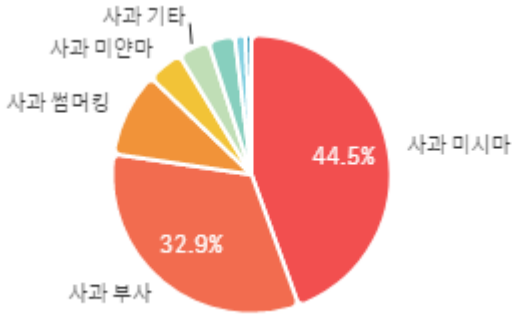
## 주간 반입량(톤)

◆ 2025    ● 2024    ▲ 평년

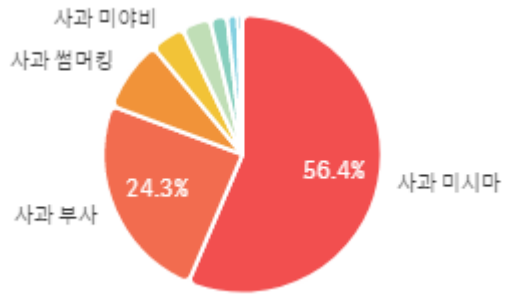


구분	금주(A)	전주(B)	전월(C)	전년(D)	평년(E)	A/B	A/C	A/D	A/E
물량(톤)	252	301	360	193	291	83.7%	69.9%	130.2%	86.4%

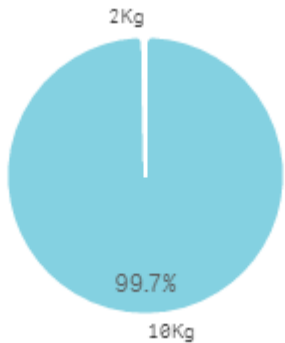
### 출하 품종별 거래물량 구성비



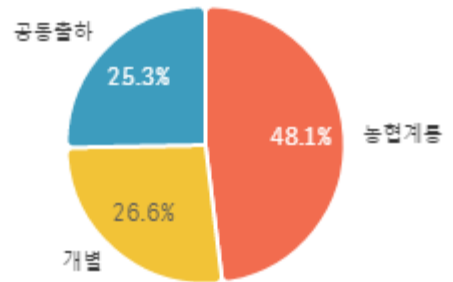
### 출하 품종별 거래금액 구성비



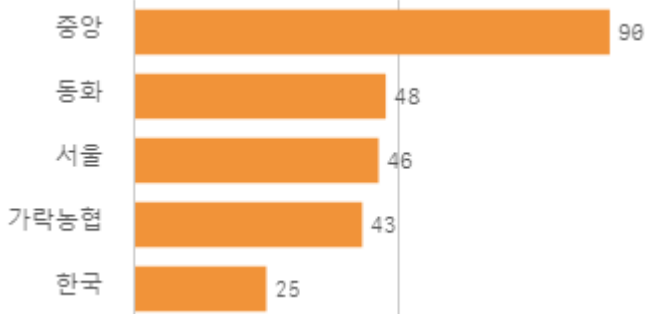
### 거래 단량별 물량 구성비



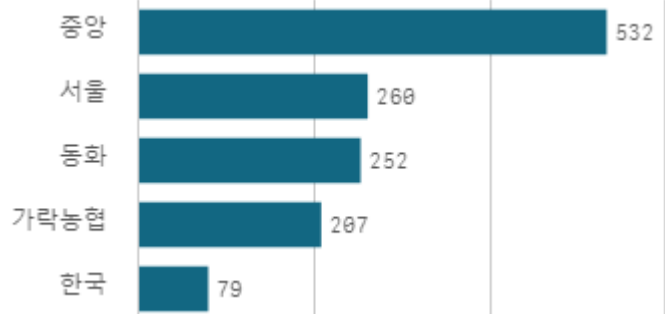
### 출하자별 거래물량 구성비



### 도매시장 법인별 거래물량(톤)

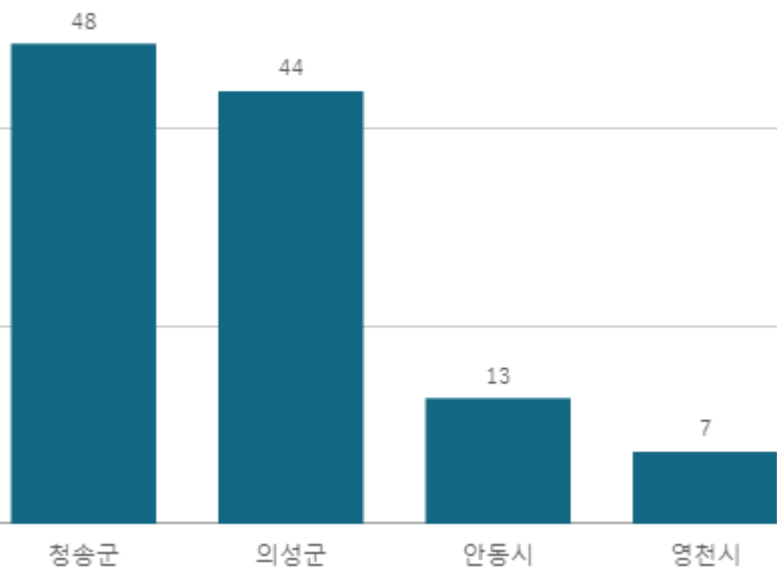


### 도매시장 법인별 거래금액(백만원)



# 사과 미시마(10Kg)

산지별 거래물량(톤)



산지별 주출하 시군구



출하산지(개소)

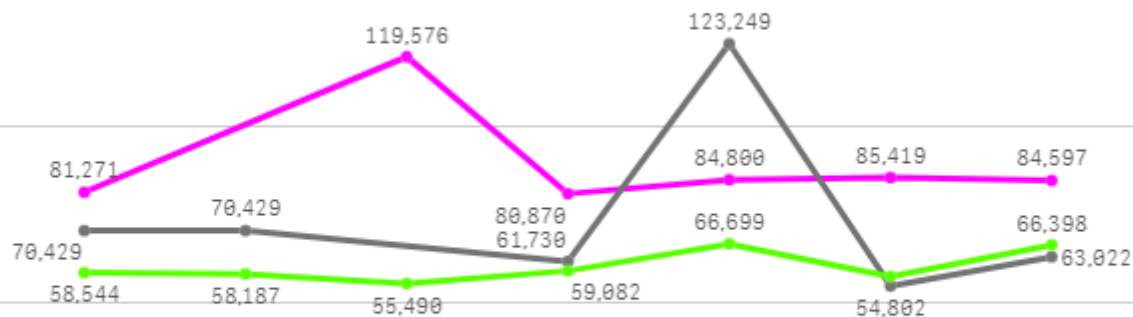
4

출하건수(천건)

1

주간 도매가격(원)

◆ 2025    ● 2024    ◆ 평년



07/05    07/06    07/07    07/08    07/09    07/10    07/11

구분	금주(A)	전주(B)	전월(C)	전년(D)	평년(E)	A/B	A/C	A/D	A/E
가격(원)	90,025	96,415	79,330	73,944	71,477	93.4%	113.5%	121.7%	126.0%

※ 상품 가격 기준

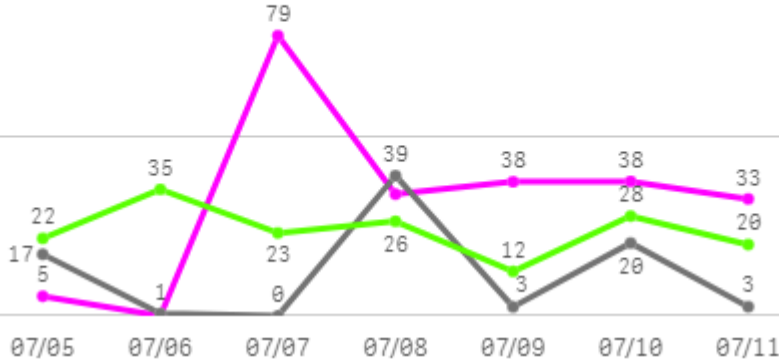
## □ 사과 미시마(10Kg) 주간 가격

구분	Q	품종	Q	단량	Q	특	상	보통	하
2025-07-05		사과 미시마		10Kg		129,492	81,271	55,577	26,769
2025-07-07		사과 미시마		10Kg		203,968	119,576	69,880	43,694
2025-07-08		사과 미시마		10Kg		131,677	80,870	45,866	30,366
2025-07-09		사과 미시마		10Kg		141,433	84,800	51,935	21,486
2025-07-10		사과 미시마		10Kg		137,905	85,419	55,696	30,132
2025-07-11		사과 미시마		10Kg		146,338	84,597	56,257	27,108
평균						<b>148,469</b>	<b>89,422</b>	<b>55,869</b>	<b>29,926</b>

# 배

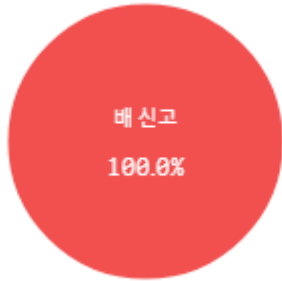
## 주간 반입량(톤)

2025 (파란색 선) 2024 (회색 선) 평년 (녹색 선)



구분	금주(A)	전주(B)	전월(C)	전년(D)	평년(E)	A/B	A/C	A/D	A/E
물량(톤)	226	192	243	83	165	117.7%	93.2%	273.6%	136.7%

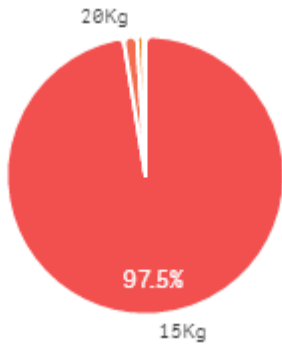
### 출하 품종별 거래물량 구성비



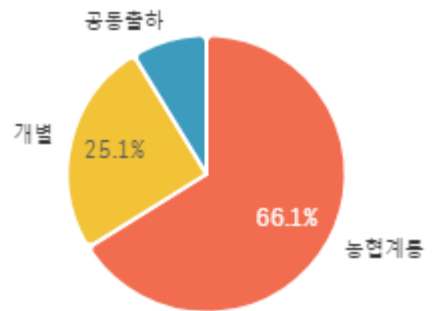
### 출하 품종별 거래금액 구성비



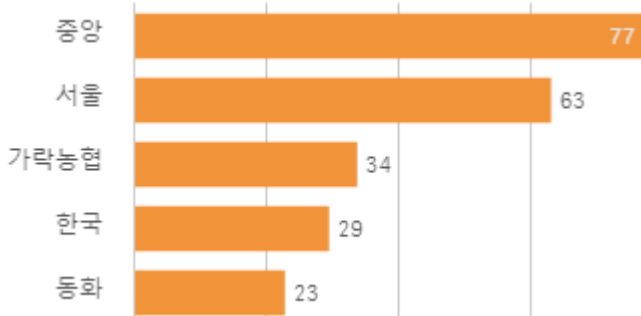
### 거래 단량별 물량 구성비



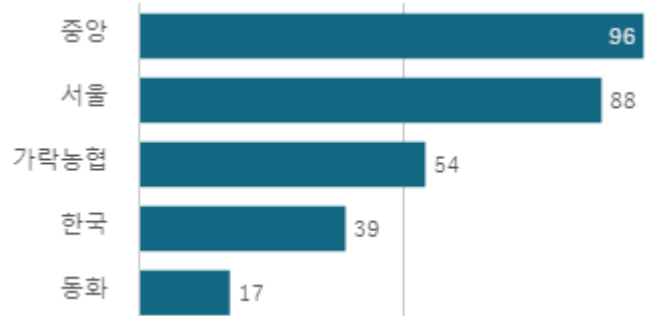
### 출하자별 거래물량 구성비



### 도매시장 법인별 거래물량(톤)

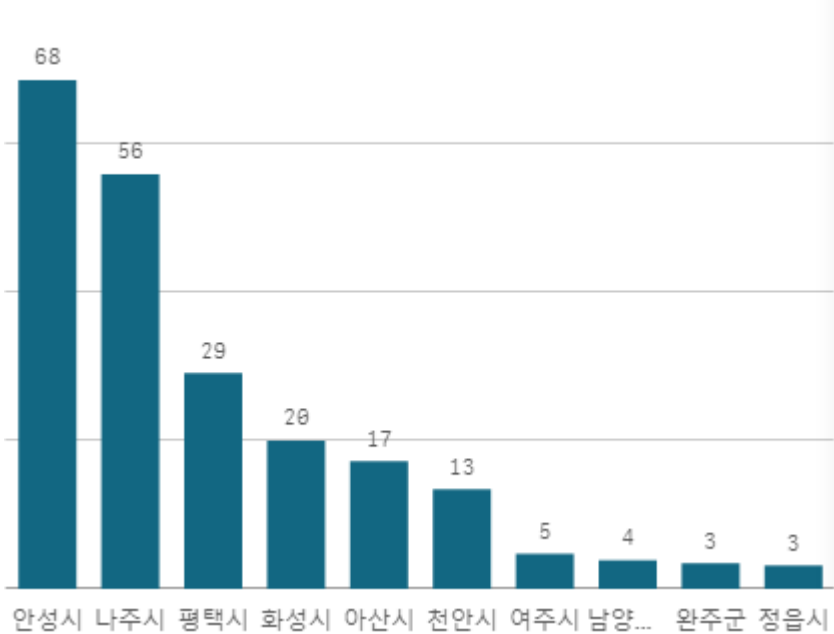


### 도매시장 법인별 거래금액(백만원)



# 배 신고(15Kg)

산지별 거래물량(톤)



출하산지(개소)

16

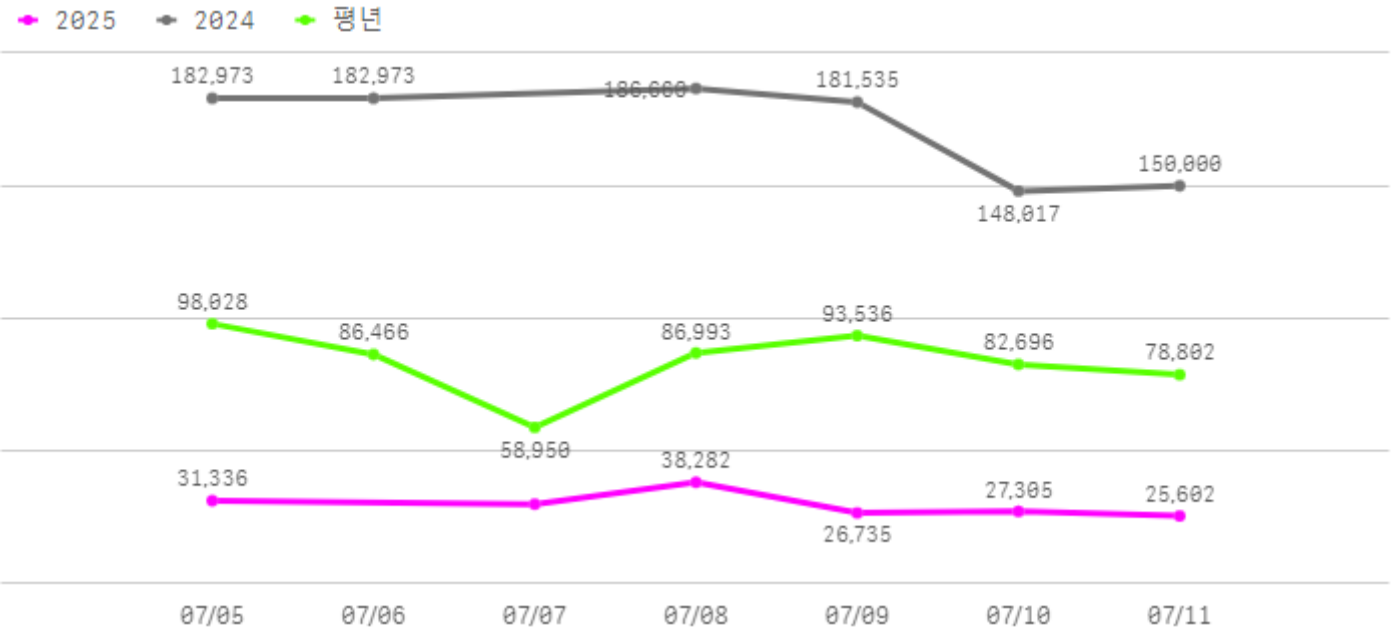
출하건수(천건)

1

산지별 주출하 시군구



주간 도매가격(원)



구분	금주(A)	전주(B)	전월(C)	전년(D)	평년(E)	A/B	A/C	A/D	A/E
가격(원)	30,417	36,219	52,144	171,031	65,921	84.0%	58.3%	17.8%	46.1%

※ 상품 가격 기준

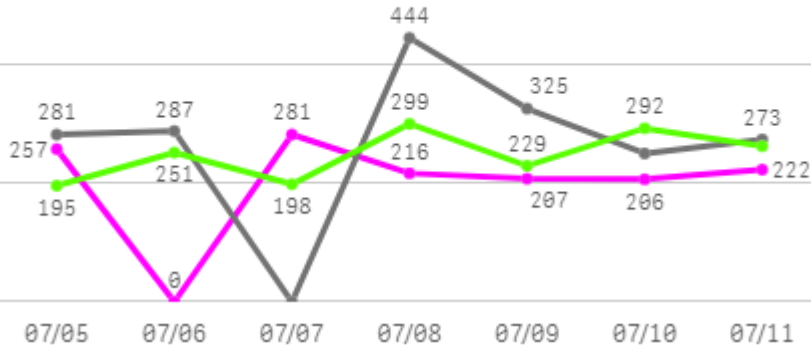
## □ 배 신고(15Kg) 주간 가격

구분	Q	품종	Q	단량	Q	특	상	보통	하
2025-07-05		배 신고		15Kg		57,600	31,336	16,092	12,593
2025-07-07		배 신고		15Kg		68,337	30,032	13,817	5,881
2025-07-08		배 신고		15Kg		83,796	38,282	14,608	4,559
2025-07-09		배 신고		15Kg		67,053	26,735	10,937	4,698
2025-07-10		배 신고		15Kg		65,515	27,305	9,668	4,089
2025-07-11		배 신고		15Kg		56,422	25,602	14,342	4,588
평균						<b>66,454</b>	<b>29,882</b>	<b>13,244</b>	<b>6,068</b>

# 복숭아

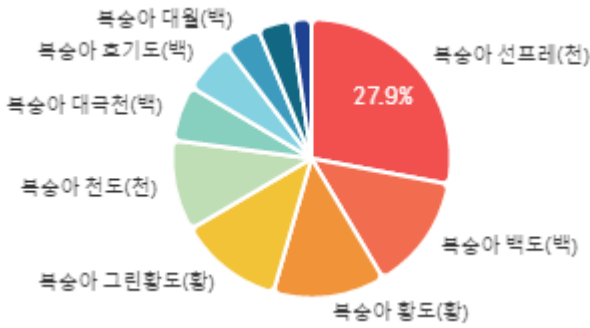
## 주간 반입량(톤)

◆ 2025    ● 2024    ▲ 평년

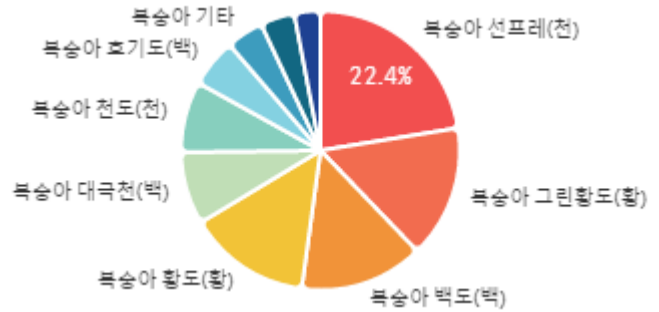


구분	금주(A)	전주(B)	전월(C)	전년(D)	평년(E)	A/B	A/C	A/D	A/E
물량(톤)	1,390	1,206	225	1,860	1,695	115.3%	618.8%	74.7%	82.0%

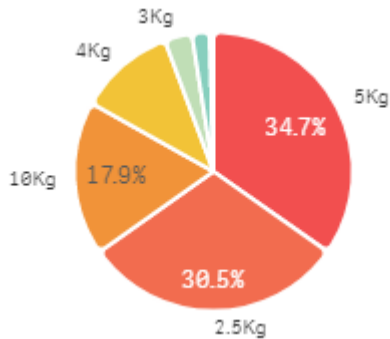
### 출하 품종별 거래물량 구성비



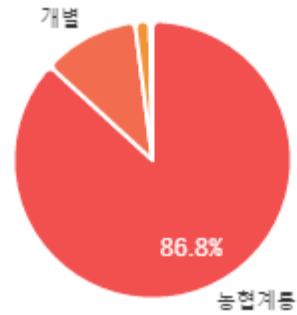
### 출하 품종별 거래금액 구성비



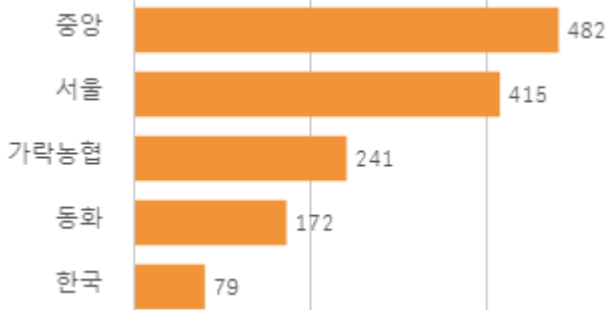
### 거래 단량별 물량 구성비



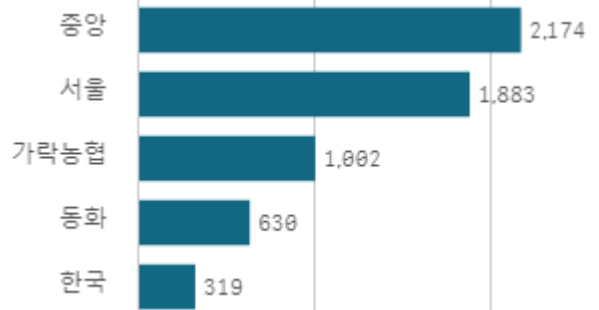
### 출하자별 거래물량 구성비



### 도매시장 법인별 거래물량(톤)

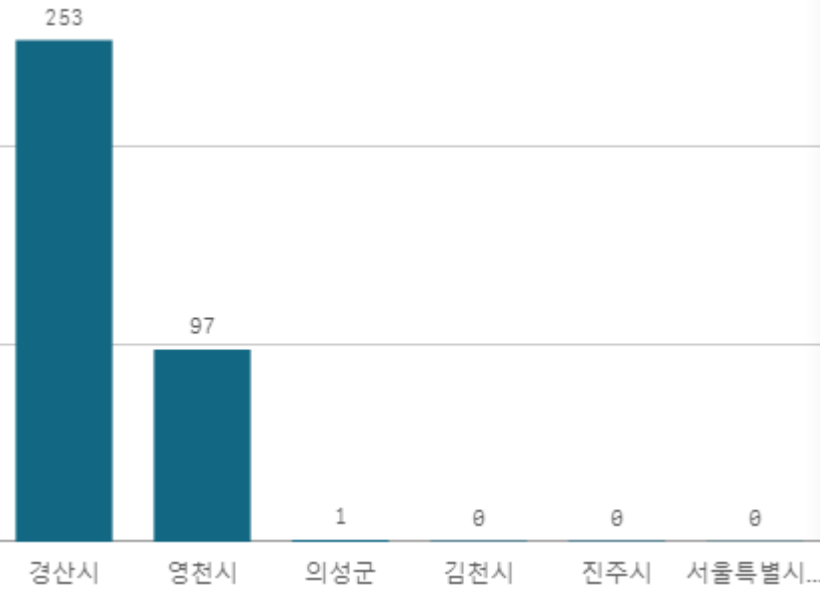


### 도매시장 법인별 거래금액(백만원)



# 복숭아 선프레(천) (5Kg)

산지별 거래물량(톤)



출하산지(개소)

6

출하건수(천건)

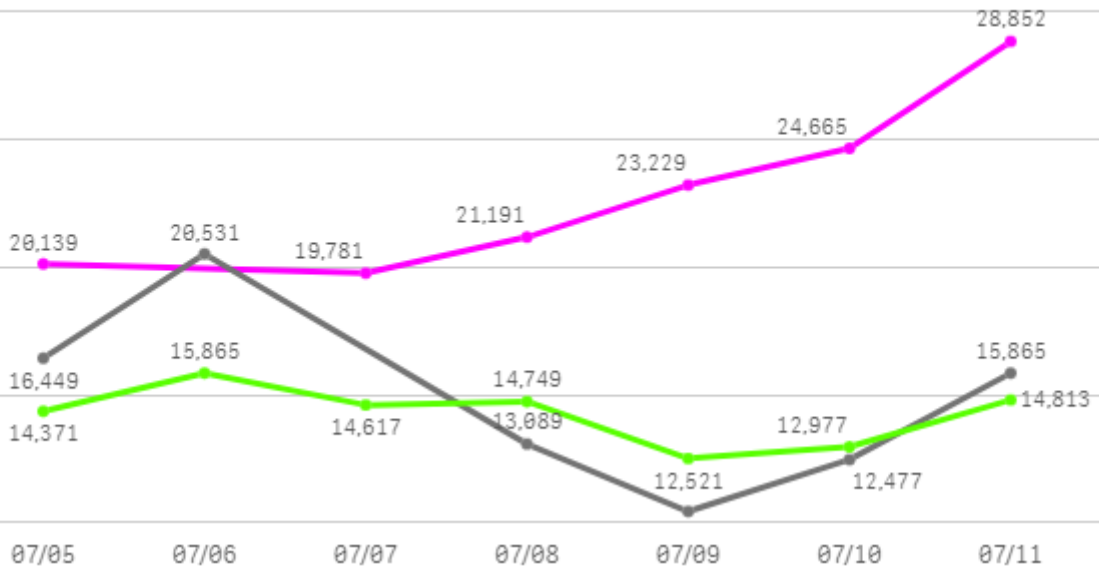
4

산지별 주출하 시군구



주간 도매가격(원)

◆ 2025    ● 2024    ◆ 평년



구분	금주(A)	전주(B)	전월(C)	전년(D)	평년(E)	A/B	A/C	A/D	A/E
가격(원)	22,242	21,942	-	14,810	17,336	101.4%	-	150.2%	128.3%

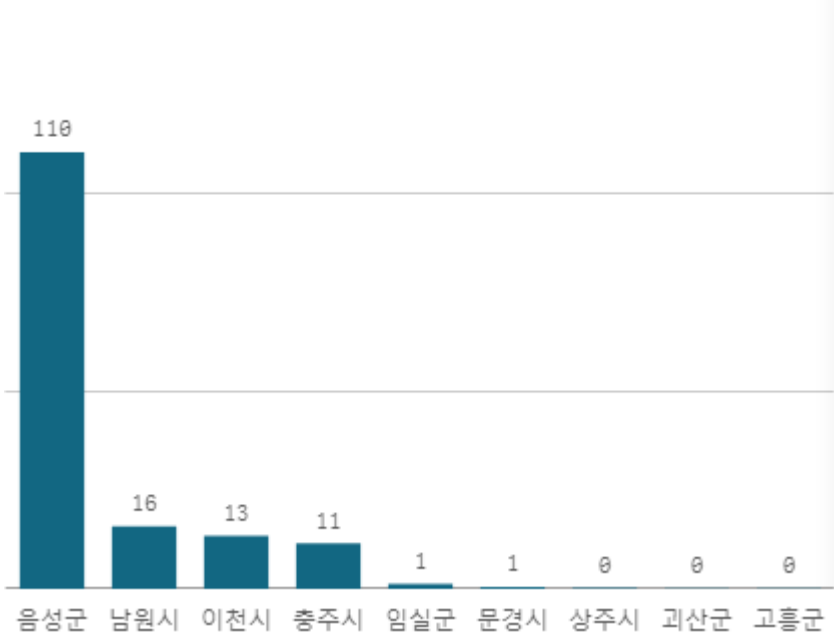
※ 상품 가격 기준

## □ 복숭아 선프레(천)(5Kg) 주간 가격

구분	Q	품종	Q	단량	Q	특	상	보통	하
2025-07-05		복숭아 선프레(천)		5Kg		23,677	20,139	15,829	10,327
2025-07-07		복숭아 선프레(천)		5Kg		24,069	19,781	15,377	9,940
2025-07-08		복숭아 선프레(천)		5Kg		25,135	21,191	14,844	8,242
2025-07-09		복숭아 선프레(천)		5Kg		26,635	23,229	15,931	10,021
2025-07-10		복숭아 선프레(천)		5Kg		28,937	24,665	16,865	10,874
2025-07-11		복숭아 선프레(천)		5Kg		33,475	28,852	20,773	11,106
평균						<b>26,988</b>	<b>22,976</b>	<b>16,603</b>	<b>10,085</b>

# 복숭아 그린황도(황)(2.5Kg)

산지별 거래물량(톤)



출하산지(개소)

9

출하건수(천건)

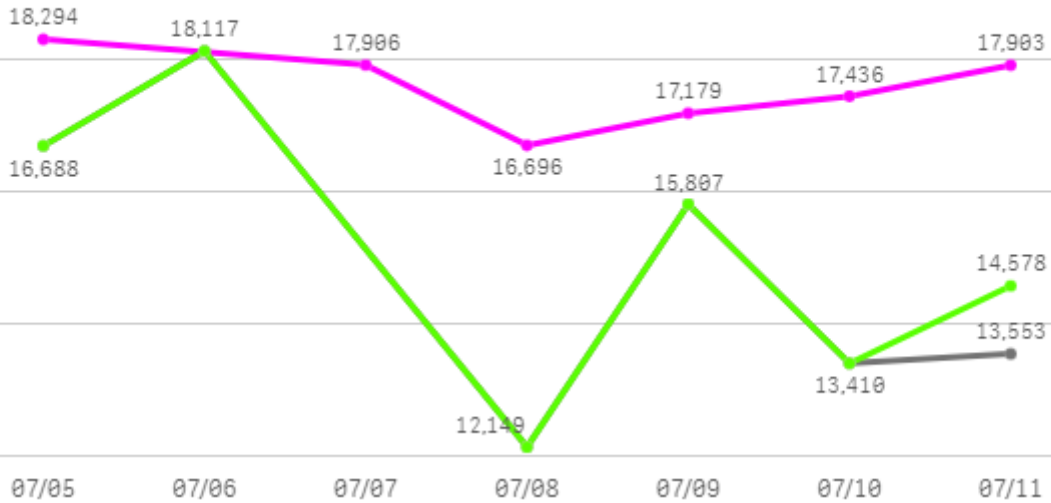
4

산지별 주출하 시군구



주간 도매가격(원)

● 2025 ● 2024 ● 평년



구분	금주(A)	전주(B)	전월(C)	전년(D)	평년(E)	A/B	A/C	A/D	A/E
가격(원)	17,527	20,251	-	14,954	16,772	86.6%	-	117.2%	104.5%

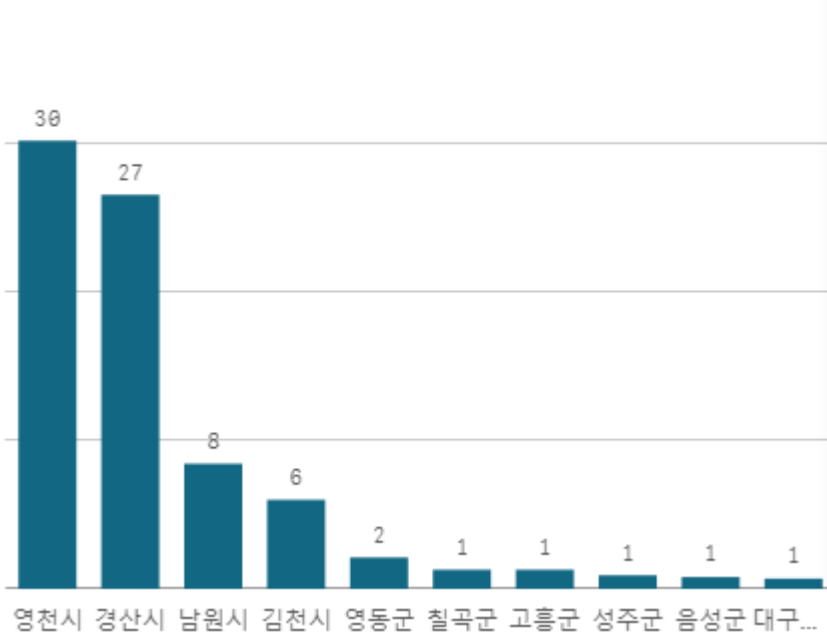
※ 상품 가격 기준

## □ 복숭아 그린황도(황)(2.5Kg) 주간 가격

구분	Q	품종	Q	단량	Q	특	상	보통	하
2025-07-05		복숭아 그린황도(황)		2.5Kg		27,303	18,294	13,377	8,326
2025-07-07		복숭아 그린황도(황)		2.5Kg		26,969	17,906	11,967	7,018
2025-07-08		복숭아 그린황도(황)		2.5Kg		25,482	16,696	12,167	7,766
2025-07-09		복숭아 그린황도(황)		2.5Kg		23,211	17,179	13,188	8,572
2025-07-10		복숭아 그린황도(황)		2.5Kg		23,524	17,436	13,449	8,301
2025-07-11		복숭아 그린황도(황)		2.5Kg		21,960	17,903	14,093	9,881
평균						<b>24,742</b>	<b>17,569</b>	<b>13,040</b>	<b>8,311</b>

# 복숭아 대극천(백) (2Kg)

산지별 거래물량(톤)



출하산지(개소)

20

출하건수(천건)

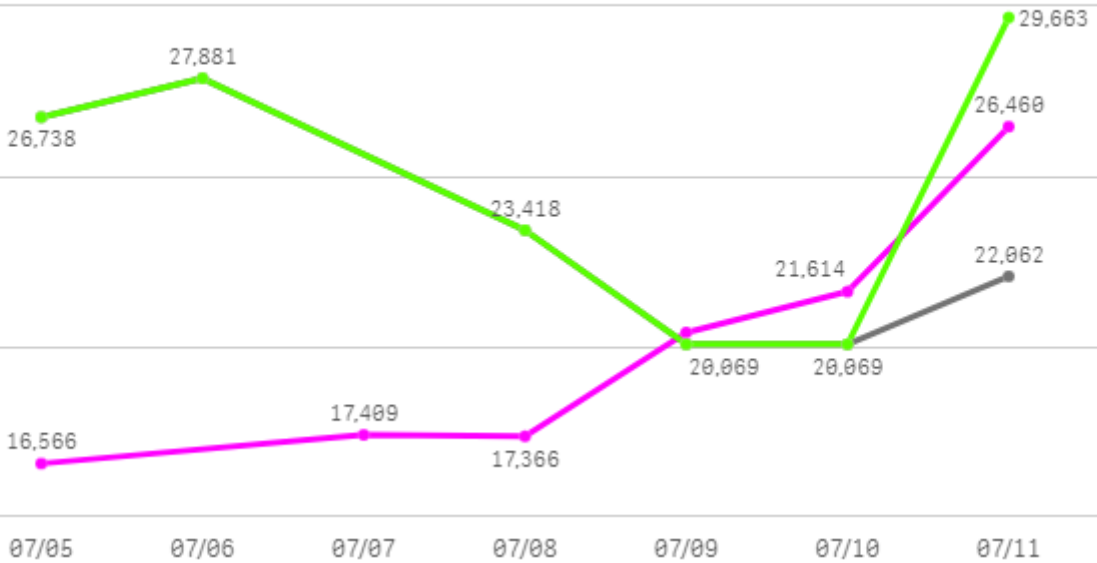
2

산지별 주출하 시군구



주간 도매가격(원)

◆ 2025    ◀ 2024    ◆ 평년



구분	금주(A)	전주(B)	전월(C)	전년(D)	평년(E)	A/B	A/C	A/D	A/E
가격(원)	19,160	18,126	56,920	23,373	21,046	105.7%	33.7%	82.0%	91.0%

※ 상품 가격 기준

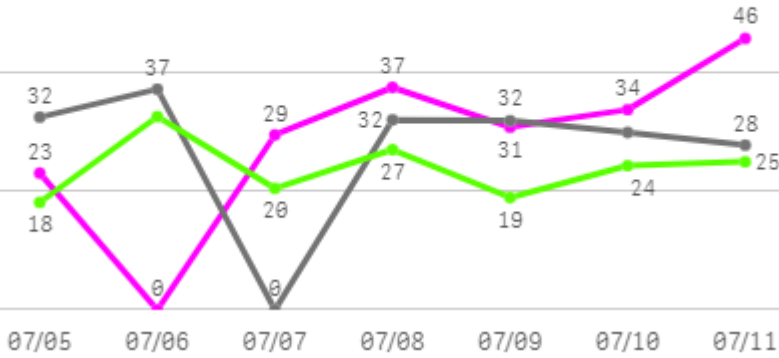
## □ 복숭아 대극천(백)(2Kg) 주간 가격

구분	Q	품종	Q	단량	Q	특	상	보통	하
2025-07-05		복숭아 대극천(백)		2Kg		24,574	16,566	11,185	7,328
2025-07-07		복숭아 대극천(백)		2Kg		25,469	17,409	9,041	5,025
2025-07-08		복숭아 대극천(백)		2Kg		25,192	17,366	11,241	7,148
2025-07-09		복숭아 대극천(백)		2Kg		26,028	20,413	15,948	9,657
2025-07-10		복숭아 대극천(백)		2Kg		28,525	21,614	14,885	6,860
2025-07-11		복숭아 대극천(백)		2Kg		29,509	26,460	17,362	10,812
평균						<b>26,550</b>	<b>19,971</b>	<b>13,277</b>	<b>7,805</b>

# 포도

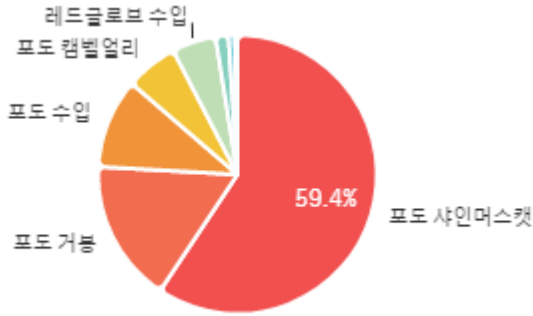
## 주간 반입량(톤)

◆ 2025    ● 2024    ▲ 평년

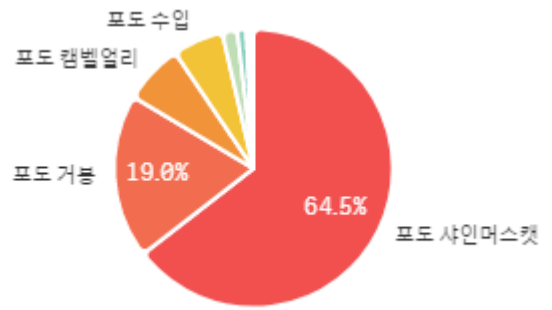


구분	금주(A)	전주(B)	전월(C)	전년(D)	평년(E)	A/B	A/C	A/D	A/E
물량(톤)	200	180	263	191	175	111.3%	76.0%	104.7%	114.3%

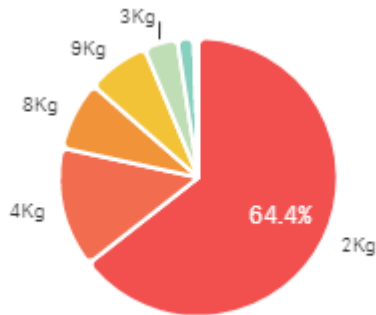
## 출하 품종별 거래물량 구성비



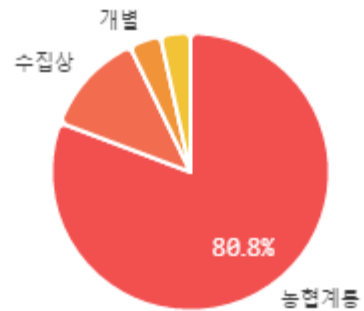
## 출하 품종별 거래금액 구성비



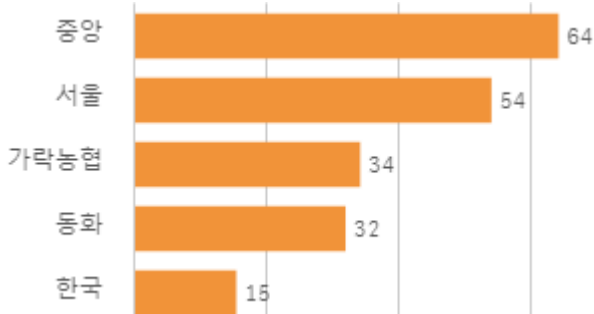
## 거래 단량별 물량 구성비



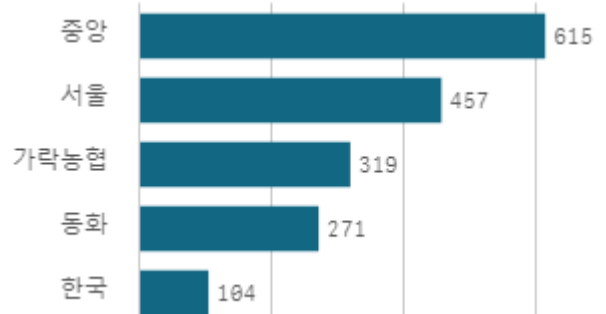
## 출하자별 거래물량 구성비



## 도매시장 법인별 거래물량(톤)

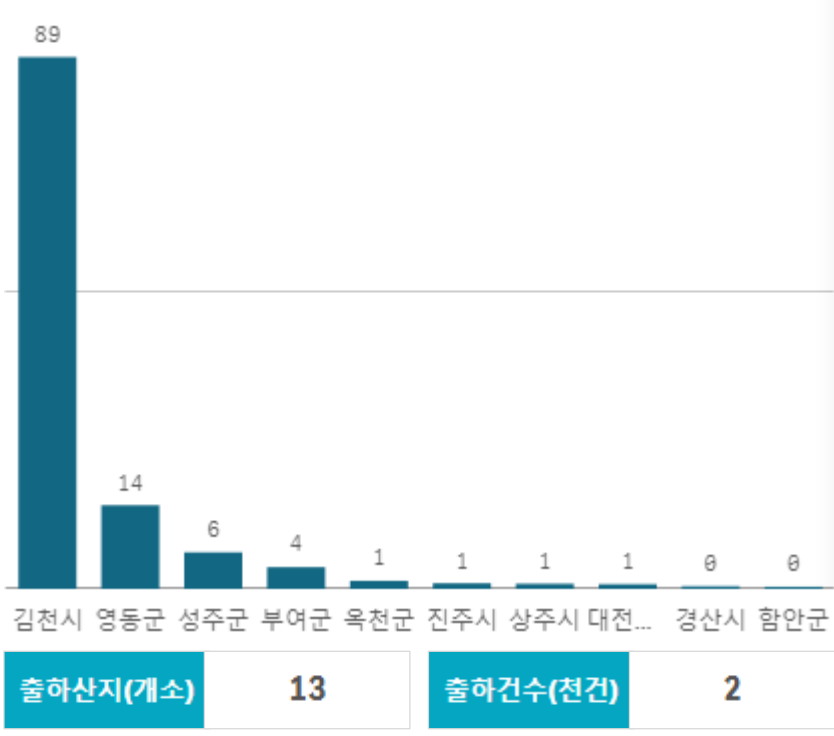


## 도매시장 법인별 거래금액(백만원)



# 포도 샤인머스캣(2Kg)

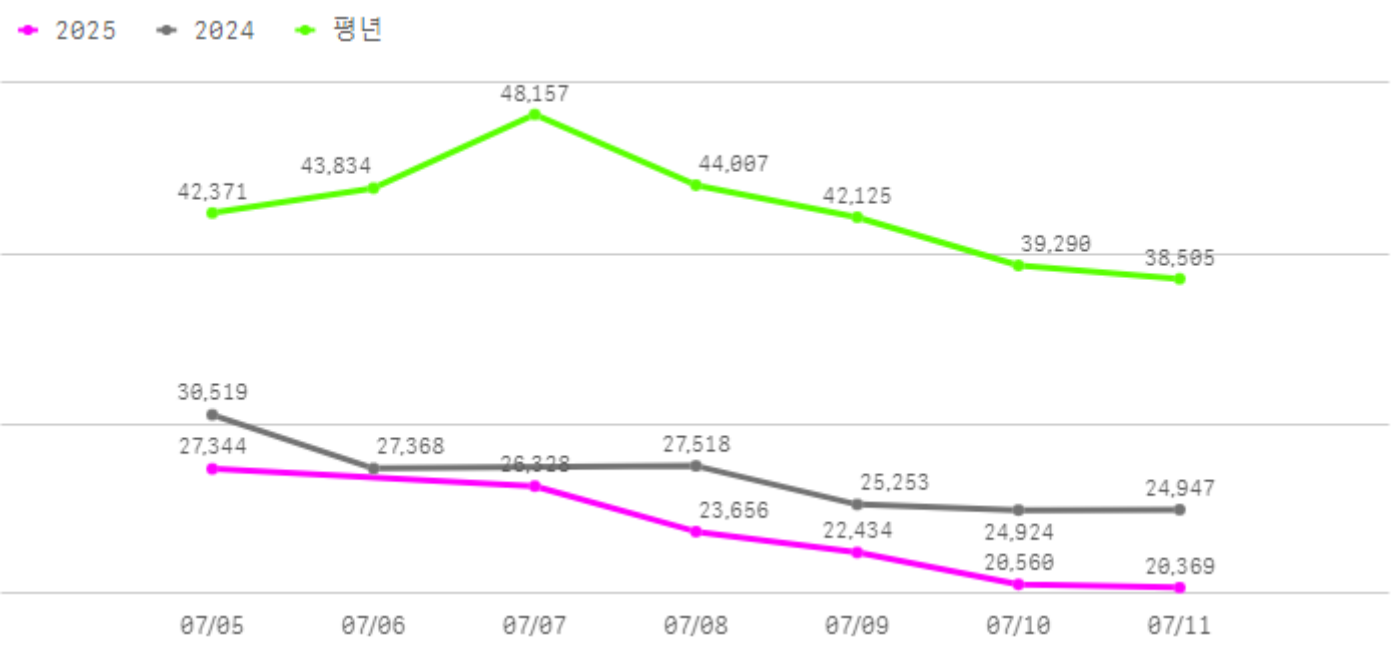
산지별 거래물량(톤)



산지별 주출하 시군구



주간 도매가격(원)



구분	금주(A)	전주(B)	전월(C)	전년(D)	평년(E)	A/B	A/C	A/D	A/E
가격(원)	23,833	30,209	-	26,755	33,233	78.9%	-	89.1%	71.7%

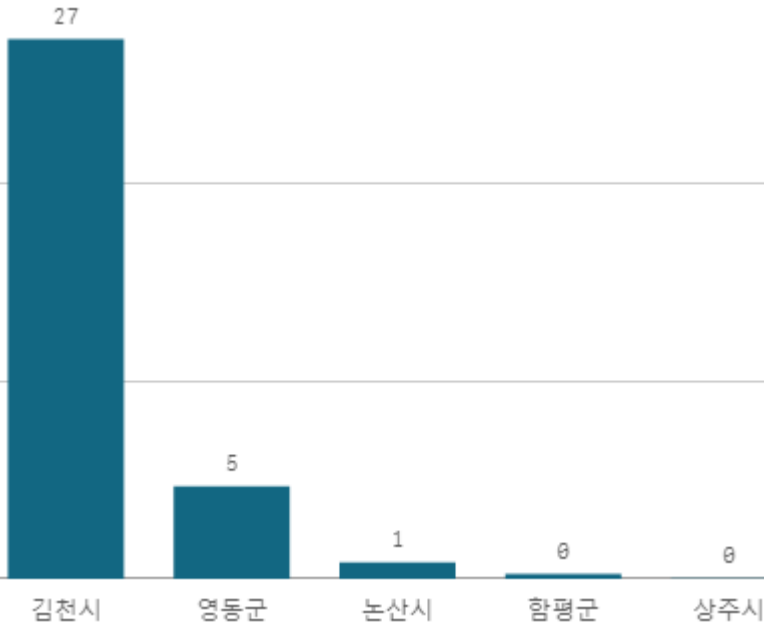
※ 상품 가격 기준

## □ 포도 샤인머스켓(2Kg) 주간 가격

구분	Q	품종	Q	단량	Q	특	상	보통	하
2025-07-05		포도 샤인머스켓		2Kg		34,834	27,344	21,755	14,459
2025-07-07		포도 샤인머스켓		2Kg		35,481	26,328	21,084	14,496
2025-07-08		포도 샤인머스켓		2Kg		28,393	23,656	18,505	12,195
2025-07-09		포도 샤인머스켓		2Kg		27,297	22,434	16,686	11,330
2025-07-10		포도 샤인머스켓		2Kg		27,124	20,560	16,411	11,870
2025-07-11		포도 샤인머스켓		2Kg		29,761	20,369	16,215	11,438
평균						<b>30,482</b>	<b>23,449</b>	<b>18,443</b>	<b>12,631</b>

# 포도 거봉(2Kg)

산지별 거래물량(톤)



출하산지(개소)

5

출하건수(천건)

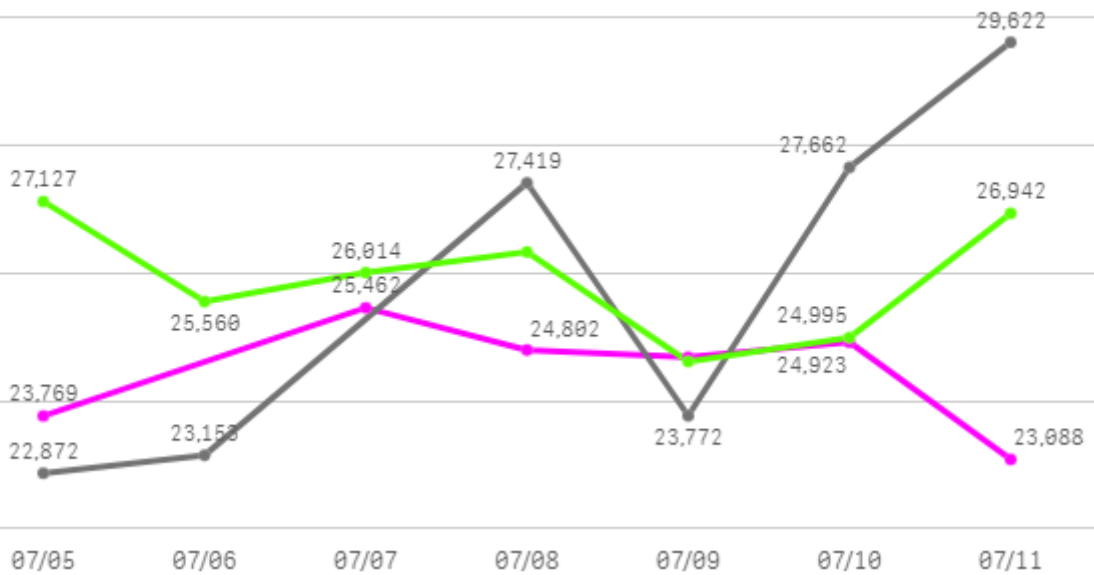
1

산지별 주출하 시군구



주간 도매가격(원)

◆ 2025    ● 2024    ◆ 평년



구분	금주(A)	전주(B)	전월(C)	전년(D)	평년(E)	A/B	A/C	A/D	A/E
가격(원)	24,626	23,759	32,271	25,750	26,292	103.7%	76.3%	95.6%	93.7%

※ 상품 가격 기준

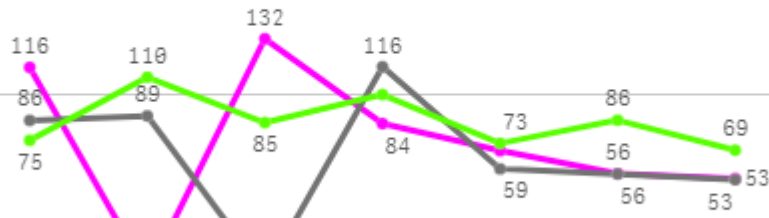
## □ 포도 거봉(2Kg) 주간 가격

구분	Q	품종	Q	단량	Q	특	상	보통	하
2025-07-05		포도 거봉		2Kg		29,373	23,769	20,695	13,980
2025-07-07		포도 거봉		2Kg		28,496	25,462	21,614	16,236
2025-07-08		포도 거봉		2Kg		29,335	24,802	20,254	14,328
2025-07-09		포도 거봉		2Kg		28,576	24,687	19,569	12,716
2025-07-10		포도 거봉		2Kg		28,256	24,923	19,157	14,812
2025-07-11		포도 거봉		2Kg		28,950	23,088	16,945	12,550
평균						<b>28,831</b>	<b>24,455</b>	<b>19,706</b>	<b>14,104</b>

# 자두

## 주간 반입량(톤)

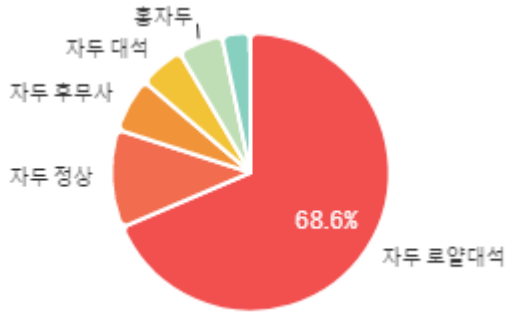
◆ 2025    ● 2024    ▲ 평년



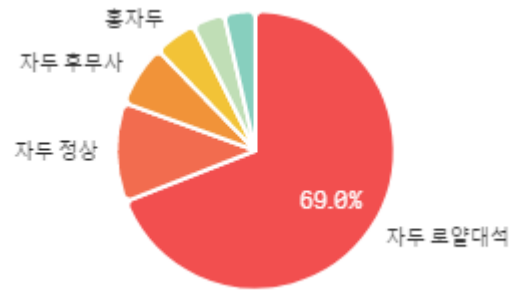
07/05    07/06    07/07    07/08    07/09    07/10    07/11

구분	금주(A)	전주(B)	전월(C)	전년(D)	평년(E)	A/B	A/C	A/D	A/E
물량(톤)	510	599	36	458	533	85.3%	1430.8%	111.4%	95.8%

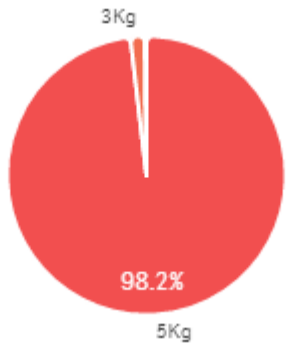
## 출하 품종별 거래물량 구성비



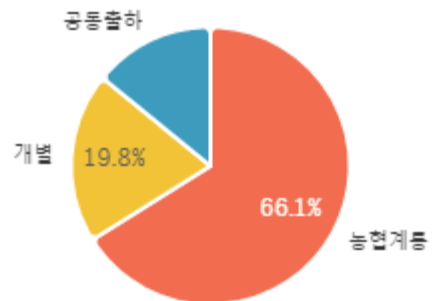
## 출하 품종별 거래금액 구성비



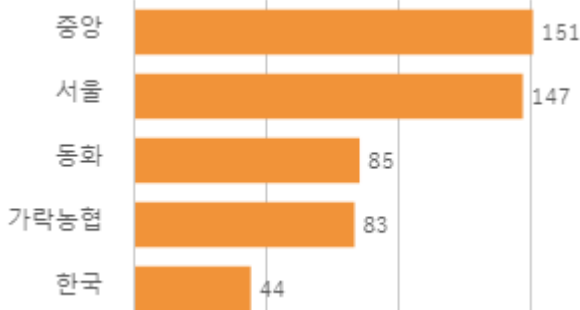
## 거래 단량별 물량 구성비



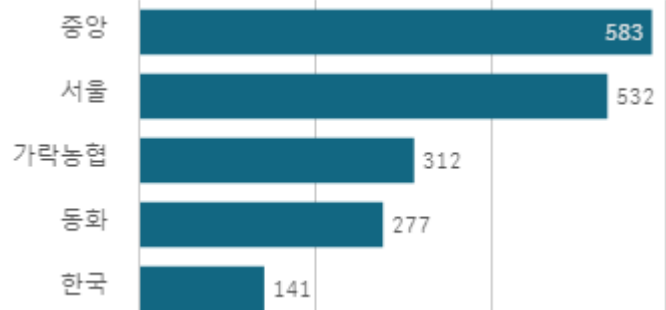
## 출하자별 거래물량 구성비



## 도매시장 법인별 거래물량(톤)

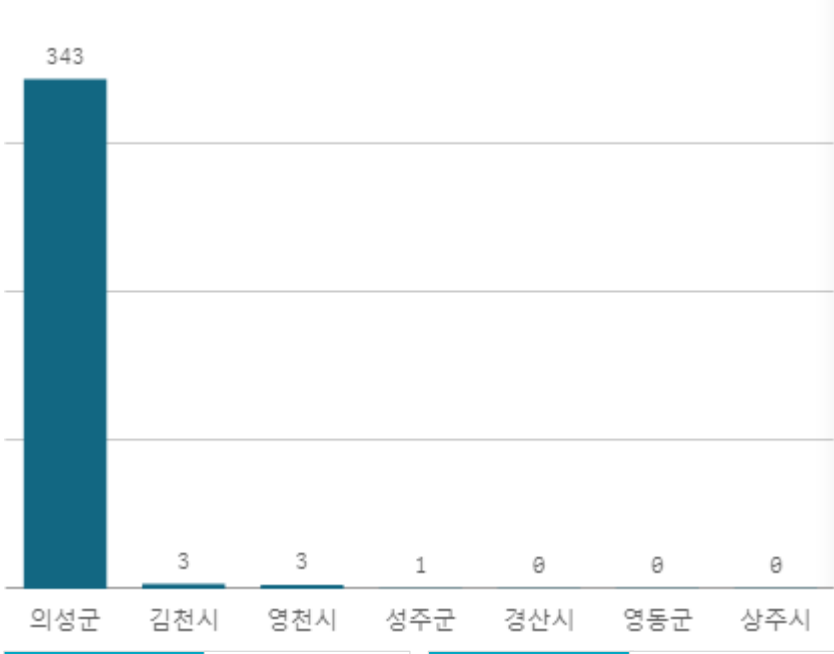


## 도매시장 법인별 거래금액(백만원)



# 자두 로얄대석(5Kg)

산지별 거래물량(톤)



출하산지(개소)

7

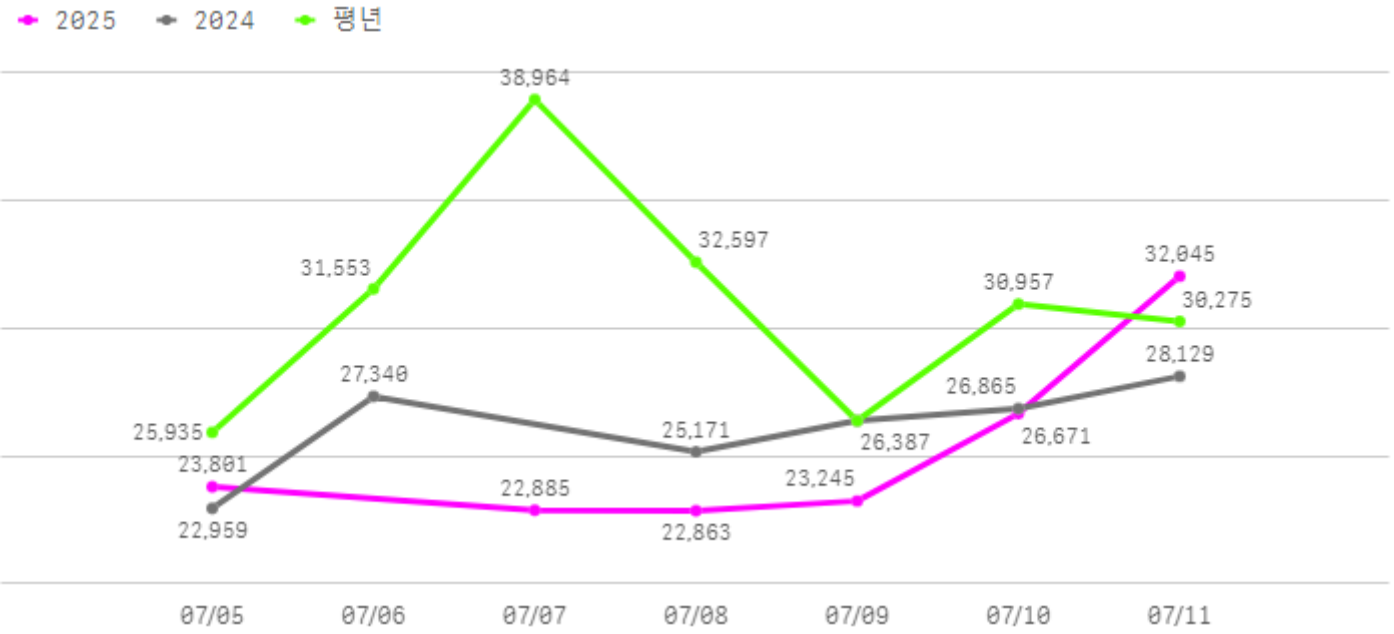
출하건수(천건)

5

산지별 주출하 시군구



주간 도매가격(원)



구분	금주(A)	전주(B)	전월(C)	전년(D)	평년(E)	A/B	A/C	A/D	A/E
가격(원)	24,403	22,593	-	26,142	27,087	108.0%	-	93.3%	90.1%

※ 상품 가격 기준

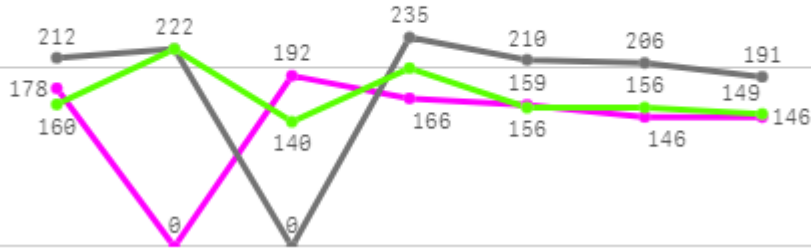
## □ 자두 로얄대석(5Kg) 주간 가격

구분	Q	품종	Q	단량	Q	특	상	보통	하
2025-07-05		자두 로얄대석		5Kg		34,636	23,801	15,134	9,571
2025-07-07		자두 로얄대석		5Kg		33,189	22,885	14,652	9,058
2025-07-08		자두 로얄대석		5Kg		33,010	22,863	15,019	9,599
2025-07-09		자두 로얄대석		5Kg		33,795	23,245	15,943	10,456
2025-07-10		자두 로얄대석		5Kg		34,342	26,671	18,513	11,089
2025-07-11		자두 로얄대석		5Kg		42,167	32,045	21,799	12,299
평균						<b>35,190</b>	<b>25,252</b>	<b>16,843</b>	<b>10,345</b>

# 바나나

## 주간 반입량(톤)

◆ 2025    ● 2024    ▲ 평년

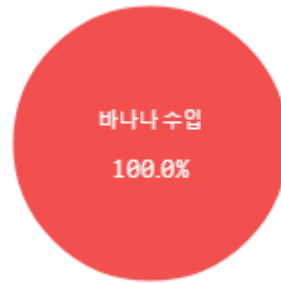


구분	금주(A)	전주(B)	전월(C)	전년(D)	평년(E)	A/B	A/C	A/D	A/E
물량(톤)	987	1,036	1,209	1,275	1,133	95.2%	81.6%	77.4%	87.1%

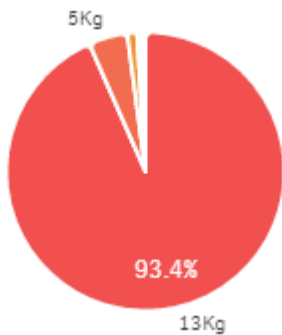
### 출하 품종별 거래물량 구성비



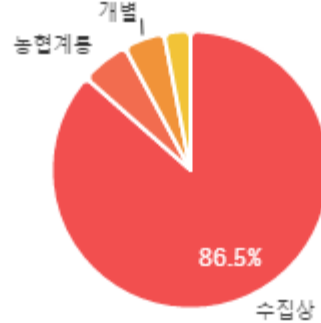
### 출하 품종별 거래금액 구성비



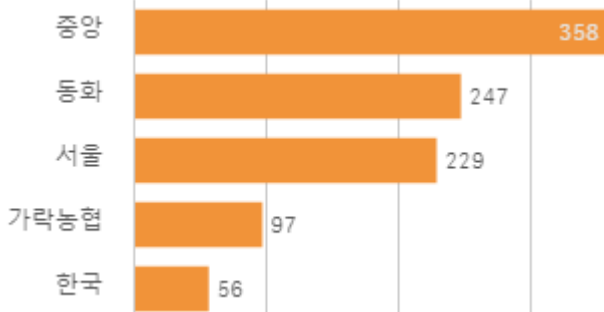
### 거래 단량별 물량 구성비



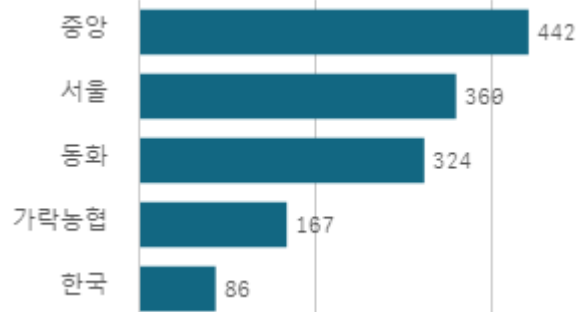
### 출하자별 거래물량 구성비



### 도매시장 법인별 거래물량(톤)

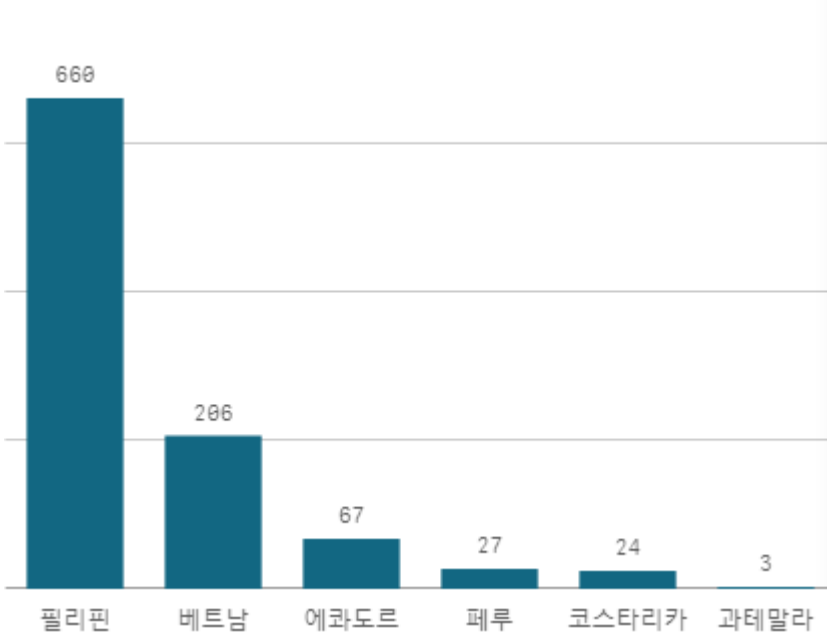


### 도매시장 법인별 거래금액(백만원)

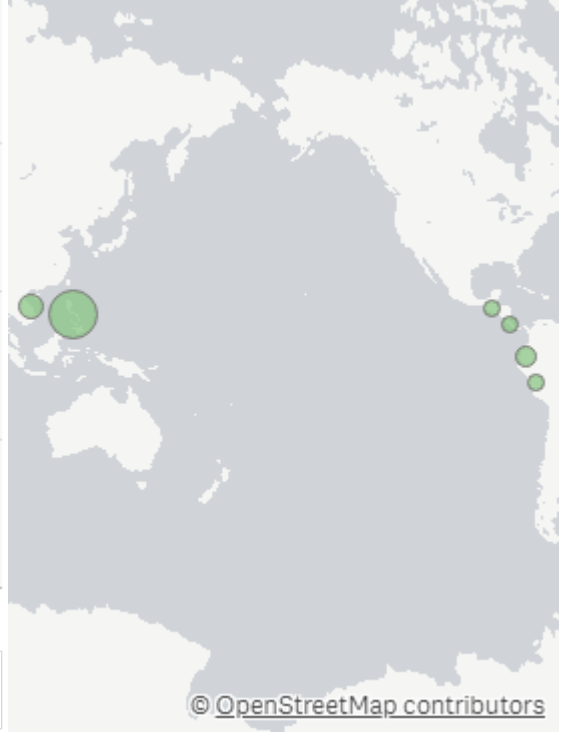


# 바나나 수입(13Kg)

산지별 거래물량(톤)



산지별 주출하 시군구



출하산지(개소)

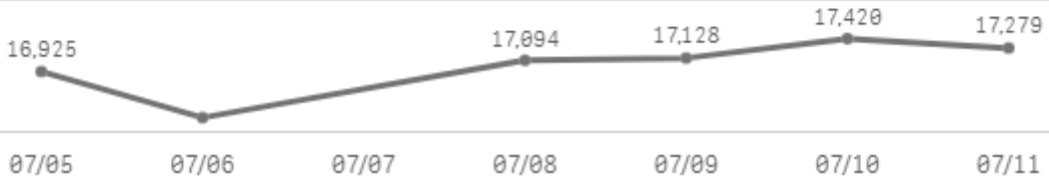
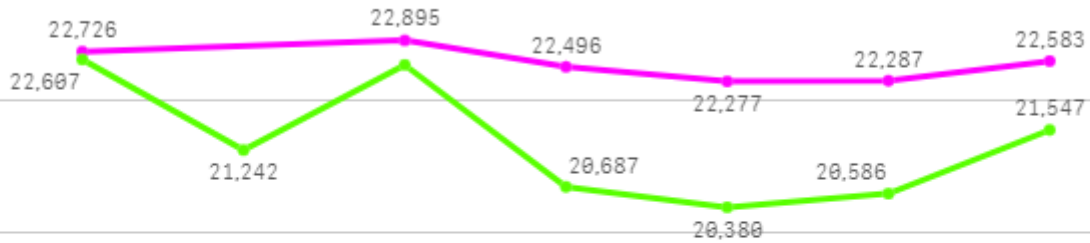
6

출하건수(천건)

2

주간 도매가격(원)

● 2025   ● 2024   ● 평년



구분	금주(A)	전주(B)	전월(C)	전년(D)	평년(E)	A/B	A/C	A/D	A/E
가격(원)	22,539	24,006	27,064	17,013	21,935	93.9%	83.3%	132.5%	102.8%

※ 상품 가격 기준

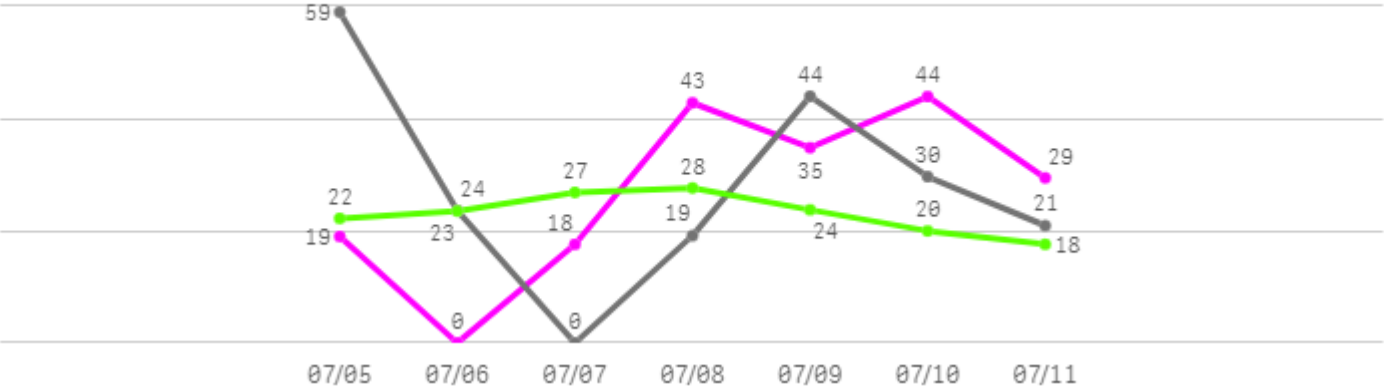
## □ 바나나 수입(13Kg) 주간 가격

구분	Q	품종	Q	단량	Q	특	상	보통	하
2025-07-05		바나나 수입		13Kg		28,352	22,726	14,582	8,283
2025-07-07		바나나 수입		13Kg		28,739	22,895	14,540	9,751
2025-07-08		바나나 수입		13Kg		27,877	22,496	14,444	8,112
2025-07-09		바나나 수입		13Kg		28,623	22,277	14,282	8,135
2025-07-10		바나나 수입		13Kg		28,132	22,287	13,817	7,833
2025-07-11		바나나 수입		13Kg		28,219	22,583	14,566	7,299
평균						<b>28,324</b>	<b>22,544</b>	<b>14,372</b>	<b>8,236</b>

# 파인애플

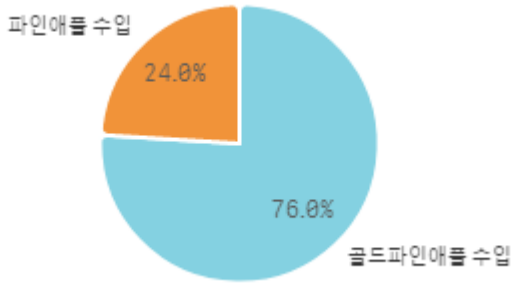
## 주간 반입량(톤)

◆ 2025    ● 2024    ▲ 평년

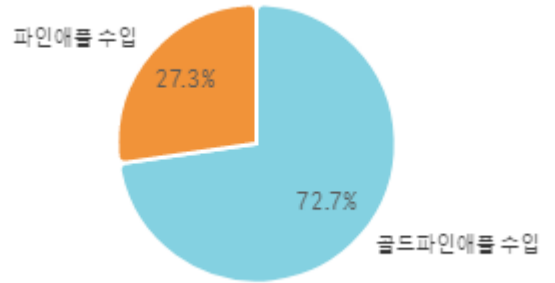


구분	금주(A)	전주(B)	전월(C)	전년(D)	평년(E)	A/B	A/C	A/D	A/E
물량(톤)	187	166	181	196	173	112.8%	103.3%	95.5%	108.1%

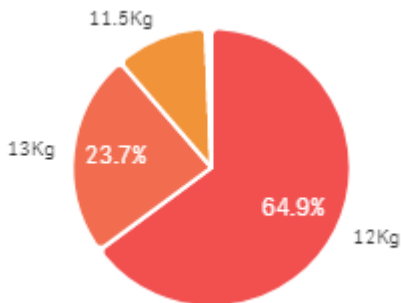
## 출하 품종별 거래물량 구성비



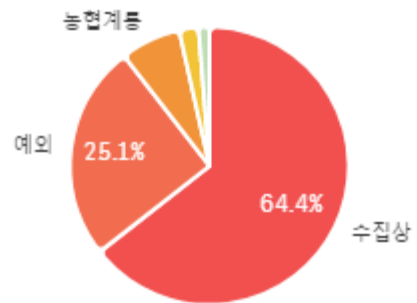
## 출하 품종별 거래금액 구성비



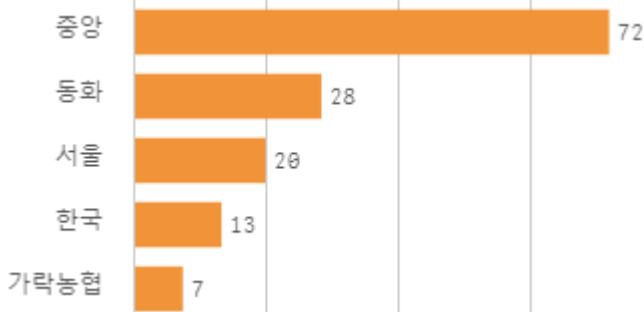
## 거래 단량별 물량 구성비



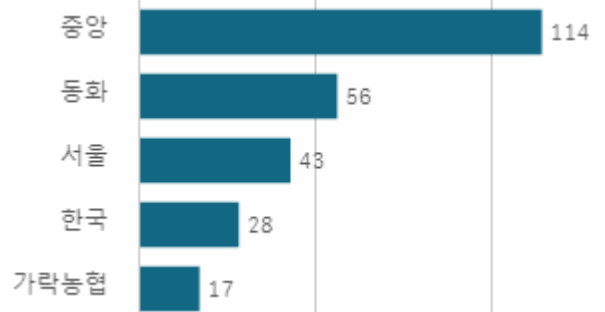
## 출하자별 거래물량 구성비



## 도매시장 법인별 거래물량(톤)




## 도매시장 법인별 거래금액(백만원)



# 골드파인애플 수입(12Kg)

산지별 거래물량(톤)



필리핀

산지별 주출하 시군구



출하산지(개소)

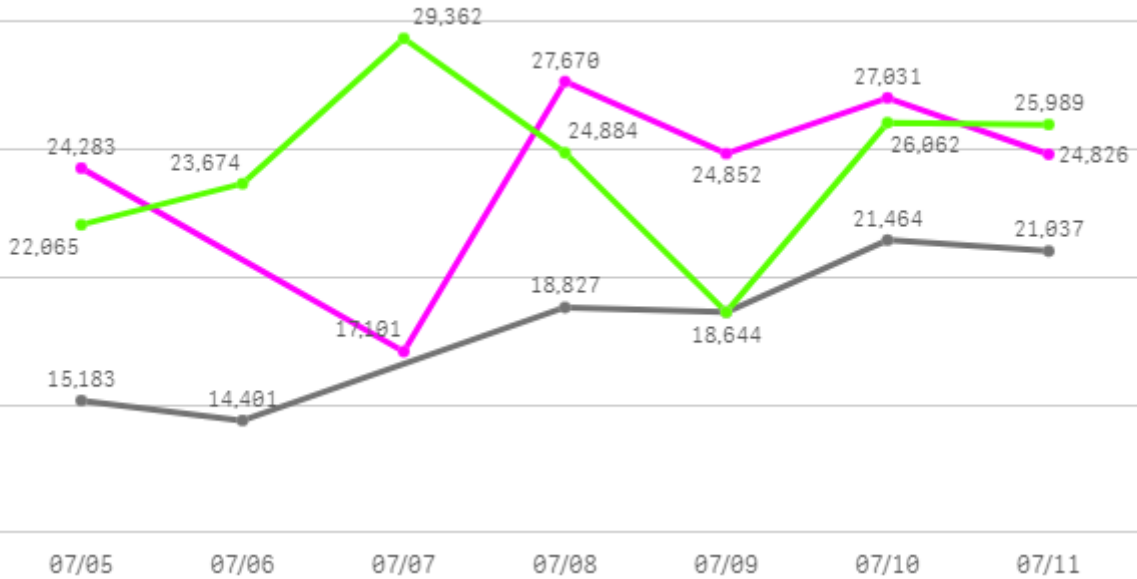
1

출하건수(천건)

0

주간 도매가격(원)

◆ 2025    ● 2024    ◆ 평년



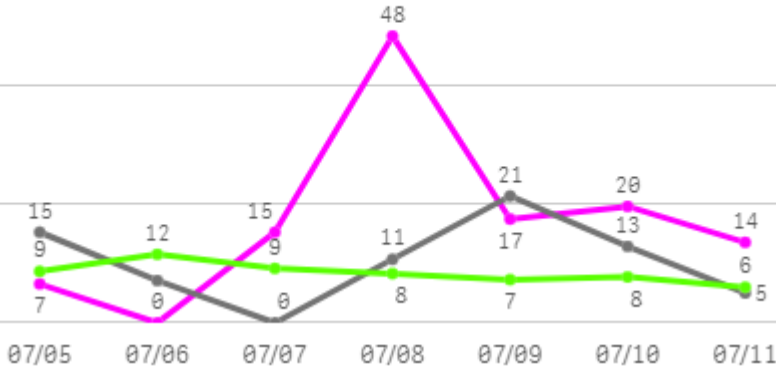
구분	금주(A)	전주(B)	전월(C)	전년(D)	평년(E)	A/B	A/C	A/D	A/E
가격(원)	24,238	25,000	24,678	18,684	24,600	97.0%	98.2%	129.7%	98.5%

※ 상품 가격 기준

# 망고

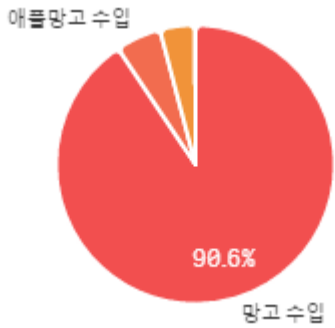
## 주간 반입량(톤)

◆ 2025    ● 2024    ▲ 평년

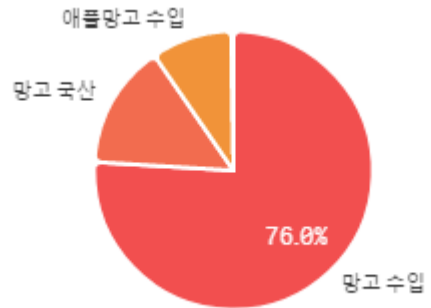


구분	금주(A)	전주(B)	전월(C)	전년(D)	평년(E)	A/B	A/C	A/D	A/E
물량(톤)	121	123	170	72	77	97.9%	71.0%	166.9%	157.2%

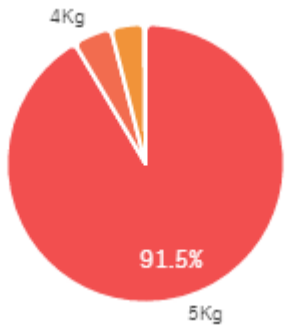
## 출하 품종별 거래물량 구성비



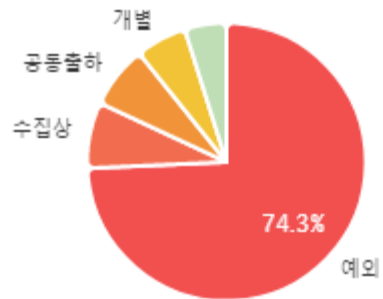
## 출하 품종별 거래금액 구성비



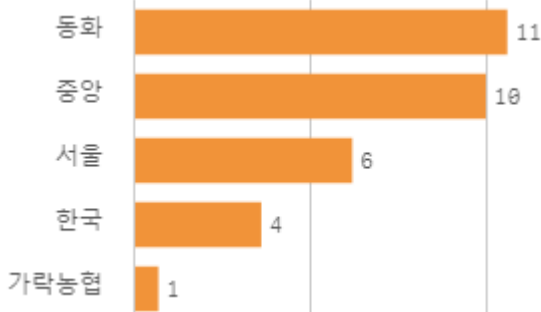
## 거래 단량별 물량 구성비



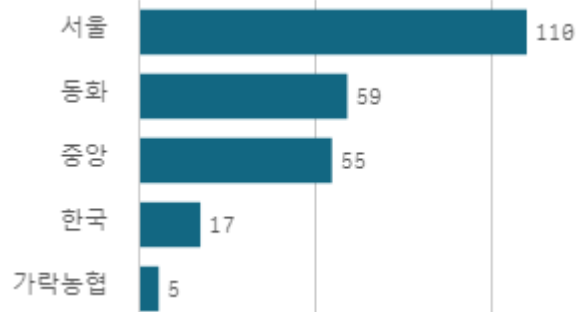
## 출하자별 거래물량 구성비



## 도매시장 법인별 거래물량(톤)

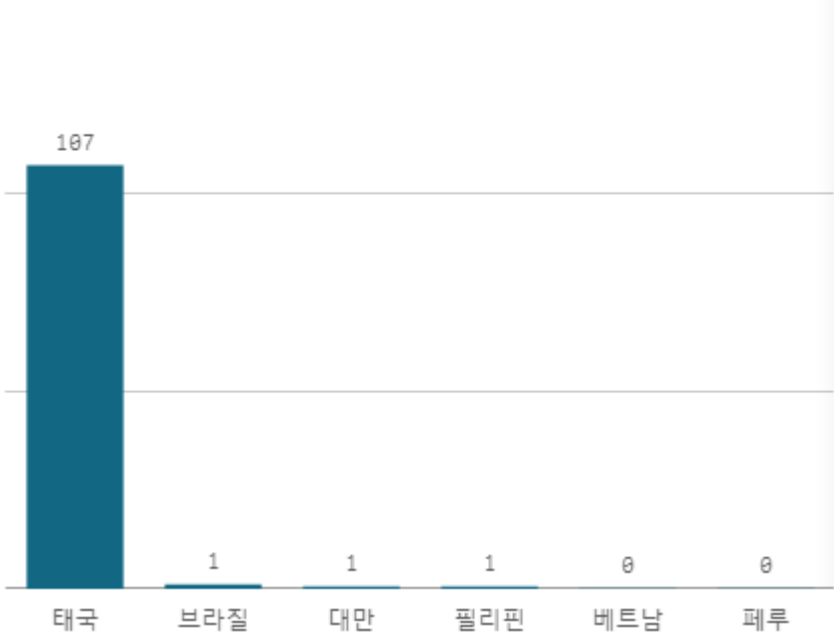


## 도매시장 법인별 거래금액(백만원)

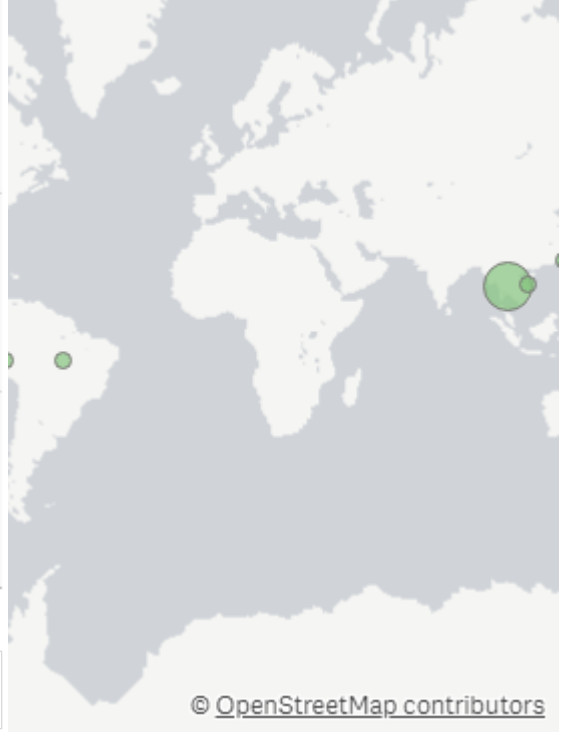


# 망고 수입(5Kg)

산지별 거래물량(톤)



산지별 주출하 시군구



출하산지(개소)

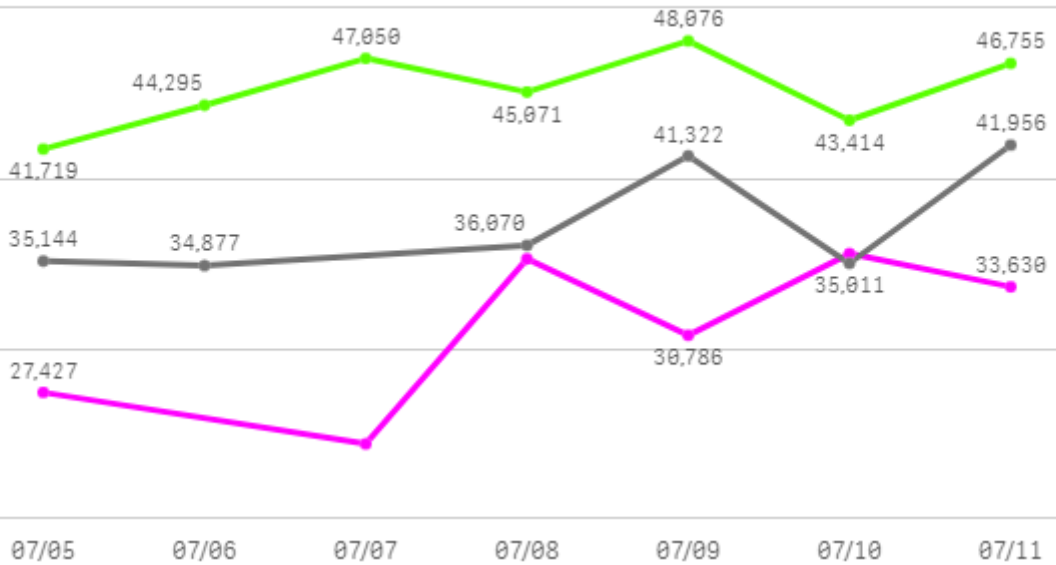
6

출하건수(천건)

0

주간 도매가격(원)

◆ 2025    ● 2024    ▲ 평년



구분	금주(A)	전주(B)	전월(C)	전년(D)	평년(E)	A/B	A/C	A/D	A/E
가격(원)	30,960	32,634	27,029	37,454	37,072	94.9%	114.5%	82.7%	83.5%

※ 상품 가격 기준

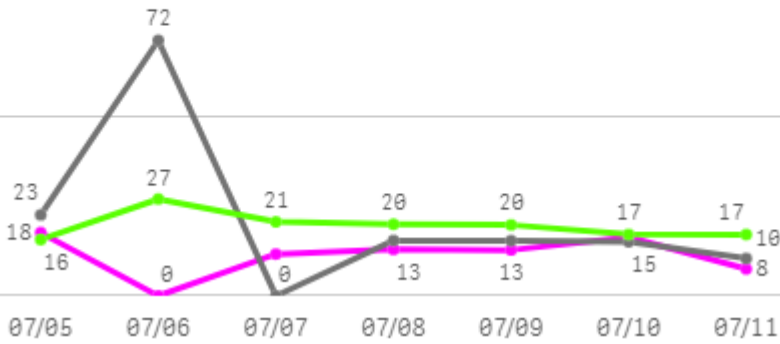
## □ 망고 수입(5Kg) 주간 가격

구분	Q	품종	Q	단량	Q	특	상	보통	하
2025-07-05		망고 수입		5Kg		37,097	27,427	21,871	19,884
2025-07-07		망고 수입		5Kg		29,811	24,405	21,460	19,872
2025-07-08		망고 수입		5Kg		39,849	35,272	22,441	11,121
2025-07-09		망고 수입		5Kg		40,207	30,786	21,974	9,837
2025-07-10		망고 수입		5Kg		40,064	35,578	26,074	11,996
2025-07-11		망고 수입		5Kg		40,198	33,630	27,267	22,124
평균						<b>37,871</b>	<b>31,183</b>	<b>23,515</b>	<b>15,806</b>

# 고등어

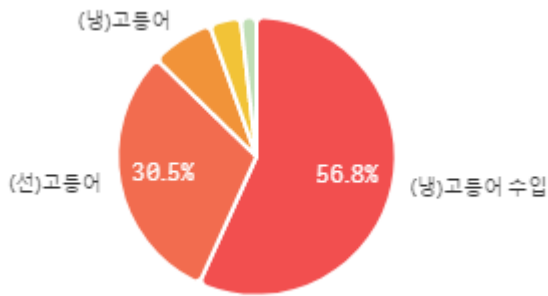
## 주간 반입량(톤)

◆ 2025    ● 2024    ▲ 평년

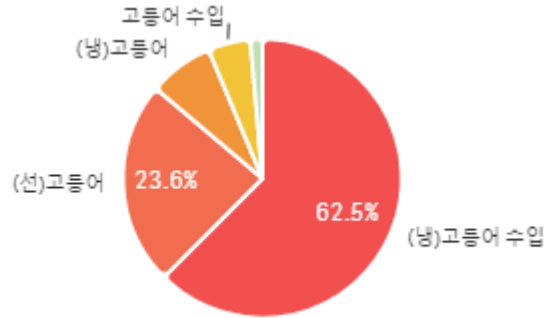


구분	금주(A)	전주(B)	전월(C)	전년(D)	평년(E)	A/B	A/C	A/D	A/E
물량(톤)	79	130	130	151	125	60.9%	60.8%	52.5%	63.5%

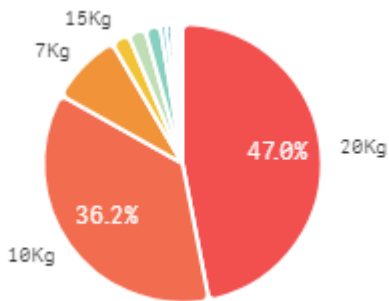
### 출하 품종별 거래물량 구성비



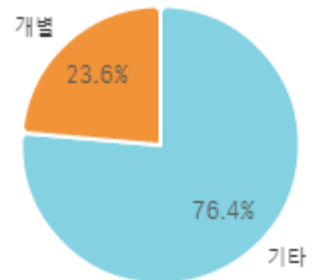
### 출하 품종별 거래금액 구성비



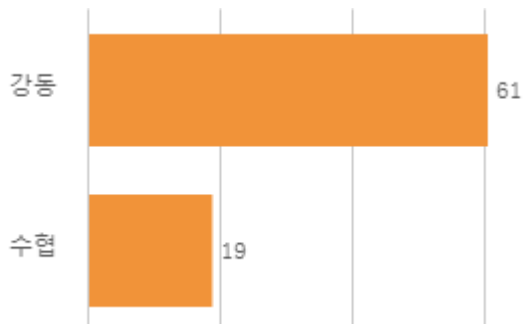
### 거래 단량별 물량 구성비



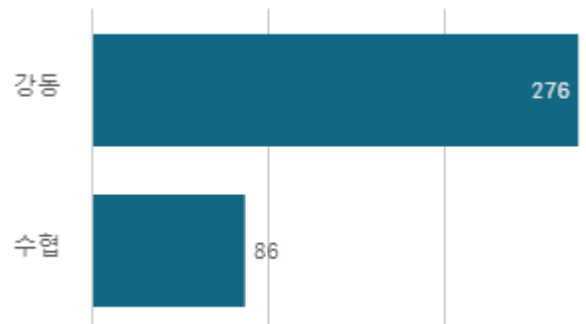
### 출하자별 거래물량 구성비



### 도매시장 법인별 거래물량(톤)

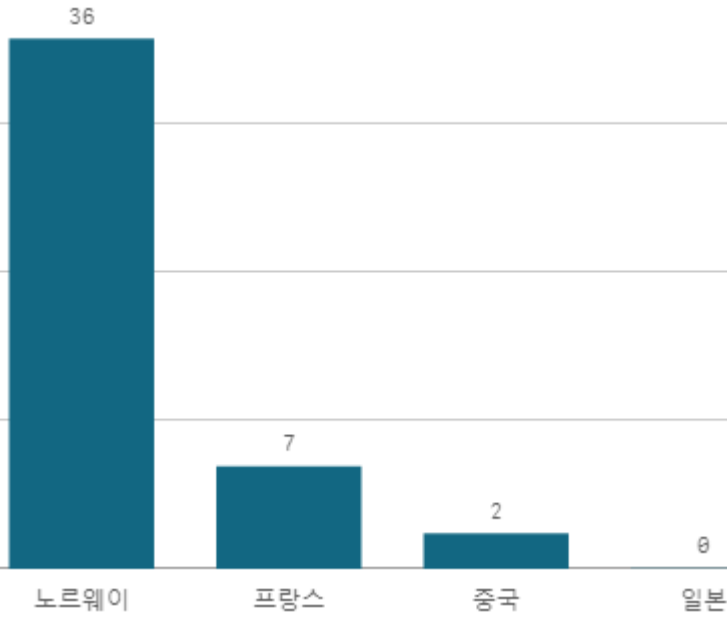


### 도매시장 법인별 거래금액(백만원)

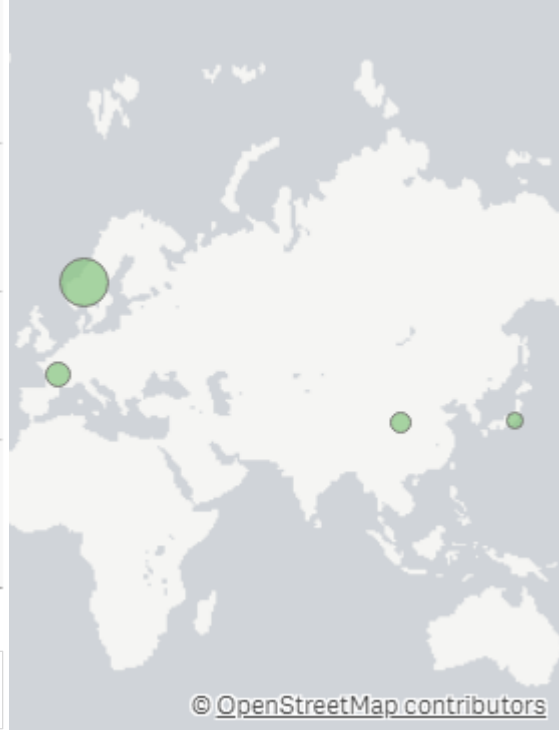


# (냉)고등어 수입(10Kg)

산지별 거래물량(톤)



산지별 주출하 시군구



출하산지(개소)

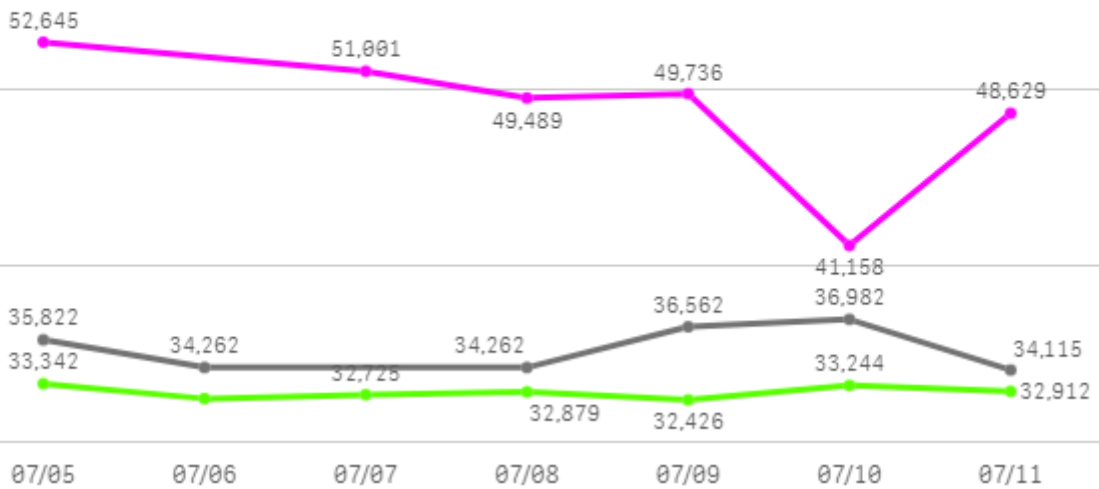
4

출하건수(천건)

0

주간 도매가격(원)

◆ 2025    ● 2024    ◆ 평년



구분	금주(A)	전주(B)	전월(C)	전년(D)	평년(E)	A/B	A/C	A/D	A/E
가격(원)	48,795	46,424	47,995	35,334	39,683	105.1%	101.7%	138.1%	123.0%

※ 상품 가격 기준

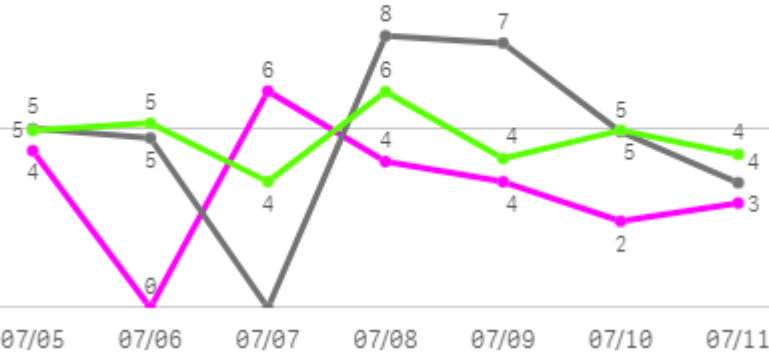
## □ (냉)고등어 수입(10Kg) 주간 가격

구분	Q	품종	Q	단량	Q	특	상	보통	하
2025-07-05		(냉)고등어 수입		10Kg		-	52,645	-	-
2025-07-07		(냉)고등어 수입		10Kg		-	51,001	-	-
2025-07-08		(냉)고등어 수입		10Kg		-	49,489	-	-
2025-07-09		(냉)고등어 수입		10Kg		-	49,736	-	-
2025-07-10		(냉)고등어 수입		10Kg		-	41,158	-	-
2025-07-11		(냉)고등어 수입		10Kg		-	48,629	-	-
평균						-	<b>48,776</b>	-	-

# 갈치

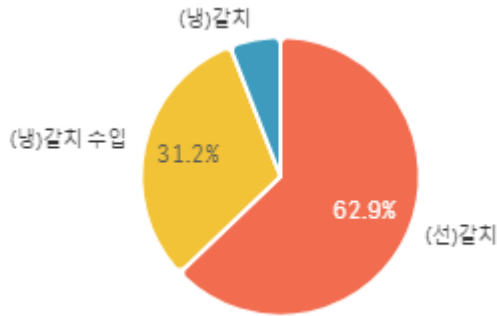
## 주간 반입량(톤)

◆ 2025    ● 2024    ▲ 평년

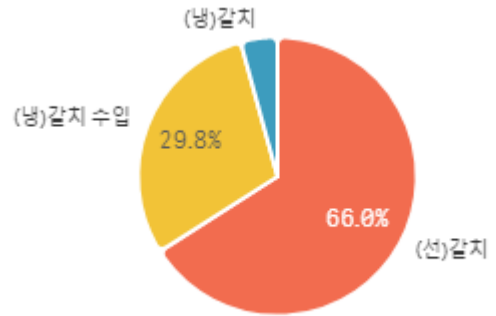


구분	금주(A)	전주(B)	전월(C)	전년(D)	평년(E)	A/B	A/C	A/D	A/E
물량(톤)	23	31	29	33	31	76.4%	80.2%	70.6%	76.3%

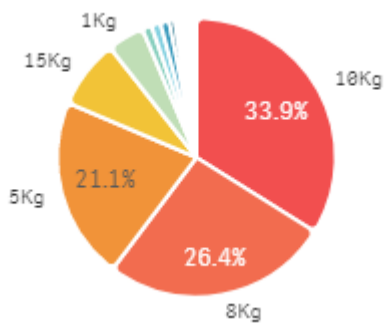
## 출하 품종별 거래물량 구성비



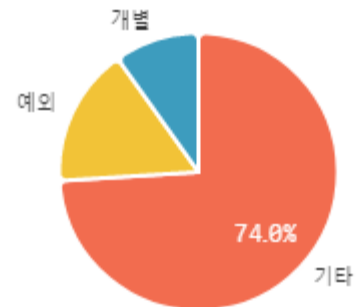
## 출하 품종별 거래금액 구성비



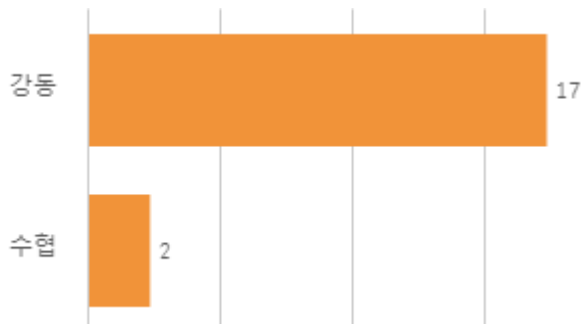
## 거래 단량별 물량 구성비



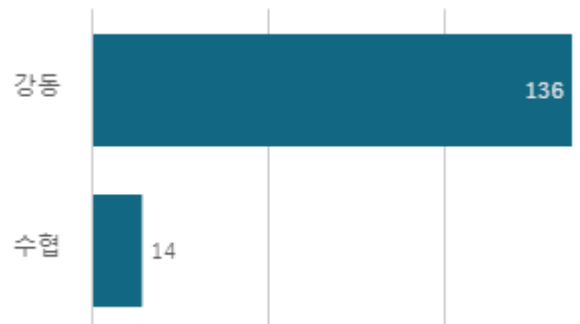
## 출하자별 거래물량 구성비



## 도매시장 법인별 거래물량(톤)

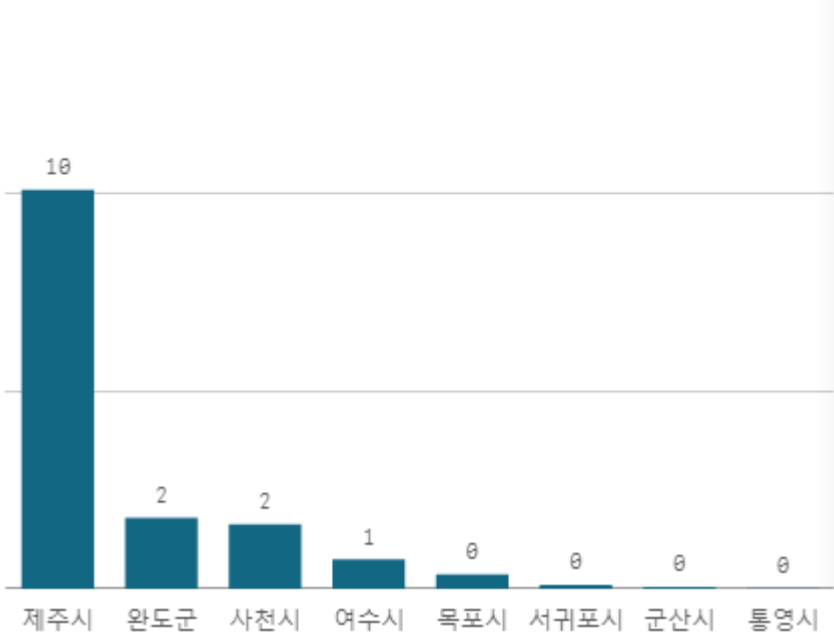


## 도매시장 법인별 거래금액(백만원)



# (선)갈치(5Kg)

산지별 거래물량(톤)



산지별 주출하 시군구



출하산지(개소)

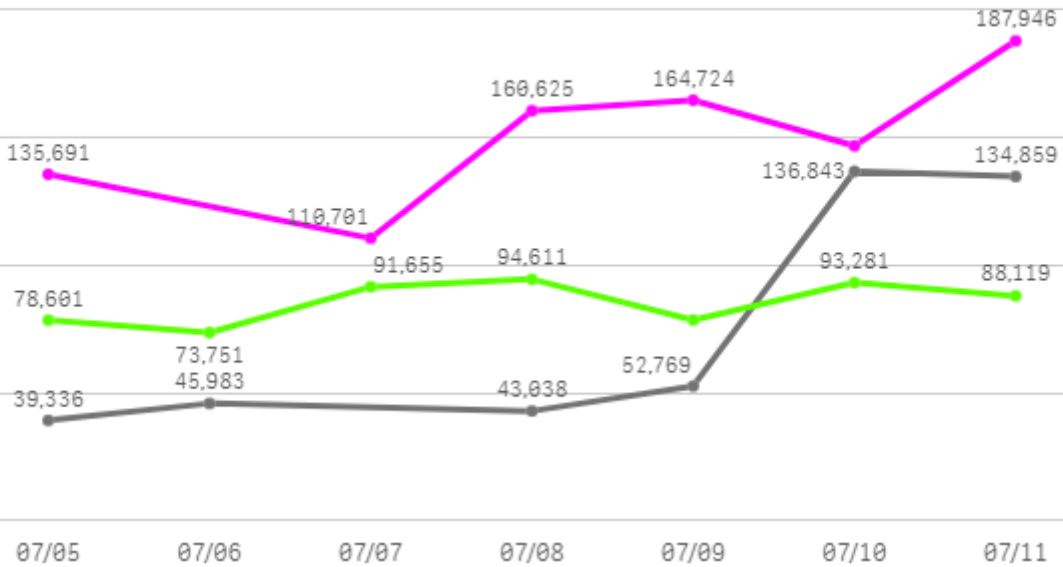
8

출하건수(천건)

1

주간 도매가격(원)

◆ 2025    ● 2024    ◆ 평년



구분	금주(A)	전주(B)	전월(C)	전년(D)	평년(E)	A/B	A/C	A/D	A/E
가격(원)	146,481	161,592	173,752	75,471	111,076	90.6%	84.3%	194.1%	131.9%

※ 상품 가격 기준

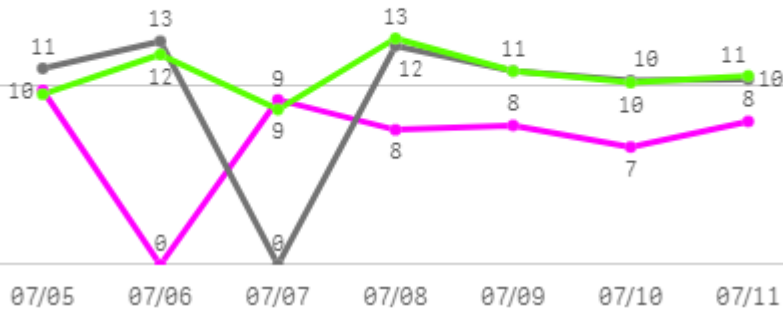
## □ (선)갈치(5Kg) 주간 가격

구분	Q	품종	Q	단량	Q	특	상	보통	하
2025-07-05		(선)갈치		5Kg		-	135,691	29,917	25,525
2025-07-07		(선)갈치		5Kg		-	110,701	27,293	23,014
2025-07-08		(선)갈치		5Kg		-	160,625	33,043	25,750
2025-07-09		(선)갈치		5Kg		-	164,724	44,745	24,571
2025-07-10		(선)갈치		5Kg		-	146,843	41,000	27,333
2025-07-11		(선)갈치		5Kg		-	187,946	77,990	27,083
평균						-	<b>151,088</b>	<b>42,331</b>	<b>25,546</b>

# 홍합

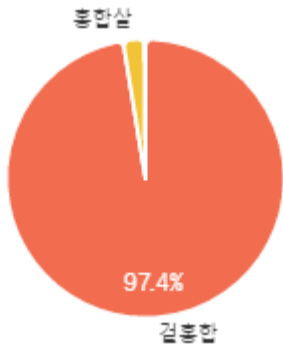
## 주간 반입량(톤)

◆ 2025    ● 2024    ▲ 평년

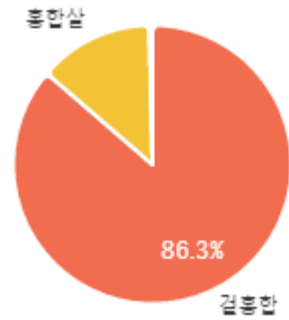


구분	금주(A)	전주(B)	전월(C)	전년(D)	평년(E)	A/B	A/C	A/D	A/E
물량(톤)	49	55	60	67	68	89.2%	82.5%	72.8%	72.4%

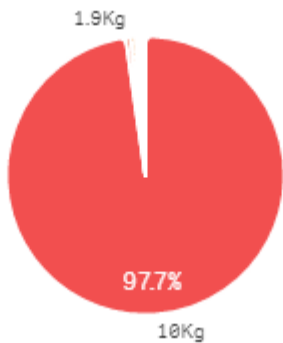
## 출하 품종별 거래물량 구성비



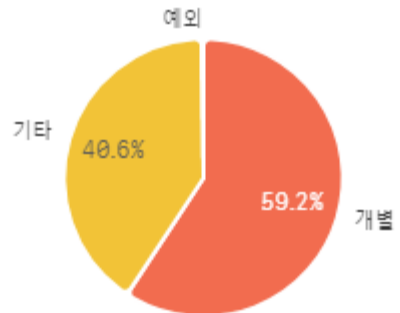
## 출하 품종별 거래금액 구성비



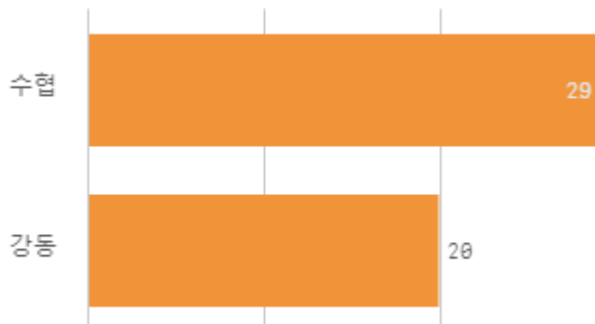
## 거래 단량별 물량 구성비



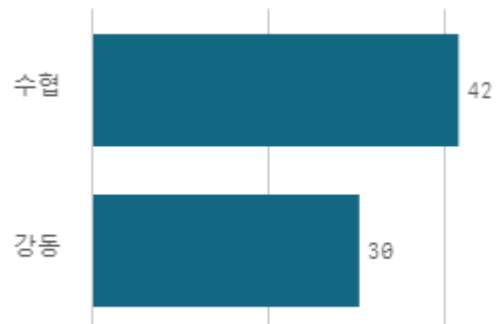
## 출하자별 거래물량 구성비



## 도매시장 법인별 거래물량(톤)

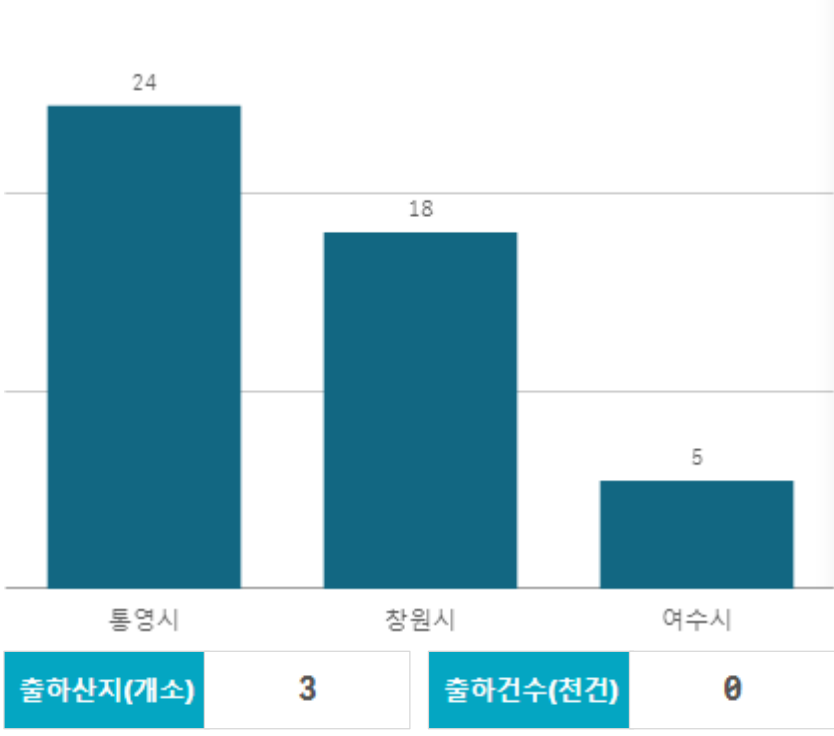


## 도매시장 법인별 거래금액(백만원)



# 겉홍합(10Kg)

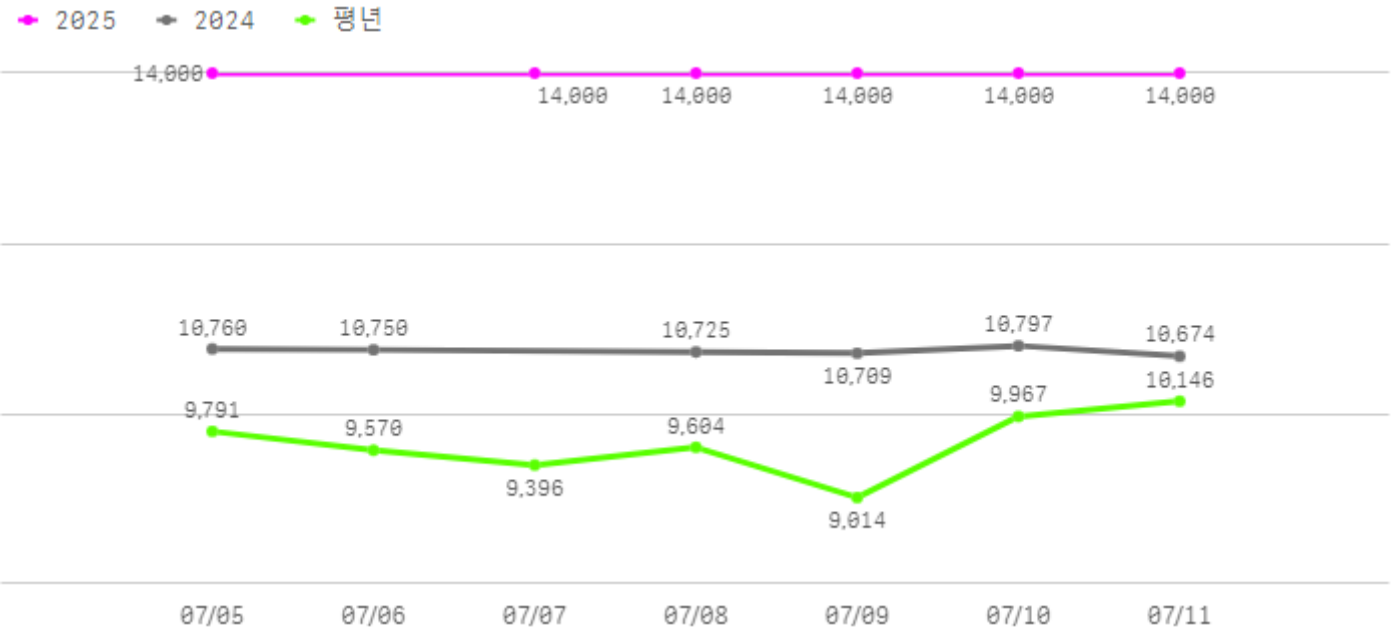
산지별 거래물량(톤)



산지별 주출하 시군구



주간 도매가격(원)



구분	금주(A)	전주(B)	전월(C)	전년(D)	평년(E)	A/B	A/C	A/D	A/E
가격(원)	14,000	14,195	14,342	10,736	11,606	98.6%	97.6%	130.4%	120.6%

※ 상품 가격 기준

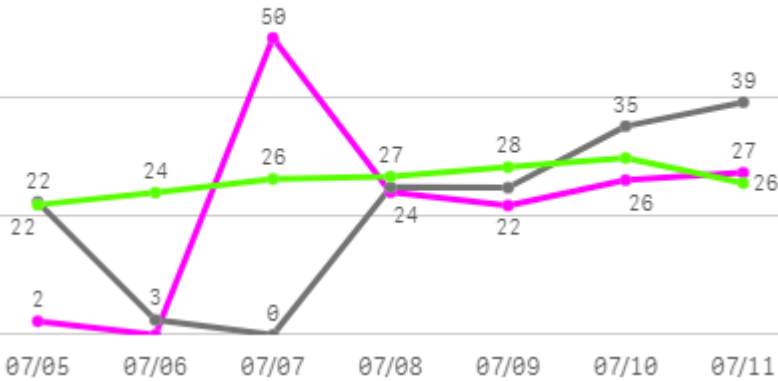
## □ 곁홍합(10Kg) 주간 가격

구분	Q	품종	Q	단량	Q	특	상	보통	하
2025-07-05		곁홍합		10Kg		-	14,000	13,704	11,388
2025-07-07		곁홍합		10Kg		-	14,000	13,846	12,066
2025-07-08		곁홍합		10Kg		-	14,000	14,000	12,909
2025-07-09		곁홍합		10Kg		-	14,000	13,836	7,649
2025-07-10		곁홍합		10Kg		-	14,000	13,979	9,553
2025-07-11		곁홍합		10Kg		-	14,000	13,732	12,081
평균						-	<b>14,000</b>	<b>13,850</b>	<b>10,941</b>

# 건멸치

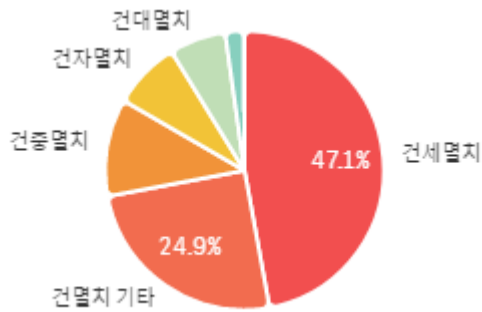
## 주간 반입량(톤)

◆ 2025    ● 2024    ▲ 평년

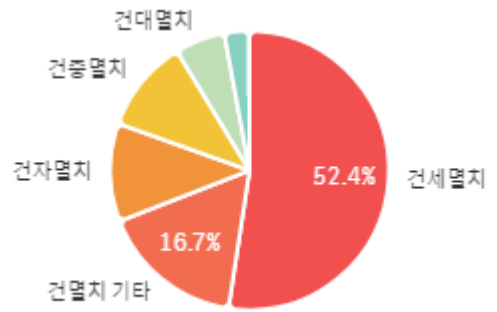


구분	금주(A)	전주(B)	전월(C)	전년(D)	평년(E)	A/B	A/C	A/D	A/E
물량(톤)	151	172	80	149	147	88.2%	190.2%	101.8%	102.7%

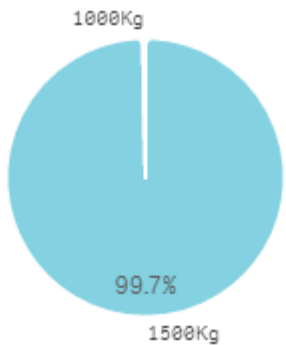
### 출하 품종별 거래물량 구성비



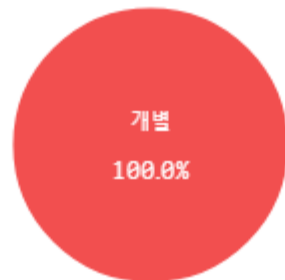
### 출하 품종별 거래금액 구성비



### 거래 단량별 물량 구성비



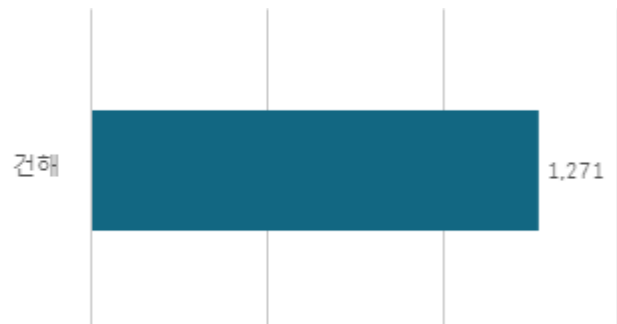
### 출하자별 거래물량 구성비



### 도매시장 법인별 거래물량(톤)

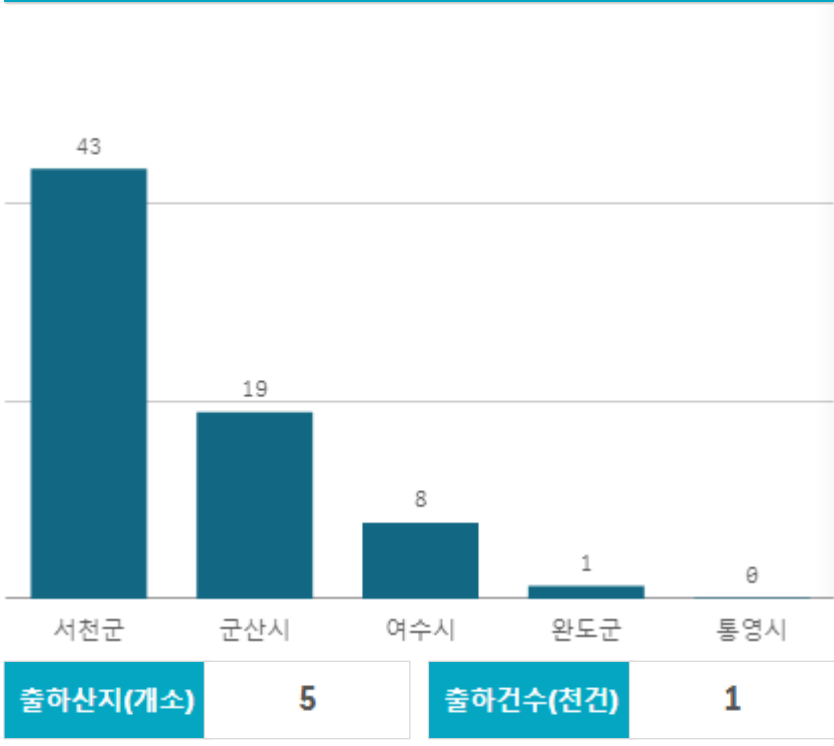


### 도매시장 법인별 거래금액(백만원)



# 건세멸치(1.5Kg)

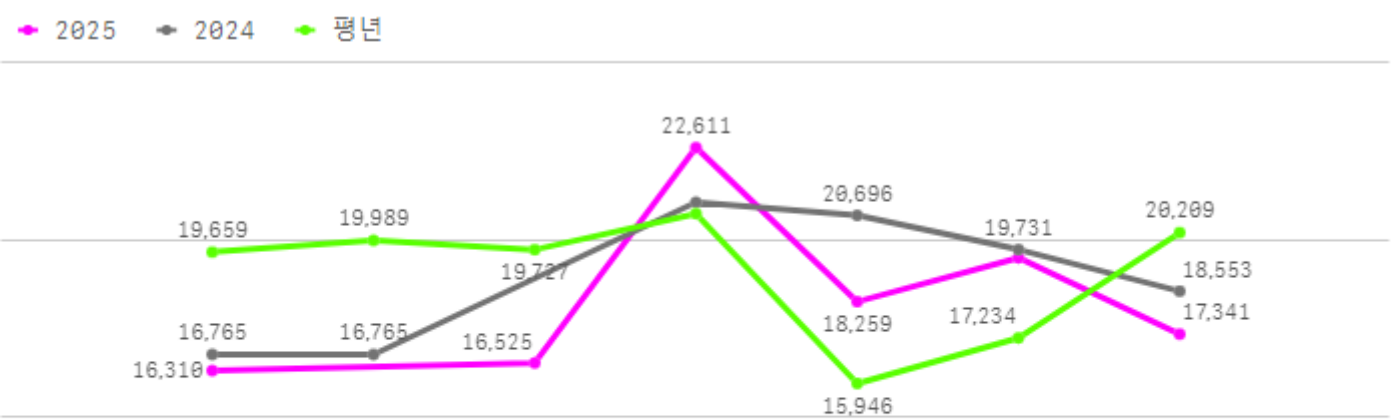
산지별 거래물량(톤)



산지별 주출하 시군구



주간 도매가격(원)



구분	금주(A)	전주(B)	전월(C)	전년(D)	평년(E)	A/B	A/C	A/D	A/E
가격(원)	18,792	17,118	20,129	18,929	18,919	109.8%	93.4%	99.3%	99.3%

※ 상품 가격 기준

## □ 건세멸치(1.5Kg) 주간 가격

구분	Q	품종	Q	단량	Q	특	상	보통	하
2025-07-05		건세멸치		1.5Kg		-	16,310	11,824	6,701
2025-07-07		건세멸치		1.5Kg		-	16,525	13,027	8,192
2025-07-08		건세멸치		1.5Kg		-	22,611	14,067	9,830
2025-07-09		건세멸치		1.5Kg		-	18,259	14,641	11,017
2025-07-10		건세멸치		1.5Kg		-	19,498	13,255	8,699
2025-07-11		건세멸치		1.5Kg		-	17,341	12,519	8,535
평균						-	<b>18,424</b>	<b>13,222</b>	<b>8,829</b>