

---

2025년 가락시장

# 주요 품목 주간 거래동향

---

2월 2주차 주요 동향

[2025. 2.8. ~ 2.14.]



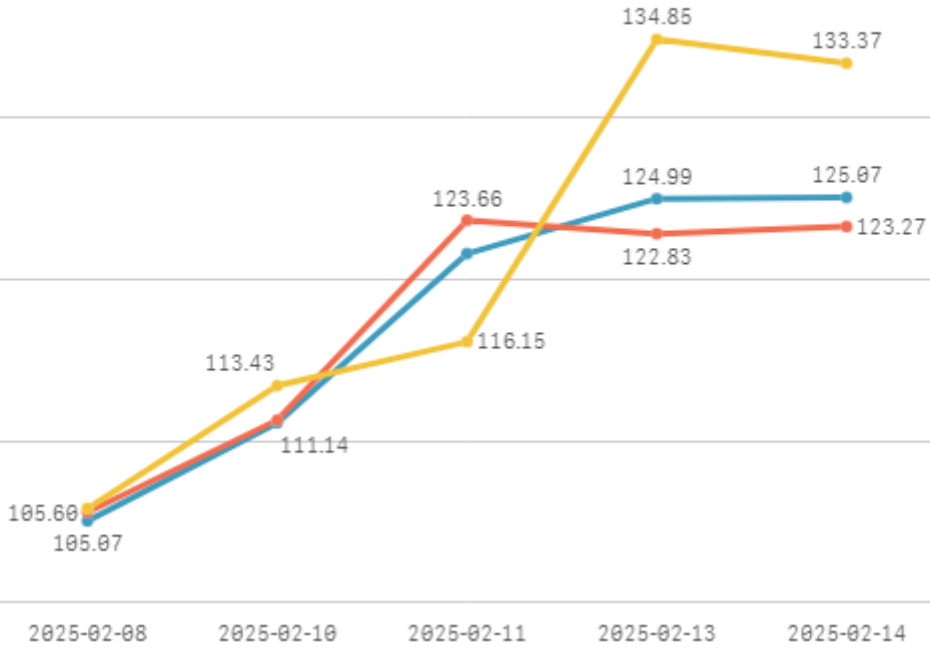
서울특별시농수산물공사

[데이터전략팀]

# 1. 주간 표준지수

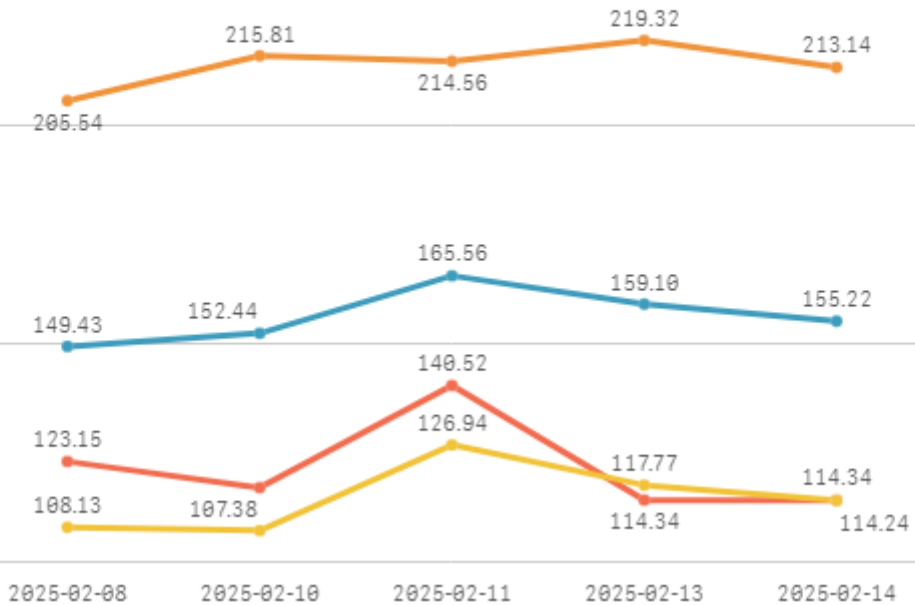
## □ 청과부류

합계    채소계    과일계



## □ 수산부류

합계    생선류    조개류    건어류



## 2. 주요 품목 주간 거래동향

### 주요 품목(종) 주간동향 (2025.02.08 ~ 02.14)

품종 단위	Q	금주평균	전주평균	전월평균	전년평균	5년평균 가격	전주대비	전월대비	전년대비	5년평균 대비
(선)갈치(5키로상자)		232,492	221,922	163,472	195,930	151,561	5% ▲	42% ▲	19% ▲	53% ▲
간쪽파(10키로상자)		154,059	134,878	91,276	136,242	98,349	14% ▲	69% ▲	13% ▲	57% ▲
간마늘 대서(20키로)		145,371	145,129	136,169	134,525	148,581	0% ▲	7% ▲	8% ▲	-2% ▼
쪽파(10키로상자)		99,894	67,517	80,050	109,662	72,742	48% ▲	25% ▲	-9% ▼	37% ▲
백다다기오이(100개)		79,027	72,036	88,000	92,007	73,332	10% ▲	-10% ▼	-14% ▼	8% ▲
배 신고(15키로상자)		74,676	81,589	91,479	87,358	60,249	-8% ▼	-18% ▼	-15% ▼	24% ▲
오이맛고추(10키로상자)		74,638	69,670	44,424	134,035	86,639	7% ▲	68% ▲	-44% ▼	-14% ▼
사과 부사(10키로상자)		72,814	60,904	69,687	58,524	43,982	20% ▲	4% ▲	24% ▲	66% ▲
(선)고등어(10키로상자)		69,606	86,934	50,203	47,371	57,503	-20% ▼	39% ▲	47% ▲	21% ▲
청양고추(10키로상자)		68,589	57,378	55,582	140,125	99,745	20% ▲	23% ▲	-51% ▼	-31% ▼
당근(20키로상자)		65,822	60,896	65,661	32,709	38,291	8% ▲	0% ▲	101% ▲	72% ▲
(선)명태 수입(10키로상자)		65,120	79,825	54,192	39,961	64,301	-18% ▼	20% ▲	63% ▲	1% ▲
오렌지 네블 수입(18키로상자)		58,809	67,868	83,346	72,336	67,311	-13% ▼	-29% ▼	-19% ▼	-13% ▼
(냉)고등어 수입(10키로상자)		48,086	49,728	49,337	35,043	36,629	-3% ▼	-3% ▼	37% ▲	31% ▲
단감 부유(10키로상자)		41,555	40,064	33,714	70,435	43,948	4% ▲	23% ▲	-41% ▼	-5% ▼
빨강 파프리카(5키로상자)		40,603	40,062	36,934	43,941	37,082	1% ▲	10% ▲	-8% ▼	9% ▲
감자 두백(20키로상자)		40,352	35,798	33,663	37,747	35,787	13% ▲	20% ▲	7% ▲	13% ▲
애호박(20개)		35,224	36,509	38,705	48,699	34,103	-4% ▼	-9% ▼	-28% ▼	3% ▲
감귤(5키로상자)		34,945	30,148	22,097	36,825	21,154	16% ▲	58% ▲	-5% ▼	65% ▲
무(20키로상자)		31,714	30,303	25,581	11,444	14,449	5% ▲	24% ▲	177% ▲	119% ▲
알배기배추(8키로상자)		30,689	23,152	19,526	19,469	18,865	33% ▲	57% ▲	58% ▲	63% ▲
호박밤 고구마(10키로상자)		29,526	29,449	27,764	28,071	29,021	0% ▲	6% ▲	5% ▲	2% ▲
딸기 설향(2키로상자)		27,236	26,621	33,965	32,420	25,535	2% ▲	-20% ▼	-16% ▼	7% ▲
바나나 수입(13키로상자)		24,231	22,664	20,975	28,120	25,784	7% ▲	16% ▲	-14% ▼	-6% ▼
골드파인애플 수입(12키로상자)		23,899	24,104	24,200	31,342	26,484	-1% ▼	-1% ▼	-24% ▼	-10% ▼
단감 레드함(5키로상자)		22,592	26,414	46,345	44,856	28,818	-14% ▼	-51% ▼	-50% ▼	-22% ▼
대추방울토마토(3키로상자)		21,124	15,208	16,304	22,001	17,491	39% ▲	30% ▲	-4% ▼	21% ▲
토마토(5키로상자)		20,869	15,037	14,280	20,714	16,667	39% ▲	46% ▲	1% ▲	25% ▲
시금치(4키로상자)		20,066	16,626	16,277	22,997	16,667	21% ▲	23% ▲	-13% ▼	20% ▲
단감 천혜함(3키로상자)		19,371	18,163	21,856	25,721	18,537	7% ▲	-11% ▼	-25% ▼	4% ▲
겉종합(10키로망대)		17,584	17,563	17,290	13,343	13,094	0% ▲	2% ▲	32% ▲	34% ▲
배추(10키로망대)		14,925	14,882	14,659	6,961	8,525	0% ▲	2% ▲	114% ▲	75% ▲
랭이버섯(5키로상자)		14,467	14,468	12,200	13,204	12,772	-0% ▼	19% ▲	10% ▲	13% ▲
건중멸치(1.5키로상자)		14,335	13,727	15,071	15,811	11,530	4% ▲	-5% ▼	-9% ▼	24% ▲
상추 포기잡(4키로상자)		13,569	10,253	12,015	13,943	14,514	32% ▲	13% ▲	-3% ▼	-7% ▼
양배추(8키로망대)		13,416	16,536	12,457	5,449	7,054	-19% ▼	8% ▲	146% ▲	90% ▲
포도 샤인머스켓(2키로상자)		10,828	11,267	9,042	24,906	22,879	-4% ▼	20% ▲	-57% ▼	-53% ▼
굴(1키로)		8,720	10,358	8,471	9,487	8,986	-16% ▼	3% ▲	-8% ▼	-3% ▼
새송이버섯(2키로상자)		7,467	8,334	8,059	7,620	7,154	-10% ▼	-7% ▼	-2% ▼	4% ▲
대파(일반)(1키로단)		2,311	2,022	2,066	3,010	2,325	14% ▲	12% ▲	-23% ▼	-1% ▼
양파(1키로)		1,553	1,508	1,470	1,216	1,255	3% ▲	6% ▲	28% ▲	24% ▲

## □ 품종별 등락가격 비교(전주대비)

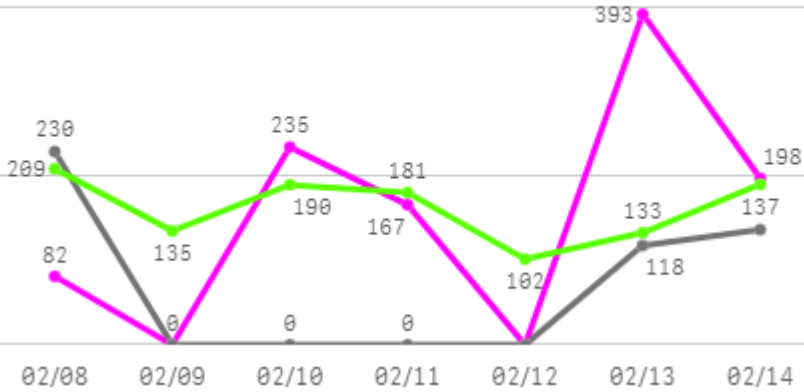
구분	품목(종)명
상승 품목(종)	감귤(16%),감자 두백(13%),깐쪽파(14%),당근(8%),대추방울토마토(39%),대파(일반)(14%),만감 천혜향(7%),바나나 수입(7%),백다다기오이(10%),사과 부사(20%),상추 포기잡(32%),시금치(21%),알배기배추(33%),오이맛고추(7%),쪽파(48%),청양고추(20%),토마토(39%)
하락 품목(종)	(선)고등어(-20%),(선)명태 수입(-18%),굴(-16%),만감 레드향(-14%),배 신고(-8%),새송이버섯(-10%),양배추(-19%),오렌지 네블 수입(-13%)
보합 품목(종)(+5%)	(냉)고등어 수입,(선)갈치,건중멸치,걸홍합,골드파인애플 수입,깐마늘 대서,단감 부유,딸기 설향,무,배추,빨강 파프리카,애호박,양파,팽이버섯,포도 샤인머스캣,호박밤 고구마

# 3. 품목(종)별 주간 거래동향

## 고구마

주간 반입량(톤)

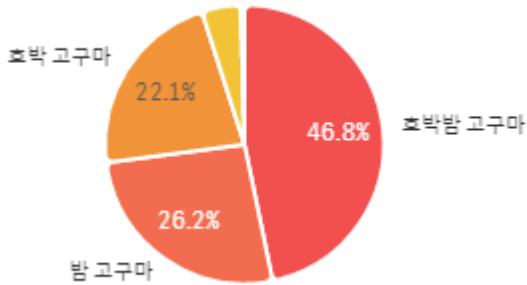
◆ 2025    ● 2024    ▲ 평년



구분	금주(A)	전주(B)	전월(C)	전년(D)	평년(E)	A/B	A/C	A/D	A/E
물량(톤)	1,074	1,139	995	485	1,039	94.3%	107.9%	221.6%	103.3%

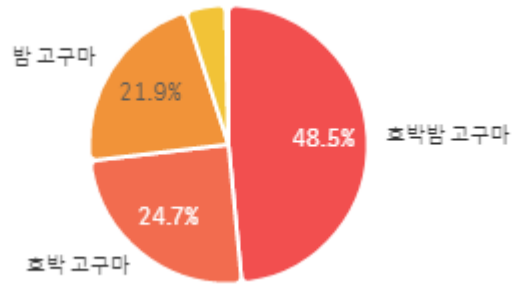
출하 품종별 거래물량 구성비

고구마 호풍미



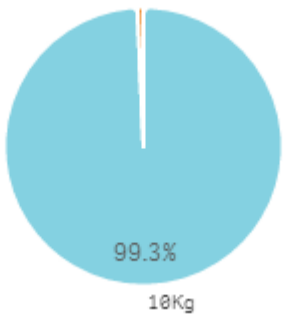
출하 품종별 거래금액 구성비

고구마 호풍미



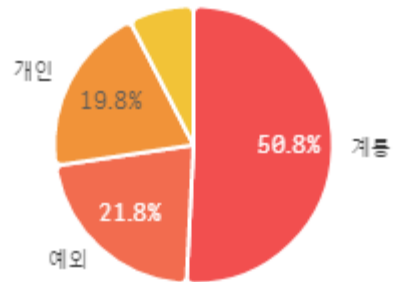
거래 단량별 물량 구성비

20Kg

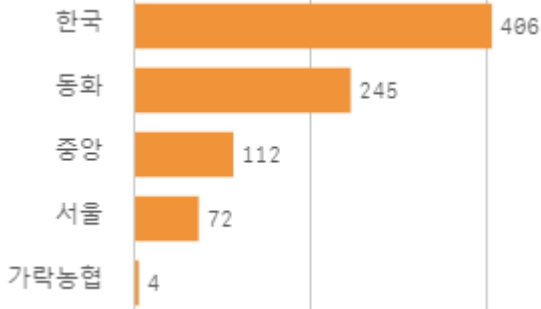


출하자별 거래물량 구성비

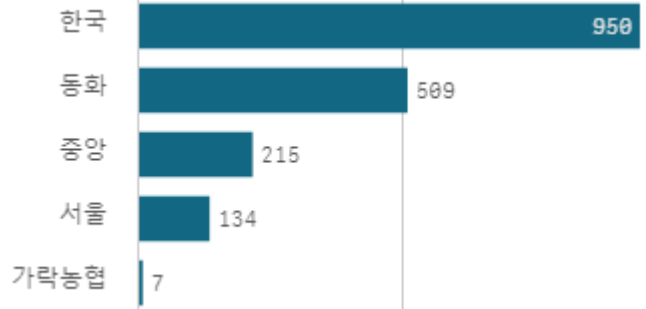
단체



도매시장 법인별 거래물량(톤)

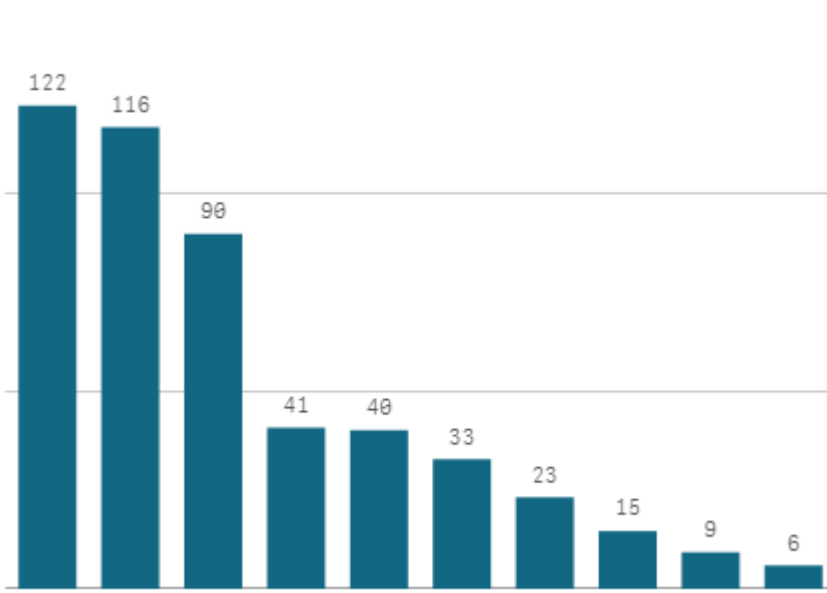


도매시장 법인별 거래금액(백만원)



# 호박밤 고구마(10Kg)

산지별 거래물량(톤)



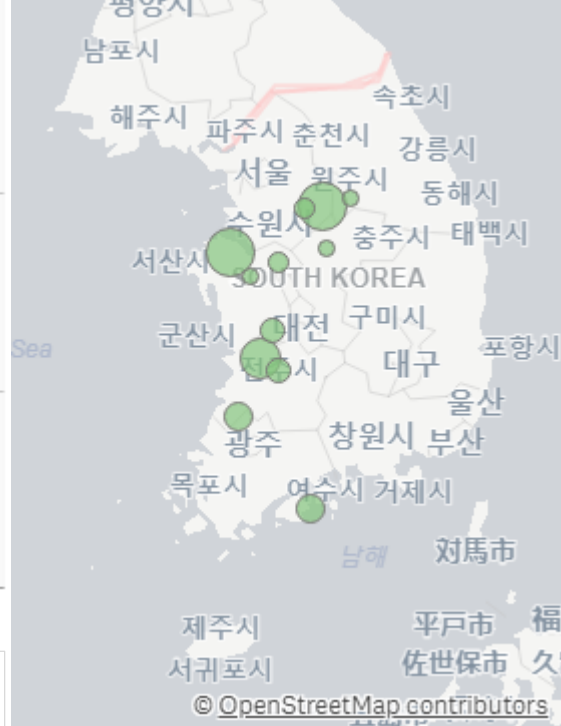
출하산지(개소)

12

출하건수(천건)

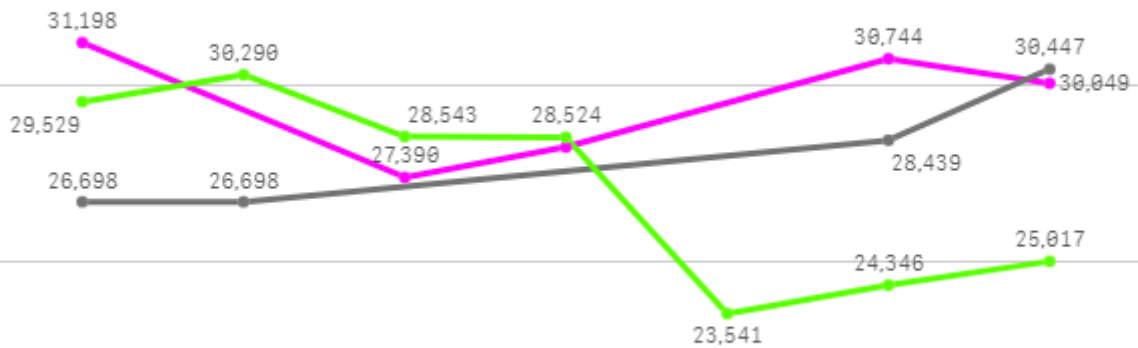
1

산지별 주출하 시군구



주간 도매가격(원)

◆ 2025    ● 2024    ◆ 평년



02/08    02/09    02/10    02/11    02/12    02/13    02/14

구분	금주(A)	전주(B)	전월(C)	전년(D)	평년(E)	A/B	A/C	A/D	A/E
가격(원)	29,526	29,449	27,764	28,071	29,021	100.3%	106.3%	105.2%	101.7%

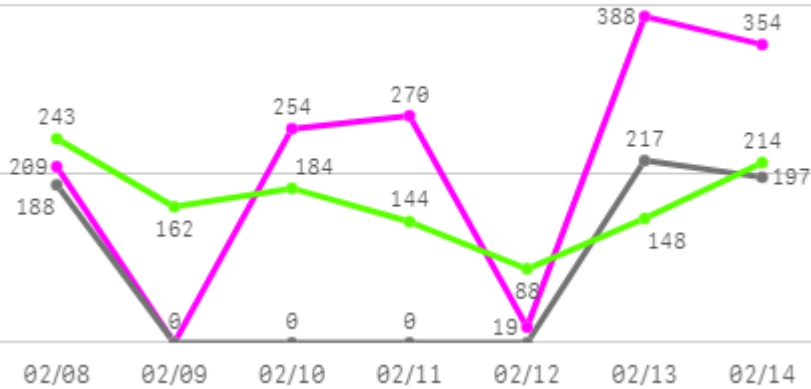
## □ 호박밤 고구마(10Kg) 주간 가격

구분	Q	품종	Q	단량	Q	특	상	보통	하
2025-02-08		호박밤 고구마		10Kg		38,832	31,198	19,843	9,380
2025-02-10		호박밤 고구마		10Kg		38,316	27,390	18,718	8,816
2025-02-11		호박밤 고구마		10Kg		39,251	28,247	18,727	9,131
2025-02-13		호박밤 고구마		10Kg		40,633	30,744	21,188	10,974
2025-02-14		호박밤 고구마		10Kg		40,059	30,049	21,386	11,496
평균						<b>39,418</b>	<b>29,526</b>	<b>19,972</b>	<b>9,959</b>

# 감자

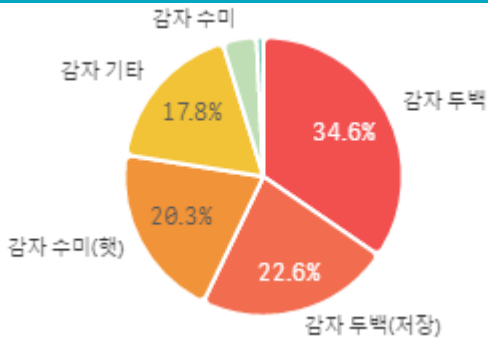
## 주간 반입량(톤)

◆ 2025    ● 2024    ▲ 평년

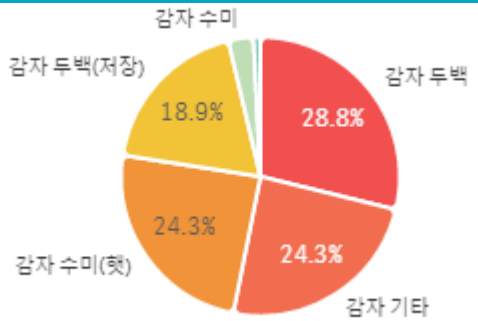


구분	금주(A)	전주(B)	전월(C)	전년(D)	평년(E)	A/B	A/C	A/D	A/E
물량(톤)	1,495	1,313	1,207	601	1,160	113.8%	123.8%	248.7%	128.8%

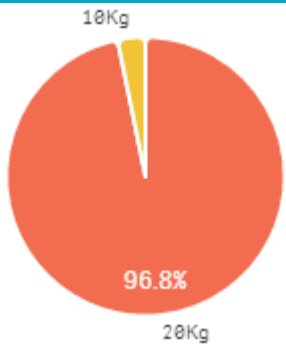
## 출하 품종별 거래물량 구성비



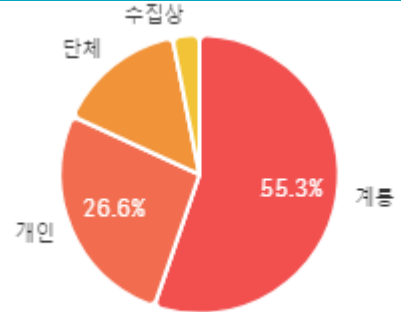
## 출하 품종별 거래금액 구성비



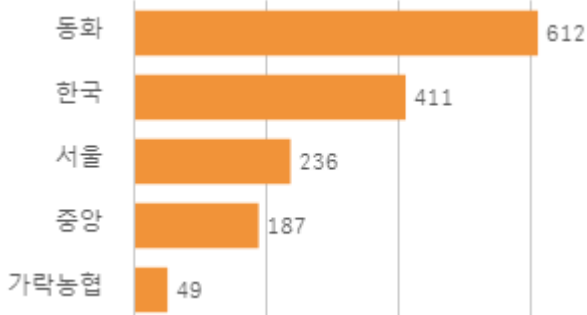
## 거래 단량별 물량 구성비



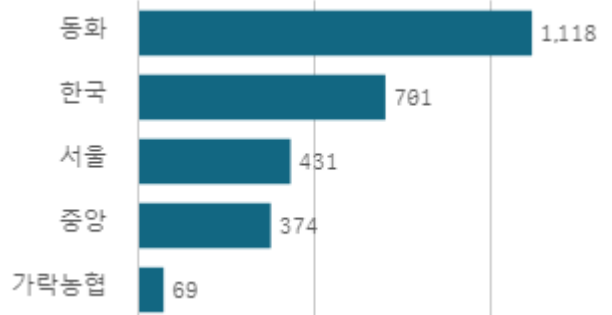
## 출하자별 거래물량 구성비



## 도매시장 법인별 거래물량(톤)

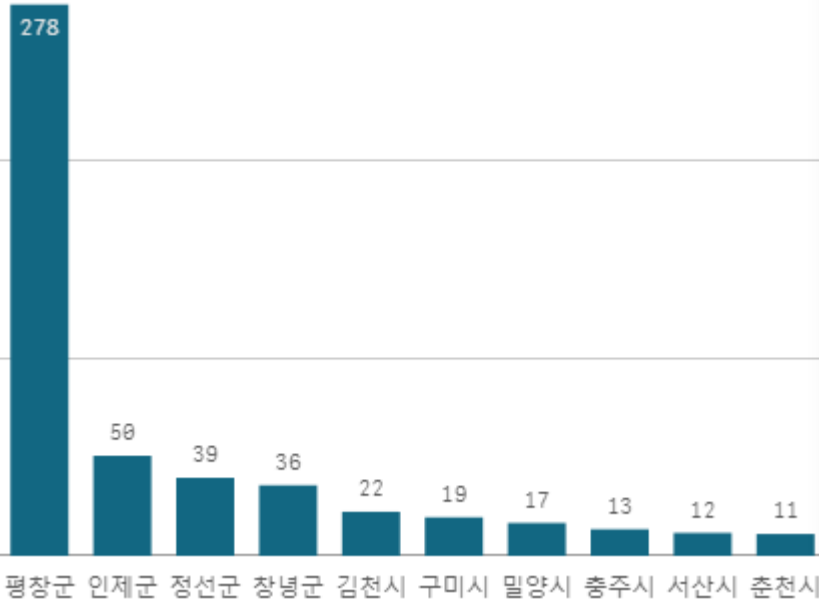


## 도매시장 법인별 거래금액(백만원)



# 감자 두백(20Kg)

산지별 거래물량(톤)



출하산지(개소)

15

출하건수(천건)

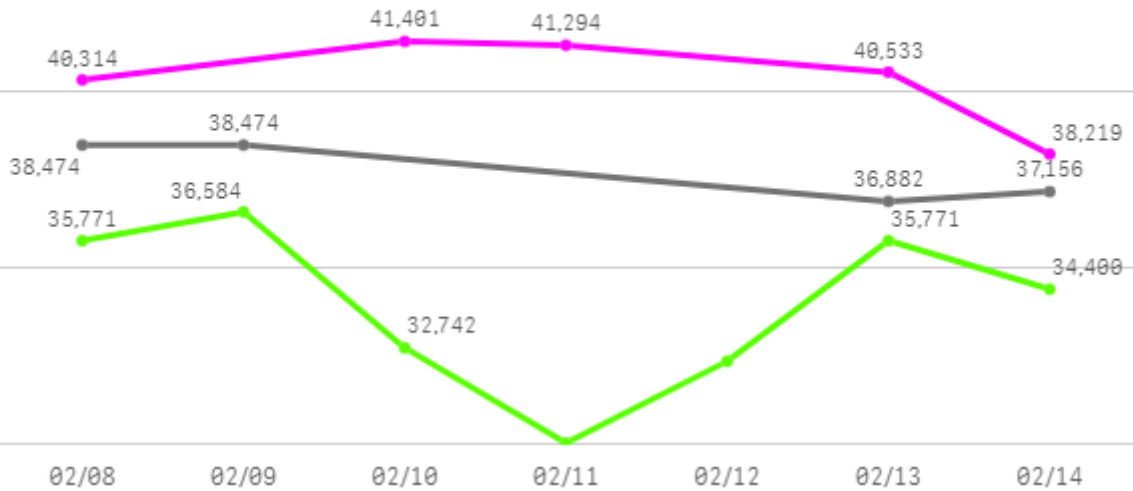
0

산지별 주출하 시군구



주간 도매가격(원)

◆ 2025    ● 2024    ◆ 평년



구분	금주(A)	전주(B)	전월(C)	전년(D)	평년(E)	A/B	A/C	A/D	A/E
가격(원)	40,352	35,798	33,663	37,747	35,787	112.7%	119.9%	106.9%	112.8%

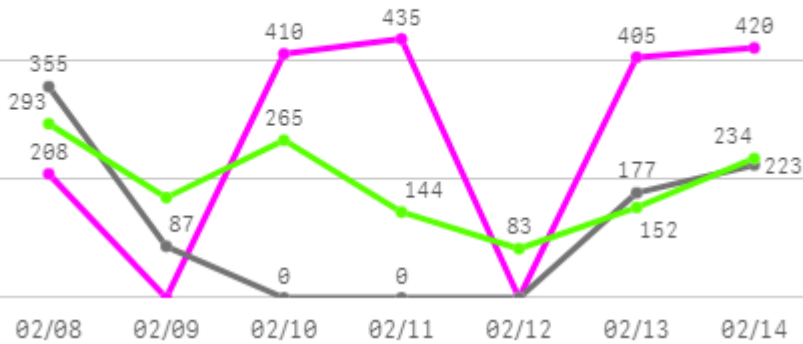
## □ 감자 두백(20Kg) 주간 가격

구분	Q	품종	Q	단량	Q	특	상	보통	하
2025-02-08		감자 두백		20Kg		44,500	40,314	30,565	16,639
2025-02-10		감자 두백		20Kg		44,720	41,401	32,360	15,462
2025-02-11		감자 두백		20Kg		46,952	41,294	33,250	18,143
2025-02-13		감자 두백		20Kg		45,717	40,533	30,853	17,776
2025-02-14		감자 두백		20Kg		44,168	38,219	27,769	14,927
평균						<b>45,211</b>	<b>40,352</b>	<b>30,959</b>	<b>16,589</b>

# 배추

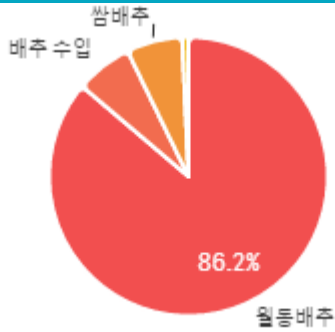
## 주간 반입량(톤)

◆ 2025    ● 2024    ▲ 평년

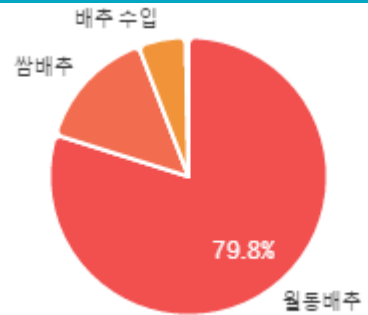


구분	금주(A)	전주(B)	전월(C)	전년(D)	평년(E)	A/B	A/C	A/D	A/E
물량(톤)	1,880	1,752	2,075	842	1,372	107.3%	90.6%	223.3%	137.0%

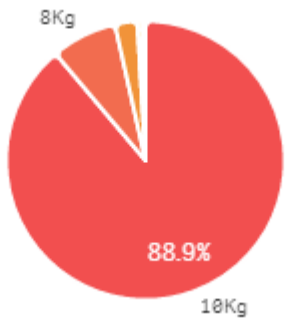
## 출하 품종별 거래물량 구성비



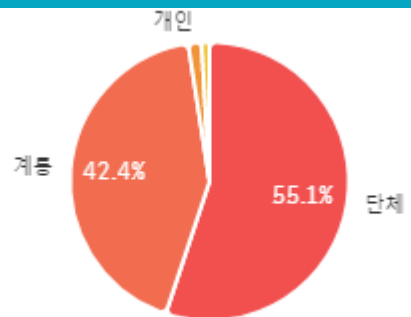
## 출하 품종별 거래금액 구성비



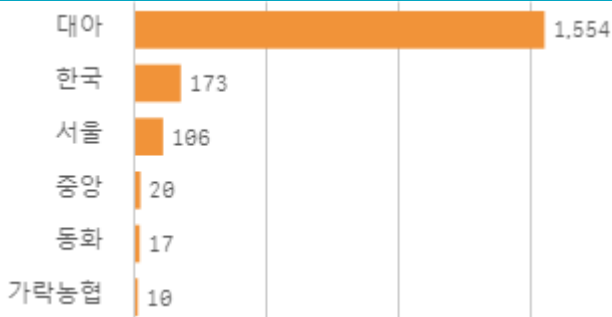
## 거래 단량별 물량 구성비



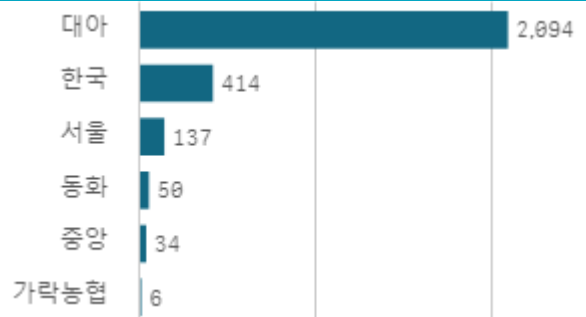
## 출하자별 거래물량 구성비



## 도매시장 법인별 거래물량(톤)

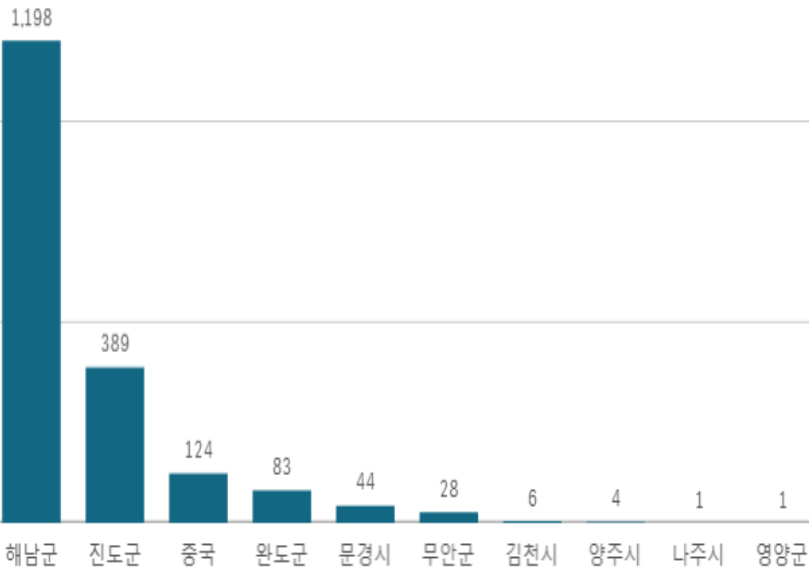


## 도매시장 법인별 거래금액(백만원)



# 배추(10Kg)

산지별 거래물량(톤)



출하산지(개소)

11

출하건수(천건)

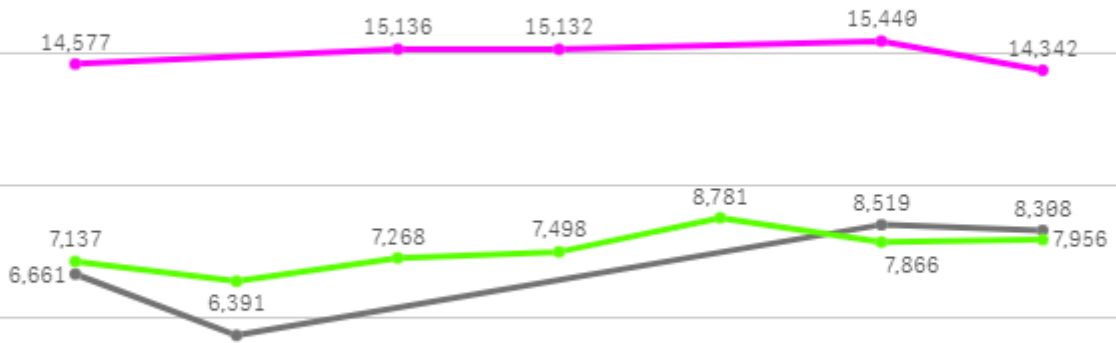
1

산지별 주출하 시군구



주간 도매가격(원)

◆ 2025    ● 2024    ◆ 평년



02/08    02/09    02/10    02/11    02/12    02/13    02/14

구분	금주(A)	전주(B)	전월(C)	전년(D)	평년(E)	A/B	A/C	A/D	A/E
가격(원)	14,925	14,882	14,659	6,961	8,525	100.3%	101.8%	214.4%	175.1%

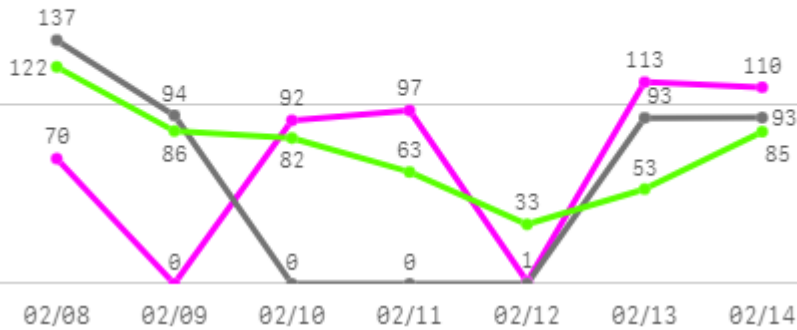
## □ 배추(10Kg) 주간 가격

구분	Q	품종	Q	단량	Q	특	상	보통	하
2025-02-08		배추		10Kg		16,839	14,577	12,729	11,049
2025-02-10		배추		10Kg		16,971	15,136	12,922	9,848
2025-02-11		배추		10Kg		17,185	15,132	13,347	10,858
2025-02-13		배추		10Kg		17,780	15,440	13,747	11,331
2025-02-14		배추		10Kg		16,990	14,342	13,137	11,437
평균						<b>17,153</b>	<b>14,925</b>	<b>13,176</b>	<b>10,905</b>

# 알배기배추

## 주간 반입량(톤)

◆ 2025    ● 2024    ▲ 평년



구분	금주(A)	전주(B)	전월(C)	전년(D)	평년(E)	A/B	A/C	A/D	A/E
물량(톤)	484	500	536	417	528	96.8%	90.2%	115.9%	91.6%

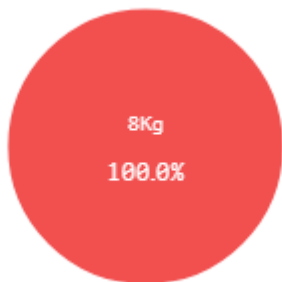
## 출하 품종별 거래물량 구성비



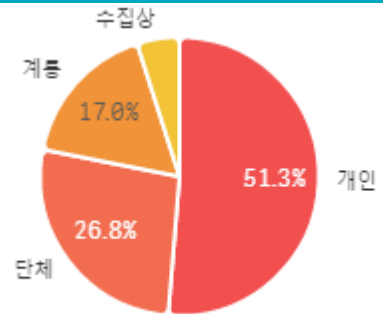
## 출하 품종별 거래금액 구성비



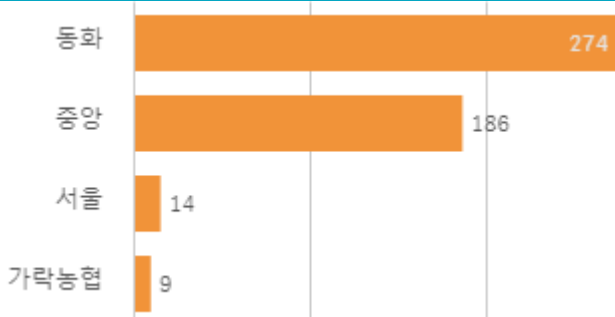
## 거래 단량별 물량 구성비




## 출하자별 거래물량 구성비



## 도매시장 법인별 거래물량(톤)

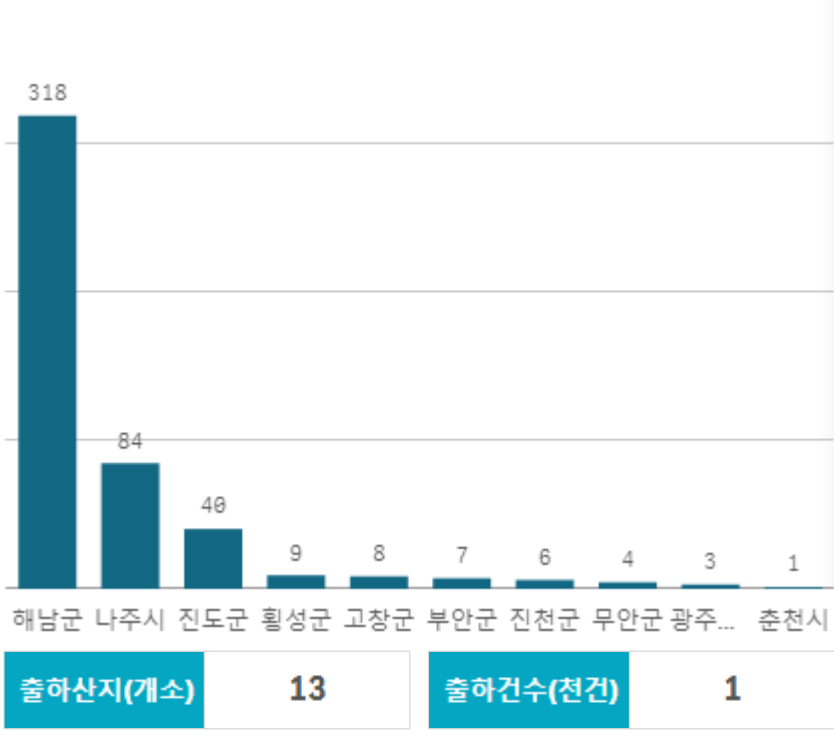


## 도매시장 법인별 거래금액(백만원)



# 알배기배추(8Kg)

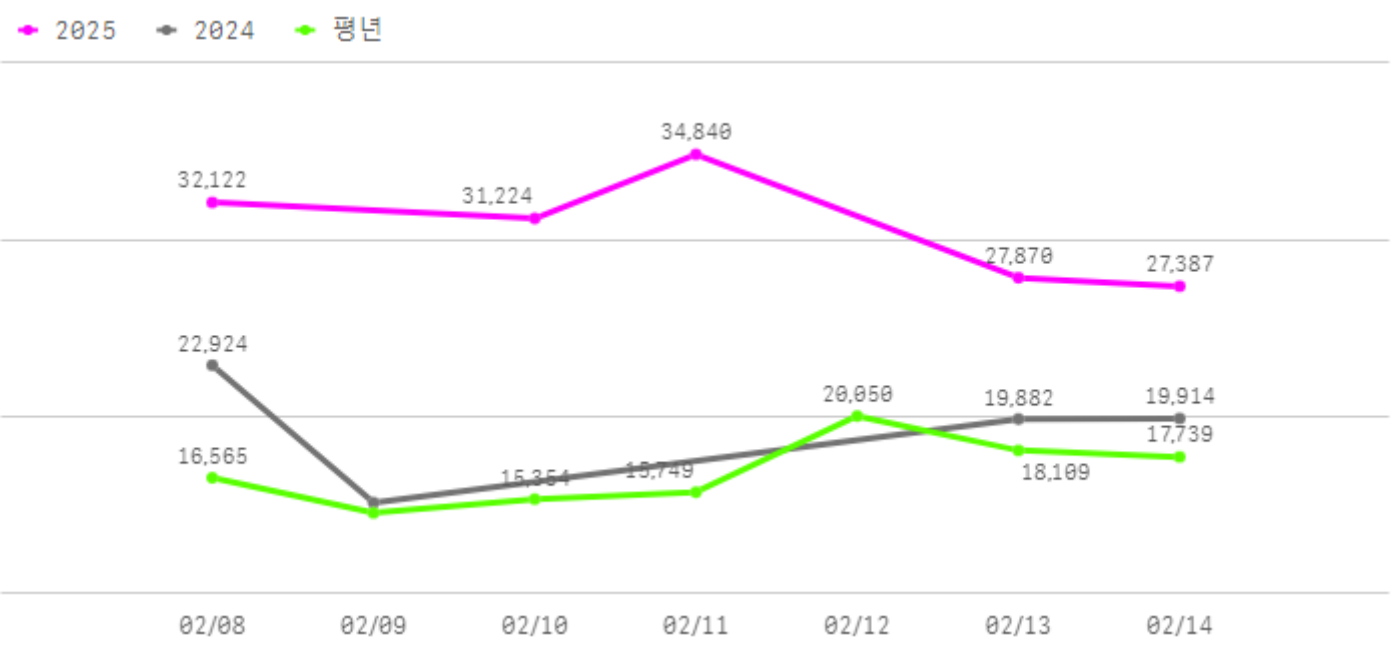
산지별 거래물량(톤)



산지별 주출하 시군구



주간 도매가격(원)



구분	금주(A)	전주(B)	전월(C)	전년(D)	평년(E)	A/B	A/C	A/D	A/E
가격(원)	30,689	23,152	19,526	19,469	18,865	132.6%	157.2%	157.6%	162.7%

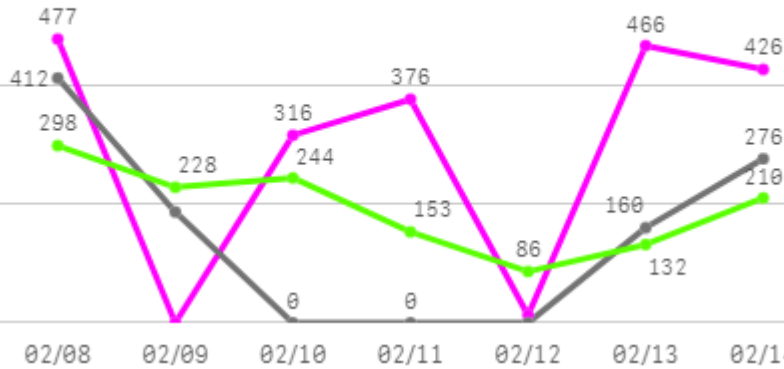
## □ 알배기배추(8Kg) 주간 가격

구분	Q	품종	Q	단량	Q	특	상	보통	하
2025-02-08		알배기배추		8Kg		35,834	32,122	25,699	13,435
2025-02-10		알배기배추		8Kg		33,577	31,224	25,697	17,308
2025-02-11		알배기배추		8Kg		38,202	34,840	29,126	18,765
2025-02-13		알배기배추		8Kg		33,369	27,870	20,962	14,509
2025-02-14		알배기배추		8Kg		30,339	27,387	20,715	13,449
평균						<b>34,264</b>	<b>30,689</b>	<b>24,440</b>	<b>15,493</b>

# 양배추

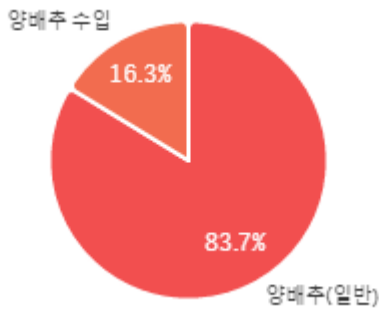
## 주간 반입량(톤)

◆ 2025    ● 2024    ▲ 평년



구분	금주(A)	전주(B)	전월(C)	전년(D)	평년(E)	A/B	A/C	A/D	A/E
물량(톤)	2,074	1,961	2,110	1,034	1,542	105.8%	98.3%	200.6%	134.5%

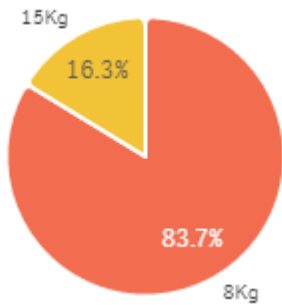
### 출하 품종별 거래물량 구성비



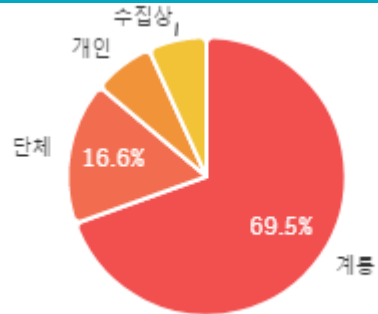
### 출하 품종별 거래금액 구성비



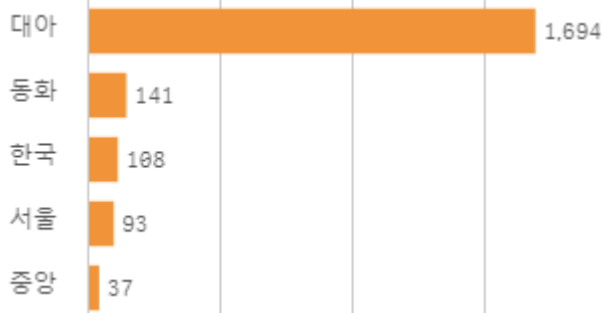
### 거래 단량별 물량 구성비



### 출하자별 거래물량 구성비



### 도매시장 법인별 거래물량(톤)

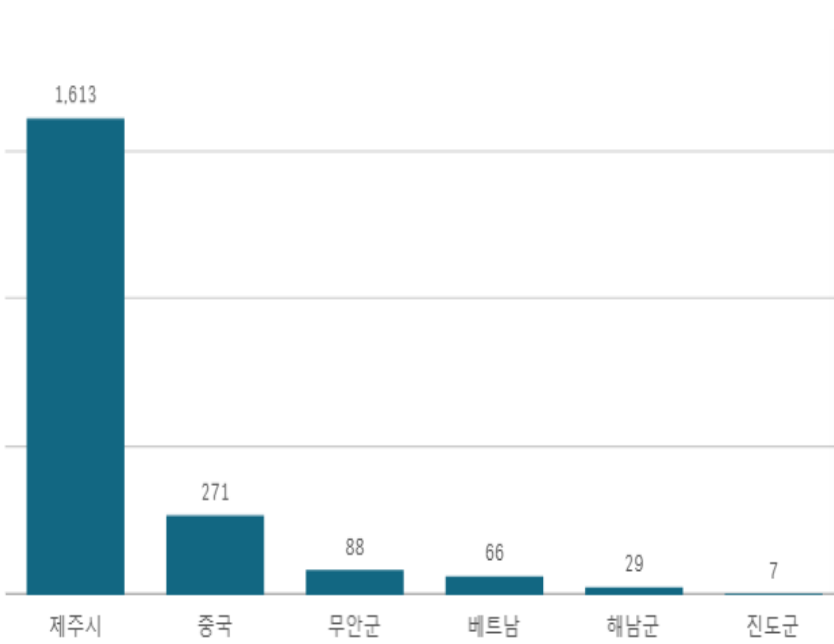


### 도매시장 법인별 거래금액(백만원)

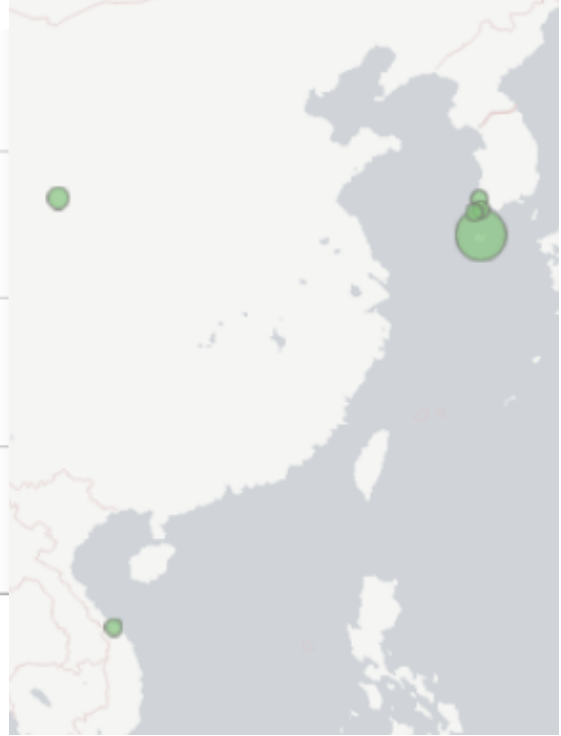


# 양배추(8Kg)

산지별 거래물량(톤)



산지별 주출하 시군구



출하산지(개소)

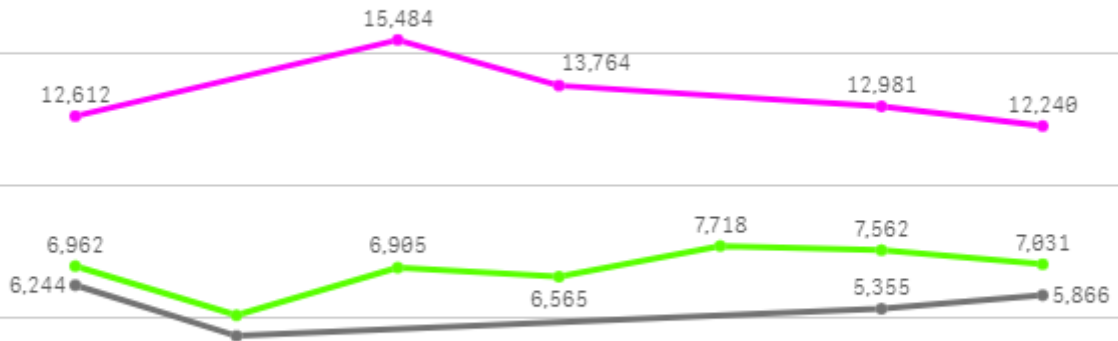
6

출하건수(천건)

1

주간 도매가격(원)

2025 (Magenta) 2024 (Grey) 평년 (Green)



02/08 02/09 02/10 02/11 02/12 02/13 02/14

구분	금주(A)	전주(B)	전월(C)	전년(D)	평년(E)	A/B	A/C	A/D	A/E
가격(원)	13,416	16,536	12,457	5,449	7,054	81.1%	107.7%	246.2%	190.2%

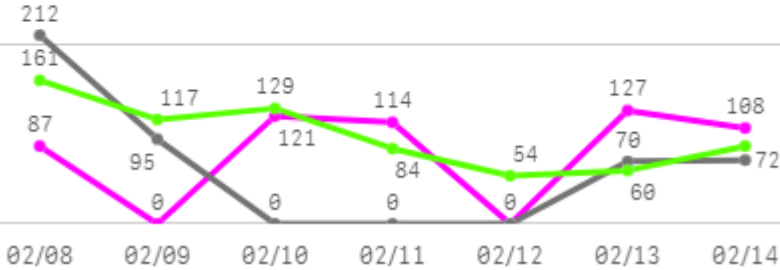
## □ 양배추(8Kg) 주간 가격

구분	Q	품종	Q	단량	Q	특	상	보통	하
2025-02-08		양배추		8Kg		18,593	12,612	9,825	7,176
2025-02-10		양배추		8Kg		23,506	15,484	11,923	8,129
2025-02-11		양배추		8Kg		21,186	13,764	10,038	7,879
2025-02-13		양배추		8Kg		22,602	12,981	9,818	7,388
2025-02-14		양배추		8Kg		20,361	12,240	8,955	7,119
평균						<b>21,250</b>	<b>13,416</b>	<b>10,112</b>	<b>7,538</b>

# 시금치

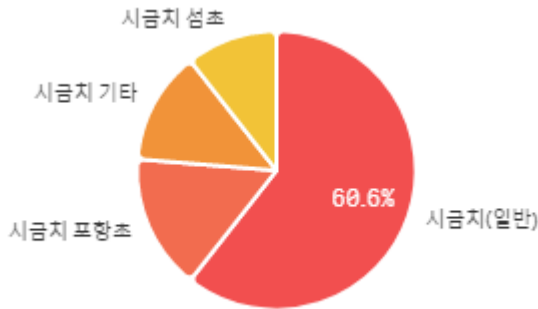
## 주간 반입량(톤)

◆ 2025    ● 2024    ▲ 평년

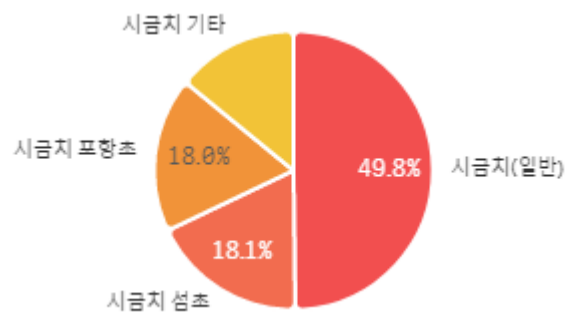


구분	금주(A)	전주(B)	전월(C)	전년(D)	평년(E)	A/B	A/C	A/D	A/E
물량(톤)	557	590	627	448	655	94.2%	88.8%	124.2%	85.0%

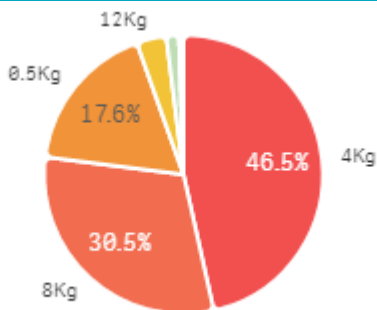
### 출하 품종별 거래물량 구성비



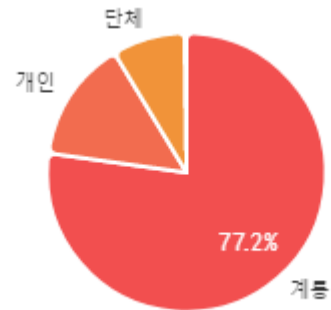
### 출하 품종별 거래금액 구성비



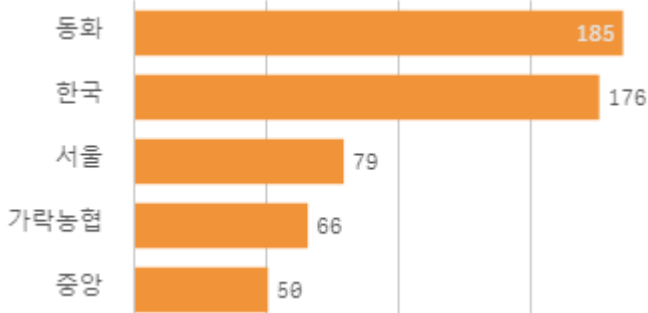
### 거래 단량별 물량 구성비



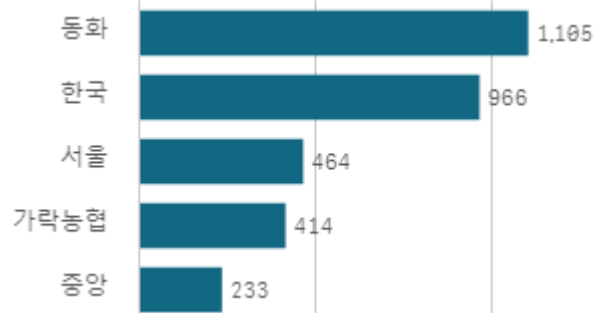
### 출하자별 거래물량 구성비



### 도매시장 법인별 거래물량(톤)

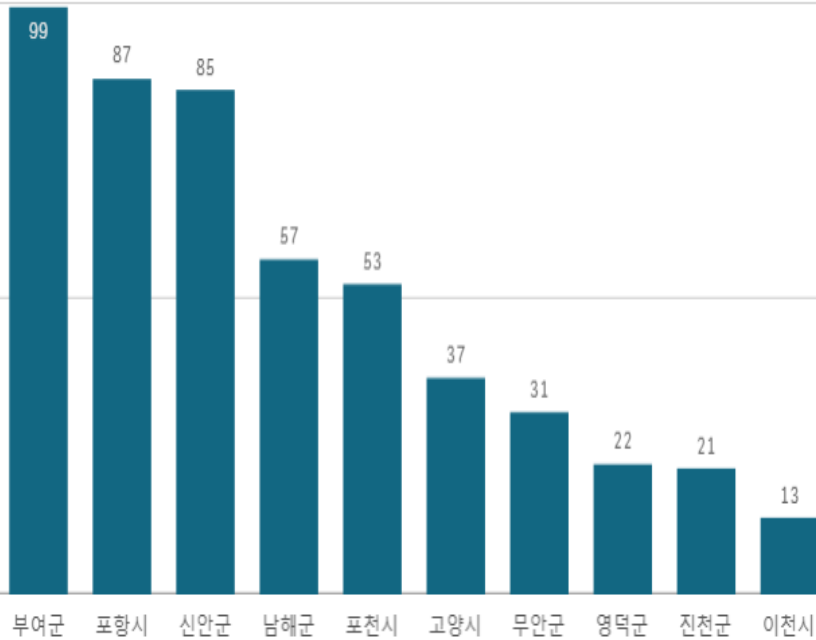


### 도매시장 법인별 거래금액(백만원)



# 시금치(4Kg)

산지별 거래물량(톤)



출하산지(개소)

35

출하건수(천건)

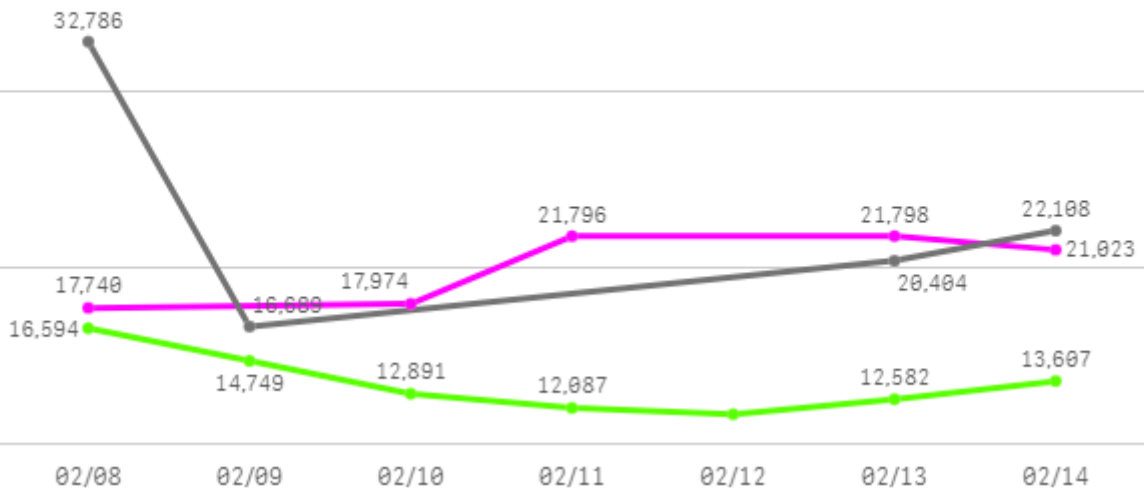
5

산지별 주출하 시군구



주간 도매가격(원)

◆ 2025    ● 2024    ◆ 평년



구분	금주(A)	전주(B)	전월(C)	전년(D)	평년(E)	A/B	A/C	A/D	A/E
가격(원)	20,066	16,626	16,277	22,997	16,667	120.7%	123.3%	87.3%	120.4%

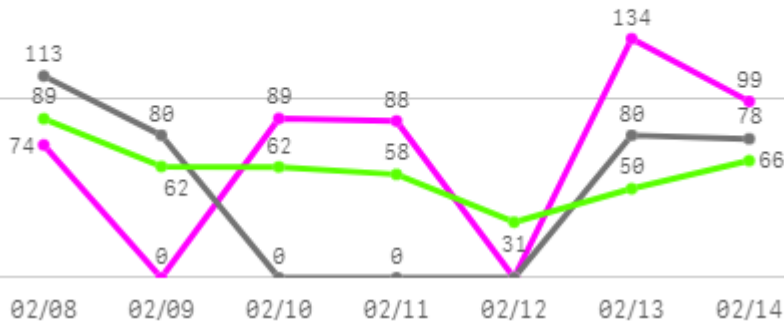
## □ 시금치(4Kg) 주간 가격

구분	Q	품종	Q	단량	Q	특	상	보통	하
2025-02-08		시금치		4Kg		21,591	17,740	15,091	12,504
2025-02-10		시금치		4Kg		21,357	17,974	15,156	12,915
2025-02-11		시금치		4Kg		25,916	21,796	17,414	13,808
2025-02-13		시금치		4Kg		24,645	21,798	18,210	14,654
2025-02-14		시금치		4Kg		25,639	21,023	18,173	14,871
평균						<b>23,830</b>	<b>20,066</b>	<b>16,809</b>	<b>13,750</b>

# 상추

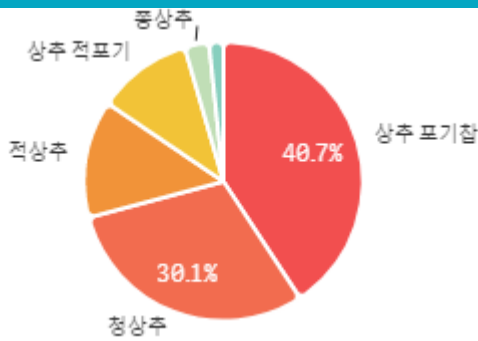
## 주간 반입량(톤)

◆ 2025    ● 2024    ▲ 평년

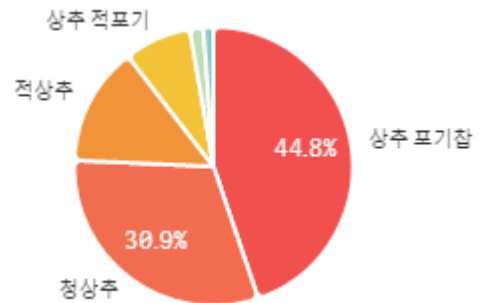


구분	금주(A)	전주(B)	전월(C)	전년(D)	평년(E)	A/B	A/C	A/D	A/E
물량(톤)	485	571	456	351	423	84.9%	106.4%	138.1%	114.5%

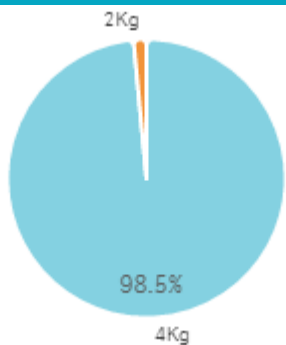
### 출하 품종별 거래물량 구성비



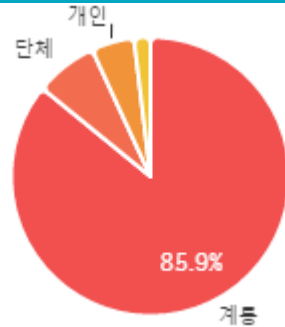
### 출하 품종별 거래금액 구성비



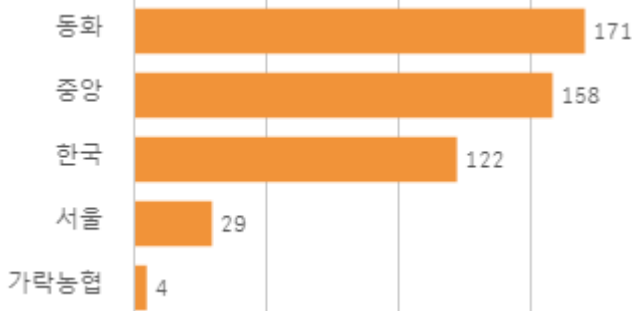
### 거래 단량별 물량 구성비



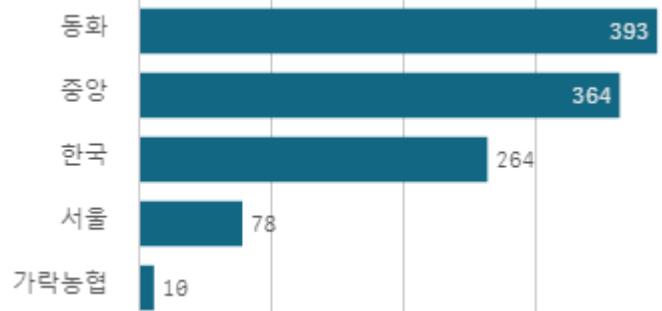
### 출하자별 거래물량 구성비



### 도매시장 법인별 거래물량(톤)

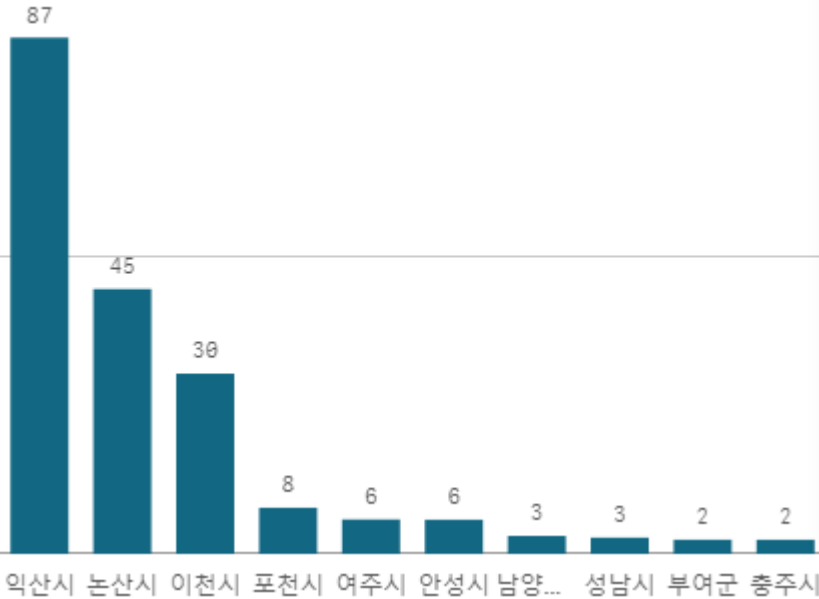


### 도매시장 법인별 거래금액(백만원)



# 상추 포기잡(4Kg)

산지별 거래물량(톤)



출하산지(개소)

23

출하건수(천건)

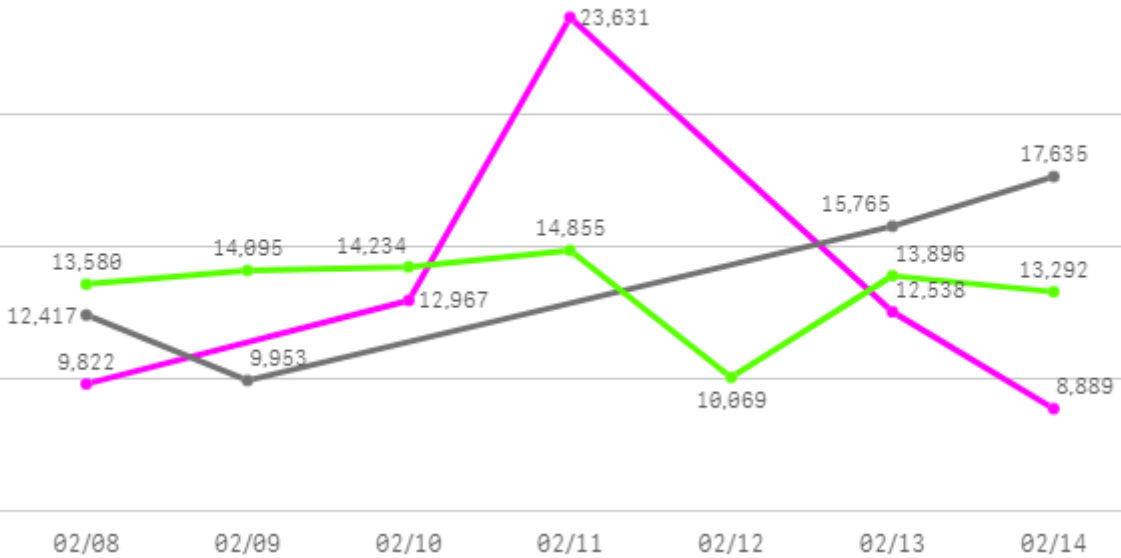
1

산지별 주출하 시군구



주간 도매가격(원)

◆ 2025    ● 2024    ◆ 평년



구분	금주(A)	전주(B)	전월(C)	전년(D)	평년(E)	A/B	A/C	A/D	A/E
가격(원)	13,569	10,253	12,015	13,943	14,514	132.4%	112.9%	97.3%	93.5%

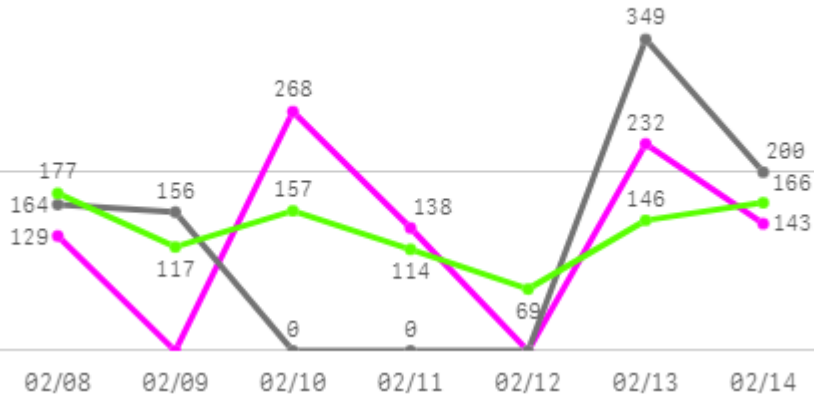
## □ 상추 포기잡(4Kg) 주간 가격

구분	Q	품종	Q	단량	Q	특	상	보통	하
2025-02-08		상추 포기잡		4Kg		-	9,822	7,260	4,732
2025-02-10		상추 포기잡		4Kg		-	12,967	10,542	6,922
2025-02-11		상추 포기잡		4Kg		-	23,631	20,267	15,439
2025-02-13		상추 포기잡		4Kg		-	12,538	9,479	7,348
2025-02-14		상추 포기잡		4Kg		-	8,889	6,939	4,794
평균						-	<b>13,569</b>	<b>10,897</b>	<b>7,847</b>

# 오이

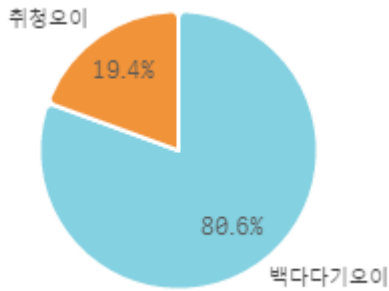
## 주간 반입량(톤)

◆ 2025    ● 2024    ▲ 평년

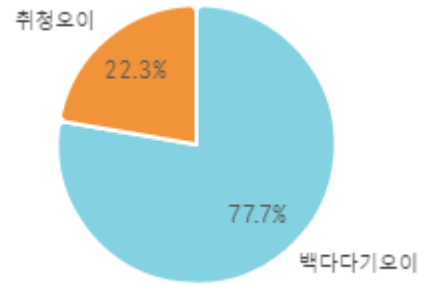


구분	금주(A)	전주(B)	전월(C)	전년(D)	평년(E)	A/B	A/C	A/D	A/E
물량(톤)	910	1,220	833	869	928	74.5%	109.2%	104.6%	98.0%

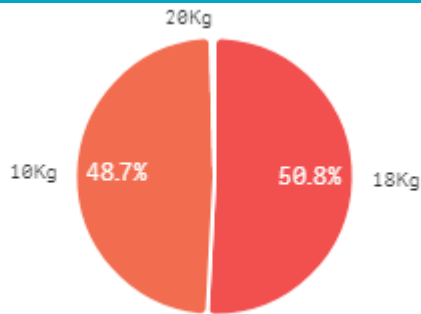
### 출하 품종별 거래물량 구성비



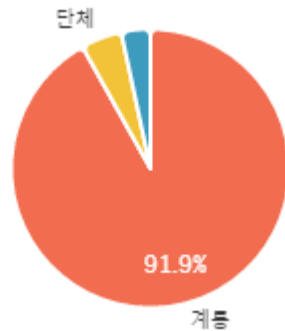
### 출하 품종별 거래금액 구성비



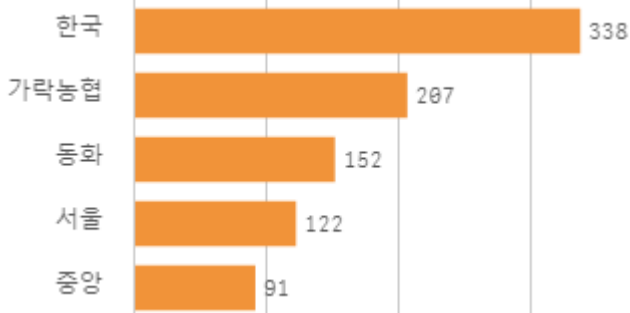
### 거래 단량별 물량 구성비



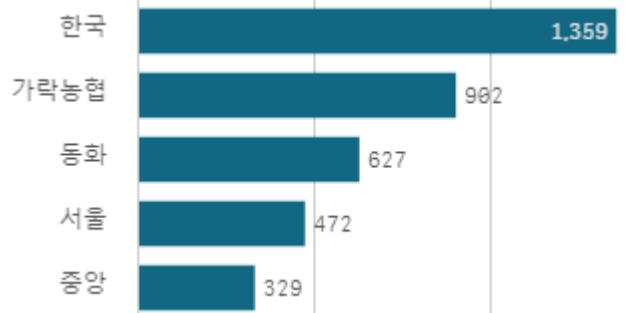
### 출하자별 거래물량 구성비



### 도매시장 법인별 거래물량(톤)

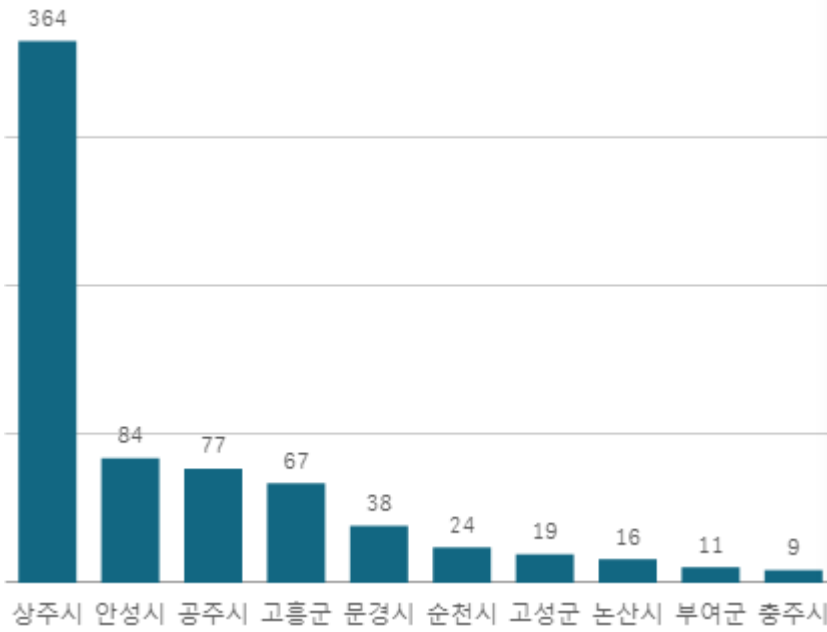


### 도매시장 법인별 거래금액(백만원)



# 백다다기오이(100개)

산지별 거래물량(톤)



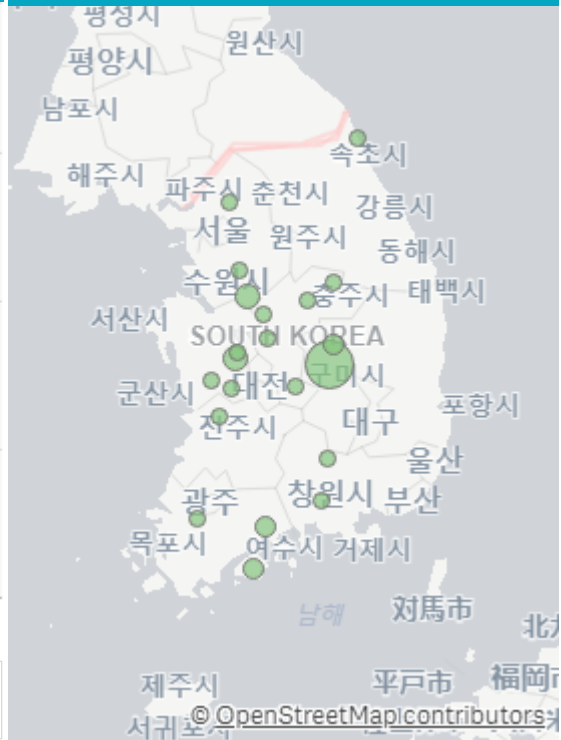
출하산지(개소)

25

출하건수(천건)

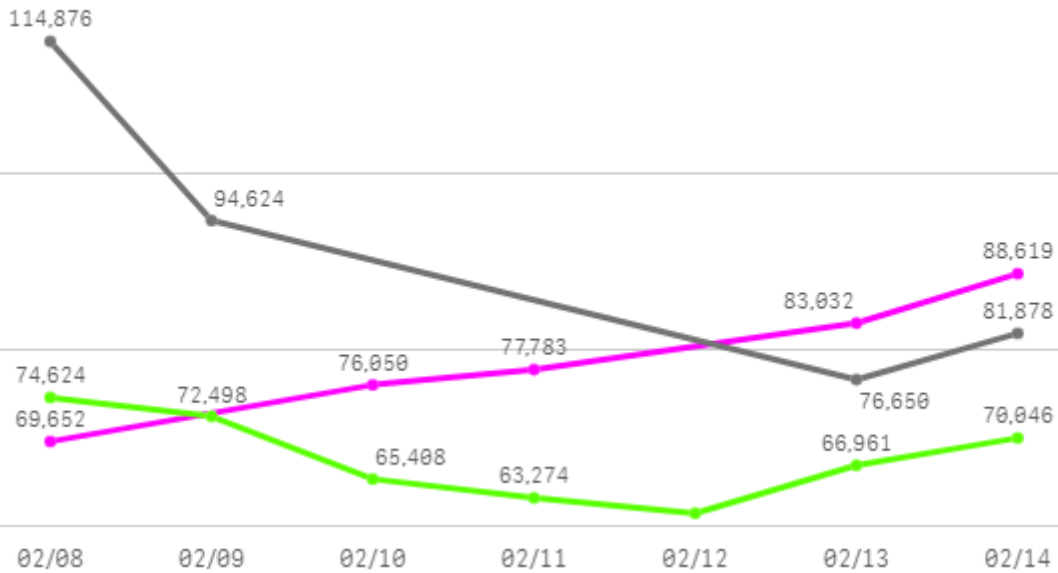
5

산지별 주출하 시군구



주간 도매가격(원)

◆ 2025    ● 2024    ◆ 평년



구분	금주(A)	전주(B)	전월(C)	전년(D)	평년(E)	A/B	A/C	A/D	A/E
가격(원)	79,027	72,036	88,000	92,007	73,332	109.7%	89.8%	85.9%	107.8%

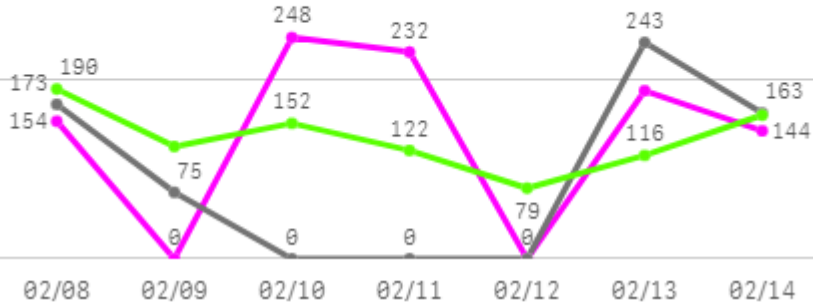
## □ 백다다기오이(100개) 주간 가격

구분	Q	품종	Q	단량	Q	특	상	보통	하
2025-02-08		백다다기오이		100개		92,775	69,652	59,545	47,781
2025-02-10		백다다기오이		100개		98,581	76,050	62,445	50,997
2025-02-11		백다다기오이		100개		106,722	77,783	66,198	54,625
2025-02-13		백다다기오이		100개		105,188	83,032	71,952	61,715
2025-02-14		백다다기오이		100개		101,035	88,619	76,377	64,103
평균						<b>100,860</b>	<b>79,027</b>	<b>67,303</b>	<b>55,844</b>

# 호박

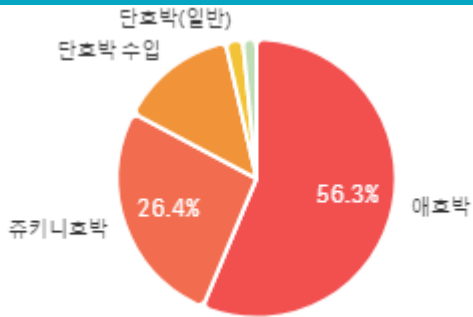
## 주간 반입량(톤)

◆ 2025    ● 2024    ▲ 평년

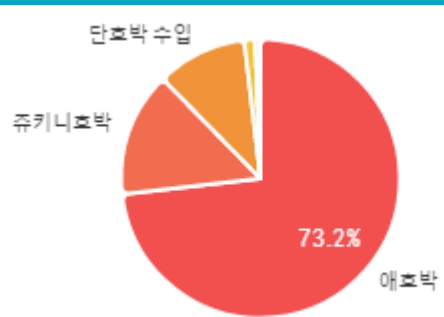


구분	금주(A)	전주(B)	전월(C)	전년(D)	평년(E)	A/B	A/C	A/D	A/E
물량(톤)	966	1,112	894	654	908	86.9%	108.1%	147.8%	106.4%

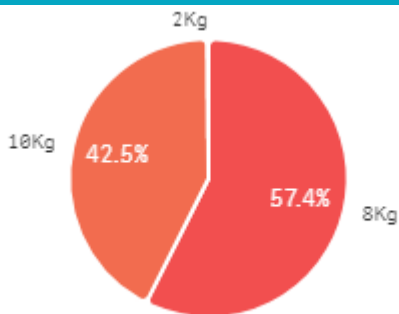
### 출하 품종별 거래물량 구성비



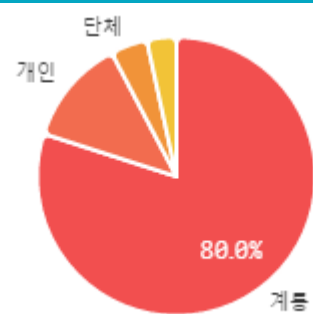
### 출하 품종별 거래금액 구성비



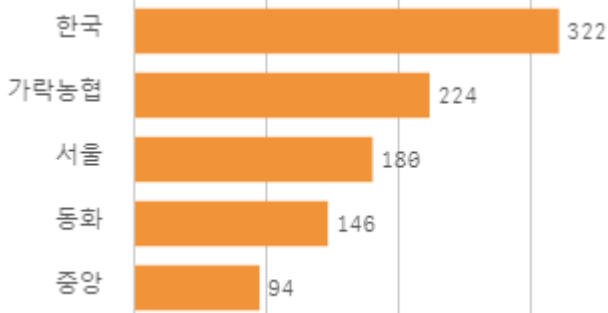
### 거래 단량별 물량 구성비



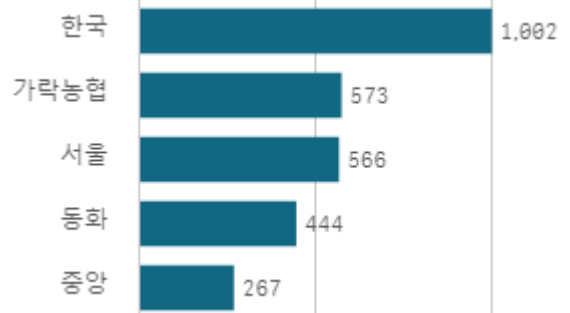
### 출하자별 거래물량 구성비



### 도매시장 법인별 거래물량(톤)

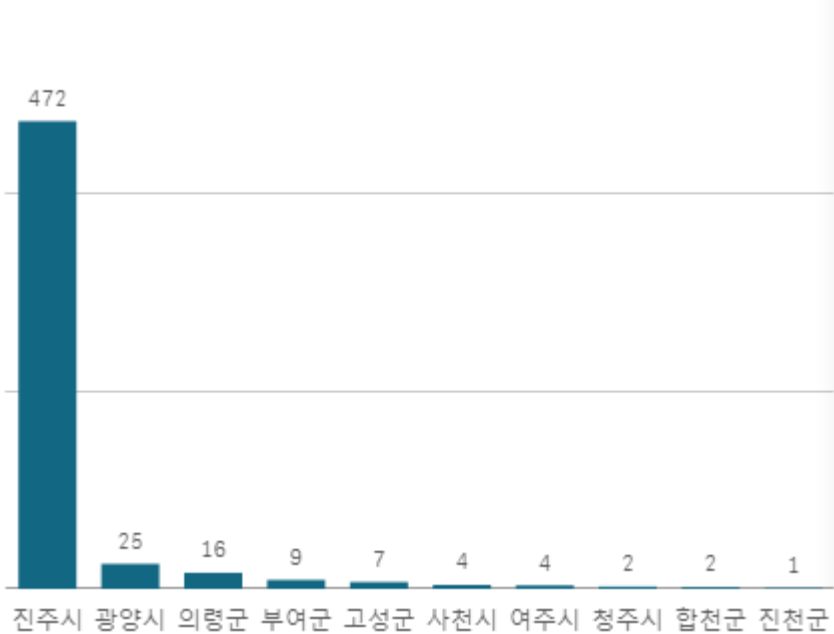


### 도매시장 법인별 거래금액(백만원)



# 애호박(20개)

산지별 거래물량(톤)



출하산지(개소)

17

출하건수(천건)

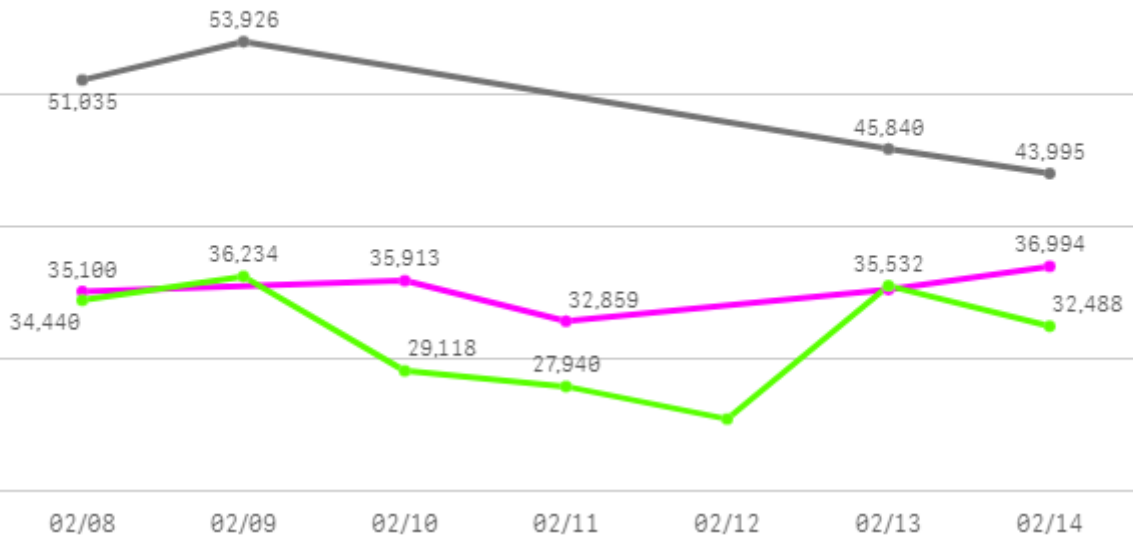
3

산지별 주출하 시군구



주간 도매가격(원)

◆ 2025    ◆ 2024    ◆ 평년



구분	금주(A)	전주(B)	전월(C)	전년(D)	평년(E)	A/B	A/C	A/D	A/E
가격(원)	35,224	36,509	38,705	48,699	34,103	96.5%	91.0%	72.3%	103.3%

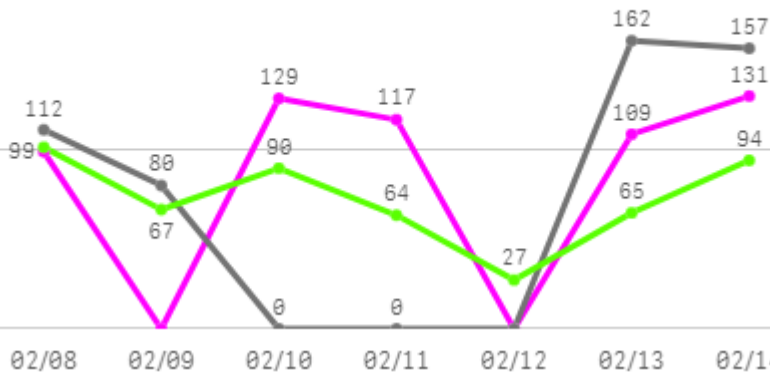
## □ 애호박(20개) 주간 가격

구분	Q	품종	Q	단량	Q	특	상	보통	하
2025-02-08		애호박		20개		38,544	35,100	31,449	21,340
2025-02-10		애호박		20개		39,845	35,913	31,679	23,608
2025-02-11		애호박		20개		36,288	32,859	28,963	20,486
2025-02-13		애호박		20개		41,067	35,252	31,147	21,928
2025-02-14		애호박		20개		41,944	36,994	31,993	24,235
평균						<b>39,538</b>	<b>35,224</b>	<b>31,046</b>	<b>22,319</b>

# 토마토

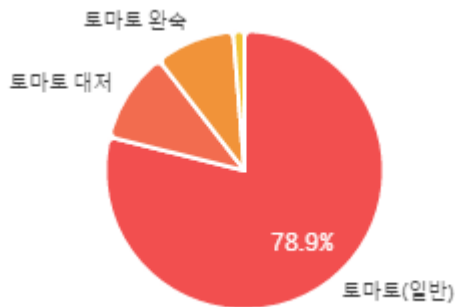
## 주간 반입량(톤)

◆ 2025    ● 2024    ▲ 평년

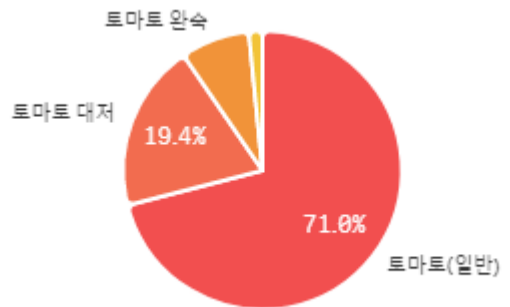


구분	금주(A)	전주(B)	전월(C)	전년(D)	평년(E)	A/B	A/C	A/D	A/E
물량(톤)	585	701	554	511	541	83.5%	105.7%	114.6%	108.2%

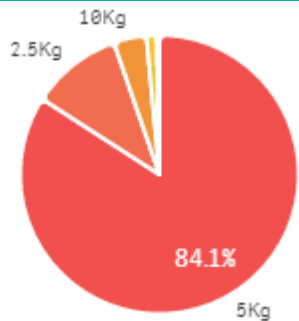
### 출하 품종별 거래물량 구성비



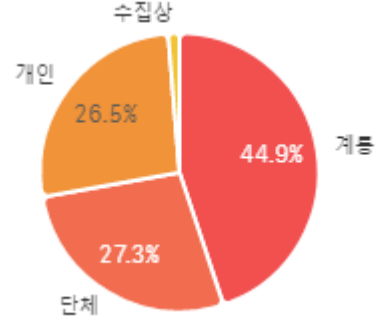
### 출하 품종별 거래금액 구성비



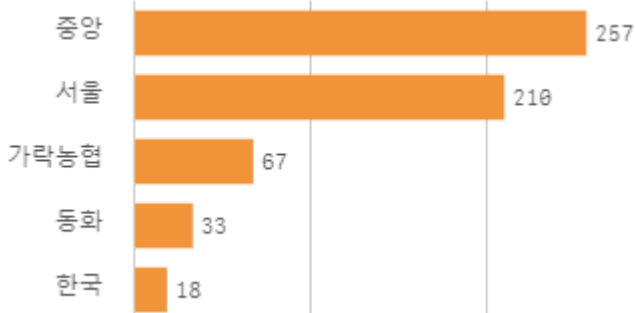
### 거래 단량별 물량 구성비



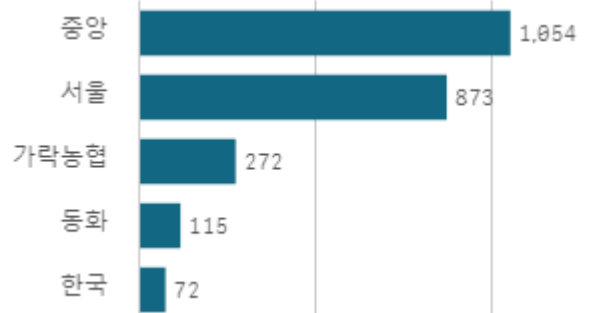
### 출하자별 거래물량 구성비



### 도매시장 법인별 거래물량(톤)

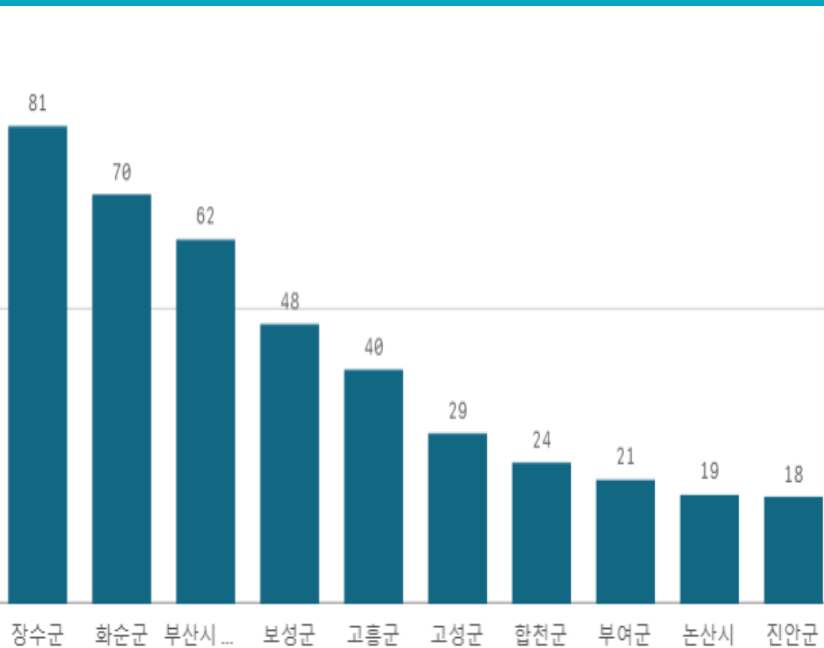


### 도매시장 법인별 거래금액(백만원)



# 토마토(5Kg)

산지별 거래물량(톤)



출하산지(개소)

45

출하건수(천건)

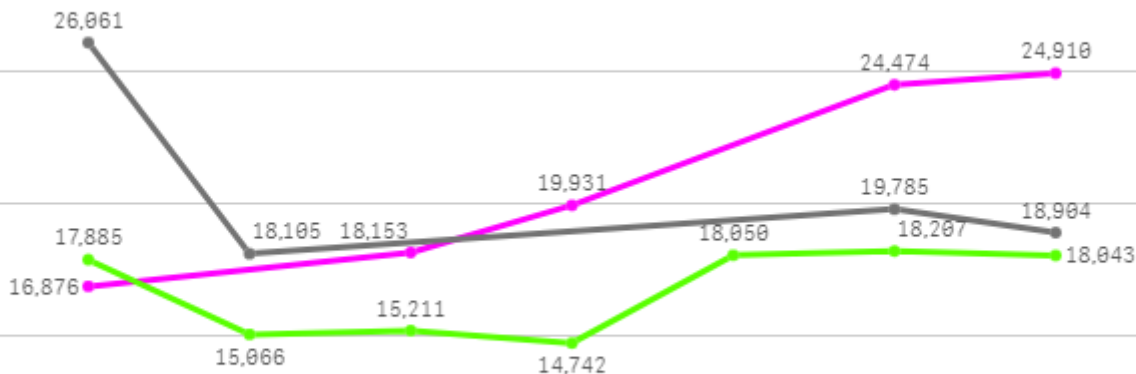
6

산지별 주출하 시군구



주간 도매가격(원)

◆ 2025    ● 2024    ◆ 평년



02/08    02/09    02/10    02/11    02/12    02/13    02/14

구분	금주(A)	전주(B)	전월(C)	전년(D)	평년(E)	A/B	A/C	A/D	A/E
가격(원)	20,869	15,037	14,280	20,714	16,667	138.8%	146.1%	100.7%	125.2%

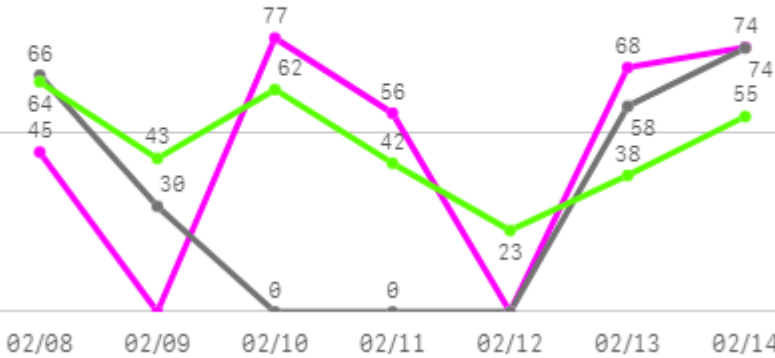
## □ 토마토(5Kg) 주간 가격

구분	Q	품종	Q	단량	Q	특	상	보통	하
2025-02-08		토마토		5Kg		18,311	16,876	14,912	11,318
2025-02-10		토마토		5Kg		19,577	18,153	15,627	12,692
2025-02-11		토마토		5Kg		21,333	19,931	16,704	13,392
2025-02-13		토마토		5Kg		26,891	24,474	20,325	14,308
2025-02-14		토마토		5Kg		26,368	24,910	22,614	17,353
평균						<b>22,496</b>	<b>20,869</b>	<b>18,036</b>	<b>13,813</b>

# 방울토마토

## 주간 반입량(톤)

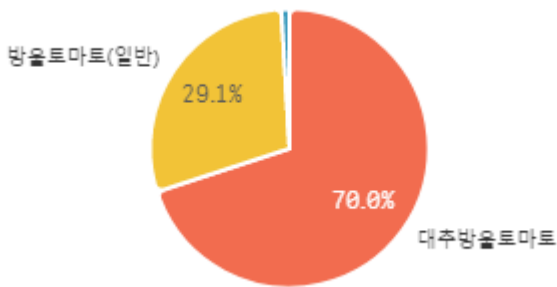
◆ 2025    ● 2024    ▲ 평년



구분	금주(A)	전주(B)	전월(C)	전년(D)	평년(E)	A/B	A/C	A/D	A/E
물량(톤)	320	399	299	228	320	80.1%	107.1%	140.6%	100.0%

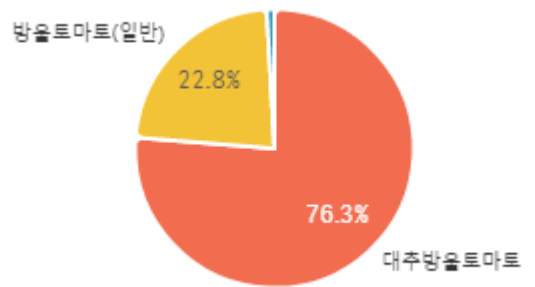
### 출하 품종별 거래물량 구성비

송이토마트

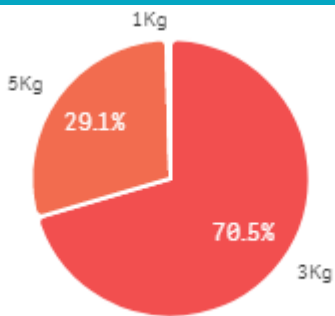


### 출하 품종별 거래금액 구성비

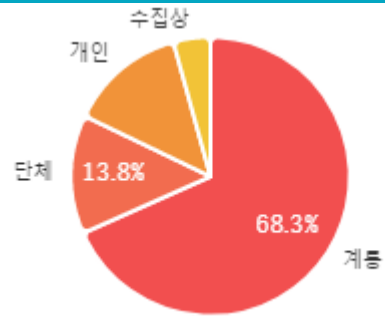
송이토마트



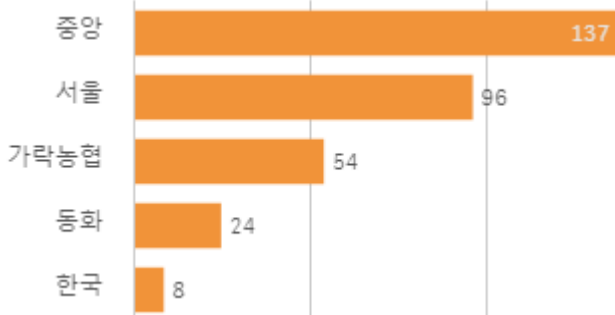
### 거래 단량별 물량 구성비



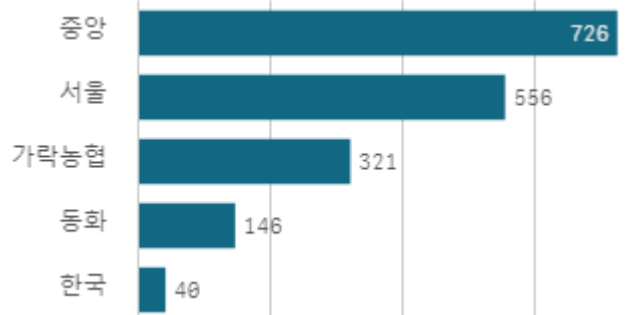
### 출하자별 거래물량 구성비



### 도매시장 법인별 거래물량(톤)

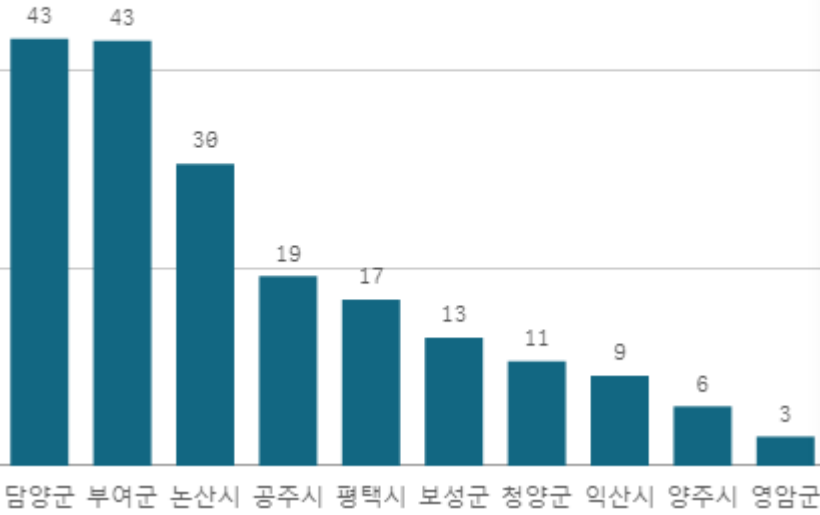


### 도매시장 법인별 거래금액(백만원)



# 대추방울토마토(3Kg)

산지별 거래물량(톤)



출하산지(개소)

43

출하건수(천건)

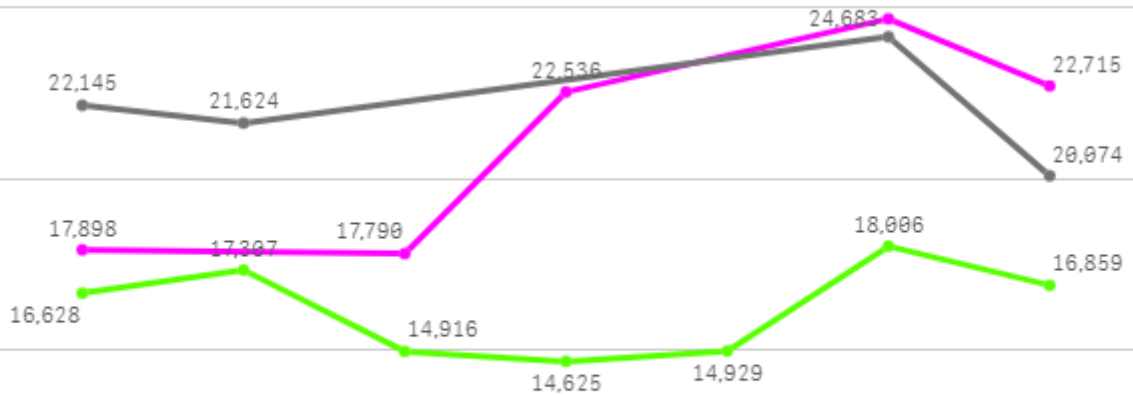
3

산지별 주출하 시군구



주간 도매가격(원)

◆ 2025    ● 2024    ◆ 평년



02/08    02/09    02/10    02/11    02/12    02/13    02/14

구분	금주(A)	전주(B)	전월(C)	전년(D)	평년(E)	A/B	A/C	A/D	A/E
가격(원)	21,124	15,208	16,304	22,001	17,491	138.9%	129.6%	96.0%	120.8%

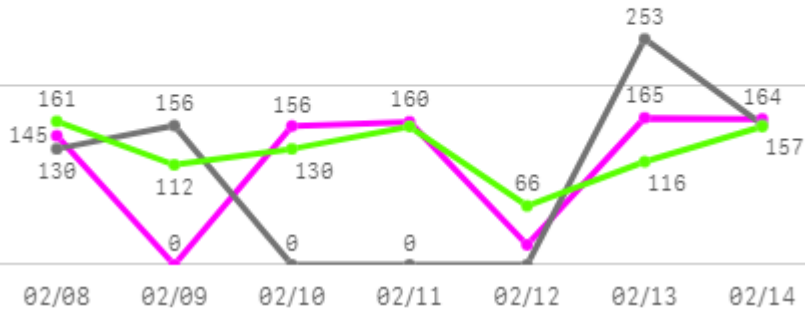
## □ 대추방울토마토(3Kg) 주간 가격

구분	Q	품종	Q	단량	Q	특	상	보통	하
2025-02-08		대추방울토마토		3Kg		21,434	17,898	14,277	8,709
2025-02-10		대추방울토마토		3Kg		21,747	17,790	15,313	11,177
2025-02-11		대추방울토마토		3Kg		26,805	22,536	18,695	13,347
2025-02-13		대추방울토마토		3Kg		28,454	24,683	20,229	12,090
2025-02-14		대추방울토마토		3Kg		26,554	22,715	20,270	15,479
평균						<b>24,999</b>	<b>21,124</b>	<b>17,757</b>	<b>12,160</b>

# 딸기

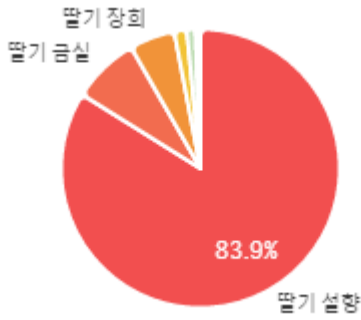
## 주간 반입량(톤)

◆ 2025    ◆ 2024    ◆ 평년

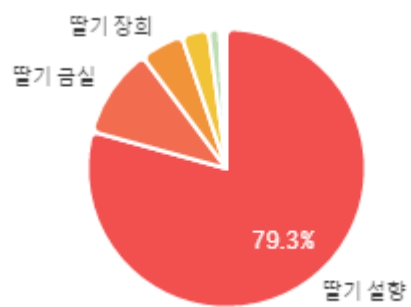


구분	금주(A)	전주(B)	전월(C)	전년(D)	평년(E)	A/B	A/C	A/D	A/E
물량(톤)	812	976	752	697	862	83.2%	107.9%	116.5%	94.1%

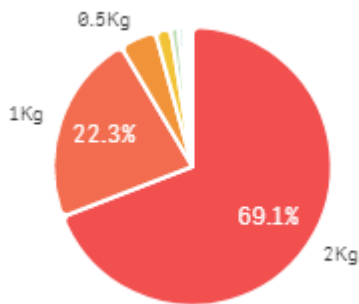
### 출하 품종별 거래물량 구성비



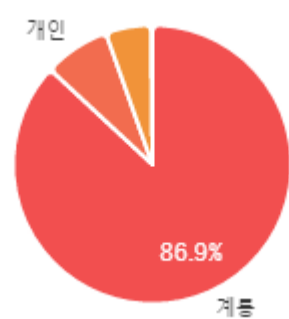
### 출하 품종별 거래금액 구성비



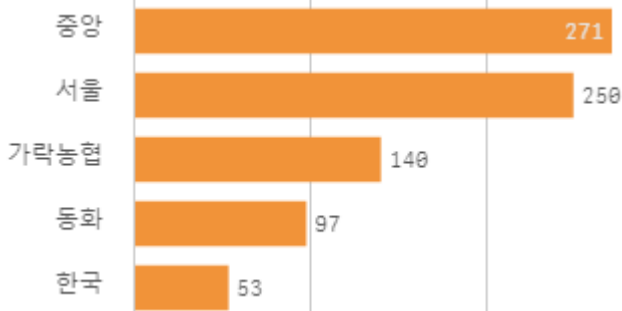
### 거래 단량별 물량 구성비



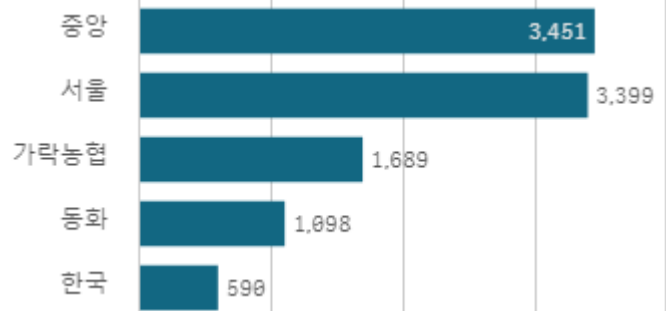
### 출하자별 거래물량 구성비



### 도매시장 법인별 거래물량(톤)

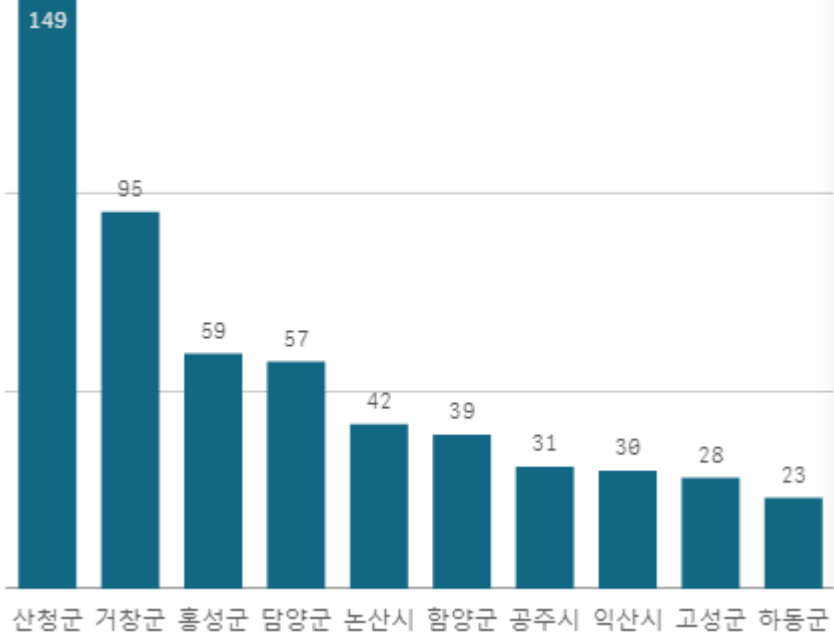


### 도매시장 법인별 거래금액(백만원)



# 딸기 설향(2Kg)

산지별 거래물량(톤)



출하산지(개소)

32

출하건수(천건)

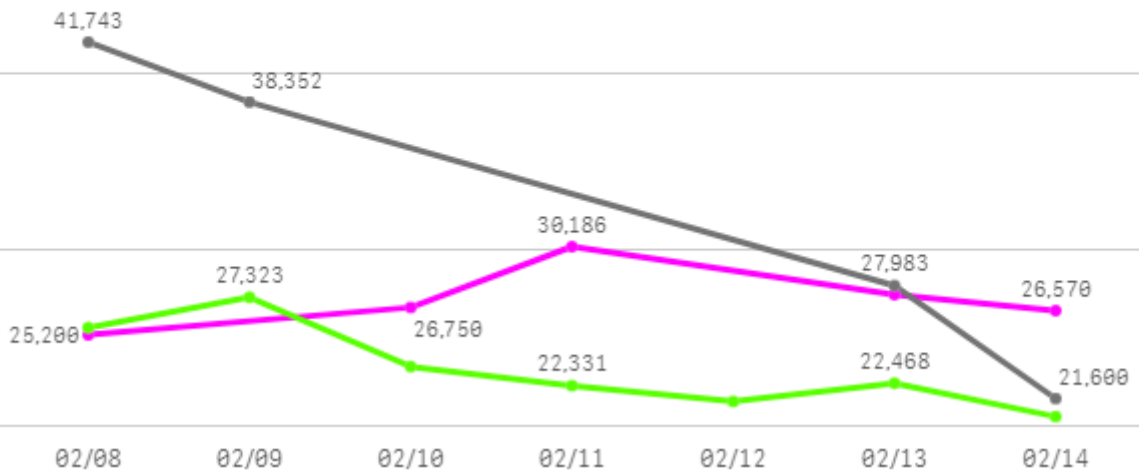
19

산지별 주출하 시군구



주간 도매가격(원)

◆ 2025    ● 2024    ◆ 평년



구분	금주(A)	전주(B)	전월(C)	전년(D)	평년(E)	A/B	A/C	A/D	A/E
가격(원)	27,236	26,621	33,965	32,420	25,535	102.3%	80.2%	84.0%	106.7%

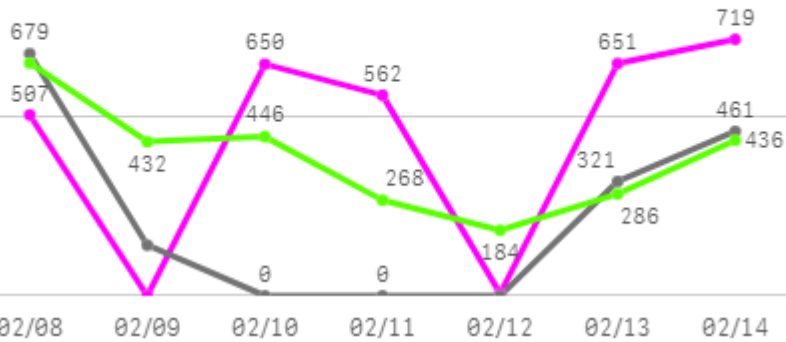
## □ 딸기 설향(2Kg) 주간 가격

구분	Q	품종	Q	단량	Q	특	상	보통	하
2025-02-08		딸기 설향		2Kg		32,732	25,200	21,141	16,297
2025-02-10		딸기 설향		2Kg		32,762	26,750	23,026	18,253
2025-02-11		딸기 설향		2Kg		35,754	30,186	25,961	19,746
2025-02-13		딸기 설향		2Kg		33,781	27,475	23,995	18,692
2025-02-14		딸기 설향		2Kg		32,908	26,570	23,146	18,652
평균						<b>33,587</b>	<b>27,236</b>	<b>23,454</b>	<b>18,328</b>

# 무

## 주간 반입량(톤)

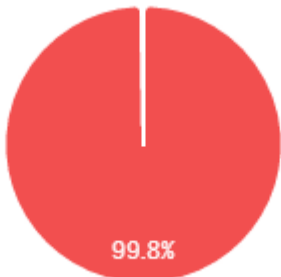
◆ 2025    ● 2024    ▲ 평년



구분	금주(A)	전주(B)	전월(C)	전년(D)	평년(E)	A/B	A/C	A/D	A/E
물량(톤)	3,096	2,755	3,358	1,602	2,712	112.4%	92.2%	193.2%	114.2%

### 출하 품종별 거래물량 구성비

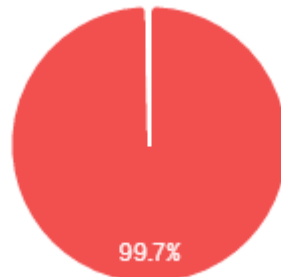
저장무



월동무

### 출하 품종별 거래금액 구성비

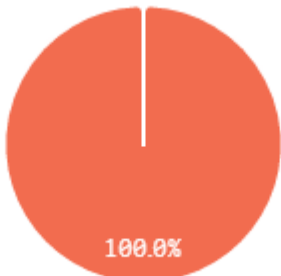
저장무



월동무

### 거래 단량별 물량 구성비

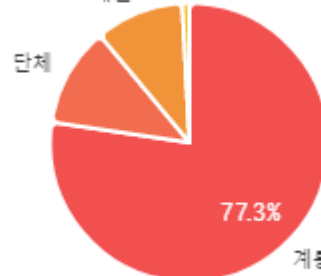
1Kg



20Kg

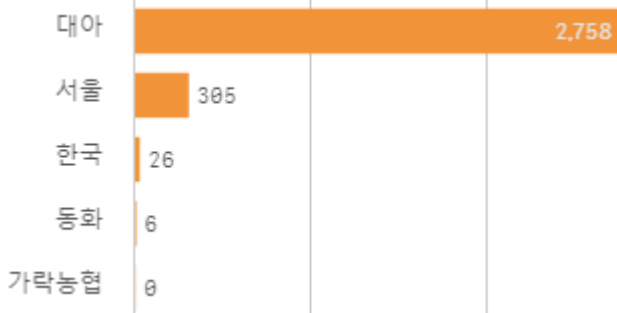
### 출하자별 거래물량 구성비

개인

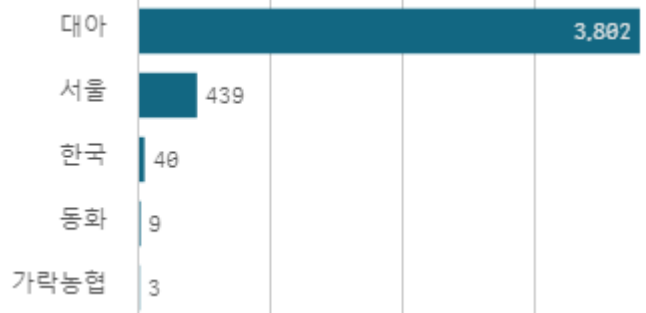


계층

### 도매시장 법인별 거래물량(톤)

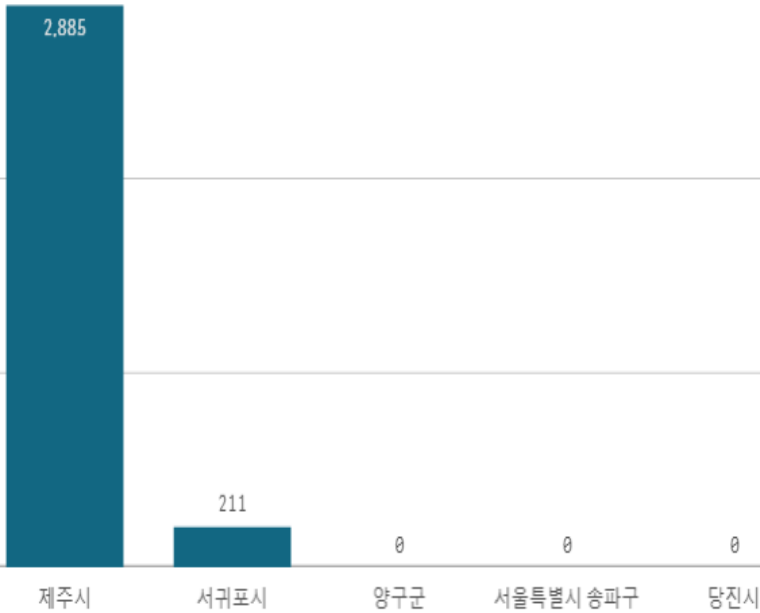


### 도매시장 법인별 거래금액(백만원)



# 무(20Kg)

산지별 거래물량(톤)



산지별 주출하 시군구



출하산지(개소)

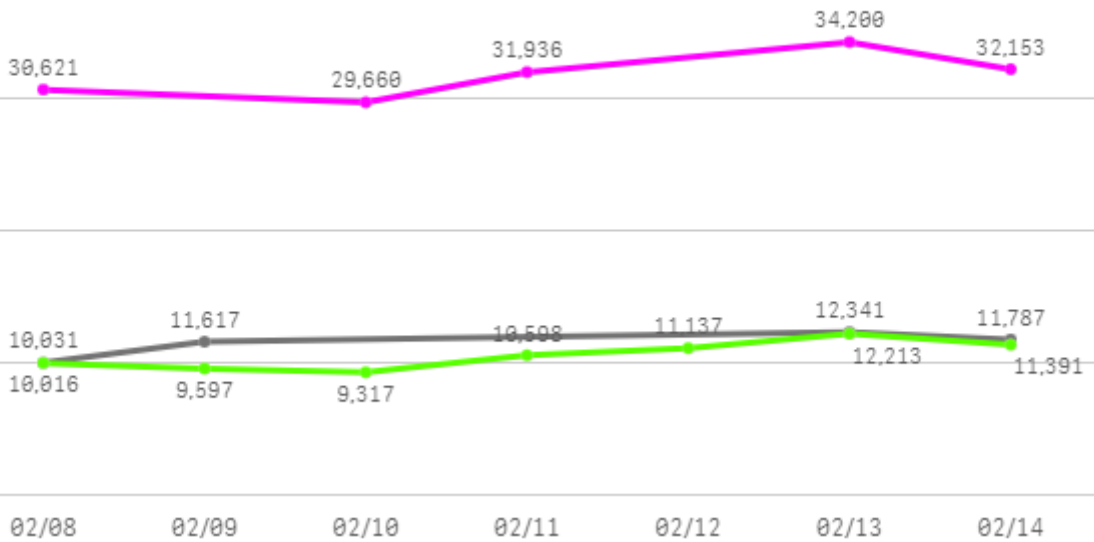
5

출하건수(천건)

1

주간 도매가격(원)

◆ 2025    ● 2024    ◆ 평년



구분	금주(A)	전주(B)	전월(C)	전년(D)	평년(E)	A/B	A/C	A/D	A/E
가격(원)	31,714	30,303	25,581	11,444	14,449	104.7%	124.0%	277.1%	219.5%

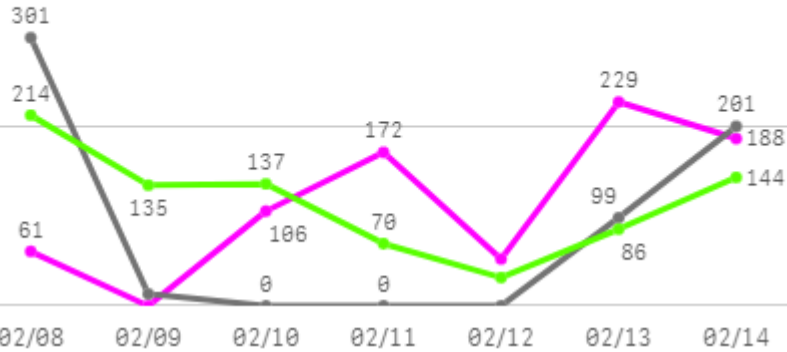
## □ 무(20Kg) 주간 가격

구분	Q	품종	Q	단량	Q	특	상	보통	하
2025-02-08		무		20Kg		32,788	30,621	26,005	16,784
2025-02-10		무		20Kg		33,241	29,660	23,962	16,189
2025-02-11		무		20Kg		35,404	31,936	24,787	19,411
2025-02-13		무		20Kg		36,245	34,200	30,479	24,381
2025-02-14		무		20Kg		34,676	32,153	28,679	25,076
평균						<b>34,471</b>	<b>31,714</b>	<b>26,782</b>	<b>20,368</b>

# 당근

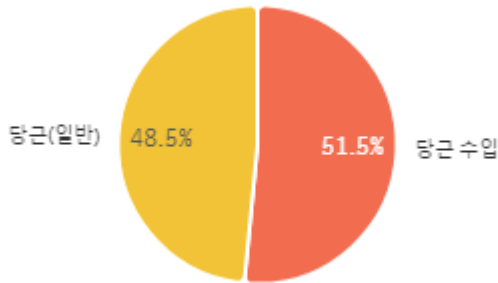
## 주간 반입량(톤)

◆ 2025    ● 2024    ▲ 평년

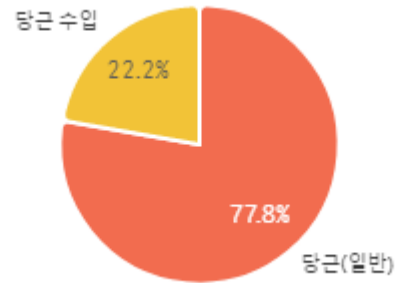


구분	금주(A)	전주(B)	전월(C)	전년(D)	평년(E)	A/B	A/C	A/D	A/E
물량(톤)	808	863	837	614	824	93.7%	96.6%	131.6%	98.1%

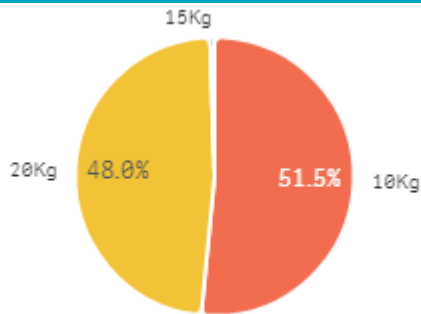
## 출하 품종별 거래물량 구성비



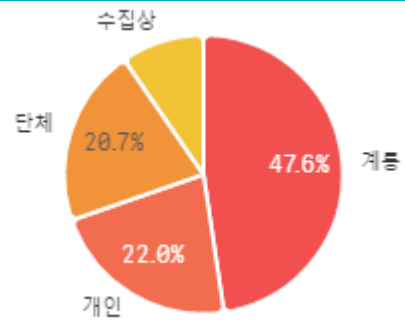
## 출하 품종별 거래금액 구성비



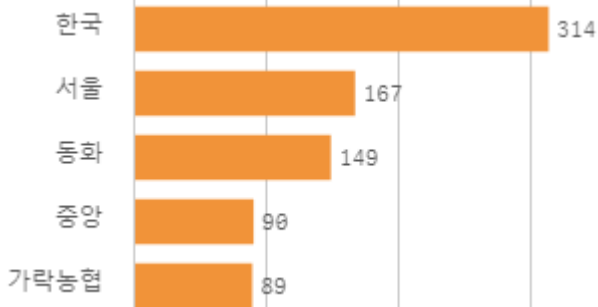
## 거래 단량별 물량 구성비



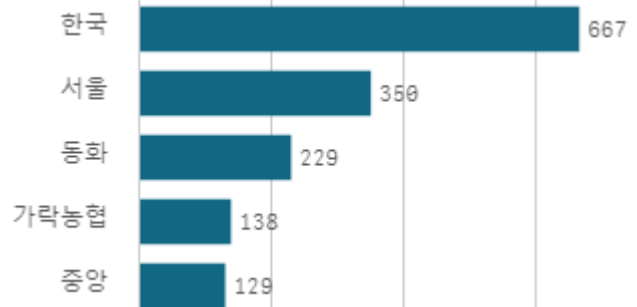
## 출하자별 거래물량 구성비



## 도매시장 법인별 거래물량(톤)

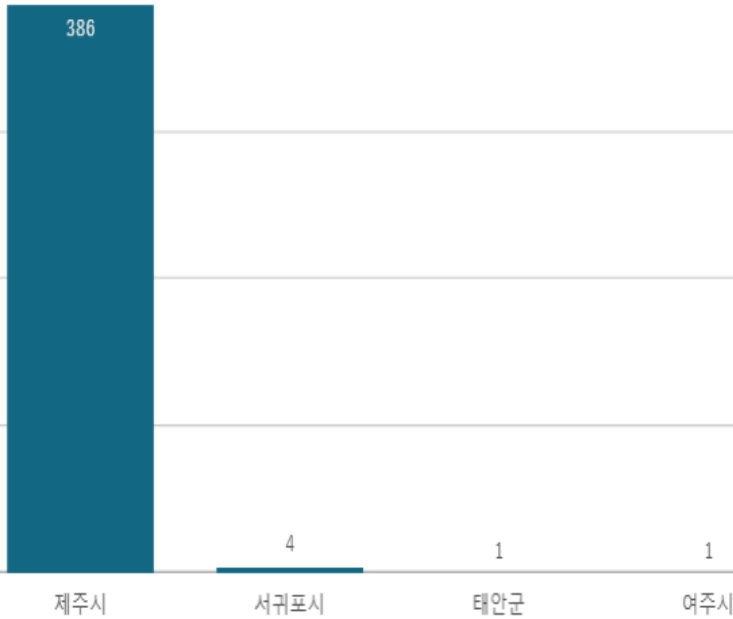


## 도매시장 법인별 거래금액(백만원)



# 당근(20Kg)

산지별 거래물량(톤)



출하산지(개소)

4

출하건수(천건)

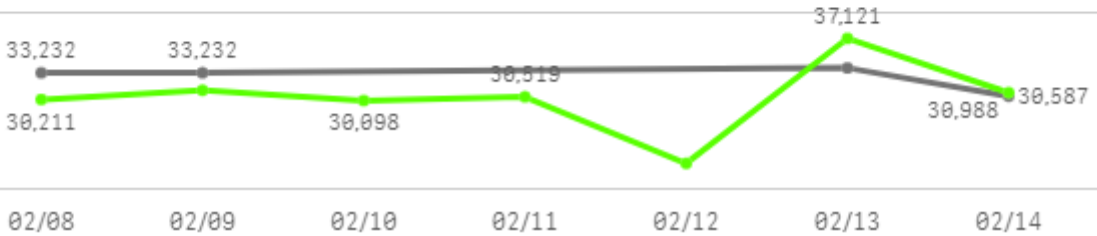
0

산지별 주출하 시군구



주간 도매가격(원)

◆ 2025    ● 2024    ◆ 평년



구분	금주(A)	전주(B)	전월(C)	전년(D)	평년(E)	A/B	A/C	A/D	A/E
가격(원)	65,822	60,896	65,661	32,709	38,291	108.1%	100.2%	201.2%	171.9%

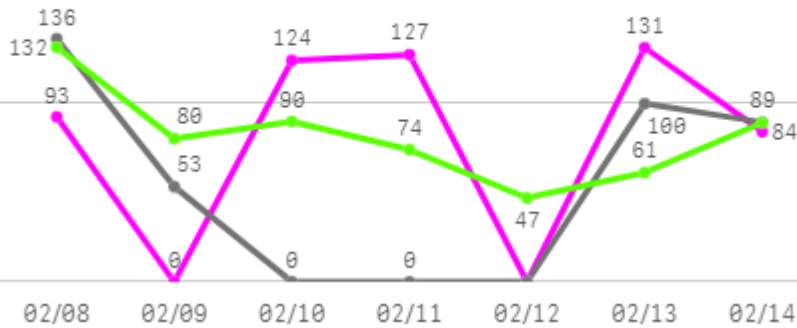
## □ 당근(20Kg) 주간 가격

구분	Q	품종	Q	단량	Q	특	상	보통	하
2025-02-08		당근		20Kg		72,000	61,150	54,124	48,566
2025-02-10		당근		20Kg		75,339	68,515	60,614	51,938
2025-02-11		당근		20Kg		74,784	68,613	62,353	54,847
2025-02-13		당근		20Kg		75,679	67,208	59,832	52,174
2025-02-14		당근		20Kg		70,000	63,626	56,533	48,003
평균						<b>73,560</b>	<b>65,822</b>	<b>58,691</b>	<b>51,106</b>

# 생고추

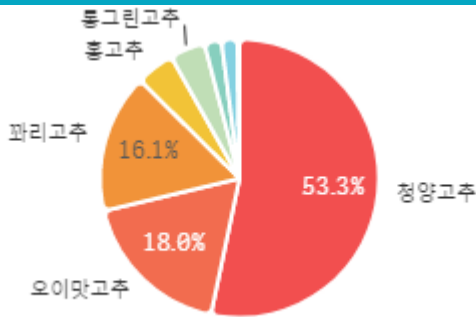
## 주간 반입량(톤)

◆ 2025    ● 2024    ▲ 평년

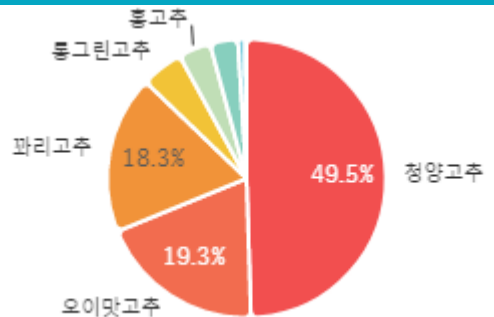


구분	금주(A)	전주(B)	전월(C)	전년(D)	평년(E)	A/B	A/C	A/D	A/E
물량(톤)	560	782	657	379	556	71.6%	85.2%	147.6%	100.6%

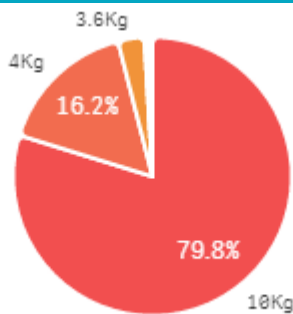
### 출하 품종별 거래물량 구성비



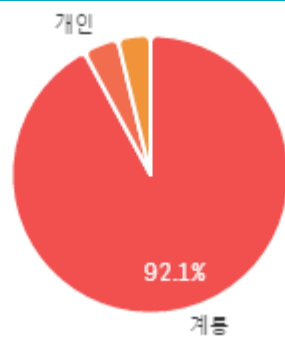
### 출하 품종별 거래금액 구성비



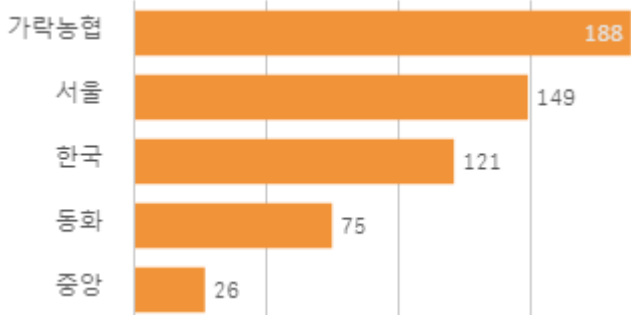
### 거래 단량별 물량 구성비



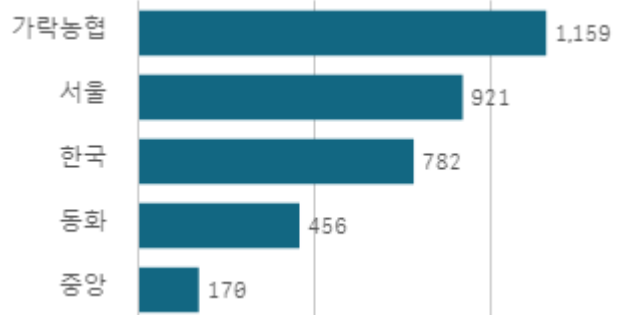
### 출하자별 거래물량 구성비



### 도매시장 법인별 거래물량(톤)

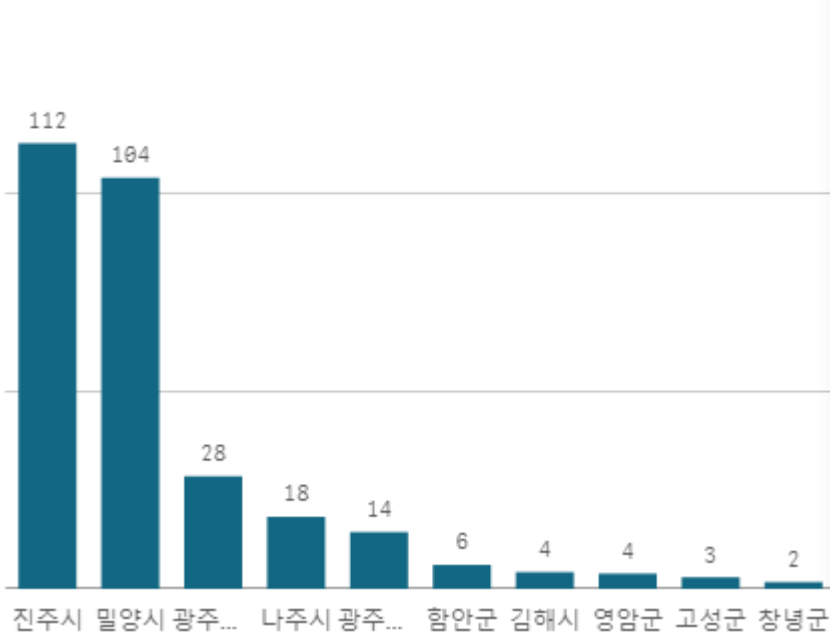


### 도매시장 법인별 거래금액(백만원)



# 청양고추(10Kg)

산지별 거래물량(톤)



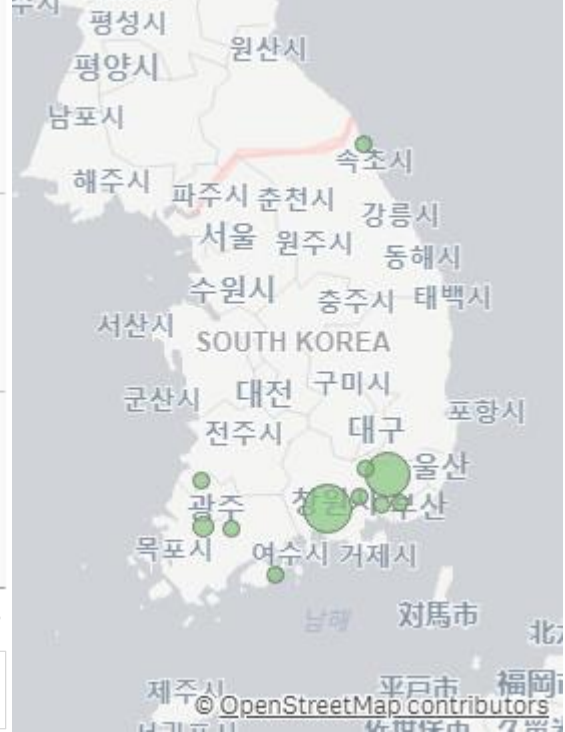
출하산지(개소)

14

출하건수(천건)

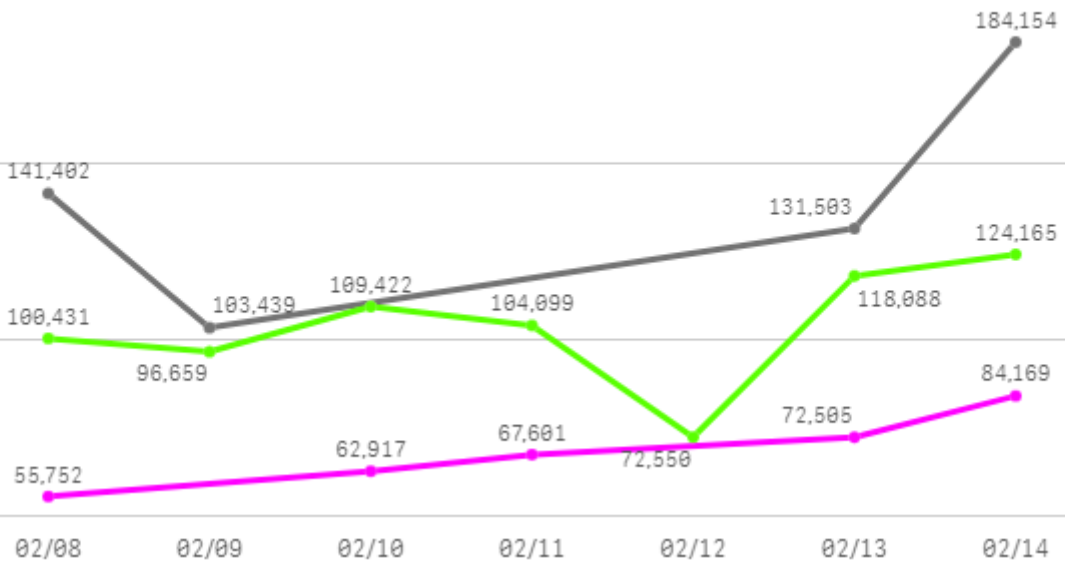
3

산지별 주출하 시군구



주간 도매가격(원)

◆ 2025    ● 2024    ◆ 평년



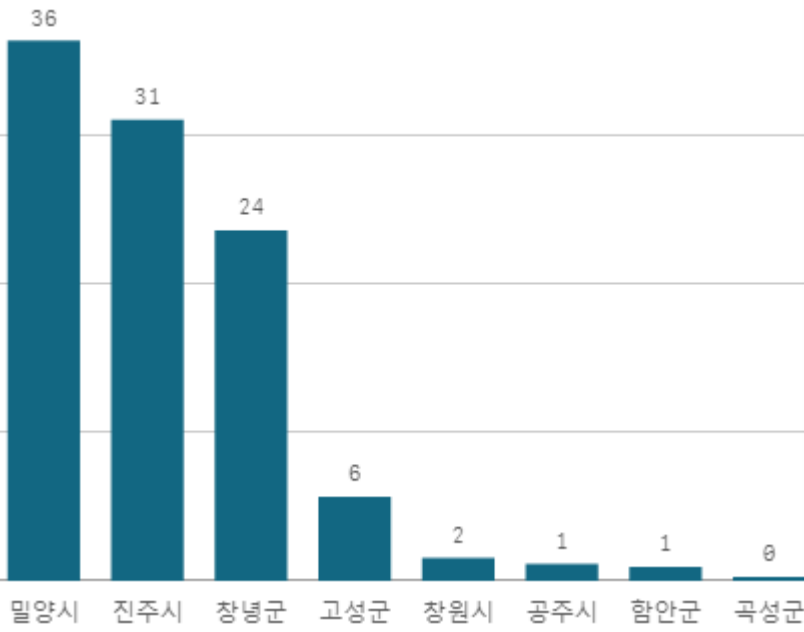
구분	금주(A)	전주(B)	전월(C)	전년(D)	평년(E)	A/B	A/C	A/D	A/E
가격(원)	68,589	57,378	55,582	140,125	99,745	119.5%	123.4%	48.9%	68.8%

## □ 청양고추(10Kg) 주간 가격

구분	Q	품종	Q	단량	Q	특	상	보통	하
2025-02-08		청양고추		10Kg		61,684	55,752	50,309	32,313
2025-02-10		청양고추		10Kg		68,226	62,917	57,367	41,035
2025-02-11		청양고추		10Kg		73,460	67,601	58,994	41,451
2025-02-13		청양고추		10Kg		80,482	72,505	62,631	36,955
2025-02-14		청양고추		10Kg		97,310	84,169	68,252	36,867
평균						<b>76,232</b>	<b>68,589</b>	<b>59,511</b>	<b>37,724</b>

# 오이맛고추(10Kg)

산지별 거래물량(톤)



출하산지(개소)

8

출하건수(천건)

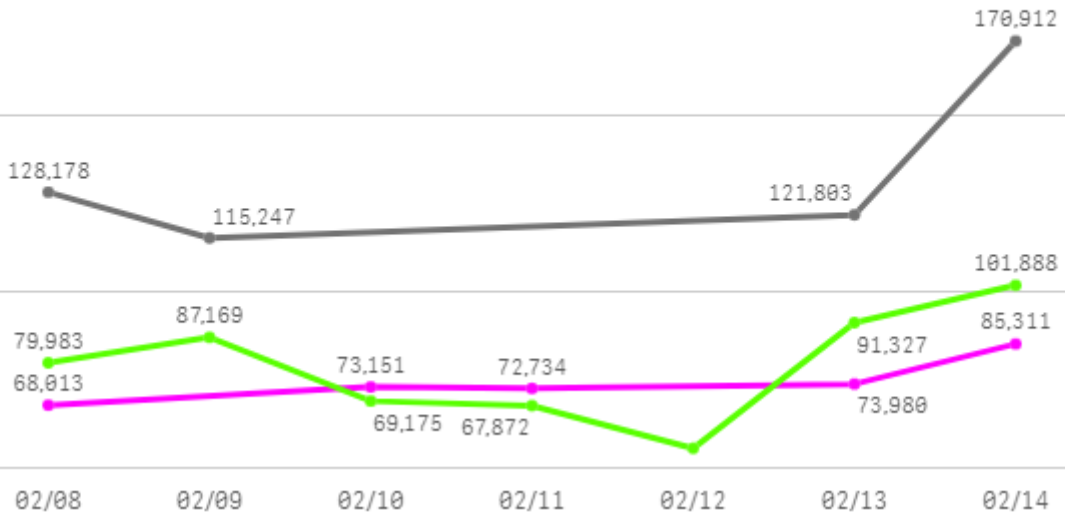
1

산지별 주출하 시군구



주간 도매가격(원)

◆ 2025    ◆ 2024    ◆ 평년



구분	금주(A)	전주(B)	전월(C)	전년(D)	평년(E)	A/B	A/C	A/D	A/E
가격(원)	74,638	69,670	44,424	134,035	86,639	107.1%	168.0%	55.7%	86.1%

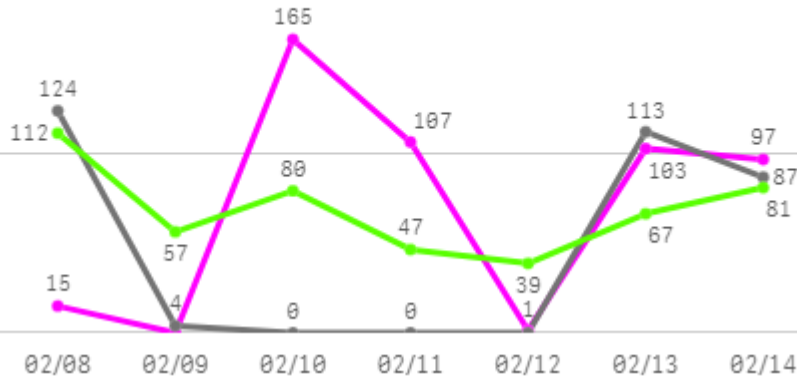
## □ 오이맛고추(10Kg) 주간 가격

구분	Q	품종	Q	단량	Q	특	상	보통	하
2025-02-08		오이맛고추		10Kg		75,545	68,013	59,436	50,029
2025-02-10		오이맛고추		10Kg		80,054	73,151	62,755	49,745
2025-02-11		오이맛고추		10Kg		79,385	72,734	63,539	50,407
2025-02-13		오이맛고추		10Kg		81,282	73,980	61,532	45,301
2025-02-14		오이맛고추		10Kg		91,600	85,311	70,153	54,359
평균						<b>81,573</b>	<b>74,638</b>	<b>63,483</b>	<b>49,968</b>

# 마늘

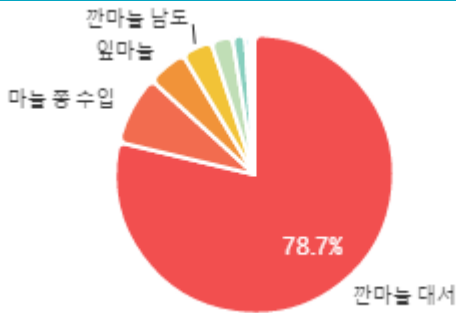
## 주간 반입량(톤)

◆ 2025    ● 2024    ▲ 평년

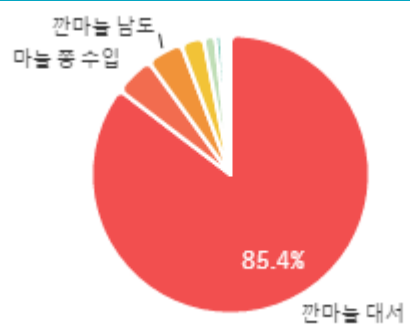


구분	금주(A)	전주(B)	전월(C)	전년(D)	평년(E)	A/B	A/C	A/D	A/E
물량(톤)	488	744	548	328	469	65.6%	89.1%	148.8%	104.1%

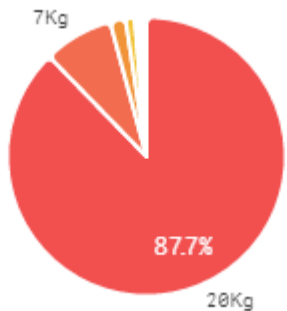
## 출하 품종별 거래물량 구성비



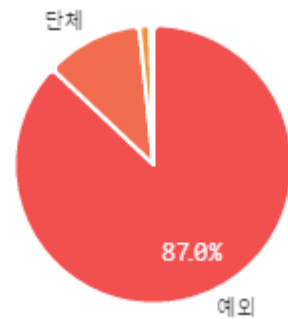
## 출하 품종별 거래금액 구성비



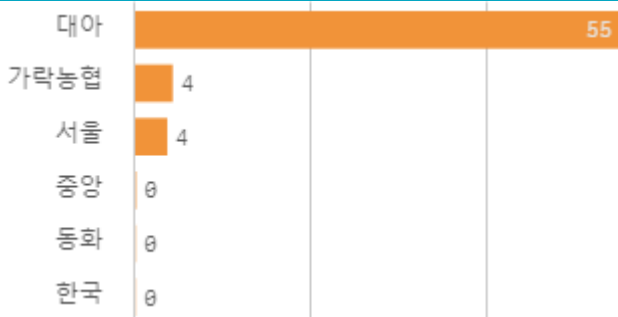
## 거래 단량별 물량 구성비




## 출하자별 거래물량 구성비



## 도매시장 법인별 거래물량(톤)

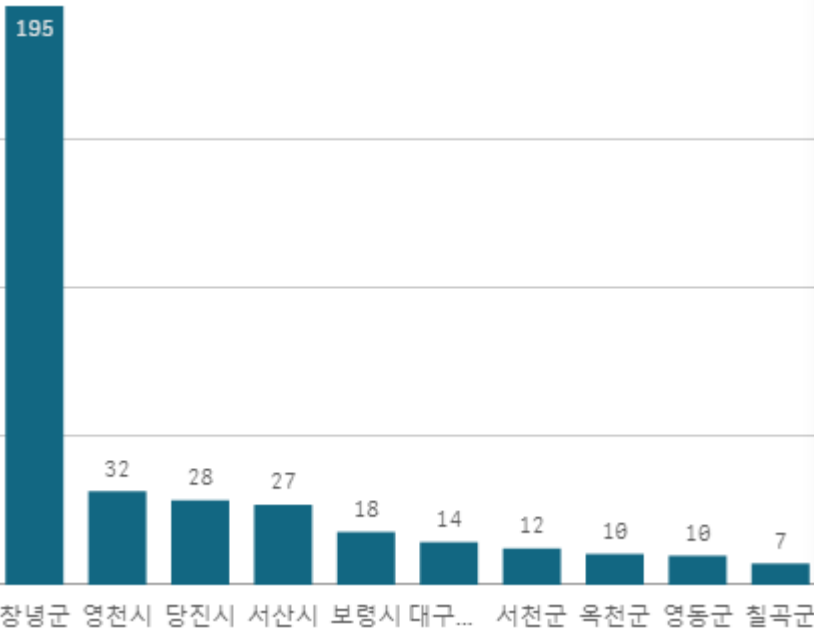


## 도매시장 법인별 거래금액(백만원)



# 깐마늘 대서(20Kg)

산지별 거래물량(톤)



출하산지(개소)

19

출하건수(천건)

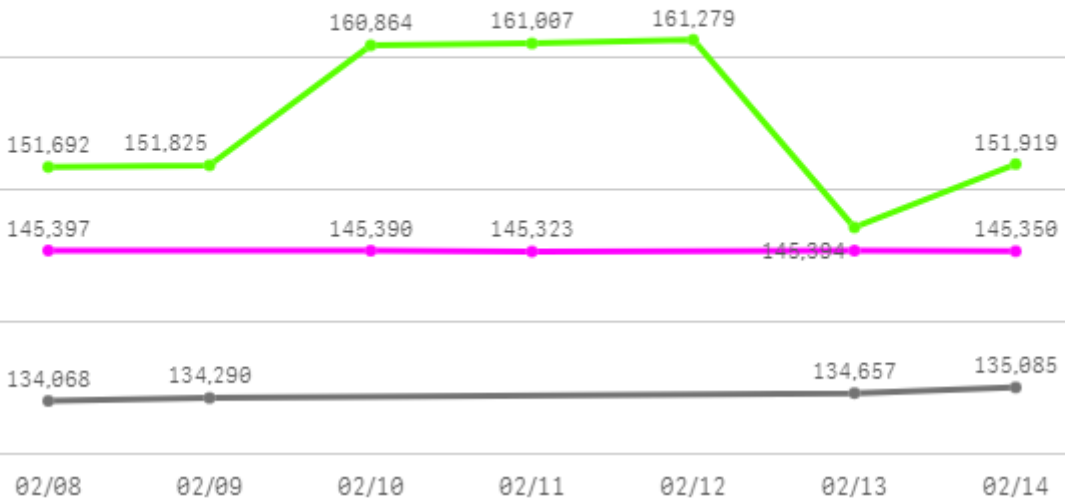
1

산지별 주출하 시군구



주간 도매가격(원)

◆ 2025    ● 2024    ◆ 평년



구분	금주(A)	전주(B)	전월(C)	전년(D)	평년(E)	A/B	A/C	A/D	A/E
가격(원)	145,371	145,129	136,169	134,525	148,581	100.2%	106.8%	108.1%	97.8%

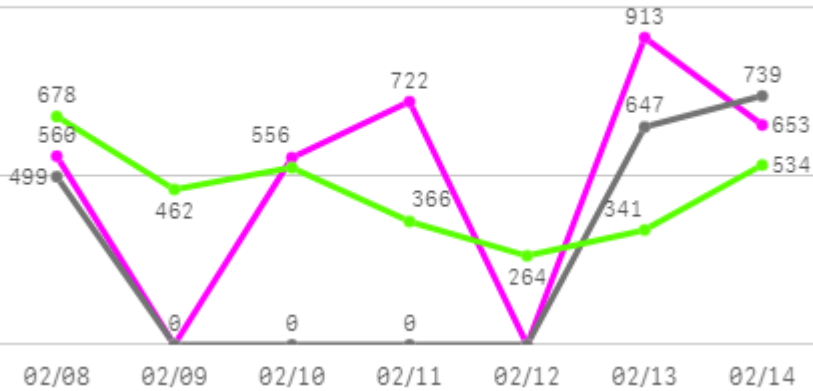
## □ 깐마늘 대서(20Kg) 주간 가격

구분	Q	품종	Q	단량	Q	특	상	보통	하
2025-02-08		깐마늘 대서		20Kg		-	145,397	134,986	102,631
2025-02-10		깐마늘 대서		20Kg		-	145,390	131,114	102,004
2025-02-11		깐마늘 대서		20Kg		-	145,323	133,210	102,956
2025-02-13		깐마늘 대서		20Kg		-	145,394	133,248	102,200
2025-02-14		깐마늘 대서		20Kg		-	145,350	131,163	98,188
평균						-	<b>145,371</b>	<b>132,744</b>	<b>101,596</b>

# 양파

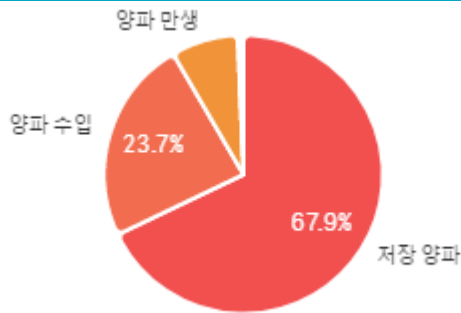
## 주간 반입량(톤)

◆ 2025    ● 2024    ▲ 평년

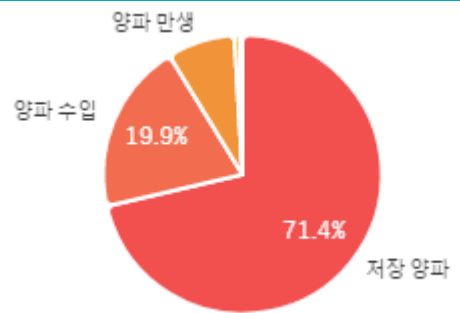


구분	금주(A)	전주(B)	전월(C)	전년(D)	평년(E)	A/B	A/C	A/D	A/E
물량(톤)	3,405	3,900	3,571	1,886	3,130	87.3%	95.3%	180.5%	108.8%

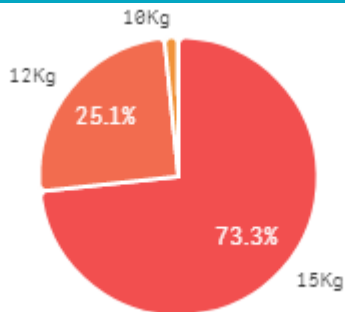
## 출하 품종별 거래물량 구성비



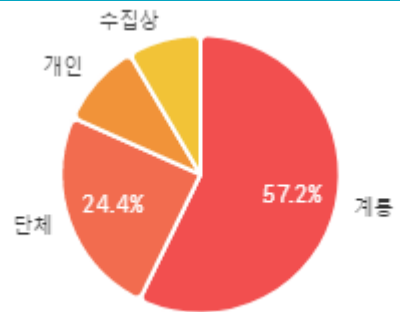
## 출하 품종별 거래금액 구성비



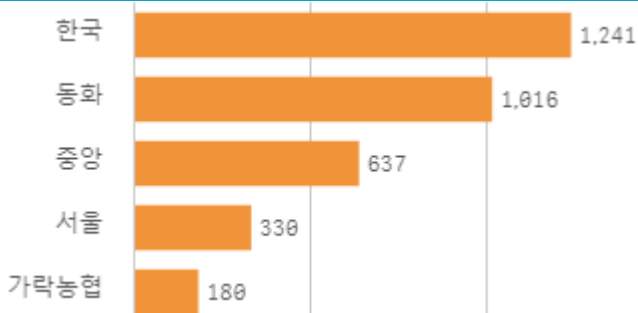
## 거래 단량별 물량 구성비



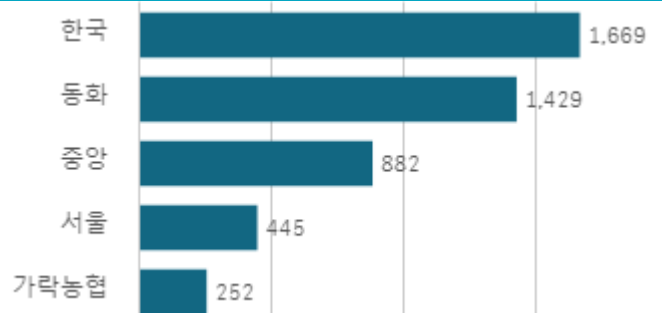
## 출하자별 거래물량 구성비



## 도매시장 법인별 거래물량(톤)

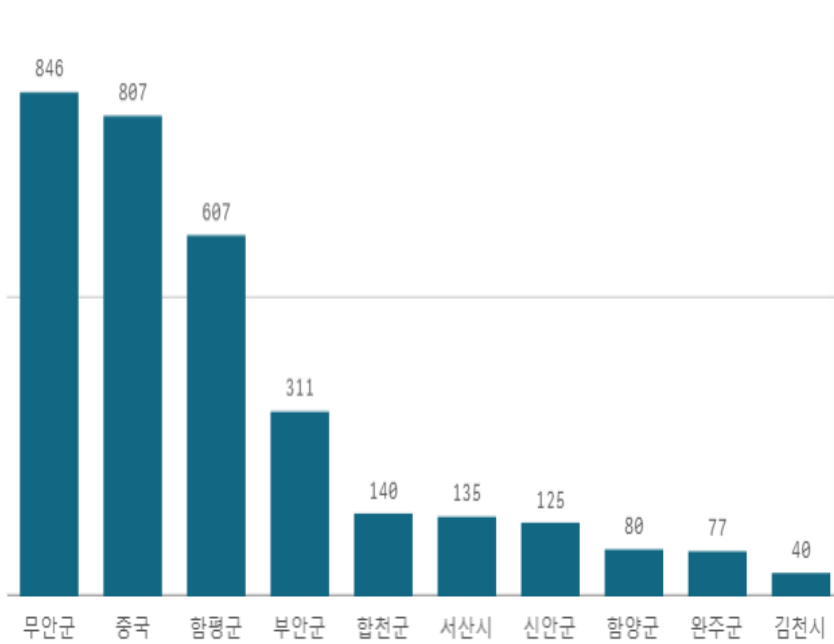


## 도매시장 법인별 거래금액(백만원)



# 양파(1Kg)

산지별 거래물량(톤)



산지별 주출하 시군구



출하산지(개소)

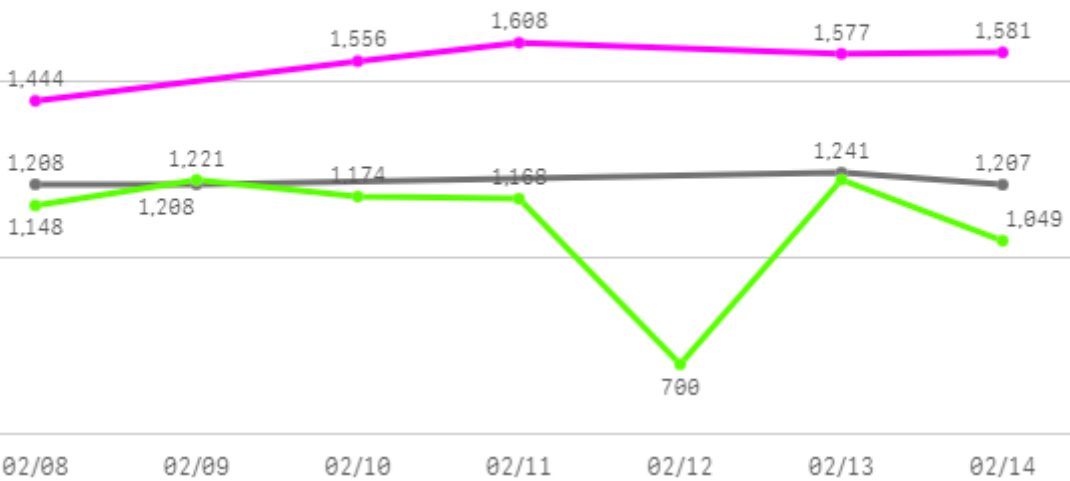
24

출하건수(천건)

2

주간 도매가격(원)

◆ 2025    ● 2024    ◆ 평년



구분	금주(A)	전주(B)	전월(C)	전년(D)	평년(E)	A/B	A/C	A/D	A/E
가격(원)	1,553	1,508	1,470	1,216	1,255	103.0%	105.7%	127.7%	123.8%

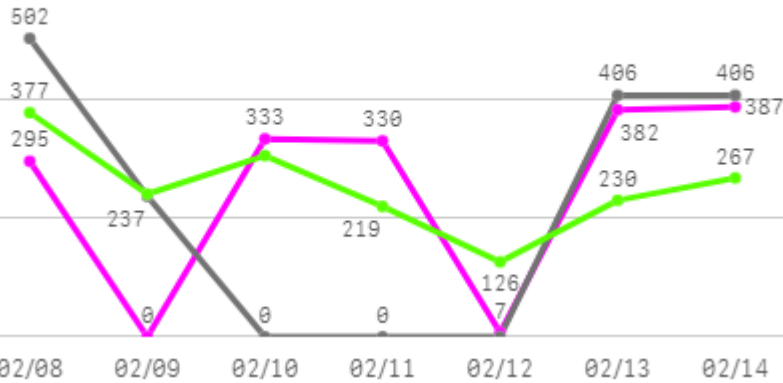
## □ 양파(1Kg) 주간 가격

구분	Q	품종	Q	단량	Q	특	상	보통	하
2025-02-08		양파		1Kg		1,621	1,444	1,300	972
2025-02-10		양파		1Kg		1,734	1,556	1,434	1,188
2025-02-11		양파		1Kg		1,743	1,608	1,506	1,250
2025-02-13		양파		1Kg		1,742	1,577	1,466	1,100
2025-02-14		양파		1Kg		1,721	1,581	1,488	1,219
평균						<b>1,712</b>	<b>1,553</b>	<b>1,439</b>	<b>1,146</b>

# 대파

## 주간 반입량(톤)

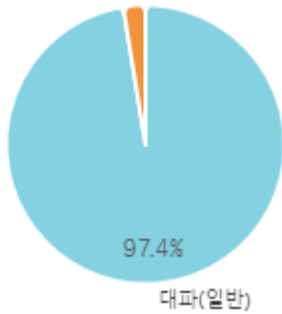
◆ 2025    ● 2024    ▲ 평년



구분	금주(A)	전주(B)	전월(C)	전년(D)	평년(E)	A/B	A/C	A/D	A/E
물량(톤)	1,734	2,211	2,135	1,551	1,725	78.4%	81.2%	111.8%	100.5%

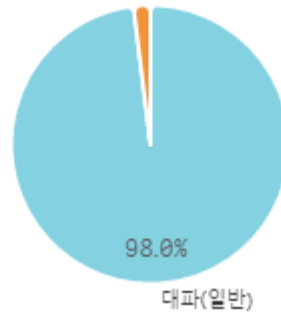
## 출하 품종별 거래물량 구성비

대파 수입

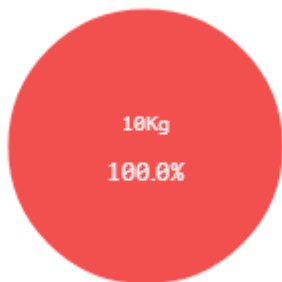


## 출하 품종별 거래금액 구성비

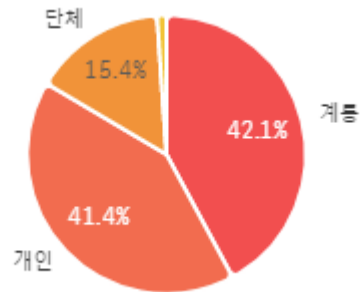
대파 수입



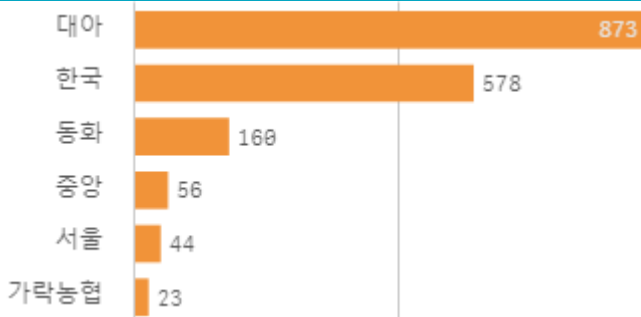
## 거래 단량별 물량 구성비



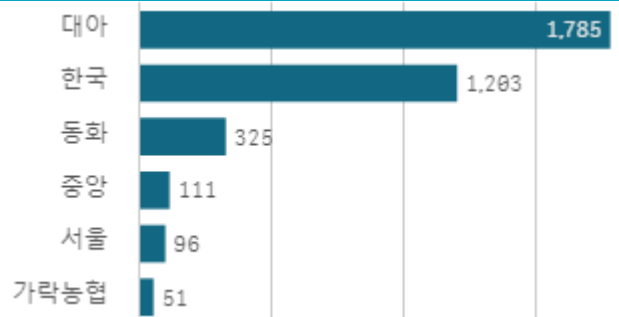
## 출하자별 거래물량 구성비



## 도매시장 법인별 거래물량(톤)

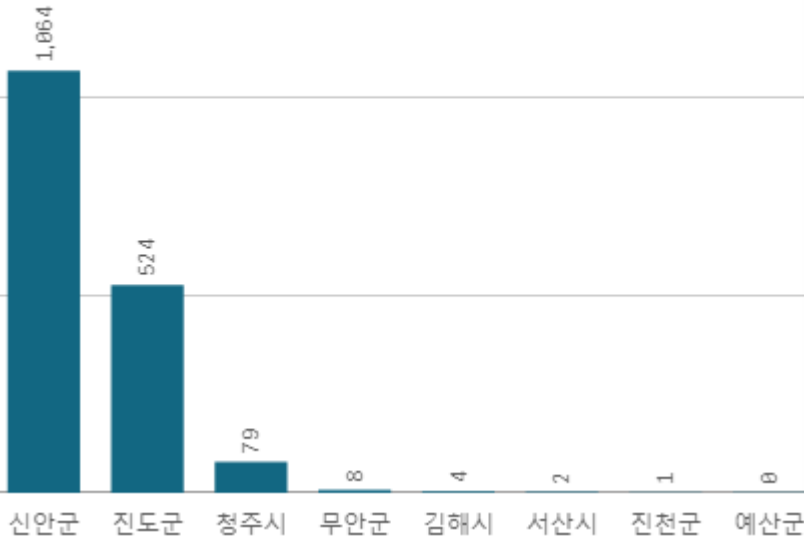


## 도매시장 법인별 거래금액(백만원)



# 대파(일반)(1Kg)

산지별 거래물량(톤)



출하산지(개소)

8

출하건수(천건)

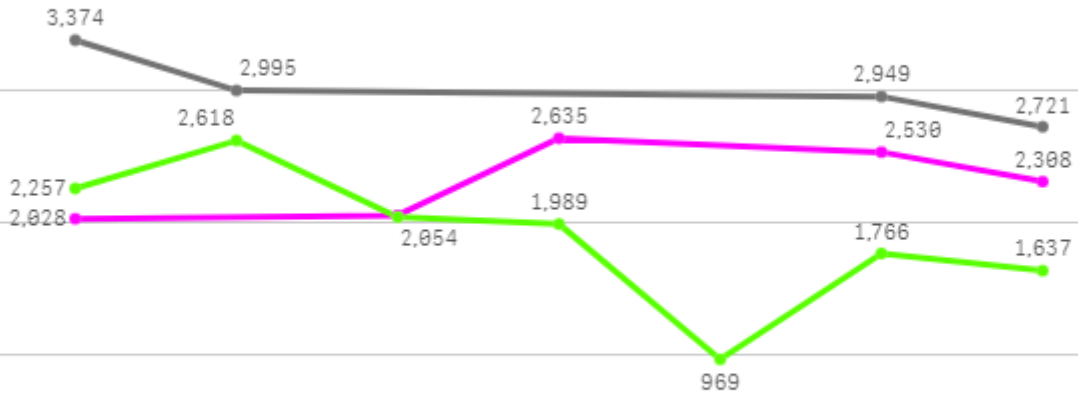
1

산지별 주출하 시군구



주간 도매가격(원)

◆ 2025    ● 2024    ◆ 평년



02/08    02/09    02/10    02/11    02/12    02/13    02/14

구분	금주(A)	전주(B)	전월(C)	전년(D)	평년(E)	A/B	A/C	A/D	A/E
가격(원)	2,311	2,022	2,066	3,010	2,325	114.3%	111.8%	76.8%	99.4%

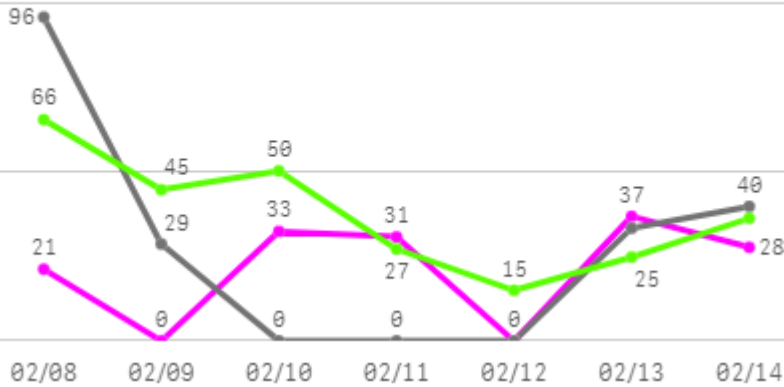
## □ 대파(일반)(1Kg) 주간 가격

구분	Q	품종	Q	단량	Q	특	상	보통	하
2025-02-08		대파(일반)		1Kg		2,242	2,028	1,706	1,233
2025-02-10		대파(일반)		1Kg		2,261	2,054	1,748	1,283
2025-02-11		대파(일반)		1Kg		2,790	2,635	2,339	1,833
2025-02-13		대파(일반)		1Kg		2,803	2,530	2,281	1,958
2025-02-14		대파(일반)		1Kg		2,671	2,308	2,101	1,744
평균						<b>2,553</b>	<b>2,311</b>	<b>2,035</b>	<b>1,610</b>

# 쪽파

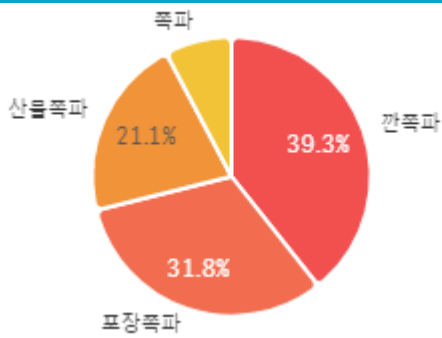
## 주간 반입량(톤)

◆ 2025    ● 2024    ▲ 평년

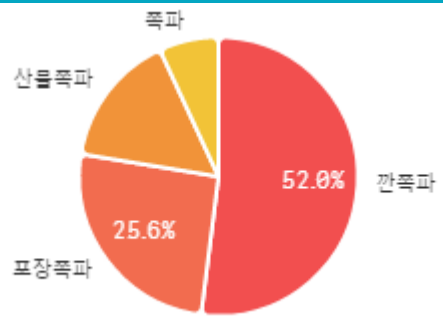


구분	금주(A)	전주(B)	전월(C)	전년(D)	평년(E)	A/B	A/C	A/D	A/E
물량(톤)	149	209	169	198	245	71.5%	88.7%	75.4%	60.9%

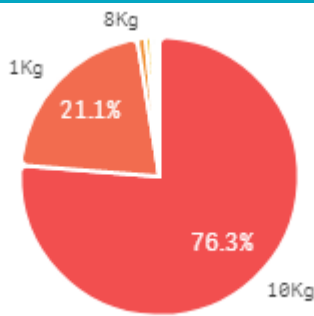
## 출하 품종별 거래물량 구성비



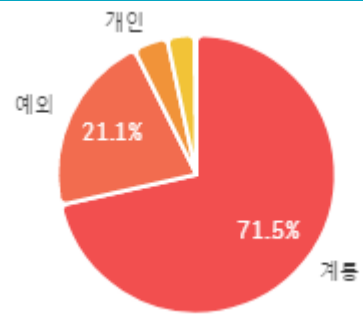
## 출하 품종별 거래금액 구성비



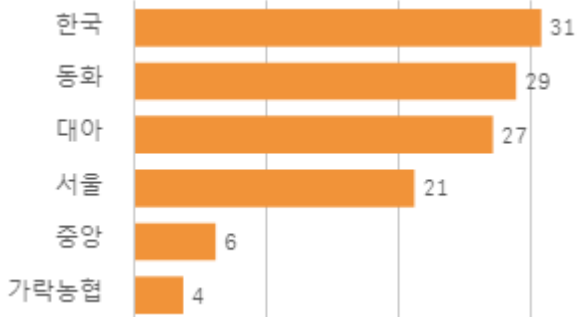
## 거래 단량별 물량 구성비



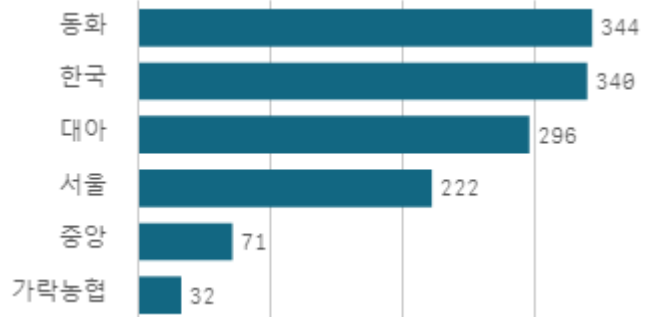
## 출하자별 거래물량 구성비



## 도매시장 법인별 거래물량(톤)

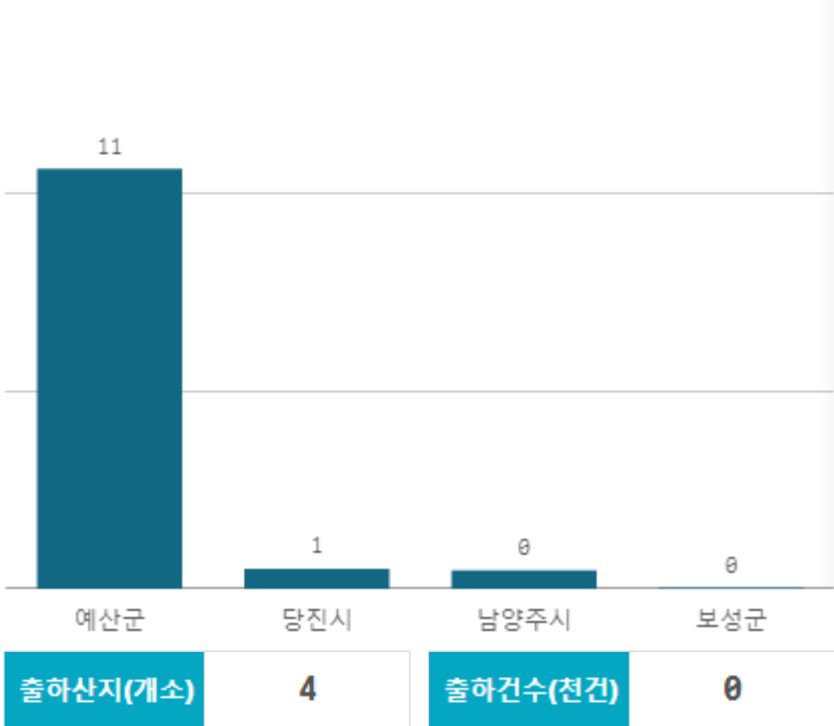


## 도매시장 법인별 거래금액(백만원)



# 쪽파(10Kg)

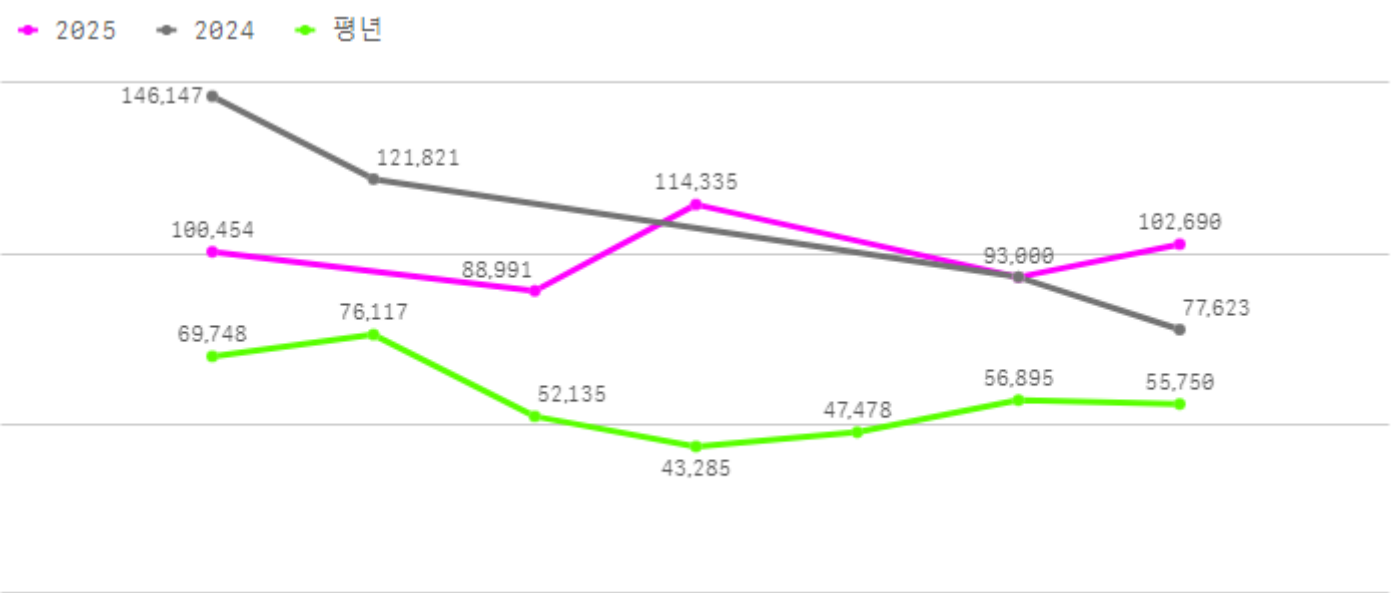
산지별 거래물량(톤)



산지별 주출하 시군구



주간 도매가격(원)



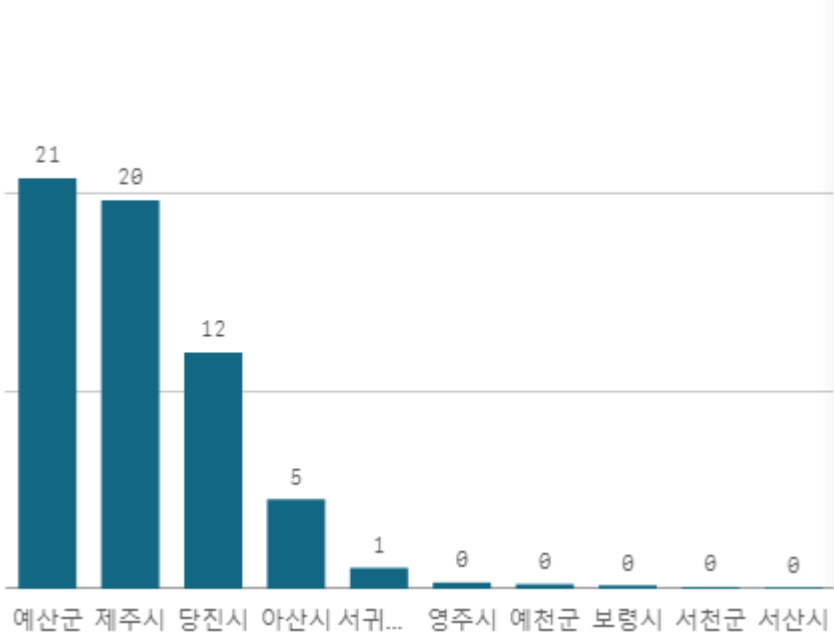
구분	금주(A)	전주(B)	전월(C)	전년(D)	평년(E)	A/B	A/C	A/D	A/E
가격(원)	99,894	67,517	80,050	109,662	72,742	148.0%	124.8%	91.1%	137.3%

## □ 쪽파(10Kg) 주간 가격

구분	Q	품종	Q	단량	Q	특	상	보통	하
2025-02-08		쪽파		10Kg		109,684	100,454	90,088	71,888
2025-02-10		쪽파		10Kg		100,184	88,991	78,411	59,609
2025-02-11		쪽파		10Kg		122,114	114,335	98,891	71,601
2025-02-13		쪽파		10Kg		106,271	93,000	77,130	51,030
2025-02-14		쪽파		10Kg		115,349	102,690	79,370	48,366
평균						<b>110,720</b>	<b>99,894</b>	<b>84,778</b>	<b>60,499</b>

# 간쪽파(10Kg)

산지별 거래물량(톤)



출하산지(개소)

12

출하건수(천건)

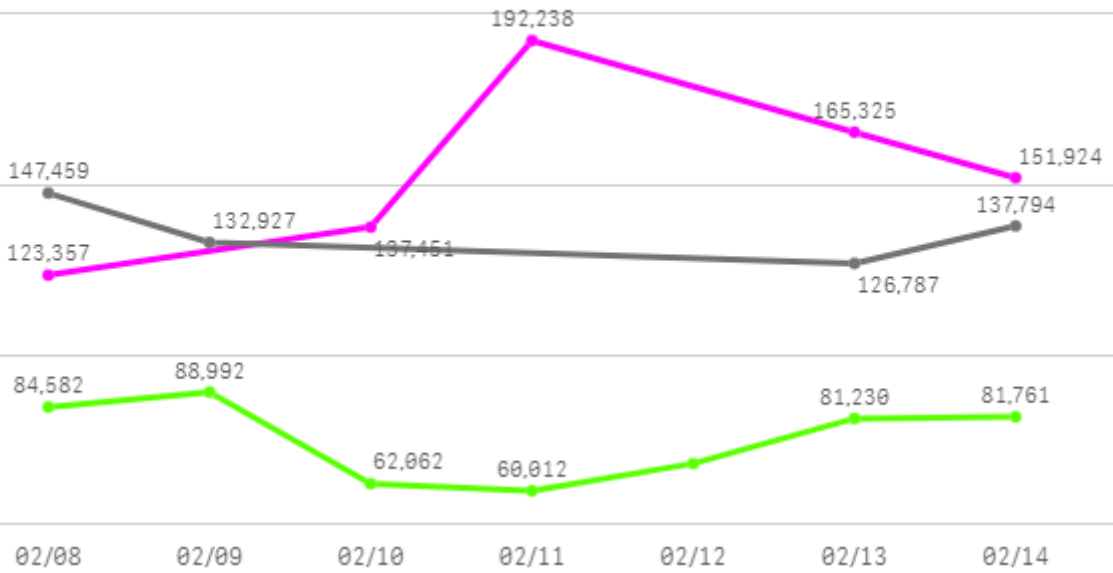
1

산지별 주출하 시군구



주간 도매가격(원)

◆ 2025    ● 2024    ◆ 평년



구분	금주(A)	전주(B)	전월(C)	전년(D)	평년(E)	A/B	A/C	A/D	A/E
가격(원)	154,059	134,878	91,276	136,242	98,349	114.2%	168.8%	113.1%	156.6%

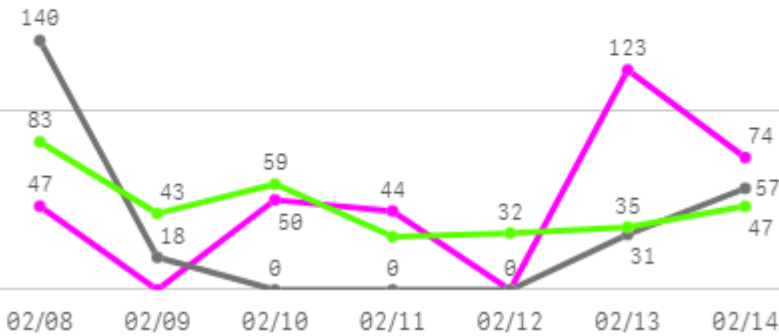
## □ 깎쪽파(10Kg) 주간 가격

구분	Q	품종	Q	단량	Q	특	상	보통	하
2025-02-08		깎쪽파		10Kg		135,092	123,357	110,449	94,961
2025-02-10		깎쪽파		10Kg		147,860	137,451	121,244	101,938
2025-02-11		깎쪽파		10Kg		212,045	192,238	170,388	143,782
2025-02-13		깎쪽파		10Kg		181,226	165,325	142,764	120,240
2025-02-14		깎쪽파		10Kg		166,964	151,924	135,782	117,202
평균						<b>168,637</b>	<b>154,059</b>	<b>136,125</b>	<b>115,625</b>

# 파프리카

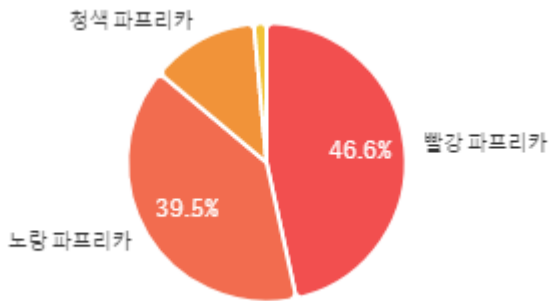
## 주간 반입량(톤)

◆ 2025    ● 2024    ▲ 평년

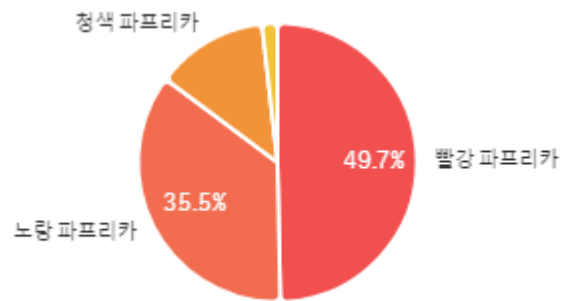


구분	금주(A)	전주(B)	전월(C)	전년(D)	평년(E)	A/B	A/C	A/D	A/E
물량(톤)	339	472	371	246	321	71.9%	91.5%	137.8%	105.7%

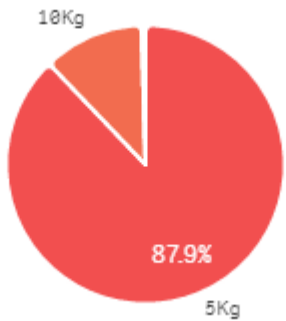
### 출하 품종별 거래물량 구성비



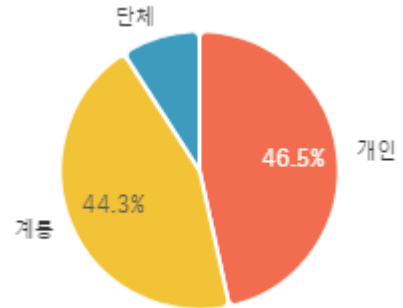
### 출하 품종별 거래금액 구성비



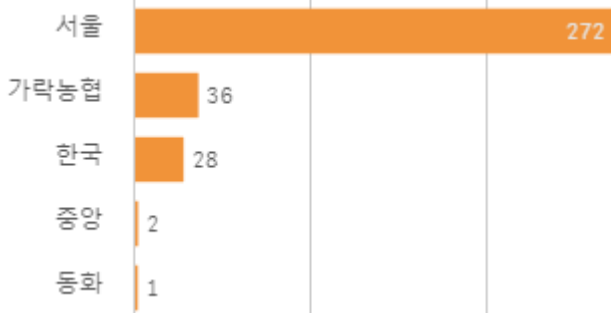
### 거래 단량별 물량 구성비



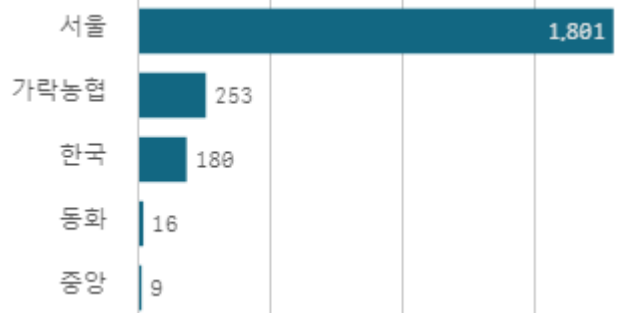
### 출하자별 거래물량 구성비



### 도매시장 법인별 거래물량(톤)

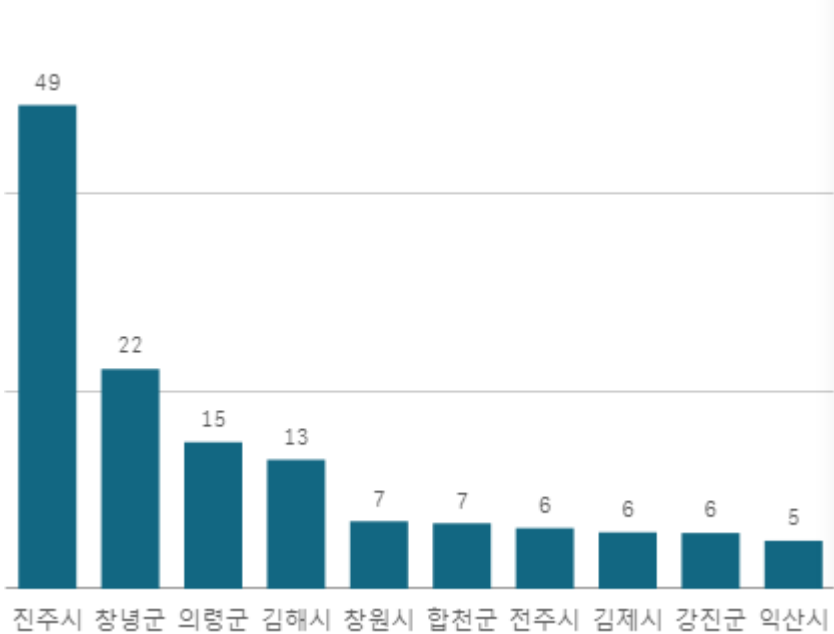


### 도매시장 법인별 거래금액(백만원)



# 빨강 파프리카(5Kg)

산지별 거래물량(톤)



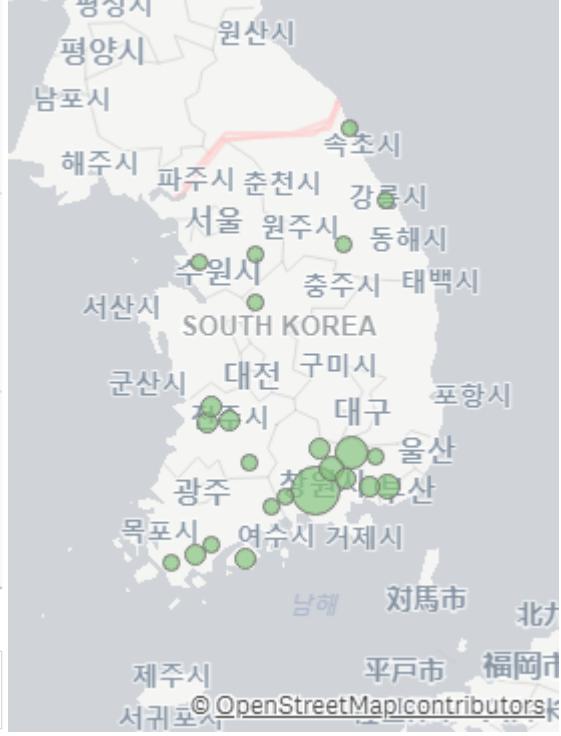
출하산지(개소)

25

출하건수(천건)

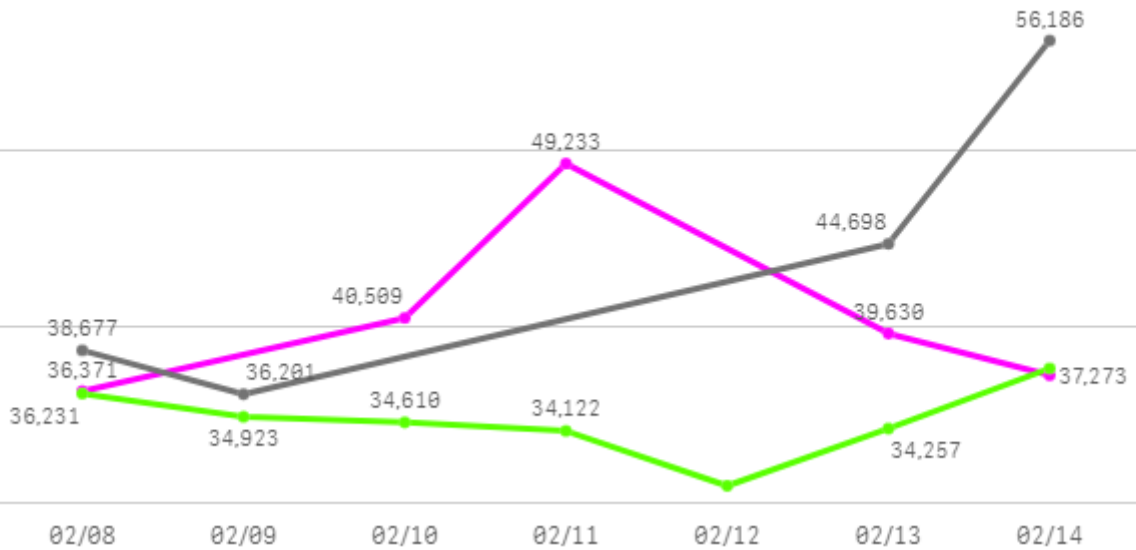
1

산지별 주출하 시군구



주간 도매가격(원)

◆ 2025    ● 2024    ◆ 평년



구분	금주(A)	전주(B)	전월(C)	전년(D)	평년(E)	A/B	A/C	A/D	A/E
가격(원)	40,603	40,062	36,934	43,941	37,082	101.4%	109.9%	92.4%	109.5%

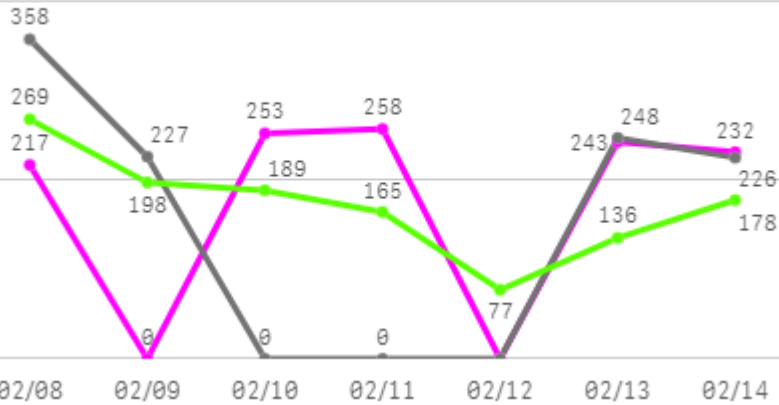
## □ 빨강 파프리카(5Kg) 주간 가격

구분	Q	품종	Q	단량	Q	특	상	보통	하
2025-02-08		빨강 파프리카		5Kg		-	36,371	32,960	27,681
2025-02-10		빨강 파프리카		5Kg		-	40,509	37,998	32,197
2025-02-11		빨강 파프리카		5Kg		-	49,233	45,296	37,339
2025-02-13		빨강 파프리카		5Kg		-	39,630	36,156	32,316
2025-02-14		빨강 파프리카		5Kg		-	37,273	35,000	31,781
평균						-	<b>40,603</b>	<b>37,482</b>	<b>32,263</b>

# 버섯

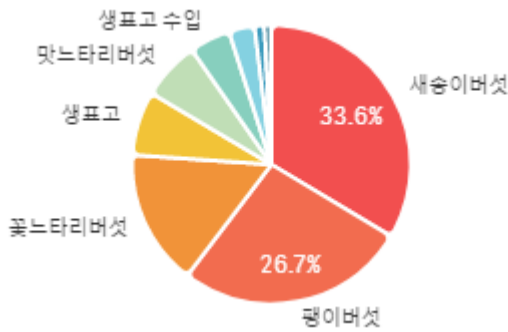
## 주간 반입량(톤)

◆ 2025    ● 2024    ▲ 평년

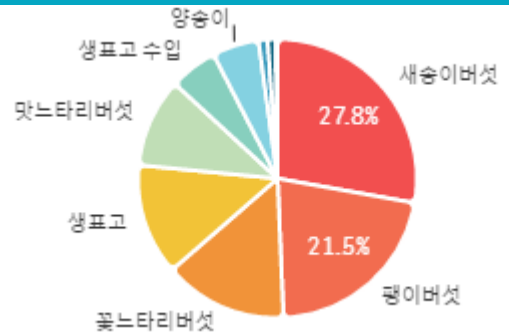


구분	금주(A)	전주(B)	전월(C)	전년(D)	평년(E)	A/B	A/C	A/D	A/E
물량(톤)	1,203	1,401	1,382	1,058	1,207	85.8%	87.0%	113.7%	99.7%

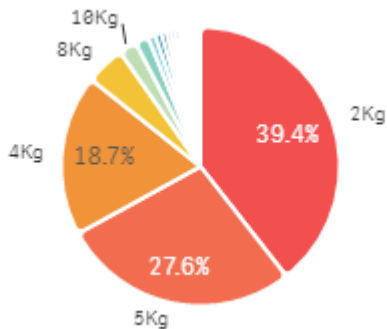
## 출하 품종별 거래물량 구성비



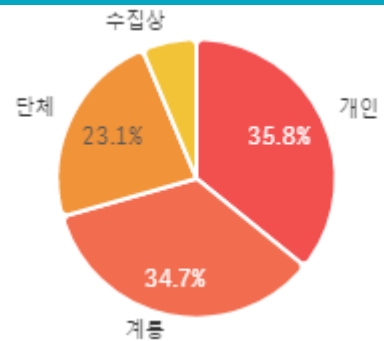
## 출하 품종별 거래금액 구성비



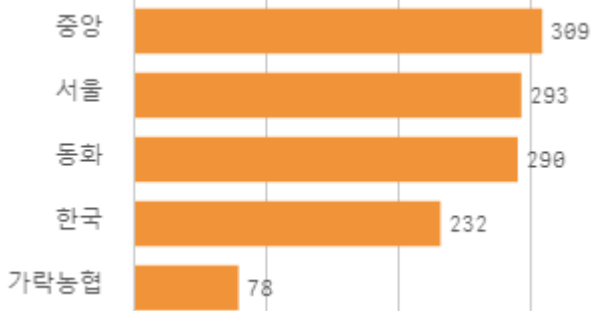
## 거래 단량별 물량 구성비



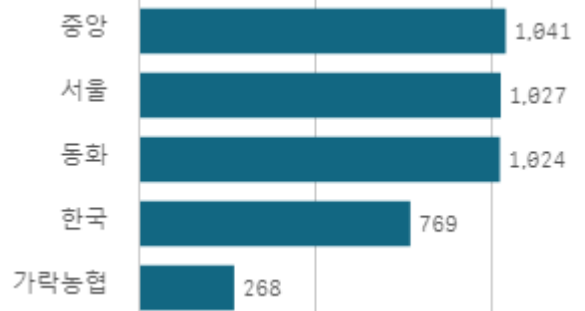
## 출하자별 거래물량 구성비



## 도매시장 법인별 거래물량(톤)

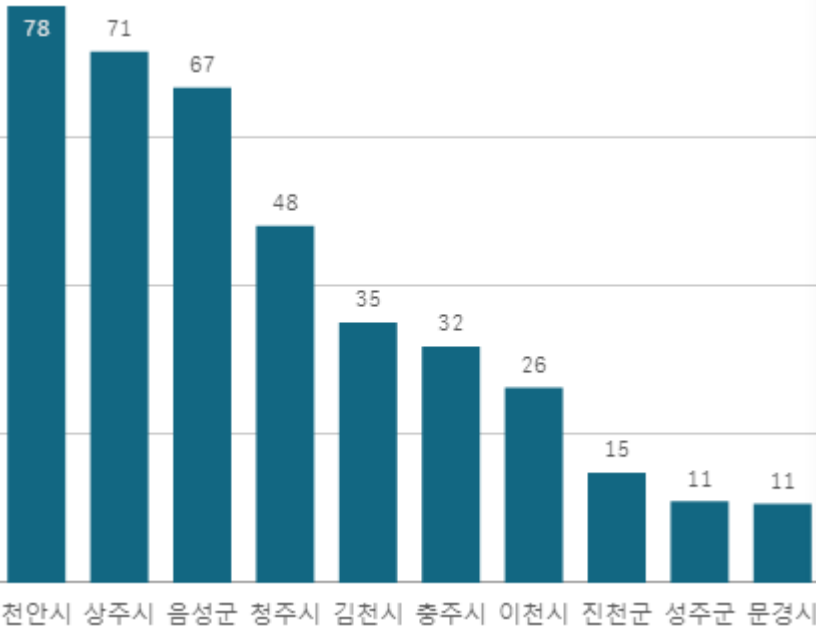


## 도매시장 법인별 거래금액(백만원)



# 새송이버섯(2Kg)

산지별 거래물량(톤)



출하산지(개소)

17

출하건수(천건)

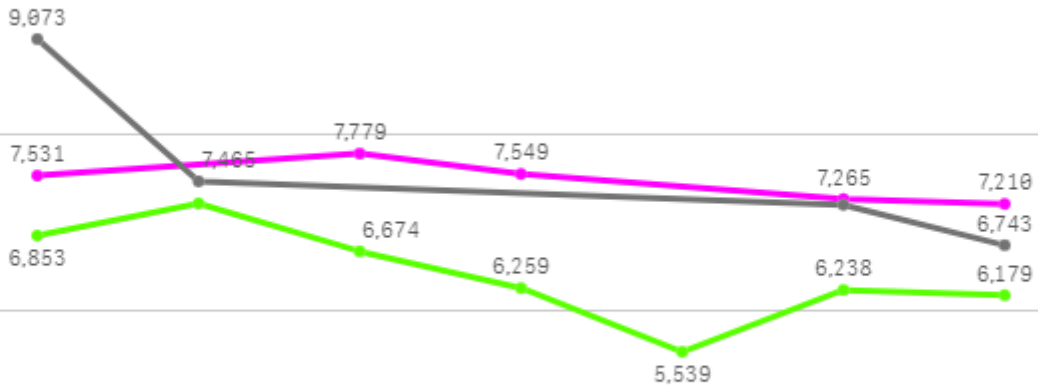
3

산지별 주출하 시군구



주간 도매가격(원)

◆ 2025    ● 2024    ◆ 평년



02/08    02/09    02/10    02/11    02/12    02/13    02/14

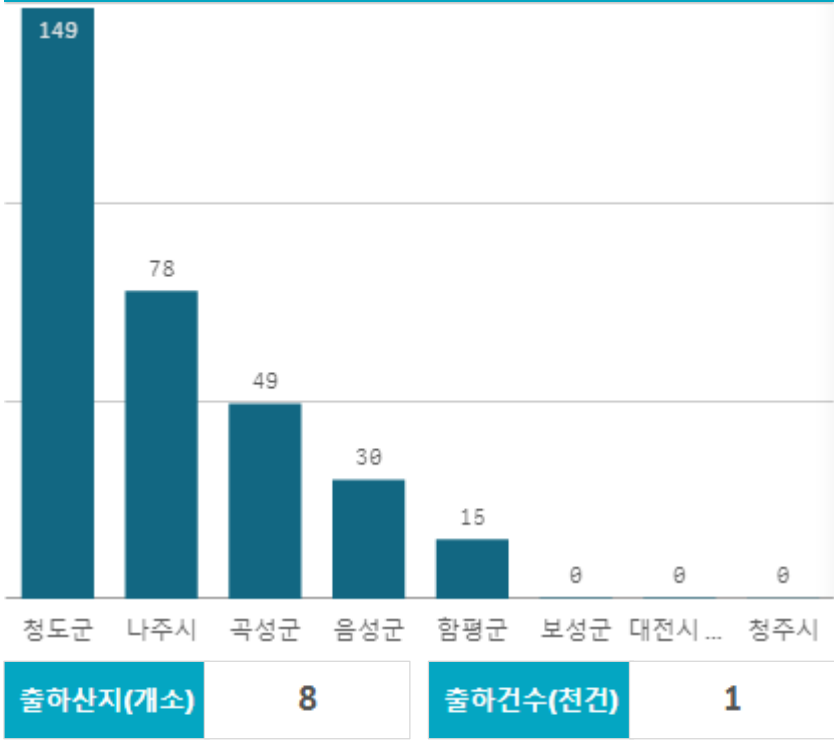
구분	금주(A)	전주(B)	전월(C)	전년(D)	평년(E)	A/B	A/C	A/D	A/E
가격(원)	7,467	8,334	8,059	7,620	7,154	89.6%	92.7%	98.0%	104.4%

## □ 새송이버섯(2Kg) 주간 가격

구분	Q	품종	Q	단량	Q	특	상	보통	하
2025-02-08		새송이버섯		2Kg		8,947	7,531	6,341	3,847
2025-02-10		새송이버섯		2Kg		10,762	7,779	6,505	3,919
2025-02-11		새송이버섯		2Kg		8,718	7,549	6,449	4,259
2025-02-13		새송이버섯		2Kg		8,498	7,265	6,226	4,115
2025-02-14		새송이버섯		2Kg		8,623	7,210	6,105	4,420
평균						<b>9,110</b>	<b>7,467</b>	<b>6,325</b>	<b>4,112</b>

# 팬이버섯(5Kg)

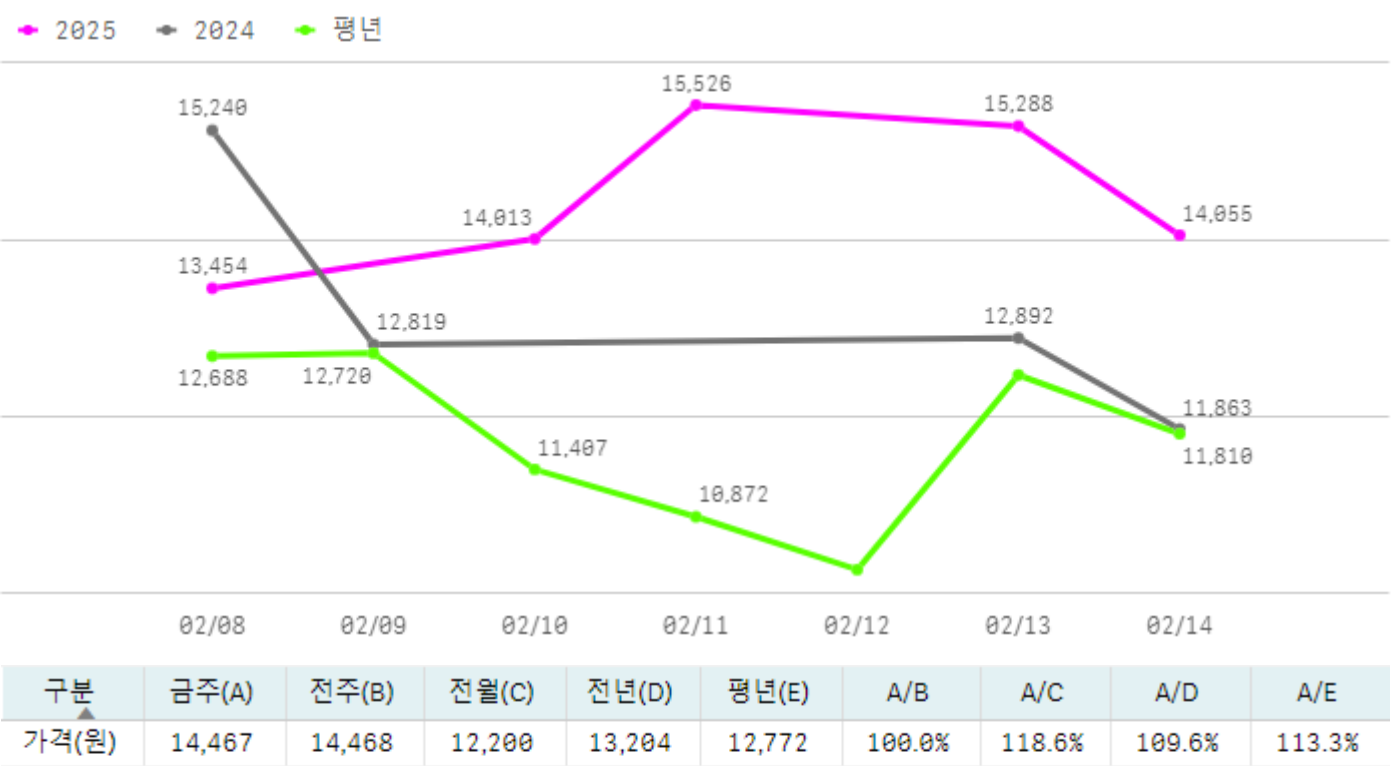
산지별 거래물량(톤)



산지별 주출하 시군구



주간 도매가격(원)



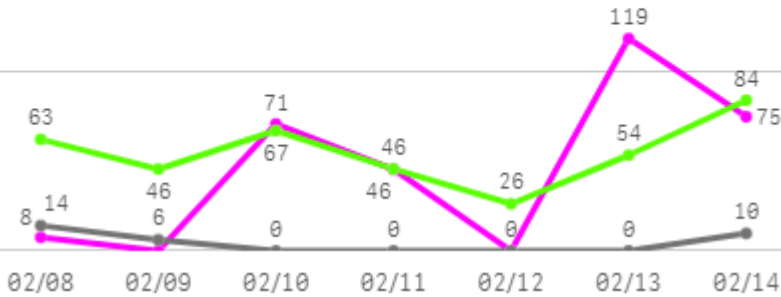
## □ 팽이버섯(5Kg) 주간 가격

구분	Q	품종	Q	단량	Q	특	상	보통	하
2025-02-08		팽이버섯		5Kg		13,914	13,454	12,884	12,390
2025-02-10		팽이버섯		5Kg		14,500	14,013	13,489	12,894
2025-02-11		팽이버섯		5Kg		16,500	15,526	14,561	13,568
2025-02-13		팽이버섯		5Kg		16,507	15,288	14,382	13,507
2025-02-14		팽이버섯		5Kg		15,270	14,055	12,868	12,202
평균						<b>15,338</b>	<b>14,467</b>	<b>13,637</b>	<b>12,912</b>

# 사과

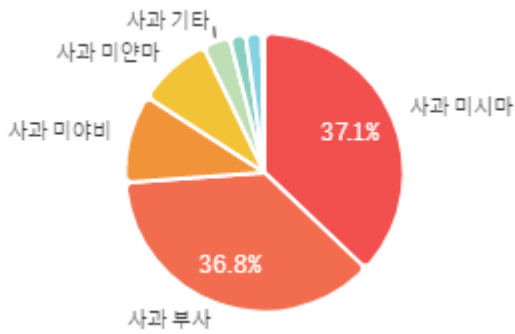
## 주간 반입량(톤)

◆ 2025    ● 2024    ▲ 평년

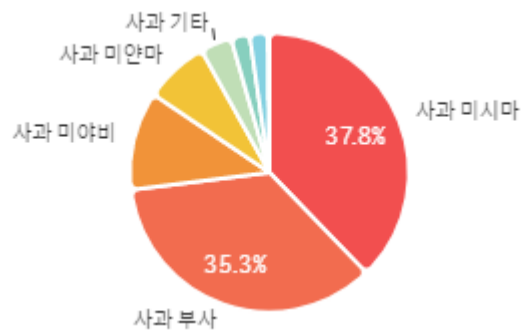


구분	금주(A)	전주(B)	전월(C)	전년(D)	평년(E)	A/B	A/C	A/D	A/E
물량(톤)	319	187	901	30	315	170.5%	35.4%	1053.1%	101.2%

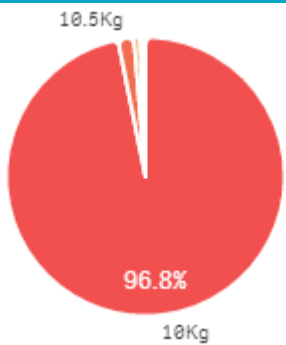
### 출하 품종별 거래물량 구성비



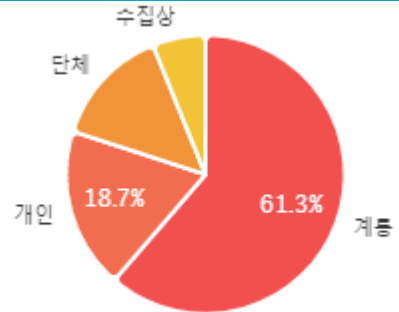
### 출하 품종별 거래금액 구성비



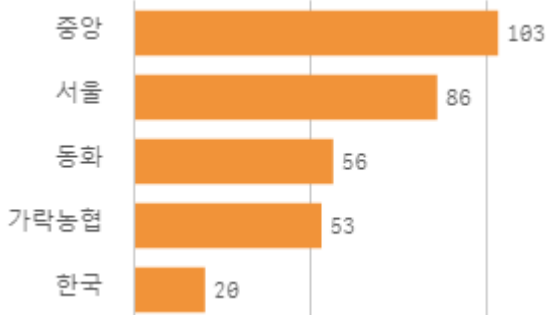
### 거래 단량별 물량 구성비



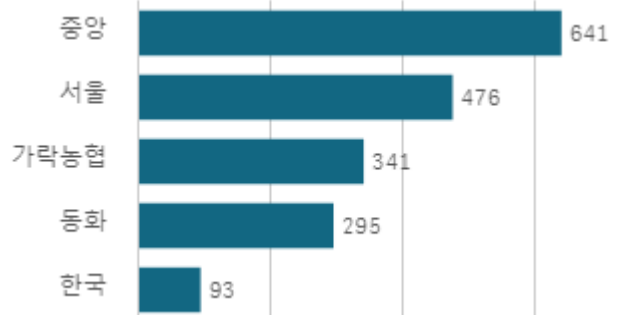
### 출하자별 거래물량 구성비



### 도매시장 법인별 거래물량(톤)

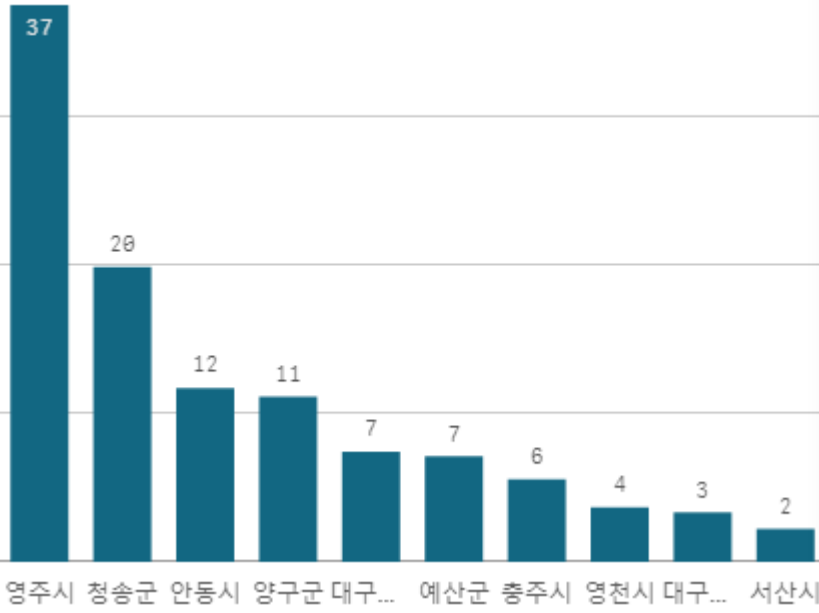


### 도매시장 법인별 거래금액(백만원)



# 사과 부사(10Kg)

산지별 거래물량(톤)



출하산지(개소)

18

출하건수(천건)

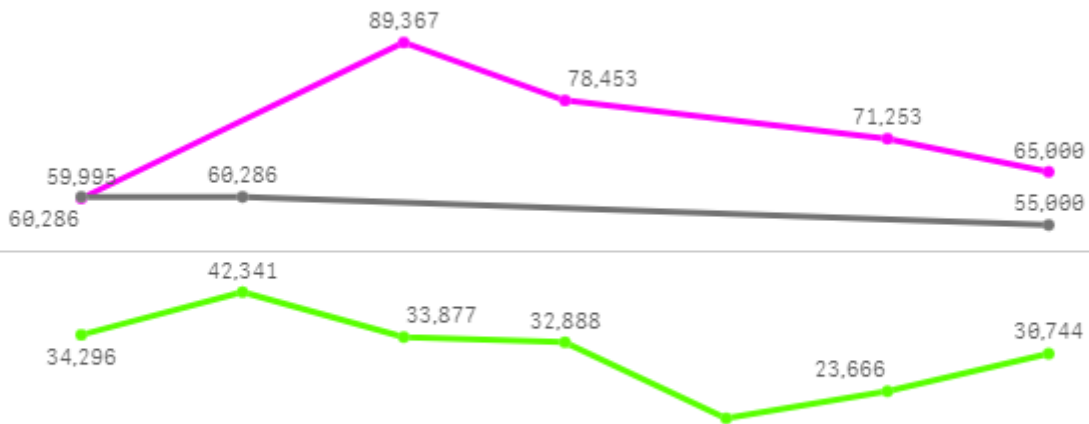
1

산지별 주출하 시군구



주간 도매가격(원)

◆ 2025    ● 2024    ◆ 평년



02/08    02/09    02/10    02/11    02/12    02/13    02/14

구분	금주(A)	전주(B)	전월(C)	전년(D)	평년(E)	A/B	A/C	A/D	A/E
가격(원)	72,814	60,904	69,687	58,524	43,982	119.6%	104.5%	124.4%	165.6%

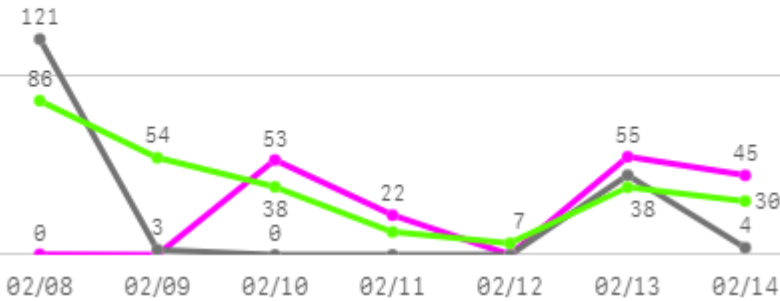
## □ 사과 부사(10Kg) 주간 가격

구분	Q	품종	Q	단량	Q	특	상	보통	하
2025-02-08		사과 부사		10Kg		145,595	59,995	44,691	34,027
2025-02-10		사과 부사		10Kg		140,250	89,367	59,072	28,148
2025-02-11		사과 부사		10Kg		140,445	78,453	51,124	31,160
2025-02-13		사과 부사		10Kg		114,527	71,253	47,581	32,436
2025-02-14		사과 부사		10Kg		105,414	65,000	49,156	29,404
평균						<b>129,246</b>	<b>72,814</b>	<b>50,325</b>	<b>31,035</b>

# 배

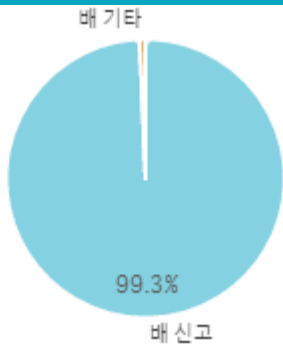
## 주간 반입량(톤)

◆ 2025    ● 2024    ▲ 평년

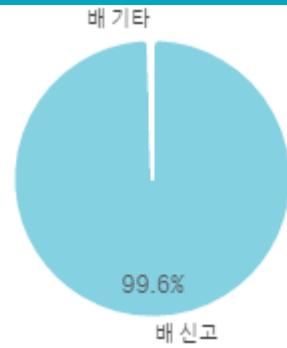


구분	금주(A)	전주(B)	전월(C)	전년(D)	평년(E)	A/B	A/C	A/D	A/E
물량(톤)	175	87	459	173	260	201.1%	38.2%	101.6%	67.5%

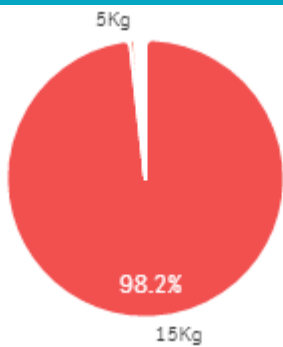
### 출하 품종별 거래물량 구성비



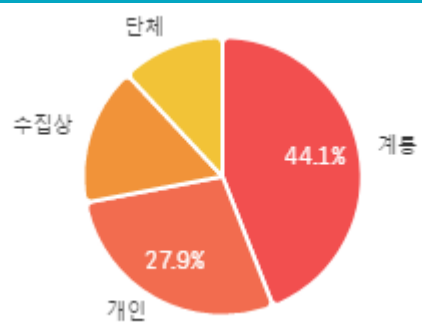
### 출하 품종별 거래금액 구성비



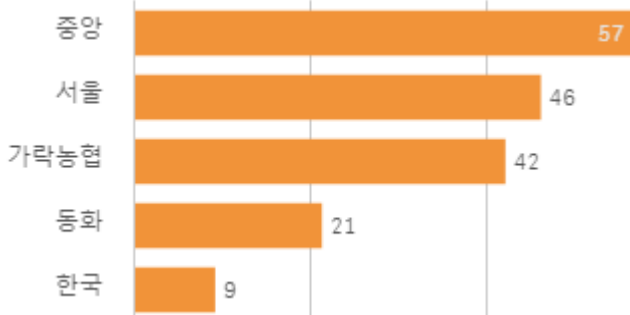
### 거래 단량별 물량 구성비



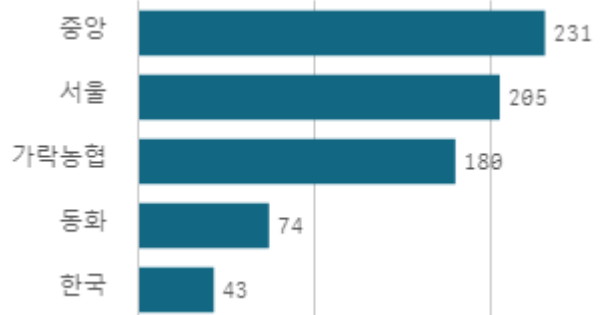
### 출하자별 거래물량 구성비



### 도매시장 법인별 거래물량(톤)

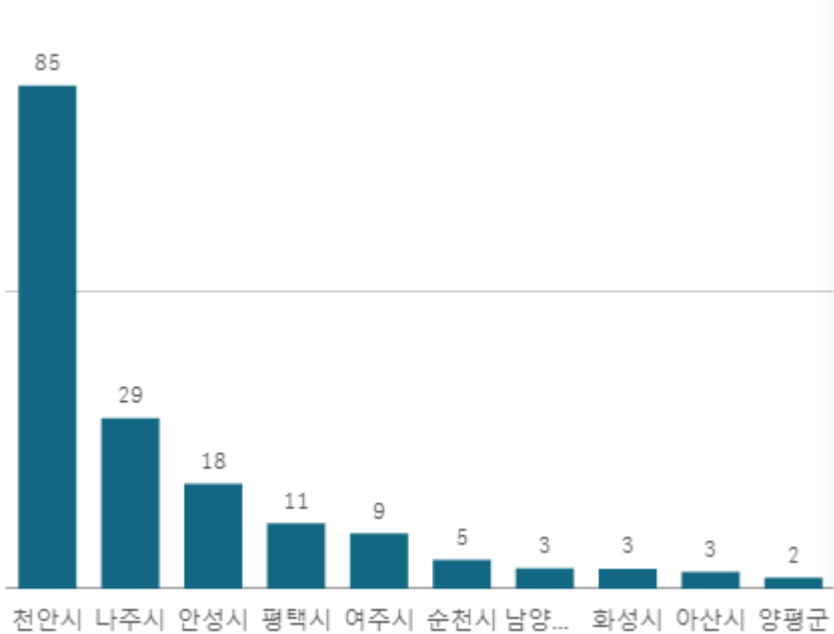


### 도매시장 법인별 거래금액(백만원)



# 배 신고(15Kg)

산지별 거래물량(톤)



출하산지(개소)

15

출하건수(천건)

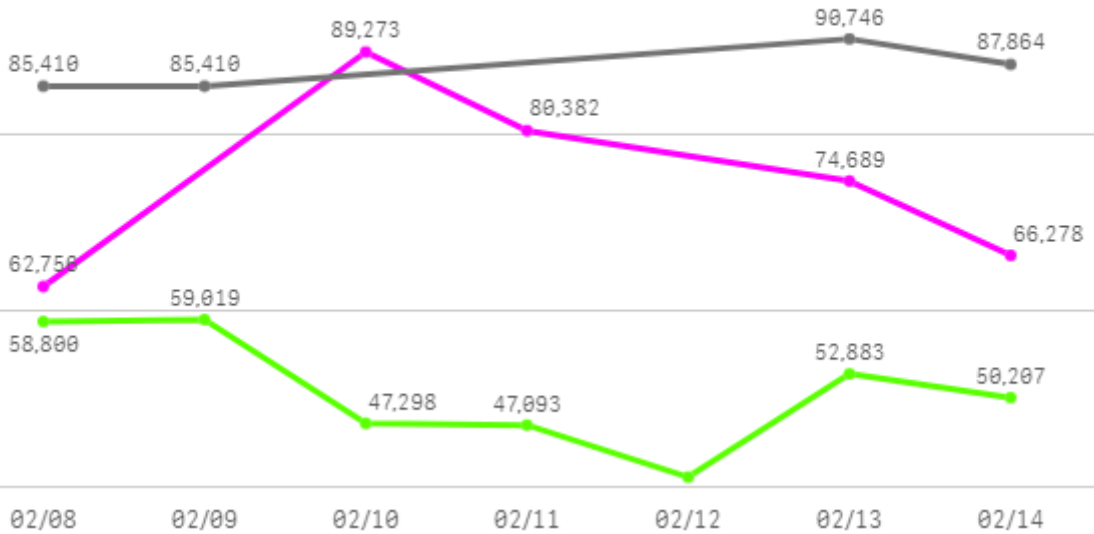
1

산지별 주출하 시군구



주간 도매가격(원)

◆ 2025    ● 2024    ◆ 평년



구분	금주(A)	전주(B)	전월(C)	전년(D)	평년(E)	A/B	A/C	A/D	A/E
가격(원)	74,676	81,589	91,479	87,358	60,249	91.5%	81.6%	85.5%	123.9%

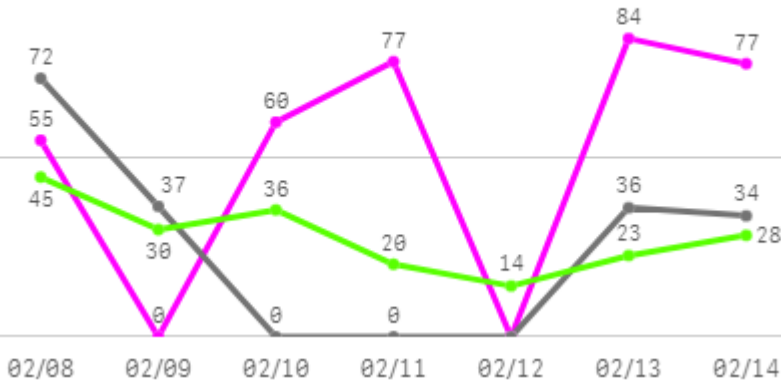
## □ 배 신고(15Kg) 주간 가격

구분	Q	품종	Q	단량	Q	특	상	보통	하
2025-02-08		배 신고		15Kg		87,400	62,756	48,741	39,847
2025-02-10		배 신고		15Kg		118,557	89,273	64,686	44,079
2025-02-11		배 신고		15Kg		97,014	80,382	57,284	38,153
2025-02-13		배 신고		15Kg		97,727	74,689	56,393	41,549
2025-02-14		배 신고		15Kg		88,441	66,278	51,626	34,282
평균						<b>97,828</b>	<b>74,676</b>	<b>55,746</b>	<b>39,582</b>

# 포도

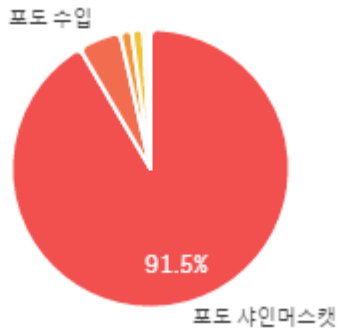
## 주간 반입량(톤)

◆ 2025    ● 2024    ▲ 평년

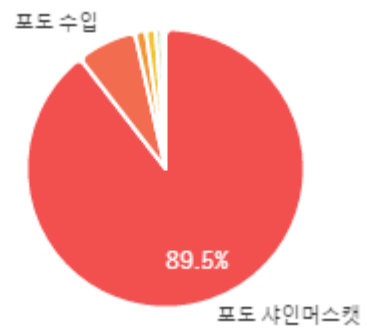


구분	금주(A)	전주(B)	전월(C)	전년(D)	평년(E)	A/B	A/C	A/D	A/E
물량(톤)	353	464	598	179	244	75.9%	59.0%	196.8%	144.4%

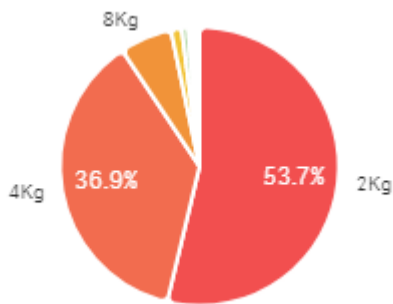
## 출하 품종별 거래물량 구성비



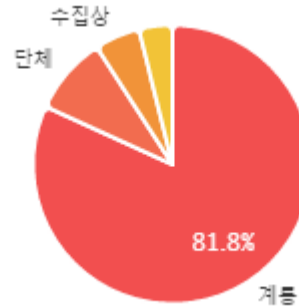
## 출하 품종별 거래금액 구성비



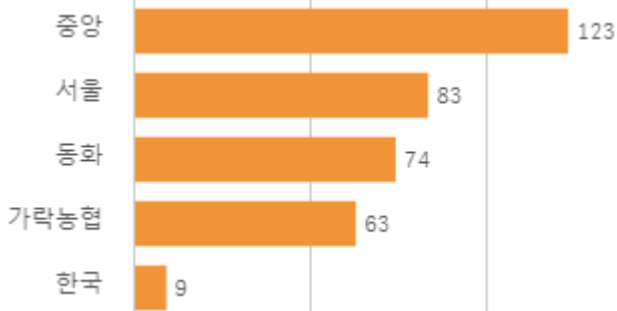
## 거래 단량별 물량 구성비



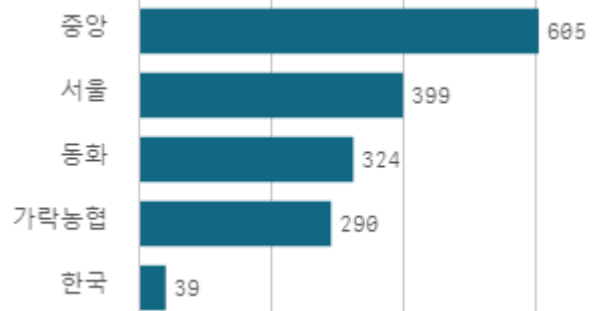
## 출하자별 거래물량 구성비



## 도매시장 법인별 거래물량(톤)

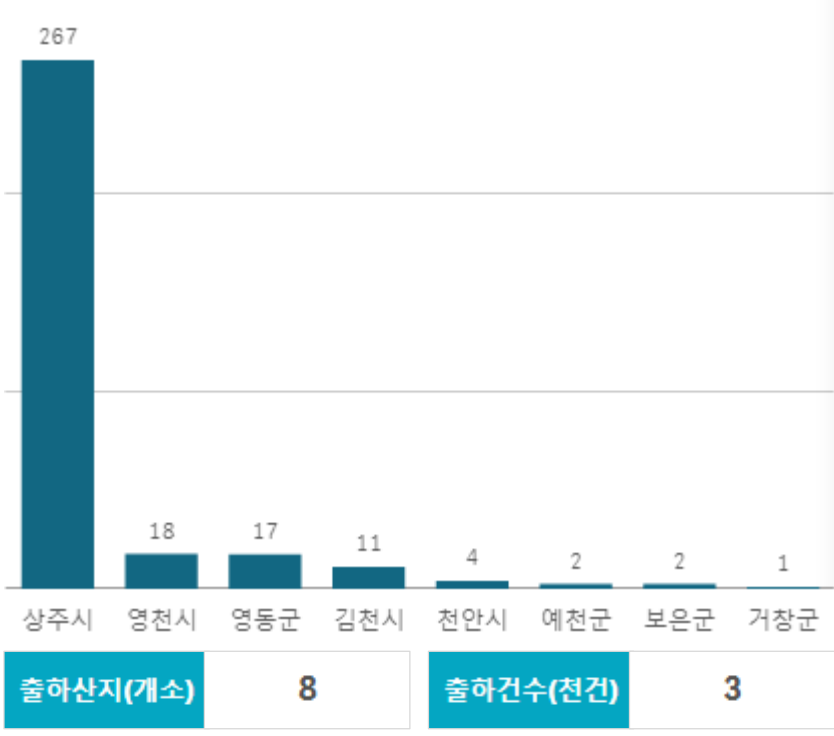


## 도매시장 법인별 거래금액(백만원)



# 포도 샤인머스캣(2Kg)

산지별 거래물량(톤)



출하산지(개소)

8

출하건수(천건)

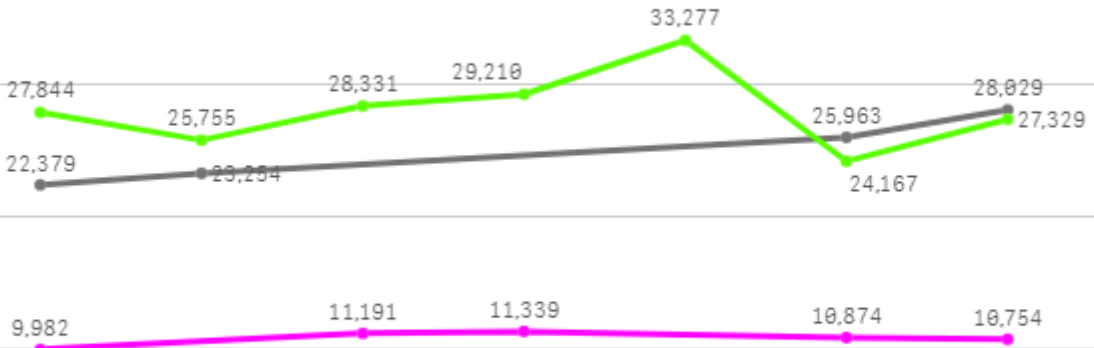
3

산지별 주출하 시군구



주간 도매가격(원)

◆ 2025    ● 2024    ◆ 평년



02/08    02/09    02/10    02/11    02/12    02/13    02/14

구분	금주(A)	전주(B)	전월(C)	전년(D)	평년(E)	A/B	A/C	A/D	A/E
가격(원)	10,828	11,267	9,042	24,906	22,879	96.1%	119.7%	43.5%	47.3%

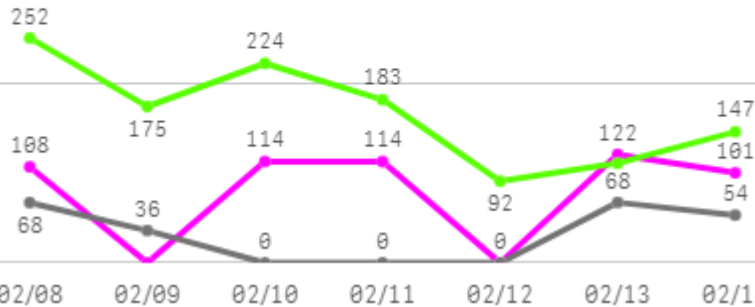
## □ 포도 샤인머스켓(2Kg) 주간 가격

구분	Q	품종	Q	단량	Q	특	상	보통	하
2025-02-08		포도 샤인머스켓		2Kg		13,593	9,982	6,939	4,380
2025-02-10		포도 샤인머스켓		2Kg		15,247	11,191	8,062	5,629
2025-02-11		포도 샤인머스켓		2Kg		14,286	11,339	8,633	6,468
2025-02-13		포도 샤인머스켓		2Kg		15,069	10,874	8,462	6,846
2025-02-14		포도 샤인머스켓		2Kg		13,669	10,754	8,089	6,139
평균						<b>14,373</b>	<b>10,828</b>	<b>8,037</b>	<b>5,892</b>

# 감귤

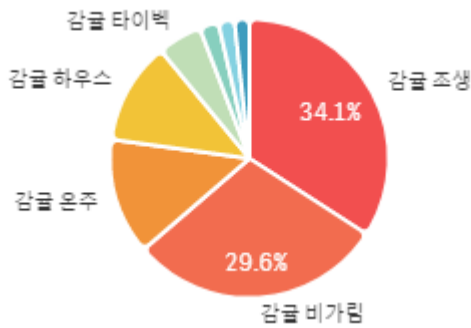
## 주간 반입량(톤)

◆ 2025    ● 2024    ▲ 평년

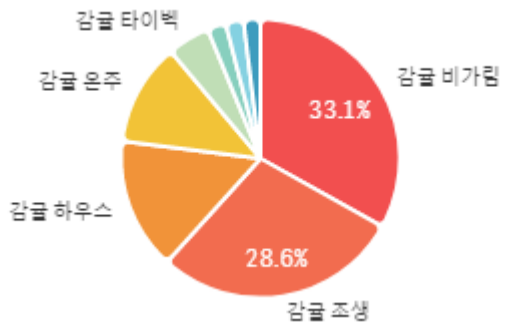


구분	금주(A)	전주(B)	전월(C)	전년(D)	평년(E)	A/B	A/C	A/D	A/E
물량(톤)	557	1,006	1,962	225	965	55.4%	28.4%	247.8%	57.8%

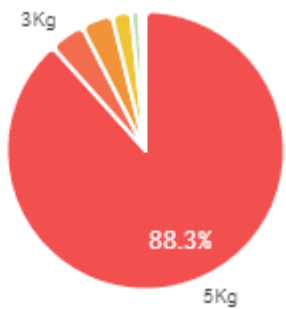
### 출하 품종별 거래물량 구성비



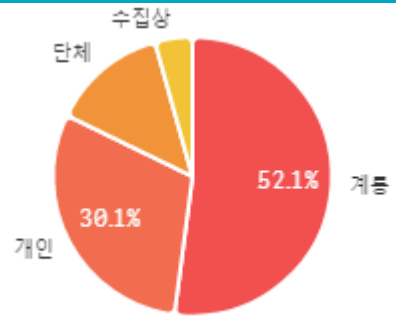
### 출하 품종별 거래금액 구성비



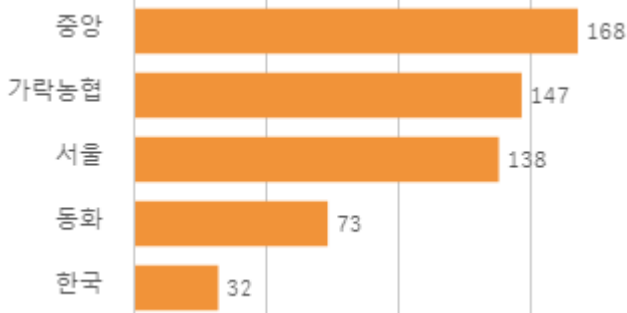
### 거래 단량별 물량 구성비



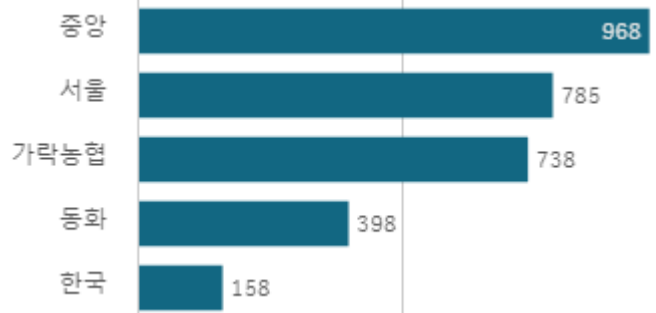
### 출하자별 거래물량 구성비



### 도매시장 법인별 거래물량(톤)

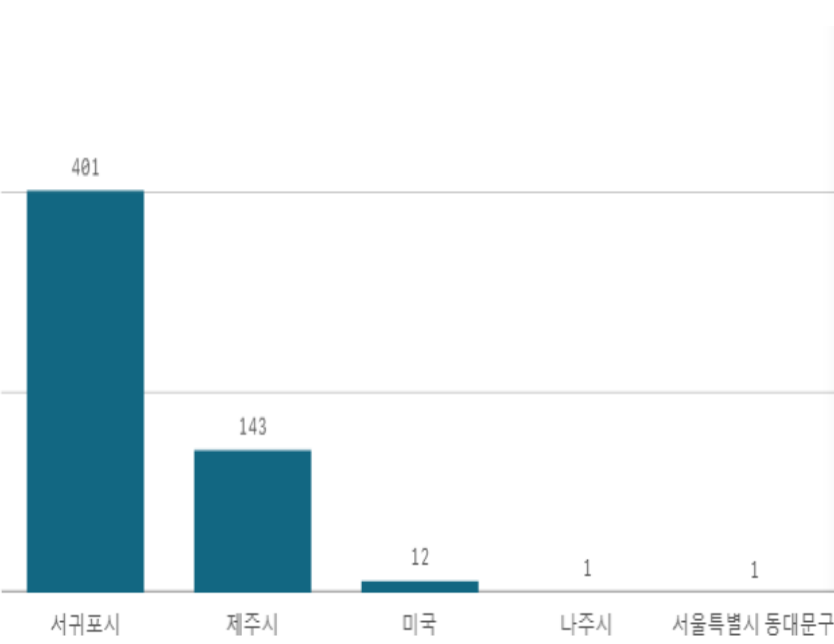


### 도매시장 법인별 거래금액(백만원)



# 감귤(5Kg)

산지별 거래물량(톤)



출하산지(개소)

5

출하건수(천건)

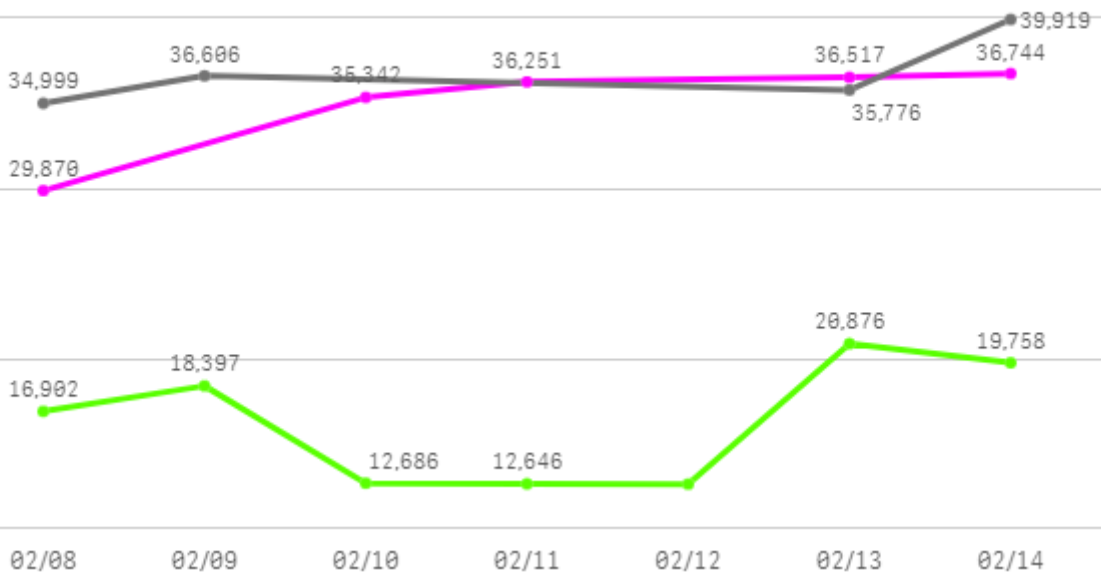
3

산지별 주출하 시군구



주간 도매가격(원)

◆ 2025    ● 2024    ◆ 평년



구분	금주(A)	전주(B)	전월(C)	전년(D)	평년(E)	A/B	A/C	A/D	A/E
가격(원)	34,945	30,148	22,097	36,825	21,154	115.9%	158.1%	94.9%	165.2%

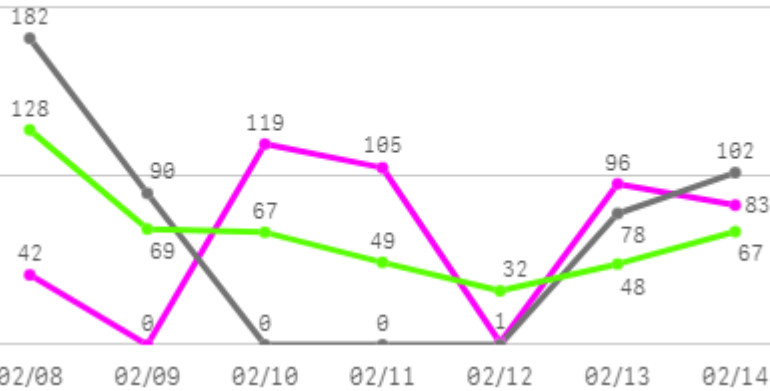
## □ 감귤(5Kg) 주간 가격

구분	Q	품종	Q	단량	Q	특	상	보통	하
2025-02-08		감귤		5Kg		39,689	29,870	19,957	12,643
2025-02-10		감귤		5Kg		46,616	35,342	23,372	14,670
2025-02-11		감귤		5Kg		46,885	36,251	24,543	15,696
2025-02-13		감귤		5Kg		46,978	36,517	24,666	16,348
2025-02-14		감귤		5Kg		45,697	36,744	24,116	14,926
평균						<b>45,173</b>	<b>34,945</b>	<b>23,331</b>	<b>14,857</b>

# 만감

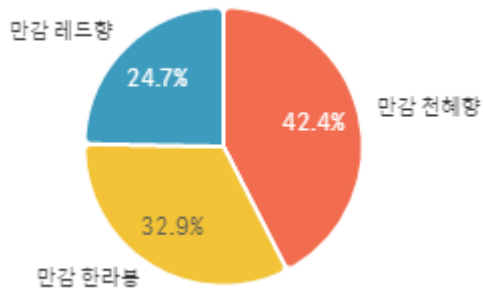
## 주간 반입량(톤)

◆ 2025    ● 2024    ▲ 평년

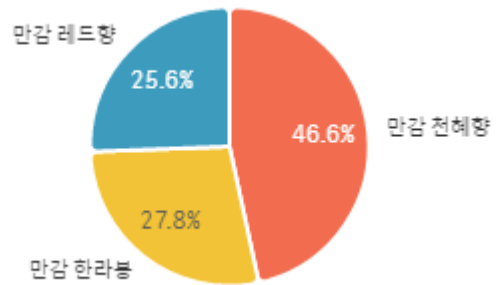


구분	금주(A)	전주(B)	전월(C)	전년(D)	평년(E)	A/B	A/C	A/D	A/E
물량(톤)	446	322	511	452	444	138.3%	87.3%	98.6%	100.5%

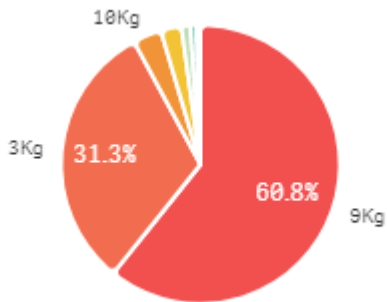
## 출하 품종별 거래물량 구성비



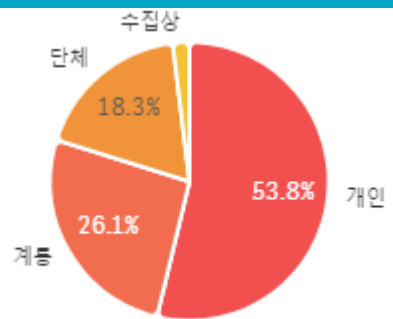
## 출하 품종별 거래금액 구성비



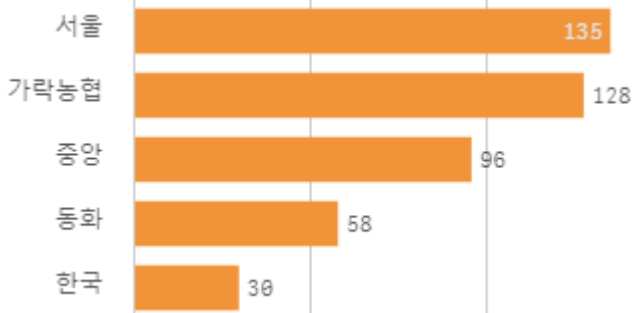
## 거래 단량별 물량 구성비



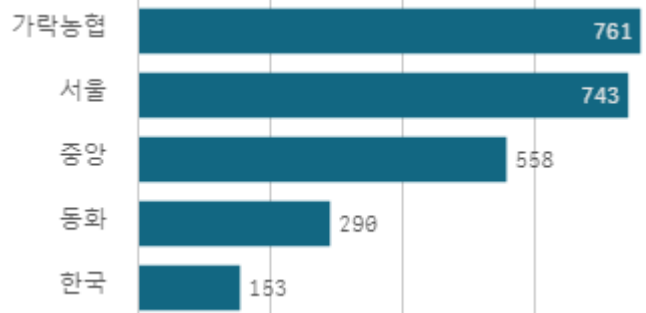
## 출하자별 거래물량 구성비



## 도매시장 법인별 거래물량(톤)

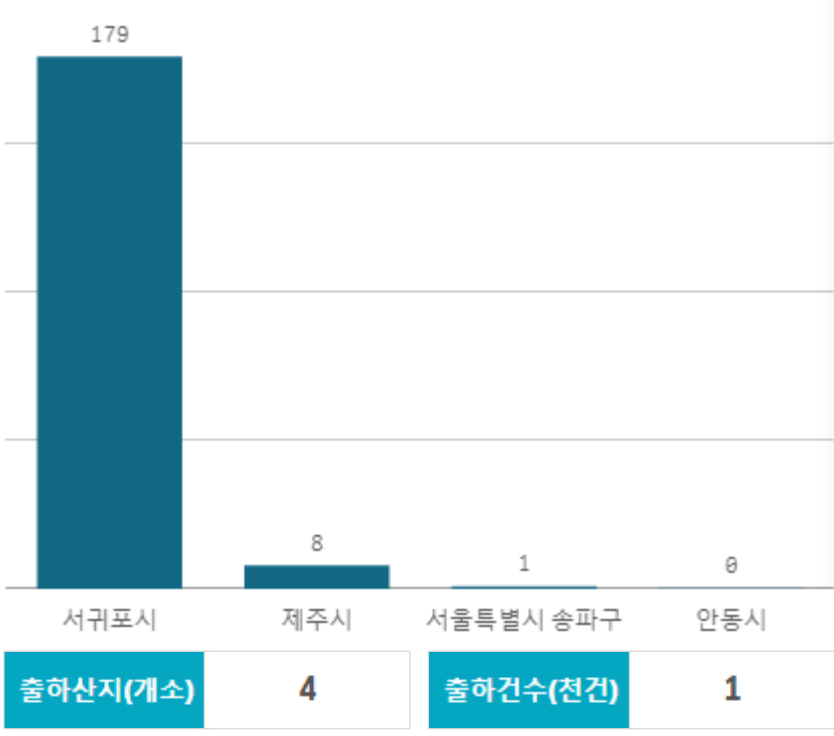


## 도매시장 법인별 거래금액(백만원)



# 만감 천혜향(3Kg)

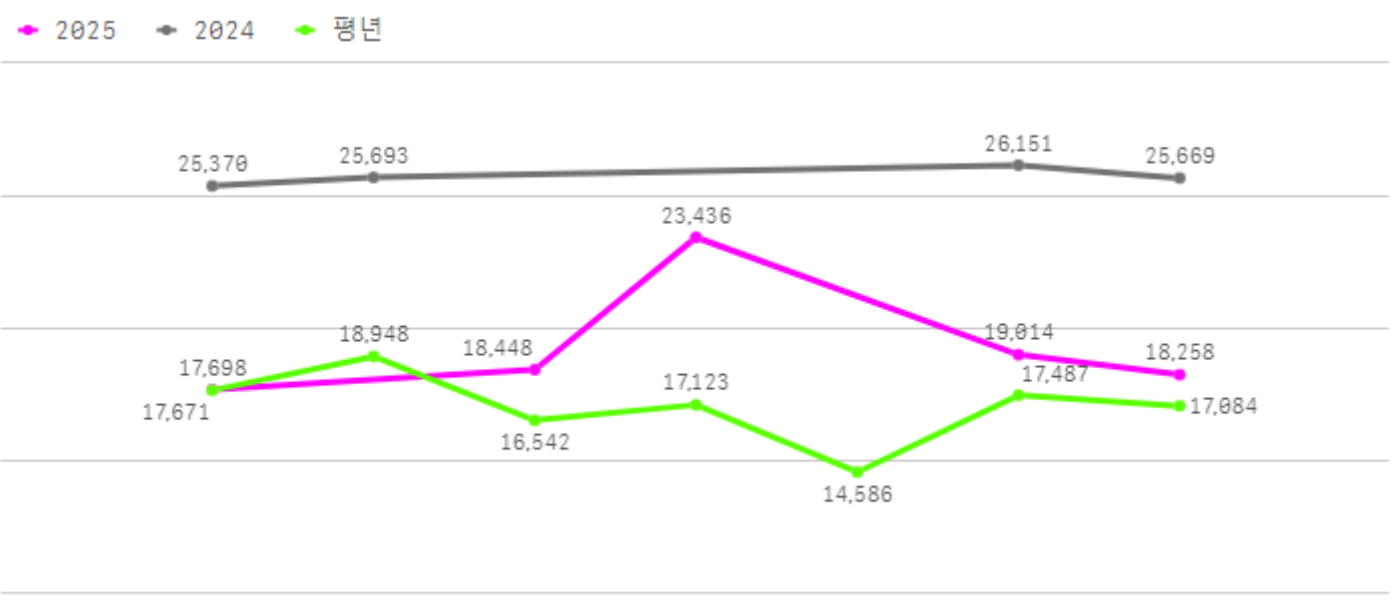
산지별 거래물량(톤)



산지별 주출하 시군구



주간 도매가격(원)



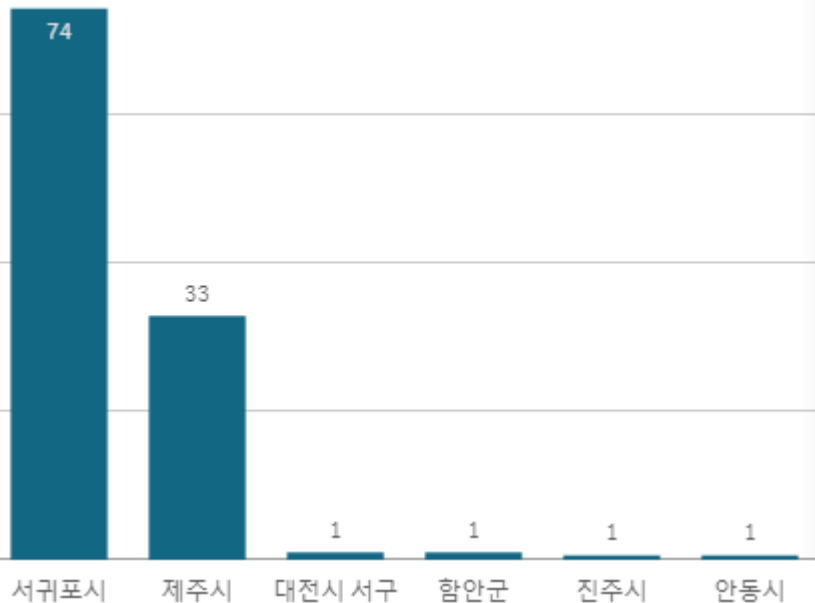
구분	금주(A)	전주(B)	전월(C)	전년(D)	평년(E)	A/B	A/C	A/D	A/E
가격(원)	19,371	18,163	21,856	25,721	18,537	106.7%	88.6%	75.3%	104.5%

## □ 만감 천혜향(3Kg) 주간 가격

구분	Q	품종	Q	단량	Q	특	상	보통	하
2025-02-08		만감 천혜향		3Kg		18,000	17,698	16,366	14,380
2025-02-10		만감 천혜향		3Kg		19,000	18,448	17,735	16,371
2025-02-11		만감 천혜향		3Kg		34,000	23,436	18,590	16,778
2025-02-13		만감 천혜향		3Kg		20,000	19,014	17,579	15,697
2025-02-14		만감 천혜향		3Kg		41,640	18,258	17,035	16,145
평균						<b>26,528</b>	<b>19,371</b>	<b>17,461</b>	<b>15,874</b>

# 만감 레드향(5Kg)

산지별 거래물량(톤)



출하산지(개소)

6

출하건수(천건)

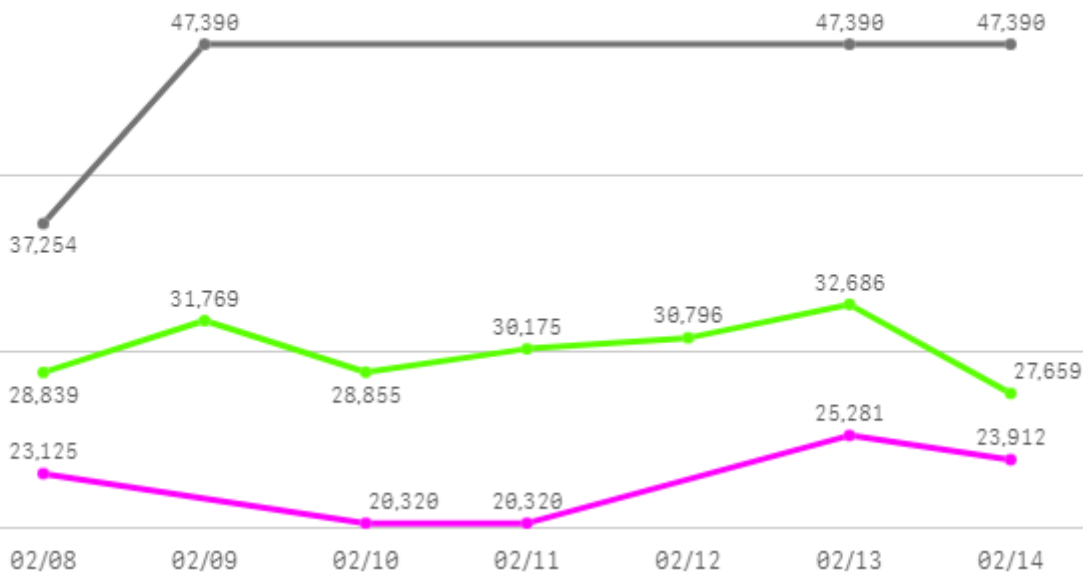
1

산지별 주출하 시군구



주간 도매가격(원)

◆ 2025    ● 2024    ◆ 평년



구분	금주(A)	전주(B)	전월(C)	전년(D)	평년(E)	A/B	A/C	A/D	A/E
가격(원)	22,592	26,414	46,345	44,856	28,818	85.5%	48.7%	50.4%	78.4%

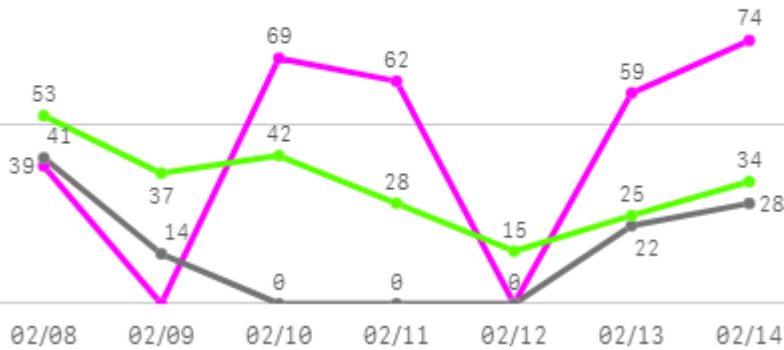
## □ 만감 레드향(5Kg) 주간 가격

구분	Q	품종	Q	단량	Q	특	상	보통	하
2025-02-08		만감 레드향		5Kg		28,000	23,125	16,249	13,000
2025-02-10		만감 레드향		5Kg		32,000	20,320	18,152	15,370
2025-02-11		만감 레드향		5Kg		32,000	20,320	18,152	15,370
2025-02-13		만감 레드향		5Kg		28,846	25,281	19,168	15,096
2025-02-14		만감 레드향		5Kg		28,000	23,912	18,257	15,344
평균						<b>29,769</b>	<b>22,592</b>	<b>17,996</b>	<b>14,836</b>

# 단감

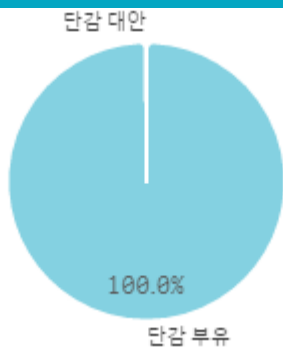
## 주간 반입량(톤)

◆ 2025    ● 2024    ▲ 평년

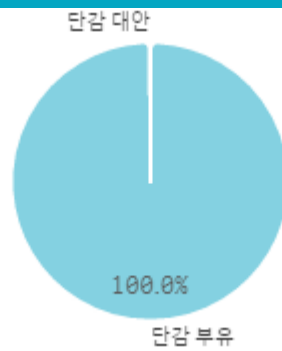


구분	금주(A)	전주(B)	전월(C)	전년(D)	평년(E)	A/B	A/C	A/D	A/E
물량(톤)	303	373	485	105	239	81.2%	62.4%	288.4%	126.7%

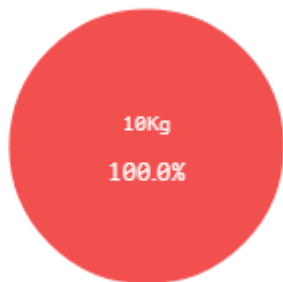
## 출하 품종별 거래물량 구성비



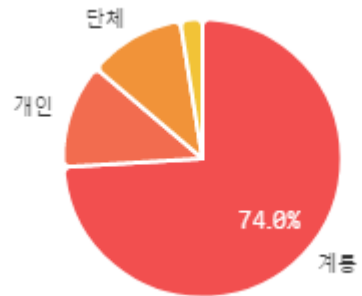
## 출하 품종별 거래금액 구성비



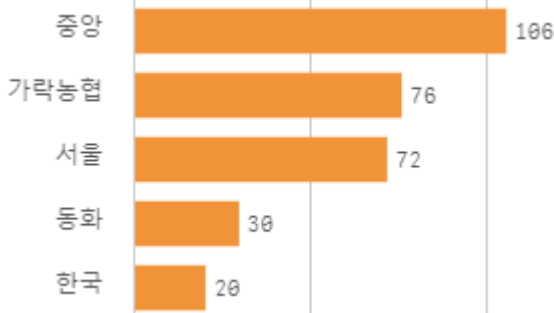
## 거래 단량별 물량 구성비



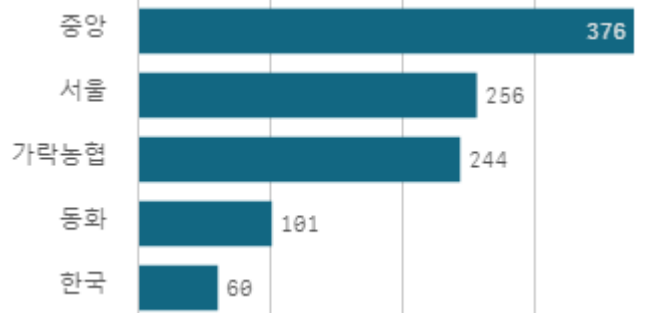
## 출하자별 거래물량 구성비



## 도매시장 법인별 거래물량(톤)

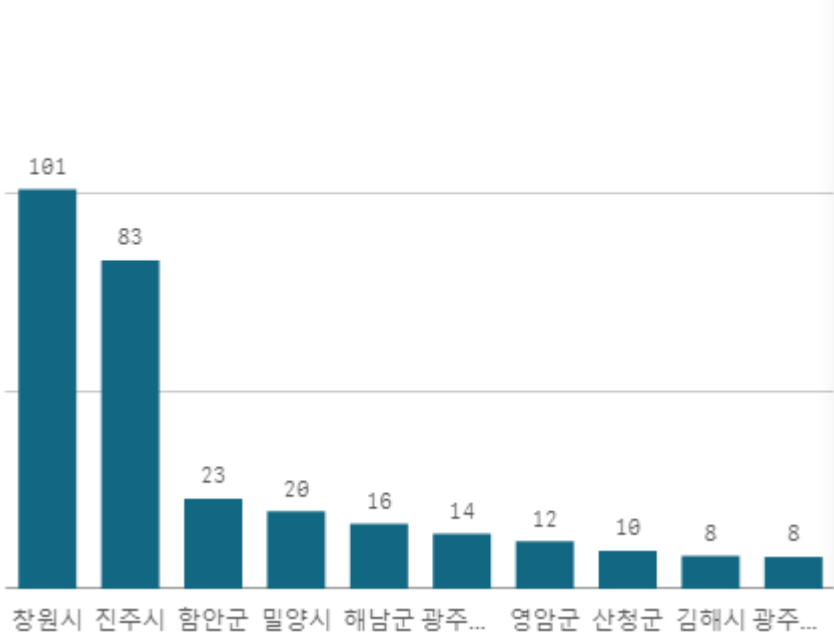


## 도매시장 법인별 거래금액(백만원)



# 단감 부유(10Kg)

산지별 거래물량(톤)



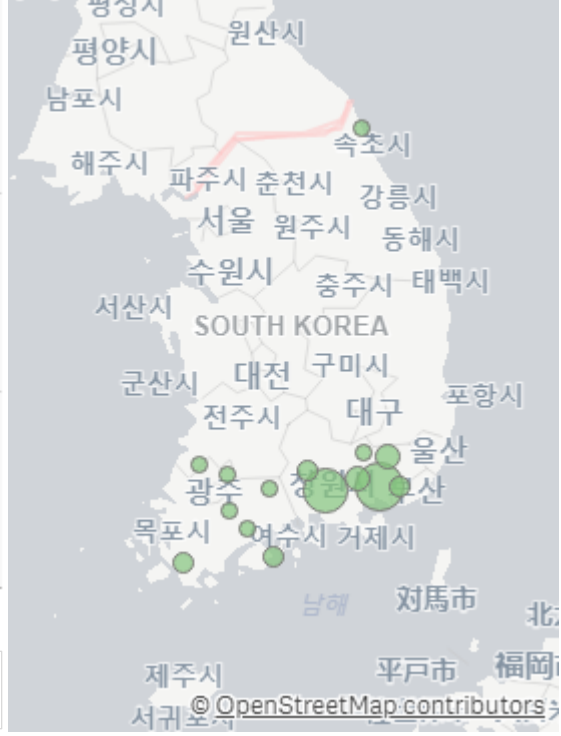
출하산지(개소)

17

출하건수(천건)

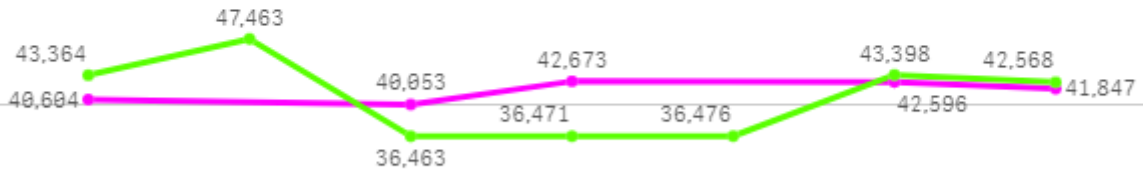
2

산지별 주출하 시군구



주간 도매가격(원)

◆ 2025    ● 2024    ◆ 평년



02/08    02/09    02/10    02/11    02/12    02/13    02/14

구분	금주(A)	전주(B)	전월(C)	전년(D)	평년(E)	A/B	A/C	A/D	A/E
가격(원)	41,555	40,064	33,714	70,435	43,948	103.7%	123.3%	59.0%	94.6%

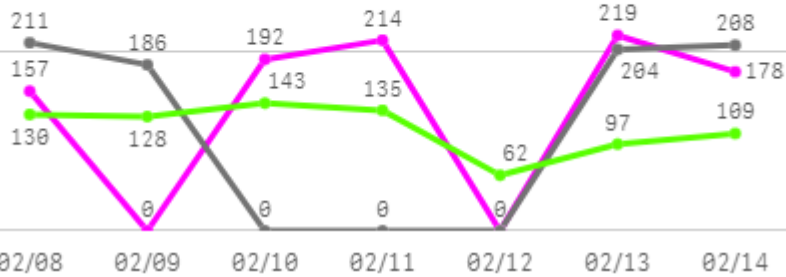
## □ 단감 부유(10Kg) 주간 가격

구분	Q	품종	Q	단량	Q	특	상	보통	하
2025-02-08		단감 부유		10Kg		52,891	40,604	31,015	20,389
2025-02-10		단감 부유		10Kg		52,112	40,053	31,126	21,039
2025-02-11		단감 부유		10Kg		52,449	42,673	33,104	22,860
2025-02-13		단감 부유		10Kg		51,685	42,596	33,076	23,113
2025-02-14		단감 부유		10Kg		51,643	41,847	33,560	24,049
평균						<b>52,156</b>	<b>41,555</b>	<b>32,376</b>	<b>22,290</b>

# 바나나

## 주간 반입량(톤)

◆ 2025    ● 2024    ▲ 평년

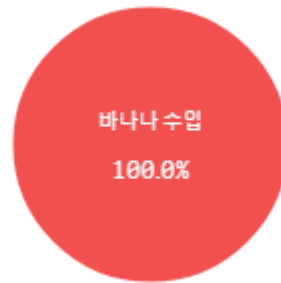


구분	금주(A)	전주(B)	전월(C)	전년(D)	평년(E)	A/B	A/C	A/D	A/E
물량(톤)	960	909	1,014	809	834	105.7%	94.7%	118.7%	115.2%

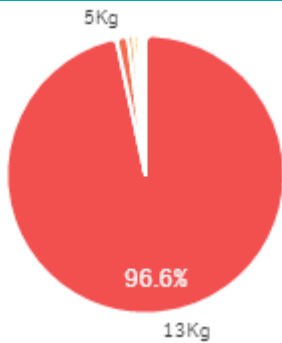
### 출하 품종별 거래물량 구성비



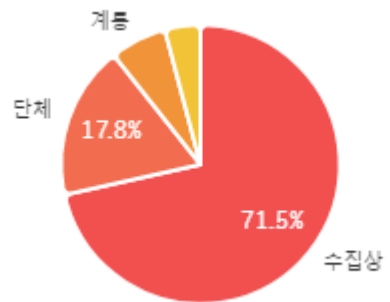
### 출하 품종별 거래금액 구성비



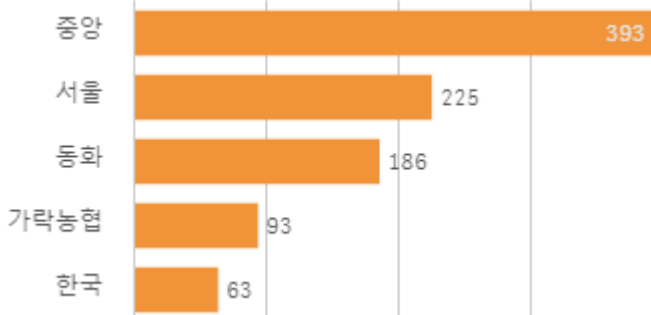
### 거래 단량별 물량 구성비



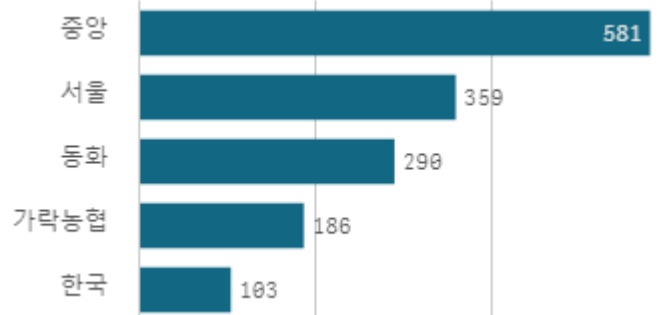
### 출하자별 거래물량 구성비



### 도매시장 법인별 거래물량(톤)

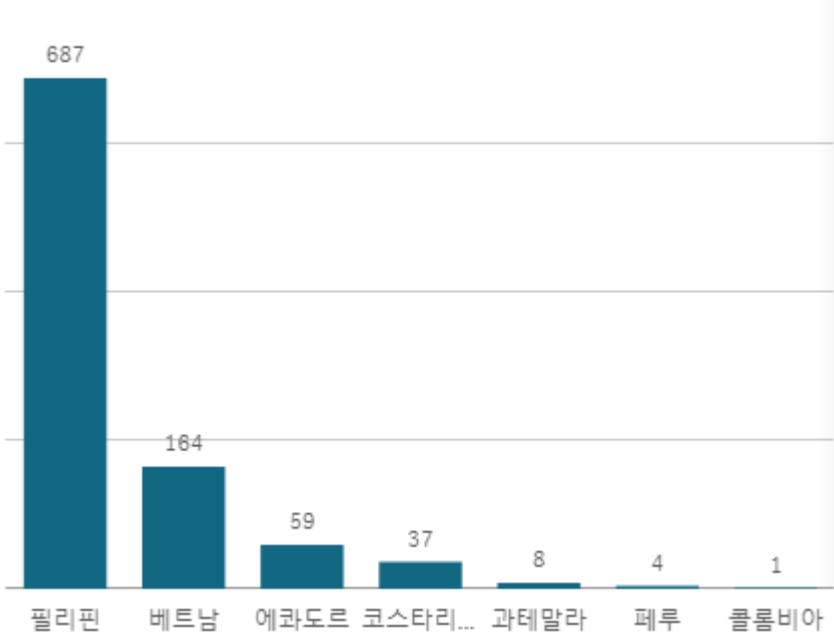


### 도매시장 법인별 거래금액(백만원)

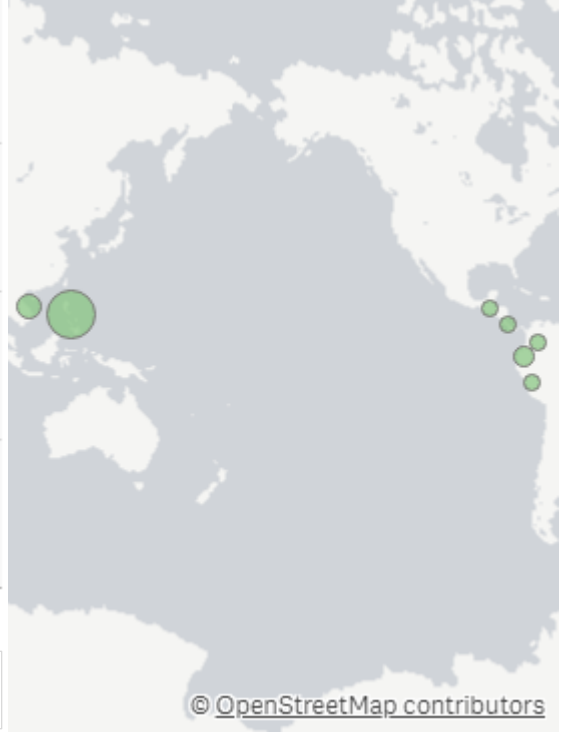


# 바나나 수입(13Kg)

산지별 거래물량(톤)



산지별 주출하 시군구



출하산지(개소)

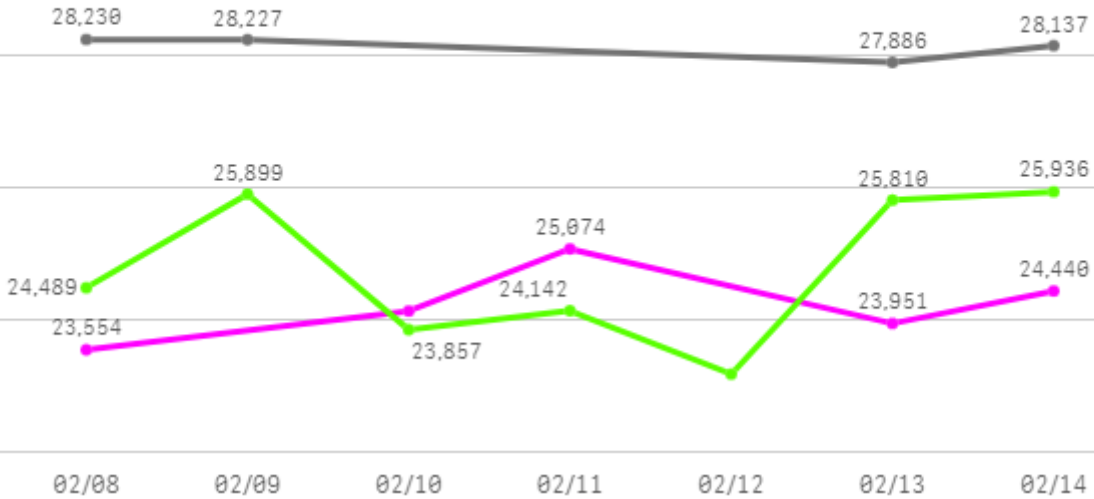
7

출하건수(천건)

2

주간 도매가격(원)

◆ 2025    ◀ 2024    ◆ 평년



구분	금주(A)	전주(B)	전월(C)	전년(D)	평년(E)	A/B	A/C	A/D	A/E
가격(원)	24,231	22,664	20,975	28,120	25,784	106.9%	115.5%	86.2%	94.0%

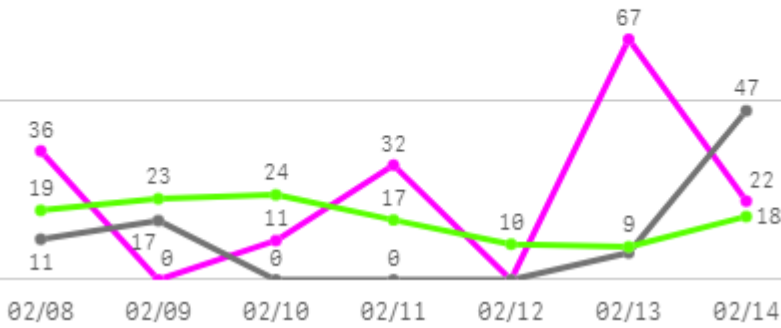
## □ 바나나 수입(13Kg) 주간 가격

구분	Q	품종	Q	단량	Q	특	상	보통	하
2025-02-08		바나나 수입		13Kg		28,558	23,554	17,352	9,450
2025-02-10		바나나 수입		13Kg		30,180	24,138	16,680	9,538
2025-02-11		바나나 수입		13Kg		30,923	25,074	18,996	11,967
2025-02-13		바나나 수입		13Kg		30,314	23,951	16,695	10,469
2025-02-14		바나나 수입		13Kg		30,469	24,440	17,230	10,097
평균						<b>30,089</b>	<b>24,231</b>	<b>17,391</b>	<b>10,304</b>

# 파인애플

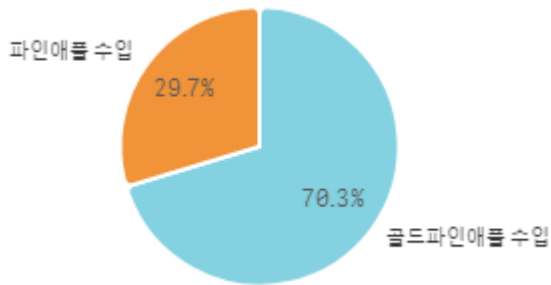
## 주간 반입량(톤)

◆ 2025    ● 2024    ▲ 평년

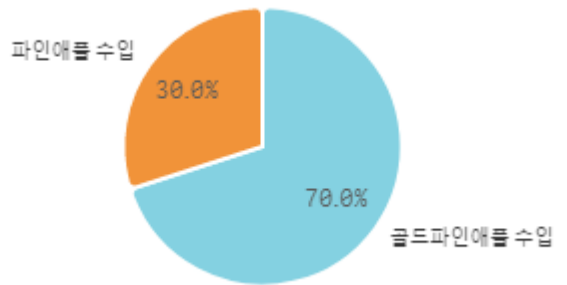


구분	금주(A)	전주(B)	전월(C)	전년(D)	평년(E)	A/B	A/C	A/D	A/E
물량(톤)	169	189	148	83	124	89.2%	113.9%	203.5%	136.3%

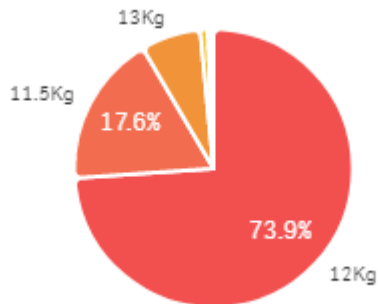
## 출하 품종별 거래물량 구성비



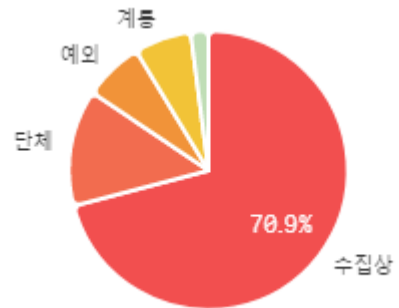
## 출하 품종별 거래금액 구성비



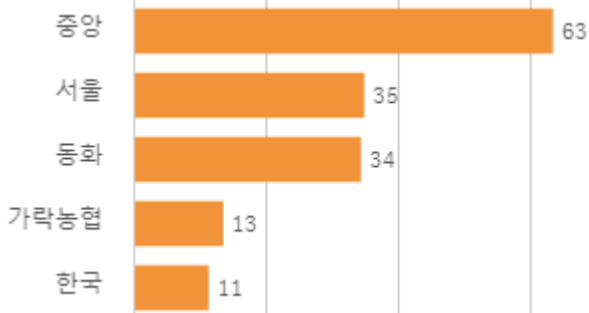
## 거래 단량별 물량 구성비



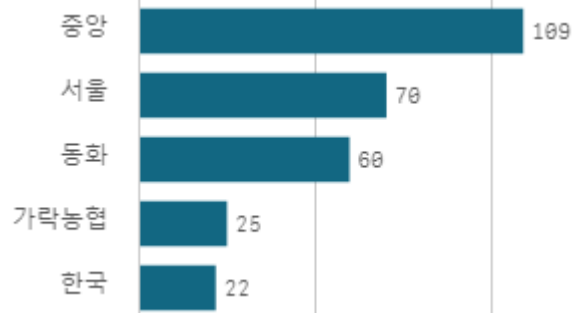
## 출하자별 거래물량 구성비



## 도매시장 법인별 거래물량(톤)



## 도매시장 법인별 거래금액(백만원)



# 골드파인애플 수입(12Kg)

산지별 거래물량(톤)

산지별 주출하 시군구

116

3

필리핀

페루

출하산지(개소)

2

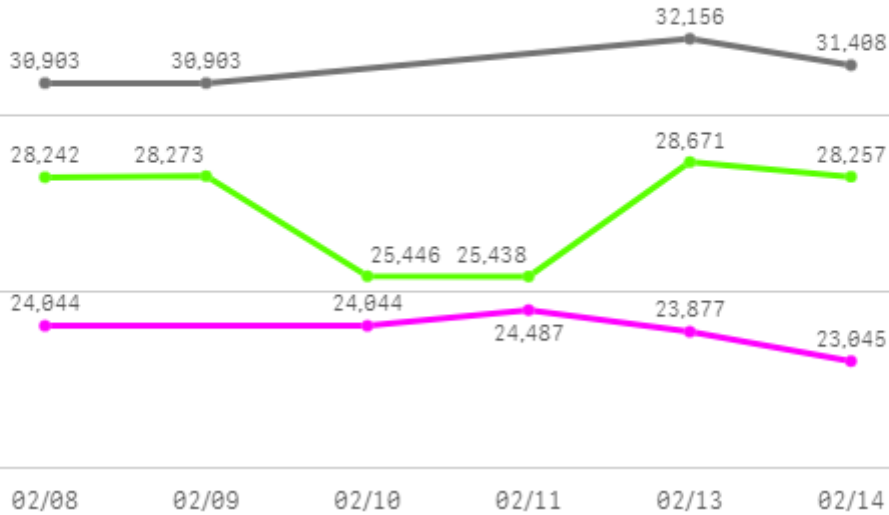
출하건수(천건)

0

© OpenStreetMap contributors

주간 도매가격(원)

◆ 2025    ● 2024    ◆ 평년



구분	금주(A)	전주(B)	전월(C)	전년(D)	평년(E)	A/B	A/C	A/D	A/E
가격(원)	23,899	24,104	24,200	31,342	26,484	99.1%	98.8%	76.3%	90.2%

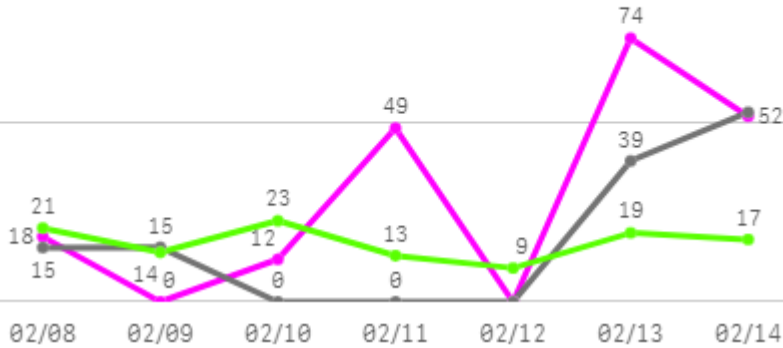
## □ 골드파인애플 수입(12Kg) 주간 가격

구분	Q	품종	Q	단량	Q	특	상	보통	하
2025-02-08		골드파인애플 수입		12Kg		25,659	24,044	18,868	14,304
2025-02-10		골드파인애플 수입		12Kg		25,659	24,044	18,868	14,304
2025-02-11		골드파인애플 수입		12Kg		25,572	24,487	19,949	15,191
2025-02-13		골드파인애플 수입		12Kg		26,621	23,877	17,645	12,022
2025-02-14		골드파인애플 수입		12Kg		25,378	23,045	18,955	14,491
평균						<b>25,778</b>	<b>23,899</b>	<b>18,857</b>	<b>14,062</b>

# 오렌지

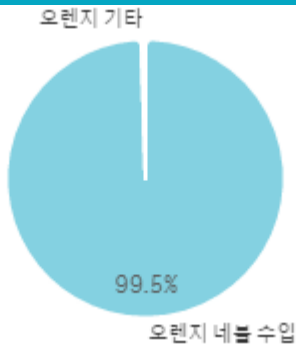
## 주간 반입량(톤)

◆ 2025    ● 2024    ▲ 평년

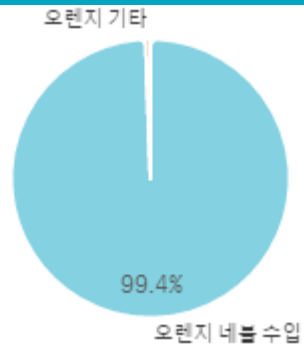


구분	금주(A)	전주(B)	전월(C)	전년(D)	평년(E)	A/B	A/C	A/D	A/E
물량(톤)	205	171	64	123	114	119.8%	318.5%	166.4%	179.4%

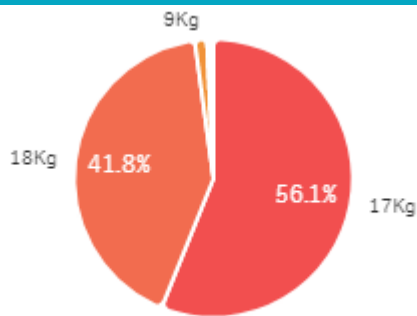
## 출하 품종별 거래물량 구성비



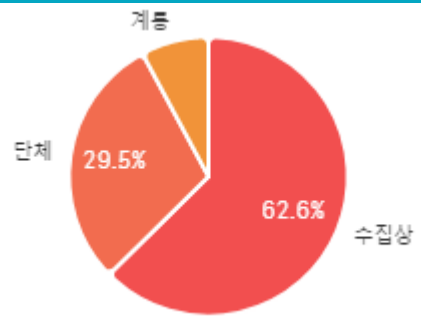
## 출하 품종별 거래금액 구성비



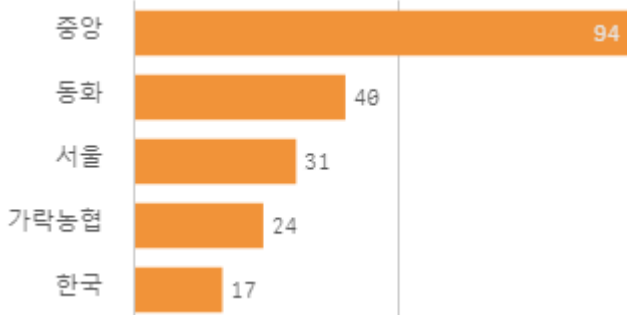
## 거래 단량별 물량 구성비



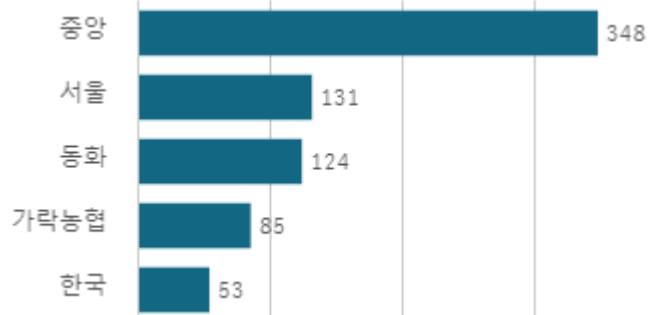
## 출하자별 거래물량 구성비



## 도매시장 법인별 거래물량(톤)

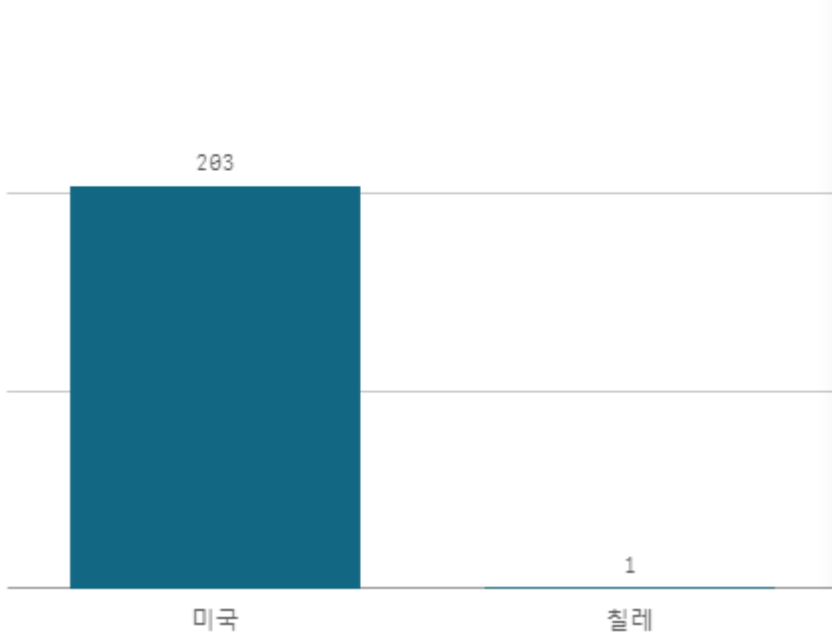


## 도매시장 법인별 거래금액(백만원)

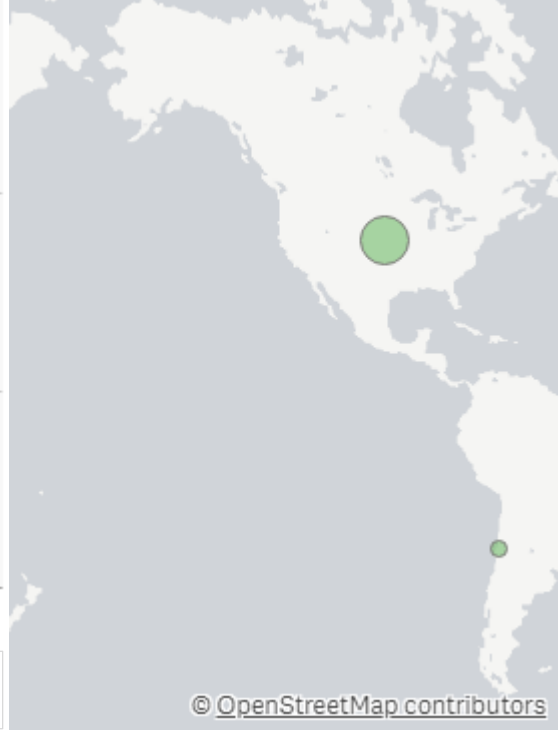


# 오렌지 네블 수입(18Kg)

산지별 거래물량(톤)



산지별 주출하 시군구



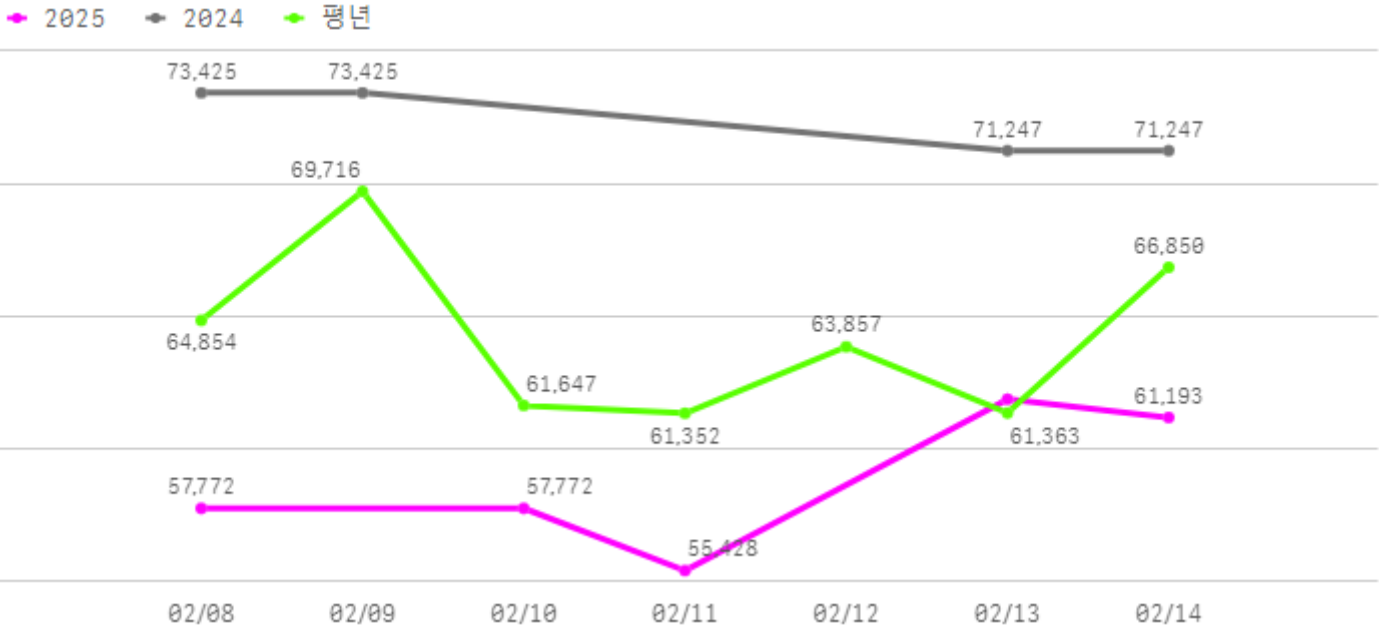
출하산지(개소)

2

출하건수(천건)

0

주간 도매가격(원)



구분	금주(A)	전주(B)	전월(C)	전년(D)	평년(E)	A/B	A/C	A/D	A/E
가격(원)	58,809	67,868	83,346	72,336	67,311	86.7%	70.6%	81.3%	87.4%

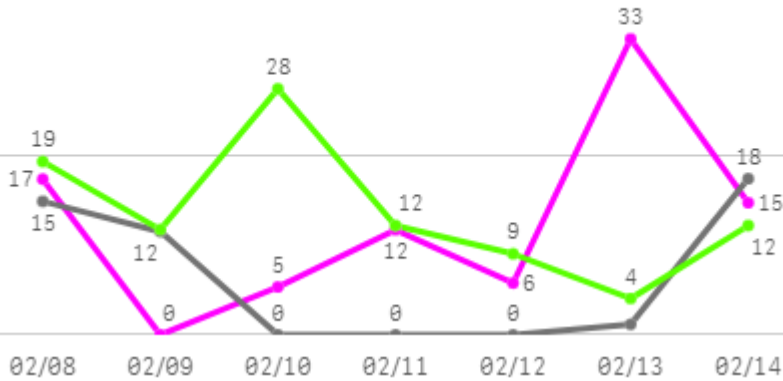
## □ 오렌지 네블 수입(18Kg) 주간 가격

구분	Q	품종	Q	단량	Q	특	상	보통	하
2025-02-08		오렌지 네블 수입		18Kg		63,000	57,772	52,000	51,000
2025-02-10		오렌지 네블 수입		18Kg		63,000	57,772	52,000	51,000
2025-02-11		오렌지 네블 수입		18Kg		67,223	55,428	48,563	45,000
2025-02-13		오렌지 네블 수입		18Kg		76,010	61,882	56,814	50,000
2025-02-14		오렌지 네블 수입		18Kg		69,250	61,193	50,607	41,575
평균						<b>67,697</b>	<b>58,809</b>	<b>51,997</b>	<b>47,715</b>

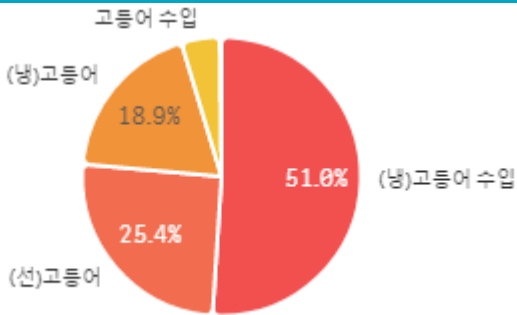
# 고등어

## 주간 반입량(톤)

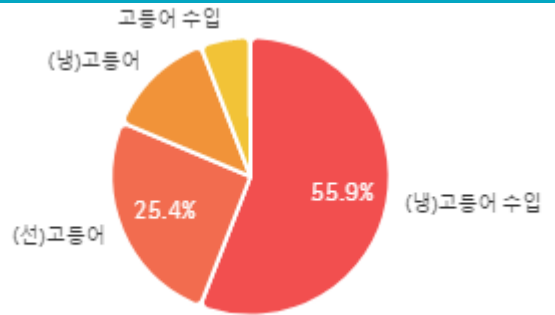
◆ 2025    ● 2024    ▲ 평년



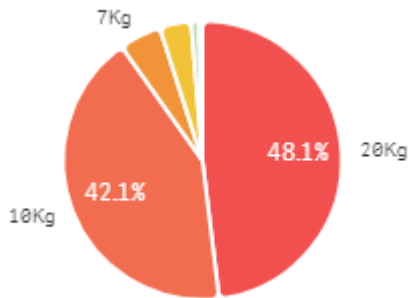
### 출하 품종별 거래물량 구성비



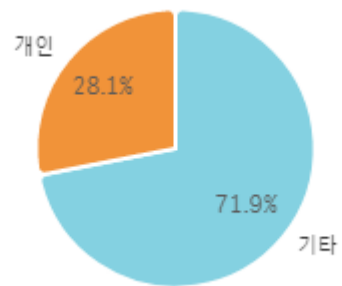
### 출하 품종별 거래금액 구성비



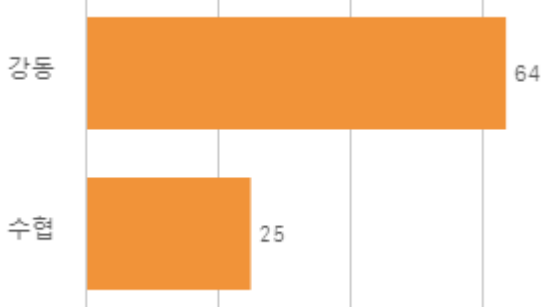
### 거래 단량별 물량 구성비



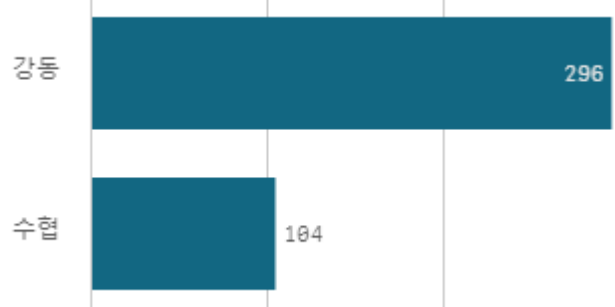
### 출하자별 거래물량 구성비



### 도매시장 법인별 거래물량(톤)

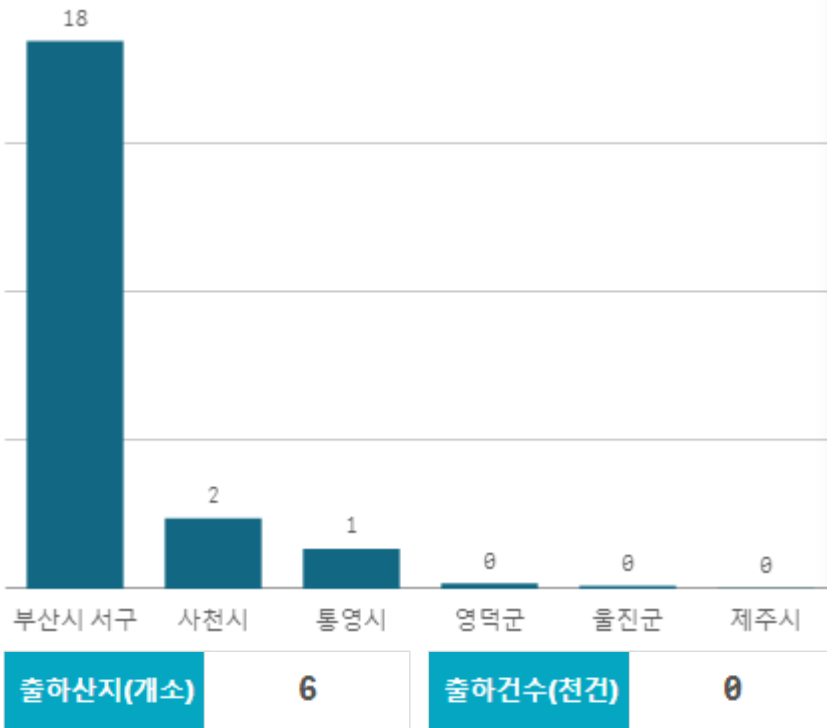


### 도매시장 법인별 거래금액(백만원)



# (선)고등어(10Kg)

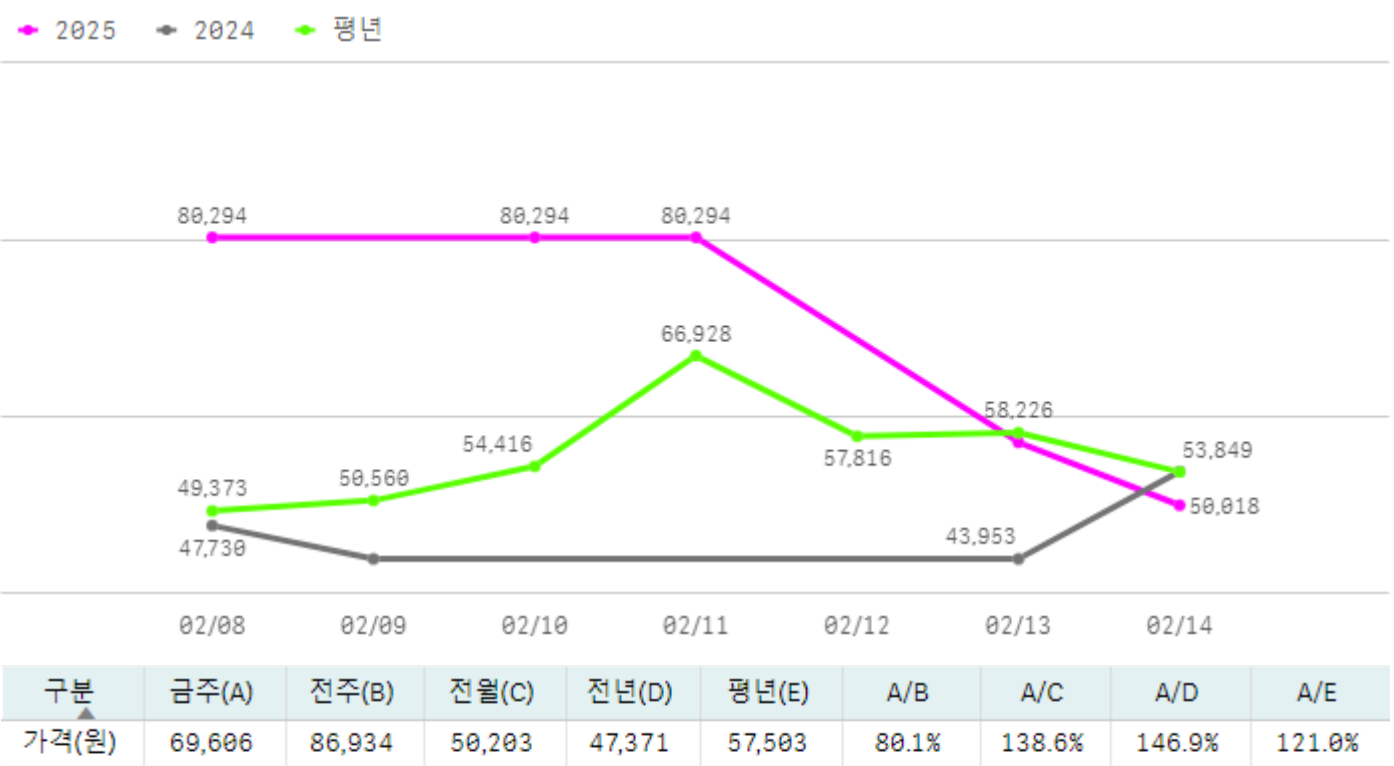
산지별 거래물량(톤)



산지별 주출하 시군구



주간 도매가격(원)

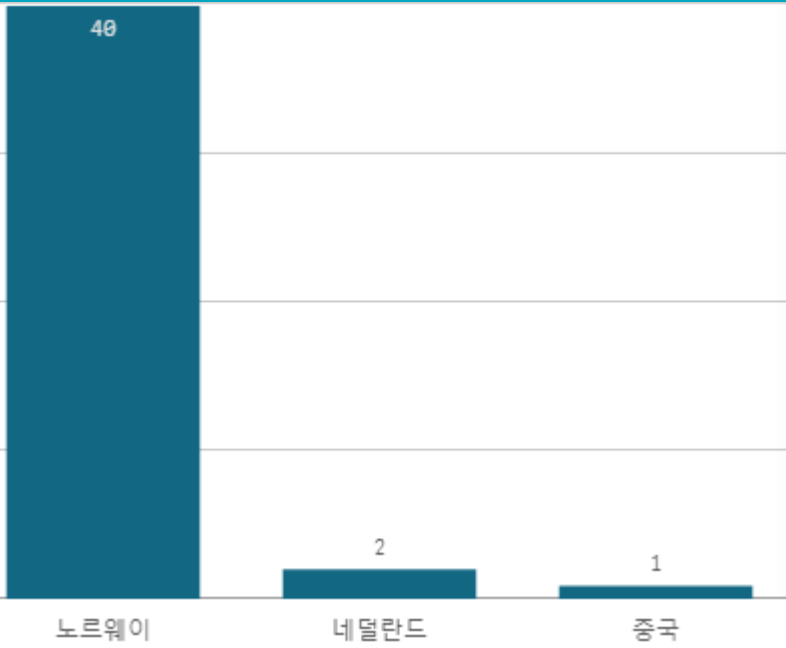


## □ (선)고등어(10Kg) 주간 가격

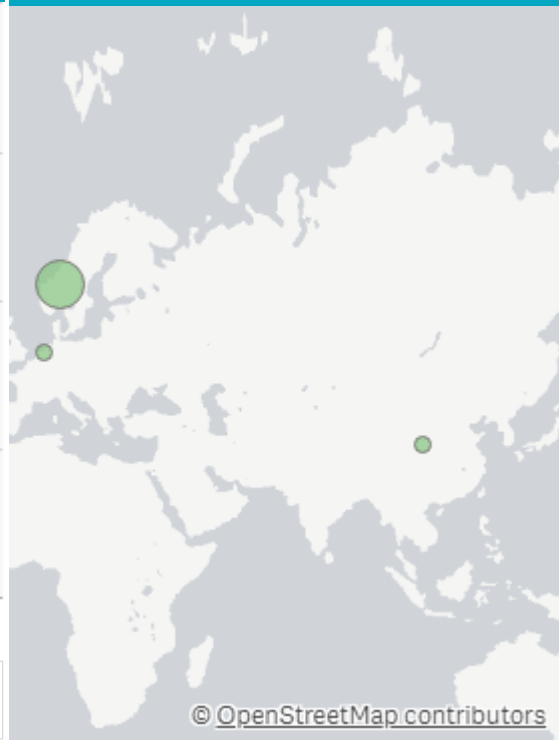
구분	Q	품종	Q	단량	Q	특	상	보통	하
2025-02-08		(선)고등어		10Kg		-	80,294	56,136	49,412
2025-02-10		(선)고등어		10Kg		-	80,294	56,136	49,412
2025-02-11		(선)고등어		10Kg		-	80,294	56,136	49,412
2025-02-13		(선)고등어		10Kg		-	57,131	43,351	35,407
2025-02-14		(선)고등어		10Kg		-	50,018	43,027	37,118
평균						-	<b>69,606</b>	<b>50,957</b>	<b>44,152</b>

# (냉)고등어 수입(10Kg)

산지별 거래물량(톤)



산지별 주출하 시군구



출하산지(개소)

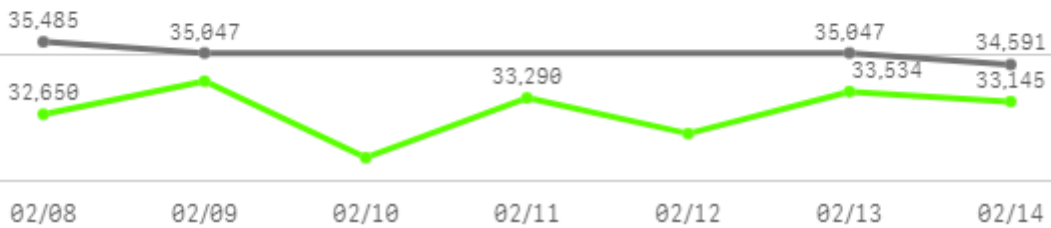
3

출하건수(천건)

0

주간 도매가격(원)

◆ 2025    ● 2024    ◆ 평년



구분	금주(A)	전주(B)	전월(C)	전년(D)	평년(E)	A/B	A/C	A/D	A/E
가격(원)	48,086	49,728	49,337	35,043	36,629	96.7%	97.5%	137.2%	131.3%

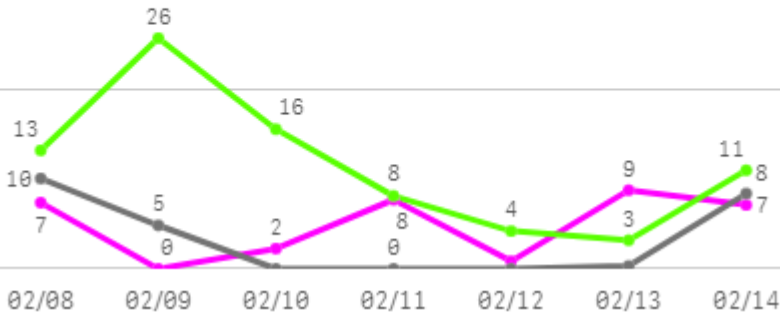
## □ (냉)고등어 수입(10Kg) 주간 가격

구분	Q	품종	Q	단량	Q	특	상	보통	하
2025-02-08		(냉)고등어 수입		10Kg		-	49,547	-	-
2025-02-10		(냉)고등어 수입		10Kg		-	45,860	-	-
2025-02-11		(냉)고등어 수입		10Kg		-	49,770	-	-
2025-02-13		(냉)고등어 수입		10Kg		-	46,680	-	-
2025-02-14		(냉)고등어 수입		10Kg		-	48,574	-	-
평균						-	<b>48,086</b>	-	-

# 명태

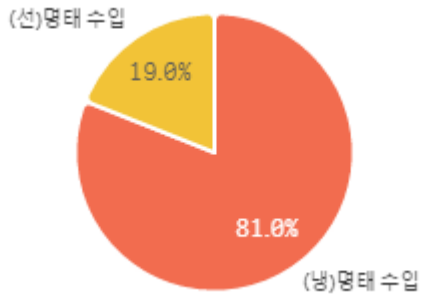
## 주간 반입량(톤)

◆ 2025    ● 2024    ▲ 평년

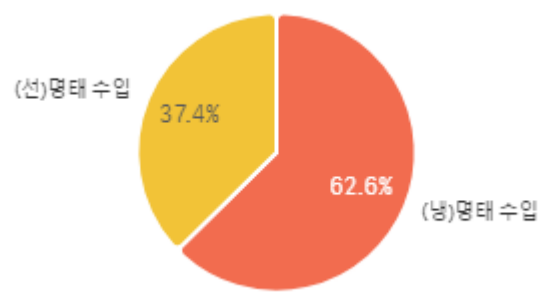


구분	금주(A)	전주(B)	전월(C)	전년(D)	평년(E)	A/B	A/C	A/D	A/E
물량(톤)	34	41	83	24	75	83.3%	41.5%	144.2%	46.0%

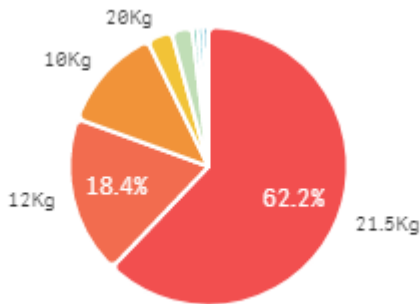
## 출하 품종별 거래물량 구성비



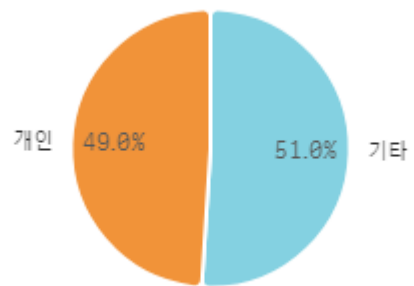
## 출하 품종별 거래금액 구성비



## 거래 단량별 물량 구성비



## 출하자별 거래물량 구성비



## 도매시장 법인별 거래물량(톤)



## 도매시장 법인별 거래금액(백만원)



# (선)명태 수입(10Kg)

산지별 거래물량(톤)



일본

출하산지(개소)

1

출하건수(천건)

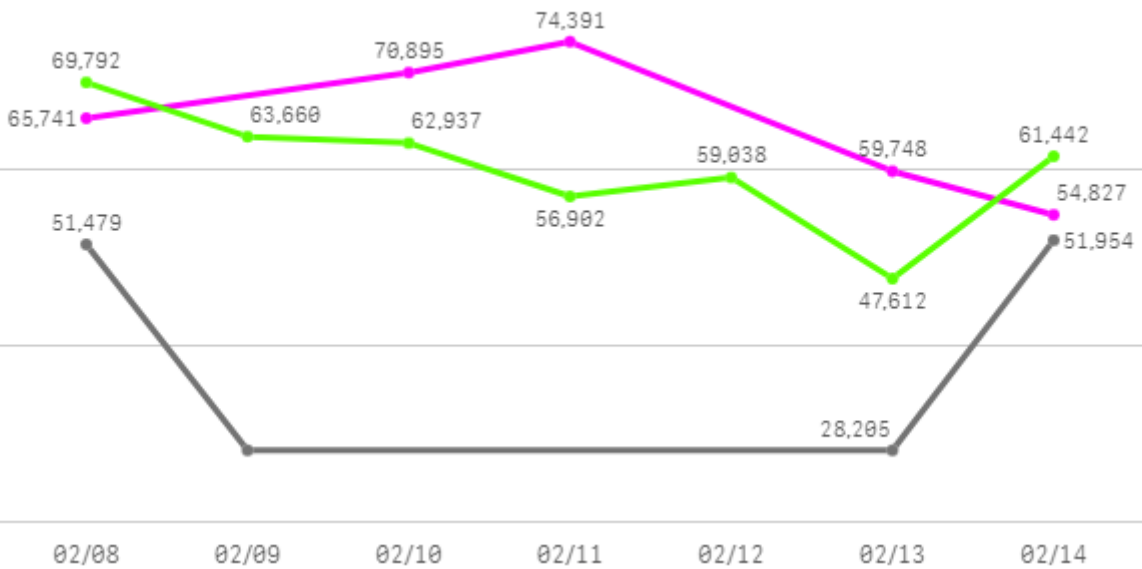
0

산지별 주출하 시군구



주간 도매가격(원)

◆ 2025    ● 2024    ◆ 평년



02/08

02/09

02/10

02/11

02/12

02/13

02/14

구분	금주(A)	전주(B)	전월(C)	전년(D)	평년(E)	A/B	A/C	A/D	A/E
가격(원)	65,120	79,825	54,192	39,961	64,301	81.6%	120.2%	163.0%	101.3%

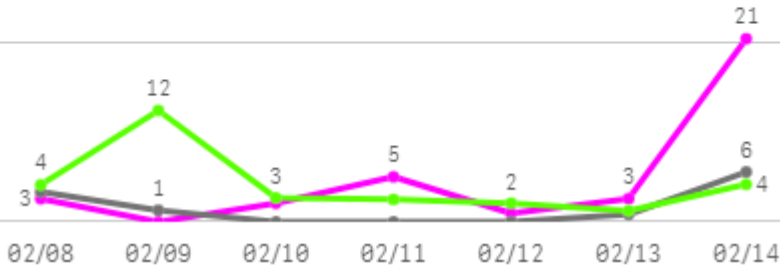
## □ (선)명태 수입(10Kg) 주간 가격

구분	Q	품종	Q	단량	Q	특	상	보통	하
2025-02-08		(선)명태 수입		10Kg		-	65,741	41,478	-
2025-02-10		(선)명태 수입		10Kg		-	70,895	49,794	-
2025-02-11		(선)명태 수입		10Kg		-	74,391	50,707	-
2025-02-13		(선)명태 수입		10Kg		-	59,748	35,211	-
2025-02-14		(선)명태 수입		10Kg		-	54,827	46,935	-
평균						-	<b>65,120</b>	<b>44,825</b>	-

# 갈치

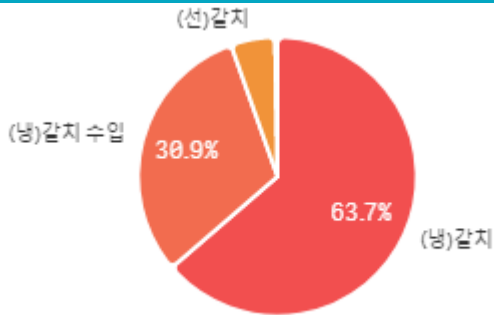
## 주간 반입량(톤)

◆ 2025    ● 2024    ▲ 평년

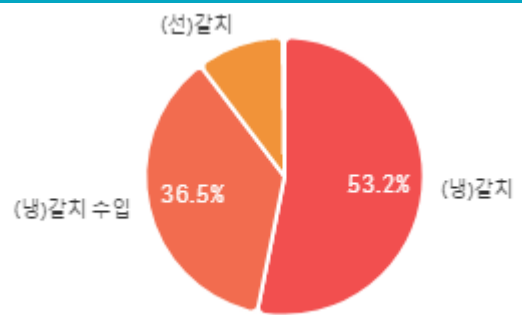


구분	금주(A)	전주(B)	전월(C)	전년(D)	평년(E)	A/B	A/C	A/D	A/E
물량(톤)	34	18	30	11	33	191.9%	111.2%	304.5%	103.9%

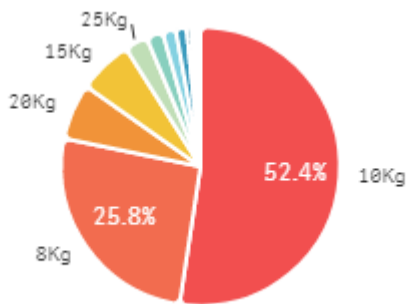
### 출하 품종별 거래물량 구성비



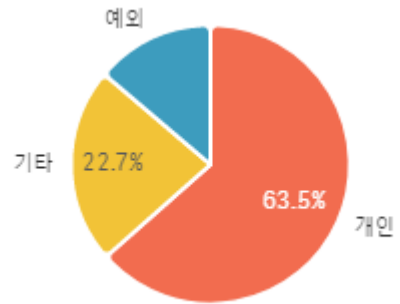
### 출하 품종별 거래금액 구성비



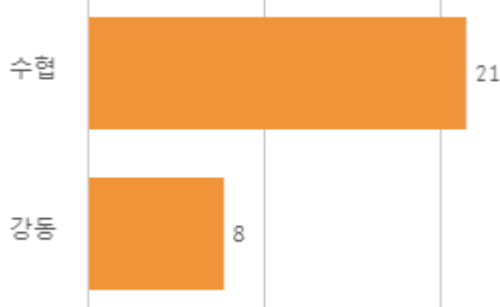
### 거래 단량별 물량 구성비



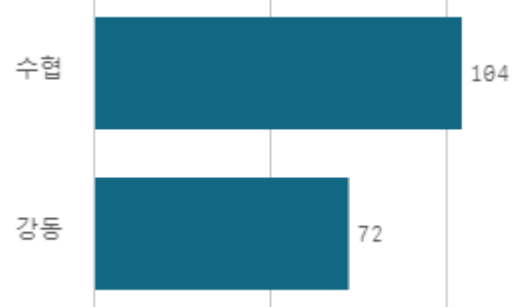
### 출하자별 거래물량 구성비



### 도매시장 법인별 거래물량(톤)

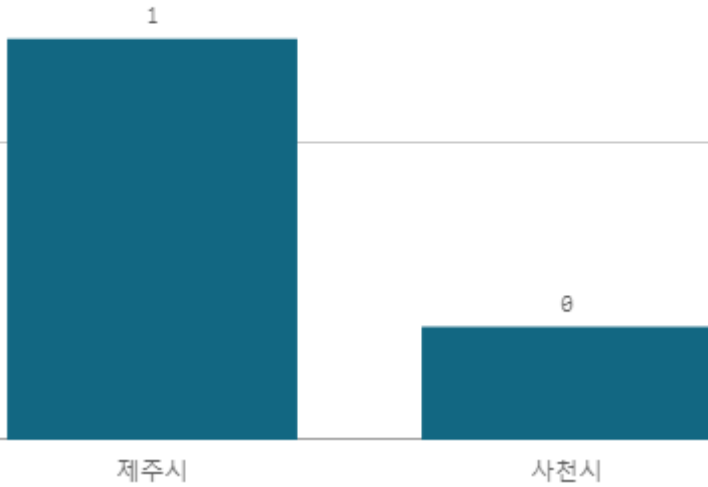


### 도매시장 법인별 거래금액(백만원)



# (선)갈치(5Kg)

산지별 거래물량(톤)



산지별 주출하 시군구



출하산지(개소)

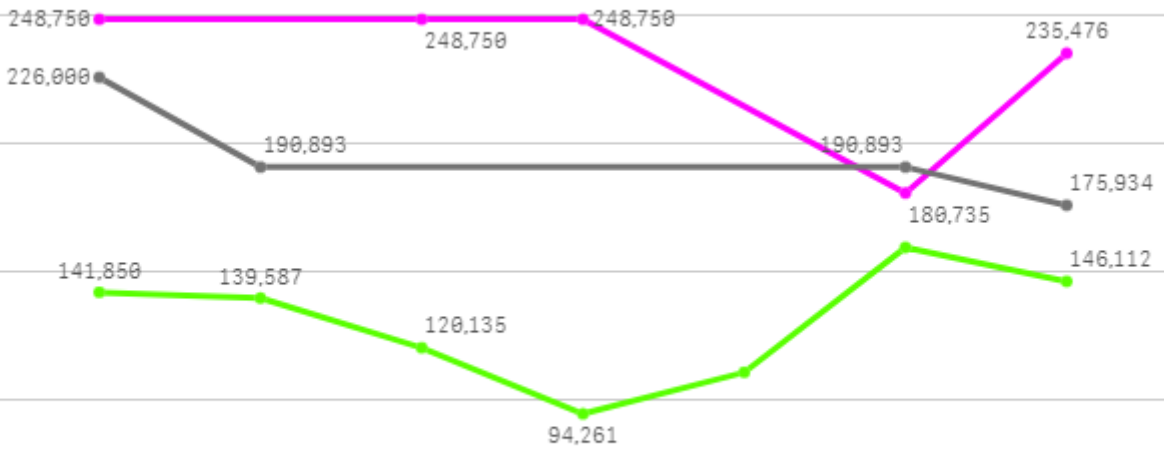
2

출하건수(천건)

0

주간 도매가격(원)

◆ 2025    ● 2024    ◆ 평년



02/08    02/09    02/10    02/11    02/12    02/13    02/14

구분	금주(A)	전주(B)	전월(C)	전년(D)	평년(E)	A/B	A/C	A/D	A/E
가격(원)	232,492	221,922	163,472	195,930	151,561	104.8%	142.2%	118.7%	153.4%

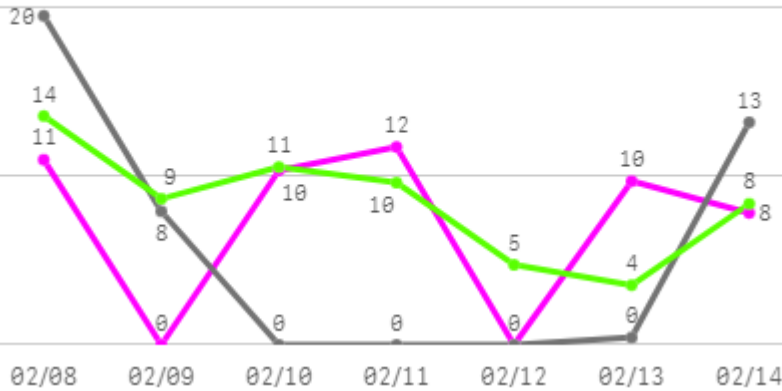
## □ (선)갈치(5Kg) 주간 가격

구분	Q	품종	Q	단량	Q	특	상	보통	하
2025-02-08		(선)갈치		5Kg		-	248,750	227,500	143,750
2025-02-10		(선)갈치		5Kg		-	248,750	227,500	143,750
2025-02-11		(선)갈치		5Kg		-	248,750	227,500	143,750
2025-02-13		(선)갈치		5Kg		-	180,735	131,912	50,000
2025-02-14		(선)갈치		5Kg		-	235,476	82,523	21,778
평균						-	<b>232,492</b>	<b>179,387</b>	<b>100,606</b>

# 굴

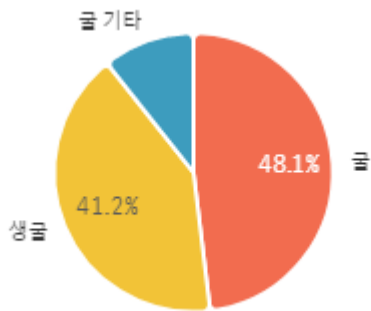
## 주간 반입량(톤)

◆ 2025    ● 2024    ▲ 평년

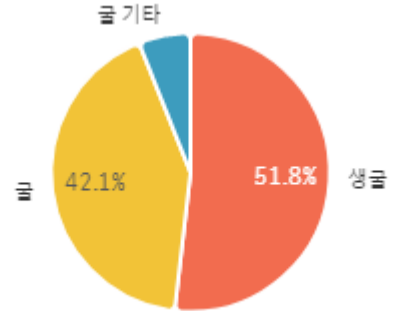


구분	금주(A)	전주(B)	전월(C)	전년(D)	평년(E)	A/B	A/C	A/D	A/E
물량(톤)	51	55	75	41	57	92.8%	67.3%	123.2%	89.0%

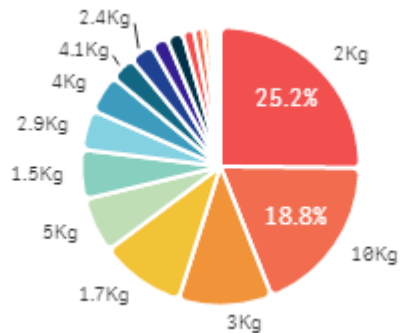
### 출하 품종별 거래물량 구성비



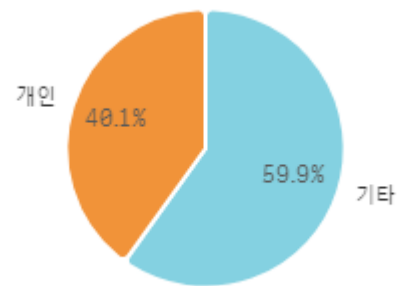
### 출하 품종별 거래금액 구성비



### 거래 단량별 물량 구성비



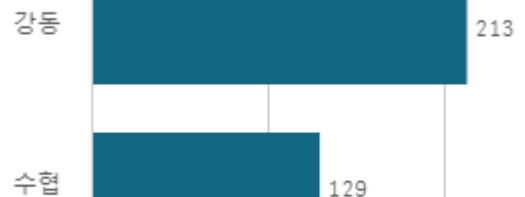
### 출하자별 거래물량 구성비



### 도매시장 법인별 거래물량(톤)

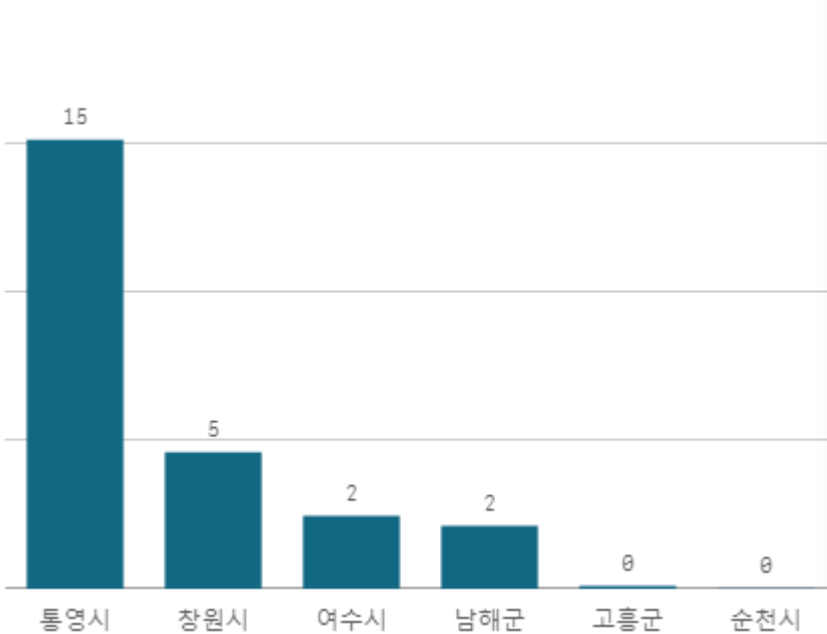


### 도매시장 법인별 거래금액(백만원)



# 굴(1Kg)

산지별 거래물량(톤)



출하산지(개소)

6

출하건수(천건)

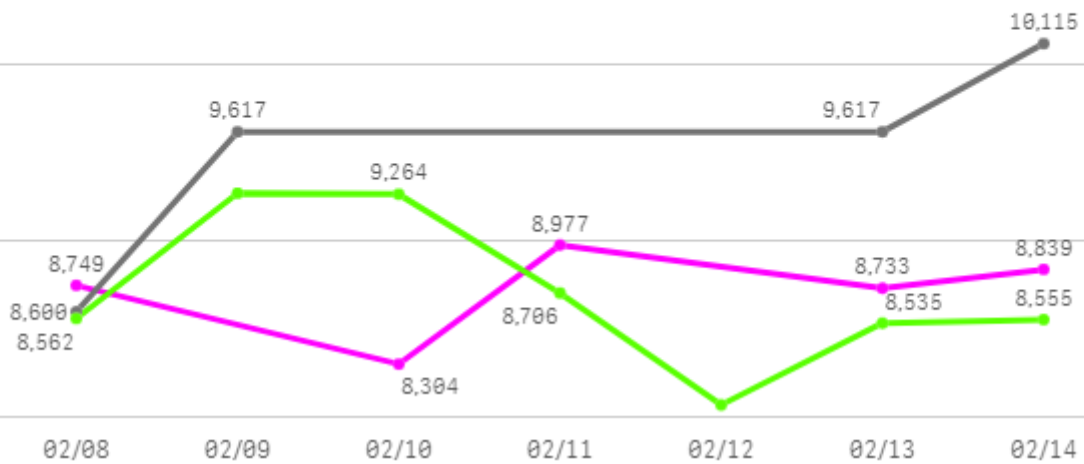
1

산지별 주출하 시군구



주간 도매가격(원)

◆ 2025    ◆ 2024    ◆ 평년



구분	금주(A)	전주(B)	전월(C)	전년(D)	평년(E)	A/B	A/C	A/D	A/E
가격(원)	8,720	10,358	8,471	9,487	8,986	84.2%	102.9%	91.9%	97.0%

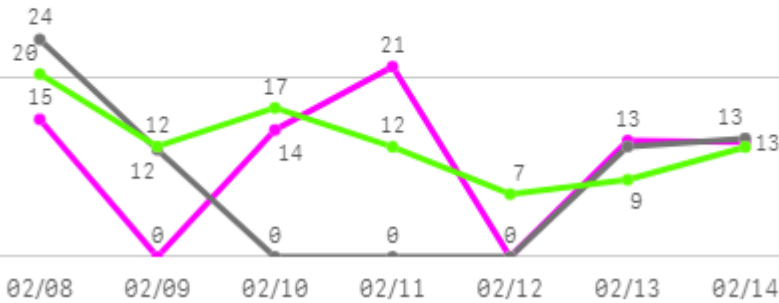
## □ 굴(1Kg) 주간 가격

구분	Q	품종	Q	단량	Q	특	상	보통	하
2025-02-08		굴		1Kg		11,376	8,749	6,398	4,117
2025-02-10		굴		1Kg		11,394	8,304	6,312	4,179
2025-02-11		굴		1Kg		11,491	8,977	7,250	5,658
2025-02-13		굴		1Kg		12,234	8,733	7,449	5,793
2025-02-14		굴		1Kg		11,884	8,839	7,323	5,460
평균						<b>11,676</b>	<b>8,720</b>	<b>6,946</b>	<b>5,041</b>

# 홍합

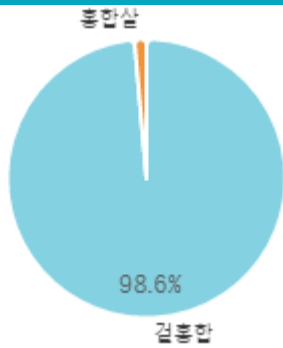
## 주간 반입량(톤)

◆ 2025    ● 2024    ▲ 평년

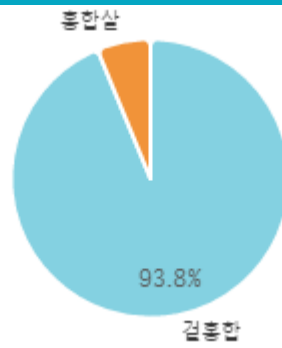


구분	금주(A)	전주(B)	전월(C)	전년(D)	평년(E)	A/B	A/C	A/D	A/E
물량(톤)	77	66	76	62	82	116.4%	101.2%	123.9%	94.0%

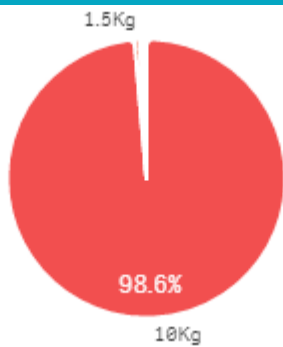
### 출하 품종별 거래물량 구성비



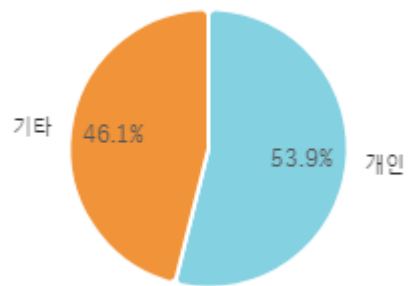
### 출하 품종별 거래금액 구성비



### 거래 단량별 물량 구성비



### 출하자별 거래물량 구성비



### 도매시장 법인별 거래물량(톤)

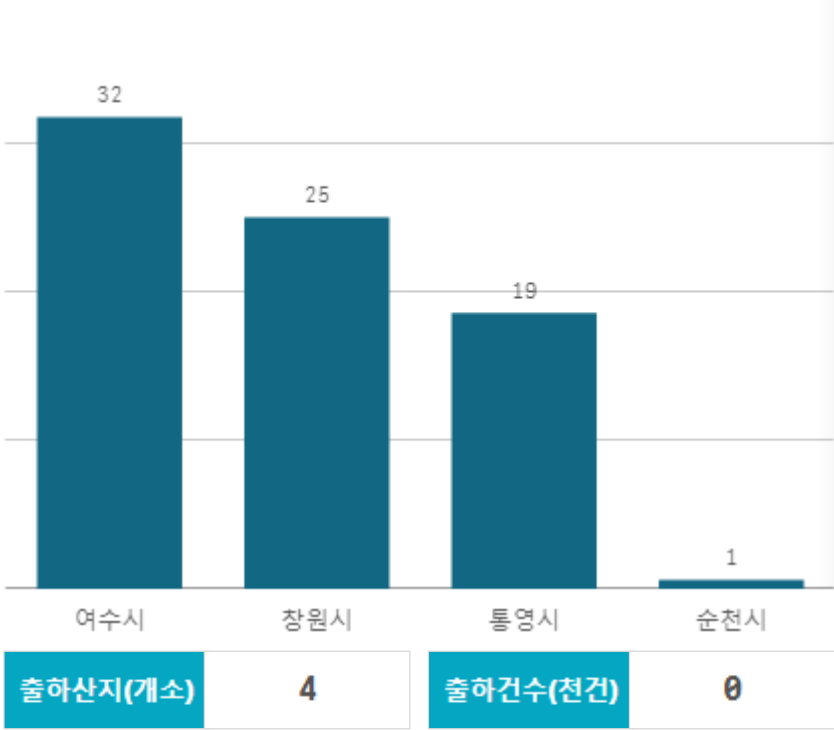


### 도매시장 법인별 거래금액(백만원)



# 걸홍합(10Kg)

산지별 거래물량(톤)



산지별 주출하 시군구



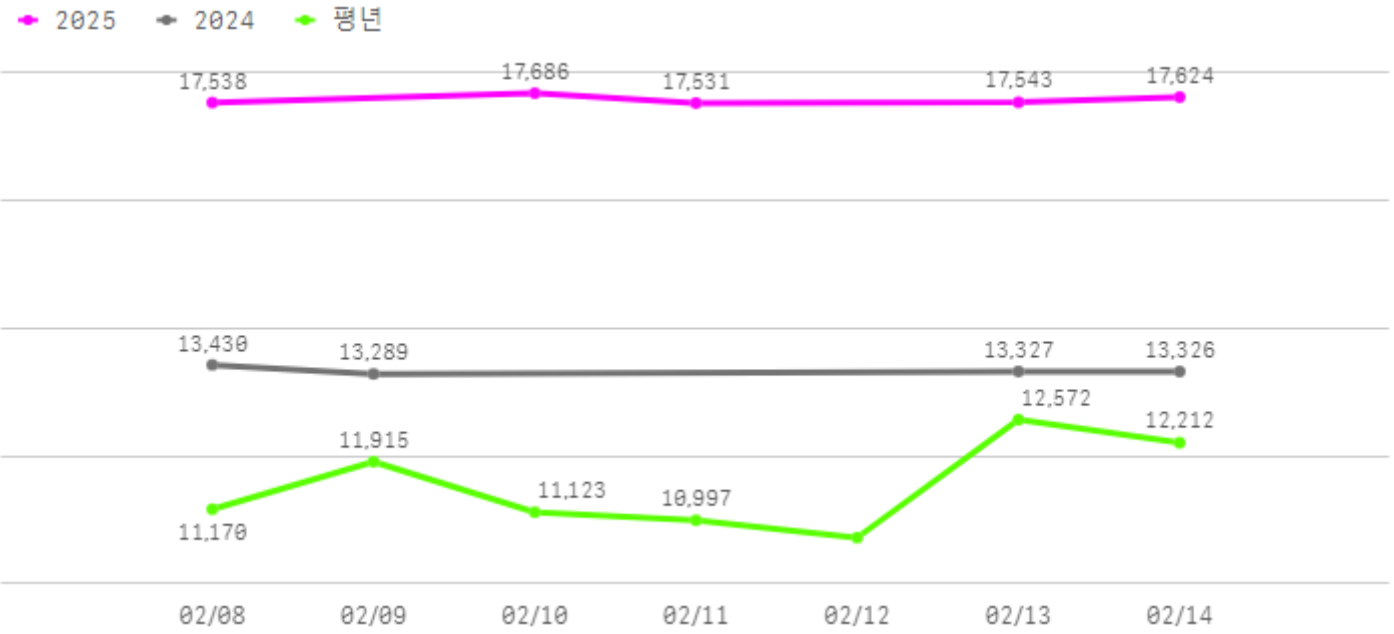
출하산지(개소)

4

출하건수(천건)

0

주간 도매가격(원)



구분	금주(A)	전주(B)	전월(C)	전년(D)	평년(E)	A/B	A/C	A/D	A/E
가격(원)	17,584	17,563	17,290	13,343	13,094	100.1%	101.7%	131.8%	134.3%

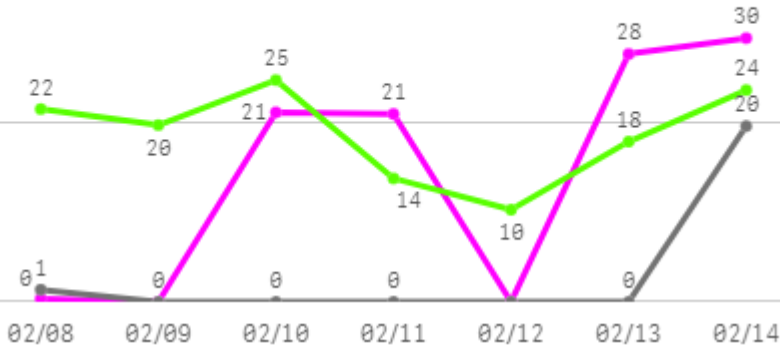
## □ 곁홍합(10Kg) 주간 가격

구분	Q	품종	Q	단량	Q	특	상	보통	하
2025-02-08		곁홍합		10Kg		-	17,538	17,211	15,602
2025-02-10		곁홍합		10Kg		-	17,686	17,421	16,158
2025-02-11		곁홍합		10Kg		-	17,531	17,249	15,948
2025-02-13		곁홍합		10Kg		-	17,543	17,378	16,065
2025-02-14		곁홍합		10Kg		-	17,624	17,320	16,079
평균						-	<b>17,584</b>	<b>17,316</b>	<b>15,970</b>

# 건멸치

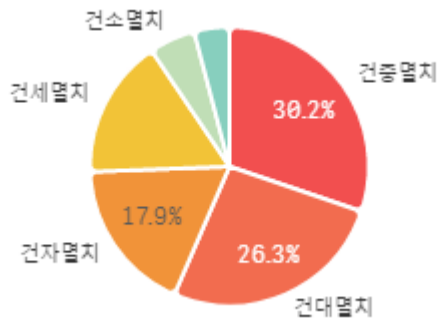
## 주간 반입량(톤)

◆ 2025    ● 2024    ▲ 평년

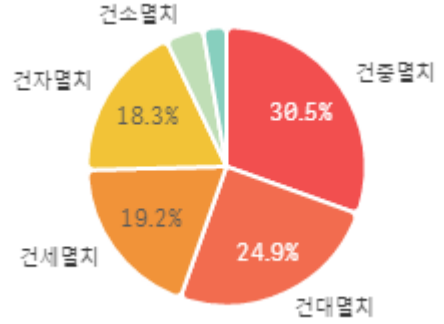


구분	금주(A)	전주(B)	전월(C)	전년(D)	평년(E)	A/B	A/C	A/D	A/E
물량(톤)	100	148	239	21	113	67.6%	41.8%	474.5%	88.7%

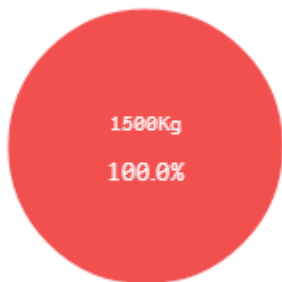
## 출하 품종별 거래물량 구성비



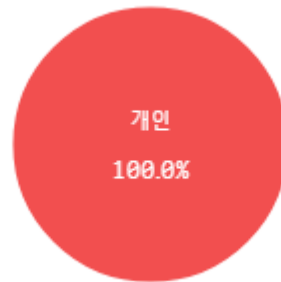
## 출하 품종별 거래금액 구성비




## 거래 단량별 물량 구성비



## 출하자별 거래물량 구성비



## 도매시장 법인별 거래물량(톤)

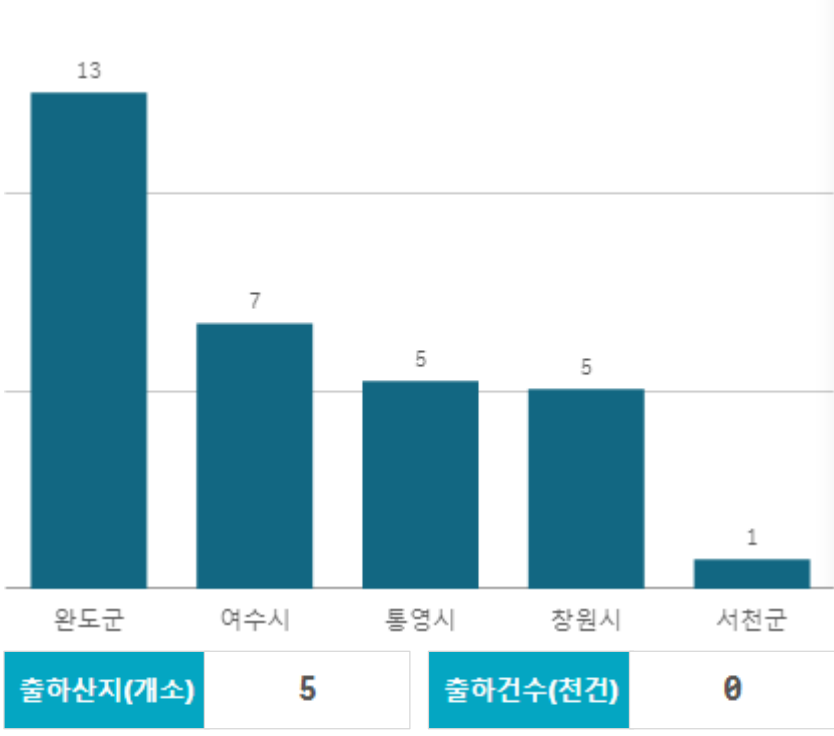


## 도매시장 법인별 거래금액(백만원)



# 건종멸치(1.5Kg)

산지별 거래물량(톤)



산지별 주출하 시군구



출하산지(개소)

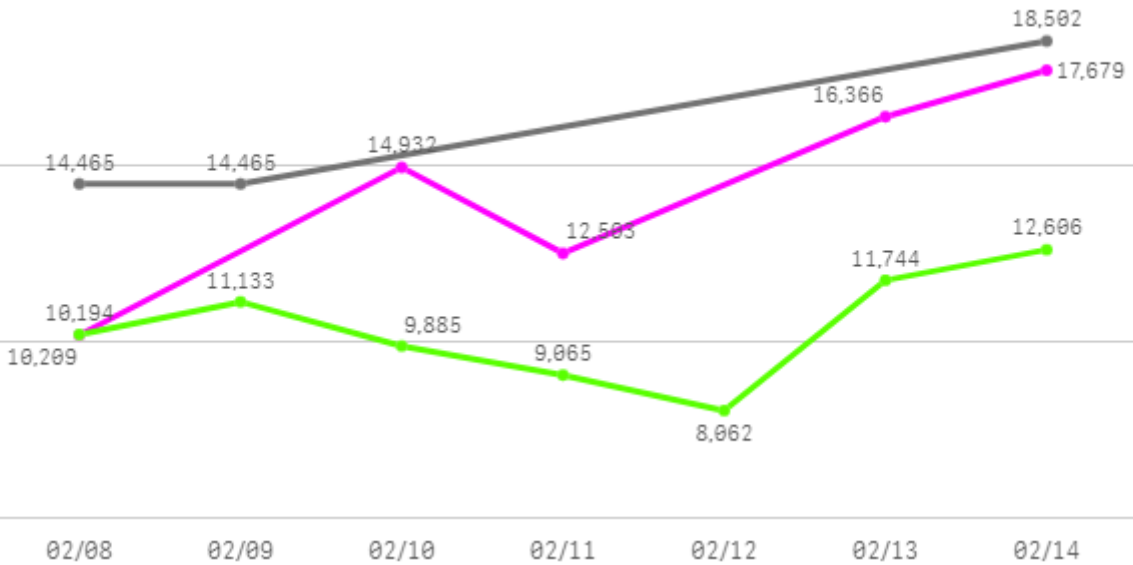
5

출하건수(천건)

0

주간 도매가격(원)

◆ 2025    ● 2024    ◆ 평년



구분	금주(A)	전주(B)	전월(C)	전년(D)	평년(E)	A/B	A/C	A/D	A/E
가격(원)	14,335	13,727	15,071	15,811	11,530	104.4%	95.1%	90.7%	124.3%

## □ 건중멸치(1.5Kg) 주간 가격

구분	Q	품종	Q	단량	Q	특	상	보통	하
2025-02-08		건중멸치		1.5Kg		-	10,194	9,140	8,000
2025-02-10		건중멸치		1.5Kg		-	14,932	10,471	9,297
2025-02-11		건중멸치		1.5Kg		-	12,503	11,616	10,267
2025-02-13		건중멸치		1.5Kg		-	16,366	10,987	8,058
2025-02-14		건중멸치		1.5Kg		-	17,679	11,460	8,291
평균						-	<b>14,335</b>	<b>10,735</b>	<b>8,783</b>