
2025년 가락시장

주요 품목 주간 거래동향

4월 3주차 주요 동향

[2025. 4.12. ~ 4.18.]



서울특별시농수산물공사

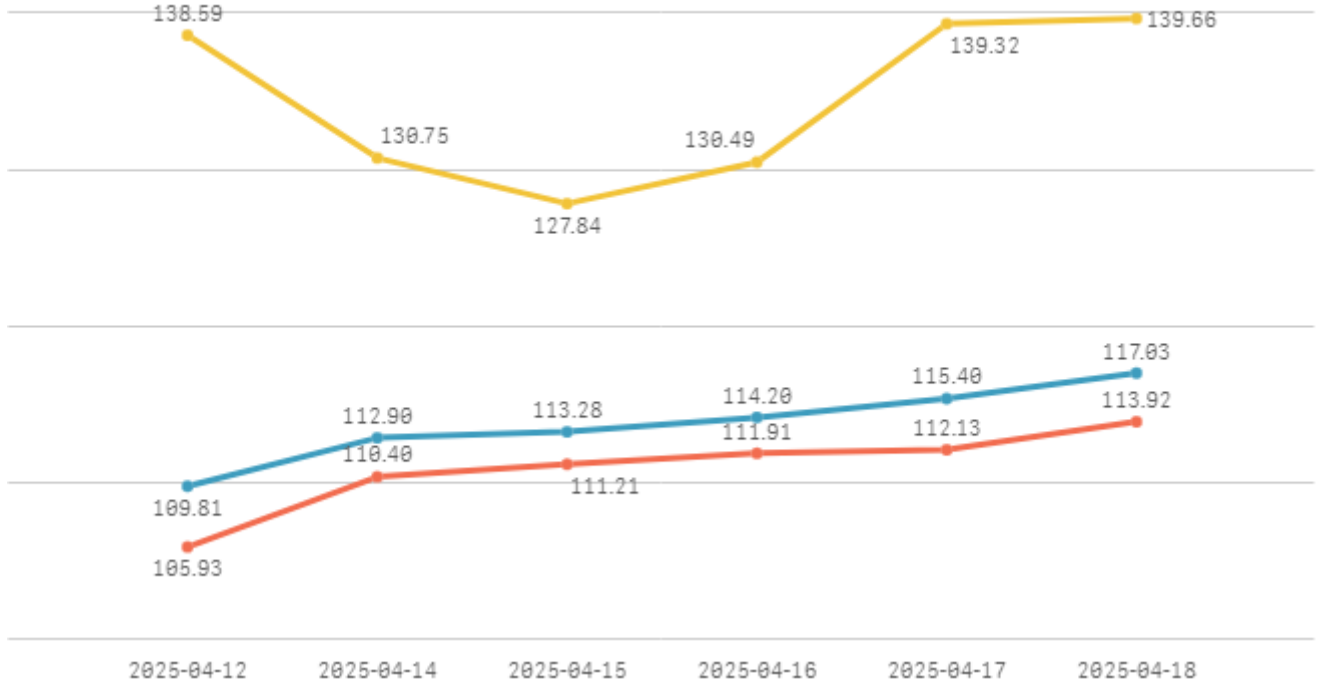
[데이터전략팀]

1. 주간 표준지수

※ 직전 5개년 평균가격을 지수 100으로 산정하여 100 이상일 경우 평년보다 상승, 100 이하일 경우 평년보다 하락

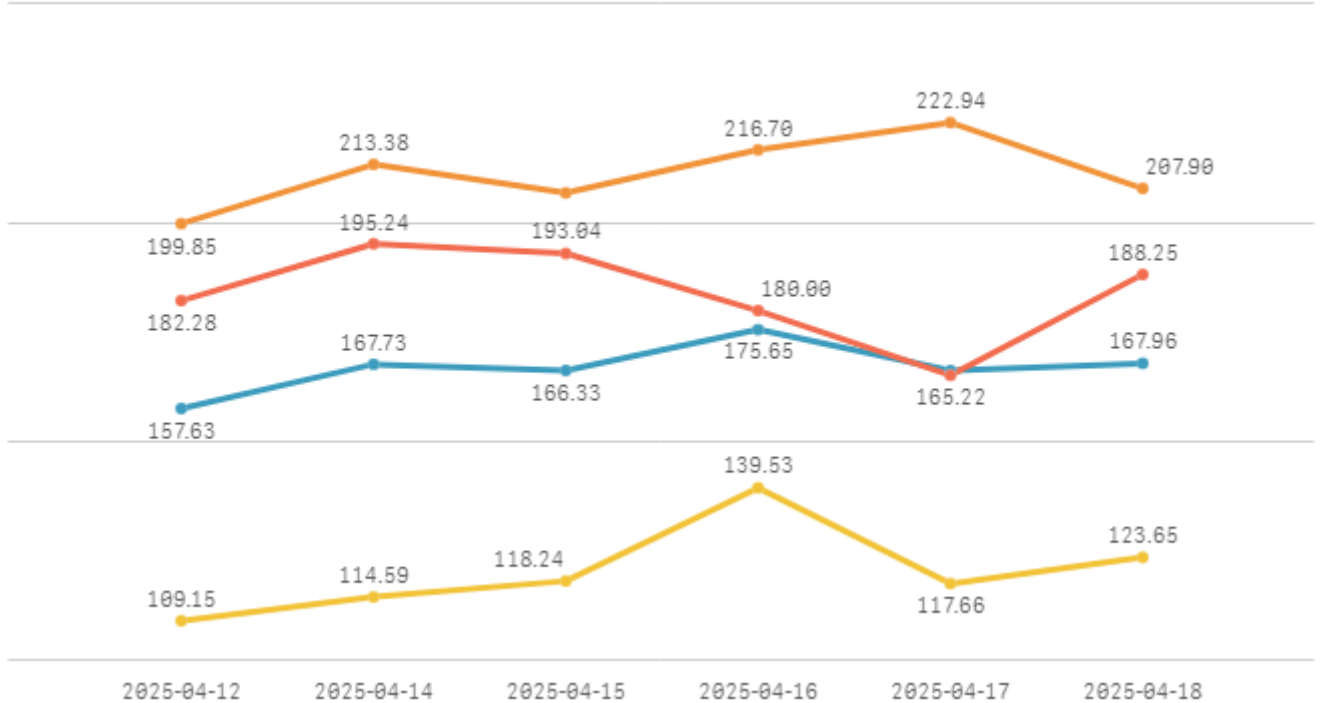
□ 청과부류

합계 채소계 과일계



□ 수산부류

합계 생선류 조개류 건어류



2. 주요 품목 주간 거래동향

주요 품목(종) 주간동향 (2025.04.12 ~ 04.18)

품종 단위	Q	금주평균	전주평균	전월평균	전년평균	5년평균 가격	전주대비	전월대비	전년대비	5년평균 대비
간마늘 대서(20키로)		153,173	155,250	153,256	131,906	148,490	-1% ▼	-0% ▼	16% ▲	3% ▲
배 신고(15키로상자)		65,874	74,094	62,977	117,651	68,781	-11% ▼	5% ▲	-44% ▼	-4% ▼
참외(일반)(10키로상자)		64,344	91,682	69,771	90,325	68,776	-30% ▼	-8% ▼	-29% ▼	-6% ▼
(선)명태 수입(10키로상자)		62,018	71,950	57,236	40,856	57,748	-14% ▼	8% ▲	52% ▲	7% ▲
사과 부사(10키로상자)		59,368	75,500	60,771	88,655	50,178	-21% ▼	-2% ▼	-33% ▼	18% ▲
오렌지 네블 수입(18키로상자)		54,545	55,870	55,877	52,474	55,386	-2% ▼	-2% ▼	4% ▲	-2% ▼
가자미(8키로상자)		52,370	51,974	43,300	46,804	56,863	1% ▲	21% ▲	12% ▲	-8% ▼
(냉)고등어 수입(10키로상자)		49,322	49,730	49,788	35,215	37,322	-1% ▼	-1% ▼	40% ▲	32% ▲
백다다기오이(100개)		42,117	56,265	76,031	44,612	39,389	-25% ▼	-45% ▼	-6% ▼	7% ▲
당근(20키로상자)		41,441	43,729	63,510	87,516	47,840	-5% ▼	-35% ▼	-53% ▼	-13% ▼
감자 두백(20키로상자)		39,351	38,692	32,588	45,563	42,979	2% ▲	21% ▲	-14% ▼	-8% ▼
쪽파(10키로상자)		35,547	31,986	46,869	53,720	38,165	11% ▲	-24% ▼	-34% ▼	-7% ▼
포도 수입(8키로상자)		34,266	32,673	49,877	56,351	42,180	5% ▲	-31% ▼	-39% ▼	-19% ▼
오이맛고추(10키로상자)		29,669	40,579	76,982	50,933	43,447	-27% ▼	-61% ▼	-42% ▼	-32% ▼
망고 수입(5키로상자)		29,451	29,015	29,212	32,097	34,373	2% ▲	1% ▲	-8% ▼	-14% ▼
바나나 수입(13키로상자)		28,942	29,318	28,039	27,799	29,742	-1% ▼	3% ▲	4% ▲	-3% ▼
빨강 파프리카(5키로상자)		28,602	33,276	38,372	30,116	25,825	-14% ▼	-25% ▼	-5% ▼	11% ▲
골드파인애플 수입(12키로상자)		26,688	25,385	25,394	23,785	27,652	5% ▲	5% ▲	12% ▲	-3% ▼
청양고추(10키로상자)		26,368	37,591	65,397	53,858	39,518	-30% ▼	-60% ▼	-51% ▼	-33% ▼
무(20키로상자)		25,873	22,559	24,391	13,198	14,132	15% ▲	6% ▲	96% ▲	83% ▲
돌미나리(4키로상자)		23,558	21,118	17,923	9,660	16,609	12% ▲	31% ▲	144% ▲	42% ▲
말배기배추(8키로상자)		21,907	20,288	25,107	28,231	22,548	8% ▲	-13% ▼	-22% ▼	-3% ▼
호박밥 고무마(10키로상자)		21,395	21,917	21,341	30,579	27,552	-2% ▼	0% ▲	-30% ▼	-22% ▼
만감 천혜할(3키로상자)		20,560	20,223	16,193	26,733	22,971	2% ▲	27% ▲	-23% ▼	-10% ▼
건세멸치(1.5키로상자)		19,666	19,742	21,379	23,155	21,929	-0% ▼	-8% ▼	-15% ▼	-10% ▼
대추방울토마토(3키로상자)		17,567	18,082	22,725	19,576	15,469	-3% ▼	-23% ▼	-10% ▼	14% ▲
애호박(20개)		17,250	18,973	30,183	20,561	17,279	-9% ▼	-43% ▼	-16% ▼	-0% ▼
걸홍합(10키로망대)		17,110	17,564	17,664	12,282	12,432	-3% ▼	-3% ▼	39% ▲	38% ▲
딸기 설향(2키로상자)		16,122	17,171	17,260	17,129	15,690	-6% ▼	-7% ▼	-6% ▼	3% ▲
토마토(5키로상자)		14,362	14,156	18,357	18,564	13,352	1% ▲	-22% ▼	-23% ▼	8% ▲
양배추(8키로망대)		13,783	12,397	12,294	19,813	10,656	11% ▲	12% ▲	-30% ▼	29% ▲
상추 포기참(4키로상자)		11,443	12,476	10,282	12,839	13,474	-8% ▼	11% ▲	-11% ▼	-15% ▼
팽이버섯(5키로상자)		11,207	12,598	11,041	14,033	11,441	-11% ▼	2% ▲	-20% ▼	-2% ▼
시금치(4키로상자)		10,895	12,316	9,731	11,351	10,983	-12% ▼	12% ▲	-4% ▼	-1% ▼
배추(10키로망대)		9,800	11,243	14,086	16,445	10,847	-13% ▼	-30% ▼	-40% ▼	-10% ▼
열무(4키로상자)		9,527	10,663	17,005	11,491	9,580	-11% ▼	-44% ▼	-17% ▼	-1% ▼
새송이버섯(2키로상자)		7,030	7,461	8,091	6,534	6,565	-6% ▼	-13% ▼	8% ▲	7% ▲
청경채(4키로상자)		6,072	9,869	9,962	4,386	5,184	-38% ▼	-39% ▼	38% ▲	17% ▲
대구(1키로)		3,206	3,500	4,233	2,965	5,195	-8% ▼	-24% ▼	8% ▲	-38% ▼
부추(일반)(500그램단)		2,224	2,426	2,967	2,442	2,346	-8% ▼	-25% ▼	-9% ▼	-5% ▼
양파(1키로)		1,480	1,536	1,640	1,292	1,173	-4% ▼	-10% ▼	15% ▲	26% ▲
대파(일반)(1키로단)		991	1,038	1,793	2,038	1,924	-5% ▼	-45% ▼	-51% ▼	-48% ▼

□ 품종별 등락가격 비교(전주대비)

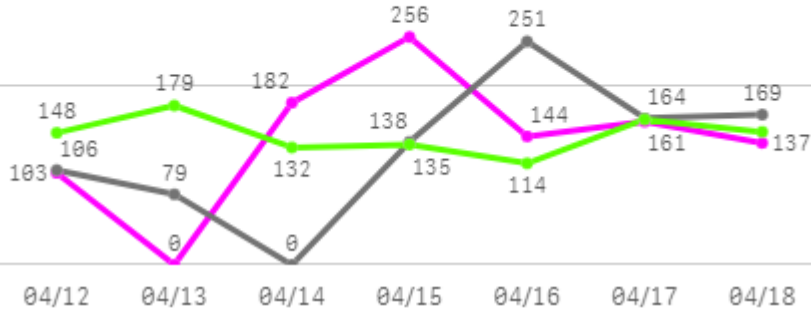
구분	품목(종)명
상승 품목(종)	골드파인애플 수입(5%),돌미나리(12%),무(15%),알배기배추(8%),양배추(11%),쪽파(11%)
하락 품목(종)	(선)명태 수입(-14%),당근(-5%),대구(-8%),딸기 설향(-6%),배 신고(-11%),배추(-13%),백다다기오이(-25%),부추(일반)(-8%),빨강 파프리카(-14%),사과 부사(-21%),상추 포기잡(-8%),새송이버섯(-6%),시금치(-12%),애호박(-9%),열무(-11%),오이맛고추(-27%),참외(일반)(-30%),청경채(-38%),청양고추(-30%),팽이버섯(-11%)
보합 품목(종)(+5%)	(냉)고등어 수입,가자미,감자 두백,건세멸치,겉홍합,깐마늘 대서,대추방울토마토,대파(일반),만감 천혜향,망고 수입,바나나 수입,양파,오렌지 네블 수입,토마토,포도 수입,호박밤 고구마

3. 품목(종)별 주간 거래동향

고구마

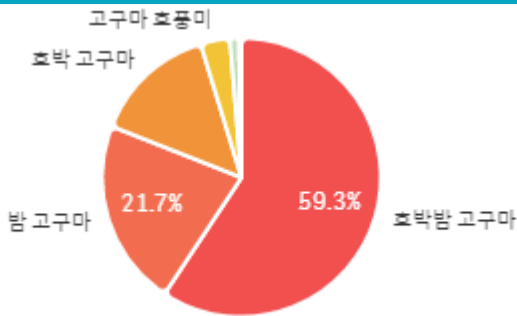
주간 반입량(톤)

● 2025 ● 2024 ● 평년

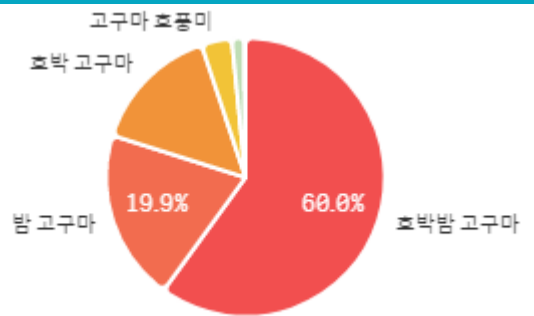


구분	금주(A)	전주(B)	전월(C)	전년(D)	평년(E)	A/B	A/C	A/D	A/E
물량(톤)	982	987	995	907	1,017	99.4%	98.7%	108.3%	96.5%

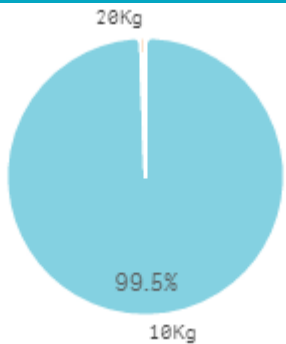
출하 품종별 거래물량 구성비



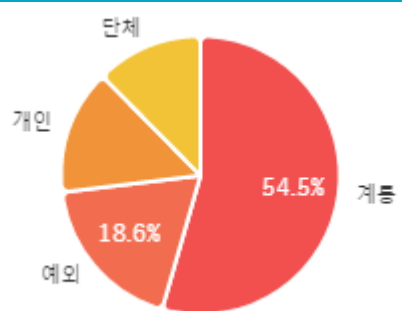
출하 품종별 거래금액 구성비



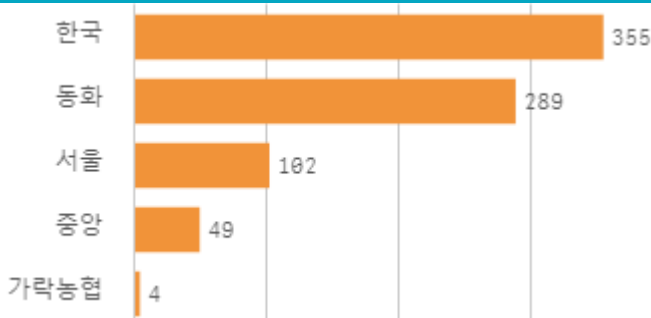
거래 단량별 물량 구성비



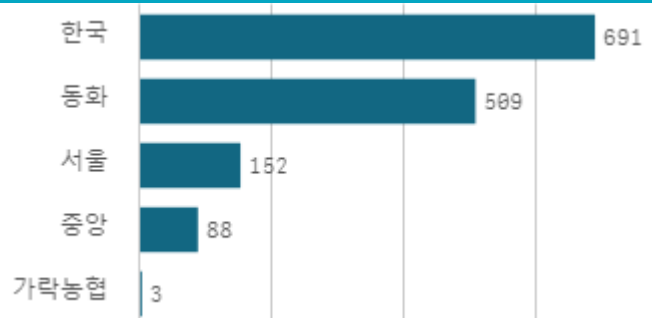
출하자별 거래물량 구성비



도매시장 법인별 거래물량(톤)

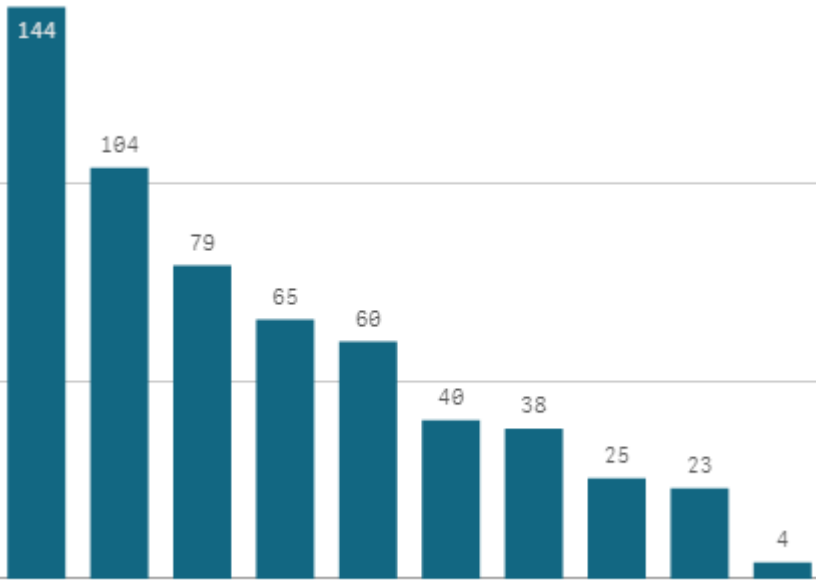


도매시장 법인별 거래금액(백만원)



호박밤 고구마(10Kg)

산지별 거래물량(톤)



출하산지(개소)

10

출하건수(천건)

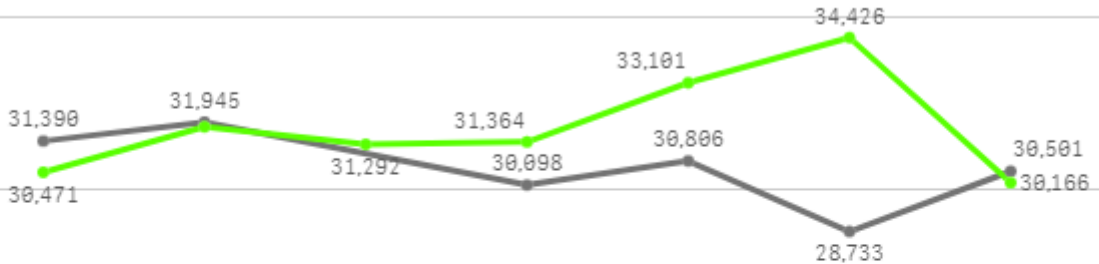
2

산지별 주출하 시군구



주간 도매가격(원)

◆ 2025 ● 2024 ◆ 평년



구분	금주(A)	전주(B)	전월(C)	전년(D)	평년(E)	A/B	A/C	A/D	A/E
가격(원)	21,395	21,917	21,341	30,579	27,552	97.6%	100.3%	70.0%	77.7%

※ 상품 가격 기준

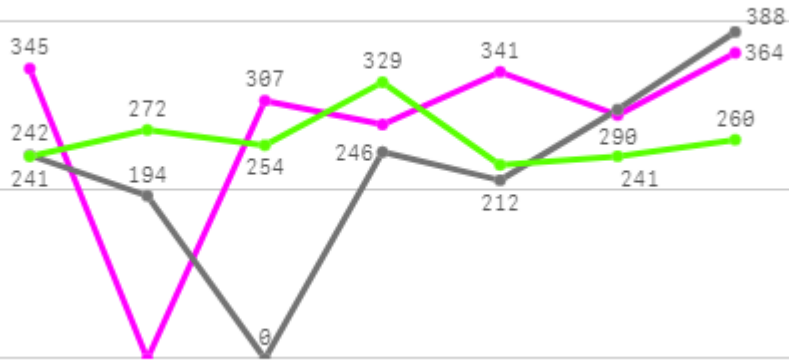
□ 호박밤 고구마(10Kg) 주간 가격

구분	Q	품종	Q	단량	Q	특	상	보통	하
2025-04-12		호박밤 고구마		10Kg		24,794	21,503	14,897	8,704
2025-04-14		호박밤 고구마		10Kg		26,766	21,460	14,628	7,881
2025-04-15		호박밤 고구마		10Kg		26,796	20,992	14,377	7,625
2025-04-16		호박밤 고구마		10Kg		24,732	20,739	14,192	7,900
2025-04-17		호박밤 고구마		10Kg		28,316	21,192	13,925	7,378
2025-04-18		호박밤 고구마		10Kg		28,363	22,488	15,264	8,604
평균						26,628	21,395	14,547	8,015

감자

주간 반입량(톤)

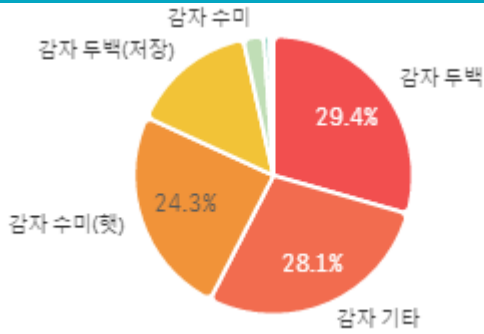
◆ 2025 ● 2024 ▲ 평년



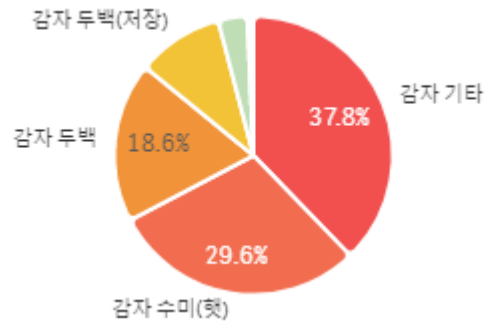
04/12 04/13 04/14 04/15 04/16 04/17 04/18

구분	금주(A)	전주(B)	전월(C)	전년(D)	평년(E)	A/B	A/C	A/D	A/E
물량(톤)	1,924	1,864	1,529	1,578	1,818	103.2%	125.9%	121.9%	105.8%

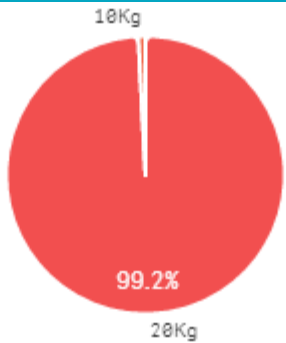
출하 품종별 거래물량 구성비



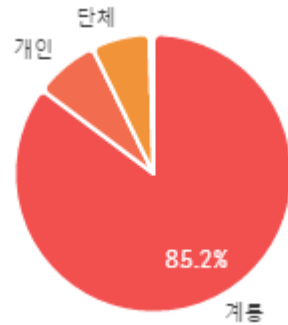
출하 품종별 거래금액 구성비



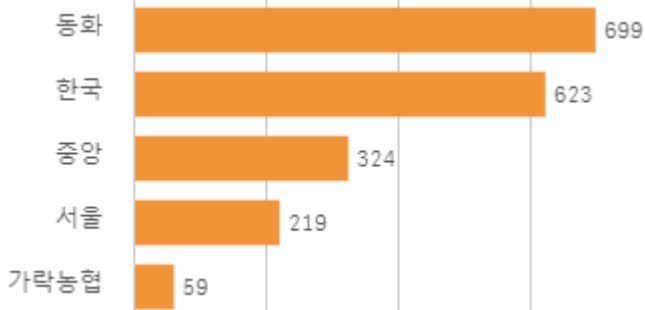
거래 단량별 물량 구성비



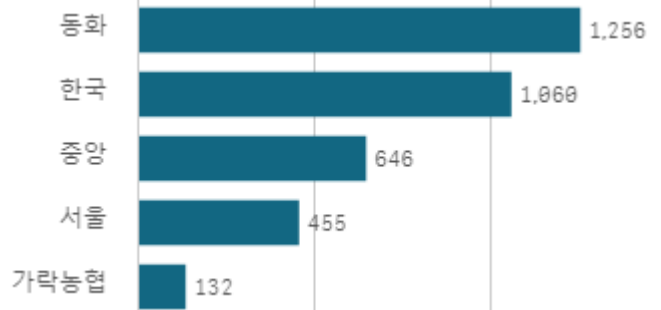
출하자별 거래물량 구성비



도매시장 법인별 거래물량(톤)

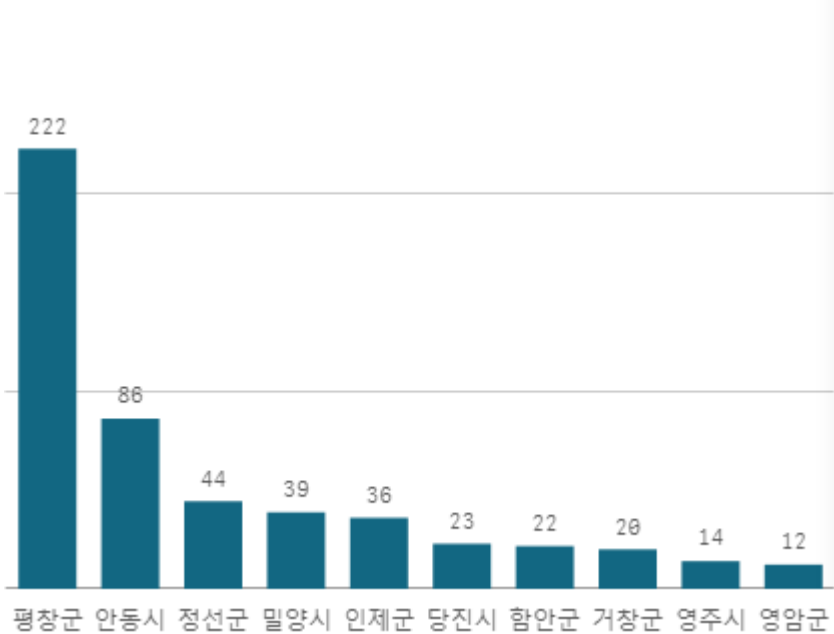


도매시장 법인별 거래금액(백만원)



감자 두백(20Kg)

산지별 거래물량(톤)



출하산지(개소)

15

출하건수(천건)

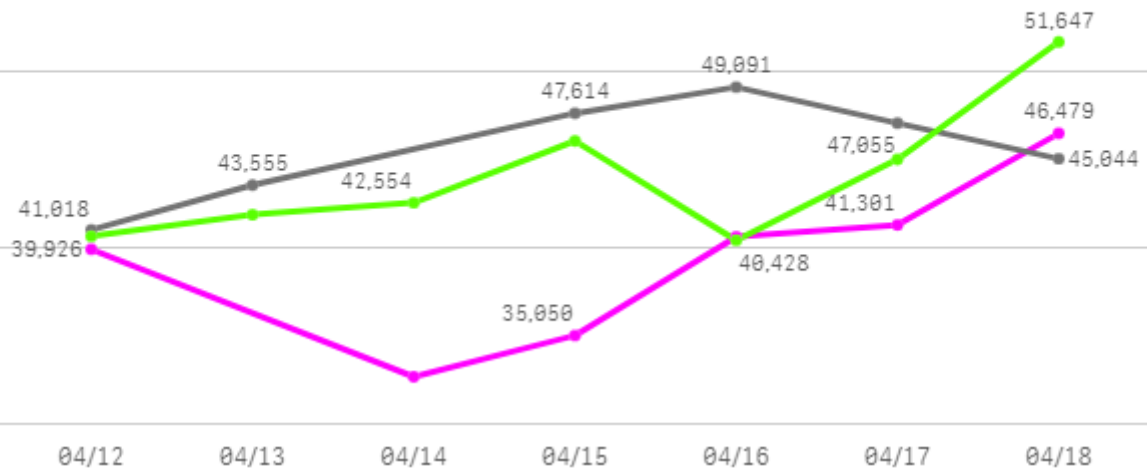
0

산지별 주출하 시군구



주간 도매가격(원)

◆ 2025 ● 2024 ◆ 평년



구분	금주(A)	전주(B)	전월(C)	전년(D)	평년(E)	A/B	A/C	A/D	A/E
가격(원)	39,351	38,692	32,588	45,563	42,979	101.7%	120.8%	86.4%	91.6%

※ 상품 가격 기준

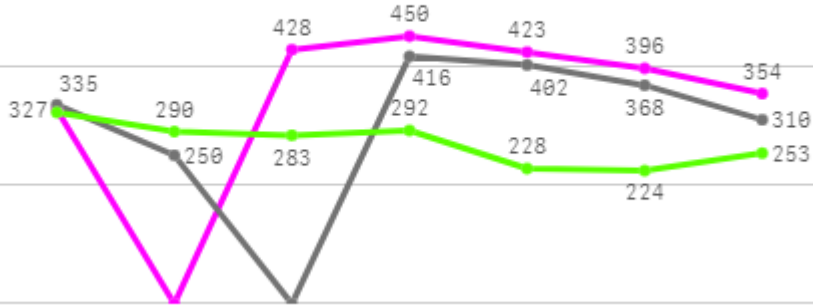
□ 감자 두백(20Kg) 주간 가격

구분	Q	품종	Q	단량	Q	특	상	보통	하
2025-04-12		감자 두백		20Kg		60,074	39,926	24,597	11,354
2025-04-14		감자 두백		20Kg		56,784	32,718	22,319	10,910
2025-04-15		감자 두백		20Kg		58,501	35,050	21,468	10,639
2025-04-16		감자 두백		20Kg		59,400	40,630	25,009	11,256
2025-04-17		감자 두백		20Kg		55,782	41,301	27,462	13,829
2025-04-18		감자 두백		20Kg		60,918	46,479	28,214	12,981
평균						58,577	39,351	24,845	11,828

배추

주간 반입량(톤)

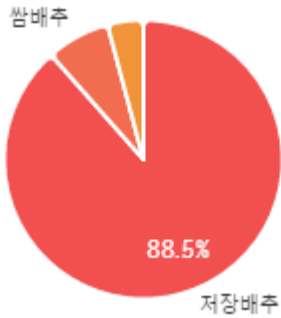
◆ 2025 ● 2024 ▲ 평년



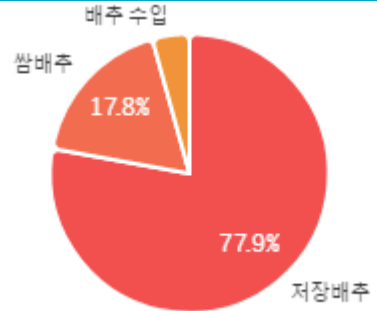
04/12 04/13 04/14 04/15 04/16 04/17 04/18

구분	금주(A)	전주(B)	전월(C)	전년(D)	평년(E)	A/B	A/C	A/D	A/E
물량(톤)	2,378	2,995	2,628	2,080	2,031	79.4%	90.5%	114.3%	117.1%

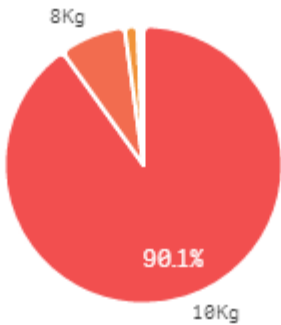
출하 품종별 거래물량 구성비



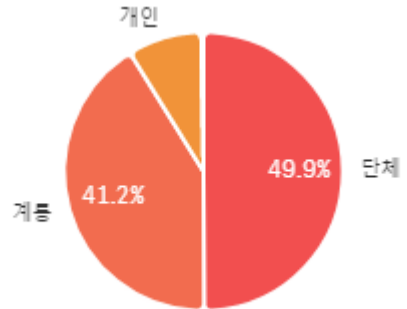
출하 품종별 거래금액 구성비



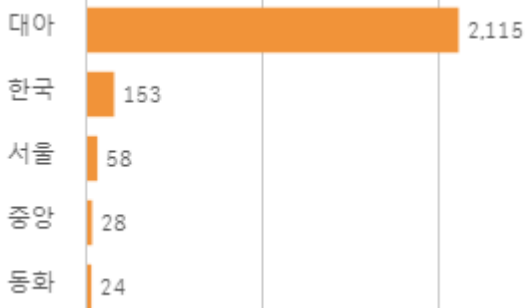
거래 단량별 물량 구성비



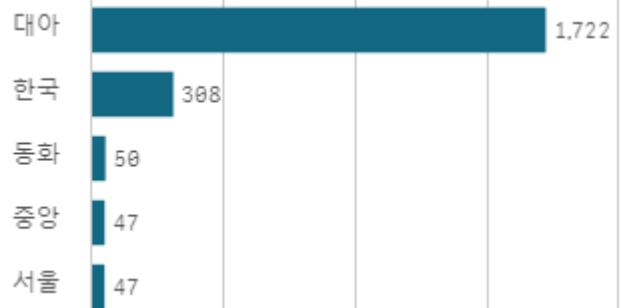
출하자별 거래물량 구성비



도매시장 법인별 거래물량(톤)



도매시장 법인별 거래금액(백만원)



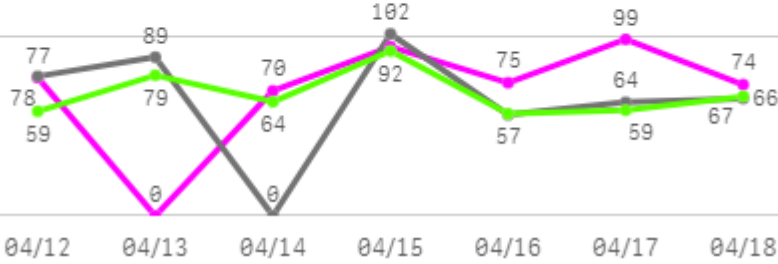
□ 배추(10Kg) 주간 가격

구분	Q	품종	Q	단량	Q	특	상	보통	하
2025-04-12		배추		10Kg		15,783	9,363	6,529	5,024
2025-04-14		배추		10Kg		16,336	11,019	8,135	4,118
2025-04-15		배추		10Kg		16,192	10,468	7,732	5,783
2025-04-16		배추		10Kg		16,034	9,458	6,893	5,000
2025-04-17		배추		10Kg		15,457	8,667	6,079	4,050
2025-04-18		배추		10Kg		16,364	9,823	7,118	3,688
평균						16,028	9,800	7,081	4,611

알배기배추

주간 반입량(톤)

◆ 2025 ● 2024 ▲ 평년



구분	금주(A)	전주(B)	전월(C)	전년(D)	평년(E)	A/B	A/C	A/D	A/E
물량(톤)	489	528	397	455	492	92.8%	123.2%	107.5%	99.4%

출하 품종별 거래물량 구성비



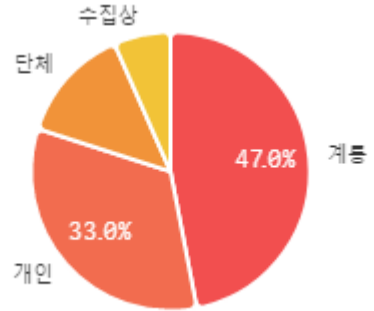
출하 품종별 거래금액 구성비



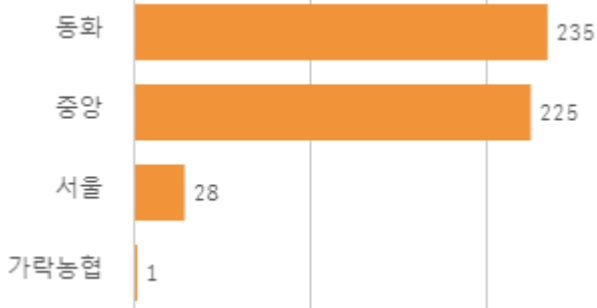
거래 단량별 물량 구성비



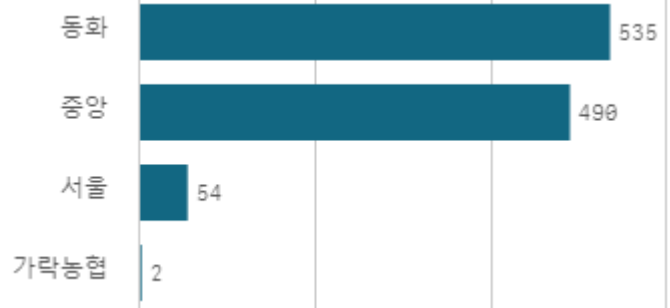
출하자별 거래물량 구성비



도매시장 법인별 거래물량(톤)

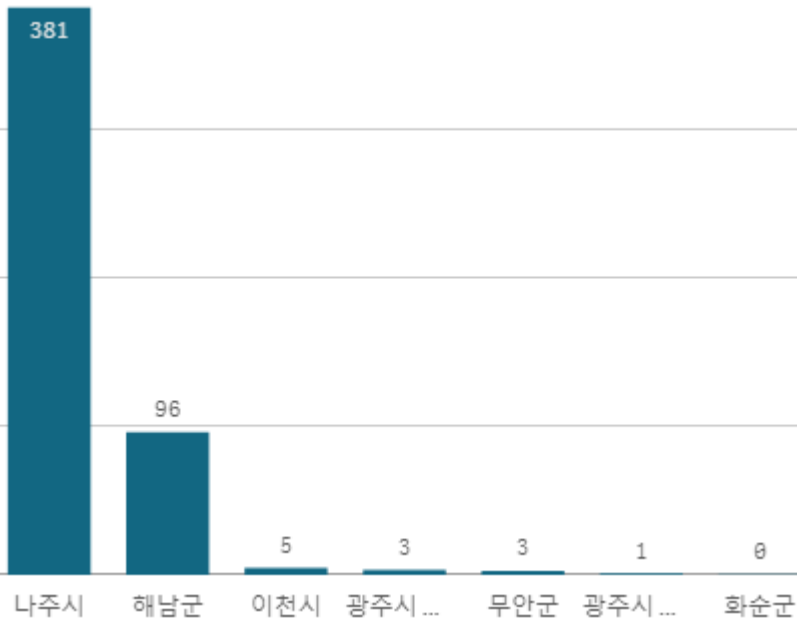


도매시장 법인별 거래금액(백만원)



알배기배추(8Kg)

산지별 거래물량(톤)



산지별 주출하 시군구



출하산지(개소)

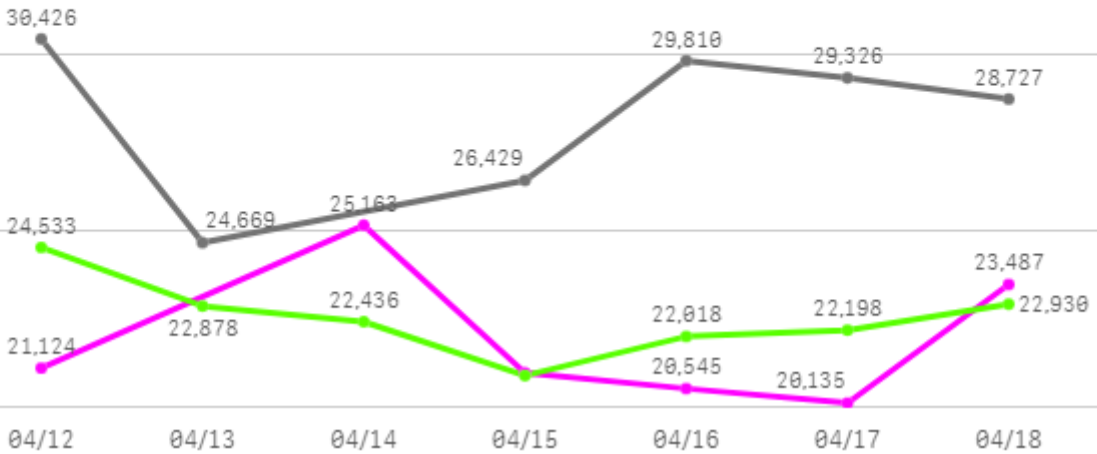
7

출하건수(천건)

1

주간 도매가격(원)

◆ 2025 ● 2024 ◆ 평년



구분	금주(A)	전주(B)	전월(C)	전년(D)	평년(E)	A/B	A/C	A/D	A/E
가격(원)	21,907	20,288	25,107	28,231	22,548	108.0%	87.3%	77.6%	97.2%

※ 상품 가격 기준

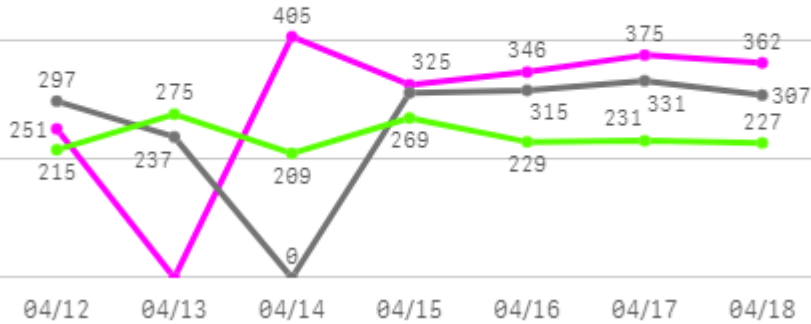
□ 알배기배추(8Kg) 주간 가격

구분	Q	품종	Q	단량	Q	특	상	보통	하
2025-04-12		알배기배추		8Kg		26,494	21,124	15,119	8,109
2025-04-14		알배기배추		8Kg		27,423	25,163	19,215	11,611
2025-04-15		알배기배추		8Kg		22,848	20,990	16,968	10,596
2025-04-16		알배기배추		8Kg		22,680	20,545	14,631	8,748
2025-04-17		알배기배추		8Kg		22,446	20,135	15,744	9,084
2025-04-18		알배기배추		8Kg		24,960	23,487	17,083	12,880
평균						24,475	21,907	16,460	10,171

양배추

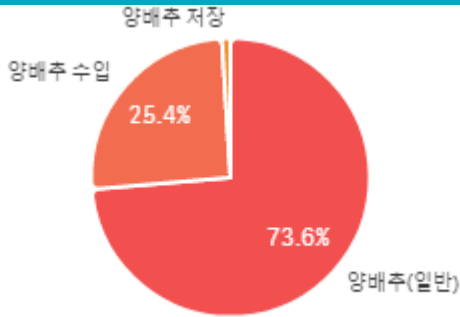
주간 반입량(톤)

◆ 2025 ● 2024 ▲ 평년



구분	금주(A)	전주(B)	전월(C)	전년(D)	평년(E)	A/B	A/C	A/D	A/E
물량(톤)	2,063	2,057	2,180	1,799	1,811	100.3%	94.6%	114.7%	114.0%

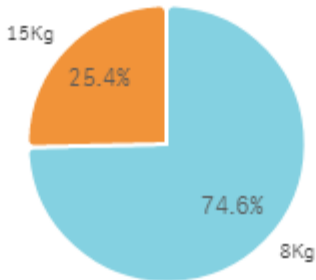
출하 품종별 거래물량 구성비



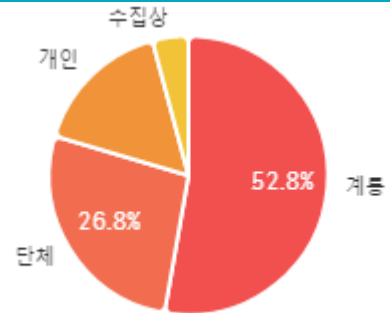
출하 품종별 거래금액 구성비




거래 단량별 물량 구성비



출하자별 거래물량 구성비



도매시장 법인별 거래물량(톤)

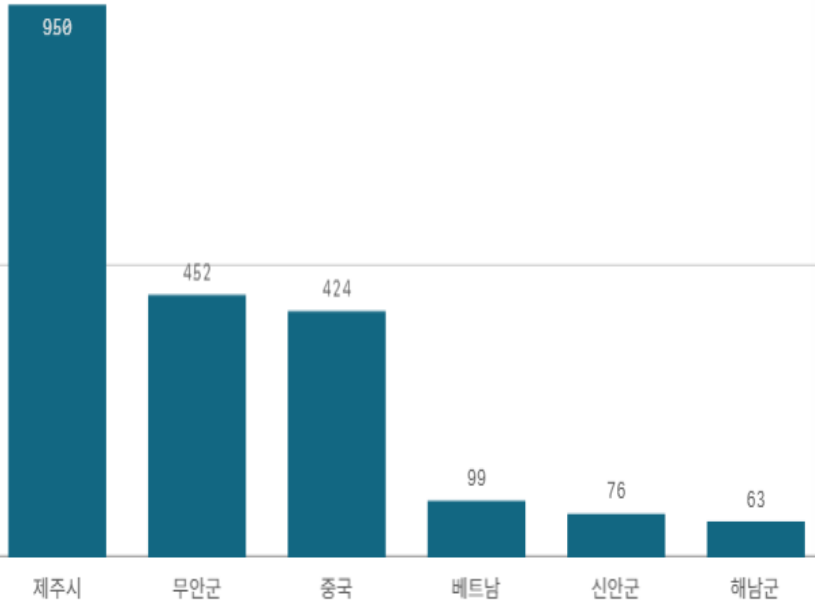


도매시장 법인별 거래금액(백만원)



양배추(8Kg)

산지별 거래물량(톤)



출하산지(개소)

6

출하건수(천건)

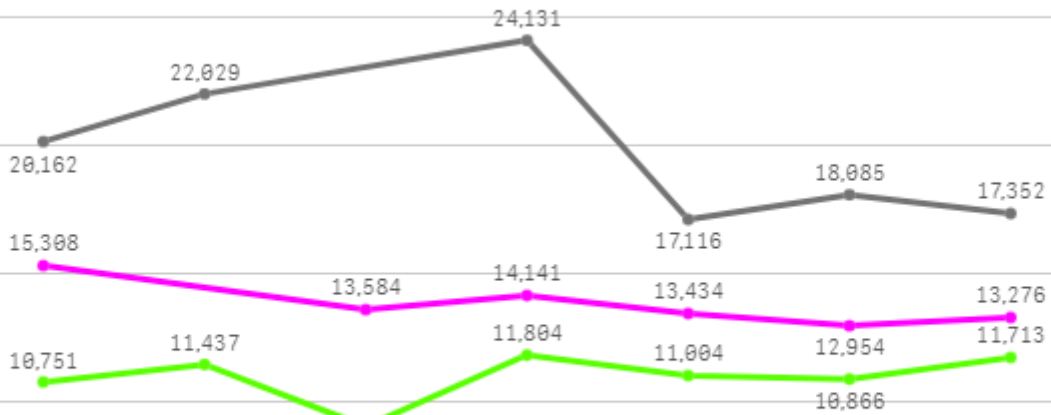
1

산지별 주출하 시군구



주간 도매가격(원)

◆ 2025 ● 2024 ▲ 평년



04/12 04/13 04/14 04/15 04/16 04/17 04/18

구분	금주(A)	전주(B)	전월(C)	전년(D)	평년(E)	A/B	A/C	A/D	A/E
가격(원)	13,783	12,397	12,294	19,813	10,656	111.2%	112.1%	69.6%	129.3%

※ 상품 가격 기준

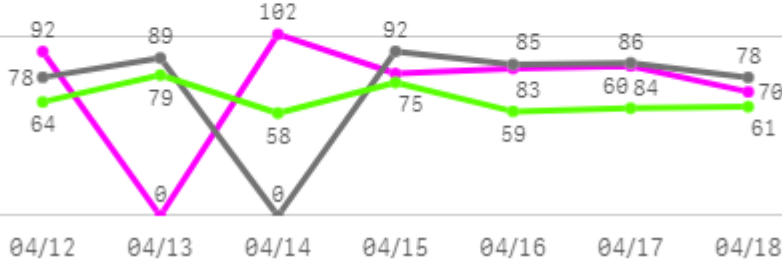
□ 양배추(8Kg) 주간 가격

구분	Q	품종	Q	단량	Q	특	상	보통	하
2025-04-12		양배추		8Kg		16,800	15,308	13,528	10,264
2025-04-14		양배추		8Kg		14,650	13,584	12,540	8,824
2025-04-15		양배추		8Kg		14,747	14,141	13,405	11,285
2025-04-16		양배추		8Kg		14,551	13,434	12,666	10,689
2025-04-17		양배추		8Kg		13,699	12,954	12,200	10,360
2025-04-18		양배추		8Kg		14,177	13,276	12,468	8,930
평균						14,771	13,783	12,801	10,059

시금치

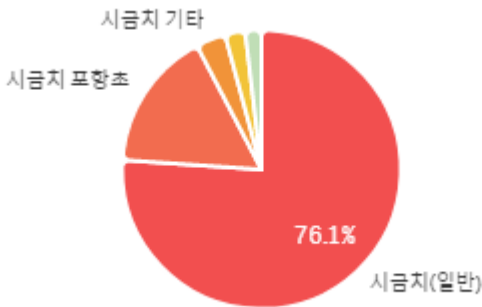
주간 반입량(톤)

◆ 2025 ● 2024 ▲ 평년

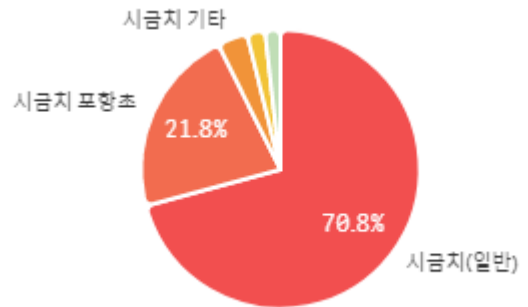


구분	금주(A)	전주(B)	전월(C)	전년(D)	평년(E)	A/B	A/C	A/D	A/E
물량(톤)	510	541	733	507	470	94.2%	69.6%	100.6%	108.6%

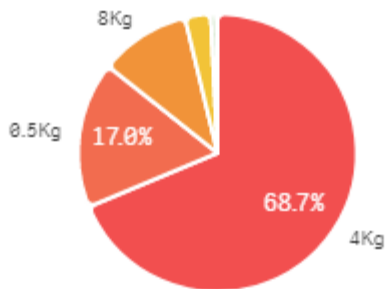
출하 품종별 거래물량 구성비



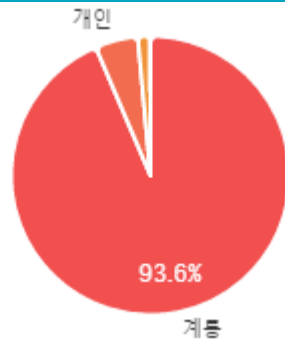
출하 품종별 거래금액 구성비



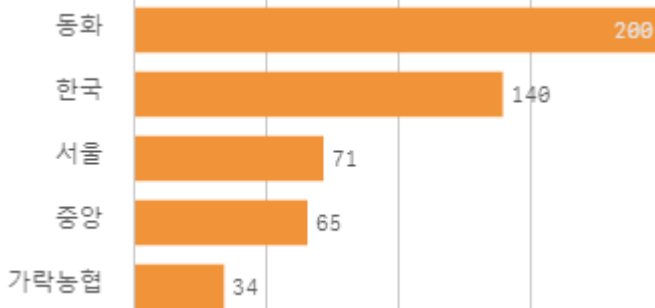
거래 단량별 물량 구성비



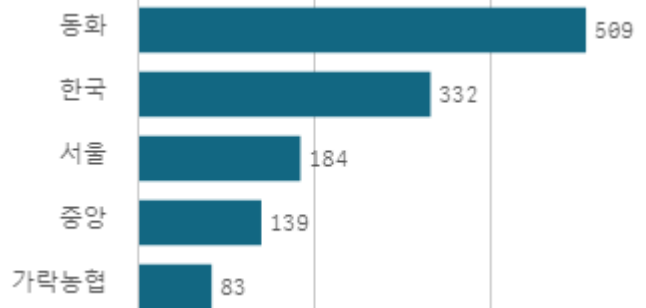
출하자별 거래물량 구성비



도매시장 법인별 거래물량(톤)

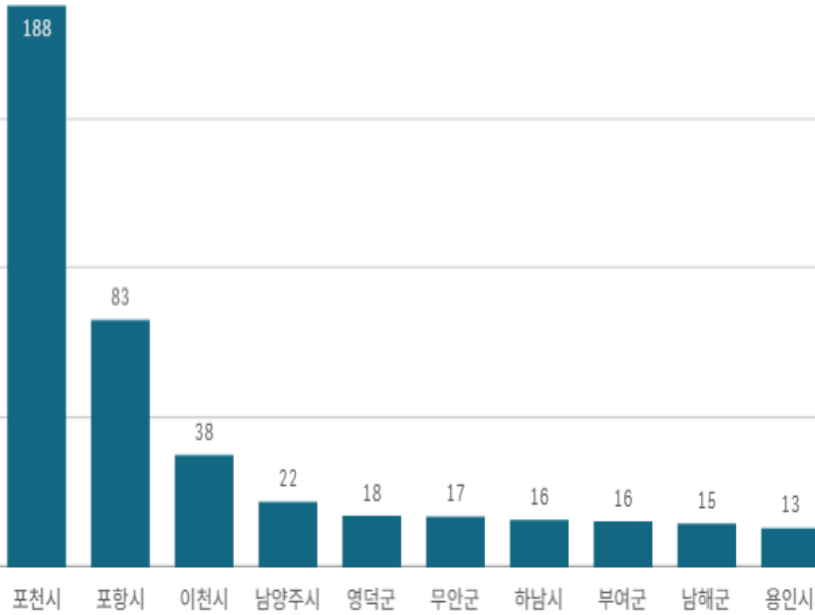


도매시장 법인별 거래금액(백만원)



시금치(4Kg)

산지별 거래물량(톤)



출하산지(개소)

35

출하건수(천건)

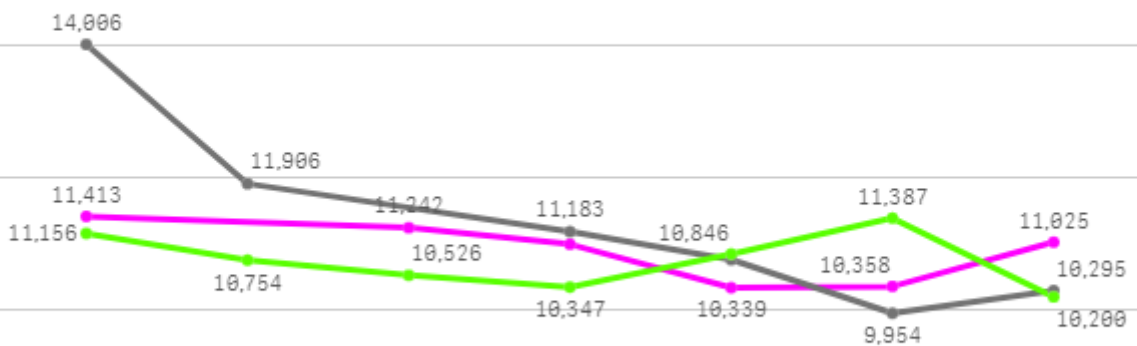
3

산지별 주출하 시군구



주간 도매가격(원)

◆ 2025 ● 2024 ◆ 평년



04/12 04/13 04/14 04/15 04/16 04/17 04/18

구분	금주(A)	전주(B)	전월(C)	전년(D)	평년(E)	A/B	A/C	A/D	A/E
가격(원)	10,895	12,316	9,731	11,351	10,983	88.5%	112.0%	96.0%	99.2%

※ 상품 가격 기준

□ 시금치(4Kg) 주간 가격

구분	Q	품종	Q	단량	Q	특	상	보통	하
2025-04-12		시금치		4Kg		13,569	11,413	9,038	6,354
2025-04-14		시금치		4Kg		13,903	11,242	9,292	7,069
2025-04-15		시금치		4Kg		12,919	10,993	9,023	6,913
2025-04-16		시금치		4Kg		11,409	10,339	8,913	6,965
2025-04-17		시금치		4Kg		11,893	10,358	8,739	7,026
2025-04-18		시금치		4Kg		12,713	11,025	9,156	6,858
평균						12,734	10,895	9,027	6,864

상추

주간 반입량(톤)

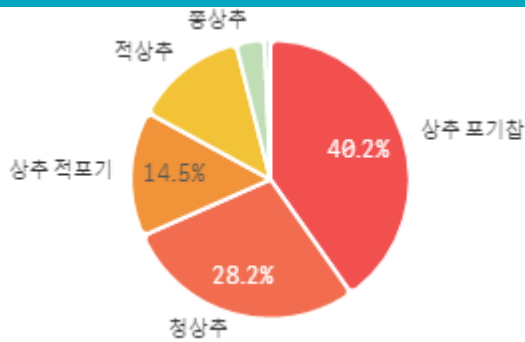
◆ 2025 ● 2024 ▲ 평년



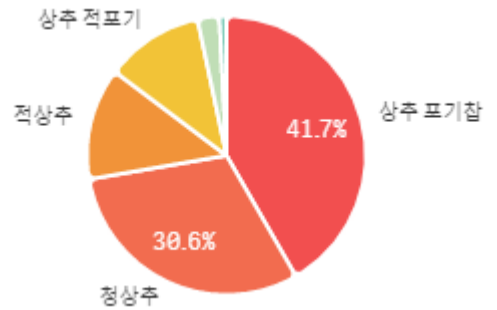
04/12 04/13 04/14 04/15 04/16 04/17 04/18

구분	금주(A)	전주(B)	전월(C)	전년(D)	평년(E)	A/B	A/C	A/D	A/E
물량(톤)	664	607	631	767	677	109.5%	105.3%	86.6%	98.1%

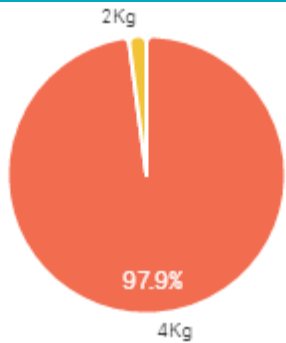
출하 품종별 거래물량 구성비



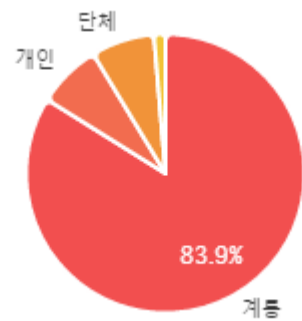
출하 품종별 거래금액 구성비



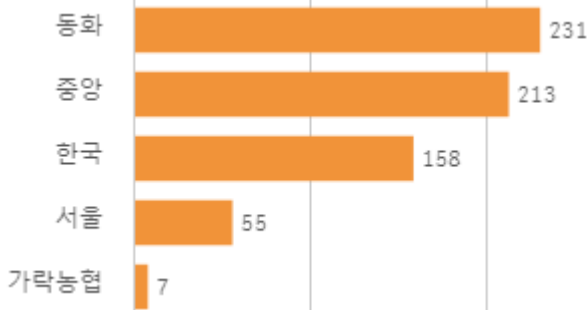
거래 단량별 물량 구성비



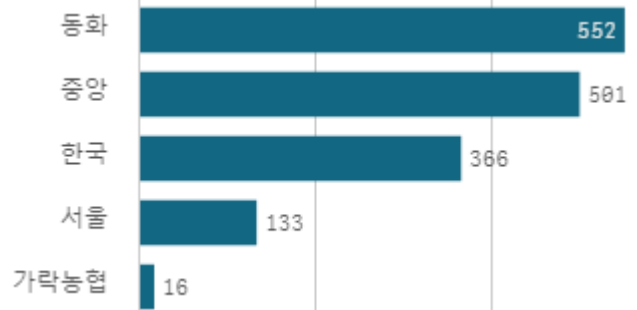
출하자별 거래물량 구성비



도매시장 법인별 거래물량(톤)

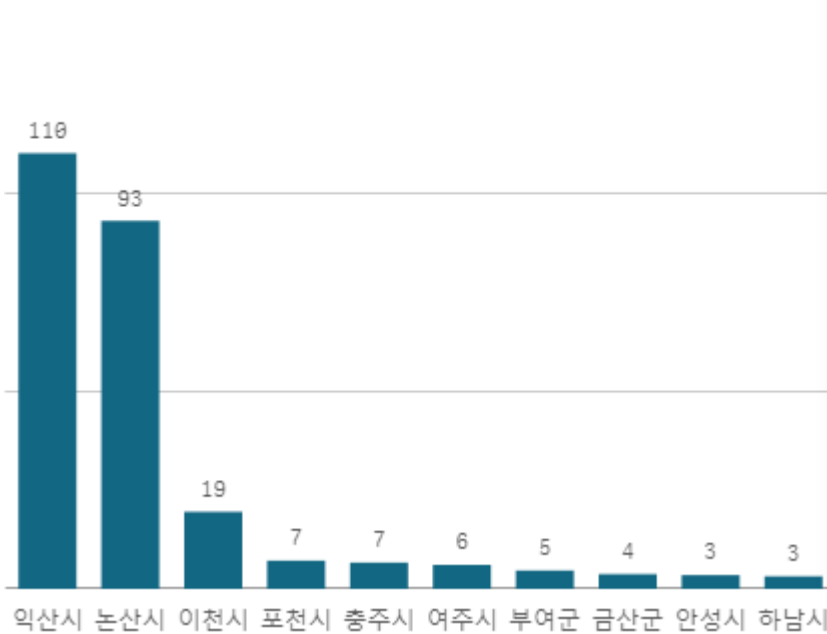


도매시장 법인별 거래금액(백만원)



상추 포기잡(4Kg)

산지별 거래물량(톤)



출하산지(개소)

23

출하건수(천건)

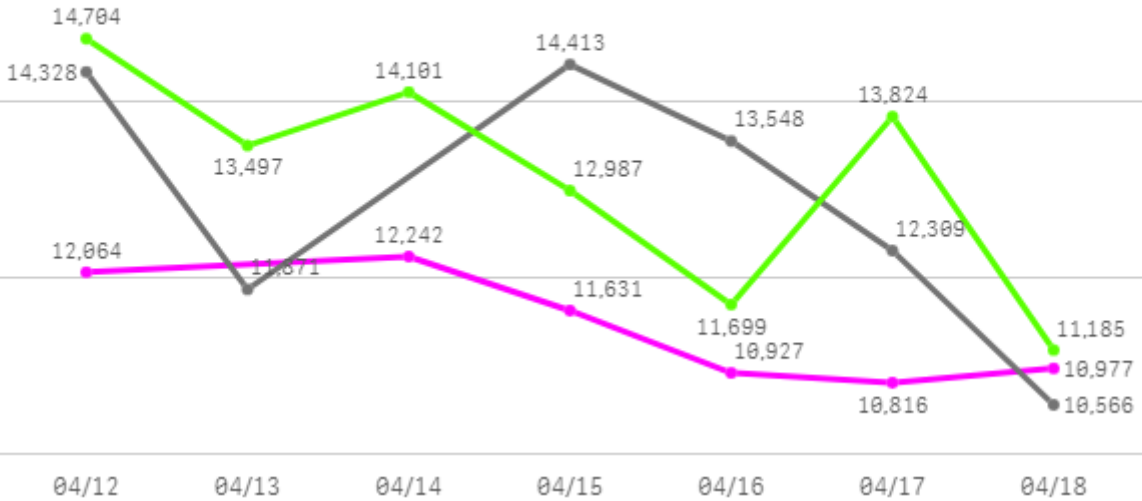
2

산지별 주출하 시군구



주간 도매가격(원)

◆ 2025 ● 2024 ◆ 평년



구분	금주(A)	전주(B)	전월(C)	전년(D)	평년(E)	A/B	A/C	A/D	A/E
가격(원)	11,443	12,476	10,282	12,839	13,474	91.7%	111.3%	89.1%	84.9%

※ 상품 가격 기준

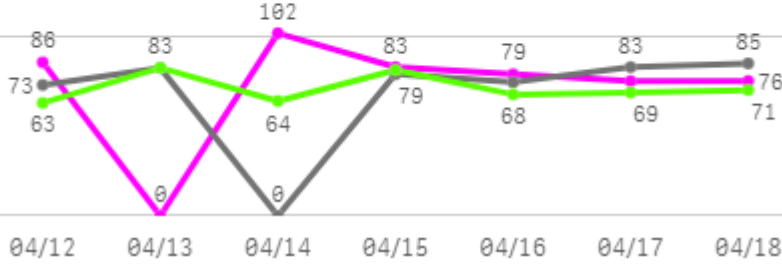
□ 상추 포기잡(4Kg) 주간 가격

구분	Q	품종	Q	단량	Q	특	상	보통	하
2025-04-12		상추 포기잡		4Kg		-	12,064	10,477	9,209
2025-04-14		상추 포기잡		4Kg		-	12,242	10,631	8,800
2025-04-15		상추 포기잡		4Kg		-	11,631	10,200	8,610
2025-04-16		상추 포기잡		4Kg		-	10,927	9,490	8,393
2025-04-17		상추 포기잡		4Kg		-	10,816	9,325	8,469
2025-04-18		상추 포기잡		4Kg		-	10,977	9,359	8,288
평균						-	11,443	9,914	8,628

부추

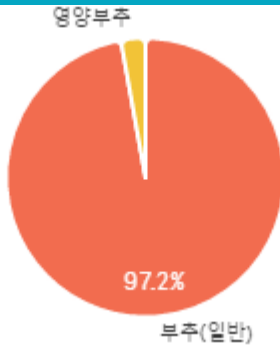
주간 반입량(톤)

◆ 2025 ● 2024 ▲ 평년

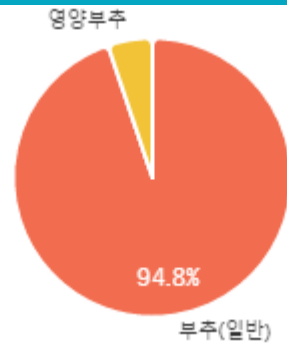


구분	금주(A)	전주(B)	전월(C)	전년(D)	평년(E)	A/B	A/C	A/D	A/E
물량(톤)	502	462	418	479	499	108.8%	120.1%	104.8%	100.7%

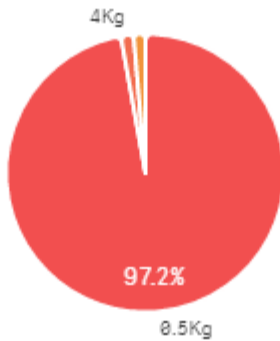
출하 품종별 거래물량 구성비



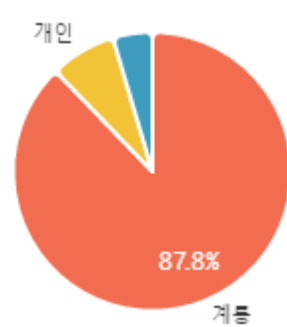
출하 품종별 거래금액 구성비



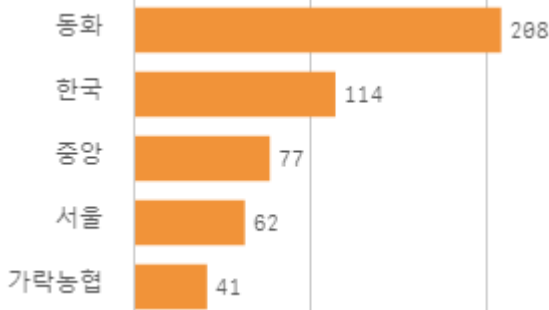
거래 단량별 물량 구성비



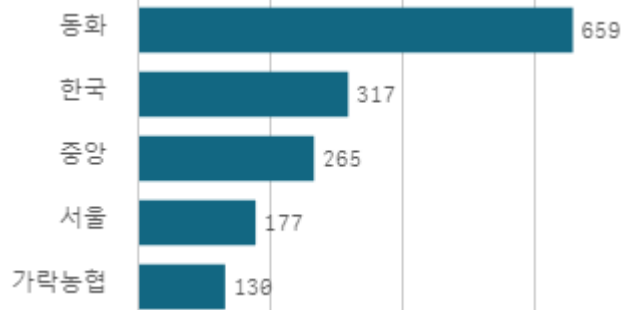
출하자별 거래물량 구성비



도매시장 법인별 거래물량(톤)

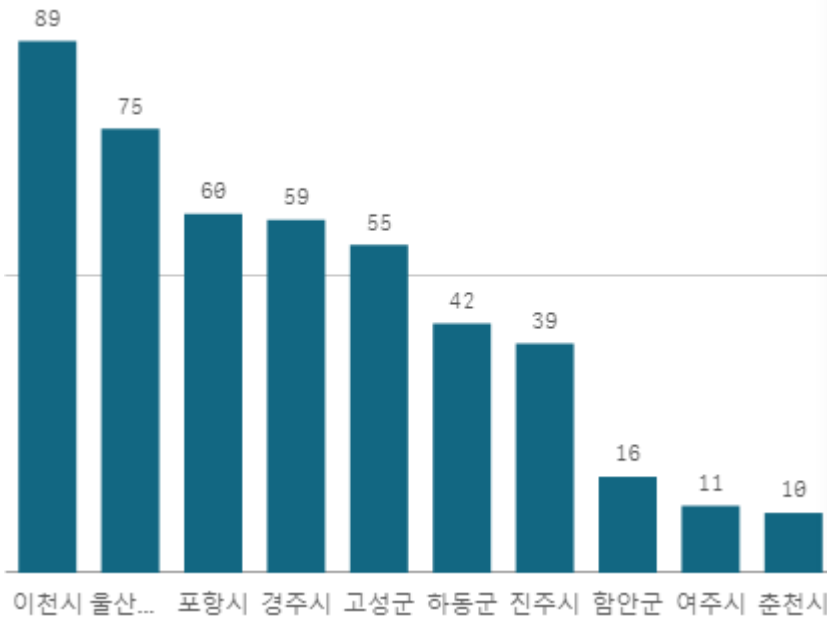


도매시장 법인별 거래금액(백만원)



부추(일반) (0.5Kg)

산지별 거래물량(톤)



출하산지(개소)

18

출하건수(천건)

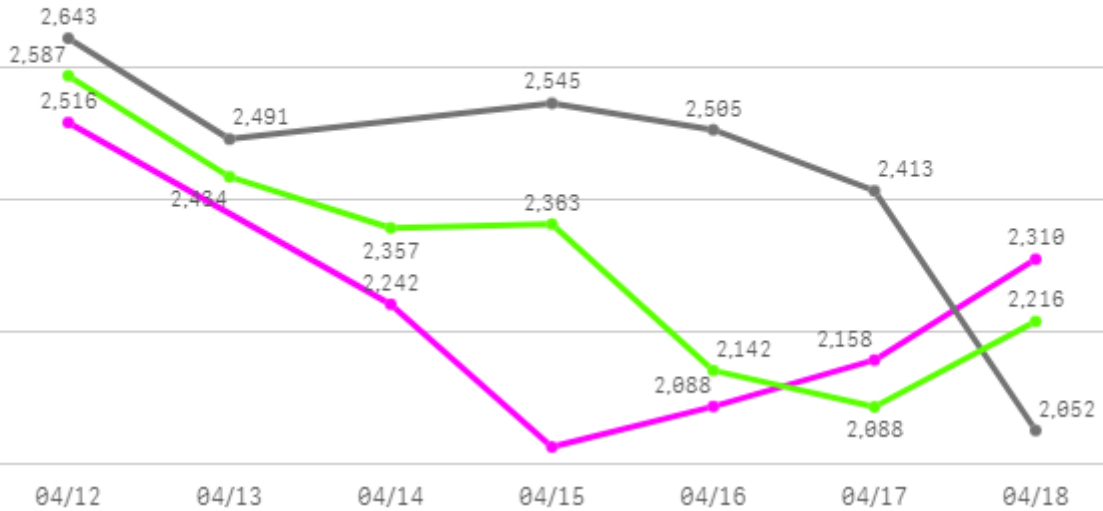
3

산지별 주출하 시군구



주간 도매가격(원)

● 2025 ● 2024 ● 평년



구분	금주(A)	전주(B)	전월(C)	전년(D)	평년(E)	A/B	A/C	A/D	A/E
가격(원)	2,224	2,426	2,967	2,442	2,346	91.7%	74.9%	91.1%	94.8%

※ 상품 가격 기준

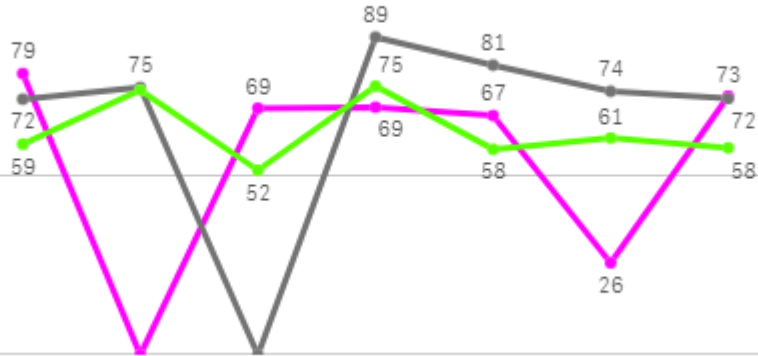
□ 부추(일반)(0.5Kg) 주간 가격

구분	Q	품종	Q	단량	Q	특	상	보통	하
2025-04-12		부추(일반)		0.5Kg		-	2,516	1,790	1,282
2025-04-14		부추(일반)		0.5Kg		-	2,242	1,556	1,087
2025-04-15		부추(일반)		0.5Kg		-	2,027	1,409	940
2025-04-16		부추(일반)		0.5Kg		-	2,088	1,422	1,017
2025-04-17		부추(일반)		0.5Kg		-	2,158	1,454	1,022
2025-04-18		부추(일반)		0.5Kg		-	2,310	1,623	1,136
평균						-	2,224	1,542	1,081

미나리

주간 반입량(톤)

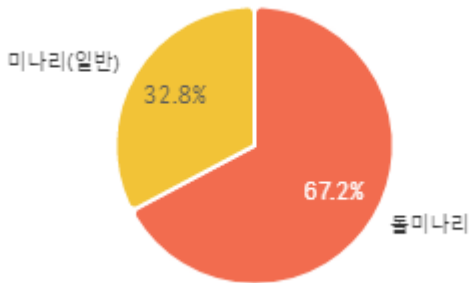
◆ 2025 ● 2024 ▲ 평년



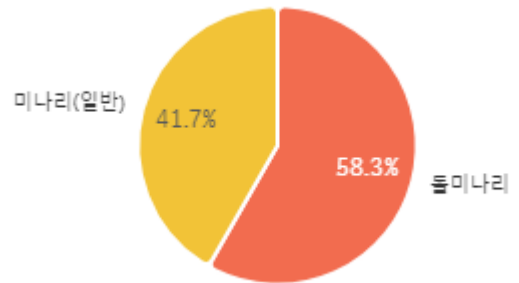
04/12 04/13 04/14 04/15 04/16 04/17 04/18

구분	금주(A)	전주(B)	전월(C)	전년(D)	평년(E)	A/B	A/C	A/D	A/E
물량(톤)	383	430	370	463	420	89.0%	103.5%	82.8%	91.1%

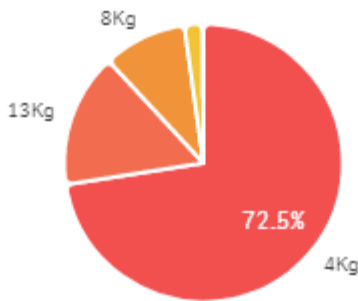
출하 품종별 거래물량 구성비



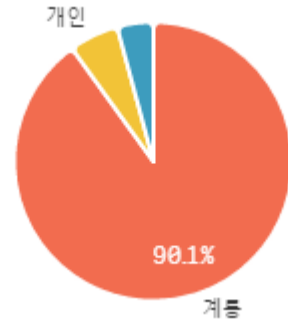
출하 품종별 거래금액 구성비



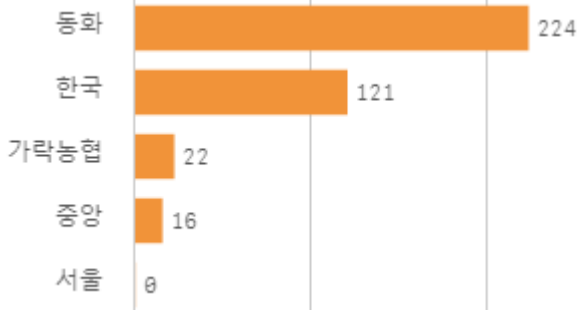
거래 단량별 물량 구성비



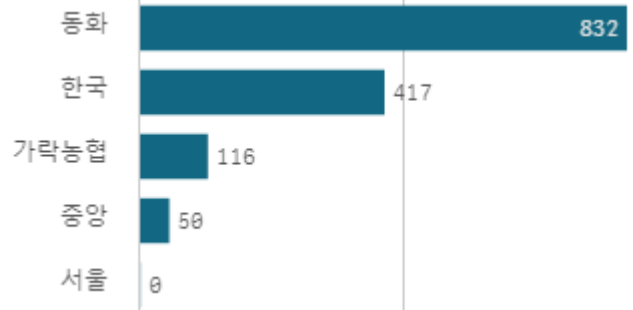
출하자별 거래물량 구성비



도매시장 법인별 거래물량(톤)

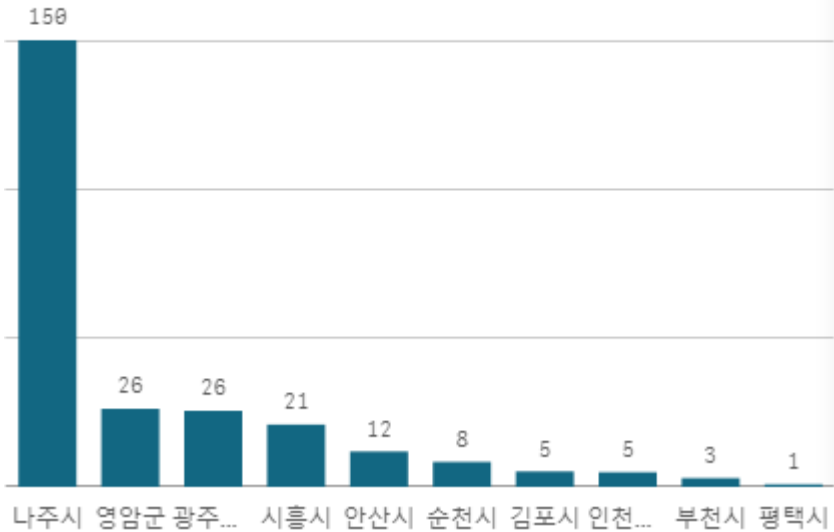


도매시장 법인별 거래금액(백만원)



돌미나리(4Kg)

산지별 거래물량(톤)



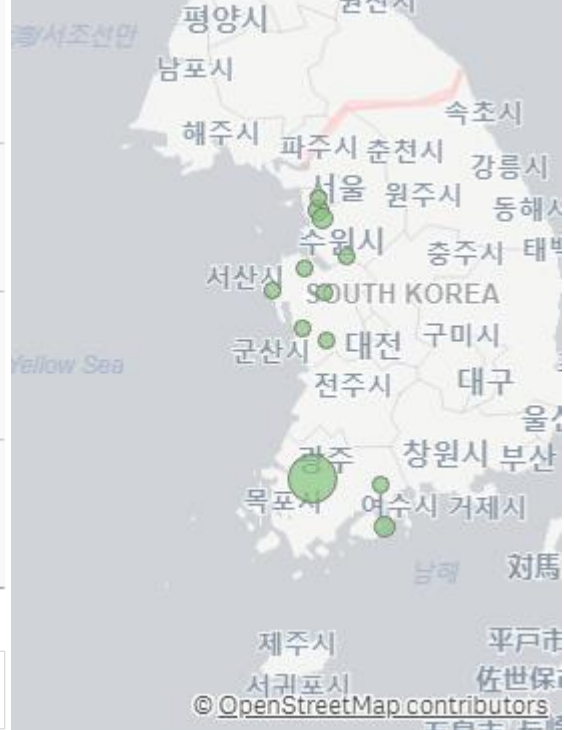
출하산지(개소)

15

출하건수(천건)

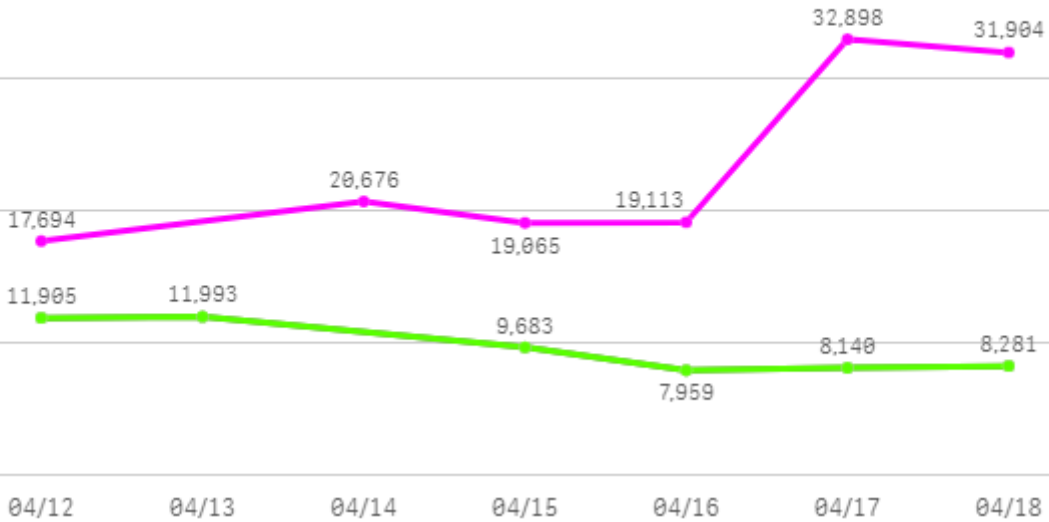
1

산지별 주출하 시군구



주간 도매가격(원)

◆ 2025 ◀ 2024 ◆ 평년



구분	금주(A)	전주(B)	전월(C)	전년(D)	평년(E)	A/B	A/C	A/D	A/E
가격(원)	23,558	21,118	17,923	9,660	16,609	111.6%	131.4%	243.9%	141.8%

※ 상품 가격 기준

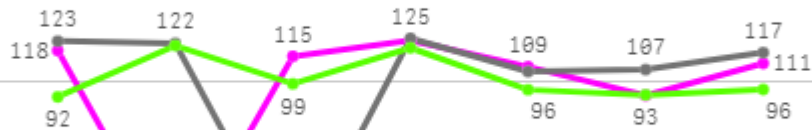
□ 돌미나리(4Kg) 주간 가격

구분	Q	품종	Q	단량	Q	특	상	보통	하
2025-04-12		돌미나리		4Kg		-	17,694	8,070	4,819
2025-04-14		돌미나리		4Kg		-	20,676	11,392	8,102
2025-04-15		돌미나리		4Kg		-	19,065	9,717	7,037
2025-04-16		돌미나리		4Kg		-	19,113	12,413	9,729
2025-04-17		돌미나리		4Kg		-	32,898	18,569	8,829
2025-04-18		돌미나리		4Kg		-	31,904	21,993	13,117
평균						-	23,558	13,692	8,606

열무

주간 반입량(톤)

◆ 2025 ● 2024 ▲ 평년



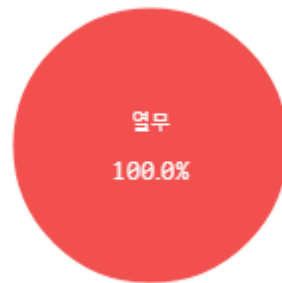
04/12 04/13 04/14 04/15 04/16 04/17 04/18

구분	금주(A)	전주(B)	전월(C)	전년(D)	평년(E)	A/B	A/C	A/D	A/E
물량(톤)	669	602	340	700	700	111.0%	196.4%	95.5%	95.5%

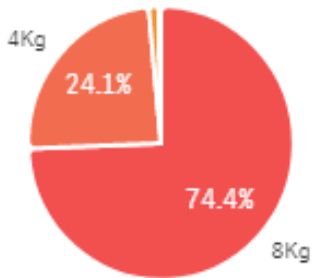
출하 품종별 거래물량 구성비



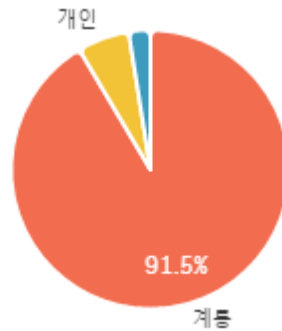
출하 품종별 거래금액 구성비



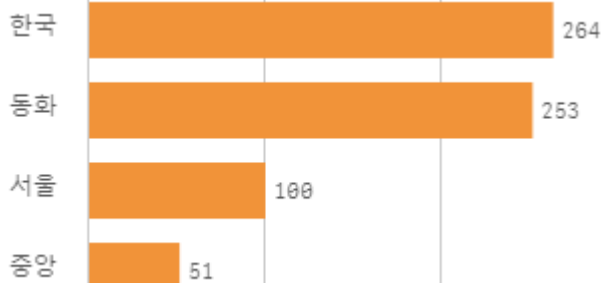
거래 단량별 물량 구성비



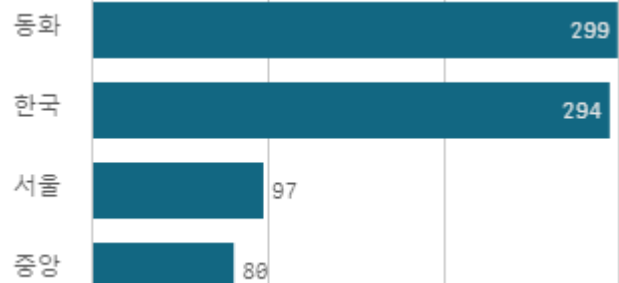
출하자별 거래물량 구성비



도매시장 법인별 거래물량(톤)

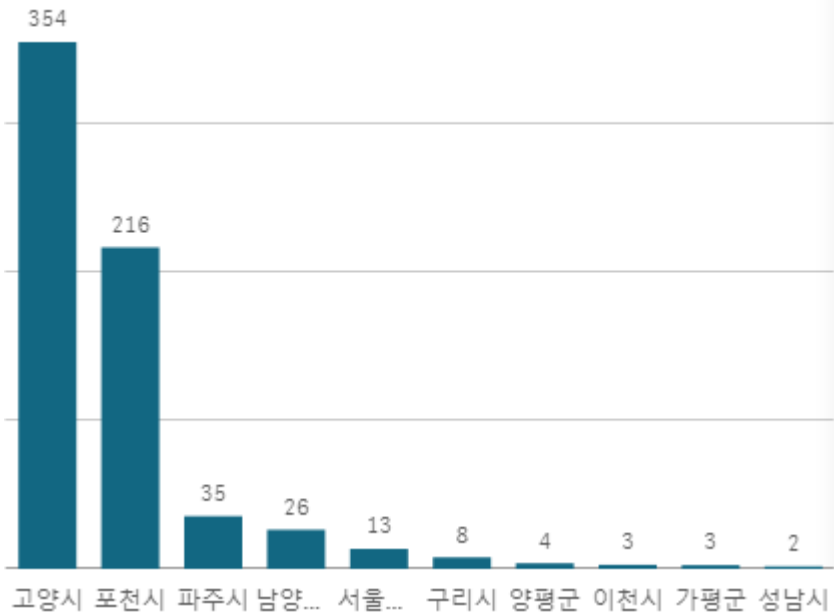


도매시장 법인별 거래금액(백만원)



열무(4Kg)

산지별 거래물량(톤)



출하산지(개소)

17

출하건수(천건)

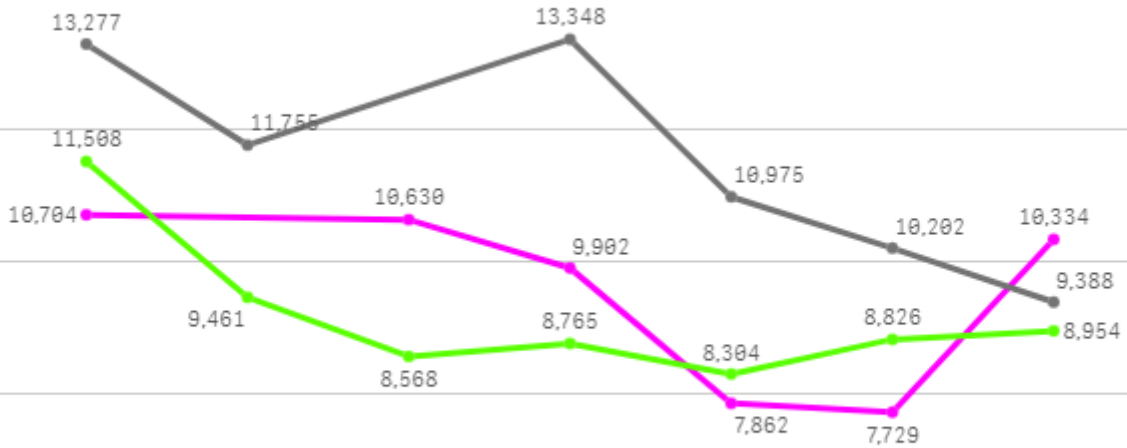
3

산지별 주출하 시군구



주간 도매가격(원)

◆ 2025 ● 2024 ◆ 평년



04/12 04/13 04/14 04/15 04/16 04/17 04/18

구분	금주(A)	전주(B)	전월(C)	전년(D)	평년(E)	A/B	A/C	A/D	A/E
가격(원)	9,527	10,663	17,005	11,491	9,580	89.3%	56.0%	82.9%	99.4%

※ 상품 가격 기준

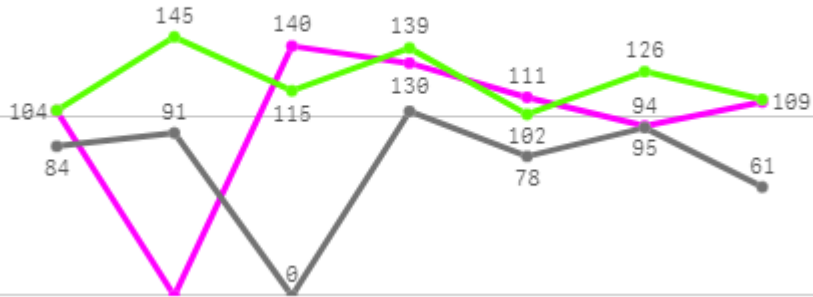
□ 열무(4Kg) 주간 가격

구분	Q	품종	Q	단량	Q	특	상	보통	하
2025-04-12		열무		4Kg		-	10,704	7,133	4,408
2025-04-14		열무		4Kg		-	10,630	6,820	4,855
2025-04-15		열무		4Kg		-	9,902	6,154	3,467
2025-04-16		열무		4Kg		-	7,862	5,159	3,242
2025-04-17		열무		4Kg		-	7,729	4,945	3,111
2025-04-18		열무		4Kg		-	10,334	7,059	3,710
평균						-	9,527	6,212	3,799

참외

주간 반입량(톤)

◆ 2025 ● 2024 ▲ 평년



04/12 04/13 04/14 04/15 04/16 04/17 04/18

구분	금주(A)	전주(B)	전월(C)	전년(D)	평년(E)	A/B	A/C	A/D	A/E
물량(톤)	689	366	470	512	778	188.2%	146.8%	134.6%	88.6%

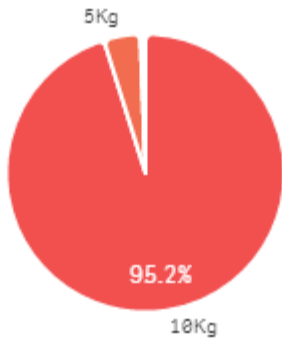
출하 품종별 거래물량 구성비



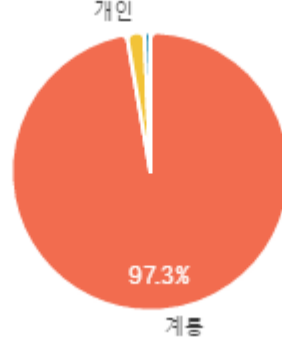
출하 품종별 거래금액 구성비



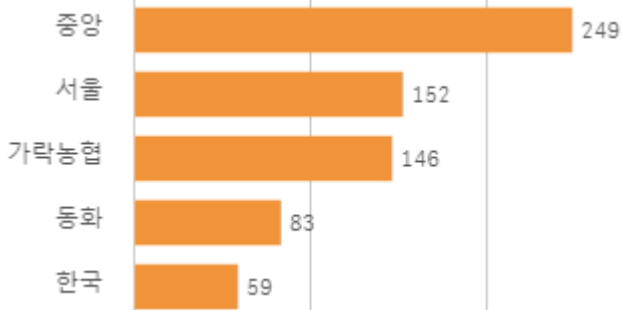
거래 단량별 물량 구성비



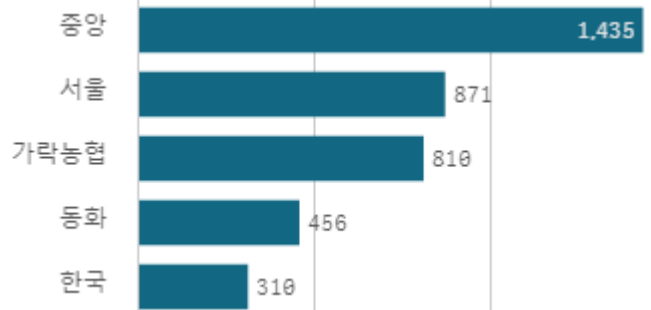
출하자별 거래물량 구성비



도매시장 법인별 거래물량(톤)

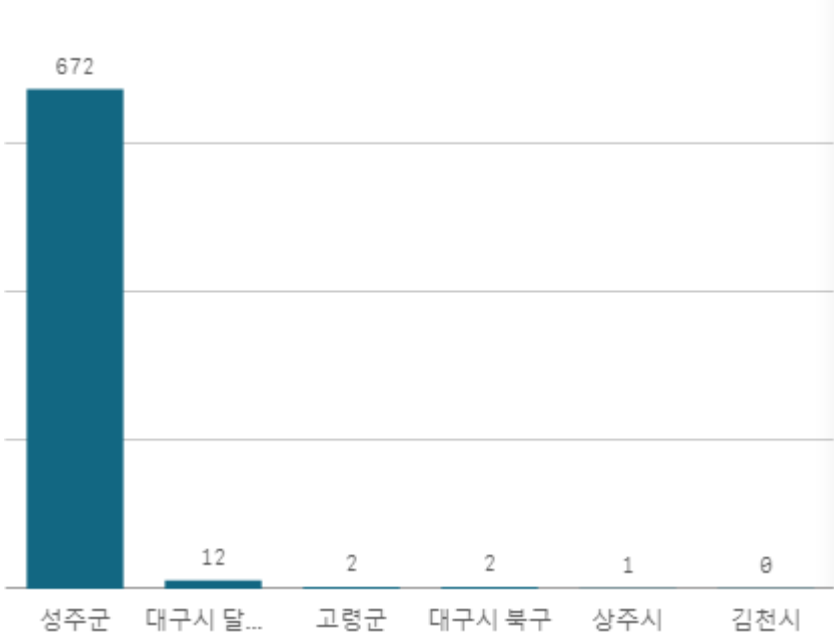


도매시장 법인별 거래금액(백만원)



참외(일반)(10Kg)

산지별 거래물량(톤)



출하산지(개소)

6

출하건수(천건)

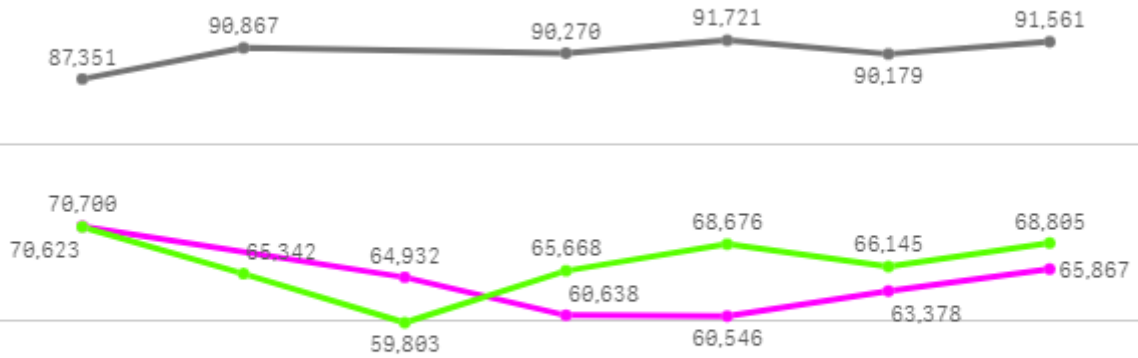
12

산지별 주출하 시군구



주간 도매가격(원)

◆ 2025 ● 2024 ◆ 평년



04/12 04/13 04/14 04/15 04/16 04/17 04/18

구분	금주(A)	전주(B)	전월(C)	전년(D)	평년(E)	A/B	A/C	A/D	A/E
가격(원)	64,344	91,682	69,771	90,325	68,776	70.2%	92.2%	71.2%	93.6%

※ 상품 가격 기준

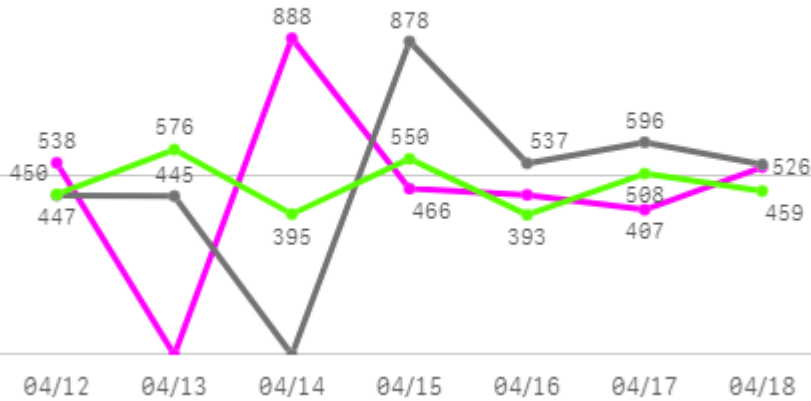
□ 참외(일반)(10Kg) 주간 가격

구분	Q	품종	Q	단량	Q	특	상	보통	하
2025-04-12		참외(일반)		10Kg		85,032	70,700	58,886	40,866
2025-04-14		참외(일반)		10Kg		77,470	64,932	55,205	40,297
2025-04-15		참외(일반)		10Kg		74,285	60,638	51,577	37,728
2025-04-16		참외(일반)		10Kg		76,191	60,546	53,256	40,784
2025-04-17		참외(일반)		10Kg		73,647	63,378	55,330	42,348
2025-04-18		참외(일반)		10Kg		76,393	65,867	57,725	44,755
평균						77,170	64,344	55,330	41,130

오이

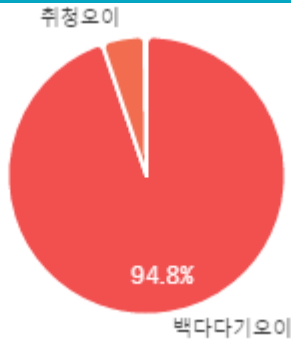
주간 반입량(톤)

◆ 2025 ● 2024 ▲ 평년

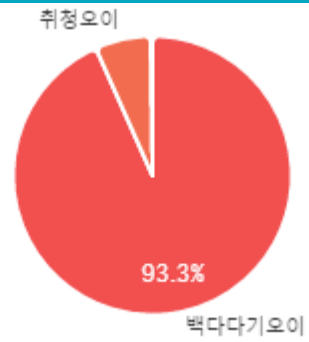


구분	금주(A)	전주(B)	전월(C)	전년(D)	평년(E)	A/B	A/C	A/D	A/E
물량(톤)	3,274	2,881	1,557	3,437	3,255	113.6%	210.3%	95.2%	100.6%

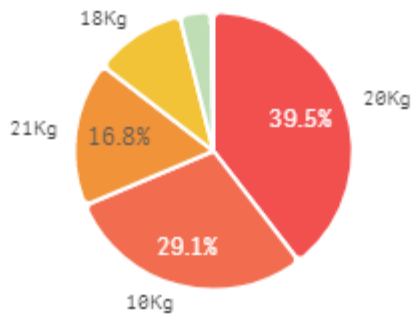
출하 품종별 거래물량 구성비



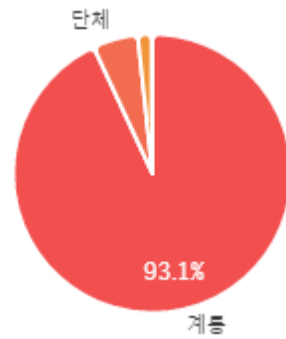
출하 품종별 거래금액 구성비



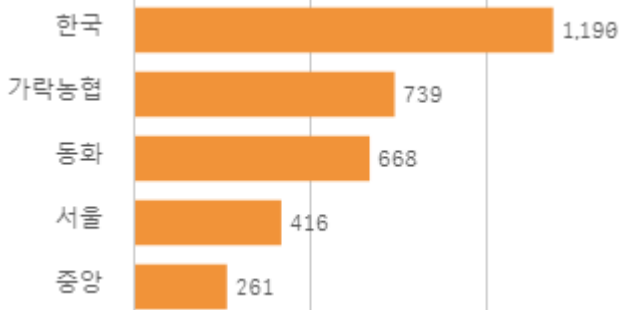
거래 단량별 물량 구성비



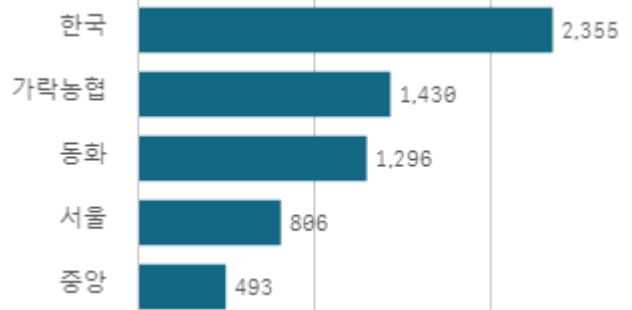
출하자별 거래물량 구성비



도매시장 법인별 거래물량(톤)

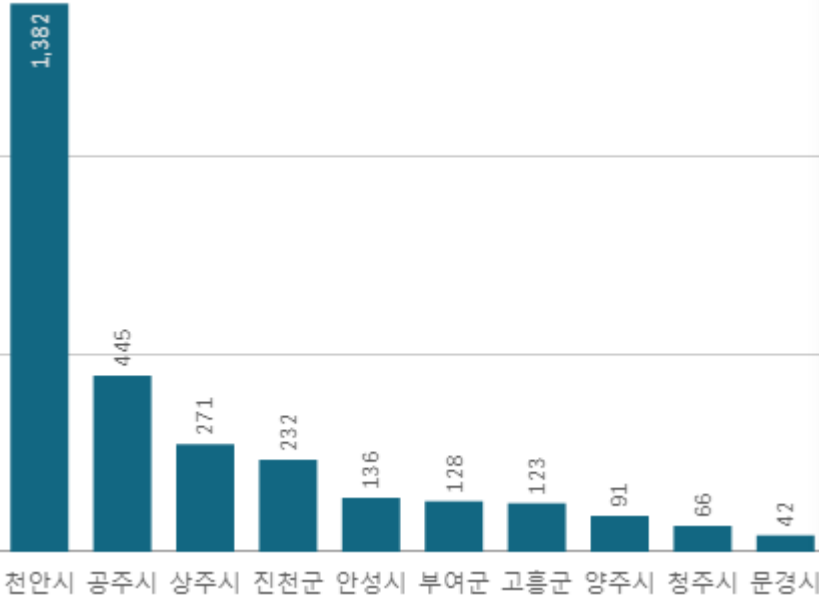


도매시장 법인별 거래금액(백만원)



백다다기오이(100개)

산지별 거래물량(톤)



출하산지(개소)

40

출하건수(천건)

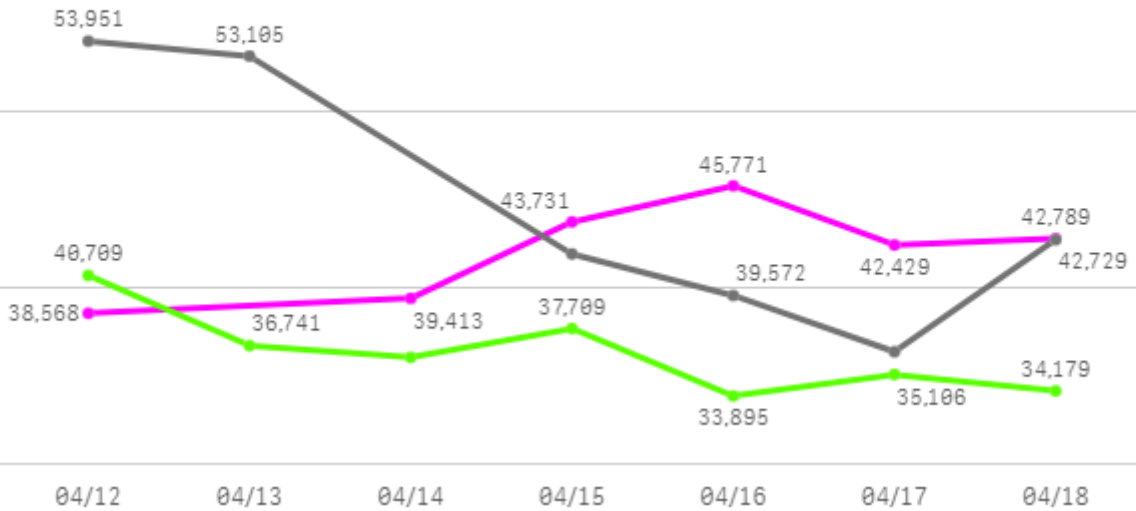
11

산지별 주출하 시군구



주간 도매가격(원)

◆ 2025 ● 2024 ◆ 평년



구분	금주(A)	전주(B)	전월(C)	전년(D)	평년(E)	A/B	A/C	A/D	A/E
가격(원)	42,117	56,265	76,031	44,612	39,389	74.9%	55.4%	94.4%	106.9%

※ 상품 가격 기준

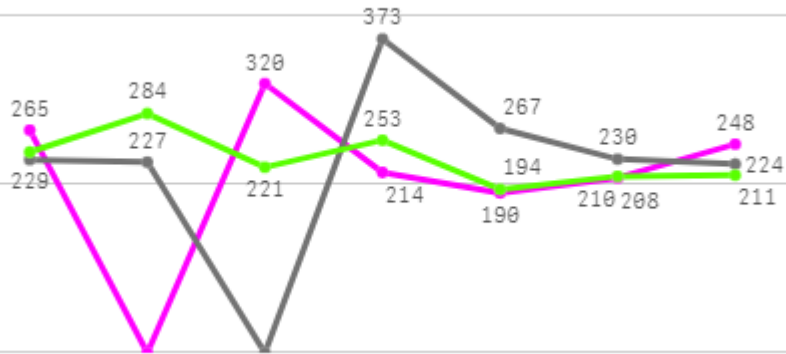
□ 백다다기오이(100개) 주간 가격

구분	Q	품종	Q	단량	Q	특	상	보통	하
2025-04-12		백다다기오이		100개		41,659	38,568	36,076	27,724
2025-04-14		백다다기오이		100개		42,302	39,413	36,223	28,481
2025-04-15		백다다기오이		100개		46,356	43,731	41,702	32,902
2025-04-16		백다다기오이		100개		49,213	45,771	41,529	34,410
2025-04-17		백다다기오이		100개		45,884	42,429	39,745	33,863
2025-04-18		백다다기오이		100개		45,621	42,789	40,280	34,716
평균						45,173	42,117	39,259	32,016

호박

주간 반입량(톤)

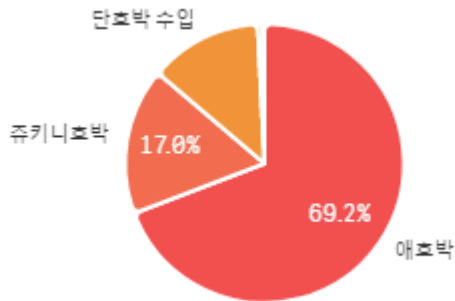
◆ 2025 ● 2024 ▲ 평년



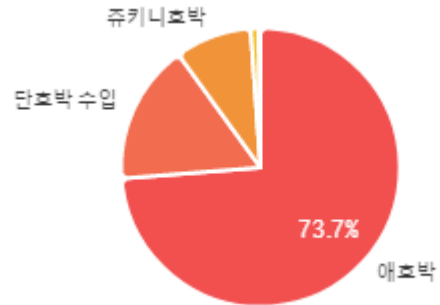
04/12 04/13 04/14 04/15 04/16 04/17 04/18

구분	금주(A)	전주(B)	전월(C)	전년(D)	평년(E)	A/B	A/C	A/D	A/E
물량(톤)	1,445	1,556	1,237	1,550	1,526	92.9%	116.8%	93.2%	94.6%

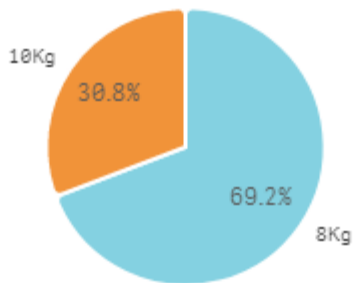
출하 품종별 거래물량 구성비



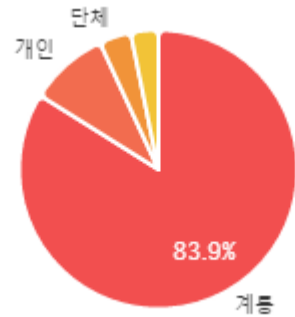
출하 품종별 거래금액 구성비



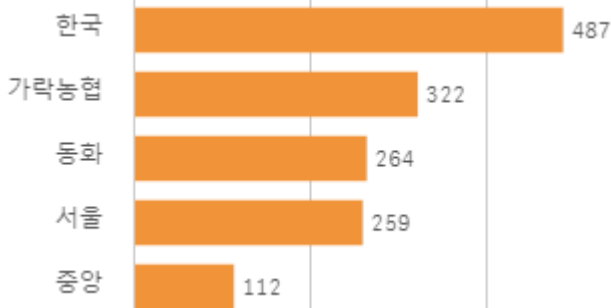
거래 단량별 물량 구성비



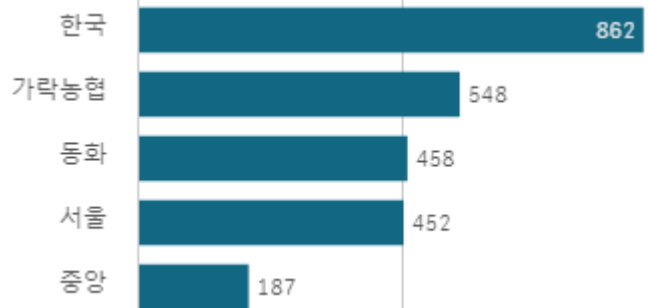
출하자별 거래물량 구성비



도매시장 법인별 거래물량(톤)

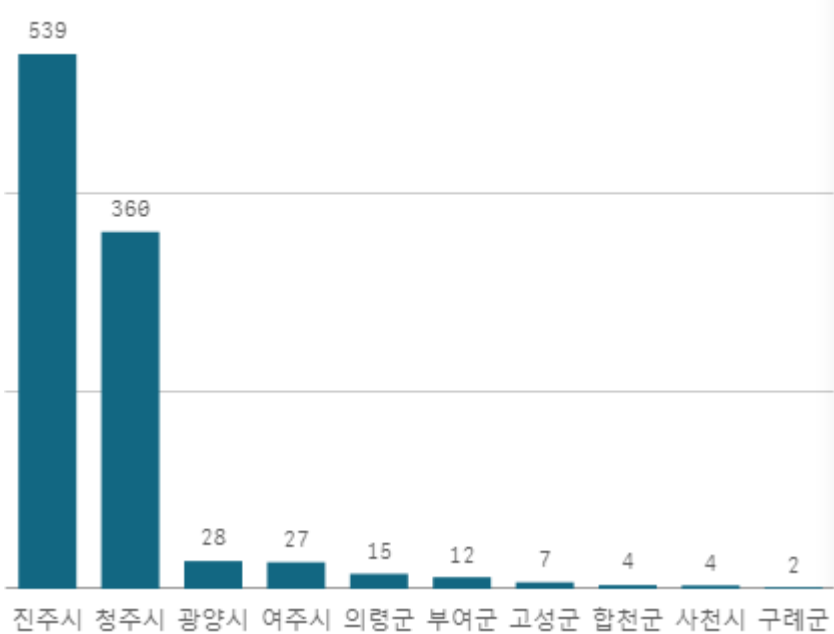


도매시장 법인별 거래금액(백만원)



애호박(20개)

산지별 거래물량(톤)



출하산지(개소)

16

출하건수(천건)

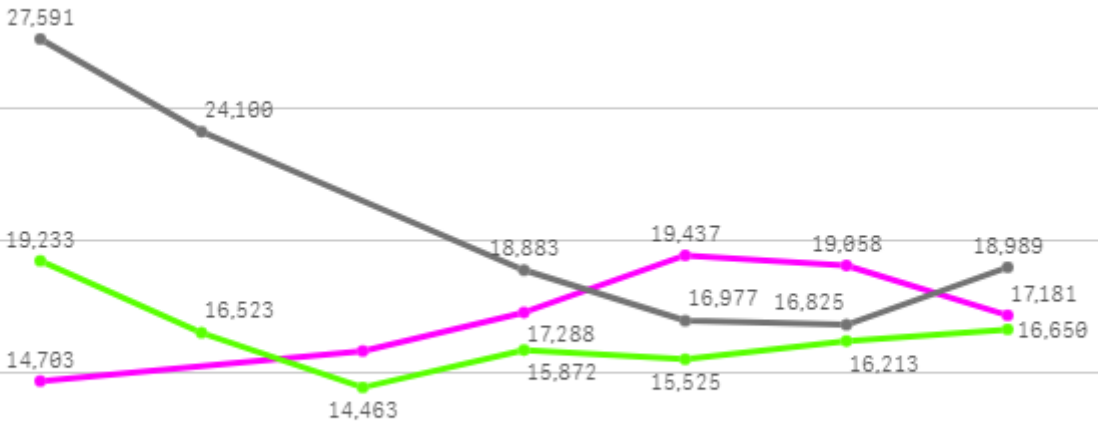
5

산지별 주출하 시군구



주간 도매가격(원)

◆ 2025 ● 2024 ◆ 평년



04/12 04/13 04/14 04/15 04/16 04/17 04/18

구분	금주(A)	전주(B)	전월(C)	전년(D)	평년(E)	A/B	A/C	A/D	A/E
가격(원)	17,250	18,973	30,183	20,561	17,279	90.9%	57.2%	83.9%	99.8%

※ 상품 가격 기준

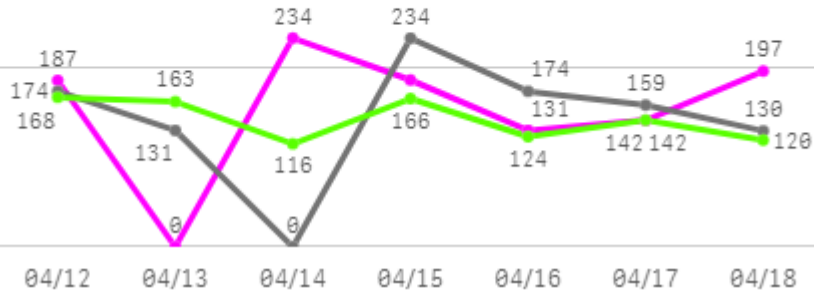
□ 애호박(20개) 주간 가격

구분	Q	품종	Q	단량	Q	특	상	보통	하
2025-04-12		애호박		20개		17,002	14,703	12,852	8,244
2025-04-14		애호박		20개		17,950	15,835	13,737	9,768
2025-04-15		애호박		20개		20,254	17,288	14,614	9,914
2025-04-16		애호박		20개		22,551	19,437	16,633	12,718
2025-04-17		애호박		20개		23,267	19,058	17,401	13,265
2025-04-18		애호박		20개		21,605	17,181	15,377	12,259
평균						20,438	17,250	15,102	11,028

토마토

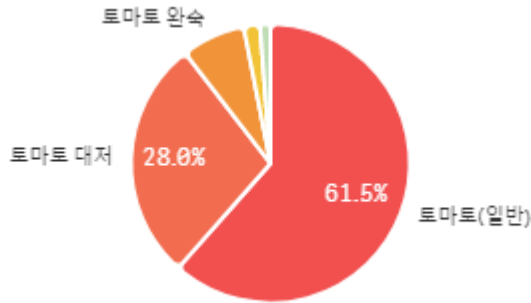
주간 반입량(톤)

◆ 2025 ● 2024 ▲ 평년

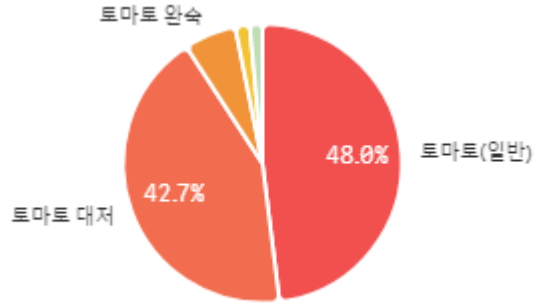


구분	금주(A)	전주(B)	전월(C)	전년(D)	평년(E)	A/B	A/C	A/D	A/E
물량(톤)	1,077	1,045	895	1,002	1,044	103.1%	120.3%	107.5%	103.2%

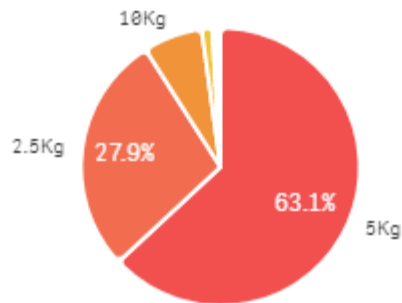
출하 품종별 거래물량 구성비



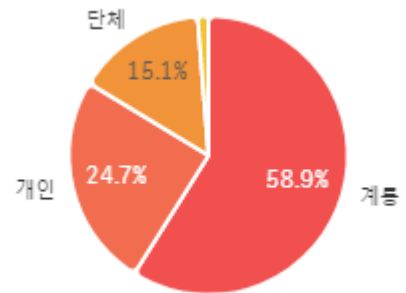
출하 품종별 거래금액 구성비



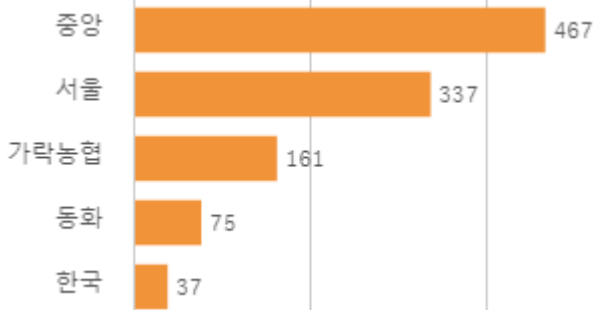
거래 단량별 물량 구성비



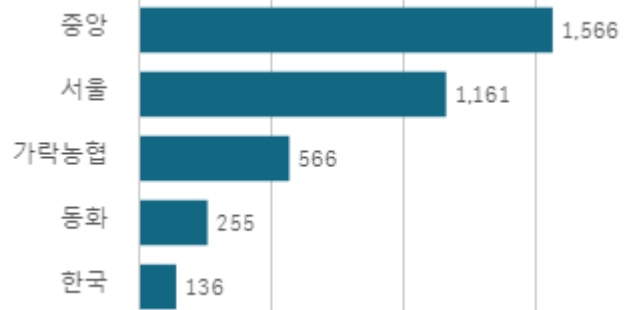
출하자별 거래물량 구성비



도매시장 법인별 거래물량(톤)

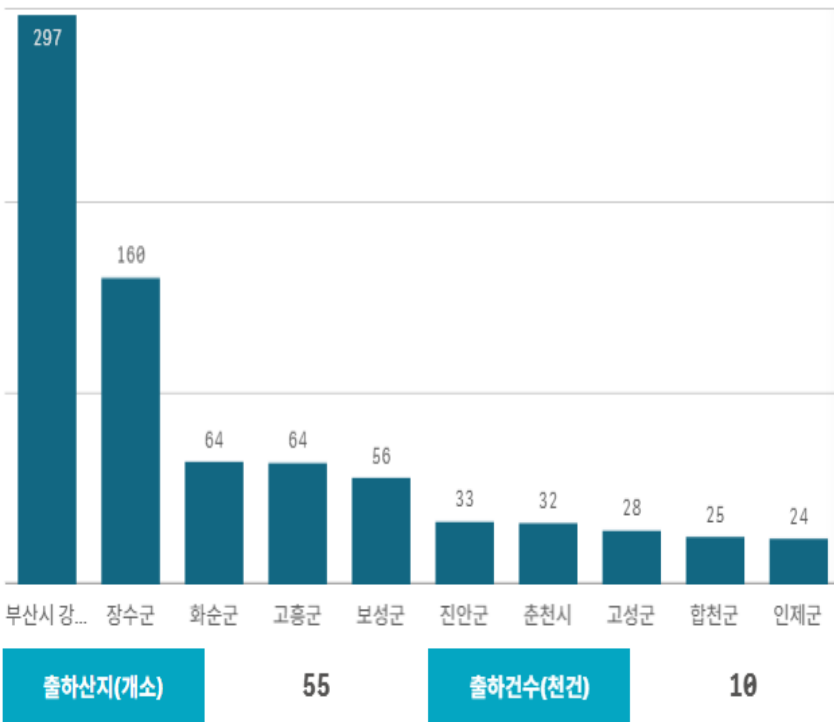


도매시장 법인별 거래금액(백만원)



토마토(5Kg)

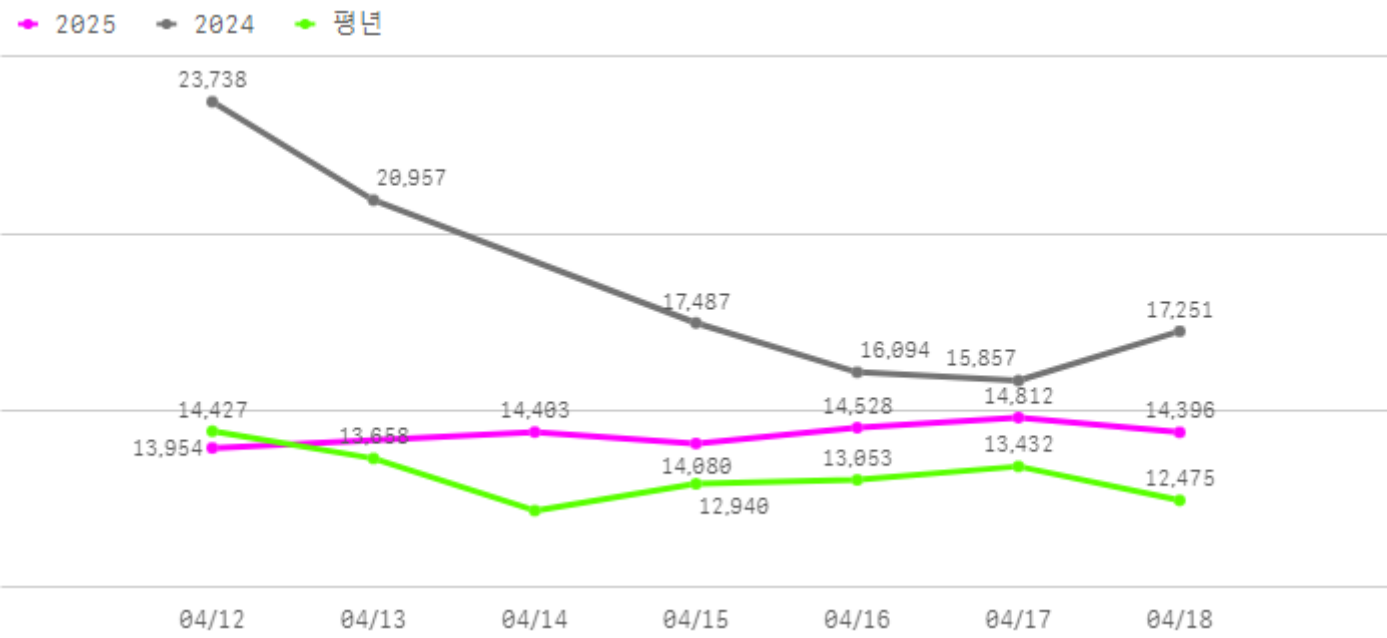
산지별 거래물량(톤)



산지별 주출하 시군구



주간 도매가격(원)



구분	금주(A)	전주(B)	전월(C)	전년(D)	평년(E)	A/B	A/C	A/D	A/E
가격(원)	14,362	14,156	18,357	18,564	13,352	101.5%	78.2%	77.4%	107.6%

※ 상품 가격 기준

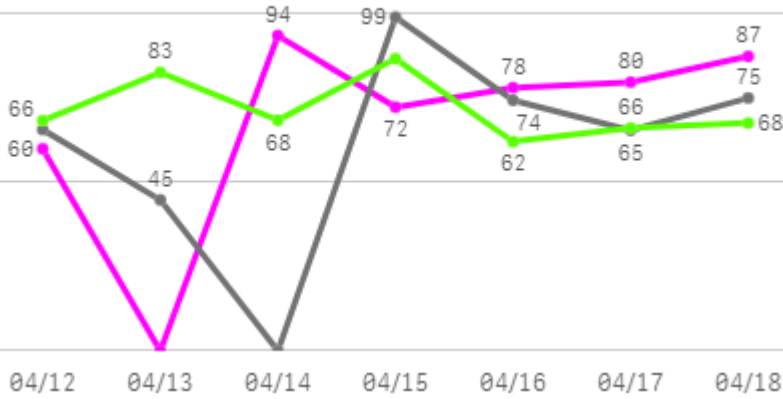
□ 토마토(5Kg) 주간 가격

구분	Q	품종	Q	단량	Q	특	상	보통	하
2025-04-12		토마토		5Kg		14,860	13,954	13,000	11,396
2025-04-14		토마토		5Kg		15,064	14,403	13,371	11,182
2025-04-15		토마토		5Kg		15,070	14,080	13,149	10,734
2025-04-16		토마토		5Kg		15,000	14,528	13,709	11,758
2025-04-17		토마토		5Kg		16,032	14,812	13,501	12,212
2025-04-18		토마토		5Kg		15,238	14,396	13,336	12,111
평균						15,211	14,362	13,344	11,566

방울토마토

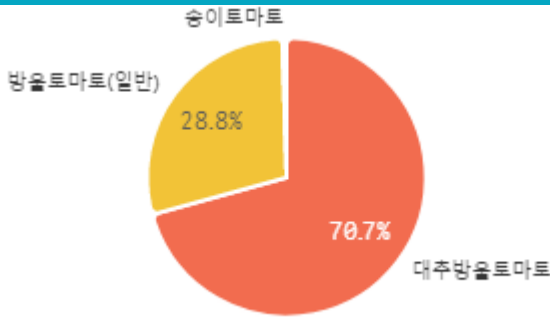
주간 반입량(톤)

◆ 2025 ● 2024 ◆ 평년

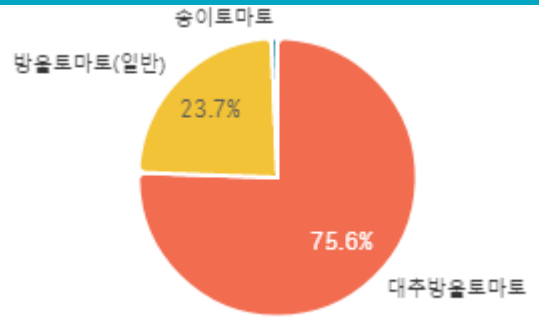


구분	금주(A)	전주(B)	전월(C)	전년(D)	평년(E)	A/B	A/C	A/D	A/E
물량(톤)	471	409	369	425	504	115.3%	127.7%	111.0%	93.6%

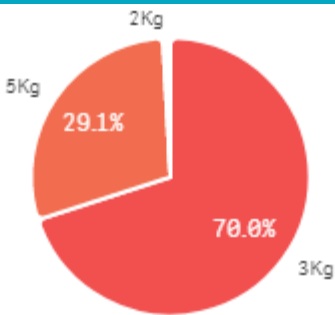
출하 품종별 거래물량 구성비



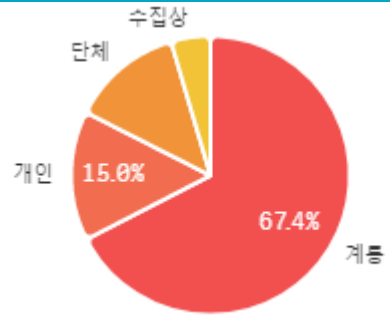
출하 품종별 거래금액 구성비



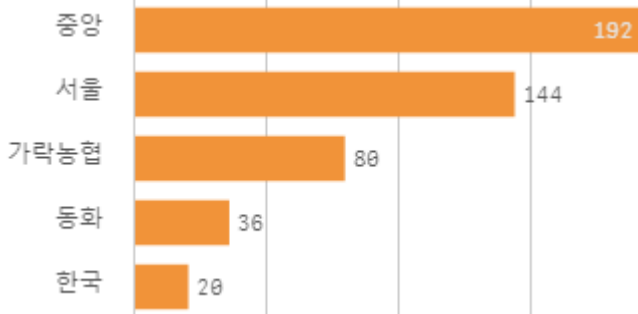
거래 단량별 물량 구성비



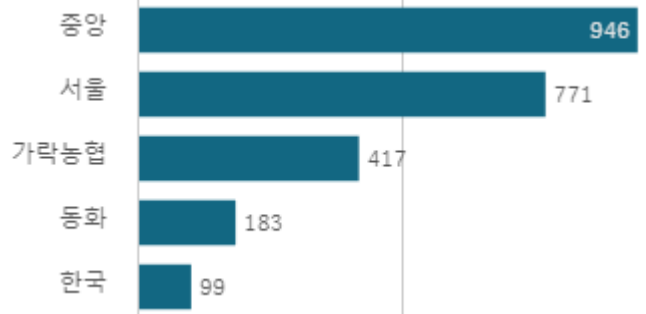
출하자별 거래물량 구성비



도매시장 법인별 거래물량(톤)

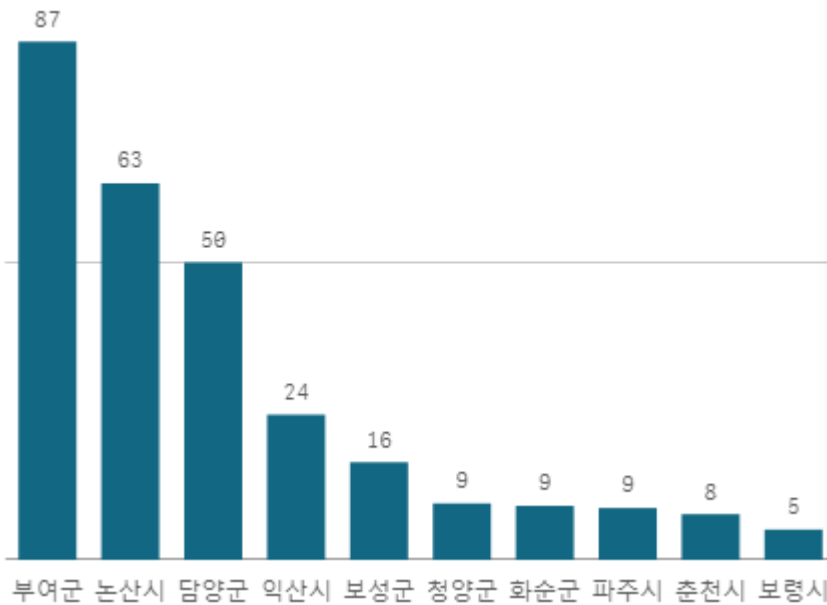


도매시장 법인별 거래금액(백만원)



대추방울토마토(3Kg)

산지별 거래물량(톤)



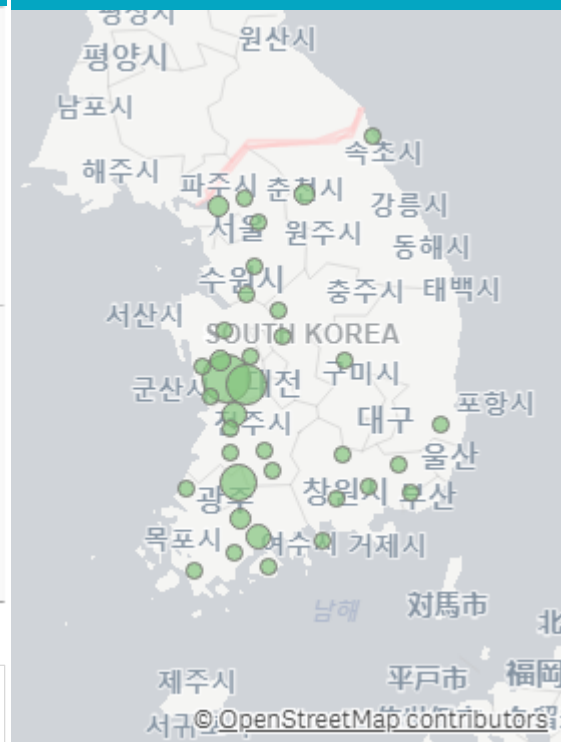
출하산지(개소)

40

출하건수(천건)

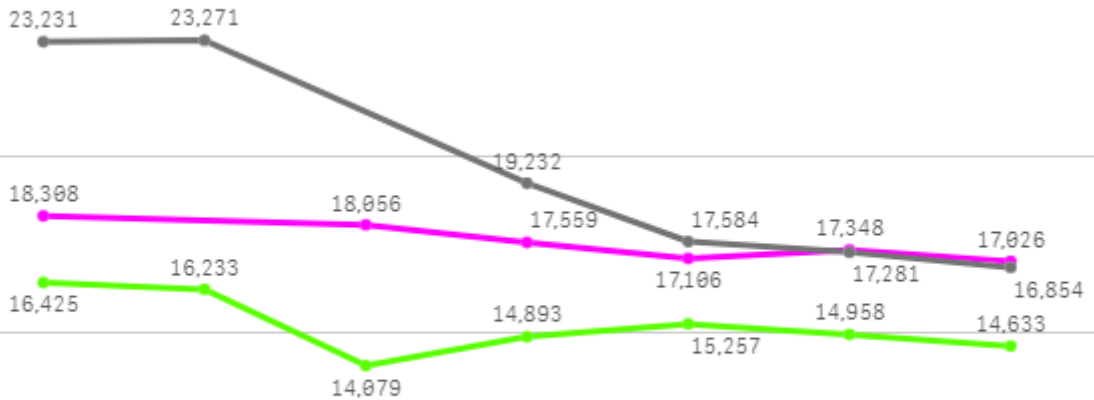
3

산지별 주출하 시군구



주간 도매가격(원)

◆ 2025 ● 2024 ◆ 평년



04/12 04/13 04/14 04/15 04/16 04/17 04/18

구분	금주(A)	전주(B)	전월(C)	전년(D)	평년(E)	A/B	A/C	A/D	A/E
가격(원)	17,567	18,082	22,725	19,576	15,469	97.2%	77.3%	89.7%	113.6%

※ 상품 가격 기준

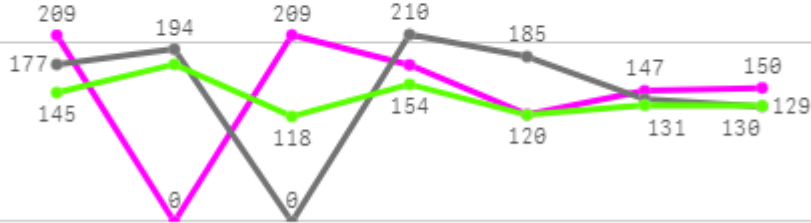
□ 대추방울토마토(3Kg) 주간 가격

구분	Q	품종	Q	단량	Q	특	상	보통	하
2025-04-12		대추방울토마토		3Kg		23,827	18,308	16,619	13,882
2025-04-14		대추방울토마토		3Kg		27,428	18,056	16,302	13,498
2025-04-15		대추방울토마토		3Kg		26,506	17,559	15,946	13,412
2025-04-16		대추방울토마토		3Kg		25,078	17,106	15,630	13,215
2025-04-17		대추방울토마토		3Kg		24,127	17,348	15,510	12,757
2025-04-18		대추방울토마토		3Kg		27,528	17,026	15,460	13,293
평균						25,749	17,567	15,911	13,343

딸기

주간 반입량(톤)

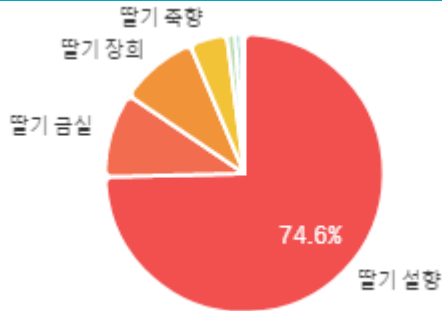
◆ 2025 ● 2024 ▲ 평년



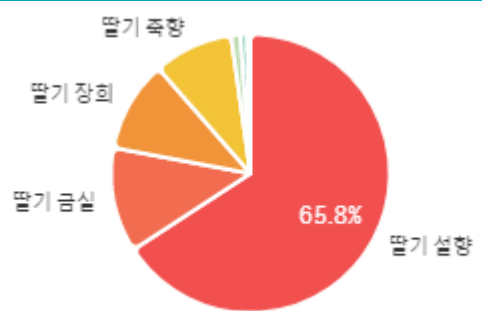
04/12 04/13 04/14 04/15 04/16 04/17 04/18

구분	금주(A)	전주(B)	전월(C)	전년(D)	평년(E)	A/B	A/C	A/D	A/E
물량(톤)	1,012	1,129	1,352	1,032	979	89.6%	74.9%	98.1%	103.4%

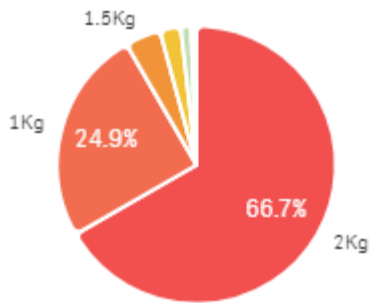
출하 품종별 거래물량 구성비



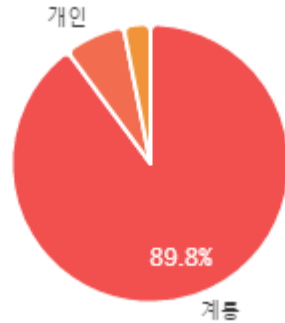
출하 품종별 거래금액 구성비



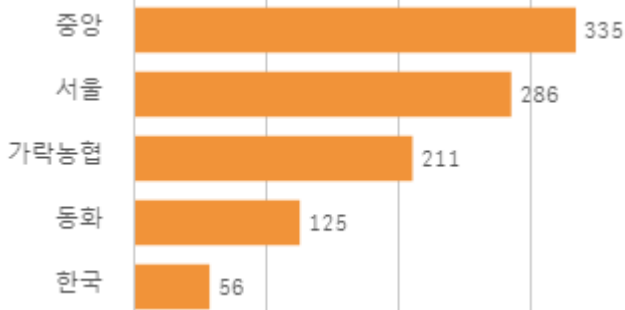
거래 단량별 물량 구성비



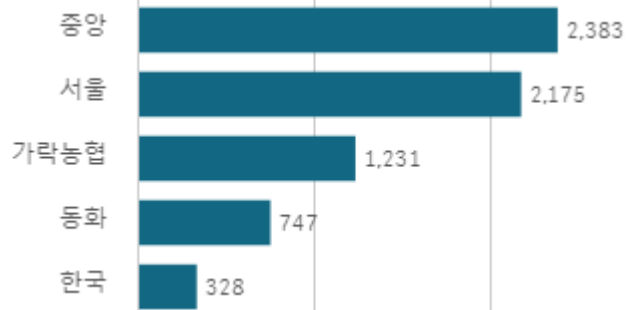
출하자별 거래물량 구성비



도매시장 법인별 거래물량(톤)

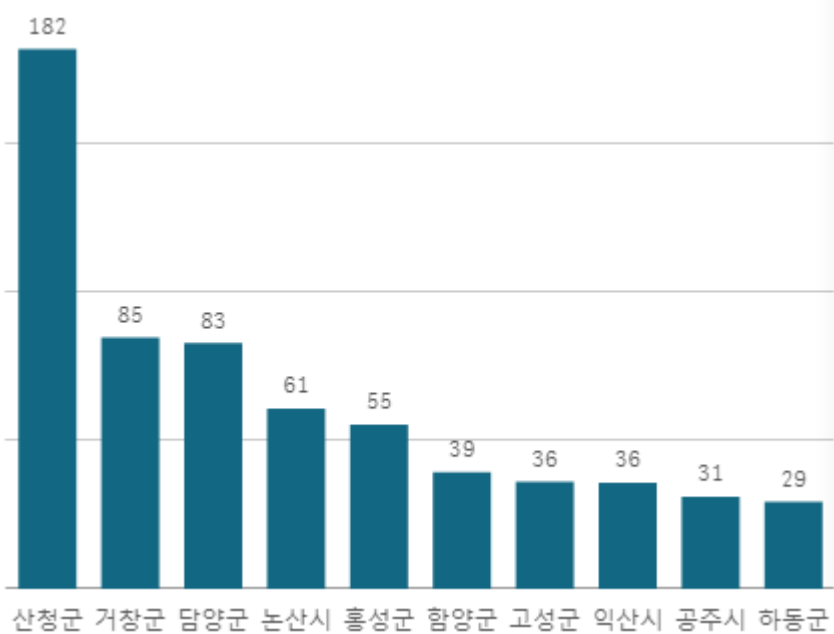


도매시장 법인별 거래금액(백만원)



딸기 설향(2Kg)

산지별 거래물량(톤)



출하산지(개소)

29

출하건수(천건)

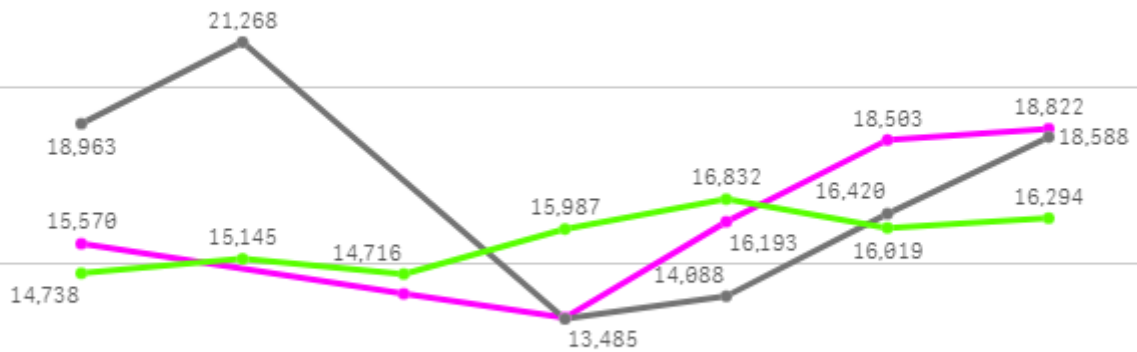
17

산지별 주출하 시군구



주간 도매가격(원)

◆ 2025 ● 2024 ◆ 평년



04/12 04/13 04/14 04/15 04/16 04/17 04/18

구분	금주(A)	전주(B)	전월(C)	전년(D)	평년(E)	A/B	A/C	A/D	A/E
가격(원)	16,122	17,171	17,260	17,129	15,690	93.9%	93.4%	94.1%	102.8%

※ 상품 가격 기준

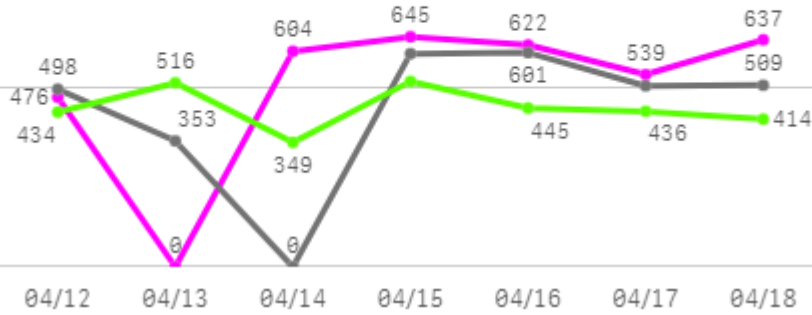
□ 딸기 설향(2Kg) 주간 가격

구분	Q	품종	Q	단량	Q	특	상	보통	하
2025-04-12		딸기 설향		2Kg		19,806	15,570	10,511	6,103
2025-04-14		딸기 설향		2Kg		17,866	14,156	10,257	6,634
2025-04-15		딸기 설향		2Kg		17,344	13,485	10,236	6,922
2025-04-16		딸기 설향		2Kg		20,695	16,193	12,480	8,630
2025-04-17		딸기 설향		2Kg		22,339	18,503	14,371	10,138
2025-04-18		딸기 설향		2Kg		23,580	18,822	13,902	9,771
평균						20,272	16,122	11,960	8,033

무

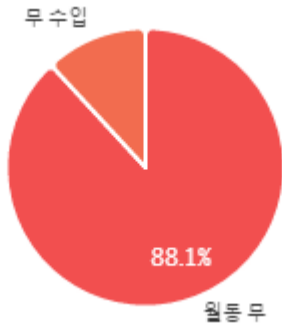
주간 반입량(톤)

◆ 2025 ● 2024 ▲ 평년

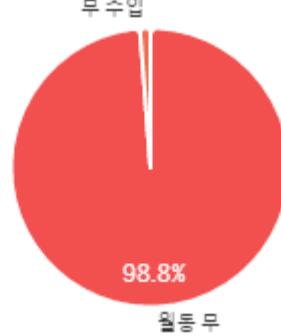


구분	금주(A)	전주(B)	전월(C)	전년(D)	평년(E)	A/B	A/C	A/D	A/E
물량(톤)	3,523	3,736	3,543	3,066	3,202	94.3%	99.4%	114.9%	110.0%

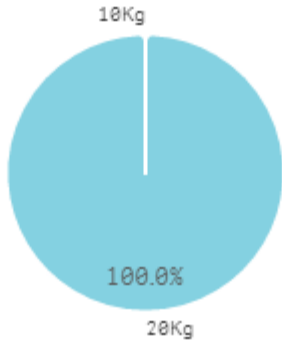
출하 품종별 거래물량 구성비



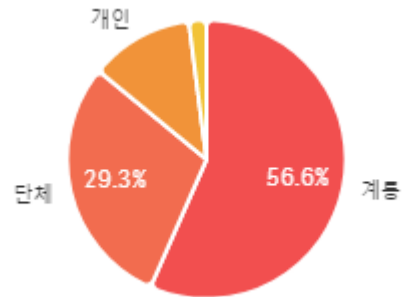
출하 품종별 거래금액 구성비




거래 단량별 물량 구성비



출하자별 거래물량 구성비



도매시장 법인별 거래물량(톤)

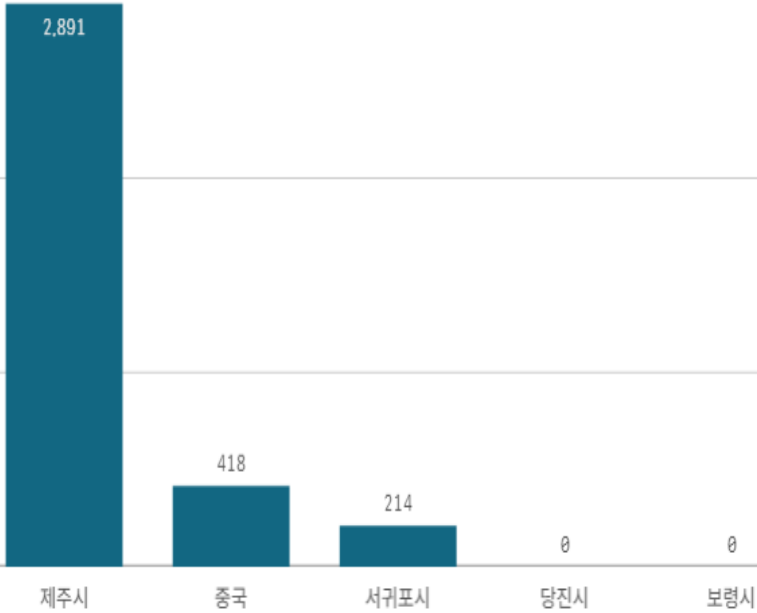


도매시장 법인별 거래금액(백만원)



무(20Kg)

산지별 거래물량(톤)



산지별 주출하 시군구



출하산지(개소)

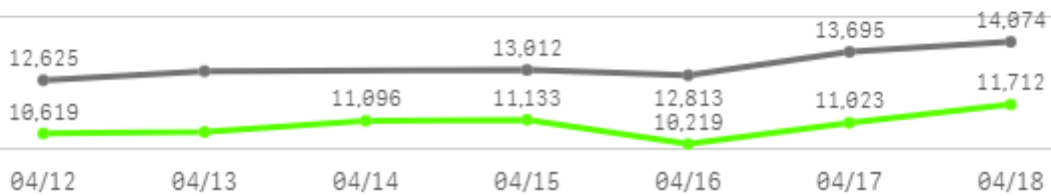
5

출하건수(천건)

2

주간 도매가격(원)

◆ 2025 ● 2024 ◆ 평년



구분	금주(A)	전주(B)	전월(C)	전년(D)	평년(E)	A/B	A/C	A/D	A/E
가격(원)	25,873	22,559	24,391	13,198	14,132	114.7%	106.1%	196.0%	183.1%

※ 상품 가격 기준

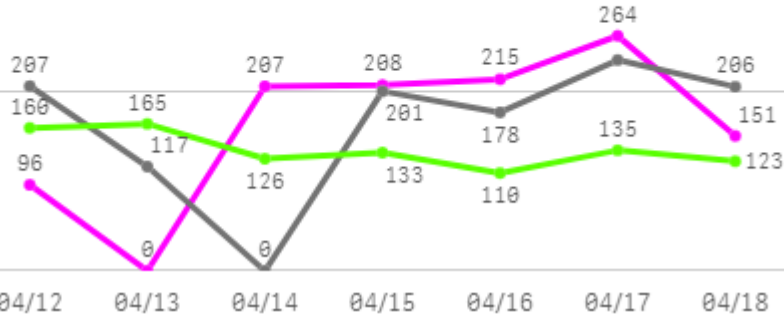
□ 무(20Kg) 주간 가격

구분	Q	품종	Q	단량	Q	특	상	보통	하
2025-04-12		무		20Kg		28,774	24,699	19,587	13,667
2025-04-14		무		20Kg		29,915	27,189	23,716	14,754
2025-04-15		무		20Kg		28,425	25,714	22,153	13,036
2025-04-16		무		20Kg		27,937	25,508	20,364	11,807
2025-04-17		무		20Kg		28,754	26,469	22,188	12,421
2025-04-18		무		20Kg		28,465	25,659	20,407	10,888
평균						28,712	25,873	21,403	12,762

당근

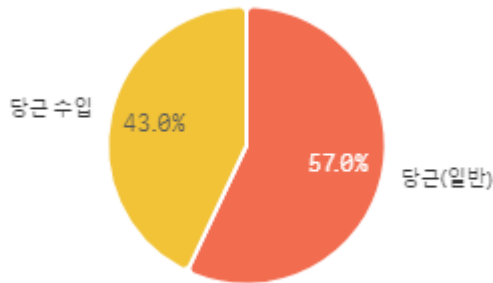
주간 반입량(톤)

◆ 2025 ● 2024 ▲ 평년

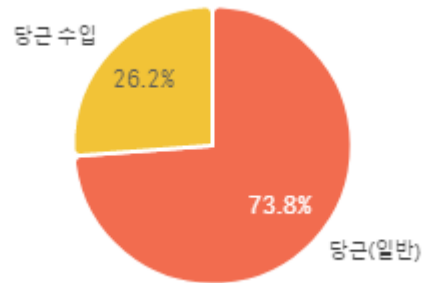


구분	금주(A)	전주(B)	전월(C)	전년(D)	평년(E)	A/B	A/C	A/D	A/E
물량(톤)	1,141	1,144	842	1,146	1,012	99.8%	135.5%	99.6%	112.8%

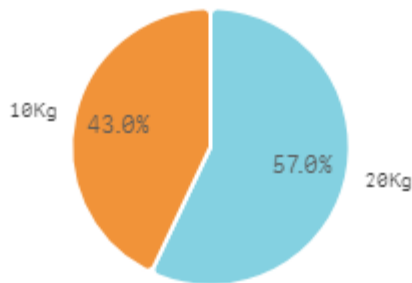
출하 품종별 거래물량 구성비



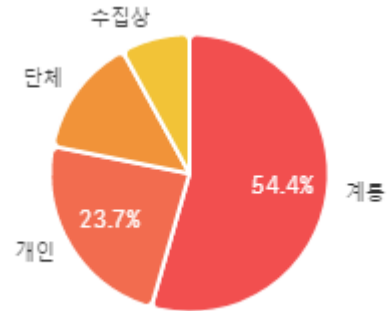
출하 품종별 거래금액 구성비



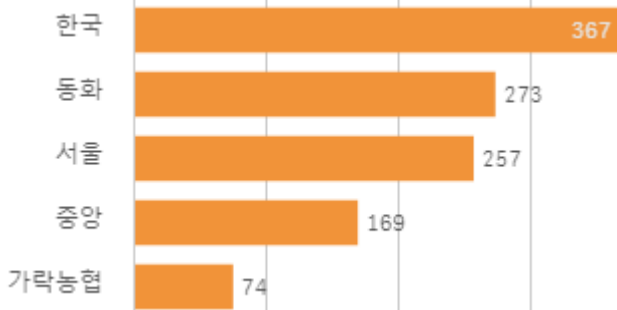
거래 단량별 물량 구성비



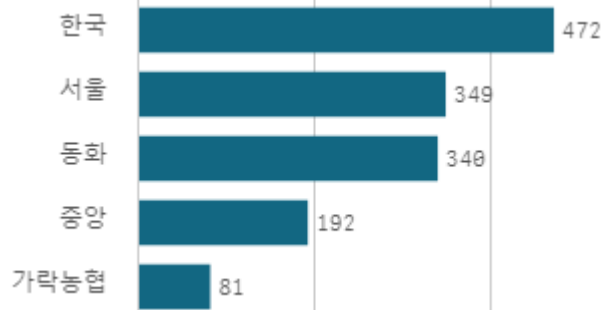
출하자별 거래물량 구성비



도매시장 법인별 거래물량(톤)

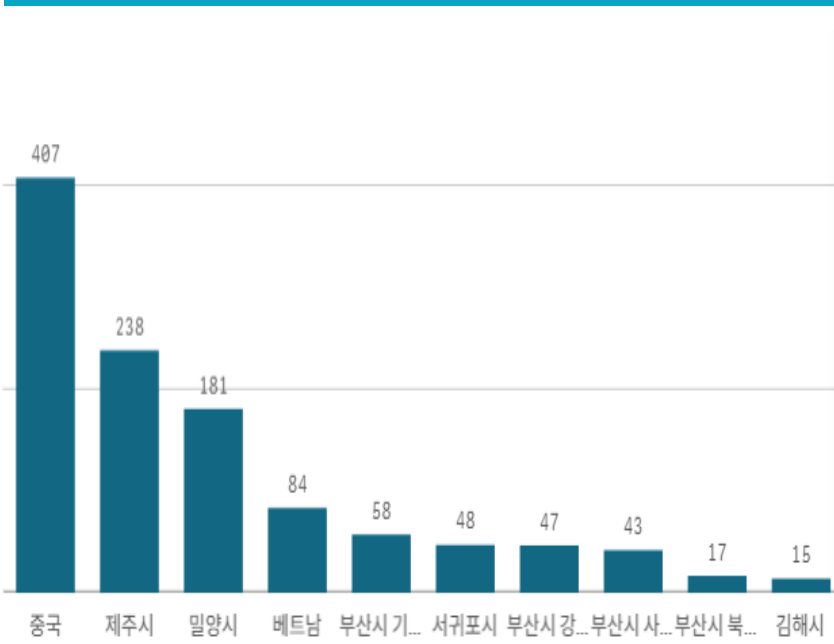


도매시장 법인별 거래금액(백만원)



당근(20Kg)

산지별 거래물량(톤)



출하산지(개소)

12

출하건수(천건)

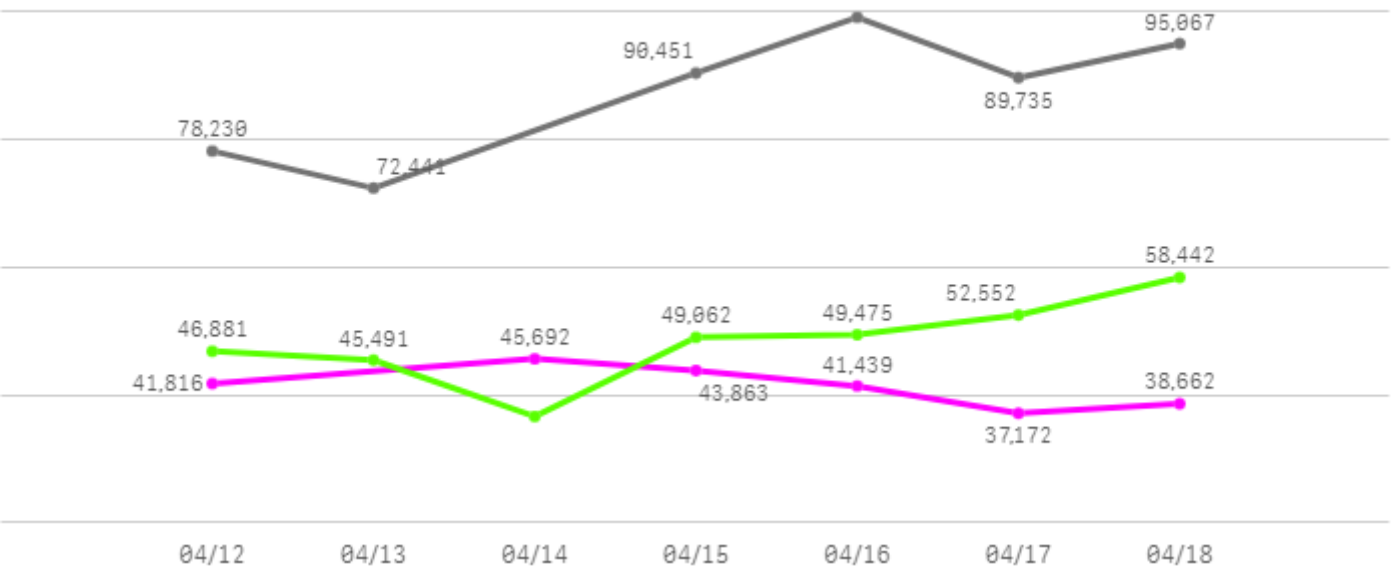
1

산지별 주출하 시군구



주간 도매가격(원)

◆ 2025 ● 2024 ▲ 평년



구분	금주(A)	전주(B)	전월(C)	전년(D)	평년(E)	A/B	A/C	A/D	A/E
가격(원)	41,441	43,729	63,510	87,516	47,840	94.8%	65.3%	47.4%	86.6%

※ 상품 가격 기준

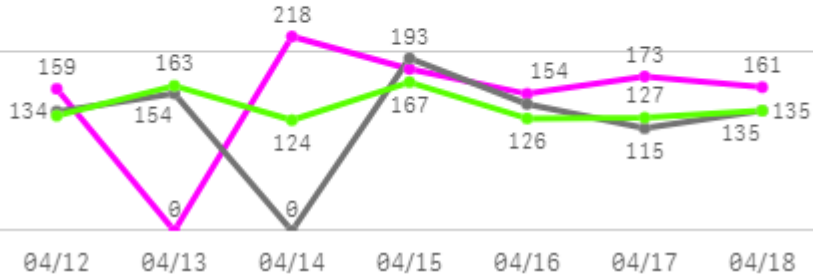
□ 당근(20Kg) 주간 가격

구분	Q	품종	Q	단량	Q	특	상	보통	하
2025-04-12		당근		20Kg		50,000	41,816	28,778	25,475
2025-04-14		당근		20Kg		55,264	45,692	31,209	23,032
2025-04-15		당근		20Kg		53,860	43,863	33,915	21,516
2025-04-16		당근		20Kg		49,176	41,439	29,533	18,701
2025-04-17		당근		20Kg		41,780	37,172	24,975	13,878
2025-04-18		당근		20Kg		43,000	38,662	32,853	20,006
평균						48,847	41,441	30,211	20,435

생고추

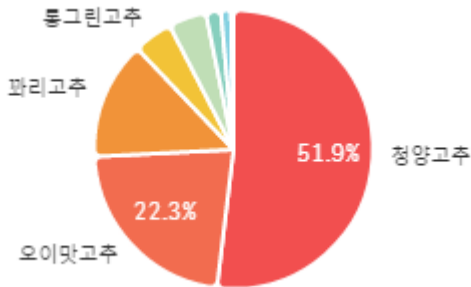
주간 반입량(톤)

◆ 2025 ● 2024 ▲ 평년

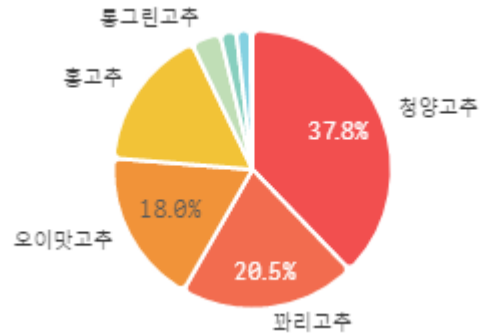


구분	금주(A)	전주(B)	전월(C)	전년(D)	평년(E)	A/B	A/C	A/D	A/E
물량(톤)	1,047	965	815	873	959	108.5%	128.5%	119.8%	109.2%

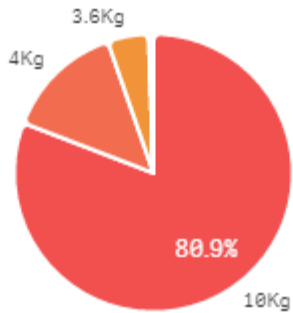
출하 품종별 거래물량 구성비



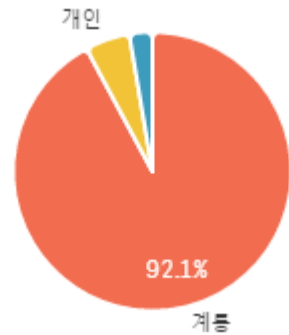
출하 품종별 거래금액 구성비



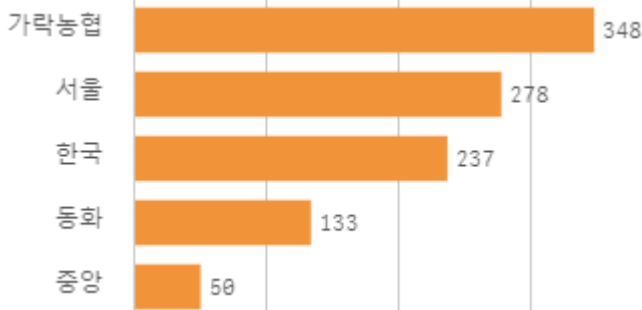
거래 단량별 물량 구성비



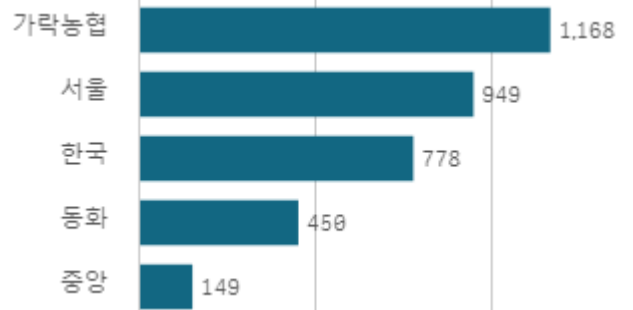
출하자별 거래물량 구성비



도매시장 법인별 거래물량(톤)

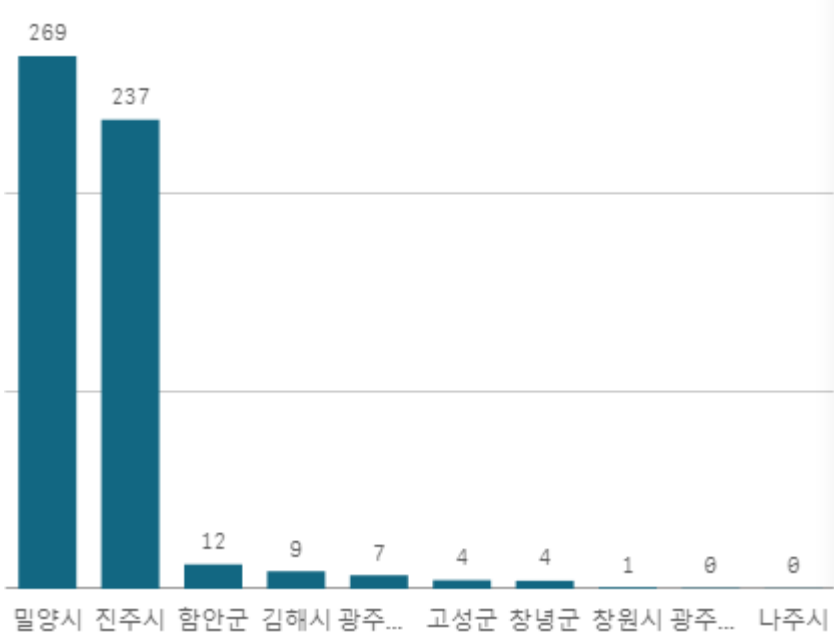


도매시장 법인별 거래금액(백만원)



청양고추(10Kg)

산지별 거래물량(톤)



출하산지(개소)

11

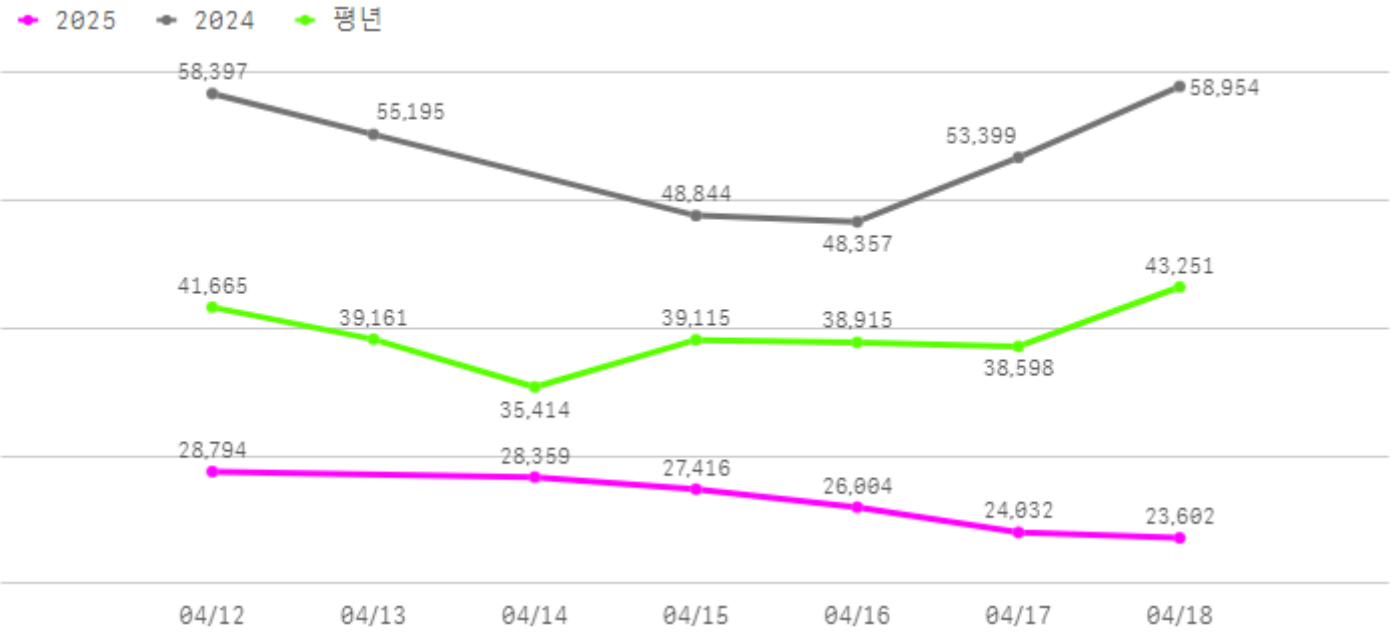
출하건수(천건)

4

산지별 주출하 시군구



주간 도매가격(원)



구분	금주(A)	전주(B)	전월(C)	전년(D)	평년(E)	A/B	A/C	A/D	A/E
가격(원)	26,368	37,591	65,397	53,858	39,518	70.1%	40.3%	49.0%	66.7%

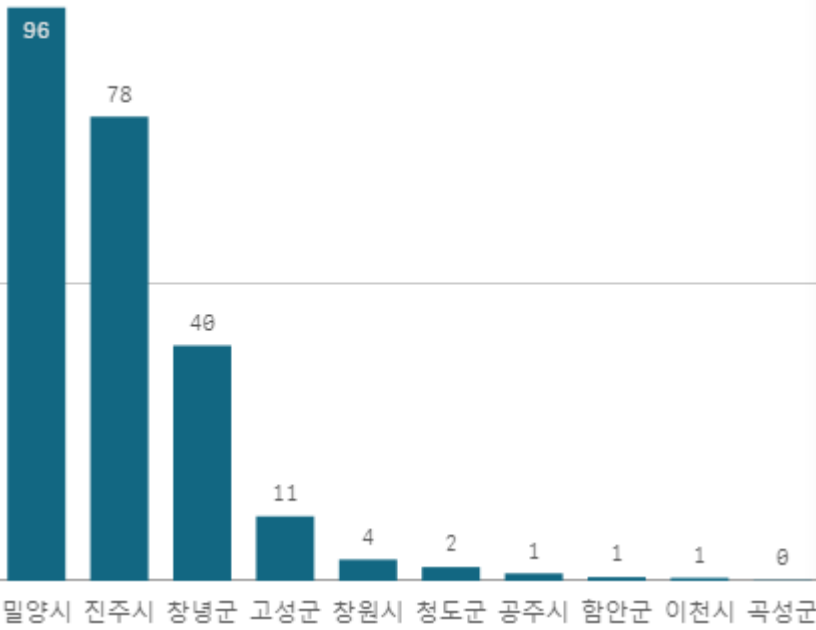
※ 상품 가격 기준

□ 청양고추(10Kg) 주간 가격

구분	Q	품종	Q	단량	Q	특	상	보통	하
2025-04-12		청양고추		10Kg		32,726	28,794	25,930	21,807
2025-04-14		청양고추		10Kg		32,585	28,359	25,687	21,465
2025-04-15		청양고추		10Kg		32,231	27,416	24,960	20,295
2025-04-16		청양고추		10Kg		31,000	26,004	23,449	19,473
2025-04-17		청양고추		10Kg		28,945	24,032	22,001	17,537
2025-04-18		청양고추		10Kg		27,653	23,602	21,376	17,506
평균						30,857	26,368	23,901	19,681

오이맛고추(10Kg)

산지별 거래물량(톤)



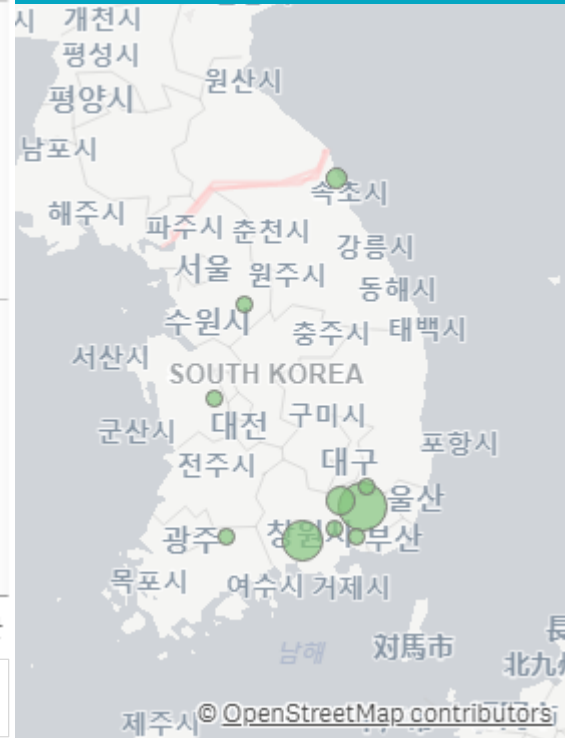
출하산지(개소)

11

출하건수(천건)

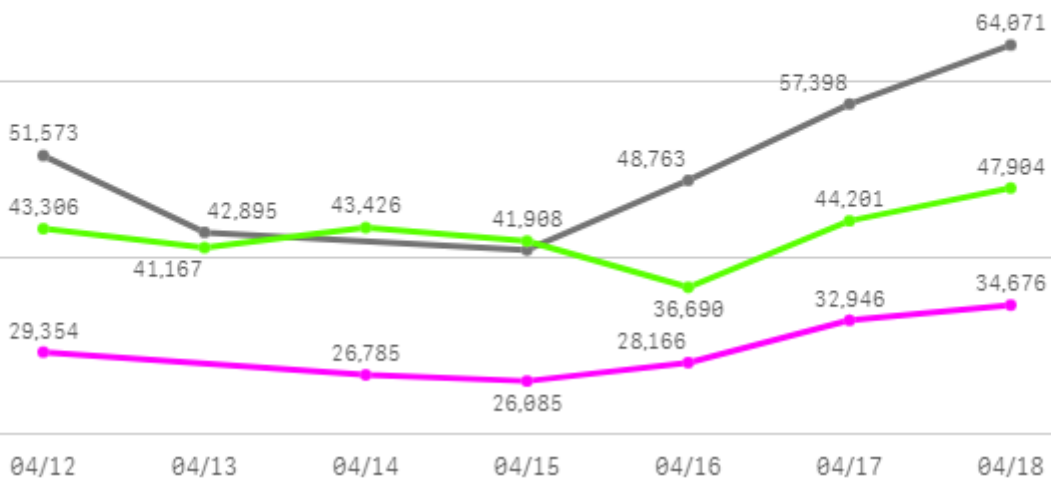
2

산지별 주출하 시군구



주간 도매가격(원)

◆ 2025 ● 2024 ◆ 평년



구분	금주(A)	전주(B)	전월(C)	전년(D)	평년(E)	A/B	A/C	A/D	A/E
가격(원)	29,669	40,579	76,982	50,933	43,447	73.1%	38.5%	58.3%	68.3%

※ 상품 가격 기준

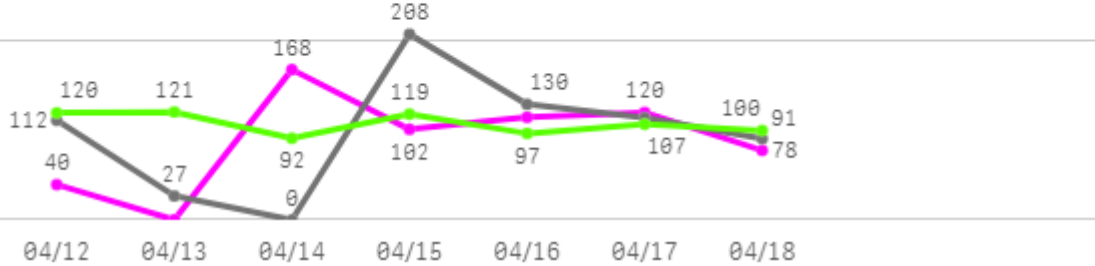
□ 오이맛고추(10Kg) 주간 가격

구분	Q	품종	Q	단량	Q	특	상	보통	하
2025-04-12		오이맛고추		10Kg		35,917	29,354	24,595	16,269
2025-04-14		오이맛고추		10Kg		31,503	26,785	21,933	15,115
2025-04-15		오이맛고추		10Kg		34,324	26,085	20,780	13,012
2025-04-16		오이맛고추		10Kg		33,931	28,166	20,127	11,318
2025-04-17		오이맛고추		10Kg		39,190	32,946	24,586	14,266
2025-04-18		오이맛고추		10Kg		39,383	34,676	26,676	13,963
평균						35,708	29,669	23,116	13,991

마늘

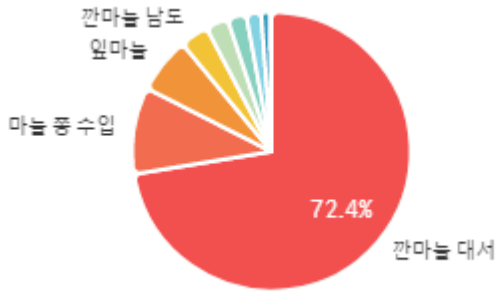
주간 반입량(톤)

◆ 2025 ● 2024 ▲ 평년

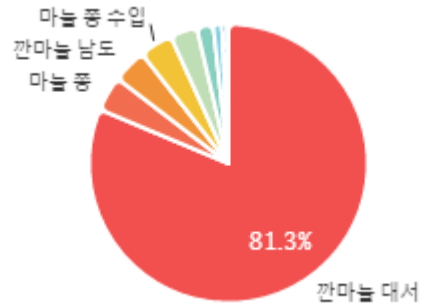


구분	금주(A)	전주(B)	전월(C)	전년(D)	평년(E)	A/B	A/C	A/D	A/E
물량(톤)	623	696	541	682	712	89.5%	115.1%	91.4%	87.5%

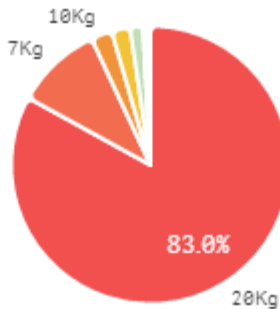
출하 품종별 거래물량 구성비



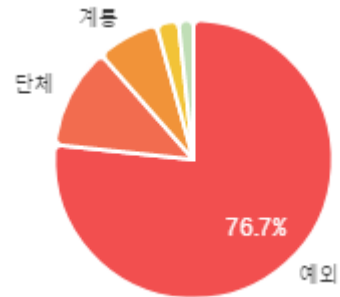
출하 품종별 거래금액 구성비



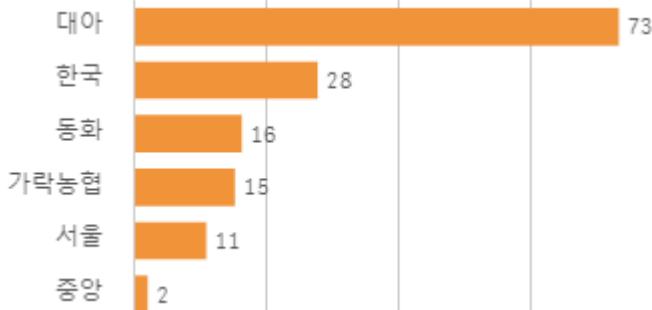
거래 단량별 물량 구성비



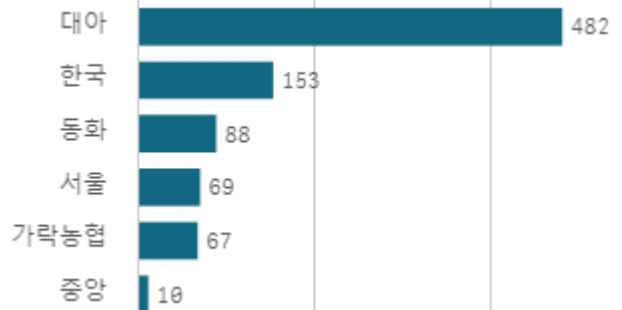
출하자별 거래물량 구성비



도매시장 법인별 거래물량(톤)

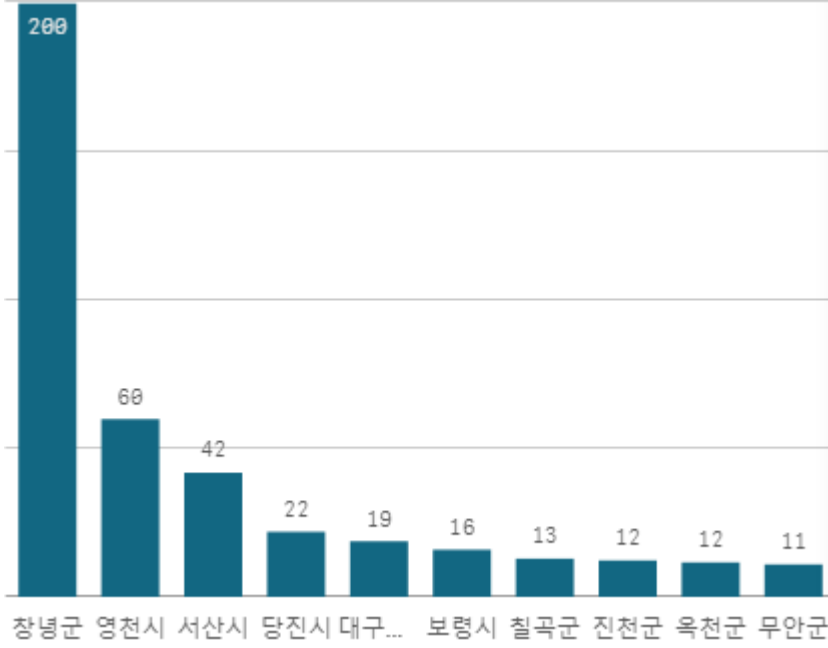


도매시장 법인별 거래금액(백만원)



간마늘 대서(20Kg)

산지별 거래물량(톤)



출하산지(개소)

18

출하건수(천건)

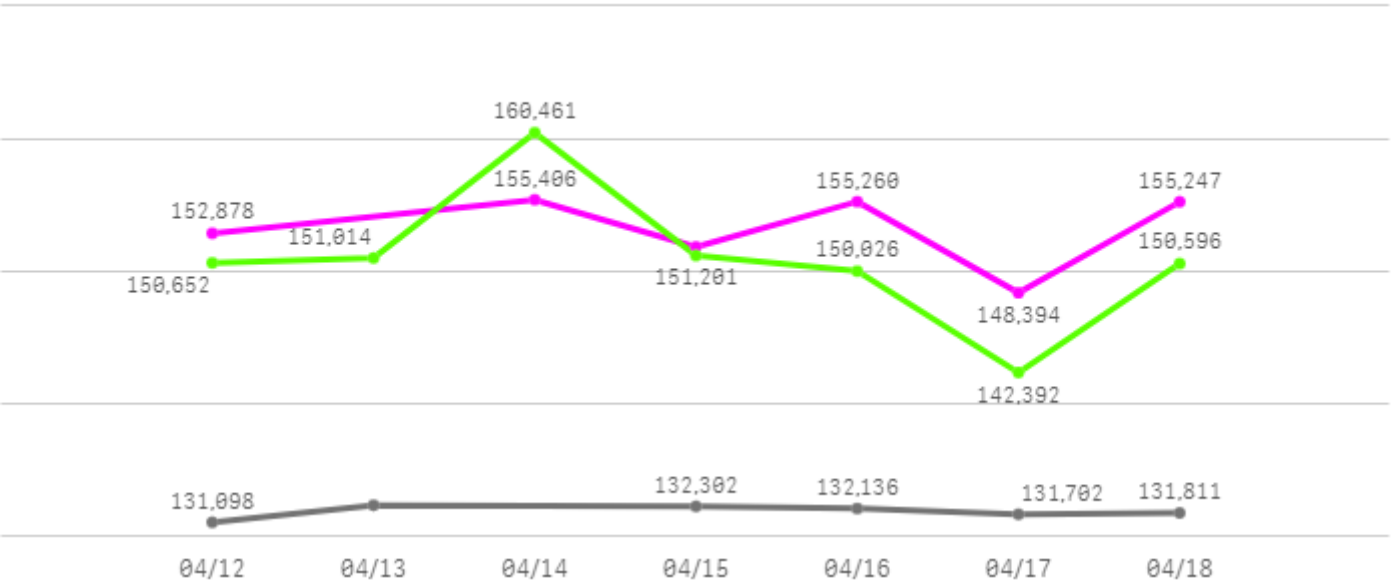
2

산지별 주출하 시군구



주간 도매가격(원)

◆ 2025 ● 2024 ◆ 평년



구분	금주(A)	전주(B)	전월(C)	전년(D)	평년(E)	A/B	A/C	A/D	A/E
가격(원)	153,173	155,250	153,256	131,906	148,490	98.7%	99.9%	116.1%	103.2%

※ 상품 가격 기준

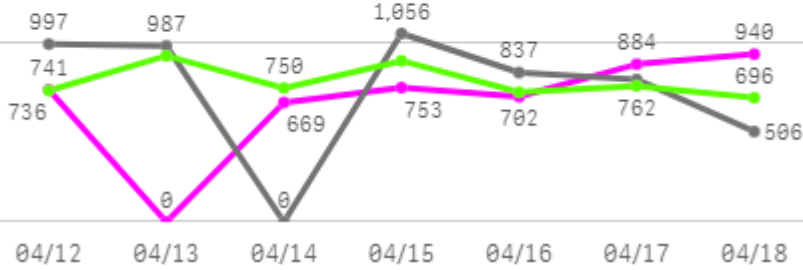
□ 깐마늘 대서(20Kg) 주간 가격

구분	Q	품종	Q	단량	Q	특	상	보통	하
2025-04-12		깐마늘 대서		20Kg		-	152,878	139,375	111,921
2025-04-14		깐마늘 대서		20Kg		-	155,406	140,531	109,035
2025-04-15		깐마늘 대서		20Kg		-	151,857	138,201	108,292
2025-04-16		깐마늘 대서		20Kg		-	155,260	141,152	112,248
2025-04-17		깐마늘 대서		20Kg		-	148,394	136,704	110,314
2025-04-18		깐마늘 대서		20Kg		-	155,247	142,495	111,901
평균						-	153,173	139,743	110,618

양파

주간 반입량(톤)

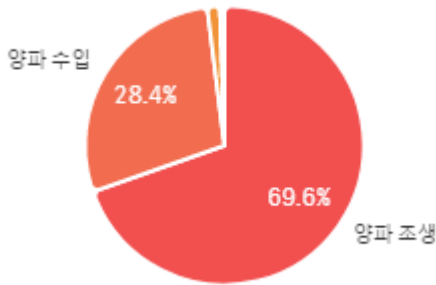
◆ 2025 ● 2024 ▲ 평년



구분	금주(A)	전주(B)	전월(C)	전년(D)	평년(E)	A/B	A/C	A/D	A/E
물량(톤)	4,690	5,697	3,617	5,181	5,418	82.3%	129.6%	90.5%	86.6%

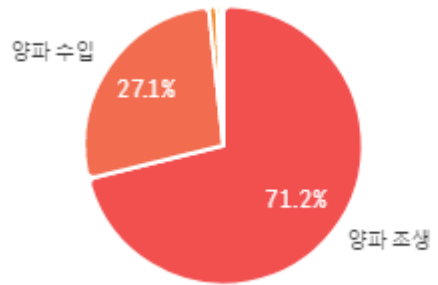
출하 품종별 거래물량 구성비

저장 양파



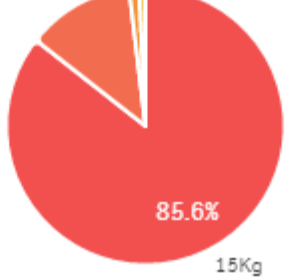
출하 품종별 거래금액 구성비

저장 양파



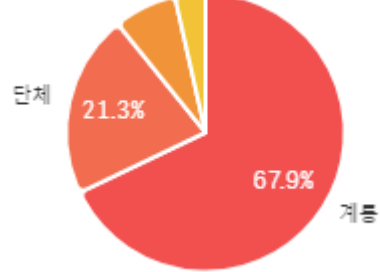
거래 단량별 물량 구성비

12Kg

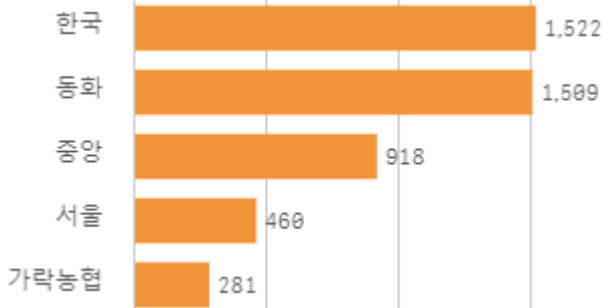


출하자별 거래물량 구성비

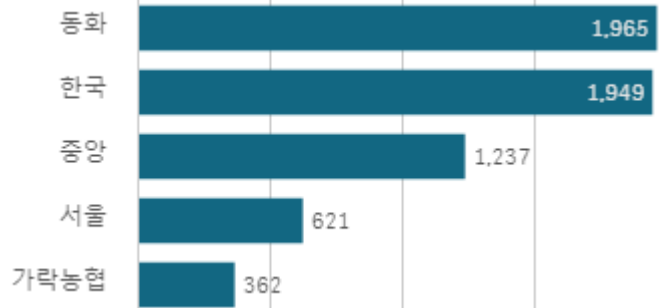
개인



도매시장 법인별 거래물량(톤)

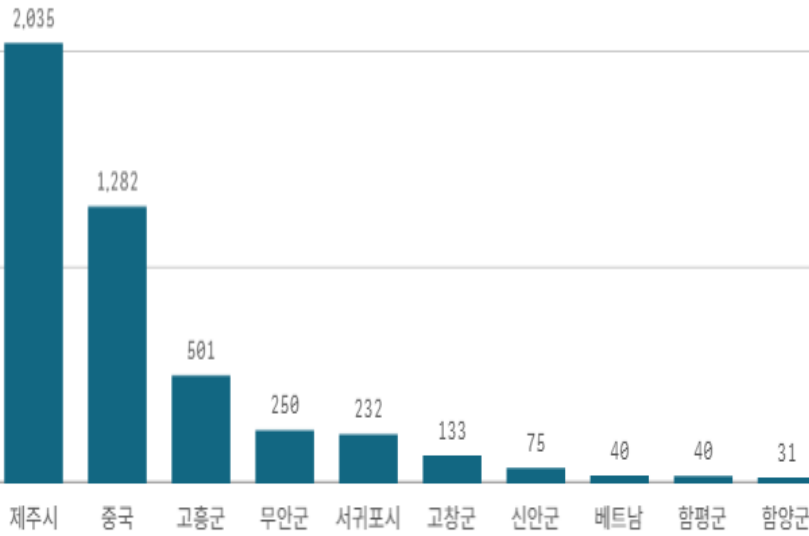


도매시장 법인별 거래금액(백만원)



양파(1Kg)

산지별 거래물량(톤)



출하산지(개소)

21

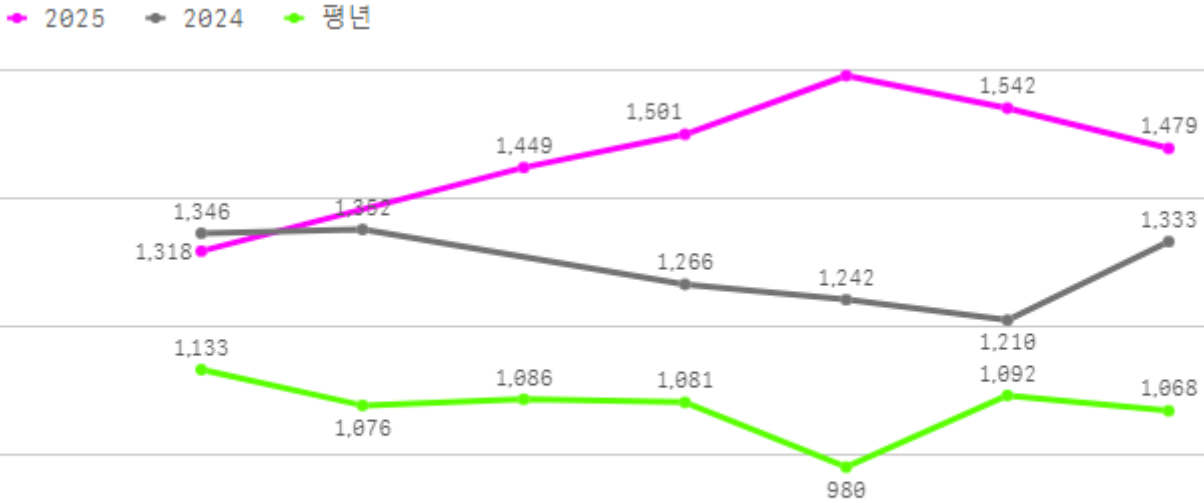
출하건수(천건)

3

산지별 주출하 시군구



주간 도매가격(원)



04/12 04/13 04/14 04/15 04/16 04/17 04/18

구분	금주(A)	전주(B)	전월(C)	전년(D)	평년(E)	A/B	A/C	A/D	A/E
가격(원)	1,480	1,536	1,640	1,292	1,173	96.4%	90.3%	114.6%	126.3%

※ 상품 가격 기준

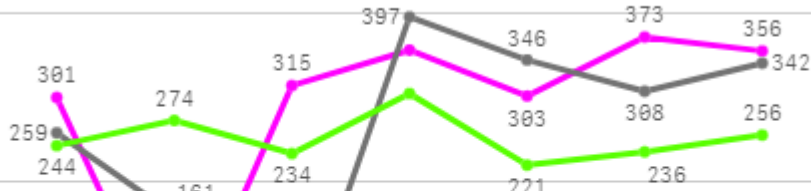
□ 양파(1Kg) 주간 가격

구분	Q	품종	Q	단량	Q	특	상	보통	하
2025-04-12		양파		1Kg		1,622	1,318	1,135	648
2025-04-14		양파		1Kg		1,774	1,449	1,339	959
2025-04-15		양파		1Kg		1,735	1,501	1,387	986
2025-04-16		양파		1Kg		1,801	1,593	1,445	955
2025-04-17		양파		1Kg		1,744	1,542	1,392	1,044
2025-04-18		양파		1Kg		1,688	1,479	1,300	1,025
평균						1,727	1,480	1,333	936

대파

주간 반입량(톤)

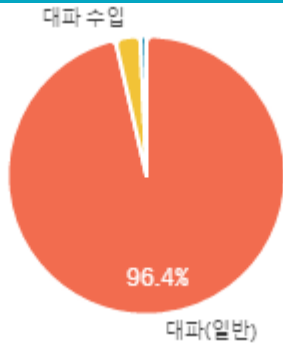
◆ 2025 ● 2024 ▲ 평년



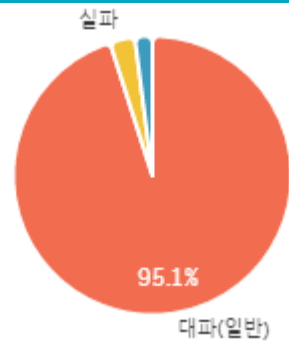
04/12 04/13 04/14 04/15 04/16 04/17 04/18

구분	금주(A)	전주(B)	전월(C)	전년(D)	평년(E)	A/B	A/C	A/D	A/E
물량(톤)	2,005	2,134	2,259	1,813	1,838	94.0%	88.8%	110.6%	109.1%

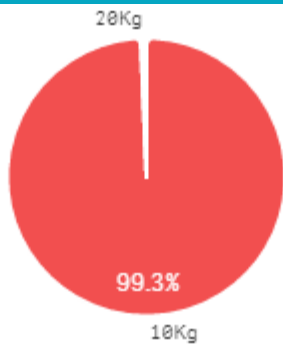
출하 품종별 거래물량 구성비



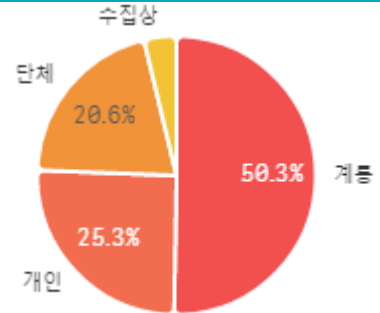
출하 품종별 거래금액 구성비



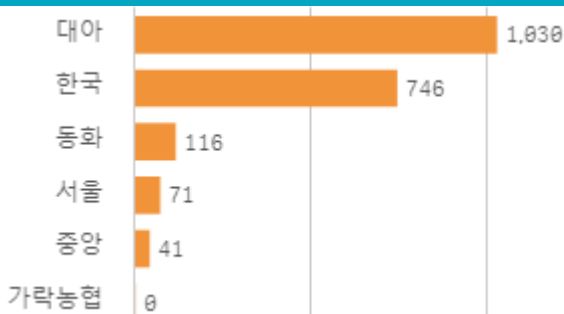
거래 단량별 물량 구성비



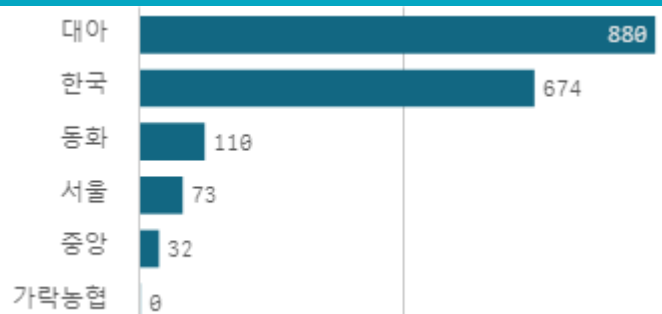
출하자별 거래물량 구성비



도매시장 법인별 거래물량(톤)

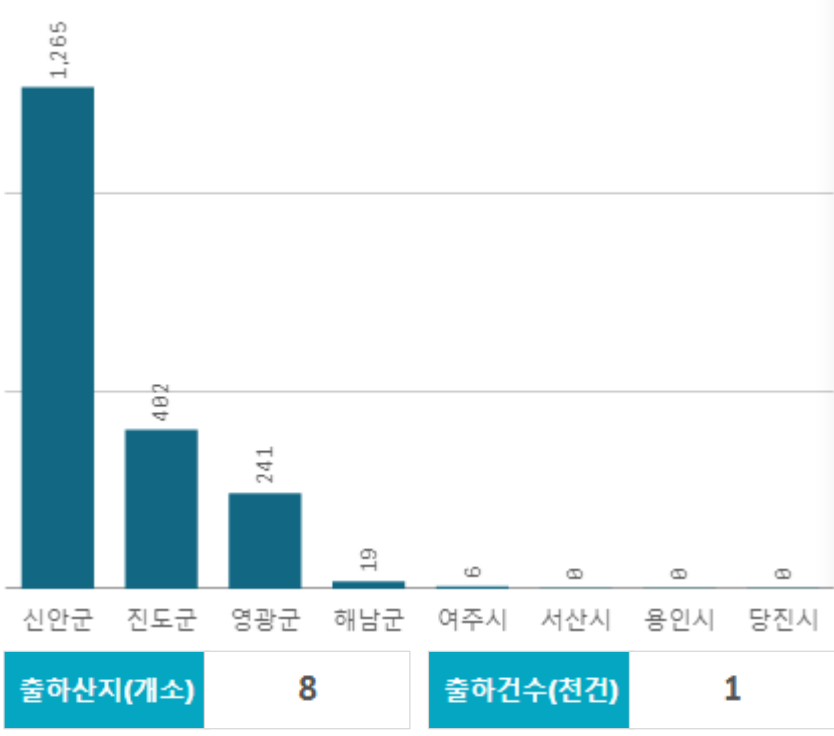


도매시장 법인별 거래금액(백만원)

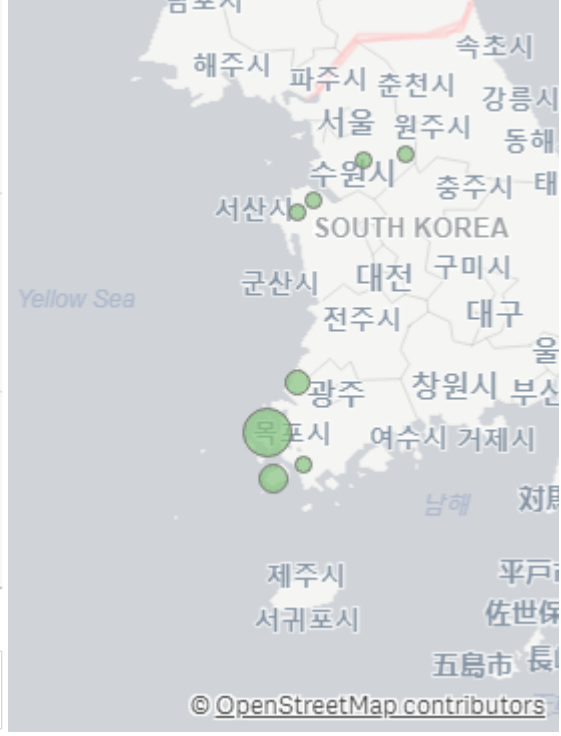


대파(일반)(1Kg)

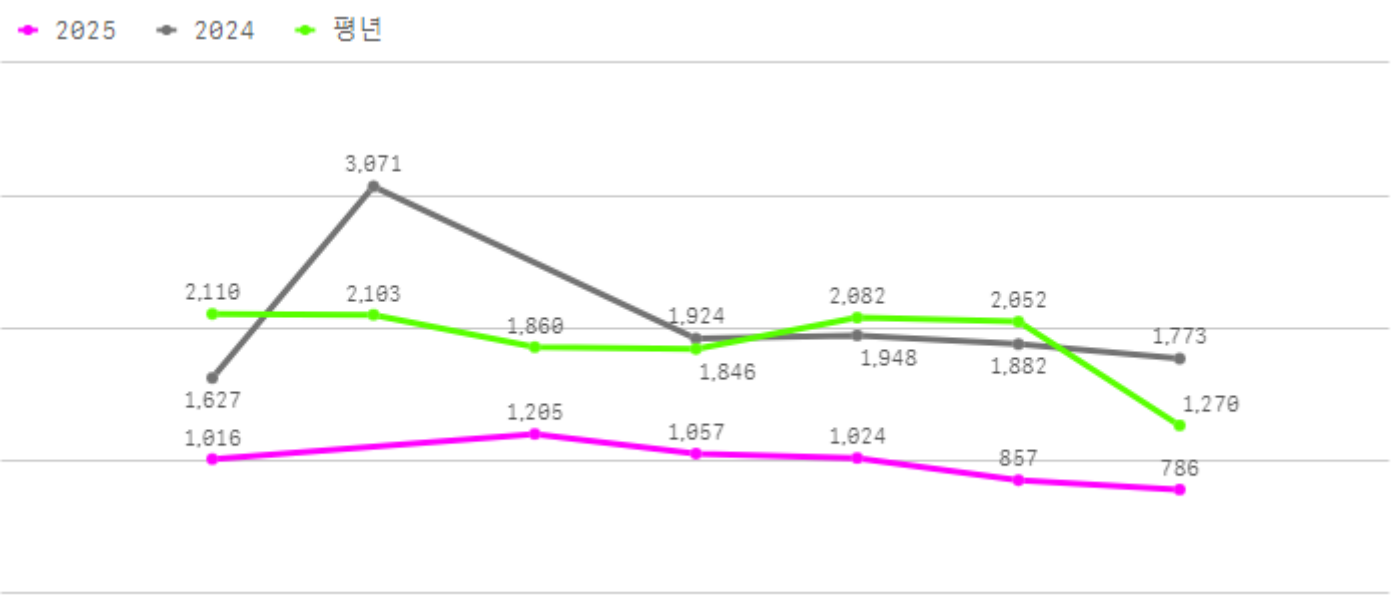
산지별 거래물량(톤)



산지별 주출하 시군구



주간 도매가격(원)



구분	금주(A)	전주(B)	전월(C)	전년(D)	평년(E)	A/B	A/C	A/D	A/E
가격(원)	991	1,038	1,793	2,038	1,924	95.5%	55.3%	48.6%	51.5%

※ 상품 가격 기준

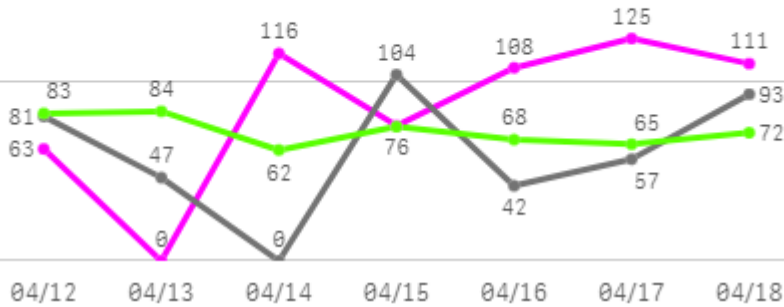
□ 대파(일반)(1Kg) 주간 가격

구분	Q	품종	Q	단량	Q	특	상	보통	하
2025-04-12		대파(일반)		1Kg		1,195	1,016	813	630
2025-04-14		대파(일반)		1Kg		1,362	1,205	1,043	763
2025-04-15		대파(일반)		1Kg		1,200	1,057	904	694
2025-04-16		대파(일반)		1Kg		1,111	1,024	904	751
2025-04-17		대파(일반)		1Kg		1,020	857	757	650
2025-04-18		대파(일반)		1Kg		935	786	715	606
평균						1,137	991	856	682

쪽파

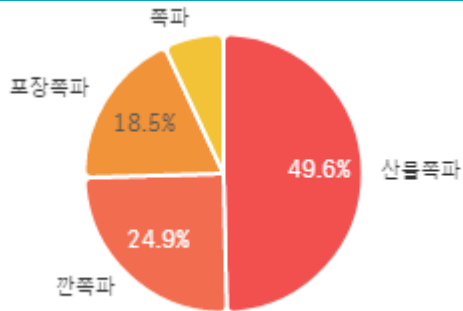
주간 반입량(톤)

2025 2024 평년

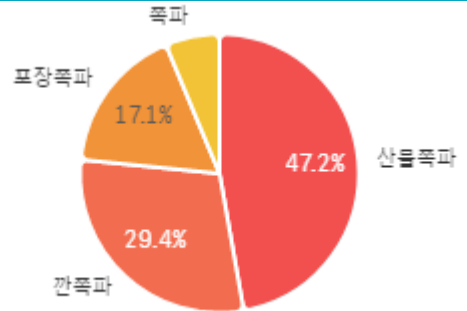


구분	금주(A)	전주(B)	전월(C)	전년(D)	평년(E)	A/B	A/C	A/D	A/E
물량(톤)	598	667	594	425	535	89.7%	100.7%	140.9%	111.7%

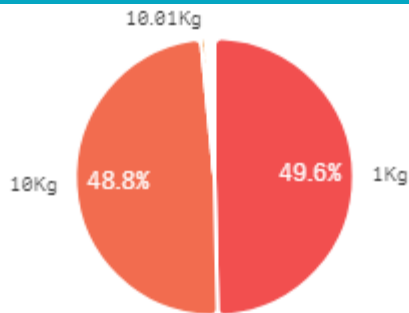
출하 품종별 거래물량 구성비



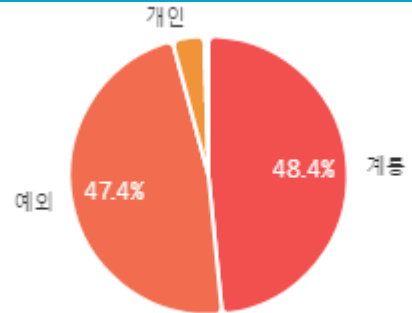
출하 품종별 거래금액 구성비



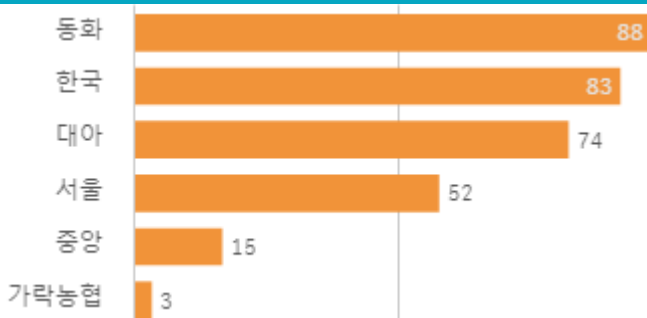
거래 단량별 물량 구성비



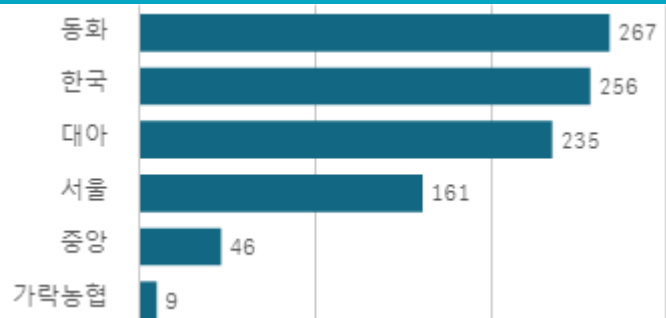
출하자별 거래물량 구성비



도매시장 법인별 거래물량(톤)

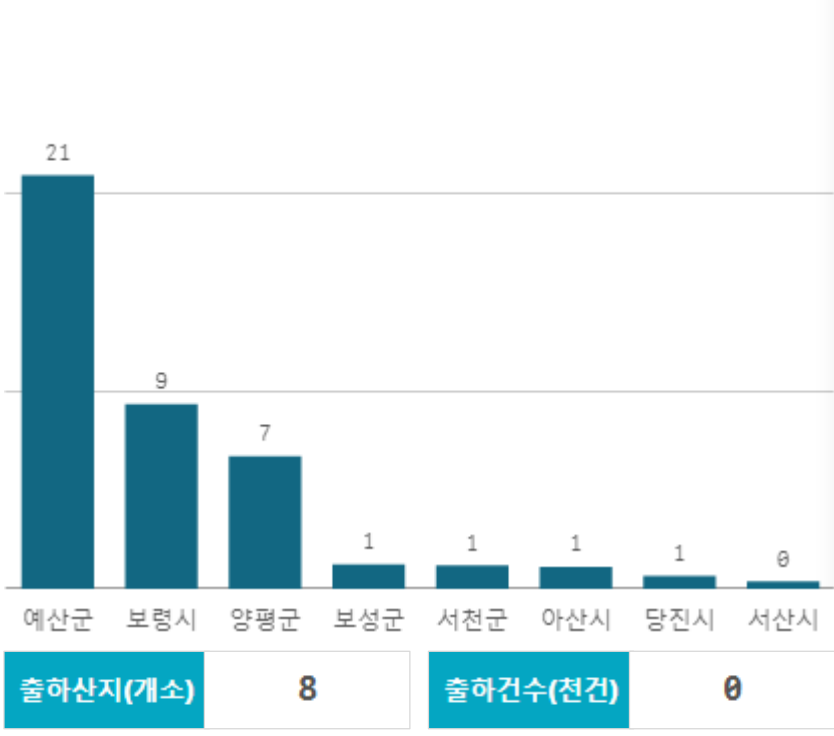


도매시장 법인별 거래금액(백만원)



쪽파(10Kg)

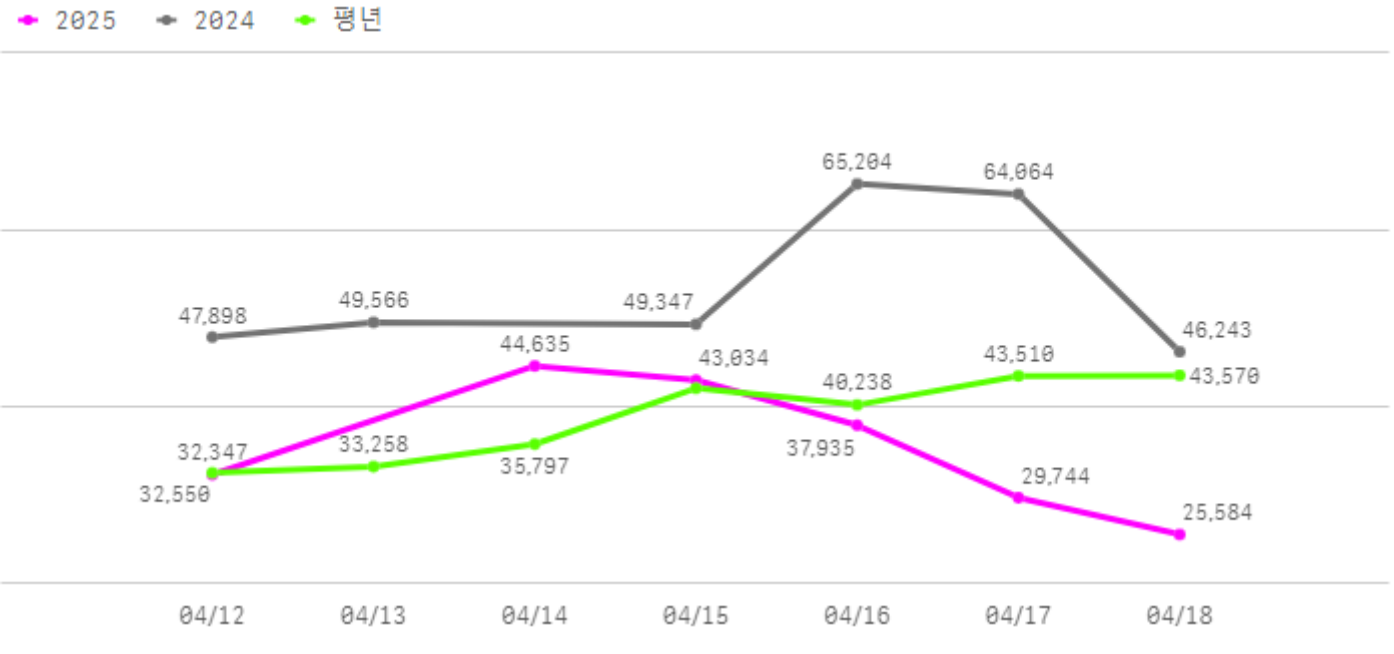
산지별 거래물량(톤)



산지별 주출하 시군구



주간 도매가격(원)



구분	금주(A)	전주(B)	전월(C)	전년(D)	평년(E)	A/B	A/C	A/D	A/E
가격(원)	35,547	31,986	46,869	53,720	38,165	111.1%	75.8%	66.2%	93.1%

※ 상품 가격 기준

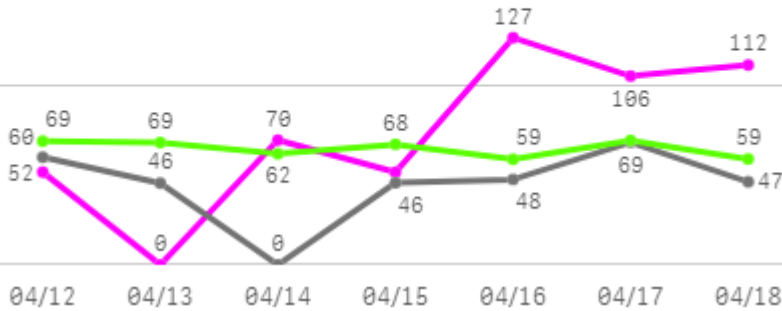
□ 쪽파(10Kg) 주간 가격

구분	Q	품종	Q	단량	Q	특	상	보통	하
2025-04-12		쪽파		10Kg		38,338	32,347	21,368	12,266
2025-04-14		쪽파		10Kg		51,129	44,635	35,422	20,652
2025-04-15		쪽파		10Kg		48,028	43,034	35,801	22,537
2025-04-16		쪽파		10Kg		45,850	37,935	30,054	21,210
2025-04-17		쪽파		10Kg		39,897	29,744	23,600	13,964
2025-04-18		쪽파		10Kg		32,252	25,584	17,821	9,024
평균						42,582	35,547	27,344	16,609

파프리카

주간 반입량(톤)

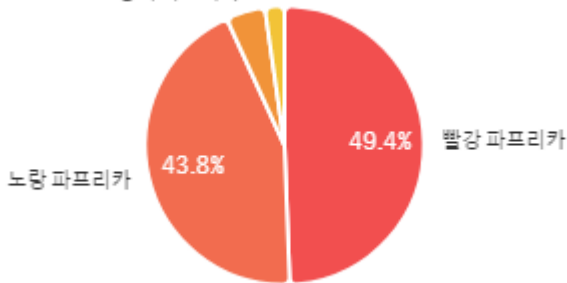
◆ 2025 ● 2024 ▲ 평년



구분	금주(A)	전주(B)	전월(C)	전년(D)	평년(E)	A/B	A/C	A/D	A/E
물량(톤)	519	440	329	315	439	117.9%	157.5%	164.5%	118.3%

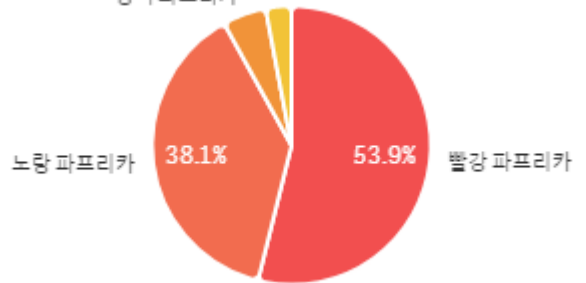
출하 품종별 거래물량 구성비

청색 파프리카



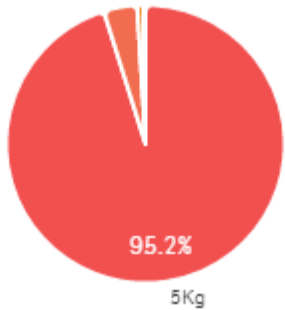
출하 품종별 거래금액 구성비

청색 파프리카



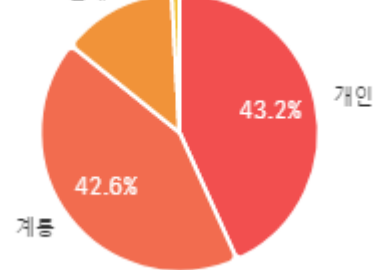
거래 단량별 물량 구성비

10Kg

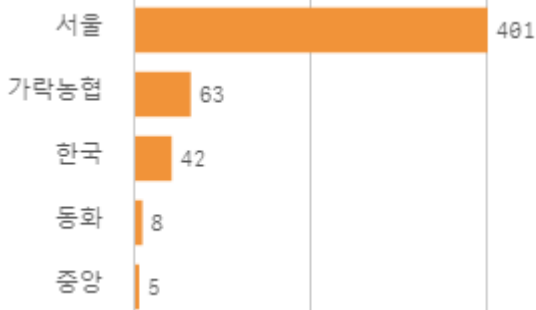


출하자별 거래물량 구성비

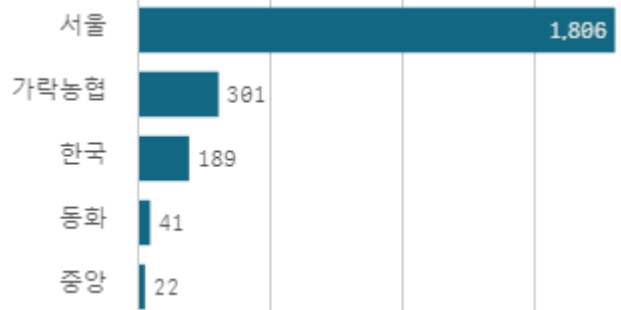
단체



도매시장 법인별 거래물량(톤)

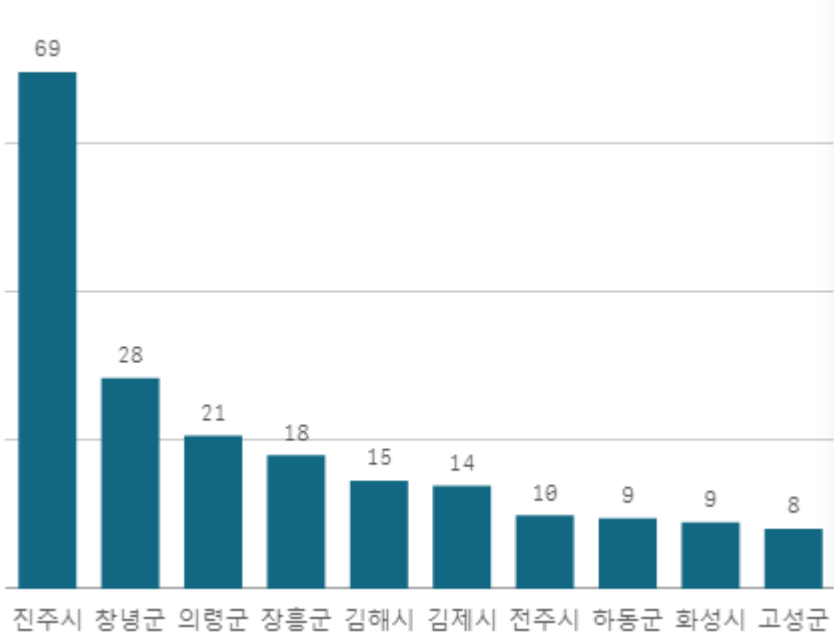


도매시장 법인별 거래금액(백만원)



빨강 파프리카(5Kg)

산지별 거래물량(톤)



출하산지(개소)

24

출하건수(천건)

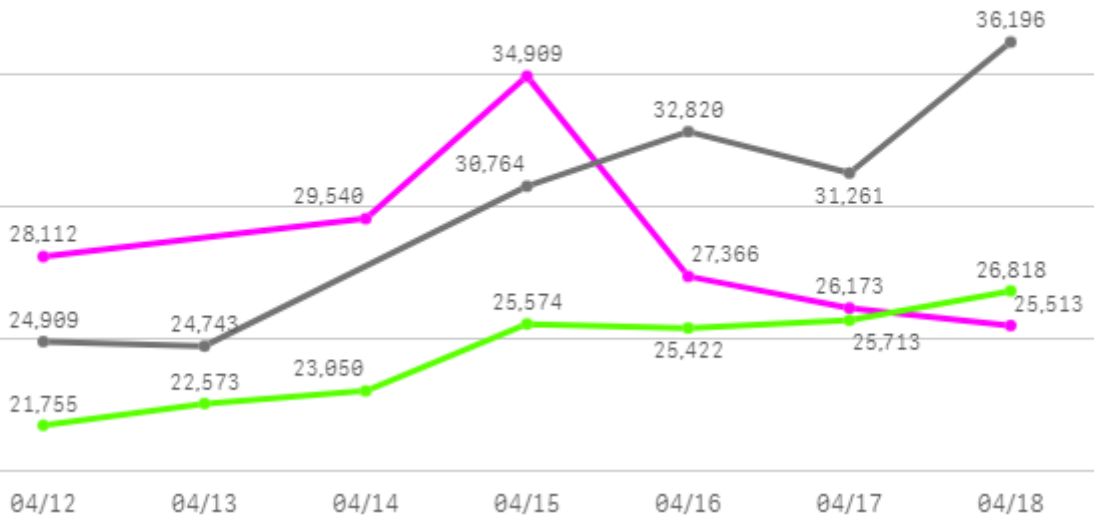
1

산지별 주출하 시군구



주간 도매가격(원)

◆ 2025 ● 2024 ▲ 평년



구분	금주(A)	전주(B)	전월(C)	전년(D)	평년(E)	A/B	A/C	A/D	A/E
가격(원)	28,602	33,276	38,372	30,116	25,825	86.0%	74.5%	95.0%	110.8%

※ 상품 가격 기준

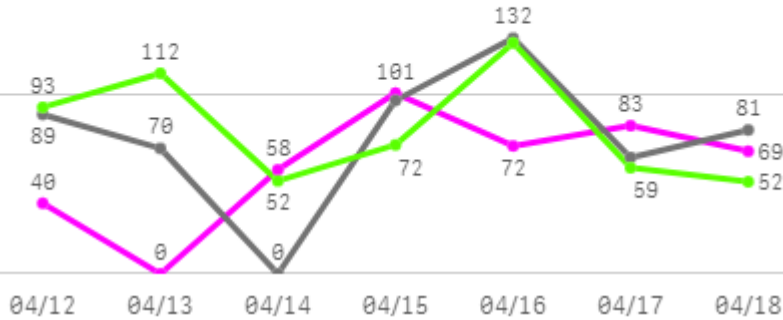
□ 빨강 파프리카(5Kg) 주간 가격

구분	Q	품종	Q	단량	Q	특	상	보통	하
2025-04-12		빨강 파프리카		5Kg		-	28,112	25,733	22,100
2025-04-14		빨강 파프리카		5Kg		-	29,540	27,986	23,347
2025-04-15		빨강 파프리카		5Kg		-	34,909	32,110	28,090
2025-04-16		빨강 파프리카		5Kg		-	27,366	25,094	22,610
2025-04-17		빨강 파프리카		5Kg		-	26,173	24,463	21,132
2025-04-18		빨강 파프리카		5Kg		-	25,513	23,736	19,832
평균						-	28,602	26,520	22,852

양상추

주간 반입량(톤)

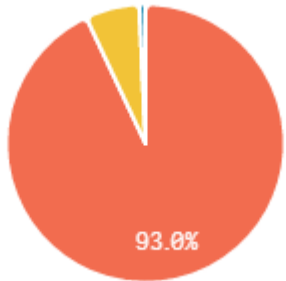
◆ 2025 ● 2024 ▲ 평년



구분	금주(A)	전주(B)	전월(C)	전년(D)	평년(E)	A/B	A/C	A/D	A/E
물량(톤)	423	424	418	535	536	99.6%	101.2%	79.0%	78.8%

출하 품종별 거래물량 구성비

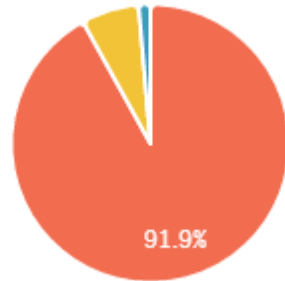
양상추 수입



양상추(일반)

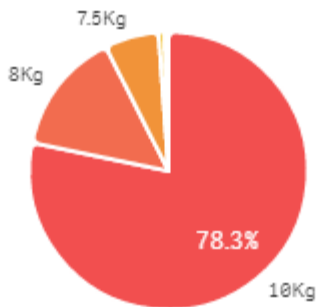
출하 품종별 거래금액 구성비

양상추 수입

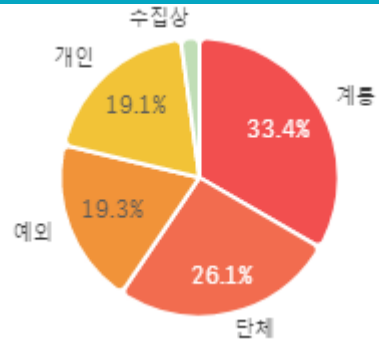


양상추(일반)

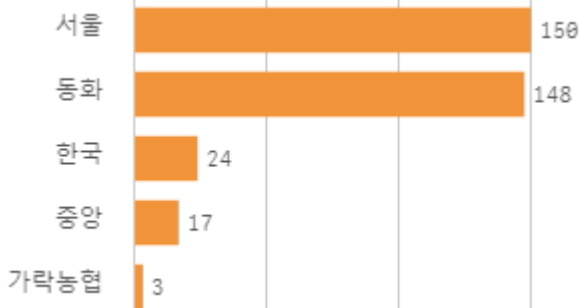
거래 단량별 물량 구성비



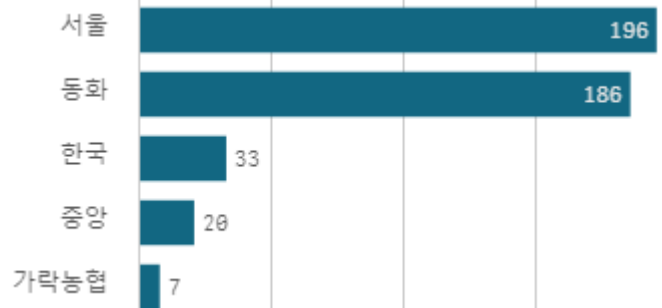
출하자별 거래물량 구성비



도매시장 법인별 거래물량(톤)

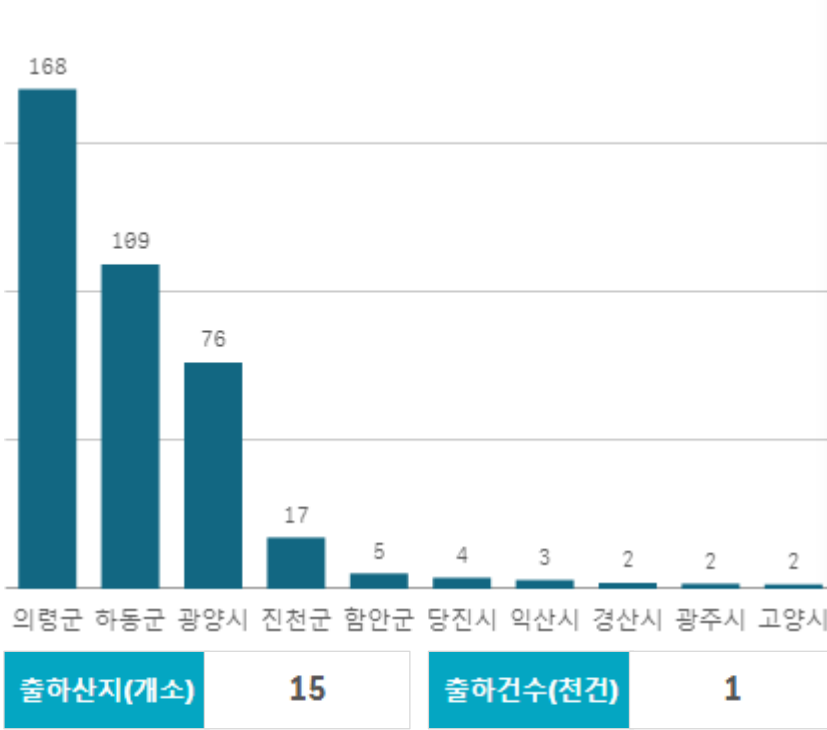


도매시장 법인별 거래금액(백만원)



양상추(일반)(10Kg)

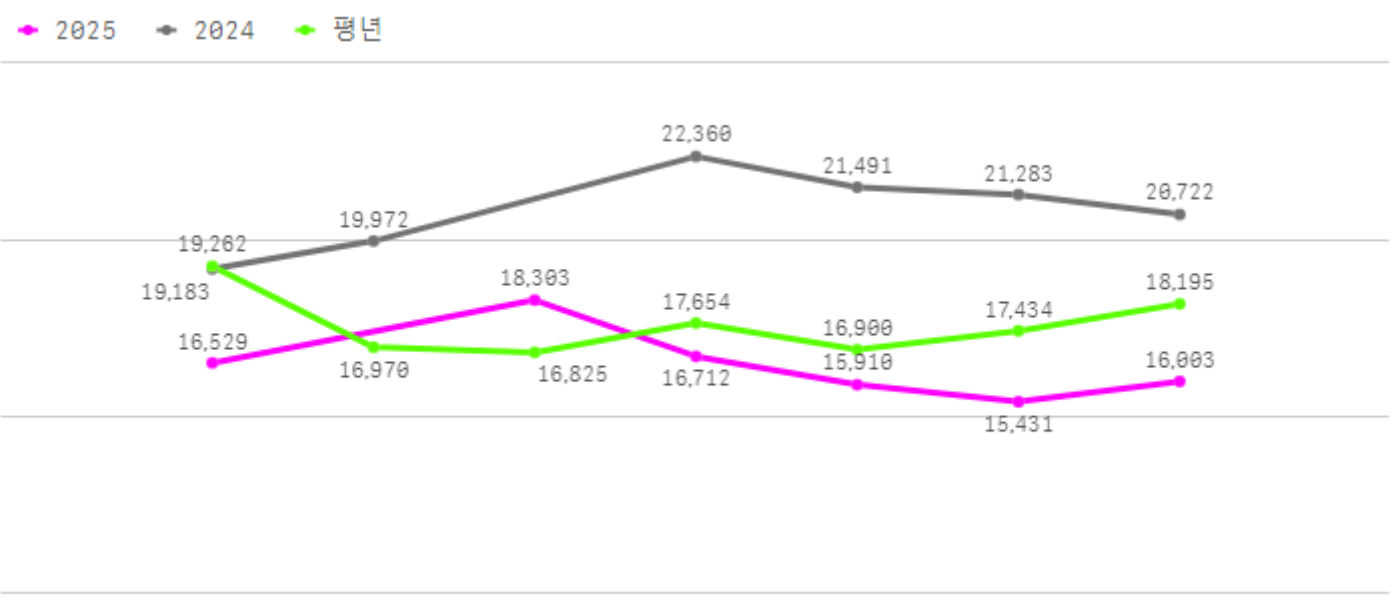
산지별 거래물량(톤)



산지별 주출하 시군구



주간 도매가격(원)



구분	금주(A)	전주(B)	전월(C)	전년(D)	평년(E)	A/B	A/C	A/D	A/E
가격(원)	16,481	17,714	17,256	20,835	18,859	93.0%	95.5%	79.1%	87.4%

※ 상품 가격 기준

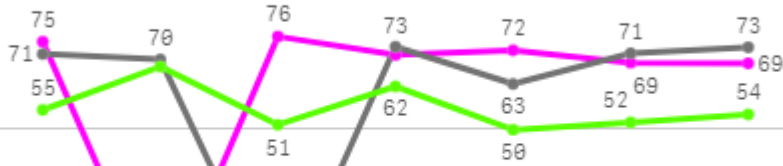
□ 양상추(일반)(10Kg) 주간 가격

구분	Q	품종	Q	단량	Q	특	상	보통	하
2025-04-12		양상추(일반)		10Kg		-	16,529	14,425	11,602
2025-04-14		양상추(일반)		10Kg		-	18,303	15,432	11,249
2025-04-15		양상추(일반)		10Kg		-	16,712	13,125	8,196
2025-04-16		양상추(일반)		10Kg		-	15,910	13,386	8,006
2025-04-17		양상추(일반)		10Kg		-	15,431	14,053	10,590
2025-04-18		양상추(일반)		10Kg		-	16,003	13,903	9,676
평균						-	16,481	14,054	9,887

청경채

주간 반입량(톤)

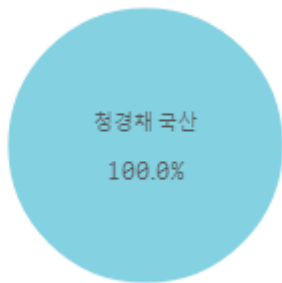
◆ 2025 ● 2024 ▲ 평년



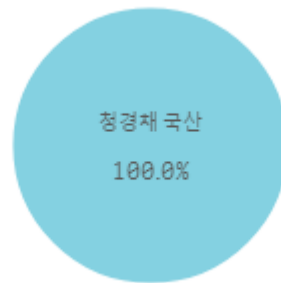
04/12 04/13 04/14 04/15 04/16 04/17 04/18

구분	금주(A)	전주(B)	전월(C)	전년(D)	평년(E)	A/B	A/C	A/D	A/E
물량(톤)	431	412	436	421	412	104.7%	98.9%	102.3%	104.7%

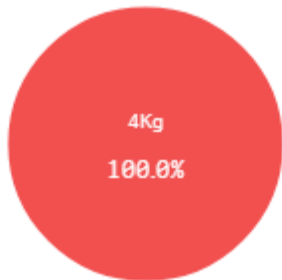
출하 품종별 거래물량 구성비



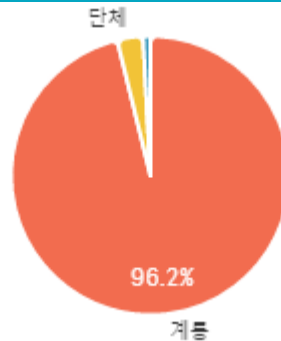
출하 품종별 거래금액 구성비



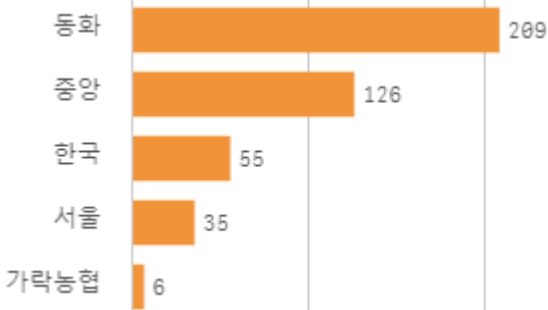
거래 단량별 물량 구성비



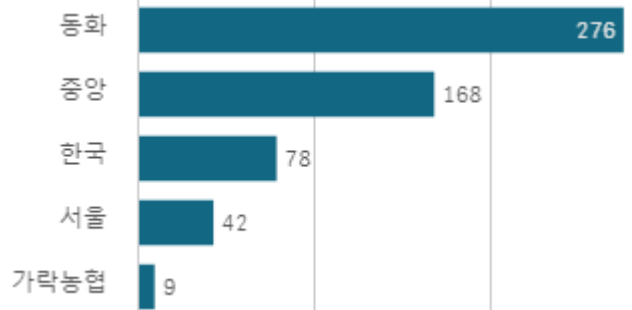
출하자별 거래물량 구성비



도매시장 법인별 거래물량(톤)

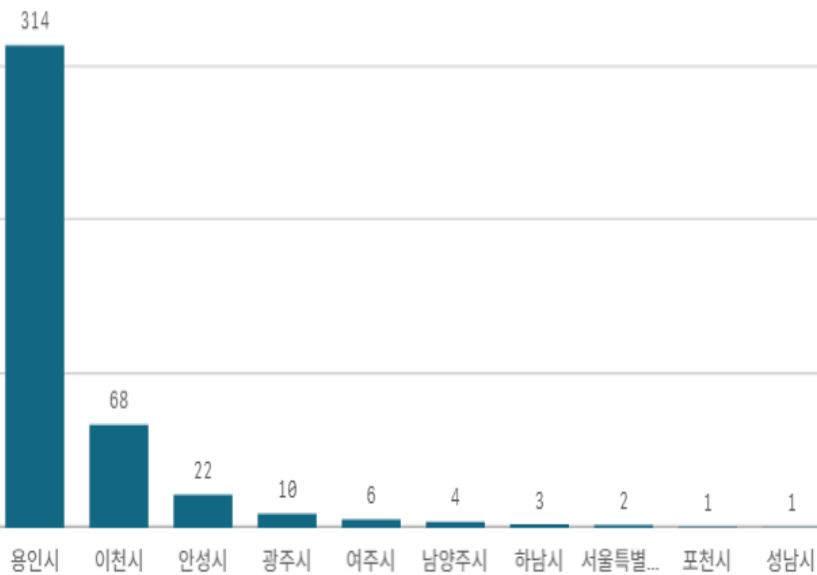


도매시장 법인별 거래금액(백만원)



청경채(4Kg)

산지별 거래물량(톤)



출하산지(개소)

10

출하건수(천건)

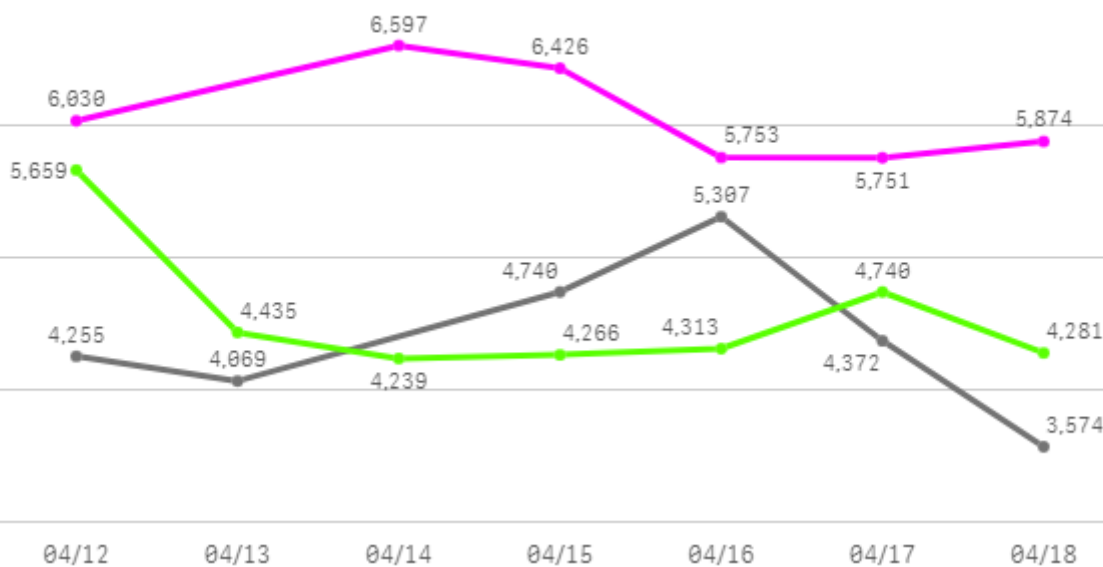
3

산지별 주출하 시군구



주간 도매가격(원)

◆ 2025 ● 2024 ◆ 평년



구분	금주(A)	전주(B)	전월(C)	전년(D)	평년(E)	A/B	A/C	A/D	A/E
가격(원)	6,072	9,869	9,962	4,386	5,184	61.5%	60.9%	138.4%	117.1%

※ 상품 가격 기준

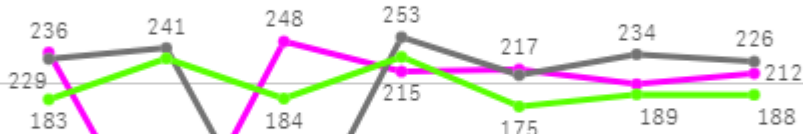
□ 청경채(4Kg) 주간 가격

구분	Q	품종	Q	단량	Q	특	상	보통	하
2025-04-12		청경채		4Kg		-	6,030	5,486	4,466
2025-04-14		청경채		4Kg		-	6,597	6,057	5,380
2025-04-15		청경채		4Kg		-	6,426	5,812	5,276
2025-04-16		청경채		4Kg		-	5,753	5,181	4,711
2025-04-17		청경채		4Kg		-	5,751	5,162	4,466
2025-04-18		청경채		4Kg		-	5,874	5,002	4,230
평균						-	6,072	5,450	4,755

버섯

주간 반입량(톤)

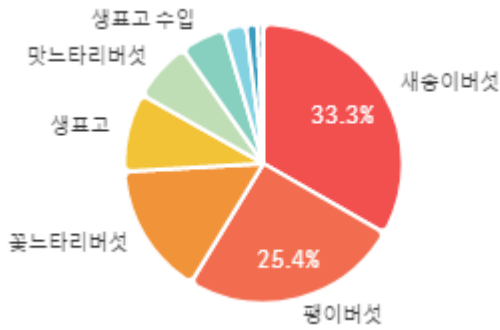
◆ 2025 ● 2024 ▲ 평년



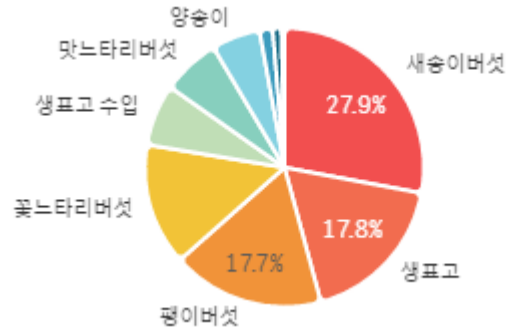
04/12 04/13 04/14 04/15 04/16 04/17 04/18

구분	금주(A)	전주(B)	전월(C)	전년(D)	평년(E)	A/B	A/C	A/D	A/E
물량(톤)	1,328	1,345	1,376	1,393	1,363	98.7%	96.5%	95.4%	97.5%

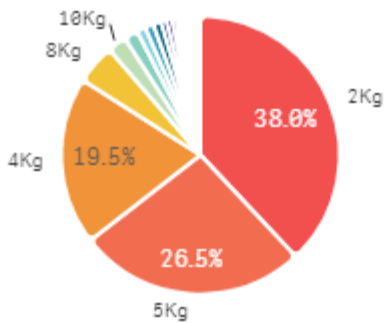
출하 품종별 거래물량 구성비



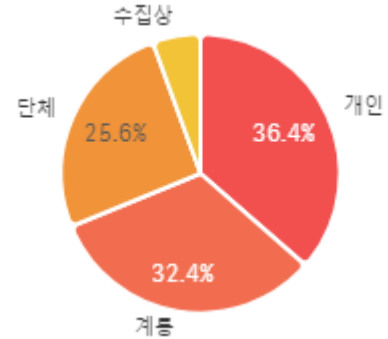
출하 품종별 거래금액 구성비



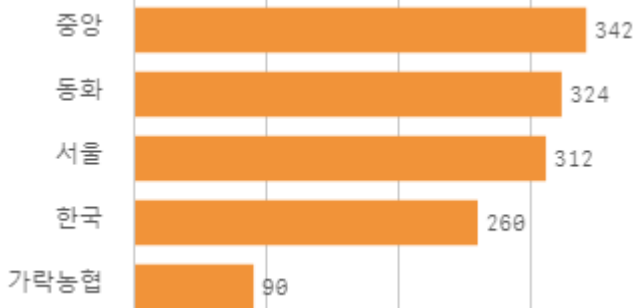
거래 단량별 물량 구성비



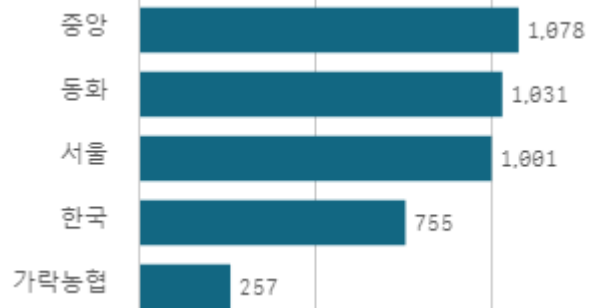
출하자별 거래물량 구성비



도매시장 법인별 거래물량(톤)

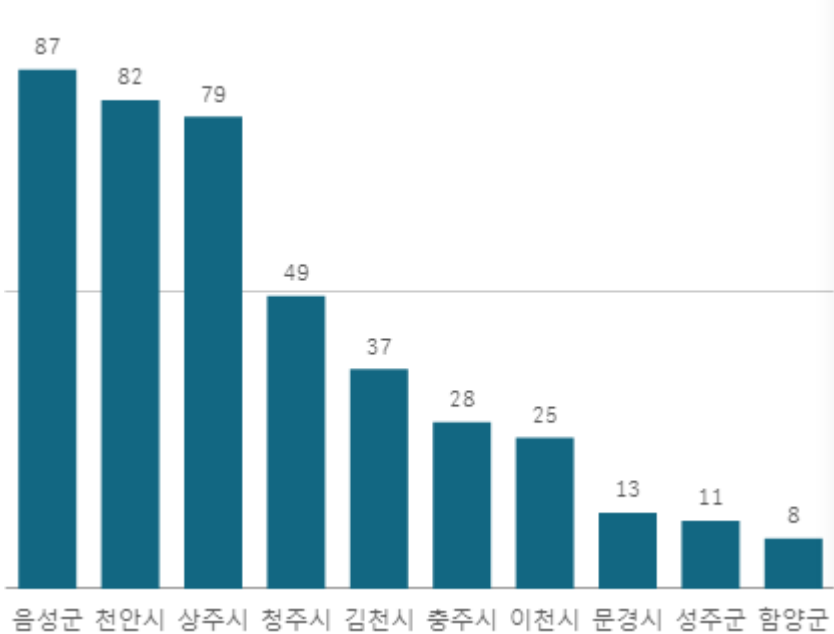


도매시장 법인별 거래금액(백만원)



새송이버섯(2Kg)

산지별 거래물량(톤)



출하산지(개소)

20

출하건수(천건)

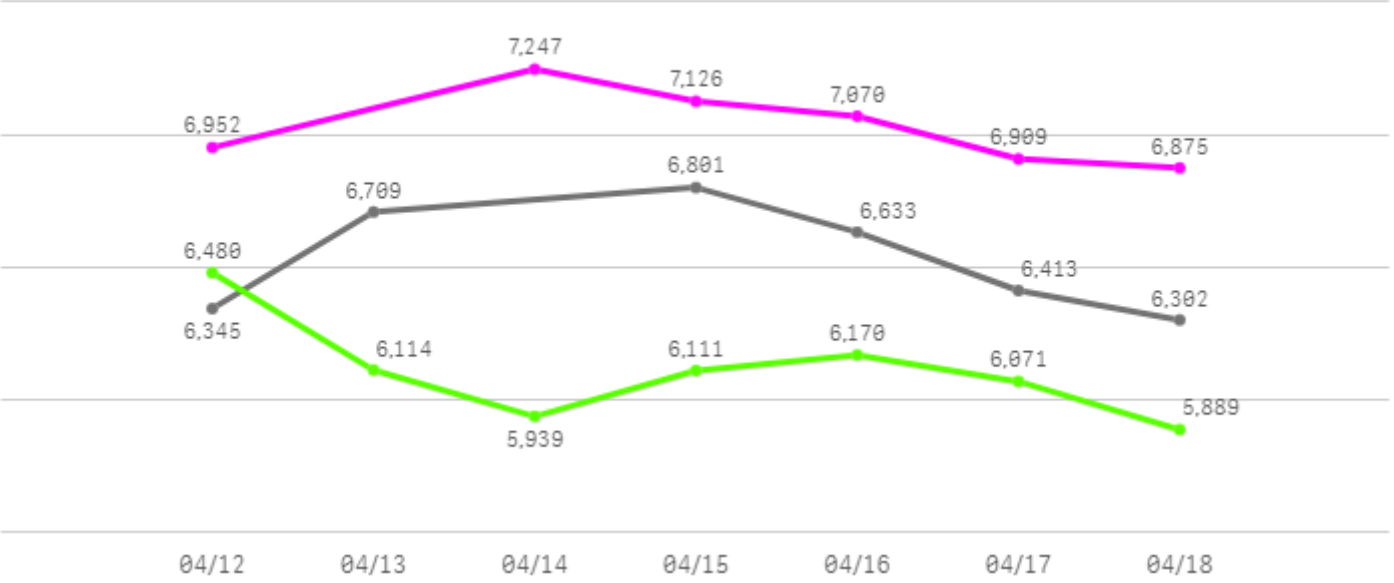
3

산지별 주출하 시군구



주간 도매가격(원)

◆ 2025 ● 2024 ◆ 평년



구분	금주(A)	전주(B)	전월(C)	전년(D)	평년(E)	A/B	A/C	A/D	A/E
가격(원)	7,030	7,461	8,091	6,534	6,565	94.2%	86.9%	107.6%	107.1%

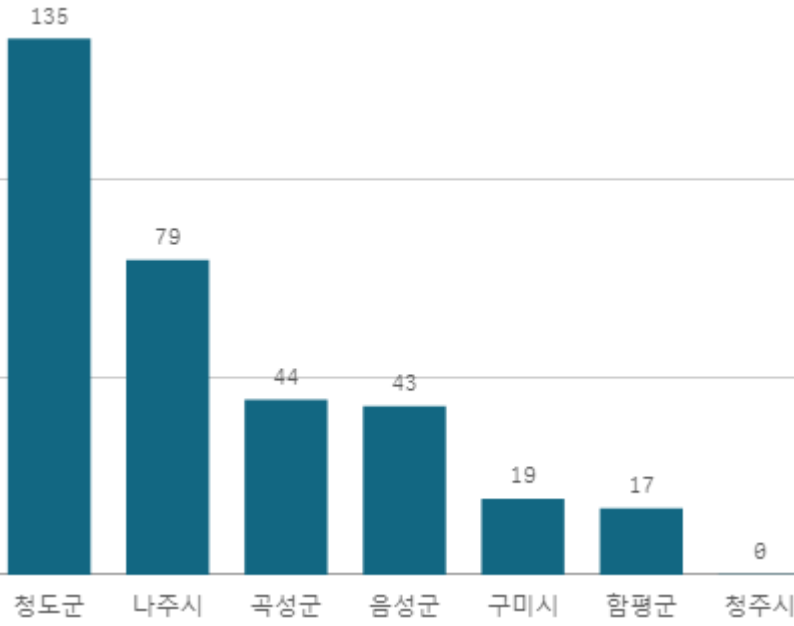
※ 상품 가격 기준

□ 새송이버섯(2Kg) 주간 가격

구분	Q	품종	Q	단량	Q	특	상	보통	하
2025-04-12		새송이버섯		2Kg		8,415	6,952	6,230	4,527
2025-04-14		새송이버섯		2Kg		8,600	7,247	6,446	4,542
2025-04-15		새송이버섯		2Kg		8,606	7,126	6,294	4,435
2025-04-16		새송이버섯		2Kg		8,460	7,070	6,296	4,497
2025-04-17		새송이버섯		2Kg		8,685	6,909	6,158	4,288
2025-04-18		새송이버섯		2Kg		8,732	6,875	6,176	4,714
평균						8,583	7,030	6,267	4,501

팬이버섯(5Kg)

산지별 거래물량(톤)



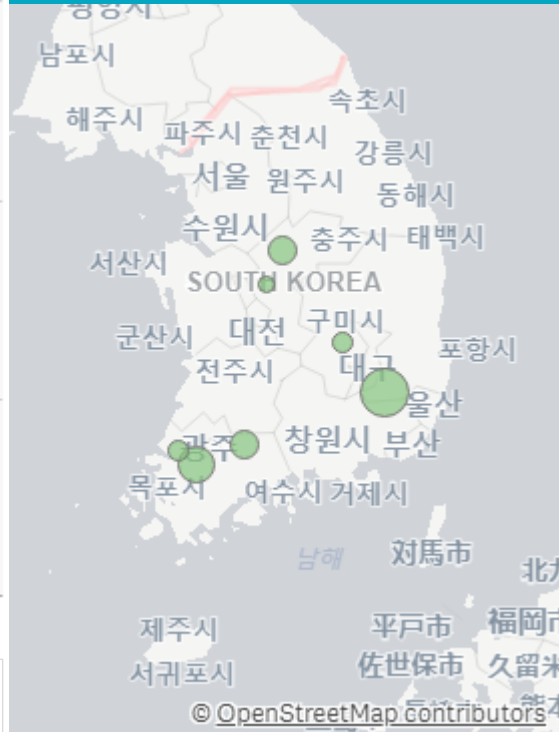
출하산지(개소)

7

출하건수(천건)

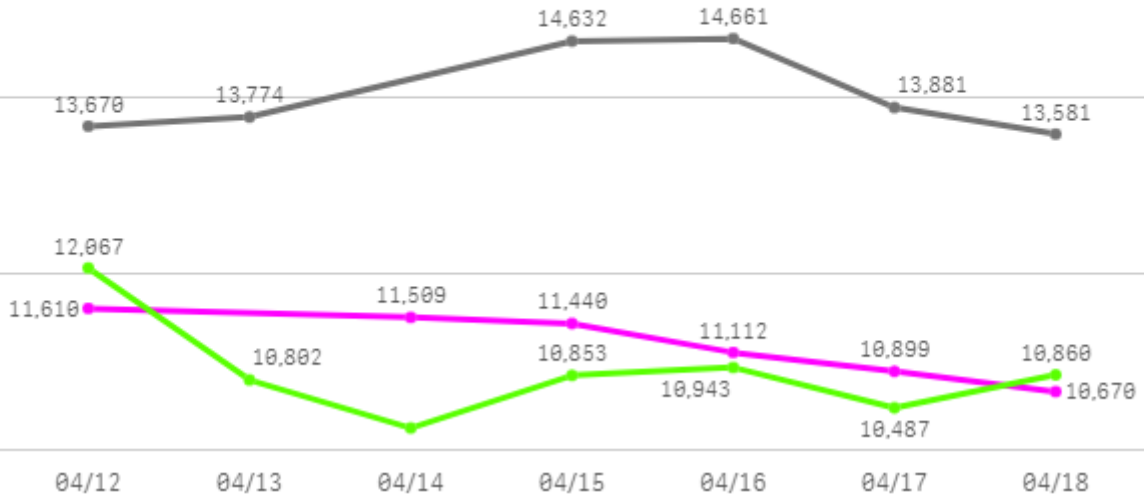
1

산지별 주출하 시군구



주간 도매가격(원)

◆ 2025 ● 2024 ◆ 평년



구분	금주(A)	전주(B)	전월(C)	전년(D)	평년(E)	A/B	A/C	A/D	A/E
가격(원)	11,207	12,598	11,041	14,033	11,441	89.0%	101.5%	79.9%	98.0%

※ 상품 가격 기준

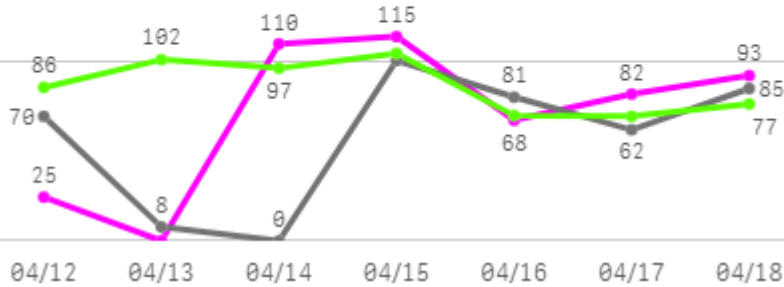
□ 팽이버섯(5Kg) 주간 가격

구분	Q	품종	Q	단량	Q	특	상	보통	하
2025-04-12		팽이버섯		5Kg		12,021	11,610	10,983	10,444
2025-04-14		팽이버섯		5Kg		12,000	11,509	11,099	10,748
2025-04-15		팽이버섯		5Kg		11,956	11,440	10,881	10,440
2025-04-16		팽이버섯		5Kg		11,880	11,112	10,577	10,016
2025-04-17		팽이버섯		5Kg		11,631	10,899	10,426	9,935
2025-04-18		팽이버섯		5Kg		11,599	10,670	10,166	9,551
평균						11,848	11,207	10,689	10,189

사과

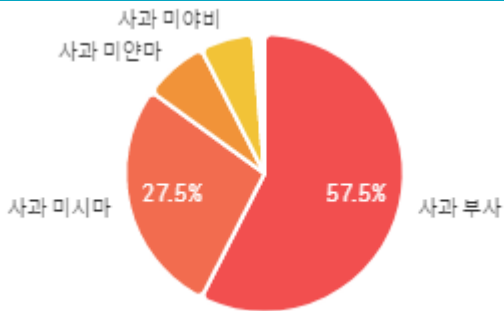
주간 반입량(톤)

◆ 2025 ● 2024 ▲ 평년

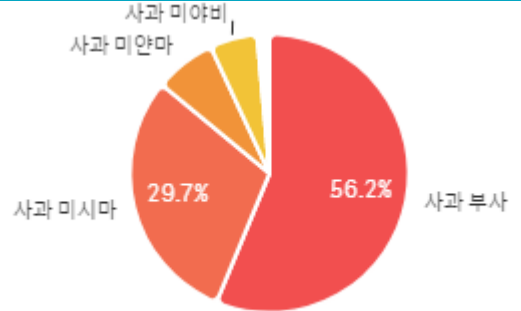


구분	금주(A)	전주(B)	전월(C)	전년(D)	평년(E)	A/B	A/C	A/D	A/E
물량(톤)	492	477	478	407	561	103.0%	102.8%	120.9%	87.7%

출하 품종별 거래물량 구성비



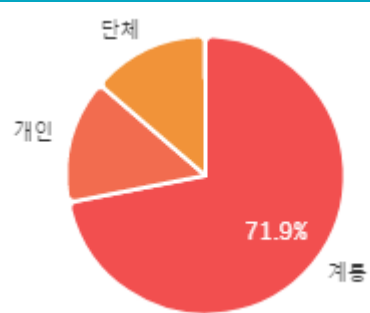
출하 품종별 거래금액 구성비



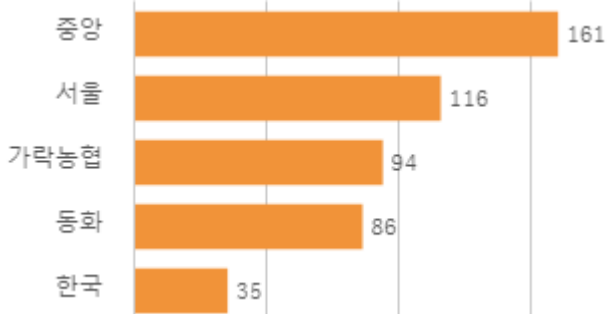
거래 단량별 물량 구성비



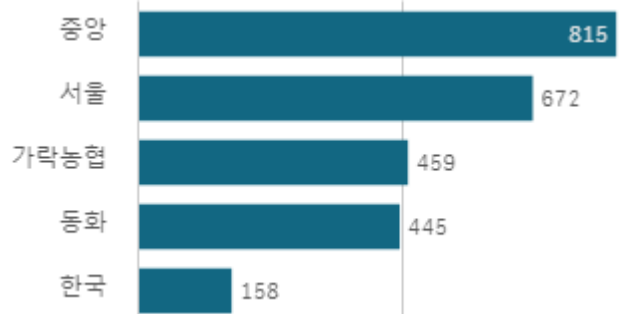
출하자별 거래물량 구성비



도매시장 법인별 거래물량(톤)

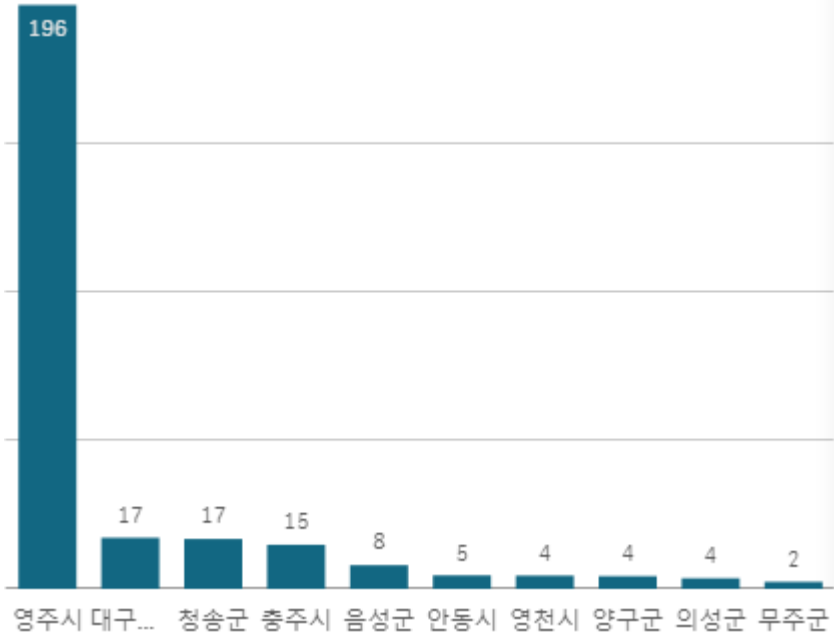


도매시장 법인별 거래금액(백만원)



사과 부사(10Kg)

산지별 거래물량(톤)



출하산지(개소)

20

출하건수(천건)

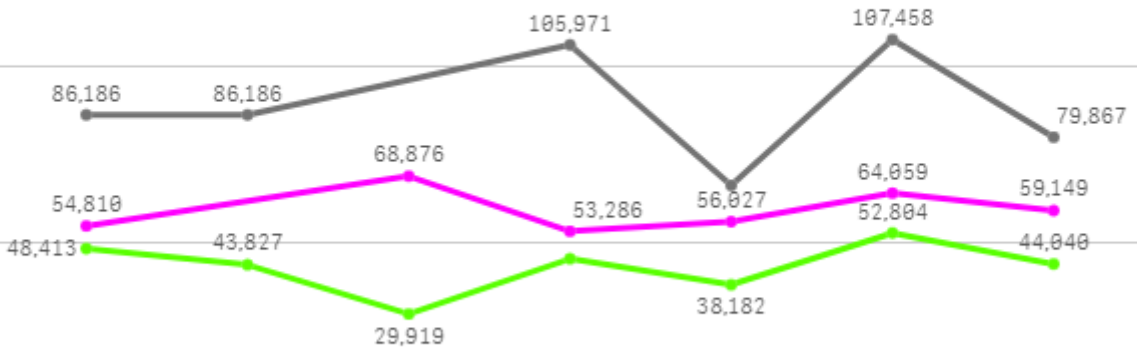
1

산지별 주출하 시군구



주간 도매가격(원)

● 2025 ● 2024 ● 평년



04/12 04/13 04/14 04/15 04/16 04/17 04/18

구분	금주(A)	전주(B)	전월(C)	전년(D)	평년(E)	A/B	A/C	A/D	A/E
가격(원)	59,368	75,500	60,771	88,655	50,178	78.6%	97.7%	67.0%	118.3%

※ 상품 가격 기준

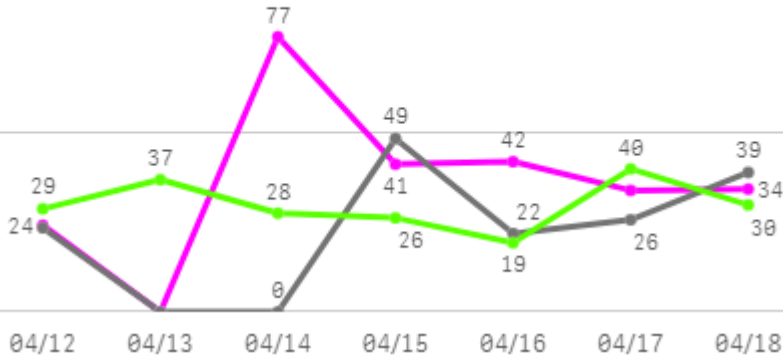
□ 사과 부사(10Kg) 주간 가격

구분	Q	품종	Q	단량	Q	특	상	보통	하
2025-04-12		사과 부사		10Kg		58,000	54,810	48,459	35,056
2025-04-14		사과 부사		10Kg		152,691	68,876	47,450	34,299
2025-04-15		사과 부사		10Kg		84,000	53,286	39,993	25,427
2025-04-16		사과 부사		10Kg		84,385	56,027	47,889	39,090
2025-04-17		사과 부사		10Kg		132,328	64,059	50,509	37,382
2025-04-18		사과 부사		10Kg		99,920	59,149	38,964	32,631
평균						101,887	59,368	45,544	33,981

배

주간 반입량(톤)

◆ 2025 ● 2024 ▲ 평년



구분	금주(A)	전주(B)	전월(C)	전년(D)	평년(E)	A/B	A/C	A/D	A/E
물량(톤)	253	219	161	159	230	115.8%	157.2%	159.3%	110.4%

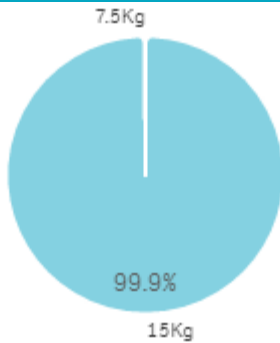
출하 품종별 거래물량 구성비



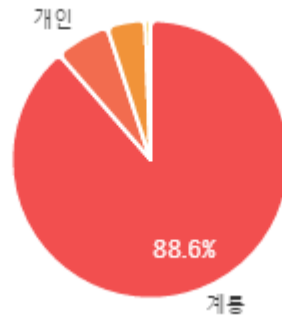
출하 품종별 거래금액 구성비



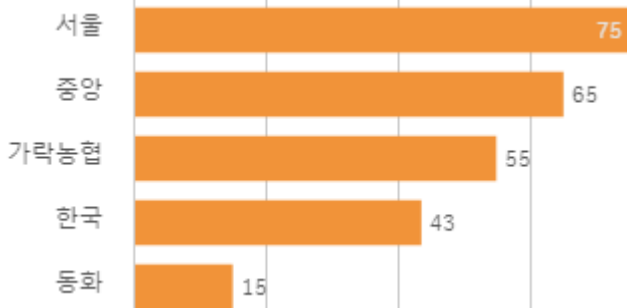
거래 단량별 물량 구성비



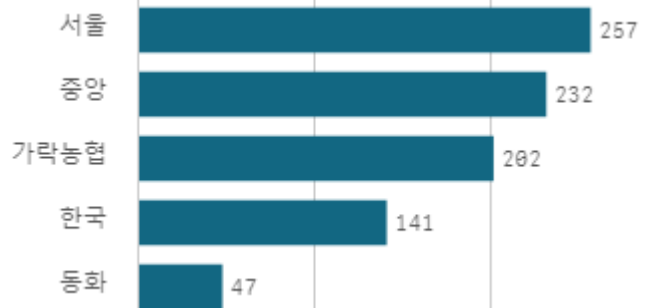
출하자별 거래물량 구성비



도매시장 법인별 거래물량(톤)

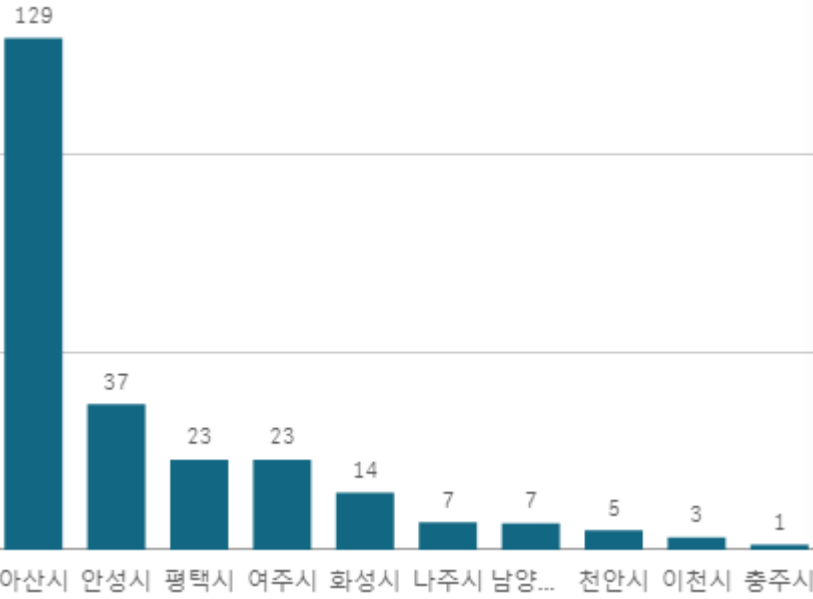


도매시장 법인별 거래금액(백만원)



배 신고(15Kg)

산지별 거래물량(톤)



출하산지(개소)

16

출하건수(천건)

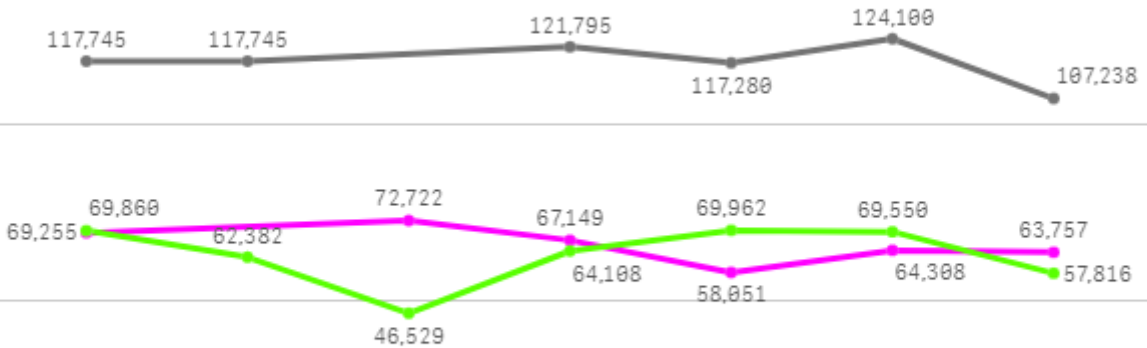
1

산지별 주출하 시군구



주간 도매가격(원)

◆ 2025 ● 2024 ◆ 평년



04/12 04/13 04/14 04/15 04/16 04/17 04/18

구분	금주(A)	전주(B)	전월(C)	전년(D)	평년(E)	A/B	A/C	A/D	A/E
가격(원)	65,874	74,094	62,977	117,651	68,781	88.9%	104.6%	56.0%	95.8%

※ 상품 가격 기준

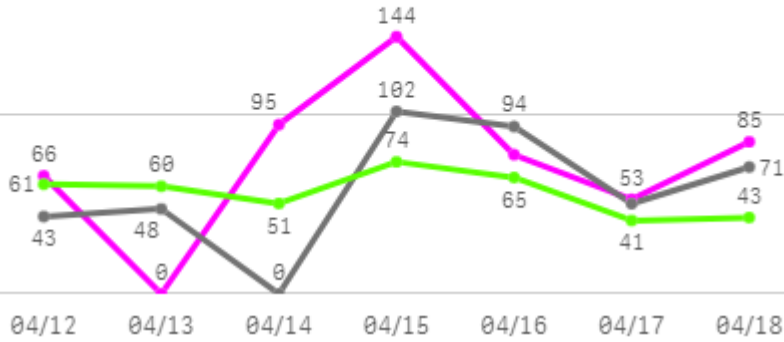
□ 배 신고(15Kg) 주간 가격

구분	Q	품종	Q	단량	Q	특	상	보통	하
2025-04-12		배 신고		15Kg		91,099	69,255	56,904	45,335
2025-04-14		배 신고		15Kg		107,004	72,722	46,398	23,869
2025-04-15		배 신고		15Kg		99,781	67,149	47,903	26,638
2025-04-16		배 신고		15Kg		84,643	58,051	44,742	18,811
2025-04-17		배 신고		15Kg		96,673	64,308	48,726	25,519
2025-04-18		배 신고		15Kg		74,430	63,757	50,486	32,299
평균						92,272	65,874	49,193	28,745

포도

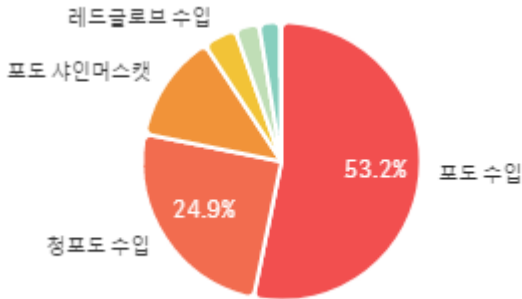
주간 반입량(톤)

◆ 2025 ● 2024 ▲ 평년

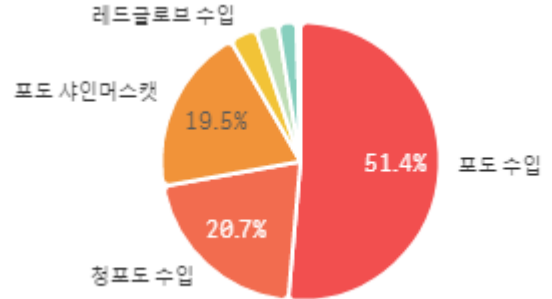


구분	금주(A)	전주(B)	전월(C)	전년(D)	평년(E)	A/B	A/C	A/D	A/E
물량(톤)	522	549	452	409	427	94.9%	115.3%	127.6%	122.1%

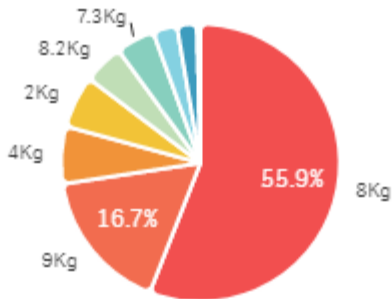
출하 품종별 거래물량 구성비



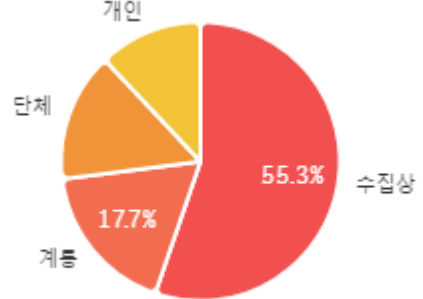
출하 품종별 거래금액 구성비



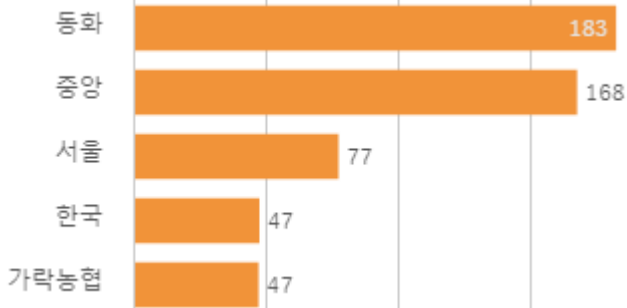
거래 단량별 물량 구성비



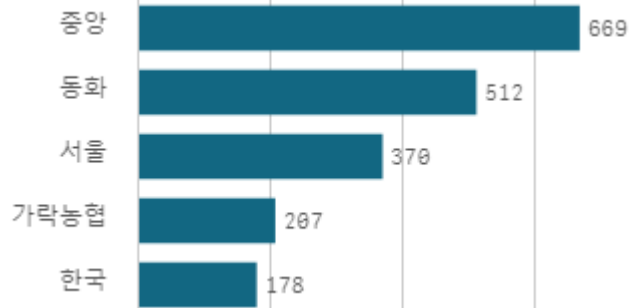
출하자별 거래물량 구성비



도매시장 법인별 거래물량(톤)

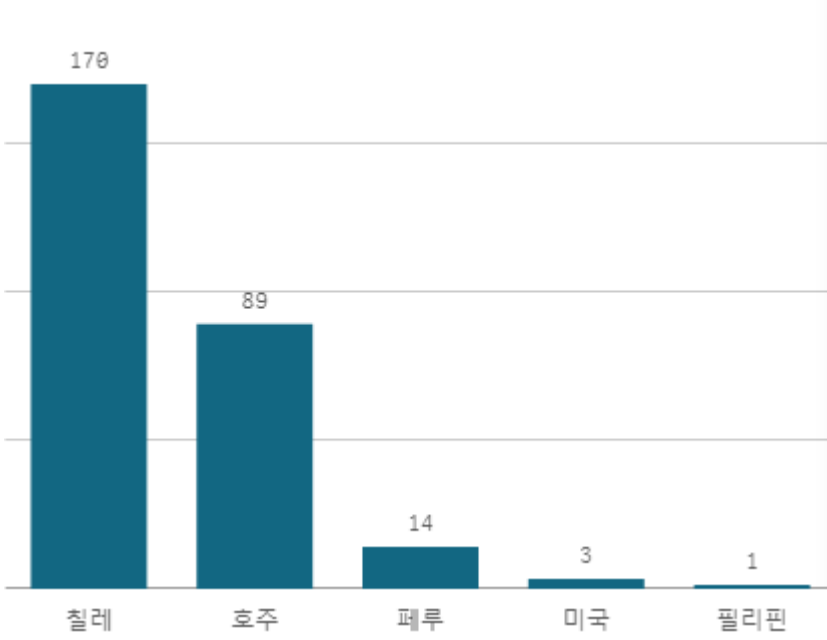


도매시장 법인별 거래금액(백만원)



포도 수입(8Kg)

산지별 거래물량(톤)



산지별 주출하 시군구



출하산지(개소)

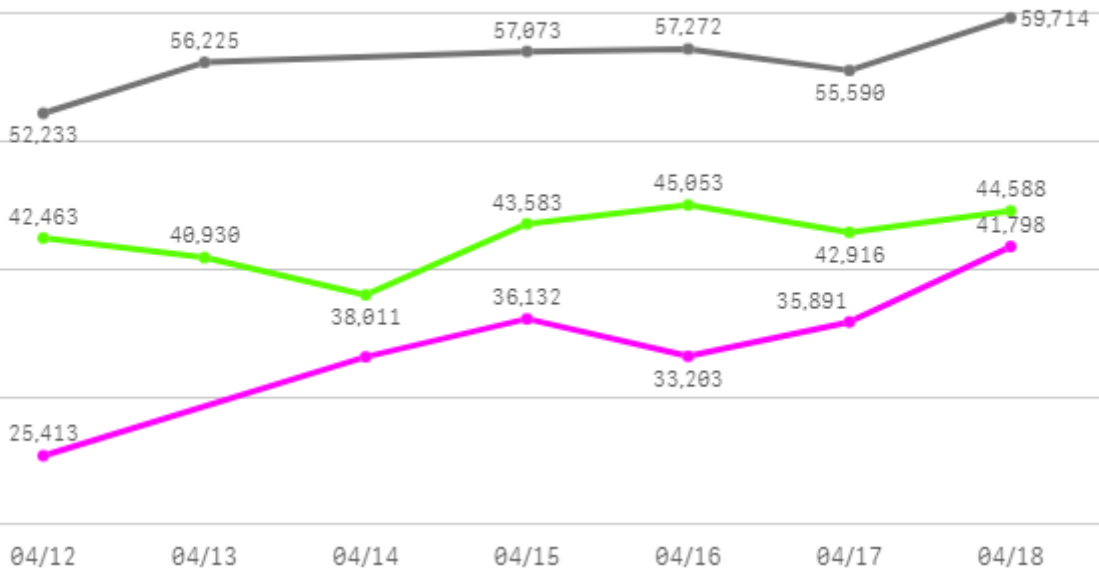
5

출하건수(천건)

0

주간 도매가격(원)

◆ 2025 ● 2024 ◆ 평년



구분	금주(A)	전주(B)	전월(C)	전년(D)	평년(E)	A/B	A/C	A/D	A/E
가격(원)	34,266	32,673	49,877	56,351	42,180	104.9%	68.7%	60.8%	81.2%

※ 상품 가격 기준

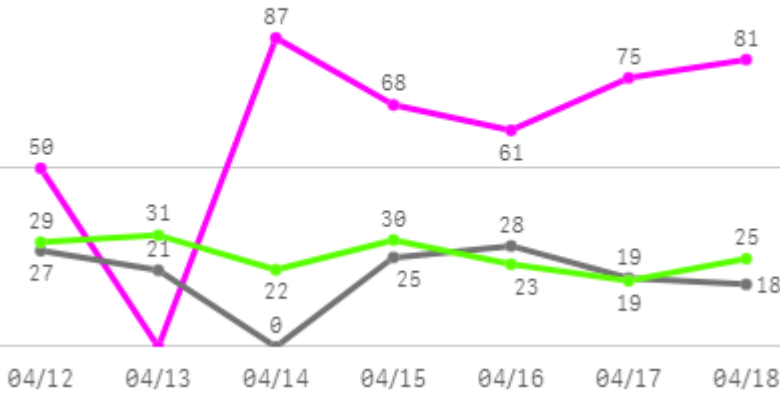
□ 포도 수입(8Kg) 주간 가격

구분	Q	품종	Q	단량	Q	특	상	보통	하
2025-04-12		포도 수입		8Kg		40,885	25,413	20,093	15,201
2025-04-14		포도 수입		8Kg		48,710	33,160	21,970	17,021
2025-04-15		포도 수입		8Kg		48,908	36,132	21,335	15,000
2025-04-16		포도 수입		8Kg		44,488	33,203	24,356	18,075
2025-04-17		포도 수입		8Kg		49,522	35,891	24,662	17,588
2025-04-18		포도 수입		8Kg		63,022	41,798	24,073	18,000
평균						49,256	34,266	22,748	16,814

만감

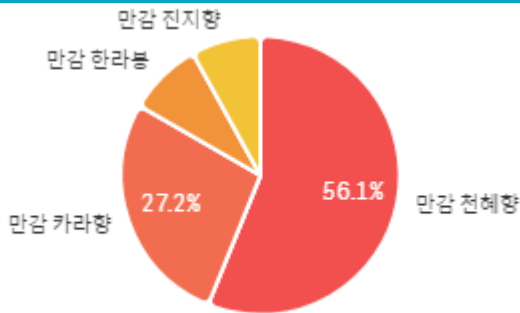
주간 반입량(톤)

◆ 2025 ● 2024 ▲ 평년

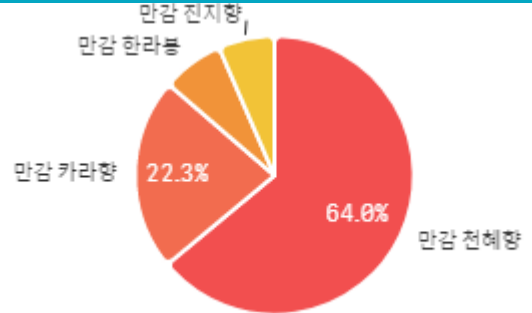


구분	금주(A)	전주(B)	전월(C)	전년(D)	평년(E)	A/B	A/C	A/D	A/E
물량(톤)	421	449	521	139	243	93.7%	80.8%	303.9%	173.1%

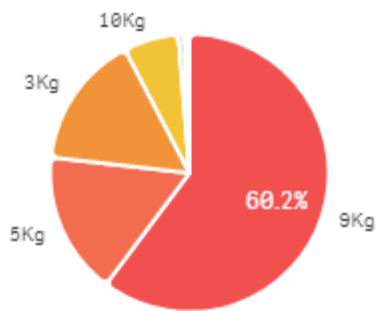
출하 품종별 거래물량 구성비



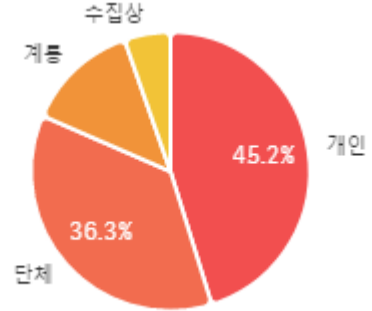
출하 품종별 거래금액 구성비



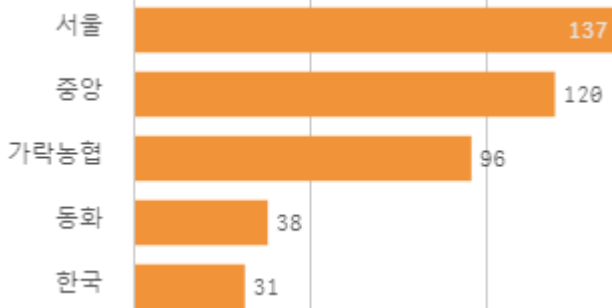
거래 단량별 물량 구성비



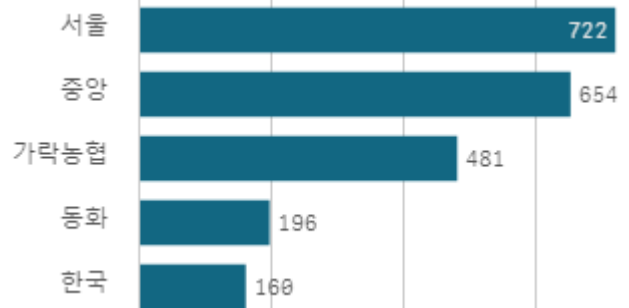
출하자별 거래물량 구성비



도매시장 법인별 거래물량(톤)

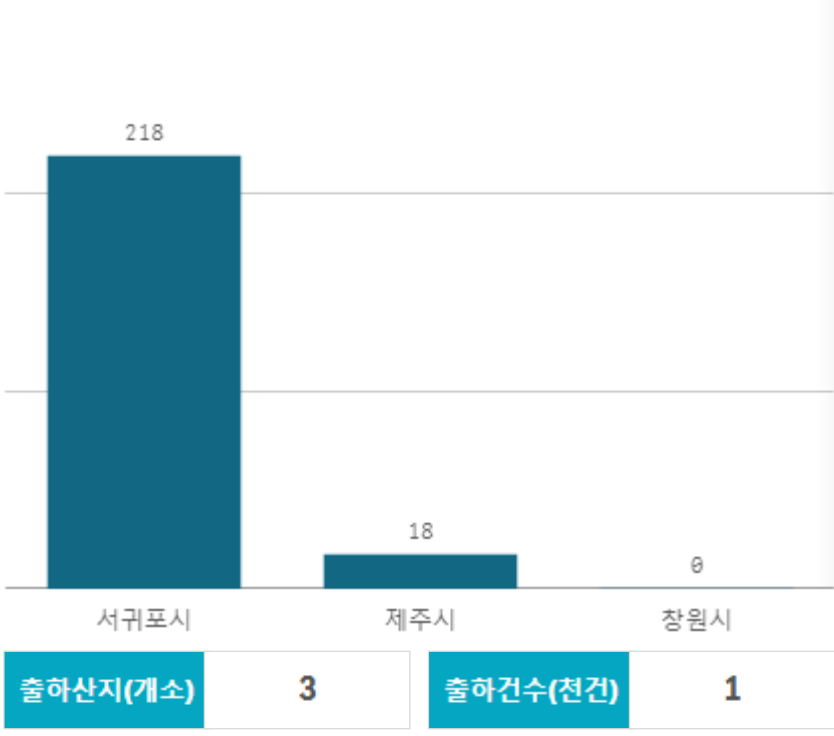


도매시장 법인별 거래금액(백만원)



만감 천혜향(3Kg)

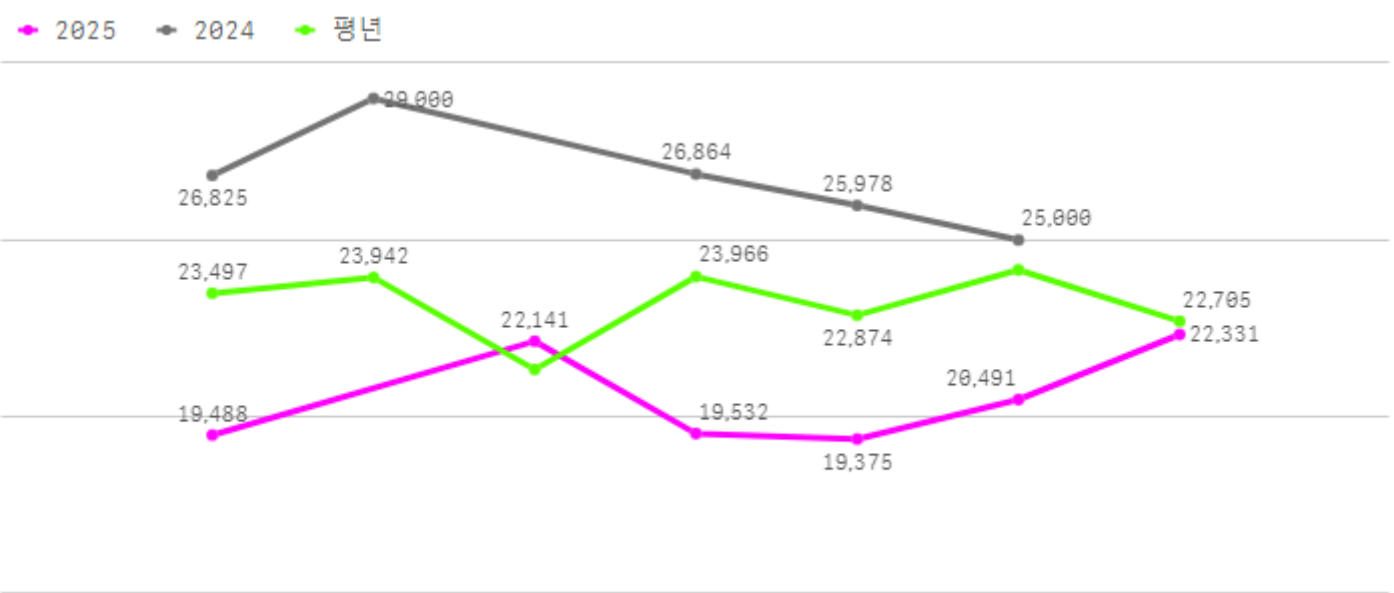
산지별 거래물량(톤)



산지별 주출하 시군구



주간 도매가격(원)



구분	금주(A)	전주(B)	전월(C)	전년(D)	평년(E)	A/B	A/C	A/D	A/E
가격(원)	20,560	20,223	16,193	26,733	22,971	101.7%	127.0%	76.9%	89.5%

※ 상품 가격 기준

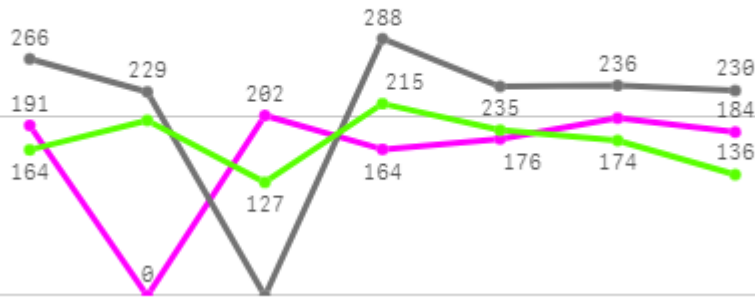
□ 만감 천혜향(3Kg) 주간 가격

구분	Q	품종	Q	단량	Q	특	상	보통	하
2025-04-12		만감 천혜향		3Kg		20,965	19,488	18,371	17,603
2025-04-14		만감 천혜향		3Kg		24,350	22,141	16,539	12,831
2025-04-15		만감 천혜향		3Kg		23,659	19,532	15,698	12,000
2025-04-16		만감 천혜향		3Kg		20,000	19,375	17,656	14,411
2025-04-17		만감 천혜향		3Kg		21,000	20,491	17,734	12,518
2025-04-18		만감 천혜향		3Kg		24,595	22,331	16,830	12,496
평균						22,428	20,560	17,138	13,643

바나나

주간 반입량(톤)

◆ 2025 ● 2024 ▲ 평년



04/12 04/13 04/14 04/15 04/16 04/17 04/18

구분	금주(A)	전주(B)	전월(C)	전년(D)	평년(E)	A/B	A/C	A/D	A/E
물량(톤)	1,116	1,218	1,064	1,483	1,191	91.7%	104.9%	75.3%	93.7%

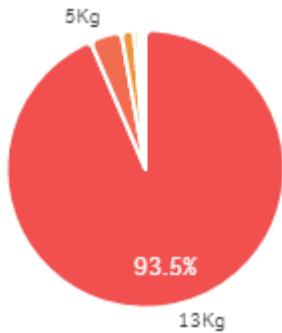
출하 품종별 거래물량 구성비



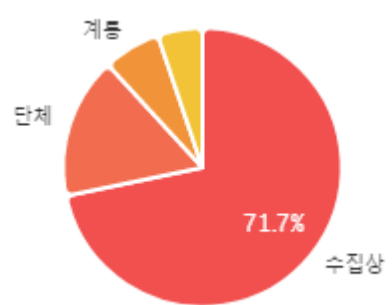
출하 품종별 거래금액 구성비



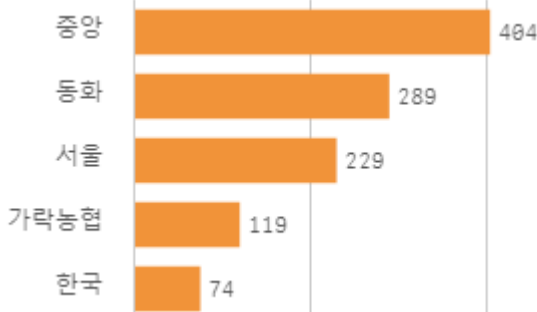
거래 단량별 물량 구성비



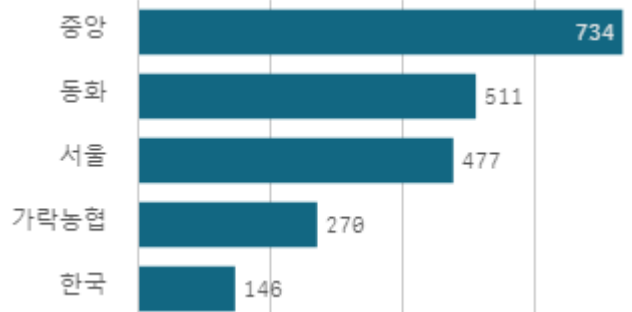
출하자별 거래물량 구성비



도매시장 법인별 거래물량(톤)

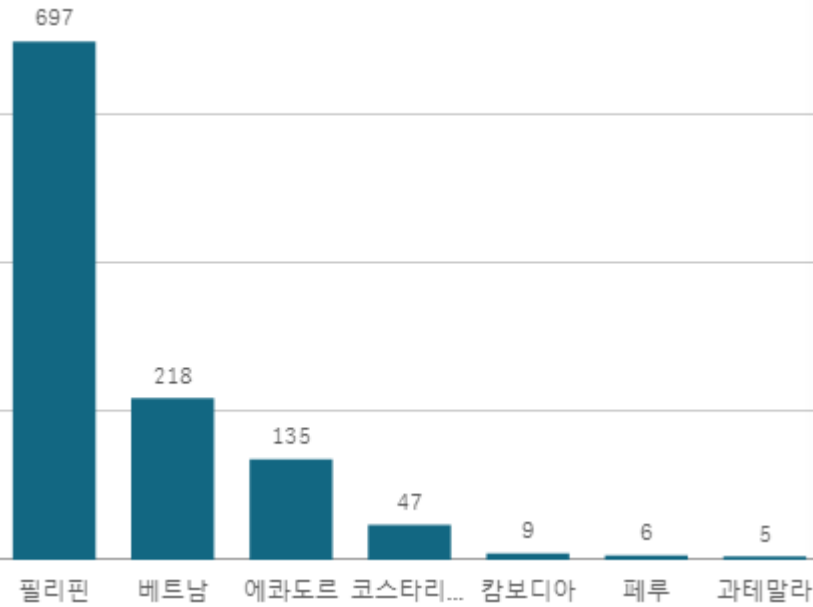


도매시장 법인별 거래금액(백만원)



바나나 수입(13Kg)

산지별 거래물량(톤)



산지별 주출하 시군구



출하산지(개소)

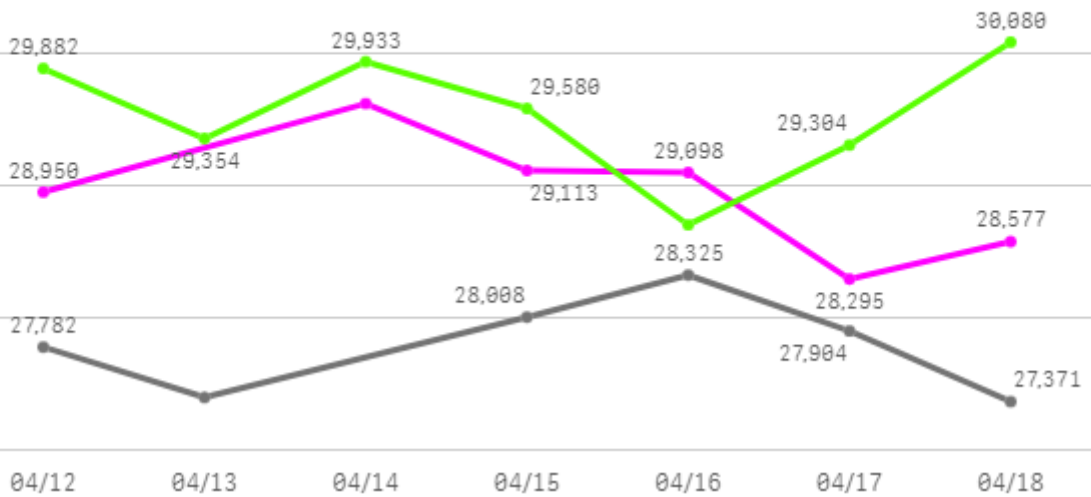
7

출하건수(천건)

2

주간 도매가격(원)

◆ 2025 ● 2024 ◆ 평년



구분	금주(A)	전주(B)	전월(C)	전년(D)	평년(E)	A/B	A/C	A/D	A/E
가격(원)	28,942	29,318	28,039	27,799	29,742	98.7%	103.2%	104.1%	97.3%

※ 상품 가격 기준

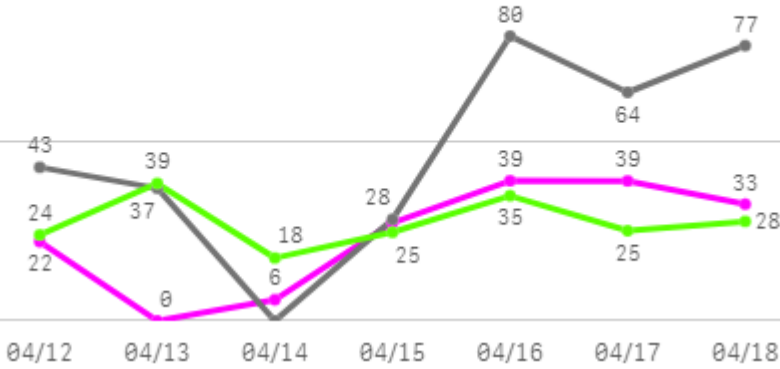
□ 바나나 수입(13Kg) 주간 가격

구분	Q	품종	Q	단량	Q	특	상	보통	하
2025-04-12		바나나 수입		13Kg		35,653	28,950	21,128	12,328
2025-04-14		바나나 수입		13Kg		35,990	29,617	21,025	13,252
2025-04-15		바나나 수입		13Kg		34,854	29,113	23,429	13,768
2025-04-16		바나나 수입		13Kg		34,480	29,098	24,159	14,463
2025-04-17		바나나 수입		13Kg		34,294	28,295	24,410	15,502
2025-04-18		바나나 수입		13Kg		34,290	28,577	23,827	15,648
평균						34,927	28,942	22,996	14,160

파인애플

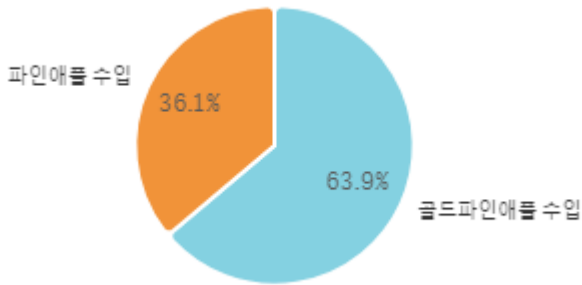
주간 반입량(톤)

◆ 2025 ● 2024 ▲ 평년

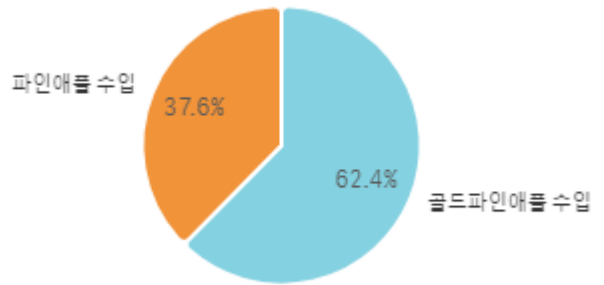


구분	금주(A)	전주(B)	전월(C)	전년(D)	평년(E)	A/B	A/C	A/D	A/E
물량(톤)	167	190	185	330	198	87.8%	90.0%	50.6%	84.2%

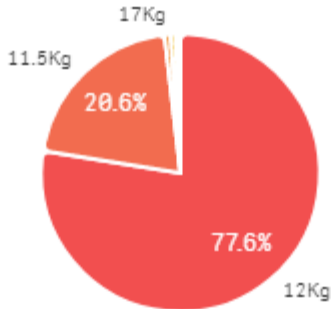
출하 품종별 거래물량 구성비



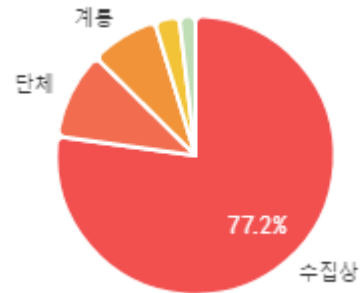
출하 품종별 거래금액 구성비



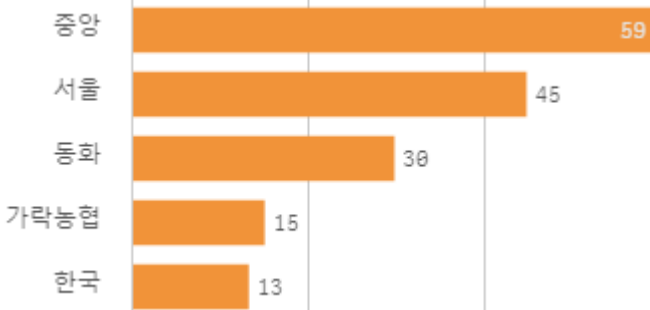
거래 단량별 물량 구성비



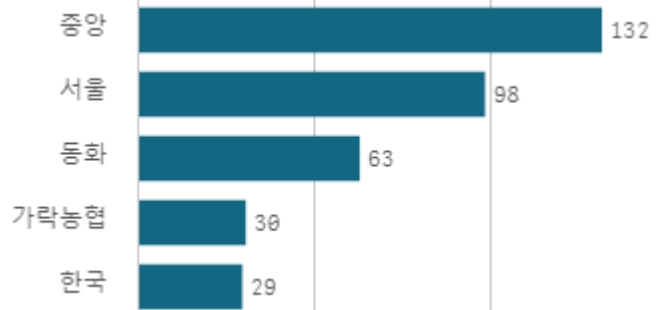
출하자별 거래물량 구성비



도매시장 법인별 거래물량(톤)



도매시장 법인별 거래금액(백만원)



골드파인애플 수입(12Kg)

산지별 거래물량(톤)



필리핀

출하산지(개소)

1

출하건수(천건)

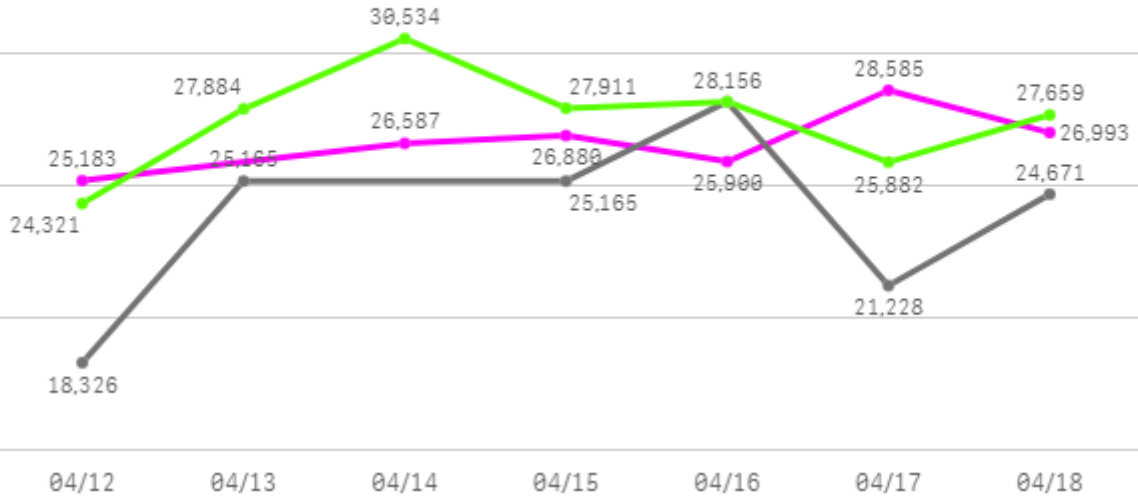
0

산지별 주출하 시군구



주간 도매가격(원)

◆ 2025 ● 2024 ◆ 평년



구분	금주(A)	전주(B)	전월(C)	전년(D)	평년(E)	A/B	A/C	A/D	A/E
가격(원)	26,688	25,385	25,394	23,785	27,652	105.1%	105.1%	112.2%	96.5%

※ 상품 가격 기준

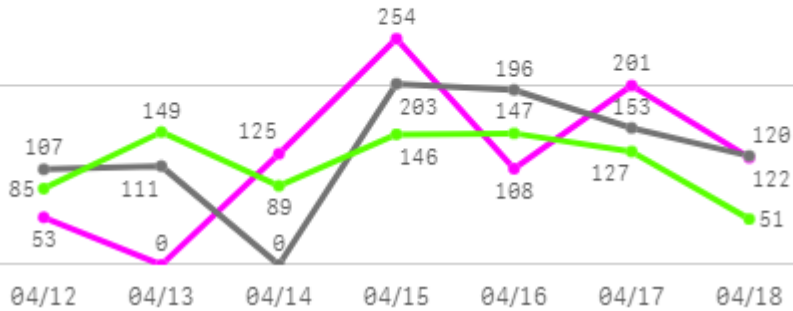
□ 골드파인애플 수입(12Kg) 주간 가격

구분	Q	품종	Q	단량	Q	특	상	보통	하
2025-04-12		골드파인애플 수입		12Kg		27,507	25,183	22,766	19,039
2025-04-14		골드파인애플 수입		12Kg		27,996	26,587	24,402	21,674
2025-04-15		골드파인애플 수입		12Kg		27,615	26,880	24,937	19,570
2025-04-16		골드파인애플 수입		12Kg		28,007	25,900	23,700	21,490
2025-04-17		골드파인애플 수입		12Kg		30,283	28,585	26,174	23,320
2025-04-18		골드파인애플 수입		12Kg		29,358	26,993	24,374	20,674
평균						28,461	26,688	24,392	20,961

오렌지

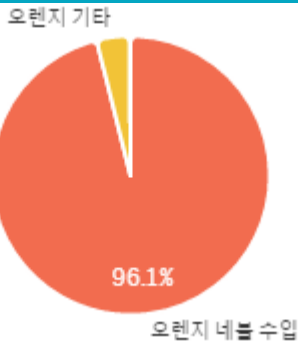
주간 반입량(톤)

◆ 2025 ● 2024 ▲ 평년

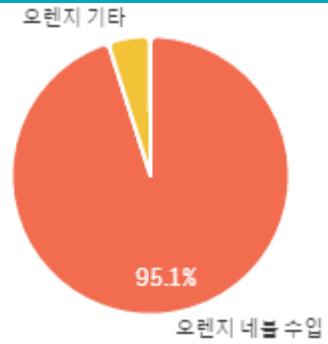


구분	금주(A)	전주(B)	전월(C)	전년(D)	평년(E)	A/B	A/C	A/D	A/E
물량(톤)	860	812	630	893	772	106.0%	136.6%	96.4%	111.5%

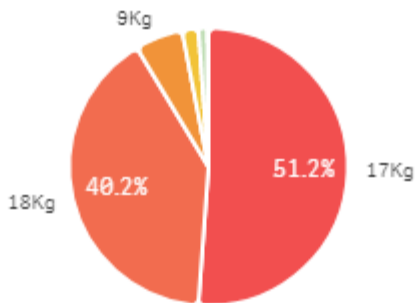
출하 품종별 거래물량 구성비



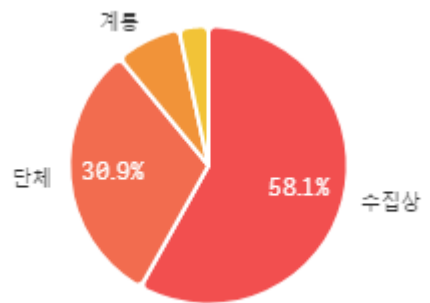
출하 품종별 거래금액 구성비



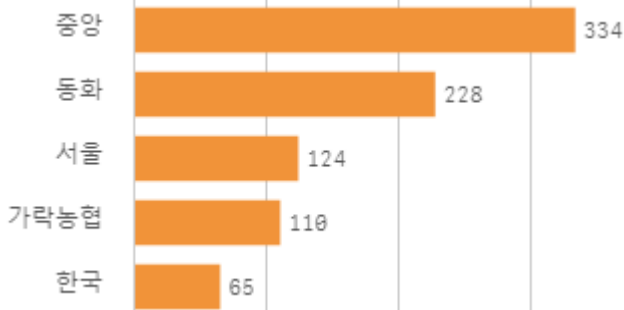
거래 단량별 물량 구성비



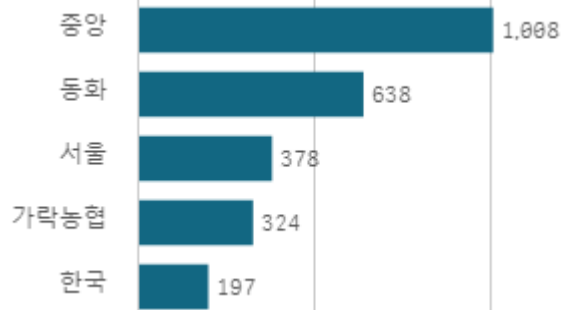
출하자별 거래물량 구성비



도매시장 법인별 거래물량(톤)

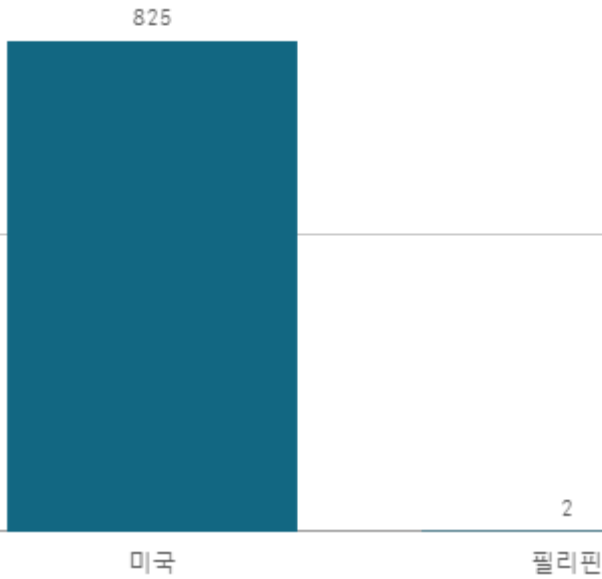


도매시장 법인별 거래금액(백만원)

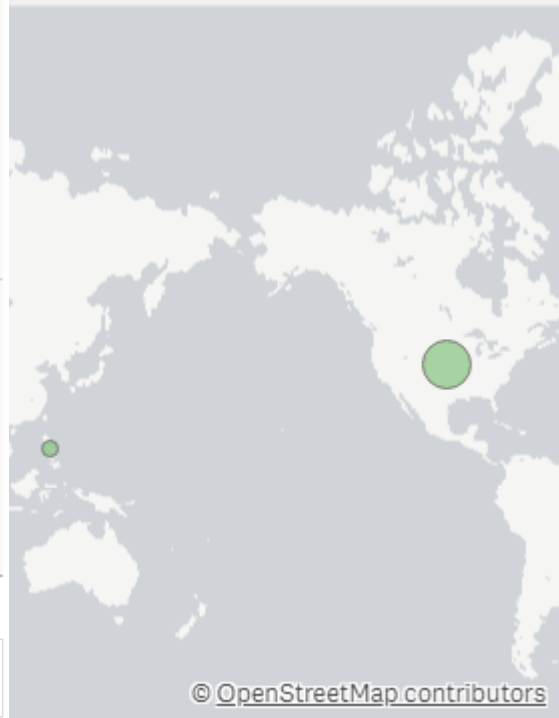


오렌지 네블 수입(18Kg)

산지별 거래물량(톤)



산지별 주출하 시군구



출하산지(개소)

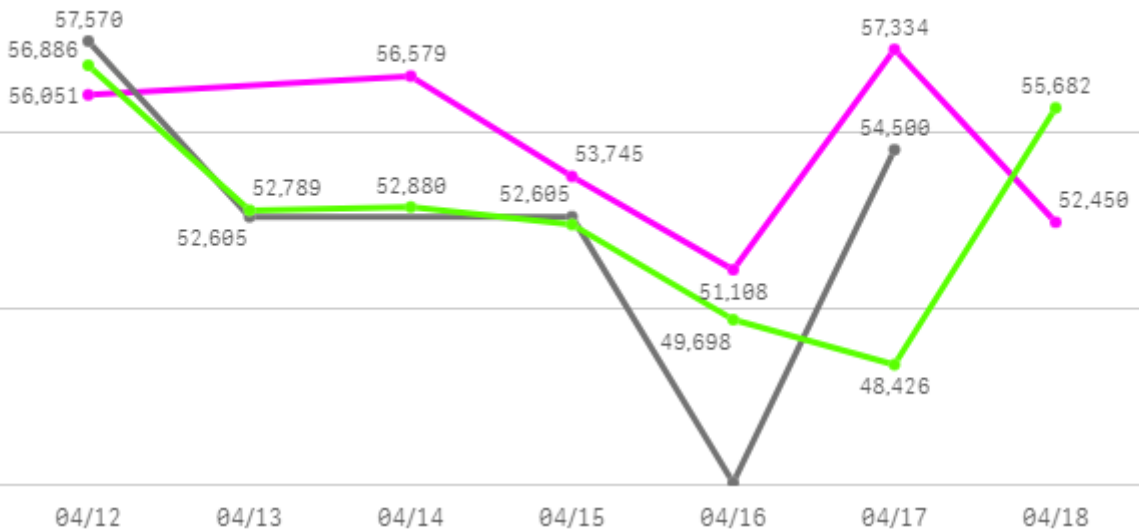
2

출하건수(천건)

1

주간 도매가격(원)

◆ 2025 ● 2024 ◆ 평년



04/12 04/13 04/14 04/15 04/16 04/17 04/18

구분	금주(A)	전주(B)	전월(C)	전년(D)	평년(E)	A/B	A/C	A/D	A/E
가격(원)	54,545	55,870	55,877	52,474	55,386	97.6%	97.6%	103.9%	98.5%

※ 상품 가격 기준

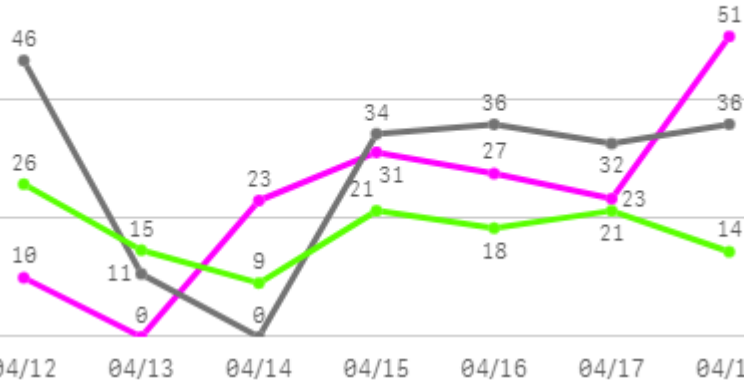
□ 오렌지 네블 수입(18Kg) 주간 가격

구분	Q	품종	Q	단량	Q	특	상	보통	하
2025-04-12		오렌지 네블 수입		18Kg		61,412	56,051	47,825	43,412
2025-04-14		오렌지 네블 수입		18Kg		62,748	56,579	52,617	45,531
2025-04-15		오렌지 네블 수입		18Kg		63,662	53,745	44,406	40,023
2025-04-16		오렌지 네블 수입		18Kg		56,729	51,108	46,277	35,271
2025-04-17		오렌지 네블 수입		18Kg		63,735	57,334	48,898	41,498
2025-04-18		오렌지 네블 수입		18Kg		64,528	52,450	45,992	38,699
평균						62,136	54,545	47,669	40,739

망고

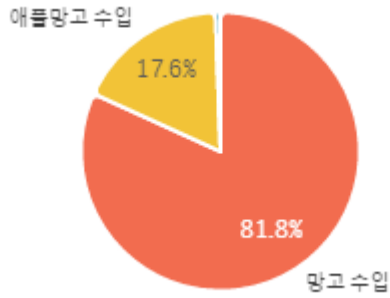
주간 반입량(톤)

◆ 2025 ● 2024 ▲ 평년

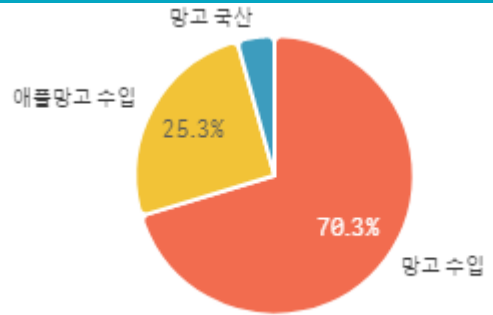


구분	금주(A)	전주(B)	전월(C)	전년(D)	평년(E)	A/B	A/C	A/D	A/E
물량(톤)	165	139	126	195	143	118.9%	131.4%	84.6%	115.6%

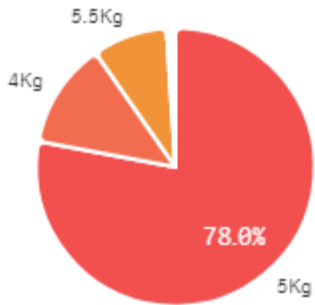
출하 품종별 거래물량 구성비



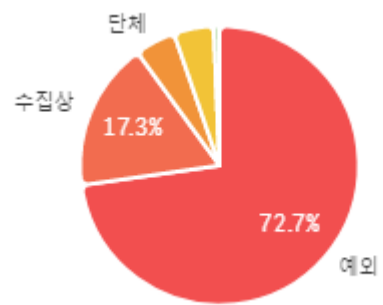
출하 품종별 거래금액 구성비



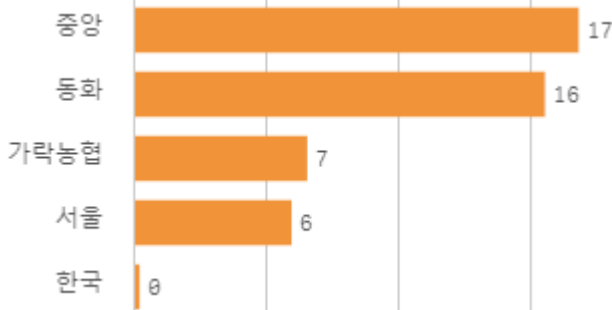
거래 단량별 물량 구성비



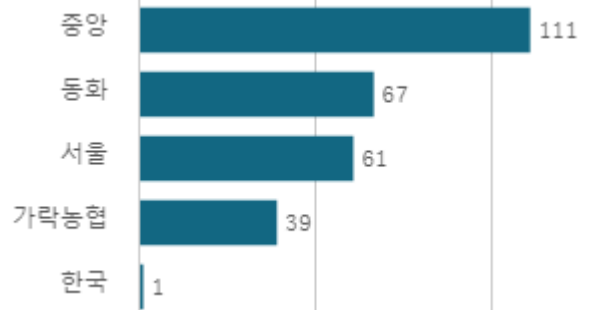
출하자별 거래물량 구성비



도매시장 법인별 거래물량(톤)

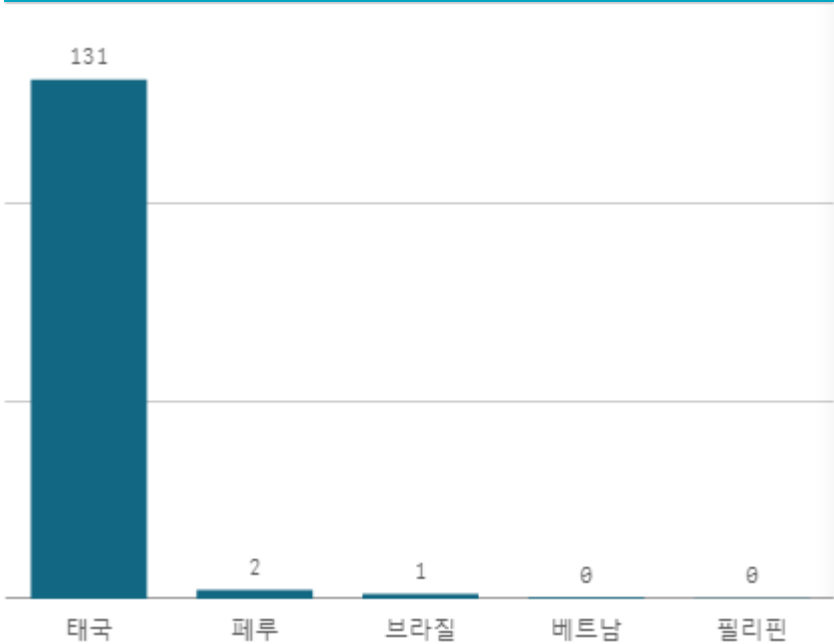


도매시장 법인별 거래금액(백만원)

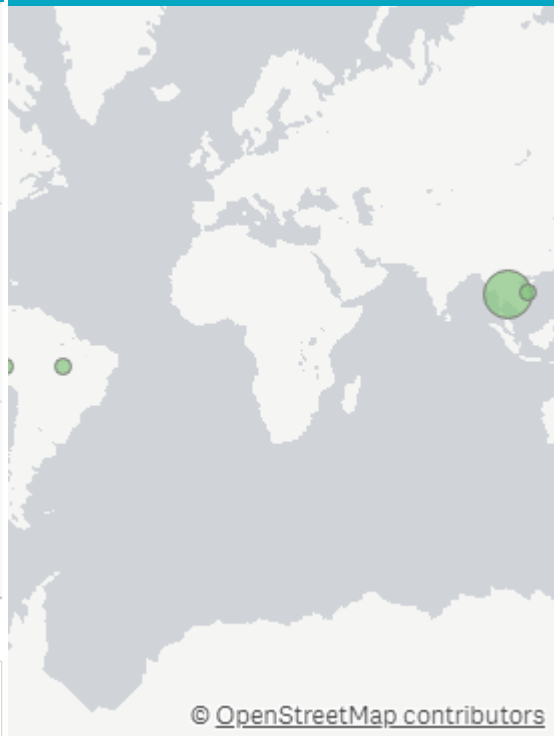


망고 수입(5Kg)

산지별 거래물량(톤)



산지별 주출하 시군구



출하산지(개소)

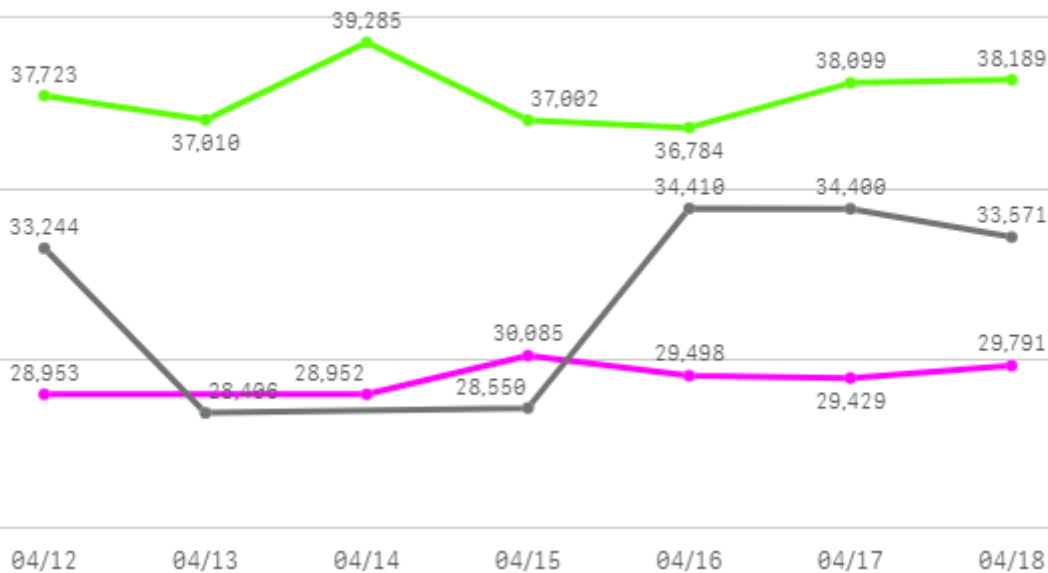
5

출하건수(천건)

0

주간 도매가격(원)

◆ 2025 ● 2024 ◆ 평년



구분	금주(A)	전주(B)	전월(C)	전년(D)	평년(E)	A/B	A/C	A/D	A/E
가격(원)	29,451	29,015	29,212	32,097	34,373	101.5%	100.8%	91.8%	85.7%

※ 상품 가격 기준

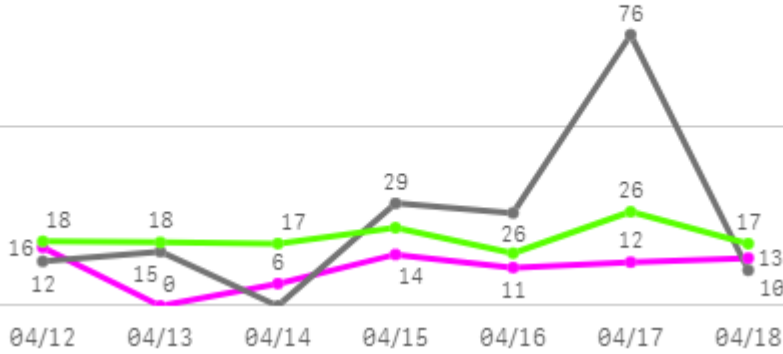
□ 망고 수입(5Kg) 주간 가격

구분	Q	품종	Q	단량	Q	특	상	보통	하
2025-04-12		망고 수입		5Kg		31,541	28,953	26,998	25,229
2025-04-14		망고 수입		5Kg		31,751	28,952	27,943	25,067
2025-04-15		망고 수입		5Kg		32,966	30,085	27,991	25,637
2025-04-16		망고 수입		5Kg		32,690	29,498	28,202	23,894
2025-04-17		망고 수입		5Kg		34,589	29,429	27,985	26,058
2025-04-18		망고 수입		5Kg		33,132	29,791	27,847	16,103
평균						32,778	29,451	27,827	23,664

고등어

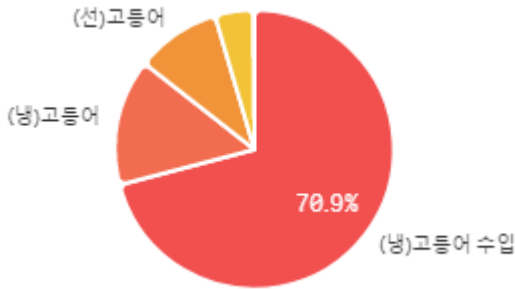
주간 반입량(톤)

◆ 2025 ● 2024 ▲ 평년

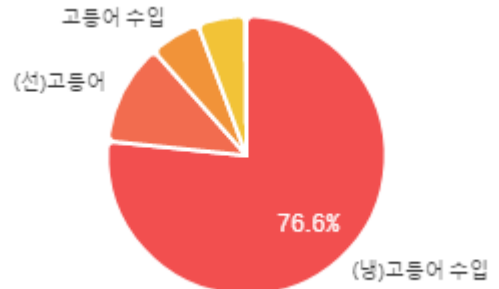


구분	금주(A)	전주(B)	전월(C)	전년(D)	평년(E)	A/B	A/C	A/D	A/E
물량(톤)	73	79	100	168	122	92.3%	73.0%	43.6%	60.1%

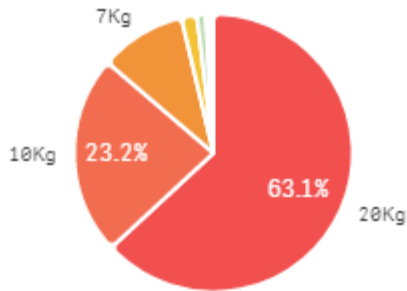
출하 품종별 거래물량 구성비



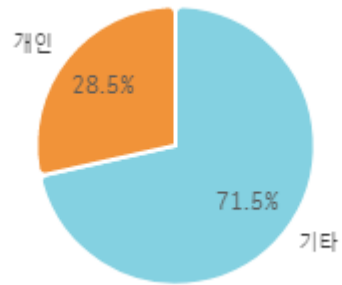
출하 품종별 거래금액 구성비



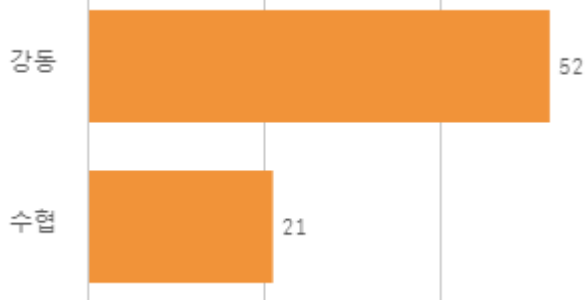
거래 단량별 물량 구성비



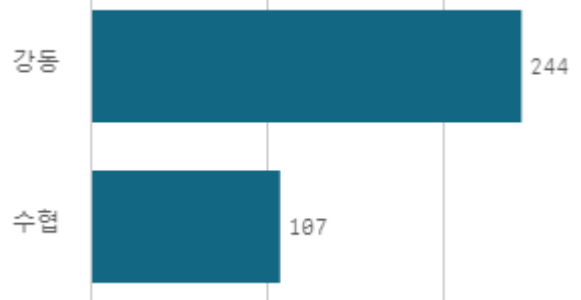
출하자별 거래물량 구성비



도매시장 법인별 거래물량(톤)

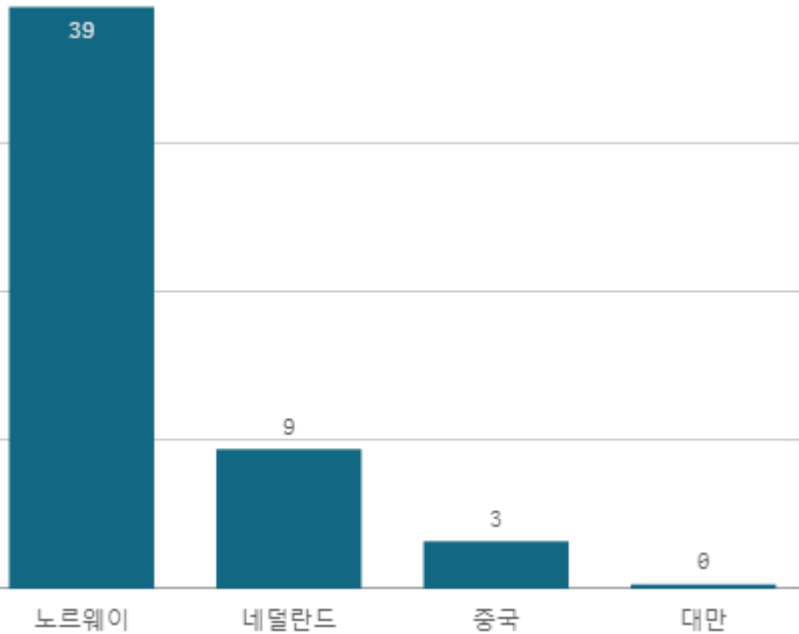


도매시장 법인별 거래금액(백만원)

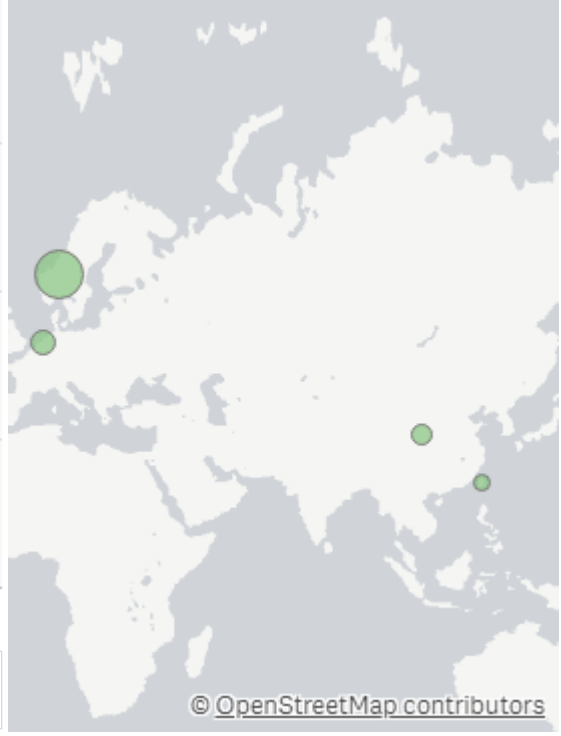


(냉)고등어 수입(10Kg)

산지별 거래물량(톤)



산지별 주출하 시군구



출하산지(개소)

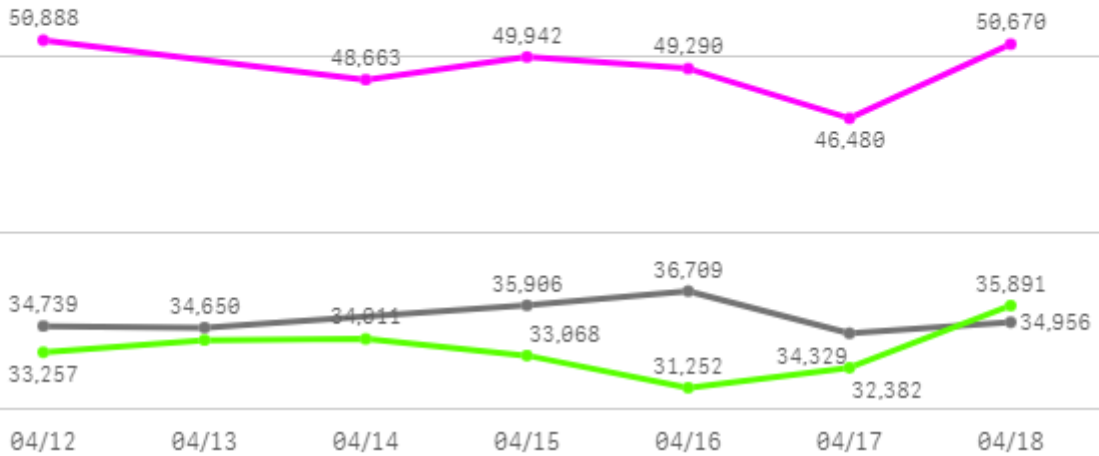
4

출하건수(천건)

0

주간 도매가격(원)

◆ 2025 ● 2024 ◆ 평년



구분	금주(A)	전주(B)	전월(C)	전년(D)	평년(E)	A/B	A/C	A/D	A/E
가격(원)	49,322	49,730	49,788	35,215	37,322	99.2%	99.1%	140.1%	132.2%

※ 상품 가격 기준

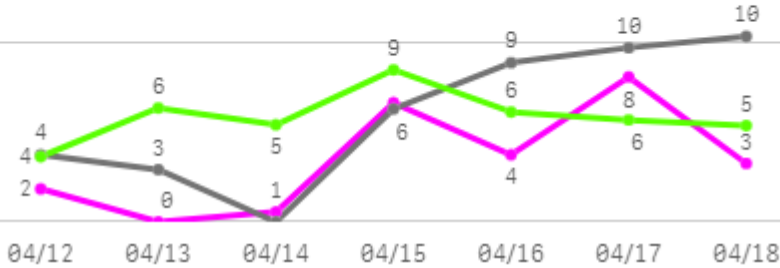
□ (냉)고등어 수입(10Kg) 주간 가격

구분	Q	품종	Q	단량	Q	특	상	보통	하
2025-04-12		(냉)고등어 수입		10Kg		-	50,888	-	-
2025-04-14		(냉)고등어 수입		10Kg		-	48,663	-	-
2025-04-15		(냉)고등어 수입		10Kg		-	49,942	-	-
2025-04-16		(냉)고등어 수입		10Kg		-	49,290	-	-
2025-04-17		(냉)고등어 수입		10Kg		-	46,480	-	-
2025-04-18		(냉)고등어 수입		10Kg		-	50,670	-	-
평균						-	49,322	-	-

명태

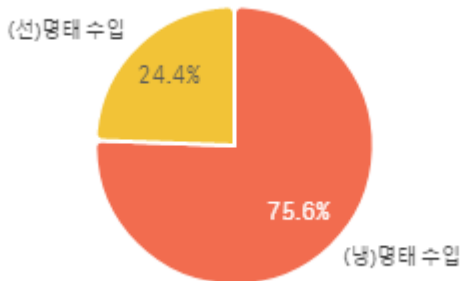
주간 반입량(톤)

◆ 2025 ● 2024 ▲ 평년

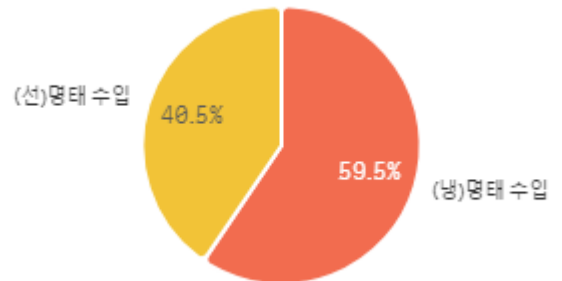


구분	금주(A)	전주(B)	전월(C)	전년(D)	평년(E)	A/B	A/C	A/D	A/E
물량(톤)	24	21	29	42	37	115.0%	84.7%	57.6%	64.9%

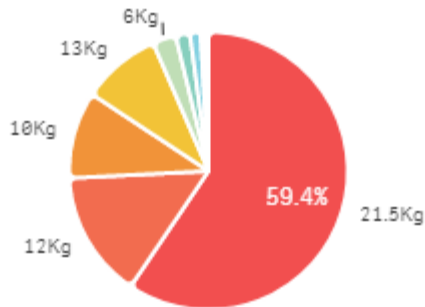
출하 품종별 거래물량 구성비



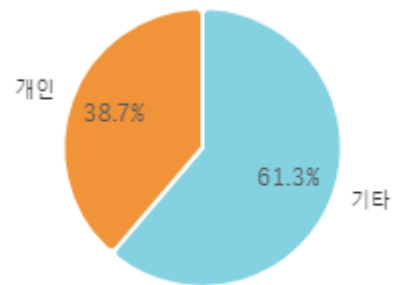
출하 품종별 거래금액 구성비



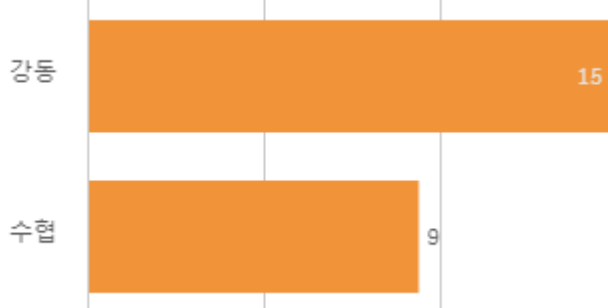
거래 단량별 물량 구성비



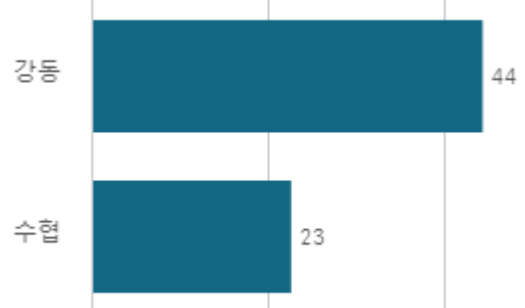
출하자별 거래물량 구성비



도매시장 법인별 거래물량(톤)




도매시장 법인별 거래금액(백만원)



(선)명태 수입(10Kg)

산지별 거래물량(톤)



일본

산지별 주출하 시군구



출하산지(개소)

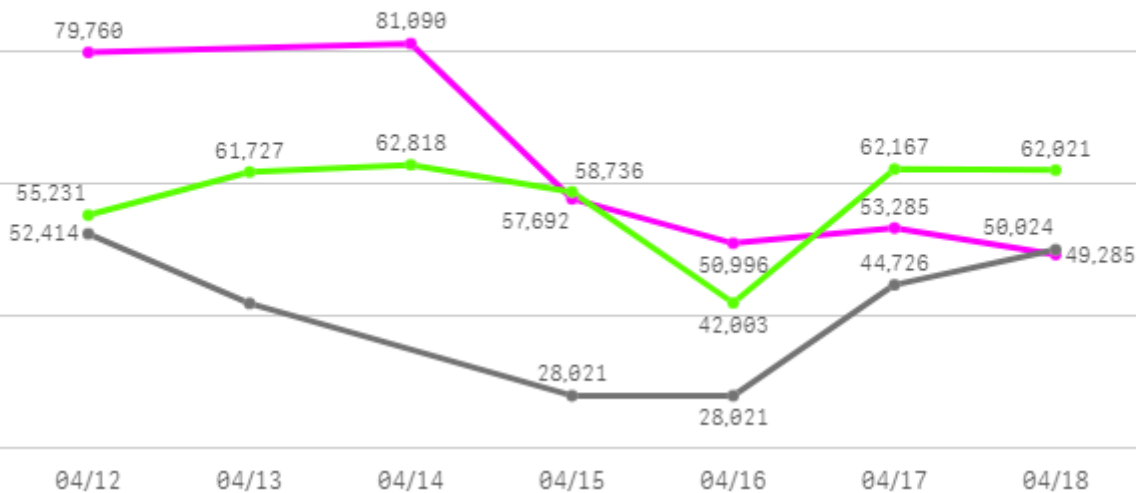
1

출하건수(천건)

0

주간 도매가격(원)

◆ 2025 ● 2024 ◆ 평년



구분	금주(A)	전주(B)	전월(C)	전년(D)	평년(E)	A/B	A/C	A/D	A/E
가격(원)	62,018	71,950	57,236	40,856	57,748	86.2%	108.4%	151.8%	107.4%

※ 상품 가격 기준

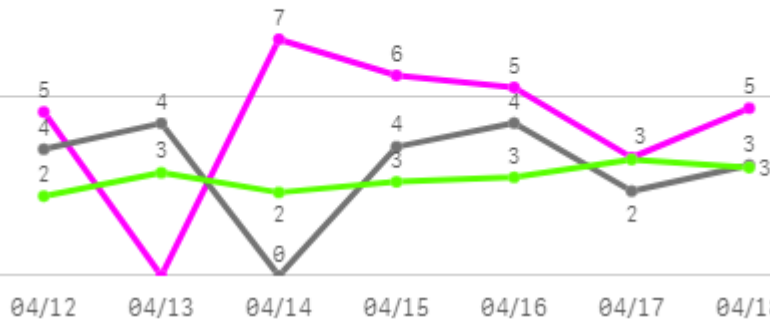
□ (선)명태 수입(10Kg) 주간 가격

구분	Q	품종	Q	단량	Q	특	상	보통	하
2025-04-12		(선)명태 수입		10Kg		-	79,760	39,078	-
2025-04-14		(선)명태 수입		10Kg		-	81,090	72,917	-
2025-04-15		(선)명태 수입		10Kg		-	57,692	42,426	-
2025-04-16		(선)명태 수입		10Kg		-	50,996	28,102	-
2025-04-17		(선)명태 수입		10Kg		-	53,285	36,952	-
2025-04-18		(선)명태 수입		10Kg		-	49,285	26,815	-
평균						-	62,018	41,048	-

대구

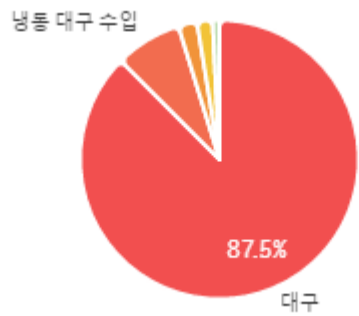
주간 반입량(톤)

◆ 2025 ● 2024 ▲ 평년

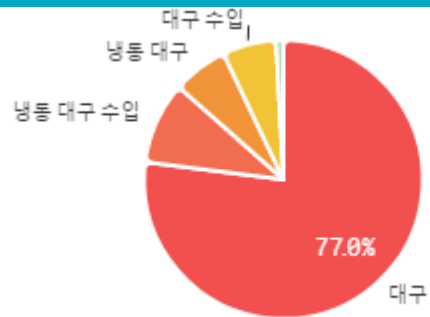


구분	금주(A)	전주(B)	전월(C)	전년(D)	평년(E)	A/B	A/C	A/D	A/E
물량(톤)	30	28	22	21	20	106.6%	135.1%	142.1%	151.0%

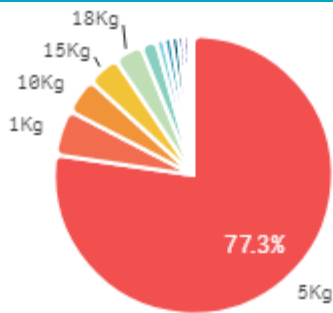
출하 품종별 거래물량 구성비



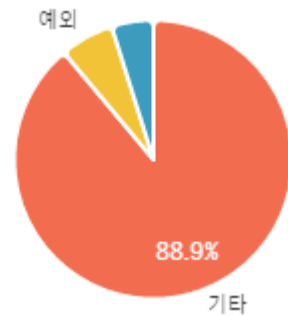
출하 품종별 거래금액 구성비



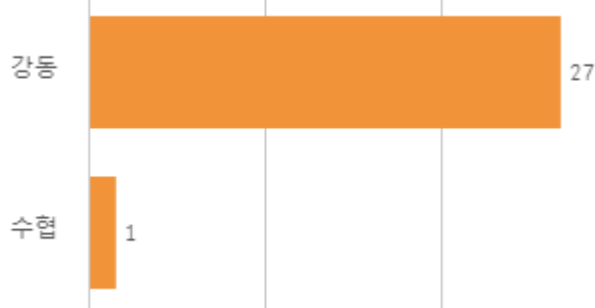
거래 단량별 물량 구성비



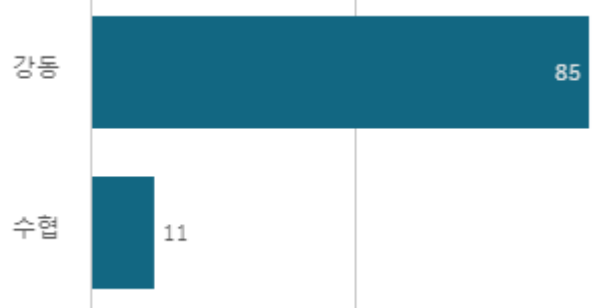
출하자별 거래물량 구성비



도매시장 법인별 거래물량(톤)

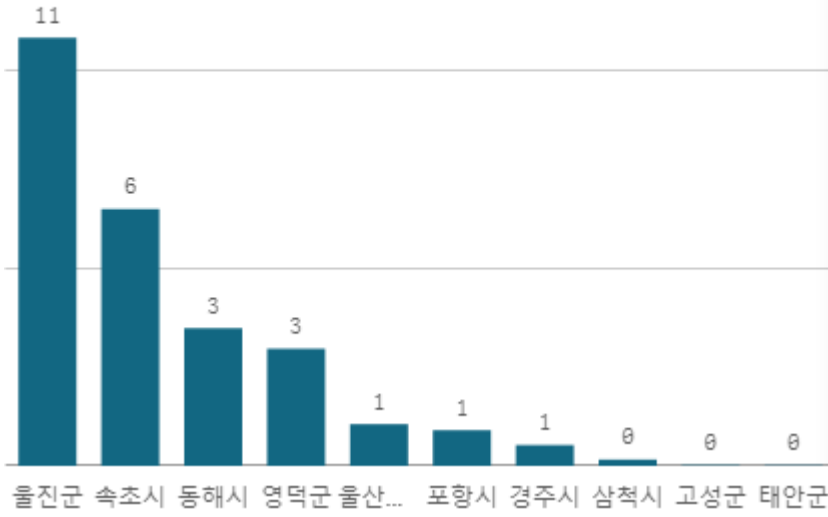


도매시장 법인별 거래금액(백만원)



대구(1Kg)

산지별 거래물량(톤)



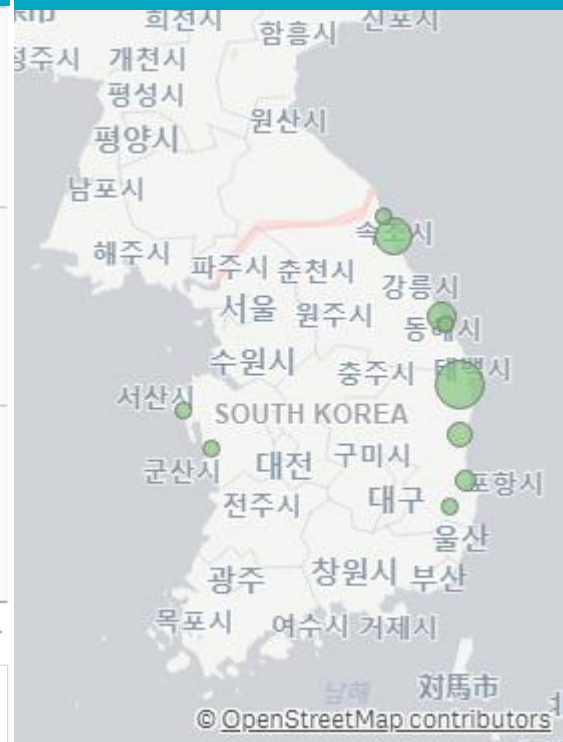
출하산지(개소)

11

출하건수(천건)

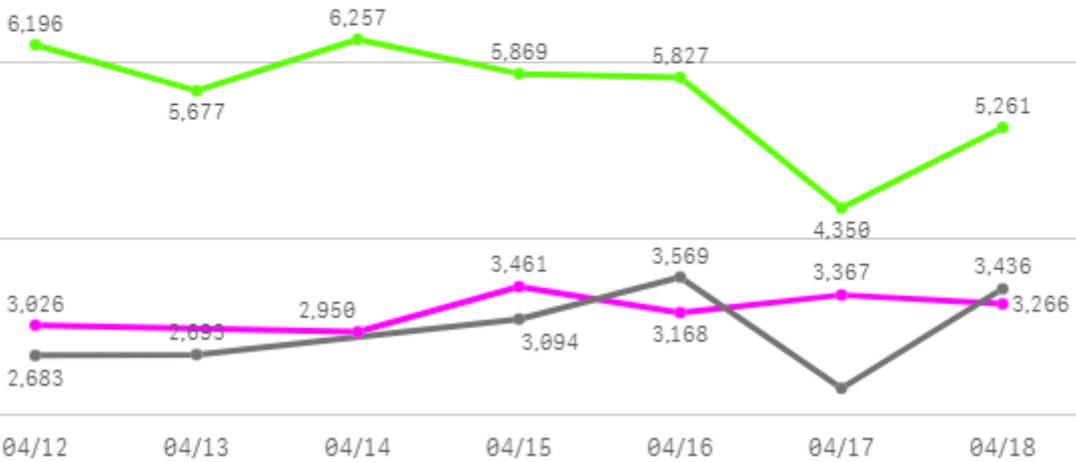
1

산지별 주출하 시군구



주간 도매가격(원)

◆ 2025 ● 2024 ◆ 평년



구분	금주(A)	전주(B)	전월(C)	전년(D)	평년(E)	A/B	A/C	A/D	A/E
가격(원)	3,206	3,500	4,233	2,965	5,195	91.6%	75.8%	108.2%	61.7%

※ 상품 가격 기준

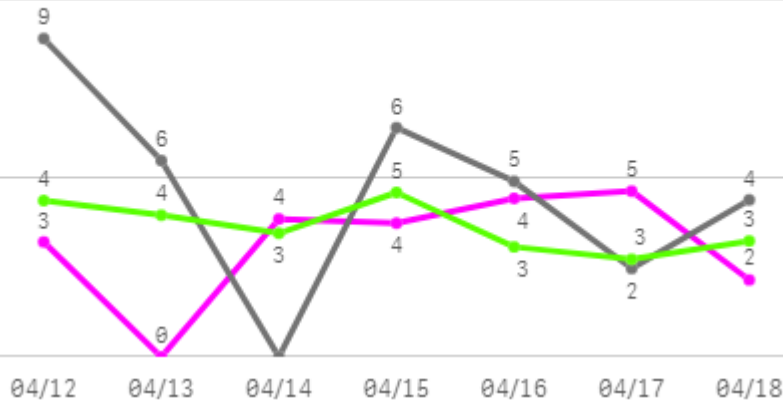
□ 대구(1Kg) 주간 가격

구분	Q	품종	Q	단량	Q	특	상	보통	하
2025-04-12		대구		1Kg		-	3,026	-	-
2025-04-14		대구		1Kg		-	2,950	-	-
2025-04-15		대구		1Kg		-	3,461	-	-
2025-04-16		대구		1Kg		-	3,168	-	-
2025-04-17		대구		1Kg		-	3,367	-	-
2025-04-18		대구		1Kg		-	3,266	-	-
평균						-	3,206	-	-

가자미류

주간 반입량(톤)

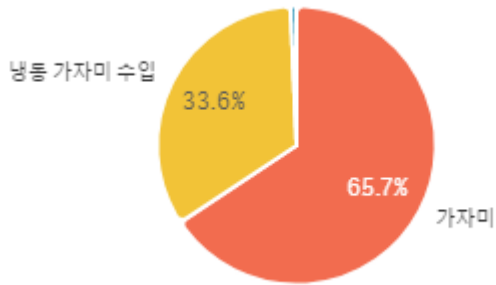
◆ 2025 ● 2024 ▲ 평년



구분	금주(A)	전주(B)	전월(C)	전년(D)	평년(E)	A/B	A/C	A/D	A/E
물량(톤)	22	30	35	33	25	73.2%	63.6%	67.6%	86.9%

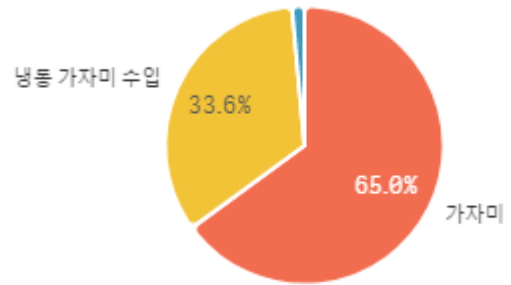
출하 품종별 거래물량 구성비

활가자미(자연)

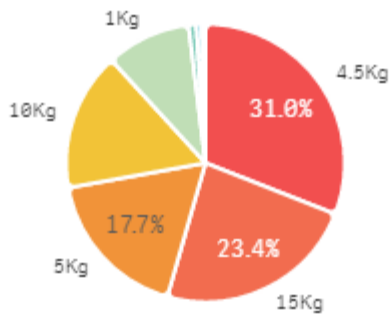


출하 품종별 거래금액 구성비

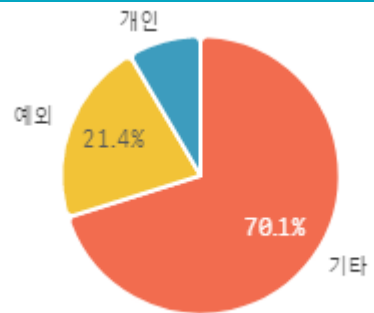
활가자미(자연)



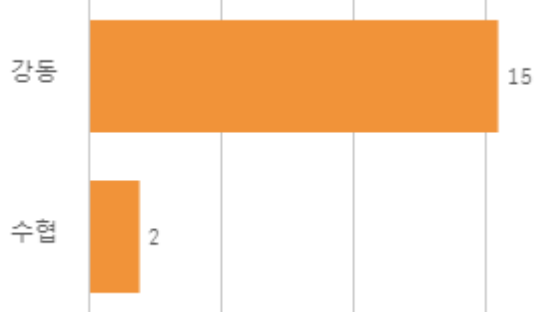
거래 단량별 물량 구성비



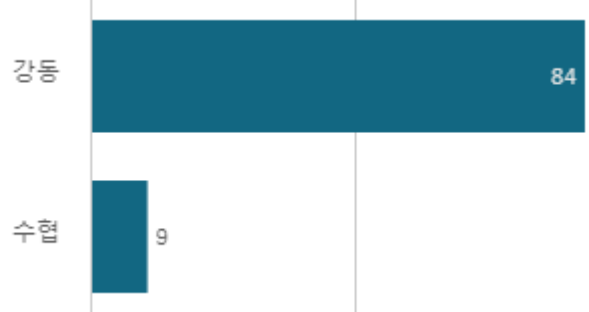
출하자별 거래물량 구성비



도매시장 법인별 거래물량(톤)

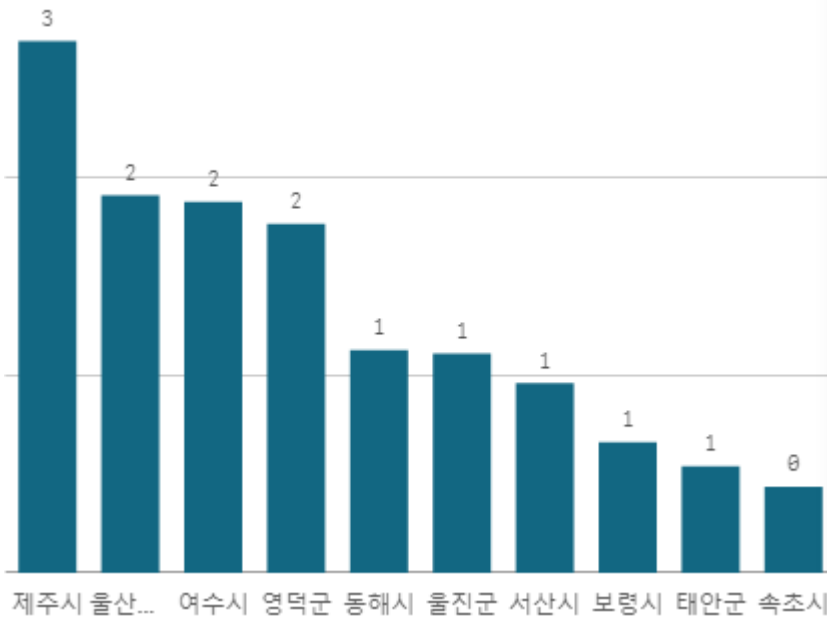


도매시장 법인별 거래금액(백만원)



가자미(8Kg)

산지별 거래물량(톤)



출하산지(개소)

19

출하건수(천건)

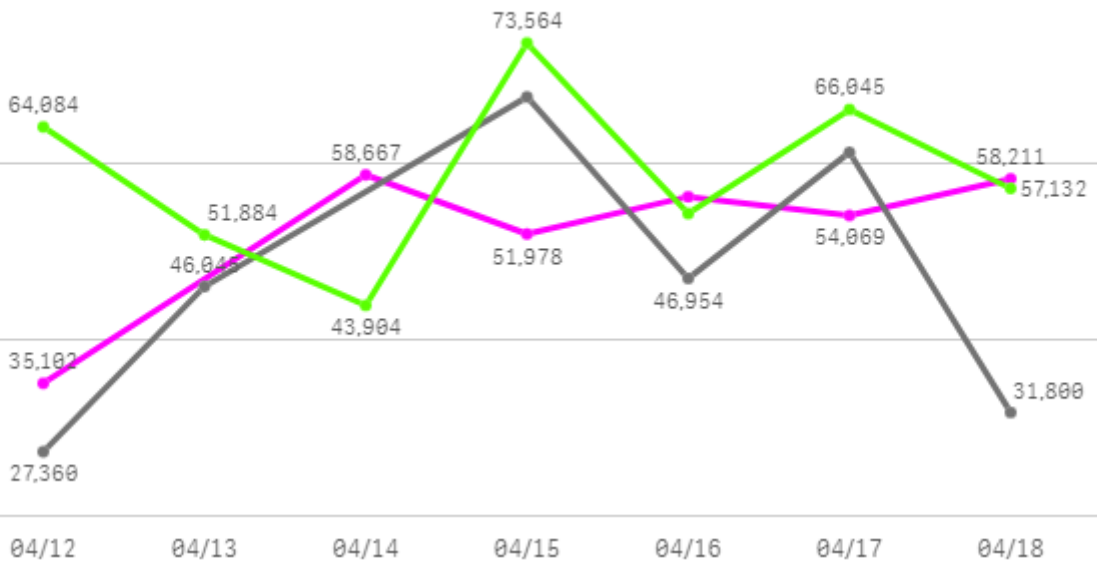
1

산지별 주출하 시군구



주간 도매가격(원)

◆ 2025 ● 2024 ◆ 평년



구분	금주(A)	전주(B)	전월(C)	전년(D)	평년(E)	A/B	A/C	A/D	A/E
가격(원)	52,370	51,974	43,300	46,804	56,863	100.8%	120.9%	111.9%	92.1%

※ 상품 가격 기준

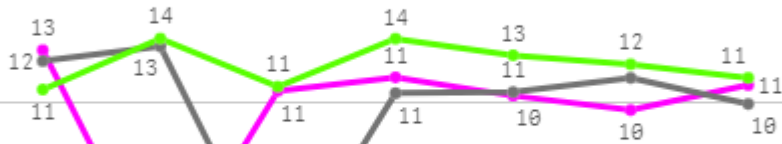
□ 가자미(8Kg) 주간 가격

구분	Q	품종	Q	단량	Q	특	상	보통	하
2025-04-12		가자미		8Kg		-	35,102	19,085	13,239
2025-04-14		가자미		8Kg		-	58,667	50,868	36,817
2025-04-15		가자미		8Kg		-	51,978	39,411	24,951
2025-04-16		가자미		8Kg		-	56,190	23,419	12,000
2025-04-17		가자미		8Kg		-	54,069	30,000	13,164
2025-04-18		가자미		8Kg		-	58,211	51,085	28,981
평균						-	52,370	35,645	21,525

홍합

주간 반입량(톤)

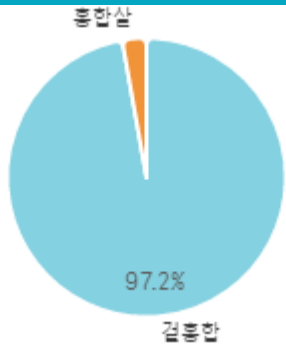
◆ 2025 ● 2024 ▲ 평년



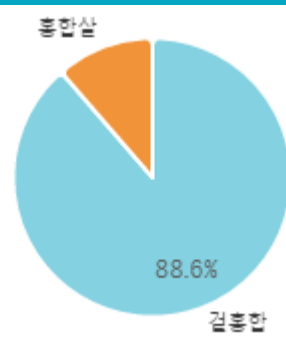
04/12 04/13 04/14 04/15 04/16 04/17 04/18

구분	금주(A)	전주(B)	전월(C)	전년(D)	평년(E)	A/B	A/C	A/D	A/E
물량(톤)	66	70	66	68	79	95.1%	101.1%	97.1%	84.4%

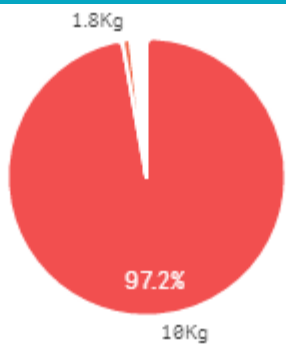
출하 품종별 거래물량 구성비



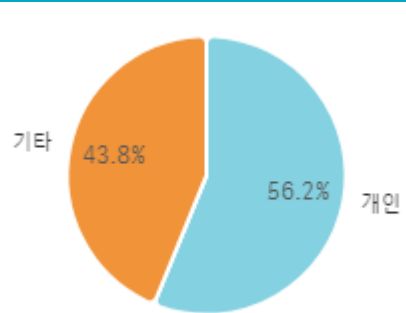
출하 품종별 거래금액 구성비



거래 단량별 물량 구성비



출하자별 거래물량 구성비



도매시장 법인별 거래물량(톤)

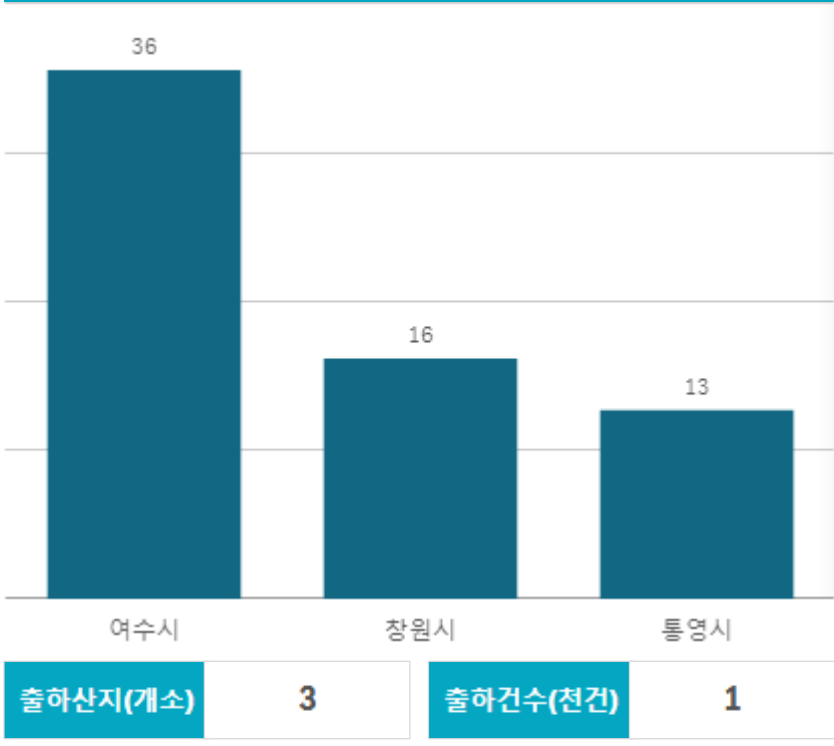


도매시장 법인별 거래금액(백만원)



겉홍합(10Kg)

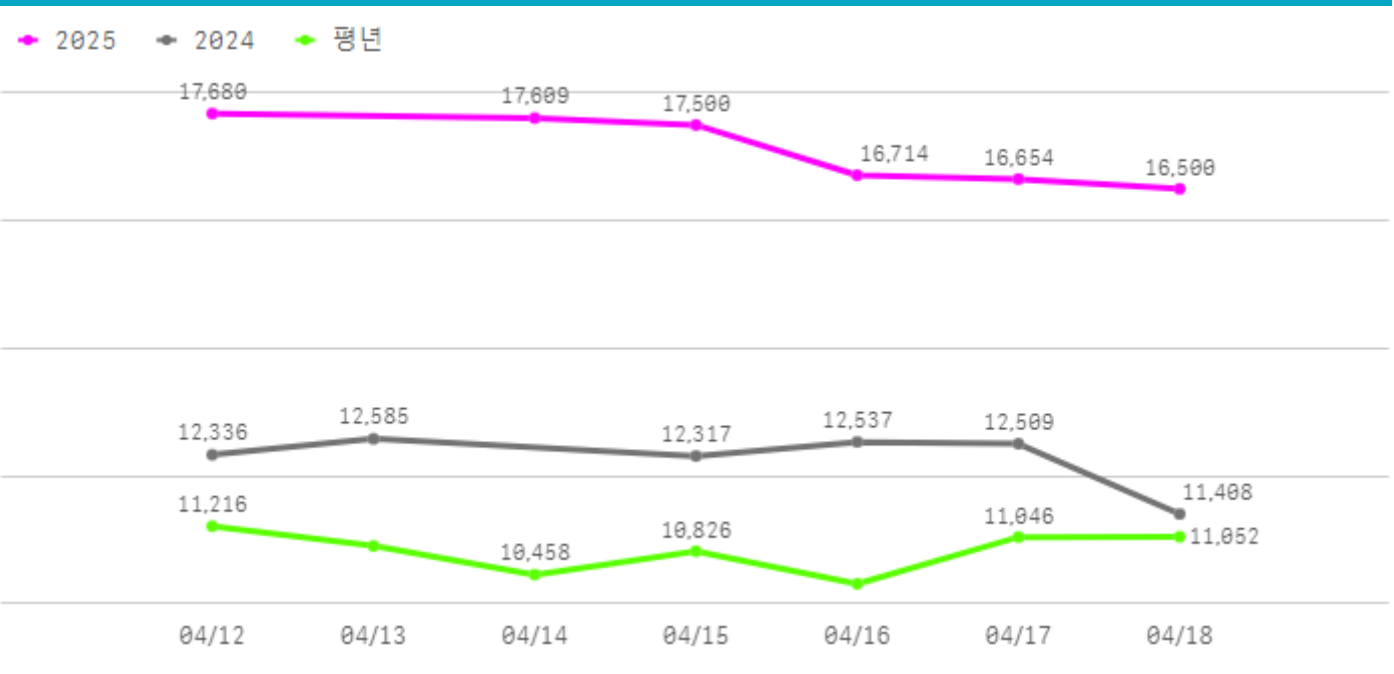
산지별 거래물량(톤)



산지별 주출하 시군구



주간 도매가격(원)



구분	금주(A)	전주(B)	전월(C)	전년(D)	평년(E)	A/B	A/C	A/D	A/E
가격(원)	17,110	17,564	17,664	12,282	12,432	97.4%	96.9%	139.3%	137.6%

※ 상품 가격 기준

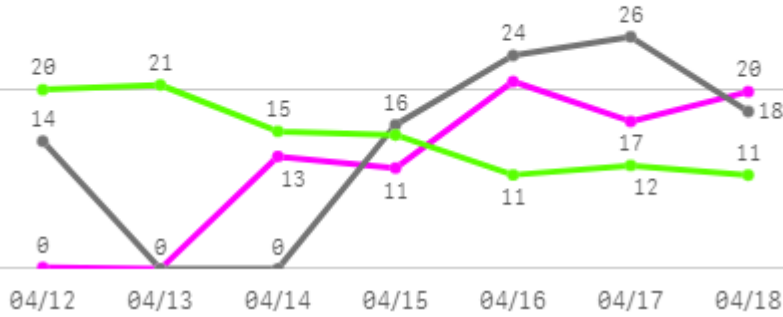
□ 곁홍합(10Kg) 주간 가격

구분	Q	품종	Q	단량	Q	특	상	보통	하
2025-04-12		곁홍합		10Kg		-	17,680	16,872	14,715
2025-04-14		곁홍합		10Kg		-	17,609	17,120	16,110
2025-04-15		곁홍합		10Kg		-	17,500	16,947	15,500
2025-04-16		곁홍합		10Kg		-	16,714	16,323	15,571
2025-04-17		곁홍합		10Kg		-	16,654	16,410	14,086
2025-04-18		곁홍합		10Kg		-	16,500	16,318	14,271
평균						-	17,110	16,665	15,042

건멸치

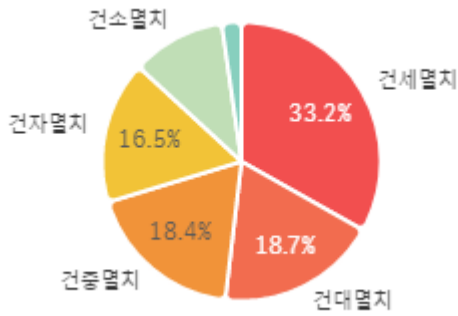
주간 반입량(톤)

◆ 2025 ● 2024 ▲ 평년

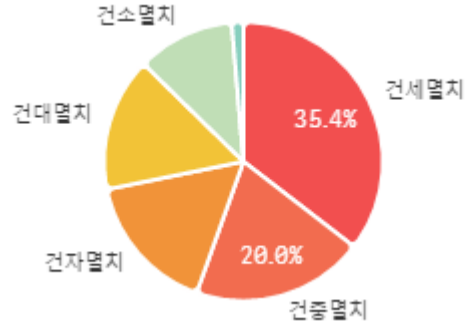


구분	금주(A)	전주(B)	전월(C)	전년(D)	평년(E)	A/B	A/C	A/D	A/E
물량(톤)	81	98	112	98	104	83.3%	72.9%	83.1%	78.4%

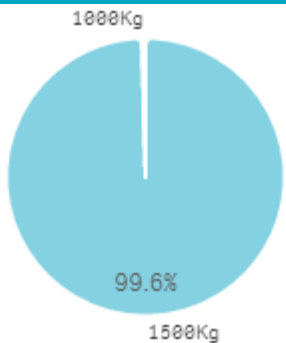
출하 품종별 거래물량 구성비




출하 품종별 거래금액 구성비



거래 단량별 물량 구성비



출하자별 거래물량 구성비



도매시장 법인별 거래물량(톤)

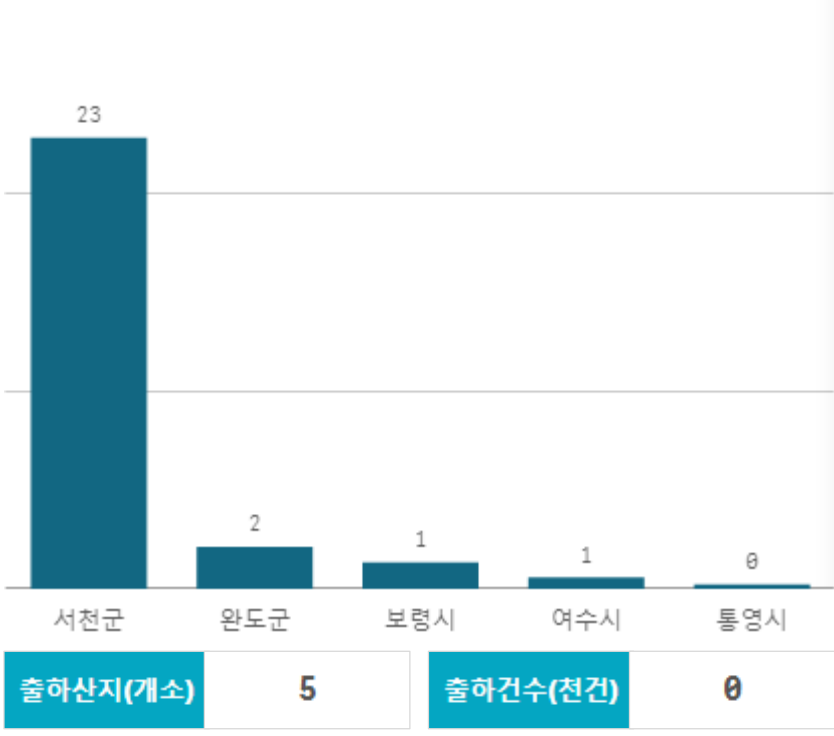
건해 81

도매시장 법인별 거래금액(백만원)

건해 762

건세열치(1.5Kg)

산지별 거래물량(톤)



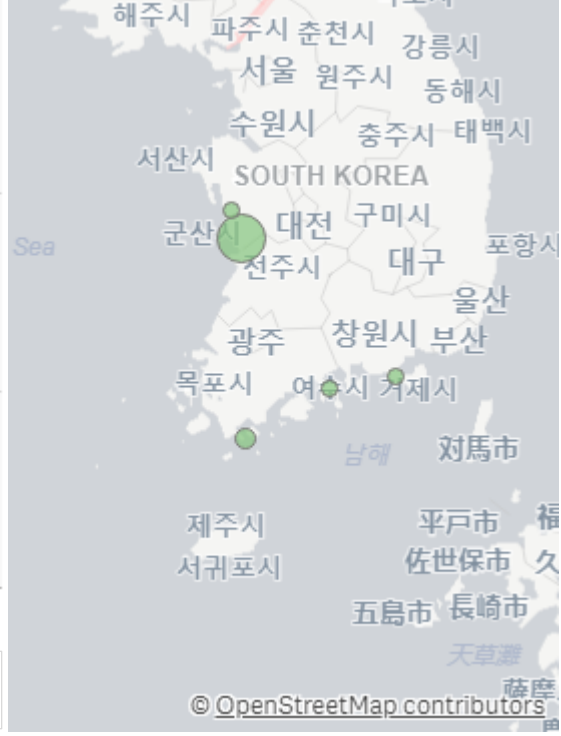
출하산지(개소)

5

출하건수(천건)

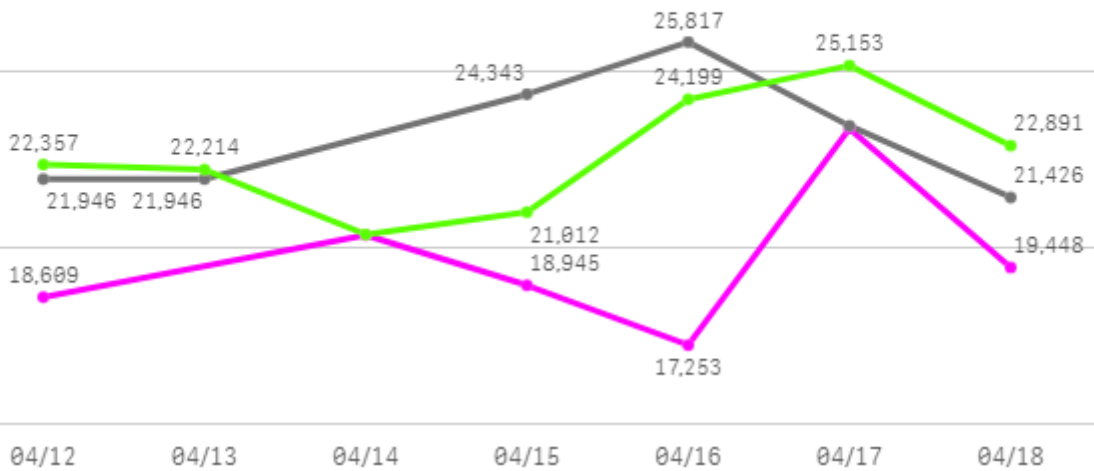
0

산지별 주출하 시군구



주간 도매가격(원)

◆ 2025 ● 2024 ◆ 평년



구분	금주(A)	전주(B)	전월(C)	전년(D)	평년(E)	A/B	A/C	A/D	A/E
가격(원)	19,666	19,742	21,379	23,155	21,929	99.6%	92.0%	84.9%	89.7%

※ 상품 가격 기준

□ 건세멸치(1.5Kg) 주간 가격

구분	Q	품종	Q	단량	Q	특	상	보통	하
2025-04-12		건세멸치		1.5Kg		-	18,609	14,270	8,959
2025-04-14		건세멸치		1.5Kg		-	20,364	16,636	12,097
2025-04-15		건세멸치		1.5Kg		-	18,945	13,692	8,855
2025-04-16		건세멸치		1.5Kg		-	17,253	13,923	7,281
2025-04-17		건세멸치		1.5Kg		-	23,375	12,901	6,421
2025-04-18		건세멸치		1.5Kg		-	19,448	16,480	8,823
평균						-	19,666	14,650	8,739