
2025년 가락시장

주요 품목 주간 거래동향

11월 4주차 주요 동향

[2025. 11.22. ~ 11.28.]



서울특별시농수산물공사

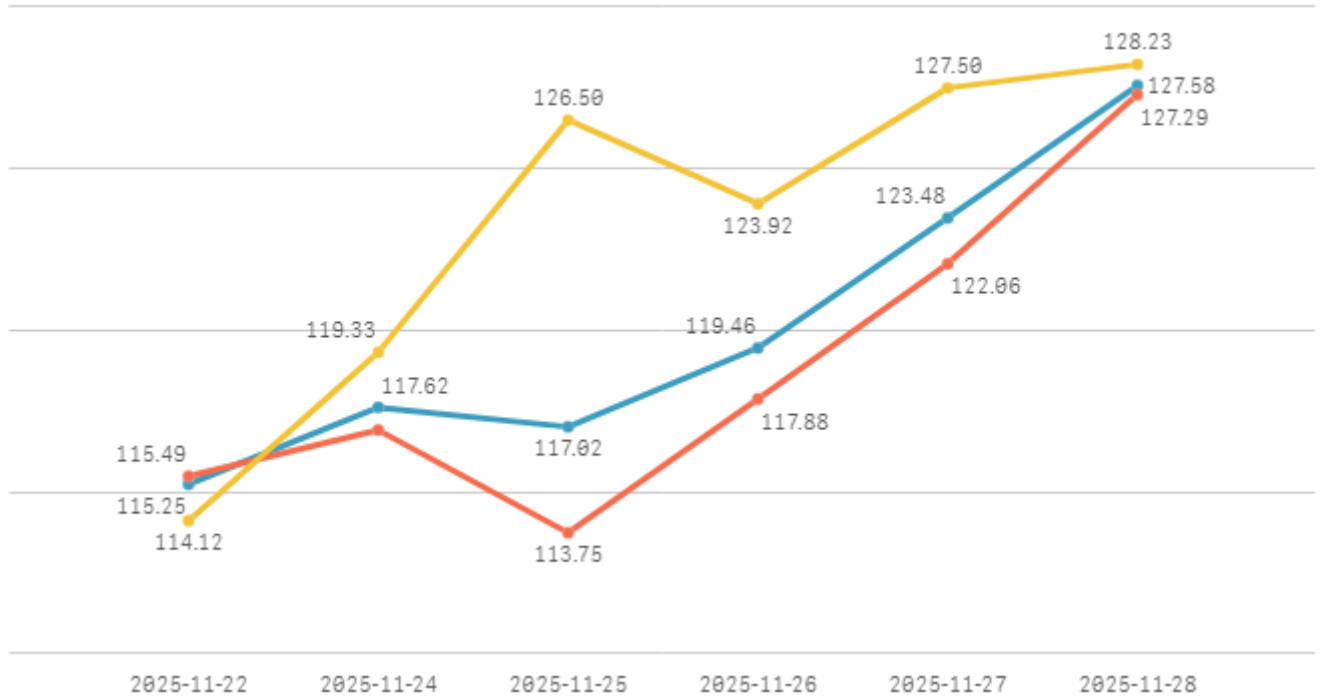
[데이터전략팀]

1. 주간 표준지수

※ 직전 5개년 평균가격을 지수 100으로 산정하여 100 이상일 경우 평년보다 상승, 100 이하일 경우 평년보다 하락

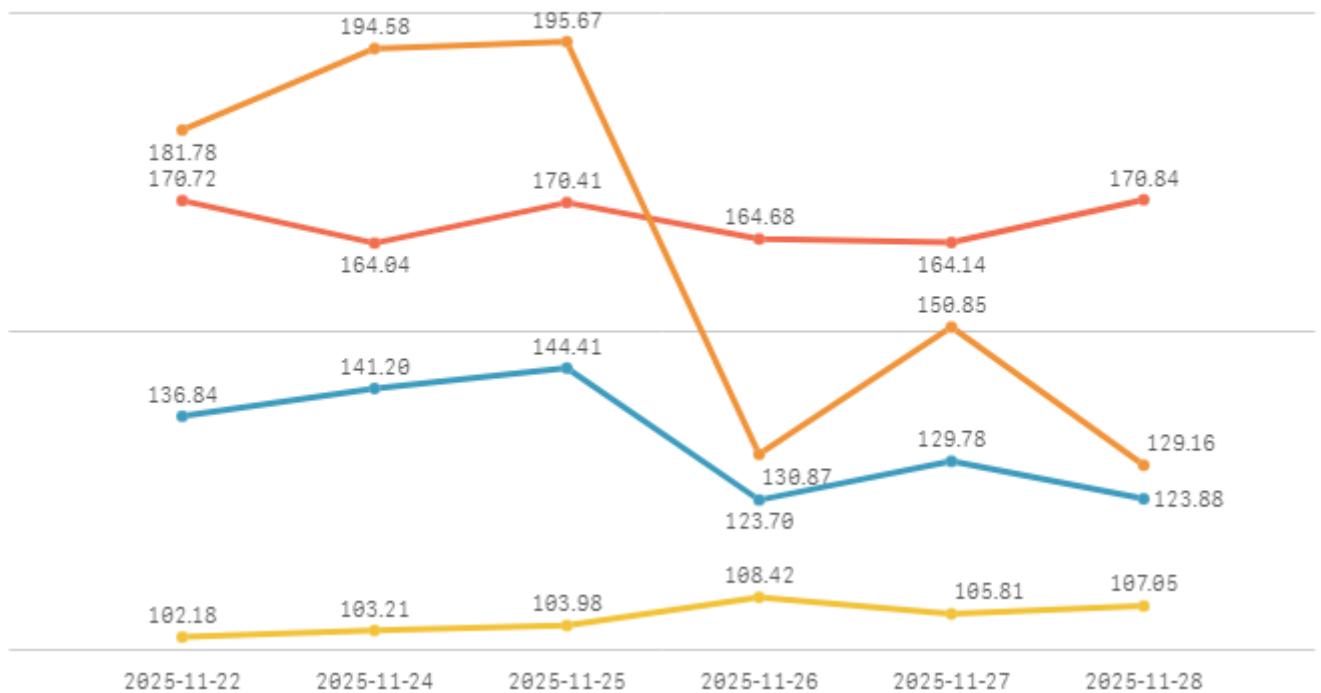
□ 청과부류

합계 채소계 과일계



□ 수산부류

합계 생선류 조개류 건어류



2. 11월 4주차 주요 품목 주간 거래동향

주요 품목(종) 주간동향 (11.22 ~ 11.28)

품종 단위	금주평균	전주평균	전월평균	전년평균	5년평균 가격	전주대비	전월대비	전년대비	5년평균 대비
(냉)고등어 수입(10키로상자)	74,345	77,240	70,670	47,859	46,508	-4% ▼	5% ▲	55% ▲	60% ▲
(선)갈치(5키로상자)	147,447	137,002	135,325	152,228	131,546	8% ▲	9% ▲	-3% ▼	12% ▲
가지(8키로상자)	23,453	23,114	22,969	24,875	23,666	1% ▲	2% ▲	-6% ▼	-1% ▼
감 대봉시(10키로상자)	22,729	20,929	25,528	20,906	28,240	9% ▲	-11% ▼	9% ▲	-20% ▼
감골 극조생(5키로상자)	12,569	12,477	11,890	18,752	10,283	1% ▲	6% ▲	-33% ▼	22% ▲
감자 수미(햇)(20키로상자)	42,120	40,641	41,532	32,565	38,335	4% ▲	1% ▲	29% ▲	10% ▲
건세열치(1.5키로상자)	14,872	16,064	13,570	17,641	19,981	-7% ▼	10% ▲	-16% ▼	-26% ▼
겉종합(10키로망대)	9,076	8,572	12,850	17,926	14,382	6% ▲	-29% ▼	-49% ▼	-37% ▼
간마늘 대서(20키로)	155,931	155,896	147,465	136,025	146,487	0% ▲	6% ▲	15% ▲	6% ▲
단감 부유(10키로상자)	33,085	28,371	29,051	26,235	35,223	17% ▲	14% ▲	26% ▲	-6% ▼
당근(20키로상자)	23,620	22,271	19,503	80,848	37,923	6% ▲	21% ▲	-71% ▼	-38% ▼
대추방울토마토(3키로상자)	18,242	24,532	17,005	24,455	18,248	-26% ▼	7% ▲	-25% ▼	-0% ▼
대파(일반)(1키로단)	2,448	2,351	1,331	2,701	2,282	4% ▲	84% ▲	-9% ▼	7% ▲
돌미나리(4키로상자)	23,145	27,672	29,323	24,584	28,424	-16% ▼	-21% ▼	-6% ▼	-19% ▼
돌산갓(8키로상자)	28,769	25,004	21,185	12,913	19,372	15% ▲	36% ▲	123% ▲	49% ▲
무(20키로상자)	12,171	14,689	8,251	29,715	13,880	-17% ▼	48% ▲	-59% ▼	-12% ▼
물오징어(6키로상자)	65,570	65,570	65,570	108,004	93,408	0% ▲	0% ▲	-39% ▼	-30% ▼
바나나 수입(13키로상자)	23,907	24,118	26,440	20,446	23,173	-1% ▼	-10% ▼	17% ▲	3% ▲
배 신고(15키로상자)	42,521	42,905	42,564	76,901	50,841	-1% ▼	-0% ▼	-45% ▼	-16% ▼
배추(10키로망대)	12,331	12,341	6,896	10,096	8,492	-0% ▼	79% ▲	22% ▲	45% ▲
백다다기오이(100개)	71,267	70,145	74,942	79,442	69,864	2% ▲	-5% ▼	-10% ▼	2% ▲
부추(일반)(500그람단)	4,412	5,199	3,201	4,472	3,921	-15% ▼	38% ▲	-1% ▼	12% ▲
빨강 파프리카(5키로상자)	23,369	22,804	32,207	25,576	18,558	2% ▲	-27% ▼	-9% ▼	26% ▲
사과 부사(10키로상자)	72,853	59,775	77,978	61,159	47,269	22% ▲	-7% ▼	19% ▲	54% ▲
상추 포기찰(4키로상자)	10,469	11,776	44,633	10,754	12,932	-11% ▼	-77% ▼	-3% ▼	-19% ▼
새송이버섯(2키로상자)	6,810	6,702	7,121	6,849	6,838	2% ▲	-4% ▼	-1% ▼	-0% ▼
시금치(4키로상자)	10,025	14,980	29,607	11,417	9,634	-33% ▼	-66% ▼	-12% ▼	4% ▲
알배기배추(8키로상자)	17,871	18,111	16,456	14,939	14,166	-1% ▼	9% ▲	20% ▲	26% ▲
애호박(20개)	16,550	17,381	29,224	20,754	17,850	-5% ▼	-43% ▼	-20% ▼	-7% ▼
양배추(8키로망대)	6,772	6,771	4,262	10,665	6,239	0% ▲	59% ▲	-37% ▼	9% ▲
양상추(일반)(12개)	39,248	55,580	37,298	24,923	28,363	-29% ▼	5% ▲	57% ▲	38% ▲
양파(1키로)	1,049	1,064	1,081	1,213	1,127	-1% ▼	-3% ▼	-14% ▼	-7% ▼
열무(4키로상자)	9,364	11,368	12,309	5,150	8,036	-18% ▼	-24% ▼	82% ▲	17% ▲
오이맛고추(10키로상자)	37,008	57,249	33,306	43,626	34,186	-35% ▼	11% ▲	-15% ▼	8% ▲
쭈키니호박(10키로상자)	16,530	17,238	29,102	13,760	16,164	-4% ▼	-43% ▼	20% ▲	2% ▲
쪽파(10키로상자)	59,338	62,985	75,655	67,642	50,637	-6% ▼	-22% ▼	-12% ▼	17% ▲
청경채(4키로상자)	4,646	5,086	20,137	4,848	5,574	-9% ▼	-77% ▼	-4% ▼	-17% ▼
청양고추(10키로상자)	44,161	53,177	42,838	44,571	39,279	-17% ▼	3% ▲	-1% ▼	12% ▲
토마토(5키로상자)	16,183	19,096	26,034	24,301	16,283	-15% ▼	-38% ▼	-33% ▼	-1% ▼
팽이버섯(5키로상자)	8,688	9,471	9,355	10,200	9,257	-8% ▼	-7% ▼	-15% ▼	-6% ▼
포도 샤인머스켓(2키로상자)	7,072	7,325	5,632	10,561	13,995	-3% ▼	26% ▲	-33% ▼	-49% ▼
호박밥 고무마(10키로상자)	23,548	21,955	20,125	30,303	26,220	7% ▲	17% ▲	-22% ▼	-10% ▼

□ 품종별 등락가격 비교(전주대비)

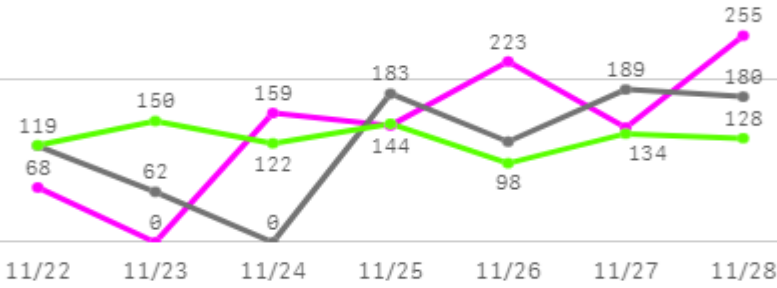
구분	품목(종)명
상승 품목(종)	(선)갈치(8%),감 대봉시(9%),겉홍합(6%),단감 부유(17%),당근(6%),돌산갓(15%),사과 부사(22%),호박밤 고구마(7%)
하락 품목(종)	건세멸치(-7%),대추방울토마토(-26%),돌미나리(-16%),무(-17%),부추(일반)(-15%),상추 포기잡(-11%),시금치(-33%),양상추(일반)(-29%),열무(-18%),오이맛고추(-35%),쪽파(-6%),청경채(-9%),청양고추(-17%),토마토(-15%),팽이버섯(-8%)
보합 품목(종)(+5%)	(냉)고등어 수입,가지,감귤 극조생,감자 수미(햇),깐마늘 대서,대파(일반),물오징어,바나나 수입,배 신고,배추,백다다기오이,빨강 파프리카,새송이버섯,알배기배추,애호박,양배추,양파,쥬키니호박,포도 샤인머스켓

3. 11월 4주차 품목(종)별 주간 거래동향

고구마

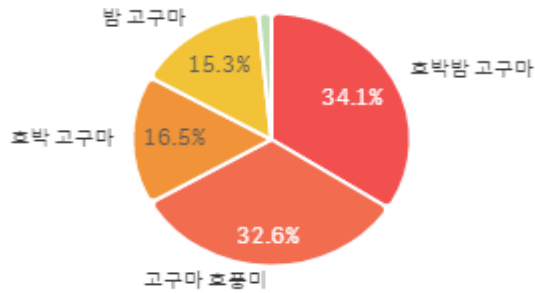
주간 반입량(톤)

2025 2024 평년

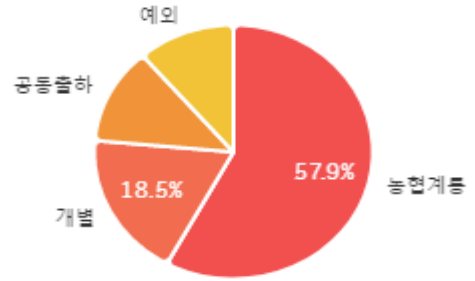


구분	금주(A)	전주(B)	전월(C)	전년(D)	평년(E)	A/B	A/C	A/D	A/E
물량(톤)	990	947	957	857	916	104.6%	103.5%	115.6%	108.1%

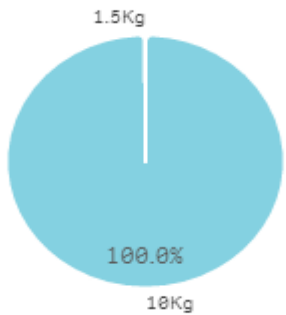
출하 품종별 거래물량 구성비



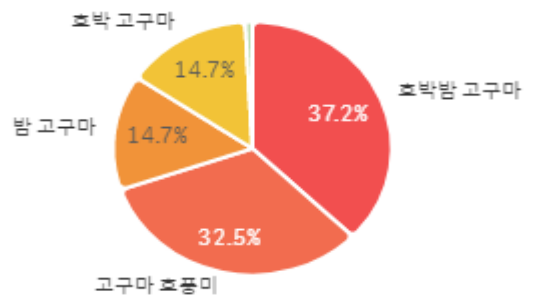
출하자별 거래물량 구성비



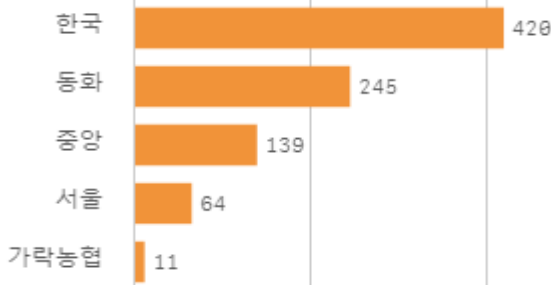
거래 단량별 물량 구성비



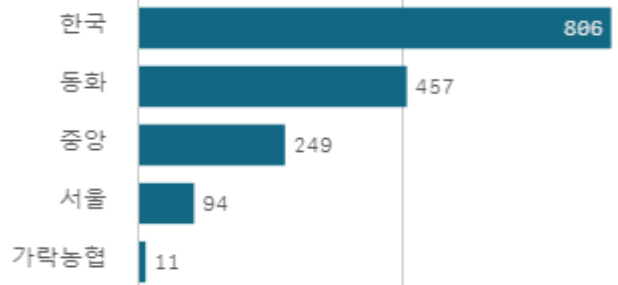
출하 품종별 거래금액 구성비



도매시장 법인별 거래물량(톤)

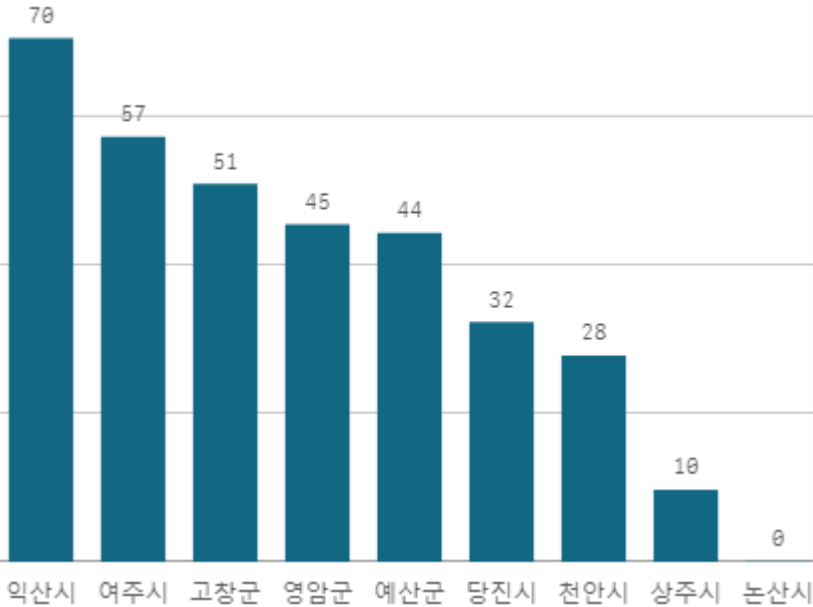


도매시장 법인별 거래금액(백만원)



호박밤 고구마(10Kg)

산지별 거래물량(톤)



산지별 주출하 시군구



출하산지(개소)

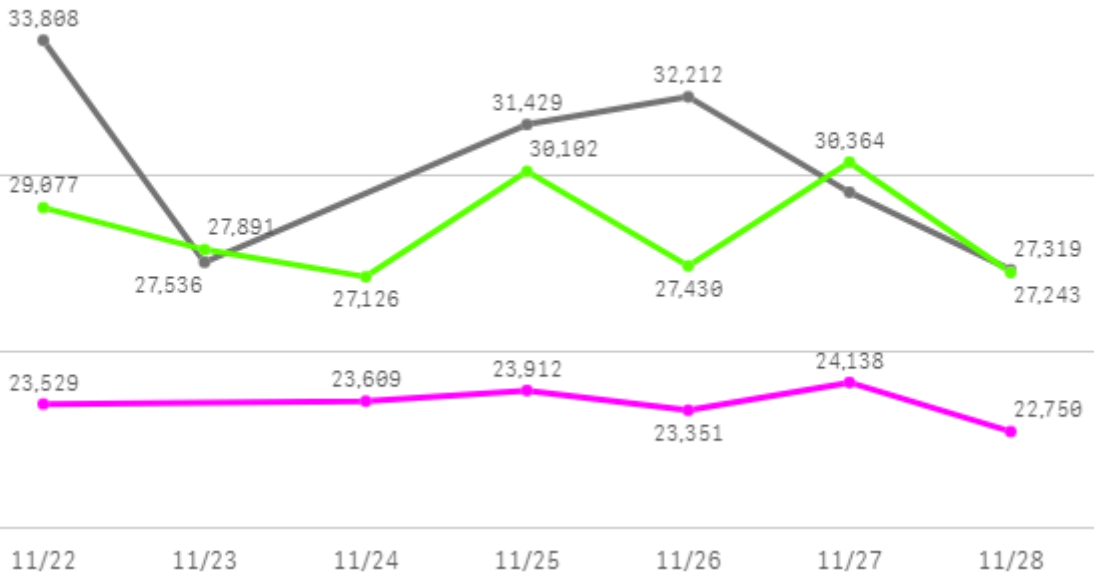
9

출하건수(천건)

1

주간 도매가격(원)

◆ 2025 ● 2024 ◆ 평년



구분	금주(A)	전주(B)	전월(C)	전년(D)	평년(E)	A/B	A/C	A/D	A/E
가격(원)	23,548	21,955	20,125	30,303	26,220	107.3%	117.0%	77.7%	89.8%

※ 상품 가격 기준

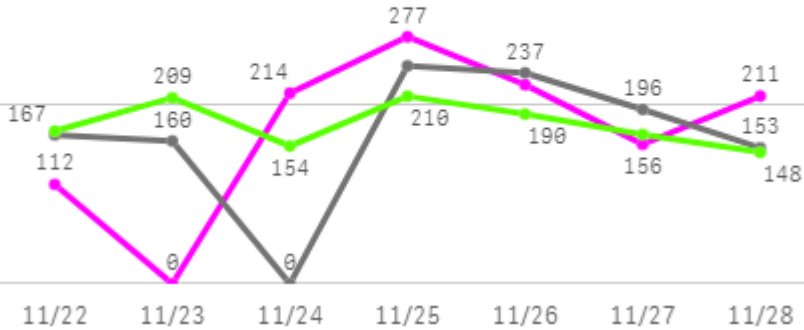
□ 호박밤 고구마(10Kg) 주간 가격

구분	Q	품종	Q	단량	Q	특	상	보통	하
2025-11-22		호박밤 고구마		10Kg		27,500	23,529	15,407	8,582
2025-11-24		호박밤 고구마		10Kg		27,590	23,609	15,517	8,607
2025-11-25		호박밤 고구마		10Kg		28,446	23,912	15,670	8,720
2025-11-26		호박밤 고구마		10Kg		28,116	23,351	15,342	8,950
2025-11-27		호박밤 고구마		10Kg		29,110	24,138	15,606	9,560
2025-11-28		호박밤 고구마		10Kg		27,271	22,750	16,448	9,326
평균						28,005	23,548	15,665	8,957

감자

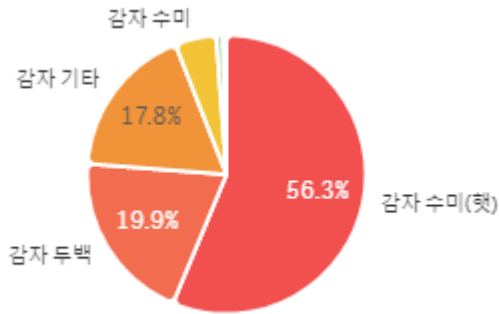
주간 반입량(톤)

◆ 2025 ● 2024 ▲ 평년

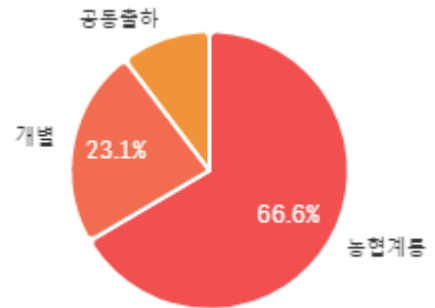


구분	금주(A)	전주(B)	전월(C)	전년(D)	평년(E)	A/B	A/C	A/D	A/E
물량(톤)	1,193	1,174	1,256	1,156	1,217	101.6%	95.0%	103.1%	98.0%

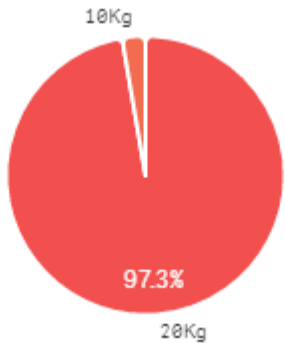
출하 품종별 거래물량 구성비



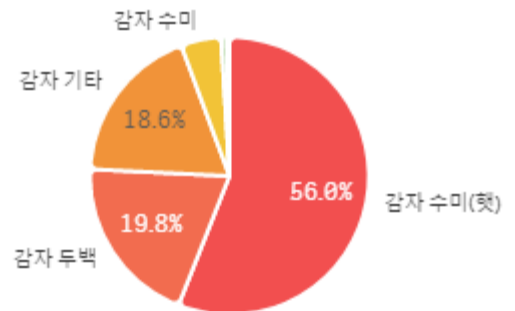
출하자별 거래물량 구성비



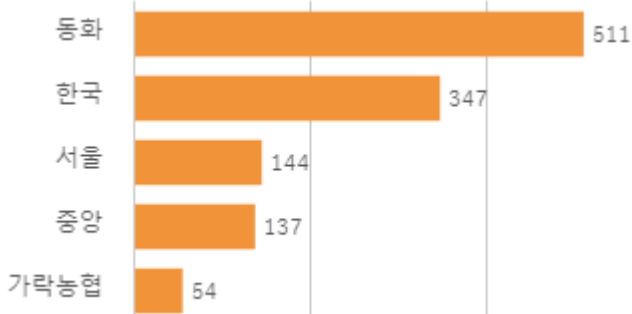
거래 단량별 물량 구성비



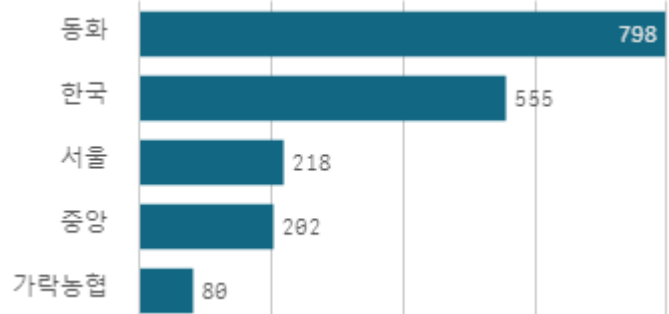
출하 품종별 거래금액 구성비



도매시장 법인별 거래물량(톤)

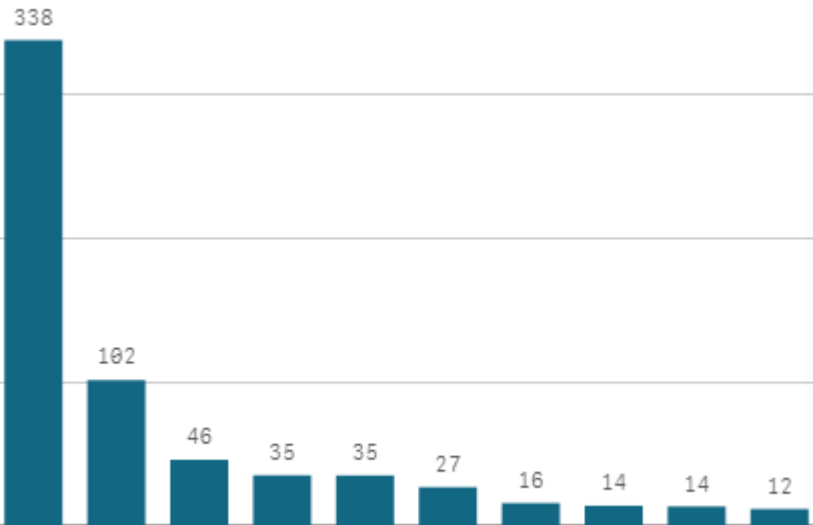


도매시장 법인별 거래금액(백만원)



감자 수미(햇) (20Kg)

산지별 거래물량(톤)



평창군 정선군 춘천시 홍천군 영암군 강릉시 인제군 괴산군 양산시 밀양시

출하산지(개소)

22

출하건수(천건)

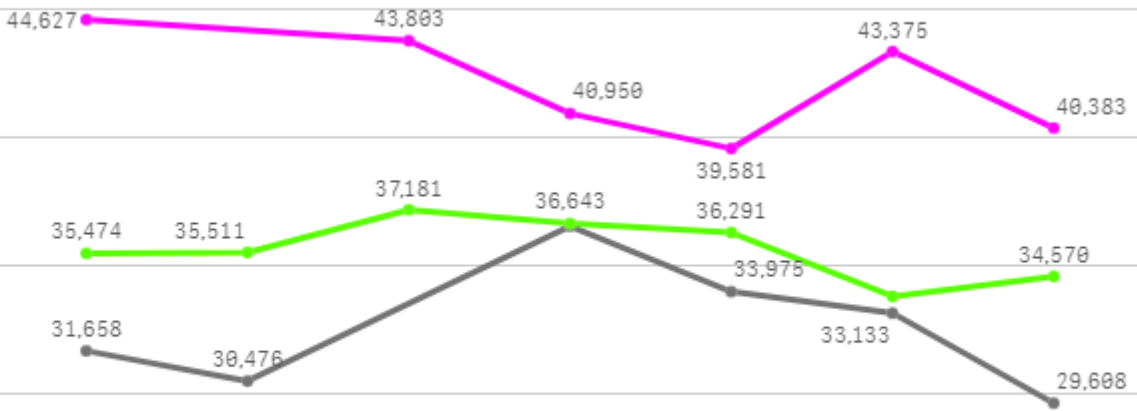
1

산지별 주출하 시군구



주간 도매가격(원)

◆ 2025 ● 2024 ◆ 평년



11/22 11/23 11/24 11/25 11/26 11/27 11/28

구분	금주(A)	전주(B)	전월(C)	전년(D)	평년(E)	A/B	A/C	A/D	A/E
가격(원)	42,120	40,641	41,532	32,565	38,335	103.6%	101.4%	129.3%	109.9%

※ 상품 가격 기준

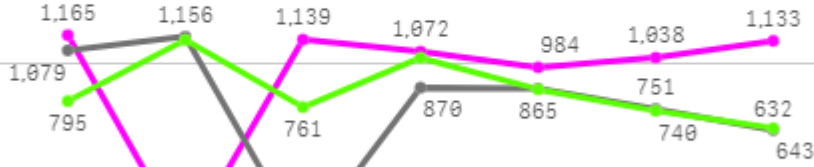
□ 감자 수미(햇)(20Kg) 주간 가격

구분	Q	품종	Q	단량	Q	특	상	보통	하
2025-11-22		감자 수미(햇)		20Kg		49,470	44,627	31,677	17,996
2025-11-24		감자 수미(햇)		20Kg		49,543	43,803	33,540	18,674
2025-11-25		감자 수미(햇)		20Kg		45,667	40,950	32,095	17,113
2025-11-26		감자 수미(햇)		20Kg		45,951	39,581	31,831	18,079
2025-11-27		감자 수미(햇)		20Kg		47,591	43,375	32,611	15,619
2025-11-28		감자 수미(햇)		20Kg		47,357	40,383	28,179	13,486
평균						47,597	42,120	31,656	16,828

배추

주간 반입량(톤)

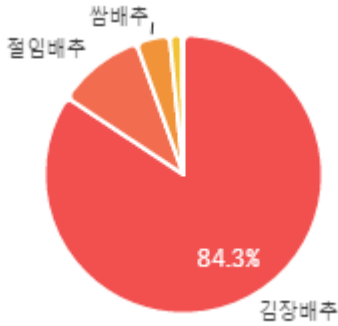
◆ 2025 ● 2024 ▲ 평년



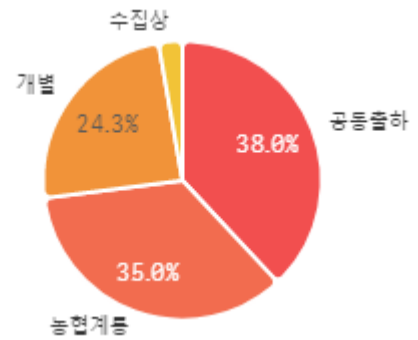
11/22 11/23 11/24 11/25 11/26 11/27 11/28

구분	금주(A)	전주(B)	전월(C)	전년(D)	평년(E)	A/B	A/C	A/D	A/E
물량(톤)	6,531	6,208	3,759	5,354	5,893	105.2%	173.7%	122.0%	110.8%

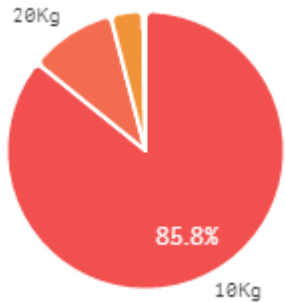
출하 품종별 거래물량 구성비



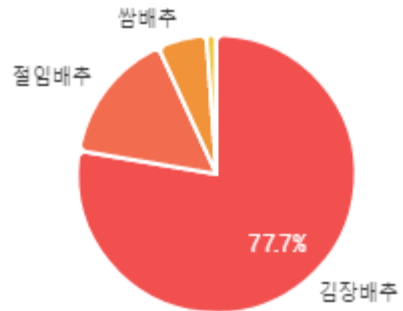
출하자별 거래물량 구성비



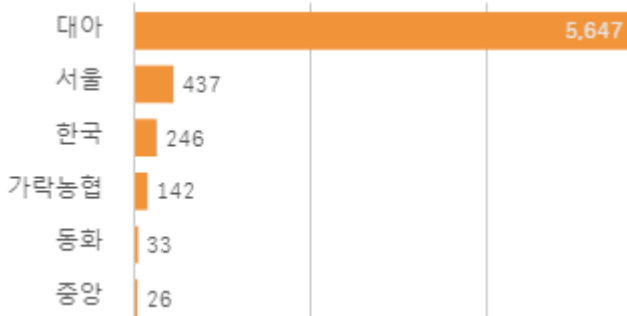
거래 단량별 물량 구성비



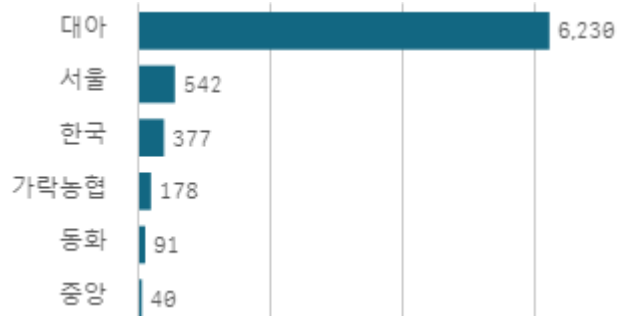
출하 품종별 거래금액 구성비



도매시장 법인별 거래물량(톤)

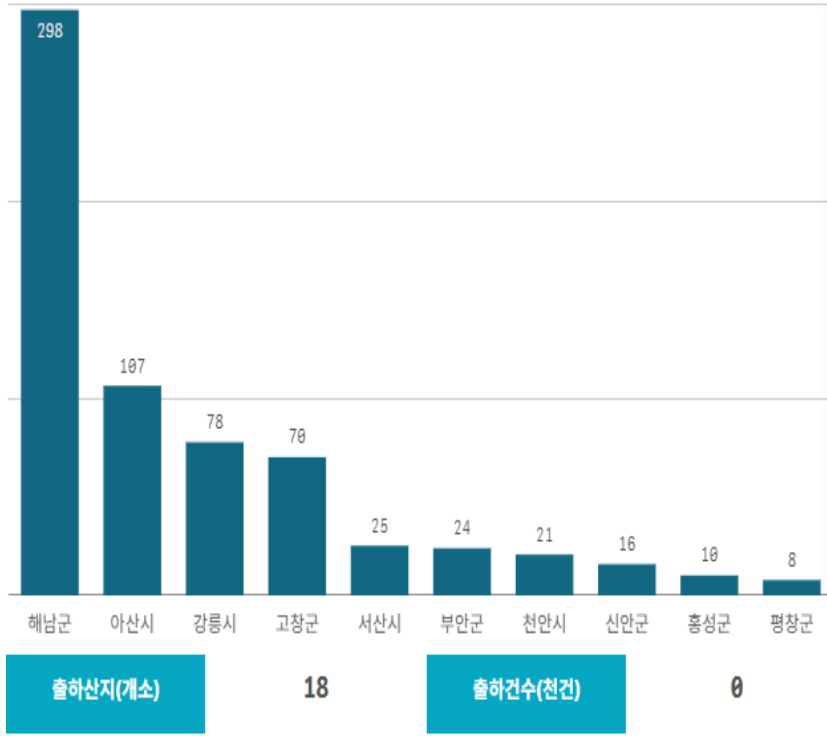


도매시장 법인별 거래금액(백만원)



배추(10Kg)

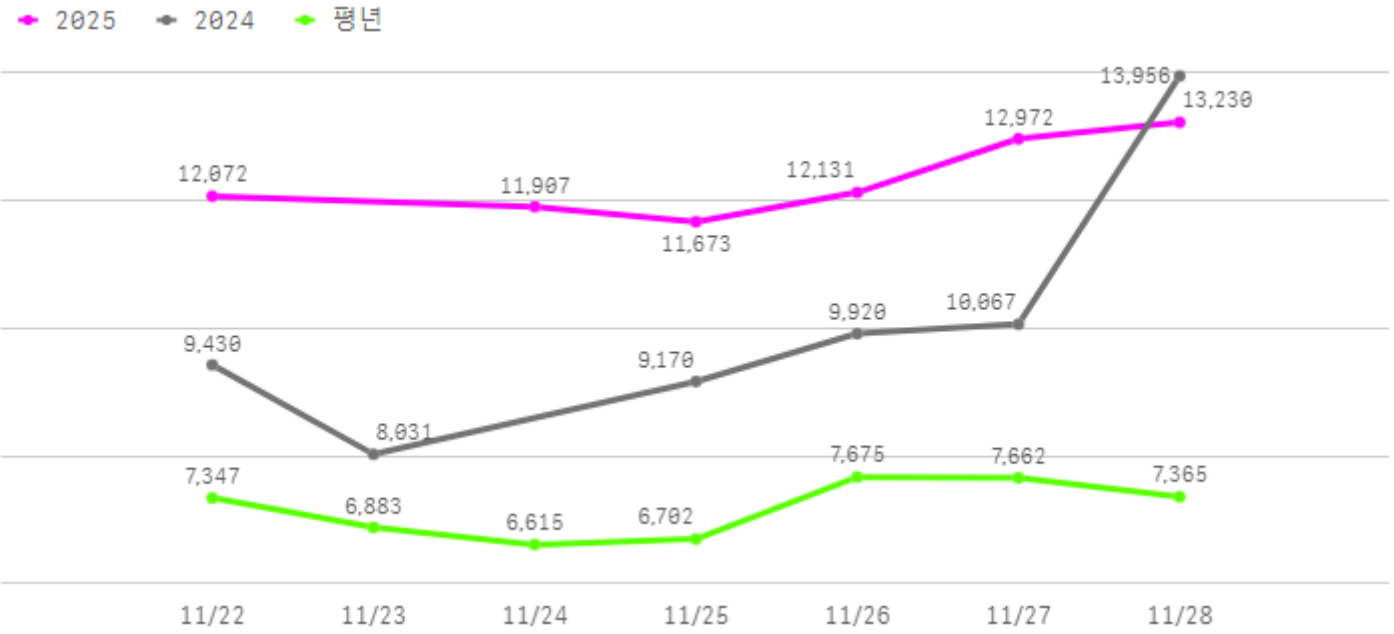
산지별 거래물량(톤)



산지별 주출하 시군구



주간 도매가격(원)



구분	금주(A)	전주(B)	전월(C)	전년(D)	평년(E)	A/B	A/C	A/D	A/E
가격(원)	12,331	12,341	6,896	10,096	8,492	99.9%	178.8%	122.1%	145.2%

※ 상품 가격 기준

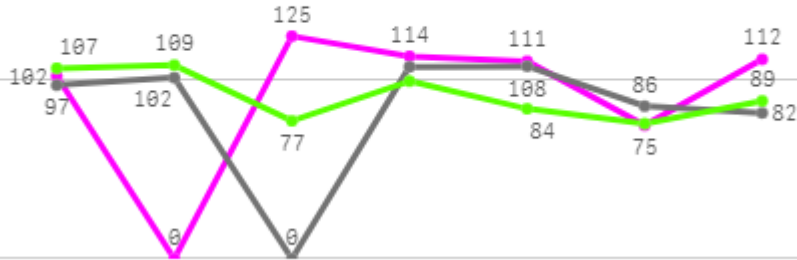
□ 배추(10Kg) 주간 가격

구분	Q	품종	Q	단량	Q	특	상	보통	하
2025-11-22		배추		10Kg		14,552	12,072	9,555	5,810
2025-11-24		배추		10Kg		14,367	11,907	9,749	5,744
2025-11-25		배추		10Kg		13,874	11,673	9,789	6,611
2025-11-26		배추		10Kg		13,640	12,131	10,170	7,305
2025-11-27		배추		10Kg		16,098	12,972	11,114	8,139
2025-11-28		배추		10Kg		16,064	13,230	11,067	8,010
평균						14,766	12,331	10,241	6,937

알배기배추

주간 반입량(톤)

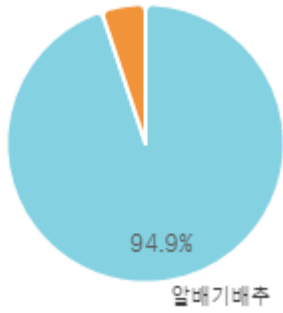
◆ 2025 ● 2024 ▲ 평년



구분	금주(A)	전주(B)	전월(C)	전년(D)	평년(E)	A/B	A/C	A/D	A/E
물량(톤)	638	649	789	582	634	98.4%	80.9%	109.7%	100.7%

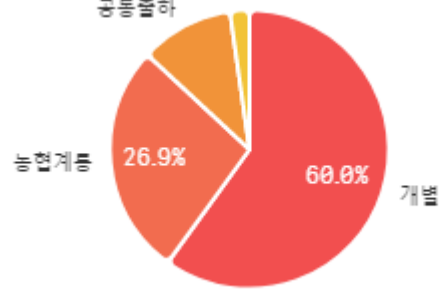
출하 품종별 거래물량 구성비

알배기배추(수입)



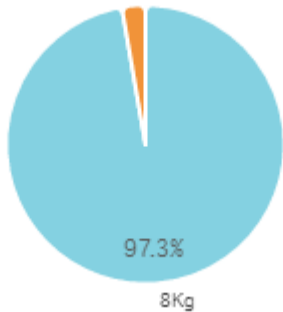
출하자별 거래물량 구성비

공동출하



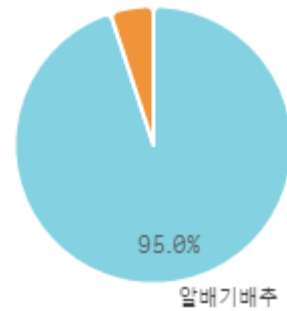
거래 단량별 물량 구성비

10Kg

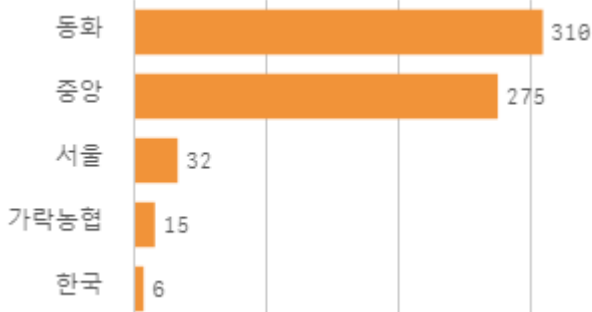


출하 품종별 거래금액 구성비

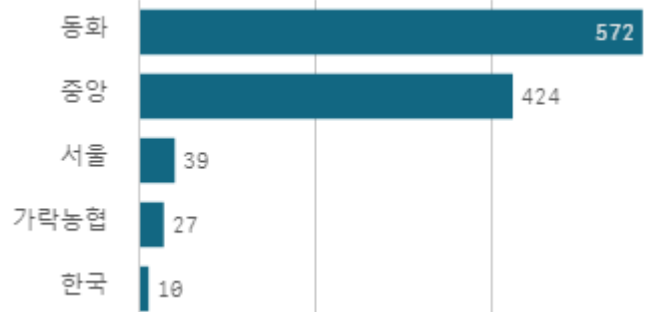
알배기배추(수입)



도매시장 법인별 거래물량(톤)

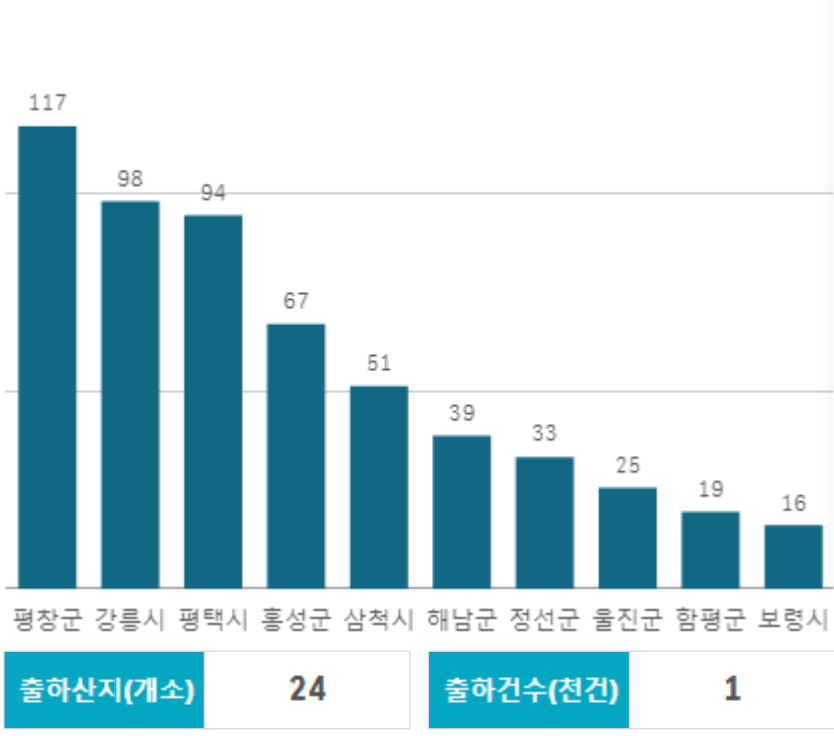


도매시장 법인별 거래금액(백만원)



알배기배추(8Kg)

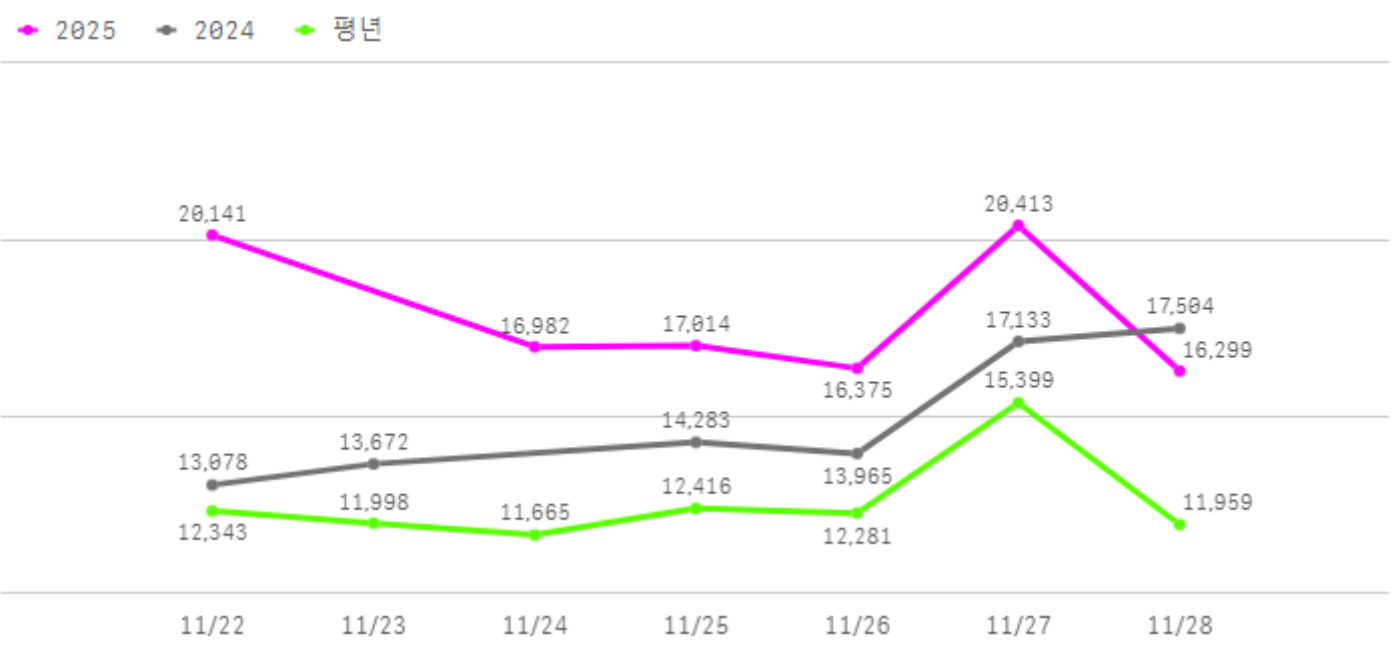
산지별 거래물량(톤)



산지별 주출하 시군구



주간 도매가격(원)



구분	금주(A)	전주(B)	전월(C)	전년(D)	평년(E)	A/B	A/C	A/D	A/E
가격(원)	17,871	18,111	16,456	14,939	14,166	98.7%	108.6%	119.6%	126.2%

※ 상품 가격 기준

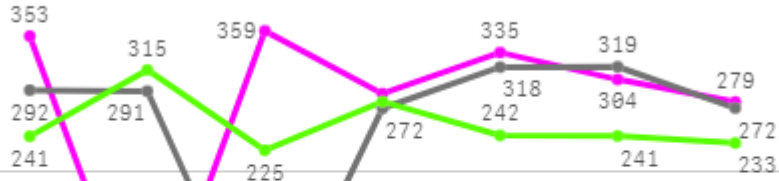
□ 알배기배추(8Kg) 주간 가격

구분	Q	품종	Q	단량	Q	특	상	보통	하
2025-11-22		알배기배추		8Kg		26,222	20,141	13,573	7,412
2025-11-24		알배기배추		8Kg		23,975	16,982	11,511	7,203
2025-11-25		알배기배추		8Kg		28,951	17,014	10,533	6,210
2025-11-26		알배기배추		8Kg		31,978	16,375	10,088	5,346
2025-11-27		알배기배추		8Kg		32,193	20,413	12,144	5,314
2025-11-28		알배기배추		8Kg		27,987	16,299	10,411	6,028
평균						28,551	17,871	11,377	6,252

양배추

주간 반입량(톤)

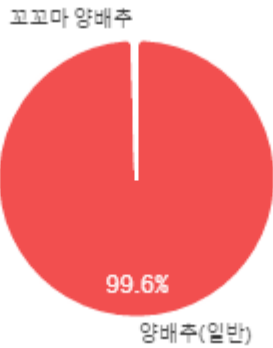
◆ 2025 ● 2024 ▲ 평년



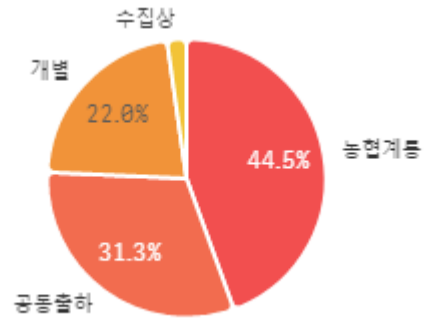
11/22 11/23 11/24 11/25 11/26 11/27 11/28

구분	금주(A)	전주(B)	전월(C)	전년(D)	평년(E)	A/B	A/C	A/D	A/E
물량(톤)	1,918	2,043	1,928	1,764	1,772	93.9%	99.5%	108.7%	108.3%

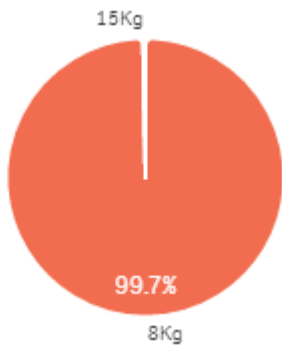
출하 품종별 거래물량 구성비



출하자별 거래물량 구성비



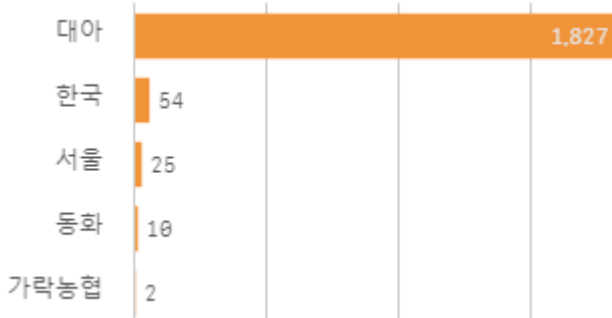
거래 단량별 물량 구성비



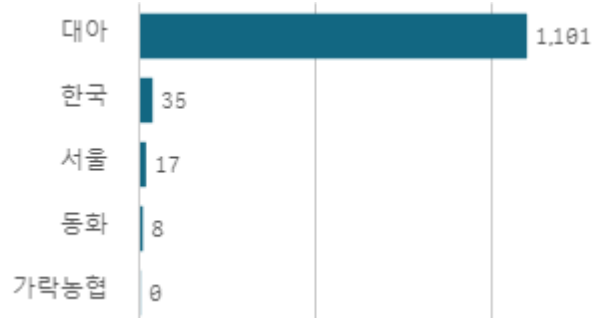
출하 품종별 거래금액 구성비



도매시장 법인별 거래물량(톤)

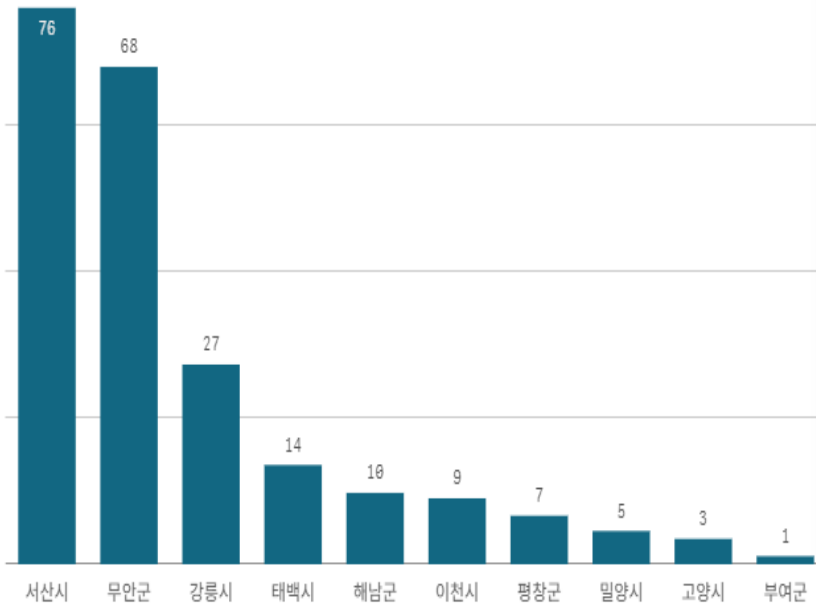


도매시장 법인별 거래금액(백만원)



양배추(8Kg)

산지별 거래물량(톤)



출하산지(개소)

13

출하건수(천건)

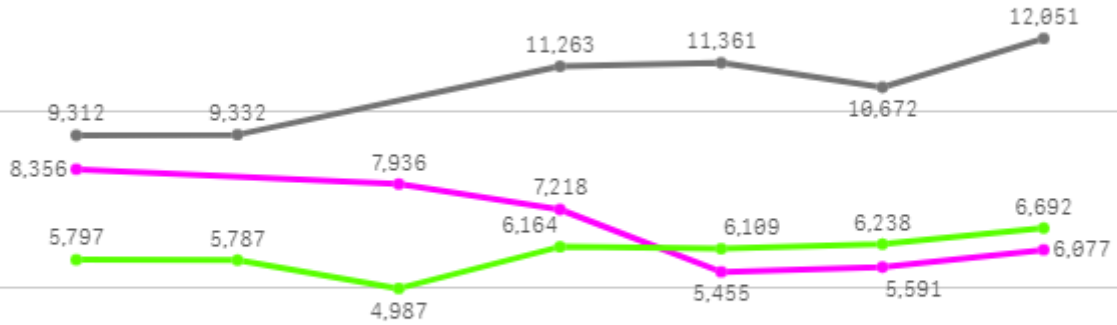
0

산지별 주출하 시군구



주간 도매가격(원)

◆ 2025 ● 2024 ◆ 평년



11/22 11/23 11/24 11/25 11/26 11/27 11/28

구분	금주(A)	전주(B)	전월(C)	전년(D)	평년(E)	A/B	A/C	A/D	A/E
가격(원)	6,772	6,771	4,262	10,665	6,239	100.0%	158.9%	63.5%	108.6%

※ 상품 가격 기준

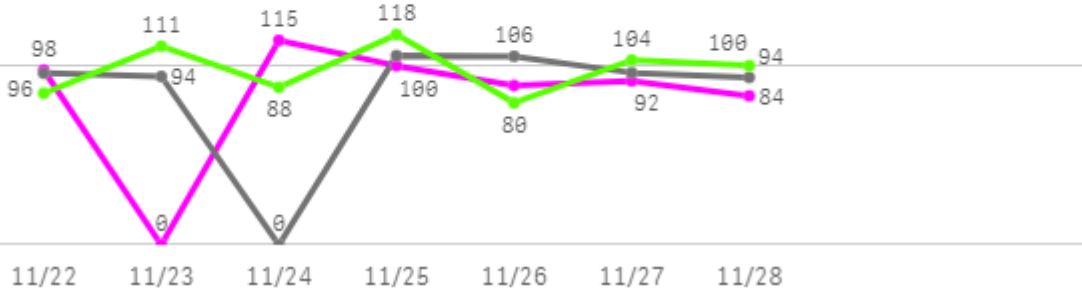
□ 양배추(8Kg) 주간 가격

구분	Q	품종	Q	단량	Q	특	상	보통	하
2025-11-22		양배추		8Kg		15,722	8,356	3,129	1,280
2025-11-24		양배추		8Kg		12,317	7,936	4,639	2,545
2025-11-25		양배추		8Kg		9,923	7,218	4,544	2,479
2025-11-26		양배추		8Kg		8,940	5,455	3,424	1,671
2025-11-27		양배추		8Kg		9,281	5,591	3,480	1,721
2025-11-28		양배추		8Kg		11,813	6,077	3,253	1,338
평균						11,333	6,772	3,745	1,839

시금치

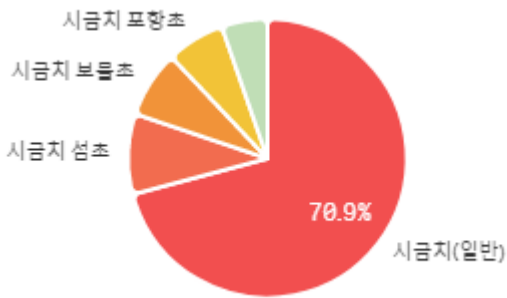
주간 반입량(톤)

◆ 2025 ● 2024 ▲ 평년

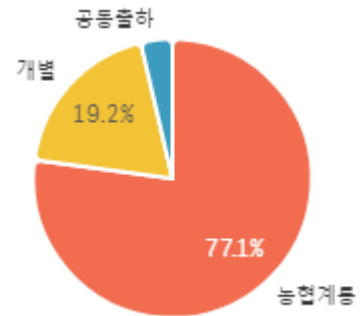


구분	금주(A)	전주(B)	전월(C)	전년(D)	평년(E)	A/B	A/C	A/D	A/E
물량(톤)	578	512	276	593	633	112.7%	209.4%	97.5%	91.3%

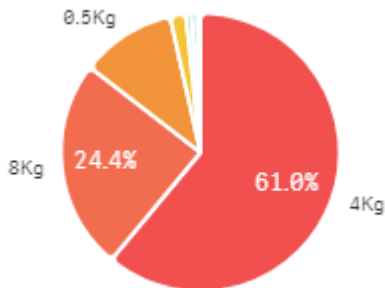
출하 품종별 거래물량 구성비



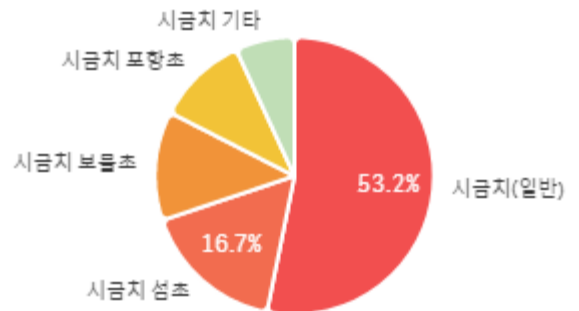
출하자별 거래물량 구성비



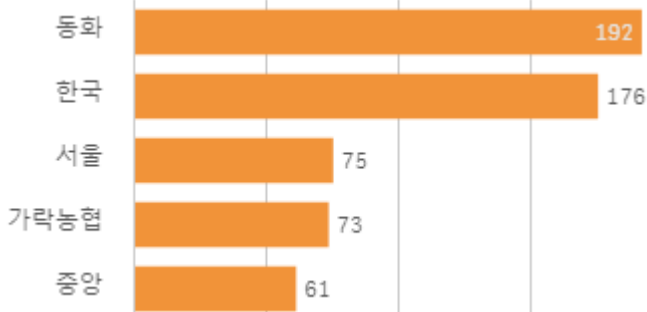
거래 단량별 물량 구성비



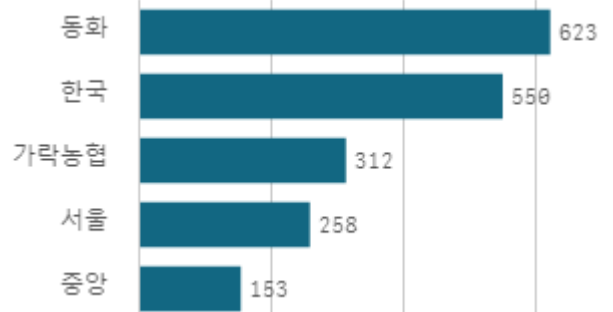
출하 품종별 거래금액 구성비



도매시장 법인별 거래물량(톤)

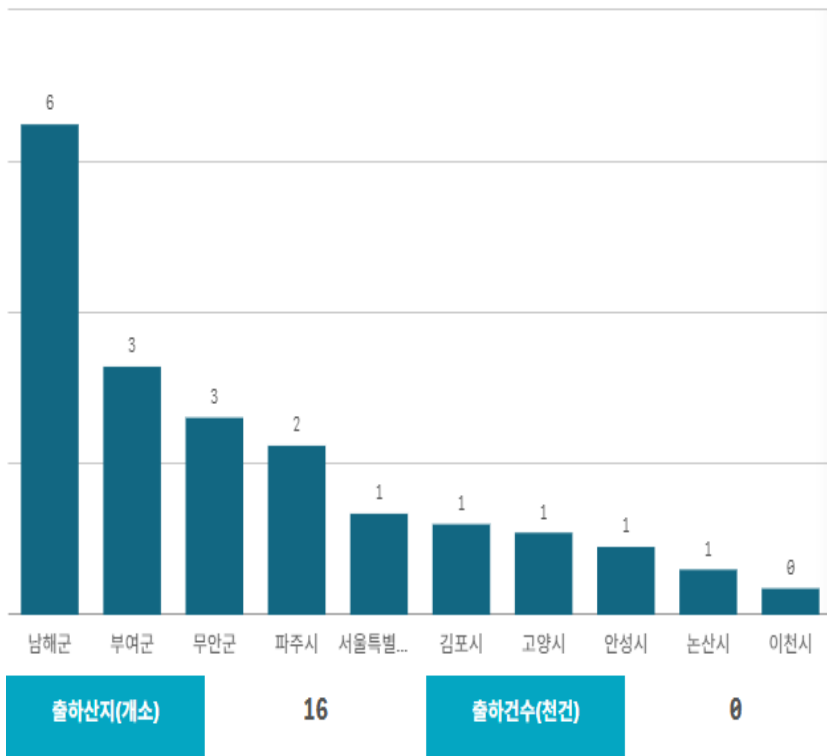


도매시장 법인별 거래금액(백만원)



시금치(4Kg)

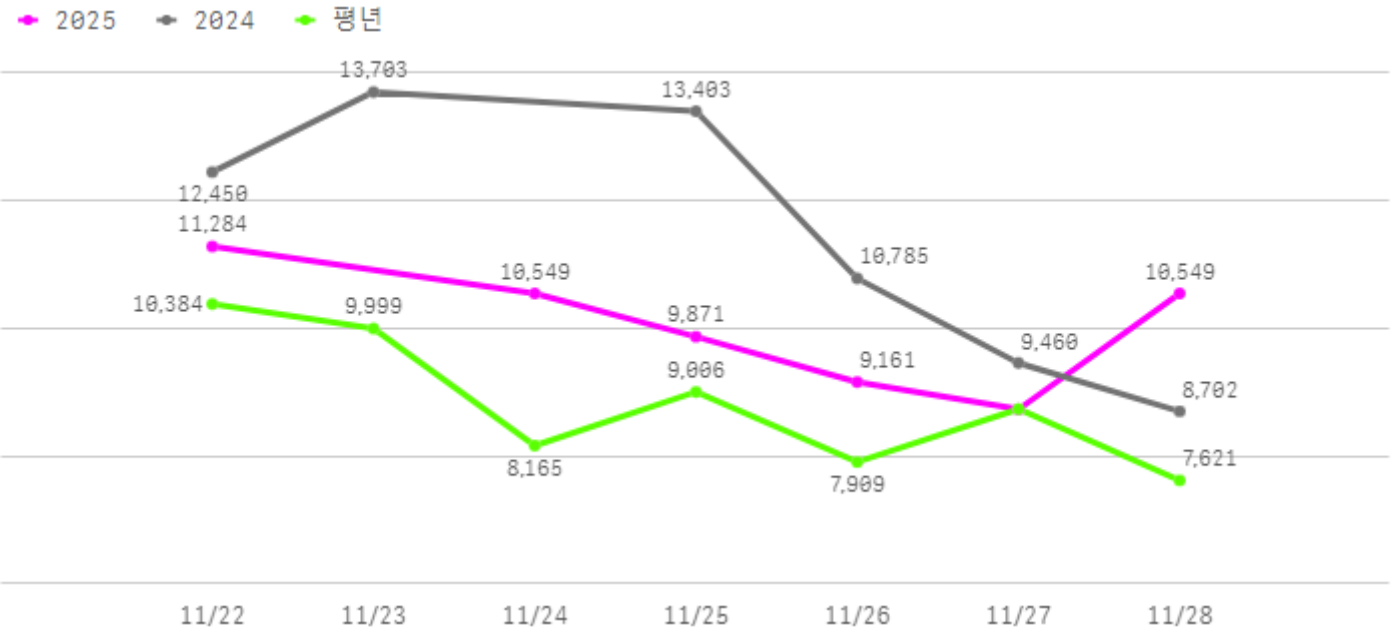
산지별 거래물량(톤)



산지별 주출하 시군구



주간 도매가격(원)



구분	금주(A)	전주(B)	전월(C)	전년(D)	평년(E)	A/B	A/C	A/D	A/E
가격(원)	10,025	14,980	29,607	11,417	9,634	66.9%	33.9%	87.8%	104.1%

※ 상품 가격 기준

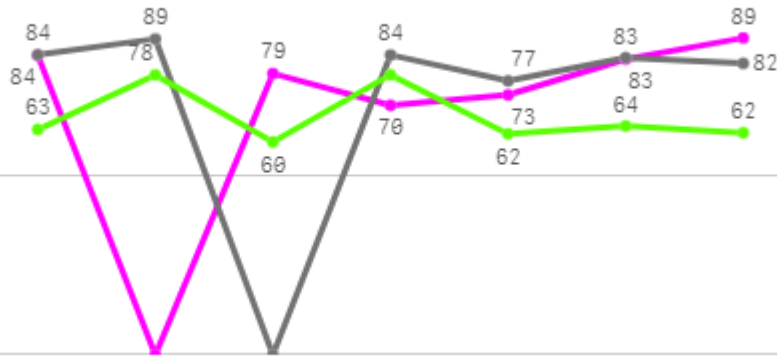
□ 시금치(4Kg) 주간 가격

구분	Q	품종	Q	단량	Q	특	상	보통	하
2025-11-22		시금치		4Kg		12,638	11,284	10,044	8,317
2025-11-24		시금치		4Kg		11,972	10,549	9,262	7,838
2025-11-25		시금치		4Kg		11,610	9,871	8,464	7,147
2025-11-26		시금치		4Kg		10,506	9,161	7,895	6,830
2025-11-27		시금치		4Kg		9,748	8,734	7,663	6,556
2025-11-28		시금치		4Kg		12,491	10,549	8,387	6,582
평균						11,494	10,025	8,619	7,212

상추

주간 반입량(톤)

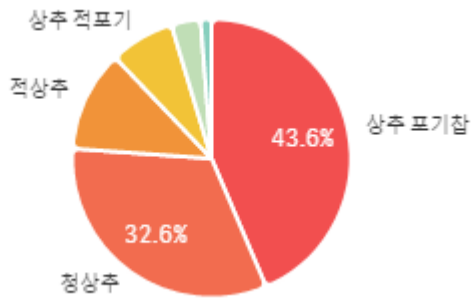
● 2025 ● 2024 ● 평년



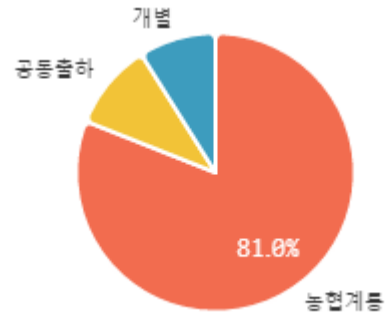
11/22 11/23 11/24 11/25 11/26 11/27 11/28

구분	금주(A)	전주(B)	전월(C)	전년(D)	평년(E)	A/B	A/C	A/D	A/E
물량(톤)	477	497	445	499	483	96.1%	107.4%	95.8%	98.8%

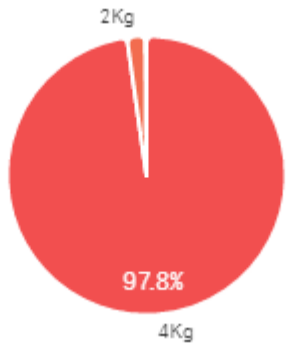
출하 품종별 거래물량 구성비



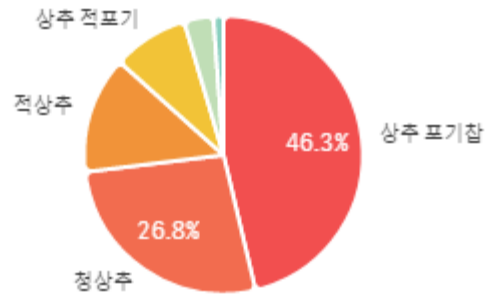
출하자별 거래물량 구성비



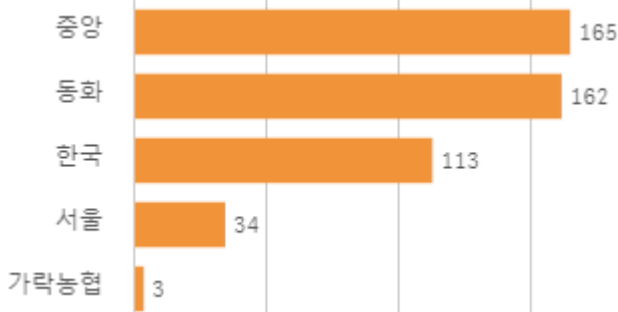
거래 단량별 물량 구성비



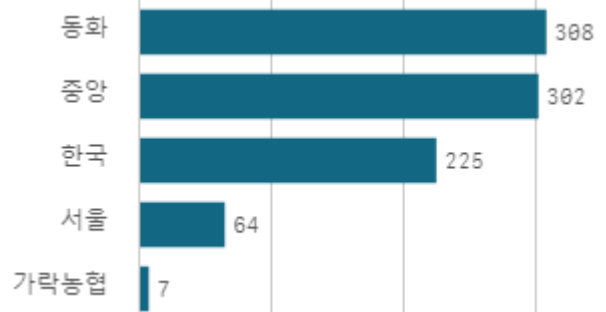
출하 품종별 거래금액 구성비



도매시장 법인별 거래물량(톤)

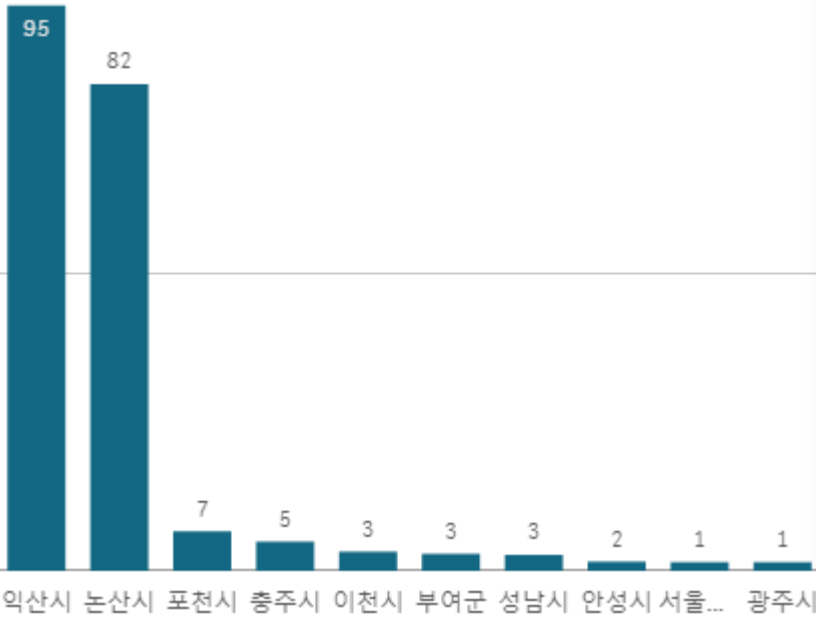


도매시장 법인별 거래금액(백만원)



상추 포기잡(4Kg)

산지별 거래물량(톤)



출하산지(개소)

23

출하건수(천건)

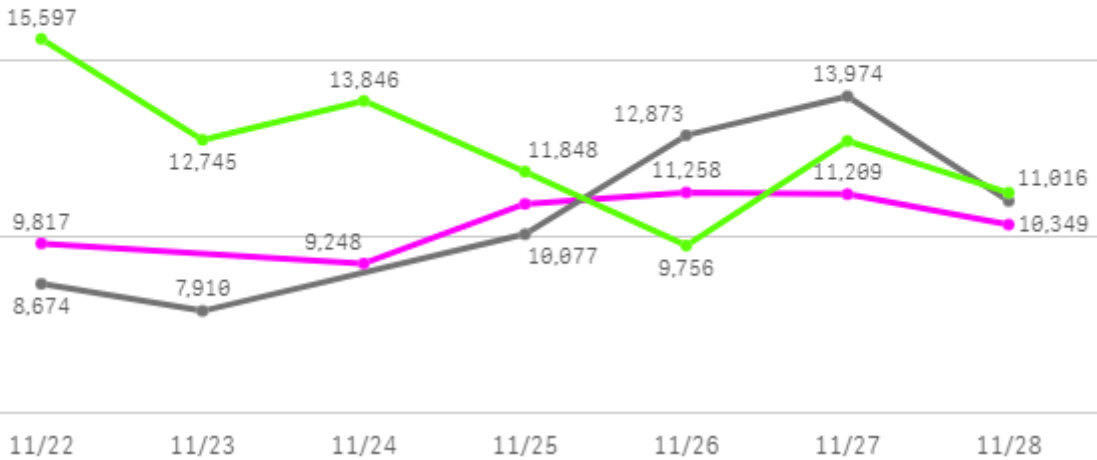
2

산지별 주출하 시군구



주간 도매가격(원)

◆ 2025 ● 2024 ◆ 평년



구분	금주(A)	전주(B)	전월(C)	전년(D)	평년(E)	A/B	A/C	A/D	A/E
가격(원)	10,469	11,776	44,633	10,754	12,932	88.9%	23.5%	97.4%	81.0%

※ 상품 가격 기준

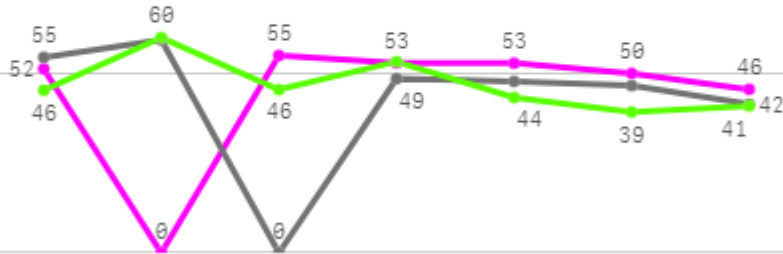
□ 상추 포기잡(4Kg) 주간 가격

구분	Q	품종	Q	단량	Q	특	상	보통	하
2025-11-22		상추 포기잡		4Kg		-	9,817	7,315	5,842
2025-11-24		상추 포기잡		4Kg		-	9,248	7,637	6,278
2025-11-25		상추 포기잡		4Kg		-	10,934	9,263	6,708
2025-11-26		상추 포기잡		4Kg		-	11,258	9,137	7,344
2025-11-27		상추 포기잡		4Kg		-	11,209	8,812	7,001
2025-11-28		상추 포기잡		4Kg		-	10,349	8,103	6,427
평균						-	10,469	8,378	6,600

부추

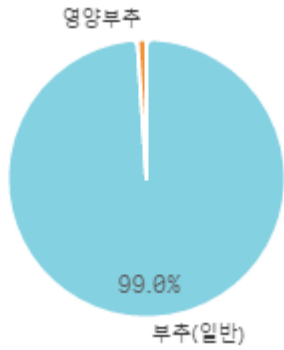
주간 반입량(톤)

◆ 2025 ● 2024 ▲ 평년

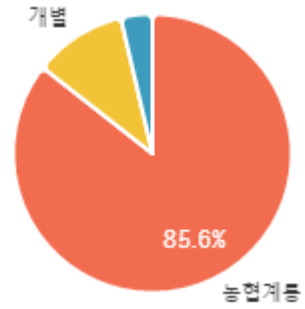


구분	금주(A)	전주(B)	전월(C)	전년(D)	평년(E)	A/B	A/C	A/D	A/E
물량(톤)	309	289	353	300	319	107.0%	87.6%	103.2%	96.9%

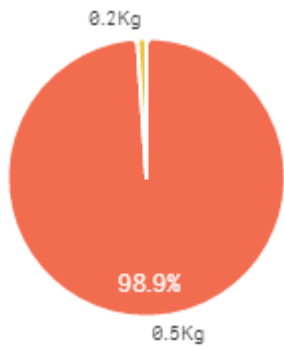
출하 품종별 거래물량 구성비



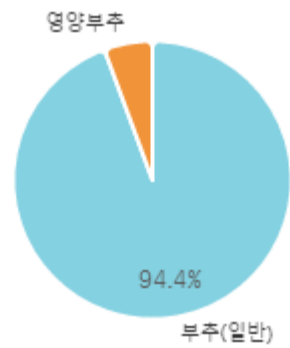
출하자별 거래물량 구성비



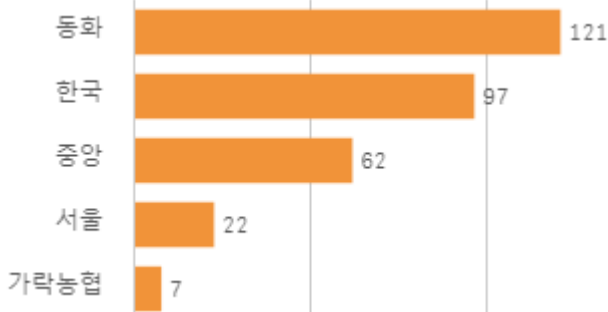
거래 단량별 물량 구성비



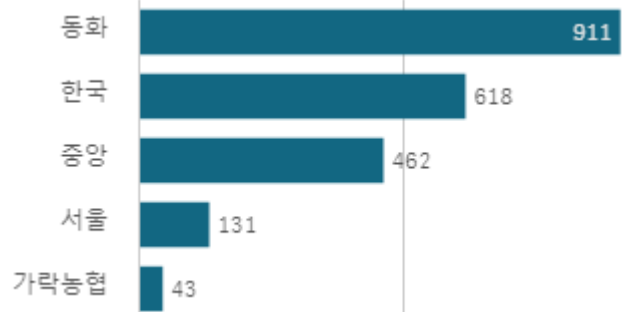
출하 품종별 거래금액 구성비



도매시장 법인별 거래물량(톤)

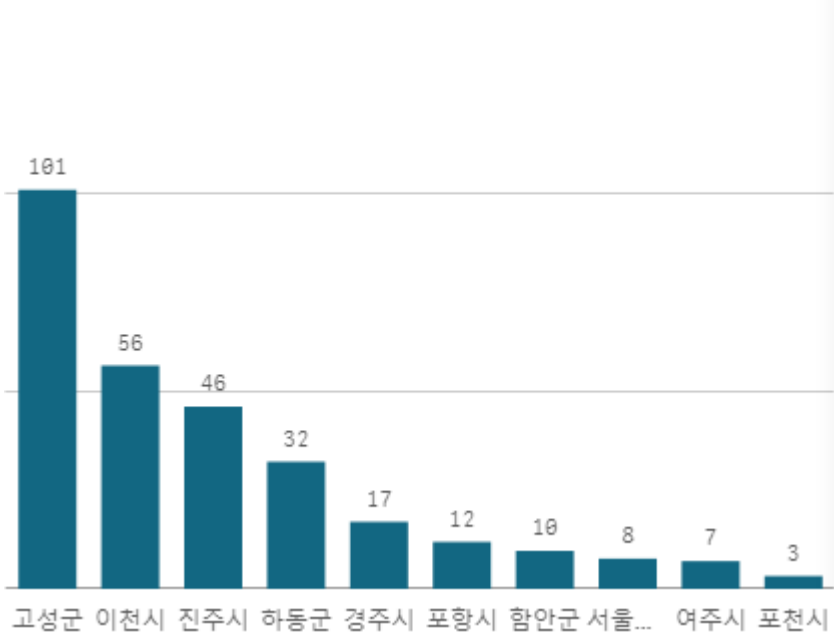


도매시장 법인별 거래금액(백만원)



부추(일반) (0.5Kg)

산지별 거래물량(톤)



출하산지(개소)

23

출하건수(천건)

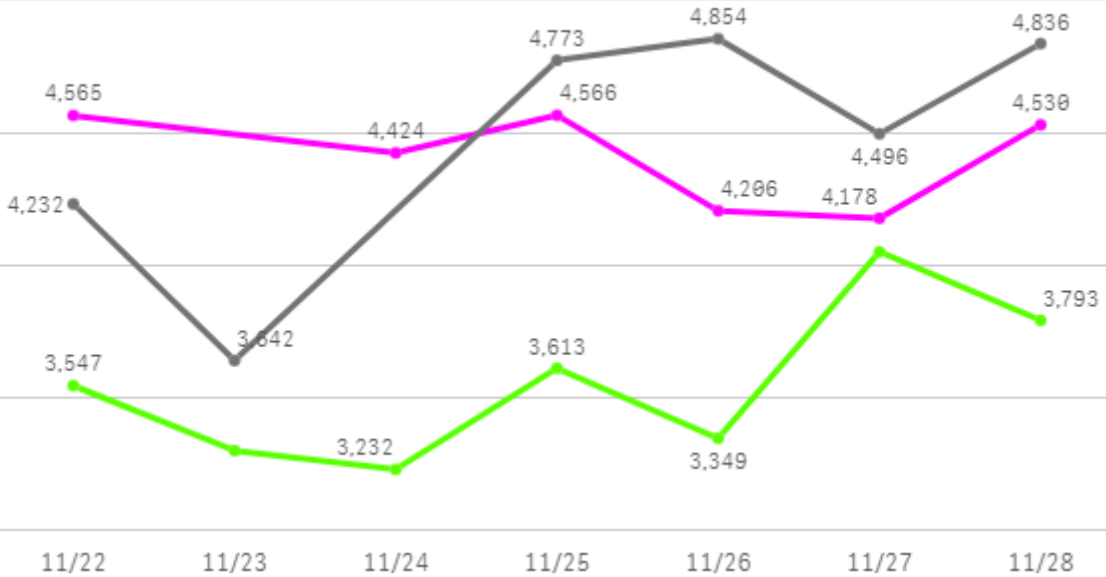
1

산지별 주출하 시군구



주간 도매가격(원)

◆ 2025 ● 2024 ◆ 평년



구분	금주(A)	전주(B)	전월(C)	전년(D)	평년(E)	A/B	A/C	A/D	A/E
가격(원)	4,412	5,199	3,201	4,472	3,921	84.9%	137.8%	98.6%	112.5%

※ 상품 가격 기준

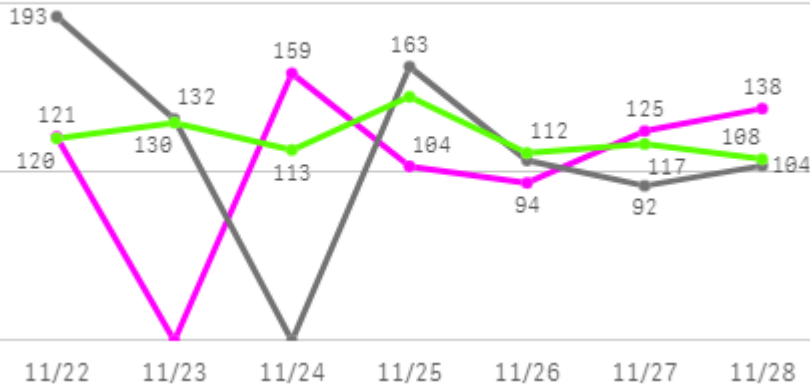
□ 부추(일반)(0.5Kg) 주간 가격

구분	Q	품종	Q	단량	Q	특	상	보통	하
2025-11-22		부추(일반)		0.5Kg		-	4,565	3,593	2,299
2025-11-24		부추(일반)		0.5Kg		-	4,424	3,558	2,551
2025-11-25		부추(일반)		0.5Kg		-	4,566	3,704	2,619
2025-11-26		부추(일반)		0.5Kg		-	4,206	3,365	2,473
2025-11-27		부추(일반)		0.5Kg		-	4,178	3,451	2,616
2025-11-28		부추(일반)		0.5Kg		-	4,530	3,793	2,755
평균						-	4,412	3,577	2,552

갯

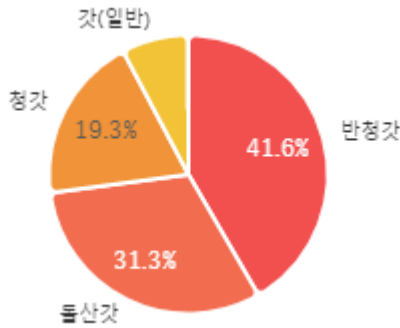
주간 반입량(톤)

◆ 2025 ● 2024 ▲ 평년

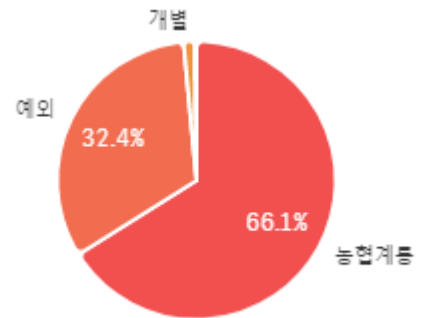


구분	금주(A)	전주(B)	전월(C)	전년(D)	평년(E)	A/B	A/C	A/D	A/E
물량(톤)	740	794	150	790	809	93.2%	493.1%	93.6%	91.5%

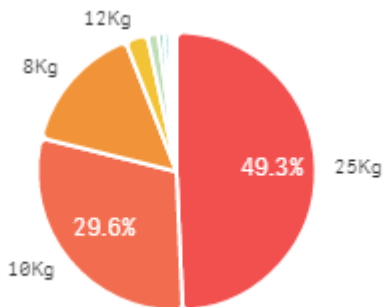
출하 품종별 거래물량 구성비



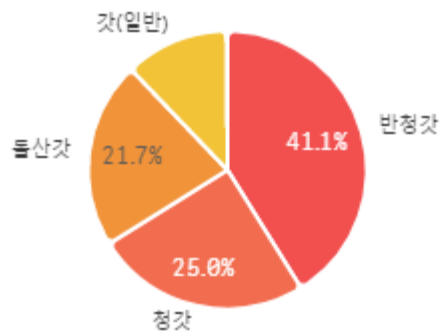
출하자별 거래물량 구성비



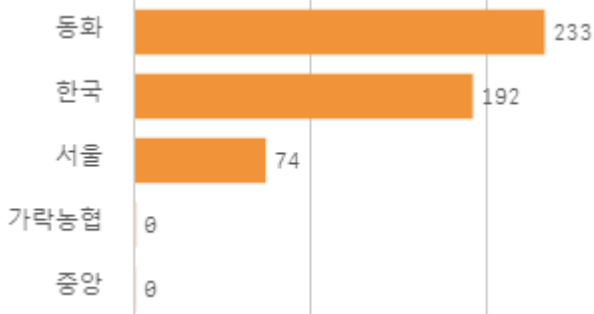
거래 단량별 물량 구성비



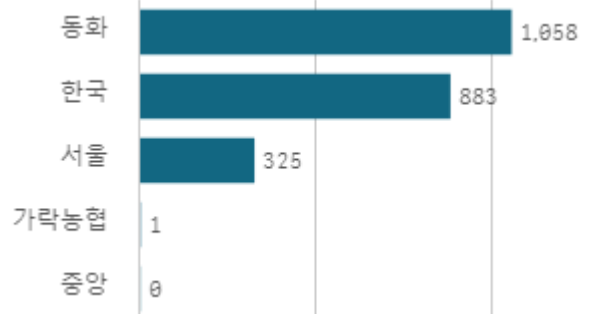
출하 품종별 거래금액 구성비



도매시장 법인별 거래물량(톤)

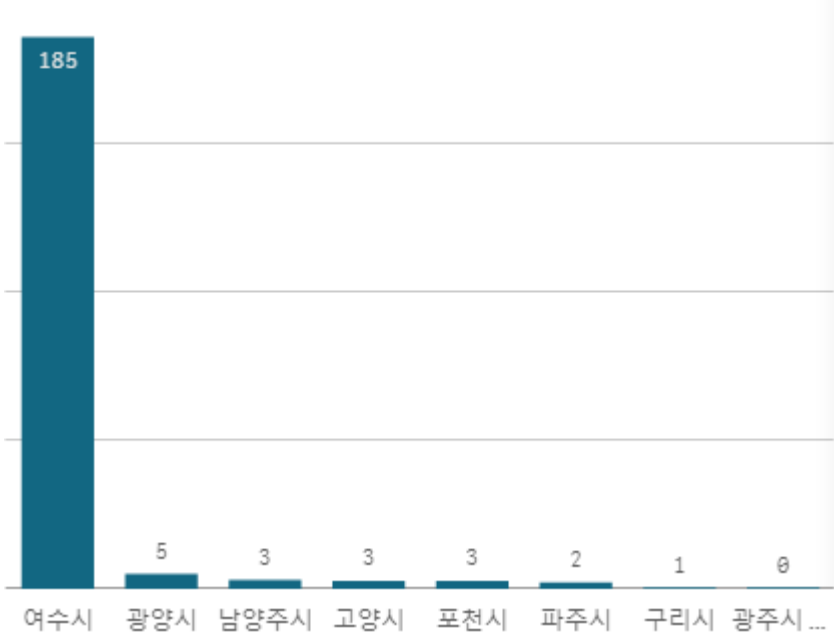


도매시장 법인별 거래금액(백만원)



돌산갓(8Kg)

산지별 거래물량(톤)



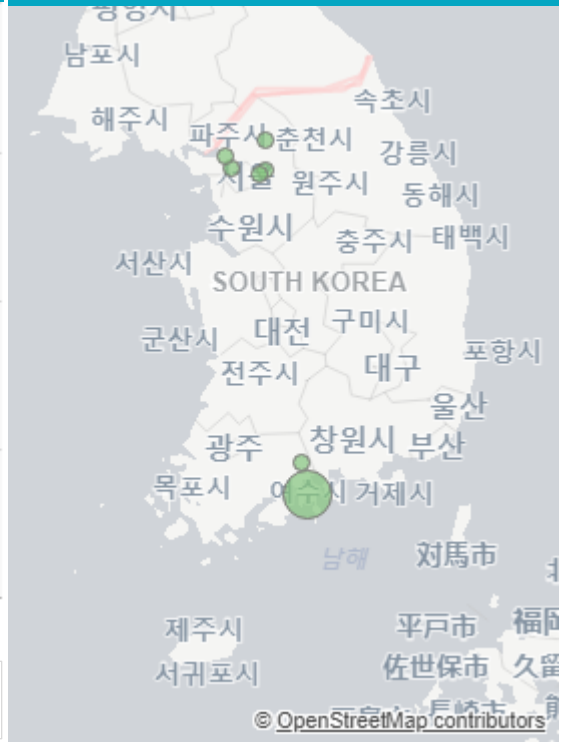
출하산지(개소)

8

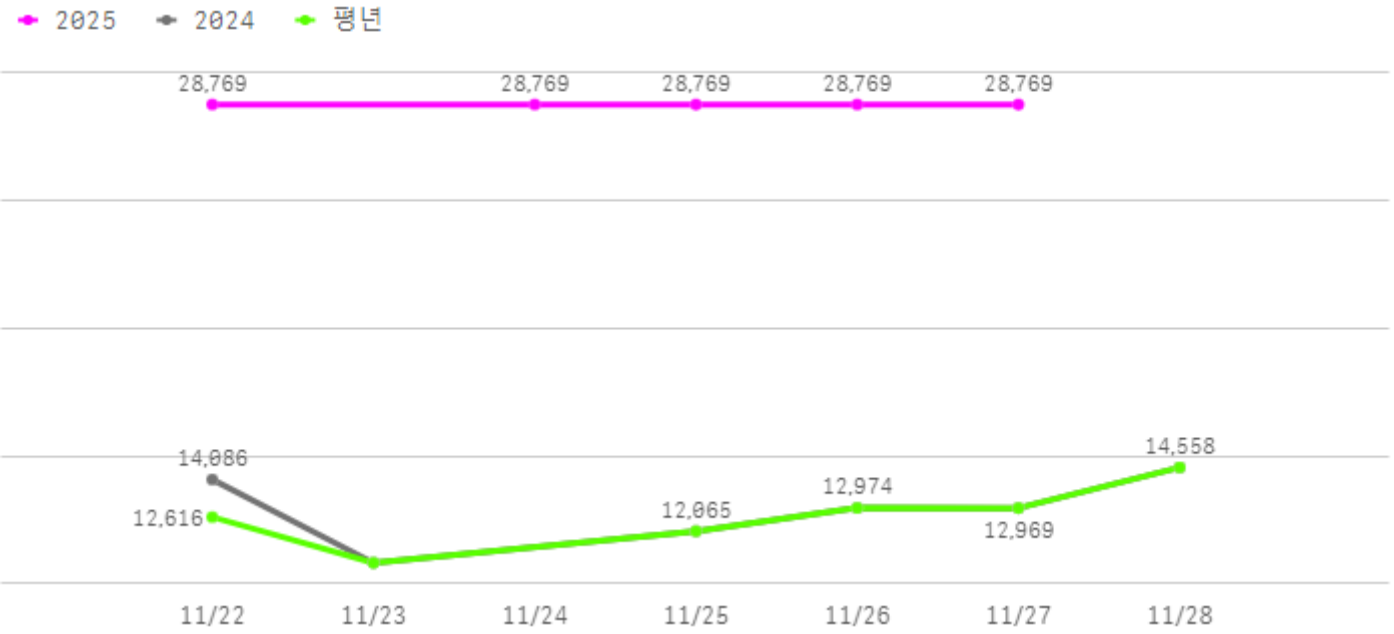
출하건수(천건)

0

산지별 주출하 시군구



주간 도매가격(원)



구분	금주(A)	전주(B)	전월(C)	전년(D)	평년(E)	A/B	A/C	A/D	A/E
가격(원)	28,769	25,004	21,185	12,913	19,372	115.1%	135.8%	222.8%	148.5%

※ 상품 가격 기준

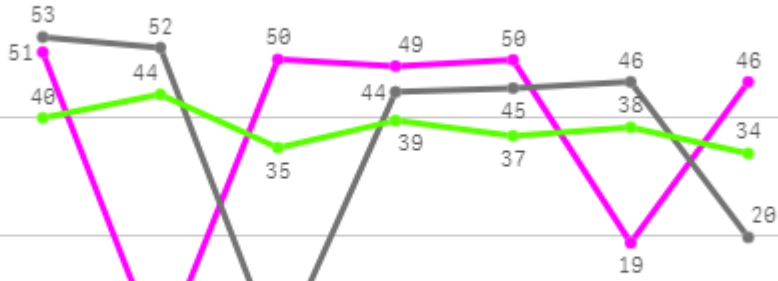
□ 들산갓(8Kg) 주간 가격

구분	Q	품종	Q	단량	Q	특	상	보통	하
2025-11-22		들산갓		8Kg		29,250	28,769	27,254	23,261
2025-11-24		들산갓		8Kg		29,250	28,769	27,254	23,261
2025-11-25		들산갓		8Kg		29,250	28,769	27,254	23,261
2025-11-26		들산갓		8Kg		29,250	28,769	27,254	23,261
2025-11-27		들산갓		8Kg		29,250	28,769	27,254	23,261
평균						29,250	28,769	27,254	23,261

미나리

주간 반입량(톤)

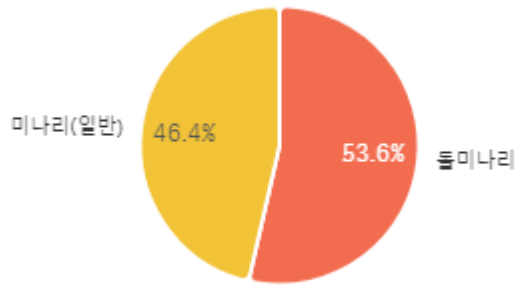
◆ 2025 ● 2024 ▲ 평년



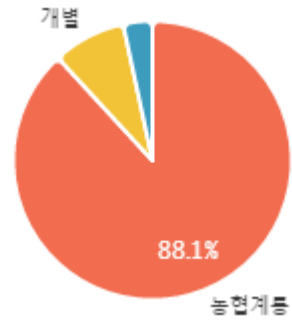
11/22 11/23 11/24 11/25 11/26 11/27 11/28

구분	금주(A)	전주(B)	전월(C)	전년(D)	평년(E)	A/B	A/C	A/D	A/E
물량(톤)	263	279	245	260	259	94.3%	107.4%	101.4%	101.8%

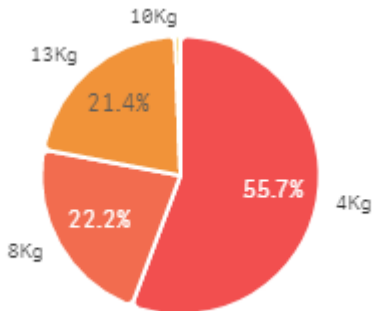
출하 품종별 거래물량 구성비



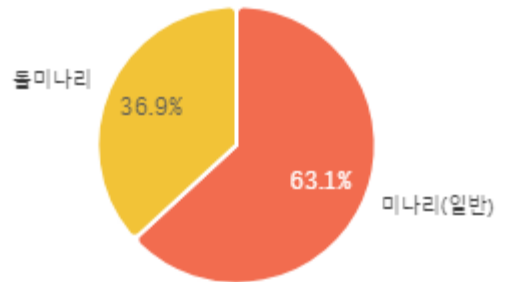
출하자별 거래물량 구성비



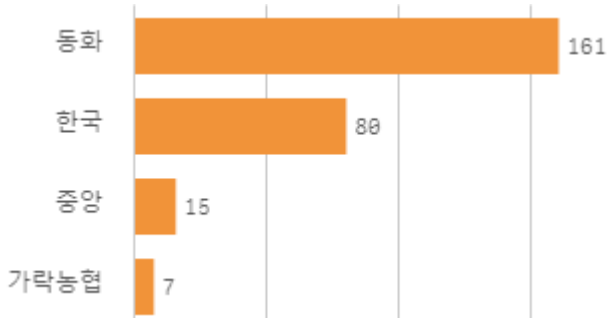
거래 단량별 물량 구성비



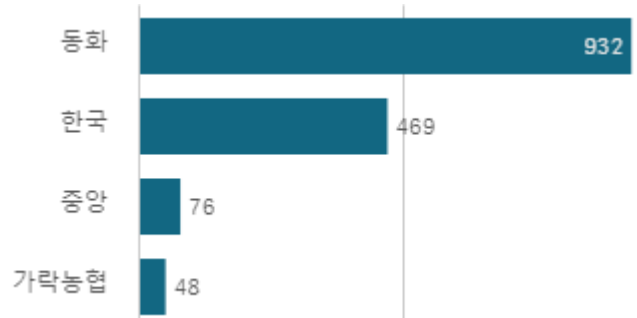
출하 품종별 거래금액 구성비



도매시장 법인별 거래물량(톤)

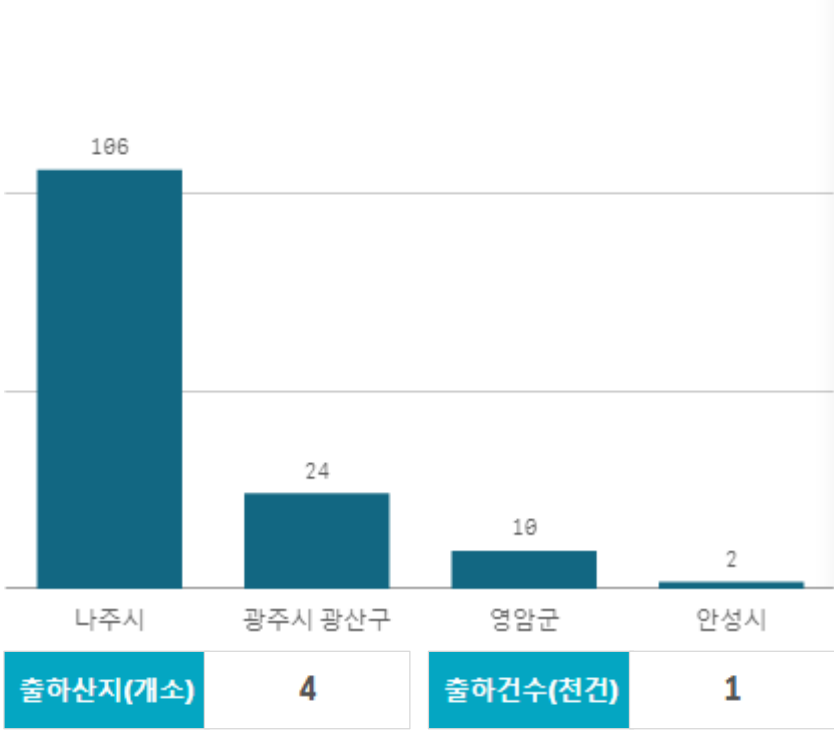


도매시장 법인별 거래금액(백만원)



돌미나리(4Kg)

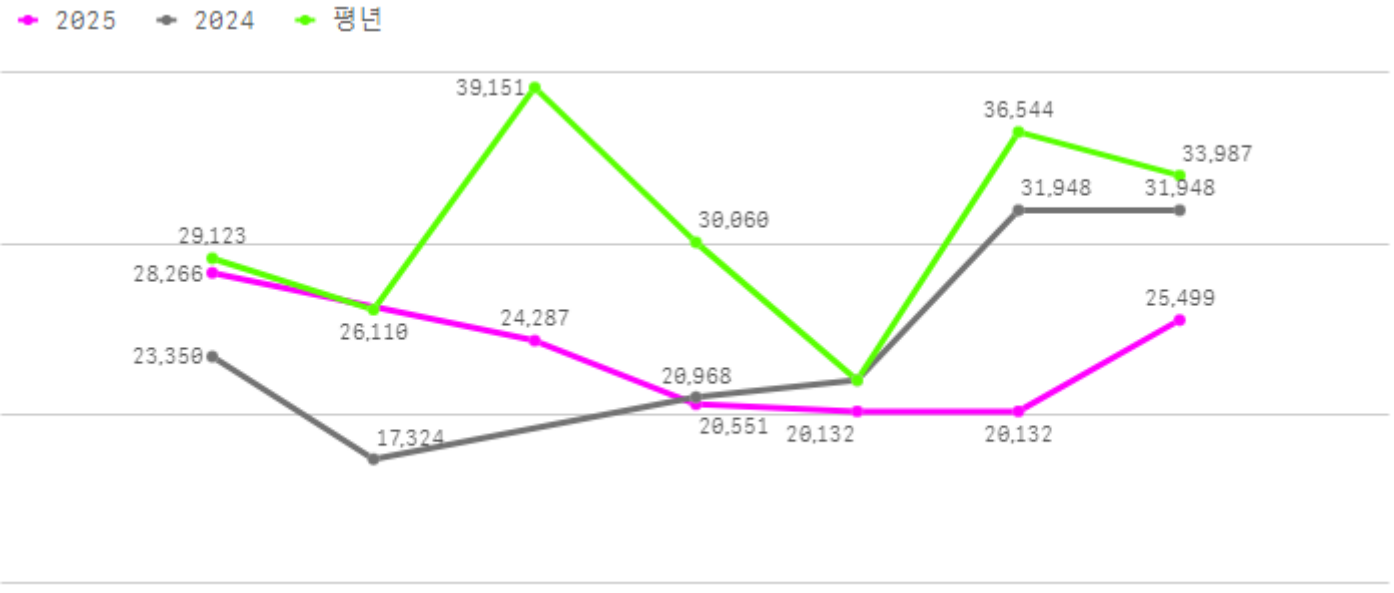
산지별 거래물량(톤)



산지별 주출하 시군구



주간 도매가격(원)



구분	금주(A)	전주(B)	전월(C)	전년(D)	평년(E)	A/B	A/C	A/D	A/E
가격(원)	23,145	27,672	29,323	24,584	28,424	83.6%	78.9%	94.1%	81.4%

※ 상품 가격 기준

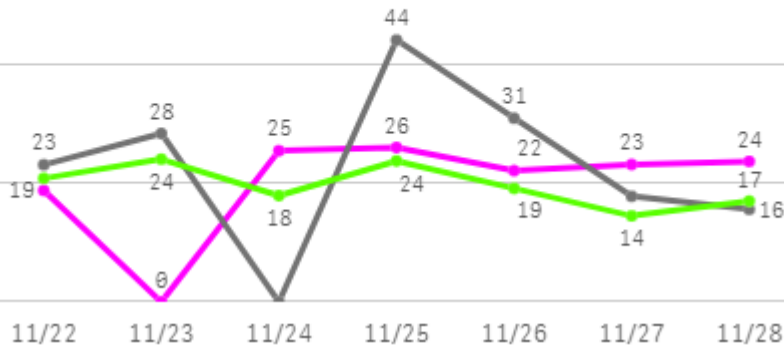
□ 돌미나리(4Kg) 주간 가격

구분	Q	품종	Q	단량	Q	특	상	보통	하
2025-11-22		돌미나리		4Kg		-	28,266	20,044	12,072
2025-11-24		돌미나리		4Kg		-	24,287	15,566	11,390
2025-11-25		돌미나리		4Kg		-	20,551	12,639	8,676
2025-11-26		돌미나리		4Kg		-	20,132	14,805	9,950
2025-11-27		돌미나리		4Kg		-	20,132	14,805	9,950
2025-11-28		돌미나리		4Kg		-	25,499	20,706	14,217
평균						-	23,145	16,428	11,043

열무

주간 반입량(톤)

◆ 2025 ● 2024 ▲ 평년

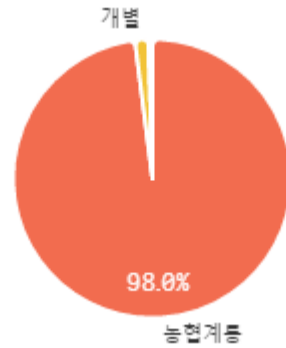


구분	금주(A)	전주(B)	전월(C)	전년(D)	평년(E)	A/B	A/C	A/D	A/E
물량(톤)	139	127	452	160	137	109.4%	30.7%	87.0%	101.6%

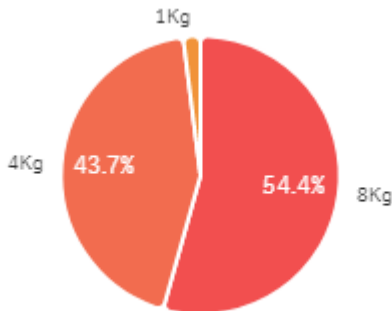
출하 품종별 거래물량 구성비



출하자별 거래물량 구성비



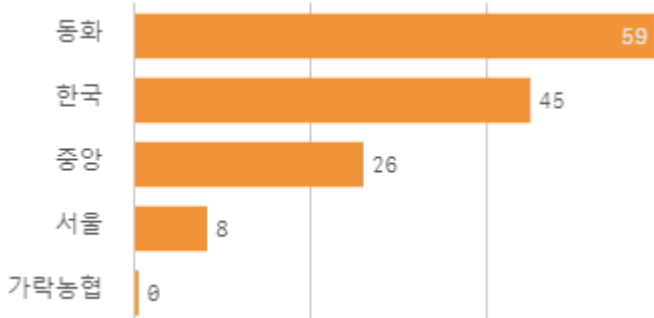
거래 단량별 물량 구성비



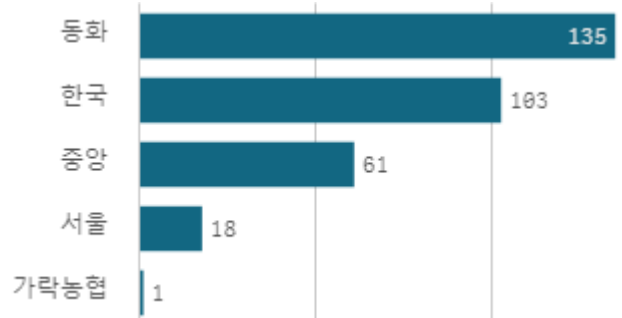
출하 품종별 거래금액 구성비



도매시장 법인별 거래물량(톤)

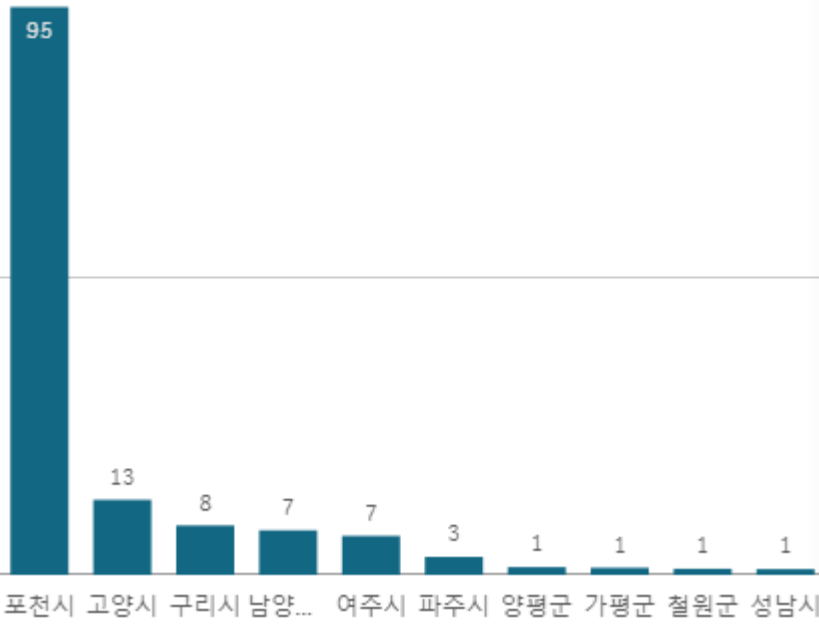


도매시장 법인별 거래금액(백만원)



열무(4Kg)

산지별 거래물량(톤)



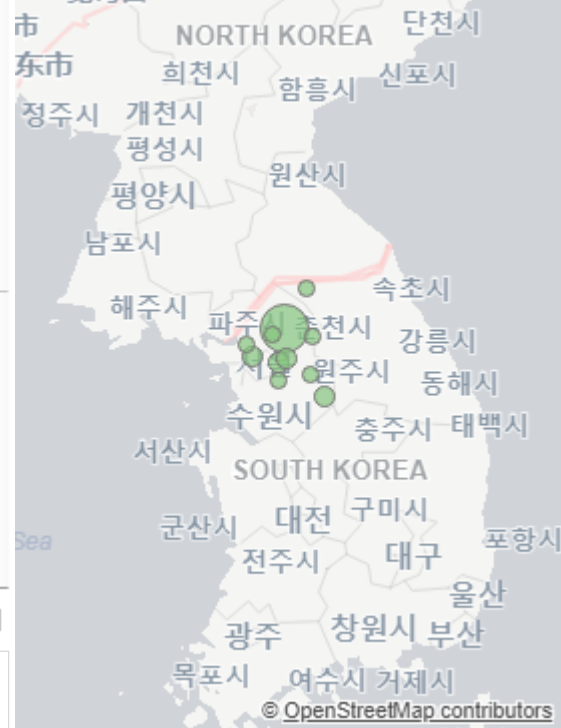
출하산지(개소)

11

출하건수(천건)

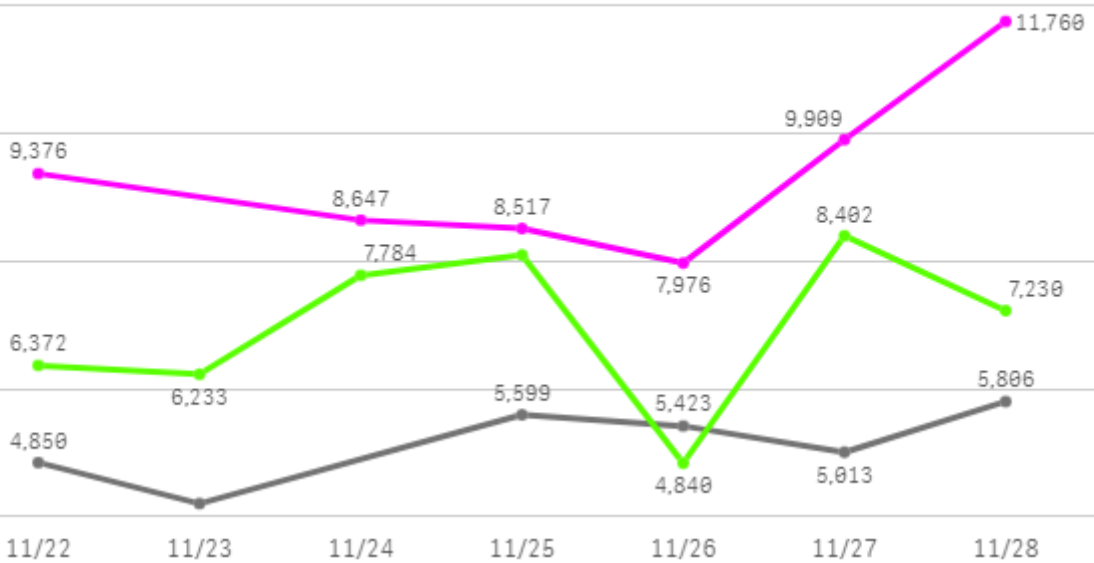
1

산지별 주출하 시군구



주간 도매가격(원)

● 2025 ● 2024 ● 평년



구분	금주(A)	전주(B)	전월(C)	전년(D)	평년(E)	A/B	A/C	A/D	A/E
가격(원)	9,364	11,368	12,309	5,150	8,036	82.4%	76.1%	181.8%	116.5%

※ 상품 가격 기준

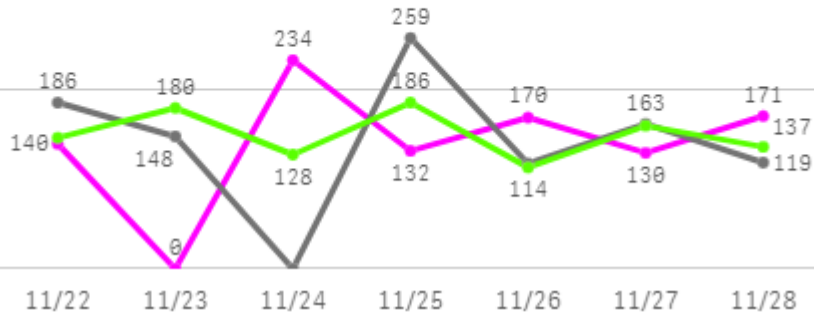
□ 열무(4Kg) 주간 가격

구분	Q	품종	Q	단량	Q	특	상	보통	하
2025-11-22		열무		4Kg		-	9,376	8,232	6,771
2025-11-24		열무		4Kg		-	8,647	7,333	6,104
2025-11-25		열무		4Kg		-	8,517	7,166	5,489
2025-11-26		열무		4Kg		-	7,976	6,903	5,168
2025-11-27		열무		4Kg		-	9,909	8,129	5,567
2025-11-28		열무		4Kg		-	11,760	10,080	5,421
평균						-	9,364	7,974	5,753

오이

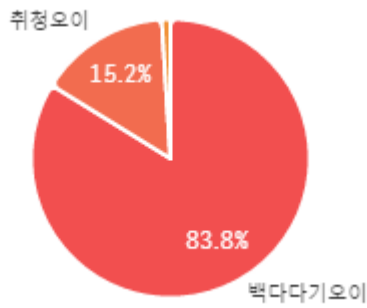
주간 반입량(톤)

◆ 2025 ● 2024 ▲ 평년

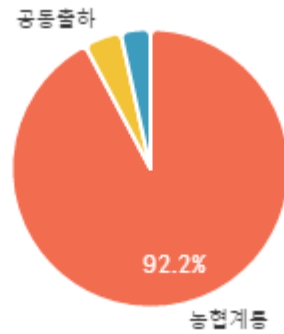


구분	금주(A)	전주(B)	전월(C)	전년(D)	평년(E)	A/B	A/C	A/D	A/E
물량(톤)	977	1,084	1,230	993	1,028	90.2%	79.5%	98.4%	95.1%

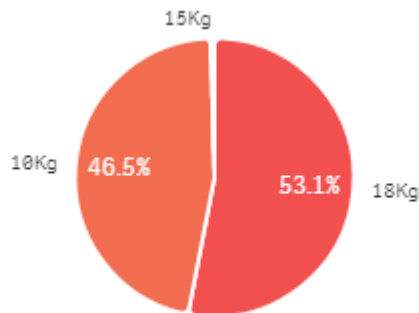
출하 품종별 거래물량 구성비



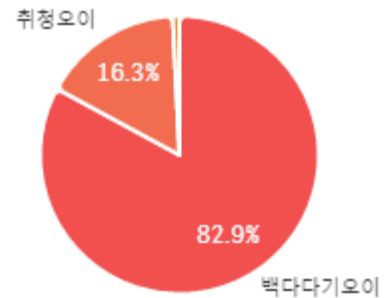
출하자별 거래물량 구성비



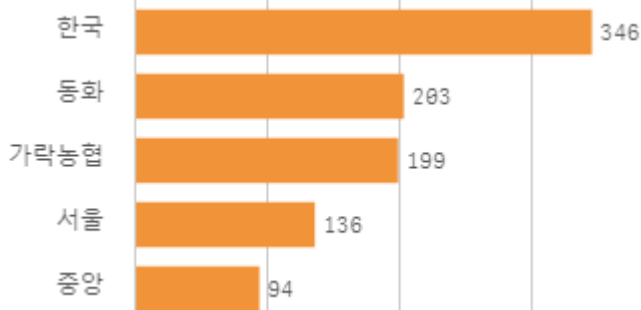
거래 단량별 물량 구성비



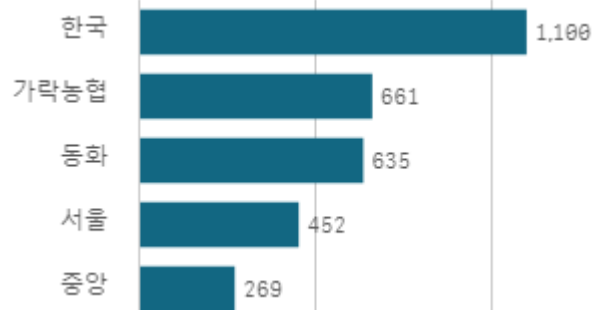
출하 품종별 거래금액 구성비



도매시장 법인별 거래물량(톤)

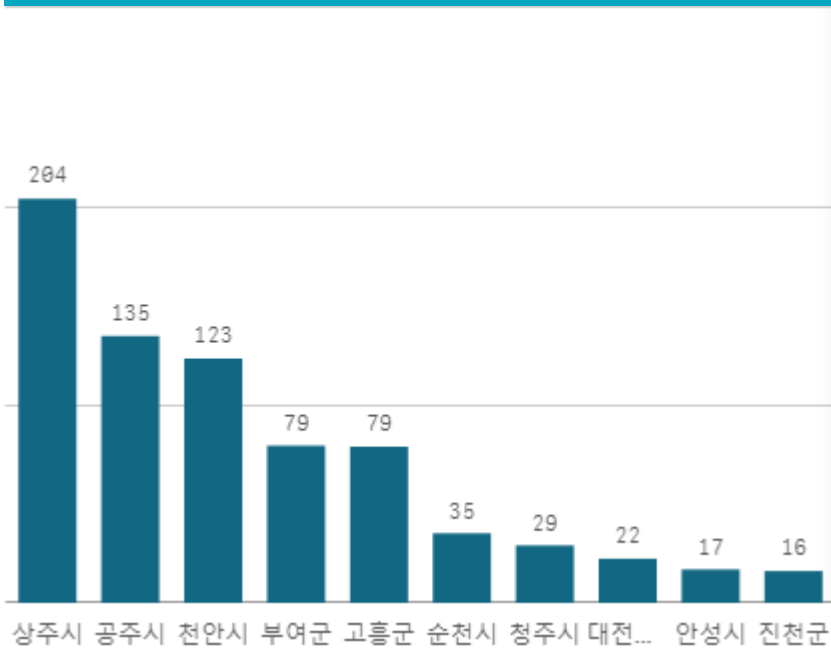


도매시장 법인별 거래금액(백만원)



백다다기오이(100개)

산지별 거래물량(톤)



출하산지(개소)

36

출하건수(천건)

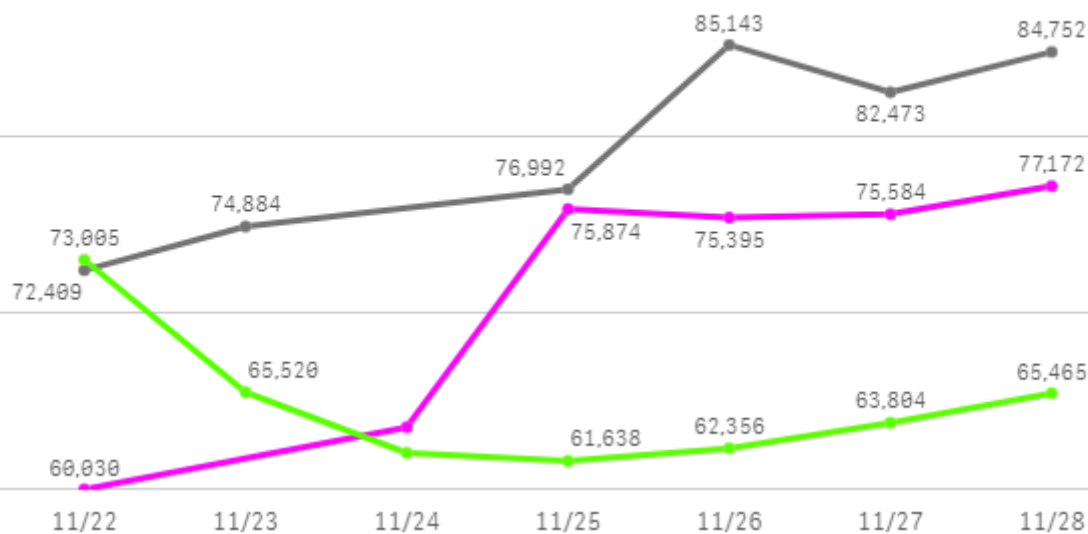
6

산지별 주출하 시군구



주간 도매가격(원)

◆ 2025 ● 2024 ◆ 평년



구분	금주(A)	전주(B)	전월(C)	전년(D)	평년(E)	A/B	A/C	A/D	A/E
가격(원)	71,267	70,145	74,942	79,442	69,864	101.6%	95.1%	89.7%	102.0%

※ 상품 가격 기준

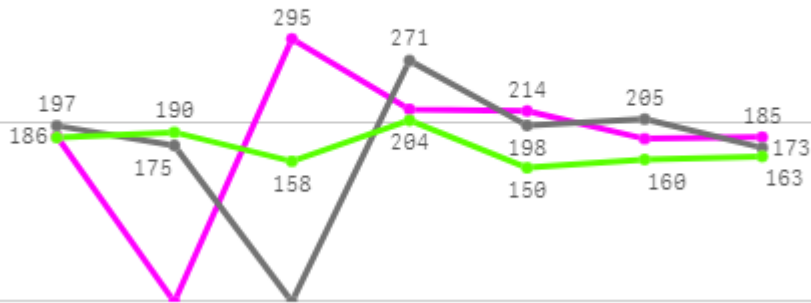
□ 백다다기오이(100개) 주간 가격

구분	Q	품종	Q	단량	Q	특	상	보통	하
2025-11-22		백다다기오이		100개		68,772	60,030	49,687	30,422
2025-11-24		백다다기오이		100개		70,390	63,544	51,063	33,537
2025-11-25		백다다기오이		100개		82,354	75,874	60,353	36,442
2025-11-26		백다다기오이		100개		84,141	75,395	60,929	36,930
2025-11-27		백다다기오이		100개		87,085	75,584	60,666	37,205
2025-11-28		백다다기오이		100개		95,402	77,172	59,072	32,126
평균						81,357	71,267	56,962	34,444

호박

주간 반입량(톤)

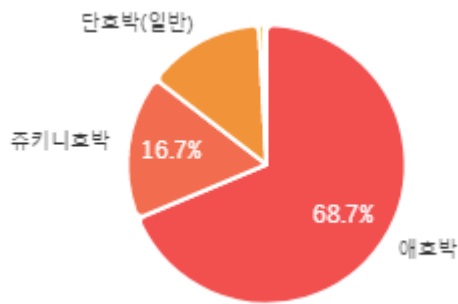
◆ 2025 ● 2024 ▲ 평년



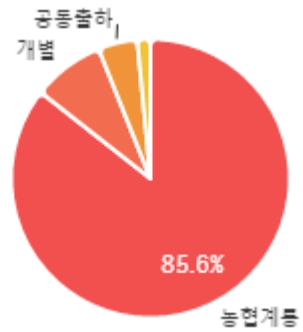
11/22 11/23 11/24 11/25 11/26 11/27 11/28

구분	금주(A)	전주(B)	전월(C)	전년(D)	평년(E)	A/B	A/C	A/D	A/E
물량(톤)	1,278	1,354	1,168	1,219	1,219	94.4%	109.4%	104.9%	104.9%

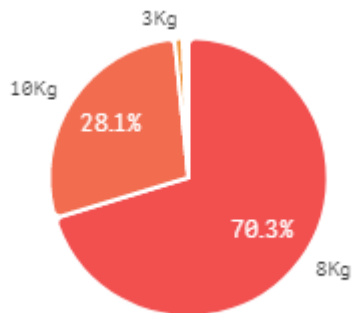
출하 품종별 거래물량 구성비



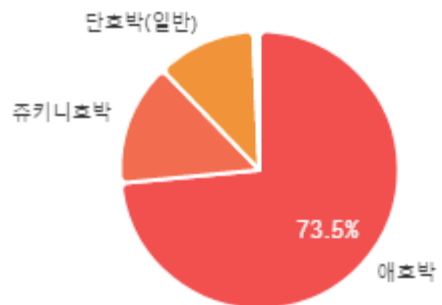
출하자별 거래물량 구성비



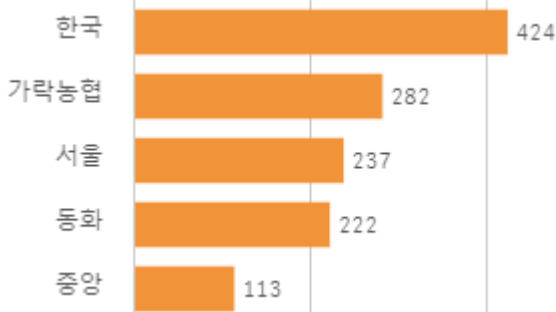
거래 단량별 물량 구성비



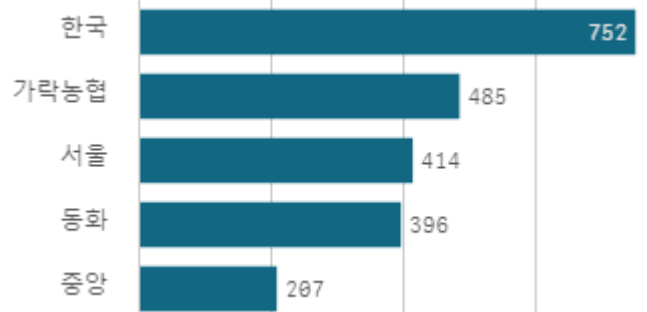
출하 품종별 거래금액 구성비



도매시장 법인별 거래물량(톤)

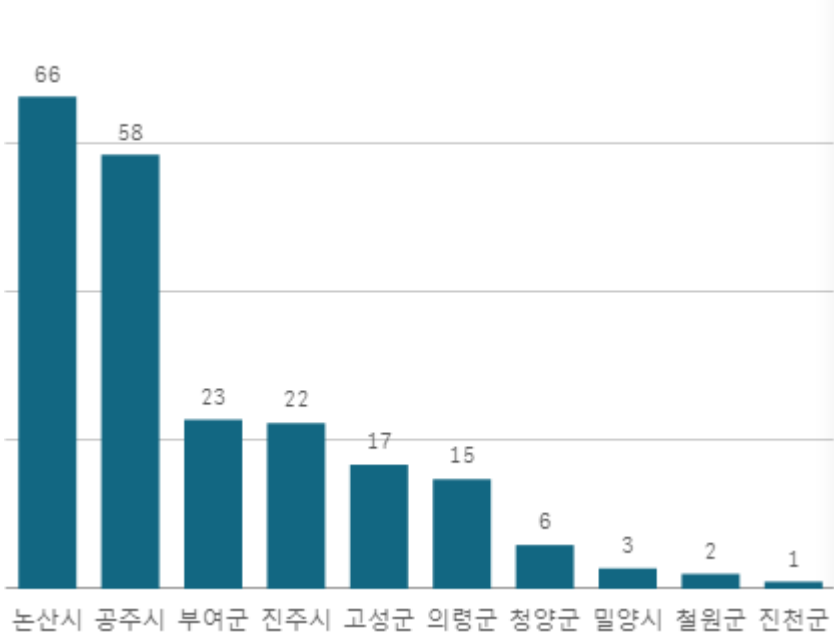


도매시장 법인별 거래금액(백만원)



쥬키니호박(10Kg)

산지별 거래물량(톤)



출하산지(개소)

12

출하건수(천건)

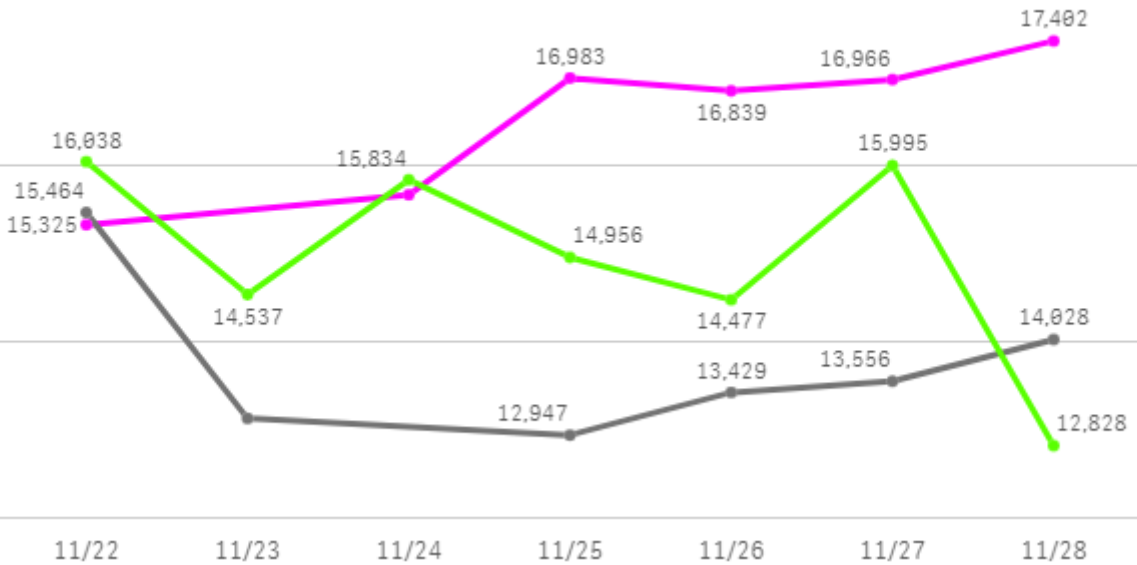
2

산지별 주출하 시군구



주간 도매가격(원)

◆ 2025 ● 2024 ◆ 평년



구분	금주(A)	전주(B)	전월(C)	전년(D)	평년(E)	A/B	A/C	A/D	A/E
가격(원)	16,530	17,238	29,102	13,760	16,164	95.9%	56.8%	120.1%	102.3%

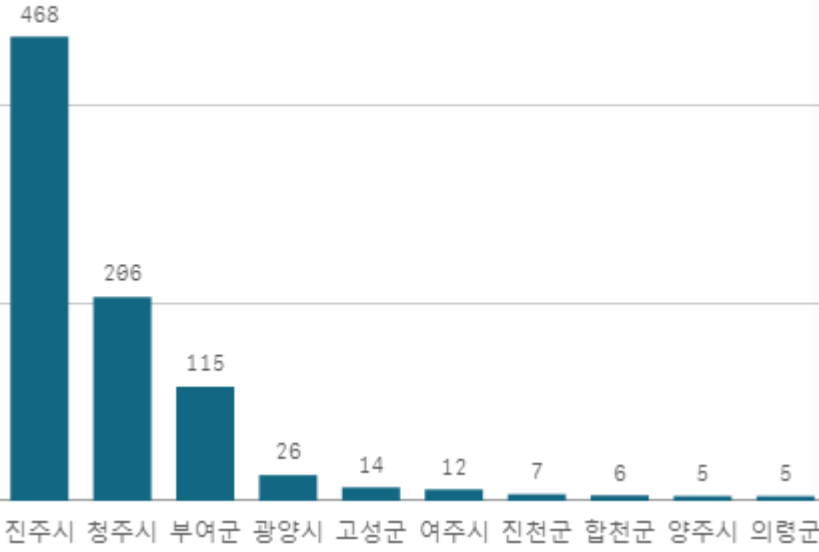
※ 상품 가격 기준

□ 쥬키니호박(10Kg) 주간 가격

구분	Q	품종	Q	단량	Q	특	상	보통	하
2025-11-22		쥬키니호박		10Kg		16,498	15,325	14,455	11,062
2025-11-24		쥬키니호박		10Kg		17,487	15,664	14,568	11,733
2025-11-25		쥬키니호박		10Kg		18,317	16,983	15,705	12,151
2025-11-26		쥬키니호박		10Kg		18,627	16,839	15,862	12,999
2025-11-27		쥬키니호박		10Kg		18,900	16,966	15,367	12,307
2025-11-28		쥬키니호박		10Kg		19,240	17,402	15,595	12,111
평균						18,178	16,530	15,259	12,061

애호박(20개)

산지별 거래물량(톤)



출하산지(개소)

19

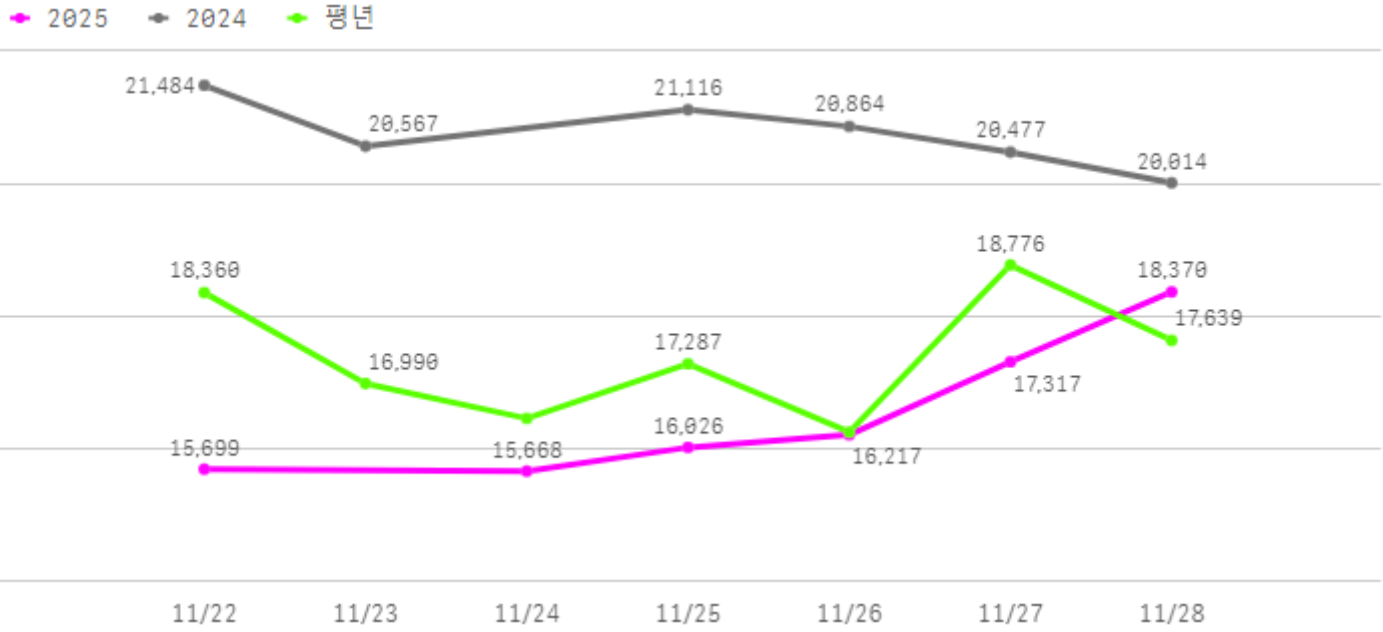
출하건수(천건)

6

산지별 주출하 시군구



주간 도매가격(원)



구분	금주(A)	전주(B)	전월(C)	전년(D)	평년(E)	A/B	A/C	A/D	A/E
가격(원)	16,550	17,381	29,224	20,754	17,850	95.2%	56.6%	79.7%	92.7%

※ 상품 가격 기준

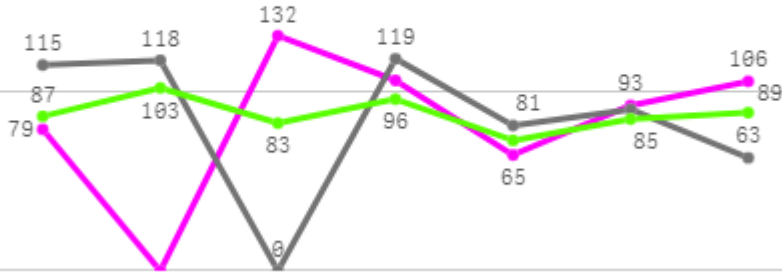
□ 애호박(20개) 주간 가격

구분	Q	품종	Q	단량	Q	특	상	보통	하
2025-11-22		애호박		20개		17,370	15,699	14,591	11,834
2025-11-24		애호박		20개		17,682	15,668	14,422	11,903
2025-11-25		애호박		20개		18,063	16,026	14,816	12,373
2025-11-26		애호박		20개		18,888	16,217	14,827	12,182
2025-11-27		애호박		20개		20,548	17,317	15,846	12,838
2025-11-28		애호박		20개		21,310	18,370	16,686	13,291
평균						18,977	16,550	15,198	12,404

토마토

주간 반입량(톤)

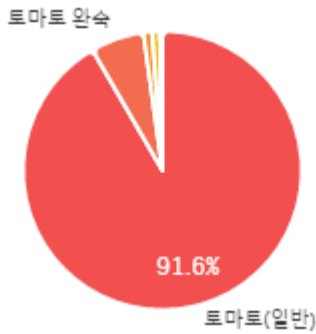
◆ 2025 ● 2024 ▲ 평년



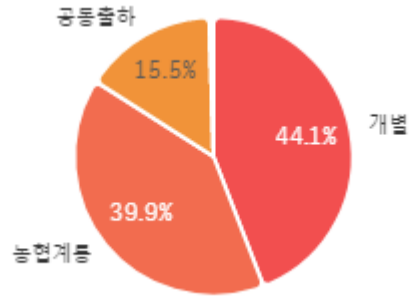
11/22 11/23 11/24 11/25 11/26 11/27 11/28

구분	금주(A)	전주(B)	전월(C)	전년(D)	평년(E)	A/B	A/C	A/D	A/E
물량(톤)	582	642	633	588	609	90.6%	91.9%	99.0%	95.6%

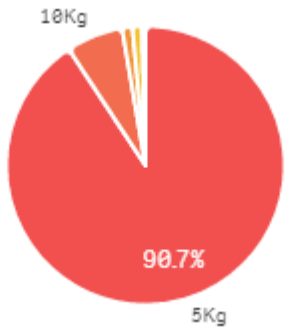
출하 품종별 거래물량 구성비



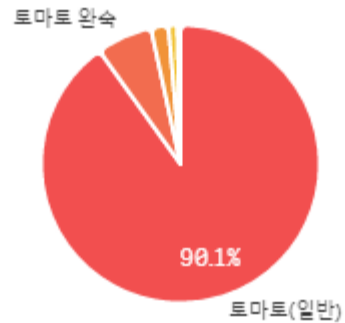
출하자별 거래물량 구성비



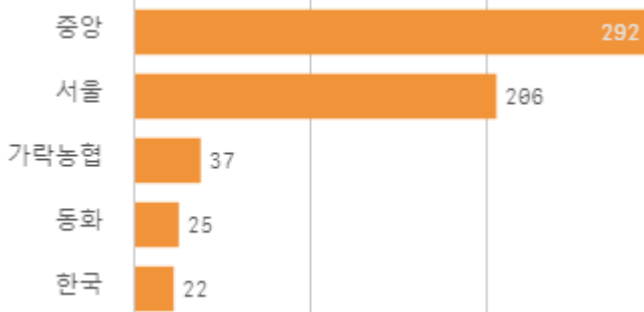
거래 단량별 물량 구성비



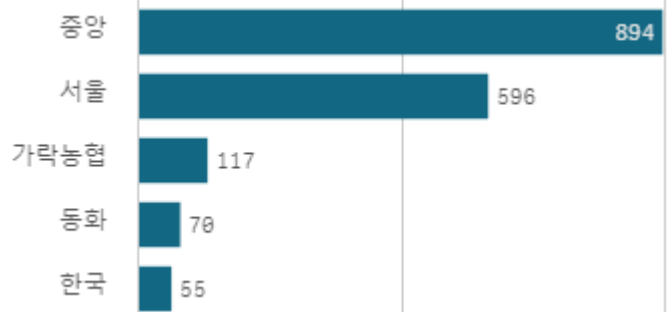
출하 품종별 거래금액 구성비



도매시장 법인별 거래물량(톤)

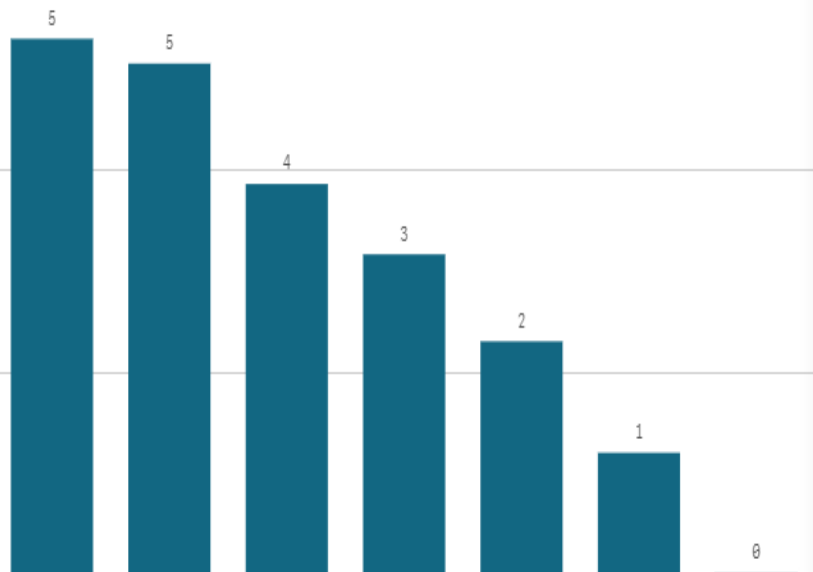


도매시장 법인별 거래금액(백만원)



토마토(5Kg)

산지별 거래물량(톤)



출하산지(개소)

7

출하건수(천건)

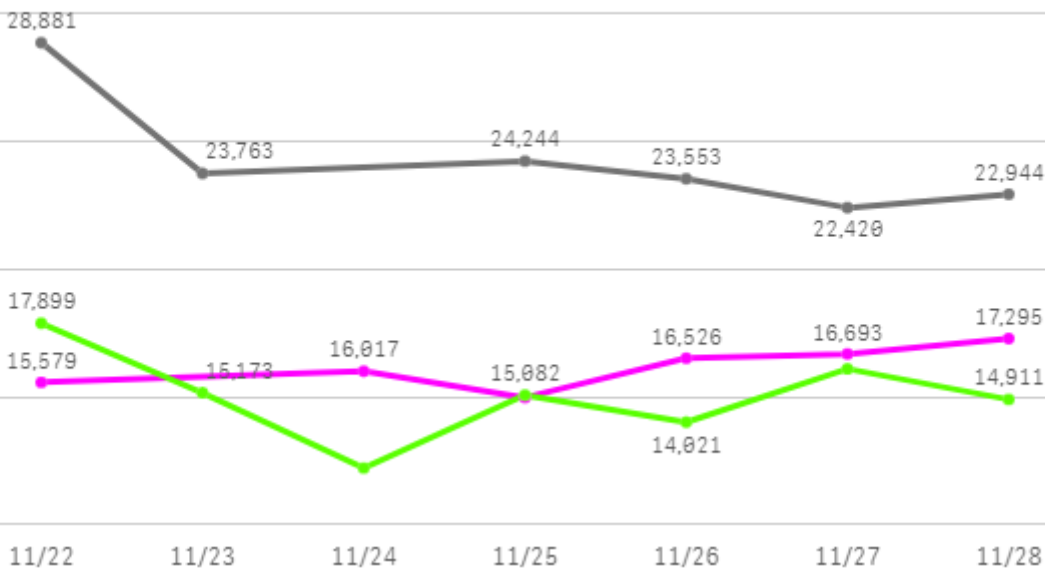
0

산지별 주출하 시군구



주간 도매가격(원)

◆ 2025 ● 2024 ◆ 평년



구분	금주(A)	전주(B)	전월(C)	전년(D)	평년(E)	A/B	A/C	A/D	A/E
가격(원)	16,183	19,096	26,034	24,301	16,283	84.7%	62.2%	66.6%	99.4%

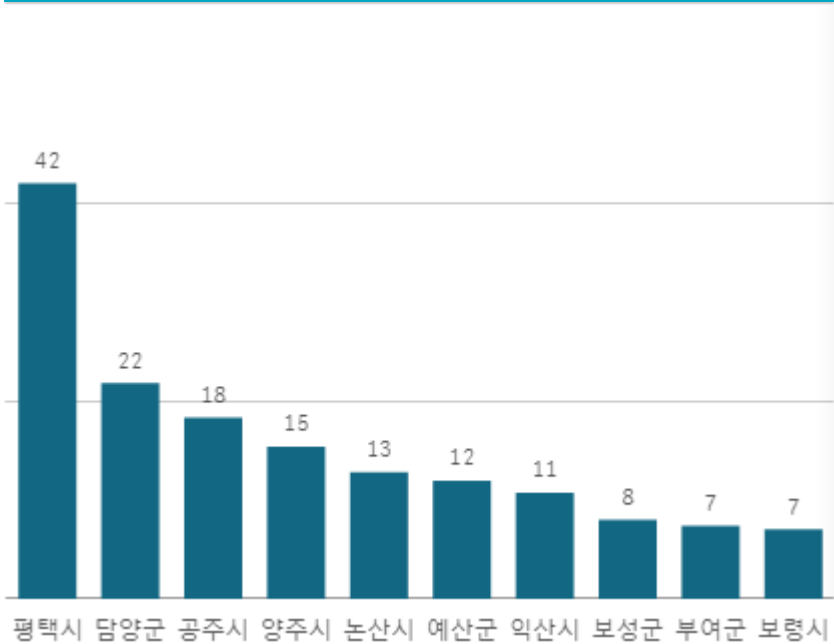
※ 상품 가격 기준

□ 토마토(5Kg) 주간 가격

구분	Q	품종	Q	단량	Q	특	상	보통	하
2025-11-22		토마토		5Kg		17,847	15,579	13,904	9,764
2025-11-24		토마토		5Kg		17,677	16,017	13,831	11,420
2025-11-25		토마토		5Kg		15,932	14,988	13,542	11,122
2025-11-26		토마토		5Kg		18,446	16,526	14,864	10,993
2025-11-27		토마토		5Kg		18,511	16,693	14,807	11,947
2025-11-28		토마토		5Kg		18,137	17,295	15,273	12,043
평균						17,758	16,183	14,370	11,215

대추방울토마토(3Kg)

산지별 거래물량(톤)



출하산지(개소)

40

출하건수(천건)

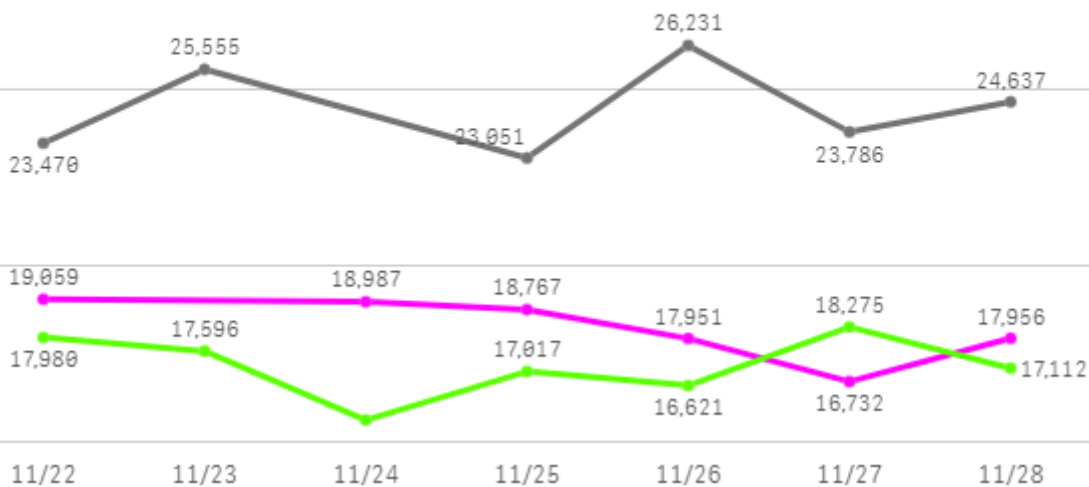
2

산지별 주출하 시군구



주간 도매가격(원)

◆ 2025 ◆ 2024 ◆ 평년



구분	금주(A)	전주(B)	전월(C)	전년(D)	평년(E)	A/B	A/C	A/D	A/E
가격(원)	18,242	24,532	17,005	24,455	18,248	74.4%	107.3%	74.6%	100.0%

※ 상품 가격 기준

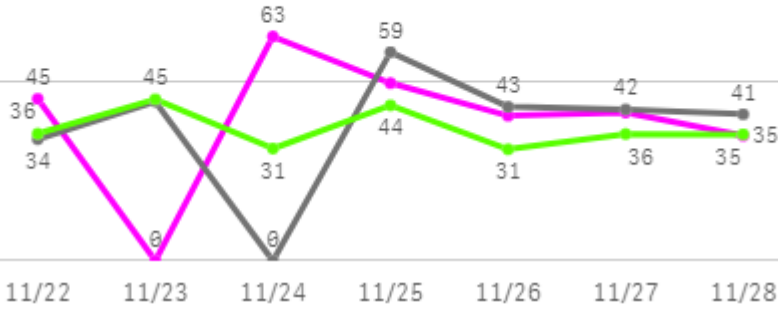
□ 대추방울토마토(3Kg) 주간 가격

구분	Q	품종	Q	단량	Q	특	상	보통	하
2025-11-22		대추방울토마토		3Kg		35,283	19,059	15,489	12,015
2025-11-24		대추방울토마토		3Kg		46,057	18,987	16,224	12,721
2025-11-25		대추방울토마토		3Kg		40,527	18,767	16,359	13,667
2025-11-26		대추방울토마토		3Kg		44,238	17,951	15,848	13,175
2025-11-27		대추방울토마토		3Kg		26,771	16,732	14,819	12,326
2025-11-28		대추방울토마토		3Kg		39,243	17,956	14,762	11,173
평균						38,687	18,242	15,584	12,513

가지

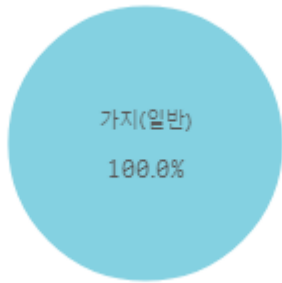
주간 반입량(톤)

◆ 2025 ● 2024 ▲ 평년

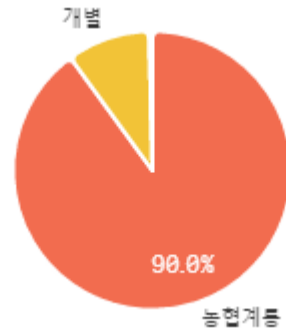


구분	금주(A)	전주(B)	전월(C)	전년(D)	평년(E)	A/B	A/C	A/D	A/E
물량(톤)	275	323	425	264	267	85.2%	64.9%	104.3%	103.2%

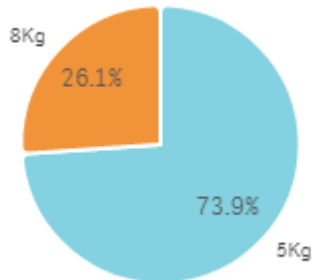
출하 품종별 거래물량 구성비



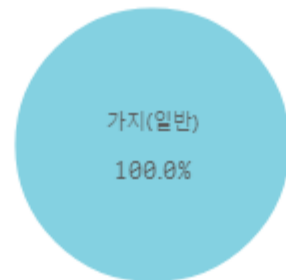
출하자별 거래물량 구성비



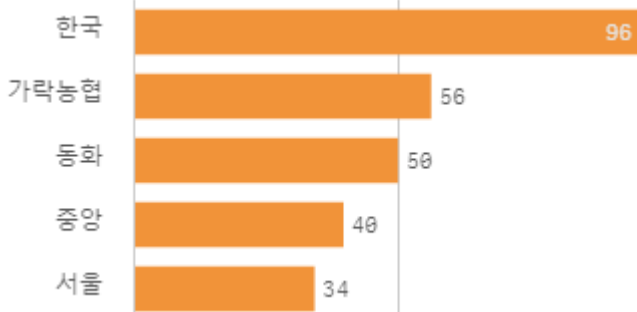
거래 단량별 물량 구성비



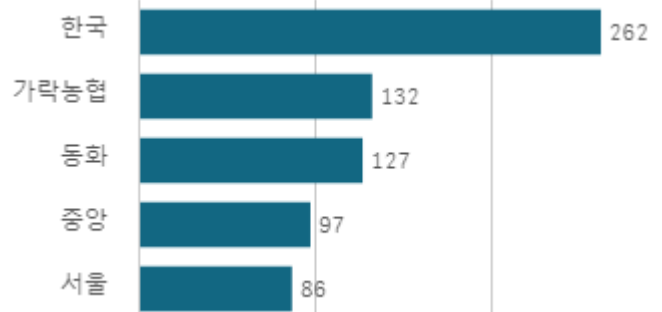
출하 품종별 거래금액 구성비



도매시장 법인별 거래물량(톤)

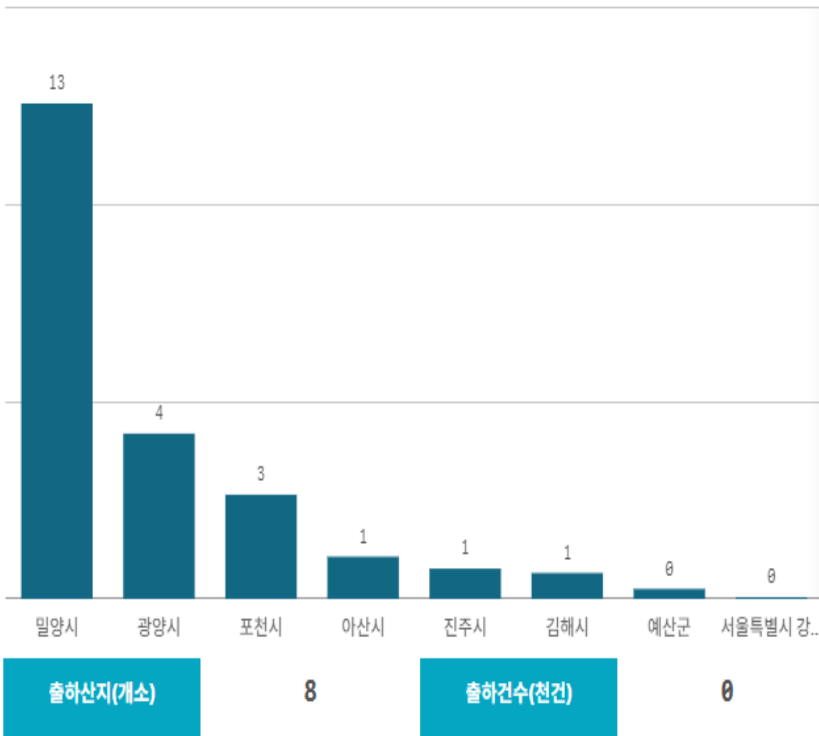


도매시장 법인별 거래금액(백만원)



가지(8Kg)

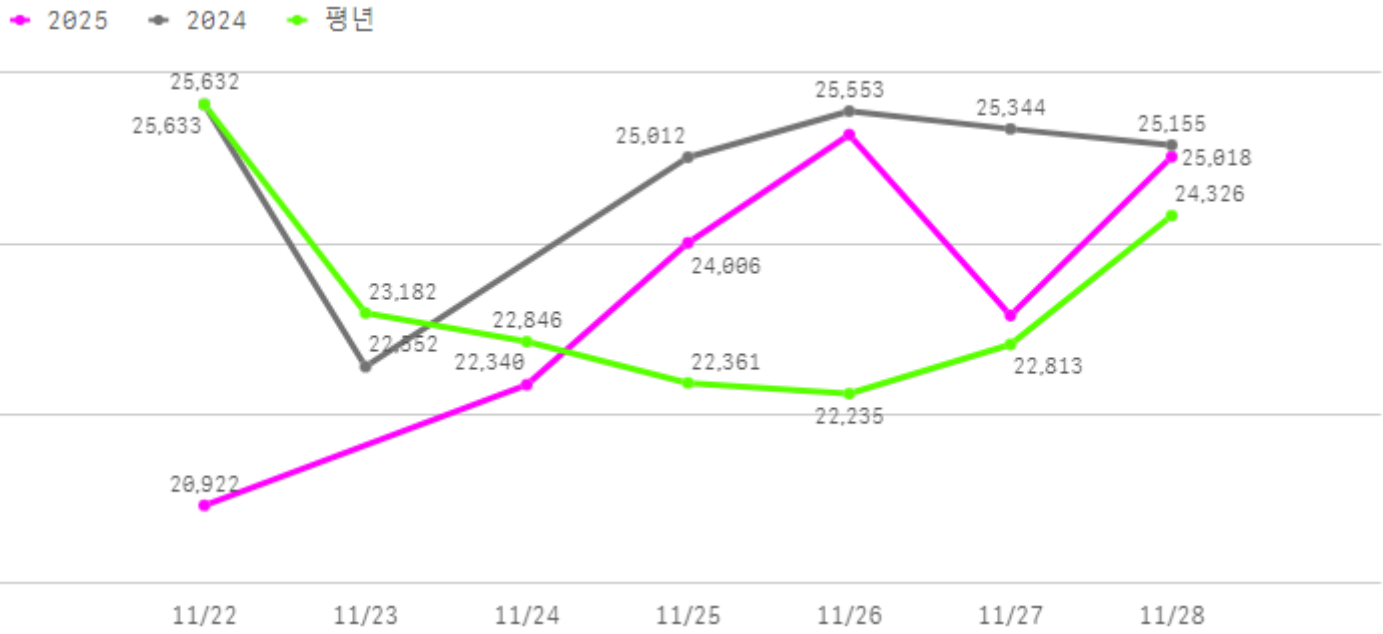
산지별 거래물량(톤)



산지별 주출하 시군구



주간 도매가격(원)



구분	금주(A)	전주(B)	전월(C)	전년(D)	평년(E)	A/B	A/C	A/D	A/E
가격(원)	23,453	23,114	22,969	24,875	23,666	101.5%	102.1%	94.3%	99.1%

※ 상품 가격 기준

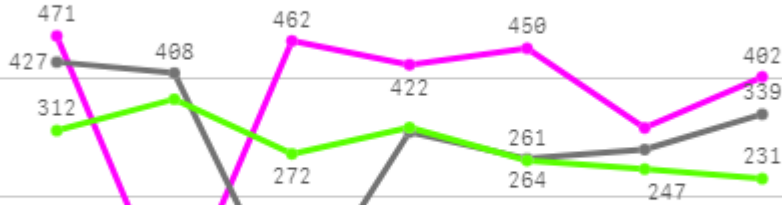
□ 가지(8Kg) 주간 가격

구분	Q	품종	Q	단량	Q	특	상	보통	하
2025-11-22		가지		8Kg		-	20,922	17,103	12,759
2025-11-24		가지		8Kg		-	22,340	19,650	14,185
2025-11-25		가지		8Kg		-	24,006	19,320	12,264
2025-11-26		가지		8Kg		-	25,277	22,306	17,039
2025-11-27		가지		8Kg		-	23,153	20,005	14,994
2025-11-28		가지		8Kg		-	25,018	22,119	17,005
평균						-	23,453	20,084	14,708

무

주간 반입량(톤)

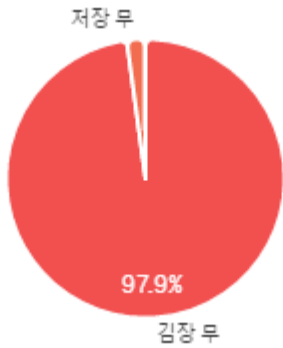
◆ 2025 ● 2024 ▲ 평년



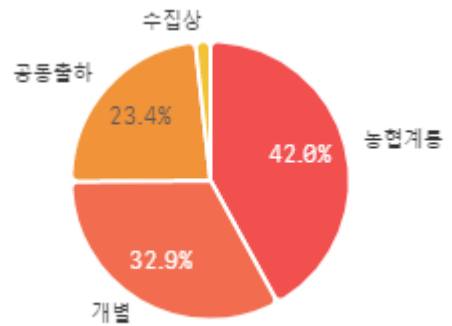
11/22 11/23 11/24 11/25 11/26 11/27 11/28

구분	금주(A)	전주(B)	전월(C)	전년(D)	평년(E)	A/B	A/C	A/D	A/E
물량(톤)	2,524	3,016	4,074	2,027	2,056	83.7%	62.0%	124.5%	122.8%

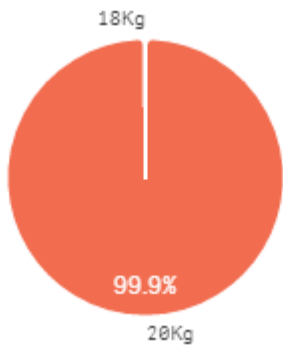
출하 품종별 거래물량 구성비



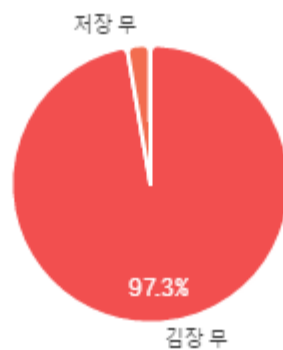
출하자별 거래물량 구성비



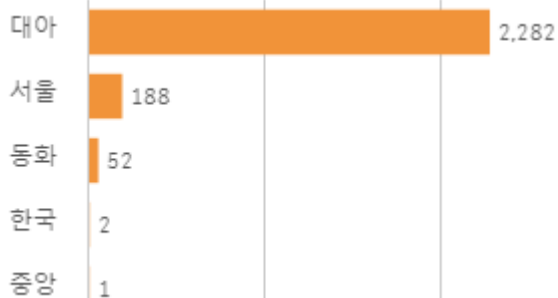
거래 단량별 물량 구성비



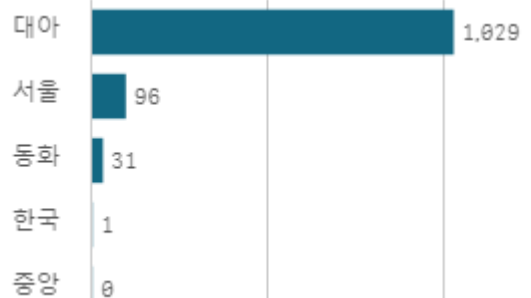
출하 품종별 거래금액 구성비



도매시장 법인별 거래물량(톤)

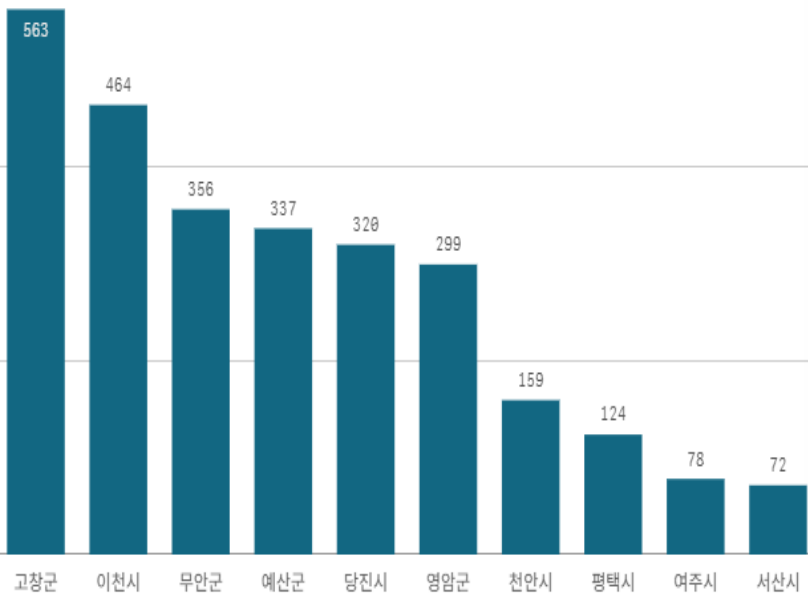


도매시장 법인별 거래금액(백만원)



무(20Kg)

산지별 거래물량(톤)



출하산지(개소)

29

출하건수(천건)

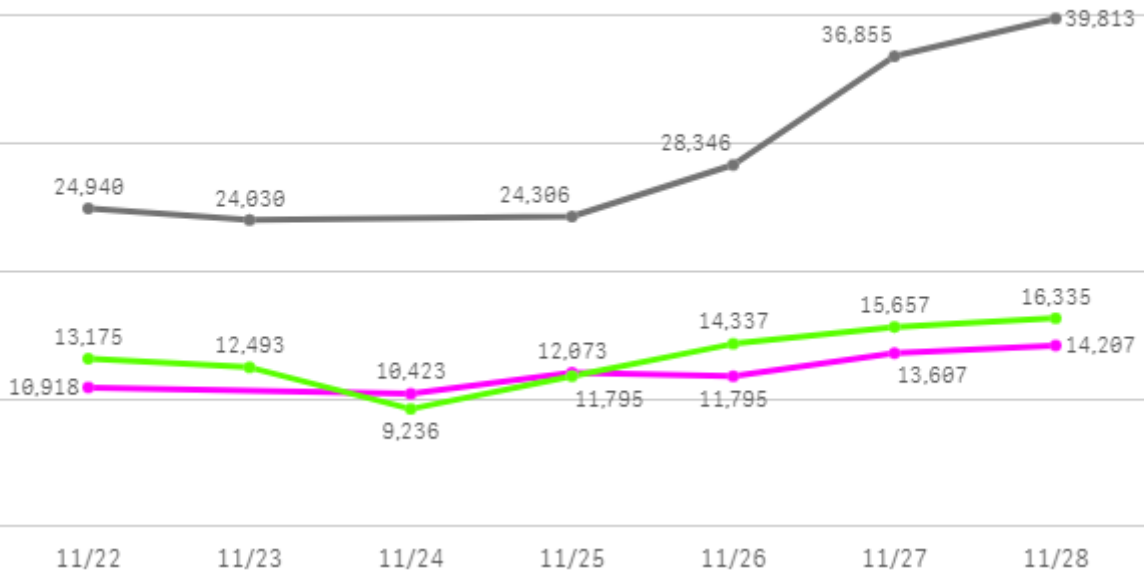
1

산지별 주출하 시군구



주간 도매가격(원)

◆ 2025 ● 2024 ◆ 평년



구분	금주(A)	전주(B)	전월(C)	전년(D)	평년(E)	A/B	A/C	A/D	A/E
가격(원)	12,171	14,689	8,251	29,715	13,880	82.9%	147.5%	41.0%	87.7%

※ 상품 가격 기준

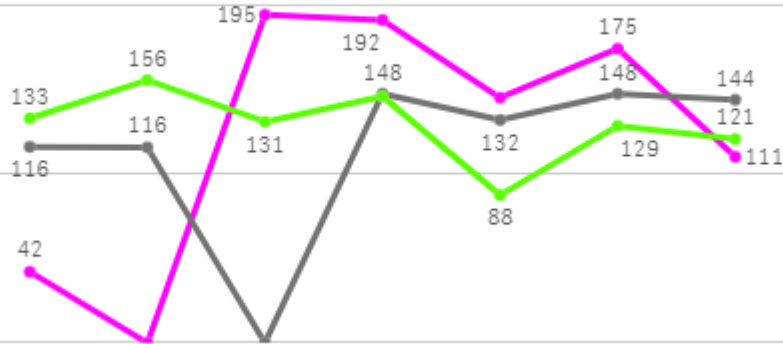
□ 무(20Kg) 주간 가격

구분	Q	품종	Q	단량	Q	특	상	보통	하
2025-11-22		무		20Kg		14,482	10,918	7,615	4,648
2025-11-24		무		20Kg		15,646	10,423	7,717	4,576
2025-11-25		무		20Kg		16,362	12,073	7,332	2,833
2025-11-26		무		20Kg		16,509	11,795	6,884	2,926
2025-11-27		무		20Kg		16,831	13,607	9,079	5,823
2025-11-28		무		20Kg		16,328	14,207	10,477	5,726
평균						16,026	12,171	8,184	4,422

당근

주간 반입량(톤)

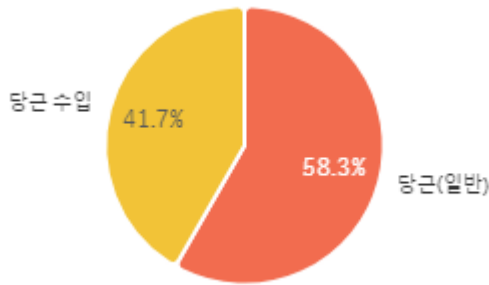
◆ 2025 ● 2024 ▲ 평년



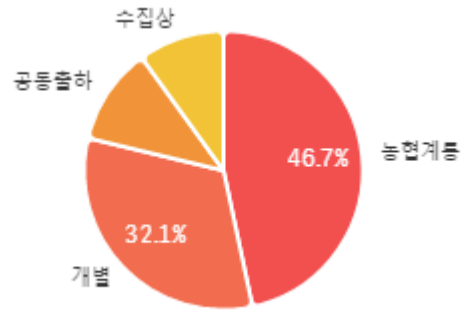
11/22 11/23 11/24 11/25 11/26 11/27 11/28

구분	금주(A)	전주(B)	전월(C)	전년(D)	평년(E)	A/B	A/C	A/D	A/E
물량(톤)	860	851	1,108	805	899	101.0%	77.6%	106.8%	95.6%

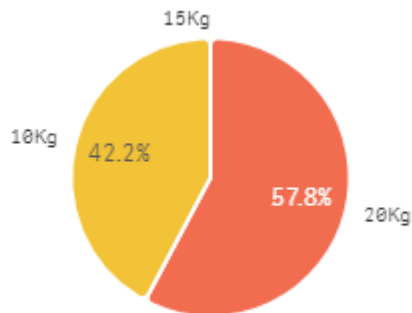
출하 품종별 거래물량 구성비



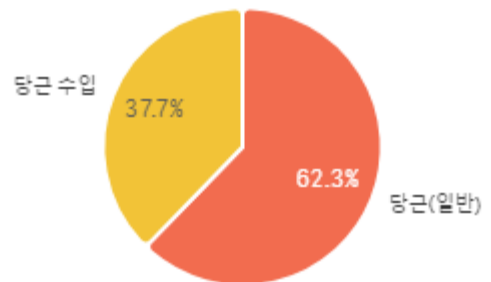
출하자별 거래물량 구성비



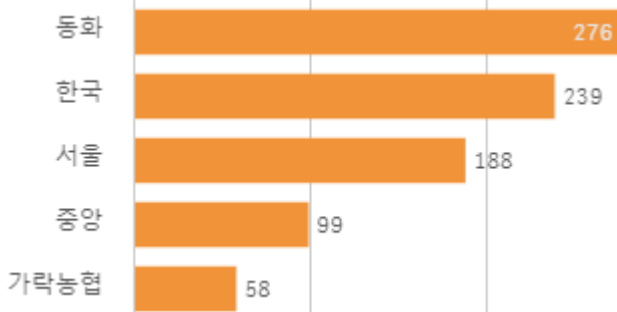
거래 단량별 물량 구성비



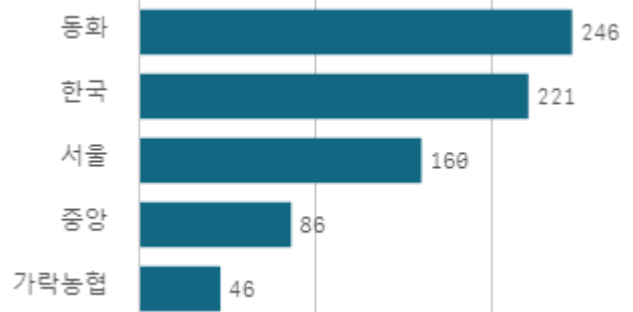
출하 품종별 거래금액 구성비



도매시장 법인별 거래물량(톤)

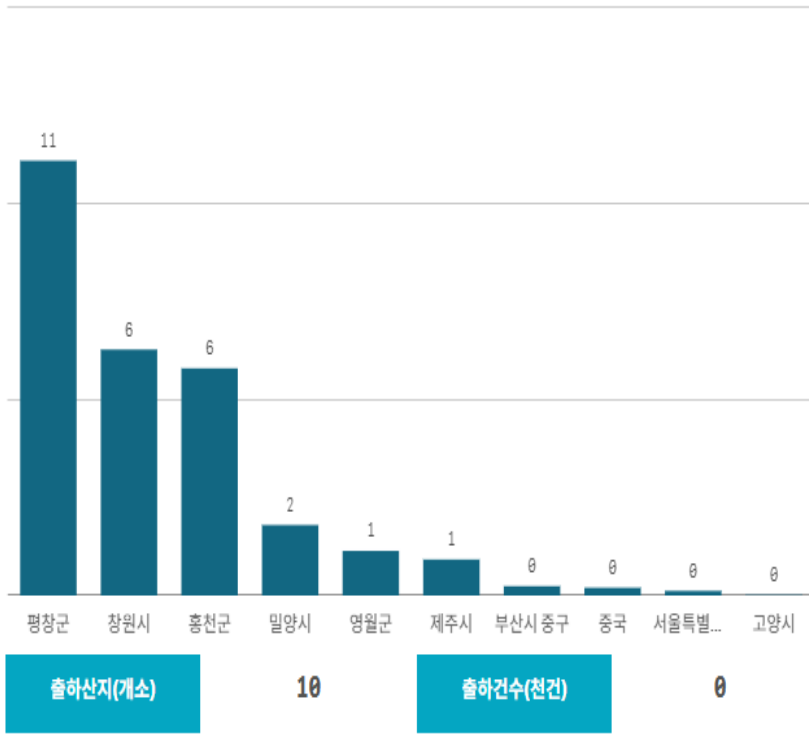


도매시장 법인별 거래금액(백만원)



당근(20Kg)

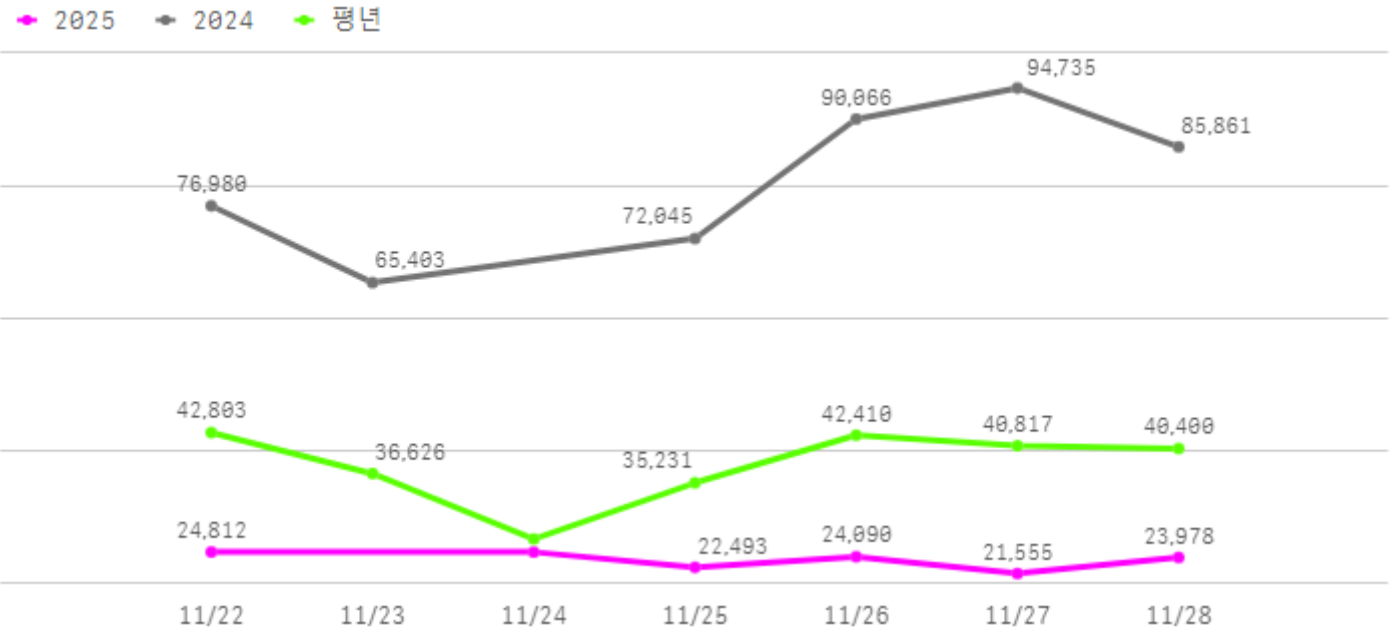
산지별 거래물량(톤)



산지별 주출하 시군구



주간 도매가격(원)



구분	금주(A)	전주(B)	전월(C)	전년(D)	평년(E)	A/B	A/C	A/D	A/E
가격(원)	23,620	22,271	19,503	80,848	37,923	106.1%	121.1%	29.2%	62.3%

※ 상품 가격 기준

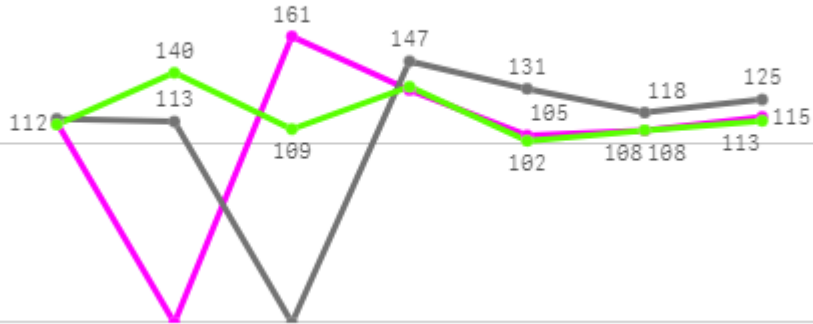
□ 당근(20Kg) 주간 가격

구분	Q	품종	Q	단량	Q	특	상	보통	하
2025-11-22		당근		20Kg		27,484	24,812	19,202	12,665
2025-11-24		당근		20Kg		27,219	24,794	22,328	14,138
2025-11-25		당근		20Kg		25,241	22,493	17,336	12,018
2025-11-26		당근		20Kg		27,000	24,090	18,685	12,128
2025-11-27		당근		20Kg		27,301	21,555	16,182	13,328
2025-11-28		당근		20Kg		27,527	23,978	13,975	8,729
평균						26,962	23,620	17,951	12,168

생고추

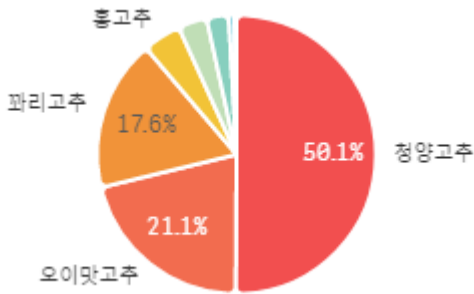
주간 반입량(톤)

2025 (파란색 선) 2024 (회색 선) 평년 (초록색 선)

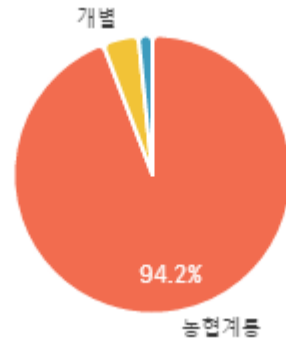


구분	금주(A)	전주(B)	전월(C)	전년(D)	평년(E)	A/B	A/C	A/D	A/E
물량(톤)	732	779	886	748	778	93.9%	82.6%	97.8%	94.1%

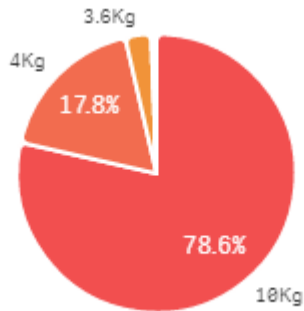
출하 품종별 거래물량 구성비



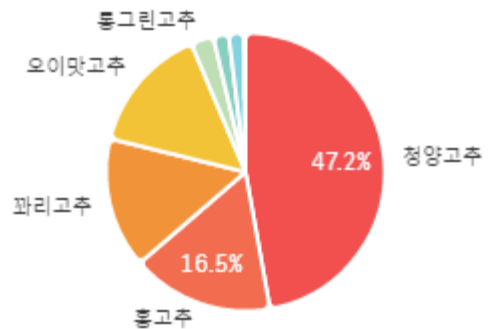
출하자별 거래물량 구성비



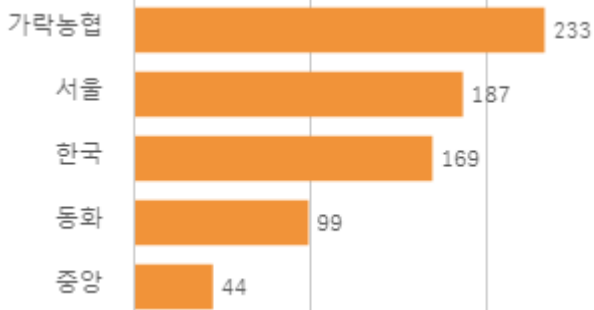
거래 단량별 물량 구성비



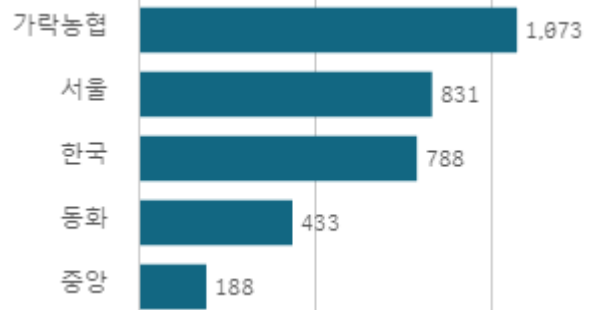
출하 품종별 거래금액 구성비



도매시장 법인별 거래물량(톤)

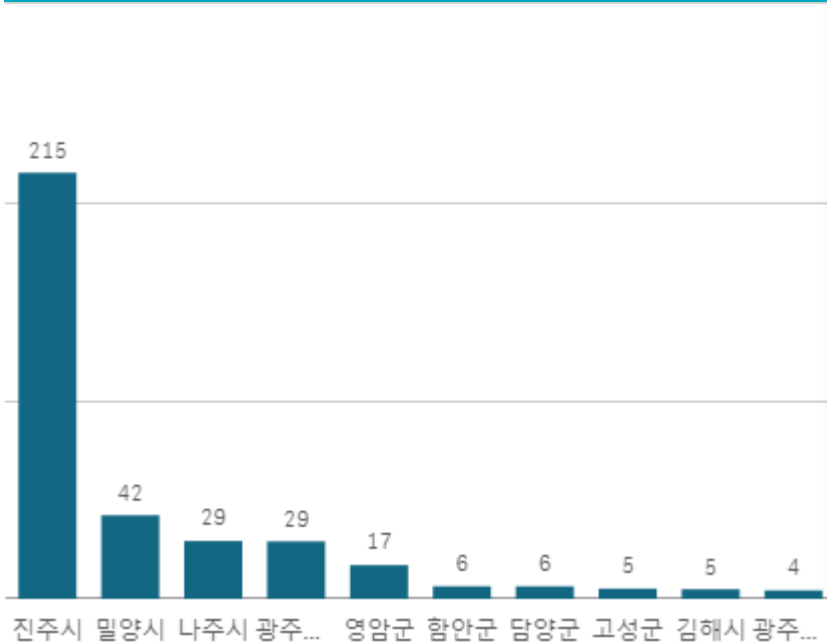


도매시장 법인별 거래금액(백만원)



청양고추(10Kg)

산지별 거래물량(톤)



출하산지(개소)

22

출하건수(천건)

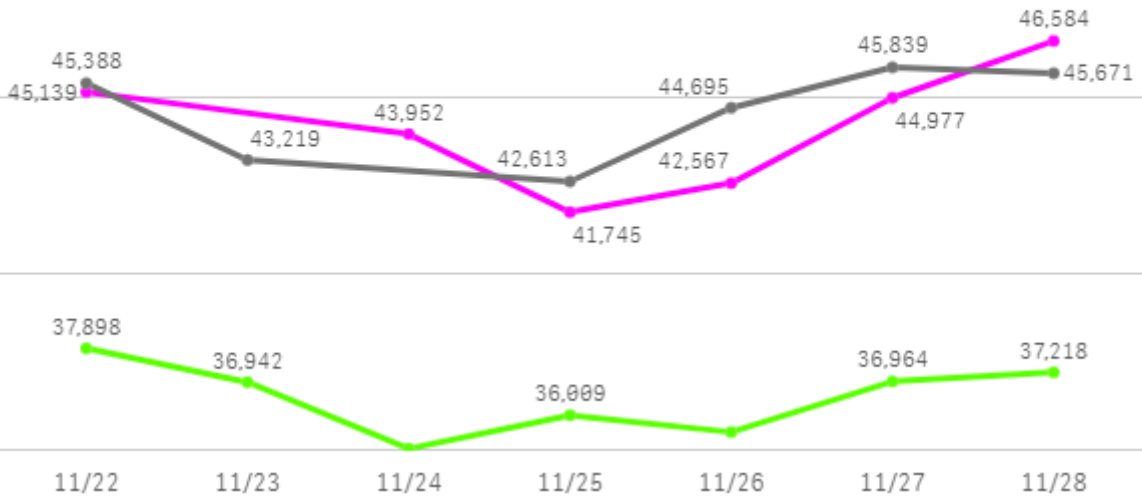
3

산지별 주출하 시군구



주간 도매가격(원)

◆ 2025 ● 2024 ◆ 평년



구분	금주(A)	전주(B)	전월(C)	전년(D)	평년(E)	A/B	A/C	A/D	A/E
가격(원)	44,161	53,177	42,838	44,571	39,279	83.0%	103.1%	99.1%	112.4%

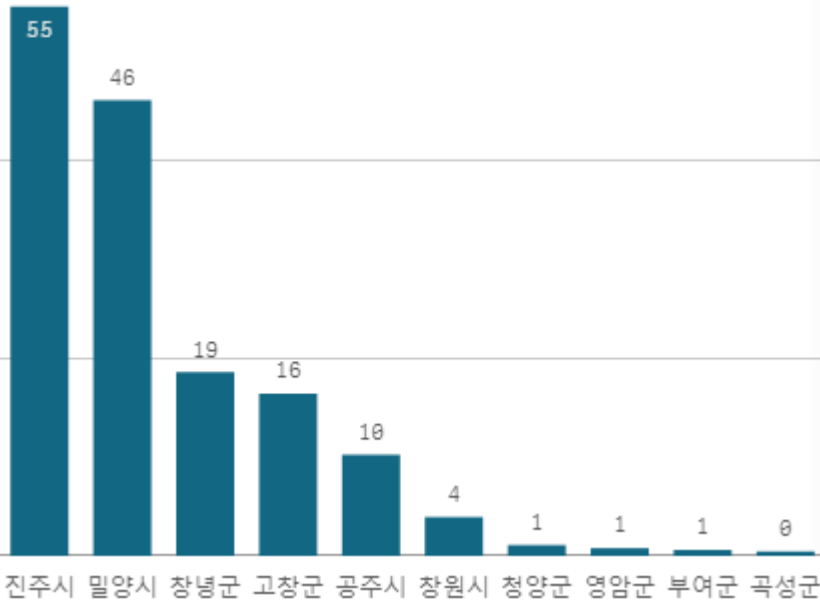
※ 상품 가격 기준

□ 청양고추(10Kg) 주간 가격

구분	Q	품종	Q	단량	Q	특	상	보통	하
2025-11-22		청양고추		10Kg		47,272	45,139	43,515	40,711
2025-11-24		청양고추		10Kg		46,858	43,952	42,670	40,559
2025-11-25		청양고추		10Kg		43,944	41,745	40,255	37,413
2025-11-26		청양고추		10Kg		45,433	42,567	40,829	38,849
2025-11-27		청양고추		10Kg		47,334	44,977	44,001	42,220
2025-11-28		청양고추		10Kg		48,735	46,584	45,607	43,940
평균						46,596	44,161	42,813	40,615

오이맛고추(10Kg)

산지별 거래물량(톤)



출하산지(개소)

18

출하건수(천건)

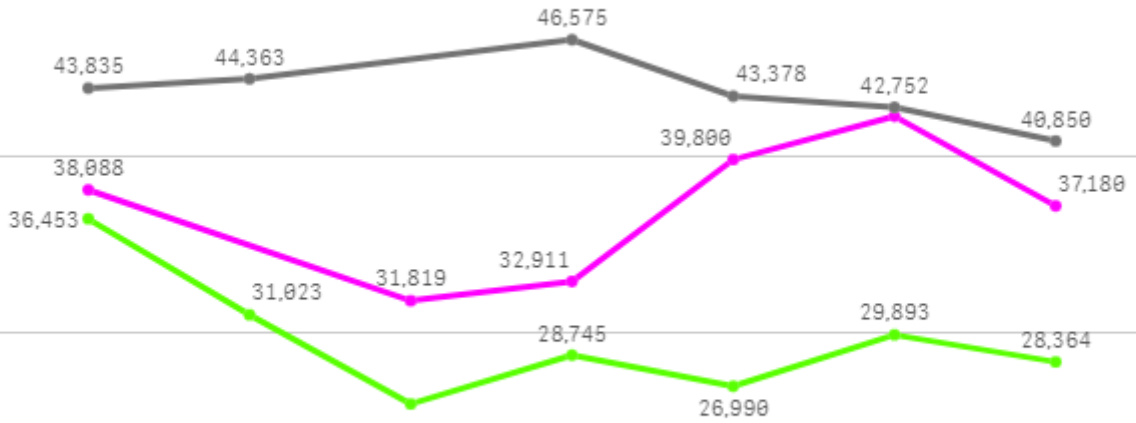
1

산지별 주출하 시군구



주간 도매가격(원)

◆ 2025 ● 2024 ◆ 평년



11/22 11/23 11/24 11/25 11/26 11/27 11/28

구분	금주(A)	전주(B)	전월(C)	전년(D)	평년(E)	A/B	A/C	A/D	A/E
가격(원)	37,008	57,249	33,306	43,626	34,186	64.6%	111.1%	84.8%	108.3%

※ 상품 가격 기준

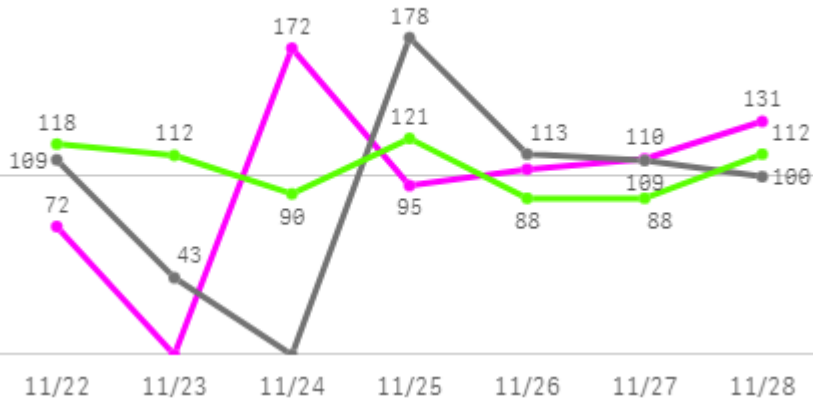
□ 오이맛고추(10Kg) 주간 가격

구분	Q	품종	Q	단량	Q	특	상	보통	하
2025-11-22		오이맛고추		10Kg		47,083	38,088	30,148	20,637
2025-11-24		오이맛고추		10Kg		37,451	31,819	26,604	18,966
2025-11-25		오이맛고추		10Kg		35,892	32,911	28,197	20,243
2025-11-26		오이맛고추		10Kg		46,113	39,800	33,545	24,633
2025-11-27		오이맛고추		10Kg		45,863	42,250	34,920	26,551
2025-11-28		오이맛고추		10Kg		44,354	37,180	31,848	21,406
평균						42,793	37,008	30,877	22,073

마늘

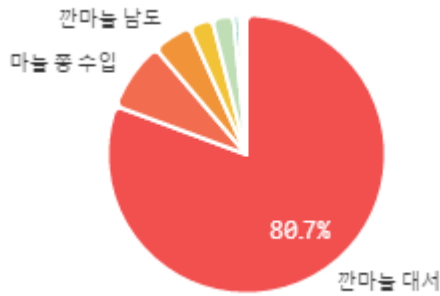
주간 반입량(톤)

◆ 2025 ● 2024 ▲ 평년

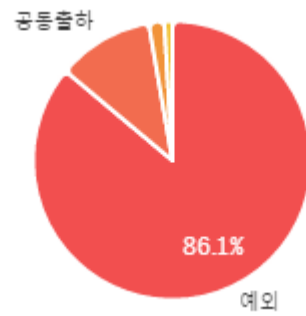


구분	금주(A)	전주(B)	전월(C)	전년(D)	평년(E)	A/B	A/C	A/D	A/E
물량(톤)	683	631	561	652	711	108.3%	121.8%	104.9%	96.1%

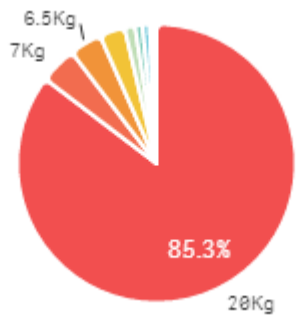
출하 품종별 거래물량 구성비



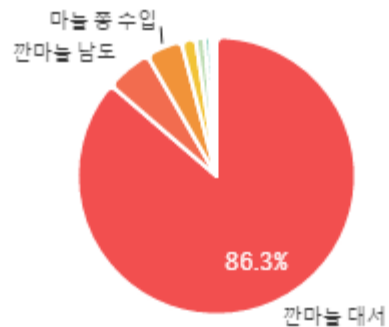
출하자별 거래물량 구성비



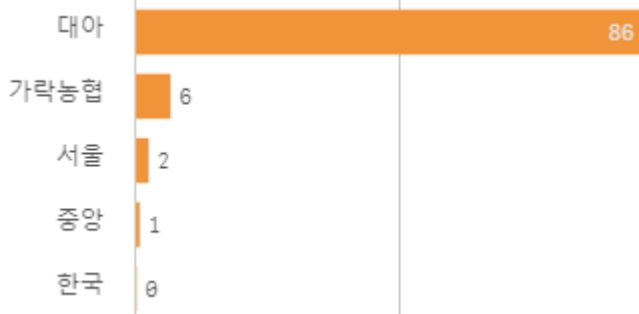
거래 단량별 물량 구성비



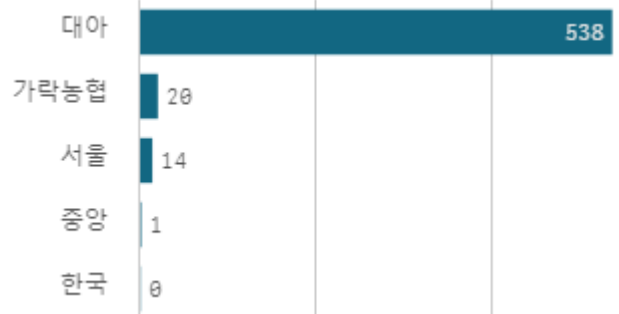
출하 품종별 거래금액 구성비



도매시장 법인별 거래물량(톤)

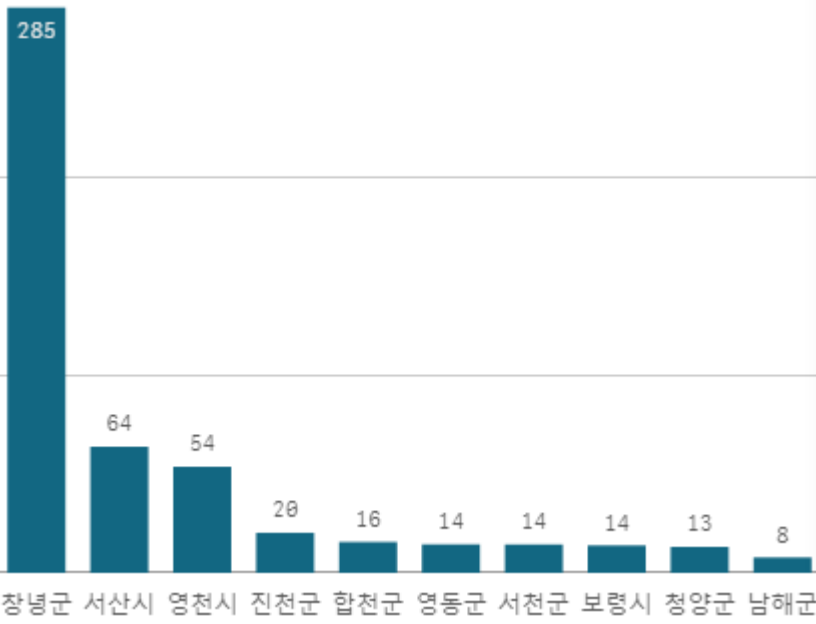


도매시장 법인별 거래금액(백만원)



깐마늘 대서(20Kg)

산지별 거래물량(톤)



출하산지(개소)

23

출하건수(천건)

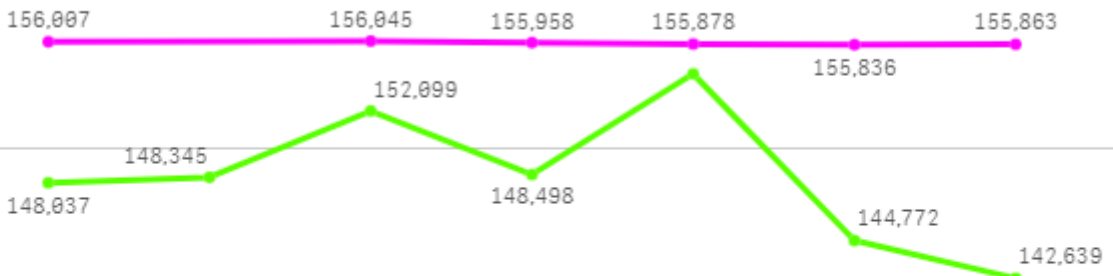
1

산지별 주출하 시군구



주간 도매가격(원)

◆ 2025 ● 2024 ◆ 평년



11/22 11/23 11/24 11/25 11/26 11/27 11/28

구분	금주(A)	전주(B)	전월(C)	전년(D)	평년(E)	A/B	A/C	A/D	A/E
가격(원)	155,931	155,896	147,465	136,025	146,487	100.0%	105.7%	114.6%	106.4%

※ 상품 가격 기준

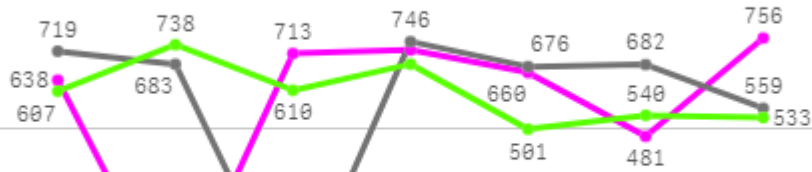
□ 깐마늘 대서(20Kg) 주간 가격

구분	Q	품종	Q	단량	Q	특	상	보통	하
2025-11-22		깐마늘 대서		20Kg		-	156,007	145,492	97,997
2025-11-24		깐마늘 대서		20Kg		-	156,045	143,911	103,222
2025-11-25		깐마늘 대서		20Kg		-	155,958	140,886	98,159
2025-11-26		깐마늘 대서		20Kg		-	155,878	142,802	98,936
2025-11-27		깐마늘 대서		20Kg		-	155,836	140,693	98,597
2025-11-28		깐마늘 대서		20Kg		-	155,863	145,558	100,108
평균						-	155,931	143,223	99,503

양파

주간 반입량(톤)

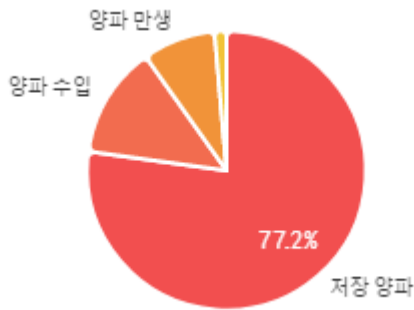
◆ 2025 ● 2024 ▲ 평년



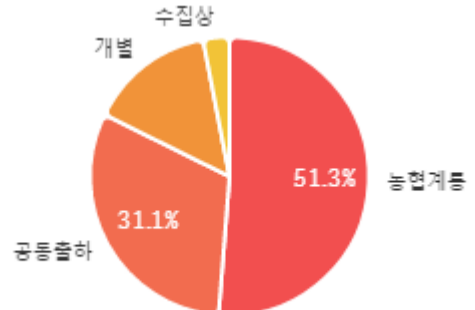
11/22 11/23 11/24 11/25 11/26 11/27 11/28

구분	금주(A)	전주(B)	전월(C)	전년(D)	평년(E)	A/B	A/C	A/D	A/E
물량(톤)	3,971	3,831	4,082	4,066	4,141	103.7%	97.3%	97.7%	95.9%

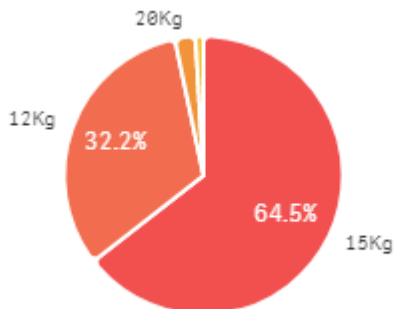
출하 품종별 거래물량 구성비



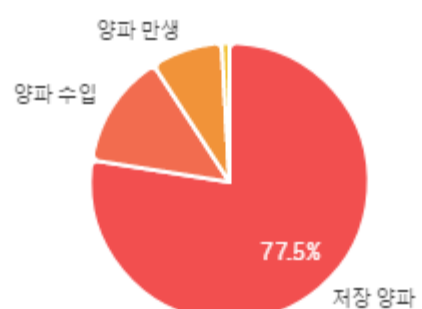
출하자별 거래물량 구성비



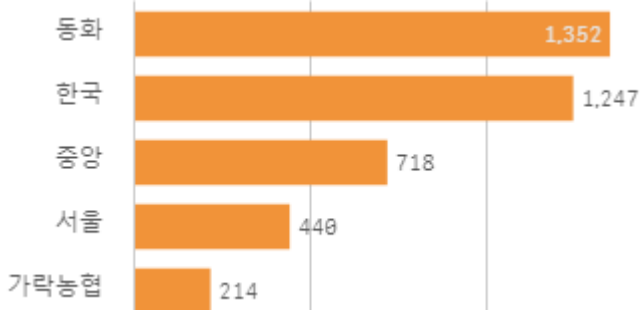
거래 단량별 물량 구성비



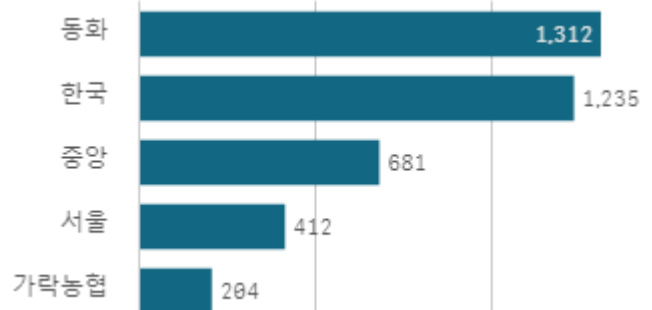
출하 품종별 거래금액 구성비



도매시장 법인별 거래물량(톤)

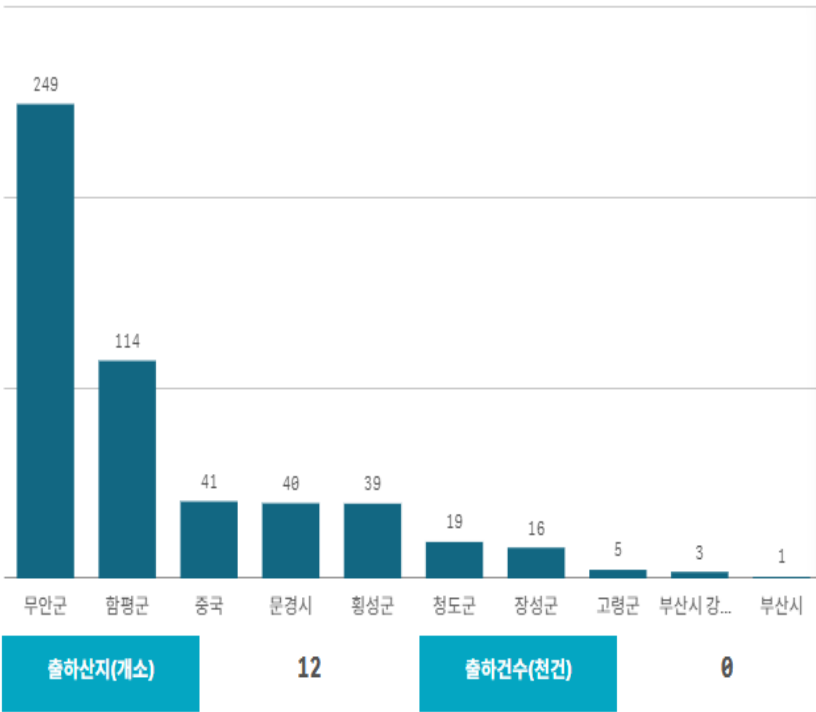


도매시장 법인별 거래금액(백만원)



양파(1Kg)

산지별 거래물량(톤)

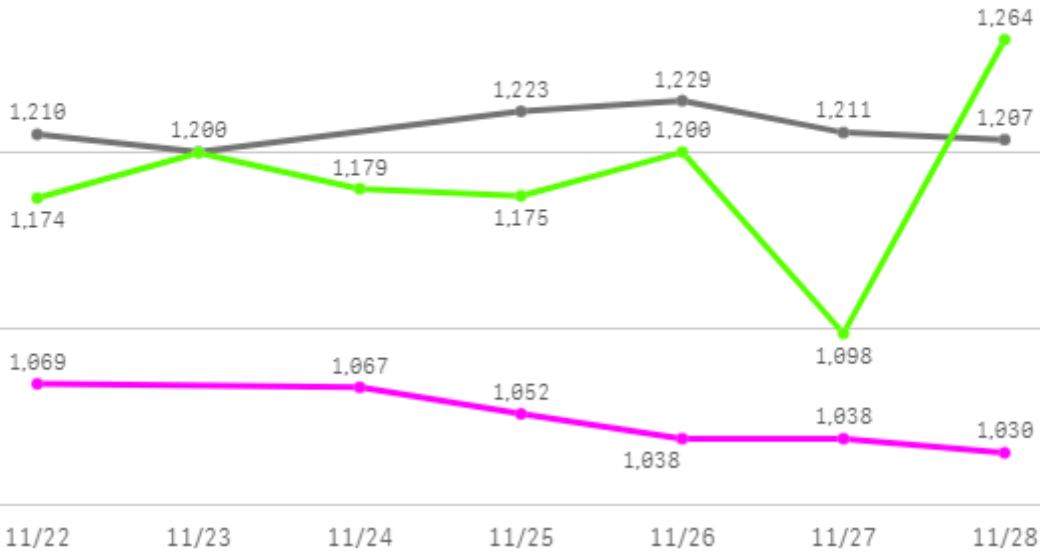


산지별 주출하 시군구



주간 도매가격(원)

◆ 2025 ● 2024 ▲ 평년



구분	금주(A)	전주(B)	전월(C)	전년(D)	평년(E)	A/B	A/C	A/D	A/E
가격(원)	1,049	1,064	1,081	1,213	1,127	98.6%	97.0%	86.5%	93.1%

※ 상품 가격 기준

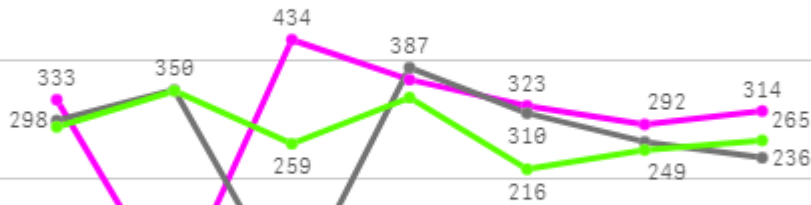
□ 양파(1Kg) 주간 가격

구분	Q	품종	Q	단량	Q	특	상	보통	하
2025-11-22		양파		1Kg		1,188	1,069	998	813
2025-11-24		양파		1Kg		1,166	1,067	1,010	840
2025-11-25		양파		1Kg		1,159	1,052	971	807
2025-11-26		양파		1Kg		1,156	1,038	951	773
2025-11-27		양파		1Kg		1,164	1,038	942	724
2025-11-28		양파		1Kg		1,171	1,030	928	726
평균						1,167	1,049	967	781

대파

주간 반입량(톤)

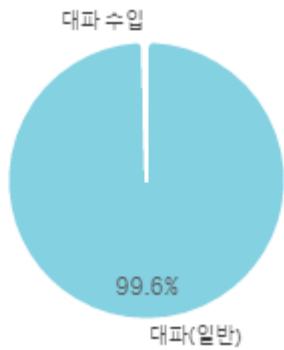
◆ 2025 ● 2024 ▲ 평년



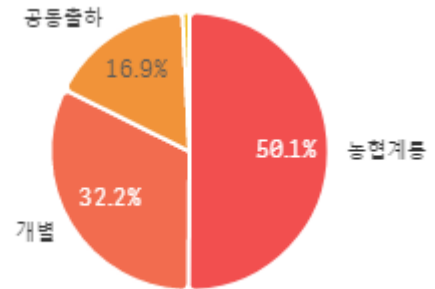
11/22 11/23 11/24 11/25 11/26 11/27 11/28

구분	금주(A)	전주(B)	전월(C)	전년(D)	평년(E)	A/B	A/C	A/D	A/E
물량(톤)	2,063	1,977	2,341	1,843	1,950	104.3%	88.1%	111.9%	105.8%

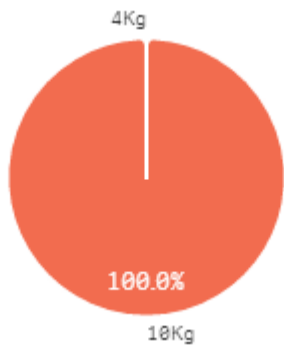
출하 품종별 거래물량 구성비



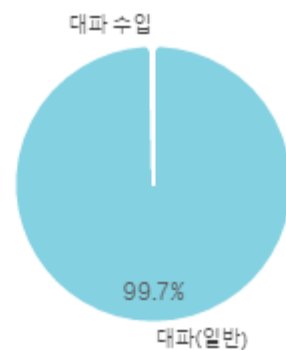
출하자별 거래물량 구성비



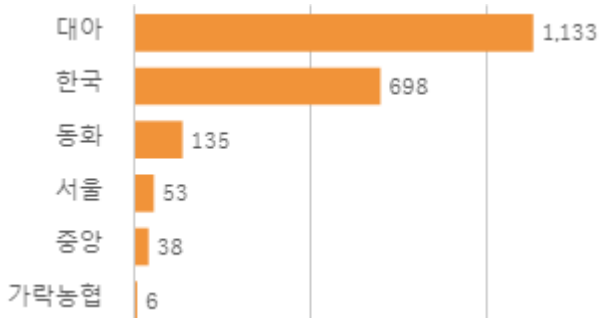
거래 단량별 물량 구성비



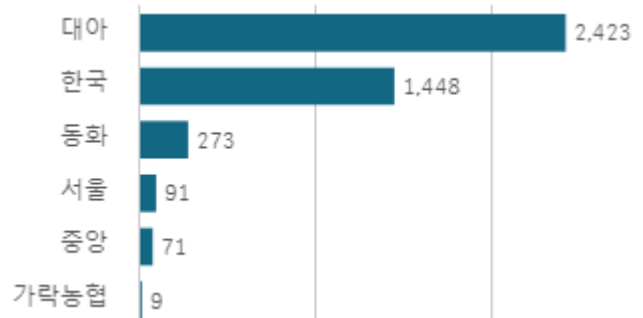
출하 품종별 거래금액 구성비



도매시장 법인별 거래물량(톤)

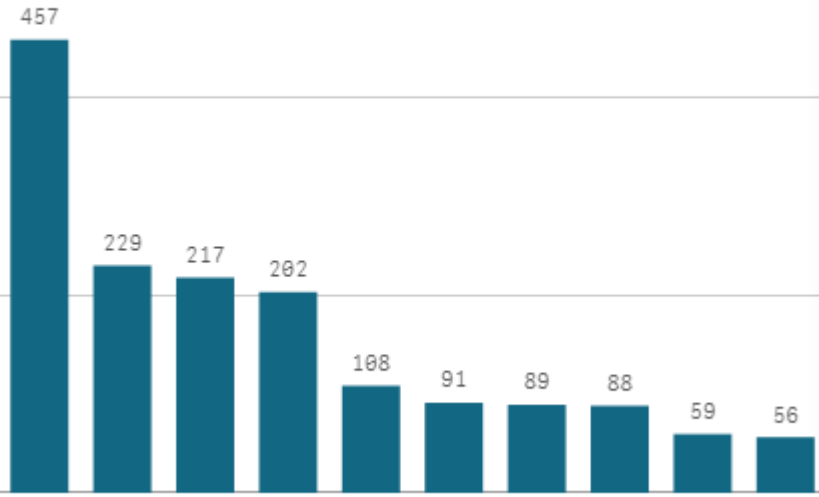


도매시장 법인별 거래금액(백만원)



대파(일반)(1Kg)

산지별 거래물량(톤)



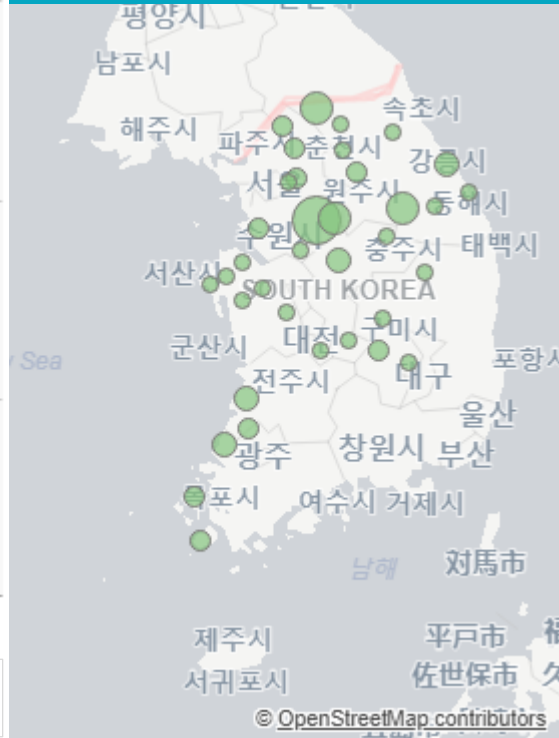
출하산지(개소)

37

출하건수(천건)

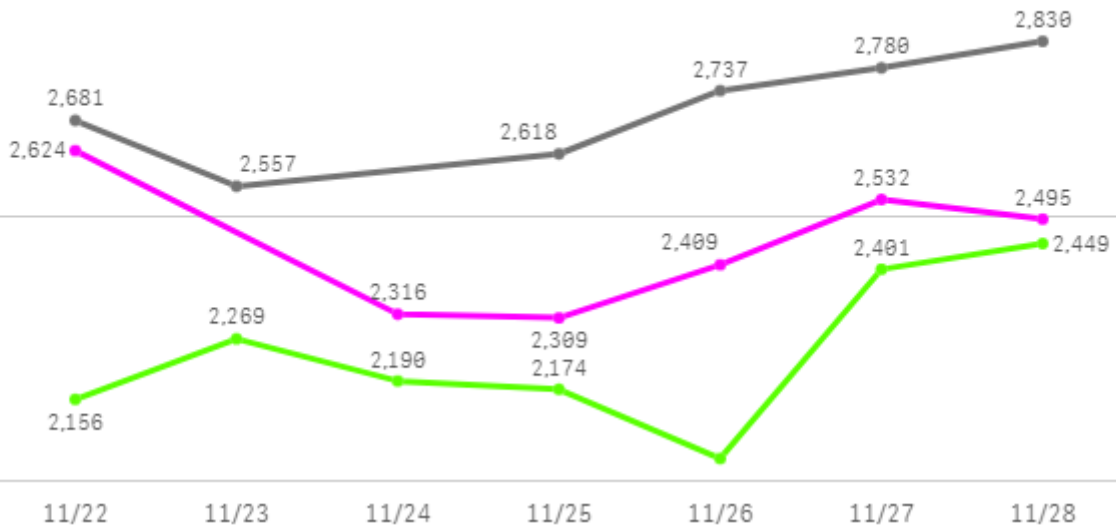
1

산지별 주출하 시군구



주간 도매가격(원)

◆ 2025 ● 2024 ◆ 평년



구분	금주(A)	전주(B)	전월(C)	전년(D)	평년(E)	A/B	A/C	A/D	A/E
가격(원)	2,448	2,351	1,331	2,701	2,282	104.1%	183.9%	90.6%	107.2%

※ 상품 가격 기준

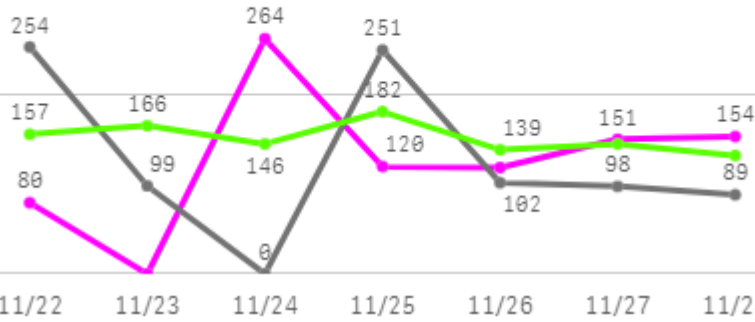
□ 대파(일반)(1Kg) 주간 가격

구분	Q	품종	Q	단량	Q	특	상	보통	하
2025-11-22		대파(일반)		1Kg		3,388	2,624	2,253	1,909
2025-11-24		대파(일반)		1Kg		3,044	2,316	1,977	1,683
2025-11-25		대파(일반)		1Kg		3,044	2,309	1,820	1,320
2025-11-26		대파(일반)		1Kg		3,252	2,409	1,813	1,126
2025-11-27		대파(일반)		1Kg		3,648	2,532	1,954	1,449
2025-11-28		대파(일반)		1Kg		3,679	2,495	2,012	1,439
평균						3,343	2,448	1,972	1,488

쪽파

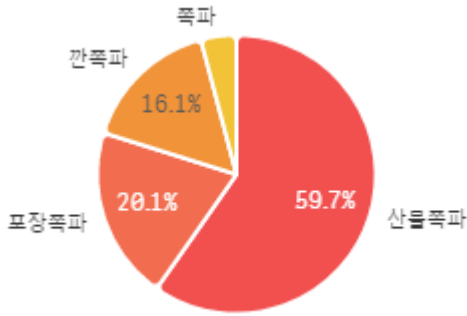
주간 반입량(톤)

◆ 2025 ● 2024 ▲ 평년

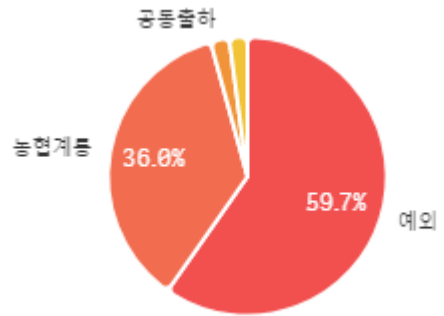


구분	금주(A)	전주(B)	전월(C)	전년(D)	평년(E)	A/B	A/C	A/D	A/E
물량(톤)	888	1,097	366	893	971	80.9%	242.7%	99.4%	91.5%

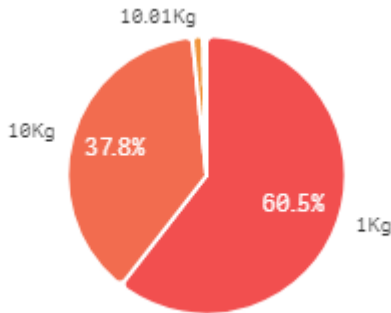
출하 품종별 거래물량 구성비



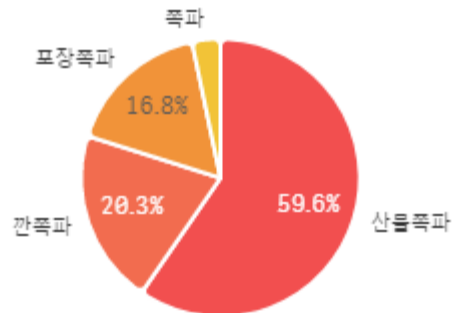
출하자별 거래물량 구성비



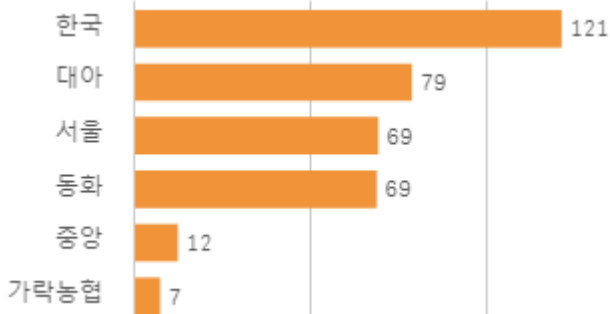
거래 단량별 물량 구성비



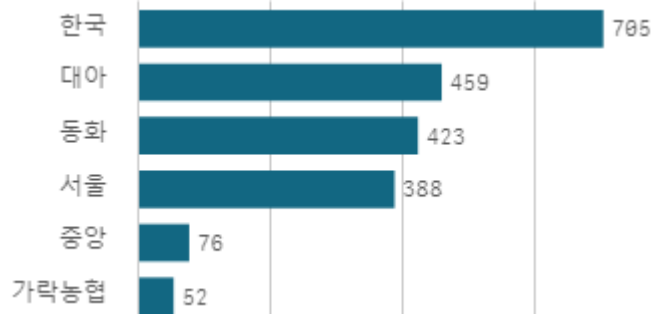
출하 품종별 거래금액 구성비



도매시장 법인별 거래물량(톤)

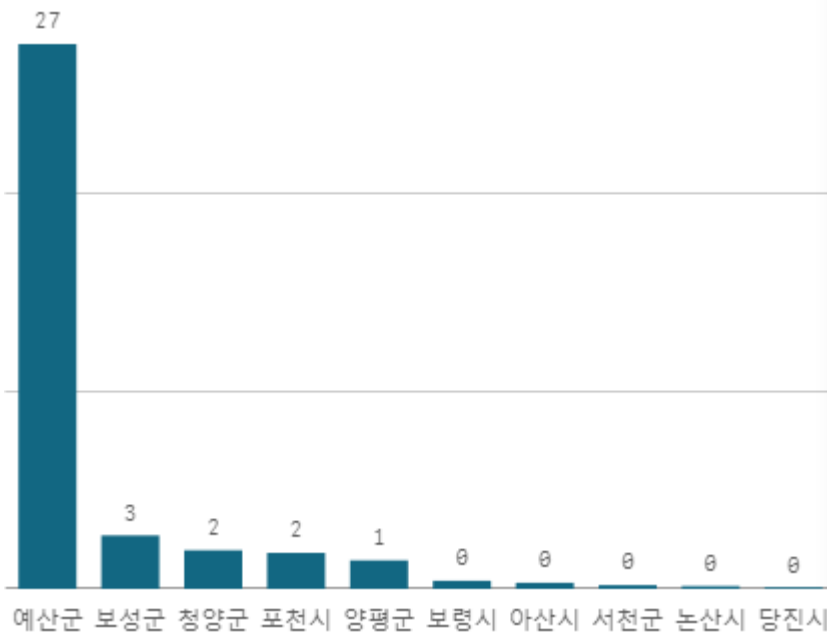


도매시장 법인별 거래금액(백만원)



쪽파(10Kg)

산지별 거래물량(톤)



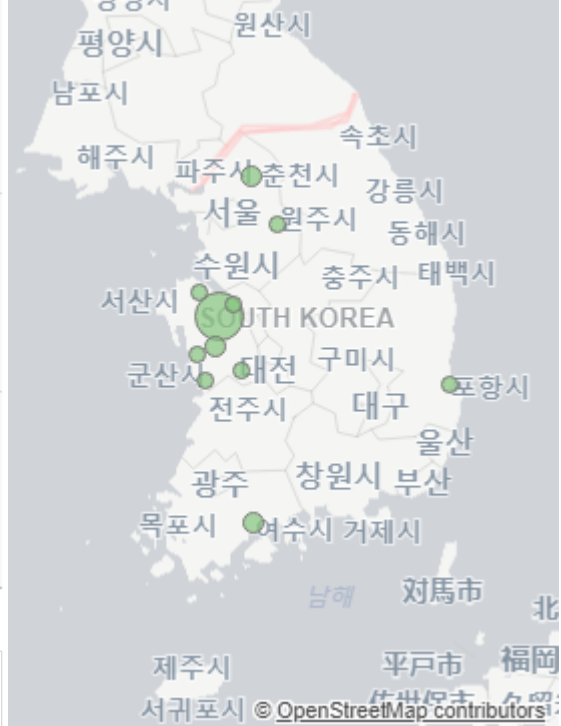
출하산지(개소)

11

출하건수(천건)

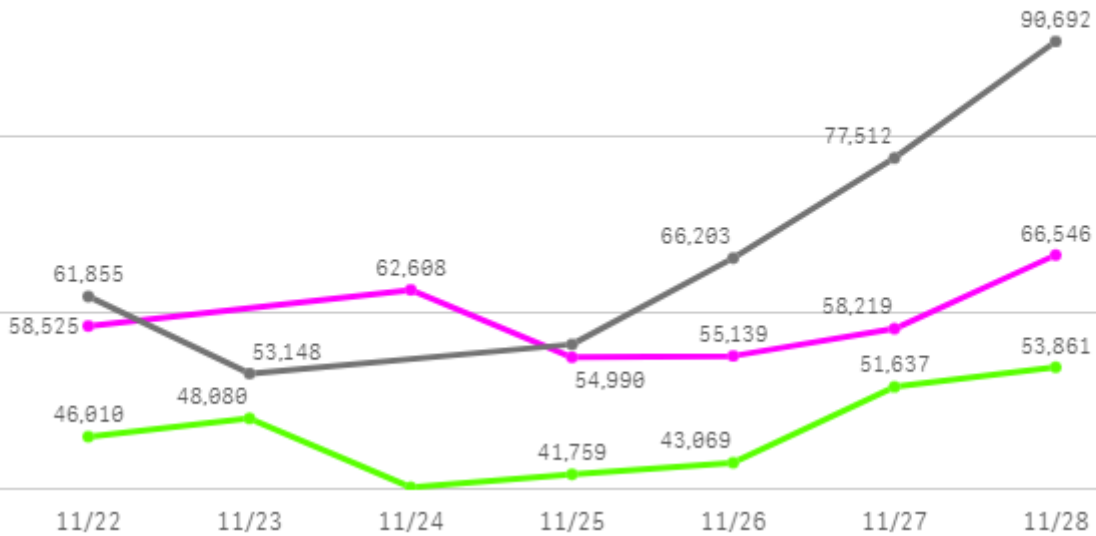
0

산지별 주출하 시군구



주간 도매가격(원)

◆ 2025 ● 2024 ◆ 평년



구분	금주(A)	전주(B)	전월(C)	전년(D)	평년(E)	A/B	A/C	A/D	A/E
가격(원)	59,338	62,985	75,655	67,642	50,637	94.2%	78.4%	87.7%	117.2%

※ 상품 가격 기준

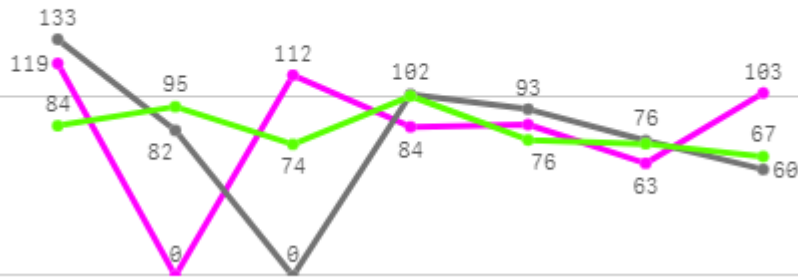
□ 쪽파(10Kg) 주간 가격

구분	Q	품종	Q	단량	Q	특	상	보통	하
2025-11-22		쪽파		10Kg		72,099	58,525	47,034	32,116
2025-11-24		쪽파		10Kg		73,297	62,608	48,197	31,469
2025-11-25		쪽파		10Kg		64,559	54,990	42,380	28,738
2025-11-26		쪽파		10Kg		64,667	55,139	43,304	31,299
2025-11-27		쪽파		10Kg		70,642	58,219	42,085	32,878
2025-11-28		쪽파		10Kg		78,868	66,546	48,940	36,083
평균						70,689	59,338	45,323	32,097

파프리카

주간 반입량(톤)

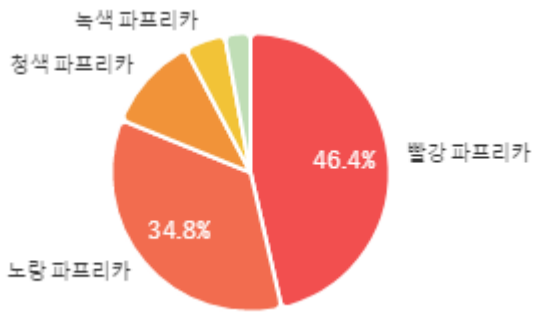
● 2025 ● 2024 ● 평년



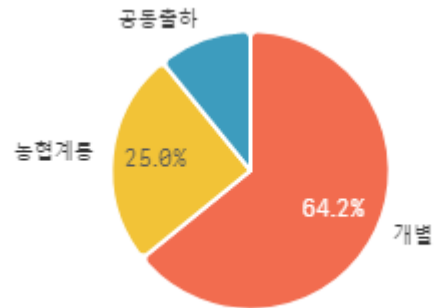
11/22 11/23 11/24 11/25 11/26 11/27 11/28

구분	금주(A)	전주(B)	전월(C)	전년(D)	평년(E)	A/B	A/C	A/D	A/E
물량(톤)	566	544	513	545	550	104.0%	110.2%	103.8%	102.8%

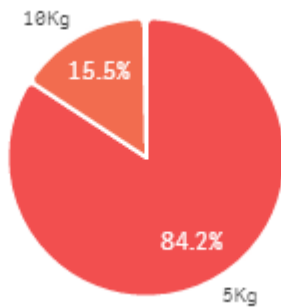
출하 품종별 거래물량 구성비



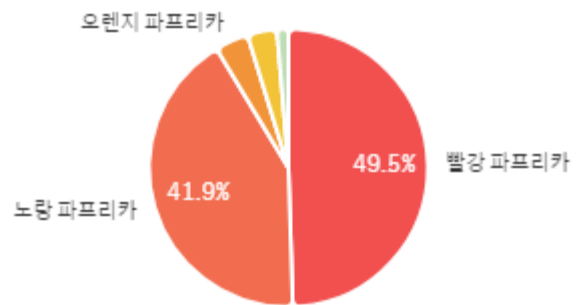
출하자별 거래물량 구성비



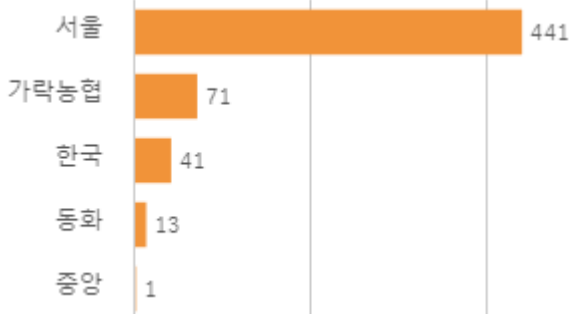
거래 단량별 물량 구성비



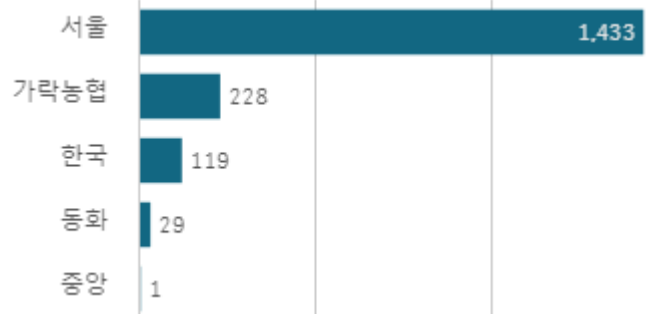
출하 품종별 거래금액 구성비



도매시장 법인별 거래물량(톤)

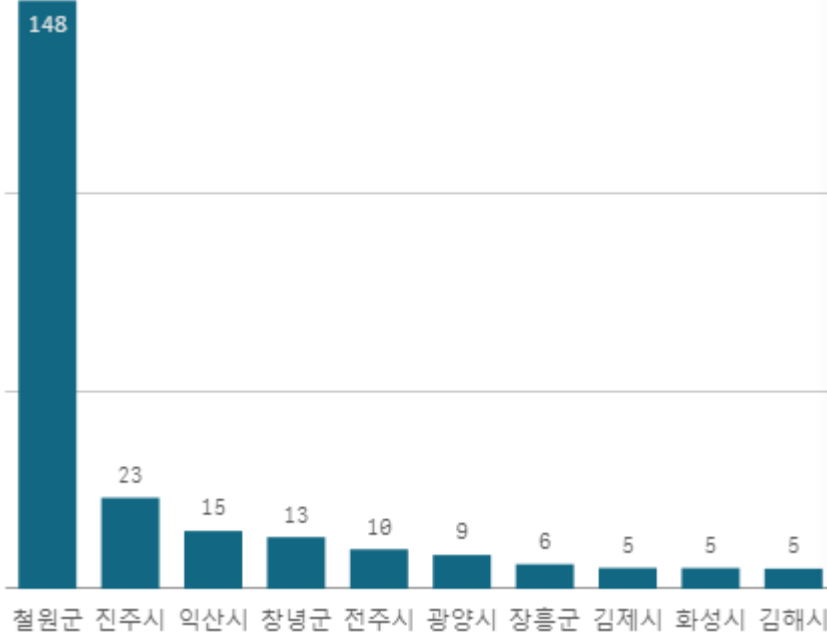


도매시장 법인별 거래금액(백만원)



빨강 파프리카(5Kg)

산지별 거래물량(톤)



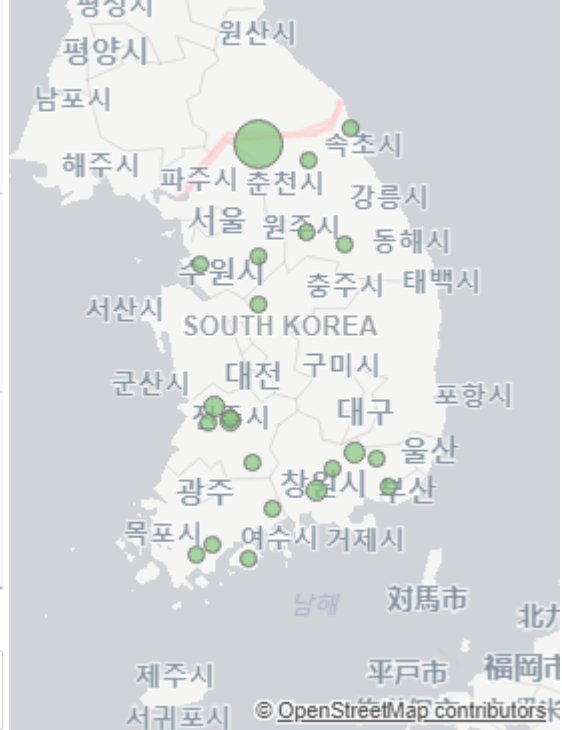
출하산지(개소)

22

출하건수(천건)

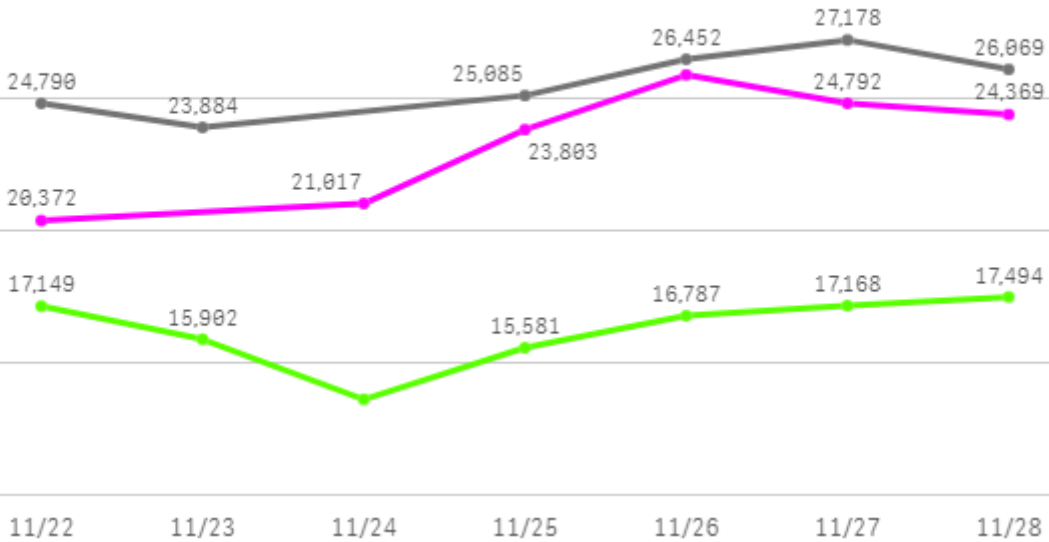
1

산지별 주출하 시군구



주간 도매가격(원)

◆ 2025 ● 2024 ◆ 평년



구분	금주(A)	전주(B)	전월(C)	전년(D)	평년(E)	A/B	A/C	A/D	A/E
가격(원)	23,369	22,804	32,207	25,576	18,558	102.5%	72.6%	91.4%	125.9%

※ 상품 가격 기준

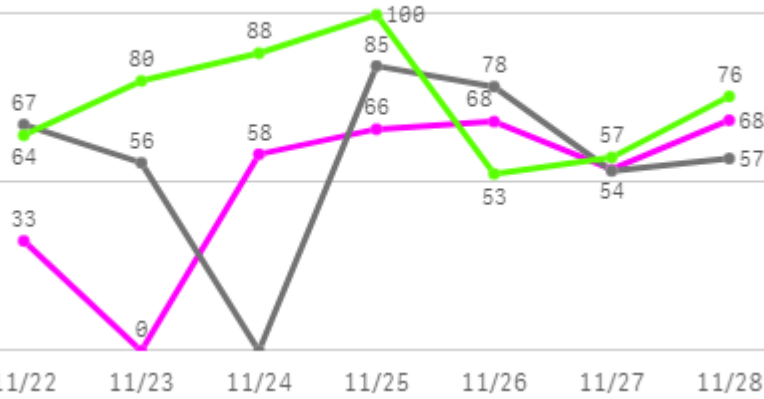
□ 빨강 파프리카(5Kg) 주간 가격

구분	Q	품종	Q	단량	Q	특	상	보통	하
2025-11-22		빨강 파프리카		5Kg		-	20,372	16,586	11,359
2025-11-24		빨강 파프리카		5Kg		-	21,017	18,108	11,861
2025-11-25		빨강 파프리카		5Kg		-	23,803	17,241	11,510
2025-11-26		빨강 파프리카		5Kg		-	25,862	23,183	14,156
2025-11-27		빨강 파프리카		5Kg		-	24,792	19,798	11,602
2025-11-28		빨강 파프리카		5Kg		-	24,369	19,742	12,160
평균						-	23,369	19,110	12,108

양상추

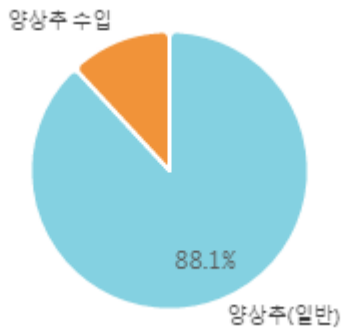
주간 반입량(톤)

◆ 2025 ● 2024 ▲ 평년

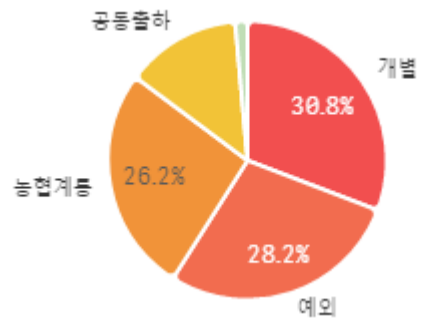


구분	금주(A)	전주(B)	전월(C)	전년(D)	평년(E)	A/B	A/C	A/D	A/E
물량(톤)	347	341	464	397	439	101.8%	74.8%	87.6%	79.1%

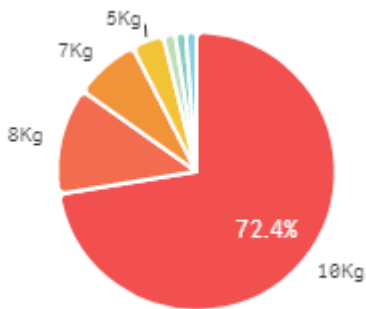
출하 품종별 거래물량 구성비



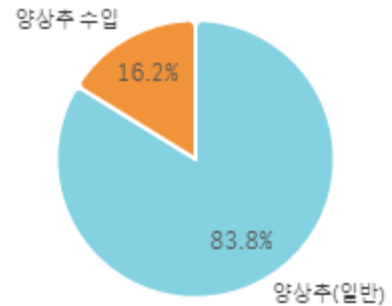
출하자별 거래물량 구성비



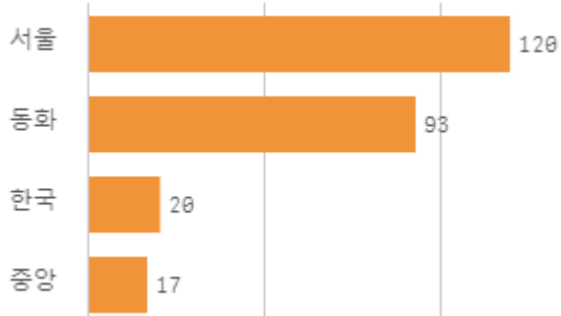
거래 단량별 물량 구성비



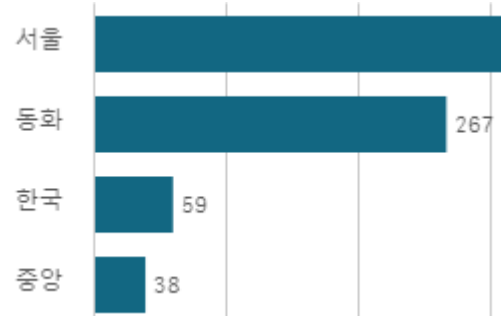
출하 품종별 거래금액 구성비



도매시장 법인별 거래물량(톤)

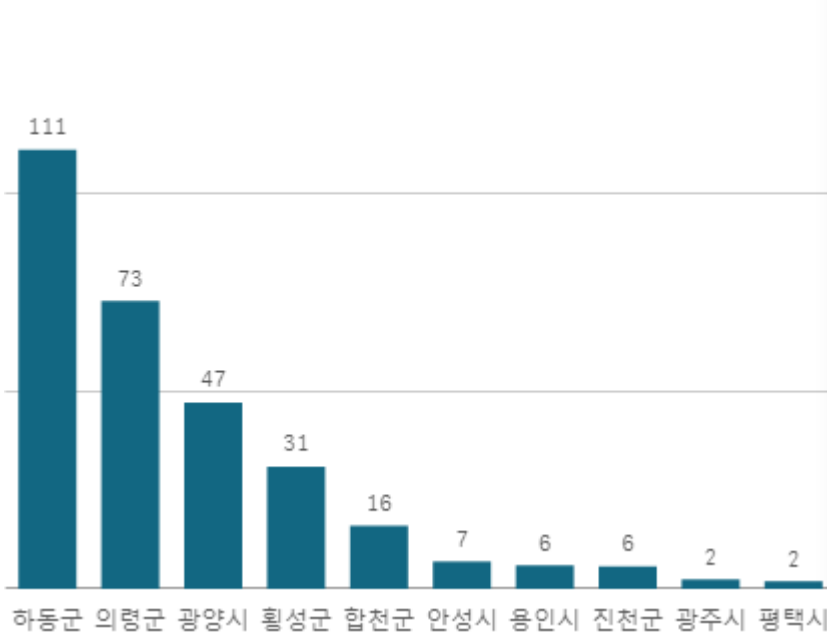


도매시장 법인별 거래금액(백만원)



양상추(일반)(12개)

산지별 거래물량(톤)



출하산지(개소)

17

출하건수(천건)

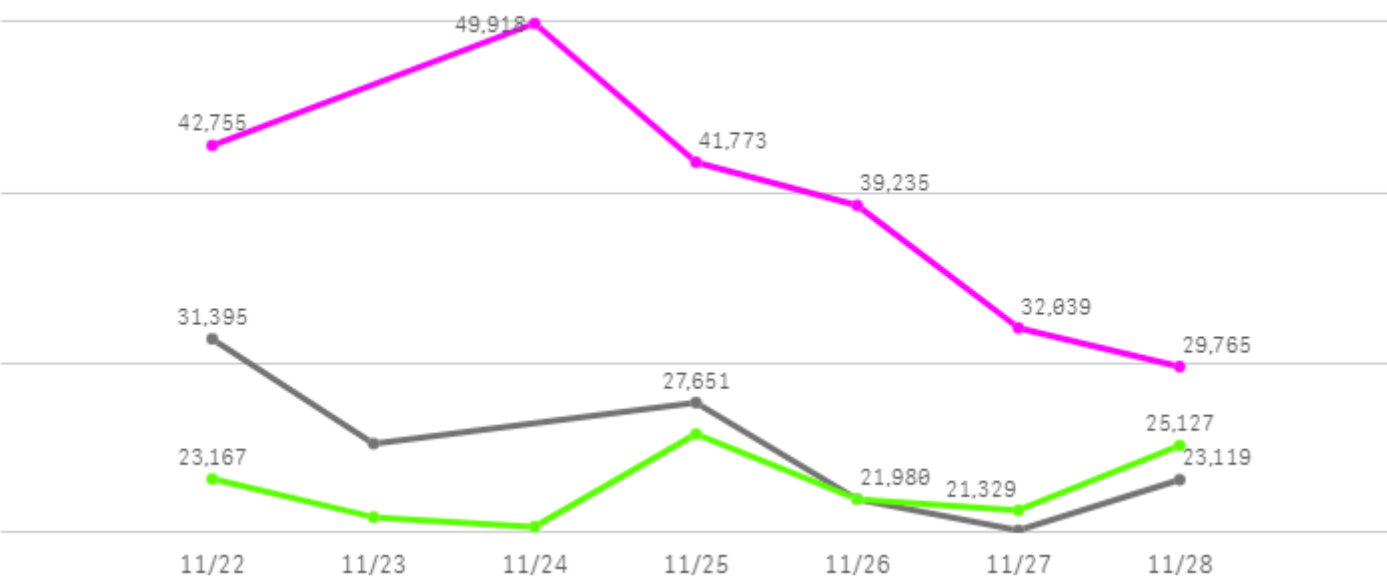
1

산지별 주출하 시군구



주간 도매가격(원)

◆ 2025 ● 2024 ◆ 평년



구분	금주(A)	전주(B)	전월(C)	전년(D)	평년(E)	A/B	A/C	A/D	A/E
가격(원)	39,248	55,580	37,298	24,923	28,363	70.6%	105.2%	157.5%	138.4%

※ 상품 가격 기준

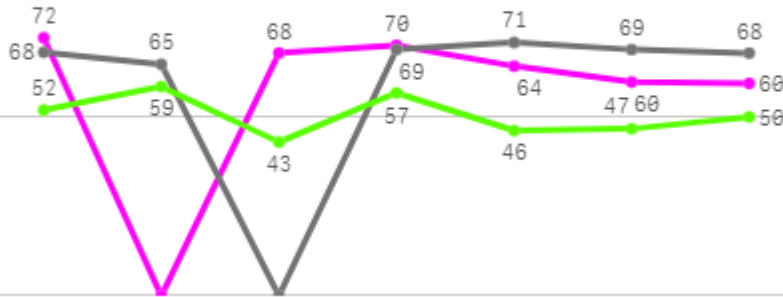
□ 양상추(일반)(12개) 주간 가격

구분	Q	품종	Q	단량	Q	특	상	보통	하
2025-11-22		양상추(일반)		12개		-	42,755	37,133	26,778
2025-11-24		양상추(일반)		12개		-	49,918	38,136	28,342
2025-11-25		양상추(일반)		12개		-	41,773	32,959	22,016
2025-11-26		양상추(일반)		12개		-	39,235	30,396	17,531
2025-11-27		양상추(일반)		12개		-	32,039	23,912	15,788
2025-11-28		양상추(일반)		12개		-	29,765	21,978	15,535
평균						-	39,248	30,752	20,998

청경채

주간 반입량(톤)

◆ 2025 ● 2024 ▲ 평년



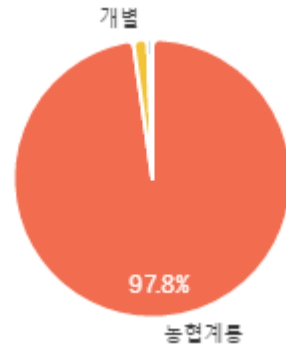
11/22 11/23 11/24 11/25 11/26 11/27 11/28

구분	금주(A)	전주(B)	전월(C)	전년(D)	평년(E)	A/B	A/C	A/D	A/E
물량(톤)	395	397	330	410	381	99.4%	119.6%	96.2%	103.6%

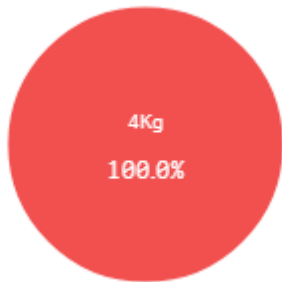
출하 품종별 거래물량 구성비



출하자별 거래물량 구성비



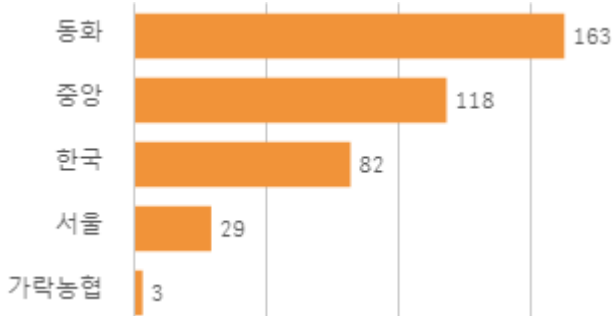
거래 단량별 물량 구성비



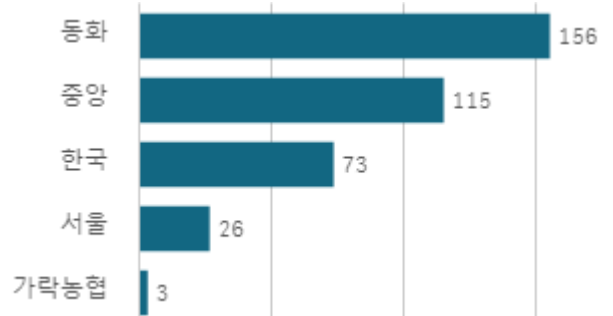
출하 품종별 거래금액 구성비



도매시장 법인별 거래물량(톤)

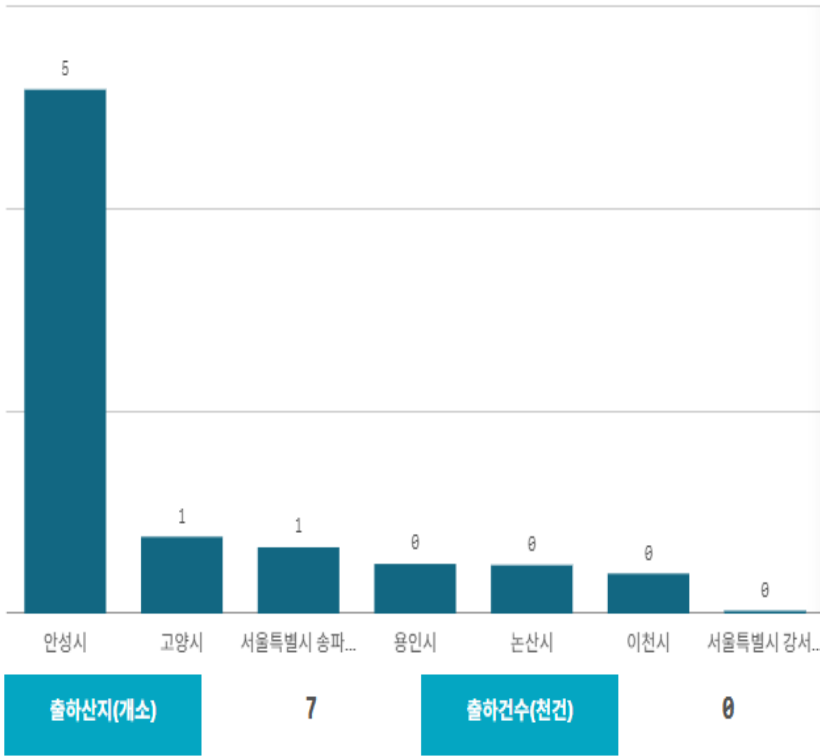


도매시장 법인별 거래금액(백만원)



청경채(4Kg)

산지별 거래물량(톤)

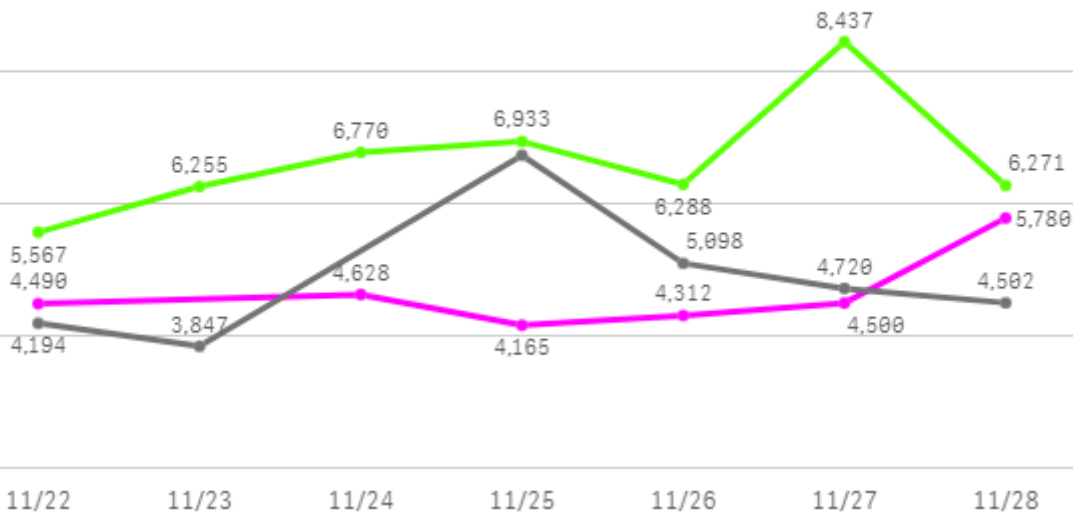


산지별 주출하 시군구



주간 도매가격(원)

◆ 2025 ● 2024 ▲ 평년



구분	금주(A)	전주(B)	전월(C)	전년(D)	평년(E)	A/B	A/C	A/D	A/E
가격(원)	4,646	5,086	20,137	4,848	5,574	91.3%	23.1%	95.8%	83.3%

※ 상품 가격 기준

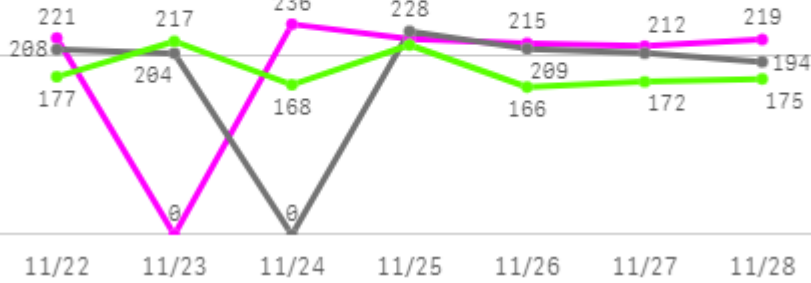
□ 청경채(4Kg) 주간 가격

구분	Q	품종	Q	단량	Q	특	상	보통	하
2025-11-22		청경채		4Kg		-	4,490	3,760	2,997
2025-11-24		청경채		4Kg		-	4,628	3,952	3,284
2025-11-25		청경채		4Kg		-	4,165	3,566	3,022
2025-11-26		청경채		4Kg		-	4,312	3,621	2,908
2025-11-27		청경채		4Kg		-	4,500	3,847	3,111
2025-11-28		청경채		4Kg		-	5,780	5,036	4,057
평균						-	4,646	3,964	3,230

버섯

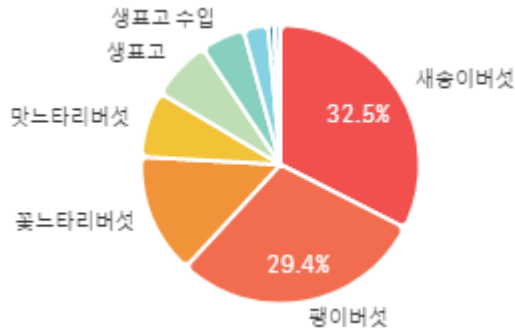
주간 반입량(톤)

◆ 2025 ● 2024 ▲ 평년

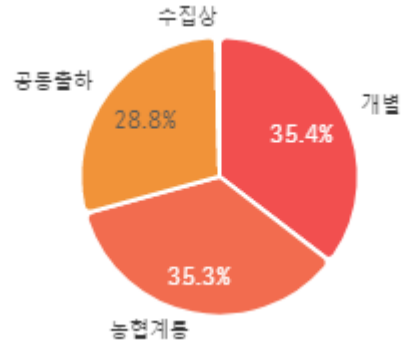


구분	금주(A)	전주(B)	전월(C)	전년(D)	평년(E)	A/B	A/C	A/D	A/E
물량(톤)	1,322	1,316	1,344	1,246	1,301	100.4%	98.4%	106.1%	101.6%

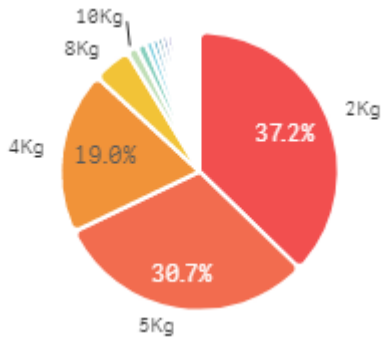
출하 품종별 거래물량 구성비



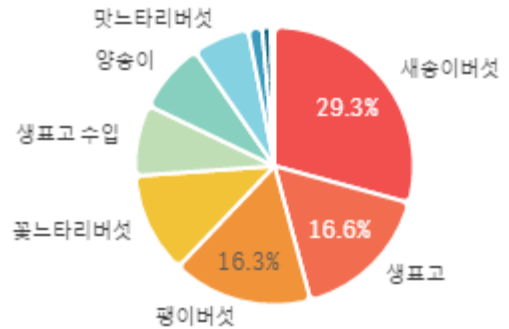
출하자별 거래물량 구성비



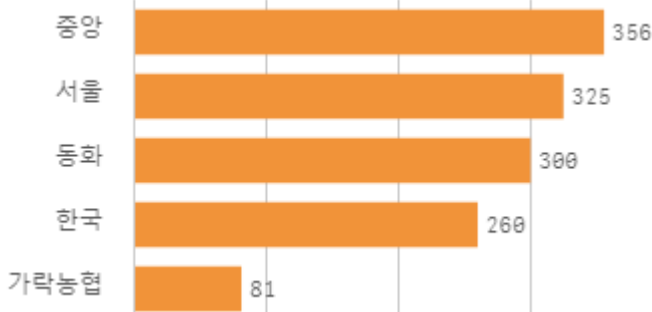
거래 단량별 물량 구성비



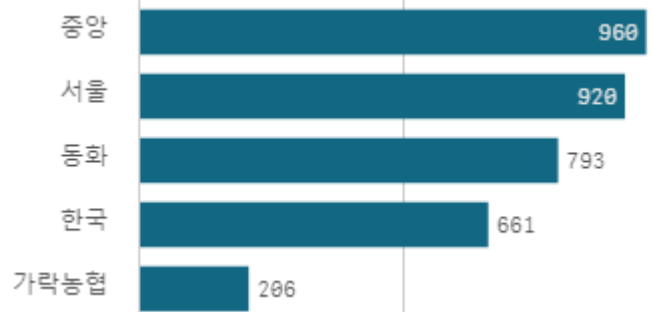
출하 품종별 거래금액 구성비



도매시장 법인별 거래물량(톤)

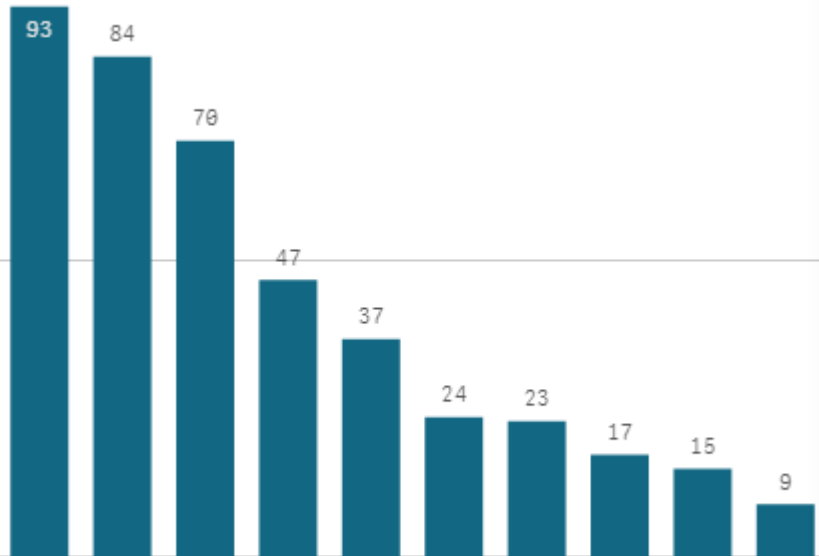


도매시장 법인별 거래금액(백만원)



새송이버섯(2Kg)

산지별 거래물량(톤)



출하산지(개소)

18

출하건수(전건)

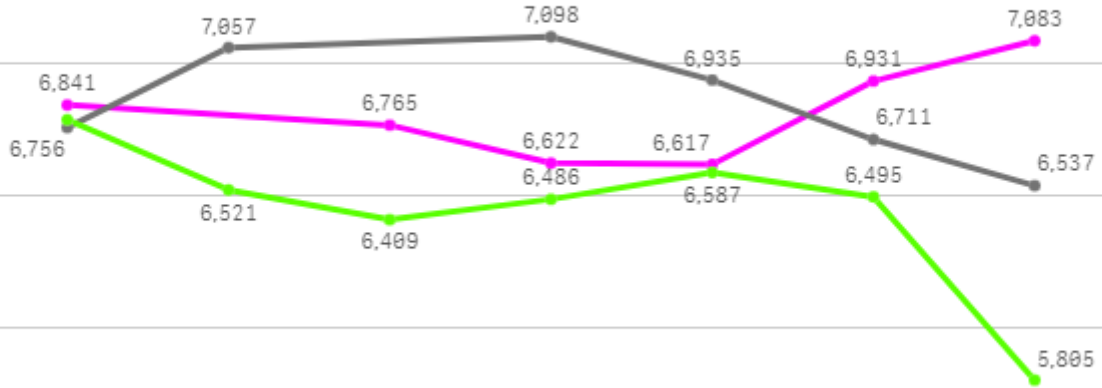
3

산지별 주출하 시군구



주간 도매가격(원)

◆ 2025 ● 2024 ◆ 평년



11/22 11/23 11/24 11/25 11/26 11/27 11/28

구분	금주(A)	전주(B)	전월(C)	전년(D)	평년(E)	A/B	A/C	A/D	A/E
가격(원)	6,810	6,702	7,121	6,849	6,838	101.6%	95.6%	99.4%	99.6%

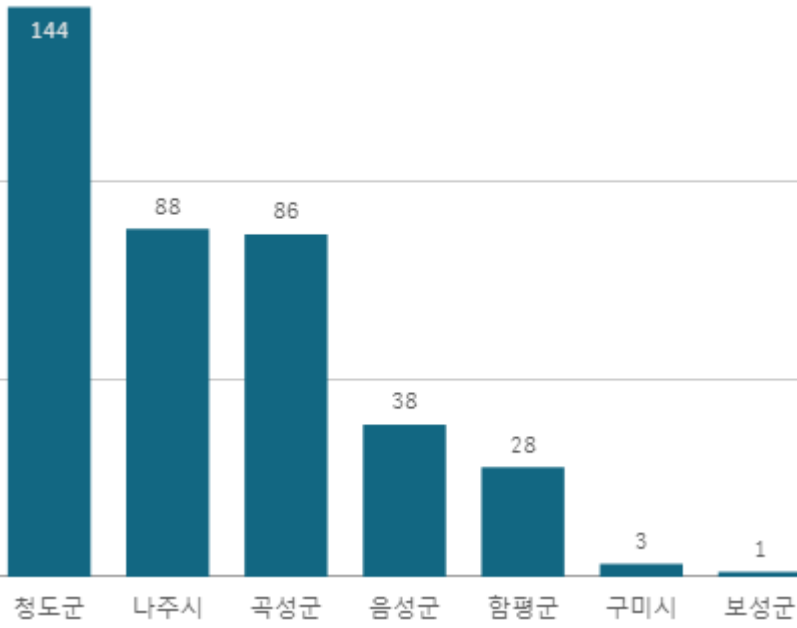
※ 상품 가격 기준

□ 새송이버섯(2Kg) 주간 가격

구분	Q	품종	Q	단량	Q	특	상	보통	하
2025-11-22		새송이버섯		2Kg		8,330	6,841	6,030	3,476
2025-11-24		새송이버섯		2Kg		8,750	6,765	6,239	3,745
2025-11-25		새송이버섯		2Kg		8,073	6,622	6,163	3,651
2025-11-26		새송이버섯		2Kg		8,487	6,617	6,100	4,021
2025-11-27		새송이버섯		2Kg		8,314	6,931	6,047	3,343
2025-11-28		새송이버섯		2Kg		8,226	7,083	6,187	3,811
평균						8,363	6,810	6,128	3,675

팬이버섯(5Kg)

산지별 거래물량(톤)



출하산지(개소)

7

출하건수(천건)

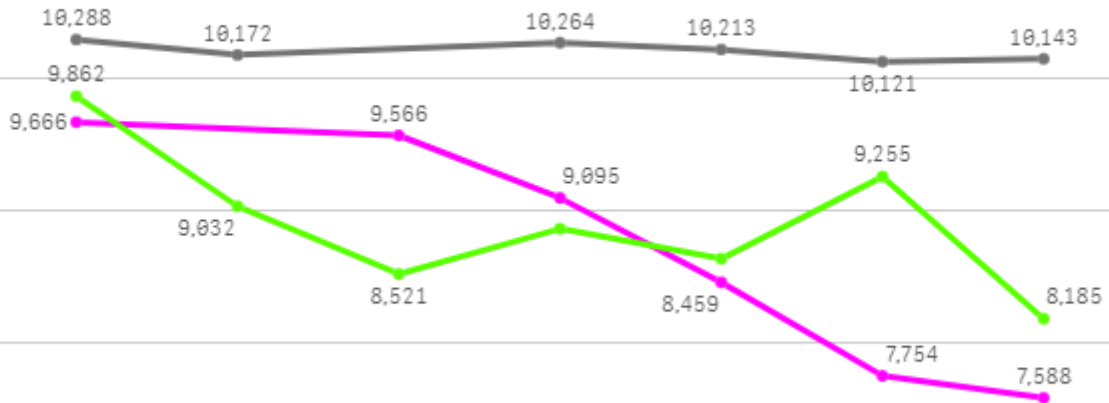
2

산지별 주출하 시군구



주간 도매가격(원)

◆ 2025 ● 2024 ◆ 평년



11/22 11/23 11/24 11/25 11/26 11/27 11/28

구분	금주(A)	전주(B)	전월(C)	전년(D)	평년(E)	A/B	A/C	A/D	A/E
가격(원)	8,688	9,471	9,355	10,200	9,257	91.7%	92.9%	85.2%	93.9%

※ 상품 가격 기준

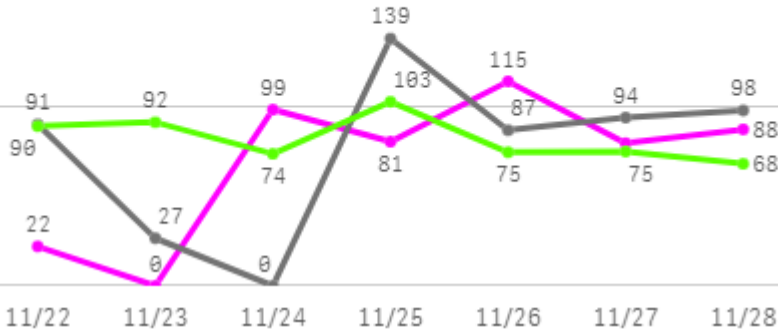
□ 팽이버섯(5Kg) 주간 가격

구분	Q	품종	Q	단량	Q	특	상	보통	하
2025-11-22		팽이버섯		5Kg		10,493	9,666	8,061	7,042
2025-11-24		팽이버섯		5Kg		10,403	9,566	7,843	6,977
2025-11-25		팽이버섯		5Kg		10,036	9,095	7,245	6,188
2025-11-26		팽이버섯		5Kg		9,616	8,459	6,552	5,910
2025-11-27		팽이버섯		5Kg		8,815	7,754	6,075	5,191
2025-11-28		팽이버섯		5Kg		8,000	7,588	5,982	5,040
평균						9,561	8,688	6,960	6,058

사과

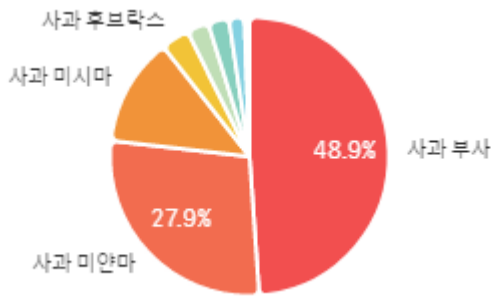
주간 반입량(톤)

◆ 2025 ● 2024 ▲ 평년

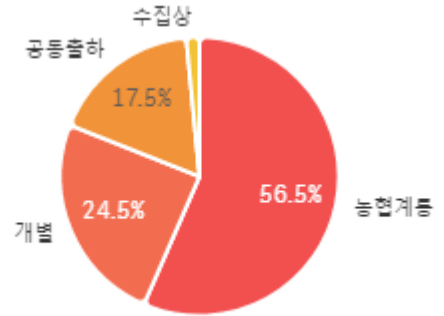


구분	금주(A)	전주(B)	전월(C)	전년(D)	평년(E)	A/B	A/C	A/D	A/E
물량(톤)	484	471	683	536	556	102.9%	70.9%	90.4%	87.0%

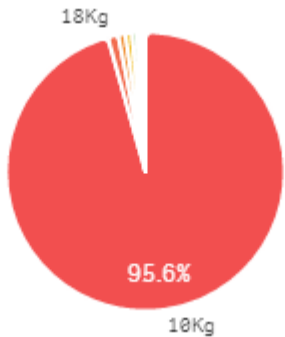
출하 품종별 거래물량 구성비



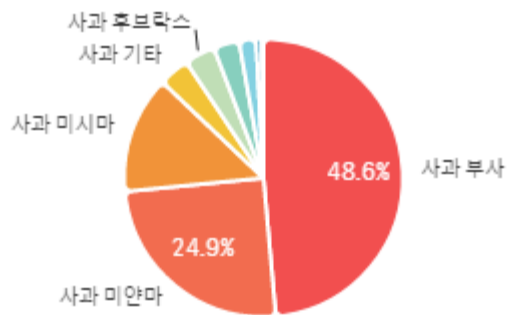
출하자별 거래물량 구성비



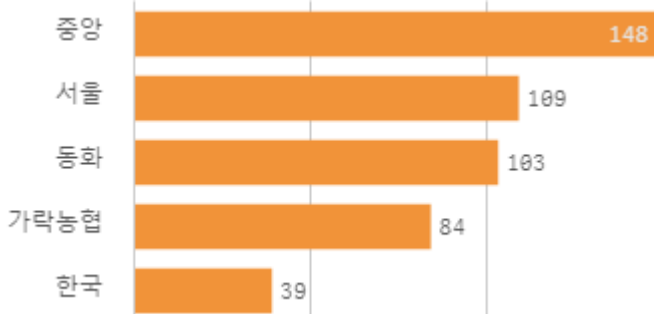
거래 단량별 물량 구성비



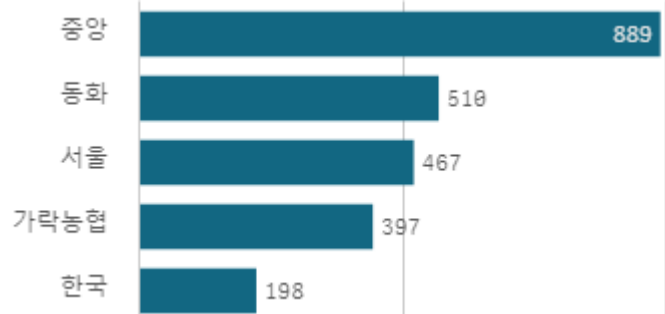
출하 품종별 거래금액 구성비



도매시장 법인별 거래물량(톤)

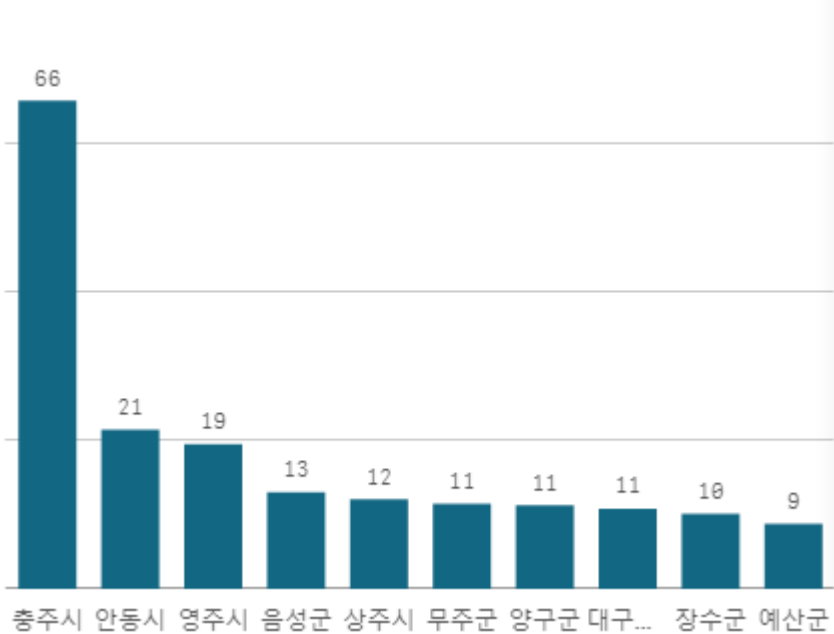


도매시장 법인별 거래금액(백만원)



사과 부사(10Kg)

산지별 거래물량(톤)



출하산지(개소)

26

출하건수(천건)

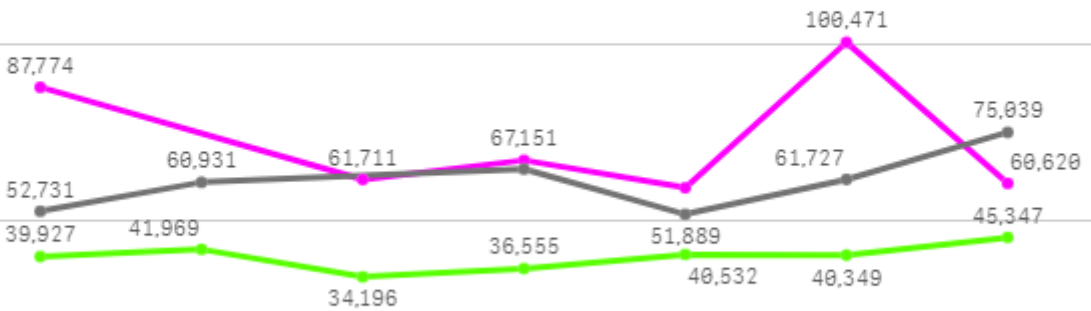
1

산지별 주출하 시군구



주간 도매가격(원)

◆ 2025 ● 2024 ◆ 평년



11/22 11/23 11/24 11/25 11/26 11/27 11/28

구분	금주(A)	전주(B)	전월(C)	전년(D)	평년(E)	A/B	A/C	A/D	A/E
가격(원)	72,853	59,775	77,978	61,159	47,269	121.9%	93.4%	119.1%	154.1%

※ 상품 가격 기준

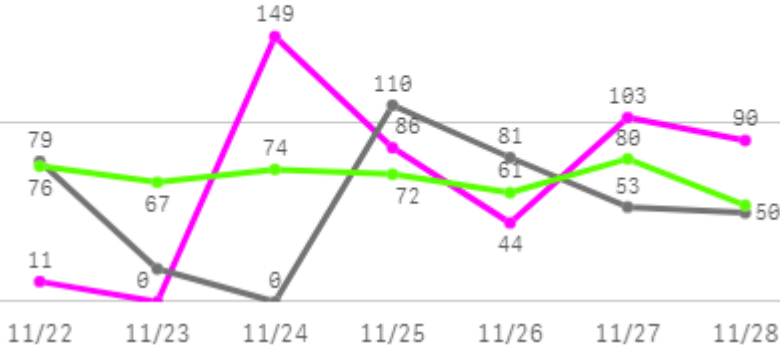
□ 팽이버섯(5Kg) 주간 가격

구분	Q	품종	Q	단량	Q	특	상	보통	하
2025-11-22		팽이버섯		5Kg		10,493	9,666	8,061	7,042
2025-11-24		팽이버섯		5Kg		10,403	9,566	7,843	6,977
2025-11-25		팽이버섯		5Kg		10,036	9,095	7,245	6,188
2025-11-26		팽이버섯		5Kg		9,616	8,459	6,552	5,910
2025-11-27		팽이버섯		5Kg		8,815	7,754	6,075	5,191
2025-11-28		팽이버섯		5Kg		8,000	7,588	5,982	5,040
평균						9,561	8,688	6,960	6,058

배

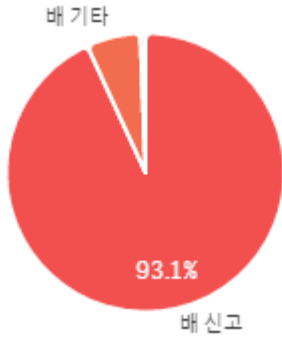
주간 반입량(톤)

2025 2024 평년

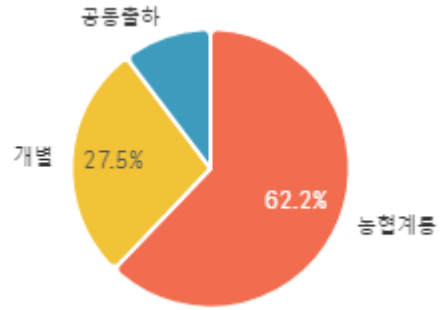


구분	금주(A)	전주(B)	전월(C)	전년(D)	평년(E)	A/B	A/C	A/D	A/E
물량(톤)	485	545	261	391	481	89.0%	185.8%	123.8%	100.7%

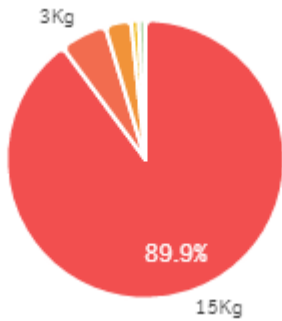
출하 품종별 거래물량 구성비



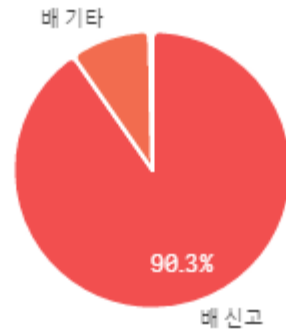
출하자별 거래물량 구성비



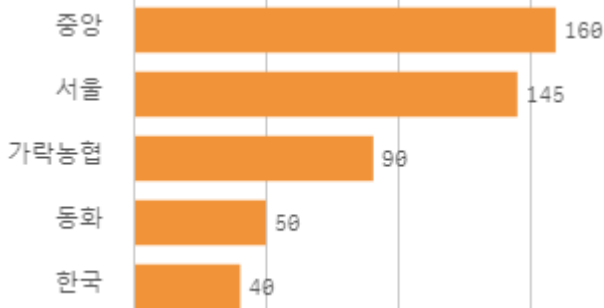
거래 단량별 물량 구성비



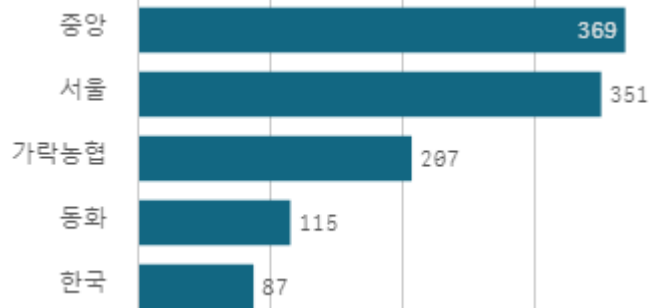
출하 품종별 거래금액 구성비



도매시장 법인별 거래물량(톤)

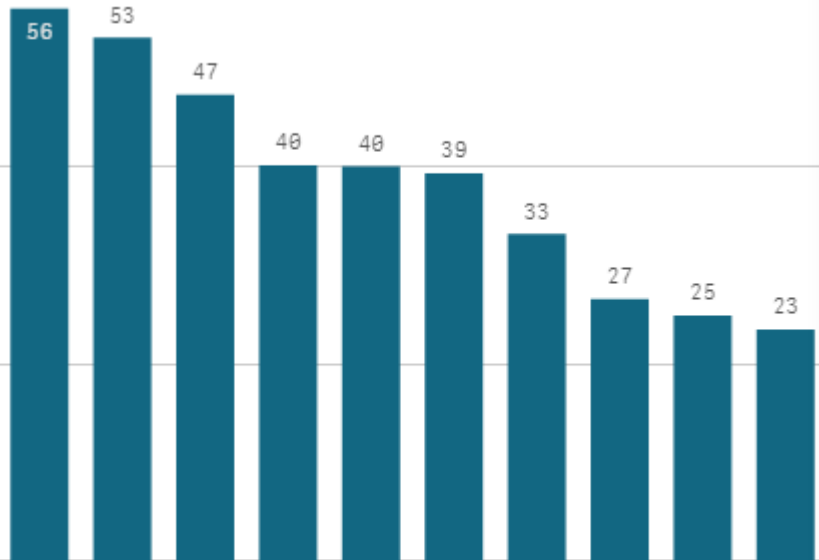


도매시장 법인별 거래금액(백만원)



배 신고(15Kg)

산지별 거래물량(톤)



출하산지(개소)

25

출하건수(천건)

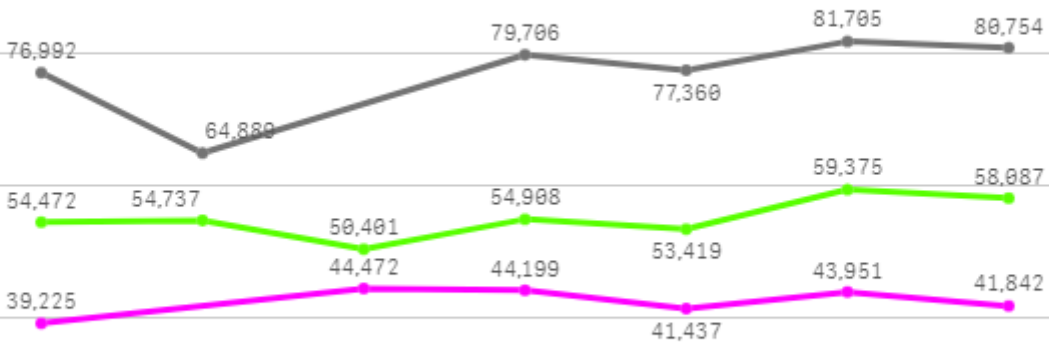
2

산지별 주출하 시군구



주간 도매가격(원)

◆ 2025 ● 2024 ◆ 평년



11/22 11/23 11/24 11/25 11/26 11/27 11/28

구분	금주(A)	전주(B)	전월(C)	전년(D)	평년(E)	A/B	A/C	A/D	A/E
가격(원)	42,521	42,905	42,564	76,901	50,841	99.1%	99.9%	55.3%	83.6%

※ 상품 가격 기준

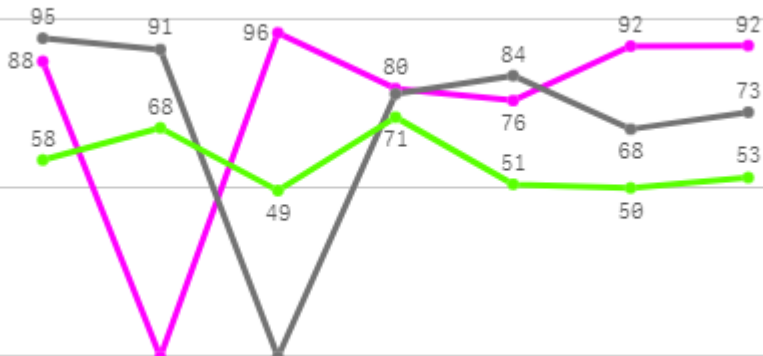
□ 배 신고(15Kg) 주간 가격

구분	Q	품종	Q	단량	Q	특	상	보통	하
2025-11-22		배 신고		15Kg		49,189	39,225	30,407	18,547
2025-11-24		배 신고		15Kg		70,440	44,472	31,006	18,823
2025-11-25		배 신고		15Kg		68,367	44,199	31,428	19,941
2025-11-26		배 신고		15Kg		53,874	41,437	28,815	16,796
2025-11-27		배 신고		15Kg		61,394	43,951	31,129	19,026
2025-11-28		배 신고		15Kg		66,698	41,842	29,181	16,459
평균						61,660	42,521	30,328	18,265

포도

주간 반입량(톤)

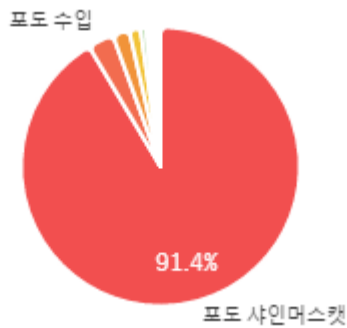
◆ 2025 ● 2024 ▲ 평년



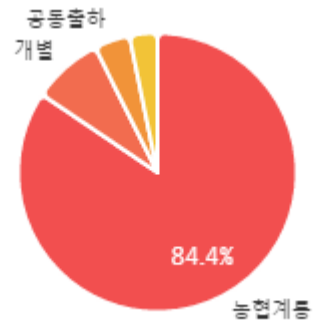
11/22 11/23 11/24 11/25 11/26 11/27 11/28

구분	금주(A)	전주(B)	전월(C)	전년(D)	평년(E)	A/B	A/C	A/D	A/E
물량(톤)	525	571	1,258	488	444	91.8%	41.7%	107.5%	118.1%

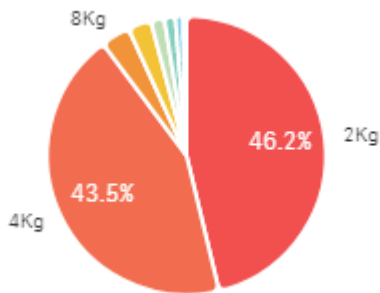
출하 품종별 거래물량 구성비



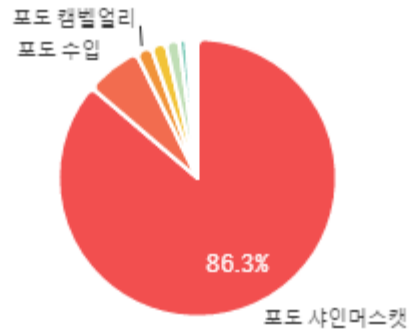
출하자별 거래물량 구성비



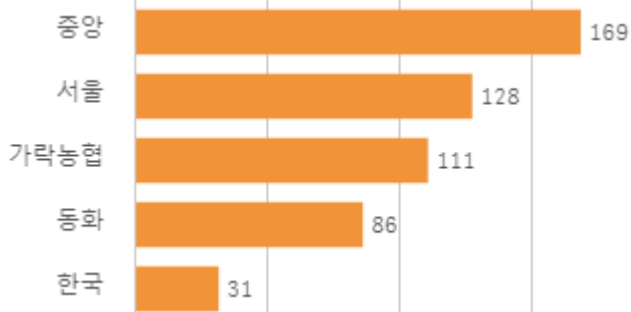
거래 단량별 물량 구성비



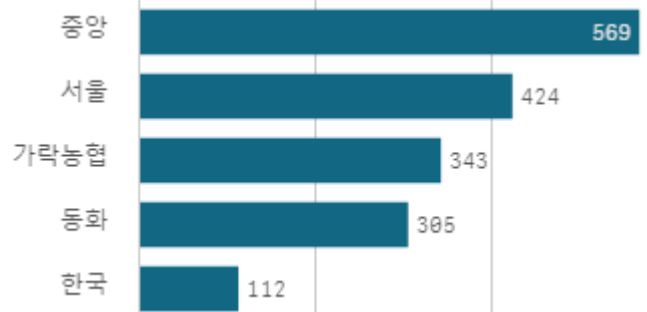
출하 품종별 거래금액 구성비



도매시장 법인별 거래물량(톤)

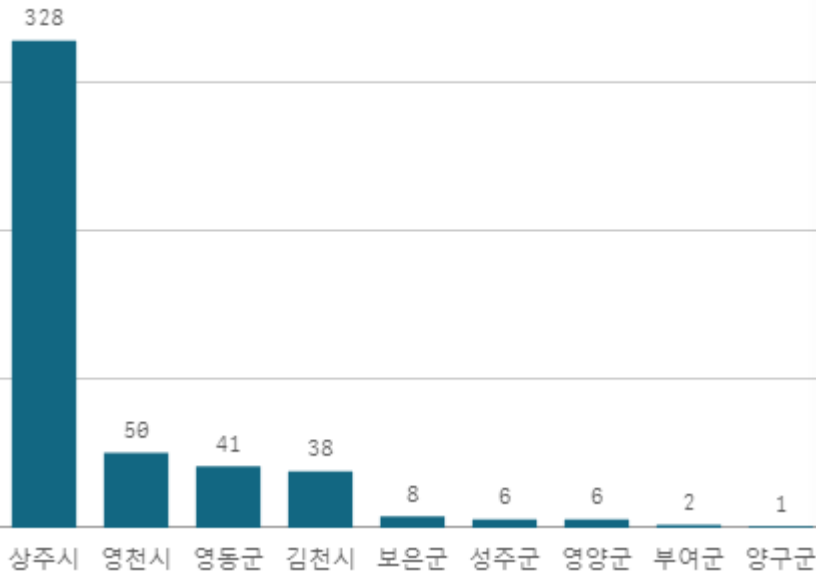


도매시장 법인별 거래금액(백만원)



포도 샤인머스켓(2Kg)

산지별 거래물량(톤)



출하산지(개소)

9

출하건수(천건)

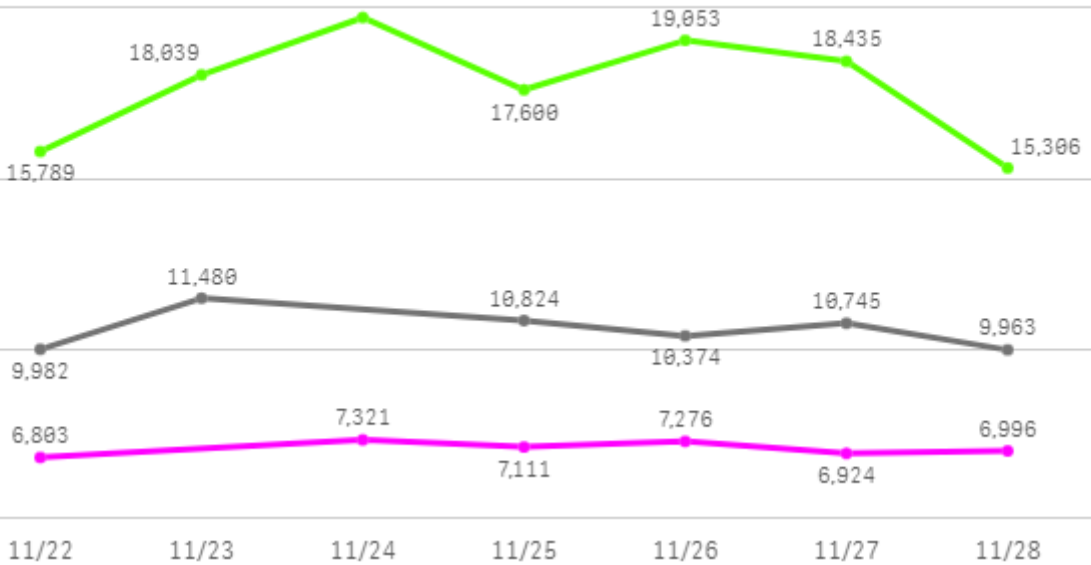
5

산지별 주출하 시군구



주간 도매가격(원)

◆ 2025 ● 2024 ▲ 평년



구분	금주(A)	전주(B)	전월(C)	전년(D)	평년(E)	A/B	A/C	A/D	A/E
가격(원)	7,072	7,325	5,632	10,561	13,995	96.5%	125.6%	67.0%	50.5%

※ 상품 가격 기준

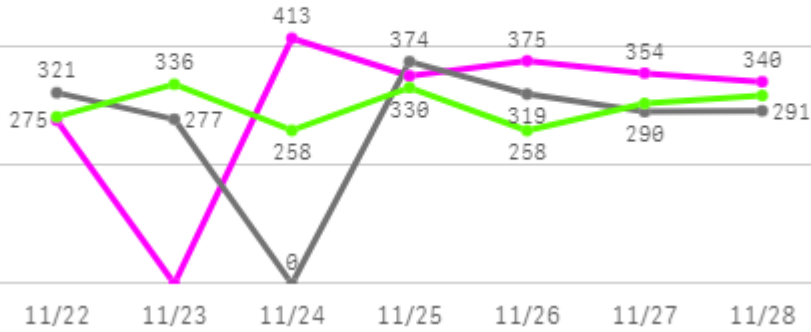
□ 포도 샤인머스켓(2Kg) 주간 가격

구분	Q	품종	Q	단량	Q	특	상	보통	하
2025-11-22		포도 샤인머스켓		2Kg		9,763	6,803	5,134	3,546
2025-11-24		포도 샤인머스켓		2Kg		10,157	7,321	5,644	4,036
2025-11-25		포도 샤인머스켓		2Kg		9,734	7,111	5,537	4,013
2025-11-26		포도 샤인머스켓		2Kg		10,182	7,276	5,725	4,337
2025-11-27		포도 샤인머스켓		2Kg		9,798	6,924	5,334	3,624
2025-11-28		포도 샤인머스켓		2Kg		9,895	6,996	5,188	3,383
평균						9,922	7,072	5,427	3,823

감귤

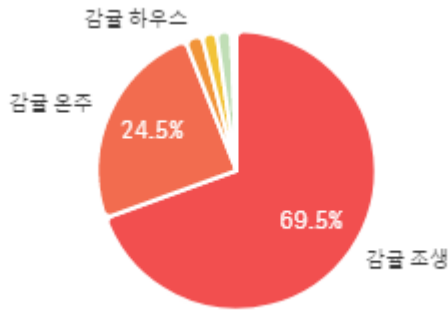
주간 반입량(톤)

◆ 2025 ● 2024 ▲ 평년

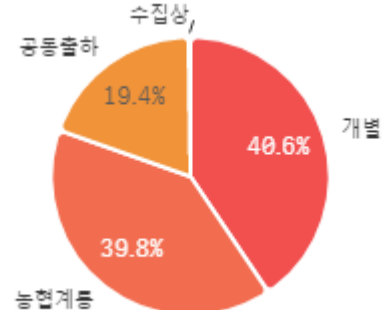


구분	금주(A)	전주(B)	전월(C)	전년(D)	평년(E)	A/B	A/C	A/D	A/E
물량(톤)	2,107	2,083	1,535	1,872	2,036	101.2%	137.3%	112.6%	103.5%

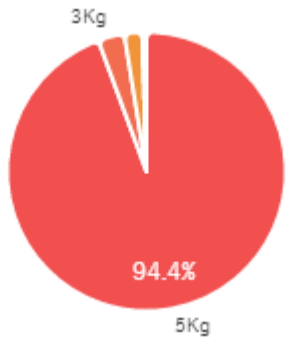
출하 품종별 거래물량 구성비



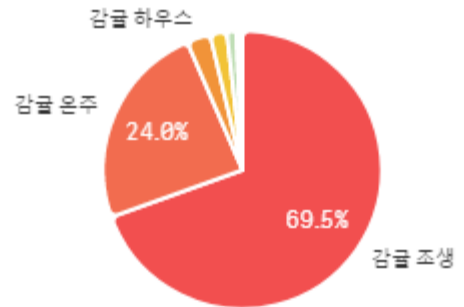
출하자별 거래물량 구성비



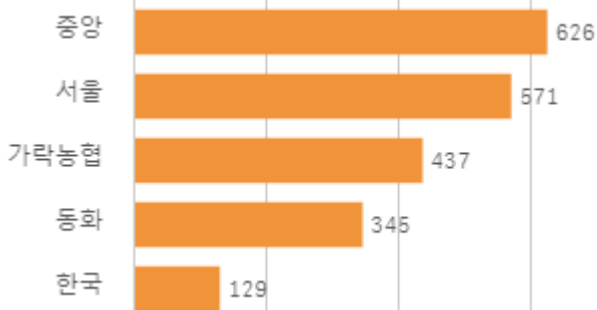
거래 단량별 물량 구성비



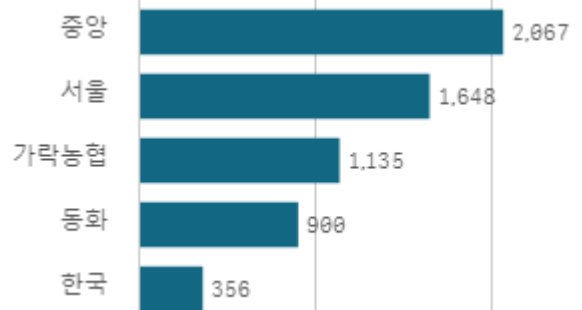
출하 품종별 거래금액 구성비



도매시장 법인별 거래물량(톤)

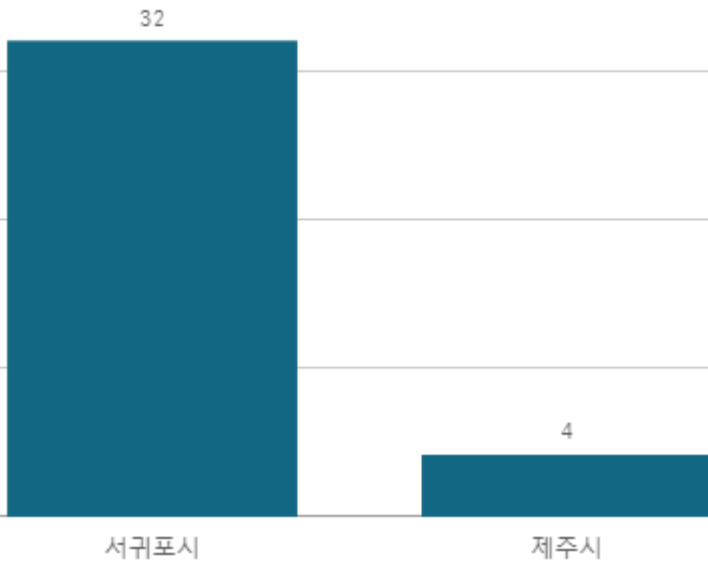


도매시장 법인별 거래금액(백만원)



감귤 극조생(5Kg)

산지별 거래물량(톤)



산지별 주출하 시군구



출하산지(개소)

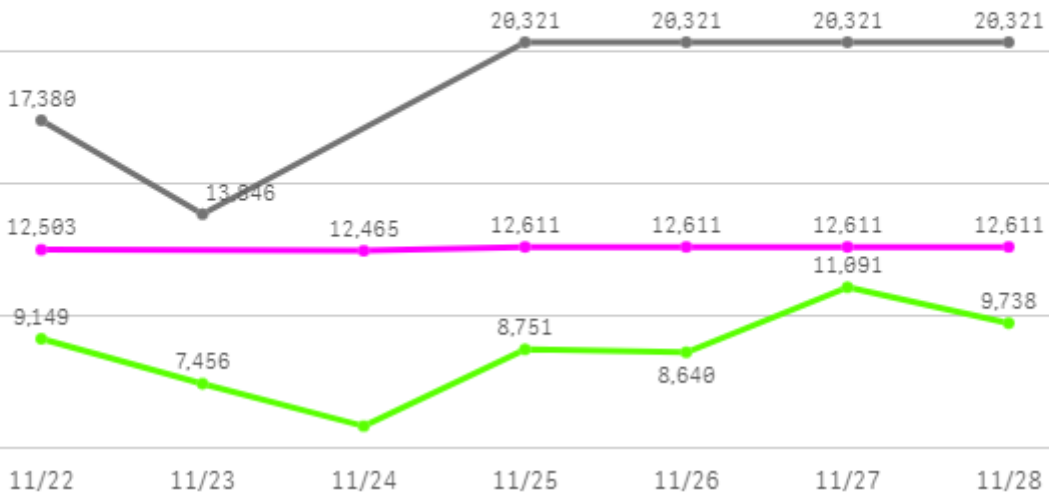
2

출하건수(천건)

0

주간 도매가격(원)

◆ 2025 ● 2024 ◆ 평년



구분	금주(A)	전주(B)	전월(C)	전년(D)	평년(E)	A/B	A/C	A/D	A/E
가격(원)	12,569	12,477	11,890	18,752	10,283	100.7%	105.7%	67.0%	122.2%

※ 상품 가격 기준

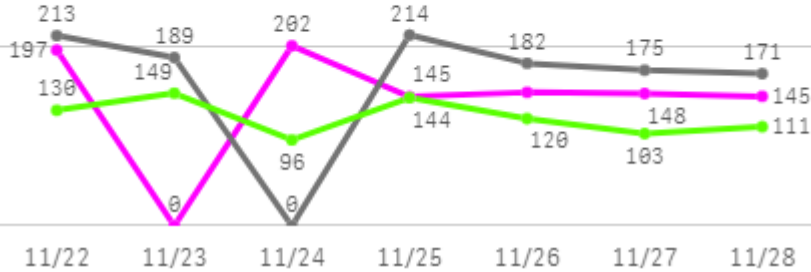
□ 감귤 극조생(5Kg) 주간 가격

구분	Q	품종	Q	단량	Q	특	상	보통	하
2025-11-22		감귤 극조생		5Kg		15,596	12,503	8,337	6,425
2025-11-24		감귤 극조생		5Kg		14,843	12,465	8,911	6,548
2025-11-25		감귤 극조생		5Kg		14,000	12,611	9,618	7,144
2025-11-26		감귤 극조생		5Kg		14,000	12,611	9,618	7,144
2025-11-27		감귤 극조생		5Kg		14,000	12,611	9,618	7,144
2025-11-28		감귤 극조생		5Kg		14,000	12,611	9,618	7,144
평균						14,407	12,569	9,287	6,925

단감

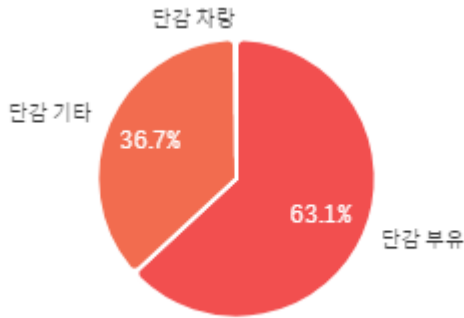
주간 반입량(톤)

◆ 2025 ● 2024 ▲ 평년

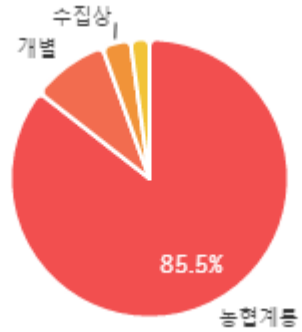


구분	금주(A)	전주(B)	전월(C)	전년(D)	평년(E)	A/B	A/C	A/D	A/E
물량(톤)	987	1,327	1,503	1,143	873	74.4%	65.7%	86.3%	113.1%

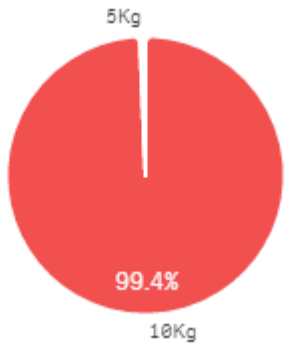
출하 품종별 거래물량 구성비



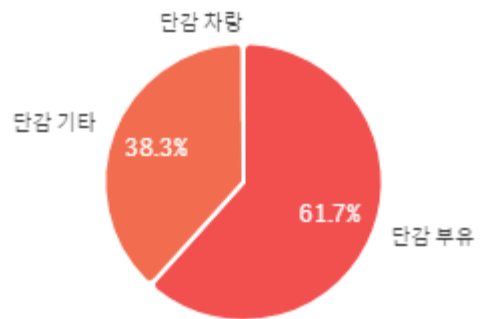
출하자별 거래물량 구성비



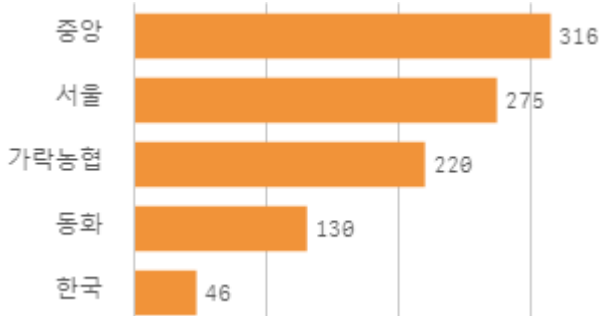
거래 단량별 물량 구성비



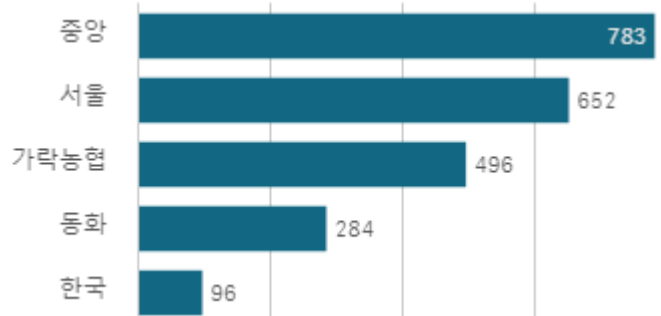
출하 품종별 거래금액 구성비



도매시장 법인별 거래물량(톤)

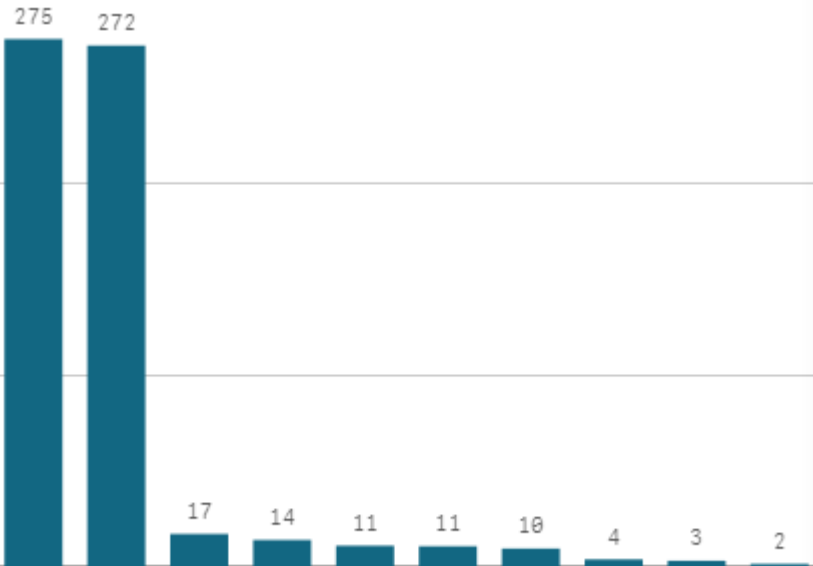


도매시장 법인별 거래금액(백만원)



단감 부유(10Kg)

산지별 거래물량(톤)



진주시 창원시 광주... 함안군 밀양시 담양군 구례군 장성군 강진군 영암군

출하산지(개소)

19

출하건수(천건)

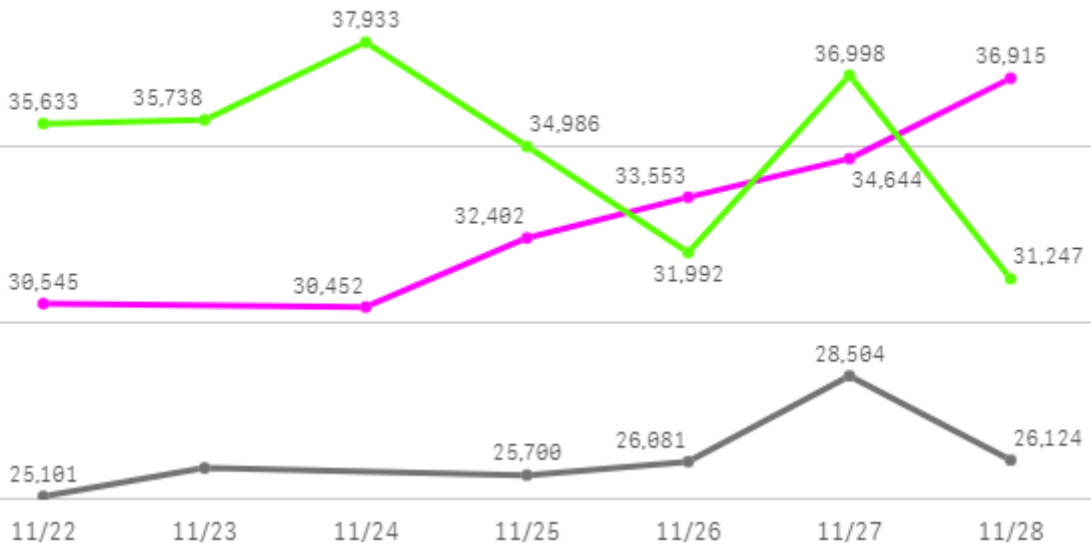
4

산지별 주출하 시군구



주간 도매가격(원)

◆ 2025 ● 2024 ◆ 평년



구분	금주(A)	전주(B)	전월(C)	전년(D)	평년(E)	A/B	A/C	A/D	A/E
가격(원)	33,085	28,371	29,051	26,235	35,223	116.6%	113.9%	126.1%	93.9%

※ 상품 가격 기준

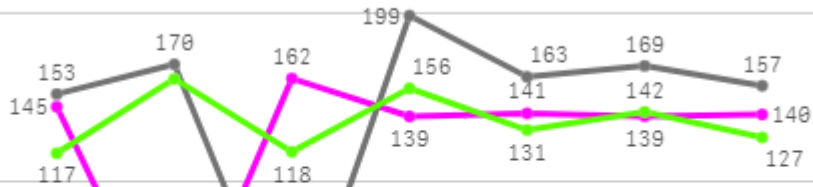
□ 단감 부유(10Kg) 주간 가격

구분	Q	품종	Q	단량	Q	특	상	보통	하
2025-11-22		단감 부유		10Kg		37,722	30,545	19,856	10,596
2025-11-24		단감 부유		10Kg		38,659	30,452	19,315	10,658
2025-11-25		단감 부유		10Kg		42,117	32,402	20,455	11,591
2025-11-26		단감 부유		10Kg		44,763	33,553	21,053	11,886
2025-11-27		단감 부유		10Kg		45,703	34,644	21,777	11,937
2025-11-28		단감 부유		10Kg		49,104	36,915	22,104	12,098
평균						43,011	33,085	20,760	11,461

바나나

주간 반입량(톤)

◆ 2025 ● 2024 ▲ 평년



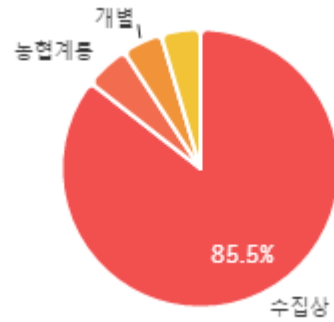
11/22 11/23 11/24 11/25 11/26 11/27 11/28

구분	금주(A)	전주(B)	전월(C)	전년(D)	평년(E)	A/B	A/C	A/D	A/E
물량(톤)	867	803	925	1,011	919	107.9%	93.8%	85.7%	94.3%

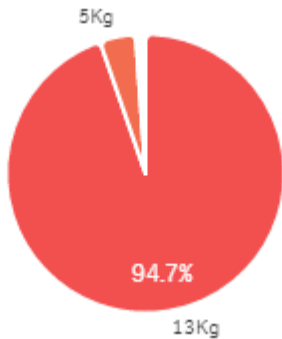
출하 품종별 거래물량 구성비



출하자별 거래물량 구성비



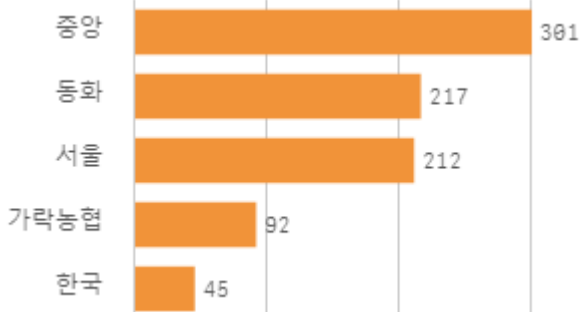
거래 단량별 물량 구성비



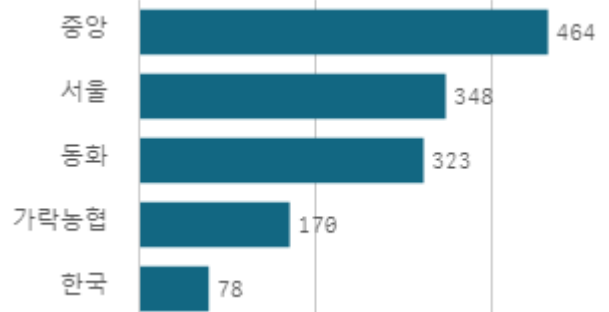
출하 품종별 거래금액 구성비



도매시장 법인별 거래물량(톤)

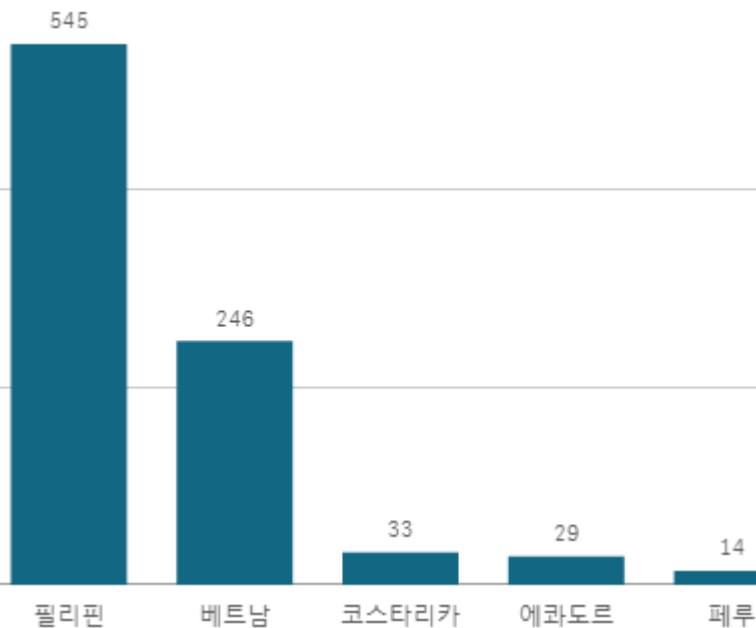


도매시장 법인별 거래금액(백만원)

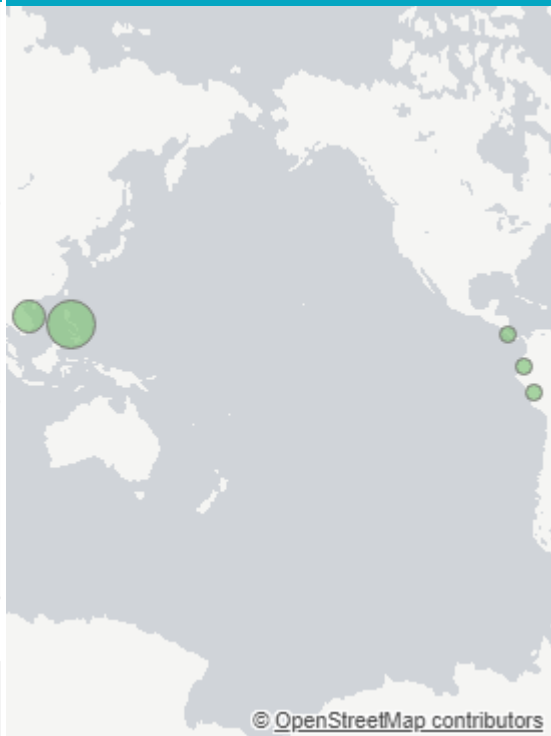


바나나 수입(13Kg)

산지별 거래물량(톤)



산지별 주출하 시군구



출하산지(개소)

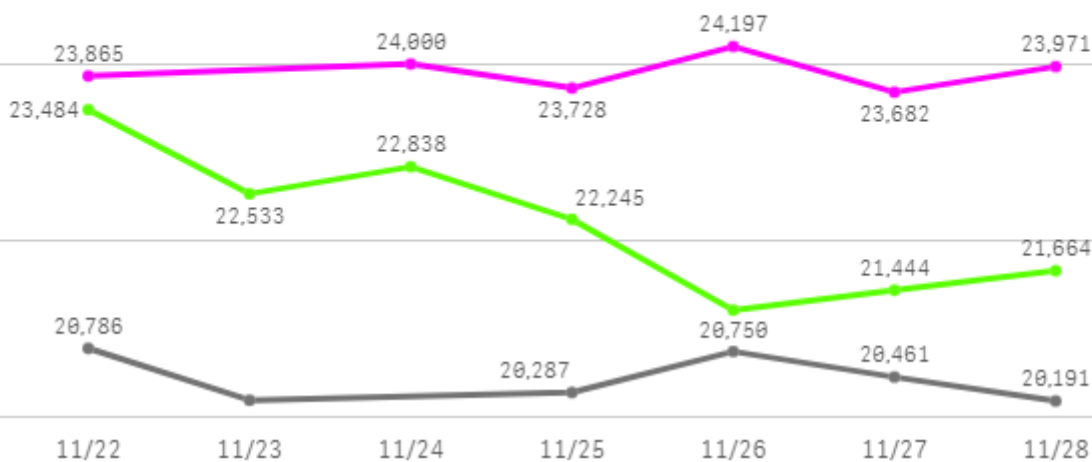
5

출하건수(천건)

2

주간 도매가격(원)

● 2025 ● 2024 ● 평년



구분	금주(A)	전주(B)	전월(C)	전년(D)	평년(E)	A/B	A/C	A/D	A/E
가격(원)	23,907	24,118	26,440	20,446	23,173	99.1%	90.4%	116.9%	103.2%

※ 상품 가격 기준

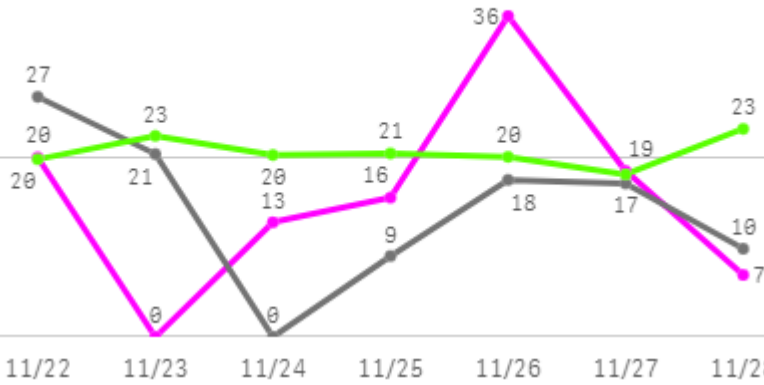
□ 바나나 수입(13Kg) 주간 가격

구분	Q	품종	Q	단량	Q	특	상	보통	하
2025-11-22		바나나 수입		13Kg		28,880	23,865	18,359	10,755
2025-11-24		바나나 수입		13Kg		29,011	24,000	16,626	12,522
2025-11-25		바나나 수입		13Kg		28,423	23,728	18,021	12,705
2025-11-26		바나나 수입		13Kg		29,180	24,197	18,434	11,643
2025-11-27		바나나 수입		13Kg		28,667	23,682	17,456	11,134
2025-11-28		바나나 수입		13Kg		28,977	23,971	18,344	11,426
평균						28,856	23,907	17,873	11,698

고등어

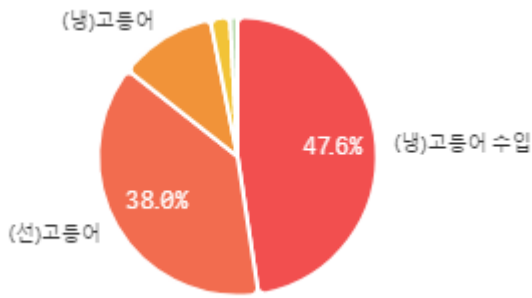
주간 반입량(톤)

◆ 2025 ● 2024 ▲ 평년

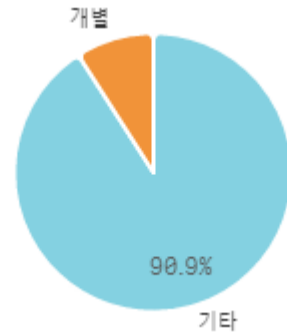


구분	금주(A)	전주(B)	전월(C)	전년(D)	평년(E)	A/B	A/C	A/D	A/E
물량(톤)	110	91	77	101	133	121.6%	143.4%	108.8%	82.8%

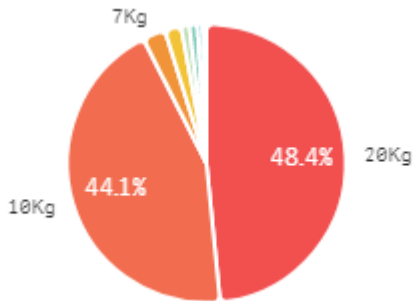
출하 품종별 거래물량 구성비



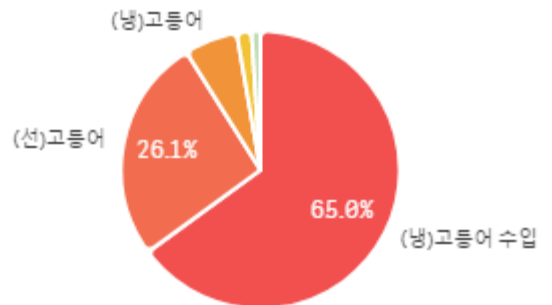
출하자별 거래물량 구성비



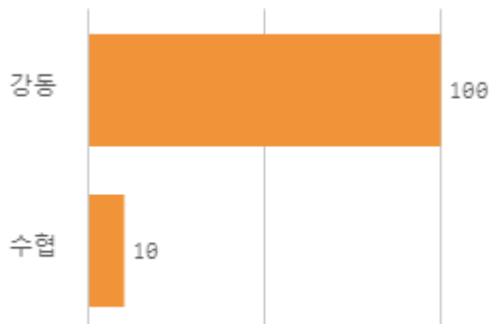
거래 단량별 물량 구성비



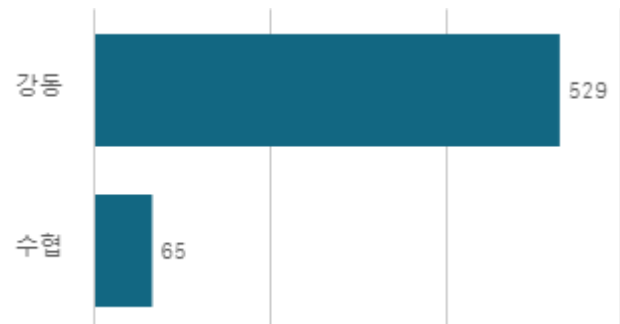
출하 품종별 거래금액 구성비



도매시장 법인별 거래물량(톤)



도매시장 법인별 거래금액(백만원)



(냉)고등어 수입(10Kg)

산지별 거래물량(톤)

52



노르웨이

출하산지(개소)

1

출하건수(천건)

0

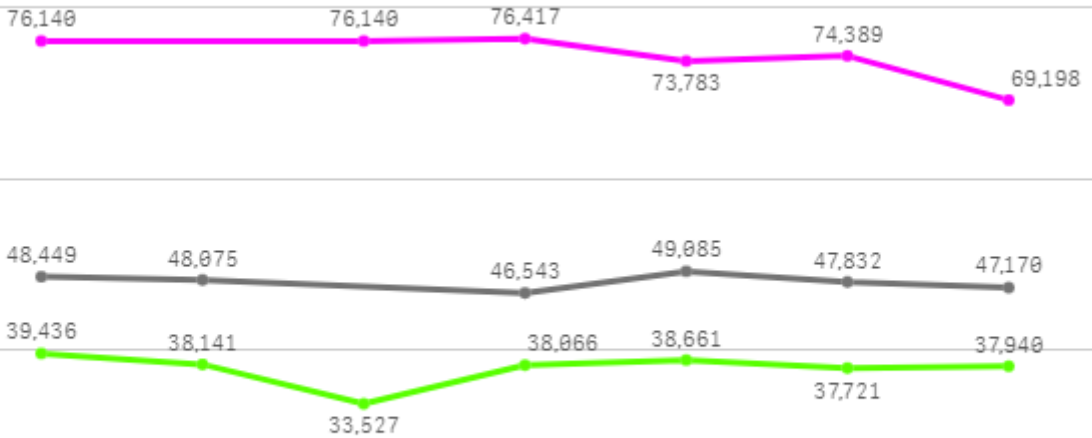
산지별 주출하 시군구



© OpenStreetMap contributors

주간 도매가격(원)

◆ 2025 ● 2024 ◆ 평년



11/22 11/23 11/24 11/25 11/26 11/27 11/28

구분	금주(A)	전주(B)	전월(C)	전년(D)	평년(E)	A/B	A/C	A/D	A/E
가격(원)	74,345	77,240	70,670	47,859	46,508	96.3%	105.2%	155.3%	159.9%

※ 상품 가격 기준

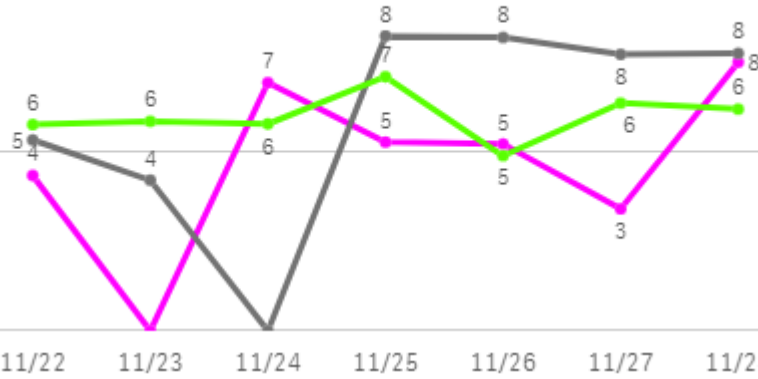
□ (냉)고등어 수입(10Kg) 주간 가격

구분	Q	품종	Q	단량	Q	특	상	보통	하
2025-11-22		(냉)고등어 수입		10Kg		-	76,140	-	-
2025-11-24		(냉)고등어 수입		10Kg		-	76,140	-	-
2025-11-25		(냉)고등어 수입		10Kg		-	76,417	-	-
2025-11-26		(냉)고등어 수입		10Kg		-	73,783	-	-
2025-11-27		(냉)고등어 수입		10Kg		-	74,389	-	-
2025-11-28		(냉)고등어 수입		10Kg		-	69,198	-	-
평균						-	74,345	-	-

갈치

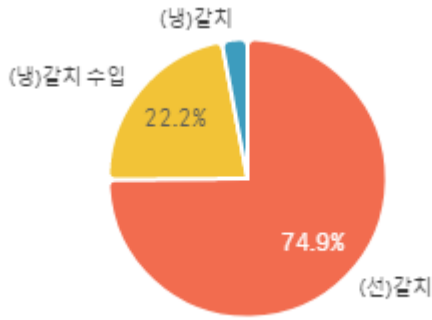
주간 반입량(톤)

◆ 2025 ● 2024 ▲ 평년

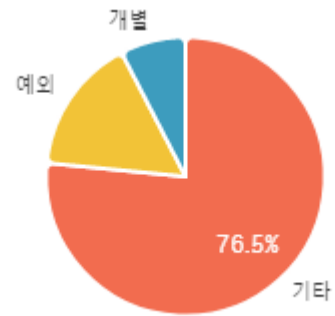


구분	금주(A)	전주(B)	전월(C)	전년(D)	평년(E)	A/B	A/C	A/D	A/E
물량(톤)	33	38	35	42	41	85.5%	94.9%	78.8%	79.7%

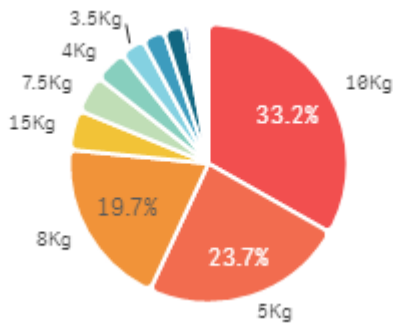
출하 품종별 거래물량 구성비



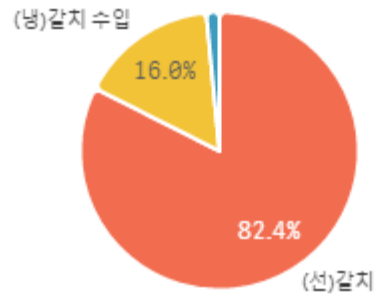
출하자별 거래물량 구성비



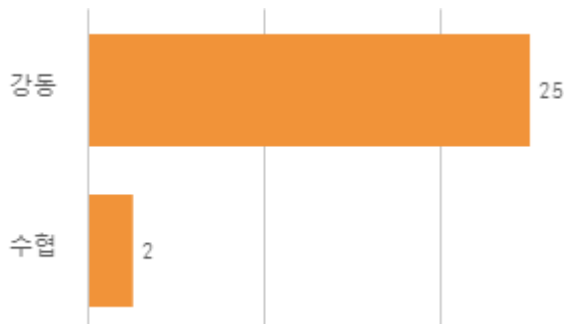
거래 단량별 물량 구성비



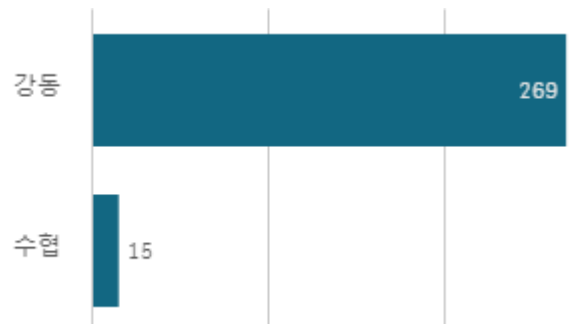
출하 품종별 거래금액 구성비



도매시장 법인별 거래물량(톤)

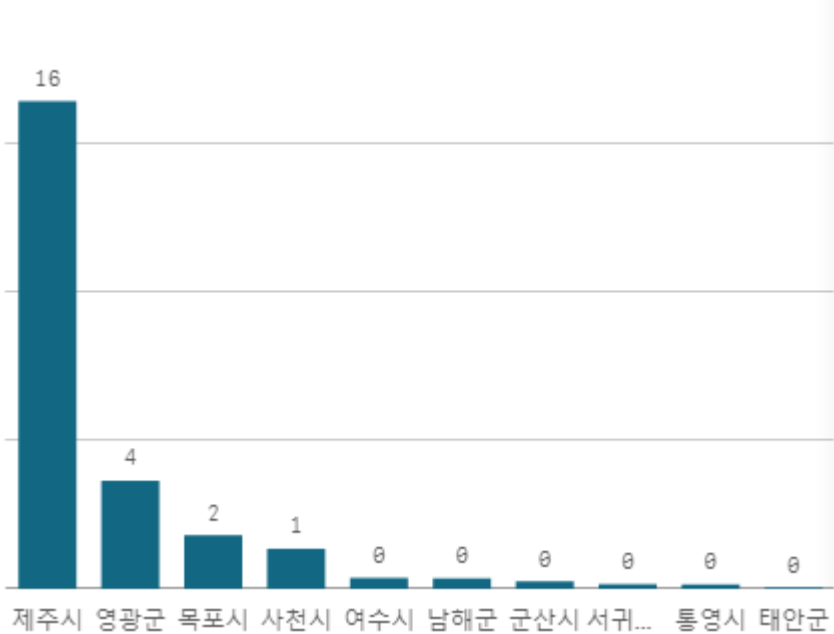


도매시장 법인별 거래금액(백만원)



(선)갈치(5Kg)

산지별 거래물량(톤)



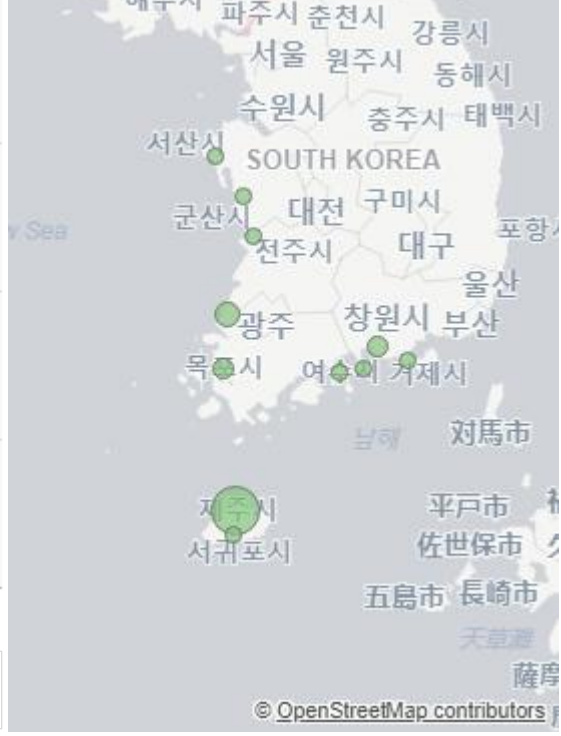
출하산지(개소)

11

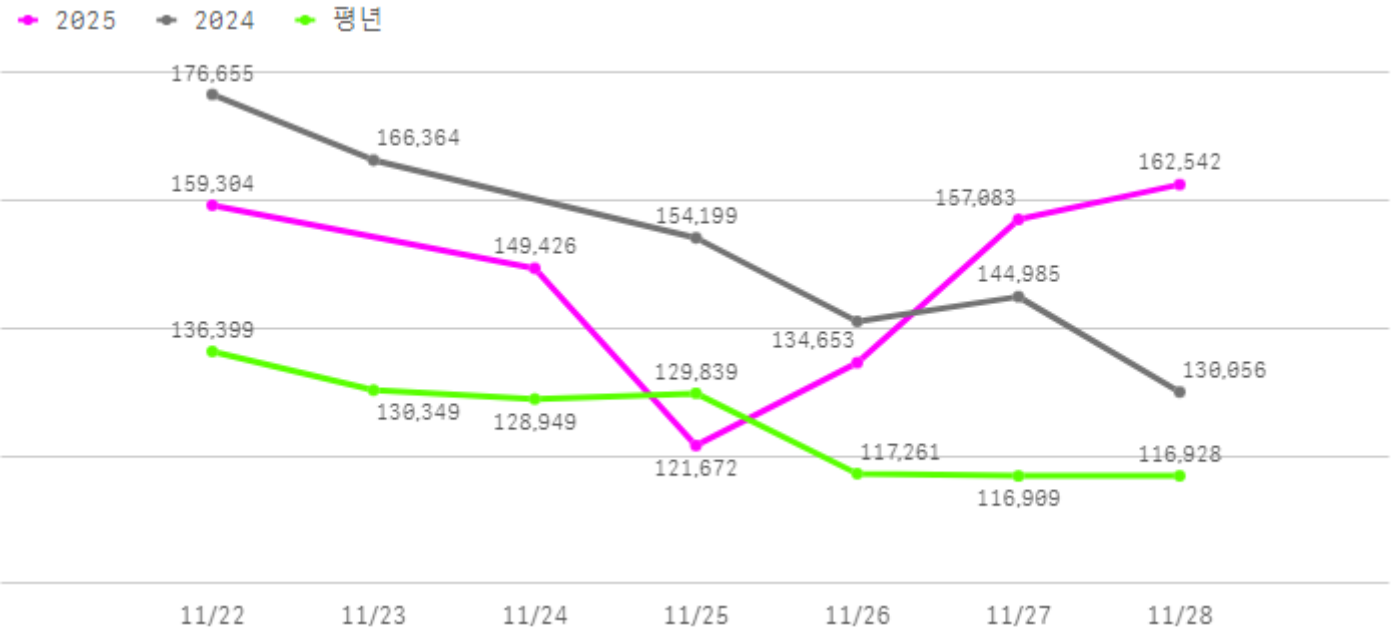
출하건수(천건)

1

산지별 주출하 시군구



주간 도매가격(원)



구분	금주(A)	전주(B)	전월(C)	전년(D)	평년(E)	A/B	A/C	A/D	A/E
가격(원)	147,447	137,002	135,325	152,228	131,546	107.6%	109.0%	96.9%	112.1%

※ 상품 가격 기준

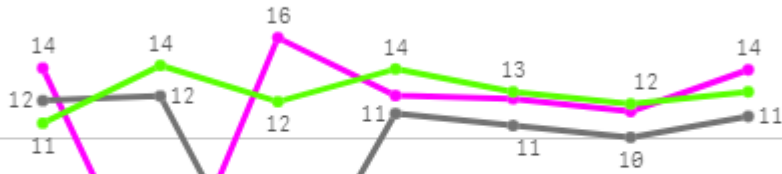
□ (선)갈치(5Kg) 주간 가격

구분	Q	품종	Q	단량	Q	특	상	보통	하
2025-11-22		(선)갈치		5Kg		-	159,304	101,449	66,722
2025-11-24		(선)갈치		5Kg		-	149,426	81,179	34,532
2025-11-25		(선)갈치		5Kg		-	121,672	79,423	41,339
2025-11-26		(선)갈치		5Kg		-	134,653	62,646	26,991
2025-11-27		(선)갈치		5Kg		-	157,083	48,946	30,452
2025-11-28		(선)갈치		5Kg		-	162,542	79,490	31,629
평균						-	147,447	75,522	38,611

홍합

주간 반입량(톤)

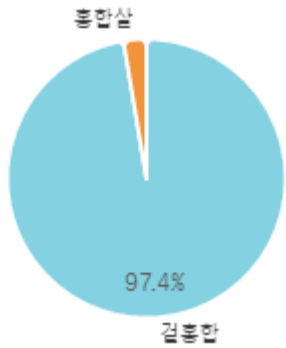
◆ 2025 ● 2024 ▲ 평년



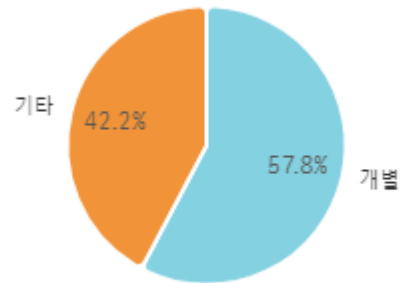
11/22 11/23 11/24 11/25 11/26 11/27 11/28

구분	금주(A)	전주(B)	전월(C)	전년(D)	평년(E)	A/B	A/C	A/D	A/E
물량(톤)	80	81	75	68	83	98.8%	106.8%	117.1%	96.3%

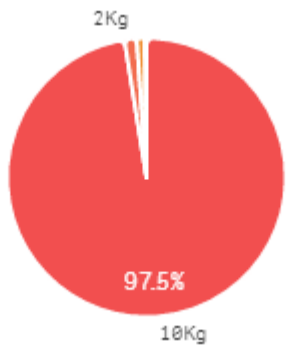
출하 품종별 거래물량 구성비



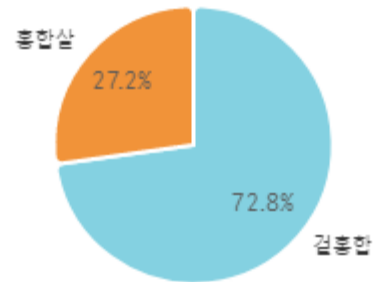
출하자별 거래물량 구성비



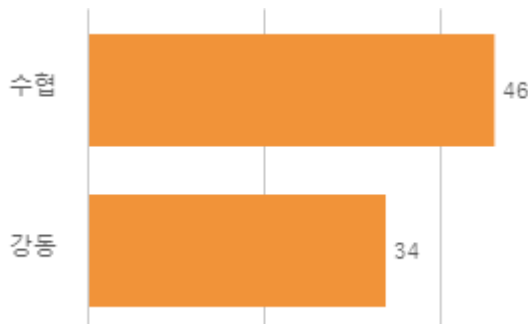
거래 단량별 물량 구성비



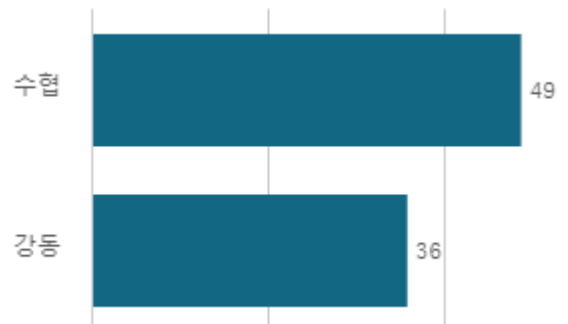
출하 품종별 거래금액 구성비



도매시장 법인별 거래물량(톤)

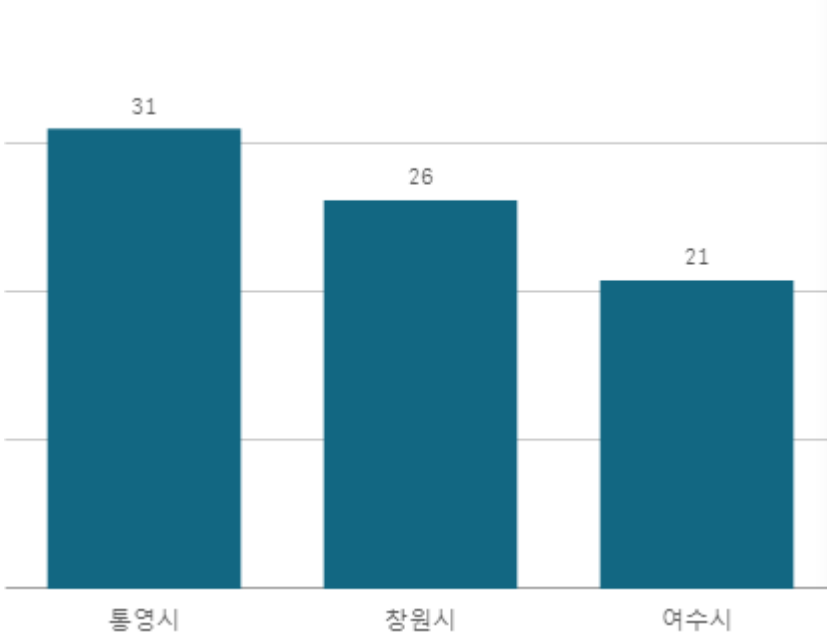


도매시장 법인별 거래금액(백만원)



겉홍합(10Kg)

산지별 거래물량(톤)



산지별 주출하 시군구



출하산지(개소)

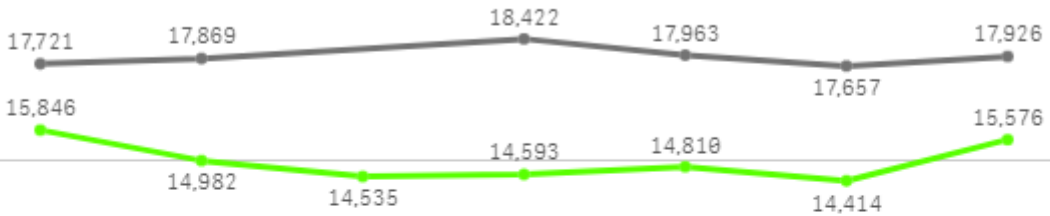
3

출하건수(천건)

1

주간 도매가격(원)

◆ 2025 ● 2024 ◆ 평년



11/22 11/23 11/24 11/25 11/26 11/27 11/28

구분	금주(A)	전주(B)	전월(C)	전년(D)	평년(E)	A/B	A/C	A/D	A/E
가격(원)	9,076	8,572	12,850	17,926	14,382	105.9%	70.6%	50.6%	63.1%

※ 상품 가격 기준

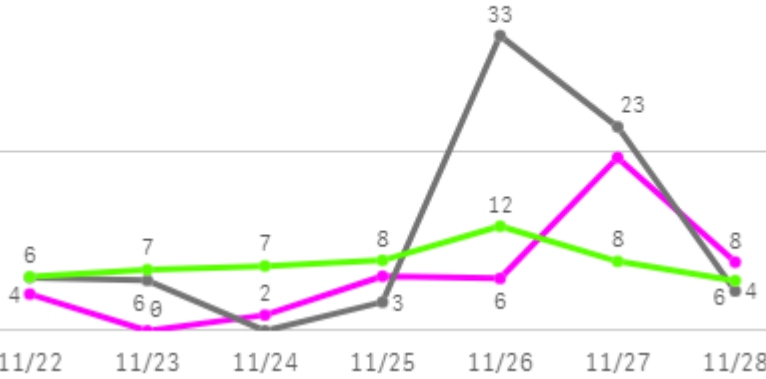
□ 곁홍합(10Kg) 주간 가격

구분	Q	품종	Q	단량	Q	특	상	보통	하
2025-11-22		곁홍합		10Kg		-	9,000	7,993	6,400
2025-11-24		곁홍합		10Kg		-	9,029	7,522	5,664
2025-11-25		곁홍합		10Kg		-	9,425	8,085	5,988
2025-11-26		곁홍합		10Kg		-	9,000	6,979	5,395
2025-11-27		곁홍합		10Kg		-	9,000	7,692	6,259
2025-11-28		곁홍합		10Kg		-	9,000	8,305	7,000
평균						-	9,076	7,763	6,118

오징어

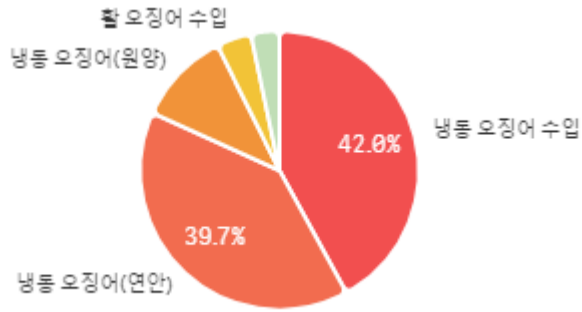
주간 반입량(톤)

◆ 2025 ● 2024 ▲ 평년

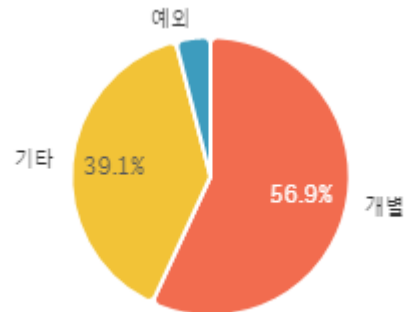


구분	금주(A)	전주(B)	전월(C)	전년(D)	평년(E)	A/B	A/C	A/D	A/E
물량(톤)	45	32	29	75	52	142.0%	156.4%	59.8%	86.7%

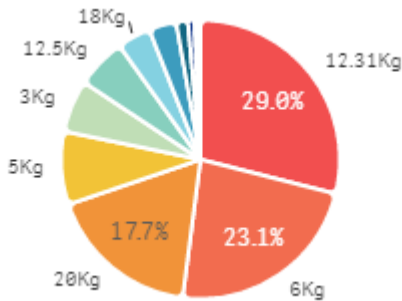
출하 품종별 거래물량 구성비



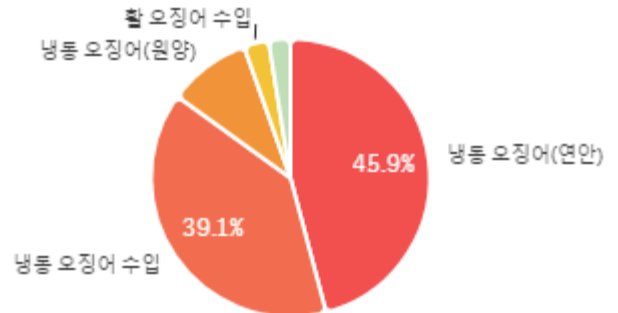
출하자별 거래물량 구성비



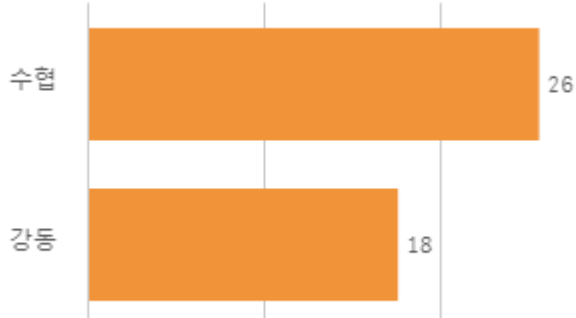
거래 단량별 물량 구성비



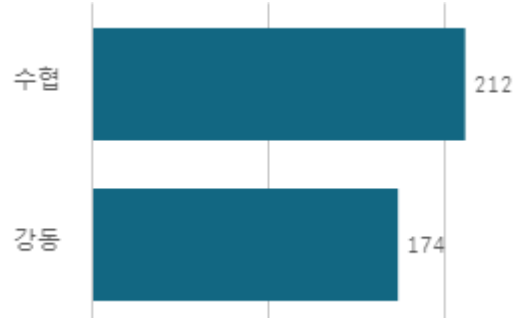
출하 품종별 거래금액 구성비



도매시장 법인별 거래물량(톤)



도매시장 법인별 거래금액(백만원)



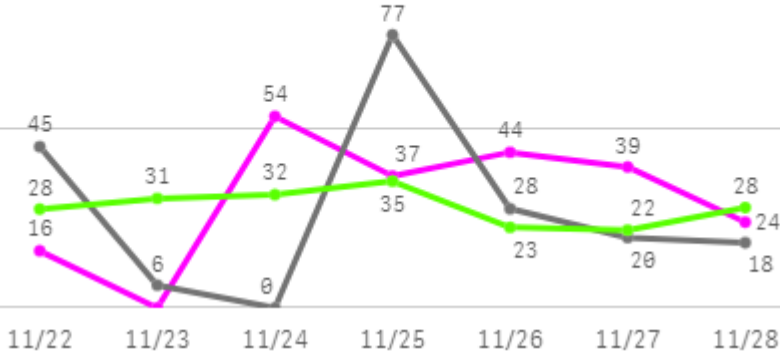
□ 물오징어(6Kg) 주간 가격

구분	Q	품종	Q	단량	Q	특	상	보통	하
2025-11-22		물오징어		6Kg		-	65,570	58,333	47,170
2025-11-24		물오징어		6Kg		-	65,570	58,333	47,170
2025-11-25		물오징어		6Kg		-	65,570	58,333	47,170
2025-11-26		물오징어		6Kg		-	65,570	58,333	47,170
2025-11-27		물오징어		6Kg		-	65,570	58,333	47,170
2025-11-28		물오징어		6Kg		-	65,570	58,333	47,170
평균						-	65,570	58,333	47,170

건멸치

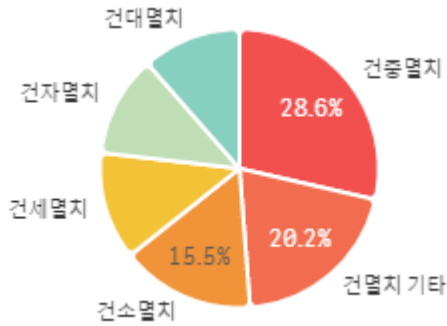
주간 반입량(톤)

◆ 2025 ● 2024 ▲ 평년

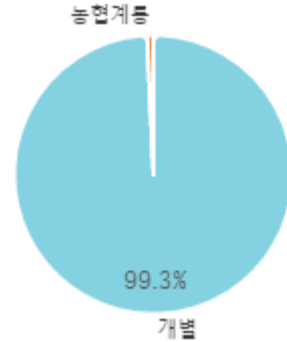


구분	금주(A)	전주(B)	전월(C)	전년(D)	평년(E)	A/B	A/C	A/D	A/E
물량(톤)	214	164	321	194	188	130.3%	66.5%	110.3%	113.4%

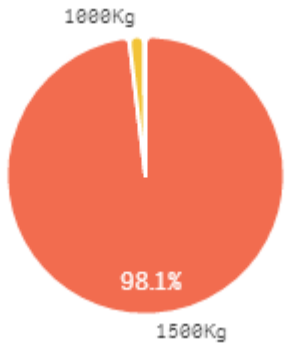
출하 품종별 거래물량 구성비



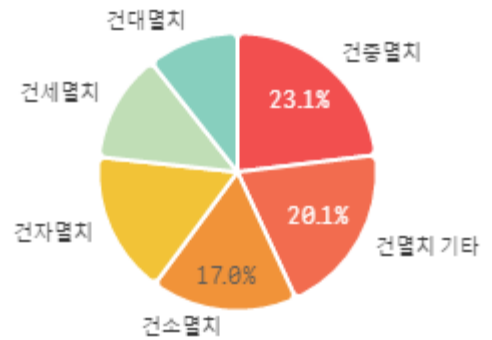
출하자별 거래물량 구성비



거래 단량별 물량 구성비



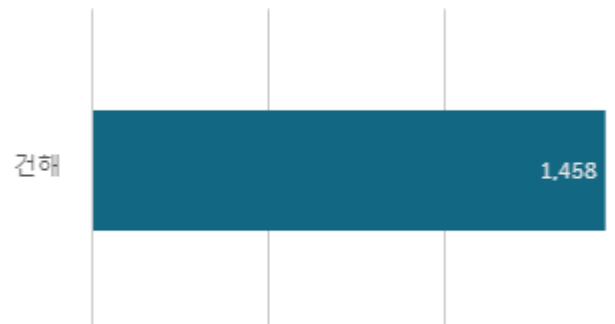
출하 품종별 거래금액 구성비



도매시장 법인별 거래물량(톤)

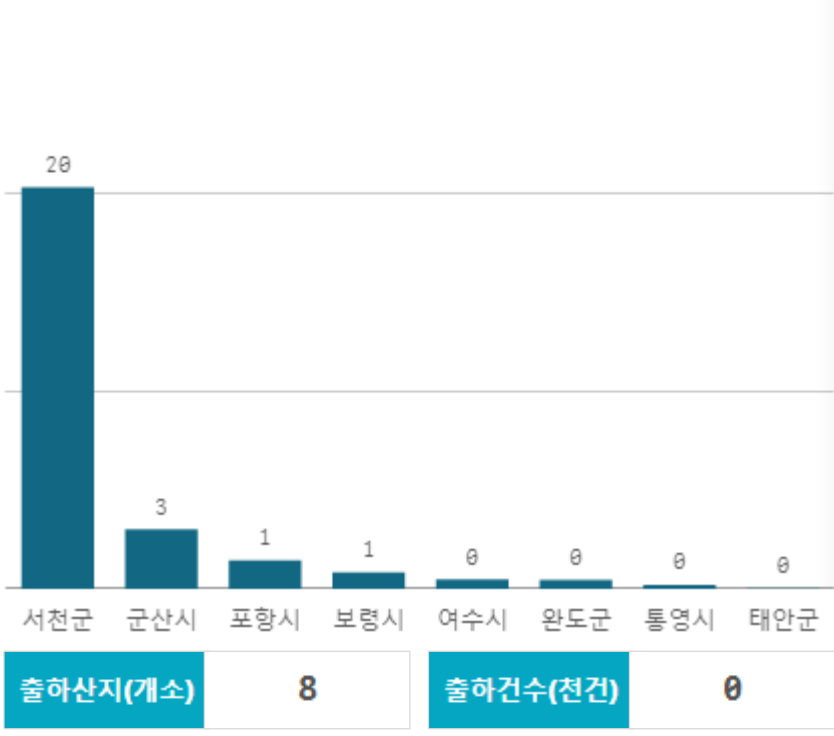


도매시장 법인별 거래금액(백만원)

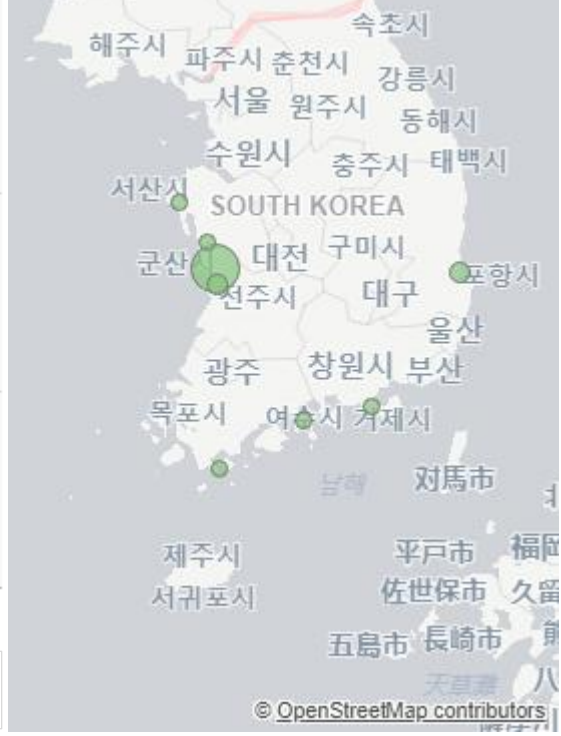


건세열치(1.5Kg)

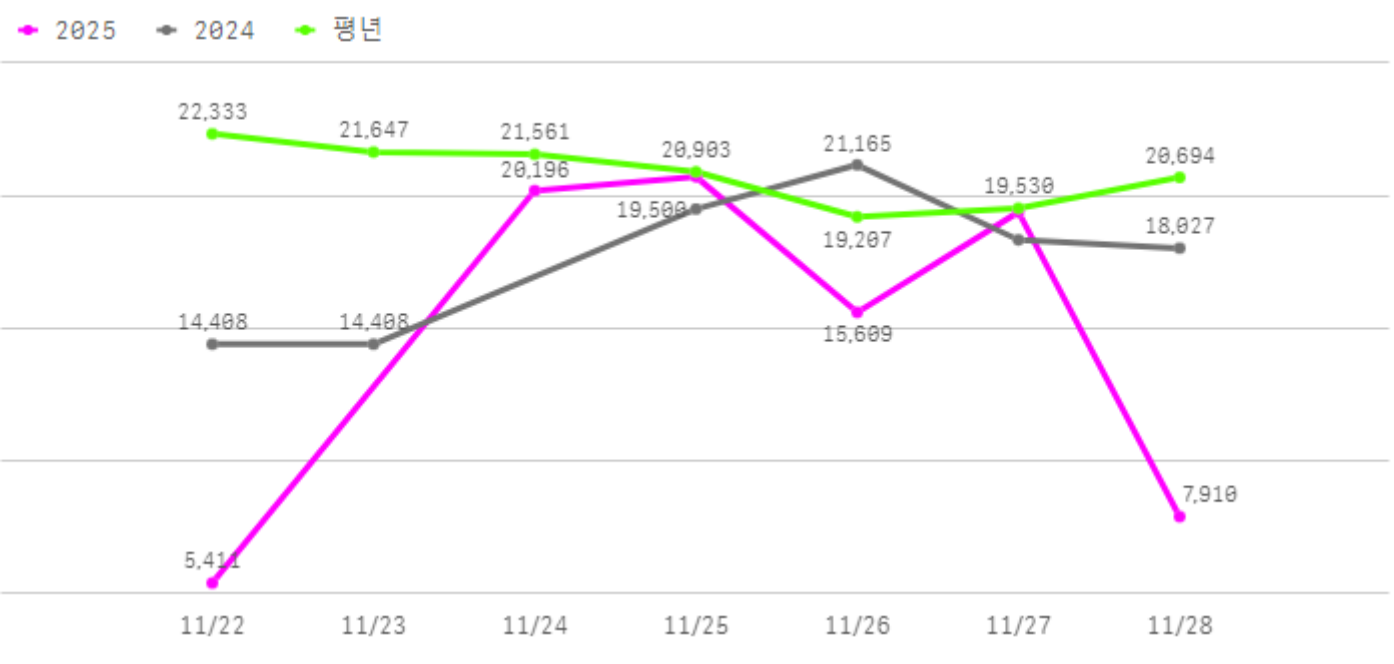
산지별 거래물량(톤)



산지별 주출하 시군구



주간 도매가격(원)



구분	금주(A)	전주(B)	전월(C)	전년(D)	평년(E)	A/B	A/C	A/D	A/E
가격(원)	14,872	16,064	13,570	17,641	19,981	92.6%	109.6%	84.3%	74.4%

※ 상품 가격 기준

□ 건세멸치(1.5Kg) 주간 가격

구분	Q	품종	Q	단량	Q	특	상	보통	하
2025-11-22		건세멸치		1.5Kg		-	5,411	5,154	5,000
2025-11-24		건세멸치		1.5Kg		-	20,196	13,628	11,139
2025-11-25		건세멸치		1.5Kg		-	20,718	16,395	10,388
2025-11-26		건세멸치		1.5Kg		-	15,609	5,947	5,000
2025-11-27		건세멸치		1.5Kg		-	19,385	8,397	4,723
2025-11-28		건세멸치		1.5Kg		-	7,910	5,398	5,033
평균						-	14,872	9,153	6,881