
2025년 가락시장

주요 품목 주간 거래동향

4월 4주차 주요 동향

[2025. 4.19. ~ 4.25.]



서울특별시농수산물공사

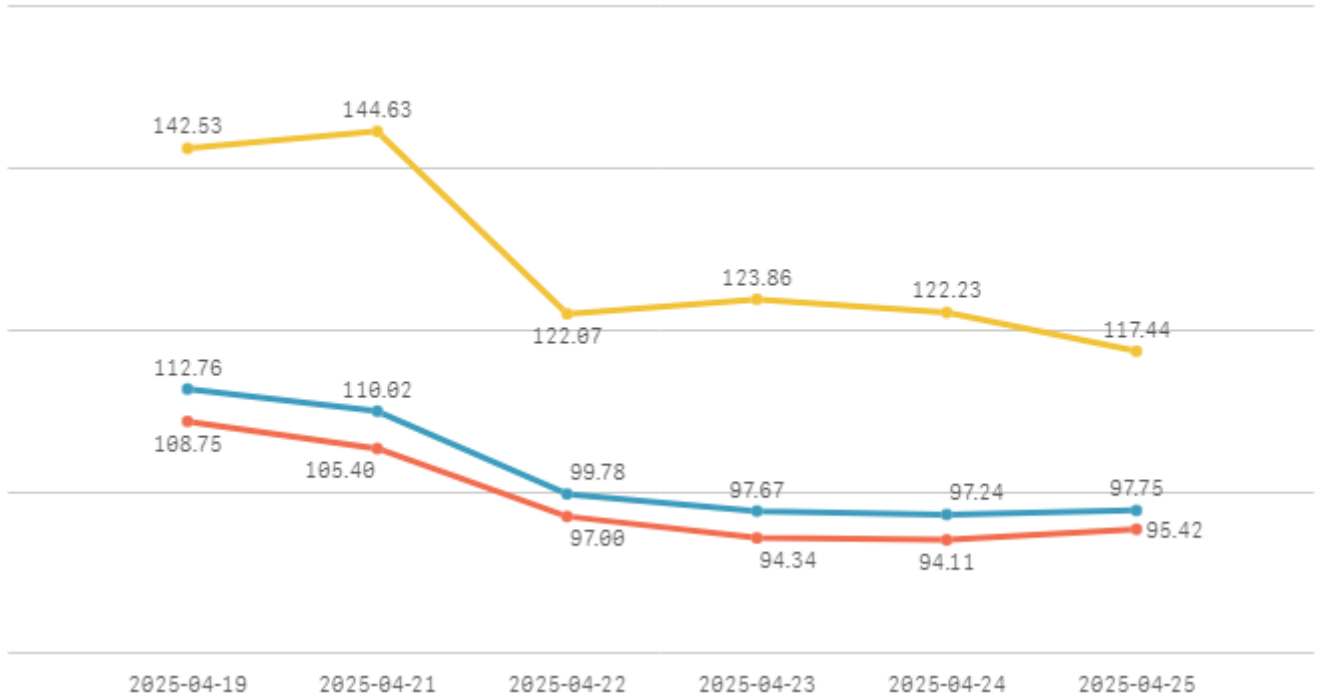
[데이터전략팀]

1. 주간 표준지수

※ 직전 5개년 평균가격을 지수 100으로 산정하여 100 이상일 경우 평년보다 상승, 100 이하일 경우 평년보다 하락

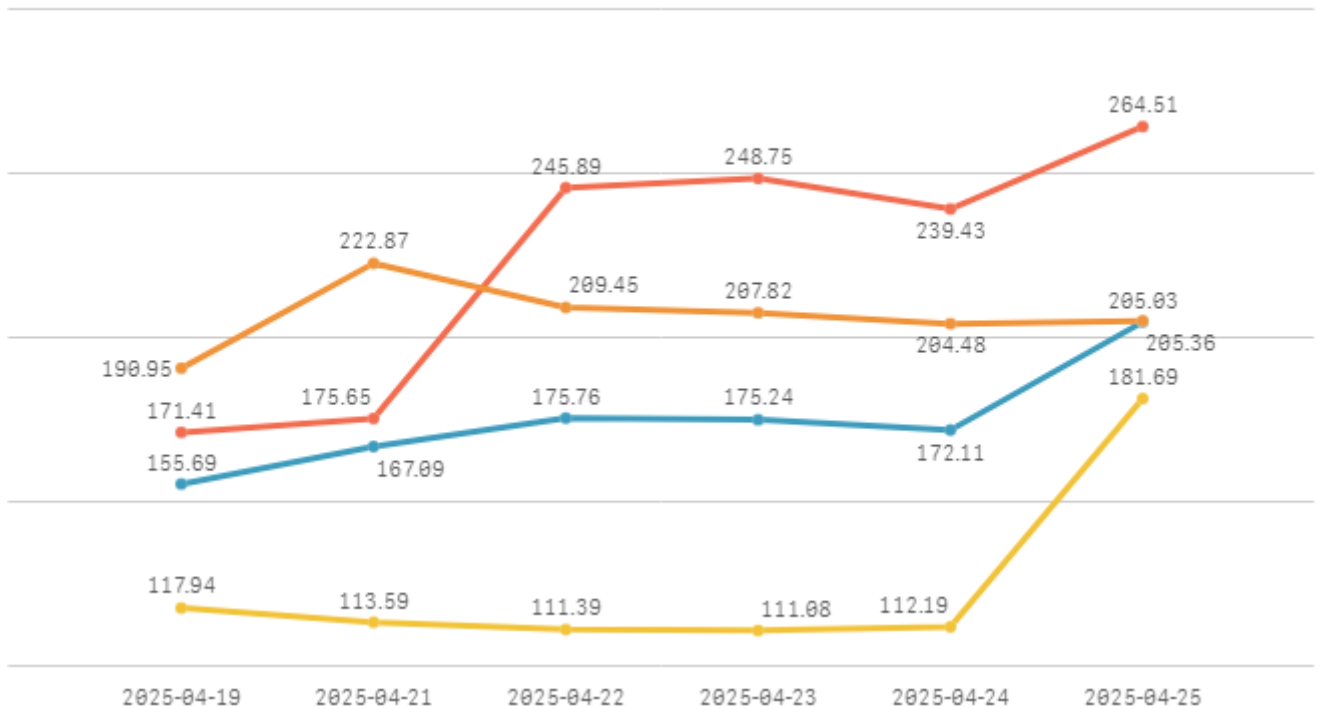
□ 청과부류

합계 채소계 과일계



□ 수산부류

합계 생선류 조개류 건어류



2. 주요 품목 주간 거래동향

주요 품목(종) 주간동향 (2025.04.19 ~ 04.25)

품종 단위	Q	금주평균	전주평균	전월평균	전년평균	5년평균 가격	전주대비	전월대비	전년대비	5년평균 대비
간마늘 대서(20키로)		152,659	153,173	155,102	130,678	147,510	-0% ▼	-2% ▼	17% ▲	3% ▲
배 신고(15키로상자)		59,373	65,874	69,395	119,342	68,507	-10% ▼	-14% ▼	-50% ▼	-13% ▼
감자 수미(햇)(20키로상자)		59,163	61,213	69,914	60,302	62,067	-3% ▼	-15% ▼	-2% ▼	-5% ▼
오렌지 네블 수입(18키로상자)		57,195	54,545	56,625	56,650	56,671	5% ▲	1% ▲	1% ▲	1% ▲
사과 부사(10키로상자)		55,848	59,368	70,175	84,124	48,353	-6% ▼	-20% ▼	-34% ▼	16% ▲
가자미(8키로상자)		53,105	52,370	43,518	47,255	48,531	1% ▲	22% ▲	12% ▲	9% ▲
(냉)고등어 수입(10키로상자)		50,366	49,322	49,707	34,837	37,695	2% ▲	1% ▲	45% ▲	34% ▲
참외(일반)(10키로상자)		50,146	64,344	72,361	101,418	62,344	-22% ▼	-31% ▼	-51% ▼	-20% ▼
당근(20키로상자)		45,512	41,441	53,584	79,330	47,435	10% ▲	-15% ▼	-43% ▼	-4% ▼
(선)명태 수입(10키로상자)		44,984	62,018	50,962	42,288	46,293	-27% ▼	-12% ▼	6% ▲	-3% ▼
수박(일반)(10키로상자)		35,557	37,149	42,264	49,129	36,953	-4% ▼	-16% ▼	-28% ▼	-4% ▼
쪽파(10키로상자)		34,265	35,547	41,647	42,738	33,974	-4% ▼	-18% ▼	-20% ▼	1% ▲
백다다기오이(100개)		34,075	42,117	66,934	46,281	36,619	-19% ▼	-49% ▼	-26% ▼	-7% ▼
포도 수입(8키로상자)		33,820	34,266	40,429	58,113	43,118	-1% ▼	-16% ▼	-42% ▼	-22% ▼
오이맛고추(10키로상자)		31,775	29,669	43,054	69,588	42,911	7% ▲	-26% ▼	-54% ▼	-26% ▼
망고 수입(5키로상자)		28,975	29,451	27,921	35,293	34,811	-2% ▼	4% ▲	-18% ▼	-17% ▼
바나나 수입(13키로상자)		28,935	28,942	28,710	28,105	29,865	-0% ▼	1% ▲	3% ▲	-3% ▼
골드파인애플 수입(12키로상자)		27,638	26,688	24,742	23,010	28,076	4% ▲	12% ▲	20% ▲	-2% ▼
빨강 파프리카(5키로상자)		26,087	28,602	35,120	32,905	25,170	-9% ▼	-26% ▼	-21% ▼	4% ▲
청양고추(10키로상자)		24,188	26,368	42,597	61,162	39,256	-8% ▼	-43% ▼	-60% ▼	-38% ▼
무(20키로상자)		23,158	25,873	25,918	16,528	14,424	-10% ▼	-11% ▼	40% ▲	61% ▲
호박밤 고구마(10키로상자)		21,530	21,395	22,223	30,846	27,893	1% ▲	-3% ▼	-30% ▼	-23% ▼
건세열치(1.5키로상자)		21,026	19,666	20,517	24,560	22,533	7% ▲	2% ▲	-14% ▼	-7% ▼
말배기배추(8키로상자)		18,602	21,907	21,281	22,096	19,619	-15% ▼	-13% ▼	-16% ▼	-5% ▼
겉종합(10키로망대)		16,595	17,110	17,527	11,940	12,296	-3% ▼	-5% ▼	39% ▲	35% ▲
대추방울토마토(3키로상자)		15,844	17,567	22,292	18,018	14,690	-10% ▼	-29% ▼	-12% ▼	8% ▲
돌미나리(4키로상자)		15,536	23,558	23,250	10,384	12,960	-34% ▼	-33% ▼	50% ▲	20% ▲
가지(5키로상자)		15,284	16,958	20,980	16,946	15,704	-10% ▼	-27% ▼	-10% ▼	-3% ▼
애호박(20개)		14,681	17,250	29,522	21,497	16,113	-15% ▼	-50% ▼	-32% ▼	-9% ▼
양배추(8키로망대)		14,240	13,783	10,934	19,450	10,406	3% ▲	30% ▲	-27% ▼	37% ▲
말기 설향(2키로상자)		12,830	16,122	17,873	18,261	15,261	-20% ▼	-28% ▼	-30% ▼	-16% ▼
토마토(5키로상자)		11,705	14,362	16,426	20,577	13,093	-18% ▼	-29% ▼	-43% ▼	-11% ▼
시금치(4키로상자)		10,603	10,895	9,329	12,199	11,263	-3% ▼	14% ▲	-13% ▼	-6% ▼
팽이버섯(5키로상자)		10,522	11,207	9,939	11,582	10,985	-6% ▼	6% ▲	-9% ▼	-4% ▼
상추 포기합(4키로상자)		9,987	11,443	10,588	11,741	12,089	-13% ▼	-6% ▼	-15% ▼	-17% ▼
배추(10키로망대)		8,699	9,800	13,101	14,535	10,251	-11% ▼	-34% ▼	-40% ▼	-15% ▼
열무(4키로상자)		8,562	9,527	14,268	10,653	9,236	-10% ▼	-40% ▼	-20% ▼	-7% ▼
새송이버섯(2키로상자)		6,752	7,030	7,961	6,186	6,543	-4% ▼	-15% ▼	9% ▲	3% ▲
청경채(4키로상자)		4,892	6,072	11,403	4,234	4,280	-19% ▼	-57% ▼	16% ▲	14% ▲
배추얼갈이(4키로상자)		3,780	5,144	8,325	4,936	4,663	-27% ▼	-55% ▼	-23% ▼	-19% ▼
대구(1키로)		3,153	3,206	5,361	3,087	4,837	-2% ▼	-41% ▼	2% ▲	-35% ▼
부추(일반)(500그램단)		1,896	2,224	3,789	1,715	1,807	-15% ▼	-50% ▼	11% ▲	5% ▲
양파(1키로)		1,229	1,480	1,818	1,502	994	-17% ▼	-32% ▼	-18% ▼	24% ▲

□ 품종별 등락가격 비교(전주대비)

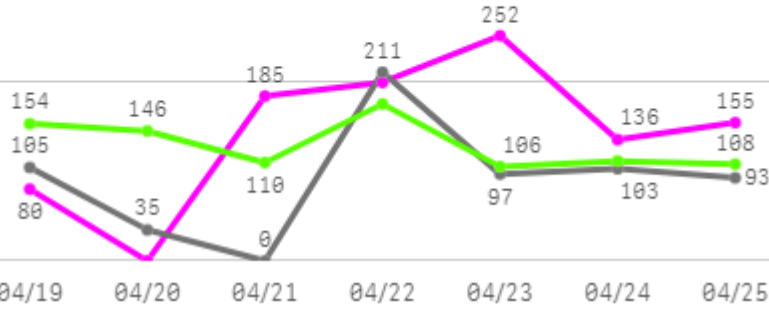
구분	품목(종)명
상승 품목(종)	건세 멸치(7%), 당근(10%), 오이맛고추(7%)
하락 품목(종)	(선)명태 수입(-27%), 가지(-10%), 대추방울토마트(-10%), 대파(일반)(-18%), 돌미나리(-34%), 딸기 설향(-20%), 무(-10%), 배 신고(-10%), 배추(-11%), 배추얼갈이(-27%), 백다다기오이(-19%), 부추(일반)(-15%), 빨강 파프리카(-9%), 사과 부사(-6%), 상추 포기잡(-13%), 알배기배추(-15%), 애호박(-15%), 양파(-17%), 열무(-10%), 참외(일반)(-22%), 청경채(-19%), 청양고추(-8%), 토마토(-18%), 핑이버섯(-6%)
보합 품목(종)(+5%)	(냉)고등어 수입, 가자미, 감자 수미(헛), 걸홍합, 골드파인애플 수입, 깎마늘 대서, 대구, 망고 수입, 바나나 수입, 새송이버섯, 수박(일반), 시금치, 양배추, 오렌지 네블 수입, 쪽파, 포도 수입, 호박밤 고구마

3. 품목(종)별 주간 거래동향

고구마

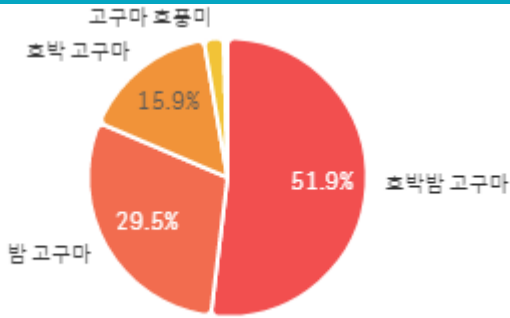
주간 반입량(톤)

◆ 2025 ● 2024 ▲ 평년

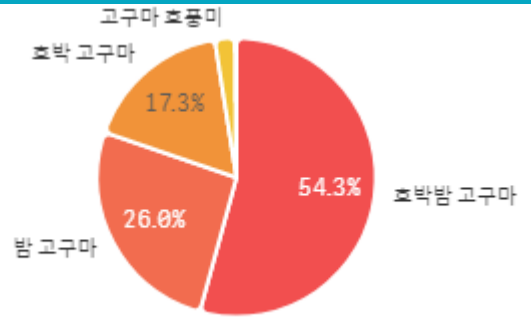


구분	금주(A)	전주(B)	전월(C)	전년(D)	평년(E)	A/B	A/C	A/D	A/E
물량(톤)	1,008	982	1,117	644	935	102.7%	90.3%	156.5%	107.9%

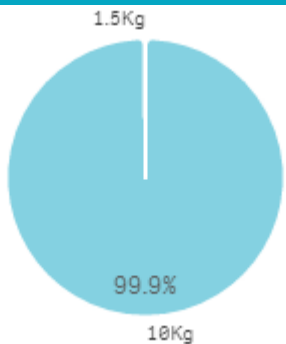
출하 품종별 거래물량 구성비



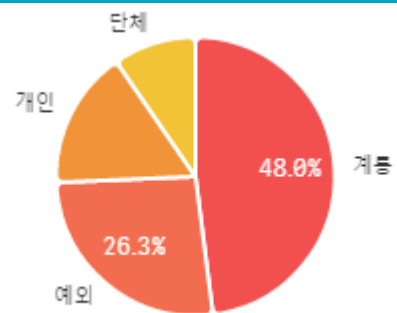
출하 품종별 거래금액 구성비



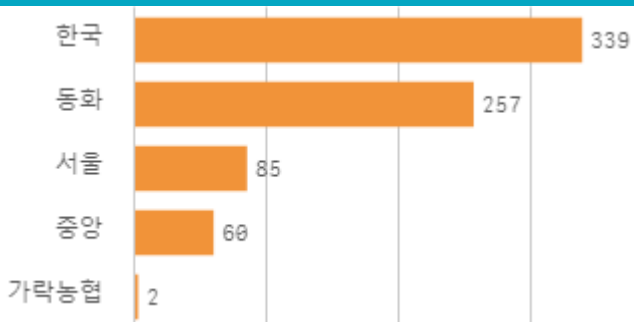
거래 단량별 물량 구성비



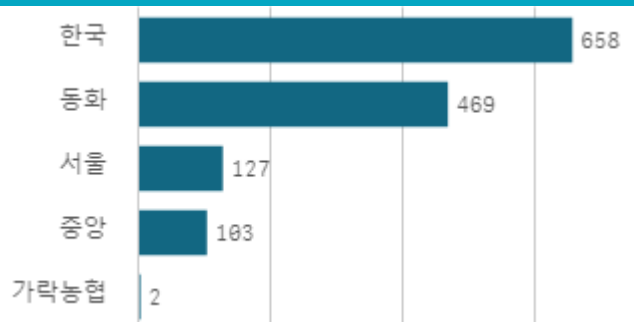
출하자별 거래물량 구성비



도매시장 법인별 거래물량(톤)

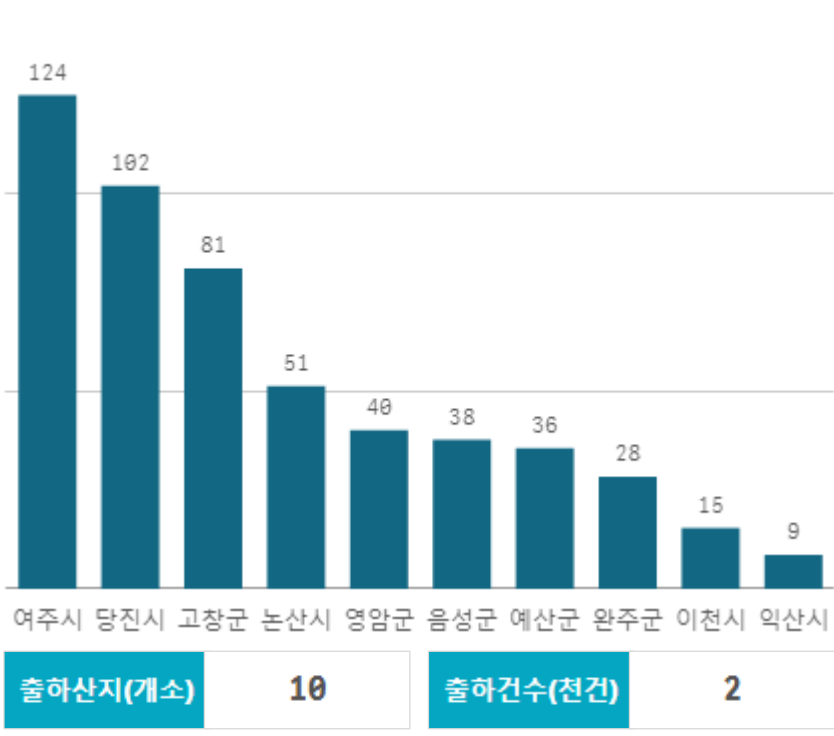


도매시장 법인별 거래금액(백만원)



호박밤 고구마(10Kg)

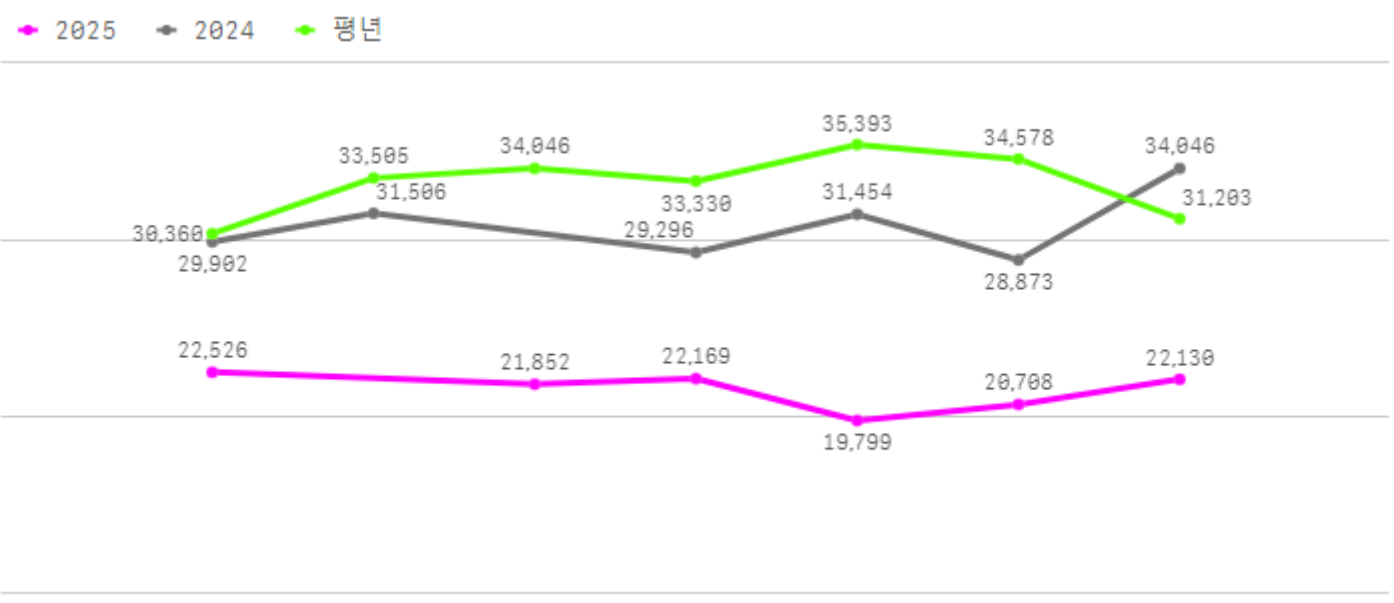
산지별 거래물량(톤)



산지별 주출하 시군구



주간 도매가격(원)



구분	금주(A)	전주(B)	전월(C)	전년(D)	평년(E)	A/B	A/C	A/D	A/E
가격(원)	21,530	21,395	22,223	30,846	27,893	100.6%	96.9%	69.8%	77.2%

※ 상품 가격 기준

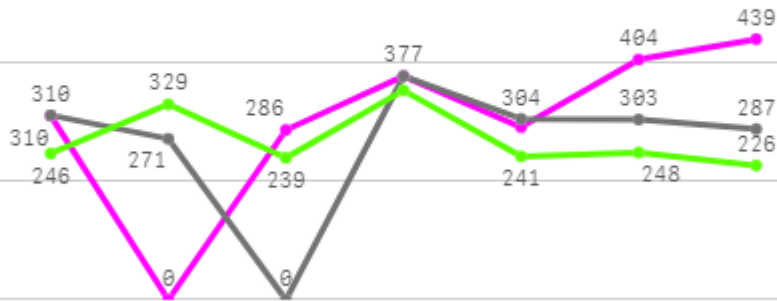
□ 호박밤 고구마(10Kg) 주간 가격

구분	Q	품종	Q	단량	Q	특	상	보통	하
2025-04-19		호박밤 고구마		10Kg		28,751	22,526	14,679	8,245
2025-04-21		호박밤 고구마		10Kg		27,959	21,852	14,872	8,346
2025-04-22		호박밤 고구마		10Kg		26,956	22,169	15,100	8,268
2025-04-23		호박밤 고구마		10Kg		23,960	19,799	13,718	7,304
2025-04-24		호박밤 고구마		10Kg		24,458	20,708	14,199	7,501
2025-04-25		호박밤 고구마		10Kg		26,873	22,130	15,464	8,712
평균						26,492	21,530	14,672	8,063

감자

주간 반입량(톤)

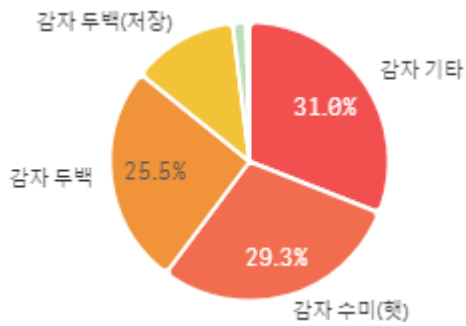
◆ 2025 ● 2024 ▲ 평년



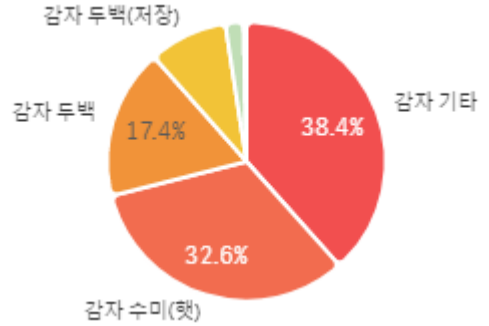
04/19 04/20 04/21 04/22 04/23 04/24 04/25

구분	금주(A)	전주(B)	전월(C)	전년(D)	평년(E)	A/B	A/C	A/D	A/E
물량(톤)	2,105	1,924	1,738	1,852	1,930	109.4%	121.1%	113.7%	109.1%

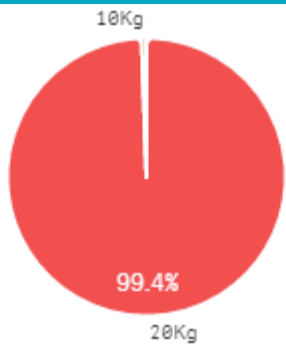
출하 품종별 거래물량 구성비



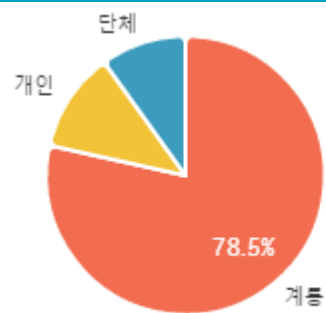
출하 품종별 거래금액 구성비



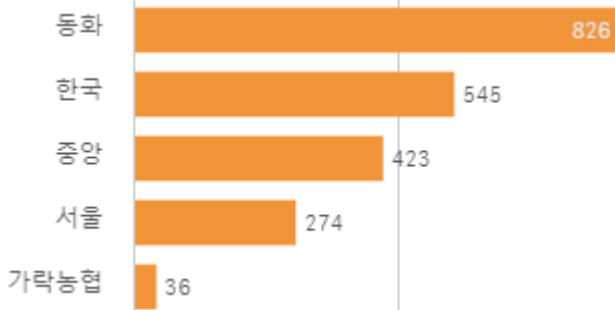
거래 단량별 물량 구성비



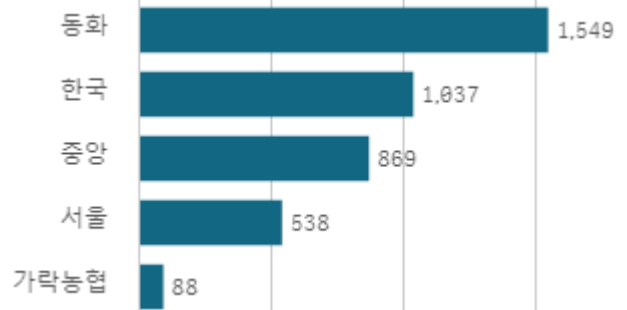
출하자별 거래물량 구성비



도매시장 법인별 거래물량(톤)

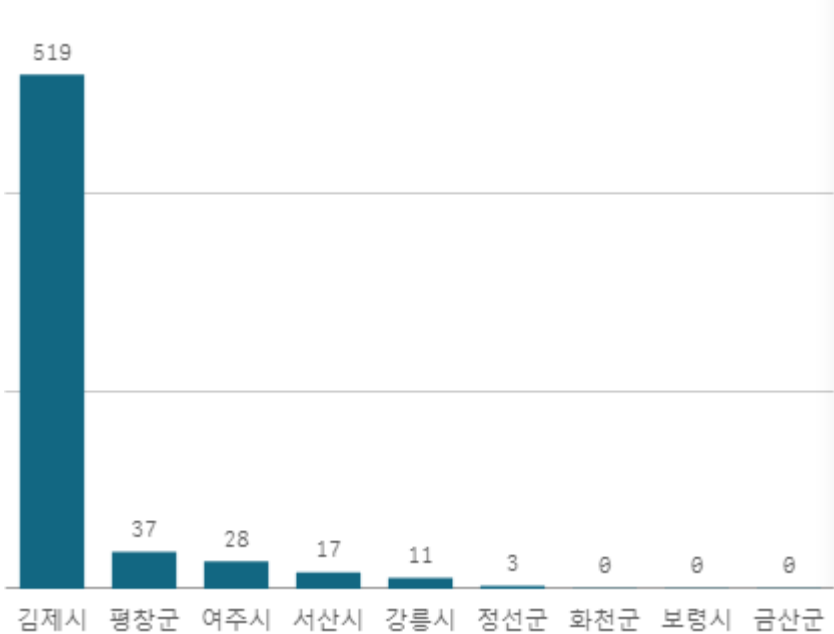


도매시장 법인별 거래금액(백만원)



감자 수미(햇) (20Kg)

산지별 거래물량(톤)



출하산지(개소)

9

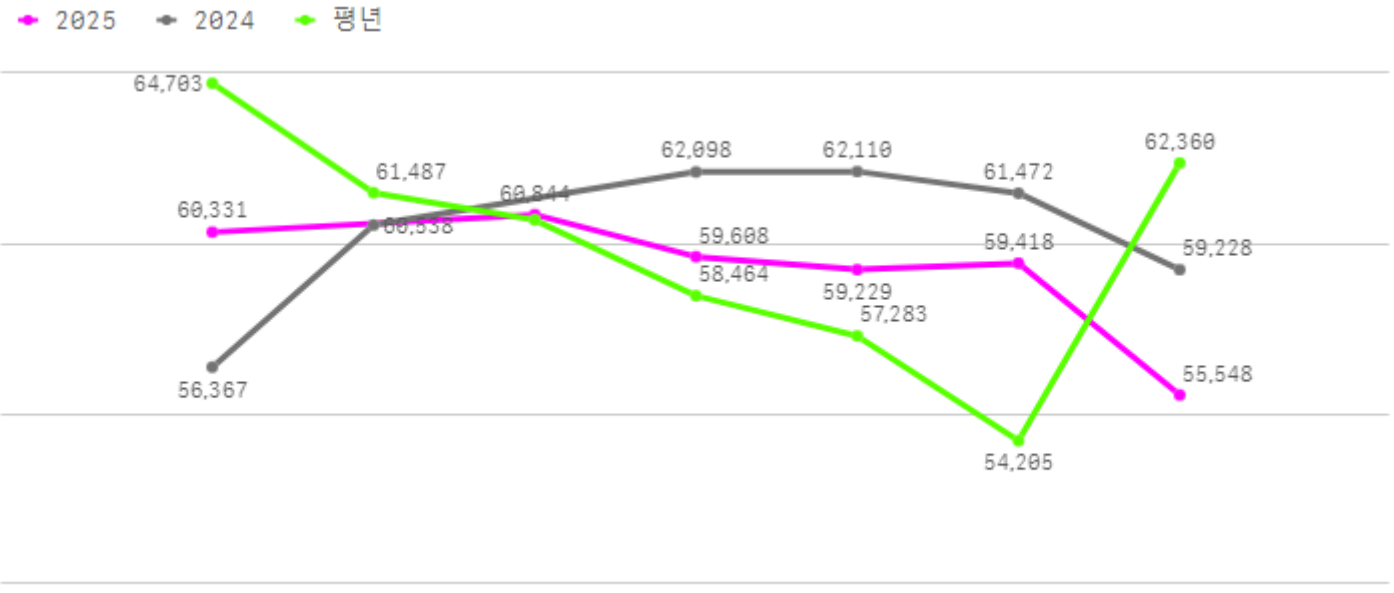
출하건수(천건)

1

산지별 주출하 시군구



주간 도매가격(원)



구분	금주(A)	전주(B)	전월(C)	전년(D)	평년(E)	A/B	A/C	A/D	A/E
가격(원)	59,163	61,213	69,914	60,302	62,067	96.7%	84.6%	98.1%	95.3%

※ 상품 가격 기준

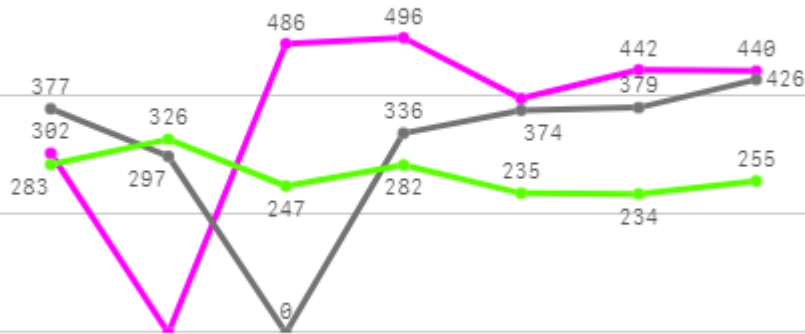
□ 감자 수미(햇)(20Kg) 주간 가격

구분	Q	품종	Q	단량	Q	특	상	보통	하
2025-04-19		감자 수미(햇)		20Kg		63,495	60,331	53,116	29,860
2025-04-21		감자 수미(햇)		20Kg		65,000	60,844	53,805	31,699
2025-04-22		감자 수미(햇)		20Kg		63,428	59,608	53,635	28,432
2025-04-23		감자 수미(햇)		20Kg		63,000	59,229	50,878	24,341
2025-04-24		감자 수미(햇)		20Kg		63,564	59,418	50,784	26,907
2025-04-25		감자 수미(햇)		20Kg		58,127	55,548	50,288	28,664
평균						62,769	59,163	52,084	28,317

배추

주간 반입량(톤)

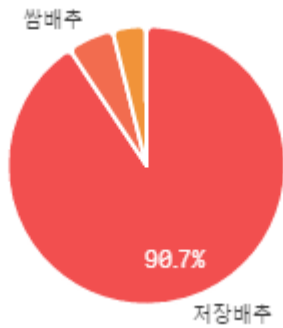
◆ 2025 ● 2024 ▲ 평년



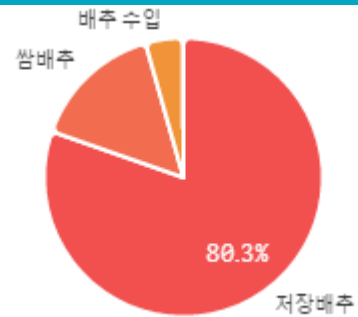
04/19 04/20 04/21 04/22 04/23 04/24 04/25

구분	금주(A)	전주(B)	전월(C)	전년(D)	평년(E)	A/B	A/C	A/D	A/E
물량(톤)	2,561	2,378	3,163	2,189	2,042	107.7%	81.0%	117.0%	125.4%

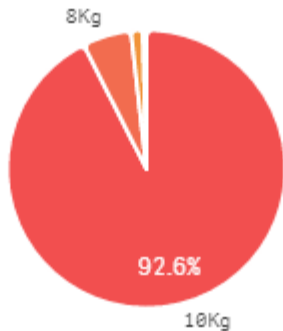
출하 품종별 거래물량 구성비



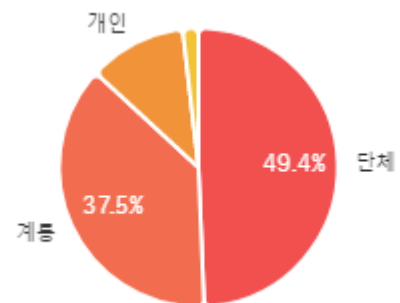
출하 품종별 거래금액 구성비




거래 단량별 물량 구성비



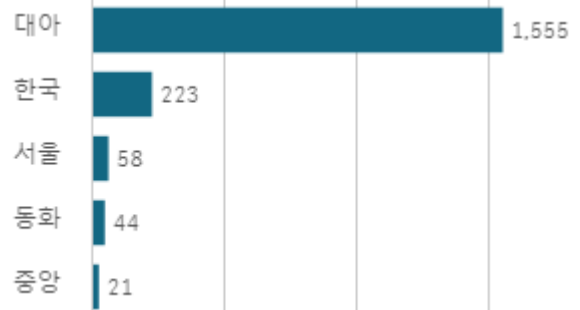
출하자별 거래물량 구성비



도매시장 법인별 거래물량(톤)

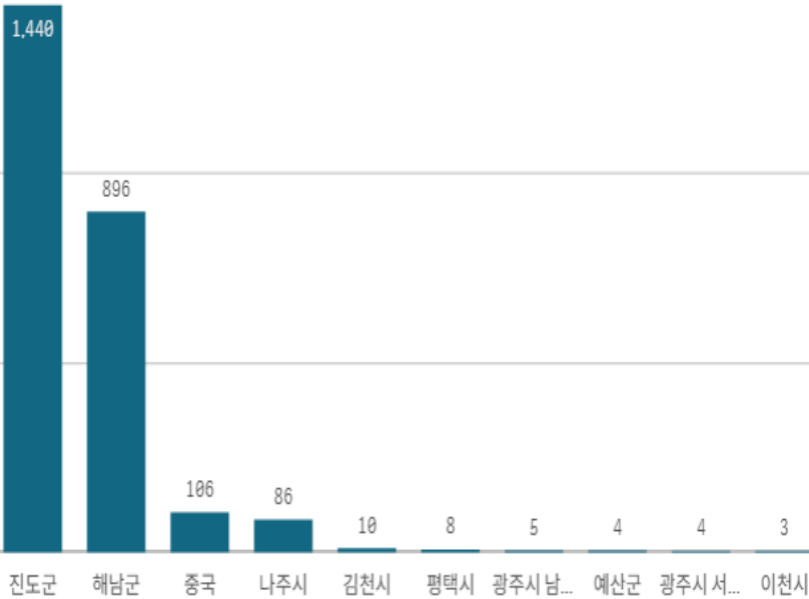


도매시장 법인별 거래금액(백만원)



배추(10Kg)

산지별 거래물량(톤)



산지별 주출하 시군구



출하산지(개소)

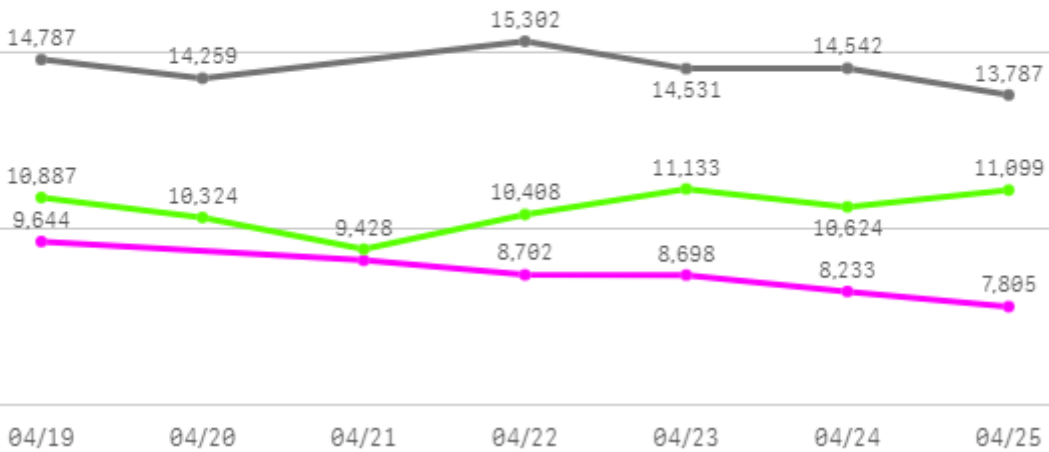
11

출하건수(천건)

2

주간 도매가격(원)

◆ 2025 ● 2024 ▲ 평년



구분	금주(A)	전주(B)	전월(C)	전년(D)	평년(E)	A/B	A/C	A/D	A/E
가격(원)	8,699	9,800	13,101	14,535	10,251	88.8%	66.4%	59.9%	84.9%

※ 상품 가격 기준

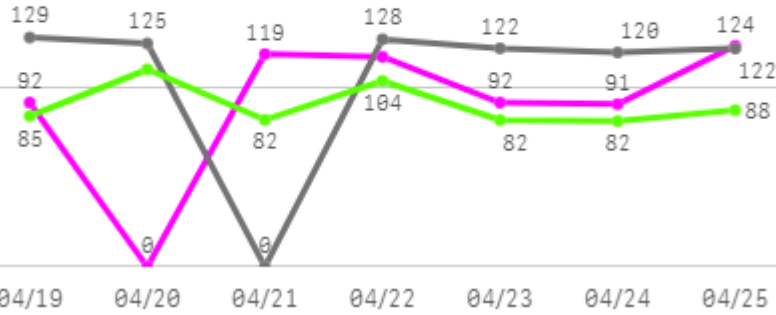
□ 배추(10Kg) 주간 가격

구분	Q	품종	Q	단량	Q	특	상	보통	하
2025-04-19		배추		10Kg		13,053	9,644	7,093	4,320
2025-04-21		배추		10Kg		15,790	9,113	6,182	4,423
2025-04-22		배추		10Kg		15,027	8,702	5,627	3,406
2025-04-23		배추		10Kg		15,212	8,698	5,145	3,369
2025-04-24		배추		10Kg		15,329	8,233	4,443	2,189
2025-04-25		배추		10Kg		14,255	7,805	3,667	2,117
평균						14,778	8,699	5,360	3,304

배추얼갈이

주간 반입량(톤)

◆ 2025 ● 2024 ▲ 평년

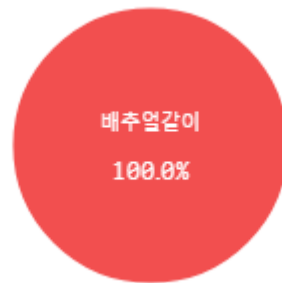


구분	금주(A)	전주(B)	전월(C)	전년(D)	평년(E)	A/B	A/C	A/D	A/E
물량(톤)	636	670	462	747	641	95.0%	137.7%	85.2%	99.3%

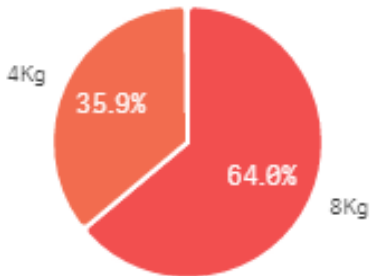
출하 품종별 거래물량 구성비



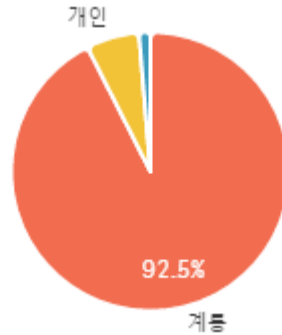
출하 품종별 거래금액 구성비



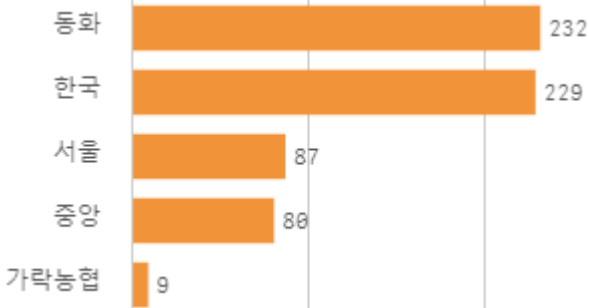
거래 단량별 물량 구성비



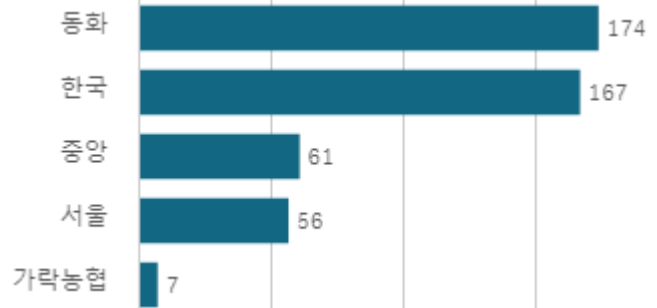
출하자별 거래물량 구성비



도매시장 법인별 거래물량(톤)

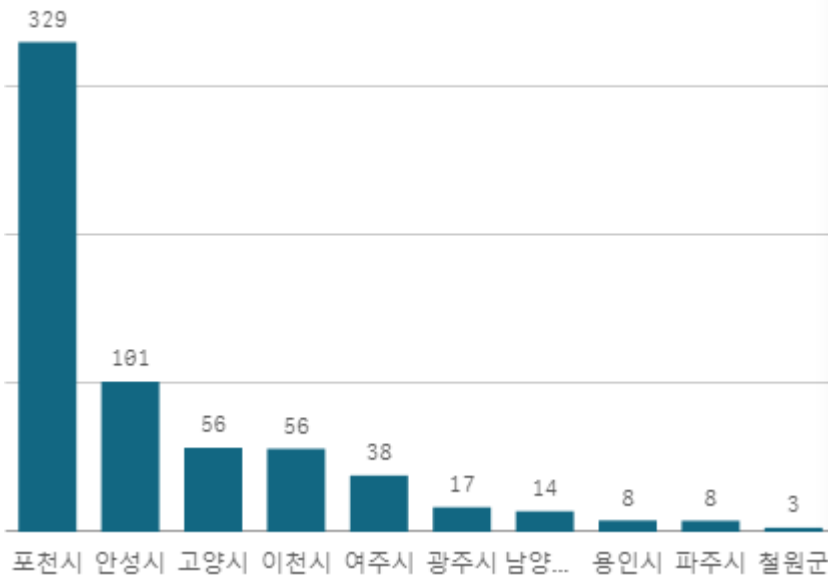


도매시장 법인별 거래금액(백만원)



배추얼갈이(4Kg)

산지별 거래물량(톤)



출하산지(개소)

17

출하건수(천건)

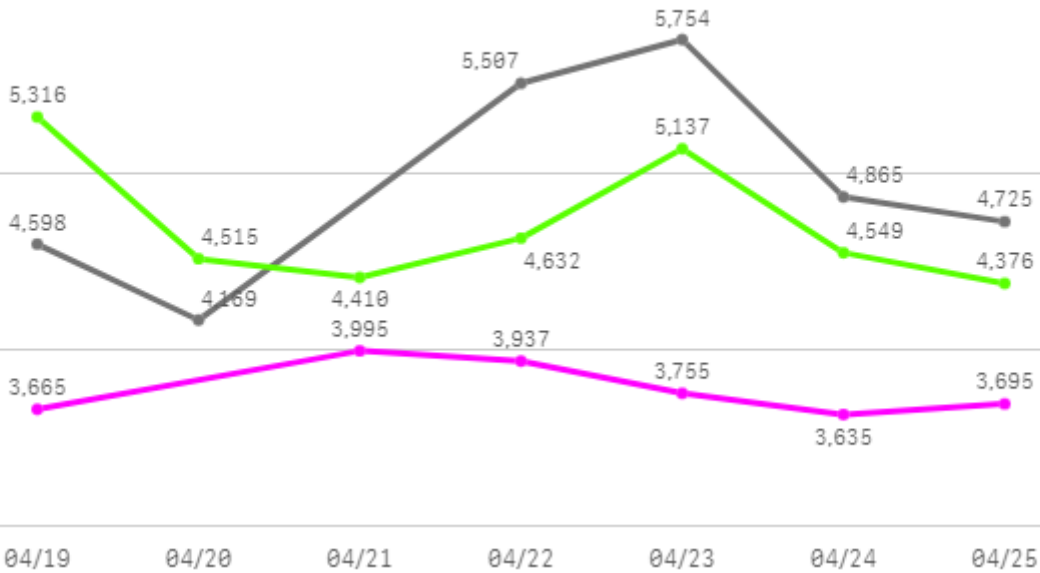
2

산지별 주출하 시군구



주간 도매가격(원)

◆ 2025 ● 2024 ◆ 평년



구분	금주(A)	전주(B)	전월(C)	전년(D)	평년(E)	A/B	A/C	A/D	A/E
가격(원)	3,780	5,144	8,325	4,936	4,663	73.5%	45.4%	76.6%	81.1%

※ 상품 가격 기준

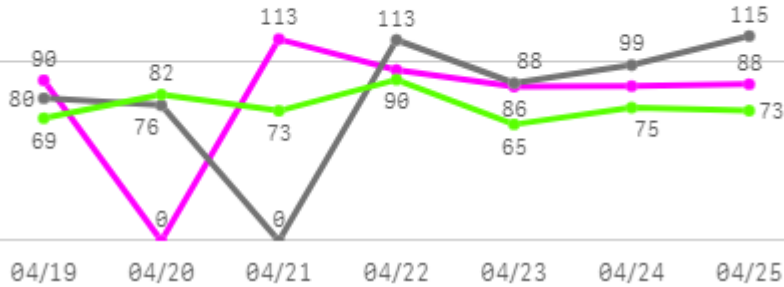
□ 배추얼갈이(4Kg) 주간 가격

구분	Q	품종	Q	단량	Q	특	상	보통	하
2025-04-19		배추얼갈이		4Kg		-	3,665	2,800	2,089
2025-04-21		배추얼갈이		4Kg		-	3,995	3,445	2,824
2025-04-22		배추얼갈이		4Kg		-	3,937	3,258	2,341
2025-04-23		배추얼갈이		4Kg		-	3,755	3,139	2,539
2025-04-24		배추얼갈이		4Kg		-	3,635	3,026	2,544
2025-04-25		배추얼갈이		4Kg		-	3,695	2,840	2,177
평균						-	3,780	3,085	2,419

알배기배추

주간 반입량(톤)

◆ 2025 ● 2024 ▲ 평년



구분	금주(A)	전주(B)	전월(C)	전년(D)	평년(E)	A/B	A/C	A/D	A/E
물량(톤)	560	489	483	570	538	114.4%	115.8%	98.2%	104.0%

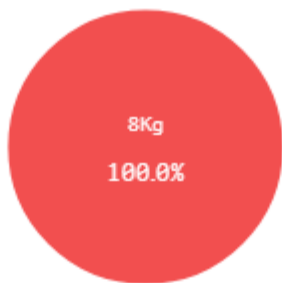
출하 품종별 거래물량 구성비



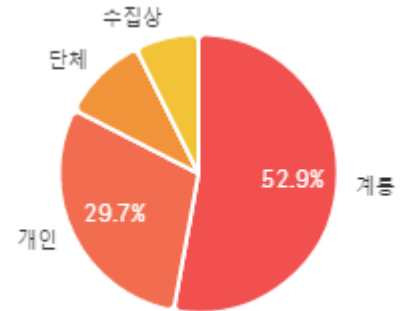
출하 품종별 거래금액 구성비



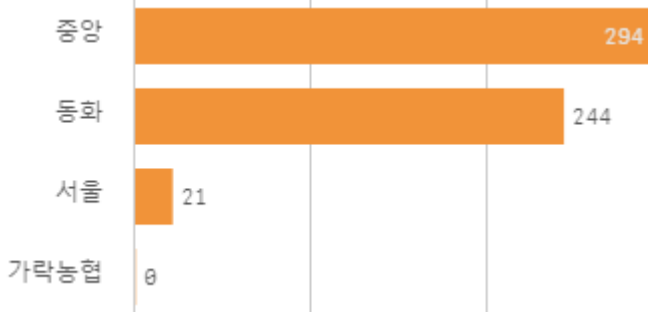
거래 단량별 물량 구성비



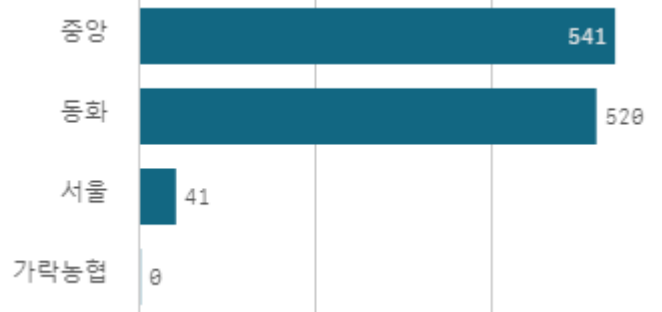
출하자별 거래물량 구성비



도매시장 법인별 거래물량(톤)

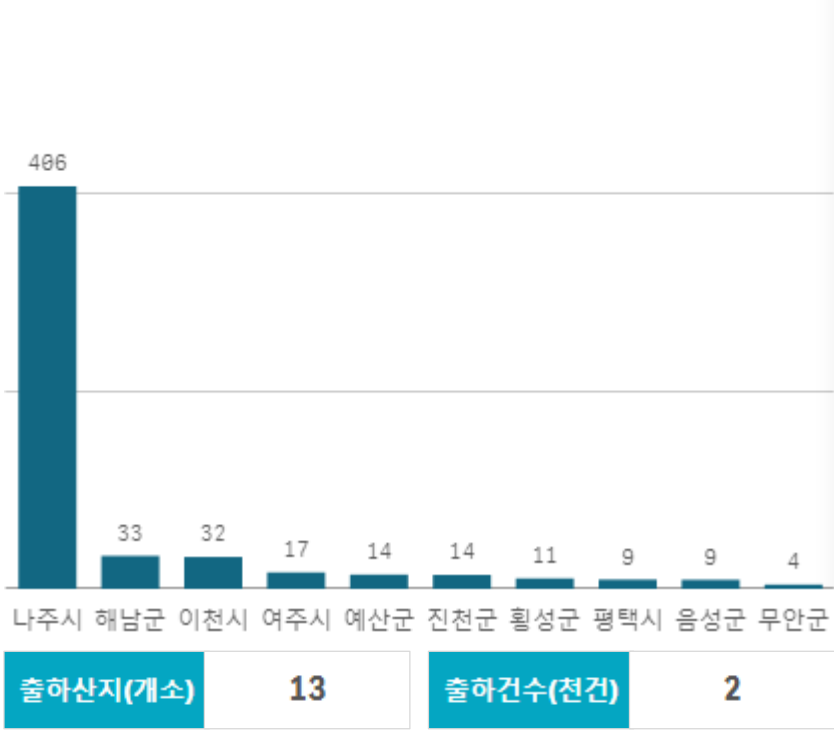


도매시장 법인별 거래금액(백만원)

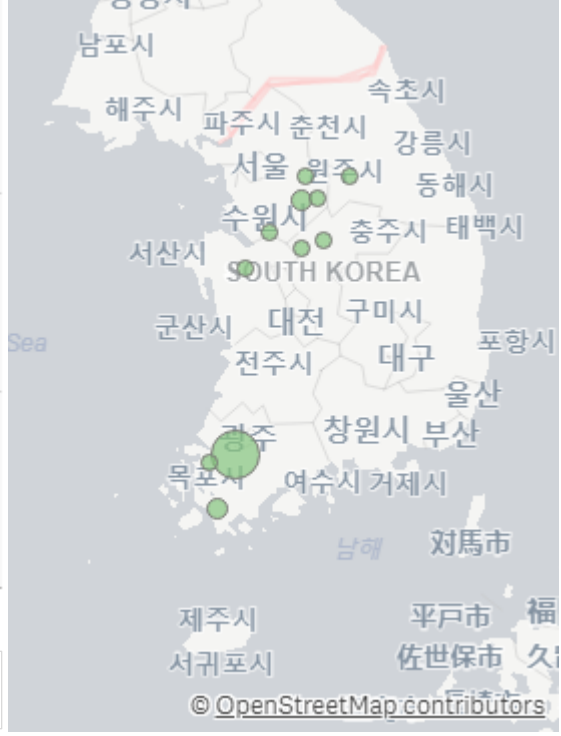


알배기배추(8Kg)

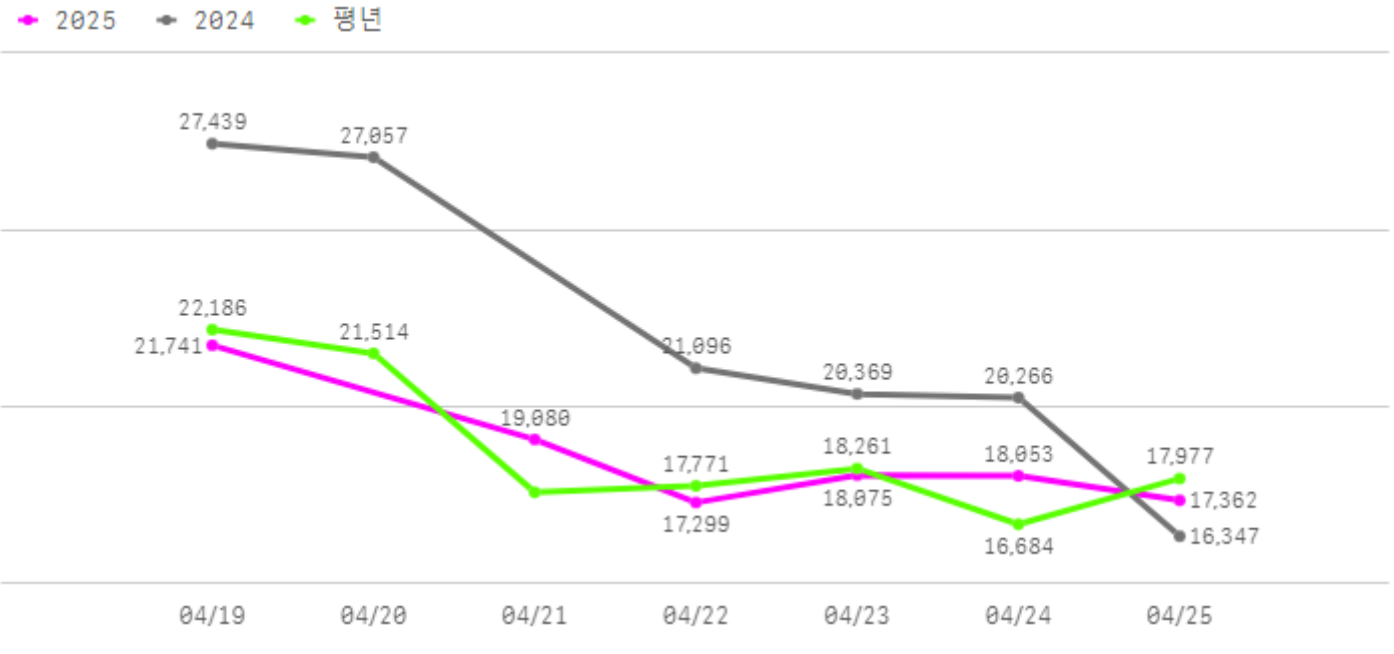
산지별 거래물량(톤)



산지별 주출하 시군구



주간 도매가격(원)



구분	금주(A)	전주(B)	전월(C)	전년(D)	평년(E)	A/B	A/C	A/D	A/E
가격(원)	18,602	21,907	21,281	22,096	19,619	84.9%	87.4%	84.2%	94.8%

※ 상품 가격 기준

□ 알배기배추(8Kg) 주간 가격

구분	Q	품종	Q	단량	Q	특	상	보통	하
2025-04-19		알배기배추		8Kg		24,192	21,741	17,533	13,190
2025-04-21		알배기배추		8Kg		20,791	19,080	15,399	11,077
2025-04-22		알배기배추		8Kg		20,026	17,299	14,319	5,718
2025-04-23		알배기배추		8Kg		22,834	18,075	14,538	10,302
2025-04-24		알배기배추		8Kg		24,015	18,053	14,719	10,512
2025-04-25		알배기배추		8Kg		21,600	17,362	14,051	8,208
평균						22,243	18,602	15,093	9,835

양배추

주간 반입량(톤)

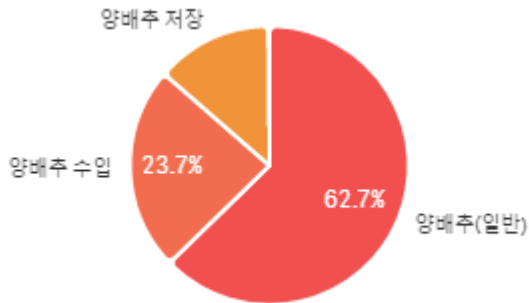
◆ 2025 ● 2024 ▲ 평년



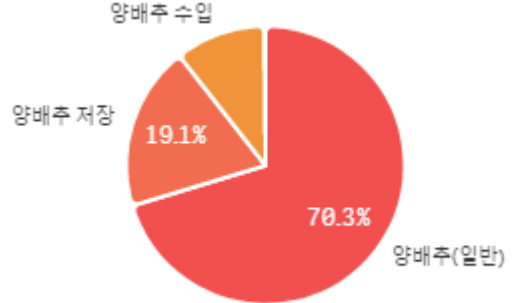
04/19 04/20 04/21 04/22 04/23 04/24 04/25

구분	금주(A)	전주(B)	전월(C)	전년(D)	평년(E)	A/B	A/C	A/D	A/E
물량(톤)	2,032	2,063	2,360	1,806	1,768	98.5%	86.1%	112.5%	114.9%

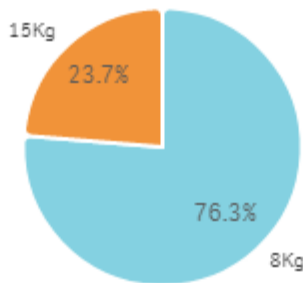
출하 품종별 거래물량 구성비



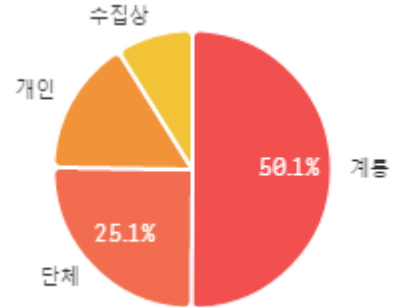
출하 품종별 거래금액 구성비



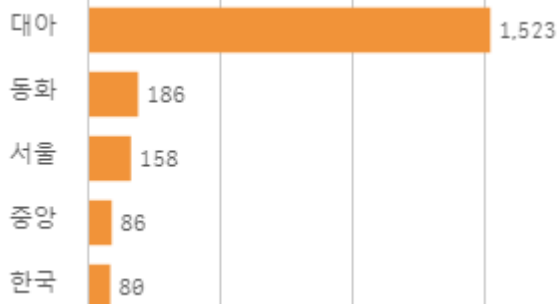
거래 단량별 물량 구성비




출하자별 거래물량 구성비



도매시장 법인별 거래물량(톤)

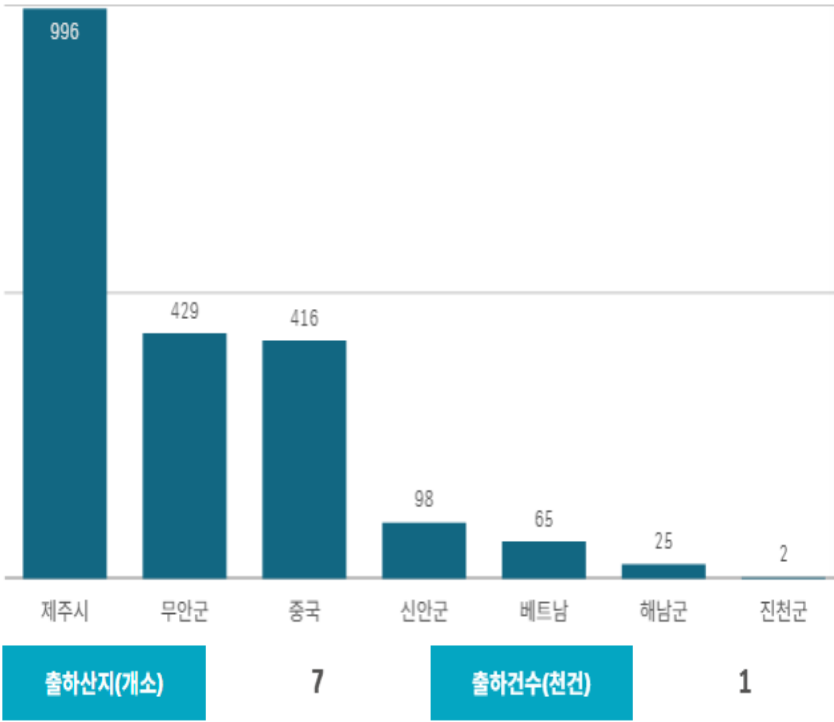


도매시장 법인별 거래금액(백만원)



양배추(8Kg)

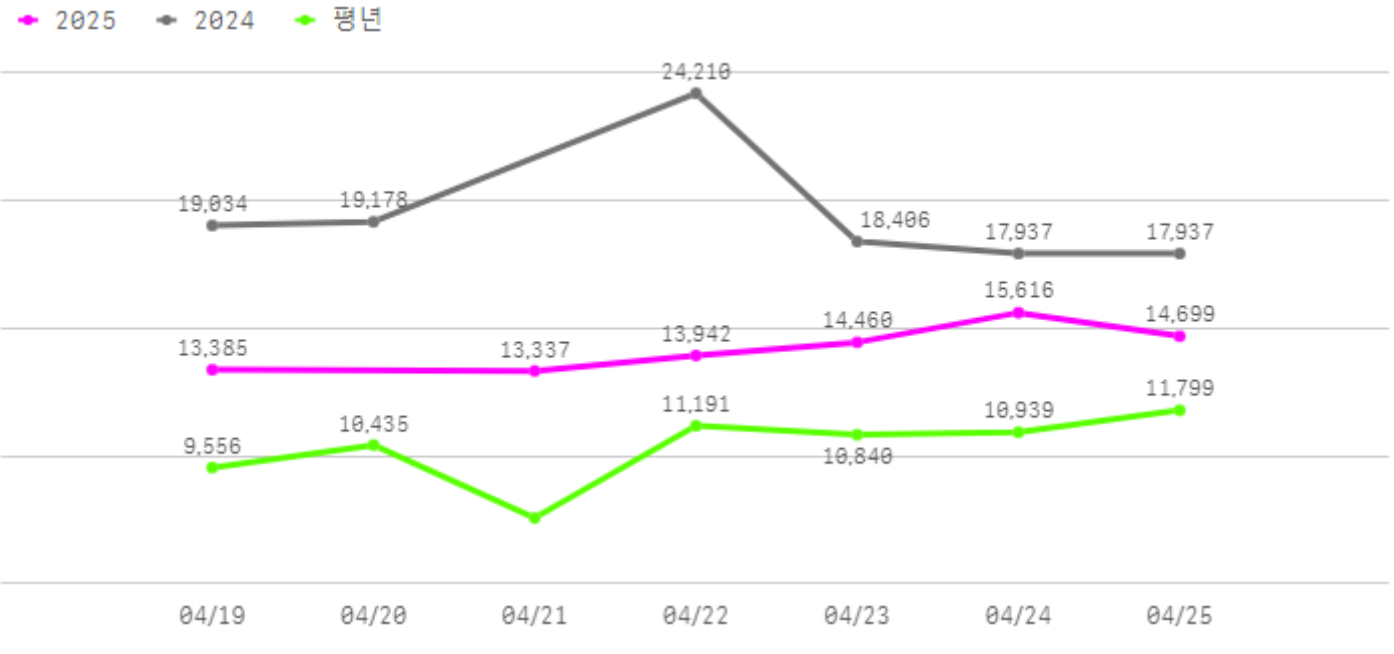
산지별 거래물량(톤)



산지별 주출하 시군구



주간 도매가격(원)



구분	금주(A)	전주(B)	전월(C)	전년(D)	평년(E)	A/B	A/C	A/D	A/E
가격(원)	14,240	13,783	10,934	19,450	10,406	103.3%	130.2%	73.2%	136.8%

※ 상품 가격 기준

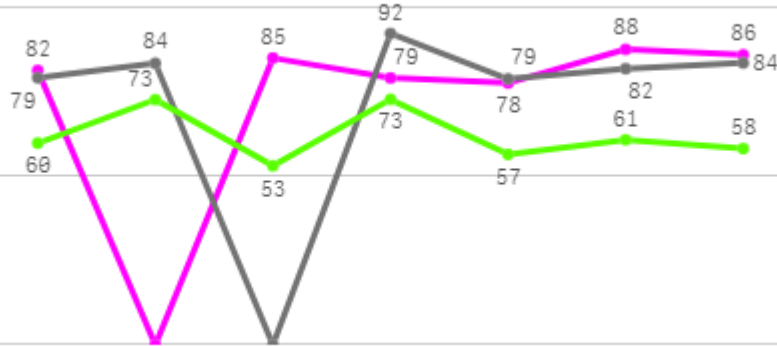
□ 양배추(8Kg) 주간 가격

구분	Q	품종	Q	단량	Q	특	상	보통	하
2025-04-19		양배추		8Kg		14,645	13,385	11,931	6,860
2025-04-21		양배추		8Kg		14,547	13,337	11,261	7,460
2025-04-22		양배추		8Kg		15,246	13,942	11,739	8,712
2025-04-23		양배추		8Kg		15,875	14,460	12,512	6,972
2025-04-24		양배추		8Kg		16,770	15,616	13,554	9,882
2025-04-25		양배추		8Kg		15,643	14,699	12,261	7,806
평균						15,454	14,240	12,210	7,949

시금치

주간 반입량(톤)

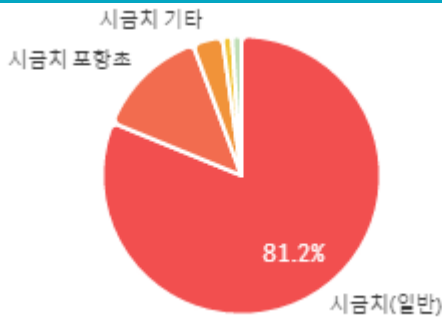
◆ 2025 ● 2024 ▲ 평년



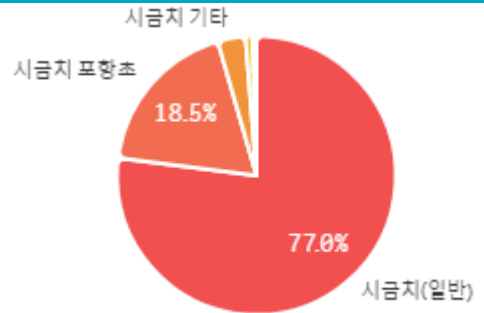
04/19 04/20 04/21 04/22 04/23 04/24 04/25

구분	금주(A)	전주(B)	전월(C)	전년(D)	평년(E)	A/B	A/C	A/D	A/E
물량(톤)	498	510	694	500	444	97.6%	71.7%	99.5%	112.2%

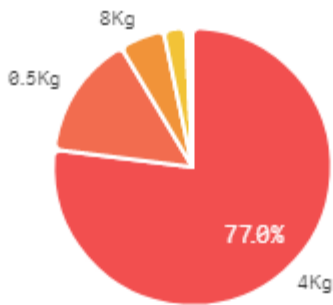
출하 품종별 거래물량 구성비



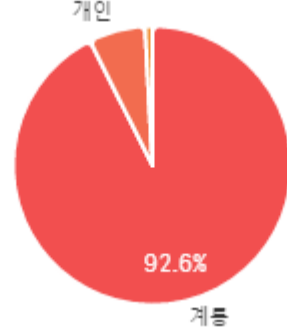
출하 품종별 거래금액 구성비



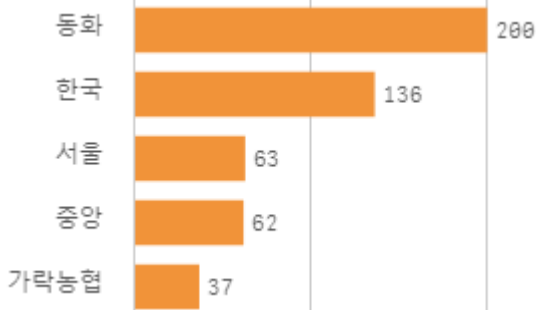
거래 단량별 물량 구성비



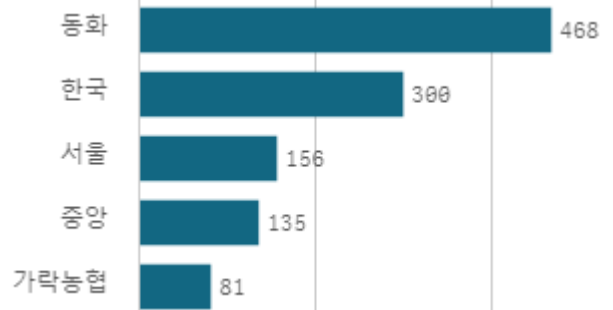
출하자별 거래물량 구성비



도매시장 법인별 거래물량(톤)

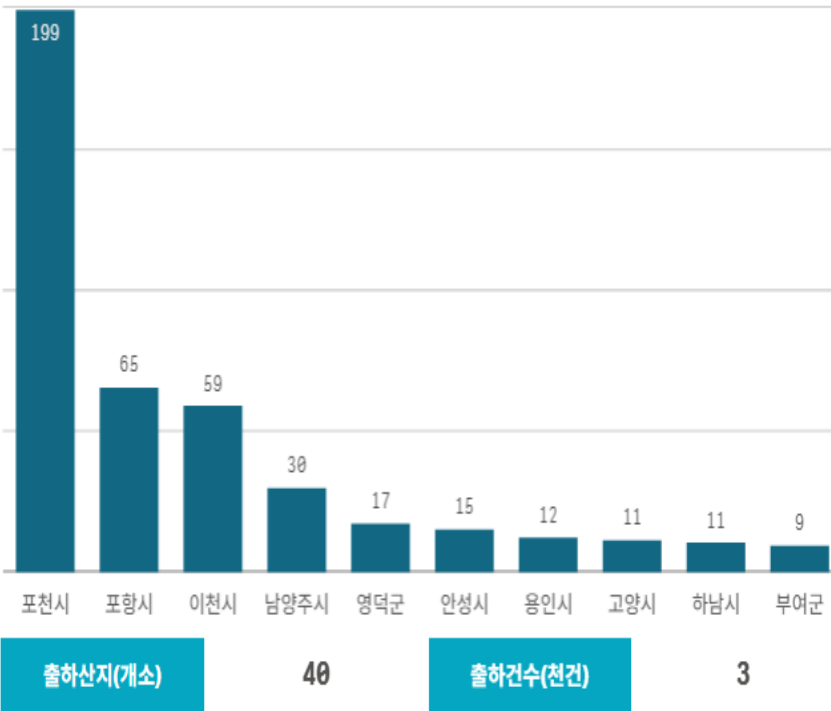


도매시장 법인별 거래금액(백만원)



시금치(4Kg)

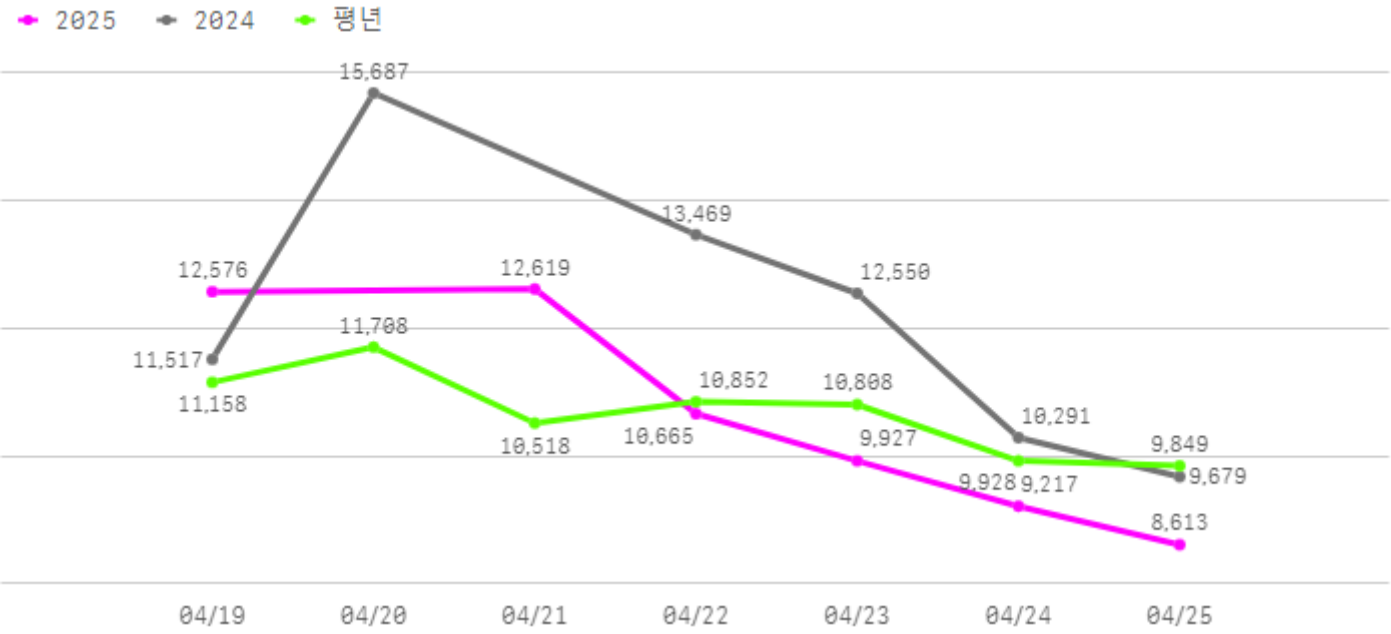
산지별 거래물량(톤)



산지별 주출하 시군구



주간 도매가격(원)



구분	금주(A)	전주(B)	전월(C)	전년(D)	평년(E)	A/B	A/C	A/D	A/E
가격(원)	10,603	10,895	9,329	12,199	11,263	97.3%	113.7%	86.9%	94.1%

※ 상품 가격 기준

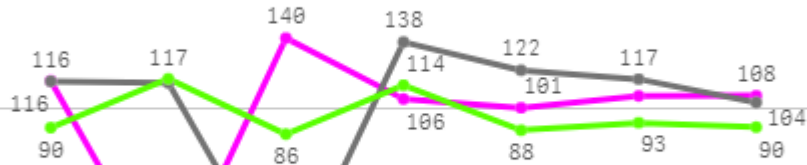
□ 시금치(4Kg) 주간 가격

구분	Q	품종	Q	단량	Q	특	상	보통	하
2025-04-19		시금치		4Kg		15,370	12,576	9,347	6,532
2025-04-21		시금치		4Kg		14,093	12,619	10,174	7,158
2025-04-22		시금치		4Kg		11,967	10,665	9,306	7,063
2025-04-23		시금치		4Kg		11,845	9,927	8,174	6,019
2025-04-24		시금치		4Kg		11,325	9,217	7,498	5,510
2025-04-25		시금치		4Kg		10,271	8,613	7,041	5,108
평균						12,479	10,603	8,590	6,232

상추

주간 반입량(톤)

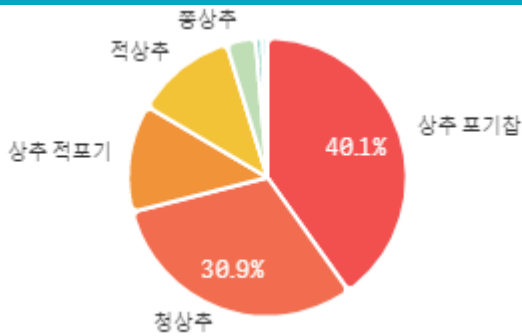
◆ 2025 ● 2024 ▲ 평년



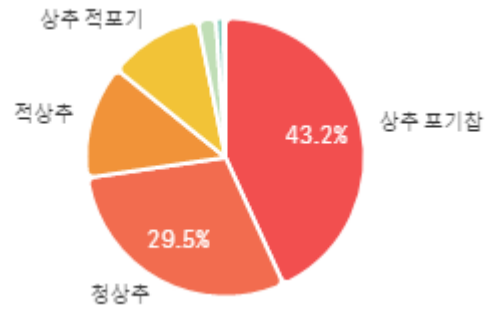
04/19 04/20 04/21 04/22 04/23 04/24 04/25

구분	금주(A)	전주(B)	전월(C)	전년(D)	평년(E)	A/B	A/C	A/D	A/E
물량(톤)	678	664	612	711	668	102.1%	110.8%	95.3%	101.5%

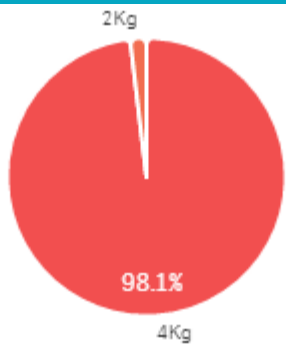
출하 품종별 거래물량 구성비



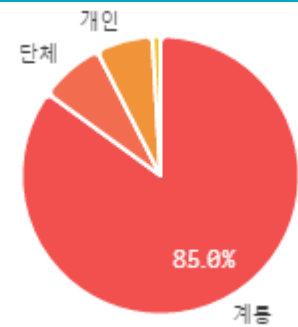
출하 품종별 거래금액 구성비



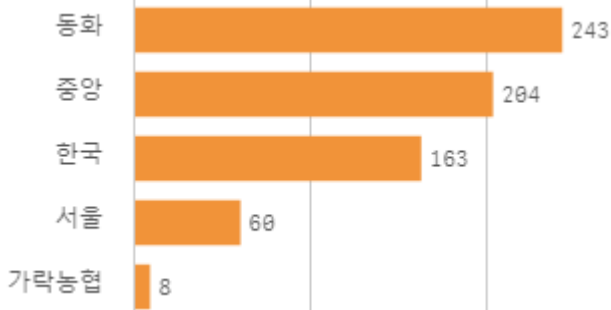
거래 단량별 물량 구성비



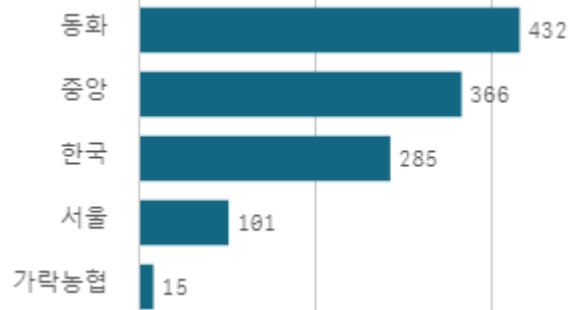
출하자별 거래물량 구성비



도매시장 법인별 거래물량(톤)

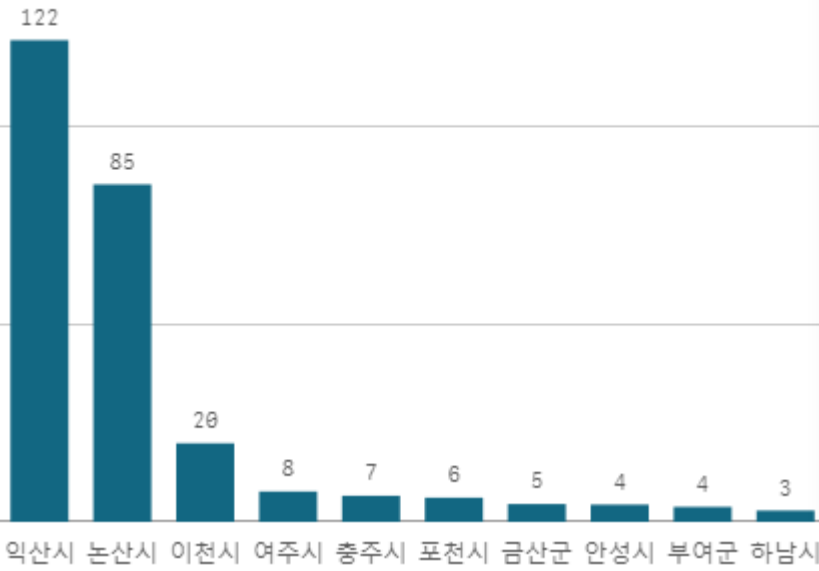


도매시장 법인별 거래금액(백만원)



상추 포기잡(4Kg)

산지별 거래물량(톤)



출하산지(개소)

25

출하건수(천건)

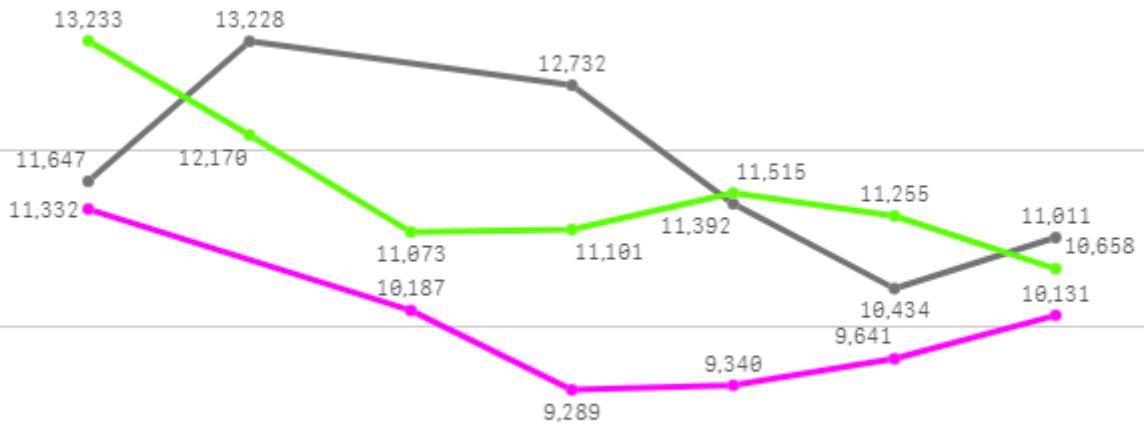
2

산지별 주출하 시군구



주간 도매가격(원)

◆ 2025 ● 2024 ◆ 평년



04/19 04/20 04/21 04/22 04/23 04/24 04/25

구분	금주(A)	전주(B)	전월(C)	전년(D)	평년(E)	A/B	A/C	A/D	A/E
가격(원)	9,987	11,443	10,588	11,741	12,089	87.3%	94.3%	85.1%	82.6%

※ 상품 가격 기준

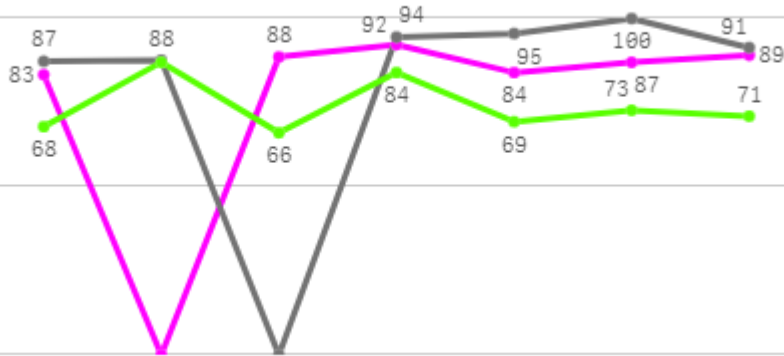
□ 상추 포기잡(4Kg) 주간 가격

구분	Q	품종	Q	단량	Q	특	상	보통	하
2025-04-19		상추 포기잡		4Kg		-	11,332	9,921	8,422
2025-04-21		상추 포기잡		4Kg		-	10,187	8,115	6,569
2025-04-22		상추 포기잡		4Kg		-	9,289	7,299	5,684
2025-04-23		상추 포기잡		4Kg		-	9,340	6,722	4,856
2025-04-24		상추 포기잡		4Kg		-	9,641	7,039	4,872
2025-04-25		상추 포기잡		4Kg		-	10,131	7,748	5,605
평균						-	9,987	7,807	6,001

부추

주간 반입량(톤)

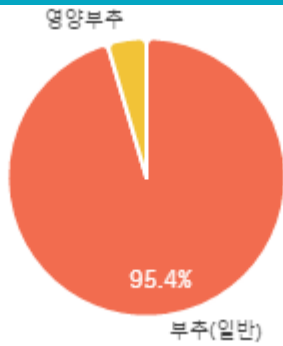
◆ 2025 ● 2024 ▲ 평년



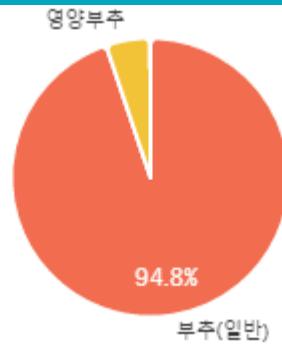
04/19 04/20 04/21 04/22 04/23 04/24 04/25

구분	금주(A)	전주(B)	전월(C)	전년(D)	평년(E)	A/B	A/C	A/D	A/E
물량(톤)	524	502	389	556	512	104.2%	134.7%	94.2%	102.2%

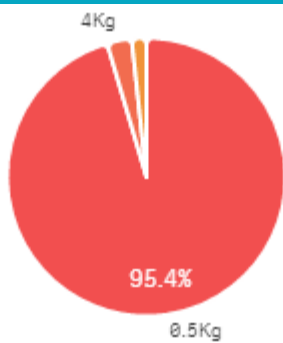
출하 품종별 거래물량 구성비



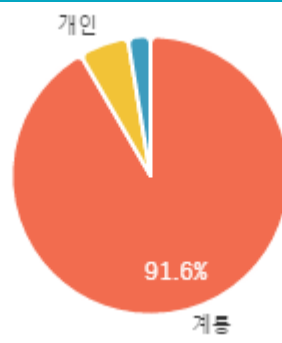
출하 품종별 거래금액 구성비



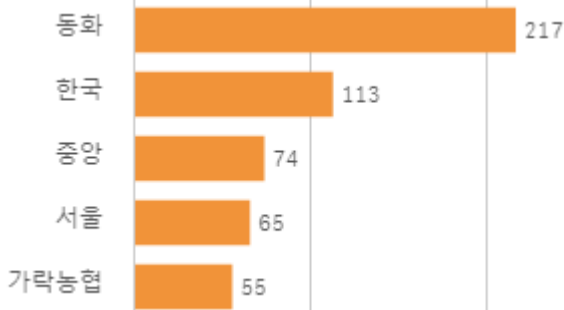
거래 단량별 물량 구성비



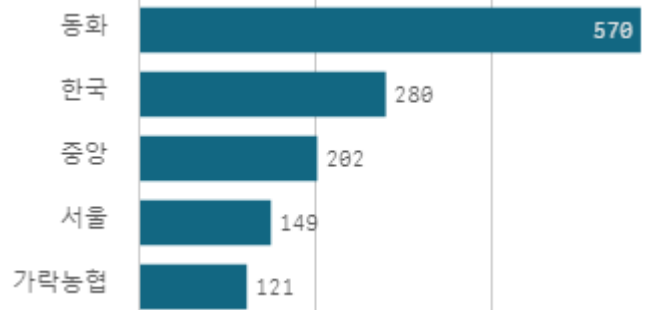
출하자별 거래물량 구성비



도매시장 법인별 거래물량(톤)

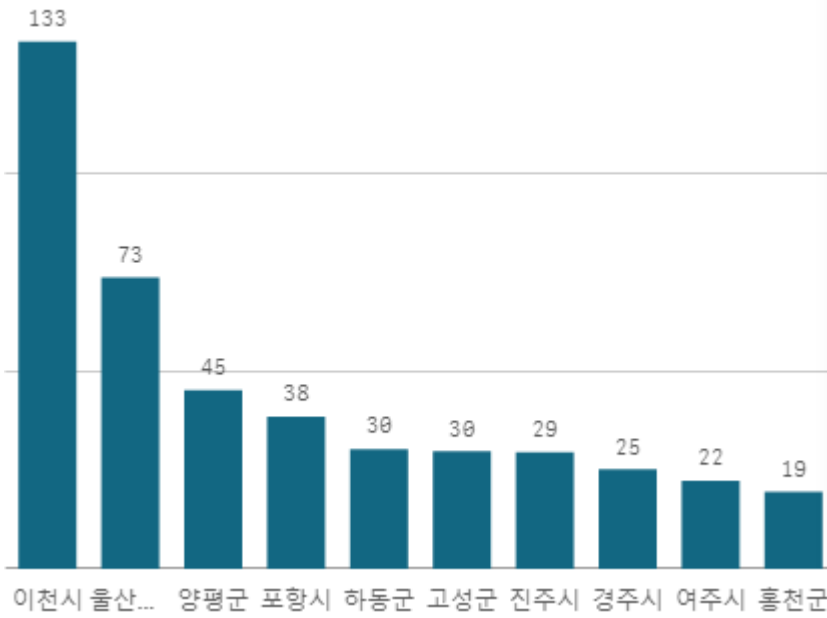


도매시장 법인별 거래금액(백만원)



부추(일반) (0.5Kg)

산지별 거래물량(톤)



출하산지(개소)

23

출하건수(천건)

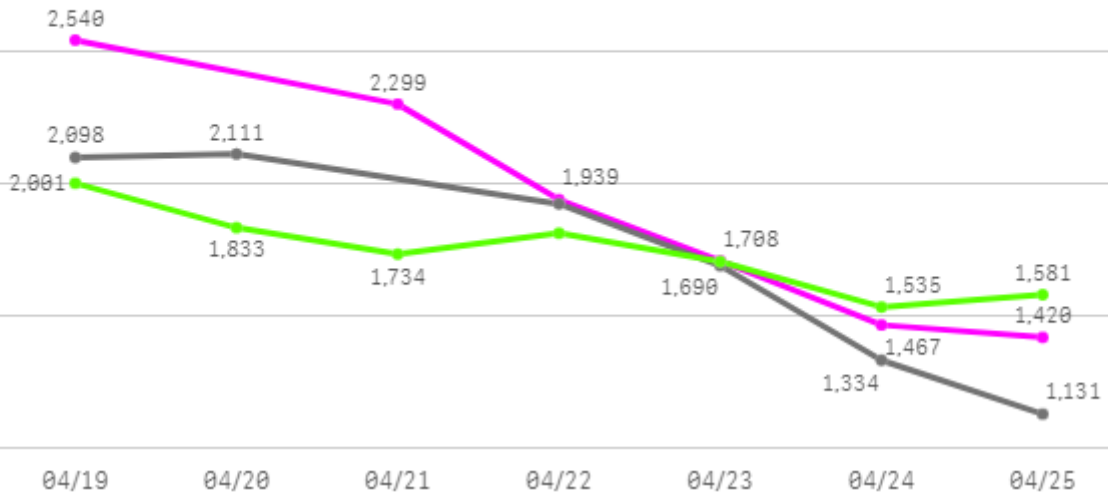
3

산지별 주출하 시군구



주간 도매가격(원)

◆ 2025 ● 2024 ◆ 평년



구분	금주(A)	전주(B)	전월(C)	전년(D)	평년(E)	A/B	A/C	A/D	A/E
가격(원)	1,896	2,224	3,789	1,715	1,807	85.2%	50.0%	110.6%	104.9%

※ 상품 가격 기준

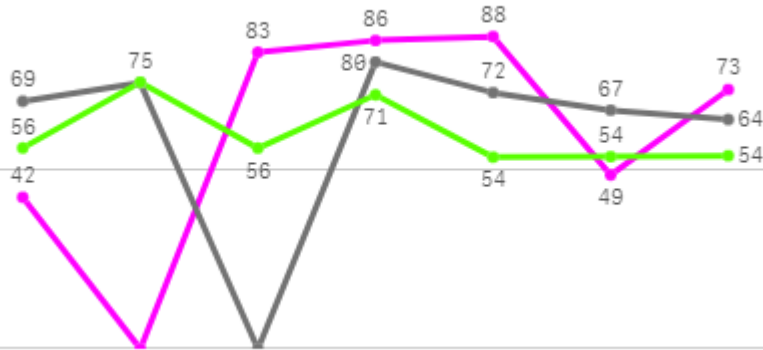
□ 부추(일반)(0.5Kg) 주간 가격

구분	Q	품종	Q	단량	Q	특	상	보통	하
2025-04-19		부추(일반)		0.5Kg		-	2,540	1,626	994
2025-04-21		부추(일반)		0.5Kg		-	2,299	1,666	1,150
2025-04-22		부추(일반)		0.5Kg		-	1,939	1,423	896
2025-04-23		부추(일반)		0.5Kg		-	1,708	1,259	789
2025-04-24		부추(일반)		0.5Kg		-	1,467	1,043	600
2025-04-25		부추(일반)		0.5Kg		-	1,420	1,050	630
평균						-	1,896	1,345	843

미나리

주간 반입량(톤)

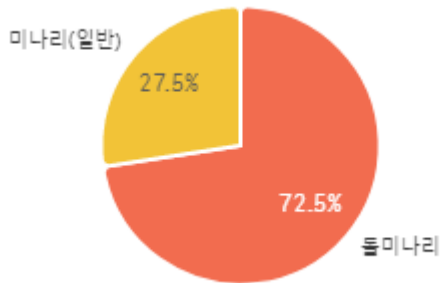
◆ 2025 ● 2024 ▲ 평년



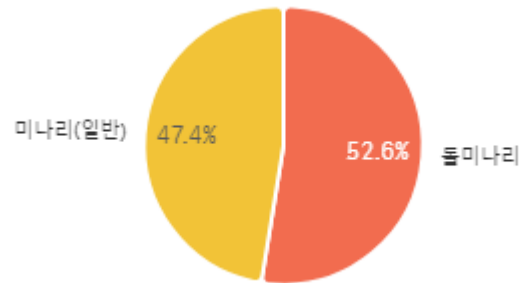
04/19 04/20 04/21 04/22 04/23 04/24 04/25

구분	금주(A)	전주(B)	전월(C)	전년(D)	평년(E)	A/B	A/C	A/D	A/E
물량(톤)	421	383	380	427	416	110.0%	110.9%	98.5%	101.2%

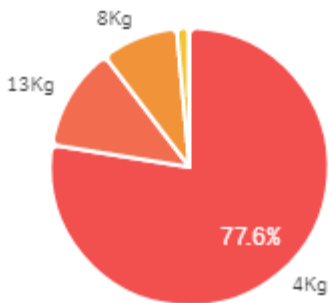
출하 품종별 거래물량 구성비



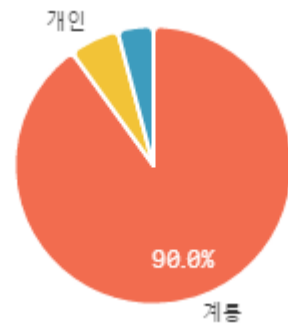
출하 품종별 거래금액 구성비



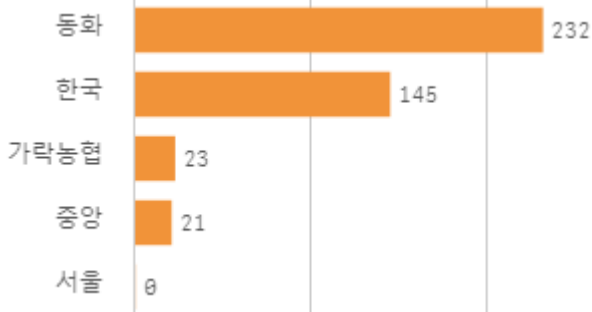
거래 단량별 물량 구성비



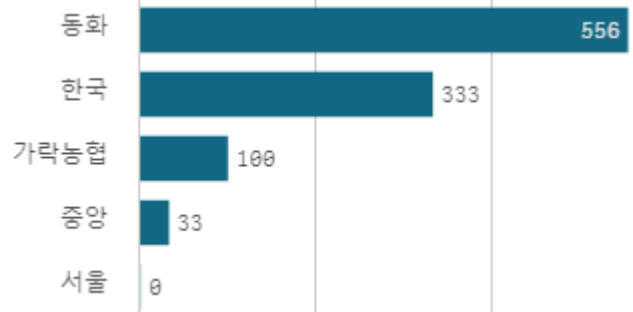
출하자별 거래물량 구성비



도매시장 법인별 거래물량(톤)

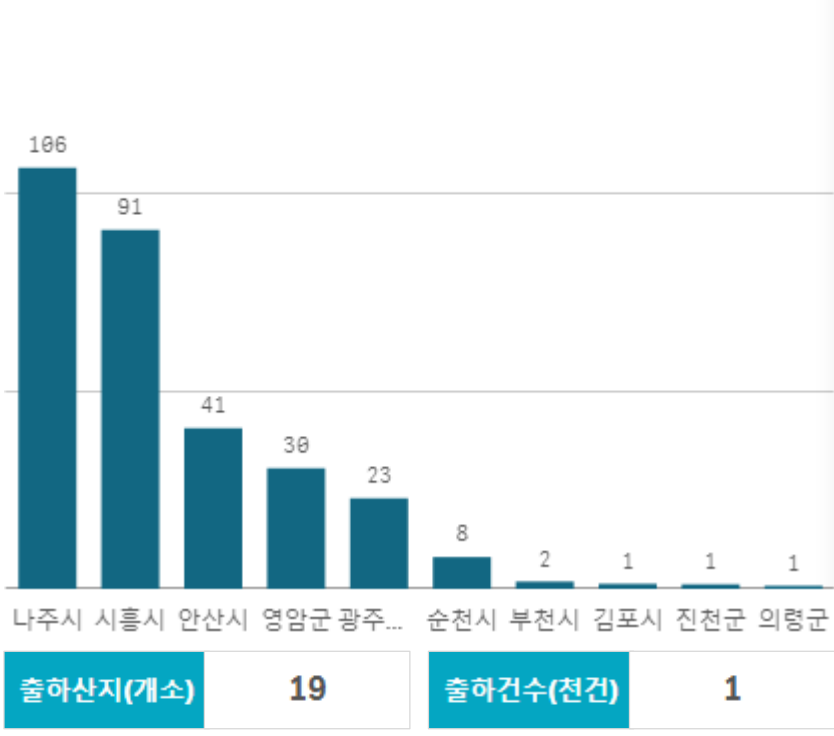


도매시장 법인별 거래금액(백만원)



돌미나리(4Kg)

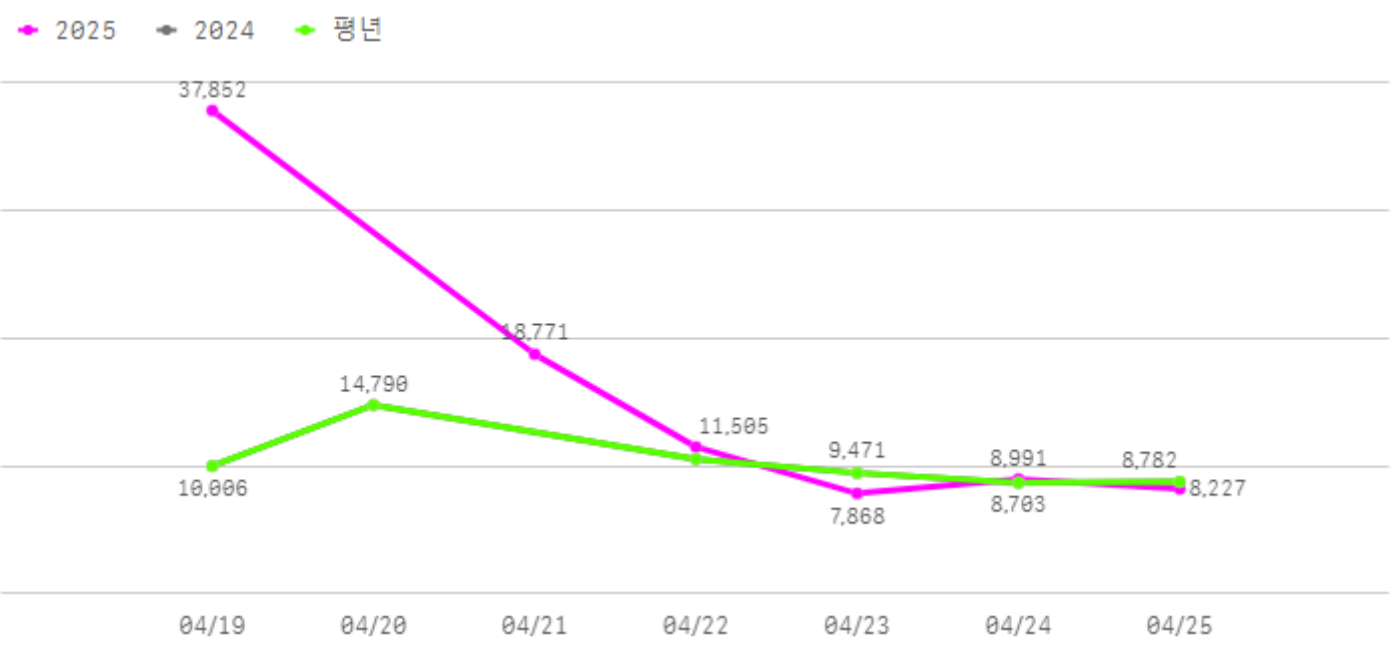
산지별 거래물량(톤)



산지별 주출하 시군구



주간 도매가격(원)



구분	금주(A)	전주(B)	전월(C)	전년(D)	평년(E)	A/B	A/C	A/D	A/E
가격(원)	15,536	23,558	23,250	10,384	12,960	65.9%	66.8%	149.6%	119.9%

※ 상품 가격 기준

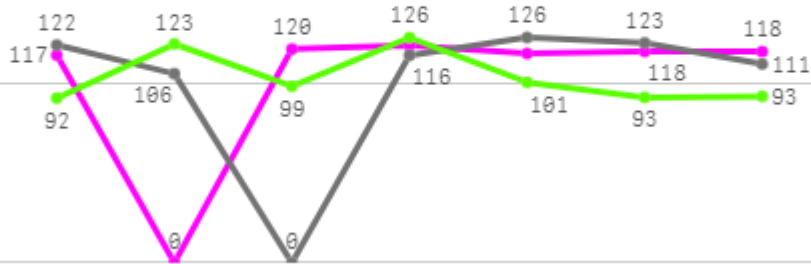
□ 돌미나리(4Kg) 주간 가격

구분	Q	품종	Q	단량	Q	특	상	보통	하
2025-04-19		돌미나리		4Kg		-	37,852	24,532	8,566
2025-04-21		돌미나리		4Kg		-	18,771	8,863	6,744
2025-04-22		돌미나리		4Kg		-	11,505	6,413	4,559
2025-04-23		돌미나리		4Kg		-	7,868	3,727	2,286
2025-04-24		돌미나리		4Kg		-	8,991	2,951	1,268
2025-04-25		돌미나리		4Kg		-	8,227	3,689	2,365
평균						-	15,536	8,363	4,298

열무

주간 반입량(톤)

◆ 2025 ● 2024 ▲ 평년



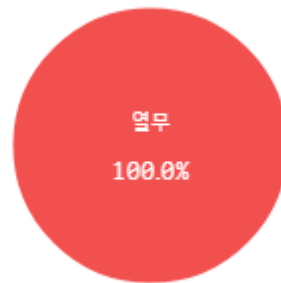
04/19 04/20 04/21 04/22 04/23 04/24 04/25

구분	금주(A)	전주(B)	전월(C)	전년(D)	평년(E)	A/B	A/C	A/D	A/E
물량(톤)	713	669	422	706	703	106.6%	169.1%	101.0%	101.4%

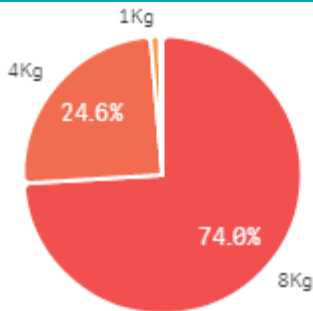
출하 품종별 거래물량 구성비



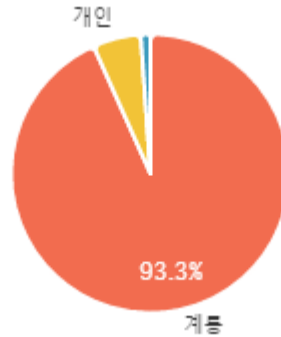
출하 품종별 거래금액 구성비



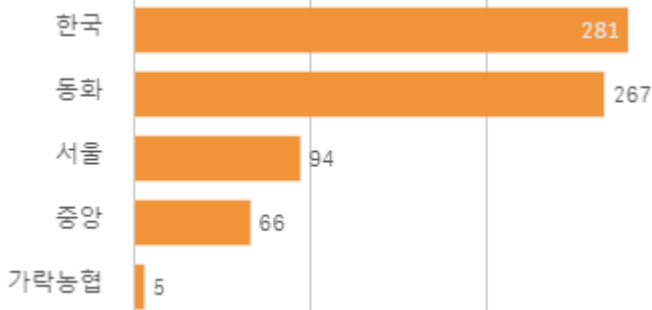
거래 단량별 물량 구성비



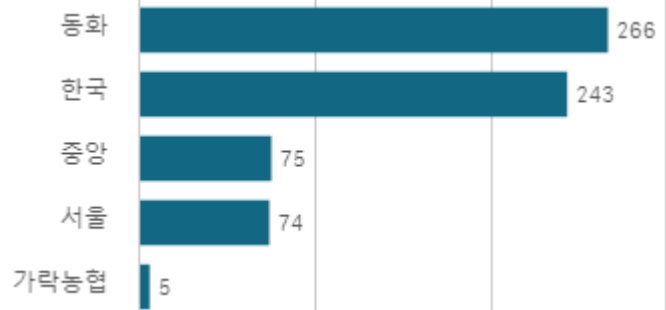
출하자별 거래물량 구성비



도매시장 법인별 거래물량(톤)

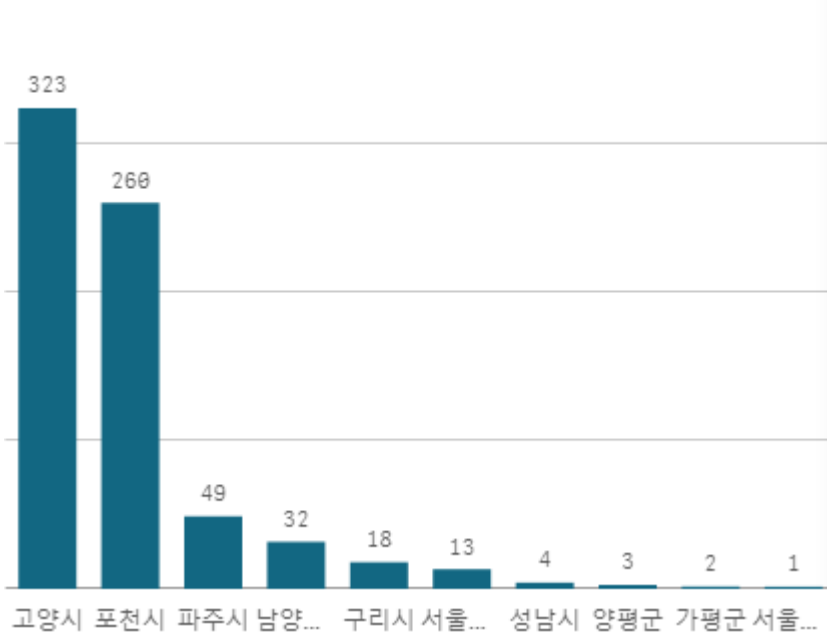


도매시장 법인별 거래금액(백만원)



열무(4Kg)

산지별 거래물량(톤)



출하산지(개소)

20

출하건수(천건)

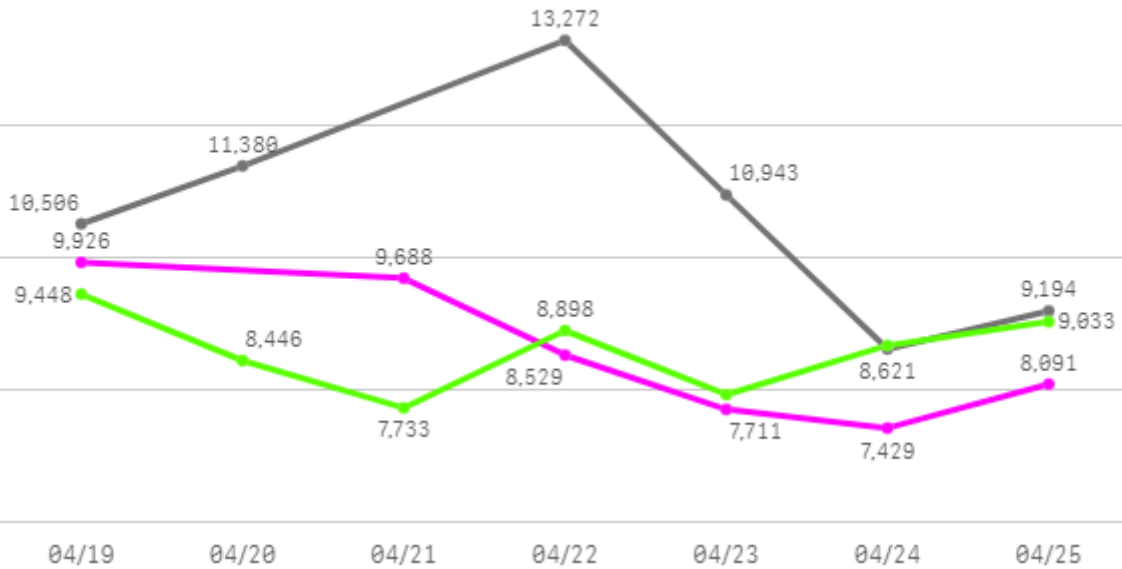
3

산지별 주출하 시군구



주간 도매가격(원)

◆ 2025 ● 2024 ◆ 평년



구분	금주(A)	전주(B)	전월(C)	전년(D)	평년(E)	A/B	A/C	A/D	A/E
가격(원)	8,562	9,527	14,268	10,653	9,236	89.9%	60.0%	80.4%	92.7%

※ 상품 가격 기준

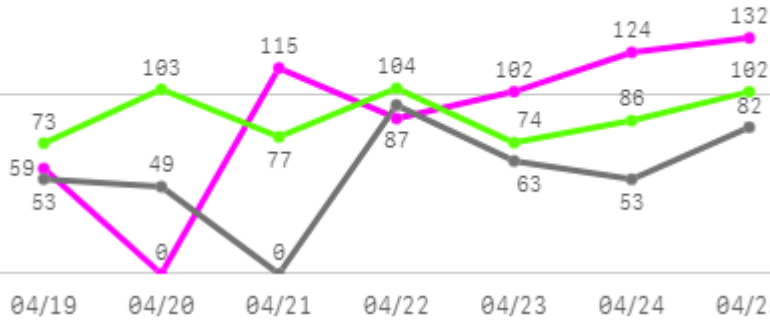
□ 열무(4Kg) 주간 가격

구분	Q	품종	Q	단량	Q	특	상	보통	하
2025-04-19		열무		4Kg		-	9,926	7,064	4,728
2025-04-21		열무		4Kg		-	9,688	6,535	4,330
2025-04-22		열무		4Kg		-	8,529	5,987	3,237
2025-04-23		열무		4Kg		-	7,711	4,323	2,409
2025-04-24		열무		4Kg		-	7,429	4,711	2,531
2025-04-25		열무		4Kg		-	8,091	5,054	2,708
평균						-	8,562	5,612	3,324

수박

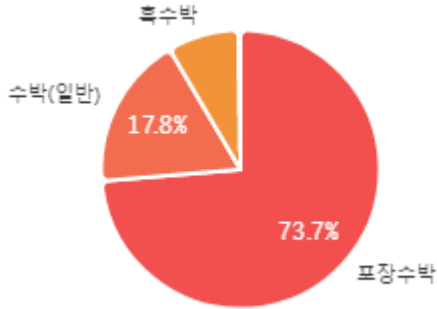
주간 반입량(톤)

◆ 2025 ● 2024 ▲ 평년

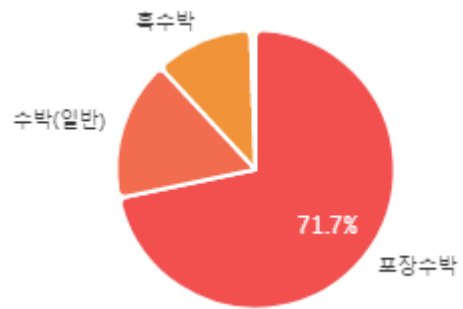


구분	금주(A)	전주(B)	전월(C)	전년(D)	평년(E)	A/B	A/C	A/D	A/E
물량(톤)	620	368	134	395	611	168.6%	461.8%	156.9%	101.4%

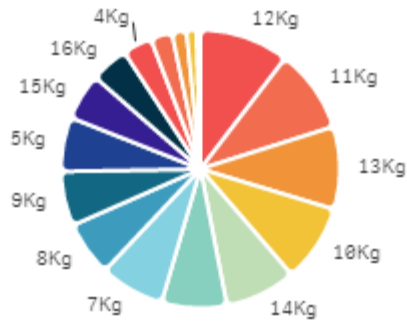
출하 품종별 거래물량 구성비



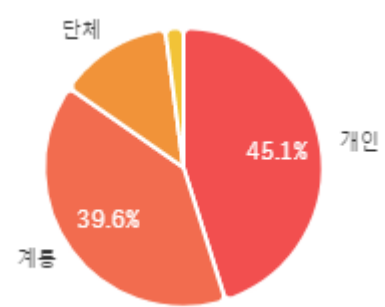
출하 품종별 거래금액 구성비



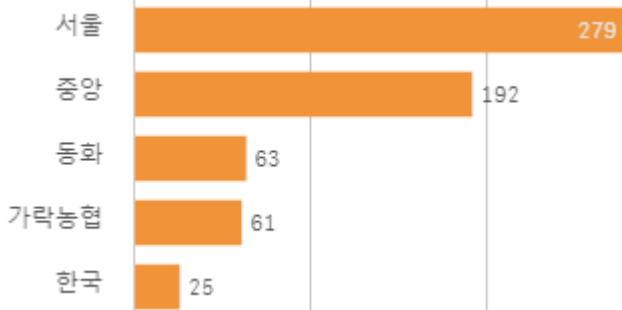
거래 단량별 물량 구성비



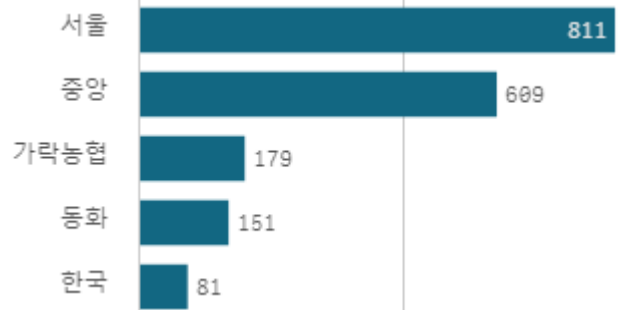
출하자별 거래물량 구성비



도매시장 법인별 거래물량(톤)

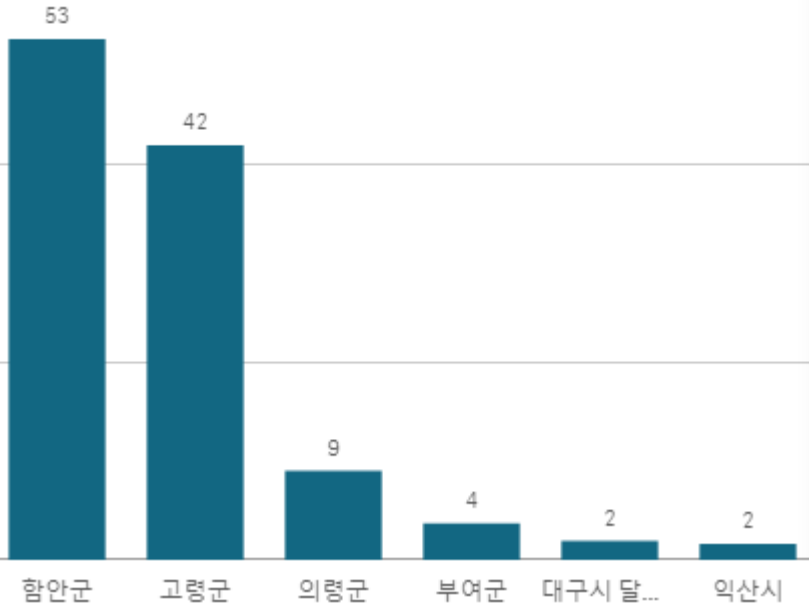


도매시장 법인별 거래금액(백만원)



수박(일반)(10Kg)

산지별 거래물량(톤)



출하산지(개소)

6

출하건수(천건)

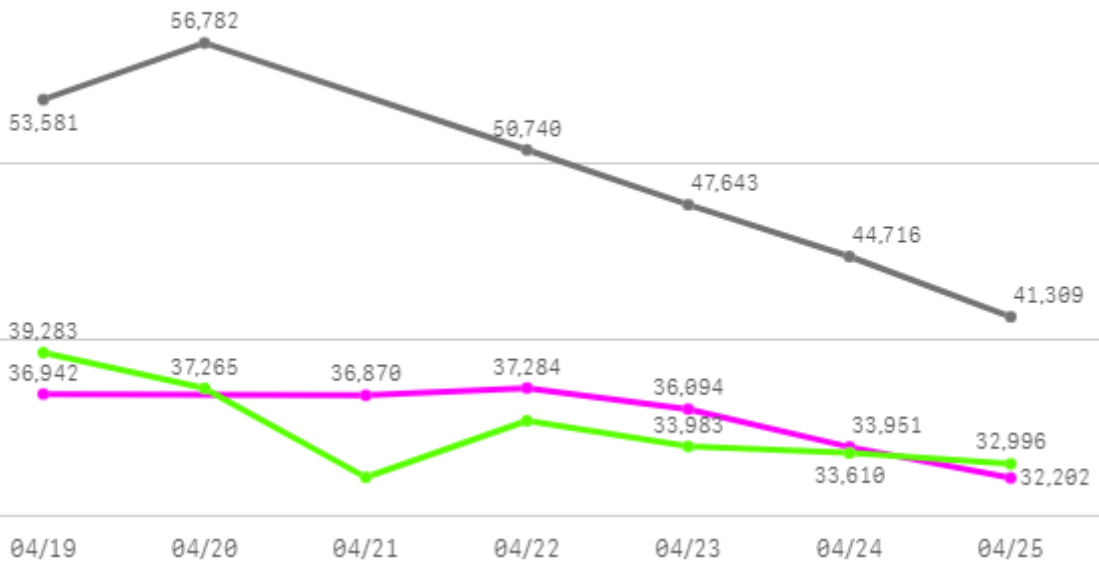
0

산지별 주출하 시군구



주간 도매가격(원)

◆ 2025 ● 2024 ◆ 평년



구분	금주(A)	전주(B)	전월(C)	전년(D)	평년(E)	A/B	A/C	A/D	A/E
가격(원)	35,557	37,149	42,264	49,129	36,953	95.7%	84.1%	72.4%	96.2%

※ 상품 가격 기준

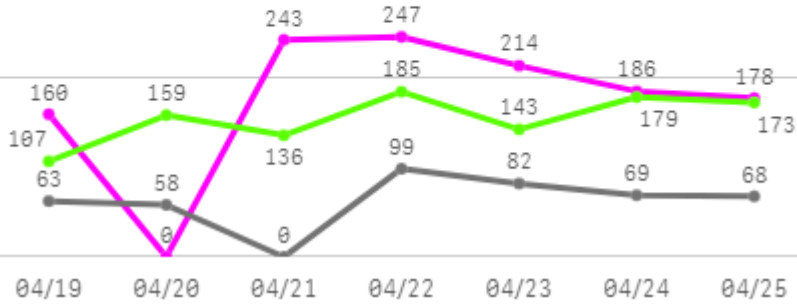
□ 수박(일반)(10Kg) 주간 가격

구분	Q	품종	Q	단량	Q	특	상	보통	하
2025-04-19		수박(일반)		10Kg		40,000	36,942	30,932	16,779
2025-04-21		수박(일반)		10Kg		43,373	36,870	30,418	20,534
2025-04-22		수박(일반)		10Kg		41,690	37,284	28,382	18,724
2025-04-23		수박(일반)		10Kg		40,900	36,094	29,564	21,007
2025-04-24		수박(일반)		10Kg		39,512	33,951	28,023	18,524
2025-04-25		수박(일반)		10Kg		37,633	32,202	25,096	18,896
평균						40,518	35,557	28,736	19,077

참외

주간 반입량(톤)

◆ 2025 ● 2024 ▲ 평년



구분	금주(A)	전주(B)	전월(C)	전년(D)	평년(E)	A/B	A/C	A/D	A/E
물량(톤)	1,228	689	465	439	1,074	178.1%	264.2%	279.7%	114.3%

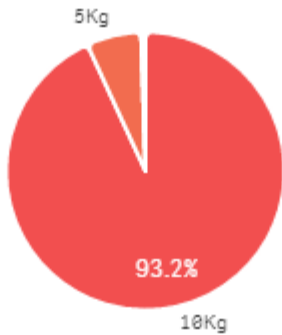
출하 품종별 거래물량 구성비



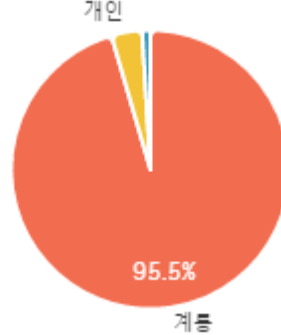
출하 품종별 거래금액 구성비



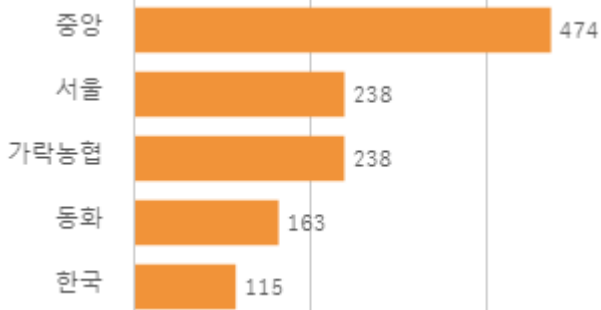
거래 단량별 물량 구성비



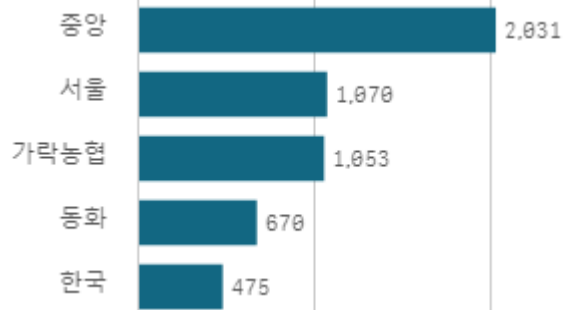
출하자별 거래물량 구성비



도매시장 법인별 거래물량(톤)

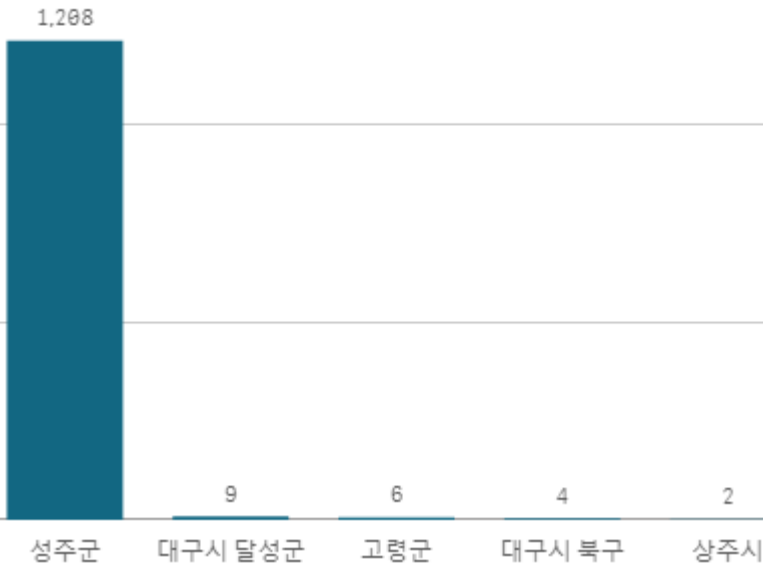


도매시장 법인별 거래금액(백만원)



참외(일반)(10Kg)

산지별 거래물량(톤)



산지별 주출하 시군구



출하산지(개소)

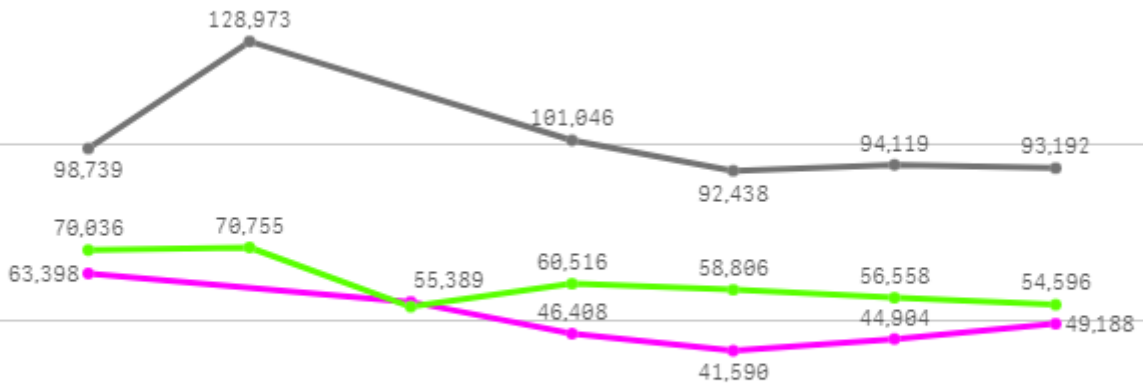
5

출하건수(천건)

18

주간 도매가격(원)

◆ 2025 ● 2024 ◆ 평년



04/19 04/20 04/21 04/22 04/23 04/24 04/25

구분	금주(A)	전주(B)	전월(C)	전년(D)	평년(E)	A/B	A/C	A/D	A/E
가격(원)	50,146	64,344	72,361	101,418	62,344	77.9%	69.3%	49.4%	80.4%

※ 상품 가격 기준

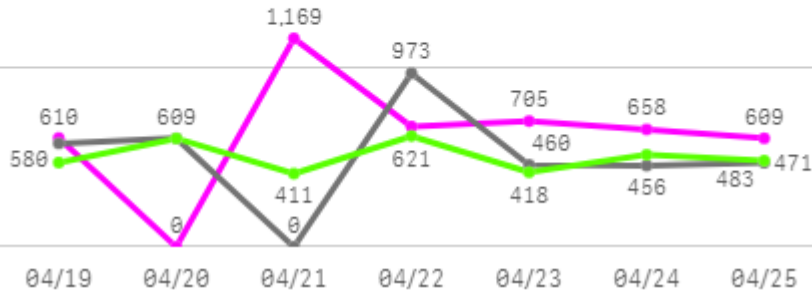
□ 참외(일반)(10Kg) 주간 가격

구분	Q	품종	Q	단량	Q	특	상	보통	하
2025-04-19		참외(일반)		10Kg		73,459	63,398	55,965	42,554
2025-04-21		참외(일반)		10Kg		65,097	55,389	47,456	34,798
2025-04-22		참외(일반)		10Kg		59,009	46,408	37,779	27,242
2025-04-23		참외(일반)		10Kg		51,602	41,590	34,719	23,962
2025-04-24		참외(일반)		10Kg		52,652	44,904	38,383	28,623
2025-04-25		참외(일반)		10Kg		57,857	49,188	41,966	30,800
평균						59,946	50,146	42,711	31,330

오이

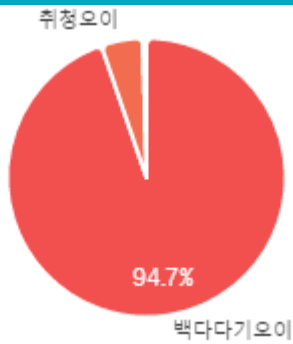
주간 반입량(톤)

◆ 2025 ● 2024 ▲ 평년

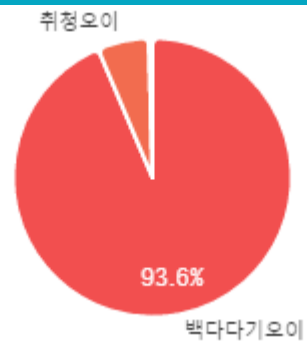


구분	금주(A)	전주(B)	전월(C)	전년(D)	평년(E)	A/B	A/C	A/D	A/E
물량(톤)	4,426	3,274	1,833	3,549	3,734	135.2%	241.5%	124.7%	118.5%

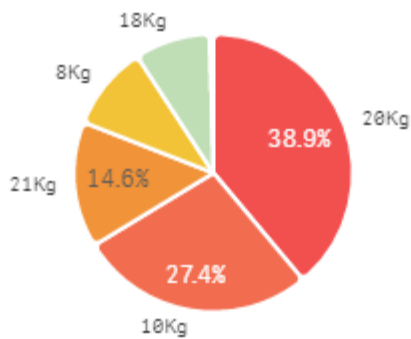
출하 품종별 거래물량 구성비



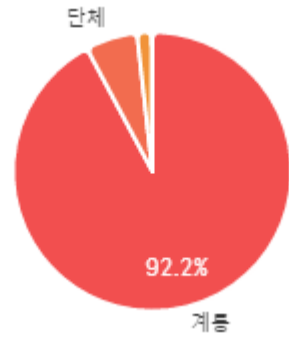
출하 품종별 거래금액 구성비



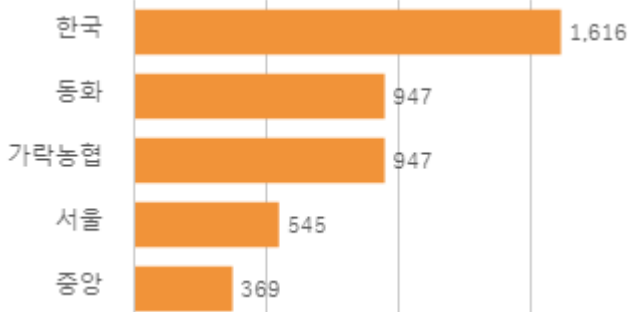
거래 단량별 물량 구성비



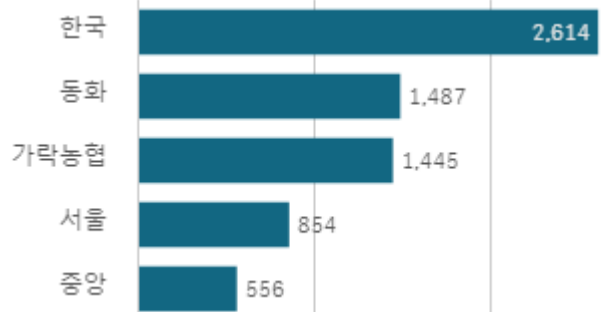
출하자별 거래물량 구성비



도매시장 법인별 거래물량(톤)

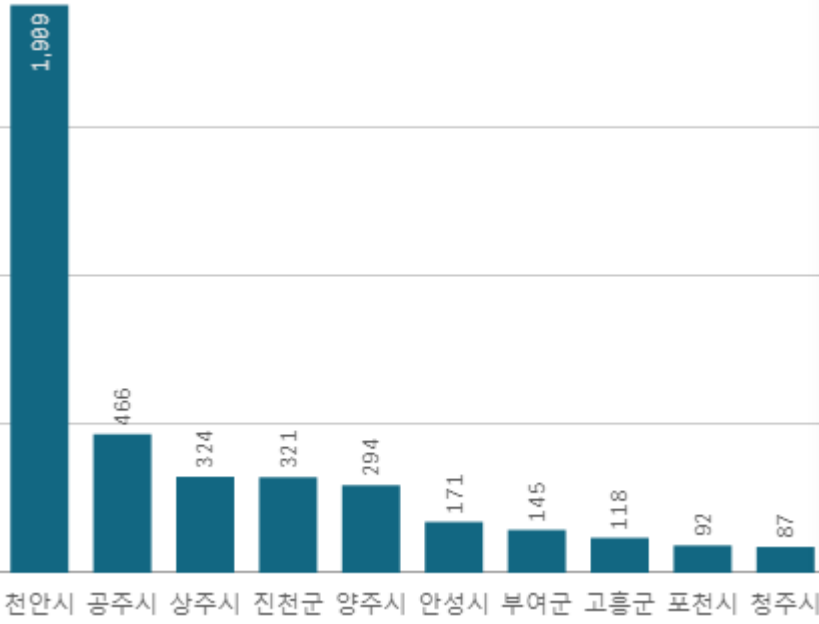


도매시장 법인별 거래금액(백만원)



백다다기오이(100개)

산지별 거래물량(톤)



출하산지(개소)

40

출하건수(천건)

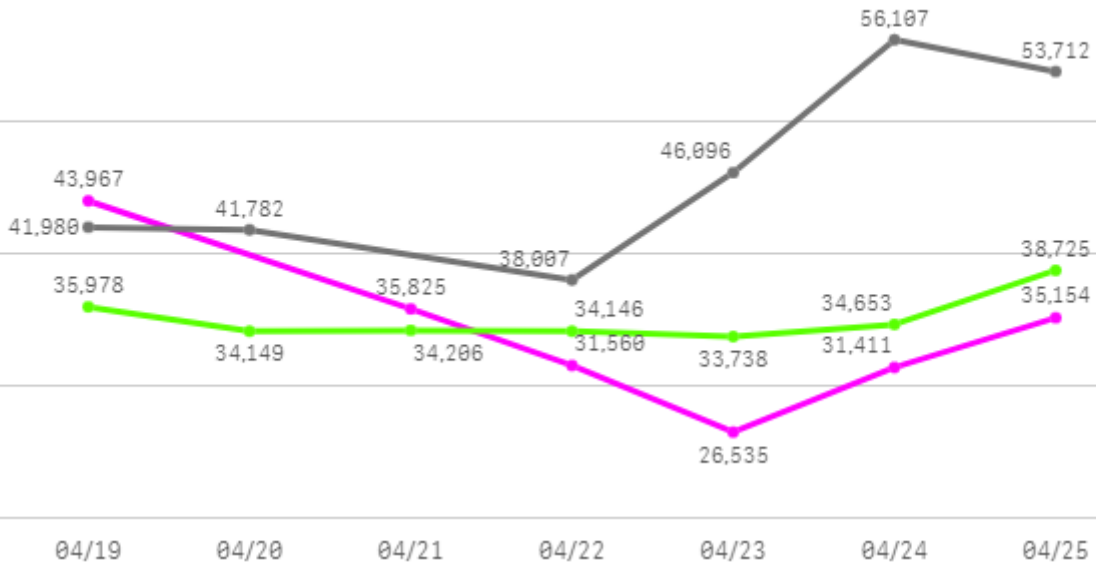
12

산지별 주출하 시군구



주간 도매가격(원)

◆ 2025 ● 2024 ▲ 평년



구분	금주(A)	전주(B)	전월(C)	전년(D)	평년(E)	A/B	A/C	A/D	A/E
가격(원)	34,075	42,117	66,934	46,281	36,619	80.9%	50.9%	73.6%	93.1%

※ 상품 가격 기준

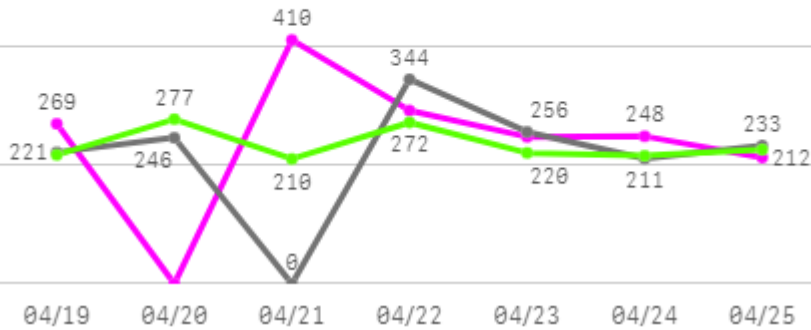
□ 백다다기오이(100개) 주간 가격

구분	Q	품종	Q	단량	Q	특	상	보통	하
2025-04-19		백다다기오이		100개		46,577	43,967	41,393	34,325
2025-04-21		백다다기오이		100개		38,093	35,825	33,562	26,135
2025-04-22		백다다기오이		100개		33,701	31,560	28,667	21,219
2025-04-23		백다다기오이		100개		29,183	26,535	24,282	19,409
2025-04-24		백다다기오이		100개		33,868	31,411	27,779	21,878
2025-04-25		백다다기오이		100개		38,541	35,154	30,821	23,293
평균						36,661	34,075	31,084	24,377

호박

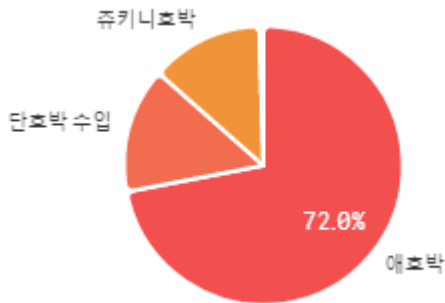
주간 반입량(톤)

◆ 2025 ● 2024 ▲ 평년

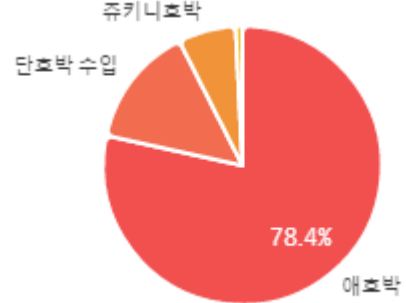


구분	금주(A)	전주(B)	전월(C)	전년(D)	평년(E)	A/B	A/C	A/D	A/E
물량(톤)	1,679	1,445	1,257	1,510	1,617	116.2%	133.5%	111.2%	103.8%

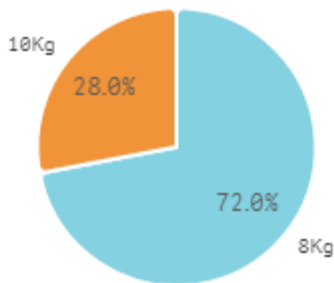
출하 품종별 거래물량 구성비



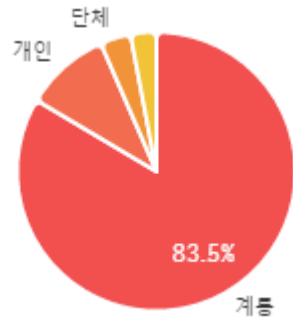
출하 품종별 거래금액 구성비



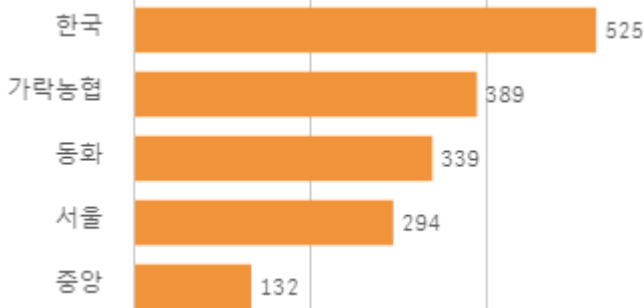
거래 단량별 물량 구성비



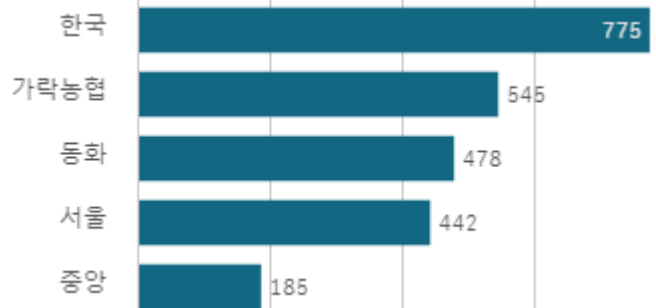
출하자별 거래물량 구성비



도매시장 법인별 거래물량(톤)

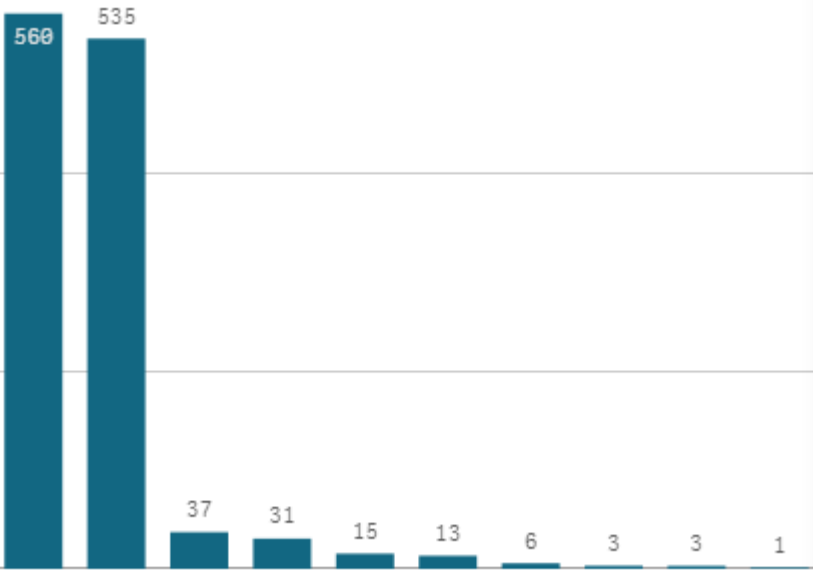


도매시장 법인별 거래금액(백만원)



애호박(20개)

산지별 거래물량(톤)



출하산지(개소)

17

출하건수(천건)

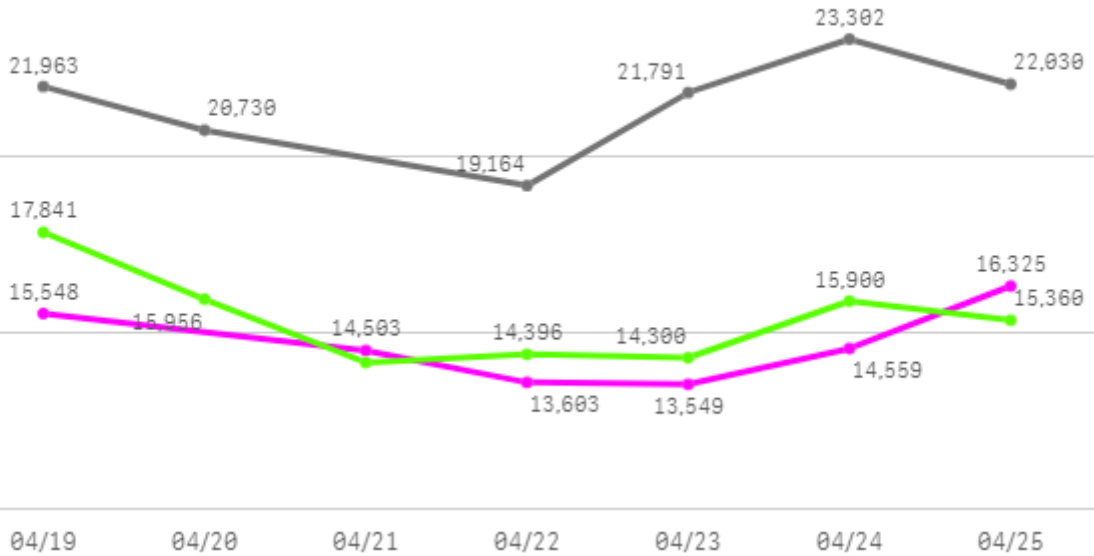
6

산지별 주출하 시군구



주간 도매가격(원)

◆ 2025 ● 2024 ◆ 평년



구분	금주(A)	전주(B)	전월(C)	전년(D)	평년(E)	A/B	A/C	A/D	A/E
가격(원)	14,681	17,250	29,522	21,497	16,113	85.1%	49.7%	68.3%	91.1%

※ 상품 가격 기준

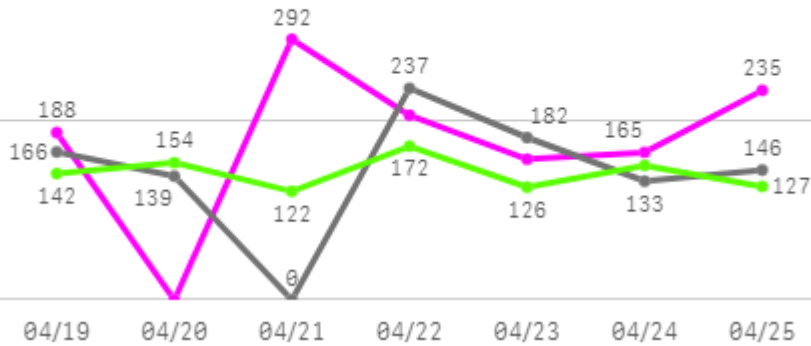
□ 애호박(20개) 주간 가격

구분	Q	품종	Q	단량	Q	특	상	보통	하
2025-04-19		애호박		20개		18,524	15,548	14,197	10,094
2025-04-21		애호박		20개		16,552	14,503	13,109	9,302
2025-04-22		애호박		20개		15,193	13,603	11,997	7,453
2025-04-23		애호박		20개		14,918	13,549	11,578	7,423
2025-04-24		애호박		20개		16,117	14,559	12,301	8,158
2025-04-25		애호박		20개		18,546	16,325	13,525	9,544
평균						16,642	14,681	12,785	8,662

토마토

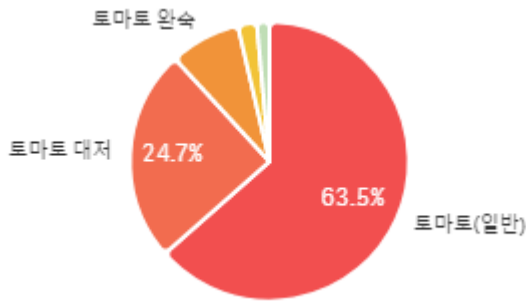
주간 반입량(톤)

◆ 2025 ● 2024 ▲ 평년

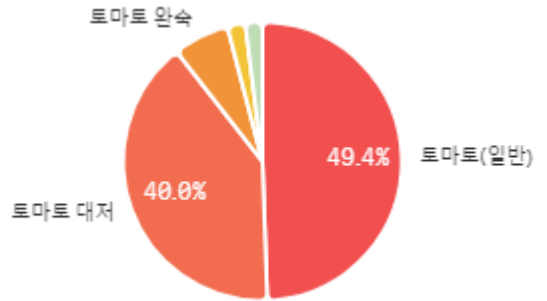


구분	금주(A)	전주(B)	전월(C)	전년(D)	평년(E)	A/B	A/C	A/D	A/E
물량(톤)	1,245	1,077	1,003	1,002	1,074	115.5%	124.1%	124.2%	115.9%

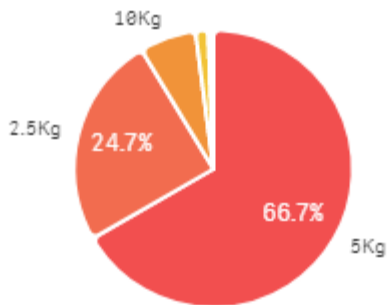
출하 품종별 거래물량 구성비



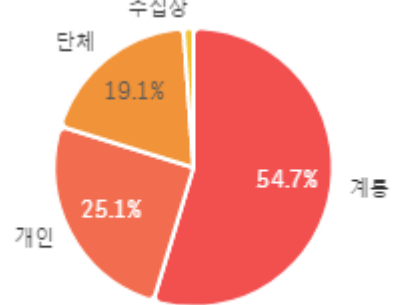
출하 품종별 거래금액 구성비



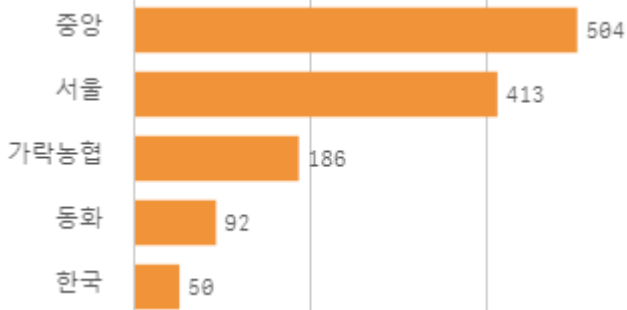
거래 단량별 물량 구성비



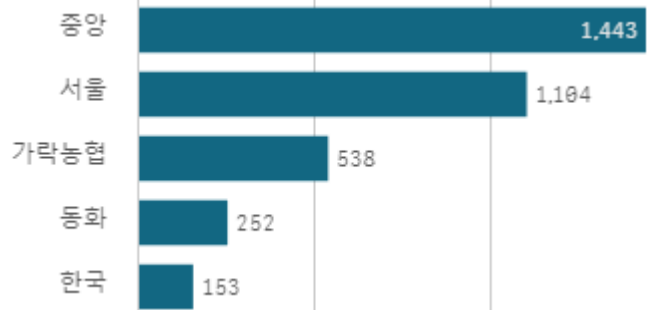
출하자별 거래물량 구성비



도매시장 법인별 거래물량(톤)

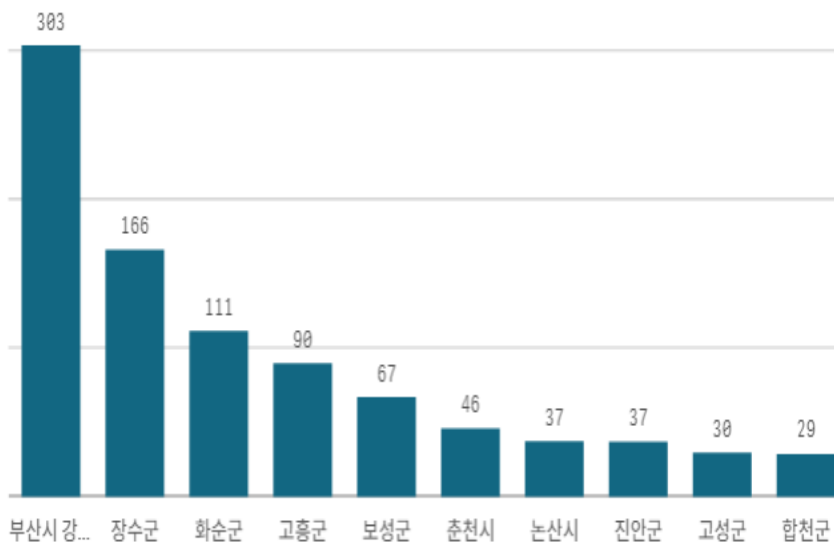


도매시장 법인별 거래금액(백만원)



토마토(5Kg)

산지별 거래물량(톤)



출하산지(개소)

53

출하건수(천건)

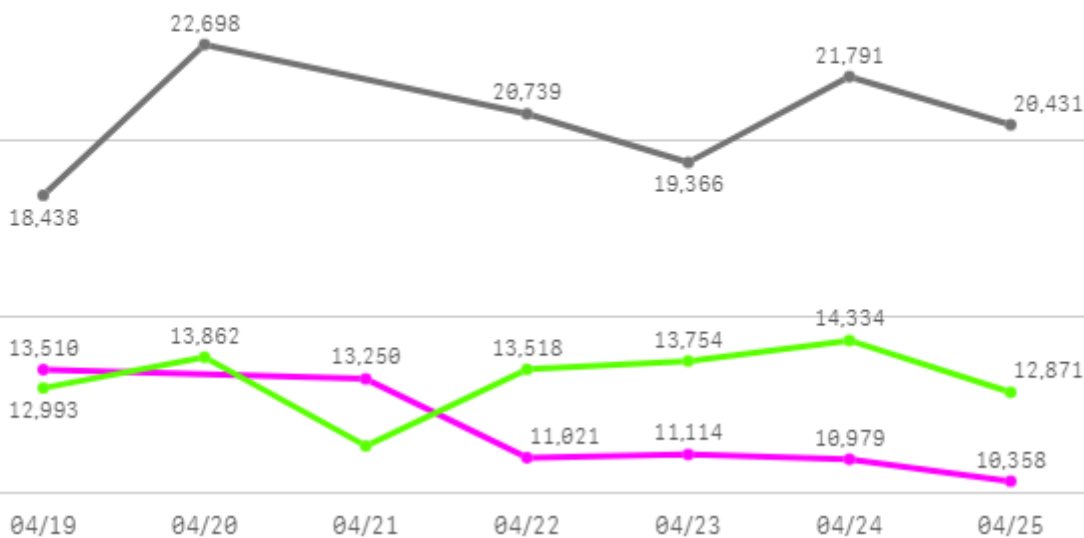
10

산지별 주출하 시군구



주간 도매가격(원)

◆ 2025 ● 2024 ◆ 평년



구분	금주(A)	전주(B)	전월(C)	전년(D)	평년(E)	A/B	A/C	A/D	A/E
가격(원)	11,705	14,362	16,426	20,577	13,093	81.5%	71.3%	56.9%	89.4%

※ 상품 가격 기준

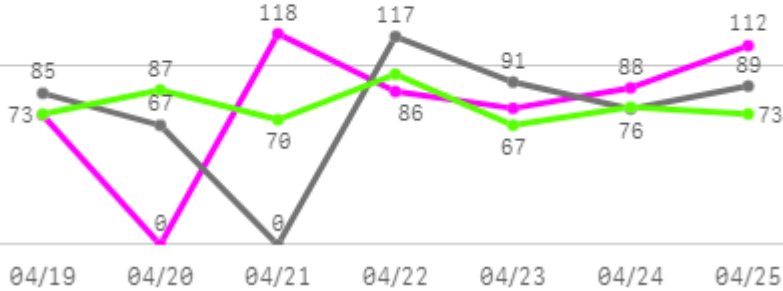
□ 토마토(5Kg) 주간 가격

구분	Q	품종	Q	단량	Q	특	상	보통	하
2025-04-19		토마토		5Kg		14,907	13,510	12,585	11,006
2025-04-21		토마토		5Kg		14,327	13,250	11,753	10,496
2025-04-22		토마토		5Kg		12,189	11,021	9,987	8,456
2025-04-23		토마토		5Kg		12,278	11,114	10,127	7,740
2025-04-24		토마토		5Kg		11,960	10,979	9,884	8,271
2025-04-25		토마토		5Kg		11,303	10,358	9,432	7,735
평균						12,827	11,705	10,628	8,951

방울토마토

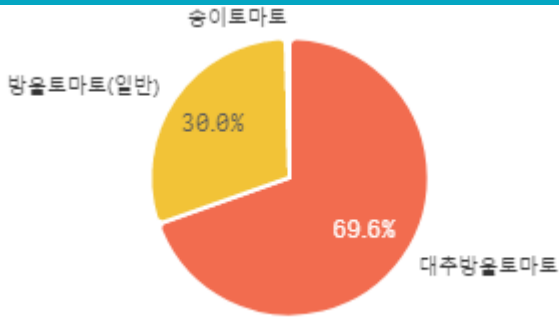
주간 반입량(톤)

◆ 2025 ● 2024 ▲ 평년

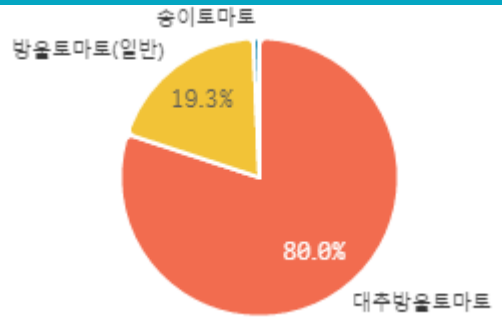


구분	금주(A)	전주(B)	전월(C)	전년(D)	평년(E)	A/B	A/C	A/D	A/E
물량(톤)	553	471	395	525	557	117.3%	140.1%	105.3%	99.3%

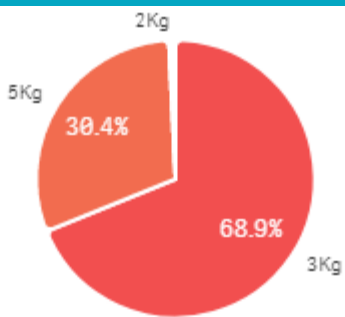
출하 품종별 거래물량 구성비



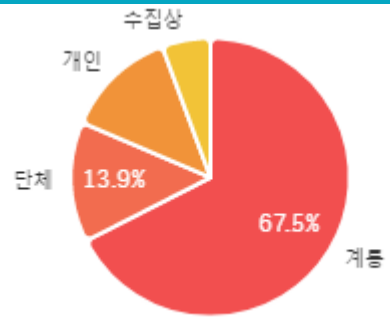
출하 품종별 거래금액 구성비



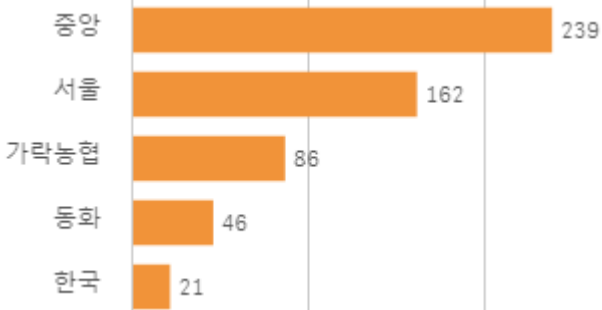
거래 단량별 물량 구성비



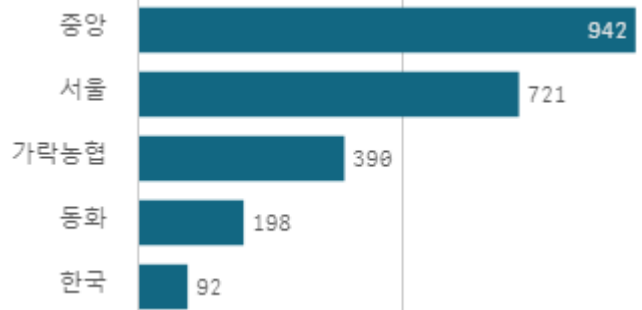
출하자별 거래물량 구성비



도매시장 법인별 거래물량(톤)

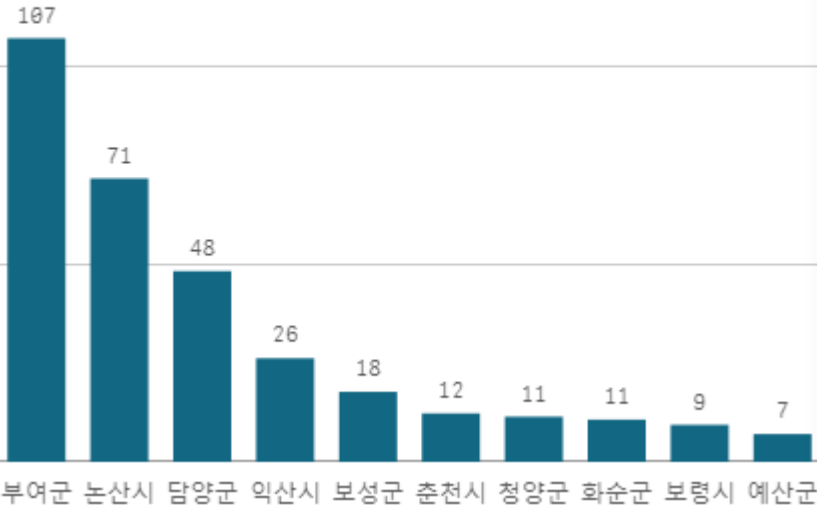


도매시장 법인별 거래금액(백만원)



대추방울토마토(3Kg)

산지별 거래물량(톤)



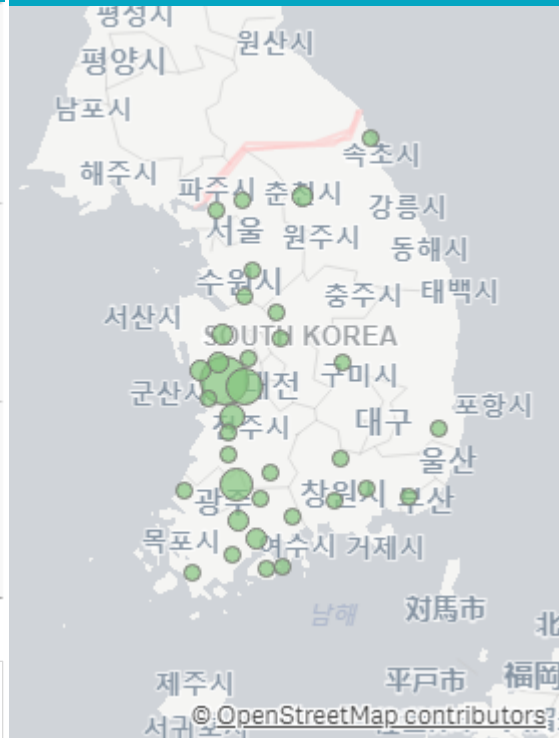
출하산지(개소)

38

출하건수(천건)

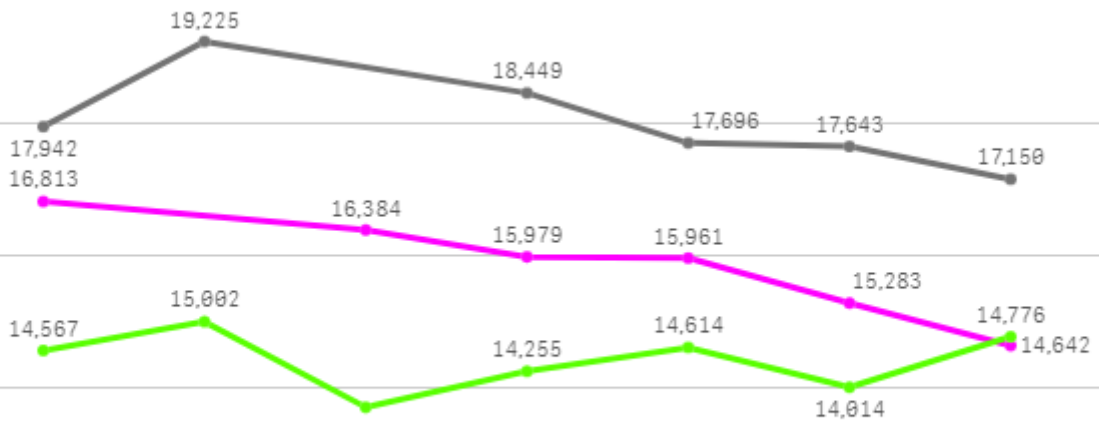
3

산지별 주출하 시군구



주간 도매가격(원)

◆ 2025 ● 2024 ◆ 평년



04/19 04/20 04/21 04/22 04/23 04/24 04/25

구분	금주(A)	전주(B)	전월(C)	전년(D)	평년(E)	A/B	A/C	A/D	A/E
가격(원)	15,844	17,567	22,292	18,018	14,690	90.2%	71.1%	87.9%	107.9%

※ 상품 가격 기준

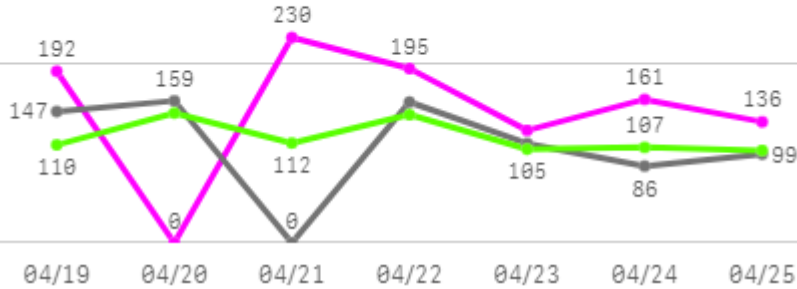
□ 대추방울토마토(3Kg) 주간 가격

구분	Q	품종	Q	단량	Q	특	상	보통	하
2025-04-19		대추방울토마토		3Kg		23,267	16,813	15,358	13,107
2025-04-21		대추방울토마토		3Kg		26,324	16,384	14,689	12,530
2025-04-22		대추방울토마토		3Kg		22,528	15,979	14,580	11,648
2025-04-23		대추방울토마토		3Kg		24,020	15,961	14,323	11,017
2025-04-24		대추방울토마토		3Kg		20,038	15,283	13,541	10,948
2025-04-25		대추방울토마토		3Kg		21,588	14,642	12,623	10,165
평균						22,961	15,844	14,186	11,569

딸기

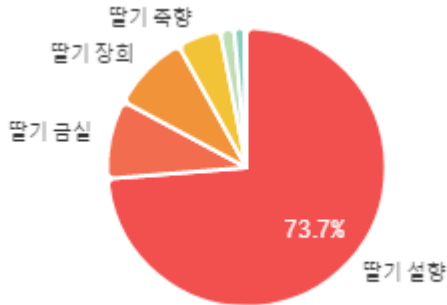
주간 반입량(톤)

◆ 2025 ● 2024 ▲ 평년

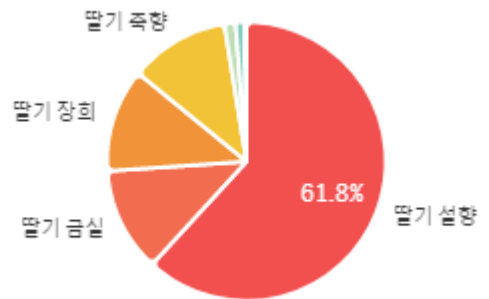


구분	금주(A)	전주(B)	전월(C)	전년(D)	평년(E)	A/B	A/C	A/D	A/E
물량(톤)	1,041	1,012	1,298	761	847	102.8%	80.2%	136.7%	122.9%

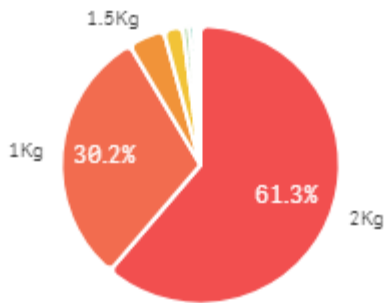
출하 품종별 거래물량 구성비



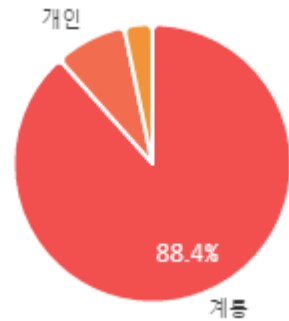
출하 품종별 거래금액 구성비



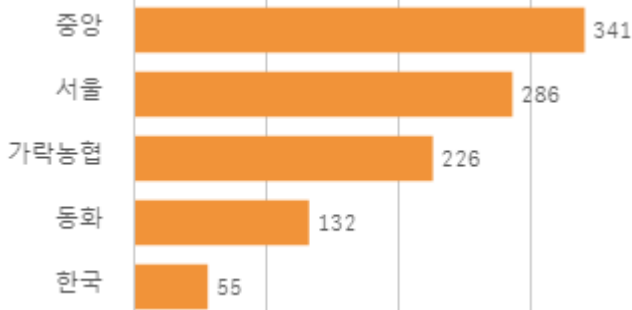
거래 단량별 물량 구성비



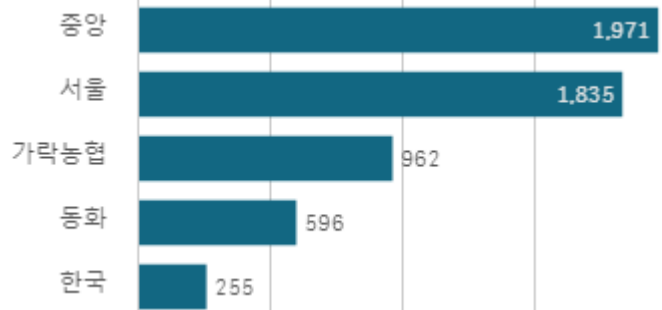
출하자별 거래물량 구성비



도매시장 법인별 거래물량(톤)

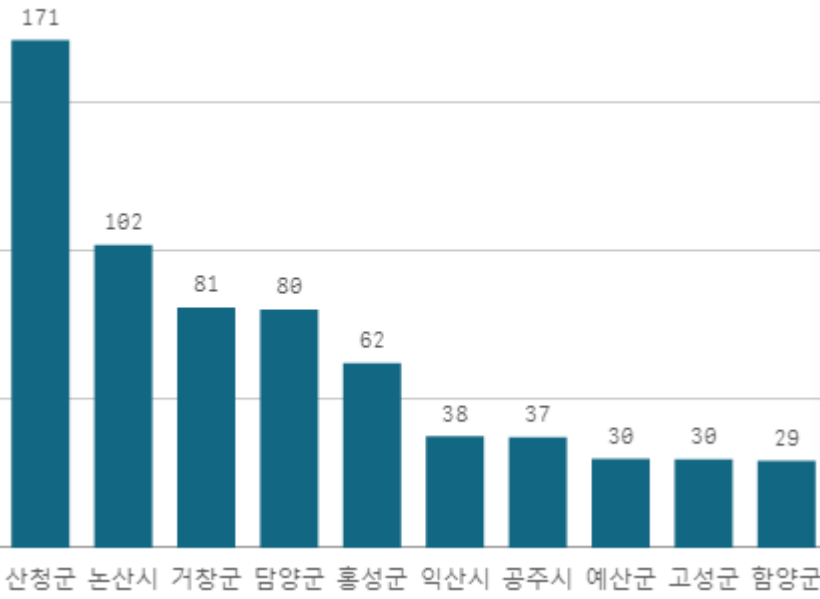


도매시장 법인별 거래금액(백만원)



딸기 설향(2Kg)

산지별 거래물량(톤)



출하산지(개소)

31

출하건수(천건)

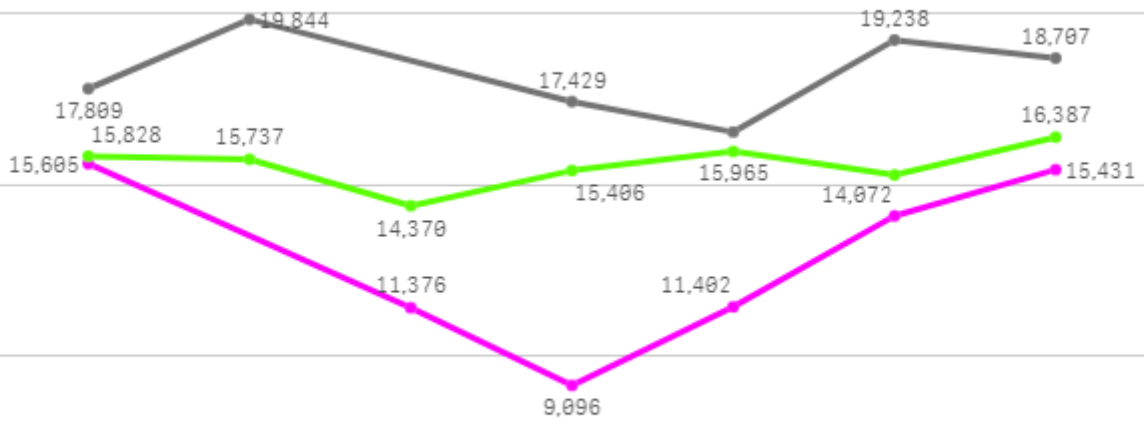
15

산지별 주출하 시군구



주간 도매가격(원)

◆ 2025 ● 2024 ▲ 평년



04/19 04/20 04/21 04/22 04/23 04/24 04/25

구분	금주(A)	전주(B)	전월(C)	전년(D)	평년(E)	A/B	A/C	A/D	A/E
가격(원)	12,830	16,122	17,873	18,261	15,261	79.6%	71.8%	70.3%	84.1%

※ 상품 가격 기준

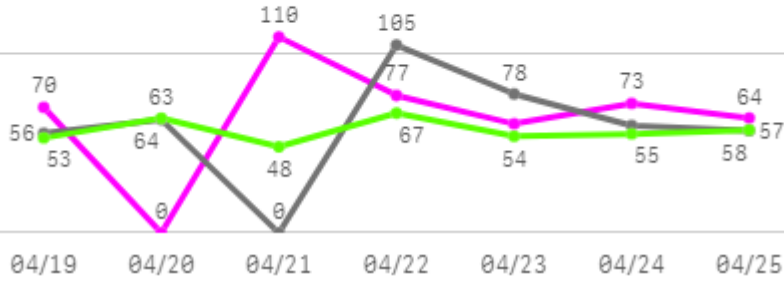
□ 딸기 설향(2Kg) 주간 가격

구분	Q	품종	Q	단량	Q	특	상	보통	하
2025-04-19		딸기 설향		2Kg		21,237	15,605	10,029	5,193
2025-04-21		딸기 설향		2Kg		16,487	11,376	7,197	4,164
2025-04-22		딸기 설향		2Kg		14,425	9,096	5,444	2,933
2025-04-23		딸기 설향		2Kg		14,883	11,402	8,711	6,105
2025-04-24		딸기 설향		2Kg		18,630	14,072	10,966	7,990
2025-04-25		딸기 설향		2Kg		20,749	15,431	11,669	8,360
평균						17,735	12,830	9,003	5,791

가지

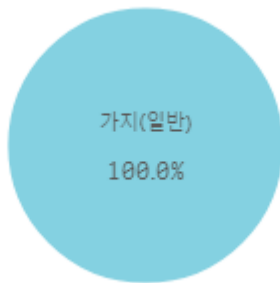
주간 반입량(톤)

◆ 2025 ● 2024 ▲ 평년

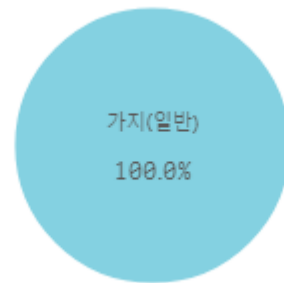


구분	금주(A)	전주(B)	전월(C)	전년(D)	평년(E)	A/B	A/C	A/D	A/E
물량(톤)	455	380	286	420	418	119.9%	159.4%	108.4%	108.9%

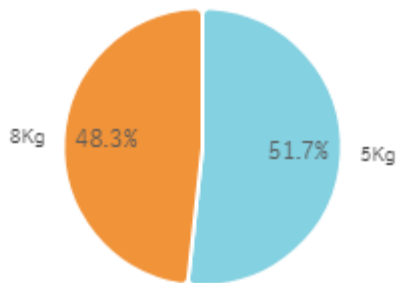
출하 품종별 거래물량 구성비



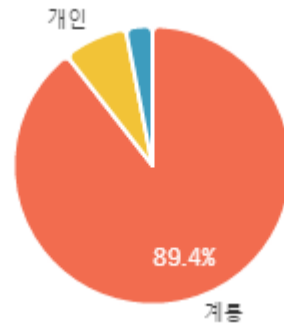
출하 품종별 거래금액 구성비



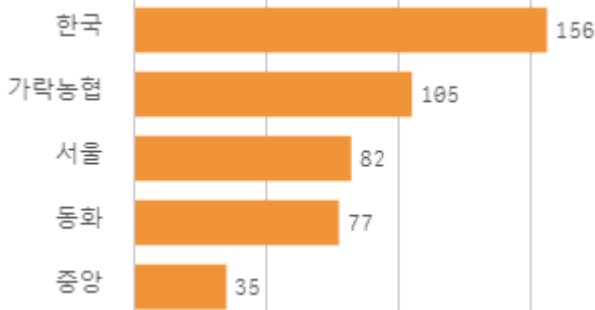
거래 단량별 물량 구성비



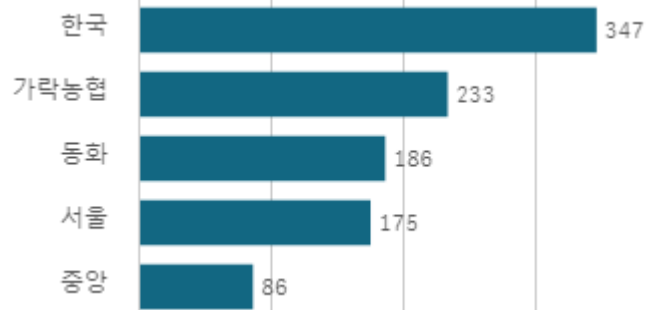
출하자별 거래물량 구성비



도매시장 법인별 거래물량(톤)

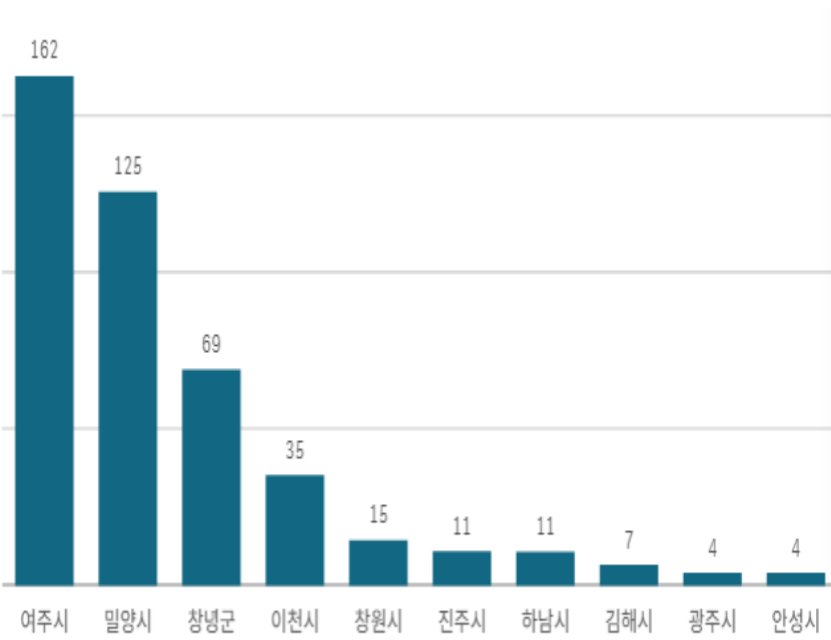


도매시장 법인별 거래금액(백만원)



가지(5Kg)

산지별 거래물량(톤)



출하산지(개소)

18

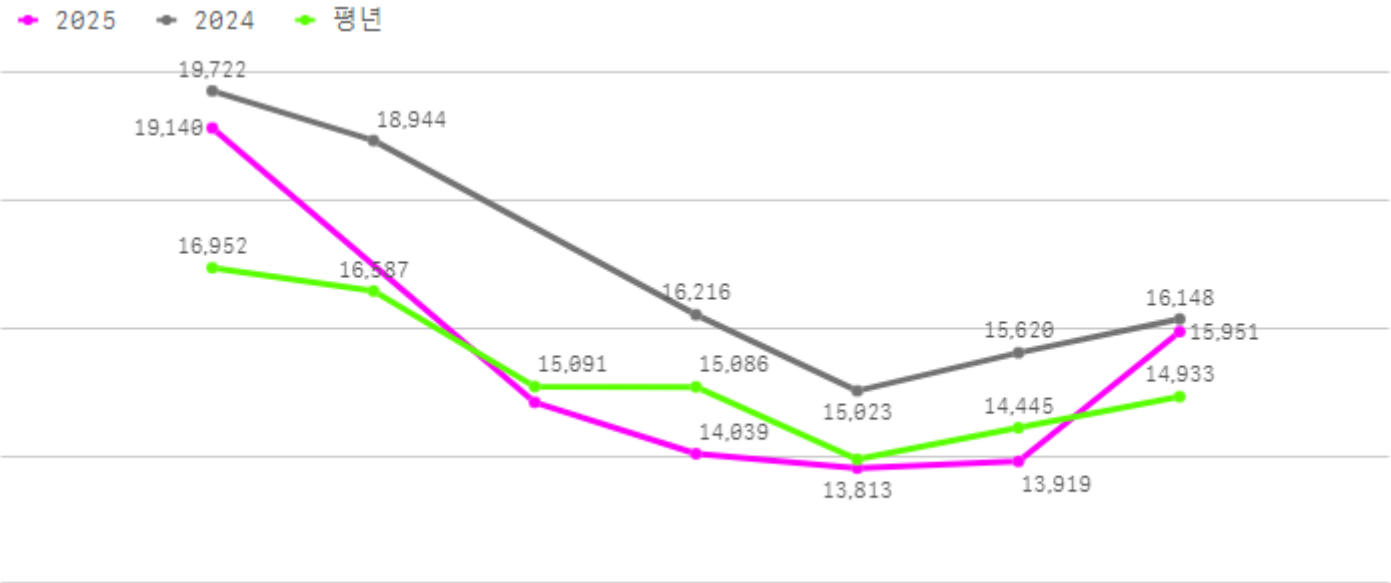
출하건수(천건)

3

산지별 주출하 시군구



주간 도매가격(원)



구분	금주(A)	전주(B)	전월(C)	전년(D)	평년(E)	A/B	A/C	A/D	A/E
가격(원)	15,284	16,958	20,980	16,946	15,704	90.1%	72.9%	90.2%	97.3%

※ 상품 가격 기준

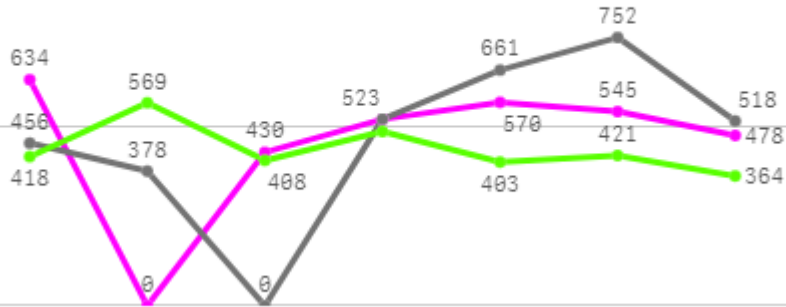
□ 가지(5Kg) 주간 가격

구분	Q	품종	Q	단량	Q	특	상	보통	하
2025-04-19		가지		5Kg		-	19,140	15,620	10,942
2025-04-21		가지		5Kg		-	14,844	12,708	9,108
2025-04-22		가지		5Kg		-	14,039	12,074	7,947
2025-04-23		가지		5Kg		-	13,813	11,659	7,879
2025-04-24		가지		5Kg		-	13,919	12,073	8,358
2025-04-25		가지		5Kg		-	15,951	12,913	9,084
평균						-	15,284	12,841	8,886

무

주간 반입량(톤)

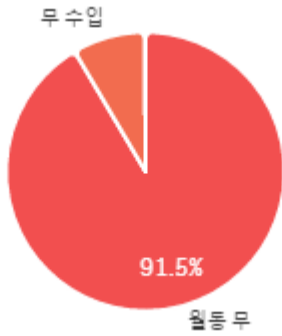
◆ 2025 ● 2024 ▲ 평년



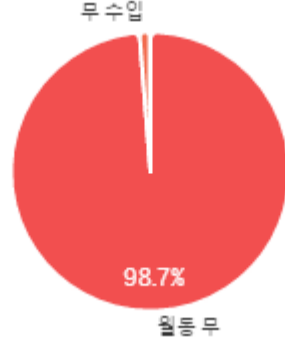
04/19 04/20 04/21 04/22 04/23 04/24 04/25

구분	금주(A)	전주(B)	전월(C)	전년(D)	평년(E)	A/B	A/C	A/D	A/E
물량(톤)	3,180	3,523	3,498	3,288	3,167	90.3%	90.9%	96.7%	100.4%

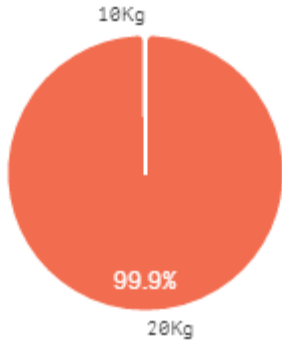
출하 품종별 거래물량 구성비



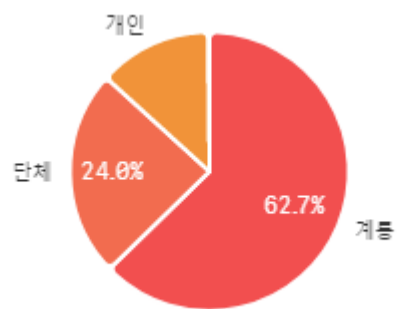
출하 품종별 거래금액 구성비



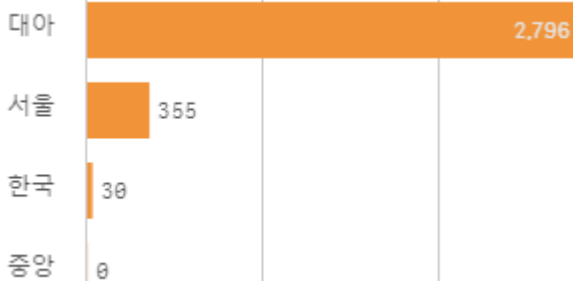
거래 단량별 물량 구성비



출하자별 거래물량 구성비



도매시장 법인별 거래물량(톤)

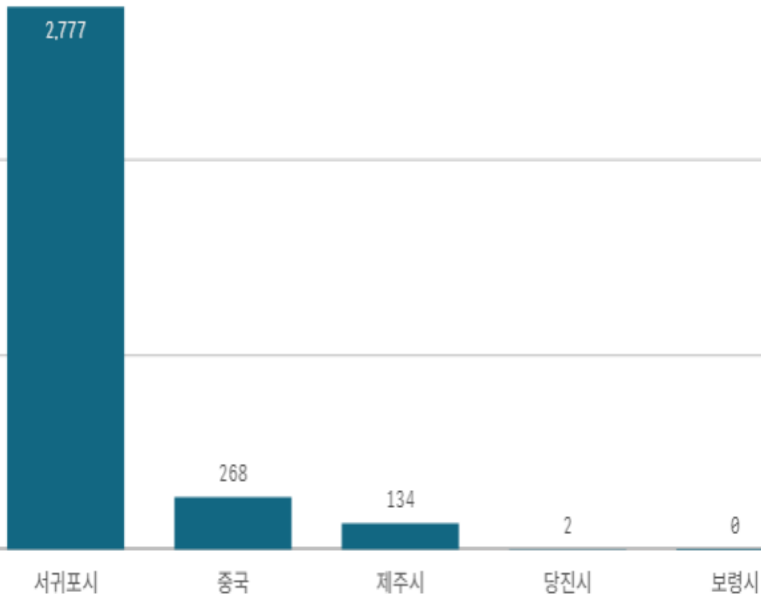


도매시장 법인별 거래금액(백만원)



무(20Kg)

산지별 거래물량(톤)



출하산지(개소)

5

출하건수(천건)

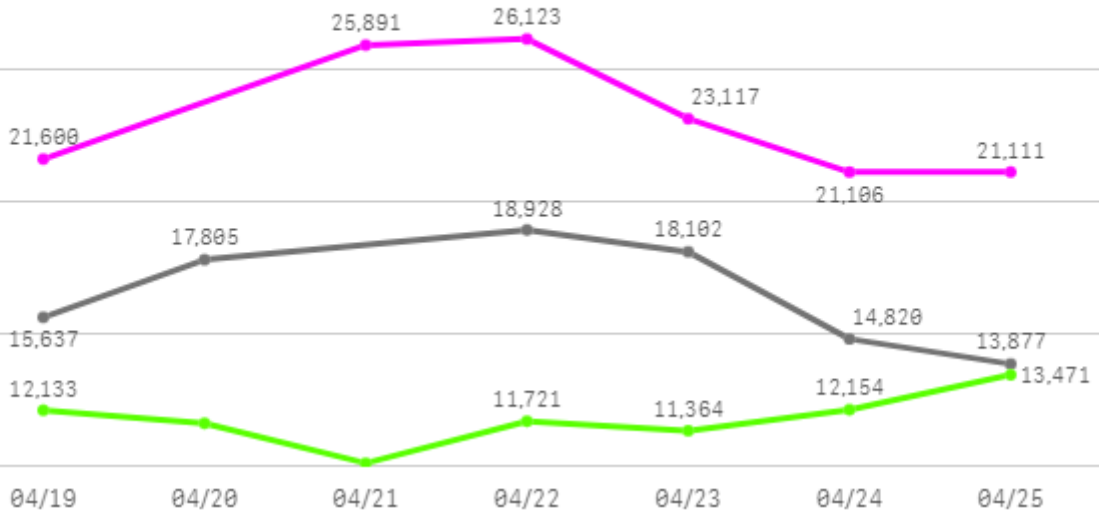
2

산지별 주출하 시군구



주간 도매가격(원)

◆ 2025 ● 2024 ◆ 평년



구분	금주(A)	전주(B)	전월(C)	전년(D)	평년(E)	A/B	A/C	A/D	A/E
가격(원)	23,158	25,873	25,918	16,528	14,424	89.5%	89.3%	140.1%	160.5%

※ 상품 가격 기준

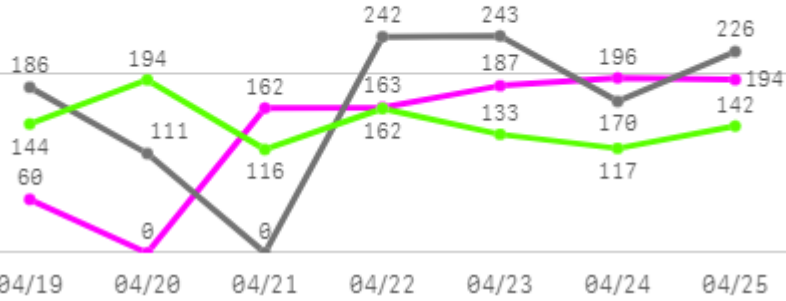
□ 무(20Kg) 주간 가격

구분	Q	품종	Q	단량	Q	특	상	보통	하
2025-04-19		무		20Kg		26,383	21,600	17,085	10,615
2025-04-21		무		20Kg		28,952	25,891	22,024	13,858
2025-04-22		무		20Kg		29,653	26,123	21,128	15,533
2025-04-23		무		20Kg		27,751	23,117	17,417	13,069
2025-04-24		무		20Kg		26,609	21,106	14,848	10,825
2025-04-25		무		20Kg		28,646	21,111	14,432	10,642
평균						27,999	23,158	17,822	12,424

당근

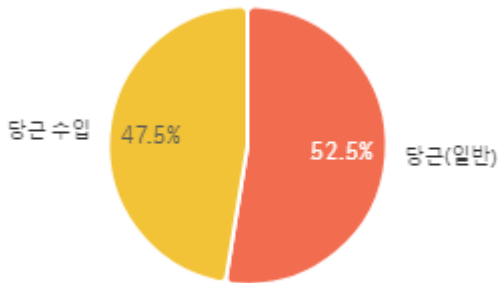
주간 반입량(톤)

◆ 2025 ● 2024 ▲ 평년

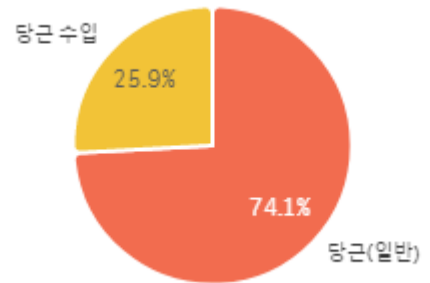


구분	금주(A)	전주(B)	전월(C)	전년(D)	평년(E)	A/B	A/C	A/D	A/E
물량(톤)	963	1,141	1,125	1,178	1,006	84.4%	85.6%	81.8%	95.7%

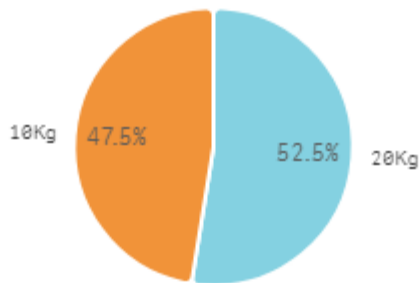
출하 품종별 거래물량 구성비



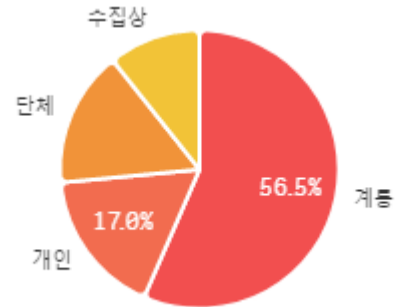
출하 품종별 거래금액 구성비



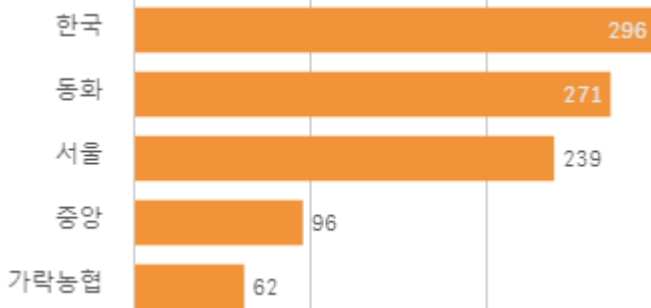
거래 단량별 물량 구성비



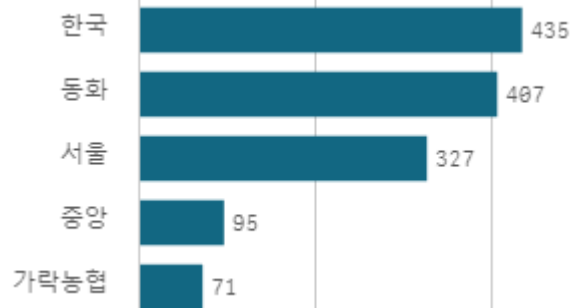
출하자별 거래물량 구성비



도매시장 법인별 거래물량(톤)

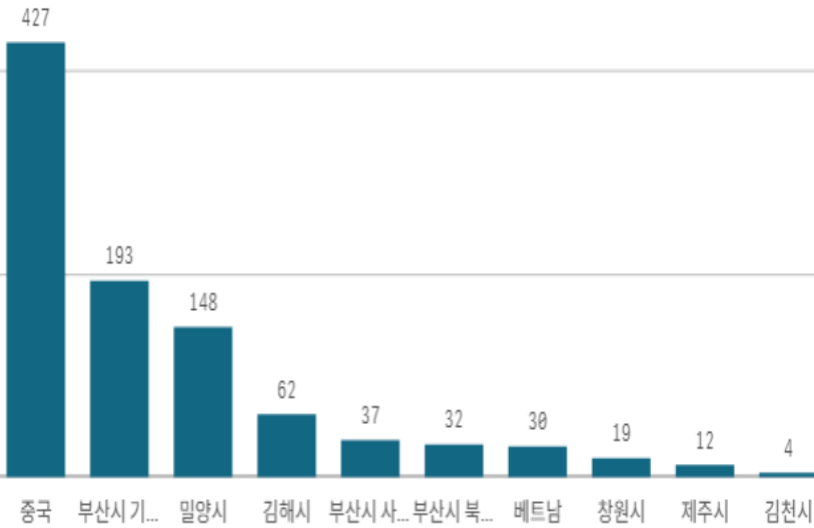


도매시장 법인별 거래금액(백만원)



당근(20Kg)

산지별 거래물량(톤)



출하산지(개소)

10

출하건수(전건)

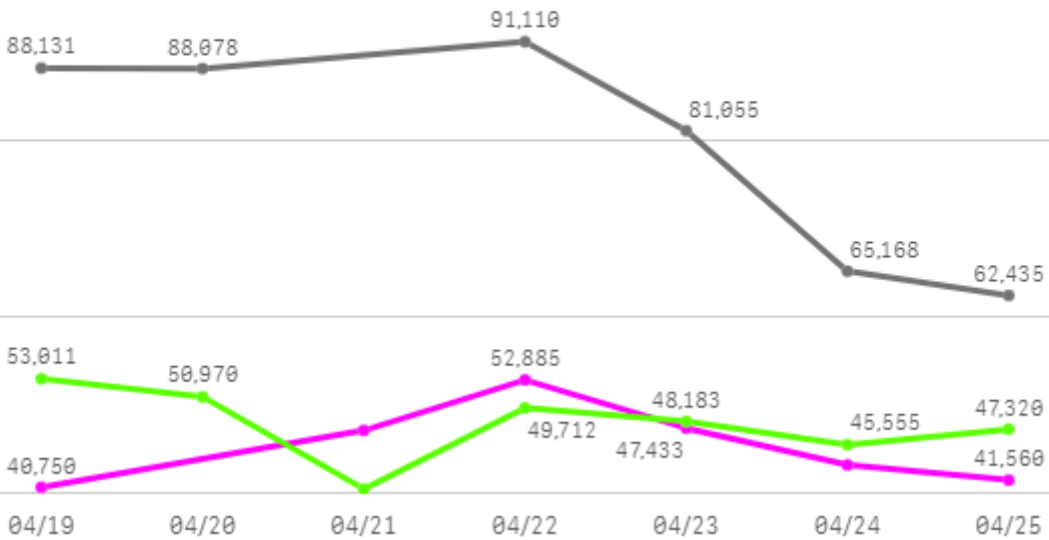
1

산지별 주출하 시군구



주간 도매가격(원)

◆ 2025 ● 2024 ◆ 평년



구분	금주(A)	전주(B)	전월(C)	전년(D)	평년(E)	A/B	A/C	A/D	A/E
가격(원)	45,512	41,441	53,584	79,330	47,435	109.8%	84.9%	57.4%	95.9%

※ 상품 가격 기준

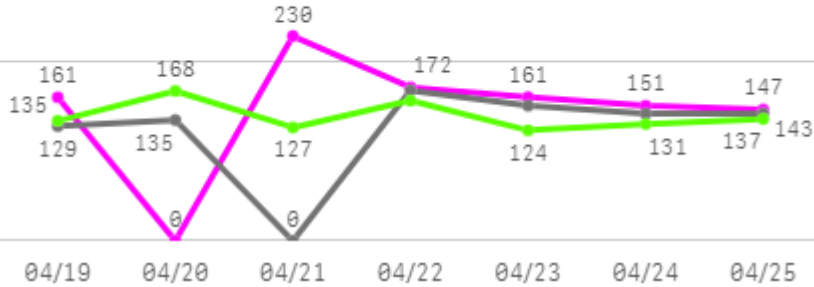
□ 당근(20Kg) 주간 가격

구분	Q	품종	Q	단량	Q	특	상	보통	하
2025-04-19		당근		20Kg		45,500	40,750	33,874	28,884
2025-04-21		당근		20Kg		51,000	47,175	43,311	28,996
2025-04-22		당근		20Kg		56,000	52,885	48,115	37,725
2025-04-23		당근		20Kg		55,000	47,433	40,862	30,719
2025-04-24		당근		20Kg		51,000	43,267	35,511	28,142
2025-04-25		당근		20Kg		50,723	41,560	30,704	23,276
평균						51,537	45,512	38,730	29,624

생고추

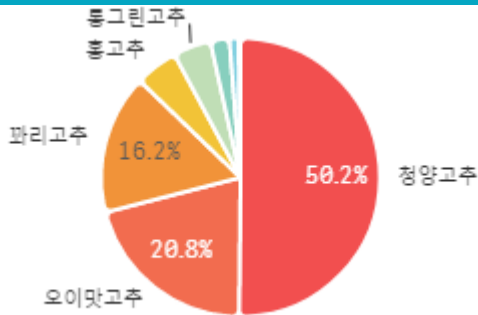
주간 반입량(톤)

2025 (파란색 선) 2024 (회색 선) 평년 (초록색 선)

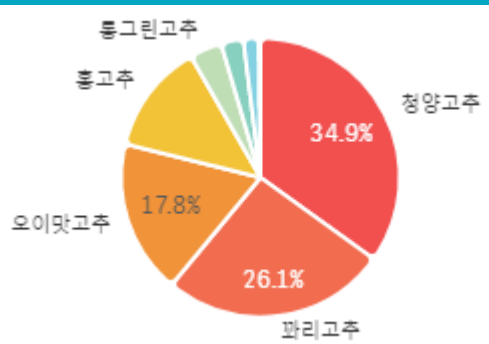


구분	금주(A)	전주(B)	전월(C)	전년(D)	평년(E)	A/B	A/C	A/D	A/E
물량(톤)	1,023	1,047	853	870	980	97.7%	119.9%	117.6%	104.4%

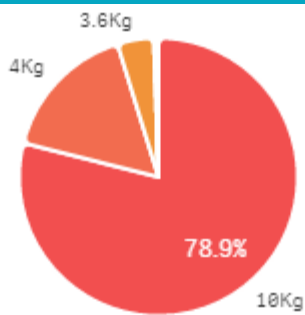
출하 품종별 거래물량 구성비



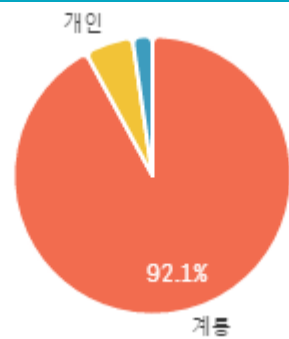
출하 품종별 거래금액 구성비



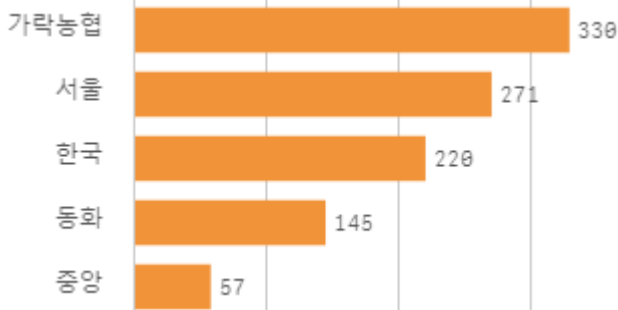
거래 단량별 물량 구성비



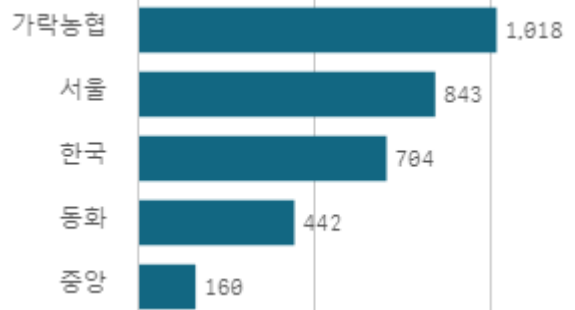
출하자별 거래물량 구성비



도매시장 법인별 거래물량(톤)

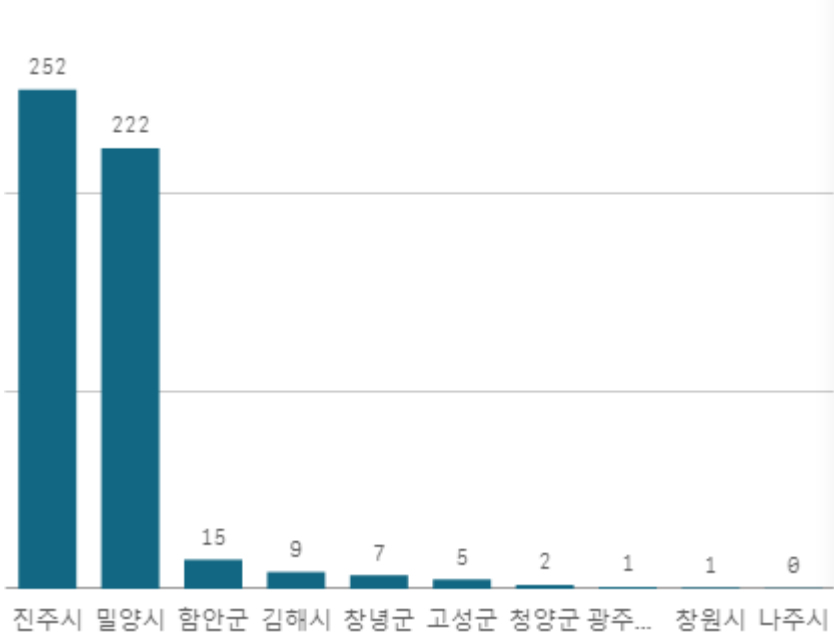


도매시장 법인별 거래금액(백만원)



청양고추(10Kg)

산지별 거래물량(톤)



산지별 주출하 시군구



출하산지(개소)

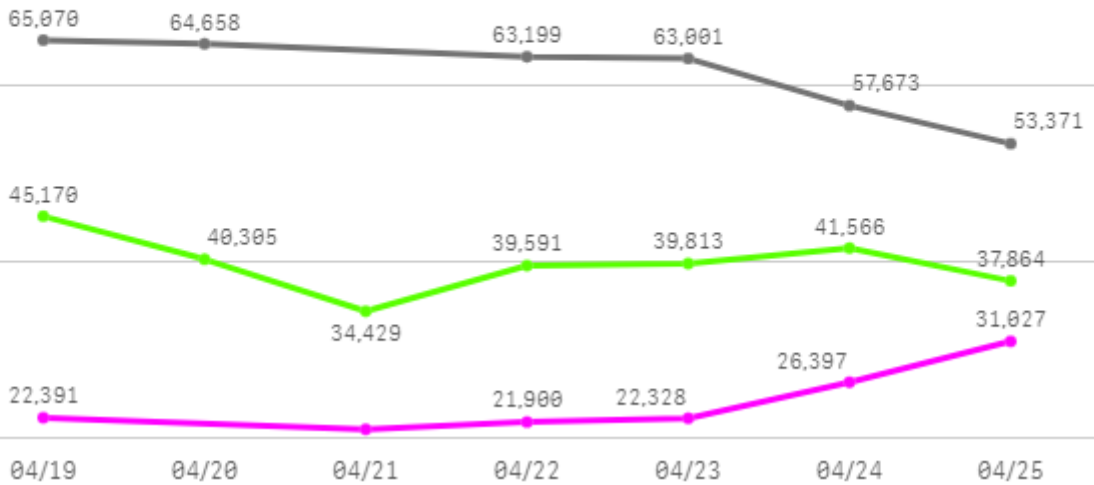
12

출하건수(천건)

3

주간 도매가격(원)

◆ 2025 ● 2024 ◆ 평년



구분	금주(A)	전주(B)	전월(C)	전년(D)	평년(E)	A/B	A/C	A/D	A/E
가격(원)	24,188	26,368	42,597	61,162	39,256	91.7%	56.8%	39.5%	61.6%

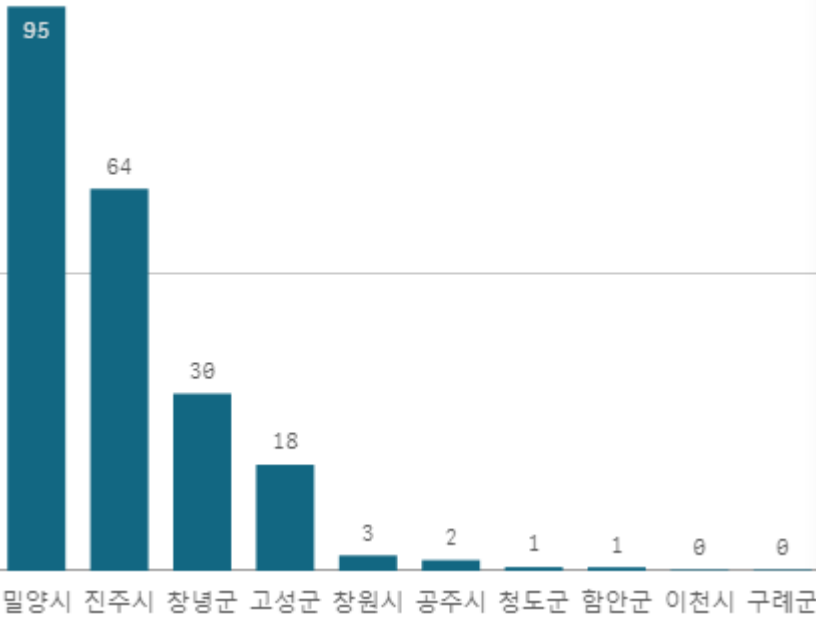
※ 상품 가격 기준

□ 청양고추(10Kg) 주간 가격

구분	Q	품종	Q	단량	Q	특	상	보통	하
2025-04-19		청양고추		10Kg		27,488	22,391	20,553	17,550
2025-04-21		청양고추		10Kg		26,860	21,083	19,038	15,920
2025-04-22		청양고추		10Kg		27,007	21,900	19,497	16,332
2025-04-23		청양고추		10Kg		26,793	22,328	20,193	16,635
2025-04-24		청양고추		10Kg		29,940	26,397	24,169	20,019
2025-04-25		청양고추		10Kg		35,263	31,027	27,819	23,584
평균						28,892	24,188	21,878	18,340

오이맛고추(10Kg)

산지별 거래물량(톤)



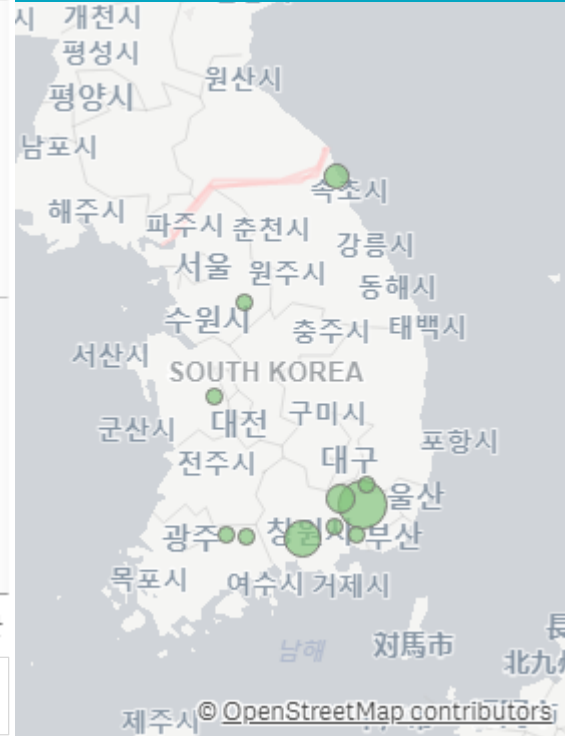
출하산지(개소)

12

출하건수(천건)

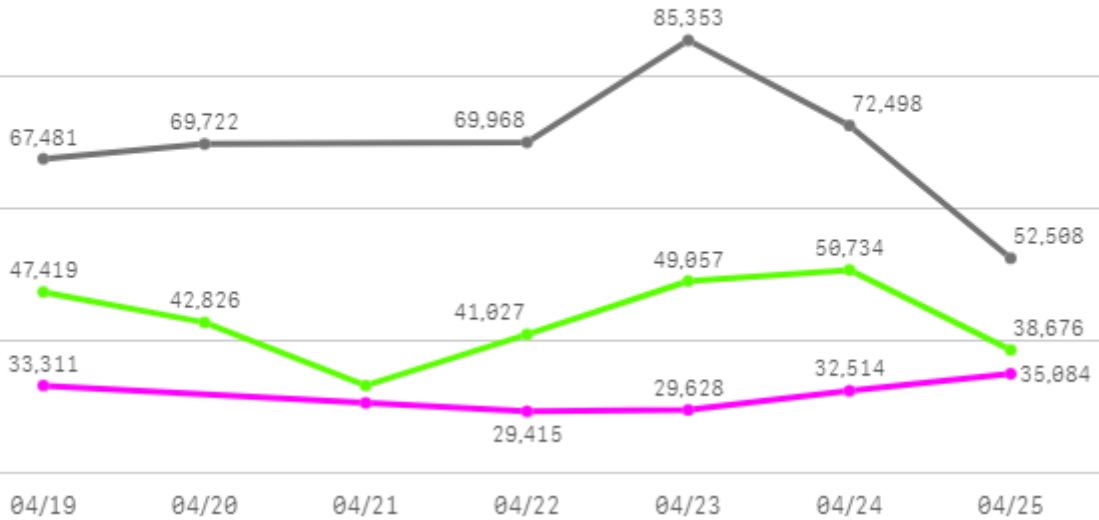
2

산지별 주출하 시군구



주간 도매가격(원)

◆ 2025 ● 2024 ◆ 평년



구분	금주(A)	전주(B)	전월(C)	전년(D)	평년(E)	A/B	A/C	A/D	A/E
가격(원)	31,775	29,669	43,054	69,588	42,911	107.1%	73.8%	45.7%	74.0%

※ 상품 가격 기준

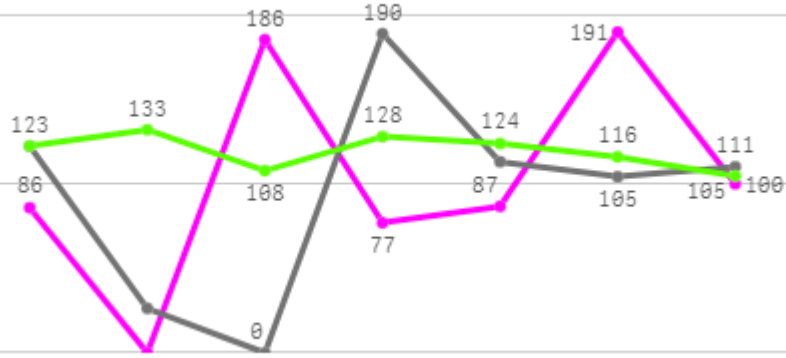
□ 오이맛고추(10Kg) 주간 가격

구분	Q	품종	Q	단량	Q	특	상	보통	하
2025-04-19		오이맛고추		10Kg		37,742	33,311	27,152	14,888
2025-04-21		오이맛고추		10Kg		35,833	30,698	23,525	13,343
2025-04-22		오이맛고추		10Kg		36,412	29,415	22,672	13,525
2025-04-23		오이맛고추		10Kg		35,385	29,628	23,009	14,038
2025-04-24		오이맛고추		10Kg		39,012	32,514	24,822	16,044
2025-04-25		오이맛고추		10Kg		40,703	35,084	28,726	18,540
평균						37,515	31,775	24,984	15,063

마늘

주간 반입량(톤)

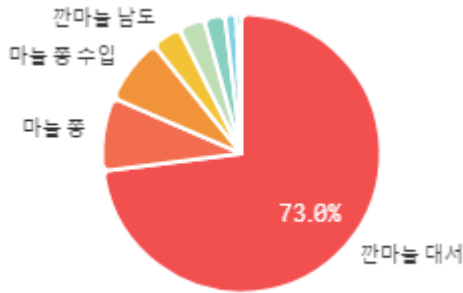
◆ 2025 ● 2024 ▲ 평년



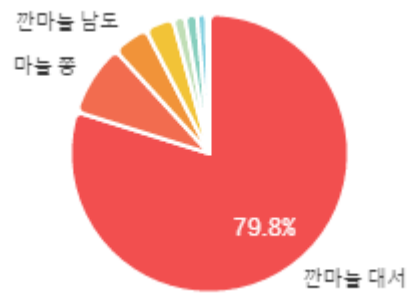
04/19 04/20 04/21 04/22 04/23 04/24 04/25

구분	금주(A)	전주(B)	전월(C)	전년(D)	평년(E)	A/B	A/C	A/D	A/E
물량(톤)	728	623	656	668	805	116.8%	111.0%	109.0%	90.4%

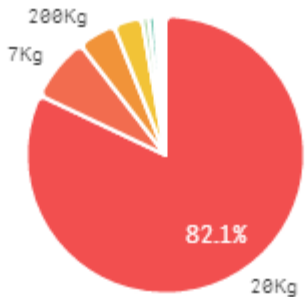
출하 품종별 거래물량 구성비



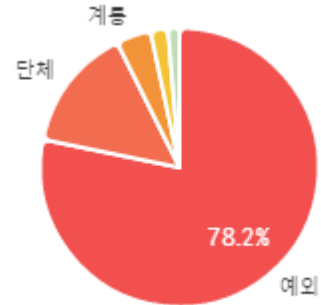
출하 품종별 거래금액 구성비



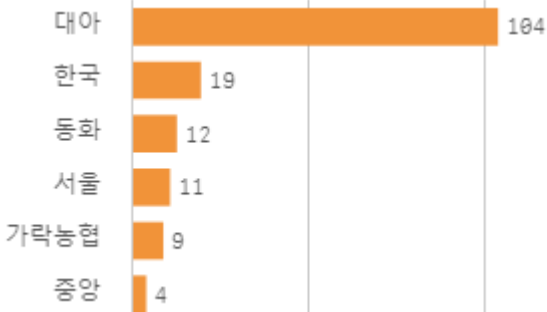
거래 단량별 물량 구성비



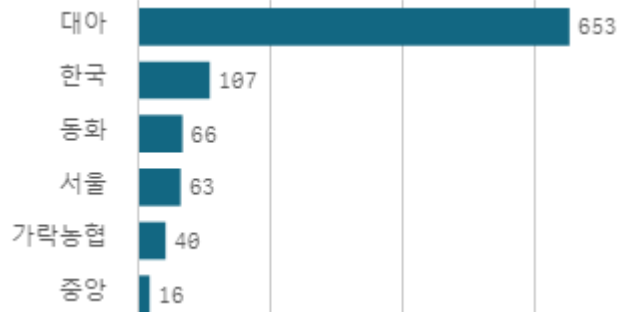
출하자별 거래물량 구성비



도매시장 법인별 거래물량(톤)

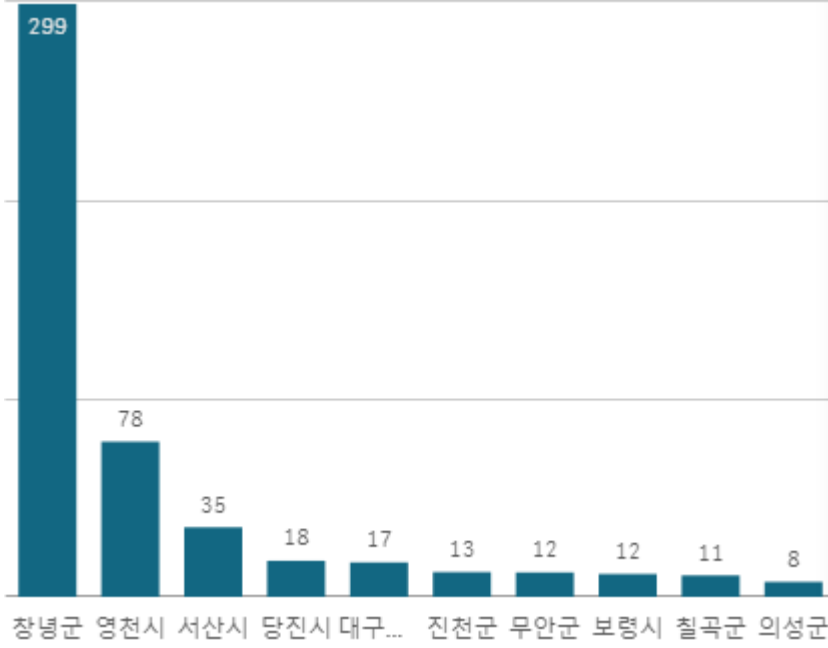


도매시장 법인별 거래금액(백만원)



간마늘 대서(20Kg)

산지별 거래물량(톤)



출하산지(개소)

18

출하건수(천건)

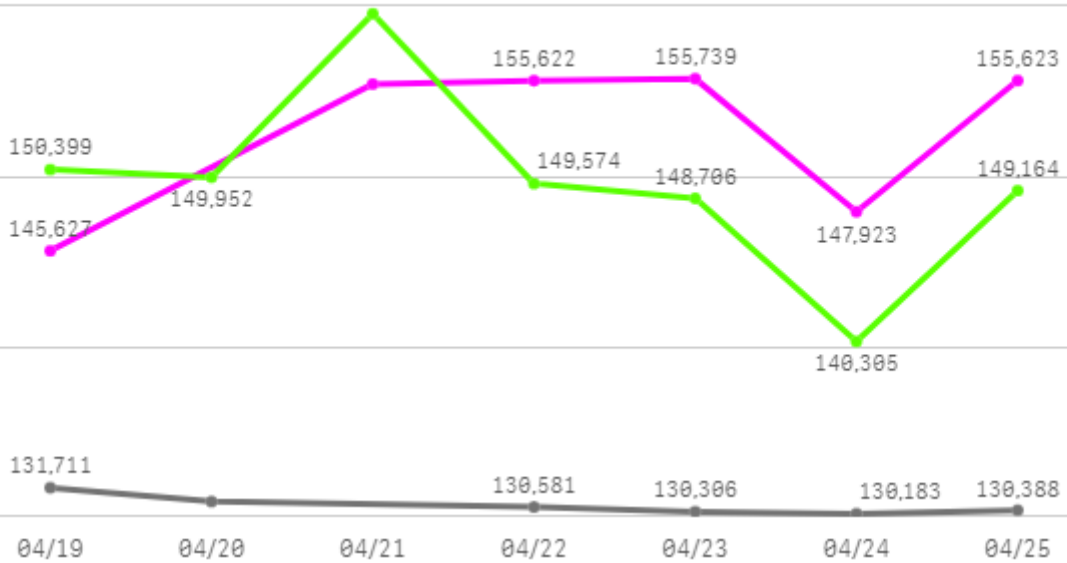
2

산지별 주출하 시군구



주간 도매가격(원)

◆ 2025 ● 2024 ◆ 평년



구분	금주(A)	전주(B)	전월(C)	전년(D)	평년(E)	A/B	A/C	A/D	A/E
가격(원)	152,659	153,173	155,102	130,678	147,510	99.7%	98.4%	116.8%	103.5%

※ 상품 가격 기준

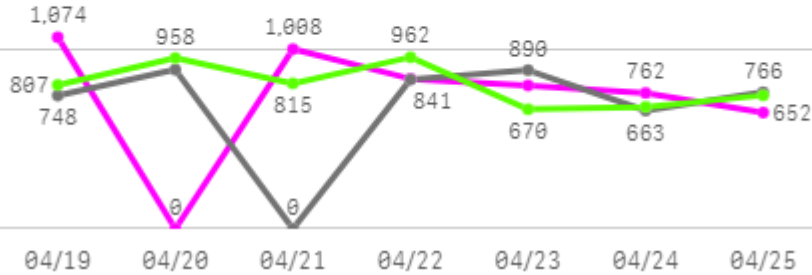
□ 깐마늘 대서(20Kg) 주간 가격

구분	Q	품종	Q	단량	Q	특	상	보통	하
2025-04-19		깐마늘 대서		20Kg		-	145,627	134,039	109,599
2025-04-21		깐마늘 대서		20Kg		-	155,419	141,761	113,620
2025-04-22		깐마늘 대서		20Kg		-	155,622	142,629	114,289
2025-04-23		깐마늘 대서		20Kg		-	155,739	143,885	113,427
2025-04-24		깐마늘 대서		20Kg		-	147,923	133,762	108,906
2025-04-25		깐마늘 대서		20Kg		-	155,623	144,289	113,898
평균						-	152,659	140,061	112,290

양파

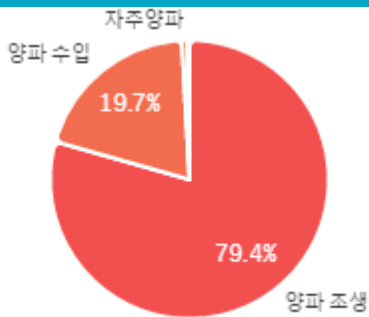
주간 반입량(톤)

◆ 2025 ● 2024 ▲ 평년

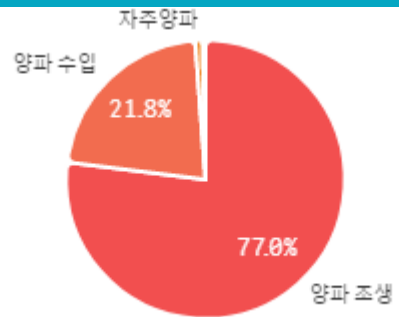


구분	금주(A)	전주(B)	전월(C)	전년(D)	평년(E)	A/B	A/C	A/D	A/E
물량(톤)	5,141	4,690	4,055	4,796	5,518	109.6%	126.8%	107.2%	93.2%

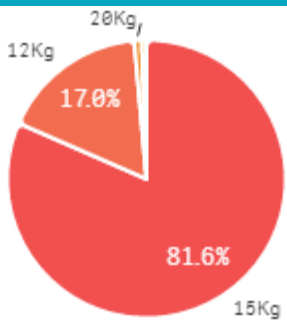
출하 품종별 거래물량 구성비



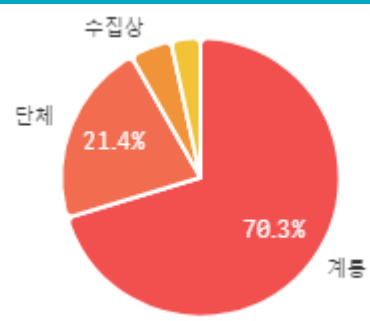
출하 품종별 거래금액 구성비



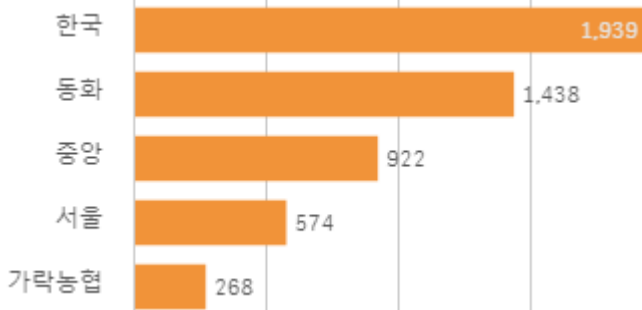
거래 단량별 물량 구성비



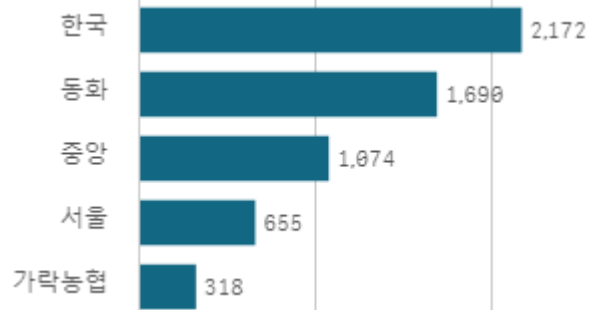
출하자별 거래물량 구성비



도매시장 법인별 거래물량(톤)

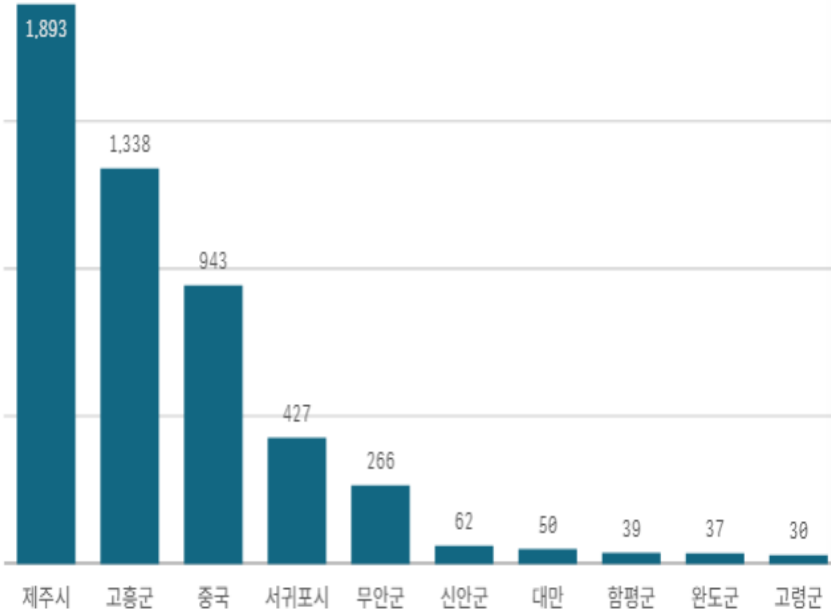


도매시장 법인별 거래금액(백만원)



양파(1Kg)

산지별 거래물량(톤)



출하산지(개소)

17

출하건수(천건)

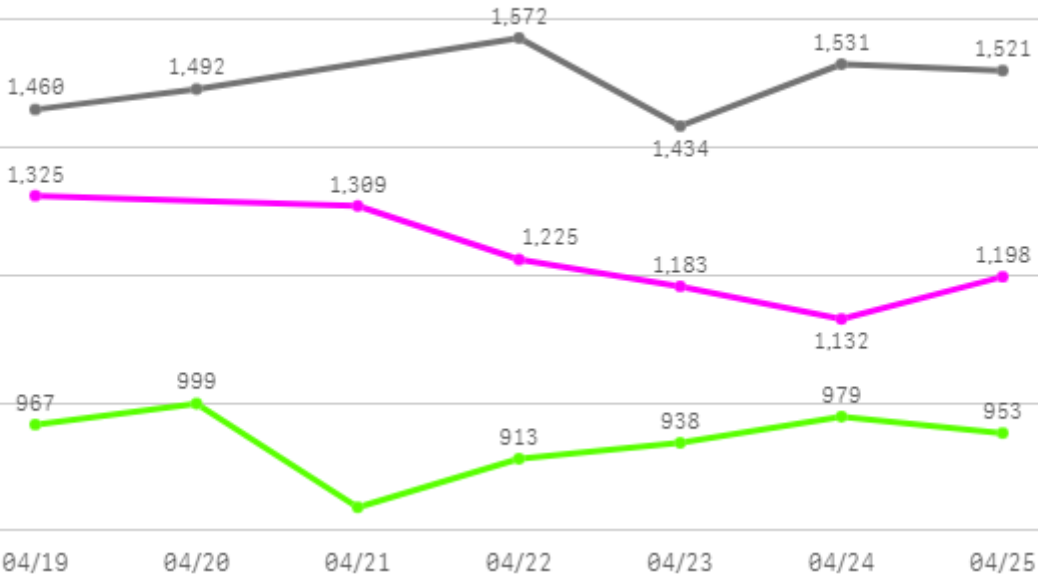
3

산지별 주출하 시군구



주간 도매가격(원)

◆ 2025 ● 2024 ◆ 평년



구분	금주(A)	전주(B)	전월(C)	전년(D)	평년(E)	A/B	A/C	A/D	A/E
가격(원)	1,229	1,480	1,818	1,502	994	83.0%	67.6%	81.8%	123.6%

※ 상품 가격 기준

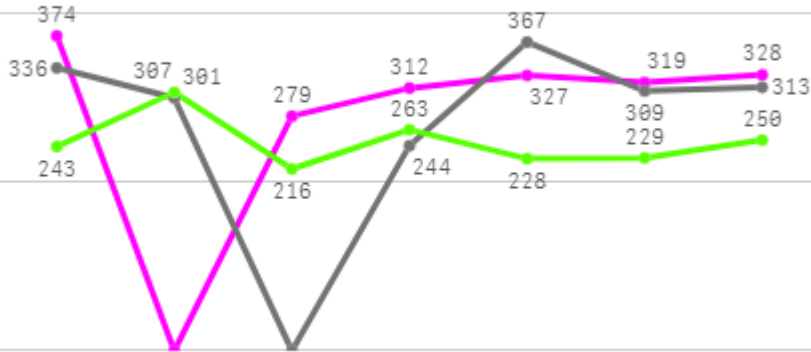
□ 양파(1Kg) 주간 가격

구분	Q	품종	Q	단량	Q	특	상	보통	하
2025-04-19		양파		1Kg		1,525	1,325	1,157	941
2025-04-21		양파		1Kg		1,519	1,309	1,129	890
2025-04-22		양파		1Kg		1,401	1,225	1,048	855
2025-04-23		양파		1Kg		1,375	1,183	1,045	799
2025-04-24		양파		1Kg		1,308	1,132	966	753
2025-04-25		양파		1Kg		1,360	1,198	1,025	812
평균						1,415	1,229	1,062	842

대파

주간 반입량(톤)

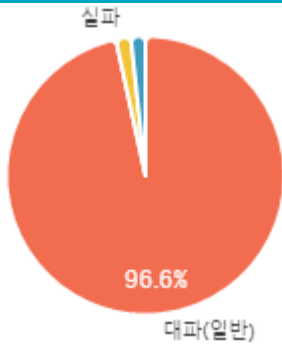
◆ 2025 ● 2024 ▲ 평년



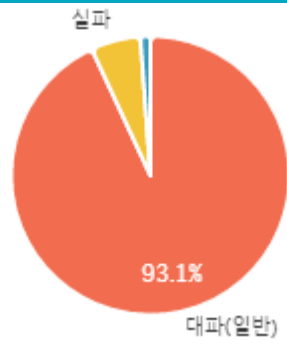
04/19 04/20 04/21 04/22 04/23 04/24 04/25

구분	금주(A)	전주(B)	전월(C)	전년(D)	평년(E)	A/B	A/C	A/D	A/E
물량(톤)	1,939	2,005	2,225	1,869	1,803	96.7%	87.1%	103.7%	107.5%

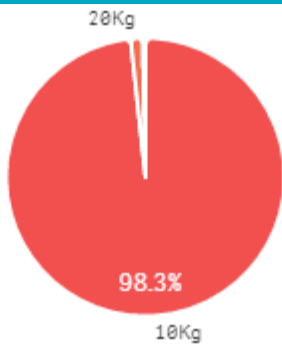
출하 품종별 거래물량 구성비



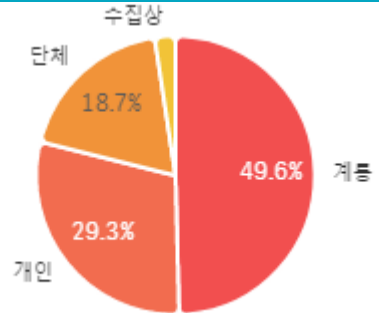
출하 품종별 거래금액 구성비



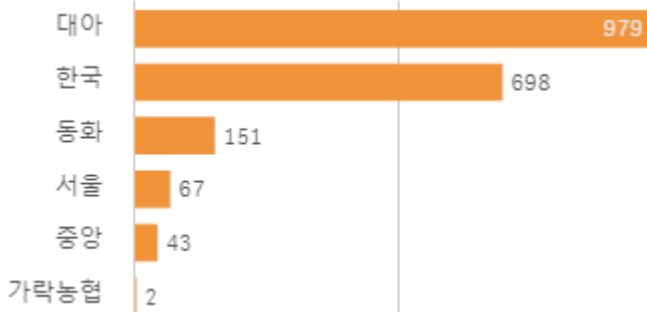
거래 단량별 물량 구성비



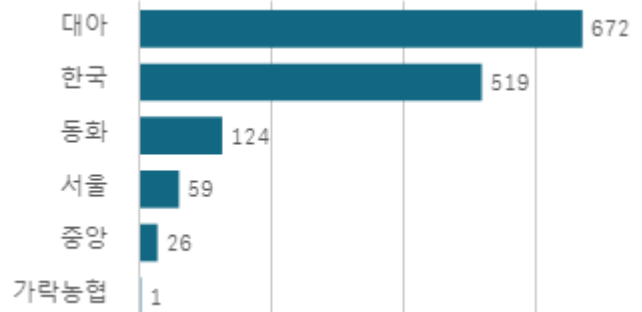
출하자별 거래물량 구성비



도매시장 법인별 거래물량(톤)

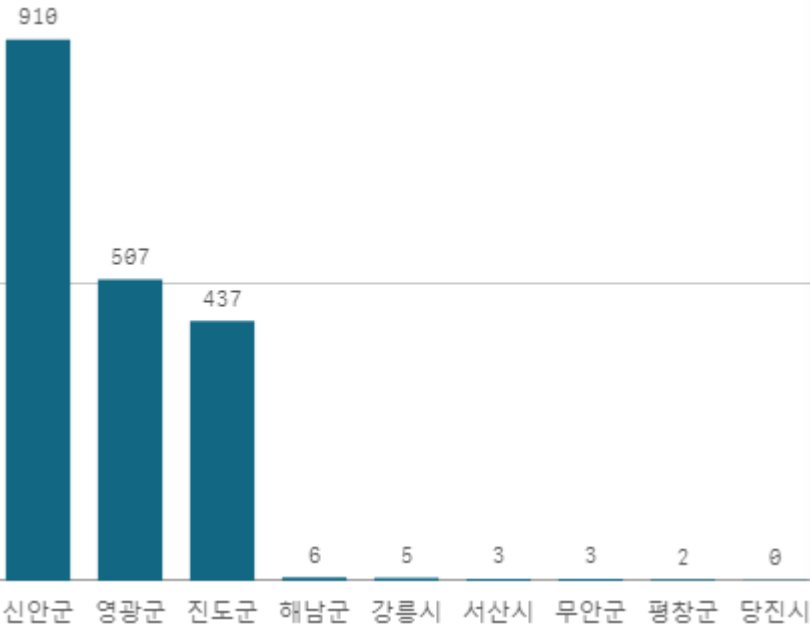


도매시장 법인별 거래금액(백만원)



대파(일반)(1Kg)

산지별 거래물량(톤)



출하산지(개소)

9

출하건수(천건)

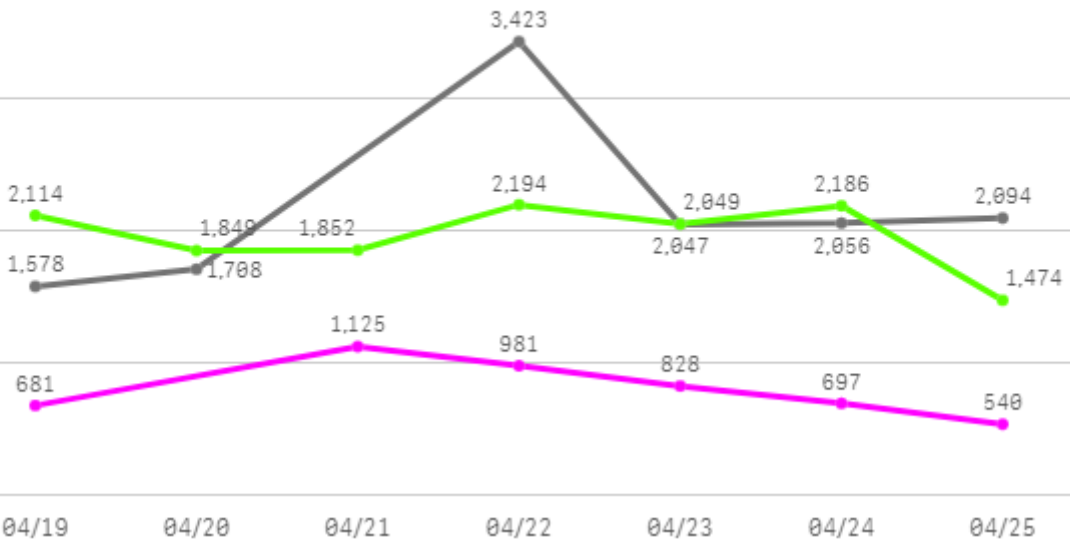
1

산지별 주출하 시군구



주간 도매가격(원)

◆ 2025 ● 2024 ◆ 평년



구분	금주(A)	전주(B)	전월(C)	전년(D)	평년(E)	A/B	A/C	A/D	A/E
가격(원)	809	991	1,588	2,151	1,897	81.6%	50.9%	37.6%	42.6%

※ 상품 가격 기준

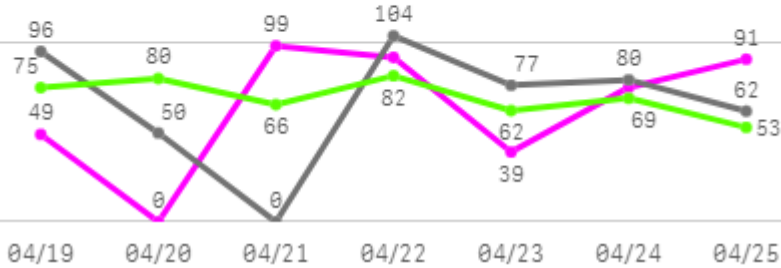
□ 대파(일반)(1Kg) 주간 가격

구분	Q	품종	Q	단량	Q	특	상	보통	하
2025-04-19		대파(일반)		1Kg		815	681	600	463
2025-04-21		대파(일반)		1Kg		1,188	1,125	971	738
2025-04-22		대파(일반)		1Kg		1,084	981	849	626
2025-04-23		대파(일반)		1Kg		904	828	726	603
2025-04-24		대파(일반)		1Kg		901	697	558	420
2025-04-25		대파(일반)		1Kg		722	540	451	330
평균						936	809	693	530

쪽파

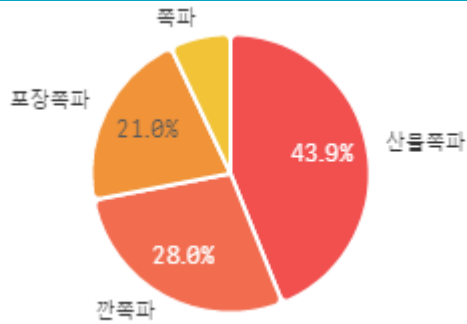
주간 반입량(톤)

2025 (파란색 선) 2024 (회색 선) 평년 (초록색 선)

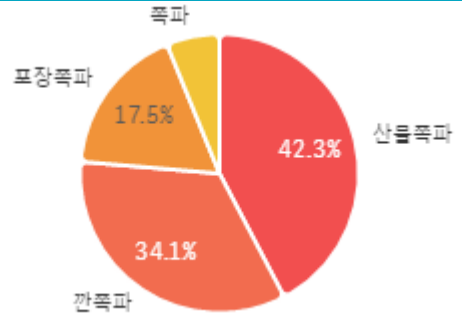


구분	금주(A)	전주(B)	전월(C)	전년(D)	평년(E)	A/B	A/C	A/D	A/E
물량(톤)	446	598	646	468	482	74.5%	69.0%	95.3%	92.5%

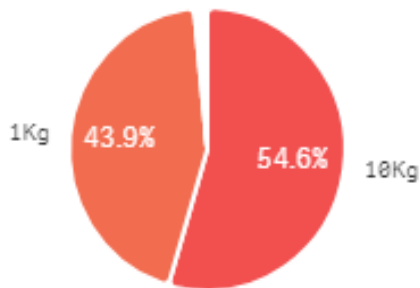
출하 품종별 거래물량 구성비



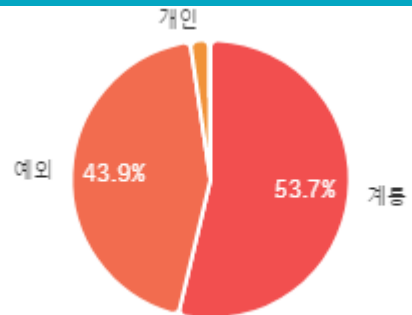
출하 품종별 거래금액 구성비



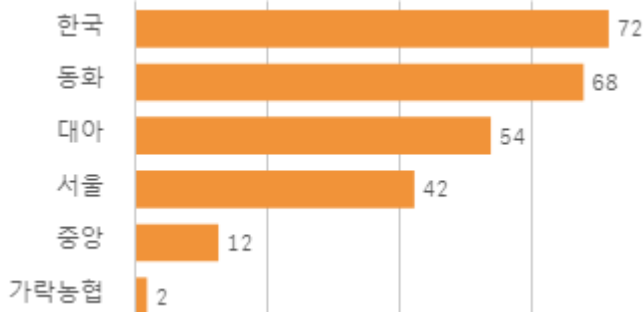
거래 단량별 물량 구성비



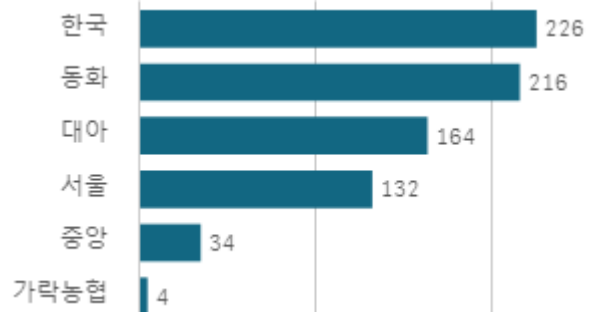
출하자별 거래물량 구성비



도매시장 법인별 거래물량(톤)

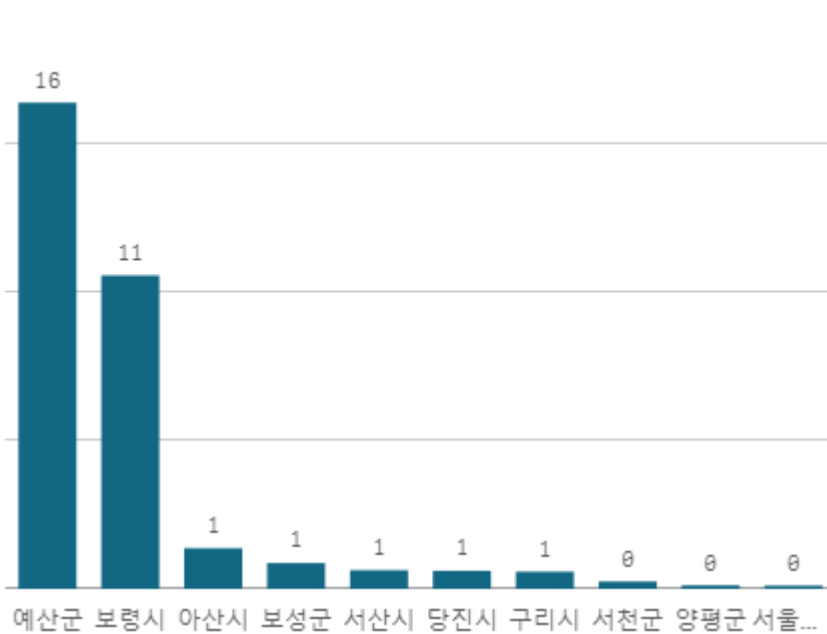


도매시장 법인별 거래금액(백만원)



쪽파(10Kg)

산지별 거래물량(톤)



출하산지(개소)

10

출하건수(천건)

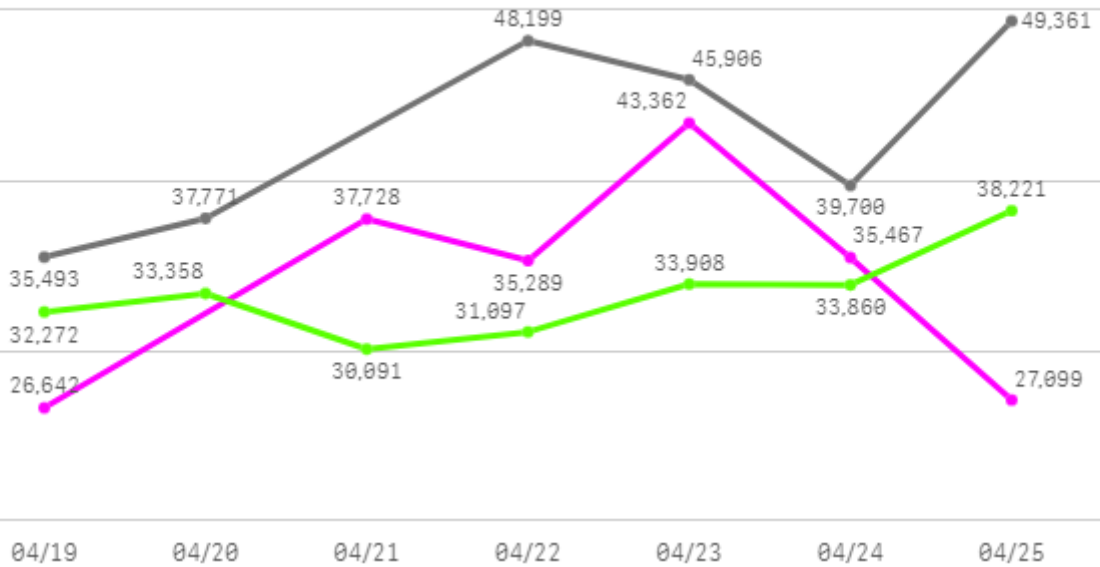
0

산지별 주출하 시군구



주간 도매가격(원)

◆ 2025 ● 2024 ◆ 평년



구분	금주(A)	전주(B)	전월(C)	전년(D)	평년(E)	A/B	A/C	A/D	A/E
가격(원)	34,265	35,547	41,647	42,738	33,974	96.4%	82.3%	80.2%	100.9%

※ 상품 가격 기준

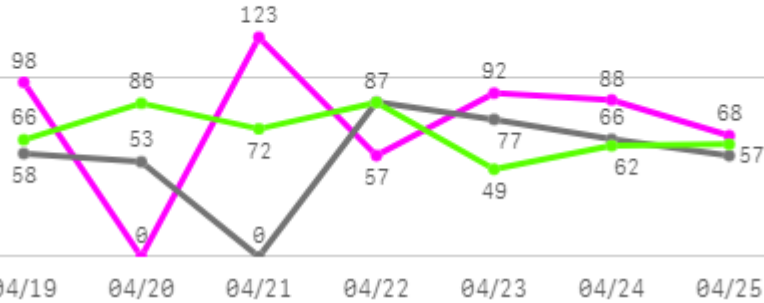
□ 쪽파(10Kg) 주간 가격

구분	Q	품종	Q	단량	Q	특	상	보통	하
2025-04-19		쪽파		10Kg		34,248	26,642	16,537	7,153
2025-04-21		쪽파		10Kg		44,186	37,728	27,116	10,271
2025-04-22		쪽파		10Kg		39,820	35,289	26,601	13,010
2025-04-23		쪽파		10Kg		47,725	43,362	35,469	18,569
2025-04-24		쪽파		10Kg		41,289	35,467	28,095	18,877
2025-04-25		쪽파		10Kg		35,108	27,099	20,489	12,724
평균						40,396	34,265	25,718	13,434

파프리카

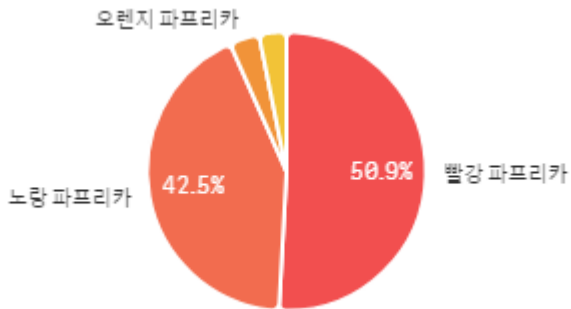
주간 반입량(톤)

◆ 2025 ● 2024 ▲ 평년

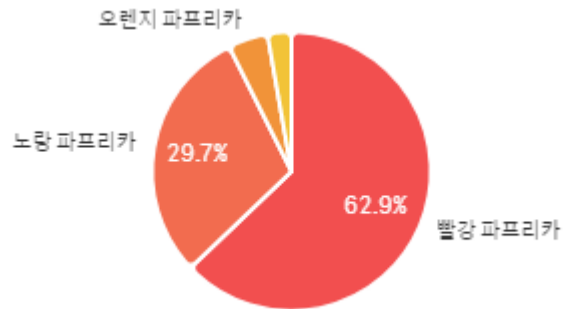


구분	금주(A)	전주(B)	전월(C)	전년(D)	평년(E)	A/B	A/C	A/D	A/E
물량(톤)	525	519	402	398	499	101.2%	130.7%	132.1%	105.3%

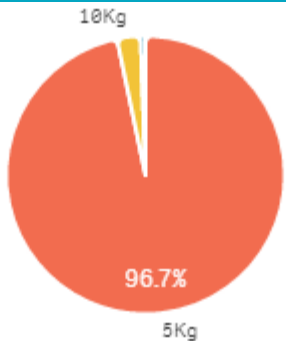
출하 품종별 거래물량 구성비



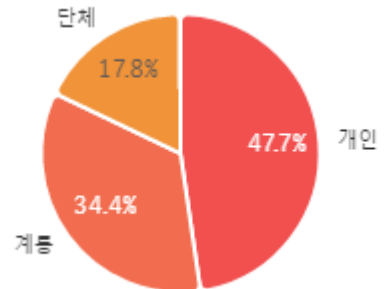
출하 품종별 거래금액 구성비



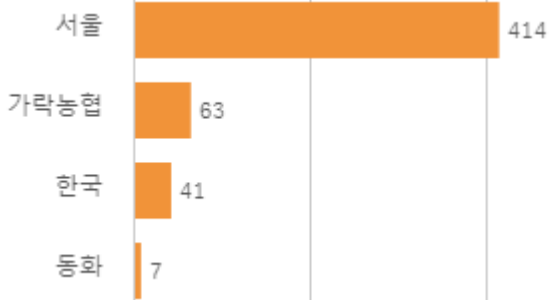
거래 단량별 물량 구성비



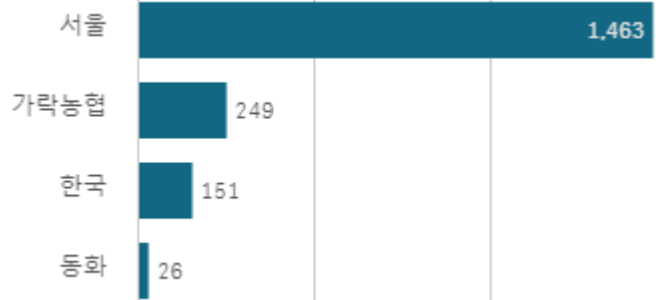
출하자별 거래물량 구성비



도매시장 법인별 거래물량(톤)

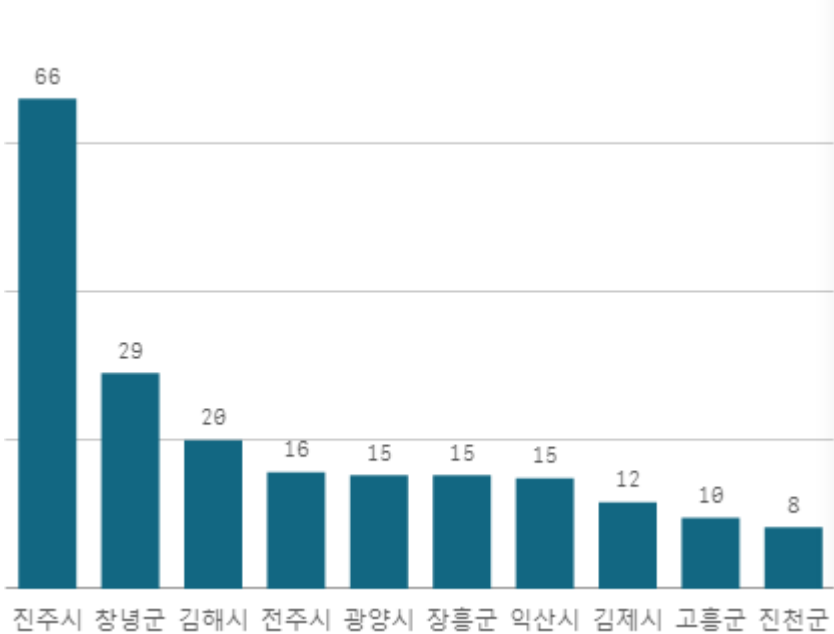


도매시장 법인별 거래금액(백만원)



빨강 파프리카(5Kg)

산지별 거래물량(톤)



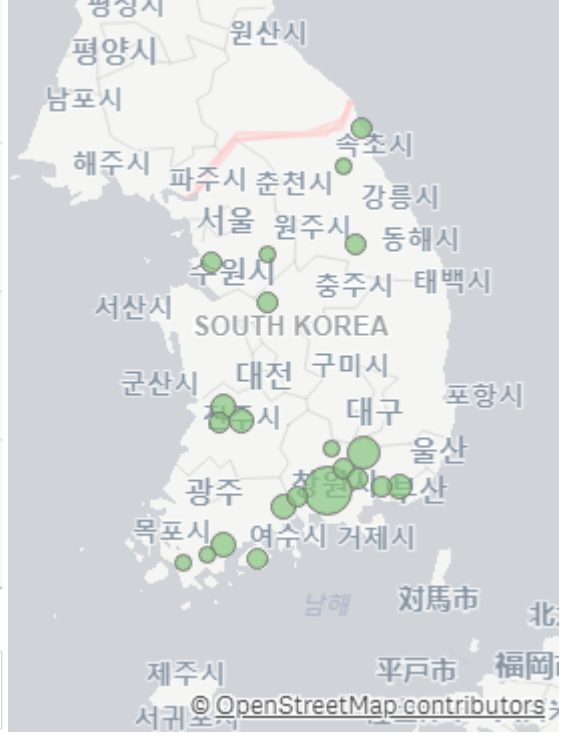
출하산지(개소)

23

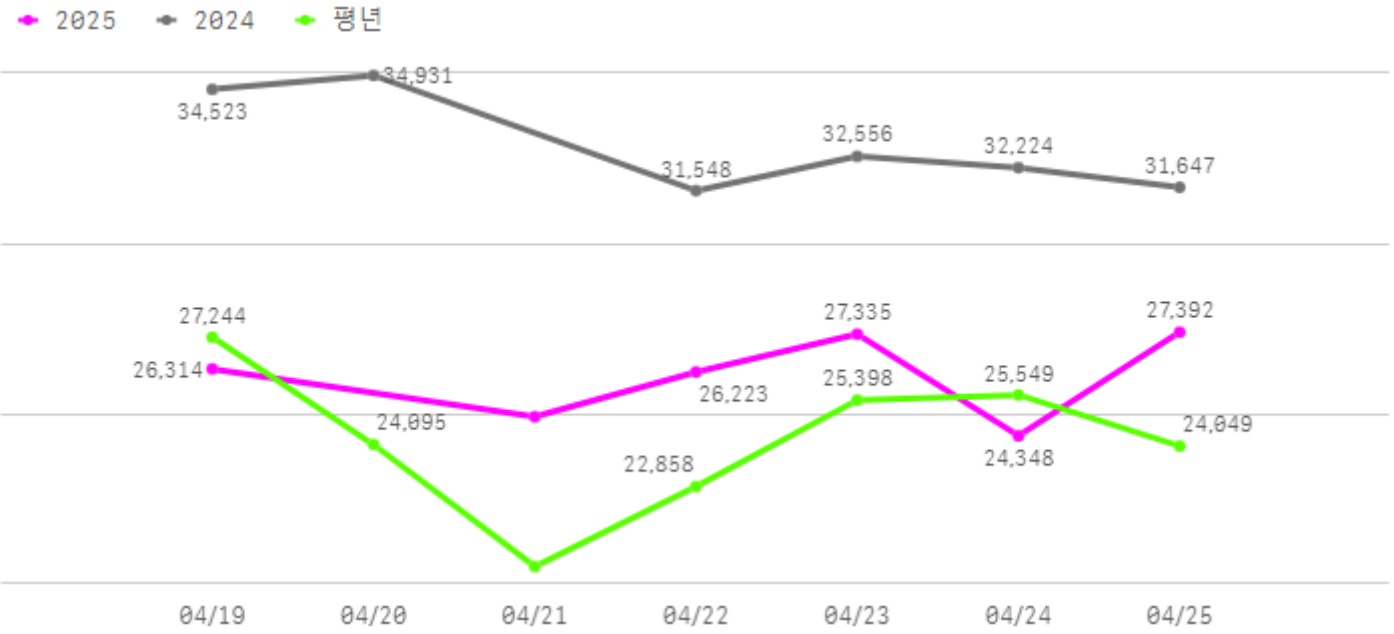
출하건수(천건)

1

산지별 주출하 시군구



주간 도매가격(원)



구분	금주(A)	전주(B)	전월(C)	전년(D)	평년(E)	A/B	A/C	A/D	A/E
가격(원)	26,087	28,602	35,120	32,905	25,170	91.2%	74.3%	79.3%	103.6%

※ 상품 가격 기준

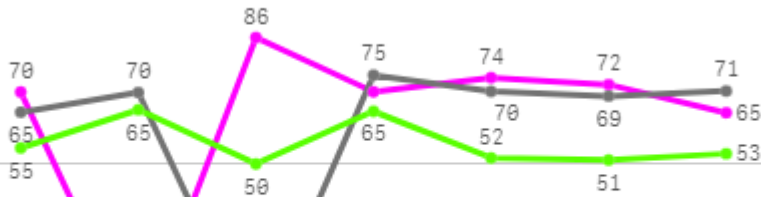
□ 빨강 파프리카(5Kg) 주간 가격

구분	Q	품종	Q	단량	Q	특	상	보통	하
2025-04-19		빨강 파프리카		5Kg		-	26,314	24,336	19,225
2025-04-21		빨강 파프리카		5Kg		-	24,911	23,122	19,507
2025-04-22		빨강 파프리카		5Kg		-	26,223	24,045	19,594
2025-04-23		빨강 파프리카		5Kg		-	27,335	24,561	20,119
2025-04-24		빨강 파프리카		5Kg		-	24,348	22,155	17,268
2025-04-25		빨강 파프리카		5Kg		-	27,392	25,766	17,682
평균						-	26,087	23,998	18,899

청경채

주간 반입량(톤)

◆ 2025 ● 2024 ▲ 평년



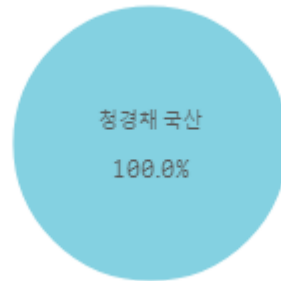
04/19 04/20 04/21 04/22 04/23 04/24 04/25

구분	금주(A)	전주(B)	전월(C)	전년(D)	평년(E)	A/B	A/C	A/D	A/E
물량(톤)	438	431	427	420	414	101.5%	102.4%	104.1%	105.6%

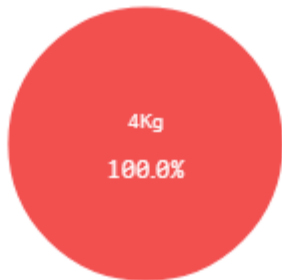
출하 품종별 거래물량 구성비



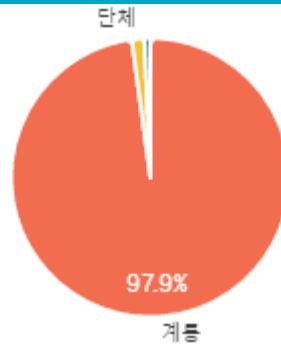
출하 품종별 거래금액 구성비



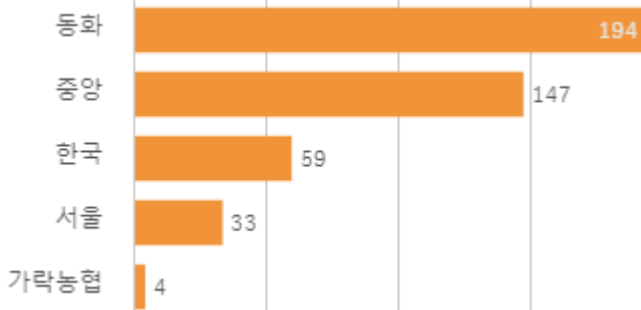
거래 단량별 물량 구성비



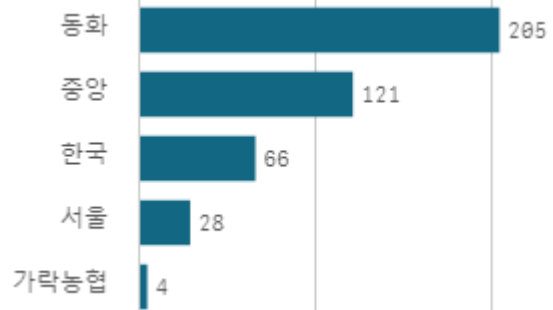
출하자별 거래물량 구성비



도매시장 법인별 거래물량(톤)

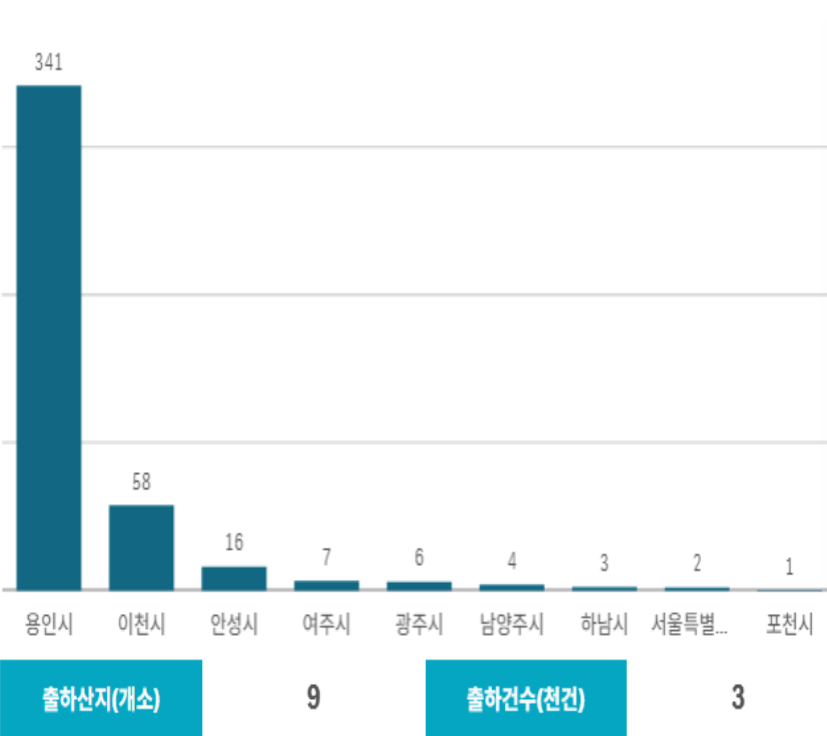


도매시장 법인별 거래금액(백만원)



청경채(4Kg)

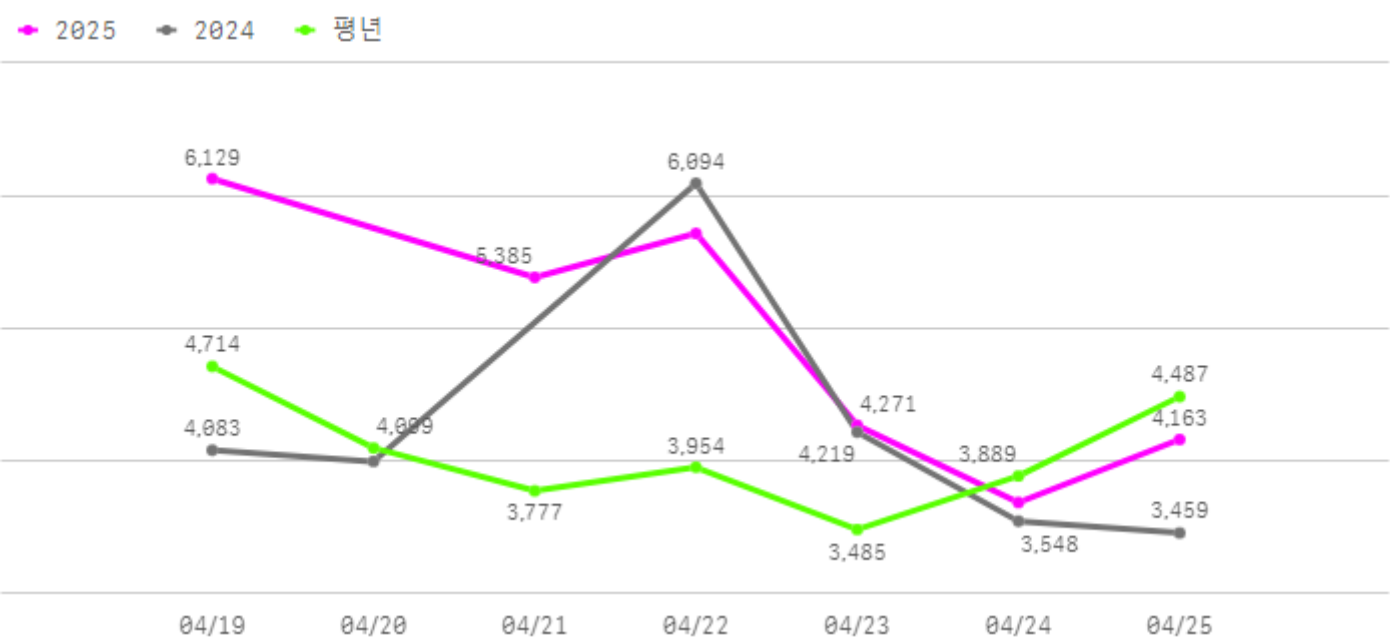
산지별 거래물량(톤)



산지별 주출하 시군구



주간 도매가격(원)



구분	금주(A)	전주(B)	전월(C)	전년(D)	평년(E)	A/B	A/C	A/D	A/E
가격(원)	4,892	6,072	11,403	4,234	4,280	80.6%	42.9%	115.6%	114.3%

※ 상품 가격 기준

□ 청경채(4Kg) 주간 가격

구분	Q	품종	Q	단량	Q	특	상	보통	하
2025-04-19		청경채		4Kg		-	6,129	5,401	4,435
2025-04-21		청경채		4Kg		-	5,385	4,673	3,890
2025-04-22		청경채		4Kg		-	5,716	4,763	3,598
2025-04-23		청경채		4Kg		-	4,271	3,488	2,283
2025-04-24		청경채		4Kg		-	3,689	3,137	1,968
2025-04-25		청경채		4Kg		-	4,163	3,399	2,030
평균						-	4,892	4,144	3,034

버섯

주간 반입량(톤)

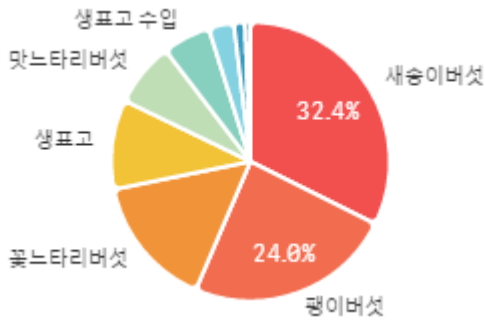
◆ 2025 ● 2024 ▲ 평년



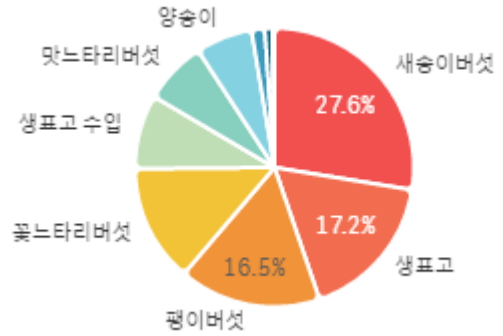
04/19 04/20 04/21 04/22 04/23 04/24 04/25

구분	금주(A)	전주(B)	전월(C)	전년(D)	평년(E)	A/B	A/C	A/D	A/E
물량(톤)	1,359	1,328	1,345	1,397	1,355	102.3%	101.0%	97.3%	100.3%

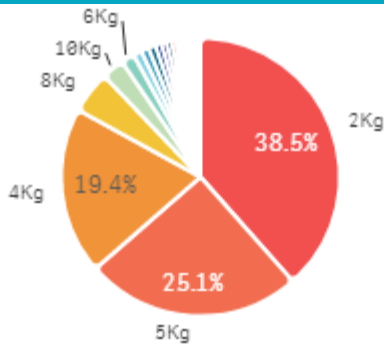
출하 품종별 거래물량 구성비



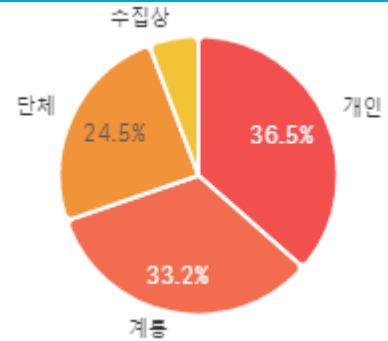
출하 품종별 거래금액 구성비



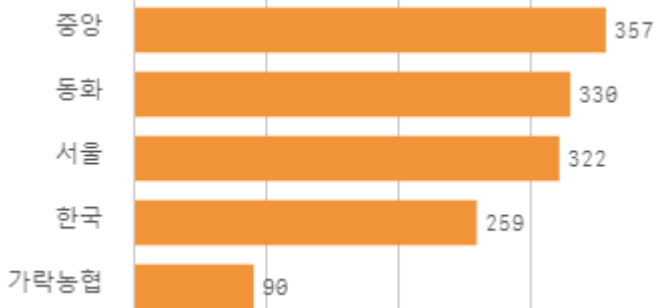
거래 단량별 물량 구성비



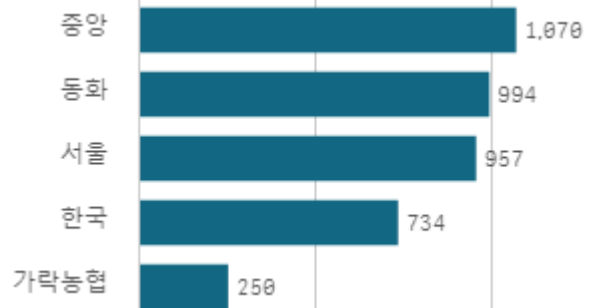
출하자별 거래물량 구성비



도매시장 법인별 거래물량(톤)

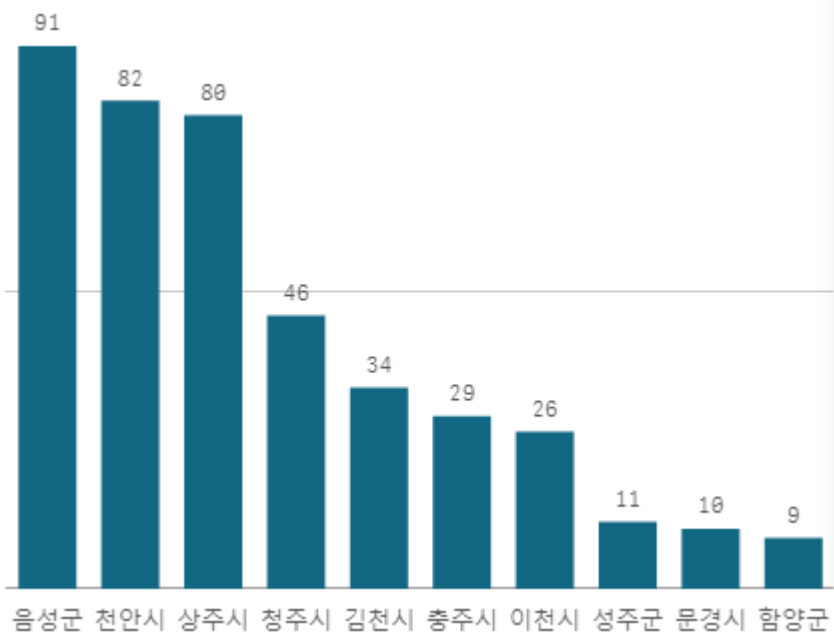


도매시장 법인별 거래금액(백만원)



새송이버섯(2Kg)

산지별 거래물량(톤)



출하산지(개소)

21

출하건수(천건)

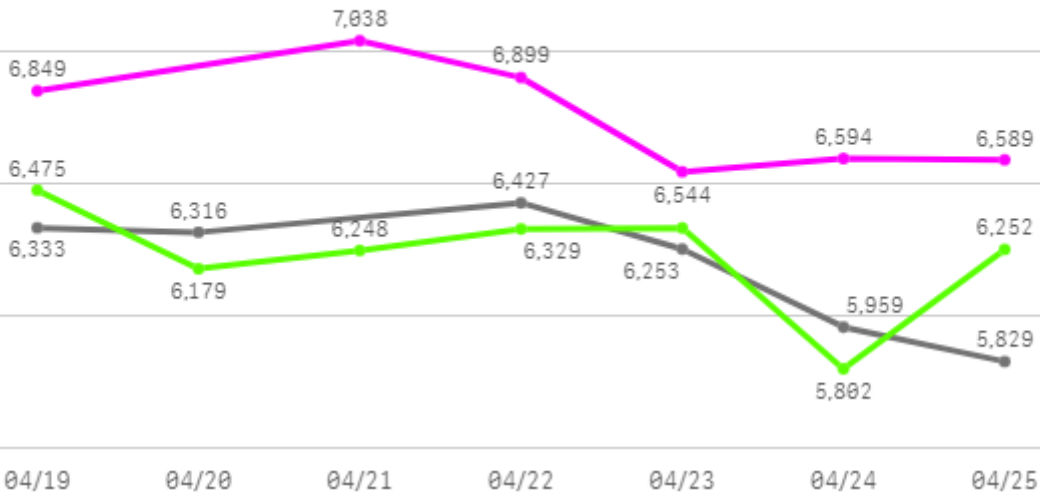
3

산지별 주출하 시군구



주간 도매가격(원)

◆ 2025 ● 2024 ◆ 평년



구분	금주(A)	전주(B)	전월(C)	전년(D)	평년(E)	A/B	A/C	A/D	A/E
가격(원)	6,752	7,030	7,961	6,186	6,543	96.1%	84.8%	109.1%	103.2%

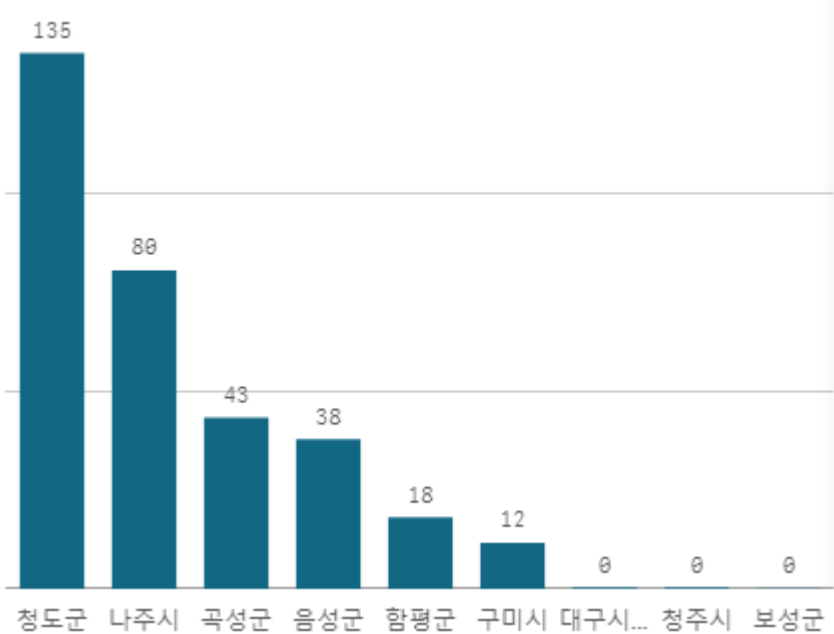
※ 상품 가격 기준

□ 새송이버섯(2Kg) 주간 가격

구분	Q	품종	Q	단량	Q	특	상	보통	하
2025-04-19		새송이버섯		2Kg		8,757	6,849	6,170	4,408
2025-04-21		새송이버섯		2Kg		9,150	7,038	6,174	4,423
2025-04-22		새송이버섯		2Kg		9,170	6,899	6,091	4,345
2025-04-23		새송이버섯		2Kg		8,778	6,544	5,742	4,005
2025-04-24		새송이버섯		2Kg		8,299	6,594	5,578	4,238
2025-04-25		새송이버섯		2Kg		8,714	6,589	5,482	4,333
평균						8,811	6,752	5,873	4,292

팬이버섯(5Kg)

산지별 거래물량(톤)



출하산지(개소)

9

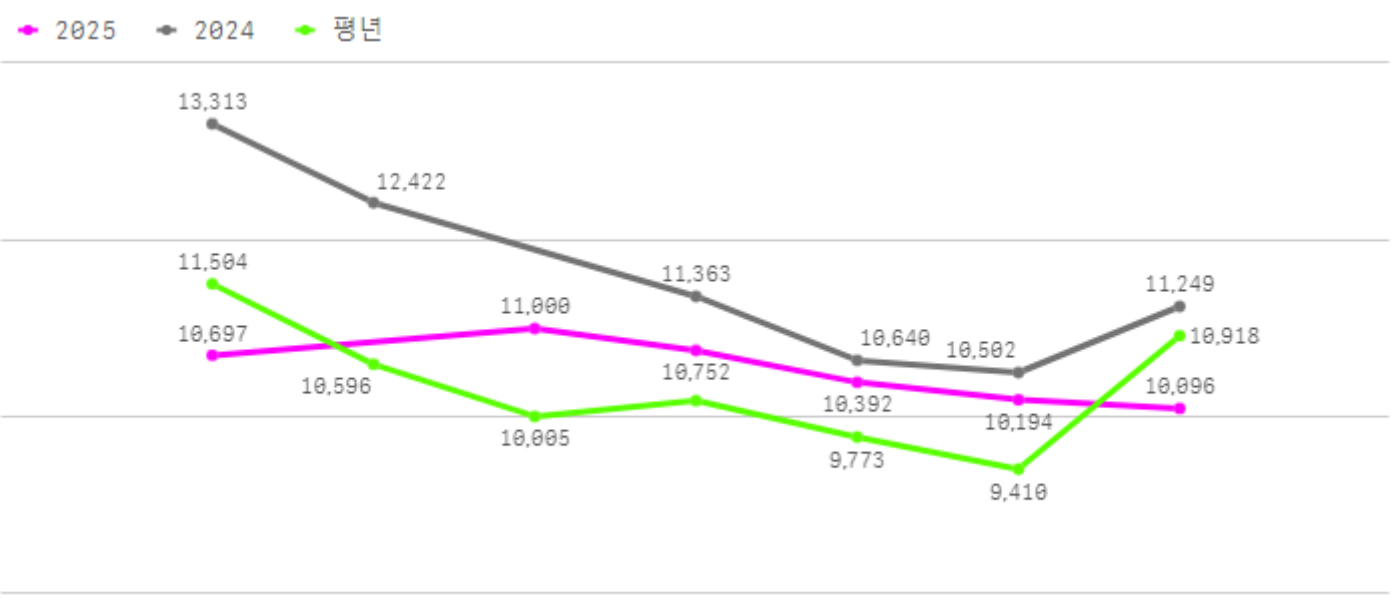
출하건수(천건)

1

산지별 주출하 시군구



주간 도매가격(원)



구분	금주(A)	전주(B)	전월(C)	전년(D)	평년(E)	A/B	A/C	A/D	A/E
가격(원)	10,522	11,207	9,939	11,582	10,985	93.9%	105.9%	90.9%	95.8%

※ 상품 가격 기준

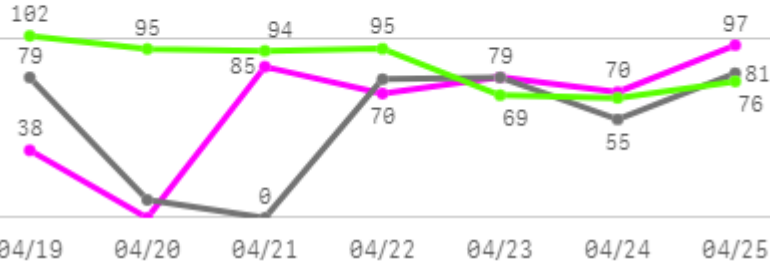
□ 팽이버섯(5Kg) 주간 가격

구분	Q	품종	Q	단량	Q	특	상	보통	하
2025-04-19		팽이버섯		5Kg		11,084	10,697	10,329	9,597
2025-04-21		팽이버섯		5Kg		11,227	11,000	10,638	10,057
2025-04-22		팽이버섯		5Kg		11,500	10,752	10,264	9,903
2025-04-23		팽이버섯		5Kg		11,039	10,392	9,776	9,039
2025-04-24		팽이버섯		5Kg		10,770	10,194	9,671	8,776
2025-04-25		팽이버섯		5Kg		10,782	10,096	9,536	8,905
평균						11,067	10,522	10,036	9,380

사과

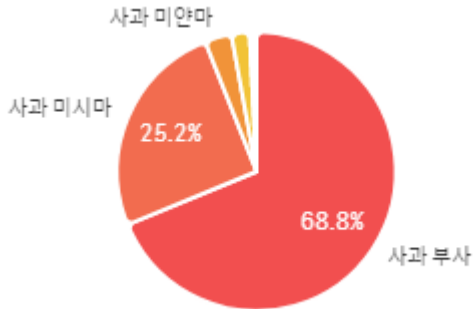
주간 반입량(톤)

2025 (파란색 선) 2024 (회색 선) 평년 (초록색 선)

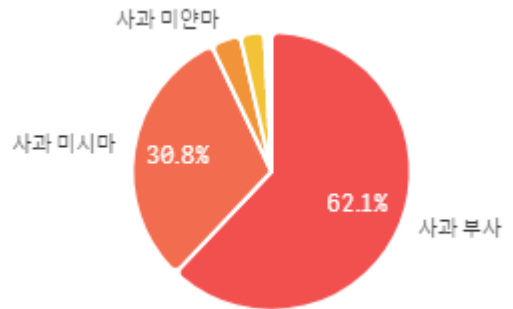


구분	금주(A)	전주(B)	전월(C)	전년(D)	평년(E)	A/B	A/C	A/D	A/E
물량(톤)	438	492	426	381	551	89.1%	103.0%	114.9%	79.6%

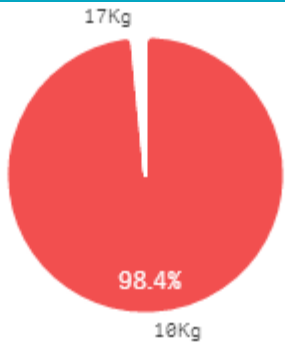
출하 품종별 거래물량 구성비



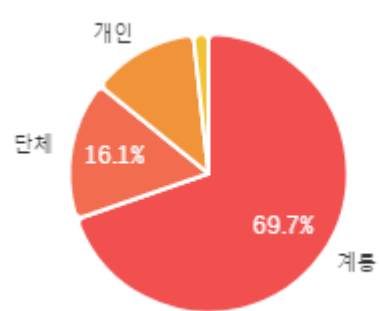
출하 품종별 거래금액 구성비



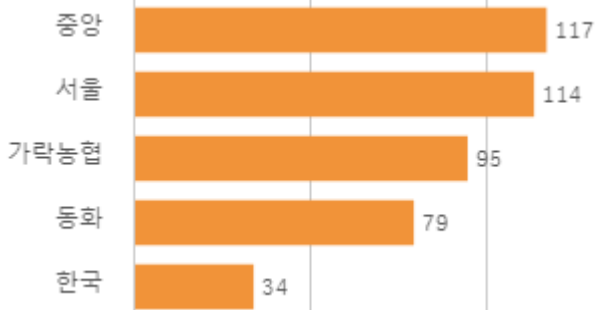
거래 단량별 물량 구성비



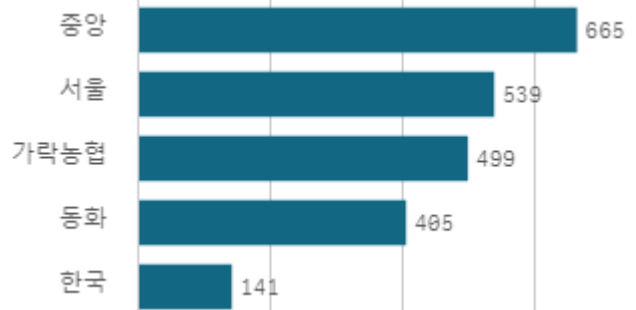
출하자별 거래물량 구성비



도매시장 법인별 거래물량(톤)

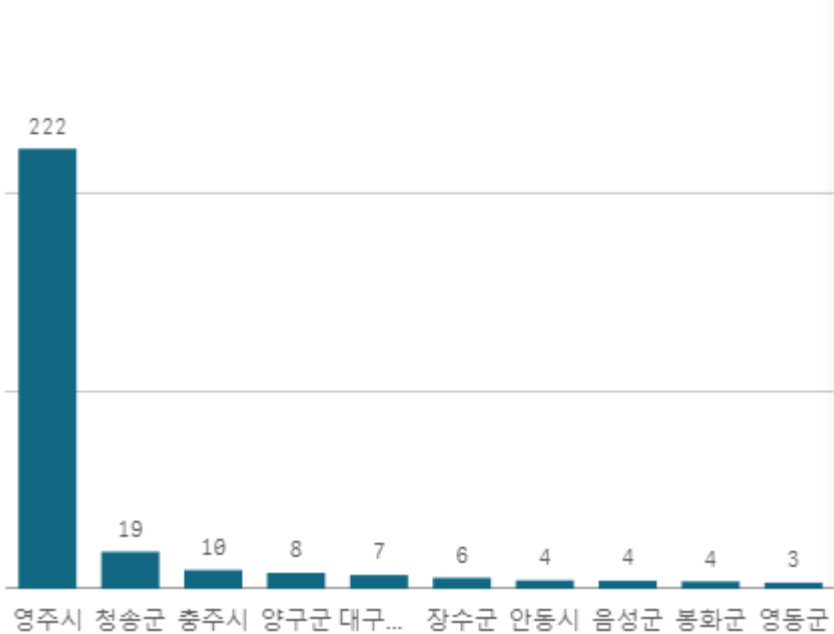


도매시장 법인별 거래금액(백만원)



사과 부사(10Kg)

산지별 거래물량(톤)



출하산지(개소)

21

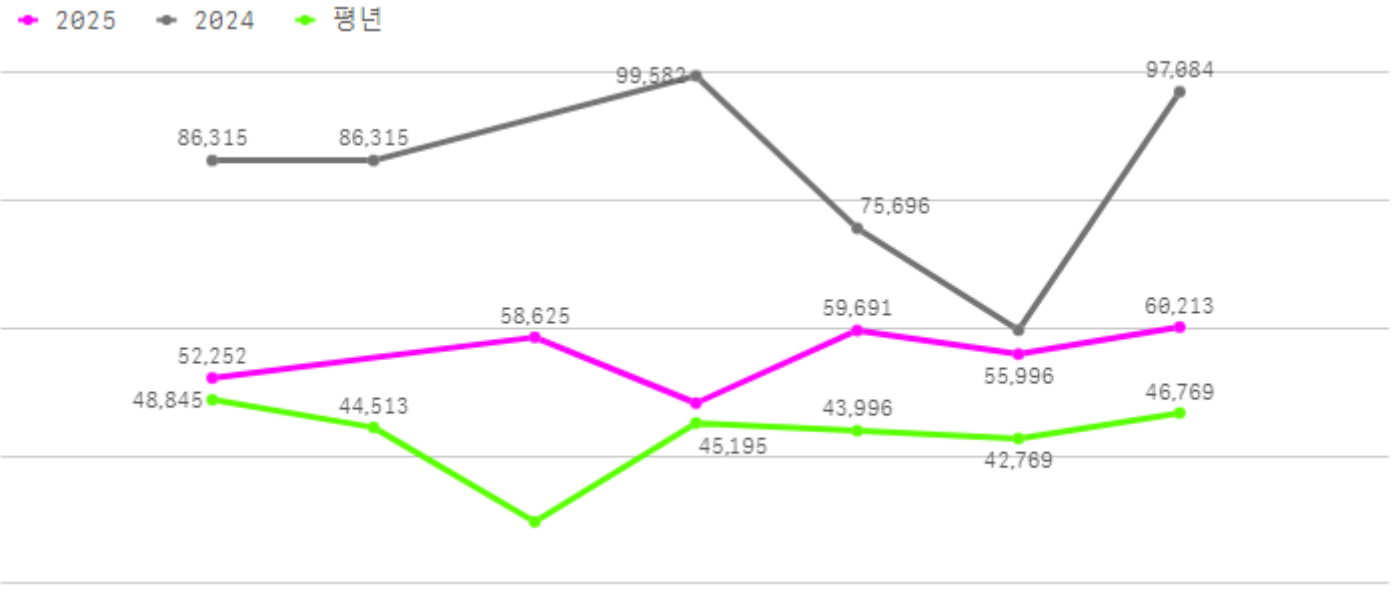
출하건수(천건)

1

산지별 주출하 시군구



주간 도매가격(원)



구분	금주(A)	전주(B)	전월(C)	전년(D)	평년(E)	A/B	A/C	A/D	A/E
가격(원)	55,848	59,368	70,175	84,124	48,353	94.1%	79.6%	66.4%	115.5%

※ 상품 가격 기준

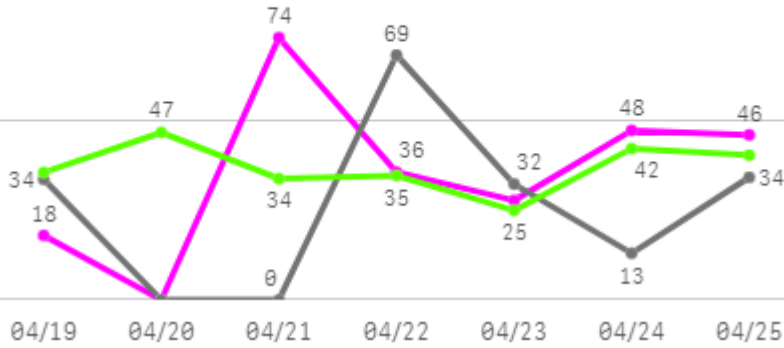
□ 사과 부사(10Kg) 주간 가격

구분	Q	품종	Q	단량	Q	특	상	보통	하
2025-04-19		사과 부사		10Kg		54,774	52,252	39,319	32,993
2025-04-21		사과 부사		10Kg		113,447	58,625	43,336	32,060
2025-04-22		사과 부사		10Kg		59,386	48,313	36,992	30,043
2025-04-23		사과 부사		10Kg		84,352	59,691	40,947	32,081
2025-04-24		사과 부사		10Kg		108,448	55,996	35,815	33,053
2025-04-25		사과 부사		10Kg		89,126	60,213	46,312	30,842
평균						84,922	55,848	40,454	31,845

배

주간 반입량(톤)

◆ 2025 ● 2024 ▲ 평년



구분	금주(A)	전주(B)	전월(C)	전년(D)	평년(E)	A/B	A/C	A/D	A/E
물량(톤)	249	253	184	182	254	98.3%	135.6%	136.6%	98.0%

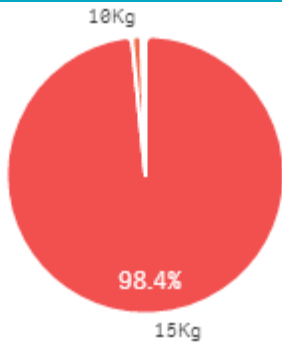
출하 품종별 거래물량 구성비



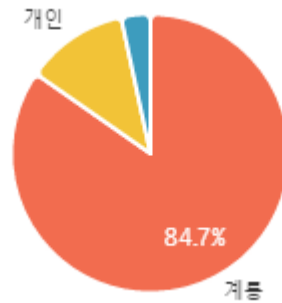
출하 품종별 거래금액 구성비



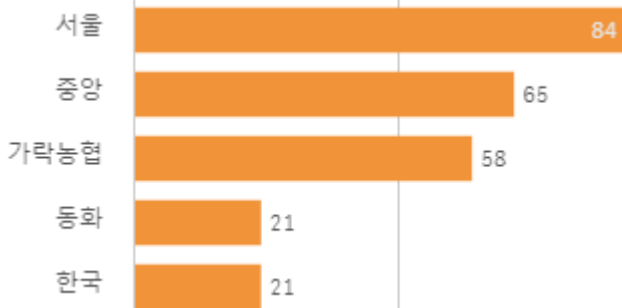
거래 단량별 물량 구성비



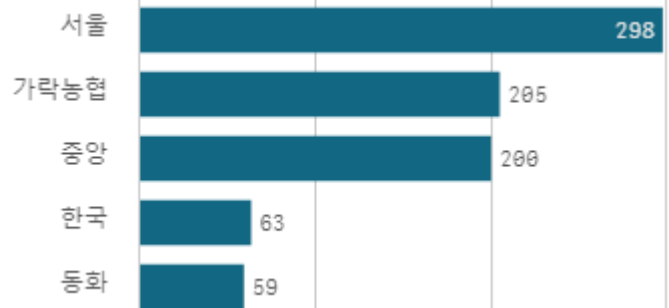
출하자별 거래물량 구성비



도매시장 법인별 거래물량(톤)

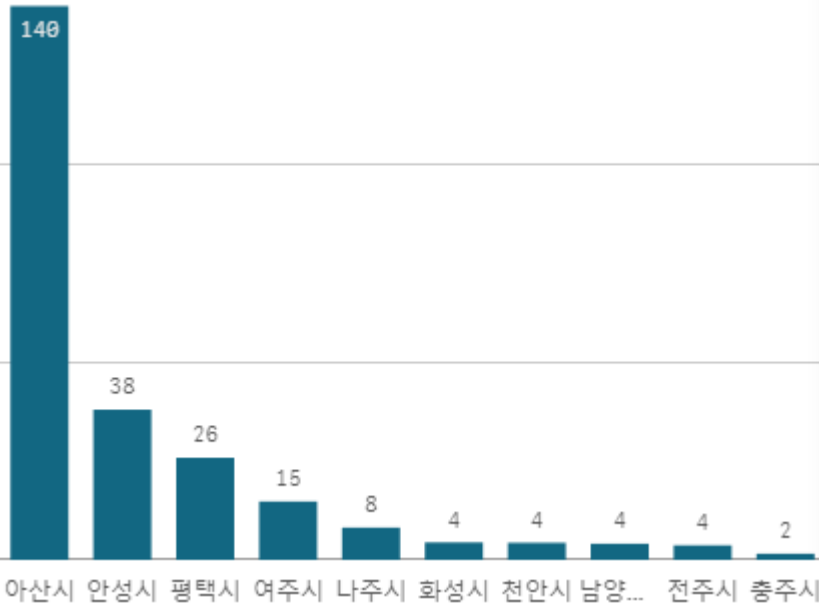


도매시장 법인별 거래금액(백만원)



배 신고(15Kg)

산지별 거래물량(톤)



출하산지(개소)

18

출하건수(천건)

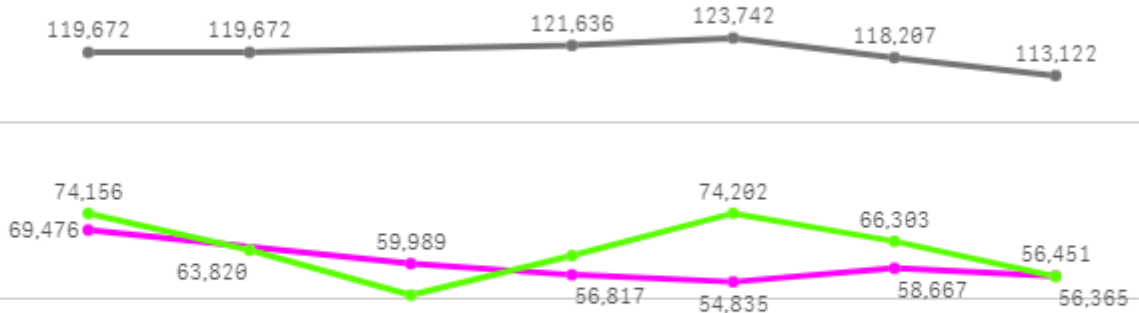
1

산지별 주출하 시군구



주간 도매가격(원)

◆ 2025 ● 2024 ◆ 평년



04/19 04/20 04/21 04/22 04/23 04/24 04/25

구분	금주(A)	전주(B)	전월(C)	전년(D)	평년(E)	A/B	A/C	A/D	A/E
가격(원)	59,373	65,874	69,395	119,342	68,507	90.1%	85.6%	49.7%	86.7%

※ 상품 가격 기준

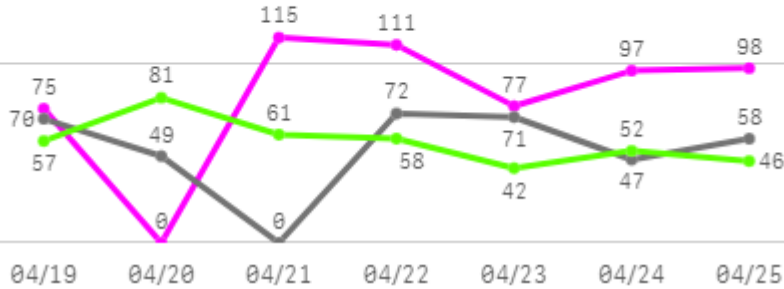
□ 배 신고(15Kg) 주간 가격

구분	Q	품종	Q	단량	Q	특	상	보통	하
2025-04-19		배 신고		15Kg		84,467	69,476	59,554	29,795
2025-04-21		배 신고		15Kg		94,368	59,989	45,388	26,421
2025-04-22		배 신고		15Kg		81,068	56,817	46,382	26,845
2025-04-23		배 신고		15Kg		87,609	54,835	48,892	36,014
2025-04-24		배 신고		15Kg		89,434	58,667	45,993	24,543
2025-04-25		배 신고		15Kg		89,571	56,451	44,160	24,052
평균						87,753	59,373	48,395	27,945

포도

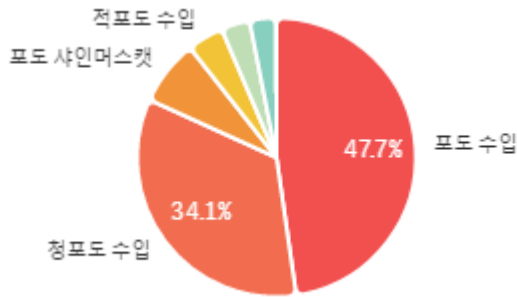
주간 반입량(톤)

◆ 2025 ● 2024 ▲ 평년

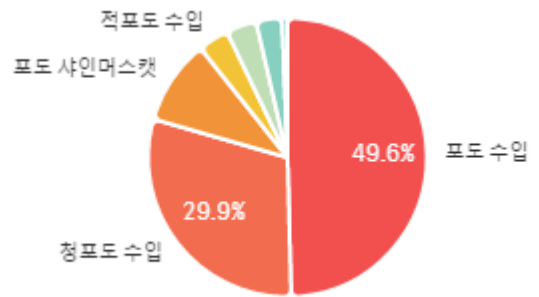


구분	금주(A)	전주(B)	전월(C)	전년(D)	평년(E)	A/B	A/C	A/D	A/E
물량(톤)	572	522	546	366	426	109.8%	104.9%	156.3%	134.4%

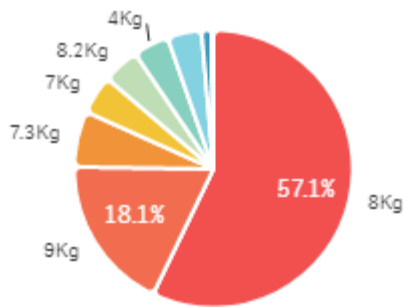
출하 품종별 거래물량 구성비



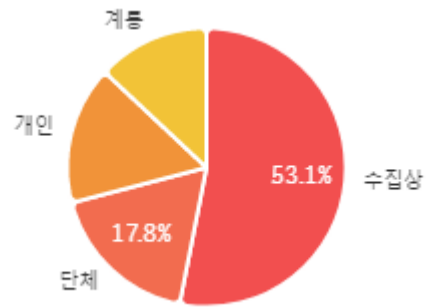
출하 품종별 거래금액 구성비



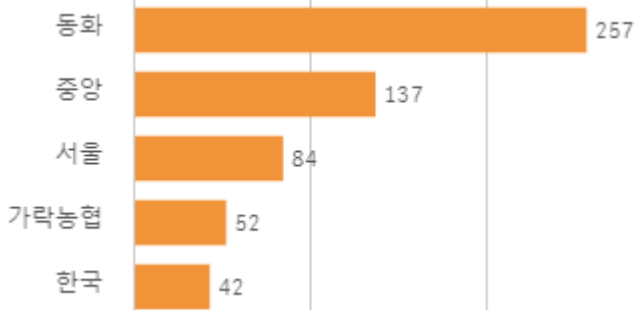
거래 단량별 물량 구성비



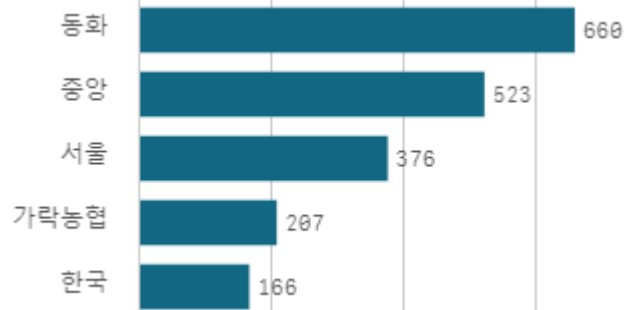
출하자별 거래물량 구성비



도매시장 법인별 거래물량(톤)

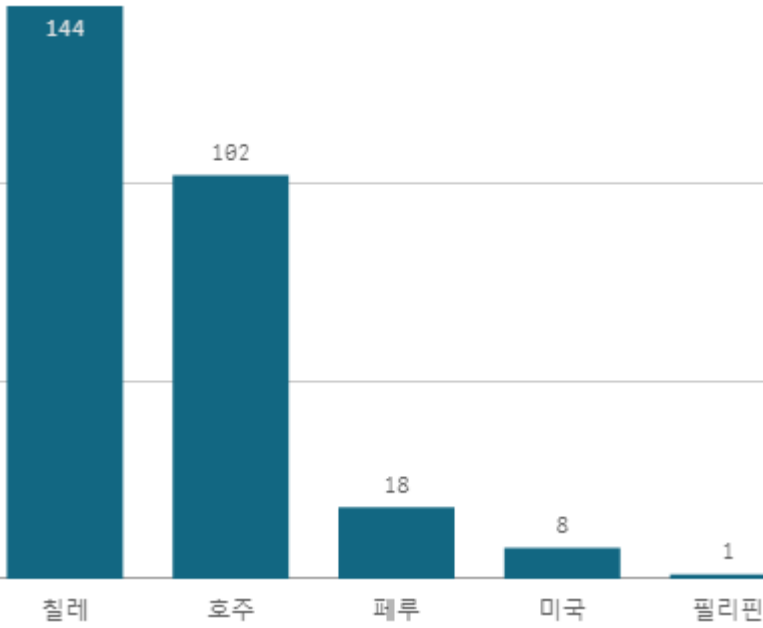


도매시장 법인별 거래금액(백만원)



포도 수입(8Kg)

산지별 거래물량(톤)



산지별 주출하 시군구



출하산지(개소)

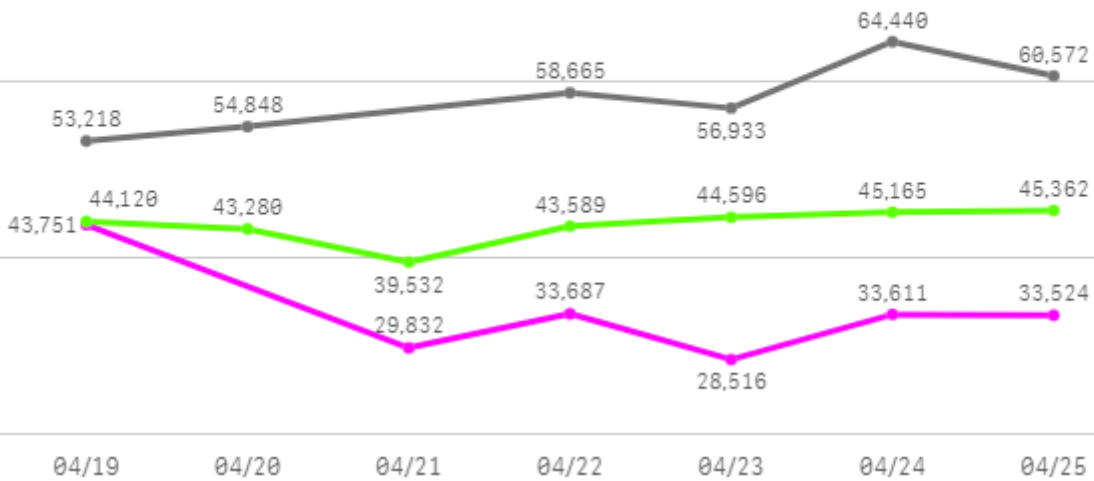
5

출하건수(천건)

0

주간 도매가격(원)

◆ 2025 ● 2024 ◆ 평년



구분	금주(A)	전주(B)	전월(C)	전년(D)	평년(E)	A/B	A/C	A/D	A/E
가격(원)	33,820	34,266	40,429	58,113	43,118	98.7%	83.7%	58.2%	78.4%

※ 상품 가격 기준

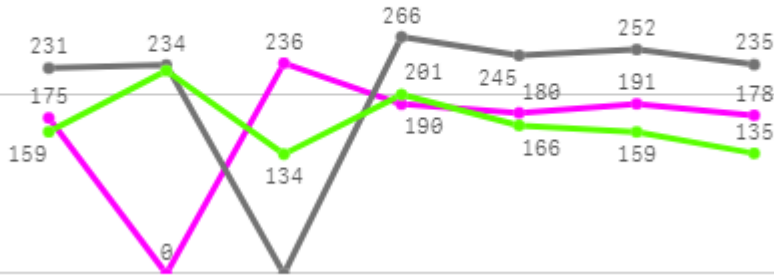
□ 포도 수입(8Kg) 주간 가격

구분	Q	품종	Q	단량	Q	특	상	보통	하
2025-04-19		포도 수입		8Kg		52,890	43,751	25,135	20,000
2025-04-21		포도 수입		8Kg		47,700	29,832	20,245	17,154
2025-04-22		포도 수입		8Kg		53,024	33,687	20,437	12,046
2025-04-23		포도 수입		8Kg		44,219	28,516	20,983	20,000
2025-04-24		포도 수입		8Kg		53,057	33,611	22,144	18,422
2025-04-25		포도 수입		8Kg		45,502	33,524	19,128	8,000
평균						49,399	33,820	21,345	15,937

바나나

주간 반입량(톤)

◆ 2025 ● 2024 ▲ 평년



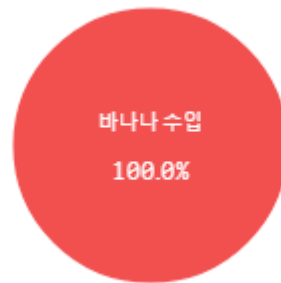
04/19 04/20 04/21 04/22 04/23 04/24 04/25

구분	금주(A)	전주(B)	전월(C)	전년(D)	평년(E)	A/B	A/C	A/D	A/E
물량(톤)	1,150	1,116	1,062	1,462	1,204	103.0%	108.3%	78.7%	95.5%

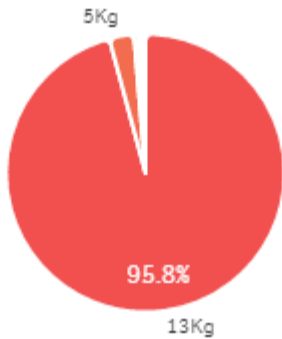
출하 품종별 거래물량 구성비



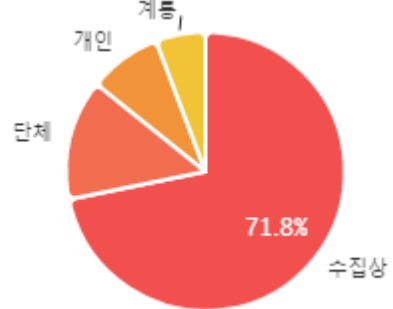
출하 품종별 거래금액 구성비



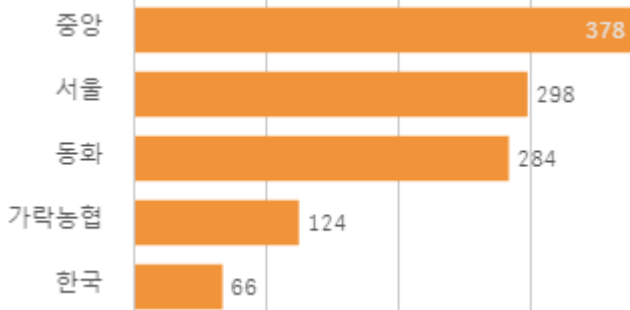
거래 단량별 물량 구성비



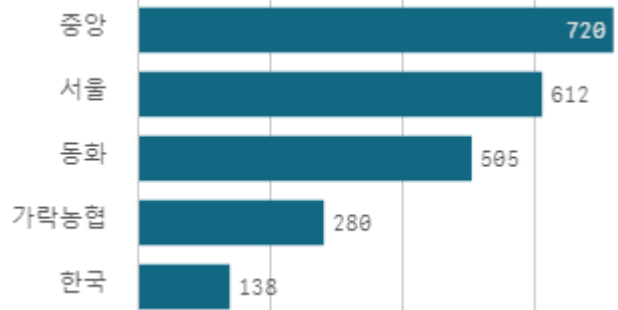
출하자별 거래물량 구성비



도매시장 법인별 거래물량(톤)

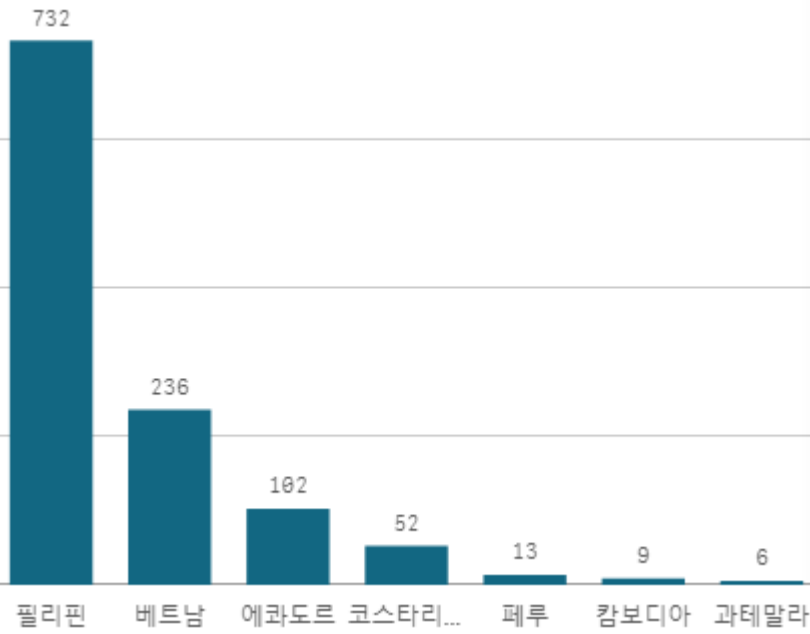


도매시장 법인별 거래금액(백만원)

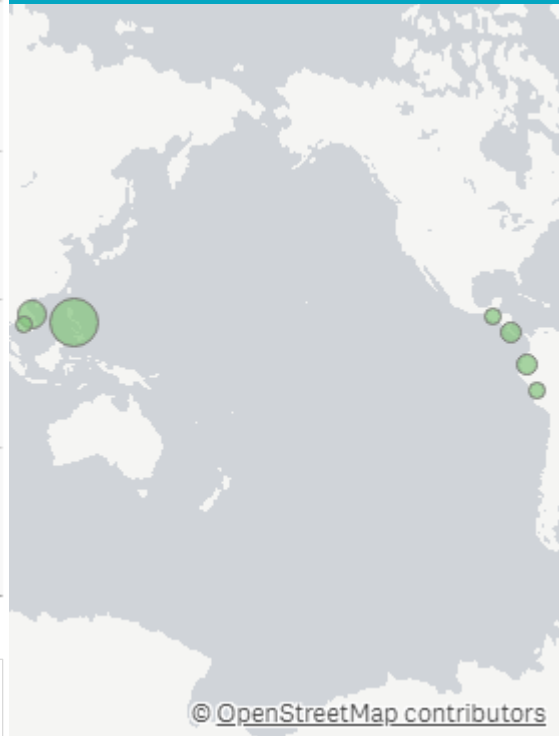


바나나 수입(13Kg)

산지별 거래물량(톤)



산지별 주출하 시군구



출하산지(개소)

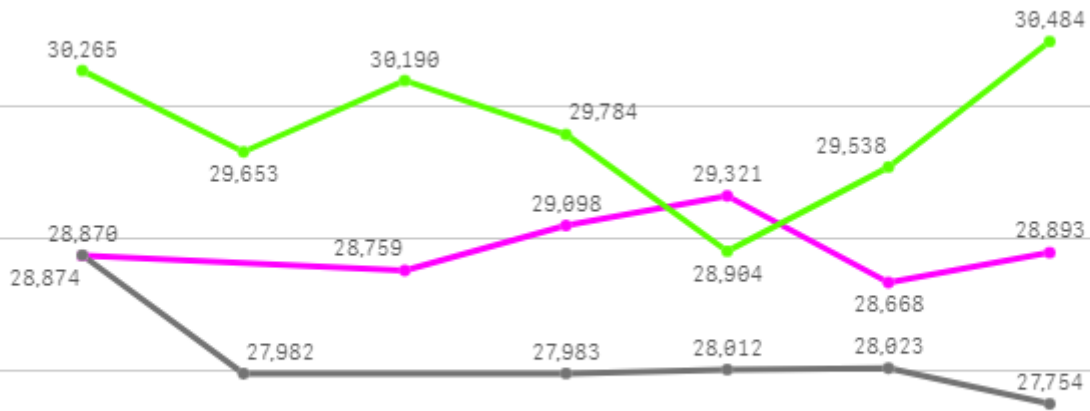
7

출하건수(천건)

2

주간 도매가격(원)

◆ 2025 ● 2024 ◆ 평년



04/19 04/20 04/21 04/22 04/23 04/24 04/25

구분	금주(A)	전주(B)	전월(C)	전년(D)	평년(E)	A/B	A/C	A/D	A/E
가격(원)	28,935	28,942	28,710	28,105	29,865	100.0%	100.8%	103.0%	96.9%

※ 상품 가격 기준

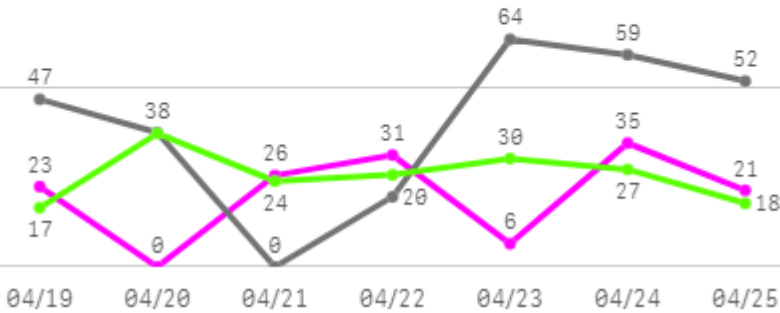
□ 바나나 수입(13Kg) 주간 가격

구분	Q	품종	Q	단량	Q	특	상	보통	하
2025-04-19		바나나 수입		13Kg		34,308	28,870	23,905	14,177
2025-04-21		바나나 수입		13Kg		33,383	28,759	24,002	14,124
2025-04-22		바나나 수입		13Kg		34,250	29,098	24,125	16,248
2025-04-23		바나나 수입		13Kg		34,113	29,321	24,717	14,801
2025-04-24		바나나 수입		13Kg		33,998	28,668	23,943	13,220
2025-04-25		바나나 수입		13Kg		33,485	28,893	24,184	15,877
평균						33,923	28,935	24,146	14,741

파인애플

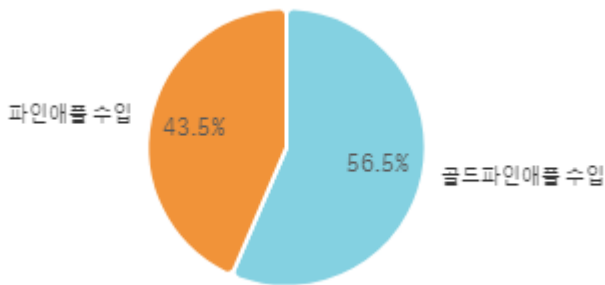
주간 반입량(톤)

◆ 2025 ● 2024 ▲ 평년

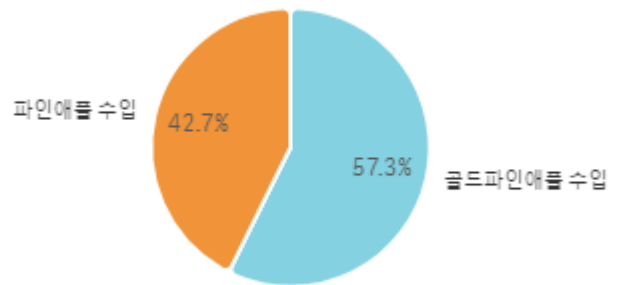


구분	금주(A)	전주(B)	전월(C)	전년(D)	평년(E)	A/B	A/C	A/D	A/E
물량(톤)	142	167	171	280	181	85.2%	83.3%	50.8%	78.7%

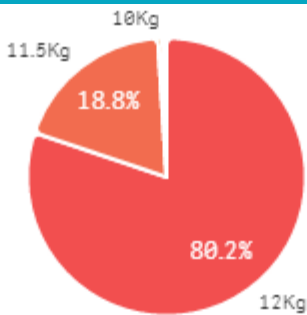
출하 품종별 거래물량 구성비



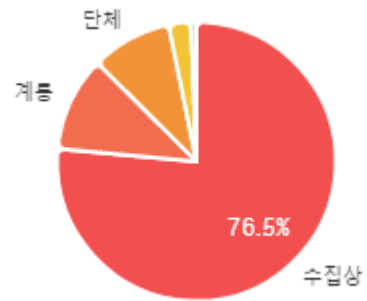
출하 품종별 거래금액 구성비



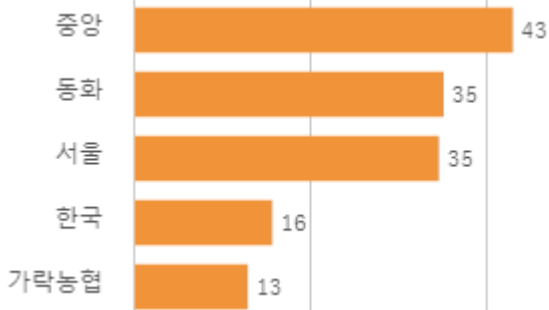
거래 단량별 물량 구성비



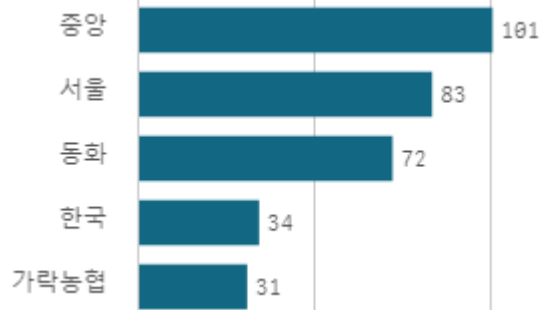
출하자별 거래물량 구성비



도매시장 법인별 거래물량(톤)



도매시장 법인별 거래금액(백만원)



골드파인애플 수입(12Kg)

산지별 거래물량(톤)



필리핀

산지별 주출하 시군구



출하산지(개소)

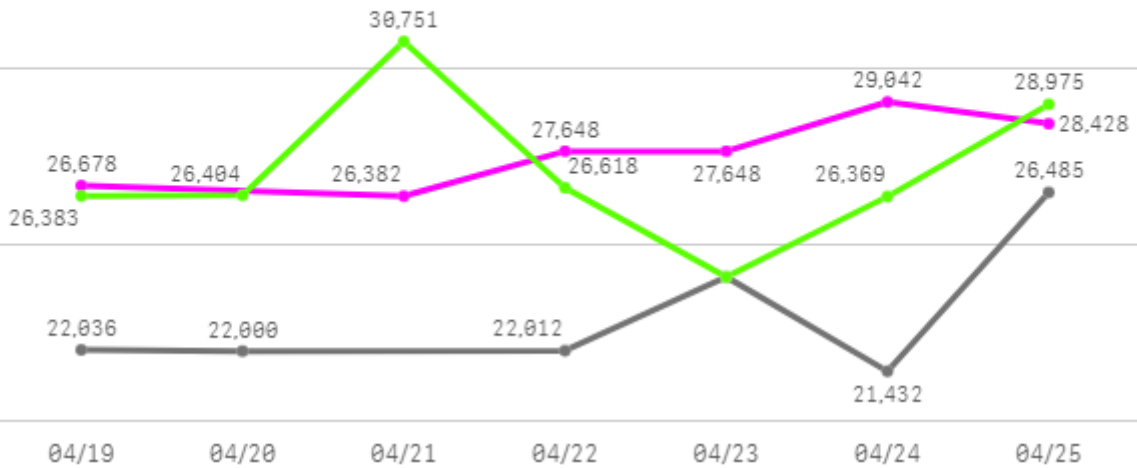
1

출하건수(천건)

0

주간 도매가격(원)

◆ 2025 ◀ 2024 ◆ 평년



구분	금주(A)	전주(B)	전월(C)	전년(D)	평년(E)	A/B	A/C	A/D	A/E
가격(원)	27,638	26,688	24,742	23,010	28,076	103.6%	111.7%	120.1%	98.4%

※ 상품 가격 기준

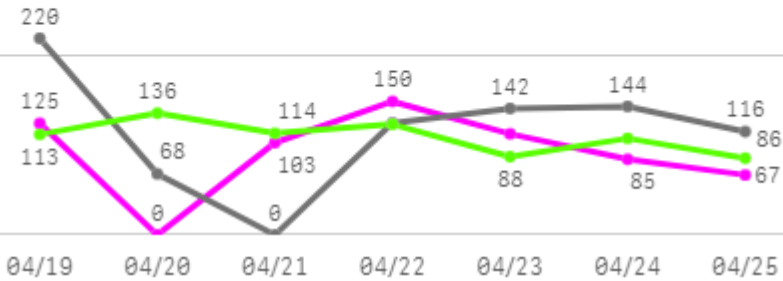
□ 골드파인애플 수입(12Kg) 주간 가격

구분	Q	품종	Q	단량	Q	특	상	보통	하
2025-04-19		골드파인애플 수입		12Kg		27,600	26,678	25,164	22,174
2025-04-21		골드파인애플 수입		12Kg		28,183	26,382	25,200	23,344
2025-04-22		골드파인애플 수입		12Kg		28,589	27,648	25,421	21,174
2025-04-23		골드파인애플 수입		12Kg		28,589	27,648	25,421	21,174
2025-04-24		골드파인애플 수입		12Kg		30,152	29,042	27,008	24,674
2025-04-25		골드파인애플 수입		12Kg		30,183	28,428	26,404	24,674
평균						28,882	27,638	25,769	22,869

오렌지

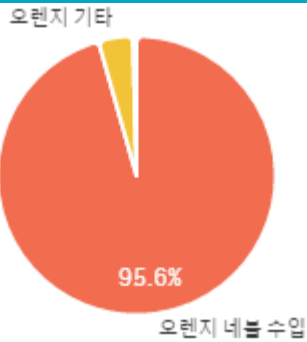
주간 반입량(톤)

◆ 2025 ● 2024 ▲ 평년

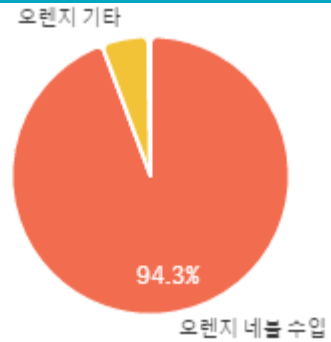


구분	금주(A)	전주(B)	전월(C)	전년(D)	평년(E)	A/B	A/C	A/D	A/E
물량(톤)	643	860	747	816	717	74.8%	86.1%	78.9%	89.7%

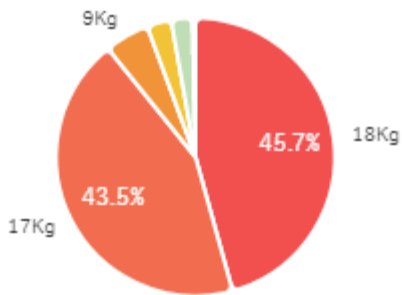
출하 품종별 거래물량 구성비



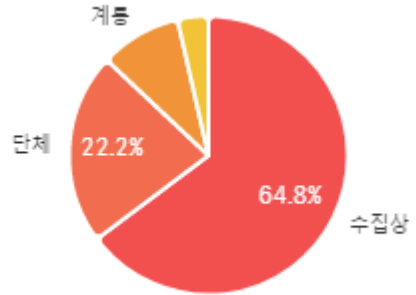
출하 품종별 거래금액 구성비



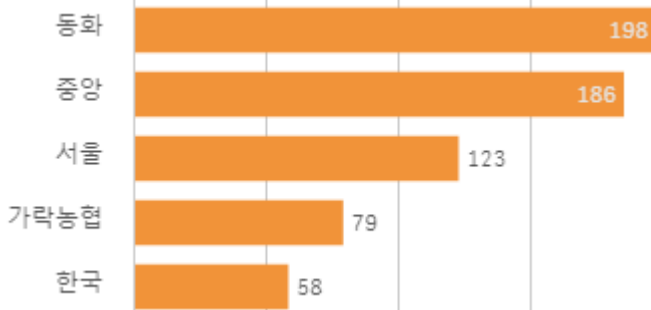
거래 단량별 물량 구성비



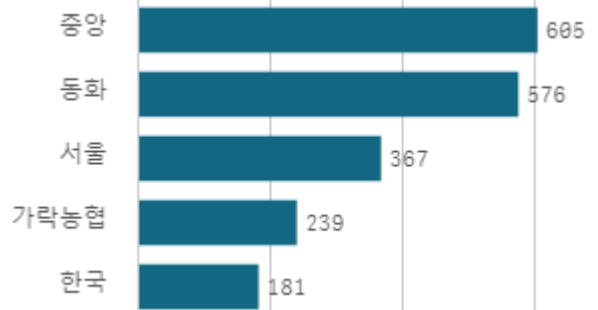
출하자별 거래물량 구성비



도매시장 법인별 거래물량(톤)

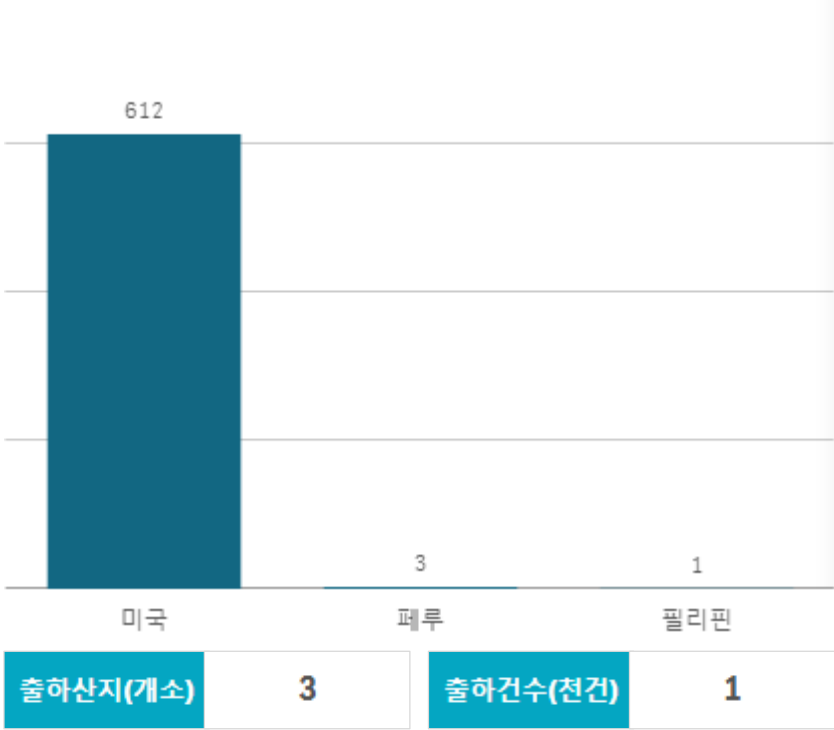


도매시장 법인별 거래금액(백만원)



오렌지 네블 수입(18Kg)

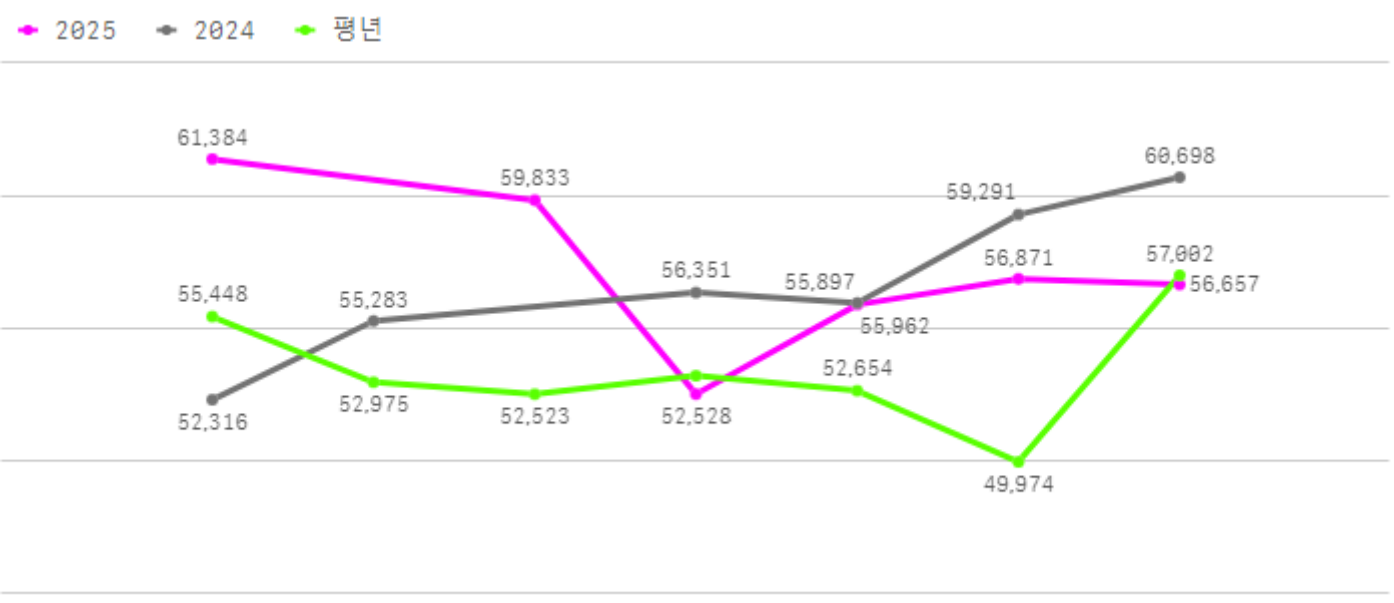
산지별 거래물량(톤)



산지별 주출하 시군구



주간 도매가격(원)



구분	금주(A)	전주(B)	전월(C)	전년(D)	평년(E)	A/B	A/C	A/D	A/E
가격(원)	57,195	54,545	56,625	56,650	56,671	104.9%	101.0%	101.0%	100.9%

※ 상품 가격 기준

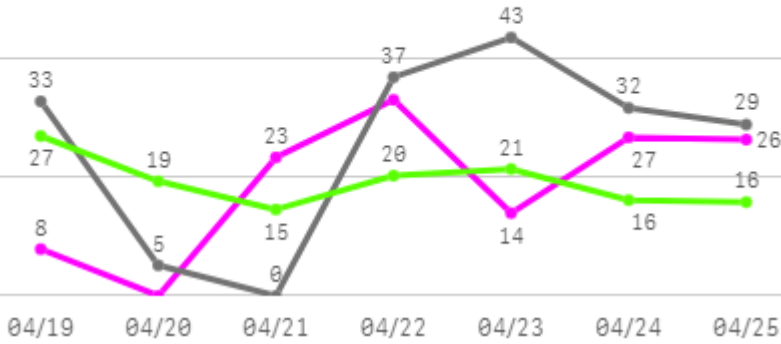
□ 오렌지 네블 수입(18Kg) 주간 가격

구분	Q	품종	Q	단량	Q	특	상	보통	하
2025-04-19		오렌지 네블 수입		18Kg		65,031	61,384	47,475	42,218
2025-04-21		오렌지 네블 수입		18Kg		66,781	59,833	45,969	40,156
2025-04-22		오렌지 네블 수입		18Kg		57,000	52,528	43,003	39,000
2025-04-23		오렌지 네블 수입		18Kg		59,299	55,897	46,605	43,000
2025-04-24		오렌지 네블 수입		18Kg		63,130	56,871	51,036	45,217
2025-04-25		오렌지 네블 수입		18Kg		66,000	56,657	44,100	38,368
평균						62,874	57,195	46,365	41,327

망고

주간 반입량(톤)

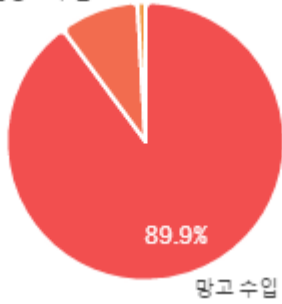
◆ 2025 ● 2024 ▲ 평년



구분	금주(A)	전주(B)	전월(C)	전년(D)	평년(E)	A/B	A/C	A/D	A/E
물량(톤)	131	163	159	178	146	80.2%	82.2%	73.4%	89.9%

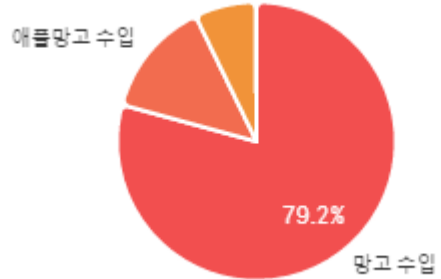
출하 품종별 거래물량 구성비

애플망고 수입



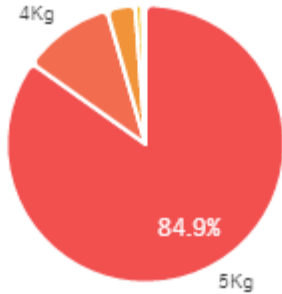
출하 품종별 거래금액 구성비

망고 국산



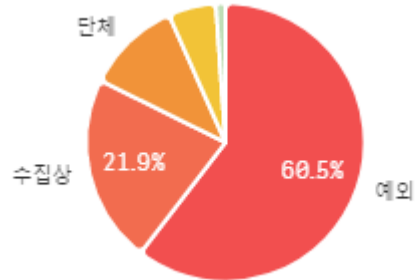
거래 단량별 물량 구성비

4Kg

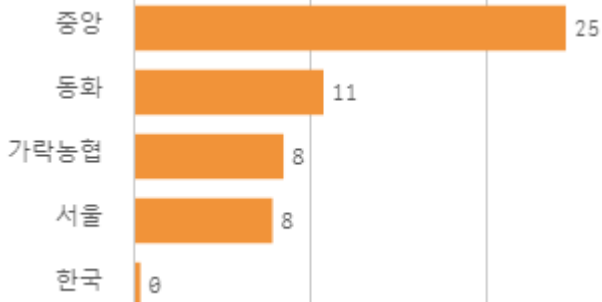


출하자별 거래물량 구성비

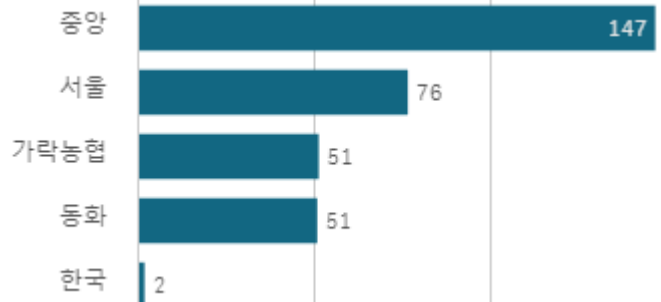
개인



도매시장 법인별 거래물량(톤)

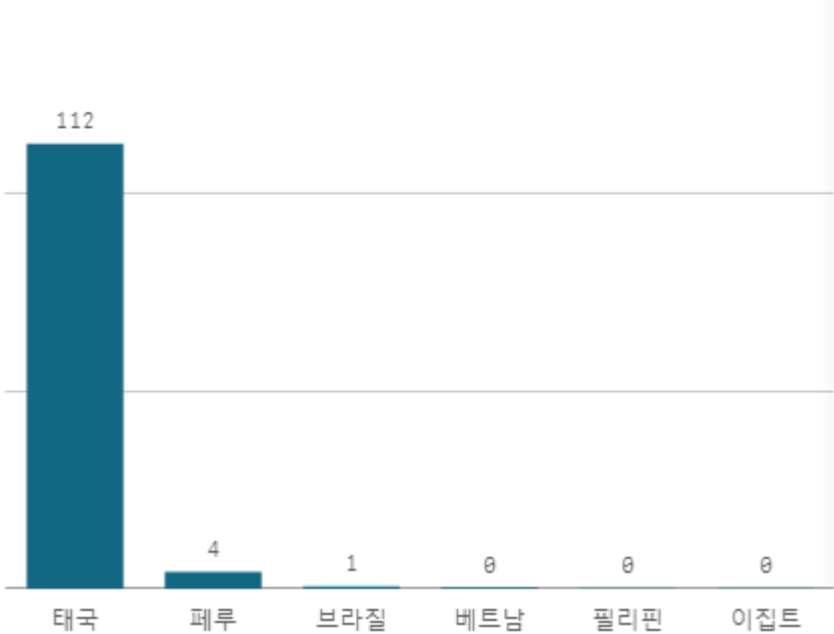


도매시장 법인별 거래금액(백만원)

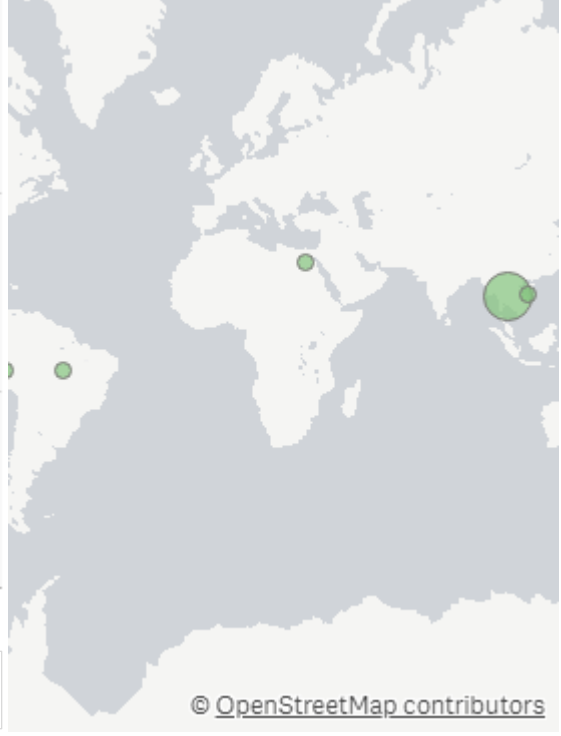


망고 수입(5Kg)

산지별 거래물량(톤)



산지별 주출하 시군구



출하산지(개소)

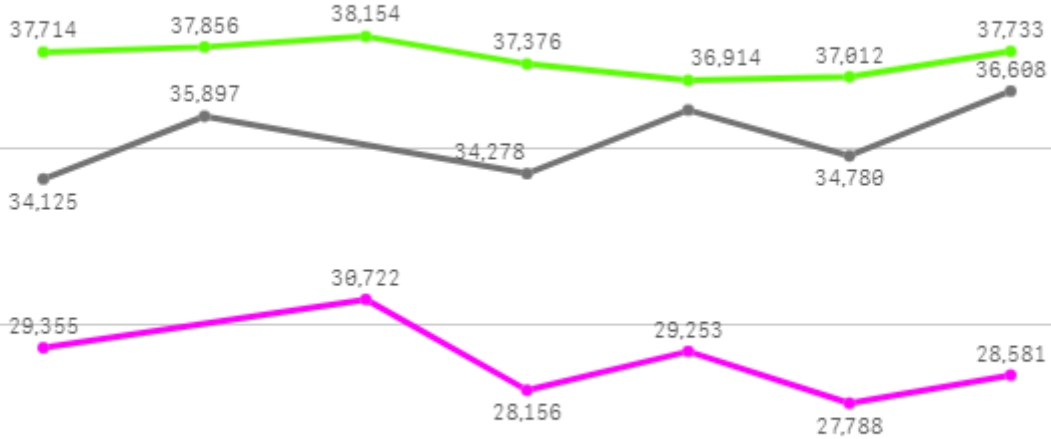
6

출하건수(천건)

0

주간 도매가격(원)

◆ 2025 ◆ 2024 ◆ 평년



04/19 04/20 04/21 04/22 04/23 04/24 04/25

구분	금주(A)	전주(B)	전월(C)	전년(D)	평년(E)	A/B	A/C	A/D	A/E
가격(원)	28,975	29,451	27,921	35,293	34,811	98.4%	103.8%	82.1%	83.2%

※ 상품 가격 기준

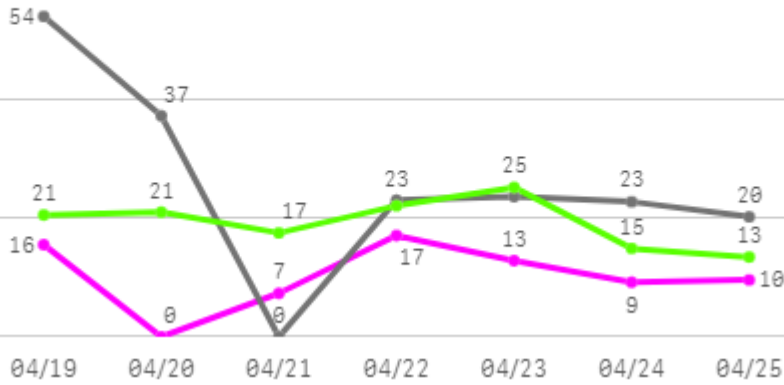
□ 망고 수입(5Kg) 주간 가격

구분	Q	품종	Q	단량	Q	특	상	보통	하
2025-04-19		망고 수입		5Kg		32,161	29,355	27,381	25,790
2025-04-21		망고 수입		5Kg		33,190	30,722	29,476	27,237
2025-04-22		망고 수입		5Kg		31,411	28,156	27,320	25,296
2025-04-23		망고 수입		5Kg		32,252	29,253	27,205	14,948
2025-04-24		망고 수입		5Kg		37,750	27,788	25,650	23,390
2025-04-25		망고 수입		5Kg		33,489	28,581	26,786	23,824
평균						33,375	28,975	27,303	23,414

고등어

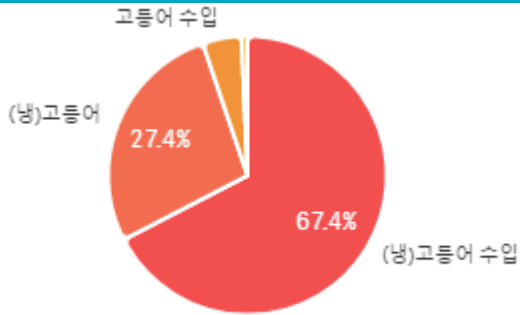
주간 반입량(톤)

◆ 2025 ● 2024 ▲ 평년

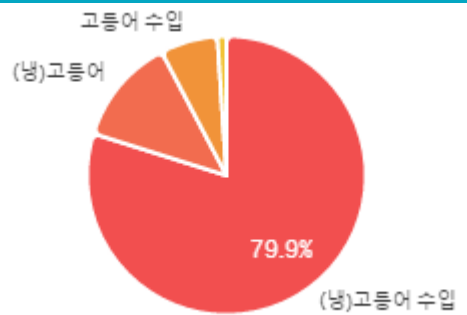


구분	금주(A)	전주(B)	전월(C)	전년(D)	평년(E)	A/B	A/C	A/D	A/E
물량(톤)	71	73	88	181	125	97.4%	80.9%	39.6%	57.2%

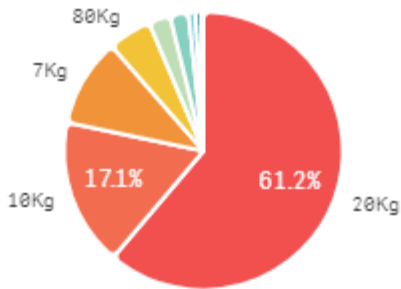
출하 품종별 거래물량 구성비



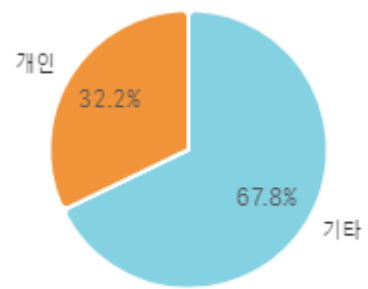
출하 품종별 거래금액 구성비



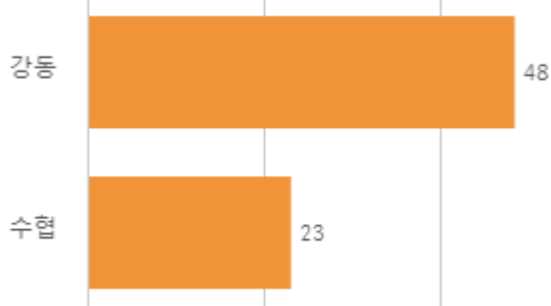
거래 단량별 물량 구성비



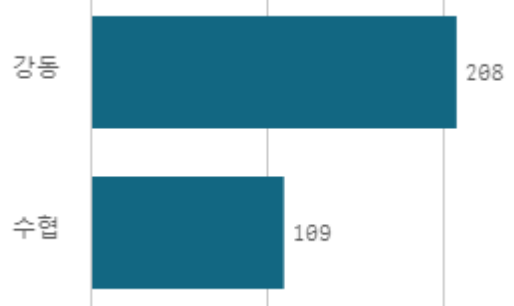
출하자별 거래물량 구성비



도매시장 법인별 거래물량(톤)

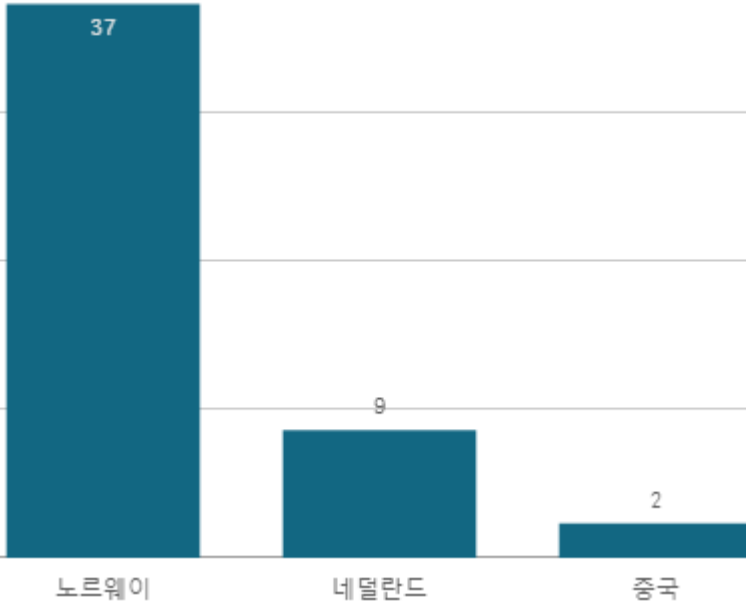


도매시장 법인별 거래금액(백만원)

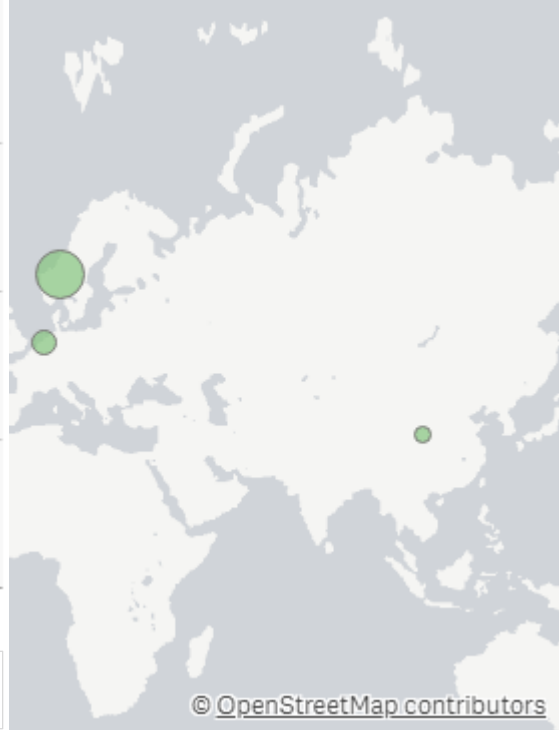


(냉)고등어 수입(10Kg)

산지별 거래물량(톤)



산지별 주출하 시군구



출하산지(개소)

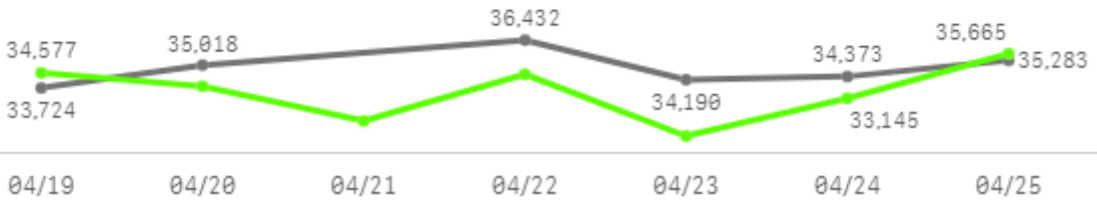
3

출하건수(천건)

0

주간 도매가격(원)

◆ 2025 ● 2024 ◆ 평년



구분	금주(A)	전주(B)	전월(C)	전년(D)	평년(E)	A/B	A/C	A/D	A/E
가격(원)	50,366	49,322	49,707	34,837	37,695	102.1%	101.3%	144.6%	133.6%

※ 상품 가격 기준

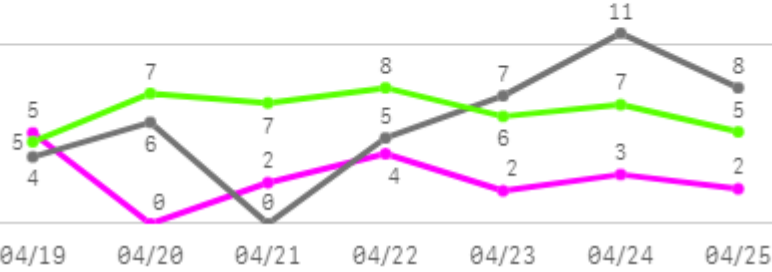
□ (냉)고등어 수입(10Kg) 주간 가격

구분	Q	품종	Q	단량	Q	특	상	보통	하
2025-04-19		(냉)고등어 수입		10Kg		-	50,635	-	-
2025-04-21		(냉)고등어 수입		10Kg		-	49,944	-	-
2025-04-22		(냉)고등어 수입		10Kg		-	50,908	-	-
2025-04-23		(냉)고등어 수입		10Kg		-	48,924	-	-
2025-04-24		(냉)고등어 수입		10Kg		-	50,719	-	-
2025-04-25		(냉)고등어 수입		10Kg		-	51,065	-	-
평균						-	50,366	-	-

명태

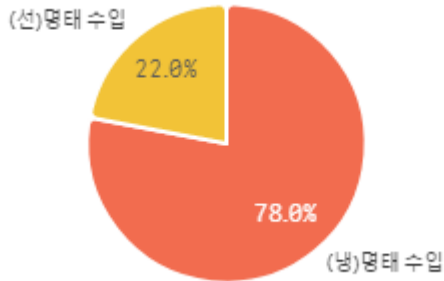
주간 반입량(톤)

◆ 2025 ● 2024 ▲ 평년

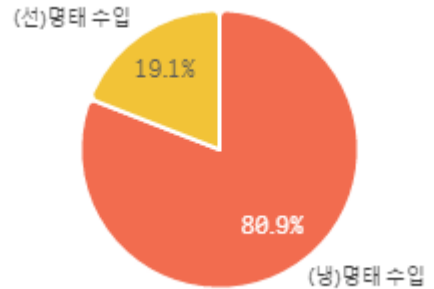


구분	금주(A)	전주(B)	전월(C)	전년(D)	평년(E)	A/B	A/C	A/D	A/E
물량(톤)	18	24	23	40	37	73.9%	78.1%	45.1%	48.9%

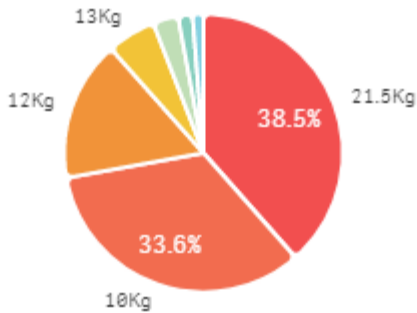
출하 품종별 거래물량 구성비



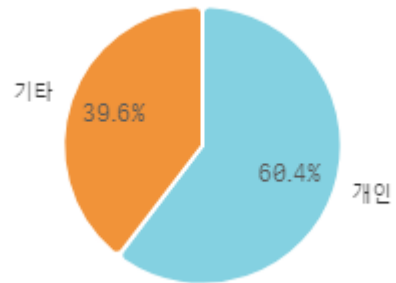
출하 품종별 거래금액 구성비



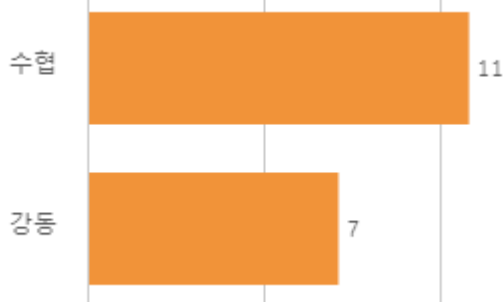
거래 단량별 물량 구성비



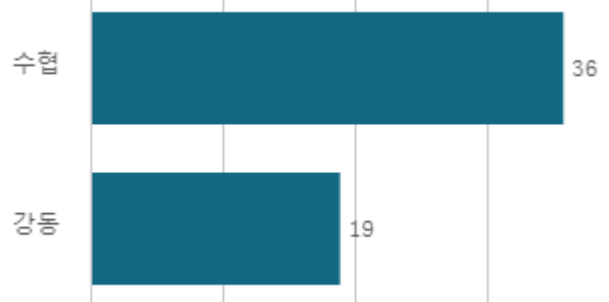
출하자별 거래물량 구성비



도매시장 법인별 거래물량(톤)




도매시장 법인별 거래금액(백만원)



(선)명태 수입(10Kg)

산지별 거래물량(톤)



일본

출하산지(개소)

1

출하건수(천건)

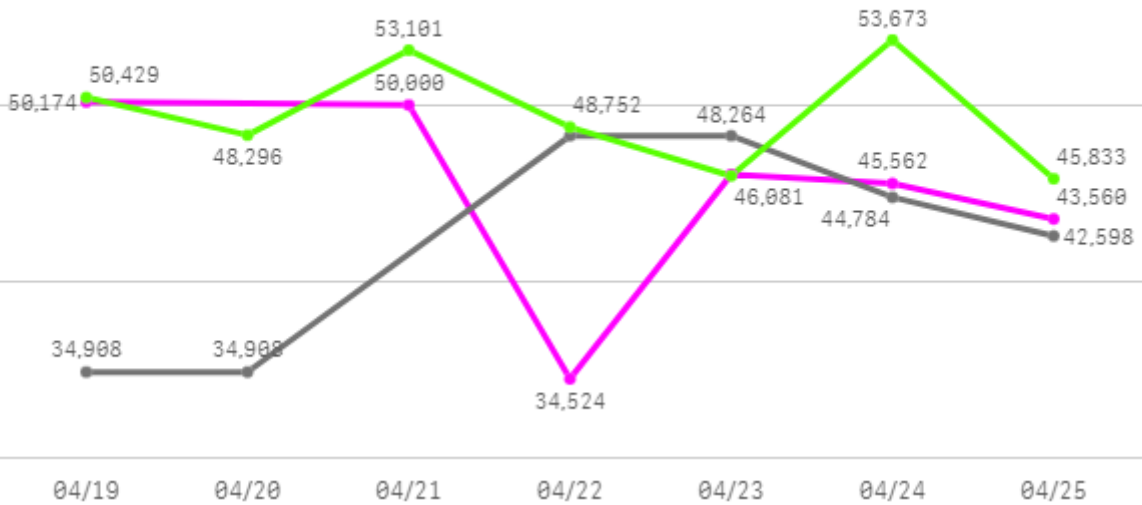
0

산지별 주출하 시군구



주간 도매가격(원)

◆ 2025 ● 2024 ◆ 평년



구분	금주(A)	전주(B)	전월(C)	전년(D)	평년(E)	A/B	A/C	A/D	A/E
가격(원)	44,984	62,018	50,962	42,288	46,293	72.5%	88.3%	106.4%	97.2%

※ 상품 가격 기준

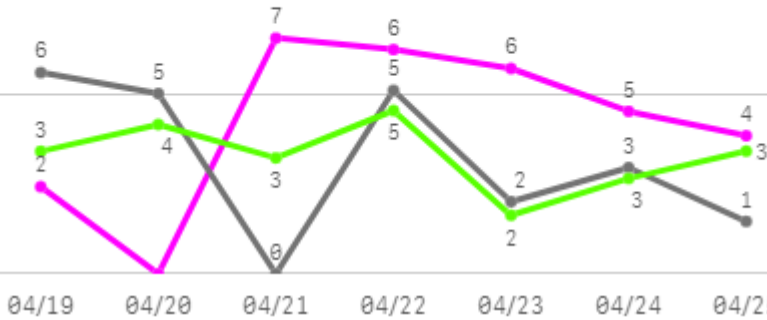
□ (선)명태 수입(10Kg) 주간 가격

구분	Q	품종	Q	단량	Q	특	상	보통	하
2025-04-19		(선)명태 수입		10Kg		-	50,174	48,799	-
2025-04-21		(선)명태 수입		10Kg		-	50,000	21,413	-
2025-04-22		(선)명태 수입		10Kg		-	34,524	18,911	-
2025-04-23		(선)명태 수입		10Kg		-	46,081	22,365	-
2025-04-24		(선)명태 수입		10Kg		-	45,562	25,433	-
2025-04-25		(선)명태 수입		10Kg		-	43,560	23,056	-
평균						-	44,984	26,663	-

대구

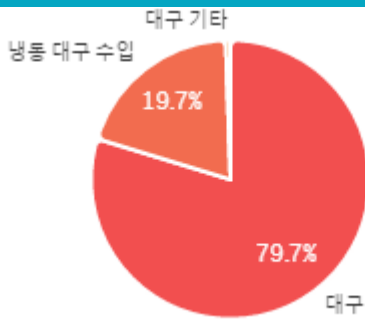
주간 반입량(톤)

◆ 2025 ● 2024 ▲ 평년

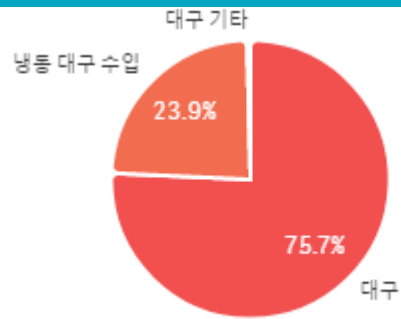


구분	금주(A)	전주(B)	전월(C)	전년(D)	평년(E)	A/B	A/C	A/D	A/E
물량(톤)	30	30	30	22	23	97.9%	98.9%	132.3%	126.5%

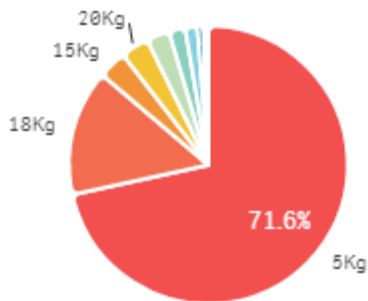
출하 품종별 거래물량 구성비



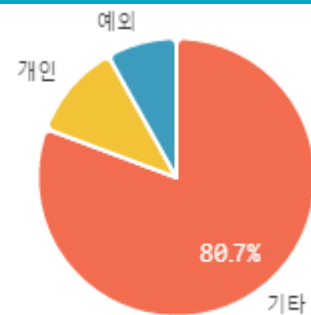
출하 품종별 거래금액 구성비



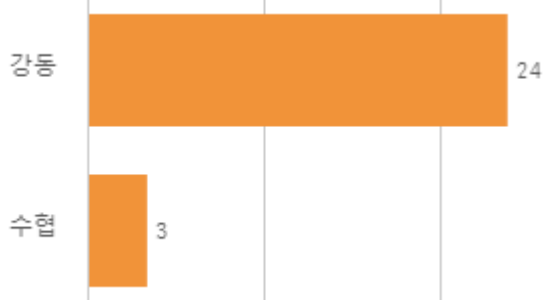
거래 단량별 물량 구성비



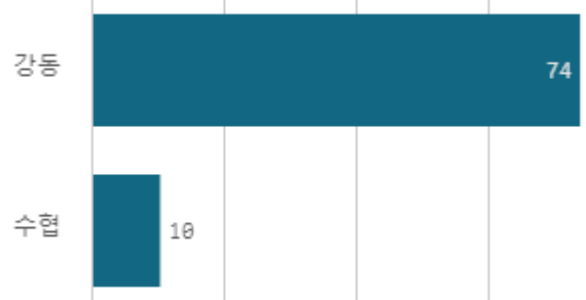
출하자별 거래물량 구성비



도매시장 법인별 거래물량(톤)

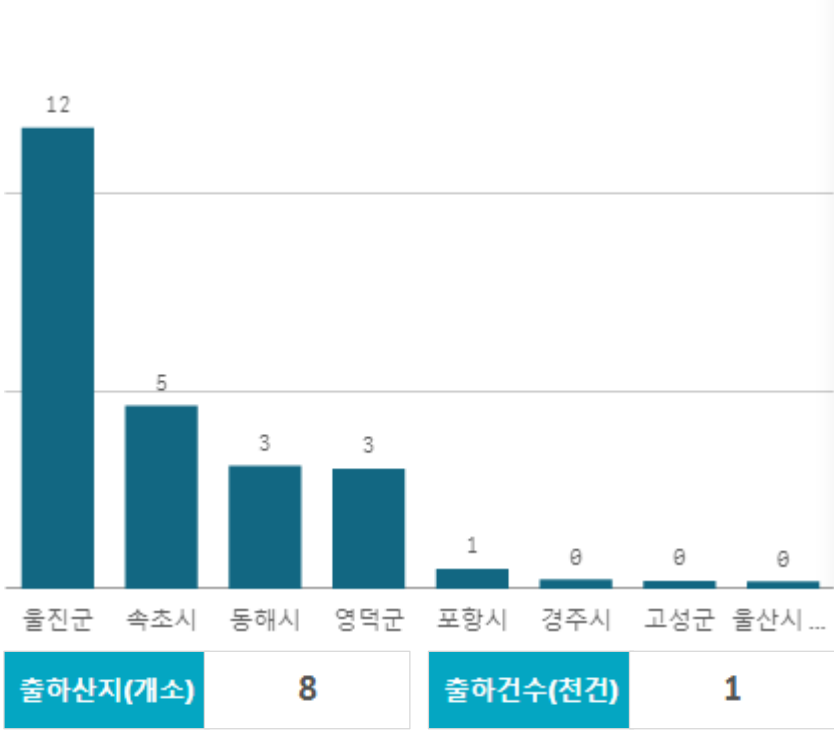


도매시장 법인별 거래금액(백만원)



대구(1Kg)

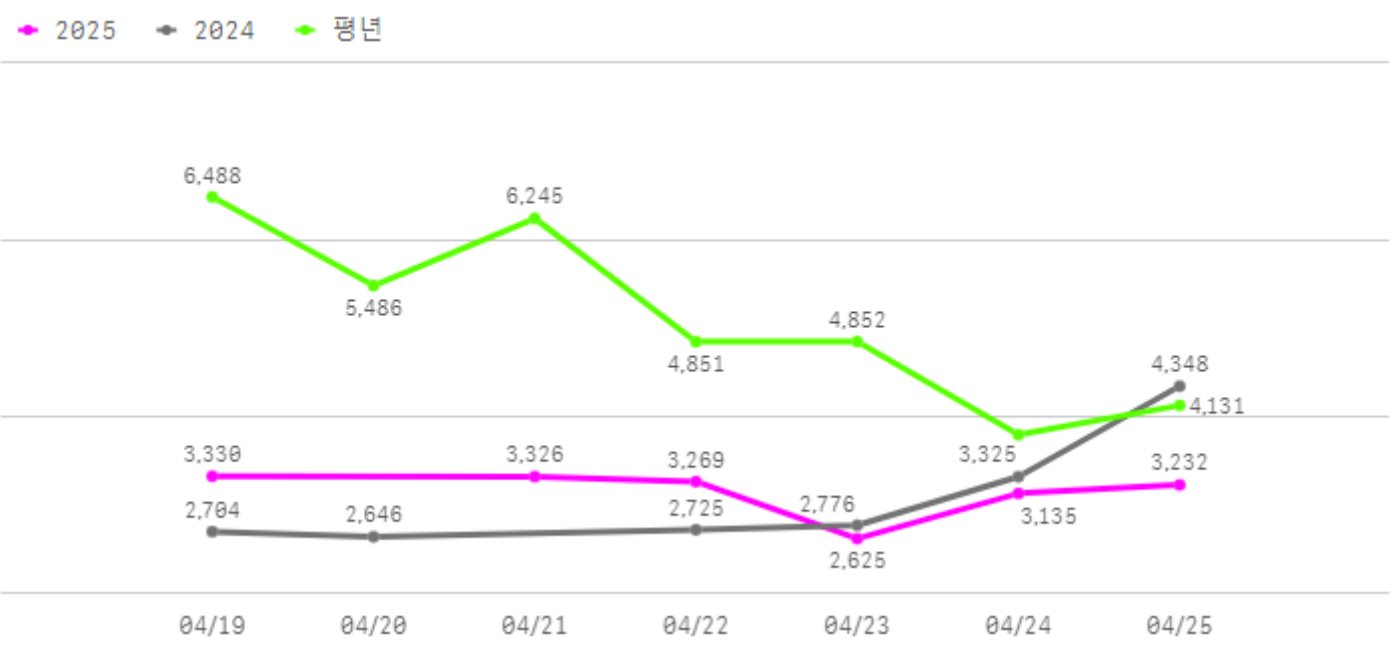
산지별 거래물량(톤)



산지별 주출하 시군구



주간 도매가격(원)



구분	금주(A)	전주(B)	전월(C)	전년(D)	평년(E)	A/B	A/C	A/D	A/E
가격(원)	3,153	3,206	5,361	3,087	4,837	98.3%	58.8%	102.1%	65.2%

※ 상품 가격 기준

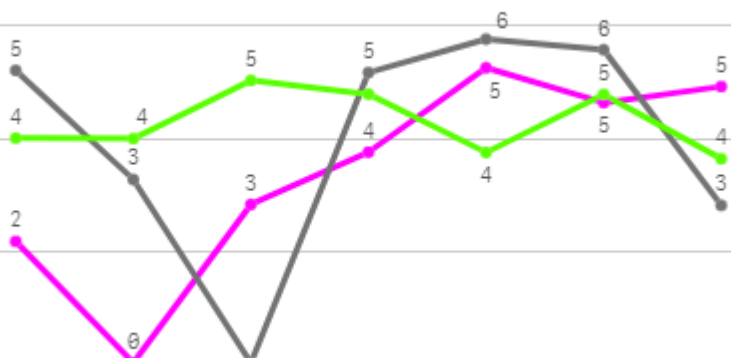
□ 대구(1Kg) 주간 가격

구분	Q	품종	Q	단량	Q	특	상	보통	하
2025-04-19		대구		1Kg		-	3,330	-	-
2025-04-21		대구		1Kg		-	3,326	-	-
2025-04-22		대구		1Kg		-	3,269	-	-
2025-04-23		대구		1Kg		-	2,625	-	-
2025-04-24		대구		1Kg		-	3,135	-	-
2025-04-25		대구		1Kg		-	3,232	-	-
평균						-	3,153	-	-

가자미류

주간 반입량(톤)

◆ 2025 ● 2024 ▲ 평년

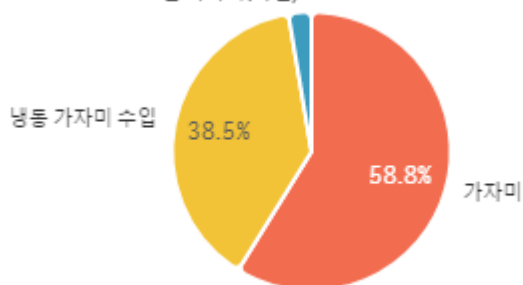


04/19 04/20 04/21 04/22 04/23 04/24 04/25

구분	금주(A)	전주(B)	전월(C)	전년(D)	평년(E)	A/B	A/C	A/D	A/E
물량(톤)	24	22	26	28	29	106.7%	92.2%	84.7%	80.5%

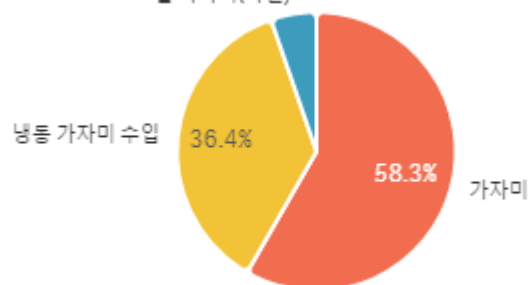
출하 품종별 거래물량 구성비

활 가자미(자연)

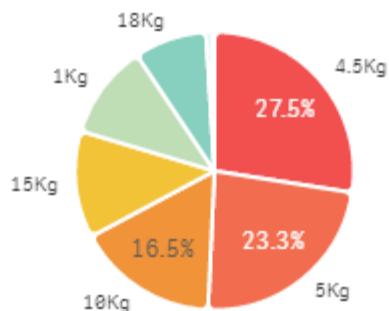


출하 품종별 거래금액 구성비

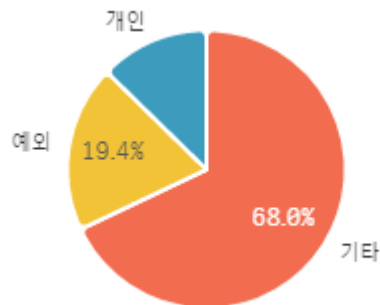
활 가자미(자연)




거래 단량별 물량 구성비



출하자별 거래물량 구성비



도매시장 법인별 거래물량(톤)

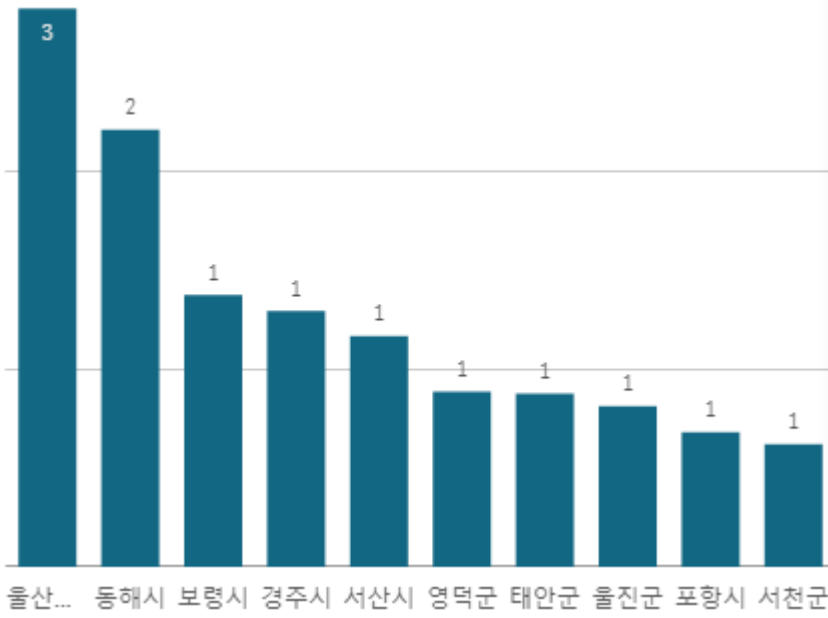


도매시장 법인별 거래금액(백만원)



가자미(8Kg)

산지별 거래물량(톤)



산지별 주출하 시군구



출하산지(개소)

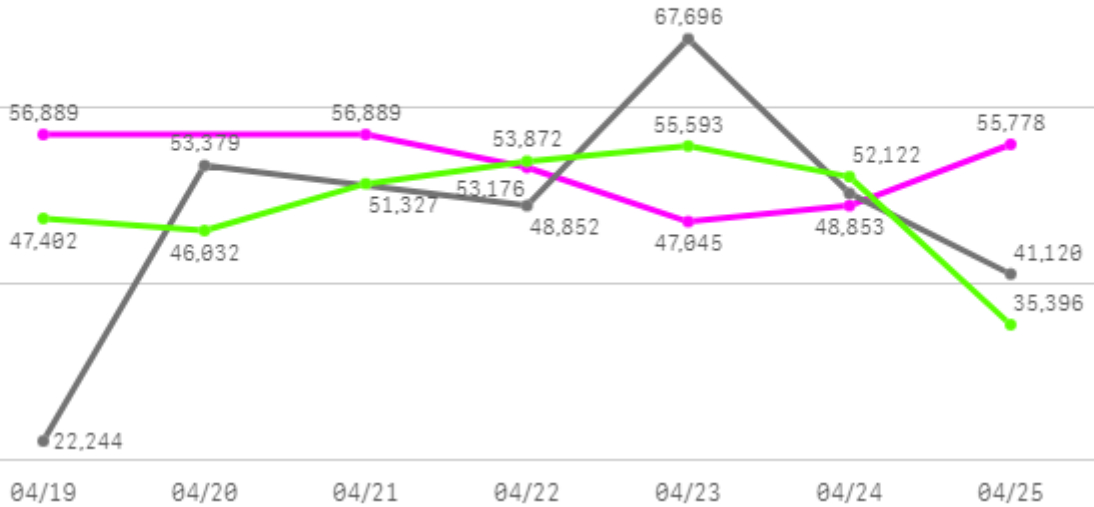
15

출하건수(천건)

1

주간 도매가격(원)

◆ 2025 ● 2024 ◆ 평년



구분	금주(A)	전주(B)	전월(C)	전년(D)	평년(E)	A/B	A/C	A/D	A/E
가격(원)	53,105	52,370	43,518	47,255	48,531	101.4%	122.0%	112.4%	109.4%

※ 상품 가격 기준

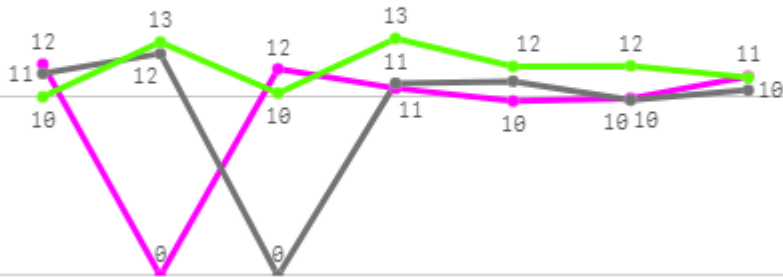
□ 가자미(8Kg) 주간 가격

구분	Q	품종	Q	단량	Q	특	상	보통	하
2025-04-19		가자미		8Kg		-	56,889	25,018	14,400
2025-04-21		가자미		8Kg		-	56,889	25,018	14,400
2025-04-22		가자미		8Kg		-	53,176	21,624	17,641
2025-04-23		가자미		8Kg		-	47,045	19,548	14,941
2025-04-24		가자미		8Kg		-	48,853	21,954	11,994
2025-04-25		가자미		8Kg		-	55,778	40,231	12,089
평균						-	53,105	25,566	14,244

홍합

주간 반입량(톤)

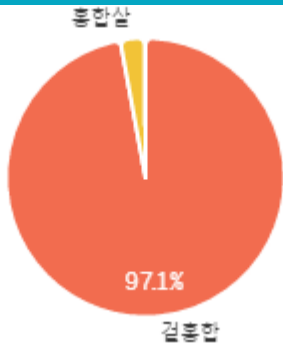
◆ 2025 ● 2024 ▲ 평년



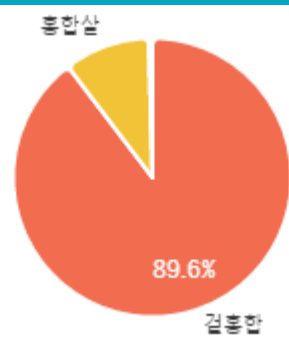
04/19 04/20 04/21 04/22 04/23 04/24 04/25

구분	금주(A)	전주(B)	전월(C)	전년(D)	평년(E)	A/B	A/C	A/D	A/E
물량(톤)	65	66	69	66	74	98.0%	94.7%	98.7%	87.5%

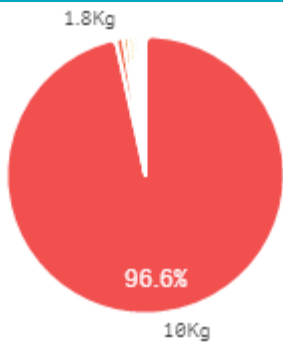
출하 품종별 거래물량 구성비



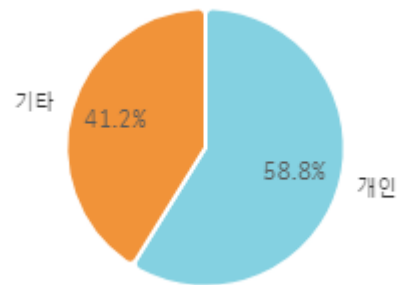
출하 품종별 거래금액 구성비



거래 단량별 물량 구성비



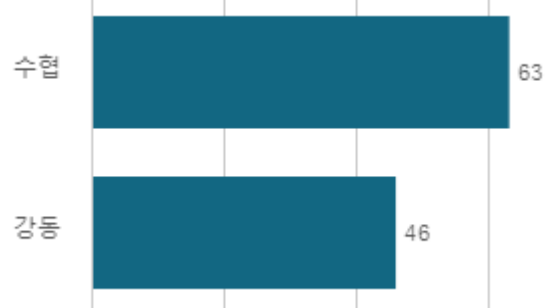
출하자별 거래물량 구성비



도매시장 법인별 거래물량(톤)

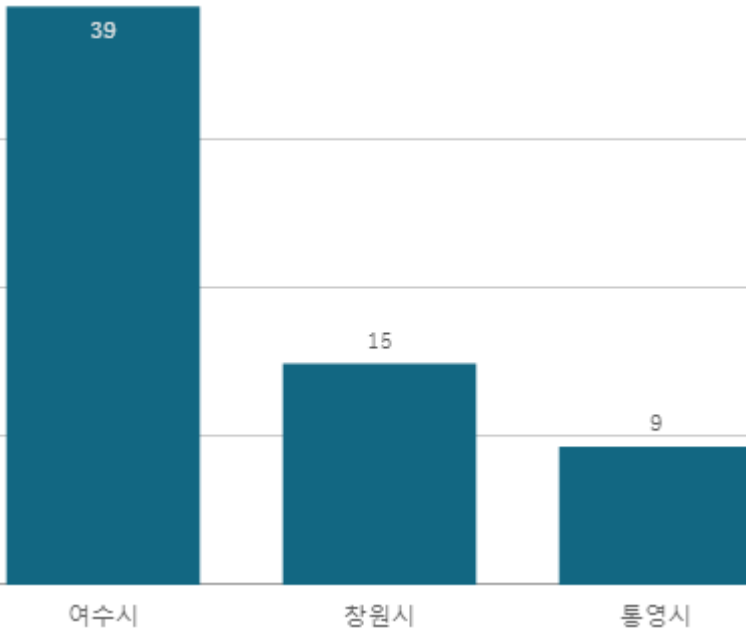


도매시장 법인별 거래금액(백만원)



겉홍합(10Kg)

산지별 거래물량(톤)



산지별 주출하 시군구



출하산지(개소)

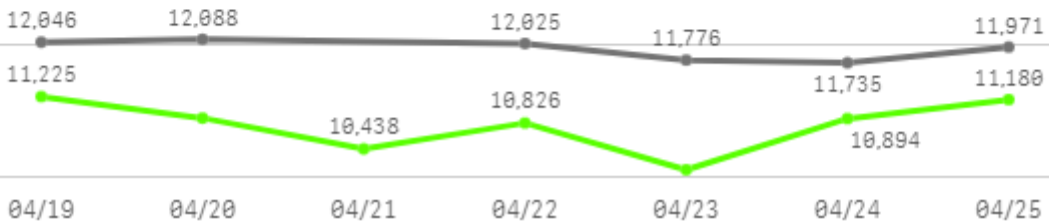
3

출하건수(천건)

1

주간 도매가격(원)

◆ 2025 ● 2024 ◆ 평년



구분	금주(A)	전주(B)	전월(C)	전년(D)	평년(E)	A/B	A/C	A/D	A/E
가격(원)	16,595	17,110	17,527	11,940	12,296	97.0%	94.7%	139.0%	135.0%

※ 상품 가격 기준

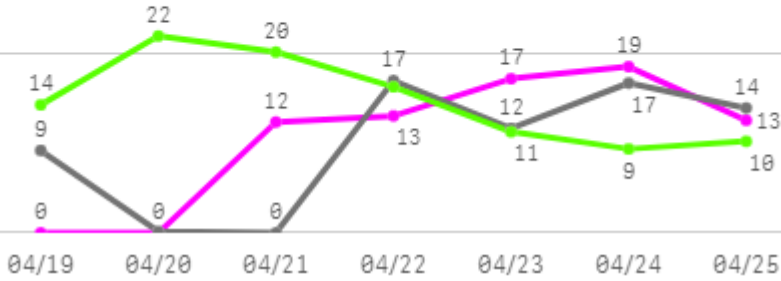
□ 곁홍합(10Kg) 주간 가격

구분	Q	품종	Q	단량	Q	특	상	보통	하
2025-04-19		곁홍합		10Kg		-	16,500	16,396	15,572
2025-04-21		곁홍합		10Kg		-	16,536	16,357	14,748
2025-04-22		곁홍합		10Kg		-	16,543	16,323	14,364
2025-04-23		곁홍합		10Kg		-	16,528	16,232	14,385
2025-04-24		곁홍합		10Kg		-	16,500	16,320	14,321
2025-04-25		곁홍합		10Kg		-	16,963	16,456	16,000
평균						-	16,595	16,347	14,898

건멸치

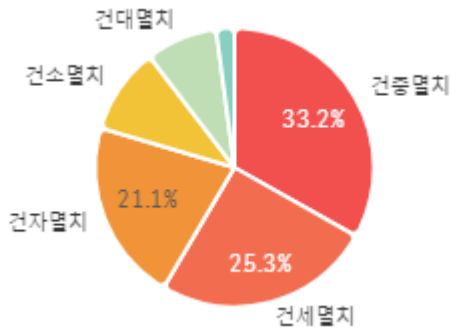
주간 반입량(톤)

◆ 2025 ● 2024 ▲ 평년

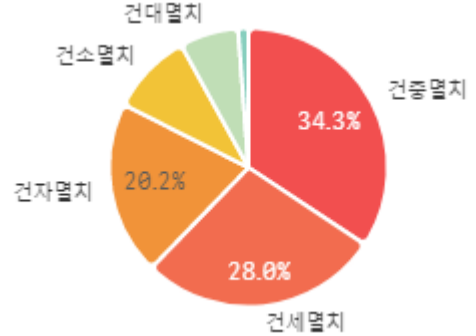


구분	금주(A)	전주(B)	전월(C)	전년(D)	평년(E)	A/B	A/C	A/D	A/E
물량(톤)	74	81	104	69	98	90.9%	71.6%	107.4%	75.8%

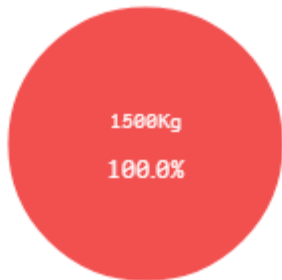
출하 품종별 거래물량 구성비



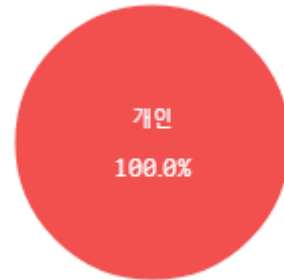
출하 품종별 거래금액 구성비



거래 단량별 물량 구성비



출하자별 거래물량 구성비



도매시장 법인별 거래물량(톤)

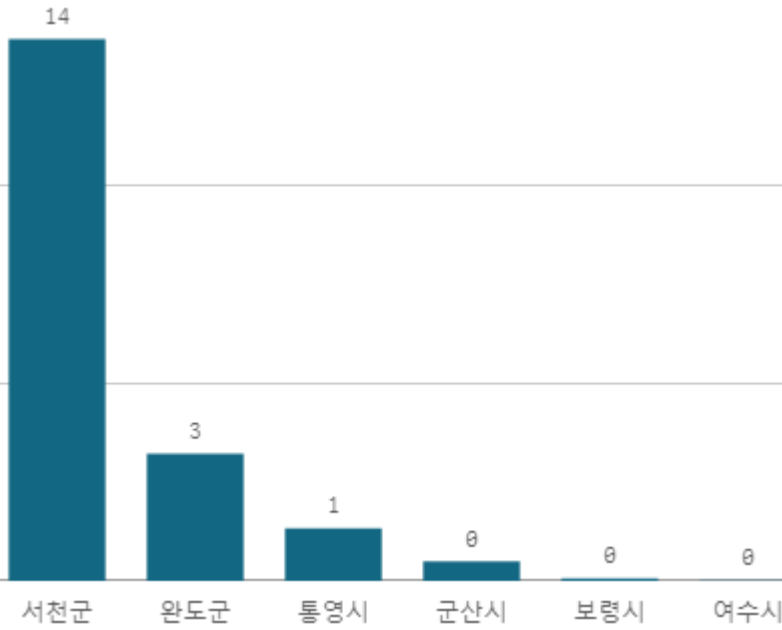
건해 74

도매시장 법인별 거래금액(백만원)

건해 736

건세멸치(1.5Kg)

산지별 거래물량(톤)



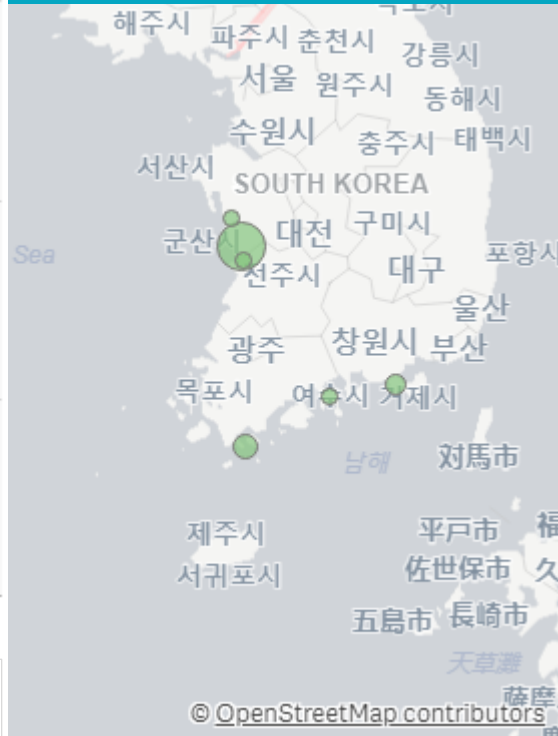
출하산지(개소)

6

출하건수(천건)

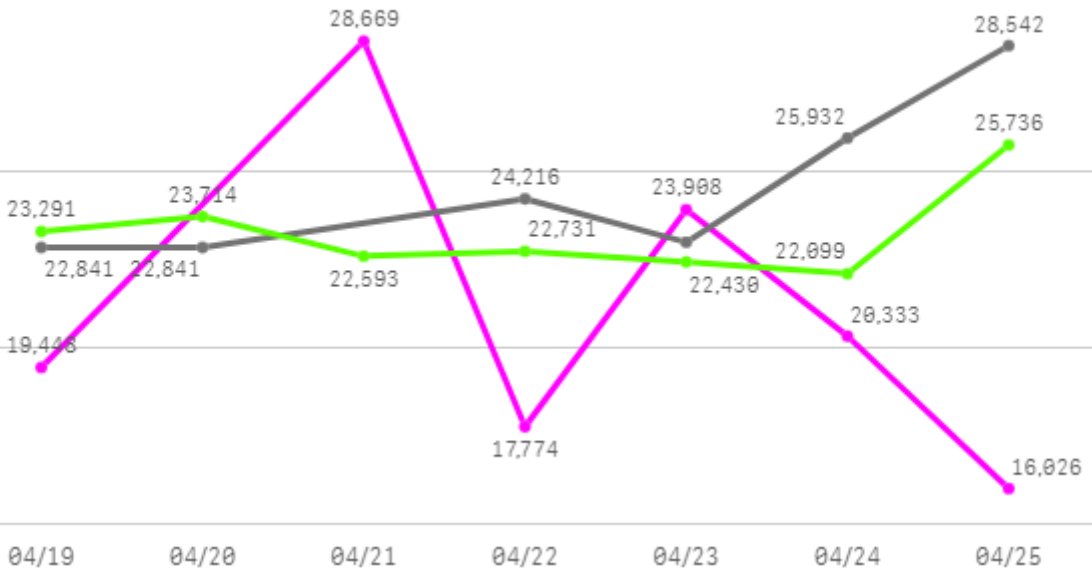
0

산지별 주출하 시군구



주간 도매가격(원)

◆ 2025 ● 2024 ◆ 평년



구분	금주(A)	전주(B)	전월(C)	전년(D)	평년(E)	A/B	A/C	A/D	A/E
가격(원)	21,026	19,666	20,517	24,560	22,533	106.9%	102.5%	85.6%	93.3%

※ 상품 가격 기준

□ 건세멸치(1.5Kg) 주간 가격

구분	Q	품종	Q	단량	Q	특	상	보통	하
2025-04-19		건세멸치		1.5Kg		-	19,448	16,480	8,823
2025-04-21		건세멸치		1.5Kg		-	28,669	19,627	12,117
2025-04-22		건세멸치		1.5Kg		-	17,774	9,661	9,000
2025-04-23		건세멸치		1.5Kg		-	23,908	16,766	13,316
2025-04-24		건세멸치		1.5Kg		-	20,333	12,925	5,028
2025-04-25		건세멸치		1.5Kg		-	16,026	12,189	6,953
평균						-	21,026	14,608	9,206