

---

2025년 가락시장

# 주요 품목 주간 거래동향

---

4월 1주차 주요 동향

[2025. 3.29. ~ 4.4.]



서울특별시농수산물공사

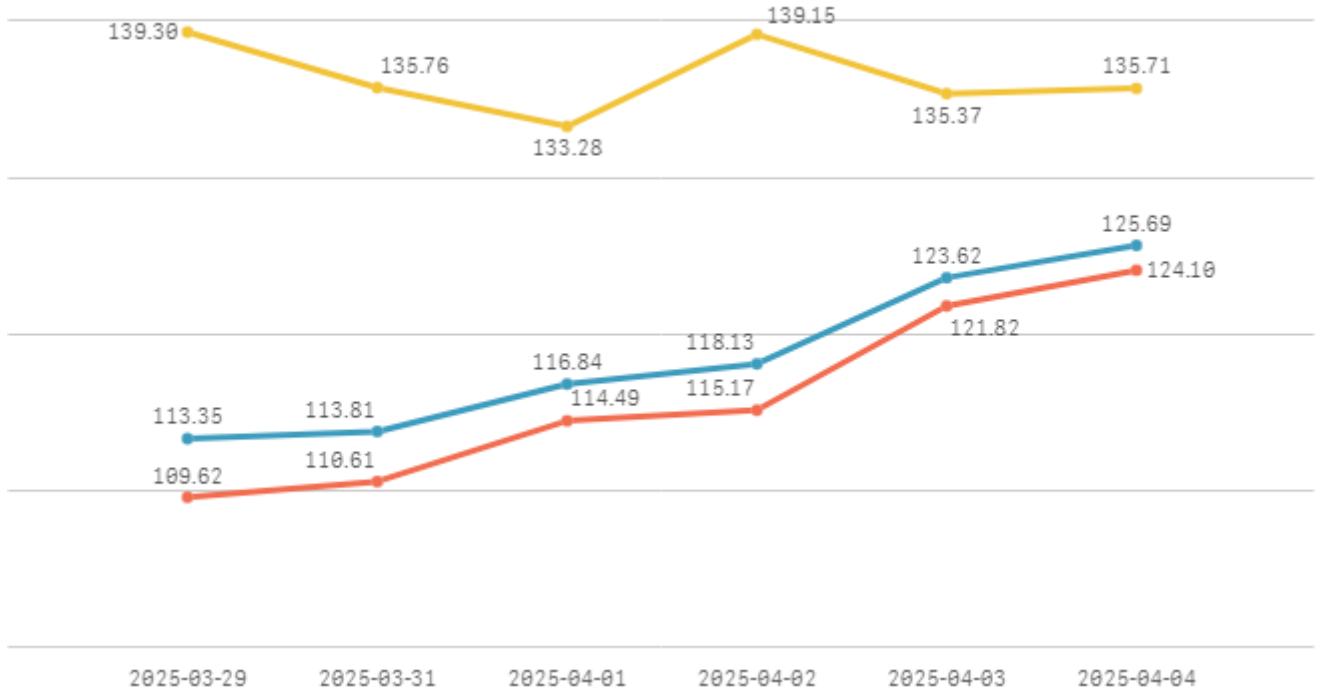
[데이터전략팀]

# 1. 주간 표준지수

※ 직전 5개년 평균가격을 지수 100으로 산정하여 100 이상일 경우 평년보다 상승, 100 이하일 경우 평년보다 하락

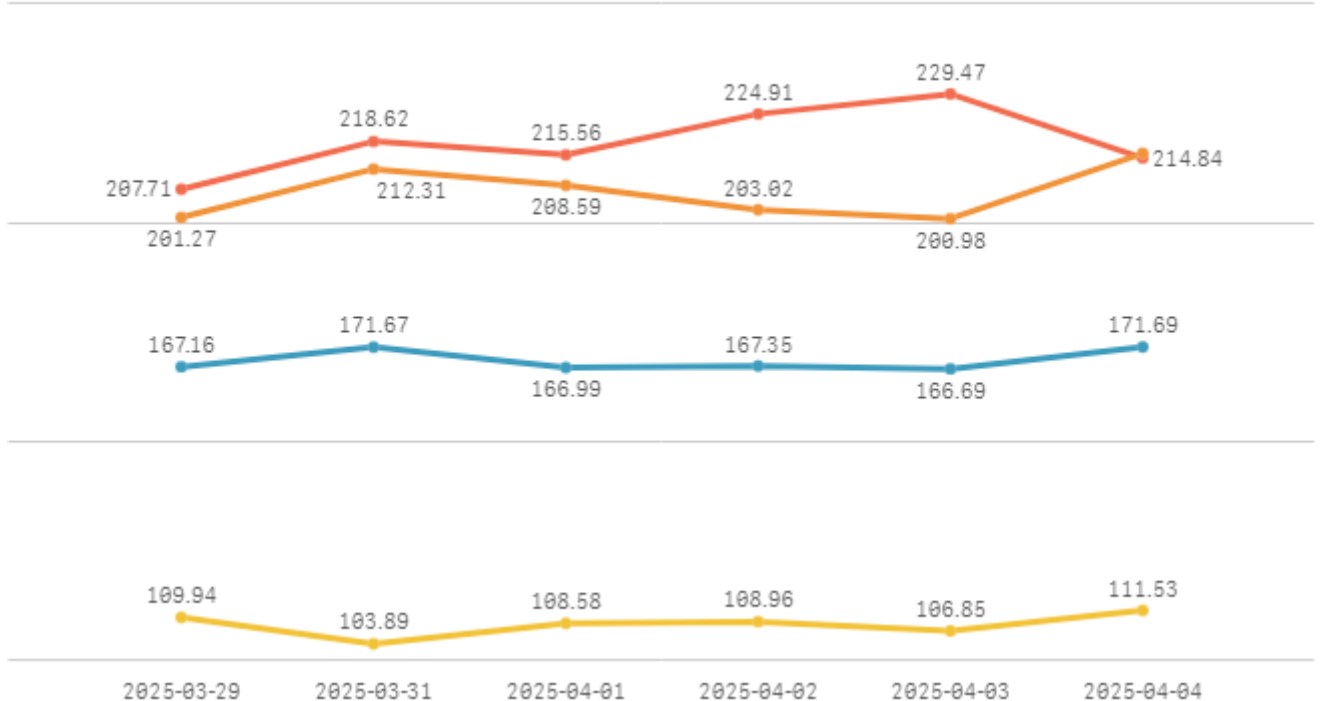
## □ 청과부류

합계 채소계 과일계



## □ 수산부류

합계 생선류 조개류 건어류



## 2. 주요 품목 주간 거래동향

### 주요 품목(종) 주간동향 (2025.03.29 ~ 04.04)

품종 단위	Q	금주평균	전주평균	전월평균	전년평균	5년평균 가격	전주대비	전월대비	전년대비	5년평균 대비
참외(일반)(10키로상자)		123,198	83,221	72,509	94,678	87,761	48% ▲	70% ▲	30% ▲	40% ▲
사과 부사(10키로상자)		76,798	68,116	78,892	76,246	51,746	13% ▲	-3% ▼	1% ▲	48% ▲
배 신고(15키로상자)		74,215	69,218	98,412	101,166	63,501	7% ▲	-25% ▼	-27% ▼	17% ▲
오이맛고추(10키로상자)		62,458	54,311	100,299	48,570	48,012	15% ▲	-38% ▼	29% ▲	30% ▲
백다다기오이(100개)		61,811	62,341	87,266	67,691	55,484	-1% ▼	-29% ▼	-9% ▼	11% ▲
(선)명태 수입(10키로상자)		57,325	60,802	76,610	53,946	56,424	-6% ▼	-25% ▼	6% ▲	2% ▲
오렌지 네불 수입(18키로상자)		54,130	57,726	57,053	57,799	52,664	-6% ▼	-5% ▼	-6% ▼	3% ▲
당근(20키로상자)		52,634	45,155	69,691	72,716	46,298	17% ▲	-24% ▼	-28% ▼	14% ▲
(냉)고등어 수입(10키로상자)		50,994	49,515	50,190	35,391	37,399	3% ▲	2% ▲	44% ▲	36% ▲
청양고추(10키로상자)		41,712	38,332	78,041	79,869	48,624	9% ▲	-47% ▼	-48% ▼	-14% ▼
감귤(5키로상자)		40,017	42,939	42,937	-	27,588	-7% ▼	-7% ▼	-	45% ▲
빨강 파프리카(5키로상자)		37,507	37,735	41,226	35,548	30,665	-1% ▼	-9% ▼	6% ▲	22% ▲
브로콜리 국산(8키로상자)		36,791	44,115	36,830	69,120	41,665	-17% ▼	-8% ▼	-47% ▼	-12% ▼
그린키위 국산(10키로상자)		35,874	35,234	34,247	62,183	41,000	2% ▲	5% ▲	-42% ▼	-13% ▼
감자 두백(20키로상자)		34,303	32,018	38,891	43,373	41,040	7% ▲	-12% ▼	-21% ▼	-16% ▼
쪽파(10키로상자)		31,401	36,687	96,594	38,649	27,354	-14% ▼	-67% ▼	-19% ▼	15% ▲
바나나 수입(13키로상자)		29,925	29,477	25,417	27,839	29,609	2% ▲	18% ▲	7% ▲	1% ▲
무(20키로상자)		27,219	25,686	31,236	13,807	14,263	6% ▲	-13% ▼	97% ▲	91% ▲
골드파인애플 수입(12키로상자)		24,239	24,323	23,782	18,680	25,063	-0% ▼	2% ▲	30% ▲	-3% ▼
애호박(20개)		24,126	24,977	33,735	35,143	24,602	-3% ▼	-28% ▼	-31% ▼	-2% ▼
건세멸치(1.5키로상자)		22,270	19,112	17,035	21,810	21,319	17% ▲	31% ▲	2% ▲	4% ▲
돌미나리(4키로상자)		22,072	25,379	36,643	16,913	19,493	-13% ▼	-40% ▼	31% ▲	13% ▲
호박밤 고구마(10키로상자)		21,966	22,277	27,685	31,967	26,682	-1% ▼	-21% ▼	-31% ▼	-18% ▼
말배기배추(8키로상자)		20,333	19,905	28,829	29,554	23,438	2% ▲	-29% ▼	-31% ▼	-13% ▼
대추방울토마토(3키로상자)		18,970	21,345	19,831	33,528	22,249	-11% ▼	-4% ▼	-43% ▼	-15% ▼
딸기 설향(2키로상자)		18,451	15,975	22,394	19,370	16,344	15% ▲	-18% ▼	-5% ▼	13% ▲
만감 천혜향(3키로상자)		17,657	16,149	17,395	25,460	20,933	9% ▲	2% ▲	-31% ▼	-16% ▼
겉홍합(10키로망대)		17,546	17,605	17,541	12,595	12,813	-0% ▼	0% ▲	39% ▲	37% ▲
건대멸치(1.5키로상자)		15,146	15,456	10,311	-	9,752	-2% ▼	47% ▲	-	55% ▲
토마토(5키로상자)		14,119	15,150	16,892	27,180	16,360	-7% ▼	-16% ▼	-48% ▼	-14% ▼
배추(10키로망대)		13,377	12,503	16,237	12,724	10,759	7% ▲	-18% ▼	5% ▲	24% ▲
랭이버섯(5키로상자)		13,269	10,753	14,189	15,082	12,032	23% ▲	-6% ▼	-12% ▼	10% ▲
볼동배추(15키로상자)		12,979	15,150	42,729	-	16,598	-14% ▼	-70% ▼	-	-22% ▼
포도 샤인머스켓(2키로상자)		12,905	11,458	11,427	25,757	24,256	13% ▲	13% ▲	-50% ▼	-47% ▼
양배추(8키로망대)		11,876	10,716	17,442	12,015	8,235	11% ▲	-32% ▼	-1% ▼	44% ▲
상추 포기잡(4키로상자)		11,047	12,207	16,478	10,775	13,079	-10% ▼	-33% ▼	3% ▲	-16% ▼
시금치(4키로상자)		9,731	9,664	19,585	17,579	11,870	1% ▲	-50% ▼	-45% ▼	-18% ▼
청경채(4키로상자)		9,047	10,692	10,521	8,409	9,182	-15% ▼	-14% ▼	8% ▲	-1% ▼
새송이버섯(2키로상자)		7,295	7,655	9,486	6,366	6,470	-5% ▼	-23% ▼	15% ▲	13% ▲
부추(일반)(500그램단)		2,939	3,947	5,157	2,854	2,603	-26% ▼	-43% ▼	3% ▲	13% ▲
양파(1키로)		1,573	1,943	1,850	1,812	1,303	-19% ▼	-15% ▼	-13% ▼	21% ▲
대파(일반)(1키로단)		1,243	1,423	2,411	2,142	2,047	-13% ▼	-48% ▼	-42% ▼	-39% ▼

## □ 품종별 등락가격 비교(전주대비)

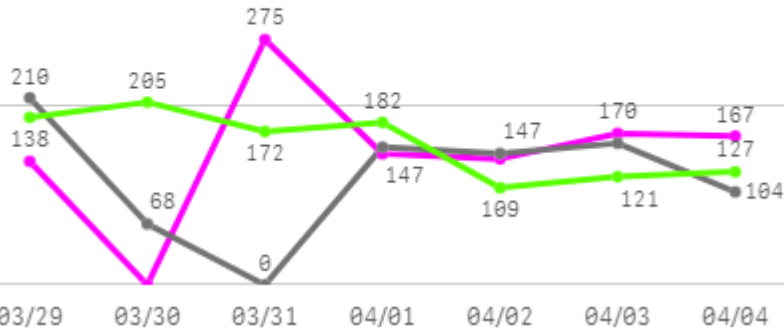
구분	품목(종)명
상승 품목(종)	감자 두백(7%),건세멸치(17%),당근(17%),딸기 설향(15%),만감 천혜향(9%),무(6%),배 신고(7%),배추(7%),사과 부사(13%),양배추(11%),오이맛고추(15%),참외(일반)(48%),청양고추(9%),팽이버섯(23%),포도 샤인머스캣(13%)
하락 품목(종)	(선)명태 수입(-6%),감귤(-7%),대추방울토마토(-11%),대파(일반)(-13%),돌미나리(-13%),봄동배추(-14%),부추(일반)(-26%),브로콜리 국산(-17%),상추 포기잡(-10%),양파(-19%),오렌지 네블 수입(-6%),쪽파(-14%),청경채(-15%),토마토(-7%)
보합 품목(종)(+5%)	(냉)고등어 수입,건대멸치,겉홍합,골드파인애플 수입,그린키위 국산,바나나 수입,백다다기오이,빨강 파프리카,새송이버섯,시금치,알배기배추,애호박,호박밤 고구마

# 3. 품목(종)별 주간 거래동향

## 고구마

주간 반입량(톤)

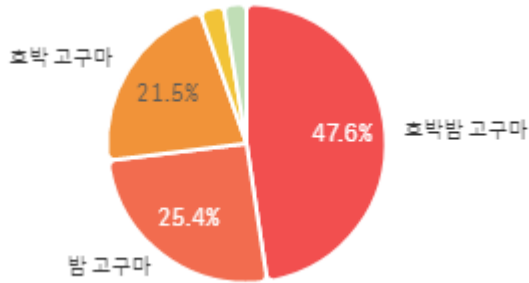
◆ 2025    ● 2024    ▲ 평년



구분	금주(A)	전주(B)	전월(C)	전년(D)	평년(E)	A/B	A/C	A/D	A/E
물량(톤)	1,038	942	665	843	1,064	110.2%	156.2%	123.2%	97.6%

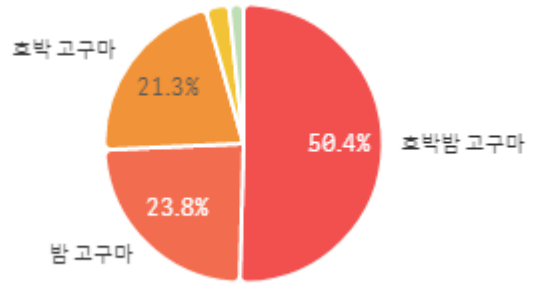
출하 품종별 거래물량 구성비

고구마 호풍미



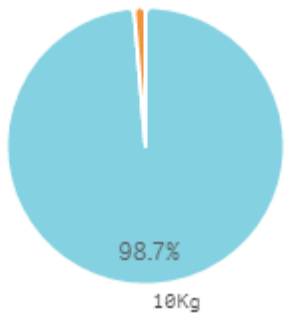
출하 품종별 거래금액 구성비

고구마 호풍미



거래 단량별 물량 구성비

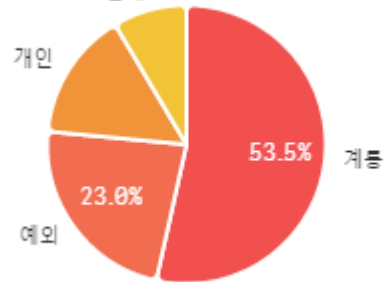
20Kg



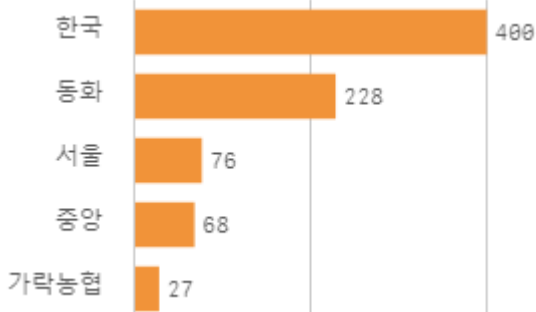
10Kg

출하자별 거래물량 구성비

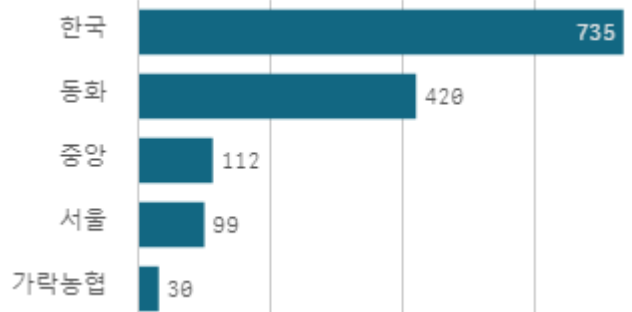
단체



도매시장 법인별 거래물량(톤)

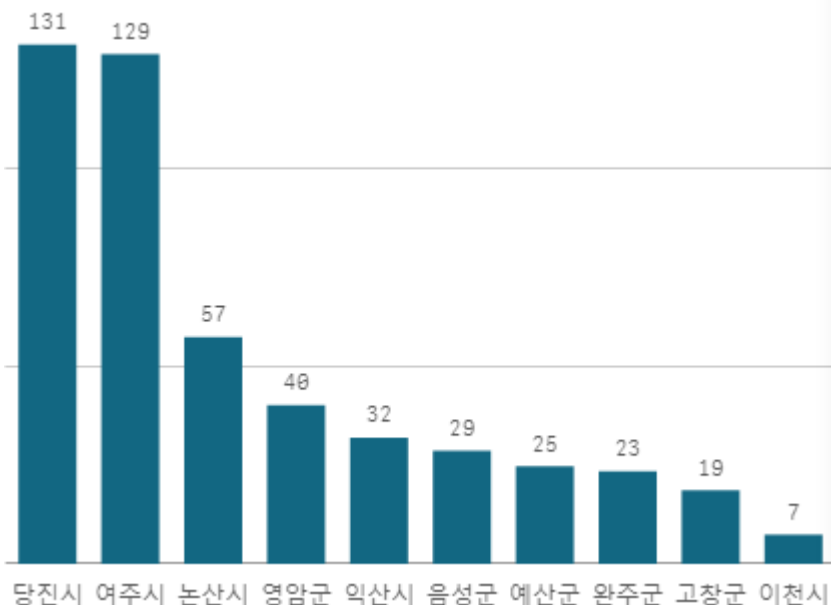


도매시장 법인별 거래금액(백만원)



# 호박밤 고구마(10Kg)

산지별 거래물량(톤)



출하산지(개소)

12

출하건수(천건)

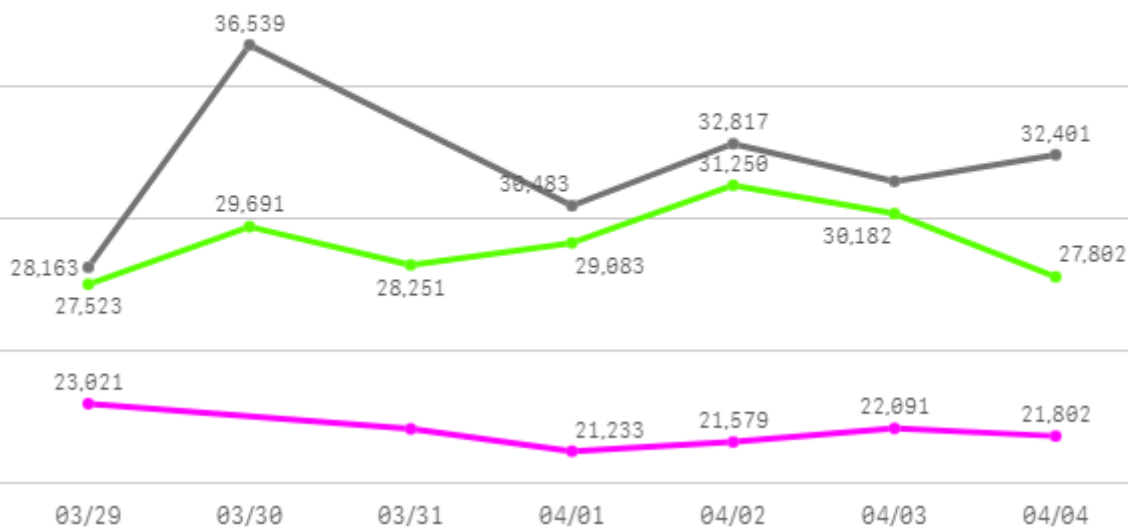
2

산지별 주출하 시군구



주간 도매가격(원)

◆ 2025    ● 2024    ◆ 평년



구분	금주(A)	전주(B)	전월(C)	전년(D)	평년(E)	A/B	A/C	A/D	A/E
가격(원)	21,966	22,277	27,685	31,967	26,682	98.6%	79.3%	68.7%	82.3%

※ 상품 가격 기준

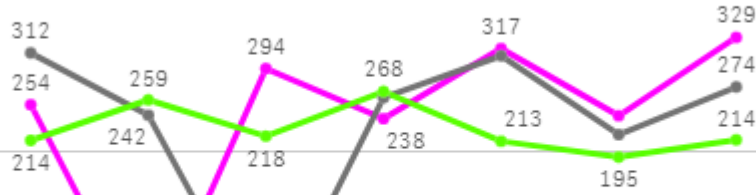
## □ 호박밤 고구마(10Kg) 주간 가격

구분	Q	품종	Q	단량	Q	특	상	보통	하
2025-03-29		호박밤 고구마		10Kg		27,356	23,021	16,241	8,555
2025-03-31		호박밤 고구마		10Kg		27,201	22,074	15,544	8,369
2025-04-01		호박밤 고구마		10Kg		26,454	21,233	15,273	8,321
2025-04-02		호박밤 고구마		10Kg		26,275	21,579	15,201	8,130
2025-04-03		호박밤 고구마		10Kg		26,390	22,091	15,866	8,084
2025-04-04		호박밤 고구마		10Kg		26,460	21,802	15,678	8,376
평균						<b>26,689</b>	<b>21,966</b>	<b>15,634</b>	<b>8,306</b>

# 감자

## 주간 반입량(톤)

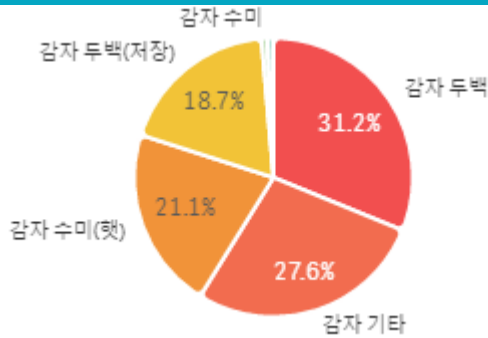
◆ 2025    ● 2024    ▲ 평년



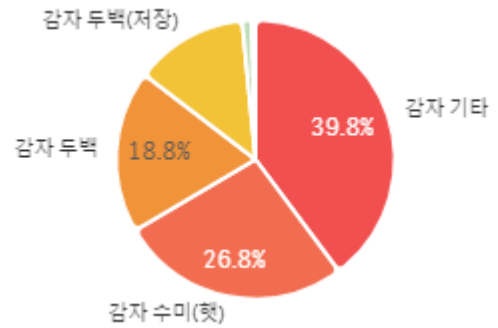
03/29    03/30    03/31    04/01    04/02    04/03    04/04

구분	금주(A)	전주(B)	전월(C)	전년(D)	평년(E)	A/B	A/C	A/D	A/E
물량(톤)	1,672	1,786	927	1,617	1,552	93.6%	180.4%	103.4%	107.7%

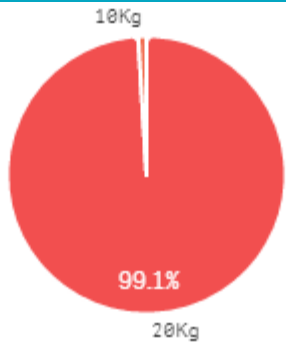
## 출하 품종별 거래물량 구성비



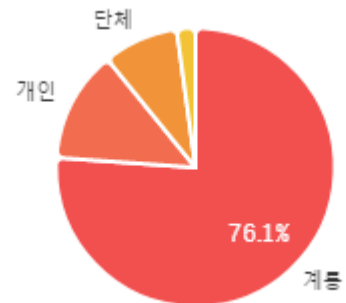
## 출하 품종별 거래금액 구성비



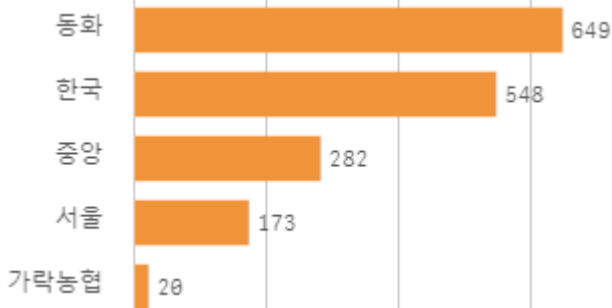
## 거래 단량별 물량 구성비



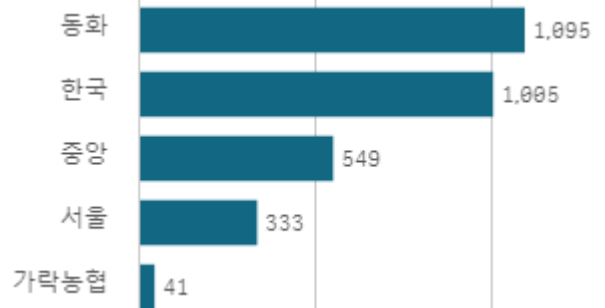
## 출하자별 거래물량 구성비



## 도매시장 법인별 거래물량(톤)

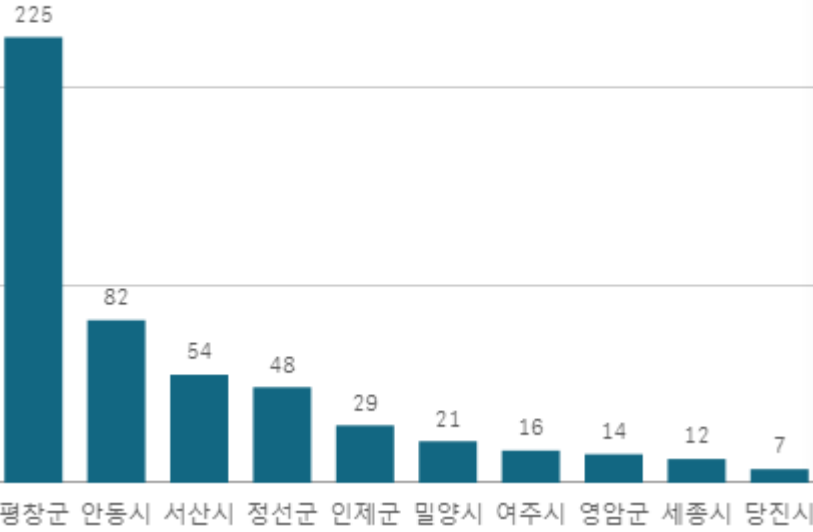


## 도매시장 법인별 거래금액(백만원)



# 감자 두백(20Kg)

산지별 거래물량(톤)



출하산지(개소)

15

출하건수(천건)

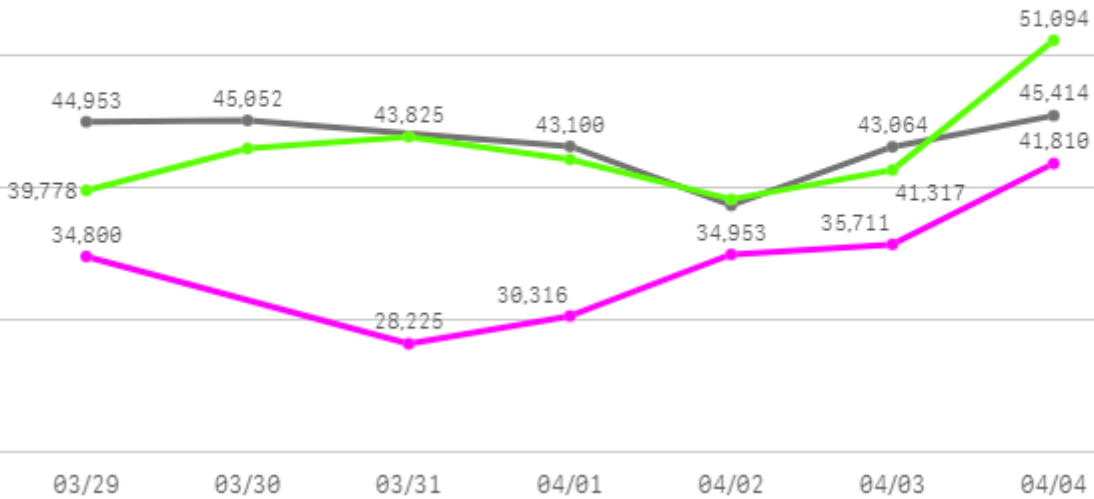
0

산지별 주출하 시군구



주간 도매가격(원)

◆ 2025    ● 2024    ◆ 평년



구분	금주(A)	전주(B)	전월(C)	전년(D)	평년(E)	A/B	A/C	A/D	A/E
가격(원)	34,303	32,018	38,891	43,373	41,040	107.1%	88.2%	79.1%	83.6%

※ 상품 가격 기준

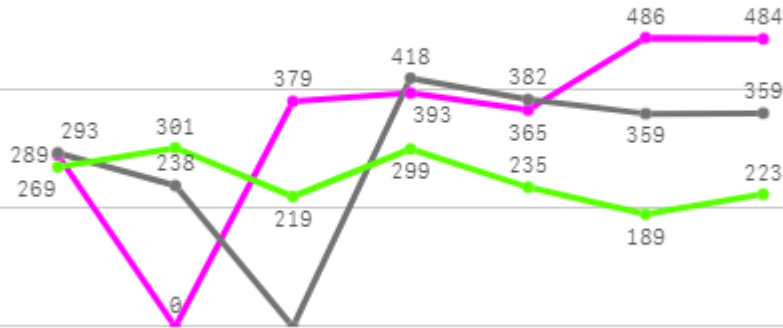
## □ 감자 두백(20Kg) 주간 가격

구분	Q	품종	Q	단량	Q	특	상	보통	하
2025-03-29		감자 두백		20Kg		66,299	34,800	22,104	10,646
2025-03-31		감자 두백		20Kg		47,589	28,225	18,459	9,456
2025-04-01		감자 두백		20Kg		50,646	30,316	20,095	8,868
2025-04-02		감자 두백		20Kg		60,945	34,953	24,599	10,330
2025-04-03		감자 두백		20Kg		46,929	35,711	27,931	15,972
2025-04-04		감자 두백		20Kg		65,763	41,810	31,611	16,271
평균						<b>56,362</b>	<b>34,303</b>	<b>24,133</b>	<b>11,924</b>

# 배추

## 주간 반입량(톤)

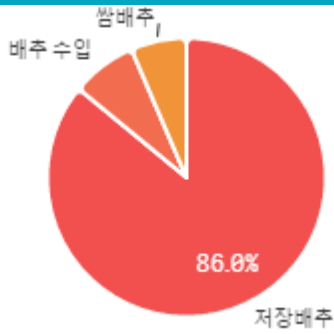
◆ 2025    ● 2024    ▲ 평년



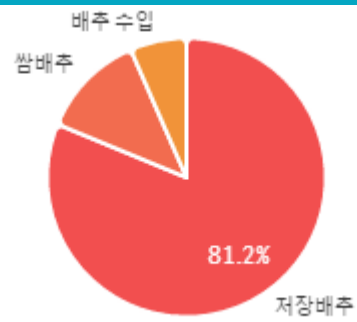
03/29    03/30    03/31    04/01    04/02    04/03    04/04

구분	금주(A)	전주(B)	전월(C)	전년(D)	평년(E)	A/B	A/C	A/D	A/E
물량(톤)	2,397	2,838	1,416	2,048	1,860	84.5%	169.3%	117.0%	128.9%

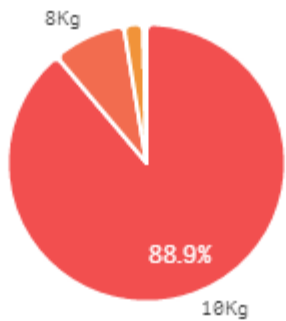
## 출하 품종별 거래물량 구성비



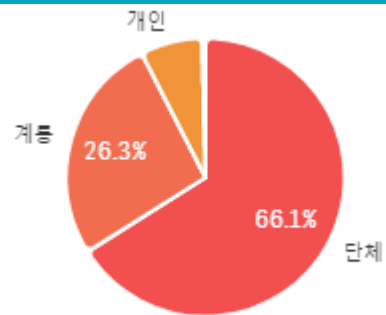
## 출하 품종별 거래금액 구성비



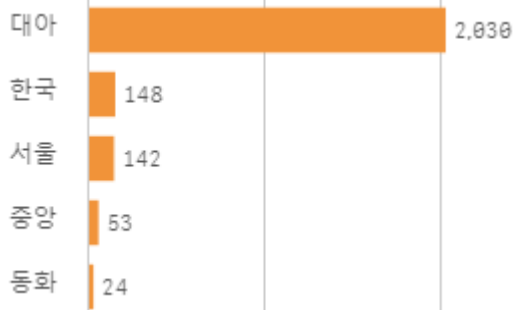
## 거래 단량별 물량 구성비



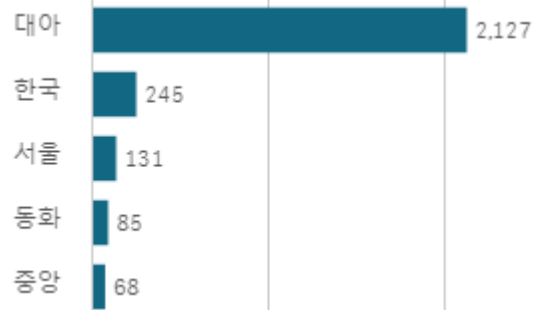
## 출하자별 거래물량 구성비



## 도매시장 법인별 거래물량(톤)

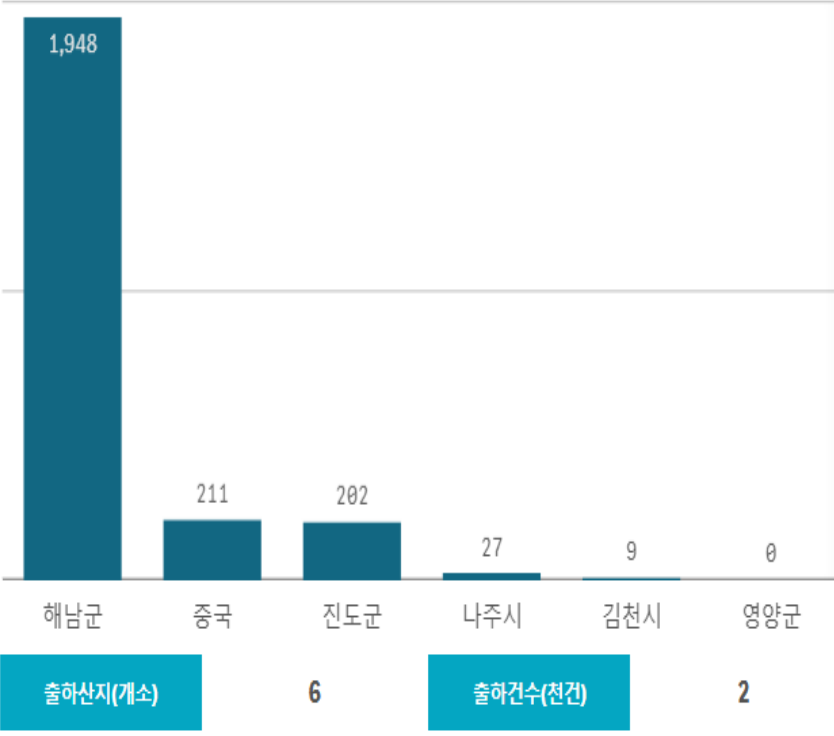


## 도매시장 법인별 거래금액(백만원)



# 배추(10Kg)

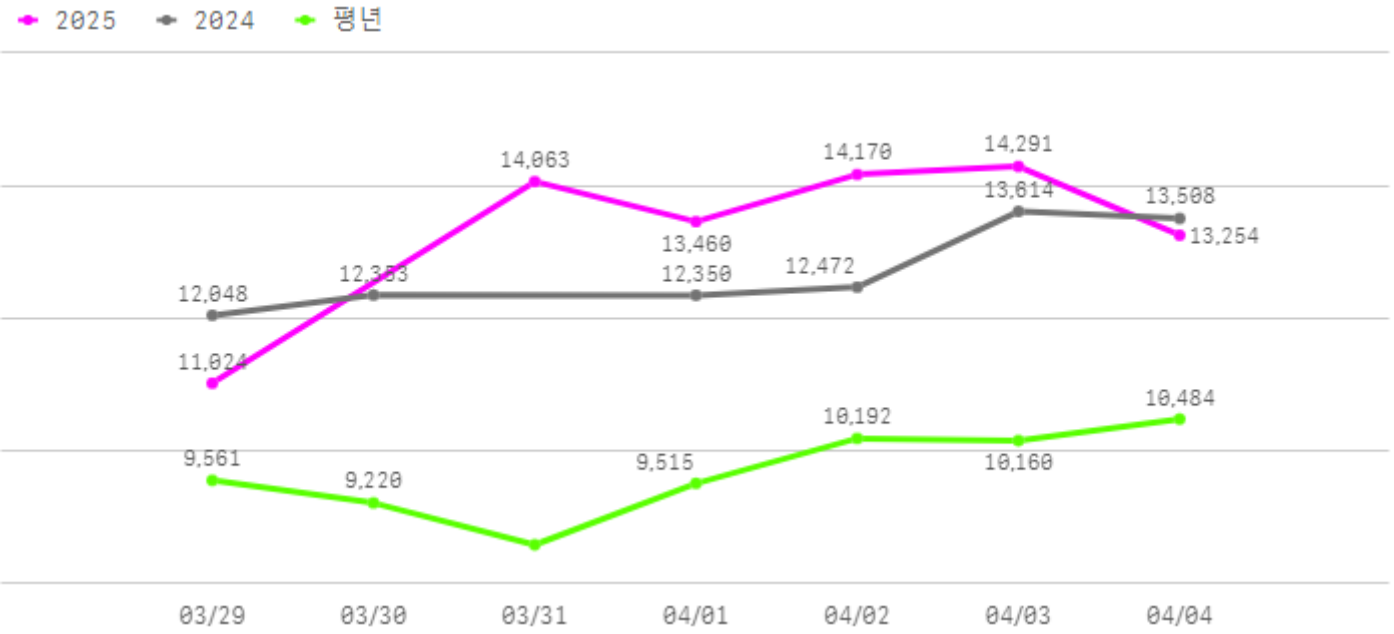
산지별 거래물량(톤)



산지별 주출하 시군구



주간 도매가격(원)



구분	금주(A)	전주(B)	전월(C)	전년(D)	평년(E)	A/B	A/C	A/D	A/E
가격(원)	13,377	12,503	16,237	12,724	10,759	107.0%	82.4%	105.1%	124.3%

※ 상품 가격 기준

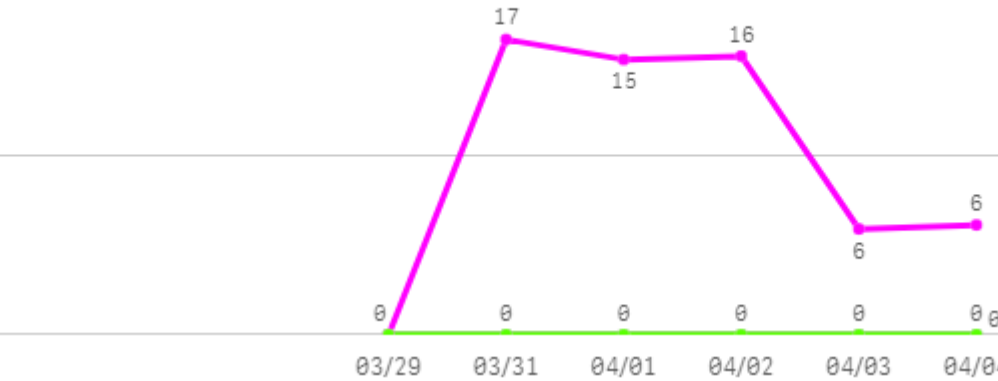
## □ 배추(10Kg) 주간 가격

구분	Q	품종	Q	단량	Q	특	상	보통	하
2025-03-29		배추		10Kg		17,865	11,024	8,089	6,932
2025-03-31		배추		10Kg		18,405	14,063	8,857	7,143
2025-04-01		배추		10Kg		17,360	13,460	8,290	5,834
2025-04-02		배추		10Kg		17,875	14,170	8,907	6,674
2025-04-03		배추		10Kg		17,964	14,291	9,422	7,044
2025-04-04		배추		10Kg		17,250	13,254	8,677	6,604
평균						<b>17,787</b>	<b>13,377</b>	<b>8,707</b>	<b>6,705</b>

# 봄동배추

## 주간 반입량(톤)

2025 2024 평년

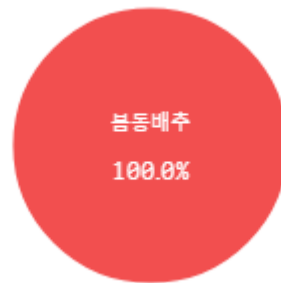


구분	금주(A)	전주(B)	전월(C)	전년(D)	평년(E)	A/B	A/C	A/D	A/E
물량(톤)	60	187	207	0	12	31.9%	28.8%	597300...	499.8%

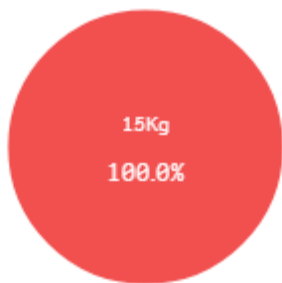
## 출하 품종별 거래물량 구성비



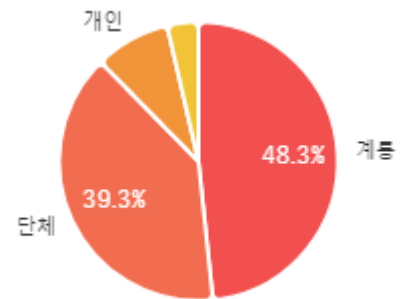
## 출하 품종별 거래금액 구성비



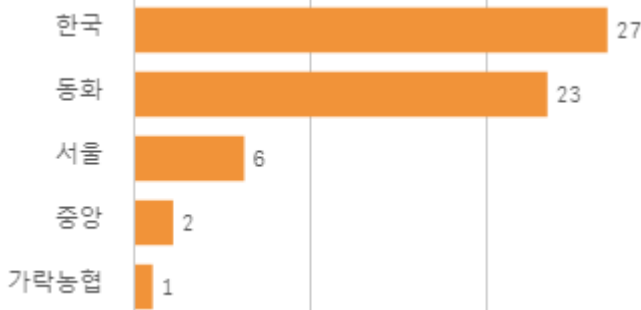
## 거래 단량별 물량 구성비



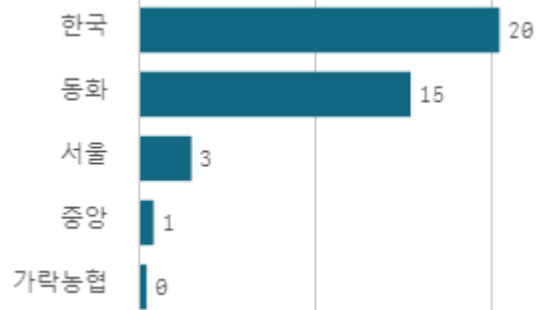
## 출하자별 거래물량 구성비



## 도매시장 법인별 거래물량(톤)

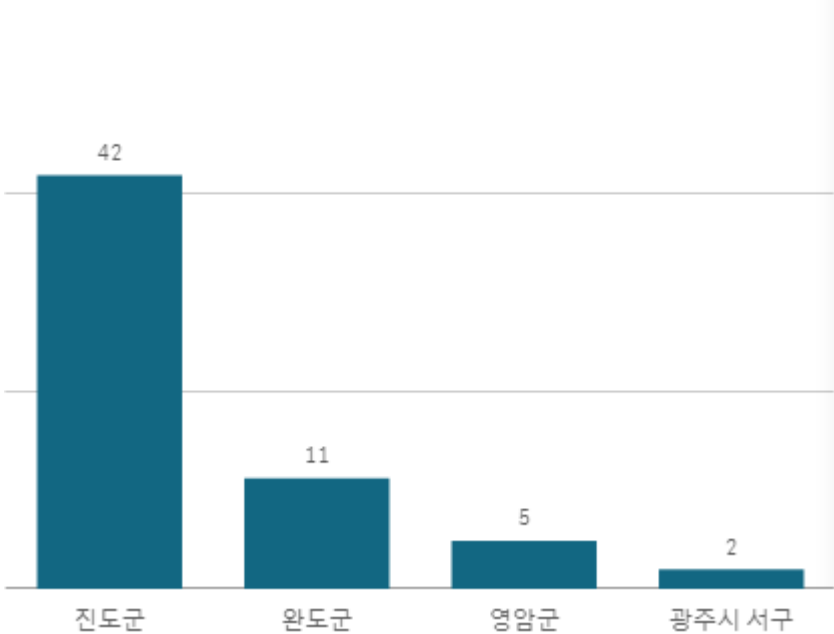


## 도매시장 법인별 거래금액(백만원)



# 봄동배추(15Kg)

산지별 거래물량(톤)



출하산지(개소)

4

출하건수(천건)

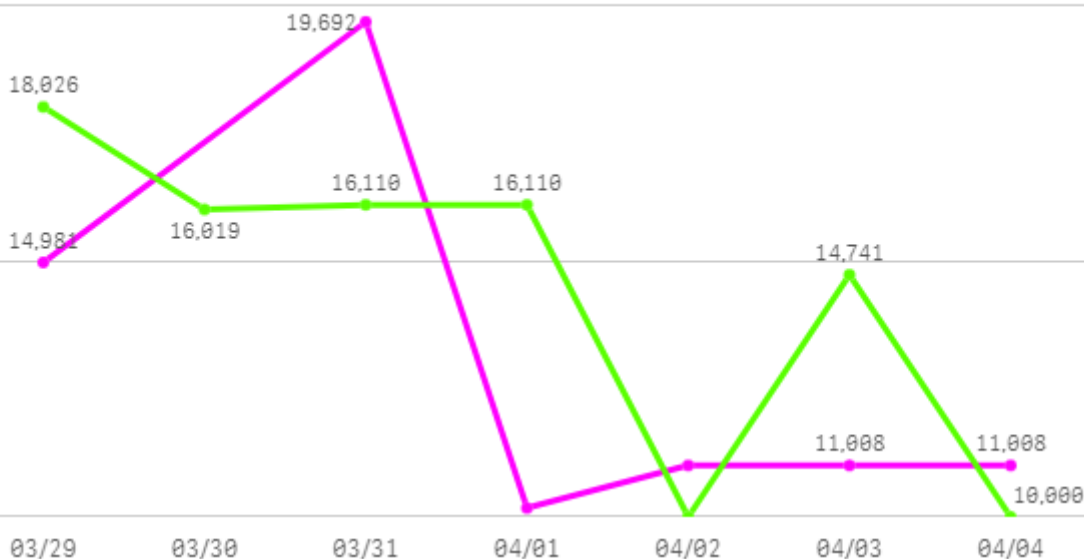
0

산지별 주출하 시군구



주간 도매가격(원)

◆ 2025    ◀ 2024    ◆ 평년



구분	금주(A)	전주(B)	전월(C)	전년(D)	평년(E)	A/B	A/C	A/D	A/E
가격(원)	12,979	15,150	42,729	-	16,598	85.7%	30.4%	-	78.2%

※ 상품 가격 기준

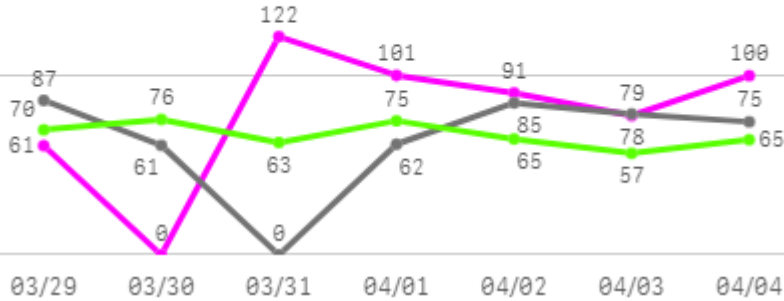
## ☐ 봄동배추(15Kg) 주간 가격

구분	Q	품종	Q	단량	Q	특	상	보통	하
2025-03-29		봄동배추		15Kg		-	14,981	11,590	9,539
2025-03-31		봄동배추		15Kg		-	19,692	11,180	10,164
2025-04-01		봄동배추		15Kg		-	10,174	8,463	7,019
2025-04-02		봄동배추		15Kg		-	11,008	8,407	7,650
2025-04-03		봄동배추		15Kg		-	11,008	8,407	7,650
2025-04-04		봄동배추		15Kg		-	11,008	8,407	7,650
평균						-	<b>12,979</b>	<b>9,409</b>	<b>8,279</b>

# 알배기배추

## 주간 반입량(톤)

◆ 2025    ● 2024    ▲ 평년



구분	금주(A)	전주(B)	전월(C)	전년(D)	평년(E)	A/B	A/C	A/D	A/E
물량(톤)	554	483	316	449	506	114.7%	175.4%	123.4%	109.5%

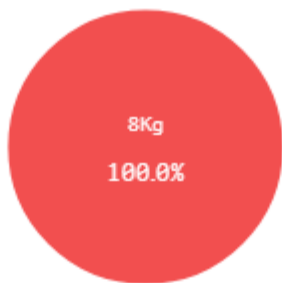
### 출하 품종별 거래물량 구성비



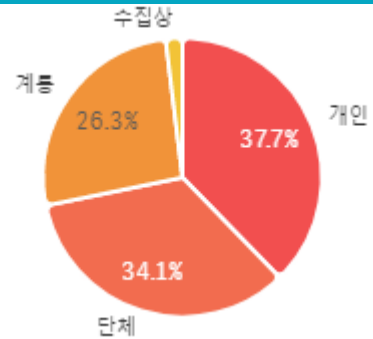
### 출하 품종별 거래금액 구성비



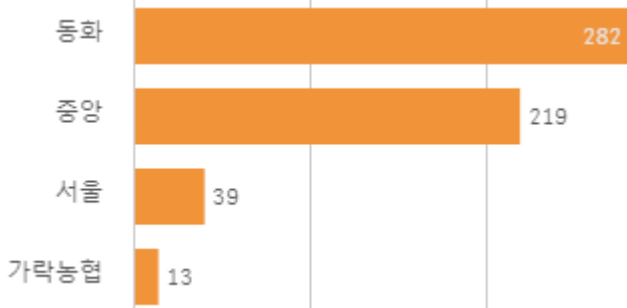
### 거래 단량별 물량 구성비



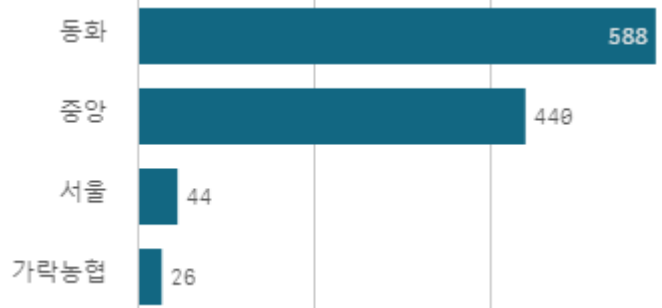
### 출하자별 거래물량 구성비



### 도매시장 법인별 거래물량(톤)

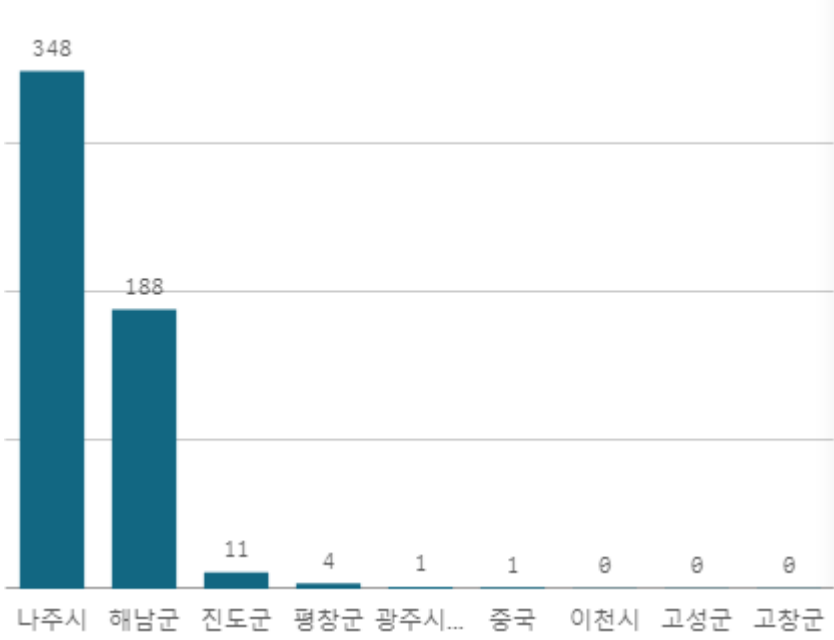


### 도매시장 법인별 거래금액(백만원)



# 알배기배추(8Kg)

산지별 거래물량(톤)



출하산지(개소)

9

출하건수(천건)

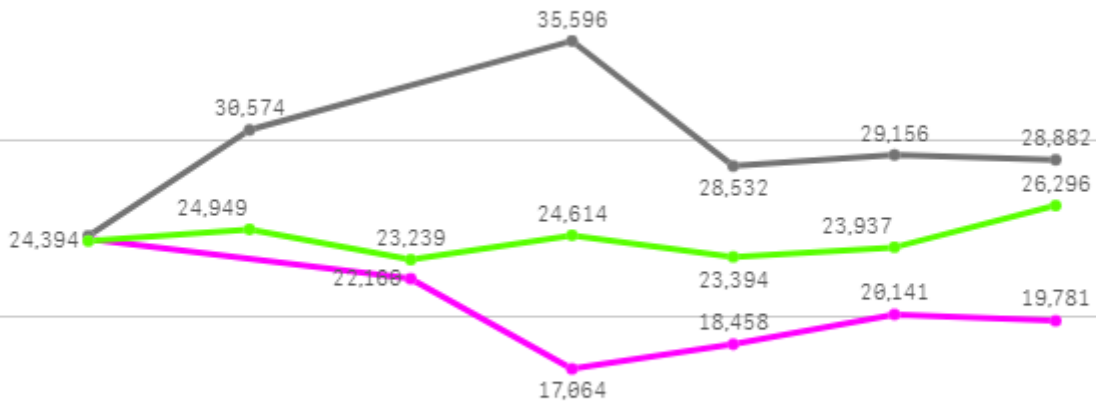
1

산지별 주출하 시군구



주간 도매가격(원)

◆ 2025    ◆ 2024    ◆ 평년



03/29    03/30    03/31    04/01    04/02    04/03    04/04

구분	금주(A)	전주(B)	전월(C)	전년(D)	평년(E)	A/B	A/C	A/D	A/E
가격(원)	20,333	19,905	28,829	29,554	23,438	102.2%	70.5%	68.8%	86.8%

※ 상품 가격 기준

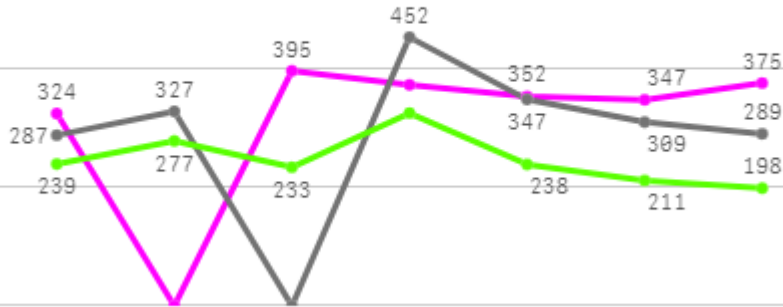
## □ 알배기배추(8Kg) 주간 가격

구분	Q	품종	Q	단량	Q	특	상	보통	하
2025-03-29		알배기배추		8Kg		31,033	24,394	15,528	8,789
2025-03-31		알배기배추		8Kg		27,416	22,160	13,889	8,278
2025-04-01		알배기배추		8Kg		22,780	17,064	11,542	6,202
2025-04-02		알배기배추		8Kg		24,292	18,458	10,430	6,701
2025-04-03		알배기배추		8Kg		24,100	20,141	14,366	9,202
2025-04-04		알배기배추		8Kg		24,336	19,781	14,057	9,688
평균						<b>25,660</b>	<b>20,333</b>	<b>13,302</b>	<b>8,143</b>

# 양배추

## 주간 반입량(톤)

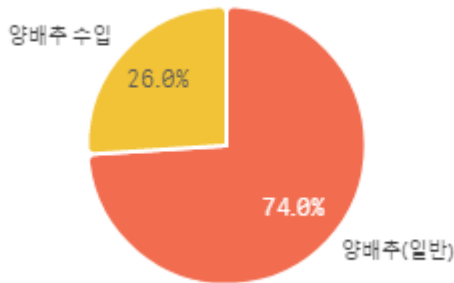
◆ 2025    ● 2024    ▲ 평년



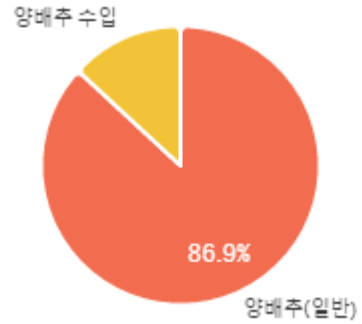
03/29    03/30    03/31    04/01    04/02    04/03    04/04

구분	금주(A)	전주(B)	전월(C)	전년(D)	평년(E)	A/B	A/C	A/D	A/E
물량(톤)	2,164	2,099	1,506	2,012	1,853	103.1%	143.7%	107.6%	116.8%

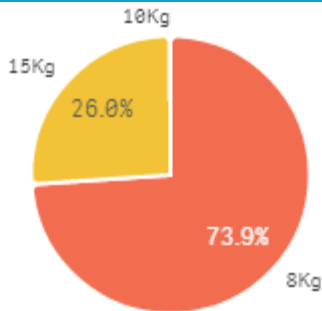
## 출하 품종별 거래물량 구성비



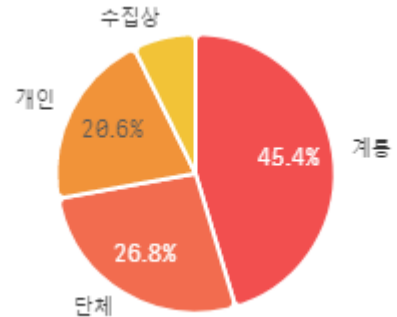
## 출하 품종별 거래금액 구성비



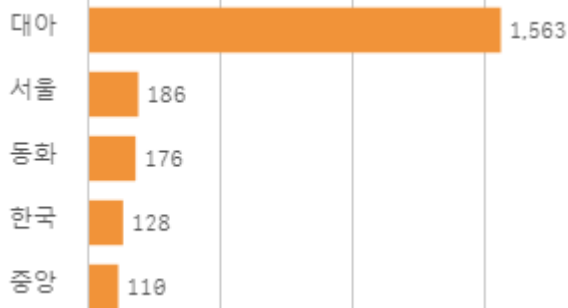
## 거래 단량별 물량 구성비




## 출하자별 거래물량 구성비



## 도매시장 법인별 거래물량(톤)

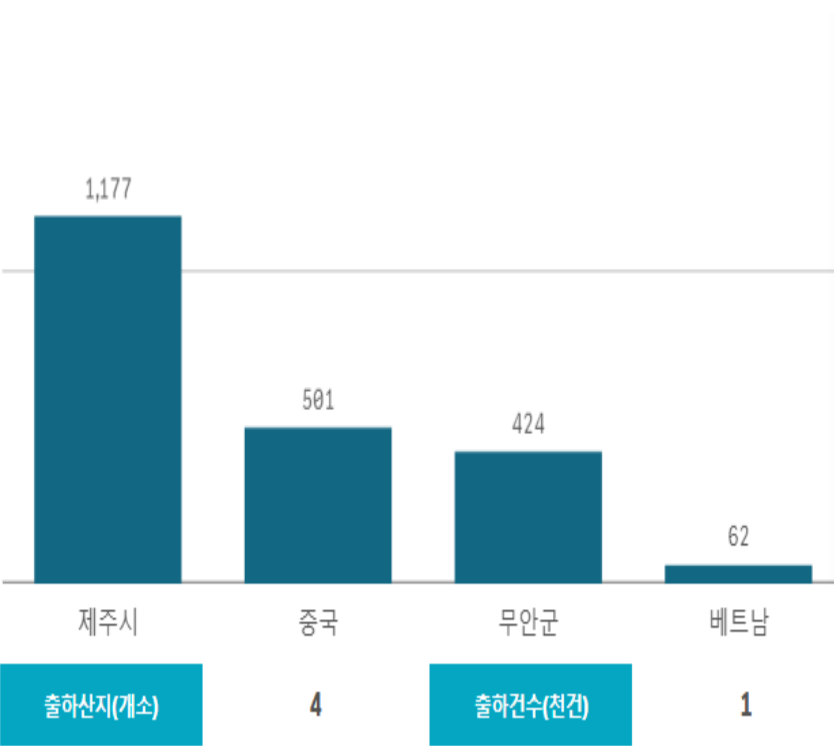


## 도매시장 법인별 거래금액(백만원)



# 양배추(8Kg)

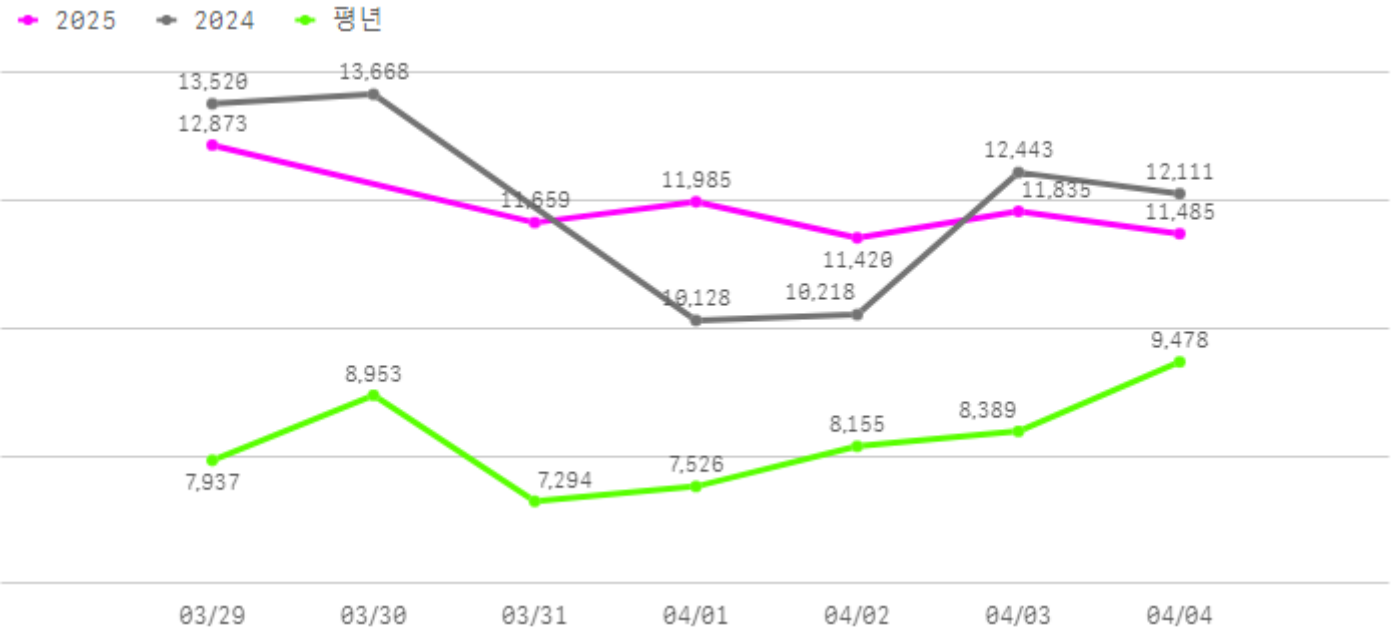
산지별 거래물량(톤)



산지별 주출하 시군구



주간 도매가격(원)



구분	금주(A)	전주(B)	전월(C)	전년(D)	평년(E)	A/B	A/C	A/D	A/E
가격(원)	11,876	10,716	17,442	12,015	8,235	110.8%	68.1%	98.8%	144.2%

※ 상품 가격 기준

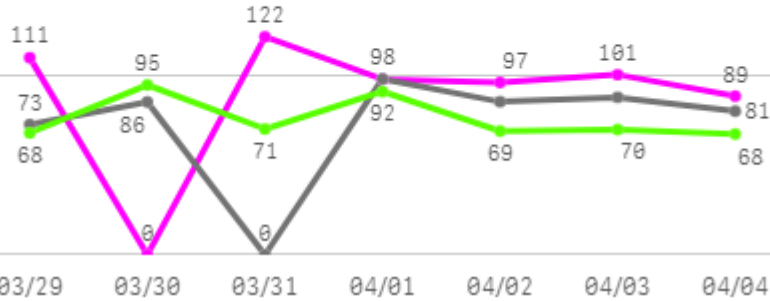
## □ 양배추(8Kg) 주간 가격

구분	Q	품종	Q	단량	Q	특	상	보통	하
2025-03-29		양배추		8Kg		13,738	12,873	11,801	10,496
2025-03-31		양배추		8Kg		12,906	11,659	10,358	9,775
2025-04-01		양배추		8Kg		12,719	11,985	10,872	9,572
2025-04-02		양배추		8Kg		12,402	11,420	10,451	9,603
2025-04-03		양배추		8Kg		12,548	11,835	11,109	9,863
2025-04-04		양배추		8Kg		13,135	11,485	10,552	8,947
평균						<b>12,908</b>	<b>11,876</b>	<b>10,857</b>	<b>9,709</b>

# 시금치

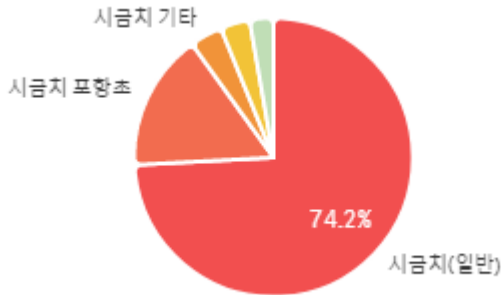
## 주간 반입량(톤)

◆ 2025    ● 2024    ▲ 평년

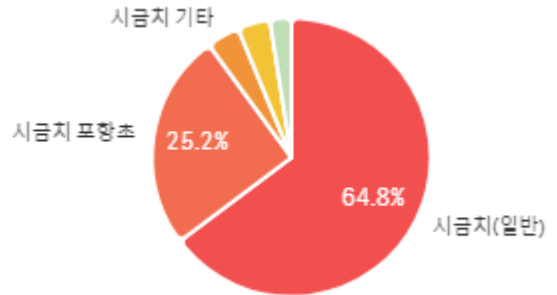


구분	금주(A)	전주(B)	전월(C)	전년(D)	평년(E)	A/B	A/C	A/D	A/E
물량(톤)	618	674	411	512	548	91.6%	150.4%	120.6%	112.7%

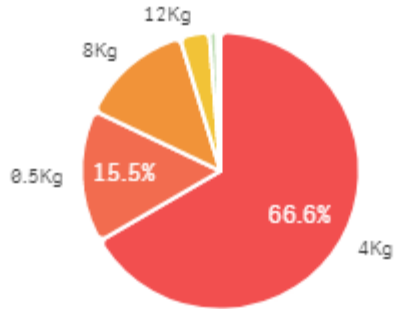
### 출하 품종별 거래물량 구성비



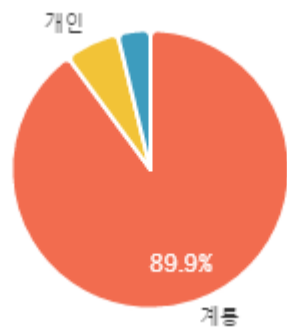
### 출하 품종별 거래금액 구성비



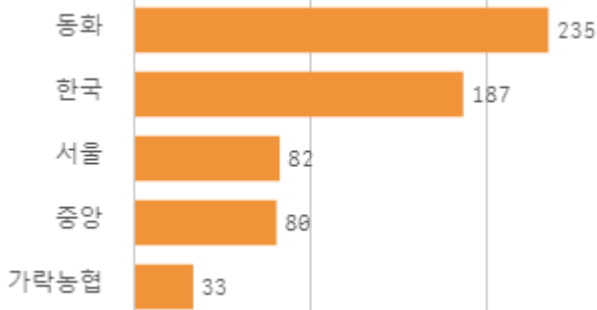
### 거래 단량별 물량 구성비



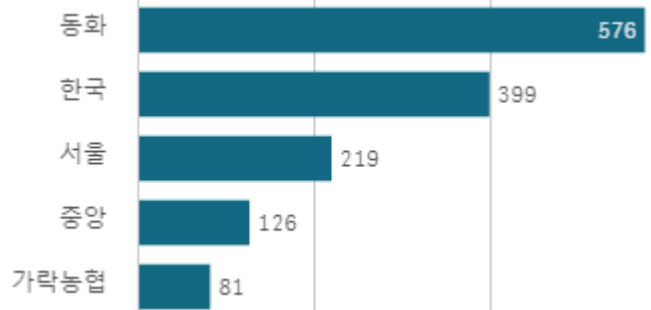
### 출하자별 거래물량 구성비



### 도매시장 법인별 거래물량(톤)

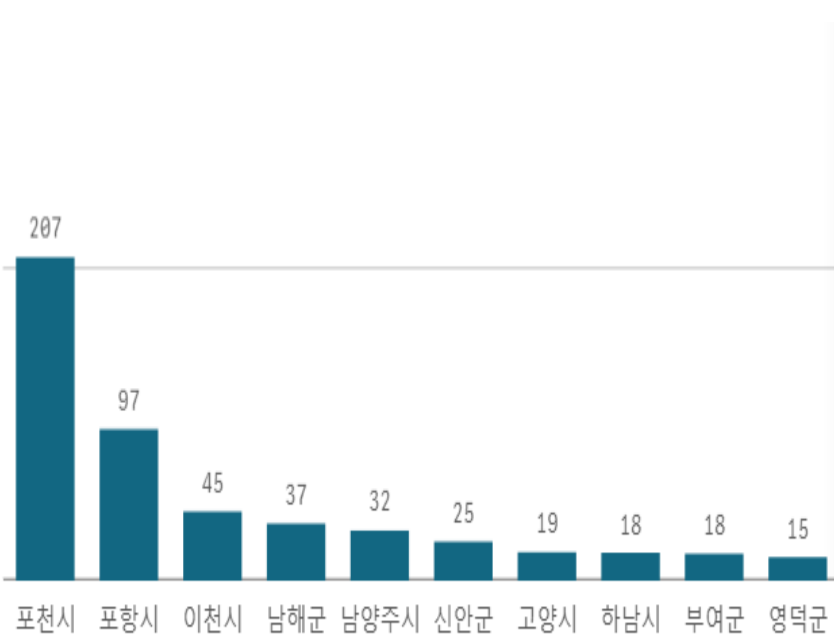


### 도매시장 법인별 거래금액(백만원)



# 시금치(4Kg)

산지별 거래물량(톤)



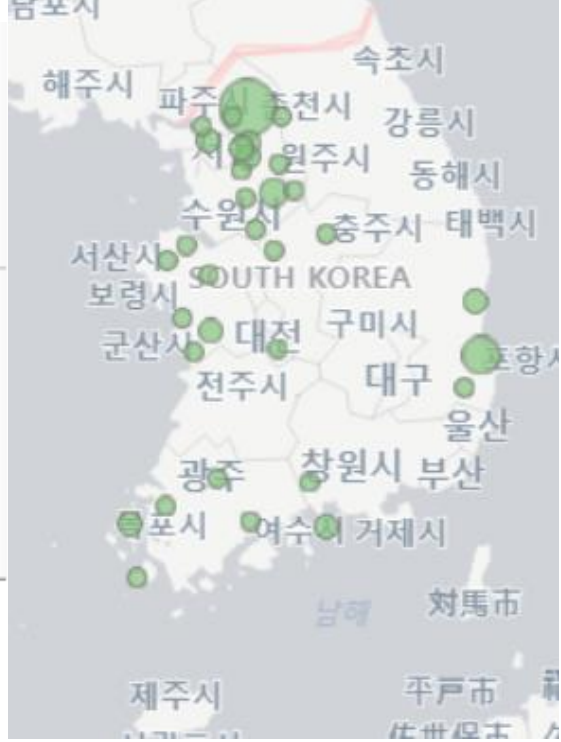
출하산지(개소)

38

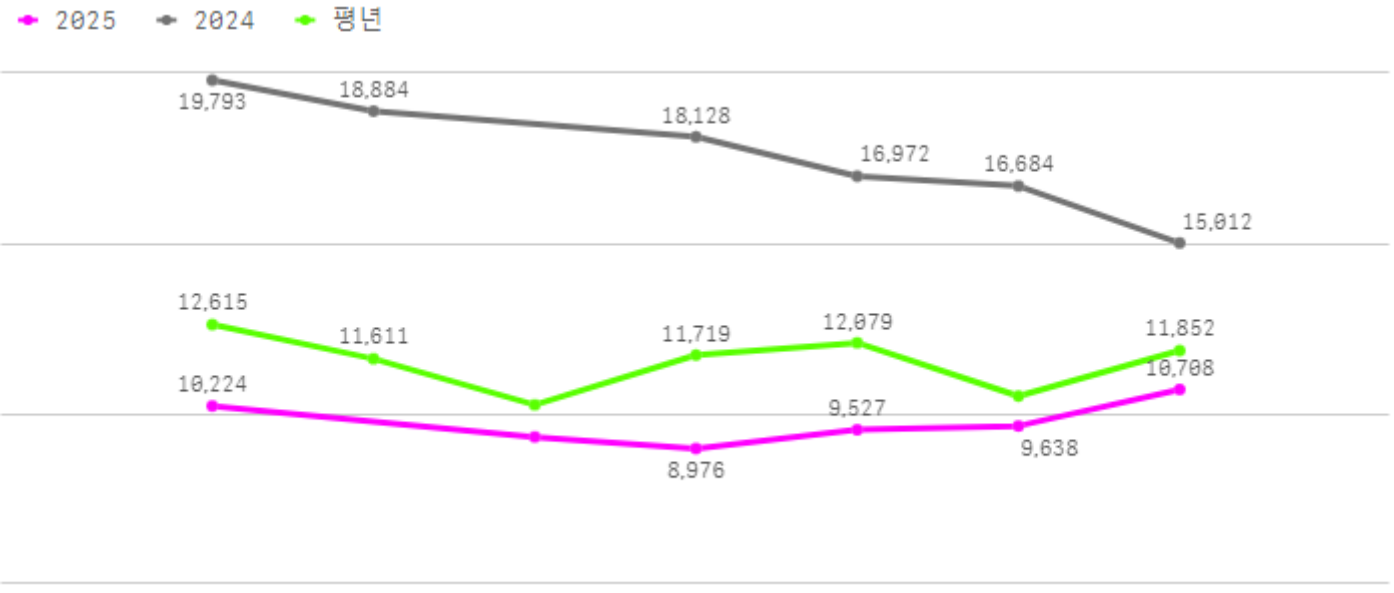
출하건수(천건)

4

산지별 주출하 시군구



주간 도매가격(원)



구분	금주(A)	전주(B)	전월(C)	전년(D)	평년(E)	A/B	A/C	A/D	A/E
가격(원)	9,731	9,664	19,585	17,579	11,870	100.7%	49.7%	55.4%	82.0%

※ 상품 가격 기준

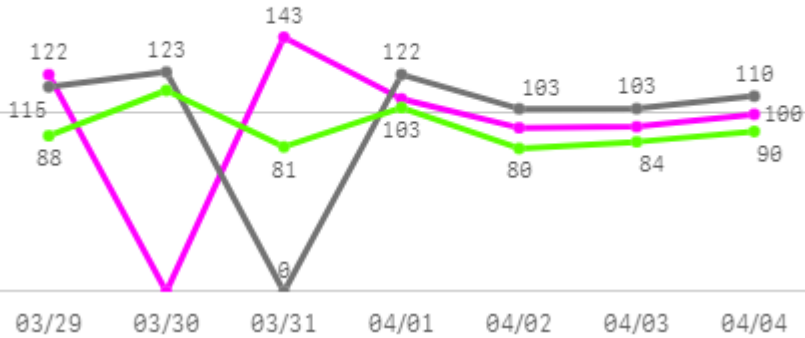
## □ 시금치(4Kg) 주간 가격

구분	Q	품종	Q	단량	Q	특	상	보통	하
2025-03-29		시금치		4Kg		12,103	10,224	7,589	3,501
2025-03-31		시금치		4Kg		10,497	9,315	7,764	4,832
2025-04-01		시금치		4Kg		11,032	8,976	7,582	5,359
2025-04-02		시금치		4Kg		11,673	9,527	7,644	4,701
2025-04-03		시금치		4Kg		10,973	9,638	8,164	5,239
2025-04-04		시금치		4Kg		12,252	10,708	8,587	5,685
평균						<b>11,422</b>	<b>9,731</b>	<b>7,888</b>	<b>4,886</b>

# 상추

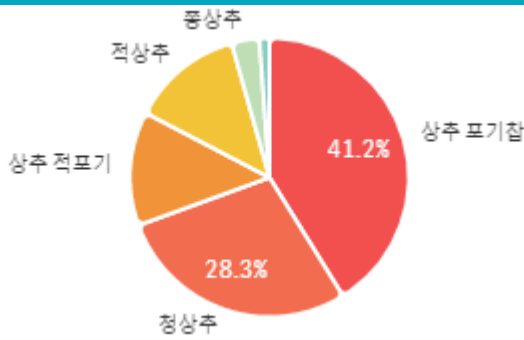
## 주간 반입량(톤)

◆ 2025    ● 2024    ▲ 평년

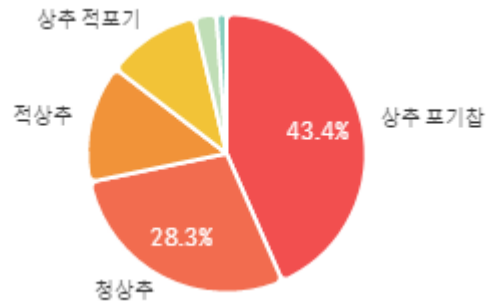


구분	금주(A)	전주(B)	전월(C)	전년(D)	평년(E)	A/B	A/C	A/D	A/E
물량(톤)	657	633	486	675	637	103.8%	135.2%	97.3%	103.1%

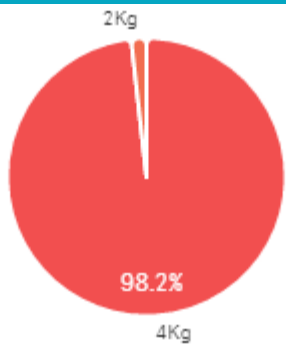
### 출하 품종별 거래물량 구성비



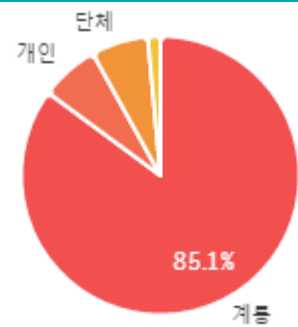
### 출하 품종별 거래금액 구성비



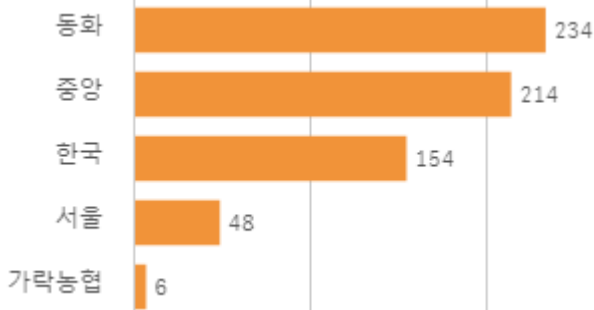
### 거래 단량별 물량 구성비



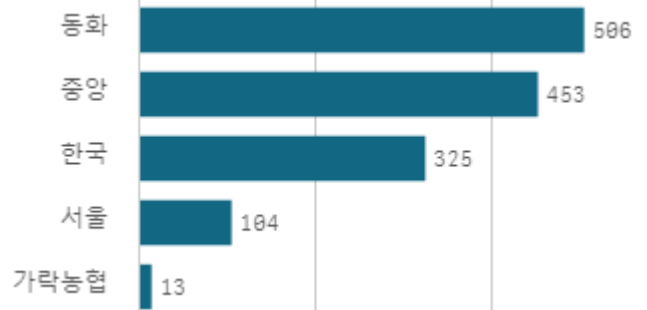
### 출하자별 거래물량 구성비



### 도매시장 법인별 거래물량(톤)

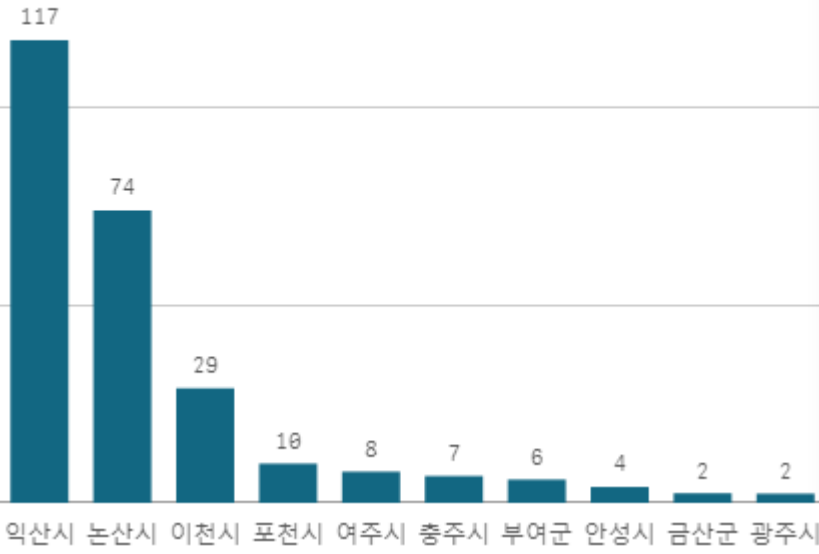


### 도매시장 법인별 거래금액(백만원)



# 상추 포기잡(4Kg)

산지별 거래물량(톤)



출하산지(개소)

26

출하건수(천건)

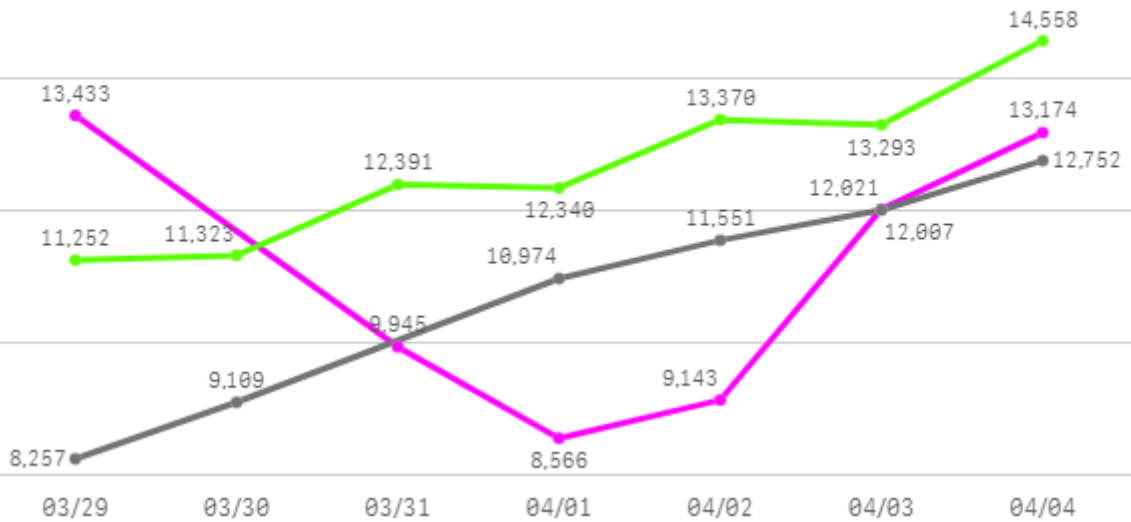
2

산지별 주출하 시군구



주간 도매가격(원)

◆ 2025    ● 2024    ◆ 평년



구분	금주(A)	전주(B)	전월(C)	전년(D)	평년(E)	A/B	A/C	A/D	A/E
가격(원)	11,047	12,207	16,478	10,775	13,079	90.5%	67.0%	102.5%	84.5%

※ 상품 가격 기준

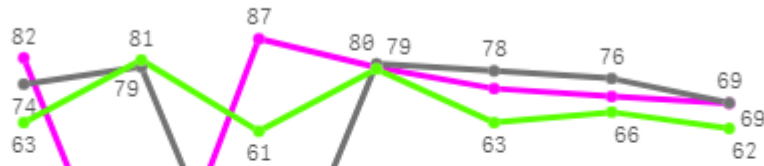
## □ 상추 포기잡(4Kg) 주간 가격

구분	Q	품종	Q	단량	Q	특	상	보통	하
2025-03-29		상추 포기잡		4Kg		-	13,433	11,677	9,440
2025-03-31		상추 포기잡		4Kg		-	9,945	7,827	6,614
2025-04-01		상추 포기잡		4Kg		-	8,566	7,007	5,425
2025-04-02		상추 포기잡		4Kg		-	9,143	7,732	6,233
2025-04-03		상추 포기잡		4Kg		-	12,021	10,057	7,806
2025-04-04		상추 포기잡		4Kg		-	13,174	11,863	9,812
평균						-	<b>11,047</b>	<b>9,361</b>	<b>7,555</b>

# 부추

## 주간 반입량(톤)

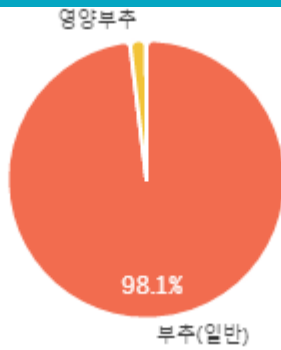
2025 2024 평년



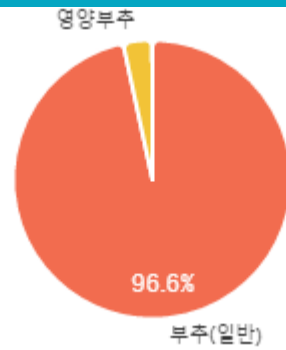
03/29 03/30 03/31 04/01 04/02 04/03 04/04

구분	금주(A)	전주(B)	전월(C)	전년(D)	평년(E)	A/B	A/C	A/D	A/E
물량(톤)	460	390	264	456	461	117.8%	174.0%	100.9%	99.8%

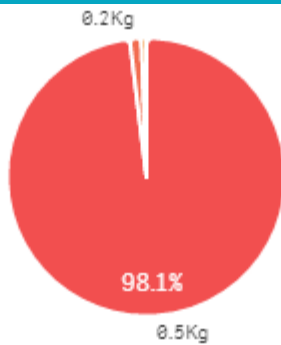
## 출하 품종별 거래물량 구성비



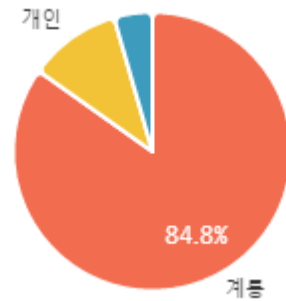
## 출하 품종별 거래금액 구성비



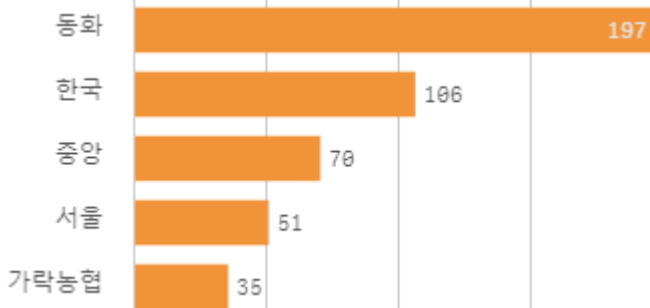
## 거래 단량별 물량 구성비



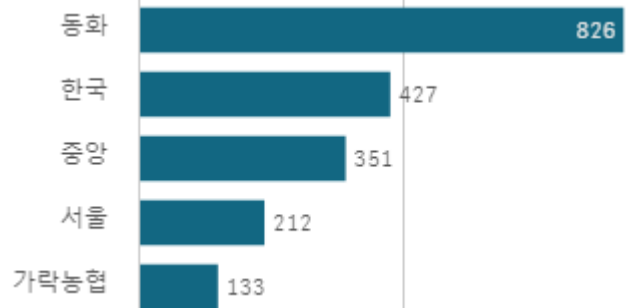
## 출하자별 거래물량 구성비



## 도매시장 법인별 거래물량(톤)

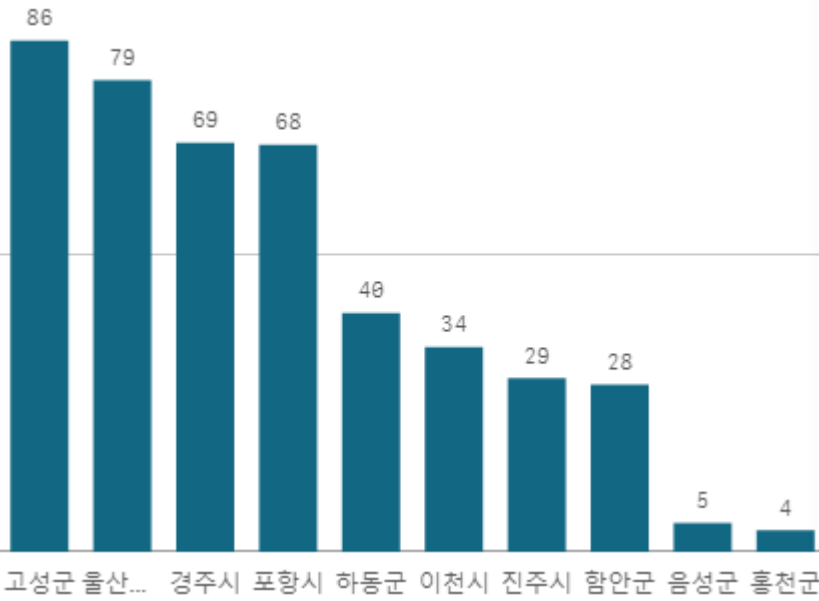


## 도매시장 법인별 거래금액(백만원)



# 부추(일반) (0.5Kg)

산지별 거래물량(톤)



출하산지(개소)

16

출하건수(천건)

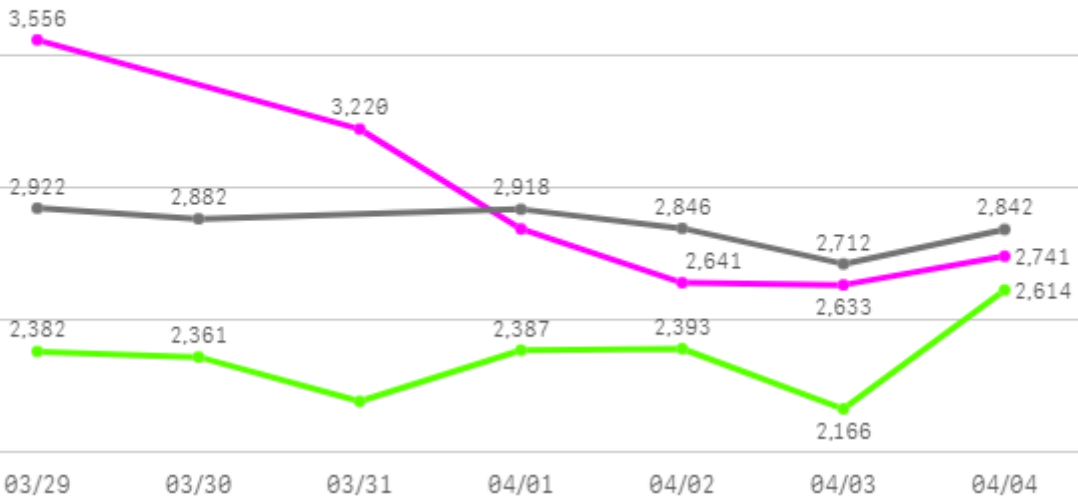
3

산지별 주출하 시군구



주간 도매가격(원)

◆ 2025    ● 2024    ◆ 평년



구분	금주(A)	전주(B)	전월(C)	전년(D)	평년(E)	A/B	A/C	A/D	A/E
가격(원)	2,939	3,947	5,157	2,854	2,603	74.5%	57.0%	103.0%	112.9%

※ 상품 가격 기준

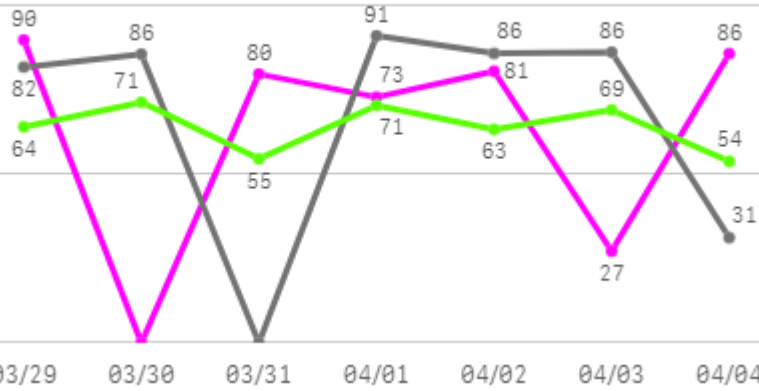
## □ 부추(일반)(0.5Kg) 주간 가격

구분	Q	품종	Q	단량	Q	특	상	보통	하
2025-03-29		부추(일반)		0.5Kg		-	3,556	2,741	1,692
2025-03-31		부추(일반)		0.5Kg		-	3,220	2,465	1,688
2025-04-01		부추(일반)		0.5Kg		-	2,844	2,061	1,385
2025-04-02		부추(일반)		0.5Kg		-	2,641	1,876	1,329
2025-04-03		부추(일반)		0.5Kg		-	2,633	1,938	1,333
2025-04-04		부추(일반)		0.5Kg		-	2,741	2,126	1,530
평균						-	<b>2,939</b>	<b>2,201</b>	<b>1,493</b>

# 미나리

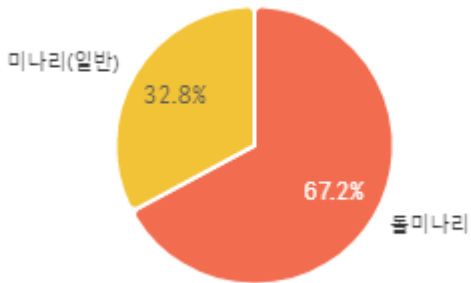
## 주간 반입량(톤)

◆ 2025    ● 2024    ▲ 평년

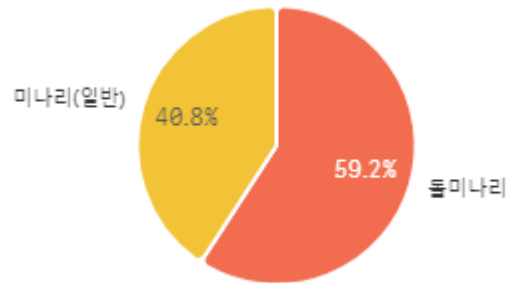


구분	금주(A)	전주(B)	전월(C)	전년(D)	평년(E)	A/B	A/C	A/D	A/E
물량(톤)	437	402	198	462	436	108.6%	220.6%	94.4%	100.2%

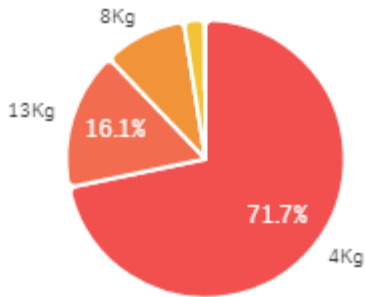
## 출하 품종별 거래물량 구성비



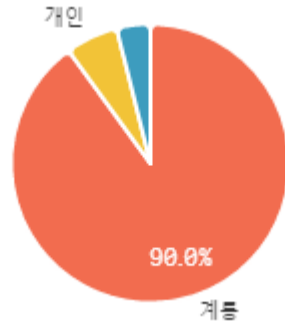
## 출하 품종별 거래금액 구성비



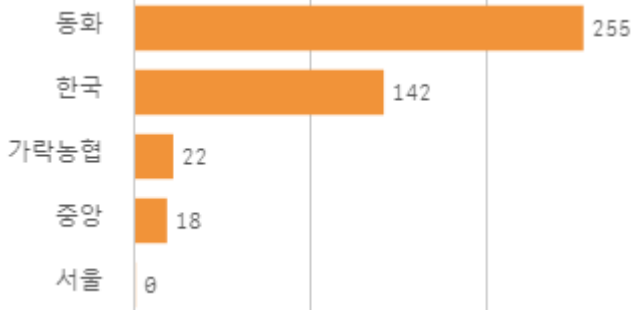
## 거래 단량별 물량 구성비



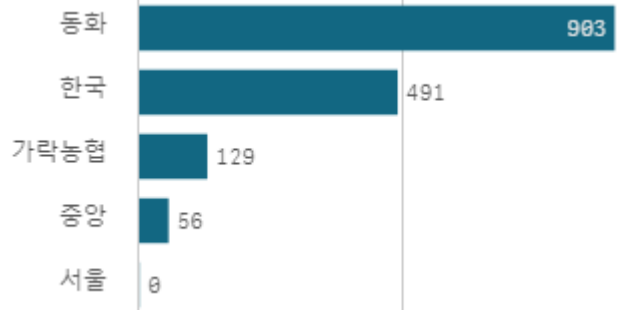
## 출하자별 거래물량 구성비



## 도매시장 법인별 거래물량(톤)

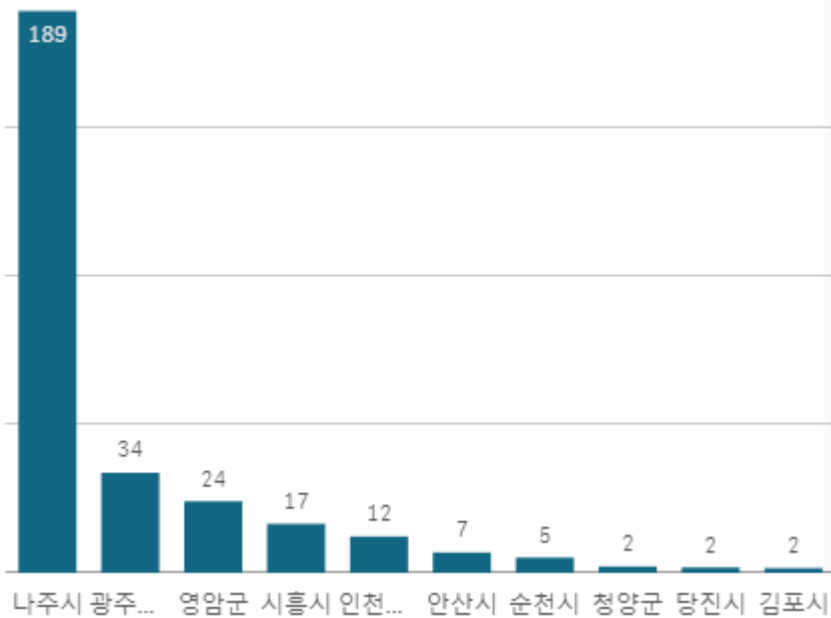


## 도매시장 법인별 거래금액(백만원)



# 돌미나리(4Kg)

산지별 거래물량(톤)



출하산지(개소)

12

출하건수(천건)

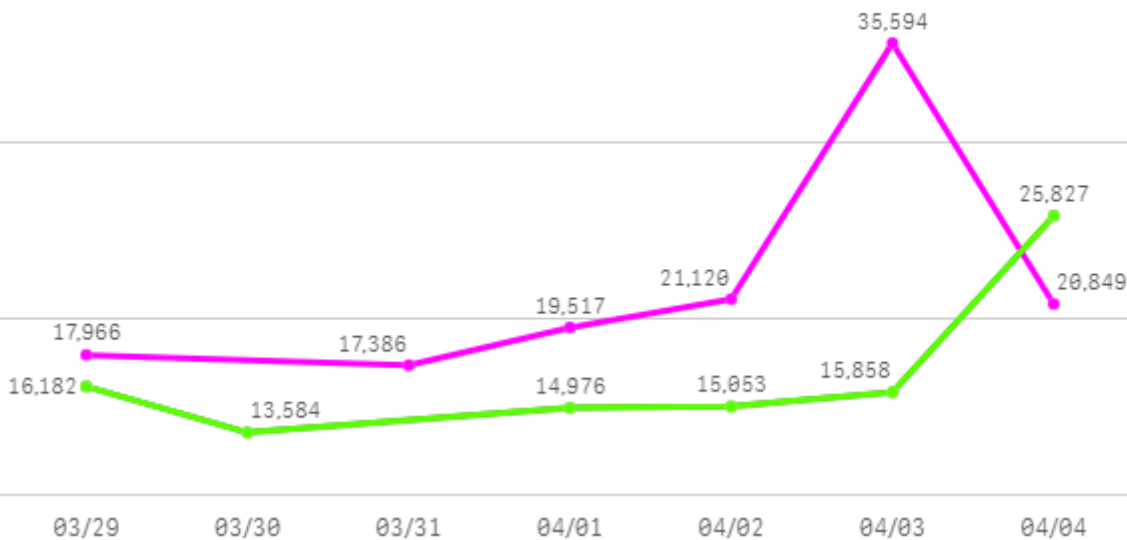
1

산지별 주출하 시군구



주간 도매가격(원)

◆ 2025    ◀ 2024    ◆ 평년



구분	금주(A)	전주(B)	전월(C)	전년(D)	평년(E)	A/B	A/C	A/D	A/E
가격(원)	22,072	25,379	36,643	16,913	19,493	87.0%	60.2%	130.5%	113.2%

※ 상품 가격 기준

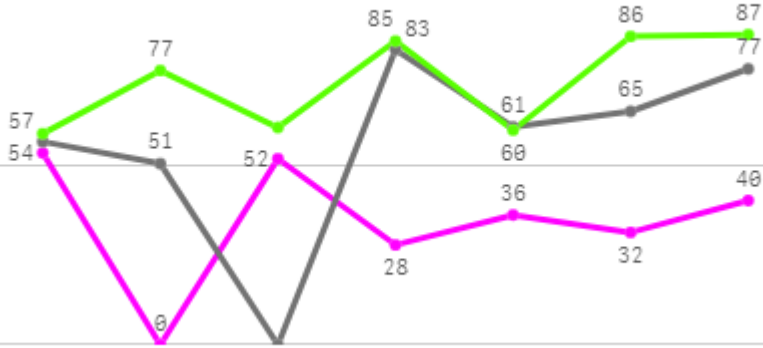
## □ 돌미나리(4Kg) 주간 가격

구분	Q	품종	Q	단량	Q	특	상	보통	하
2025-03-29		돌미나리		4Kg		-	17,966	11,288	6,581
2025-03-31		돌미나리		4Kg		-	17,386	10,976	7,945
2025-04-01		돌미나리		4Kg		-	19,517	13,931	9,891
2025-04-02		돌미나리		4Kg		-	21,120	15,131	10,708
2025-04-03		돌미나리		4Kg		-	35,594	21,007	10,535
2025-04-04		돌미나리		4Kg		-	20,849	14,374	8,857
평균						-	<b>22,072</b>	<b>14,451</b>	<b>9,086</b>

# 참외

## 주간 반입량(톤)

◆ 2025    ● 2024    ▲ 평년



03/29    03/30    03/31    04/01    04/02    04/03    04/04

구분	금주(A)	전주(B)	전월(C)	전년(D)	평년(E)	A/B	A/C	A/D	A/E
물량(톤)	242	461	226	394	463	52.6%	107.3%	61.5%	52.4%

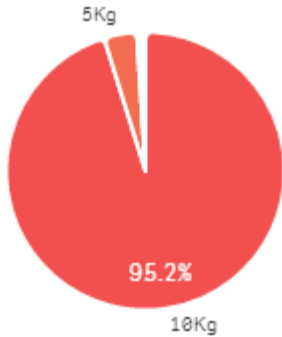
## 출하 품종별 거래물량 구성비



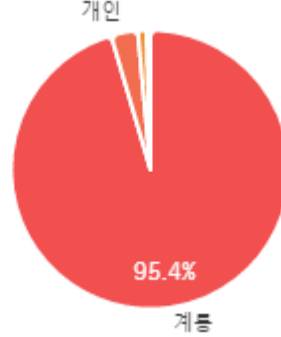
## 출하 품종별 거래금액 구성비



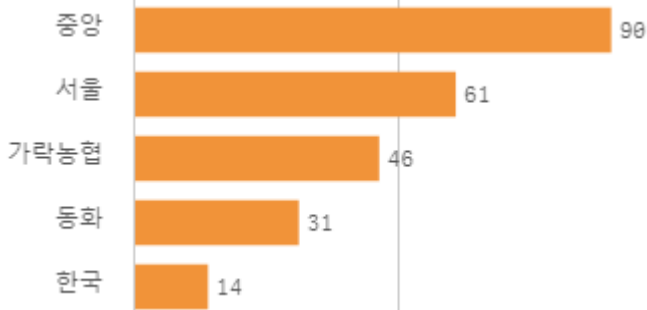
## 거래 단량별 물량 구성비



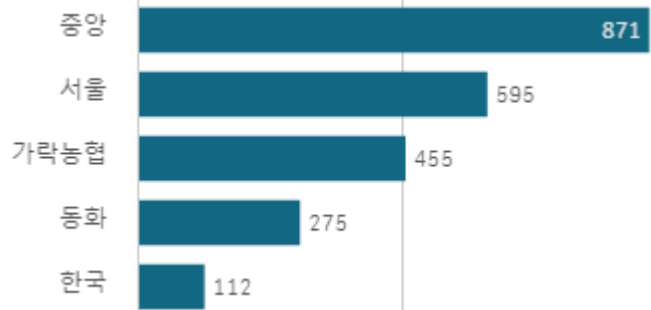
## 출하자별 거래물량 구성비



## 도매시장 법인별 거래물량(톤)

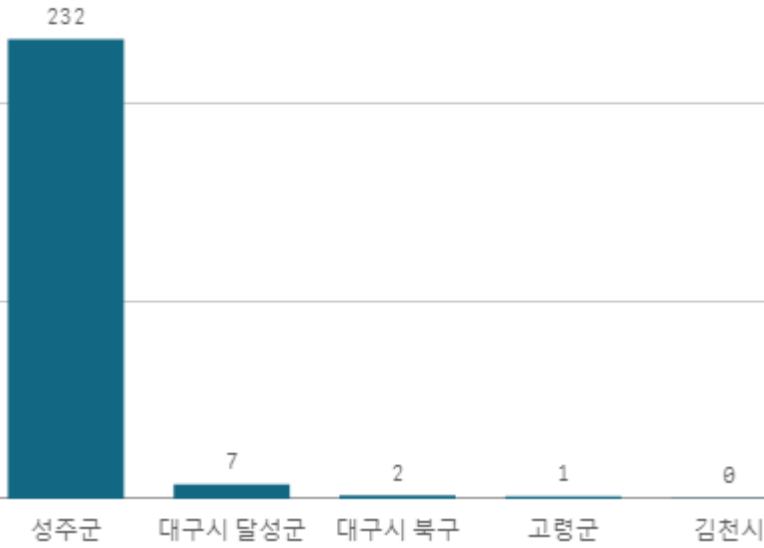


## 도매시장 법인별 거래금액(백만원)



# 참외(일반)(10Kg)

산지별 거래물량(톤)



출하산지(개소)

5

출하건수(천건)

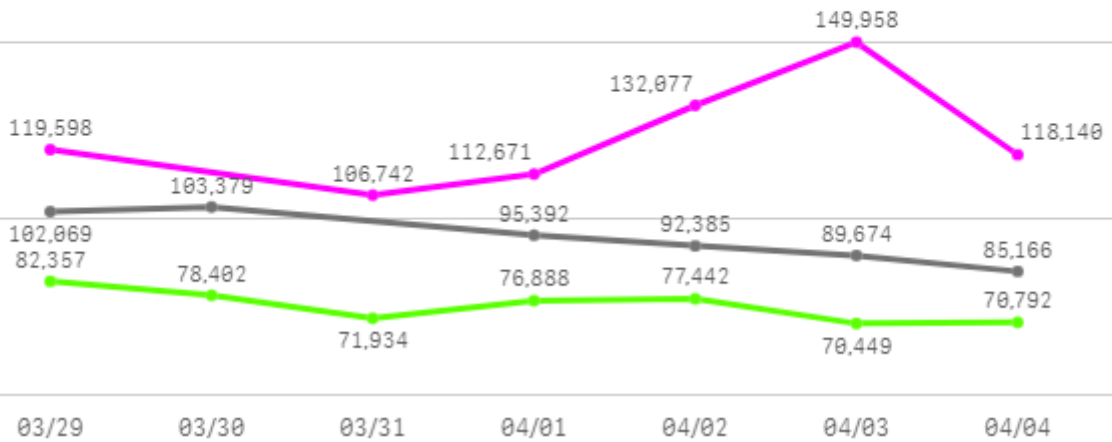
6

산지별 주출하 시군구



주간 도매가격(원)

◆ 2025    ● 2024    ◆ 평년



구분	금주(A)	전주(B)	전월(C)	전년(D)	평년(E)	A/B	A/C	A/D	A/E
가격(원)	123,198	83,221	72,509	94,678	87,761	148.0%	169.9%	130.1%	140.4%

※ 상품 가격 기준

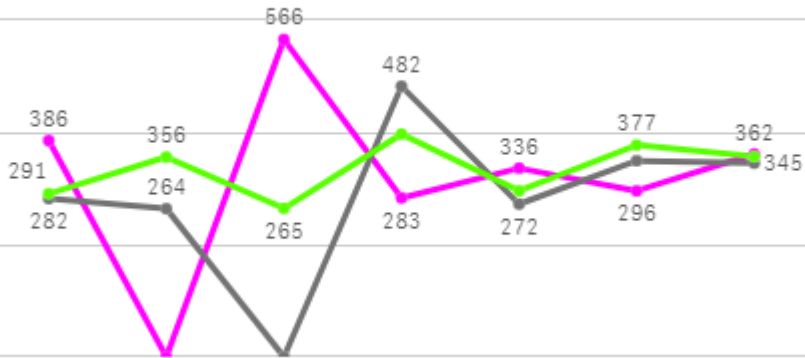
## □ 참외(일반)(10Kg) 주간 가격

구분	Q	품종	Q	단량	Q	특	상	보통	하
2025-03-29		참외(일반)		10Kg		156,084	119,598	81,215	46,464
2025-03-31		참외(일반)		10Kg		137,431	106,742	78,998	49,856
2025-04-01		참외(일반)		10Kg		147,029	112,671	82,171	50,728
2025-04-02		참외(일반)		10Kg		152,888	132,077	95,207	56,105
2025-04-03		참외(일반)		10Kg		175,940	149,958	108,848	63,682
2025-04-04		참외(일반)		10Kg		143,370	118,140	93,327	61,703
평균						<b>152,124</b>	<b>123,198</b>	<b>89,961</b>	<b>54,756</b>

# 오이

## 주간 반입량(톤)

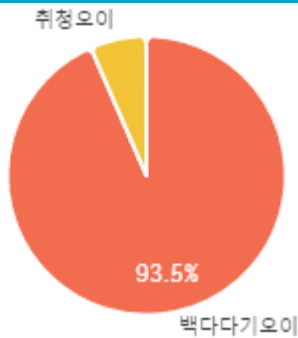
2025 (파란색 선) 2024 (회색 선) 평년 (초록색 선)



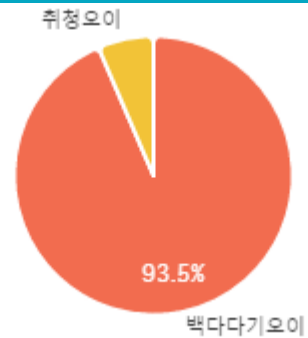
03/29 03/30 03/31 04/01 04/02 04/03 04/04

구분	금주(A)	전주(B)	전월(C)	전년(D)	평년(E)	A/B	A/C	A/D	A/E
물량(톤)	2,228	2,287	953	1,995	2,296	97.4%	233.7%	111.7%	97.0%

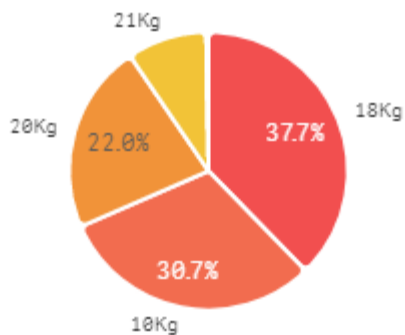
## 출하 품종별 거래물량 구성비



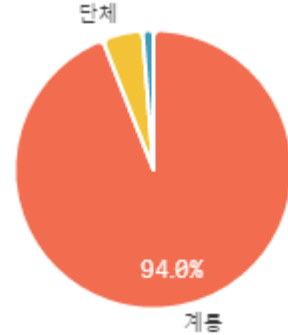
## 출하 품종별 거래금액 구성비



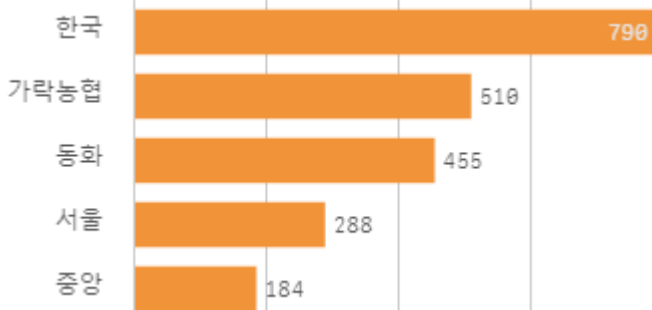
## 거래 단량별 물량 구성비



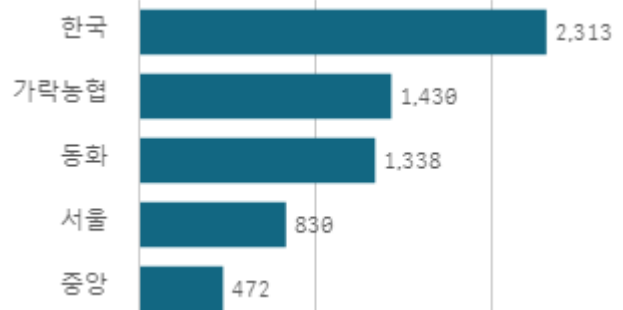
## 출하자별 거래물량 구성비



## 도매시장 법인별 거래물량(톤)

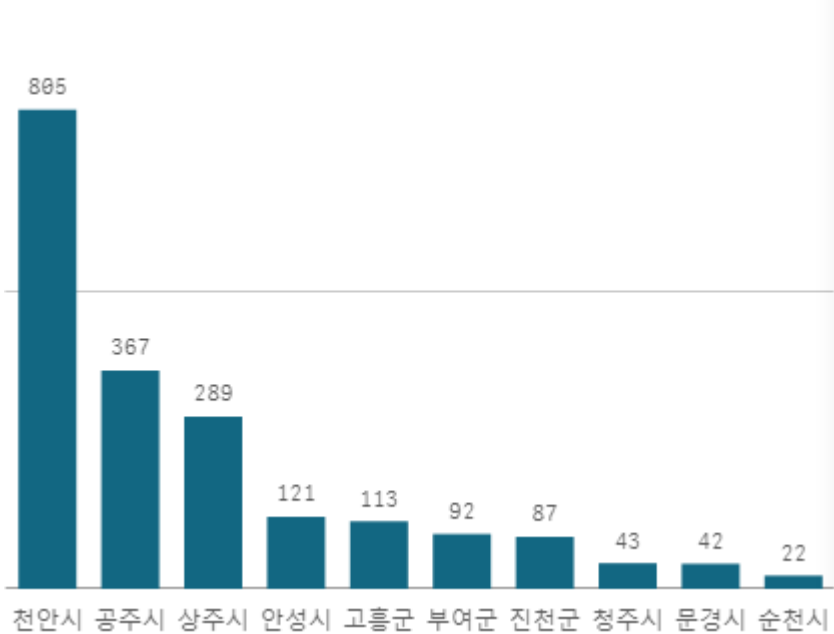


## 도매시장 법인별 거래금액(백만원)



# 백다다기오이(100개)

산지별 거래물량(톤)



출하산지(개소)

36

출하건수(천건)

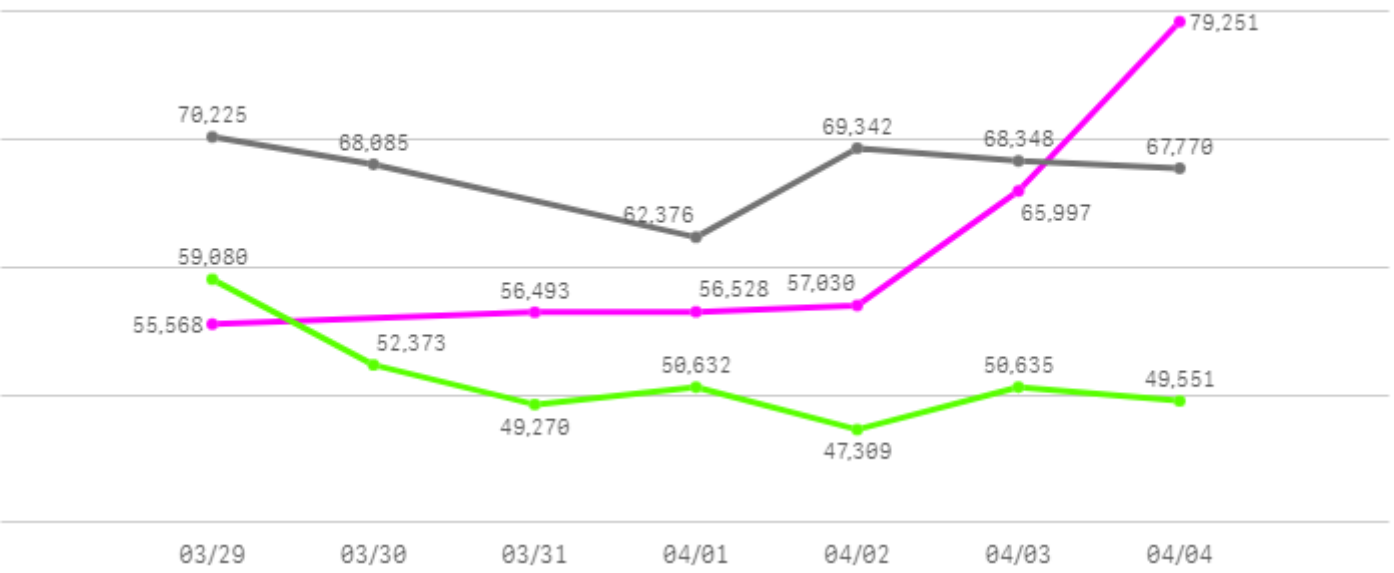
10

산지별 주출하 시군구



주간 도매가격(원)

◆ 2025    ● 2024    ◆ 평년



구분	금주(A)	전주(B)	전월(C)	전년(D)	평년(E)	A/B	A/C	A/D	A/E
가격(원)	61,811	62,341	87,266	67,691	55,484	99.1%	70.8%	91.3%	111.4%

※ 상품 가격 기준

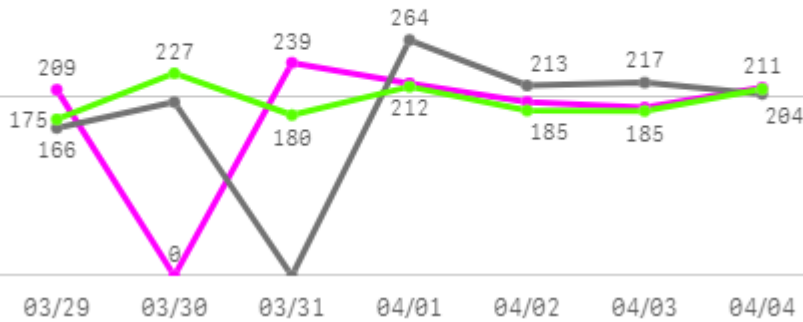
## □ 백다다기오이(100개) 주간 가격

구분	Q	품종	Q	단량	Q	특	상	보통	하
2025-03-29		백다다기오이		100개		60,242	55,568	48,166	35,375
2025-03-31		백다다기오이		100개		61,080	56,493	50,633	38,645
2025-04-01		백다다기오이		100개		59,718	56,528	52,968	41,504
2025-04-02		백다다기오이		100개		60,918	57,030	53,733	43,682
2025-04-03		백다다기오이		100개		70,655	65,997	62,645	52,157
2025-04-04		백다다기오이		100개		82,049	79,251	75,460	61,430
평균						<b>65,777</b>	<b>61,811</b>	<b>57,268</b>	<b>45,466</b>

# 호박

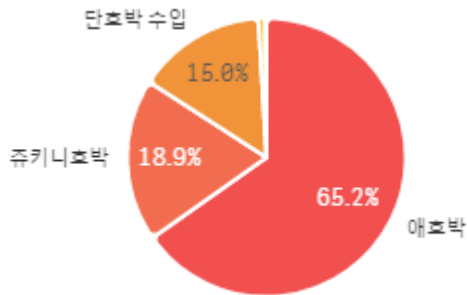
## 주간 반입량(톤)

◆ 2025    ● 2024    ▲ 평년

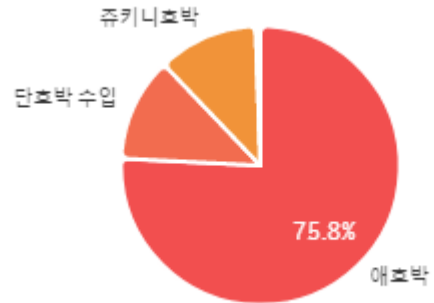


구분	금주(A)	전주(B)	전월(C)	전년(D)	평년(E)	A/B	A/C	A/D	A/E
물량(톤)	1,259	1,383	747	1,259	1,304	91.0%	168.4%	100.0%	96.5%

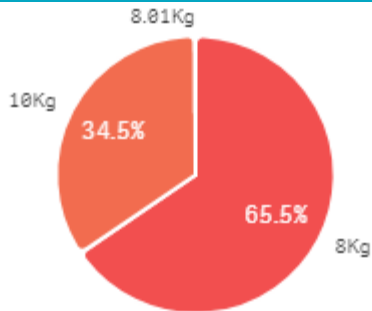
## 출하 품종별 거래물량 구성비



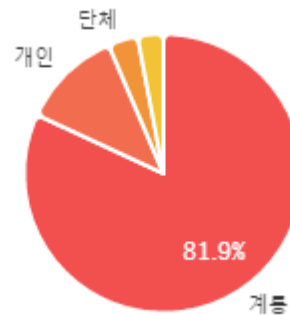
## 출하 품종별 거래금액 구성비



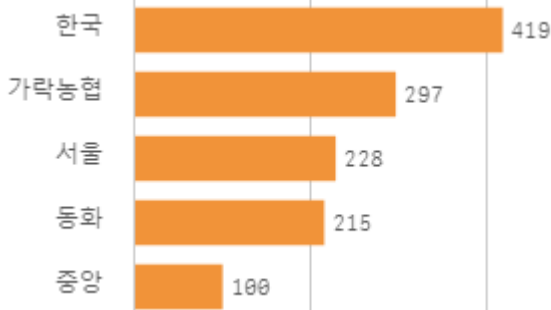
## 거래 단량별 물량 구성비



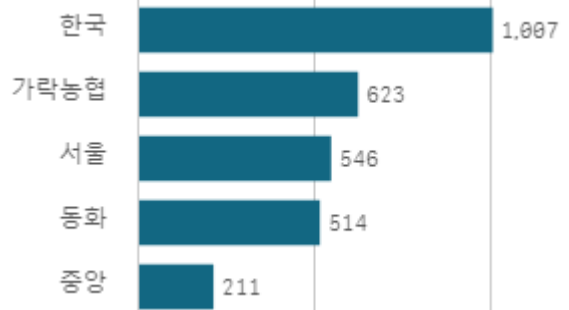
## 출하자별 거래물량 구성비



## 도매시장 법인별 거래물량(톤)

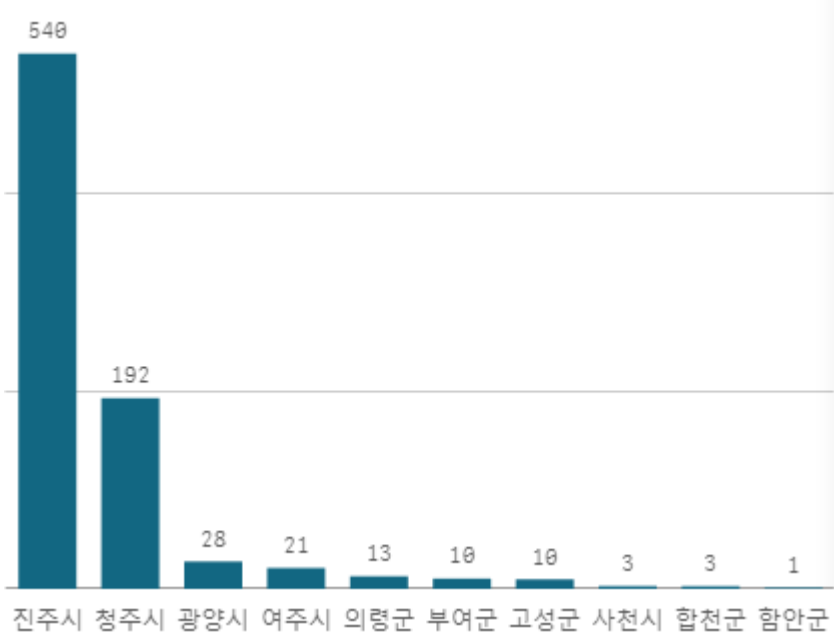


## 도매시장 법인별 거래금액(백만원)



# 애호박(20개)

산지별 거래물량(톤)



출하산지(개소)

14

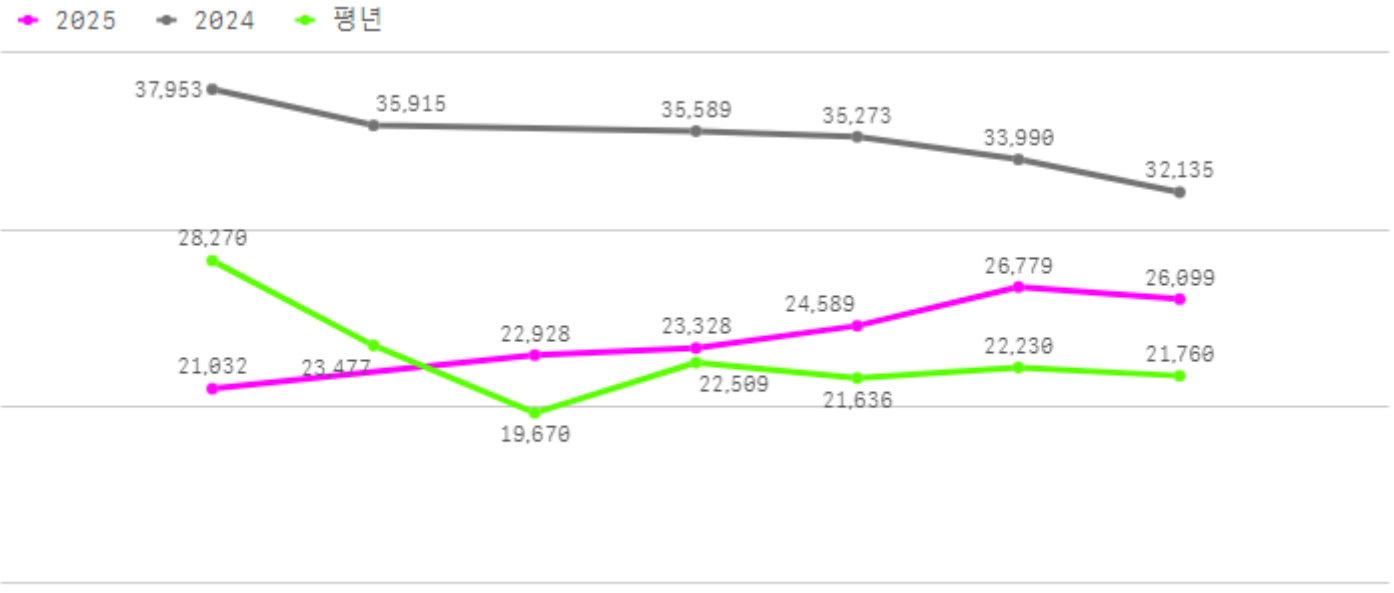
출하건수(천건)

5

산지별 주출하 시군구



주간 도매가격(원)



구분	금주(A)	전주(B)	전월(C)	전년(D)	평년(E)	A/B	A/C	A/D	A/E
가격(원)	24,126	24,977	33,735	35,143	24,602	96.6%	71.5%	68.7%	98.1%

※ 상품 가격 기준

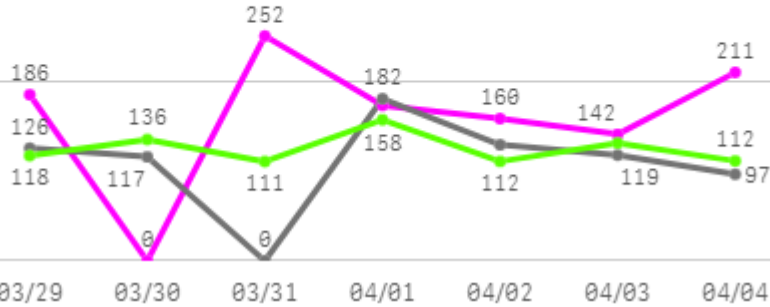
## □ 애호박(20개) 주간 가격

구분	Q	품종	Q	단량	Q	특	상	보통	하
2025-03-29		애호박		20개		24,708	21,032	17,623	12,350
2025-03-31		애호박		20개		25,925	22,928	19,741	14,783
2025-04-01		애호박		20개		26,156	23,328	20,634	15,377
2025-04-02		애호박		20개		27,751	24,589	22,541	18,032
2025-04-03		애호박		20개		30,385	26,779	24,891	20,237
2025-04-04		애호박		20개		29,077	26,099	24,152	20,209
평균						<b>27,334</b>	<b>24,126</b>	<b>21,597</b>	<b>16,831</b>

# 토마토

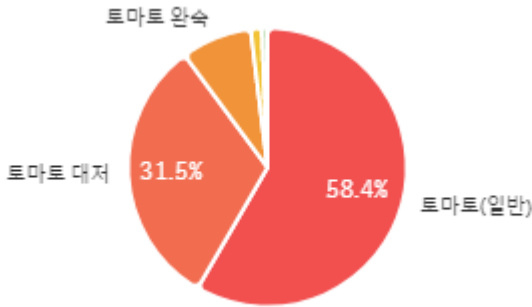
## 주간 반입량(톤)

◆ 2025    ● 2024    ▲ 평년

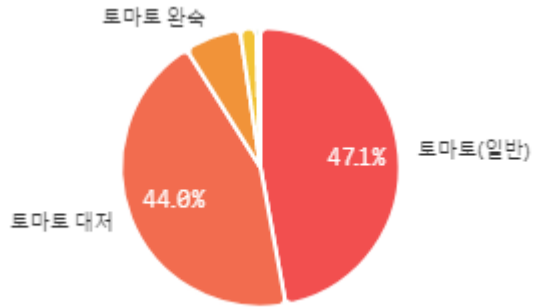


구분	금주(A)	전주(B)	전월(C)	전년(D)	평년(E)	A/B	A/C	A/D	A/E
물량(톤)	1,126	1,074	635	771	946	104.8%	177.1%	146.1%	119.0%

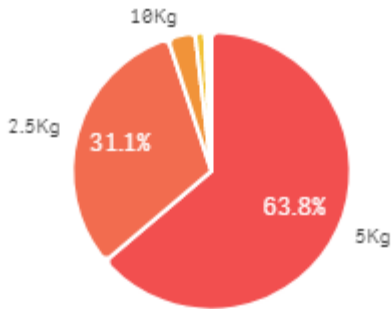
### 출하 품종별 거래물량 구성비



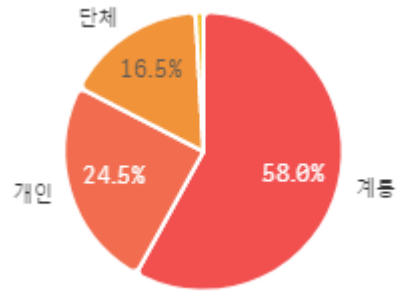
### 출하 품종별 거래금액 구성비



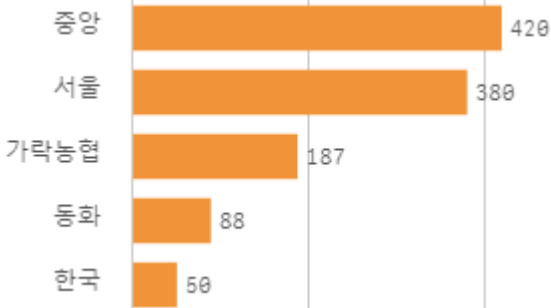
### 거래 단량별 물량 구성비



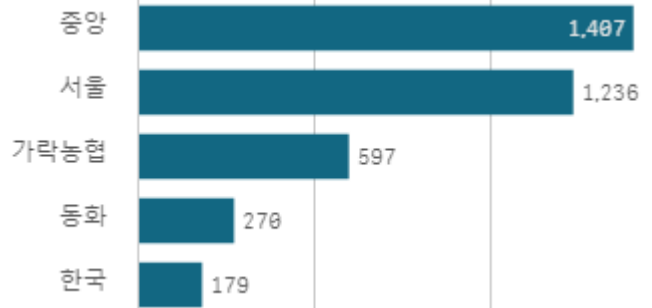
### 출하자별 거래물량 구성비



### 도매시장 법인별 거래물량(톤)

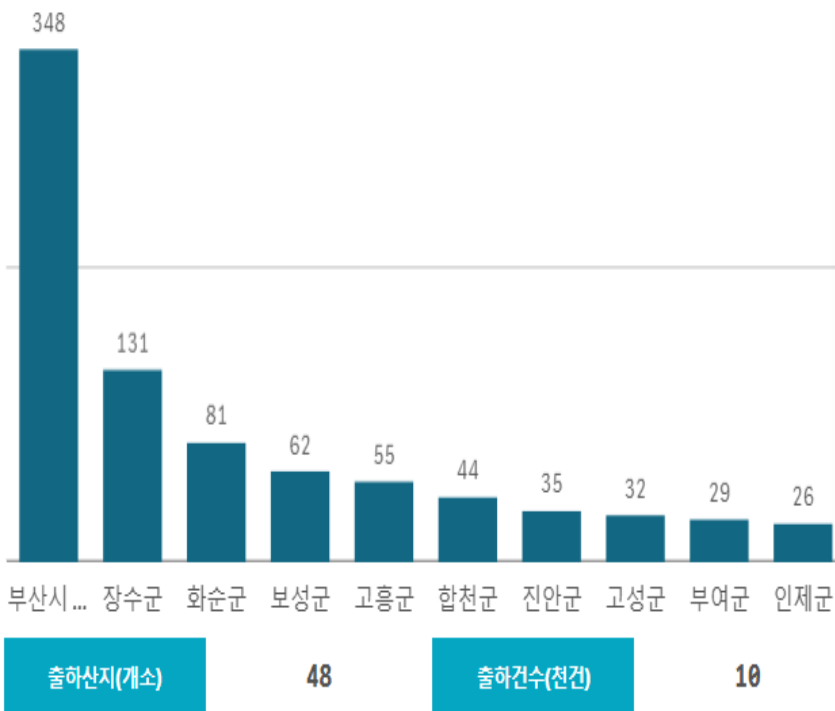


### 도매시장 법인별 거래금액(백만원)



# 토마토(5Kg)

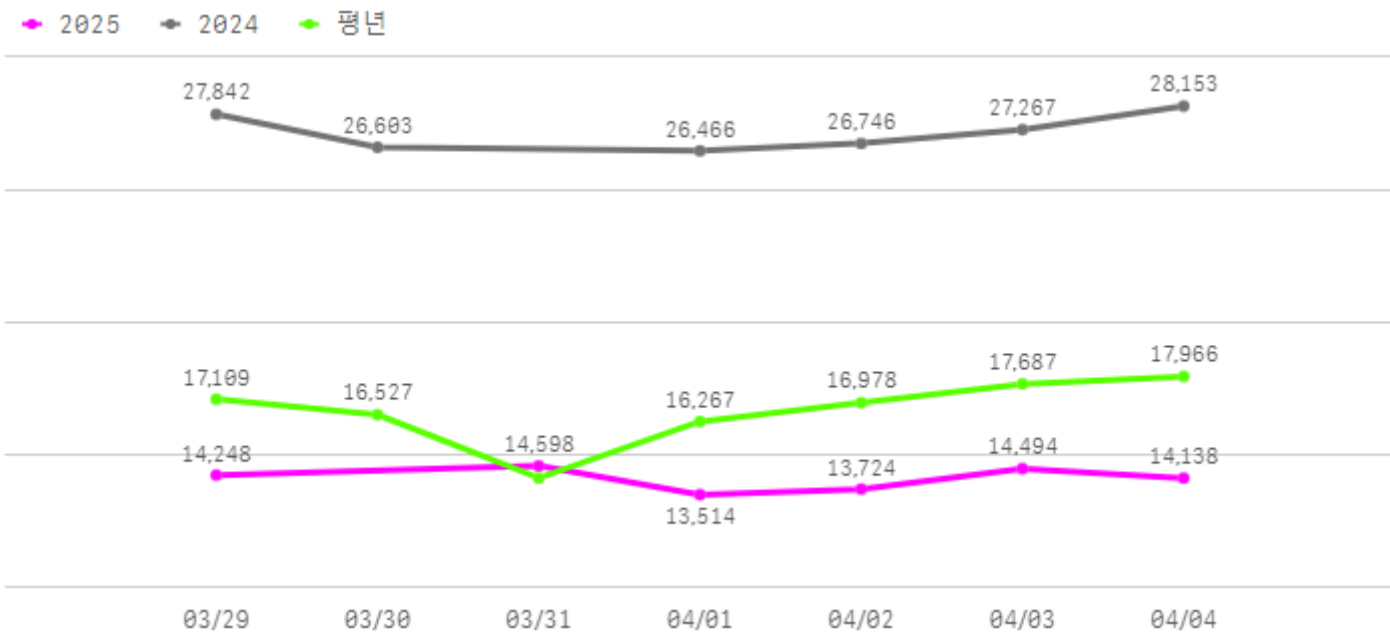
산지별 거래물량(톤)



산지별 주출하 시군구



주간 도매가격(원)



구분	금주(A)	전주(B)	전월(C)	전년(D)	평년(E)	A/B	A/C	A/D	A/E
가격(원)	14,119	15,150	16,892	27,180	16,360	93.2%	83.6%	51.9%	86.3%

※ 상품 가격 기준

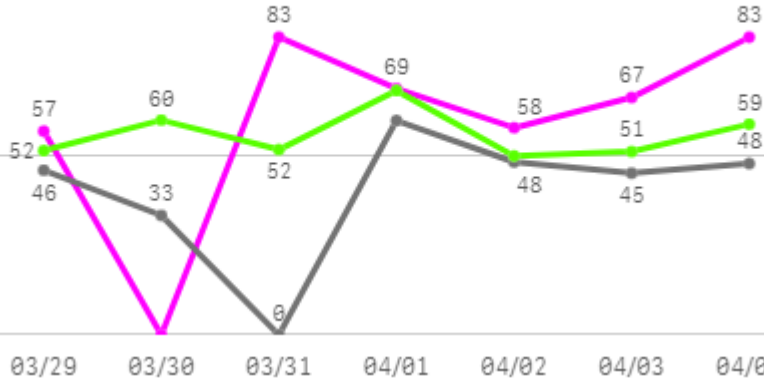
## □ 토마토(5Kg) 주간 가격

구분	Q	품종	Q	단량	Q	특	상	보통	하
2025-03-29		토마토		5Kg		15,520	14,248	12,809	10,930
2025-03-31		토마토		5Kg		16,000	14,598	13,154	11,405
2025-04-01		토마토		5Kg		15,093	13,514	12,596	10,842
2025-04-02		토마토		5Kg		14,697	13,724	12,774	11,110
2025-04-03		토마토		5Kg		15,896	14,494	13,397	11,740
2025-04-04		토마토		5Kg		15,307	14,138	12,740	11,466
평균						<b>15,419</b>	<b>14,119</b>	<b>12,912</b>	<b>11,249</b>

# 방울토마토

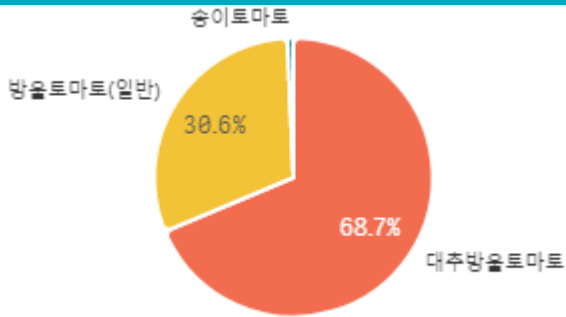
## 주간 반입량(톤)

◆ 2025    ● 2024    ▲ 평년

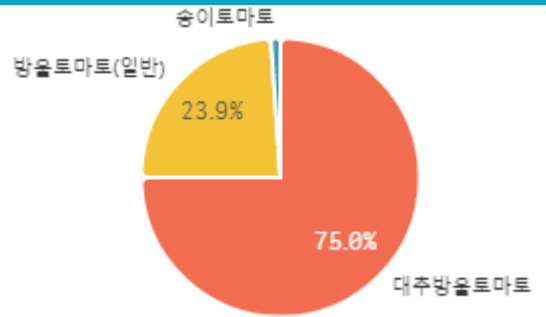


구분	금주(A)	전주(B)	전월(C)	전년(D)	평년(E)	A/B	A/C	A/D	A/E
물량(톤)	418	406	284	281	401	102.9%	147.1%	148.4%	104.1%

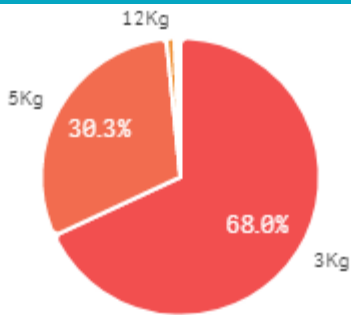
### 출하 품종별 거래물량 구성비



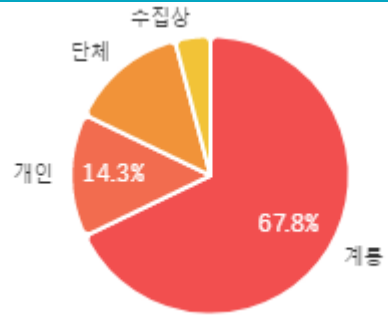
### 출하 품종별 거래금액 구성비



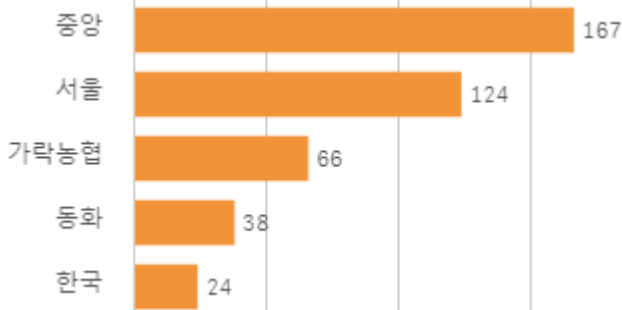
### 거래 단량별 물량 구성비



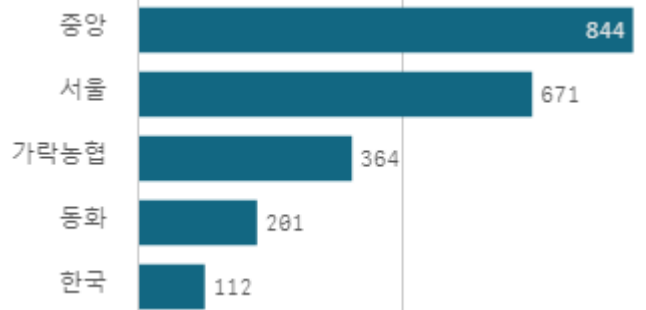
### 출하자별 거래물량 구성비



### 도매시장 법인별 거래물량(톤)

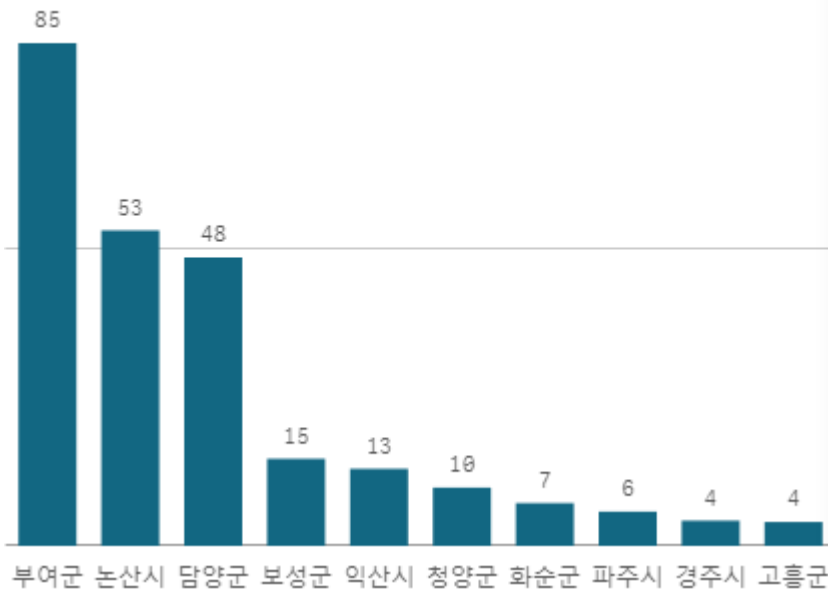


### 도매시장 법인별 거래금액(백만원)



# 대추방울토마토(3Kg)

산지별 거래물량(톤)



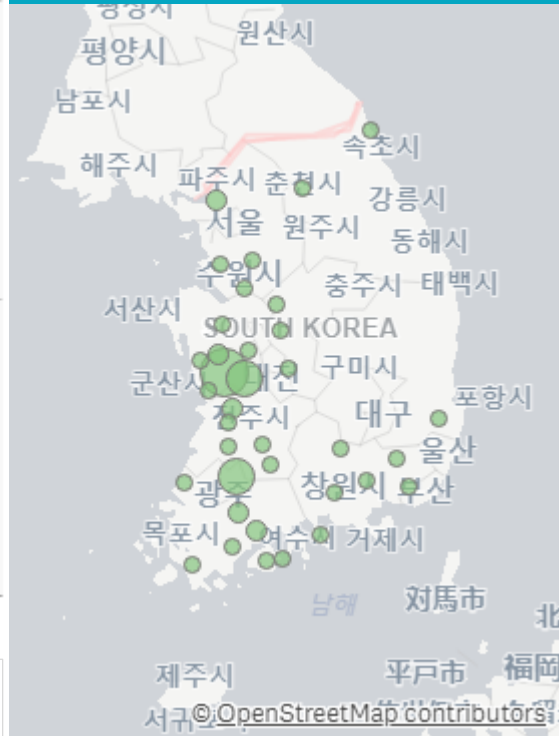
출하산지(개소)

39

출하건수(천건)

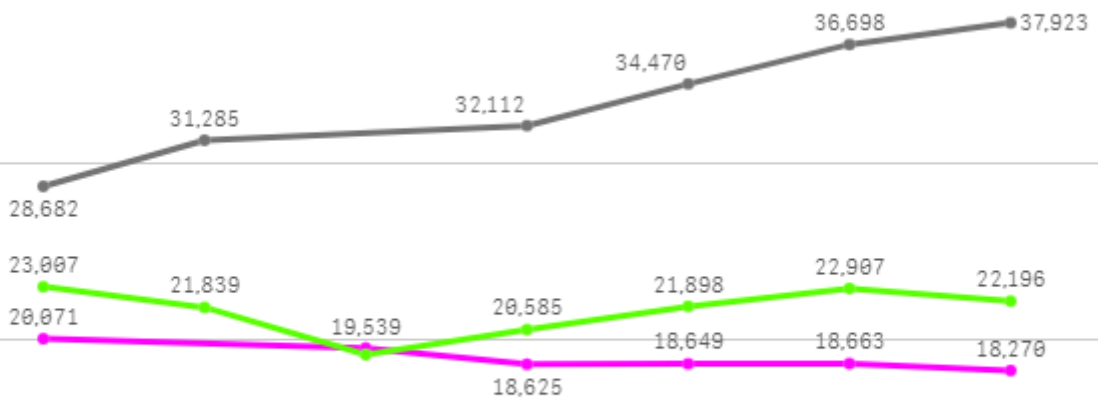
3

산지별 주출하 시군구



주간 도매가격(원)

◆ 2025    ● 2024    ◆ 평년



03/29    03/30    03/31    04/01    04/02    04/03    04/04

구분	금주(A)	전주(B)	전월(C)	전년(D)	평년(E)	A/B	A/C	A/D	A/E
가격(원)	18,970	21,345	19,831	33,528	22,249	88.9%	95.7%	56.6%	85.3%

※ 상품 가격 기준

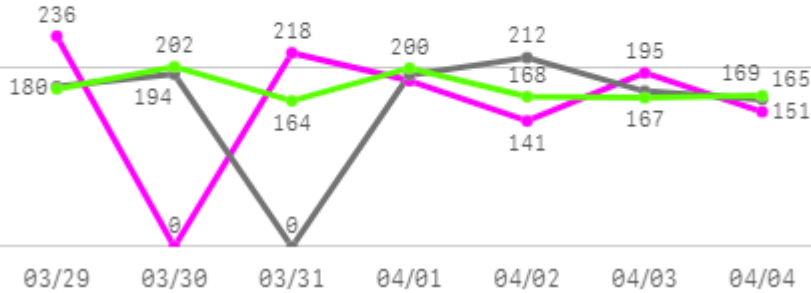
## □ 대추방울토마토(3Kg) 주간 가격

구분	Q	품종	Q	단량	Q	특	상	보통	하
2025-03-29		대추방울토마토		3Kg		25,182	20,071	18,078	14,007
2025-03-31		대추방울토마토		3Kg		25,552	19,539	17,323	13,405
2025-04-01		대추방울토마토		3Kg		27,711	18,625	16,268	12,106
2025-04-02		대추방울토마토		3Kg		27,366	18,649	16,481	13,131
2025-04-03		대추방울토마토		3Kg		23,670	18,663	16,197	12,102
2025-04-04		대추방울토마토		3Kg		25,761	18,270	16,013	12,471
평균						<b>25,874</b>	<b>18,970</b>	<b>16,727</b>	<b>12,870</b>

# 딸기

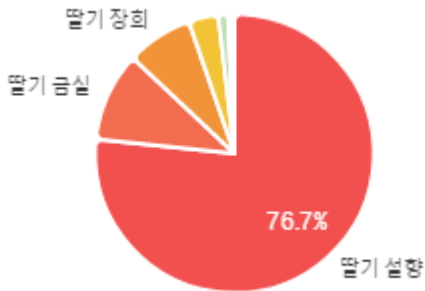
## 주간 반입량(톤)

◆ 2025    ● 2024    ▲ 평년

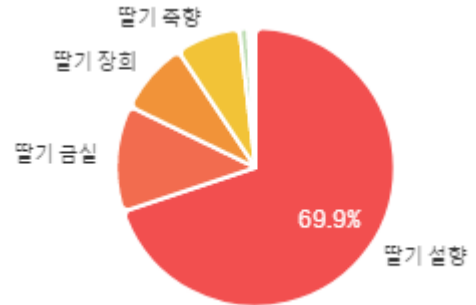


구분	금주(A)	전주(B)	전월(C)	전년(D)	평년(E)	A/B	A/C	A/D	A/E
물량(톤)	1,128	1,454	923	1,118	1,227	77.6%	122.2%	100.9%	91.9%

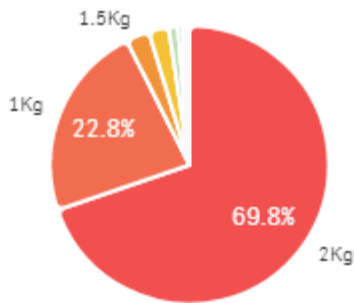
## 출하 품종별 거래물량 구성비



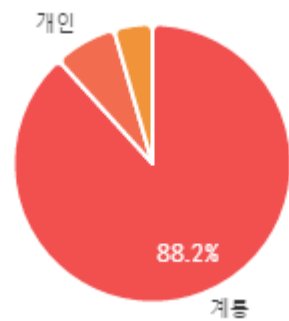
## 출하 품종별 거래금액 구성비



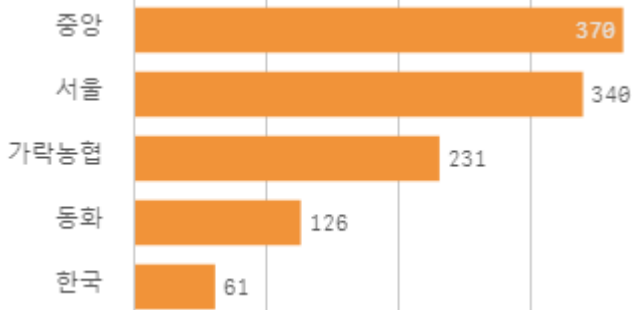
## 거래 단량별 물량 구성비



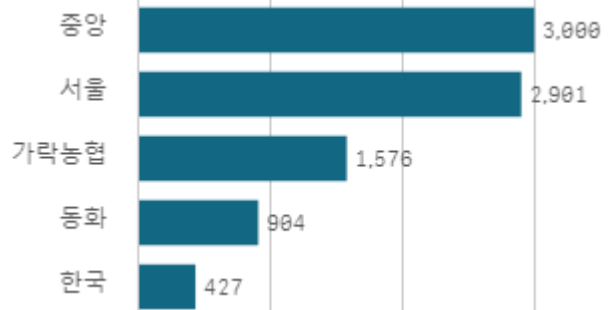
## 출하자별 거래물량 구성비



## 도매시장 법인별 거래물량(톤)

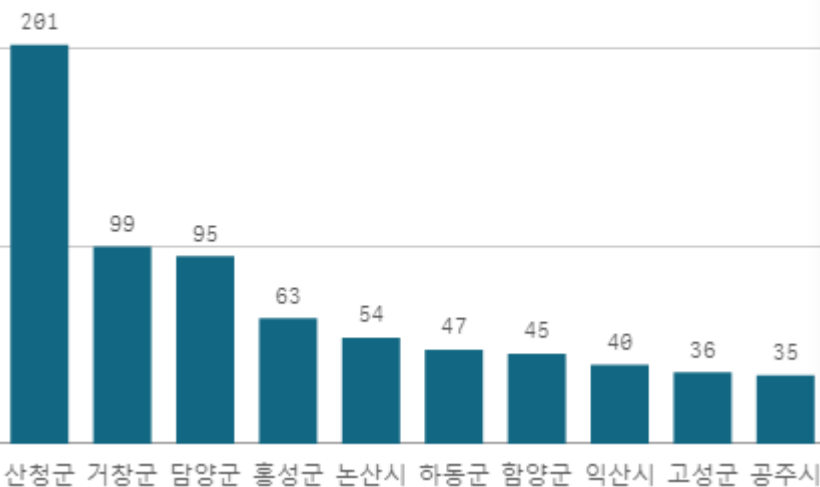


## 도매시장 법인별 거래금액(백만원)



# 딸기 설향(2Kg)

산지별 거래물량(톤)



출하산지(개소)

31

출하건수(천건)

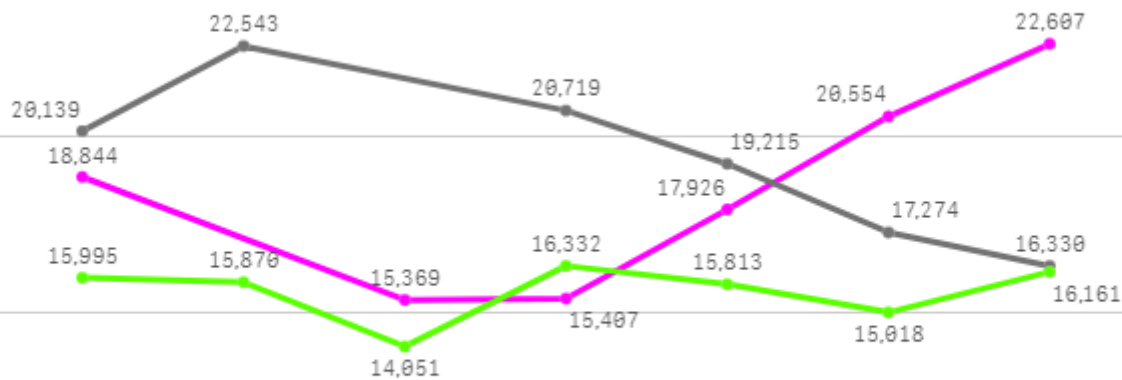
18

산지별 주출하 시군구



주간 도매가격(원)

◆ 2025    ● 2024    ◆ 평년



03/29    03/30    03/31    04/01    04/02    04/03    04/04

구분	금주(A)	전주(B)	전월(C)	전년(D)	평년(E)	A/B	A/C	A/D	A/E
가격(원)	18,451	15,975	22,394	19,370	16,344	115.5%	82.4%	95.3%	112.9%

※ 상품 가격 기준

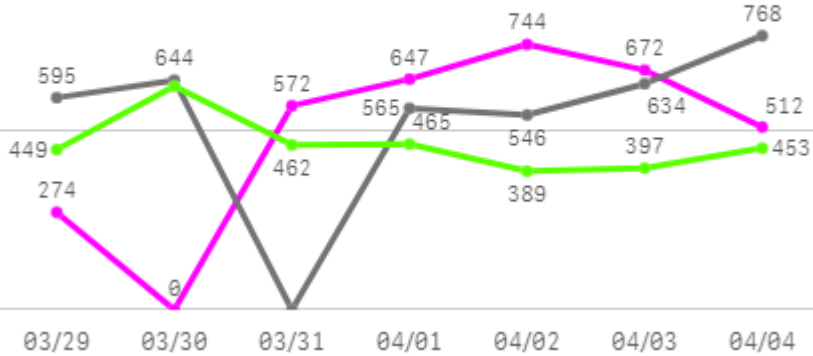
## □ 딸기 설향(2Kg) 주간 가격

구분	Q	품종	Q	단량	Q	특	상	보통	하
2025-03-29		딸기 설향		2Kg		23,343	18,844	13,741	9,172
2025-03-31		딸기 설향		2Kg		19,706	15,369	11,802	8,394
2025-04-01		딸기 설향		2Kg		19,029	15,407	11,914	8,605
2025-04-02		딸기 설향		2Kg		21,892	17,926	13,775	9,706
2025-04-03		딸기 설향		2Kg		25,215	20,554	15,272	10,535
2025-04-04		딸기 설향		2Kg		27,071	22,607	17,062	11,459
평균						<b>22,709</b>	<b>18,451</b>	<b>13,928</b>	<b>9,645</b>

# 무

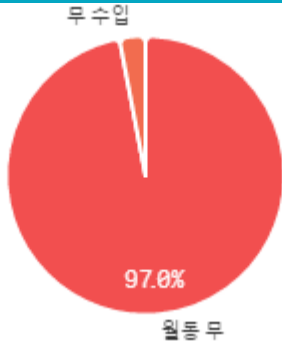
## 주간 반입량(톤)

◆ 2025    ● 2024    ▲ 평년

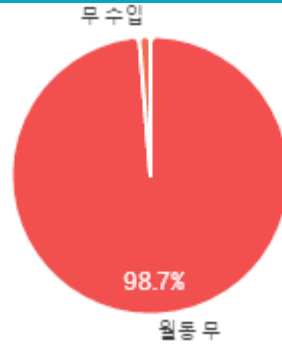


구분	금주(A)	전주(B)	전월(C)	전년(D)	평년(E)	A/B	A/C	A/D	A/E
물량(톤)	3,421	3,746	2,456	3,752	3,262	91.3%	139.3%	91.2%	104.9%

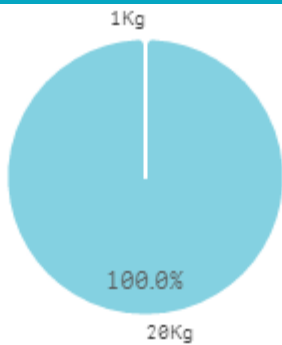
### 출하 품종별 거래물량 구성비



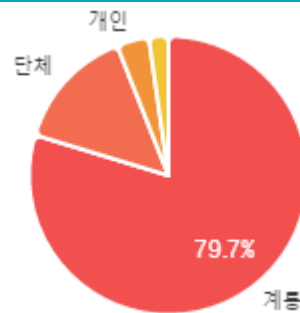
### 출하 품종별 거래금액 구성비



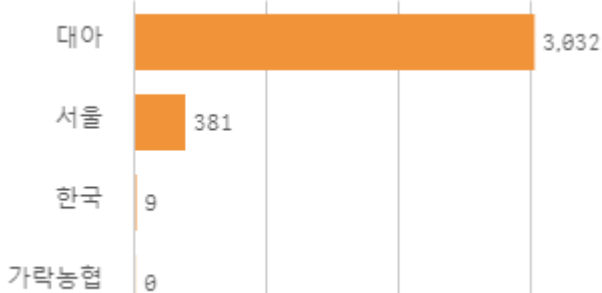
### 거래 단량별 물량 구성비



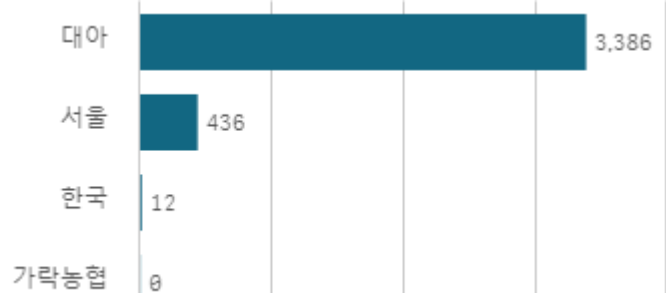
### 출하자별 거래물량 구성비



### 도매시장 법인별 거래물량(톤)

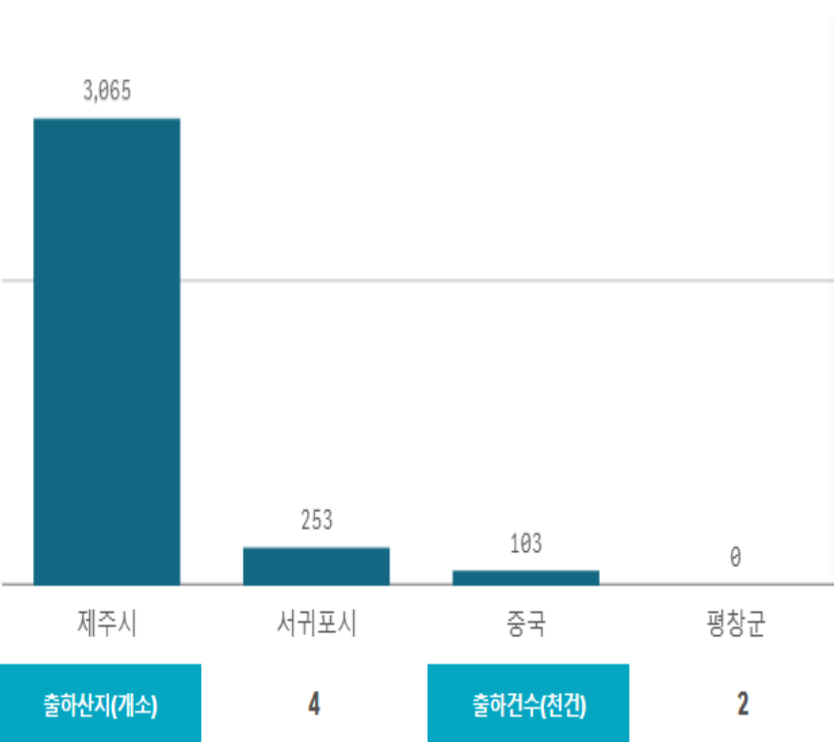


### 도매시장 법인별 거래금액(백만원)



# 무(20Kg)

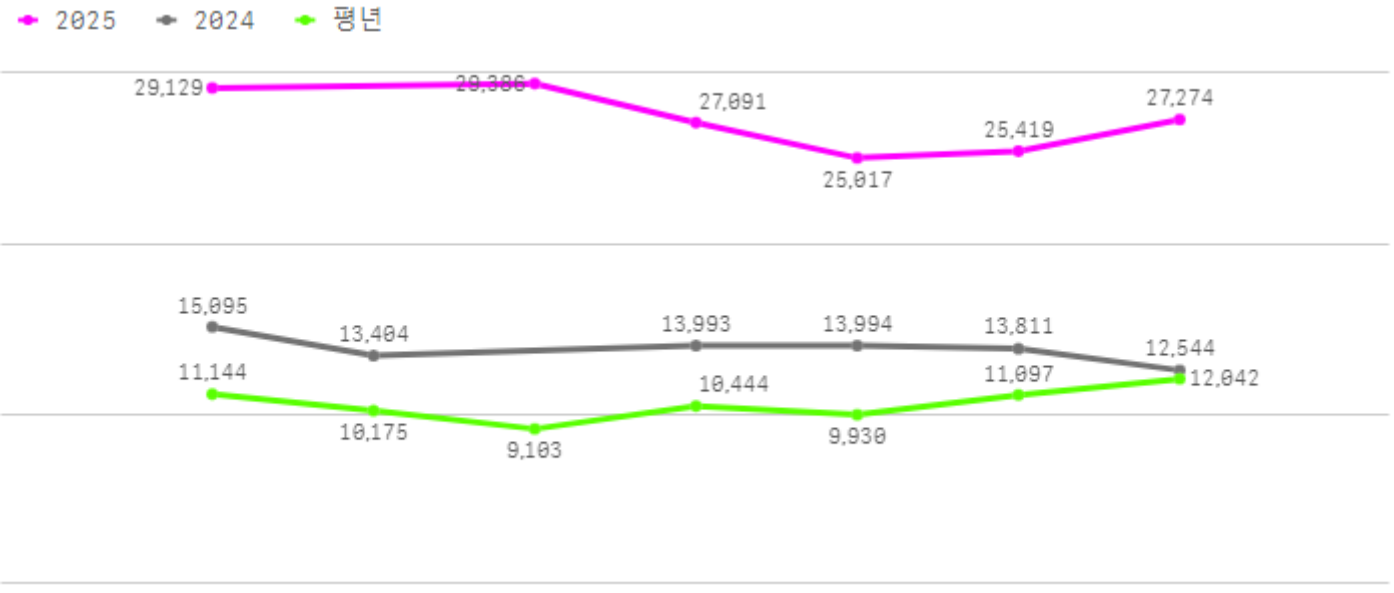
산지별 거래물량(톤)



산지별 주출하 시군구



주간 도매가격(원)



구분	금주(A)	전주(B)	전월(C)	전년(D)	평년(E)	A/B	A/C	A/D	A/E
가격(원)	27,219	25,686	31,236	13,807	14,263	106.0%	87.1%	197.1%	190.8%

※ 상품 가격 기준

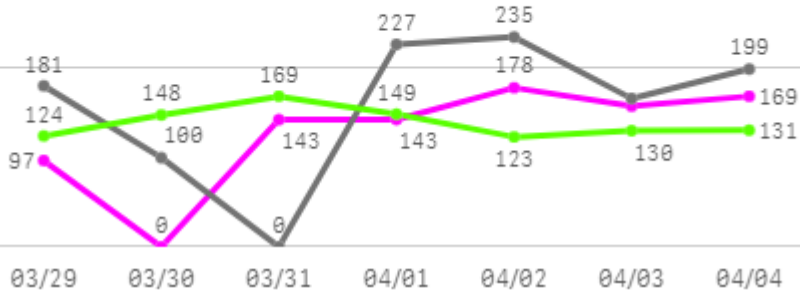
## □ 무(20Kg) 주간 가격

구분	Q	품종	Q	단량	Q	특	상	보통	하
2025-03-29		무		20Kg		32,098	29,129	22,758	16,019
2025-03-31		무		20Kg		31,145	29,386	25,428	18,456
2025-04-01		무		20Kg		29,127	27,091	23,126	14,769
2025-04-02		무		20Kg		27,220	25,017	19,604	12,105
2025-04-03		무		20Kg		27,362	25,419	21,525	13,095
2025-04-04		무		20Kg		28,816	27,274	24,160	16,230
평균						<b>29,295</b>	<b>27,219</b>	<b>22,767</b>	<b>15,112</b>

# 당근

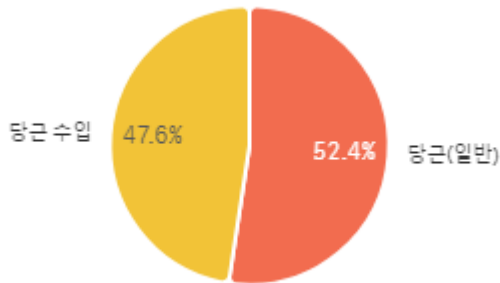
## 주간 반입량(톤)

◆ 2025    ● 2024    ▲ 평년

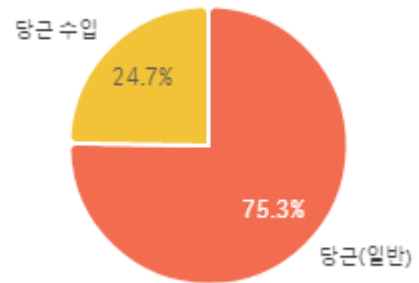


구분	금주(A)	전주(B)	전월(C)	전년(D)	평년(E)	A/B	A/C	A/D	A/E
물량(톤)	887	1,045	627	1,108	935	84.9%	141.4%	80.0%	94.9%

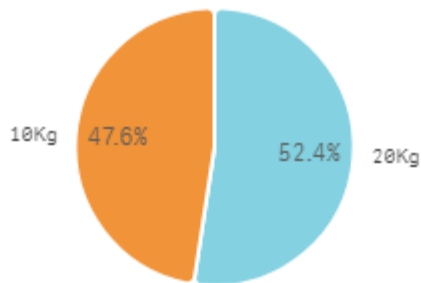
## 출하 품종별 거래물량 구성비



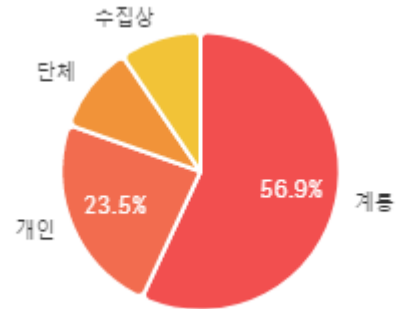
## 출하 품종별 거래금액 구성비



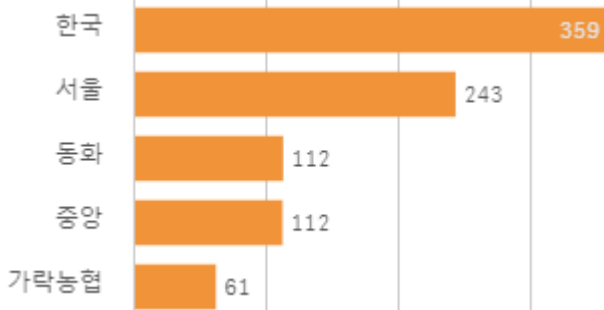
## 거래 단량별 물량 구성비



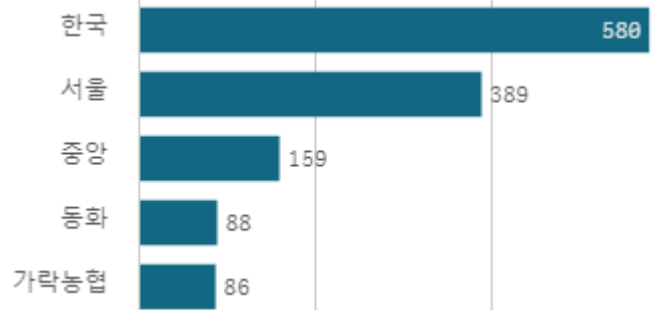
## 출하자별 거래물량 구성비



## 도매시장 법인별 거래물량(톤)

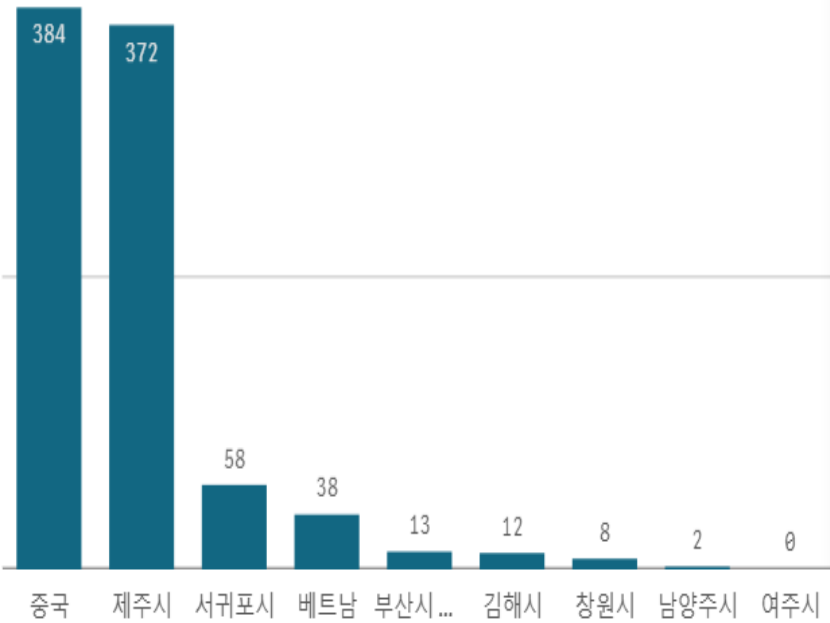


## 도매시장 법인별 거래금액(백만원)



# 당근(20Kg)

산지별 거래물량(톤)



산지별 주출하 시군구



출하산지(개소)

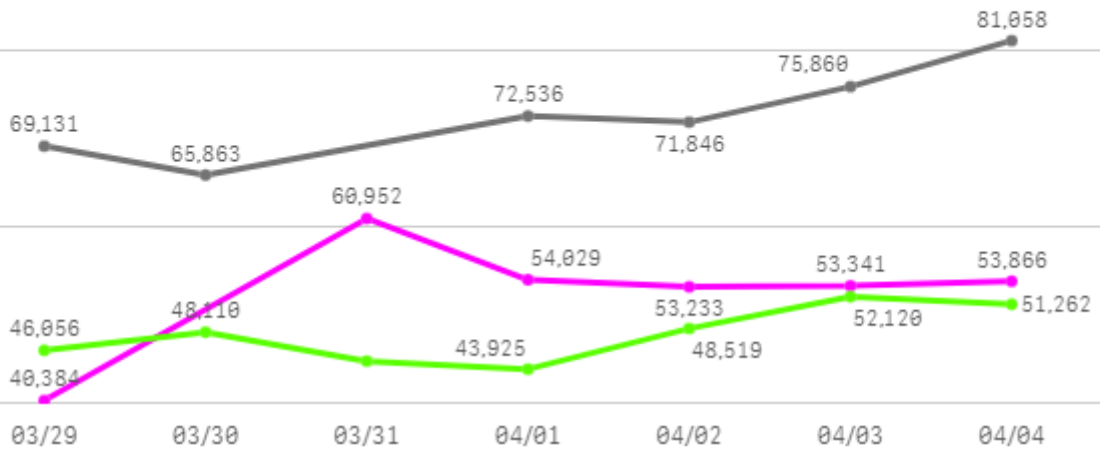
9

출하건수(천간)

1

주간 도매가격(원)

◆ 2025    ● 2024    ◆ 평년



구분	금주(A)	전주(B)	전월(C)	전년(D)	평년(E)	A/B	A/C	A/D	A/E
가격(원)	52,634	45,155	69,691	72,716	46,298	116.6%	75.5%	72.4%	113.7%

※ 상품 가격 기준

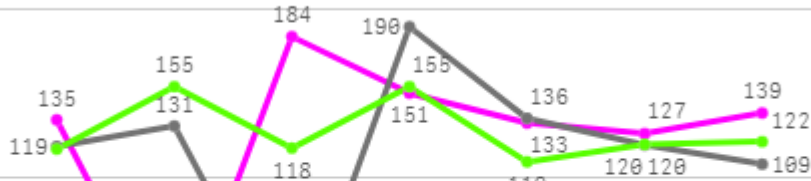
## □ 당근(20Kg) 주간 가격

구분	Q	품종	Q	단량	Q	특	상	보통	하
2025-03-29		당근		20Kg		61,134	40,384	29,008	21,264
2025-03-31		당근		20Kg		71,982	60,952	38,399	27,471
2025-04-01		당근		20Kg		69,000	54,029	37,321	27,997
2025-04-02		당근		20Kg		71,000	53,233	36,595	27,974
2025-04-03		당근		20Kg		71,090	53,341	39,281	31,021
2025-04-04		당근		20Kg		69,990	53,866	40,198	32,493
평균						<b>69,033</b>	<b>52,634</b>	<b>36,800</b>	<b>28,037</b>

# 생고추

## 주간 반입량(톤)

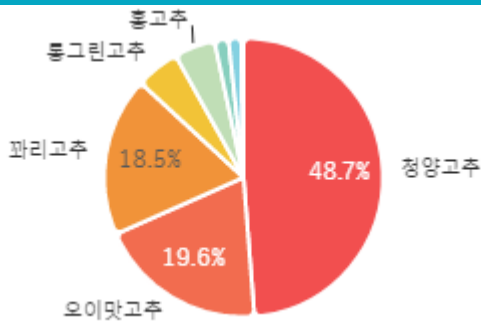
● 2025 ● 2024 ● 평년



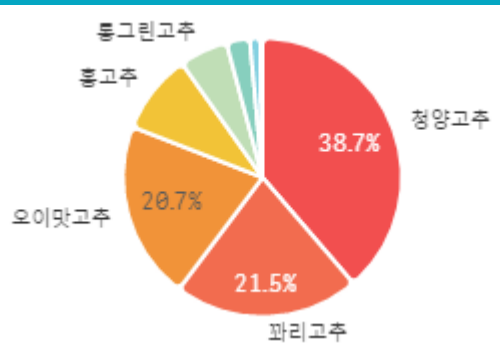
03/29 03/30 03/31 04/01 04/02 04/03 04/04

구분	금주(A)	전주(B)	전월(C)	전년(D)	평년(E)	A/B	A/C	A/D	A/E
물량(톤)	868	813	498	804	866	106.8%	174.5%	107.9%	100.3%

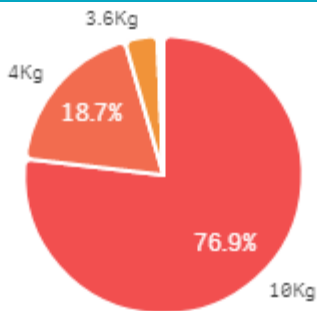
## 출하 품종별 거래물량 구성비



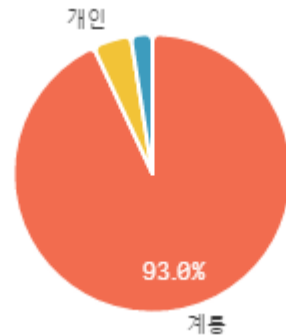
## 출하 품종별 거래금액 구성비



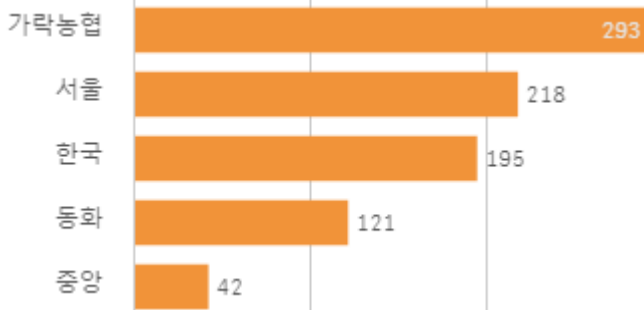
## 거래 단량별 물량 구성비



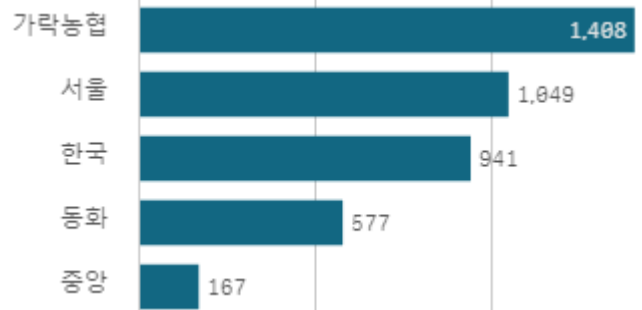
## 출하자별 거래물량 구성비



## 도매시장 법인별 거래물량(톤)

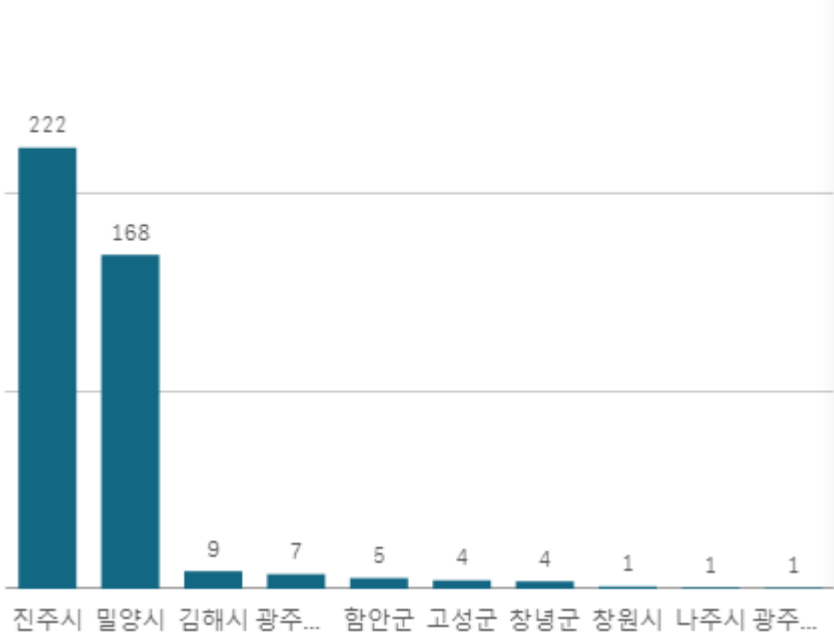


## 도매시장 법인별 거래금액(백만원)



# 청양고추(10Kg)

산지별 거래물량(톤)



출하산지(개소)

11

출하건수(천건)

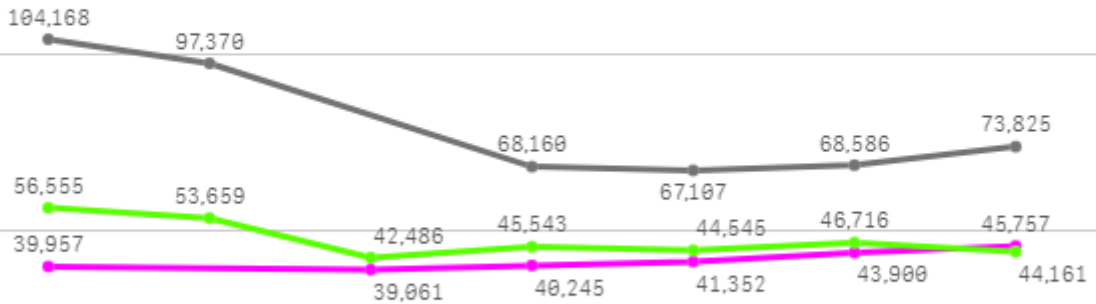
3

산지별 주출하 시군구



주간 도매가격(원)

◆ 2025    ● 2024    ◆ 평년



03/29    03/30    03/31    04/01    04/02    04/03    04/04

구분	금주(A)	전주(B)	전월(C)	전년(D)	평년(E)	A/B	A/C	A/D	A/E
가격(원)	41,712	38,332	78,041	79,869	48,624	108.8%	53.4%	52.2%	85.8%

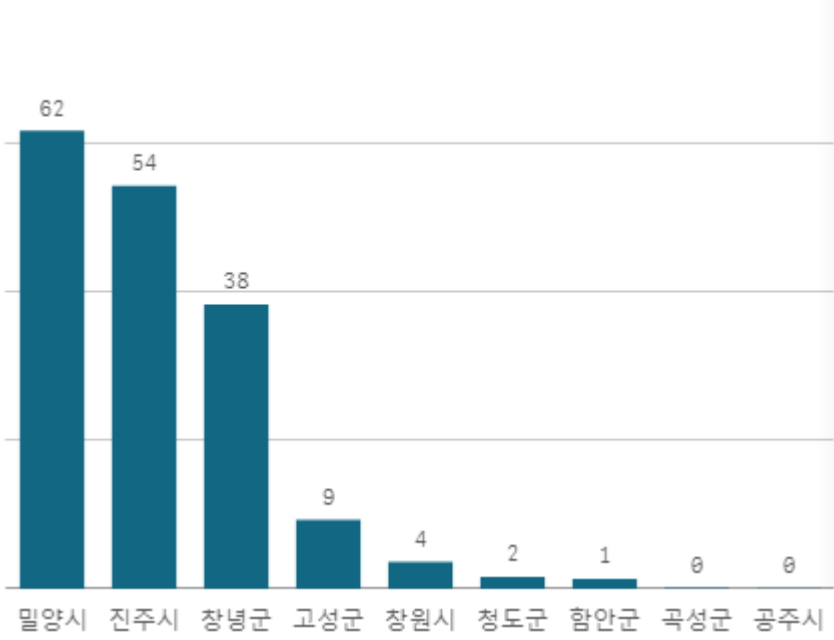
※ 상품 가격 기준

## □ 청양고추(10Kg) 주간 가격

구분	Q	품종	Q	단량	Q	특	상	보통	하
2025-03-29		청양고추		10Kg		42,953	39,957	37,077	31,142
2025-03-31		청양고추		10Kg		42,457	39,061	36,199	30,781
2025-04-01		청양고추		10Kg		44,858	40,245	35,202	29,297
2025-04-02		청양고추		10Kg		44,716	41,352	36,993	29,290
2025-04-03		청양고추		10Kg		47,716	43,900	39,913	32,172
2025-04-04		청양고추		10Kg		48,198	45,757	41,740	34,493
평균						<b>45,150</b>	<b>41,712</b>	<b>37,854</b>	<b>31,196</b>

# 오이맛고추(10Kg)

산지별 거래물량(톤)



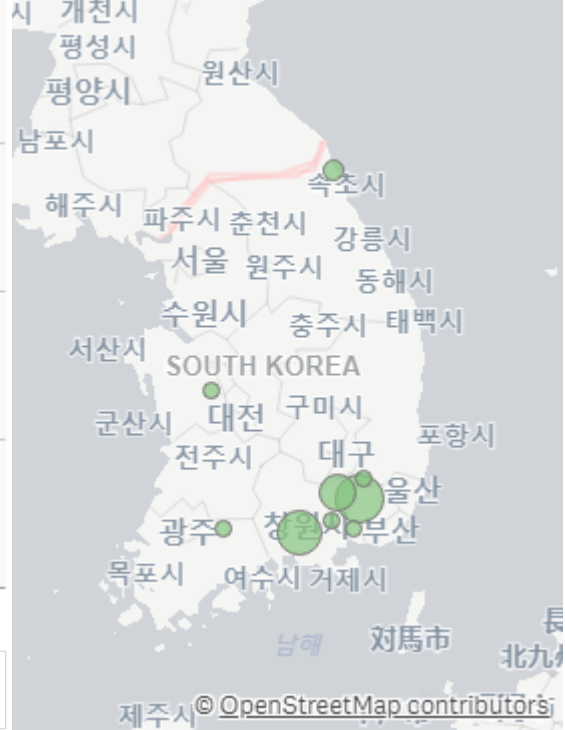
출하산지(개소)

9

출하건수(천건)

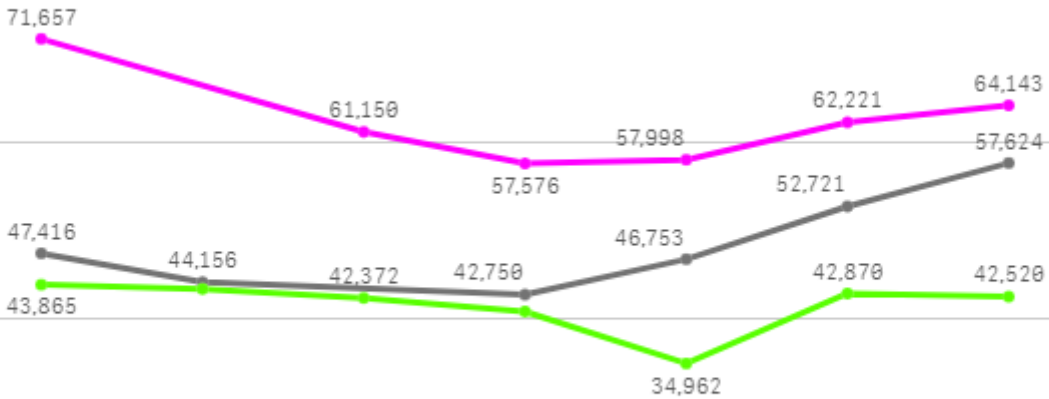
1

산지별 주출하 시군구



주간 도매가격(원)

◆ 2025    ● 2024    ◆ 평년



03/29    03/30    03/31    04/01    04/02    04/03    04/04

구분	금주(A)	전주(B)	전월(C)	전년(D)	평년(E)	A/B	A/C	A/D	A/E
가격(원)	62,458	54,311	100,299	48,570	48,012	115.0%	62.3%	128.6%	130.1%

※ 상품 가격 기준

## □ 오이맛고추(10Kg) 주간 가격

구분	Q	품종	Q	단량	Q	특	상	보통	하
2025-03-29		오이맛고추		10Kg		81,870	71,657	50,757	30,121
2025-03-31		오이맛고추		10Kg		68,912	61,150	42,468	25,724
2025-04-01		오이맛고추		10Kg		63,631	57,576	43,969	24,995
2025-04-02		오이맛고추		10Kg		64,593	57,998	46,422	27,436
2025-04-03		오이맛고추		10Kg		68,979	62,221	49,811	32,234
2025-04-04		오이맛고추		10Kg		74,902	64,143	52,083	36,280
평균						<b>70,481</b>	<b>62,458</b>	<b>47,585</b>	<b>29,465</b>

# 양파

## 주간 반입량(톤)

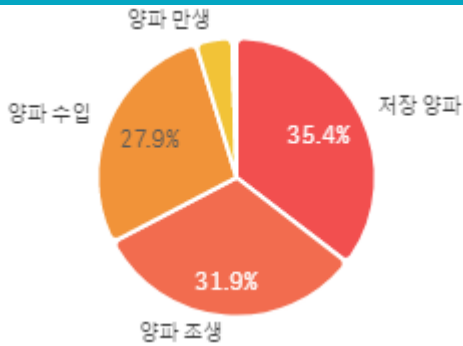
◆ 2025    ● 2024    ▲ 평년



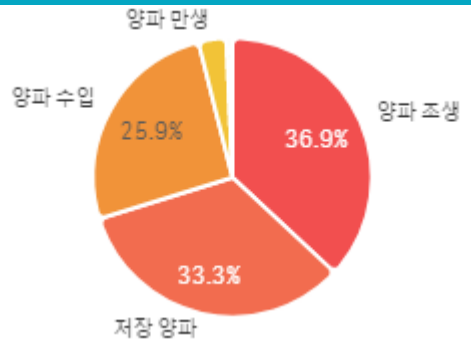
03/29    03/30    03/31    04/01    04/02    04/03    04/04

구분	금주(A)	전주(B)	전월(C)	전년(D)	평년(E)	A/B	A/C	A/D	A/E
물량(톤)	5,165	3,825	2,421	4,415	4,869	135.0%	213.4%	117.0%	106.1%

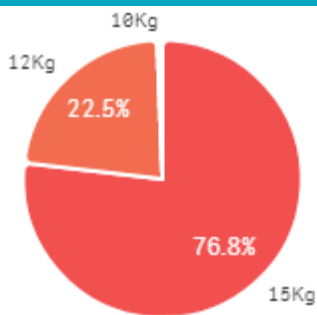
## 출하 품종별 거래물량 구성비



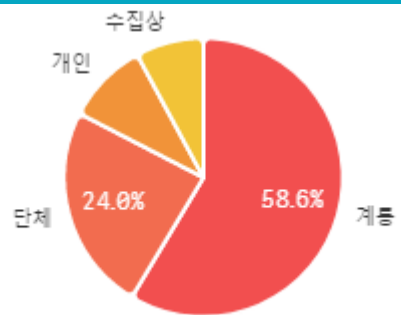
## 출하 품종별 거래금액 구성비



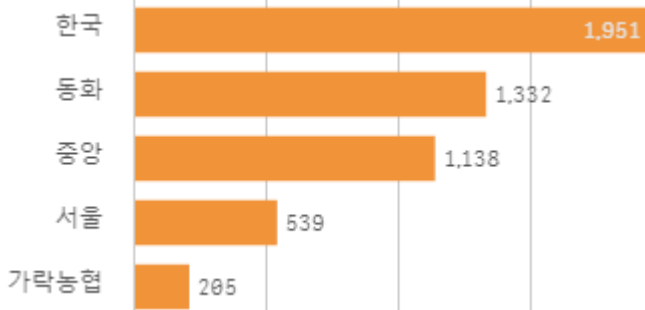
## 거래 단량별 물량 구성비



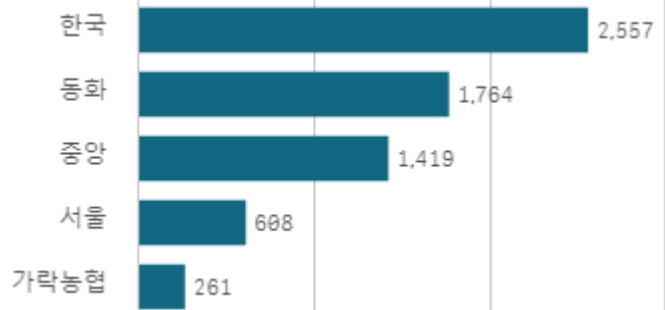
## 출하자별 거래물량 구성비



## 도매시장 법인별 거래물량(톤)

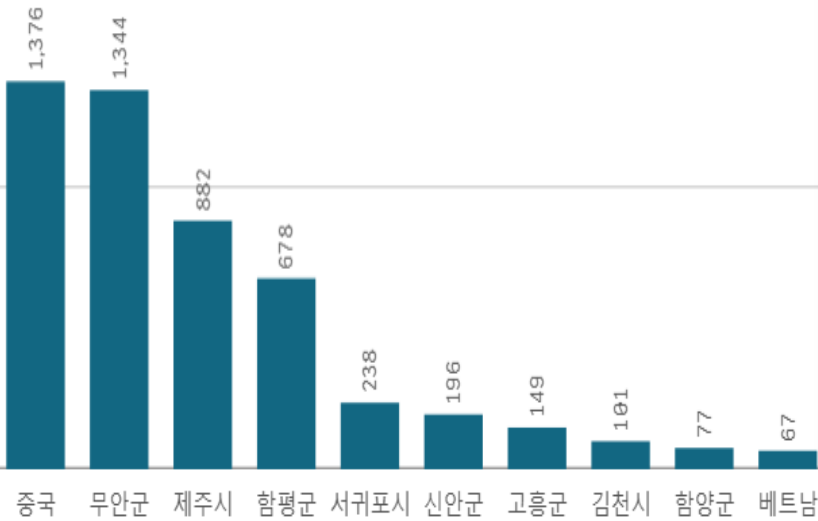


## 도매시장 법인별 거래금액(백만원)



# 양파(1Kg)

산지별 거래물량(톤)



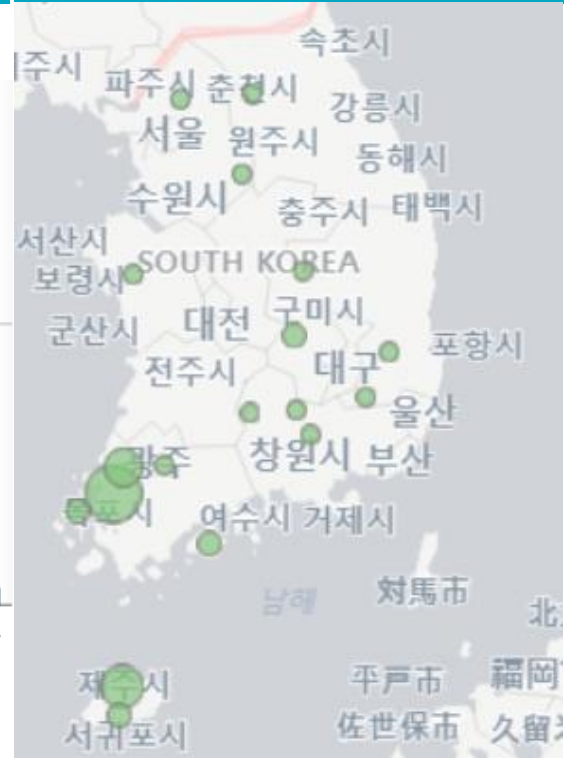
출하산지(개소)

20

출하건수(천건)

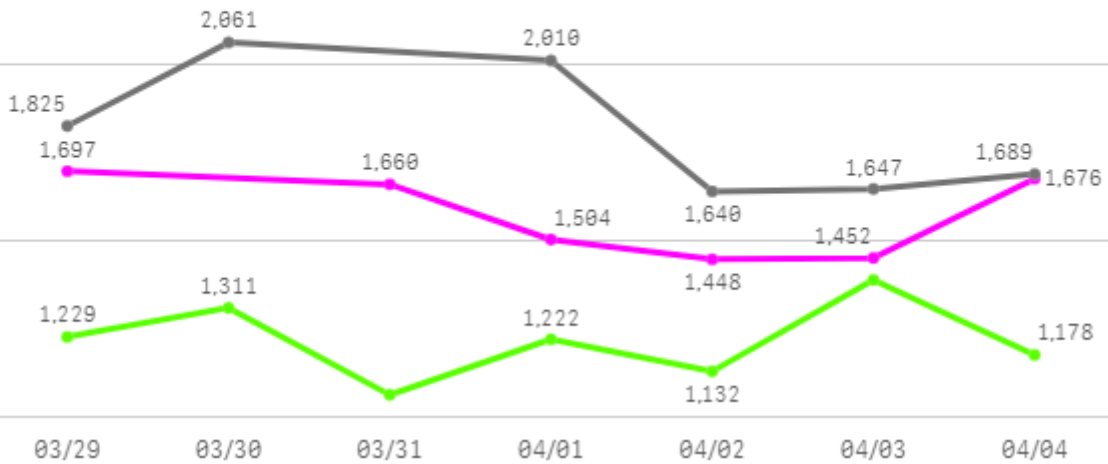
3

산지별 주출하 시군구



주간 도매가격(원)

◆ 2025    ● 2024    ▲ 평년



구분	금주(A)	전주(B)	전월(C)	전년(D)	평년(E)	A/B	A/C	A/D	A/E
가격(원)	1,573	1,943	1,850	1,812	1,303	81.0%	85.0%	86.8%	120.7%

※ 상품 가격 기준

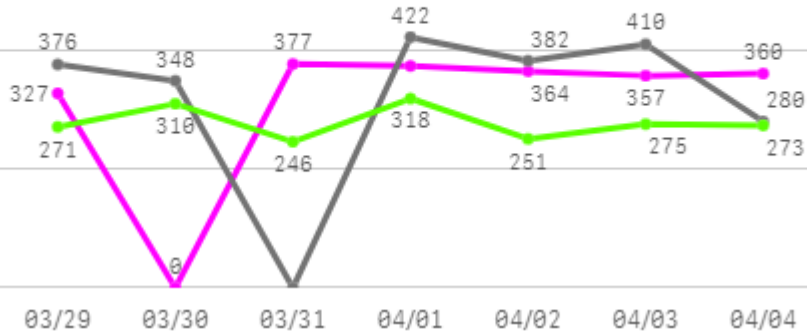
## □ 양파(1Kg) 주간 가격

구분	Q	품종	Q	단량	Q	특	상	보통	하
2025-03-29		양파		1Kg		2,209	1,697	1,319	1,001
2025-03-31		양파		1Kg		2,328	1,660	1,282	880
2025-04-01		양파		1Kg		2,115	1,504	1,275	850
2025-04-02		양파		1Kg		1,896	1,448	1,234	819
2025-04-03		양파		1Kg		2,014	1,452	1,135	646
2025-04-04		양파		1Kg		2,296	1,676	1,218	630
평균						<b>2,143</b>	<b>1,573</b>	<b>1,244</b>	<b>804</b>

# 대파

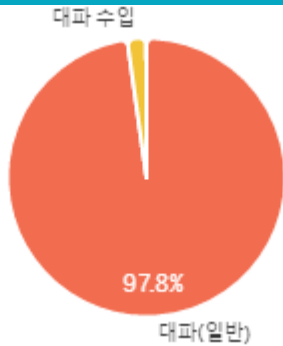
## 주간 반입량(톤)

◆ 2025    ● 2024    ▲ 평년

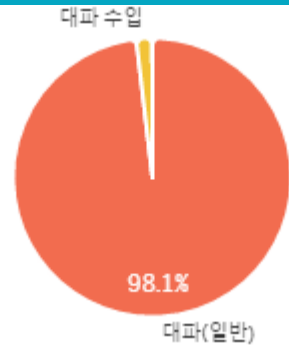


구분	금주(A)	전주(B)	전월(C)	전년(D)	평년(E)	A/B	A/C	A/D	A/E
물량(톤)	2,158	2,257	1,492	2,217	2,018	95.6%	144.7%	97.4%	107.0%

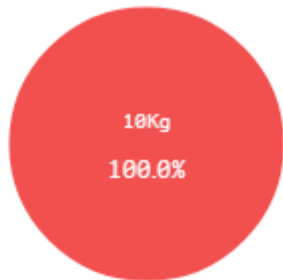
## 출하 품종별 거래물량 구성비



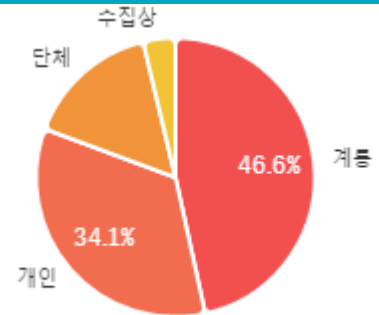
## 출하 품종별 거래금액 구성비



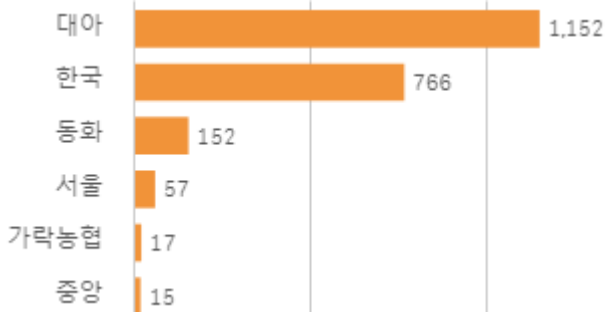
## 거래 단량별 물량 구성비



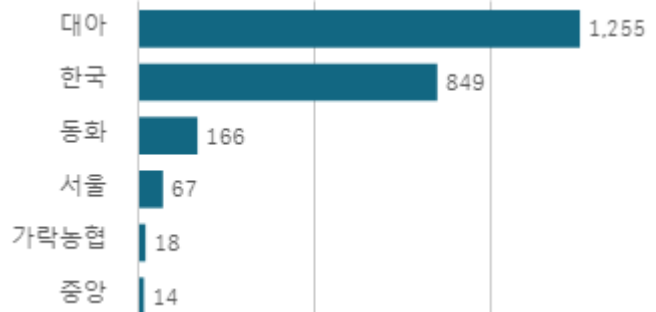
## 출하자별 거래물량 구성비



## 도매시장 법인별 거래물량(톤)

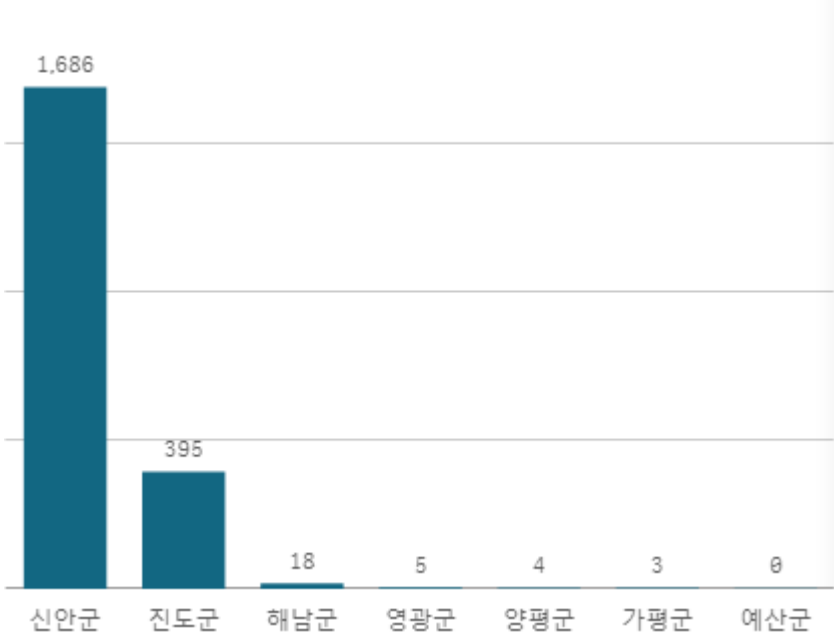


## 도매시장 법인별 거래금액(백만원)



# 대파(일반)(1Kg)

산지별 거래물량(톤)



산지별 주출하 시군구



출하산지(개소)

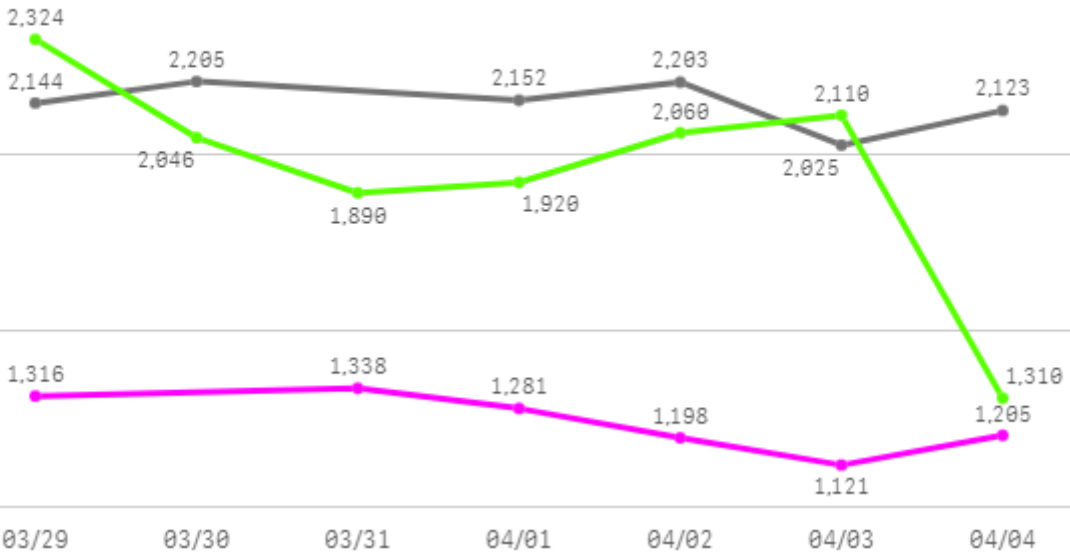
7

출하건수(천건)

1

주간 도매가격(원)

◆ 2025    ● 2024    ◆ 평년



구분	금주(A)	전주(B)	전월(C)	전년(D)	평년(E)	A/B	A/C	A/D	A/E
가격(원)	1,243	1,423	2,411	2,142	2,047	87.4%	51.6%	58.0%	60.7%

※ 상품 가격 기준

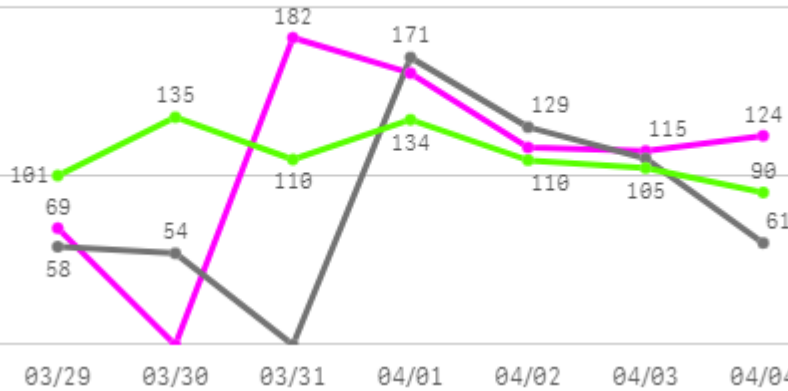
## □ 대파(일반)(1Kg) 주간 가격

구분	Q	품종	Q	단량	Q	특	상	보통	하
2025-03-29		대파(일반)		1Kg		1,459	1,316	1,157	814
2025-03-31		대파(일반)		1Kg		1,438	1,338	1,143	833
2025-04-01		대파(일반)		1Kg		1,411	1,281	1,115	890
2025-04-02		대파(일반)		1Kg		1,338	1,198	1,057	863
2025-04-03		대파(일반)		1Kg		1,331	1,121	990	848
2025-04-04		대파(일반)		1Kg		1,413	1,205	1,041	887
평균						<b>1,398</b>	<b>1,243</b>	<b>1,084</b>	<b>856</b>

# 쪽파

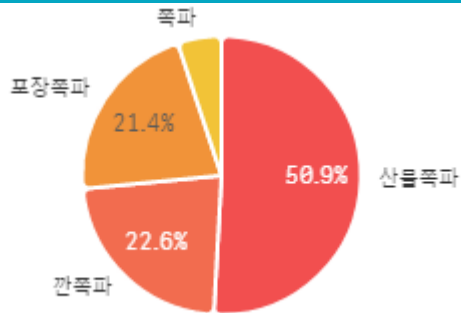
## 주간 반입량(톤)

2025 (파란색 선) 2024 (회색 선) 평년 (초록색 선)

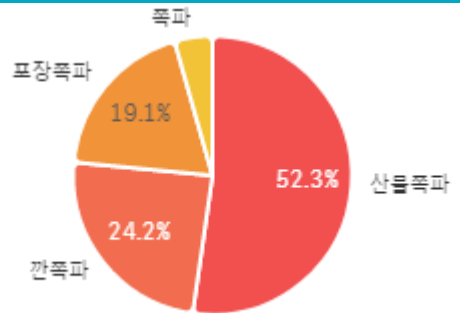


구분	금주(A)	전주(B)	전월(C)	전년(D)	평년(E)	A/B	A/C	A/D	A/E
물량(톤)	770	739	168	584	782	104.2%	458.3%	131.8%	98.4%

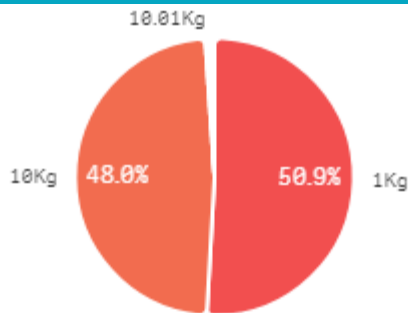
## 출하 품종별 거래물량 구성비



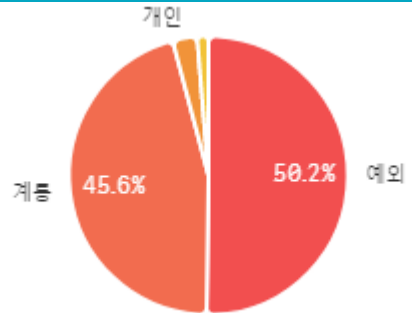
## 출하 품종별 거래금액 구성비



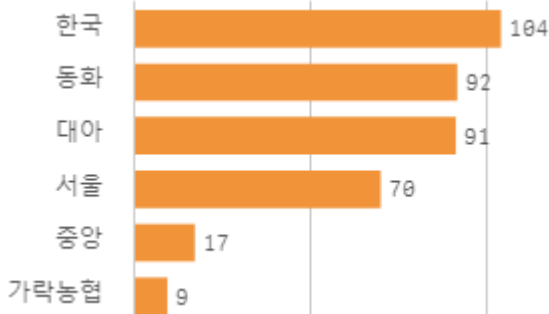
## 거래 단량별 물량 구성비



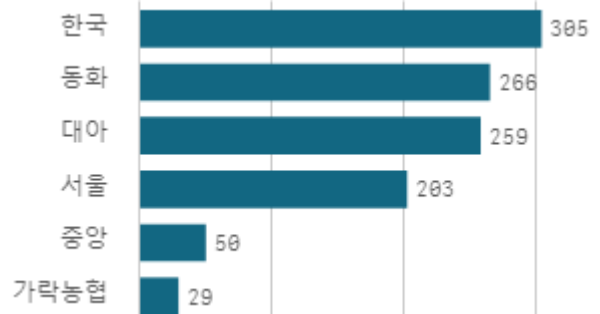
## 출하자별 거래물량 구성비



## 도매시장 법인별 거래물량(톤)

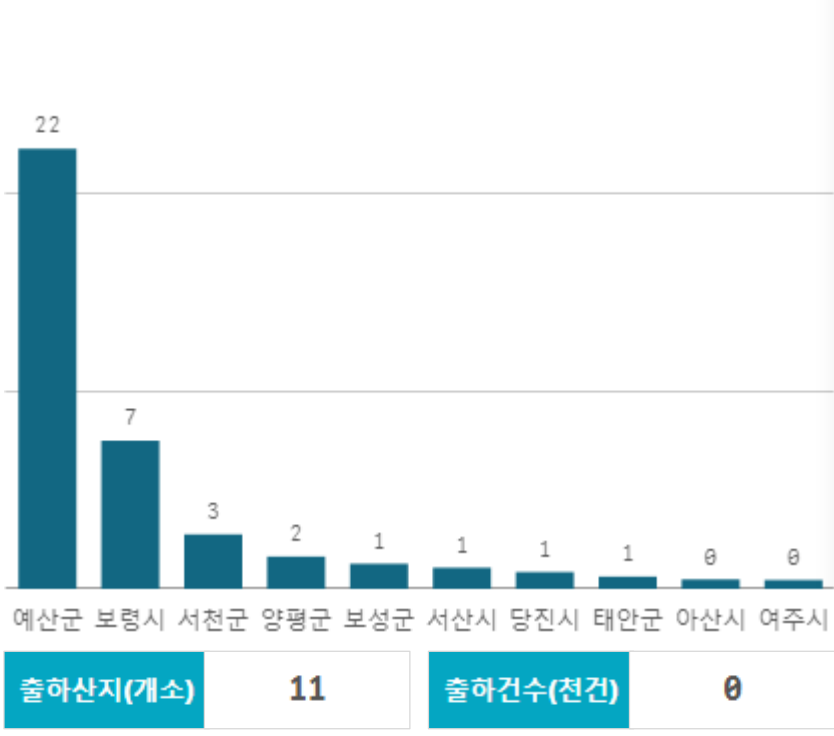


## 도매시장 법인별 거래금액(백만원)



# 쪽파(10Kg)

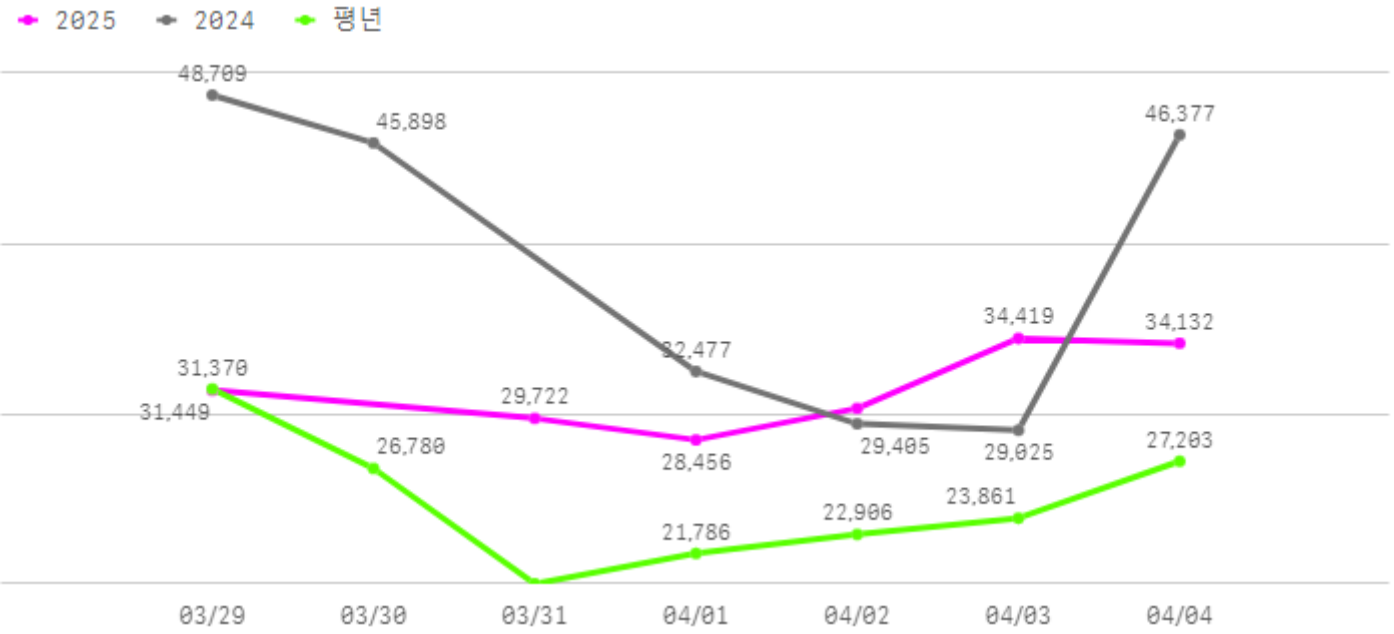
산지별 거래물량(톤)



산지별 주출하 시군구



주간 도매가격(원)



구분	금주(A)	전주(B)	전월(C)	전년(D)	평년(E)	A/B	A/C	A/D	A/E
가격(원)	31,401	36,687	96,594	38,649	27,354	85.6%	32.5%	81.2%	114.8%

※ 상품 가격 기준

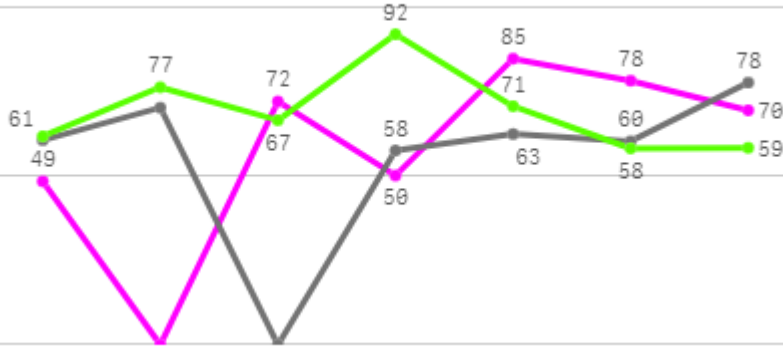
## □ 쪽파(10Kg) 주간 가격

구분	Q	품종	Q	단량	Q	특	상	보통	하
2025-03-29		쪽파		10Kg		37,708	31,370	24,188	16,363
2025-03-31		쪽파		10Kg		34,655	29,722	24,826	18,725
2025-04-01		쪽파		10Kg		33,450	28,456	23,034	17,347
2025-04-02		쪽파		10Kg		34,640	30,309	25,502	18,981
2025-04-03		쪽파		10Kg		39,089	34,419	28,281	20,971
2025-04-04		쪽파		10Kg		41,228	34,132	26,693	20,675
평균						<b>36,795</b>	<b>31,401</b>	<b>25,421</b>	<b>18,844</b>

# 파프리카

## 주간 반입량(톤)

● 2025 ● 2024 ● 평년

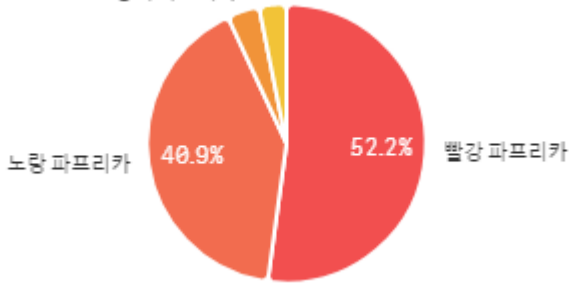


03/29 03/30 03/31 04/01 04/02 04/03 04/04

구분	금주(A)	전주(B)	전월(C)	전년(D)	평년(E)	A/B	A/C	A/D	A/E
물량(톤)	404	352	272	390	464	114.7%	148.6%	103.7%	87.2%

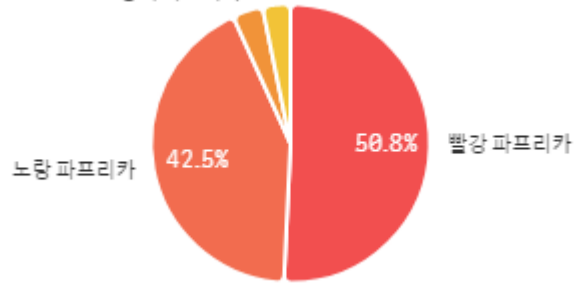
## 출하 품종별 거래물량 구성비

청색 파프리카



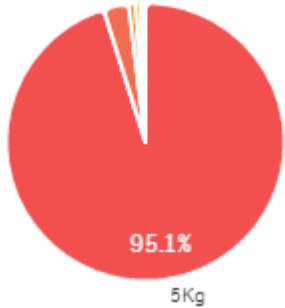
## 출하 품종별 거래금액 구성비

청색 파프리카



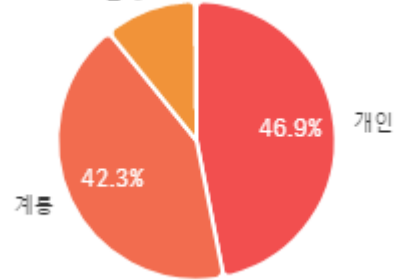
## 거래 단량별 물량 구성비

10Kg

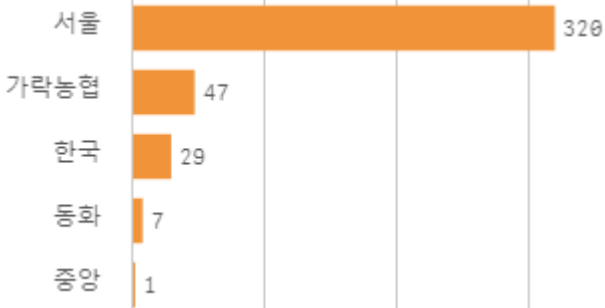


## 출하자별 거래물량 구성비

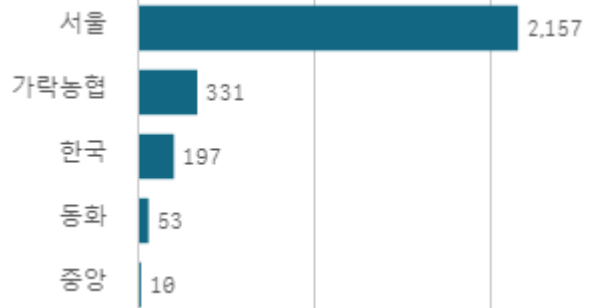
단체



## 도매시장 법인별 거래물량(톤)

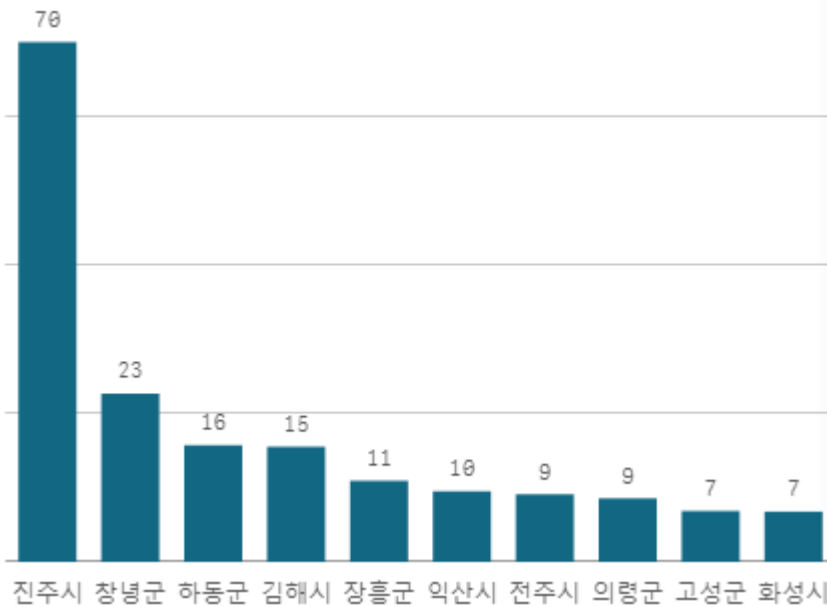


## 도매시장 법인별 거래금액(백만원)



# 빨강 파프리카(5Kg)

산지별 거래물량(톤)



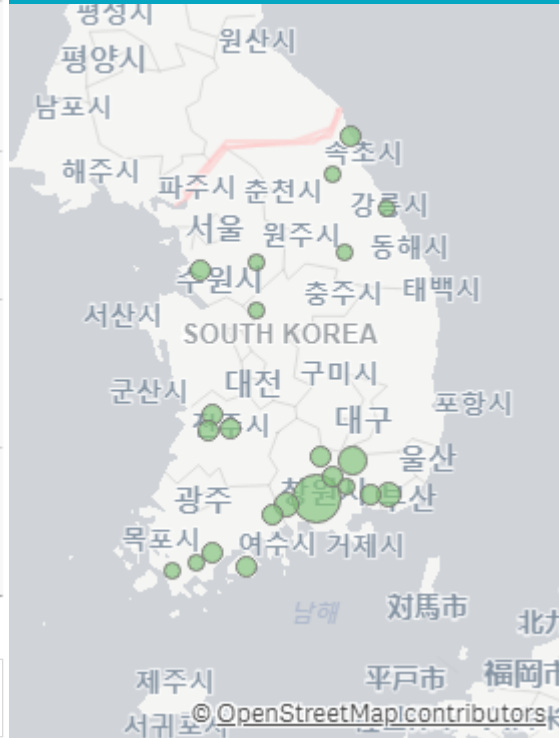
출하산지(개소)

23

출하건수(천건)

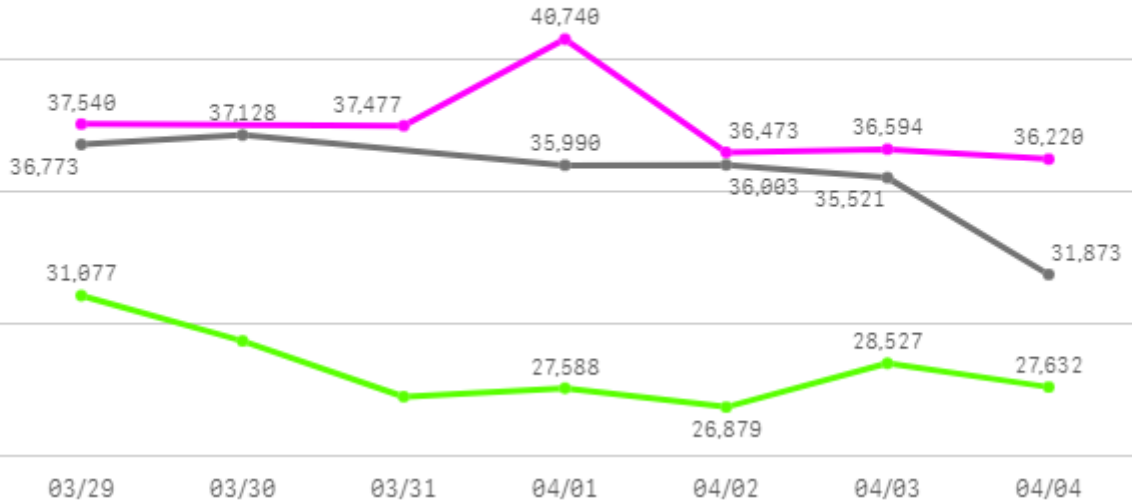
1

산지별 주출하 시군구



주간 도매가격(원)

◆ 2025    ● 2024    ◆ 평년



구분	금주(A)	전주(B)	전월(C)	전년(D)	평년(E)	A/B	A/C	A/D	A/E
가격(원)	37,507	37,735	41,226	35,548	30,665	99.4%	91.0%	105.5%	122.3%

※ 상품 가격 기준

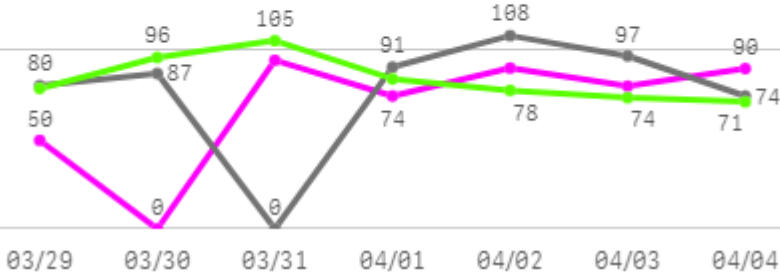
## □ 빨강 파프리카(5Kg) 주간 가격

구분	Q	품종	Q	단량	Q	특	상	보통	하
2025-03-29		빨강 파프리카		5Kg		-	37,540	33,102	29,136
2025-03-31		빨강 파프리카		5Kg		-	37,477	35,143	31,652
2025-04-01		빨강 파프리카		5Kg		-	40,740	36,460	32,564
2025-04-02		빨강 파프리카		5Kg		-	36,473	33,812	29,757
2025-04-03		빨강 파프리카		5Kg		-	36,594	34,259	30,631
2025-04-04		빨강 파프리카		5Kg		-	36,220	32,148	28,016
평균						-	<b>37,507</b>	<b>34,154</b>	<b>30,293</b>

# 양상추

## 주간 반입량(톤)

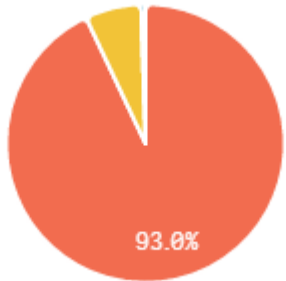
◆ 2025    ● 2024    ▲ 평년



구분	금주(A)	전주(B)	전월(C)	전년(D)	평년(E)	A/B	A/C	A/D	A/E
물량(톤)	478	457	245	538	562	104.8%	195.4%	89.0%	85.2%

### 출하 품종별 거래물량 구성비

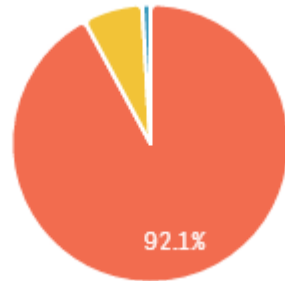
양상추 수입



양상추(일반)

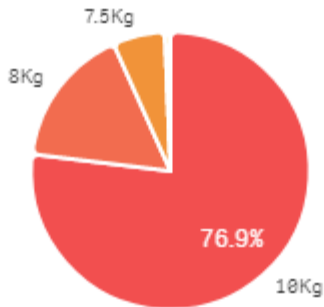
### 출하 품종별 거래금액 구성비

양상추 수입

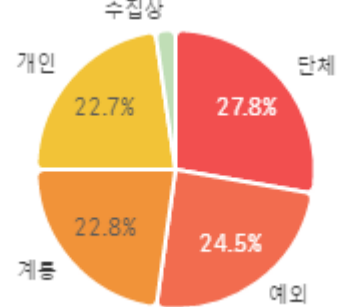


양상추(일반)

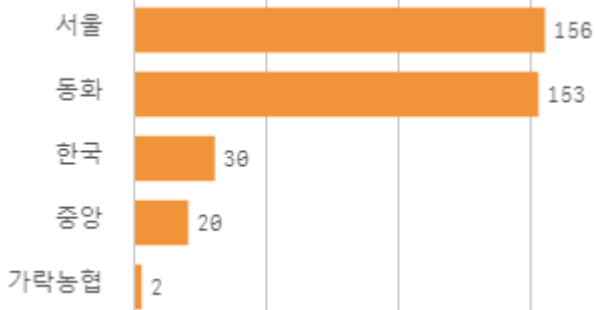
### 거래 단량별 물량 구성비



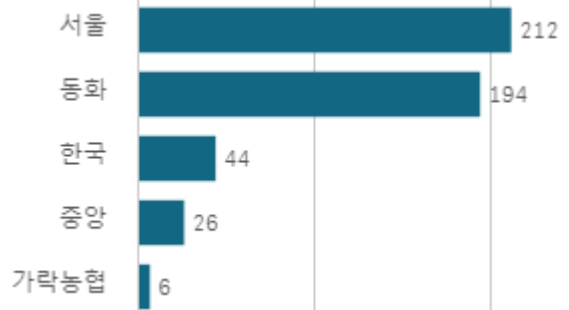
### 출하자별 거래물량 구성비



### 도매시장 법인별 거래물량(톤)

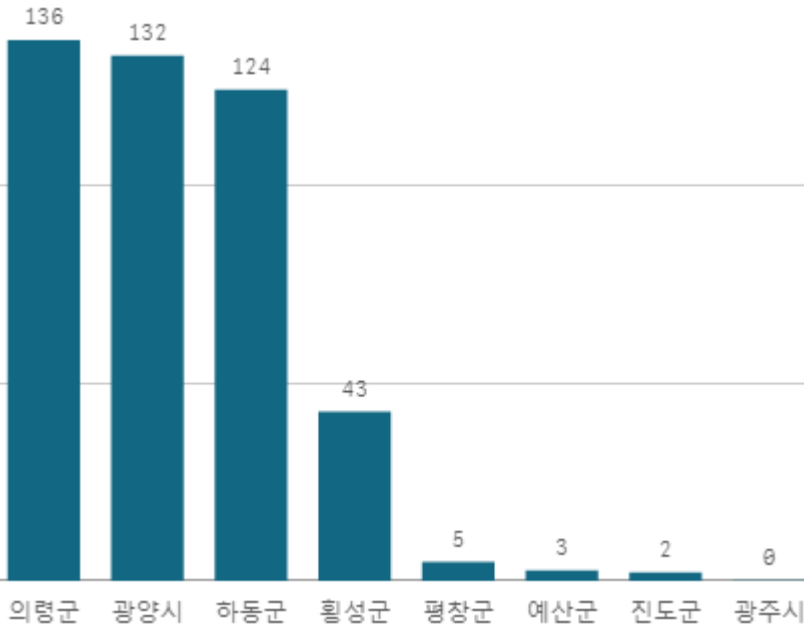


### 도매시장 법인별 거래금액(백만원)



# 양상추(일반)(10Kg)

산지별 거래물량(톤)



출하산지(개소)

8

출하건수(천건)

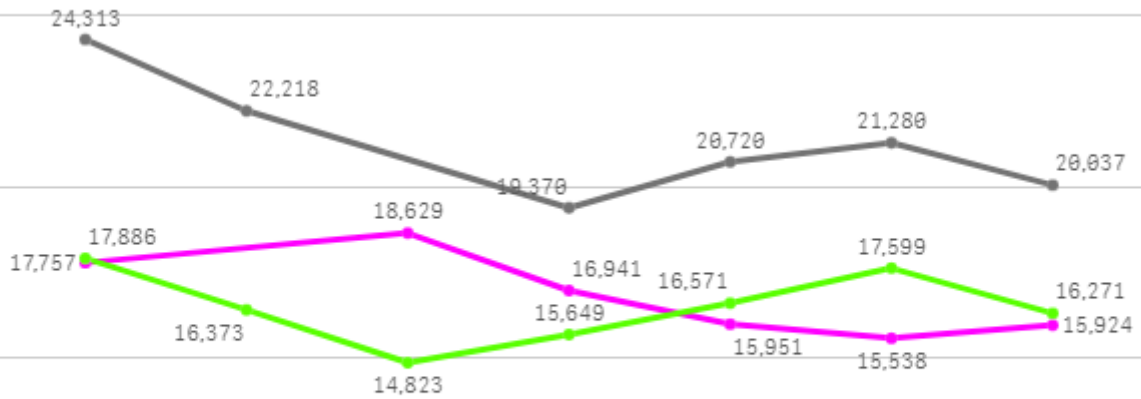
1

산지별 주출하 시군구



주간 도매가격(원)

◆ 2025    ● 2024    ◆ 평년



03/29    03/30    03/31    04/01    04/02    04/03    04/04

구분	금주(A)	전주(B)	전월(C)	전년(D)	평년(E)	A/B	A/C	A/D	A/E
가격(원)	16,790	18,708	19,119	21,323	17,496	89.7%	87.8%	78.7%	96.0%

※ 상품 가격 기준

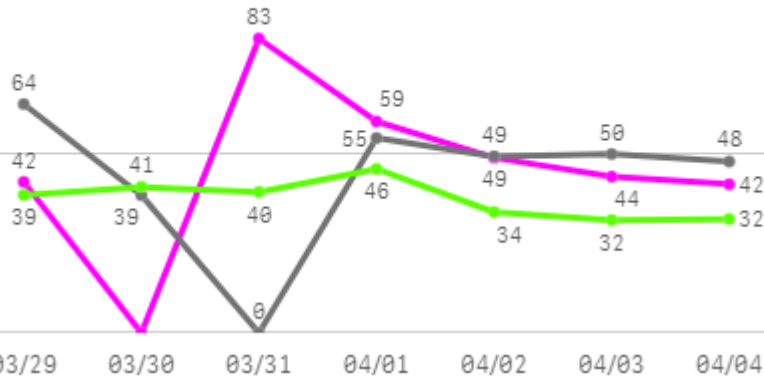
## □ 양상추(일반)(10Kg) 주간 가격

구분	Q	품종	Q	단량	Q	특	상	보통	하
2025-03-29		양상추(일반)		10Kg		-	17,757	14,622	9,774
2025-03-31		양상추(일반)		10Kg		-	18,629	15,521	11,010
2025-04-01		양상추(일반)		10Kg		-	16,941	15,079	11,179
2025-04-02		양상추(일반)		10Kg		-	15,951	14,222	10,551
2025-04-03		양상추(일반)		10Kg		-	15,538	13,010	9,884
2025-04-04		양상추(일반)		10Kg		-	15,924	12,973	9,091
평균						-	<b>16,790</b>	<b>14,238</b>	<b>10,248</b>

# 브로콜리

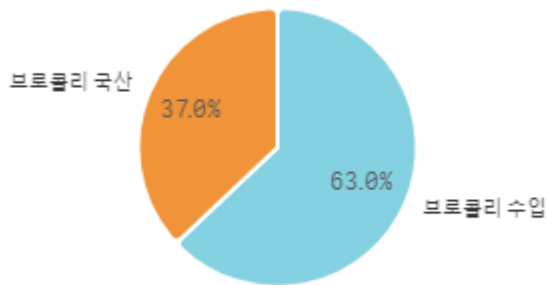
## 주간 반입량(톤)

◆ 2025    ● 2024    ▲ 평년

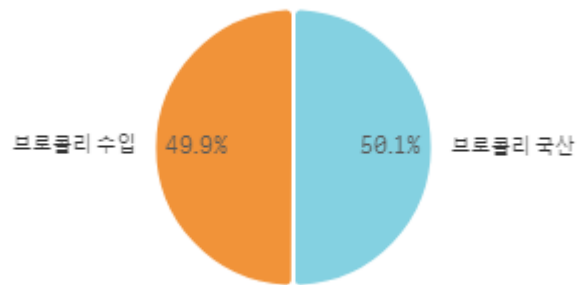


구분	금주(A)	전주(B)	전월(C)	전년(D)	평년(E)	A/B	A/C	A/D	A/E
물량(톤)	319	296	219	305	266	107.7%	145.4%	104.5%	119.8%

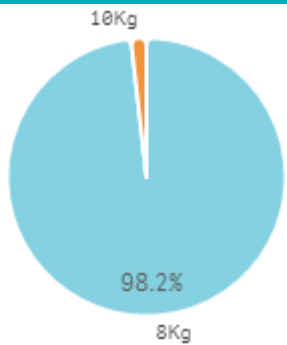
## 출하 품종별 거래물량 구성비



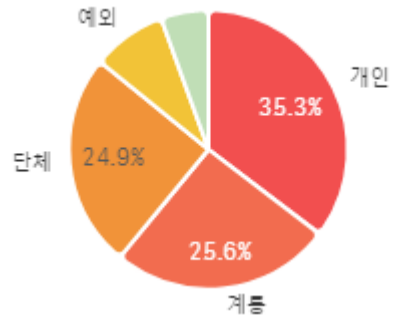
## 출하 품종별 거래금액 구성비



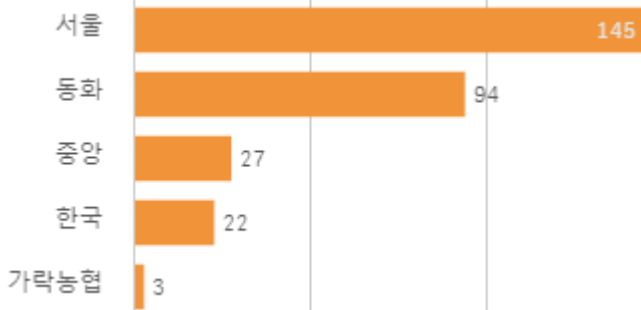
## 거래 단량별 물량 구성비



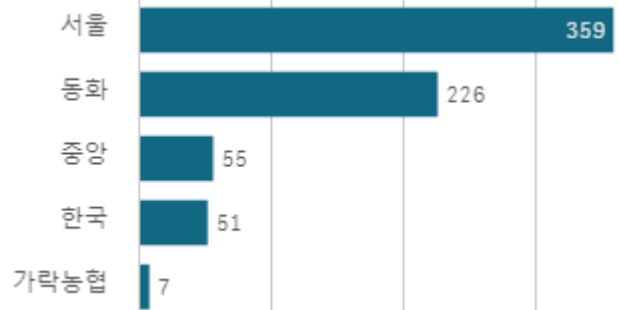
## 출하자별 거래물량 구성비



## 도매시장 법인별 거래물량(톤)

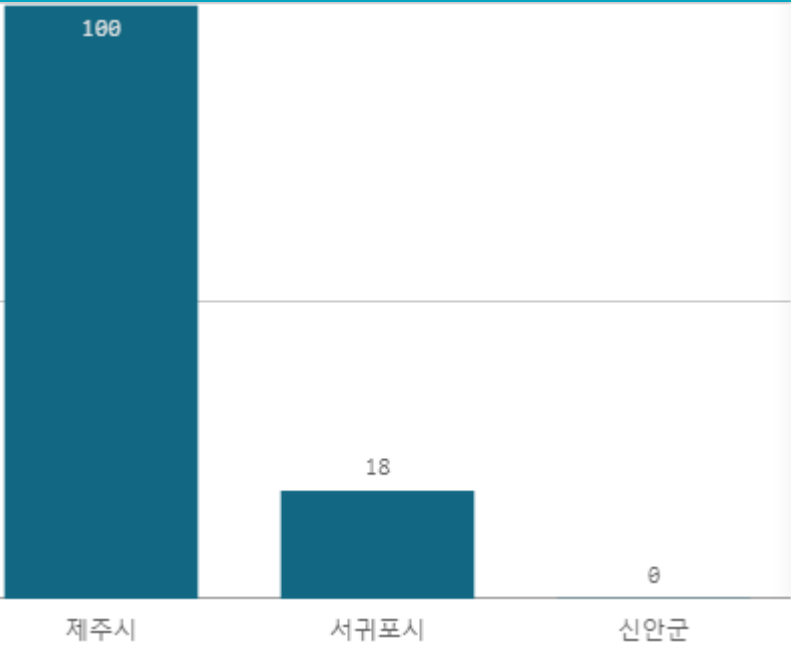


## 도매시장 법인별 거래금액(백만원)



# 브로콜리 국산(8Kg)

산지별 거래물량(톤)



산지별 주출하 시군구



출하산지(개소)

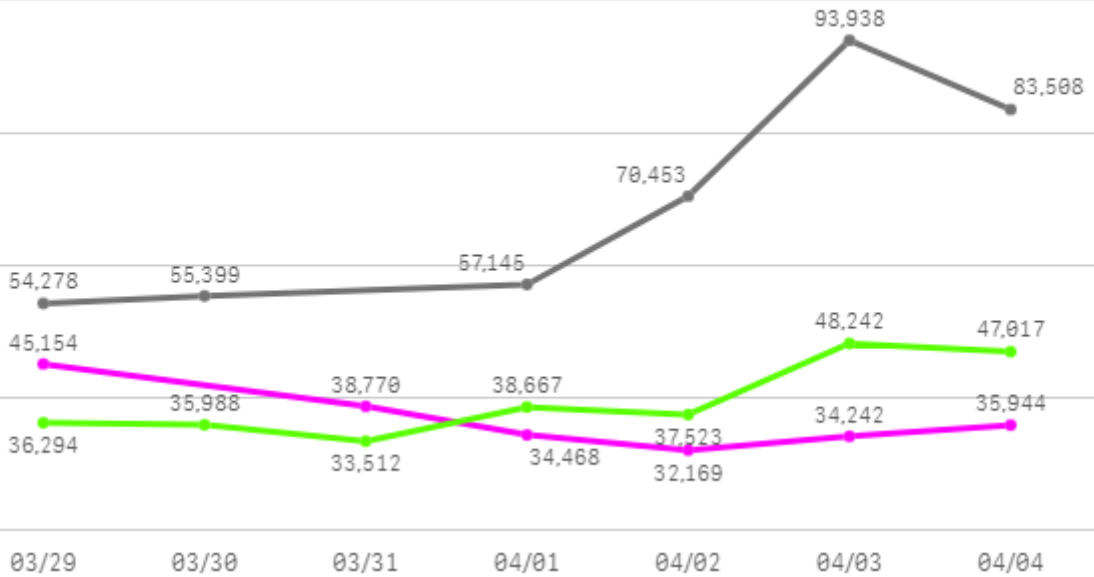
3

출하건수(천건)

1

주간 도매가격(원)

◆ 2025    ● 2024    ◆ 평년



구분	금주(A)	전주(B)	전월(C)	전년(D)	평년(E)	A/B	A/C	A/D	A/E
가격(원)	36,791	44,115	36,830	69,120	41,665	83.4%	99.9%	53.2%	88.3%

※ 상품 가격 기준

## □ 브로콜리 국산(8Kg) 주간 가격

구분	Q	품종	Q	단량	Q	특	상	보통	하
2025-03-29		브로콜리 국산		8Kg		-	45,154	37,233	22,046
2025-03-31		브로콜리 국산		8Kg		-	38,770	28,299	16,865
2025-04-01		브로콜리 국산		8Kg		-	34,468	24,919	17,102
2025-04-02		브로콜리 국산		8Kg		-	32,169	24,888	17,614
2025-04-03		브로콜리 국산		8Kg		-	34,242	25,456	17,158
2025-04-04		브로콜리 국산		8Kg		-	35,944	29,222	19,522
평균						-	<b>36,791</b>	<b>28,336</b>	<b>18,385</b>

# 청경채

## 주간 반입량(톤)

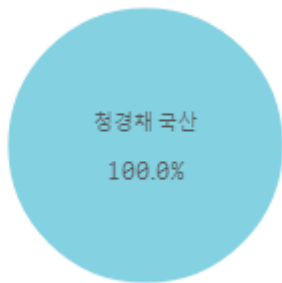
◆ 2025    ● 2024    ▲ 평년



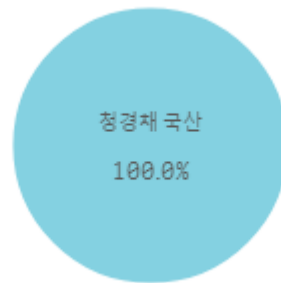
03/29    03/30    03/31    04/01    04/02    04/03    04/04

구분	금주(A)	전주(B)	전월(C)	전년(D)	평년(E)	A/B	A/C	A/D	A/E
물량(톤)	442	434	319	366	385	101.9%	138.6%	120.9%	114.9%

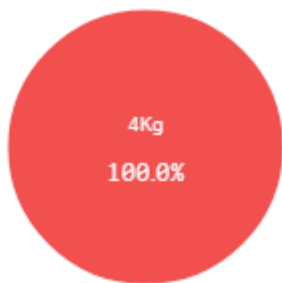
## 출하 품종별 거래물량 구성비



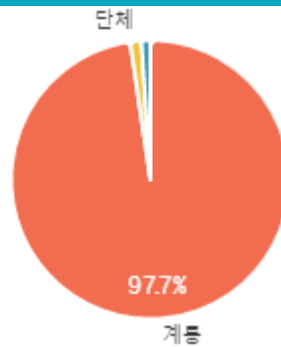
## 출하 품종별 거래금액 구성비



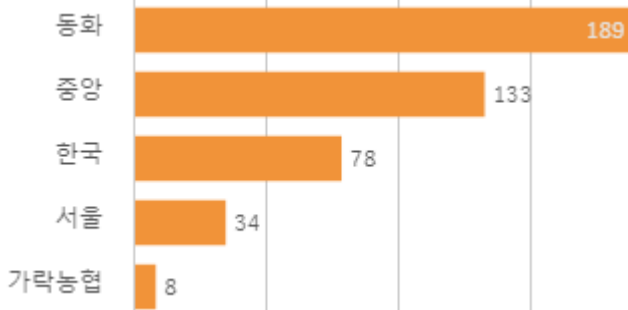
## 거래 단량별 물량 구성비



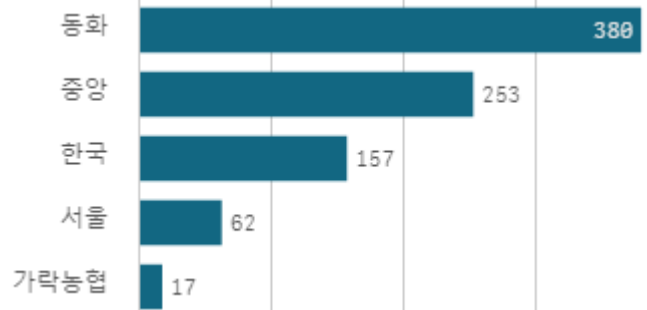
## 출하자별 거래물량 구성비



## 도매시장 법인별 거래물량(톤)

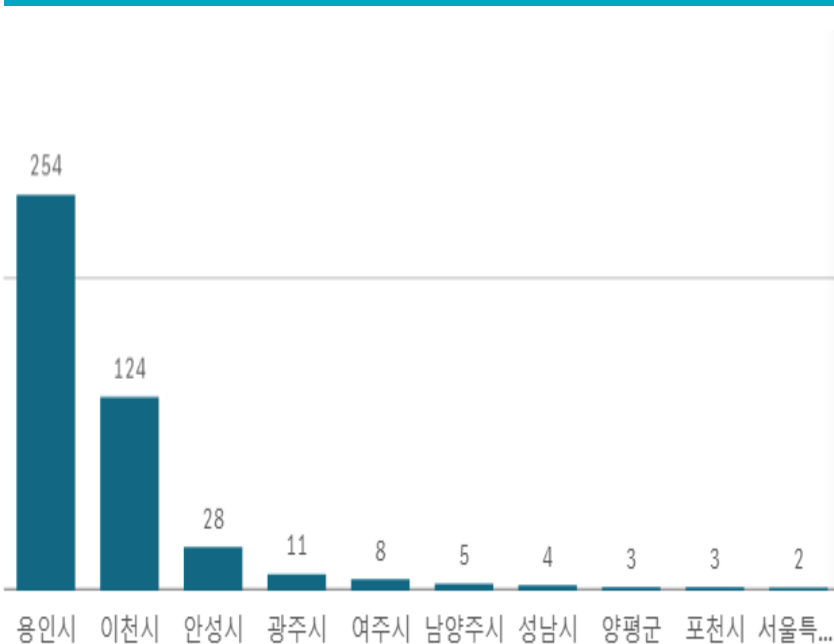


## 도매시장 법인별 거래금액(백만원)



# 청경채(4Kg)

산지별 거래물량(톤)



산지별 주출하 시군구



출하산지(개소)

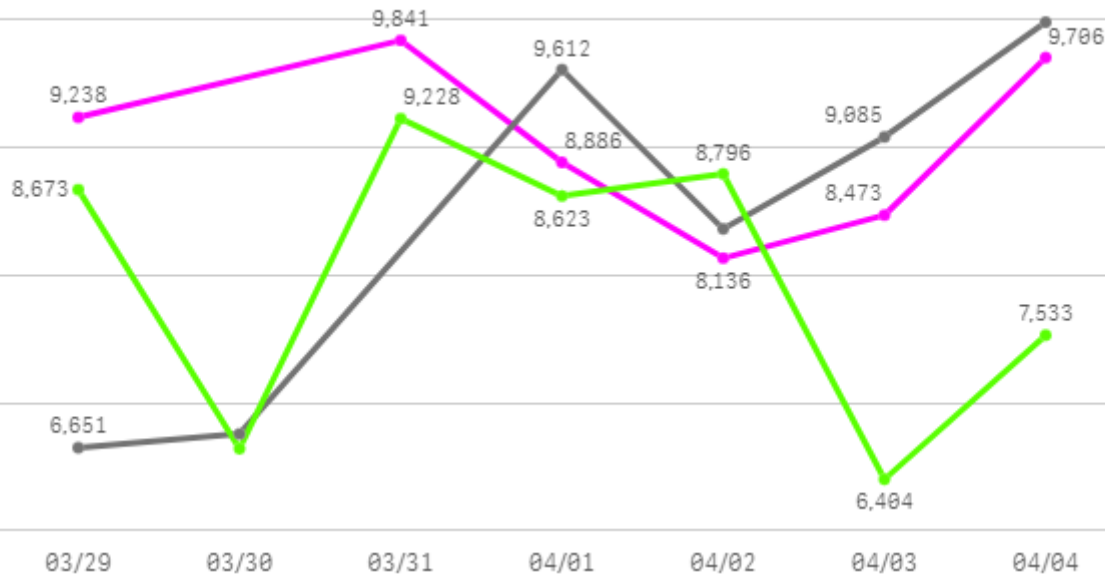
11

출하건수(천건)

3

주간 도매가격(원)

◆ 2025    ● 2024    ◆ 평년



구분	금주(A)	전주(B)	전월(C)	전년(D)	평년(E)	A/B	A/C	A/D	A/E
가격(원)	9,047	10,692	10,521	8,409	9,182	84.6%	86.0%	107.6%	98.5%

※ 상품 가격 기준

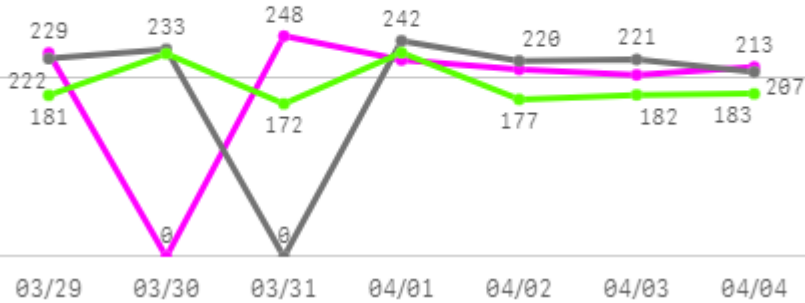
## □ 청경채(4Kg) 주간 가격

구분	Q	품종	Q	단량	Q	특	상	보통	하
2025-03-29		청경채		4Kg		-	9,238	8,374	7,467
2025-03-31		청경채		4Kg		-	9,841	8,877	7,725
2025-04-01		청경채		4Kg		-	8,886	7,973	7,123
2025-04-02		청경채		4Kg		-	8,136	7,166	6,150
2025-04-03		청경채		4Kg		-	8,473	7,307	6,274
2025-04-04		청경채		4Kg		-	9,706	8,729	7,251
평균						-	<b>9,047</b>	<b>8,071</b>	<b>6,998</b>

# 버섯

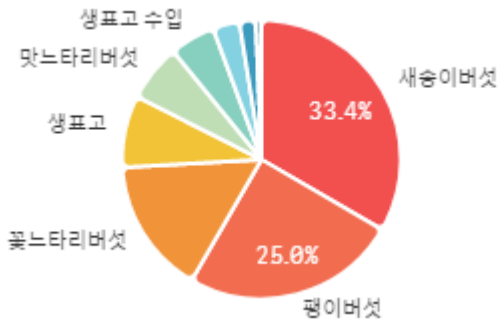
## 주간 반입량(톤)

◆ 2025    ● 2024    ▲ 평년

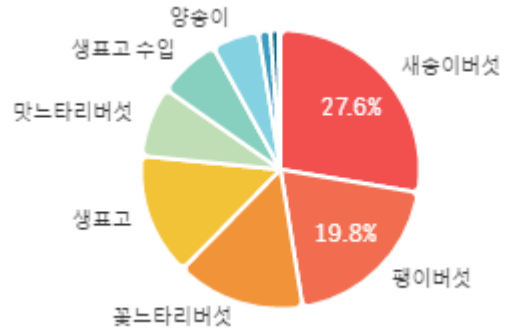


구분	금주(A)	전주(B)	전월(C)	전년(D)	평년(E)	A/B	A/C	A/D	A/E
물량(톤)	1,324	1,326	960	1,346	1,333	99.9%	137.9%	98.4%	99.4%

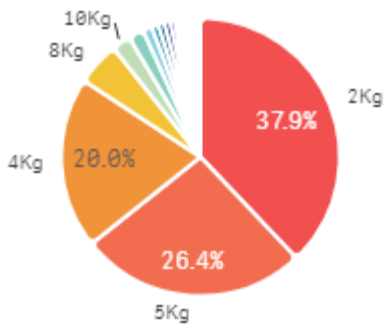
## 출하 품종별 거래물량 구성비



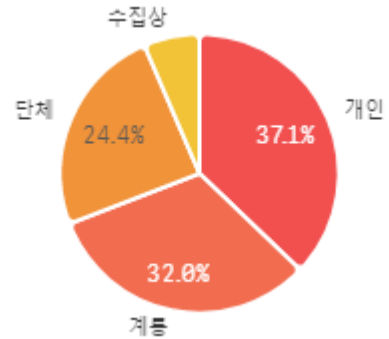
## 출하 품종별 거래금액 구성비



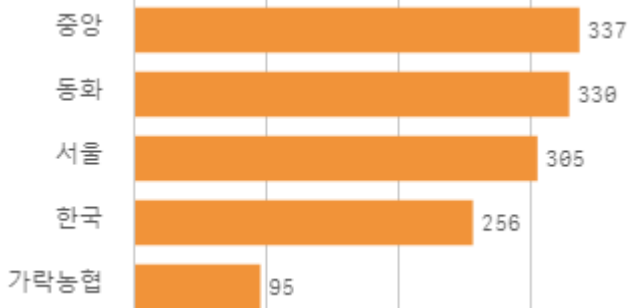
## 거래 단량별 물량 구성비



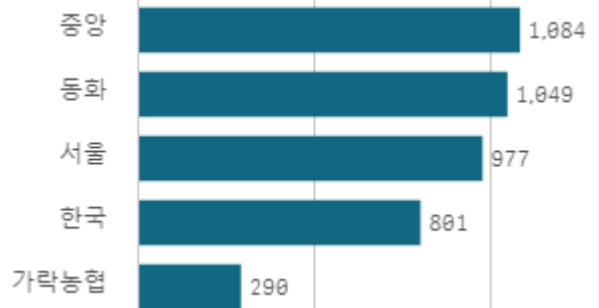
## 출하자별 거래물량 구성비



## 도매시장 법인별 거래물량(톤)

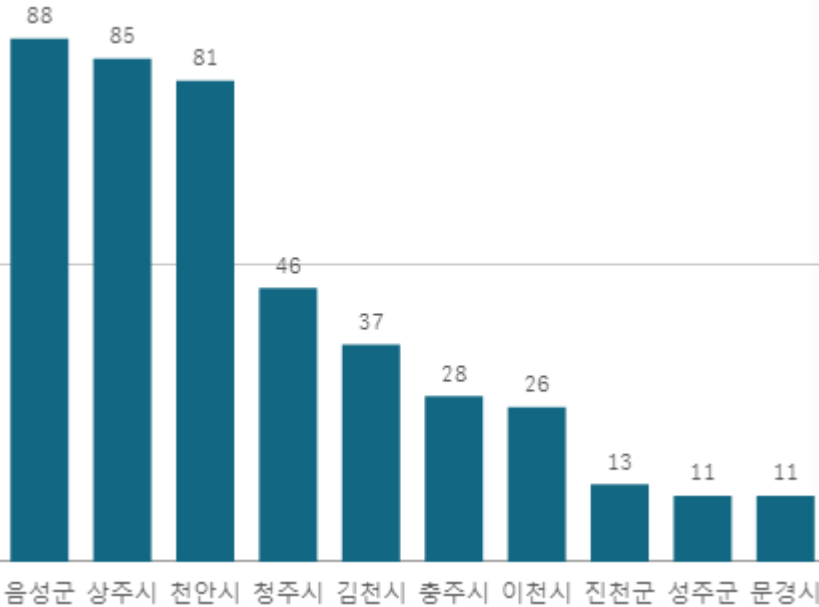


## 도매시장 법인별 거래금액(백만원)



# 새송이버섯(2Kg)

산지별 거래물량(톤)



출하산지(개소)

21

출하건수(천건)

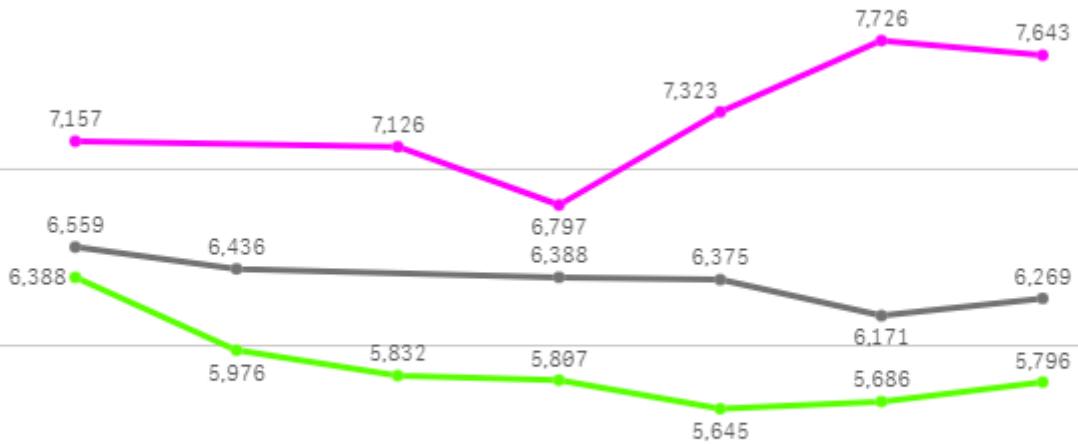
3

산지별 주출하 시군구



주간 도매가격(원)

◆ 2025    ● 2024    ◆ 평년



03/29    03/30    03/31    04/01    04/02    04/03    04/04

구분	금주(A)	전주(B)	전월(C)	전년(D)	평년(E)	A/B	A/C	A/D	A/E
가격(원)	7,295	7,655	9,486	6,366	6,470	95.3%	76.9%	114.6%	112.8%

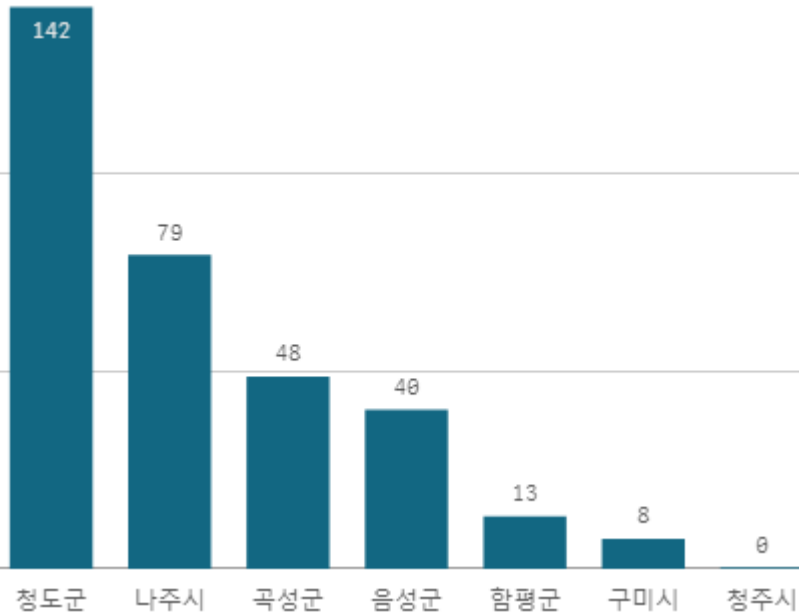
※ 상품 가격 기준

## □ 새송이버섯(2Kg) 주간 가격

구분	Q	품종	Q	단량	Q	특	상	보통	하
2025-03-29		새송이버섯		2Kg		8,276	7,157	6,488	4,577
2025-03-31		새송이버섯		2Kg		8,111	7,126	6,629	4,201
2025-04-01		새송이버섯		2Kg		8,455	6,797	6,376	4,734
2025-04-02		새송이버섯		2Kg		8,500	7,323	6,666	4,052
2025-04-03		새송이버섯		2Kg		8,632	7,726	6,805	4,801
2025-04-04		새송이버섯		2Kg		8,660	7,643	6,691	4,387
평균						<b>8,439</b>	<b>7,295</b>	<b>6,609</b>	<b>4,459</b>

# 팬이버섯(5Kg)

산지별 거래물량(톤)



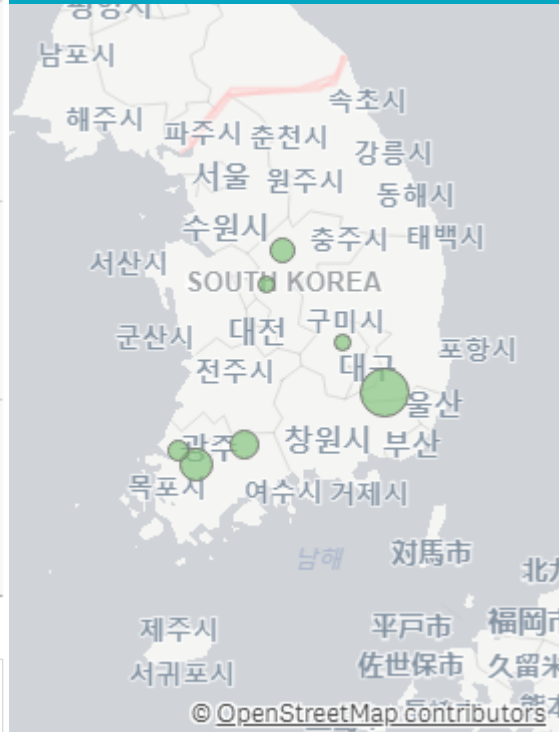
출하산지(개소)

7

출하건수(천건)

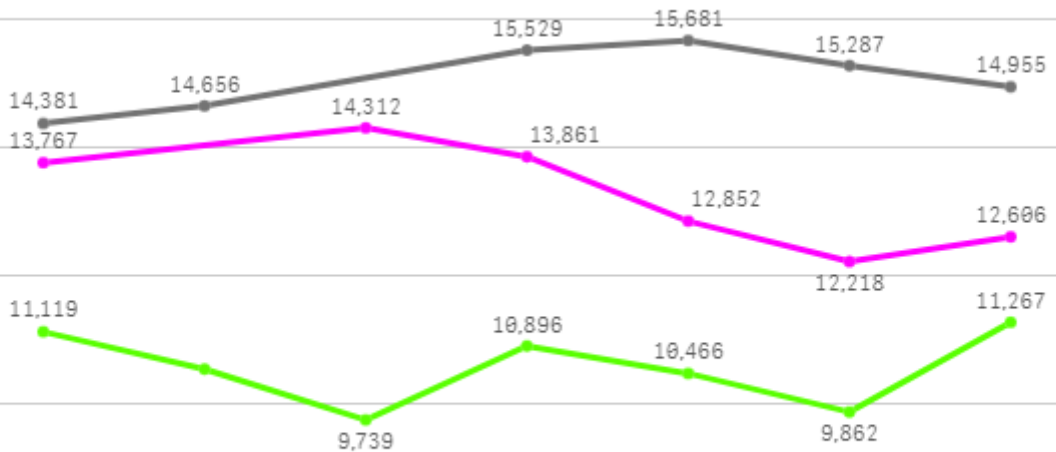
1

산지별 주출하 시군구



주간 도매가격(원)

◆ 2025    ● 2024    ◆ 평년



03/29    03/30    03/31    04/01    04/02    04/03    04/04

구분	금주(A)	전주(B)	전월(C)	전년(D)	평년(E)	A/B	A/C	A/D	A/E
가격(원)	13,269	10,753	14,189	15,082	12,032	123.4%	93.5%	88.0%	110.3%

※ 상품 가격 기준

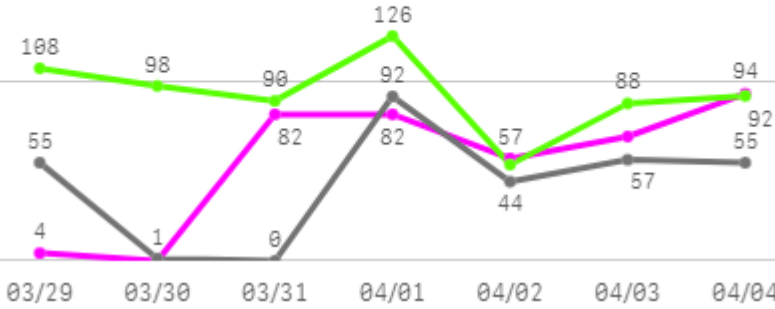
## □ 팽이버섯(5Kg) 주간 가격

구분	Q	품종	Q	단량	Q	특	상	보통	하
2025-03-29		팽이버섯		5Kg		14,202	13,767	12,815	10,840
2025-03-31		팽이버섯		5Kg		14,500	14,312	13,827	13,261
2025-04-01		팽이버섯		5Kg		14,854	13,861	12,726	11,946
2025-04-02		팽이버섯		5Kg		13,918	12,852	11,758	11,171
2025-04-03		팽이버섯		5Kg		13,061	12,218	11,738	11,075
2025-04-04		팽이버섯		5Kg		13,000	12,606	12,197	11,468
평균						<b>13,923</b>	<b>13,269</b>	<b>12,510</b>	<b>11,627</b>

# 사과

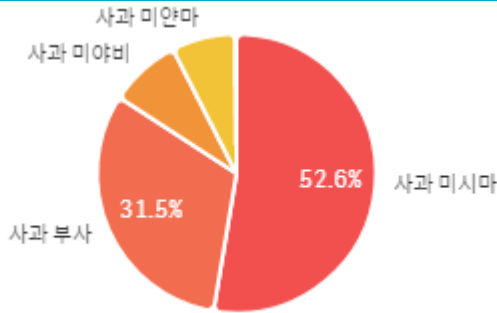
## 주간 반입량(톤)

◆ 2025    ● 2024    ▲ 평년

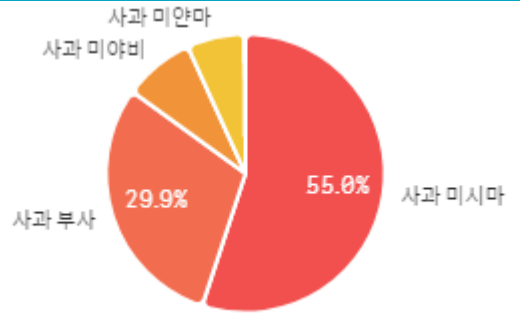


구분	금주(A)	전주(B)	전월(C)	전년(D)	평년(E)	A/B	A/C	A/D	A/E
물량(톤)	389	351	207	305	576	110.8%	188.5%	127.8%	67.6%

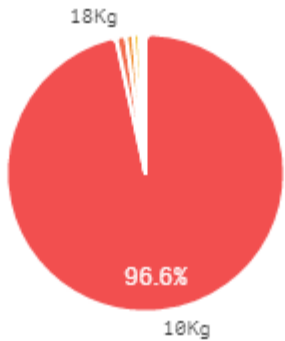
### 출하 품종별 거래물량 구성비



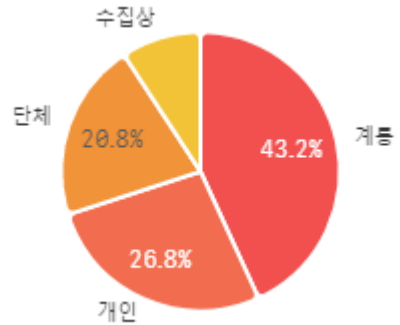
### 출하 품종별 거래금액 구성비



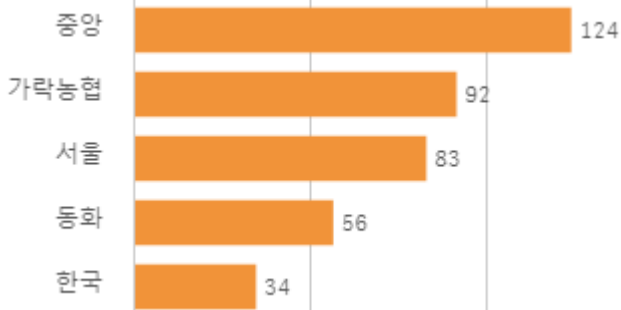
### 거래 단량별 물량 구성비



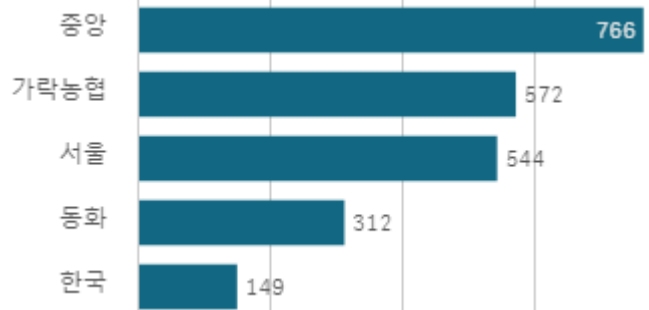
### 출하자별 거래물량 구성비



### 도매시장 법인별 거래물량(톤)

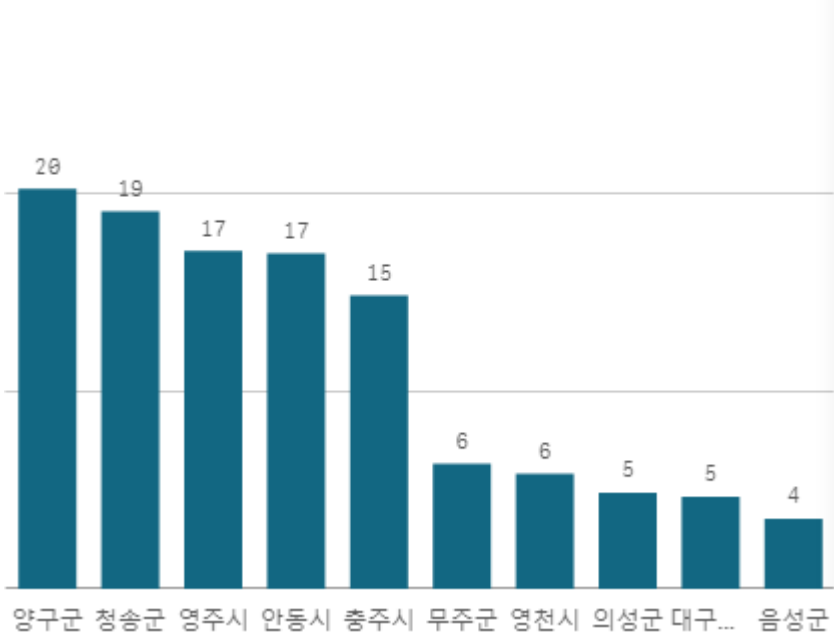


### 도매시장 법인별 거래금액(백만원)



# 사과 부사(10Kg)

산지별 거래물량(톤)



출하산지(개소)

19

출하건수(천건)

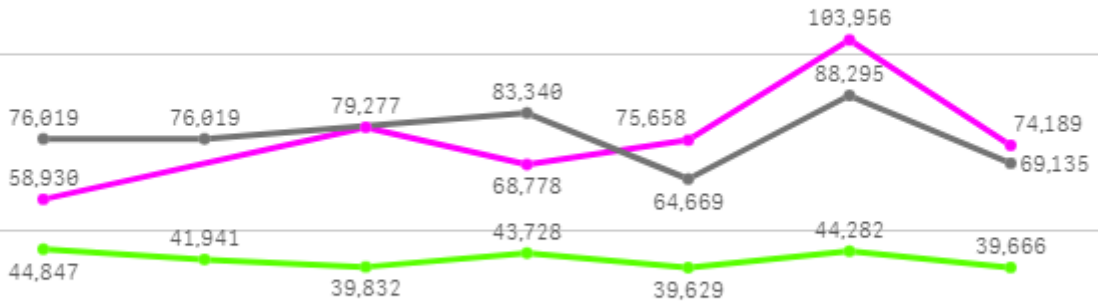
1

산지별 주출하 시군구



주간 도매가격(원)

◆ 2025    ◆ 2024    ◆ 평년



03/29    03/30    03/31    04/01    04/02    04/03    04/04

구분	금주(A)	전주(B)	전월(C)	전년(D)	평년(E)	A/B	A/C	A/D	A/E
가격(원)	76,798	68,116	78,892	76,246	51,746	112.7%	97.3%	100.7%	148.4%

※ 상품 가격 기준

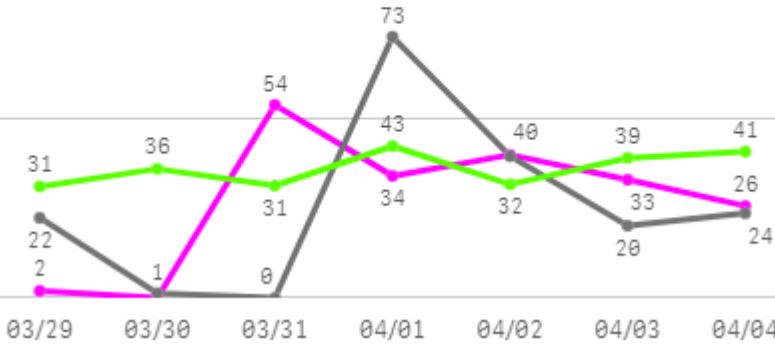
## □ 사과 부사(10Kg) 주간 가격

구분	Q	품종	Q	단량	Q	특	상	보통	하
2025-03-29		사과 부사		10Kg		110,000	58,930	36,372	23,807
2025-03-31		사과 부사		10Kg		121,677	79,277	59,085	36,182
2025-04-01		사과 부사		10Kg		93,010	68,778	42,122	22,221
2025-04-02		사과 부사		10Kg		83,575	75,658	57,093	28,772
2025-04-03		사과 부사		10Kg		166,379	103,956	60,655	38,427
2025-04-04		사과 부사		10Kg		108,692	74,189	48,932	24,920
평균						<b>113,889</b>	<b>76,798</b>	<b>50,710</b>	<b>29,055</b>

# 배

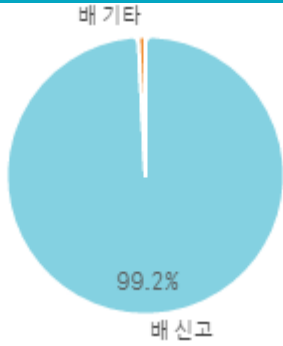
## 주간 반입량(톤)

◆ 2025    ● 2024    ▲ 평년

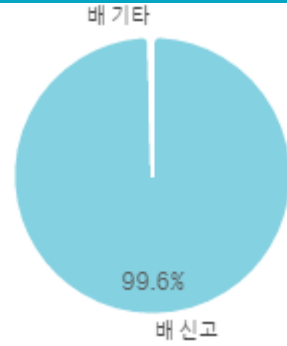


구분	금주(A)	전주(B)	전월(C)	전년(D)	평년(E)	A/B	A/C	A/D	A/E
물량(톤)	189	157	67	181	223	120.3%	282.4%	104.8%	84.9%

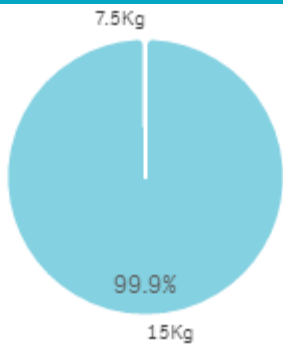
### 출하 품종별 거래물량 구성비



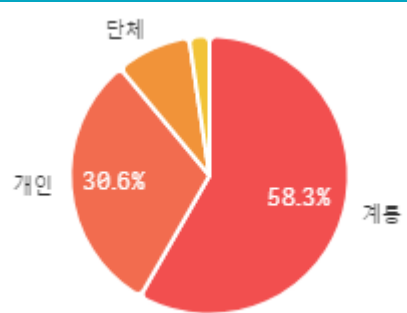
### 출하 품종별 거래금액 구성비



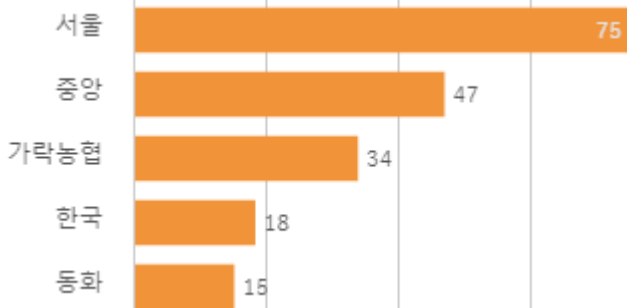
### 거래 단량별 물량 구성비



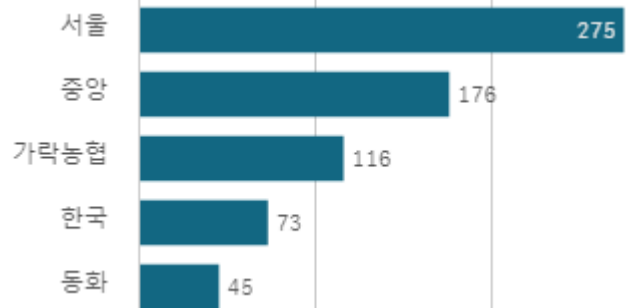
### 출하자별 거래물량 구성비



### 도매시장 법인별 거래물량(톤)

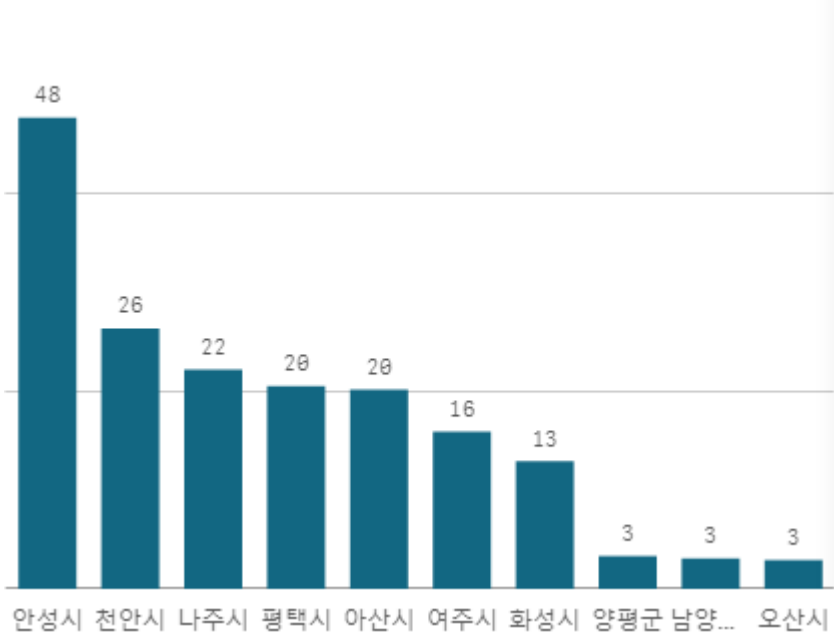


### 도매시장 법인별 거래금액(백만원)



# 배 신고(15Kg)

산지별 거래물량(톤)



출하산지(개소)

20

출하건수(천건)

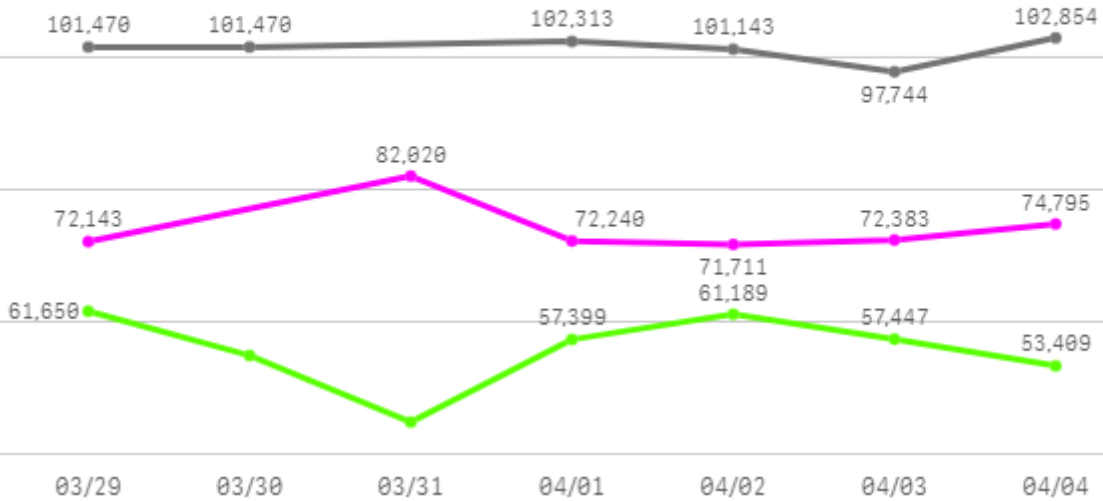
1

산지별 주출하 시군구



주간 도매가격(원)

◆ 2025    ● 2024    ◆ 평년



구분	금주(A)	전주(B)	전월(C)	전년(D)	평년(E)	A/B	A/C	A/D	A/E
가격(원)	74,215	69,218	98,412	101,166	63,501	107.2%	75.4%	73.4%	116.9%

※ 상품 가격 기준

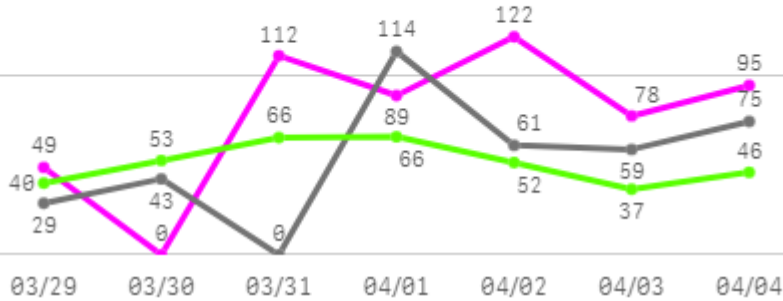
## □ 배 신고(15Kg) 주간 가격

구분	Q	품종	Q	단량	Q	특	상	보통	하
2025-03-29		배 신고		15Kg		102,417	72,143	42,172	16,483
2025-03-31		배 신고		15Kg		117,587	82,020	51,152	28,789
2025-04-01		배 신고		15Kg		104,071	72,240	48,067	26,159
2025-04-02		배 신고		15Kg		94,941	71,711	54,487	17,806
2025-04-03		배 신고		15Kg		115,316	72,383	35,194	8,348
2025-04-04		배 신고		15Kg		107,000	74,795	45,727	20,147
평균						<b>106,889</b>	<b>74,215</b>	<b>46,133</b>	<b>19,622</b>

# 포도

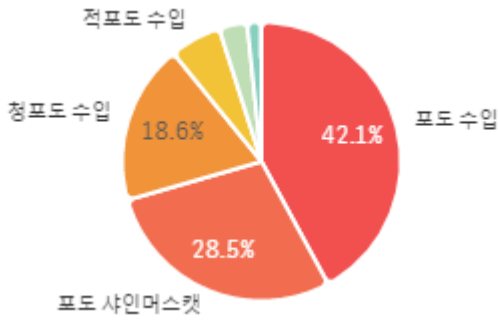
## 주간 반입량(톤)

◆ 2025    ● 2024    ▲ 평년

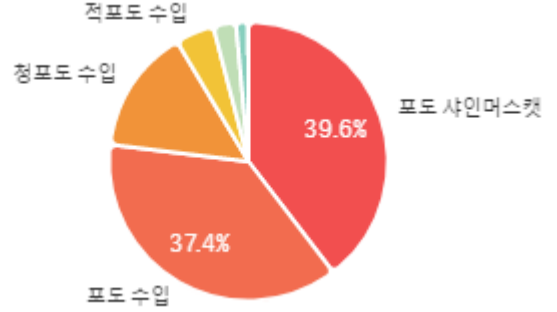


구분	금주(A)	전주(B)	전월(C)	전년(D)	평년(E)	A/B	A/C	A/D	A/E
물량(톤)	545	554	296	381	395	98.4%	184.4%	143.2%	137.9%

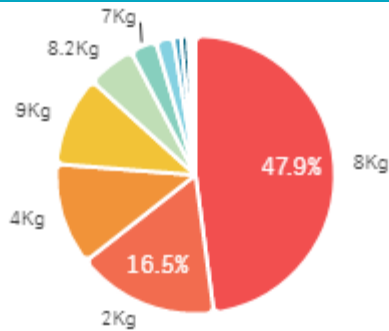
### 출하 품종별 거래물량 구성비



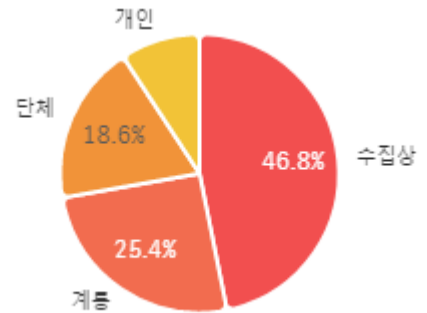
### 출하 품종별 거래금액 구성비



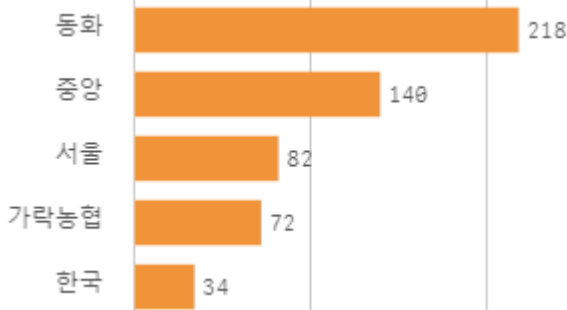
### 거래 단량별 물량 구성비



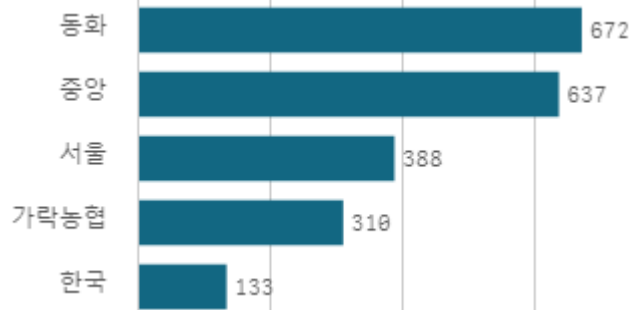
### 출하자별 거래물량 구성비



### 도매시장 법인별 거래물량(톤)

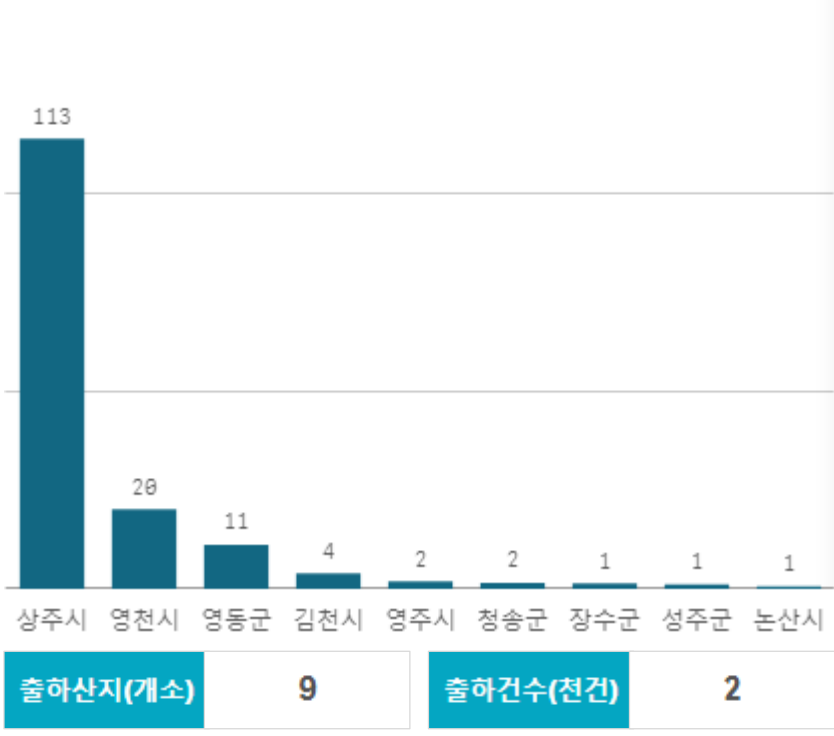


### 도매시장 법인별 거래금액(백만원)



# 포도 샤인머스켓(2Kg)

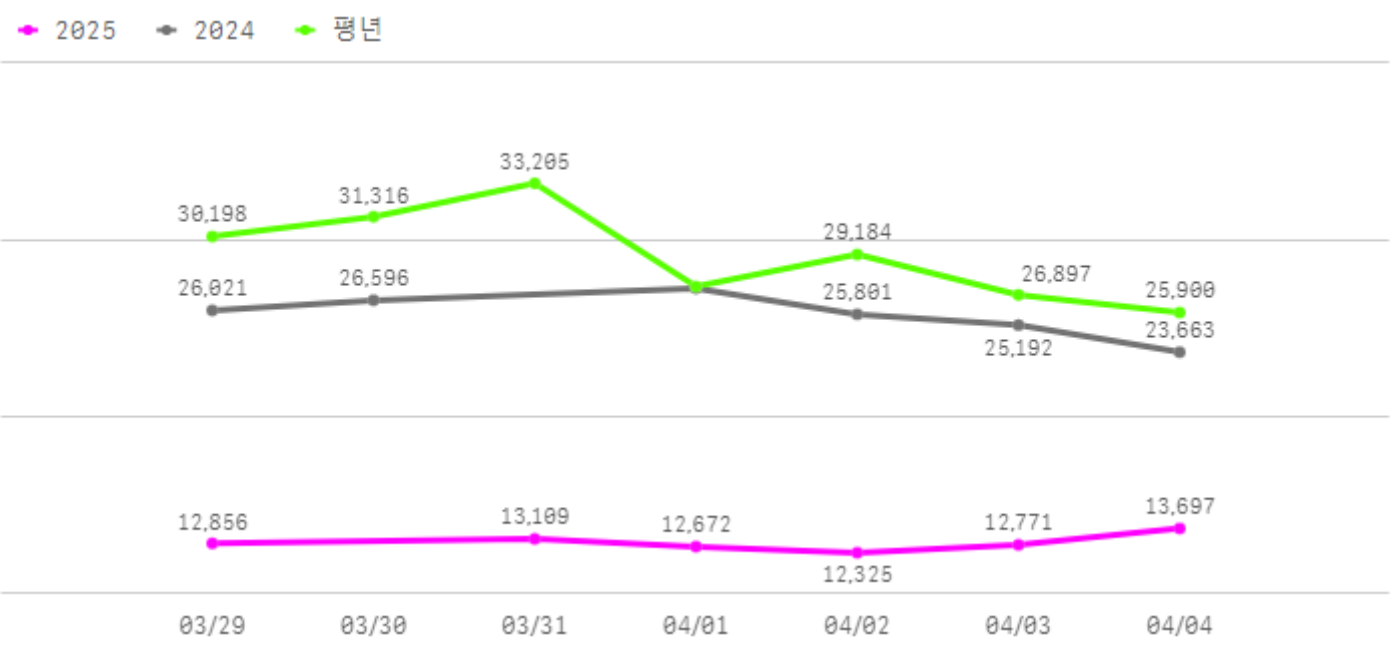
산지별 거래물량(톤)



산지별 주출하 시군구



주간 도매가격(원)



구분	금주(A)	전주(B)	전월(C)	전년(D)	평년(E)	A/B	A/C	A/D	A/E
가격(원)	12,905	11,458	11,427	25,757	24,256	112.6%	112.9%	50.1%	53.2%

※ 상품 가격 기준

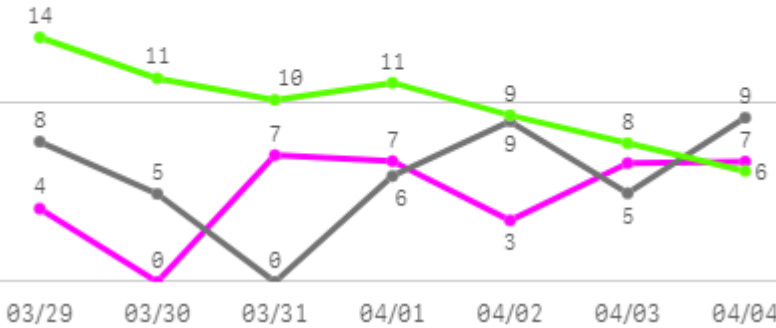
## □ 포도 샤인머스켓(2Kg) 주간 가격

구분	Q	품종	Q	단량	Q	특	상	보통	하
2025-03-29		포도 샤인머스켓		2Kg		17,089	12,856	9,277	6,038
2025-03-31		포도 샤인머스켓		2Kg		20,309	13,109	9,390	6,082
2025-04-01		포도 샤인머스켓		2Kg		18,961	12,672	7,834	5,199
2025-04-02		포도 샤인머스켓		2Kg		19,308	12,325	8,389	5,090
2025-04-03		포도 샤인머스켓		2Kg		18,964	12,771	7,540	5,427
2025-04-04		포도 샤인머스켓		2Kg		20,232	13,697	9,164	5,750
평균						<b>19,144</b>	<b>12,905</b>	<b>8,599</b>	<b>5,598</b>

# 감귤

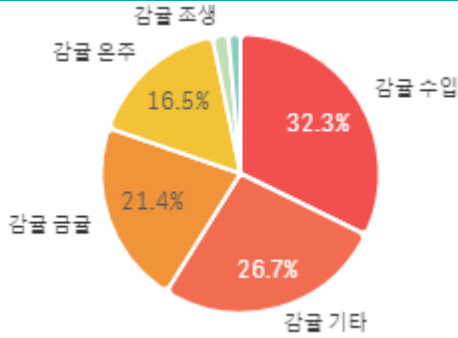
## 주간 반입량(톤)

◆ 2025    ● 2024    ▲ 평년

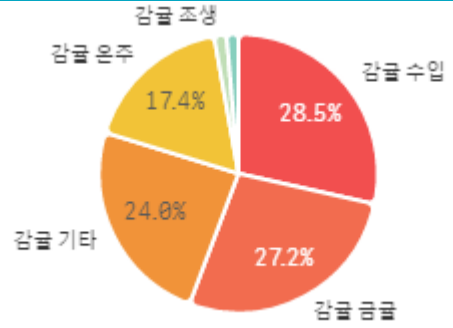


구분	금주(A)	전주(B)	전월(C)	전년(D)	평년(E)	A/B	A/C	A/D	A/E
물량(톤)	35	41	138	42	72	84.6%	25.2%	83.1%	48.1%

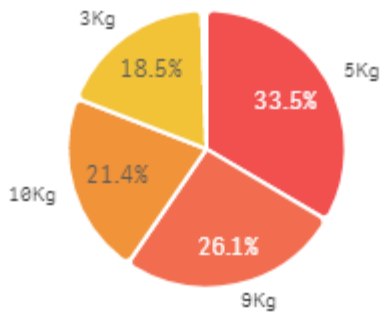
### 출하 품종별 거래물량 구성비



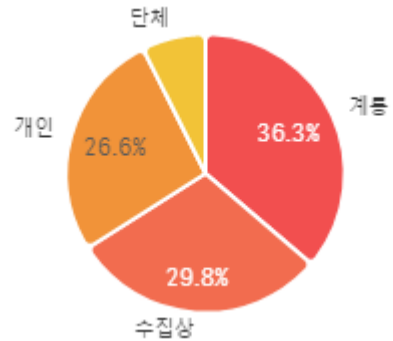
### 출하 품종별 거래금액 구성비



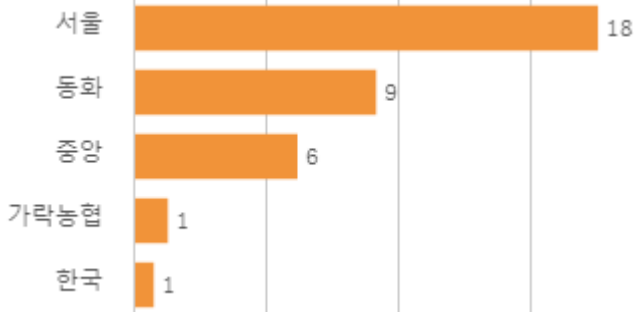
### 거래 단량별 물량 구성비



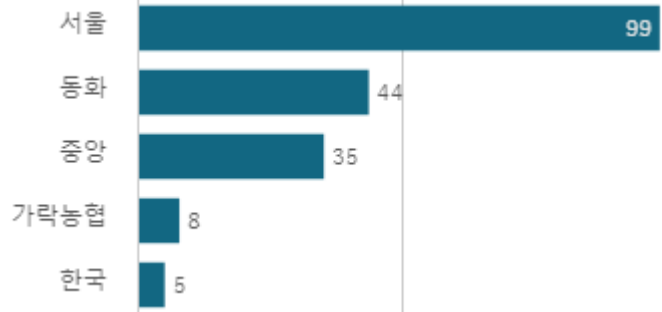
### 출하자별 거래물량 구성비



### 도매시장 법인별 거래물량(톤)

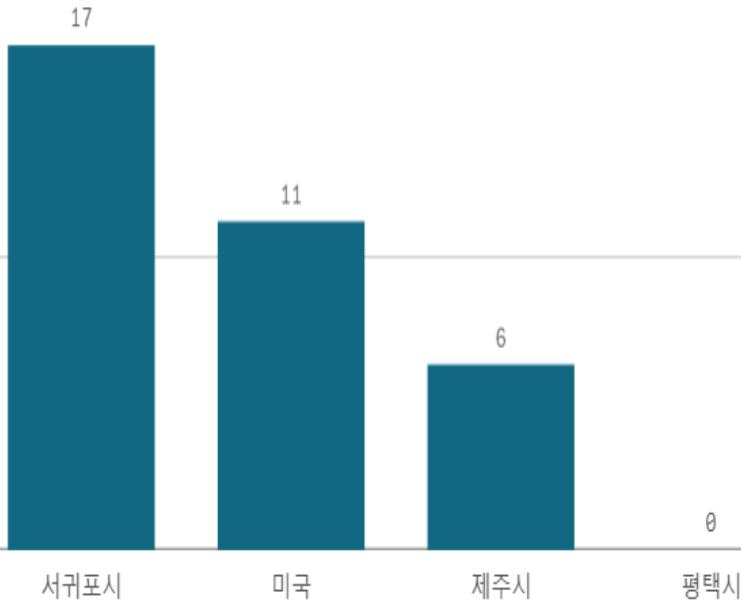


### 도매시장 법인별 거래금액(백만원)



# 감귤(5Kg)

산지별 거래물량(톤)



출하산지(개소)

4

출하건수(천건)

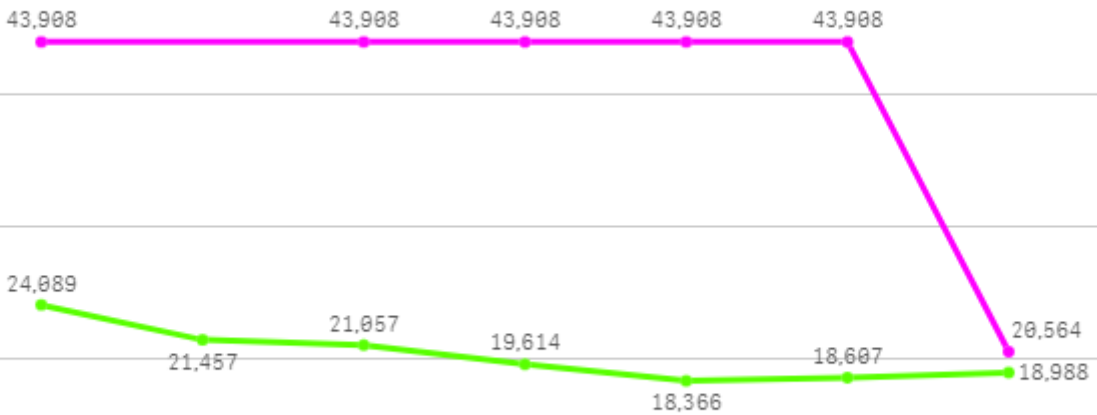
0

산지별 주출하 시군구



주간 도매가격(원)

◆ 2025    ◀ 2024    ◆ 평년



03/29    03/30    03/31    04/01    04/02    04/03    04/04

구분	금주(A)	전주(B)	전월(C)	전년(D)	평년(E)	A/B	A/C	A/D	A/E
가격(원)	40,017	42,939	42,937	-	27,588	93.2%	93.2%	-	145.1%

※ 상품 가격 기준

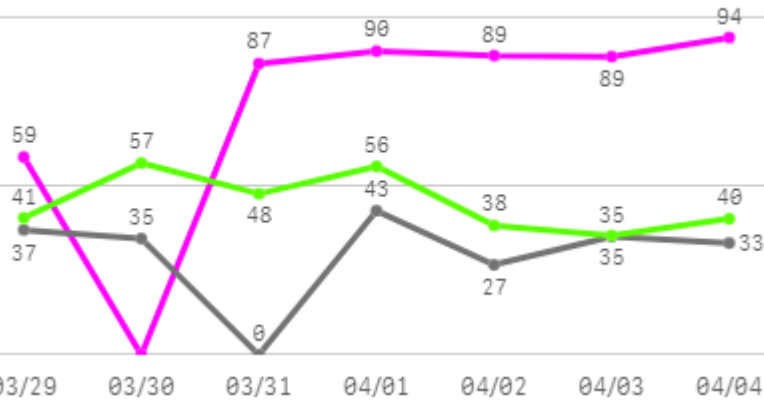
## □ 감귤(5Kg) 주간 가격

구분	Q	품종	Q	단량	Q	특	상	보통	하
2025-03-29		감귤		5Kg		46,000	43,908	22,481	15,086
2025-03-31		감귤		5Kg		46,000	43,908	22,481	15,086
2025-04-01		감귤		5Kg		46,000	43,908	22,481	15,086
2025-04-02		감귤		5Kg		46,000	43,908	22,481	15,086
2025-04-03		감귤		5Kg		46,000	43,908	22,481	15,086
2025-04-04		감귤		5Kg		31,649	20,564	15,684	12,714
평균						<b>43,608</b>	<b>40,017</b>	<b>21,348</b>	<b>14,691</b>

# 만감

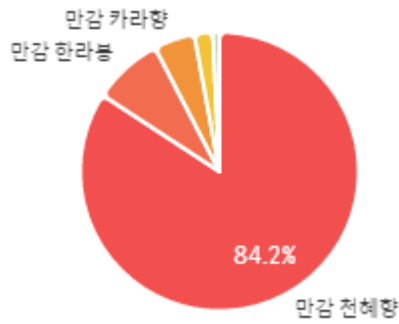
## 주간 반입량(톤)

◆ 2025    ● 2024    ▲ 평년

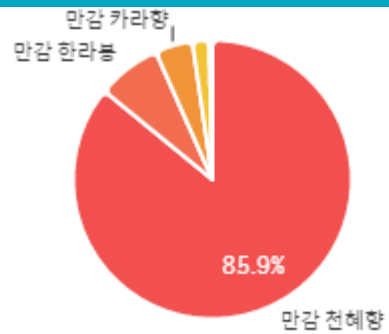


구분	금주(A)	전주(B)	전월(C)	전년(D)	평년(E)	A/B	A/C	A/D	A/E
물량(톤)	507	518	348	210	354	97.9%	145.6%	242.1%	143.4%

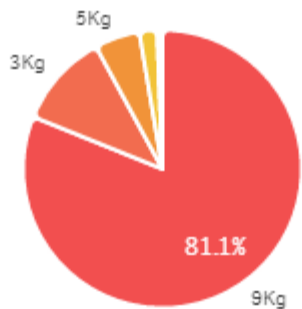
## 출하 품종별 거래물량 구성비



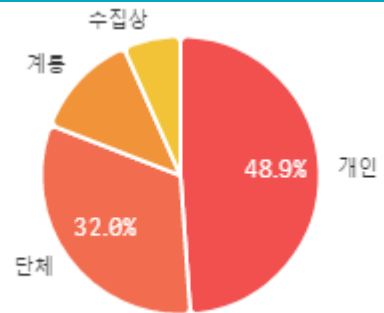
## 출하 품종별 거래금액 구성비



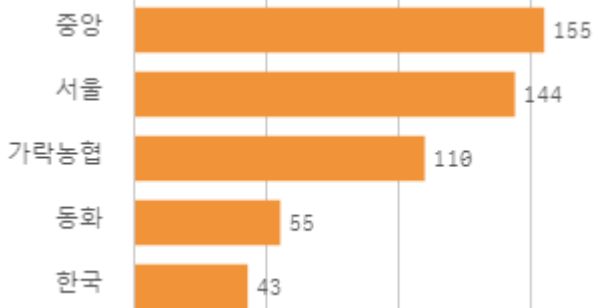
## 거래 단량별 물량 구성비



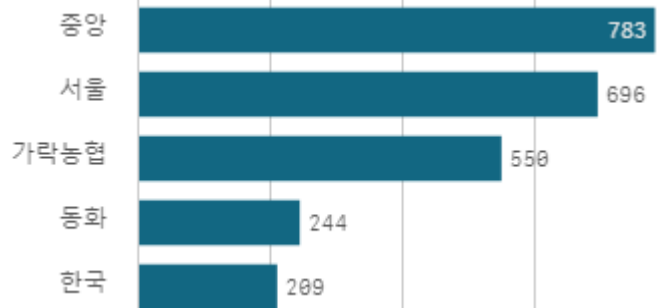
## 출하자별 거래물량 구성비



## 도매시장 법인별 거래물량(톤)

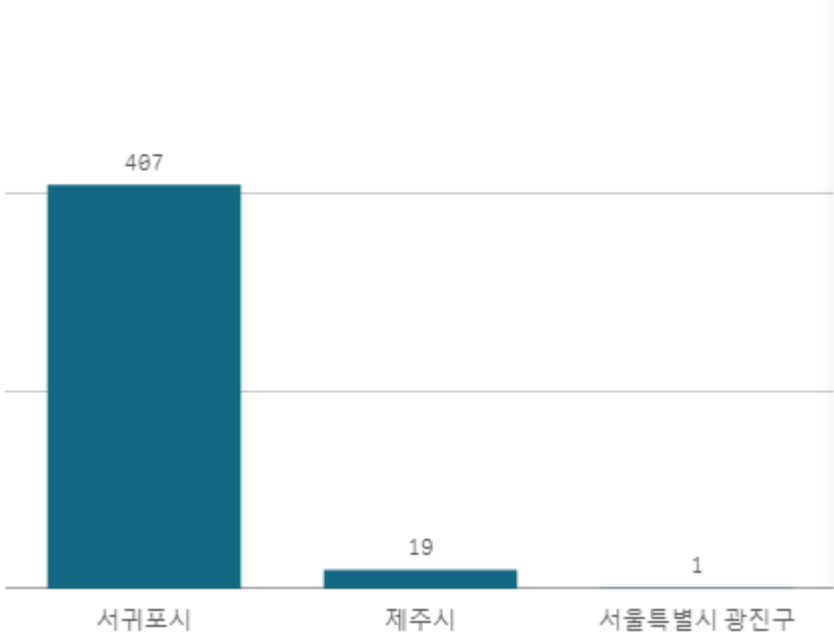


## 도매시장 법인별 거래금액(백만원)

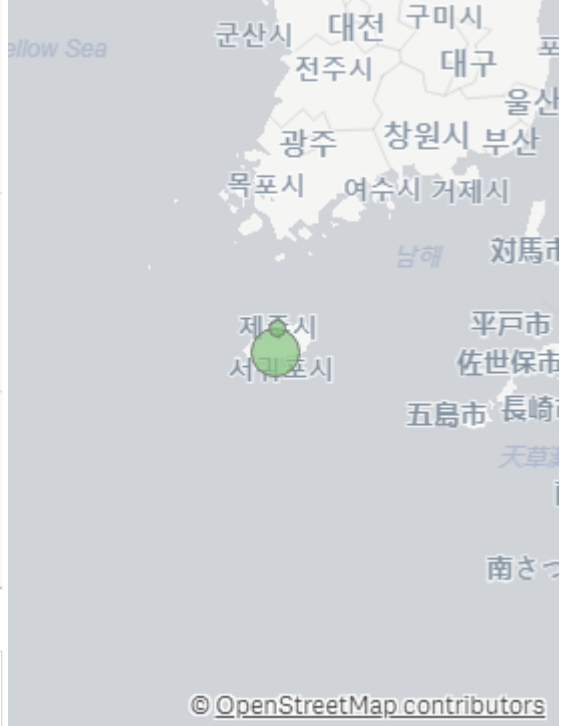


# 만감 천혜향(3Kg)

산지별 거래물량(톤)



산지별 주출하 시군구



출하산지(개소)

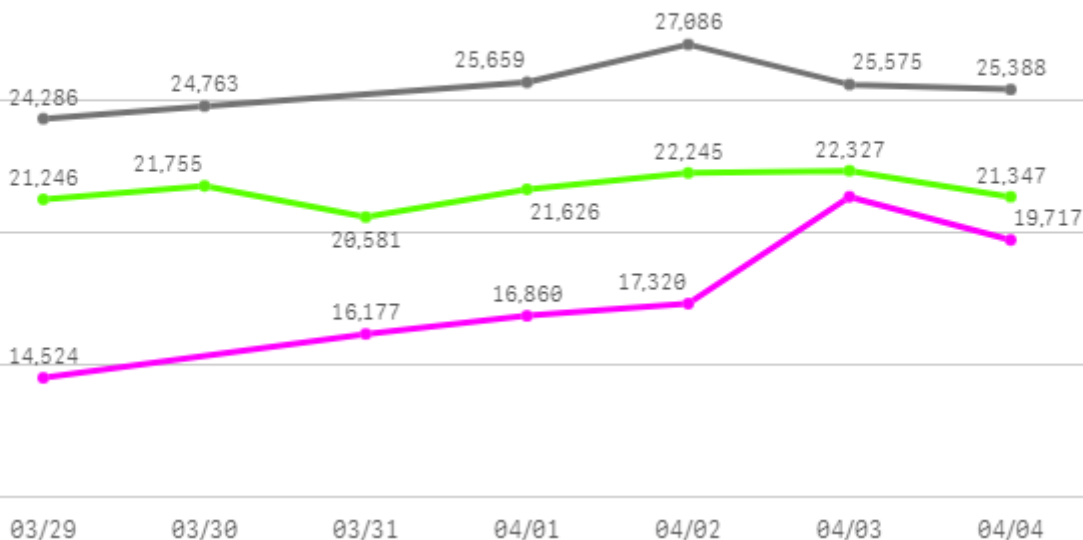
3

출하건수(천건)

2

주간 도매가격(원)

◆ 2025    ● 2024    ◆ 평년



구분	금주(A)	전주(B)	전월(C)	전년(D)	평년(E)	A/B	A/C	A/D	A/E
가격(원)	17,657	16,149	17,395	25,460	20,933	109.3%	101.5%	69.4%	84.3%

※ 상품 가격 기준

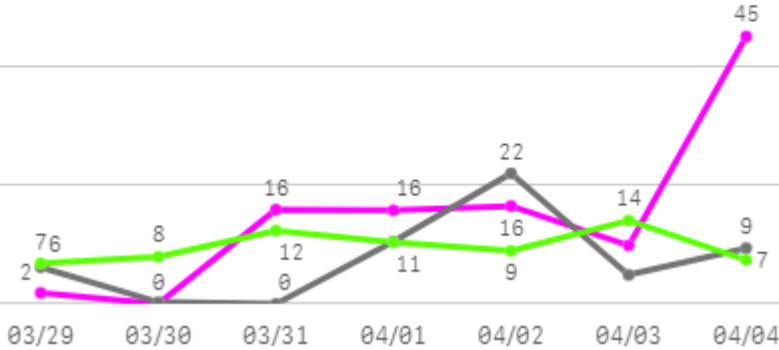
## □ 만감 천혜향(3Kg) 주간 가격

구분	Q	품종	Q	단량	Q	특	상	보통	하
2025-03-29		만감 천혜향		3Kg		16,000	14,524	13,157	12,686
2025-03-31		만감 천혜향		3Kg		17,000	16,177	15,622	14,704
2025-04-01		만감 천혜향		3Kg		23,505	16,860	14,926	11,314
2025-04-02		만감 천혜향		3Kg		20,763	17,320	14,348	13,496
2025-04-03		만감 천혜향		3Kg		22,000	21,344	17,765	15,743
2025-04-04		만감 천혜향		3Kg		21,000	19,717	18,581	15,383
평균						<b>20,045</b>	<b>17,657</b>	<b>15,733</b>	<b>13,888</b>

# 키위

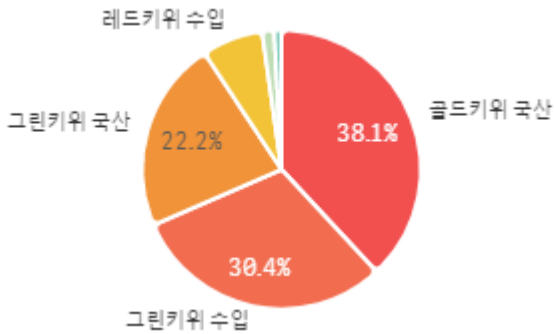
## 주간 반입량(톤)

◆ 2025    ● 2024    ▲ 평년

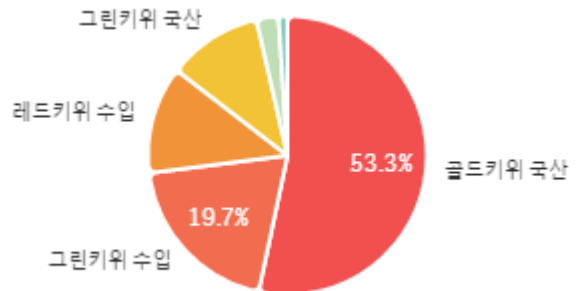


구분	금주(A)	전주(B)	전월(C)	전년(D)	평년(E)	A/B	A/C	A/D	A/E
물량(톤)	105	112	63	53	74	93.8%	165.2%	196.9%	142.4%

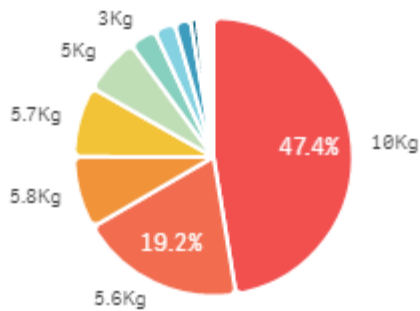
### 출하 품종별 거래물량 구성비



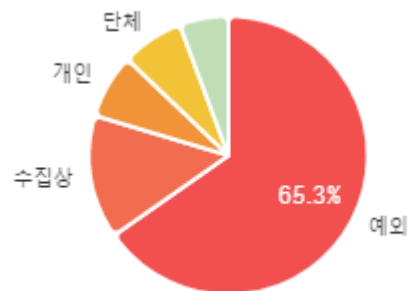
### 출하 품종별 거래금액 구성비



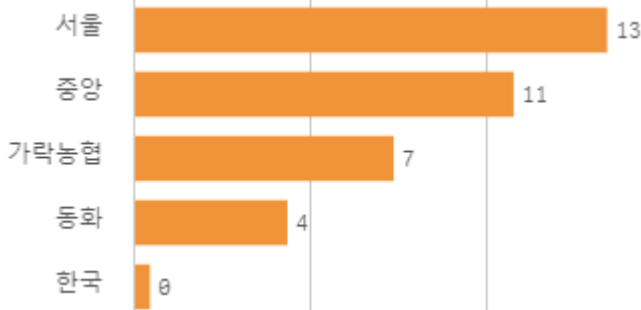
### 거래 단량별 물량 구성비



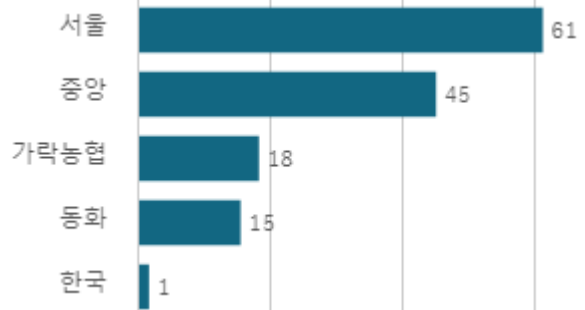
### 출하자별 거래물량 구성비



### 도매시장 법인별 거래물량(톤)

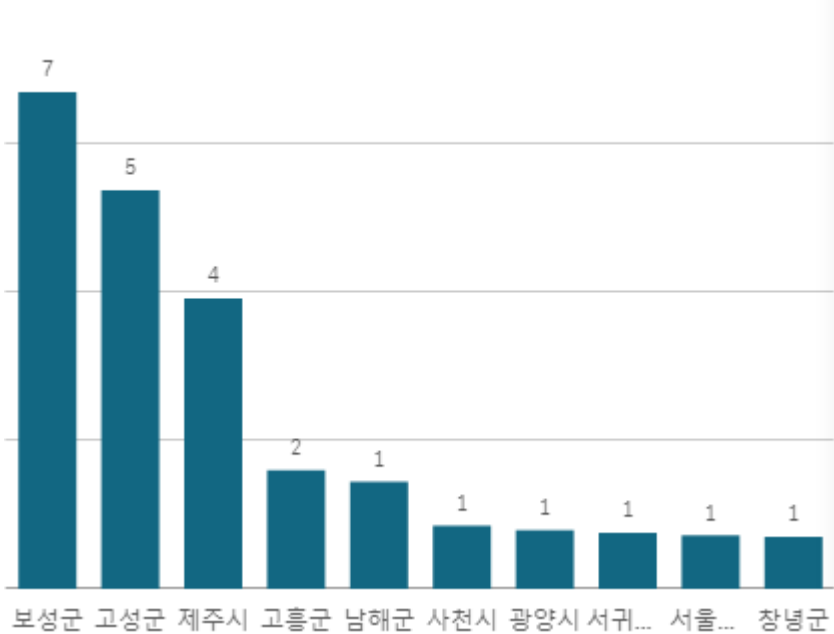


### 도매시장 법인별 거래금액(백만원)



# 그린키위 국산(10Kg)

산지별 거래물량(톤)



출하산지(개소)

12

출하건수(천건)

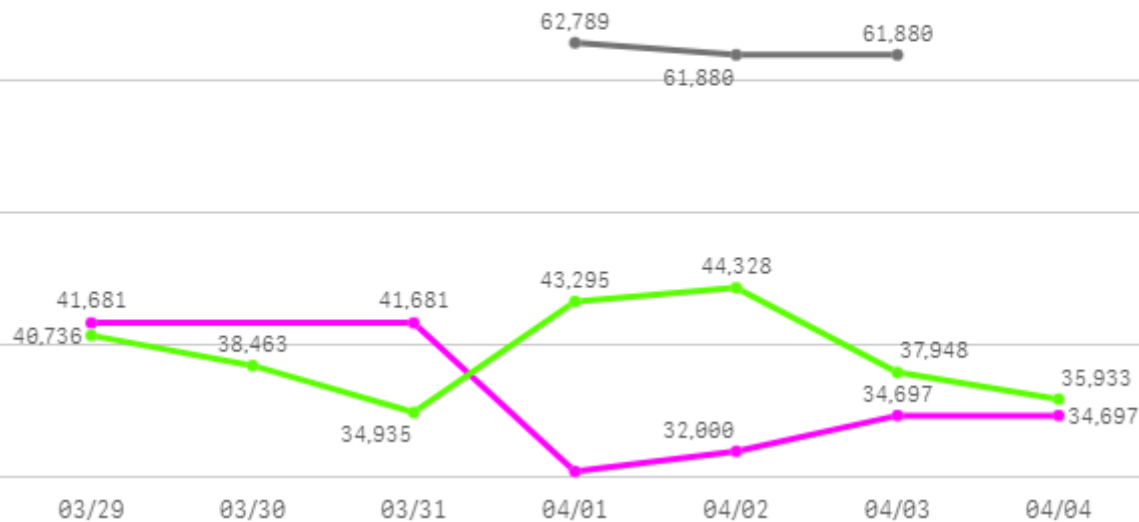
0

산지별 주출하 시군구



주간 도매가격(원)

◆ 2025    ◀ 2024    ◆ 평년



구분	금주(A)	전주(B)	전월(C)	전년(D)	평년(E)	A/B	A/C	A/D	A/E
가격(원)	35,874	35,234	34,247	62,183	41,000	101.8%	104.7%	57.7%	87.5%

※ 상품 가격 기준

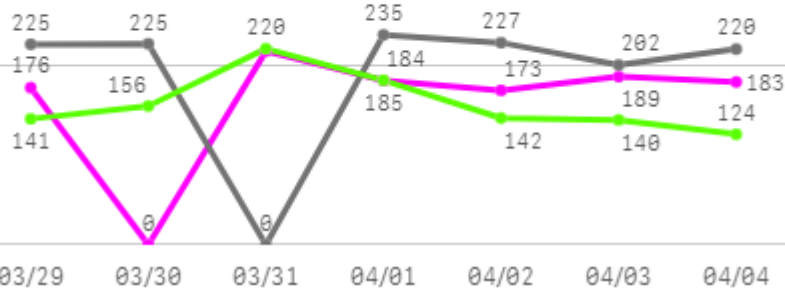
## □ 그린키위 국산(10Kg) 주간 가격

구분	Q	품종	Q	단량	Q	특	상	보통	하
2025-03-29		그린키위 국산		10Kg		43,000	41,681	24,127	7,000
2025-03-31		그린키위 국산		10Kg		43,000	41,681	24,127	7,000
2025-04-01		그린키위 국산		10Kg		36,909	30,485	30,000	24,156
2025-04-02		그린키위 국산		10Kg		32,000	32,000	27,923	20,913
2025-04-03		그린키위 국산		10Kg		41,000	34,697	22,255	14,909
2025-04-04		그린키위 국산		10Kg		41,000	34,697	22,255	14,909
평균						<b>39,485</b>	<b>35,874</b>	<b>25,115</b>	<b>14,815</b>

# 바나나

## 주간 반입량(톤)

◆ 2025    ● 2024    ▲ 평년



구분	금주(A)	전주(B)	전월(C)	전년(D)	평년(E)	A/B	A/C	A/D	A/E
물량(톤)	1,122	1,095	785	1,334	1,119	102.5%	143.0%	84.1%	100.3%

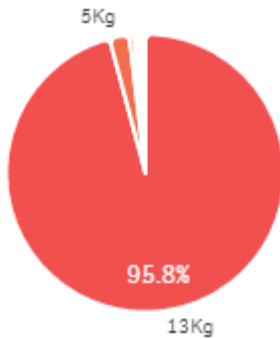
### 출하 품종별 거래물량 구성비



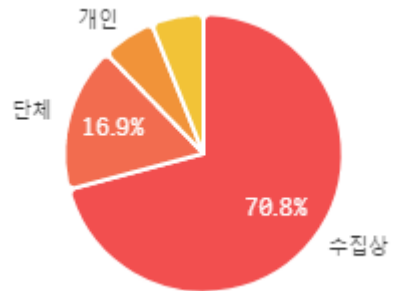
### 출하 품종별 거래금액 구성비



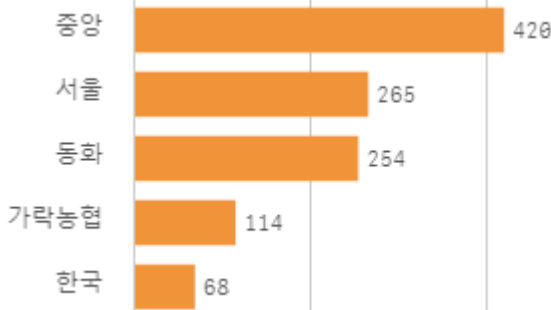
### 거래 단량별 물량 구성비



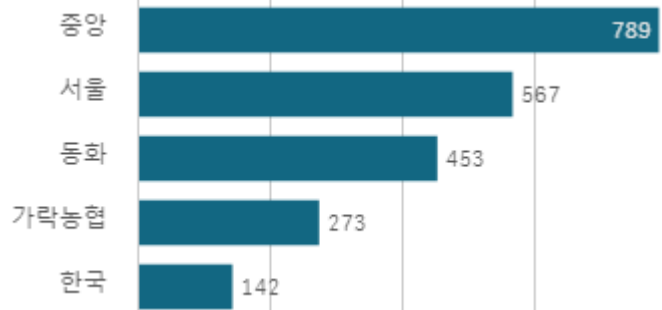
### 출하자별 거래물량 구성비



### 도매시장 법인별 거래물량(톤)

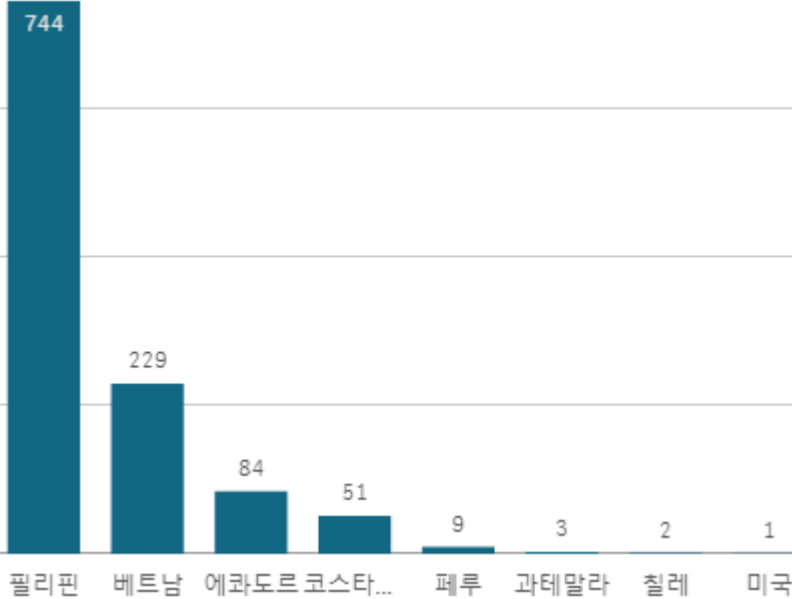


### 도매시장 법인별 거래금액(백만원)



# 바나나 수입(13Kg)

산지별 거래물량(톤)



산지별 주출하 시군구



출하산지(개소)

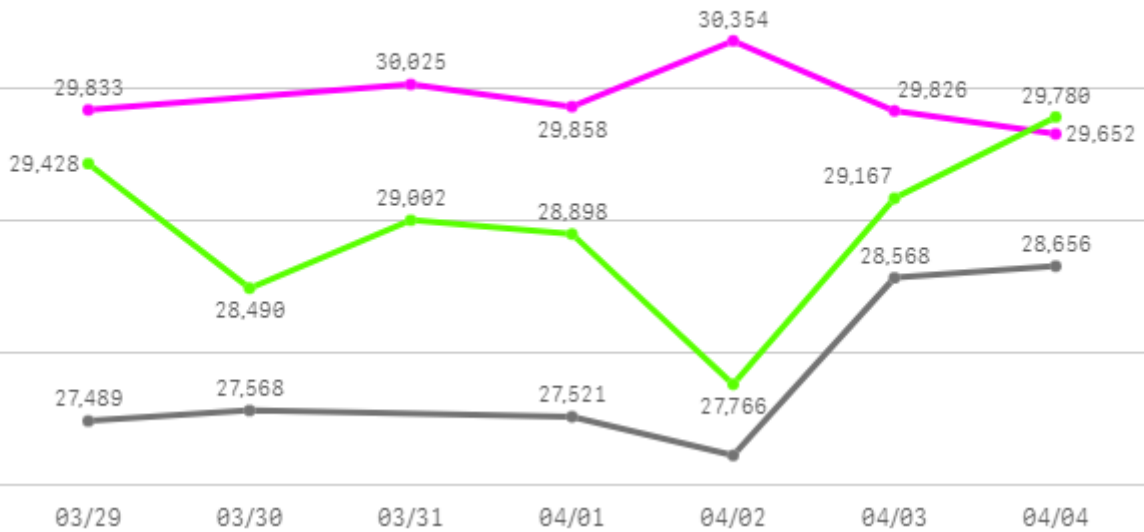
8

출하건수(천건)

2

주간 도매가격(원)

◆ 2025    ● 2024    ◆ 평년



구분	금주(A)	전주(B)	전월(C)	전년(D)	평년(E)	A/B	A/C	A/D	A/E
가격(원)	29,925	29,477	25,417	27,839	29,609	101.5%	117.7%	107.5%	101.1%

※ 상품 가격 기준

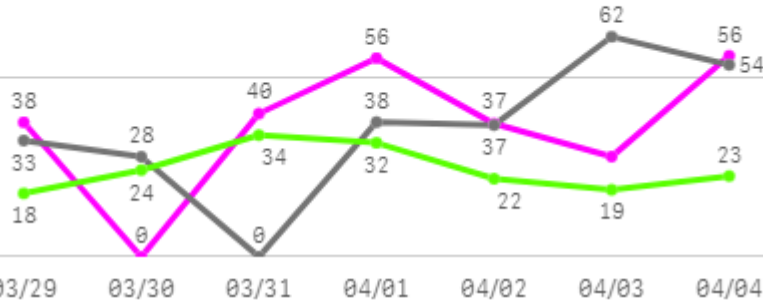
## □ 바나나 수입(13Kg) 주간 가격

구분	Q	품종	Q	단량	Q	특	상	보통	하
2025-03-29		바나나 수입		13Kg		35,528	29,833	22,898	12,593
2025-03-31		바나나 수입		13Kg		35,934	30,025	22,545	13,269
2025-04-01		바나나 수입		13Kg		35,457	29,858	23,816	13,967
2025-04-02		바나나 수입		13Kg		36,122	30,354	25,629	17,654
2025-04-03		바나나 수입		13Kg		35,868	29,826	22,999	12,669
2025-04-04		바나나 수입		13Kg		35,087	29,652	22,998	13,671
평균						<b>35,666</b>	<b>29,925</b>	<b>23,481</b>	<b>13,971</b>

# 파인애플

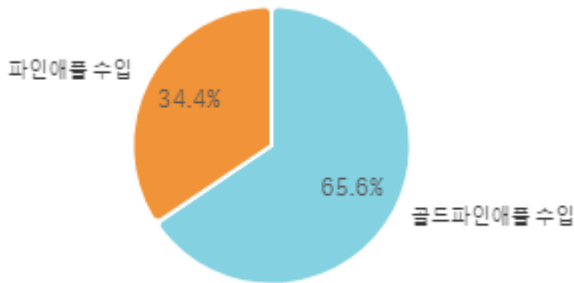
## 주간 반입량(톤)

◆ 2025    ● 2024    ▲ 평년

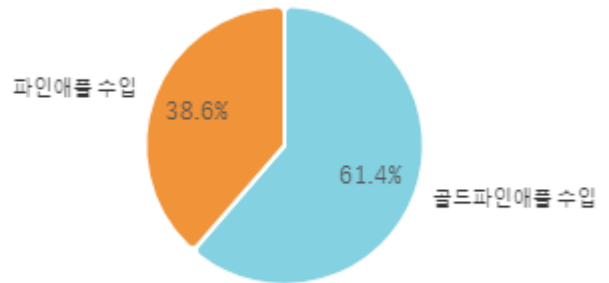


구분	금주(A)	전주(B)	전월(C)	전년(D)	평년(E)	A/B	A/C	A/D	A/E
물량(톤)	255	213	124	251	192	120.0%	206.6%	101.8%	132.8%

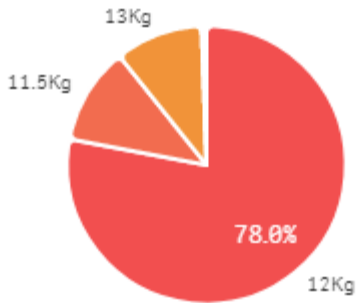
## 출하 품종별 거래물량 구성비



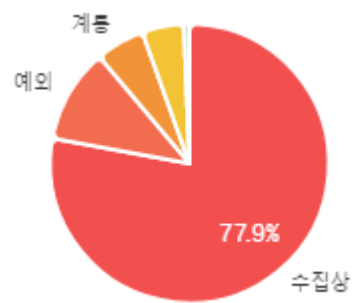
## 출하 품종별 거래금액 구성비



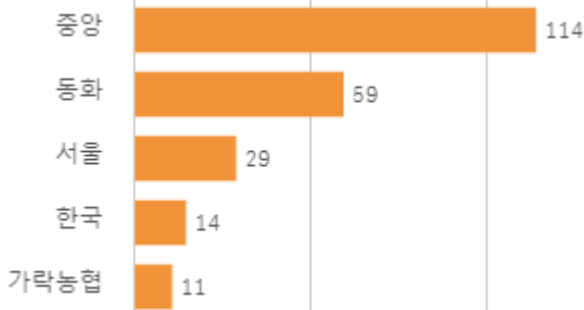
## 거래 단량별 물량 구성비



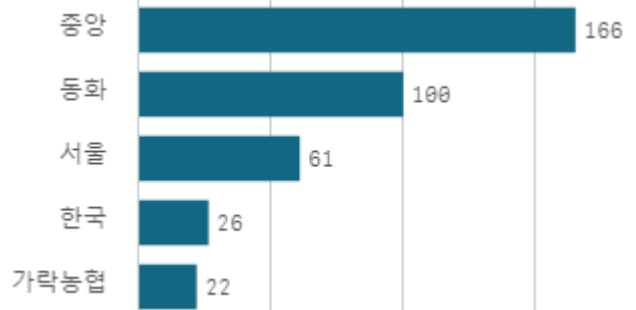
## 출하자별 거래물량 구성비



## 도매시장 법인별 거래물량(톤)

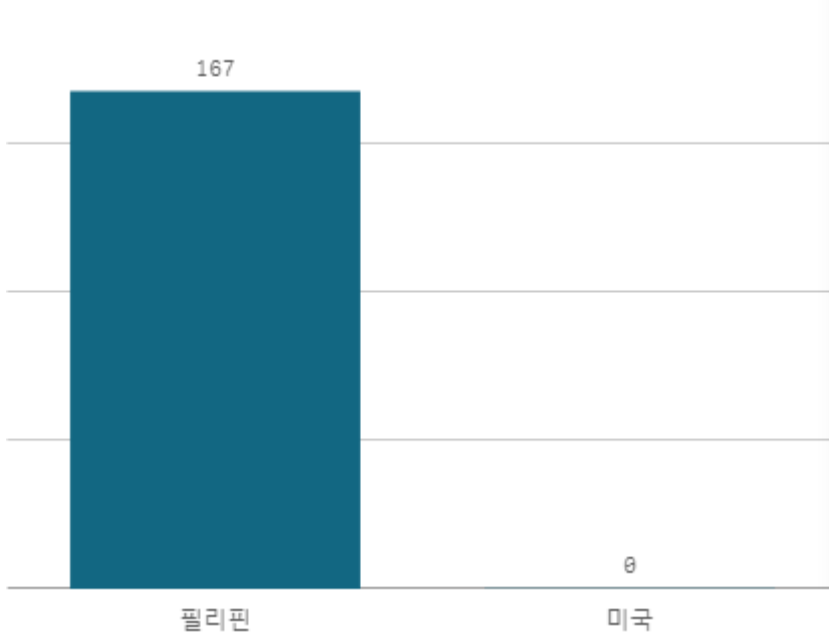


## 도매시장 법인별 거래금액(백만원)

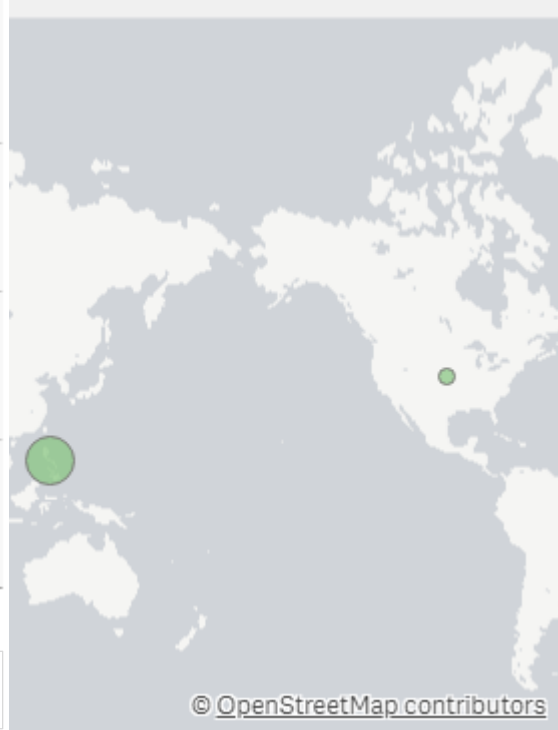


# 골드파인애플 수입(12Kg)

산지별 거래물량(톤)



산지별 주출하 시군구



출하산지(개소)

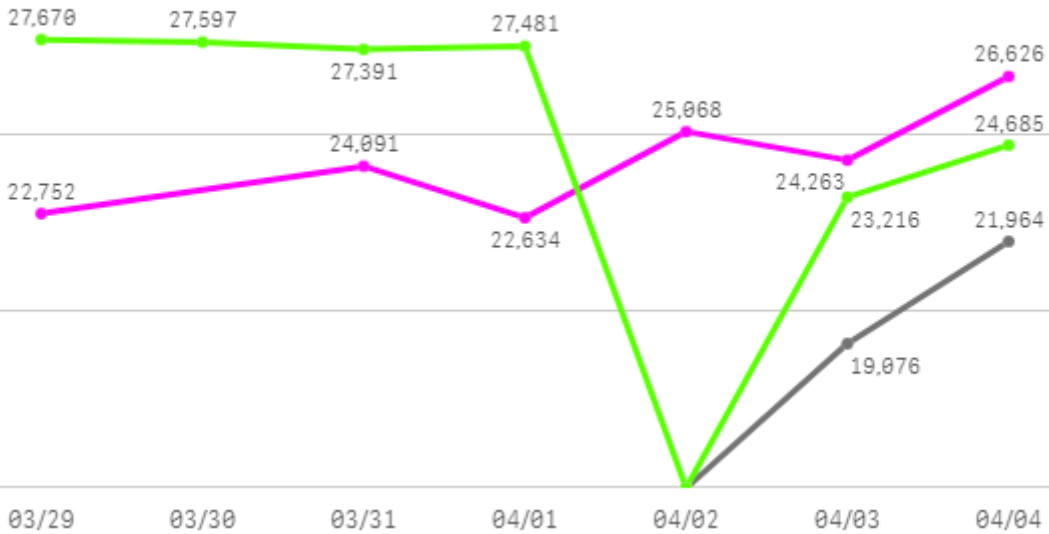
2

출하건수(천건)

0

주간 도매가격(원)

◆ 2025    ● 2024    ◆ 평년



구분	금주(A)	전주(B)	전월(C)	전년(D)	평년(E)	A/B	A/C	A/D	A/E
가격(원)	24,239	24,323	23,782	18,680	25,063	99.7%	101.9%	129.8%	96.7%

※ 상품 가격 기준

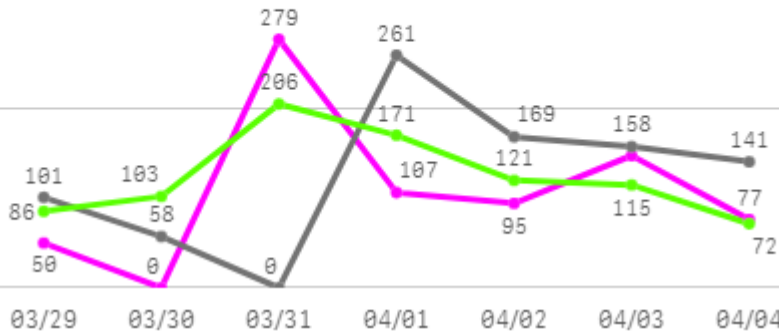
## □ 골드파인애플 수입(12Kg) 주간 가격

구분	Q	품종	Q	단량	Q	특	상	보통	하
2025-03-29		골드파인애플 수입		12Kg		26,253	22,752	19,450	17,674
2025-03-31		골드파인애플 수입		12Kg		26,295	24,091	20,121	18,174
2025-04-01		골드파인애플 수입		12Kg		26,871	22,634	19,758	17,674
2025-04-02		골드파인애플 수입		12Kg		27,683	25,068	18,117	13,674
2025-04-03		골드파인애플 수입		12Kg		26,193	24,263	22,136	19,184
2025-04-04		골드파인애플 수입		12Kg		28,550	26,626	23,247	20,508
평균						<b>26,974</b>	<b>24,239</b>	<b>20,471</b>	<b>17,815</b>

# 오렌지

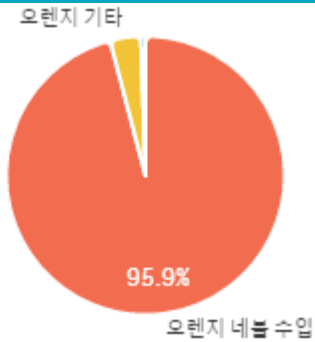
## 주간 반입량(톤)

◆ 2025    ● 2024    ▲ 평년

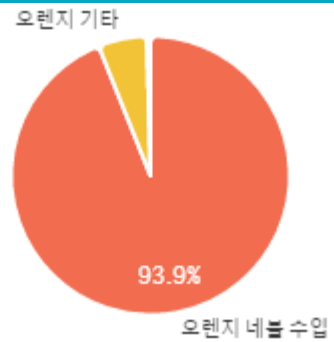


구분	금주(A)	전주(B)	전월(C)	전년(D)	평년(E)	A/B	A/C	A/D	A/E
물량(톤)	755	689	445	889	788	109.7%	169.7%	85.0%	95.9%

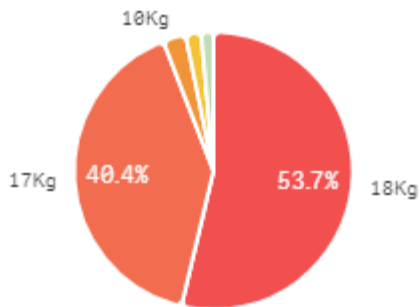
### 출하 품종별 거래물량 구성비



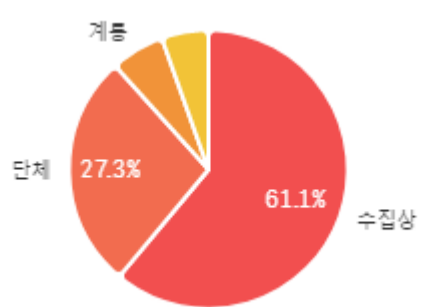
### 출하 품종별 거래금액 구성비



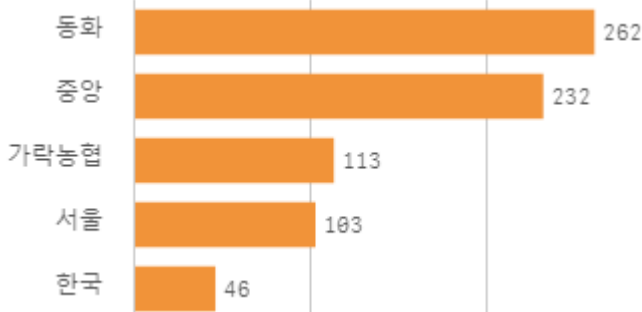
### 거래 단량별 물량 구성비



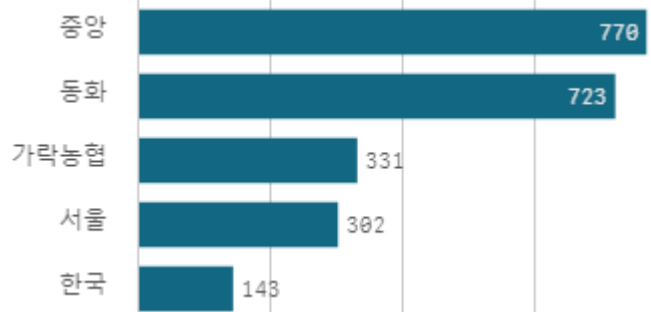
### 출하자별 거래물량 구성비



### 도매시장 법인별 거래물량(톤)

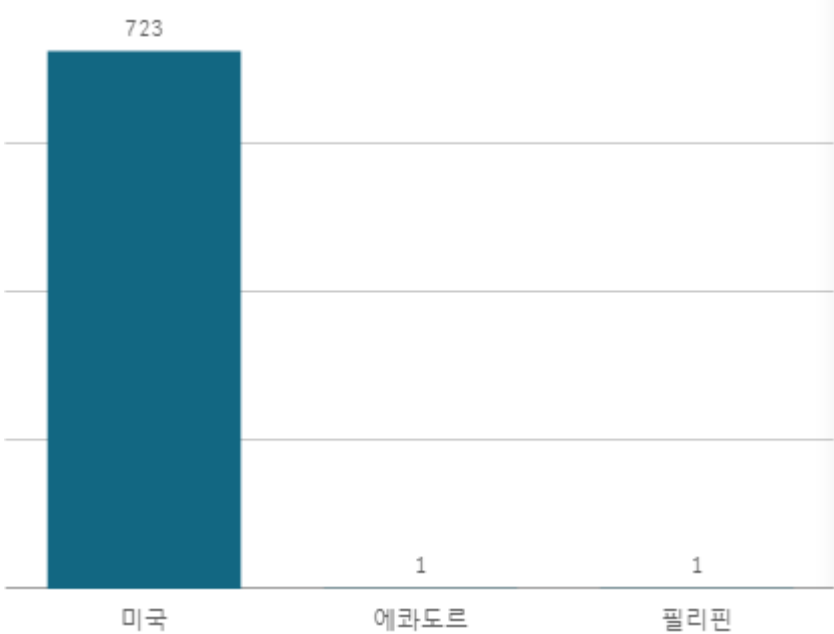


### 도매시장 법인별 거래금액(백만원)

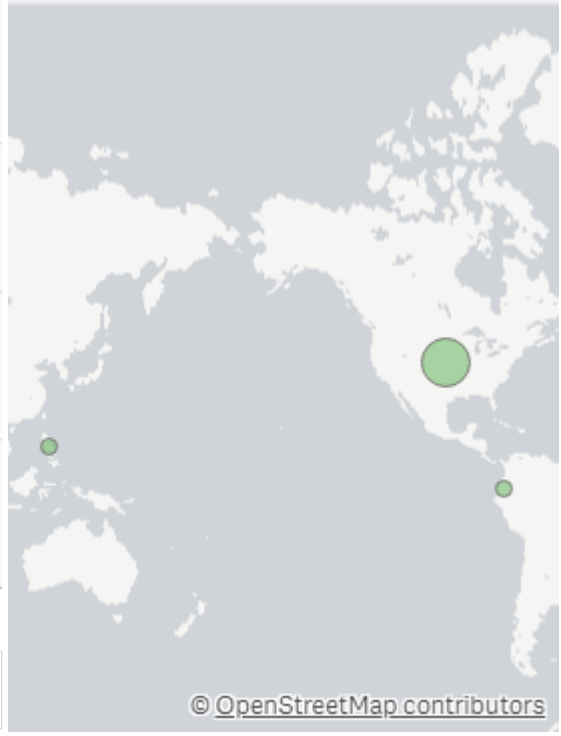


# 오렌지 네블 수입(18Kg)

산지별 거래물량(톤)



산지별 주출하 시군구



출하산지(개소)

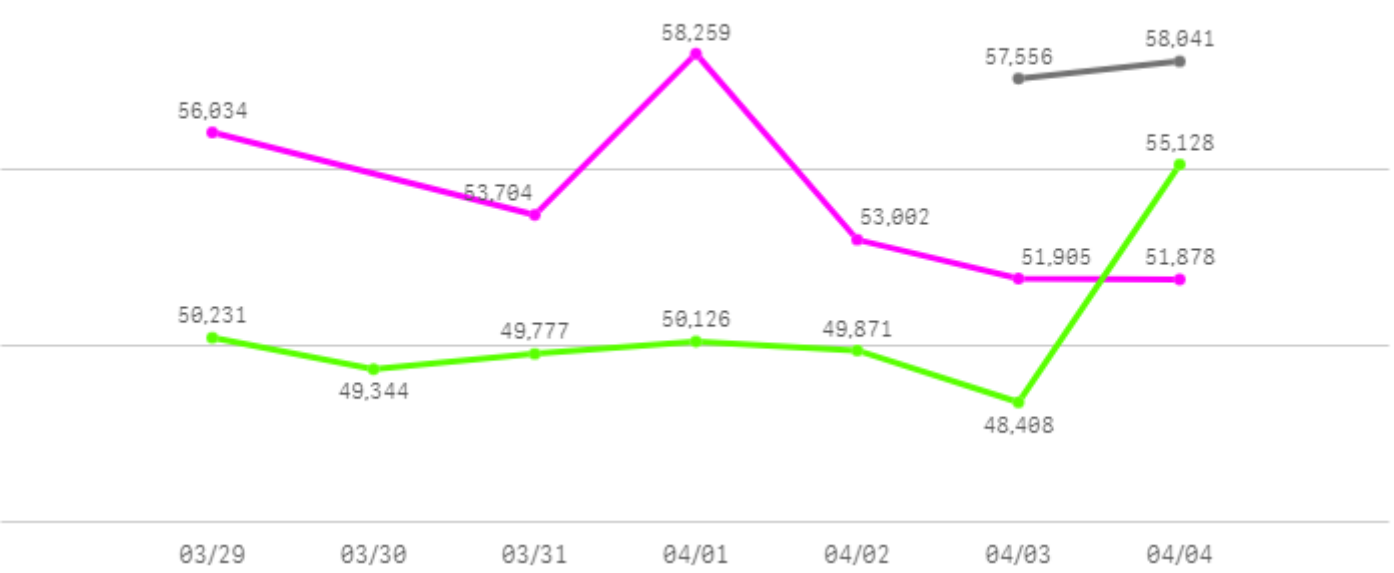
3

출하건수(천건)

1

주간 도매가격(원)

◆ 2025    ◀ 2024    ◆ 평년



구분	금주(A)	전주(B)	전월(C)	전년(D)	평년(E)	A/B	A/C	A/D	A/E
가격(원)	54,130	57,726	57,053	57,799	52,664	93.8%	94.9%	93.7%	102.8%

※ 상품 가격 기준

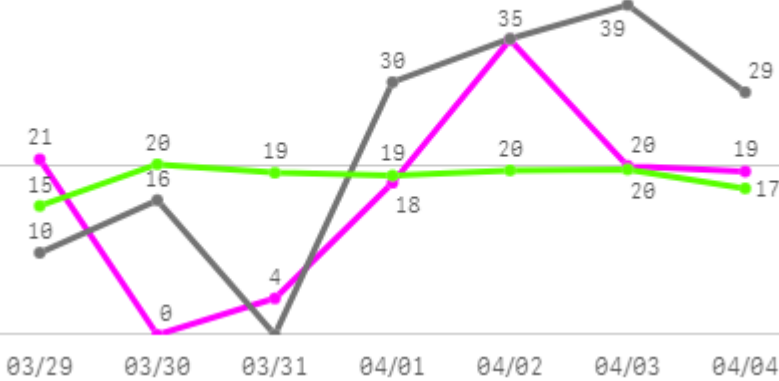
## □ 오렌지 네블 수입(18Kg) 주간 가격

구분	Q	품종	Q	단량	Q	특	상	보통	하
2025-03-29		오렌지 네블 수입		18Kg		60,625	56,034	52,359	47,000
2025-03-31		오렌지 네블 수입		18Kg		59,100	53,704	46,266	41,000
2025-04-01		오렌지 네블 수입		18Kg		67,000	58,259	50,615	45,000
2025-04-02		오렌지 네블 수입		18Kg		59,382	53,002	46,036	34,447
2025-04-03		오렌지 네블 수입		18Kg		58,388	51,905	44,453	41,000
2025-04-04		오렌지 네블 수입		18Kg		55,835	51,878	46,601	41,505
평균						<b>60,055</b>	<b>54,130</b>	<b>47,722</b>	<b>41,659</b>

# 고등어

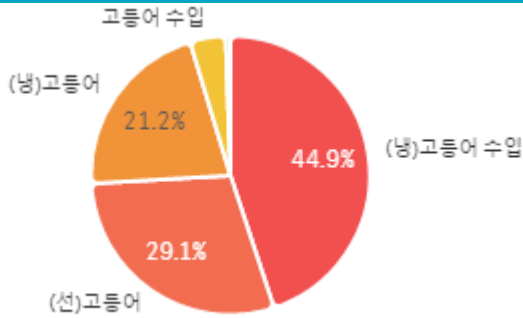
## 주간 반입량(톤)

◆ 2025    ● 2024    ▲ 평년

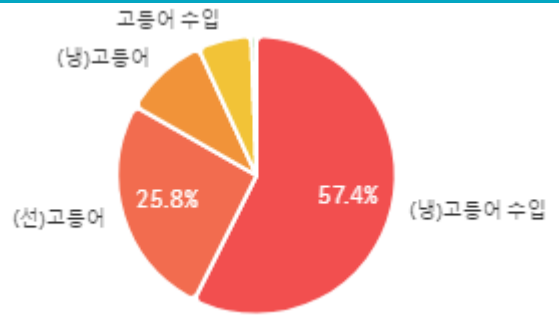


구분	금주(A)	전주(B)	전월(C)	전년(D)	평년(E)	A/B	A/C	A/D	A/E
물량(톤)	118	85	66	159	123	138.7%	177.6%	74.1%	96.0%

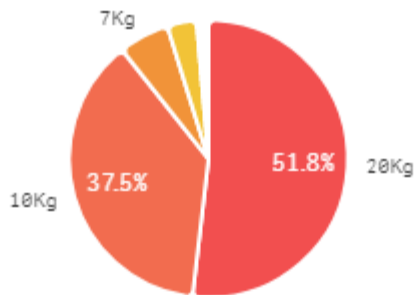
### 출하 품종별 거래물량 구성비



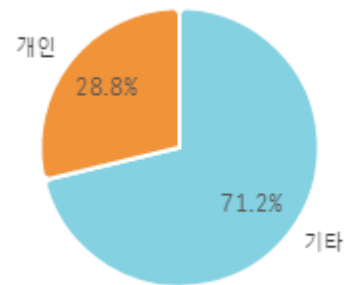
### 출하 품종별 거래금액 구성비



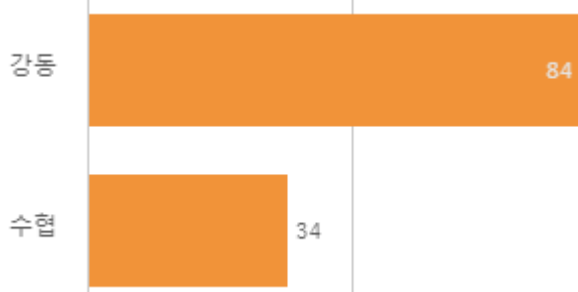
### 거래 단량별 물량 구성비



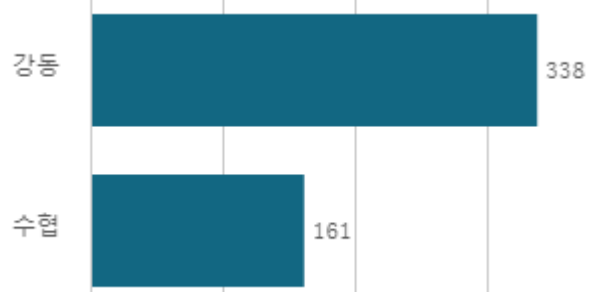
### 출하자별 거래물량 구성비



### 도매시장 법인별 거래물량(톤)

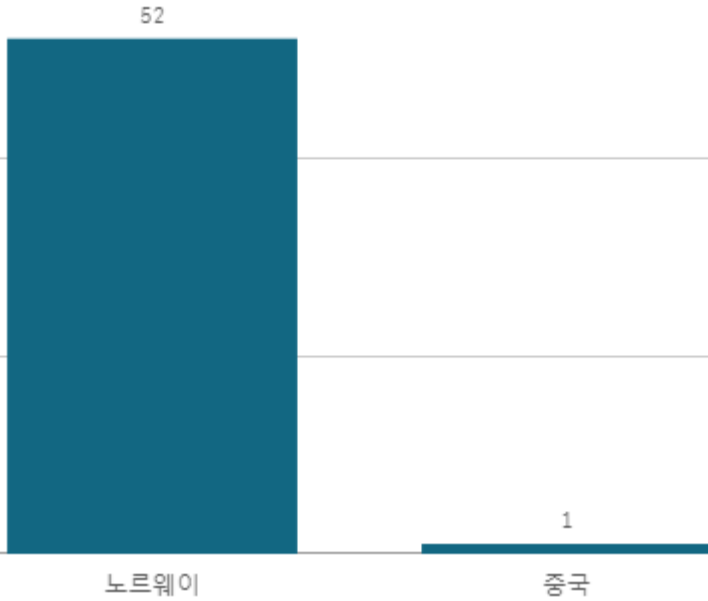


### 도매시장 법인별 거래금액(백만원)

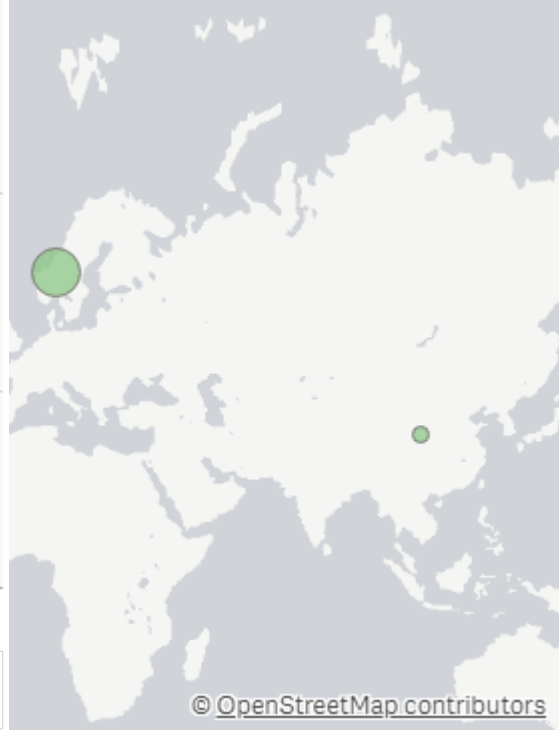


# (냉)고등어 수입(10Kg)

산지별 거래물량(톤)



산지별 주출하 시군구



출하산지(개소)

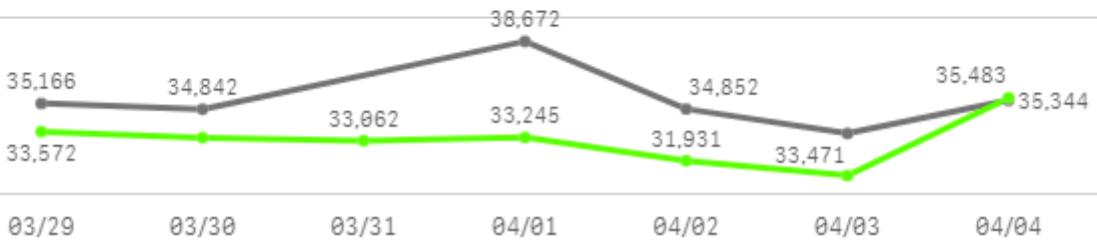

2

출하건수(천건)

0

주간 도매가격(원)

◆ 2025    ◐ 2024    ◆ 평년



03/29    03/30    03/31    04/01    04/02    04/03    04/04

구분	금주(A)	전주(B)	전월(C)	전년(D)	평년(E)	A/B	A/C	A/D	A/E
가격(원)	50,994	49,515	50,190	35,391	37,399	103.0%	101.6%	144.1%	136.4%

※ 상품 가격 기준

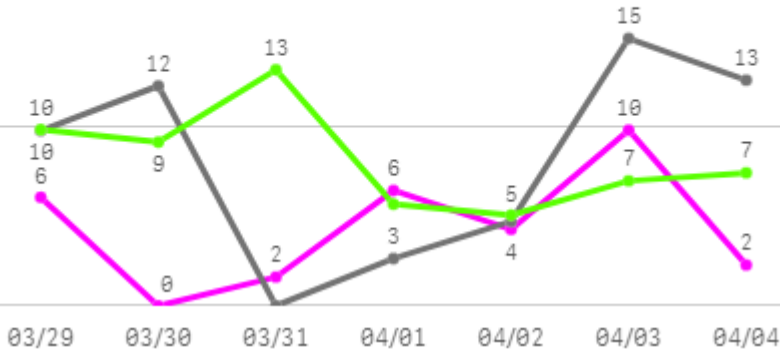
## □ (냉)고등어 수입(10Kg) 주간 가격

구분	Q	품종	Q	단량	Q	특	상	보통	하
2025-03-29		(냉)고등어 수입		10Kg		-	50,524	-	-
2025-03-31		(냉)고등어 수입		10Kg		-	50,031	-	-
2025-04-01		(냉)고등어 수입		10Kg		-	50,331	-	-
2025-04-02		(냉)고등어 수입		10Kg		-	53,644	-	-
2025-04-03		(냉)고등어 수입		10Kg		-	50,627	-	-
2025-04-04		(냉)고등어 수입		10Kg		-	50,807	-	-
평균						-	<b>50,994</b>	-	-

# 명태

## 주간 반입량(톤)

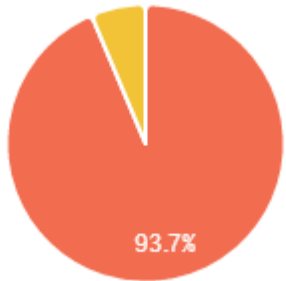
◆ 2025    ● 2024    ▲ 평년



구분	금주(A)	전주(B)	전월(C)	전년(D)	평년(E)	A/B	A/C	A/D	A/E
물량(톤)	31	22	19	57	53	140.8%	157.2%	53.5%	57.4%

## 출하 품종별 거래물량 구성비

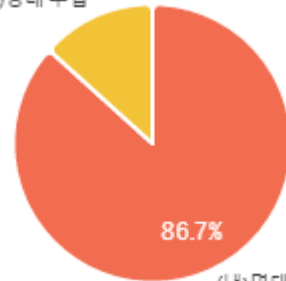
(선)명태 수입



(냉)명태 수입

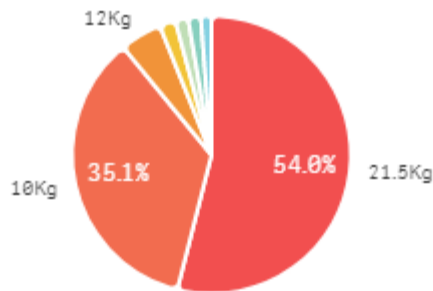
## 출하 품종별 거래금액 구성비

(선)명태 수입

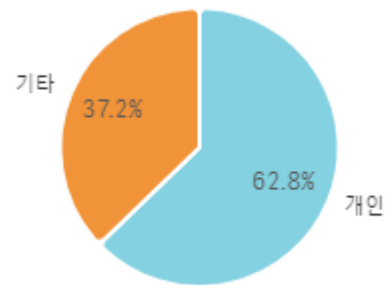


(냉)명태 수입

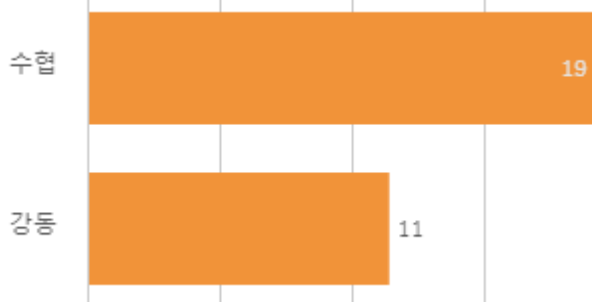
## 거래 단량별 물량 구성비



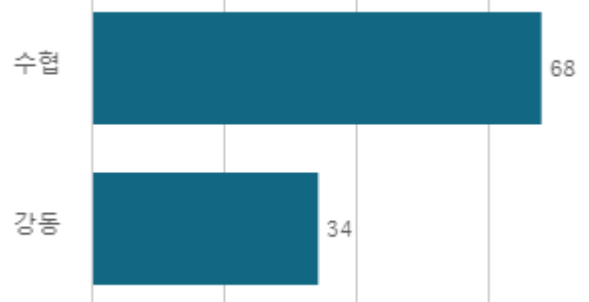
## 출하자별 거래물량 구성비



## 도매시장 법인별 거래물량(톤)



## 도매시장 법인별 거래금액(백만원)



# (선)명태 수입(10Kg)

산지별 거래물량(톤)



일본

출하산지(개소)

1

출하건수(천건)

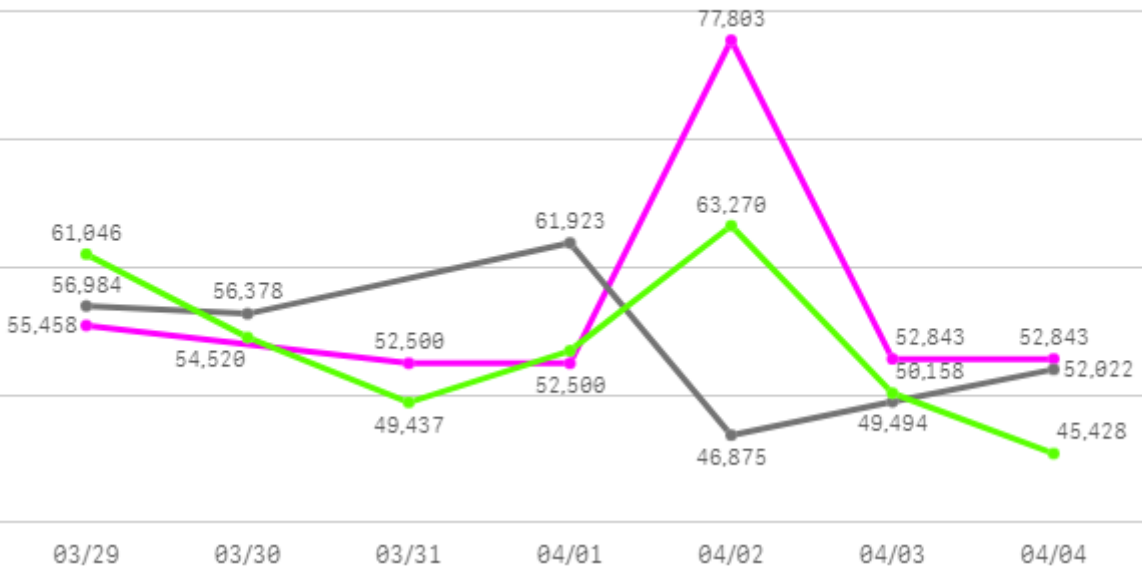
0

산지별 주출하 시군구



주간 도매가격(원)

◆ 2025    ● 2024    ◆ 평년



구분	금주(A)	전주(B)	전월(C)	전년(D)	평년(E)	A/B	A/C	A/D	A/E
가격(원)	57,325	60,802	76,610	53,946	56,424	94.3%	74.8%	106.3%	101.6%

※ 상품 가격 기준

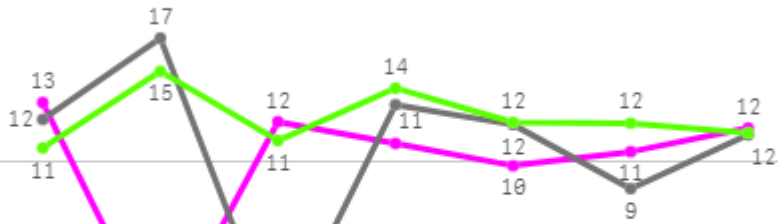
## □ (선)명태 수입(10Kg) 주간 가격

구분	Q	품종	Q	단량	Q	특	상	보통	하
2025-03-29		(선)명태 수입		10Kg		-	55,458	48,150	-
2025-03-31		(선)명태 수입		10Kg		-	52,500	46,097	-
2025-04-01		(선)명태 수입		10Kg		-	52,500	46,097	-
2025-04-02		(선)명태 수입		10Kg		-	77,803	48,235	-
2025-04-03		(선)명태 수입		10Kg		-	52,843	45,805	-
2025-04-04		(선)명태 수입		10Kg		-	52,843	45,805	-
평균						-	<b>57,325</b>	<b>46,698</b>	-

# 종합

## 주간 반입량(톤)

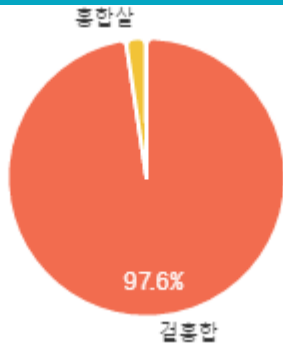
◆ 2025    ● 2024    ▲ 평년



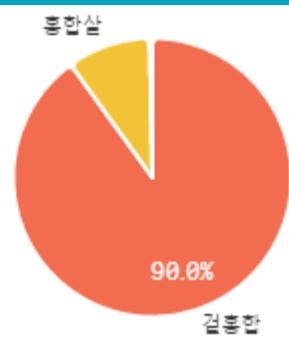
03/29    03/30    03/31    04/01    04/02    04/03    04/04

구분	금주(A)	전주(B)	전월(C)	전년(D)	평년(E)	A/B	A/C	A/D	A/E
물량(톤)	69	68	58	75	82	101.3%	118.6%	92.3%	84.5%

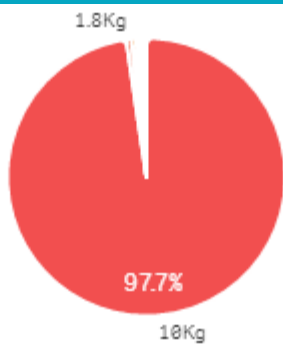
## 출하 품종별 거래물량 구성비



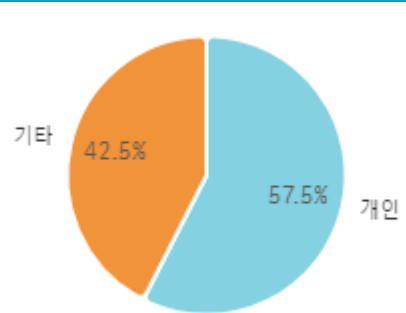
## 출하 품종별 거래금액 구성비



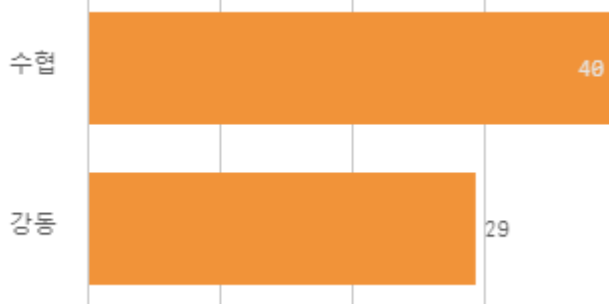
## 거래 단량별 물량 구성비



## 출하자별 거래물량 구성비



## 도매시장 법인별 거래물량(톤)

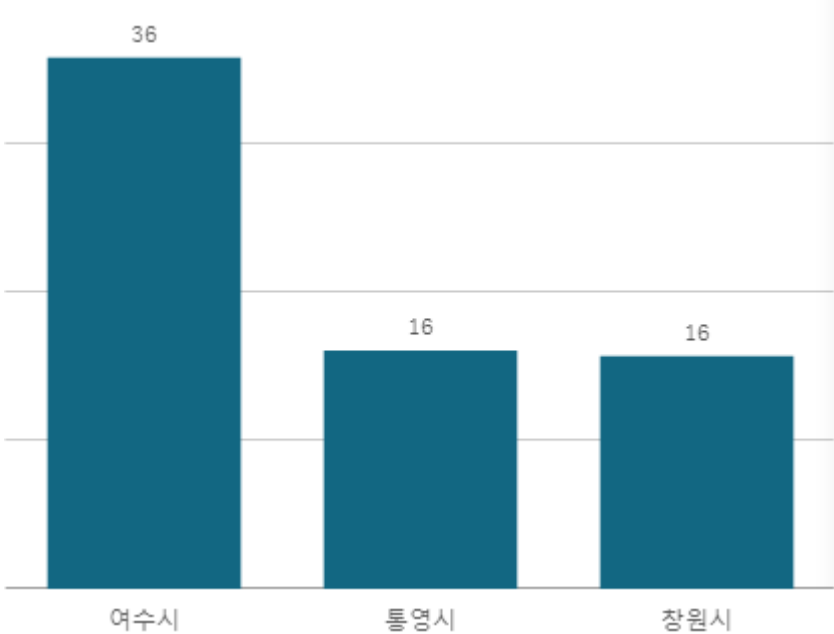


## 도매시장 법인별 거래금액(백만원)



# 겉홍합(10Kg)

산지별 거래물량(톤)



출하산지(개소)

3

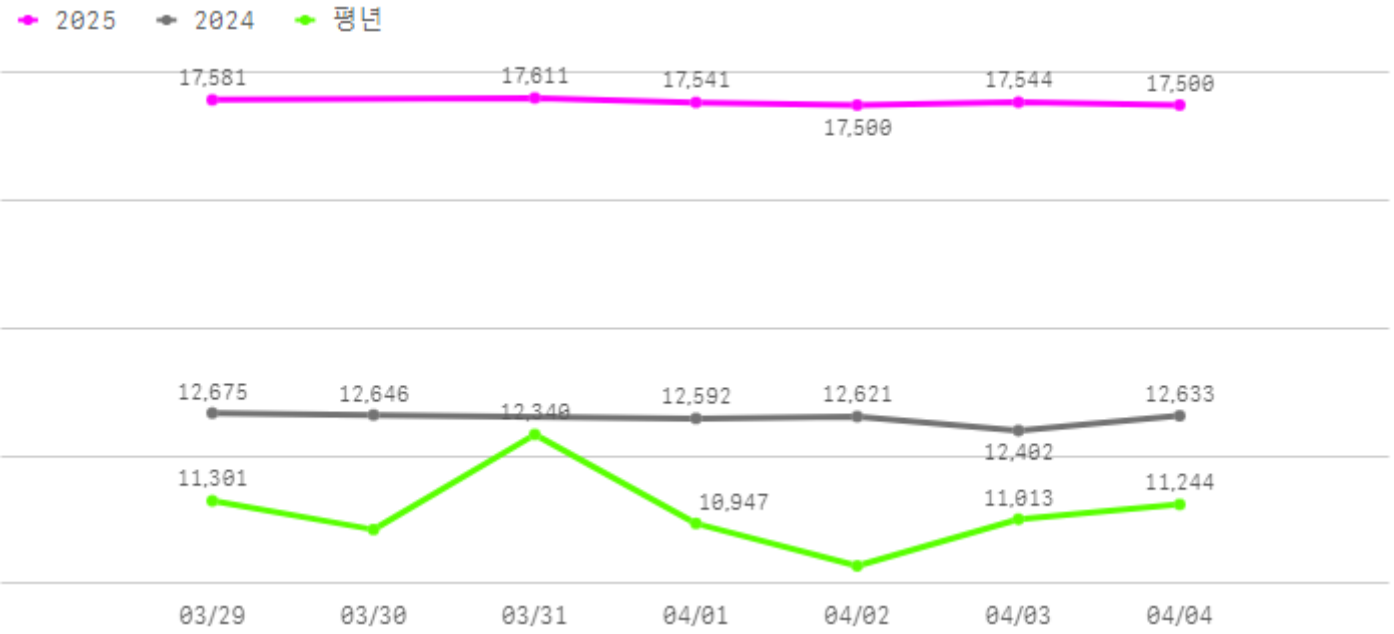
출하건수(천건)

1

산지별 주출하 시군구



주간 도매가격(원)



구분	금주(A)	전주(B)	전월(C)	전년(D)	평년(E)	A/B	A/C	A/D	A/E
가격(원)	17,546	17,605	17,541	12,595	12,813	99.7%	100.0%	139.3%	136.9%

※ 상품 가격 기준

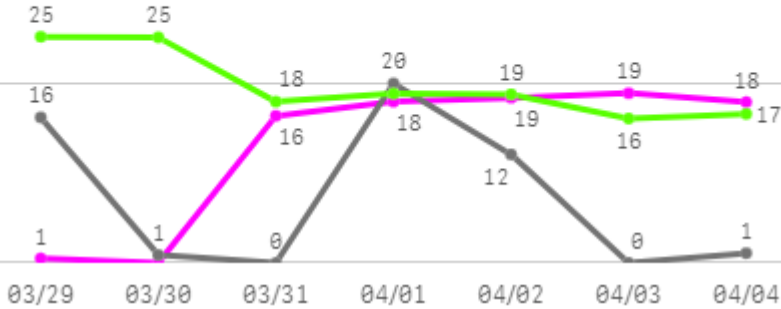
## □ 곁홍합(10Kg) 주간 가격

구분	Q	품종	Q	단량	Q	특	상	보통	하
2025-03-29		곁홍합		10Kg		-	17,581	16,849	12,782
2025-03-31		곁홍합		10Kg		-	17,611	16,784	14,053
2025-04-01		곁홍합		10Kg		-	17,541	16,998	15,238
2025-04-02		곁홍합		10Kg		-	17,500	16,910	15,138
2025-04-03		곁홍합		10Kg		-	17,544	16,952	15,178
2025-04-04		곁홍합		10Kg		-	17,500	16,741	14,273
평균						-	<b>17,546</b>	<b>16,872</b>	<b>14,444</b>

# 건멸치

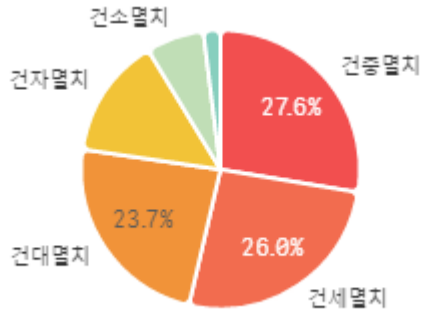
## 주간 반입량(톤)

◆ 2025    ● 2024    ▲ 평년

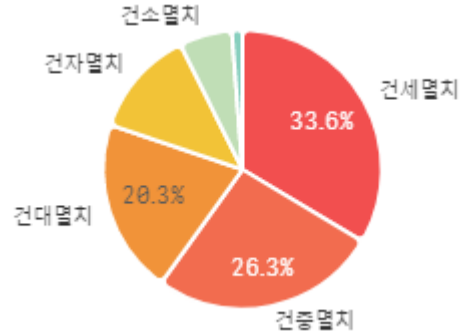


구분	금주(A)	전주(B)	전월(C)	전년(D)	평년(E)	A/B	A/C	A/D	A/E
물량(톤)	91	89	40	51	131	101.4%	226.9%	179.3%	69.3%

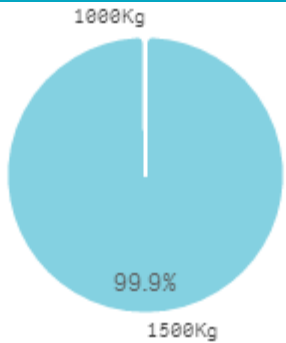
### 출하 품종별 거래물량 구성비



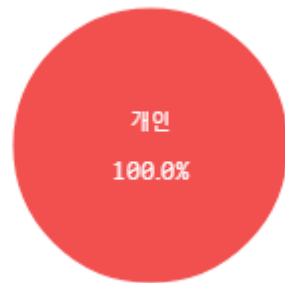
### 출하 품종별 거래금액 구성비



### 거래 단량별 물량 구성비



### 출하자별 거래물량 구성비



### 도매시장 법인별 거래물량(톤)

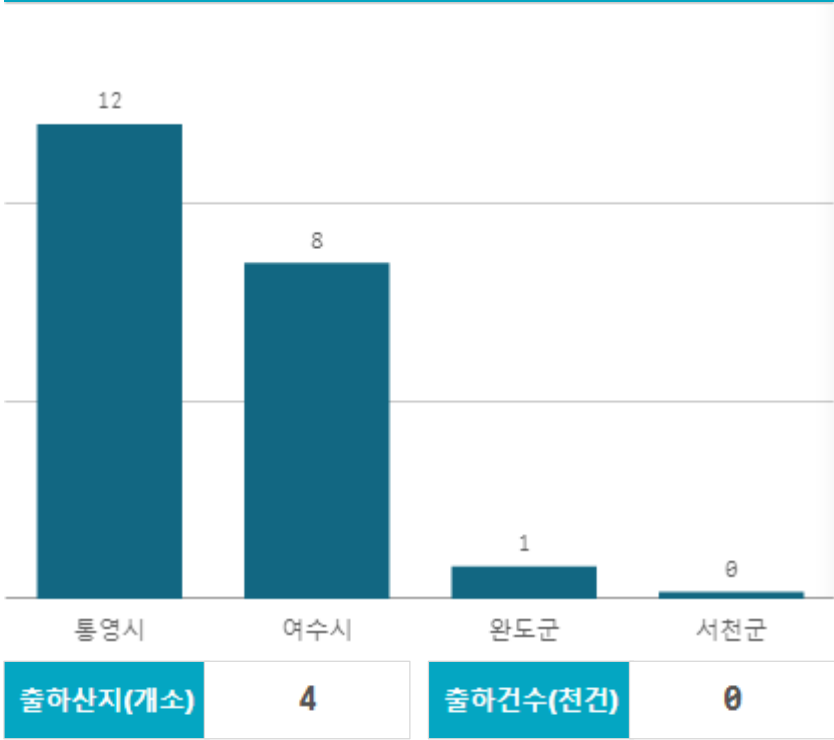
건해 91

### 도매시장 법인별 거래금액(백만원)

건해 845

# 건대멸치(1.5Kg)

산지별 거래물량(톤)



산지별 주출하 시군구



출하산지(개소)

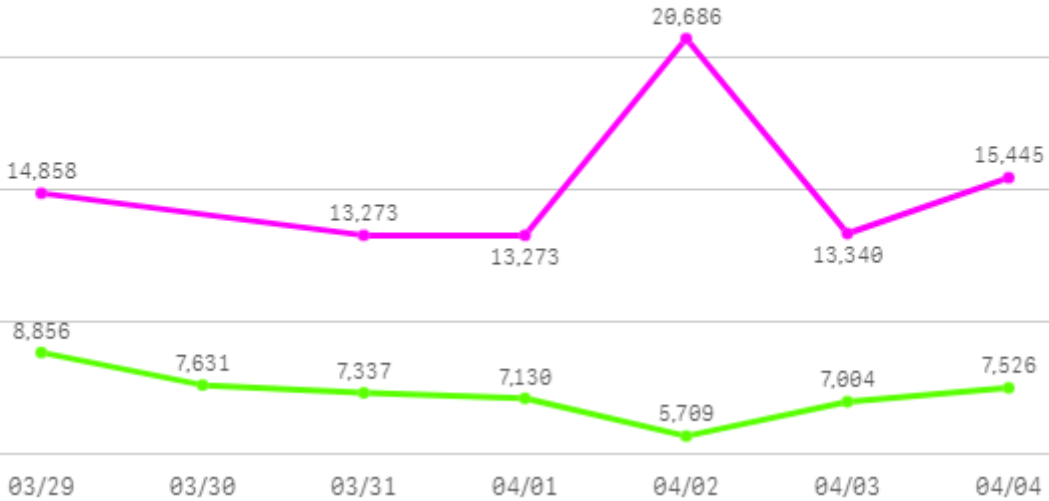
4

출하건수(천건)

0

주간 도매가격(원)

● 2025   ● 2024   ● 평년



구분	금주(A)	전주(B)	전월(C)	전년(D)	평년(E)	A/B	A/C	A/D	A/E
가격(원)	15,146	15,456	10,311	-	9,752	98.0%	146.9%	-	155.3%

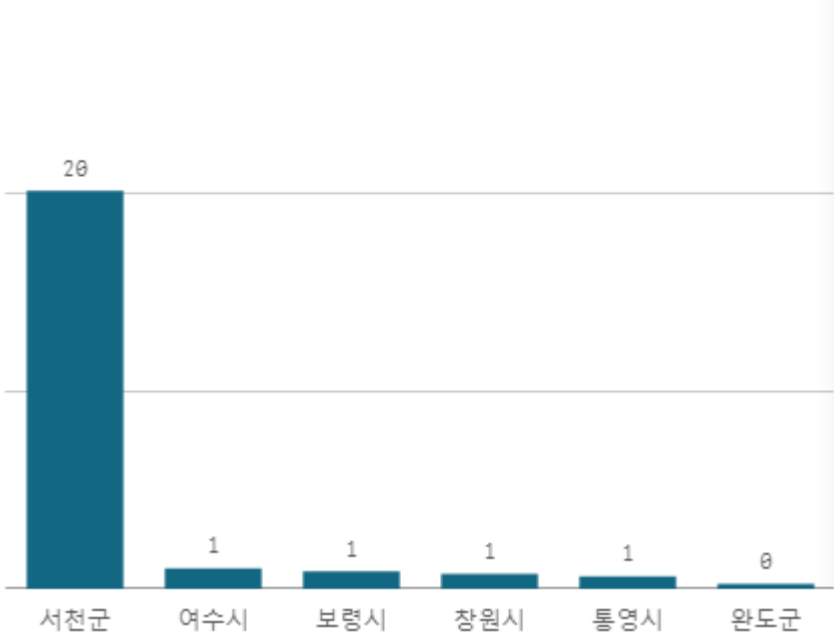
※ 상품 가격 기준

## □ 건대멸치(1.5Kg) 주간 가격

구분	Q	품종	Q	단량	Q	특	상	보통	하
2025-03-29		건대멸치		1.5Kg		-	14,858	11,050	10,000
2025-03-31		건대멸치		1.5Kg		-	13,273	10,560	8,912
2025-04-01		건대멸치		1.5Kg		-	13,273	10,560	8,912
2025-04-02		건대멸치		1.5Kg		-	20,686	12,373	10,173
2025-04-03		건대멸치		1.5Kg		-	13,340	10,902	8,432
2025-04-04		건대멸치		1.5Kg		-	15,445	12,385	10,849
평균						-	<b>15,146</b>	<b>11,305</b>	<b>9,546</b>

# 건세멸치(1.5Kg)

산지별 거래물량(톤)



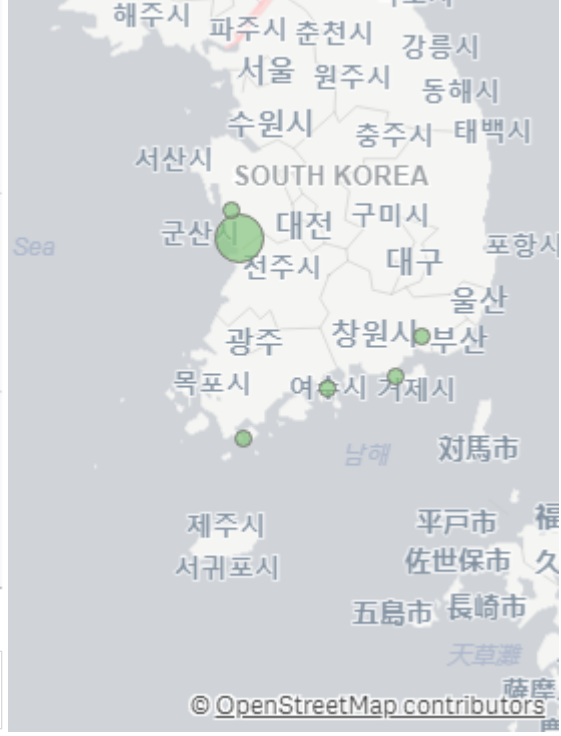
출하산지(개소)

6

출하건수(천건)

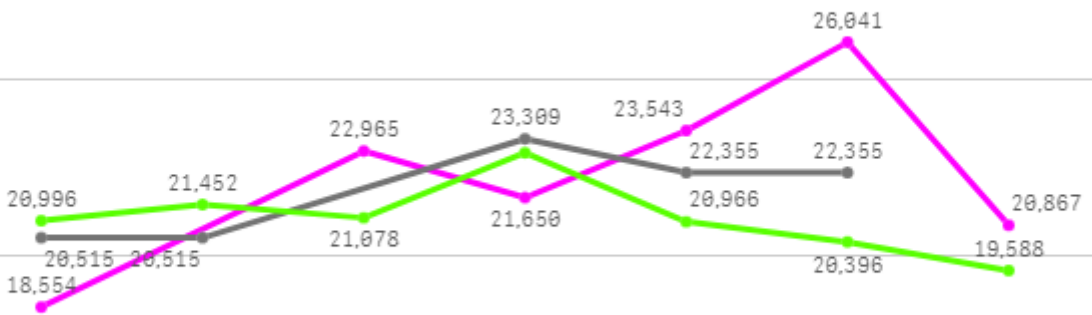
0

산지별 주출하 시군구



주간 도매가격(원)

◆ 2025    ● 2024    ◆ 평년



03/29    03/30    03/31    04/01    04/02    04/03    04/04

구분	금주(A)	전주(B)	전월(C)	전년(D)	평년(E)	A/B	A/C	A/D	A/E
가격(원)	22,270	19,112	17,035	21,810	21,319	116.5%	130.7%	102.1%	104.5%

※ 상품 가격 기준

## □ 건세멸치(1.5Kg) 주간 가격

구분	Q	품종	Q	단량	Q	특	상	보통	하
2025-03-29		건세멸치		1.5Kg		-	18,554	16,261	14,000
2025-03-31		건세멸치		1.5Kg		-	22,965	16,979	9,000
2025-04-01		건세멸치		1.5Kg		-	21,650	18,117	12,034
2025-04-02		건세멸치		1.5Kg		-	23,543	19,374	10,313
2025-04-03		건세멸치		1.5Kg		-	26,041	18,706	14,072
2025-04-04		건세멸치		1.5Kg		-	20,867	15,978	11,082
평균						-	<b>22,270</b>	<b>17,569</b>	<b>11,750</b>