

---

2025년 가락시장

# 주요 품목 주간 거래동향

---

1월 3주차 주요 동향

[2025. 1.11. ~ 1.17.]



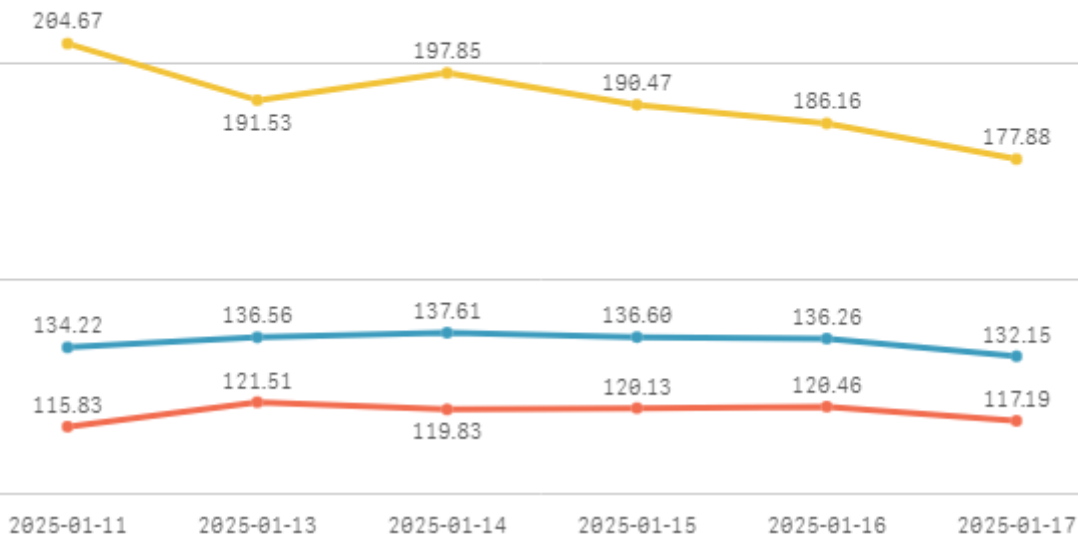
서울특별시농수산물공사

[데이터전략팀]

# 1. 주간 표준지수

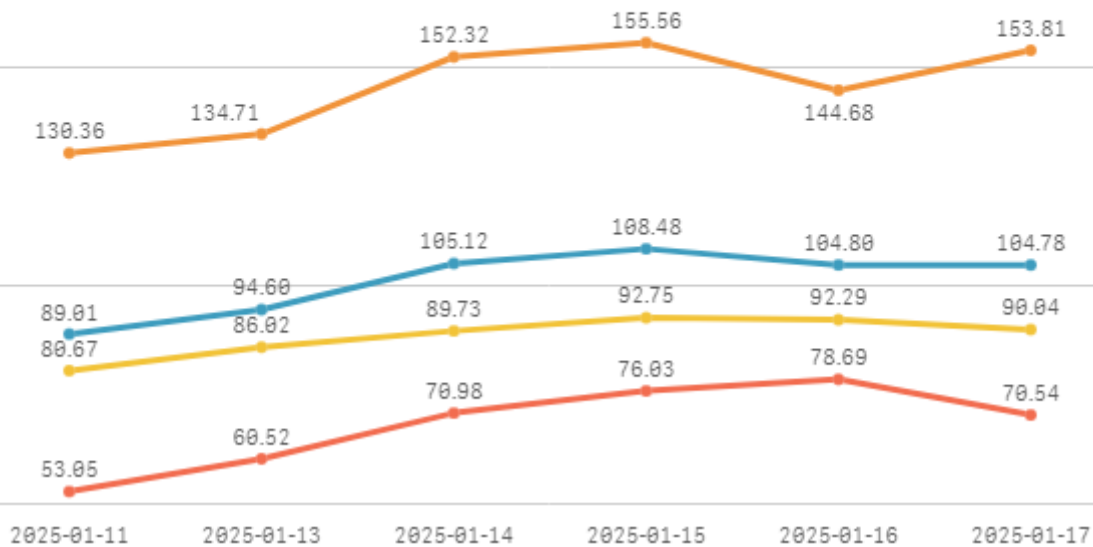
## □ 청과부류

합계    채소계    과일계



## □ 수산부류

합계    생선류    조개류    건어류



## 2. 주요 품목 주간 거래동향

### 주요 품목(종) 주간동향 (2025.01.11 ~ 01.17)

품종 단위	Q	금주평균	전주평균	전월평균	전년평균	5년평균 가격	전주대비	전월대비	전년대비	5년평균 대비
(선)갈치(5키로상자)		190,793	167,231	145,368	142,372	146,149	14% ▲	31% ▲	34% ▲	31% ▲
간마늘 대서(20키로)		138,259	136,112	135,828	134,412	144,893	2% ▲	2% ▲	3% ▲	-5% ▼
간쪽파(10키로상자)		101,959	97,015	102,434	87,473	110,298	5% ▲	-0% ▼	17% ▲	-8% ▼
백다다기오이(100개)		91,828	80,344	72,733	89,245	78,784	14% ▲	26% ▲	3% ▲	17% ▲
쪽파(10키로상자)		84,938	85,795	80,523	78,793	85,370	-1% ▼	5% ▲	8% ▲	-1% ▼
오렌지 네블 수입(18키로상자)		82,848	88,768	79,671	66,210	72,262	-7% ▼	4% ▲	25% ▲	15% ▲
배 신고(15키로상자)		81,707	96,018	78,928	74,090	60,689	-15% ▼	4% ▲	10% ▲	35% ▲
(선)고등어(10키로상자)		69,695	47,130	50,463	43,105	50,320	48% ▲	38% ▲	62% ▲	39% ▲
오이맛고추(10키로상자)		67,069	41,327	41,025	100,765	71,792	62% ▲	63% ▲	-33% ▼	-7% ▼
청양고추(10키로상자)		65,131	55,404	49,576	107,182	73,897	18% ▲	31% ▲	-39% ▼	-12% ▼
사과 부사(10키로상자)		63,746	77,769	76,041	63,833	48,093	-18% ▼	-16% ▼	-0% ▼	33% ▲
당근(20키로상자)		62,863	68,308	67,378	22,335	35,926	-8% ▼	-7% ▼	181% ▲	75% ▲
(선)명태 수입(10키로상자)		59,831	46,026	71,764	60,731	63,270	30% ▲	-17% ▼	-1% ▼	-5% ▼
(냉)고등어 수입(10키로상자)		48,791	54,609	47,513	34,342	36,499	-11% ▼	3% ▲	42% ▲	34% ▲
애호박(20개)		42,205	33,214	24,747	35,933	36,190	27% ▲	71% ▲	17% ▲	17% ▲
빨강 파프리카(5키로상자)		37,382	35,443	33,981	38,929	35,726	5% ▲	10% ▲	-4% ▼	5% ▲
감자 두백(20키로상자)		36,028	33,781	34,488	33,376	35,125	7% ▲	4% ▲	8% ▲	3% ▲
단감 부유(10키로상자)		34,948	33,265	30,053	56,939	40,169	5% ▲	16% ▲	-39% ▼	-13% ▼
딸기 설향(2키로상자)		33,998	30,488	40,492	34,807	31,450	12% ▲	-16% ▼	-2% ▼	8% ▲
호박밤 고구마(10키로상자)		29,005	26,139	26,268	30,796	29,328	11% ▲	10% ▲	-6% ▼	-1% ▼
무(20키로상자)		26,288	28,561	24,600	8,795	14,274	-8% ▼	7% ▲	199% ▲	84% ▲
만감 한라봉(3키로상자)		24,729	22,202	23,573	17,708	19,654	11% ▲	5% ▲	40% ▲	26% ▲
골드파인애플 수입(12키로상자)		24,649	23,767	31,536	34,883	28,211	4% ▲	-22% ▼	-29% ▼	-13% ▼
감귤(5키로상자)		24,606	21,080	16,138	21,805	16,166	17% ▲	52% ▲	13% ▲	52% ▲
알배기배추(8키로상자)		21,479	20,102	17,115	13,788	16,291	7% ▲	25% ▲	56% ▲	32% ▲
바나나 수입(13키로상자)		21,385	20,244	16,765	27,850	22,254	6% ▲	28% ▲	-23% ▼	-4% ▼
감 대봉시(10키로상자)		21,061	20,875	18,955	52,926	30,119	1% ▲	11% ▲	-60% ▼	-30% ▼
대추방울토마토(3키로상자)		19,356	15,396	24,233	21,129	17,619	26% ▲	-20% ▼	-8% ▼	10% ▲
시금치(4키로상자)		17,838	16,426	10,180	12,769	13,130	9% ▲	75% ▲	40% ▲	36% ▲
겉홍합(10키로망대)		16,873	17,624	17,908	12,756	12,305	-4% ▼	-6% ▼	32% ▲	37% ▲
건중멸치(1.5키로상자)		16,384	15,331	15,872	16,978	12,158	7% ▲	3% ▲	-3% ▼	35% ▲
토마토(5키로상자)		15,384	13,383	19,765	23,427	15,334	15% ▲	-22% ▼	-34% ▼	0% ▲
배추(10키로망대)		14,450	15,110	9,818	5,413	7,308	-4% ▼	47% ▲	167% ▲	98% ▲
상추 포기잡(4키로상자)		13,369	12,408	12,903	22,837	22,131	8% ▲	4% ▲	-41% ▼	-40% ▼
팽이버섯(5키로상자)		12,541	13,086	12,263	9,802	11,644	-4% ▼	2% ▲	28% ▲	8% ▲
양배추(8키로망대)		11,075	13,545	10,634	4,942	7,054	-18% ▼	4% ▲	124% ▲	57% ▲
굴(1키로)		9,702	8,678	11,619	8,898	9,751	12% ▲	-17% ▼	9% ▲	-1% ▼
포도 샤인머스켓(2키로상자)		9,184	9,866	9,138	17,547	19,743	-7% ▼	1% ▲	-48% ▼	-53% ▼
새송이버섯(2키로상자)		8,113	9,019	6,351	6,561	7,615	-10% ▼	28% ▲	24% ▲	7% ▲
대파(일반)(1키로단)		1,933	2,082	1,948	2,598	2,081	-7% ▼	-1% ▼	-26% ▼	-7% ▼
양파(1키로)		1,442	1,524	1,161	1,070	1,218	-5% ▼	24% ▲	35% ▲	18% ▲

## □ 품종별 등락가격 비교(전주대비)

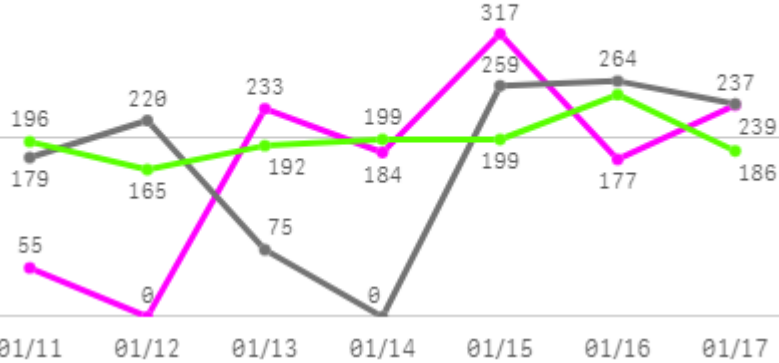
구분	품목(종)명
상승 품목(종)	(선)갈치(14%),(선)고등어(48%),(선)명태 수입(30%),감귤(17%),감자 두백(7%),건중멸치(7%),굴(12%),간쪽파(5%),단감 부유(5%),대추방울토마토(26%),딸기 설향(12%),만감 한라봉(11%),바나나 수입(6%),백다다기오이(14%),빨강 파프리카(5%),상추 포기잡(8%),시금치(9%),알배기배추(7%),애호박(27%),오이맛고추(62%),청양고추(18%),토마토(15%),호박밤 고구마(11%)
하락 품목(종)	(냉)고등어 수입(-11%),당근(-8%),대파(일반)(-7%),무(-8%),배 신고(-15%),사과 부사(-18%),새송이버섯(-10%),양배추(-18%),양파(-5%),오렌지 네블 수입(-7%),포도 샤인머스켓(-7%)
보합 품목(종)(+5%)	감 대봉시,겉홍합,골드파인애플 수입,간마늘 대서,배추,쪽파,팽이버섯

# 3. 품목(종)별 주간 거래동향

## 고구마

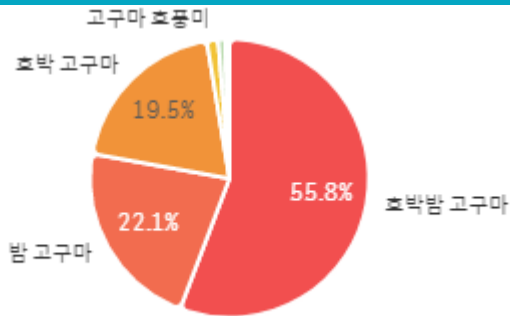
주간 반입량(톤)

◆ 2025    ● 2024    ▲ 평년

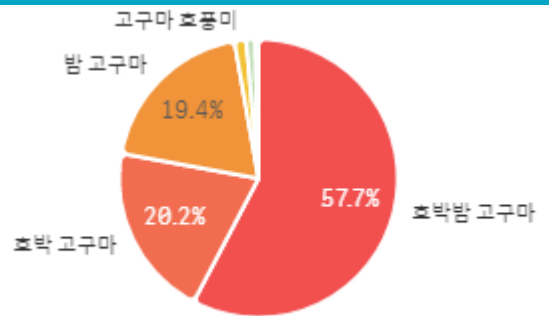


구분	금주(A)	전주(B)	전월(C)	전년(D)	평년(E)	A/B	A/C	A/D	A/E
물량(톤)	1,204	1,145	1,112	1,236	1,298	105.1%	108.2%	97.4%	92.7%

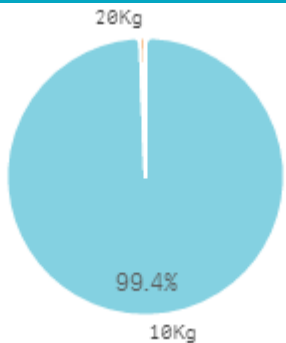
출하 품종별 거래물량 구성비



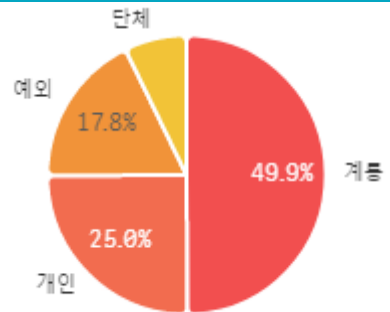
출하 품종별 거래금액 구성비



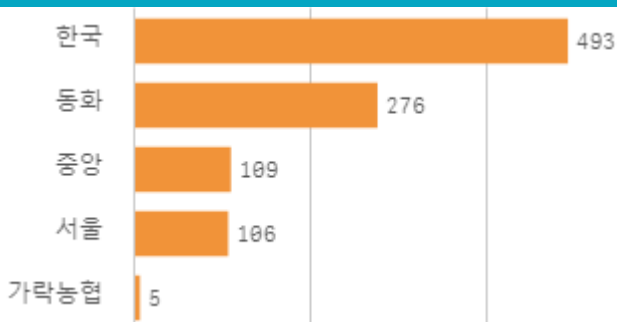
거래 단량별 물량 구성비



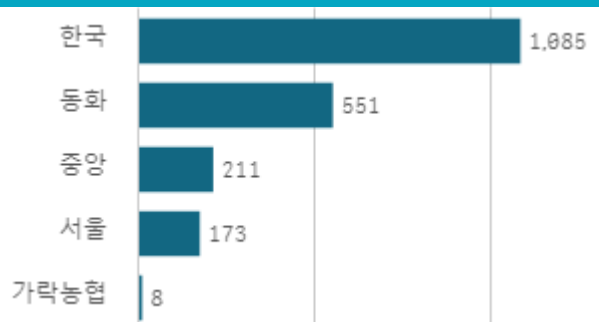
출하자별 거래물량 구성비



도매시장 법인별 거래물량(톤)

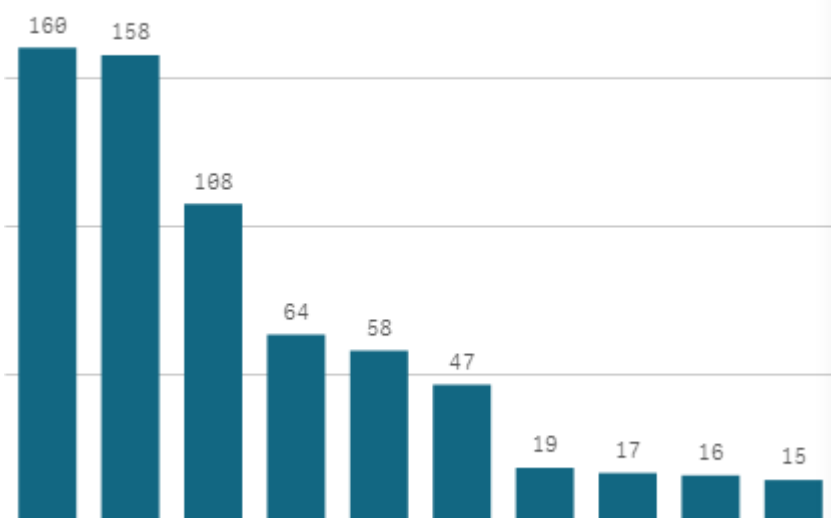


도매시장 법인별 거래금액(백만원)



# 호박밤 고구마(10Kg)

산지별 거래물량(톤)



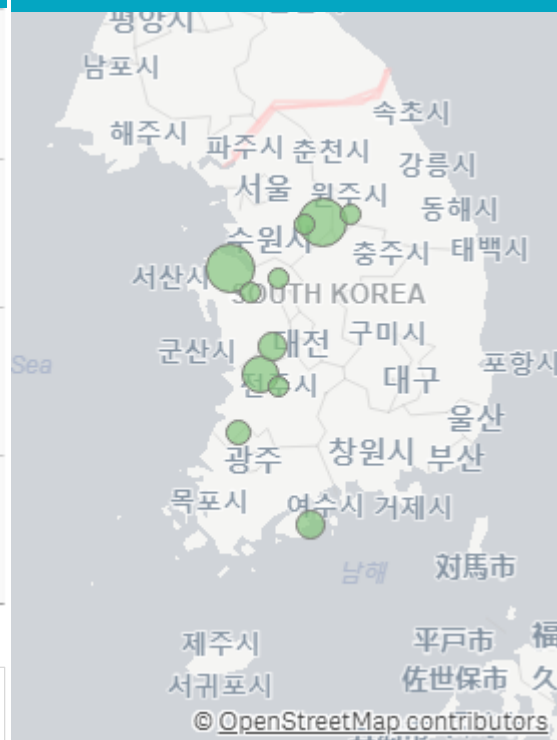
출하산지(개소)

11

출하건수(천건)

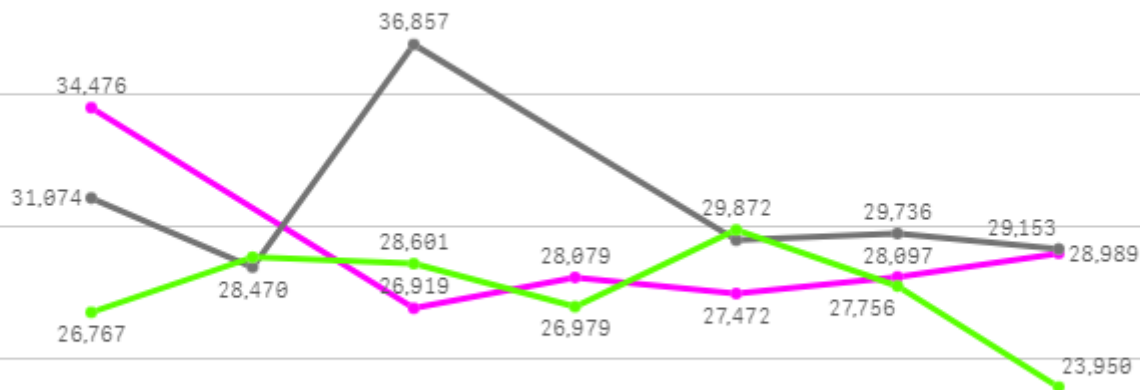
2

산지별 주출하 시군구



주간 도매가격(원)

◆ 2025    ● 2024    ◆ 평년



01/11    01/12    01/13    01/14    01/15    01/16    01/17

구분	금주(A)	전주(B)	전월(C)	전년(D)	평년(E)	A/B	A/C	A/D	A/E
가격(원)	29,005	26,139	26,268	30,796	29,328	111.0%	110.4%	94.2%	98.9%

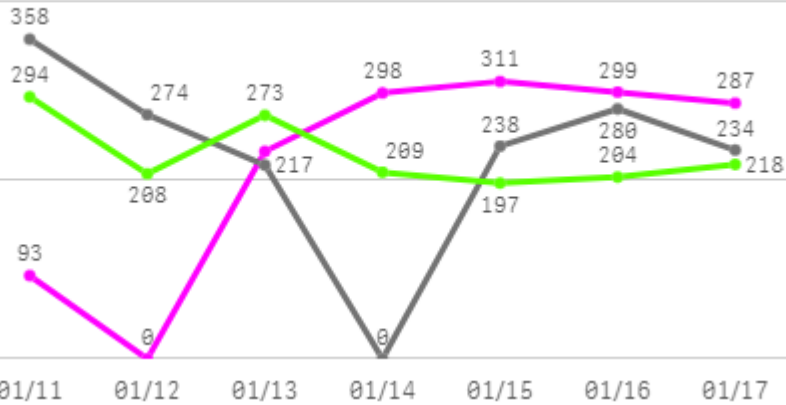
## □ 호박밤 고구마(10Kg) 주간 가격

구분	Q	품종	Q	단량	Q	특	상	보통	하
2025-01-11		호박밤 고구마		10Kg		40,500	34,476	21,508	9,850
2025-01-13		호박밤 고구마		10Kg		40,920	26,919	18,113	9,725
2025-01-14		호박밤 고구마		10Kg		41,881	28,079	18,589	10,057
2025-01-15		호박밤 고구마		10Kg		41,379	27,472	18,005	9,658
2025-01-16		호박밤 고구마		10Kg		40,474	28,097	18,625	9,746
2025-01-17		호박밤 고구마		10Kg		41,742	28,989	18,196	9,479
평균						<b>41,149</b>	<b>29,005</b>	<b>18,839</b>	<b>9,753</b>

# 감자

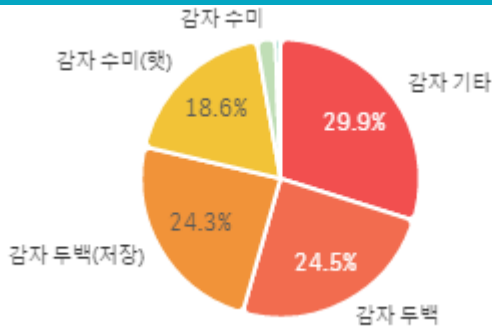
## 주간 반입량(톤)

◆ 2025    ● 2024    ▲ 평년

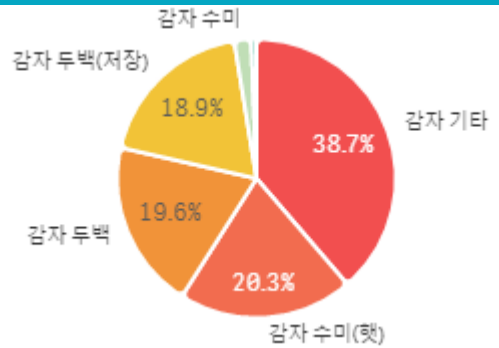


구분	금주(A)	전주(B)	전월(C)	전년(D)	평년(E)	A/B	A/C	A/D	A/E
물량(톤)	1,521	1,561	1,286	1,602	1,570	97.4%	118.2%	94.9%	96.9%

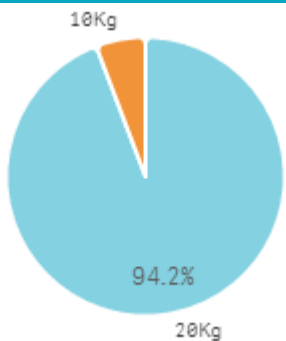
## 출하 품종별 거래물량 구성비



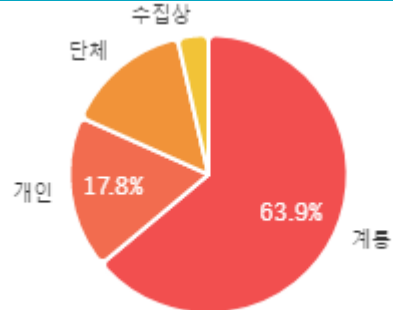
## 출하 품종별 거래금액 구성비



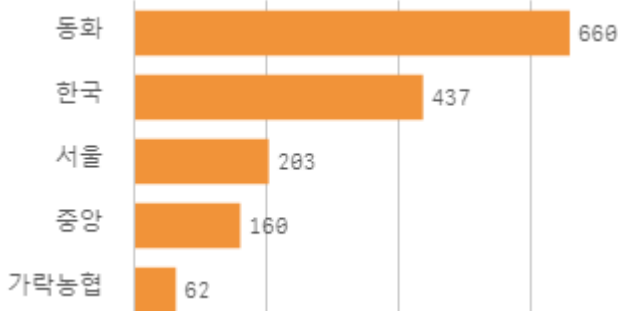
## 거래 단량별 물량 구성비



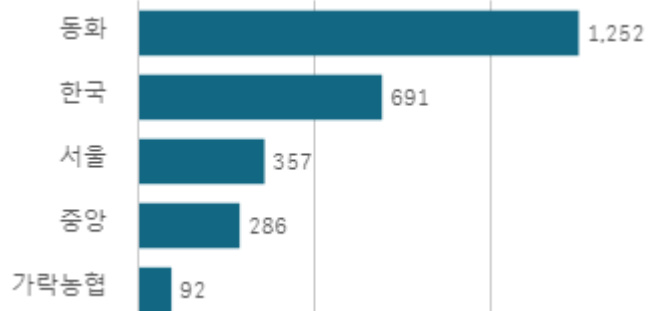
## 출하자별 거래물량 구성비



## 도매시장 법인별 거래물량(톤)

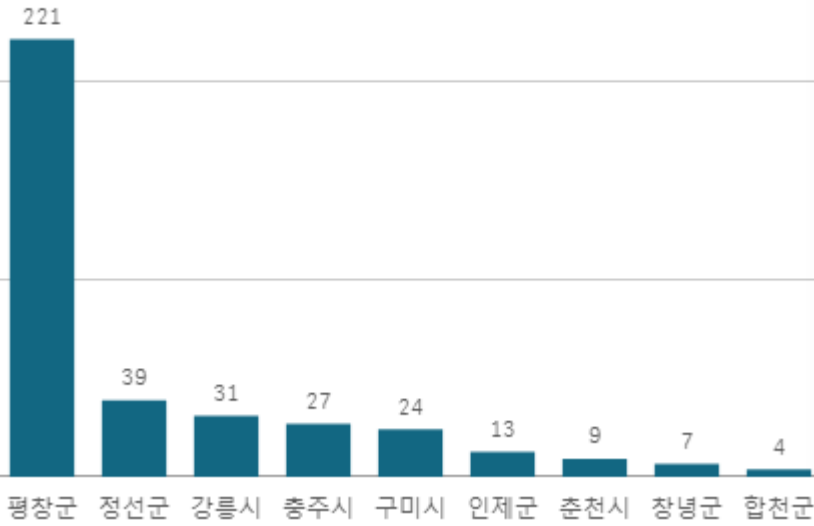


## 도매시장 법인별 거래금액(백만원)



# 감자 두백(20Kg)

산지별 거래물량(톤)



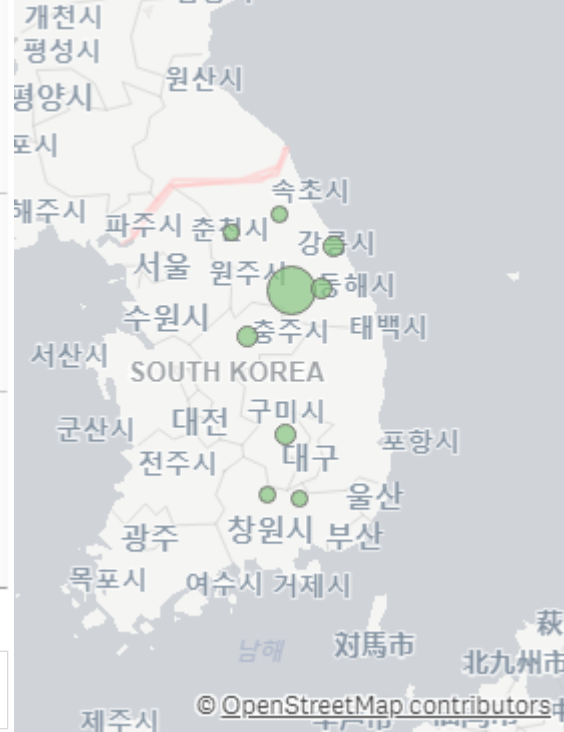
출하산지(개소)

9

출하건수(천건)

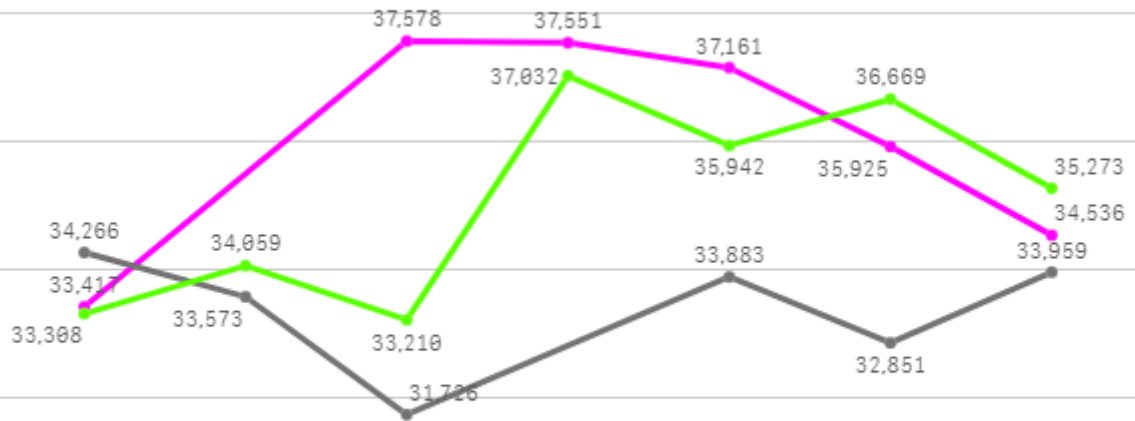
0

산지별 주출하 시군구



주간 도매가격(원)

◆ 2025    ● 2024    ◆ 평년



01/11    01/12    01/13    01/14    01/15    01/16    01/17

구분	금주(A)	전주(B)	전월(C)	전년(D)	평년(E)	A/B	A/C	A/D	A/E
가격(원)	36,028	33,781	34,488	33,376	35,125	106.7%	104.5%	107.9%	102.6%

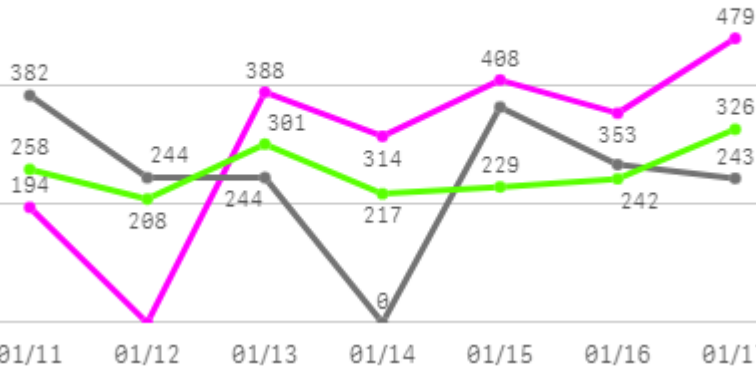
## □ 감자 두백(20Kg) 주간 가격

구분	Q	품종	Q	단량	Q	특	상	보통	하
2025-01-11		감자 두백		20Kg		35,733	33,417	28,977	20,357
2025-01-13		감자 두백		20Kg		40,199	37,578	27,957	14,741
2025-01-14		감자 두백		20Kg		40,278	37,551	28,875	16,803
2025-01-15		감자 두백		20Kg		43,725	37,161	29,878	17,431
2025-01-16		감자 두백		20Kg		40,437	35,925	28,878	14,560
2025-01-17		감자 두백		20Kg		39,547	34,536	27,330	14,312
평균						<b>39,987</b>	<b>36,028</b>	<b>28,649</b>	<b>16,367</b>

# 배추

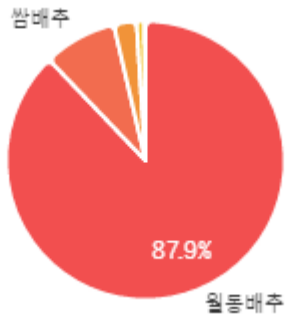
## 주간 반입량(톤)

◆ 2025    ● 2024    ▲ 평년

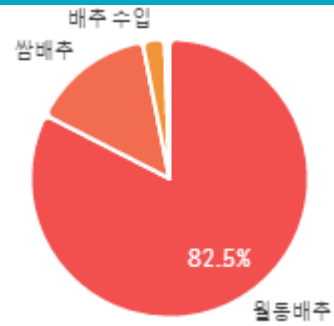


구분	금주(A)	전주(B)	전월(C)	전년(D)	평년(E)	A/B	A/C	A/D	A/E
물량(톤)	2,136	2,423	2,573	1,743	1,748	88.1%	83.0%	122.5%	122.2%

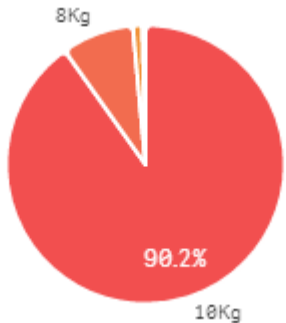
## 출하 품종별 거래물량 구성비



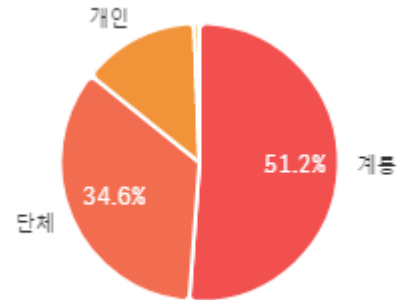
## 출하 품종별 거래금액 구성비



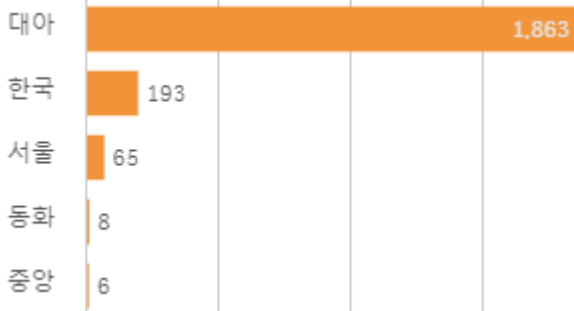
## 거래 단량별 물량 구성비



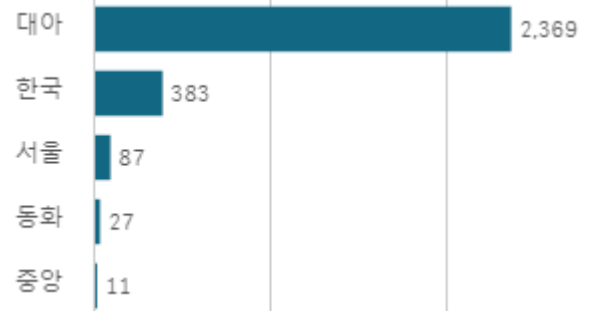
## 출하자별 거래물량 구성비



## 도매시장 법인별 거래물량(톤)

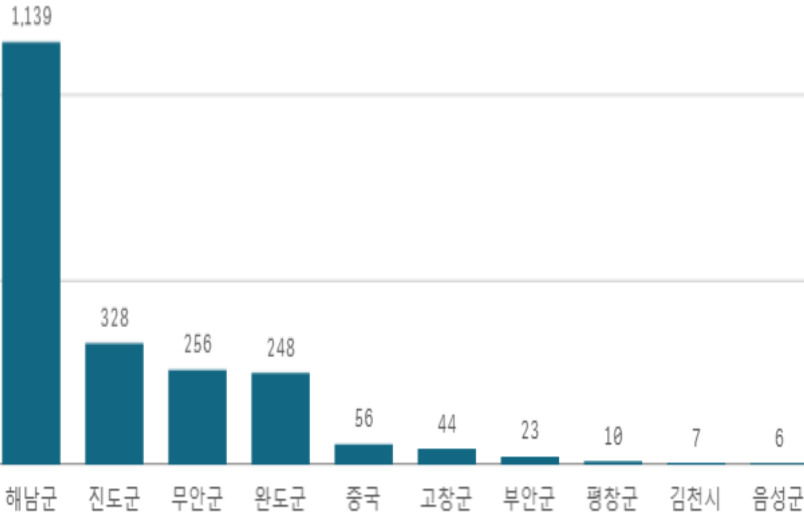


## 도매시장 법인별 거래금액(백만원)



# 배추(10Kg)

산지별 거래물량(톤)



출하산지(개소)

21

출하건수(천전)

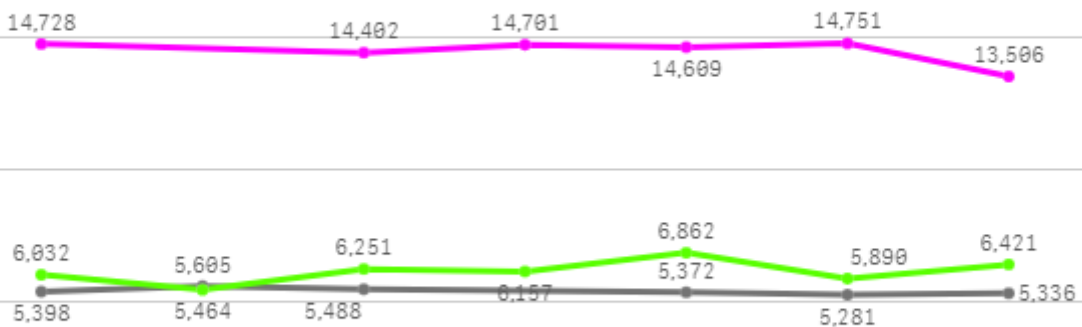
2

산지별 주출하 시군구



주간 도매가격(원)

◆ 2025    ● 2024    ◆ 평년



01/11    01/12    01/13    01/14    01/15    01/16    01/17

구분	금주(A)	전주(B)	전월(C)	전년(D)	평년(E)	A/B	A/C	A/D	A/E
가격(원)	14,450	15,110	9,818	5,413	7,308	95.6%	147.2%	266.9%	197.7%

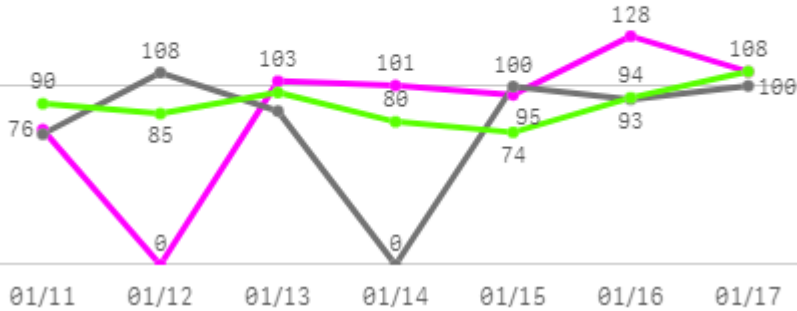
## □ 배추(10Kg) 주간 가격

구분	Q	품종	Q	단량	Q	특	상	보통	하
2025-01-11		배추		10Kg		16,778	14,728	12,771	10,784
2025-01-13		배추		10Kg		16,548	14,402	12,086	9,494
2025-01-14		배추		10Kg		16,579	14,701	12,577	10,279
2025-01-15		배추		10Kg		16,354	14,609	12,629	9,585
2025-01-16		배추		10Kg		16,438	14,751	12,985	9,672
2025-01-17		배추		10Kg		15,018	13,506	11,547	7,545
평균						<b>16,286</b>	<b>14,450</b>	<b>12,433</b>	<b>9,560</b>

# 알배기배추

## 주간 반입량(톤)

◆ 2025    ● 2024    ▲ 평년



구분	금주(A)	전주(B)	전월(C)	전년(D)	평년(E)	A/B	A/C	A/D	A/E
물량(톤)	611	560	429	560	608	109.2%	142.5%	109.1%	100.5%

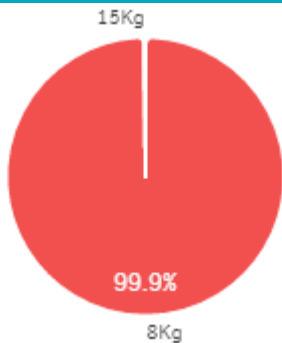
### 출하 품종별 거래물량 구성비



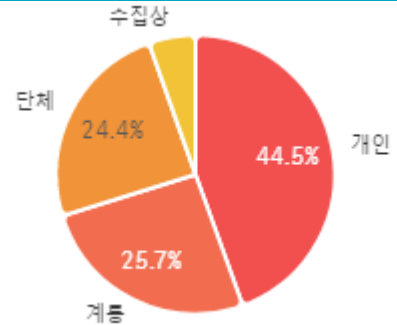
### 출하 품종별 거래금액 구성비



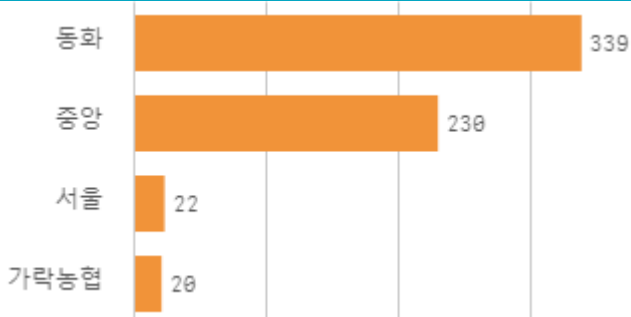
### 거래 단량별 물량 구성비




### 출하자별 거래물량 구성비



### 도매시장 법인별 거래물량(톤)

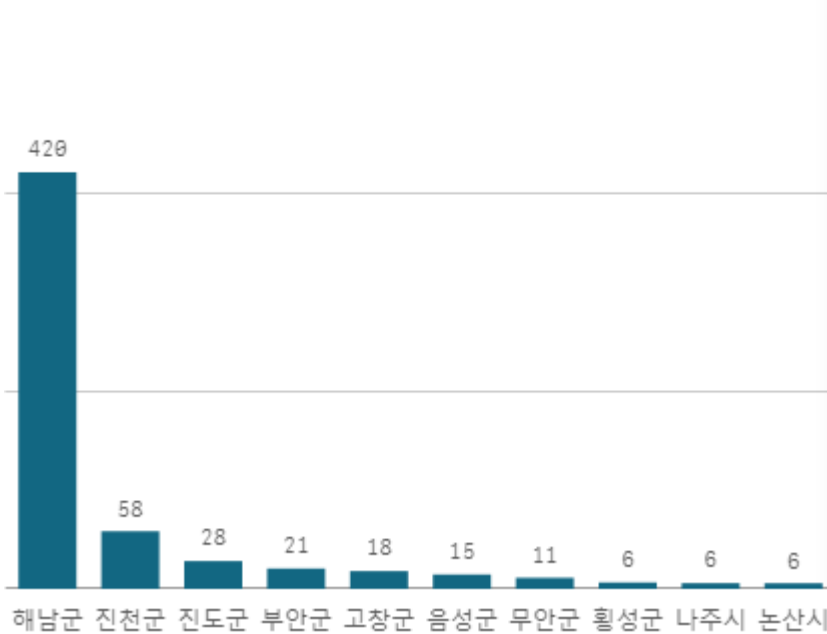


### 도매시장 법인별 거래금액(백만원)



# 알배기배추(8Kg)

산지별 거래물량(톤)



산지별 주출하 시군구



출하산지(개소)

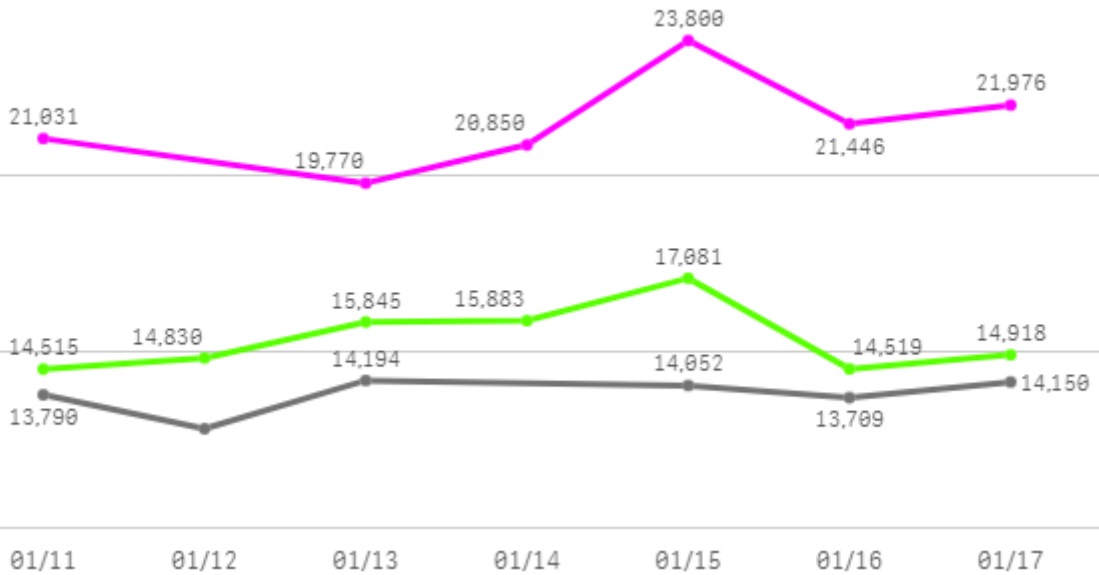
22

출하건수(천건)

1

주간 도매가격(원)

◆ 2025    ● 2024    ◆ 평년



구분	금주(A)	전주(B)	전월(C)	전년(D)	평년(E)	A/B	A/C	A/D	A/E
가격(원)	21,479	20,102	17,115	13,788	16,291	106.8%	125.5%	155.8%	131.8%

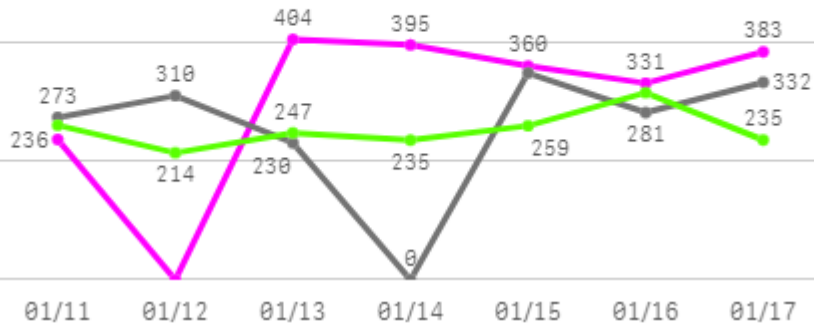
## □ 알배기배추(8Kg) 주간 가격

구분	Q	품종	Q	단량	Q	특	상	보통	하
2025-01-11		알배기배추		8Kg		23,007	21,031	15,785	10,313
2025-01-13		알배기배추		8Kg		21,258	19,770	16,887	13,047
2025-01-14		알배기배추		8Kg		24,166	20,850	17,671	13,314
2025-01-15		알배기배추		8Kg		25,428	23,800	20,073	15,261
2025-01-16		알배기배추		8Kg		23,131	21,446	18,857	14,711
2025-01-17		알배기배추		8Kg		24,568	21,976	18,838	14,200
평균						<b>23,593</b>	<b>21,479</b>	<b>18,019</b>	<b>13,474</b>

# 양배추

## 주간 반입량(톤)

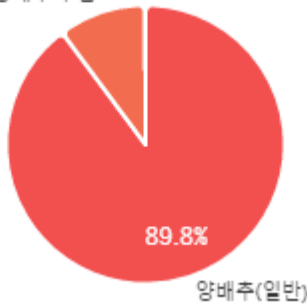
◆ 2025    ● 2024    ▲ 평년



구분	금주(A)	전주(B)	전월(C)	전년(D)	평년(E)	A/B	A/C	A/D	A/E
물량(톤)	2,109	2,227	1,665	1,775	1,853	94.7%	126.7%	118.9%	113.8%

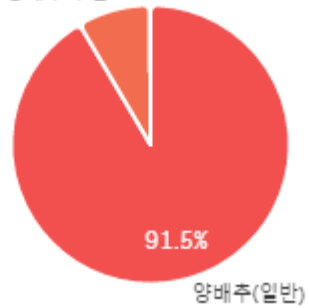
### 출하 품종별 거래물량 구성비

양배추 수입

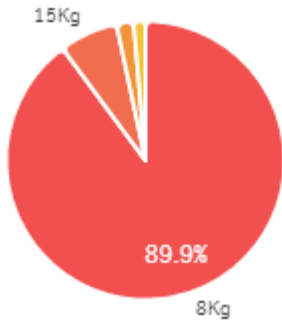


### 출하 품종별 거래금액 구성비

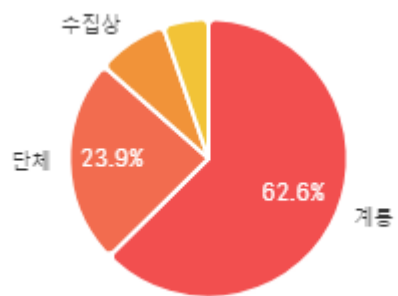
양배추 수입



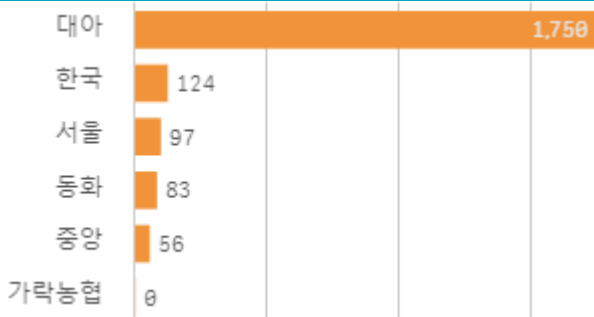
### 거래 단량별 물량 구성비



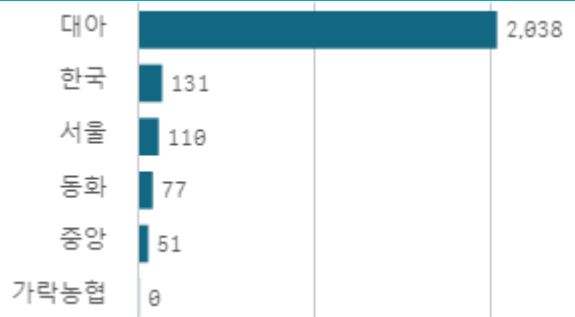
### 출하자별 거래물량 구성비



### 도매시장 법인별 거래물량(톤)

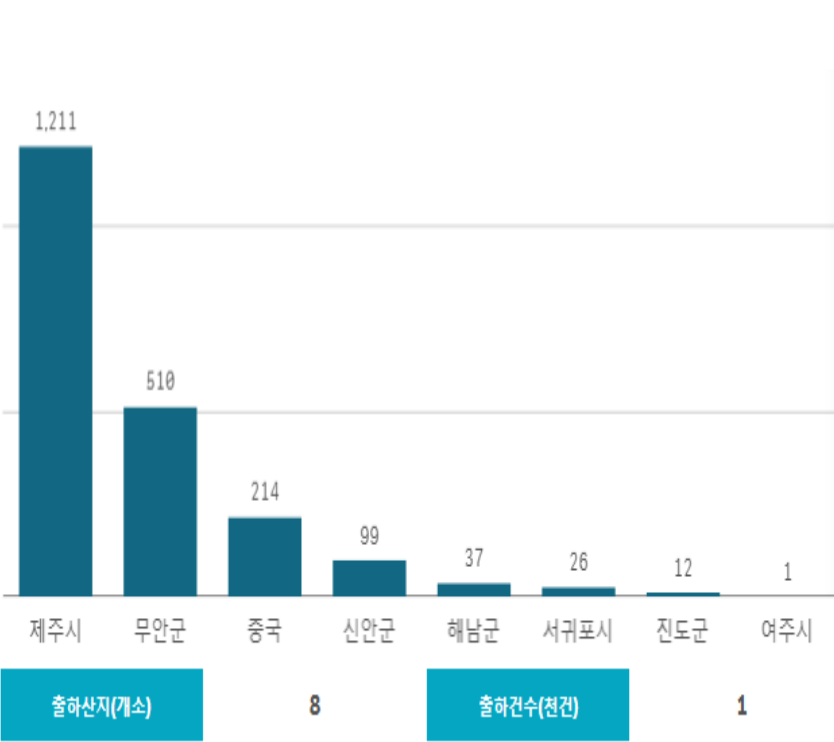


### 도매시장 법인별 거래금액(백만원)



# 양배추(8Kg)

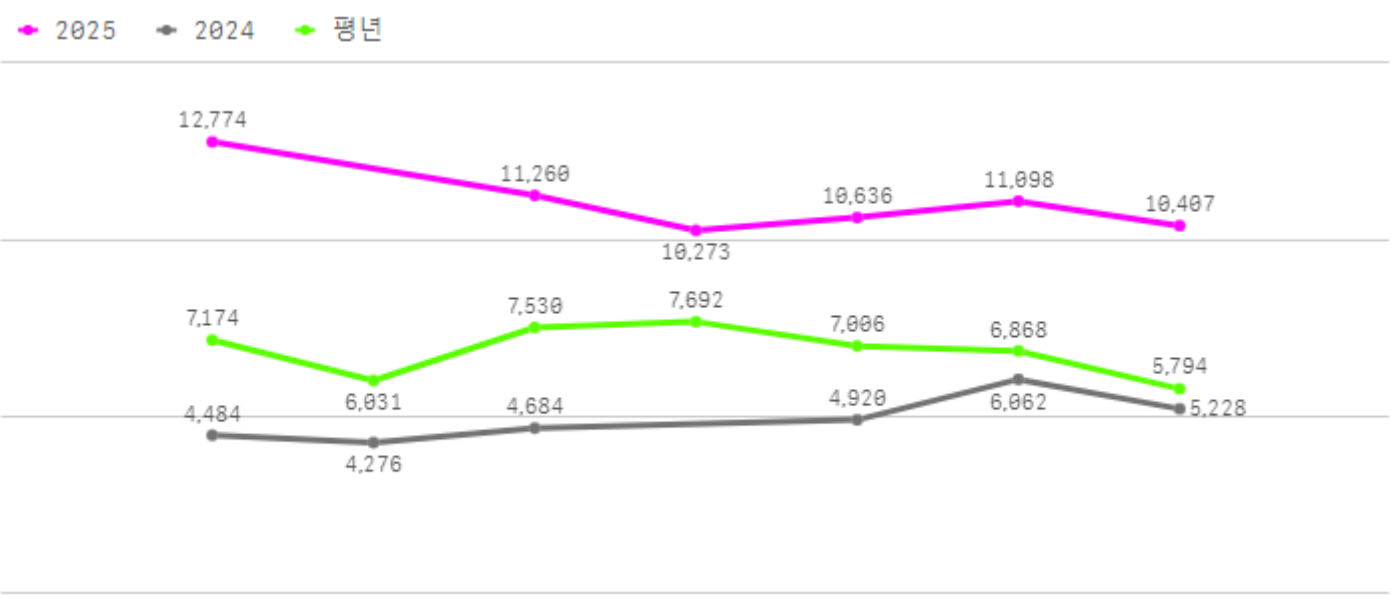
산지별 거래물량(톤)



산지별 주출하 시군구



주간 도매가격(원)



구분	금주(A)	전주(B)	전월(C)	전년(D)	평년(E)	A/B	A/C	A/D	A/E
가격(원)	11,075	13,545	10,634	4,942	7,054	81.8%	104.1%	224.1%	157.0%

## □ 양배추(8Kg) 주간 가격

구분	Q	품종	Q	단량	Q	특	상	보통	하
2025-01-11		양배추		8Kg		16,446	12,774	10,289	8,213
2025-01-13		양배추		8Kg		15,640	11,260	8,515	7,359
2025-01-14		양배추		8Kg		13,506	10,273	8,084	7,074
2025-01-15		양배추		8Kg		14,216	10,636	8,061	7,054
2025-01-16		양배추		8Kg		14,302	11,098	8,179	6,771
2025-01-17		양배추		8Kg		14,426	10,407	7,405	6,098
평균						<b>14,756</b>	<b>11,075</b>	<b>8,422</b>	<b>7,095</b>

# 시금치

## 주간 반입량(톤)

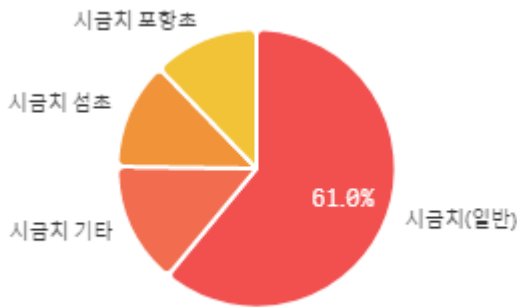
◆ 2025    ● 2024    ▲ 평년



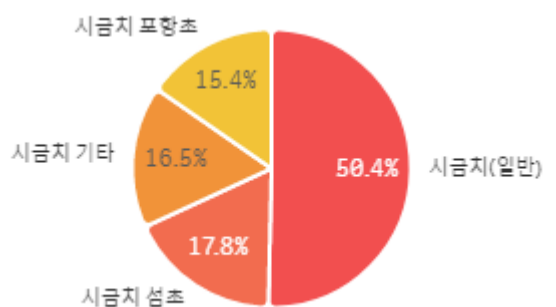
01/11    01/12    01/13    01/14    01/15    01/16    01/17

구분	금주(A)	전주(B)	전월(C)	전년(D)	평년(E)	A/B	A/C	A/D	A/E
물량(톤)	670	682	668	694	776	98.2%	100.2%	96.5%	86.3%

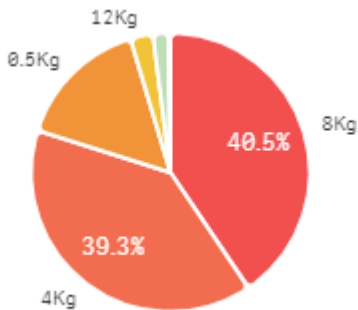
### 출하 품종별 거래물량 구성비



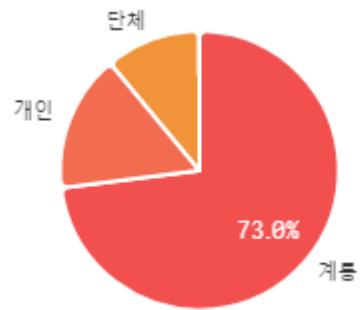
### 출하 품종별 거래금액 구성비



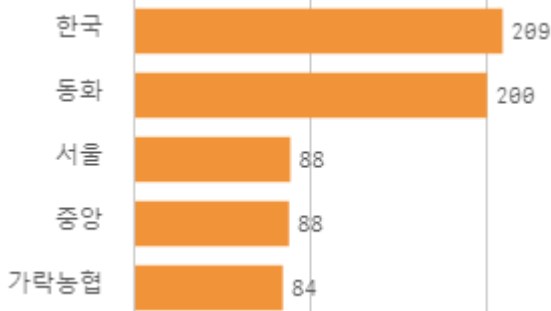
### 거래 단량별 물량구성비



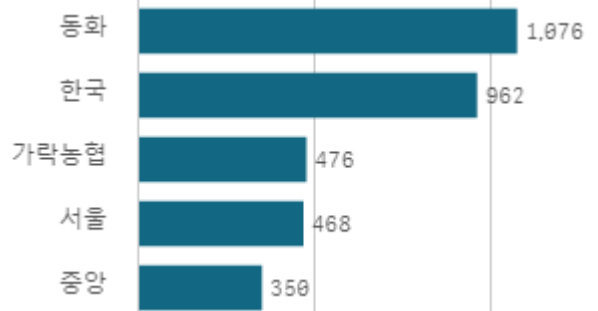
### 출하자별 거래물량 구성비



### 도매시장 법인별 거래물량(톤)

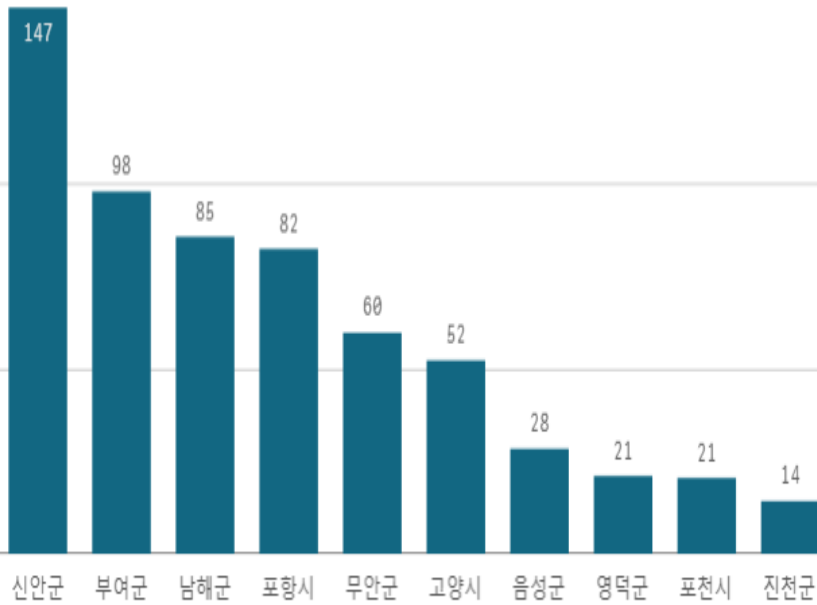


### 도매시장 법인별 거래금액(백만원)



# 시금치(4Kg)

산지별 거래물량(톤)



출하산지(개소)

39

출하건수(천건)

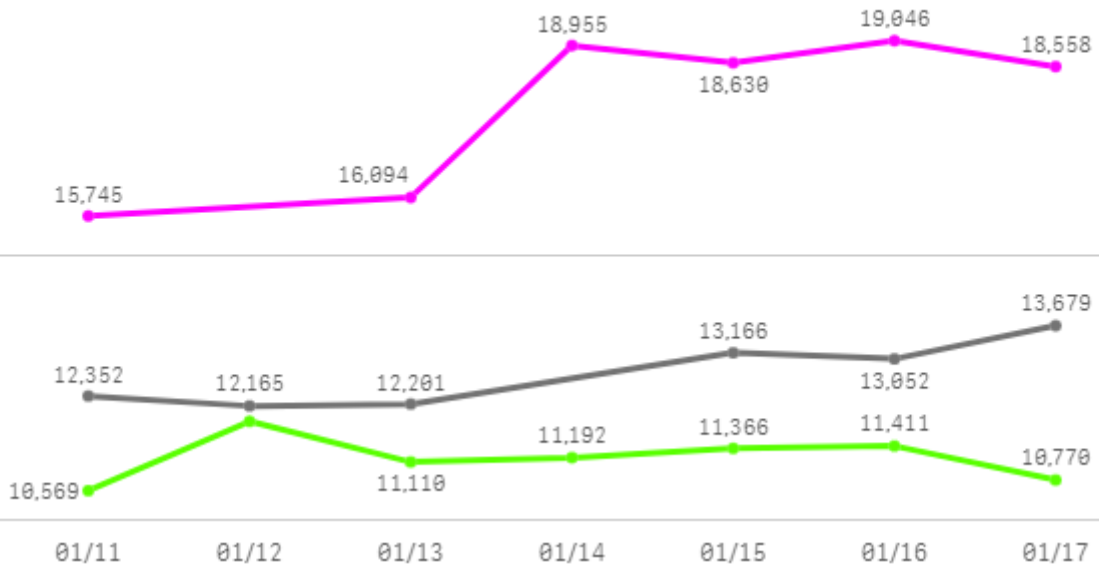
7

산지별 주출하 시군구



주간 도매가격(원)

◆ 2025    ● 2024    ◆ 평년



구분	금주(A)	전주(B)	전월(C)	전년(D)	평년(E)	A/B	A/C	A/D	A/E
가격(원)	17,838	16,426	10,180	12,769	13,130	108.6%	175.2%	139.7%	135.9%

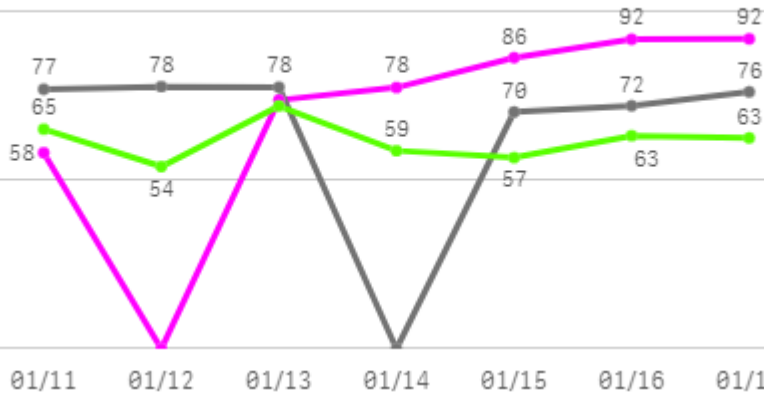
## □ 시금치(4Kg) 주간 가격

구분	Q	품종	Q	단량	Q	특	상	보통	하
2025-01-11		시금치		4Kg		19,138	15,745	13,522	11,001
2025-01-13		시금치		4Kg		19,828	16,094	13,706	10,302
2025-01-14		시금치		4Kg		22,688	18,955	14,689	11,172
2025-01-15		시금치		4Kg		23,194	18,630	13,933	10,206
2025-01-16		시금치		4Kg		23,327	19,046	13,202	10,541
2025-01-17		시금치		4Kg		21,801	18,558	14,051	11,091
평균						<b>21,663</b>	<b>17,838</b>	<b>13,851</b>	<b>10,719</b>

# 상추

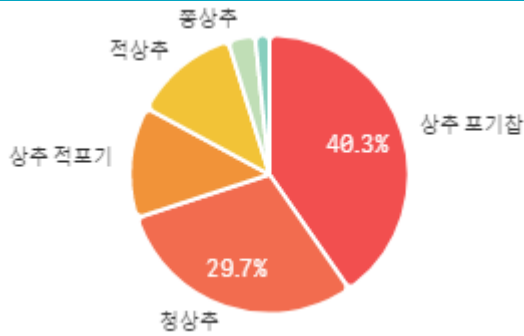
## 주간 반입량(톤)

◆ 2025    ● 2024    ▲ 평년

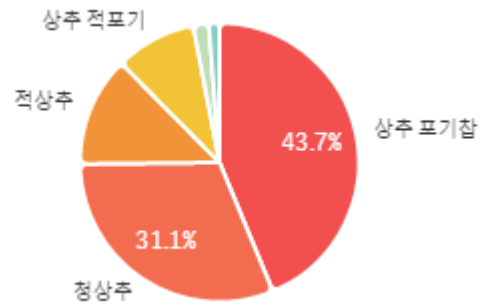


구분	금주(A)	전주(B)	전월(C)	전년(D)	평년(E)	A/B	A/C	A/D	A/E
물량(톤)	480	577	482	452	448	83.2%	99.5%	106.4%	107.2%

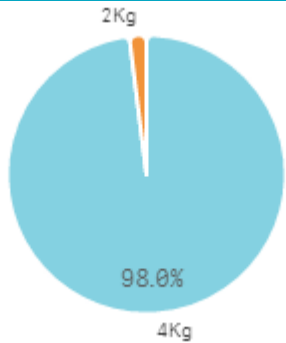
## 출하 품종별 거래물량 구성비



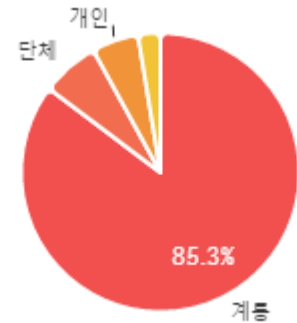
## 출하 품종별 거래금액 구성비



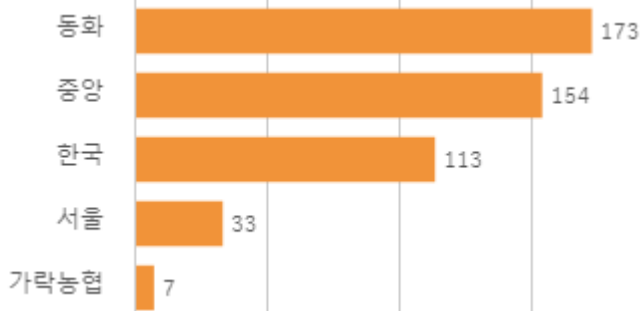
## 거래 단량별 물량 구성비



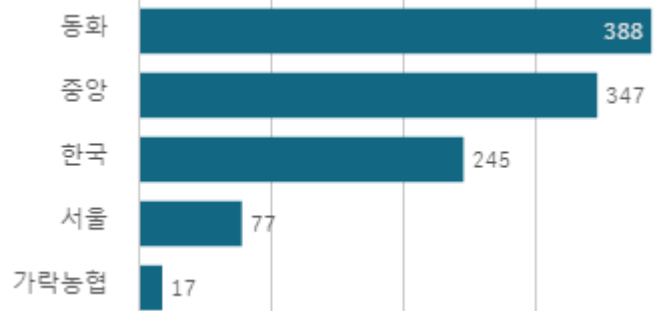
## 출하자별 거래물량 구성비



## 도매시장 법인별 거래물량(톤)

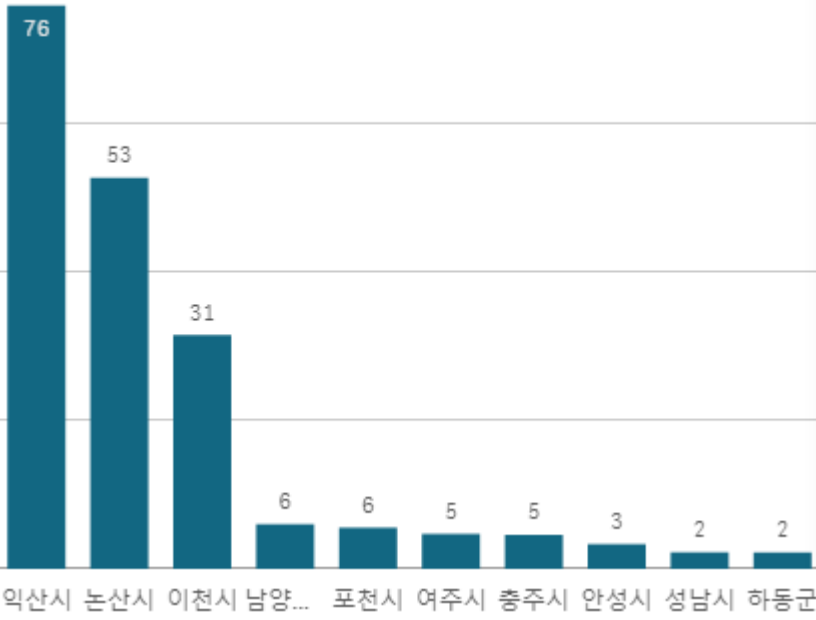


## 도매시장 법인별 거래금액(백만원)



# 상추 포기잡(4Kg)

산지별 거래물량(톤)



출하산지(개소)

23

출하건수(천건)

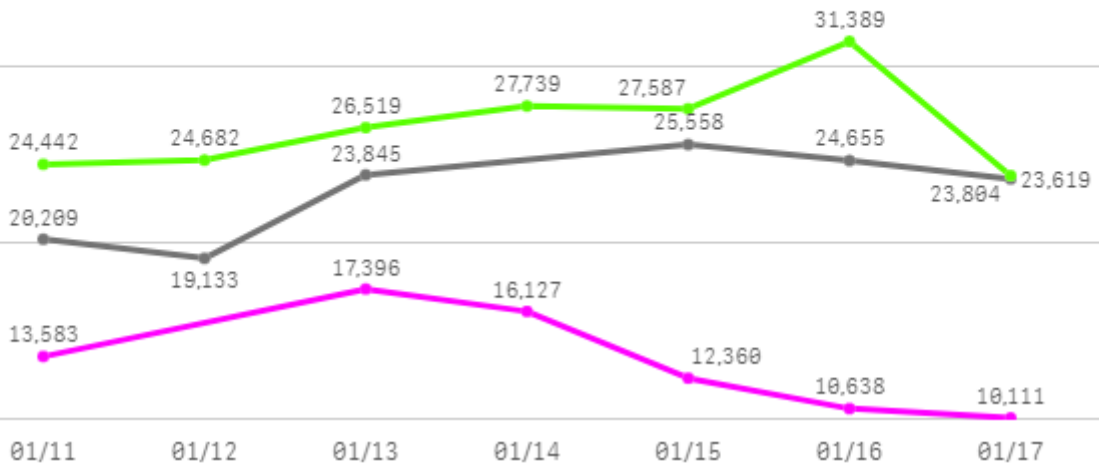
2

산지별 주출하 시군구



주간 도매가격(원)

2025 (pink), 2024 (grey), 평년 (green)



구분	금주(A)	전주(B)	전월(C)	전년(D)	평년(E)	A/B	A/C	A/D	A/E
가격(원)	13,369	12,408	12,903	22,837	22,131	107.7%	103.6%	58.5%	60.4%

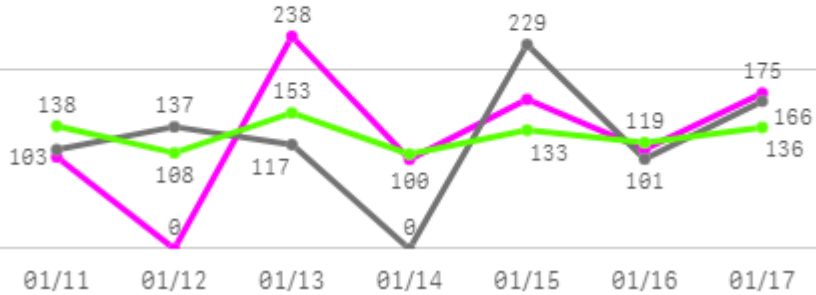
## □ 상추 포기잡(4Kg) 주간 가격

구분	Q	품종	Q	단량	Q	특	상	보통	하
2025-01-11		상추 포기잡		4Kg		-	13,583	9,243	5,293
2025-01-13		상추 포기잡		4Kg		-	17,396	14,659	10,668
2025-01-14		상추 포기잡		4Kg		-	16,127	13,622	10,475
2025-01-15		상추 포기잡		4Kg		-	12,360	9,573	7,259
2025-01-16		상추 포기잡		4Kg		-	10,638	7,976	5,862
2025-01-17		상추 포기잡		4Kg		-	10,111	7,342	5,302
평균						-	<b>13,369</b>	<b>10,403</b>	<b>7,477</b>

# 오이

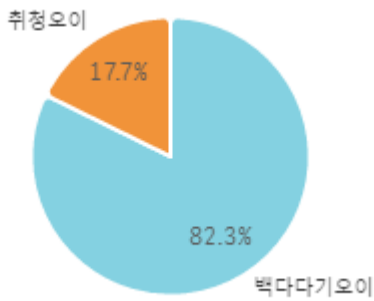
## 주간 반입량(톤)

◆ 2025    ● 2024    ▲ 평년

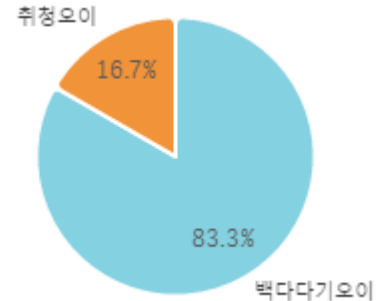


구분	금주(A)	전주(B)	전월(C)	전년(D)	평년(E)	A/B	A/C	A/D	A/E
물량(톤)	895	922	1,079	860	904	97.1%	83.0%	104.1%	99.0%

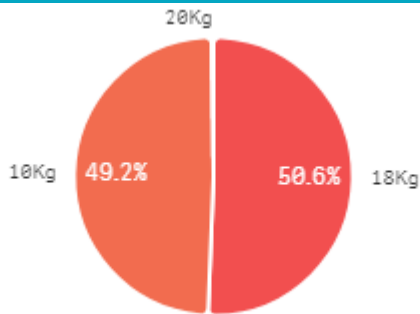
### 출하 품종별 거래물량 구성비



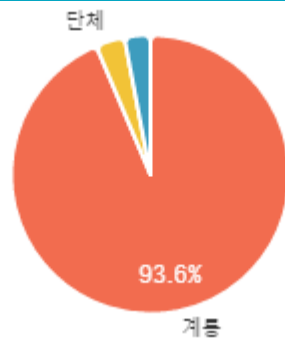
### 출하 품종별 거래금액 구성비



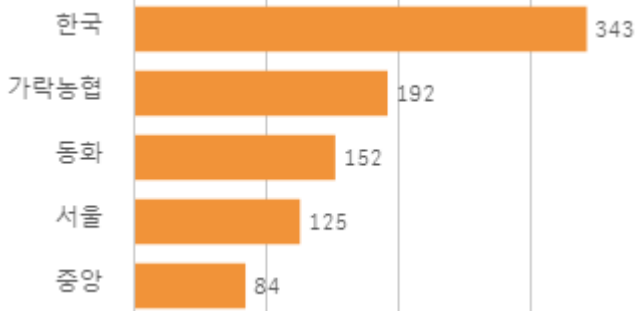
### 거래 단량별 물량 구성비



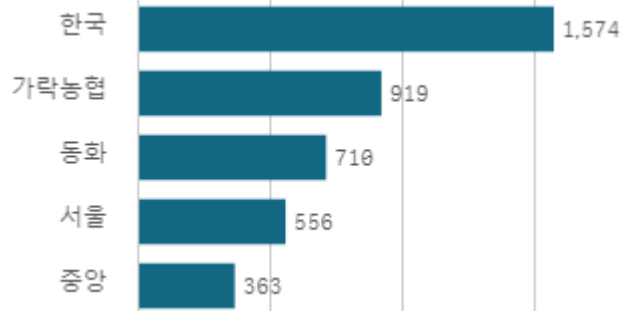
### 출하자별 거래물량 구성비



### 도매시장 법인별 거래물량(톤)

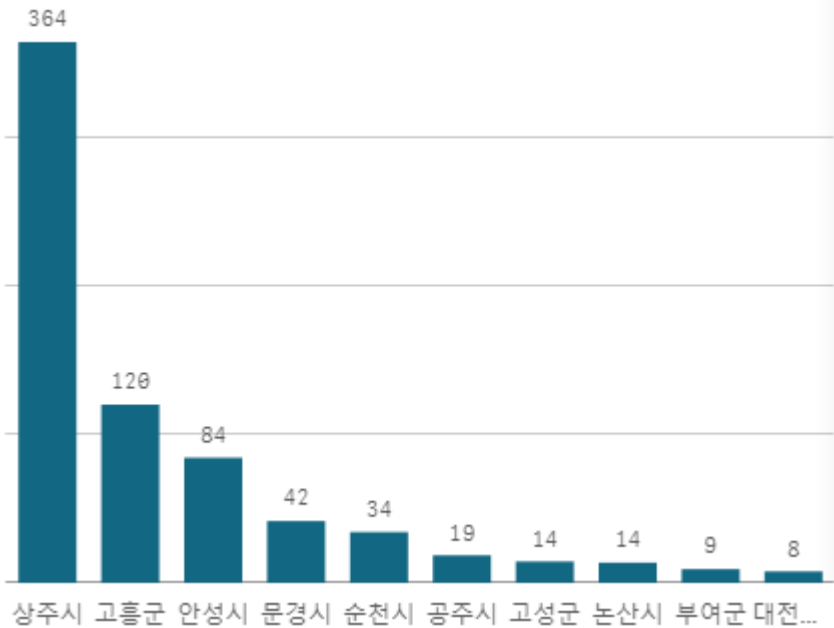


### 도매시장 법인별 거래금액(백만원)



# 백다다기오이(100개)

산지별 거래물량(톤)



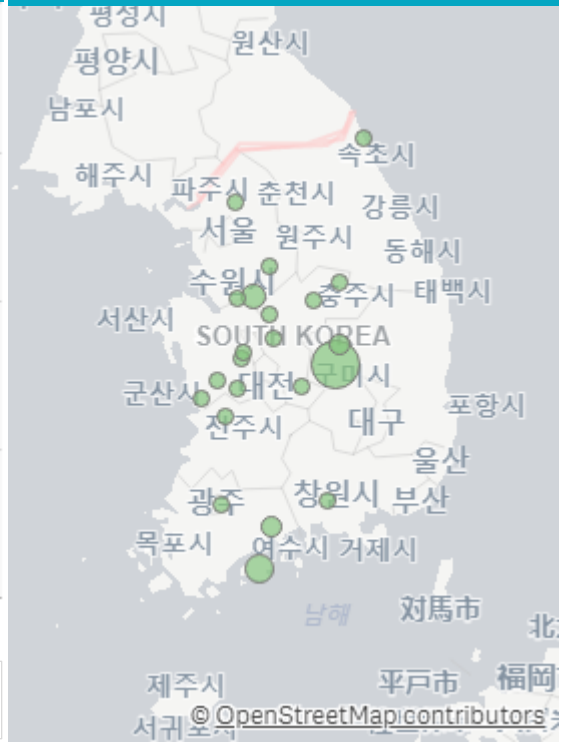
출하산지(개소)

25

출하건수(천건)

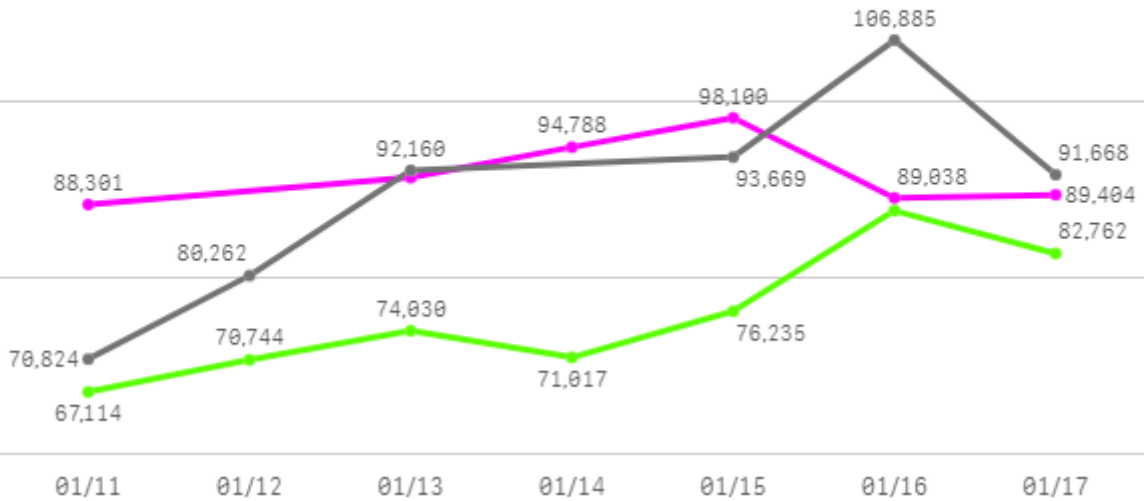
5

산지별 주출하 시군구



주간 도매가격(원)

◆ 2025    ● 2024    ◆ 평년



구분	금주(A)	전주(B)	전월(C)	전년(D)	평년(E)	A/B	A/C	A/D	A/E
가격(원)	91,828	80,344	72,733	89,245	78,784	114.3%	126.3%	102.9%	116.6%

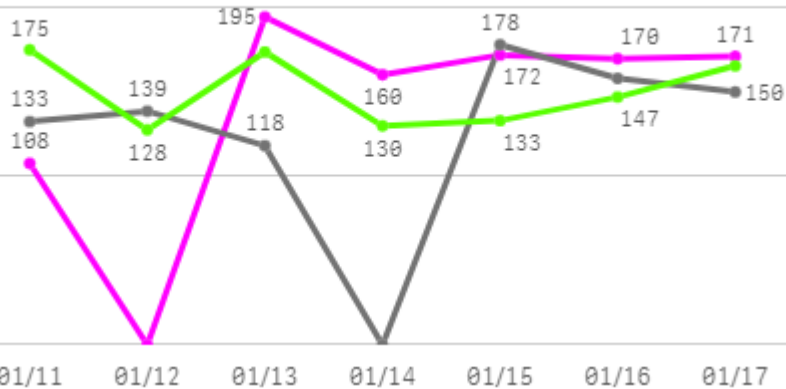
## □ 백다다기오이(100개) 주간 가격

구분	Q	품종	Q	단량	Q	특	상	보통	하
2025-01-11		백다다기오이		100개		111,063	88,301	75,902	64,953
2025-01-13		백다다기오이		100개		115,032	91,339	78,699	68,231
2025-01-14		백다다기오이		100개		129,186	94,788	79,186	65,165
2025-01-15		백다다기오이		100개		133,992	98,100	79,339	65,455
2025-01-16		백다다기오이		100개		121,564	89,038	75,739	64,619
2025-01-17		백다다기오이		100개		112,071	89,404	78,627	65,619
평균						<b>120,485</b>	<b>91,828</b>	<b>77,915</b>	<b>65,674</b>

# 호박

## 주간 반입량(톤)

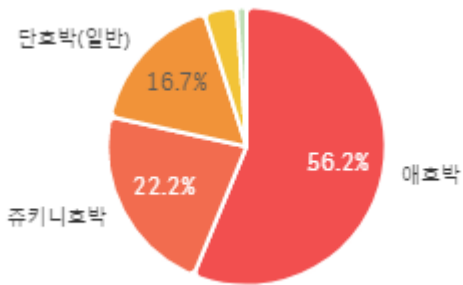
◆ 2025    ◆ 2024    ◆ 평년



구분	금주(A)	전주(B)	전월(C)	전년(D)	평년(E)	A/B	A/C	A/D	A/E
물량(톤)	977	1,001	1,037	876	987	97.5%	94.2%	111.4%	98.9%

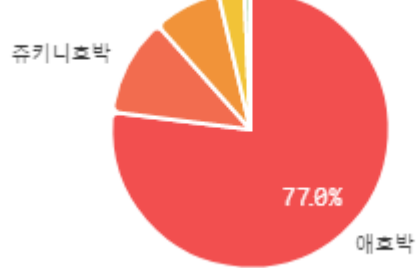
## 출하 품종별 거래물량 구성비

단호박 수입

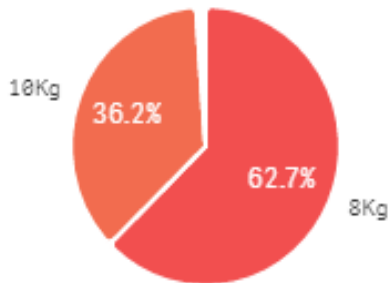


## 출하 품종별 거래금액 구성비

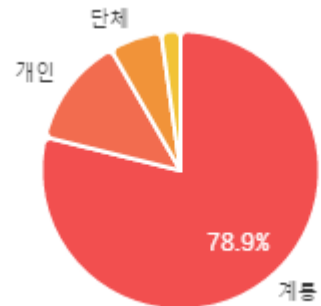
단호박(일반)



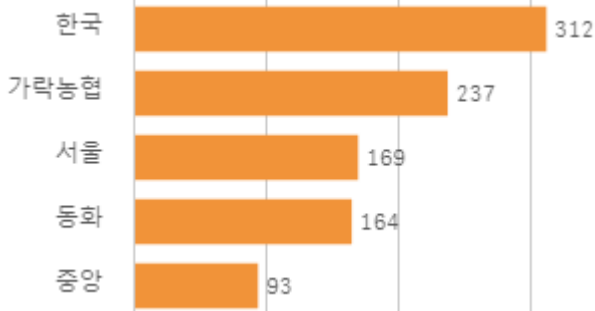
## 거래 단량별 물량 구성비



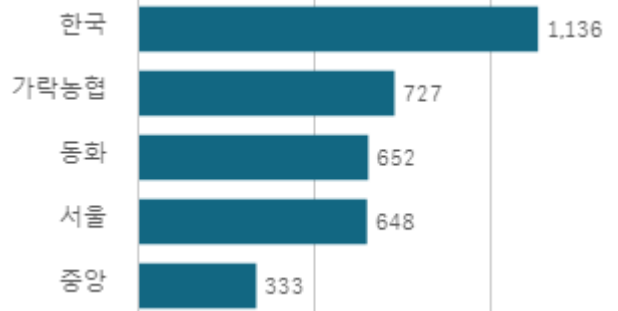
## 출하자별 거래물량 구성비



## 도매시장 법인별 거래물량(톤)

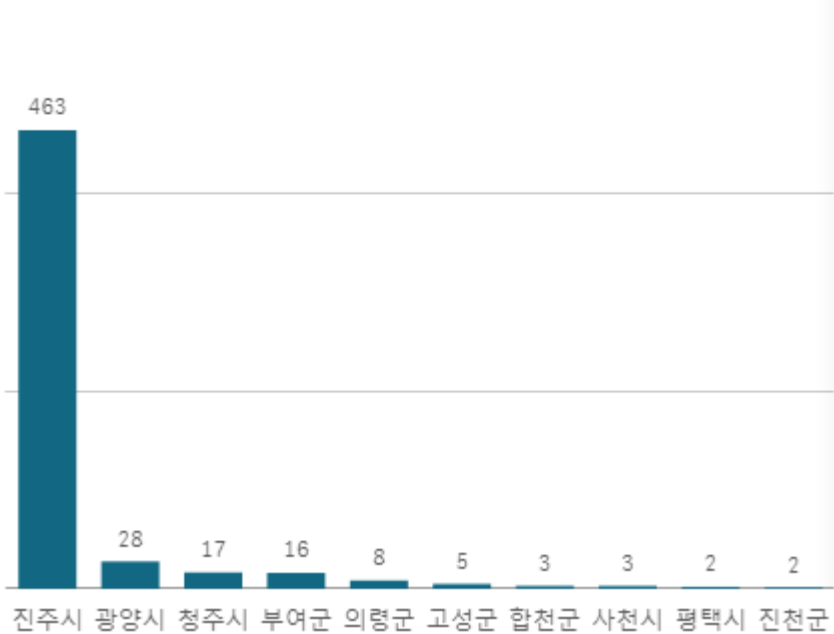


## 도매시장 법인별 거래금액(백만원)



# 애호박(20개)

산지별 거래물량(톤)



출하산지(개소)

16

출하건수(천건)

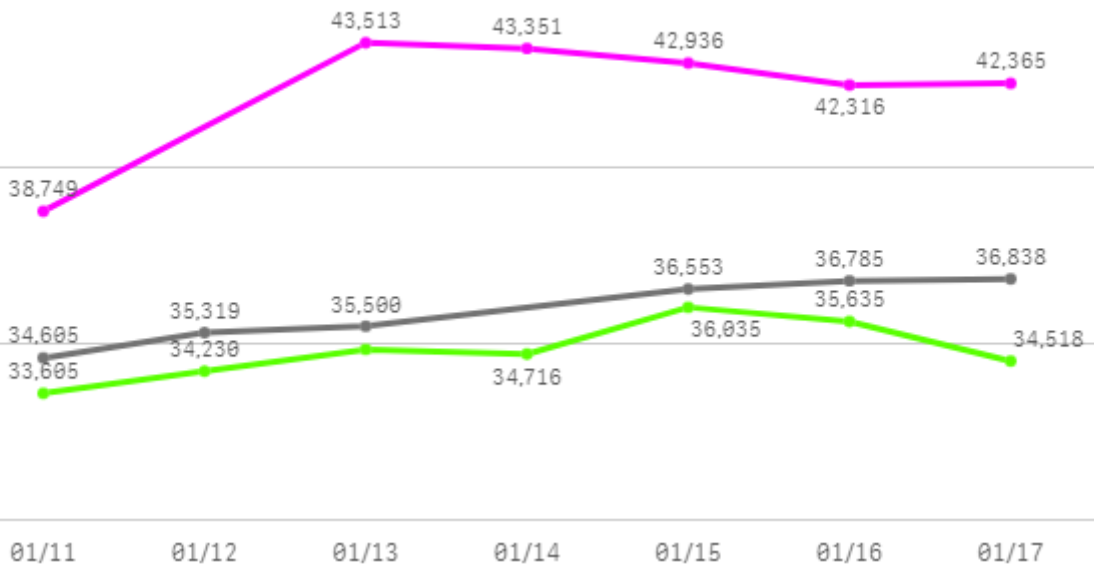
4

산지별 주출하 시군구



주간 도매가격(원)

◆ 2025    ● 2024    ◆ 평년



구분	금주(A)	전주(B)	전월(C)	전년(D)	평년(E)	A/B	A/C	A/D	A/E
가격(원)	42,205	33,214	24,747	35,933	36,190	127.1%	170.5%	117.5%	116.6%

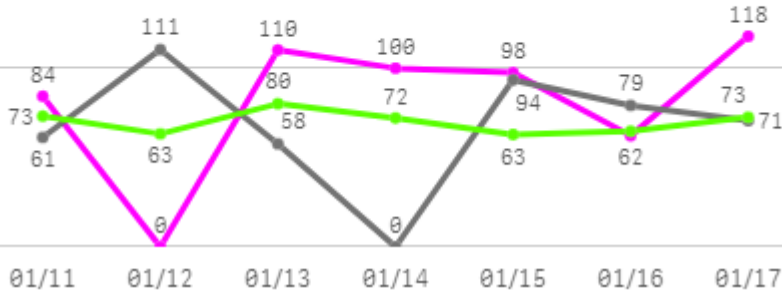
## □ 애호박(20개) 주간 가격

구분	Q	품종	Q	단량	Q	특	상	보통	하
2025-01-11		애호박		20개		41,074	38,749	36,201	29,271
2025-01-13		애호박		20개		45,409	43,513	40,450	32,914
2025-01-14		애호박		20개		45,618	43,351	41,021	33,632
2025-01-15		애호박		20개		45,545	42,936	40,325	33,465
2025-01-16		애호박		20개		44,200	42,316	40,097	33,976
2025-01-17		애호박		20개		45,128	42,365	40,103	32,629
평균						<b>44,496</b>	<b>42,205</b>	<b>39,700</b>	<b>32,648</b>

# 토마토

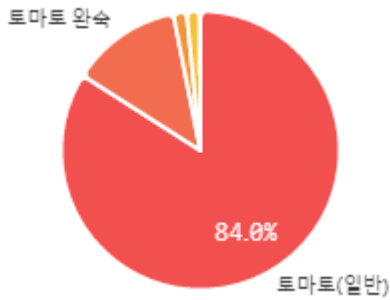
## 주간 반입량(톤)

◆ 2025    ◆ 2024    ◆ 평년

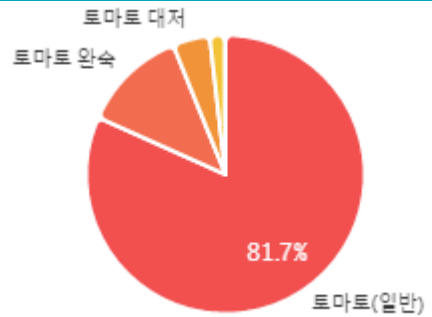


구분	금주(A)	전주(B)	전월(C)	전년(D)	평년(E)	A/B	A/C	A/D	A/E
물량(톤)	573	608	561	473	506	94.3%	102.2%	121.1%	113.2%

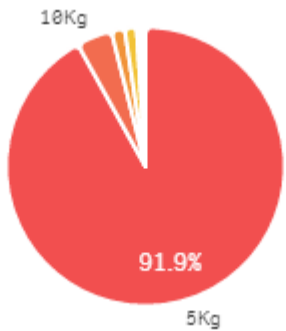
### 출하 품종별 거래물량 구성비



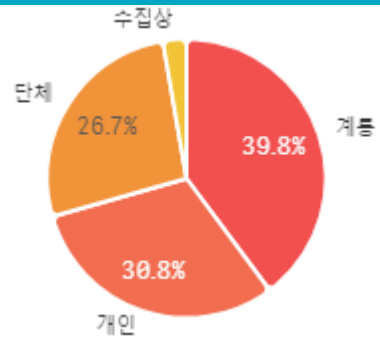
### 출하 품종별 거래금액 구성비



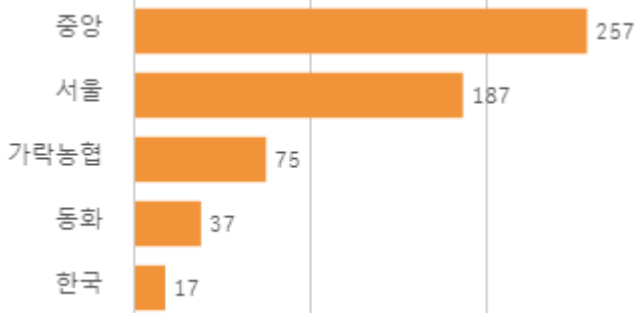
### 거래 단량별 물량 구성비



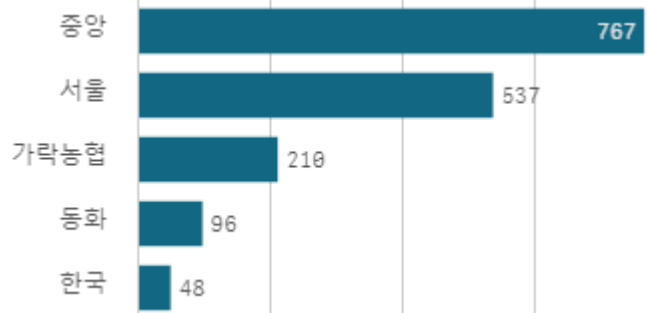
### 출하자별 거래물량 구성비



### 도매시장 법인별 거래물량(톤)

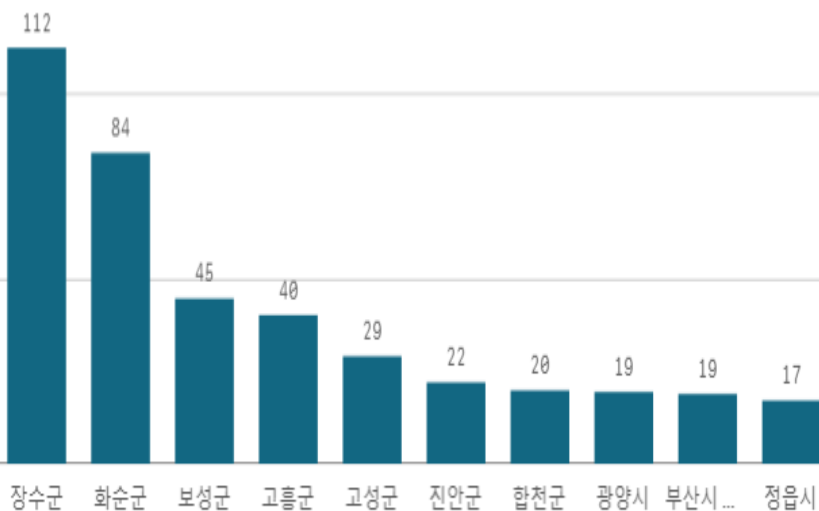


### 도매시장 법인별 거래금액(백만원)



# 토마토(5Kg)

산지별 거래물량(톤)



출하산지(개소)

48

출하건수(천건)

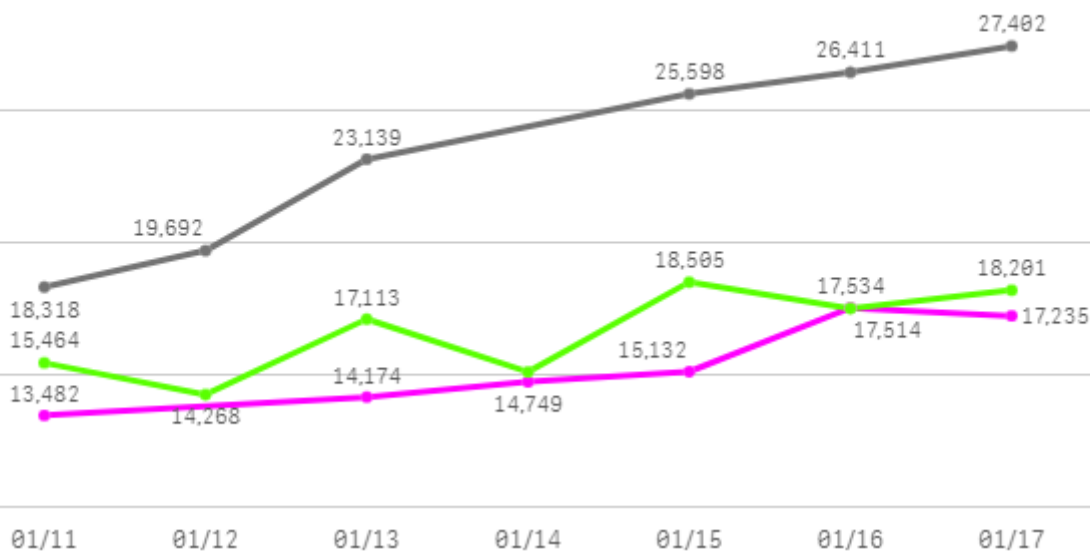
4

산지별 주출하 시군구



주간 도매가격(원)

◆ 2025    ● 2024    ◆ 평년



구분	금주(A)	전주(B)	전월(C)	전년(D)	평년(E)	A/B	A/C	A/D	A/E
가격(원)	15,384	13,383	19,765	23,427	15,334	115.0%	77.8%	65.7%	100.3%

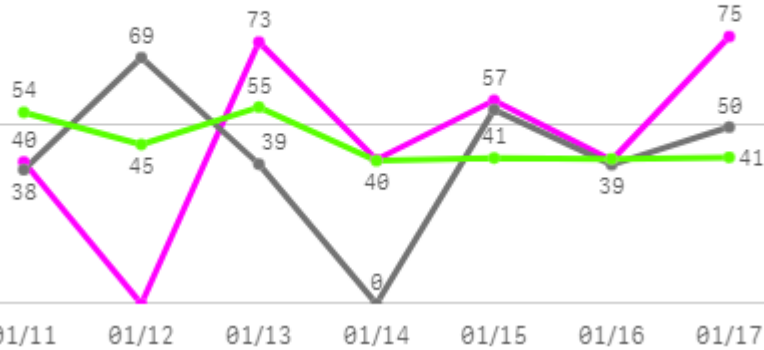
## □ 토마토(5Kg) 주간 가격

구분	Q	품종	Q	단량	Q	특	상	보통	하
2025-01-11		토마토		5Kg		14,238	13,482	12,678	9,819
2025-01-13		토마토		5Kg		15,556	14,174	12,707	10,456
2025-01-14		토마토		5Kg		15,524	14,749	13,608	11,017
2025-01-15		토마토		5Kg		16,000	15,132	14,081	11,348
2025-01-16		토마토		5Kg		18,984	17,534	15,670	12,451
2025-01-17		토마토		5Kg		18,041	17,235	15,686	11,937
평균						<b>16,391</b>	<b>15,384</b>	<b>14,072</b>	<b>11,171</b>

# 방울토마토

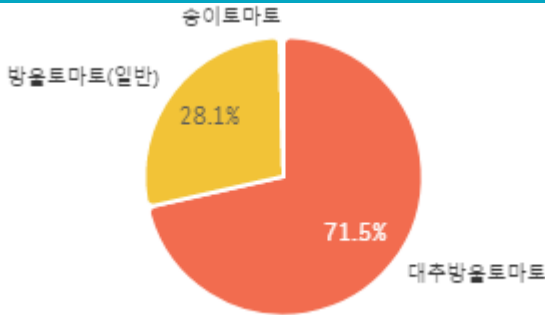
## 주간 반입량(톤)

◆ 2025    ● 2024    ▲ 평년

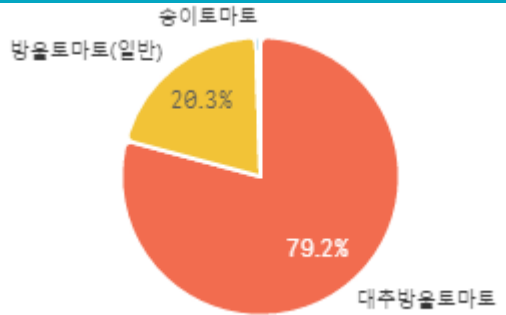


구분	금주(A)	전주(B)	전월(C)	전년(D)	평년(E)	A/B	A/C	A/D	A/E
물량(톤)	326	341	258	289	323	95.4%	126.1%	112.8%	100.7%

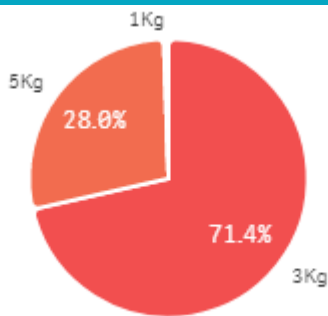
### 출하 품종별 거래물량 구성비



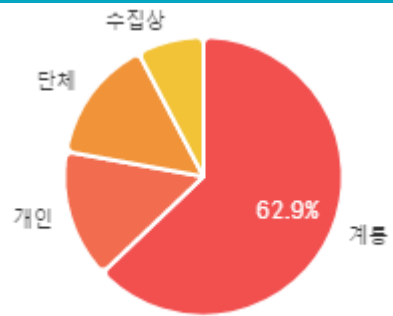
### 출하 품종별 거래금액 구성비



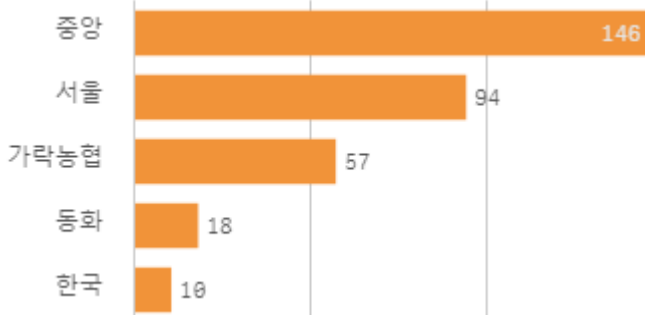
### 거래 단량별 물량 구성비



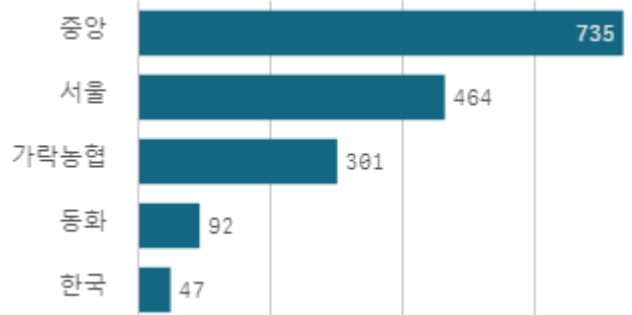
### 출하자별 거래물량 구성비



### 도매시장 법인별 거래물량(톤)

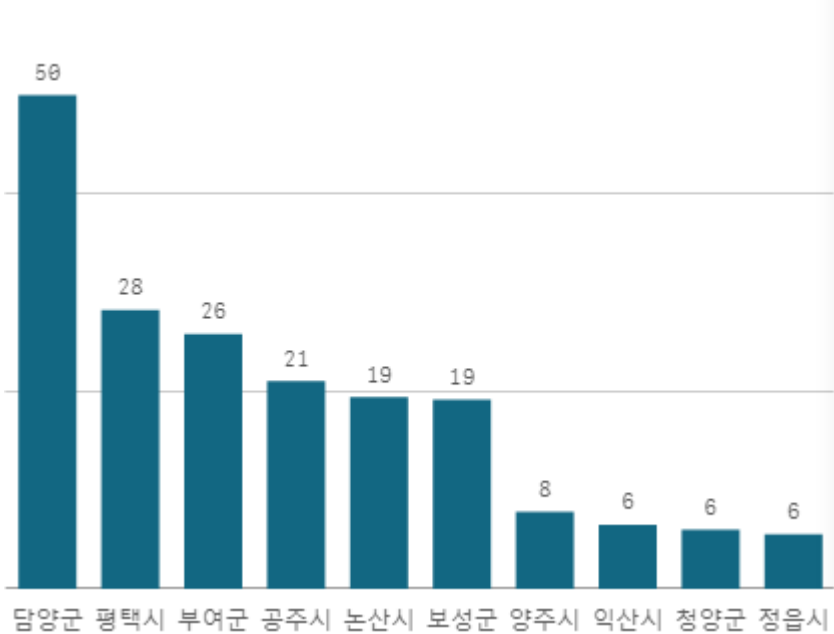


### 도매시장 법인별 거래금액(백만원)



# 대추방울토마토(3Kg)

산지별 거래물량(톤)



출하산지(개소)

43

출하건수(천건)

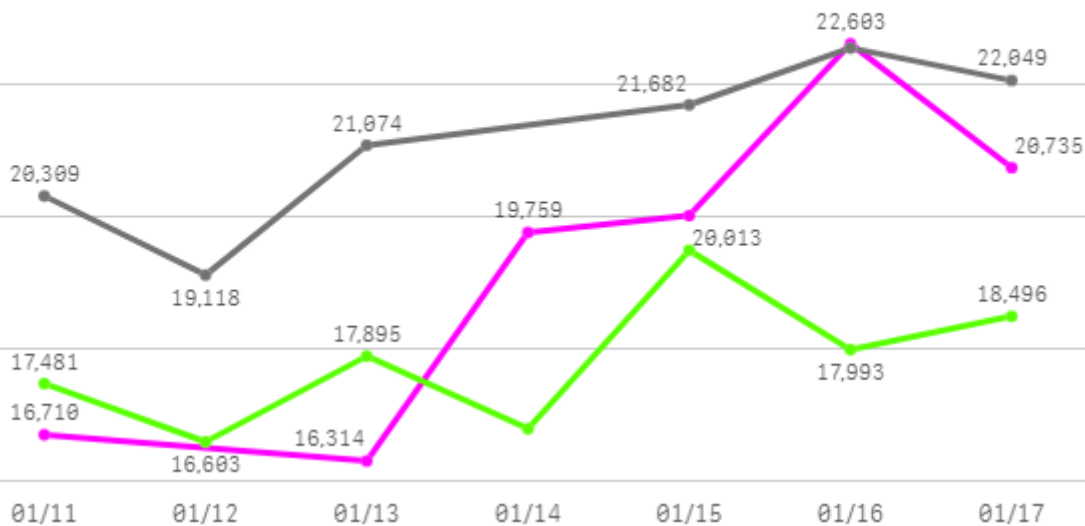
3

산지별 주출하 시군구



주간 도매가격(원)

◆ 2025    ● 2024    ◆ 평년



구분	금주(A)	전주(B)	전월(C)	전년(D)	평년(E)	A/B	A/C	A/D	A/E
가격(원)	19,356	15,396	24,233	21,129	17,619	125.7%	79.9%	91.6%	109.9%

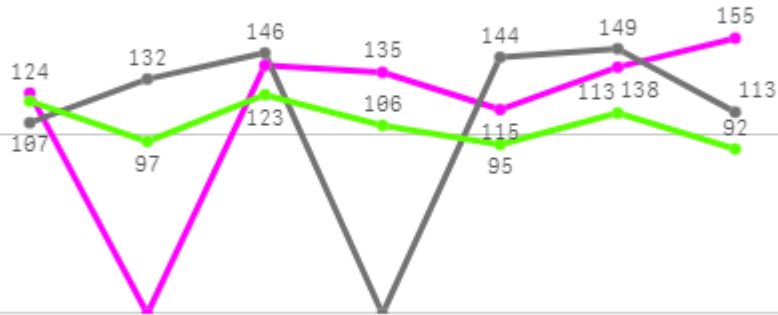
## □ 대추방울토마토(3Kg) 주간 가격

구분	Q	품종	Q	단량	Q	특	상	보통	하
2025-01-11		대추방울토마토		3Kg		19,538	16,710	12,872	7,863
2025-01-13		대추방울토마토		3Kg		18,412	16,314	14,231	10,660
2025-01-14		대추방울토마토		3Kg		27,944	19,759	16,243	12,301
2025-01-15		대추방울토마토		3Kg		24,754	20,013	16,760	13,086
2025-01-16		대추방울토마토		3Kg		24,597	22,603	19,189	11,859
2025-01-17		대추방울토마토		3Kg		23,005	20,735	18,429	12,895
평균						<b>23,042</b>	<b>19,356</b>	<b>16,287</b>	<b>11,444</b>

# 딸기

## 주간 반입량(톤)

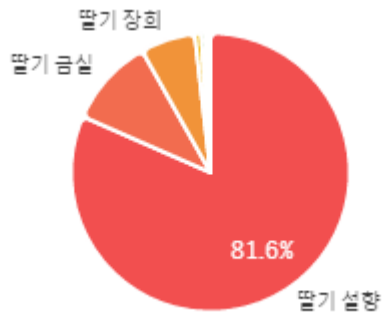
◆ 2025    ● 2024    ▲ 평년



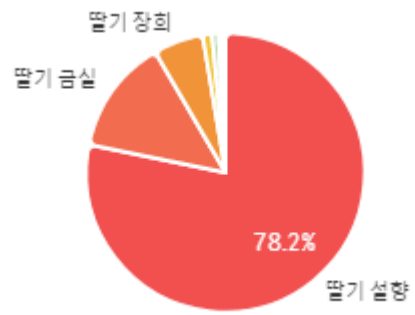
01/11    01/12    01/13    01/14    01/15    01/16    01/17

구분	금주(A)	전주(B)	전월(C)	전년(D)	평년(E)	A/B	A/C	A/D	A/E
물량(톤)	806	864	549	791	779	93.2%	146.9%	101.9%	103.4%

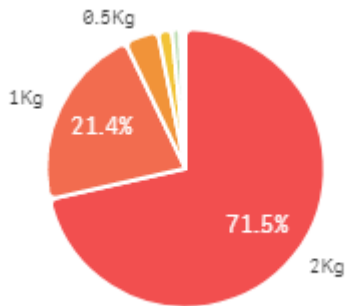
## 출하 품종별 거래물량 구성비



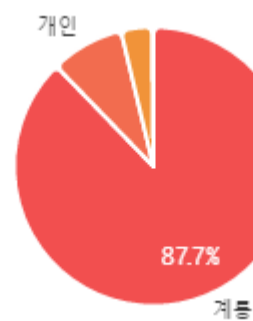
## 출하 품종별 거래금액 구성비



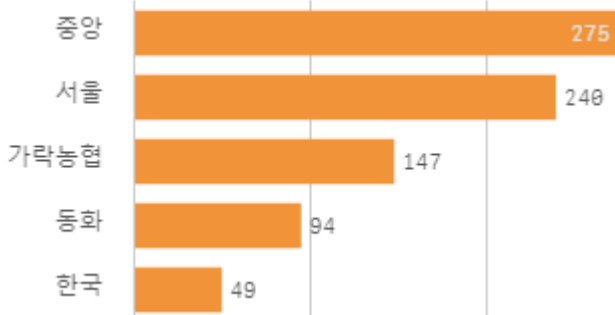
## 거래 단량별 물량 구성비



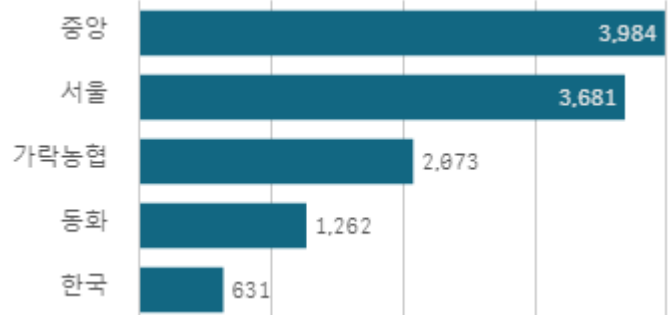
## 출하자별 거래물량 구성비



## 도매시장 법인별 거래물량(톤)

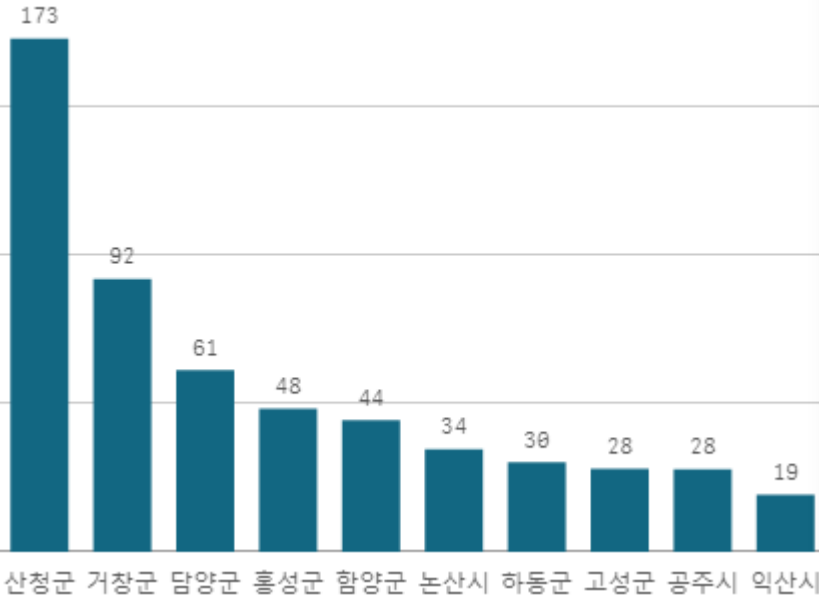


## 도매시장 법인별 거래금액(백만원)



# 딸기 설향(2Kg)

산지별 거래물량(톤)



출하산지(개소)

32

출하건수(천건)

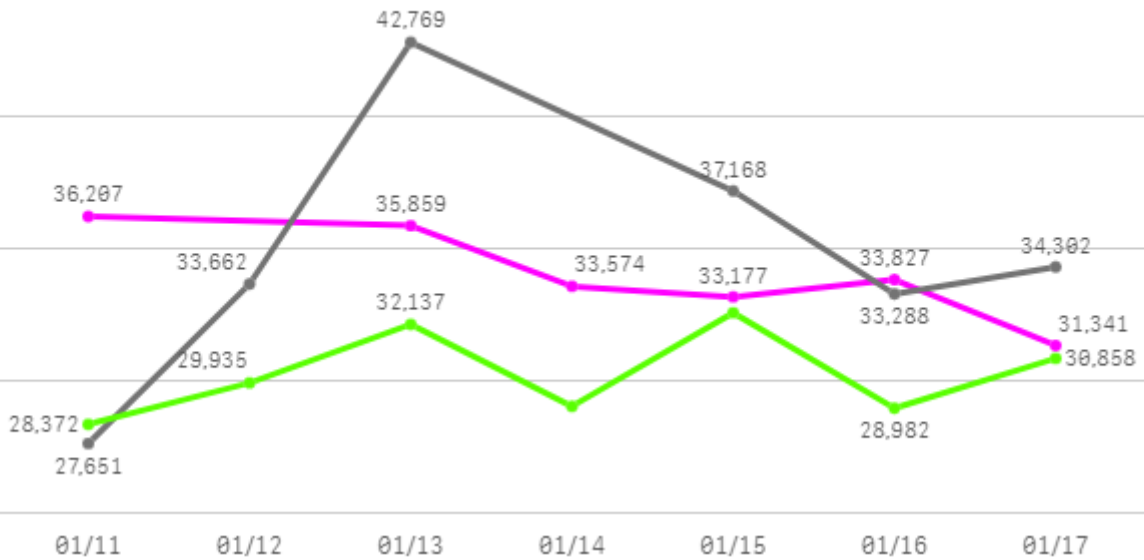
20

산지별 주출하 시군구



주간 도매가격(원)

● 2025 ● 2024 ● 평년



구분	금주(A)	전주(B)	전월(C)	전년(D)	평년(E)	A/B	A/C	A/D	A/E
가격(원)	33,998	30,488	40,492	34,807	31,450	111.5%	84.0%	97.7%	108.1%

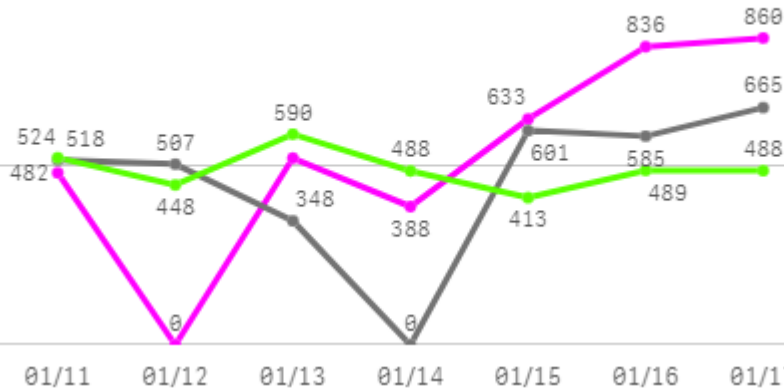
## □ 딸기 설향(2Kg) 주간 가격

구분	Q	품종	Q	단량	Q	특	상	보통	하
2025-01-11		딸기 설향		2Kg		43,162	36,207	30,549	19,417
2025-01-13		딸기 설향		2Kg		40,357	35,859	30,452	19,880
2025-01-14		딸기 설향		2Kg		38,791	33,574	27,623	18,525
2025-01-15		딸기 설향		2Kg		37,729	33,177	27,968	18,939
2025-01-16		딸기 설향		2Kg		39,905	33,827	27,751	18,034
2025-01-17		딸기 설향		2Kg		38,469	31,341	25,377	16,815
평균						<b>39,736</b>	<b>33,998</b>	<b>28,287</b>	<b>18,602</b>

# 무

## 주간 반입량(톤)

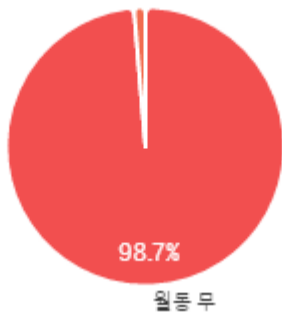
◆ 2025    ● 2024    ▲ 평년



구분	금주(A)	전주(B)	전월(C)	전년(D)	평년(E)	A/B	A/C	A/D	A/E
물량(톤)	3,722	4,199	3,618	3,223	3,399	88.7%	102.9%	115.5%	109.5%

### 출하 품종별 거래물량 구성비

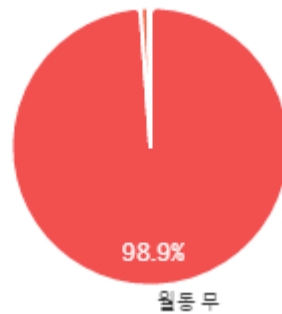
김장무



월동무

### 출하 품종별 거래금액 구성비

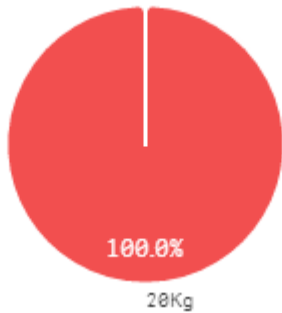
김장무



월동무

### 거래 단량별 물량 구성비

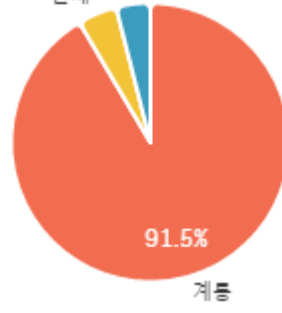
1Kg



20Kg

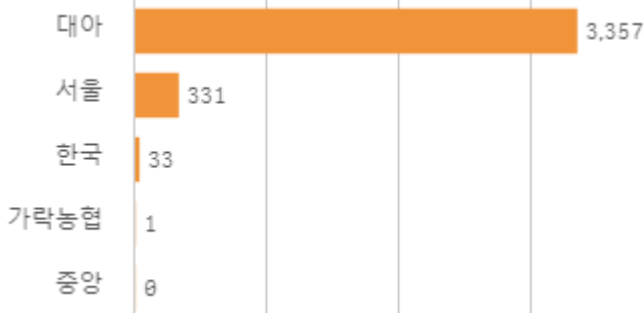
### 출하자별 거래물량 구성비

단체

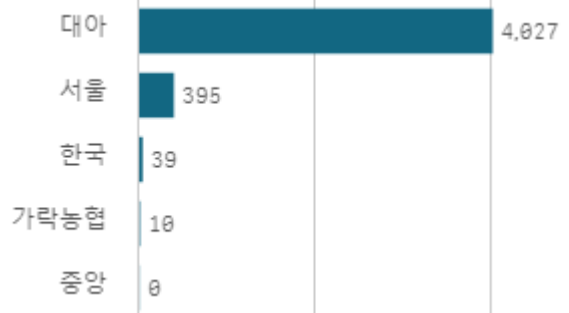


계통

### 도매시장 법인별 거래물량(톤)

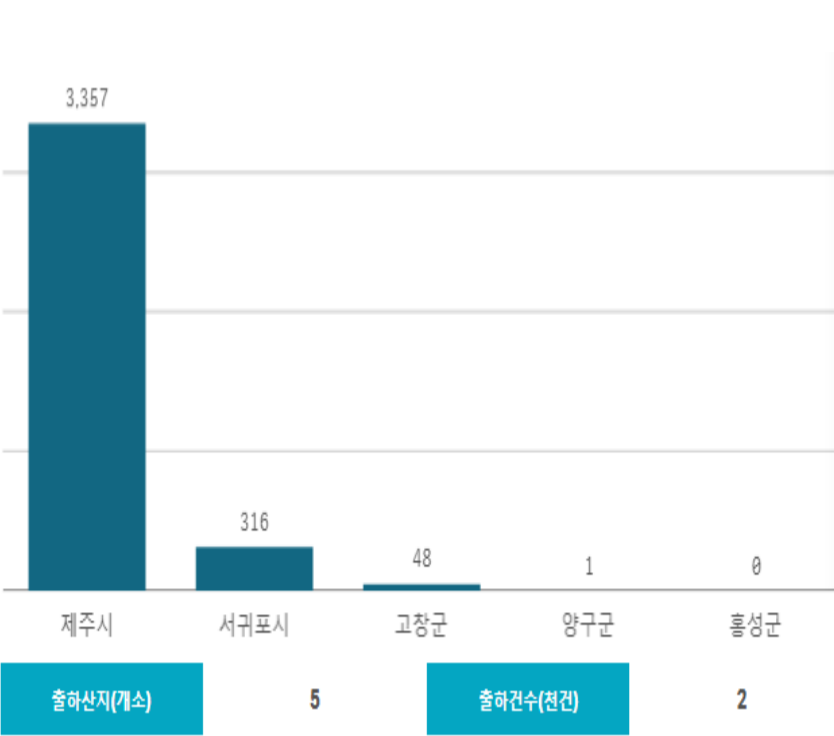


### 도매시장 법인별 거래금액(백만원)

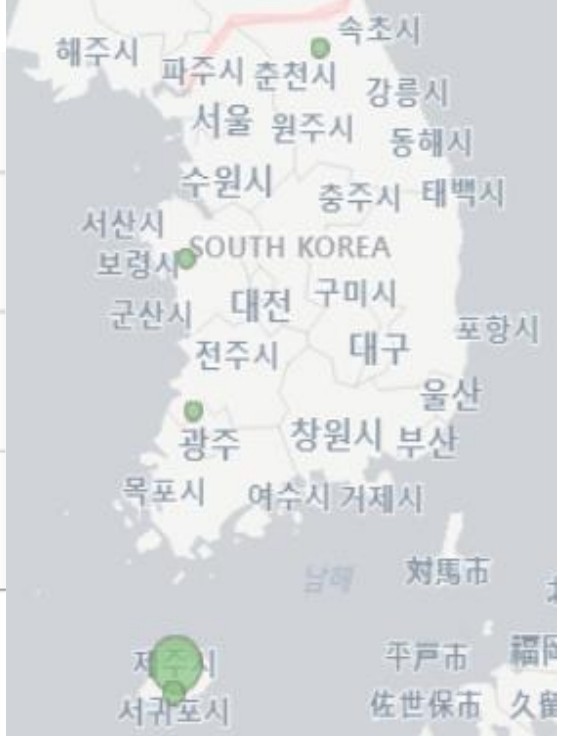


# 무(20Kg)

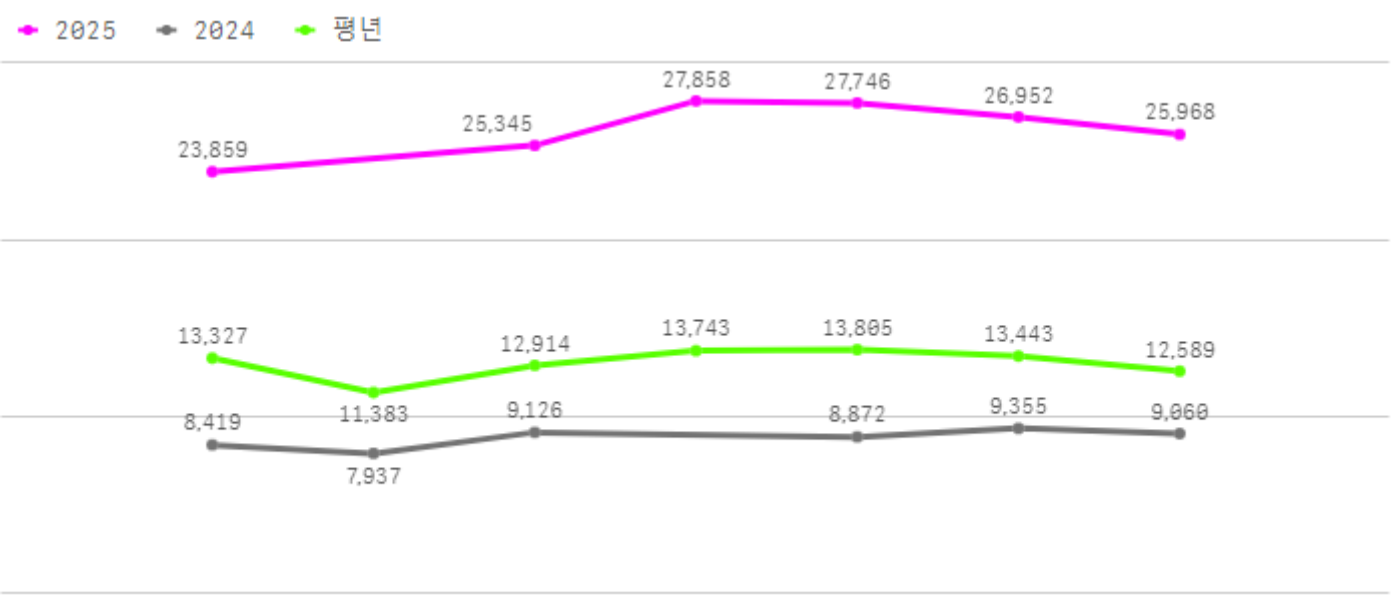
산지별 거래물량(톤)



산지별 주출하 시군구



주간 도매가격(원)



구분	금주(A)	전주(B)	전월(C)	전년(D)	평년(E)	A/B	A/C	A/D	A/E
가격(원)	26,288	28,561	24,600	8,795	14,274	92.0%	106.9%	298.9%	184.2%

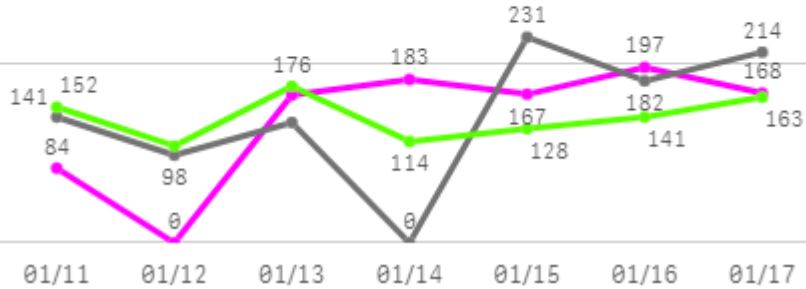
## □ 무(20Kg) 주간 가격

구분	Q	품종	Q	단량	Q	특	상	보통	하
2025-01-11		무		20Kg		26,699	23,859	21,188	16,378
2025-01-13		무		20Kg		28,238	25,345	22,376	17,139
2025-01-14		무		20Kg		30,252	27,858	24,671	20,065
2025-01-15		무		20Kg		29,766	27,746	25,271	20,870
2025-01-16		무		20Kg		28,680	26,952	24,563	20,809
2025-01-17		무		20Kg		27,883	25,968	23,445	19,359
평균						<b>28,586</b>	<b>26,288</b>	<b>23,586</b>	<b>19,103</b>

# 당근

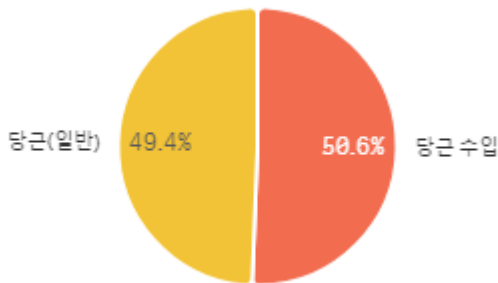
## 주간 반입량(톤)

◆ 2025    ● 2024    ▲ 평년

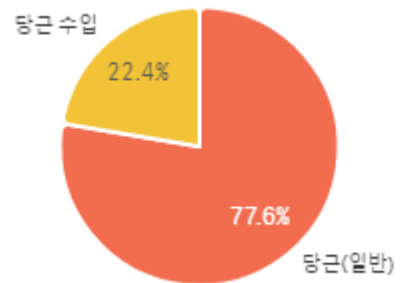


구분	금주(A)	전주(B)	전월(C)	전년(D)	평년(E)	A/B	A/C	A/D	A/E
물량(톤)	964	940	749	1,000	955	102.5%	128.7%	96.3%	100.9%

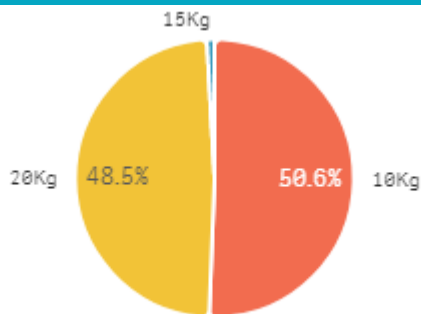
## 출하 품종별 거래물량 구성비



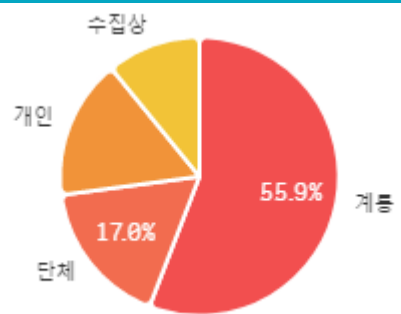
## 출하 품종별 거래금액 구성비



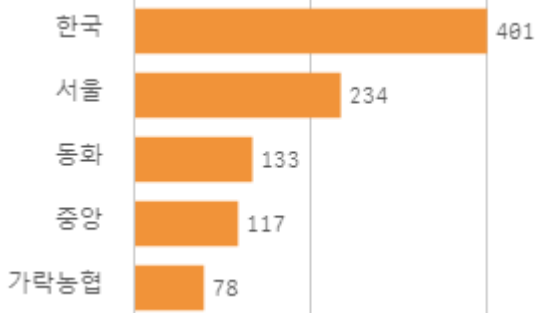
## 거래 단량별 물량 구성비



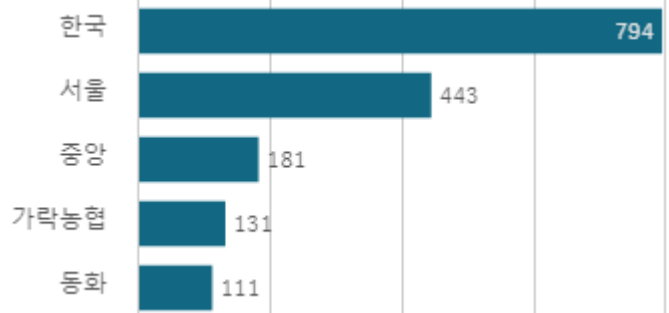
## 출하자별 거래물량 구성비



## 도매시장 법인별 거래물량(톤)

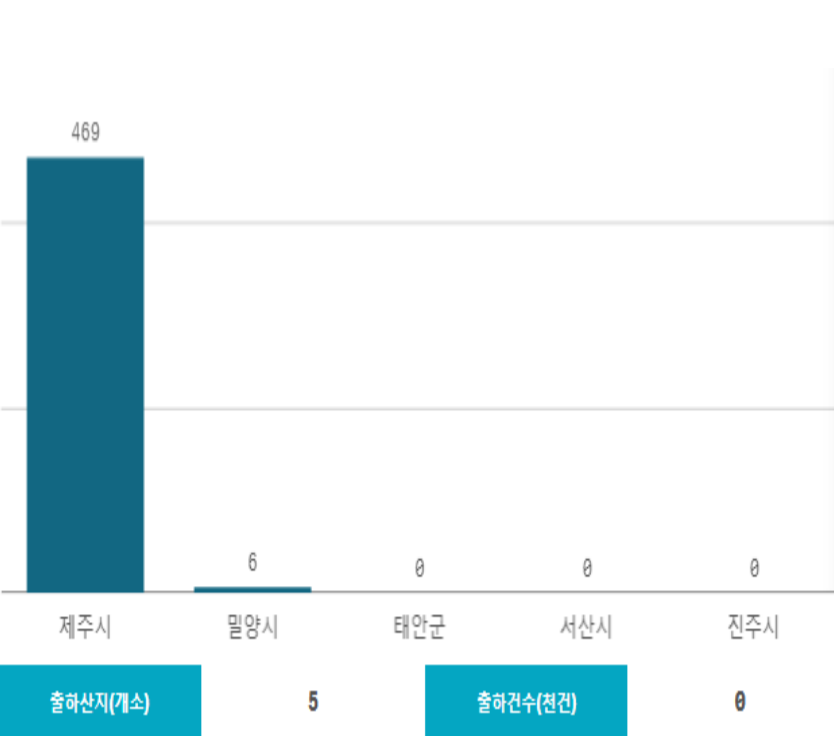


## 도매시장 법인별 거래금액(백만원)



# 당근(20Kg)

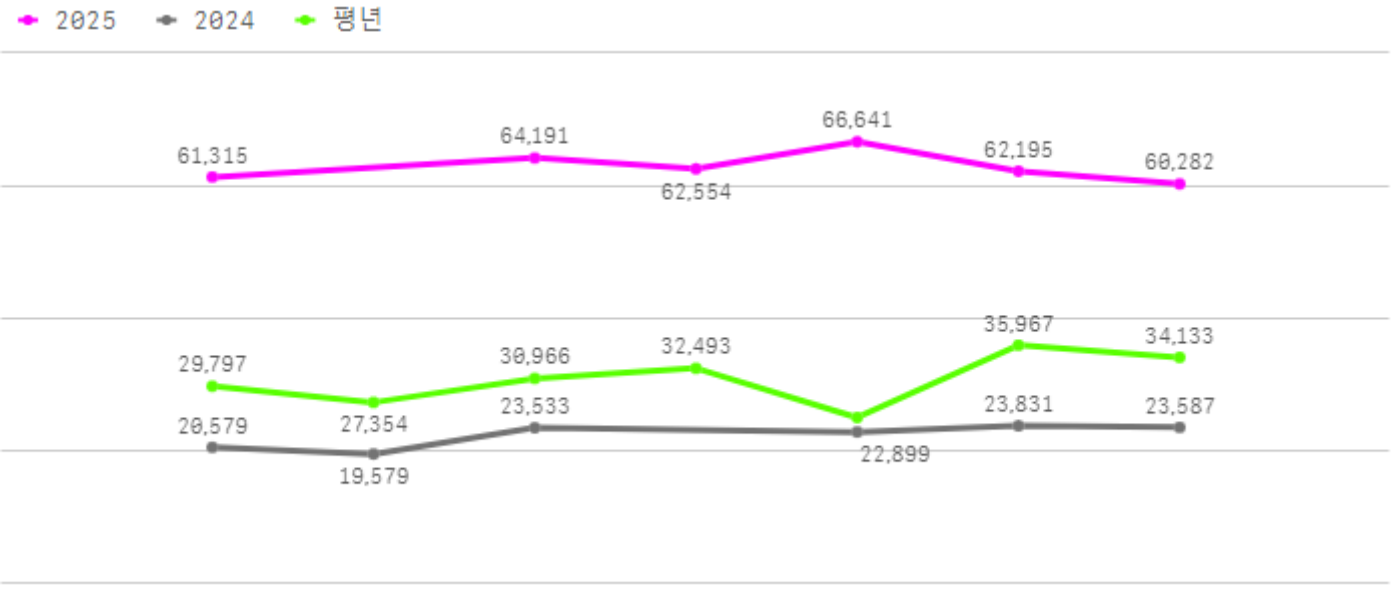
산지별 거래물량(톤)



산지별 주출하 시군구



주간 도매가격(원)



구분	금주(A)	전주(B)	전월(C)	전년(D)	평년(E)	A/B	A/C	A/D	A/E
가격(원)	62,863	68,308	67,378	22,335	35,926	92.0%	93.3%	281.5%	175.0%

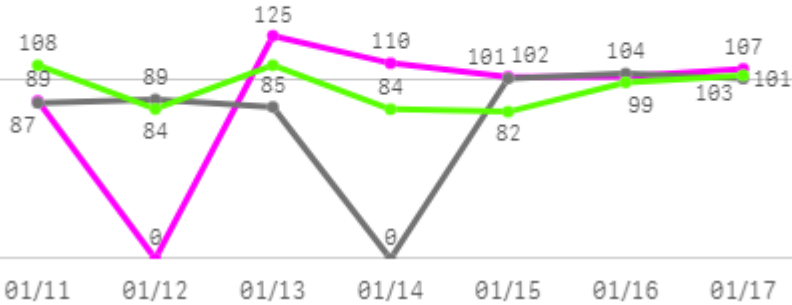
## □ 당근(20Kg) 주간 가격

구분	Q	품종	Q	단량	Q	특	상	보통	하
2025-01-11		당근		20Kg		69,625	61,315	49,273	43,789
2025-01-13		당근		20Kg		72,069	64,191	51,068	44,228
2025-01-14		당근		20Kg		71,240	62,554	50,628	44,300
2025-01-15		당근		20Kg		71,000	66,641	52,916	44,985
2025-01-16		당근		20Kg		69,096	62,195	50,258	43,069
2025-01-17		당근		20Kg		68,323	60,282	48,386	40,333
평균						<b>70,226</b>	<b>62,863</b>	<b>50,422</b>	<b>43,451</b>

# 생고추

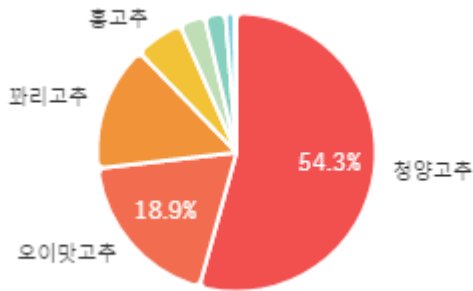
## 주간 반입량(톤)

◆ 2025    ● 2024    ▲ 평년

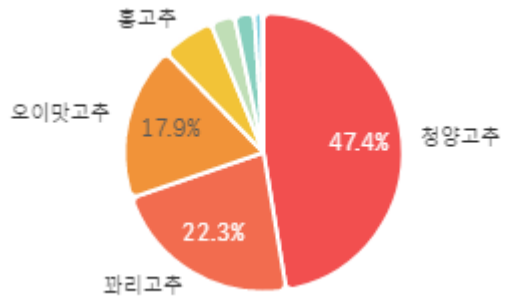


구분	금주(A)	전주(B)	전월(C)	전년(D)	평년(E)	A/B	A/C	A/D	A/E
물량(톤)	634	844	706	568	654	75.2%	89.8%	111.6%	97.0%

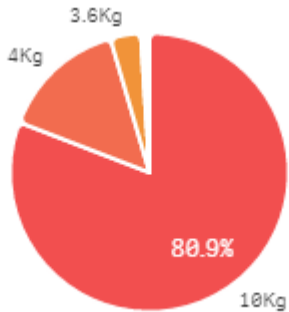
### 출하 품종별 거래물량 구성비



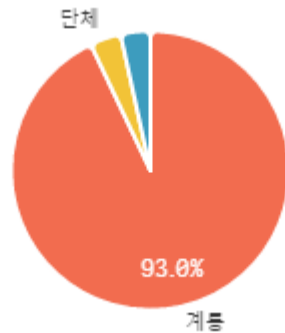
### 출하 품종별 거래금액 구성비



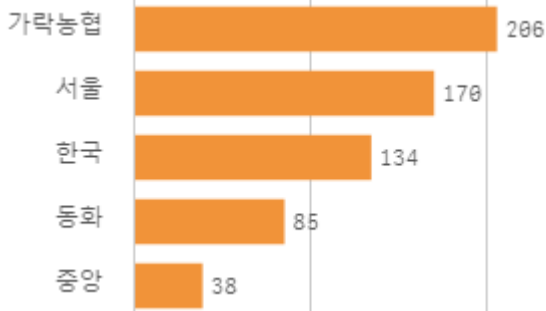
### 거래 단량별 물량 구성비



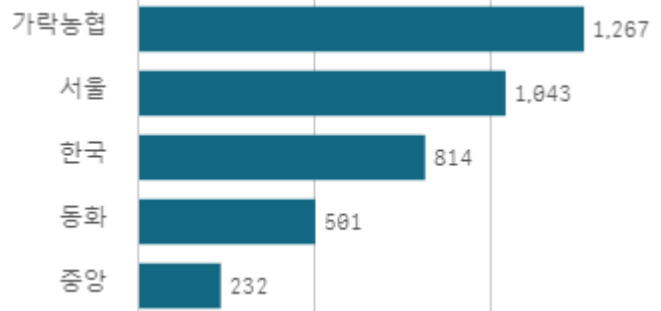
### 출하자별 거래물량 구성비



### 도매시장 법인별 거래물량(톤)

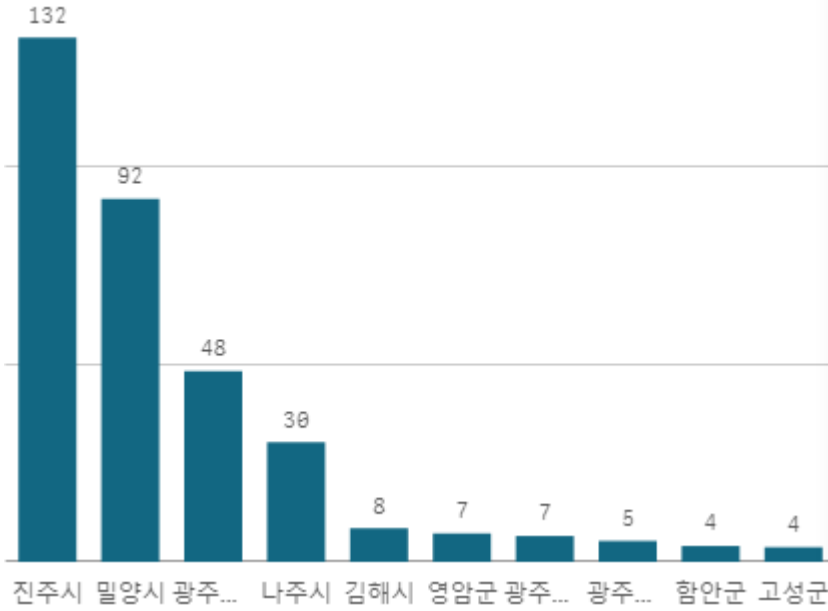


### 도매시장 법인별 거래금액(백만원)



# 청양고추(10Kg)

산지별 거래물량(톤)



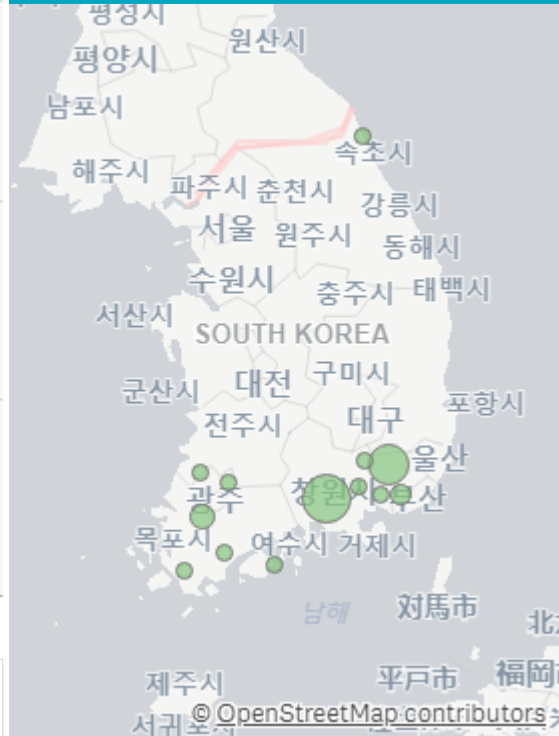
출하산지(개소)

16

출하건수(천건)

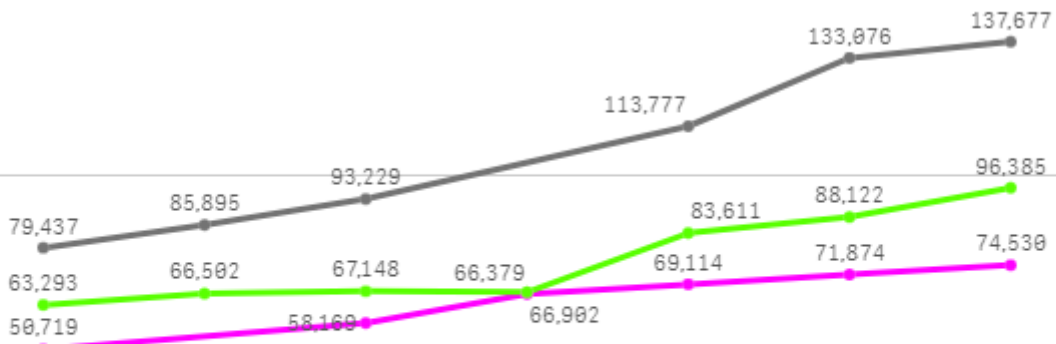
3

산지별 주출하 시군구



주간 도매가격(원)

◆ 2025    ● 2024    ◆ 평년



01/11    01/12    01/13    01/14    01/15    01/16    01/17

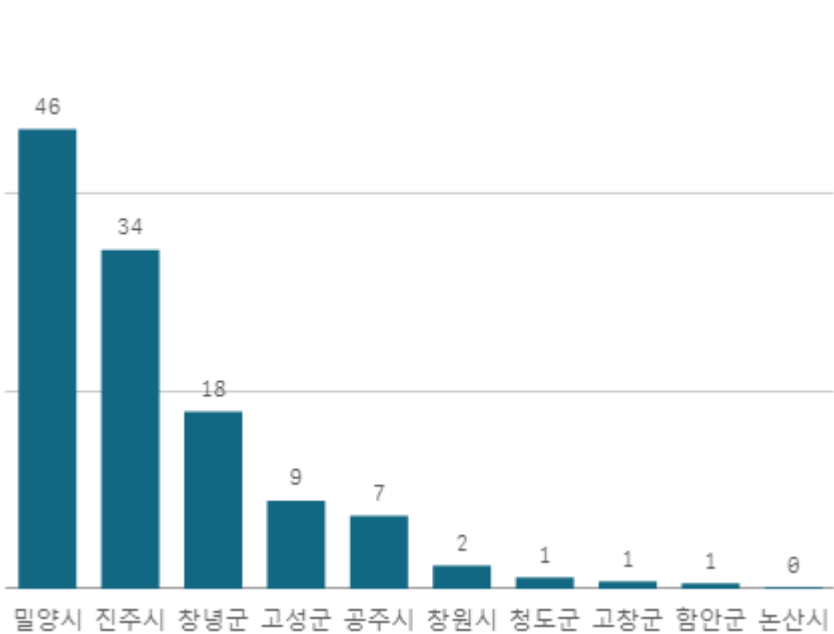
구분	금주(A)	전주(B)	전월(C)	전년(D)	평년(E)	A/B	A/C	A/D	A/E
가격(원)	65,131	55,404	49,576	107,182	73,897	117.6%	131.4%	60.8%	88.1%

## □ 청양고추(10Kg) 주간 가격

구분	Q	품종	Q	단량	Q	특	상	보통	하
2025-01-11		청양고추		10Kg		53,868	50,719	43,049	31,272
2025-01-13		청양고추		10Kg		63,808	58,169	49,944	36,418
2025-01-14		청양고추		10Kg		76,476	66,379	53,671	35,969
2025-01-15		청양고추		10Kg		75,699	69,114	56,191	35,030
2025-01-16		청양고추		10Kg		79,436	71,874	56,279	34,675
2025-01-17		청양고추		10Kg		83,502	74,530	58,287	36,786
평균						<b>72,132</b>	<b>65,131</b>	<b>52,904</b>	<b>35,025</b>

# 오이맛고추(10Kg)

산지별 거래물량(톤)



출하산지(개소)

10

출하건수(천건)

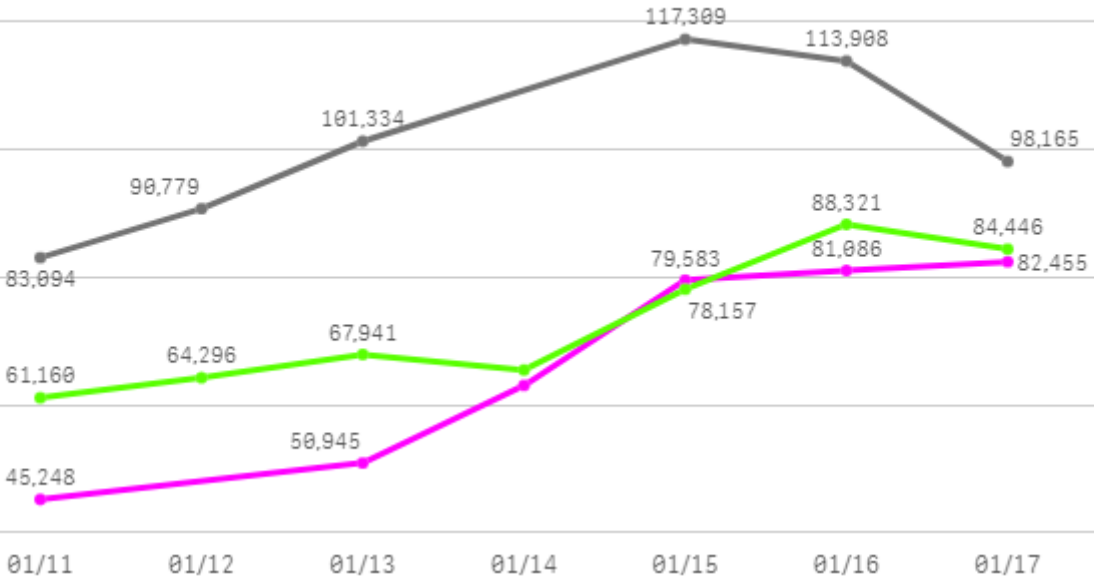
1

산지별 주출하 시군구



주간 도매가격(원)

◆ 2025    ● 2024    ◆ 평년



구분	금주(A)	전주(B)	전월(C)	전년(D)	평년(E)	A/B	A/C	A/D	A/E
가격(원)	67,069	41,327	41,025	100,765	71,792	162.3%	163.5%	66.6%	93.4%

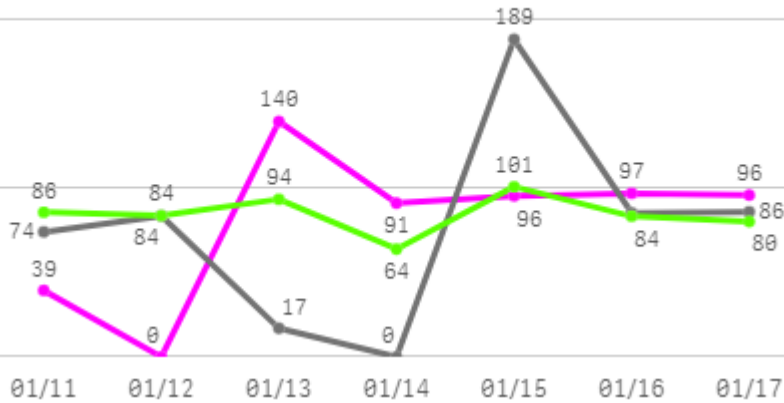
## □ 오이맛고추(10Kg) 주간 가격

구분	Q	품종	Q	단량	Q	특	상	보통	하
2025-01-11		오이맛고추		10Kg		53,000	45,248	31,036	20,454
2025-01-13		오이맛고추		10Kg		57,505	50,945	43,001	29,678
2025-01-14		오이맛고추		10Kg		73,042	63,094	45,933	34,115
2025-01-15		오이맛고추		10Kg		87,823	79,583	61,863	45,023
2025-01-16		오이맛고추		10Kg		89,000	81,086	67,419	43,621
2025-01-17		오이맛고추		10Kg		89,837	82,455	66,113	48,824
평균						<b>75,035</b>	<b>67,069</b>	<b>52,561</b>	<b>36,953</b>

# 마늘

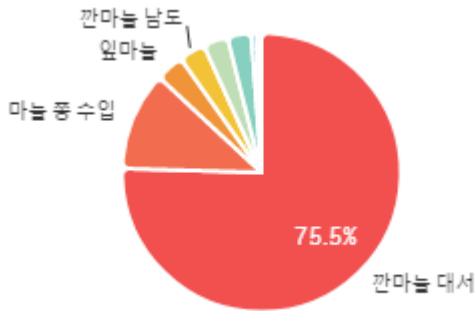
## 주간 반입량(톤)

◆ 2025    ● 2024    ▲ 평년

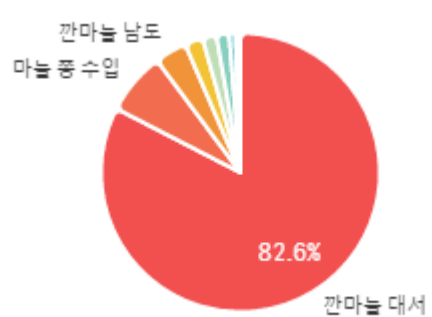


구분	금주(A)	전주(B)	전월(C)	전년(D)	평년(E)	A/B	A/C	A/D	A/E
물량(톤)	559	575	543	535	567	97.3%	103.0%	104.5%	98.6%

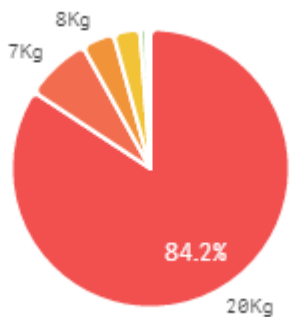
## 출하 품종별 거래물량 구성비



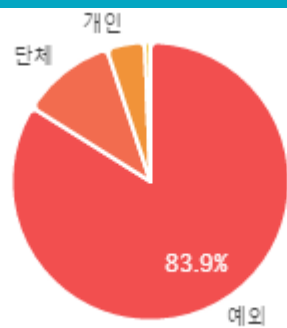
## 출하 품종별 거래금액 구성비



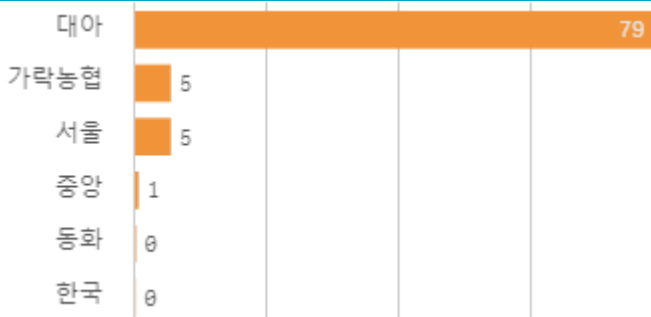
## 거래 단량별 물량 구성비



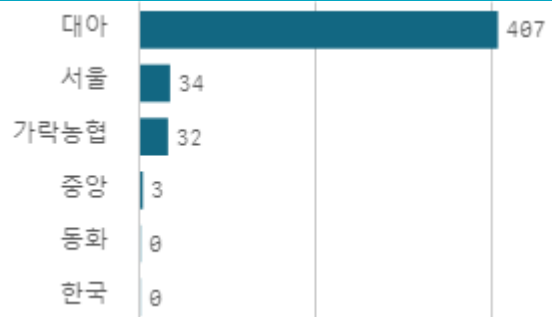
## 출하자별 거래물량 구성비



## 도매시장 법인별 거래물량(톤)

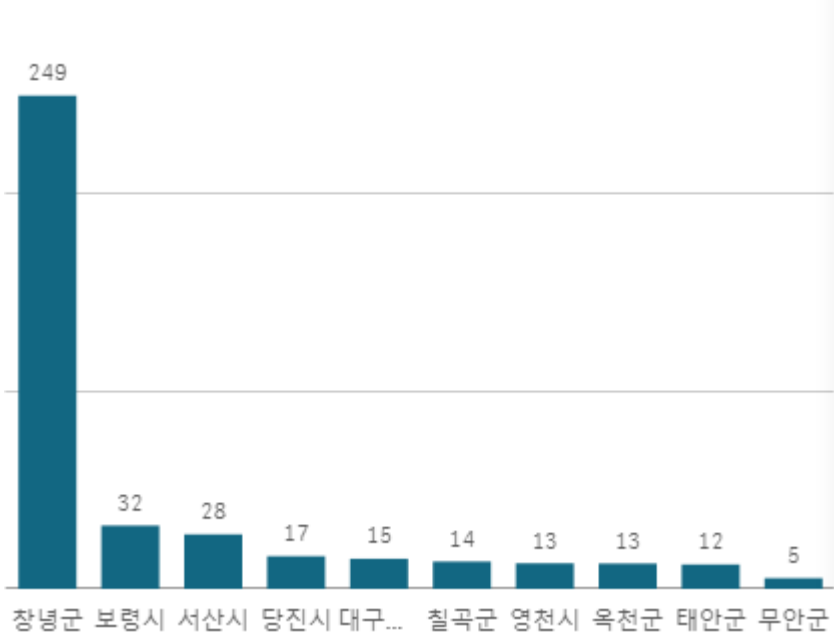


## 도매시장 법인별 거래금액(백만원)



# 깁마늘 대서(20Kg)

산지별 거래물량(톤)



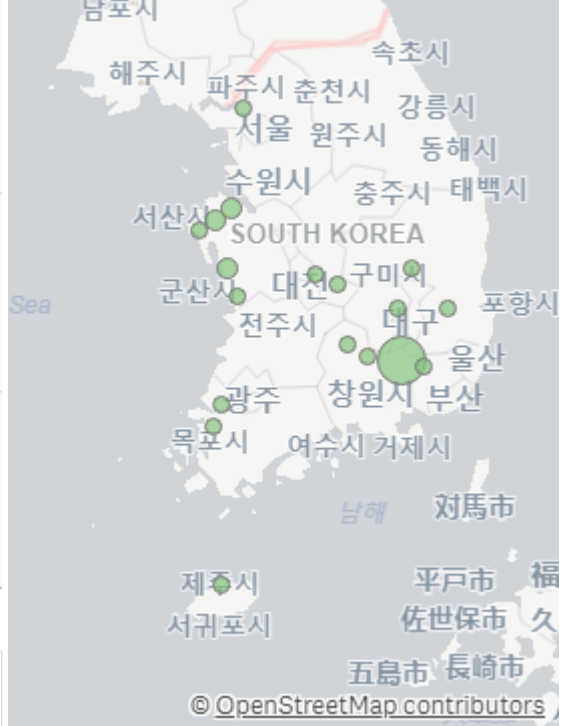
출하산지(개소)

19

출하건수(천건)

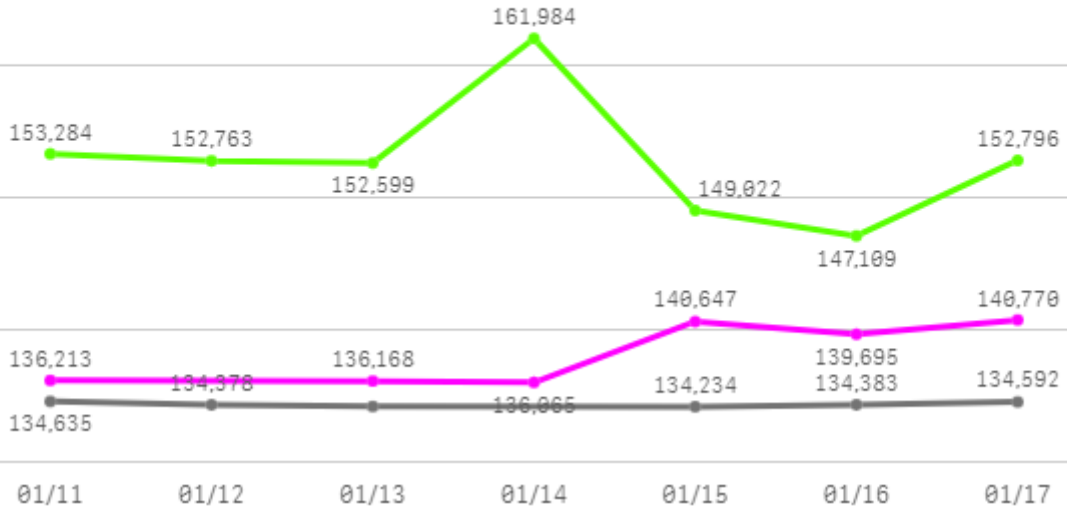
1

산지별 주출하 시군구



주간 도매가격(원)

◆ 2025    ● 2024    ◆ 평년



구분	금주(A)	전주(B)	전월(C)	전년(D)	평년(E)	A/B	A/C	A/D	A/E
가격(원)	138,259	136,112	135,828	134,412	144,893	101.6%	101.8%	102.9%	95.4%

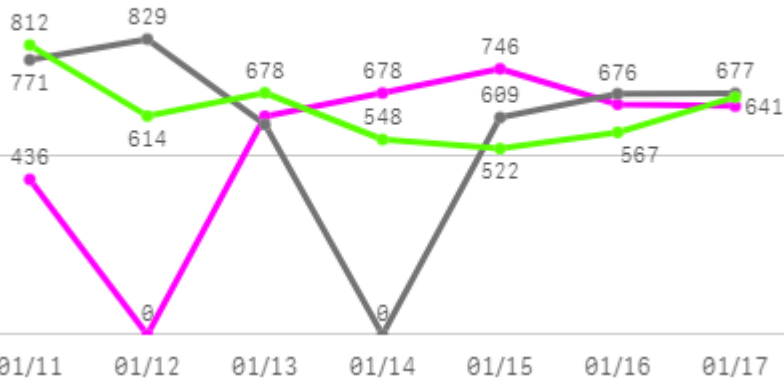
## □ 깐마늘 대서(20Kg) 주간 가격

구분	Q	품종	Q	단량	Q	특	상	보통	하
2025-01-11		깐마늘 대서		20Kg		-	136,213	121,286	89,869
2025-01-13		깐마늘 대서		20Kg		-	136,168	124,047	88,847
2025-01-14		깐마늘 대서		20Kg		-	136,065	122,327	89,049
2025-01-15		깐마늘 대서		20Kg		-	140,647	123,735	89,467
2025-01-16		깐마늘 대서		20Kg		-	139,695	123,435	93,442
2025-01-17		깐마늘 대서		20Kg		-	140,770	122,048	91,175
평균						-	<b>138,259</b>	<b>122,813</b>	<b>90,308</b>

# 양파

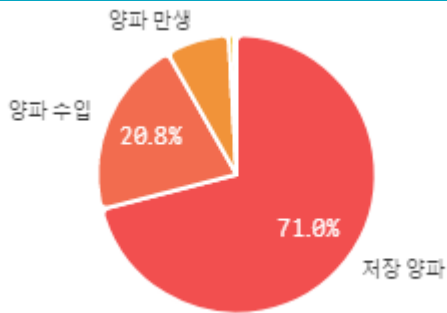
## 주간 반입량(톤)

◆ 2025    ● 2024    ▲ 평년

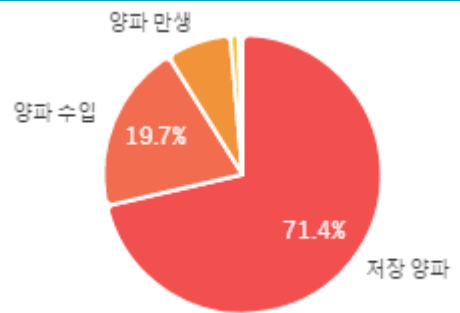


구분	금주(A)	전주(B)	전월(C)	전년(D)	평년(E)	A/B	A/C	A/D	A/E
물량(톤)	3,759	4,242	3,622	4,152	4,184	88.6%	103.8%	90.5%	89.9%

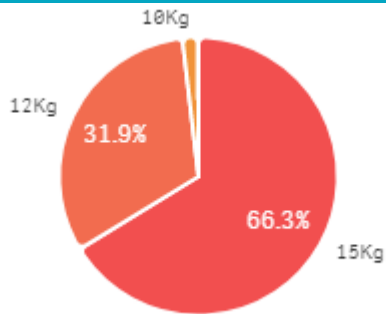
## 출하 품종별 거래물량 구성비



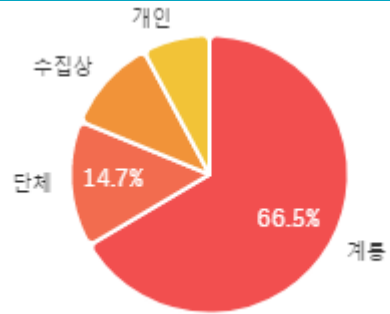
## 출하 품종별 거래금액 구성비



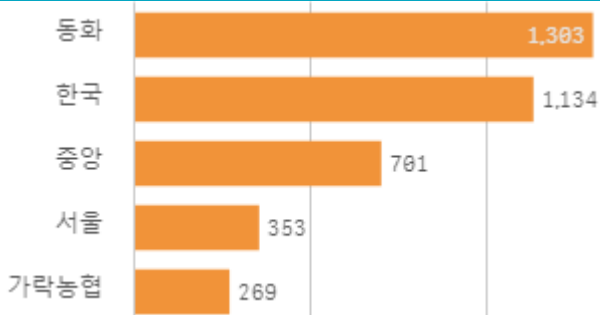
## 거래 단량별 물량 구성비



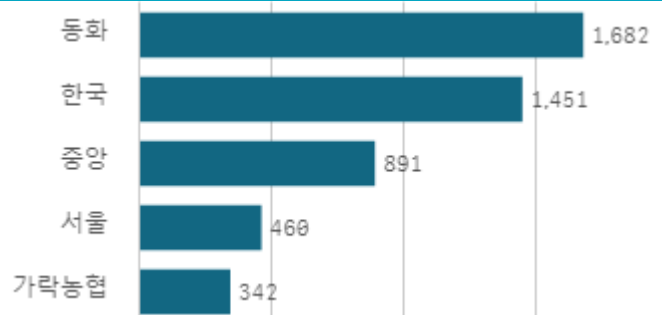
## 출하자별 거래물량 구성비



## 도매시장 법인별 거래물량(톤)

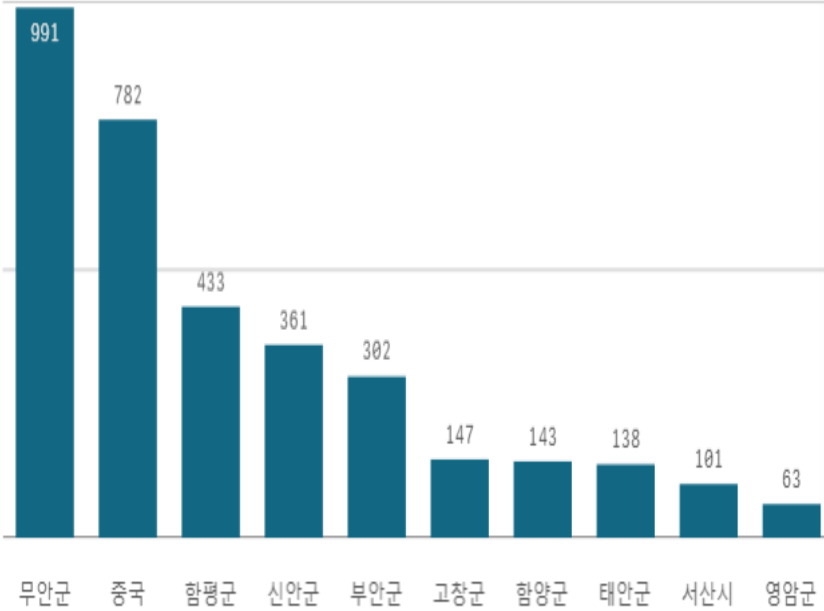


## 도매시장 법인별 거래금액(백만원)



# 양파(1Kg)

산지별 거래물량(톤)



출하산지(개소)

25

출하건수(천건)

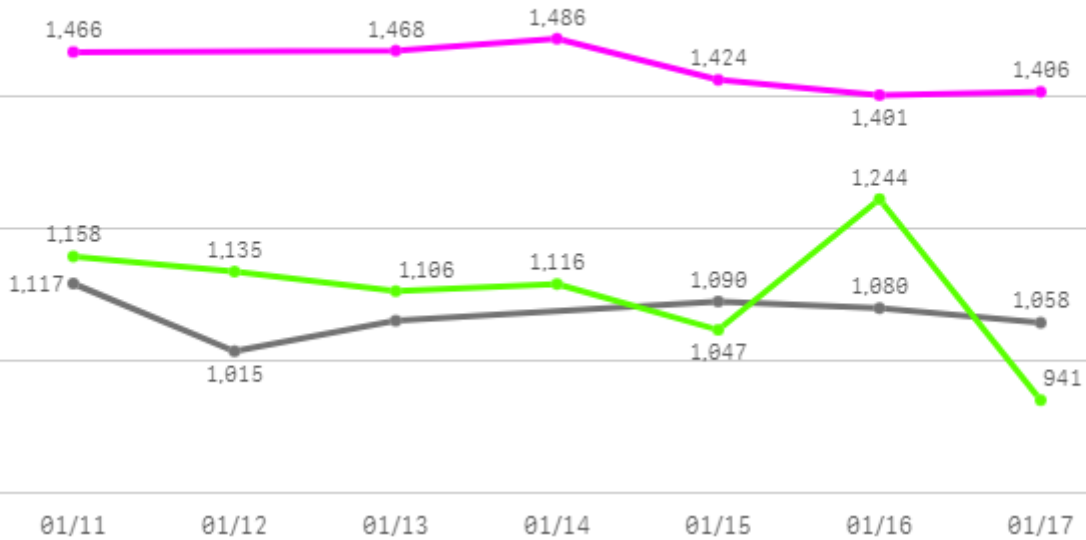
2

산지별 주출하 시군구



주간 도매가격(원)

◆ 2025    ● 2024    ◆ 평년



구분	금주(A)	전주(B)	전월(C)	전년(D)	평년(E)	A/B	A/C	A/D	A/E
가격(원)	1,442	1,524	1,161	1,070	1,218	94.6%	124.2%	134.7%	118.3%

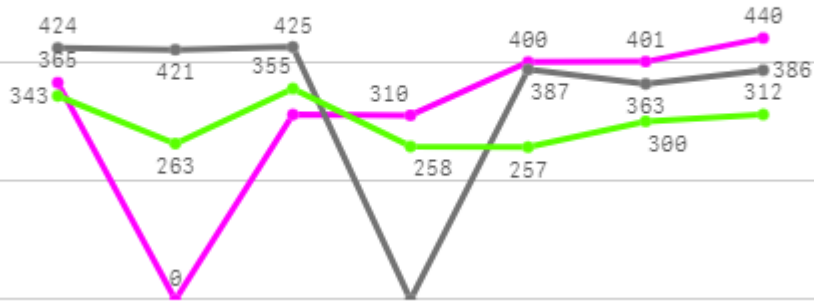
## □ 양파(1Kg) 주간 가격

구분	Q	품종	Q	단량	Q	특	상	보통	하
2025-01-11		양파		1Kg		1,683	1,466	1,305	1,029
2025-01-13		양파		1Kg		1,614	1,468	1,321	1,034
2025-01-14		양파		1Kg		1,612	1,486	1,298	975
2025-01-15		양파		1Kg		1,562	1,424	1,271	974
2025-01-16		양파		1Kg		1,562	1,401	1,257	948
2025-01-17		양파		1Kg		1,583	1,406	1,271	1,000
평균						<b>1,603</b>	<b>1,442</b>	<b>1,287</b>	<b>993</b>

# 대파

## 주간 반입량(톤)

◆ 2025    ● 2024    ▲ 평년

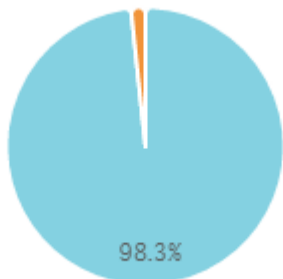


01/11    01/12    01/13    01/14    01/15    01/16    01/17

구분	금주(A)	전주(B)	전월(C)	전년(D)	평년(E)	A/B	A/C	A/D	A/E
물량(톤)	2,228	2,407	1,848	2,407	2,080	92.6%	120.6%	92.6%	107.1%

## 출하 품종별 거래물량 구성비

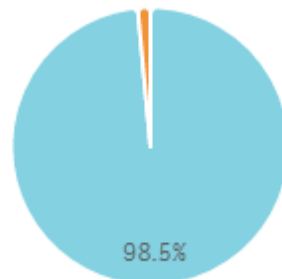
대파 수입



대파(일반)

## 출하 품종별 거래금액 구성비

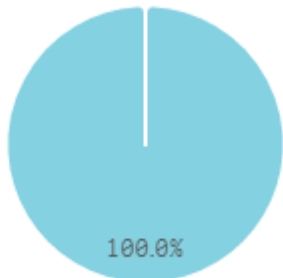
대파 수입



대파(일반)

## 거래 단량별 물량 구성비

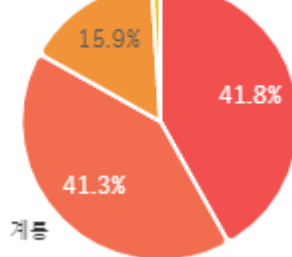
4Kg



10Kg

## 출하자별 거래물량 구성비

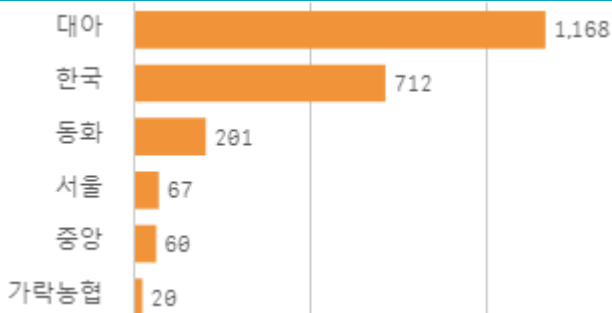
단체



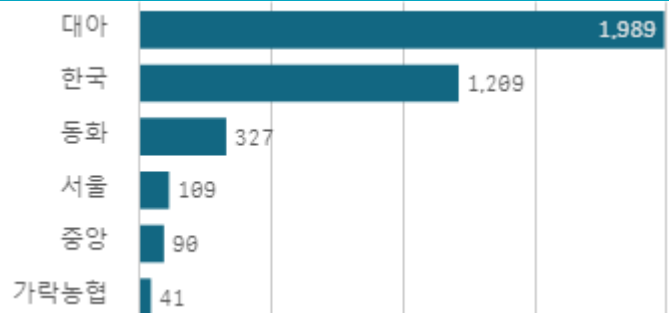
계통

개인

## 도매시장 법인별 거래물량(톤)

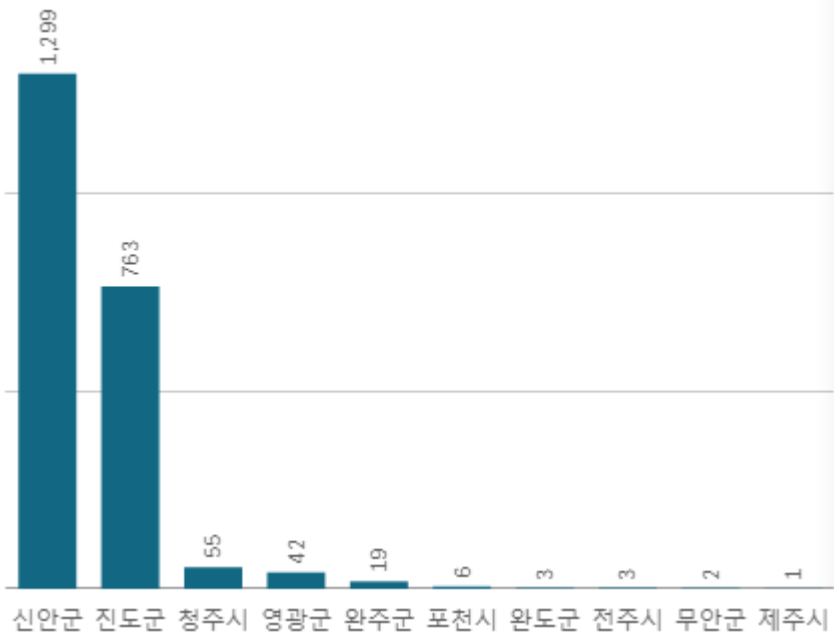


## 도매시장 법인별 거래금액(백만원)



# 대파(일반)(1Kg)

산지별 거래물량(톤)



산지별 주출하 시군구



출하산지(개소)

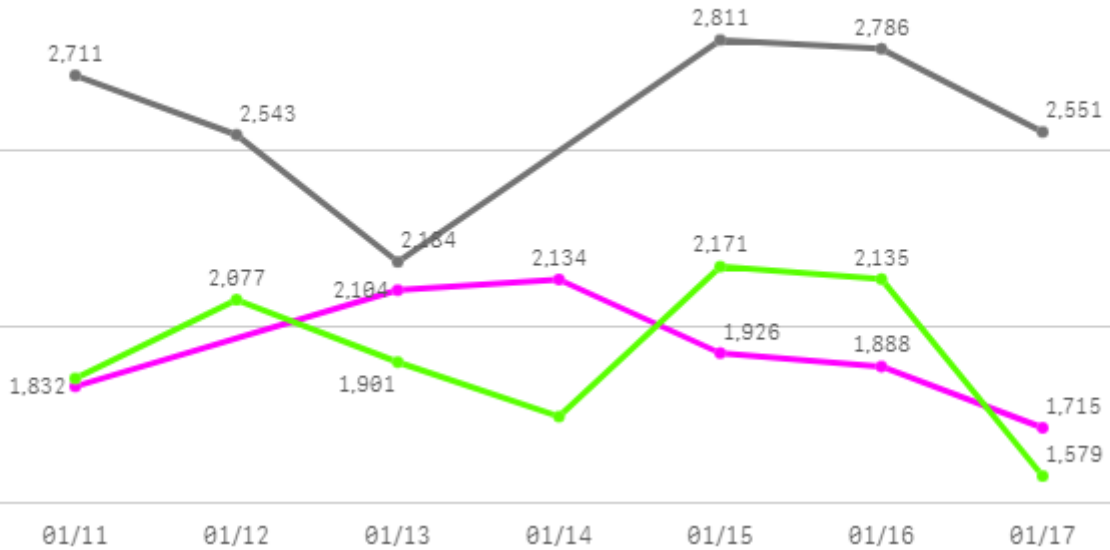
13

출하건수(천건)

1

주간 도매가격(원)

◆ 2025    ● 2024    ◆ 평년



구분	금주(A)	전주(B)	전월(C)	전년(D)	평년(E)	A/B	A/C	A/D	A/E
가격(원)	1,933	2,082	1,948	2,598	2,081	92.9%	99.2%	74.4%	92.9%

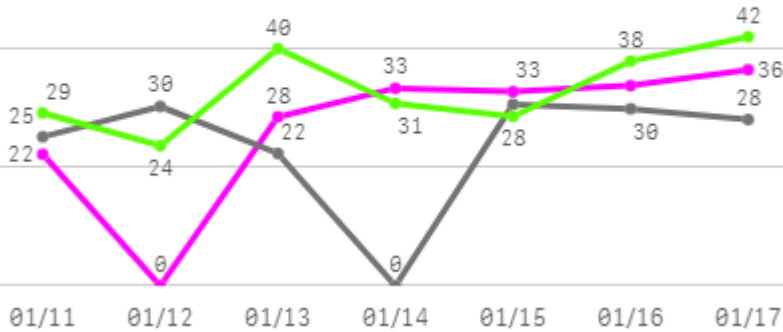
## □ 대파(일반)(1Kg) 주간 가격

구분	Q	품종	Q	단량	Q	특	상	보통	하
2025-01-11		대파(일반)		1Kg		2,092	1,832	1,601	1,379
2025-01-13		대파(일반)		1Kg		2,375	2,104	1,660	1,407
2025-01-14		대파(일반)		1Kg		2,327	2,134	1,803	1,417
2025-01-15		대파(일반)		1Kg		2,178	1,926	1,646	1,383
2025-01-16		대파(일반)		1Kg		2,111	1,888	1,647	1,415
2025-01-17		대파(일반)		1Kg		1,930	1,715	1,495	1,253
평균						<b>2,169</b>	<b>1,933</b>	<b>1,642</b>	<b>1,376</b>

# 쪽파

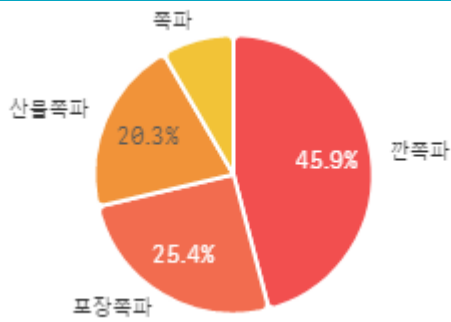
## 주간 반입량(톤)

◆ 2025    ● 2024    ▲ 평년

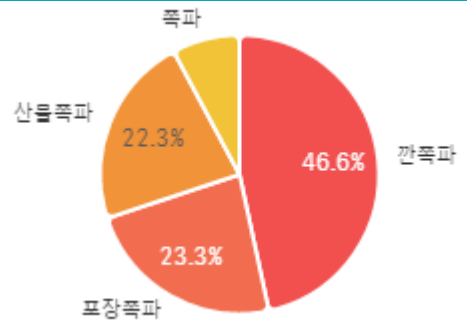


구분	금주(A)	전주(B)	전월(C)	전년(D)	평년(E)	A/B	A/C	A/D	A/E
물량(톤)	186	201	319	166	199	92.8%	58.5%	112.5%	93.6%

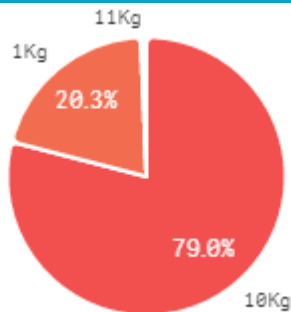
## 출하 품종별 거래물량 구성비



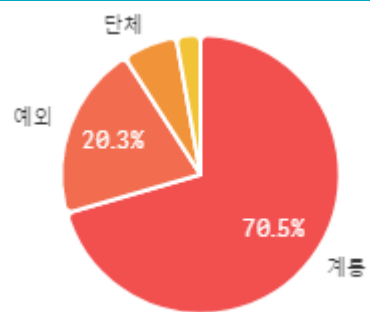
## 출하 품종별 거래금액 구성비



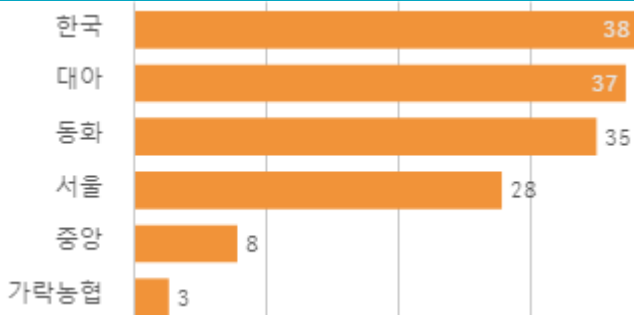
## 거래 단량별 물량 구성비



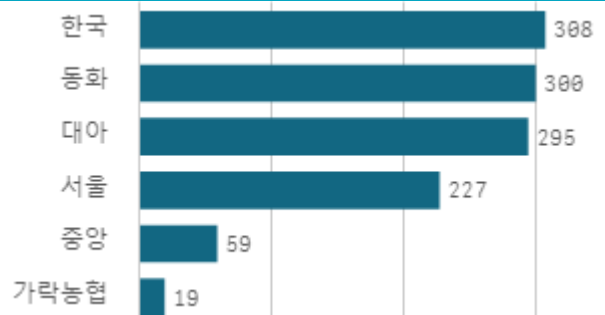
## 출하자별 거래물량 구성비



## 도매시장 법인별 거래물량(톤)

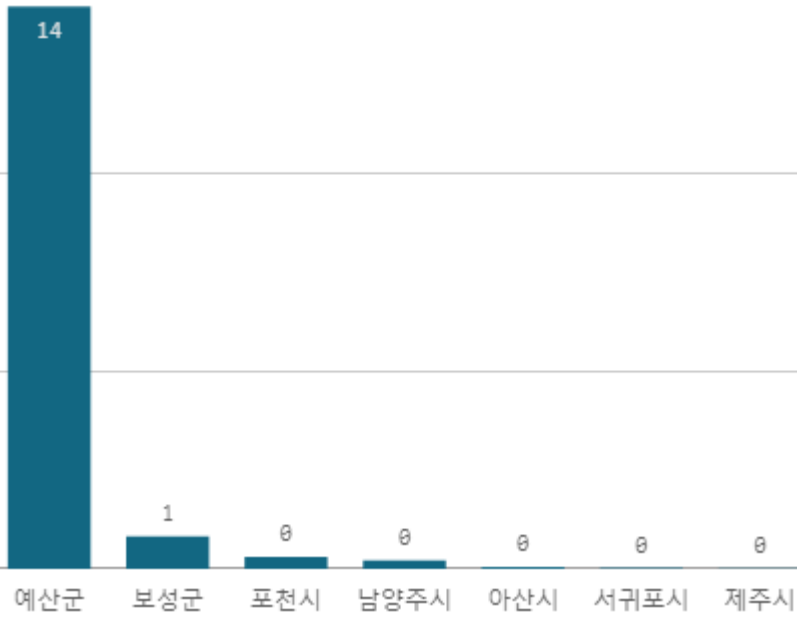


## 도매시장 법인별 거래금액(백만원)

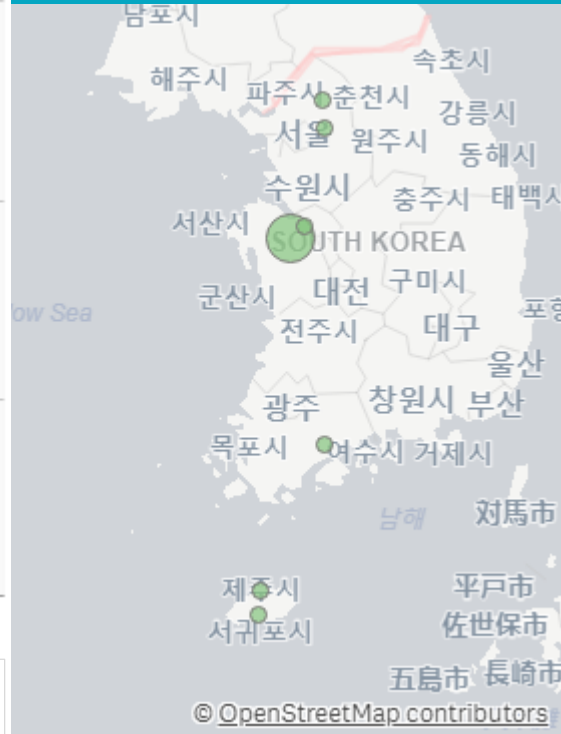


# 쪽파(10Kg)

산지별 거래물량(톤)



산지별 주출하 시군구



출하산지(개소)

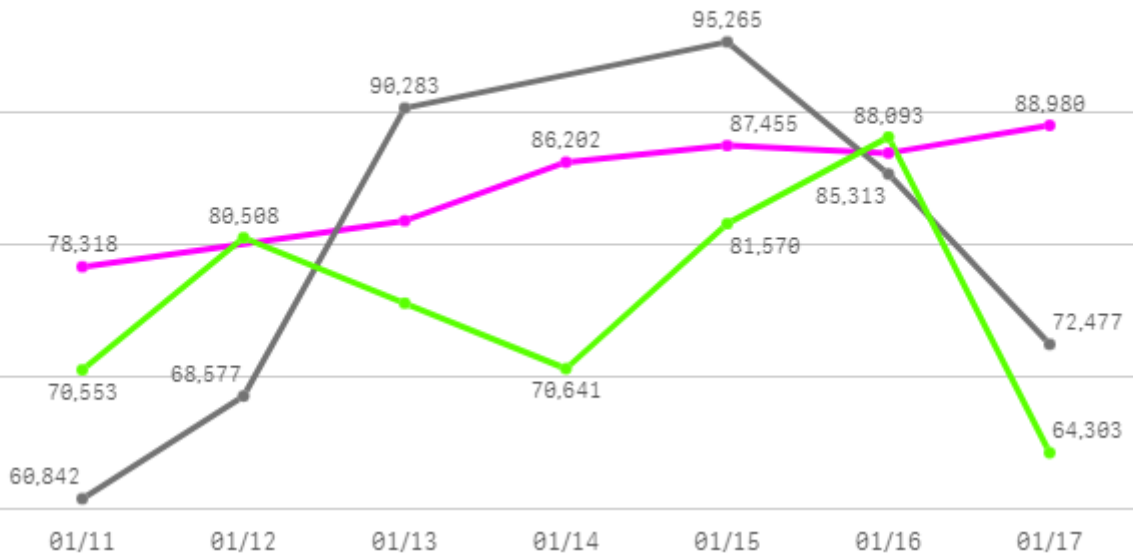
7

출하건수(천건)

0

주간 도매가격(원)

● 2025 ● 2024 ● 평년



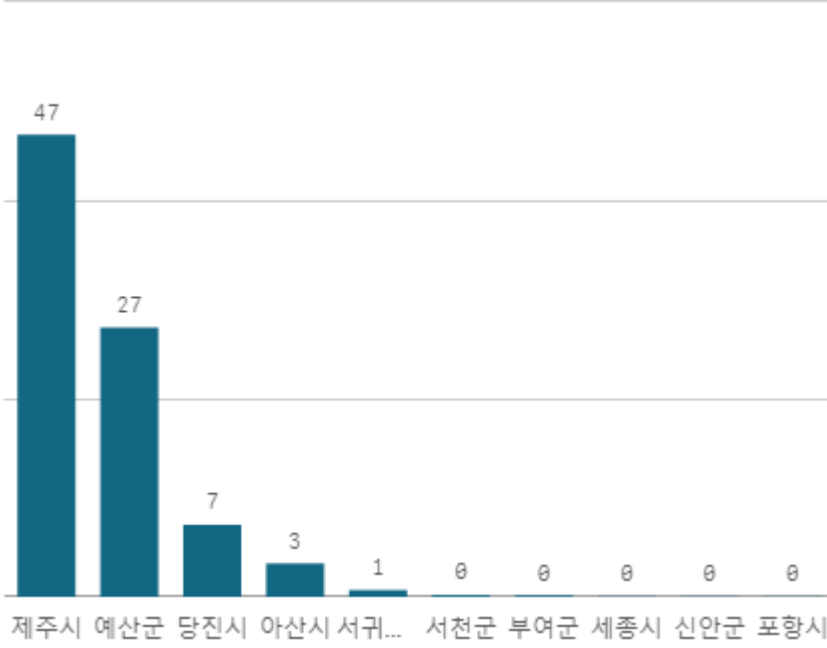
구분	금주(A)	전주(B)	전월(C)	전년(D)	평년(E)	A/B	A/C	A/D	A/E
가격(원)	84,938	85,795	80,523	78,793	85,370	99.0%	105.5%	107.8%	99.5%

## □ 쪽파(10Kg) 주간 가격

구분	Q	품종	Q	단량	Q	특	상	보통	하
2025-01-11		쪽파		10Kg		92,023	78,318	67,619	52,116
2025-01-13		쪽파		10Kg		95,923	81,785	72,797	57,832
2025-01-14		쪽파		10Kg		100,523	86,202	75,576	62,640
2025-01-15		쪽파		10Kg		95,019	87,455	77,841	62,952
2025-01-16		쪽파		10Kg		94,315	86,886	78,834	61,249
2025-01-17		쪽파		10Kg		94,258	88,980	81,437	64,702
평균						<b>95,344</b>	<b>84,938</b>	<b>75,684</b>	<b>60,249</b>

# 간쪽파(10Kg)

산지별 거래물량(톤)



출하산지(개소)

10

출하건수(천건)

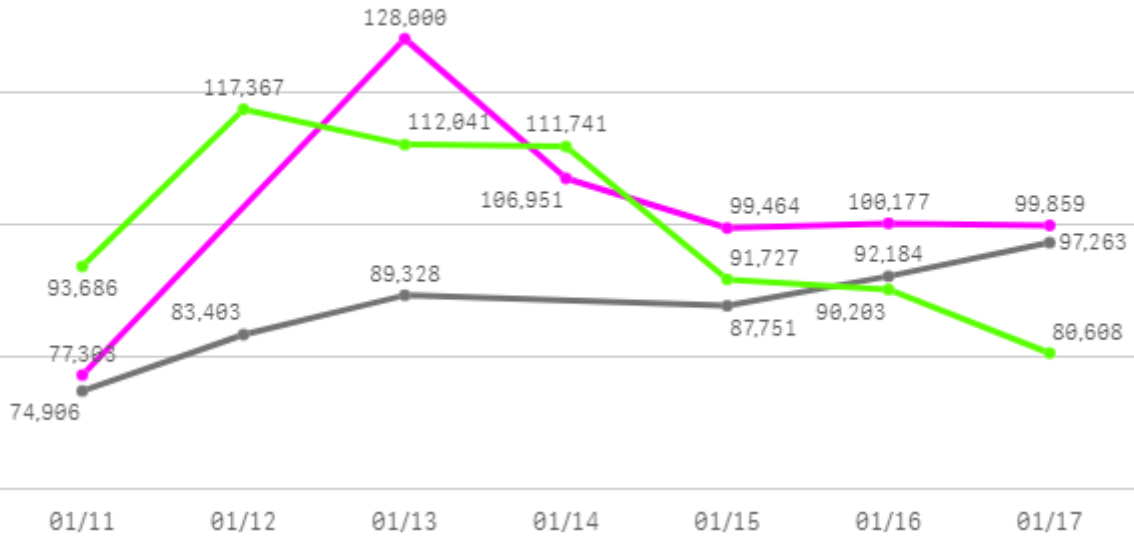
2

산지별 주출하 시군구



주간 도매가격(원)

◆ 2025    ● 2024    ◆ 평년



구분	금주(A)	전주(B)	전월(C)	전년(D)	평년(E)	A/B	A/C	A/D	A/E
가격(원)	101,959	97,015	102,434	87,473	110,298	105.1%	99.5%	116.6%	92.4%

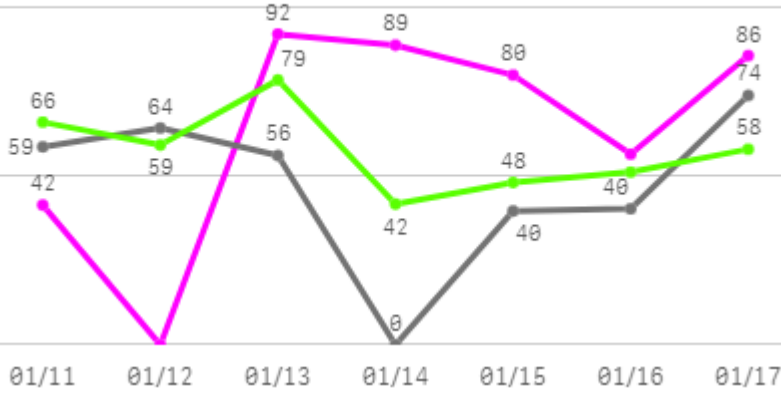
## □ 깎쪽파(10Kg) 주간 가격

구분	Q	품종	Q	단량	Q	특	상	보통	하
2025-01-11		깎쪽파		10Kg		116,923	77,303	51,735	35,748
2025-01-13		깎쪽파		10Kg		149,020	128,000	103,117	75,853
2025-01-14		깎쪽파		10Kg		130,789	106,951	82,717	67,205
2025-01-15		깎쪽파		10Kg		129,447	99,464	76,679	66,801
2025-01-16		깎쪽파		10Kg		125,733	100,177	77,728	57,153
2025-01-17		깎쪽파		10Kg		128,696	99,859	83,004	71,312
평균						<b>130,101</b>	<b>101,959</b>	<b>79,163</b>	<b>62,345</b>

# 파프리카

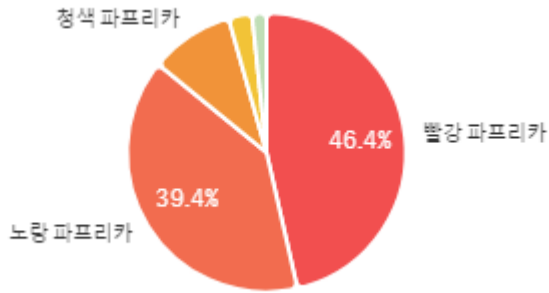
## 주간 반입량(톤)

◆ 2025    ● 2024    ▲ 평년

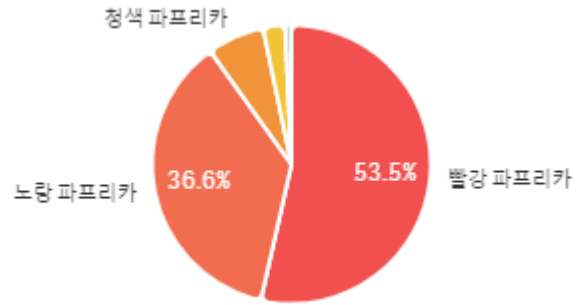


구분	금주(A)	전주(B)	전월(C)	전년(D)	평년(E)	A/B	A/C	A/D	A/E
물량(톤)	446	365	389	334	418	122.1%	114.5%	133.5%	106.6%

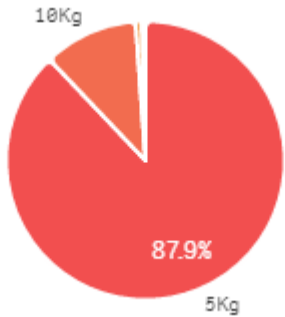
## 출하 품종별 거래물량 구성비



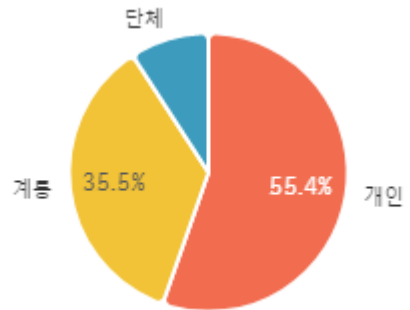
## 출하 품종별 거래금액 구성비



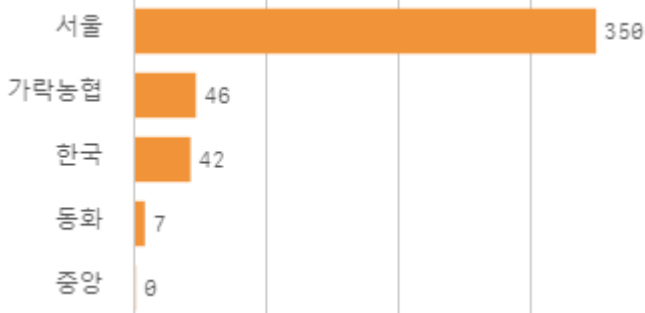
## 거래 단량별 물량 구성비



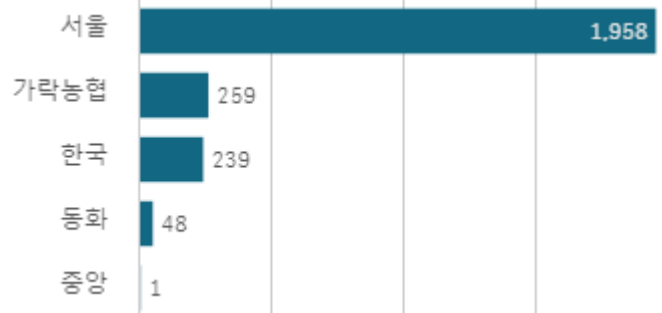
## 출하자별 거래물량 구성비



## 도매시장 법인별 거래물량(톤)

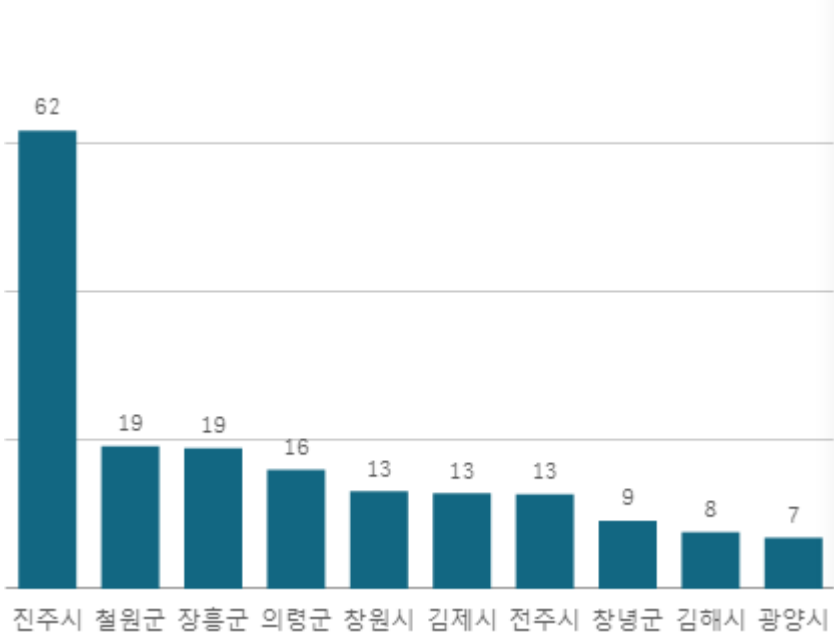


## 도매시장 법인별 거래금액(백만원)



# 빨강 파프리카(5Kg)

산지별 거래물량(톤)



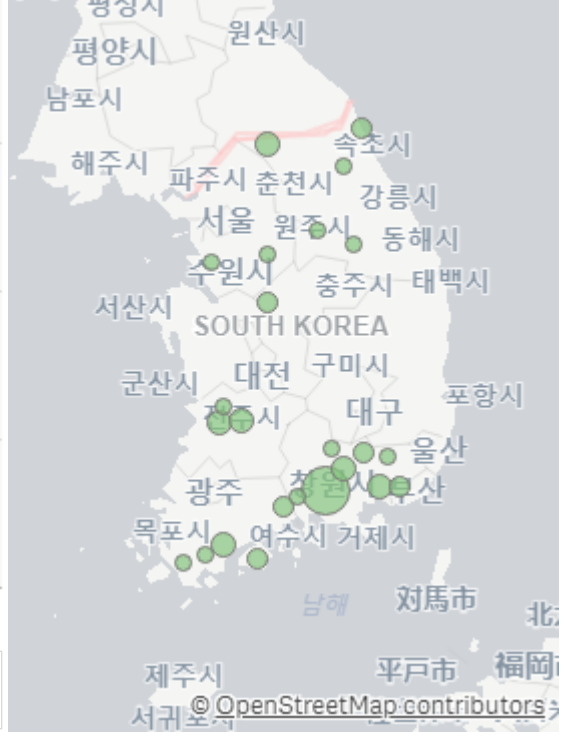
출하산지(개소)

24

출하건수(천건)

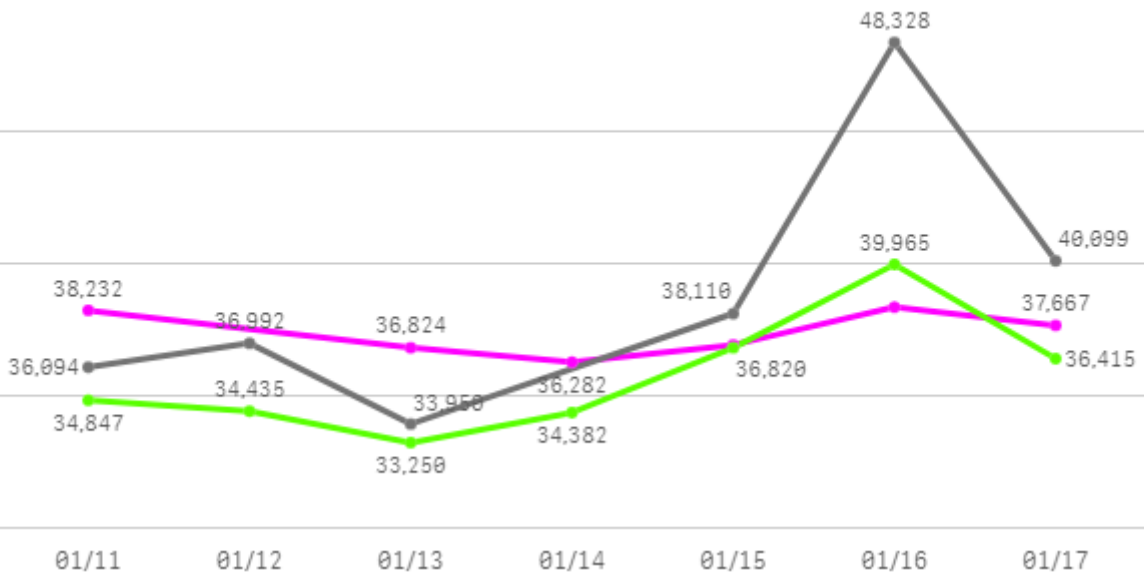
1

산지별 주출하 시군구



주간 도매가격(원)

◆ 2025    ◆ 2024    ◆ 평년



구분	금주(A)	전주(B)	전월(C)	전년(D)	평년(E)	A/B	A/C	A/D	A/E
가격(원)	37,382	35,443	33,981	38,929	35,726	105.5%	110.0%	96.0%	104.6%

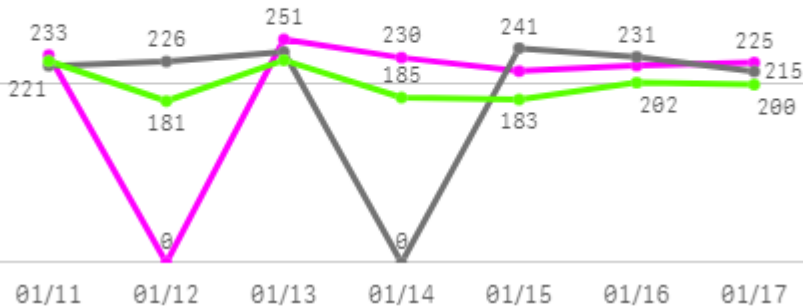
## □ 빨강 파프리카(5Kg) 주간 가격

구분	Q	품종	Q	단량	Q	특	상	보통	하
2025-01-11		빨강 파프리카		5Kg		-	38,232	34,313	29,124
2025-01-13		빨강 파프리카		5Kg		-	36,824	33,956	29,993
2025-01-14		빨강 파프리카		5Kg		-	36,282	32,491	26,240
2025-01-15		빨강 파프리카		5Kg		-	36,931	34,262	28,532
2025-01-16		빨강 파프리카		5Kg		-	38,355	34,972	29,787
2025-01-17		빨강 파프리카		5Kg		-	37,667	33,720	27,518
평균						-	<b>37,382</b>	<b>33,952</b>	<b>28,532</b>

# 버섯

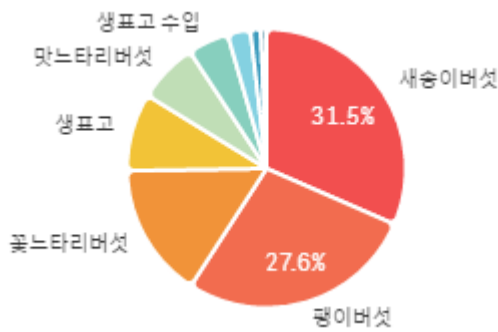
## 주간 반입량(톤)

◆ 2025    ● 2024    ▲ 평년

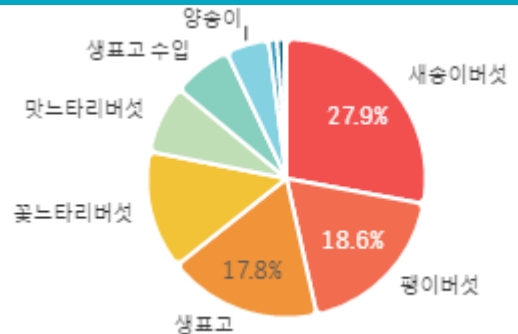


구분	금주(A)	전주(B)	전월(C)	전년(D)	평년(E)	A/B	A/C	A/D	A/E
물량(톤)	1,374	1,452	1,298	1,369	1,392	94.6%	105.9%	100.4%	98.7%

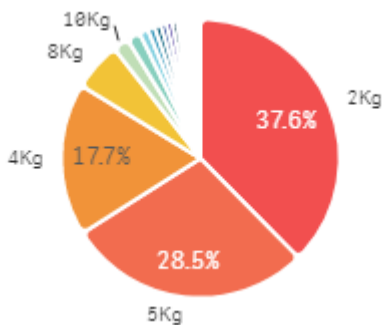
## 출하 품종별 거래물량 구성비



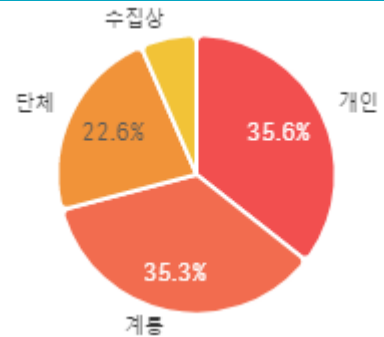
## 출하 품종별 거래금액 구성비



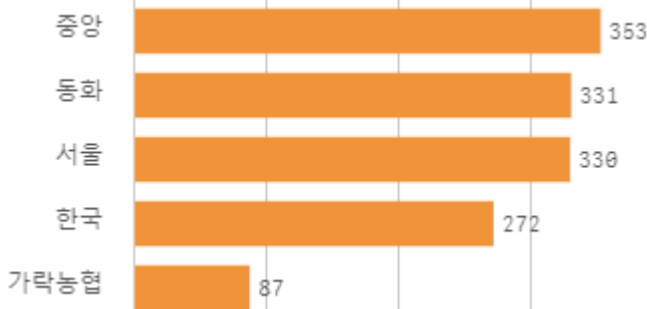
## 거래 단량별 물량 구성비



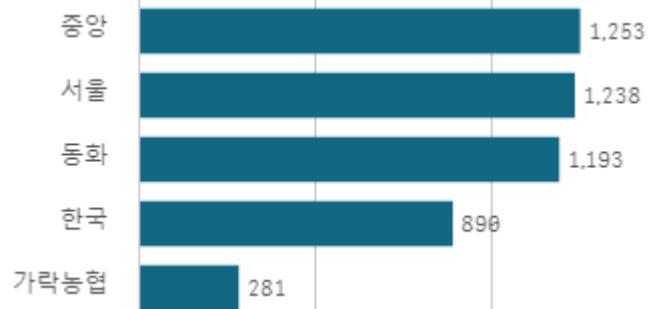
## 출하자별 거래물량 구성비



## 도매시장 법인별 거래물량(톤)

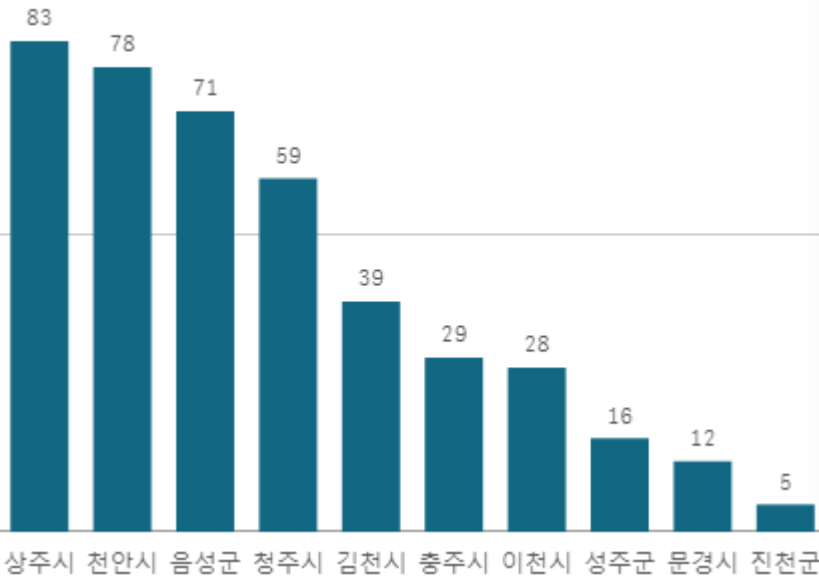


## 도매시장 법인별 거래금액(백만원)



# 새송이버섯(2Kg)

산지별 거래물량(톤)



출하산지(개소)

19

출하건수(천건)

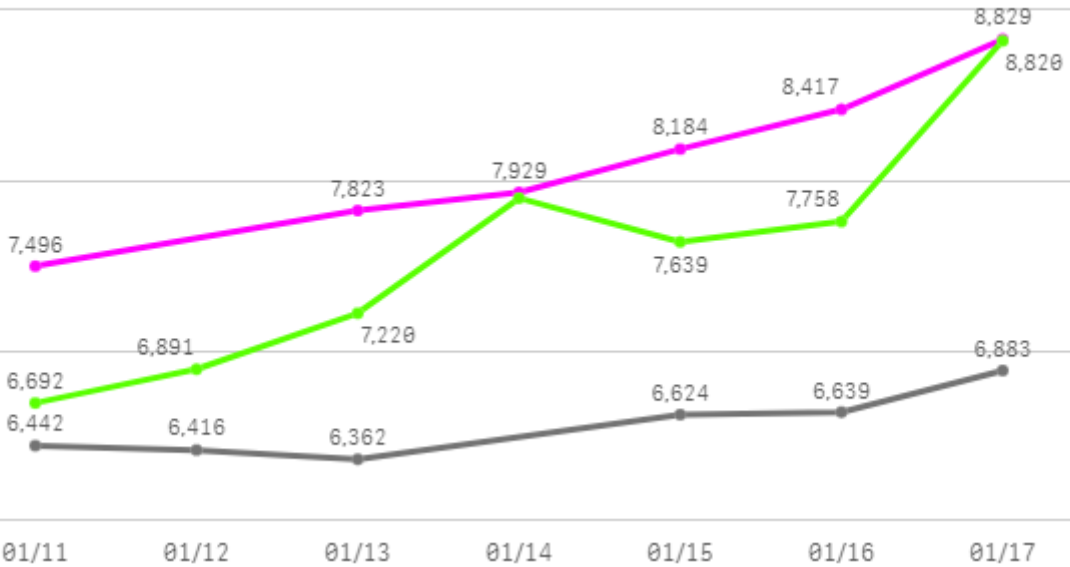
3

산지별 주출하 시군구



주간 도매가격(원)

◆ 2025    ● 2024    ◆ 평년



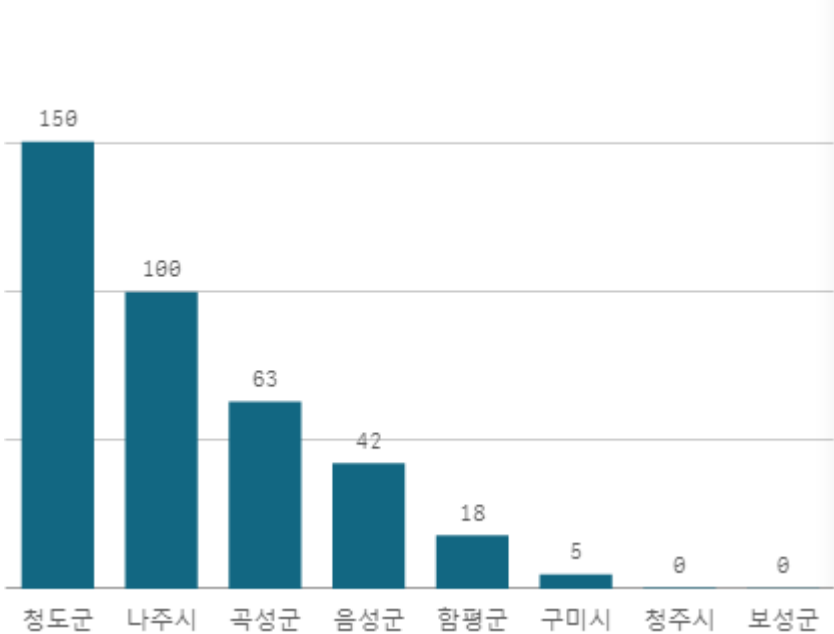
구분	금주(A)	전주(B)	전월(C)	전년(D)	평년(E)	A/B	A/C	A/D	A/E
가격(원)	8,113	9,019	6,351	6,561	7,615	90.0%	127.7%	123.7%	106.5%

## □ 새송이버섯(2Kg) 주간 가격

구분	Q	품종	Q	단량	Q	특	상	보통	하
2025-01-11		새송이버섯		2Kg		10,267	7,496	6,806	4,242
2025-01-13		새송이버섯		2Kg		10,386	7,823	6,938	3,366
2025-01-14		새송이버섯		2Kg		10,550	7,929	7,008	3,766
2025-01-15		새송이버섯		2Kg		11,285	8,184	7,250	4,456
2025-01-16		새송이버섯		2Kg		11,553	8,417	7,506	4,336
2025-01-17		새송이버섯		2Kg		12,126	8,829	7,748	4,797
평균						<b>11,028</b>	<b>8,113</b>	<b>7,209</b>	<b>4,161</b>

# 팬이버섯(5Kg)

산지별 거래물량(톤)



출하산지(개소)

8

출하건수(천건)

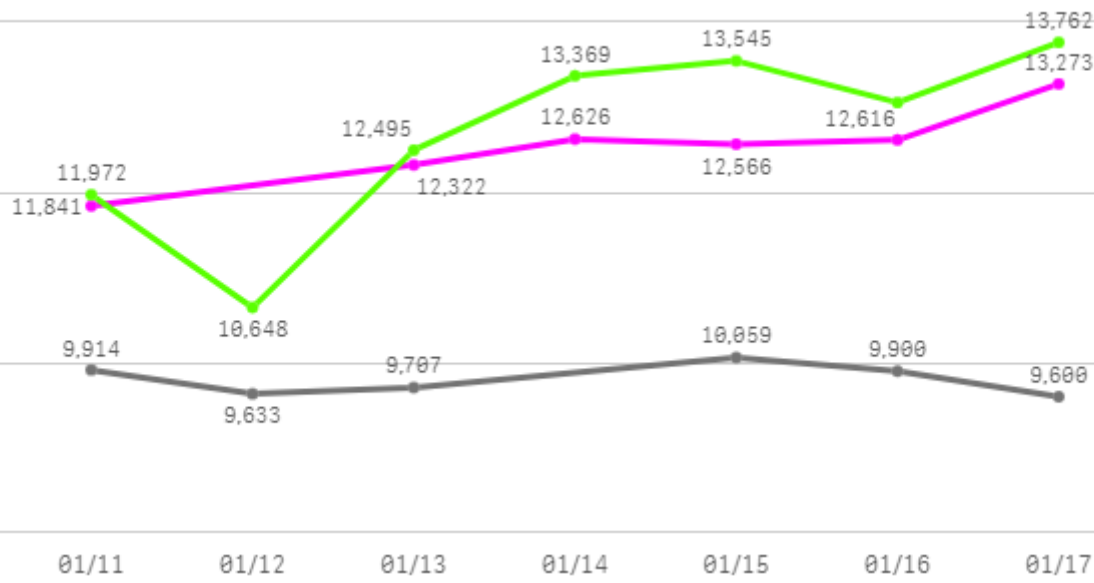
2

산지별 주출하 시군구



주간 도매가격(원)

◆ 2025    ● 2024    ◆ 평년



구분	금주(A)	전주(B)	전월(C)	전년(D)	평년(E)	A/B	A/C	A/D	A/E
가격(원)	12,541	13,086	12,263	9,802	11,644	95.8%	102.3%	127.9%	107.7%

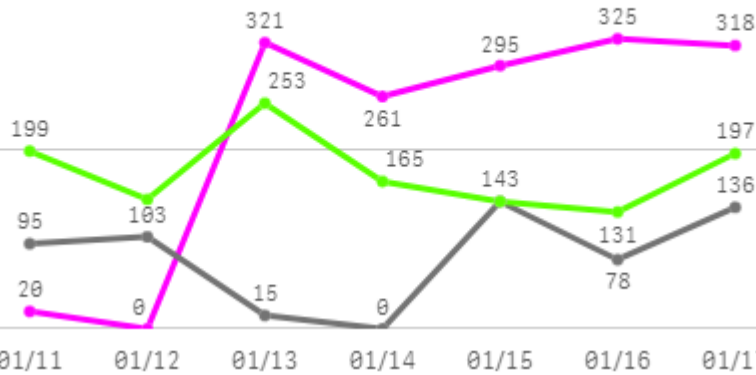
## □ 팽이버섯(5Kg) 주간 가격

구분	Q	품종	Q	단량	Q	특	상	보통	하
2025-01-11		팽이버섯		5Kg		12,347	11,841	11,162	10,496
2025-01-13		팽이버섯		5Kg		12,709	12,322	11,538	10,916
2025-01-14		팽이버섯		5Kg		13,000	12,626	11,775	10,926
2025-01-15		팽이버섯		5Kg		13,150	12,566	11,643	10,849
2025-01-16		팽이버섯		5Kg		13,000	12,616	11,801	11,164
2025-01-17		팽이버섯		5Kg		13,761	13,273	12,658	11,591
평균						<b>12,995</b>	<b>12,541</b>	<b>11,763</b>	<b>10,990</b>

# 사과

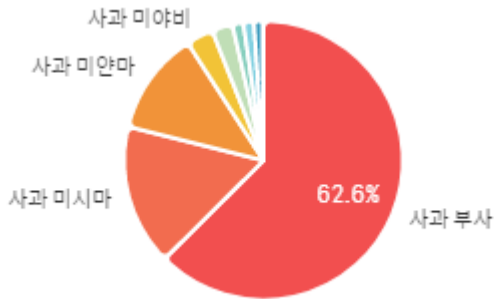
## 주간 반입량(톤)

◆ 2025    ● 2024    ▲ 평년

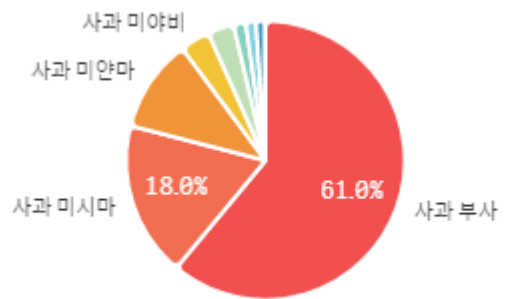


구분	금주(A)	전주(B)	전월(C)	전년(D)	평년(E)	A/B	A/C	A/D	A/E
물량(톤)	1,539	486	433	570	1,089	316.6%	355.5%	269.8%	141.3%

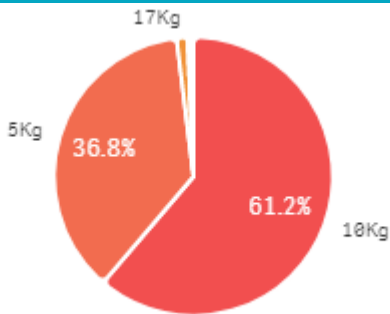
### 출하 품종별 거래물량 구성비



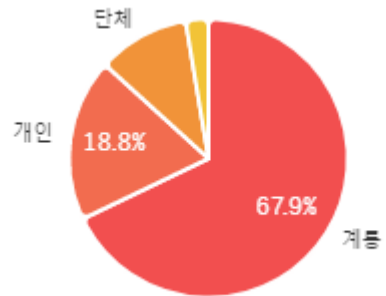
### 출하 품종별 거래금액 구성비



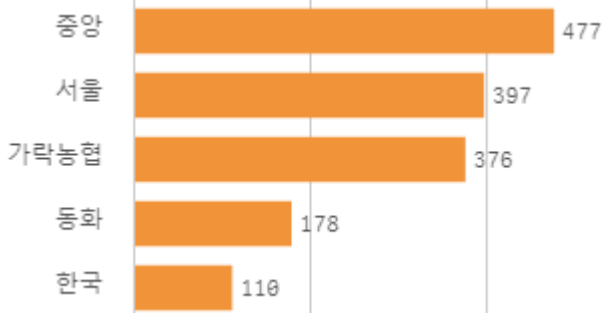
### 거래 단량별 물량 구성비



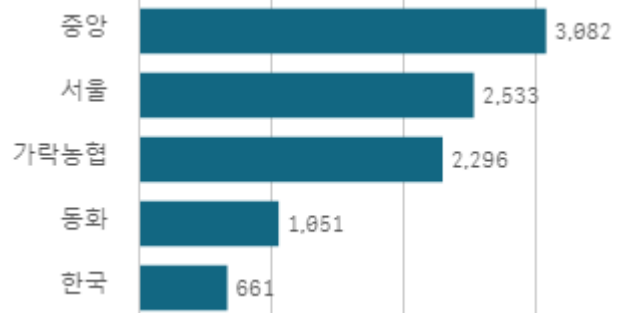
### 출하자별 거래물량 구성비



### 도매시장 법인별 거래물량(톤)

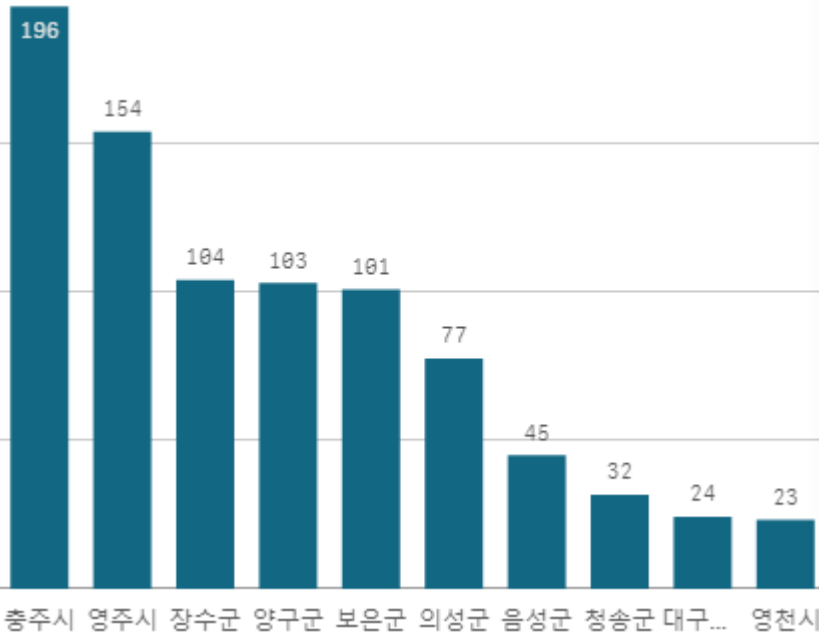


### 도매시장 법인별 거래금액(백만원)



# 사과 부사(10Kg)

산지별 거래물량(톤)



출하산지(개소)

31

출하건수(천건)

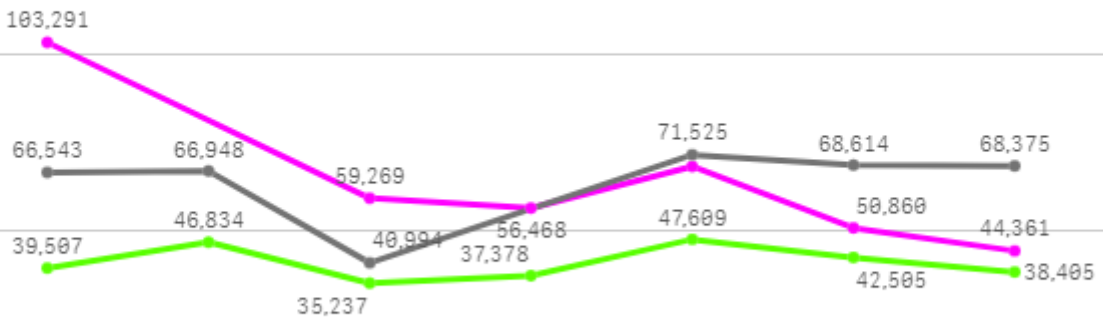
3

산지별 주출하 시군구



주간 도매가격(원)

◆ 2025    ● 2024    ◆ 평년



01/11    01/12    01/13    01/14    01/15    01/16    01/17

구분	금주(A)	전주(B)	전월(C)	전년(D)	평년(E)	A/B	A/C	A/D	A/E
가격(원)	63,746	77,769	76,041	63,833	48,093	82.0%	83.8%	99.9%	132.5%

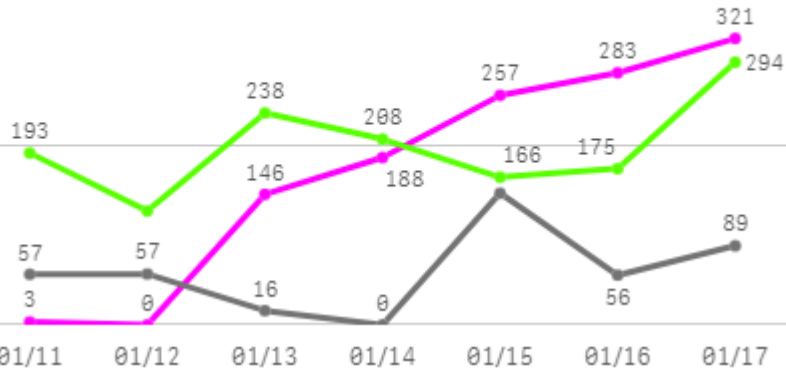
## □ 사과 부사(10Kg) 주간 가격

구분	Q	품종	Q	단량	Q	특	상	보통	하
2025-01-11		사과 부사		10Kg		170,000	103,291	37,448	18,691
2025-01-13		사과 부사		10Kg		112,457	59,269	44,216	28,293
2025-01-14		사과 부사		10Kg		100,884	56,468	41,143	31,692
2025-01-15		사과 부사		10Kg		130,118	68,226	43,958	30,331
2025-01-16		사과 부사		10Kg		90,333	50,860	39,427	30,742
2025-01-17		사과 부사		10Kg		99,112	44,361	36,900	31,028
평균						<b>117,151</b>	<b>63,746</b>	<b>40,515</b>	<b>28,463</b>

# 배

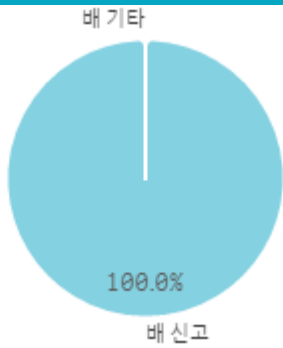
## 주간 반입량(톤)

◆ 2025    ● 2024    ▲ 평년

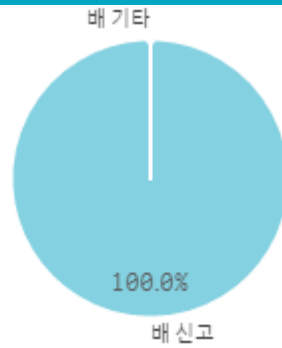


구분	금주(A)	전주(B)	전월(C)	전년(D)	평년(E)	A/B	A/C	A/D	A/E
물량(톤)	1,198	248	272	422	1,011	483.4%	440.2%	284.2%	118.5%

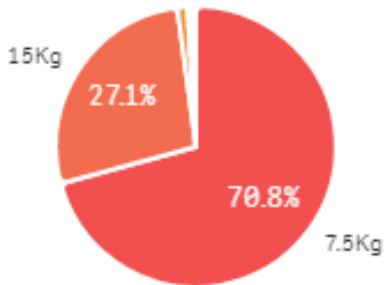
### 출하 품종별 거래물량 구성비



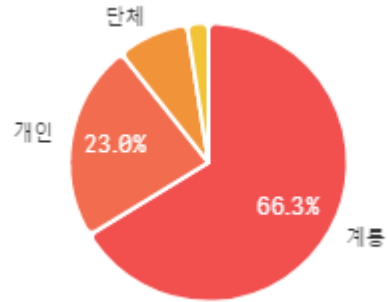
### 출하 품종별 거래금액 구성비



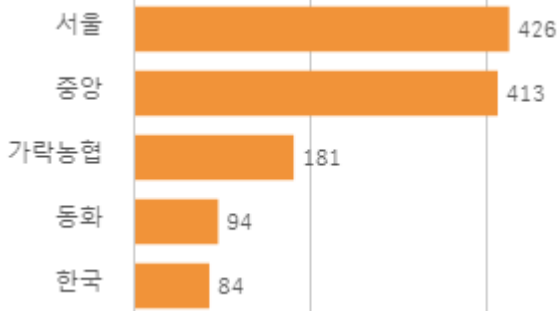
### 거래 단량별 물량 구성비



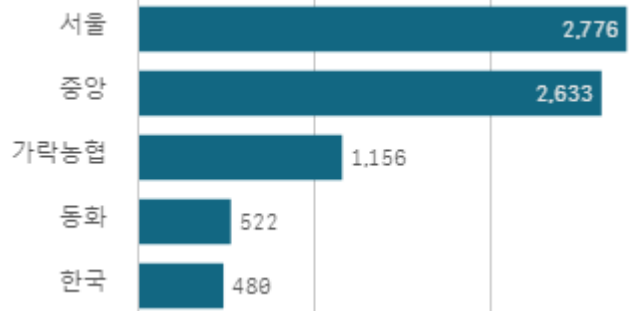
### 출하자별 거래물량 구성비



### 도매시장 법인별 거래물량(톤)

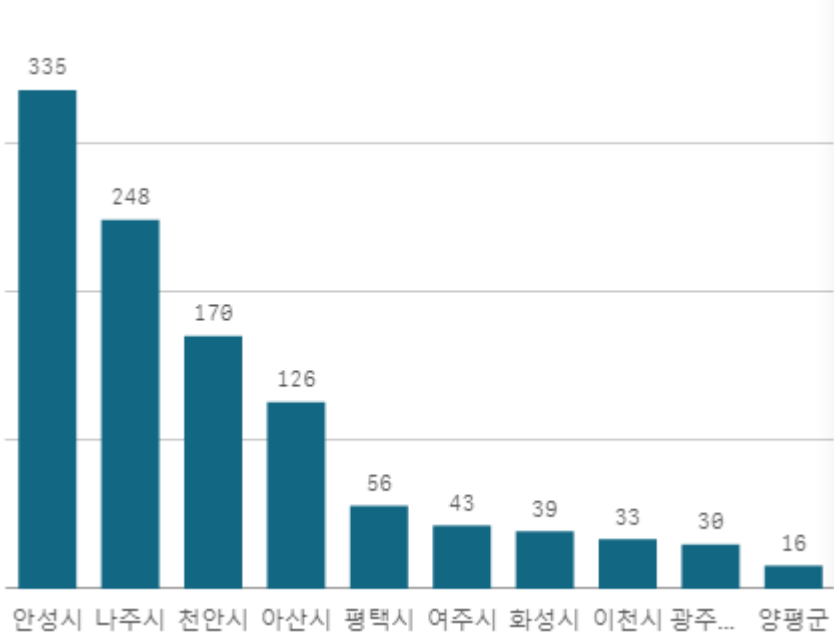


### 도매시장 법인별 거래금액(백만원)



# 배 신고(15Kg)

산지별 거래물량(톤)



출하산지(개소)

31

출하건수(천건)

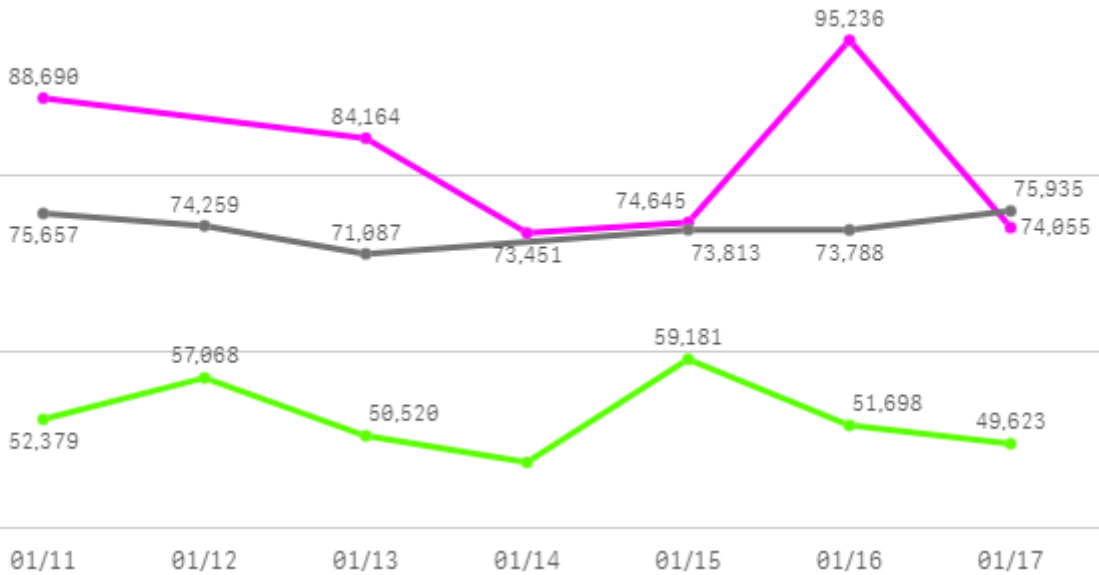
4

산지별 주출하 시군구



주간 도매가격(원)

◆ 2025    ● 2024    ◆ 평년



구분	금주(A)	전주(B)	전월(C)	전년(D)	평년(E)	A/B	A/C	A/D	A/E
가격(원)	81,707	96,018	78,928	74,090	60,689	85.1%	103.5%	110.3%	134.6%

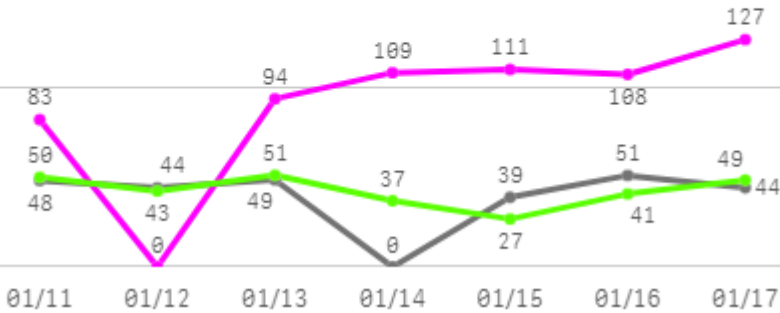
## □ 배 신고(15Kg) 주간 가격

구분	Q	품종	Q	단량	Q	특	상	보통	하
2025-01-11		배 신고		15Kg		123,255	88,690	57,089	35,251
2025-01-13		배 신고		15Kg		123,849	84,164	55,010	36,779
2025-01-14		배 신고		15Kg		98,325	73,451	50,611	34,600
2025-01-15		배 신고		15Kg		107,368	74,645	50,143	27,876
2025-01-16		배 신고		15Kg		139,110	95,236	55,837	34,330
2025-01-17		배 신고		15Kg		106,358	74,055	51,313	30,014
평균						<b>116,378</b>	<b>81,707</b>	<b>53,334</b>	<b>33,142</b>

# 포도

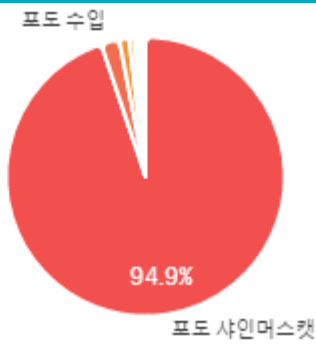
## 주간 반입량(톤)

◆ 2025    ● 2024    ▲ 평년



구분	금주(A)	전주(B)	전월(C)	전년(D)	평년(E)	A/B	A/C	A/D	A/E
물량(톤)	631	640	449	276	381	98.7%	140.7%	228.7%	165.6%

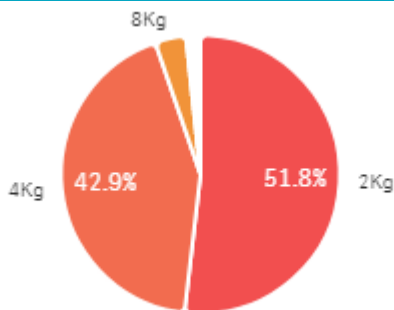
### 출하 품종별 거래물량 구성비



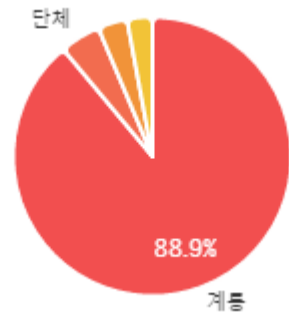
### 출하 품종별 거래금액 구성비



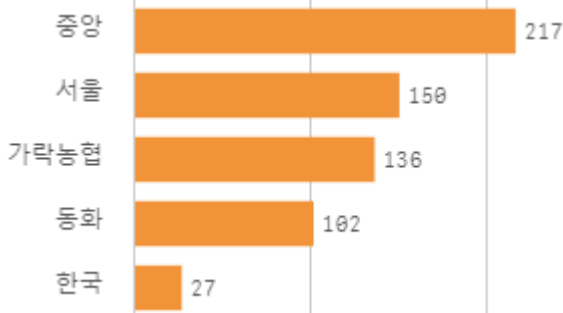
### 거래 단량별 물량 구성비



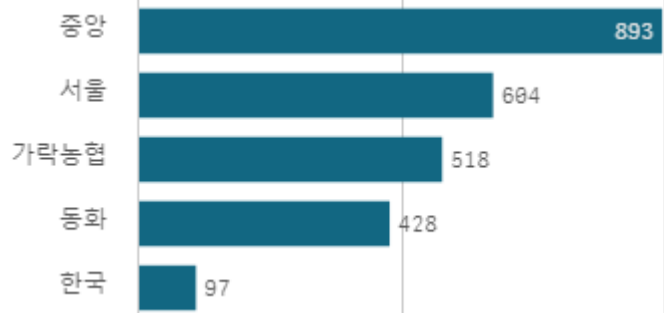
### 출하자별 거래물량 구성비



### 도매시장 법인별 거래물량(톤)

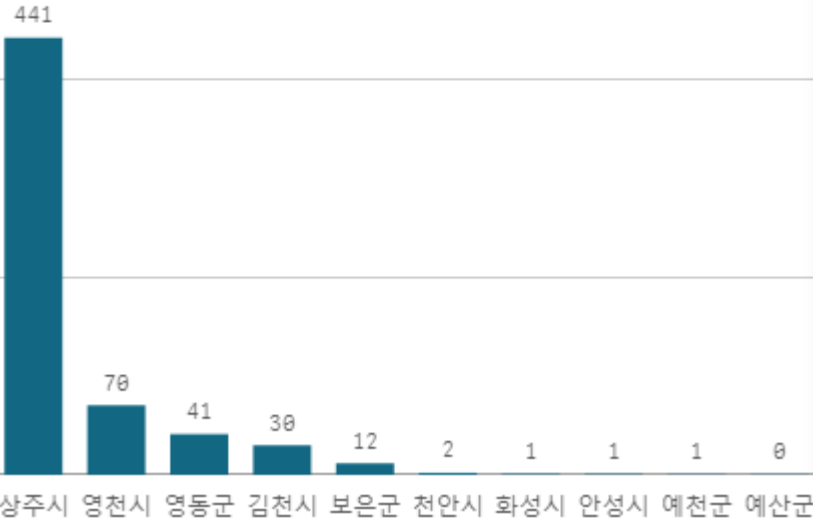


### 도매시장 법인별 거래금액(백만원)



# 포도 샤인머스캣(2Kg)

산지별 거래물량(톤)



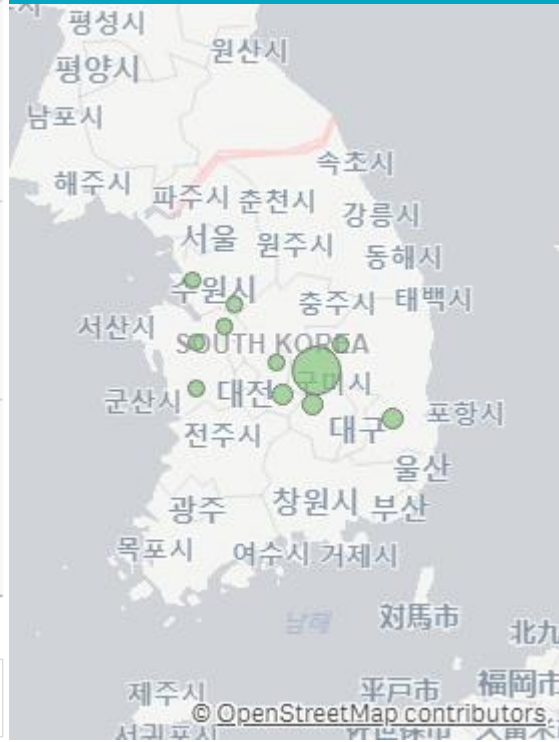
출하산지(개소)

11

출하건수(천건)

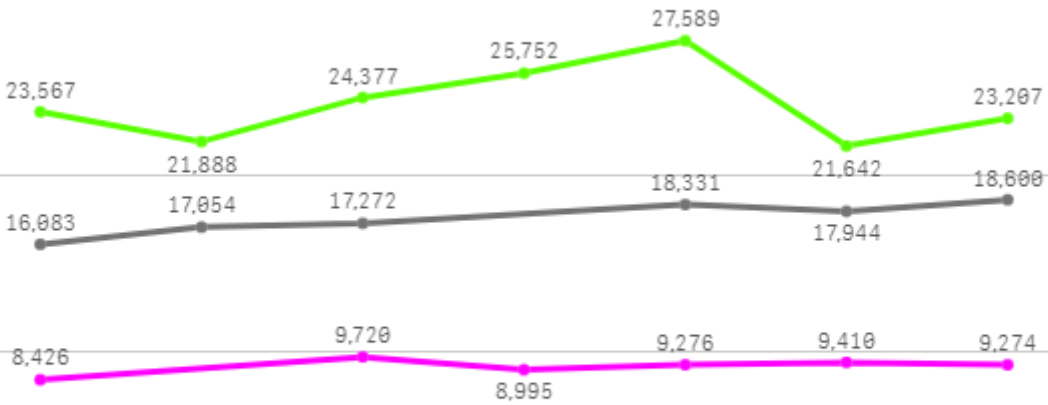
7

산지별 주출하 시군구



주간 도매가격(원)

◆ 2025    ● 2024    ◆ 평년



01/11    01/12    01/13    01/14    01/15    01/16    01/17

구분	금주(A)	전주(B)	전월(C)	전년(D)	평년(E)	A/B	A/C	A/D	A/E
가격(원)	9,184	9,866	9,138	17,547	19,743	93.1%	100.5%	52.3%	46.5%

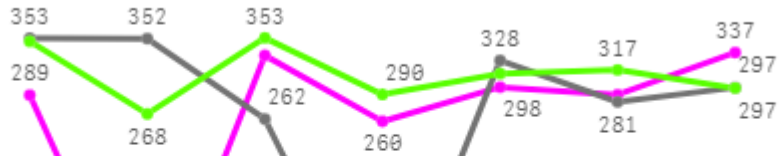
## □ 포도 샤인머스켓(2Kg) 주간 가격

구분	Q	품종	Q	단량	Q	특	상	보통	하
2025-01-11		포도 샤인머스켓		2Kg		12,547	8,426	5,781	3,981
2025-01-13		포도 샤인머스켓		2Kg		14,696	9,720	6,839	4,606
2025-01-14		포도 샤인머스켓		2Kg		14,331	8,995	6,303	4,429
2025-01-15		포도 샤인머스켓		2Kg		14,317	9,276	6,370	4,485
2025-01-16		포도 샤인머스켓		2Kg		16,680	9,410	6,317	4,394
2025-01-17		포도 샤인머스켓		2Kg		14,674	9,274	5,907	3,937
평균						<b>14,541</b>	<b>9,184</b>	<b>6,253</b>	<b>4,305</b>

# 감귤

## 주간 반입량(톤)

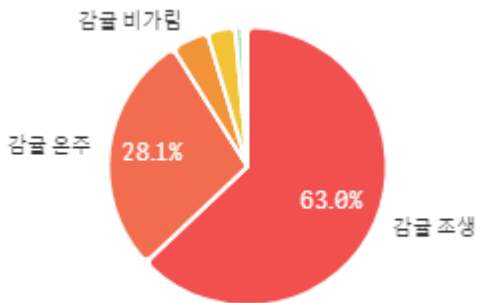
◆ 2025    ◆ 2024    ◆ 평년



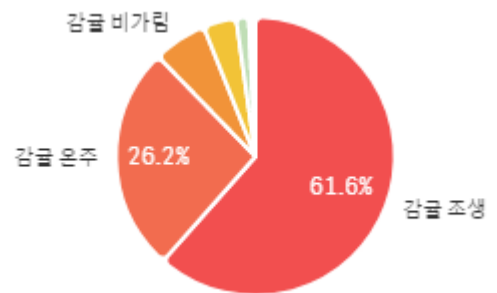
01/11    01/12    01/13    01/14    01/15    01/16    01/17

구분	금주(A)	전주(B)	전월(C)	전년(D)	평년(E)	A/B	A/C	A/D	A/E
물량(톤)	1,806	2,352	2,113	1,874	2,026	76.8%	85.5%	96.4%	89.2%

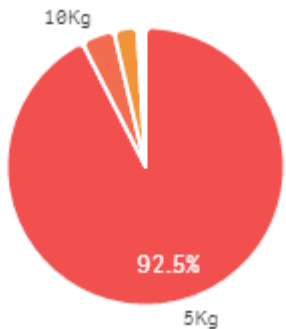
## 출하 품종별 거래물량 구성비



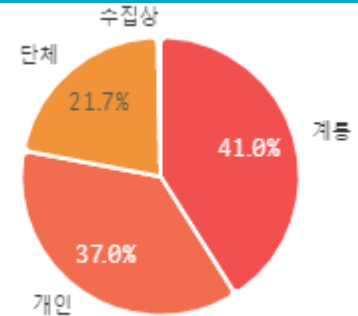
## 출하 품종별 거래금액 구성비



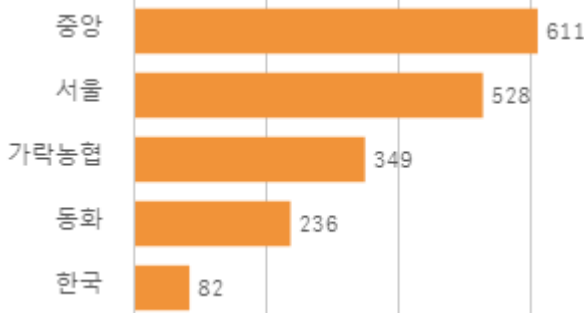
## 거래 단량별 물량 구성비



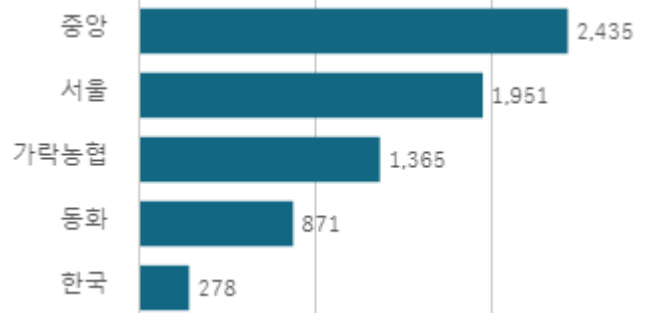
## 출하자별 거래물량 구성비



## 도매시장 법인별 거래물량(톤)

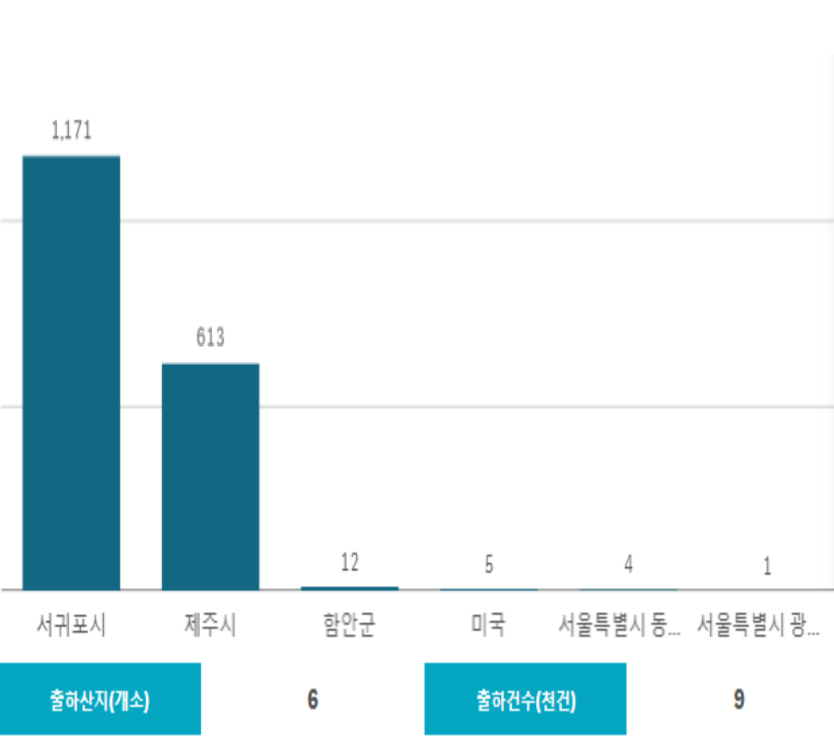


## 도매시장 법인별 거래금액(백만원)



# 감귤(5Kg)

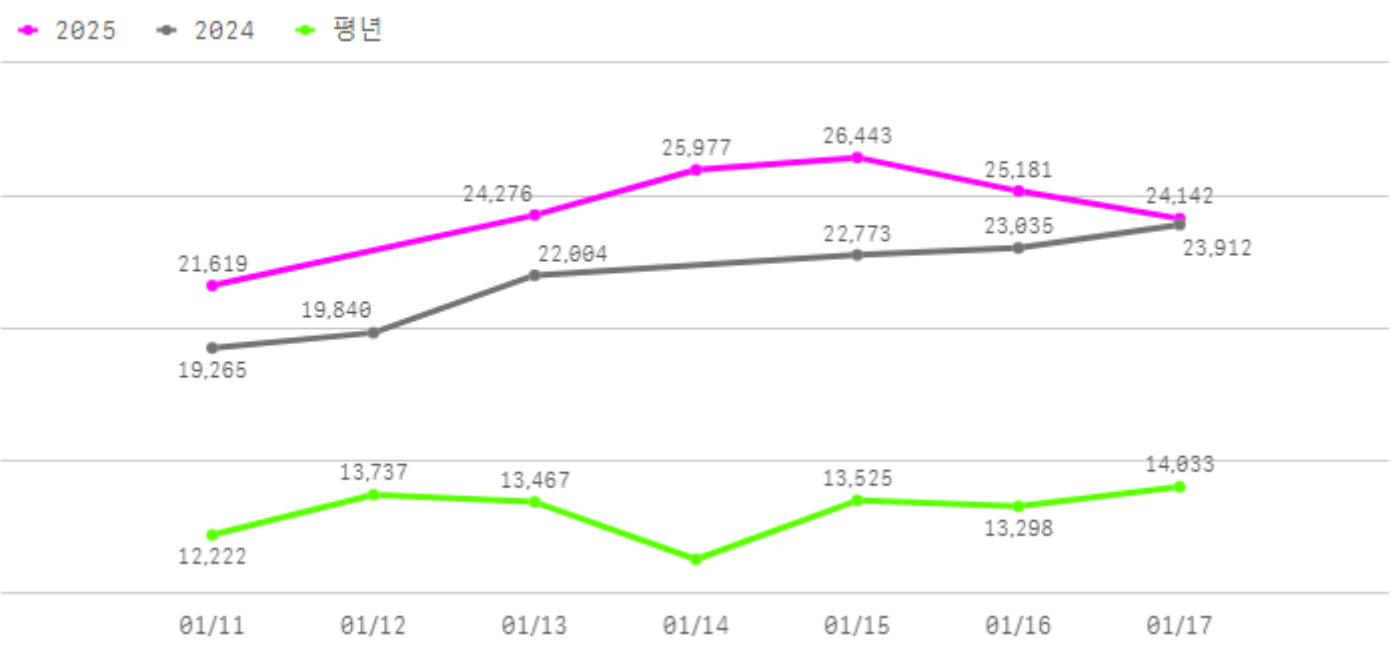
산지별 거래물량(톤)



산지별 주출하 시군구



주간 도매가격(원)



구분	금주(A)	전주(B)	전월(C)	전년(D)	평년(E)	A/B	A/C	A/D	A/E
가격(원)	24,606	21,080	16,138	21,805	16,166	116.7%	152.5%	112.8%	152.2%

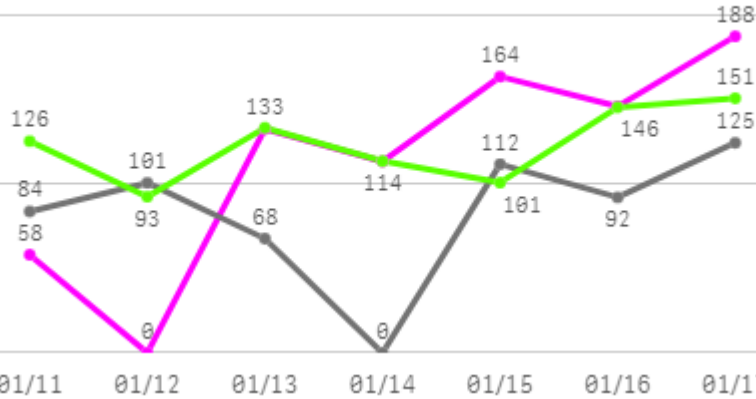
## □ 감귤(5Kg) 주간 가격

구분	Q	품종	Q	단량	Q	특	상	보통	하
2025-01-11		감귤		5Kg		31,099	21,619	13,414	7,974
2025-01-13		감귤		5Kg		35,013	24,276	15,667	9,504
2025-01-14		감귤		5Kg		34,965	25,977	17,650	11,295
2025-01-15		감귤		5Kg		34,114	26,443	18,416	12,074
2025-01-16		감귤		5Kg		34,428	25,181	18,014	12,893
2025-01-17		감귤		5Kg		34,306	24,142	17,366	11,918
평균						<b>33,988</b>	<b>24,606</b>	<b>16,755</b>	<b>10,943</b>

# 만감

## 주간 반입량(톤)

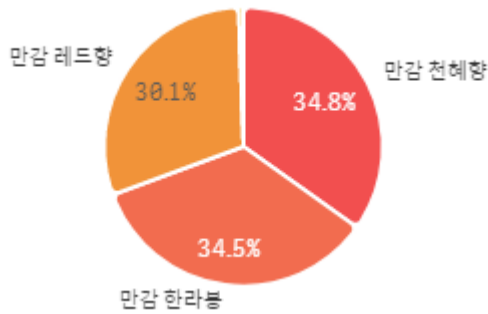
◆ 2025    ● 2024    ▲ 평년



구분	금주(A)	전주(B)	전월(C)	전년(D)	평년(E)	A/B	A/C	A/D	A/E
물량(톤)	804	371	153	582	770	216.5%	524.3%	138.1%	104.3%

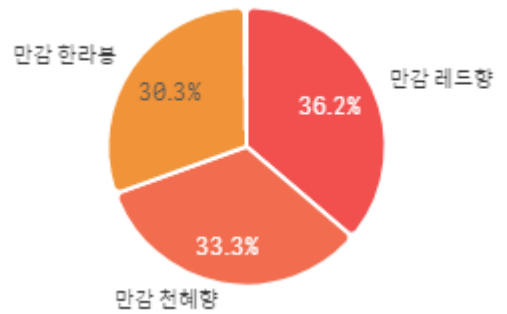
## 출하 품종별 거래물량 구성비

만감 황금향

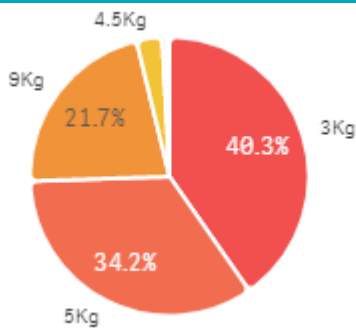


## 출하 품종별 거래금액 구성비

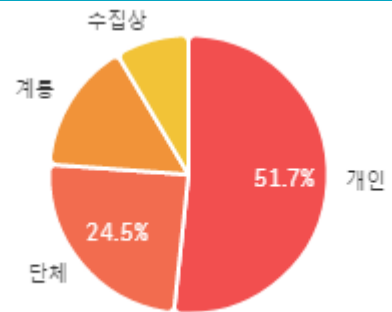
만감 황금향



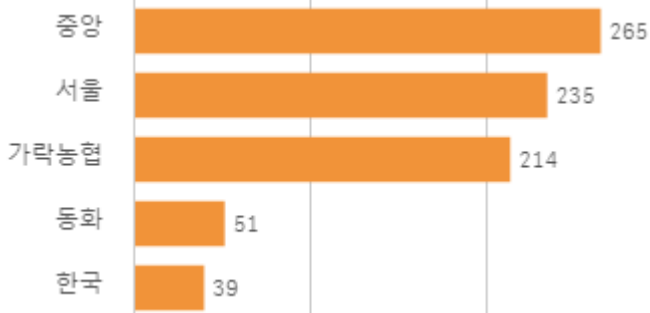
## 거래 단량별 물량 구성비



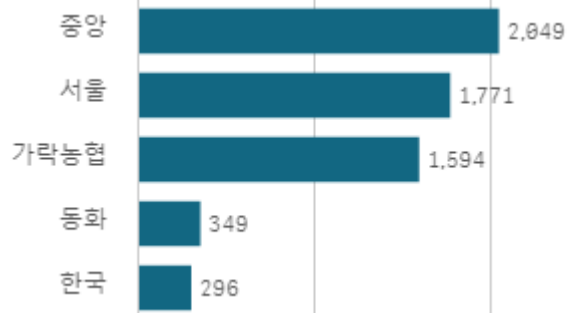
## 출하자별 거래물량 구성비



## 도매시장 법인별 거래물량(톤)

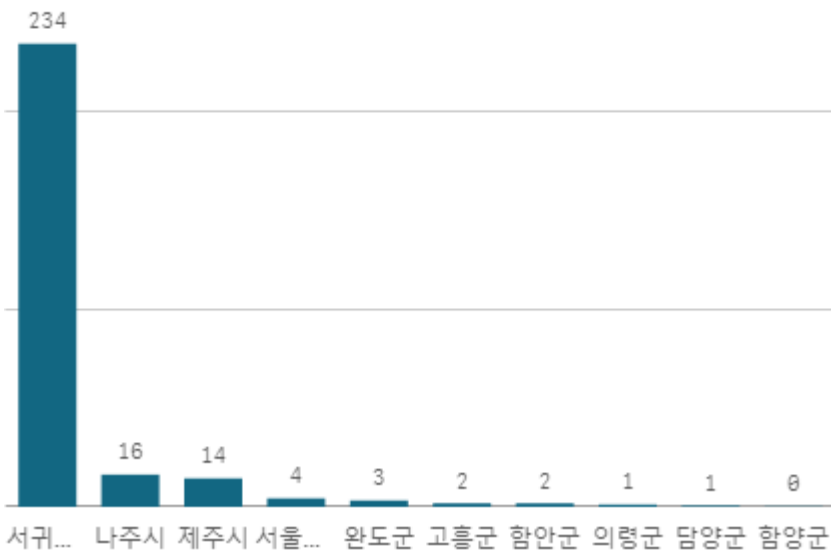


## 도매시장 법인별 거래금액(백만원)



# 만감 한라봉(3Kg)

산지별 거래물량(톤)



산지별 주출하 시군구



출하산지(개소)

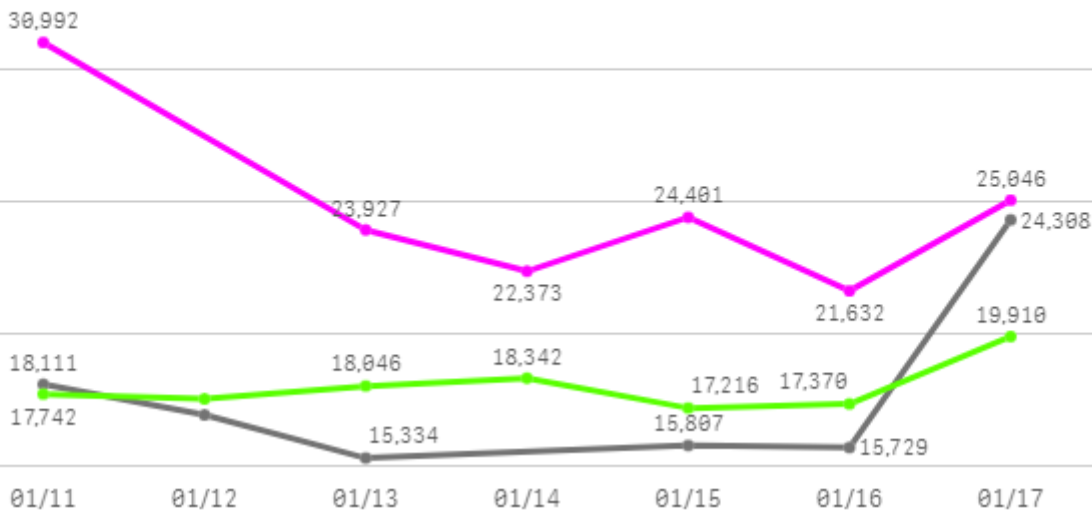
10

출하건수(천건)

2

주간 도매가격(원)

◆ 2025    ● 2024    ◆ 평년



구분	금주(A)	전주(B)	전월(C)	전년(D)	평년(E)	A/B	A/C	A/D	A/E
가격(원)	24,729	22,202	23,573	17,708	19,654	111.4%	104.9%	139.6%	125.8%

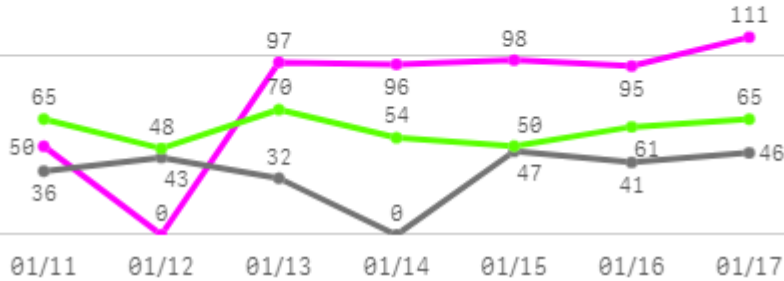
## □ 만감 한라봉(3Kg) 주간 가격

구분	Q	품종	Q	단량	Q	특	상	보통	하
2025-01-11		만감 한라봉		3Kg		33,446	30,992	19,741	17,073
2025-01-13		만감 한라봉		3Kg		27,866	23,927	17,233	12,880
2025-01-14		만감 한라봉		3Kg		31,623	22,373	16,578	13,569
2025-01-15		만감 한라봉		3Kg		30,000	24,401	19,174	13,546
2025-01-16		만감 한라봉		3Kg		28,167	21,632	16,481	15,588
2025-01-17		만감 한라봉		3Kg		27,755	25,046	20,967	16,097
평균						<b>29,810</b>	<b>24,729</b>	<b>18,362</b>	<b>14,792</b>

# 단감

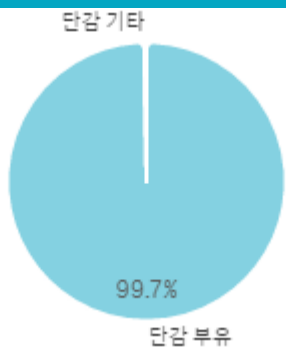
## 주간 반입량(톤)

◆ 2025    ● 2024    ▲ 평년

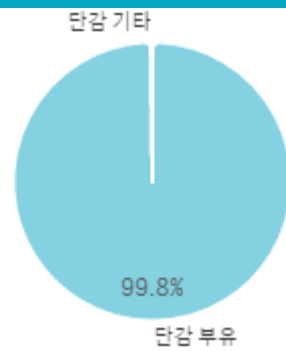


구분	금주(A)	전주(B)	전월(C)	전년(D)	평년(E)	A/B	A/C	A/D	A/E
물량(톤)	545	610	641	244	407	89.4%	85.0%	223.4%	134.0%

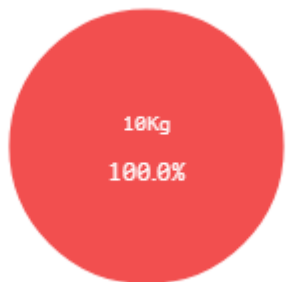
### 출하 품종별 거래물량 구성비



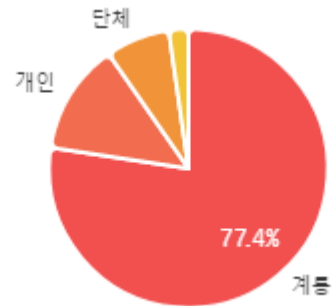
### 출하 품종별 거래금액 구성비



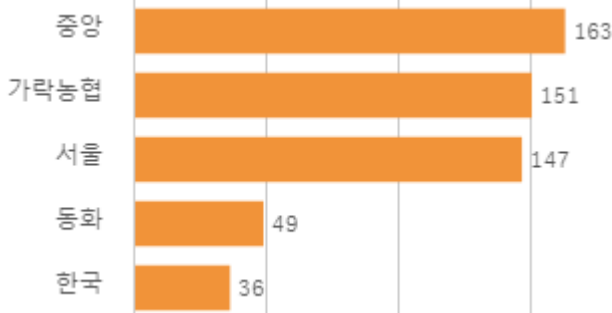
### 거래 단량별 물량 구성비



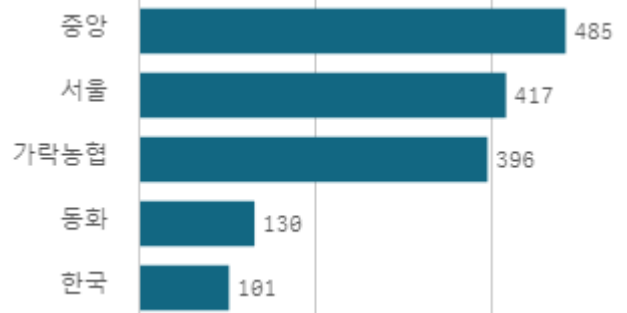
### 출하자별 거래물량 구성비



### 도매시장 법인별 거래물량(톤)

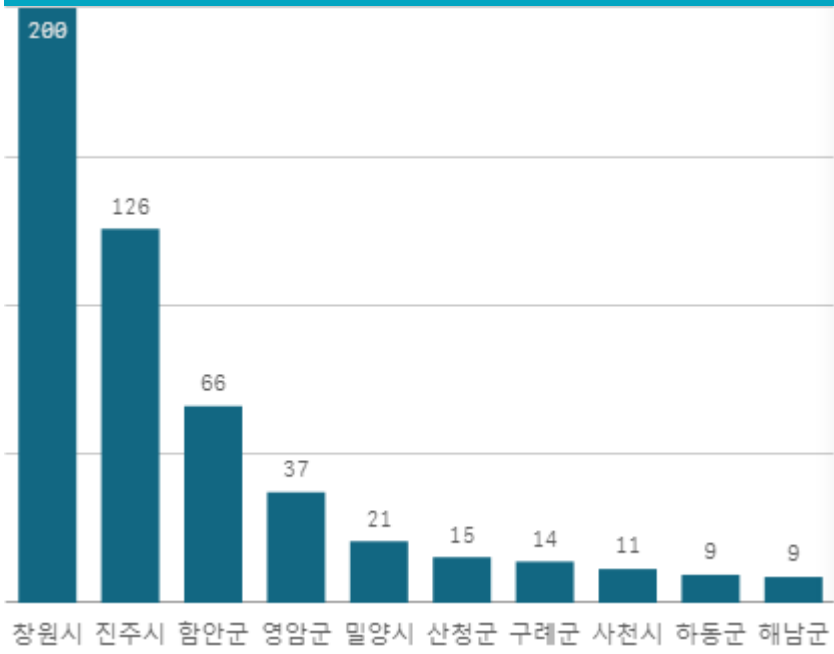


### 도매시장 법인별 거래금액(백만원)



# 단감 부유(10Kg)

산지별 거래물량(톤)



출하산지(개소)

20

출하건수(천건)

3

산지별 주출하 시군구



주간 도매가격(원)

◆ 2025    ● 2024    ◆ 평년



01/11    01/12    01/13    01/14    01/15    01/16    01/17

구분	금주(A)	전주(B)	전월(C)	전년(D)	평년(E)	A/B	A/C	A/D	A/E
가격(원)	34,948	33,265	30,053	56,939	40,169	105.1%	116.3%	61.4%	87.0%

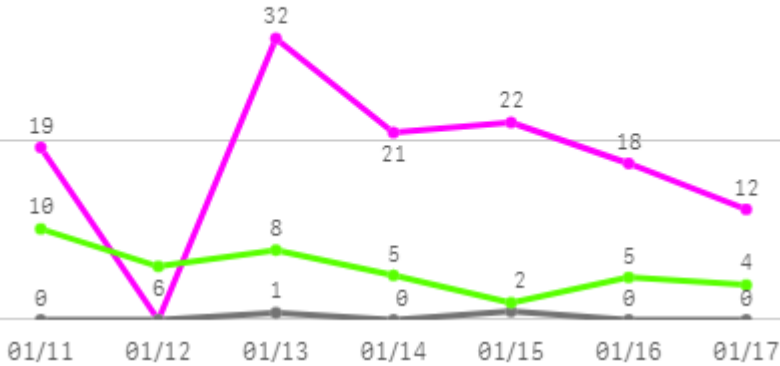
## □ 단감 부유(10Kg) 주간 가격

구분	Q	품종	Q	단량	Q	특	상	보통	하
2025-01-11		단감 부유		10Kg		47,340	33,579	24,695	16,062
2025-01-13		단감 부유		10Kg		47,895	35,247	25,578	18,417
2025-01-14		단감 부유		10Kg		45,764	35,163	25,916	18,453
2025-01-15		단감 부유		10Kg		46,926	35,713	26,696	18,481
2025-01-16		단감 부유		10Kg		46,034	35,609	26,274	18,893
2025-01-17		단감 부유		10Kg		46,042	34,375	24,726	17,156
평균						<b>46,667</b>	<b>34,948</b>	<b>25,648</b>	<b>17,910</b>

# 감

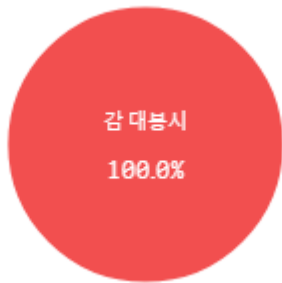
## 주간 반입량(톤)

◆ 2025    ● 2024    ▲ 평년

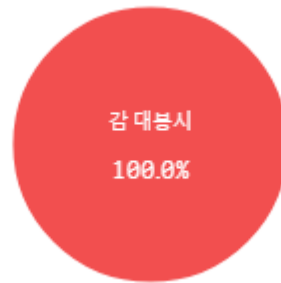


구분	금주(A)	전주(B)	전월(C)	전년(D)	평년(E)	A/B	A/C	A/D	A/E
물량(톤)	124	227	437	2	57	54.5%	28.4%	7133.3%	218.4%

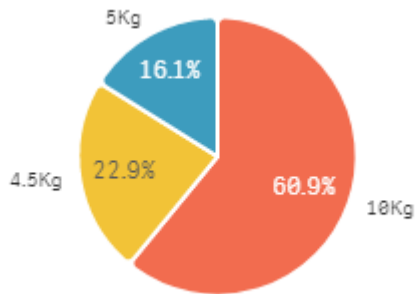
## 출하 품종별 거래물량 구성비



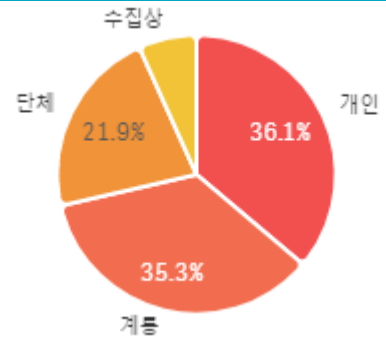
## 출하 품종별 거래금액 구성비



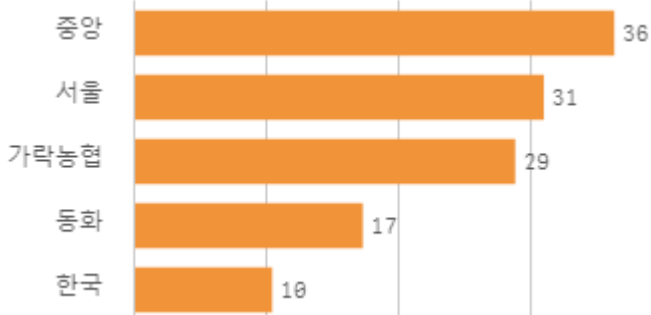
## 거래 단량별 물량 구성비



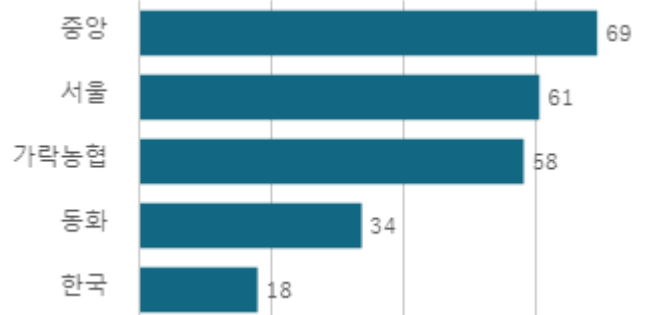
## 출하자별 거래물량 구성비



## 도매시장 법인별 거래물량(톤)

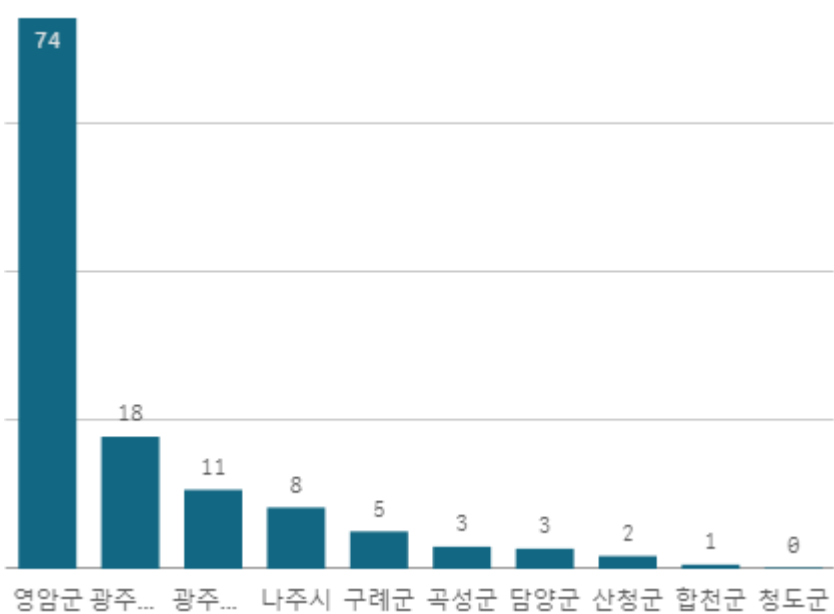


## 도매시장 법인별 거래금액(백만원)



# 감 대봉시(10Kg)

산지별 거래물량(톤)



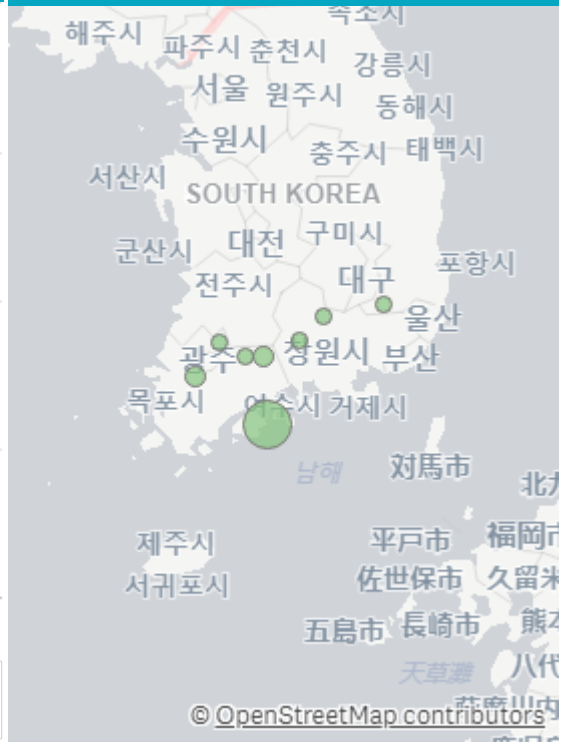
출하산지(개소)

10

출하건수(천건)

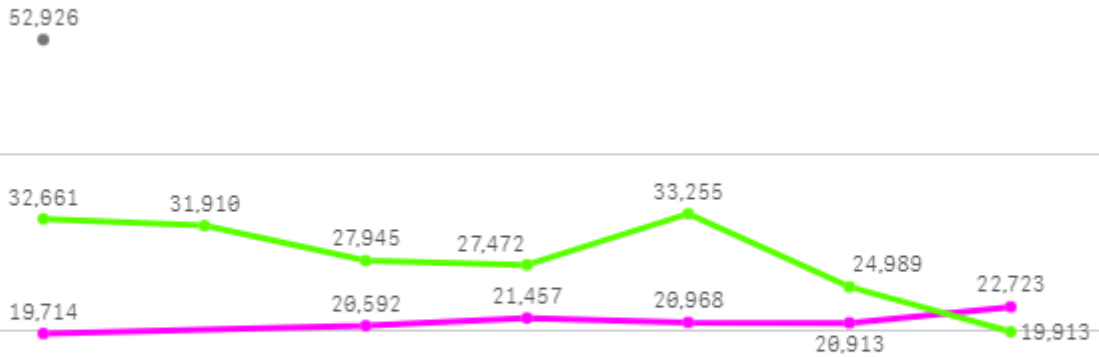
0

산지별 주출하 시군구



주간 도매가격(원)

◆ 2025    ● 2024    ◆ 평년



01/11    01/12    01/13    01/14    01/15    01/16    01/17

구분	금주(A)	전주(B)	전월(C)	전년(D)	평년(E)	A/B	A/C	A/D	A/E
가격(원)	21,061	20,875	18,955	52,926	30,119	100.9%	111.1%	39.8%	69.9%

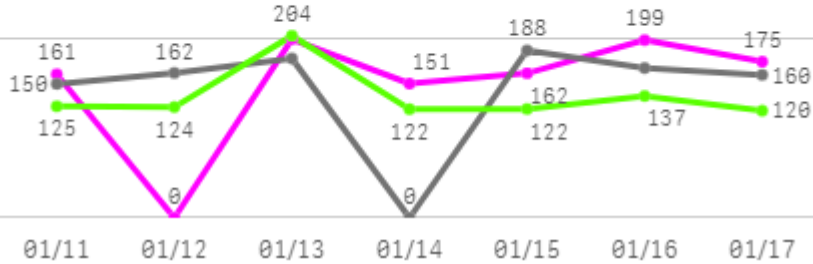
## □ 감 대봉시(10Kg) 주간 가격

구분	Q	품종	Q	단량	Q	특	상	보통	하
2025-01-11		감 대봉시		10Kg		20,392	19,714	18,527	17,000
2025-01-13		감 대봉시		10Kg		22,333	20,592	18,449	11,396
2025-01-14		감 대봉시		10Kg		22,097	21,457	19,484	10,142
2025-01-15		감 대봉시		10Kg		23,000	20,968	18,774	13,000
2025-01-16		감 대봉시		10Kg		22,000	20,913	19,485	13,876
2025-01-17		감 대봉시		10Kg		25,000	22,723	21,214	16,008
평균						<b>22,470</b>	<b>21,061</b>	<b>19,322</b>	<b>13,570</b>

# 바나나

## 주간 반입량(톤)

◆ 2025    ● 2024    ▲ 평년

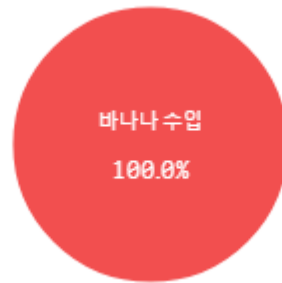


구분	금주(A)	전주(B)	전월(C)	전년(D)	평년(E)	A/B	A/C	A/D	A/E
물량(톤)	1,049	1,170	1,176	1,007	966	89.6%	89.2%	104.1%	108.6%

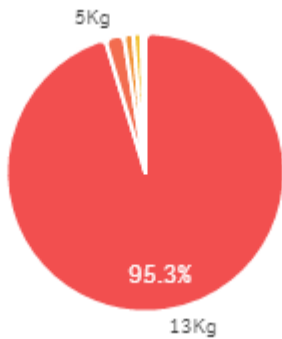
### 출하 품종별 거래물량 구성비



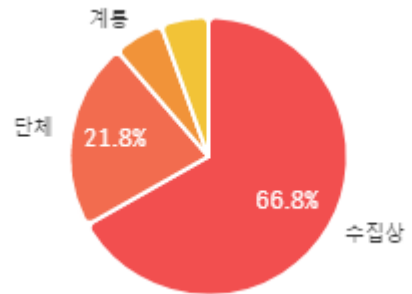
### 출하 품종별 거래금액 구성비



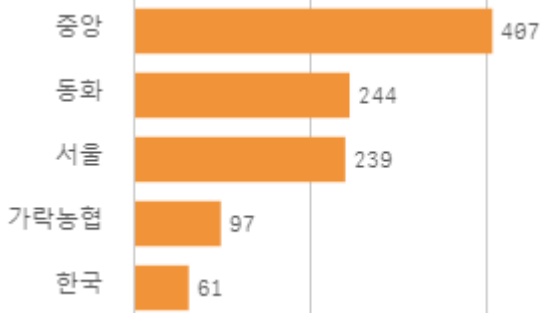
### 거래 단량별 물량 구성비



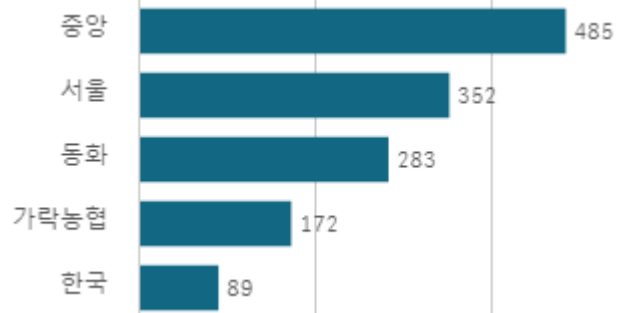
### 출하자별 거래물량 구성비



### 도매시장 법인별 거래물량(톤)

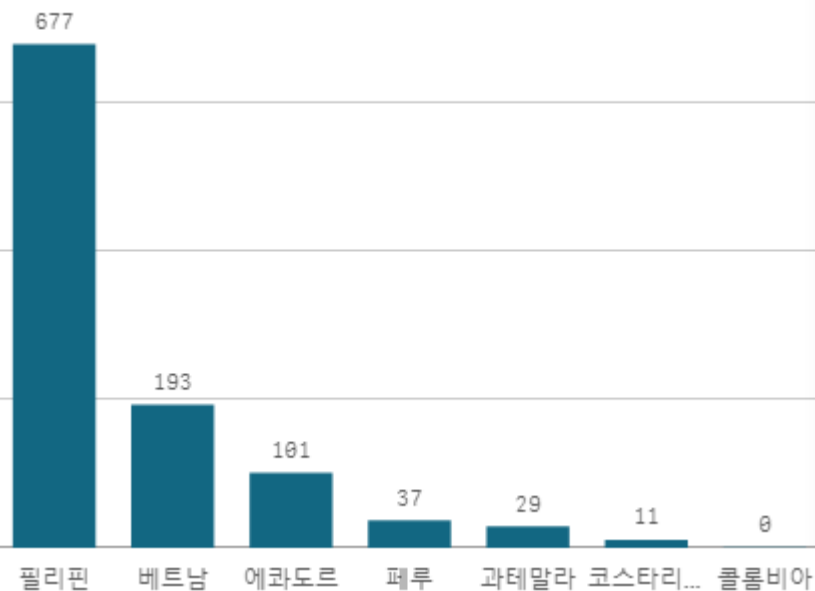


### 도매시장 법인별 거래금액(백만원)



# 바나나 수입(13Kg)

산지별 거래물량(톤)



산지별 주출하 시군구



출하산지(개소)

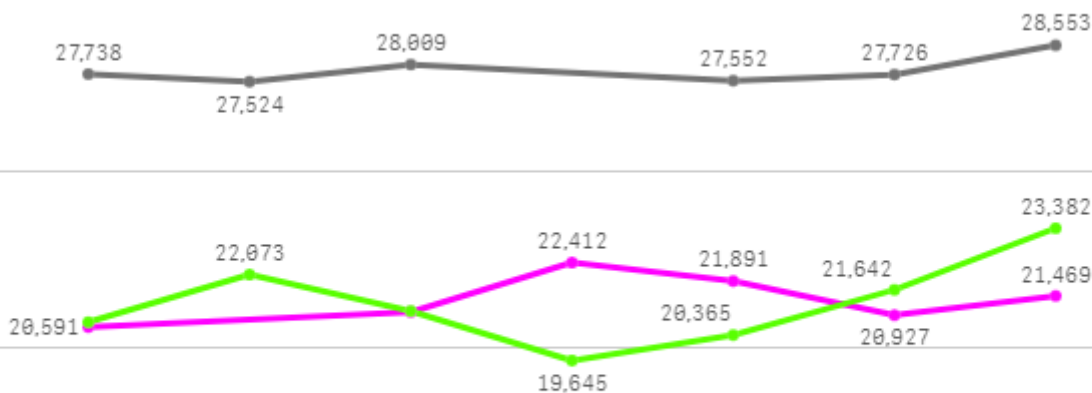
7

출하건수(천건)

2

주간 도매가격(원)

◆ 2025    ● 2024    ◆ 평년



01/11

01/12

01/13

01/14

01/15

01/16

01/17

구분	금주(A)	전주(B)	전월(C)	전년(D)	평년(E)	A/B	A/C	A/D	A/E
가격(원)	21,385	20,244	16,765	27,850	22,254	105.6%	127.6%	76.8%	96.1%

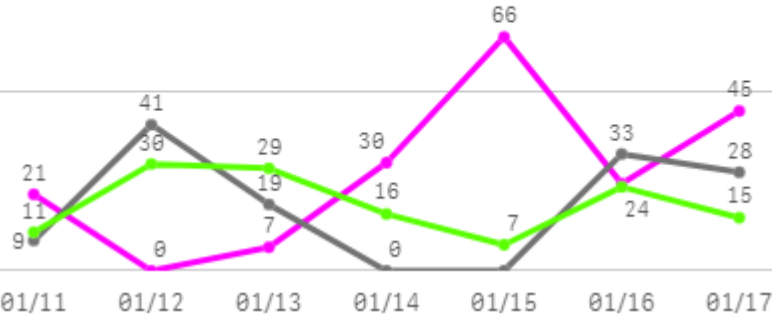
## □ 바나나 수입(13Kg) 주간 가격

구분	Q	품종	Q	단량	Q	특	상	보통	하
2025-01-11		바나나 수입		13Kg		27,008	20,591	13,061	8,498
2025-01-13		바나나 수입		13Kg		27,642	21,017	11,516	8,335
2025-01-14		바나나 수입		13Kg		28,776	22,412	13,839	8,015
2025-01-15		바나나 수입		13Kg		29,650	21,891	13,425	9,051
2025-01-16		바나나 수입		13Kg		28,101	20,927	11,678	8,735
2025-01-17		바나나 수입		13Kg		29,144	21,469	13,431	8,435
평균						<b>28,387</b>	<b>21,385</b>	<b>12,825</b>	<b>8,512</b>

# 파인애플

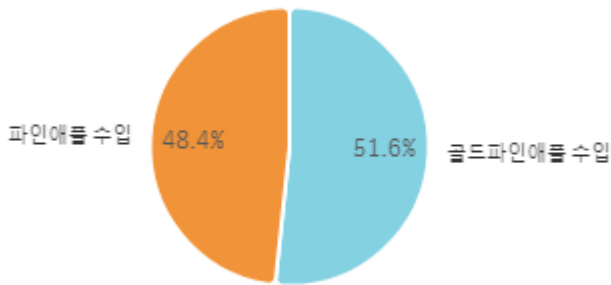
## 주간 반입량(톤)

◆ 2025    ● 2024    ▲ 평년

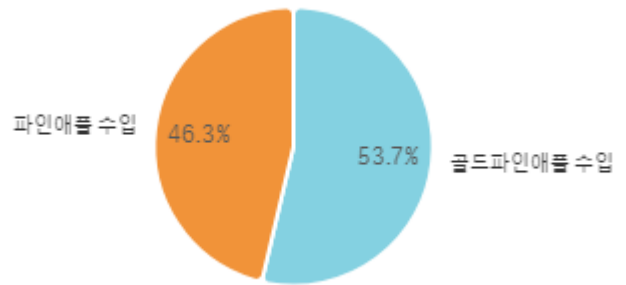


구분	금주(A)	전주(B)	전월(C)	전년(D)	평년(E)	A/B	A/C	A/D	A/E
물량(톤)	193	209	233	129	143	92.3%	83.0%	150.3%	135.4%

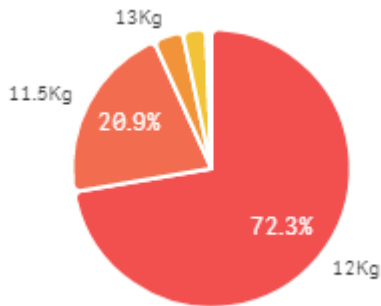
## 출하 품종별 거래물량 구성비



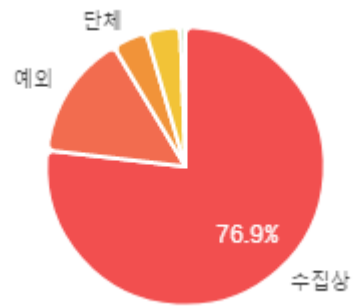
## 출하 품종별 거래금액 구성비



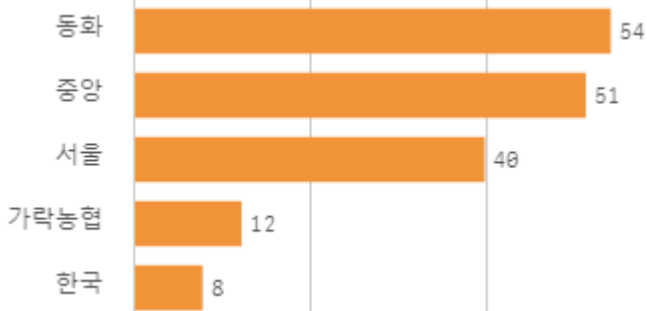
## 거래 단량별 물량 구성비



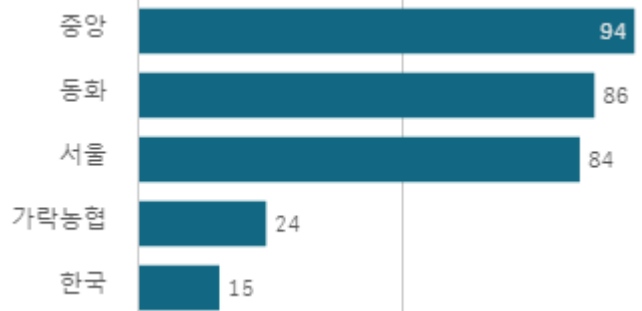
## 출하자별 거래물량 구성비



## 도매시장 법인별 거래물량(톤)



## 도매시장 법인별 거래금액(백만원)



# 골드파인애플 수입(12Kg)

산지별 거래물량(톤)

산지별 주출하 시군구

100

0

필리핀

과테말라

출하산지(개소)

2

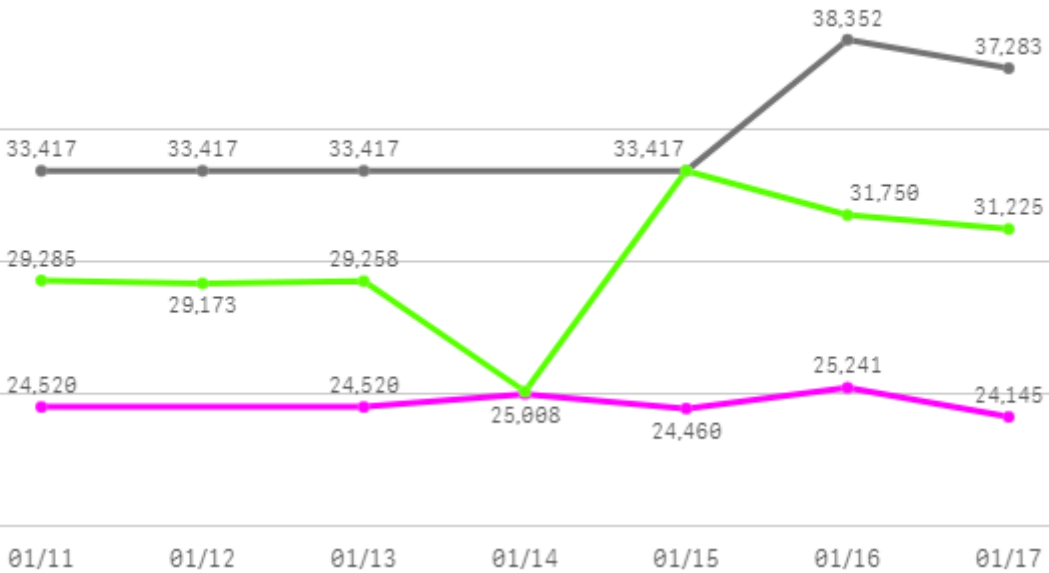
출하건수(천건)

0

© OpenStreetMap contributors

주간 도매가격(원)

◆ 2025    ● 2024    ◆ 평년



구분	금주(A)	전주(B)	전월(C)	전년(D)	평년(E)	A/B	A/C	A/D	A/E
가격(원)	24,649	23,767	31,536	34,883	28,211	103.7%	78.2%	70.7%	87.4%

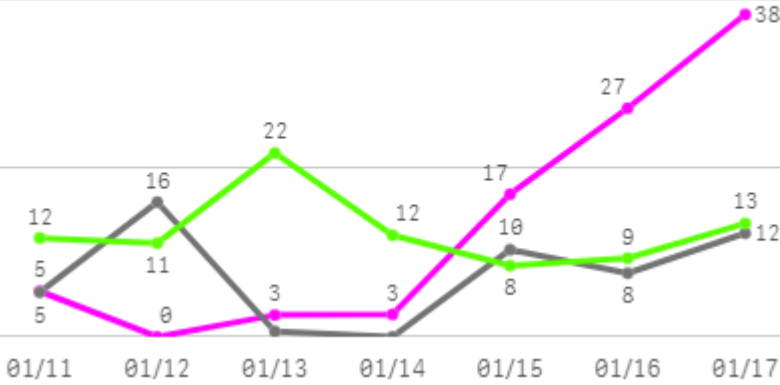
## □ 골드파인애플 수입(12Kg) 주간 가격

구분	Q	품종	Q	단량	Q	특	상	보통	하
2025-01-11		골드파인애플 수입		12Kg		25,500	24,520	19,841	13,675
2025-01-13		골드파인애플 수입		12Kg		25,500	24,520	19,841	13,675
2025-01-14		골드파인애플 수입		12Kg		25,500	25,008	20,710	13,682
2025-01-15		골드파인애플 수입		12Kg		27,094	24,460	19,184	13,987
2025-01-16		골드파인애플 수입		12Kg		28,000	25,241	20,511	17,822
2025-01-17		골드파인애플 수입		12Kg		25,500	24,145	18,564	12,819
평균						<b>26,182</b>	<b>24,649</b>	<b>19,775</b>	<b>14,276</b>

# 오렌지

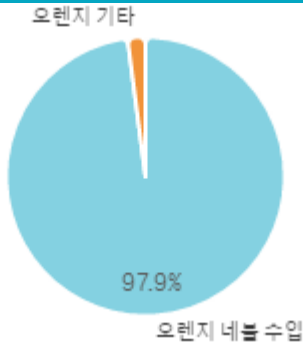
## 주간 반입량(톤)

◆ 2025    ● 2024    ▲ 평년

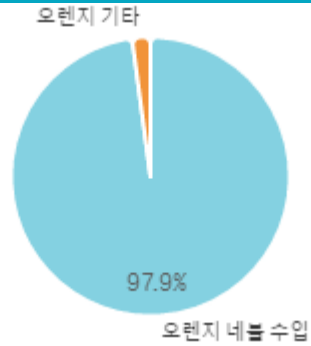


구분	금주(A)	전주(B)	전월(C)	전년(D)	평년(E)	A/B	A/C	A/D	A/E
물량(톤)	93	115	27	52	91	80.8%	346.1%	178.4%	102.7%

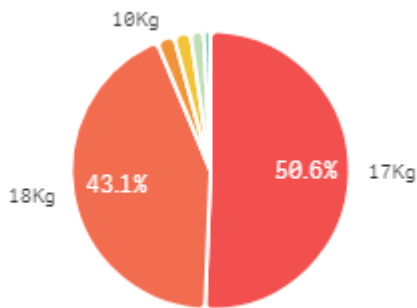
### 출하 품종별 거래물량 구성비



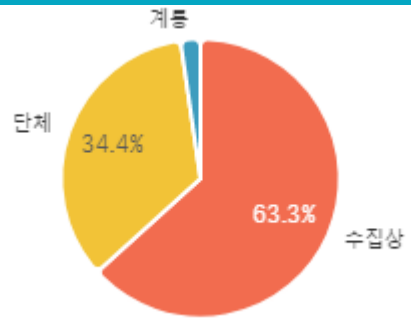
### 출하 품종별 거래금액 구성비



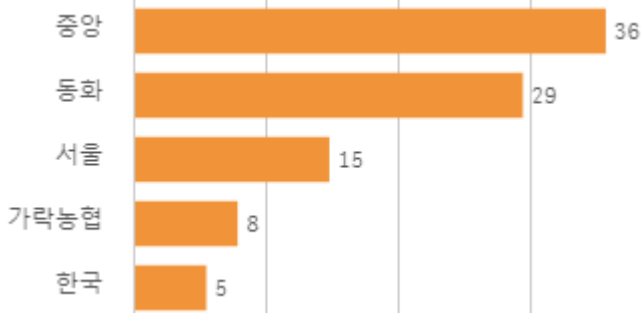
### 거래 단량별 물량 구성비



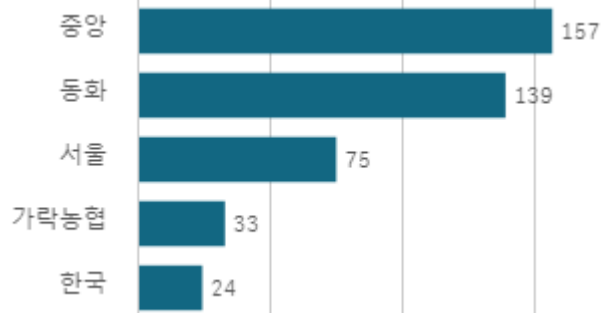
### 출하자별 거래물량 구성비



### 도매시장 법인별 거래물량(톤)

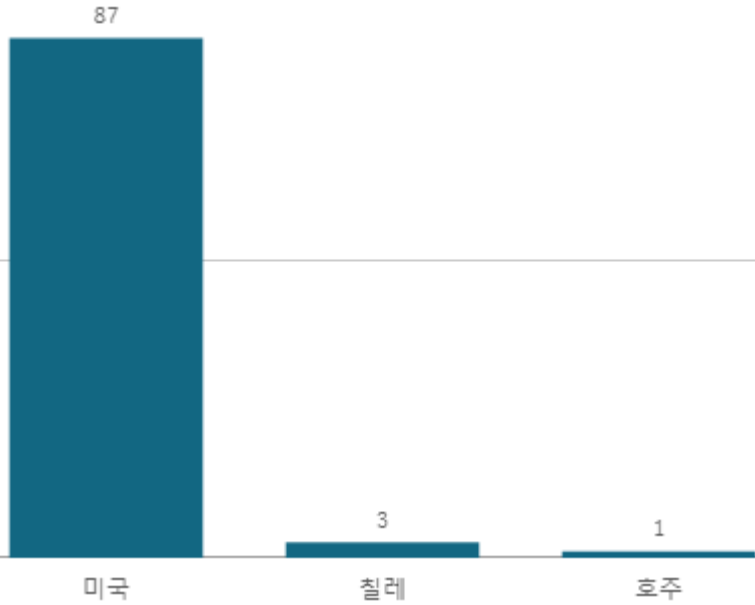


### 도매시장 법인별 거래금액(백만원)

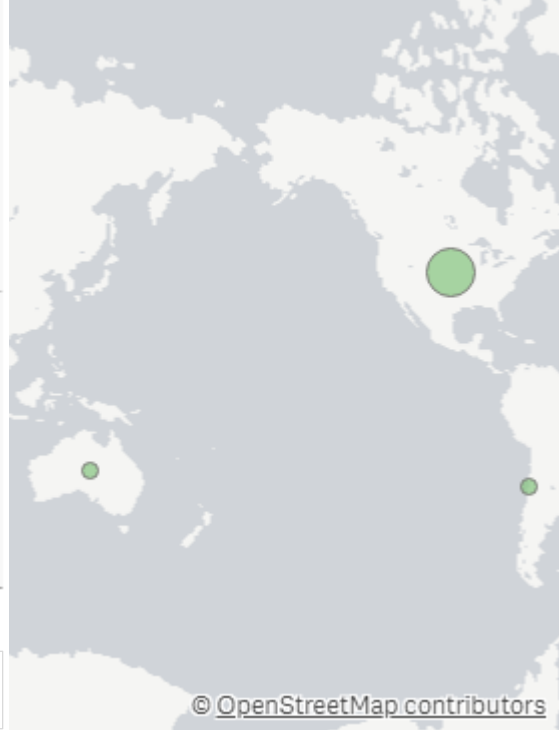


# 오렌지 네블 수입(18Kg)

산지별 거래물량(톤)



산지별 주출하 시군구



출하산지(개소)

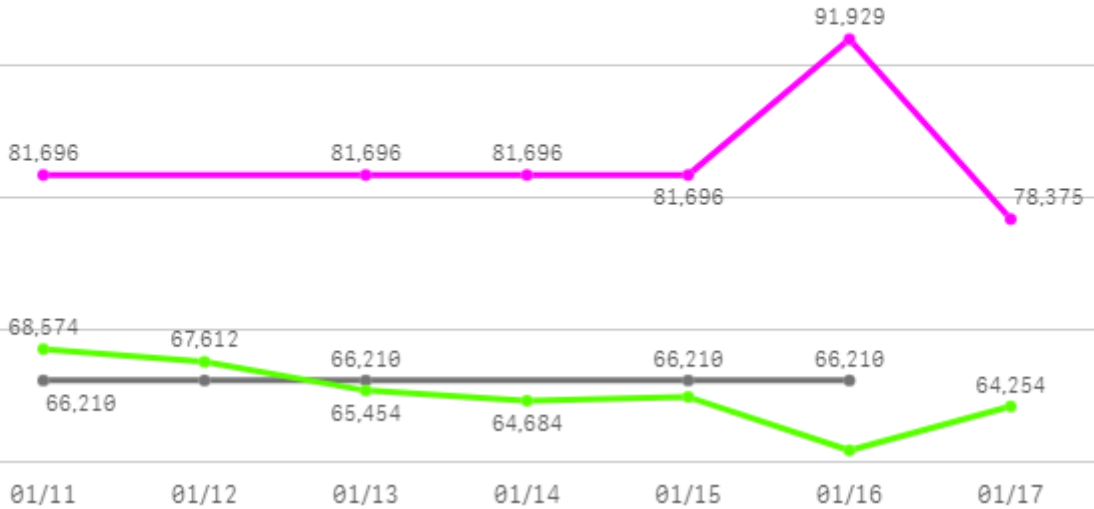
3

출하건수(천건)

0

주간 도매가격(원)

◆ 2025    ◀ 2024    ◆ 평년



구분	금주(A)	전주(B)	전월(C)	전년(D)	평년(E)	A/B	A/C	A/D	A/E
가격(원)	82,848	88,768	79,671	66,210	72,262	93.3%	104.0%	125.1%	114.6%

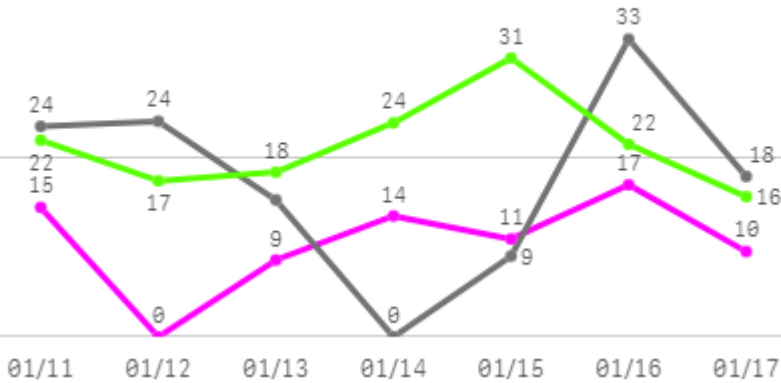
## □ 오렌지 네블 수입(18Kg) 주간 가격

구분	Q	품종	Q	단량	Q	특	상	보통	하
2025-01-11		오렌지 네블 수입		18Kg		95,241	81,696	77,228	76,000
2025-01-13		오렌지 네블 수입		18Kg		95,241	81,696	77,228	76,000
2025-01-14		오렌지 네블 수입		18Kg		95,241	81,696	77,228	76,000
2025-01-15		오렌지 네블 수입		18Kg		95,241	81,696	77,228	76,000
2025-01-16		오렌지 네블 수입		18Kg		95,000	91,929	73,929	67,000
2025-01-17		오렌지 네블 수입		18Kg		95,000	78,375	76,000	76,000
평균						<b>95,161</b>	<b>82,848</b>	<b>76,474</b>	<b>74,500</b>

# 고등어

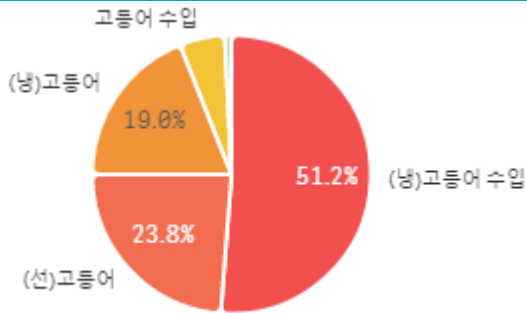
## 주간 반입량(톤)

◆ 2025    ● 2024    ▲ 평년

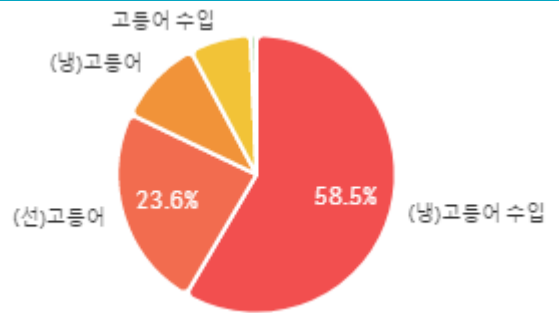


구분	금주(A)	전주(B)	전월(C)	전년(D)	평년(E)	A/B	A/C	A/D	A/E
물량(톤)	74	167	127	124	120	44.4%	58.7%	60.1%	61.9%

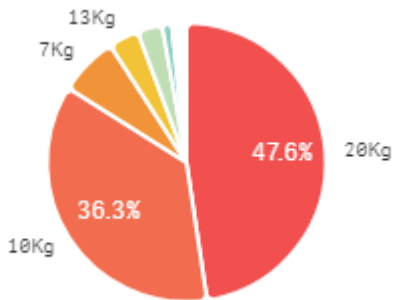
### 출하 품종별 거래물량 구성비



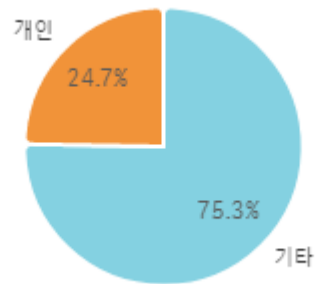
### 출하 품종별 거래금액 구성비



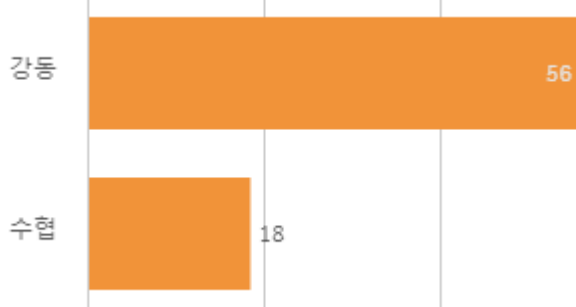
### 거래 단량별 물량 구성비



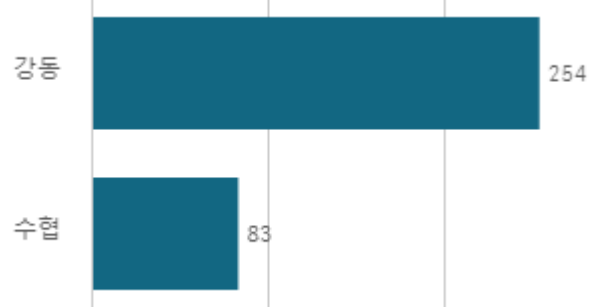
### 출하자별 거래물량 구성비



### 도매시장 법인별 거래물량(톤)

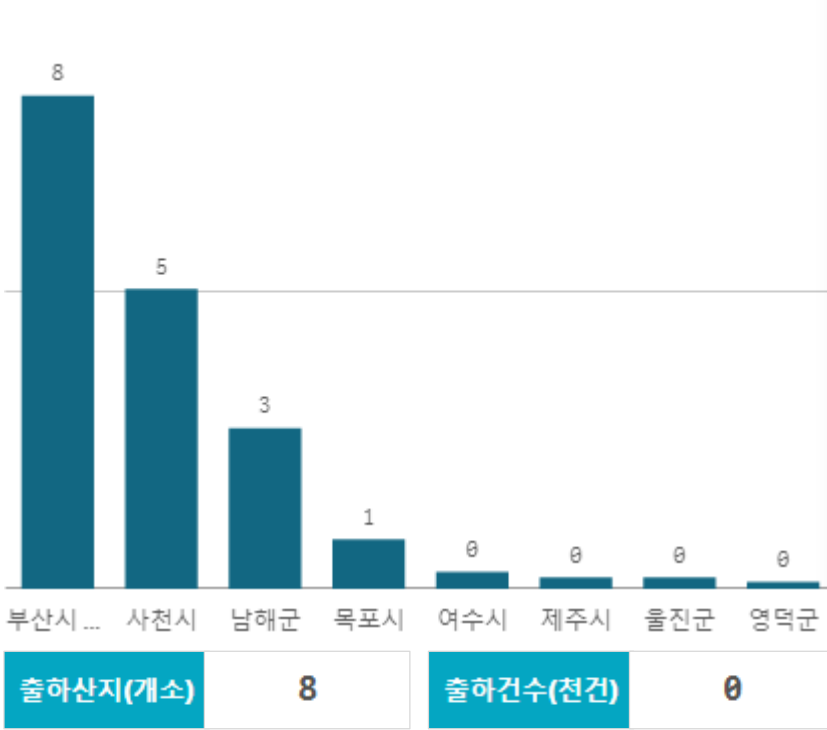


### 도매시장 법인별 거래금액(백만원)

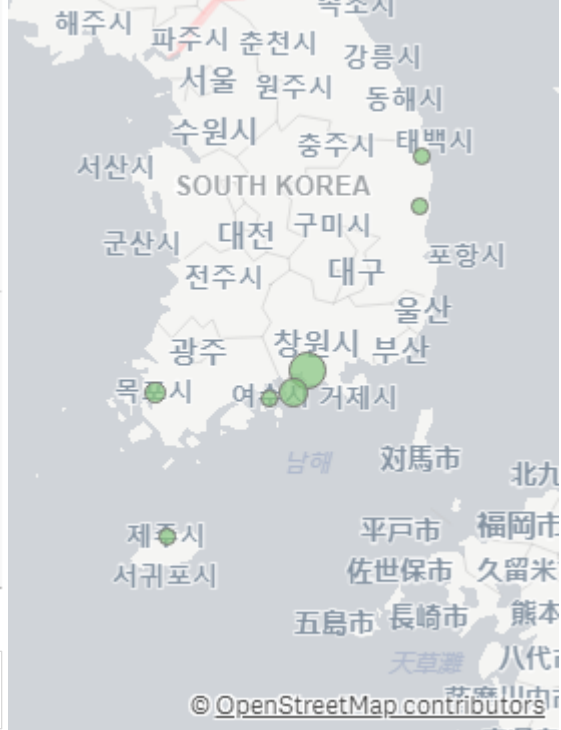


# (선)고등어(10Kg)

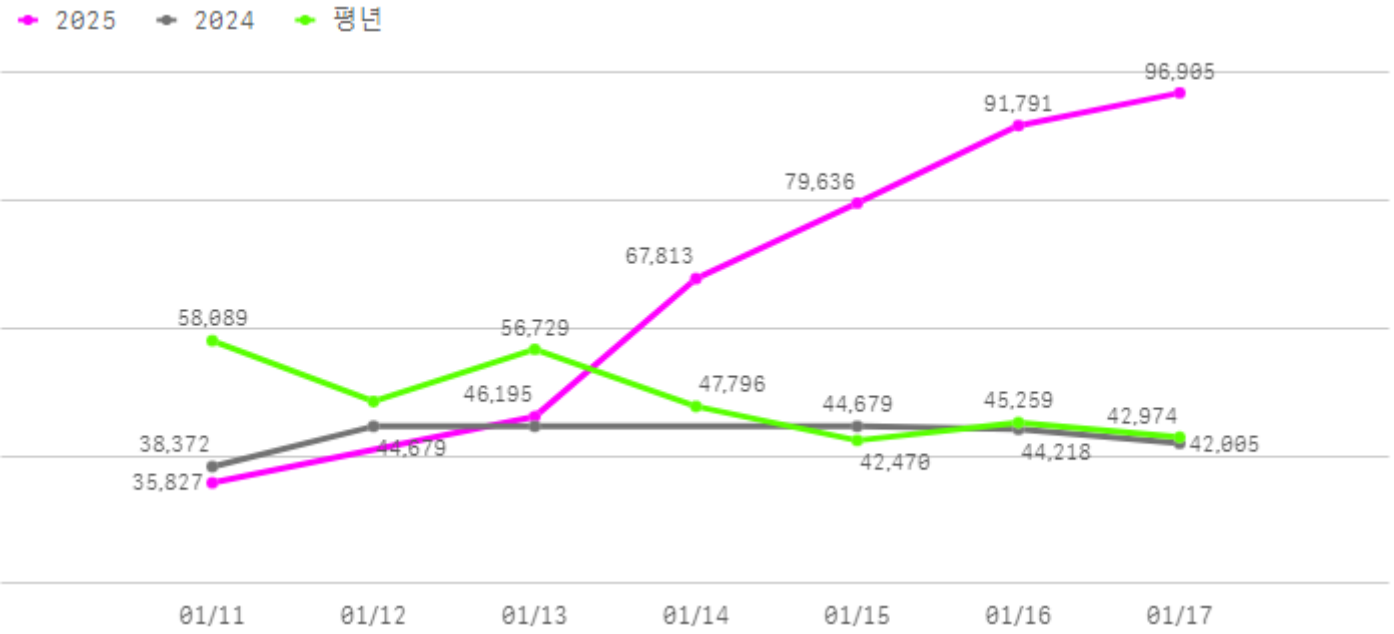
산지별 거래물량(톤)



산지별 주출하 시군구



주간 도매가격(원)



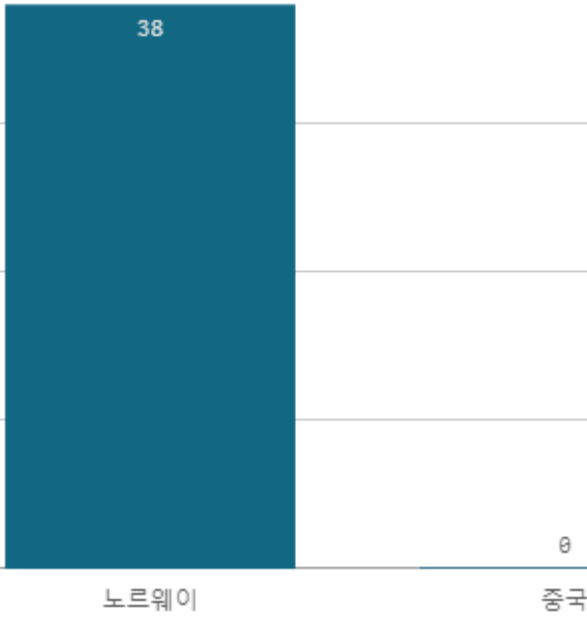
구분	금주(A)	전주(B)	전월(C)	전년(D)	평년(E)	A/B	A/C	A/D	A/E
가격(원)	69,695	47,130	50,463	43,105	50,320	147.9%	138.1%	161.7%	138.5%

## □ (선)고등어(10Kg) 주간 가격

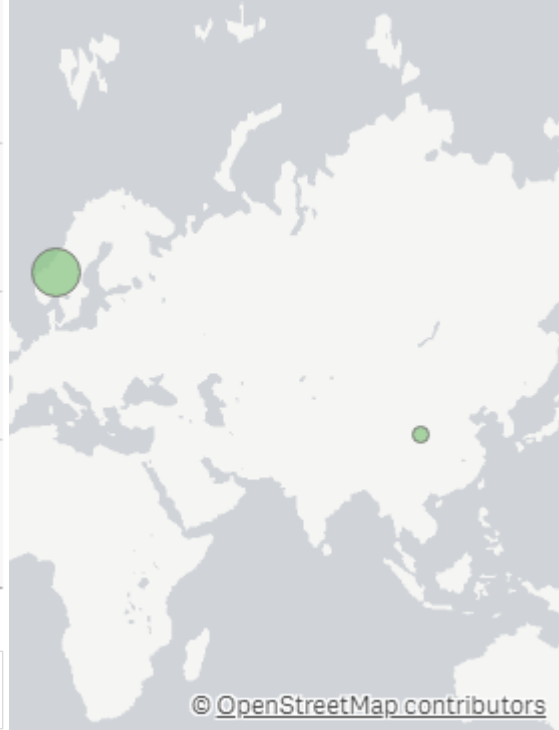
구분	Q	품종	Q	단량	Q	특	상	보통	하
2025-01-11		(선)고등어		10Kg		-	35,827	21,296	18,000
2025-01-13		(선)고등어		10Kg		-	46,195	38,400	29,973
2025-01-14		(선)고등어		10Kg		-	67,813	41,308	26,563
2025-01-15		(선)고등어		10Kg		-	79,636	53,658	36,927
2025-01-16		(선)고등어		10Kg		-	91,791	61,124	28,134
2025-01-17		(선)고등어		10Kg		-	96,905	65,529	43,810
평균						-	<b>69,695</b>	<b>46,886</b>	<b>30,568</b>

# (냉)고등어 수입(10Kg)

산지별 거래물량(톤)



산지별 주출하 시군구



출하산지(개소)

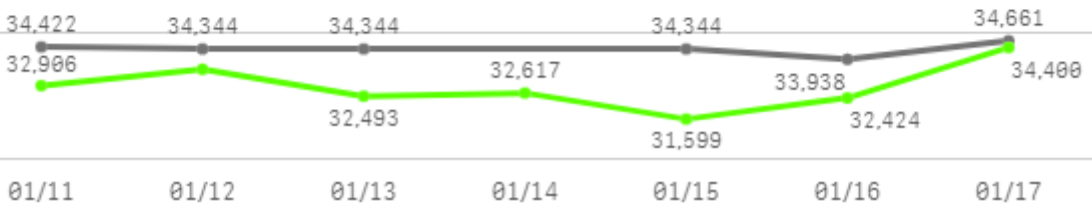
2

출하건수(천건)

0

주간 도매가격(원)

◆ 2025    ● 2024    ◆ 평년



구분	금주(A)	전주(B)	전월(C)	전년(D)	평년(E)	A/B	A/C	A/D	A/E
가격(원)	48,791	54,609	47,513	34,342	36,499	89.3%	102.7%	142.1%	133.7%

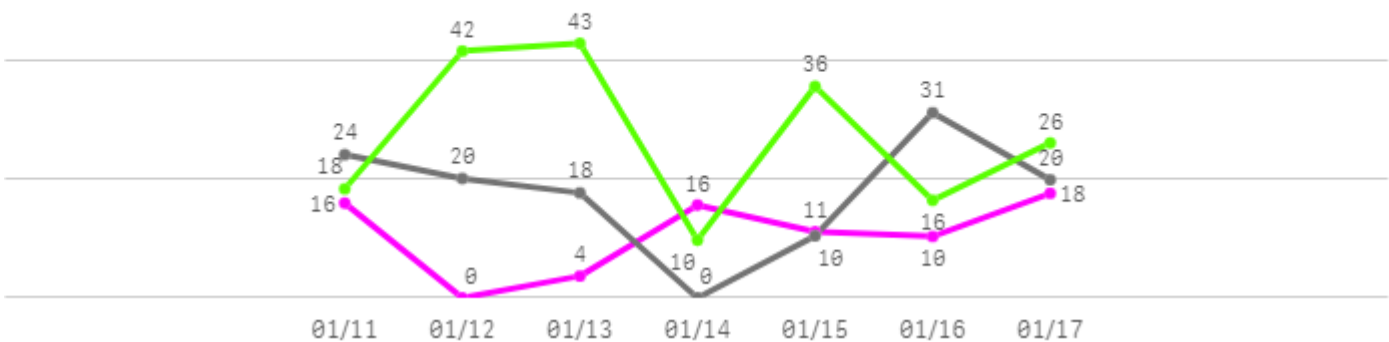
## □ (냉)고등어 수입(10Kg) 주간 가격

구분	Q	품종	Q	단량	Q	특	상	보통	하
2025-01-11		(냉)고등어 수입		10Kg		-	49,533	-	-
2025-01-13		(냉)고등어 수입		10Kg		-	48,365	-	-
2025-01-14		(냉)고등어 수입		10Kg		-	47,715	-	-
2025-01-15		(냉)고등어 수입		10Kg		-	48,218	-	-
2025-01-16		(냉)고등어 수입		10Kg		-	49,432	-	-
2025-01-17		(냉)고등어 수입		10Kg		-	49,481	-	-
평균						-	<b>48,791</b>	-	-

# 명태

## 주간 반입량(톤)

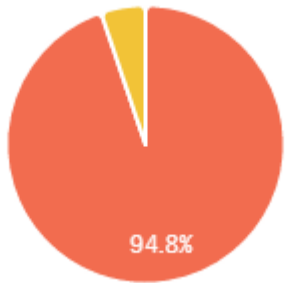
◆ 2025    ● 2024    ▲ 평년



구분	금주(A)	전주(B)	전월(C)	전년(D)	평년(E)	A/B	A/C	A/D	A/E
물량(톤)	74	100	63	123	157	74.2%	117.9%	60.2%	47.4%

## 출하 품종별 거래물량 구성비

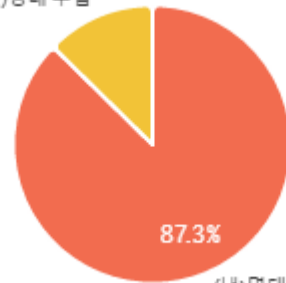
(선)명태 수입



(냉)명태 수입

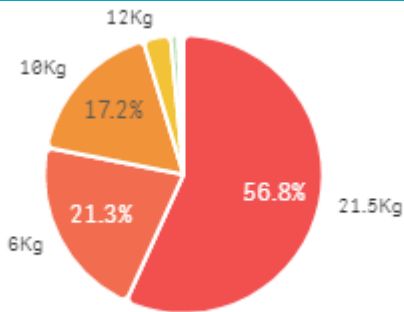
## 출하 품종별 거래금액 구성비

(선)명태 수입

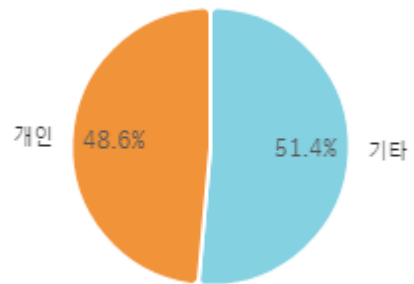


(냉)명태 수입

## 거래 단량별 물량 구성비



## 출하자별 거래물량 구성비



## 도매시장 법인별 거래물량(톤)




## 도매시장 법인별 거래금액(백만원)



# (선)명태 수입(10Kg)

산지별 거래물량(톤)



일본

출하산지(개소)

1

출하건수(천건)

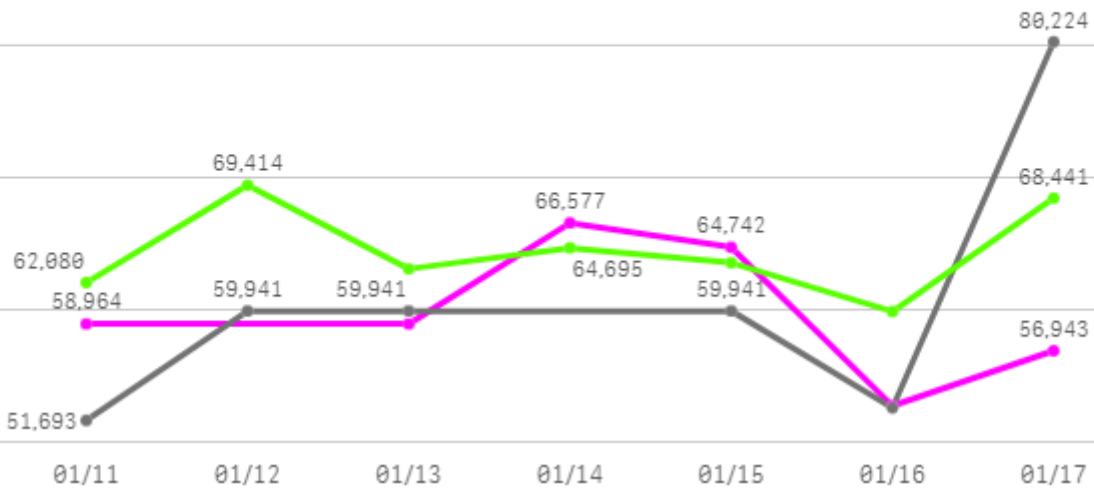
0

산지별 주출하 시군구



주간 도매가격(원)

◆ 2025    ● 2024    ◆ 평년



구분	금주(A)	전주(B)	전월(C)	전년(D)	평년(E)	A/B	A/C	A/D	A/E
가격(원)	59,831	46,026	71,764	60,731	63,270	130.0%	83.4%	98.5%	94.6%

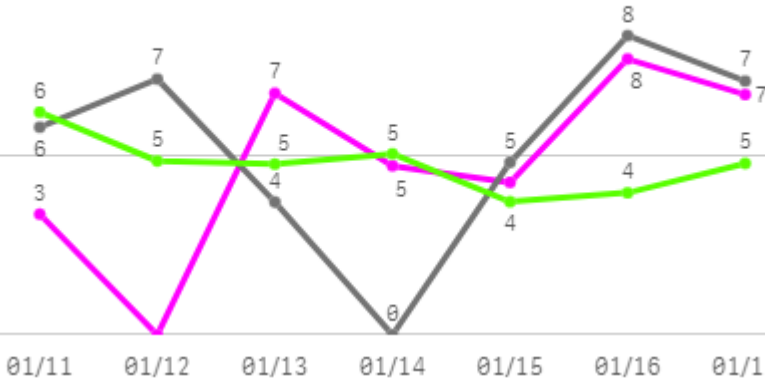
## □ (선)명태 수입(10Kg) 주간 가격

구분	Q	품종	Q	단량	Q	특	상	보통	하
2025-01-11		(선)명태 수입		10Kg		-	58,964	39,000	-
2025-01-13		(선)명태 수입		10Kg		-	58,964	39,000	-
2025-01-14		(선)명태 수입		10Kg		-	66,577	39,521	-
2025-01-15		(선)명태 수입		10Kg		-	64,742	39,167	-
2025-01-16		(선)명태 수입		10Kg		-	52,798	39,119	-
2025-01-17		(선)명태 수입		10Kg		-	56,943	40,670	-
평균						-	<b>59,831</b>	<b>39,413</b>	-

# 갈치

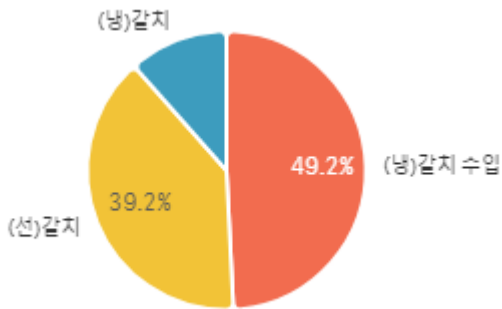
## 주간 반입량(톤)

◆ 2025    ● 2024    ▲ 평년

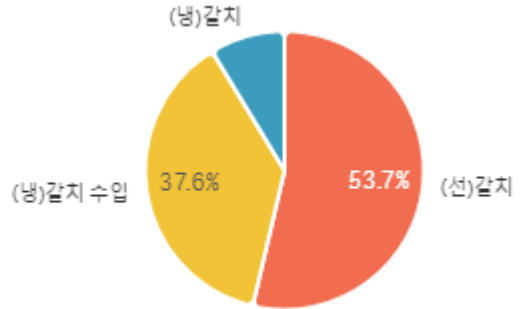


구분	금주(A)	전주(B)	전월(C)	전년(D)	평년(E)	A/B	A/C	A/D	A/E
물량(톤)	34	44	36	37	34	77.1%	93.9%	90.8%	99.8%

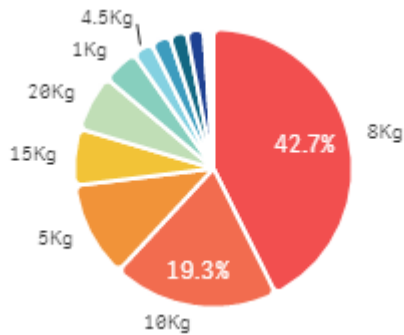
## 출하 품종별 거래물량 구성비



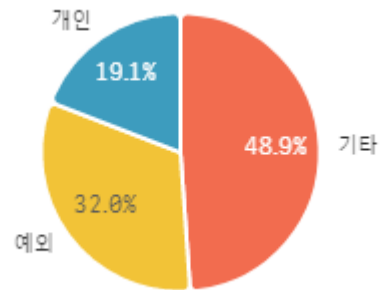
## 출하 품종별 거래금액 구성비



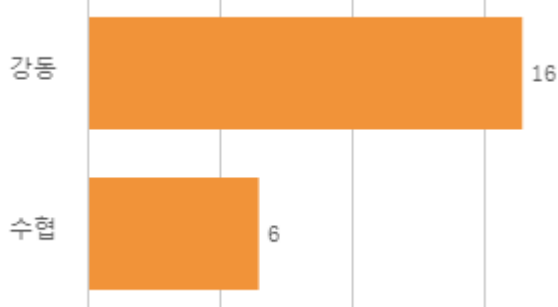
## 거래 단량별 물량 구성비



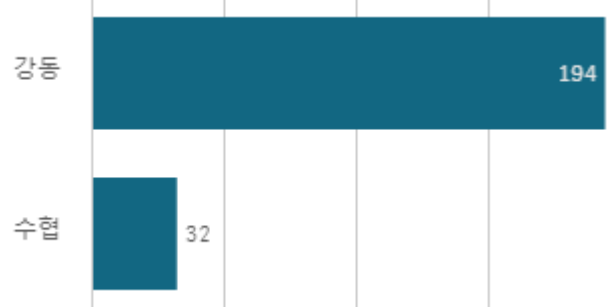
## 출하자별 거래물량 구성비



## 도매시장 법인별 거래물량(톤)

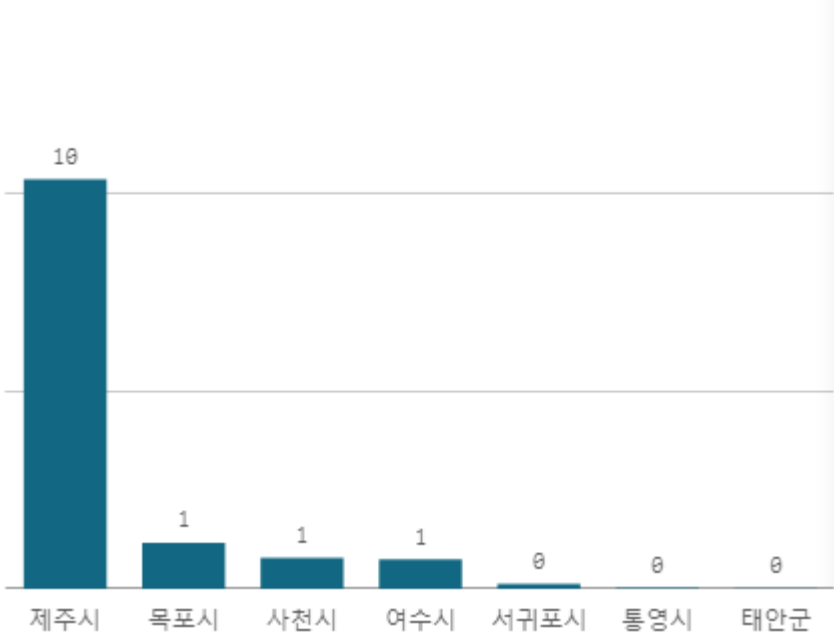


## 도매시장 법인별 거래금액(백만원)



# (선)갈치(5Kg)

산지별 거래물량(톤)



산지별 주출하 시군구



출하산지(개소)

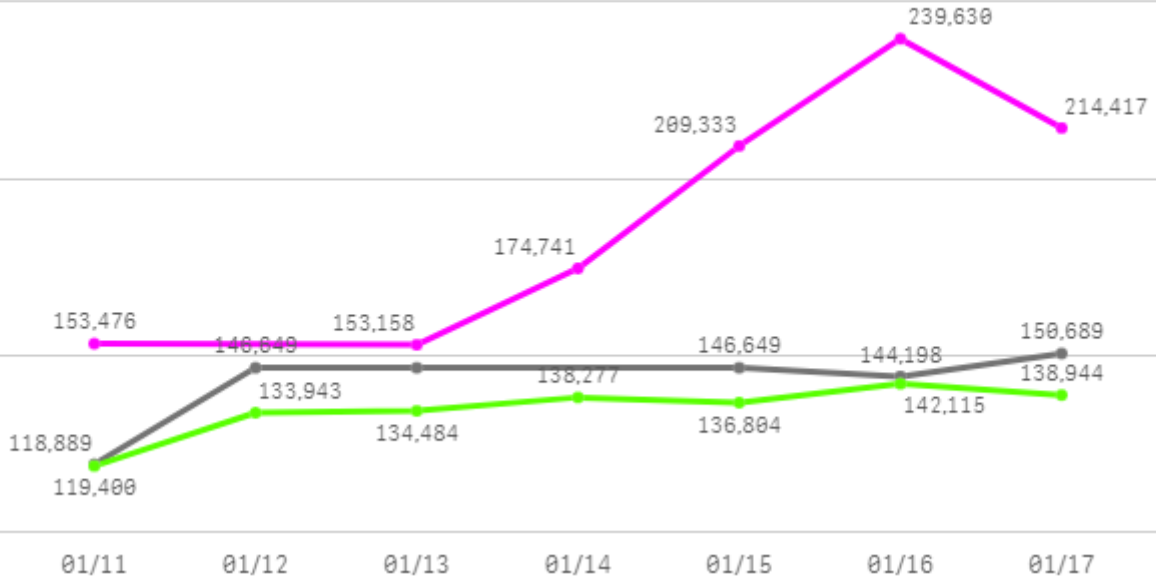
7

출하건수(천건)

0

주간 도매가격(원)

◆ 2025    ● 2024    ◆ 평년



구분	금주(A)	전주(B)	전월(C)	전년(D)	평년(E)	A/B	A/C	A/D	A/E
가격(원)	190,793	167,231	145,368	142,372	146,149	114.1%	131.2%	134.0%	130.5%

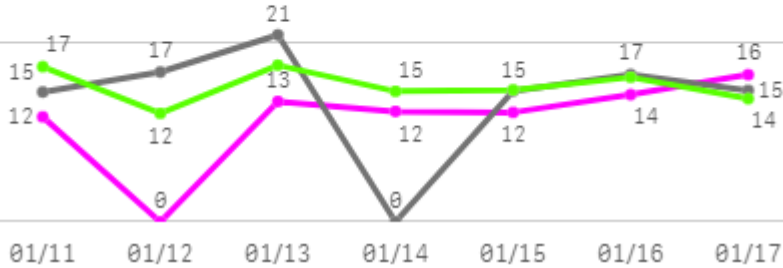
## □ (선)갈치(5Kg) 주간 가격

구분	Q	품종	Q	단량	Q	특	상	보통	하
2025-01-11		(선)갈치		5Kg		-	153,476	67,122	15,000
2025-01-13		(선)갈치		5Kg		-	153,158	23,684	19,394
2025-01-14		(선)갈치		5Kg		-	174,741	55,711	24,490
2025-01-15		(선)갈치		5Kg		-	209,333	128,918	45,483
2025-01-16		(선)갈치		5Kg		-	239,630	172,483	84,592
2025-01-17		(선)갈치		5Kg		-	214,417	130,188	28,077
평균						-	<b>190,793</b>	<b>96,351</b>	<b>36,173</b>

# 굴

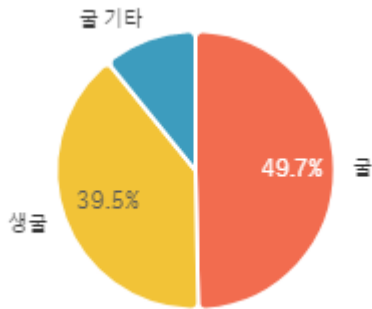
## 주간 반입량(톤)

◆ 2025    ● 2024    ▲ 평년

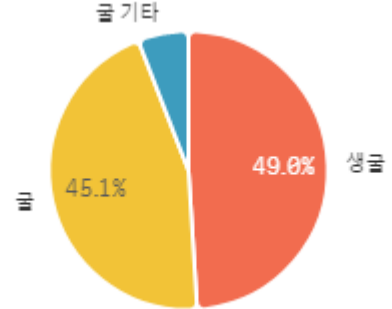


구분	금주(A)	전주(B)	전월(C)	전년(D)	평년(E)	A/B	A/C	A/D	A/E
물량(톤)	81	90	108	98	98	90.1%	75.0%	82.1%	82.1%

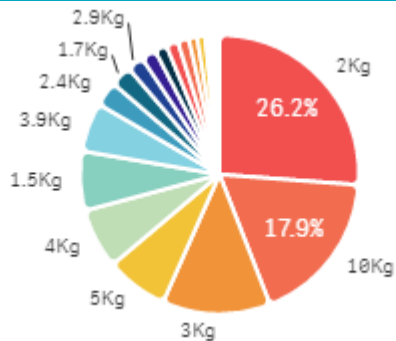
### 출하 품종별 거래물량 구성비



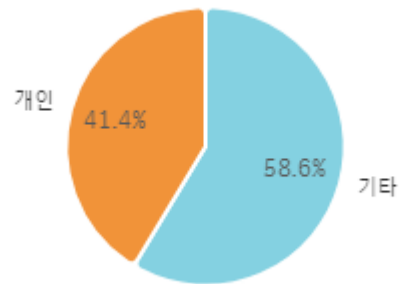
### 출하 품종별 거래금액 구성비



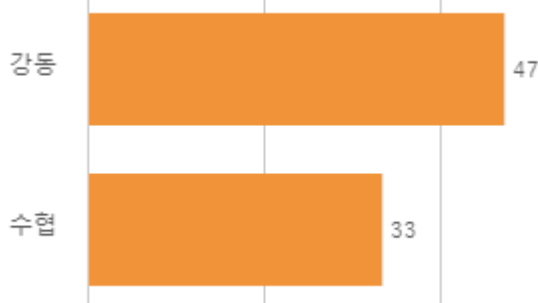
### 거래 단량별 물량 구성비



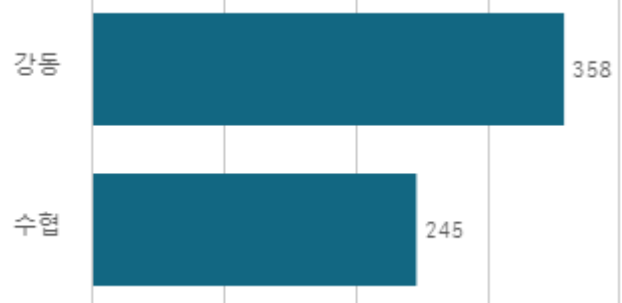
### 출하자별 거래물량 구성비



### 도매시장 법인별 거래물량(톤)

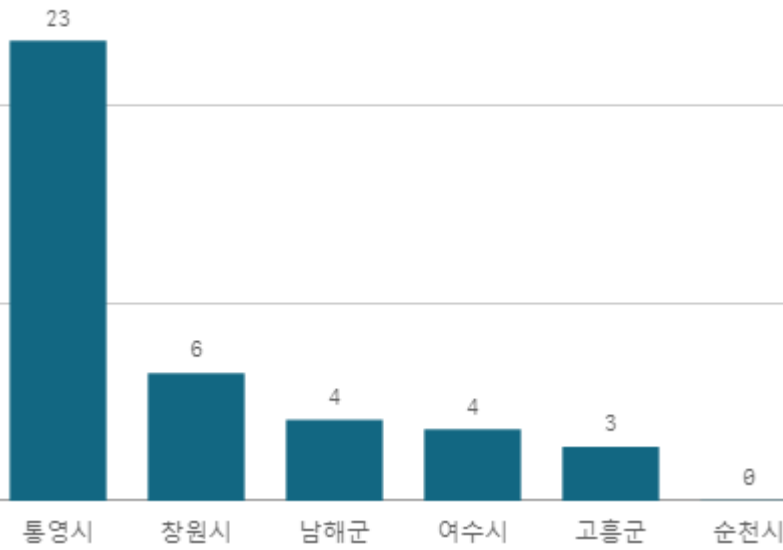


### 도매시장 법인별 거래금액(백만원)



# 굴(1Kg)

산지별 거래물량(톤)



출하산지(개소)

6

출하건수(전건)

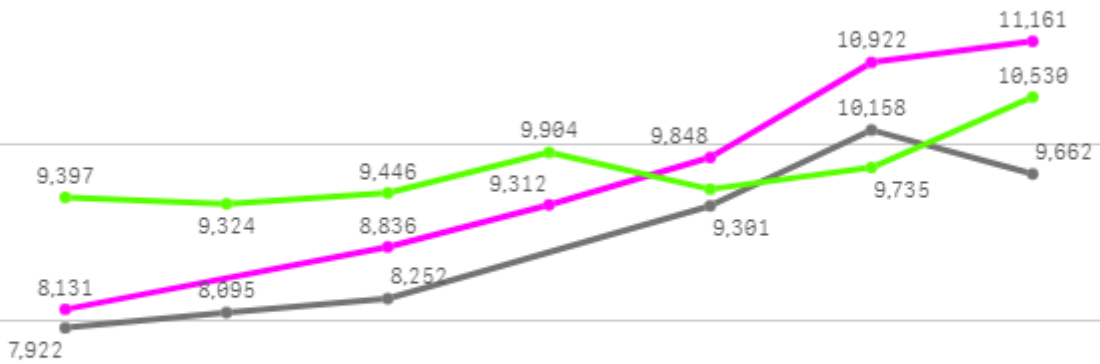
1

산지별 주출하 시군구



주간 도매가격(원)

◆ 2025    ● 2024    ◆ 평년



01/11    01/12    01/13    01/14    01/15    01/16    01/17

구분	금주(A)	전주(B)	전월(C)	전년(D)	평년(E)	A/B	A/C	A/D	A/E
가격(원)	9,702	8,678	11,619	8,898	9,751	111.8%	83.5%	109.0%	99.5%

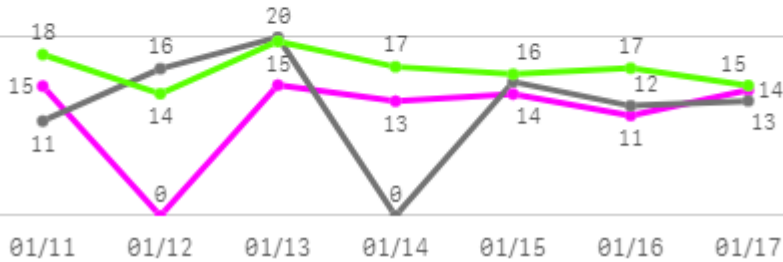
## □ 굴(1Kg) 주간 가격

구분	Q	품종	Q	단량	Q	특	상	보통	하
2025-01-11		굴		1Kg		10,601	8,131	6,230	3,416
2025-01-13		굴		1Kg		10,929	8,836	7,277	5,462
2025-01-14		굴		1Kg		12,005	9,312	8,037	5,704
2025-01-15		굴		1Kg		12,692	9,848	8,106	6,140
2025-01-16		굴		1Kg		13,949	10,922	8,784	6,386
2025-01-17		굴		1Kg		13,470	11,161	8,893	6,364
평균						<b>12,274</b>	<b>9,702</b>	<b>7,888</b>	<b>5,579</b>

# 홍합

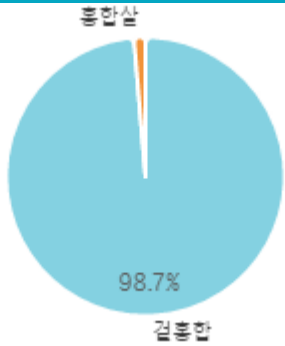
## 주간 반입량(톤)

◆ 2025    ● 2024    ▲ 평년

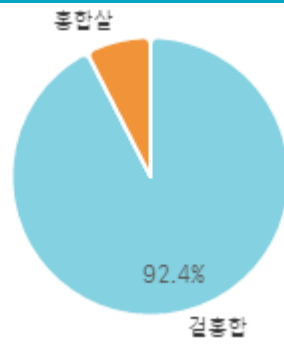


구분	금주(A)	전주(B)	전월(C)	전년(D)	평년(E)	A/B	A/C	A/D	A/E
물량(톤)	81	74	79	87	103	109.4%	102.4%	92.7%	78.7%

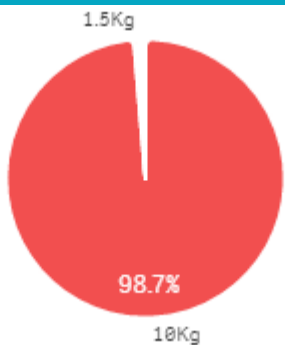
### 출하 품종별 거래물량 구성비



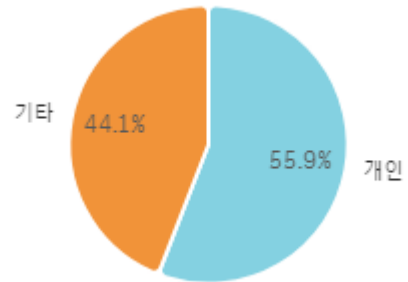
### 출하 품종별 거래금액 구성비



### 거래 단량별 물량 구성비



### 출하자별 거래물량 구성비



### 도매시장 법인별 거래물량(톤)

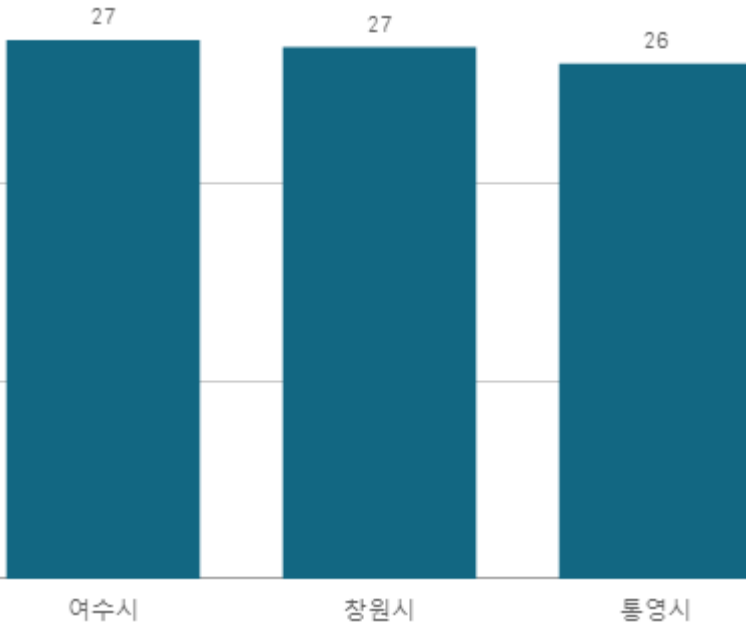


### 도매시장 법인별 거래금액(백만원)



# 걸홍합(10Kg)

산지별 거래물량(톤)



산지별 주출하 시군구



출하산지(개소)

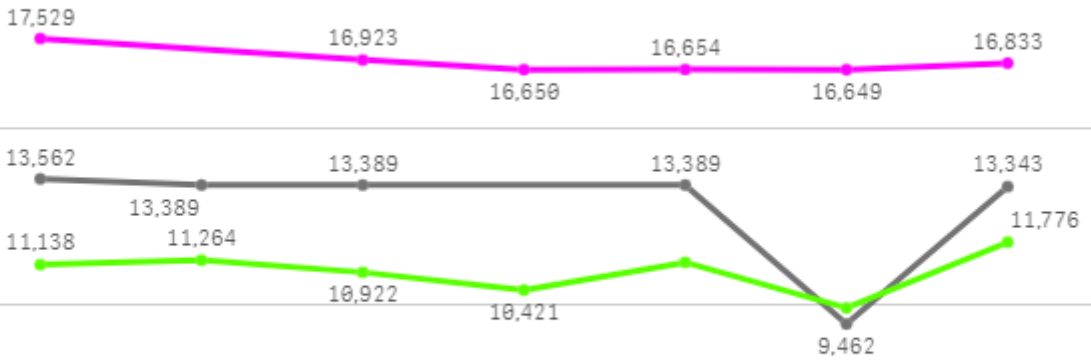
3

출하건수(천건)

1

주간 도매가격(원)

◆ 2025    ● 2024    ◆ 평년



01/11    01/12    01/13    01/14    01/15    01/16    01/17

구분	금주(A)	전주(B)	전월(C)	전년(D)	평년(E)	A/B	A/C	A/D	A/E
가격(원)	16,873	17,624	17,908	12,756	12,305	95.7%	94.2%	132.3%	137.1%

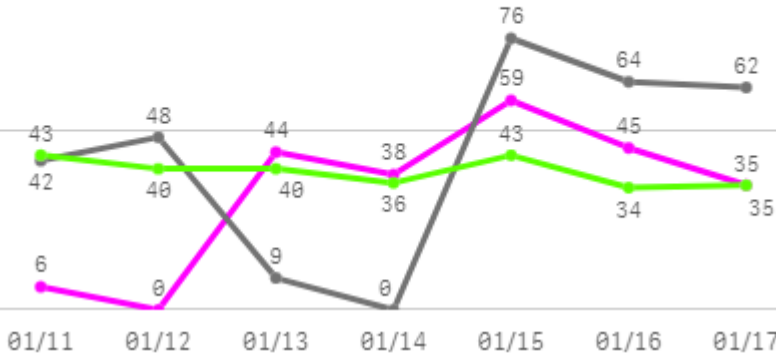
## □ 곁홍합(10Kg) 주간 가격

구분	Q	품종	Q	단량	Q	특	상	보통	하
2025-01-11		곁홍합		10Kg		-	17,529	17,138	15,487
2025-01-13		곁홍합		10Kg		-	16,923	16,461	15,346
2025-01-14		곁홍합		10Kg		-	16,650	16,450	15,292
2025-01-15		곁홍합		10Kg		-	16,654	16,475	15,363
2025-01-16		곁홍합		10Kg		-	16,649	16,457	15,343
2025-01-17		곁홍합		10Kg		-	16,833	16,498	15,315
평균						-	<b>16,873</b>	<b>16,580</b>	<b>15,358</b>

# 건멸치

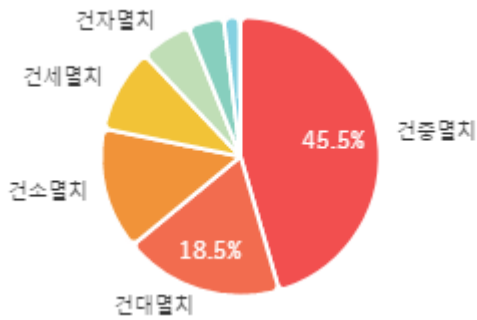
## 주간 반입량(톤)

◆ 2025    ● 2024    ▲ 평년

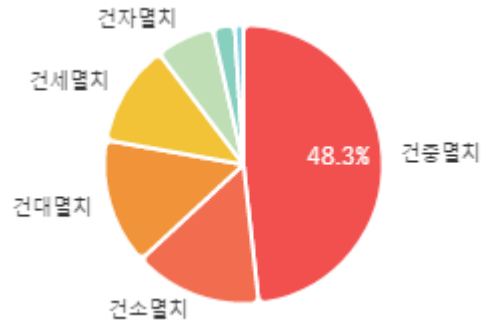


구분	금주(A)	전주(B)	전월(C)	전년(D)	평년(E)	A/B	A/C	A/D	A/E
물량(톤)	228	289	80	302	256	78.9%	284.9%	75.5%	88.8%

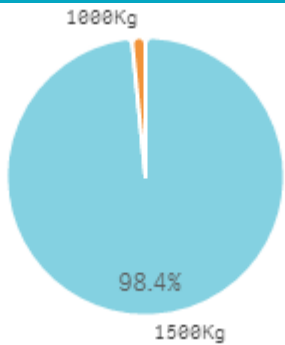
## 출하 품종별 거래물량 구성비



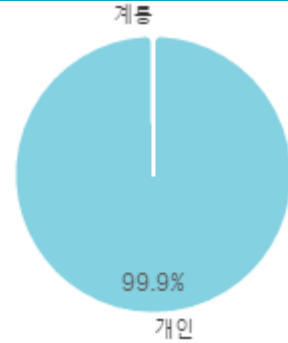
## 출하 품종별 거래금액 구성비



## 거래 단량별 물량 구성비




## 출하자별 거래물량 구성비



## 도매시장 법인별 거래물량(톤)

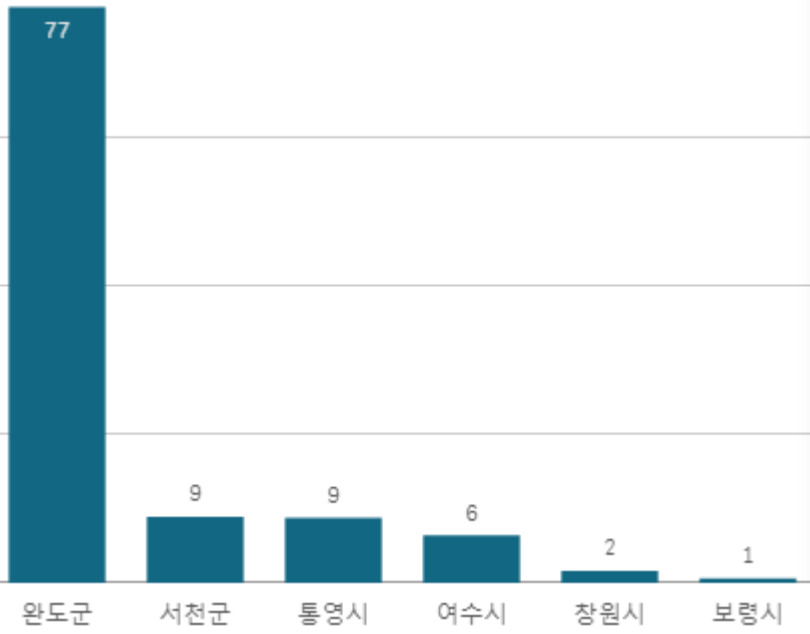


## 도매시장 법인별 거래금액(백만원)



# 건종멸치(1.5Kg)

산지별 거래물량(톤)



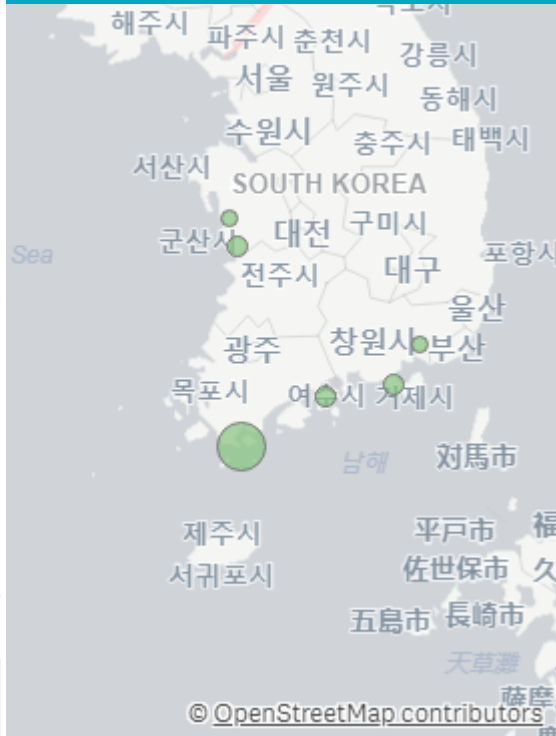
출하산지(개소)

6

출하건수(천건)

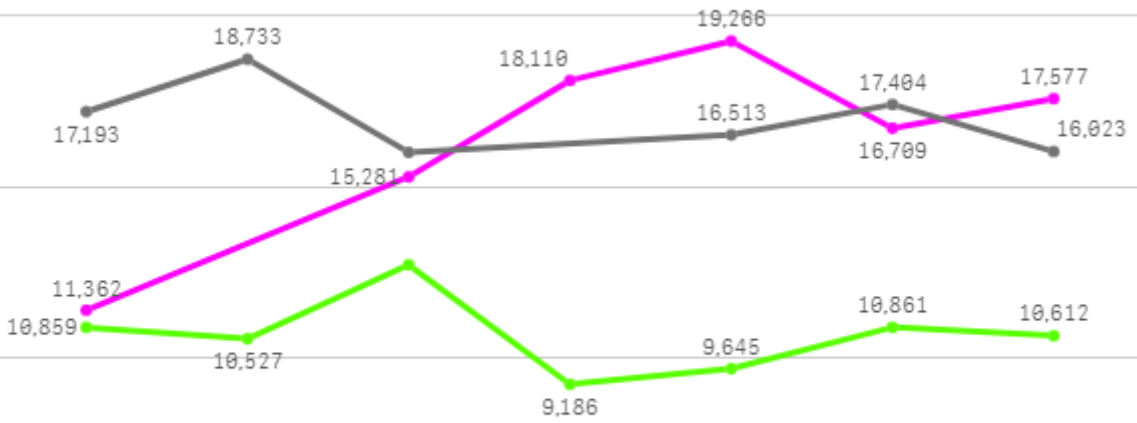
0

산지별 주출하 시군구



주간 도매가격(원)

◆ 2025    ● 2024    ◆ 평년



01/11    01/12    01/13    01/14    01/15    01/16    01/17

구분	금주(A)	전주(B)	전월(C)	전년(D)	평년(E)	A/B	A/C	A/D	A/E
가격(원)	16,384	15,331	15,872	16,978	12,158	106.9%	103.2%	96.5%	134.8%

## □ 건중멸치(1.5Kg) 주간 가격

구분	Q	품종	Q	단량	Q	특	상	보통	하
2025-01-11		건중멸치		1.5Kg		-	11,362	10,427	9,604
2025-01-13		건중멸치		1.5Kg		-	15,281	11,490	8,742
2025-01-14		건중멸치		1.5Kg		-	18,110	11,780	9,274
2025-01-15		건중멸치		1.5Kg		-	19,266	12,345	8,428
2025-01-16		건중멸치		1.5Kg		-	16,709	12,098	9,066
2025-01-17		건중멸치		1.5Kg		-	17,577	13,251	8,400
평균						-	<b>16,384</b>	<b>11,899</b>	<b>8,919</b>