
2025년 가락시장

주요 품목 주간 거래동향

5월 3주차 주요 동향

[2025. 5.17. ~ 5.23.]



서울특별시농수산물공사

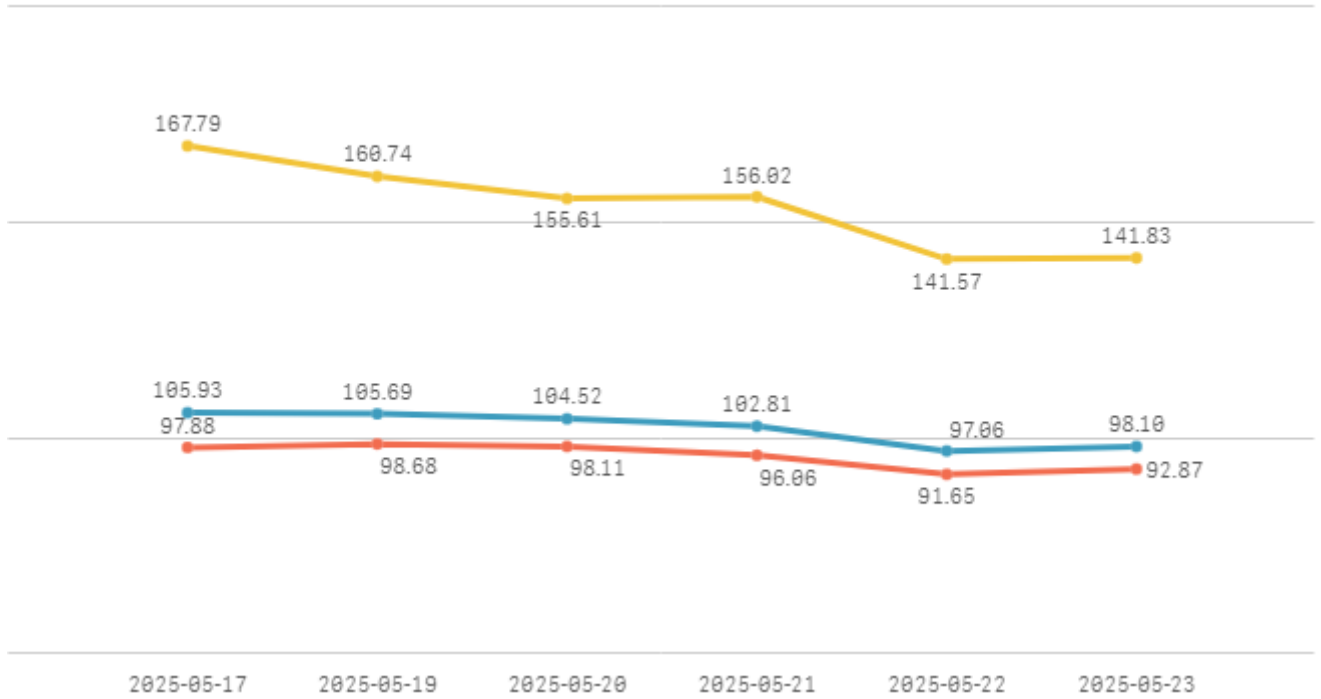
[데이터전략팀]

1. 주간 표준지수

※ 직전 5개년 평균가격을 지수 100으로 산정하여 100 이상일 경우 평년보다 상승, 100 이하일 경우 평년보다 하락

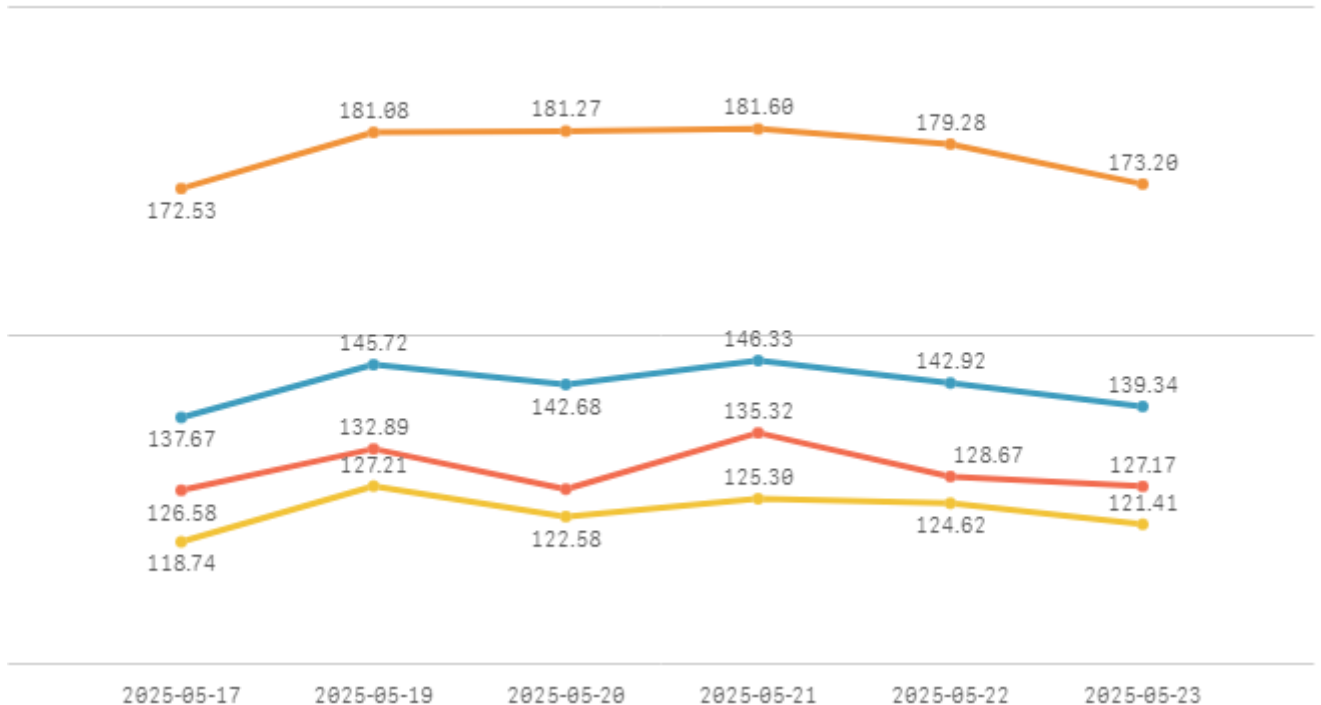
□ 청과부류

합계 채소계 과일계



□ 수산부류

합계 생선류 조개류 건어류



2. 주요 품목 주간 거래동향

주요 품목(종) 주간동향 (2025.05.17 ~ 05.23)

품종 단위	Q	금주평균	전주평균	전월평균	전년평균	5년평균 가격	전주대비	전월대비	전년대비	5년평균 대비
간마늘 대서(20키로)		188,462	174,399	152,674	130,785	156,313	8% ▲	23% ▲	44% ▲	21% ▲
(선)갈치(5키로상자)		175,493	202,062	208,461	168,818	152,670	-13% ▼	-16% ▼	4% ▲	15% ▲
감자 수미(햇)(20키로상자)		65,403	60,857	60,361	46,240	52,271	7% ▲	8% ▲	41% ▲	25% ▲
사과 부사(10키로상자)		57,427	56,455	57,015	80,966	50,389	2% ▲	1% ▲	-29% ▼	14% ▲
오렌지 네블 수입(18키로상자)		50,622	53,927	56,571	62,371	52,315	-6% ▼	-11% ▼	-19% ▼	-3% ▼
(냉)고등어 수입(10키로상자)		49,290	49,549	49,594	35,313	37,509	-1% ▼	-1% ▼	40% ▲	31% ▲
배 신고(15키로상자)		48,093	49,218	61,530	121,366	66,928	-2% ▼	-22% ▼	-60% ▼	-28% ▼
포도 수입(8키로상자)		43,748	37,418	35,579	64,527	45,140	17% ▲	23% ▲	-32% ▼	-3% ▼
오이맛고추(10키로상자)		40,773	42,330	31,779	52,699	40,832	-4% ▼	28% ▲	-23% ▼	-0% ▼
청양고추(10키로상자)		34,386	31,175	22,556	43,369	40,824	10% ▲	52% ▲	-21% ▼	-16% ▼
백다다기오이(100개)		32,590	34,344	37,184	34,815	29,622	-5% ▼	-12% ▼	-6% ▼	10% ▲
참외(일반)(10키로상자)		30,530	27,874	56,005	42,815	37,167	10% ▲	-45% ▼	-29% ▼	-18% ▼
골드파인애플 수입(12키로상자)		29,853	29,204	27,322	28,569	30,309	2% ▲	9% ▲	4% ▲	-2% ▼
쪽파(10키로상자)		29,383	40,041	33,058	53,571	44,668	-27% ▼	-11% ▼	-45% ▼	-34% ▼
망고 수입(5키로상자)		29,047	29,266	29,451	32,666	34,197	-1% ▼	-1% ▼	-11% ▼	-15% ▼
바나나 수입(13키로상자)		27,307	27,548	28,820	24,497	27,907	-1% ▼	-5% ▼	11% ▲	-2% ▼
수박(일반)(10키로상자)		25,583	27,296	36,449	29,543	25,327	-6% ▼	-30% ▼	-13% ▼	1% ▲
당근(20키로상자)		22,690	24,598	44,013	56,067	33,300	-8% ▼	-48% ▼	-60% ▼	-32% ▼
호박밭 고무마(10키로상자)		22,209	22,523	21,671	37,544	29,301	-1% ▼	2% ▲	-41% ▼	-24% ▼
빨강 파프리카(5키로상자)		21,749	22,897	26,078	21,742	21,919	-5% ▼	-17% ▼	0% ▲	-1% ▼
건세열치(1.5키로상자)		19,424	20,604	22,104	22,805	20,571	-6% ▼	-12% ▼	-15% ▼	-6% ▼
무(20키로상자)		19,202	21,707	24,810	16,458	14,857	-12% ▼	-23% ▼	17% ▲	29% ▲
곶감(10키로상자)		17,791	18,457	16,544	11,776	12,839	-4% ▼	8% ▲	51% ▲	39% ▲
애호박(20개)		15,449	16,203	15,574	14,765	15,765	-5% ▼	-1% ▼	5% ▲	-2% ▼
양상추(일반)(10키로상자)		14,354	13,674	17,587	13,582	14,945	5% ▲	-18% ▼	6% ▲	-4% ▼
대추방울토마토(3키로상자)		14,044	13,021	16,585	15,716	12,409	8% ▲	-15% ▼	-11% ▼	13% ▲
가지(5키로상자)		13,502	19,462	16,915	13,372	13,205	-31% ▼	-20% ▼	1% ▲	2% ▲
상추 포기잡(4키로상자)		12,585	16,933	10,324	14,135	13,060	-26% ▼	22% ▲	-11% ▼	-4% ▼
시금치(4키로상자)		12,173	12,481	11,195	14,762	13,616	-2% ▼	9% ▲	-18% ▼	-11% ▼
토마토(5키로상자)		11,478	11,509	13,017	19,726	11,845	-0% ▼	-12% ▼	-42% ▼	-3% ▼
알배기배추(8키로상자)		11,170	16,235	19,970	13,581	13,608	-31% ▼	-44% ▼	-18% ▼	-18% ▼
돌미나리(4키로상자)		10,307	11,831	23,466	12,597	11,452	-13% ▼	-56% ▼	-18% ▼	-10% ▼
팽이버섯(5키로상자)		9,363	10,449	10,735	14,003	9,745	-10% ▼	-13% ▼	-33% ▼	-4% ▼
양배추(8키로상자)		6,723	9,329	13,559	19,134	10,186	-28% ▼	-50% ▼	-65% ▼	-34% ▼
열무(4키로상자)		6,448	6,530	8,986	10,849	8,626	-1% ▼	-28% ▼	-41% ▼	-25% ▼
새송이버섯(2키로상자)		5,832	6,959	6,852	6,698	6,746	-16% ▼	-15% ▼	-13% ▼	-14% ▼
청경채(4키로상자)		4,896	3,590	5,521	3,766	4,215	36% ▲	-11% ▼	30% ▲	16% ▲
배추(10키로상자)		4,757	5,487	9,108	7,495	6,773	-13% ▼	-48% ▼	-37% ▼	-30% ▼
배추열갈이(4키로상자)		4,199	3,668	3,816	4,863	4,889	14% ▲	10% ▲	-14% ▼	-14% ▼
대구(1키로)		3,509	3,540	3,197	3,406	5,506	-1% ▼	10% ▲	3% ▲	-36% ▼
부추(일반)(500그램단)		1,277	1,780	2,159	1,459	1,422	-28% ▼	-41% ▼	-12% ▼	-10% ▼
대파(일반)(1키로단)		1,244	1,073	876	1,841	1,605	16% ▲	42% ▲	-32% ▼	-22% ▼
양파(1키로)		683	892	1,344	1,129	785	-23% ▼	-49% ▼	-40% ▼	-13% ▼

□ 품종별 등락가격 비교(전주대비)

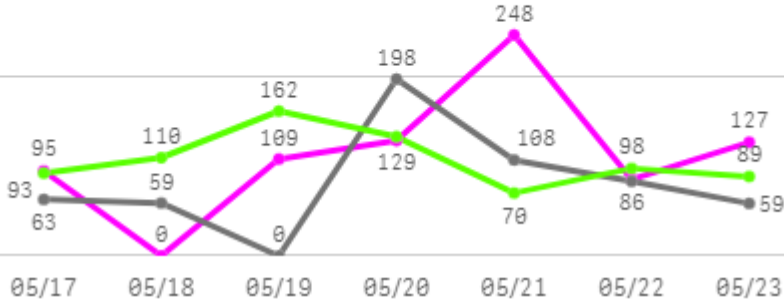
구분	품목(종)명
상승 품목(종)	감자 수미(햇)(7%),깎마늘 대서(8%),대추방울토마토(8%),대파(일반)(16%),배추얼갈이(14%),참외(일반)(10%),청경채(36%),청양고추(10%),포도 수입(17%)
하락 품목(종)	(선)갈치(-13%),가지(-31%),건설멸치(-6%),당근(-8%),돌미나리(-13%),무(-12%),배추(-13%),백다다기오이(-5%),부추(일반)(-28%),빨강 파프리카(-5%),상추 포기잡(-26%),새송이버섯(-16%),수박(일반)(-6%),알배기배추(-31%),양배추(-28%),양파(-23%),오렌지 네블 수입(-6%),쪽파(-27%),팽이버섯(-10%)
보합 품목(종)(+5%)	(냉)고등어 수입,겉홍합,골드파인애플 수입,대구,망고 수입,바나나 수입,배 신고,사과 부사,시금치,애호박,양상추(일반),열무,오이맛고추,토마토,호박밤 고구마

3. 품목(종)별 주간 거래동향

고구마

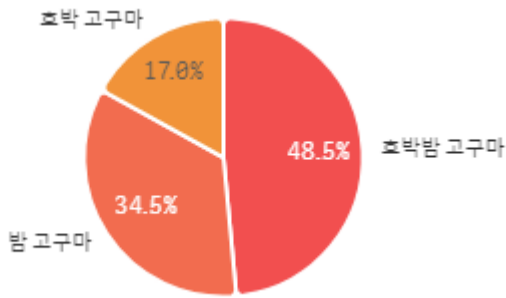
주간 반입량(톤)

◆ 2025 ● 2024 ▲ 평년

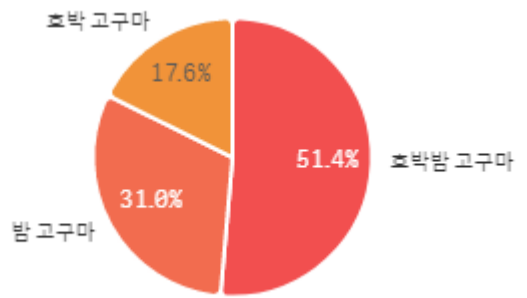


구분	금주(A)	전주(B)	전월(C)	전년(D)	평년(E)	A/B	A/C	A/D	A/E
물량(톤)	794	795	1,015	571	764	99.8%	78.2%	139.2%	103.9%

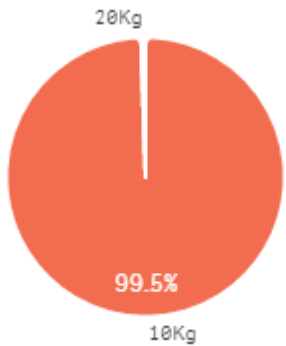
출하 품종별 거래물량 구성비



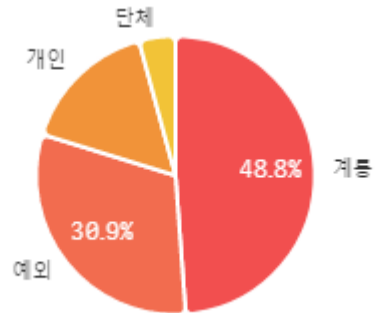
출하 품종별 거래금액 구성비



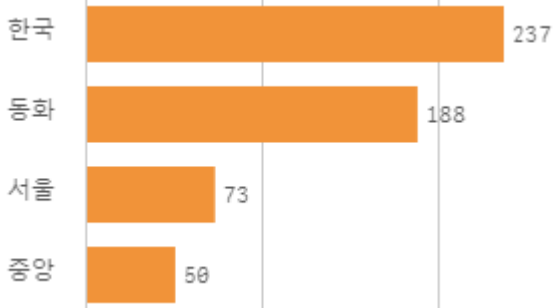
거래 단량별 물량 구성비



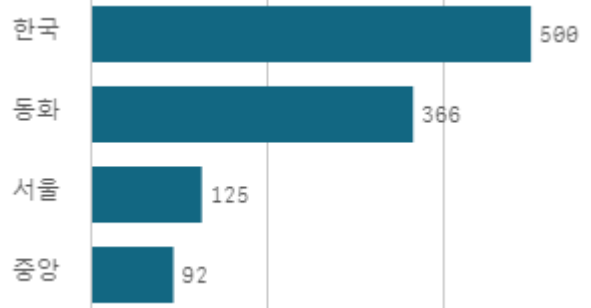
출하자별 거래물량 구성비



도매시장 법인별 거래물량(톤)

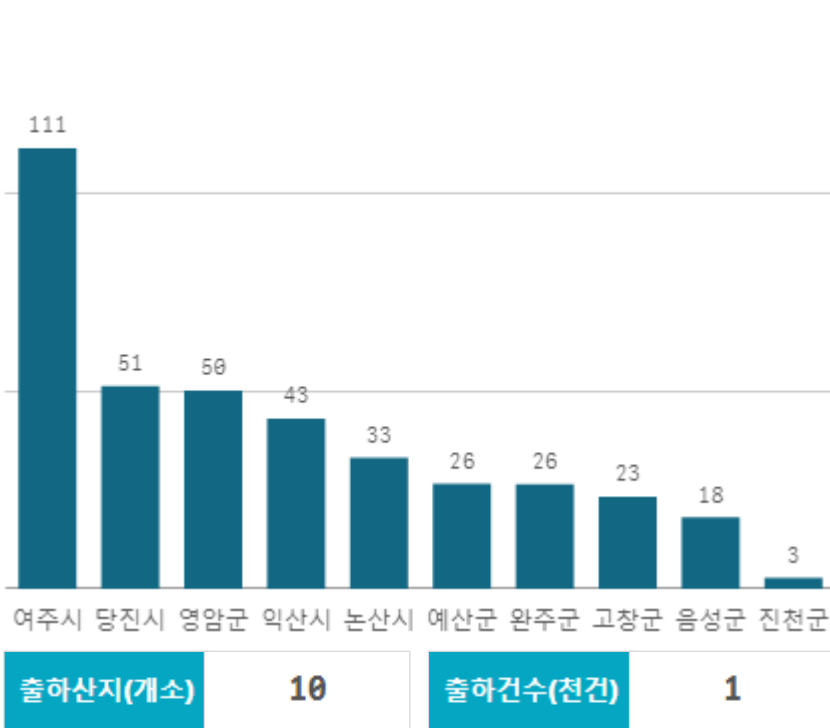


도매시장 법인별 거래금액(백만원)



호박밤 고구마(10Kg)

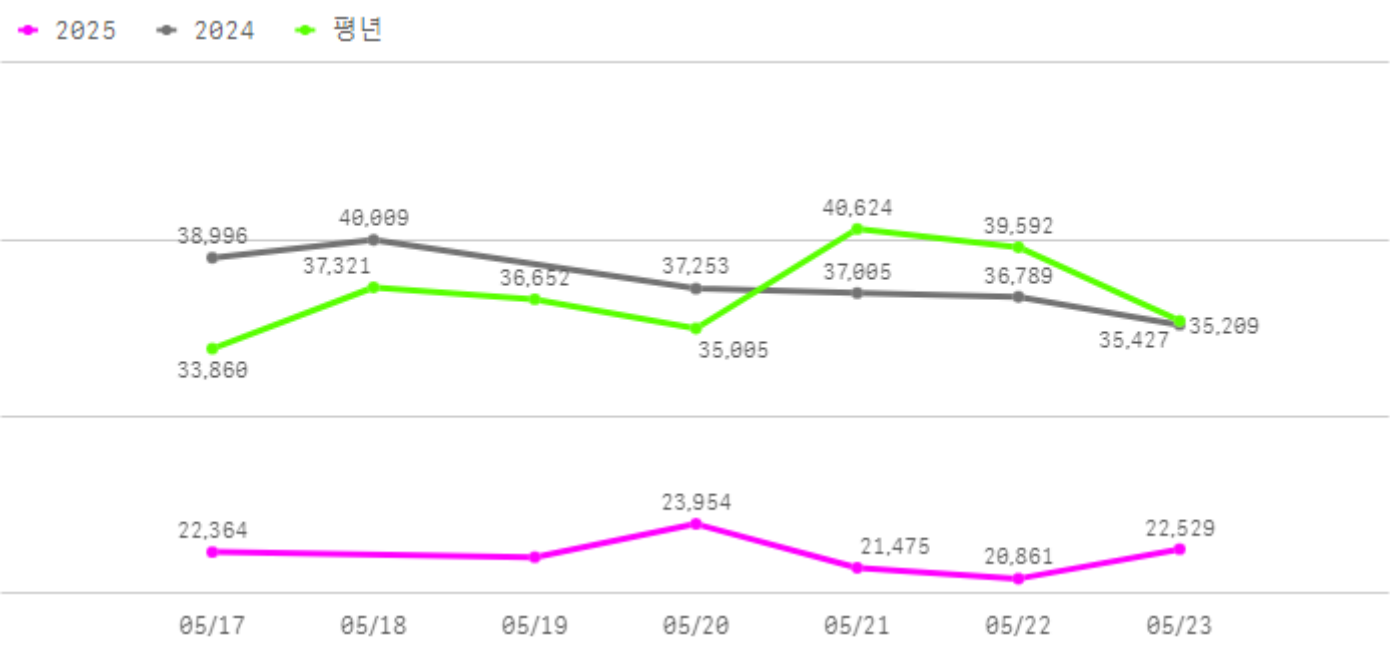
산지별 거래물량(톤)



산지별 주출하 시군구



주간 도매가격(원)



구분	금주(A)	전주(B)	전월(C)	전년(D)	평년(E)	A/B	A/C	A/D	A/E
가격(원)	22,209	22,523	21,671	37,544	29,301	98.6%	102.5%	59.2%	75.8%

※ 상품 가격 기준

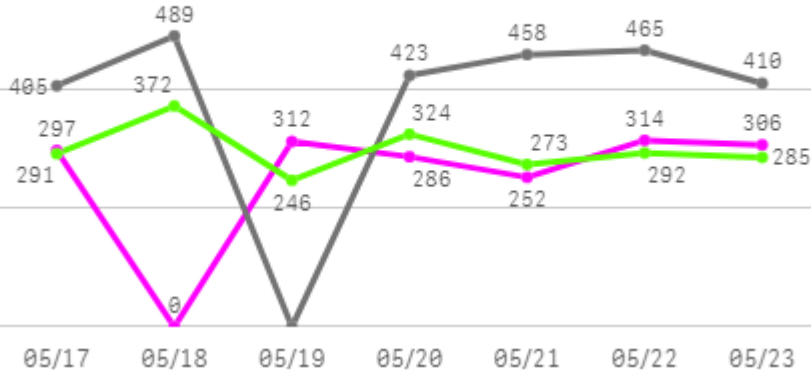
□ 호박밤 고구마(10Kg) 주간 가격

구분	Q	품종	Q	단량	Q	특	상	보통	하
2025-05-17		호박밤 고구마		10Kg		32,679	22,364	14,628	7,674
2025-05-19		호박밤 고구마		10Kg		27,474	22,074	15,108	7,872
2025-05-20		호박밤 고구마		10Kg		33,170	23,954	14,787	7,310
2025-05-21		호박밤 고구마		10Kg		26,300	21,475	15,526	6,461
2025-05-22		호박밤 고구마		10Kg		28,538	20,861	15,306	5,871
2025-05-23		호박밤 고구마		10Kg		28,765	22,529	16,658	6,608
평균						29,487	22,209	15,335	6,966

감자

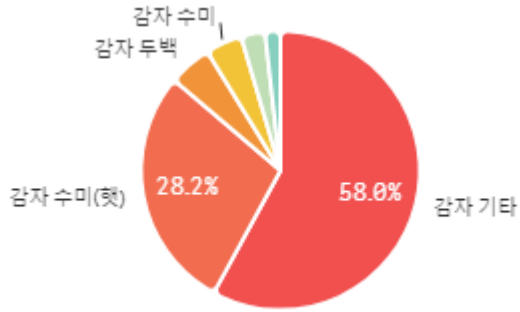
주간 반입량(톤)

◆ 2025 ● 2024 ▲ 평년

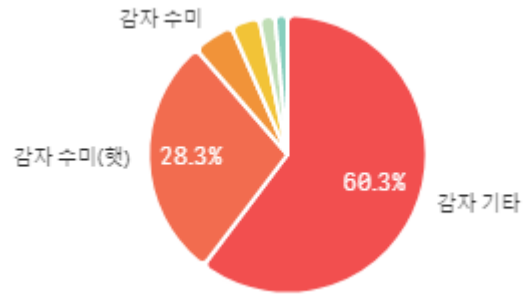


구분	금주(A)	전주(B)	전월(C)	전년(D)	평년(E)	A/B	A/C	A/D	A/E
물량(톤)	1,766	1,840	1,916	2,650	2,004	96.0%	92.2%	66.6%	88.1%

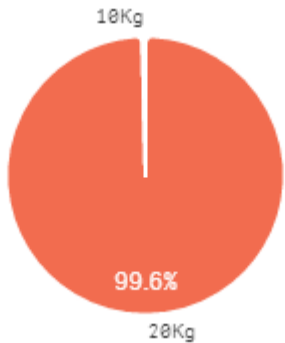
출하 품종별 거래물량 구성비



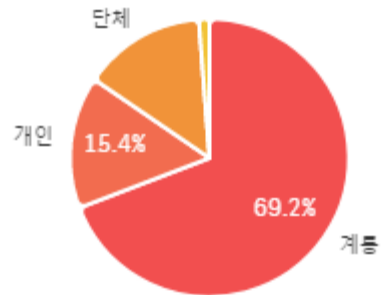
출하 품종별 거래금액 구성비



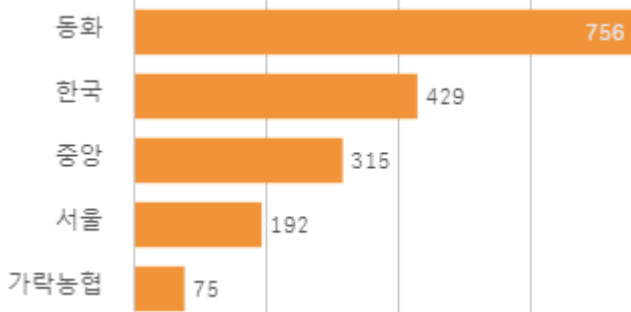
거래 단량별 물량 구성비



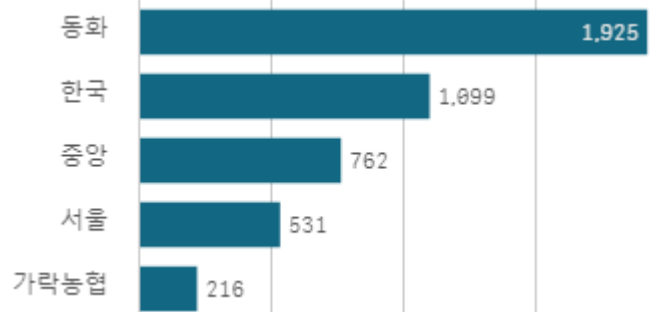
출하자별 거래물량 구성비



도매시장 법인별 거래물량(톤)

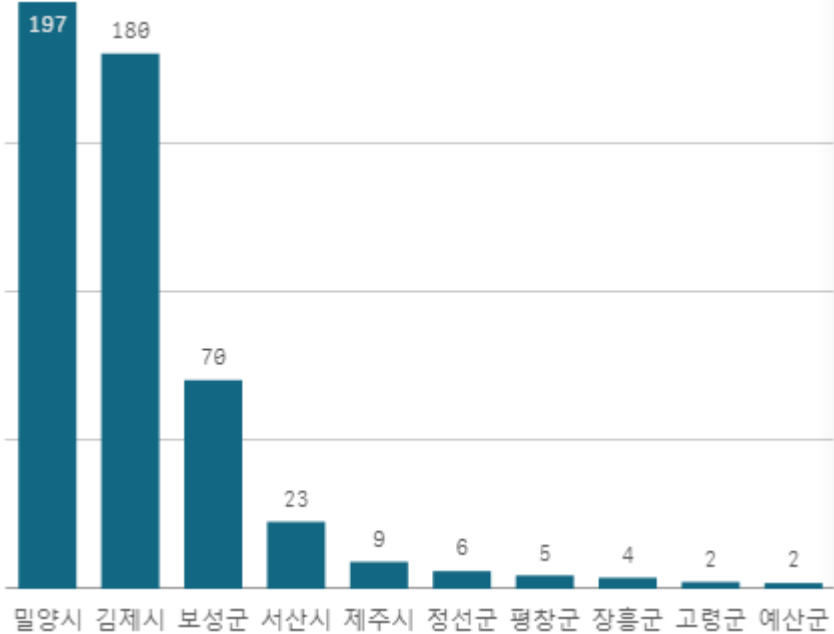


도매시장 법인별 거래금액(백만원)



감자 수미(햇) (20Kg)

산지별 거래물량(톤)



출하산지(개소)

14

출하건수(천건)

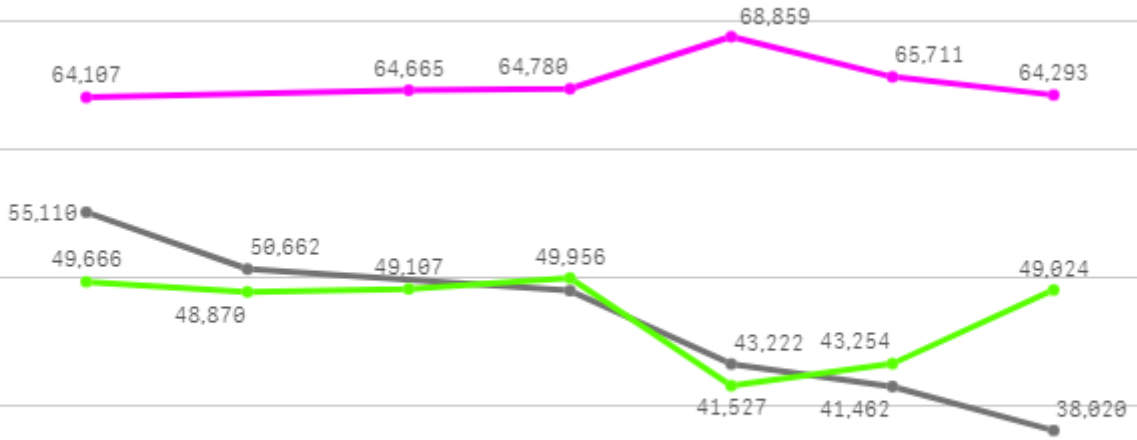
1

산지별 주출하 시군구



주간 도매가격(원)

◆ 2025 ● 2024 ◆ 평년



05/17 05/18 05/19 05/20 05/21 05/22 05/23

구분	금주(A)	전주(B)	전월(C)	전년(D)	평년(E)	A/B	A/C	A/D	A/E
가격(원)	65,403	60,857	60,361	46,240	52,271	107.5%	108.4%	141.4%	125.1%

※ 상품 가격 기준

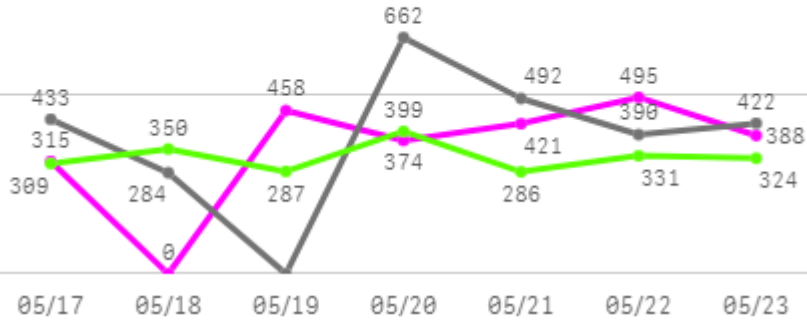
□ 감자 수미(햇)(20Kg) 주간 가격

구분	Q	품종	Q	단량	Q	특	상	보통	하
2025-05-17		감자 수미(햇)		20Kg		68,159	64,107	57,420	32,983
2025-05-19		감자 수미(햇)		20Kg		69,940	64,665	55,270	25,636
2025-05-20		감자 수미(햇)		20Kg		70,894	64,780	56,300	29,058
2025-05-21		감자 수미(햇)		20Kg		74,339	68,859	60,816	37,244
2025-05-22		감자 수미(햇)		20Kg		75,121	65,711	57,256	29,915
2025-05-23		감자 수미(햇)		20Kg		73,197	64,293	56,001	31,556
평균						71,942	65,403	57,177	31,065

배추

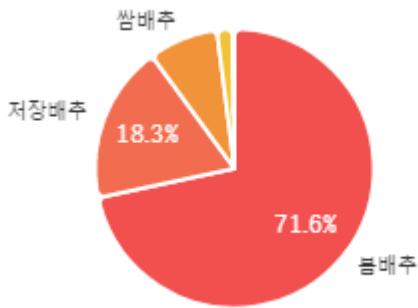
주간 반입량(톤)

◆ 2025 ● 2024 ▲ 평년

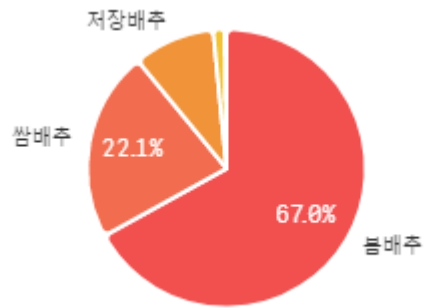


구분	금주(A)	전주(B)	전월(C)	전년(D)	평년(E)	A/B	A/C	A/D	A/E
물량(톤)	2,451	2,733	2,429	2,683	2,339	89.7%	100.9%	91.3%	104.8%

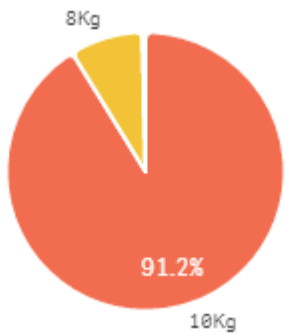
출하 품종별 거래물량 구성비



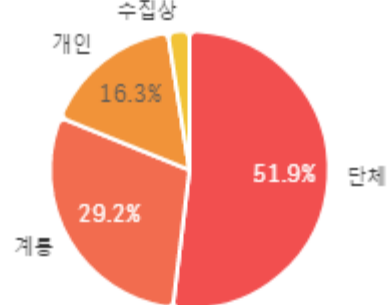
출하 품종별 거래금액 구성비



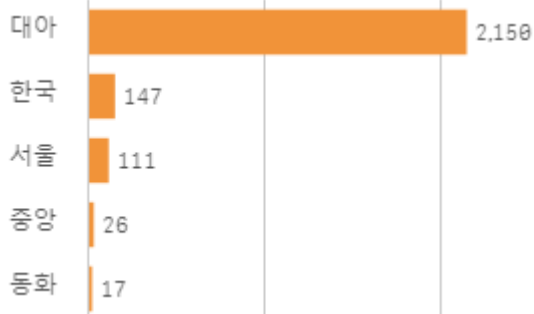
거래 단량별 물량 구성비



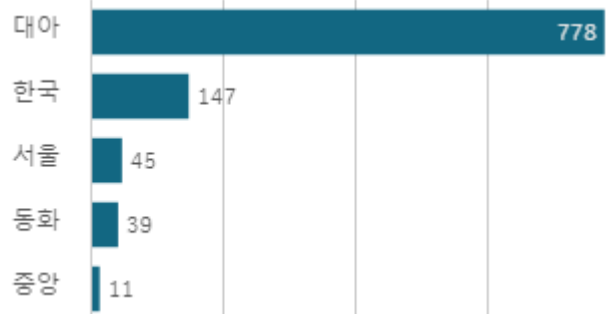
출하자별 거래물량 구성비



도매시장 법인별 거래물량(톤)

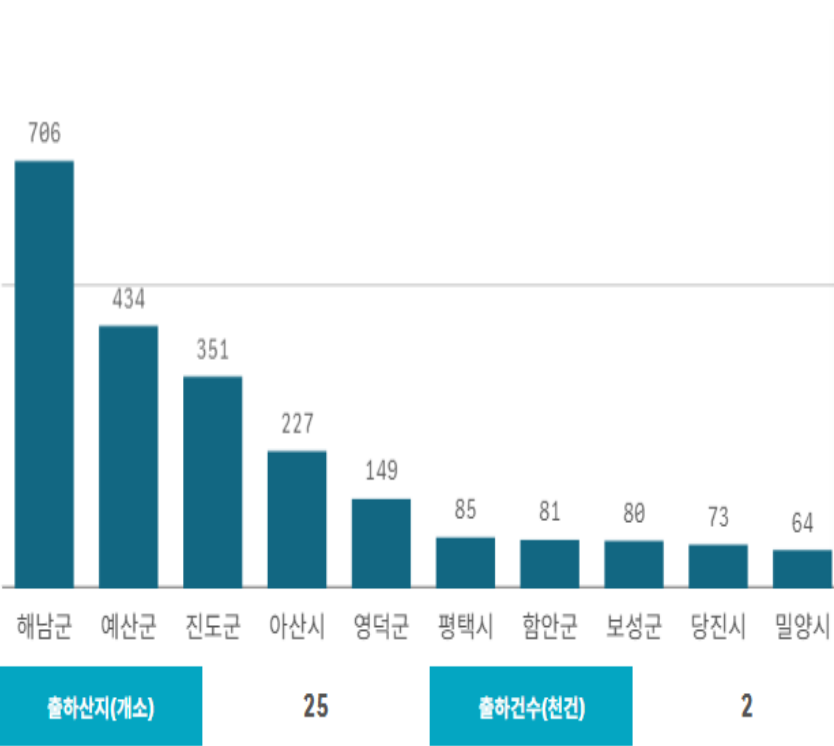


도매시장 법인별 거래금액(백만원)



배추(10Kg)

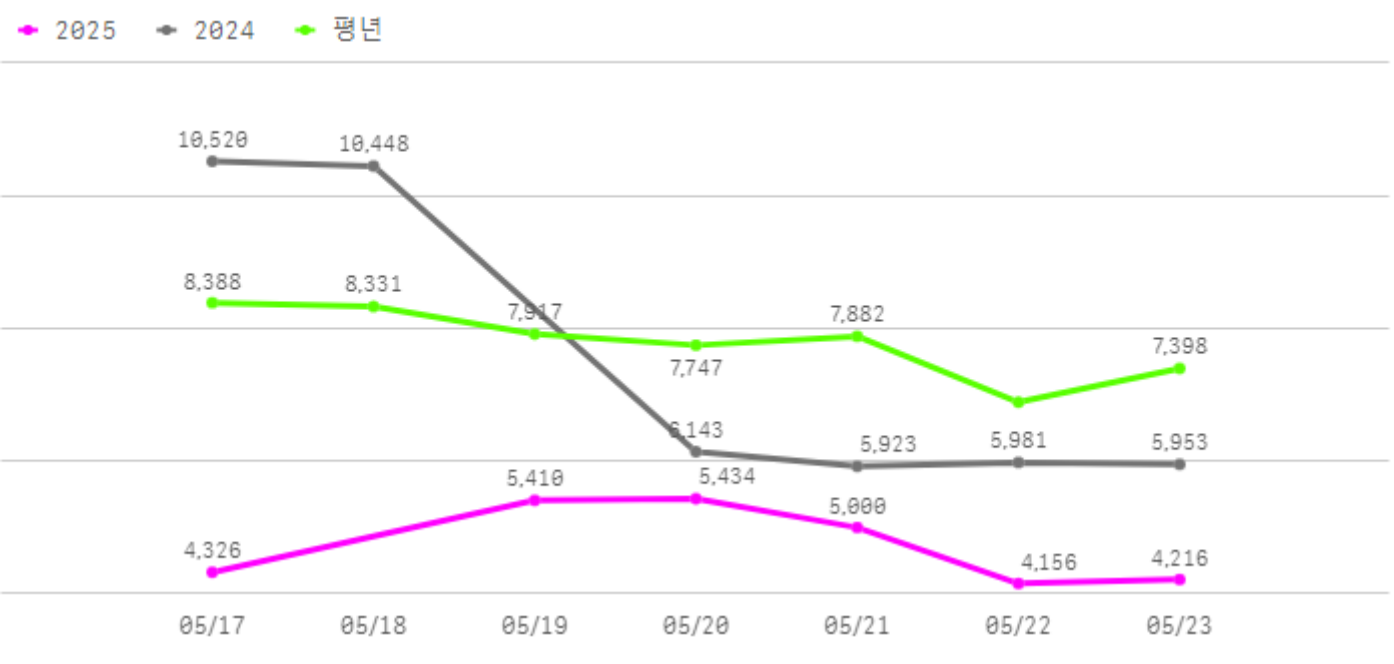
산지별 거래물량(톤)



산지별 주출하 시군구



주간 도매가격(원)



구분	금주(A)	전주(B)	전월(C)	전년(D)	평년(E)	A/B	A/C	A/D	A/E
가격(원)	4,757	5,487	9,108	7,495	6,773	86.7%	52.2%	63.5%	70.2%

※ 상품 가격 기준

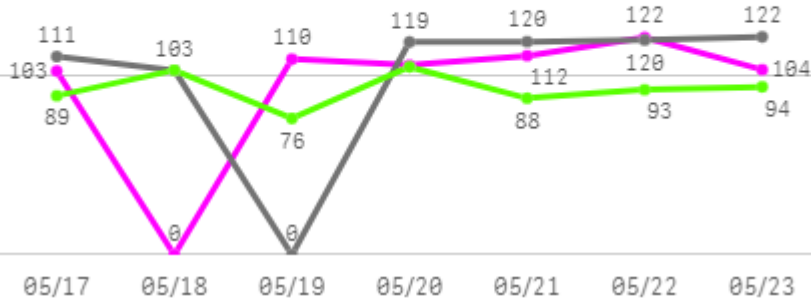
□ 배추(10Kg) 주간 가격

구분	Q	품종	Q	단량	Q	특	상	보통	하
2025-05-17		배추		10Kg		6,412	4,326	2,802	1,548
2025-05-19		배추		10Kg		6,955	5,410	4,042	1,545
2025-05-20		배추		10Kg		6,449	5,434	4,160	1,644
2025-05-21		배추		10Kg		6,805	5,000	3,473	1,737
2025-05-22		배추		10Kg		5,457	4,156	2,350	827
2025-05-23		배추		10Kg		5,068	4,216	2,712	922
평균						6,191	4,757	3,257	1,371

배추얼갈이

주간 반입량(톤)

◆ 2025 ● 2024 ▲ 평년



구분	금주(A)	전주(B)	전월(C)	전년(D)	평년(E)	A/B	A/C	A/D	A/E
물량(톤)	656	681	655	696	648	96.4%	100.2%	94.3%	101.3%

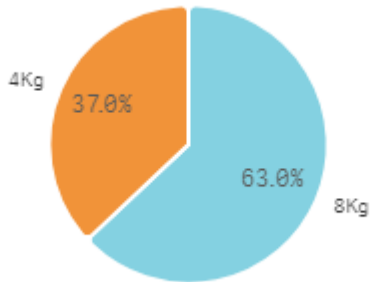
출하 품종별 거래물량 구성비



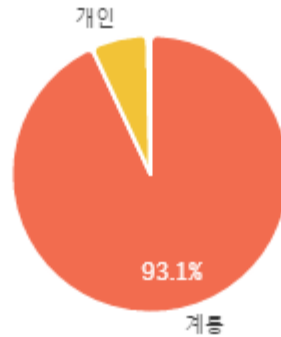
출하 품종별 거래금액 구성비



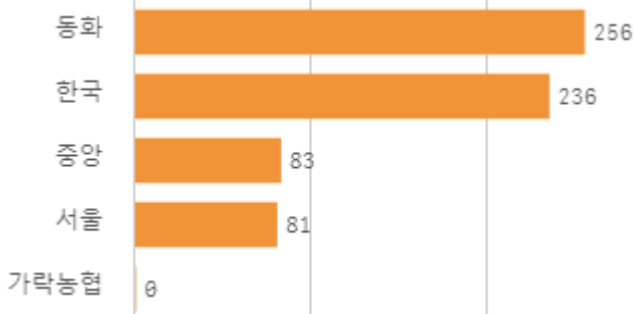
거래 단량별 물량 구성비



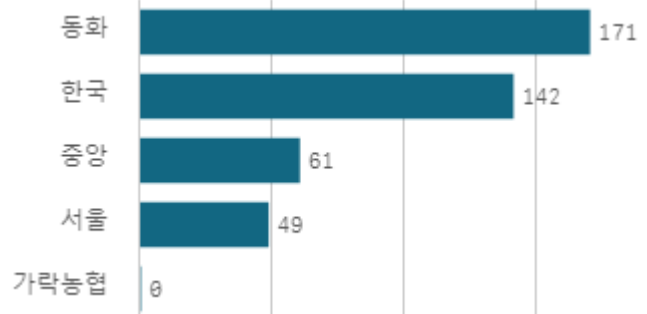
출하자별 거래물량 구성비



도매시장 법인별 거래물량(톤)

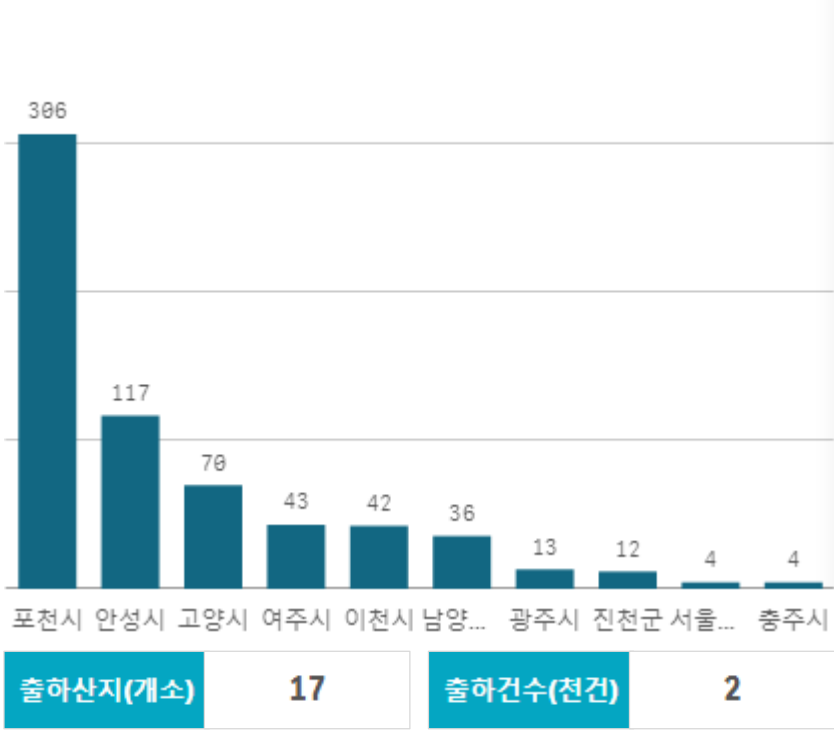


도매시장 법인별 거래금액(백만원)



배추얼갈이(4Kg)

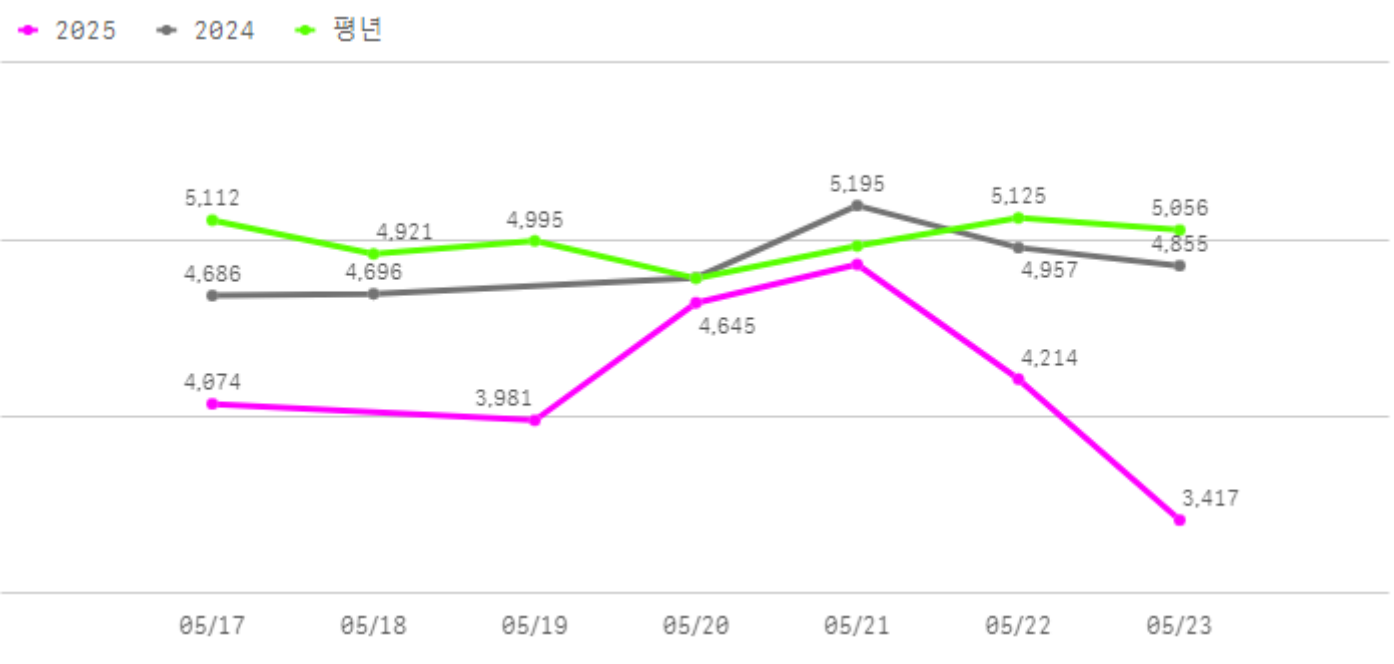
산지별 거래물량(톤)



산지별 주출하 시군구



주간 도매가격(원)



구분	금주(A)	전주(B)	전월(C)	전년(D)	평년(E)	A/B	A/C	A/D	A/E
가격(원)	4,199	3,668	3,816	4,863	4,889	114.5%	110.0%	86.3%	85.9%

※ 상품 가격 기준

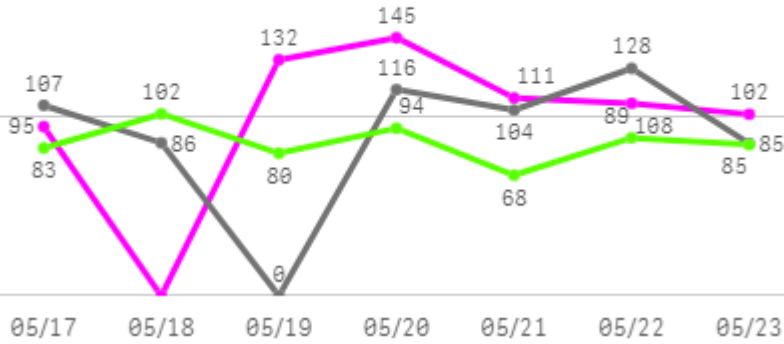
□ 배추얼갈이(4Kg) 주간 가격

구분	Q	품종	Q	단량	Q	특	상	보통	하
2025-05-17		배추얼갈이		4Kg		-	4,074	3,127	2,395
2025-05-19		배추얼갈이		4Kg		-	3,981	3,312	2,542
2025-05-20		배추얼갈이		4Kg		-	4,645	3,613	2,523
2025-05-21		배추얼갈이		4Kg		-	4,862	3,648	2,459
2025-05-22		배추얼갈이		4Kg		-	4,214	3,051	1,626
2025-05-23		배추얼갈이		4Kg		-	3,417	2,198	1,410
평균						-	4,199	3,158	2,159

알배기배추

주간 반입량(톤)

◆ 2025 ● 2024 ▲ 평년



구분	금주(A)	전주(B)	전월(C)	전년(D)	평년(E)	A/B	A/C	A/D	A/E
물량(톤)	693	650	558	625	632	106.6%	124.2%	110.8%	109.6%

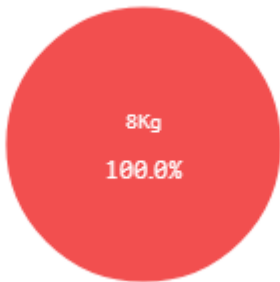
출하 품종별 거래물량 구성비



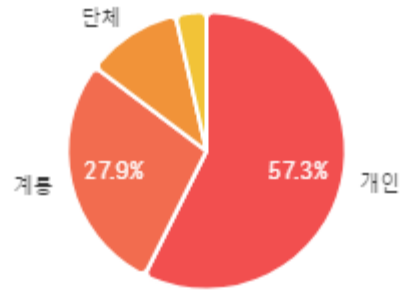
출하 품종별 거래금액 구성비



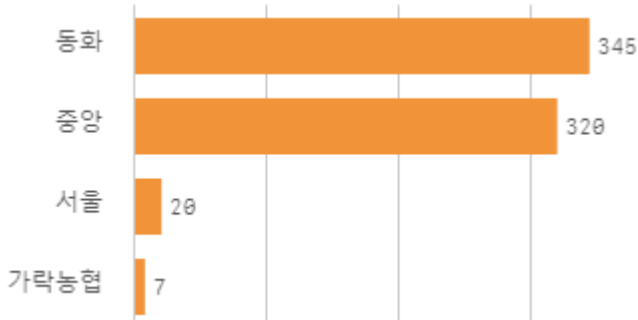
거래 단량별 물량 구성비



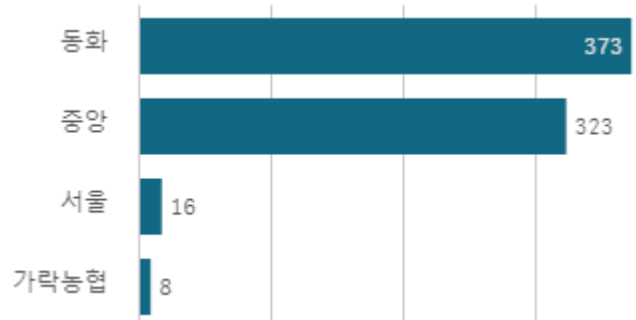
출하자별 거래물량 구성비



도매시장 법인별 거래물량(톤)

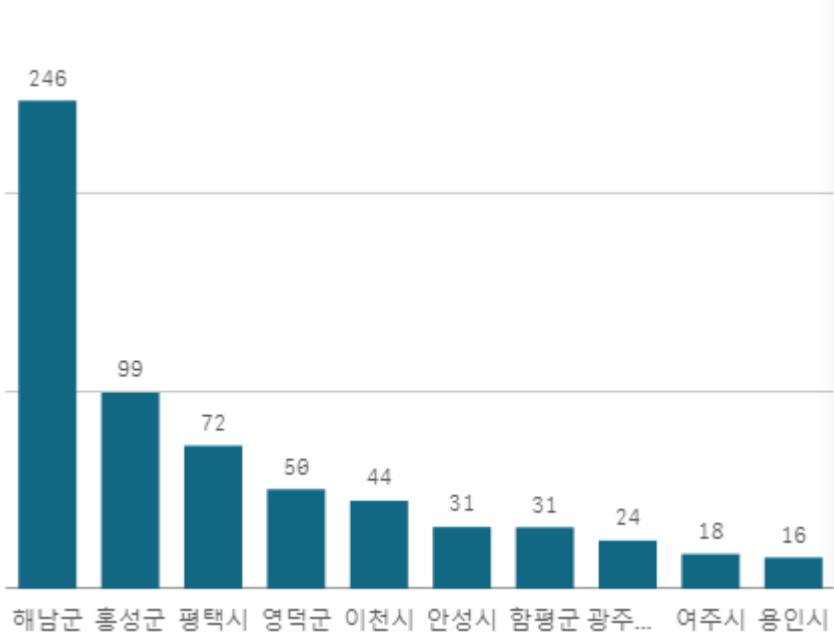


도매시장 법인별 거래금액(백만원)



알배기배추(8Kg)

산지별 거래물량(톤)



산지별 주출하 시군구



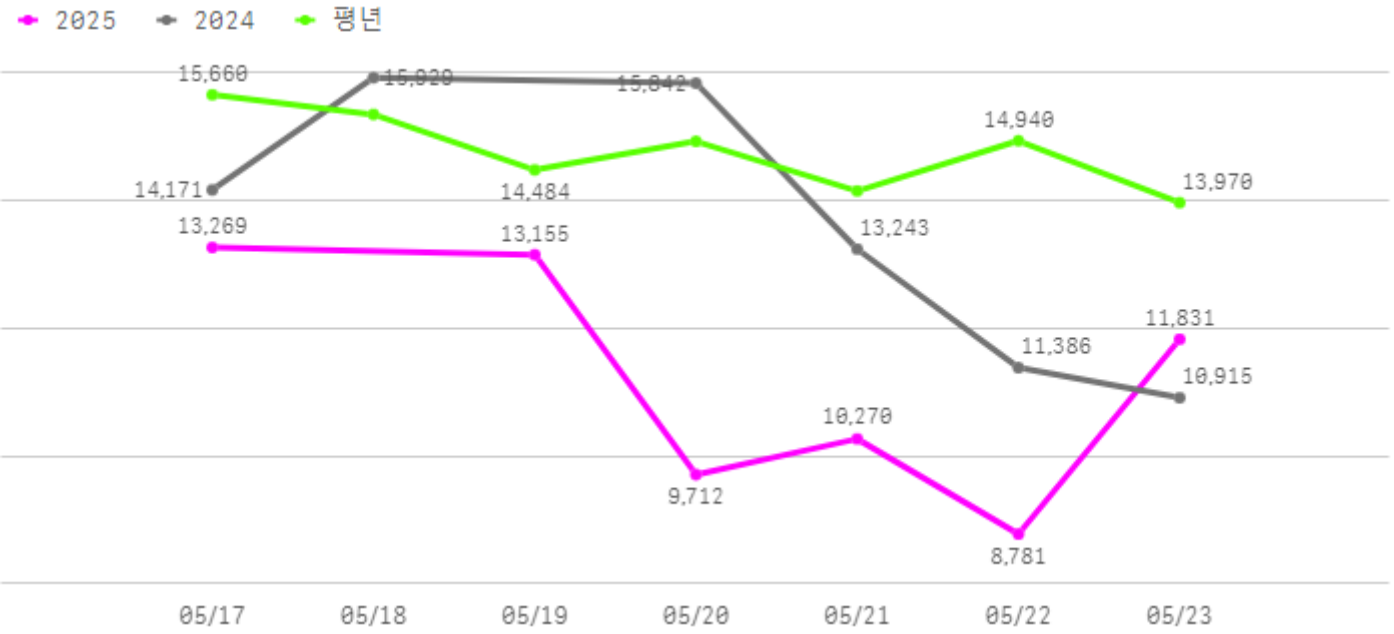
출하산지(개소)

20

출하건수(천건)

2

주간 도매가격(원)



구분	금주(A)	전주(B)	전월(C)	전년(D)	평년(E)	A/B	A/C	A/D	A/E
가격(원)	11,170	16,235	19,970	13,581	13,608	68.8%	55.9%	82.2%	82.1%

※ 상품 가격 기준

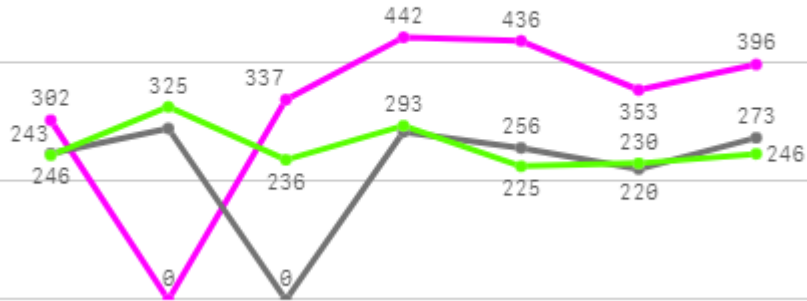
□ 알배기배추(8Kg) 주간 가격

구분	Q	품종	Q	단량	Q	특	상	보통	하
2025-05-17		알배기배추		8Kg		16,124	13,269	8,408	3,659
2025-05-19		알배기배추		8Kg		15,511	13,155	9,166	5,634
2025-05-20		알배기배추		8Kg		11,545	9,712	6,401	3,749
2025-05-21		알배기배추		8Kg		12,863	10,270	6,394	3,606
2025-05-22		알배기배추		8Kg		12,022	8,781	4,974	3,106
2025-05-23		알배기배추		8Kg		13,938	11,831	6,453	3,479
평균						13,667	11,170	6,966	3,872

양배추

주간 반입량(톤)

◆ 2025 ● 2024 ▲ 평년

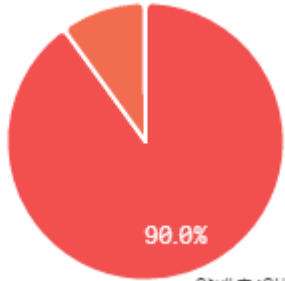


05/17 05/18 05/19 05/20 05/21 05/22 05/23

구분	금주(A)	전주(B)	전월(C)	전년(D)	평년(E)	A/B	A/C	A/D	A/E
물량(톤)	2,265	2,064	2,189	1,565	1,897	109.7%	103.5%	144.7%	119.4%

출하 품종별 거래물량 구성비

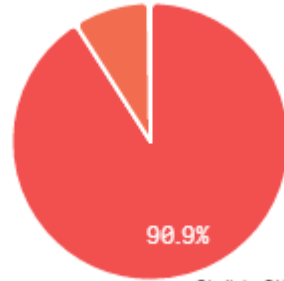
양배추 수입



양배추(일반)

출하 품종별 거래금액 구성비

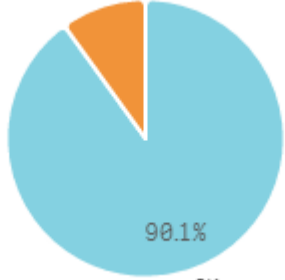
양배추 수입



양배추(일반)

거래 단량별 물량 구성비

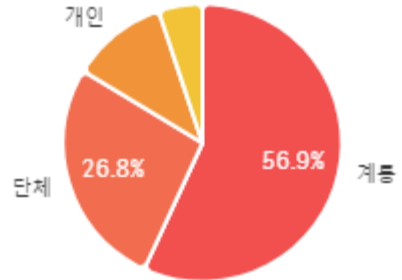
15Kg



8Kg

출하자별 거래물량 구성비

수집상



단체

계통

도매시장 법인별 거래물량(톤)

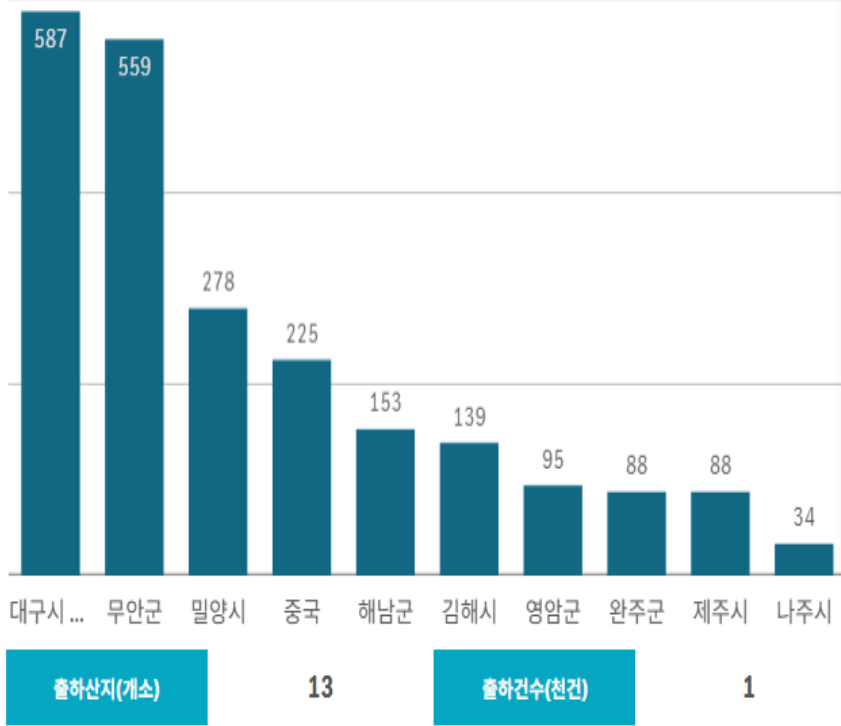


도매시장 법인별 거래금액(백만원)



양배추(8Kg)

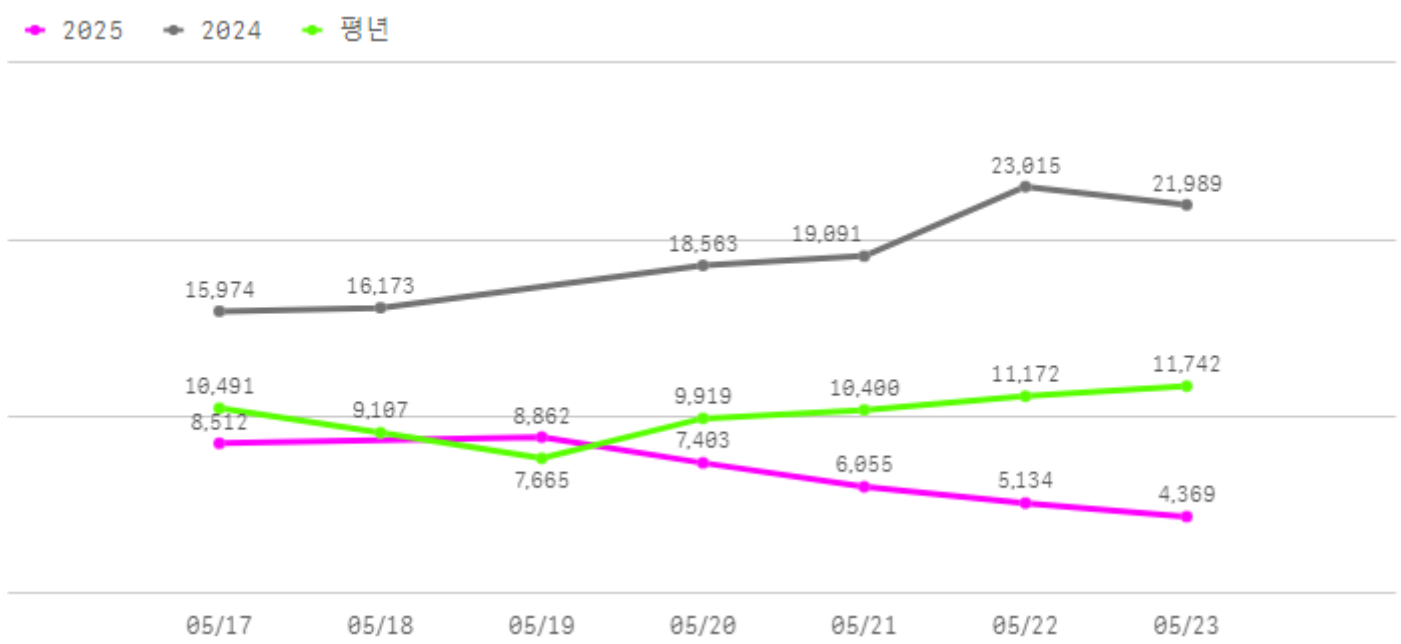
산지별 거래물량(톤)



산지별 주출하 시군구



주간 도매가격(원)



구분	금주(A)	전주(B)	전월(C)	전년(D)	평년(E)	A/B	A/C	A/D	A/E
가격(원)	6,723	9,329	13,559	19,134	10,186	72.1%	49.6%	35.1%	66.0%

※ 상품 가격 기준

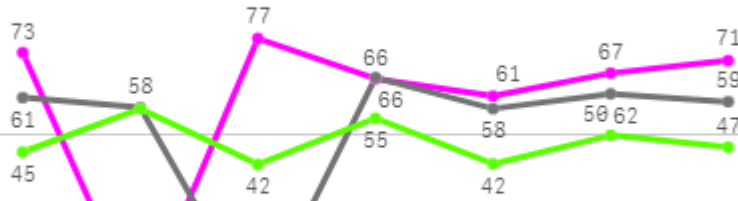
□ 양배추(8Kg) 주간 가격

구분	Q	품종	Q	단량	Q	특	상	보통	하
2025-05-17		양배추		8Kg		10,246	8,512	7,075	6,193
2025-05-19		양배추		8Kg		10,883	8,862	7,806	6,504
2025-05-20		양배추		8Kg		8,474	7,403	6,411	5,179
2025-05-21		양배추		8Kg		7,355	6,055	4,938	3,897
2025-05-22		양배추		8Kg		5,940	5,134	3,680	2,008
2025-05-23		양배추		8Kg		5,836	4,369	2,771	1,552
평균						8,122	6,723	5,447	4,222

시금치

주간 반입량(톤)

◆ 2025 ● 2024 ▲ 평년

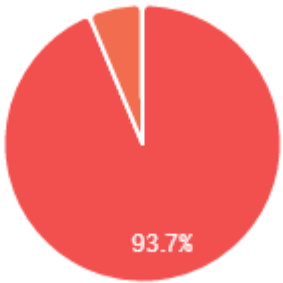


05/17 05/18 05/19 05/20 05/21 05/22 05/23

구분	금주(A)	전주(B)	전월(C)	전년(D)	평년(E)	A/B	A/C	A/D	A/E
물량(톤)	416	405	477	363	350	102.7%	87.1%	114.5%	119.0%

출하 품종별 거래물량 구성비

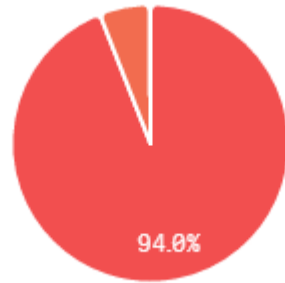
시금치 기타



시금치(일반)

출하 품종별 거래금액 구성비

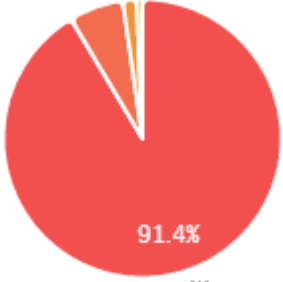
시금치 기타



시금치(일반)

거래 단량별 물량 구성비

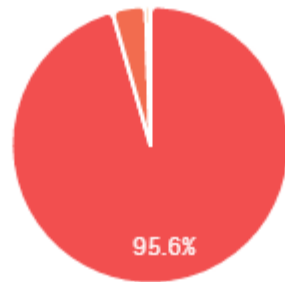
0.5Kg



4Kg

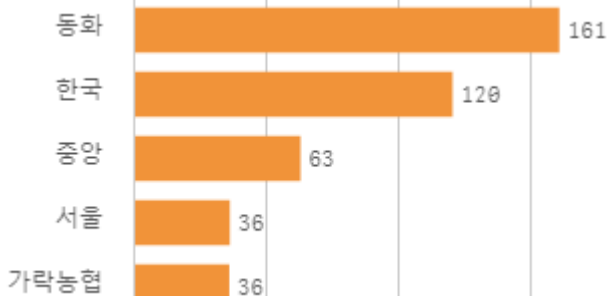
출하자별 거래물량 구성비

개인

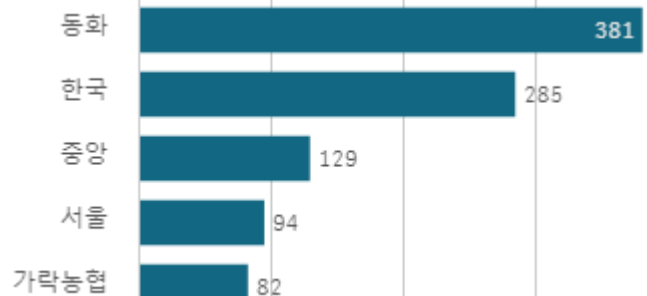


계통

도매시장 법인별 거래물량(톤)

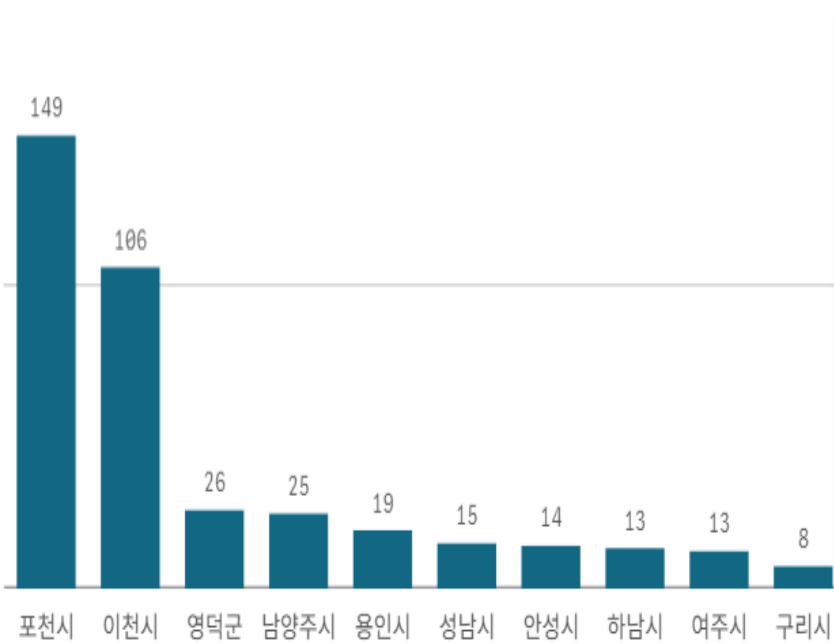


도매시장 법인별 거래금액(백만원)



시금치(4Kg)

산지별 거래물량(톤)



출하산지(개소)

27

출하건수(천건)

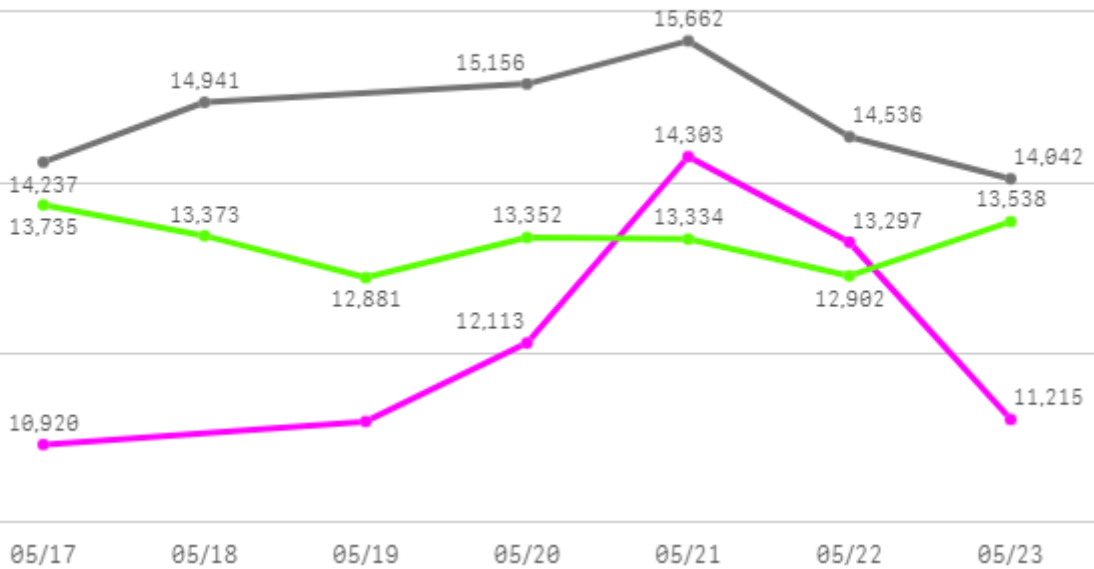
3

산지별 주출하 시군구



주간 도매가격(원)

◆ 2025 ● 2024 ◆ 평년



구분	금주(A)	전주(B)	전월(C)	전년(D)	평년(E)	A/B	A/C	A/D	A/E
가격(원)	12,173	12,481	11,195	14,762	13,616	97.5%	108.7%	82.5%	89.4%

※ 상품 가격 기준

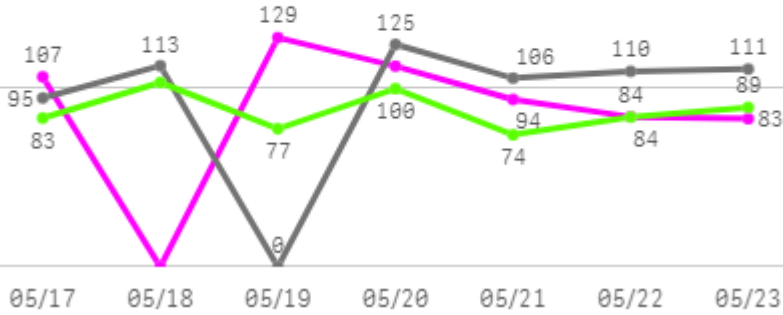
□ 시금치(4Kg) 주간 가격

구분	Q	품종	Q	단량	Q	특	상	보통	하
2025-05-17		시금치		4Kg		12,997	10,920	8,927	5,795
2025-05-19		시금치		4Kg		13,311	11,191	8,742	5,990
2025-05-20		시금치		4Kg		13,927	12,113	9,096	6,395
2025-05-21		시금치		4Kg		16,804	14,303	9,669	6,821
2025-05-22		시금치		4Kg		16,168	13,297	8,604	5,614
2025-05-23		시금치		4Kg		14,491	11,215	8,360	4,674
평균						14,616	12,173	8,900	5,882

상추

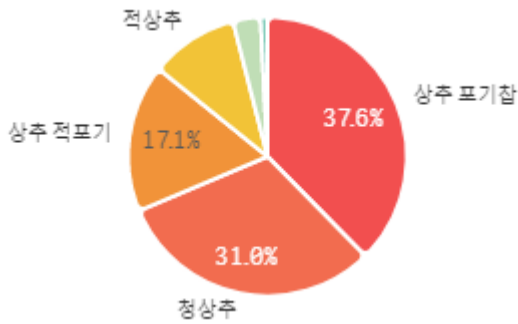
주간 반입량(톤)

◆ 2025 ● 2024 ▲ 평년

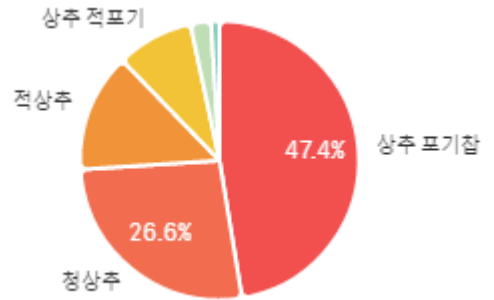


구분	금주(A)	전주(B)	전월(C)	전년(D)	평년(E)	A/B	A/C	A/D	A/E
물량(톤)	609	614	667	658	611	99.0%	91.3%	92.4%	99.6%

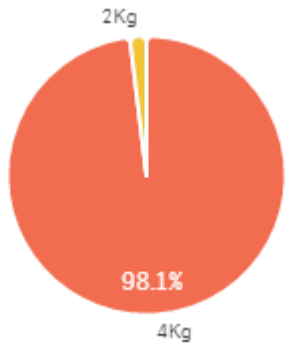
출하 품종별 거래물량 구성비



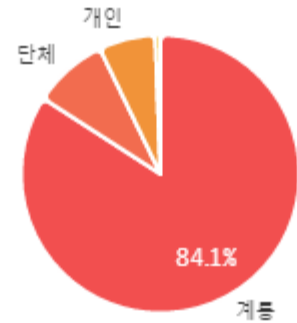
출하 품종별 거래금액 구성비



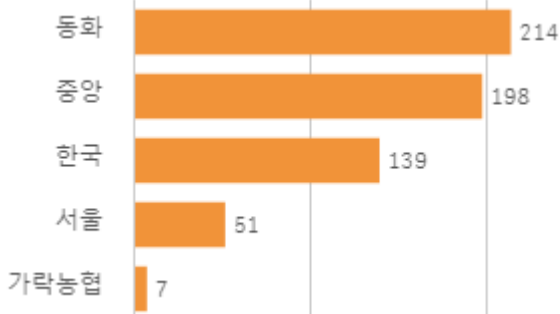
거래 단량별 물량 구성비



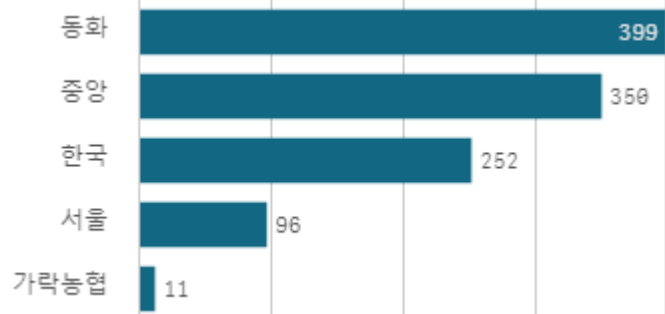
출하자별 거래물량 구성비



도매시장 법인별 거래물량(톤)

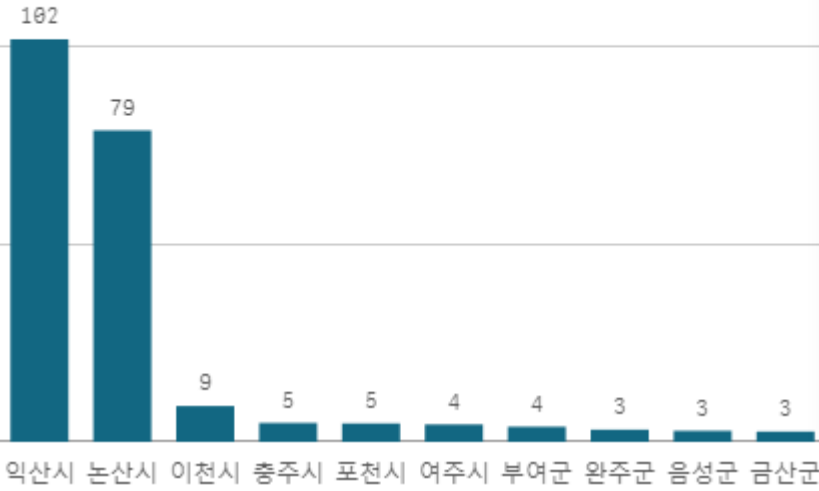


도매시장 법인별 거래금액(백만원)



상추 포기잡(4Kg)

산지별 거래물량(톤)



출하산지(개소)

25

출하건수(천건)

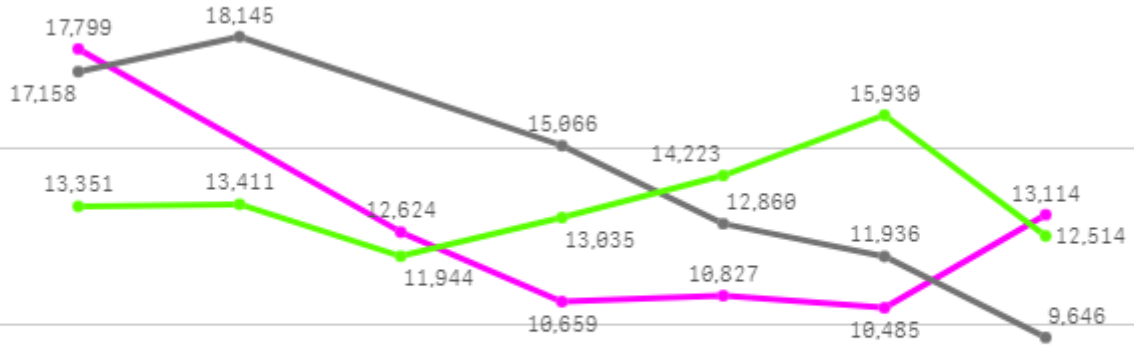
2

산지별 주출하 시군구



주간 도매가격(원)

◆ 2025 ● 2024 ◆ 평년



05/17 05/18 05/19 05/20 05/21 05/22 05/23

구분	금주(A)	전주(B)	전월(C)	전년(D)	평년(E)	A/B	A/C	A/D	A/E
가격(원)	12,585	16,933	10,324	14,135	13,060	74.3%	121.9%	89.0%	96.4%

※ 상품 가격 기준

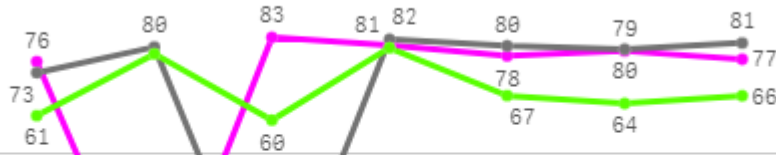
□ 상추 포기잡(4Kg) 주간 가격

구분	Q	품종	Q	단량	Q	특	상	보통	하
2025-05-17		상추 포기잡		4Kg		-	17,799	14,936	11,062
2025-05-19		상추 포기잡		4Kg		-	12,624	9,923	7,486
2025-05-20		상추 포기잡		4Kg		-	10,659	8,231	5,954
2025-05-21		상추 포기잡		4Kg		-	10,827	7,831	5,952
2025-05-22		상추 포기잡		4Kg		-	10,485	6,475	3,894
2025-05-23		상추 포기잡		4Kg		-	13,114	9,400	5,861
평균						-	12,585	9,466	6,702

부추

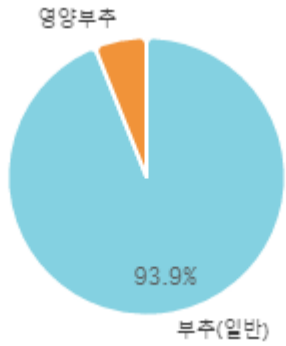
주간 반입량(톤)

2025 (파란색 선) 2024 (회색 선) 평년 (녹색 선)

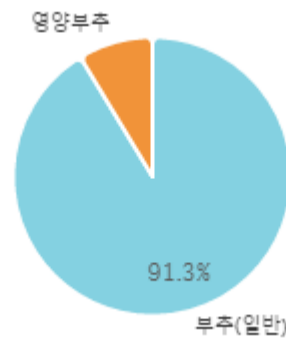


구분	금주(A)	전주(B)	전월(C)	전년(D)	평년(E)	A/B	A/C	A/D	A/E
물량(톤)	473	443	499	477	474	106.8%	94.8%	99.2%	99.8%

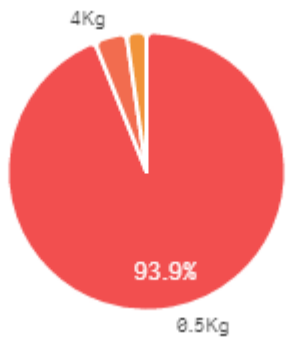
출하 품종별 거래물량 구성비



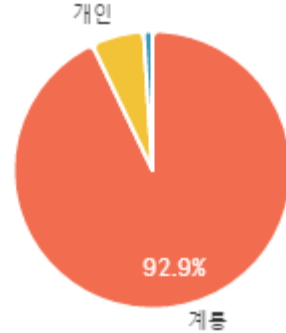
출하 품종별 거래금액 구성비



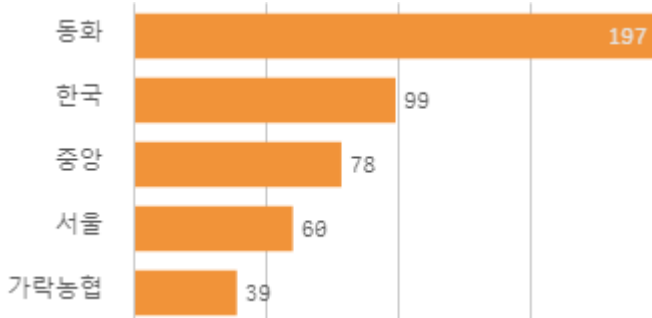
거래 단량별 물량 구성비



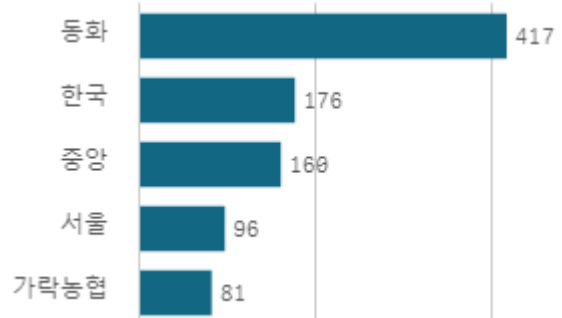
출하자별 거래물량 구성비



도매시장 법인별 거래물량(톤)

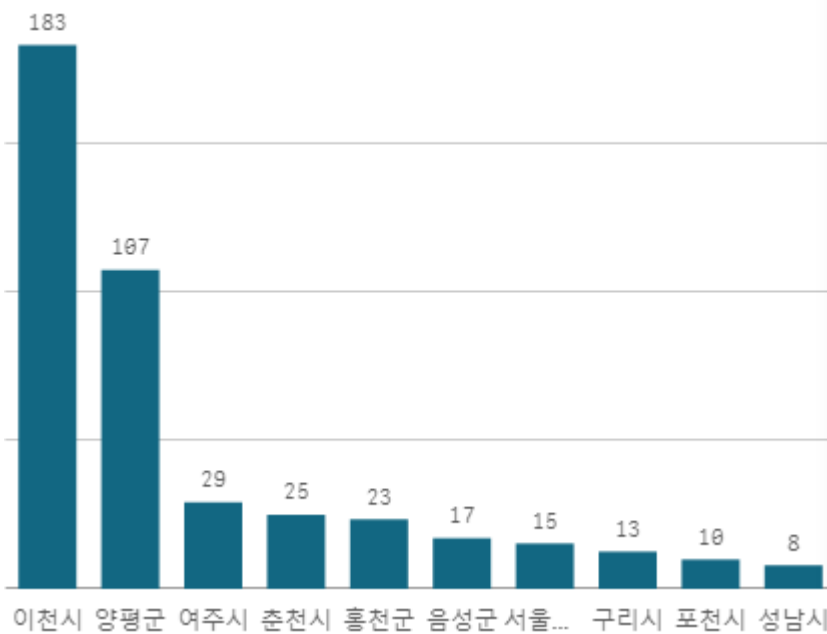


도매시장 법인별 거래금액(백만원)



부추(일반) (0.5Kg)

산지별 거래물량(톤)



출하산지(개소)

19

출하건수(천건)

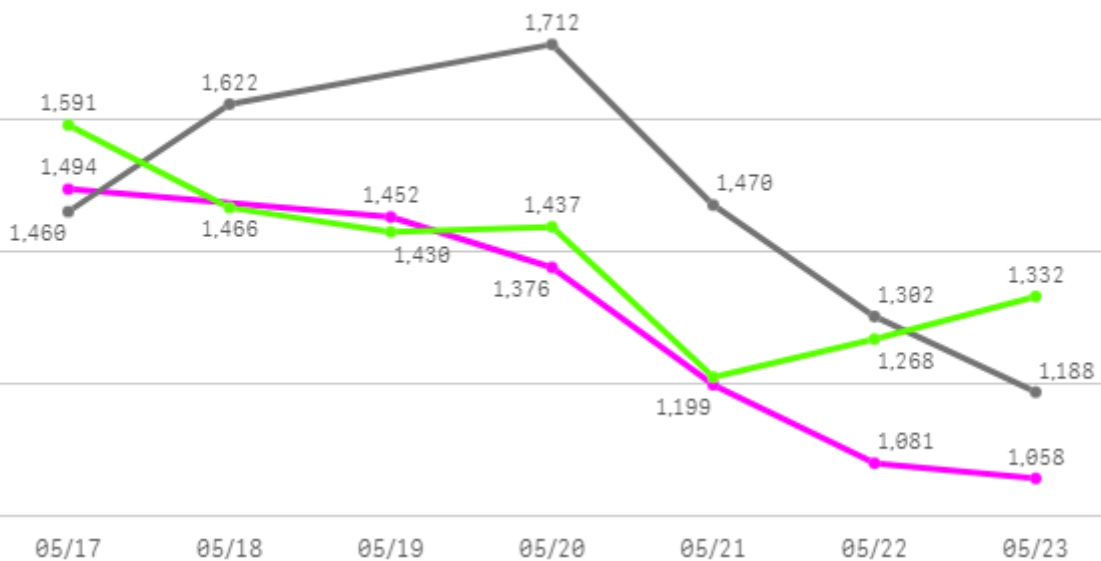
2

산지별 주출하 시군구



주간 도매가격(원)

◆ 2025 ● 2024 ◆ 평년



구분	금주(A)	전주(B)	전월(C)	전년(D)	평년(E)	A/B	A/C	A/D	A/E
가격(원)	1,277	1,780	2,159	1,459	1,422	71.7%	59.1%	87.5%	89.8%

※ 상품 가격 기준

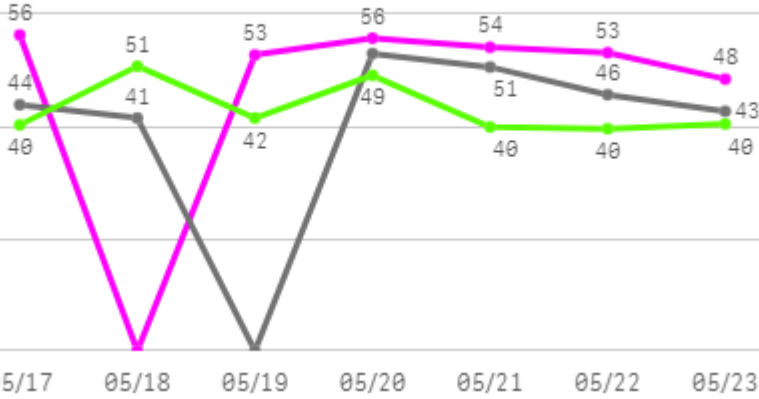
□ 부추(일반)(0.5Kg) 주간 가격

구분	Q	품종	Q	단량	Q	특	상	보통	하
2025-05-17		부추(일반)		0.5Kg		-	1,494	1,141	775
2025-05-19		부추(일반)		0.5Kg		-	1,452	1,200	929
2025-05-20		부추(일반)		0.5Kg		-	1,376	1,128	946
2025-05-21		부추(일반)		0.5Kg		-	1,199	907	706
2025-05-22		부추(일반)		0.5Kg		-	1,081	824	572
2025-05-23		부추(일반)		0.5Kg		-	1,058	781	538
평균						-	1,277	997	744

미나리

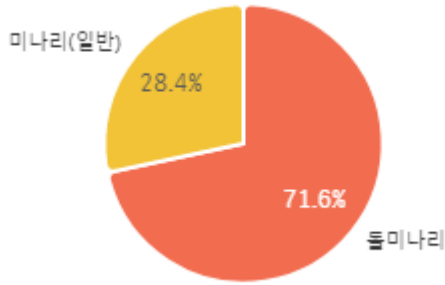
주간 반입량(톤)

◆ 2025 ● 2024 ▲ 평년

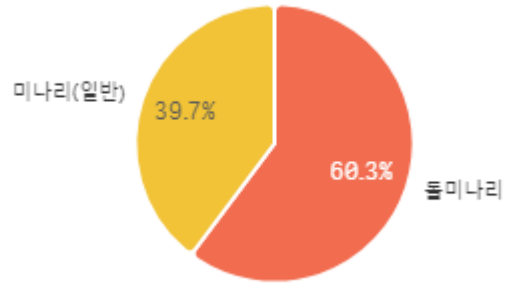


구분	금주(A)	전주(B)	전월(C)	전년(D)	평년(E)	A/B	A/C	A/D	A/E
물량(톤)	320	327	398	277	293	98.1%	80.5%	115.6%	109.4%

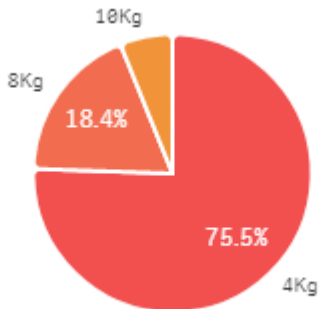
출하 품종별 거래물량 구성비



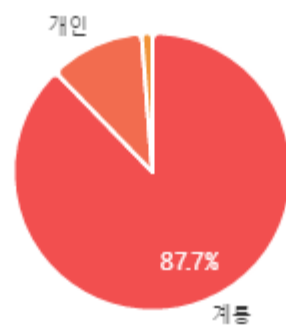
출하 품종별 거래금액 구성비



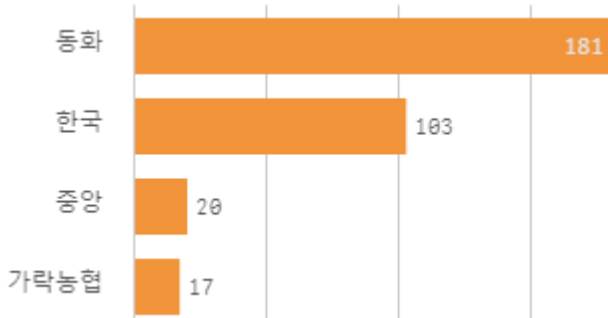
거래 단량별 물량 구성비



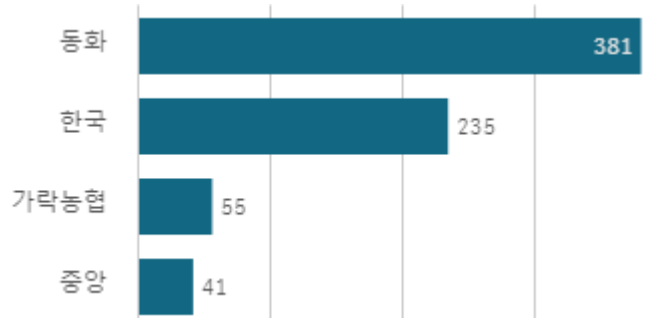
출하자별 거래물량 구성비



도매시장 법인별 거래물량(톤)

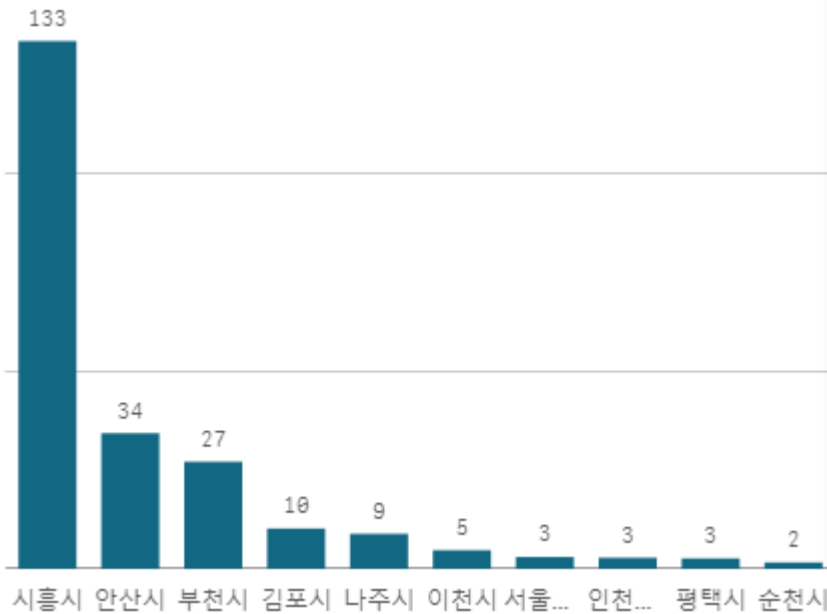


도매시장 법인별 거래금액(백만원)



돌미나리(4Kg)

산지별 거래물량(톤)



출하산지(개소)

17

출하건수(천건)

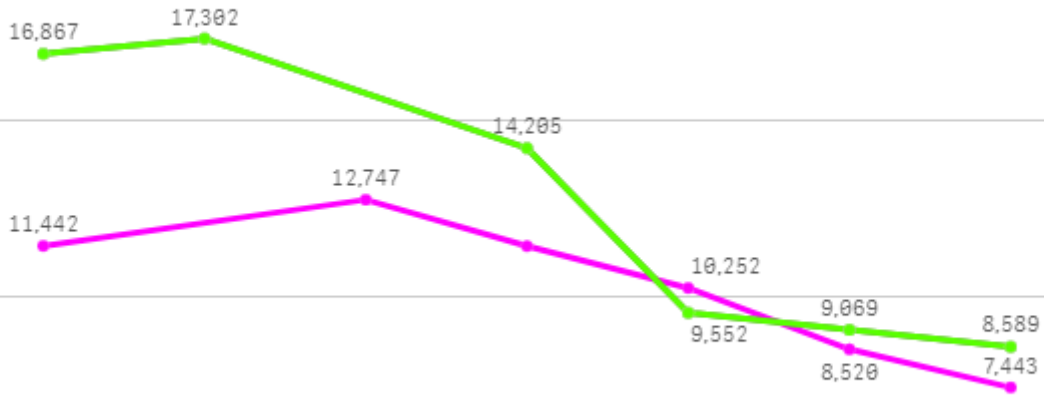
1

산지별 주출하 시군구



주간 도매가격(원)

◆ 2025 ◀ 2024 ◆ 평년



05/17 05/18 05/19 05/20 05/21 05/22 05/23

구분	금주(A)	전주(B)	전월(C)	전년(D)	평년(E)	A/B	A/C	A/D	A/E
가격(원)	10,307	11,831	23,466	12,597	11,452	87.1%	43.9%	81.8%	90.0%

※ 상품 가격 기준

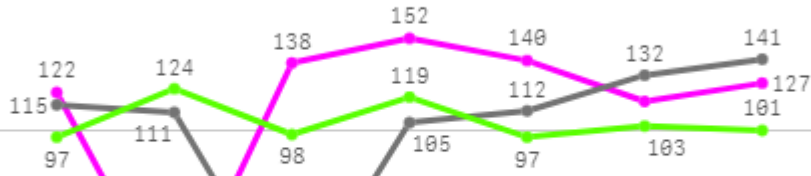
□ 돌미나리(4Kg) 주간 가격

구분	Q	품종	Q	단량	Q	특	상	보통	하
2025-05-17		돌미나리		4Kg		-	11,442	9,283	6,996
2025-05-19		돌미나리		4Kg		-	12,747	10,683	7,996
2025-05-20		돌미나리		4Kg		-	11,438	8,563	6,047
2025-05-21		돌미나리		4Kg		-	10,252	6,874	5,135
2025-05-22		돌미나리		4Kg		-	8,520	6,205	3,687
2025-05-23		돌미나리		4Kg		-	7,443	5,556	4,266
평균						-	10,307	7,861	5,688

열무

주간 반입량(톤)

◆ 2025 ● 2024 ▲ 평년



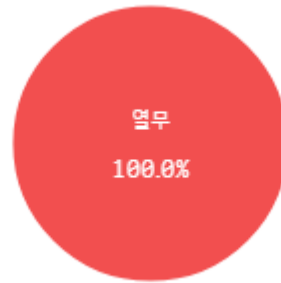
05/17 05/18 05/19 05/20 05/21 05/22 05/23

구분	금주(A)	전주(B)	전월(C)	전년(D)	평년(E)	A/B	A/C	A/D	A/E
물량(톤)	796	761	679	714	738	104.6%	117.2%	111.5%	107.8%

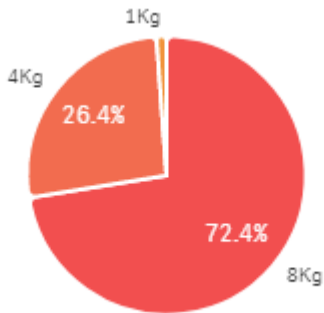
출하 품종별 거래물량 구성비



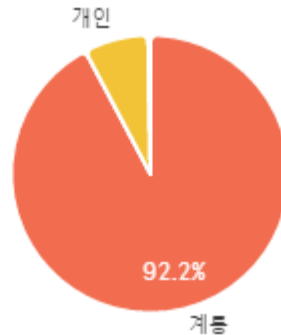
출하 품종별 거래금액 구성비



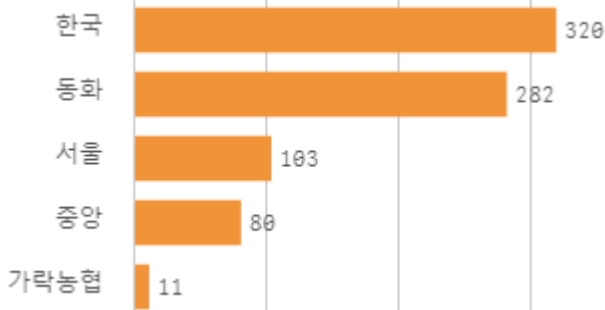
거래 단량별 물량 구성비



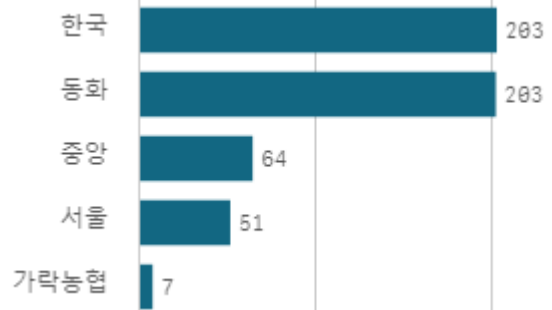
출하자별 거래물량 구성비



도매시장 법인별 거래물량(톤)

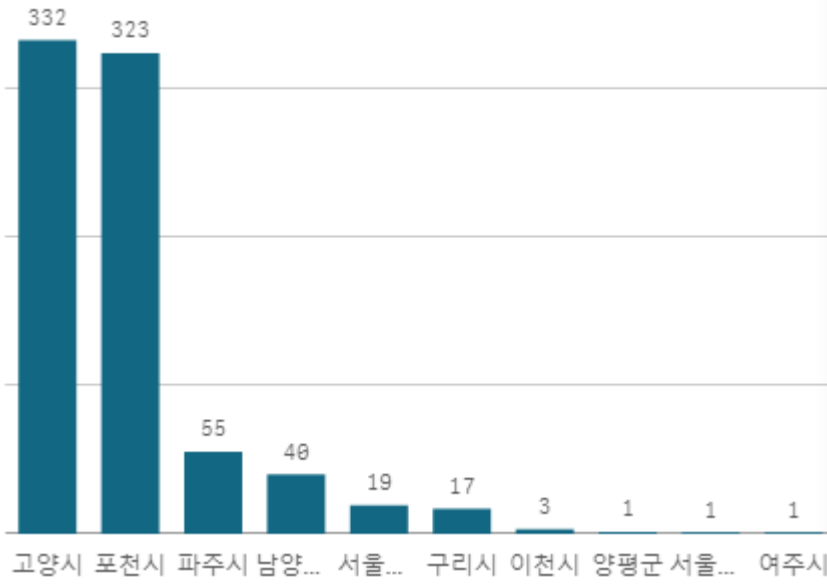


도매시장 법인별 거래금액(백만원)



열무(4Kg)

산지별 거래물량(톤)



출하산지(개소)

14

출하건수(천건)

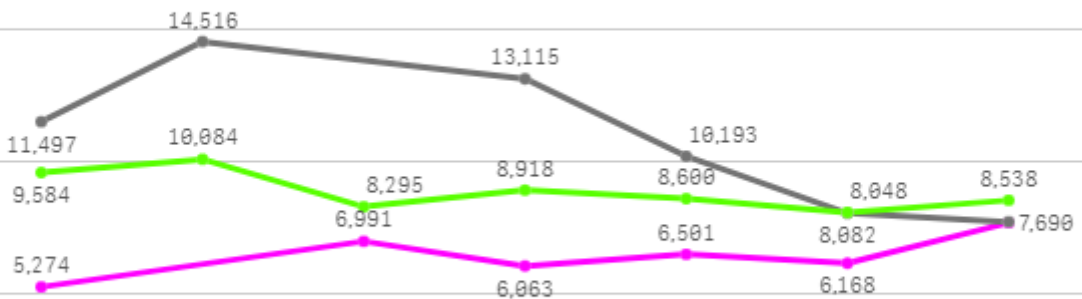
3

산지별 주출하 시군구



주간 도매가격(원)

◆ 2025 ◆ 2024 ◆ 평년



05/17 05/18 05/19 05/20 05/21 05/22 05/23

구분	금주(A)	전주(B)	전월(C)	전년(D)	평년(E)	A/B	A/C	A/D	A/E
가격(원)	6,448	6,530	8,986	10,849	8,626	98.7%	71.8%	59.4%	74.8%

※ 상품 가격 기준

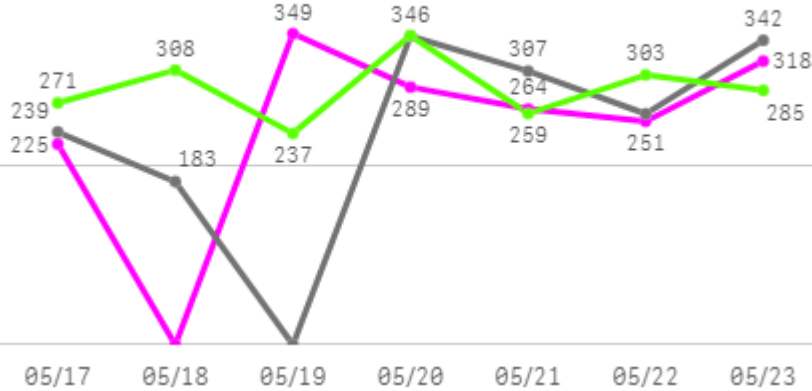
□ 열무(4Kg) 주간 가격

구분	Q	품종	Q	단량	Q	특	상	보통	하
2025-05-17		열무		4Kg		-	5,274	3,653	1,756
2025-05-19		열무		4Kg		-	6,991	4,414	2,247
2025-05-20		열무		4Kg		-	6,063	4,209	2,256
2025-05-21		열무		4Kg		-	6,501	4,134	2,156
2025-05-22		열무		4Kg		-	6,168	3,860	1,778
2025-05-23		열무		4Kg		-	7,690	4,575	1,938
평균						-	6,448	4,141	2,022

수박

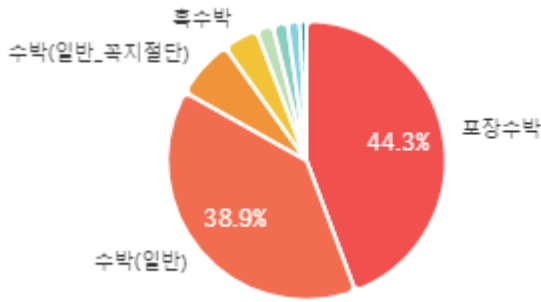
주간 반입량(톤)

◆ 2025 ● 2024 ▲ 평년

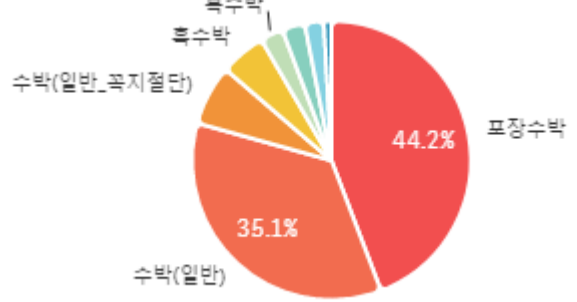


구분	금주(A)	전주(B)	전월(C)	전년(D)	평년(E)	A/B	A/C	A/D	A/E
물량(톤)	1,696	1,405	500	1,675	1,912	120.8%	339.0%	101.2%	88.7%

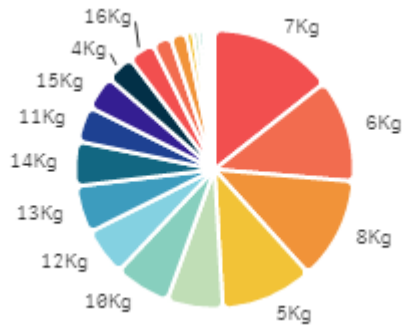
출하 품종별 거래물량 구성비



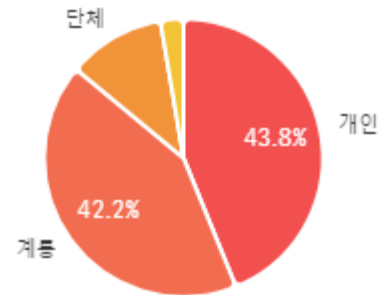
출하 품종별 거래금액 구성비



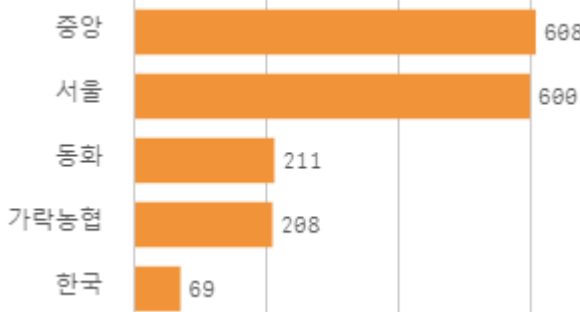
거래 단량별 물량 구성비



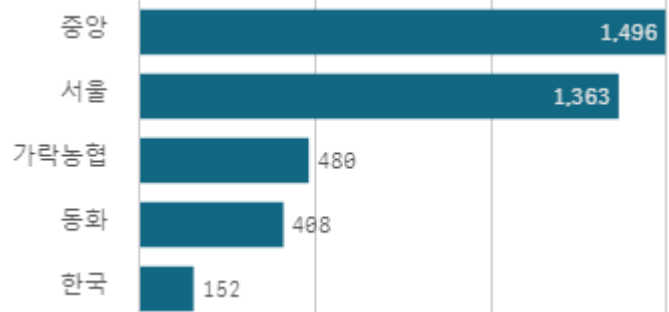
출하자별 거래물량 구성비



도매시장 법인별 거래물량(톤)

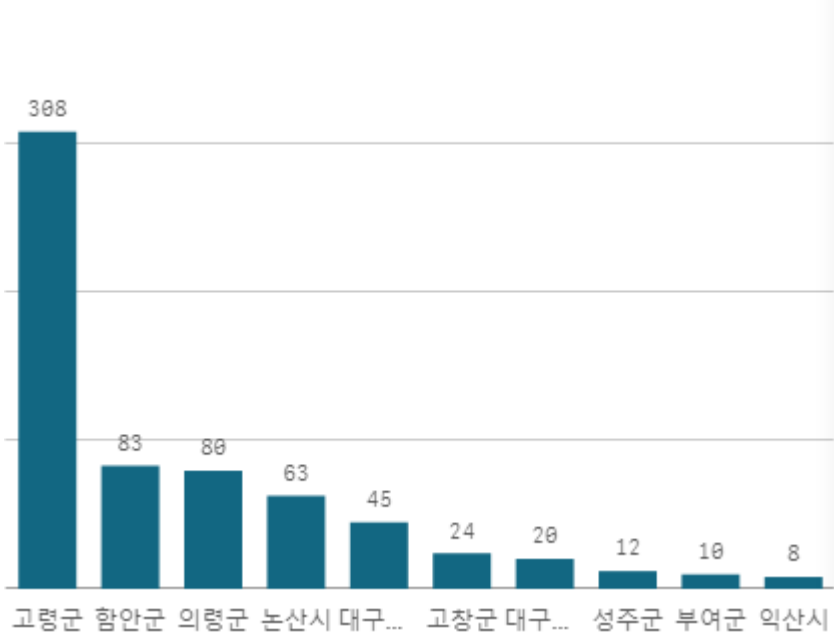


도매시장 법인별 거래금액(백만원)



수박(일반)(10Kg)

산지별 거래물량(톤)



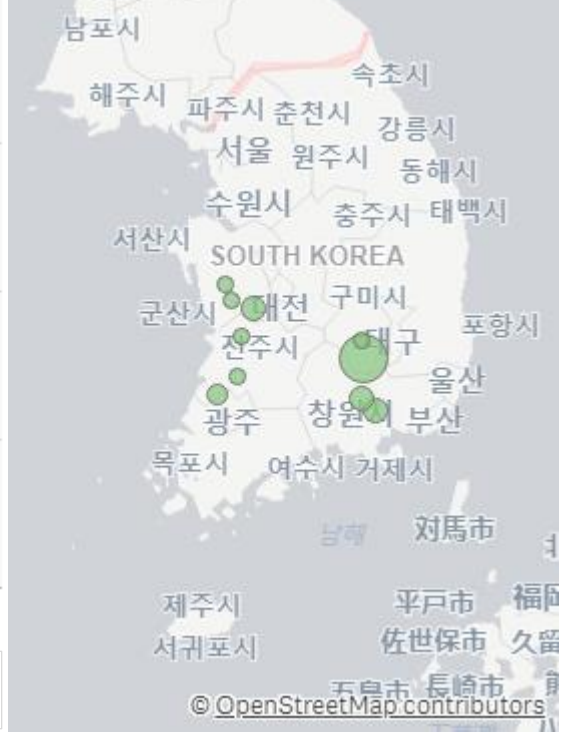
출하산지(개소)

12

출하건수(천건)

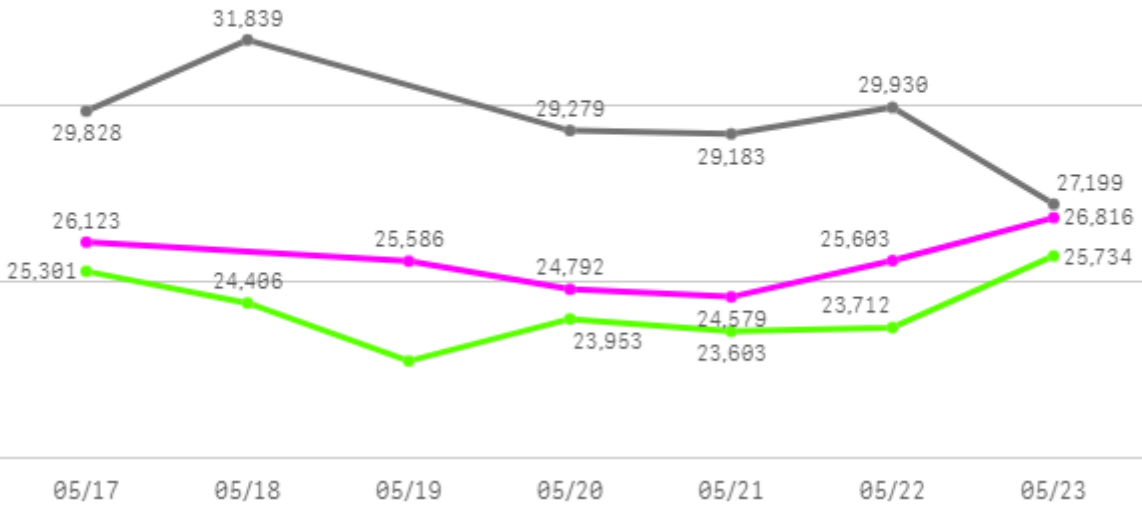
1

산지별 주출하 시군구



주간 도매가격(원)

◆ 2025 ● 2024 ◆ 평년



구분	금주(A)	전주(B)	전월(C)	전년(D)	평년(E)	A/B	A/C	A/D	A/E
가격(원)	25,583	27,296	36,449	29,543	25,327	93.7%	70.2%	86.6%	101.0%

※ 상품 가격 기준

□ 수박(일반)(10Kg) 주간 가격

구분	Q	품종	Q	단량	Q	특	상	보통	하
2025-05-17		수박(일반)		10Kg		30,637	26,123	19,410	12,057
2025-05-19		수박(일반)		10Kg		31,522	25,586	20,635	13,508
2025-05-20		수박(일반)		10Kg		31,585	24,792	19,263	13,465
2025-05-21		수박(일반)		10Kg		30,662	24,579	19,859	14,257
2025-05-22		수박(일반)		10Kg		32,048	25,603	20,167	14,821
2025-05-23		수박(일반)		10Kg		34,340	26,816	19,920	13,848
평균						31,799	25,583	19,876	13,659

참외

주간 반입량(톤)

2025 (파란색 선) 2024 (회색 선) 평년 (초록색 선)



05/17 05/18 05/19 05/20 05/21 05/22 05/23

구분	금주(A)	전주(B)	전월(C)	전년(D)	평년(E)	A/B	A/C	A/D	A/E
물량(톤)	1,880	2,377	1,068	1,752	1,729	79.1%	176.0%	107.3%	108.7%

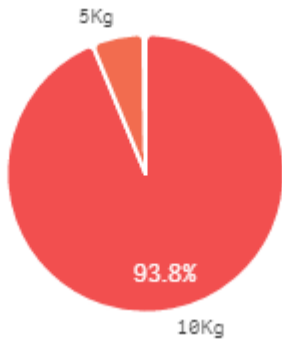
출하 품종별 거래물량 구성비



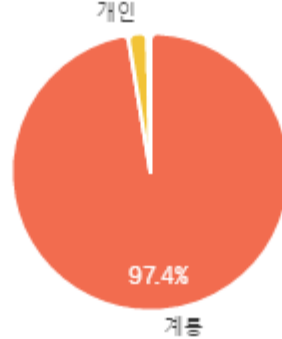
출하 품종별 거래금액 구성비



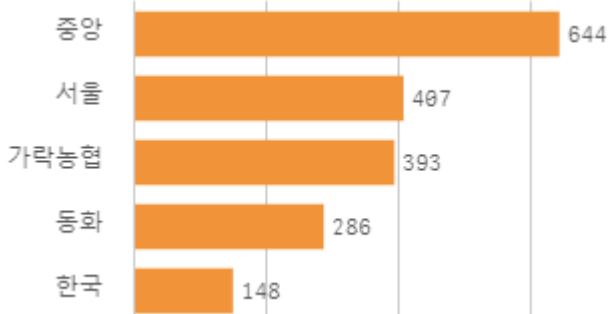
거래 단량별 물량 구성비



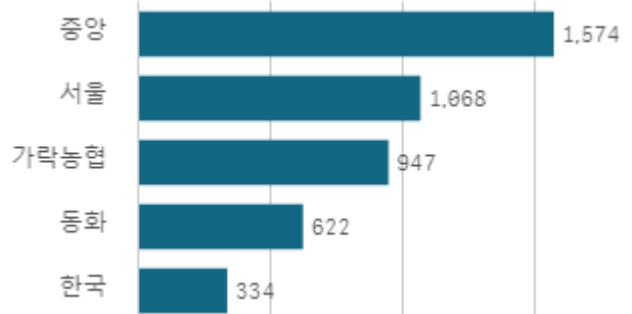
출하자별 거래물량 구성비



도매시장 법인별 거래물량(톤)

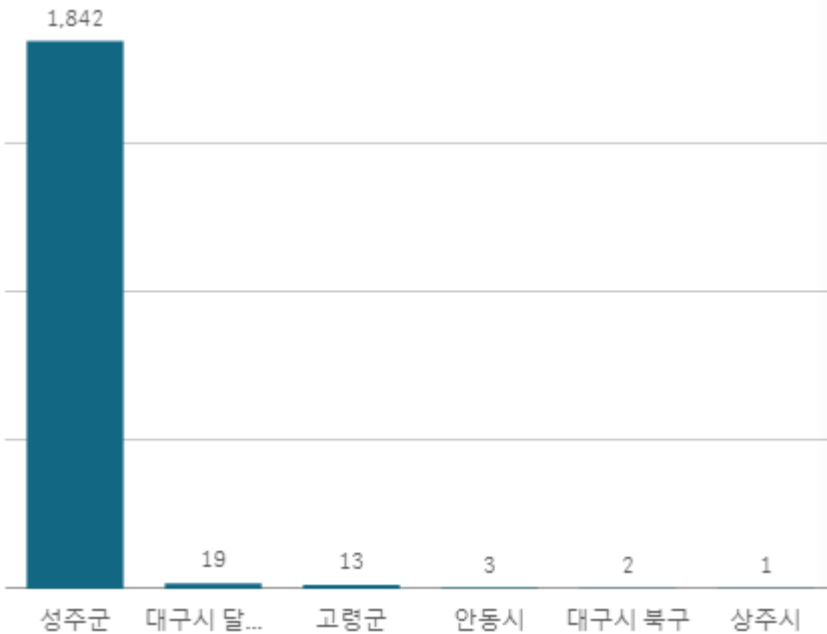


도매시장 법인별 거래금액(백만원)



참외(일반)(10Kg)

산지별 거래물량(톤)



출하산지(개소)

6

출하건수(천건)

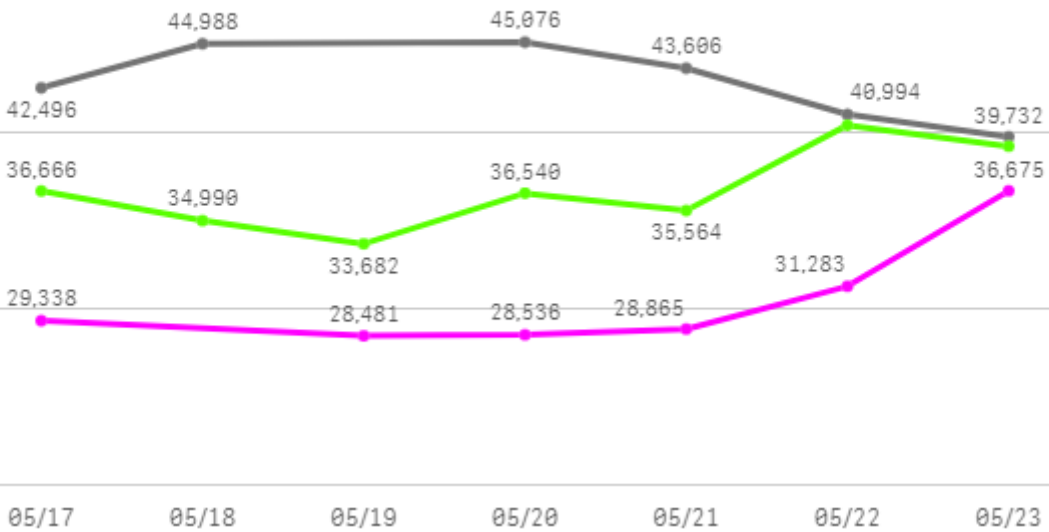
26

산지별 주출하 시군구



주간 도매가격(원)

◆ 2025 ● 2024 ◆ 평년



구분	금주(A)	전주(B)	전월(C)	전년(D)	평년(E)	A/B	A/C	A/D	A/E
가격(원)	30,530	27,874	56,005	42,815	37,167	109.5%	54.5%	71.3%	82.1%

※ 상품 가격 기준

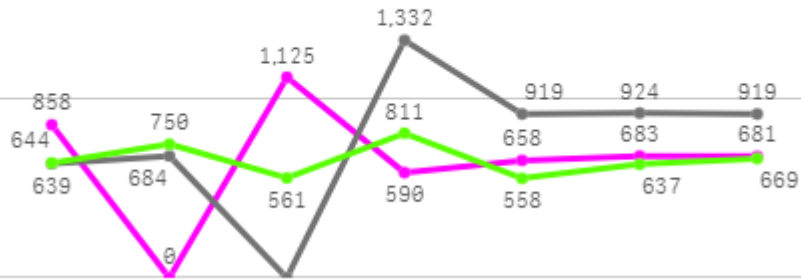
□ 참외(일반)(10Kg) 주간 가격

구분	Q	품종	Q	단량	Q	특	상	보통	하
2025-05-17		참외(일반)		10Kg		38,661	29,338	20,702	12,398
2025-05-19		참외(일반)		10Kg		37,938	28,481	20,736	12,401
2025-05-20		참외(일반)		10Kg		38,010	28,536	20,985	12,290
2025-05-21		참외(일반)		10Kg		37,863	28,865	21,235	12,194
2025-05-22		참외(일반)		10Kg		40,020	31,283	23,083	14,483
2025-05-23		참외(일반)		10Kg		45,561	36,675	27,254	17,500
평균						39,676	30,530	22,333	13,544

오이

주간 반입량(톤)

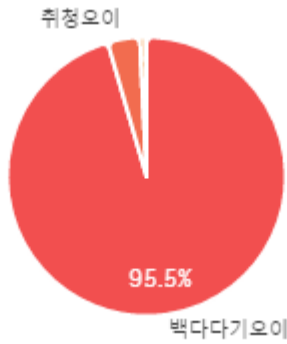
◆ 2025 ● 2024 ▲ 평년



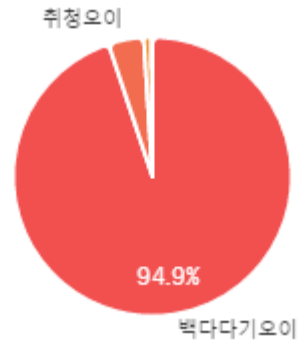
05/17 05/18 05/19 05/20 05/21 05/22 05/23

구분	금주(A)	전주(B)	전월(C)	전년(D)	평년(E)	A/B	A/C	A/D	A/E
물량(톤)	4,595	4,207	4,092	5,417	4,793	109.2%	112.3%	84.8%	95.9%

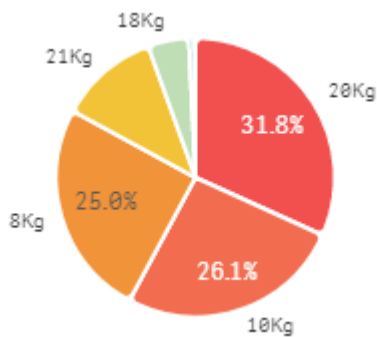
출하 품종별 거래물량 구성비



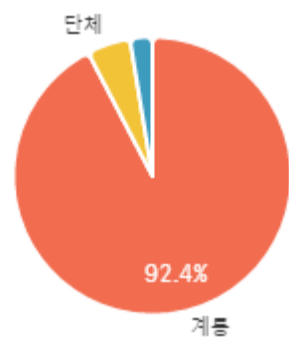
출하 품종별 거래금액 구성비



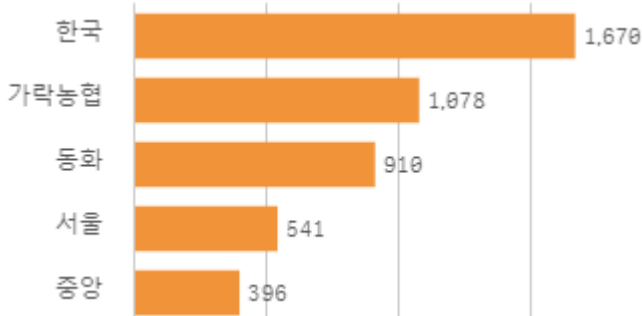
거래 단량별 물량 구성비



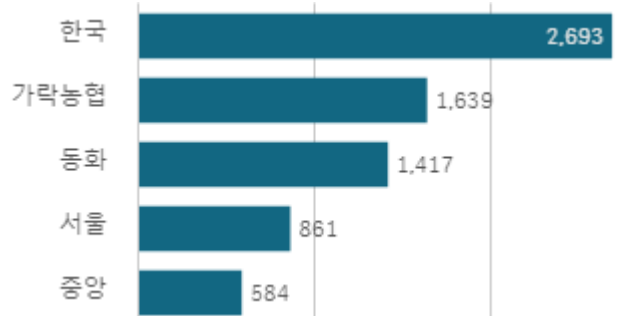
출하자별 거래물량 구성비



도매시장 법인별 거래물량(톤)

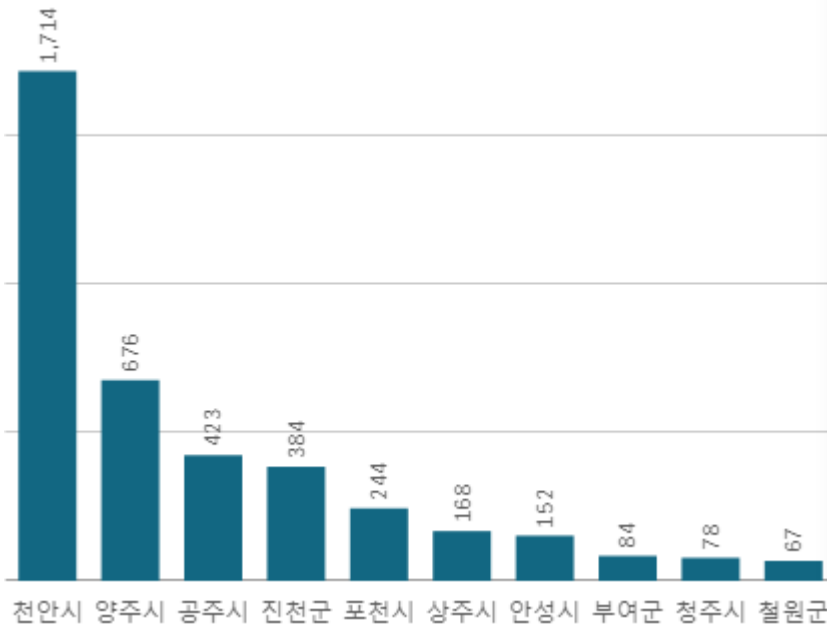


도매시장 법인별 거래금액(백만원)



백다다기오이(100개)

산지별 거래물량(톤)



출하산지(개소)

45

출하건수(천건)

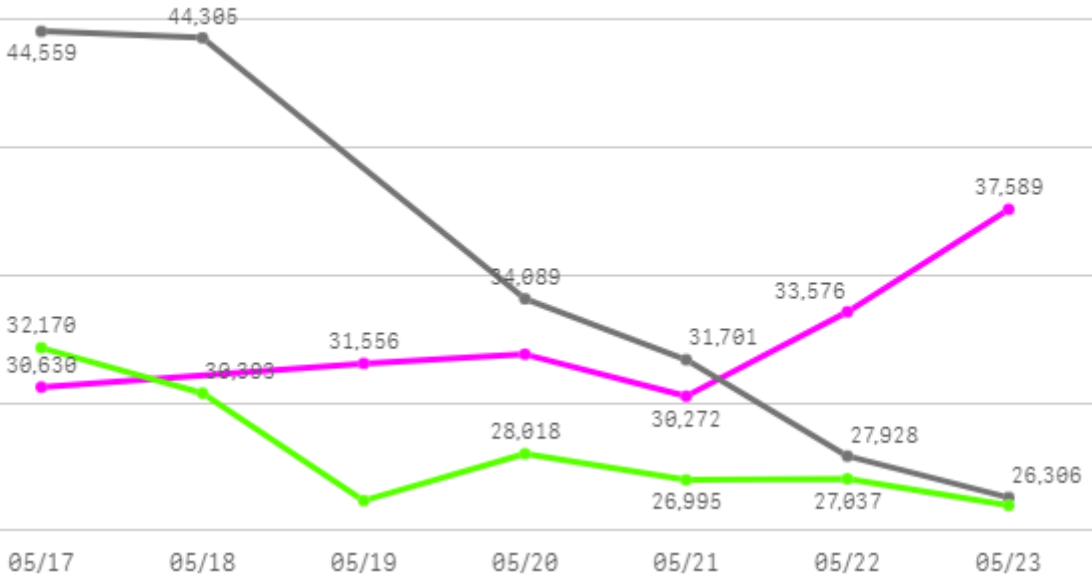
12

산지별 주출하 시군구



주간 도매가격(원)

◆ 2025 ● 2024 ◆ 평년



구분	금주(A)	전주(B)	전월(C)	전년(D)	평년(E)	A/B	A/C	A/D	A/E
가격(원)	32,590	34,344	37,184	34,815	29,622	94.9%	87.6%	93.6%	110.0%

※ 상품 가격 기준

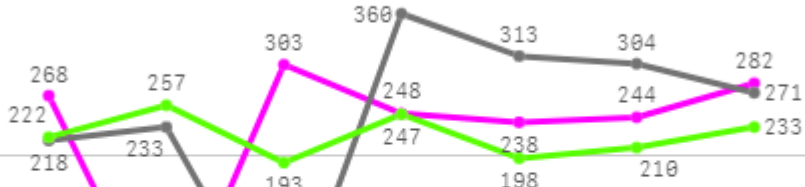
□ 백다다기오이(100개) 주간 가격

구분	Q	품종	Q	단량	Q	특	상	보통	하
2025-05-17		백다다기오이		100개		33,097	30,630	29,002	23,481
2025-05-19		백다다기오이		100개		34,427	31,556	29,119	24,018
2025-05-20		백다다기오이		100개		35,603	31,915	28,404	22,425
2025-05-21		백다다기오이		100개		35,031	30,272	27,691	22,412
2025-05-22		백다다기오이		100개		36,919	33,576	30,543	23,144
2025-05-23		백다다기오이		100개		41,176	37,589	34,598	26,981
평균						36,042	32,590	29,893	23,744

호박

주간 반입량(톤)

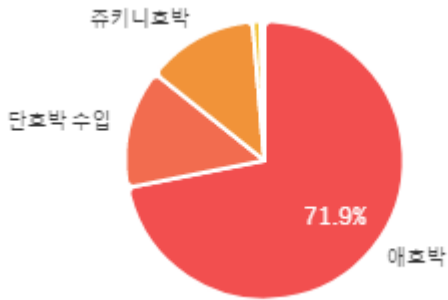
◆ 2025 ● 2024 ▲ 평년



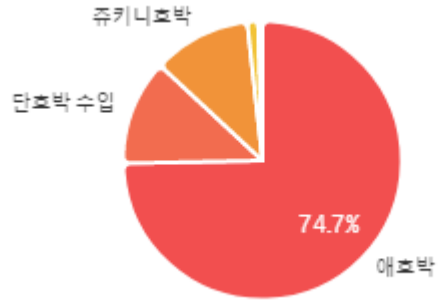
05/17 05/18 05/19 05/20 05/21 05/22 05/23

구분	금주(A)	전주(B)	전월(C)	전년(D)	평년(E)	A/B	A/C	A/D	A/E
물량(톤)	1,584	1,505	1,674	1,699	1,556	105.2%	94.6%	93.2%	101.8%

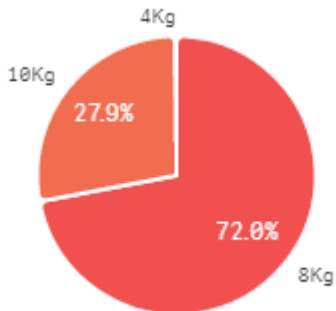
출하 품종별 거래물량 구성비



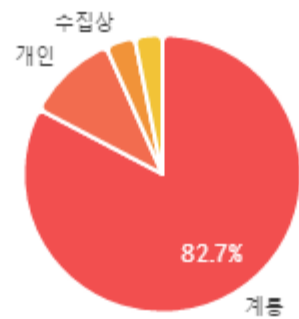
출하 품종별 거래금액 구성비



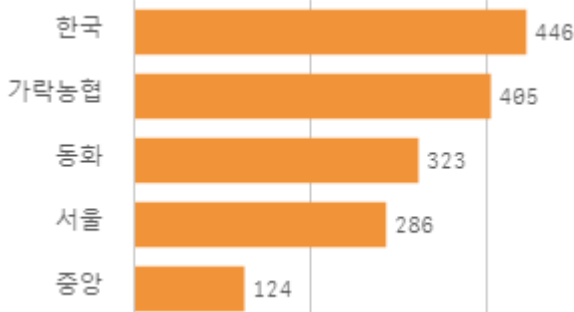
거래 단량별 물량 구성비



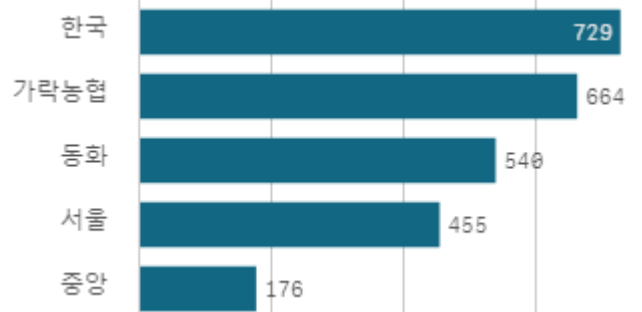
출하자별 거래물량 구성비



도매시장 법인별 거래물량(톤)

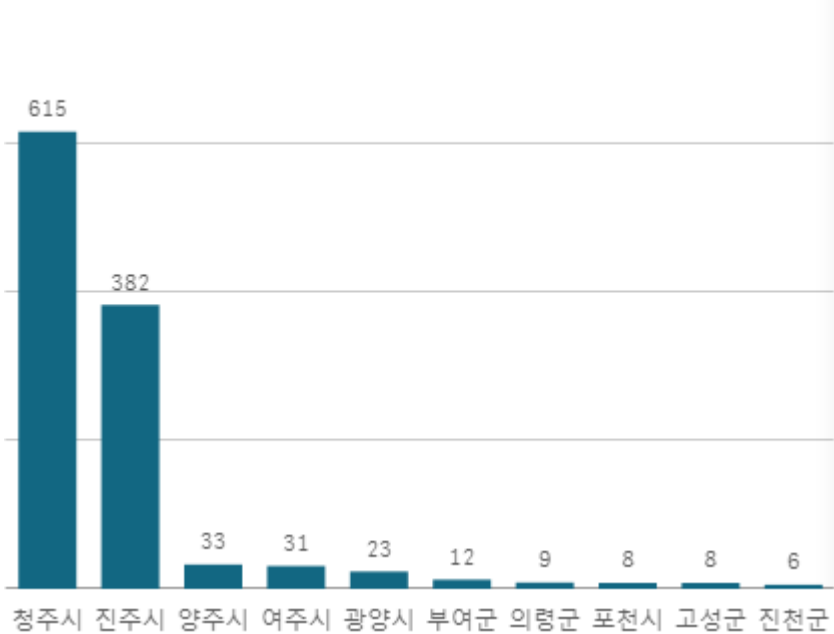


도매시장 법인별 거래금액(백만원)



애호박(20개)

산지별 거래물량(톤)



출하산지(개소)

19

출하건수(천건)

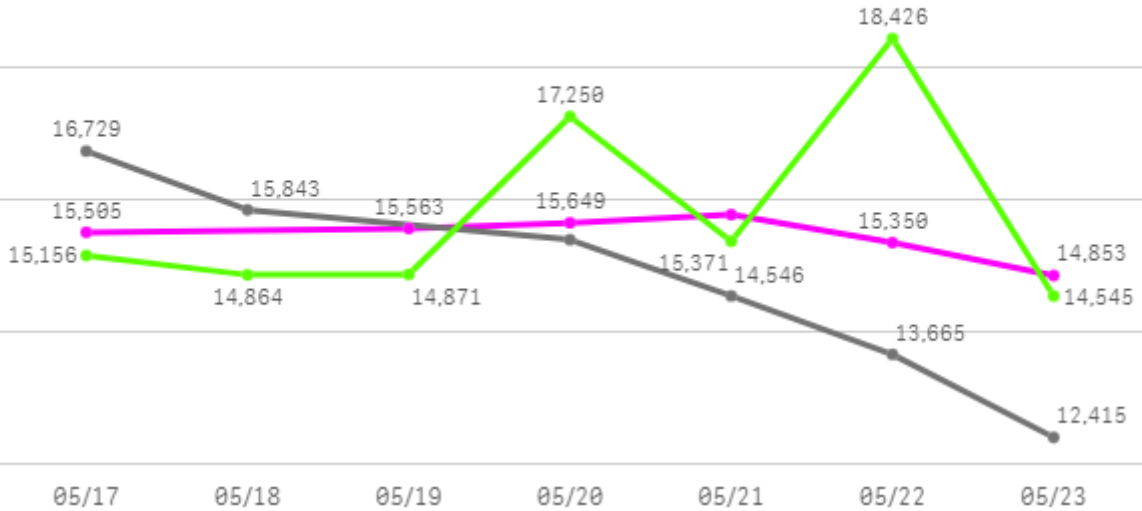
5

산지별 주출하 시군구



주간 도매가격(원)

◆ 2025 ● 2024 ◆ 평년



구분	금주(A)	전주(B)	전월(C)	전년(D)	평년(E)	A/B	A/C	A/D	A/E
가격(원)	15,449	16,203	15,574	14,765	15,765	95.3%	99.2%	104.6%	98.0%

※ 상품 가격 기준

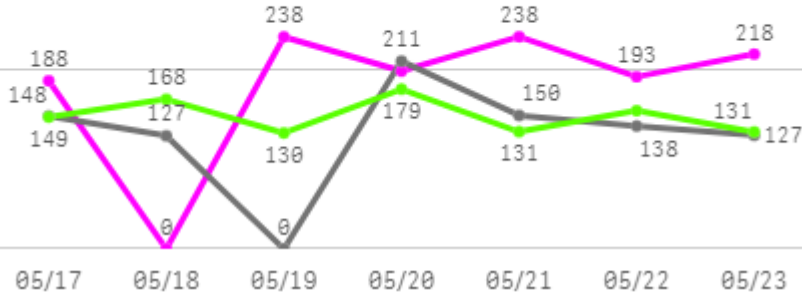
□ 애호박(20개) 주간 가격

구분	Q	품종	Q	단량	Q	특	상	보통	하
2025-05-17		애호박		20개		17,097	15,505	13,696	10,095
2025-05-19		애호박		20개		16,934	15,563	13,759	10,367
2025-05-20		애호박		20개		17,144	15,649	13,804	9,219
2025-05-21		애호박		20개		18,096	15,772	13,983	9,624
2025-05-22		애호박		20개		17,841	15,350	13,783	9,192
2025-05-23		애호박		20개		17,089	14,853	13,496	9,083
평균						17,367	15,449	13,754	9,597

토마토

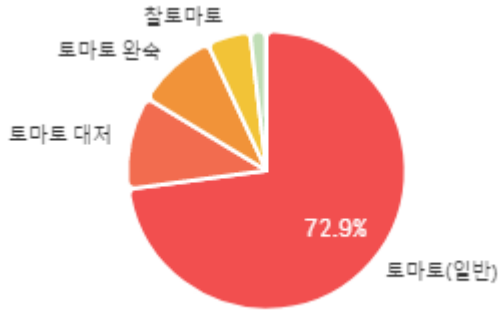
주간 반입량(톤)

◆ 2025 ● 2024 ▲ 평년

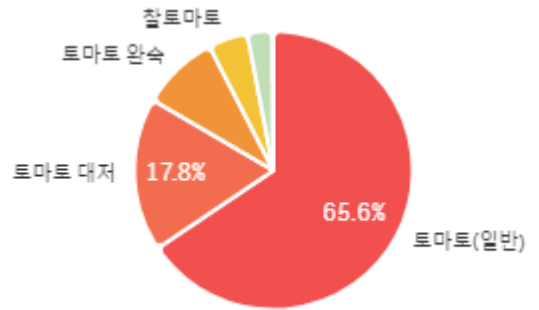


구분	금주(A)	전주(B)	전월(C)	전년(D)	평년(E)	A/B	A/C	A/D	A/E
물량(톤)	1,275	1,136	1,184	901	1,110	112.2%	107.7%	141.5%	114.8%

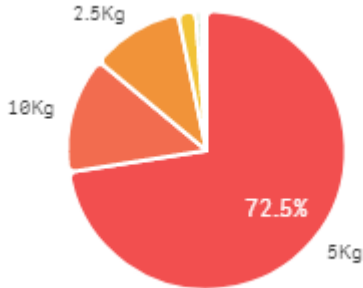
출하 품종별 거래물량 구성비



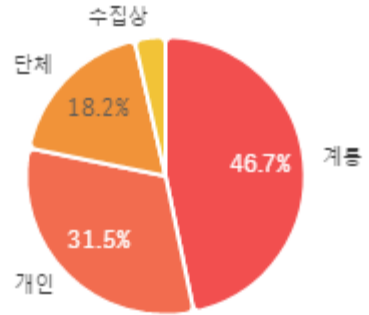
출하 품종별 거래금액 구성비



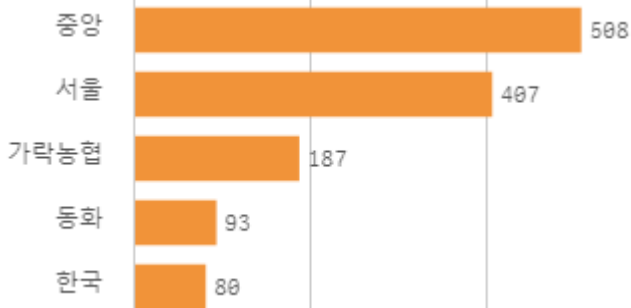
거래 단량별 물량 구성비



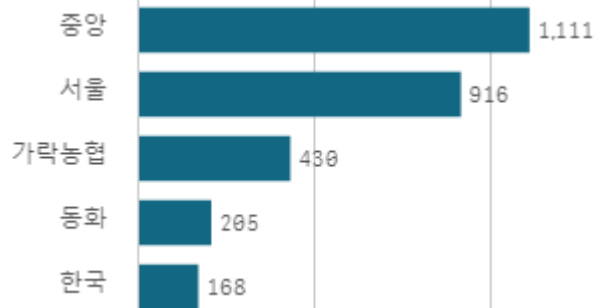
출하자별 거래물량 구성비



도매시장 법인별 거래물량(톤)

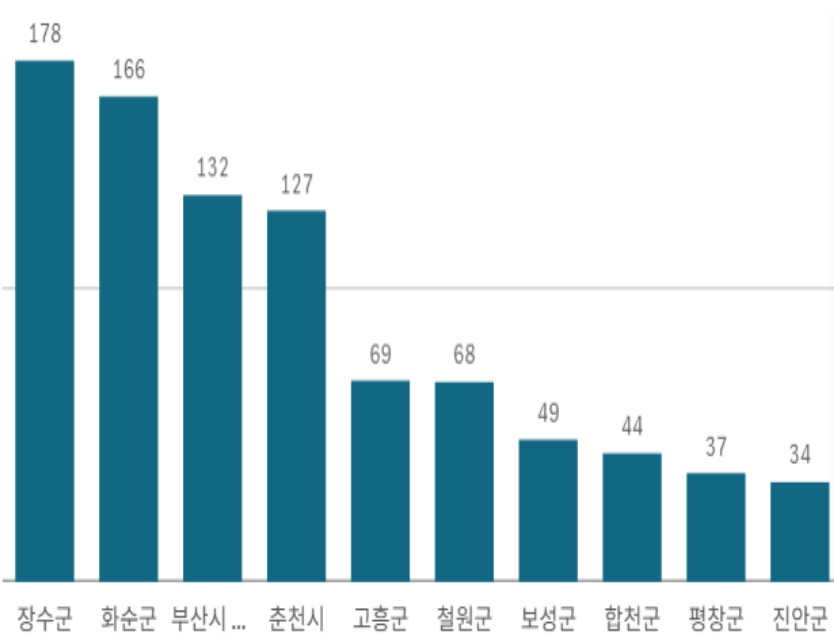


도매시장 법인별 거래금액(백만원)



토마토(5Kg)

산지별 거래물량(톤)



출하산지(개소)

62

출하건수(천건)

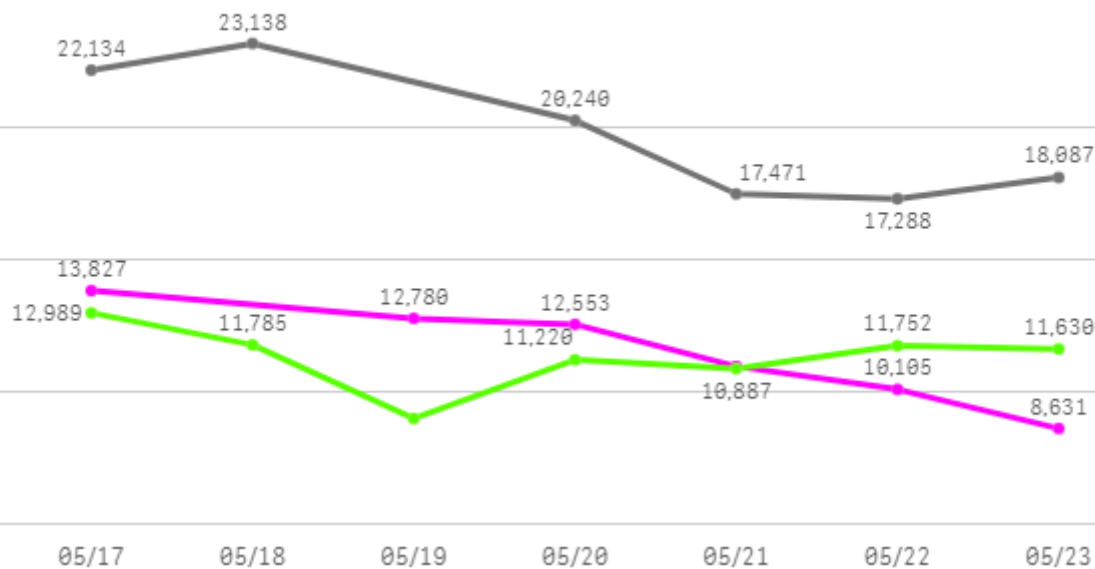
9

산지별 주출하 시군구



주간 도매가격(원)

◆ 2025 ● 2024 ◆ 평년



구분	금주(A)	전주(B)	전월(C)	전년(D)	평년(E)	A/B	A/C	A/D	A/E
가격(원)	11,478	11,509	13,017	19,726	11,845	99.7%	88.2%	58.2%	96.9%

※ 상품 가격 기준

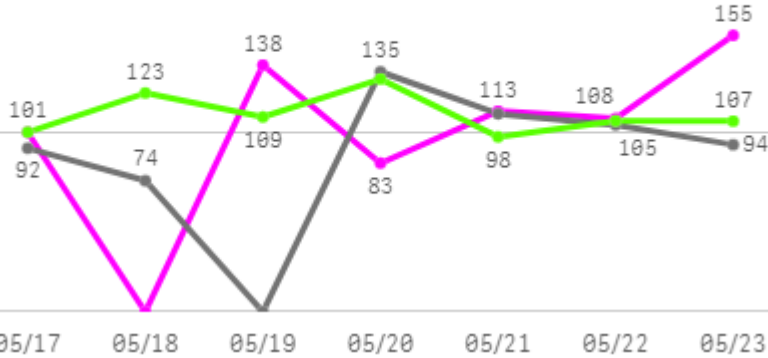
□ 토마토(5Kg) 주간 가격

구분	Q	품종	Q	단량	Q	특	상	보통	하
2025-05-17		토마토		5Kg		15,751	13,827	12,103	9,044
2025-05-19		토마토		5Kg		13,128	12,780	11,467	8,560
2025-05-20		토마토		5Kg		13,717	12,553	11,410	8,627
2025-05-21		토마토		5Kg		12,026	10,972	9,780	7,995
2025-05-22		토마토		5Kg		11,262	10,105	8,476	6,305
2025-05-23		토마토		5Kg		10,005	8,631	7,439	5,511
평균						12,648	11,478	10,113	7,674

방울토마토

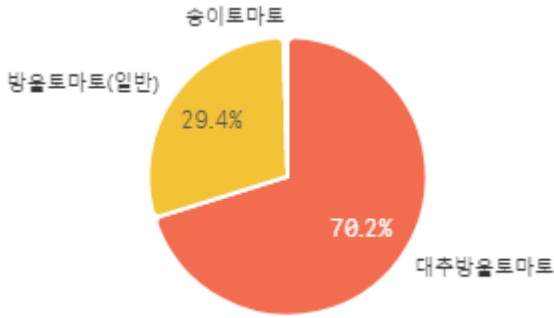
주간 반입량(톤)

◆ 2025 ● 2024 ▲ 평년

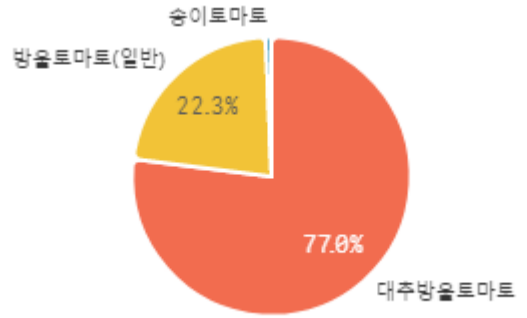


구분	금주(A)	전주(B)	전월(C)	전년(D)	평년(E)	A/B	A/C	A/D	A/E
물량(톤)	698	628	521	609	736	111.2%	134.1%	114.6%	94.9%

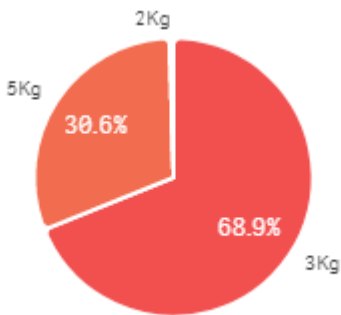
출하 품종별 거래물량 구성비



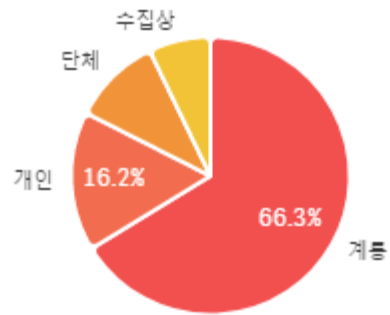
출하 품종별 거래금액 구성비



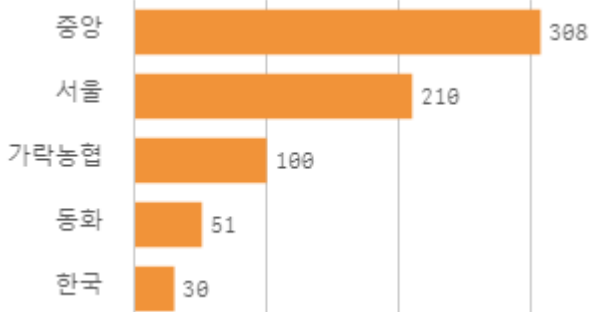
거래 단량별 물량 구성비



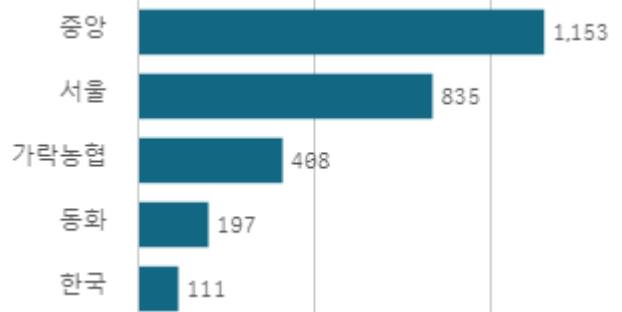
출하자별 거래물량 구성비



도매시장 법인별 거래물량(톤)

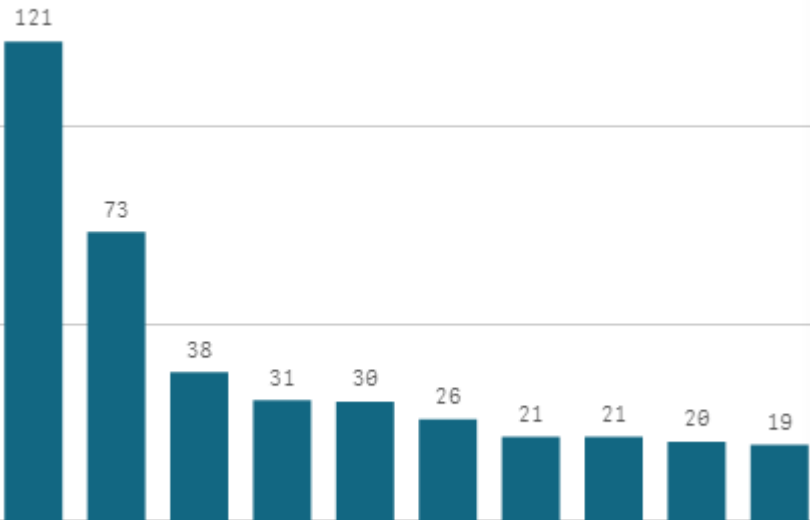


도매시장 법인별 거래금액(백만원)



대추방울토마토(3Kg)

산지별 거래물량(톤)



출하산지(개소)

48

출하건수(천건)

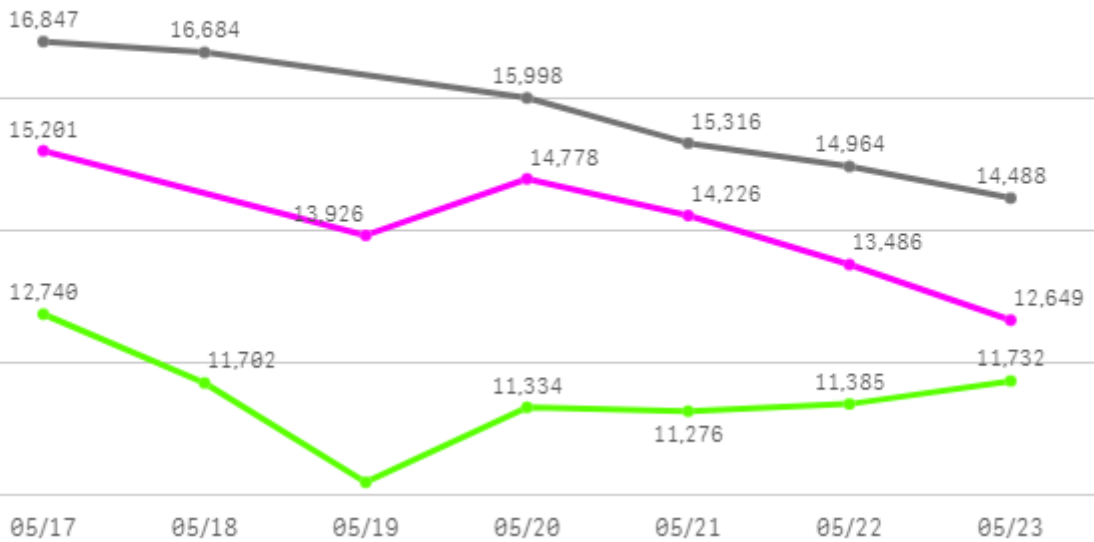
4

산지별 주출하 시군구



주간 도매가격(원)

◆ 2025 ● 2024 ◆ 평년



구분	금주(A)	전주(B)	전월(C)	전년(D)	평년(E)	A/B	A/C	A/D	A/E
가격(원)	14,044	13,021	16,585	15,716	12,409	107.9%	84.7%	89.4%	113.2%

※ 상품 가격 기준

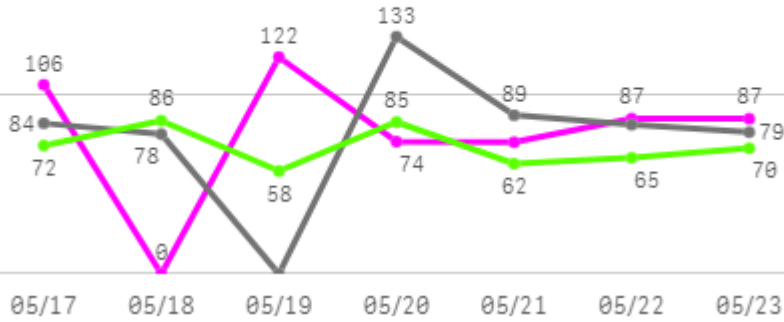
□ 대추방울토마토(3Kg) 주간 가격

구분	Q	품종	Q	단량	Q	특	상	보통	하
2025-05-17		대추방울토마토		3Kg		17,177	15,201	13,717	11,222
2025-05-19		대추방울토마토		3Kg		16,381	13,926	12,523	10,445
2025-05-20		대추방울토마토		3Kg		17,745	14,778	13,189	10,966
2025-05-21		대추방울토마토		3Kg		18,498	14,226	12,932	10,571
2025-05-22		대추방울토마토		3Kg		15,192	13,486	12,184	10,311
2025-05-23		대추방울토마토		3Kg		15,847	12,649	11,381	8,986
평균						16,807	14,044	12,654	10,417

가지

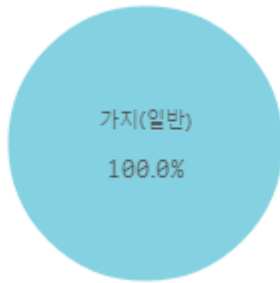
주간 반입량(톤)

◆ 2025 ● 2024 ▲ 평년

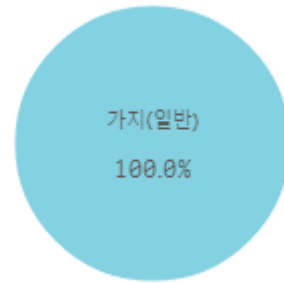


구분	금주(A)	전주(B)	전월(C)	전년(D)	평년(E)	A/B	A/C	A/D	A/E
물량(톤)	549	455	415	548	512	120.7%	132.4%	100.3%	107.4%

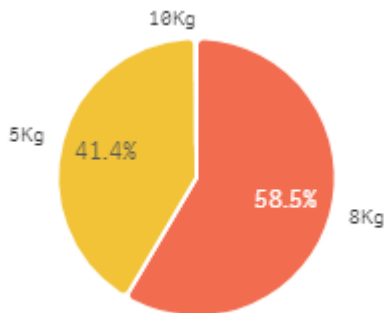
출하 품종별 거래물량 구성비



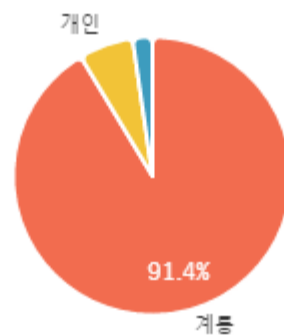
출하 품종별 거래금액 구성비



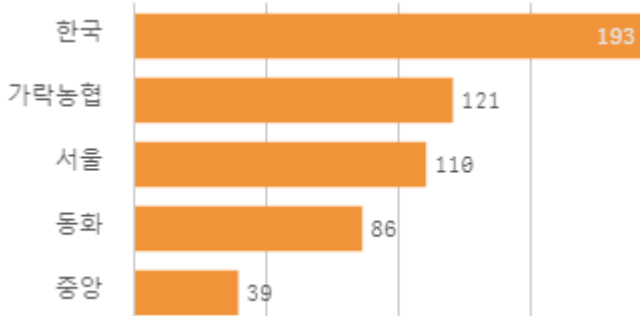
거래 단량별 물량 구성비



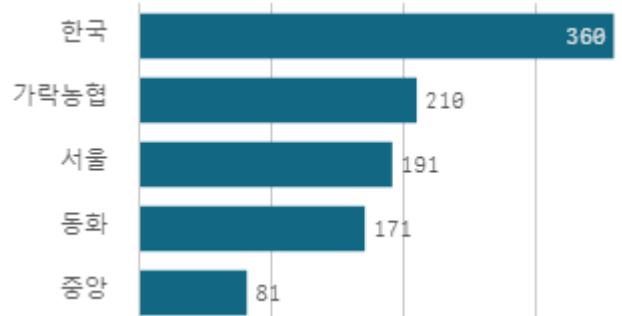
출하자별 거래물량 구성비



도매시장 법인별 거래물량(톤)

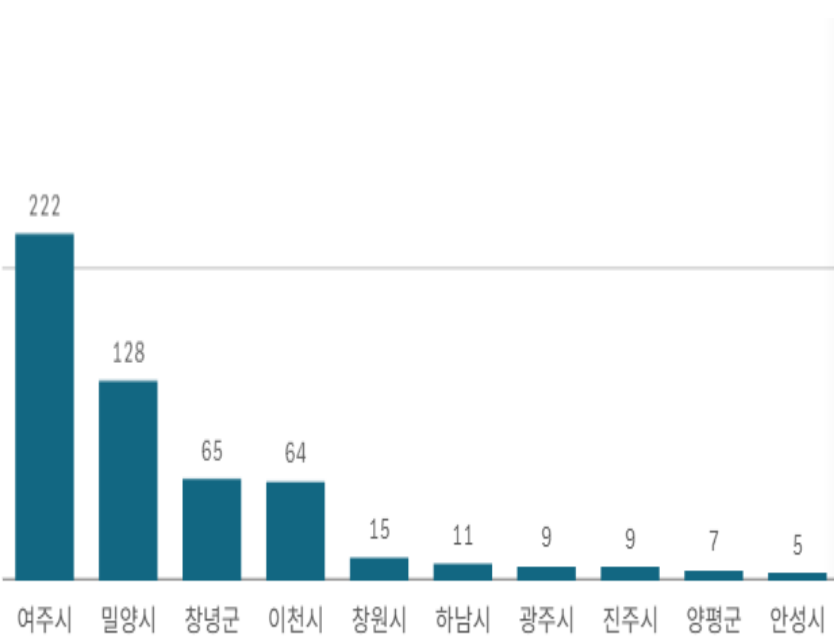


도매시장 법인별 거래금액(백만원)



가지(5Kg)

산지별 거래물량(톤)



출하산지(개소)

19

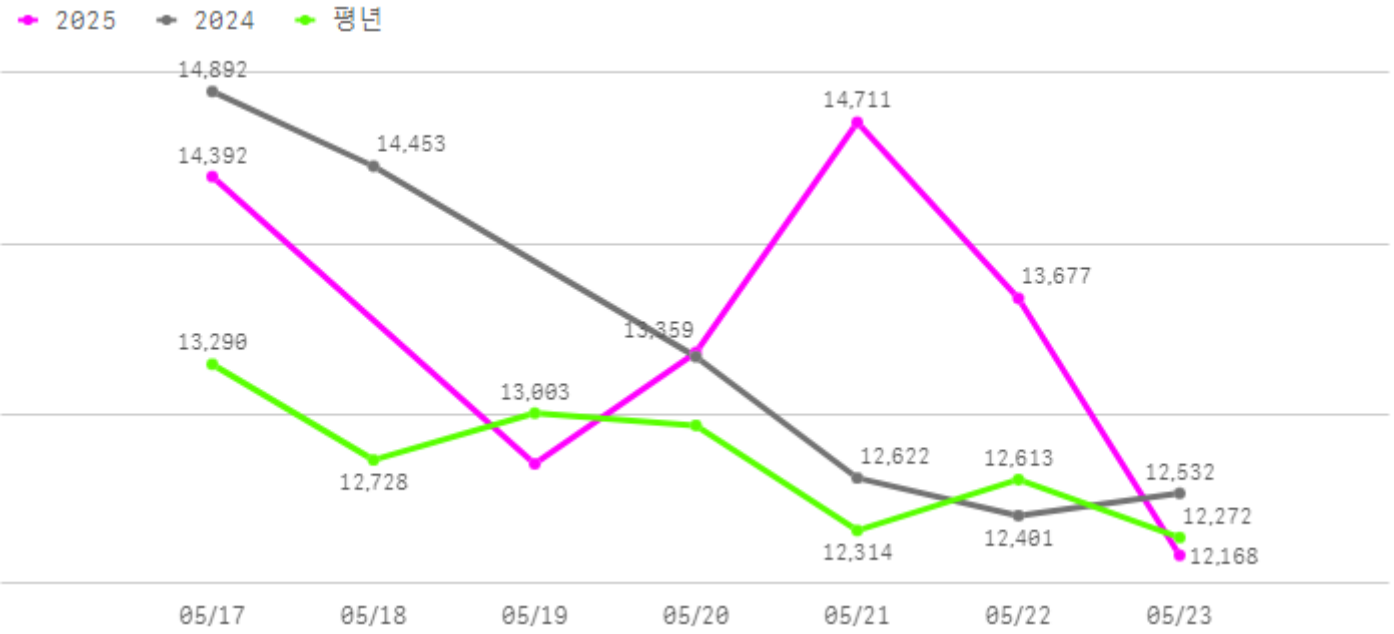
출하건수(천건)

3

산지별 주출하 시군구



주간 도매가격(원)



구분	금주(A)	전주(B)	전월(C)	전년(D)	평년(E)	A/B	A/C	A/D	A/E
가격(원)	13,502	19,462	16,915	13,372	13,205	69.4%	79.8%	101.0%	102.3%

※ 상품 가격 기준

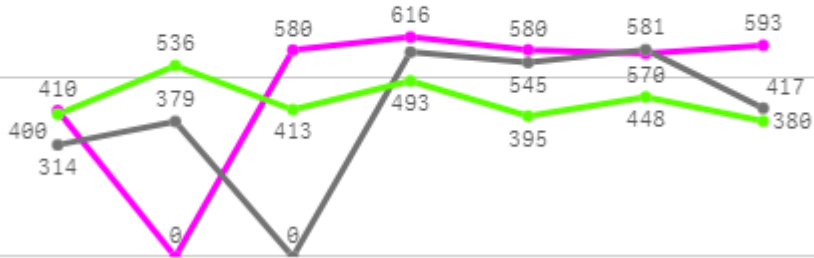
□ 가지(5Kg) 주간 가격

구분	Q	품종	Q	단량	Q	특	상	보통	하
2025-05-17		가지		5Kg		-	14,392	10,676	6,122
2025-05-19		가지		5Kg		-	12,705	10,262	6,400
2025-05-20		가지		5Kg		-	13,359	9,891	6,328
2025-05-21		가지		5Kg		-	14,711	11,558	7,061
2025-05-22		가지		5Kg		-	13,677	10,840	6,604
2025-05-23		가지		5Kg		-	12,168	9,022	5,503
평균						-	13,502	10,375	6,336

무

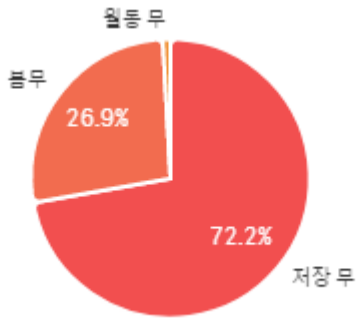
주간 반입량(톤)

◆ 2025 ● 2024 ▲ 평년

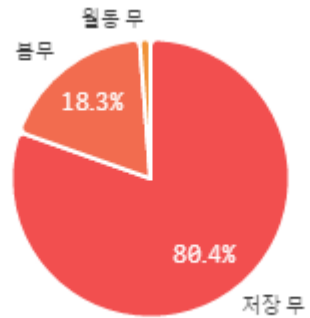


구분	금주(A)	전주(B)	전월(C)	전년(D)	평년(E)	A/B	A/C	A/D	A/E
물량(톤)	3,349	3,253	3,334	2,810	3,099	102.9%	100.5%	119.2%	108.1%

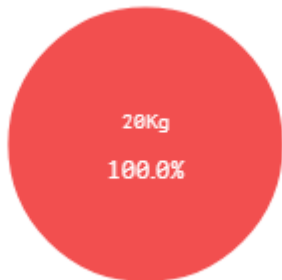
출하 품종별 거래물량 구성비



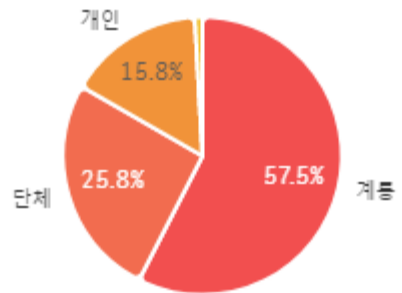
출하 품종별 거래금액 구성비



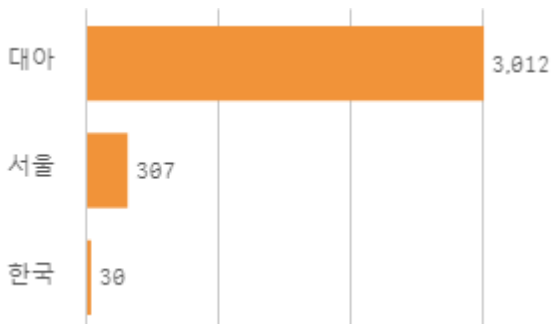
거래 단량별 물량 구성비



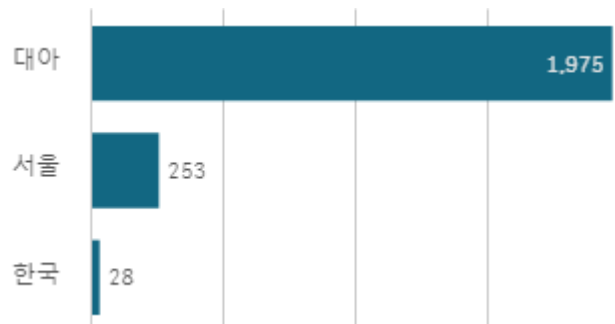
출하자별 거래물량 구성비



도매시장 법인별 거래물량(톤)

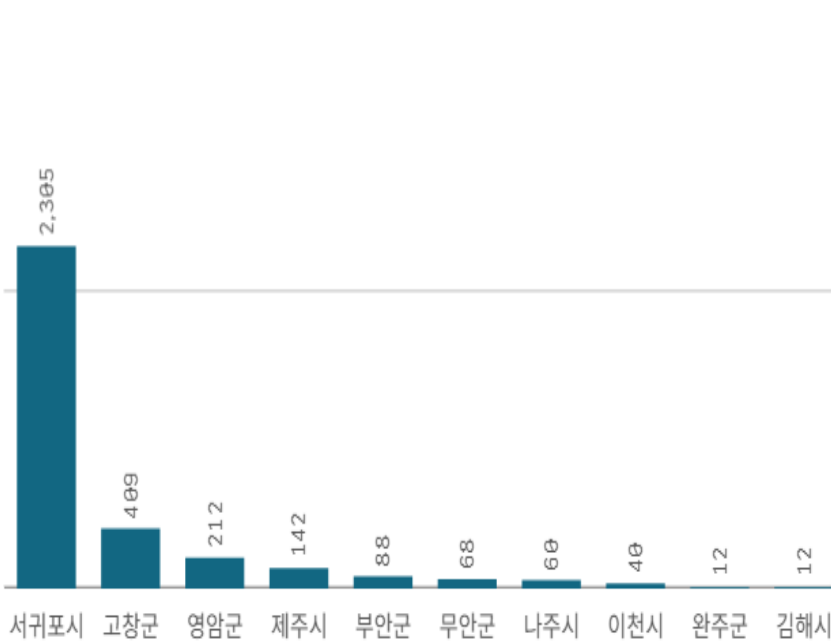


도매시장 법인별 거래금액(백만원)



무(20Kg)

산지별 거래물량(톤)



산지별 주출하 시군구



출하산지(개소)

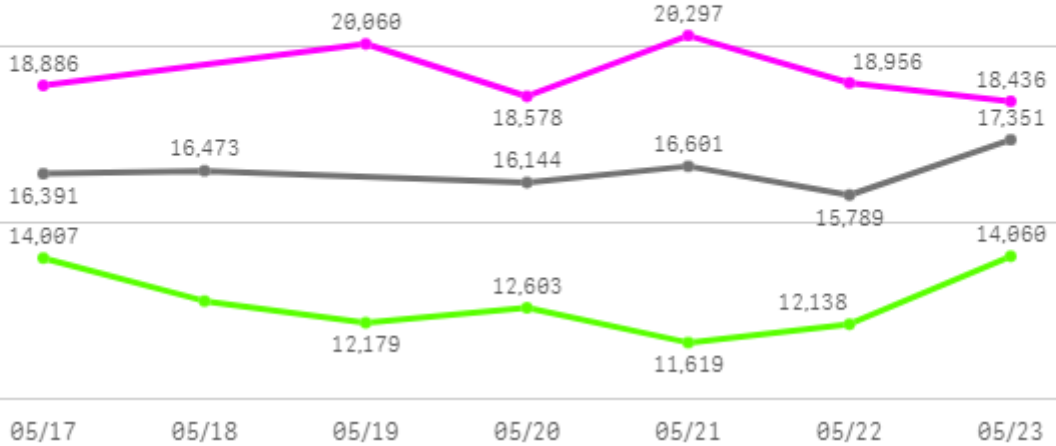
11

출하건수(천건)

1

주간 도매가격(원)

◆ 2025 ● 2024 ◆ 평년



구분	금주(A)	전주(B)	전월(C)	전년(D)	평년(E)	A/B	A/C	A/D	A/E
가격(원)	19,202	21,707	24,810	16,458	14,857	88.5%	77.4%	116.7%	129.2%

※ 상품 가격 기준

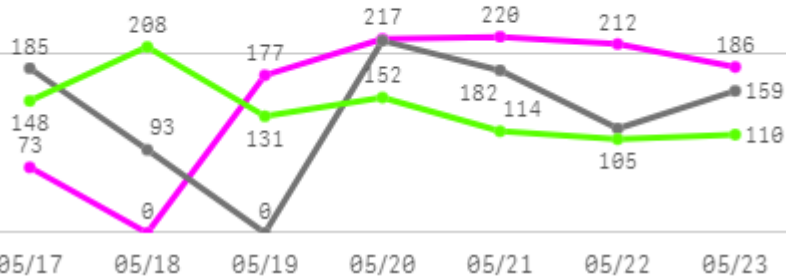
□ 무(20Kg) 주간 가격

구분	Q	품종	Q	단량	Q	특	상	보통	하
2025-05-17		무		20Kg		25,204	18,886	12,351	6,065
2025-05-19		무		20Kg		25,002	20,060	11,574	7,498
2025-05-20		무		20Kg		25,041	18,578	10,474	5,180
2025-05-21		무		20Kg		26,132	20,297	11,261	6,846
2025-05-22		무		20Kg		25,891	18,956	9,870	6,451
2025-05-23		무		20Kg		25,426	18,436	8,239	4,668
평균						25,449	19,202	10,628	6,118

당근

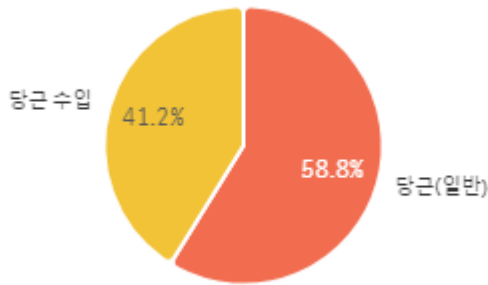
주간 반입량(톤)

◆ 2025 ● 2024 ▲ 평년

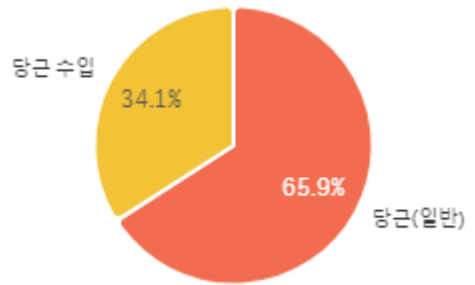


구분	금주(A)	전주(B)	전월(C)	전년(D)	평년(E)	A/B	A/C	A/D	A/E
물량(톤)	1,085	1,152	988	952	995	94.2%	109.9%	114.1%	109.1%

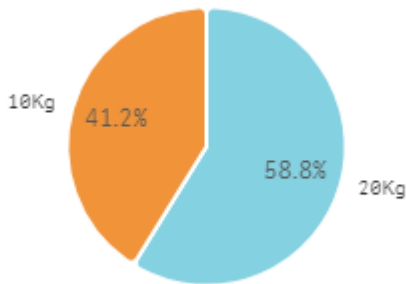
출하 품종별 거래물량 구성비



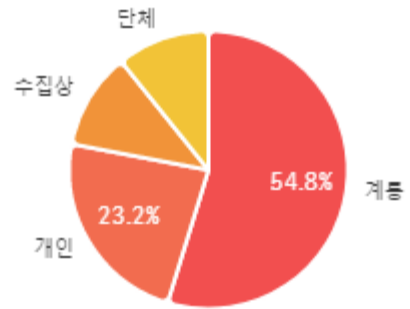
출하 품종별 거래금액 구성비



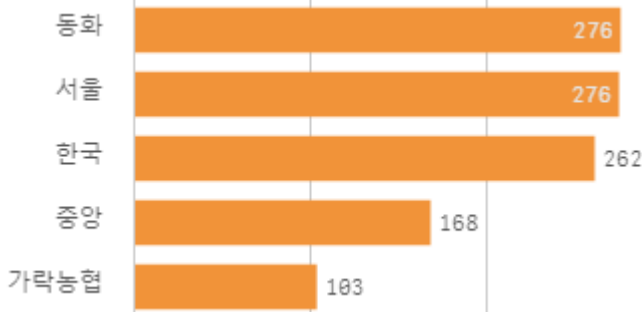
거래 단량별 물량 구성비



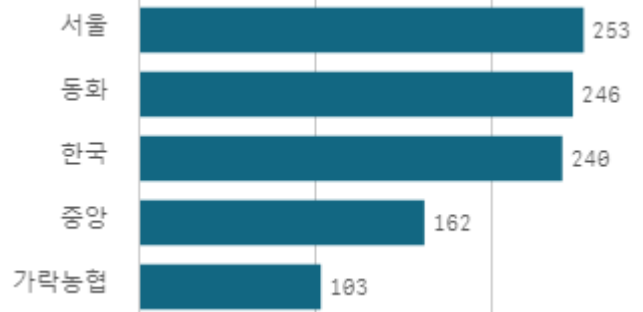
출하자별 거래물량 구성비



도매시장 법인별 거래물량(톤)

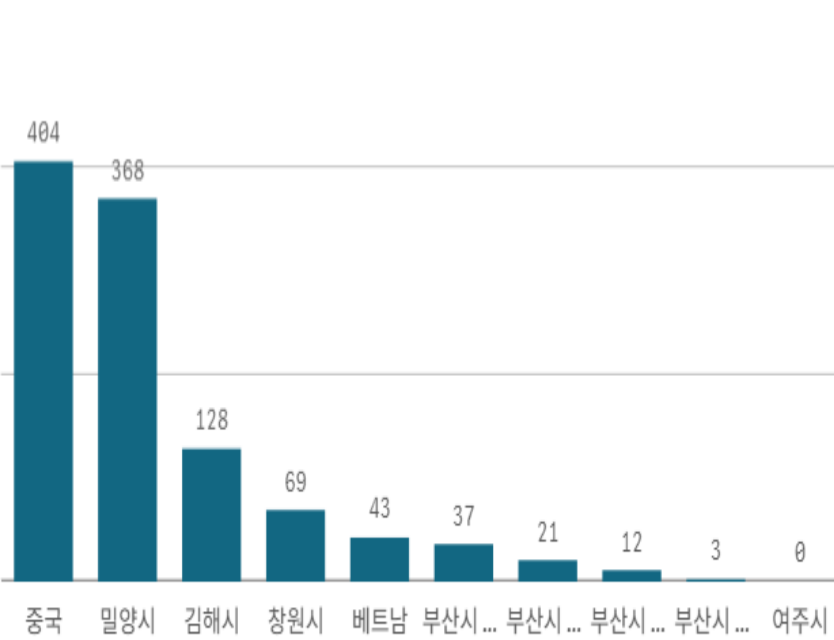


도매시장 법인별 거래금액(백만원)



당근(20Kg)

산지별 거래물량(톤)



출하산지(개소)

10

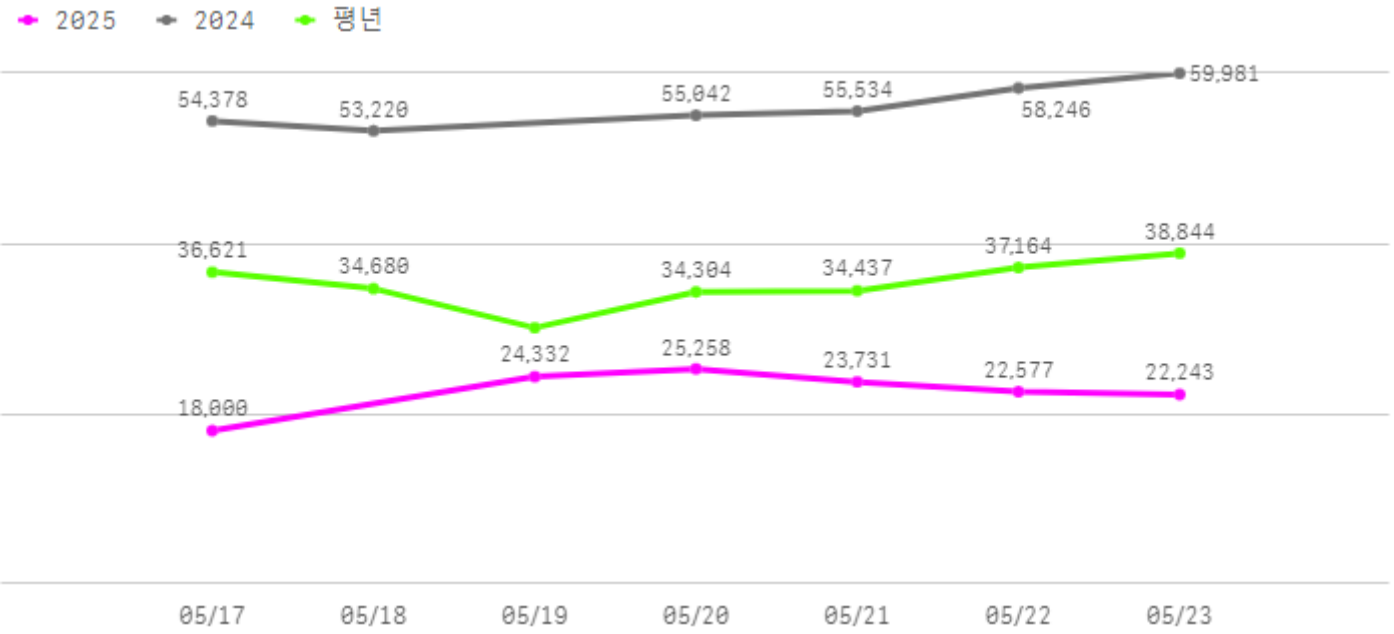
출하건수(천건)

1

산지별 주출하 시군구



주간 도매가격(원)



구분	금주(A)	전주(B)	전월(C)	전년(D)	평년(E)	A/B	A/C	A/D	A/E
가격(원)	22,690	24,598	44,013	56,067	33,300	92.2%	51.6%	40.5%	68.1%

※ 상품 가격 기준

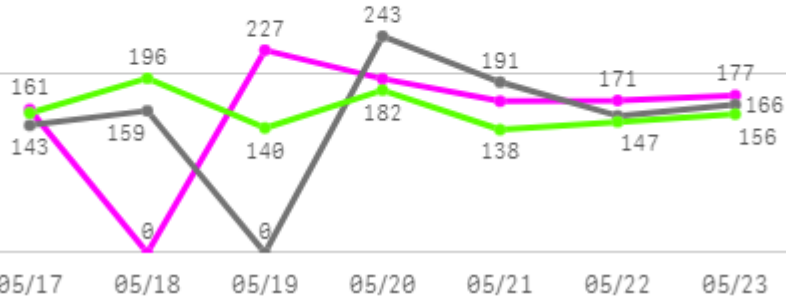
□ 당근(20Kg) 주간 가격

구분	Q	품종	Q	단량	Q	특	상	보통	하
2025-05-17		당근		20Kg		18,000	18,000	17,436	15,050
2025-05-19		당근		20Kg		27,636	24,332	20,932	15,927
2025-05-20		당근		20Kg		27,838	25,258	20,469	15,591
2025-05-21		당근		20Kg		27,624	23,731	20,790	16,169
2025-05-22		당근		20Kg		24,880	22,577	19,888	16,142
2025-05-23		당근		20Kg		23,000	22,243	19,947	16,331
평균						24,830	22,690	19,910	15,868

생고추

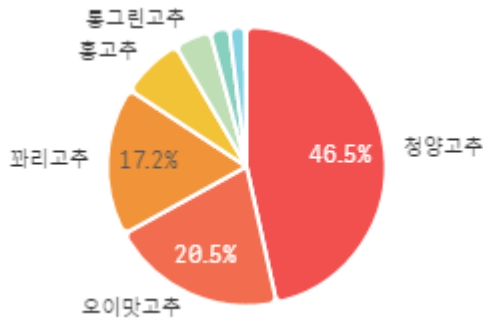
주간 반입량(톤)

◆ 2025 ● 2024 ▲ 평년

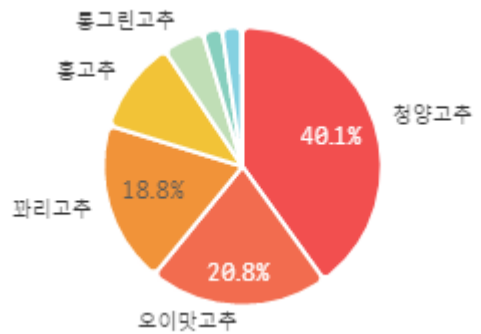


구분	금주(A)	전주(B)	전월(C)	전년(D)	평년(E)	A/B	A/C	A/D	A/E
물량(톤)	1,101	962	1,058	1,056	1,088	114.4%	104.0%	104.2%	101.1%

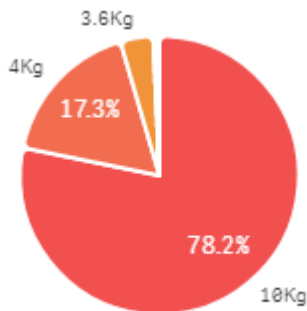
출하 품종별 거래물량 구성비



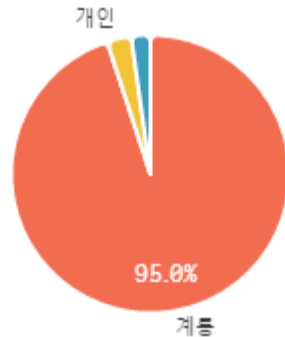
출하 품종별 거래금액 구성비



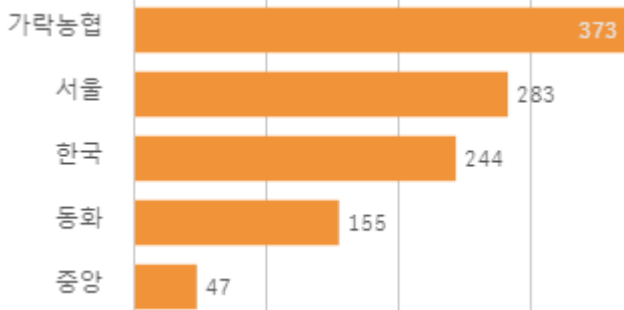
거래 단량별 물량 구성비



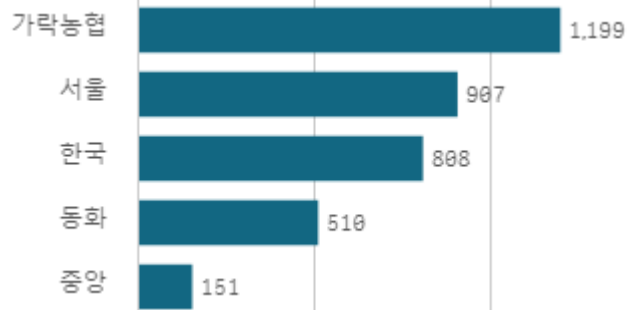
출하자별 거래물량 구성비



도매시장 법인별 거래물량(톤)

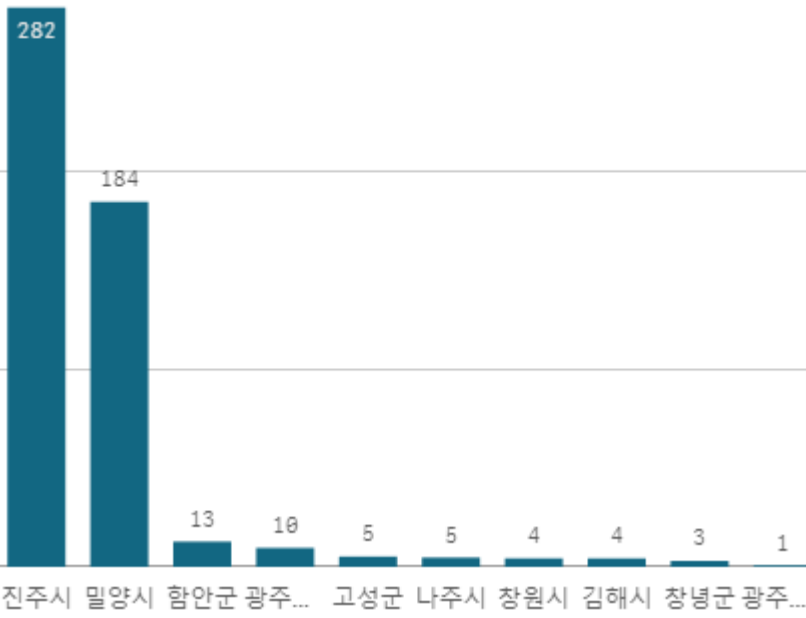


도매시장 법인별 거래금액(백만원)



청양고추(10Kg)

산지별 거래물량(톤)



산지별 주출하 시군구



출하산지(개소)

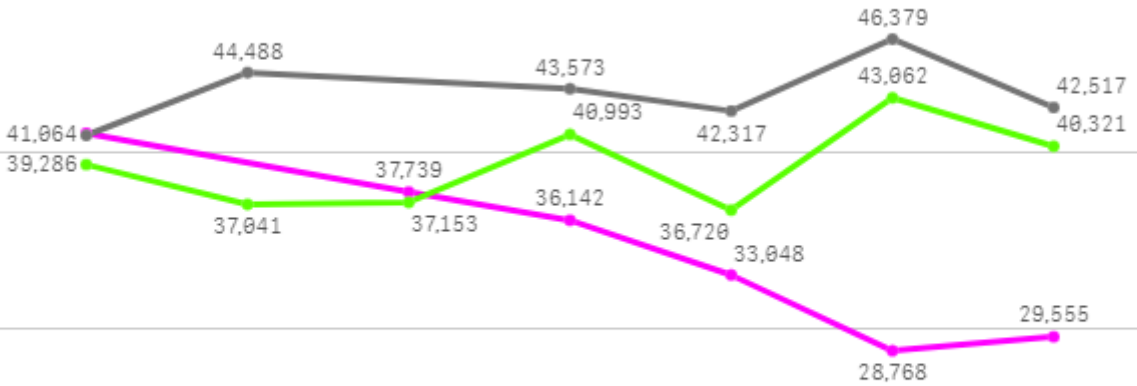
14

출하건수(천건)

4

주간 도매가격(원)

◆ 2025 ● 2024 ◆ 평년



05/17 05/18 05/19 05/20 05/21 05/22 05/23

구분	금주(A)	전주(B)	전월(C)	전년(D)	평년(E)	A/B	A/C	A/D	A/E
가격(원)	34,386	31,175	22,556	43,369	40,824	110.3%	152.4%	79.3%	84.2%

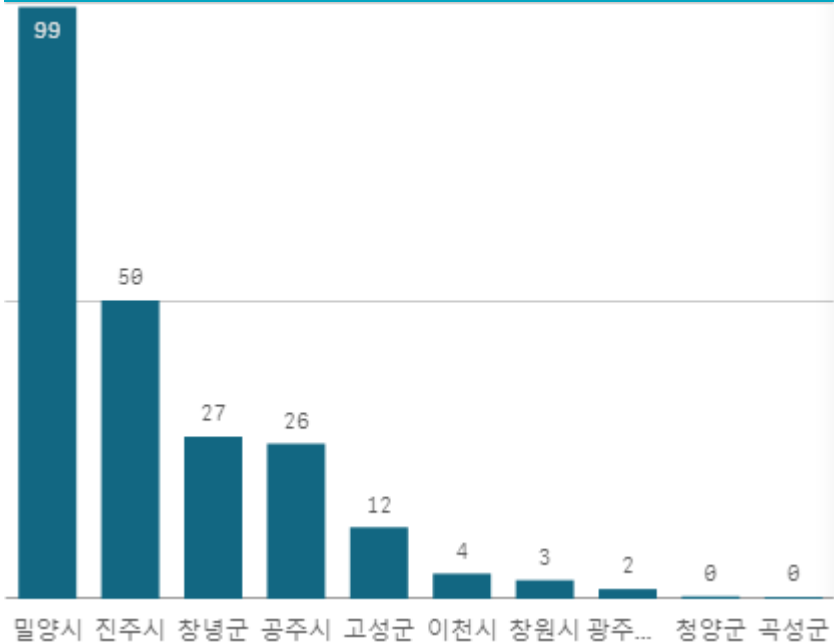
※ 상품 가격 기준

□ 청양고추(10Kg) 주간 가격

구분	Q	품종	Q	단량	Q	특	상	보통	하
2025-05-17		청양고추		10Kg		49,567	41,064	31,420	20,437
2025-05-19		청양고추		10Kg		50,528	37,739	28,665	18,366
2025-05-20		청양고추		10Kg		46,398	36,142	26,158	16,270
2025-05-21		청양고추		10Kg		41,562	33,048	25,338	16,247
2025-05-22		청양고추		10Kg		38,708	28,768	21,968	15,121
2025-05-23		청양고추		10Kg		37,912	29,555	23,159	15,352
평균						44,113	34,386	26,118	16,966

오이맛고추(10Kg)

산지별 거래물량(톤)



출하산지(개소)

13

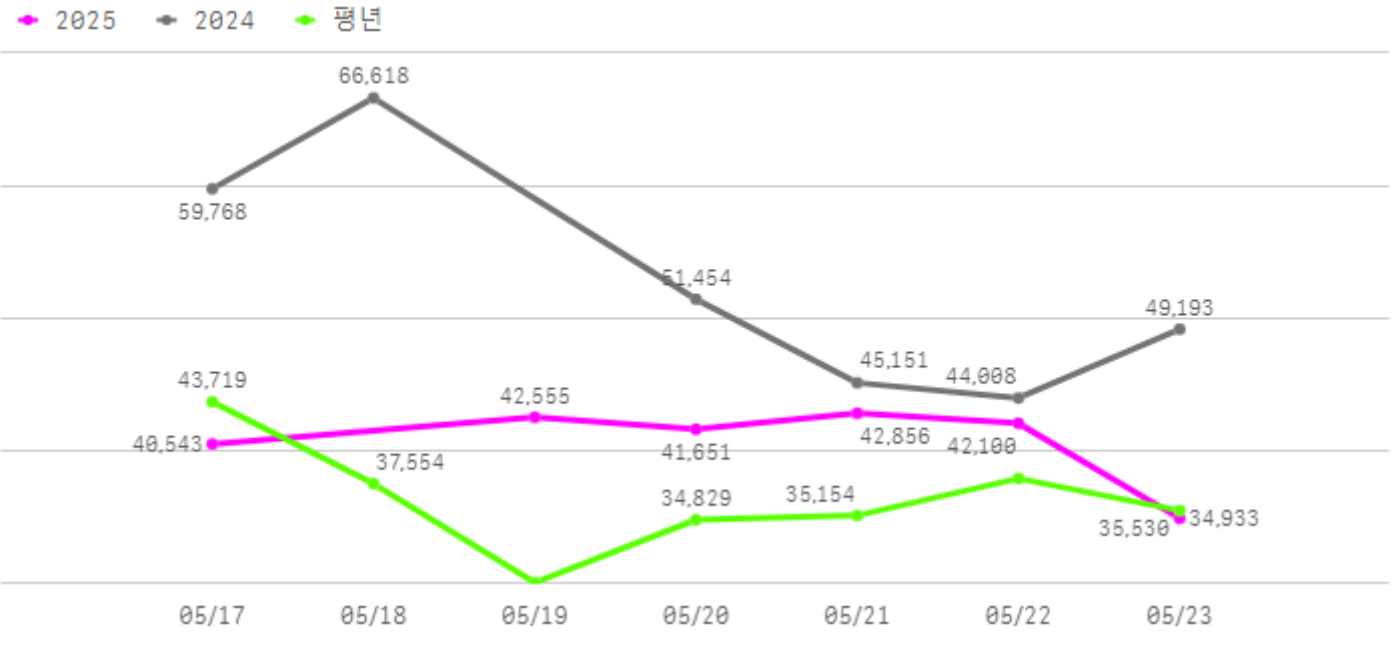
출하건수(천건)

2

산지별 주출하 시군구



주간 도매가격(원)



구분	금주(A)	전주(B)	전월(C)	전년(D)	평년(E)	A/B	A/C	A/D	A/E
가격(원)	40,773	42,330	31,779	52,699	40,832	96.3%	128.3%	77.4%	99.9%

※ 상품 가격 기준

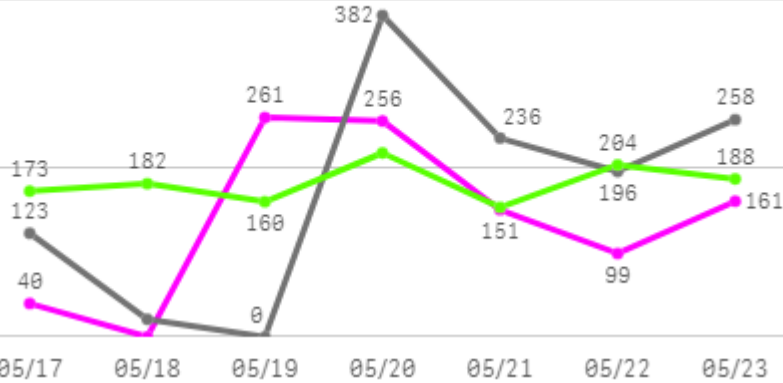
□ 오이맛고추(10Kg) 주간 가격

구분	Q	품종	Q	단량	Q	특	상	보통	하
2025-05-17		오이맛고추		10Kg		49,236	40,543	29,979	18,608
2025-05-19		오이맛고추		10Kg		49,058	42,555	32,118	19,823
2025-05-20		오이맛고추		10Kg		47,533	41,651	31,281	17,801
2025-05-21		오이맛고추		10Kg		50,912	42,856	33,449	15,700
2025-05-22		오이맛고추		10Kg		51,645	42,100	32,618	17,039
2025-05-23		오이맛고추		10Kg		42,400	34,933	25,069	11,514
평균						48,464	40,773	30,752	16,748

마늘

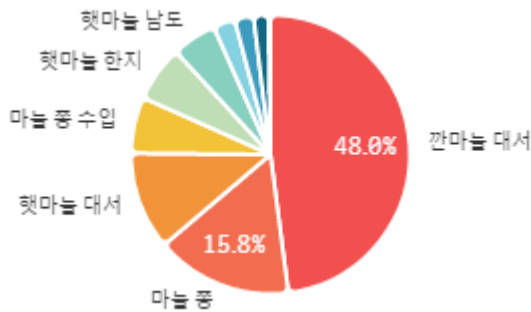
주간 반입량(톤)

◆ 2025 ● 2024 ▲ 평년

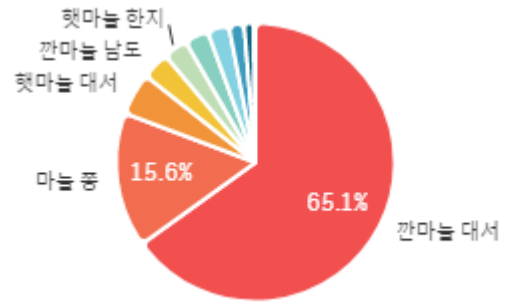


구분	금주(A)	전주(B)	전월(C)	전년(D)	평년(E)	A/B	A/C	A/D	A/E
물량(톤)	968	934	635	1,216	1,166	103.6%	152.4%	79.6%	83.0%

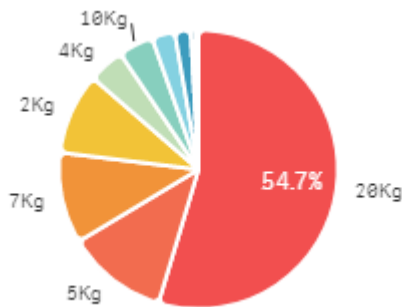
출하 품종별 거래물량 구성비



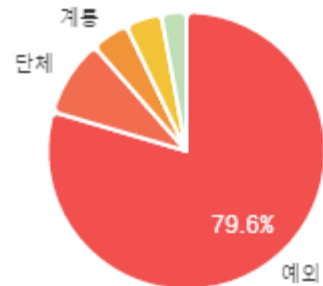
출하 품종별 거래금액 구성비



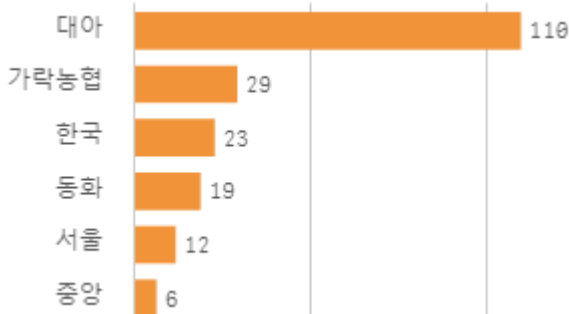
거래 단량별 물량 구성비



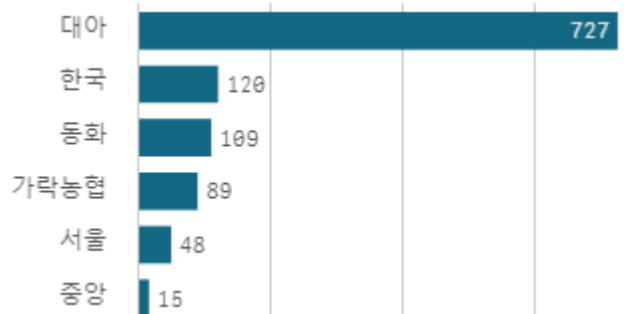
출하자별 거래물량 구성비



도매시장 법인별 거래물량(톤)

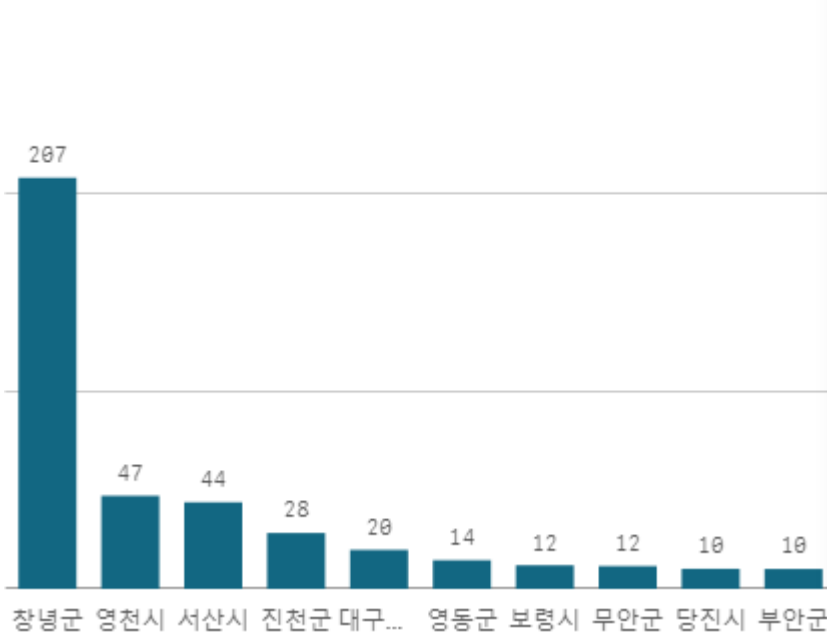


도매시장 법인별 거래금액(백만원)



깎마늘 대서(20Kg)

산지별 거래물량(톤)



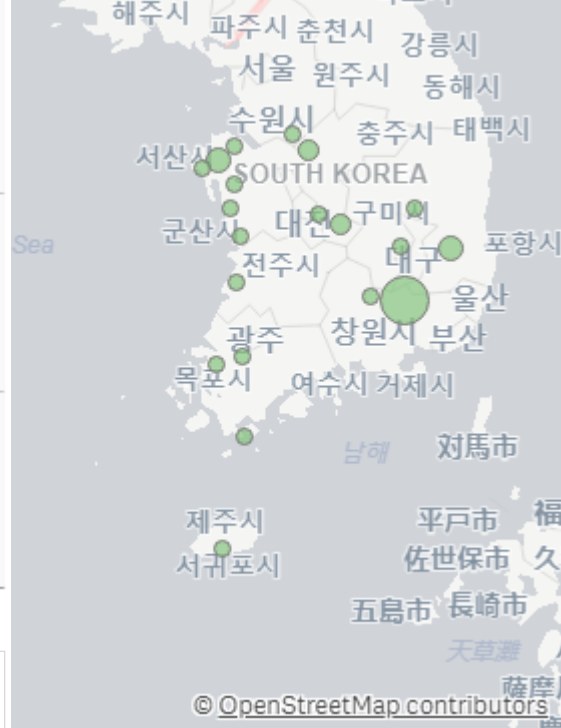
출하산지(개소)

21

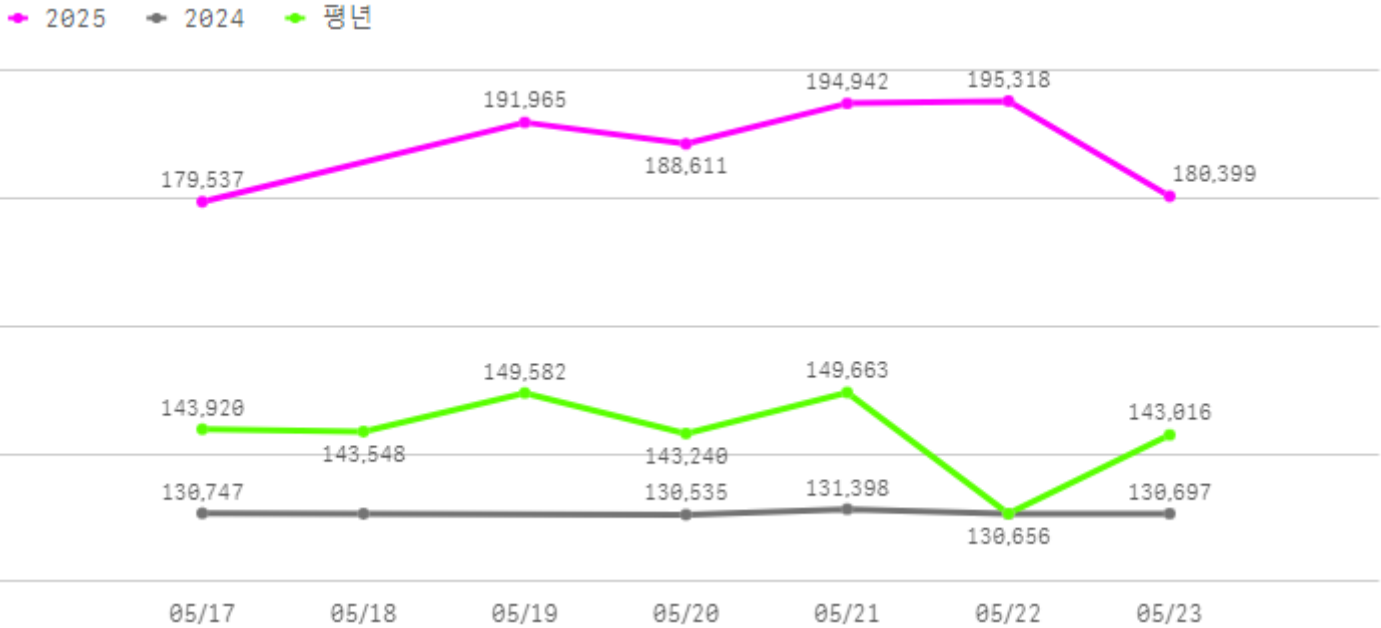
출하건수(천건)

1

산지별 주출하 시군구



주간 도매가격(원)



구분	금주(A)	전주(B)	전월(C)	전년(D)	평년(E)	A/B	A/C	A/D	A/E
가격(원)	188,462	174,399	152,674	130,785	156,313	108.1%	123.4%	144.1%	120.6%

※ 상품 가격 기준

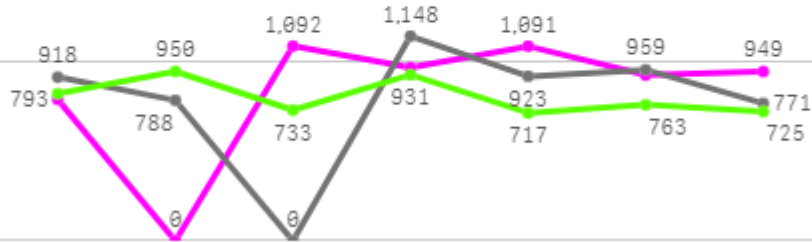
□ 깐마늘 대서(20Kg) 주간 가격

구분	Q	품종	Q	단량	Q	특	상	보통	하
2025-05-17		깐마늘 대서		20Kg		-	179,537	164,823	132,453
2025-05-19		깐마늘 대서		20Kg		-	191,965	173,918	141,213
2025-05-20		깐마늘 대서		20Kg		-	188,611	143,356	116,341
2025-05-21		깐마늘 대서		20Kg		-	194,942	173,271	138,452
2025-05-22		깐마늘 대서		20Kg		-	195,318	179,176	145,383
2025-05-23		깐마늘 대서		20Kg		-	180,399	146,656	118,580
평균						-	188,462	163,533	132,070

양파

주간 반입량(톤)

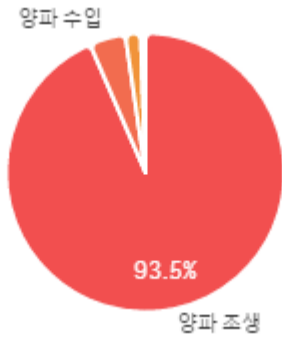
◆ 2025 ● 2024 ▲ 평년



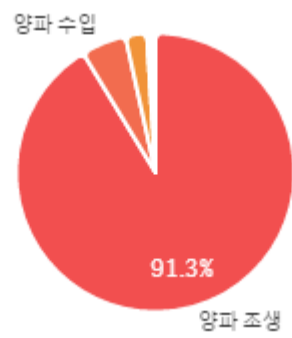
05/17 05/18 05/19 05/20 05/21 05/22 05/23

구분	금주(A)	전주(B)	전월(C)	전년(D)	평년(E)	A/B	A/C	A/D	A/E
물량(톤)	5,825	6,259	5,551	5,506	5,505	93.1%	104.9%	105.8%	105.8%

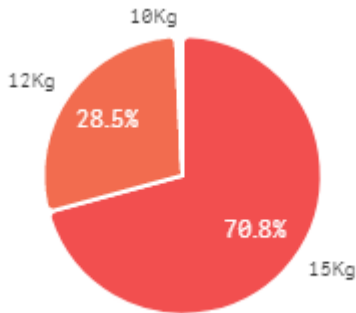
출하 품종별 거래물량 구성비



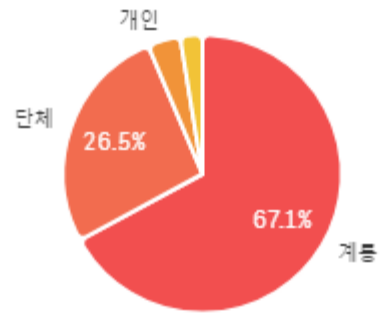
출하 품종별 거래금액 구성비



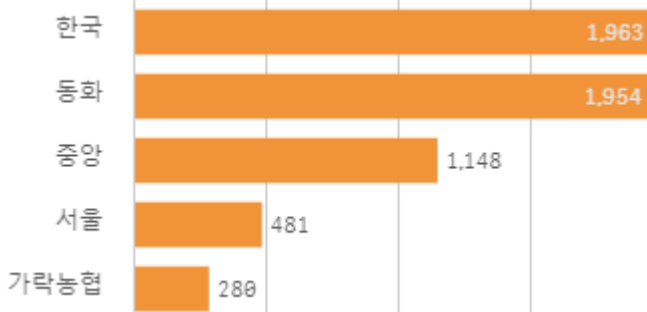
거래 단량별 물량 구성비



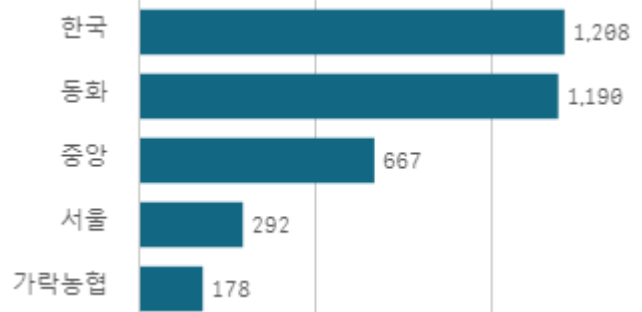
출하자별 거래물량 구성비



도매시장 법인별 거래물량(톤)



도매시장 법인별 거래금액(백만원)



양파(1Kg)

산지별 거래물량(톤)



함양군

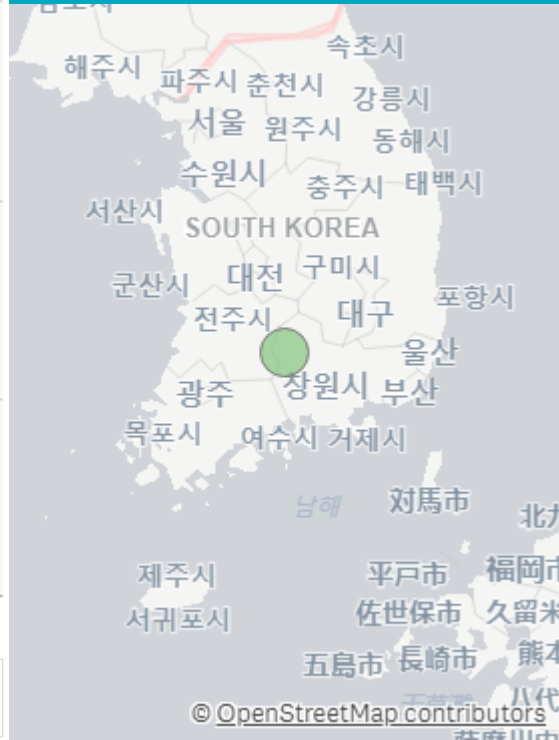
출하산지(개소)

1

출하건수(천건)

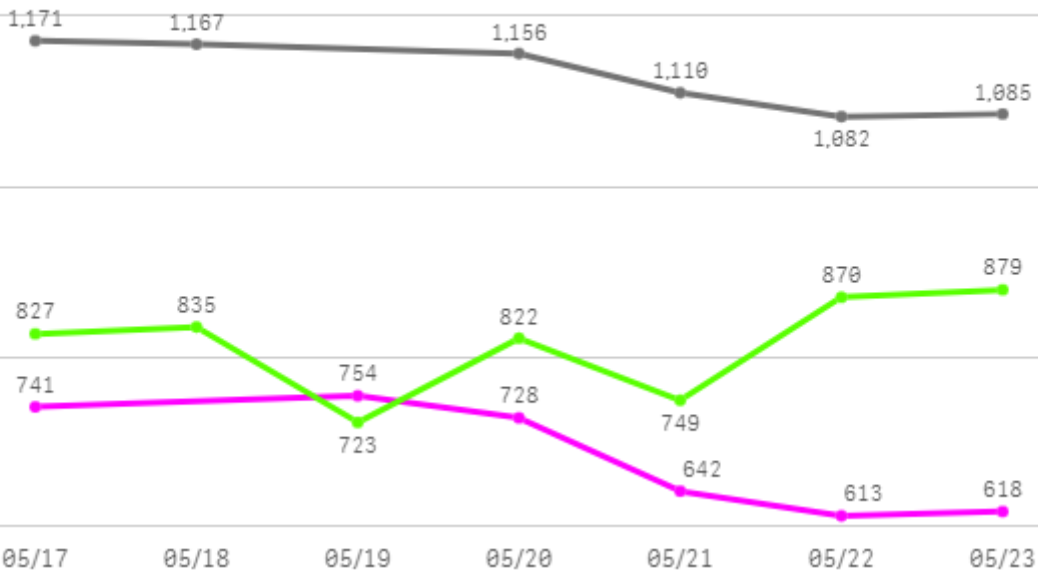
0

산지별 주출하 시군구



주간 도매가격(원)

◆ 2025 ● 2024 ◆ 평년



구분	금주(A)	전주(B)	전월(C)	전년(D)	평년(E)	A/B	A/C	A/D	A/E
가격(원)	683	892	1,344	1,129	785	76.6%	50.8%	60.5%	87.0%

※ 상품 가격 기준

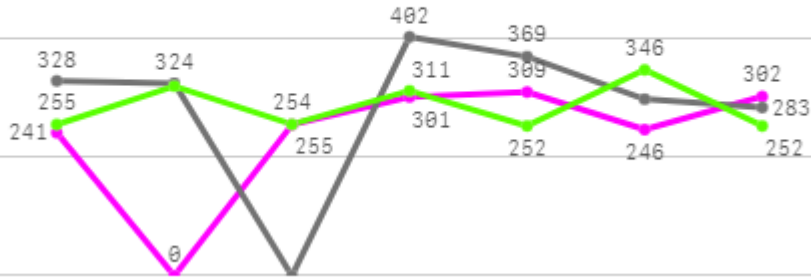
□ 양파(1Kg) 주간 가격

구분	Q	품종	Q	단량	Q	특	상	보통	하
2025-05-17		양파		1Kg		979	741	616	530
2025-05-19		양파		1Kg		981	754	561	494
2025-05-20		양파		1Kg		939	728	538	479
2025-05-21		양파		1Kg		871	642	487	438
2025-05-22		양파		1Kg		782	613	492	446
2025-05-23		양파		1Kg		768	618	533	478
평균						887	683	538	478

대파

주간 반입량(톤)

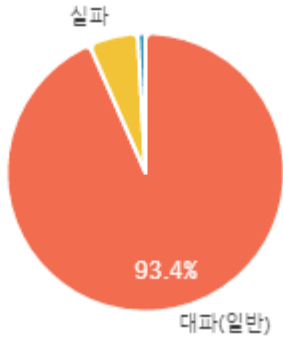
◆ 2025 ● 2024 ▲ 평년



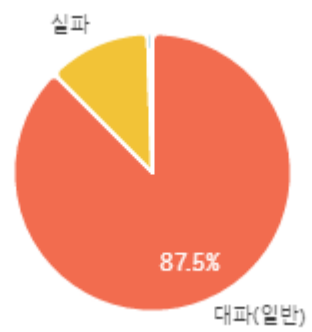
05/17 05/18 05/19 05/20 05/21 05/22 05/23

구분	금주(A)	전주(B)	전월(C)	전년(D)	평년(E)	A/B	A/C	A/D	A/E
물량(톤)	1,653	1,837	2,021	2,003	1,875	90.0%	81.8%	82.5%	88.2%

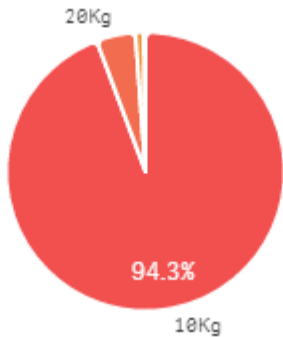
출하 품종별 거래물량 구성비



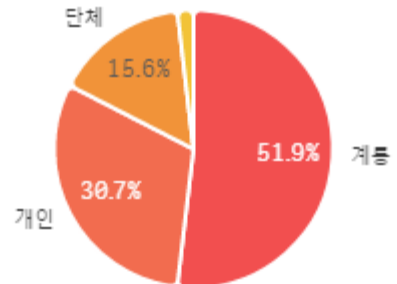
출하 품종별 거래금액 구성비



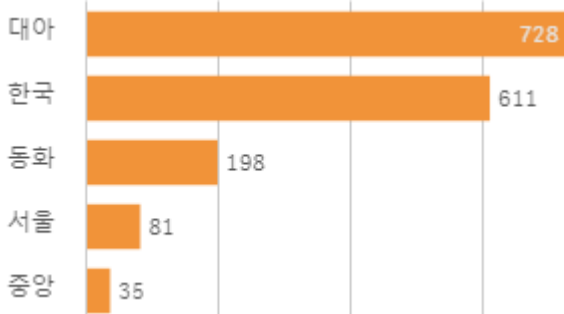
거래 단량별 물량 구성비



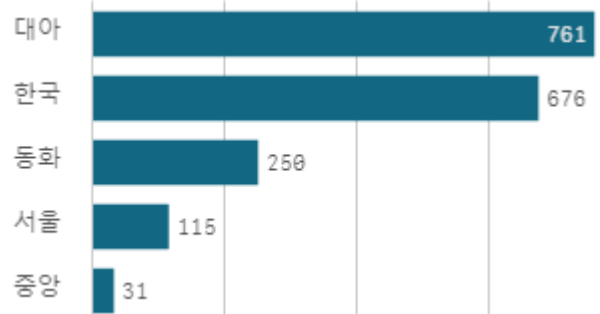
출하자별 거래물량 구성비



도매시장 법인별 거래물량(톤)

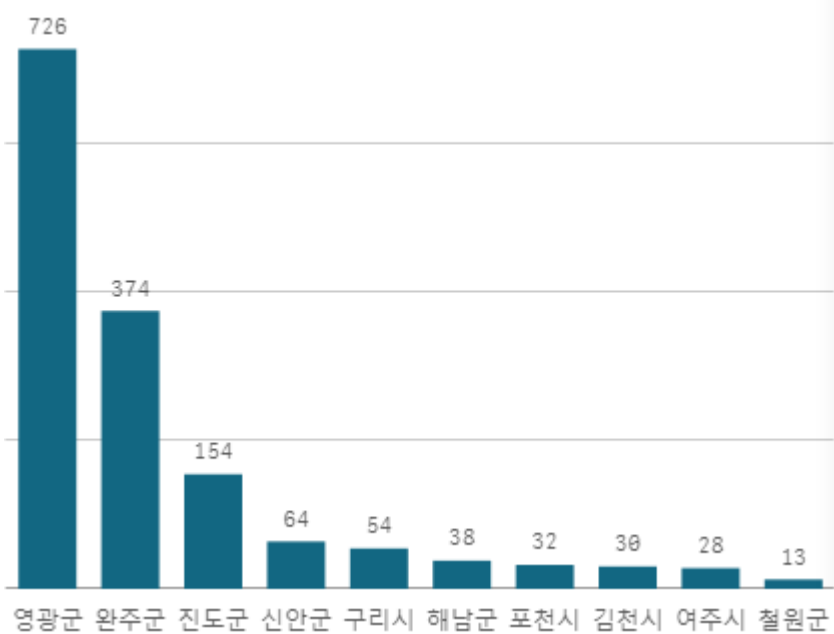


도매시장 법인별 거래금액(백만원)



대파(일반)(1Kg)

산지별 거래물량(톤)



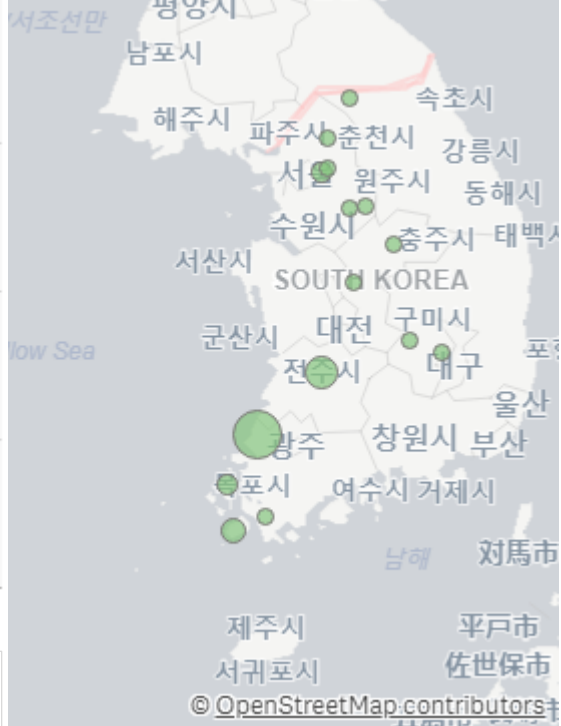
출하산지(개소)

15

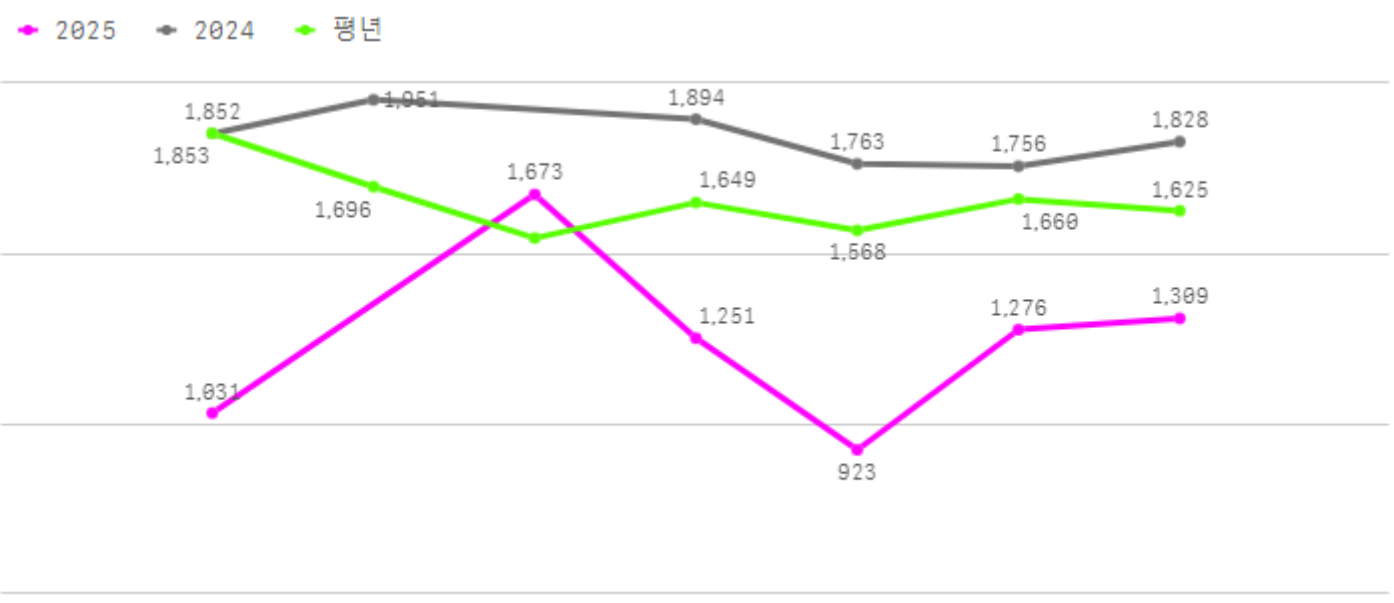
출하건수(천건)

1

산지별 주출하 시군구



주간 도매가격(원)



구분	금주(A)	전주(B)	전월(C)	전년(D)	평년(E)	A/B	A/C	A/D	A/E
가격(원)	1,244	1,073	876	1,841	1,605	115.9%	141.9%	67.6%	77.5%

※ 상품 가격 기준

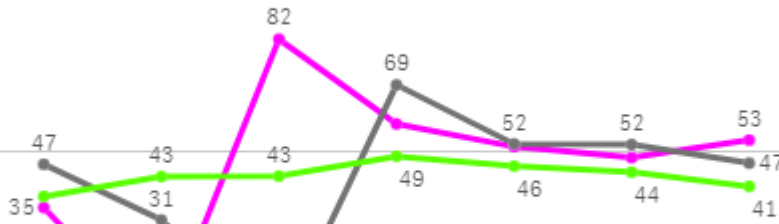
□ 대파(일반)(1Kg) 주간 가격

구분	Q	품종	Q	단량	Q	특	상	보통	하
2025-05-17		대파(일반)		1Kg		1,136	1,031	896	431
2025-05-19		대파(일반)		1Kg		1,750	1,673	1,526	940
2025-05-20		대파(일반)		1Kg		1,356	1,251	1,111	833
2025-05-21		대파(일반)		1Kg		1,056	923	722	486
2025-05-22		대파(일반)		1Kg		1,342	1,276	1,054	742
2025-05-23		대파(일반)		1Kg		1,380	1,309	1,062	593
평균						1,337	1,244	1,062	671

쪽파

주간 반입량(톤)

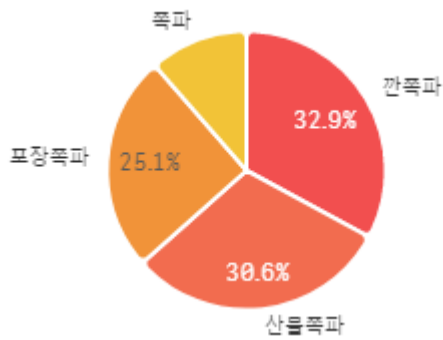
2025 (파란색 선) 2024 (회색 선) 평년 (초록색 선)



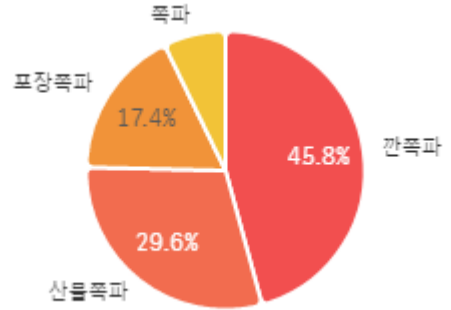
05/17 05/18 05/19 05/20 05/21 05/22 05/23

구분	금주(A)	전주(B)	전월(C)	전년(D)	평년(E)	A/B	A/C	A/D	A/E
물량(톤)	328	291	514	298	299	112.6%	63.8%	109.9%	109.6%

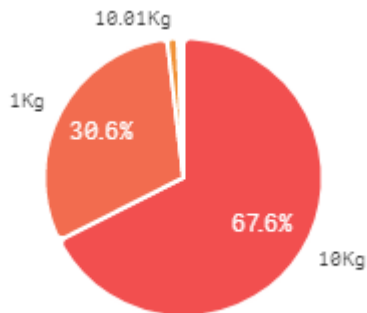
출하 품종별 거래물량 구성비



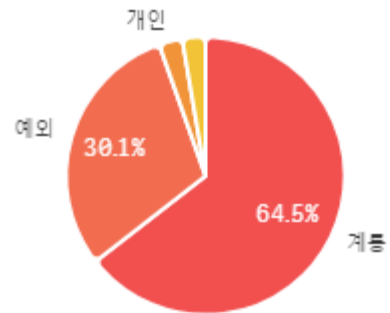
출하 품종별 거래금액 구성비



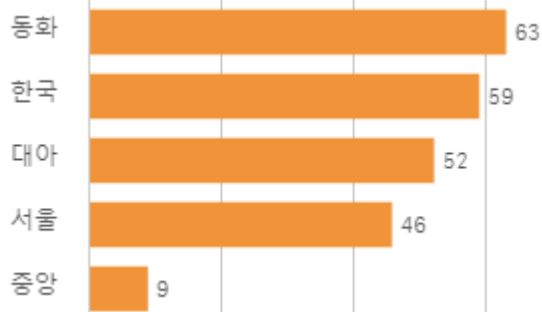
거래 단량별 물량 구성비



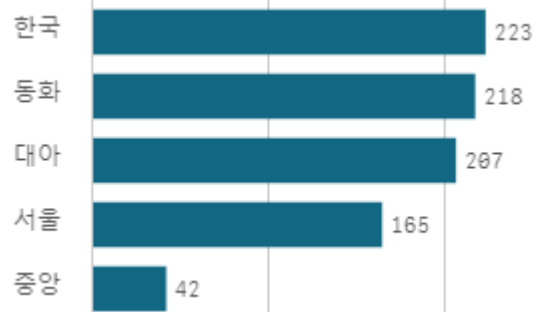
출하자별 거래물량 구성비



도매시장 법인별 거래물량(톤)

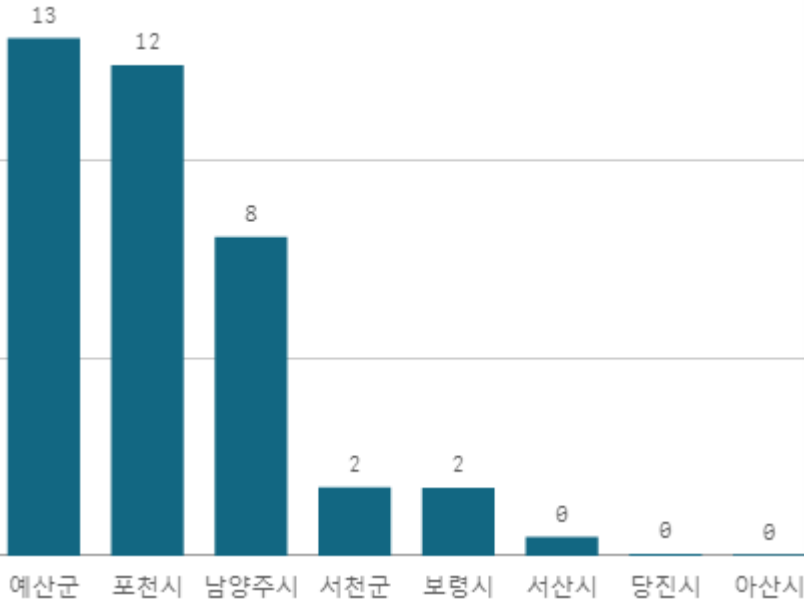


도매시장 법인별 거래금액(백만원)



쪽파(10Kg)

산지별 거래물량(톤)



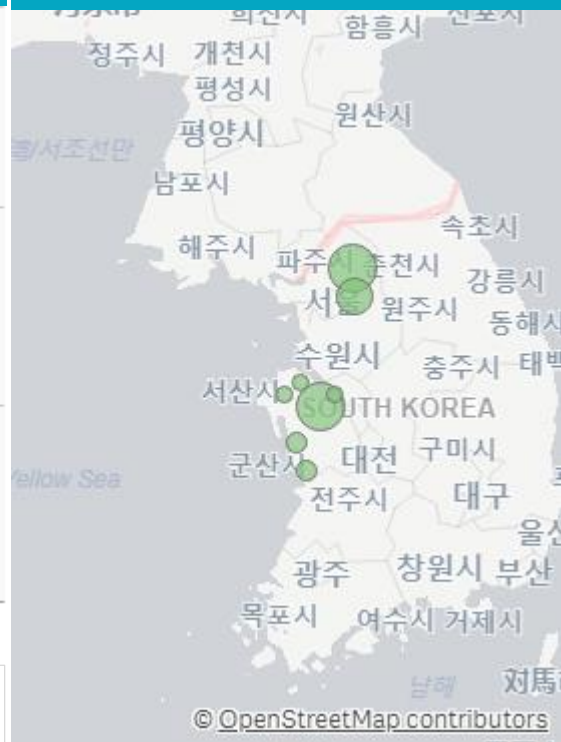
출하산지(개소)

8

출하건수(천건)

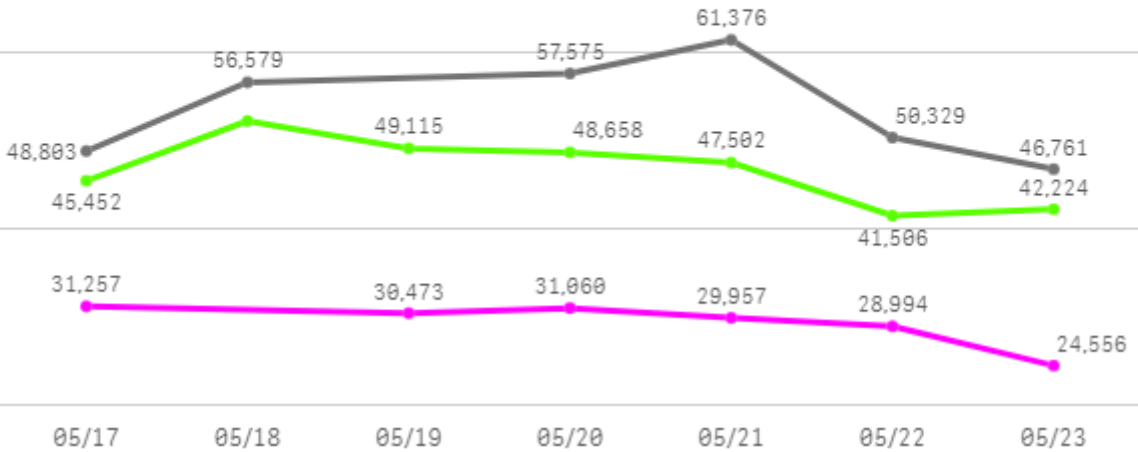
0

산지별 주출하 시군구



주간 도매가격(원)

◆ 2025 ● 2024 ◆ 평년



구분	금주(A)	전주(B)	전월(C)	전년(D)	평년(E)	A/B	A/C	A/D	A/E
가격(원)	29,383	40,041	33,058	53,571	44,668	73.4%	88.9%	54.8%	65.8%

※ 상품 가격 기준

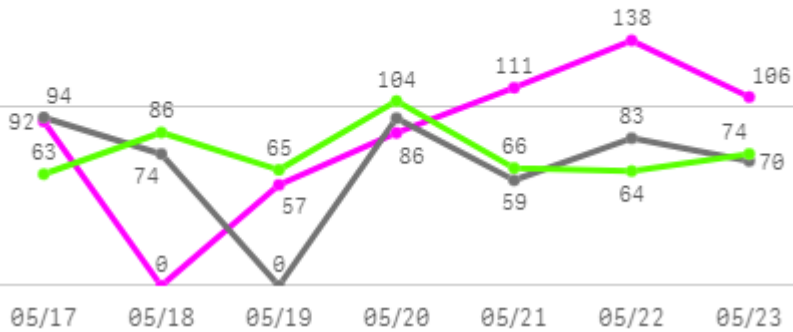
□ 쪽파(10Kg) 주간 가격

구분	Q	품종	Q	단량	Q	특	상	보통	하
2025-05-17		쪽파		10Kg		44,918	31,257	24,743	19,367
2025-05-19		쪽파		10Kg		38,075	30,473	23,344	17,995
2025-05-20		쪽파		10Kg		35,052	31,060	26,896	19,757
2025-05-21		쪽파		10Kg		35,958	29,957	24,099	18,263
2025-05-22		쪽파		10Kg		35,753	28,994	23,343	15,111
2025-05-23		쪽파		10Kg		28,391	24,556	20,253	14,633
평균						36,358	29,383	23,780	17,521

파프리카

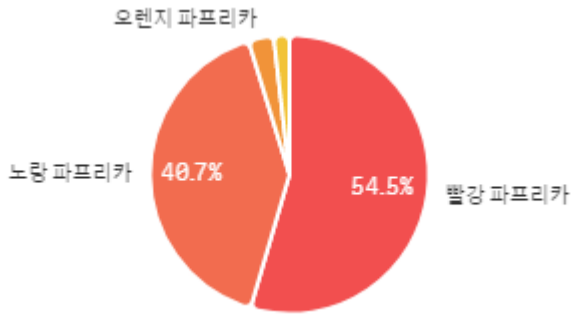
주간 반입량(톤)

◆ 2025 ● 2024 ▲ 평년

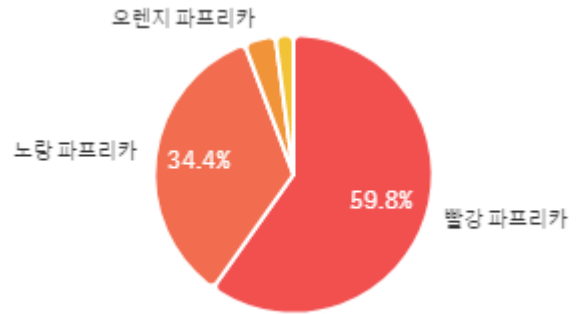


구분	금주(A)	전주(B)	전월(C)	전년(D)	평년(E)	A/B	A/C	A/D	A/E
물량(톤)	589	609	587	474	534	96.8%	100.3%	124.2%	110.3%

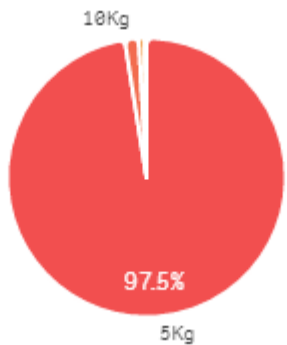
출하 품종별 거래물량 구성비



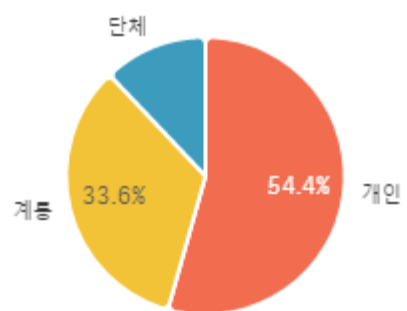
출하 품종별 거래금액 구성비



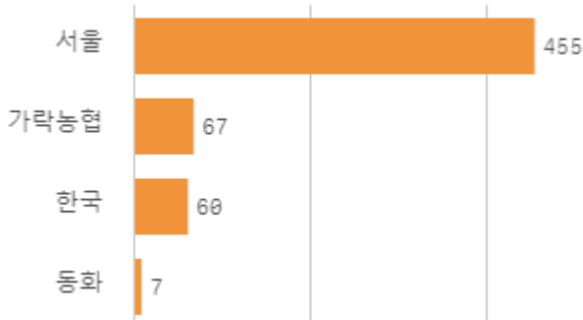
거래 단량별 물량 구성비



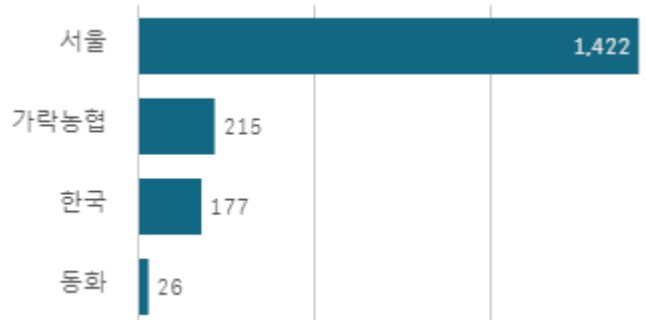
출하자별 거래물량 구성비



도매시장 법인별 거래물량(톤)

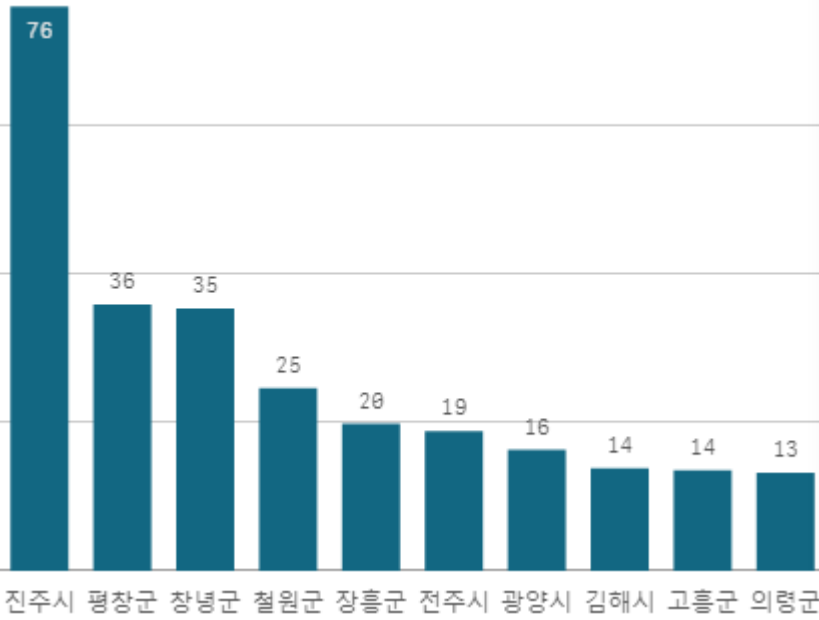


도매시장 법인별 거래금액(백만원)



빨강 파프리카(5Kg)

산지별 거래물량(톤)



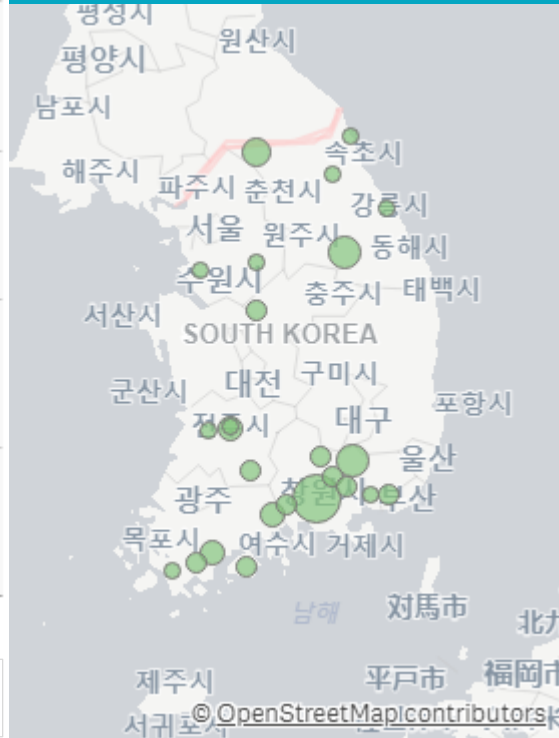
출하산지(개소)

25

출하건수(천건)

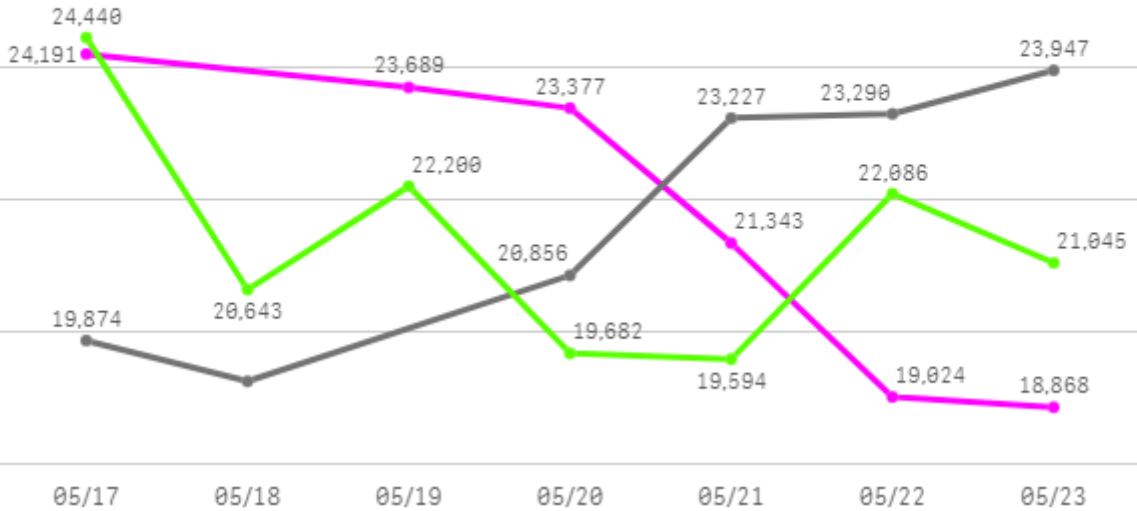
1

산지별 주출하 시군구



주간 도매가격(원)

2025 (pink) 2024 (grey) 평년 (green)



구분	금주(A)	전주(B)	전월(C)	전년(D)	평년(E)	A/B	A/C	A/D	A/E
가격(원)	21,749	22,897	26,078	21,742	21,919	95.0%	83.4%	100.0%	99.2%

※ 상품 가격 기준

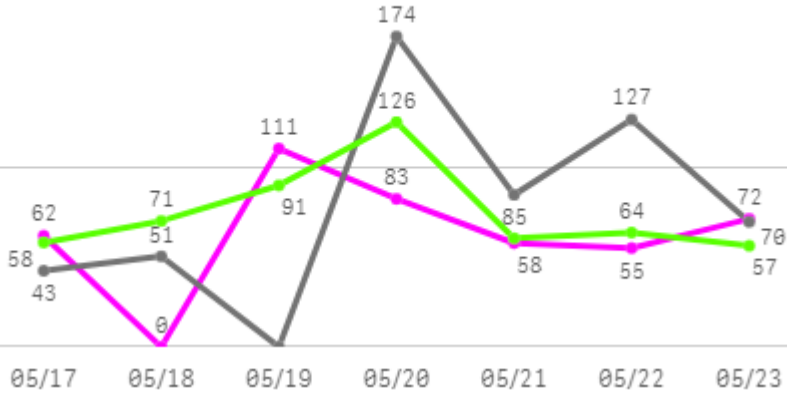
□ 빨강 파프리카(5Kg) 주간 가격

구분	Q	품종	Q	단량	Q	특	상	보통	하
2025-05-17		빨강 파프리카		5Kg		-	24,191	20,200	14,860
2025-05-19		빨강 파프리카		5Kg		-	23,689	21,210	16,805
2025-05-20		빨강 파프리카		5Kg		-	23,377	20,674	16,526
2025-05-21		빨강 파프리카		5Kg		-	21,343	19,001	14,614
2025-05-22		빨강 파프리카		5Kg		-	19,024	16,005	12,387
2025-05-23		빨강 파프리카		5Kg		-	18,868	15,414	10,732
평균						-	21,749	18,751	14,321

양상추

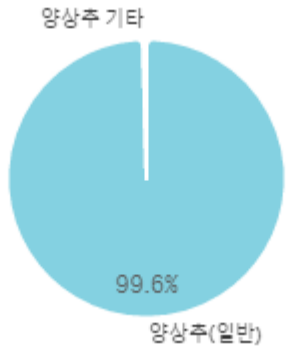
주간 반입량(톤)

◆ 2025 ● 2024 ▲ 평년

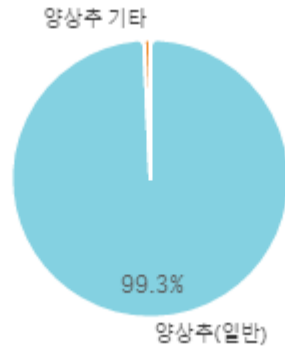


구분	금주(A)	전주(B)	전월(C)	전년(D)	평년(E)	A/B	A/C	A/D	A/E
물량(톤)	442	488	420	550	495	90.6%	105.1%	80.3%	89.2%

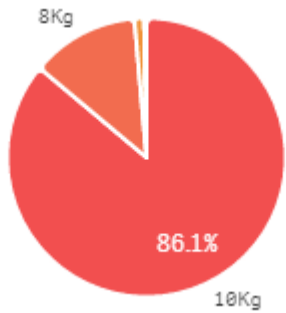
출하 품종별 거래물량 구성비



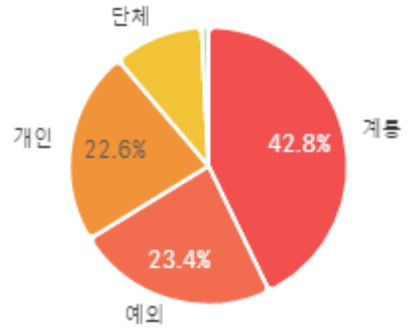
출하 품종별 거래금액 구성비



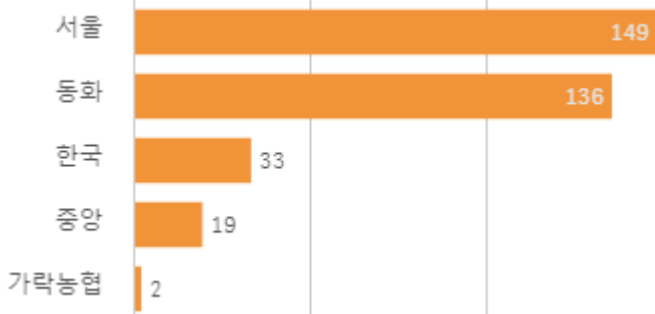
거래 단량별 물량 구성비



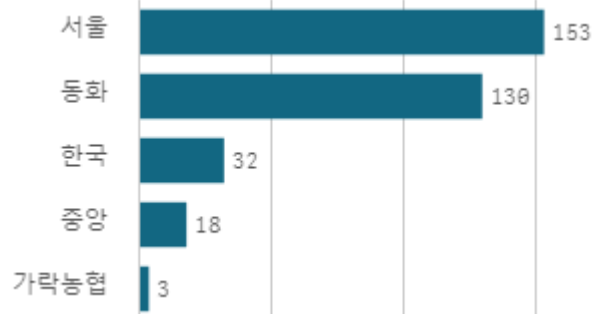
출하자별 거래물량 구성비



도매시장 법인별 거래물량(톤)

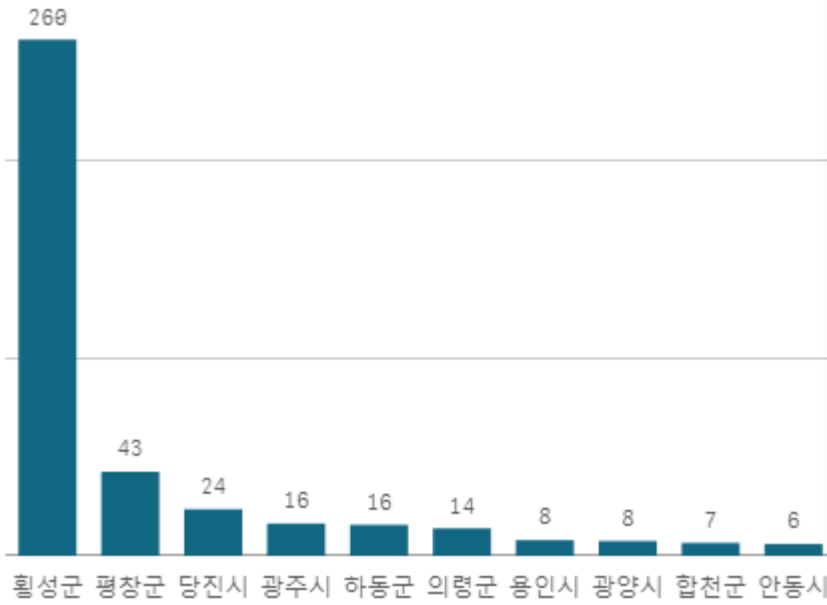


도매시장 법인별 거래금액(백만원)



양상추(일반)(10Kg)

산지별 거래물량(톤)



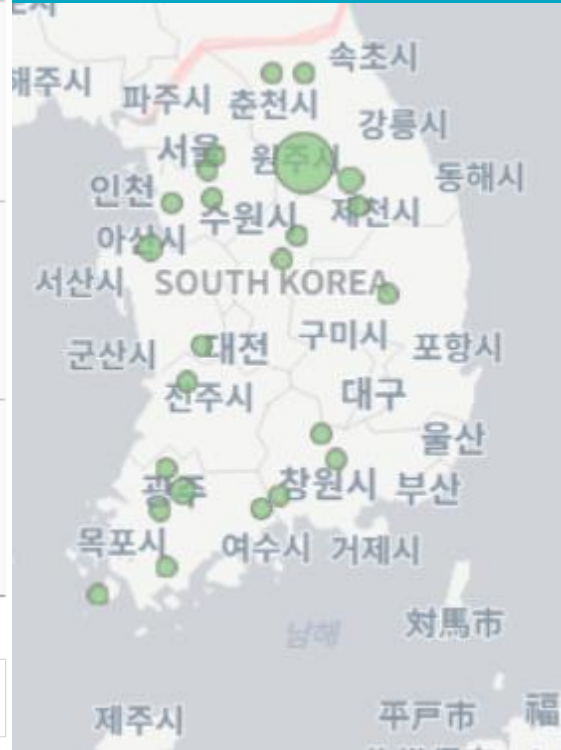
출하산지(개소)

25

출하건수(천건)

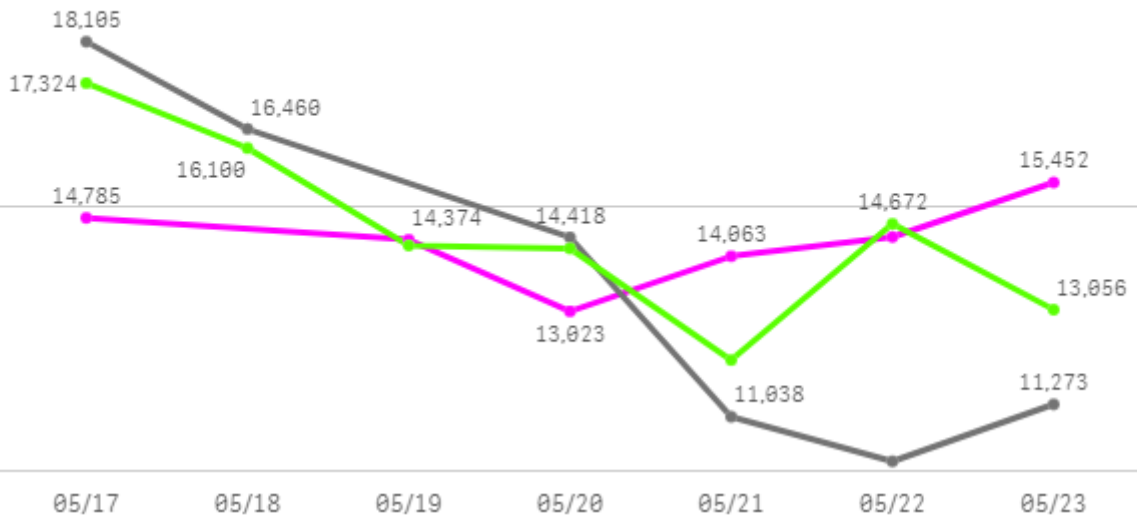
1

산지별 주출하 시군구



주간 도매가격(원)

◆ 2025 ● 2024 ◆ 평년



구분	금주(A)	전주(B)	전월(C)	전년(D)	평년(E)	A/B	A/C	A/D	A/E
가격(원)	14,354	13,674	17,587	13,582	14,945	105.0%	81.6%	105.7%	96.0%

※ 상품 가격 기준

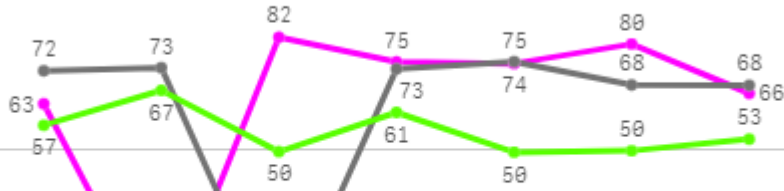
□ 양상추(일반)(10Kg) 주간 가격

구분	Q	품종	Q	단량	Q	특	상	보통	하
2025-05-17		양상추(일반)		10Kg		-	14,785	10,387	6,084
2025-05-19		양상추(일반)		10Kg		-	14,374	10,158	6,267
2025-05-20		양상추(일반)		10Kg		-	13,023	8,947	5,782
2025-05-21		양상추(일반)		10Kg		-	14,063	10,500	7,341
2025-05-22		양상추(일반)		10Kg		-	14,425	11,538	8,248
2025-05-23		양상추(일반)		10Kg		-	15,452	12,309	8,917
평균						-	14,354	10,640	7,107

청경채

주간 반입량(톤)

◆ 2025 ● 2024 ▲ 평년



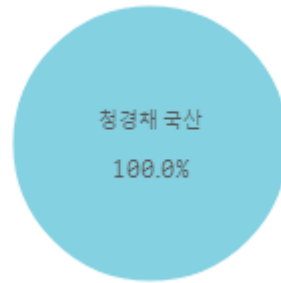
05/17 05/18 05/19 05/20 05/21 05/22 05/23

구분	금주(A)	전주(B)	전월(C)	전년(D)	평년(E)	A/B	A/C	A/D	A/E
물량(톤)	440	459	438	430	414	95.9%	100.5%	102.3%	106.3%

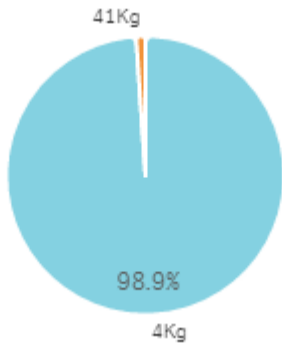
출하 품종별 거래물량 구성비



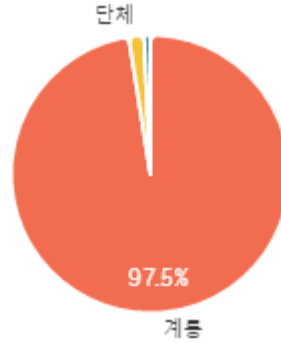
출하 품종별 거래금액 구성비



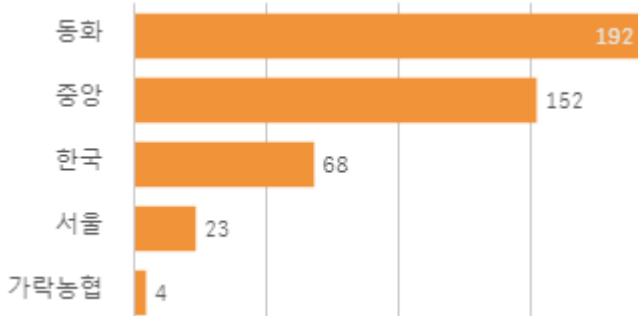
거래 단량별 물량 구성비



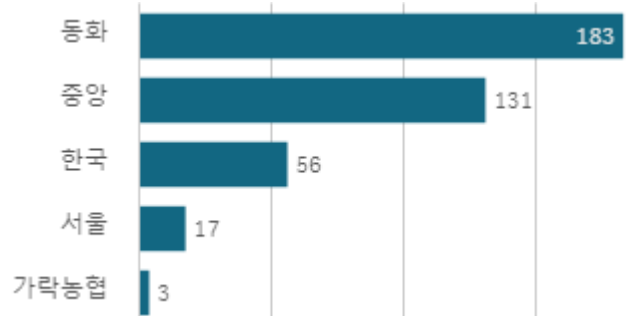
출하자별 거래물량 구성비



도매시장 법인별 거래물량(톤)

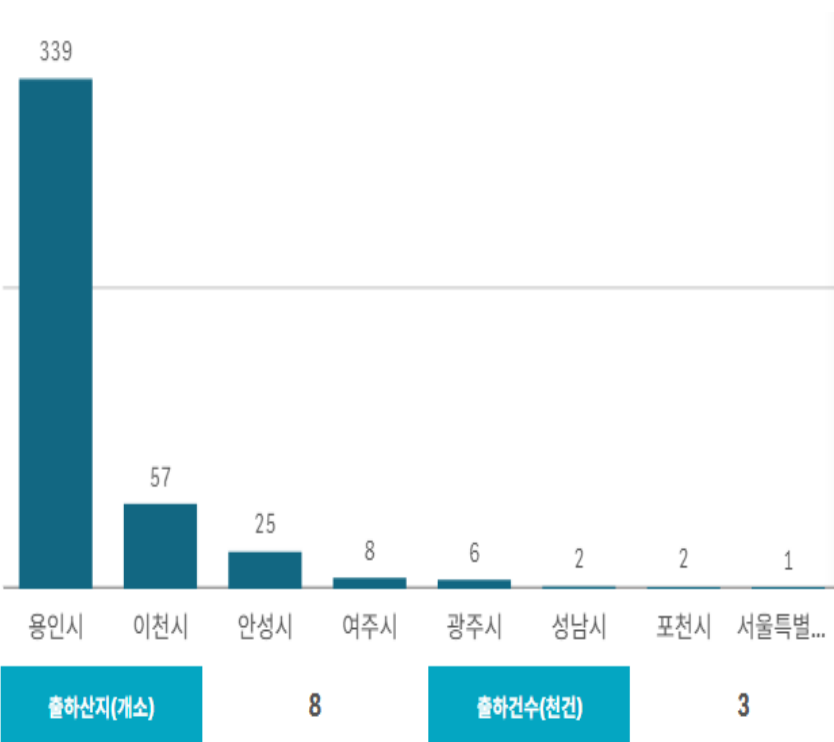


도매시장 법인별 거래금액(백만원)



청경채(4Kg)

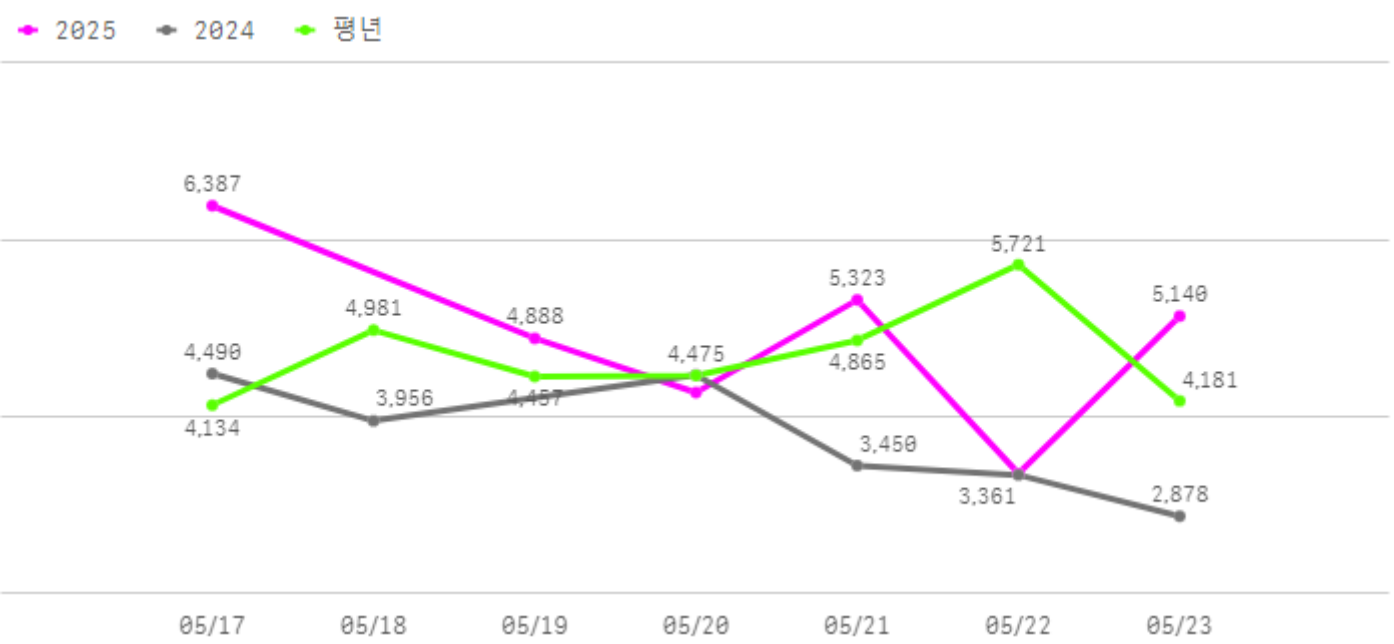
산지별 거래물량(톤)



산지별 주출하 시군구



주간 도매가격(원)



구분	금주(A)	전주(B)	전월(C)	전년(D)	평년(E)	A/B	A/C	A/D	A/E
가격(원)	4,896	3,590	5,521	3,766	4,215	136.4%	88.7%	130.0%	116.1%

※ 상품 가격 기준

□ 청경채(4Kg) 주간 가격

구분	Q	품종	Q	단량	Q	특	상	보통	하
2025-05-17		청경채		4Kg		-	6,387	5,817	4,854
2025-05-19		청경채		4Kg		-	4,888	4,120	3,207
2025-05-20		청경채		4Kg		-	4,276	3,617	2,768
2025-05-21		청경채		4Kg		-	5,323	4,166	2,839
2025-05-22		청경채		4Kg		-	3,361	2,316	1,413
2025-05-23		청경채		4Kg		-	5,140	3,137	1,331
평균						-	4,896	3,862	2,735

버섯

주간 반입량(톤)

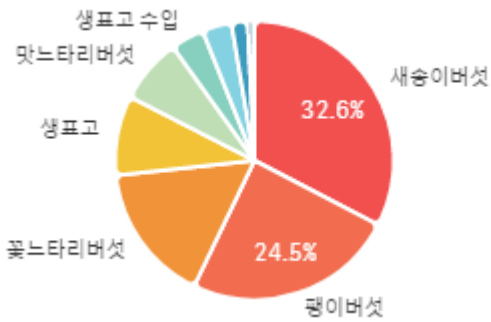
◆ 2025 ● 2024 ▲ 평년



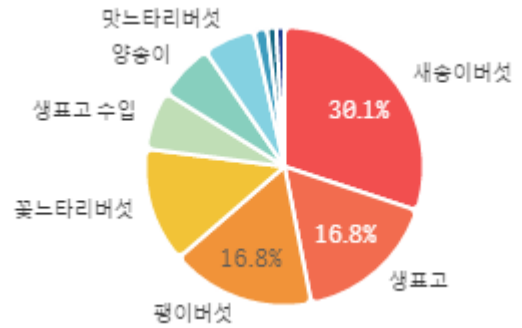
05/17 05/18 05/19 05/20 05/21 05/22 05/23

구분	금주(A)	전주(B)	전월(C)	전년(D)	평년(E)	A/B	A/C	A/D	A/E
물량(톤)	1,321	1,344	1,330	1,396	1,338	98.3%	99.3%	94.6%	98.7%

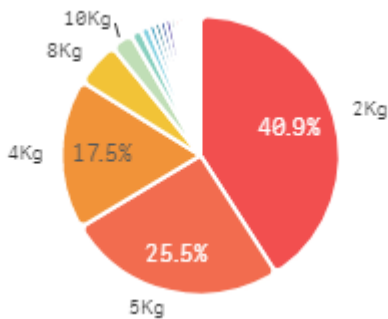
출하 품종별 거래물량 구성비



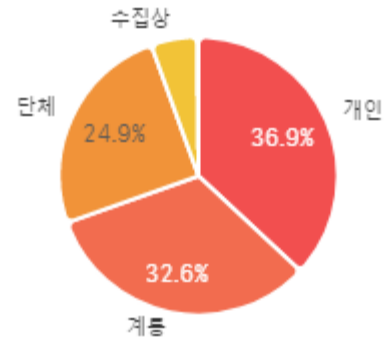
출하 품종별 거래금액 구성비



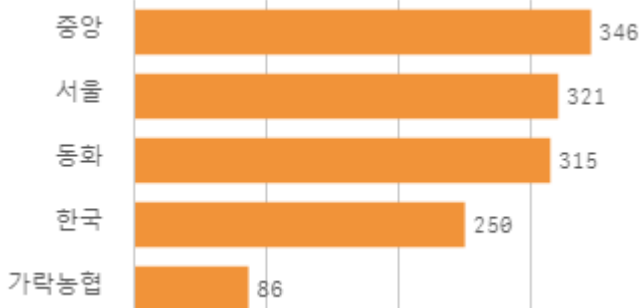
거래 단량별 물량 구성비



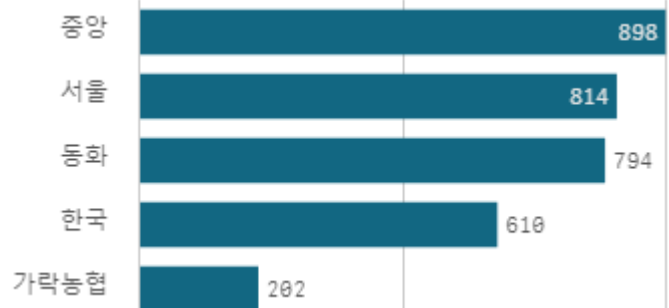
출하자별 거래물량 구성비



도매시장 법인별 거래물량(톤)

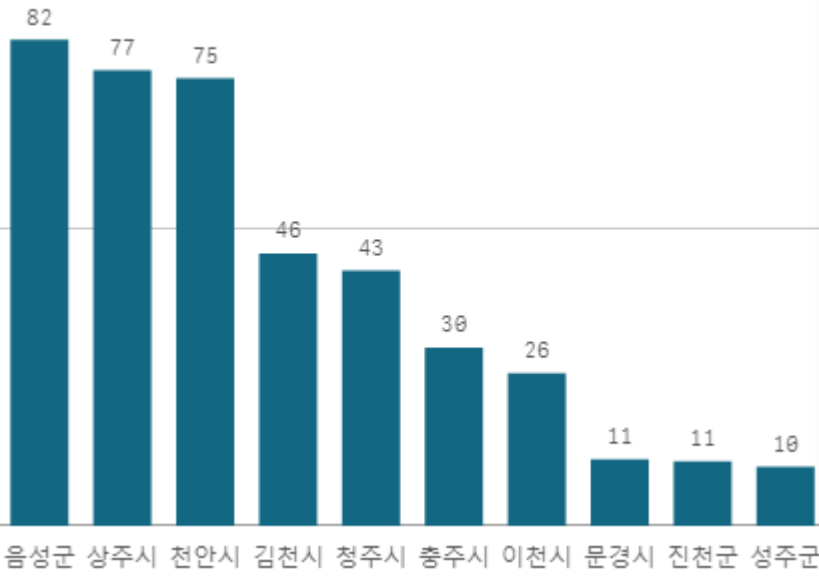


도매시장 법인별 거래금액(백만원)



새송이버섯(2Kg)

산지별 거래물량(톤)



출하산지(개소)

21

출하건수(천건)

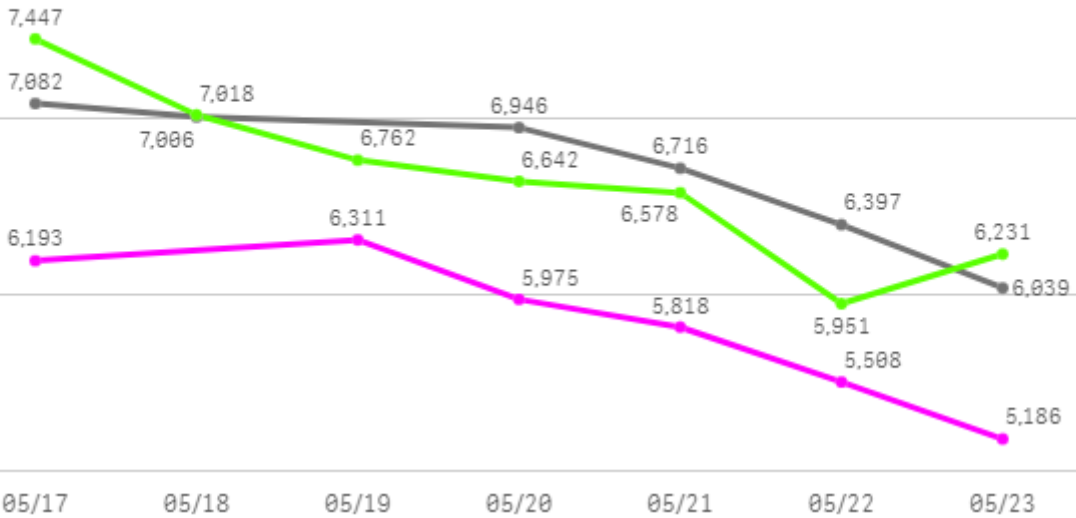
3

산지별 주출하 시군구



주간 도매가격(원)

◆ 2025 ● 2024 ◆ 평년



구분	금주(A)	전주(B)	전월(C)	전년(D)	평년(E)	A/B	A/C	A/D	A/E
가격(원)	5,832	6,959	6,852	6,698	6,746	83.8%	85.1%	87.1%	86.4%

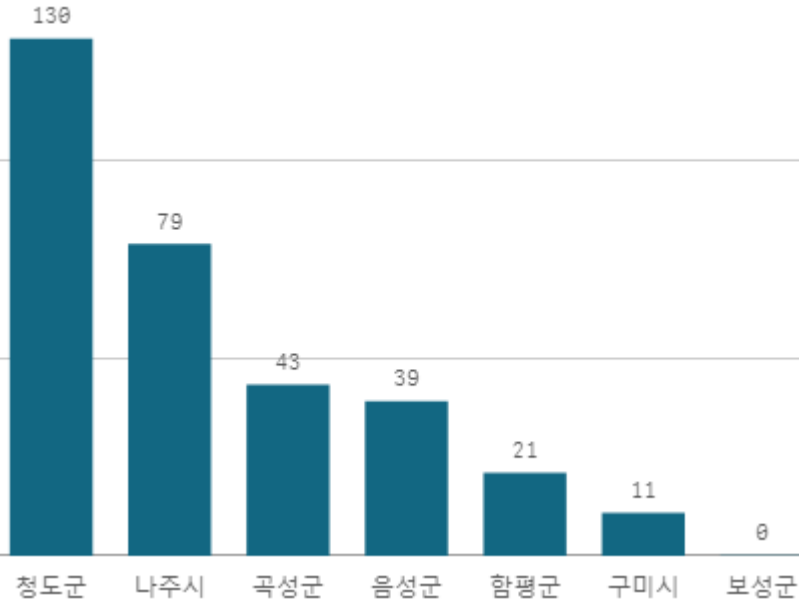
※ 상품 가격 기준

□ 새송이버섯(2Kg) 주간 가격

구분	Q	품종	Q	단량	Q	특	상	보통	하
2025-05-17		새송이버섯		2Kg		8,951	6,193	5,437	3,889
2025-05-19		새송이버섯		2Kg		9,309	6,311	5,417	3,786
2025-05-20		새송이버섯		2Kg		8,825	5,975	5,194	3,552
2025-05-21		새송이버섯		2Kg		8,317	5,818	4,845	3,474
2025-05-22		새송이버섯		2Kg		7,350	5,508	4,535	3,134
2025-05-23		새송이버섯		2Kg		7,741	5,186	4,237	2,980
평균						8,416	5,832	4,944	3,469

팬이버섯(5Kg)

산지별 거래물량(톤)



산지별 주출하 시군구



출하산지(개소)

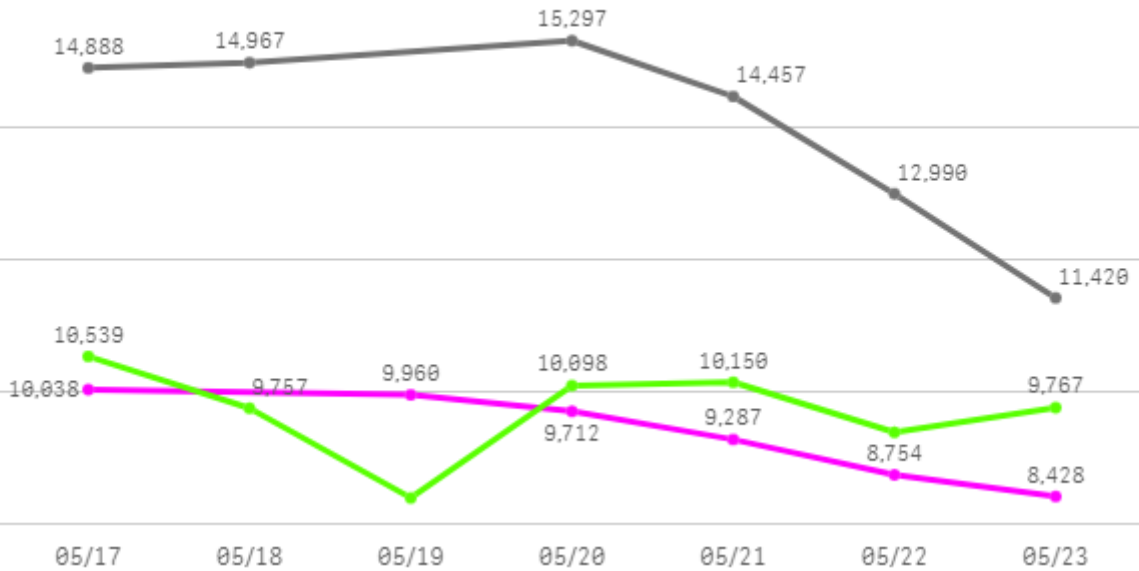
7

출하건수(천건)

1

주간 도매가격(원)

◆ 2025 ● 2024 ◆ 평년



구분	금주(A)	전주(B)	전월(C)	전년(D)	평년(E)	A/B	A/C	A/D	A/E
가격(원)	9,363	10,449	10,735	14,003	9,745	89.6%	87.2%	66.9%	96.1%

※ 상품 가격 기준

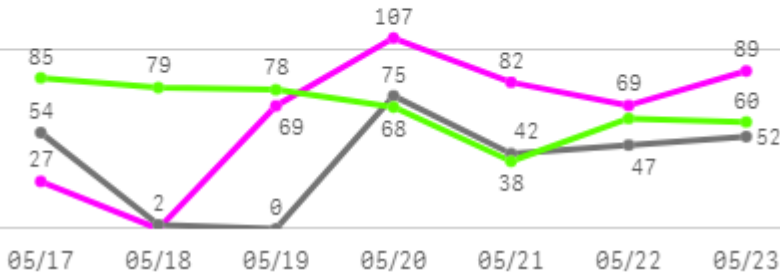
□ 팽이버섯(5Kg) 주간 가격

구분	Q	품종	Q	단량	Q	특	상	보통	하
2025-05-17		팽이버섯		5Kg		10,500	10,038	9,012	8,121
2025-05-19		팽이버섯		5Kg		10,464	9,960	8,930	8,311
2025-05-20		팽이버섯		5Kg		10,347	9,712	8,777	8,105
2025-05-21		팽이버섯		5Kg		10,358	9,287	8,209	7,509
2025-05-22		팽이버섯		5Kg		9,625	8,754	7,882	6,939
2025-05-23		팽이버섯		5Kg		9,000	8,428	7,597	6,848
평균						10,049	9,363	8,401	7,639

사과

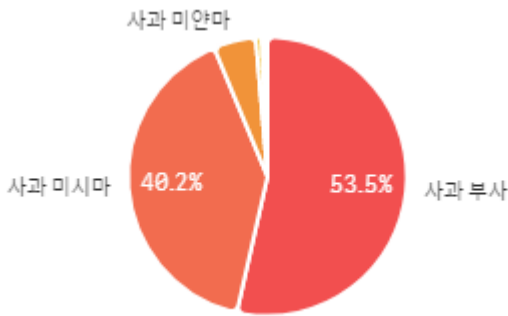
주간 반입량(톤)

2025 (파란색 선) 2024 (회색 선) 평년 (초록색 선)

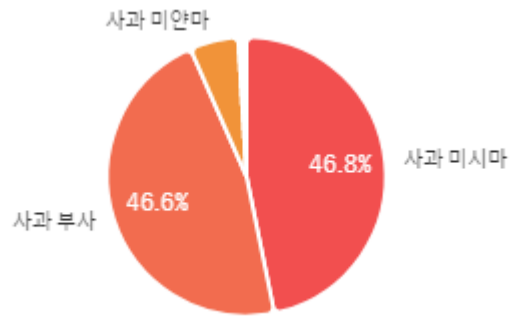


구분	금주(A)	전주(B)	전월(C)	전년(D)	평년(E)	A/B	A/C	A/D	A/E
물량(톤)	442	452	446	272	455	97.9%	99.2%	162.9%	97.2%

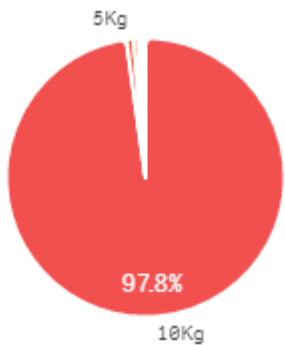
출하 품종별 거래물량 구성비



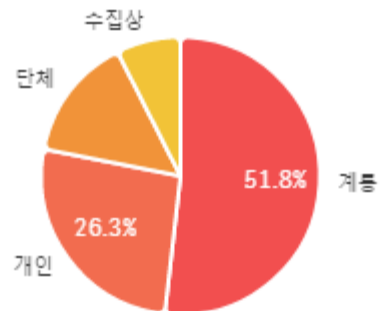
출하 품종별 거래금액 구성비



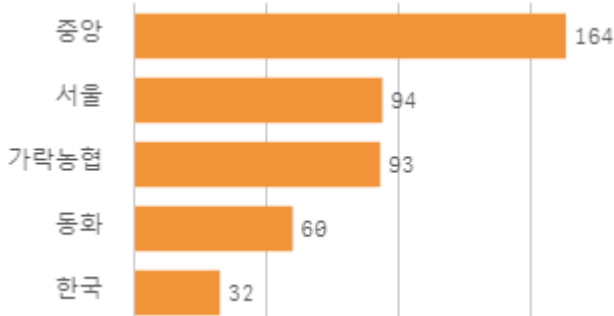
거래 단량별 물량 구성비



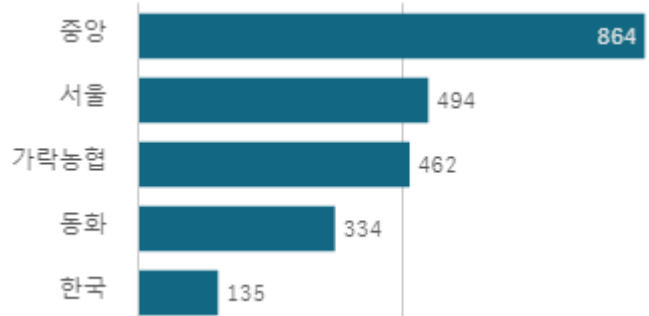
출하자별 거래물량 구성비



도매시장 법인별 거래물량(톤)

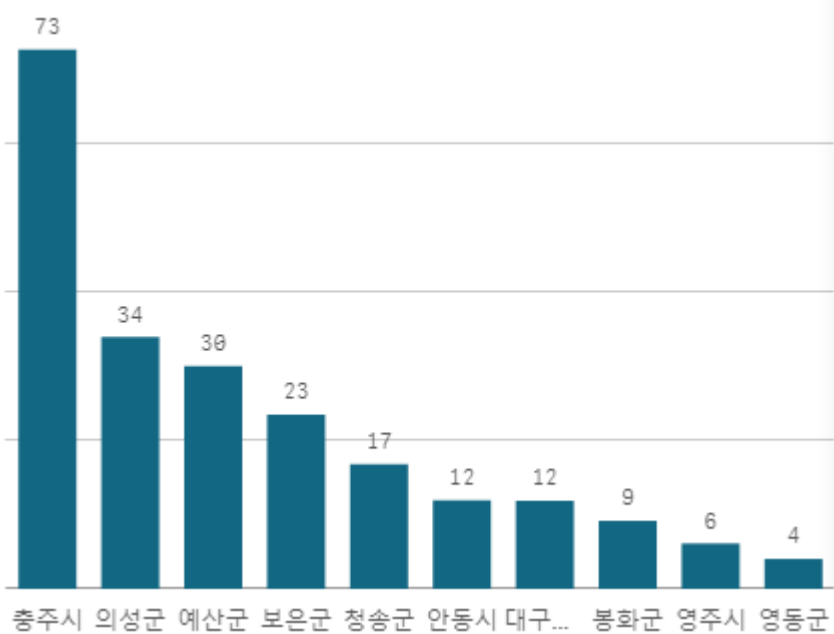


도매시장 법인별 거래금액(백만원)



사과 부사(10Kg)

산지별 거래물량(톤)



출하산지(개소)

21

출하건수(천건)

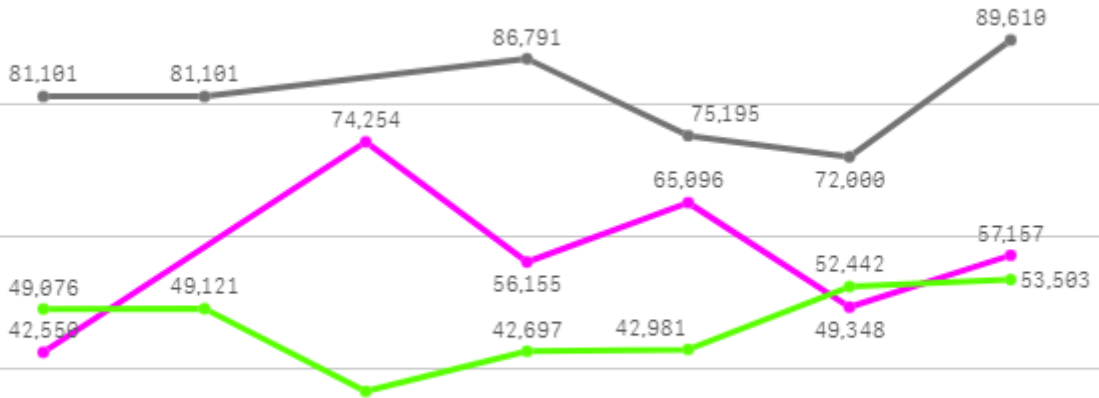
1

산지별 주출하 시군구



주간 도매가격(원)

◆ 2025 ● 2024 ◆ 평년



05/17 05/18 05/19 05/20 05/21 05/22 05/23

구분	금주(A)	전주(B)	전월(C)	전년(D)	평년(E)	A/B	A/C	A/D	A/E
가격(원)	57,427	56,455	57,015	80,966	50,389	101.7%	100.7%	70.9%	114.0%

※ 상품 가격 기준

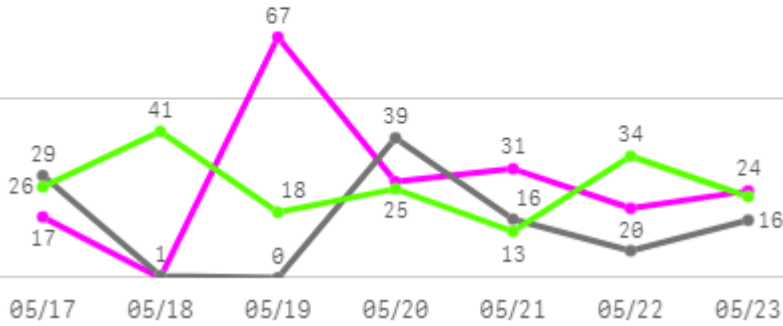
□ 사과 부사(10Kg) 주간 가격

구분	Q	품종	Q	단량	Q	특	상	보통	하
2025-05-17		사과 부사		10Kg		50,901	42,550	36,243	14,000
2025-05-19		사과 부사		10Kg		152,014	74,254	40,401	28,160
2025-05-20		사과 부사		10Kg		70,931	56,155	42,753	28,475
2025-05-21		사과 부사		10Kg		77,155	65,096	44,270	32,111
2025-05-22		사과 부사		10Kg		67,005	49,348	33,350	23,105
2025-05-23		사과 부사		10Kg		68,148	57,157	37,171	22,367
평균						81,026	57,427	39,031	24,703

배

주간 반입량(톤)

◆ 2025 ● 2024 ▲ 평년

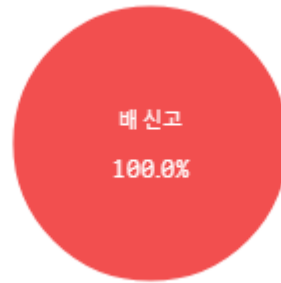


구분	금주(A)	전주(B)	전월(C)	전년(D)	평년(E)	A/B	A/C	A/D	A/E
물량(톤)	186	213	224	109	168	87.5%	83.1%	171.1%	110.4%

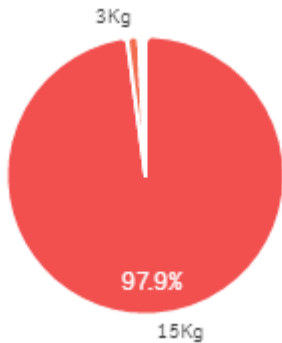
출하 품종별 거래물량 구성비



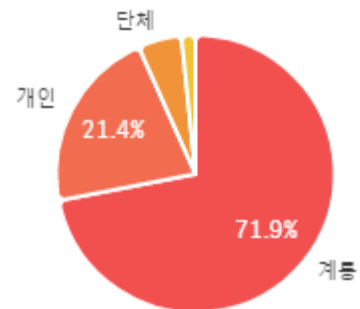
출하 품종별 거래금액 구성비



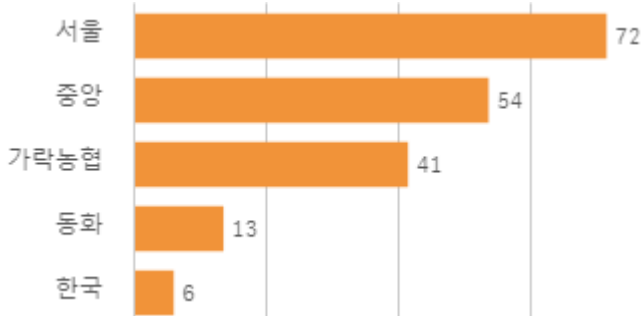
거래 단량별 물량 구성비



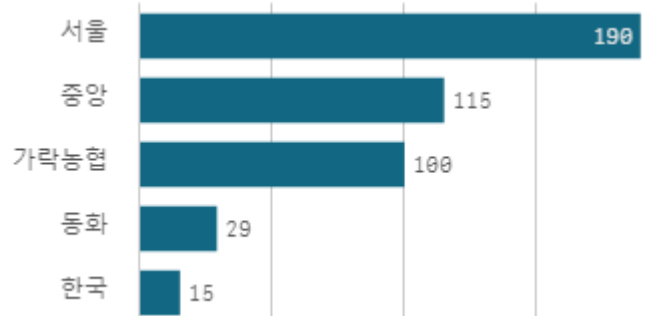
출하자별 거래물량 구성비



도매시장 법인별 거래물량(톤)

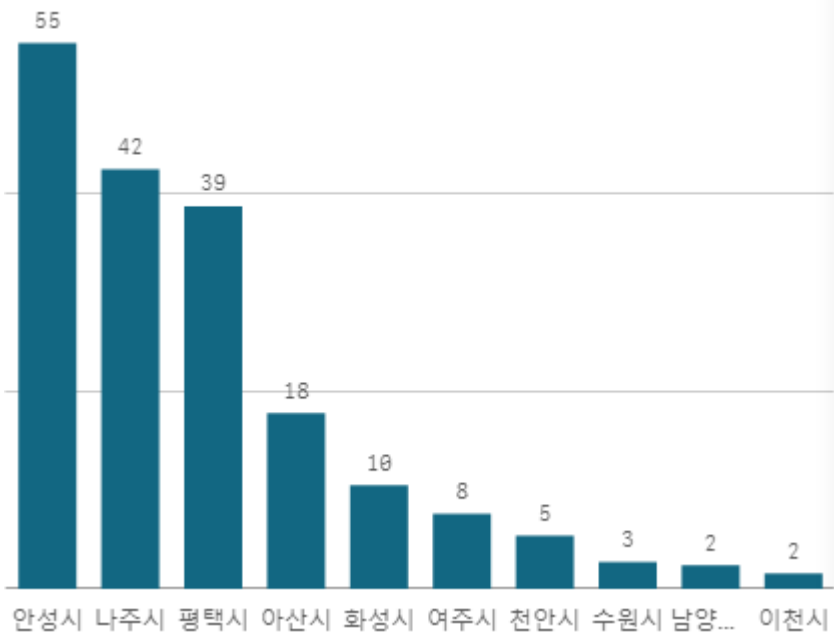


도매시장 법인별 거래금액(백만원)



배 신고(15Kg)

산지별 거래물량(톤)



출하산지(개소)

13

출하건수(천건)

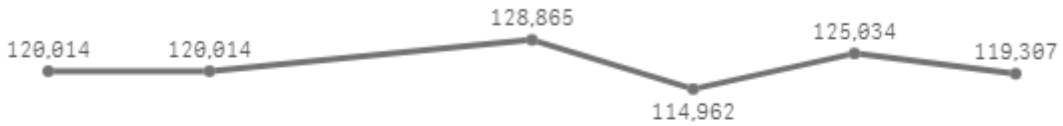
1

산지별 주출하 시군구



주간 도매가격(원)

◆ 2025 ● 2024 ◆ 평년



05/17 05/18 05/19 05/20 05/21 05/22 05/23

구분	금주(A)	전주(B)	전월(C)	전년(D)	평년(E)	A/B	A/C	A/D	A/E
가격(원)	48,093	49,218	61,530	121,366	66,928	97.7%	78.2%	39.6%	71.9%

※ 상품 가격 기준

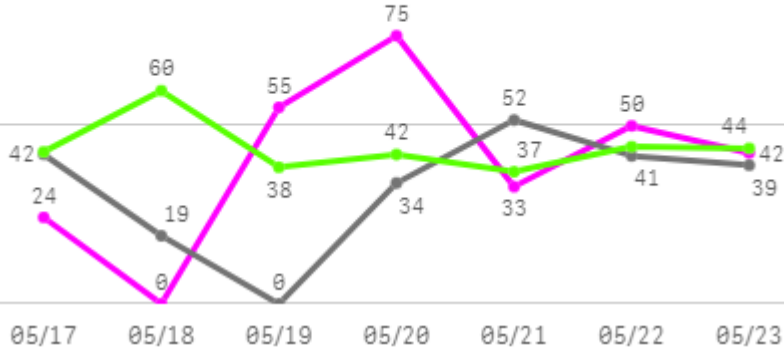
□ 배 신고(15Kg) 주간 가격

구분	Q	품종	Q	단량	Q	특	상	보통	하
2025-05-17		배 신고		15Kg		52,636	42,148	28,331	19,973
2025-05-19		배 신고		15Kg		104,153	56,195	29,041	12,847
2025-05-20		배 신고		15Kg		95,437	51,623	27,233	13,883
2025-05-21		배 신고		15Kg		87,760	52,042	30,115	17,919
2025-05-22		배 신고		15Kg		72,781	45,818	28,207	19,492
2025-05-23		배 신고		15Kg		66,818	40,732	26,180	12,611
평균						79,931	48,093	28,185	16,121

포도

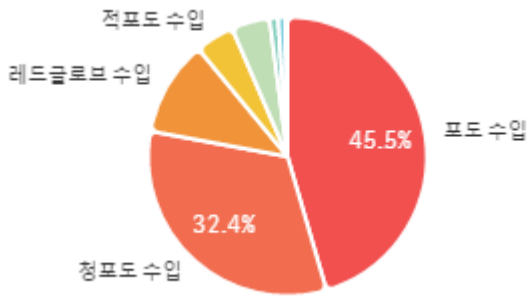
주간 반입량(톤)

◆ 2025 ● 2024 ▲ 평년

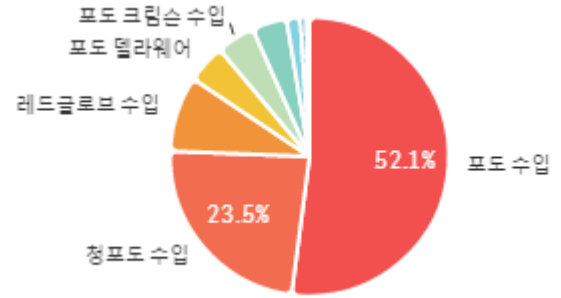


구분	금주(A)	전주(B)	전월(C)	전년(D)	평년(E)	A/B	A/C	A/D	A/E
물량(톤)	279	404	516	227	286	69.1%	54.1%	123.2%	97.6%

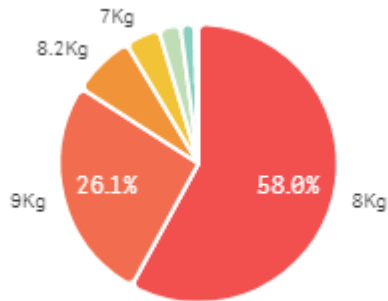
출하 품종별 거래물량 구성비



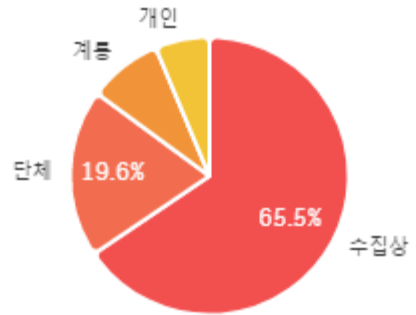
출하 품종별 거래금액 구성비



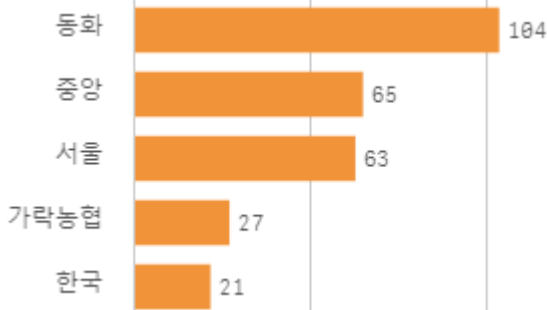
거래 단량별 물량 구성비



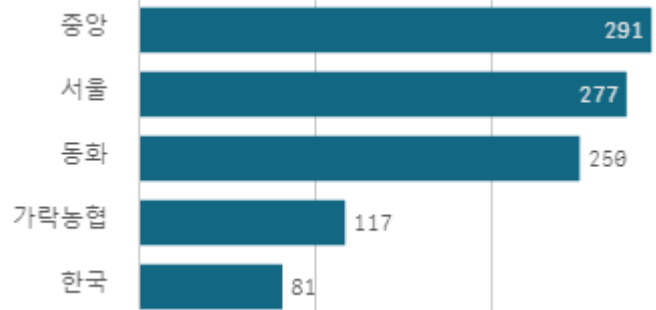
출하자별 거래물량 구성비



도매시장 법인별 거래물량(톤)

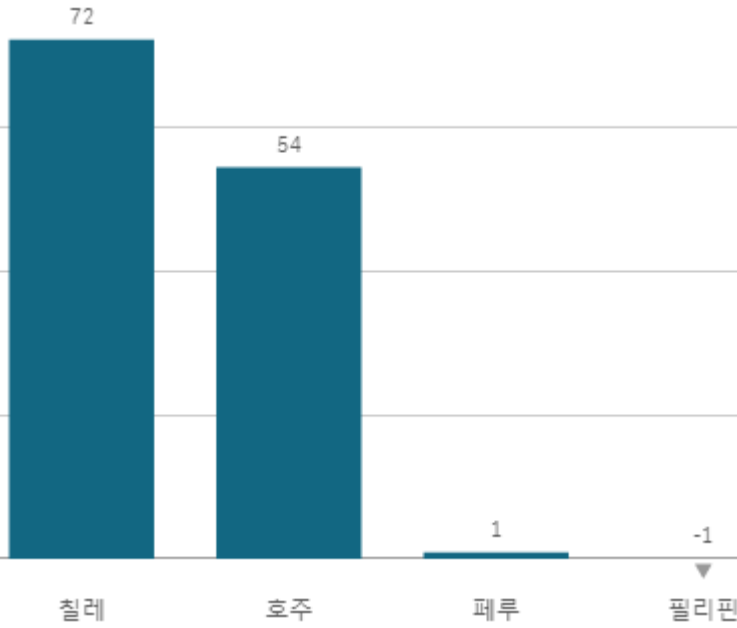


도매시장 법인별 거래금액(백만원)

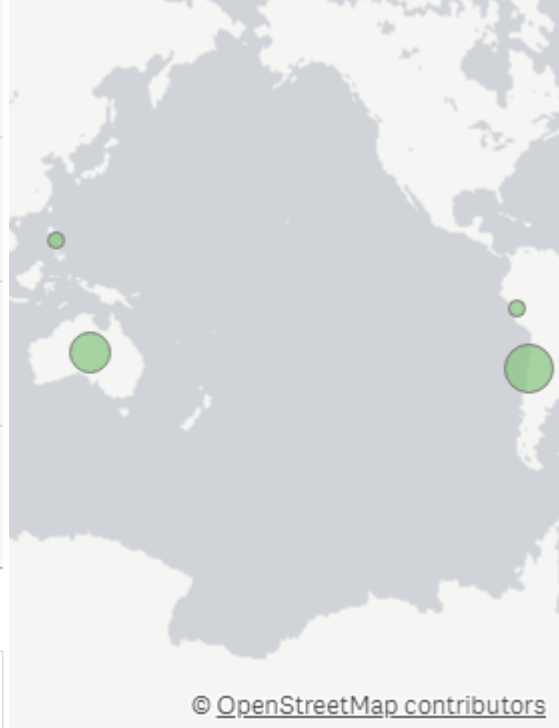


포도 수입(8Kg)

산지별 거래물량(톤)



산지별 주출하 시군구



출하산지(개소)

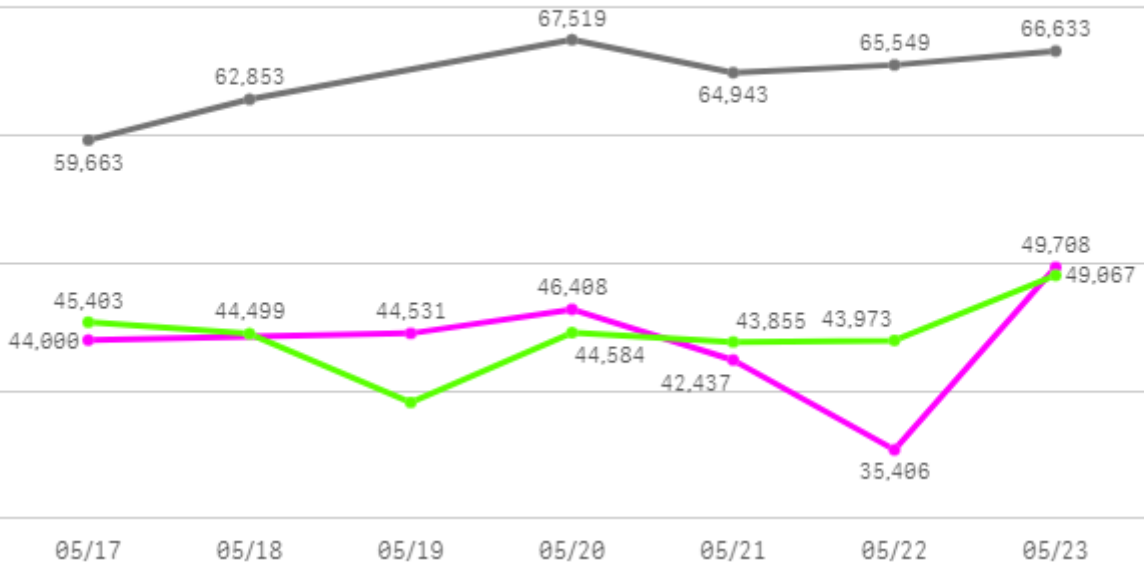
4

출하건수(천건)

0

주간 도매가격(원)

◆ 2025 ● 2024 ◆ 평년



구분	금주(A)	전주(B)	전월(C)	전년(D)	평년(E)	A/B	A/C	A/D	A/E
가격(원)	43,748	37,418	35,579	64,527	45,140	116.9%	123.0%	67.8%	96.9%

※ 상품 가격 기준

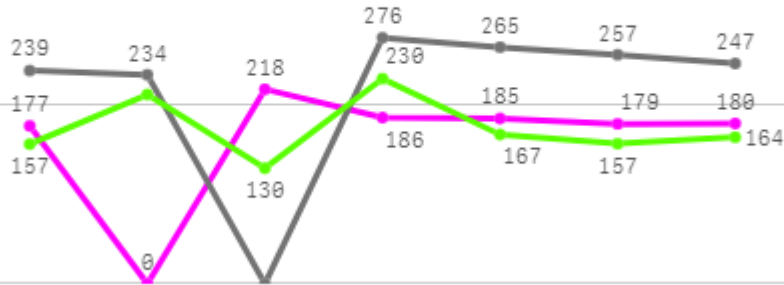
□ 포도 수입(8Kg) 주간 가격

구분	Q	품종	Q	단량	Q	특	상	보통	하
2025-05-17		포도 수입		8Kg		45,000	44,000	32,717	28,667
2025-05-19		포도 수입		8Kg		50,000	44,531	22,869	16,000
2025-05-20		포도 수입		8Kg		50,000	46,408	32,995	22,517
2025-05-21		포도 수입		8Kg		50,000	42,437	27,546	22,734
2025-05-22		포도 수입		8Kg		48,459	35,406	21,843	14,000
2025-05-23		포도 수입		8Kg		50,000	49,708	30,795	19,659
평균						48,910	43,748	28,128	20,596

바나나

주간 반입량(톤)

◆ 2025 ● 2024 ▲ 평년



05/17 05/18 05/19 05/20 05/21 05/22 05/23

구분	금주(A)	전주(B)	전월(C)	전년(D)	평년(E)	A/B	A/C	A/D	A/E
물량(톤)	1,126	1,124	1,165	1,519	1,177	100.2%	96.7%	74.2%	95.7%

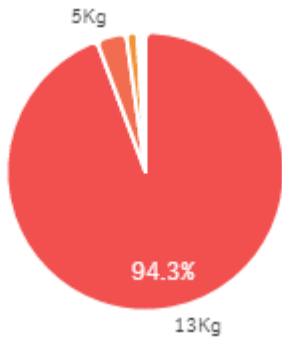
출하 품종별 거래물량 구성비



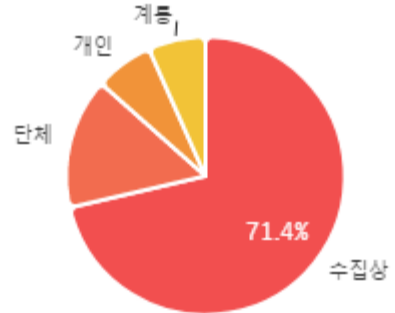
출하 품종별 거래금액 구성비



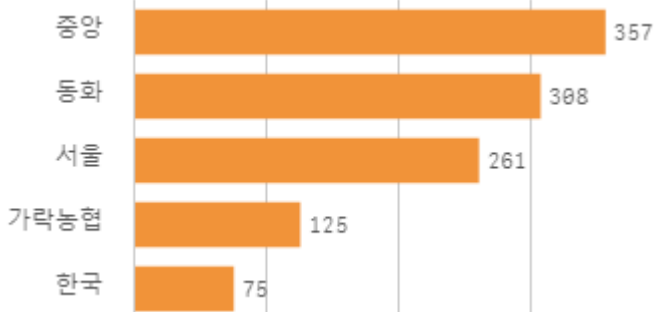
거래 단량별 물량 구성비



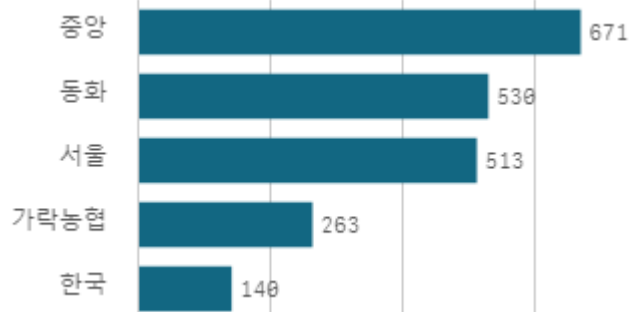
출하자별 거래물량 구성비



도매시장 법인별 거래물량(톤)

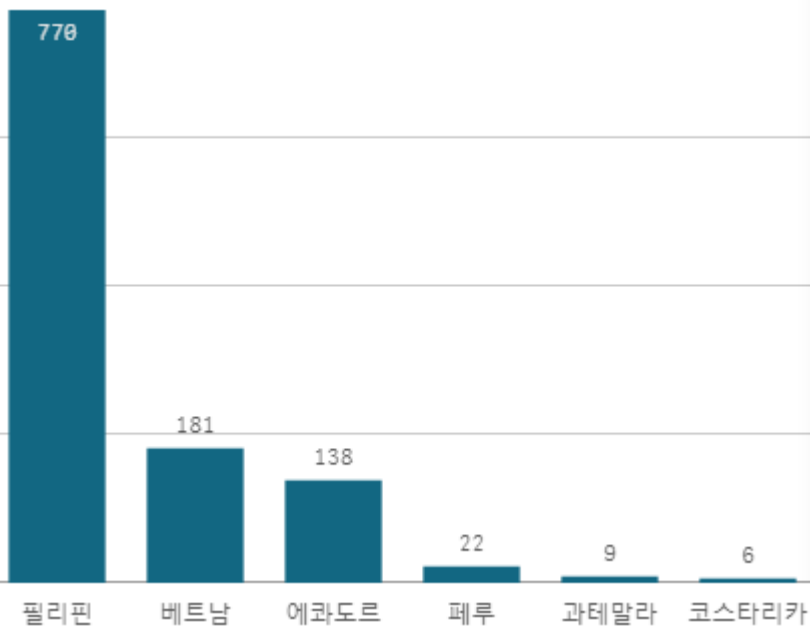


도매시장 법인별 거래금액(백만원)

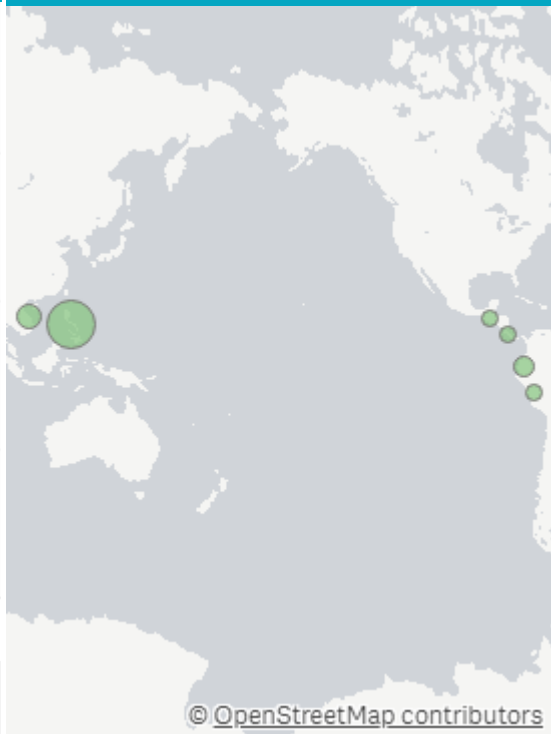


바나나 수입(13Kg)

산지별 거래물량(톤)



산지별 주출하 시군구



출하산지(개소)

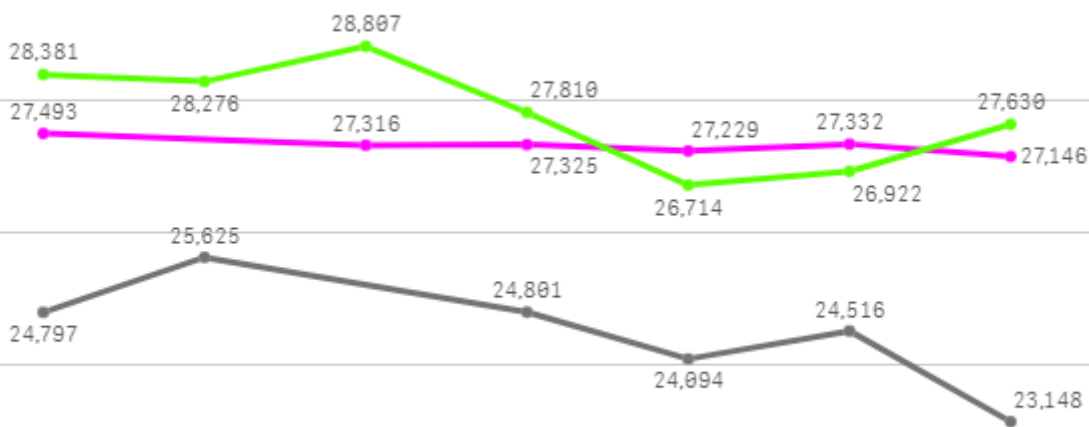
6

출하건수(천건)

2

주간 도매가격(원)

◆ 2025 ● 2024 ◆ 평년



05/17 05/18 05/19 05/20 05/21 05/22 05/23

구분	금주(A)	전주(B)	전월(C)	전년(D)	평년(E)	A/B	A/C	A/D	A/E
가격(원)	27,307	27,548	28,820	24,497	27,907	99.1%	94.7%	111.5%	97.8%

※ 상품 가격 기준

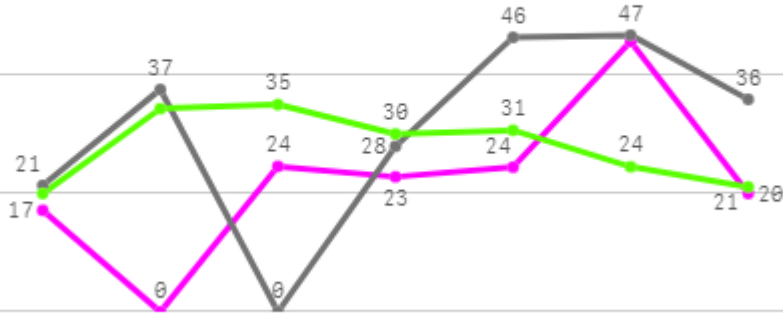
□ 바나나 수입(13Kg) 주간 가격

구분	Q	품종	Q	단량	Q	특	상	보통	하
2025-05-17		바나나 수입		13Kg		32,554	27,493	23,217	12,670
2025-05-19		바나나 수입		13Kg		32,420	27,316	22,421	12,760
2025-05-20		바나나 수입		13Kg		32,805	27,325	22,609	13,513
2025-05-21		바나나 수입		13Kg		32,383	27,229	23,454	14,770
2025-05-22		바나나 수입		13Kg		32,979	27,332	22,990	12,948
2025-05-23		바나나 수입		13Kg		32,291	27,146	23,241	14,414
평균						32,572	27,307	22,989	13,513

파인애플

주간 반입량(톤)

2025 (파란색 선) 2024 (회색 선) 평년 (초록색 선)

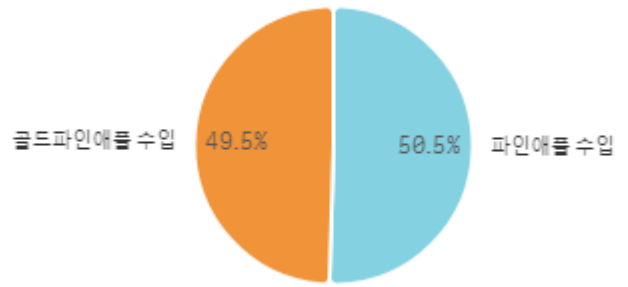
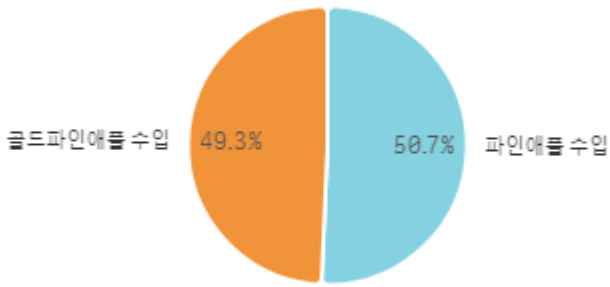


05/17 05/18 05/19 05/20 05/21 05/22 05/23

구분	금주(A)	전주(B)	전월(C)	전년(D)	평년(E)	A/B	A/C	A/D	A/E
물량(톤)	154	246	158	215	186	62.5%	97.5%	71.6%	82.9%

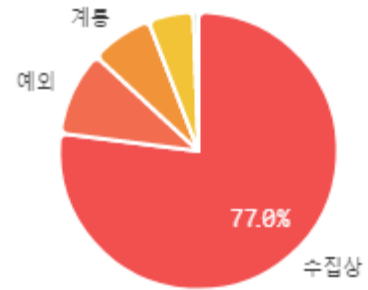
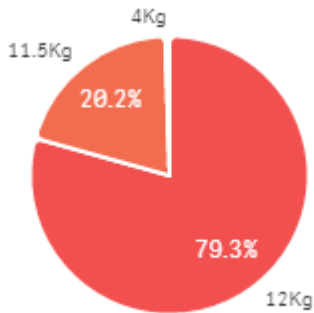
출하 품종별 거래물량 구성비

출하 품종별 거래금액 구성비



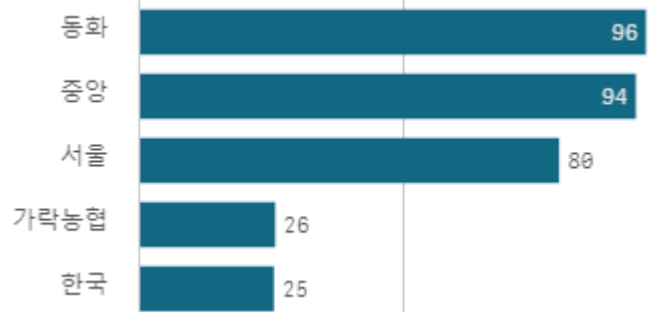
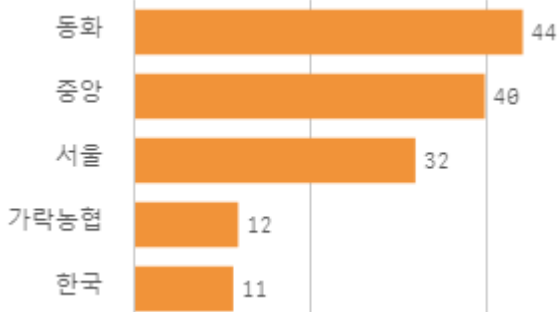
거래 단량별 물량 구성비

출하자별 거래물량 구성비




도매시장 법인별 거래물량(톤)

도매시장 법인별 거래금액(백만원)



골드파인애플 수입(12Kg)

산지별 거래물량(톤)



필리핀

산지별 주출하 시군구



출하산지(개소)

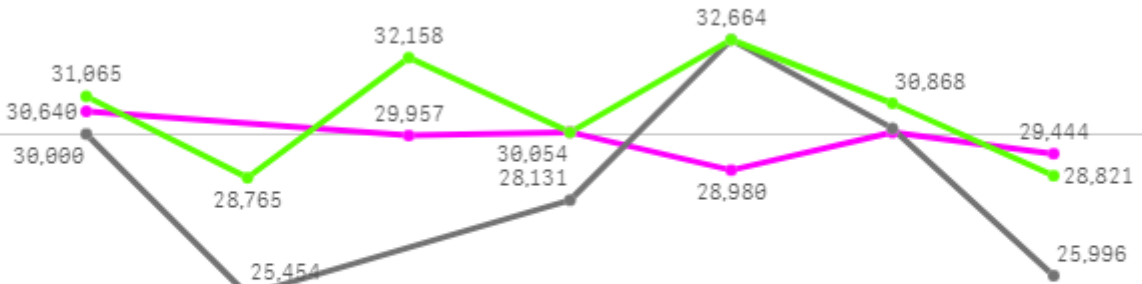
1

출하건수(천건)

0

주간 도매가격(원)

◆ 2025 ◆ 2024 ◆ 평년



05/17

05/18

05/19

05/20

05/21

05/22

05/23

구분	금주(A)	전주(B)	전월(C)	전년(D)	평년(E)	A/B	A/C	A/D	A/E
가격(원)	29,853	29,204	27,322	28,569	30,309	102.2%	109.3%	104.5%	98.5%

※ 상품 가격 기준

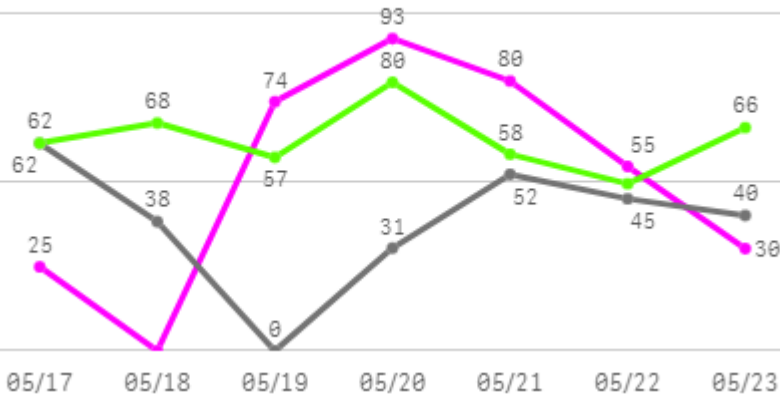
□ 골드파인애플 수입(12Kg) 주간 가격

구분	Q	품종	Q	단량	Q	특	상	보통	하
2025-05-17		골드파인애플 수입		12Kg		31,261	30,640	29,572	28,131
2025-05-19		골드파인애플 수입		12Kg		31,761	29,957	27,671	21,672
2025-05-20		골드파인애플 수입		12Kg		31,563	30,054	28,202	26,631
2025-05-21		골드파인애플 수입		12Kg		29,761	28,980	27,243	25,631
2025-05-22		골드파인애플 수입		12Kg		31,059	30,044	27,888	26,131
2025-05-23		골드파인애플 수입		12Kg		29,761	29,444	28,570	25,317
평균						30,861	29,853	28,191	25,585

오렌지

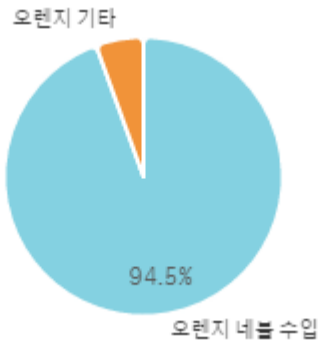
주간 반입량(톤)

◆ 2025 ● 2024 ▲ 평년

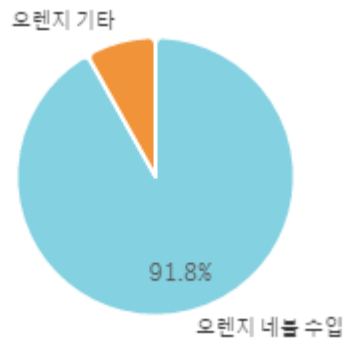


구분	금주(A)	전주(B)	전월(C)	전년(D)	평년(E)	A/B	A/C	A/D	A/E
물량(톤)	357	437	813	268	380	81.6%	43.9%	133.1%	94.0%

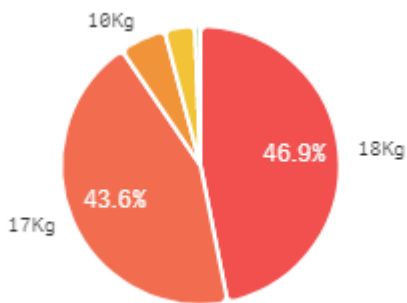
출하 품종별 거래물량 구성비



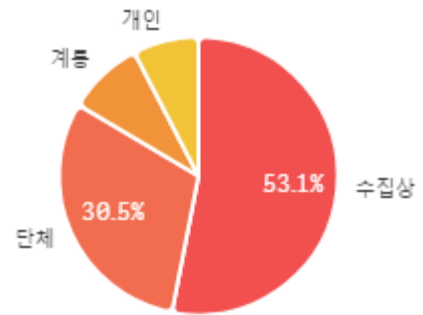
출하 품종별 거래금액 구성비



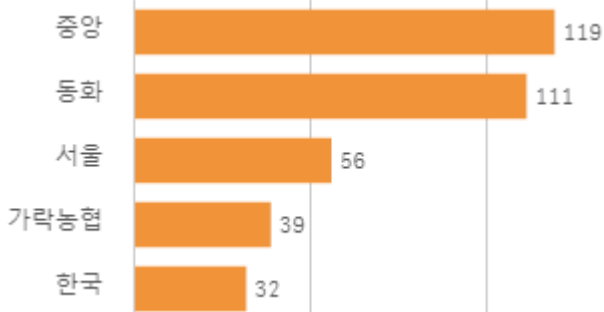
거래 단량별 물량 구성비



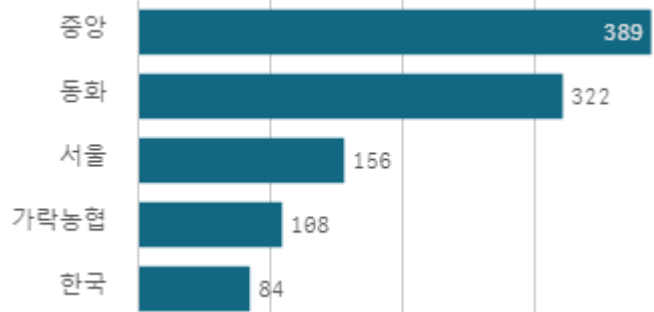
출하자별 거래물량 구성비



도매시장 법인별 거래물량(톤)

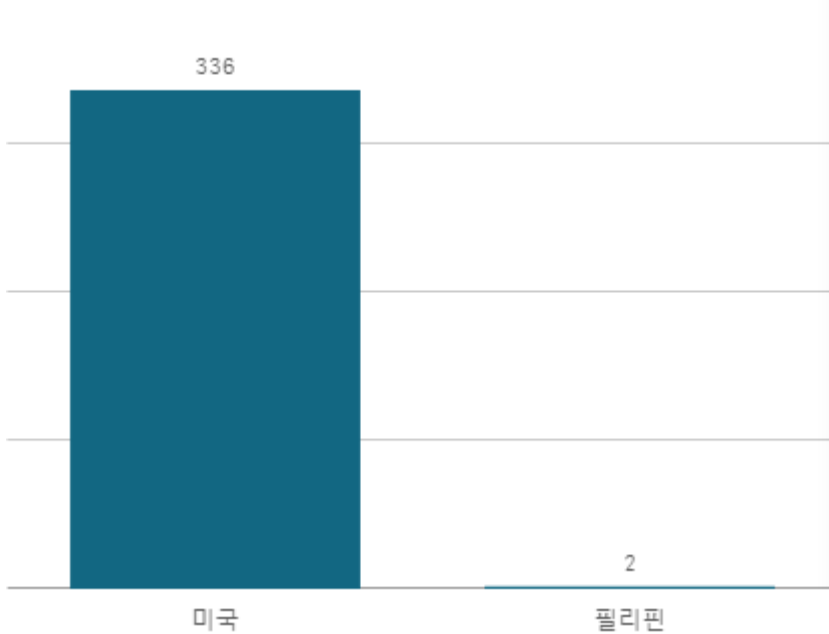


도매시장 법인별 거래금액(백만원)

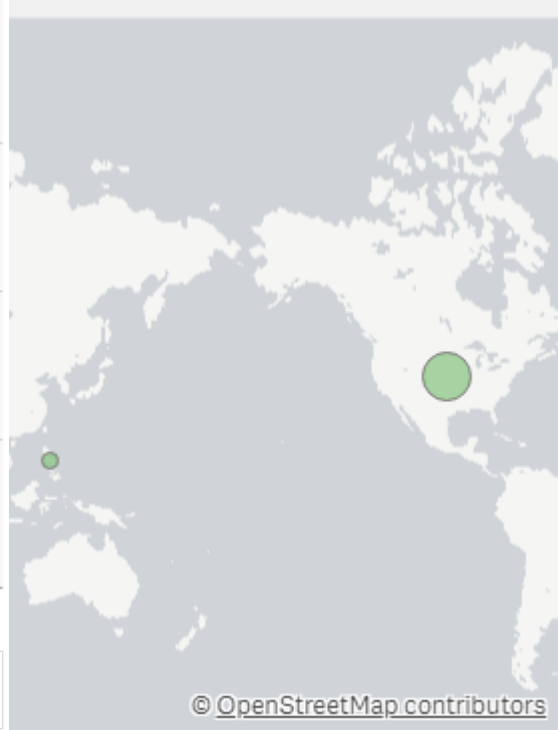


오렌지 네블 수입(18Kg)

산지별 거래물량(톤)



산지별 주출하 시군구



출하산지(개소)

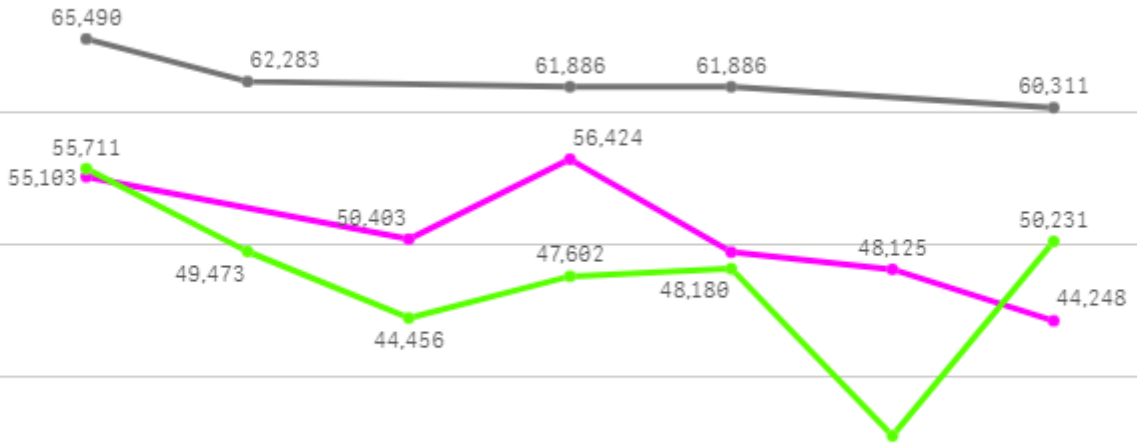
2

출하건수(천건)

0

주간 도매가격(원)

◆ 2025 ● 2024 ◆ 평년



05/17 05/18 05/19 05/20 05/21 05/22 05/23

구분	금주(A)	전주(B)	전월(C)	전년(D)	평년(E)	A/B	A/C	A/D	A/E
가격(원)	50,622	53,927	56,571	62,371	52,315	93.9%	89.5%	81.2%	96.8%

※ 상품 가격 기준

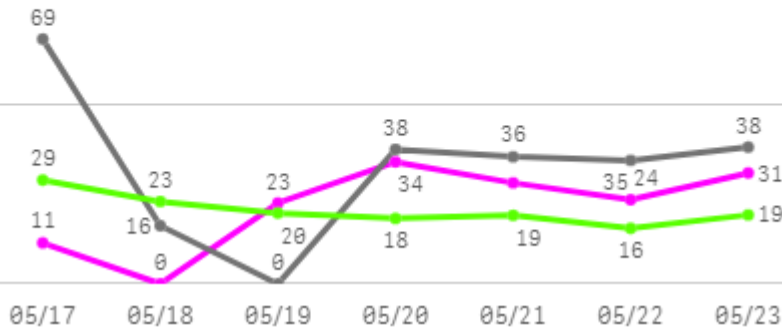
□ 오렌지 네블 수입(18Kg) 주간 가격

구분	Q	품종	Q	단량	Q	특	상	보통	하
2025-05-17		오렌지 네블 수입		18Kg		66,678	55,103	43,927	34,483
2025-05-19		오렌지 네블 수입		18Kg		55,796	50,403	41,137	34,497
2025-05-20		오렌지 네블 수입		18Kg		64,556	56,424	42,804	37,411
2025-05-21		오렌지 네블 수입		18Kg		61,854	49,427	37,871	37,000
2025-05-22		오렌지 네블 수입		18Kg		53,429	48,125	41,718	38,229
2025-05-23		오렌지 네블 수입		18Kg		57,638	44,248	38,283	28,875
평균						59,992	50,622	40,957	35,083

망고

주간 반입량(톤)

◆ 2025 ● 2024 ▲ 평년

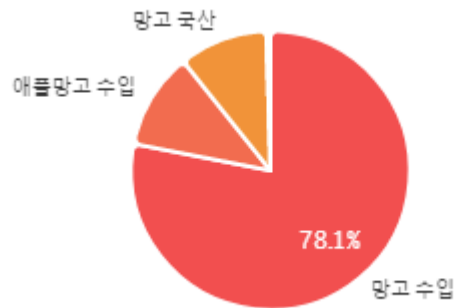


구분	금주(A)	전주(B)	전월(C)	전년(D)	평년(E)	A/B	A/C	A/D	A/E
물량(톤)	151	151	150	231	161	100.3%	100.9%	65.4%	94.1%

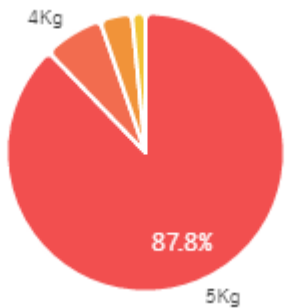
출하 품종별 거래물량 구성비



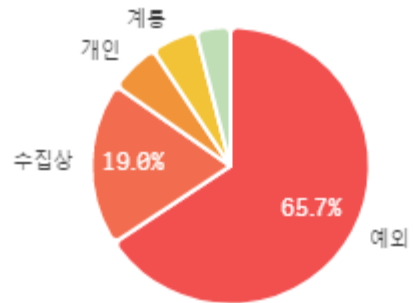
출하 품종별 거래금액 구성비



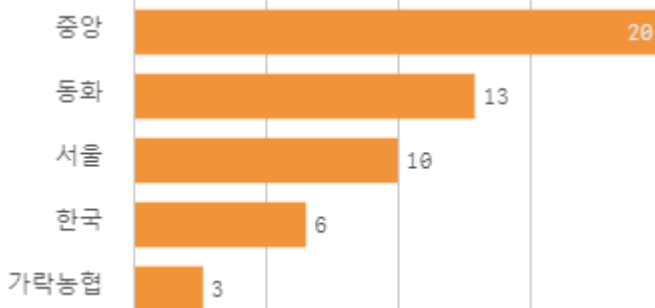
거래 단량별 물량 구성비



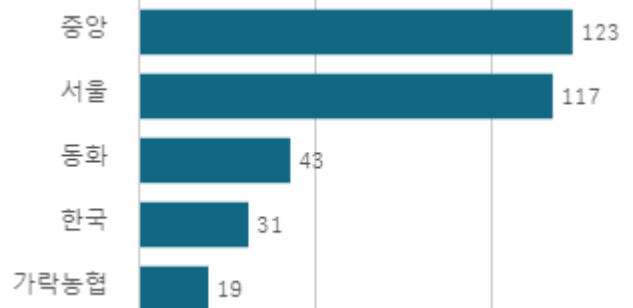
출하자별 거래물량 구성비



도매시장 법인별 거래물량(톤)

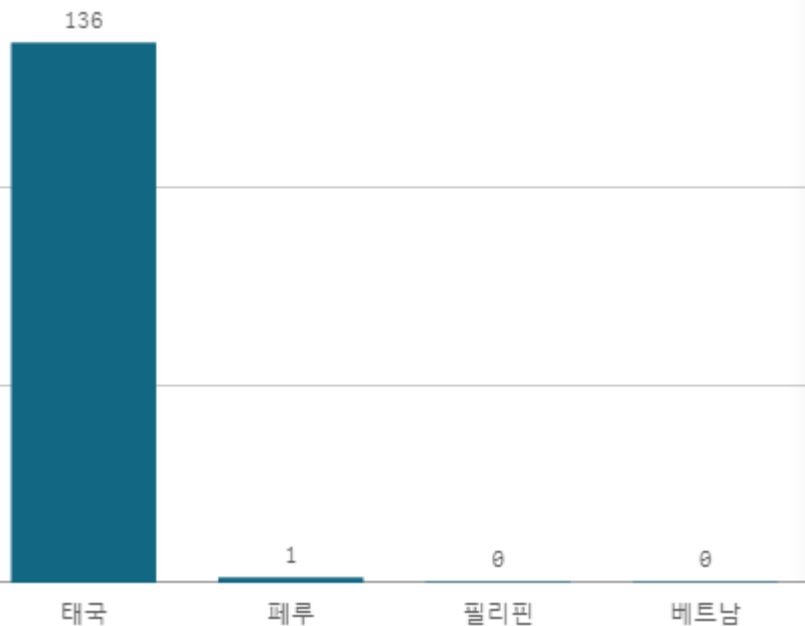


도매시장 법인별 거래금액(백만원)



망고 수입(5Kg)

산지별 거래물량(톤)



산지별 주출하 시군구



출하산지(개소)

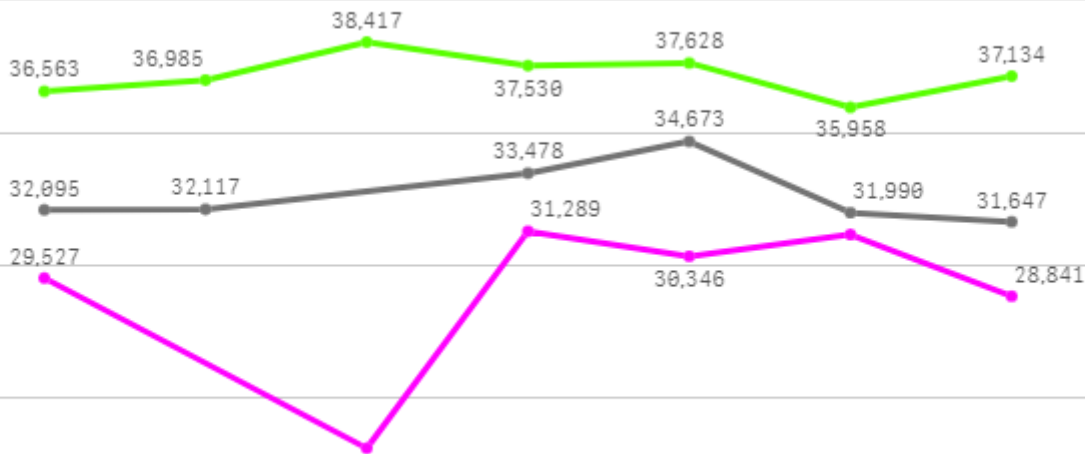
4

출하건수(천건)

1

주간 도매가격(원)

◆ 2025 ● 2024 ◆ 평년



05/17

05/18

05/19

05/20

05/21

05/22

05/23

구분	금주(A)	전주(B)	전월(C)	전년(D)	평년(E)	A/B	A/C	A/D	A/E
가격(원)	29,047	29,266	29,451	32,666	34,197	99.3%	98.6%	88.9%	84.9%

※ 상품 가격 기준

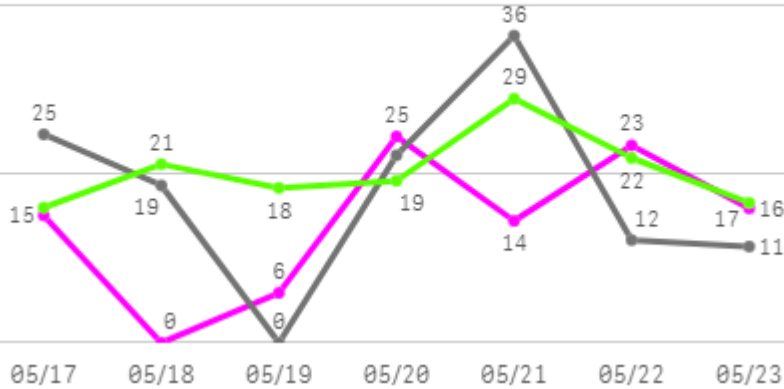
□ 망고 수입(5Kg) 주간 가격

구분	Q	품종	Q	단량	Q	특	상	보통	하
2025-05-17		망고 수입		5Kg		32,660	29,527	26,759	22,936
2025-05-19		망고 수입		5Kg		32,285	23,115	17,176	15,239
2025-05-20		망고 수입		5Kg		34,947	31,289	19,138	13,962
2025-05-21		망고 수입		5Kg		34,192	30,346	27,526	21,129
2025-05-22		망고 수입		5Kg		37,059	31,165	25,582	23,186
2025-05-23		망고 수입		5Kg		33,363	28,841	23,535	13,009
평균						34,084	29,047	23,286	18,243

고등어

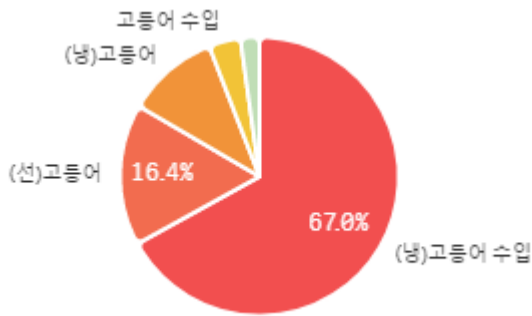
주간 반입량(톤)

◆ 2025 ● 2024 ▲ 평년

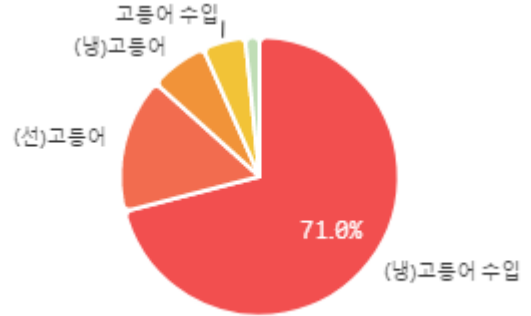


구분	금주(A)	전주(B)	전월(C)	전년(D)	평년(E)	A/B	A/C	A/D	A/E
물량(톤)	100	104	78	126	119	95.9%	127.0%	79.1%	83.3%

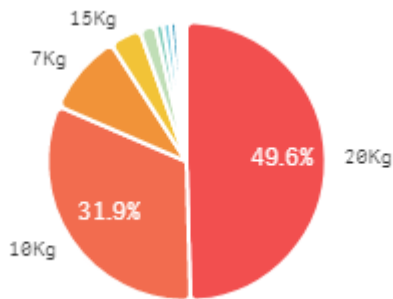
출하 품종별 거래물량 구성비



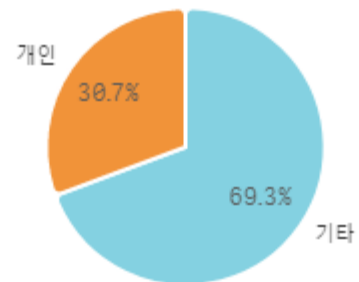
출하 품종별 거래금액 구성비



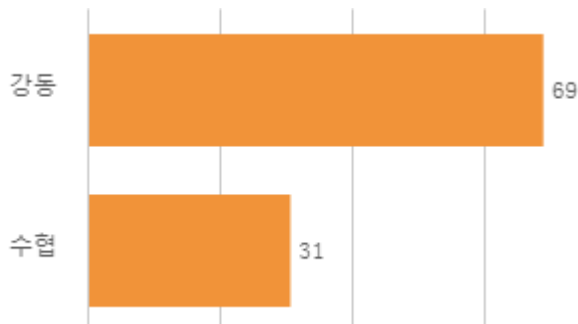
거래 단량별 물량 구성비



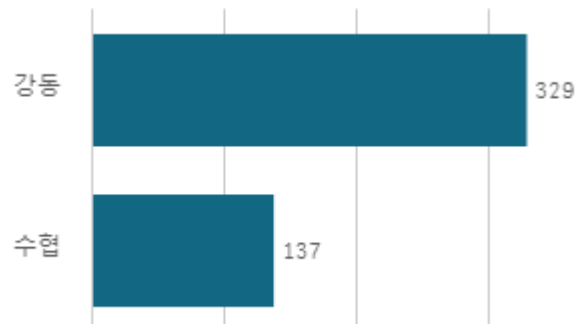
출하자별 거래물량 구성비



도매시장 법인별 거래물량(톤)

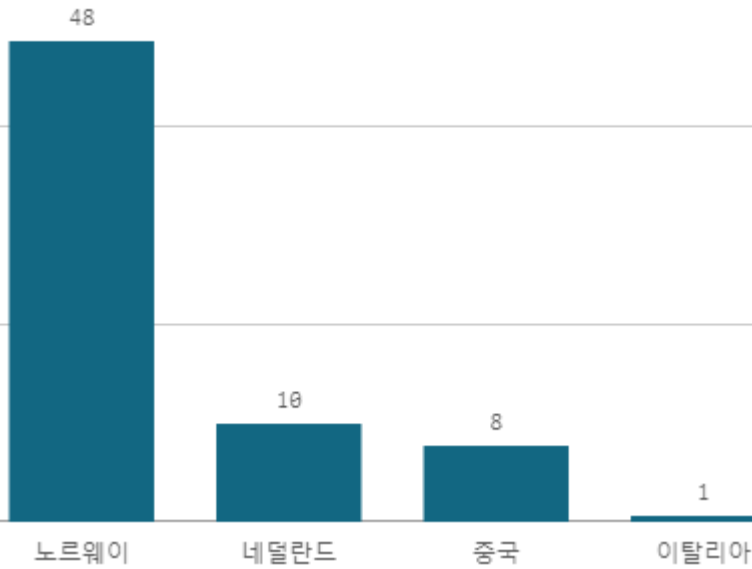


도매시장 법인별 거래금액(백만원)

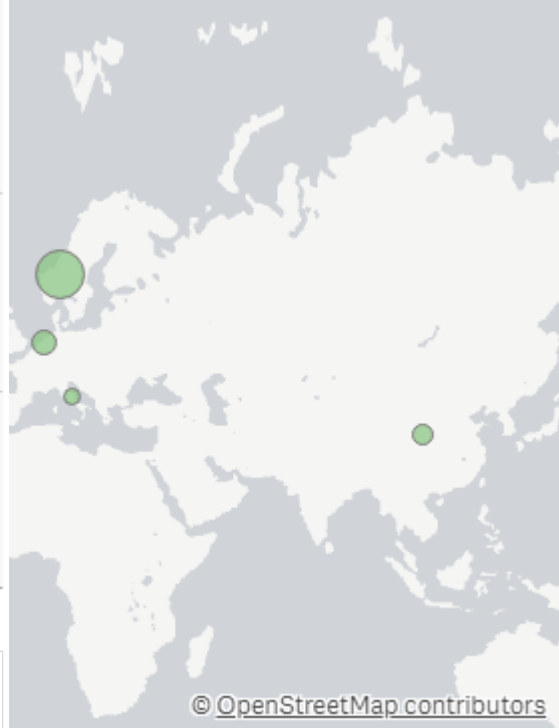


(냉)고등어 수입(10Kg)

산지별 거래물량(톤)



산지별 주출하 시군구



출하산지(개소)

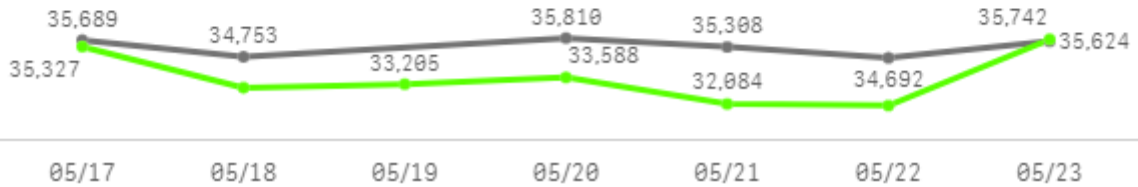
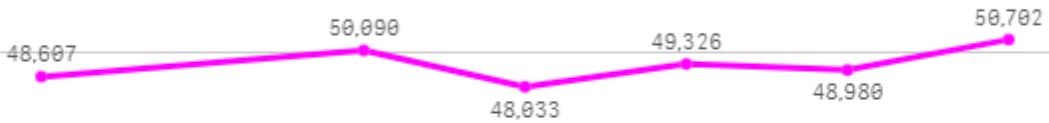
4

출하건수(천건)

0

주간 도매가격(원)

◆ 2025 ● 2024 ◆ 평년



구분	금주(A)	전주(B)	전월(C)	전년(D)	평년(E)	A/B	A/C	A/D	A/E
가격(원)	49,290	49,549	49,594	35,313	37,509	99.5%	99.4%	139.6%	131.4%

※ 상품 가격 기준

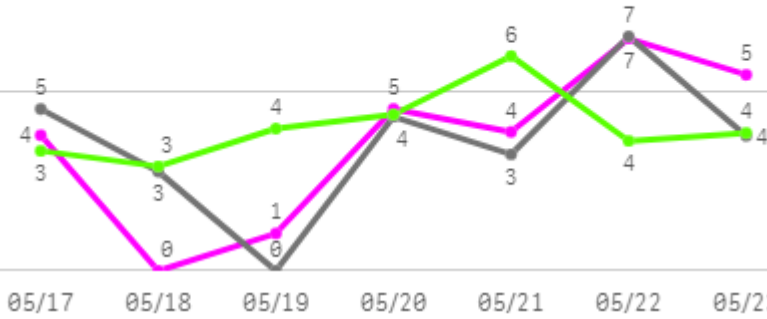
□ (냉)고등어 수입(10Kg) 주간 가격

구분	Q	품종	Q	단량	Q	특	상	보통	하
2025-05-17		(냉)고등어 수입		10Kg		-	48,607	-	-
2025-05-19		(냉)고등어 수입		10Kg		-	50,090	-	-
2025-05-20		(냉)고등어 수입		10Kg		-	48,033	-	-
2025-05-21		(냉)고등어 수입		10Kg		-	49,326	-	-
2025-05-22		(냉)고등어 수입		10Kg		-	48,980	-	-
2025-05-23		(냉)고등어 수입		10Kg		-	50,702	-	-
평균						-	49,290	-	-

갈치

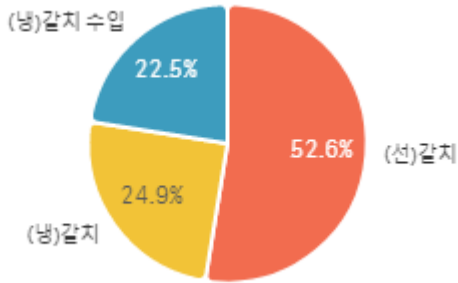
주간 반입량(톤)

◆ 2025 ● 2024 ▲ 평년

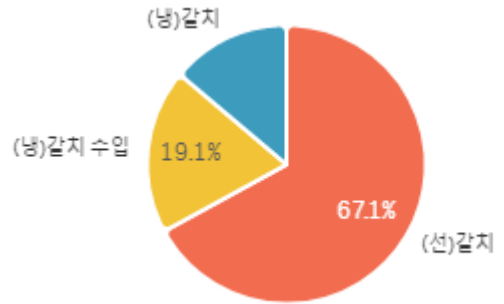


구분	금주(A)	전주(B)	전월(C)	전년(D)	평년(E)	A/B	A/C	A/D	A/E
물량(톤)	25	23	27	25	28	109.1%	95.2%	100.1%	89.0%

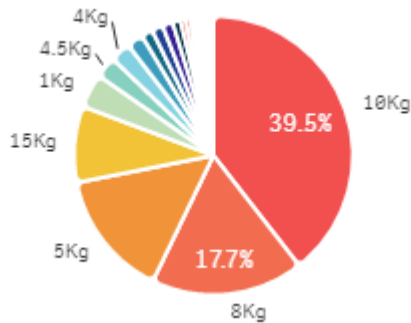
출하 품종별 거래물량 구성비



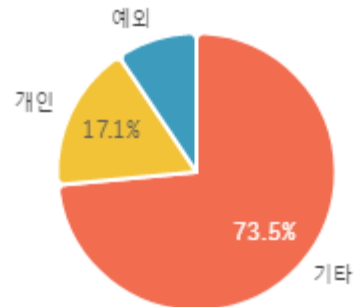
출하 품종별 거래금액 구성비



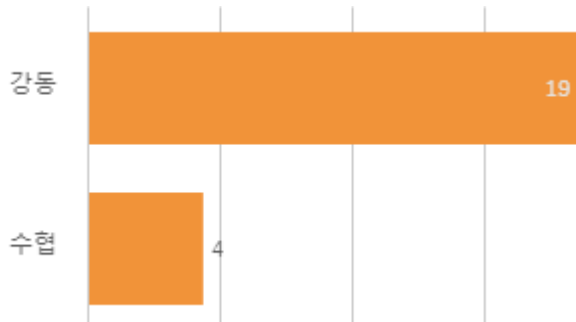
거래 단량별 물량 구성비



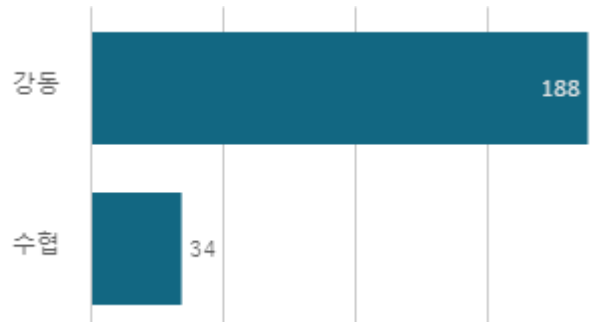
출하자별 거래물량 구성비



도매시장 법인별 거래물량(톤)

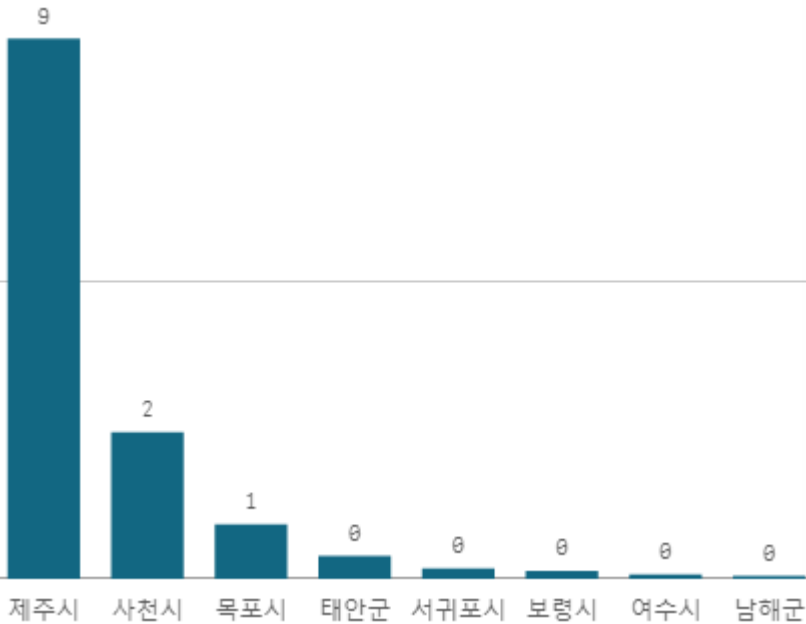


도매시장 법인별 거래금액(백만원)



(선)갈치(5Kg)

산지별 거래물량(톤)



출하산지(개소)

8

출하건수(천건)

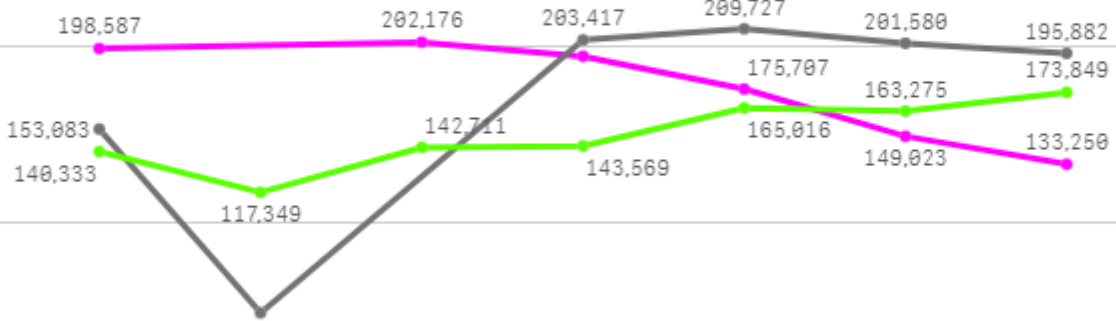
1

산지별 주출하 시군구



주간 도매가격(원)

◆ 2025 ● 2024 ◆ 평년



05/17 05/18 05/19 05/20 05/21 05/22 05/23

구분	금주(A)	전주(B)	전월(C)	전년(D)	평년(E)	A/B	A/C	A/D	A/E
가격(원)	175,493	202,062	208,461	168,818	152,670	86.9%	84.2%	104.0%	114.9%

※ 상품 가격 기준

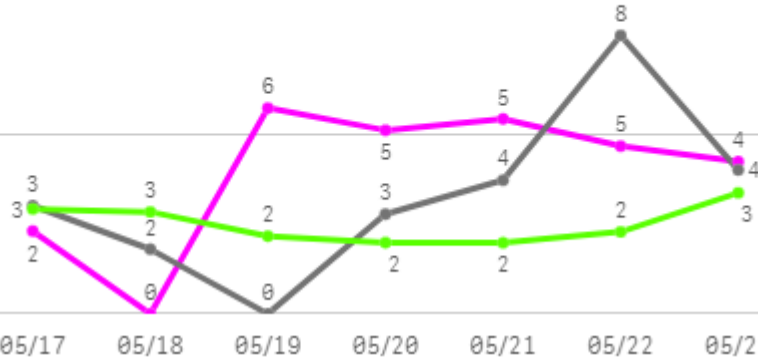
□ (선)갈치(5Kg) 주간 가격

구분	Q	품종	Q	단량	Q	특	상	보통	하
2025-05-17		(선)갈치		5Kg		-	198,587	143,609	35,250
2025-05-19		(선)갈치		5Kg		-	202,176	126,441	30,833
2025-05-20		(선)갈치		5Kg		-	194,217	144,685	40,128
2025-05-21		(선)갈치		5Kg		-	175,707	101,947	19,688
2025-05-22		(선)갈치		5Kg		-	149,023	110,913	30,455
2025-05-23		(선)갈치		5Kg		-	133,250	64,250	23,514
평균						-	175,493	115,308	29,978

대구

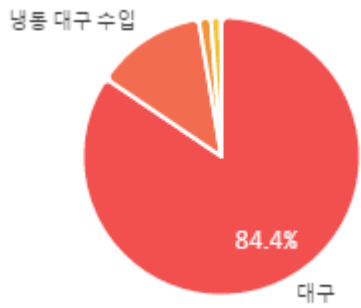
주간 반입량(톤)

◆ 2025 ● 2024 ▲ 평년

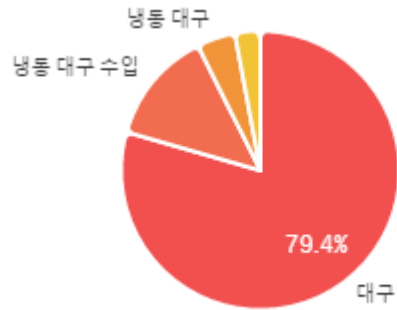


구분	금주(A)	전주(B)	전월(C)	전년(D)	평년(E)	A/B	A/C	A/D	A/E
물량(톤)	28	26	29	23	20	105.7%	95.1%	119.1%	139.4%

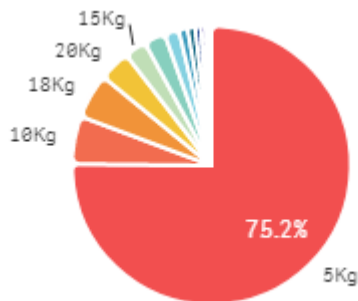
출하 품종별 거래물량 구성비



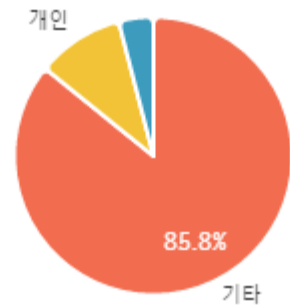
출하 품종별 거래금액 구성비



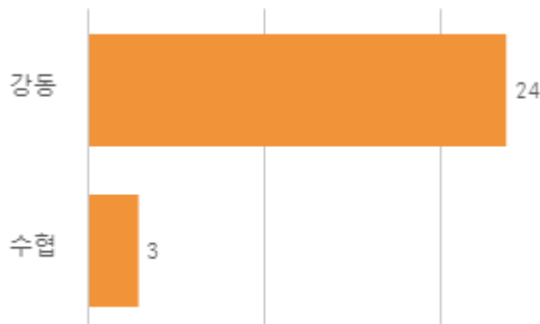
거래 단량별 물량 구성비



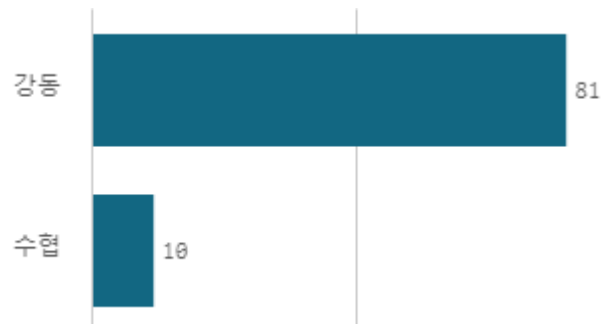
출하자별 거래물량 구성비



도매시장 법인별 거래물량(톤)

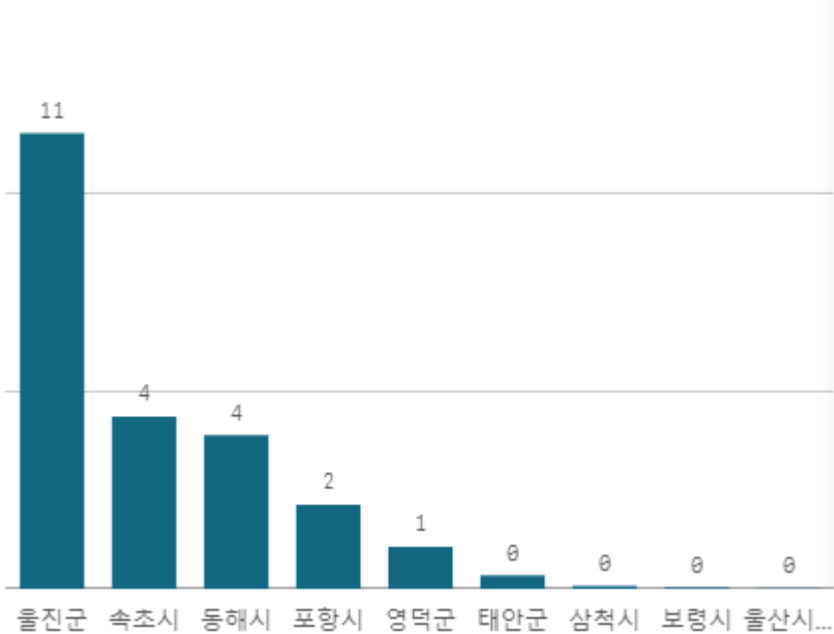


도매시장 법인별 거래금액(백만원)



대구(1Kg)

산지별 거래물량(톤)



출하산지(개소)

9

출하건수(천건)

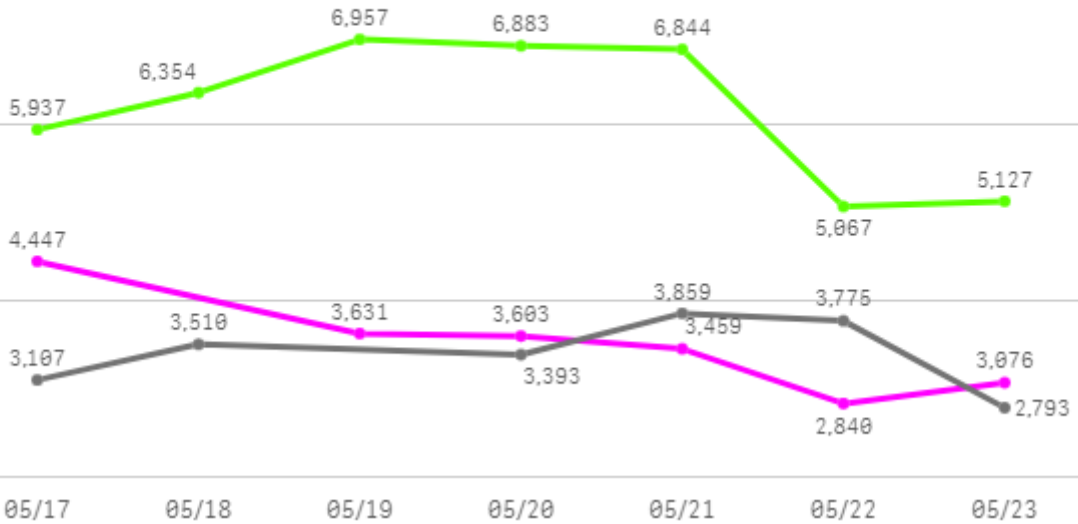
1

산지별 주출하 시군구



주간 도매가격(원)

◆ 2025 ● 2024 ◆ 평년



구분	금주(A)	전주(B)	전월(C)	전년(D)	평년(E)	A/B	A/C	A/D	A/E
가격(원)	3,509	3,540	3,197	3,406	5,506	99.1%	109.8%	103.0%	63.7%

※ 상품 가격 기준

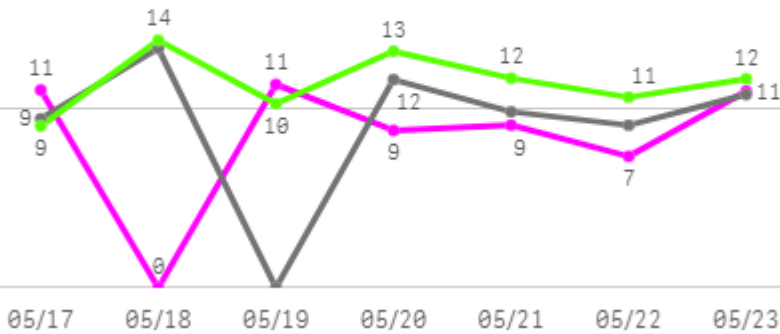
□ 대구(1Kg) 주간 가격

구분	Q	품종	Q	단량	Q	특	상	보통	하
2025-05-17		대구		1Kg		-	4,447	-	-
2025-05-19		대구		1Kg		-	3,631	-	-
2025-05-20		대구		1Kg		-	3,603	-	-
2025-05-21		대구		1Kg		-	3,459	-	-
2025-05-22		대구		1Kg		-	2,840	-	-
2025-05-23		대구		1Kg		-	3,076	-	-
평균						-	3,509	-	-

홍합

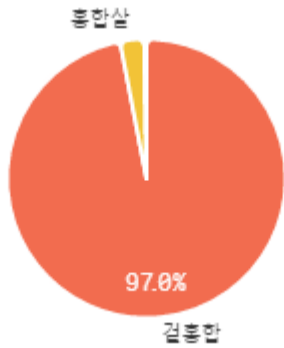
주간 반입량(톤)

◆ 2025 ● 2024 ▲ 평년

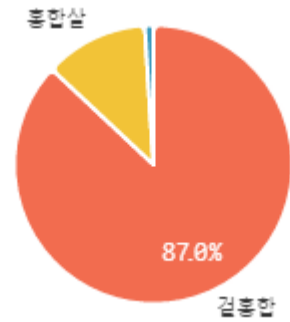


구분	금주(A)	전주(B)	전월(C)	전년(D)	평년(E)	A/B	A/C	A/D	A/E
물량(톤)	59	72	64	64	73	81.4%	91.3%	91.3%	81.0%

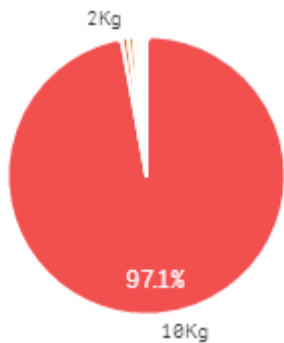
출하 품종별 거래물량 구성비



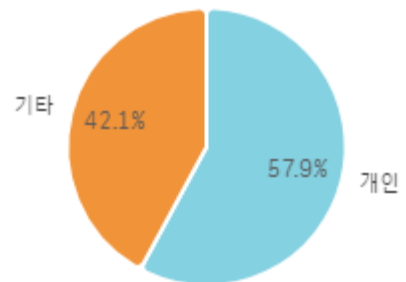
출하 품종별 거래금액 구성비



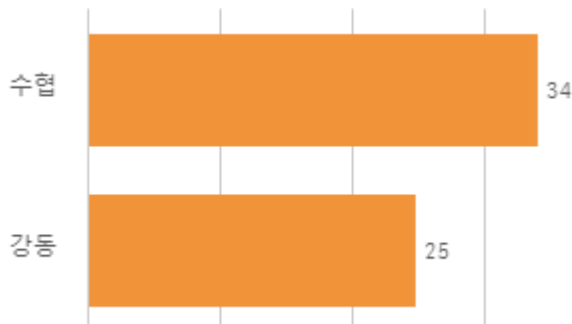
거래 단량별 물량 구성비



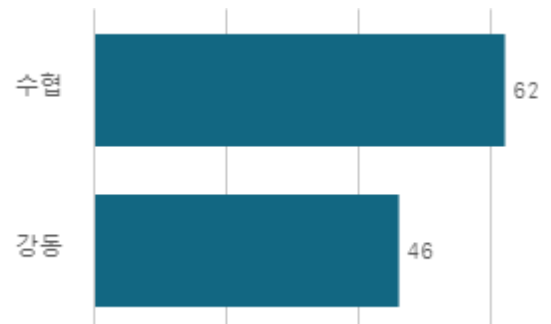
출하자별 거래물량 구성비



도매시장 법인별 거래물량(톤)

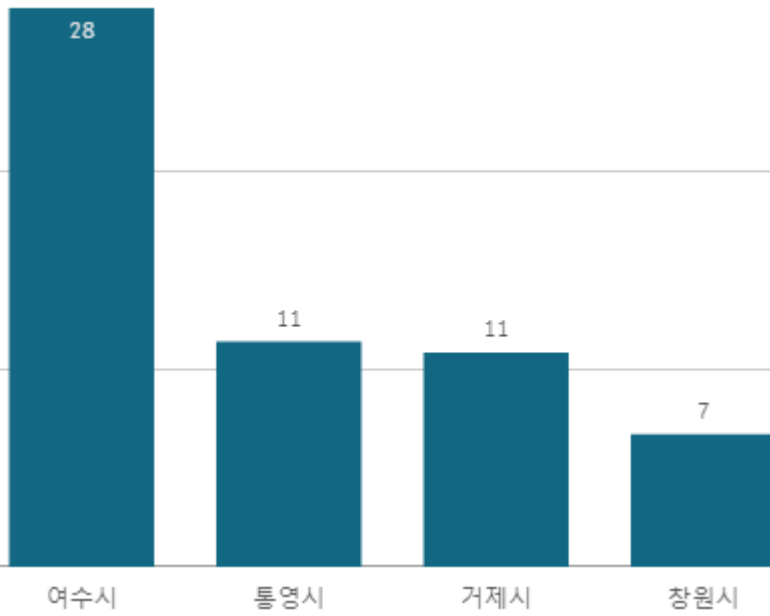


도매시장 법인별 거래금액(백만원)



겉홍합(10Kg)

산지별 거래물량(톤)



산지별 주출하 시군구



출하산지(개소)

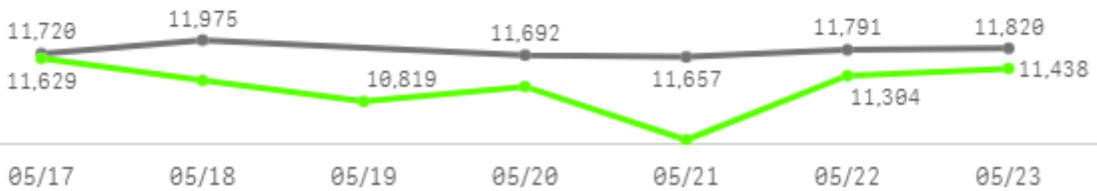
4

출하건수(천건)

1

주간 도매가격(원)

◆ 2025 ● 2024 ◆ 평년



구분	금주(A)	전주(B)	전월(C)	전년(D)	평년(E)	A/B	A/C	A/D	A/E
가격(원)	17,791	18,457	16,544	11,776	12,839	96.4%	107.5%	151.1%	138.6%

※ 상품 가격 기준

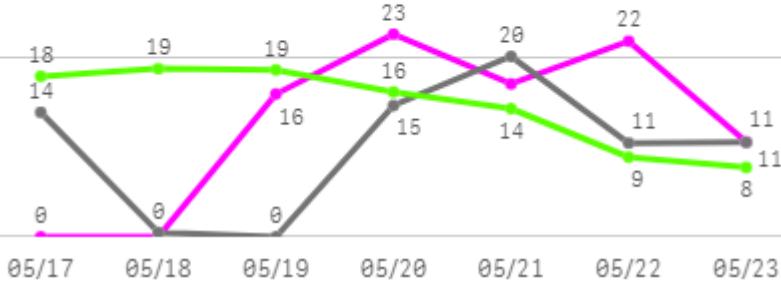
□ 곁홍합(10Kg) 주간 가격

구분	Q	품종	Q	단량	Q	특	상	보통	하
2025-05-17		곁홍합		10Kg		-	16,609	16,500	15,805
2025-05-19		곁홍합		10Kg		-	18,029	17,824	15,612
2025-05-20		곁홍합		10Kg		-	18,026	17,796	14,526
2025-05-21		곁홍합		10Kg		-	18,024	17,803	16,123
2025-05-22		곁홍합		10Kg		-	18,024	17,533	13,700
2025-05-23		곁홍합		10Kg		-	18,031	17,575	14,547
평균						-	17,791	17,505	15,052

건멸치

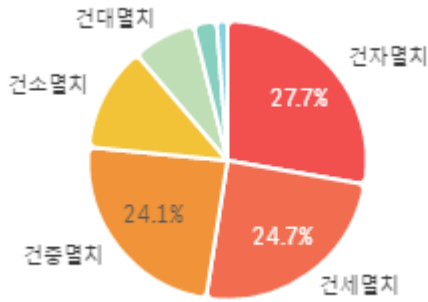
주간 반입량(톤)

◆ 2025 ● 2024 ▲ 평년

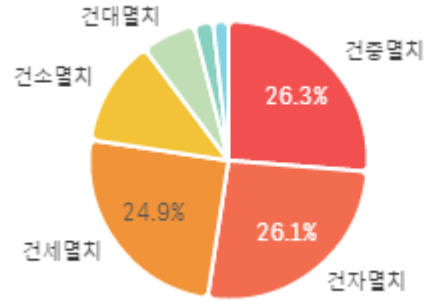


구분	금주(A)	전주(B)	전월(C)	전년(D)	평년(E)	A/B	A/C	A/D	A/E
물량(톤)	88	78	79	71	95	113.9%	111.7%	125.4%	93.6%

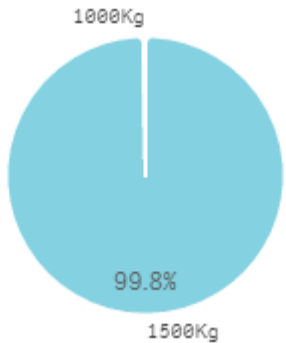
출하 품종별 거래물량 구성비



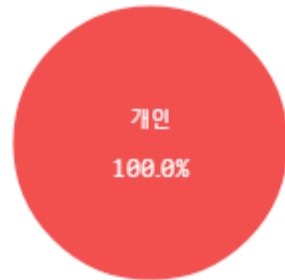
출하 품종별 거래금액 구성비



거래 단량별 물량 구성비



출하자별 거래물량 구성비



도매시장 법인별 거래물량(톤)

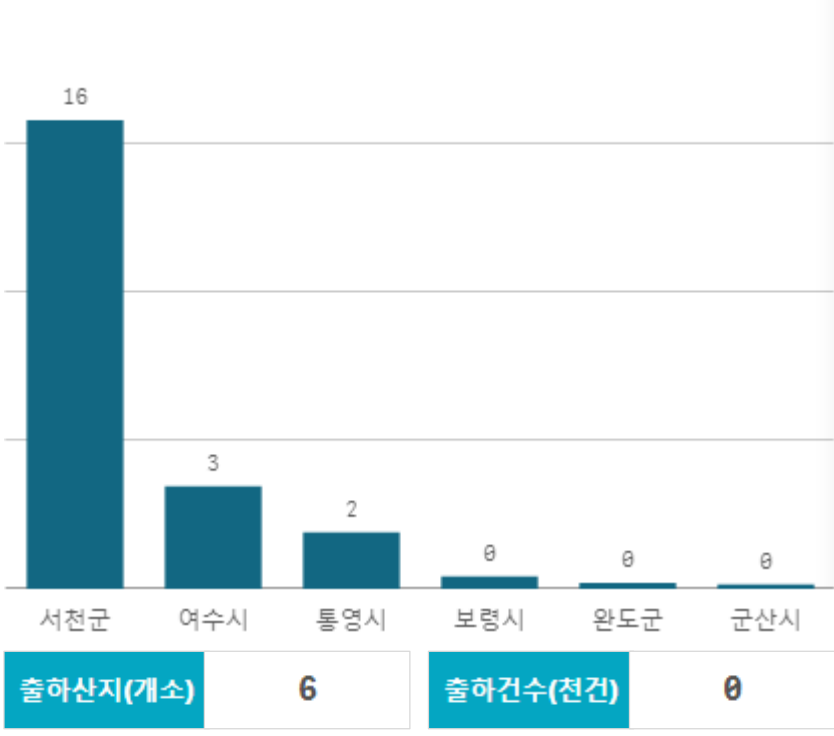


도매시장 법인별 거래금액(백만원)

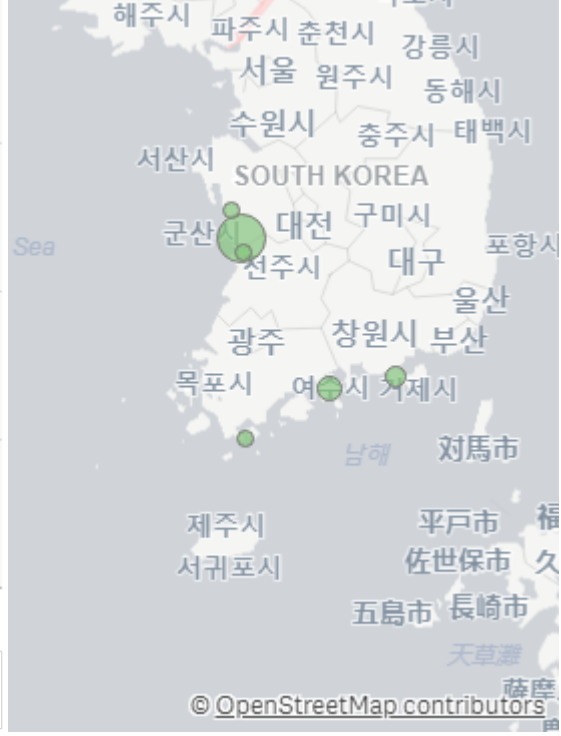


건세멸치(1.5Kg)

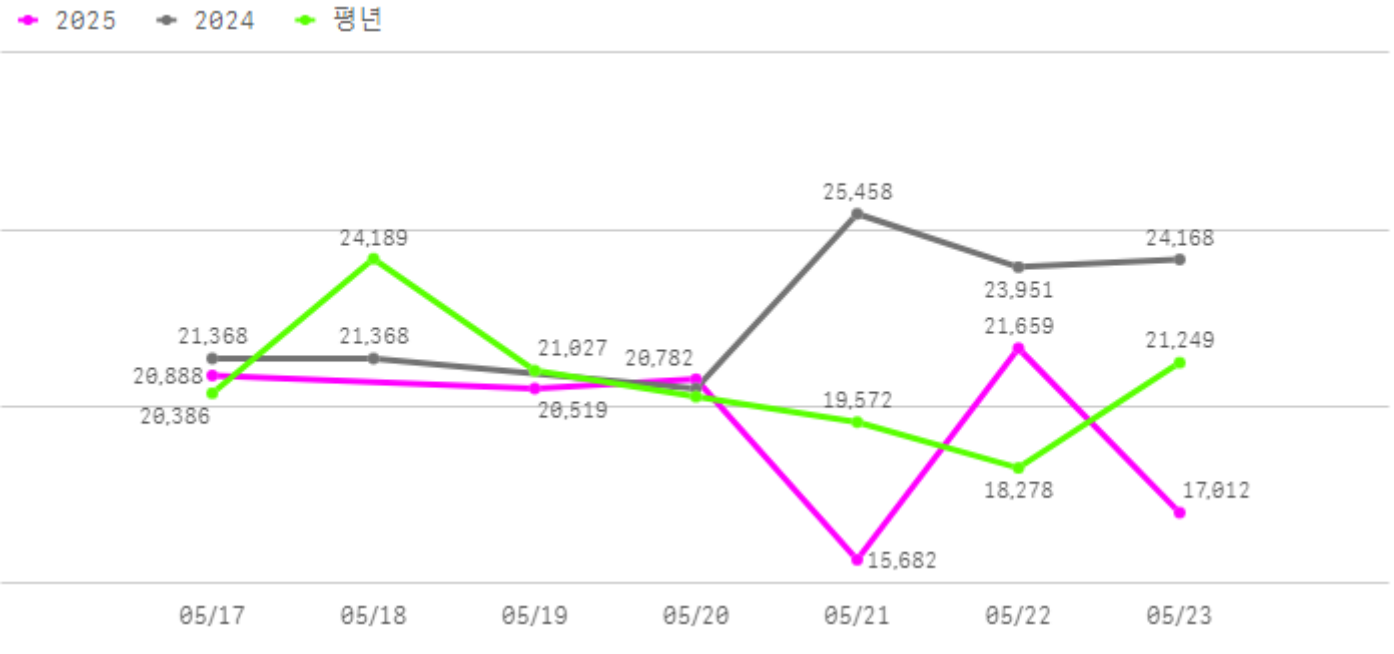
산지별 거래물량(톤)



산지별 주출하 시군구



주간 도매가격(원)



구분	금주(A)	전주(B)	전월(C)	전년(D)	평년(E)	A/B	A/C	A/D	A/E
가격(원)	19,424	20,604	22,104	22,805	20,571	94.3%	87.9%	85.2%	94.4%

※ 상품 가격 기준

□ 건세멸치(1.5Kg) 주간 가격

구분	Q	품종	Q	단량	Q	특	상	보통	하
2025-05-17		건세멸치		1.5Kg		-	20,888	13,786	8,972
2025-05-19		건세멸치		1.5Kg		-	20,519	14,362	9,374
2025-05-20		건세멸치		1.5Kg		-	20,782	13,708	6,484
2025-05-21		건세멸치		1.5Kg		-	15,682	11,979	8,138
2025-05-22		건세멸치		1.5Kg		-	21,659	13,519	7,615
2025-05-23		건세멸치		1.5Kg		-	17,012	11,398	8,118
평균						-	19,424	13,125	8,117