
2025년 가락시장

주요 품목 주간 거래동향

12월 3주차 주요 동향

[2025. 12.13. ~ 12.19.]



서울특별시농수산물공사

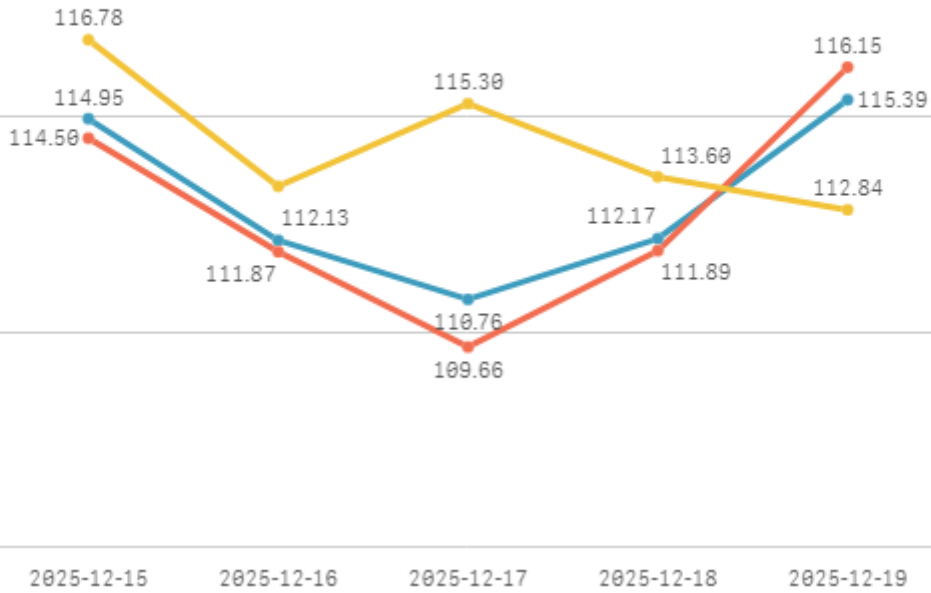
[데이터전략팀]

1. 주간 표준지수

※ 직전 5개년 평균가격을 지수 100으로 산정하여 100 이상일 경우 평년보다 상승, 100 이하일 경우 평년보다 하락

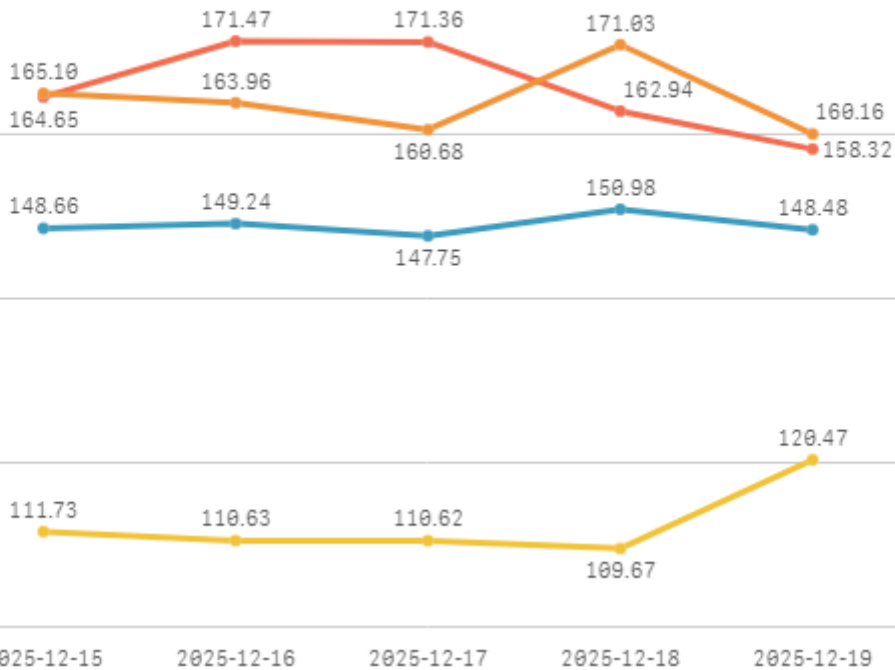
□ 청과부류

합계 채소계 과일계



□ 수산부류

합계 생선류 조개류 건어류



2. 12월 3주차 주요 품목 주간 거래동향

주요 품목(종) 주간동향 (12.13 ~ 12.19)

품종 단위	금주평균	전주평균	전월평균	전년평균	5년평균 가격	전주대비	전월대비	전년대비	5년평균 대비
(냉)고등어 수입(10키로상자)	78,692	82,645	78,147	48,771	45,906	-5% ▼	1% ▲	61% ▲	71% ▲
(선)갈치(5키로상자)	154,040	152,308	142,601	150,761	138,685	1% ▲	8% ▲	2% ▲	11% ▲
가지(8키로상자)	40,507	35,622	23,522	39,465	37,214	14% ▲	72% ▲	3% ▲	9% ▲
감 대봉시(10키로상자)	21,342	20,256	20,219	19,506	27,441	5% ▲	6% ▲	9% ▲	-22% ▼
감글 온주(5키로상자)	15,573	17,570	16,906	16,700	12,821	-11% ▼	-8% ▼	-7% ▼	21% ▲
감글 하우스(5키로상자)	-	15,515	21,337	19,336	17,792	-	-	-	-
감자 수미(햇)(20키로상자)	41,910	42,693	41,137	33,182	36,646	-2% ▼	2% ▲	26% ▲	14% ▲
건세 열치(1.5키로상자)	21,586	18,961	17,162	20,048	21,328	14% ▲	26% ▲	8% ▲	1% ▲
겉홍합(10키로망대)	9,002	9,002	8,572	17,845	13,802	0% ▲	5% ▲	-50% ▼	-35% ▼
간마늘 대서(20키로)	155,905	155,908	155,710	135,809	147,341	-0% ▼	0% ▲	15% ▲	6% ▲
단감 부유(10키로상자)	33,001	33,559	27,871	30,488	36,502	-2% ▼	18% ▲	8% ▲	-10% ▼
당근(20키로상자)	26,351	27,846	20,983	70,564	36,433	-5% ▼	26% ▲	-63% ▼	-28% ▼
대추방울토마토(3키로상자)	16,701	16,920	25,470	23,313	18,497	-1% ▼	-34% ▼	-28% ▼	-10% ▼
대파(일반)(1키로단)	1,764	2,284	2,257	2,018	1,925	-23% ▼	-22% ▼	-13% ▼	-8% ▼
돌산갓(10키로)	29,601	24,857	24,929	14,483	18,686	19% ▲	19% ▲	104% ▲	58% ▲
딸기 설향(2키로상자)	36,302	36,829	55,216	39,986	34,055	-1% ▼	-34% ▼	-9% ▼	7% ▲
만감 황금향(3키로상자)	13,798	12,249	12,683	13,122	14,385	13% ▲	9% ▲	5% ▲	-4% ▼
무(20키로상자)	16,340	15,215	16,243	22,479	14,269	7% ▲	1% ▲	-27% ▼	15% ▲
물오징어(6키로상자)	128,677	127,738	65,570	146,917	111,561	1% ▲	96% ▲	-12% ▼	15% ▲
바나나 수입(13키로상자)	25,330	24,001	24,092	16,735	21,846	6% ▲	5% ▲	51% ▲	16% ▲
배 신고(15키로상자)	46,434	44,687	43,201	81,566	54,098	4% ▲	7% ▲	-43% ▼	-14% ▼
배추(10키로망대)	9,630	10,125	11,881	10,337	7,678	-5% ▼	-19% ▼	-7% ▼	25% ▲
백다다기오이(100개)	62,243	67,203	71,779	73,562	64,862	-7% ▼	-13% ▼	-15% ▼	-4% ▼
부추(일반)(500그램단)	2,727	3,923	5,258	4,912	3,487	-30% ▼	-48% ▼	-44% ▼	-22% ▼
브로콜리 극산(8키로상자)	30,630	37,934	45,733	33,290	26,050	-19% ▼	-33% ▼	-8% ▼	18% ▲
빨강 파프리카(5키로상자)	24,119	26,473	22,158	40,619	25,280	-9% ▼	9% ▲	-41% ▼	-5% ▼
사과 부사(10키로상자)	74,290	95,191	61,284	78,811	52,986	-22% ▼	21% ▲	-6% ▼	40% ▲
상추 포기잡(4키로상자)	12,624	12,026	12,919	13,460	15,087	5% ▲	-2% ▼	-6% ▼	-16% ▼
새송이버섯(2키로상자)	8,695	9,410	6,663	6,655	7,427	-8% ▼	30% ▲	31% ▲	17% ▲
시금치(4키로상자)	10,523	10,765	15,092	11,222	9,397	-2% ▼	-30% ▼	-6% ▼	12% ▲
알배기배추(8키로상자)	19,698	18,030	17,245	16,259	15,634	9% ▲	14% ▲	21% ▲	26% ▲
애호박(20개)	20,328	18,629	17,713	27,800	25,088	9% ▲	15% ▲	-27% ▼	-19% ▼
양배추(8키로망대)	5,855	6,390	6,446	10,513	6,278	-8% ▼	-9% ▼	-44% ▼	-7% ▼
양상추(일반)(12개)	21,316	23,990	60,318	29,710	23,811	-11% ▼	-65% ▼	-28% ▼	-10% ▼
양파(1키로)	1,076	1,052	1,061	1,183	1,111	2% ▲	1% ▲	-9% ▼	-3% ▼
열무(4키로상자)	14,336	14,790	10,422	6,818	9,964	-3% ▼	38% ▲	110% ▲	44% ▲
오이맛고추(10키로상자)	32,586	33,959	58,197	44,880	35,766	-4% ▼	-44% ▼	-27% ▼	-9% ▼
쪽파(10키로상자)	52,885	53,261	68,531	89,232	66,192	-1% ▼	-23% ▼	-41% ▼	-20% ▼
청경채(4키로상자)	7,292	7,559	5,050	7,641	7,924	-4% ▼	44% ▲	-5% ▼	-8% ▼
청양고추(10키로상자)	46,781	49,655	55,345	54,409	46,671	-6% ▼	-15% ▼	-14% ▼	0% ▲
토마토(5키로상자)	17,697	17,728	20,341	19,141	16,539	-0% ▼	-13% ▼	-8% ▼	7% ▲
팽이버섯(5키로상자)	12,773	10,938	8,902	12,698	10,407	17% ▲	43% ▲	1% ▲	23% ▲
포도 샤인머스켓(2키로상자)	6,352	6,763	6,868	9,297	13,644	-6% ▼	-8% ▼	-32% ▼	-53% ▼

□ 품종별 등락가격 비교(전주대비)

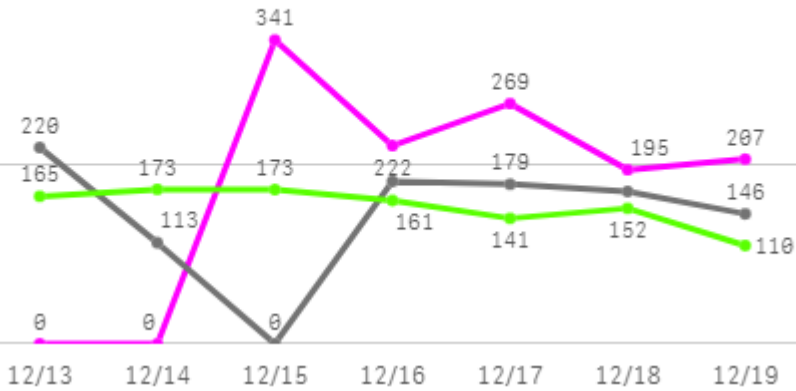
구분	품목(종)명
상승 품목(종)	가지(14%),감 대봉시(5%),건세멸치(14%),돌산갓(19%),만감 황금향(13%),무(7%),바나나 수입(6%),알배기배추(9%),애호박(9%),팽이버섯(17%)
하락 품목(종)	감굴 온주(-11%),당근(-5%),대파(일반)(-23%),백다다기오이(-7%),부추(일반)(-30%),브로콜리 국산(-19%),빨강 파프리카(-9%),사과 부사(-22%),새송이버섯(-8%),양배추(-8%),양상추(일반)(-11%),청양고추(-6%),포도 샤인머스켓(-6%)
보합 품목(종)(+5%)	(냉)고등어 수입,(선)갈치,감자 수미(햇),겉홍합,깐마늘 대서,단감 부유,대추방울토마토,딸기 설향,물오징어,배 신고,배추,상추 포기참,시금치,양파,열무,오이맛고추,쪽파,청경채,토마토,호박밤 고구마

3. 12월 3주차 품목(종)별 주간 거래동향

고구마

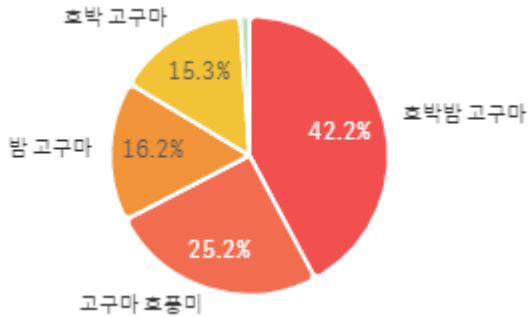
주간 반입량(톤)

● 2025 ● 2024 ● 평년

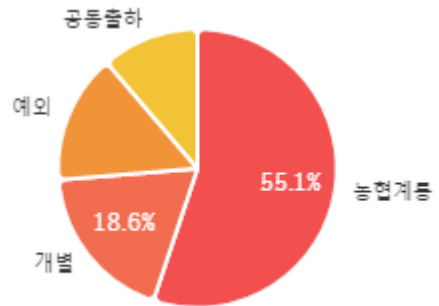


구분	금주(A)	전주(B)	전월(C)	전년(D)	평년(E)	A/B	A/C	A/D	A/E
물량(톤)	1,235	1,166	895	1,011	1,109	105.9%	138.0%	122.1%	111.3%

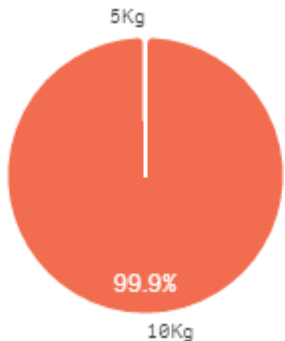
출하 품종별 거래물량 구성비



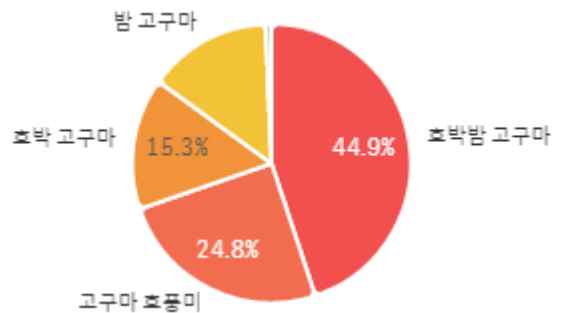
출하자별 거래물량 구성비



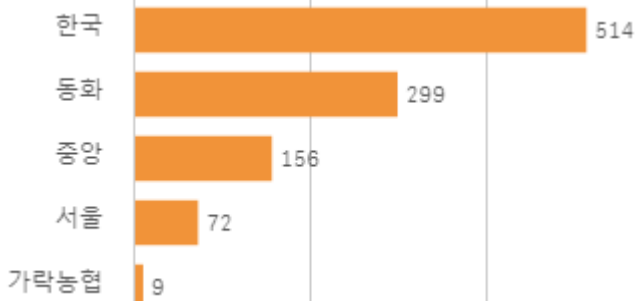
거래 단량별 물량 구성비



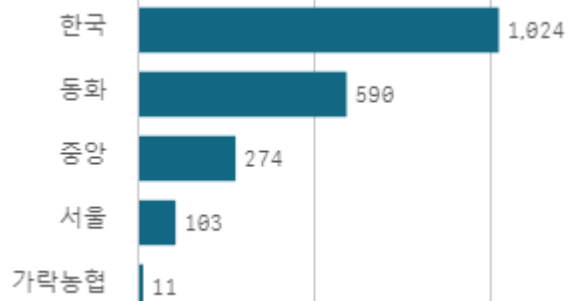
출하 품종별 거래금액 구성비



도매시장 법인별 거래물량(톤)

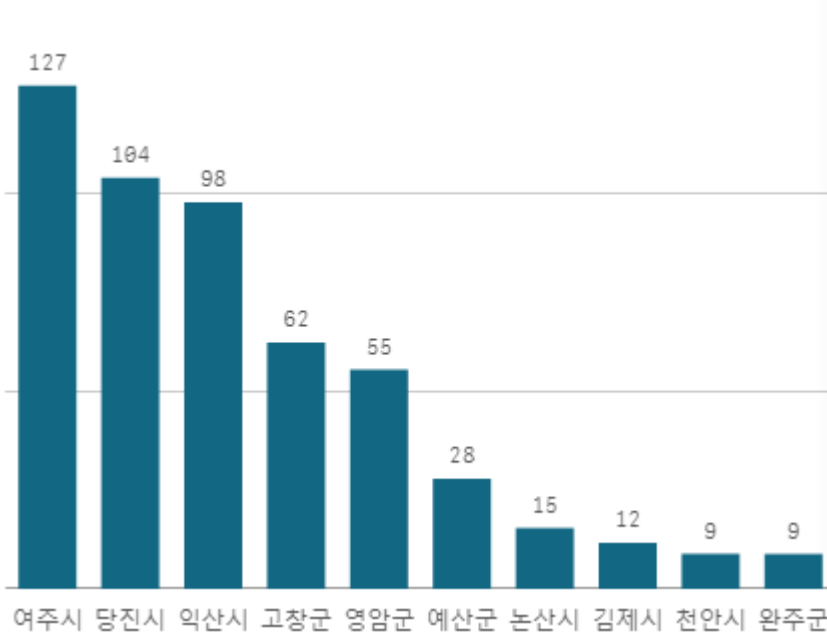


도매시장 법인별 거래금액(백만원)



호박밤 고구마(10Kg)

산지별 거래물량(톤)



출하산지(개소)

11

출하건수(천건)

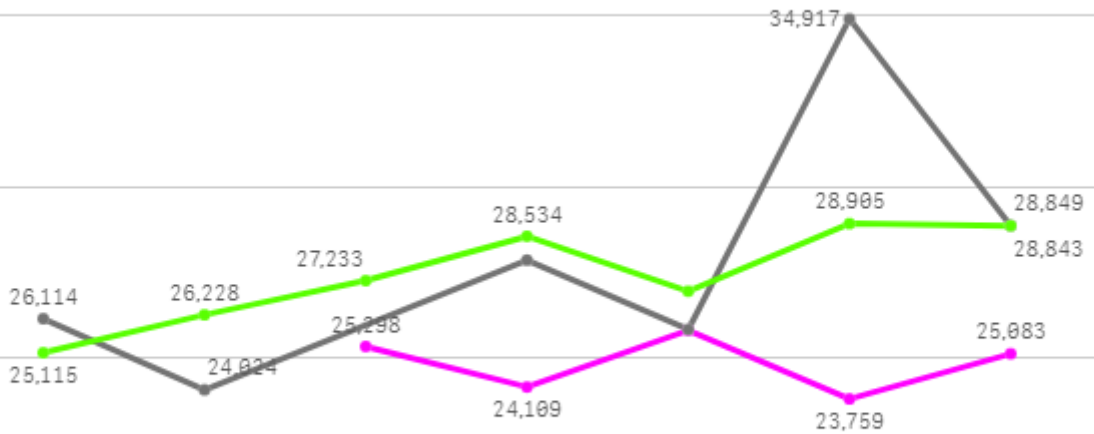
1

산지별 주출하 시군구



주간 도매가격(원)

◆ 2025 ● 2024 ◆ 평년



12/13 12/14 12/15 12/16 12/17 12/18 12/19

구분	금주(A)	전주(B)	전월(C)	전년(D)	평년(E)	A/B	A/C	A/D	A/E
가격(원)	24,804	23,836	22,218	27,922	25,620	104.1%	111.6%	88.8%	96.8%

※ 상품 가격 기준

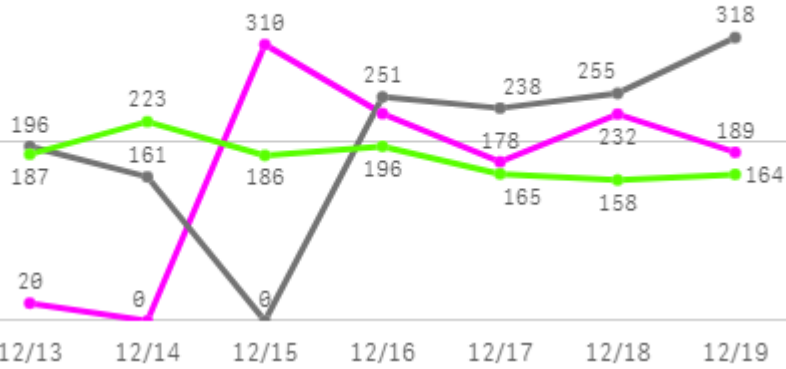
□ 호박밤 고구마(10Kg) 주간 가격

구분	Q	품종	Q	단량	Q	특	상	보통	하
2025-12-15		호박밤 고구마		10Kg		33,074	25,298	15,056	7,678
2025-12-16		호박밤 고구마		10Kg		30,570	24,109	14,379	7,131
2025-12-17		호박밤 고구마		10Kg		32,463	25,775	15,062	8,303
2025-12-18		호박밤 고구마		10Kg		29,121	23,759	14,973	8,125
2025-12-19		호박밤 고구마		10Kg		31,376	25,083	14,503	7,859
평균						31,320	24,804	14,794	7,819

감자

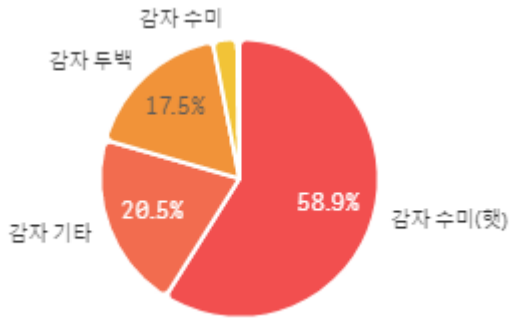
주간 반입량(톤)

◆ 2025 ● 2024 ▲ 평년

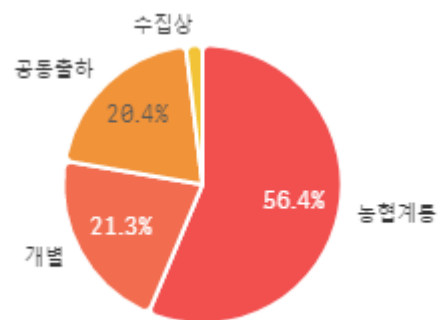


구분	금주(A)	전주(B)	전월(C)	전년(D)	평년(E)	A/B	A/C	A/D	A/E
물량(톤)	1,161	1,455	1,198	1,419	1,256	79.8%	97.0%	81.8%	92.4%

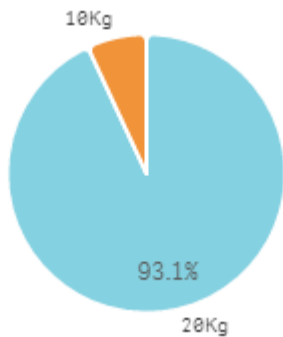
출하 품종별 거래물량 구성비



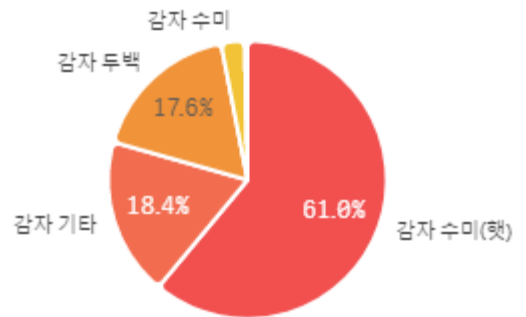
출하자별 거래물량 구성비



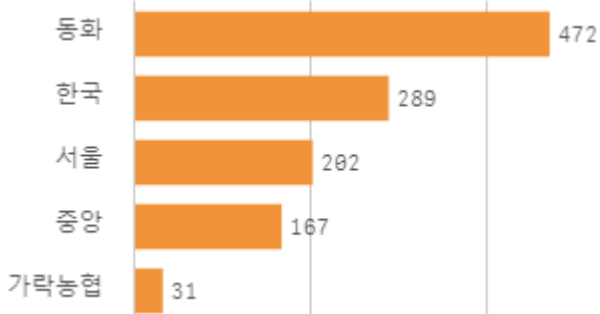
거래 단량별 물량 구성비



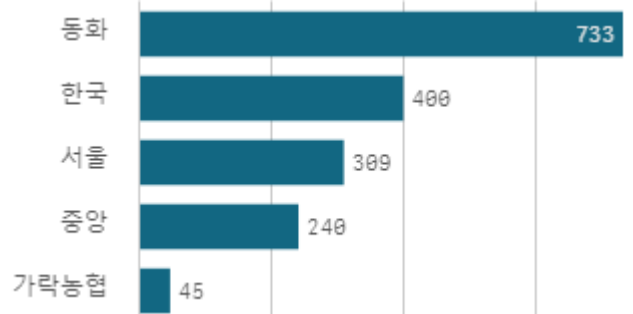
출하 품종별 거래금액 구성비



도매시장 법인별 거래물량(톤)

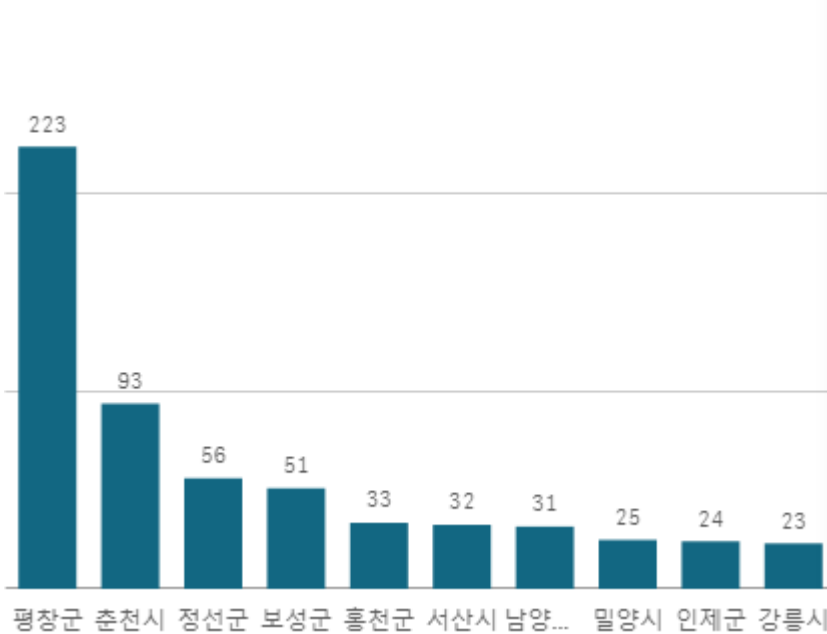


도매시장 법인별 거래금액(백만원)



감자 수미(햇) (20Kg)

산지별 거래물량(톤)



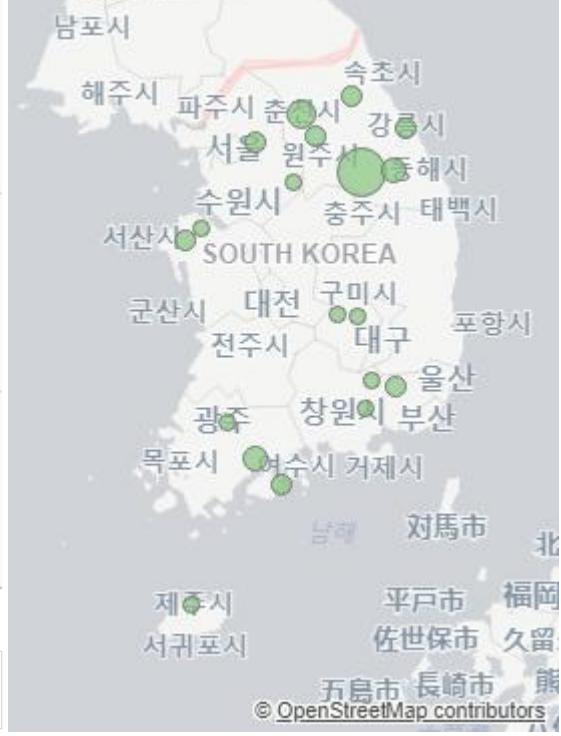
출하산지(개소)

19

출하건수(천건)

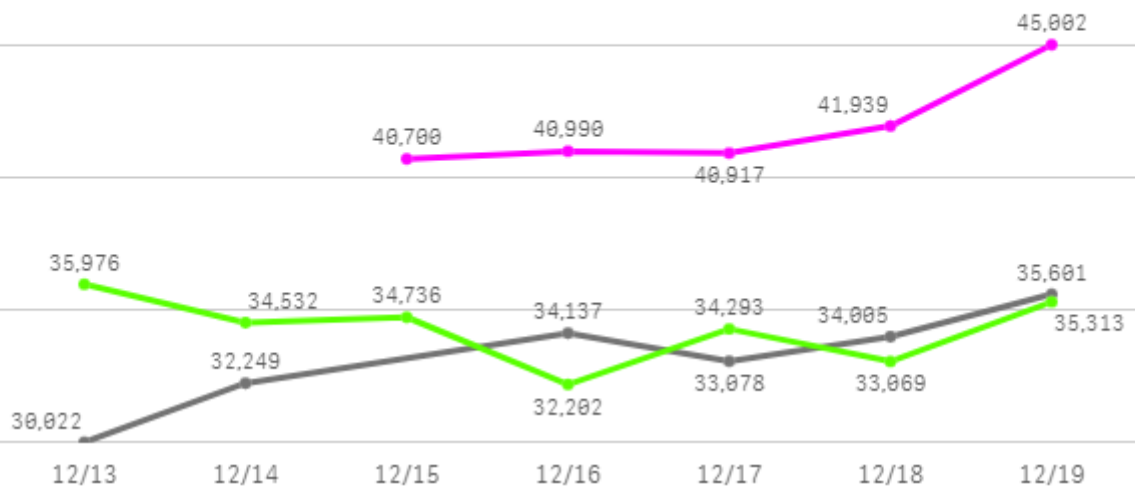
1

산지별 주출하 시군구



주간 도매가격(원)

◆ 2025 ● 2024 ◆ 평년



구분	금주(A)	전주(B)	전월(C)	전년(D)	평년(E)	A/B	A/C	A/D	A/E
가격(원)	41,910	42,693	41,137	33,182	36,646	98.2%	101.9%	126.3%	114.4%

※ 상품 가격 기준

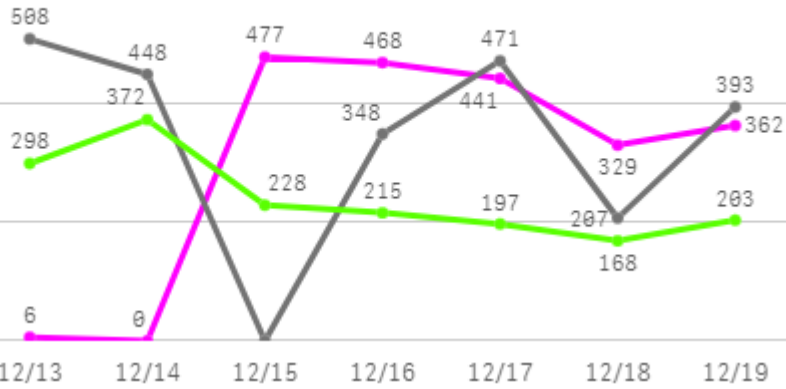
□ 감자 수미(햇)(20Kg) 주간 가격

구분	Q	품종	Q	단량	Q	특	상	보통	하
2025-12-15		감자 수미(햇)		20Kg		46,540	40,700	30,335	14,505
2025-12-16		감자 수미(햇)		20Kg		48,692	40,990	28,289	14,382
2025-12-17		감자 수미(햇)		20Kg		48,450	40,917	29,632	15,194
2025-12-18		감자 수미(햇)		20Kg		49,303	41,939	29,007	16,344
2025-12-19		감자 수미(햇)		20Kg		50,840	45,002	29,974	16,227
평균						48,765	41,910	29,447	15,330

배추

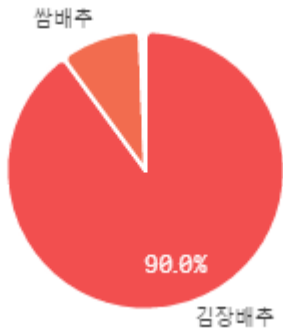
주간 반입량(톤)

2025 2024 평년

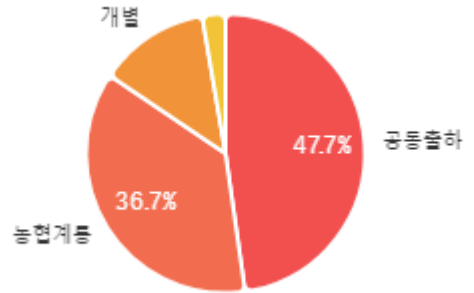


구분	금주(A)	전주(B)	전월(C)	전년(D)	평년(E)	A/B	A/C	A/D	A/E
물량(톤)	2,084	4,010	6,259	2,375	1,830	52.0%	33.3%	87.7%	113.9%

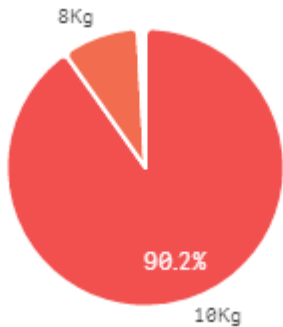
출하 품종별 거래물량 구성비



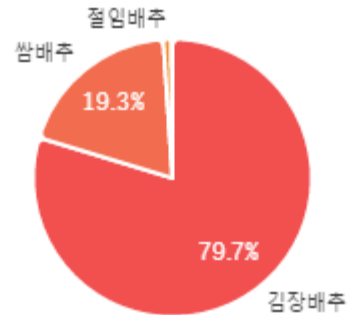
출하자별 거래물량 구성비



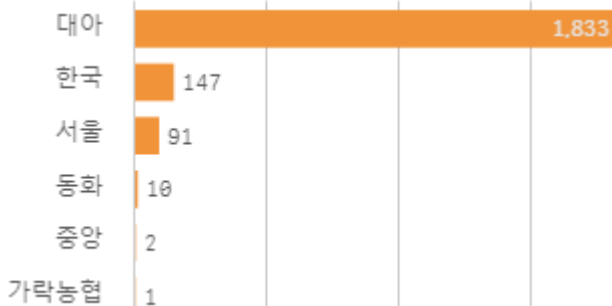
거래 단량별 물량 구성비



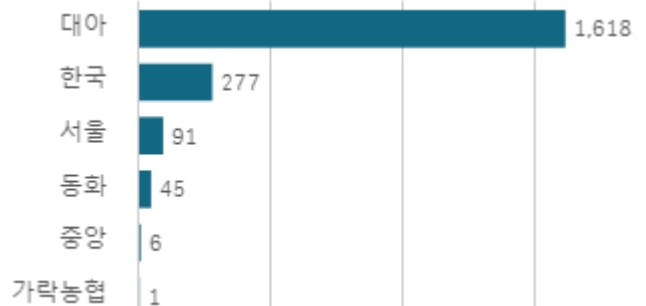
출하 품종별 거래금액 구성비



도매시장 법인별 거래물량(톤)

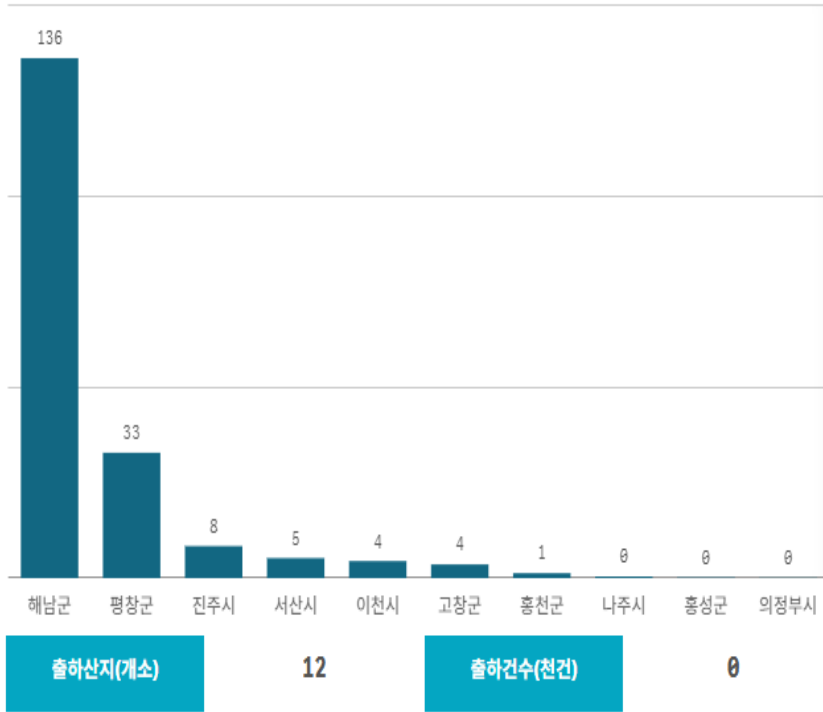


도매시장 법인별 거래금액(백만원)

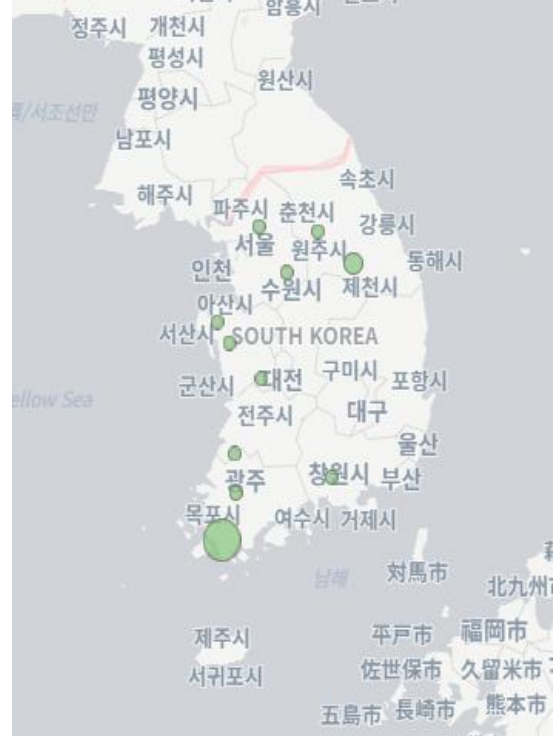


배추(10Kg)

산지별 거래물량(톤)

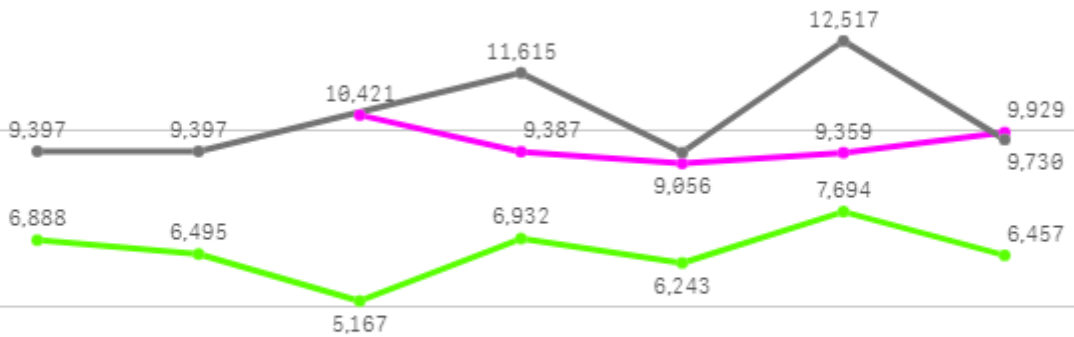


산지별 주출하 시군구



주간 도매가격(원)

◆ 2025 ● 2024 ◆ 평년



12/13 12/14 12/15 12/16 12/17 12/18 12/19

구분	금주(A)	전주(B)	전월(C)	전년(D)	평년(E)	A/B	A/C	A/D	A/E
가격(원)	9,630	10,125	11,881	10,337	7,678	95.1%	81.1%	93.2%	125.4%

※ 상품 가격 기준

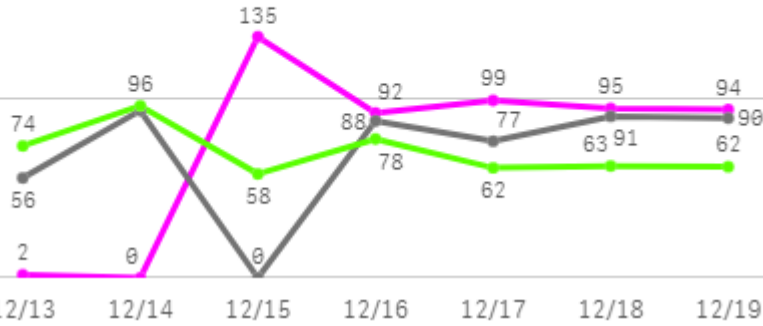
□ 배추(10Kg) 주간 가격

구분	Q	품종	Q	단량	Q	특	상	보통	하
2025-12-15		배추		10Kg		12,376	10,421	8,792	7,625
2025-12-16		배추		10Kg		11,716	9,387	8,125	5,979
2025-12-17		배추		10Kg		11,386	9,056	8,063	5,972
2025-12-18		배추		10Kg		10,494	9,359	8,481	7,173
2025-12-19		배추		10Kg		11,253	9,929	8,594	6,757
평균						11,445	9,630	8,411	6,701

알배기배추

주간 반입량(톤)

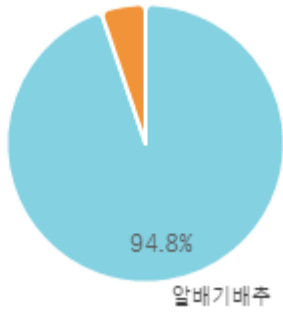
◆ 2025 ● 2024 ▲ 평년



구분	금주(A)	전주(B)	전월(C)	전년(D)	평년(E)	A/B	A/C	A/D	A/E
물량(톤)	518	652	698	494	503	79.4%	74.2%	104.8%	103.1%

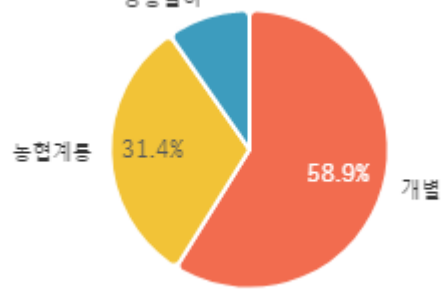
출하 품종별 거래물량 구성비

알배기배추(수입)



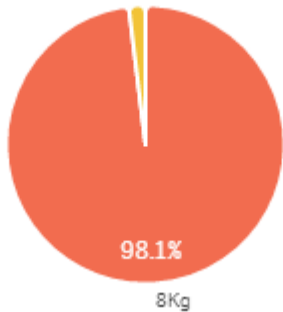
출하자별 거래물량 구성비

공동출하



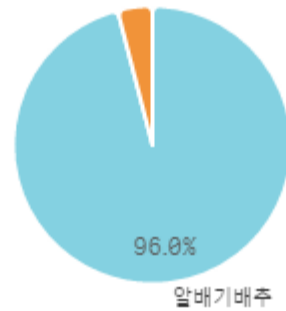
거래 단량별 물량 구성비

10Kg

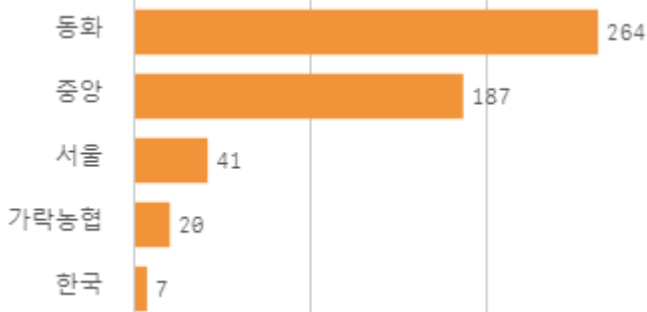


출하 품종별 거래금액 구성비

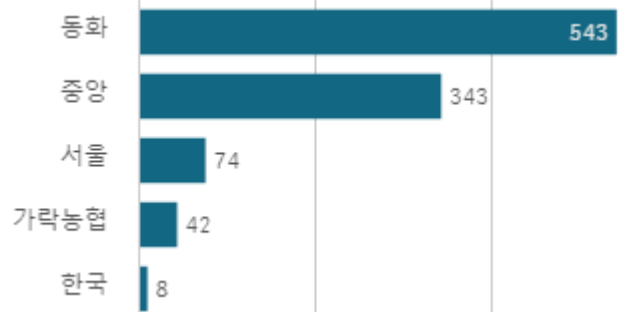
알배기배추(수입)



도매시장 법인별 거래물량(톤)

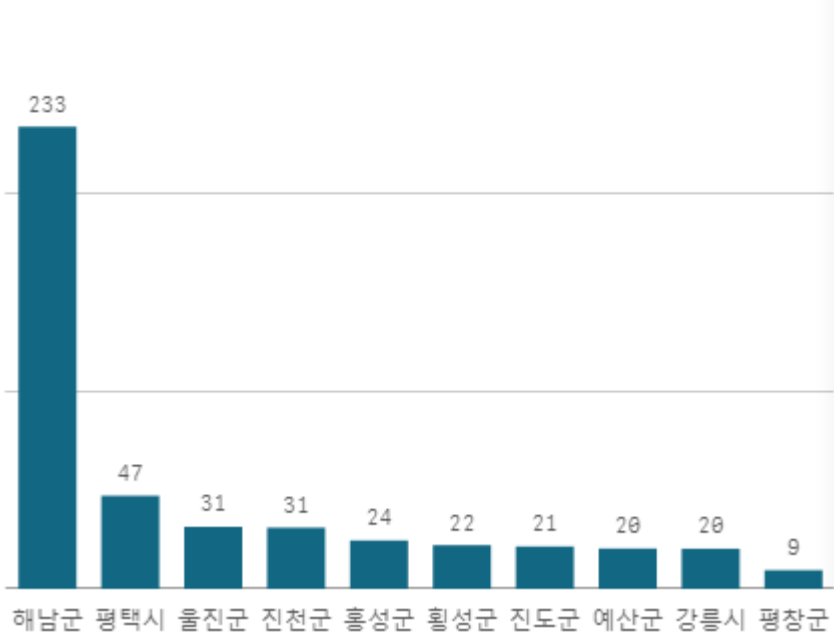


도매시장 법인별 거래금액(백만원)



알배기배추(8Kg)

산지별 거래물량(톤)



출하산지(개소)

19

출하건수(천건)

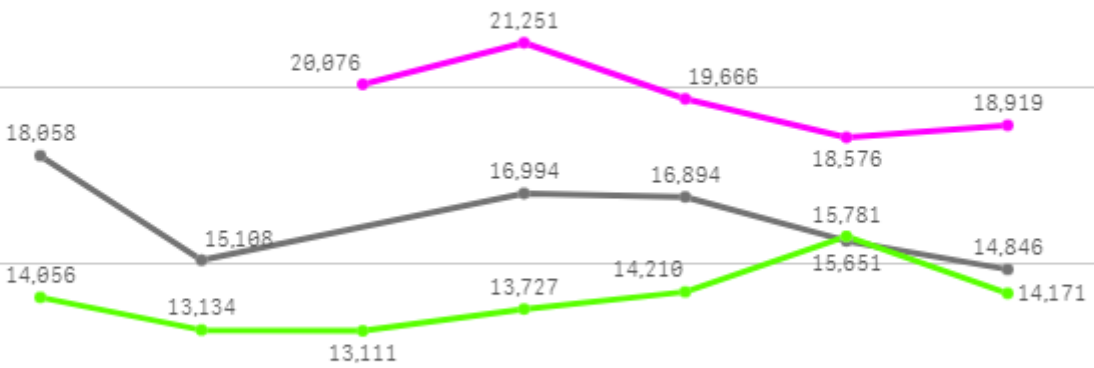
1

산지별 주출하 시군구



주간 도매가격(원)

◆ 2025 ● 2024 ▲ 평년



12/13 12/14 12/15 12/16 12/17 12/18 12/19

구분	금주(A)	전주(B)	전월(C)	전년(D)	평년(E)	A/B	A/C	A/D	A/E
가격(원)	19,698	18,030	17,245	16,259	15,634	109.3%	114.2%	121.2%	126.0%

※ 상품 가격 기준

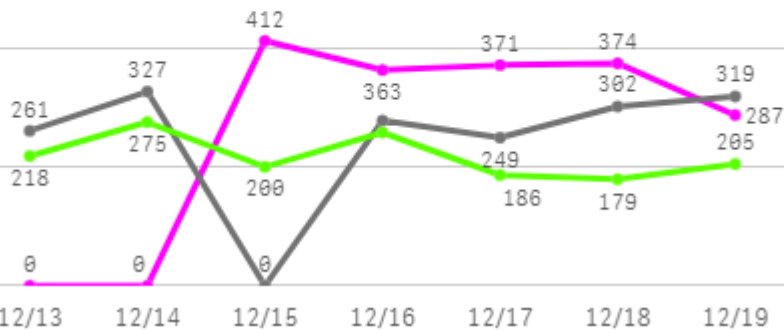
□ 알배기배추(8Kg) 주간 가격

구분	Q	품종	Q	단량	Q	특	상	보통	하
2025-12-15		알배기배추		8Kg		25,890	20,076	13,311	8,169
2025-12-16		알배기배추		8Kg		25,403	21,251	14,971	8,852
2025-12-17		알배기배추		8Kg		22,724	19,666	15,162	9,128
2025-12-18		알배기배추		8Kg		22,154	18,576	14,588	9,442
2025-12-19		알배기배추		8Kg		22,106	18,919	15,313	10,770
평균						23,655	19,698	14,669	9,272

양배추

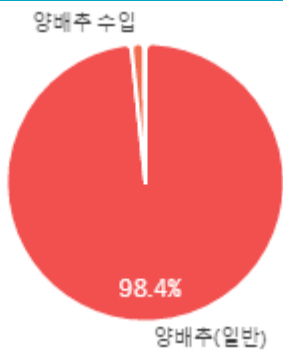
주간 반입량(톤)

◆ 2025 ● 2024 ▲ 평년

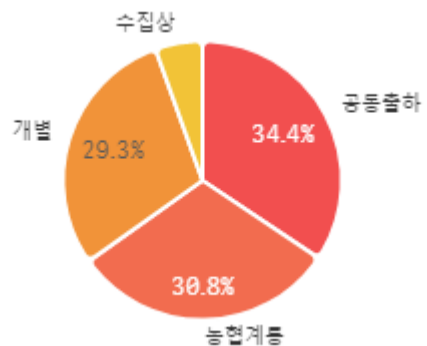


구분	금주(A)	전주(B)	전월(C)	전년(D)	평년(E)	A/B	A/C	A/D	A/E
물량(톤)	1,808	1,934	1,974	1,735	1,594	93.5%	91.6%	104.2%	113.4%

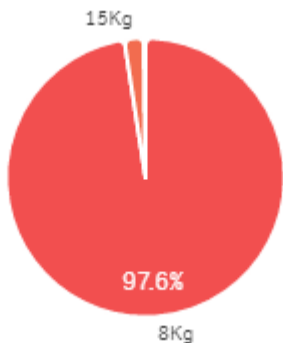
출하 품종별 거래물량 구성비



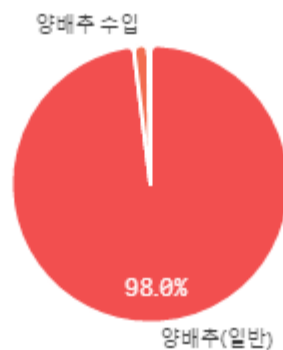
출하자별 거래물량 구성비



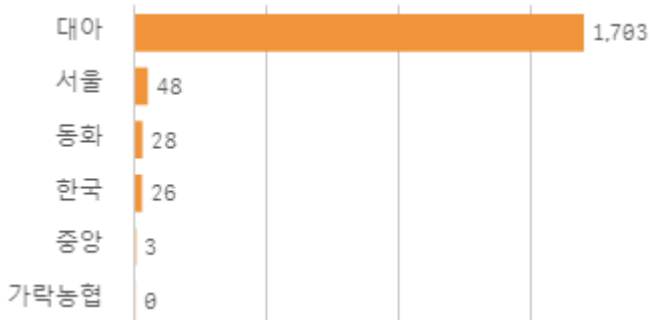
거래 단량별 물량 구성비



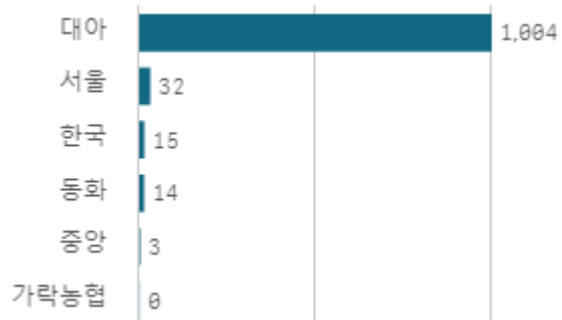
출하 품종별 거래금액 구성비



도매시장 법인별 거래물량(톤)

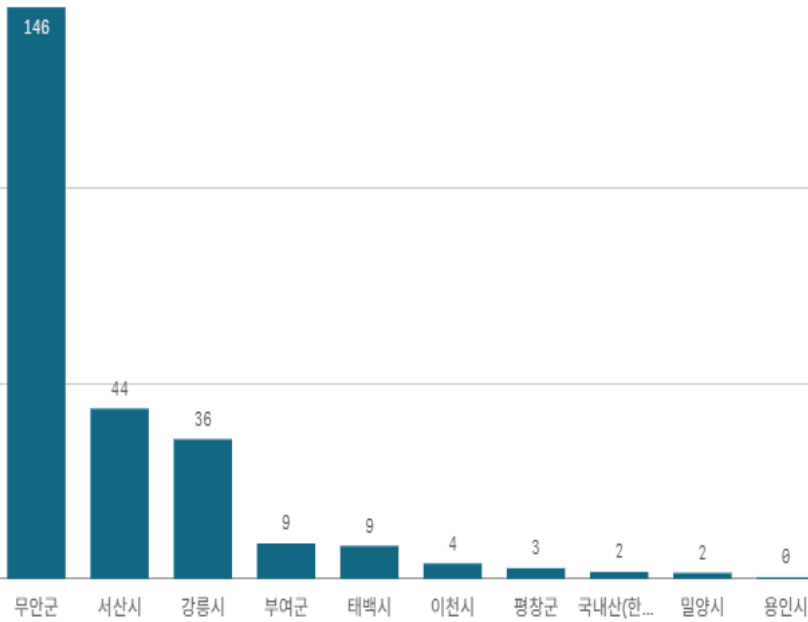


도매시장 법인별 거래금액(백만원)



양배추(8Kg)

산지별 거래물량(톤)



출하산지(개소)

15

출하건수(천건)

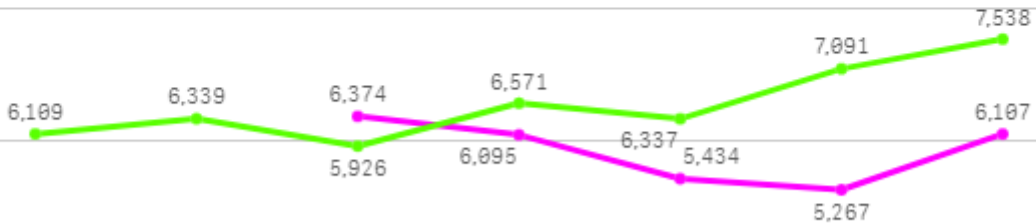
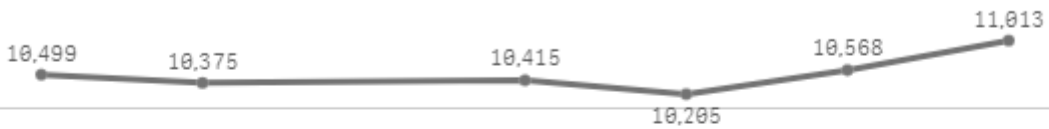
0

산지별 주출하 시군구



주간 도매가격(원)

◆ 2025 ● 2024 ◆ 평년



12/13 12/14 12/15 12/16 12/17 12/18 12/19

구분	금주(A)	전주(B)	전월(C)	전년(D)	평년(E)	A/B	A/C	A/D	A/E
가격(원)	5,855	6,390	6,446	10,513	6,278	91.6%	90.8%	55.7%	93.3%

※ 상품 가격 기준

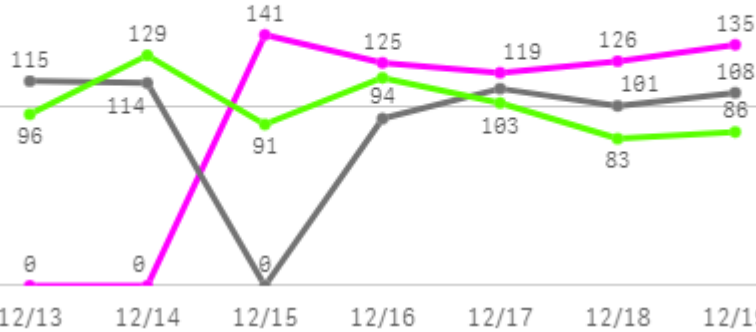
□ 양배추(8Kg) 주간 가격

구분	Q	품종	Q	단량	Q	특	상	보통	하
2025-12-15		양배추		8Kg		9,609	6,374	4,373	2,865
2025-12-16		양배추		8Kg		9,151	6,095	4,596	3,285
2025-12-17		양배추		8Kg		8,853	5,434	3,902	2,898
2025-12-18		양배추		8Kg		8,519	5,267	3,610	2,603
2025-12-19		양배추		8Kg		9,131	6,107	3,972	2,808
평균						9,053	5,855	4,091	2,892

시금치

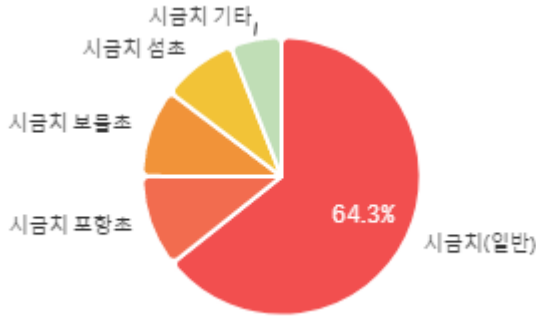
주간 반입량(톤)

◆ 2025 ● 2024 ▲ 평년

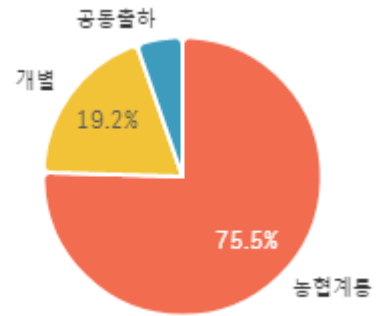


구분	금주(A)	전주(B)	전월(C)	전년(D)	평년(E)	A/B	A/C	A/D	A/E
물량(톤)	646	702	482	642	689	92.0%	134.0%	100.7%	93.8%

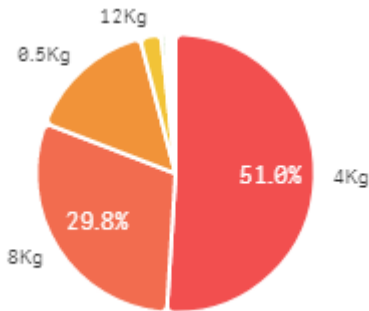
출하 품종별 거래물량 구성비



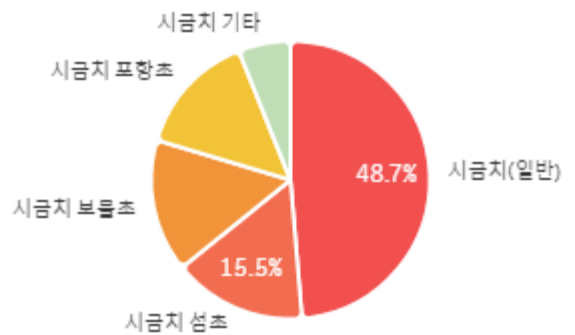
출하자별 거래물량 구성비



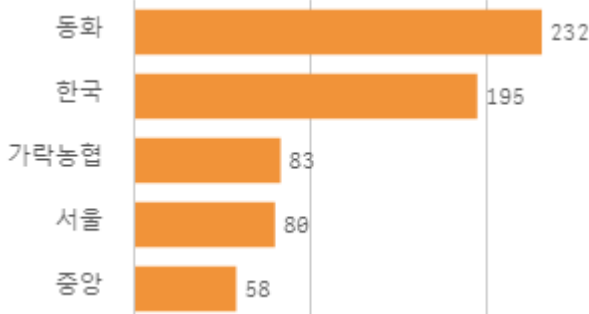
거래 단량별 물량 구성비



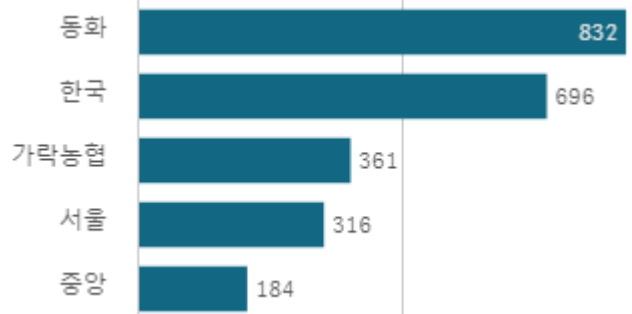
출하 품종별 거래금액 구성비



도매시장 법인별 거래물량(톤)

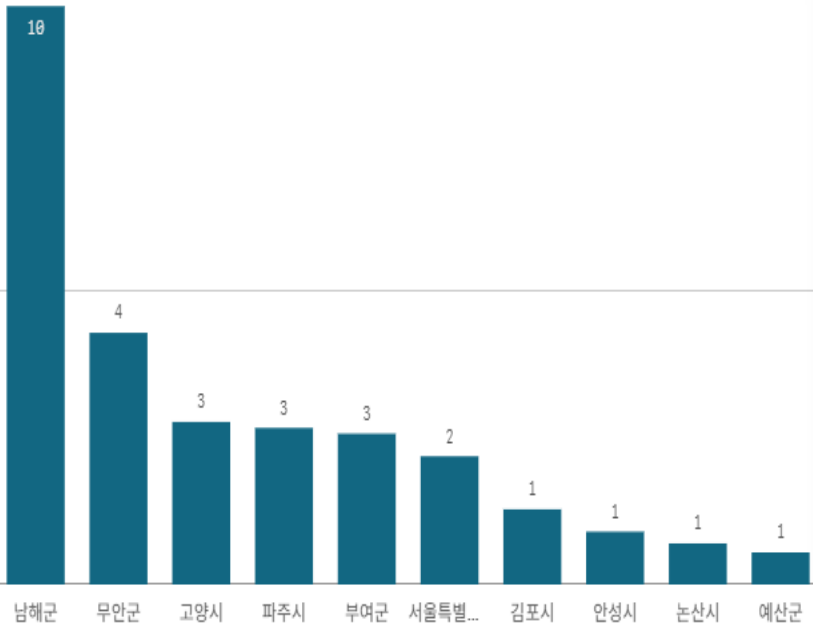


도매시장 법인별 거래금액(백만원)



시금치(4Kg)

산지별 거래물량(톤)



출하산지(개소)

17

출하건수(천건)

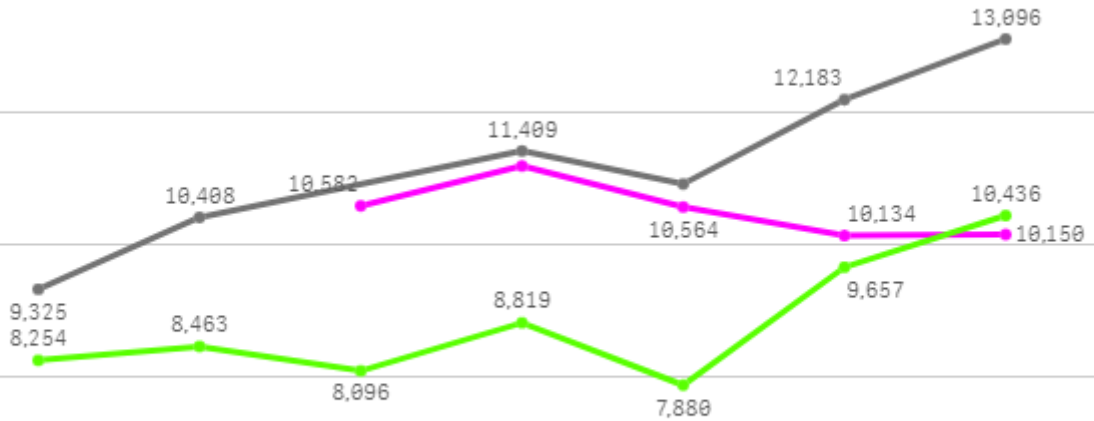
0

산지별 주출하 시군구



주간 도매가격(원)

◆ 2025 ● 2024 ◆ 평년



12/13 12/14 12/15 12/16 12/17 12/18 12/19

구분	금주(A)	전주(B)	전월(C)	전년(D)	평년(E)	A/B	A/C	A/D	A/E
가격(원)	10,523	10,765	15,092	11,222	9,397	97.7%	69.7%	93.8%	112.0%

※ 상품 가격 기준

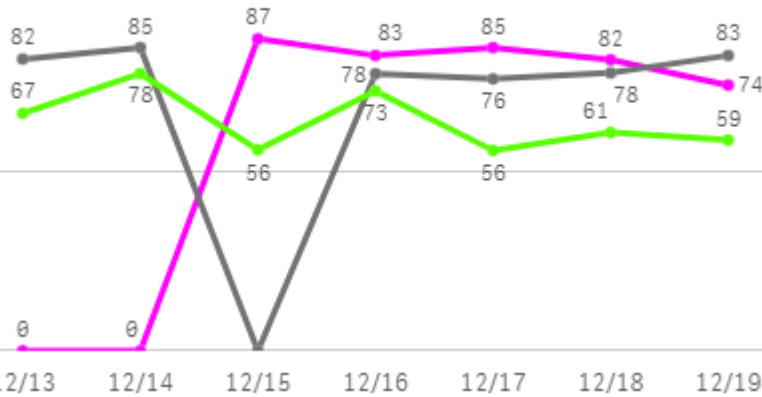
□ 시금치(4Kg) 주간 가격

구분	Q	품종	Q	단량	Q	특	상	보통	하
2025-12-15		시금치		4Kg		13,094	10,582	9,554	8,445
2025-12-16		시금치		4Kg		14,023	11,183	9,578	8,607
2025-12-17		시금치		4Kg		14,595	10,564	9,454	8,445
2025-12-18		시금치		4Kg		12,034	10,134	9,141	8,149
2025-12-19		시금치		4Kg		12,245	10,150	9,141	8,077
평균						13,198	10,523	9,374	8,345

상추

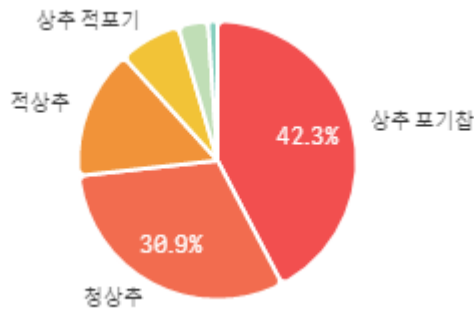
주간 반입량(톤)

◆ 2025 ● 2024 ▲ 평년

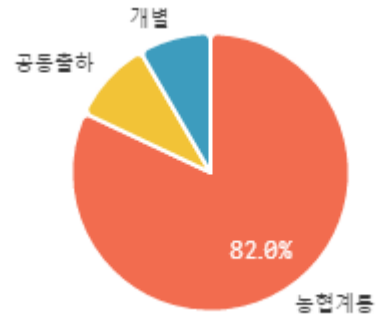


구분	금주(A)	전주(B)	전월(C)	전년(D)	평년(E)	A/B	A/C	A/D	A/E
물량(톤)	411	476	498	481	458	86.4%	82.5%	85.4%	89.9%

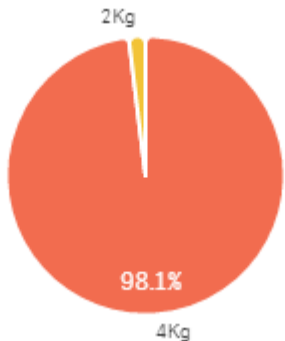
출하 품종별 거래물량 구성비



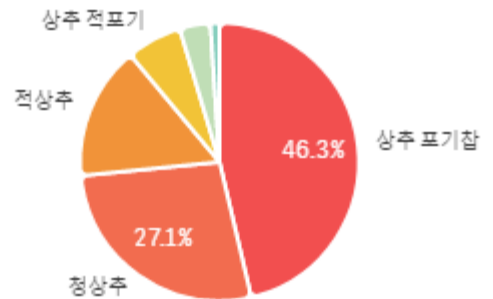
출하자별 거래물량 구성비



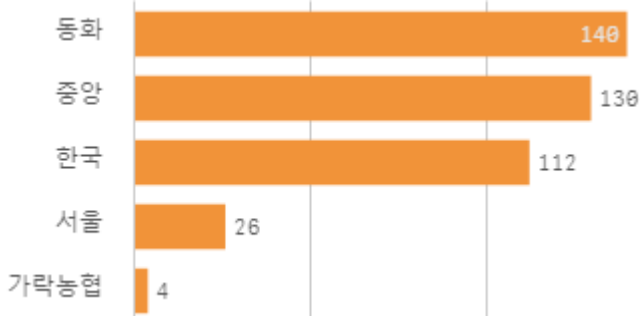
거래 단량별 물량 구성비



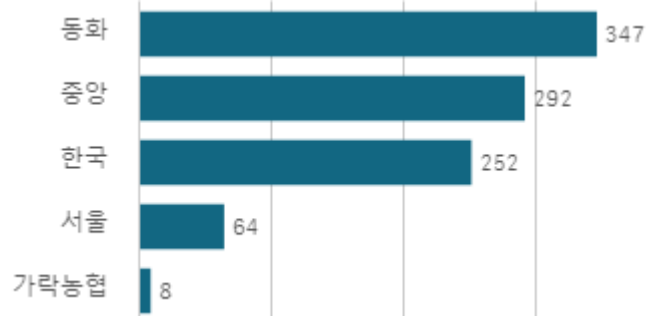
출하 품종별 거래금액 구성비



도매시장 법인별 거래물량(톤)

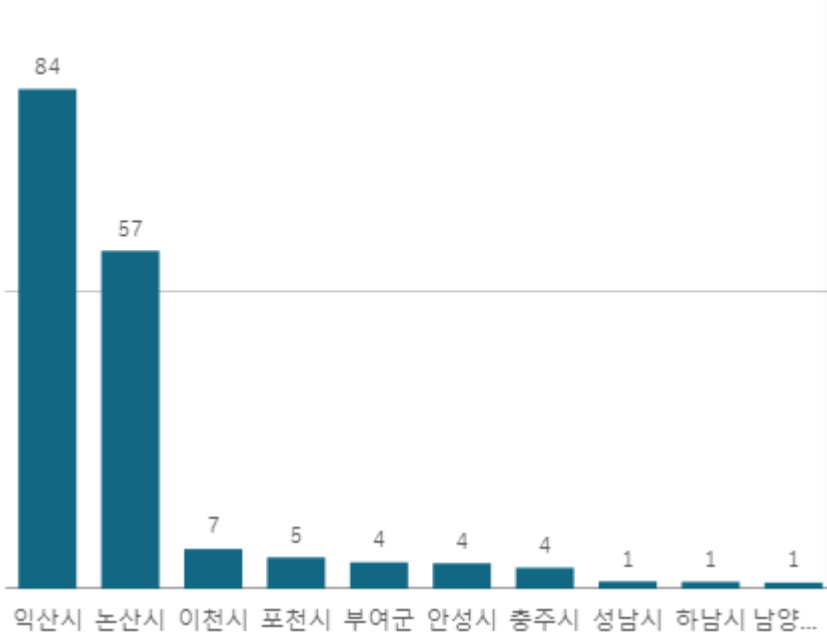


도매시장 법인별 거래금액(백만원)



상추 포기잡(4Kg)

산지별 거래물량(톤)



출하산지(개소)

21

출하건수(천건)

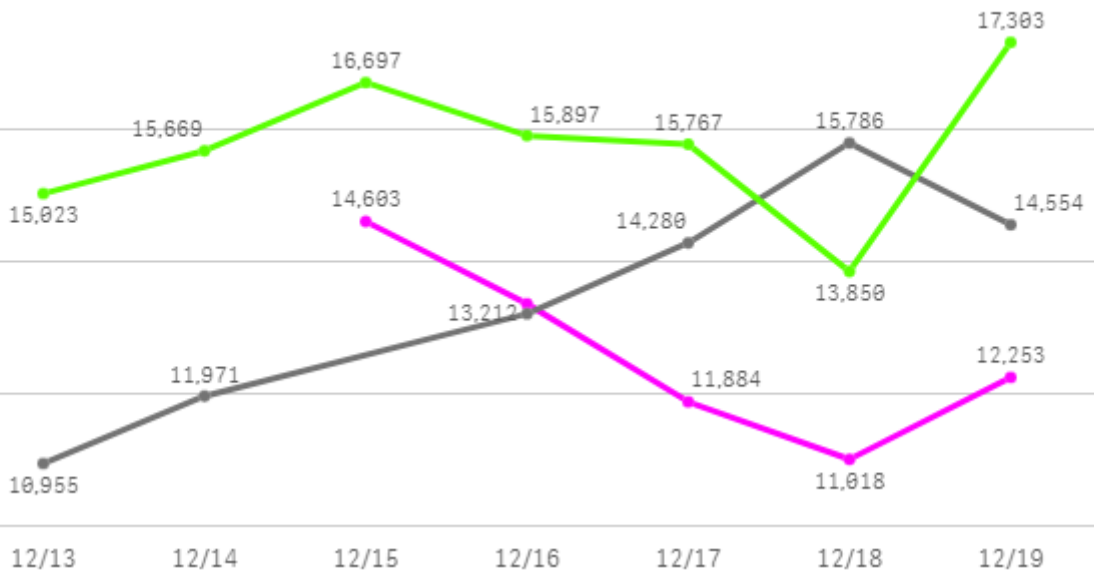
1

산지별 주출하 시군구



주간 도매가격(원)

◆ 2025 ● 2024 ◆ 평년



구분	금주(A)	전주(B)	전월(C)	전년(D)	평년(E)	A/B	A/C	A/D	A/E
가격(원)	12,624	12,026	12,919	13,460	15,087	105.0%	97.7%	93.8%	83.7%

※ 상품 가격 기준

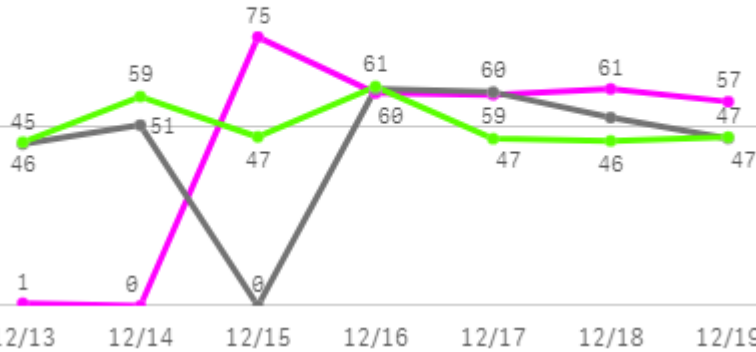
□ 상추 포기잡(4Kg) 주간 가격

구분	Q	품종	Q	단량	Q	특	상	보통	하
2025-12-15		상추 포기잡		4Kg		-	14,603	13,262	10,954
2025-12-16		상추 포기잡		4Kg		-	13,362	11,332	9,176
2025-12-17		상추 포기잡		4Kg		-	11,884	9,057	7,437
2025-12-18		상추 포기잡		4Kg		-	11,018	8,871	6,879
2025-12-19		상추 포기잡		4Kg		-	12,253	9,724	7,915
평균						-	12,624	10,449	8,472

부추

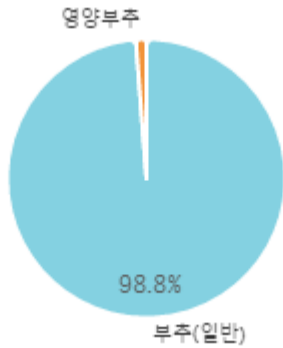
주간 반입량(톤)

◆ 2025 ● 2024 ▲ 평년

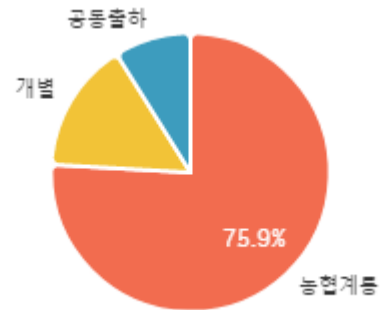


구분	금주(A)	전주(B)	전월(C)	전년(D)	평년(E)	A/B	A/C	A/D	A/E
물량(톤)	313	322	296	316	342	97.2%	105.6%	98.9%	91.6%

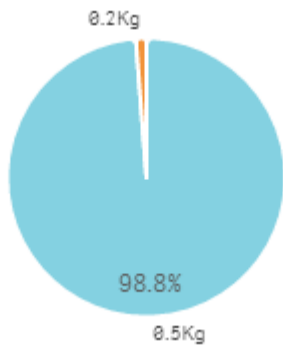
출하 품종별 거래물량 구성비



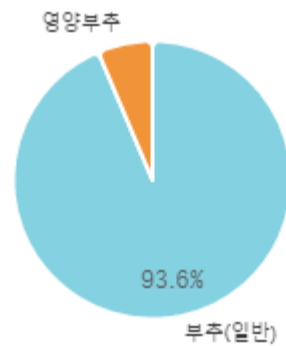
출하자별 거래물량 구성비



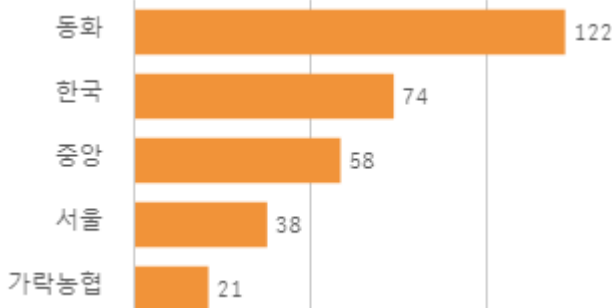
거래 단량별 물량 구성비



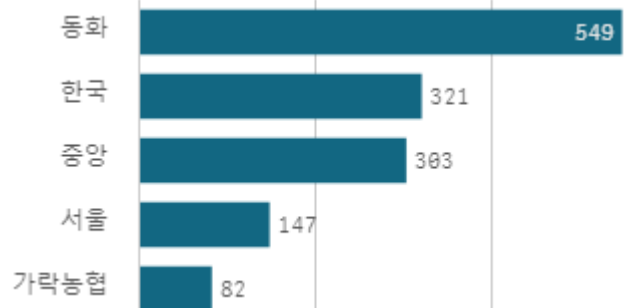
출하 품종별 거래금액 구성비



도매시장 법인별 거래물량(톤)

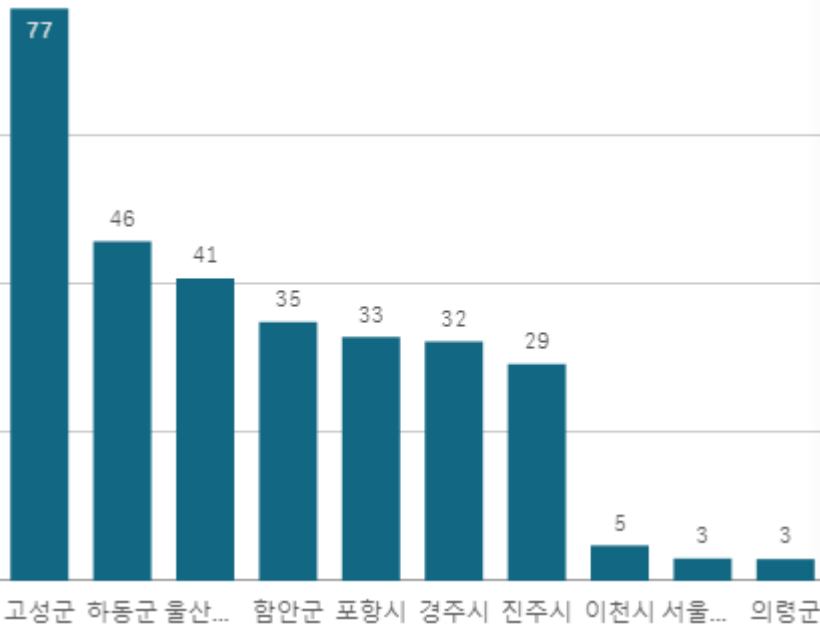


도매시장 법인별 거래금액(백만원)



부추(일반) (0.5Kg)

산지별 거래물량(톤)



출하산지(개소)

19

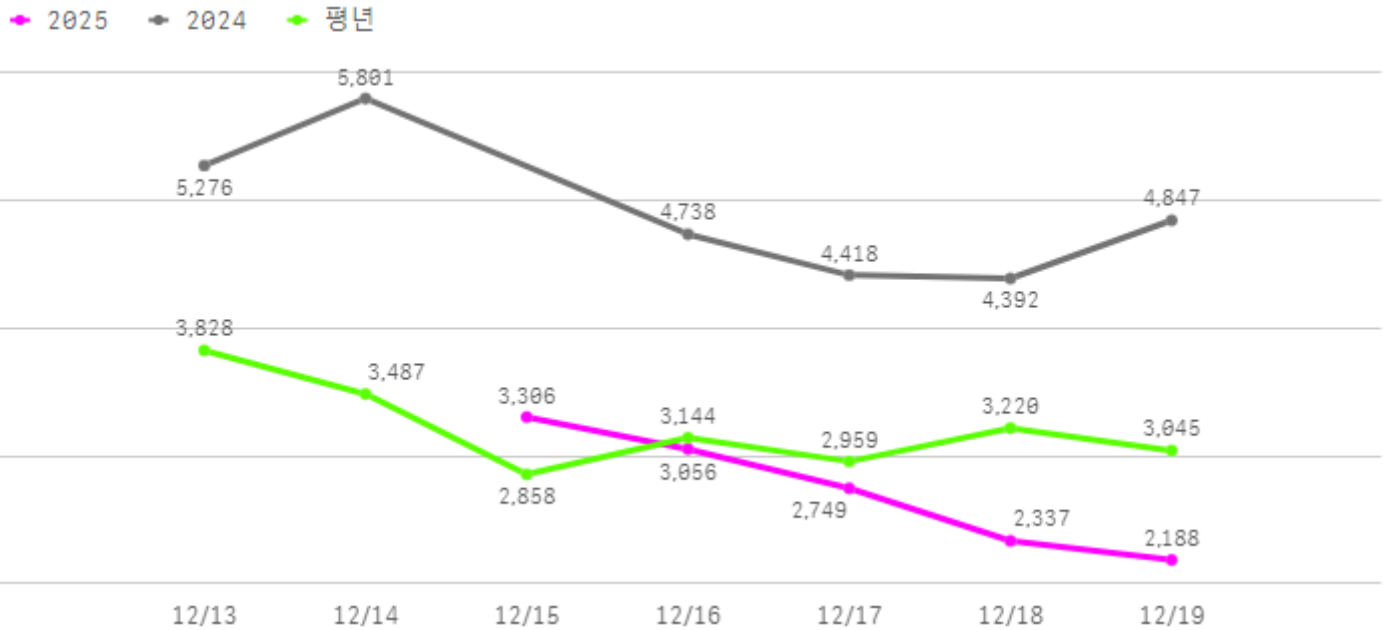
출하건수(천건)

2

산지별 주출하 시군구



주간 도매가격(원)



구분	금주(A)	전주(B)	전월(C)	전년(D)	평년(E)	A/B	A/C	A/D	A/E
가격(원)	2,727	3,923	5,258	4,912	3,487	69.5%	51.9%	55.5%	78.2%

※ 상품 가격 기준

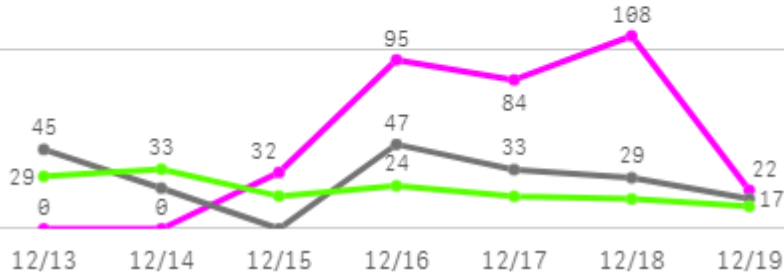
□ 부추(일반)(0.5Kg) 주간 가격

구분	Q	품종	Q	단량	Q	특	상	보통	하
2025-12-15		부추(일반)		0.5Kg		-	3,306	2,774	2,222
2025-12-16		부추(일반)		0.5Kg		-	3,056	2,504	1,928
2025-12-17		부추(일반)		0.5Kg		-	2,749	2,193	1,672
2025-12-18		부추(일반)		0.5Kg		-	2,337	1,814	1,323
2025-12-19		부추(일반)		0.5Kg		-	2,188	1,690	1,199
평균						-	2,727	2,195	1,669

갯

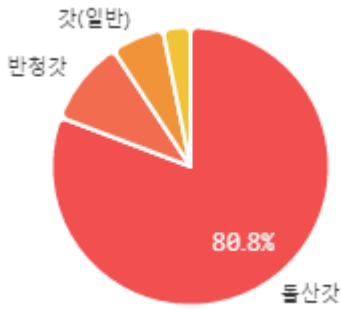
주간 반입량(톤)

◆ 2025 ● 2024 ▲ 평년

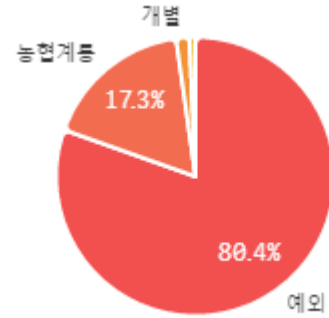


구분	금주(A)	전주(B)	전월(C)	전년(D)	평년(E)	A/B	A/C	A/D	A/E
물량(톤)	340	346	749	193	194	98.2%	45.4%	175.7%	174.9%

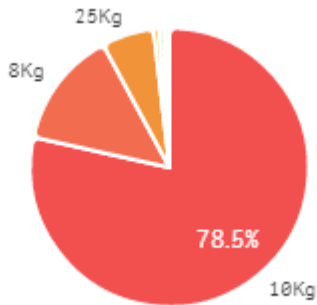
출하 품종별 거래물량 구성비



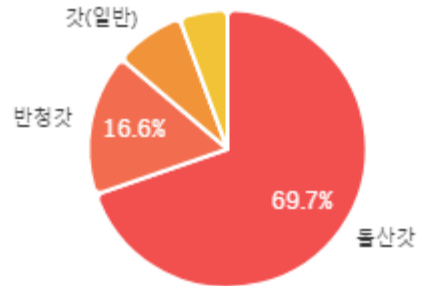
출하자별 거래물량 구성비



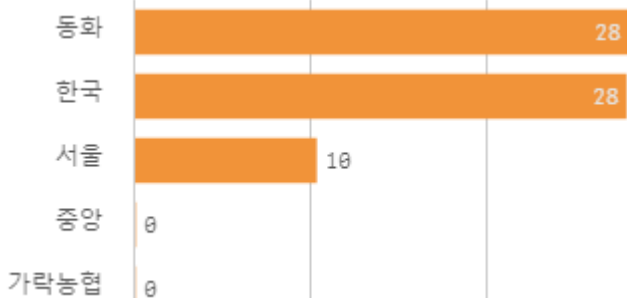
거래 단량별 물량 구성비



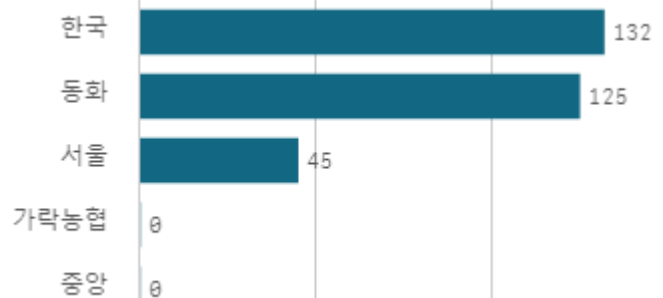
출하 품종별 거래금액 구성비



도매시장 법인별 거래물량(톤)

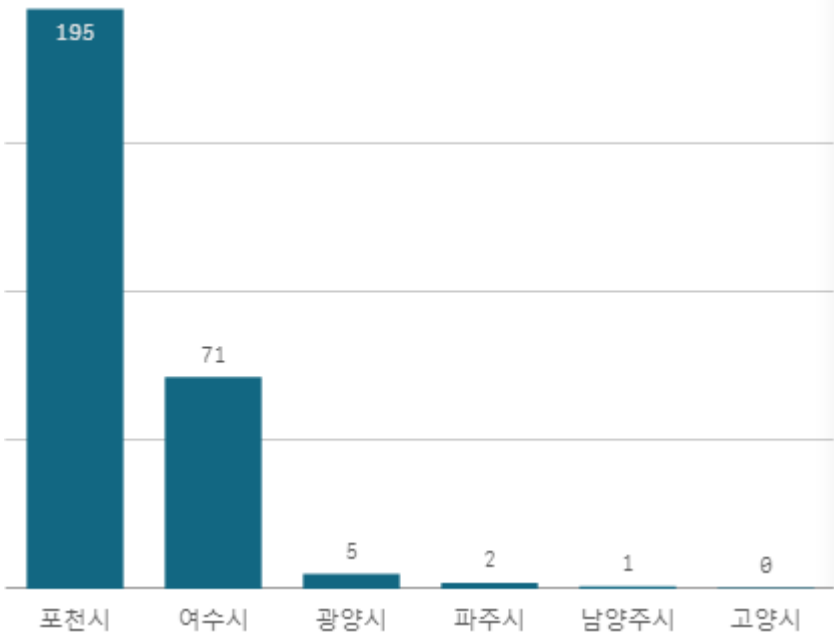


도매시장 법인별 거래금액(백만원)



돌산갓(10Kg)

산지별 거래물량(톤)



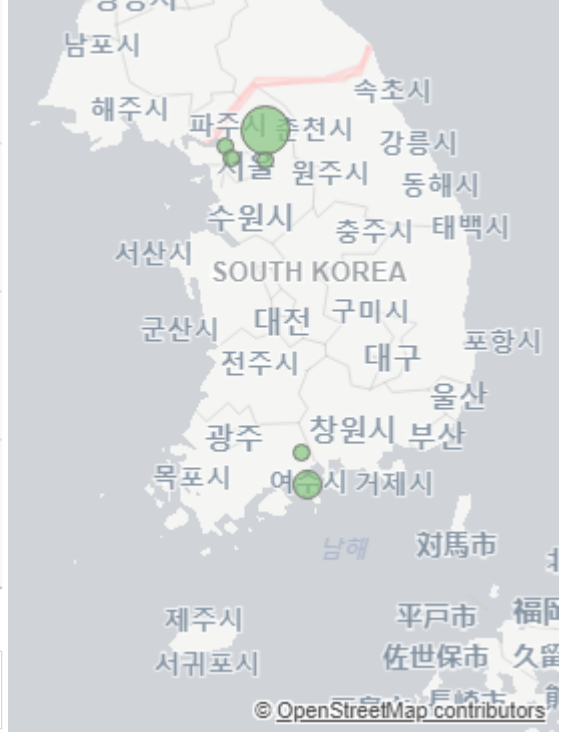
출하산지(개소)

6

출하건수(천건)

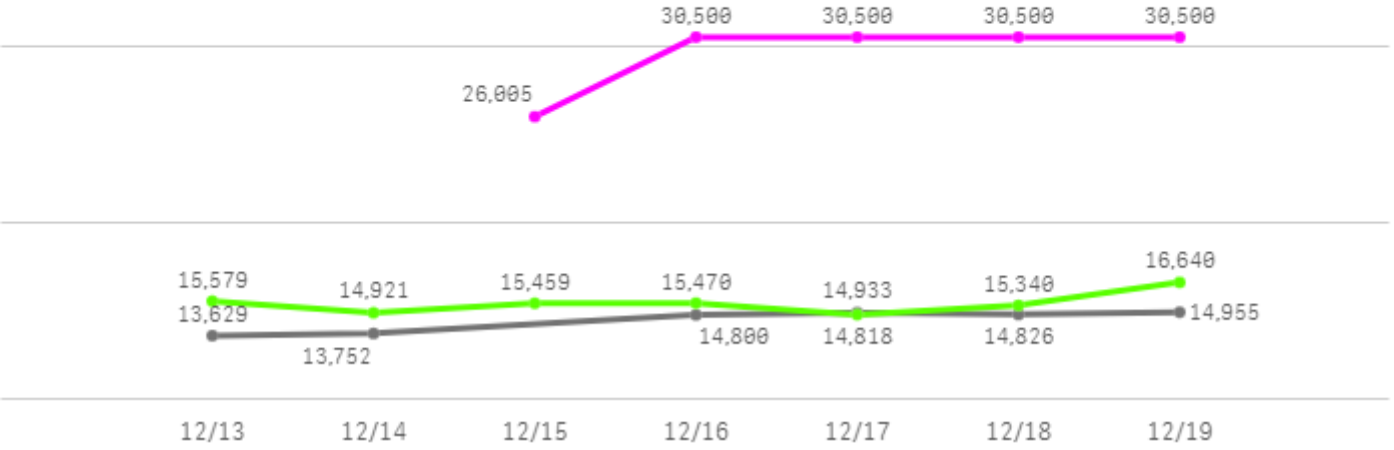
0

산지별 주출하 시군구



주간 도매가격(원)

◆ 2025 ● 2024 ◆ 평년



구분	금주(A)	전주(B)	전월(C)	전년(D)	평년(E)	A/B	A/C	A/D	A/E
가격(원)	29,601	24,857	24,929	14,483	18,686	119.1%	118.7%	204.4%	158.4%

※ 상품 가격 기준

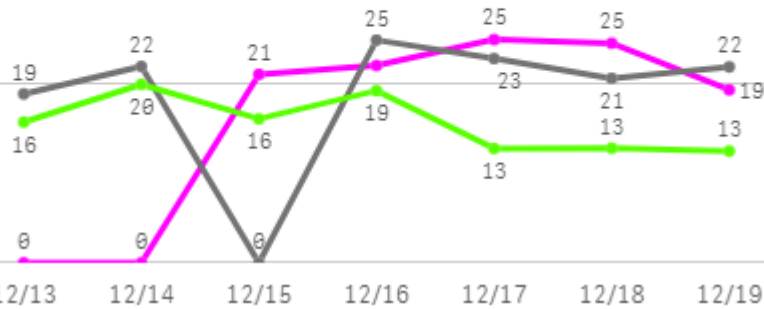
□ 들산갓(10Kg) 주간 가격

구분	Q	품종	Q	단량	Q	특	상	보통	하
2025-12-15		들산갓		10Kg		-	26,005	23,972	22,140
2025-12-16		들산갓		10Kg		-	30,500	26,454	23,506
2025-12-17		들산갓		10Kg		-	30,500	28,925	24,289
2025-12-18		들산갓		10Kg		-	30,500	26,813	21,160
2025-12-19		들산갓		10Kg		-	30,500	27,039	20,955
평균						-	29,601	26,641	22,410

열무

주간 반입량(톤)

◆ 2025 ● 2024 ▲ 평년

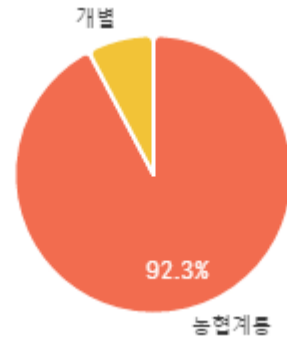


구분	금주(A)	전주(B)	전월(C)	전년(D)	평년(E)	A/B	A/C	A/D	A/E
물량(톤)	112	114	150	132	116	98.2%	75.0%	85.4%	96.8%

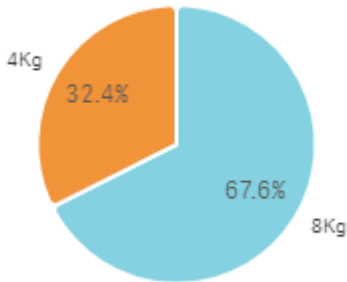
출하 품종별 거래물량 구성비



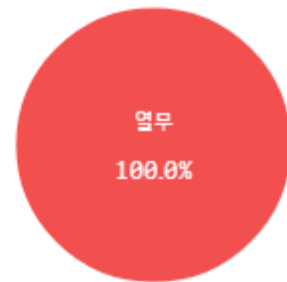
출하자별 거래물량 구성비



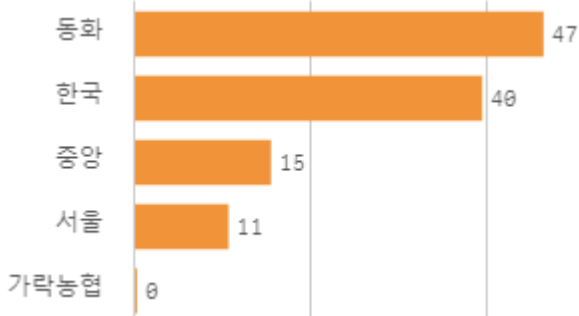
거래 단량별 물량 구성비



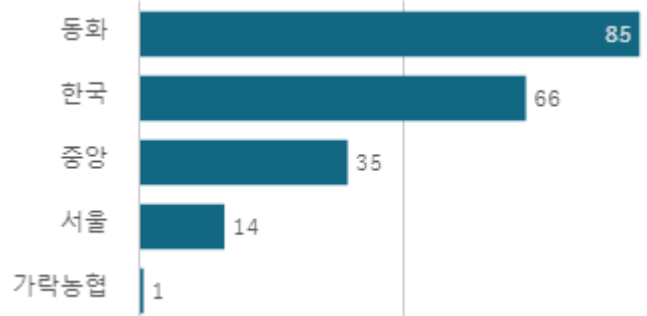
출하 품종별 거래금액 구성비



도매시장 법인별 거래물량(톤)

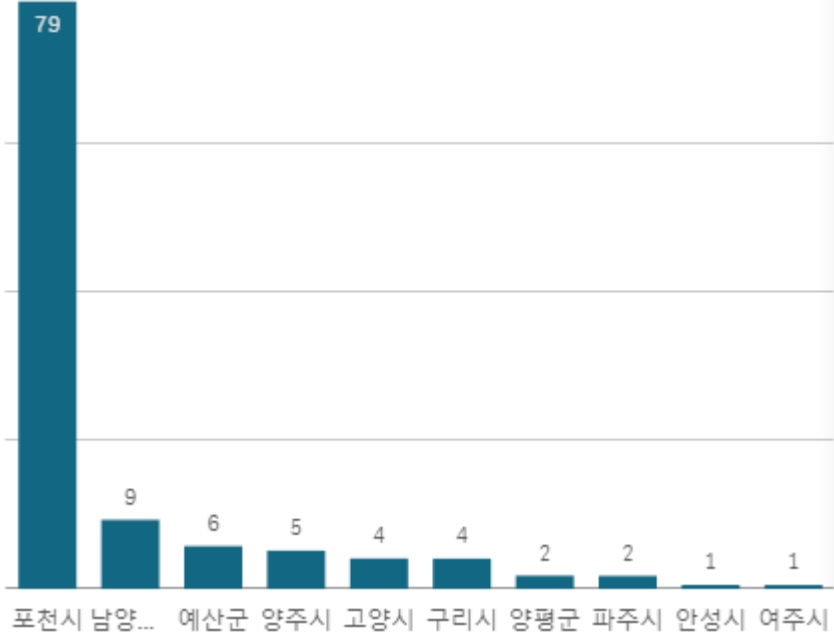


도매시장 법인별 거래금액(백만원)



열무(4Kg)

산지별 거래물량(톤)



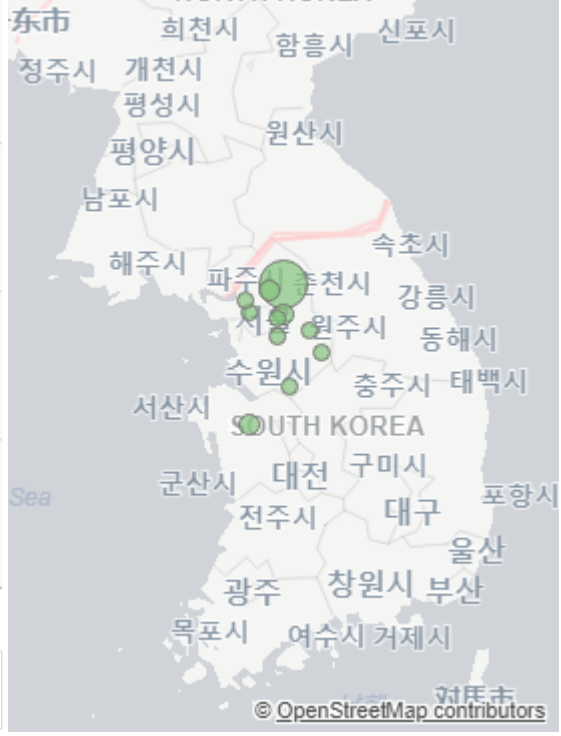
출하산지(개소)

12

출하건수(천건)

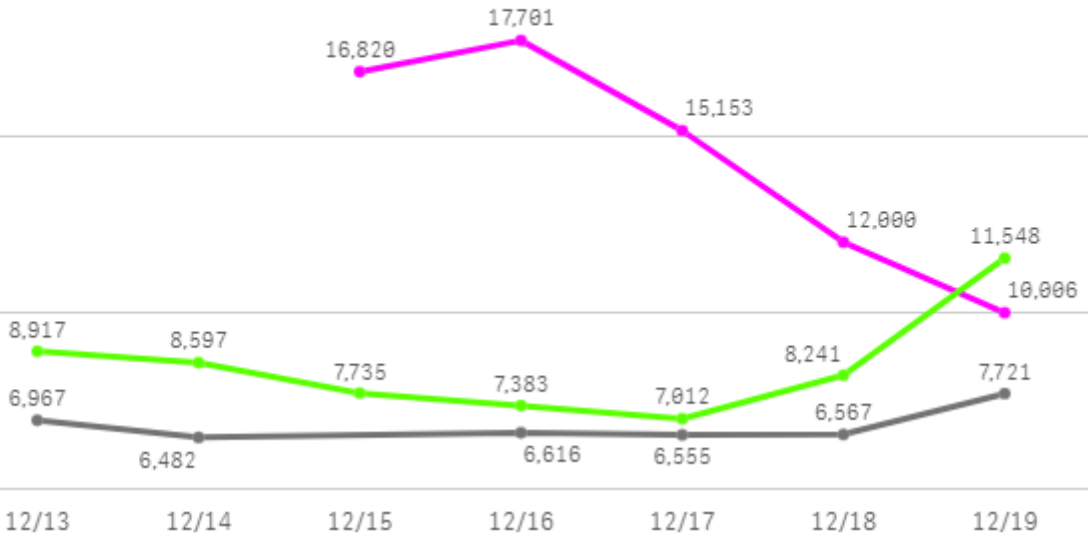
0

산지별 주출하 시군구



주간 도매가격(원)

◆ 2025 ● 2024 ◆ 평년



구분	금주(A)	전주(B)	전월(C)	전년(D)	평년(E)	A/B	A/C	A/D	A/E
가격(원)	14,336	14,790	10,422	6,818	9,964	96.9%	137.6%	210.3%	143.9%

※ 상품 가격 기준

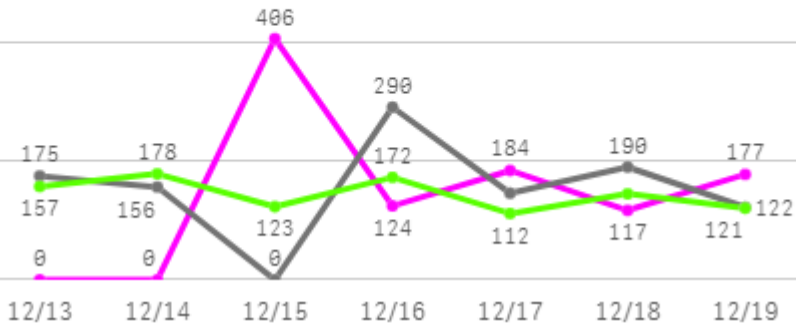
□ 열무(4Kg) 주간 가격

구분	Q	품종	Q	단량	Q	특	상	보통	하
2025-12-15		열무		4Kg		-	16,820	13,794	9,226
2025-12-16		열무		4Kg		-	17,701	14,382	9,293
2025-12-17		열무		4Kg		-	15,153	10,463	7,950
2025-12-18		열무		4Kg		-	12,000	8,320	6,297
2025-12-19		열무		4Kg		-	10,006	8,654	7,114
평균						-	14,336	11,123	7,976

오이

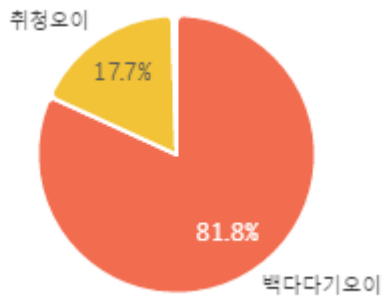
주간 반입량(톤)

◆ 2025 ● 2024 ▲ 평년

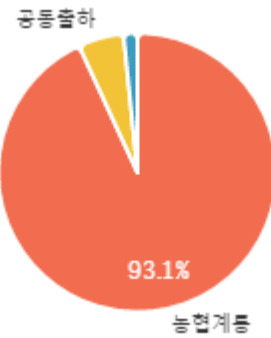


구분	금주(A)	전주(B)	전월(C)	전년(D)	평년(E)	A/B	A/C	A/D	A/E
물량(톤)	1,008	1,123	1,121	1,079	994	89.8%	90.0%	93.5%	101.4%

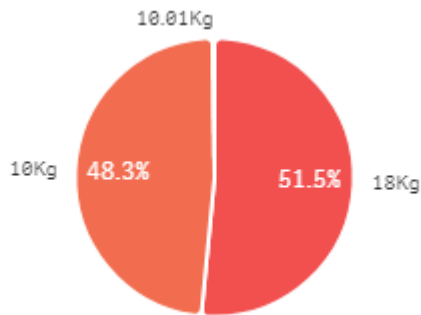
출하 품종별 거래물량 구성비



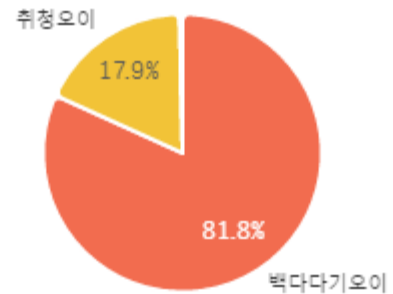
출하자별 거래물량 구성비



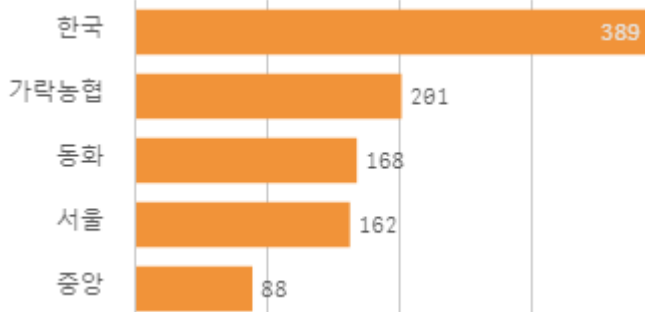
거래 단량별 물량 구성비



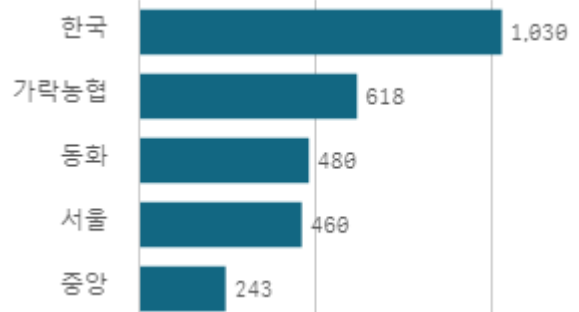
출하 품종별 거래금액 구성비



도매시장 법인별 거래물량(톤)

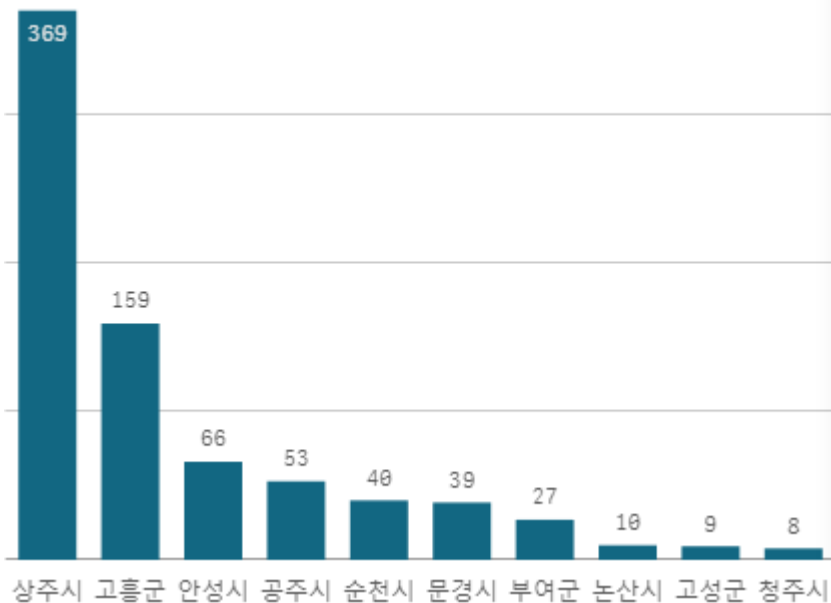


도매시장 법인별 거래금액(백만원)



백다다기오이(100개)

산지별 거래물량(톤)



출하산지(개소)

28

출하건수(천건)

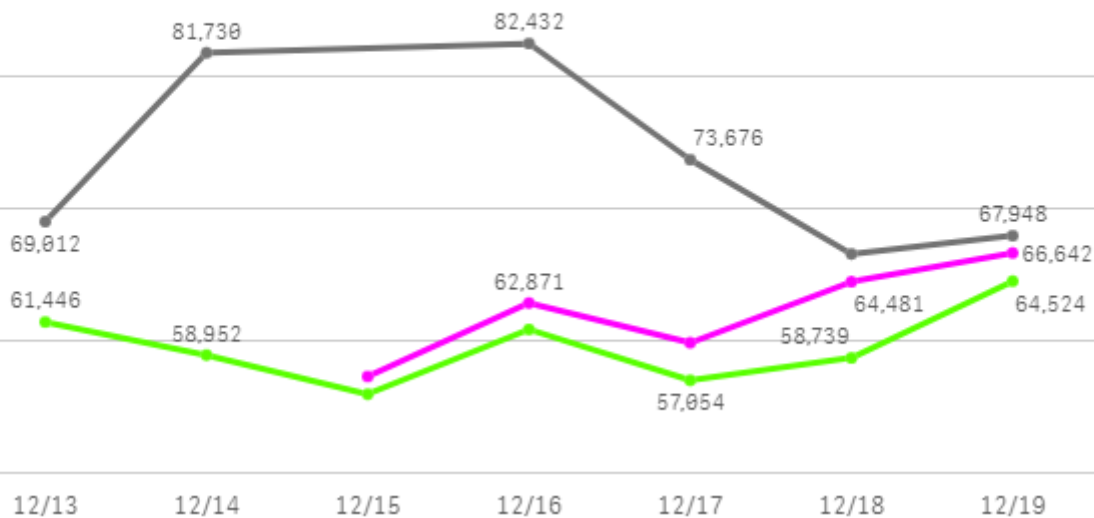
5

산지별 주출하 시군구



주간 도매가격(원)

◆ 2025 ● 2024 ◆ 평년



구분	금주(A)	전주(B)	전월(C)	전년(D)	평년(E)	A/B	A/C	A/D	A/E
가격(원)	62,243	67,203	71,779	73,562	64,862	92.6%	86.7%	84.6%	96.0%

※ 상품 가격 기준

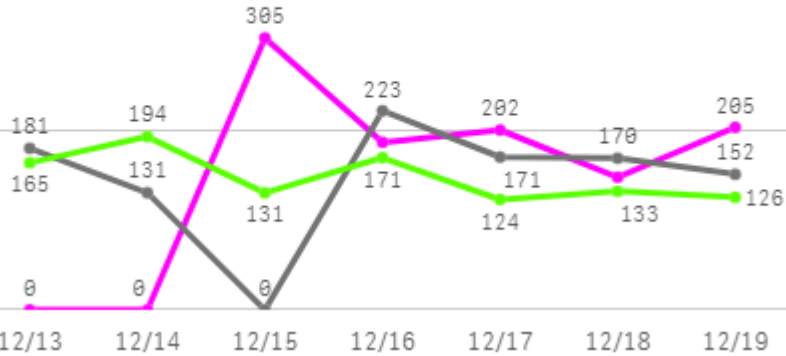
□ 백다다기오이(100개) 주간 가격

구분	Q	품종	Q	단량	Q	특	상	보통	하
2025-12-15		백다다기오이		100개		76,662	57,340	39,453	30,262
2025-12-16		백다다기오이		100개		82,203	62,871	42,455	29,636
2025-12-17		백다다기오이		100개		75,869	59,881	41,104	29,023
2025-12-18		백다다기오이		100개		85,298	64,481	42,430	25,002
2025-12-19		백다다기오이		100개		84,676	66,642	44,185	29,044
평균						80,942	62,243	41,925	28,593

호박

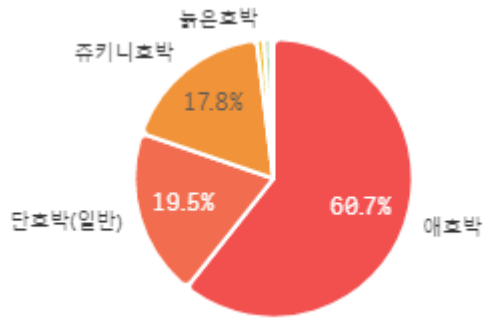
주간 반입량(톤)

◆ 2025 ● 2024 ▲ 평년

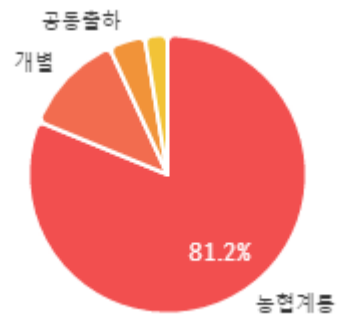


구분	금주(A)	전주(B)	전월(C)	전년(D)	평년(E)	A/B	A/C	A/D	A/E
물량(톤)	1,048	1,182	1,391	1,029	1,021	88.7%	75.3%	101.8%	102.7%

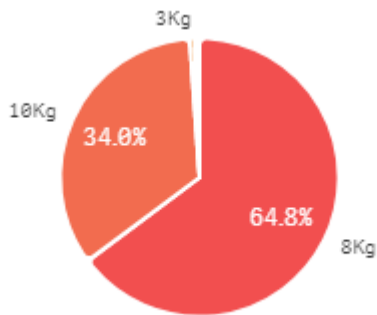
출하 품종별 거래물량 구성비



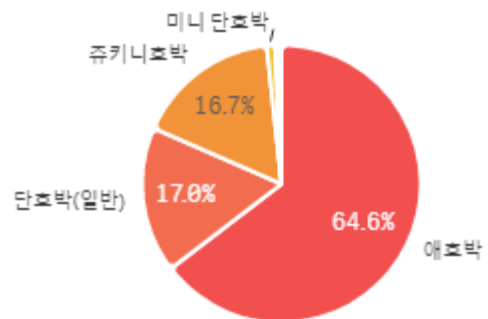
출하자별 거래물량 구성비



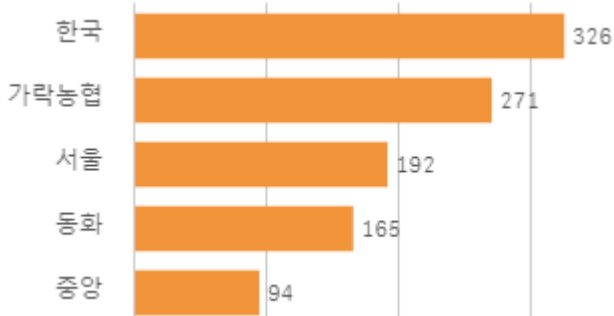
거래 단량별 물량 구성비



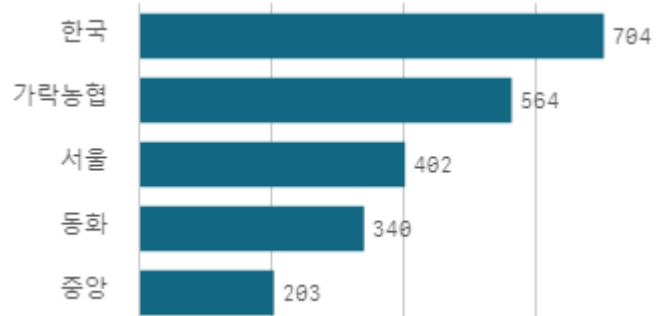
출하 품종별 거래금액 구성비



도매시장 법인별 거래물량(톤)

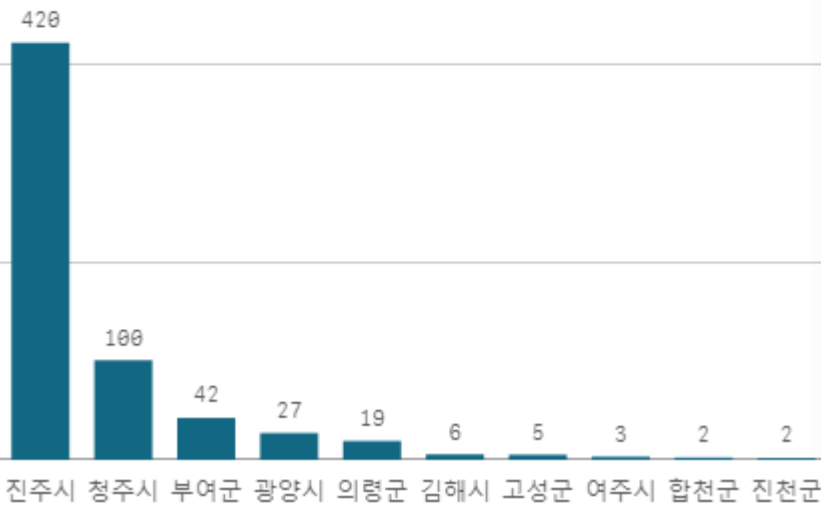


도매시장 법인별 거래금액(백만원)



애호박(20개)

산지별 거래물량(톤)



출하산지(개소)

21

출하건수(천건)

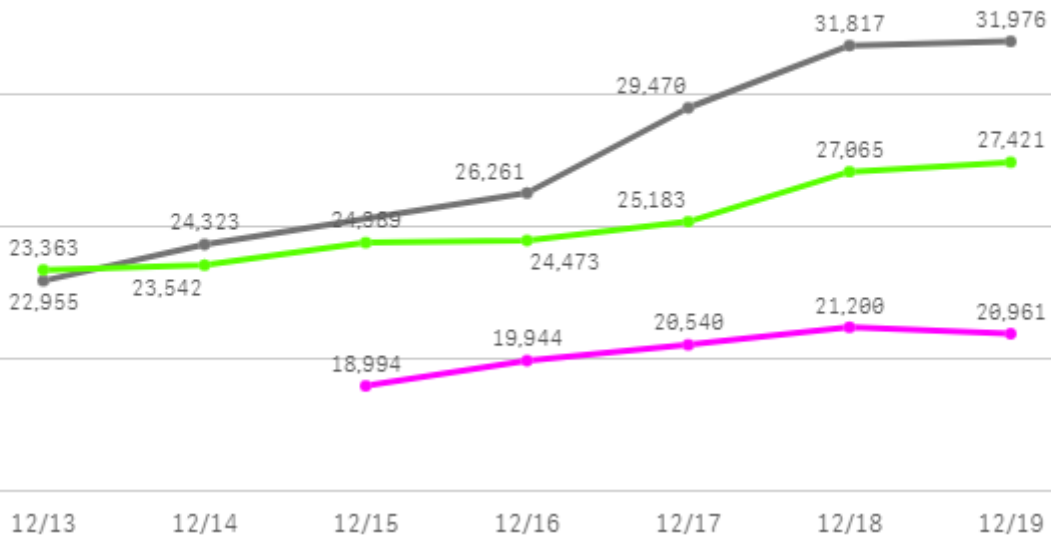
4

산지별 주출하 시군구



주간 도매가격(원)

◆ 2025 ● 2024 ◆ 평년



구분	금주(A)	전주(B)	전월(C)	전년(D)	평년(E)	A/B	A/C	A/D	A/E
가격(원)	20,328	18,629	17,713	27,800	25,088	109.1%	114.8%	73.1%	81.0%

※ 상품 가격 기준

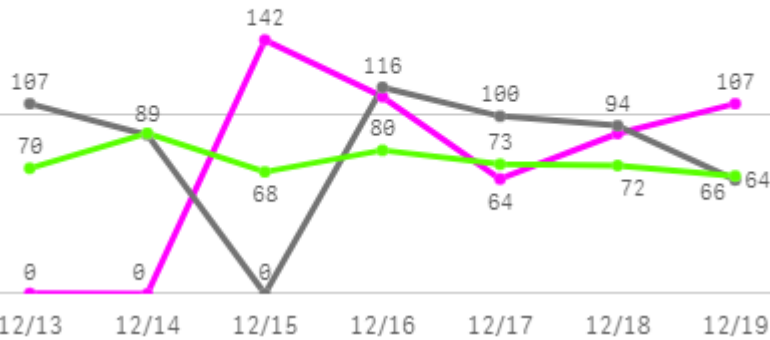
□ 애호박(20개) 주간 가격

구분	Q	품종	Q	단량	Q	특	상	보통	하
2025-12-15		애호박		20개		21,646	18,994	16,614	12,468
2025-12-16		애호박		20개		23,178	19,944	17,699	13,858
2025-12-17		애호박		20개		23,670	20,540	17,897	14,234
2025-12-18		애호박		20개		24,219	21,200	19,094	15,428
2025-12-19		애호박		20개		24,904	20,961	18,734	15,760
평균						23,523	20,328	18,008	14,350

토마토

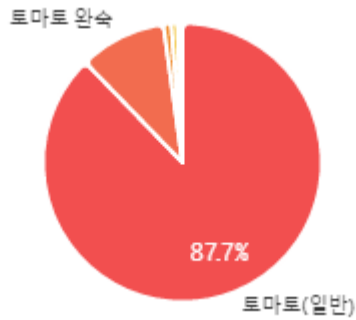
주간 반입량(톤)

◆ 2025 ● 2024 ▲ 평년

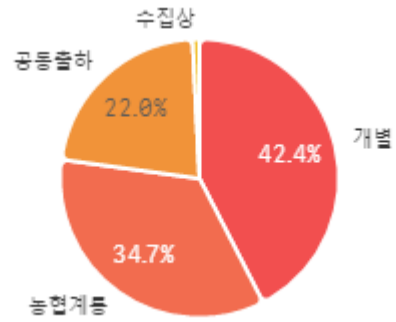


구분	금주(A)	전주(B)	전월(C)	전년(D)	평년(E)	A/B	A/C	A/D	A/E
물량(톤)	514	626	633	569	515	82.1%	81.2%	90.3%	99.7%

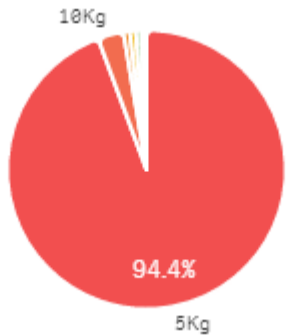
출하 품종별 거래물량 구성비



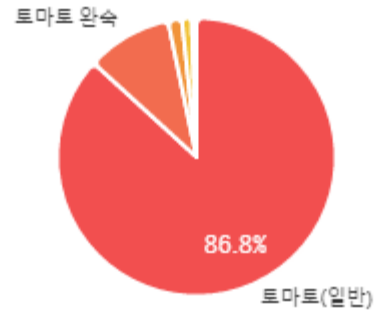
출하자별 거래물량 구성비



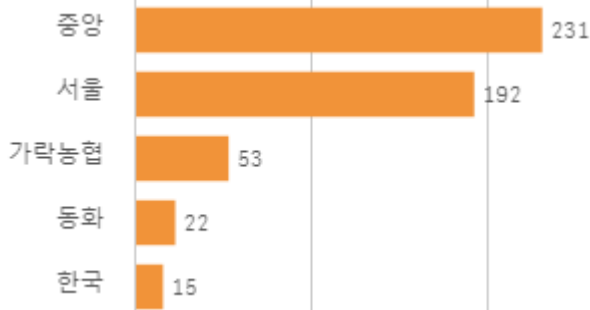
거래 단량별 물량 구성비



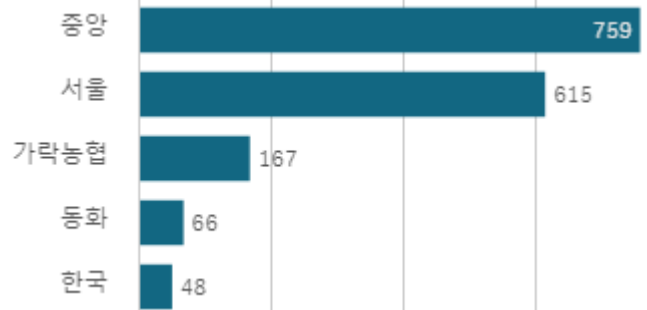
출하 품종별 거래금액 구성비



도매시장 법인별 거래물량(톤)

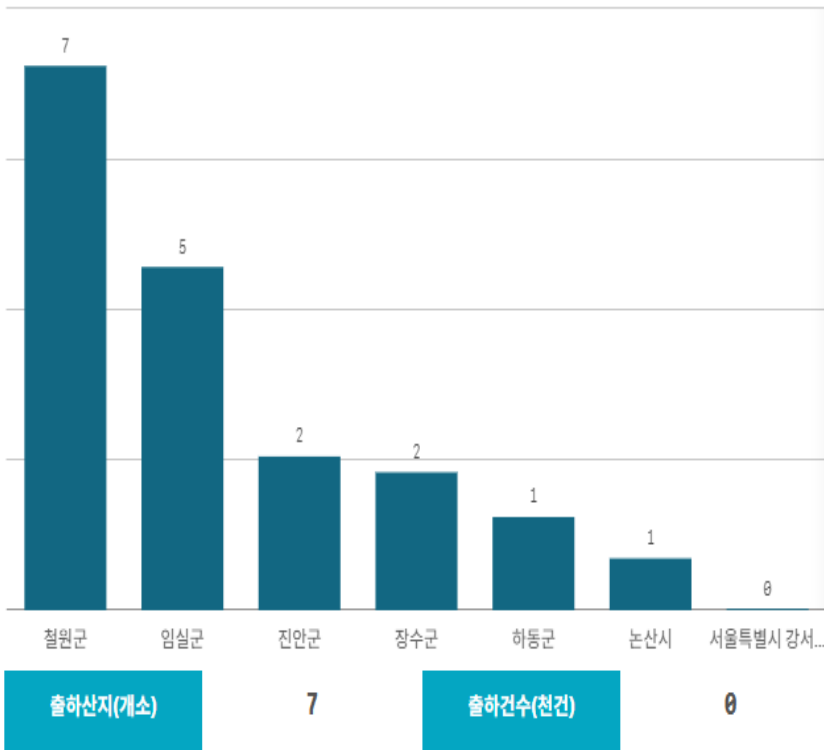


도매시장 법인별 거래금액(백만원)



토마토(5Kg)

산지별 거래물량(톤)

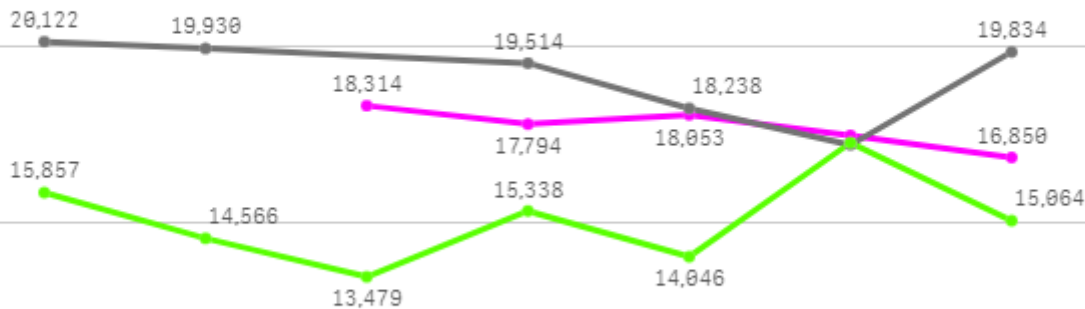


산지별 주출하 시군구



주간 도매가격(원)

◆ 2025 ◀ 2024 ◆ 평년



12/13 12/14 12/15 12/16 12/17 12/18 12/19

구분	금주(A)	전주(B)	전월(C)	전년(D)	평년(E)	A/B	A/C	A/D	A/E
가격(원)	17,697	17,728	20,341	19,141	16,539	99.8%	87.0%	92.5%	107.0%

※ 상품 가격 기준

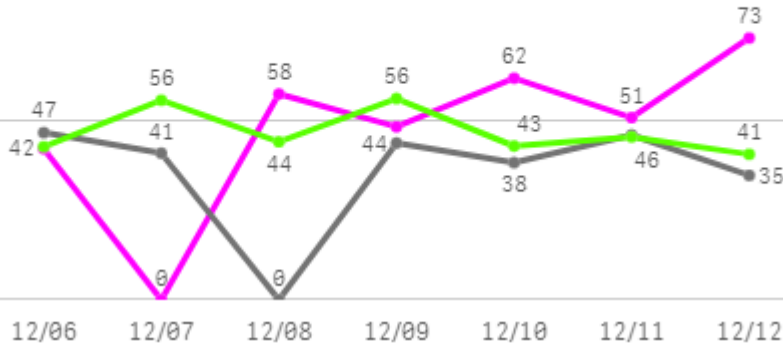
□ 토마토(5Kg) 주간 가격

구분	Q	품종	Q	단량	Q	특	상	보통	하
2025-12-15		토마토		5Kg		19,675	18,314	16,446	12,156
2025-12-16		토마토		5Kg		19,016	17,794	15,920	11,989
2025-12-17		토마토		5Kg		19,128	18,053	15,863	11,456
2025-12-18		토마토		5Kg		18,437	17,472	15,941	12,641
2025-12-19		토마토		5Kg		18,446	16,850	14,881	11,170
평균						18,940	17,697	15,810	11,882

방울토마토

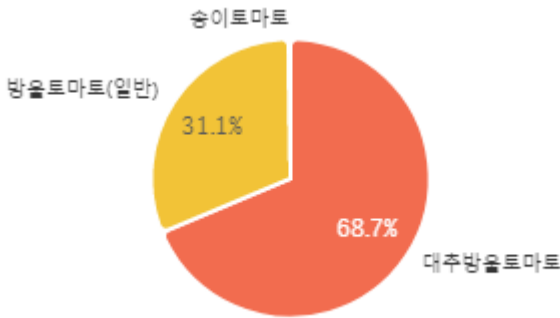
주간 반입량(톤)

◆ 2025 ● 2024 ▲ 평년

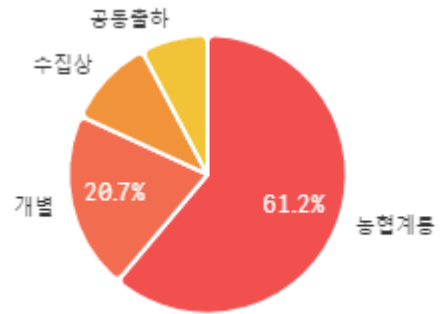


구분	금주(A)	전주(B)	전월(C)	전년(D)	평년(E)	A/B	A/C	A/D	A/E
물량(톤)	335	307	276	251	320	109.2%	121.4%	133.3%	104.8%

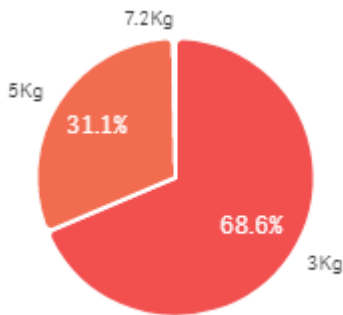
출하 품종별 거래물량 구성비



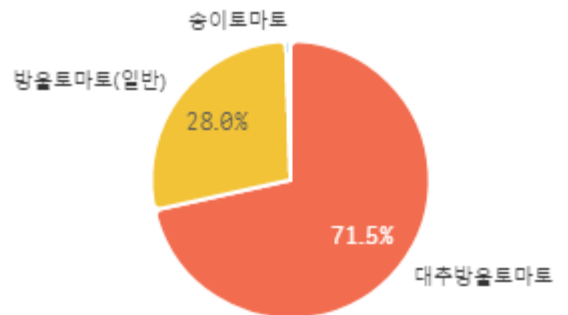
출하자별 거래물량 구성비



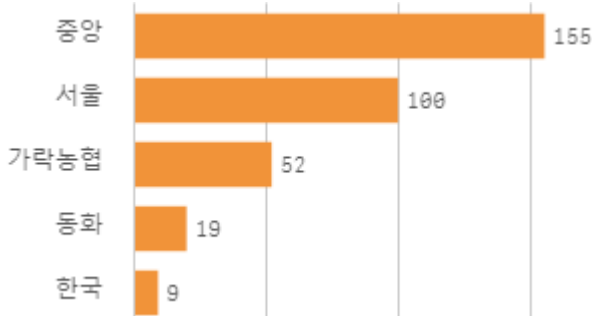
거래 단량별 물량 구성비



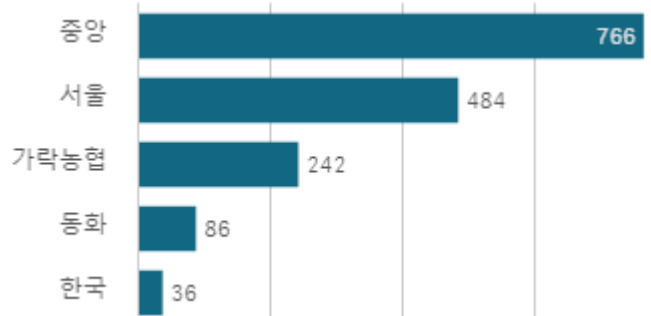
출하 품종별 거래금액 구성비



도매시장 법인별 거래물량(톤)

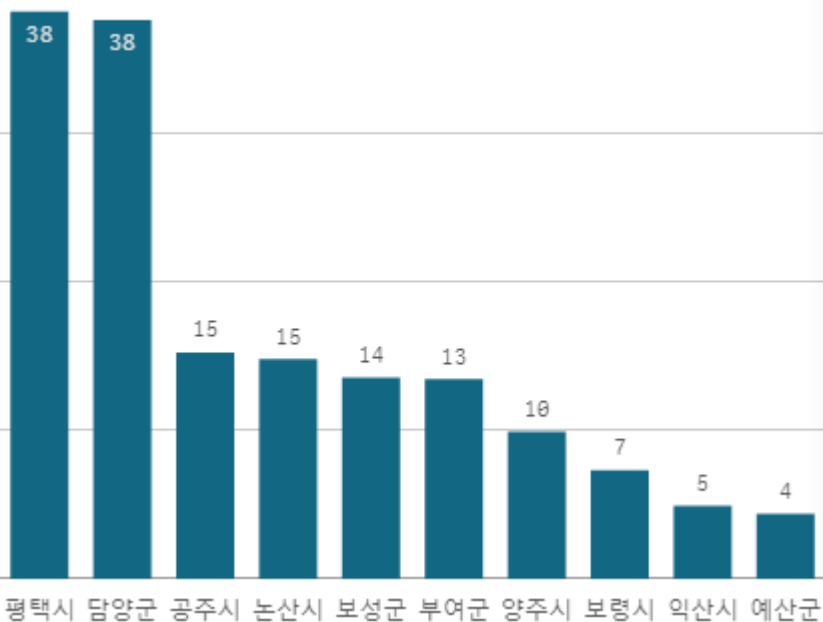


도매시장 법인별 거래금액(백만원)



대추방울토마토(3Kg)

산지별 거래물량(톤)



출하산지(개소)

37

출하건수(천건)

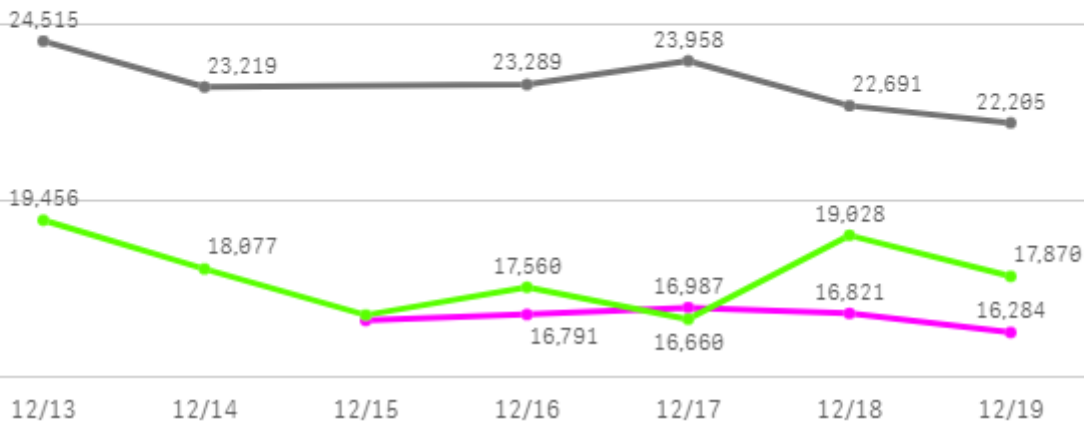
2

산지별 주출하 시군구



주간 도매가격(원)

◆ 2025 ◀ 2024 ◆ 평년



구분	금주(A)	전주(B)	전월(C)	전년(D)	평년(E)	A/B	A/C	A/D	A/E
가격(원)	16,701	16,920	25,470	23,313	18,497	98.7%	65.6%	71.6%	90.3%

※ 상품 가격 기준

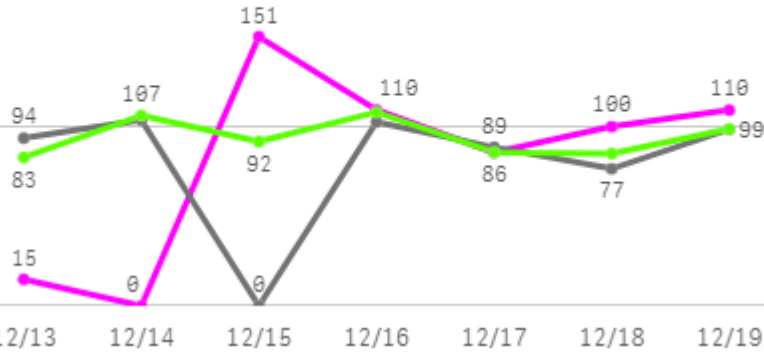
□ 대추방울토마토(3Kg) 주간 가격

구분	Q	품종	Q	단량	Q	특	상	보통	하
2025-12-15		대추방울토마토		3Kg		28,089	16,624	14,374	11,715
2025-12-16		대추방울토마토		3Kg		24,478	16,791	14,361	11,501
2025-12-17		대추방울토마토		3Kg		29,273	16,987	14,430	11,763
2025-12-18		대추방울토마토		3Kg		28,174	16,821	14,814	11,803
2025-12-19		대추방울토마토		3Kg		30,711	16,284	13,856	11,020
평균						28,145	16,701	14,367	11,560

딸기

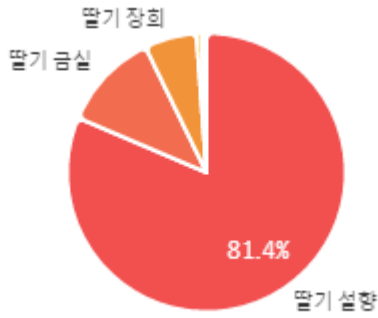
주간 반입량(톤)

◆ 2025 ● 2024 ▲ 평년

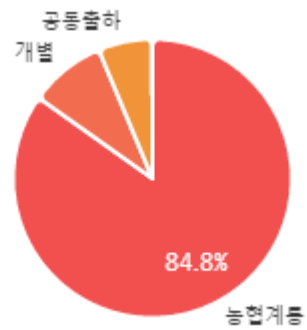


구분	금주(A)	전주(B)	전월(C)	전년(D)	평년(E)	A/B	A/C	A/D	A/E
물량(톤)	572	631	115	566	628	90.6%	495.4%	101.0%	91.0%

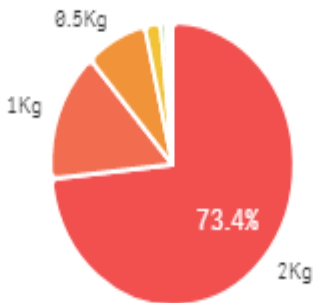
출하 품종별 거래물량 구성비



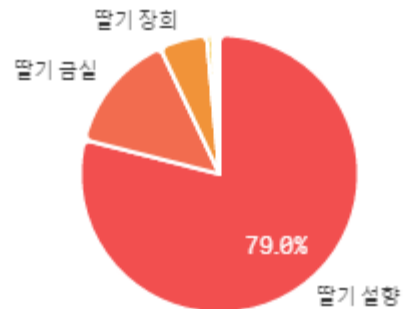
출하자별 거래물량 구성비



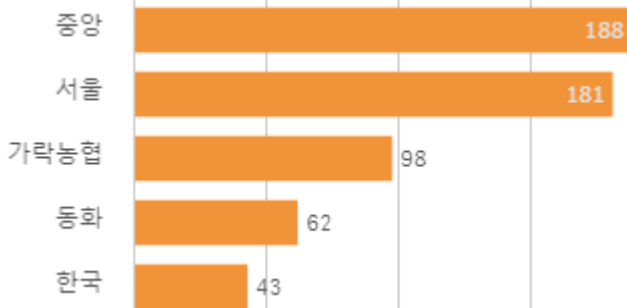
거래 단량별 물량 구성비



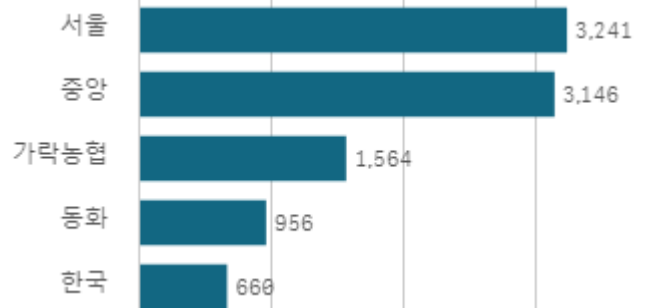
출하 품종별 거래금액 구성비



도매시장 법인별 거래물량(톤)

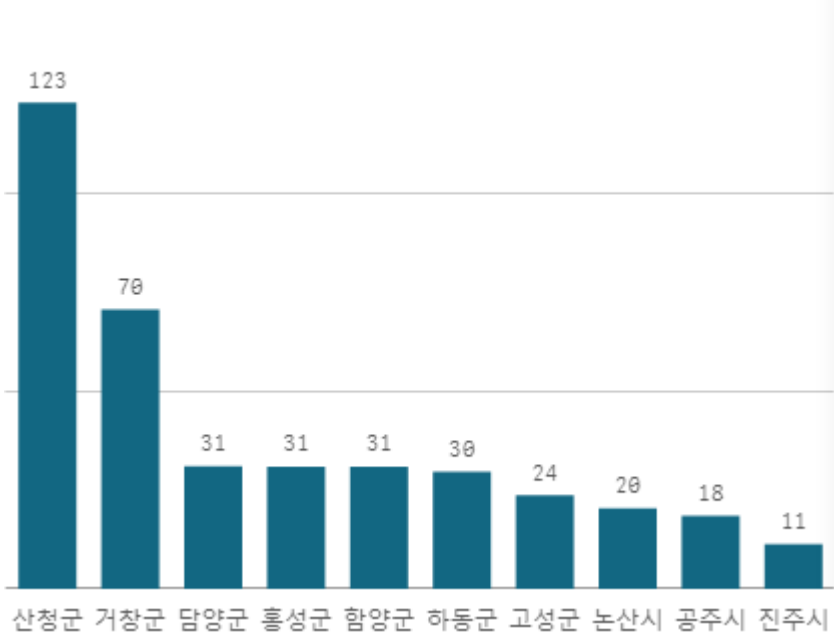


도매시장 법인별 거래금액(백만원)



딸기 설향(1Kg)

산지별 거래물량(톤)



출하산지(개소)

32

출하건수(천건)

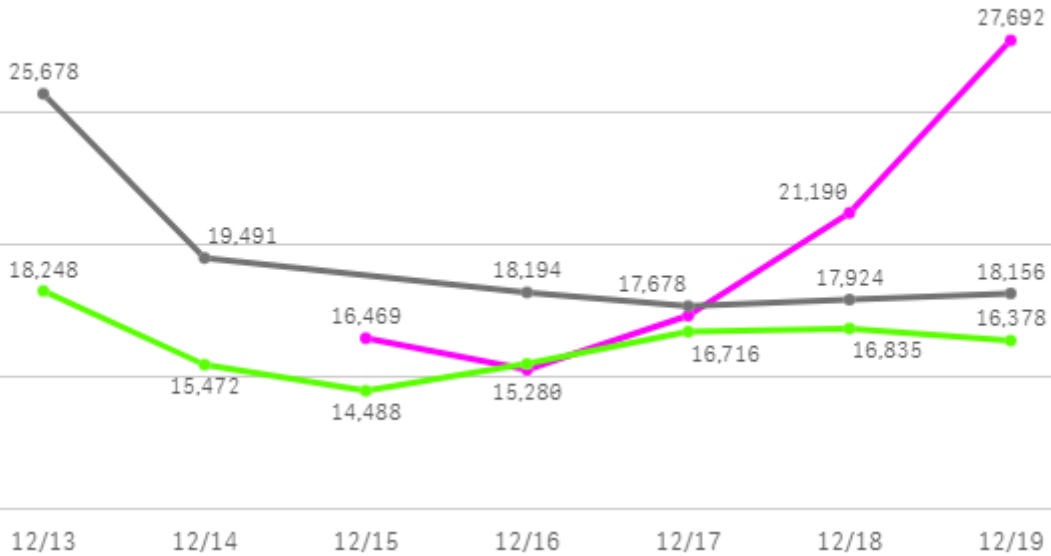
13

산지별 주출하 시군구



주간 도매가격(원)

◆ 2025 ● 2024 ◆ 평년



구분	금주(A)	전주(B)	전월(C)	전년(D)	평년(E)	A/B	A/C	A/D	A/E
가격(원)	19,590	18,441	15,778	19,520	17,445	106.2%	124.2%	100.4%	112.3%

※ 상품 가격 기준

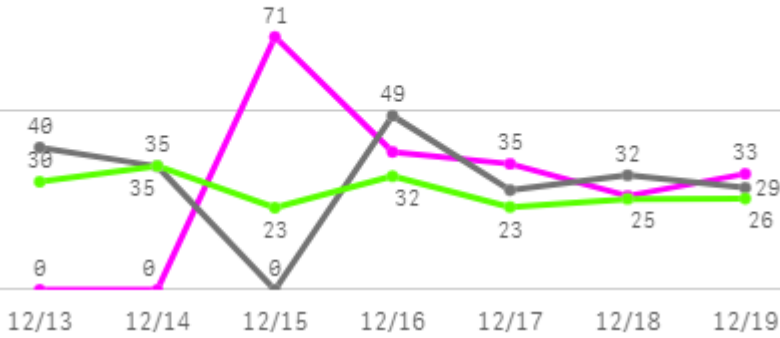
□ 딸기 설향(1Kg) 주간 가격

구분	Q	품종	Q	단량	Q	특	상	보통	하
2025-12-15		딸기 설향		1Kg		17,270	16,469	15,026	11,091
2025-12-16		딸기 설향		1Kg		18,104	15,280	14,207	10,470
2025-12-17		딸기 설향		1Kg		18,508	17,320	15,852	11,254
2025-12-18		딸기 설향		1Kg		22,749	21,190	19,362	14,239
2025-12-19		딸기 설향		1Kg		30,808	27,692	23,389	14,639
평균						21,488	19,590	17,567	12,339

가지

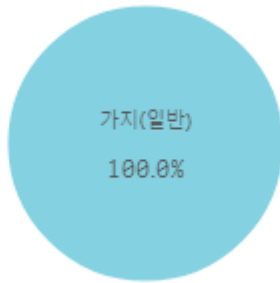
주간 반입량(톤)

◆ 2025 ● 2024 ▲ 평년

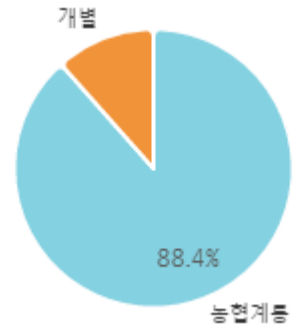


구분	금주(A)	전주(B)	전월(C)	전년(D)	평년(E)	A/B	A/C	A/D	A/E
물량(톤)	204	248	336	212	195	82.0%	60.7%	96.1%	104.8%

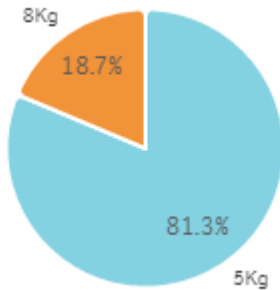
출하 품종별 거래물량 구성비



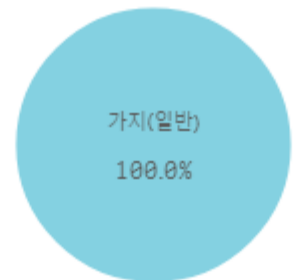
출하자별 거래물량 구성비



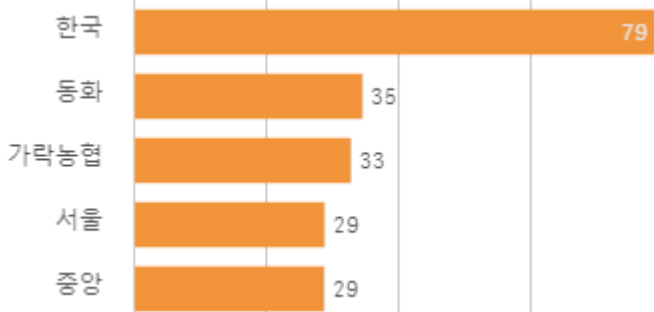
거래 단량별 물량 구성비



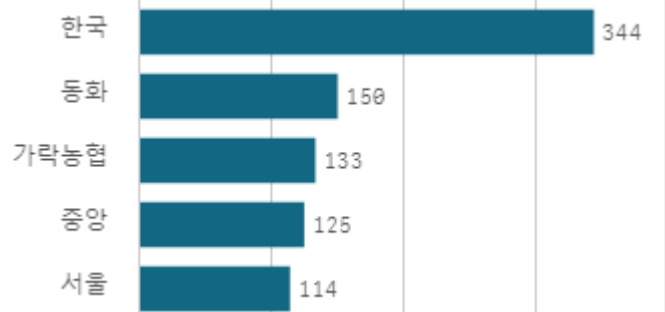
출하 품종별 거래금액 구성비



도매시장 법인별 거래물량(톤)

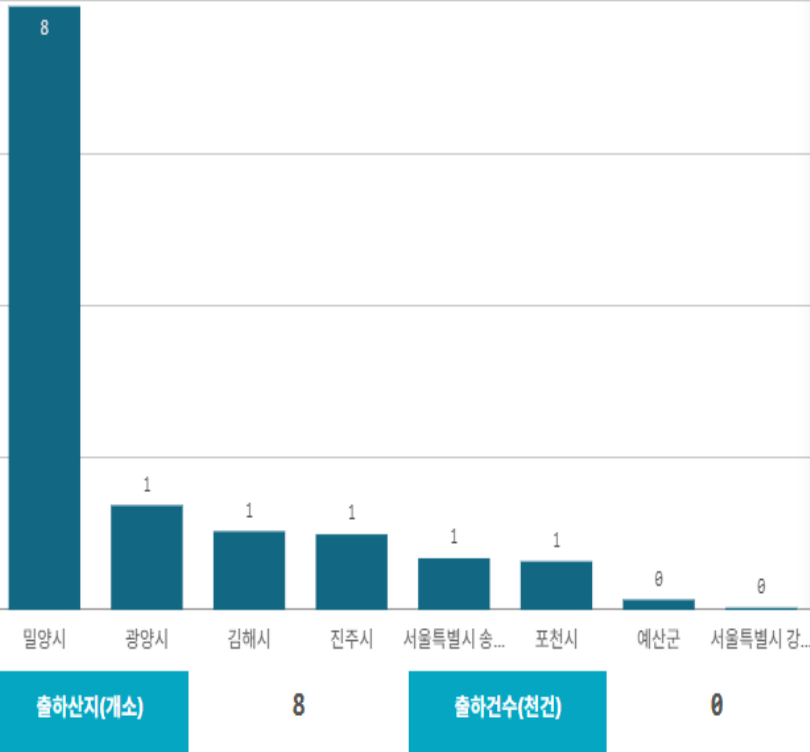


도매시장 법인별 거래금액(백만원)



가지(8Kg)

산지별 거래물량(톤)

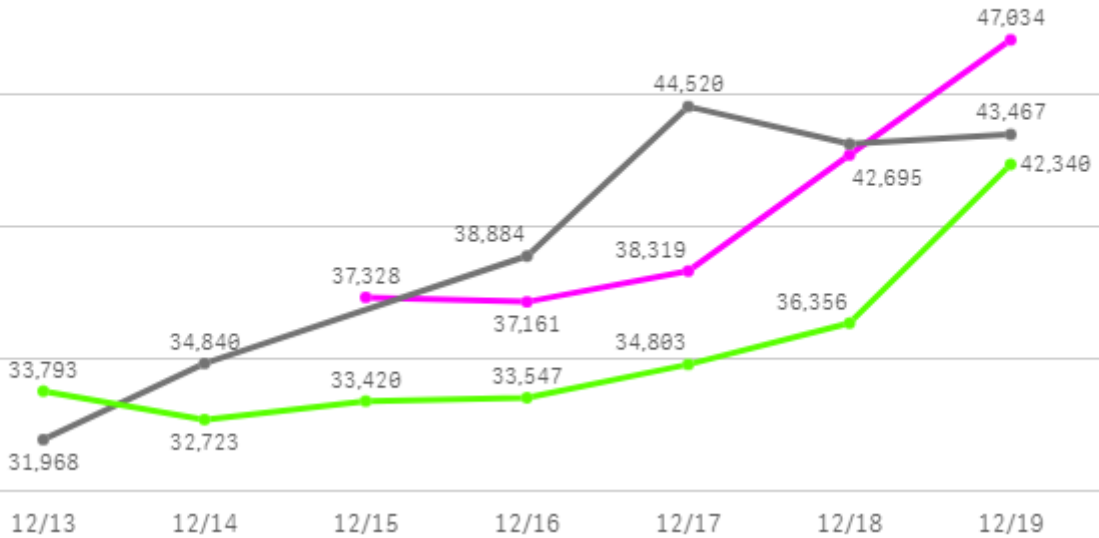


산지별 주출하 시군구



주간 도매가격(원)

◆ 2025 ● 2024 ◆ 평년



구분	금주(A)	전주(B)	전월(C)	전년(D)	평년(E)	A/B	A/C	A/D	A/E
가격(원)	40,507	35,622	23,522	39,465	37,214	113.7%	172.2%	102.6%	108.8%

※ 상품 가격 기준

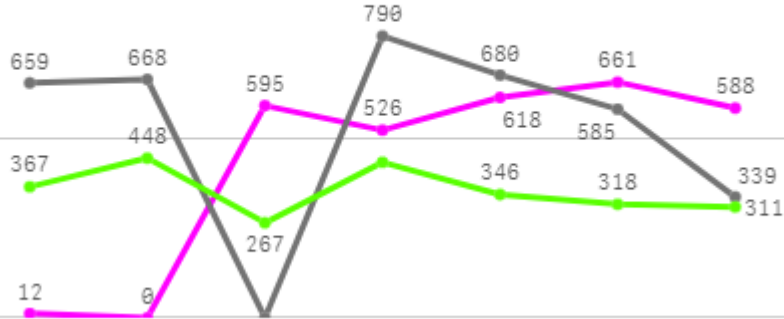
□ 가지(8Kg) 주간 가격

구분	Q	품종	Q	단량	Q	특	상	보통	하
2025-12-15		가지		8Kg		-	37,328	32,619	20,558
2025-12-16		가지		8Kg		-	37,161	32,121	17,281
2025-12-17		가지		8Kg		-	38,319	32,889	20,876
2025-12-18		가지		8Kg		-	42,695	34,215	22,577
2025-12-19		가지		8Kg		-	47,034	33,804	19,733
평균						-	40,507	33,130	20,205

무

주간 반입량(톤)

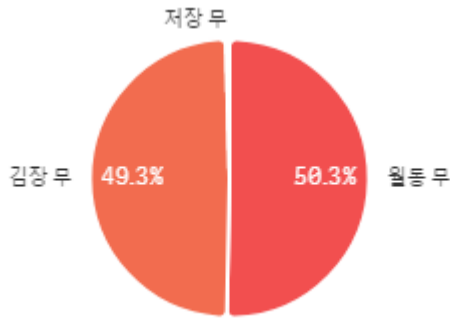
2025 (pink line) 2024 (grey line) 평년 (green line)



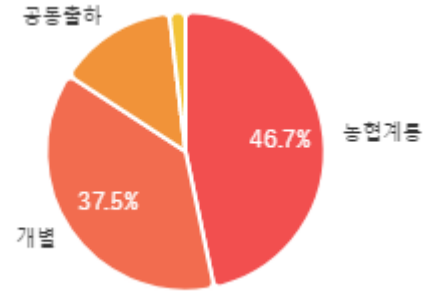
12/13 12/14 12/15 12/16 12/17 12/18 12/19

구분	금주(A)	전주(B)	전월(C)	전년(D)	평년(E)	A/B	A/C	A/D	A/E
물량(톤)	3,000	2,944	2,781	3,721	2,666	101.9%	107.9%	80.6%	112.5%

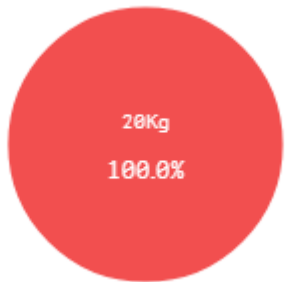
출하 품종별 거래물량 구성비



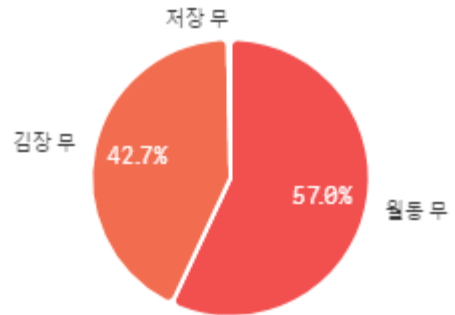
출하자별 거래물량 구성비



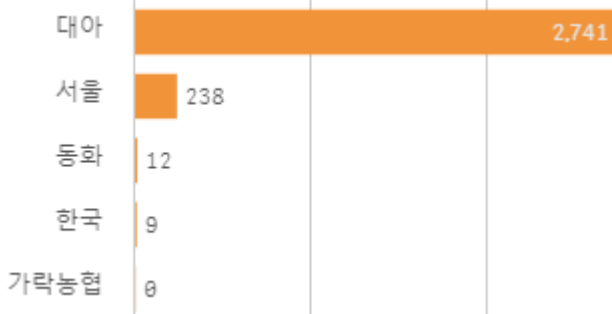
거래 단량별 물량 구성비



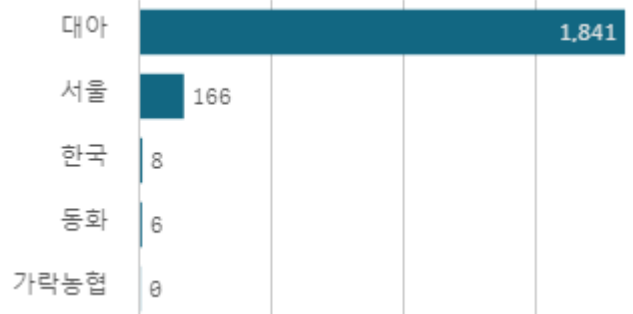
출하 품종별 거래금액 구성비



도매시장 법인별 거래물량(톤)

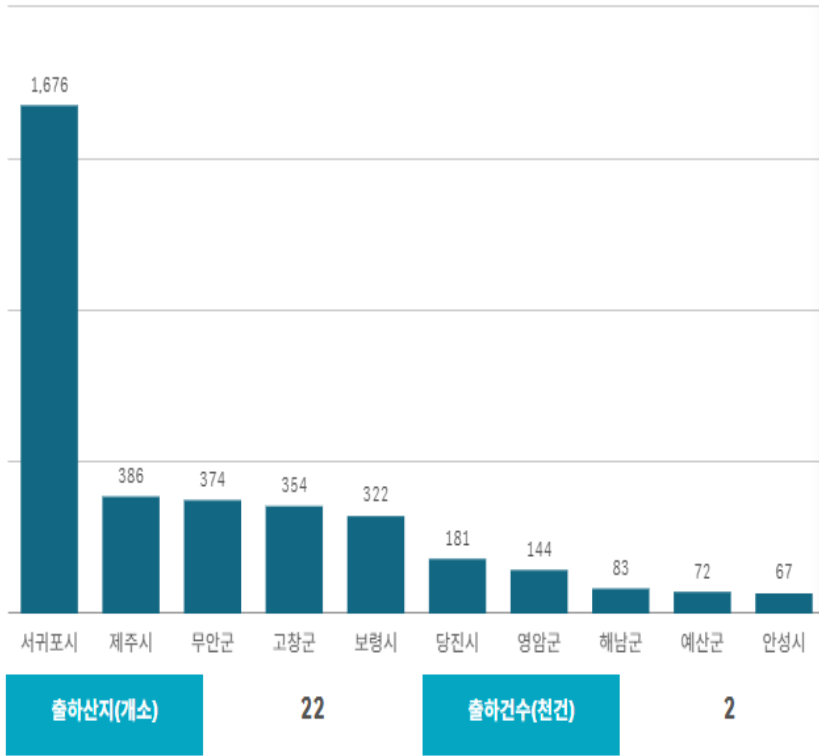


도매시장 법인별 거래금액(백만원)



무(20Kg)

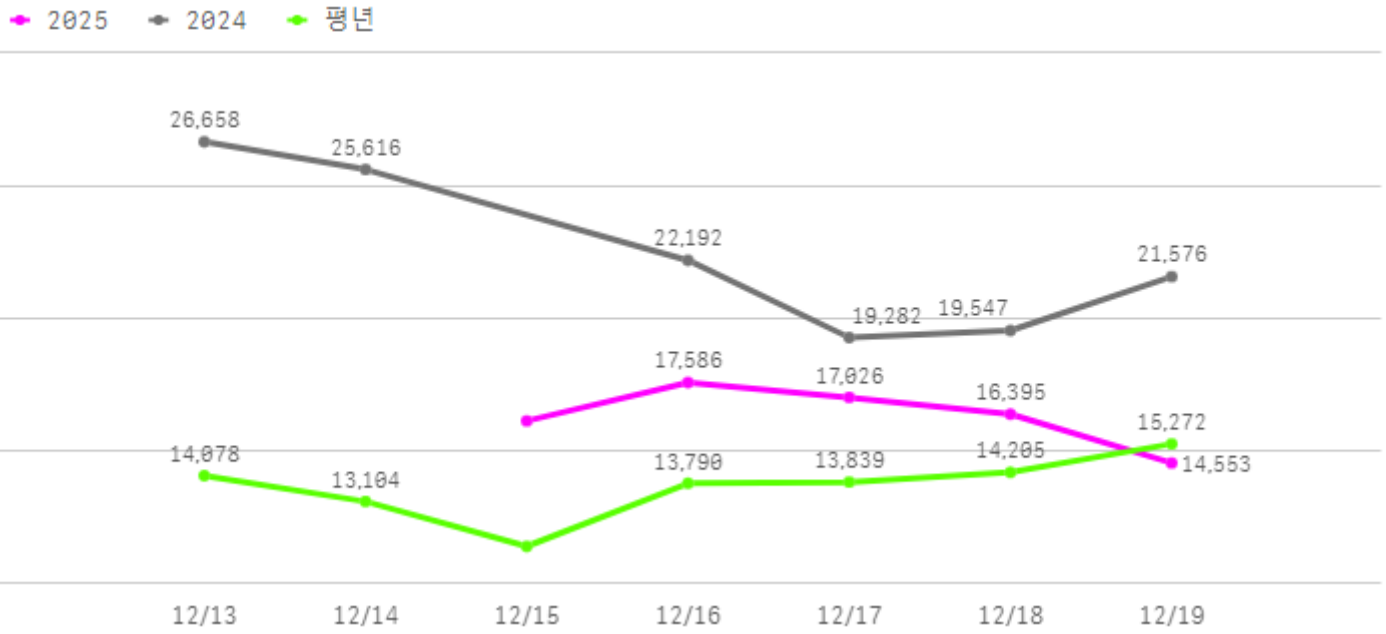
산지별 거래물량(톤)



산지별 주출하 시군구



주간 도매가격(원)



구분	금주(A)	전주(B)	전월(C)	전년(D)	평년(E)	A/B	A/C	A/D	A/E
가격(원)	16,340	15,215	16,243	22,479	14,269	107.4%	100.6%	72.7%	114.5%

※ 상품 가격 기준

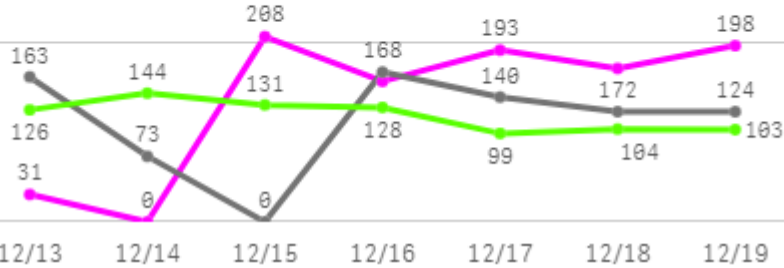
□ 무(20Kg) 주간 가격

구분	Q	품종	Q	단량	Q	특	상	보통	하
2025-12-15		무		20Kg		18,395	16,139	13,083	9,344
2025-12-16		무		20Kg		20,347	17,586	14,503	10,687
2025-12-17		무		20Kg		20,078	17,026	13,156	8,814
2025-12-18		무		20Kg		19,663	16,395	12,070	7,995
2025-12-19		무		20Kg		17,279	14,553	10,798	6,167
평균						19,152	16,340	12,722	8,601

당근

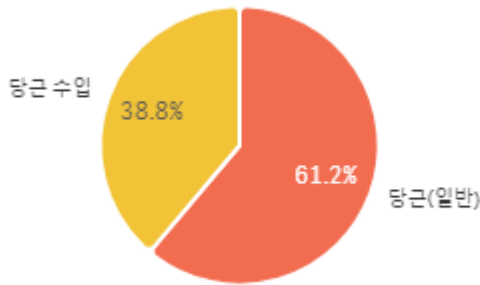
주간 반입량(톤)

◆ 2025 ● 2024 ▲ 평년

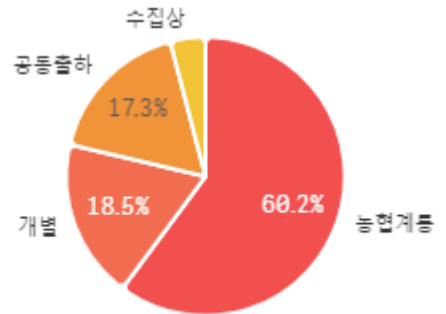


구분	금주(A)	전주(B)	전월(C)	전년(D)	평년(E)	A/B	A/C	A/D	A/E
물량(톤)	958	967	792	791	857	99.1%	120.9%	121.1%	111.8%

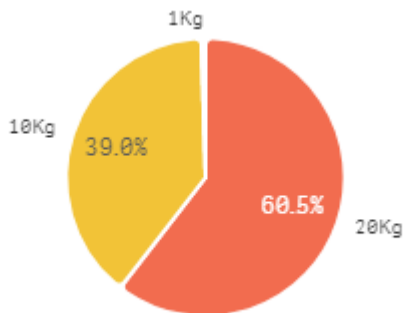
출하 품종별 거래물량 구성비



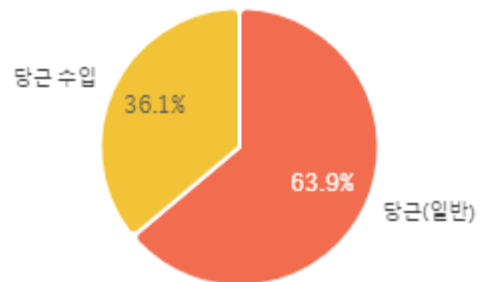
출하자별 거래물량 구성비



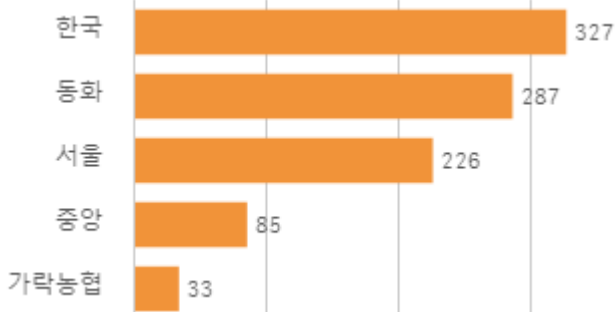
거래 단량별 물량 구성비



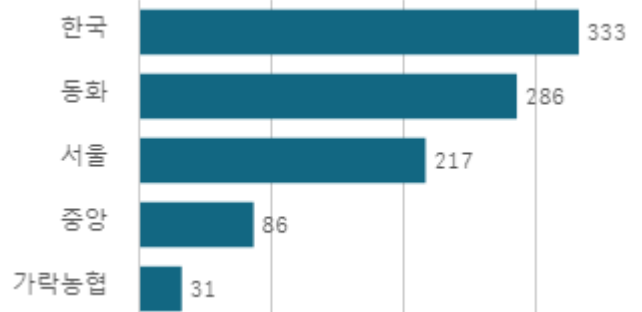
출하 품종별 거래금액 구성비



도매시장 법인별 거래물량(톤)

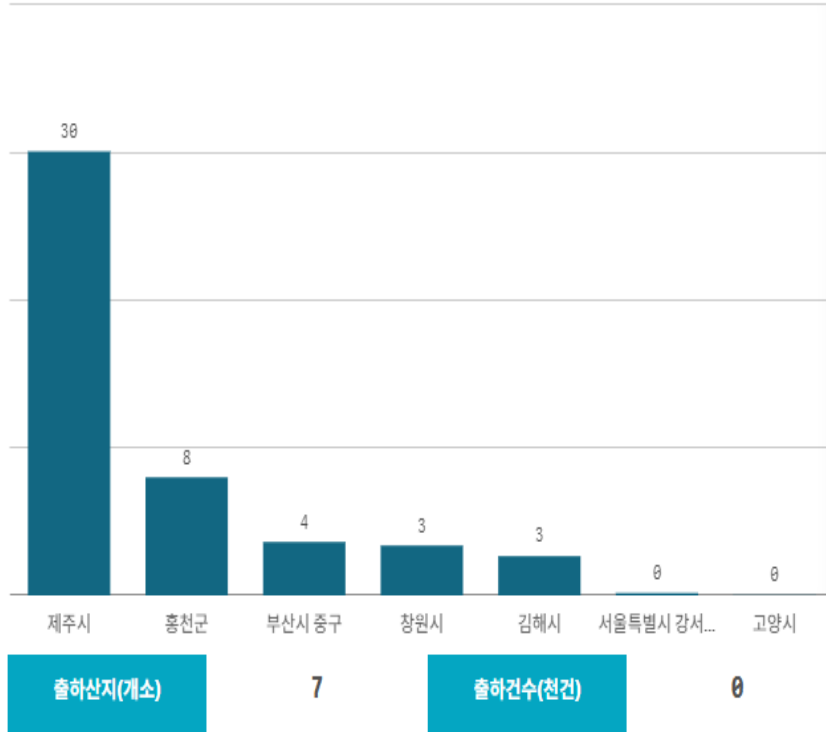


도매시장 법인별 거래금액(백만원)



당근(20Kg)

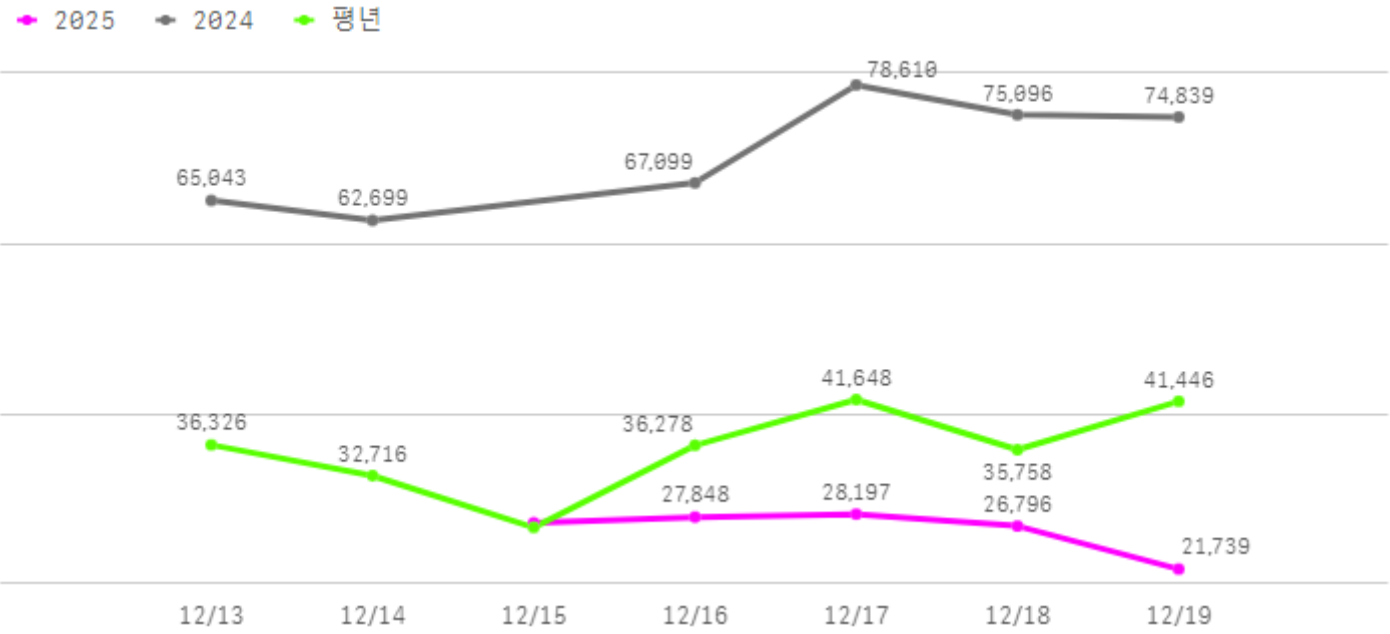
산지별 거래물량(톤)



산지별 주출하 시군구



주간 도매가격(원)



구분	금주(A)	전주(B)	전월(C)	전년(D)	평년(E)	A/B	A/C	A/D	A/E
가격(원)	26,351	27,846	20,983	70,564	36,433	94.6%	125.6%	37.3%	72.3%

※ 상품 가격 기준

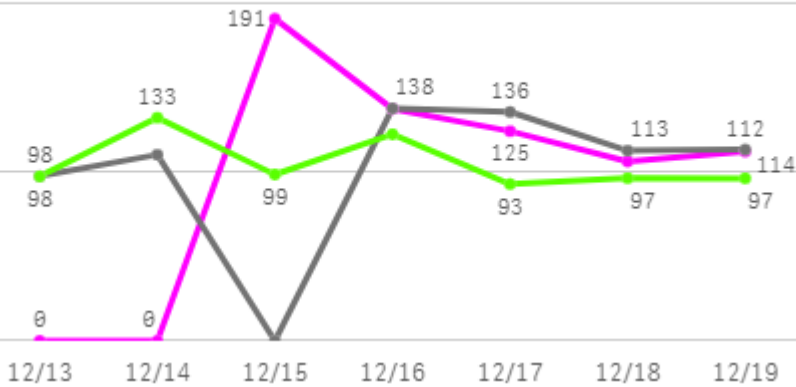
□ 당근(20Kg) 주간 가격

구분	Q	품종	Q	단량	Q	특	상	보통	하
2025-12-15		당근		20Kg		33,735	27,174	20,335	11,562
2025-12-16		당근		20Kg		32,241	27,848	21,486	12,805
2025-12-17		당근		20Kg		31,923	28,197	21,141	12,705
2025-12-18		당근		20Kg		31,000	26,796	22,070	13,622
2025-12-19		당근		20Kg		27,139	21,739	17,240	13,028
평균						31,208	26,351	20,454	12,744

생고추

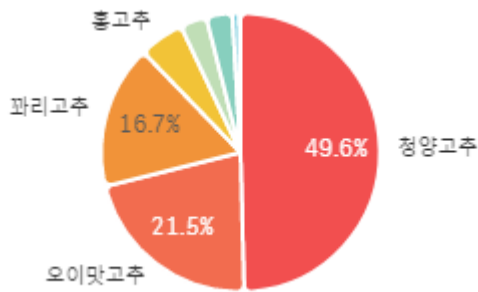
주간 반입량(톤)

2025 (파란색 선) 2024 (회색 선) 평년 (초록색 선)

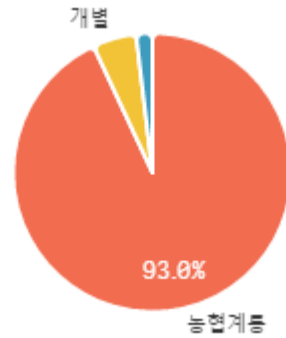


구분	금주(A)	전주(B)	전월(C)	전년(D)	평년(E)	A/B	A/C	A/D	A/E
물량(톤)	673	777	776	709	721	86.6%	86.7%	94.9%	93.3%

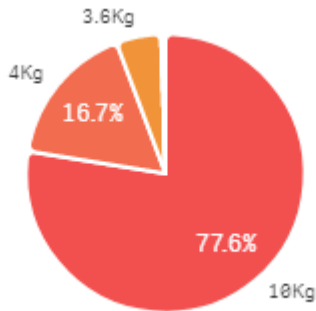
출하 품종별 거래물량 구성비



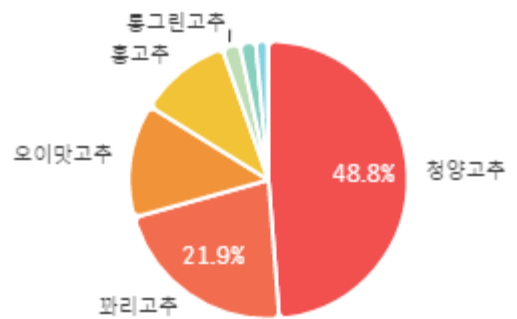
출하자별 거래물량 구성비



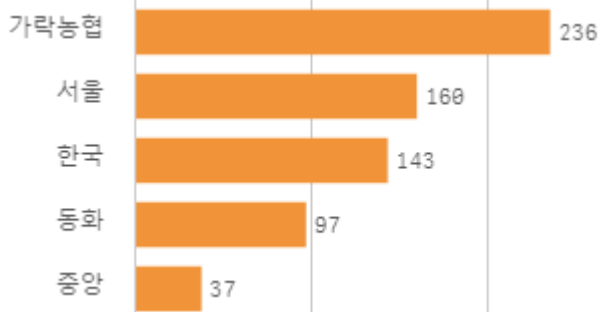
거래 단량별 물량 구성비



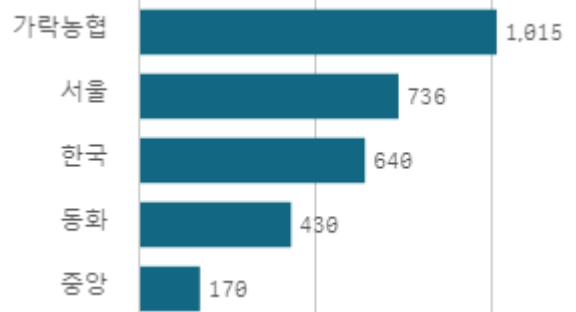
출하 품종별 거래금액 구성비



도매시장 법인별 거래물량(톤)

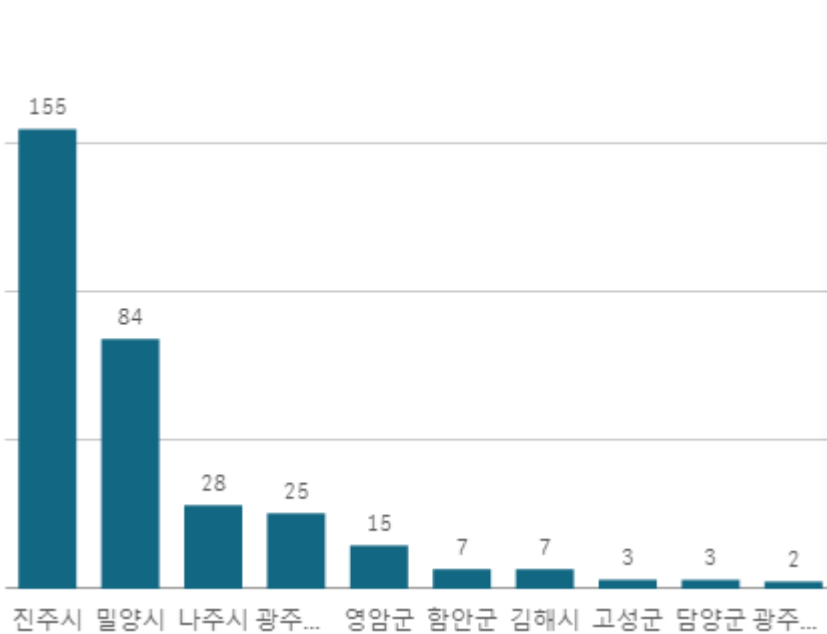


도매시장 법인별 거래금액(백만원)



청양고추(10Kg)

산지별 거래물량(톤)



출하산지(개소)

19

출하건수(천건)

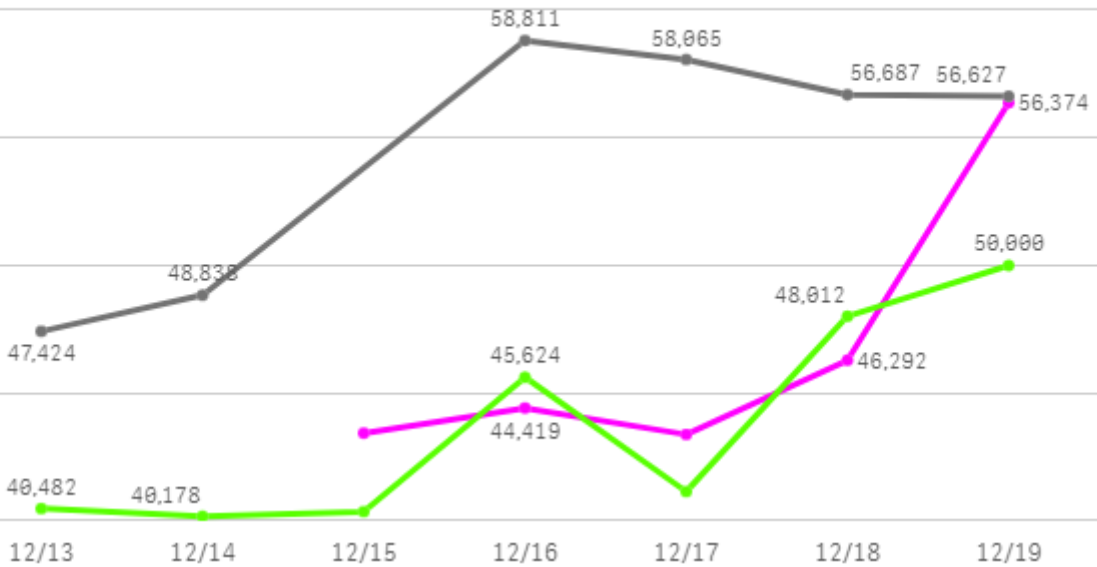
3

산지별 주출하 시군구



주간 도매가격(원)

◆ 2025 ● 2024 ◆ 평년



구분	금주(A)	전주(B)	전월(C)	전년(D)	평년(E)	A/B	A/C	A/D	A/E
가격(원)	46,781	49,655	55,345	54,409	46,671	94.2%	84.5%	86.0%	100.2%

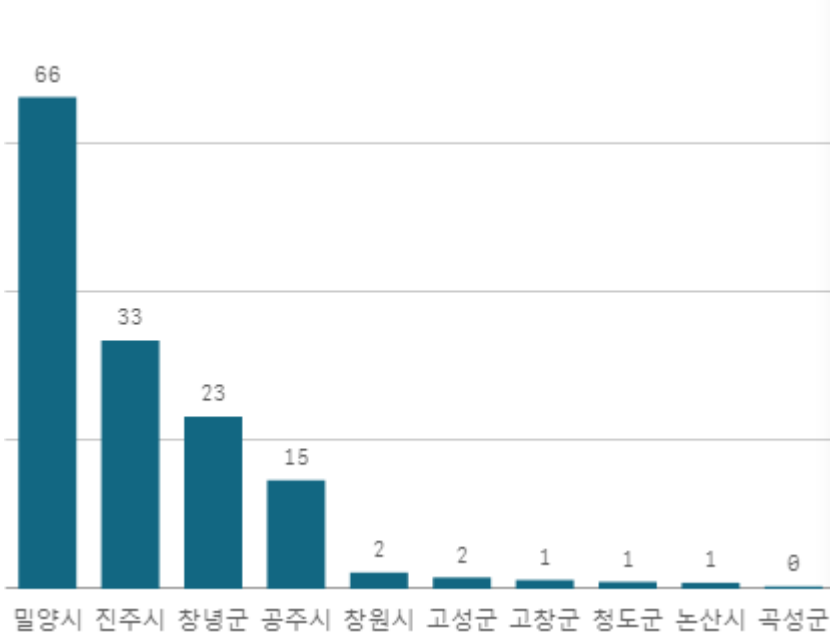
※ 상품 가격 기준

□ 청양고추(10Kg) 주간 가격

구분	Q	품종	Q	단량	Q	특	상	보통	하
2025-12-15		청양고추		10Kg		46,367	43,436	41,275	38,474
2025-12-16		청양고추		10Kg		46,960	44,419	43,079	39,120
2025-12-17		청양고추		10Kg		44,844	43,382	42,155	37,917
2025-12-18		청양고추		10Kg		48,333	46,292	44,602	40,435
2025-12-19		청양고추		10Kg		57,275	56,374	53,778	44,514
평균						48,756	46,781	44,978	40,092

오이맛고추(10Kg)

산지별 거래물량(톤)



출하산지(개소)

13

출하건수(천건)

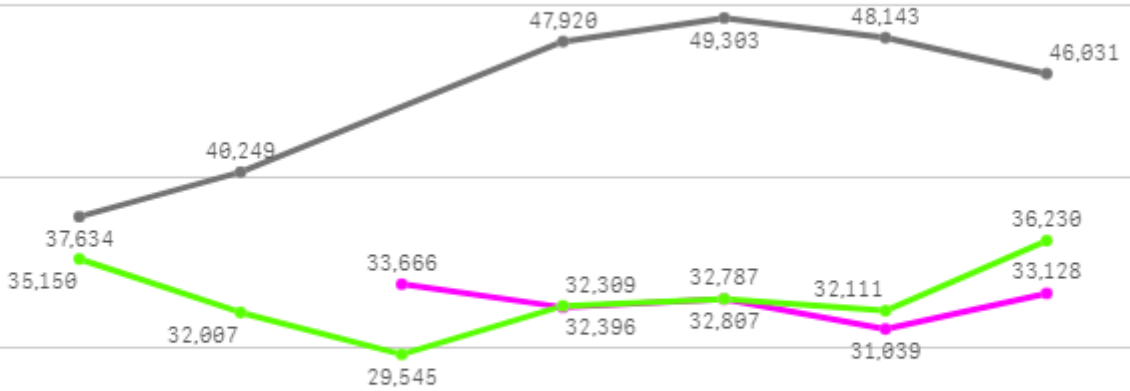
1

산지별 주출하 시군구



주간 도매가격(원)

◆ 2025 ● 2024 ◆ 평년



12/13 12/14 12/15 12/16 12/17 12/18 12/19

구분	금주(A)	전주(B)	전월(C)	전년(D)	평년(E)	A/B	A/C	A/D	A/E
가격(원)	32,586	33,959	58,197	44,880	35,766	96.0%	56.0%	72.6%	91.1%

※ 상품 가격 기준

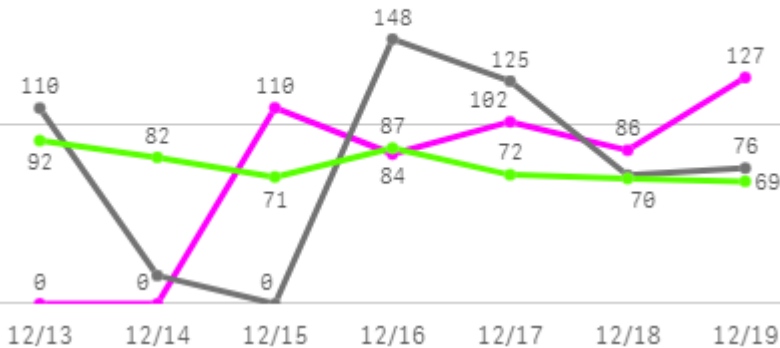
□ 오이맛고추(10Kg) 주간 가격

구분	Q	품종	Q	단량	Q	특	상	보통	하
2025-12-15		오이맛고추		10Kg		43,081	33,666	25,174	15,098
2025-12-16		오이맛고추		10Kg		41,616	32,309	24,020	14,701
2025-12-17		오이맛고추		10Kg		38,043	32,787	24,626	14,952
2025-12-18		오이맛고추		10Kg		38,020	31,039	23,217	13,655
2025-12-19		오이맛고추		10Kg		39,089	33,128	25,777	13,998
평균						39,970	32,586	24,563	14,481

마늘

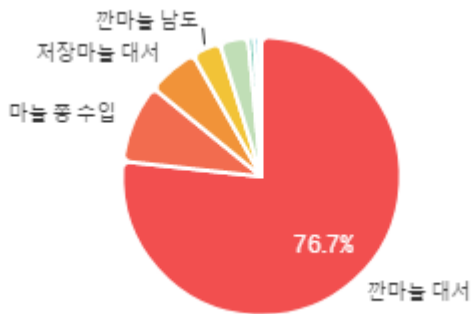
주간 반입량(톤)

◆ 2025 ● 2024 ▲ 평년

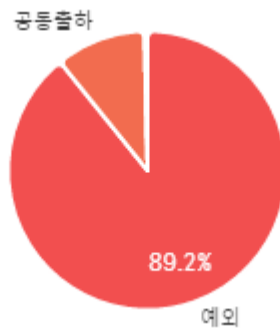


구분	금주(A)	전주(B)	전월(C)	전년(D)	평년(E)	A/B	A/C	A/D	A/E
물량(톤)	509	508	637	547	538	100.2%	79.9%	93.0%	94.6%

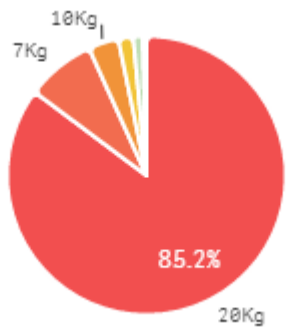
출하 품종별 거래물량 구성비



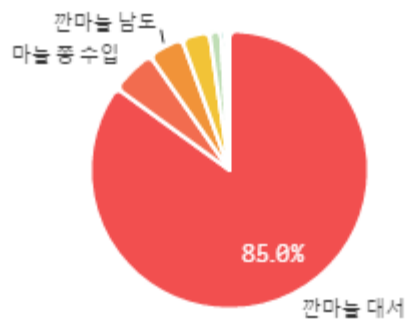
출하자별 거래물량 구성비



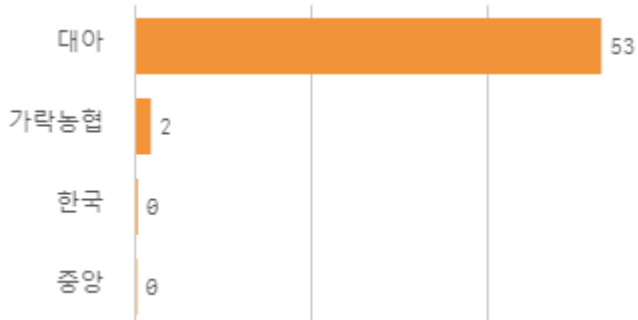
거래 단량별 물량 구성비



출하 품종별 거래금액 구성비



도매시장 법인별 거래물량(톤)

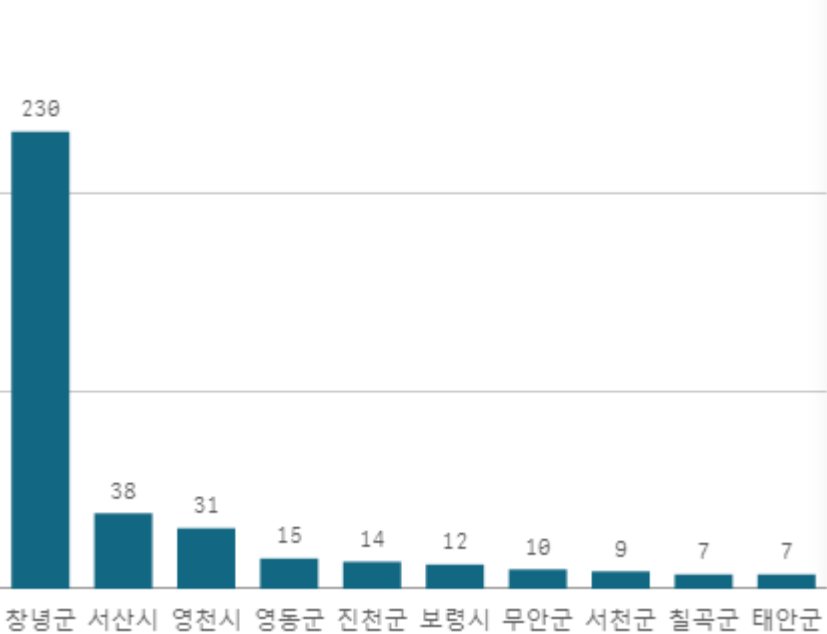


도매시장 법인별 거래금액(백만원)



깁마늘 대서(20Kg)

산지별 거래물량(톤)

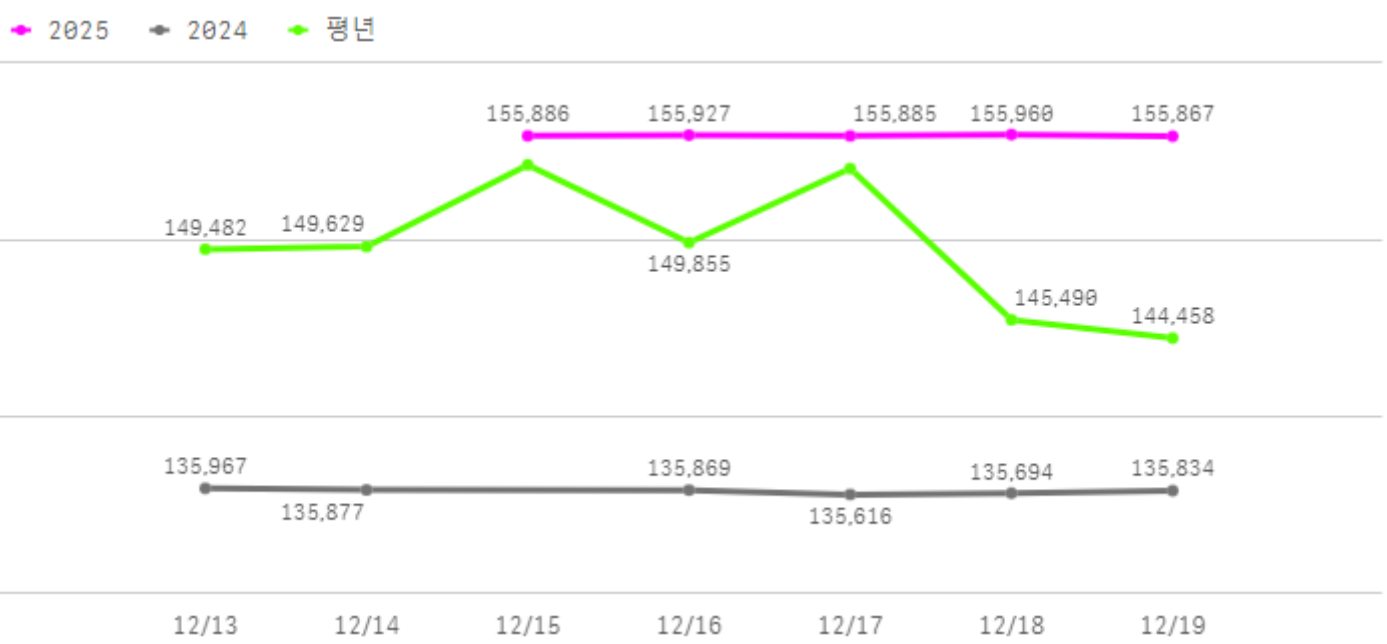


출하산지(개소)	17	출하건수(천건)	1
----------	----	----------	---

산지별 주출하 시군구



주간 도매가격(원)



구분	금주(A)	전주(B)	전월(C)	전년(D)	평년(E)	A/B	A/C	A/D	A/E
가격(원)	155,905	155,908	155,710	135,809	147,341	100.0%	100.1%	114.8%	105.8%

※ 상품 가격 기준

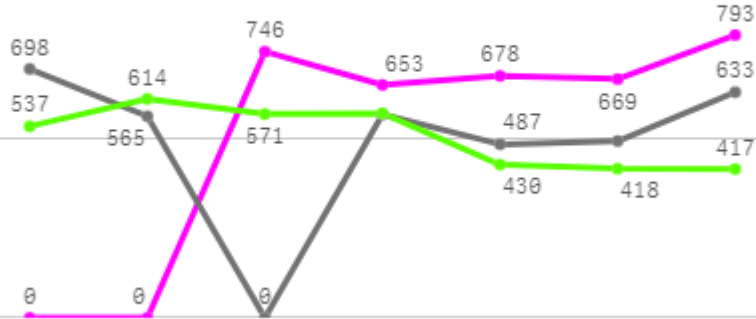
□ 깐마늘 대서(20Kg) 주간 가격

구분	Q	품종	Q	단량	Q	특	상	보통	하
2025-12-15		깐마늘 대서		20Kg		-	155,886	142,426	91,534
2025-12-16		깐마늘 대서		20Kg		-	155,927	141,890	100,678
2025-12-17		깐마늘 대서		20Kg		-	155,885	145,861	97,891
2025-12-18		깐마늘 대서		20Kg		-	155,960	140,766	95,824
2025-12-19		깐마늘 대서		20Kg		-	155,867	140,807	95,573
평균						-	155,905	142,350	96,300

양파

주간 반입량(톤)

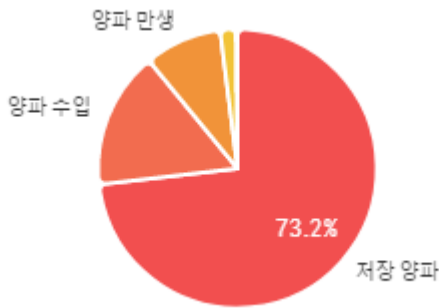
◆ 2025 ● 2024 ▲ 평년



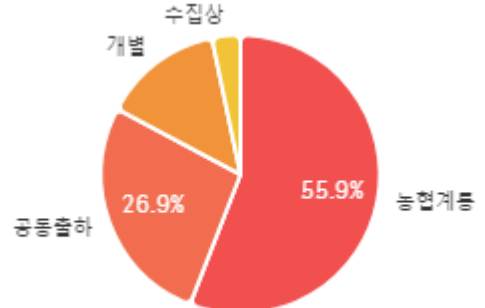
12/13 12/14 12/15 12/16 12/17 12/18 12/19

구분	금주(A)	전주(B)	전월(C)	전년(D)	평년(E)	A/B	A/C	A/D	A/E
물량(톤)	3,539	3,827	3,716	3,448	3,618	92.5%	95.2%	102.7%	97.8%

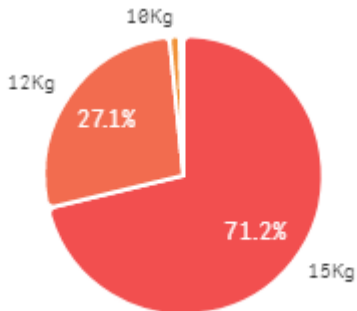
출하 품종별 거래물량 구성비



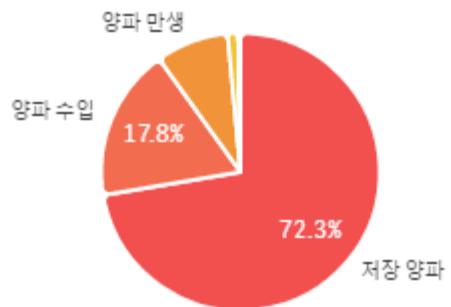
출하자별 거래물량 구성비



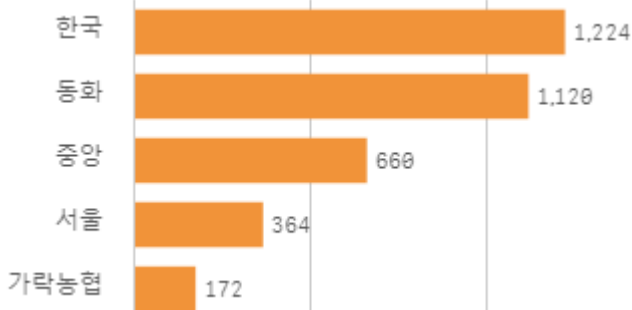
거래 단량별 물량 구성비



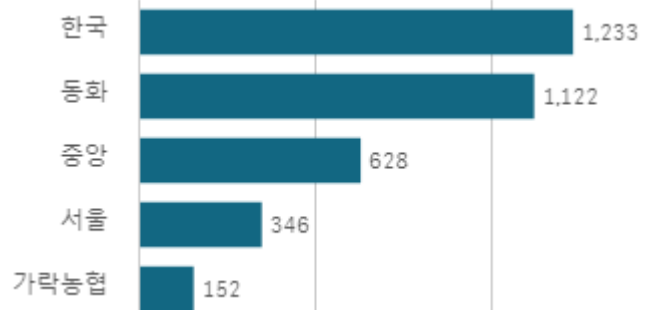
출하 품종별 거래금액 구성비



도매시장 법인별 거래물량(톤)

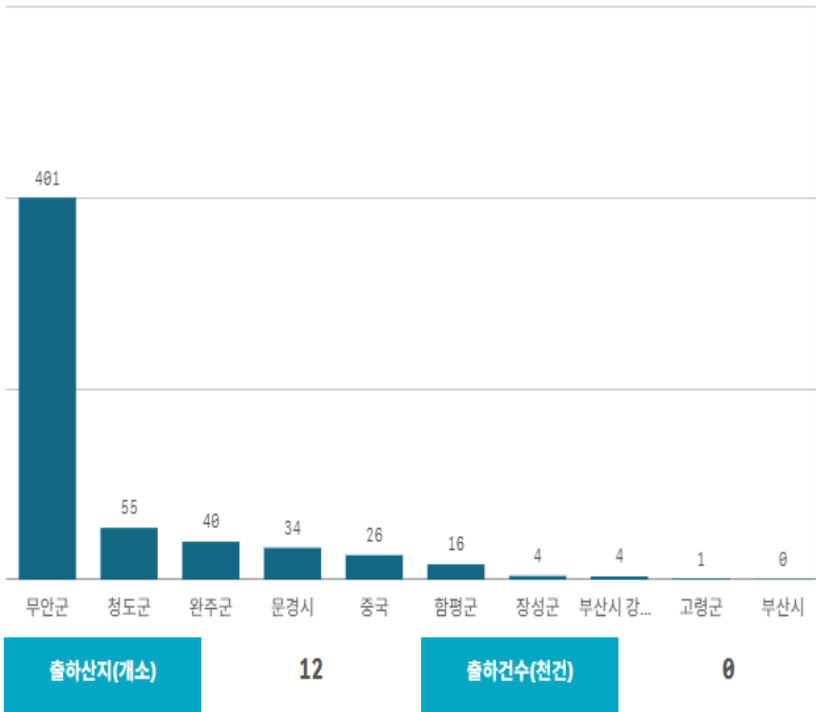


도매시장 법인별 거래금액(백만원)



양파(1Kg)

산지별 거래물량(톤)

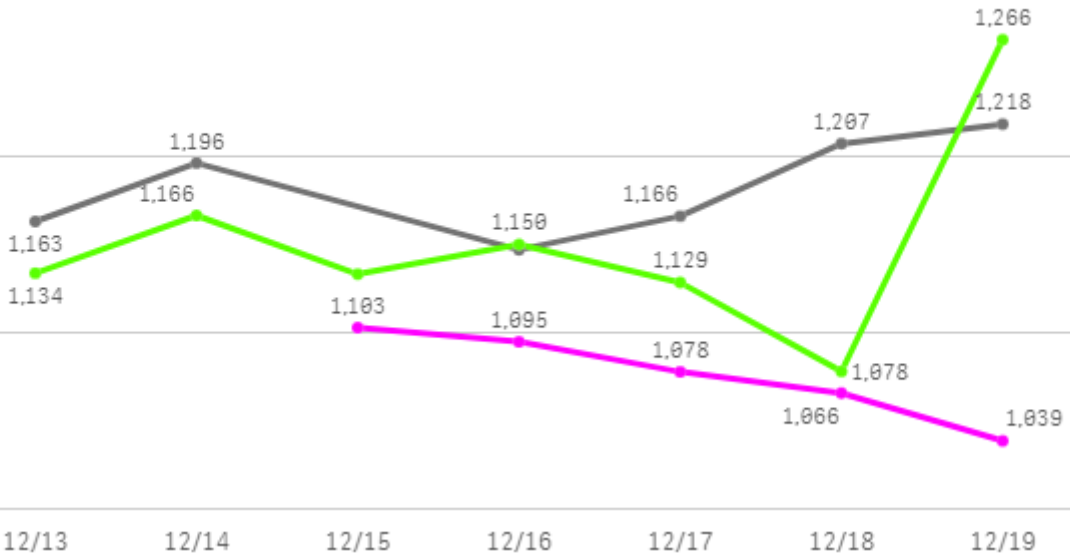


산지별 주출하 시군구



주간 도매가격(원)

◆ 2025 ● 2024 ◆ 평년



구분	금주(A)	전주(B)	전월(C)	전년(D)	평년(E)	A/B	A/C	A/D	A/E
가격(원)	1,076	1,052	1,061	1,183	1,111	102.3%	101.4%	91.0%	96.9%

※ 상품 가격 기준

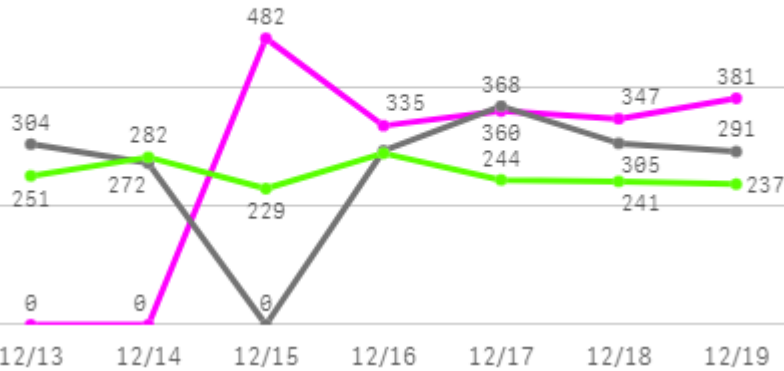
□ 양파(1Kg) 주간 가격

구분	Q	품종	Q	단량	Q	특	상	보통	하
2025-12-15		양파		1Kg		1,240	1,103	968	741
2025-12-16		양파		1Kg		1,248	1,095	981	754
2025-12-17		양파		1Kg		1,188	1,078	954	773
2025-12-18		양파		1Kg		1,215	1,066	956	765
2025-12-19		양파		1Kg		1,215	1,039	897	697
평균						1,221	1,076	951	746

대파

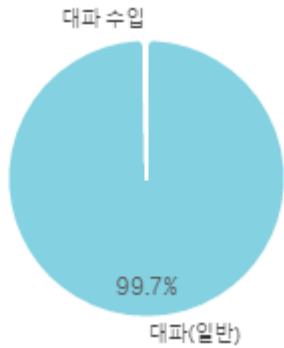
주간 반입량(톤)

◆ 2025 ● 2024 ▲ 평년

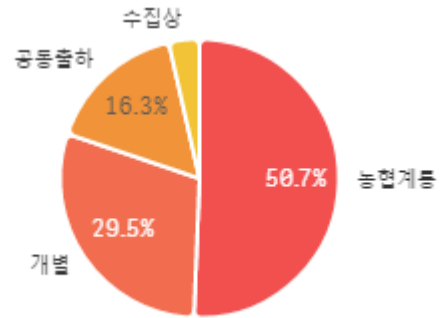


구분	금주(A)	전주(B)	전월(C)	전년(D)	평년(E)	A/B	A/C	A/D	A/E
물량(톤)	1,904	2,095	2,000	1,833	1,820	90.9%	95.2%	103.9%	104.6%

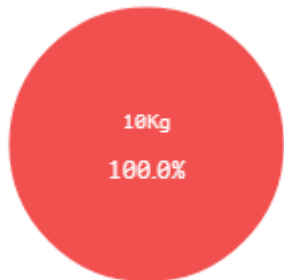
출하 품종별 거래물량 구성비



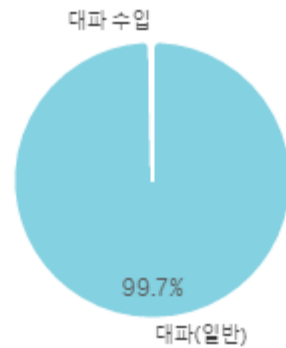
출하자별 거래물량 구성비



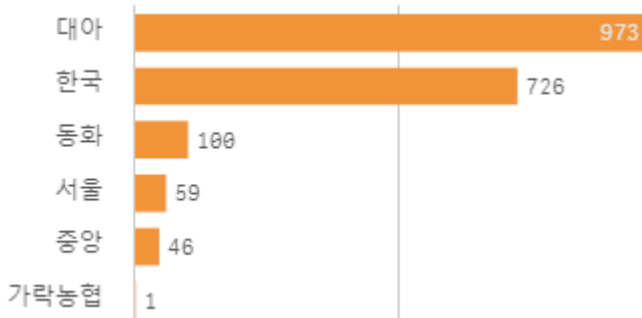
거래 단량별 물량 구성비



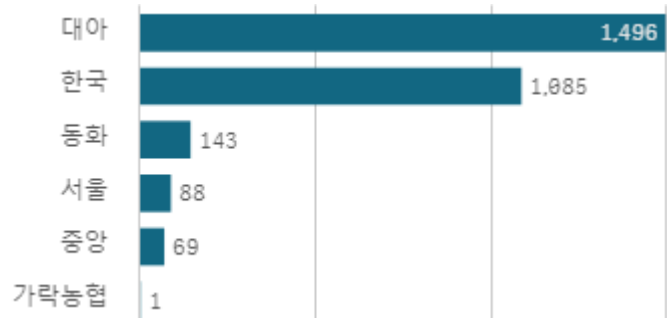
출하 품종별 거래금액 구성비



도매시장 법인별 거래물량(톤)

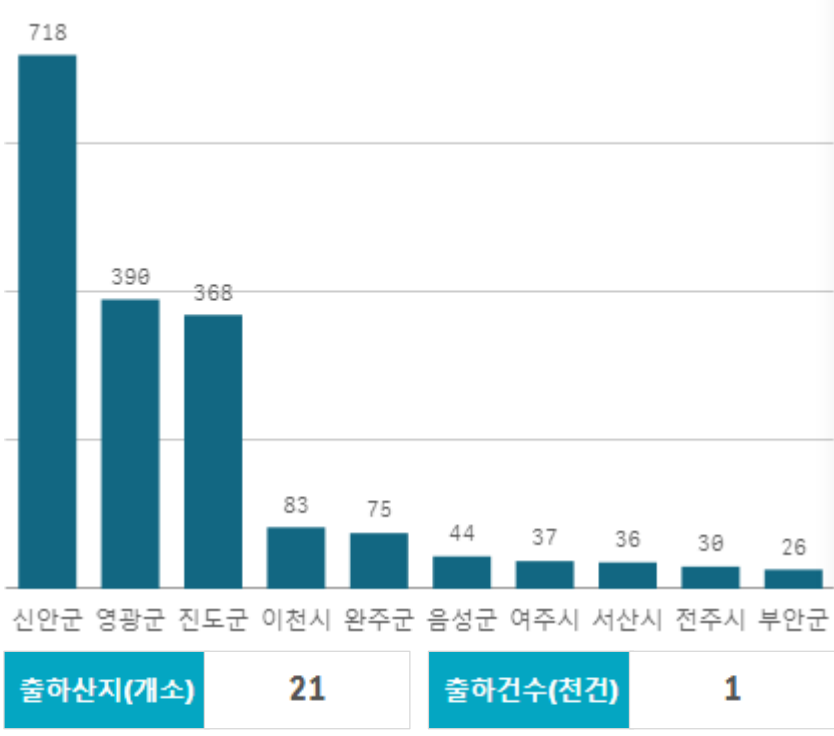


도매시장 법인별 거래금액(백만원)



대파(일반)(1Kg)

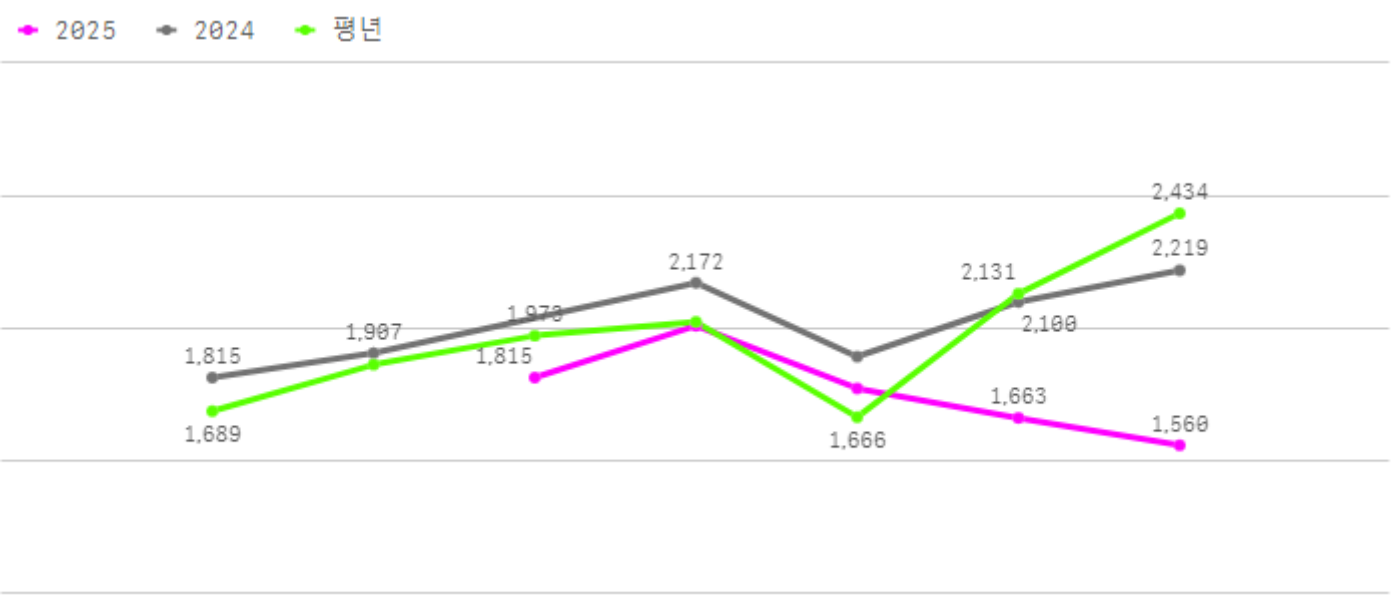
산지별 거래물량(톤)



산지별 주출하 시군구



주간 도매가격(원)



구분	금주(A)	전주(B)	전월(C)	전년(D)	평년(E)	A/B	A/C	A/D	A/E
가격(원)	1,764	2,284	2,257	2,018	1,925	77.2%	78.2%	87.4%	91.7%

※ 상품 가격 기준

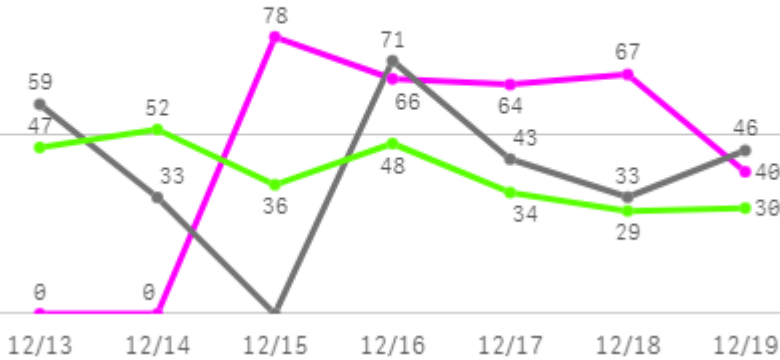
□ 대파(일반)(1Kg) 주간 가격

구분	Q	품종	Q	단량	Q	특	상	보통	하
2025-12-15		대파(일반)		1Kg		2,258	1,815	1,486	1,075
2025-12-16		대파(일반)		1Kg		2,302	2,010	1,688	1,125
2025-12-17		대파(일반)		1Kg		2,259	1,774	1,535	1,119
2025-12-18		대파(일반)		1Kg		2,220	1,663	1,419	878
2025-12-19		대파(일반)		1Kg		2,205	1,560	1,316	905
평균						2,249	1,764	1,489	1,020

쪽파

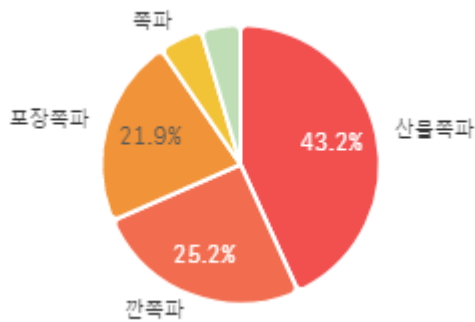
주간 반입량(톤)

◆ 2025 ● 2024 ▲ 평년

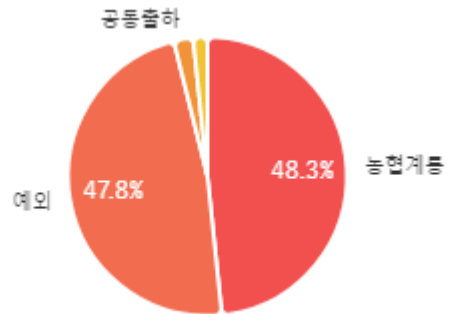


구분	금주(A)	전주(B)	전월(C)	전년(D)	평년(E)	A/B	A/C	A/D	A/E
물량(톤)	315	504	999	284	292	62.5%	31.5%	110.8%	107.8%

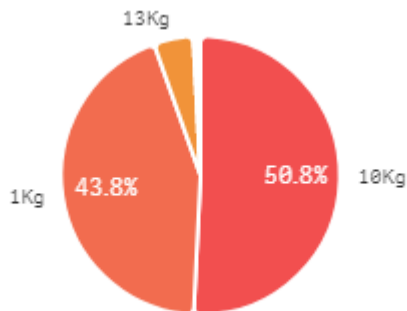
출하 품종별 거래물량 구성비



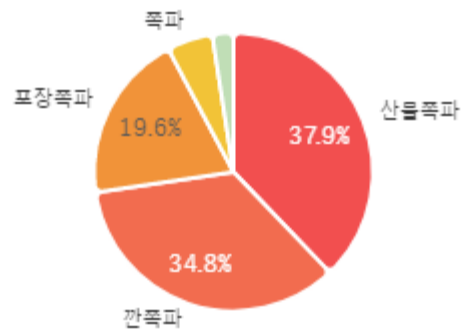
출하자별 거래물량 구성비



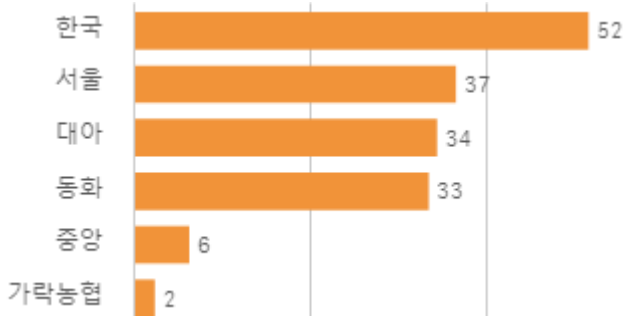
거래 단량별 물량 구성비



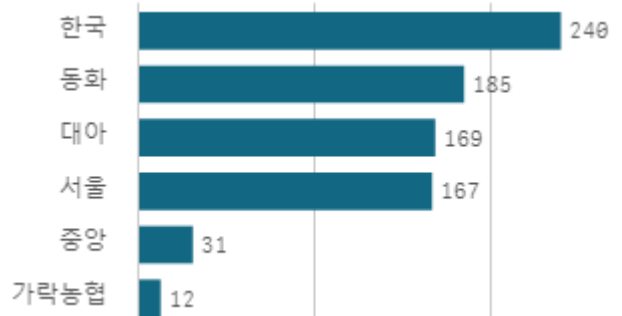
출하 품종별 거래금액 구성비



도매시장 법인별 거래물량(톤)

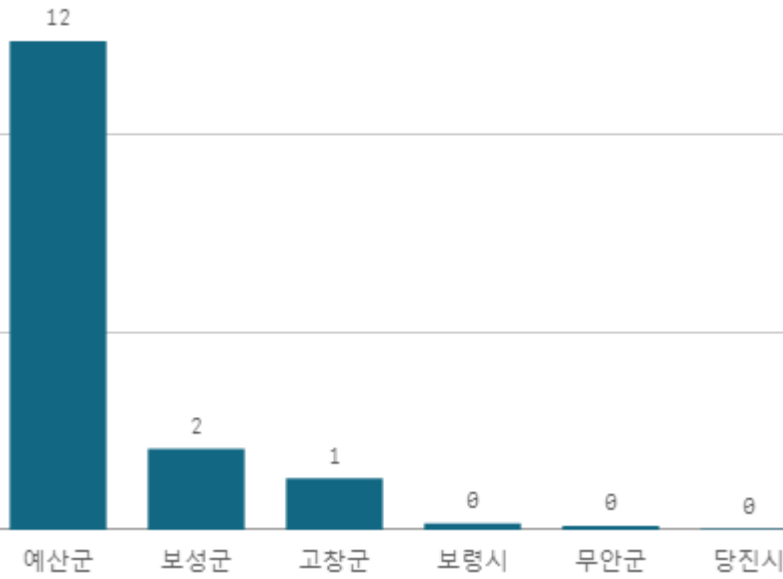


도매시장 법인별 거래금액(백만원)



쪽파(10Kg)

산지별 거래물량(톤)



출하산지(개소)

6

출하건수(천건)

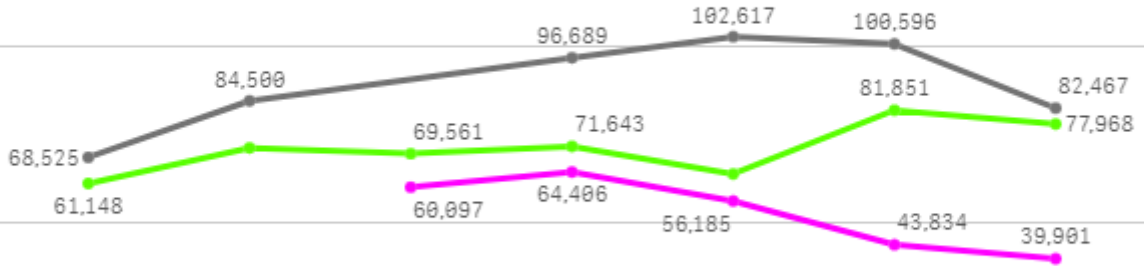
0

산지별 주출하 시군구



주간 도매가격(원)

◆ 2025 ● 2024 ◆ 평년



12/13 12/14 12/15 12/16 12/17 12/18 12/19

구분	금주(A)	전주(B)	전월(C)	전년(D)	평년(E)	A/B	A/C	A/D	A/E
가격(원)	52,885	53,261	68,531	89,232	66,192	99.3%	77.2%	59.3%	79.9%

※ 상품 가격 기준

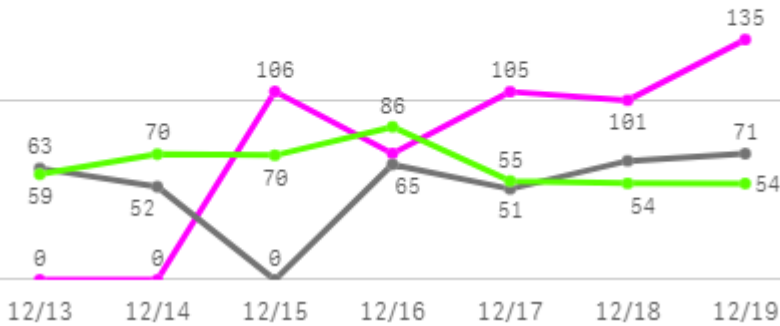
□ 쪽파(10Kg) 주간 가격

구분	Q	품종	Q	단량	Q	특	상	보통	하
2025-12-06		쪽파		10Kg		66,077	55,431	41,220	27,131
2025-12-08		쪽파		10Kg		74,767	60,816	50,548	37,228
2025-12-09		쪽파		10Kg		69,747	60,612	44,060	30,289
2025-12-10		쪽파		10Kg		67,538	49,781	32,792	22,161
2025-12-11		쪽파		10Kg		56,143	44,378	30,173	18,966
2025-12-12		쪽파		10Kg		59,470	48,550	34,549	21,004
평균						65,624	53,261	38,890	26,130

파프리카

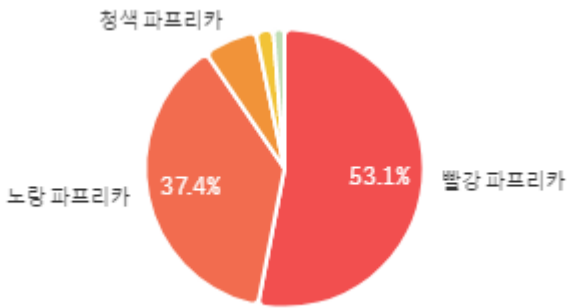
주간 반입량(톤)

2025 (pink line) 2024 (grey line) 평년 (green line)

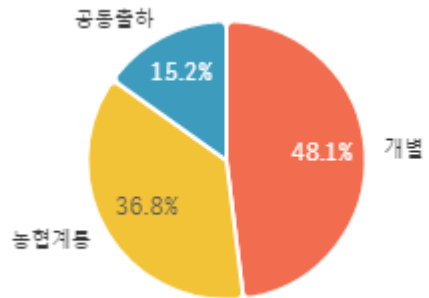


구분	금주(A)	전주(B)	전월(C)	전년(D)	평년(E)	A/B	A/C	A/D	A/E
물량(톤)	517	529	548	368	452	97.7%	94.4%	140.6%	114.6%

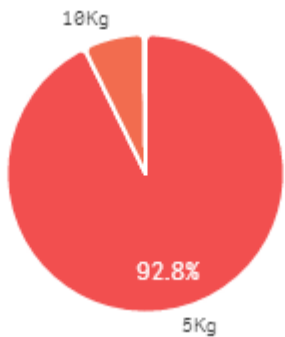
출하 품종별 거래물량 구성비



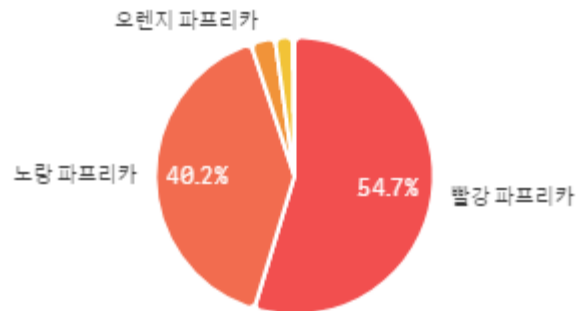
출하자별 거래물량 구성비



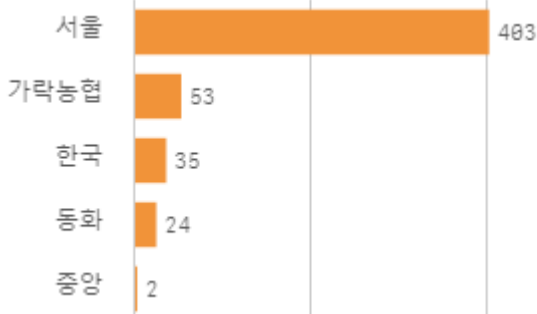
거래 단량별 물량 구성비



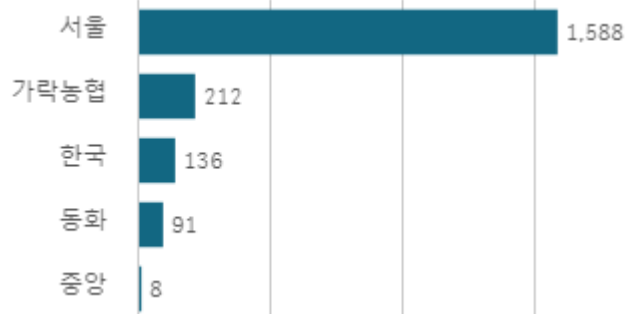
출하 품종별 거래금액 구성비



도매시장 법인별 거래물량(톤)

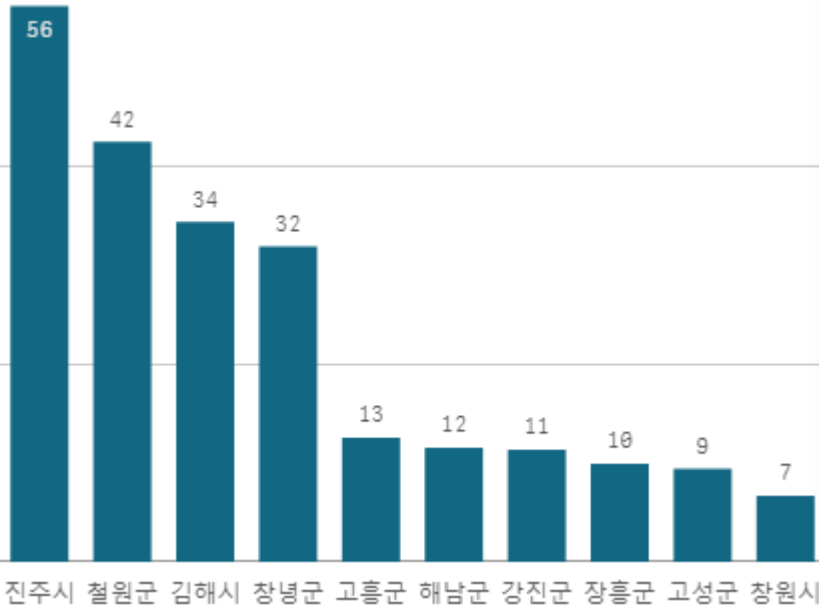


도매시장 법인별 거래금액(백만원)



빨강 파프리카(5Kg)

산지별 거래물량(톤)



출하산지(개소)

24

출하건수(천건)

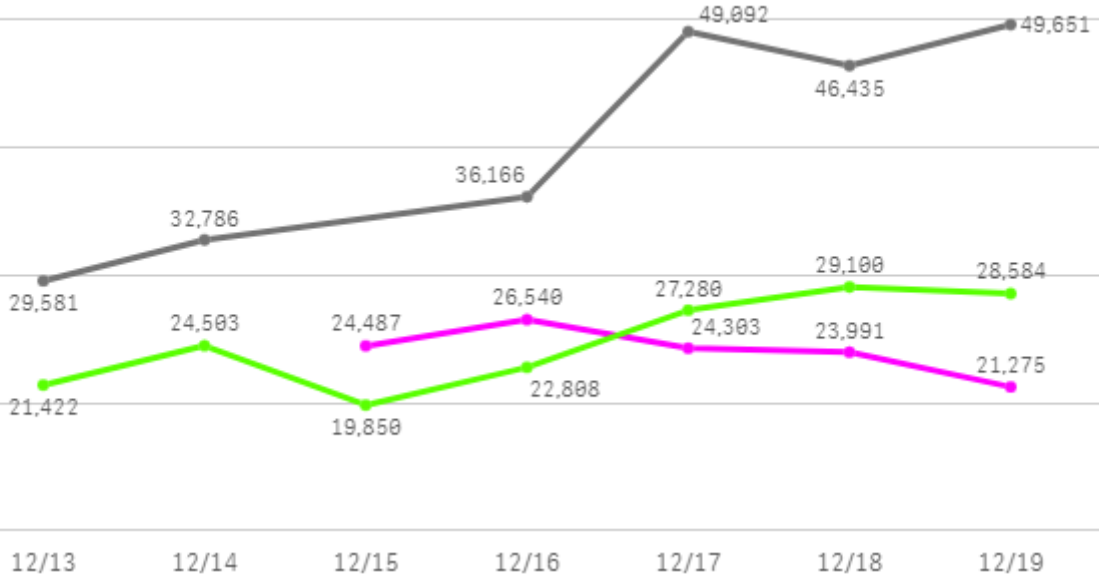
1

산지별 주출하 시군구



주간 도매가격(원)

◆ 2025 ● 2024 ◆ 평년



구분	금주(A)	전주(B)	전월(C)	전년(D)	평년(E)	A/B	A/C	A/D	A/E
가격(원)	24,119	26,473	22,158	40,619	25,280	91.1%	108.9%	59.4%	95.4%

※ 상품 가격 기준

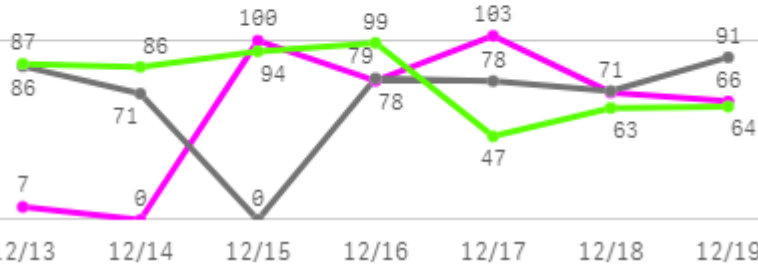
□ 빨강 파프리카(5Kg) 주간 가격

구분	Q	품종	Q	단량	Q	특	상	보통	하
2025-12-15		빨강 파프리카		5Kg		-	24,487	22,482	18,415
2025-12-16		빨강 파프리카		5Kg		-	26,540	23,432	19,796
2025-12-17		빨강 파프리카		5Kg		-	24,303	21,549	18,614
2025-12-18		빨강 파프리카		5Kg		-	23,991	21,184	18,904
2025-12-19		빨강 파프리카		5Kg		-	21,275	17,847	15,634
평균						-	24,119	21,299	18,273

양상추

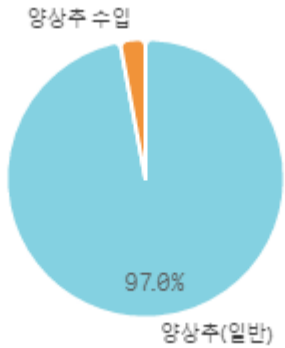
주간 반입량(톤)

◆ 2025 ● 2024 ▲ 평년

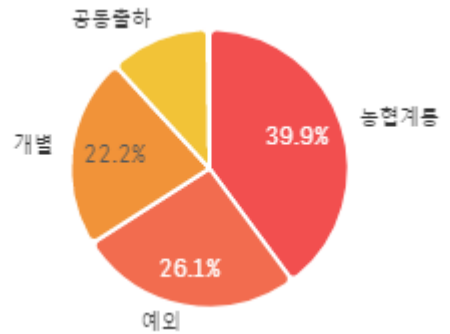


구분	금주(A)	전주(B)	전월(C)	전년(D)	평년(E)	A/B	A/C	A/D	A/E
물량(톤)	427	398	339	477	501	107.1%	125.9%	89.4%	85.1%

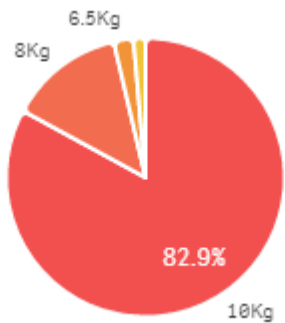
출하 품종별 거래물량 구성비



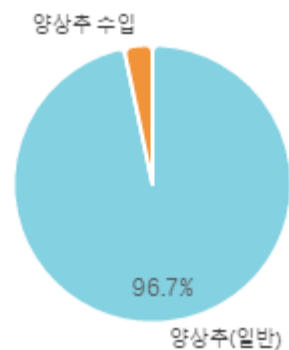
출하자별 거래물량 구성비



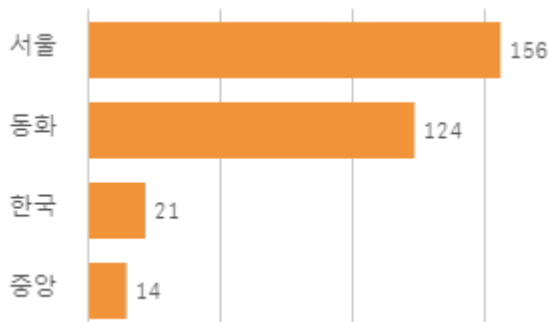
거래 단량별 물량 구성비



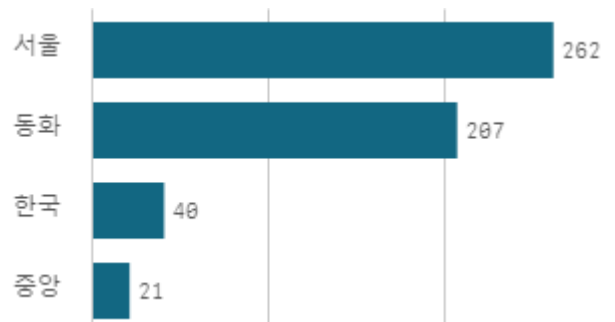
출하 품종별 거래금액 구성비



도매시장 법인별 거래물량(톤)

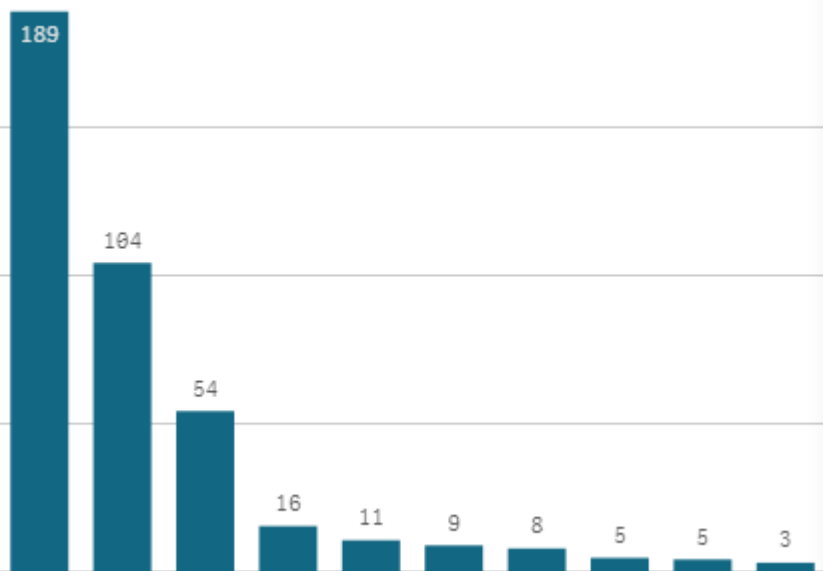


도매시장 법인별 거래금액(백만원)



양상추(일반)(12개)

산지별 거래물량(톤)



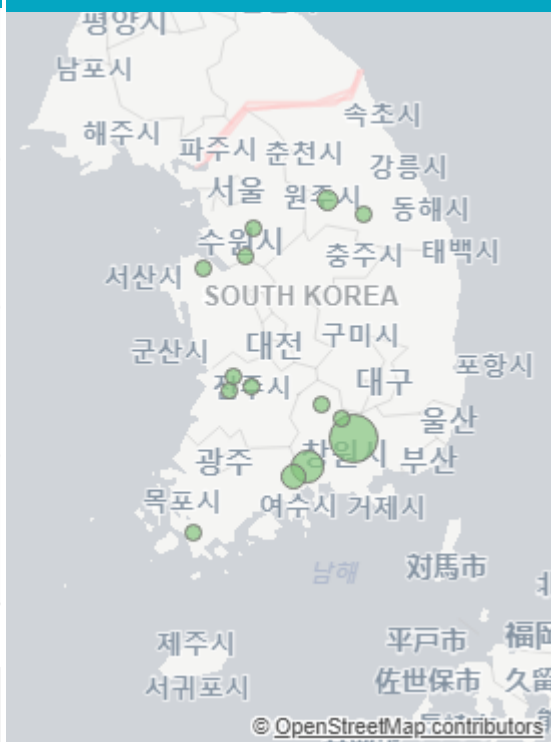
출하산지(개소)

14

출하건수(천건)

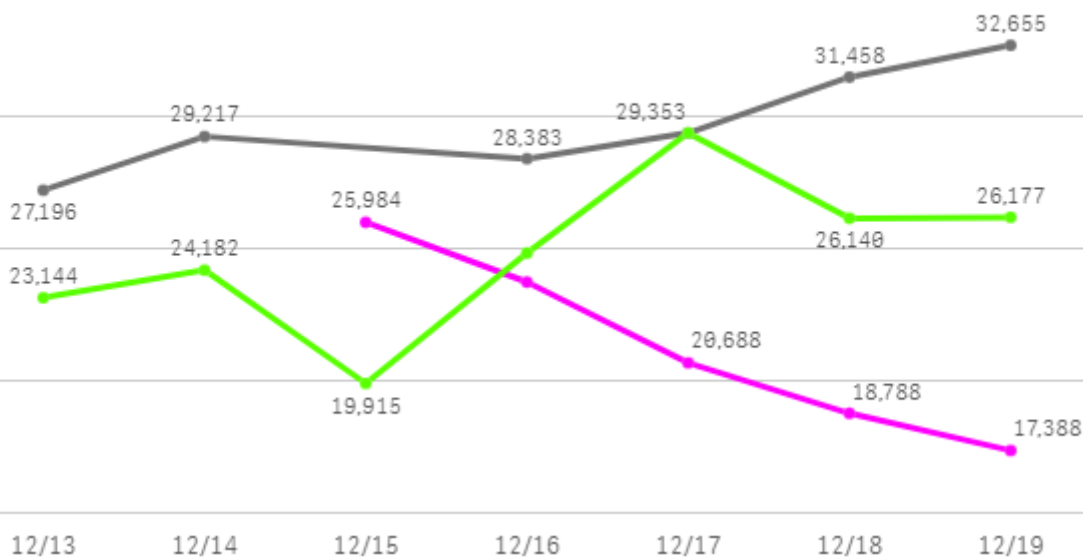
1

산지별 주출하 시군구



주간 도매가격(원)

◆ 2025 ● 2024 ◆ 평년



구분	금주(A)	전주(B)	전월(C)	전년(D)	평년(E)	A/B	A/C	A/D	A/E
가격(원)	21,316	23,990	60,318	29,710	23,811	88.9%	35.3%	71.7%	89.5%

※ 상품 가격 기준

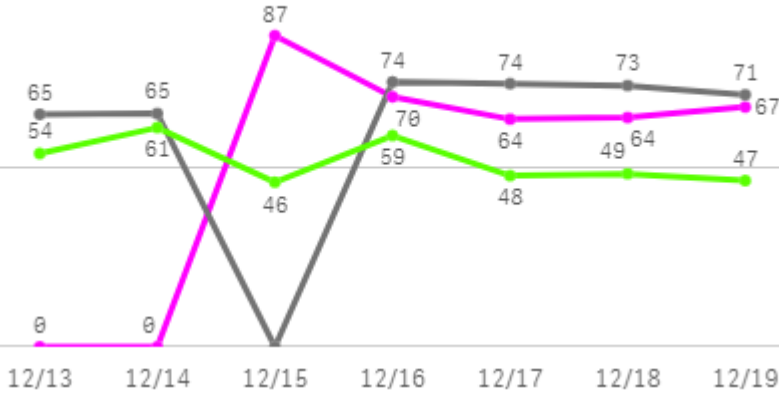
□ 양상추(일반)(12개) 주간 가격

구분	Q	품종	Q	단량	Q	특	상	보통	하
2025-12-15		양상추(일반)		12개		-	25,984	22,285	14,753
2025-12-16		양상추(일반)		12개		-	23,734	20,669	14,629
2025-12-17		양상추(일반)		12개		-	20,688	17,799	11,711
2025-12-18		양상추(일반)		12개		-	18,788	15,983	11,378
2025-12-19		양상추(일반)		12개		-	17,388	14,796	10,690
평균						-	21,316	18,306	12,632

청경채

주간 반입량(톤)

2025 (파란색 선) 2024 (회색 선) 평년 (초록색 선)

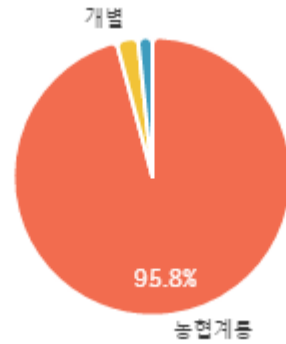


구분	금주(A)	전주(B)	전월(C)	전년(D)	평년(E)	A/B	A/C	A/D	A/E
물량(톤)	353	432	402	423	380	81.7%	87.8%	83.5%	92.7%

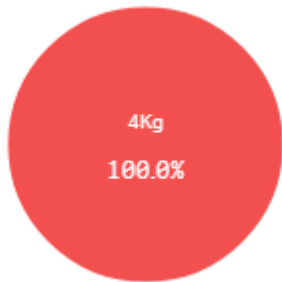
출하 품종별 거래물량 구성비



출하자별 거래물량 구성비



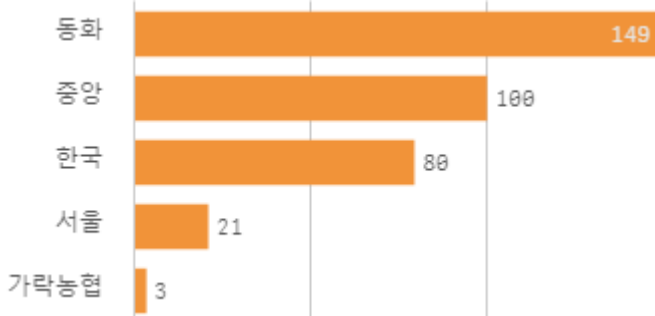
거래 단량별 물량 구성비



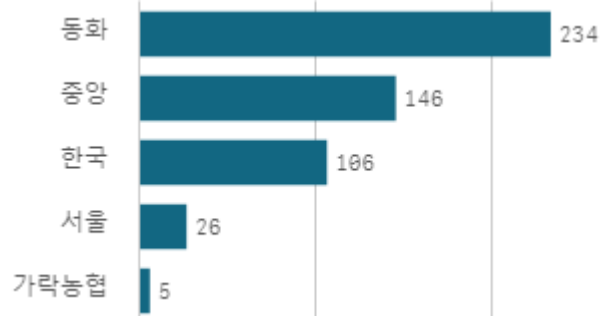
출하 품종별 거래금액 구성비



도매시장 법인별 거래물량(톤)

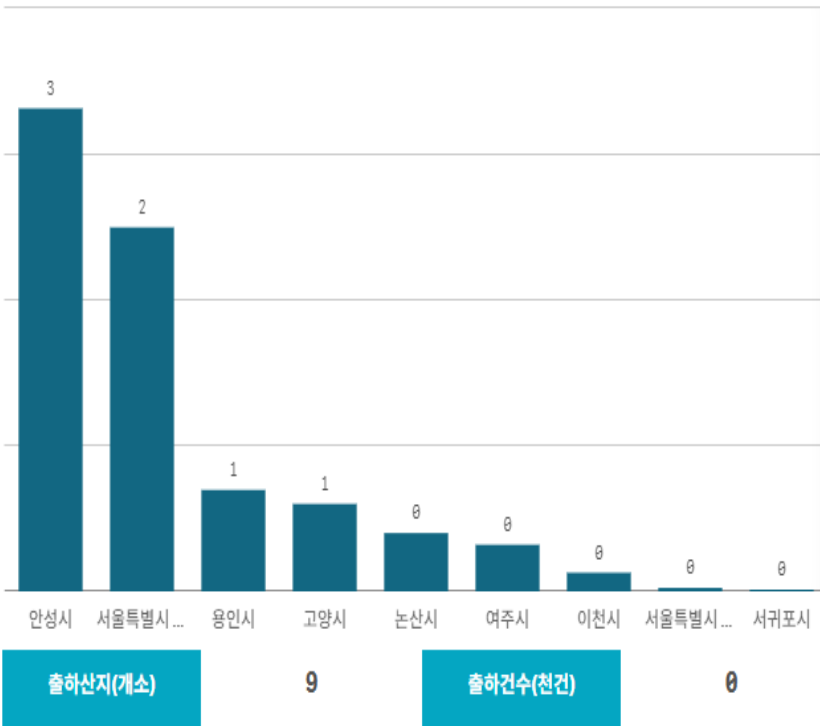


도매시장 법인별 거래금액(백만원)



청경채(4Kg)

산지별 거래물량(톤)

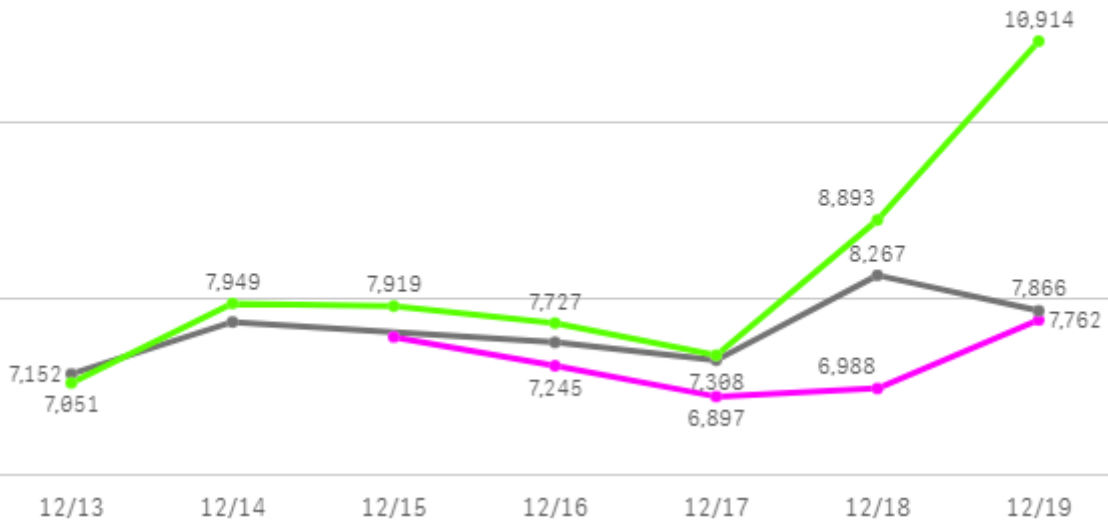


산지별 주출하 시군구



주간 도매가격(원)

◆ 2025 ● 2024 ◆ 평년



구분	금주(A)	전주(B)	전월(C)	전년(D)	평년(E)	A/B	A/C	A/D	A/E
가격(원)	7,292	7,559	5,050	7,641	7,924	96.5%	144.4%	95.4%	92.0%

※ 상품 가격 기준

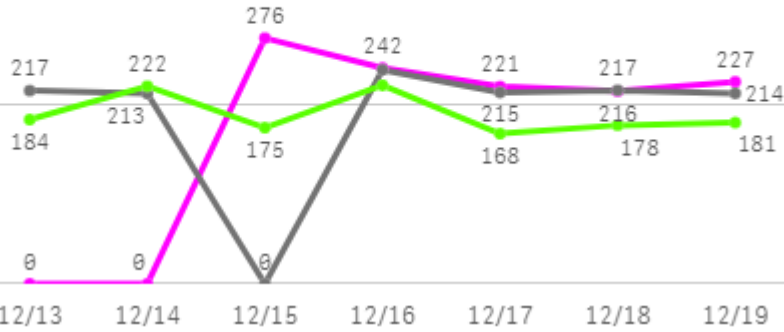
□ 청경채(4Kg) 주간 가격

구분	Q	품종	Q	단량	Q	특	상	보통	하
2025-12-15		청경채		4Kg		-	7,570	6,171	4,568
2025-12-16		청경채		4Kg		-	7,245	6,124	5,168
2025-12-17		청경채		4Kg		-	6,897	5,762	4,691
2025-12-18		청경채		4Kg		-	6,988	6,035	4,710
2025-12-19		청경채		4Kg		-	7,762	6,734	5,156
평균						-	7,292	6,165	4,859

버섯

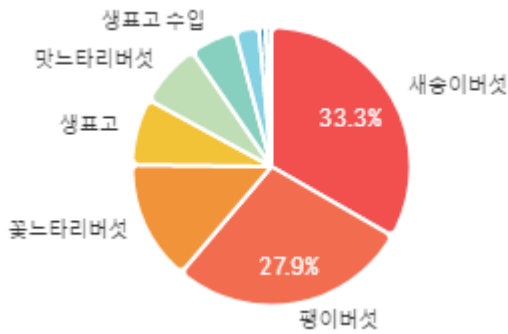
주간 반입량(톤)

◆ 2025 ● 2024 ▲ 평년

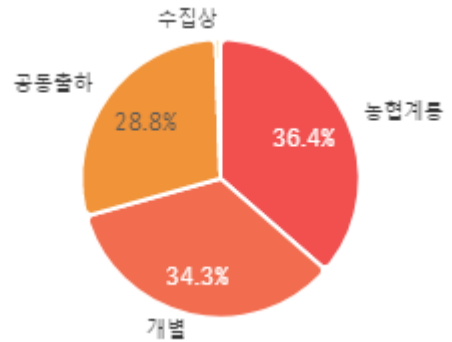


구분	금주(A)	전주(B)	전월(C)	전년(D)	평년(E)	A/B	A/C	A/D	A/E
물량(톤)	1,181	1,343	1,314	1,315	1,307	88.0%	89.9%	89.8%	90.4%

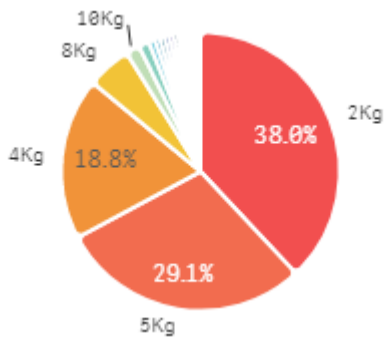
출하 품종별 거래물량 구성비



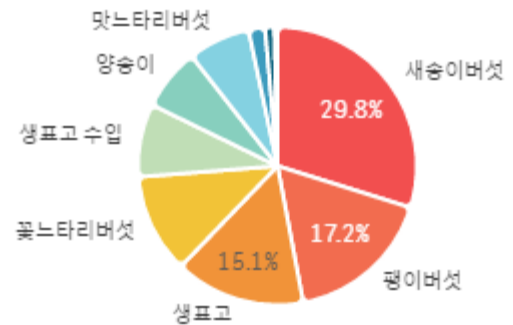
출하자별 거래물량 구성비



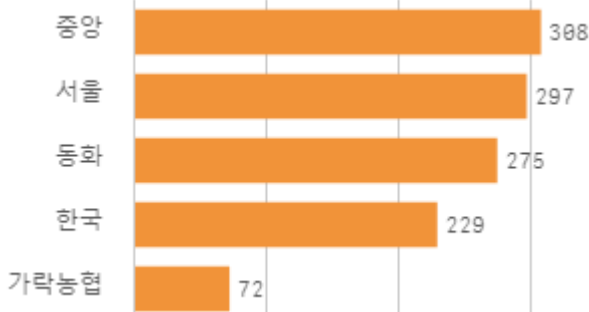
거래 단량별 물량 구성비



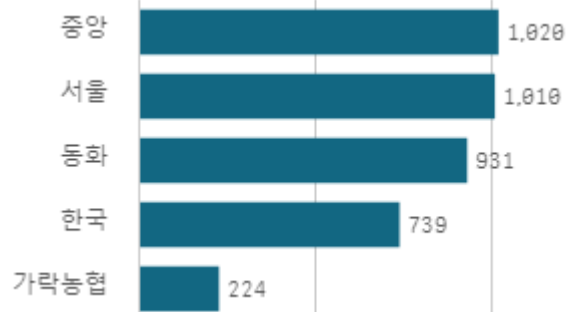
출하 품종별 거래금액 구성비



도매시장 법인별 거래물량(톤)

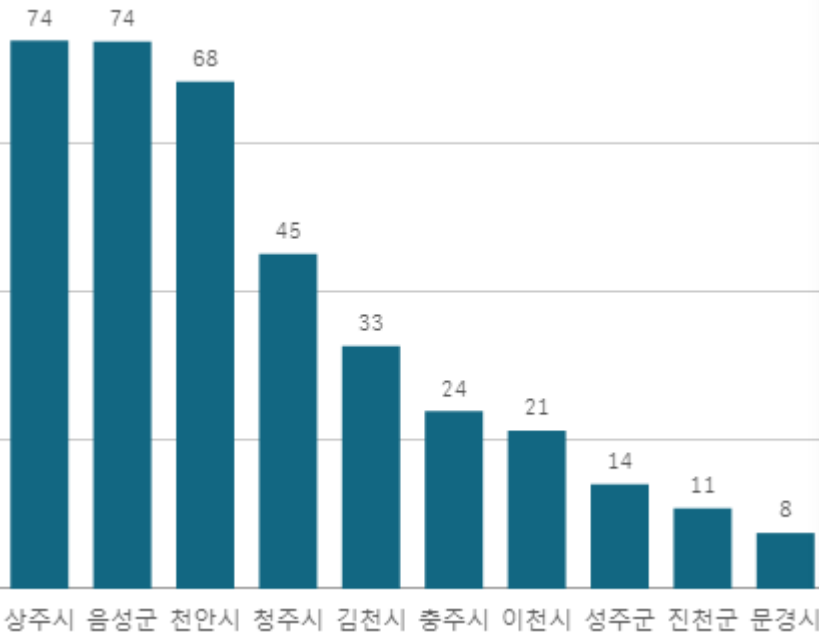


도매시장 법인별 거래금액(백만원)



새송이버섯(2Kg)

산지별 거래물량(톤)



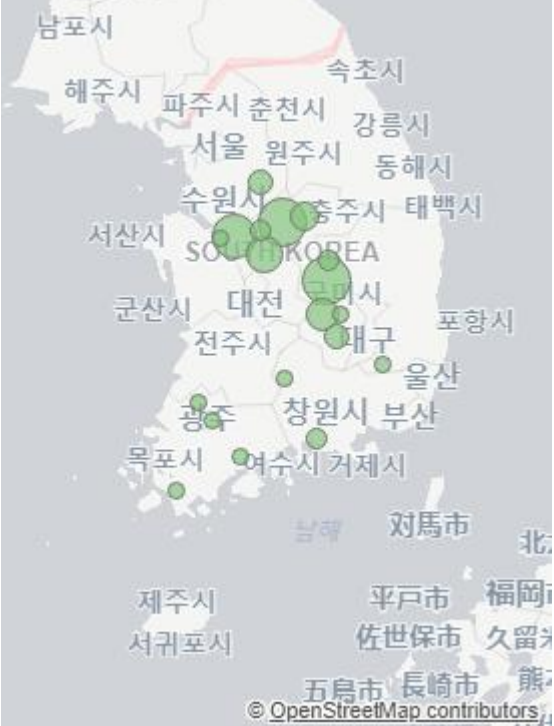
출하산지(개소)

19

출하건수(천건)

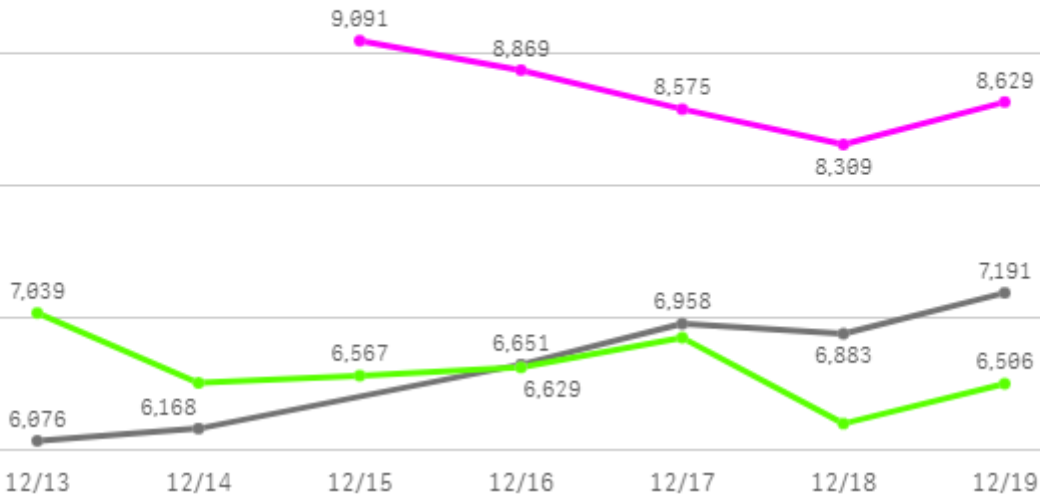
3

산지별 주출하 시군구



주간 도매가격(원)

◆ 2025 ● 2024 ◆ 평년



구분	금주(A)	전주(B)	전월(C)	전년(D)	평년(E)	A/B	A/C	A/D	A/E
가격(원)	8,695	9,410	6,663	6,655	7,427	92.4%	130.5%	130.7%	117.1%

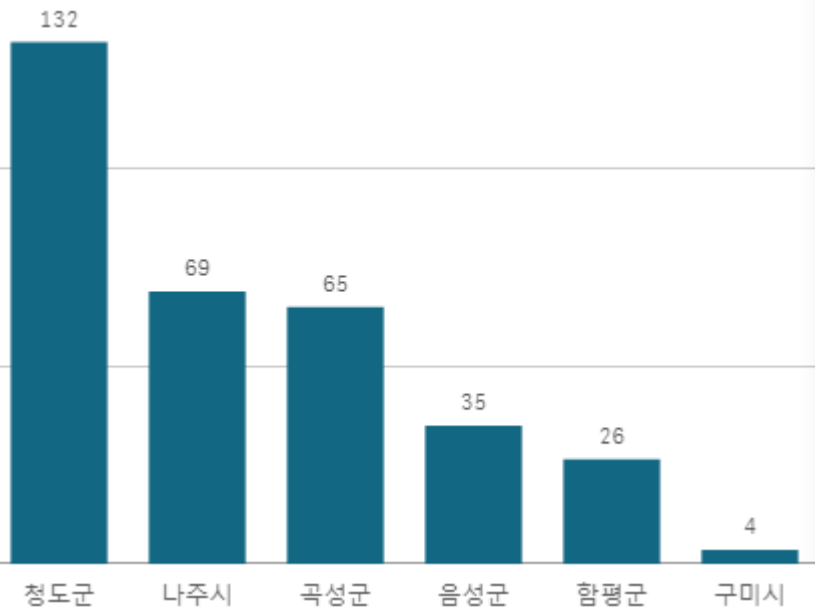
※ 상품 가격 기준

□ 새송이버섯(2Kg) 주간 가격

구분	Q	품종	Q	단량	Q	특	상	보통	하
2025-12-15		새송이버섯		2Kg		10,595	9,091	8,035	5,171
2025-12-16		새송이버섯		2Kg		10,779	8,869	7,836	4,854
2025-12-17		새송이버섯		2Kg		10,427	8,575	7,787	5,420
2025-12-18		새송이버섯		2Kg		10,224	8,309	7,647	5,080
2025-12-19		새송이버섯		2Kg		10,742	8,629	7,726	5,258
평균						10,553	8,695	7,806	5,157

팬이버섯(5Kg)

산지별 거래물량(톤)



출하산지(개소)

6

출하건수(천건)

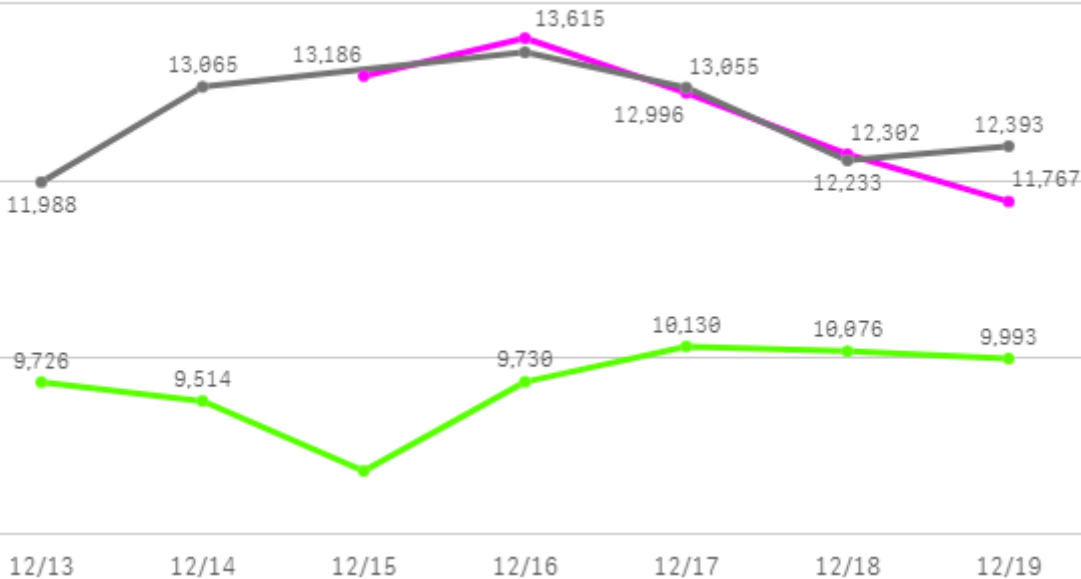
1

산지별 주출하 시군구



주간 도매가격(원)

◆ 2025 ● 2024 ◆ 평년



구분	금주(A)	전주(B)	전월(C)	전년(D)	평년(E)	A/B	A/C	A/D	A/E
가격(원)	12,773	10,938	8,902	12,698	10,407	116.8%	143.5%	100.6%	122.7%

※ 상품 가격 기준

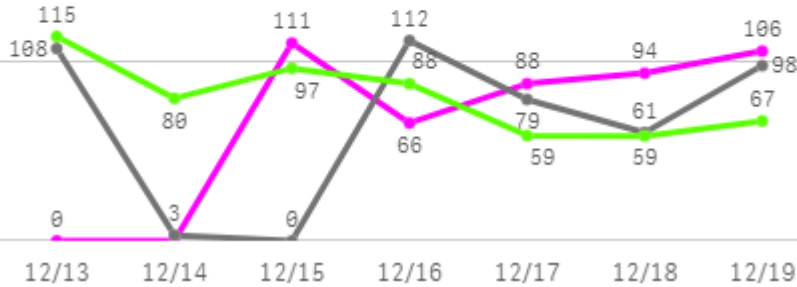
□ 팽이버섯(5Kg) 주간 가격

구분	Q	품종	Q	단량	Q	특	상	보통	하
2025-12-15		팽이버섯		5Kg		16,044	13,186	9,893	7,806
2025-12-16		팽이버섯		5Kg		16,424	13,615	9,741	8,308
2025-12-17		팽이버섯		5Kg		15,152	12,996	9,482	8,582
2025-12-18		팽이버섯		5Kg		14,732	12,302	9,103	8,206
2025-12-19		팽이버섯		5Kg		13,512	11,767	8,980	7,950
평균						15,173	12,773	9,440	8,170

사과

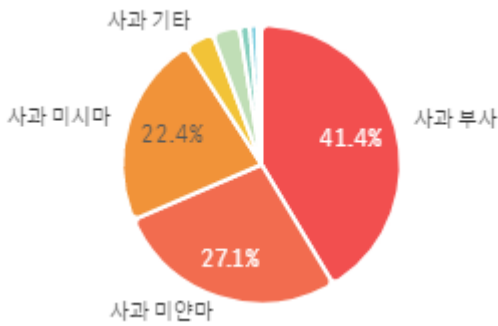
주간 반입량(톤)

◆ 2025 ● 2024 ▲ 평년

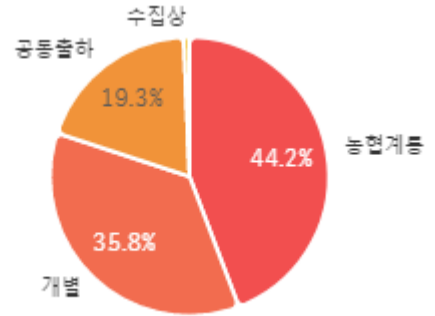


구분	금주(A)	전주(B)	전월(C)	전년(D)	평년(E)	A/B	A/C	A/D	A/E
물량(톤)	465	431	490	462	557	108.1%	95.0%	100.8%	83.6%

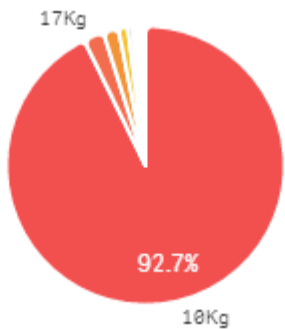
출하 품종별 거래물량 구성비



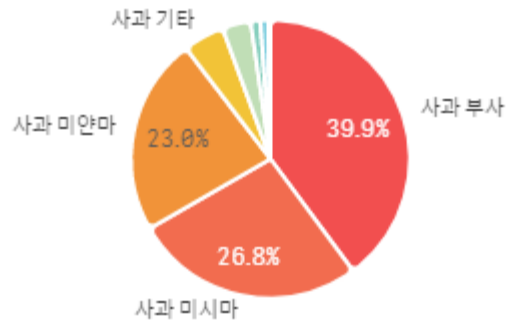
출하자별 거래물량 구성비



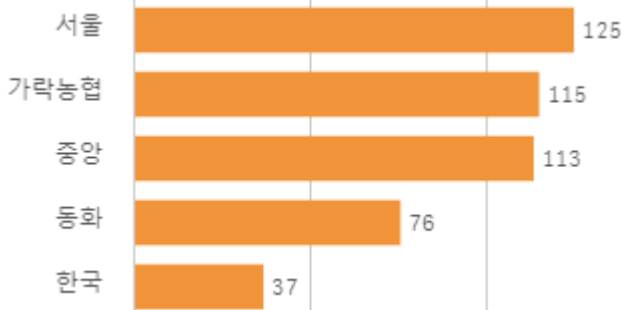
거래 단량별 물량 구성비



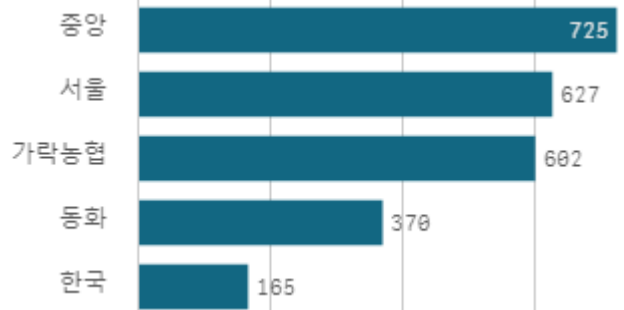
출하 품종별 거래금액 구성비



도매시장 법인별 거래물량(톤)

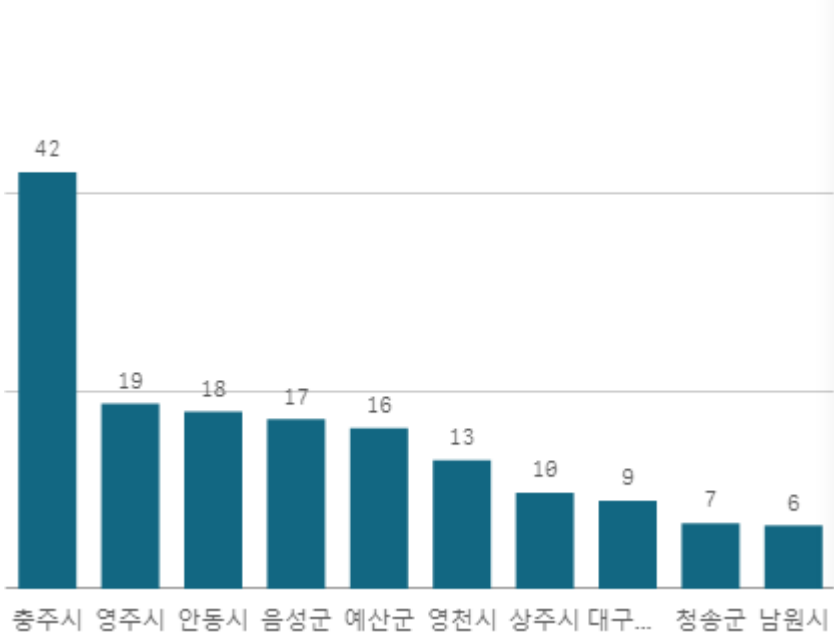


도매시장 법인별 거래금액(백만원)



사과 부사(10Kg)

산지별 거래물량(톤)



출하산지(개소)

26

출하건수(천건)

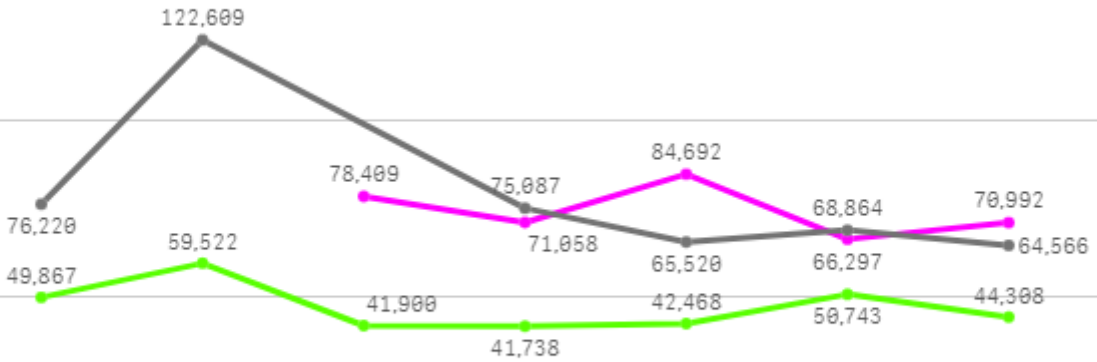
1

산지별 주출하 시군구



주간 도매가격(원)

◆ 2025 ● 2024 ◆ 평년



12/13 12/14 12/15 12/16 12/17 12/18 12/19

구분	금주(A)	전주(B)	전월(C)	전년(D)	평년(E)	A/B	A/C	A/D	A/E
가격(원)	74,290	95,191	61,284	78,811	52,986	78.0%	121.2%	94.3%	140.2%

※ 상품 가격 기준

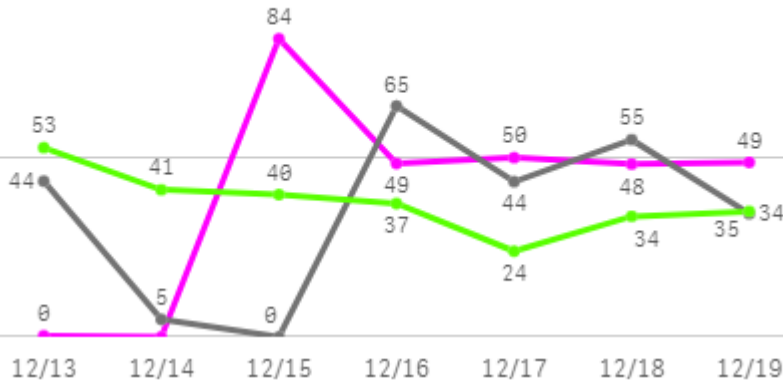
□ 사과 부사(10Kg) 주간 가격

구분	Q	품종	Q	단량	Q	특	상	보통	하
2025-12-15		사과 부사		10Kg		129,809	78,409	47,066	20,852
2025-12-16		사과 부사		10Kg		153,825	71,058	31,353	18,869
2025-12-17		사과 부사		10Kg		140,857	84,692	55,598	29,092
2025-12-18		사과 부사		10Kg		130,357	66,297	32,572	18,269
2025-12-19		사과 부사		10Kg		117,542	70,992	42,394	21,818
평균						134,478	74,290	41,797	21,780

배

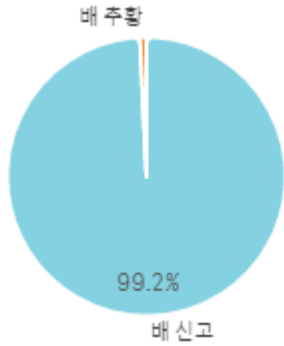
주간 반입량(톤)

2025 2024 평년

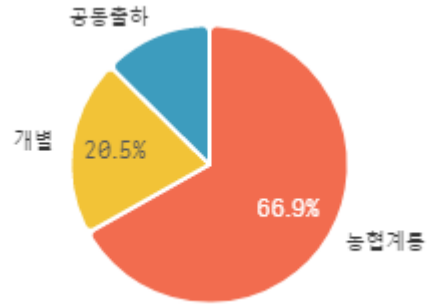


구분	금주(A)	전주(B)	전월(C)	전년(D)	평년(E)	A/B	A/C	A/D	A/E
물량(톤)	280	361	525	247	291	77.5%	53.4%	113.6%	96.3%

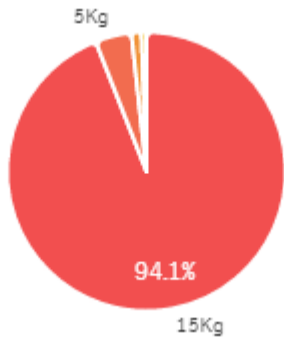
출하 품종별 거래물량 구성비



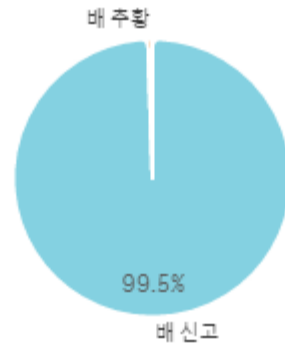
출하자별 거래물량 구성비



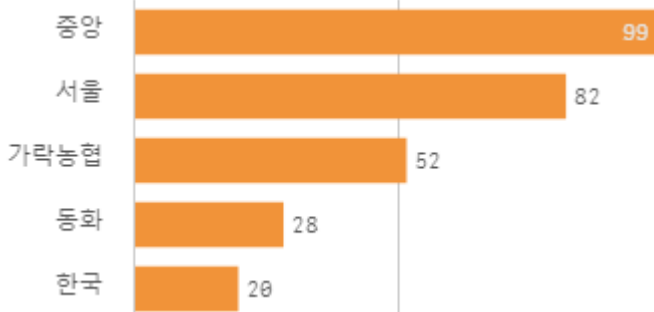
거래 단량별 물량 구성비



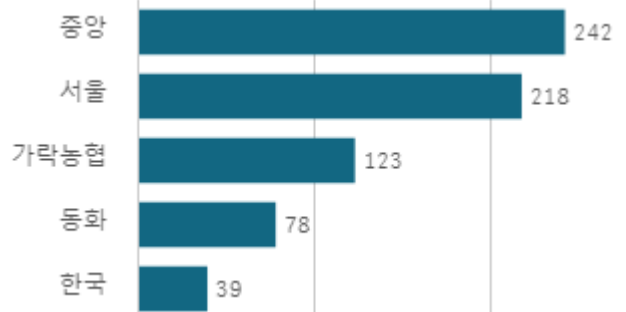
출하 품종별 거래금액 구성비



도매시장 법인별 거래물량(톤)

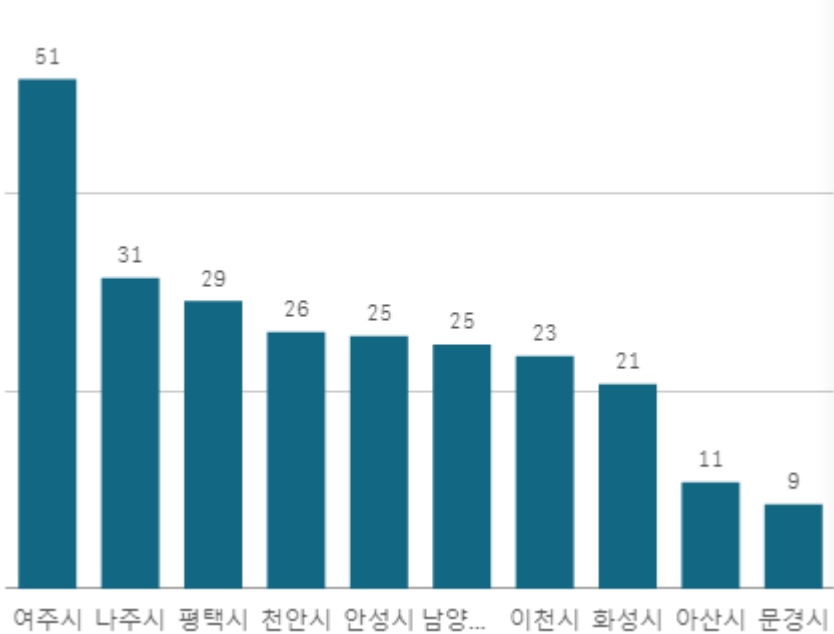


도매시장 법인별 거래금액(백만원)



배 신고(15Kg)

산지별 거래물량(톤)



출하산지(개소)

20

출하건수(천건)

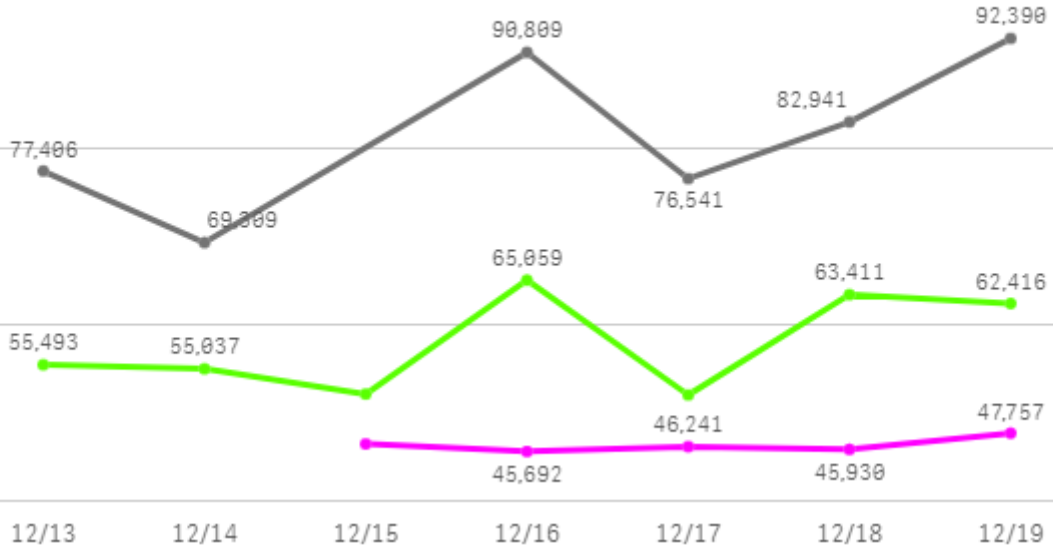
1

산지별 주출하 시군구



주간 도매가격(원)

◆ 2025 ● 2024 ◆ 평년



구분	금주(A)	전주(B)	전월(C)	전년(D)	평년(E)	A/B	A/C	A/D	A/E
가격(원)	46,434	44,687	43,201	81,566	54,098	103.9%	107.5%	56.9%	85.8%

※ 상품 가격 기준

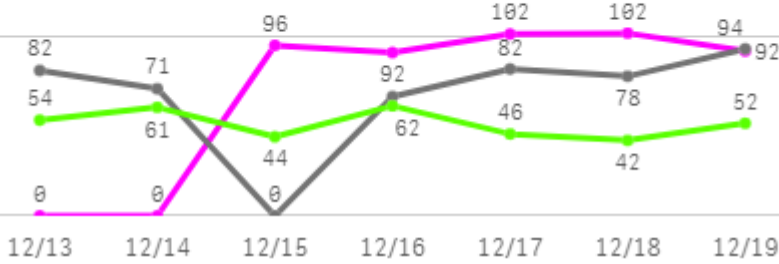
□ 배 신고(15Kg) 주간 가격

구분	Q	품종	Q	단량	Q	특	상	보통	하
2025-12-15		배 신고		15Kg		68,515	46,548	33,368	18,555
2025-12-16		배 신고		15Kg		67,420	45,692	33,395	21,488
2025-12-17		배 신고		15Kg		66,456	46,241	32,899	20,733
2025-12-18		배 신고		15Kg		64,225	45,930	32,267	17,045
2025-12-19		배 신고		15Kg		77,409	47,757	32,539	19,310
평균						68,805	46,434	32,894	19,426

포도

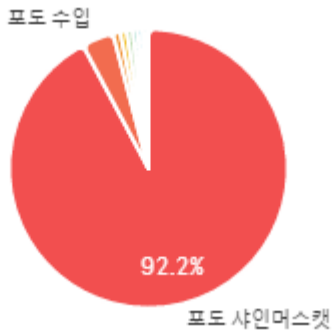
주간 반입량(톤)

◆ 2025 ● 2024 ▲ 평년

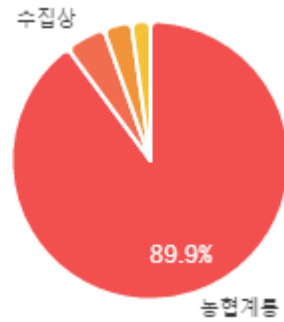


구분	금주(A)	전주(B)	전월(C)	전년(D)	평년(E)	A/B	A/C	A/D	A/E
물량(톤)	484	497	619	474	415	97.3%	78.2%	102.1%	116.7%

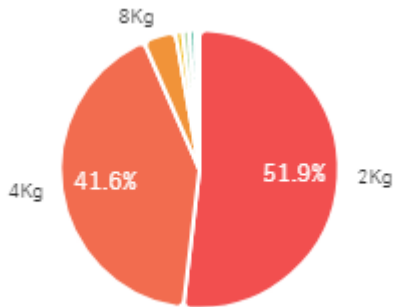
출하 품종별 거래물량 구성비



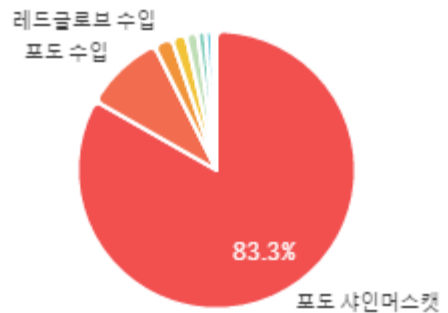
출하자별 거래물량 구성비



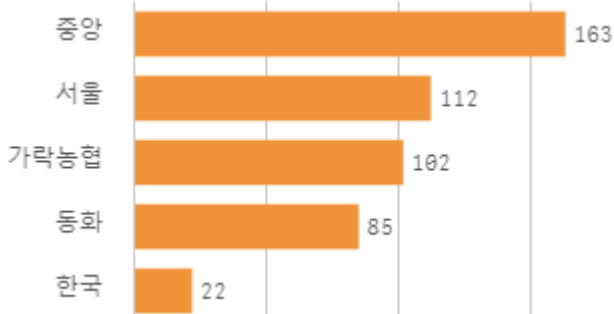
거래 단량별 물량 구성비



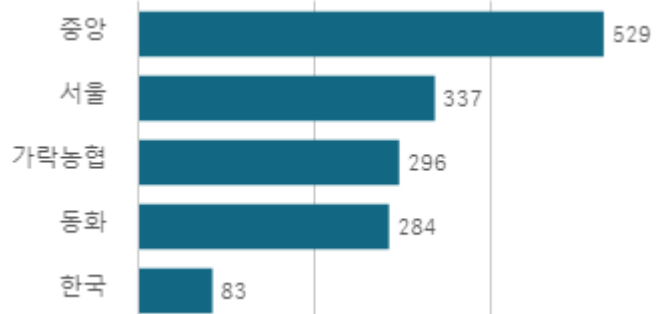
출하 품종별 거래금액 구성비



도매시장 법인별 거래물량(톤)

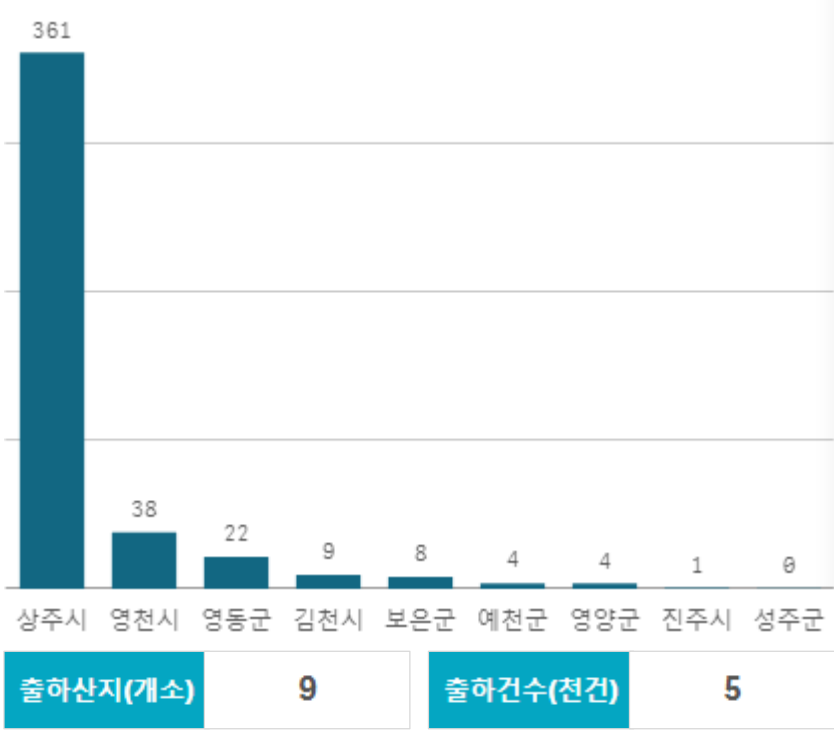


도매시장 법인별 거래금액(백만원)

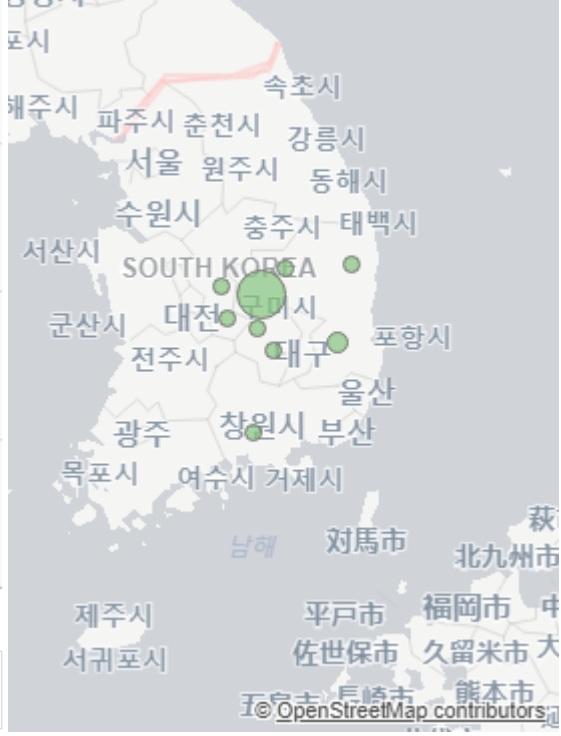


포도 샤인머스캣(2Kg)

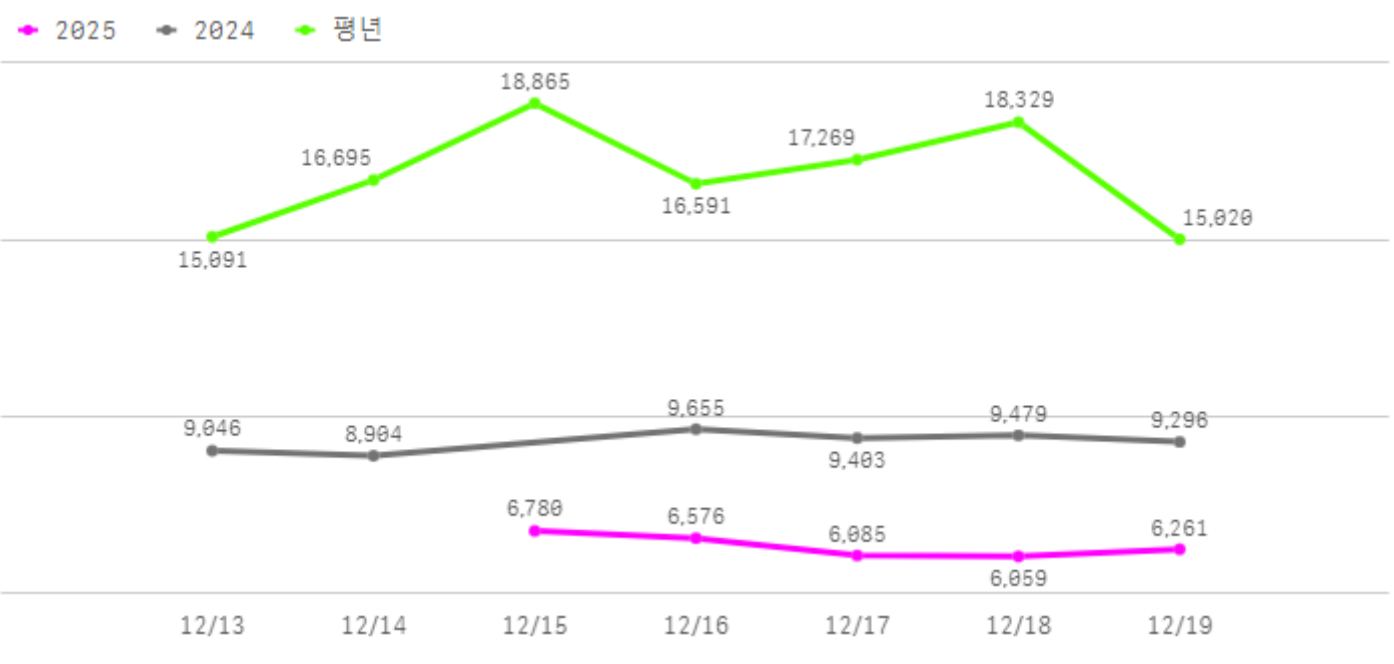
산지별 거래물량(톤)



산지별 주출하 시군구



주간 도매가격(원)



구분	금주(A)	전주(B)	전월(C)	전년(D)	평년(E)	A/B	A/C	A/D	A/E
가격(원)	6,352	6,763	6,868	9,297	13,644	93.9%	92.5%	68.3%	46.6%

※ 상품 가격 기준

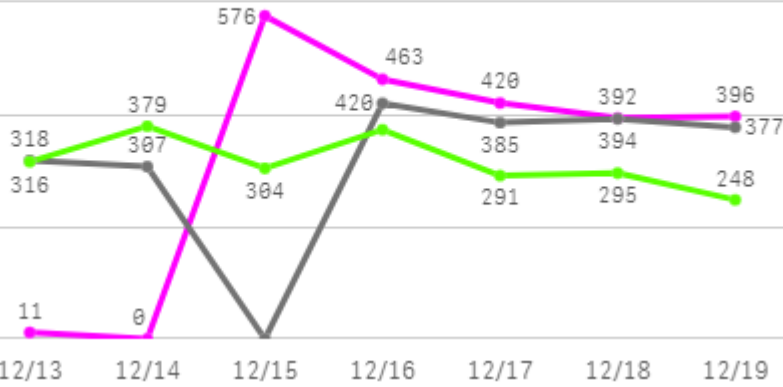
□ 포도 샤인머스켓(2Kg) 주간 가격

구분	Q	품종	Q	단량	Q	특	상	보통	하
2025-12-15		포도 샤인머스켓		2Kg		9,550	6,780	5,147	3,851
2025-12-16		포도 샤인머스켓		2Kg		9,290	6,576	4,976	3,589
2025-12-17		포도 샤인머스켓		2Kg		9,419	6,085	4,505	3,396
2025-12-18		포도 샤인머스켓		2Kg		9,151	6,059	4,518	2,994
2025-12-19		포도 샤인머스켓		2Kg		9,809	6,261	4,532	3,289
평균						9,444	6,352	4,736	3,424

감귤

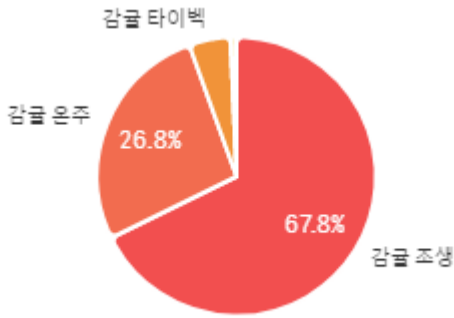
주간 반입량(톤)

◆ 2025 ● 2024 ▲ 평년

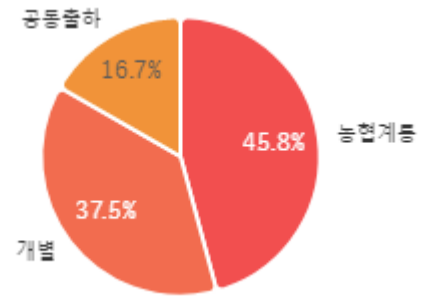


구분	금주(A)	전주(B)	전월(C)	전년(D)	평년(E)	A/B	A/C	A/D	A/E
물량(톤)	2,260	2,170	2,084	2,199	2,168	104.2%	108.4%	102.8%	104.2%

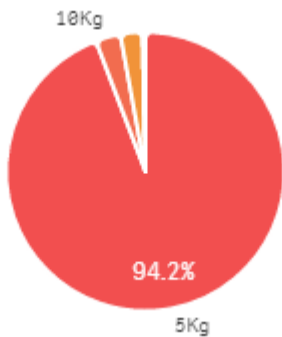
출하 품종별 거래물량 구성비



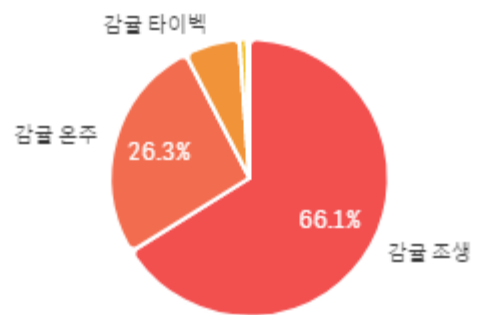
출하자별 거래물량 구성비



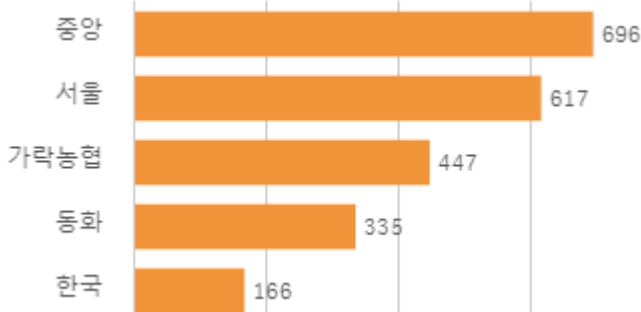
거래 단량별 물량 구성비



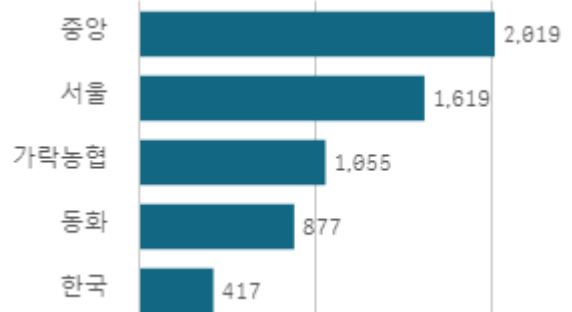
출하 품종별 거래금액 구성비



도매시장 법인별 거래물량(톤)

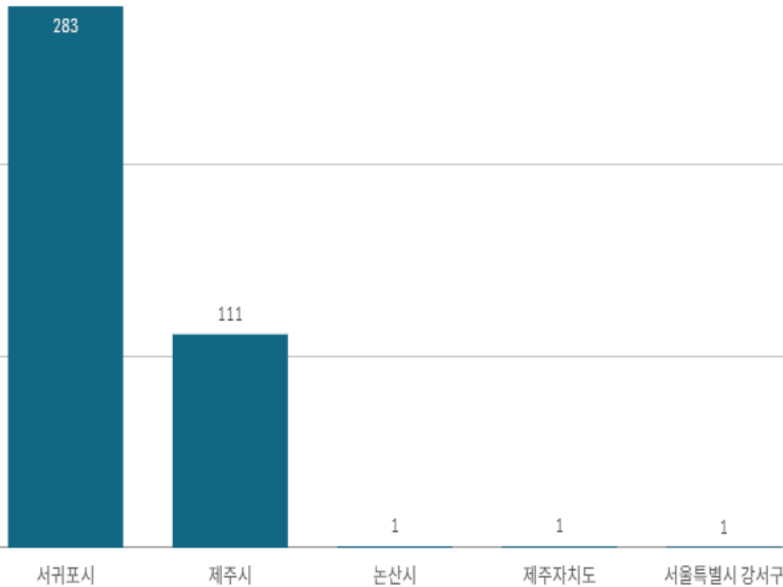


도매시장 법인별 거래금액(백만원)



감귤(5Kg)

산지별 거래물량(톤)



출하산지(개소)

5

출하건수(천건)

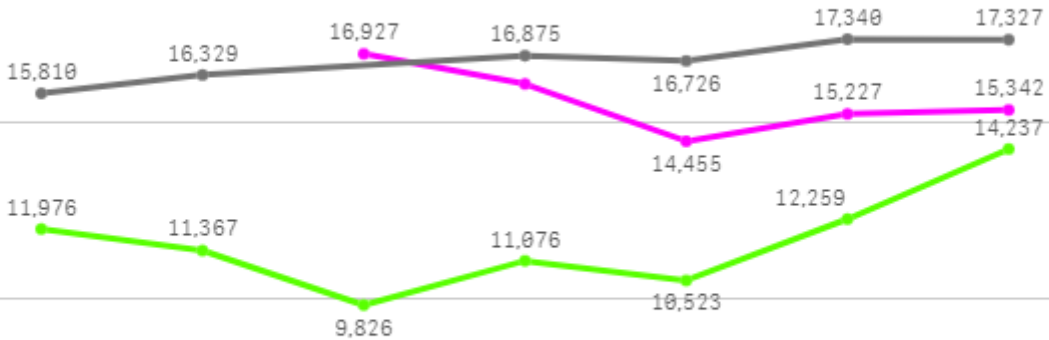
0

산지별 주출하 시군구



주간 도매가격(원)

◆ 2025 ● 2024 ◆ 평년



12/13 12/14 12/15 12/16 12/17 12/18 12/19

구분	금주(A)	전주(B)	전월(C)	전년(D)	평년(E)	A/B	A/C	A/D	A/E
가격(원)	15,605	17,572	17,150	16,735	13,063	88.8%	91.0%	93.3%	119.5%

※ 상품 가격 기준

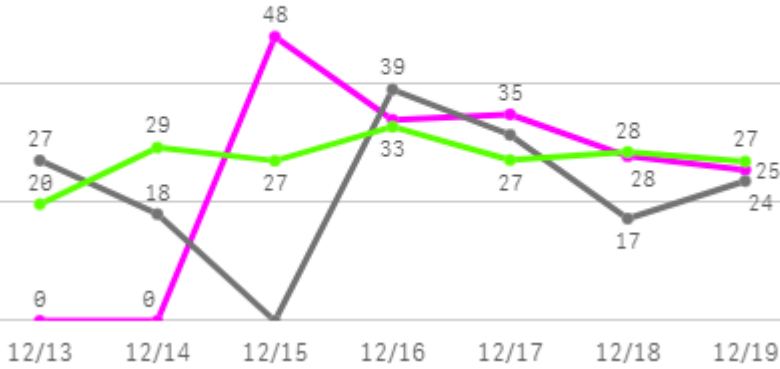
□ 감귤(5Kg) 주간 가격

구분	Q	품종	Q	단량	Q	특	상	보통	하
2025-12-15		감귤		5Kg		27,549	16,927	12,238	8,313
2025-12-16		감귤		5Kg		28,040	16,076	11,650	7,888
2025-12-17		감귤		5Kg		26,321	14,455	10,488	7,250
2025-12-18		감귤		5Kg		27,890	15,227	10,979	7,616
2025-12-19		감귤		5Kg		29,661	15,342	10,832	7,196
평균						27,892	15,605	11,237	7,653

만감

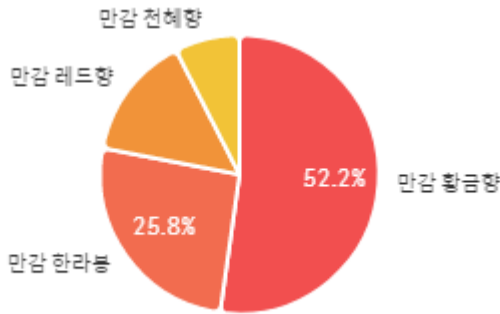
주간 반입량(톤)

◆ 2025 ● 2024 ▲ 평년

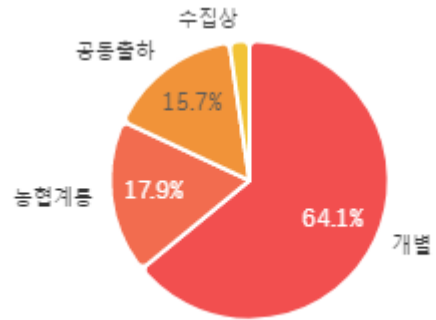


구분	금주(A)	전주(B)	전월(C)	전년(D)	평년(E)	A/B	A/C	A/D	A/E
물량(톤)	169	153	85	156	179	110.4%	199.3%	108.7%	94.8%

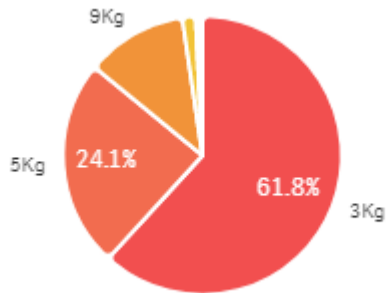
출하 품종별 거래물량 구성비



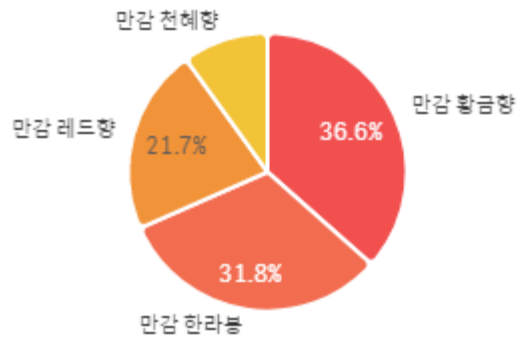
출하자별 거래물량 구성비



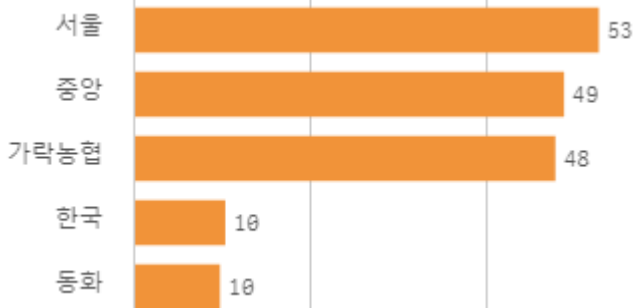
거래 단량별 물량 구성비



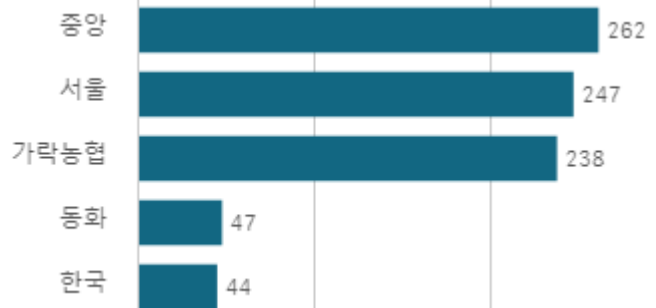
출하 품종별 거래금액 구성비



도매시장 법인별 거래물량(톤)

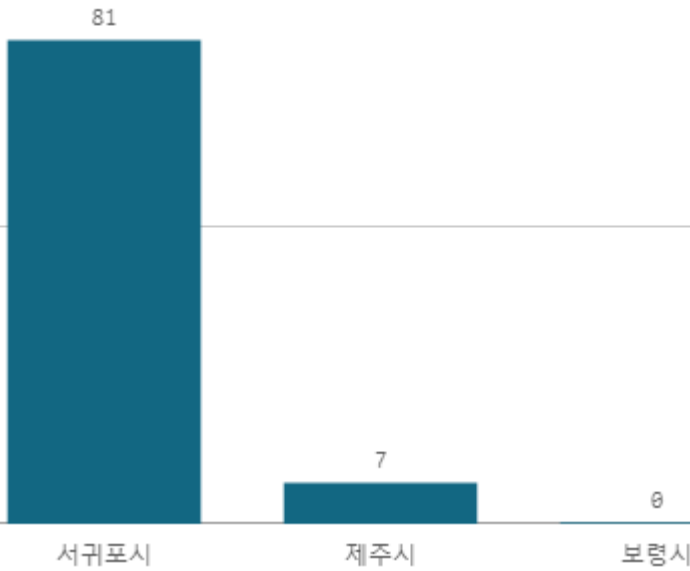


도매시장 법인별 거래금액(백만원)

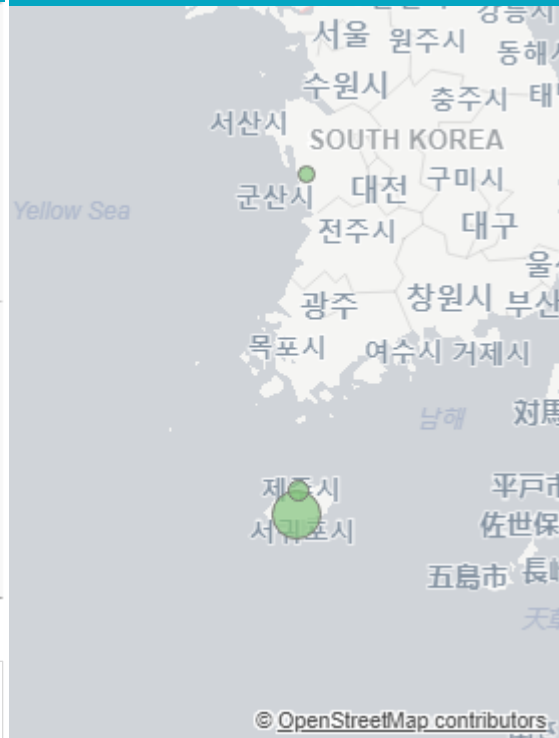


만감 황금향(3Kg)

산지별 거래물량(톤)



산지별 주출하 시군구



출하산지(개소)

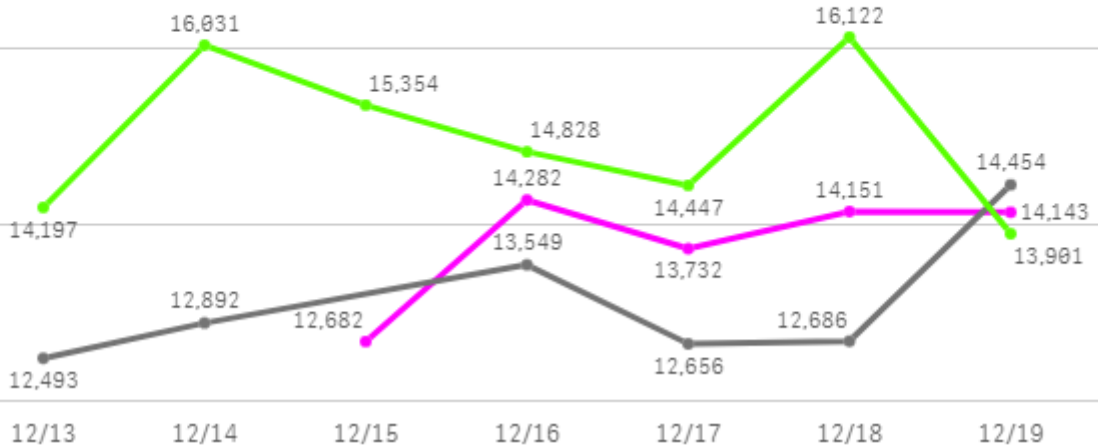
3

출하건수(천건)

1

주간 도매가격(원)

◆ 2025 ● 2024 ◆ 평년



구분	금주(A)	전주(B)	전월(C)	전년(D)	평년(E)	A/B	A/C	A/D	A/E
가격(원)	13,798	12,249	12,683	13,122	14,385	112.7%	108.8%	105.2%	95.9%

※ 상품 가격 기준

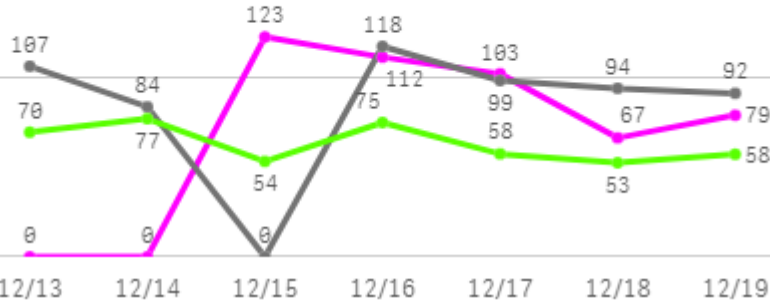
□ 만감 황금향(3Kg) 주간 가격

구분	Q	품종	Q	단량	Q	특	상	보통	하
2025-12-15		만감 황금향		3Kg		14,298	12,682	11,505	9,595
2025-12-16		만감 황금향		3Kg		15,200	14,282	11,744	8,120
2025-12-17		만감 황금향		3Kg		15,041	13,732	12,573	10,525
2025-12-18		만감 황금향		3Kg		15,000	14,151	12,815	11,522
2025-12-19		만감 황금향		3Kg		15,250	14,143	12,244	9,438
평균						14,958	13,798	12,176	9,840

단감

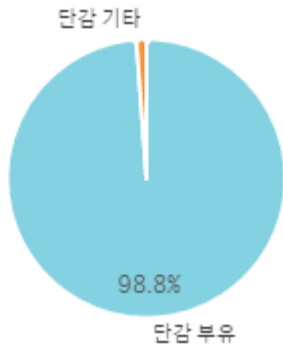
주간 반입량(톤)

◆ 2025 ● 2024 ▲ 평년

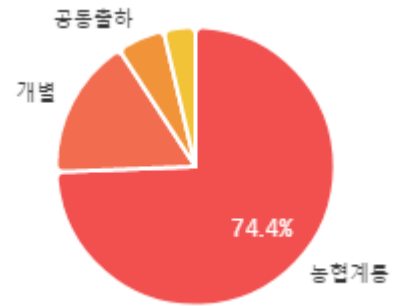


구분	금주(A)	전주(B)	전월(C)	전년(D)	평년(E)	A/B	A/C	A/D	A/E
물량(톤)	484	548	1,405	594	452	88.3%	34.4%	81.5%	107.0%

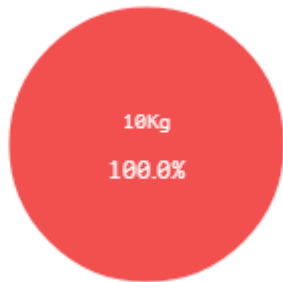
출하 품종별 거래물량 구성비



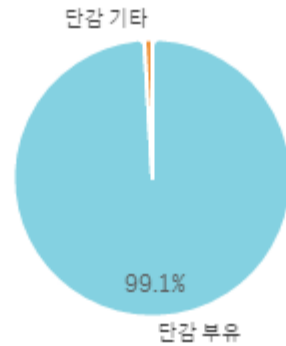
출하자별 거래물량 구성비



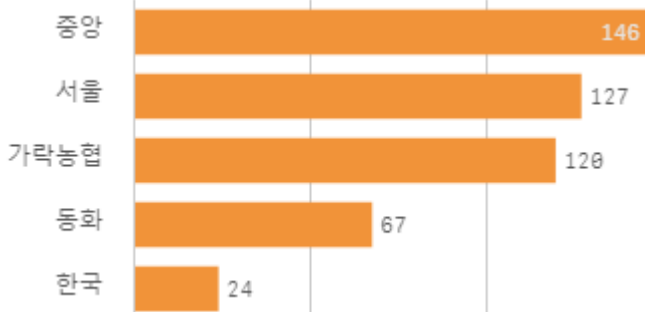
거래 단량별 물량 구성비



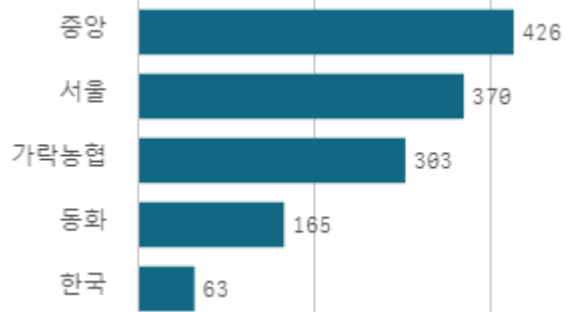
출하 품종별 거래금액 구성비



도매시장 법인별 거래물량(톤)

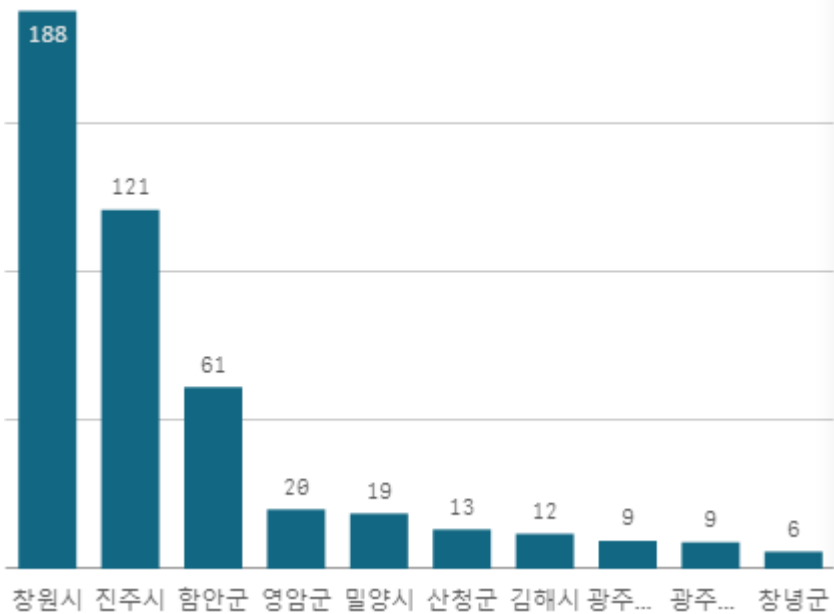


도매시장 법인별 거래금액(백만원)



단감 부유(10Kg)

산지별 거래물량(톤)



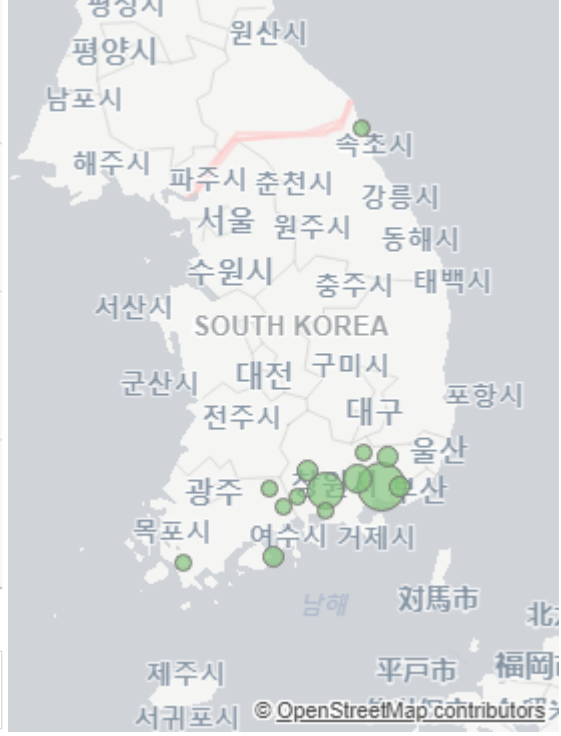
출하산지(개소)

17

출하건수(천건)

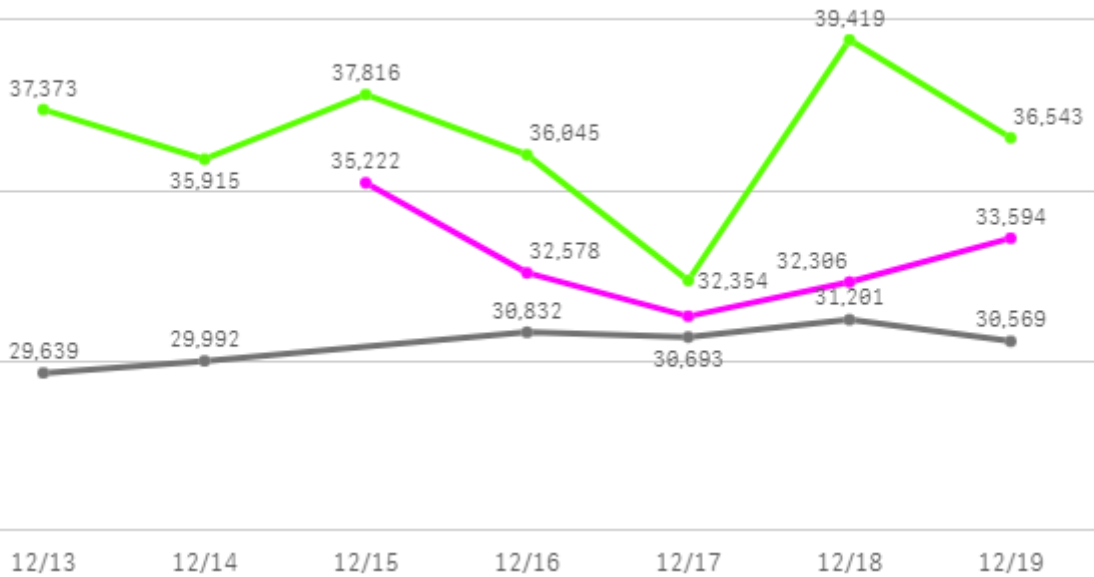
3

산지별 주출하 시군구



주간 도매가격(원)

◆ 2025 ● 2024 ◆ 평년



구분	금주(A)	전주(B)	전월(C)	전년(D)	평년(E)	A/B	A/C	A/D	A/E
가격(원)	33,001	33,559	27,871	30,488	36,502	98.3%	118.4%	108.2%	90.4%

※ 상품 가격 기준

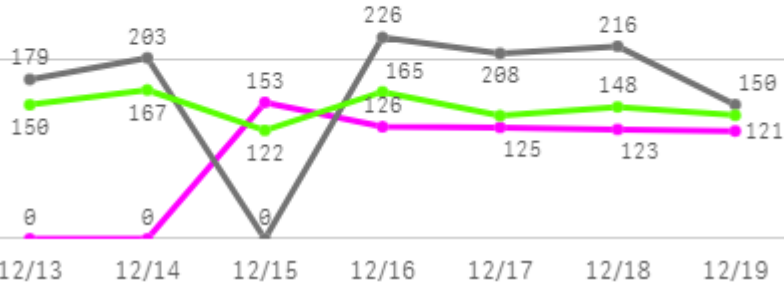
□ 단감 부유(10Kg) 주간 가격

구분	Q	품종	Q	단량	Q	특	상	보통	하
2025-12-15		단감 부유		10Kg		46,005	35,222	27,679	19,607
2025-12-16		단감 부유		10Kg		42,681	32,578	25,720	19,178
2025-12-17		단감 부유		10Kg		41,811	31,303	24,343	17,612
2025-12-18		단감 부유		10Kg		43,217	32,306	24,626	17,658
2025-12-19		단감 부유		10Kg		43,339	33,594	25,511	17,479
평균						43,411	33,001	25,576	18,307

바나나

주간 반입량(톤)

◆ 2025 ● 2024 ▲ 평년

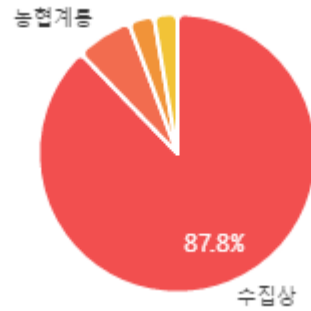


구분	금주(A)	전주(B)	전월(C)	전년(D)	평년(E)	A/B	A/C	A/D	A/E
물량(톤)	647	817	822	1,182	926	79.3%	78.8%	54.8%	69.9%

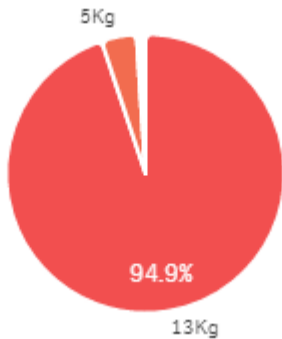
출하 품종별 거래물량 구성비



출하자별 거래물량 구성비



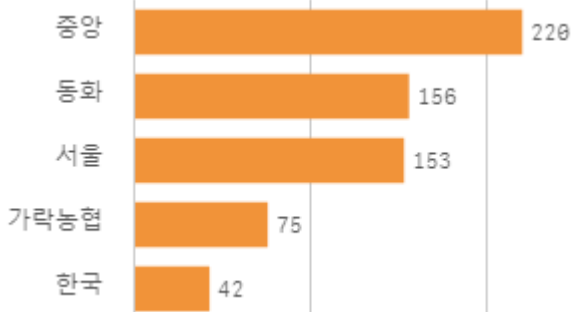
거래 단량별 물량 구성비



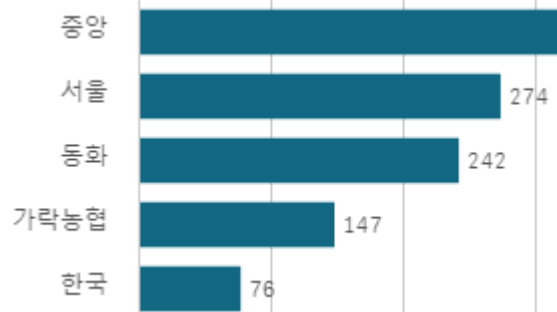
출하 품종별 거래금액 구성비



도매시장 법인별 거래물량(톤)

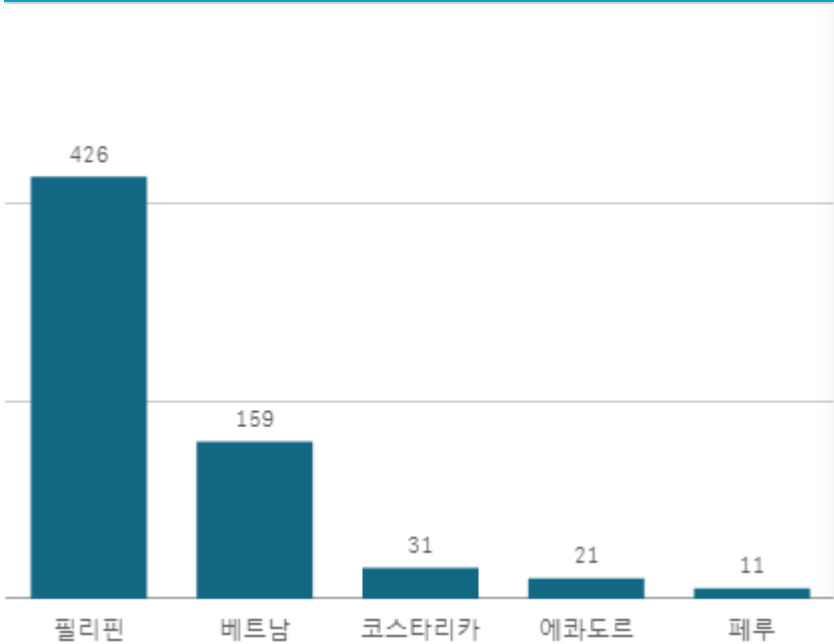


도매시장 법인별 거래금액(백만원)

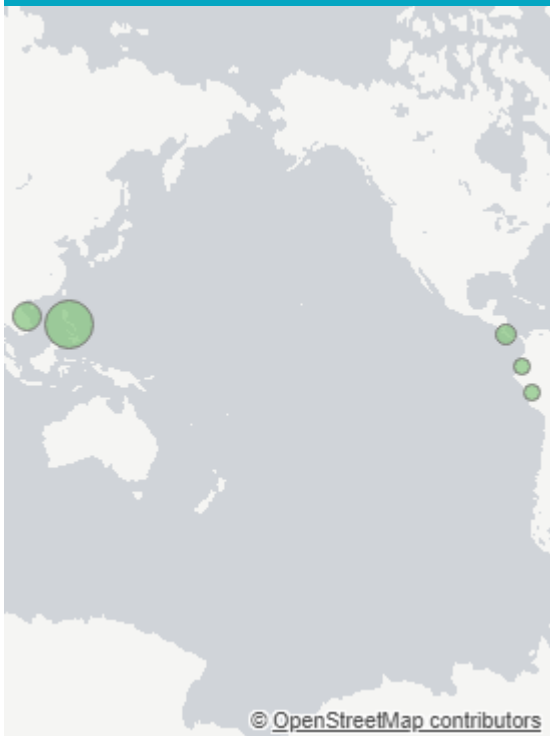


바나나 수입(13Kg)

산지별 거래물량(톤)



산지별 주출하 시군구



출하산지(개소)

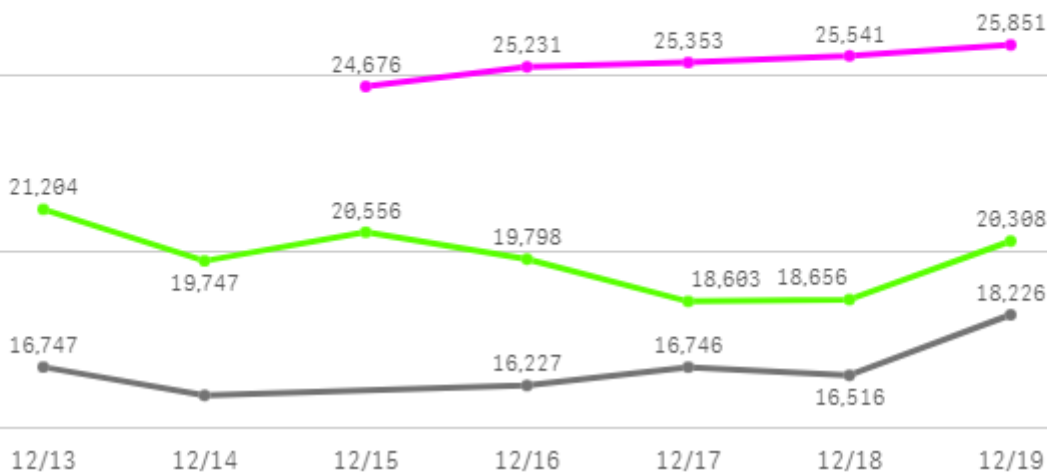
5

출하건수(천건)

2

주간 도매가격(원)

◆ 2025 ● 2024 ◆ 평년



구분	금주(A)	전주(B)	전월(C)	전년(D)	평년(E)	A/B	A/C	A/D	A/E
가격(원)	25,330	24,001	24,092	16,735	21,846	105.5%	105.1%	151.4%	115.9%

※ 상품 가격 기준

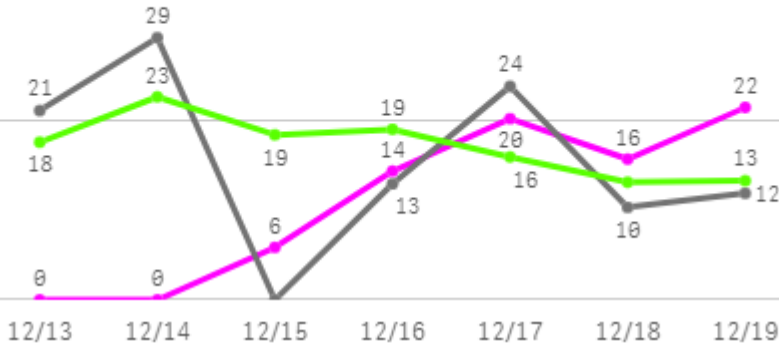
□ 바나나 수입(13Kg) 주간 가격

구분	Q	품종	Q	단량	Q	특	상	보통	하
2025-12-15		바나나 수입		13Kg		29,501	24,676	19,443	12,116
2025-12-16		바나나 수입		13Kg		30,197	25,231	19,902	12,615
2025-12-17		바나나 수입		13Kg		30,197	25,353	20,230	12,499
2025-12-18		바나나 수입		13Kg		30,542	25,541	21,168	13,428
2025-12-19		바나나 수입		13Kg		30,727	25,851	21,552	13,439
평균						30,233	25,330	20,459	12,819

고등어

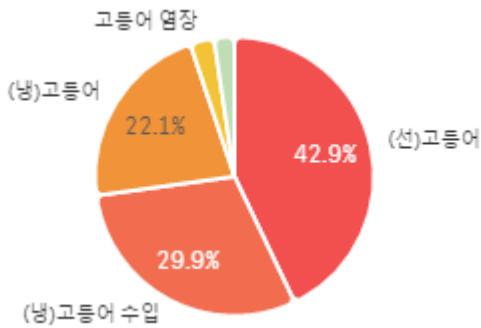
주간 반입량(톤)

◆ 2025 ● 2024 ▲ 평년

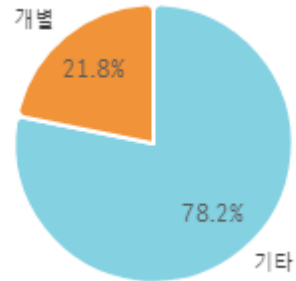


구분	금주(A)	전주(B)	전월(C)	전년(D)	평년(E)	A/B	A/C	A/D	A/E
물량(톤)	78	91	98	110	104	85.5%	79.8%	71.0%	74.8%

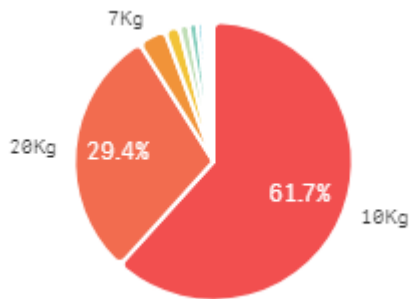
출하 품종별 거래물량 구성비



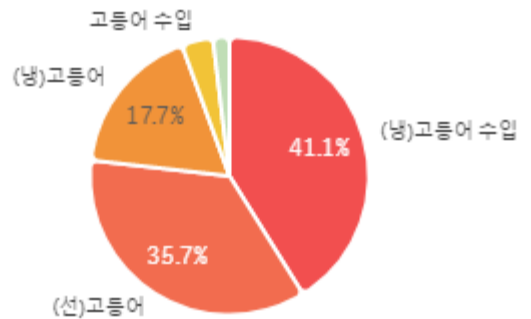
출하자별 거래물량 구성비



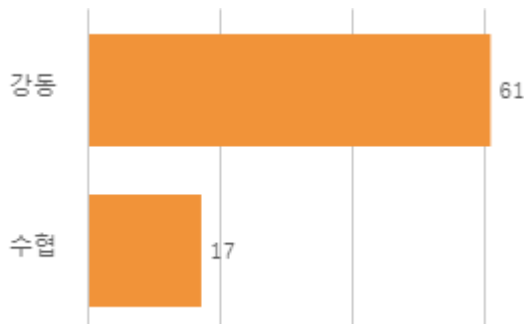
거래 단량별 물량 구성비



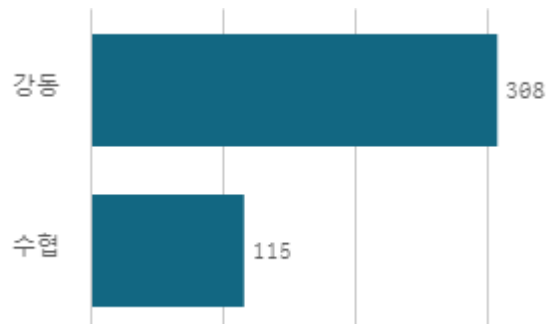
출하 품종별 거래금액 구성비



도매시장 법인별 거래물량(톤)



도매시장 법인별 거래금액(백만원)



(냉)고등어 수입(10Kg)

산지별 거래물량(톤)



노르웨이

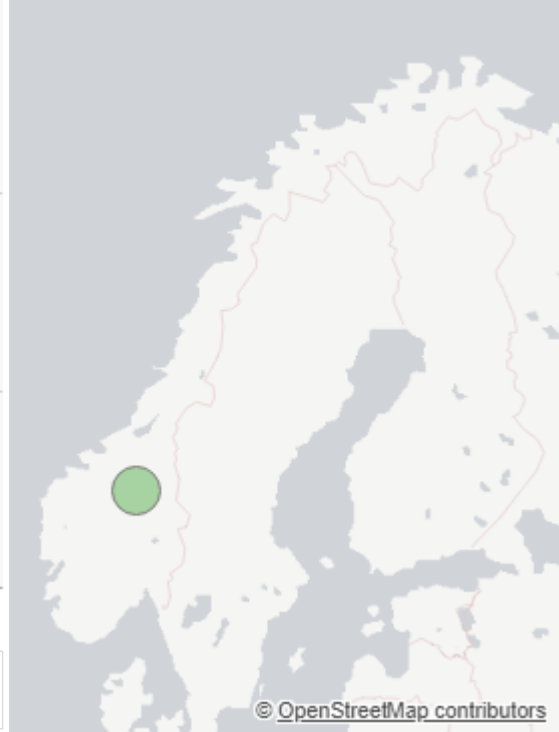
출하산지(개소)

1

출하건수(천건)

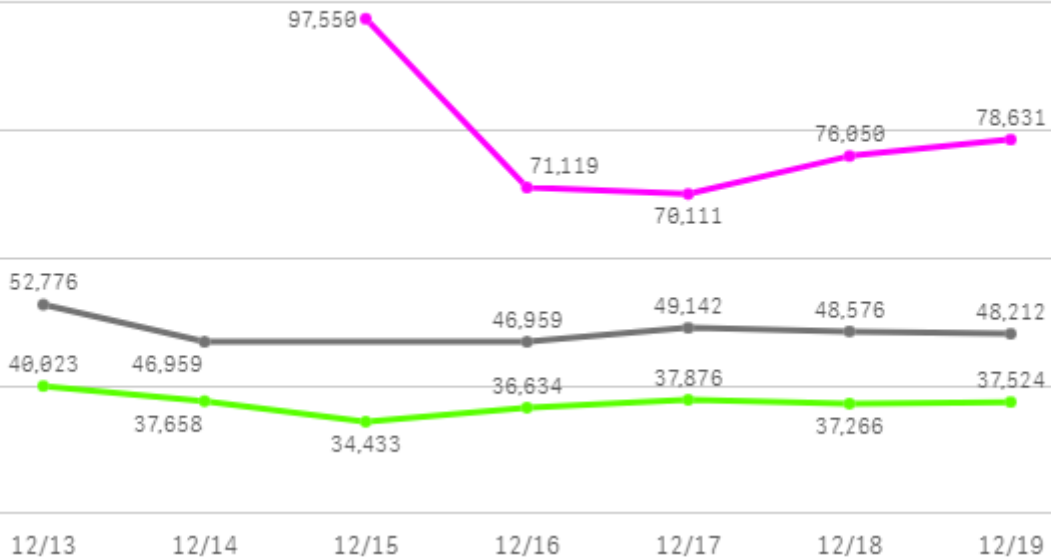
0

산지별 주출하 시군구



주간 도매가격(원)

● 2025 ● 2024 ● 평년



구분	금주(A)	전주(B)	전월(C)	전년(D)	평년(E)	A/B	A/C	A/D	A/E
가격(원)	78,692	82,645	78,147	48,771	45,906	95.2%	100.7%	161.4%	171.4%

※ 상품 가격 기준

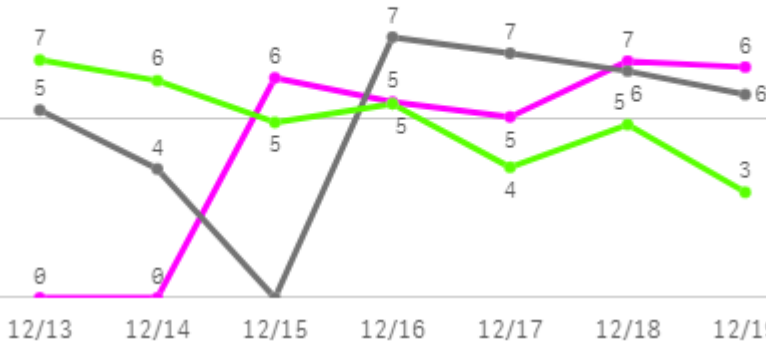
□ (냉)고등어 수입(10Kg) 주간 가격

구분	Q	품종	Q	단량	Q	특	상	보통	하
2025-12-15		(냉)고등어 수입		10Kg		-	97,550	-	-
2025-12-16		(냉)고등어 수입		10Kg		-	71,119	-	-
2025-12-17		(냉)고등어 수입		10Kg		-	70,111	-	-
2025-12-18		(냉)고등어 수입		10Kg		-	76,050	-	-
2025-12-19		(냉)고등어 수입		10Kg		-	78,631	-	-
평균						-	78,692	-	-

갈치

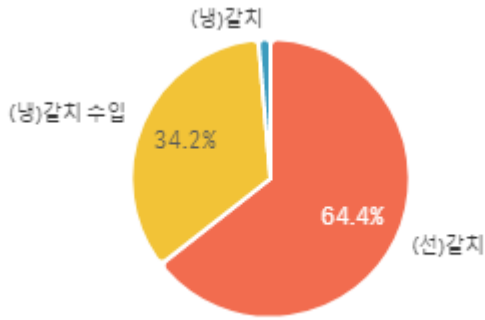
주간 반입량(톤)

◆ 2025 ● 2024 ▲ 평년

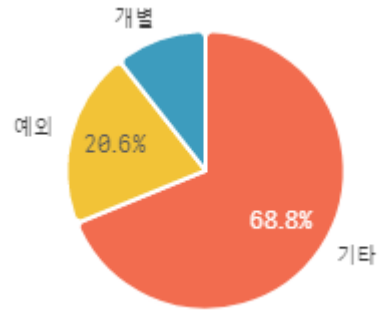


구분	금주(A)	전주(B)	전월(C)	전년(D)	평년(E)	A/B	A/C	A/D	A/E
물량(톤)	30	28	34	35	33	105.7%	88.7%	85.0%	89.2%

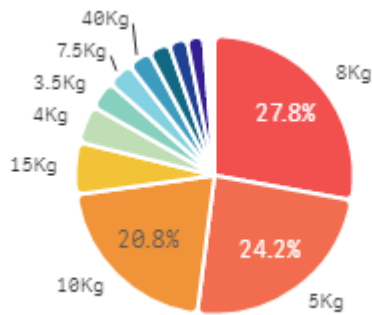
출하 품종별 거래물량 구성비



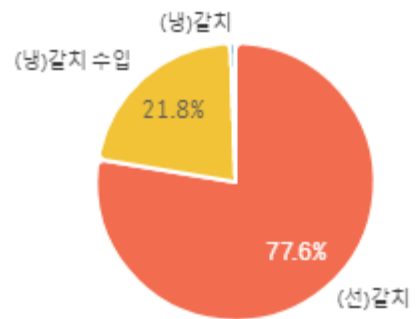
출하자별 거래물량 구성비



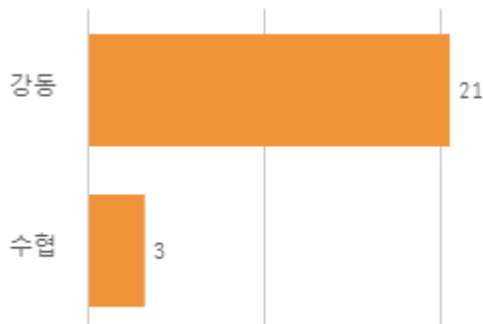
거래 단량별 물량 구성비



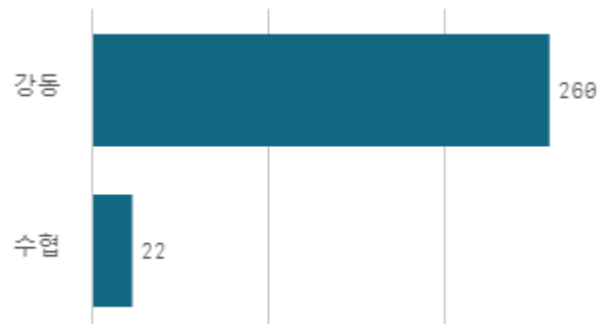
출하 품종별 거래금액 구성비



도매시장 법인별 거래물량(톤)

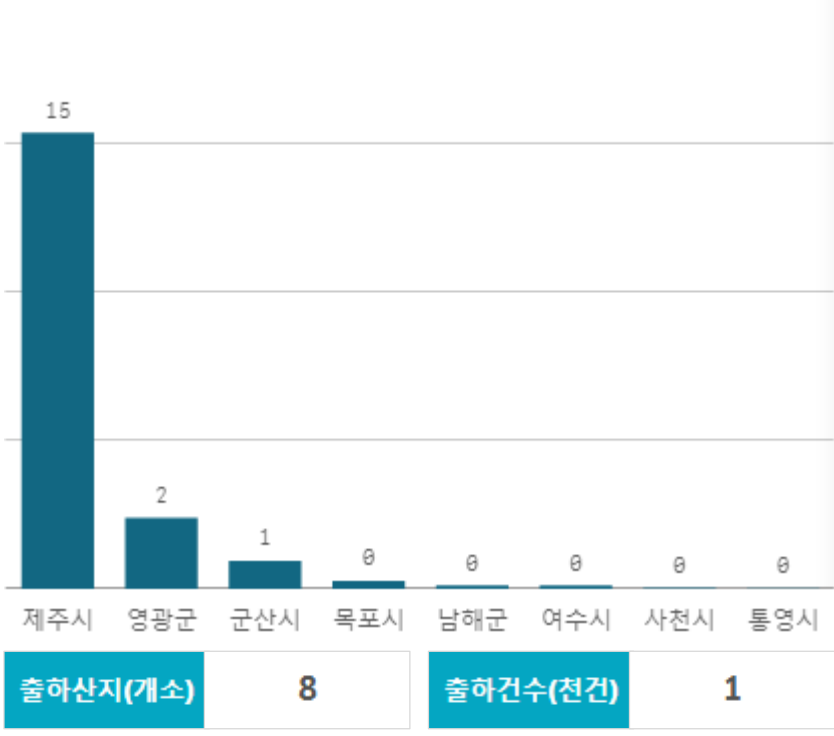


도매시장 법인별 거래금액(백만원)

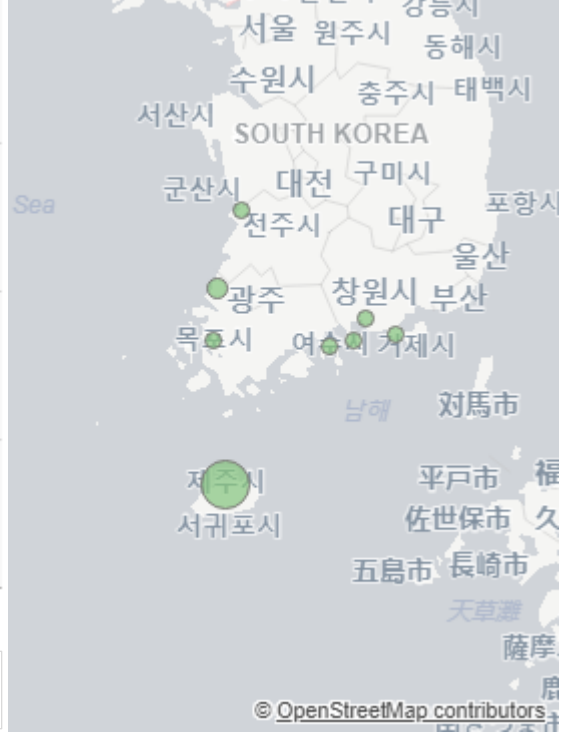


(선)갈치(5Kg)

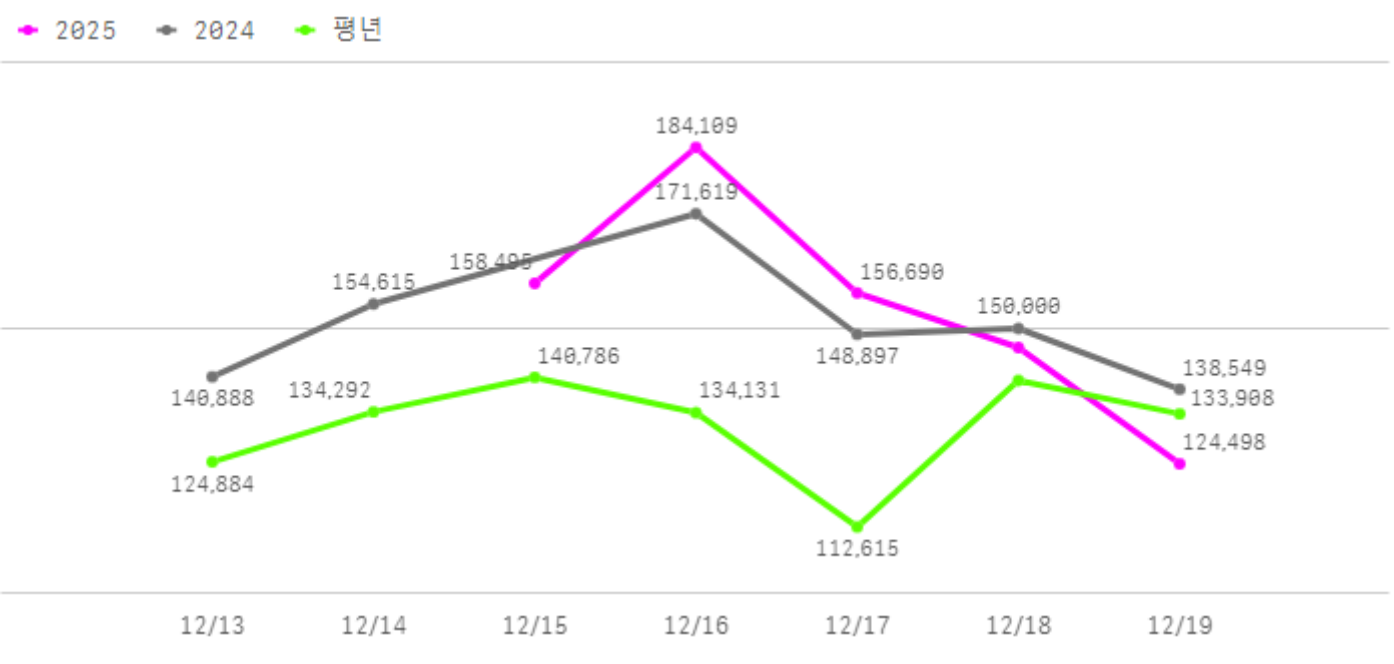
산지별 거래물량(톤)



산지별 주출하 시군구



주간 도매가격(원)



구분	금주(A)	전주(B)	전월(C)	전년(D)	평년(E)	A/B	A/C	A/D	A/E
가격(원)	154,040	152,308	142,601	150,761	138,685	101.1%	108.0%	102.2%	111.1%

※ 상품 가격 기준

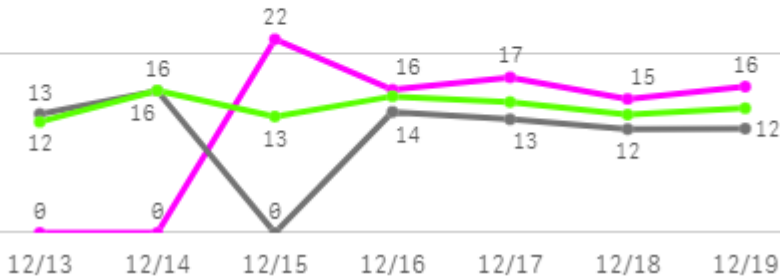
□ (선)갈치(5Kg) 주간 가격

구분	Q	품종	Q	단량	Q	특	상	보통	하
2025-12-15		(선)갈치		5Kg		-	158,495	85,708	29,920
2025-12-16		(선)갈치		5Kg		-	184,109	139,611	74,261
2025-12-17		(선)갈치		5Kg		-	156,690	102,902	32,504
2025-12-18		(선)갈치		5Kg		-	146,406	102,113	46,175
2025-12-19		(선)갈치		5Kg		-	124,498	90,211	53,603
평균						-	154,040	104,109	47,293

홍합

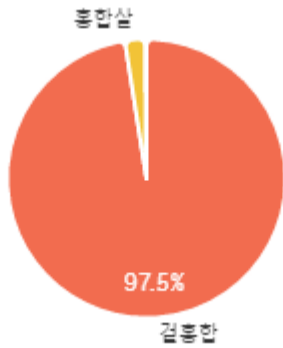
주간 반입량(톤)

◆ 2025 ● 2024 ▲ 평년

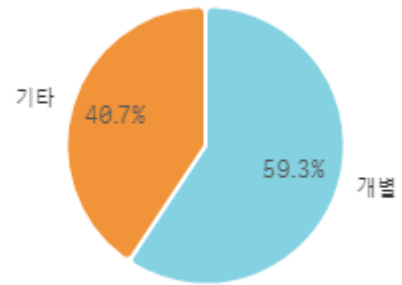


구분	금주(A)	전주(B)	전월(C)	전년(D)	평년(E)	A/B	A/C	A/D	A/E
물량(톤)	87	110	77	79	93	78.8%	111.8%	109.8%	93.4%

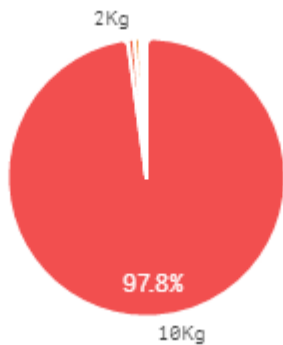
출하 품종별 거래물량 구성비



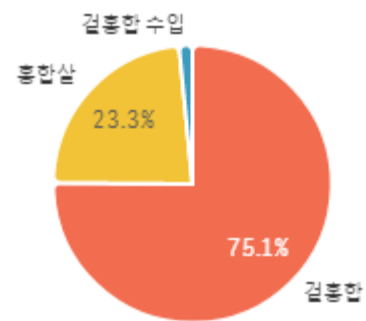
출하자별 거래물량 구성비



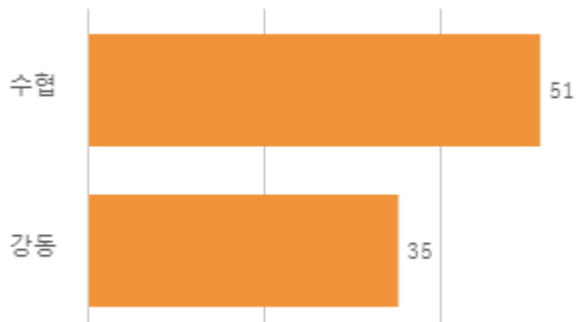
거래 단량별 물량 구성비



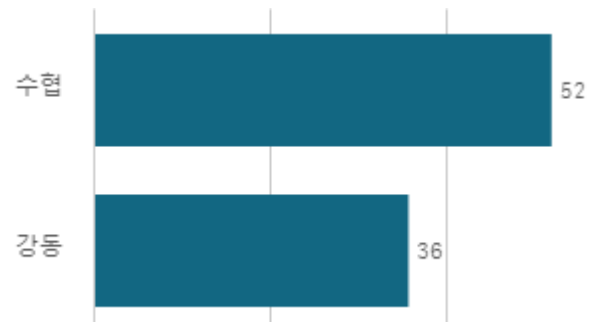
출하 품종별 거래금액 구성비



도매시장 법인별 거래물량(톤)

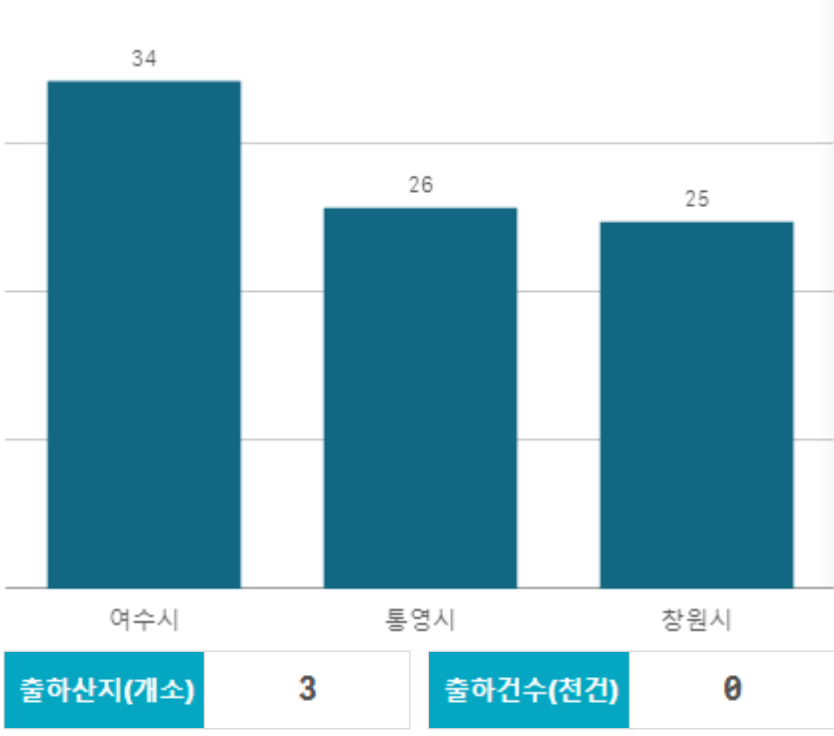


도매시장 법인별 거래금액(백만원)



겉홍합(10Kg)

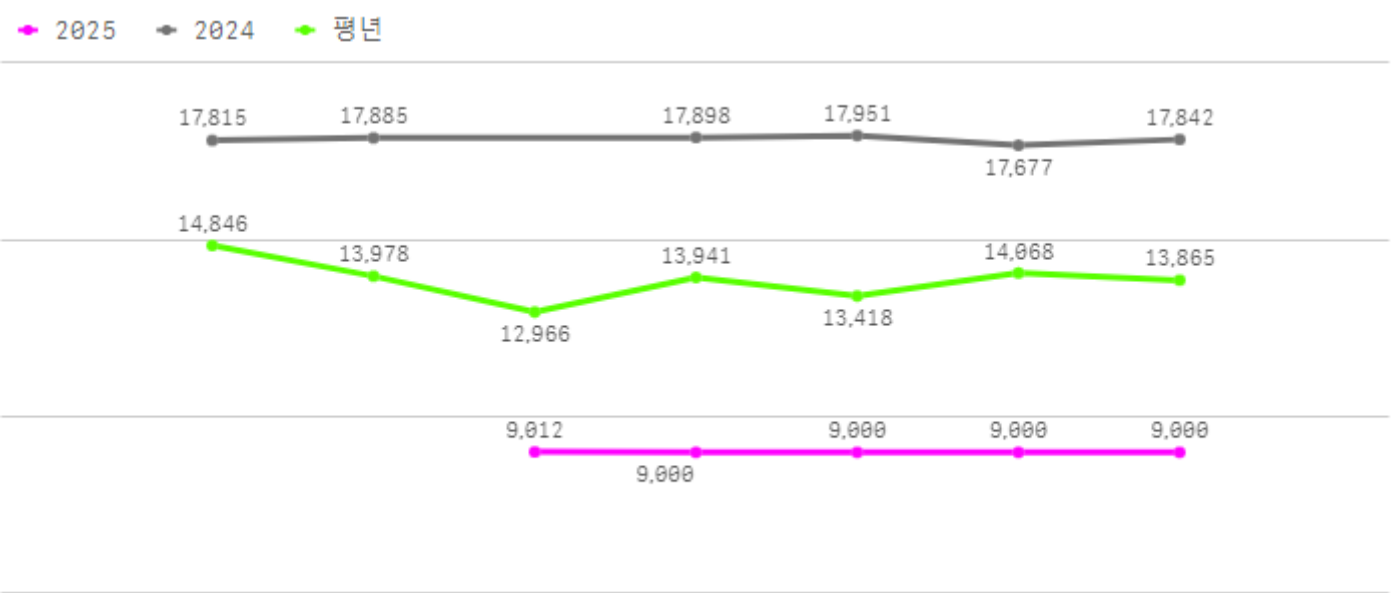
산지별 거래물량(톤)



산지별 주출하 시군구



주간 도매가격(원)



구분	금주(A)	전주(B)	전월(C)	전년(D)	평년(E)	A/B	A/C	A/D	A/E
가격(원)	9,002	9,002	8,572	17,845	13,802	100.0%	105.0%	50.4%	65.2%

※ 상품 가격 기준

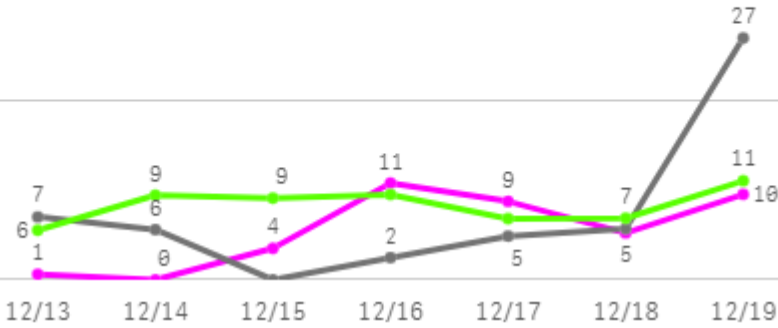
□ 곁홍합(10Kg) 주간 가격

구분	Q	품종	Q	단량	Q	특	상	보통	하
2025-12-15		곁홍합		10Kg		-	9,012	8,117	6,964
2025-12-16		곁홍합		10Kg		-	9,000	7,741	5,910
2025-12-17		곁홍합		10Kg		-	9,000	7,900	5,468
2025-12-18		곁홍합		10Kg		-	9,000	7,455	6,038
2025-12-19		곁홍합		10Kg		-	9,000	7,652	6,389
평균						-	9,002	7,773	6,154

오징어

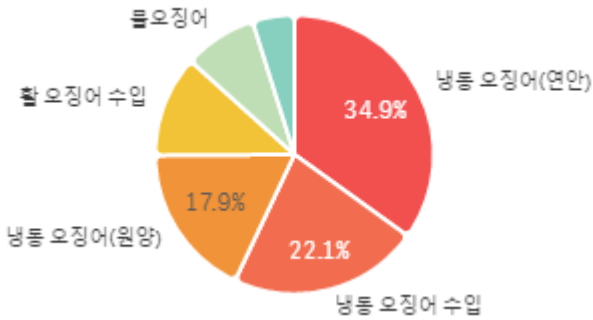
주간 반입량(톤)

◆ 2025 ● 2024 ▲ 평년

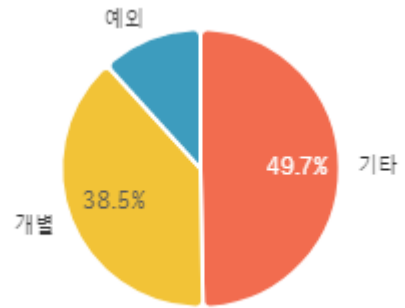


구분	금주(A)	전주(B)	전월(C)	전년(D)	평년(E)	A/B	A/C	A/D	A/E
물량(톤)	39	38	32	53	52	100.5%	119.3%	73.0%	73.9%

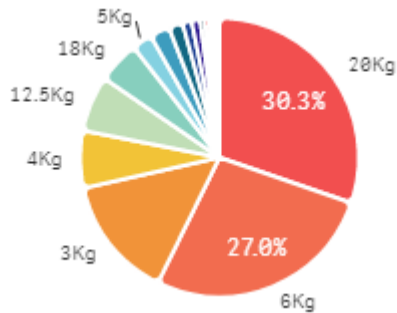
출하 품종별 거래물량 구성비



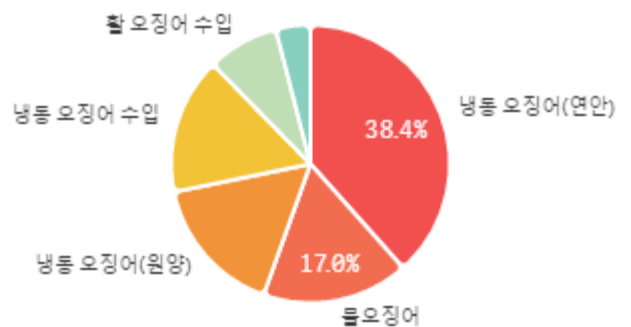
출하자별 거래물량 구성비



거래 단량별 물량 구성비



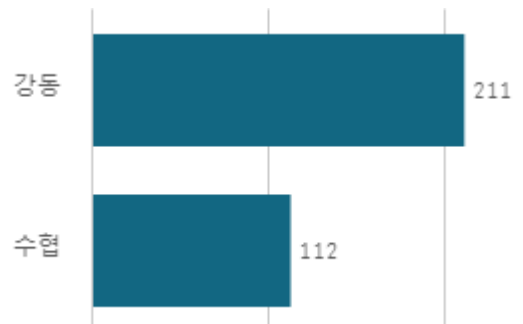
출하 품종별 거래금액 구성비



도매시장 법인별 거래물량(톤)

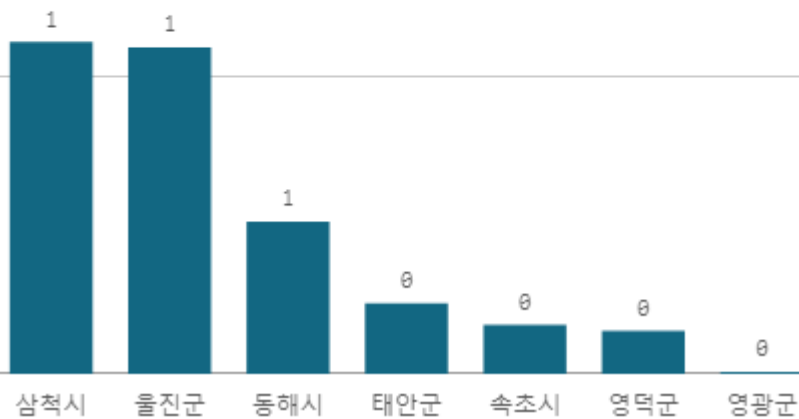


도매시장 법인별 거래금액(백만원)



물오징어(6Kg)

산지별 거래물량(톤)



산지별 주출하 시군구



출하산지(개소)

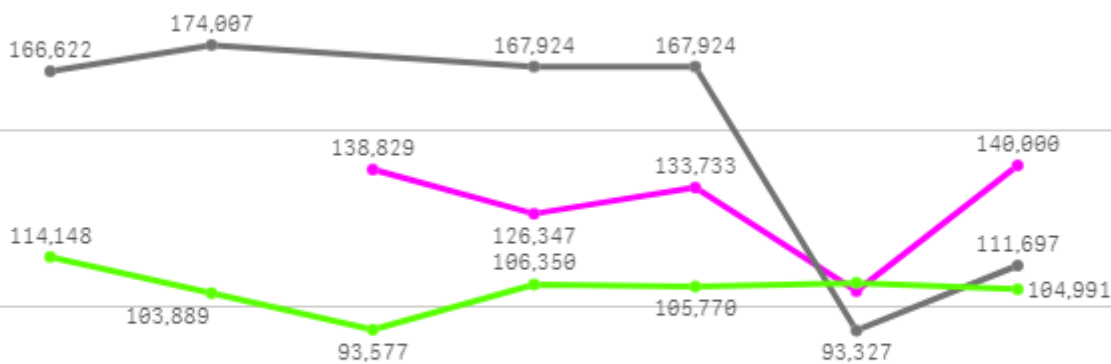
7

출하건수(천건)

0

주간 도매가격(원)

◆ 2025 ◆ 2024 ◆ 평년



12/13 12/14 12/15 12/16 12/17 12/18 12/19

구분	금주(A)	전주(B)	전월(C)	전년(D)	평년(E)	A/B	A/C	A/D	A/E
가격(원)	128,677	127,738	65,570	146,917	111,561	100.7%	196.2%	87.6%	115.3%

※ 상품 가격 기준

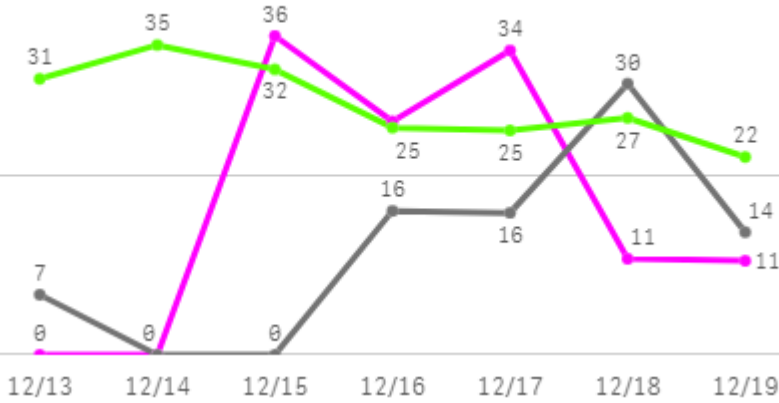
□ 물오징어(6Kg) 주간 가격

구분	Q	품종	Q	단량	Q	특	상	보통	하
2025-12-15		물오징어		6Kg		-	138,829	120,424	86,456
2025-12-16		물오징어		6Kg		-	126,347	112,605	72,477
2025-12-17		물오징어		6Kg		-	133,733	113,111	74,802
2025-12-18		물오징어		6Kg		-	104,478	87,083	70,000
2025-12-19		물오징어		6Kg		-	140,000	126,250	111,667
평균						-	128,677	111,895	83,080

건멸치

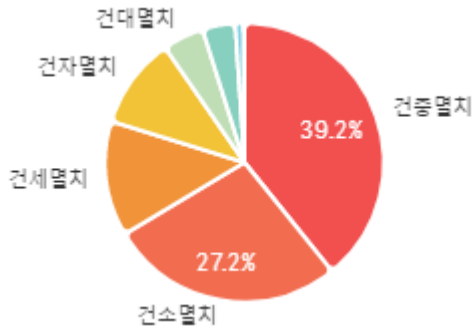
주간 반입량(톤)

◆ 2025 ● 2024 ▲ 평년

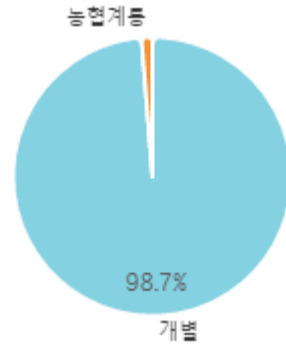


구분	금주(A)	전주(B)	전월(C)	전년(D)	평년(E)	A/B	A/C	A/D	A/E
물량(톤)	117	158	221	83	154	74.4%	53.1%	141.4%	76.4%

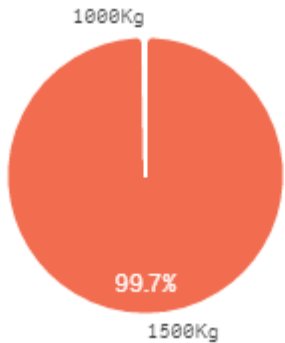
출하 품종별 거래물량 구성비



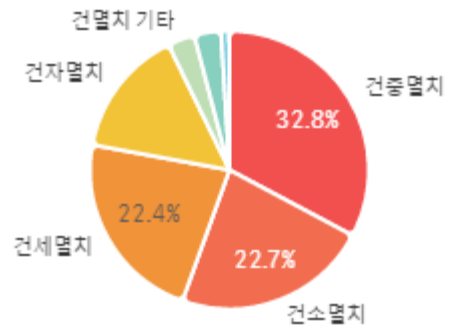
출하자별 거래물량 구성비



거래 단량별 물량 구성비



출하 품종별 거래금액 구성비



도매시장 법인별 거래물량(톤)

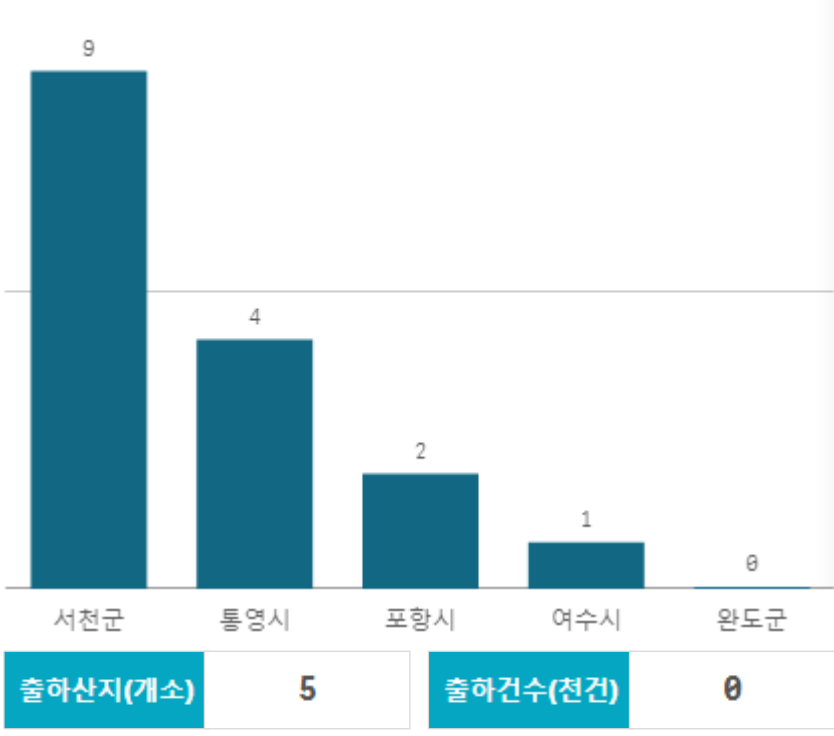


도매시장 법인별 거래금액(백만원)



건세열치(1.5Kg)

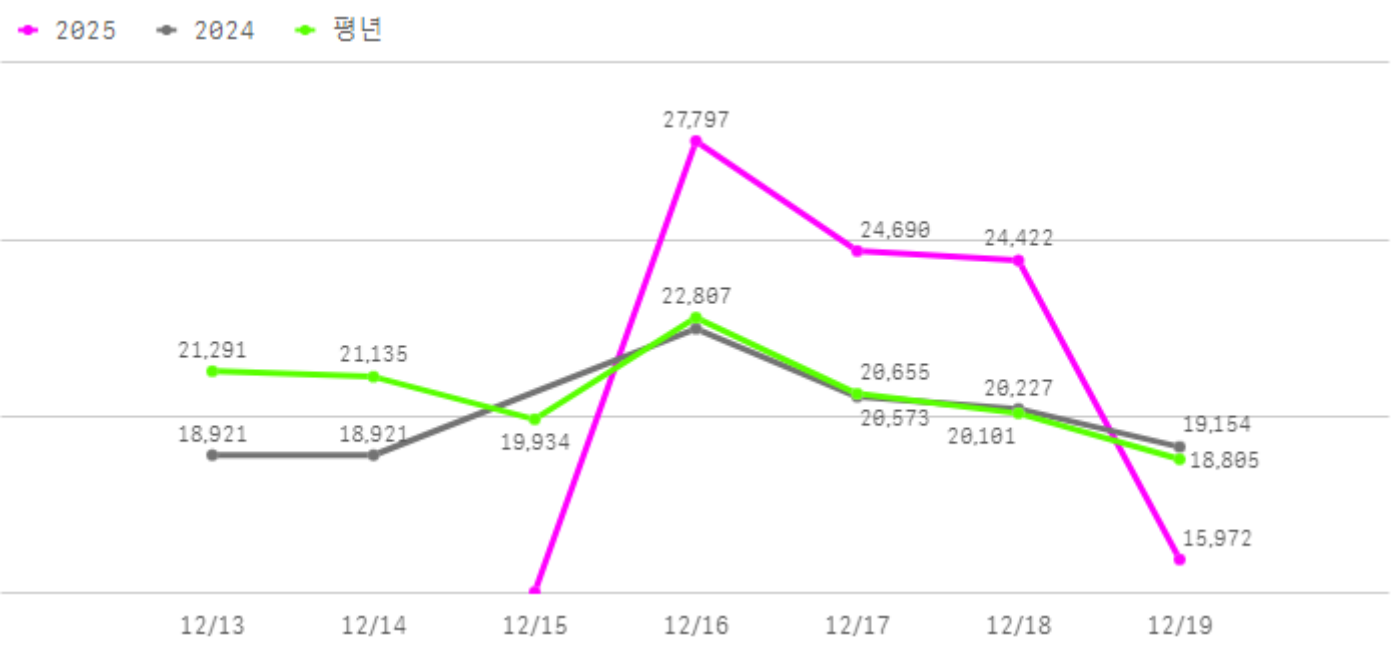
산지별 거래물량(톤)



산지별 주출하 시군구



주간 도매가격(원)



구분	금주(A)	전주(B)	전월(C)	전년(D)	평년(E)	A/B	A/C	A/D	A/E
가격(원)	21,586	18,961	17,162	20,048	21,328	113.8%	125.8%	107.7%	101.2%

※ 상품 가격 기준

□ 건세멸치(1.5Kg) 주간 가격

구분	Q	품종	Q	단량	Q	특	상	보통	하
2025-12-15		건세멸치		1.5Kg		-	15,050	14,367	12,129
2025-12-16		건세멸치		1.5Kg		-	27,797	18,141	9,952
2025-12-17		건세멸치		1.5Kg		-	24,690	14,314	9,097
2025-12-18		건세멸치		1.5Kg		-	24,422	20,871	16,223
2025-12-19		건세멸치		1.5Kg		-	15,972	12,994	9,609
평균						-	21,586	16,137	11,402