
2025년 가락시장

주요 품목 주간 거래동향

10월 3주차 주요 동향

[2025. 10.11. ~ 10.17.]



서울특별시농수산물공사

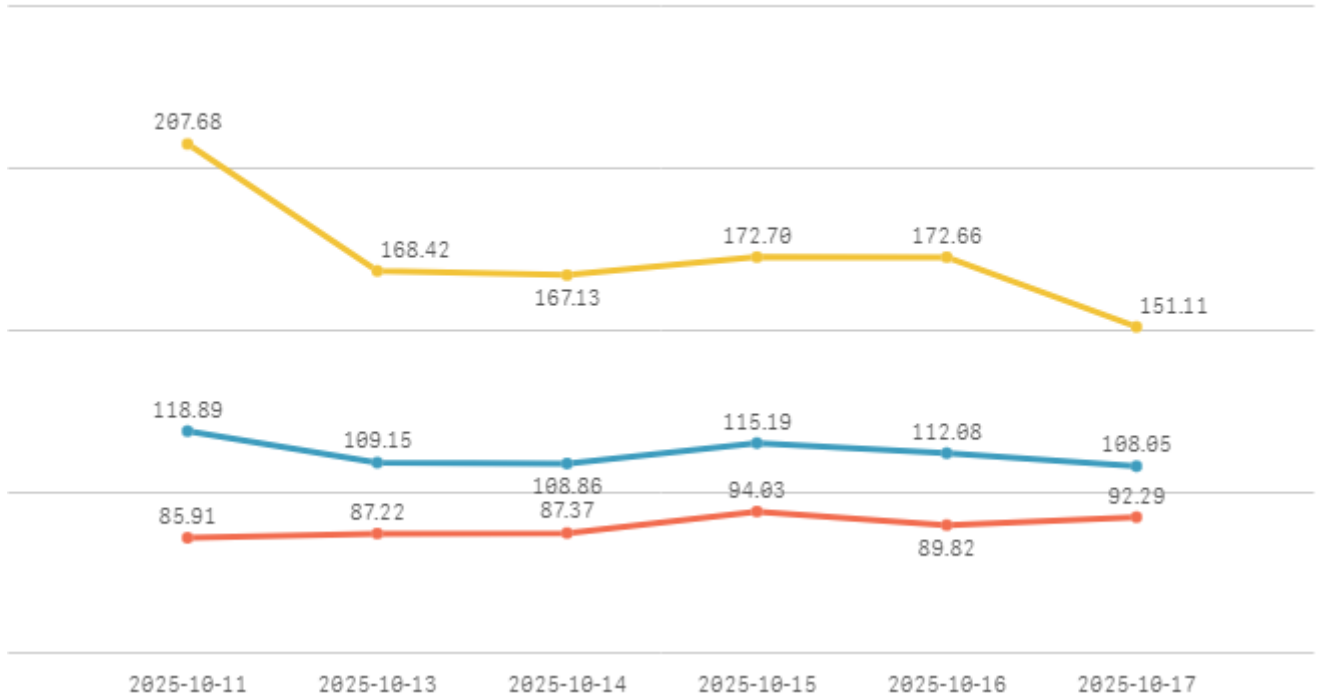
[데이터전략팀]

1. 주간 표준지수

※ 직전 5개년 평균가격을 지수 100으로 산정하여 100 이상일 경우 평년보다 상승, 100 이하일 경우 평년보다 하락

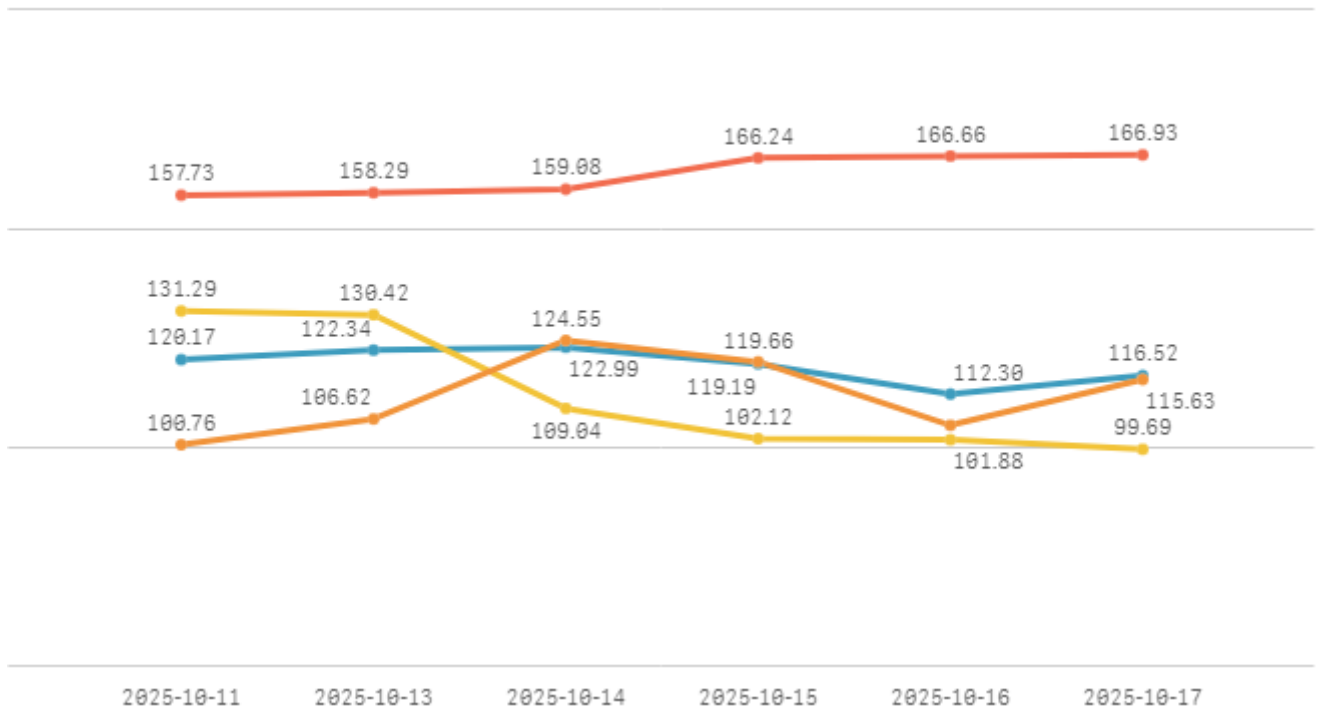
□ 청과부류

합계 채소계 과일계



□ 수산부류

합계 생선류 조개류 건어류



2. 주요 품목 주간 거래동향

주요 품목(종) 주간동향 (2025.10.11 ~ 10.17)

품종 단위	금주평균	전주평균	전월평균	전년평균	5년평균 가격	전주대비	전월대비	전년대비	5년평균 대비
(냉)고등어 수입(10키로상자)	69,691	69,246	63,744	47,274	43,671	1% ▲	9% ▲	47% ▲	60% ▲
(선)갈치(5키로상자)	165,349	185,808	153,684	115,067	126,878	-11% ▼	8% ▲	44% ▲	30% ▲
가지(8키로상자)	20,783	15,725	17,749	23,177	22,395	32% ▲	17% ▲	-10% ▼	-7% ▼
감귤 하우스(3키로상자)	18,403	22,155	23,479	16,340	18,217	-17% ▼	-22% ▼	13% ▲	1% ▲
감자 수미(햇)(20키로상자)	39,170	42,578	39,685	29,213	32,549	-8% ▼	-1% ▼	34% ▲	20% ▲
건세 열치(1.5키로상자)	15,273	15,970	19,343	20,761	18,350	-4% ▼	-21% ▼	-26% ▼	-17% ▼
겉종합(10키로망대)	14,205	12,216	12,028	18,612	16,275	16% ▲	18% ▲	-24% ▼	-13% ▼
간마늘 대서(20키로)	147,094	147,342	148,352	135,905	144,047	-0% ▼	-1% ▼	8% ▲	2% ▲
단감 숯본(10키로상자)	34,440	52,222	57,500	40,051	35,101	-34% ▼	-40% ▼	-14% ▼	-2% ▼
당근(20키로상자)	21,710	29,040	36,015	83,263	47,551	-25% ▼	-40% ▼	-74% ▼	-54% ▼
대추방울토마토(3키로상자)	17,685	19,647	27,294	32,202	23,294	-10% ▼	-35% ▼	-45% ▼	-24% ▼
대파(일반)(1키로단)	2,087	2,193	1,534	1,759	1,907	-5% ▼	36% ▲	19% ▲	9% ▲
멜론 머스크(8키로상자)	32,786	40,076	22,967	26,710	28,908	-18% ▼	43% ▲	23% ▲	13% ▲
무(20키로상자)	12,251	14,973	9,667	23,816	15,505	-18% ▼	27% ▲	-49% ▼	-21% ▼
물오징어(6키로상자)	104,420	115,470	81,564	100,176	97,604	-10% ▼	28% ▲	4% ▲	7% ▲
바나나 수입(13키로상자)	27,618	27,733	28,922	27,373	26,821	-0% ▼	-5% ▼	1% ▲	3% ▲
배 신고(15키로상자)	52,131	57,233	52,599	52,171	43,406	-9% ▼	-1% ▼	-0% ▼	20% ▲
배추(10키로망대)	6,782	13,409	12,909	23,355	11,347	-49% ▼	-47% ▼	-71% ▼	-40% ▼
백다다기오이(100개)	79,884	49,839	69,853	87,039	73,704	60% ▲	14% ▲	-8% ▼	8% ▲
부추(일반)(500그람단)	2,046	2,825	1,747	2,416	2,334	-28% ▼	17% ▲	-15% ▼	-12% ▼
빨강 파프리카(5키로상자)	37,009	40,984	37,465	43,303	33,718	-10% ▼	-1% ▼	-15% ▼	10% ▲
사과 홀로(10키로상자)	69,479	111,259	60,582	47,828	46,868	-38% ▼	15% ▲	45% ▲	48% ▲
상추 포기합(4키로상자)	35,091	40,639	52,654	46,448	32,050	-14% ▼	-33% ▼	-24% ▼	9% ▲
새송이버섯(2키로상자)	7,476	7,999	6,631	7,945	7,571	-7% ▼	13% ▲	-6% ▼	-1% ▼
시금치(4키로상자)	25,854	32,428	65,409	25,343	21,780	-20% ▼	-60% ▼	2% ▲	19% ▲
알배기배추(8키로상자)	18,885	35,420	31,145	47,231	24,141	-47% ▼	-39% ▼	-60% ▼	-22% ▼
애호박(20개)	20,895	20,123	22,314	25,730	21,542	4% ▲	-6% ▼	-19% ▼	-3% ▼
양배추(8키로망대)	4,189	5,325	7,526	10,487	8,261	-21% ▼	-44% ▼	-60% ▼	-49% ▼
양상추(일반)(12개)	28,621	33,107	25,290	33,338	32,586	-14% ▼	13% ▲	-14% ▼	-12% ▼
양파(1키로)	1,104	1,102	1,074	1,114	1,189	0% ▲	3% ▲	-1% ▼	-7% ▼
열무(4키로상자)	9,168	9,624	10,108	11,302	10,052	-5% ▼	-9% ▼	-19% ▼	-9% ▼
오렌지 네블 수입(18키로상자)	58,476	59,500	61,549	46,626	56,069	-2% ▼	-5% ▼	25% ▲	4% ▲
오이맛고추(10키로상자)	33,626	46,467	39,221	87,550	47,652	-28% ▼	-14% ▼	-62% ▼	-29% ▼
자두 추희(5키로상자)	46,365	54,967	35,731	34,789	33,040	-16% ▼	30% ▲	33% ▲	40% ▲
쪽파(10키로상자)	56,982	88,576	30,643	56,080	53,067	-36% ▼	86% ▲	2% ▲	7% ▲
청경채(4키로상자)	21,783	14,976	13,610	6,493	11,354	45% ▲	60% ▲	235% ▲	92% ▲
청양고추(10키로상자)	40,876	59,568	35,395	67,499	49,847	-31% ▼	15% ▲	-39% ▼	-18% ▼
토마토(5키로상자)	22,595	13,304	28,164	49,515	31,535	70% ▲	-20% ▼	-54% ▼	-28% ▼
팽이버섯(5키로상자)	13,506	16,499	10,099	12,314	13,309	-18% ▼	34% ▲	10% ▲	1% ▲
포도 샤인머스켓(2키로상자)	6,499	9,221	9,328	7,785	11,254	-30% ▼	-30% ▼	-17% ▼	-42% ▼
포도 캠벨얼리(3키로상자)	14,429	20,015	14,220	11,990	17,201	-28% ▼	1% ▲	20% ▲	-16% ▼
호박밭 고구마(10키로상자)	19,998	23,478	25,977	22,402	22,002	-15% ▼	-23% ▼	-11% ▼	-9% ▼

□ 품종별 등락가격 비교(전주대비)

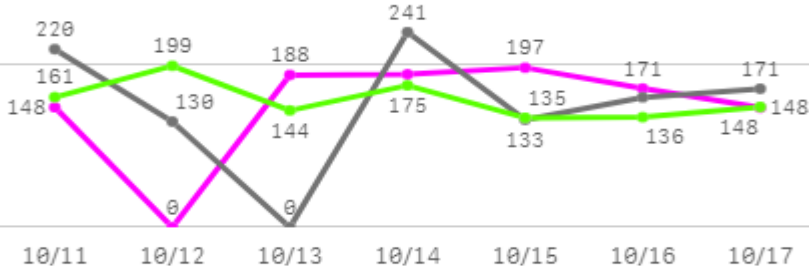
구분	품목(종)명
상승 품목(종)	가지(32%),겉홍합(16%),백다다기오이(60%),청경채(45%),토마토(70%)
하락 품목(종)	(선)갈치(-11%),감굴 하우스(-17%),감자 수미(훗)(-8%),단감 송분(-34%),당근(-25%),대추방울토마토(-10%),델몬 머스크(-18%),무(-18%),몸오징어(-10%),배 신고(-9%),배추(-49%),부추(일반)(-28%),빨강 파프리카(-10%),사과 홍르(-38%),상추 포기참(-14%),새송이버섯(-7%),시금치(-20%),알배기배추(-47%),양배추(-21%),양상추(일반)(-14%),오이맛고추(-28%),자두 추희(-16%),쪽파(-36%),청양고추(-31%),팽이버섯(-18%),포도 샤인머스켓(-30%),포도 캠벨얼리(-28%),호박밤 고구마(-15%)
보합 품목(종)(+5%)	(냉)고등어 수입,건세멸치,깐마늘 대서,대파(일반),바나나 수입,애호박,양파,열무,오렌지 네블 수입

3. 주요 품목 주간 거래동향

고구마

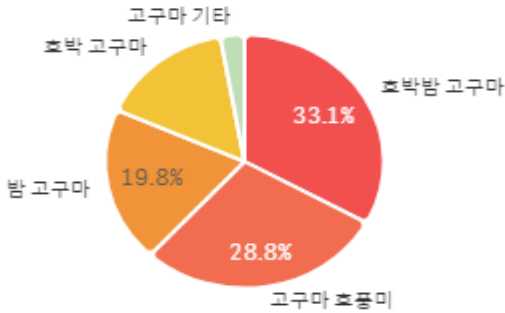
주간 반입량(톤)

◆ 2025 ● 2024 ▲ 평년

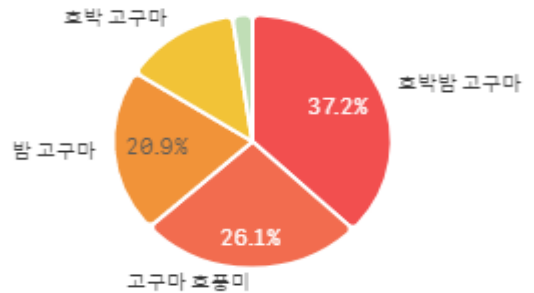


구분	금주(A)	전주(B)	전월(C)	전년(D)	평년(E)	A/B	A/C	A/D	A/E
물량(톤)	1,040	333	914	1,055	1,080	312.5%	113.9%	98.6%	96.3%

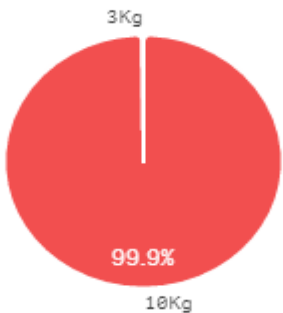
출하 품종별 거래물량 구성비



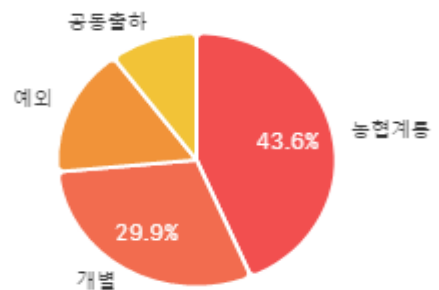
출하 품종별 거래금액 구성비



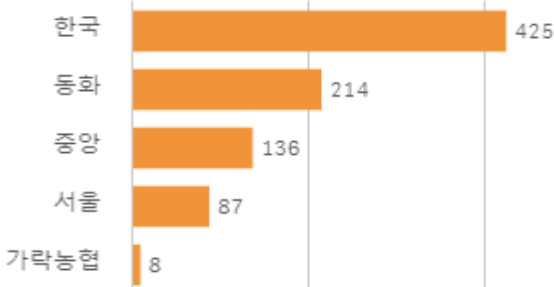
거래 단량별 물량 구성비



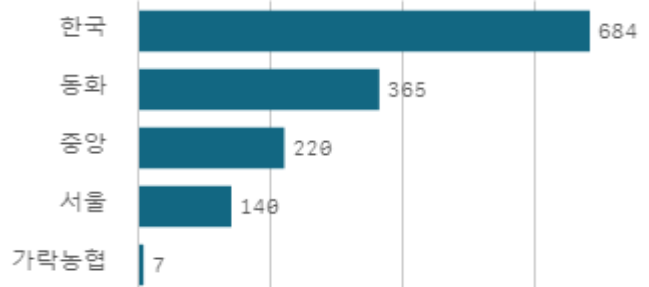
출하자별 거래물량 구성비



도매시장 법인별 거래물량(톤)

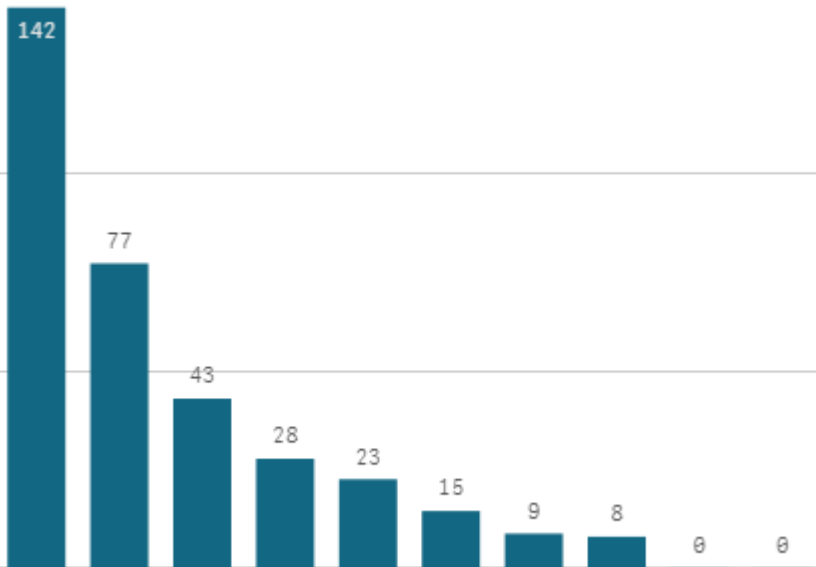


도매시장 법인별 거래금액(백만원)



호박밤 고구마(10Kg)

산지별 거래물량(톤)



출하산지(개소)

10

출하건수(천건)

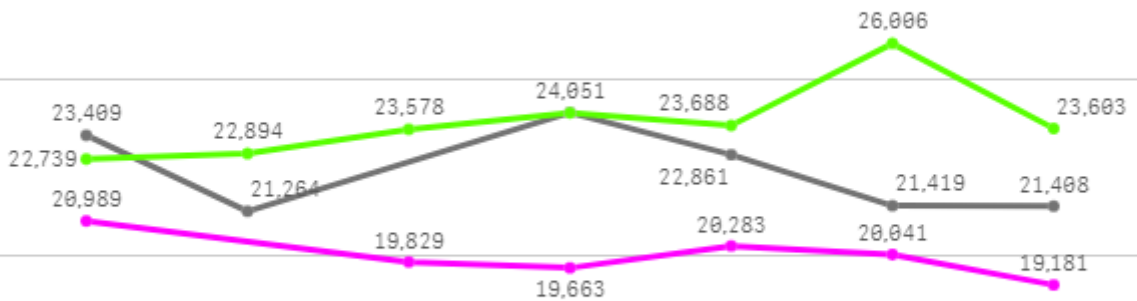
1

산지별 주출하 시군구



주간 도매가격(원)

◆ 2025 ● 2024 ◆ 평년



10/11 10/12 10/13 10/14 10/15 10/16 10/17

구분	금주(A)	전주(B)	전월(C)	전년(D)	평년(E)	A/B	A/C	A/D	A/E
가격(원)	19,998	23,478	25,977	22,402	22,002	85.2%	77.0%	89.3%	90.9%

※ 상품 가격 기준

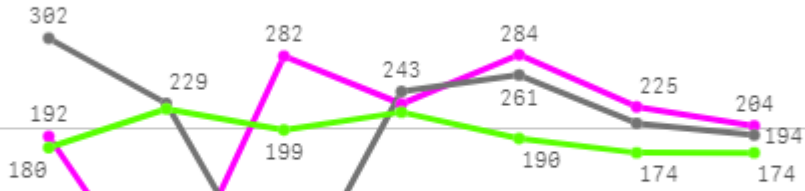
□ 호박밤 고구마(10Kg) 주간 가격

구분	Q	품종	Q	단량	Q	특	상	보통	하
2025-10-11		호박밤 고구마		10Kg		24,165	20,989	14,592	6,617
2025-10-13		호박밤 고구마		10Kg		23,727	19,829	13,615	7,496
2025-10-14		호박밤 고구마		10Kg		24,362	19,663	13,526	6,901
2025-10-15		호박밤 고구마		10Kg		24,711	20,283	13,869	7,586
2025-10-16		호박밤 고구마		10Kg		24,445	20,041	13,136	7,556
2025-10-17		호박밤 고구마		10Kg		24,025	19,181	13,316	8,192
평균						24,239	19,998	13,676	7,391

감자

주간 반입량(톤)

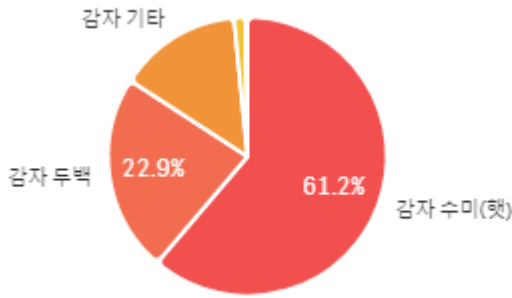
◆ 2025 ● 2024 ▲ 평년



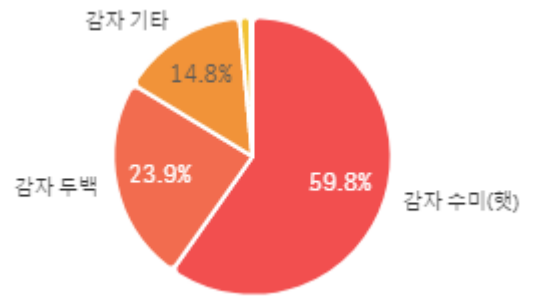
10/11 10/12 10/13 10/14 10/15 10/16 10/17

구분	금주(A)	전주(B)	전월(C)	전년(D)	평년(E)	A/B	A/C	A/D	A/E
물량(톤)	1,416	451	1,445	1,436	1,373	313.9%	98.0%	98.6%	103.1%

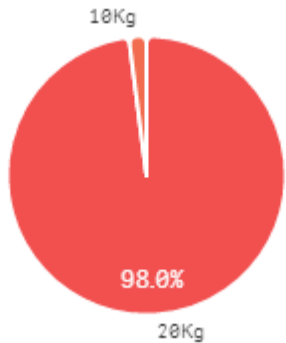
출하 품종별 거래물량 구성비



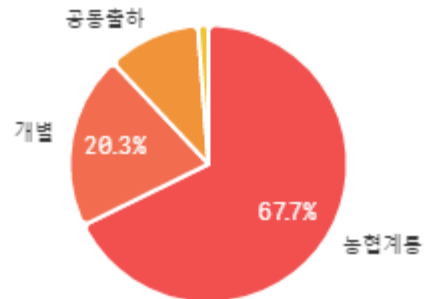
출하 품종별 거래금액 구성비



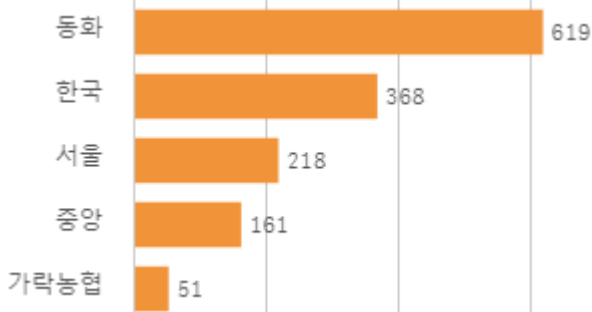
거래 단량별 물량 구성비



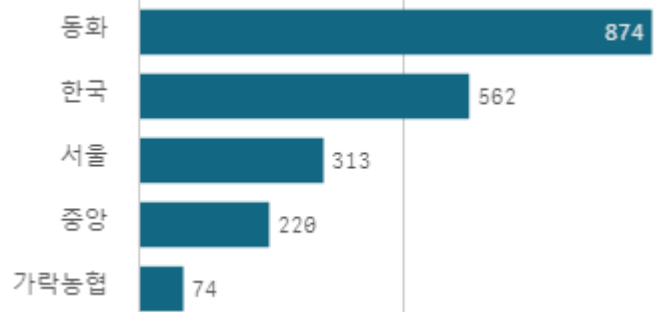
출하자별 거래물량 구성비



도매시장 법인별 거래물량(톤)

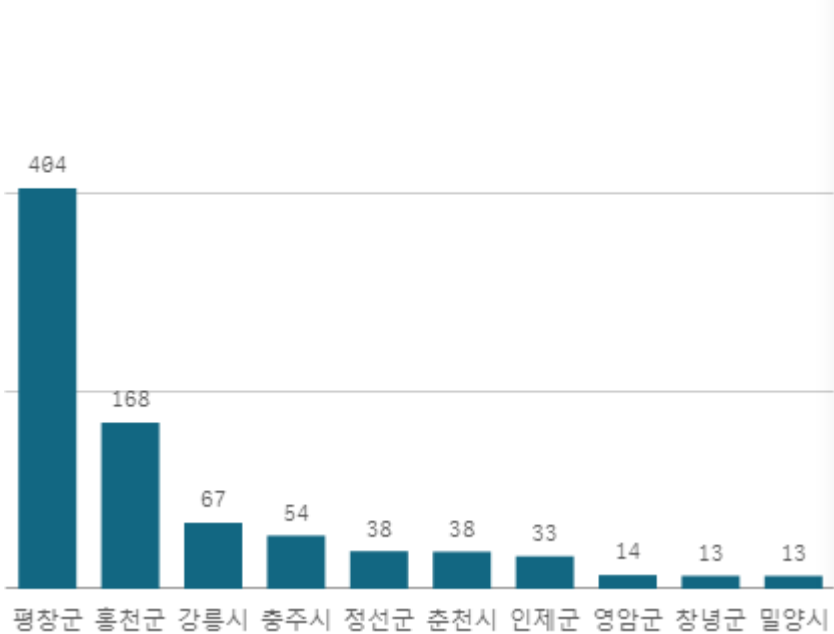


도매시장 법인별 거래금액(백만원)



감자 수미(햇) (20Kg)

산지별 거래물량(톤)



출하산지(개소)

17

출하건수(천건)

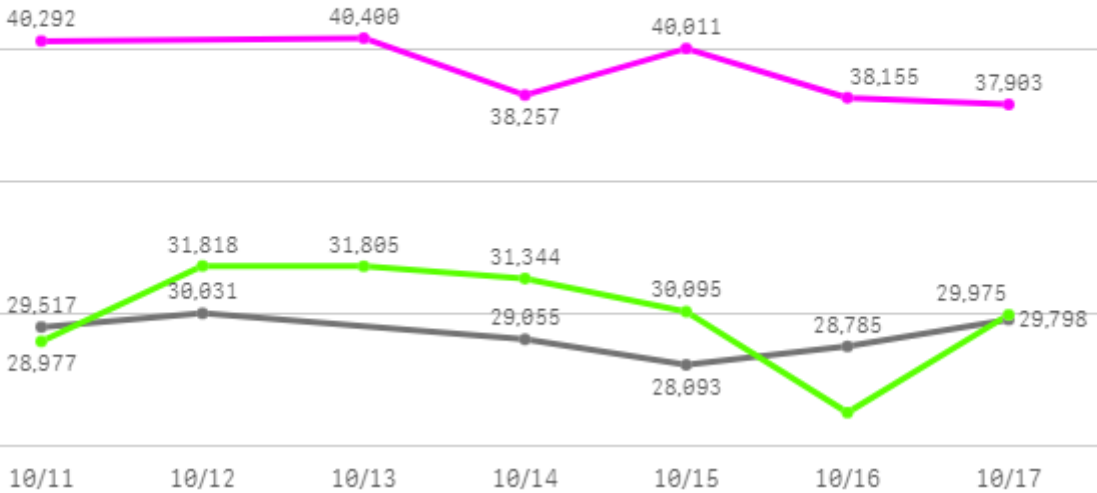
1

산지별 주출하 시군구



주간 도매가격(원)

◆ 2025 ● 2024 ◆ 평년



구분	금주(A)	전주(B)	전월(C)	전년(D)	평년(E)	A/B	A/C	A/D	A/E
가격(원)	39,170	42,578	39,685	29,213	32,549	92.0%	98.7%	134.1%	120.3%

※ 상품 가격 기준

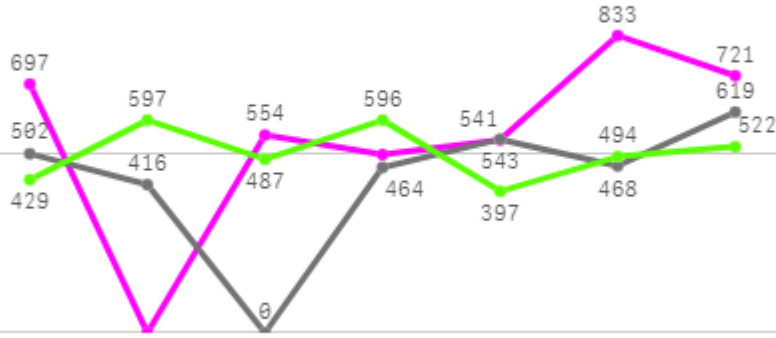
□ 감자 수미(햇)(20Kg) 주간 가격

구분	Q	품종	Q	단량	Q	특	상	보통	하
2025-10-11		감자 수미(햇)		20Kg		44,578	40,292	28,424	14,884
2025-10-13		감자 수미(햇)		20Kg		45,099	40,400	29,314	13,056
2025-10-14		감자 수미(햇)		20Kg		43,338	38,257	29,443	15,144
2025-10-15		감자 수미(햇)		20Kg		44,098	40,011	29,646	14,565
2025-10-16		감자 수미(햇)		20Kg		43,693	38,155	26,318	14,284
2025-10-17		감자 수미(햇)		20Kg		42,502	37,903	29,701	15,516
평균						43,885	39,170	28,808	14,575

배추

주간 반입량(톤)

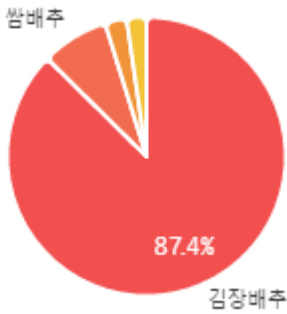
◆ 2025 ● 2024 ▲ 평년



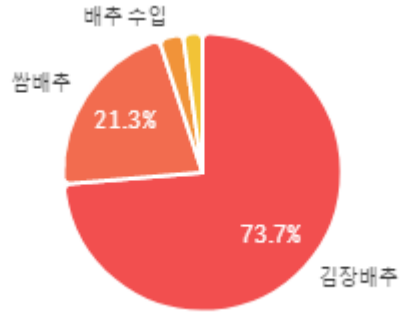
10/11 10/12 10/13 10/14 10/15 10/16 10/17

구분	금주(A)	전주(B)	전월(C)	전년(D)	평년(E)	A/B	A/C	A/D	A/E
물량(톤)	3,846	2,555	3,826	3,011	3,472	150.5%	100.5%	127.7%	110.8%

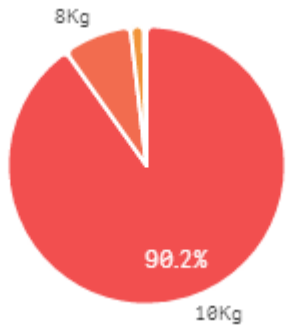
출하 품종별 거래물량 구성비



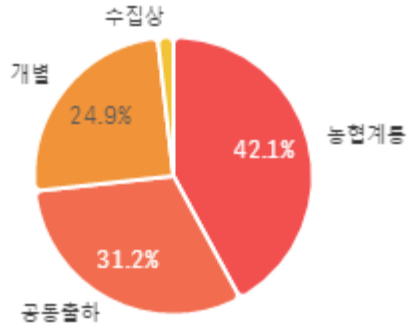
출하 품종별 거래금액 구성비



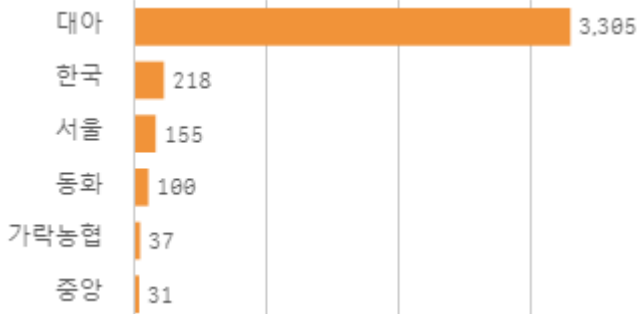
거래 단량별 물량 구성비



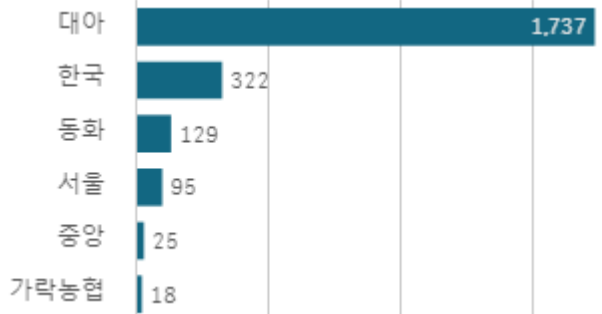
출하자별 거래물량 구성비



도매시장 법인별 거래물량(톤)

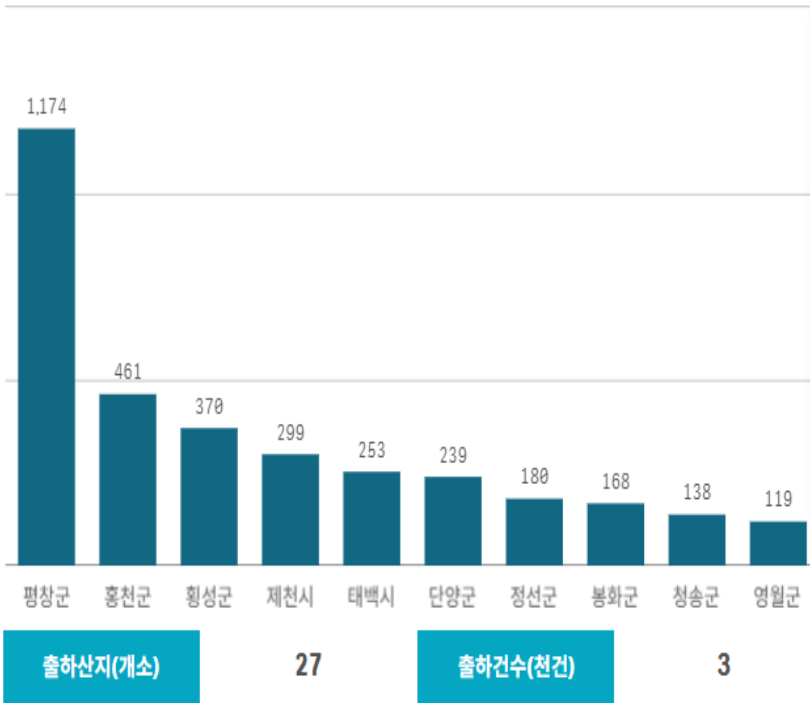


도매시장 법인별 거래금액(백만원)



배추(10Kg)

산지별 거래물량(톤)

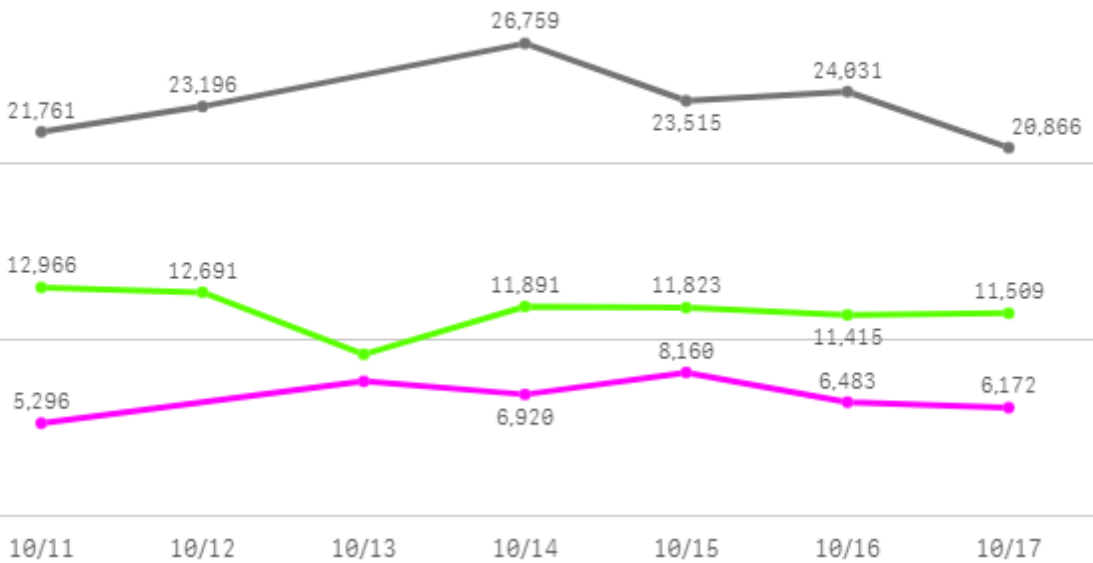


산지별 주출하 시군구



주간 도매가격(원)

◆ 2025 ● 2024 ◆ 평년



구분	금주(A)	전주(B)	전월(C)	전년(D)	평년(E)	A/B	A/C	A/D	A/E
가격(원)	6,782	13,409	12,909	23,355	11,347	50.6%	52.5%	29.0%	59.8%

※ 상품 가격 기준

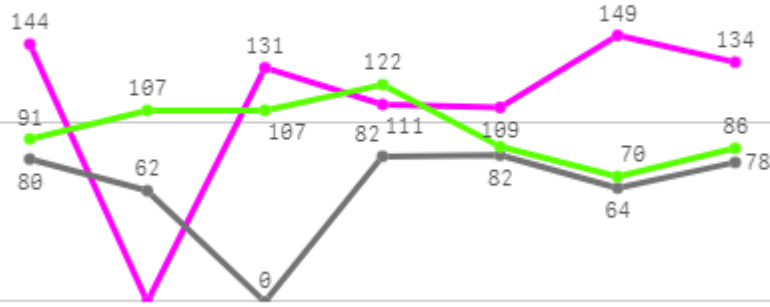
□ 배추(10Kg) 주간 가격

구분	Q	품종	Q	단량	Q	특	상	보통	하
2025-10-11		배추		10Kg		12,522	5,296	3,113	1,637
2025-10-13		배추		10Kg		11,509	7,659	4,317	1,479
2025-10-14		배추		10Kg		12,139	6,920	3,761	1,713
2025-10-15		배추		10Kg		10,756	8,160	5,585	3,480
2025-10-16		배추		10Kg		8,220	6,483	4,835	2,722
2025-10-17		배추		10Kg		8,676	6,172	4,707	2,709
평균						10,637	6,782	4,386	2,290

알배기배추

주간 반입량(톤)

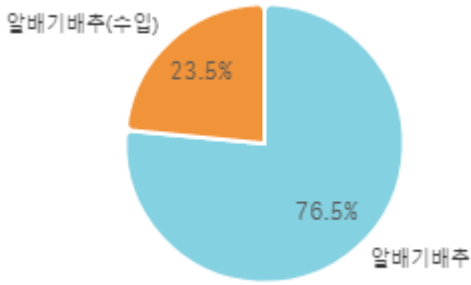
◆ 2025 ● 2024 ▲ 평년



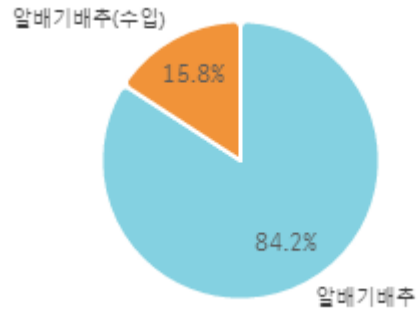
10/11 10/12 10/13 10/14 10/15 10/16 10/17

구분	금주(A)	전주(B)	전월(C)	전년(D)	평년(E)	A/B	A/C	A/D	A/E
물량(톤)	779	470	859	448	689	165.9%	90.7%	173.9%	113.1%

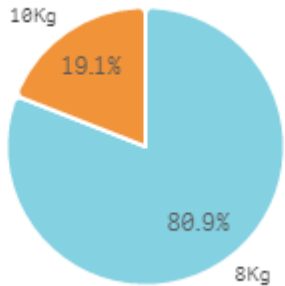
출하 품종별 거래물량 구성비



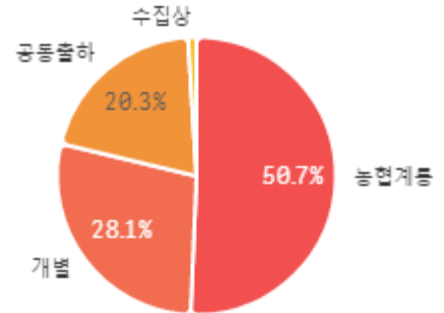
출하 품종별 거래금액 구성비



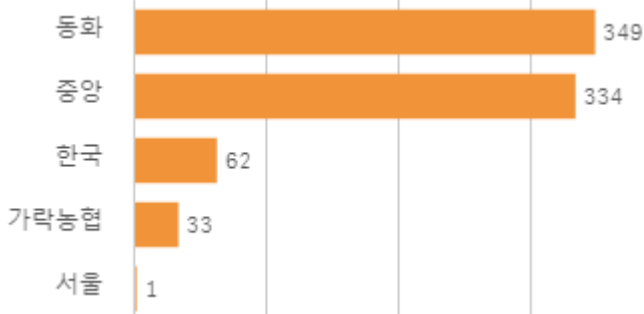
거래 단량별 물량 구성비



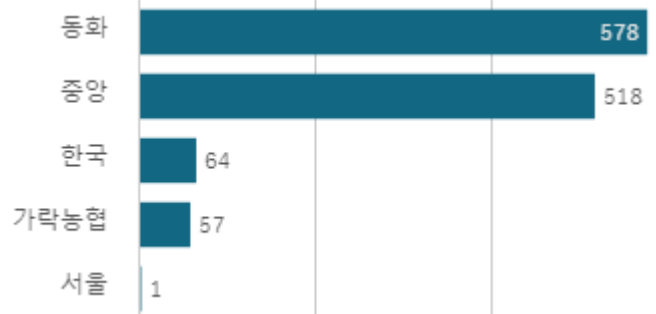
출하자별 거래물량 구성비



도매시장 법인별 거래물량(톤)

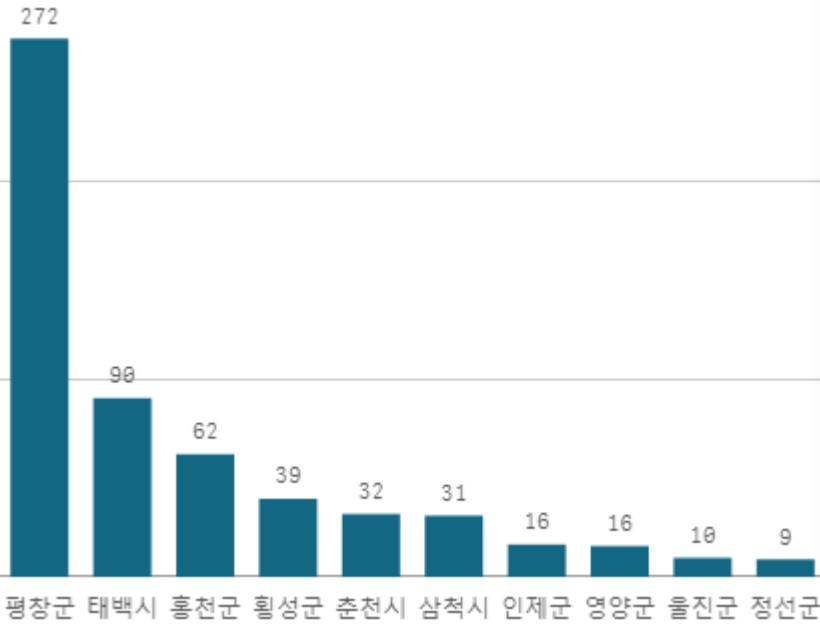


도매시장 법인별 거래금액(백만원)



알배기배추(8Kg)

산지별 거래물량(톤)



출하산지(개소)

18

출하건수(천건)

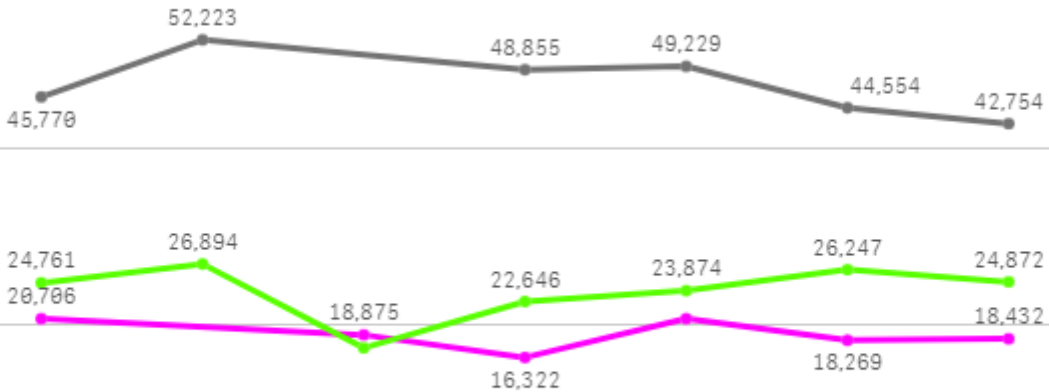
2

산지별 주출하 시군구



주간 도매가격(원)

◆ 2025 ● 2024 ◆ 평년



10/11 10/12 10/13 10/14 10/15 10/16 10/17

구분	금주(A)	전주(B)	전월(C)	전년(D)	평년(E)	A/B	A/C	A/D	A/E
가격(원)	18,885	35,420	31,145	47,231	24,141	53.3%	60.6%	40.0%	78.2%

※ 상품 가격 기준

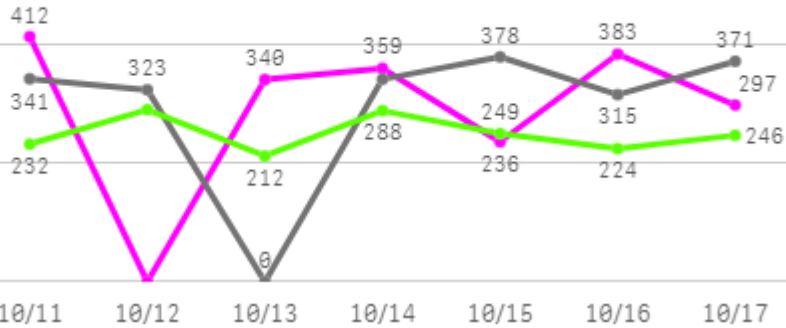
□ 알배기배추(8Kg) 주간 가격

구분	Q	품종	Q	단량	Q	특	상	보통	하
2025-10-11		알배기배추		8Kg		30,926	20,706	10,447	5,461
2025-10-13		알배기배추		8Kg		30,873	18,875	11,332	5,363
2025-10-14		알배기배추		8Kg		27,889	16,322	9,843	4,946
2025-10-15		알배기배추		8Kg		27,262	20,706	14,072	8,028
2025-10-16		알배기배추		8Kg		28,630	18,269	9,593	4,093
2025-10-17		알배기배추		8Kg		25,172	18,432	10,331	4,240
평균						28,459	18,885	10,936	5,355

양배추

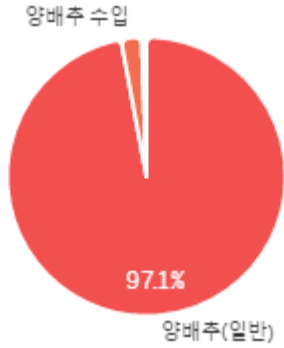
주간 반입량(톤)

◆ 2025 ● 2024 ▲ 평년

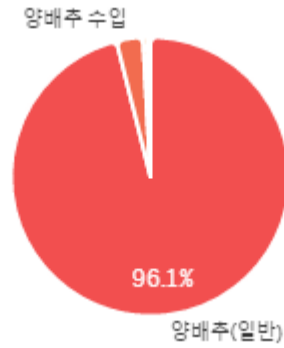


구분	금주(A)	전주(B)	전월(C)	전년(D)	평년(E)	A/B	A/C	A/D	A/E
물량(톤)	2,028	1,099	2,343	2,070	1,802	184.5%	86.5%	98.0%	112.5%

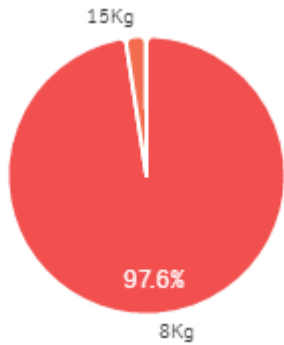
출하 품종별 거래물량 구성비



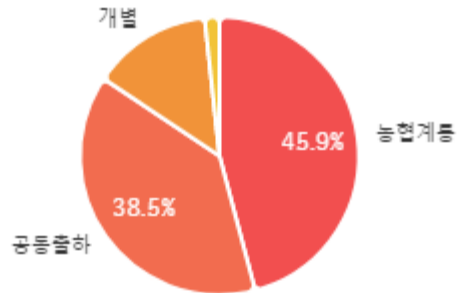
출하 품종별 거래금액 구성비



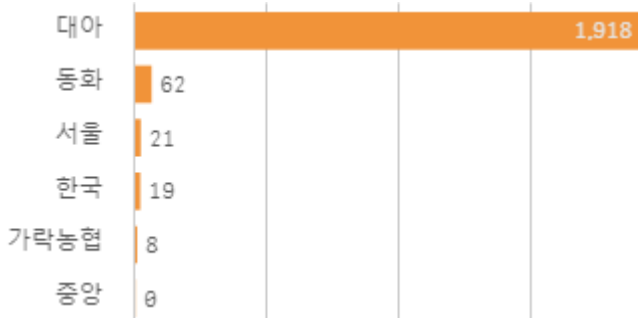
거래 단량별 물량 구성비




출하자별 거래물량 구성비



도매시장 법인별 거래물량(톤)

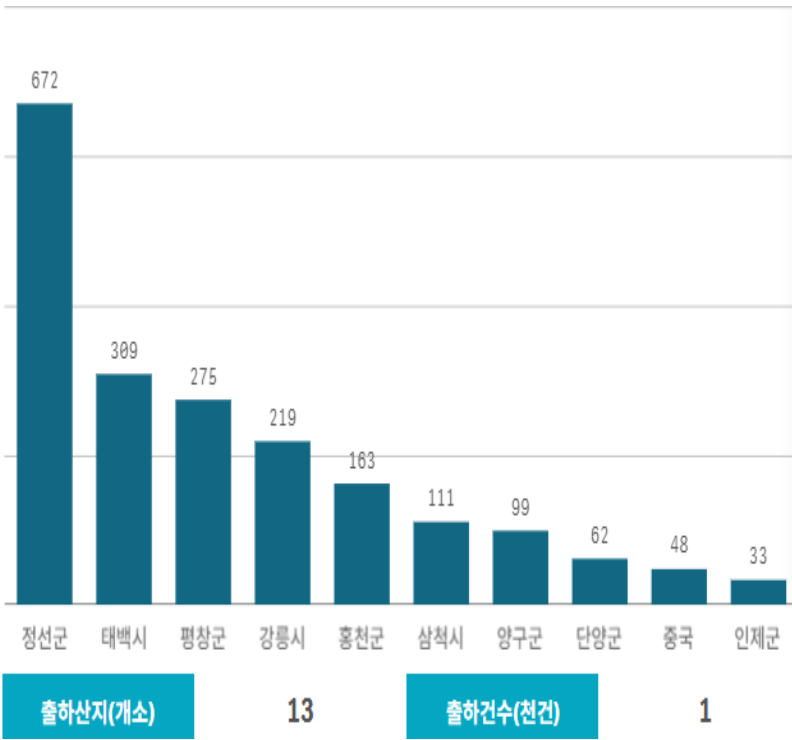


도매시장 법인별 거래금액(백만원)



양배추(8Kg)

산지별 거래물량(톤)

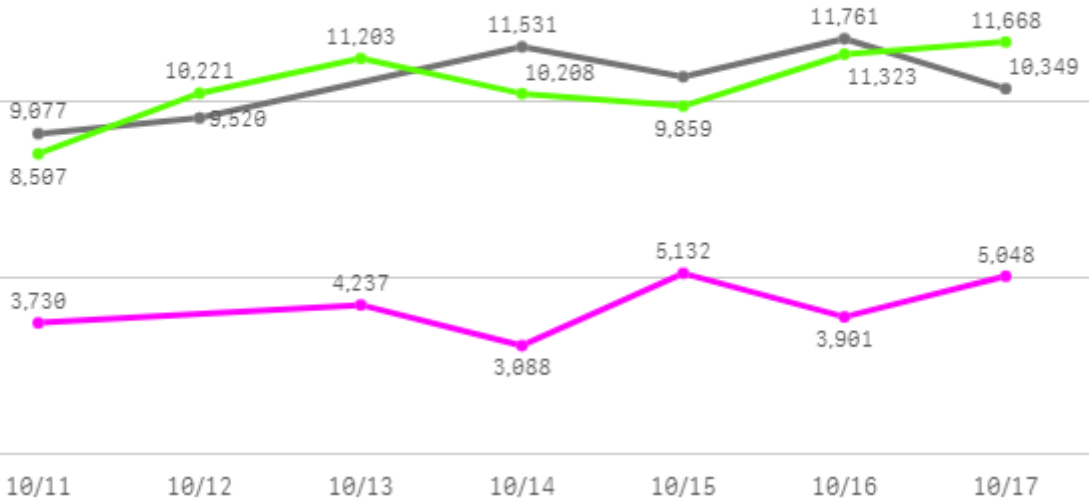


산지별 주출하 시군구



주간 도매가격(원)

◆ 2025 ● 2024 ▲ 평년



구분	금주(A)	전주(B)	전월(C)	전년(D)	평년(E)	A/B	A/C	A/D	A/E
가격(원)	4,189	5,325	7,526	10,487	8,261	78.7%	55.7%	39.9%	50.7%

※ 상품 가격 기준

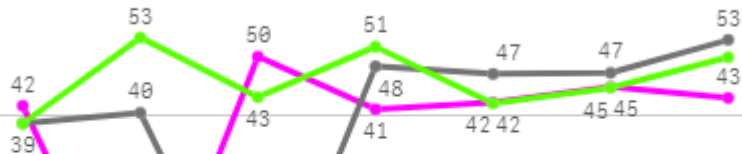
□ 양배추(8Kg) 주간 가격

구분	Q	품종	Q	단량	Q	특	상	보통	하
2025-10-11		양배추		8Kg		5,958	3,730	2,548	1,457
2025-10-13		양배추		8Kg		6,369	4,237	2,921	2,098
2025-10-14		양배추		8Kg		4,877	3,088	1,852	1,301
2025-10-15		양배추		8Kg		7,026	5,132	3,637	1,670
2025-10-16		양배추		8Kg		5,144	3,901	2,863	1,740
2025-10-17		양배추		8Kg		6,511	5,048	4,165	3,380
평균						5,981	4,189	2,998	1,941

시금치

주간 반입량(톤)

2025 2024 평년

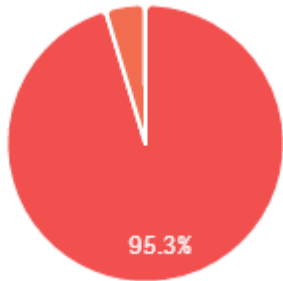


10/11 10/12 10/13 10/14 10/15 10/16 10/17

구분	금주(A)	전주(B)	전월(C)	전년(D)	평년(E)	A/B	A/C	A/D	A/E
물량(톤)	262	168	61	274	296	155.7%	430.7%	95.7%	88.6%

출하 품종별 거래물량 구성비

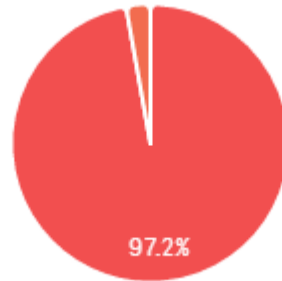
시금치 기타



시금치(일반)

출하 품종별 거래금액 구성비

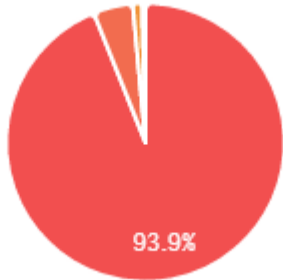
시금치 기타



시금치(일반)

거래 단량별 물량 구성비

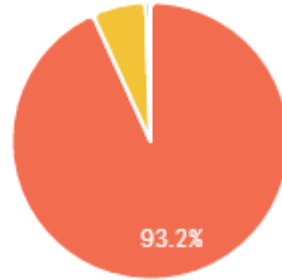
0.5Kg



4Kg

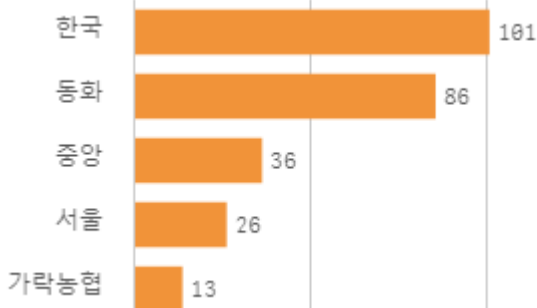
출하자별 거래물량 구성비

개별

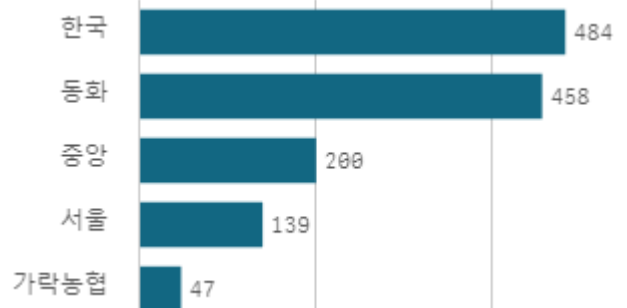


농협계통

도매시장 법인별 거래물량(톤)

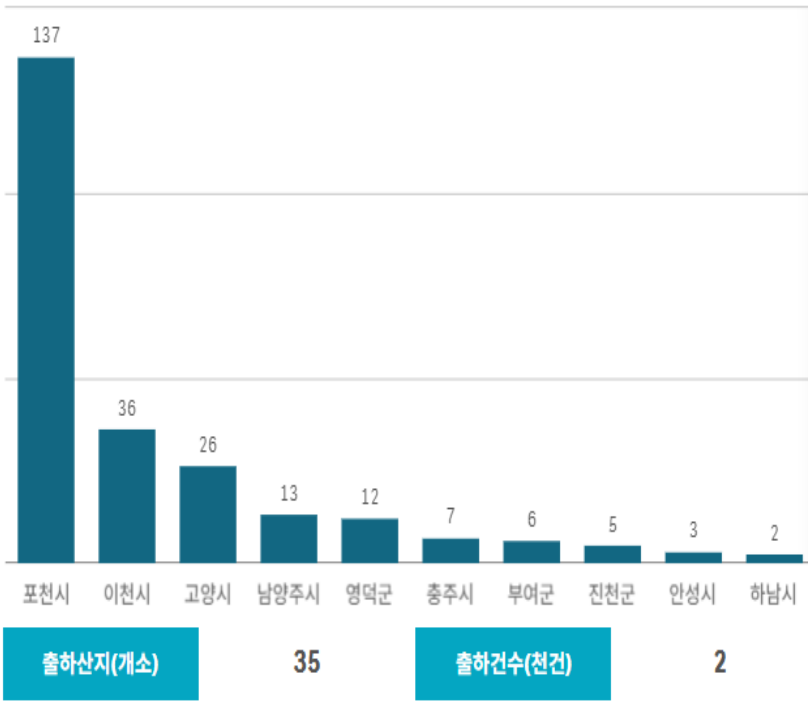


도매시장 법인별 거래금액(백만원)



시금치(4Kg)

산지별 거래물량(톤)

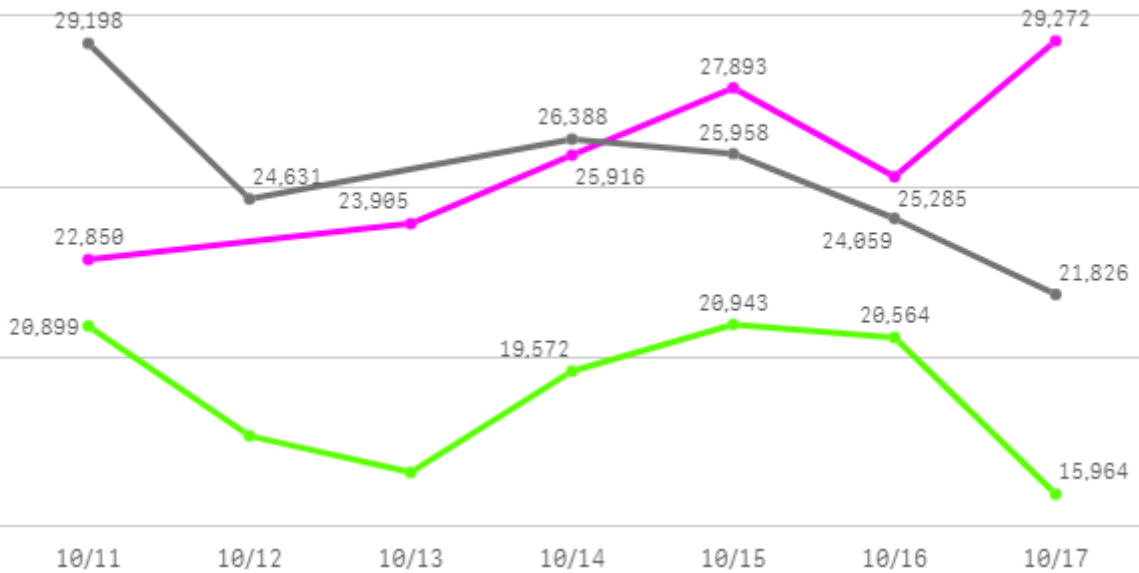


산지별 주출하 시군구



주간 도매가격(원)

◆ 2025 ● 2024 ◆ 평년



구분	금주(A)	전주(B)	전월(C)	전년(D)	평년(E)	A/B	A/C	A/D	A/E
가격(원)	25,854	32,428	65,409	25,343	21,780	79.7%	39.5%	102.0%	118.7%

※ 상품 가격 기준

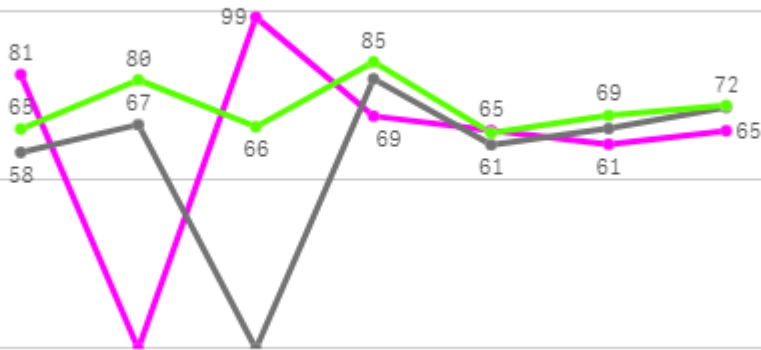
□ 시금치(4Kg) 주간 가격

구분	Q	품종	Q	단량	Q	특	상	보통	하
2025-10-11		시금치		4Kg		29,518	22,850	15,523	10,212
2025-10-13		시금치		4Kg		34,137	23,905	16,462	12,041
2025-10-14		시금치		4Kg		29,748	25,916	20,117	12,881
2025-10-15		시금치		4Kg		31,875	27,893	21,797	16,333
2025-10-16		시금치		4Kg		29,670	25,285	21,110	16,691
2025-10-17		시금치		4Kg		32,533	29,272	23,362	17,293
평균						31,247	25,854	19,729	14,242

상추

주간 반입량(톤)

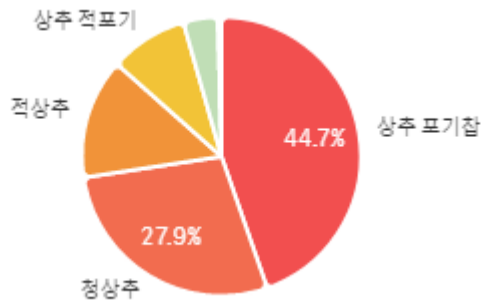
◆ 2025 ● 2024 ▲ 평년



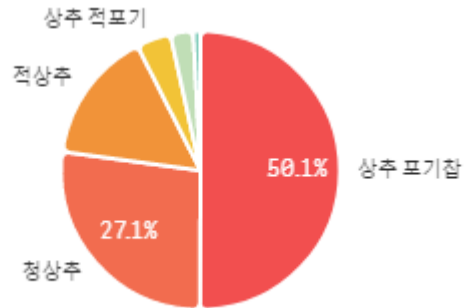
10/11 10/12 10/13 10/14 10/15 10/16 10/17

구분	금주(A)	전주(B)	전월(C)	전년(D)	평년(E)	A/B	A/C	A/D	A/E
물량(톤)	439	294	380	403	478	149.5%	115.6%	109.1%	91.9%

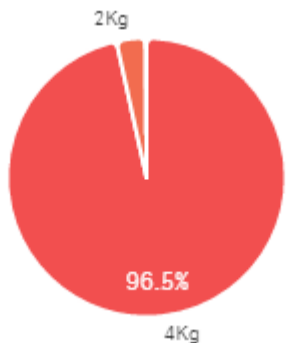
출하 품종별 거래물량 구성비



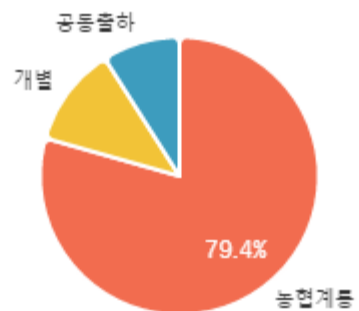
출하 품종별 거래금액 구성비



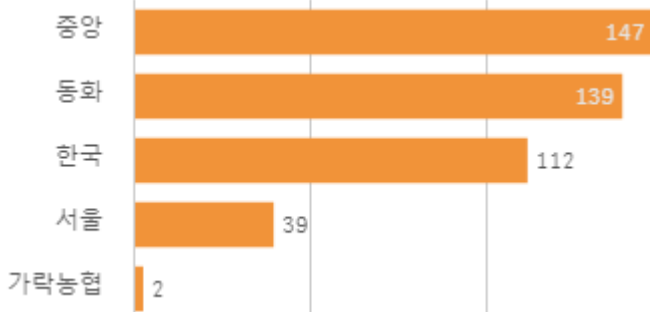
거래 단량별 물량 구성비



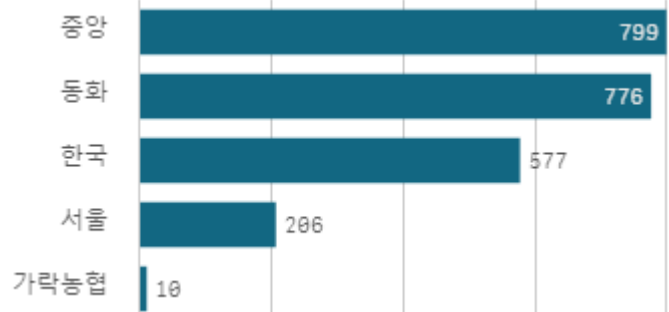
출하자별 거래물량 구성비



도매시장 법인별 거래물량(톤)

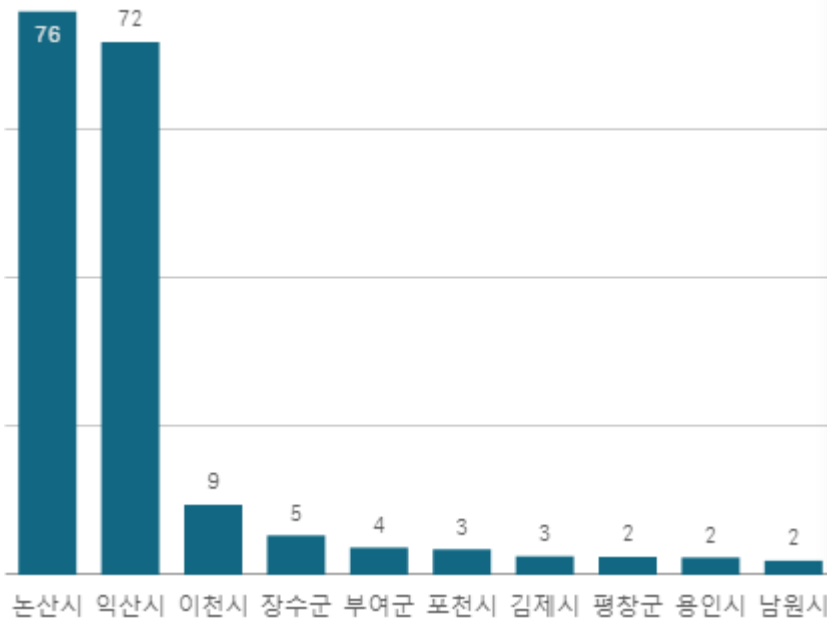


도매시장 법인별 거래금액(백만원)



상추 포기잡(4Kg)

산지별 거래물량(톤)



출하산지(개소)

31

출하건수(천건)

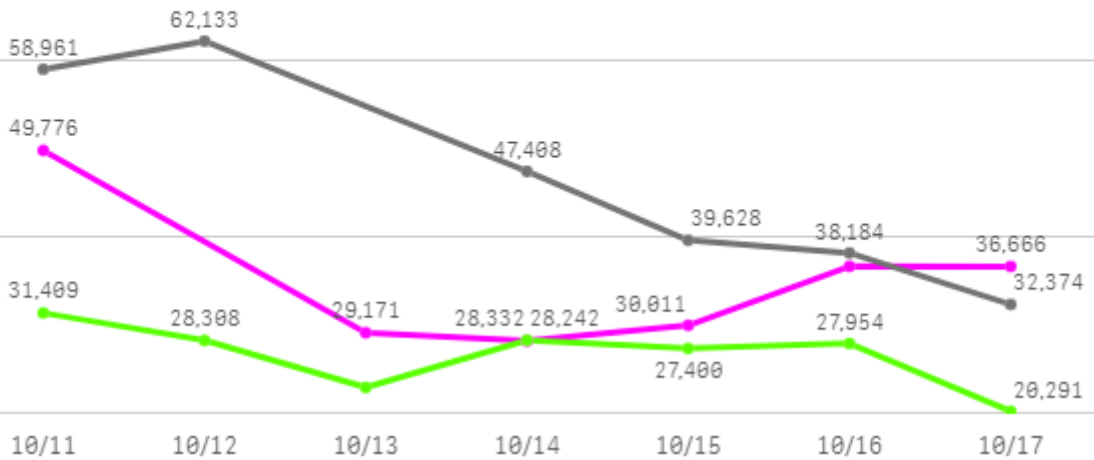
2

산지별 주출하 시군구



주간 도매가격(원)

◆ 2025 ◀ 2024 ◆ 평년



구분	금주(A)	전주(B)	전월(C)	전년(D)	평년(E)	A/B	A/C	A/D	A/E
가격(원)	35,091	40,639	52,654	46,448	32,050	86.3%	66.6%	75.5%	109.5%

※ 상품 가격 기준

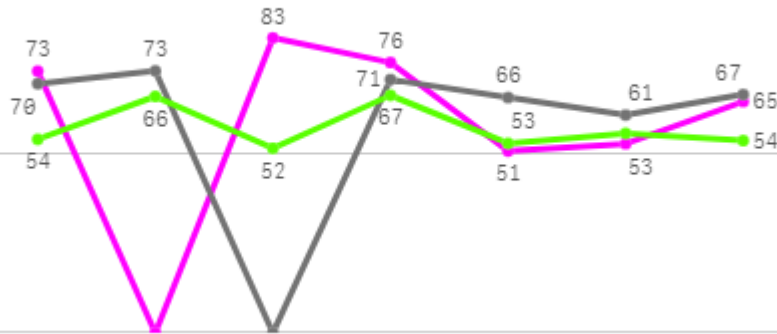
□ 상추 포기잡(4Kg) 주간 가격

구분	Q	품종	Q	단량	Q	특	상	보통	하
2025-10-11		상추 포기잡		4Kg		-	49,776	41,080	31,734
2025-10-13		상추 포기잡		4Kg		-	29,171	19,748	12,299
2025-10-14		상추 포기잡		4Kg		-	28,242	18,063	9,956
2025-10-15		상추 포기잡		4Kg		-	30,011	18,983	11,218
2025-10-16		상추 포기잡		4Kg		-	36,678	26,527	15,638
2025-10-17		상추 포기잡		4Kg		-	36,666	26,510	18,327
평균						-	35,091	25,152	16,529

부추

주간 반입량(톤)

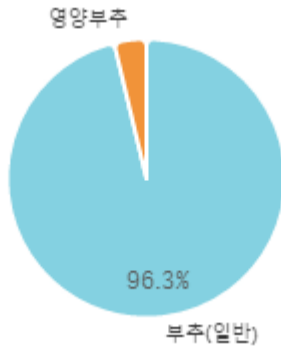
2025 2024 평년



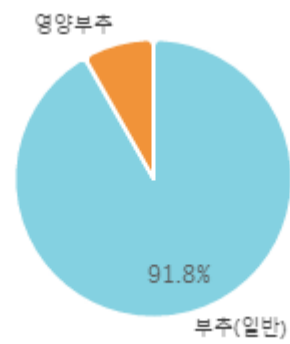
10/11 10/12 10/13 10/14 10/15 10/16 10/17

구분	금주(A)	전주(B)	전월(C)	전년(D)	평년(E)	A/B	A/C	A/D	A/E
물량(톤)	401	259	430	408	403	154.5%	93.2%	98.2%	99.4%

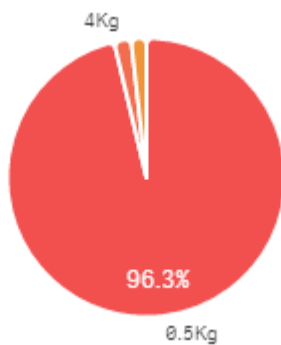
출하 품종별 거래물량 구성비



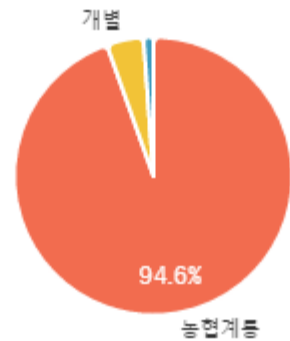
출하 품종별 거래금액 구성비



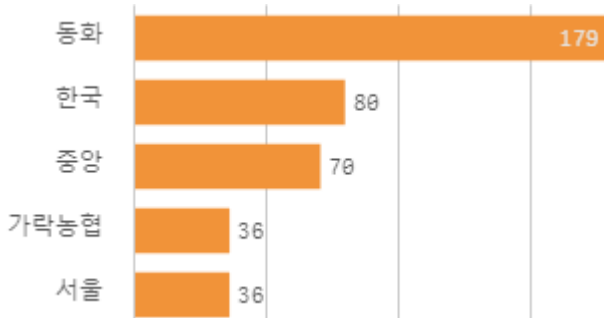
거래 단량별 물량 구성비



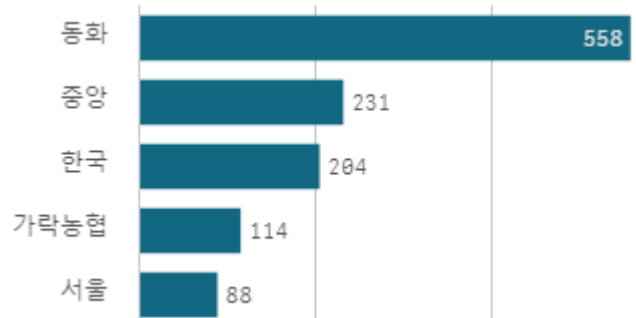
출하자별 거래물량 구성비



도매시장 법인별 거래물량(톤)

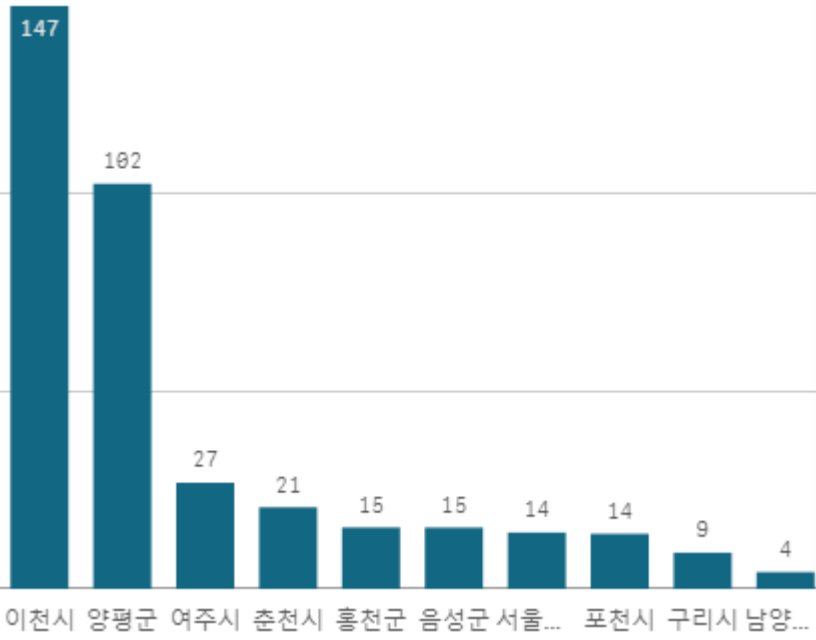


도매시장 법인별 거래금액(백만원)



부추(일반) (0.5Kg)

산지별 거래물량(톤)



산지별 주출하 시군구



출하산지(개소)

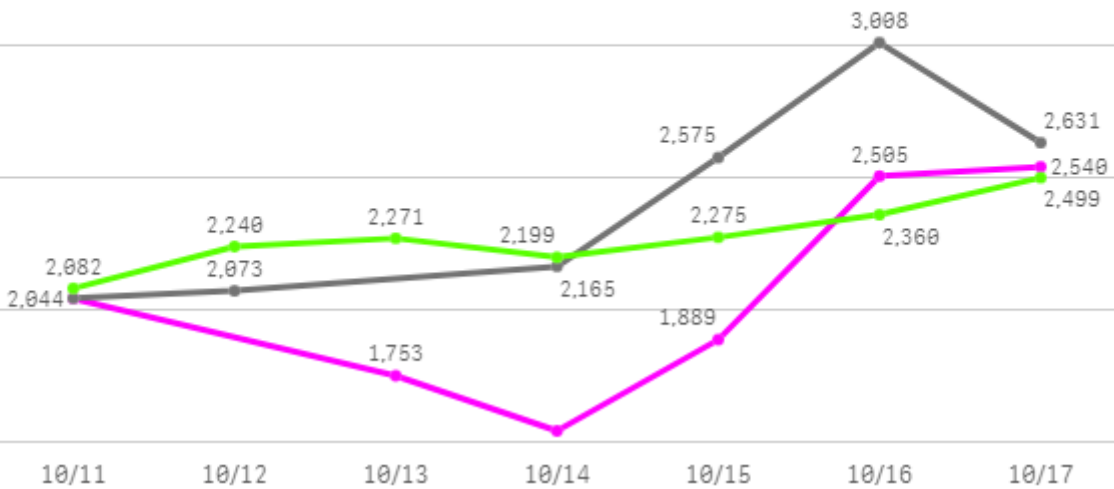
19

출하건수(천건)

2

주간 도매가격(원)

◆ 2025 ● 2024 ◆ 평년



구분	금주(A)	전주(B)	전월(C)	전년(D)	평년(E)	A/B	A/C	A/D	A/E
가격(원)	2,046	2,825	1,747	2,416	2,334	72.4%	117.1%	84.7%	87.7%

※ 상품 가격 기준

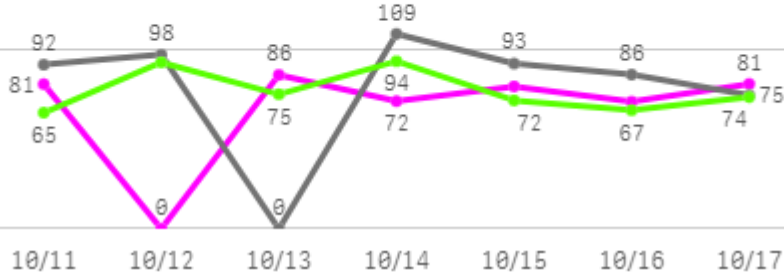
□ 부추(일반)(0.5Kg) 주간 가격

구분	Q	품종	Q	단량	Q	특	상	보통	하
2025-10-11		부추(일반)		0.5Kg		-	2,044	1,599	1,091
2025-10-13		부추(일반)		0.5Kg		-	1,753	1,349	980
2025-10-14		부추(일반)		0.5Kg		-	1,545	1,076	722
2025-10-15		부추(일반)		0.5Kg		-	1,889	1,391	953
2025-10-16		부추(일반)		0.5Kg		-	2,505	1,738	1,218
2025-10-17		부추(일반)		0.5Kg		-	2,540	1,937	1,372
평균						-	2,046	1,515	1,056

열무

주간 반입량(톤)

◆ 2025 ● 2024 ▲ 평년

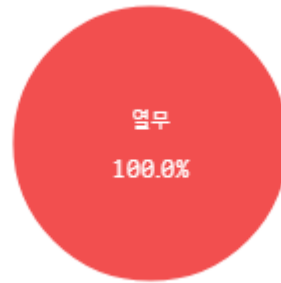


구분	금주(A)	전주(B)	전월(C)	전년(D)	평년(E)	A/B	A/C	A/D	A/E
물량(톤)	471	263	605	553	504	179.2%	77.9%	85.2%	93.5%

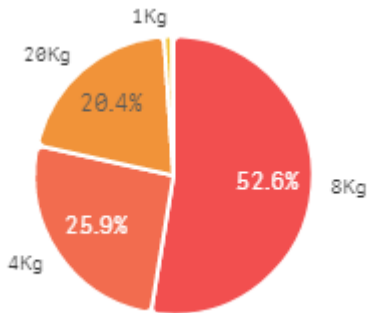
출하 품종별 거래물량 구성비



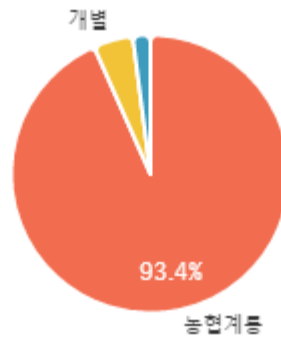
출하 품종별 거래금액 구성비



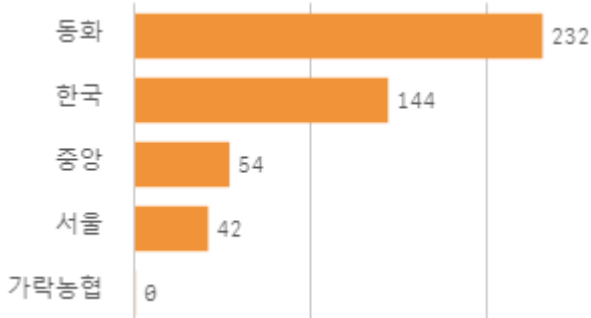
거래 단량별 물량 구성비



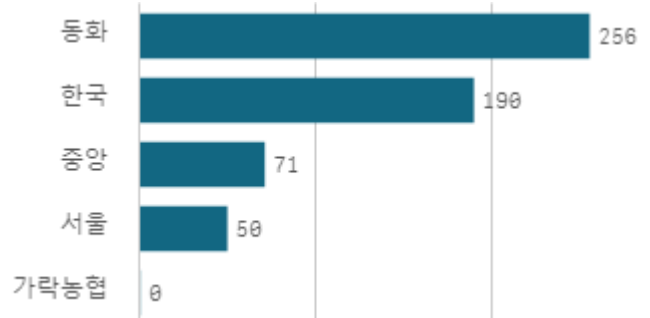
출하자별 거래물량 구성비



도매시장 법인별 거래물량(톤)

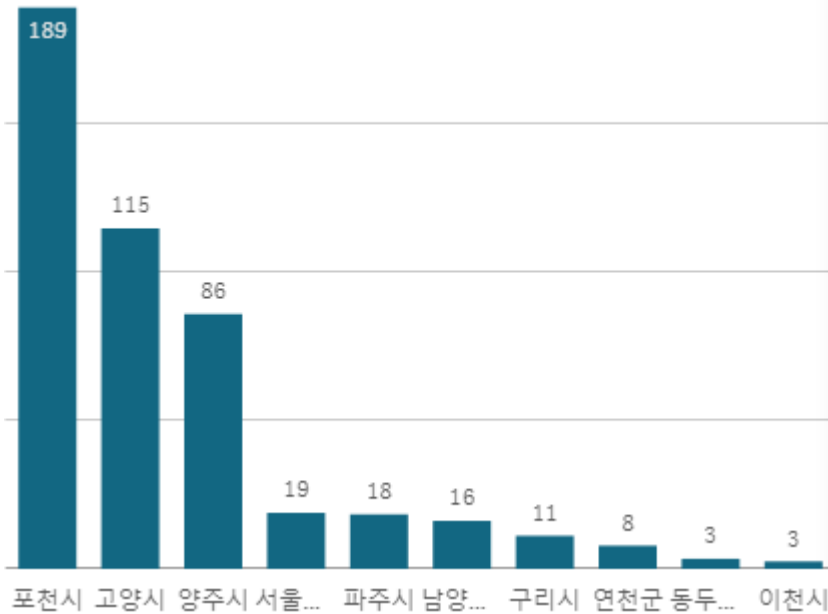


도매시장 법인별 거래금액(백만원)



열무(4Kg)

산지별 거래물량(톤)



출하산지(개소)

17

출하건수(천건)

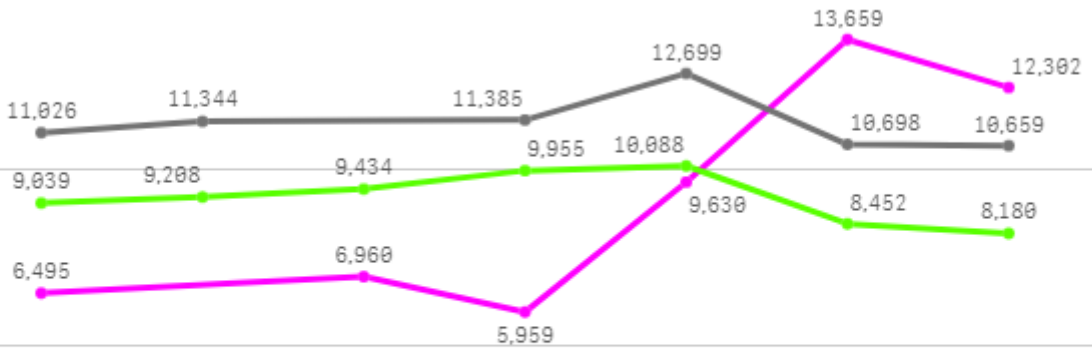
2

산지별 주출하 시군구



주간 도매가격(원)

◆ 2025 ● 2024 ◆ 평년



10/11 10/12 10/13 10/14 10/15 10/16 10/17

구분	금주(A)	전주(B)	전월(C)	전년(D)	평년(E)	A/B	A/C	A/D	A/E
가격(원)	9,168	9,624	10,108	11,302	10,052	95.3%	90.7%	81.1%	91.2%

※ 상품 가격 기준

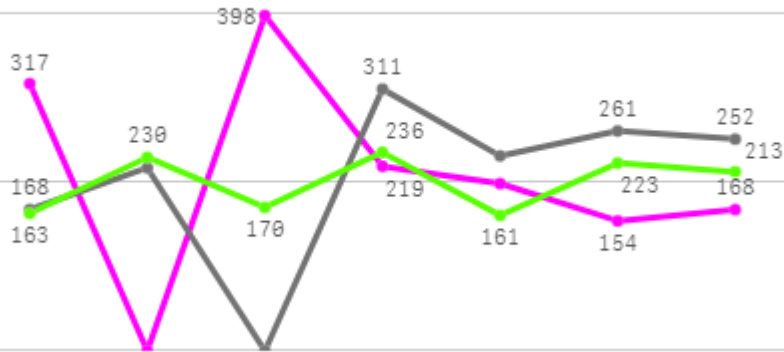
□ 열무(4Kg) 주간 가격

구분	Q	품종	Q	단량	Q	특	상	보통	하
2025-10-11		열무		4Kg		-	6,495	4,548	2,076
2025-10-13		열무		4Kg		-	6,960	5,250	3,542
2025-10-14		열무		4Kg		-	5,959	5,184	3,523
2025-10-15		열무		4Kg		-	9,630	7,760	4,475
2025-10-16		열무		4Kg		-	13,659	9,836	5,557
2025-10-17		열무		4Kg		-	12,302	9,886	7,188
평균						-	9,168	7,077	4,394

오이

주간 반입량(톤)

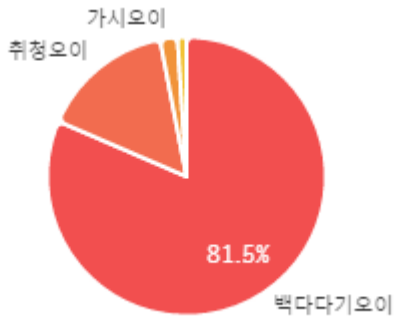
● 2025 ● 2024 ● 평년



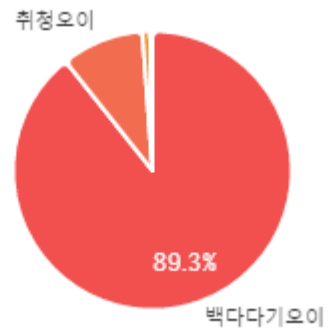
10/11 10/12 10/13 10/14 10/15 10/16 10/17

구분	금주(A)	전주(B)	전월(C)	전년(D)	평년(E)	A/B	A/C	A/D	A/E
물량(톤)	1,456	1,130	1,932	1,441	1,342	128.8%	75.4%	101.1%	108.5%

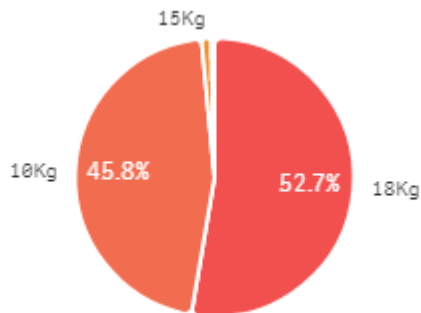
출하 품종별 거래물량 구성비



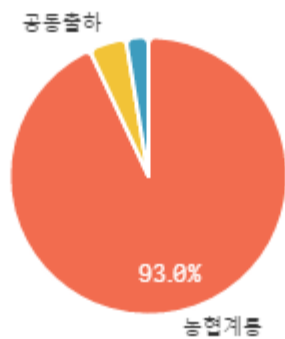
출하 품종별 거래금액 구성비



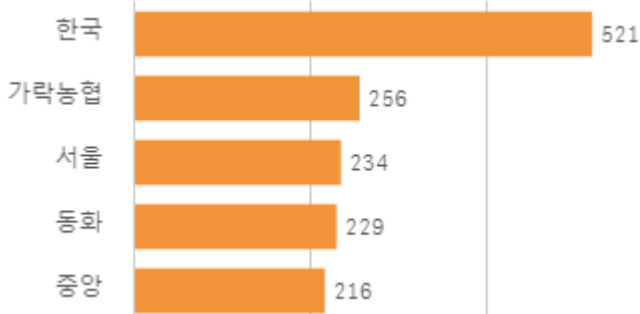
거래 단량별 물량 구성비



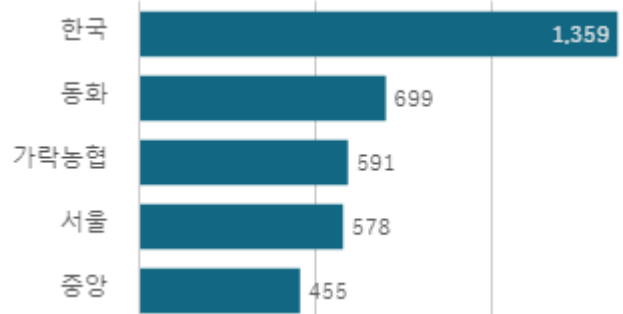
출하자별 거래물량 구성비



도매시장 법인별 거래물량(톤)

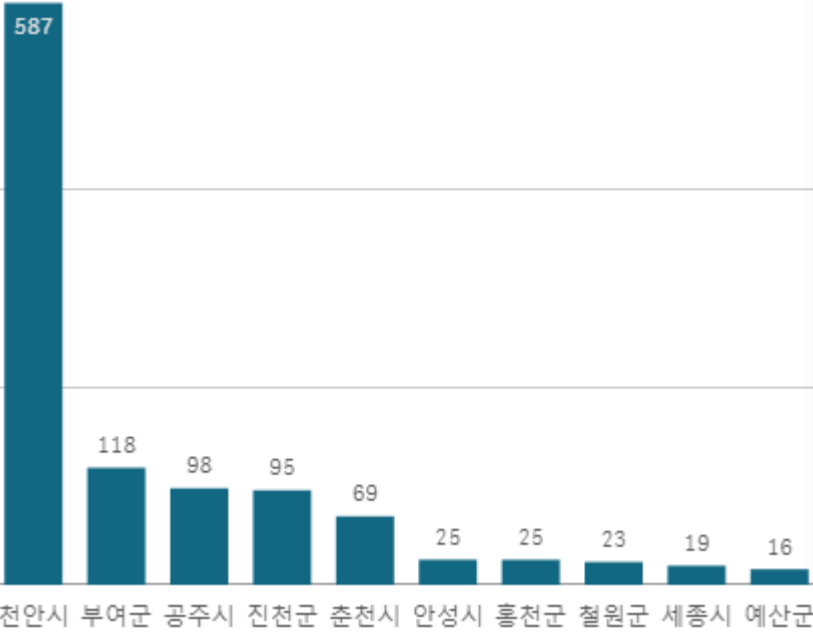


도매시장 법인별 거래금액(백만원)



백다다기오이(100개)

산지별 거래물량(톤)



출하산지(개소)

40

출하건수(천건)

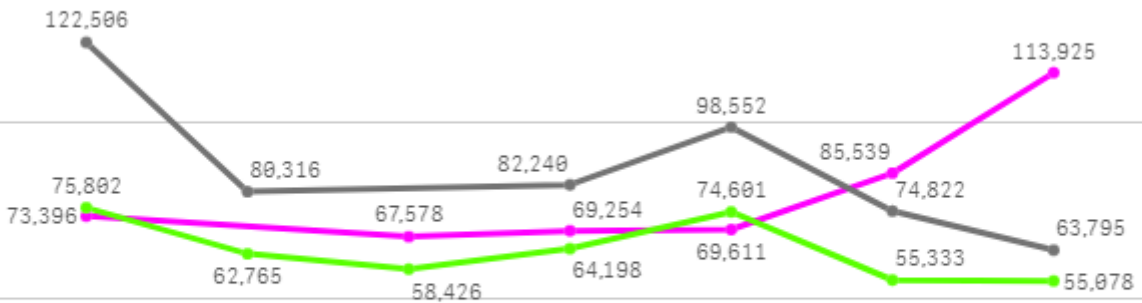
7

산지별 주출하 시군구



주간 도매가격(원)

◆ 2025 ● 2024 ◆ 평년



10/11 10/12 10/13 10/14 10/15 10/16 10/17

구분	금주(A)	전주(B)	전월(C)	전년(D)	평년(E)	A/B	A/C	A/D	A/E
가격(원)	79,884	49,839	69,853	87,039	73,704	160.3%	114.4%	91.8%	108.4%

※ 상품 가격 기준

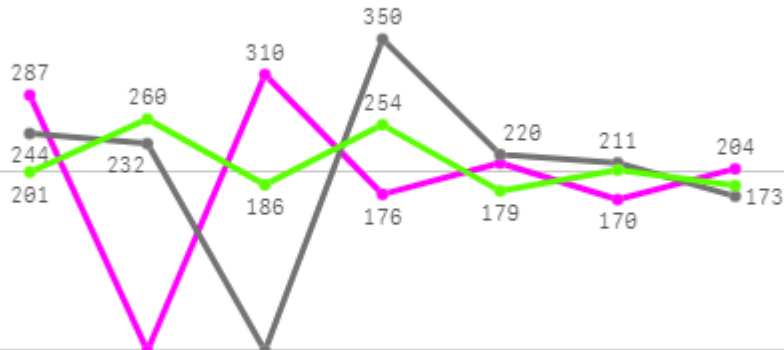
□ 백다다기오이(100개) 주간 가격

구분	Q	품종	Q	단량	Q	특	상	보통	하
2025-10-11		백다다기오이		100개		82,333	73,396	45,164	12,604
2025-10-13		백다다기오이		100개		80,935	67,578	45,349	15,480
2025-10-14		백다다기오이		100개		79,784	69,254	44,965	18,673
2025-10-15		백다다기오이		100개		83,781	69,611	42,200	20,227
2025-10-16		백다다기오이		100개		99,147	85,539	52,143	25,204
2025-10-17		백다다기오이		100개		129,254	113,925	77,785	34,738
평균						92,539	79,884	51,268	21,154

호박

주간 반입량(톤)

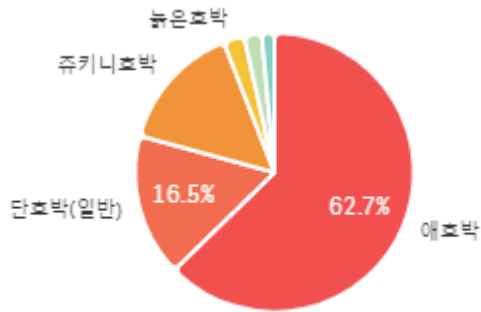
◆ 2025 ● 2024 ▲ 평년



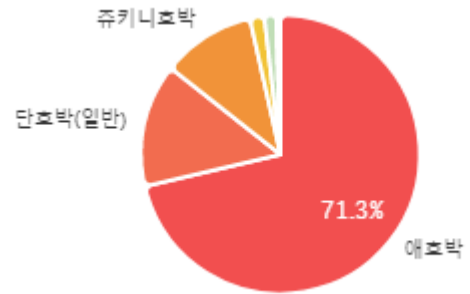
10/11 10/12 10/13 10/14 10/15 10/16 10/17

구분	금주(A)	전주(B)	전월(C)	전년(D)	평년(E)	A/B	A/C	A/D	A/E
물량(톤)	1,356	1,085	1,478	1,430	1,395	125.0%	91.8%	94.9%	97.2%

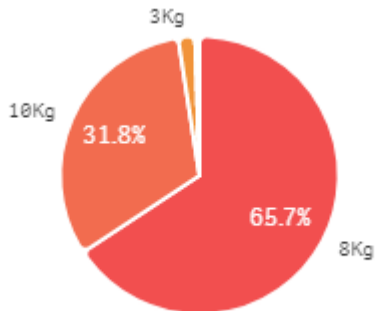
출하 품종별 거래물량 구성비



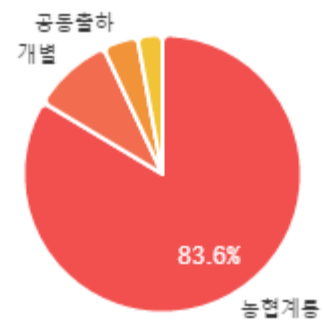
출하 품종별 거래금액 구성비



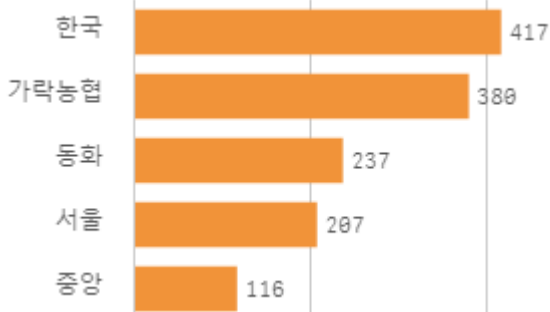
거래 단량별 물량 구성비



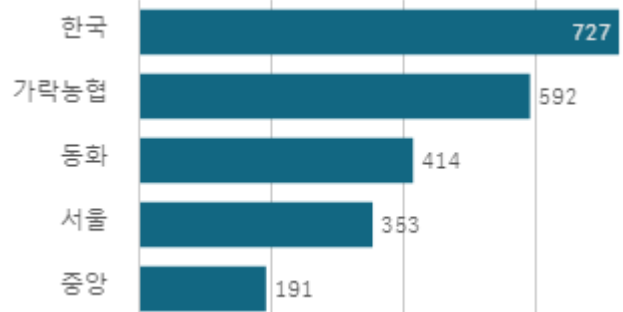
출하자별 거래물량 구성비



도매시장 법인별 거래물량(톤)

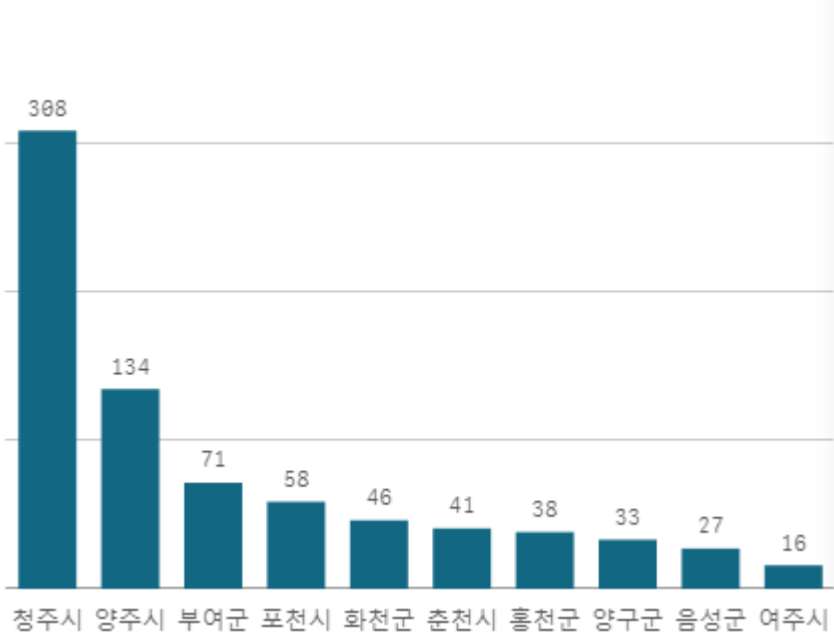


도매시장 법인별 거래금액(백만원)



애호박(20개)

산지별 거래물량(톤)



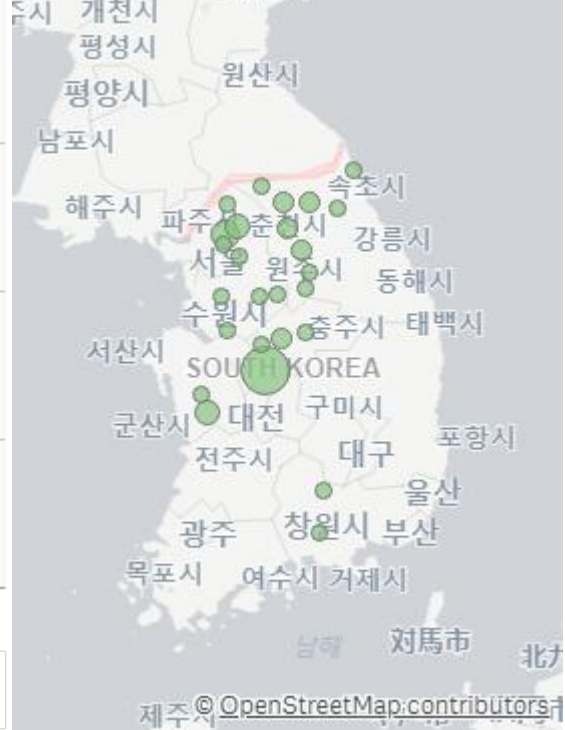
출하산지(개소)

27

출하건수(천건)

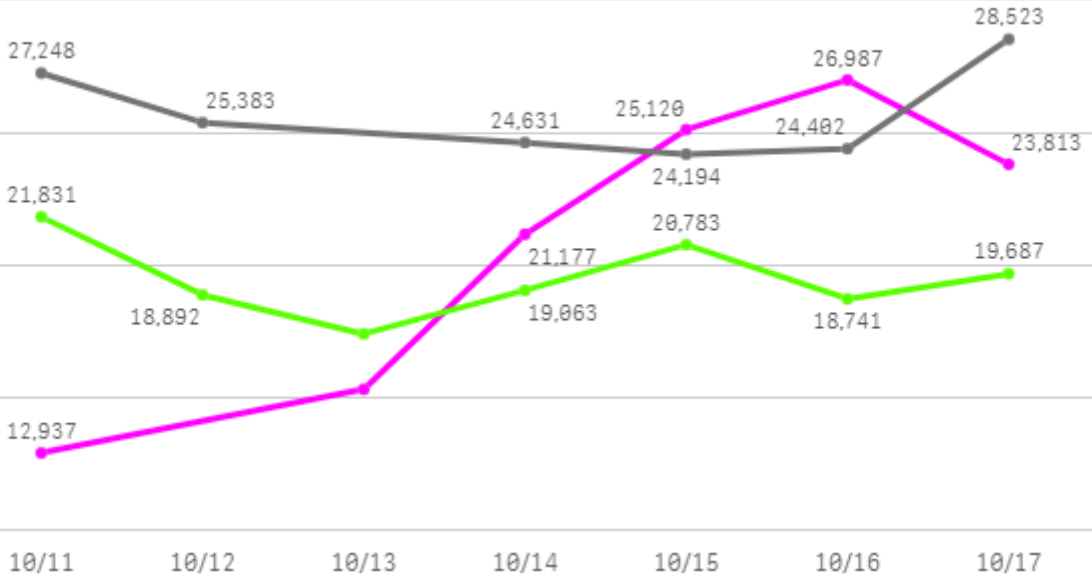
7

산지별 주출하 시군구



주간 도매가격(원)

◆ 2025 ● 2024 ◆ 평년



구분	금주(A)	전주(B)	전월(C)	전년(D)	평년(E)	A/B	A/C	A/D	A/E
가격(원)	20,895	20,123	22,314	25,730	21,542	103.8%	93.6%	81.2%	97.0%

※ 상품 가격 기준

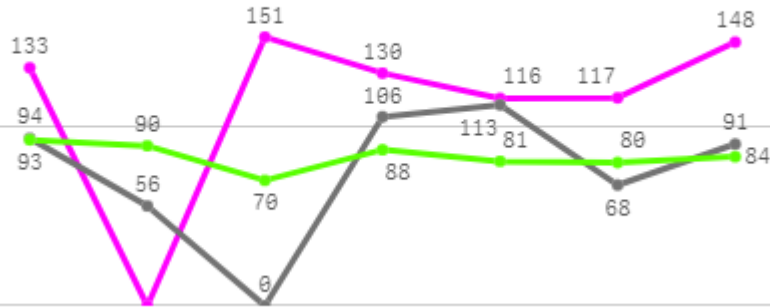
□ 애호박(20개) 주간 가격

구분	Q	품종	Q	단량	Q	특	상	보통	하
2025-10-11		애호박		20개		14,427	12,937	9,792	4,484
2025-10-13		애호박		20개		18,320	15,335	11,298	6,040
2025-10-14		애호박		20개		24,962	21,177	16,000	9,312
2025-10-15		애호박		20개		28,843	25,120	19,039	11,827
2025-10-16		애호박		20개		31,316	26,987	21,048	13,604
2025-10-17		애호박		20개		27,564	23,813	19,400	13,089
평균						24,239	20,895	16,096	9,726

토마토

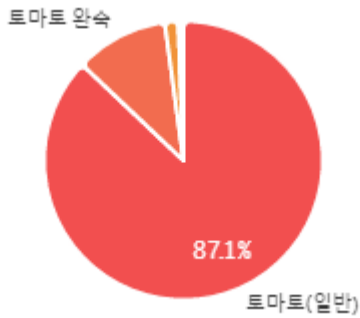
주간 반입량(톤)

◆ 2025 ● 2024 ▲ 평년

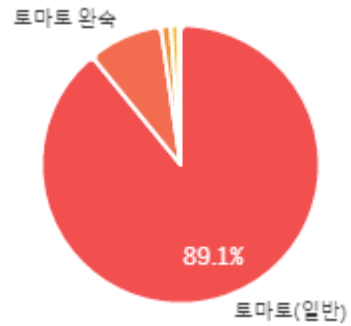


구분	금주(A)	전주(B)	전월(C)	전년(D)	평년(E)	A/B	A/C	A/D	A/E
물량(톤)	795	629	684	527	653	126.5%	116.3%	150.9%	121.8%

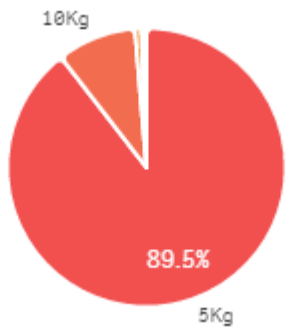
출하 품종별 거래물량 구성비



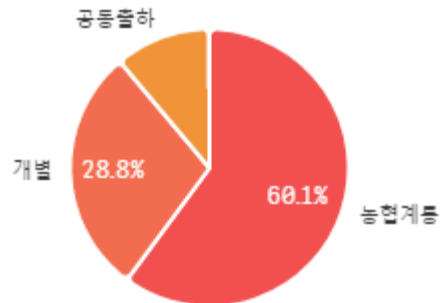
출하 품종별 거래금액 구성비



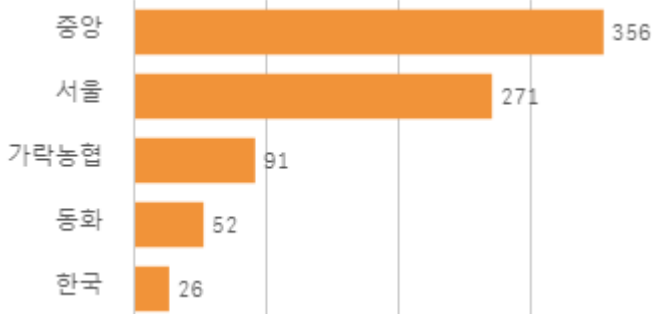
거래 단량별 물량 구성비



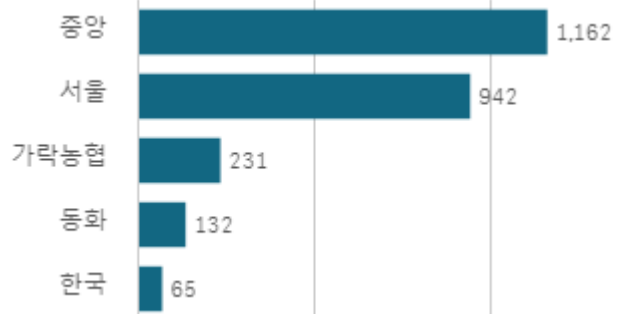
출하자별 거래물량 구성비



도매시장 법인별 거래물량(톤)

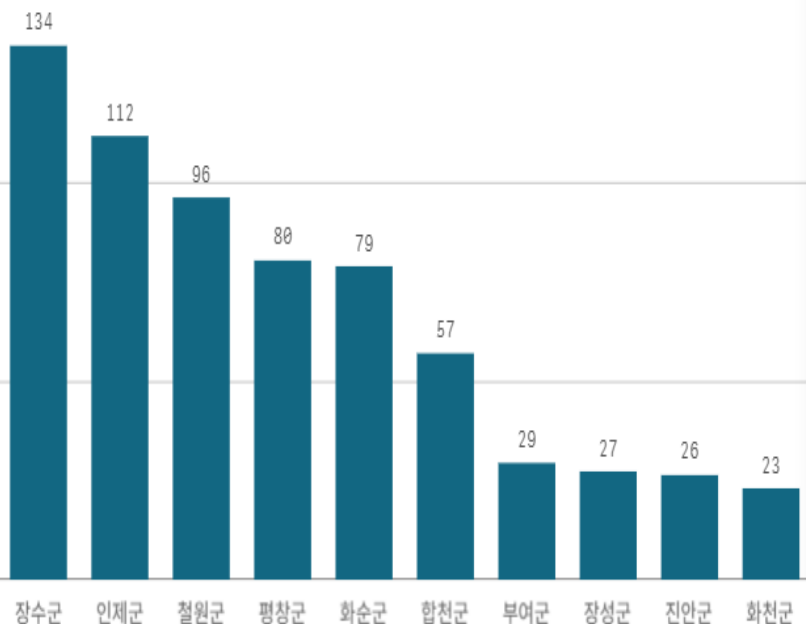


도매시장 법인별 거래금액(백만원)



토마토(5Kg)

산지별 거래물량(톤)



출하산지(개소)

31

출하건수(천건)

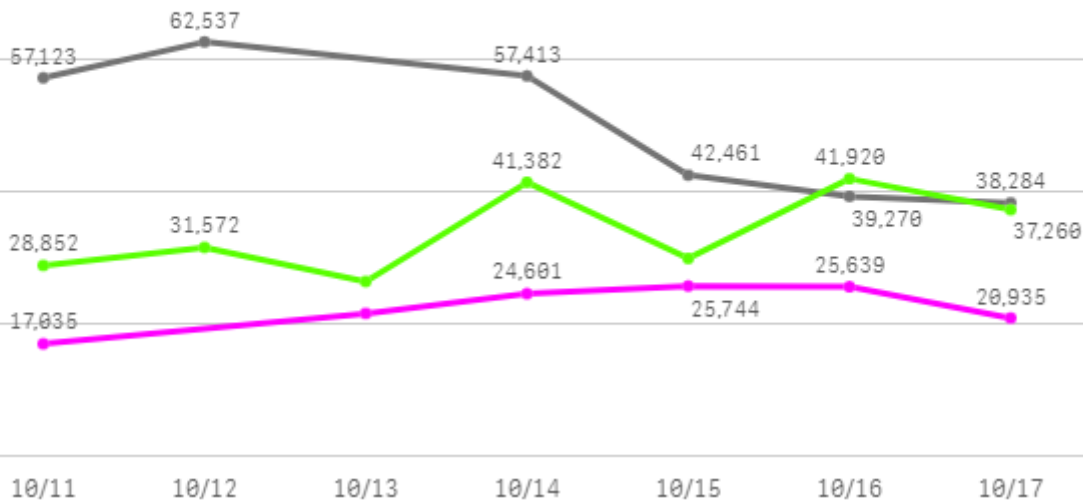
6

산지별 주출하 시군구



주간 도매가격(원)

◆ 2025 ● 2024 ▲ 평년



구분	금주(A)	전주(B)	전월(C)	전년(D)	평년(E)	A/B	A/C	A/D	A/E
가격(원)	22,595	13,304	28,164	49,515	31,535	169.8%	80.2%	45.6%	71.7%

※ 상품 가격 기준

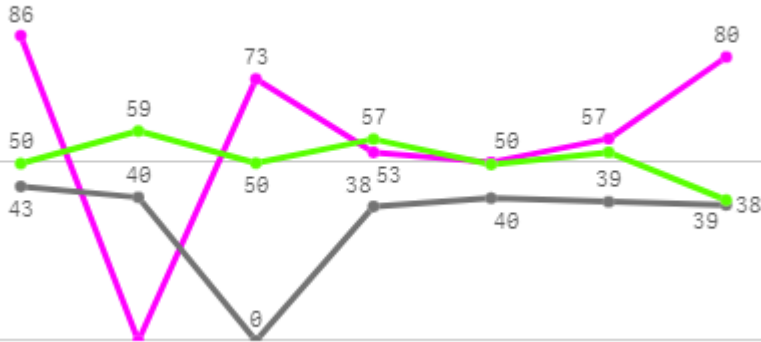
□ 토마토(5Kg) 주간 가격

구분	Q	품종	Q	단량	Q	특	상	보통	하
2025-10-11		토마토		5Kg		21,099	17,035	12,042	5,870
2025-10-13		토마토		5Kg		26,138	21,618	14,752	8,326
2025-10-14		토마토		5Kg		28,918	24,601	16,534	8,460
2025-10-15		토마토		5Kg		32,763	25,744	17,495	9,389
2025-10-16		토마토		5Kg		33,772	25,639	16,140	7,876
2025-10-17		토마토		5Kg		26,794	20,935	15,033	9,227
평균						28,247	22,595	15,333	8,191

방울토마토

주간 반입량(톤)

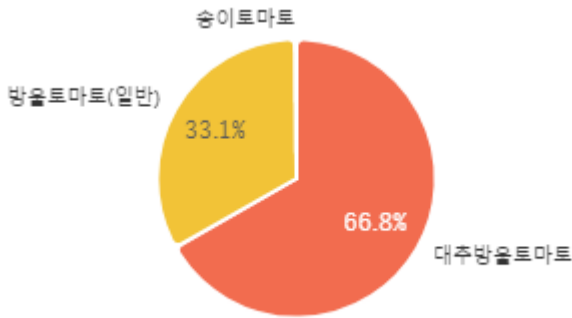
◆ 2025 ● 2024 ▲ 평년



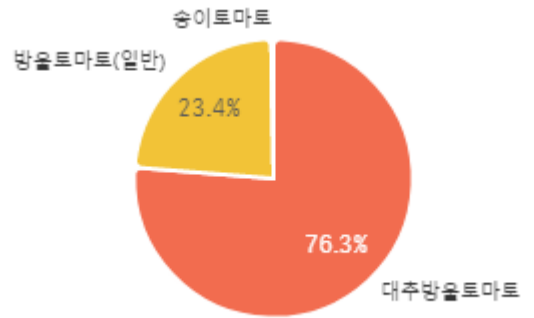
10/11 10/12 10/13 10/14 10/15 10/16 10/17

구분	금주(A)	전주(B)	전월(C)	전년(D)	평년(E)	A/B	A/C	A/D	A/E
물량(톤)	398	241	399	238	385	165.3%	99.9%	167.1%	103.3%

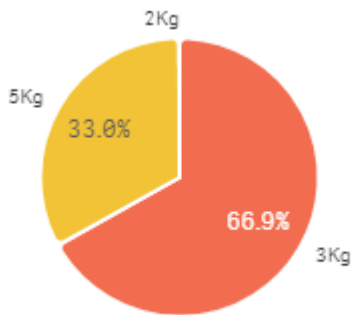
출하 품종별 거래물량 구성비



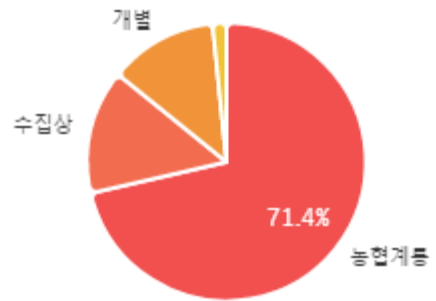
출하 품종별 거래금액 구성비



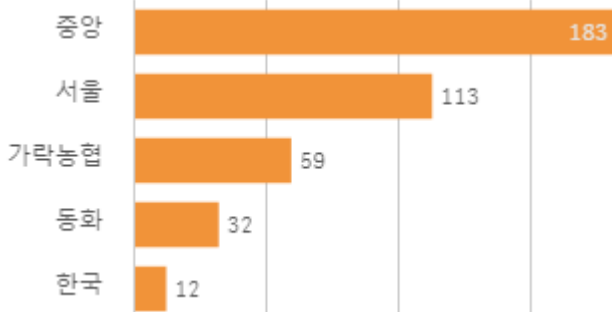
거래 단량별 물량 구성비



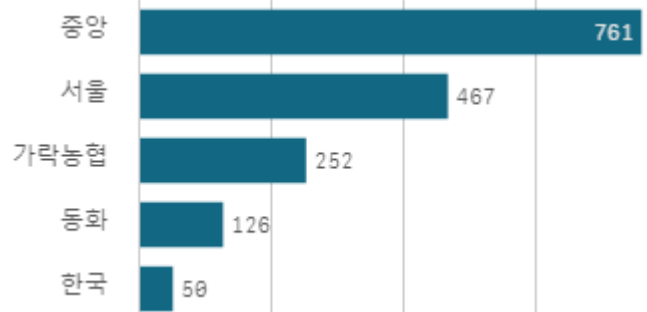
출하자별 거래물량 구성비



도매시장 법인별 거래물량(톤)

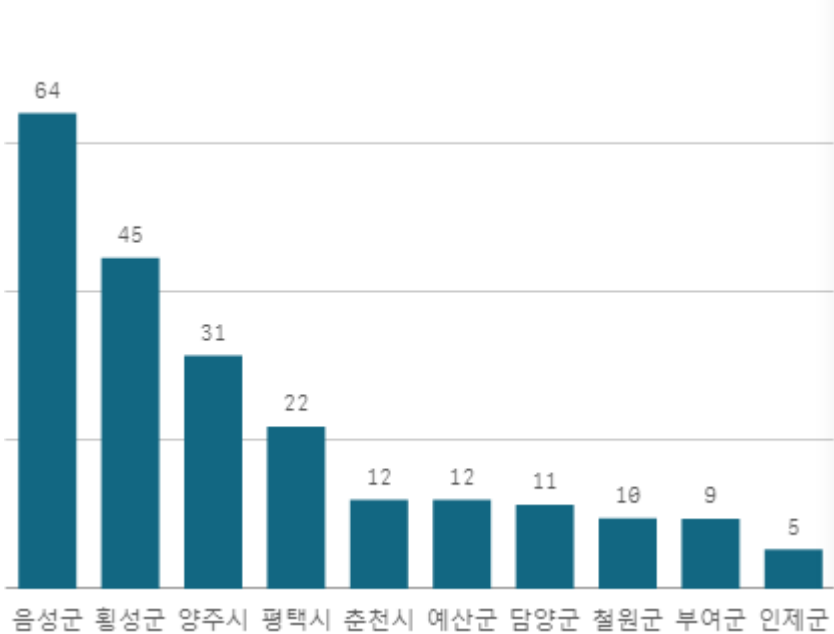


도매시장 법인별 거래금액(백만원)



대추방울토마토(3Kg)

산지별 거래물량(톤)



출하산지(개소)

33

출하건수(천건)

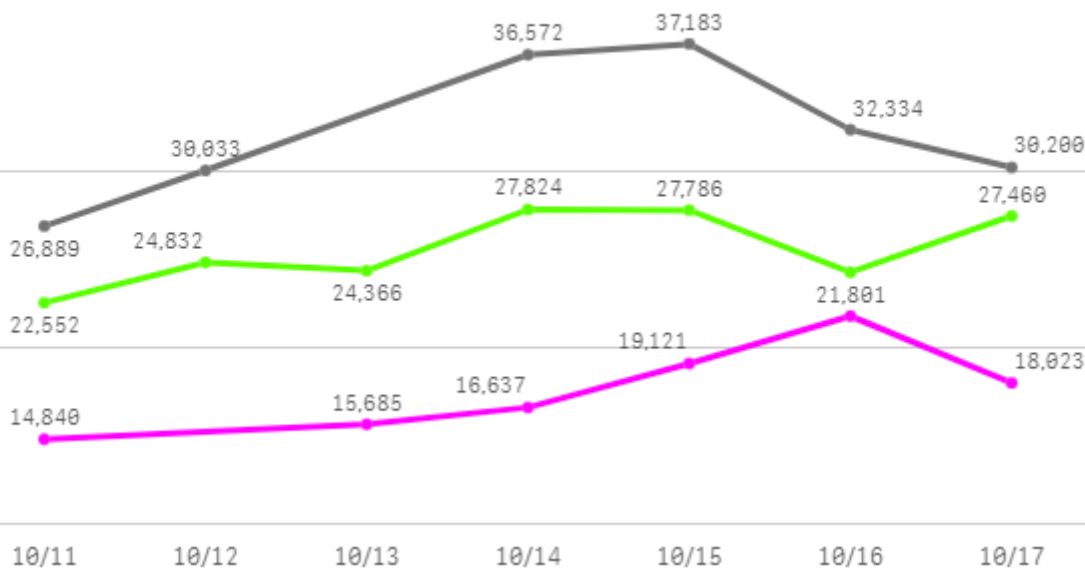
3

산지별 주출하 시군구



주간 도매가격(원)

◆ 2025 ● 2024 ◆ 평년



구분	금주(A)	전주(B)	전월(C)	전년(D)	평년(E)	A/B	A/C	A/D	A/E
가격(원)	17,685	19,647	27,294	32,202	23,294	90.0%	64.8%	54.9%	75.9%

※ 상품 가격 기준

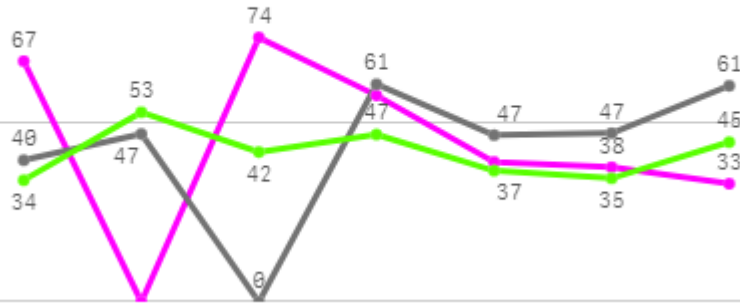
□ 대추방울토마토(3Kg) 주간 가격

구분	Q	품종	Q	단량	Q	특	상	보통	하
2025-10-11		대추방울토마토		3Kg		19,946	14,840	10,459	6,251
2025-10-13		대추방울토마토		3Kg		20,686	15,685	12,556	7,772
2025-10-14		대추방울토마토		3Kg		21,052	16,637	12,993	9,010
2025-10-15		대추방울토마토		3Kg		26,248	19,121	15,486	11,075
2025-10-16		대추방울토마토		3Kg		28,720	21,801	15,934	10,865
2025-10-17		대추방울토마토		3Kg		27,158	18,023	14,404	10,580
평균						23,968	17,685	13,639	9,259

멜론

주간 반입량(톤)

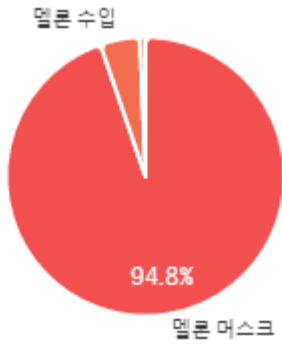
◆ 2025 ● 2024 ▲ 평년



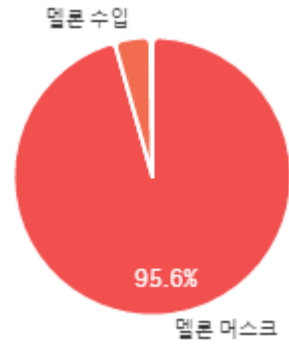
10/11 10/12 10/13 10/14 10/15 10/16 10/17

구분	금주(A)	전주(B)	전월(C)	전년(D)	평년(E)	A/B	A/C	A/D	A/E
물량(톤)	310	141	548	302	281	218.9%	56.5%	102.4%	110.1%

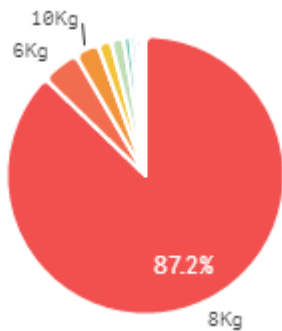
출하 품종별 거래물량 구성비



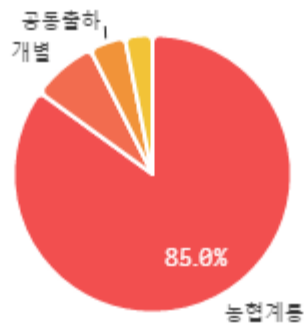
출하 품종별 거래금액 구성비



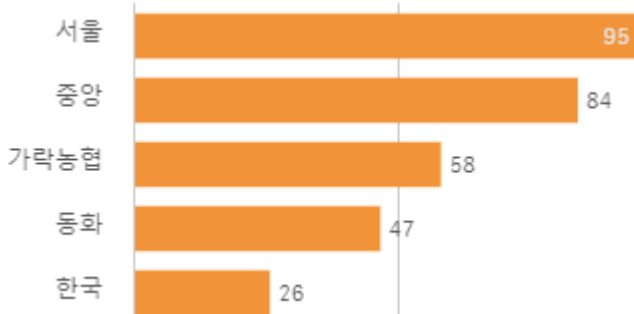
거래 단량별 물량 구성비



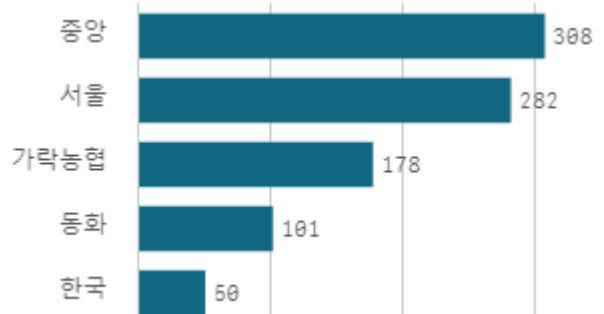
출하자별 거래물량 구성비



도매시장 법인별 거래물량(톤)

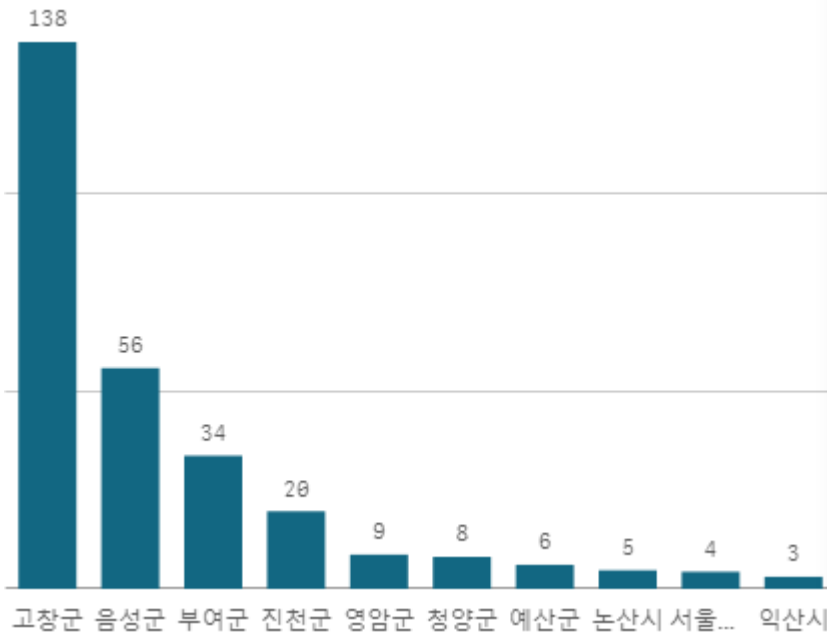


도매시장 법인별 거래금액(백만원)



멜론 머스크(8Kg)

산지별 거래물량(톤)



출하산지(개소)

20

출하건수(천건)

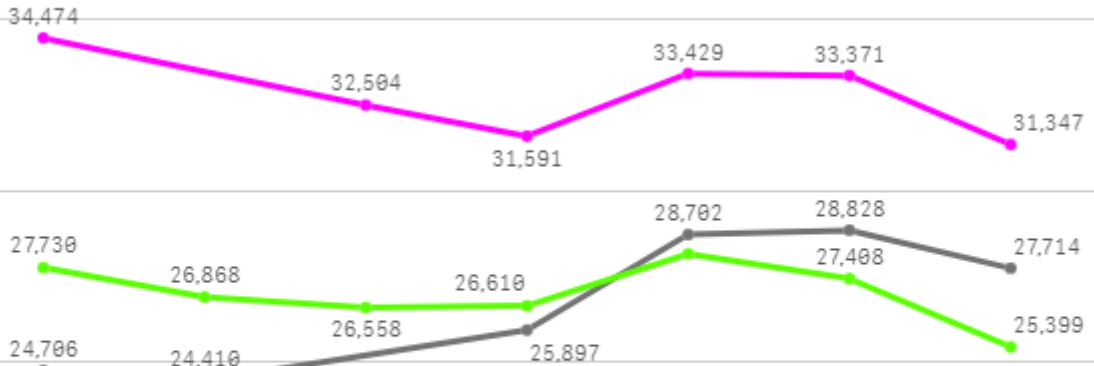
2

산지별 주출하 시군구



주간 도매가격(원)

◆ 2025 ● 2024 ◆ 평년



10/11 10/12 10/13 10/14 10/15 10/16 10/17

구분	금주(A)	전주(B)	전월(C)	전년(D)	평년(E)	A/B	A/C	A/D	A/E
가격(원)	32,786	40,076	22,967	26,710	28,908	81.8%	142.8%	122.8%	113.4%

※ 상품 가격 기준

□ 멜론 머스크(8Kg) 주간 가격

구분	Q	품종	Q	단량	Q	특	상	보통	하
2025-10-11		멜론 머스크		8Kg		40,324	34,474	24,883	11,542
2025-10-13		멜론 머스크		8Kg		46,056	32,504	20,476	9,679
2025-10-14		멜론 머스크		8Kg		44,503	31,591	20,706	8,280
2025-10-15		멜론 머스크		8Kg		41,516	33,429	21,664	12,417
2025-10-16		멜론 머스크		8Kg		41,887	33,371	25,632	12,191
2025-10-17		멜론 머스크		8Kg		38,236	31,347	24,775	13,490
평균						42,087	32,786	23,023	11,267

가지

주간 반입량(톤)

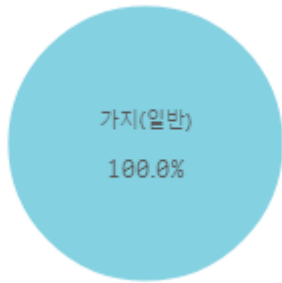
◆ 2025 ● 2024 ▲ 평년



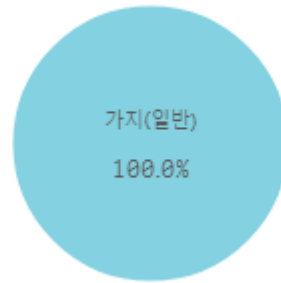
10/11 10/12 10/13 10/14 10/15 10/16 10/17

구분	금주(A)	전주(B)	전월(C)	전년(D)	평년(E)	A/B	A/C	A/D	A/E
물량(톤)	411	321	628	504	427	127.9%	65.4%	81.5%	96.1%

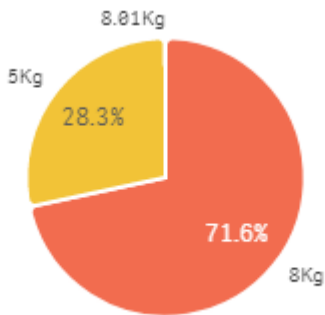
출하 품종별 거래물량 구성비



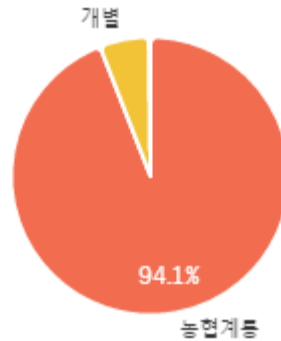
출하 품종별 거래금액 구성비



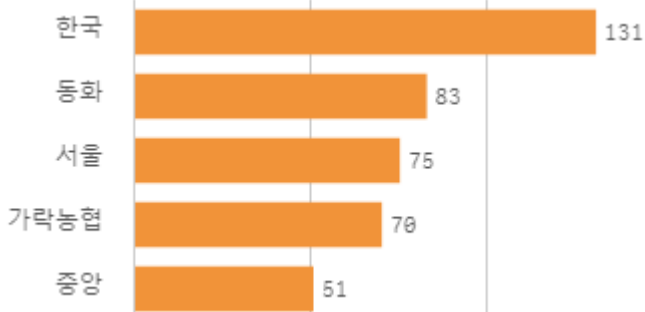
거래 단량별 물량 구성비



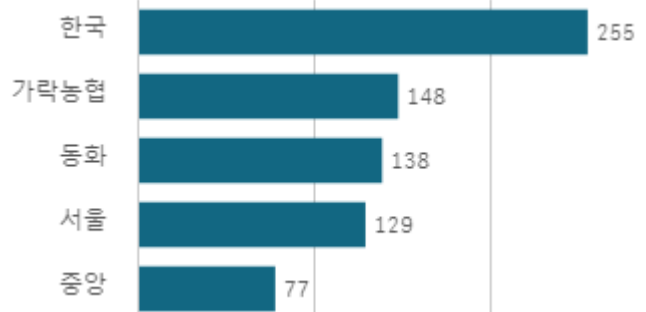
출하자별 거래물량 구성비



도매시장 법인별 거래물량(톤)

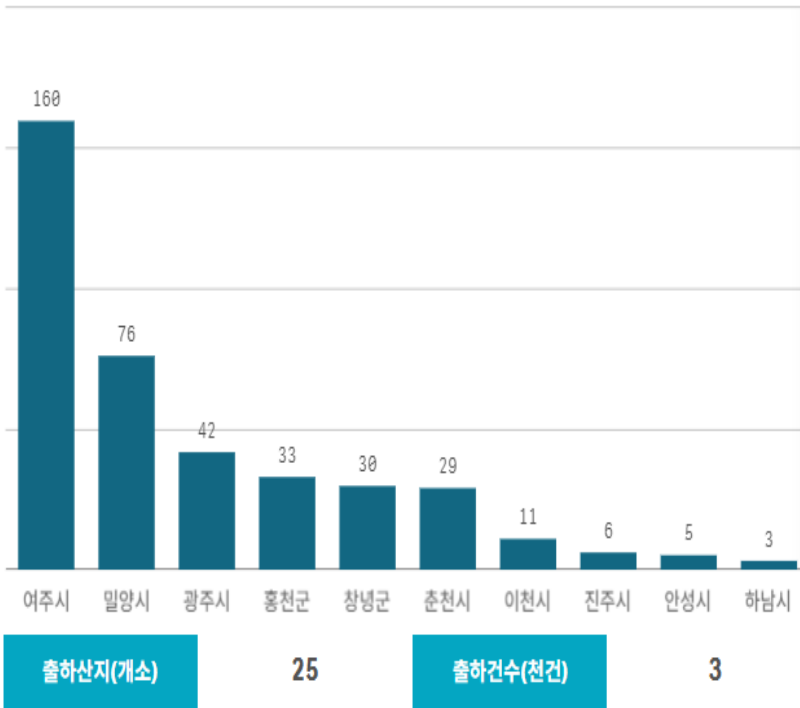


도매시장 법인별 거래금액(백만원)



가지(8Kg)

산지별 거래물량(톤)

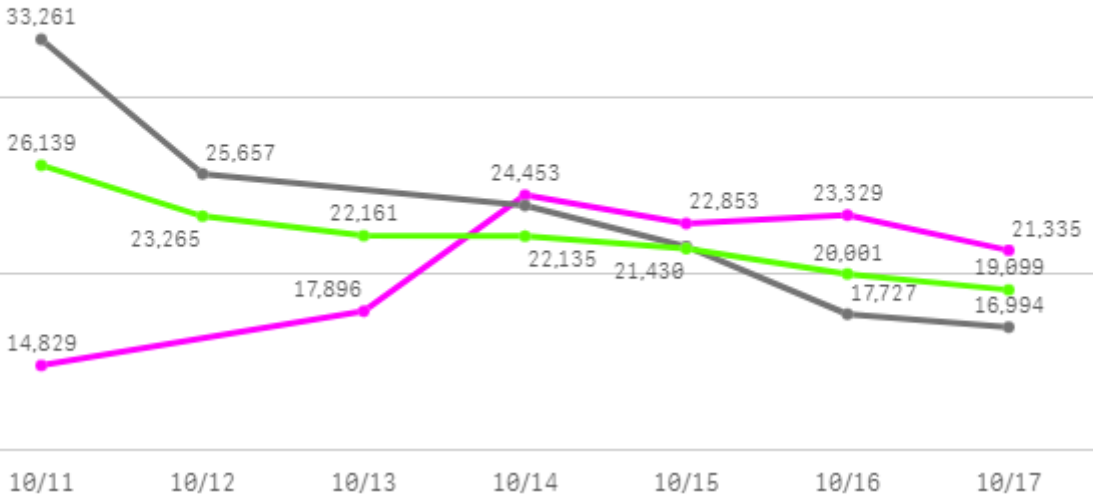


산지별 주출하 시군구



주간 도매가격(원)

◆ 2025 ● 2024 ◆ 평년



구분	금주(A)	전주(B)	전월(C)	전년(D)	평년(E)	A/B	A/C	A/D	A/E
가격(원)	20,783	15,725	17,749	23,177	22,395	132.2%	117.1%	89.7%	92.8%

※ 상품 가격 기준

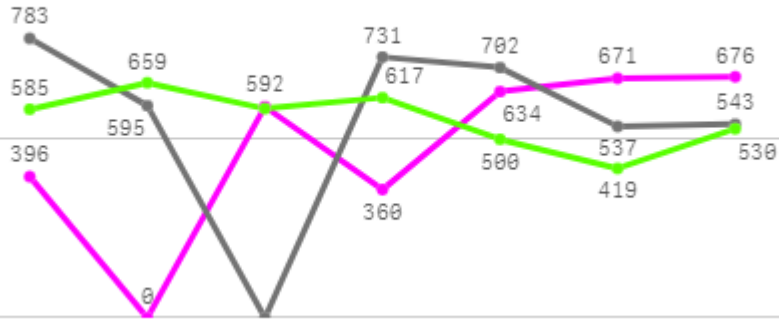
□ 가지(8Kg) 주간 가격

구분	Q	품종	Q	단량	Q	특	상	보통	하
2025-10-11		가지		8Kg		-	14,829	9,294	5,292
2025-10-13		가지		8Kg		-	17,896	10,974	5,779
2025-10-14		가지		8Kg		-	24,453	15,155	7,847
2025-10-15		가지		8Kg		-	22,853	16,699	11,462
2025-10-16		가지		8Kg		-	23,329	16,272	10,147
2025-10-17		가지		8Kg		-	21,335	15,677	10,262
평균						-	20,783	14,012	8,465

무

주간 반입량(톤)

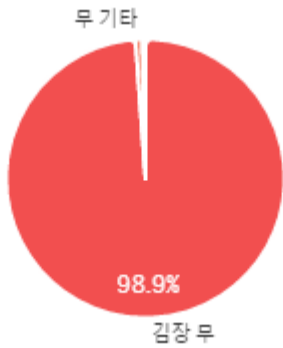
◆ 2025 ● 2024 ▲ 평년



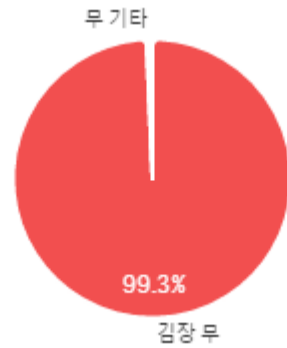
10/11 10/12 10/13 10/14 10/15 10/16 10/17

구분	금주(A)	전주(B)	전월(C)	전년(D)	평년(E)	A/B	A/C	A/D	A/E
물량(톤)	3,329	1,775	3,571	3,890	3,721	187.5%	93.2%	85.6%	89.5%

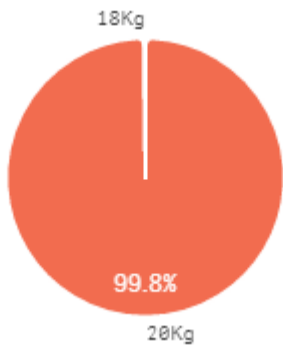
출하 품종별 거래물량 구성비



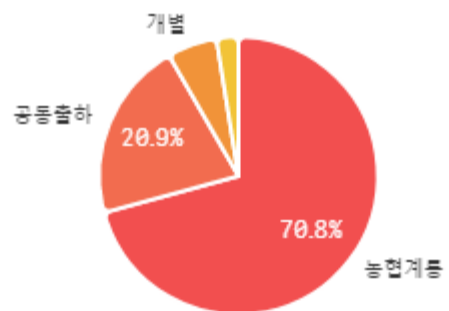
출하 품종별 거래금액 구성비



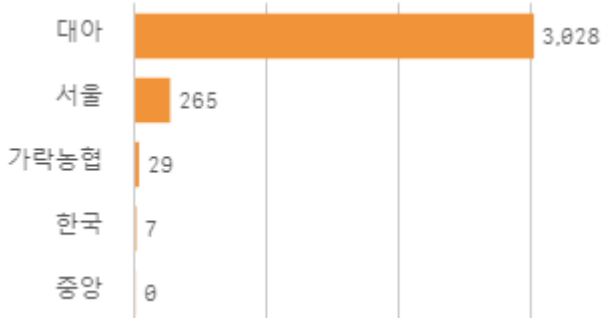
거래 단량별 물량 구성비



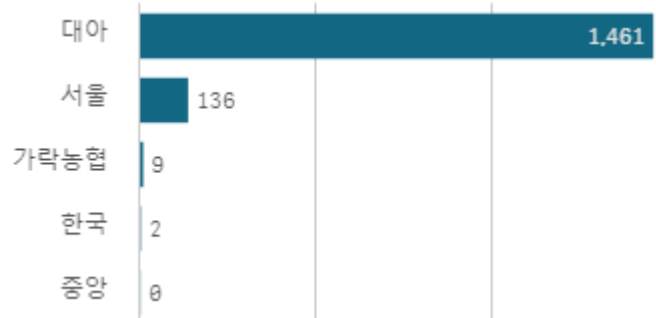
출하자별 거래물량 구성비



도매시장 법인별 거래물량(톤)

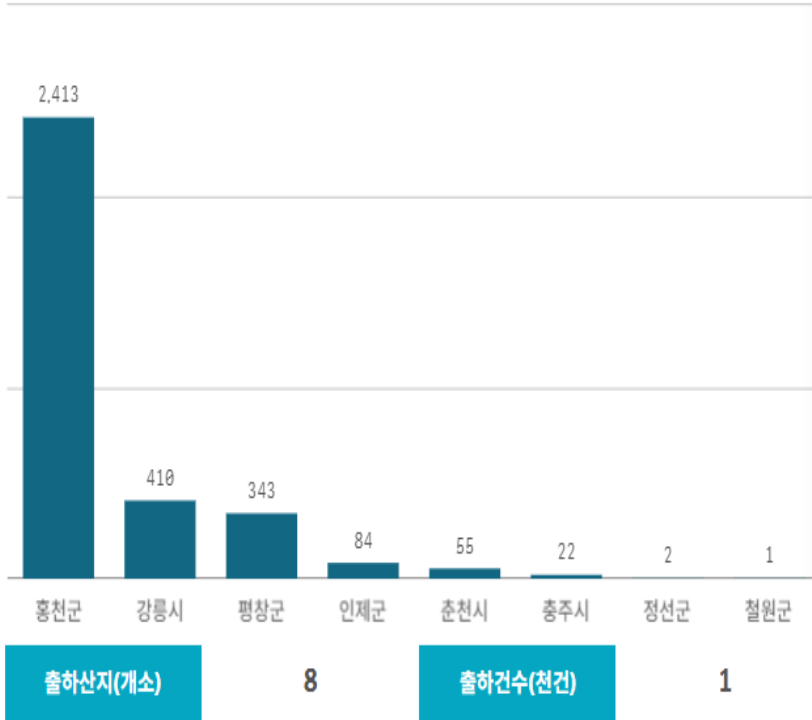


도매시장 법인별 거래금액(백만원)



무(20Kg)

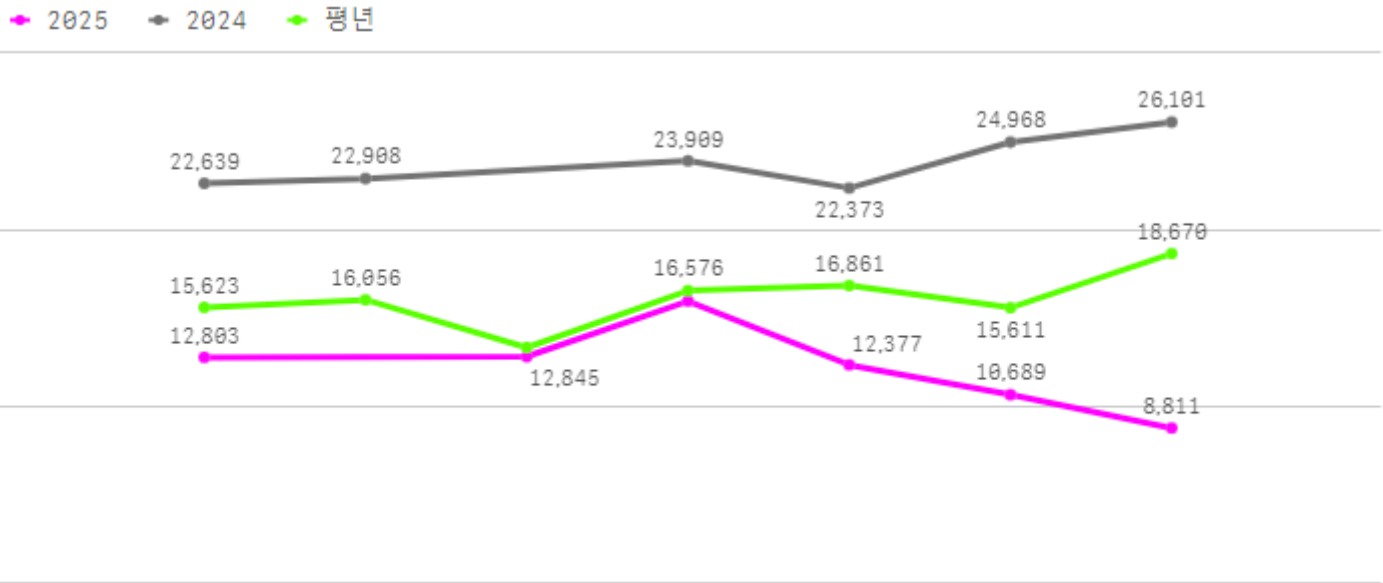
산지별 거래물량(톤)



산지별 주출하 시군구



주간 도매가격(원)



구분	금주(A)	전주(B)	전월(C)	전년(D)	평년(E)	A/B	A/C	A/D	A/E
가격(원)	12,251	14,973	9,667	23,816	15,505	81.8%	126.7%	51.4%	79.0%

※ 상품 가격 기준

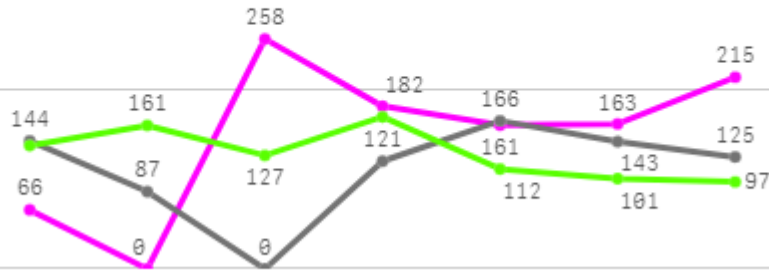
□ 무(20Kg) 주간 가격

구분	Q	품종	Q	단량	Q	특	상	보통	하
2025-10-11		무		20Kg		16,982	12,803	9,512	6,052
2025-10-13		무		20Kg		16,185	12,845	9,946	7,095
2025-10-14		무		20Kg		19,119	15,983	12,815	9,021
2025-10-15		무		20Kg		16,998	12,377	8,598	6,830
2025-10-16		무		20Kg		15,459	10,689	7,649	6,030
2025-10-17		무		20Kg		13,520	8,811	5,728	3,354
평균						16,377	12,251	9,041	6,397

당근

주간 반입량(톤)

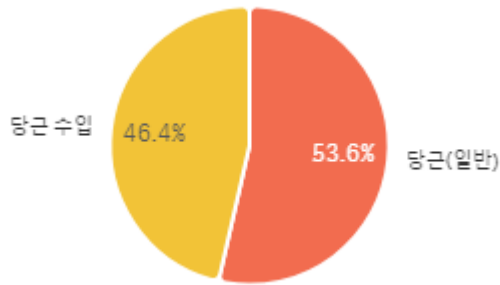
2025 (파란색 선) 2024 (회색 선) 평년 (초록색 선)



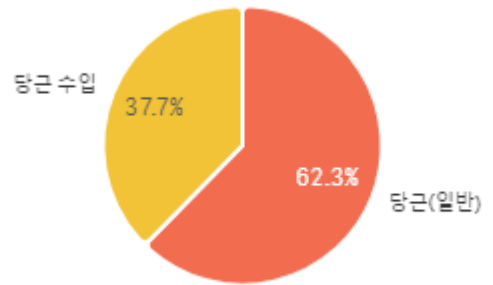
10/11 10/12 10/13 10/14 10/15 10/16 10/17

구분	금주(A)	전주(B)	전월(C)	전년(D)	평년(E)	A/B	A/C	A/D	A/E
물량(톤)	1,045	566	986	785	925	184.6%	106.0%	133.1%	112.9%

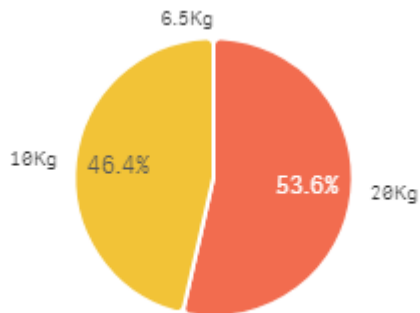
출하 품종별 거래물량 구성비



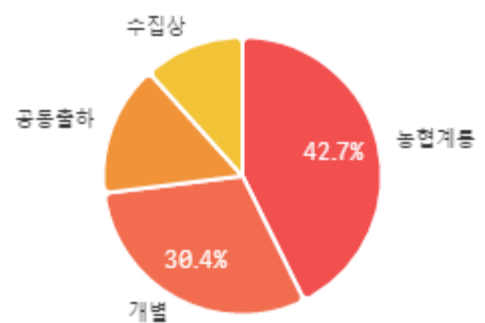
출하 품종별 거래금액 구성비



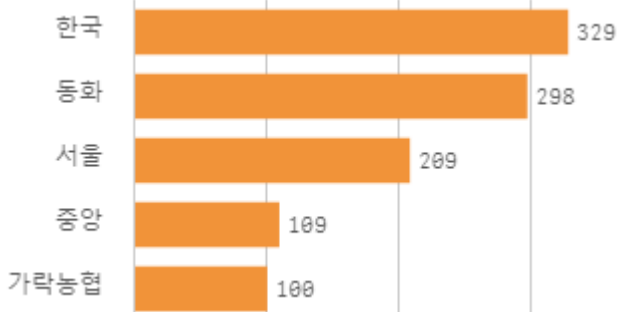
거래 단량별 물량 구성비



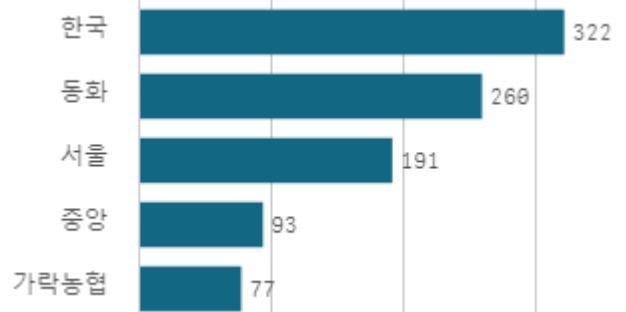
출하자별 거래물량 구성비



도매시장 법인별 거래물량(톤)

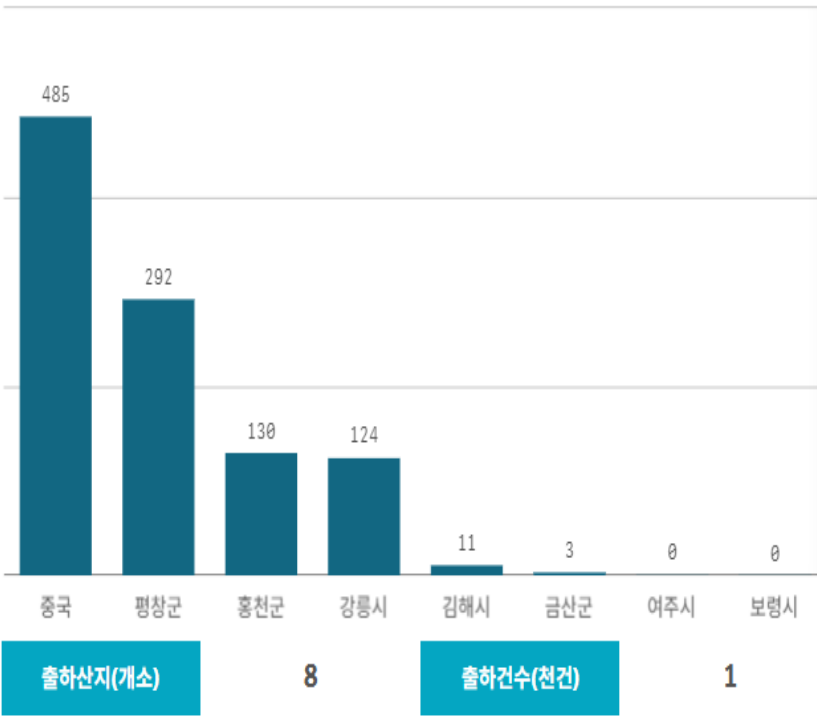


도매시장 법인별 거래금액(백만원)



당근(20Kg)

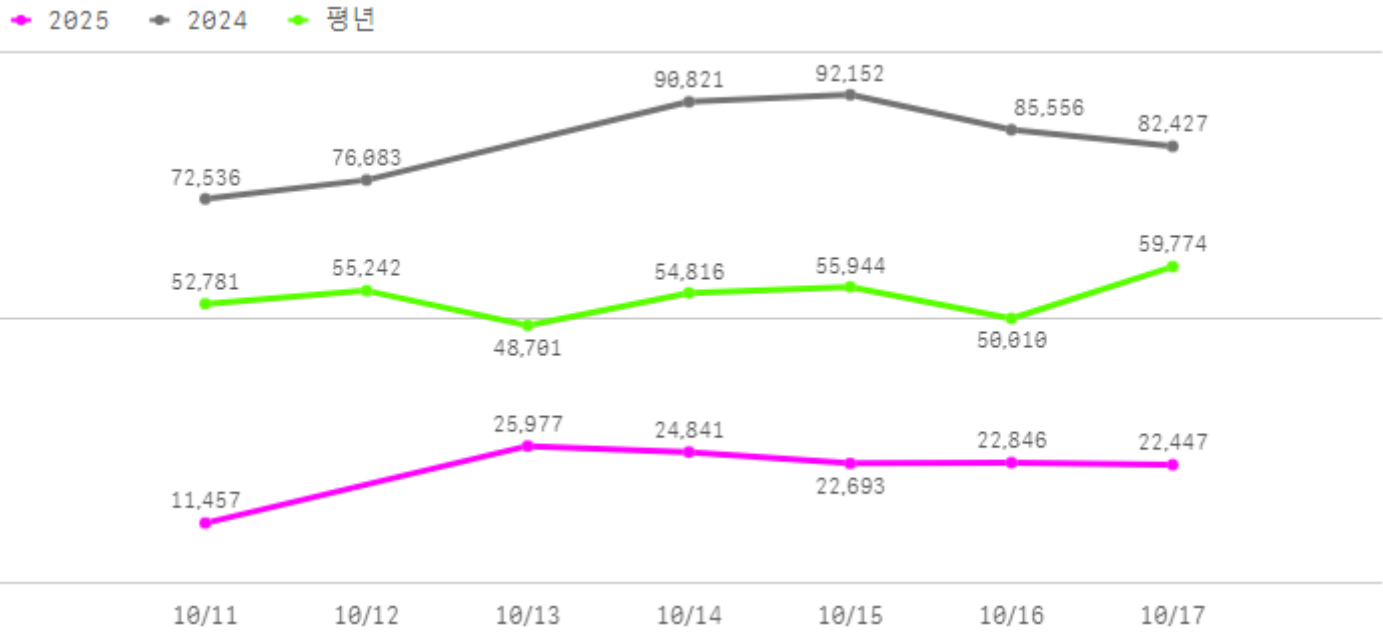
산지별 거래물량(톤)



산지별 주출하 시군구



주간 도매가격(원)



구분	금주(A)	전주(B)	전월(C)	전년(D)	평년(E)	A/B	A/C	A/D	A/E
가격(원)	21,710	29,040	36,015	83,263	47,551	74.8%	60.3%	26.1%	45.7%

※ 상품 가격 기준

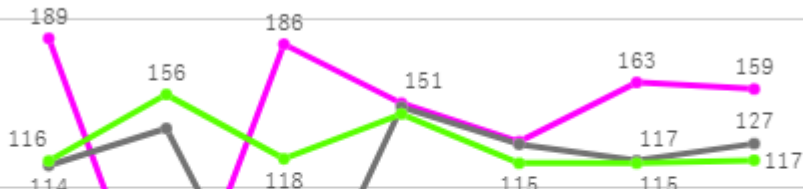
□ 당근(20Kg) 주간 가격

구분	Q	품종	Q	단량	Q	특	상	보통	하
2025-10-11		당근		20Kg		23,500	11,457	8,000	7,949
2025-10-13		당근		20Kg		28,000	25,977	22,577	13,638
2025-10-14		당근		20Kg		27,904	24,841	22,199	18,935
2025-10-15		당근		20Kg		24,760	22,693	19,887	17,102
2025-10-16		당근		20Kg		24,295	22,846	20,264	16,539
2025-10-17		당근		20Kg		24,084	22,447	19,074	15,027
평균						25,424	21,710	18,667	14,865

생고추

주간 반입량(톤)

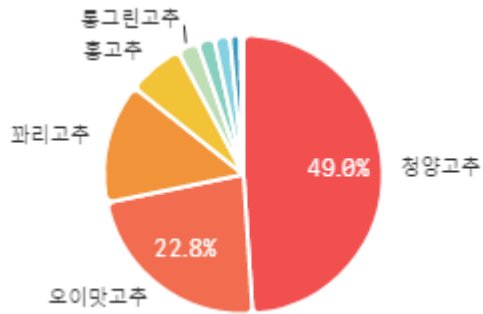
● 2025 ● 2024 ● 평년



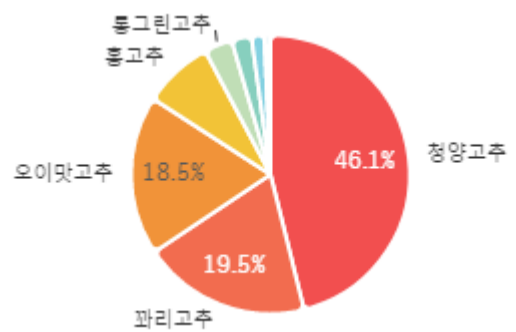
10/11 10/12 10/13 10/14 10/15 10/16 10/17

구분	금주(A)	전주(B)	전월(C)	전년(D)	평년(E)	A/B	A/C	A/D	A/E
물량(톤)	975	513	1,049	767	889	190.3%	93.0%	127.2%	109.7%

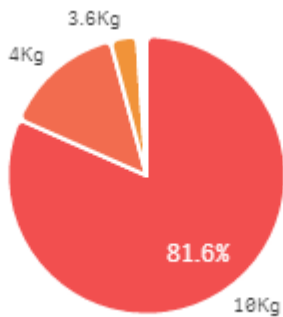
출하 품종별 거래물량 구성비



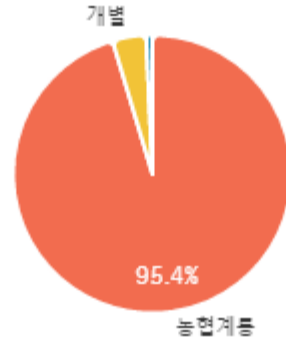
출하 품종별 거래금액 구성비



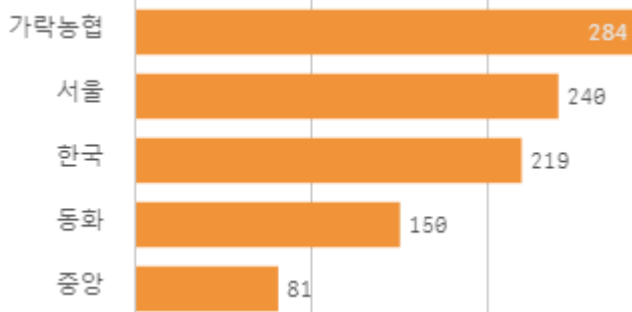
거래 단량별 물량 구성비



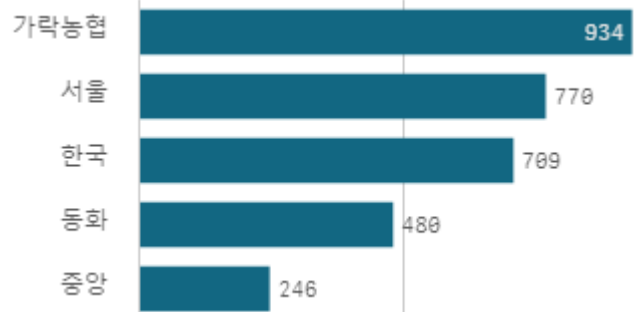
출하자별 거래물량 구성비



도매시장 법인별 거래물량(톤)

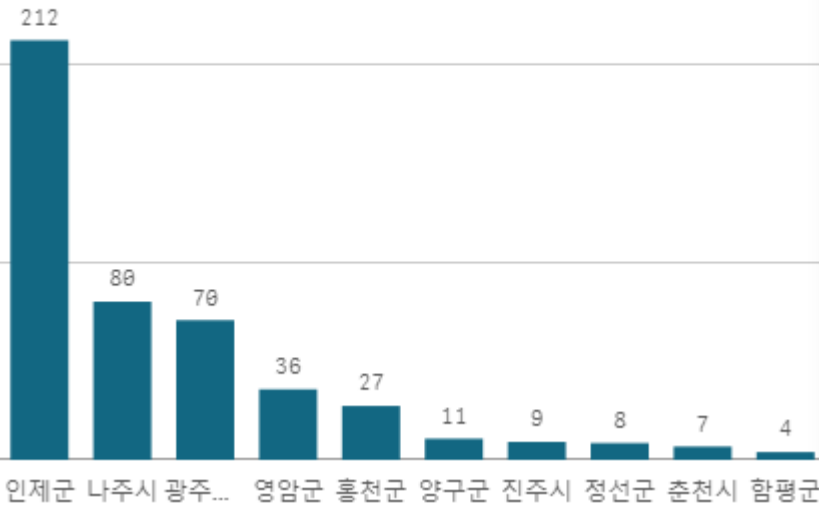


도매시장 법인별 거래금액(백만원)



청양고추(10Kg)

산지별 거래물량(톤)



출하산지(개소)

36

출하건수(천건)

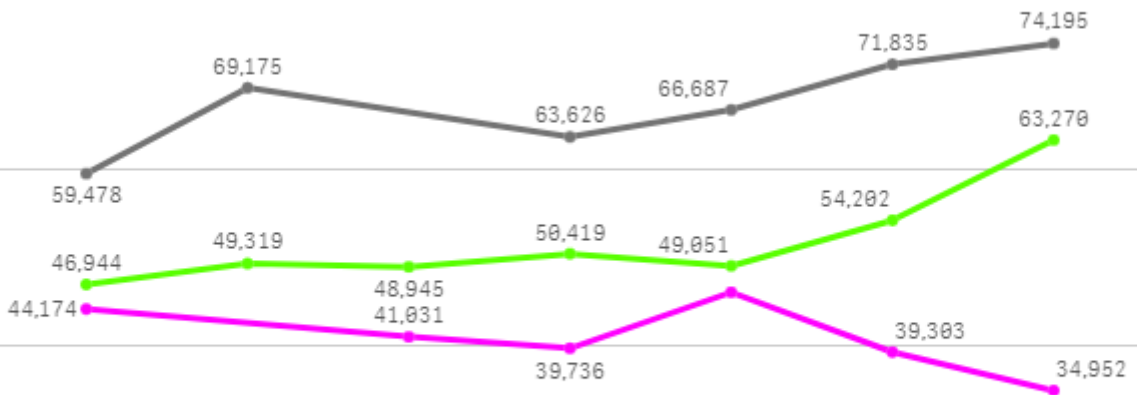
5

산지별 주출하 시군구



주간 도매가격(원)

◆ 2025 ● 2024 ◆ 평년



10/11 10/12 10/13 10/14 10/15 10/16 10/17

구분	금주(A)	전주(B)	전월(C)	전년(D)	평년(E)	A/B	A/C	A/D	A/E
가격(원)	40,876	59,568	35,395	67,499	49,847	68.6%	115.5%	60.6%	82.0%

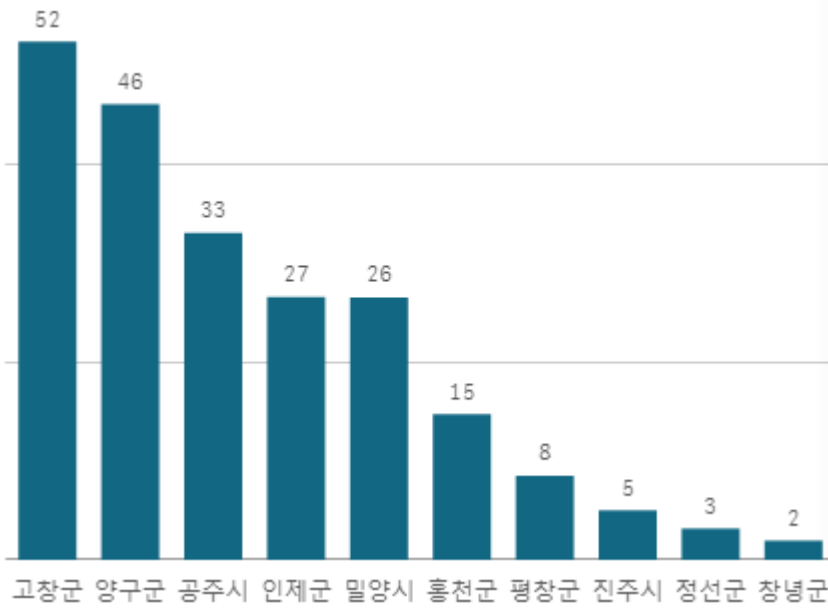
※ 상품 가격 기준

□ 청양고추(10Kg) 주간 가격

구분	Q	품종	Q	단량	Q	특	상	보통	하
2025-10-11		청양고추		10Kg		63,461	44,174	28,903	13,120
2025-10-13		청양고추		10Kg		49,800	41,031	29,980	17,306
2025-10-14		청양고추		10Kg		47,901	39,736	26,133	13,328
2025-10-15		청양고추		10Kg		61,628	46,060	33,546	19,925
2025-10-16		청양고추		10Kg		48,599	39,303	27,132	16,317
2025-10-17		청양고추		10Kg		47,251	34,952	24,897	16,051
평균						53,107	40,876	28,432	16,008

오이맛고추(10Kg)

산지별 거래물량(톤)



출하산지(개소)

22

출하건수(천건)

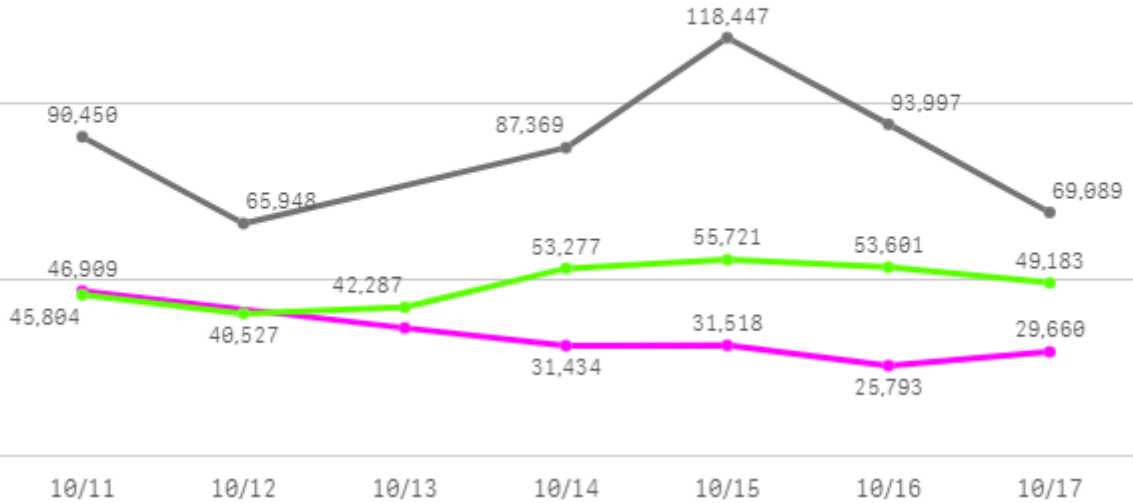
2

산지별 주출하 시군구



주간 도매가격(원)

◆ 2025 ● 2024 ◆ 평년



구분	금주(A)	전주(B)	전월(C)	전년(D)	평년(E)	A/B	A/C	A/D	A/E
가격(원)	33,626	46,467	39,221	87,550	47,652	72.4%	85.7%	38.4%	70.6%

※ 상품 가격 기준

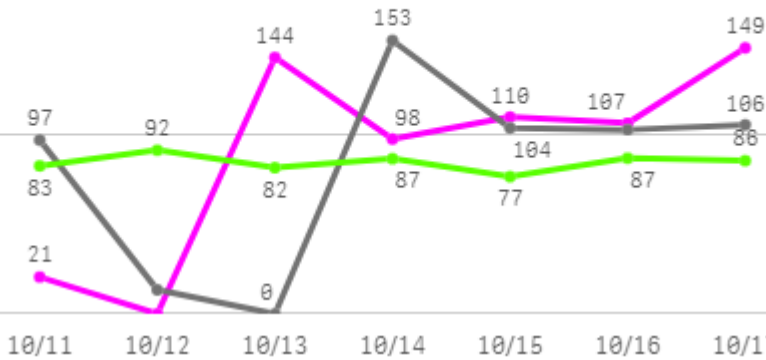
□ 오이맛고추(10Kg) 주간 가격

구분	Q	품종	Q	단량	Q	특	상	보통	하
2025-10-11		오이맛고추		10Kg		64,594	46,909	29,454	13,766
2025-10-13		오이맛고추		10Kg		49,815	36,443	26,617	13,952
2025-10-14		오이맛고추		10Kg		43,226	31,434	22,304	11,694
2025-10-15		오이맛고추		10Kg		41,487	31,518	20,818	12,849
2025-10-16		오이맛고추		10Kg		37,895	25,793	17,713	11,176
2025-10-17		오이맛고추		10Kg		39,484	29,660	19,773	11,021
평균						46,084	33,626	22,780	12,410

마늘

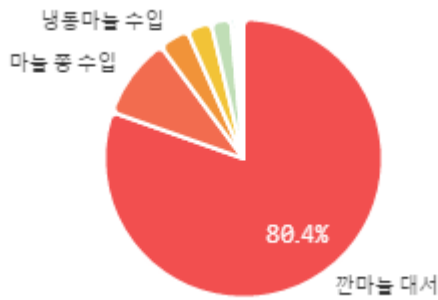
주간 반입량(톤)

◆ 2025 ● 2024 ▲ 평년

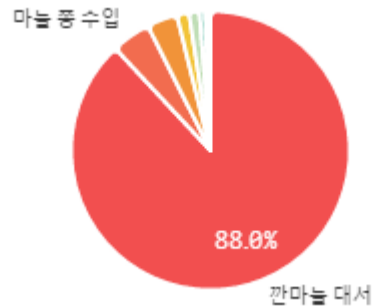


구분	금주(A)	전주(B)	전월(C)	전년(D)	평년(E)	A/B	A/C	A/D	A/E
물량(톤)	629	427	650	578	601	147.4%	96.8%	108.9%	104.7%

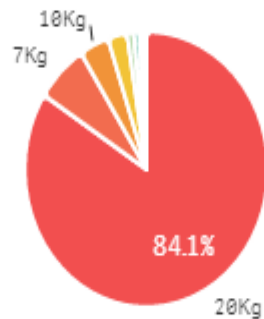
출하 품종별 거래물량 구성비



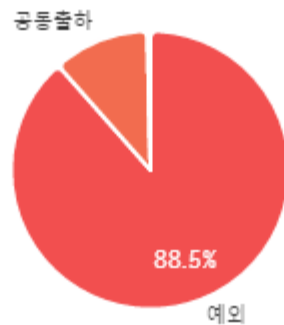
출하 품종별 거래금액 구성비




거래 단량별 물량 구성비



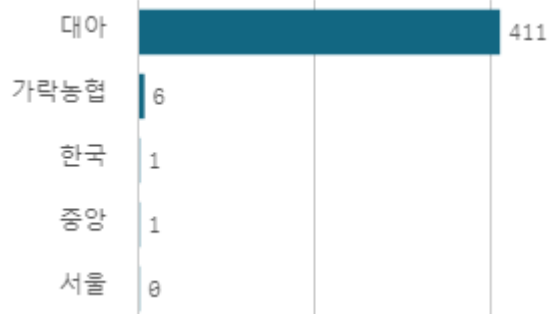
출하자별 거래물량 구성비



도매시장 법인별 거래물량(톤)

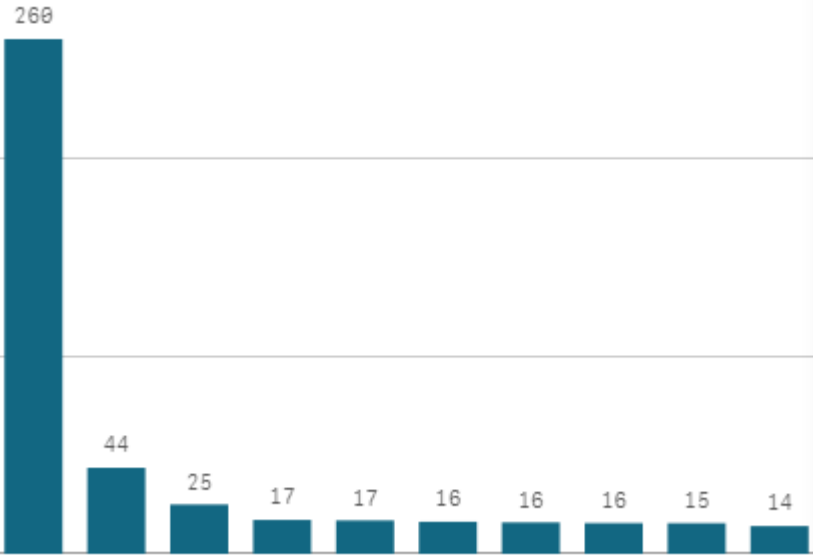


도매시장 법인별 거래금액(백만원)



깎마늘 대서(20Kg)

산지별 거래물량(톤)



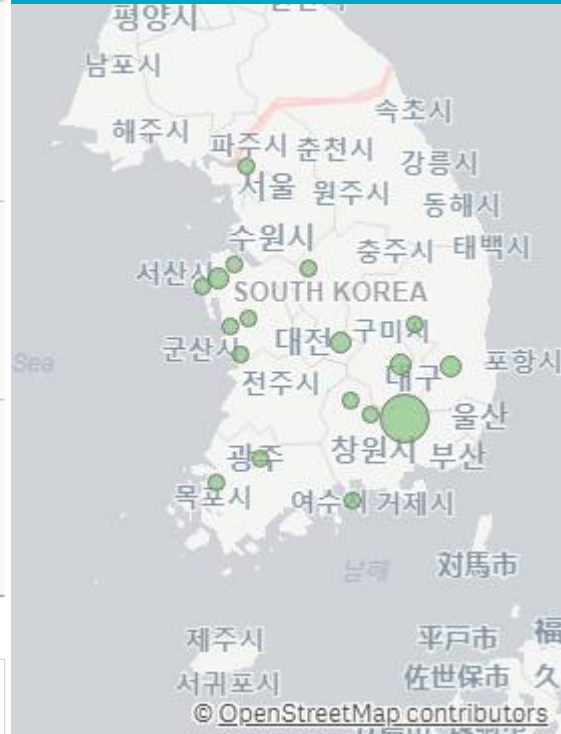
출하산지(개소)

20

출하건수(천건)

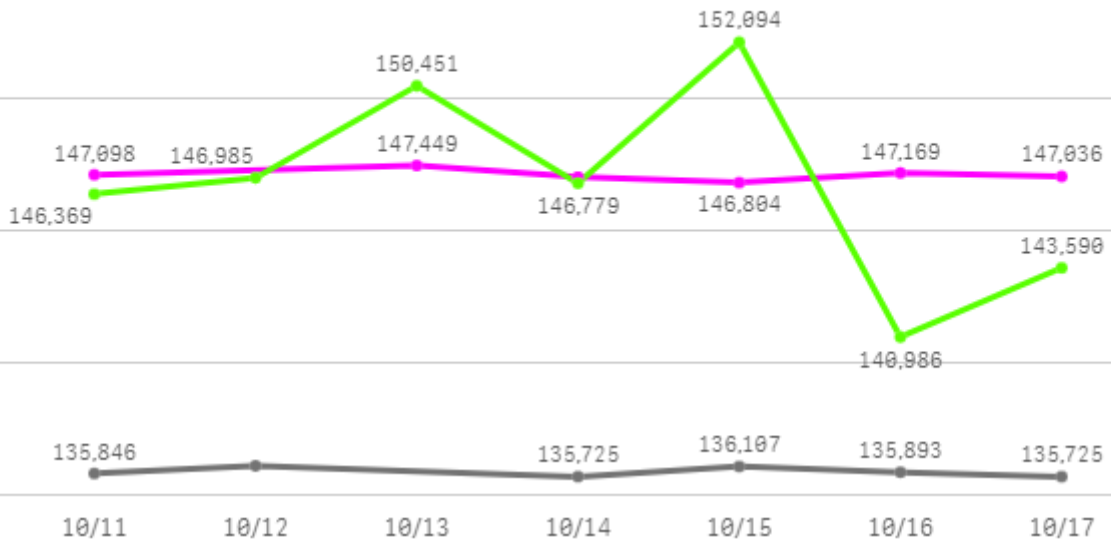
1

산지별 주출하 시군구



주간 도매가격(원)

◆ 2025 ● 2024 ◆ 평년



구분	금주(A)	전주(B)	전월(C)	전년(D)	평년(E)	A/B	A/C	A/D	A/E
가격(원)	147,094	147,342	148,352	135,905	144,047	99.8%	99.2%	108.2%	102.1%

※ 상품 가격 기준

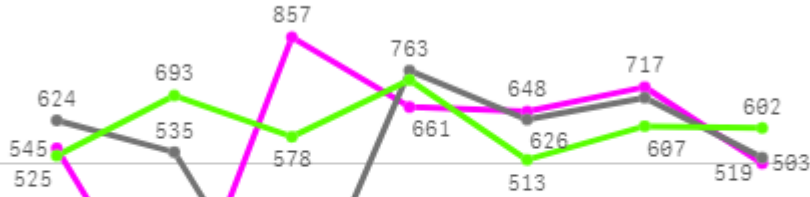
□ 깐마늘 대서(20Kg) 주간 가격

구분	Q	품종	Q	단량	Q	특	상	보통	하
2025-10-11		깐마늘 대서		20Kg		-	147,098	136,717	90,049
2025-10-13		깐마늘 대서		20Kg		-	147,449	134,733	101,917
2025-10-14		깐마늘 대서		20Kg		-	147,010	133,725	89,613
2025-10-15		깐마늘 대서		20Kg		-	146,804	131,573	94,370
2025-10-16		깐마늘 대서		20Kg		-	147,169	133,700	87,651
2025-10-17		깐마늘 대서		20Kg		-	147,036	132,273	87,193
평균						-	147,094	133,787	91,799

양파

주간 반입량(톤)

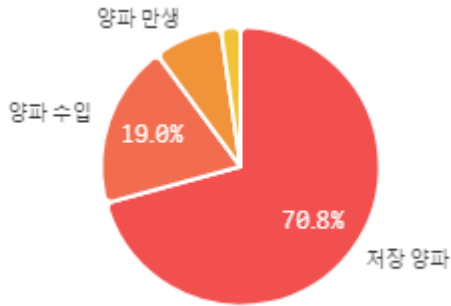
◆ 2025 ● 2024 ▲ 평년



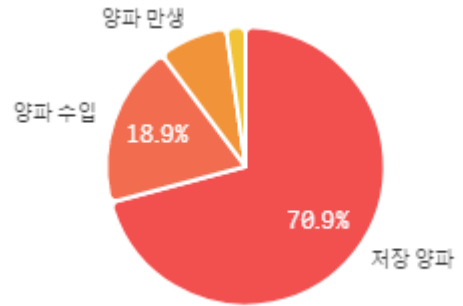
10/11 10/12 10/13 10/14 10/15 10/16 10/17

구분	금주(A)	전주(B)	전월(C)	전년(D)	평년(E)	A/B	A/C	A/D	A/E
물량(톤)	3,932	1,504	4,229	3,754	4,115	261.4%	93.0%	104.7%	95.5%

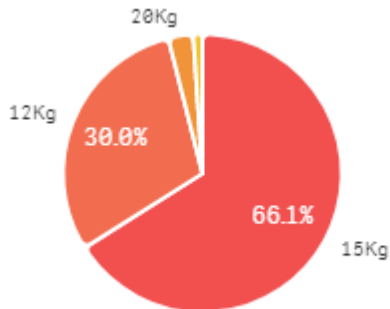
출하 품종별 거래물량 구성비



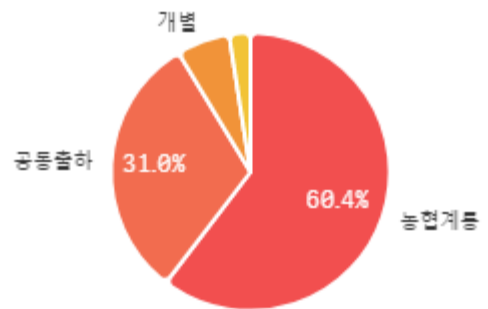
출하 품종별 거래금액 구성비



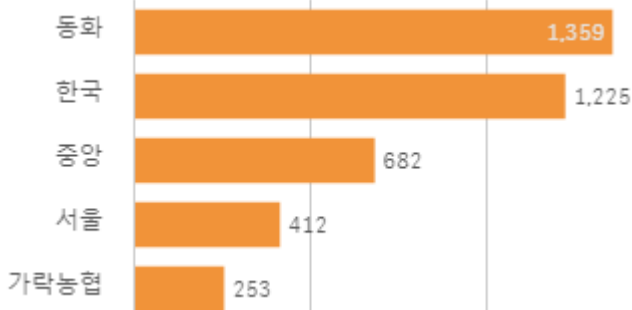
거래 단량별 물량 구성비



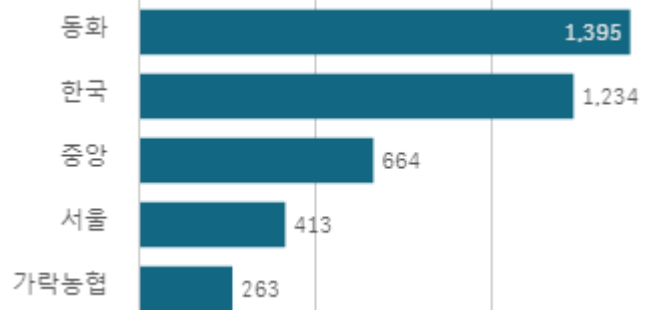
출하자별 거래물량 구성비



도매시장 법인별 거래물량(톤)

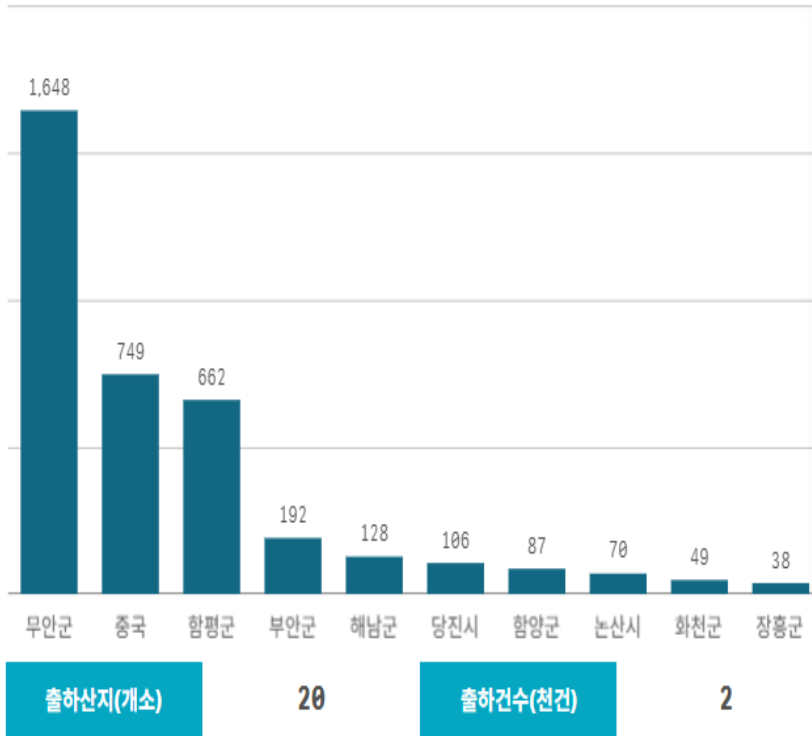


도매시장 법인별 거래금액(백만원)



양파(1Kg)

산지별 거래물량(톤)

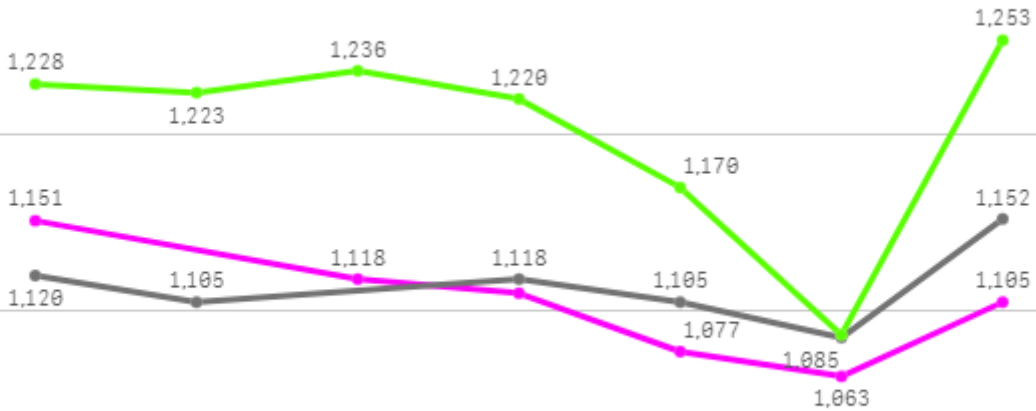


산지별 주출하 시군구



주간 도매가격(원)

◆ 2025 ● 2024 ◆ 평년



10/11 10/12 10/13 10/14 10/15 10/16 10/17

구분	금주(A)	전주(B)	전월(C)	전년(D)	평년(E)	A/B	A/C	A/D	A/E
가격(원)	1,104	1,102	1,074	1,114	1,189	100.2%	102.8%	99.1%	92.8%

※ 상품 가격 기준

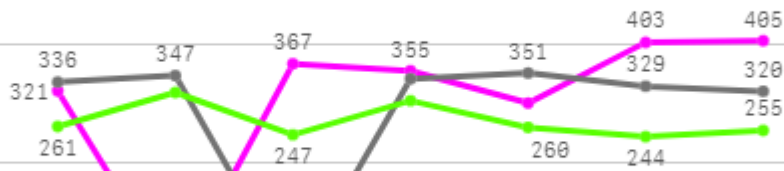
□ 양파(1Kg) 주간 가격

구분	Q	품종	Q	단량	Q	특	상	보통	하
2025-10-11		양파		1Kg		1,220	1,151	1,082	889
2025-10-13		양파		1Kg		1,198	1,118	1,058	944
2025-10-14		양파		1Kg		1,210	1,110	1,025	871
2025-10-15		양파		1Kg		1,208	1,077	938	657
2025-10-16		양파		1Kg		1,184	1,063	923	631
2025-10-17		양파		1Kg		1,202	1,105	972	739
평균						1,204	1,104	1,000	789

대파

주간 반입량(톤)

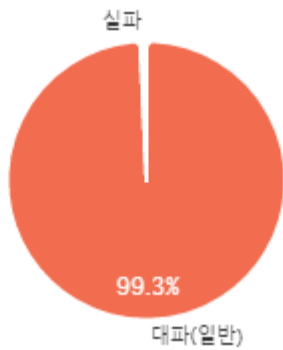
◆ 2025 ● 2024 ▲ 평년



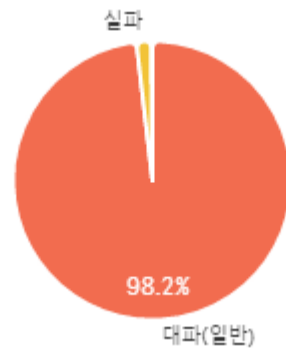
10/11 10/12 10/13 10/14 10/15 10/16 10/17

구분	금주(A)	전주(B)	전월(C)	전년(D)	평년(E)	A/B	A/C	A/D	A/E
물량(톤)	2,152	1,261	2,069	2,025	1,951	170.7%	104.0%	106.2%	110.3%

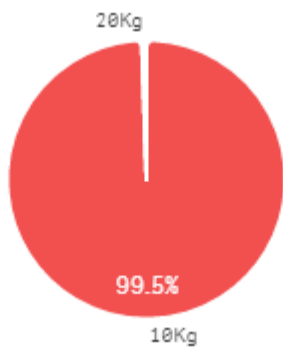
출하 품종별 거래물량 구성비



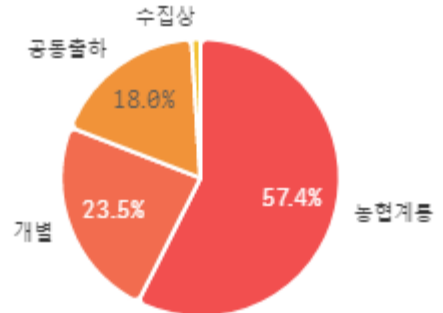
출하 품종별 거래금액 구성비



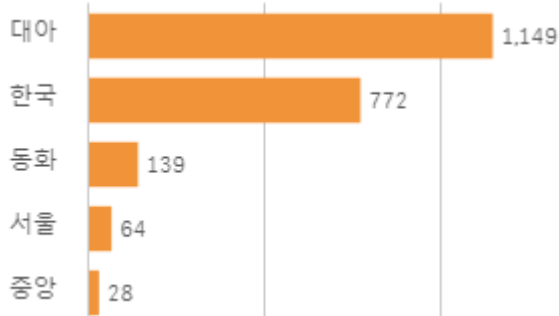
거래 단량별 물량 구성비



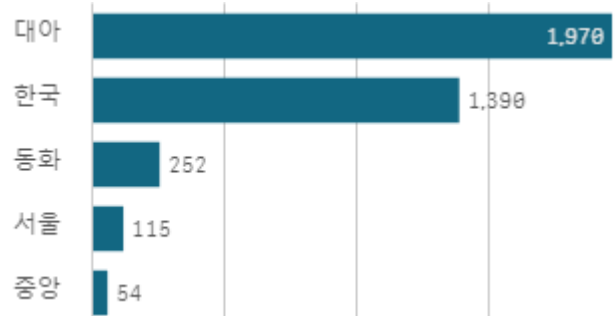
출하자별 거래물량 구성비



도매시장 법인별 거래물량(톤)

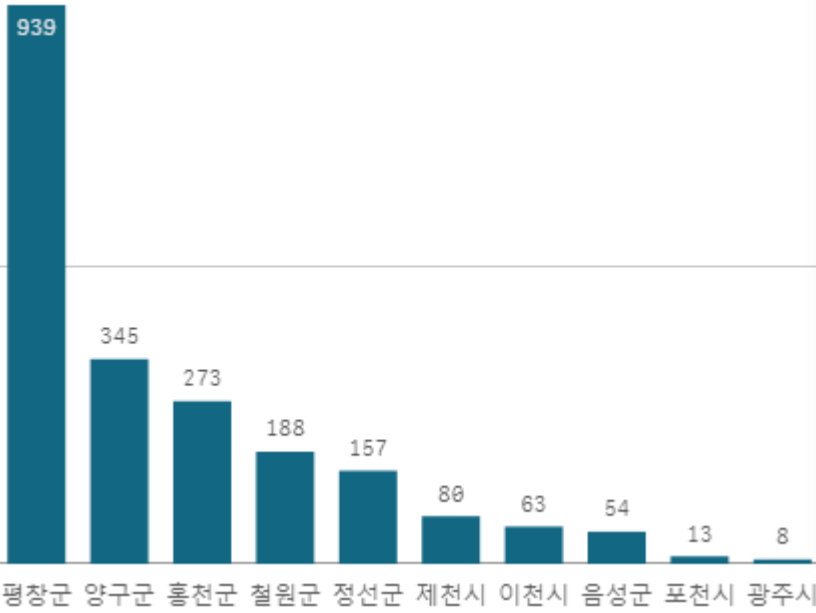


도매시장 법인별 거래금액(백만원)



대파(일반)(1Kg)

산지별 거래물량(톤)



출하산지(개소)

19

출하건수(천건)

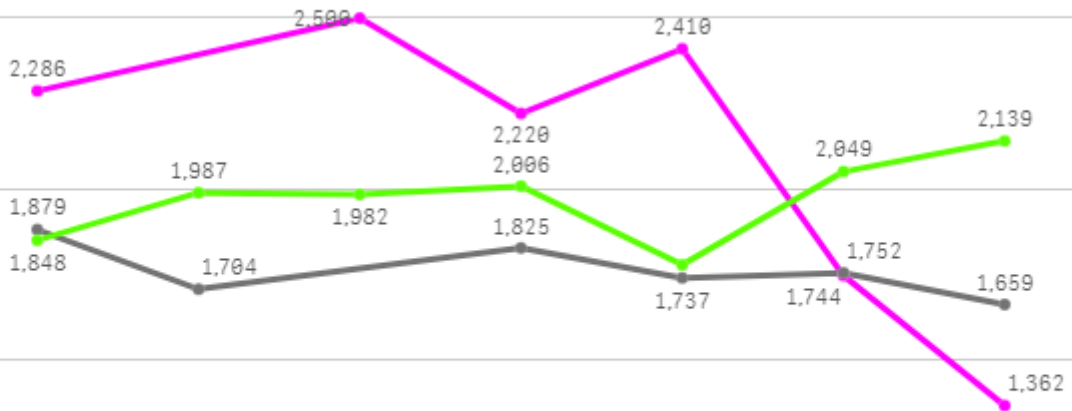
1

산지별 주출하 시군구



주간 도매가격(원)

◆ 2025 ● 2024 ◆ 평년



10/11 10/12 10/13 10/14 10/15 10/16 10/17

구분	금주(A)	전주(B)	전월(C)	전년(D)	평년(E)	A/B	A/C	A/D	A/E
가격(원)	2,087	2,193	1,534	1,759	1,907	95.2%	136.1%	118.6%	109.5%

※ 상품 가격 기준

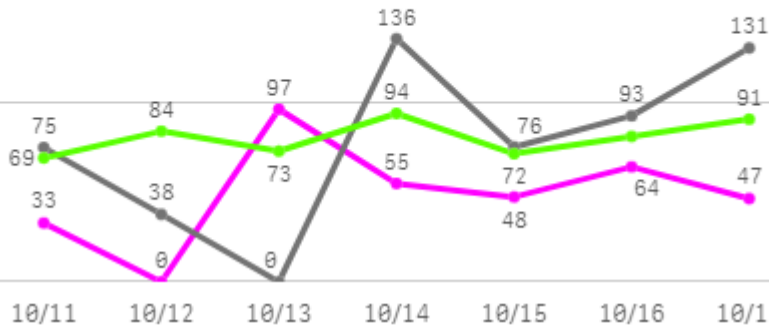
□ 대파(일반)(1Kg) 주간 가격

구분	Q	품종	Q	단량	Q	특	상	보통	하
2025-10-11		대파(일반)		1Kg		2,783	2,286	1,924	1,577
2025-10-13		대파(일반)		1Kg		3,059	2,500	2,104	1,600
2025-10-14		대파(일반)		1Kg		3,043	2,220	1,641	1,155
2025-10-15		대파(일반)		1Kg		3,092	2,410	1,933	1,391
2025-10-16		대파(일반)		1Kg		2,428	1,744	1,409	1,019
2025-10-17		대파(일반)		1Kg		1,836	1,362	1,024	711
평균						2,707	2,087	1,673	1,242

쪽파

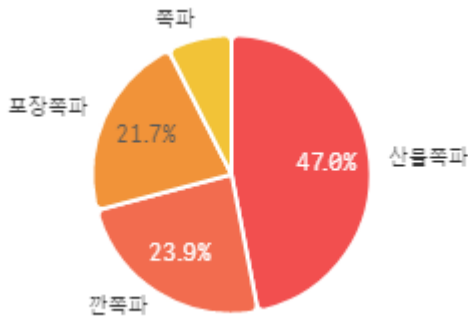
주간 반입량(톤)

2025 (파란색) 2024 (회색) 평년 (초록색)

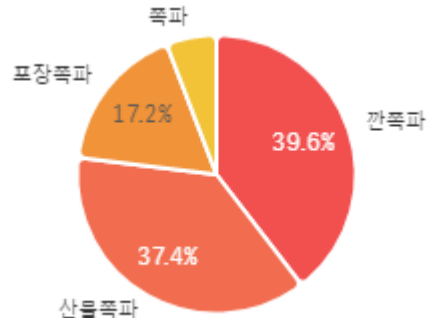


구분	금주(A)	전주(B)	전월(C)	전년(D)	평년(E)	A/B	A/C	A/D	A/E
물량(톤)	344	266	514	549	499	129.2%	66.9%	62.6%	68.9%

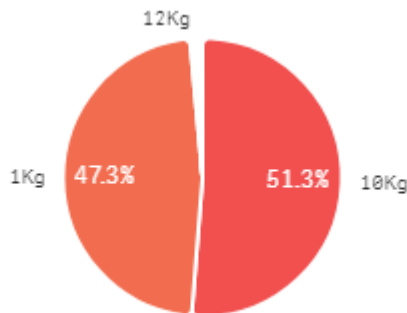
출하 품종별 거래물량 구성비



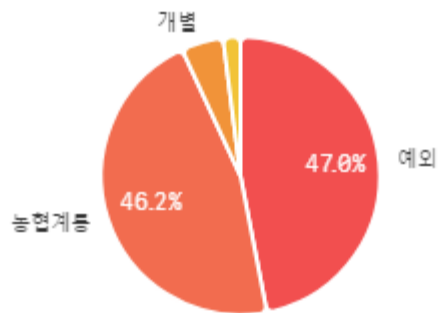
출하 품종별 거래금액 구성비



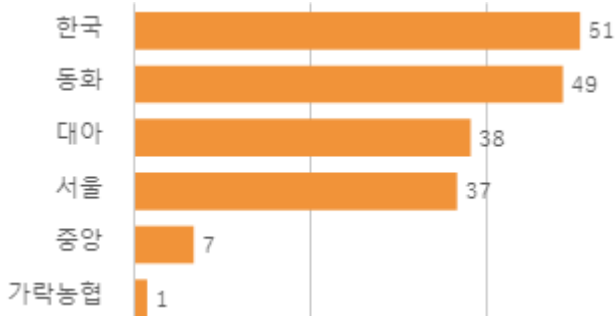
거래 단량별 물량 구성비



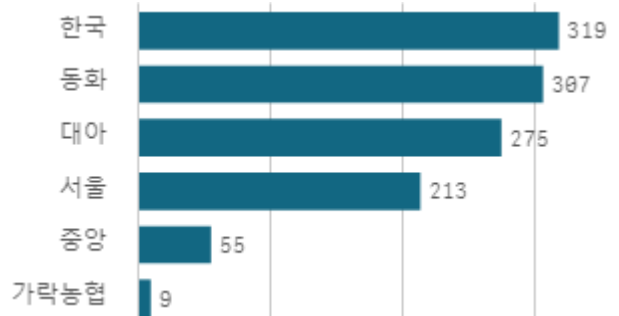
출하자별 거래물량 구성비



도매시장 법인별 거래물량(톤)

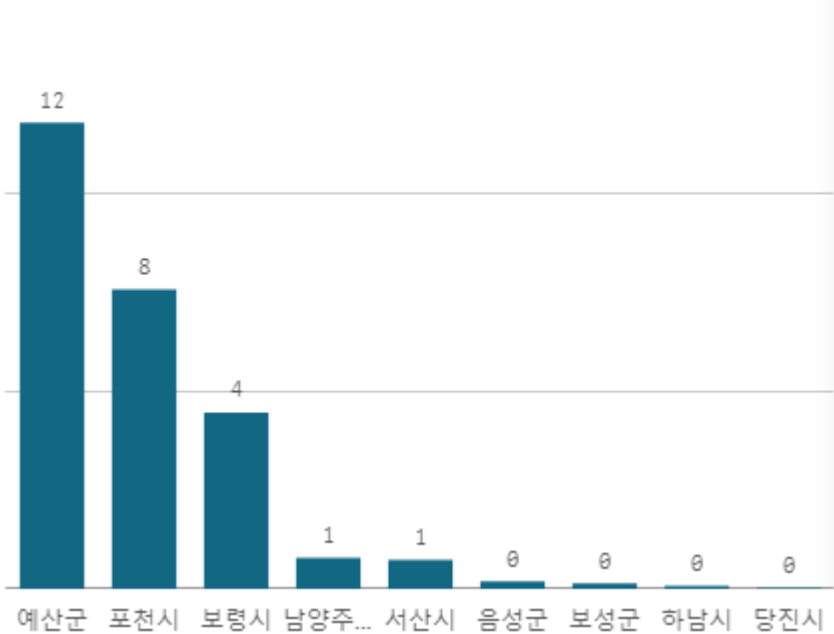


도매시장 법인별 거래금액(백만원)



쪽파(10Kg)

산지별 거래물량(톤)



출하산지(개소)

9

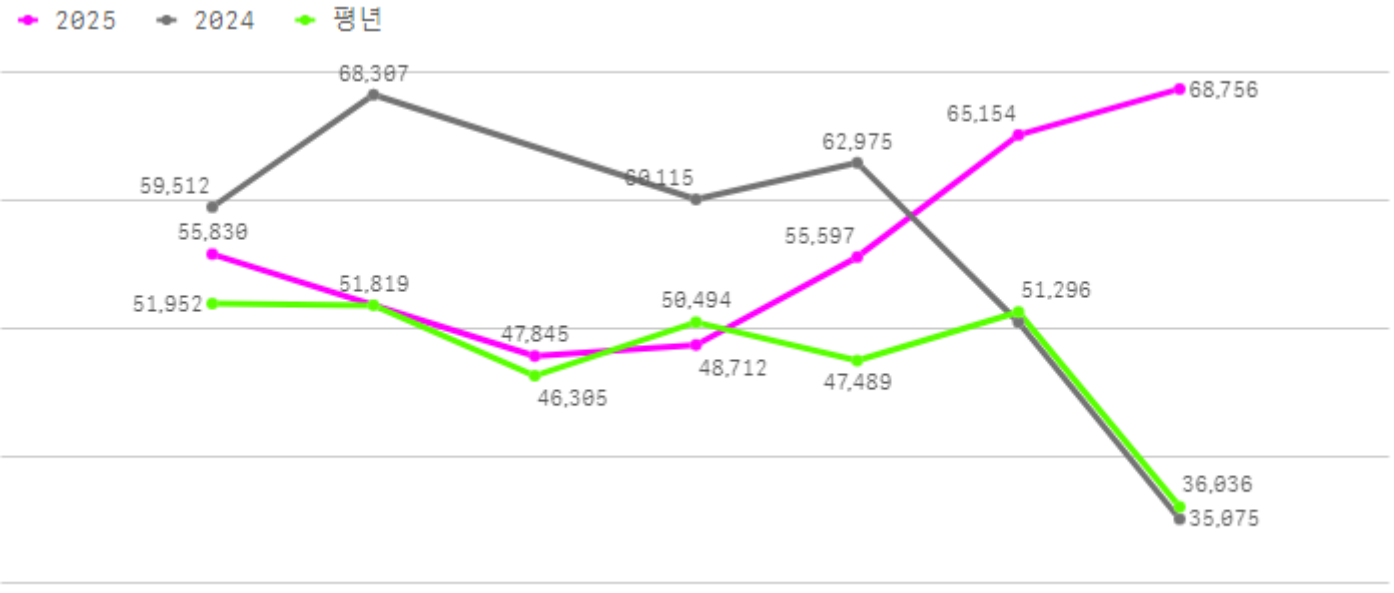
출하건수(천건)

0

산지별 주출하 시군구



주간 도매가격(원)



구분	금주(A)	전주(B)	전월(C)	전년(D)	평년(E)	A/B	A/C	A/D	A/E
가격(원)	56,982	88,576	30,643	56,080	53,067	64.3%	186.0%	101.6%	107.4%

※ 상품 가격 기준

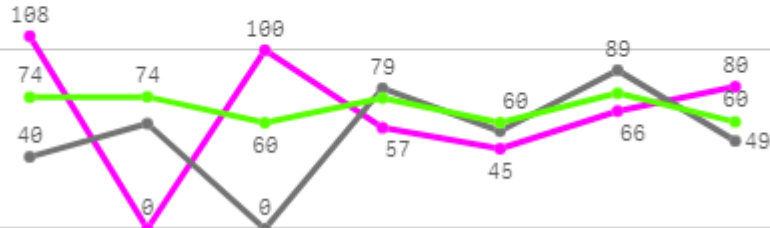
□ 쪽파(10Kg) 주간 가격

구분	Q	품종	Q	단량	Q	특	상	보통	하
2025-10-11		쪽파		10Kg		82,979	55,830	37,991	20,308
2025-10-13		쪽파		10Kg		57,856	47,845	33,107	15,560
2025-10-14		쪽파		10Kg		57,556	48,712	35,673	14,833
2025-10-15		쪽파		10Kg		67,579	55,597	40,291	21,470
2025-10-16		쪽파		10Kg		71,479	65,154	51,913	28,219
2025-10-17		쪽파		10Kg		76,905	68,756	58,518	41,494
평균						69,059	56,982	42,916	23,647

파프리카

주간 반입량(톤)

◆ 2025 ● 2024 ▲ 평년

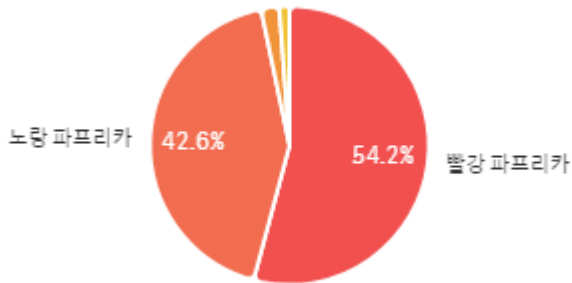


10/11 10/12 10/13 10/14 10/15 10/16 10/17

구분	금주(A)	전주(B)	전월(C)	전년(D)	평년(E)	A/B	A/C	A/D	A/E
물량(톤)	455	287	586	371	465	158.9%	77.7%	122.7%	98.0%

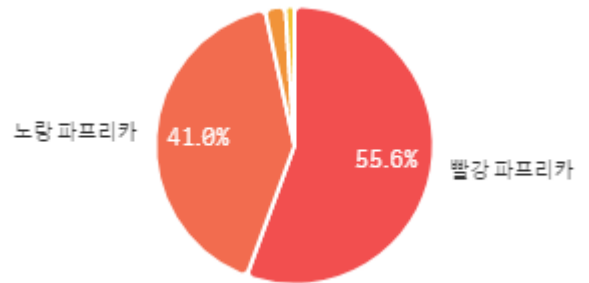
출하 품종별 거래물량 구성비

오렌지 파프리카



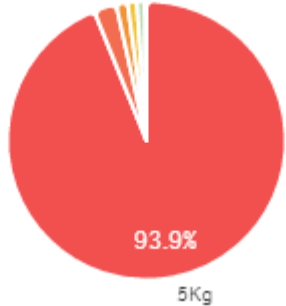
출하 품종별 거래금액 구성비

오렌지 파프리카



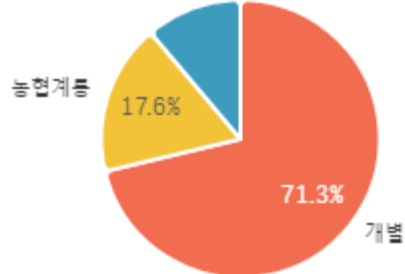
거래 단량별 물량 구성비

4.8Kg

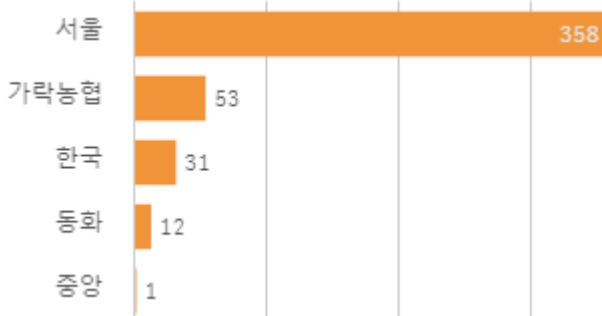


출하자별 거래물량 구성비

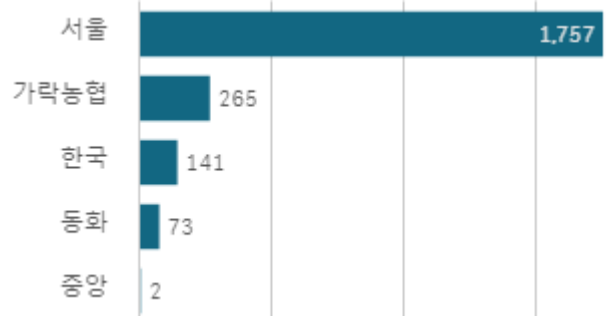
공동출하



도매시장 법인별 거래물량(톤)

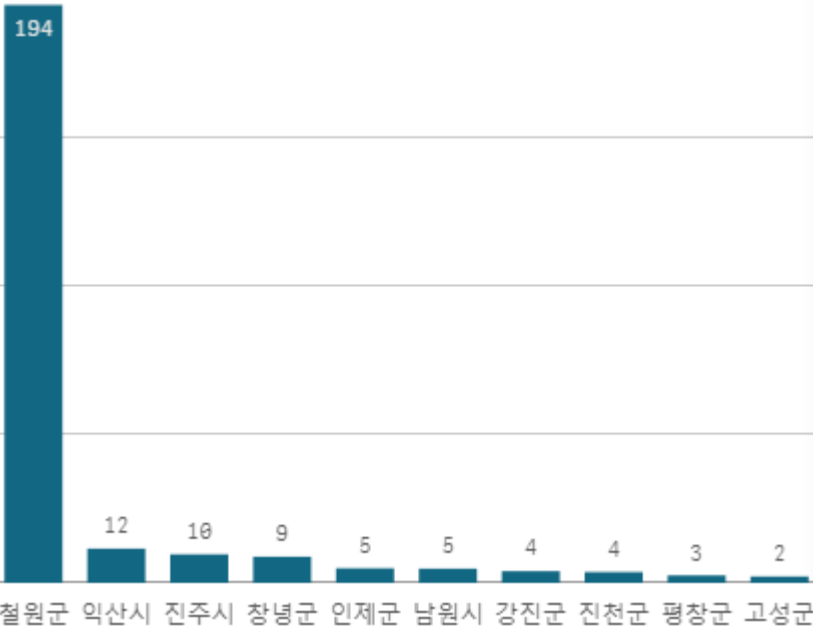


도매시장 법인별 거래금액(백만원)



빨강 파프리카(5Kg)

산지별 거래물량(톤)



출하산지(개소)

12

출하건수(천건)

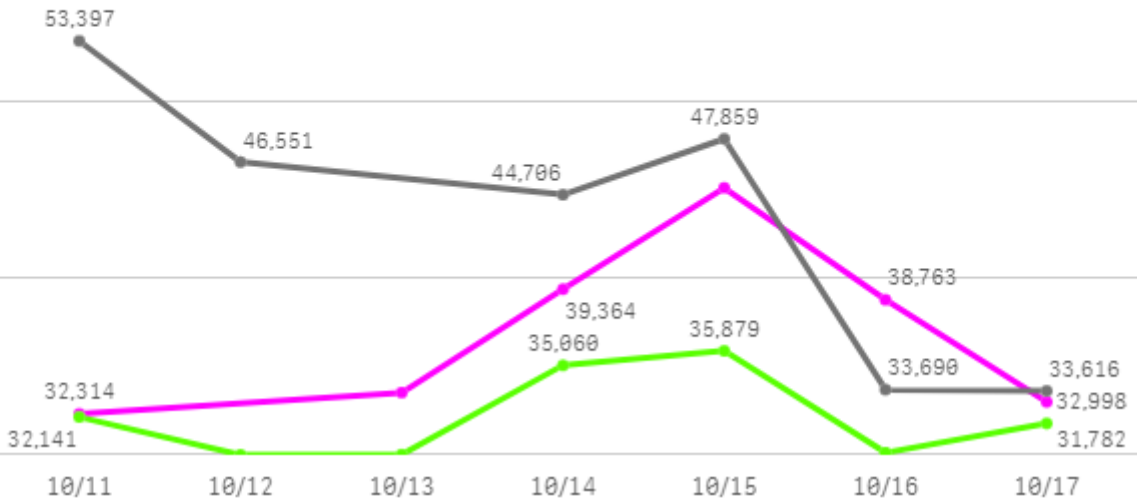
2

산지별 주출하 시군구



주간 도매가격(원)

◆ 2025 ● 2024 ◆ 평년



구분	금주(A)	전주(B)	전월(C)	전년(D)	평년(E)	A/B	A/C	A/D	A/E
가격(원)	37,009	40,984	37,465	43,303	33,718	90.3%	98.8%	85.5%	109.8%

※ 상품 가격 기준

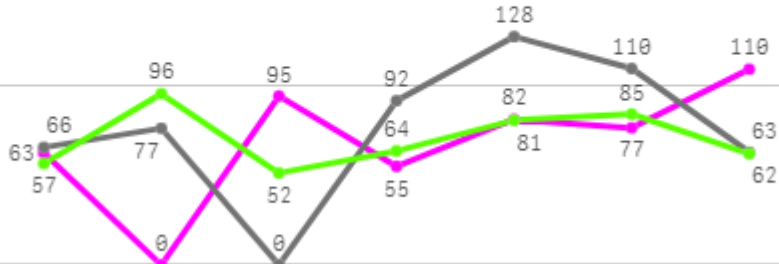
□ 빨강 파프리카(5Kg) 주간 가격

구분	Q	품종	Q	단량	Q	특	상	보통	하
2025-10-11		빨강 파프리카		5Kg		-	32,314	23,189	12,143
2025-10-13		빨강 파프리카		5Kg		-	33,519	26,584	14,221
2025-10-14		빨강 파프리카		5Kg		-	39,364	27,040	14,921
2025-10-15		빨강 파프리카		5Kg		-	45,094	35,463	23,014
2025-10-16		빨강 파프리카		5Kg		-	38,763	34,045	22,781
2025-10-17		빨강 파프리카		5Kg		-	32,998	27,293	20,660
평균						-	37,009	28,936	17,957

양상추

주간 반입량(톤)

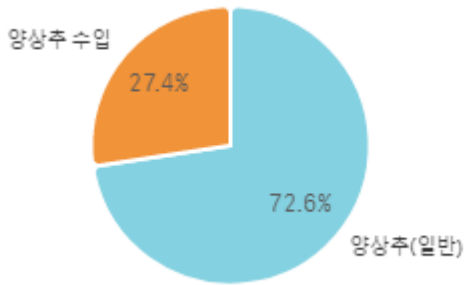
◆ 2025 ● 2024 ▲ 평년



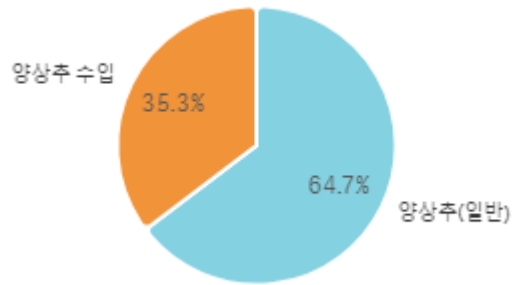
10/11 10/12 10/13 10/14 10/15 10/16 10/17

구분	금주(A)	전주(B)	전월(C)	전년(D)	평년(E)	A/B	A/C	A/D	A/E
물량(톤)	481	225	471	536	498	213.3%	102.2%	89.7%	96.6%

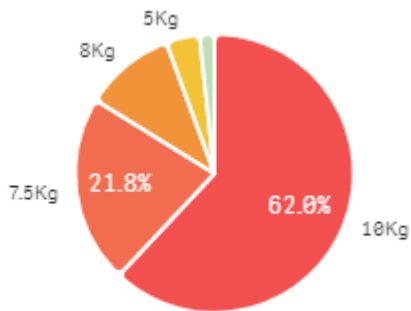
출하 품종별 거래물량 구성비



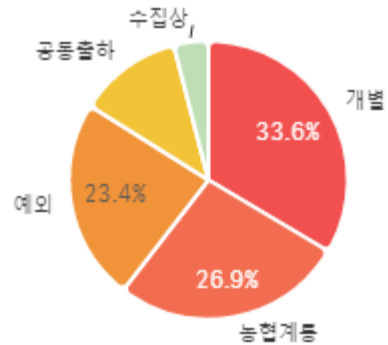
출하 품종별 거래금액 구성비



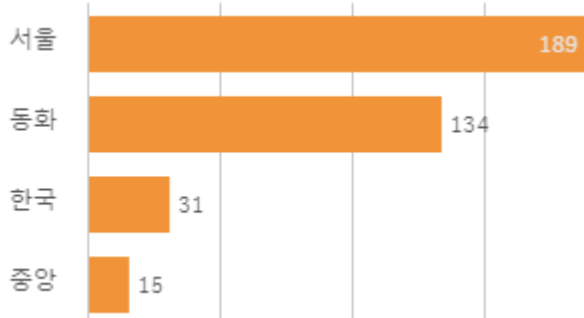
거래 단량별 물량 구성비



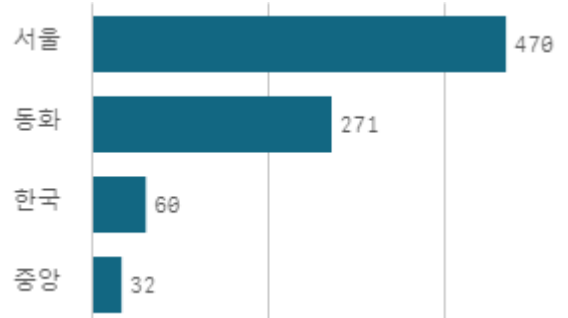
출하자별 거래물량 구성비



도매시장 법인별 거래물량(톤)

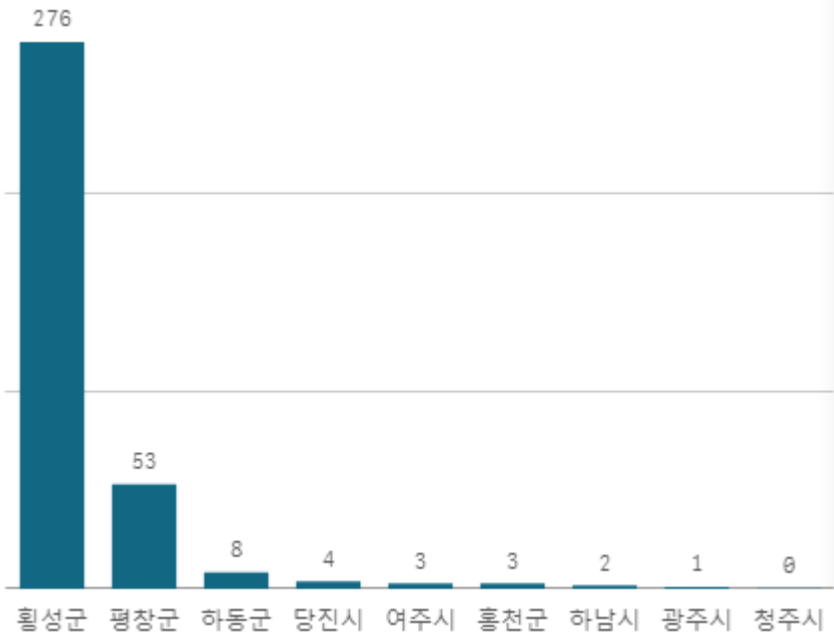


도매시장 법인별 거래금액(백만원)



양상추(일반)(12개)

산지별 거래물량(톤)



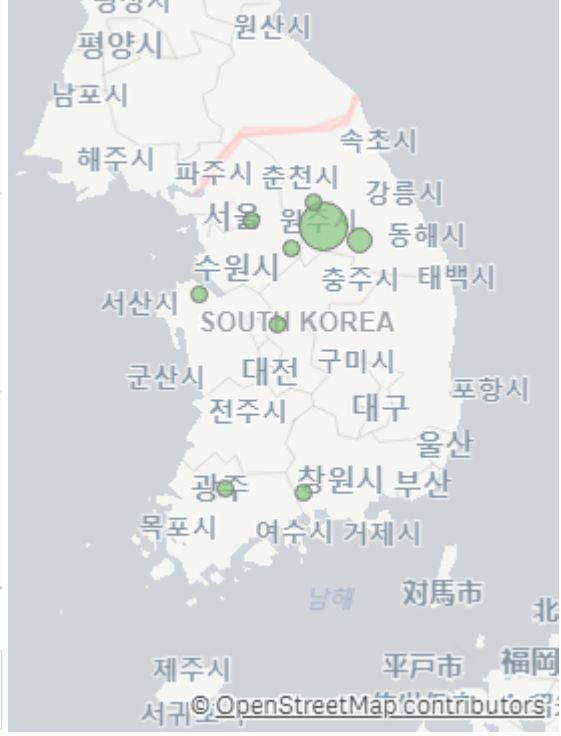
출하산지(개소)

9

출하건수(천건)

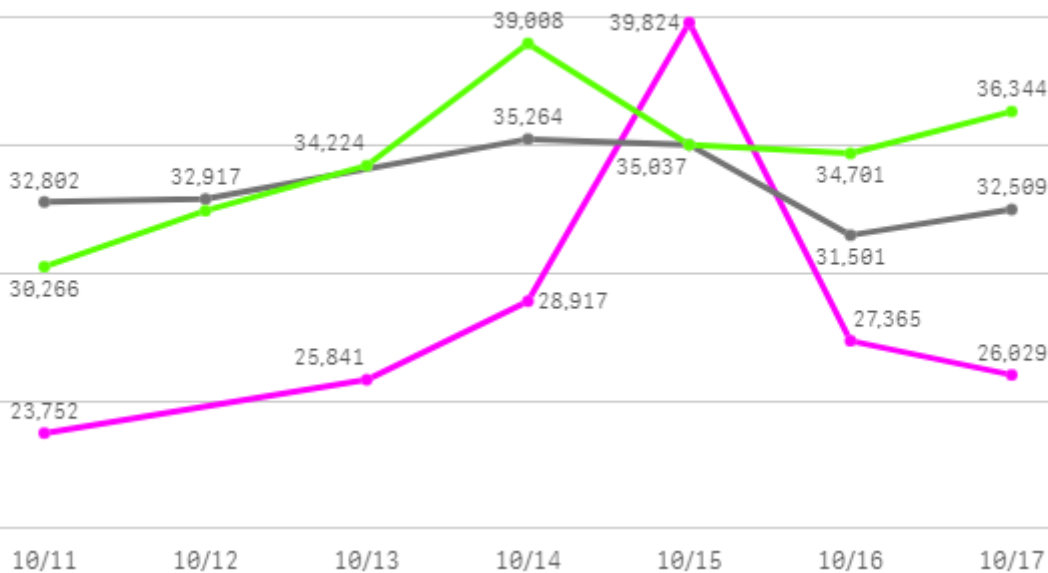
1

산지별 주출하 시군구



주간 도매가격(원)

◆ 2025 ● 2024 ◆ 평년



구분	금주(A)	전주(B)	전월(C)	전년(D)	평년(E)	A/B	A/C	A/D	A/E
가격(원)	28,621	33,107	25,290	33,338	32,586	86.5%	113.2%	85.9%	87.8%

※ 상품 가격 기준

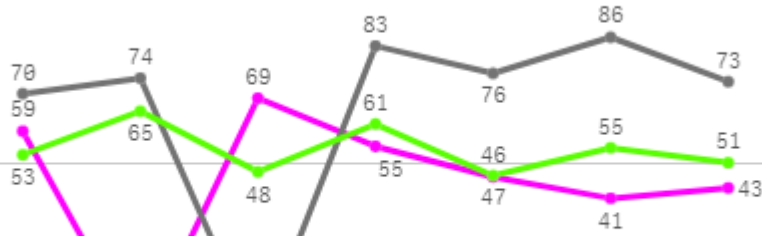
□ 양상추(일반)(12개) 주간 가격

구분	Q	품종	Q	단량	Q	특	상	보통	하
2025-10-11		양상추(일반)		12개		-	23,752	19,503	12,140
2025-10-13		양상추(일반)		12개		-	25,841	23,000	13,951
2025-10-14		양상추(일반)		12개		-	28,917	23,184	14,906
2025-10-15		양상추(일반)		12개		-	39,824	31,039	24,667
2025-10-16		양상추(일반)		12개		-	27,365	21,334	12,481
2025-10-17		양상추(일반)		12개		-	26,029	20,206	13,333
평균						-	28,621	23,044	15,246

청경채

주간 반입량(톤)

◆ 2025 ● 2024 ▲ 평년

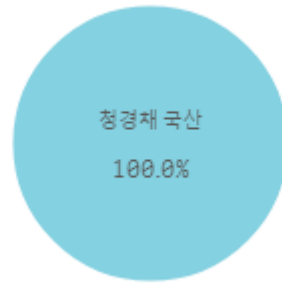


구분	금주(A)	전주(B)	전월(C)	전년(D)	평년(E)	A/B	A/C	A/D	A/E
물량(톤)	313	238	362	462	369	131.5%	86.7%	67.9%	84.8%

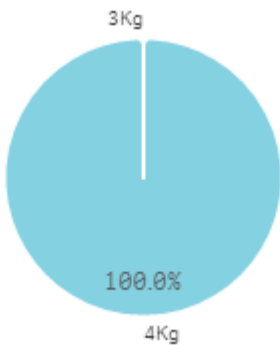
출하 품종별 거래물량 구성비



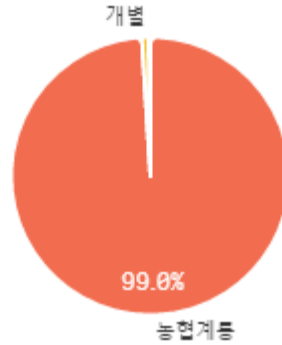
출하 품종별 거래금액 구성비



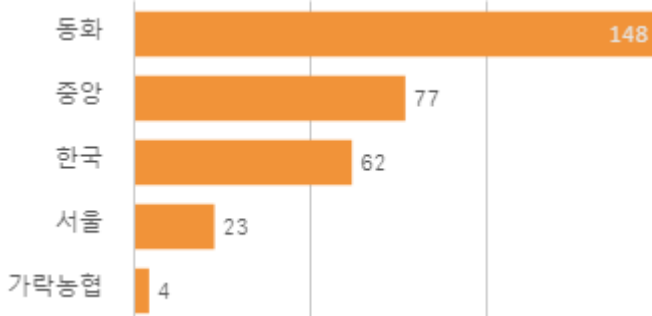
거래 단량별 물량 구성비



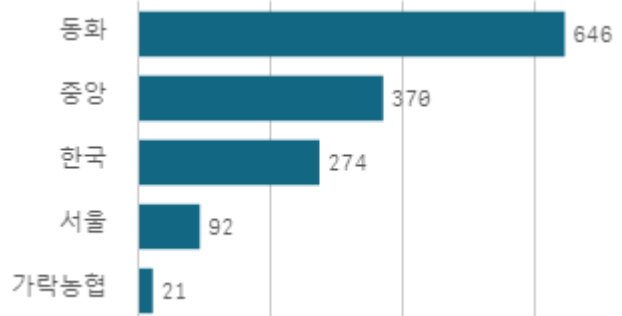
출하자별 거래물량 구성비



도매시장 법인별 거래물량(톤)

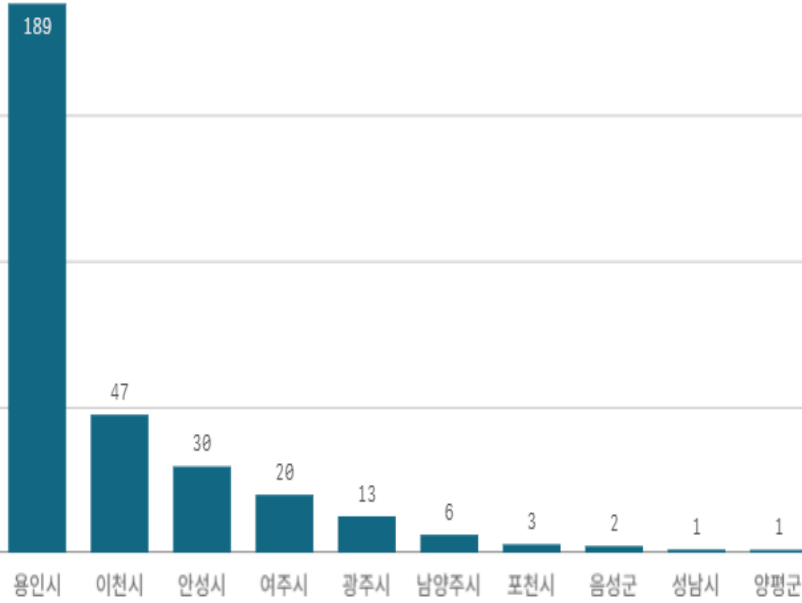


도매시장 법인별 거래금액(백만원)



청경채(4Kg)

산지별 거래물량(톤)



출하산지(개소)

12

출하건수(천건)

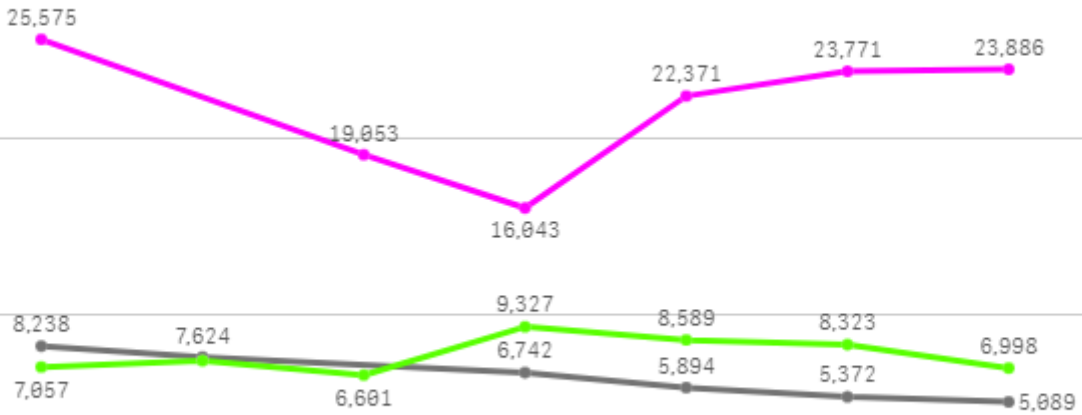
2

산지별 주출하 시군구



주간 도매가격(원)

◆ 2025 ● 2024 ◆ 평년



10/11 10/12 10/13 10/14 10/15 10/16 10/17

구분	금주(A)	전주(B)	전월(C)	전년(D)	평년(E)	A/B	A/C	A/D	A/E
가격(원)	21,783	14,976	13,610	6,493	11,354	145.5%	160.1%	335.5%	191.9%

※ 상품 가격 기준

□ 청경채(4Kg) 주간 가격

구분	Q	품종	Q	단량	Q	특	상	보통	하
2025-10-11		청경채		4Kg		-	25,575	23,452	18,383
2025-10-13		청경채		4Kg		-	19,053	17,240	12,179
2025-10-14		청경채		4Kg		-	16,043	14,005	10,180
2025-10-15		청경채		4Kg		-	22,371	20,102	16,070
2025-10-16		청경채		4Kg		-	23,771	21,431	17,465
2025-10-17		청경채		4Kg		-	23,886	20,029	16,200
평균						-	21,783	19,377	15,080

버섯

주간 반입량(톤)

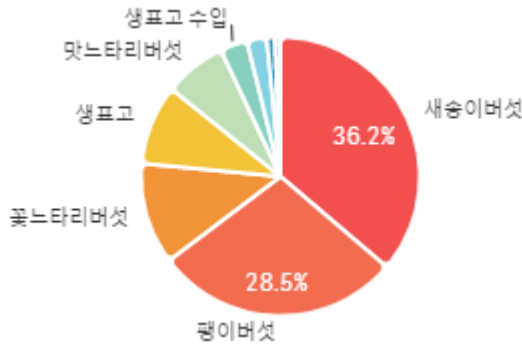
◆ 2025 ● 2024 ▲ 평년



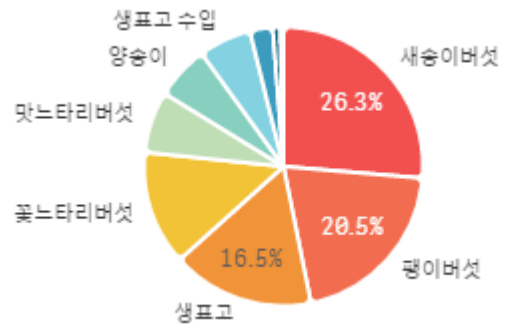
10/11 10/12 10/13 10/14 10/15 10/16 10/17

구분	금주(A)	전주(B)	전월(C)	전년(D)	평년(E)	A/B	A/C	A/D	A/E
물량(톤)	1,374	798	1,299	1,362	1,323	172.2%	105.8%	100.9%	103.9%

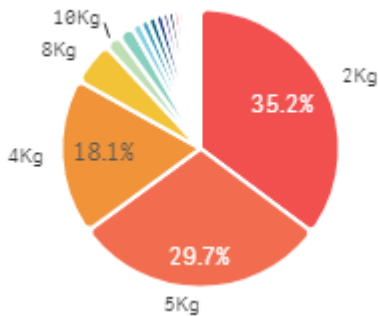
출하 품종별 거래물량 구성비



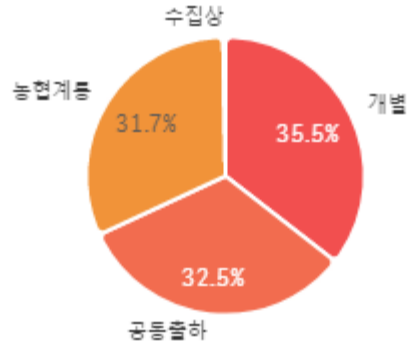
출하 품종별 거래금액 구성비



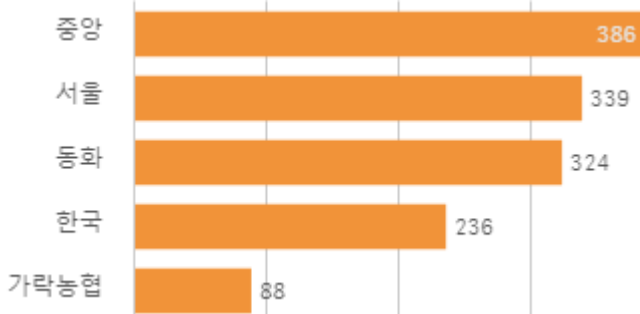
거래 단량별 물량 구성비



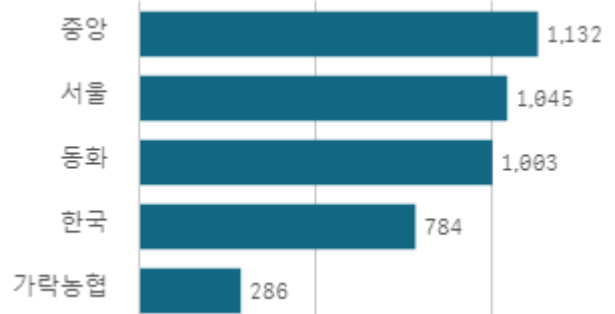
출하자별 거래물량 구성비



도매시장 법인별 거래물량(톤)

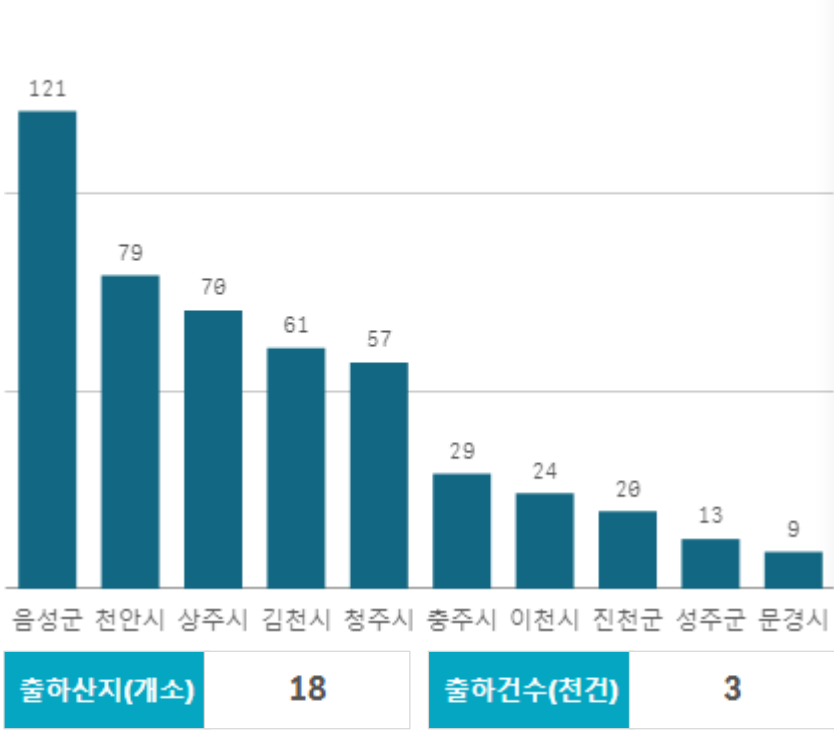


도매시장 법인별 거래금액(백만원)



새송이버섯(2Kg)

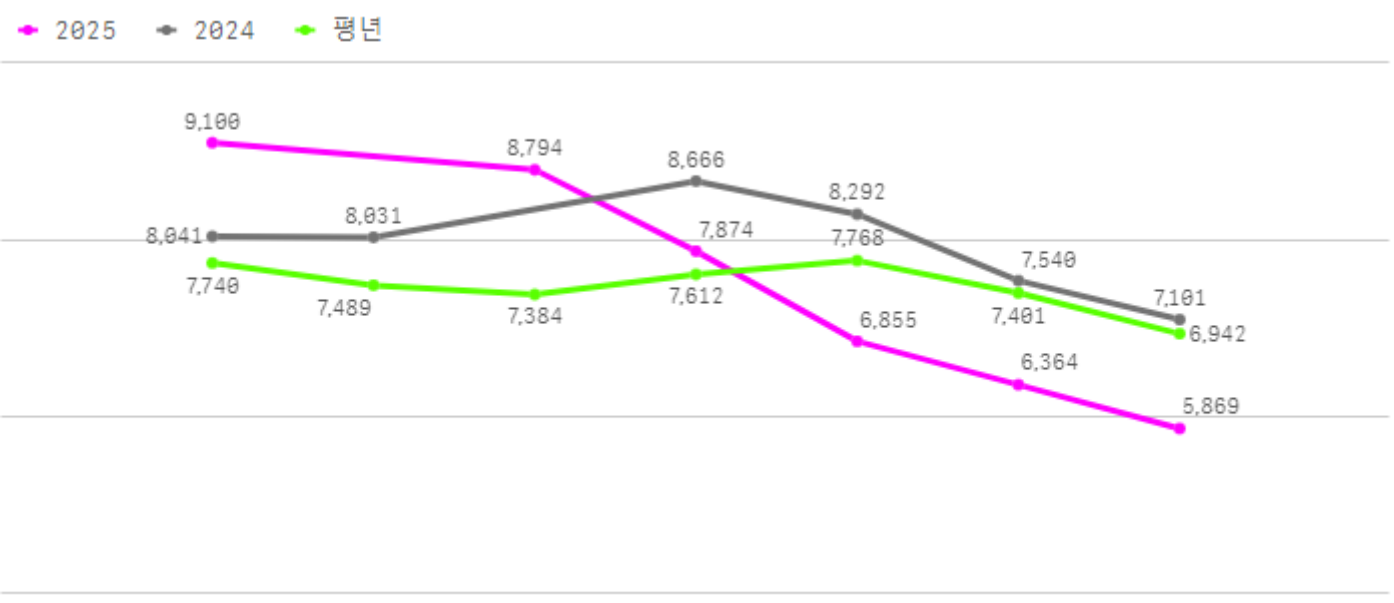
산지별 거래물량(톤)



산지별 주출하 시군구



주간 도매가격(원)



구분	금주(A)	전주(B)	전월(C)	전년(D)	평년(E)	A/B	A/C	A/D	A/E
가격(원)	7,476	7,999	6,631	7,945	7,571	93.5%	112.7%	94.1%	98.7%

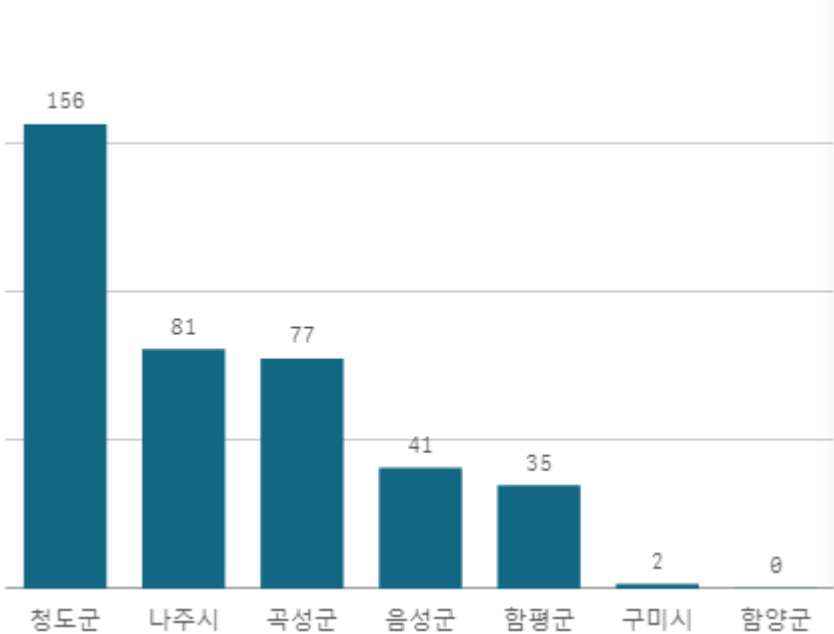
※ 상품 가격 기준

□ 새송이버섯(2Kg) 주간 가격

구분	Q	품종	Q	단량	Q	특	상	보통	하
2025-10-11		새송이버섯		2Kg		9,692	9,100	8,004	3,487
2025-10-13		새송이버섯		2Kg		9,845	8,794	7,741	3,297
2025-10-14		새송이버섯		2Kg		9,097	7,874	6,619	3,272
2025-10-15		새송이버섯		2Kg		8,114	6,855	5,921	3,027
2025-10-16		새송이버섯		2Kg		7,818	6,364	5,313	2,821
2025-10-17		새송이버섯		2Kg		7,500	5,869	5,157	2,741
평균						8,678	7,476	6,459	3,108

팬이버섯(5Kg)

산지별 거래물량(톤)



출하산지(개소)

7

출하건수(천건)

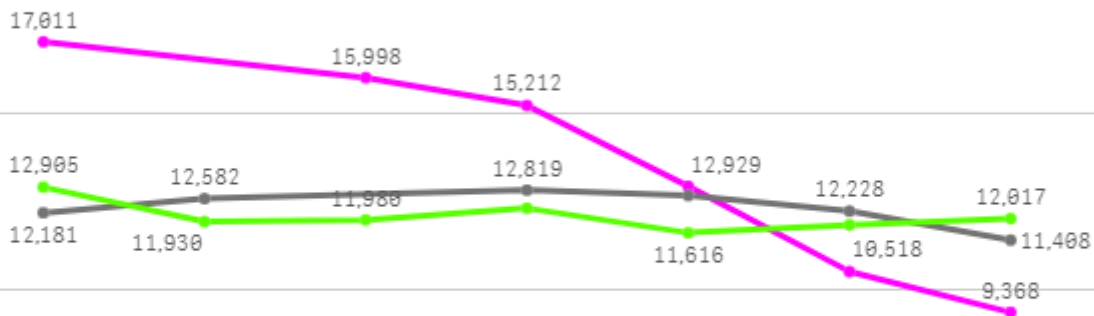
2

산지별 주출하 시군구



주간 도매가격(원)

◆ 2025 ● 2024 ◆ 평년



10/11 10/12 10/13 10/14 10/15 10/16 10/17

구분	금주(A)	전주(B)	전월(C)	전년(D)	평년(E)	A/B	A/C	A/D	A/E
가격(원)	13,506	16,499	10,099	12,314	13,309	81.9%	133.7%	109.7%	101.5%

※ 상품 가격 기준

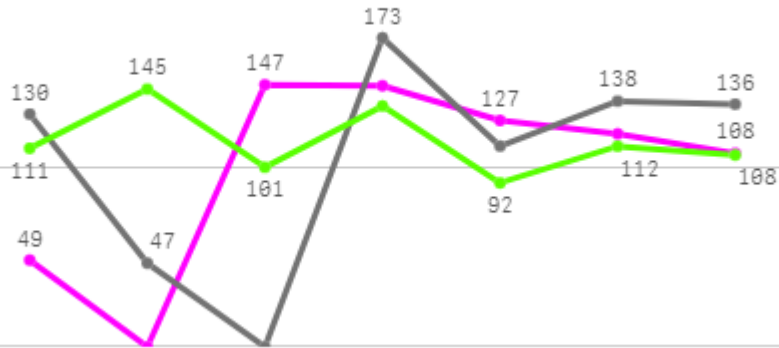
□ 팽이버섯(5Kg) 주간 가격

구분	Q	품종	Q	단량	Q	특	상	보통	하
2025-10-11		팽이버섯		5Kg		18,945	17,011	13,689	10,962
2025-10-13		팽이버섯		5Kg		17,000	15,998	13,232	11,360
2025-10-14		팽이버섯		5Kg		16,000	15,212	12,211	10,092
2025-10-15		팽이버섯		5Kg		15,775	12,929	9,657	7,874
2025-10-16		팽이버섯		5Kg		13,000	10,518	7,347	5,567
2025-10-17		팽이버섯		5Kg		11,725	9,368	6,747	5,480
평균						15,408	13,506	10,481	8,556

사과

주간 반입량(톤)

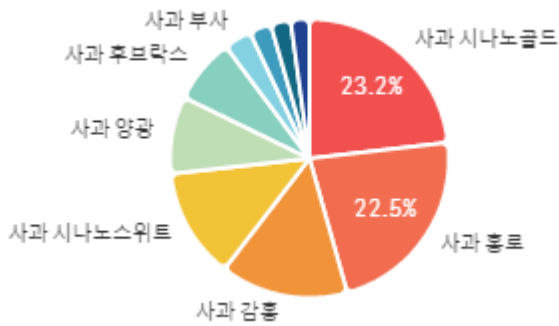
◆ 2025 ● 2024 ▲ 평년



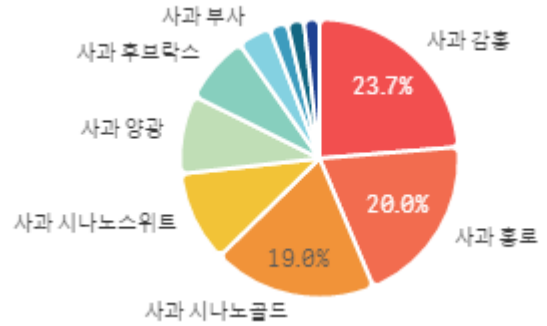
10/11 10/12 10/13 10/14 10/15 10/16 10/17

구분	금주(A)	전주(B)	전월(C)	전년(D)	평년(E)	A/B	A/C	A/D	A/E
물량(톤)	697	56	1,236	737	737	1233.8%	56.4%	94.5%	94.6%

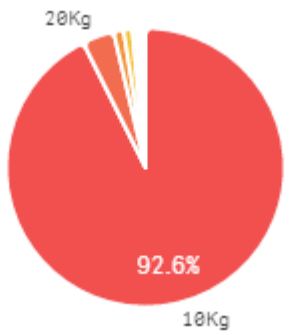
출하 품종별 거래물량 구성비



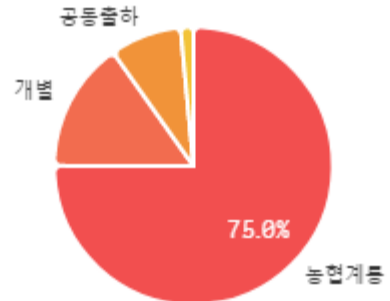
출하 품종별 거래금액 구성비



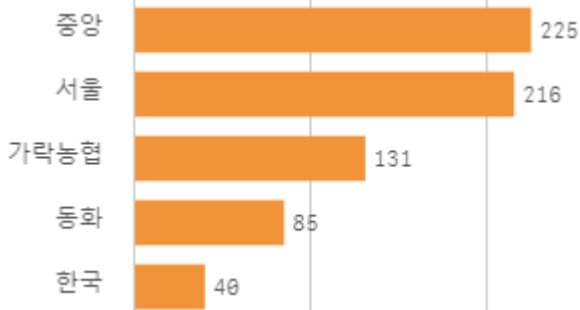
거래 단량별 물량 구성비



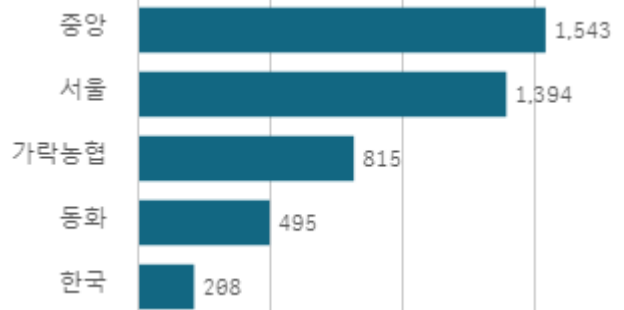
출하자별 거래물량 구성비



도매시장 법인별 거래물량(톤)

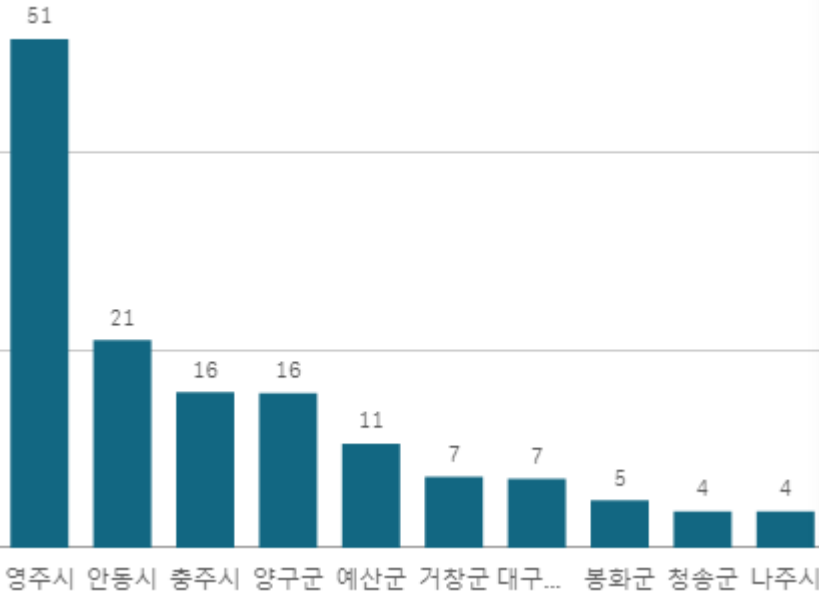


도매시장 법인별 거래금액(백만원)



사과 홍로(10Kg)

산지별 거래물량(톤)



출하산지(개소)

21

출하건수(천건)

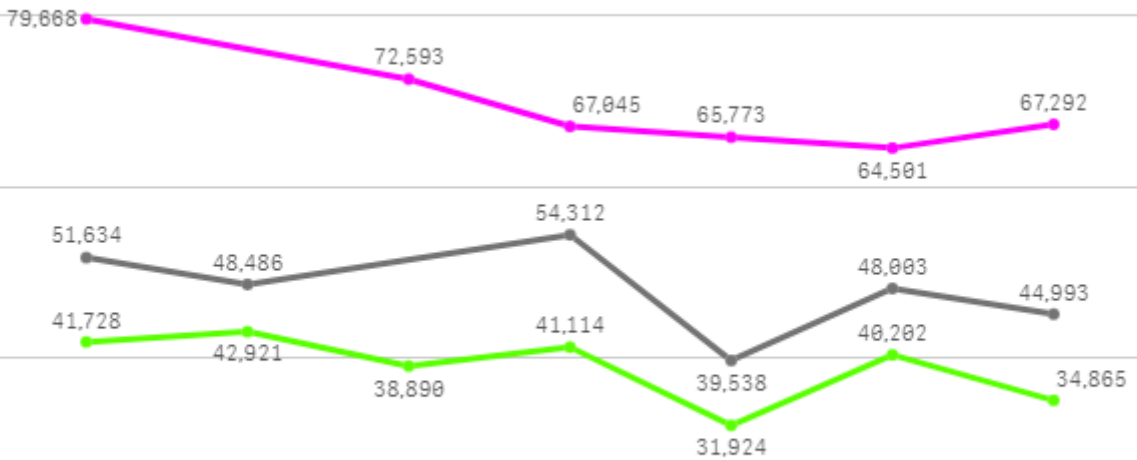
1

산지별 주출하 시군구



주간 도매가격(원)

◆ 2025 ● 2024 ◆ 평년



10/11 10/12 10/13 10/14 10/15 10/16 10/17

구분	금주(A)	전주(B)	전월(C)	전년(D)	평년(E)	A/B	A/C	A/D	A/E
가격(원)	69,479	111,259	60,582	47,828	46,868	62.4%	114.7%	145.3%	148.2%

※ 상품 가격 기준

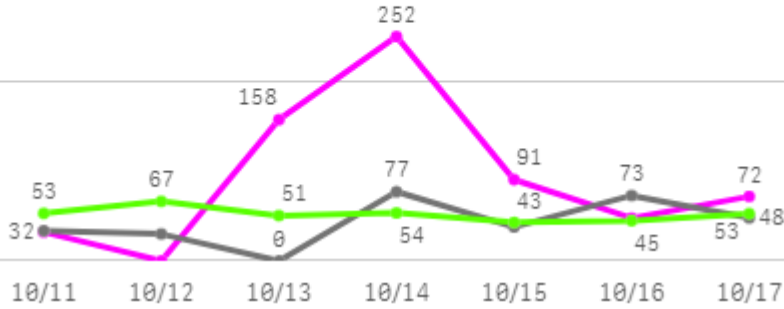
□ 사과 홍로(10Kg) 주간 가격

구분	Q	품종	Q	단량	Q	특	상	보통	하
2025-10-11		사과 홍로		10Kg		169,800	79,668	44,259	32,333
2025-10-13		사과 홍로		10Kg		122,653	72,593	62,202	29,907
2025-10-14		사과 홍로		10Kg		72,000	67,045	54,205	29,182
2025-10-15		사과 홍로		10Kg		71,188	65,773	54,118	29,689
2025-10-16		사과 홍로		10Kg		68,000	64,501	55,473	32,527
2025-10-17		사과 홍로		10Kg		69,000	67,292	49,887	29,941
평균						95,440	69,479	53,357	30,597

배

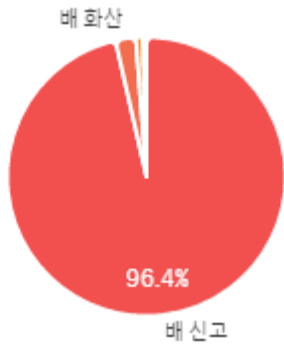
주간 반입량(톤)

◆ 2025 ● 2024 ▲ 평년

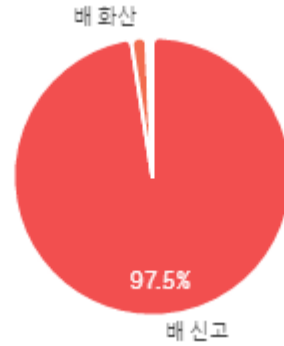


구분	금주(A)	전주(B)	전월(C)	전년(D)	평년(E)	A/B	A/C	A/D	A/E
물량(톤)	653	78	983	301	436	837.0%	66.5%	217.3%	149.9%

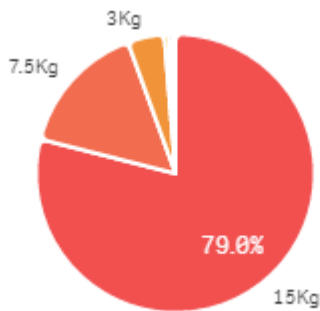
출하 품종별 거래물량 구성비



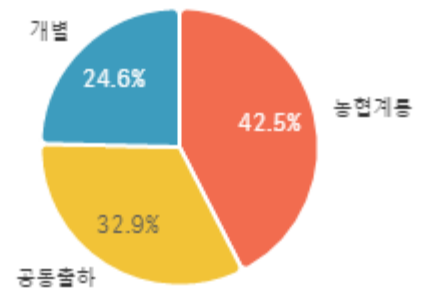
출하 품종별 거래금액 구성비



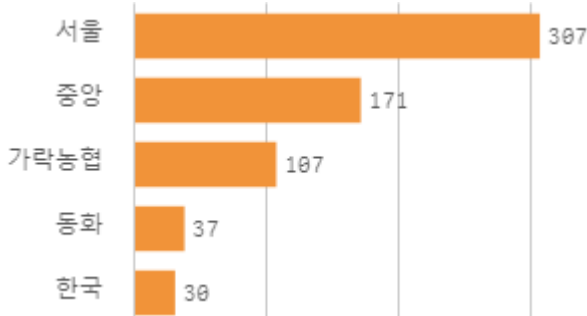
거래 단량별 물량 구성비



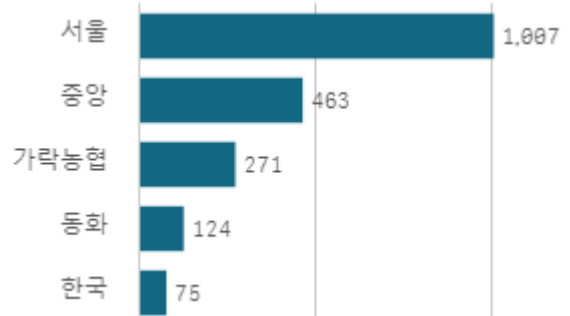
출하자별 거래물량 구성비



도매시장 법인별 거래물량(톤)

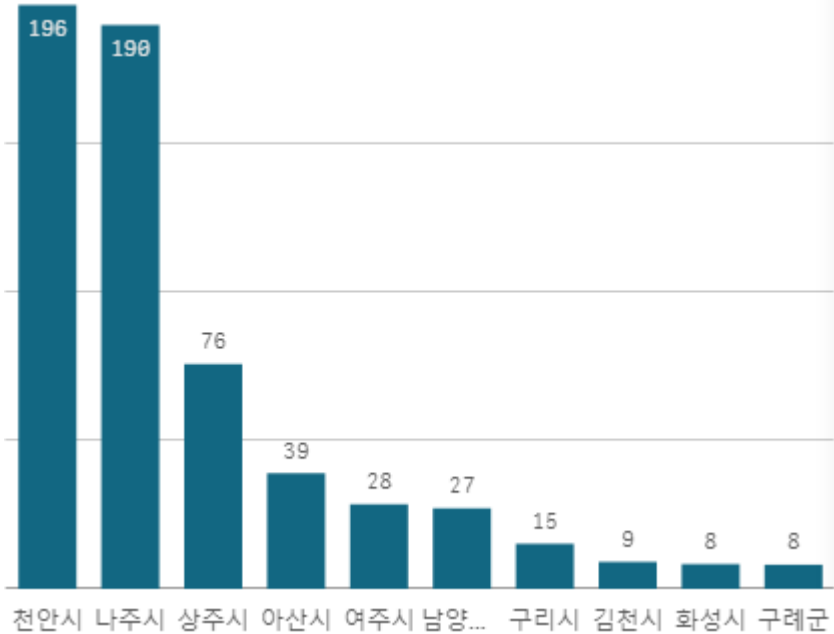


도매시장 법인별 거래금액(백만원)



배 신고(15Kg)

산지별 거래물량(톤)



출하산지(개소)

23

출하건수(천건)

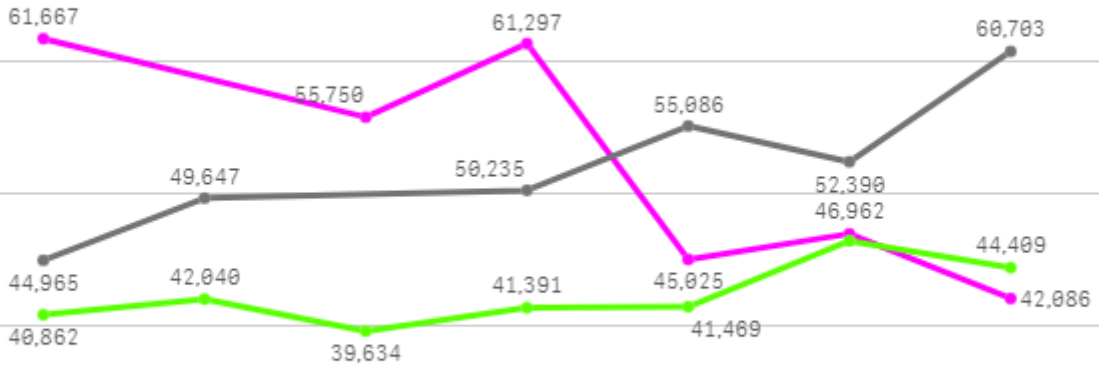
2

산지별 주출하 시군구



주간 도매가격(원)

◆ 2025 ● 2024 ◆ 평년



10/11 10/12 10/13 10/14 10/15 10/16 10/17

구분	금주(A)	전주(B)	전월(C)	전년(D)	평년(E)	A/B	A/C	A/D	A/E
가격(원)	52,131	57,233	52,599	52,171	43,406	91.1%	99.1%	99.9%	120.1%

※ 상품 가격 기준

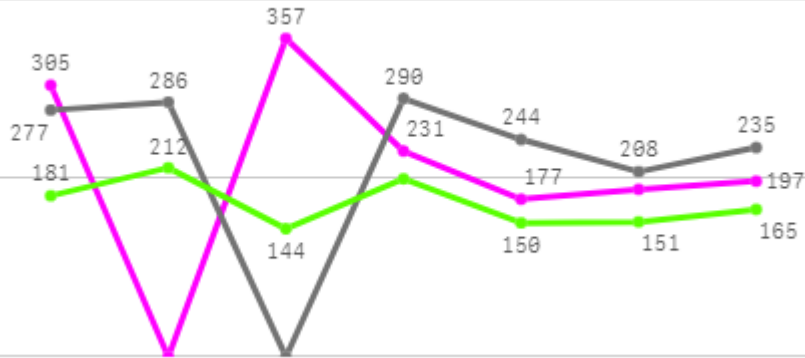
□ 배 신고(15Kg) 주간 가격

구분	Q	품종	Q	단량	Q	특	상	보통	하
2025-10-11		배 신고		15Kg		77,034	61,667	47,186	33,489
2025-10-13		배 신고		15Kg		87,157	55,750	40,095	26,179
2025-10-14		배 신고		15Kg		67,633	61,297	49,505	31,052
2025-10-15		배 신고		15Kg		61,013	45,025	33,152	19,639
2025-10-16		배 신고		15Kg		66,931	46,962	32,832	17,526
2025-10-17		배 신고		15Kg		60,934	42,086	29,019	16,294
평균						70,117	52,131	38,632	24,030

포도

주간 반입량(톤)

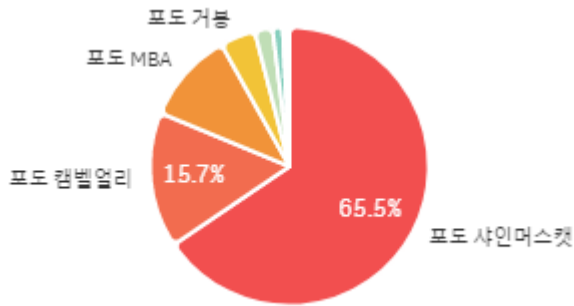
◆ 2025 ● 2024 ▲ 평년



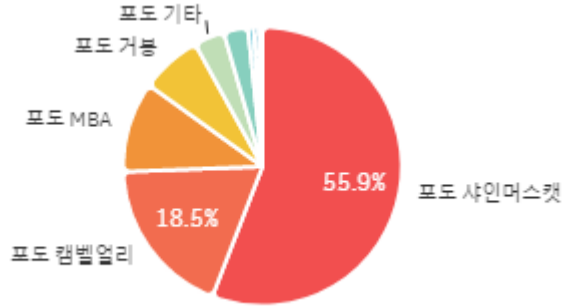
10/11 10/12 10/13 10/14 10/15 10/16 10/17

구분	금주(A)	전주(B)	전월(C)	전년(D)	평년(E)	A/B	A/C	A/D	A/E
물량(톤)	1,454	832	2,046	1,538	1,316	174.8%	71.1%	94.5%	110.5%

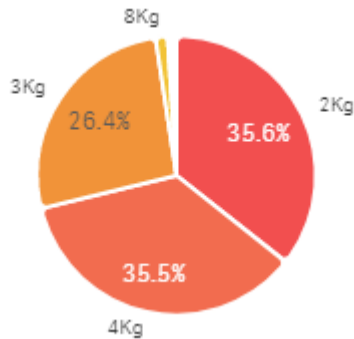
출하 품종별 거래물량 구성비



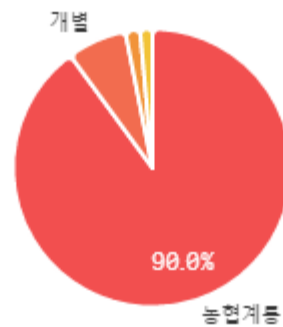
출하 품종별 거래금액 구성비



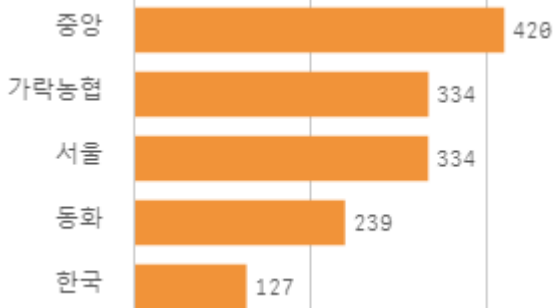
거래 단량별 물량 구성비



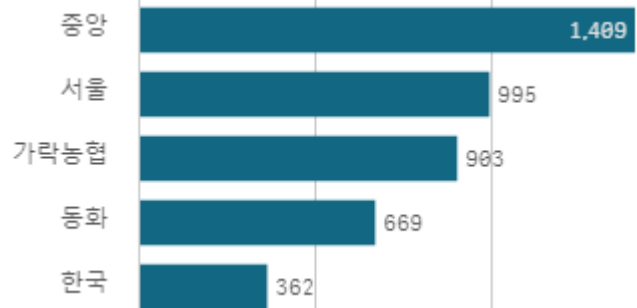
출하자별 거래물량 구성비



도매시장 법인별 거래물량(톤)



도매시장 법인별 거래금액(백만원)



포도 캠벨얼리(3Kg)

산지별 거래물량(톤)



산지별 주출하 시군구



출하산지(개소)

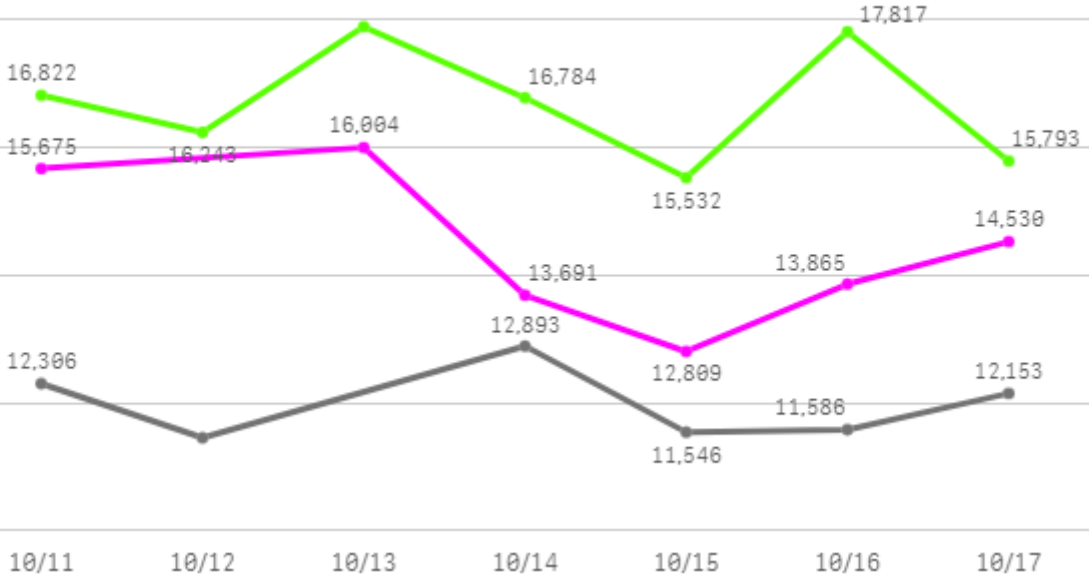
10

출하건수(천건)

2

주간 도매가격(원)

◆ 2025 ● 2024 ◆ 평년



구분	금주(A)	전주(B)	전월(C)	전년(D)	평년(E)	A/B	A/C	A/D	A/E
가격(원)	14,429	20,015	14,220	11,990	17,201	72.1%	101.5%	120.3%	83.9%

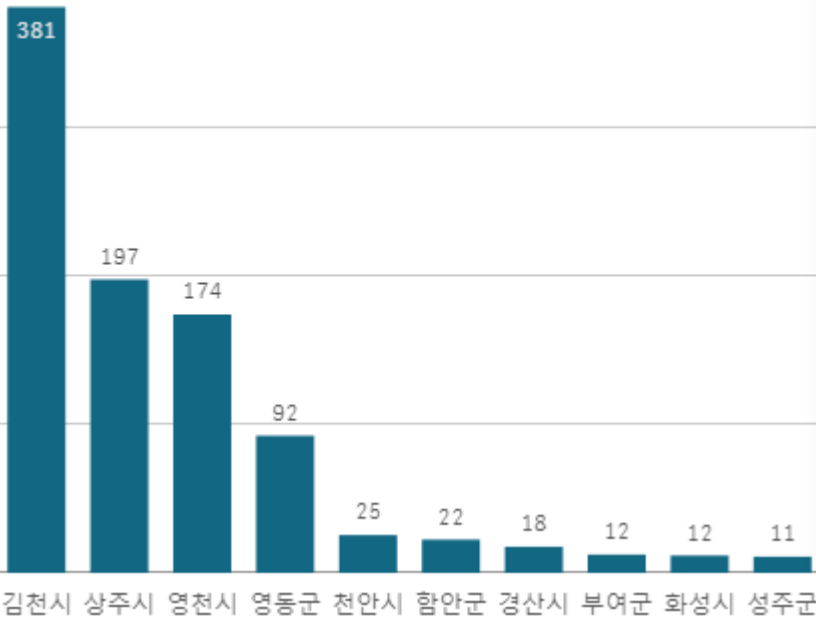
※ 상품 가격 기준

□ 포도 캠벨얼리(3Kg) 주간 가격

구분	Q	품종	Q	단량	Q	특	상	보통	하
2025-10-11		포도 캠벨얼리		3Kg		24,203	15,675	9,773	5,339
2025-10-13		포도 캠벨얼리		3Kg		24,400	16,004	9,368	5,194
2025-10-14		포도 캠벨얼리		3Kg		23,211	13,691	8,461	4,646
2025-10-15		포도 캠벨얼리		3Kg		21,015	12,809	8,052	4,324
2025-10-16		포도 캠벨얼리		3Kg		21,929	13,865	8,244	4,503
2025-10-17		포도 캠벨얼리		3Kg		21,618	14,530	8,710	4,981
평균						22,729	14,429	8,768	4,831

포도 샤인머스캣(2Kg)

산지별 거래물량(톤)



출하산지(개소)

18

출하건수(천건)

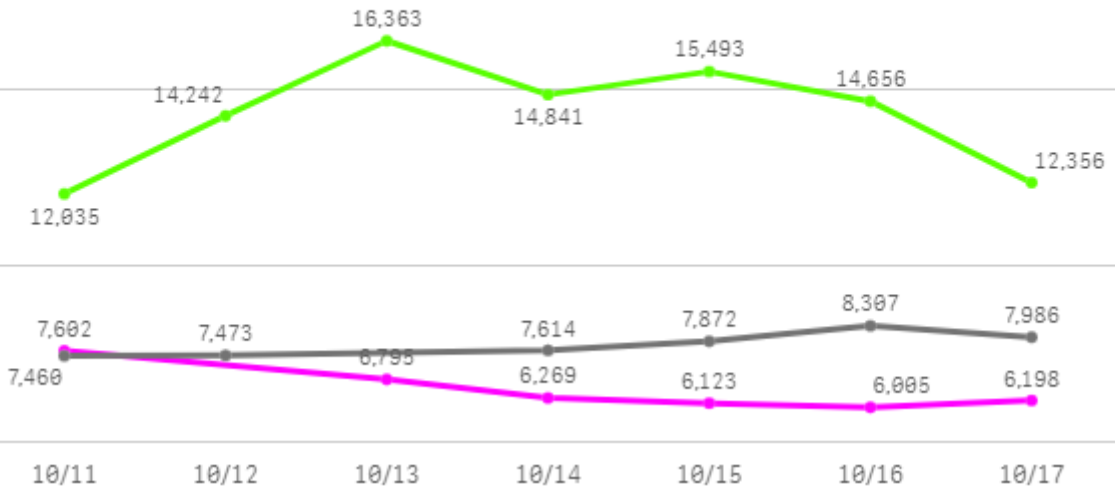
9

산지별 주출하 시군구



주간 도매가격(원)

◆ 2025 ● 2024 ▲ 평년



구분	금주(A)	전주(B)	전월(C)	전년(D)	평년(E)	A/B	A/C	A/D	A/E
가격(원)	6,499	9,221	9,328	7,785	11,254	70.5%	69.7%	83.5%	57.7%

※ 상품 가격 기준

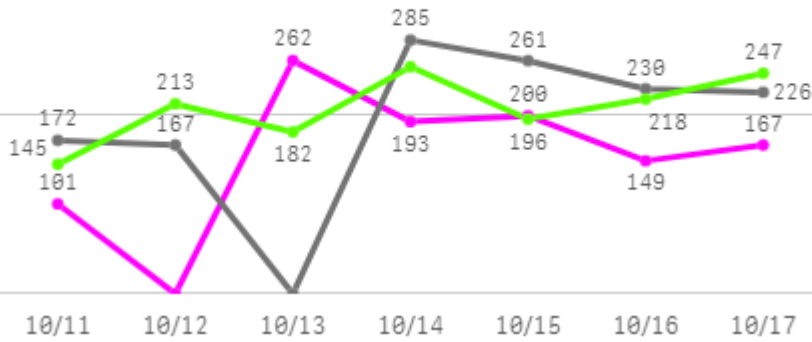
□ 포도 샤인머스켓(2Kg) 주간 가격

구분	Q	품종	Q	단량	Q	특	상	보통	하
2025-10-11		포도 샤인머스켓		2Kg		11,857	7,602	5,463	3,444
2025-10-13		포도 샤인머스켓		2Kg		10,851	6,795	4,429	2,760
2025-10-14		포도 샤인머스켓		2Kg		10,541	6,269	3,998	2,312
2025-10-15		포도 샤인머스켓		2Kg		9,593	6,123	4,195	2,439
2025-10-16		포도 샤인머스켓		2Kg		9,039	6,005	4,192	2,680
2025-10-17		포도 샤인머스켓		2Kg		8,765	6,198	4,507	2,891
평균						10,108	6,499	4,464	2,754

감귤

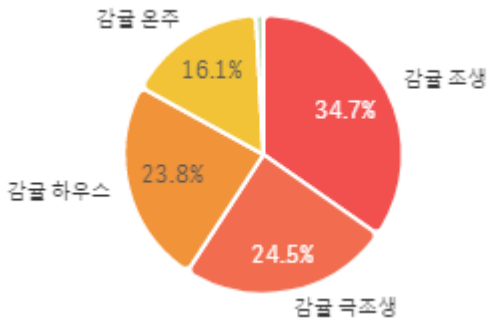
주간 반입량(톤)

◆ 2025 ● 2024 ▲ 평년

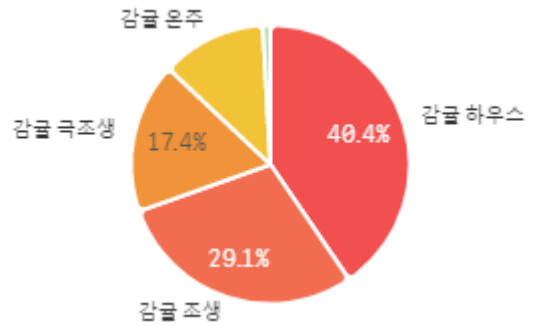


구분	금주(A)	전주(B)	전월(C)	전년(D)	평년(E)	A/B	A/C	A/D	A/E
물량(톤)	1,071	242	158	1,341	1,309	441.9%	677.9%	79.9%	81.8%

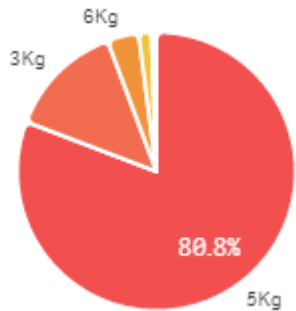
출하 품종별 거래물량 구성비



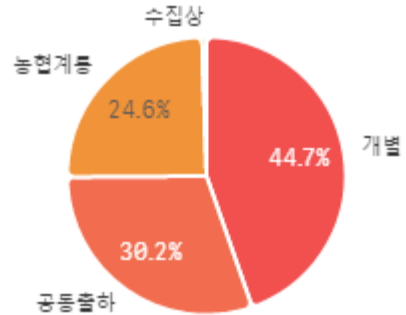
출하 품종별 거래금액 구성비



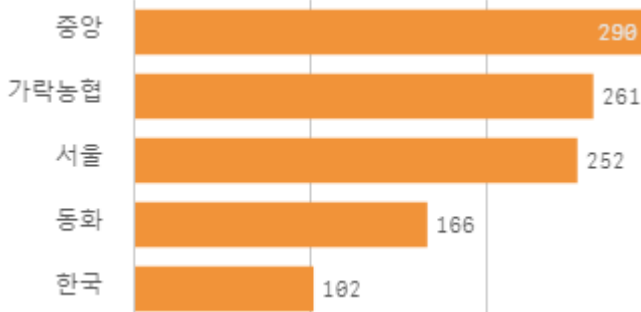
거래 단량별 물량 구성비



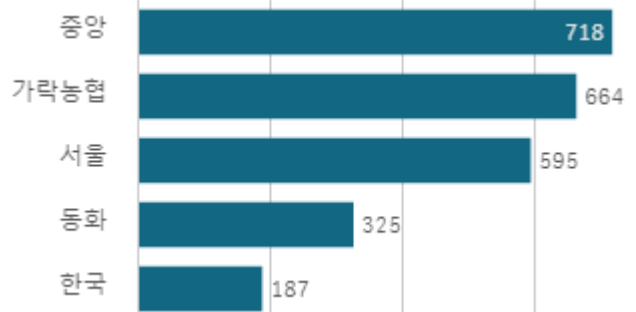
출하자별 거래물량 구성비



도매시장 법인별 거래물량(톤)

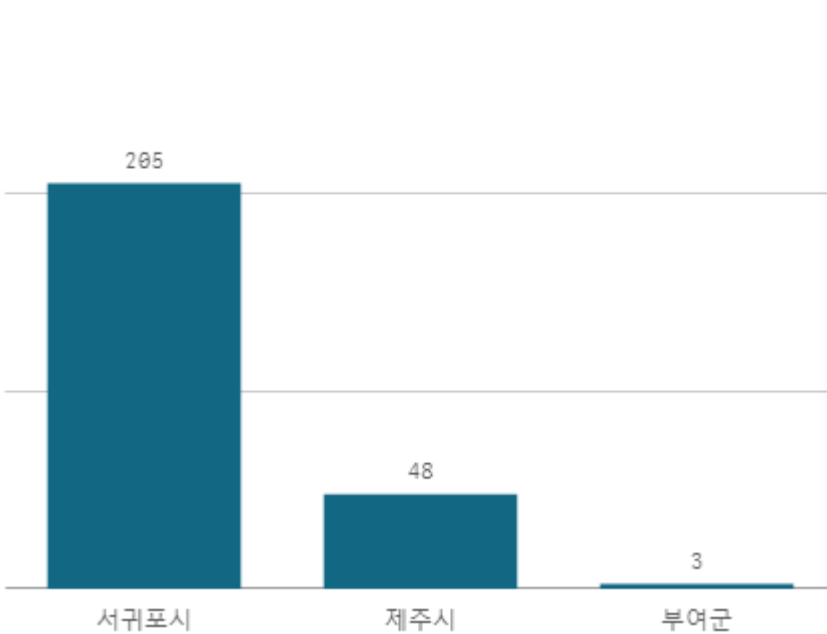


도매시장 법인별 거래금액(백만원)



감귤 하우스(3Kg)

산지별 거래물량(톤)



산지별 주출하 시군구



출하산지(개소)

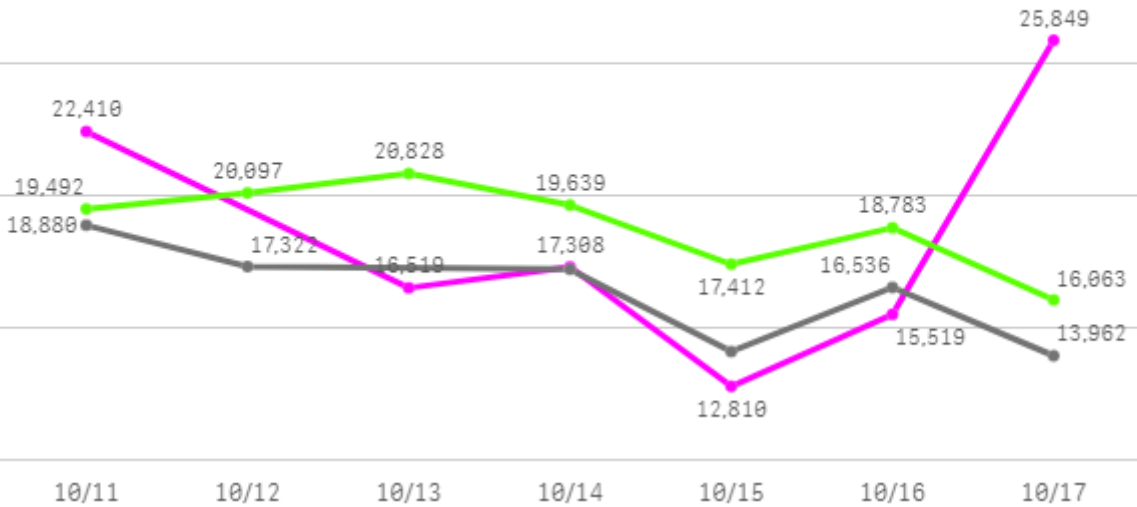
3

출하건수(천건)

2

주간 도매가격(원)

◆ 2025 ● 2024 ◆ 평년



구분	금주(A)	전주(B)	전월(C)	전년(D)	평년(E)	A/B	A/C	A/D	A/E
가격(원)	18,403	22,155	23,479	16,340	18,217	83.1%	78.4%	112.6%	101.0%

※ 상품 가격 기준

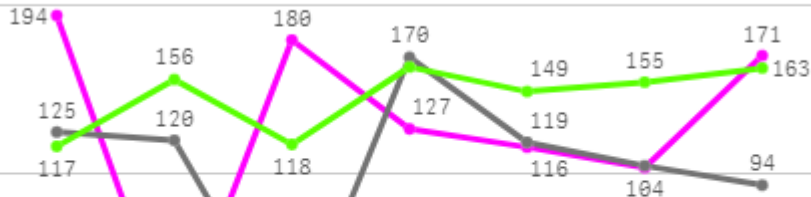
□ 감귤 하우스(3Kg) 주간 가격

구분	Q	품종	Q	단량	Q	특	상	보통	하
2025-10-11		감귤 하우스		3Kg		28,520	22,410	19,109	12,886
2025-10-13		감귤 하우스		3Kg		23,555	16,519	12,416	8,953
2025-10-14		감귤 하우스		3Kg		25,759	17,308	10,501	7,110
2025-10-15		감귤 하우스		3Kg		21,864	12,810	8,787	6,355
2025-10-16		감귤 하우스		3Kg		25,952	15,519	8,690	5,626
2025-10-17		감귤 하우스		3Kg		29,001	25,849	11,645	6,278
평균						25,775	18,403	11,858	7,868

단감

주간 반입량(톤)

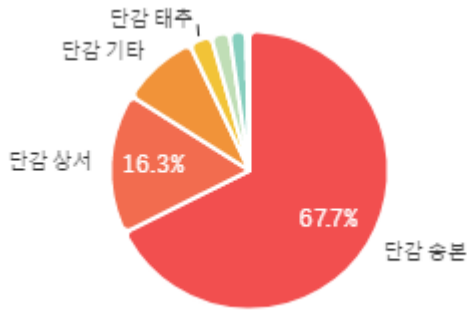
◆ 2025 ● 2024 ▲ 평년



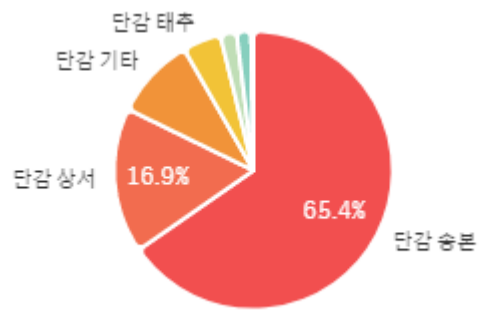
10/11 10/12 10/13 10/14 10/15 10/16 10/17

구분	금주(A)	전주(B)	전월(C)	전년(D)	평년(E)	A/B	A/C	A/D	A/E
물량(톤)	892	300	33	733	969	297.7%	2741.3%	121.7%	92.1%

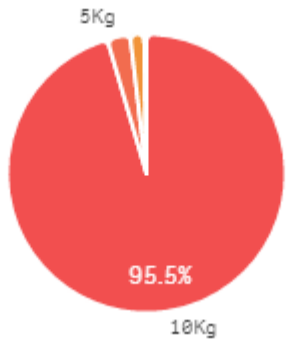
출하 품종별 거래물량 구성비



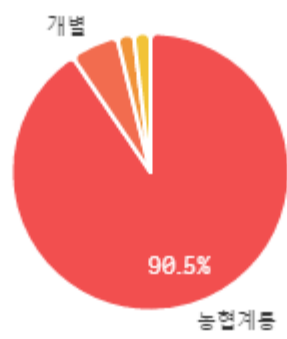
출하 품종별 거래금액 구성비



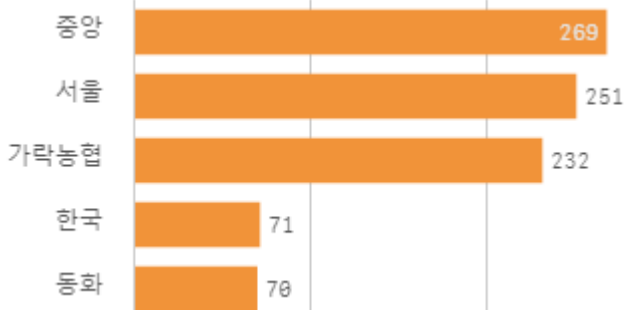
거래 단량별 물량 구성비



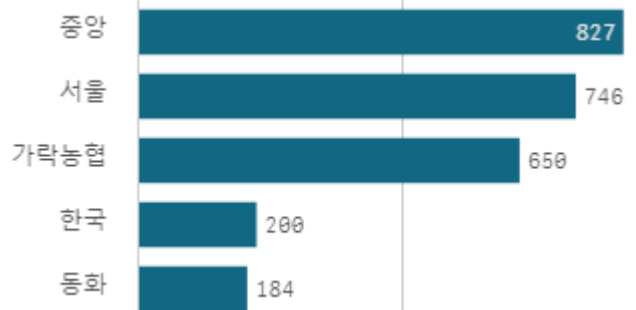
출하자별 거래물량 구성비



도매시장 법인별 거래물량(톤)

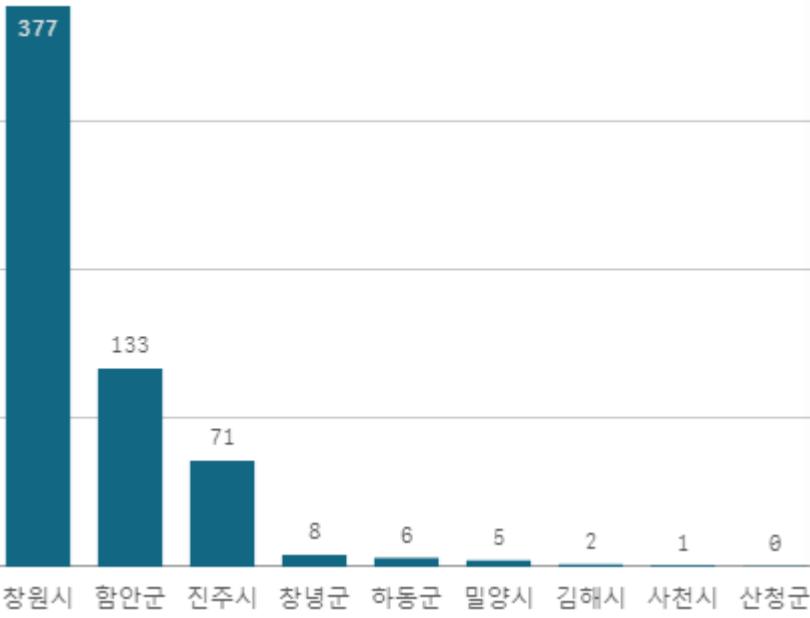


도매시장 법인별 거래금액(백만원)



단감 송본(10Kg)

산지별 거래물량(톤)



출하산지(개소)

9

출하건수(천건)

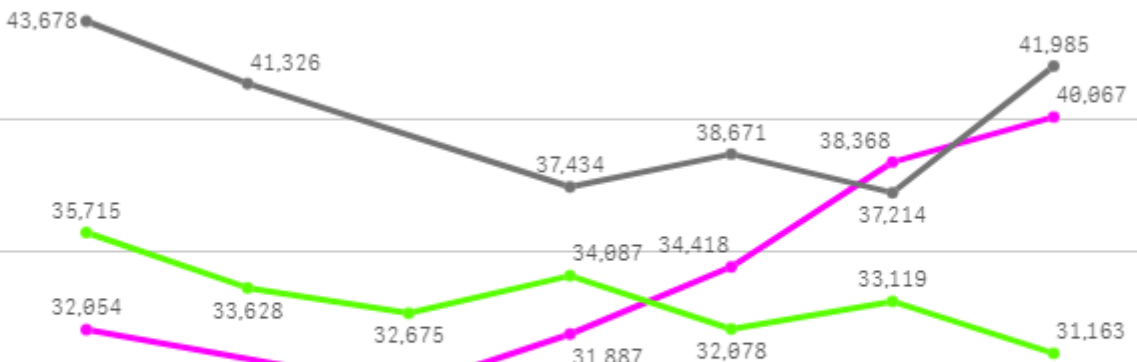
7

산지별 주출하 시군구



주간 도매가격(원)

◆ 2025 ● 2024 ◆ 평년



10/11 10/12 10/13 10/14 10/15 10/16 10/17

구분	금주(A)	전주(B)	전월(C)	전년(D)	평년(E)	A/B	A/C	A/D	A/E
가격(원)	34,440	52,222	57,500	40,051	35,101	65.9%	59.9%	86.0%	98.1%

※ 상품 가격 기준

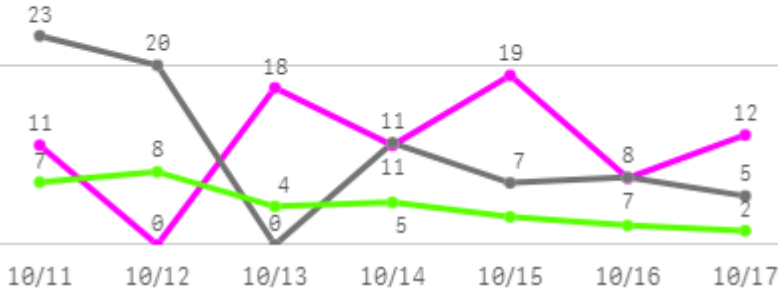
□ 단감 송본(10Kg) 주간 가격

구분	Q	품종	Q	단량	Q	특	상	보통	하
2025-10-11		단감 송본		10Kg		41,469	32,054	25,096	14,251
2025-10-13		단감 송본		10Kg		35,875	29,846	24,237	15,541
2025-10-14		단감 송본		10Kg		36,870	31,887	24,478	15,910
2025-10-15		단감 송본		10Kg		39,326	34,418	27,563	19,107
2025-10-16		단감 송본		10Kg		45,371	38,368	32,351	21,988
2025-10-17		단감 송본		10Kg		45,103	40,067	33,798	23,135
평균						40,669	34,440	27,921	18,322

자두

주간 반입량(톤)

◆ 2025 ● 2024 ▲ 평년



구분	금주(A)	전주(B)	전월(C)	전년(D)	평년(E)	A/B	A/C	A/D	A/E
물량(톤)	79	37	283	75	41	211.5%	27.8%	104.9%	190.8%

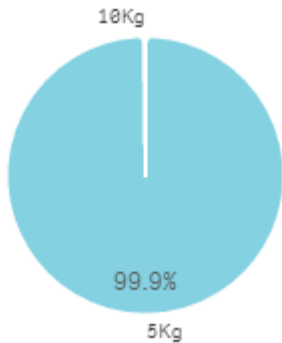
출하 품종별 거래물량 구성비



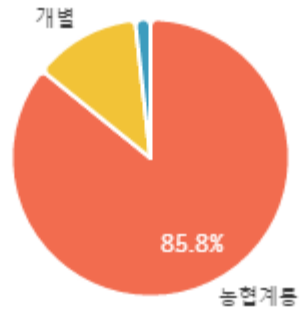
출하 품종별 거래금액 구성비



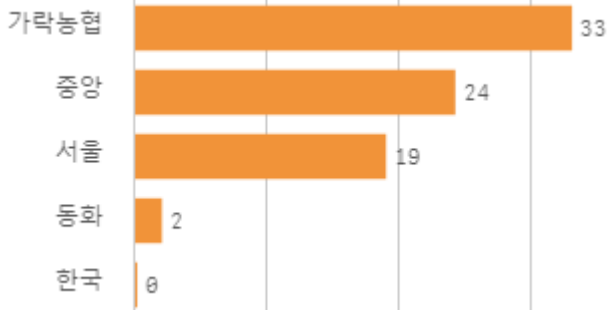
거래 단량별 물량 구성비



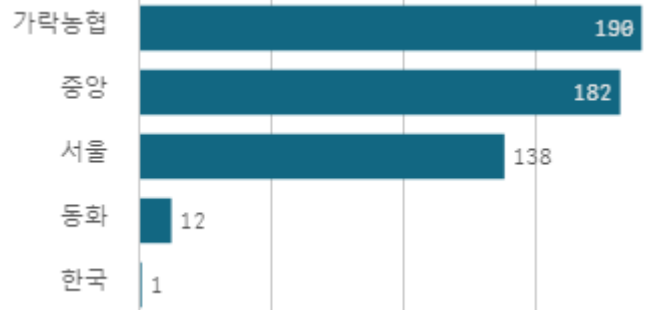
출하자별 거래물량 구성비



도매시장 법인별 거래물량(톤)

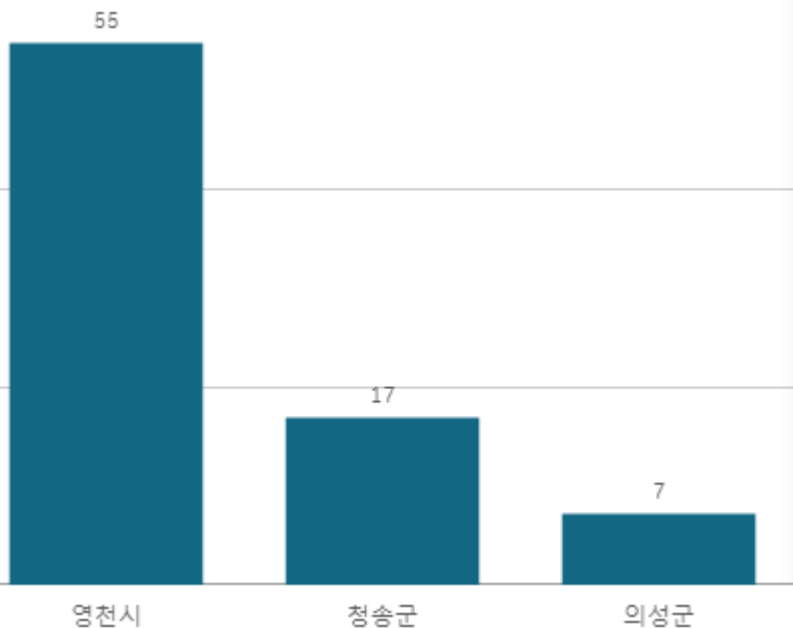


도매시장 법인별 거래금액(백만원)



자두 추히(5Kg)

산지별 거래물량(톤)



산지별 주출하 시군구



출하산지(개소)

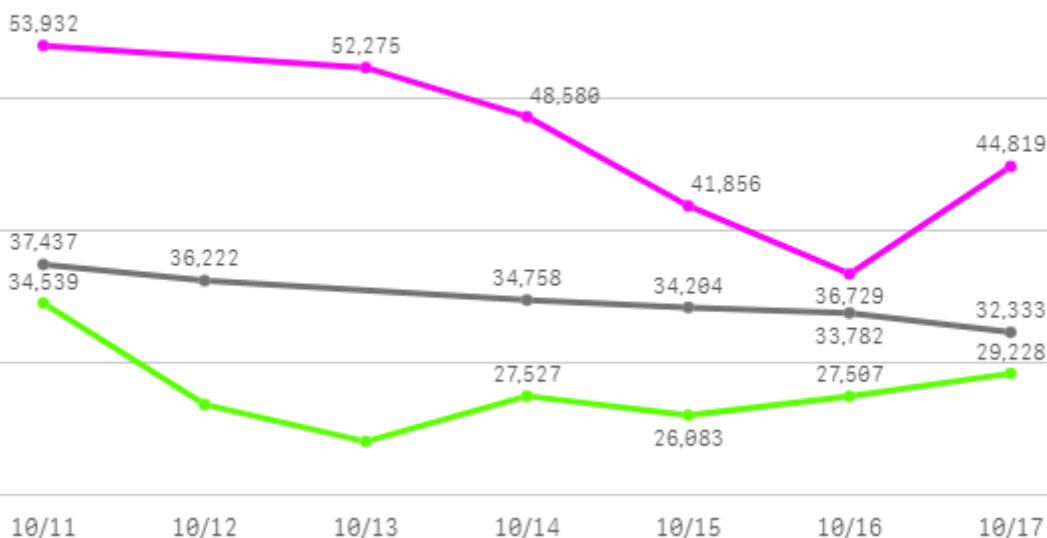
3

출하건수(천건)

1

주간 도매가격(원)

◆ 2025 ● 2024 ◆ 평년



구분	금주(A)	전주(B)	전월(C)	전년(D)	평년(E)	A/B	A/C	A/D	A/E
가격(원)	46,365	54,967	35,731	34,789	33,040	84.4%	129.8%	133.3%	140.3%

※ 상품 가격 기준

□ 자두 추희(5Kg) 주간 가격

구분	Q	품종	Q	단량	Q	특	상	보통	하
2025-10-11		자두 추희		5Kg		68,577	53,932	34,919	17,307
2025-10-13		자두 추희		5Kg		73,189	52,275	32,626	17,229
2025-10-14		자두 추희		5Kg		60,569	48,580	28,541	13,800
2025-10-15		자두 추희		5Kg		60,138	41,856	25,677	12,975
2025-10-16		자두 추희		5Kg		49,959	36,729	23,296	13,764
2025-10-17		자두 추희		5Kg		64,492	44,819	24,379	10,178
평균						62,821	46,365	28,240	14,209

바나나

주간 반입량(톤)

2025 2024 평년



구분	금주(A)	전주(B)	전월(C)	전년(D)	평년(E)	A/B	A/C	A/D	A/E
물량(톤)	870	484	889	922	909	179.6%	97.8%	94.4%	95.8%

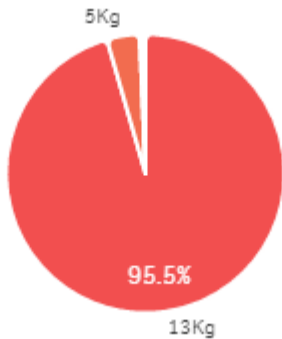
출하 품종별 거래물량 구성비



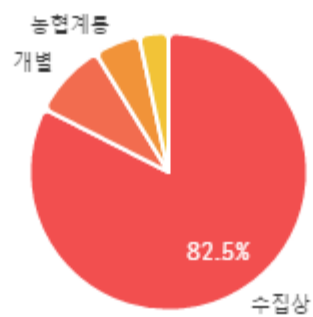
출하 품종별 거래금액 구성비



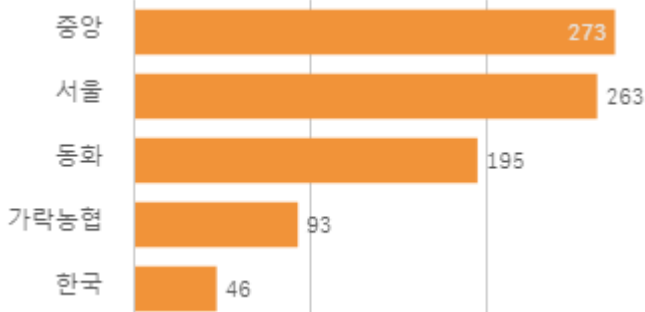
거래 단량별 물량 구성비



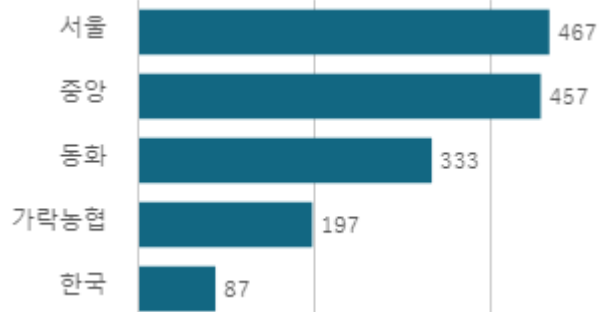
출하자별 거래물량 구성비



도매시장 법인별 거래물량(톤)

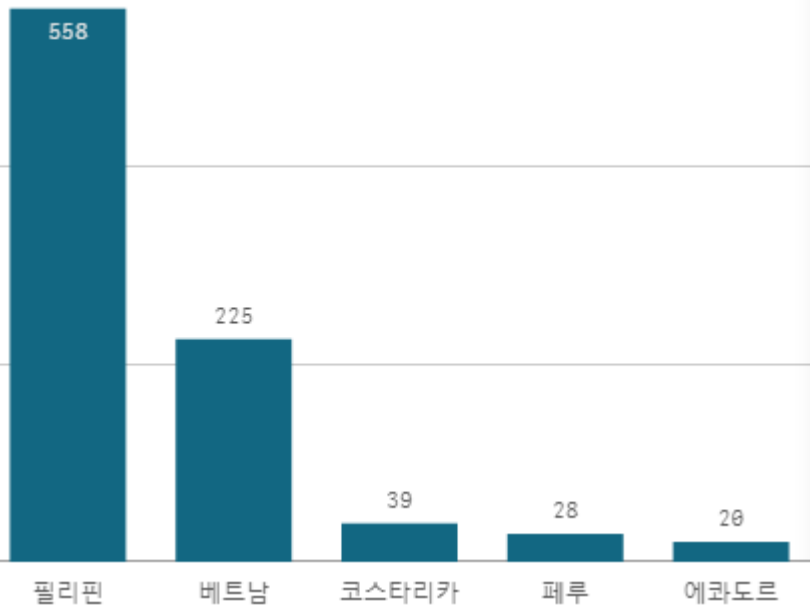


도매시장 법인별 거래금액(백만원)

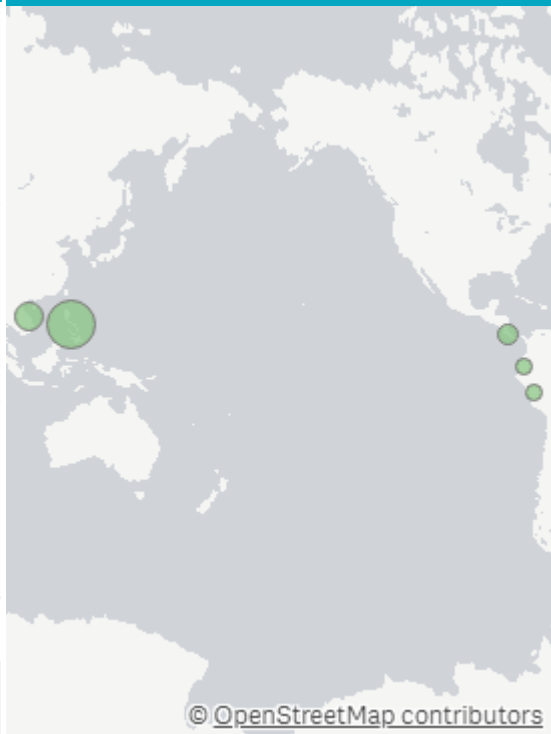


바나나 수입(13Kg)

산지별 거래물량(톤)



산지별 주출하 시군구



출하산지(개소)

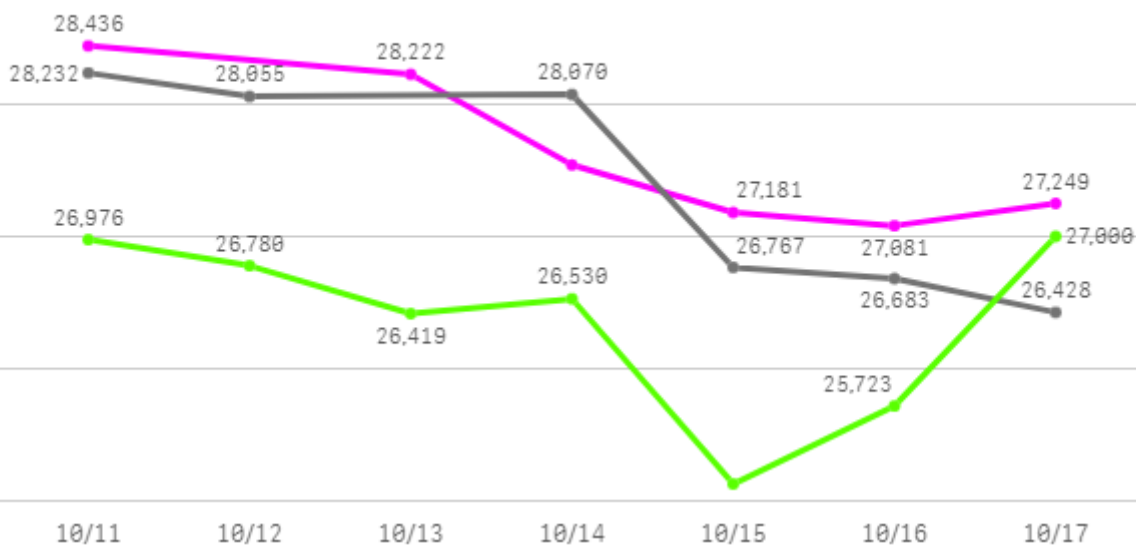
5

출하건수(천건)

2

주간 도매가격(원)

◆ 2025 ● 2024 ◆ 평년



구분	금주(A)	전주(B)	전월(C)	전년(D)	평년(E)	A/B	A/C	A/D	A/E
가격(원)	27,618	27,733	28,922	27,373	26,821	99.6%	95.5%	100.9%	103.0%

※ 상품 가격 기준

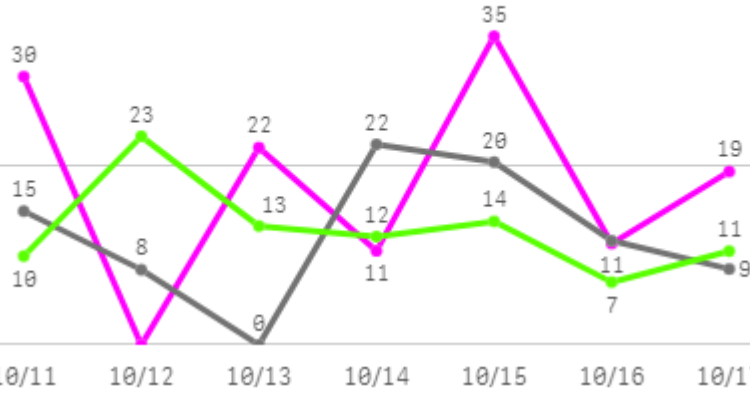
□ 바나나 수입(13Kg) 주간 가격

구분	Q	품종	Q	단량	Q	특	상	보통	하
2025-10-11		바나나 수입		13Kg		32,082	28,436	20,369	13,227
2025-10-13		바나나 수입		13Kg		31,889	28,222	18,759	11,967
2025-10-14		바나나 수입		13Kg		31,196	27,539	21,087	13,585
2025-10-15		바나나 수입		13Kg		31,002	27,181	19,884	13,542
2025-10-16		바나나 수입		13Kg		30,902	27,081	17,830	5,338
2025-10-17		바나나 수입		13Kg		31,004	27,249	18,685	10,028
평균						31,346	27,618	19,436	11,281

오렌지

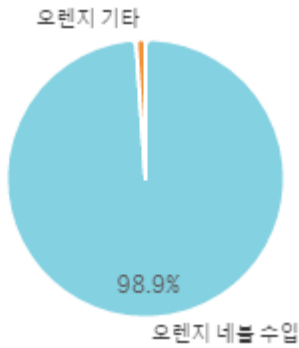
주간 반입량(톤)

◆ 2025 ● 2024 ▲ 평년

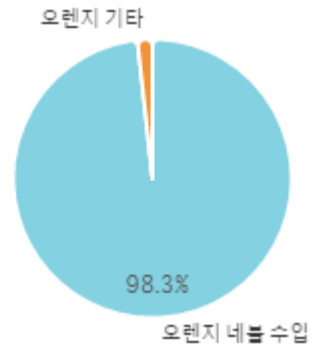


구분	금주(A)	전주(B)	전월(C)	전년(D)	평년(E)	A/B	A/C	A/D	A/E
물량(톤)	128	39	174	87	102	324.8%	73.8%	148.0%	126.1%

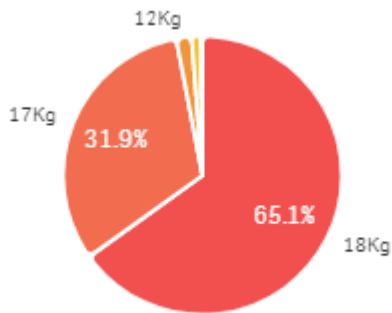
출하 품종별 거래물량 구성비



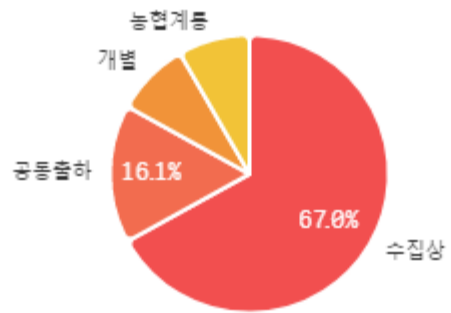
출하 품종별 거래금액 구성비



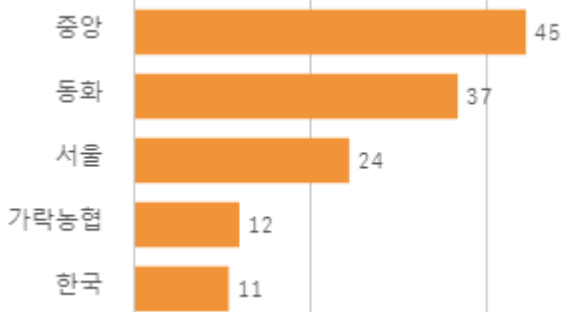
거래 단량별 물량 구성비



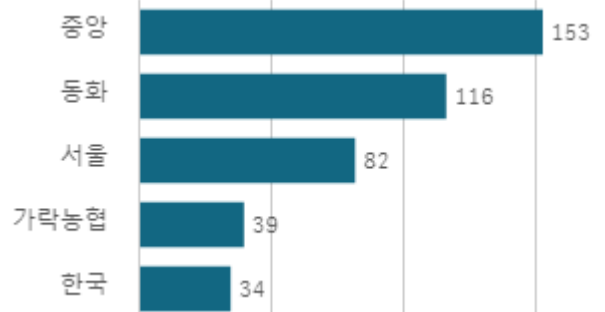
출하자별 거래물량 구성비



도매시장 법인별 거래물량(톤)

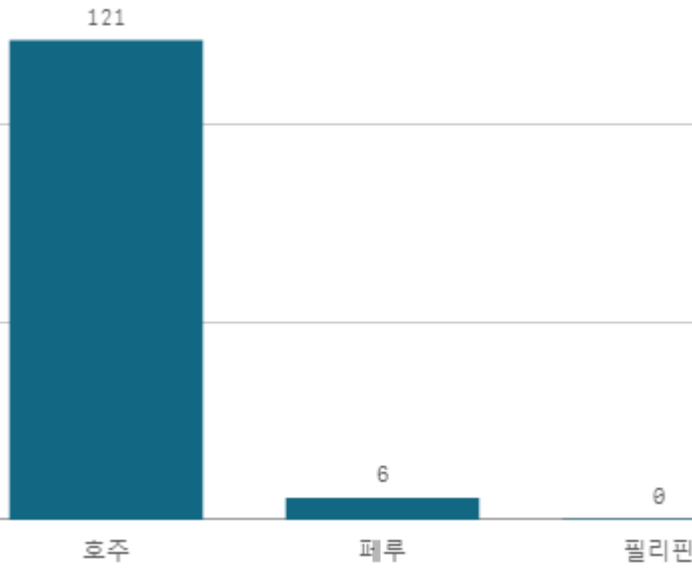


도매시장 법인별 거래금액(백만원)

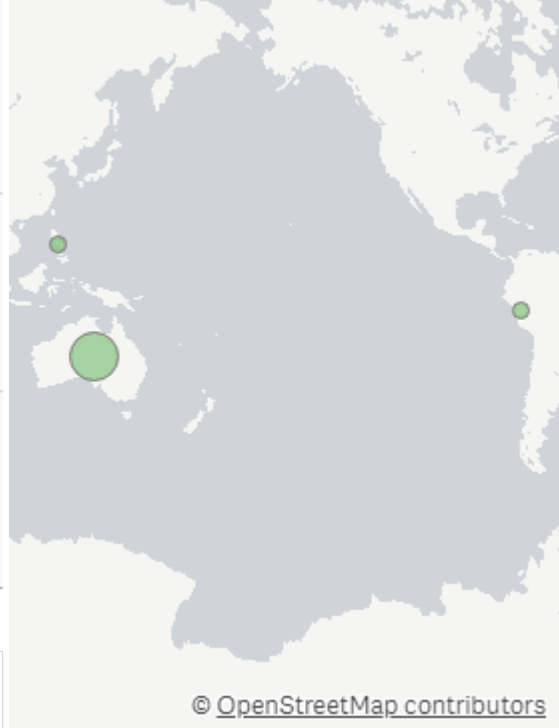


오렌지 네블 수입(18Kg)

산지별 거래물량(톤)



산지별 주출하 시군구



출하산지(개소)

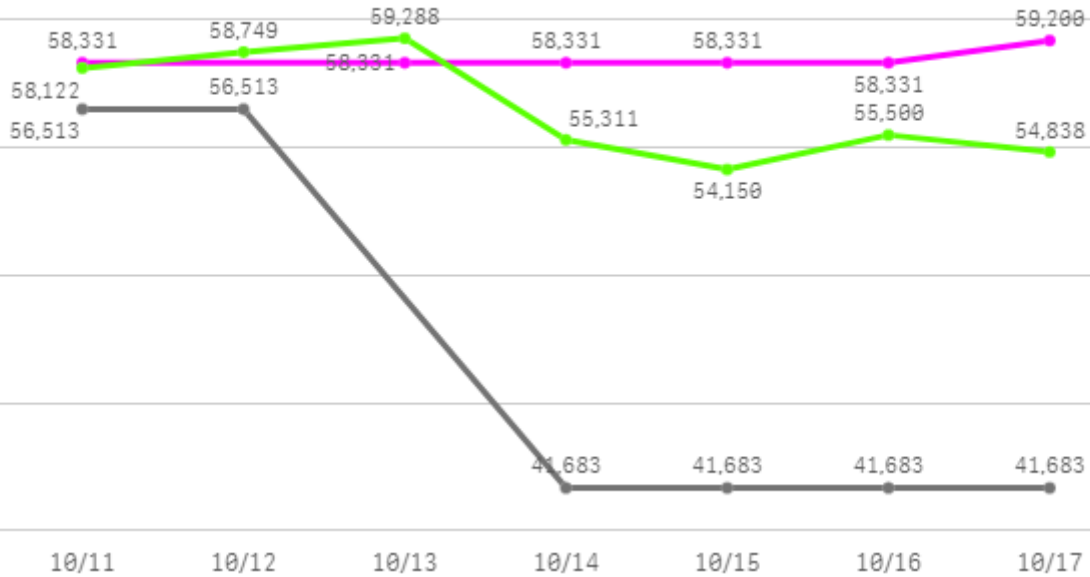
3

출하건수(천건)

0

주간 도매가격(원)

◆ 2025 ● 2024 ◆ 평년



구분	금주(A)	전주(B)	전월(C)	전년(D)	평년(E)	A/B	A/C	A/D	A/E
가격(원)	58,476	59,500	61,549	46,626	56,069	98.3%	95.0%	125.4%	104.3%

※ 상품 가격 기준

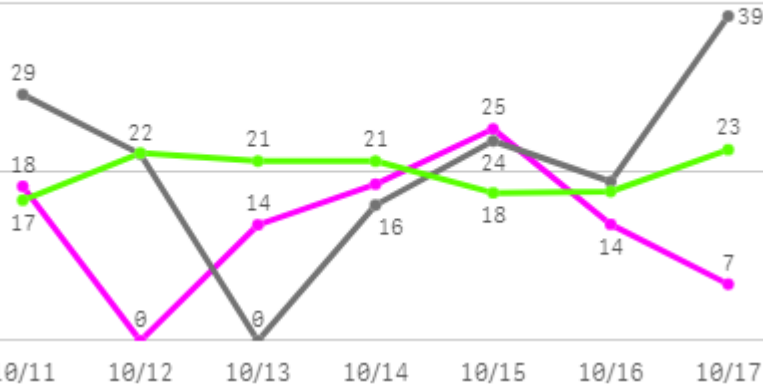
□ 오렌지 네블 수입(18Kg) 주간 가격

구분	Q	품종	Q	단량	Q	특	상	보통	하
2025-10-11		오렌지 네블 수입		18Kg		60,000	58,331	58,000	55,513
2025-10-13		오렌지 네블 수입		18Kg		60,000	58,331	58,000	55,513
2025-10-14		오렌지 네블 수입		18Kg		60,000	58,331	58,000	55,513
2025-10-15		오렌지 네블 수입		18Kg		60,000	58,331	58,000	55,513
2025-10-16		오렌지 네블 수입		18Kg		60,000	58,331	58,000	55,513
2025-10-17		오렌지 네블 수입		18Kg		62,000	59,200	54,891	54,000
평균						60,333	58,476	57,482	55,261

고등어

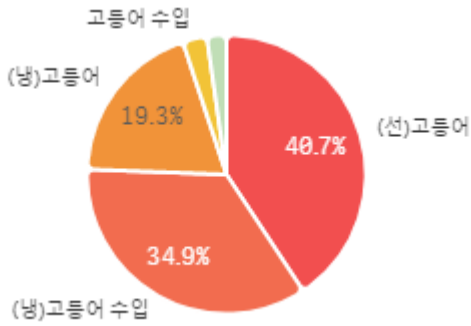
주간 반입량(톤)

◆ 2025 ● 2024 ▲ 평년

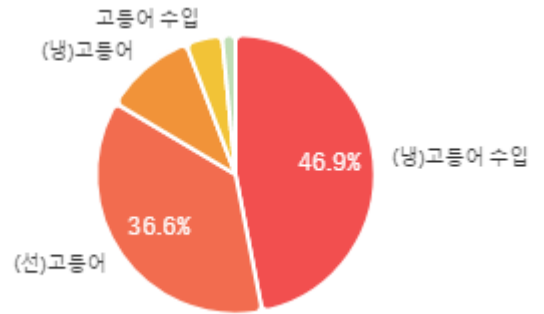


구분	금주(A)	전주(B)	전월(C)	전년(D)	평년(E)	A/B	A/C	A/D	A/E
물량(톤)	96	8	101	149	125	1260.5%	95.5%	64.8%	77.5%

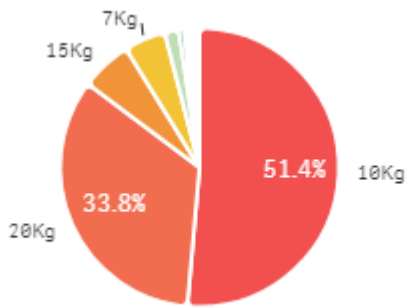
출하 품종별 거래물량 구성비



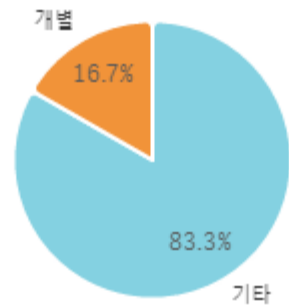
출하 품종별 거래금액 구성비



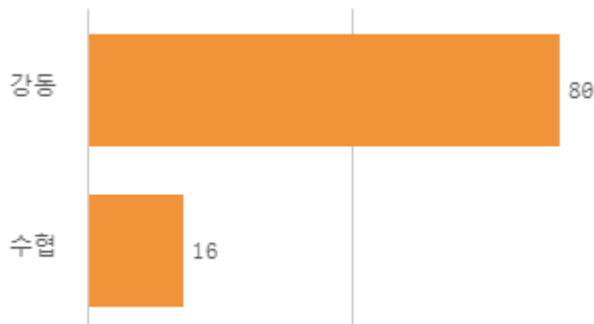
거래 단량별 물량 구성비



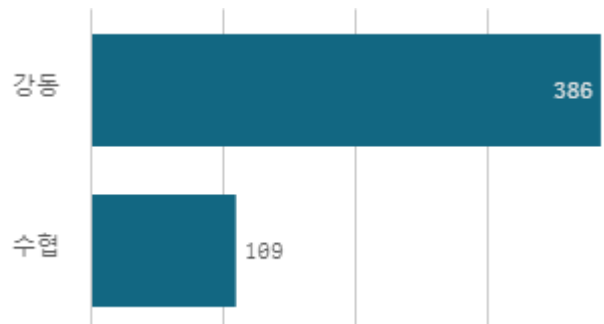
출하자별 거래물량 구성비



도매시장 법인별 거래물량(톤)

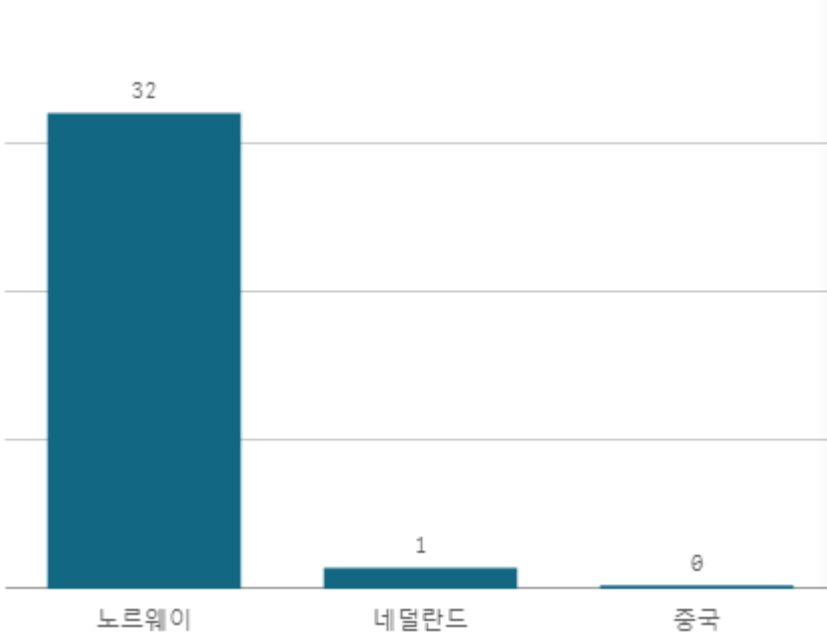


도매시장 법인별 거래금액(백만원)

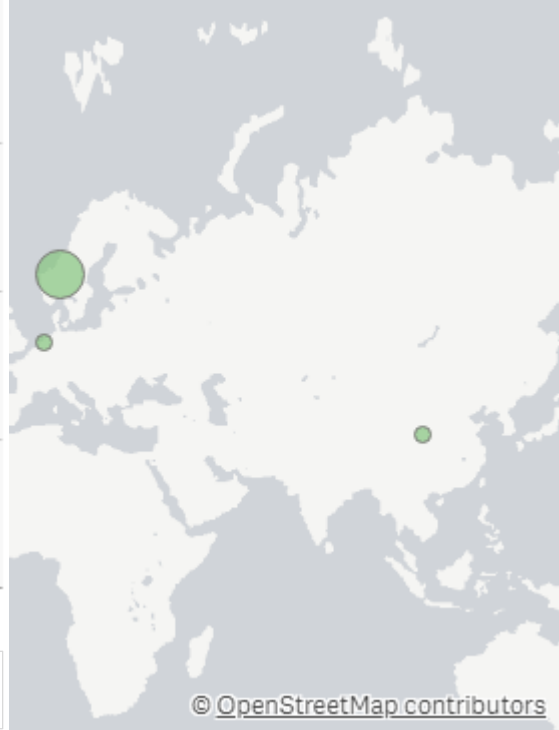


(냉)고등어 수입(10Kg)

산지별 거래물량(톤)



산지별 주출하 시군구



출하산지(개소)

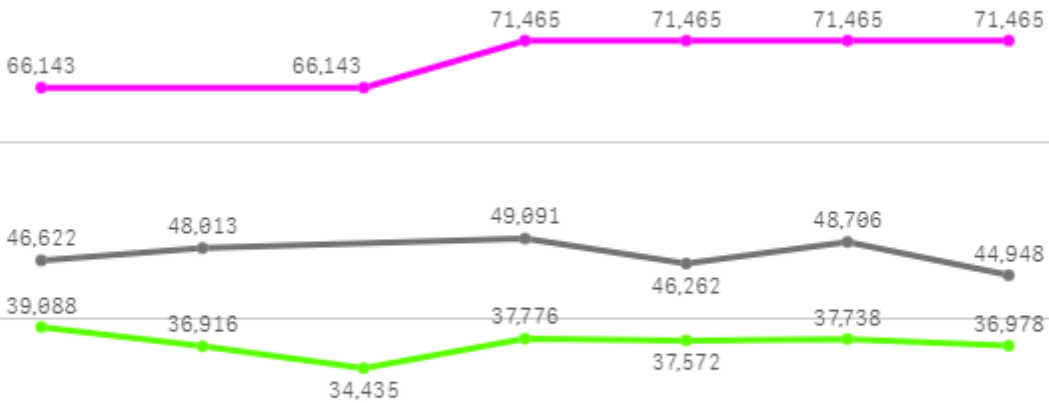
3

출하건수(천건)

0

주간 도매가격(원)

◆ 2025 ● 2024 ◆ 평년



10/11 10/12 10/13 10/14 10/15 10/16 10/17

구분	금주(A)	전주(B)	전월(C)	전년(D)	평년(E)	A/B	A/C	A/D	A/E
가격(원)	69,691	69,246	63,744	47,274	43,671	100.6%	109.3%	147.4%	159.6%

※ 상품 가격 기준

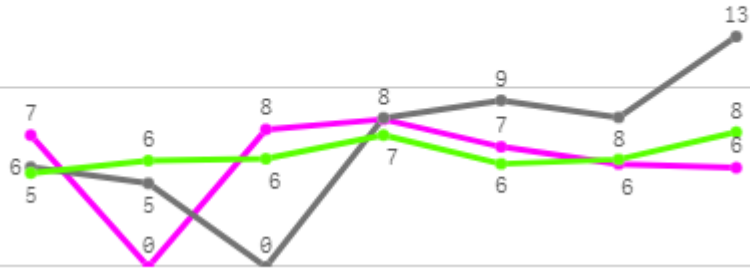
□ (냉)고등어 수입(10Kg) 주간 가격

구분	Q	품종	Q	단량	Q	특	상	보통	하
2025-10-11		(냉)고등어 수입		10Kg		-	66,143	-	-
2025-10-13		(냉)고등어 수입		10Kg		-	66,143	-	-
2025-10-14		(냉)고등어 수입		10Kg		-	71,465	-	-
2025-10-15		(냉)고등어 수입		10Kg		-	71,465	-	-
2025-10-16		(냉)고등어 수입		10Kg		-	71,465	-	-
2025-10-17		(냉)고등어 수입		10Kg		-	71,465	-	-
평균						-	69,691	-	-

갈치

주간 반입량(톤)

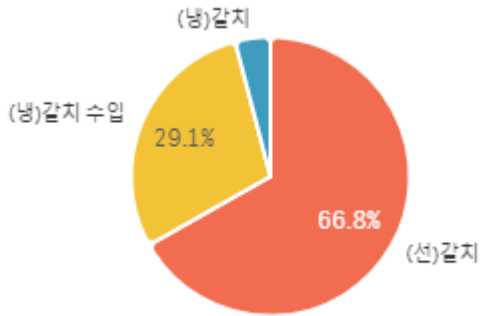
◆ 2025 ● 2024 ▲ 평년



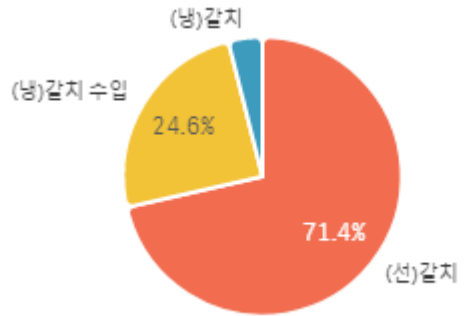
10/11 10/12 10/13 10/14 10/15 10/16 10/17

구분	금주(A)	전주(B)	전월(C)	전년(D)	평년(E)	A/B	A/C	A/D	A/E
물량(톤)	41	10	34	49	43	412.9%	121.6%	84.1%	96.6%

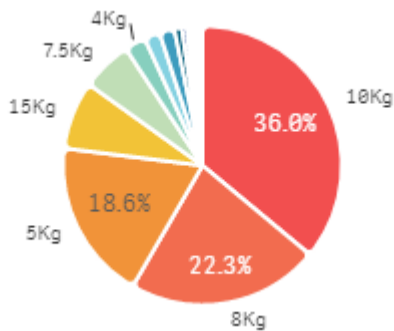
출하 품종별 거래물량 구성비



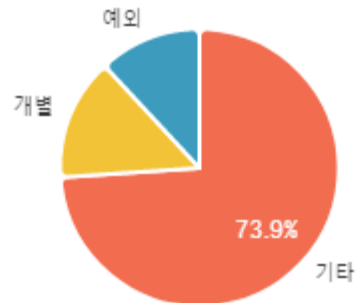
출하 품종별 거래금액 구성비



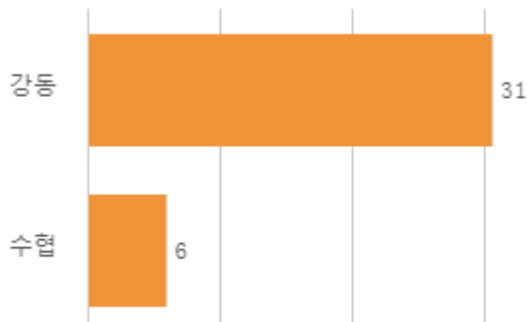
거래 단량별 물량 구성비



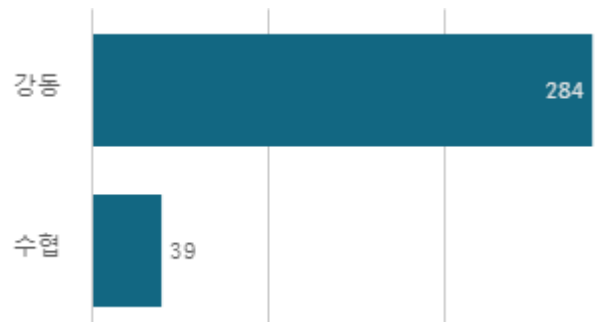
출하자별 거래물량 구성비



도매시장 법인별 거래물량(톤)

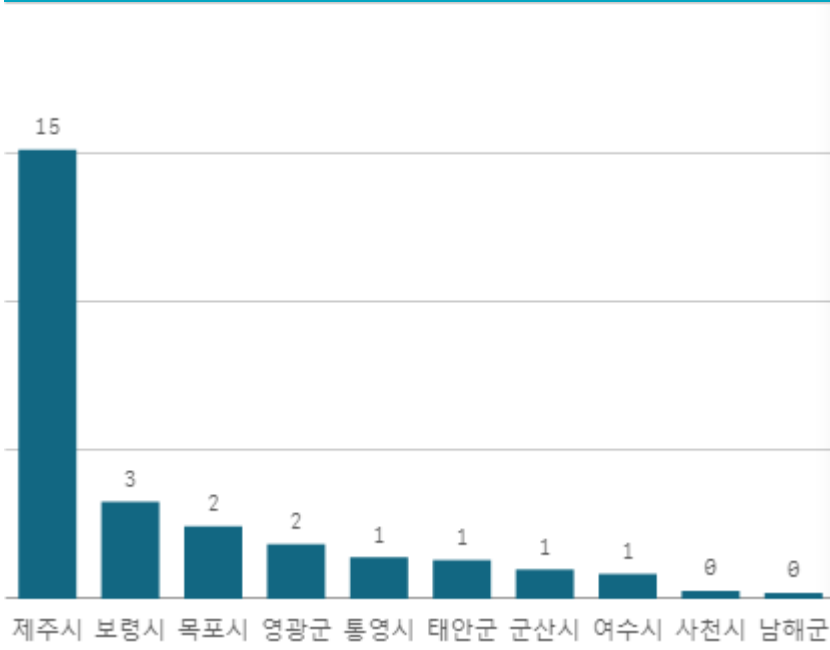


도매시장 법인별 거래금액(백만원)



(선)갈치(5Kg)

산지별 거래물량(톤)



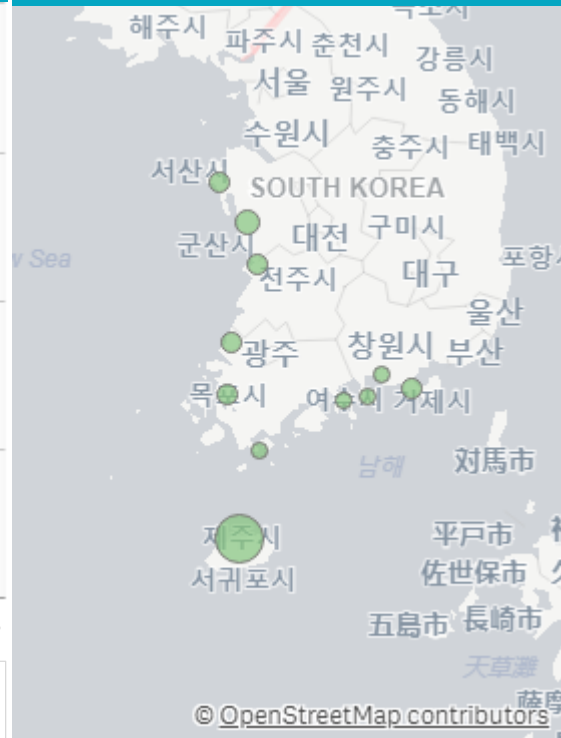
출하산지(개소)

11

출하건수(천건)

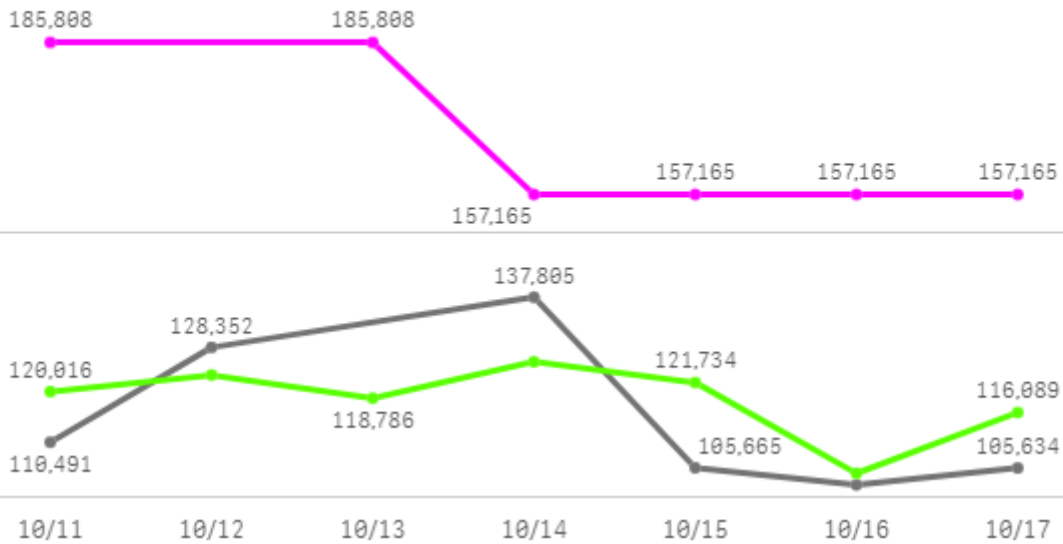
1

산지별 주출하 시군구



주간 도매가격(원)

◆ 2025 ● 2024 ◆ 평년



구분	금주(A)	전주(B)	전월(C)	전년(D)	평년(E)	A/B	A/C	A/D	A/E
가격(원)	165,349	185,808	153,684	115,067	126,878	89.0%	107.6%	143.7%	130.3%

※ 상품 가격 기준

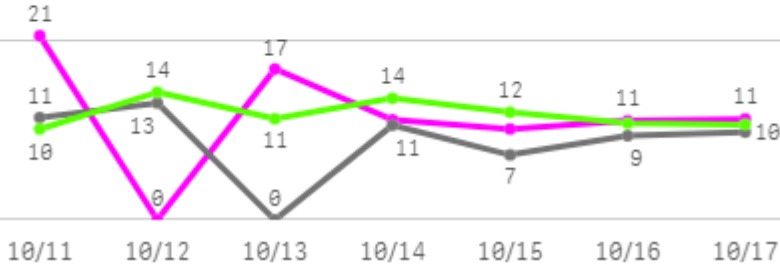
□ (선)갈치(5Kg) 주간 가격

구분	Q	품종	Q	단량	Q	특	상	보통	하
2025-10-11		(선)갈치		5Kg		-	185,808	69,716	29,362
2025-10-13		(선)갈치		5Kg		-	185,808	69,716	29,362
2025-10-14		(선)갈치		5Kg		-	157,165	85,843	28,820
2025-10-15		(선)갈치		5Kg		-	157,165	85,843	28,820
2025-10-16		(선)갈치		5Kg		-	157,165	85,843	28,820
2025-10-17		(선)갈치		5Kg		-	157,165	85,843	28,820
평균						-	166,713	80,467	29,001

홍합

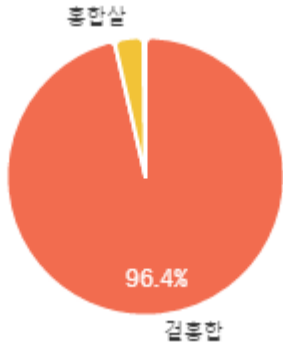
주간 반입량(톤)

◆ 2025 ● 2024 ▲ 평년

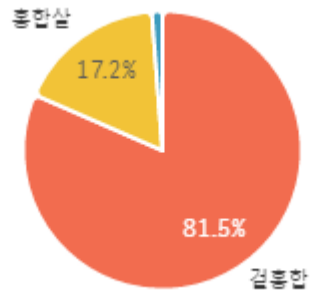


구분	금주(A)	전주(B)	전월(C)	전년(D)	평년(E)	A/B	A/C	A/D	A/E
물량(톤)	81	44	62	62	79	184.5%	130.6%	131.8%	102.8%

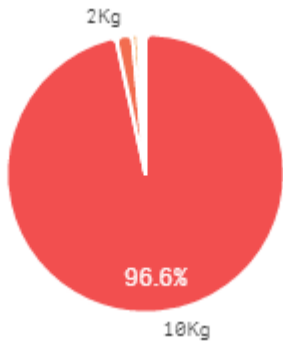
출하 품종별 거래물량 구성비



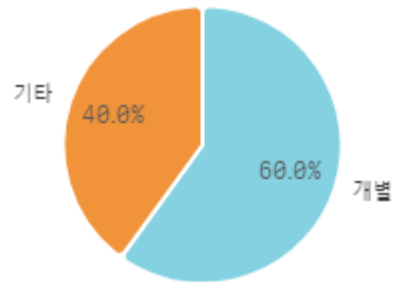
출하 품종별 거래금액 구성비



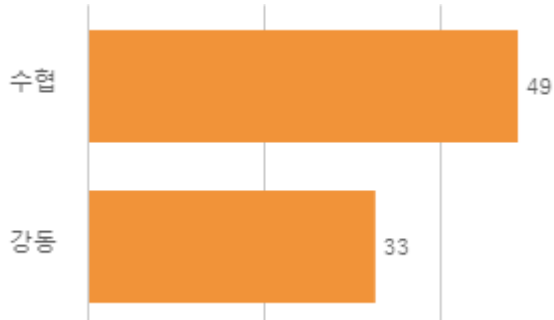
거래 단량별 물량 구성비



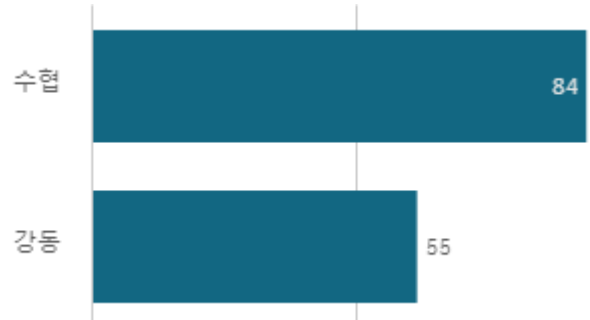
출하자별 거래물량 구성비



도매시장 법인별 거래물량(톤)

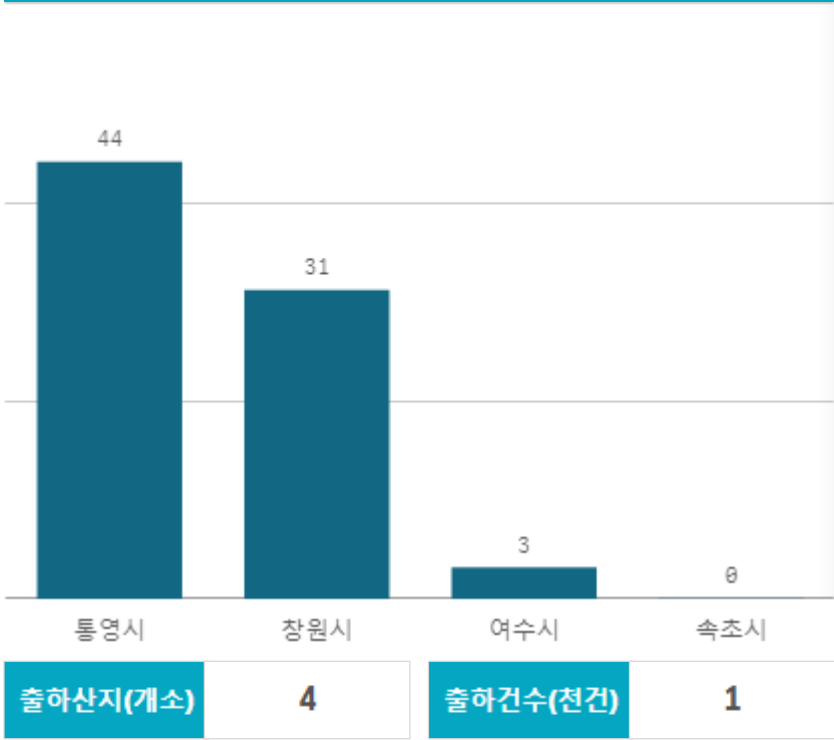


도매시장 법인별 거래금액(백만원)

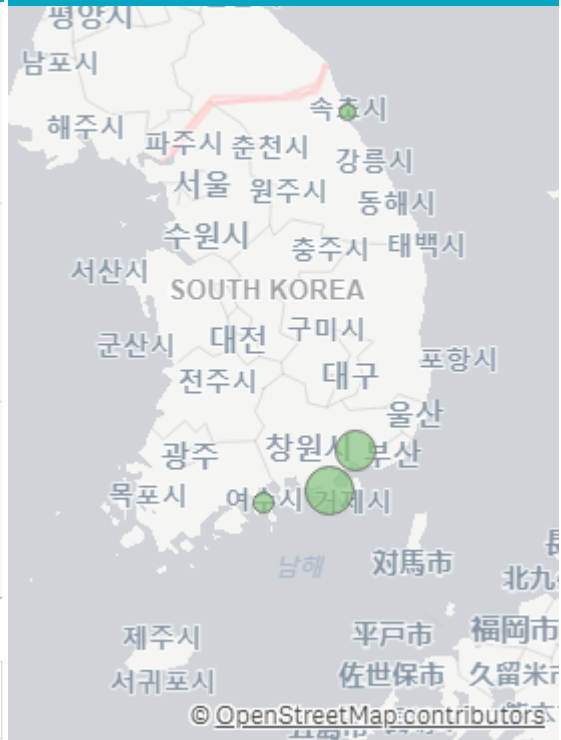


걸홍합(10Kg)

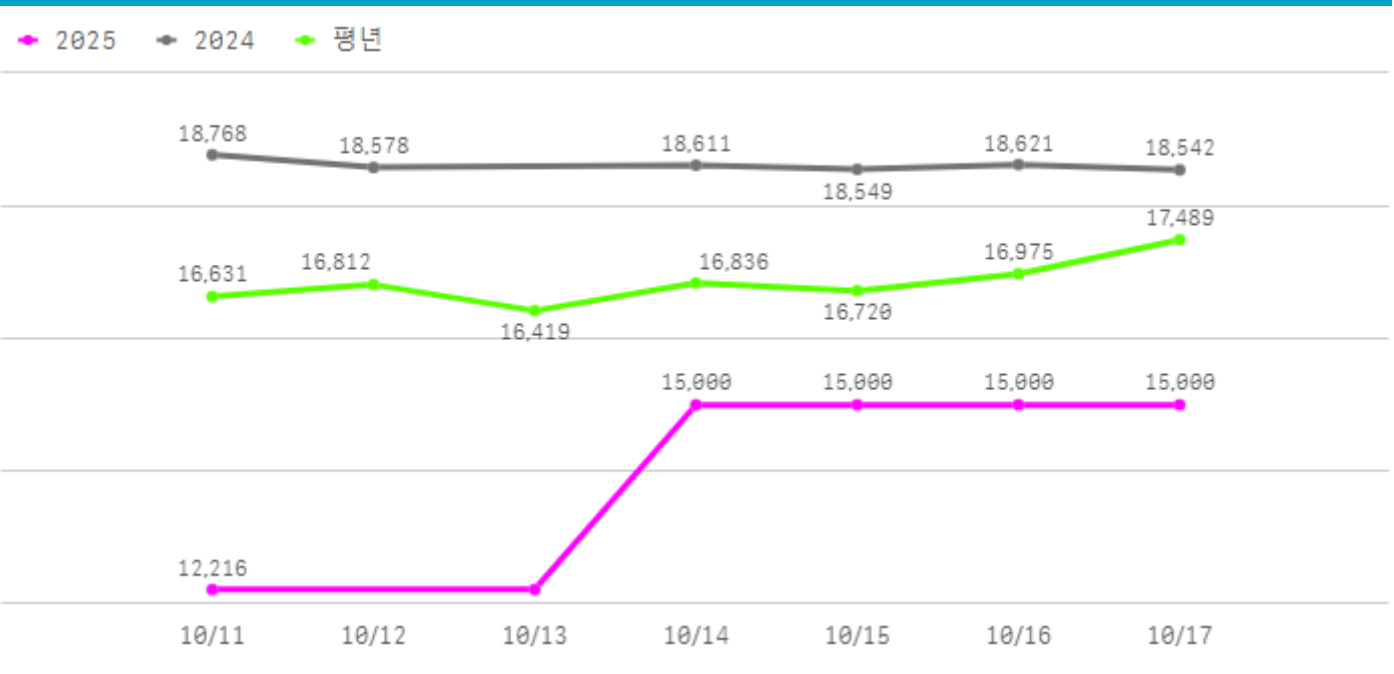
산지별 거래물량(톤)



산지별 주출하 시군구



주간 도매가격(원)



구분	금주(A)	전주(B)	전월(C)	전년(D)	평년(E)	A/B	A/C	A/D	A/E
가격(원)	14,205	12,216	12,028	18,612	16,275	116.3%	118.1%	76.3%	87.3%

※ 상품 가격 기준

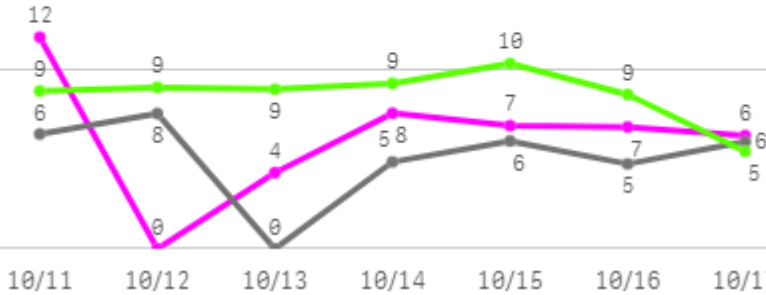
□ 곁홍합(10Kg) 주간 가격

구분	Q	품종	Q	단량	Q	특	상	보통	하
2025-10-11		곁홍합		10Kg		-	12,216	12,000	11,545
2025-10-13		곁홍합		10Kg		-	12,216	12,000	11,545
2025-10-14		곁홍합		10Kg		-	15,000	15,000	11,251
2025-10-15		곁홍합		10Kg		-	15,000	15,000	11,251
2025-10-16		곁홍합		10Kg		-	15,000	15,000	11,251
2025-10-17		곁홍합		10Kg		-	15,000	15,000	11,251
평균						-	14,072	14,000	11,349

오징어

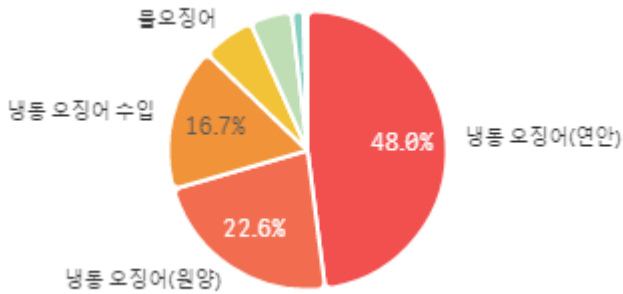
주간 반입량(톤)

2025 (pink) 2024 (grey) 평년 (green)

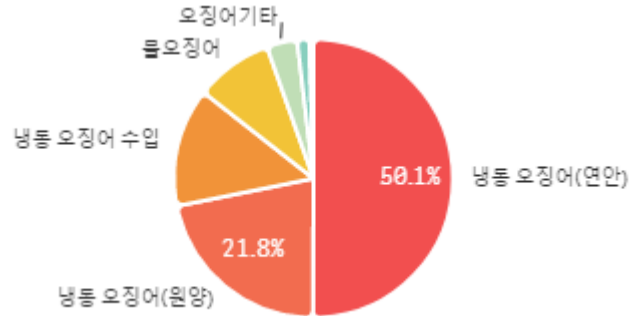


구분	금주(A)	전주(B)	전월(C)	전년(D)	평년(E)	A/B	A/C	A/D	A/E
물량(톤)	44	7	55	36	57	666.8%	80.3%	122.8%	77.0%

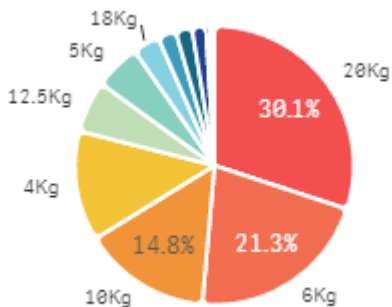
출하 품종별 거래물량 구성비



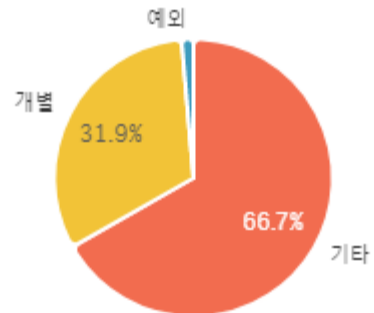
출하 품종별 거래금액 구성비



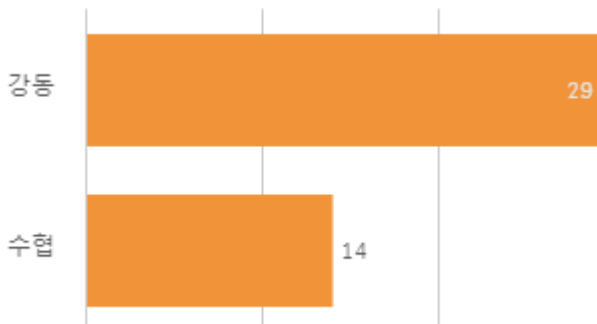
거래 단량별 물량 구성비



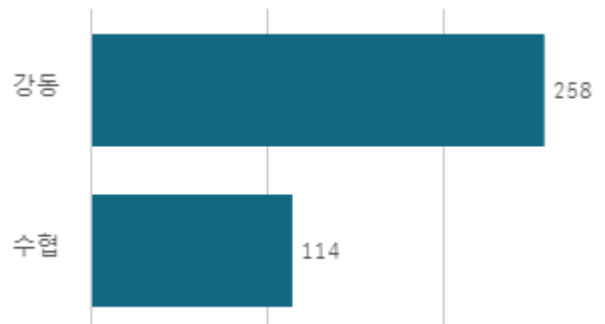
출하자별 거래물량 구성비



도매시장 법인별 거래물량(톤)

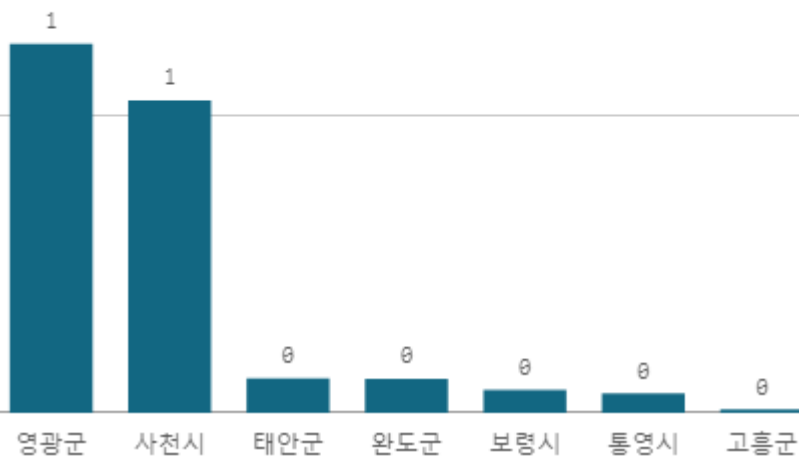


도매시장 법인별 거래금액(백만원)



물오징어(6Kg)

산지별 거래물량(톤)



산지별 주출하 시군구



출하산지(개소)

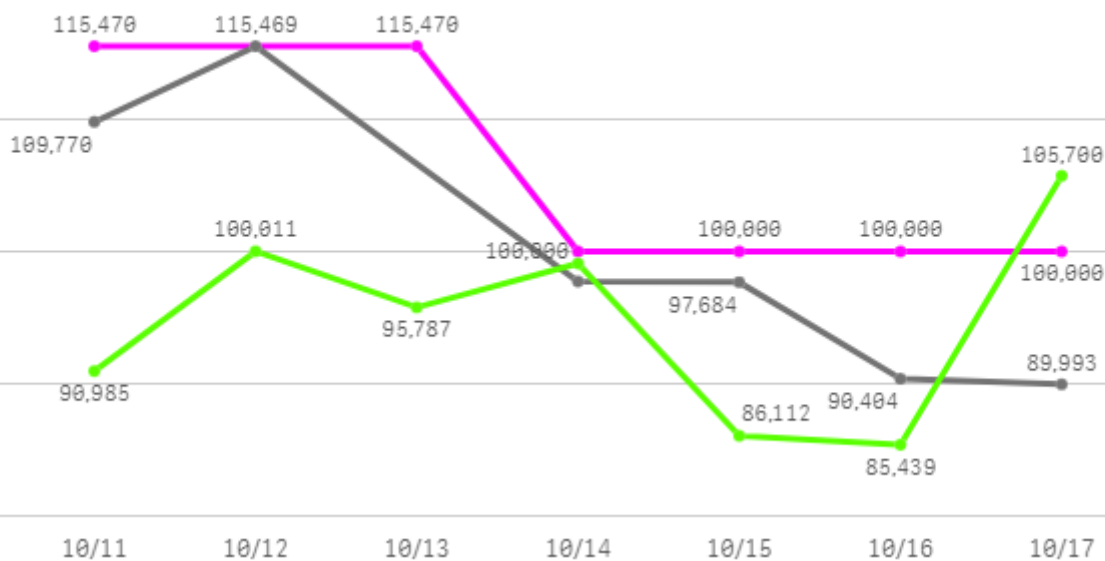
7

출하건수(천건)

0

주간 도매가격(원)

◆ 2025 ● 2024 ◆ 평년



구분	금주(A)	전주(B)	전월(C)	전년(D)	평년(E)	A/B	A/C	A/D	A/E
가격(원)	104,420	115,470	81,564	100,176	97,604	90.4%	128.0%	104.2%	107.0%

※ 상품 가격 기준

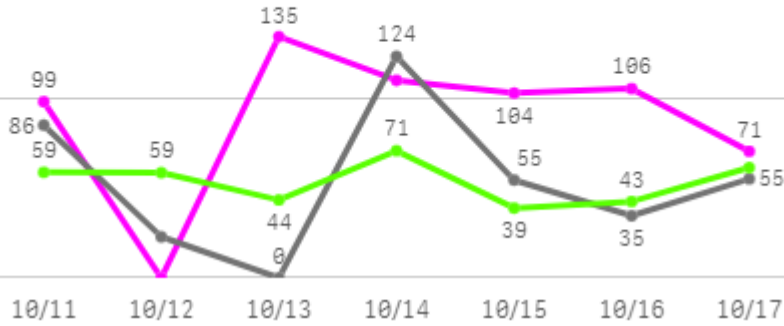
□ 물오징어(6Kg) 주간 가격

구분	Q	품종	Q	단량	Q	특	상	보통	하
2025-10-11		물오징어		6Kg		-	115,470	79,823	51,485
2025-10-13		물오징어		6Kg		-	115,470	79,823	51,485
2025-10-14		물오징어		6Kg		-	100,000	94,429	80,000
2025-10-15		물오징어		6Kg		-	100,000	94,429	80,000
2025-10-16		물오징어		6Kg		-	100,000	94,429	80,000
2025-10-17		물오징어		6Kg		-	100,000	94,429	80,000
평균						-	105,157	89,560	70,495

건멸치

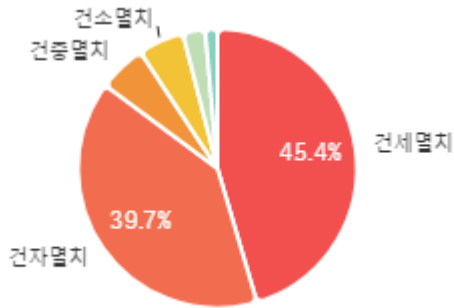
주간 반입량(톤)

◆ 2025 ● 2024 ▲ 평년

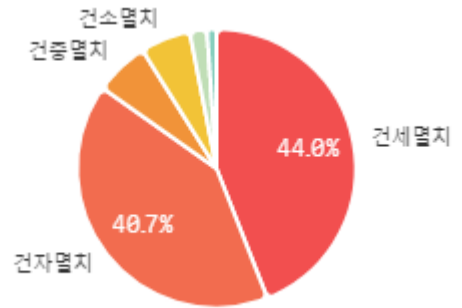


구분	금주(A)	전주(B)	전월(C)	전년(D)	평년(E)	A/B	A/C	A/D	A/E
물량(톤)	625	153	343	378	429	408.0%	182.0%	165.5%	145.9%

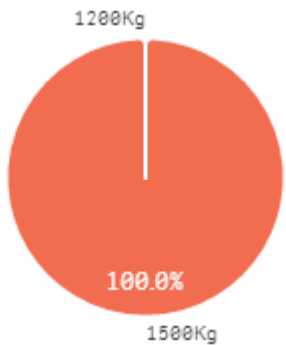
출하 품종별 거래물량 구성비



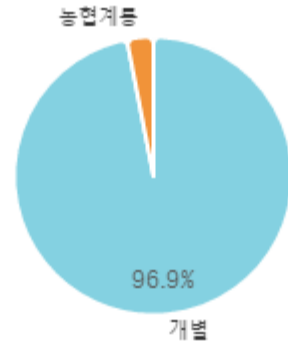
출하 품종별 거래금액 구성비



거래 단량별 물량 구성비



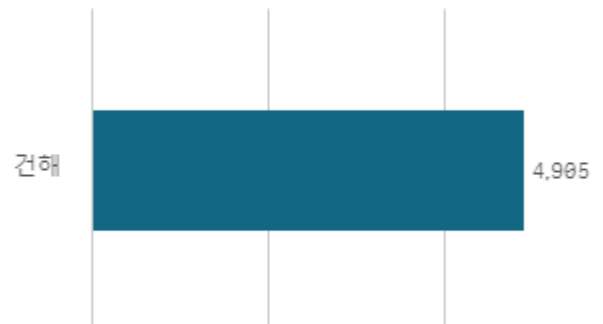
출하자별 거래물량 구성비



도매시장 법인별 거래물량(톤)

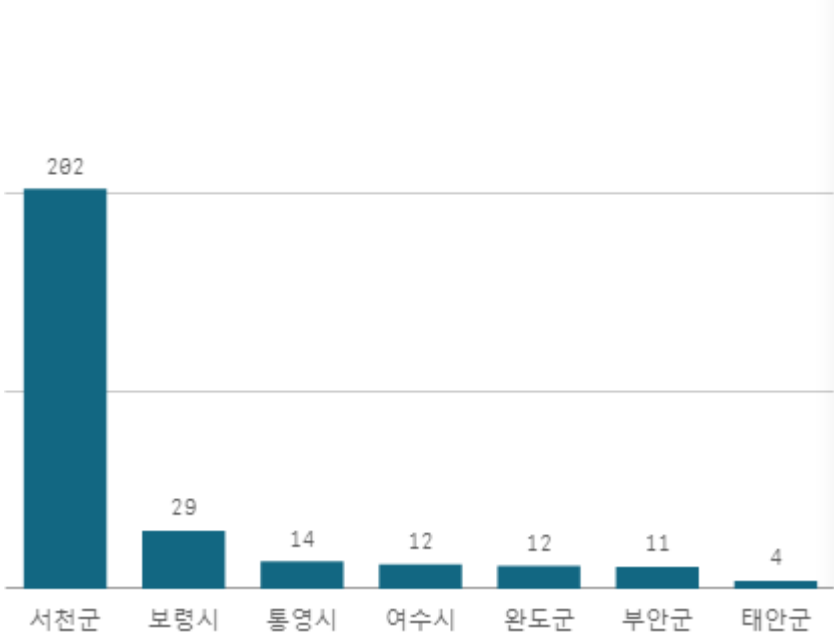


도매시장 법인별 거래금액(백만원)



건세멸치(1.5Kg)

산지별 거래물량(톤)



출하산지(개소)

7

출하건수(천건)

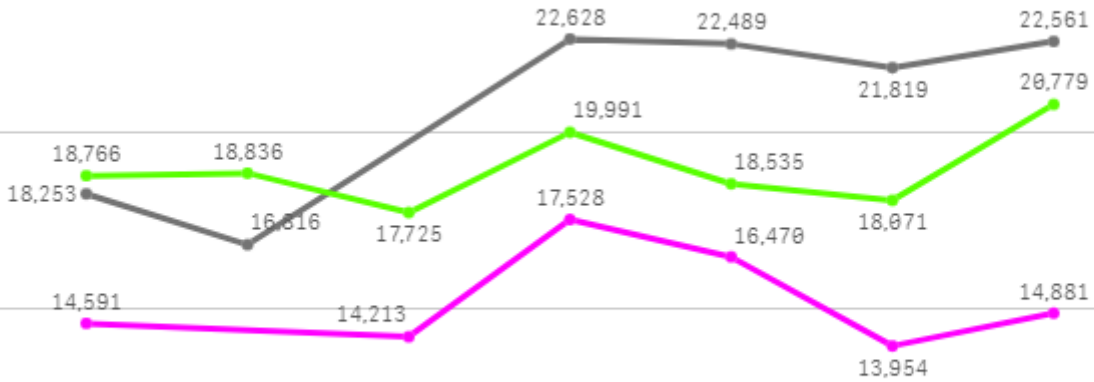
2

산지별 주출하 시군구



주간 도매가격(원)

◆ 2025 ● 2024 ◆ 평년



10/11 10/12 10/13 10/14 10/15 10/16 10/17

구분	금주(A)	전주(B)	전월(C)	전년(D)	평년(E)	A/B	A/C	A/D	A/E
가격(원)	15,273	15,970	19,343	20,761	18,350	95.6%	79.0%	73.6%	83.2%

※ 상품 가격 기준

□ 건세멸치(1.5Kg) 주간 가격

구분	Q	품종	Q	단량	Q	특	상	보통	하
2025-10-11		건세멸치		1.5Kg		-	14,591	11,157	7,755
2025-10-13		건세멸치		1.5Kg		-	14,213	10,703	7,171
2025-10-14		건세멸치		1.5Kg		-	17,528	11,464	7,041
2025-10-15		건세멸치		1.5Kg		-	16,470	11,883	7,745
2025-10-16		건세멸치		1.5Kg		-	13,954	10,345	6,628
2025-10-17		건세멸치		1.5Kg		-	14,881	10,876	7,104
평균						-	15,273	11,071	7,241