
2025년 가락시장

주요 품목 주간 거래동향

7월 5주차 주요 동향

[2025. 7.26. ~ 8.1.]



서울특별시농수산물공사

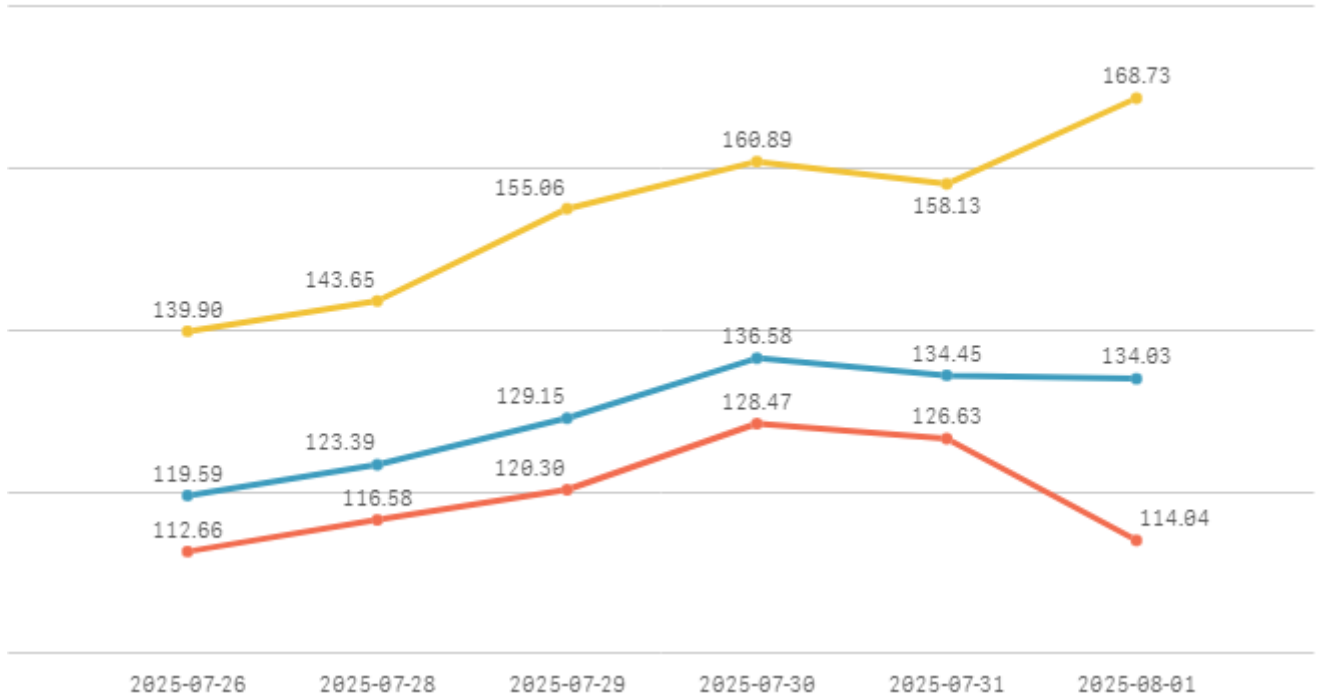
[데이터전략팀]

1. 주간 표준지수

※ 직전 5개년 평균가격을 지수 100으로 산정하여 100 이상일 경우 평년보다 상승, 100 이하일 경우 평년보다 하락

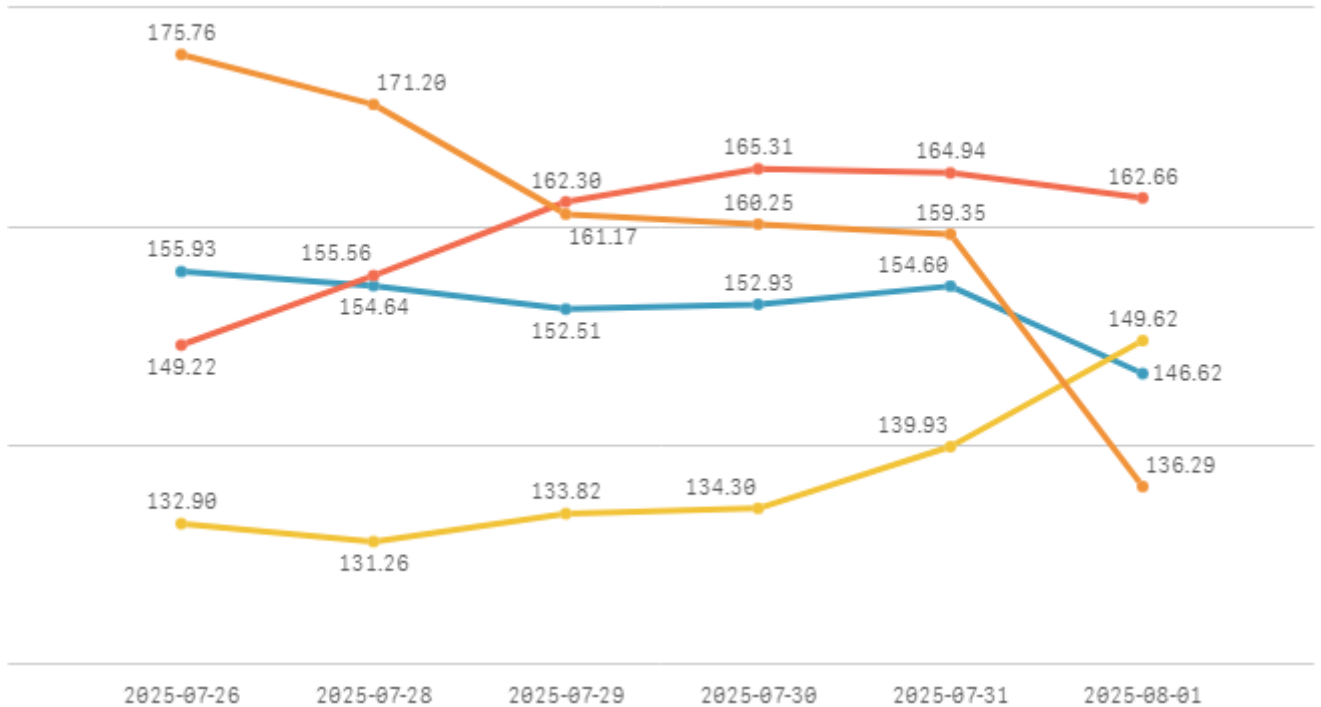
□ 청과부류

합계 채소계 과일계



□ 수산부류

합계 생선류 조개류 건어류



2. 주요 품목 주간 거래동향

주요 품목(종) 주간동향 (2025.07.26 ~ 08.01)

품종 단위	Q	금주평균	전주평균	전월평균	전년평균	5년평균 가격	전주대비	전월대비	전년대비	5년평균 대비
간마늘 대서(20키로)		141,580	142,899	154,240	129,942	141,872	-1% ▼	-8% ▼	9% ▲	-0% ▼
(선)갈치(5키로상자)		105,063	143,888	177,062	69,236	90,801	-27% ▼	-41% ▼	52% ▲	16% ▲
물오징어(6키로상자)		76,505	66,918	85,473	97,411	66,784	14% ▲	-10% ▼	-21% ▼	15% ▲
사과 아오리(10키로상자)		64,798	64,705	-	49,029	46,052	0% ▲	-	32% ▲	41% ▲
사과 썬머킹(10키로상자)		60,475	66,338	-	49,292	51,253	-9% ▼	-	23% ▲	18% ▲
복숭아 천홍(천)(10키로상자)		58,650	47,986	-	23,293	36,263	22% ▲	-	152% ▲	62% ▲
청양고추(10키로상자)		54,611	74,890	39,613	51,611	40,719	-27% ▼	38% ▲	6% ▲	34% ▲
백다다기오이(100개)		53,110	46,598	47,948	82,380	53,793	14% ▲	11% ▲	-36% ▼	-1% ▼
복숭아 경봉(백)(10키로상자)		52,756	60,283	-	31,996	39,095	-12% ▼	-	65% ▲	35% ▲
(냉)고등어 수입(10키로상자)		50,148	51,453	48,828	38,019	37,394	-3% ▼	3% ▲	32% ▲	34% ▲
참외(일반)(10키로상자)		45,915	34,235	18,880	38,815	38,867	34% ▲	143% ▲	18% ▲	18% ▲
상추 포기잡(4키로상자)		45,103	29,108	25,048	62,119	49,495	55% ▲	80% ▲	-27% ▼	-9% ▼
오이맛고추(10키로상자)		40,830	36,059	28,568	53,428	33,365	13% ▲	43% ▲	-24% ▼	22% ▲
수박(일반)(10키로상자)		35,879	28,550	17,720	27,764	28,656	26% ▲	102% ▲	29% ▲	25% ▲
감자 수미(햇)(20키로상자)		35,395	33,064	26,449	26,423	30,157	7% ▲	34% ▲	34% ▲	17% ▲
자두 도담(5키로상자)		34,951	31,070	-	28,324	33,442	12% ▲	-	23% ▲	5% ▲
배 신고(15키로상자)		30,518	30,659	37,713	170,912	73,482	-0% ▼	-19% ▼	-82% ▼	-58% ▼
대왕자두(5키로상자)		30,286	31,604	-	22,433	28,050	-4% ▼	-	35% ▲	8% ▲
포도 캠벨얼리(3키로상자)		29,680	27,623	37,907	27,997	27,513	7% ▲	-22% ▼	6% ▲	8% ▲
멜론 머스크(8키로상자)		29,595	32,705	32,989	26,797	26,647	-10% ▼	-10% ▼	10% ▲	11% ▲
당근(20키로상자)		27,312	23,771	23,369	71,505	40,832	15% ▲	17% ▲	-62% ▼	-33% ▼
호박밤 고구마(10키로상자)		25,061	26,213	27,721	21,888	26,575	-4% ▼	-10% ▼	14% ▲	-6% ▼
토마토(5키로상자)		23,291	19,514	8,656	11,749	15,695	19% ▲	169% ▲	98% ▲	48% ▲
바나나 수입(13키로상자)		21,148	21,153	24,956	17,789	20,537	-0% ▼	-15% ▼	19% ▲	3% ▲
애호박(20개)		20,340	14,140	20,040	32,559	21,973	44% ▲	1% ▲	-38% ▼	-7% ▼
복숭아 단황도(황)(2.5키로상자)		19,347	15,830	-	11,349	16,042	22% ▲	-	70% ▲	21% ▲
포도 샤인머스켓(2키로상자)		19,019	18,501	31,844	19,973	27,324	3% ▲	-40% ▼	-5% ▼	-30% ▼
건세멸치(1.5키로상자)		18,706	20,335	17,577	18,288	19,402	-8% ▼	6% ▲	2% ▲	-4% ▼
찰옥수수(8키로)		18,509	18,353	27,377	17,547	15,413	1% ▲	-32% ▼	5% ▲	20% ▲
대추방울토마토(3키로상자)		18,062	14,774	9,957	15,717	15,361	22% ▲	81% ▲	15% ▲	18% ▲
열무(4키로상자)		17,542	14,554	11,655	16,402	13,610	21% ▲	51% ▲	7% ▲	29% ▲
포도 거봉(2키로상자)		16,519	20,429	24,604	18,454	19,986	-19% ▼	-33% ▼	-10% ▼	-17% ▼
빨강 파프리카(5키로상자)		15,843	11,186	19,237	17,545	17,858	42% ▲	-18% ▼	-10% ▼	-11% ▼
배추(10키로망대)		14,461	9,928	6,464	11,747	12,567	46% ▲	124% ▲	23% ▲	15% ▲
겉종합(10키로망대)		14,077	14,023	14,210	10,706	12,185	0% ▲	-1% ▼	31% ▲	16% ▲
가지(8키로상자)		14,063	19,445	20,750	27,057	23,251	-28% ▼	-32% ▼	-48% ▼	-40% ▼
무(20키로상자)		12,886	12,087	10,366	18,385	15,929	7% ▲	24% ▲	-30% ▼	-19% ▼
양배추(8키로망대)		9,394	6,868	4,378	5,582	7,042	37% ▲	115% ▲	68% ▲	33% ▲
팽이버섯(5키로상자)		9,241	8,626	7,422	9,658	9,324	7% ▲	25% ▲	-4% ▼	-1% ▼
새송이버섯(2키로상자)		5,526	5,976	6,234	4,938	4,953	-8% ▼	-11% ▼	12% ▲	12% ▲
부추(일반)(500그램단)		2,108	2,098	860	1,489	1,982	1% ▲	145% ▲	42% ▲	6% ▲
대파(일반)(1키로단)		1,916	1,579	1,180	1,601	1,540	21% ▲	62% ▲	20% ▲	24% ▲
양파(1키로)		1,062	1,104	813	1,137	1,090	-4% ▼	31% ▲	-7% ▼	-3% ▼

□ 품종별 등락가격 비교(전주대비)

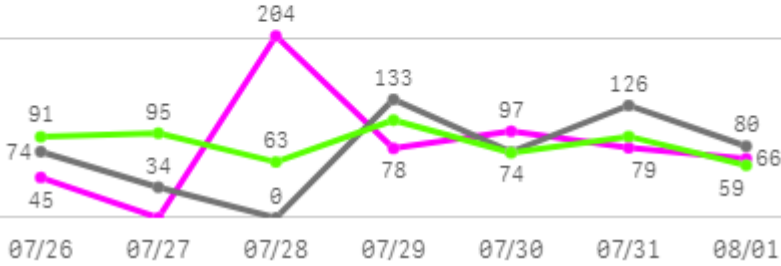
구분	품목(종)명
상승 품목(종)	감자 수미(햇)(7%),당근(15%),대추방울토마토(22%),대파(일반)(21%),무(7%),물오징어(14%),배추(46%),백다다기오이(14%),복숭아 단황도(황)(22%),복숭아 천홍(천)(22%),빨강 파프리카(42%),상추 포기잡(55%),수박(일반)(26%),애호박(44%),양배추(37%),열무(21%),오이맛고추(13%),자두 도담(12%),참외(일반)(34%),토마토(19%),팽이버섯(7%),포도 캠벨얼리(7%)
하락 품목(종)	(선)갈치(-27%),가지(-28%),건세멸치(-8%),멜론 머스크(-10%),복숭아 경봉(백)(-12%),사과 썸머킹(-9%),새송이버섯(-8%),청양고추(-27%),포도 거봉(-19%)
보합 품목(종)(+5%)	(냉)고등어 수입,겉홍합,깐마늘 대서,대왕자두,바나나 수입,배 신고,부추(일반),사과 아오리,양파,찰옥수수,포도 샤인머스켓,호박밤 고구마

3. 품목(종)별 주간 거래동향

고구마

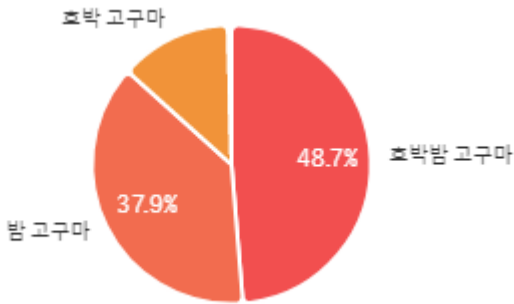
주간 반입량(톤)

● 2025 ● 2024 ● 평년

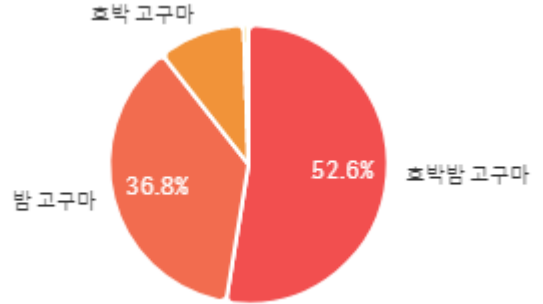


구분	금주(A)	전주(B)	전월(C)	전년(D)	평년(E)	A/B	A/C	A/D	A/E
물량(톤)	569	460	481	522	625	123.6%	118.3%	109.1%	91.0%

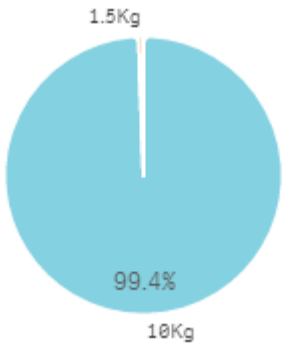
출하 품종별 거래물량 구성비



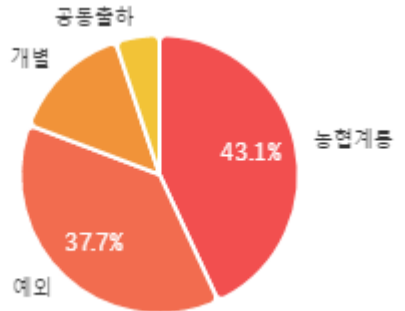
출하 품종별 거래금액 구성비



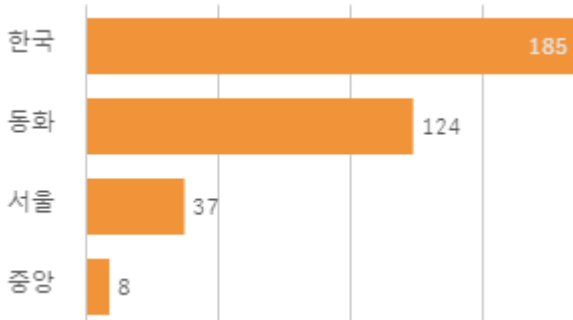
거래 단량별 물량 구성비



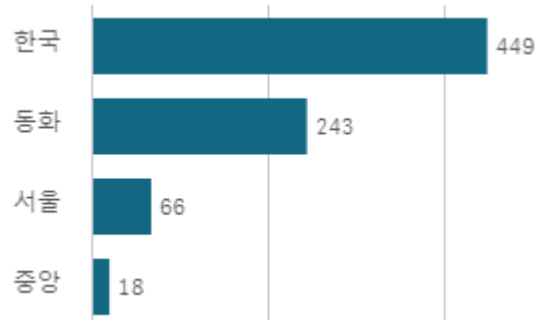
출하자별 거래물량 구성비



도매시장 법인별 거래물량(톤)

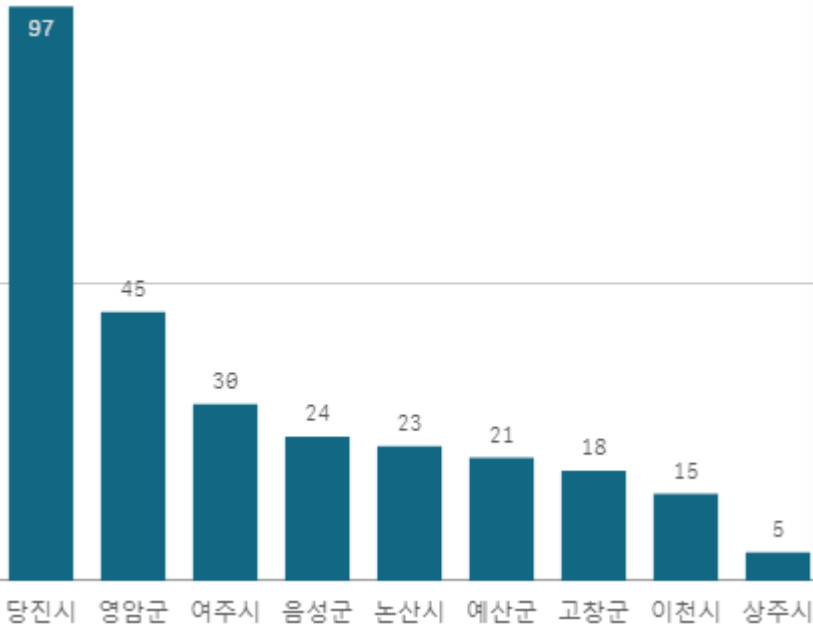


도매시장 법인별 거래금액(백만원)



호박밤 고구마(10Kg)

산지별 거래물량(톤)



출하산지(개소)

9

출하건수(천건)

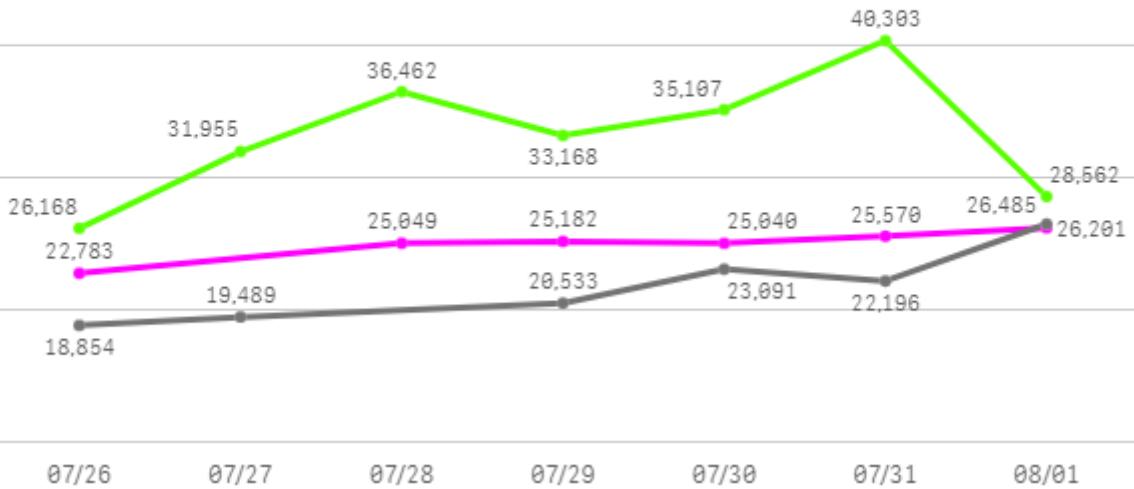
1

산지별 주출하 시군구



주간 도매가격(원)

◆ 2025 ● 2024 ▲ 평년



구분	금주(A)	전주(B)	전월(C)	전년(D)	평년(E)	A/B	A/C	A/D	A/E
가격(원)	25,061	26,213	27,721	21,888	26,575	95.6%	90.4%	114.5%	94.3%

※ 상품 가격 기준

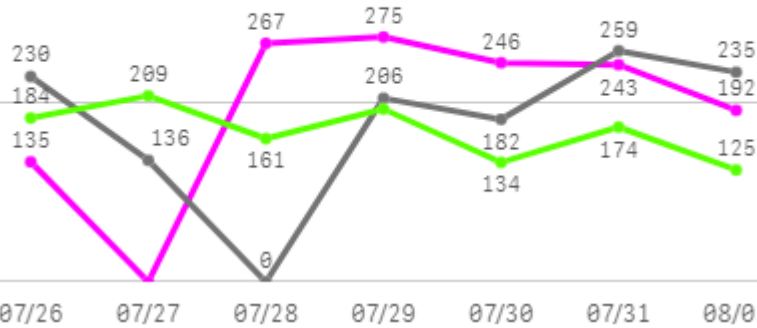
□ 호박밤 고구마(10Kg) 주간 가격

구분	Q	품종	Q	단량	Q	특	상	보통	하
2025-07-26		호박밤 고구마		10Kg		25,508	22,783	15,639	9,192
2025-07-28		호박밤 고구마		10Kg		28,281	25,049	20,333	10,720
2025-07-29		호박밤 고구마		10Kg		28,000	25,182	20,502	10,501
2025-07-30		호박밤 고구마		10Kg		28,079	25,040	19,718	7,854
2025-07-31		호박밤 고구마		10Kg		28,755	25,570	19,836	7,144
2025-08-01		호박밤 고구마		10Kg		29,922	26,201	20,725	9,032
평균						28,091	24,971	19,459	9,074

감자

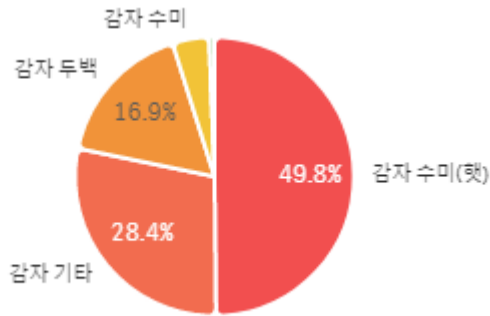
주간 반입량(톤)

◆ 2025 ● 2024 ▲ 평년

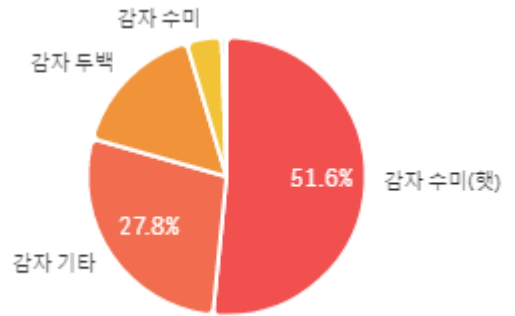


구분	금주(A)	전주(B)	전월(C)	전년(D)	평년(E)	A/B	A/C	A/D	A/E
물량(톤)	1,358	1,473	2,068	1,249	1,237	92.2%	65.7%	108.7%	109.8%

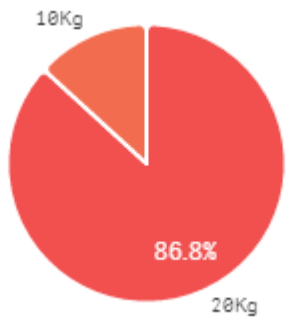
출하 품종별 거래물량 구성비



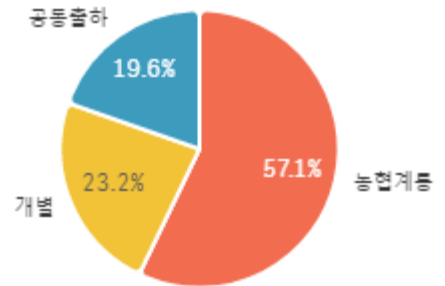
출하 품종별 거래금액 구성비



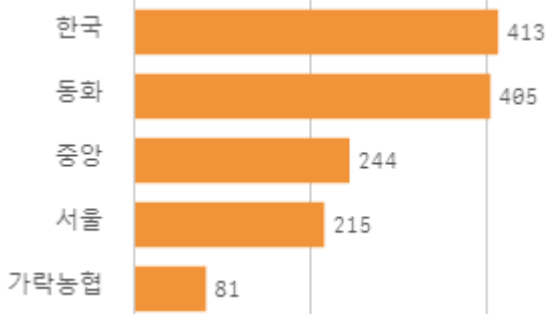
거래 단량별 물량 구성비



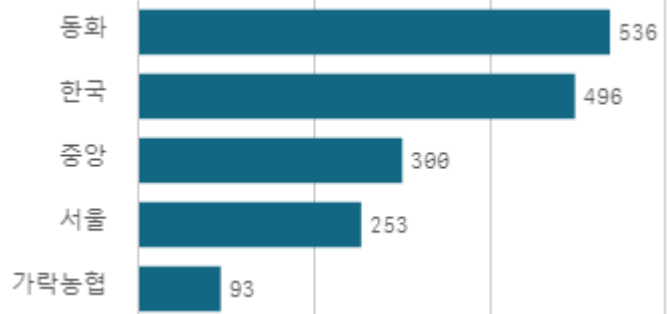
출하자별 거래물량 구성비



도매시장 법인별 거래물량(톤)

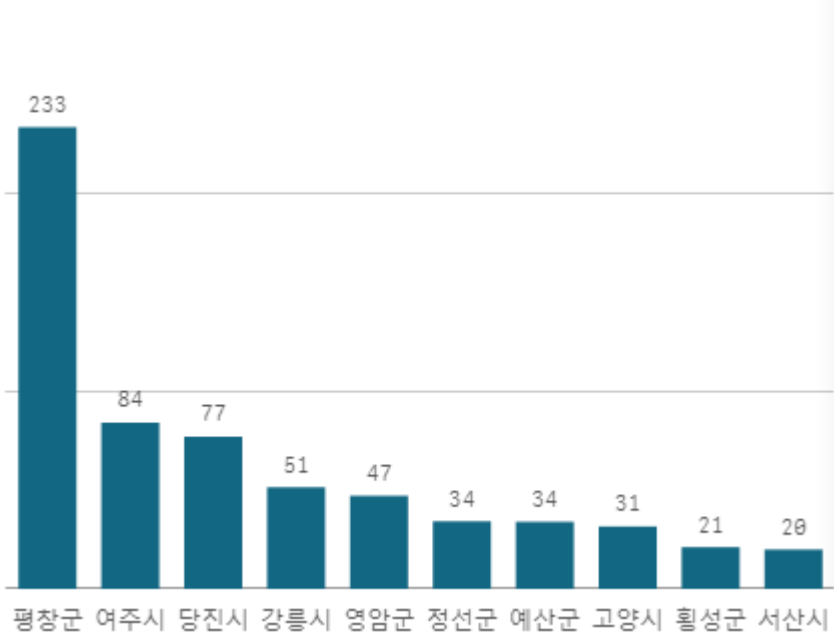


도매시장 법인별 거래금액(백만원)



감자 수미(햇) (20Kg)

산지별 거래물량(톤)



출하산지(개소)

22

출하건수(천건)

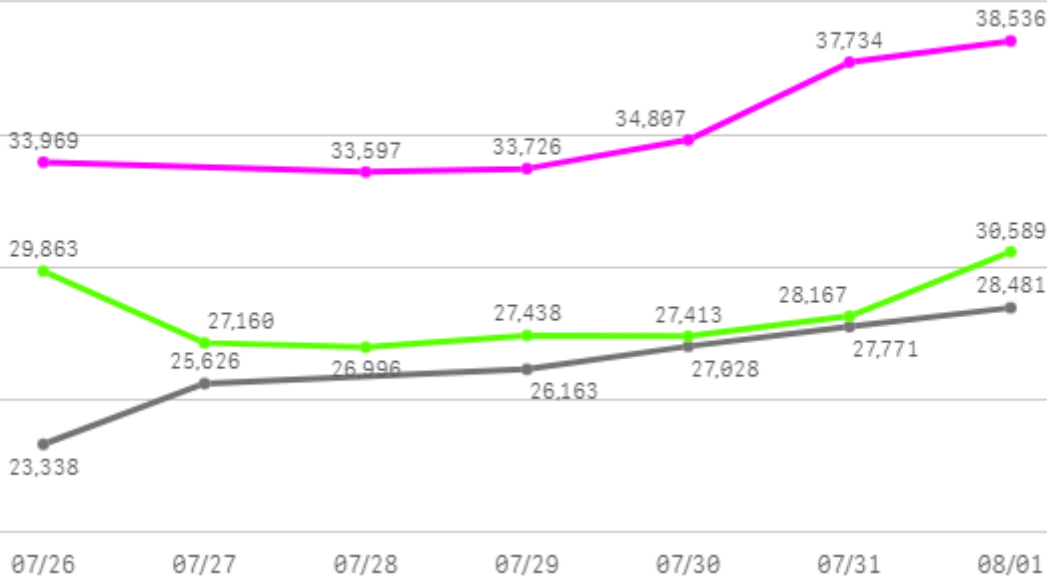
1

산지별 주출하 시군구



주간 도매가격(원)

◆ 2025 ● 2024 ◆ 평년



구분	금주(A)	전주(B)	전월(C)	전년(D)	평년(E)	A/B	A/C	A/D	A/E
가격(원)	35,395	33,064	26,449	26,423	30,157	107.0%	133.8%	134.0%	117.4%

※ 상품 가격 기준

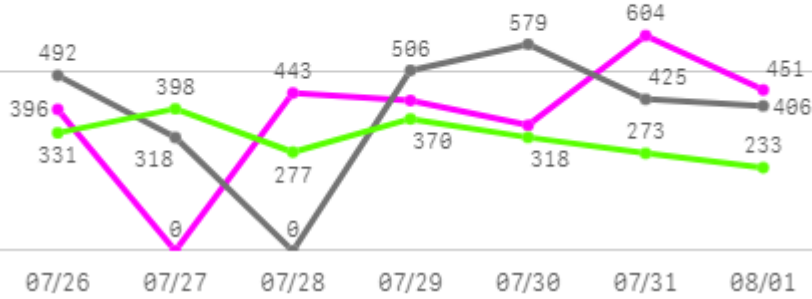
□ 감자 수미(햇)(20Kg) 주간 가격

구분	Q	품종	Q	단량	Q	특	상	보통	하
2025-07-26		감자 수미(햇)		20Kg		38,191	33,969	25,314	11,760
2025-07-28		감자 수미(햇)		20Kg		38,061	33,597	24,545	11,837
2025-07-29		감자 수미(햇)		20Kg		38,310	33,726	27,713	12,808
2025-07-30		감자 수미(햇)		20Kg		39,581	34,807	27,267	10,947
2025-07-31		감자 수미(햇)		20Kg		41,956	37,734	29,921	11,462
2025-08-01		감자 수미(햇)		20Kg		42,539	38,536	28,435	10,811
평균						39,773	35,395	27,199	11,604

배추

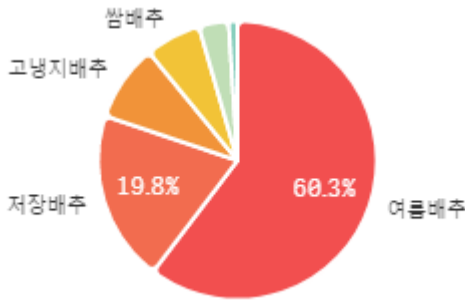
주간 반입량(톤)

◆ 2025 ● 2024 ▲ 평년

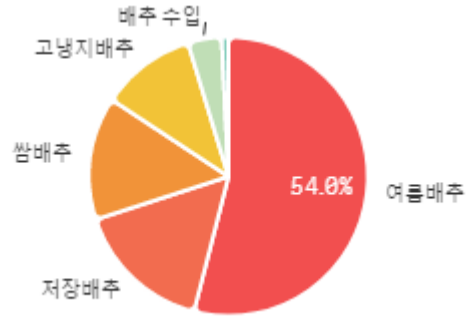


구분	금주(A)	전주(B)	전월(C)	전년(D)	평년(E)	A/B	A/C	A/D	A/E
물량(톤)	2,667	3,222	2,107	2,726	2,300	82.8%	126.6%	97.9%	116.0%

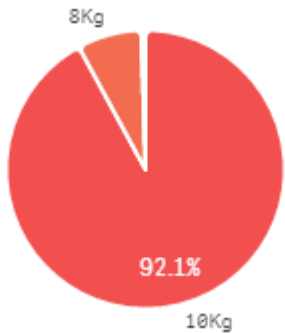
출하 품종별 거래물량 구성비



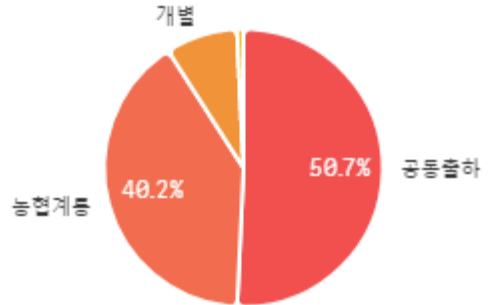
출하 품종별 거래금액 구성비



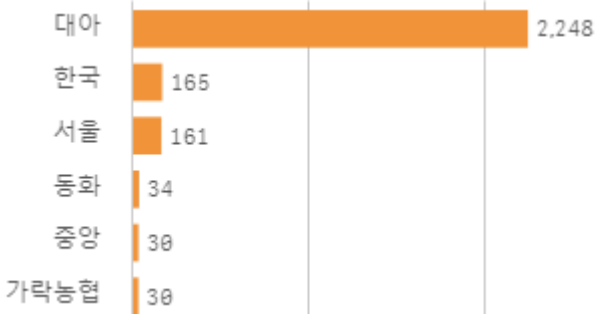
거래 단량별 물량 구성비



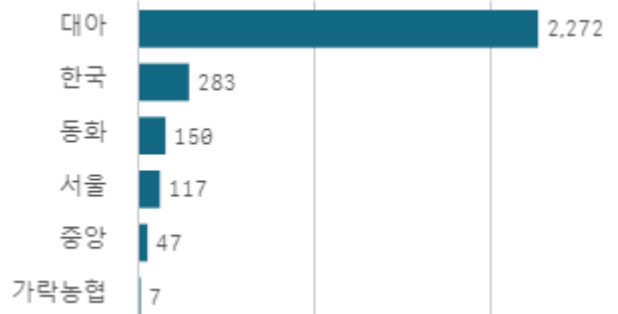
출하자별 거래물량 구성비



도매시장 법인별 거래물량(톤)

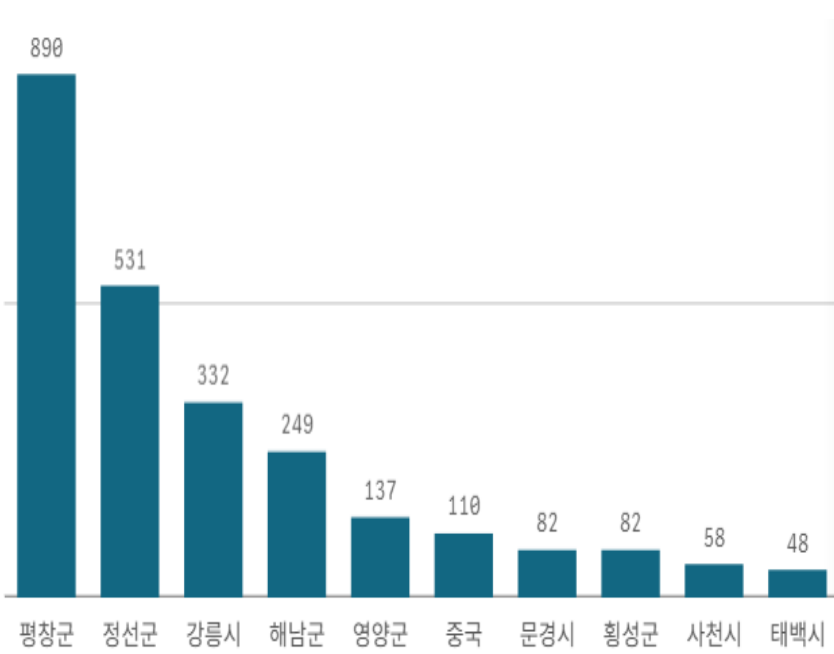


도매시장 법인별 거래금액(백만원)



배추(10Kg)

산지별 거래물량(톤)



출하산지(개소)

19

출하건수(천건)

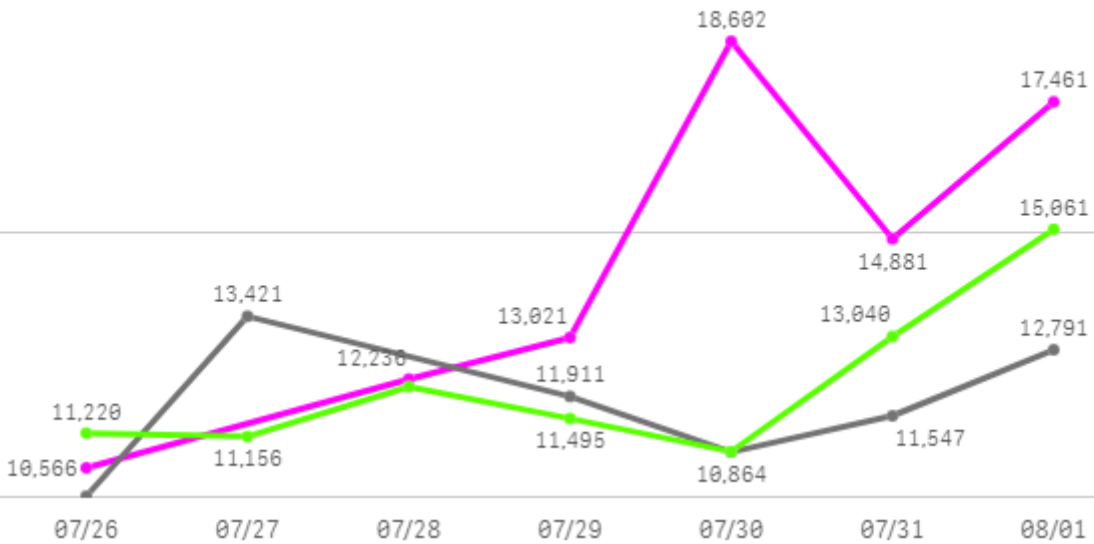
2

산지별 주출하 시군구



주간 도매가격(원)

◆ 2025 ● 2024 ◆ 평년



구분	금주(A)	전주(B)	전월(C)	전년(D)	평년(E)	A/B	A/C	A/D	A/E
가격(원)	14,461	9,928	6,464	11,747	12,567	145.7%	223.7%	123.1%	115.1%

※ 상품 가격 기준

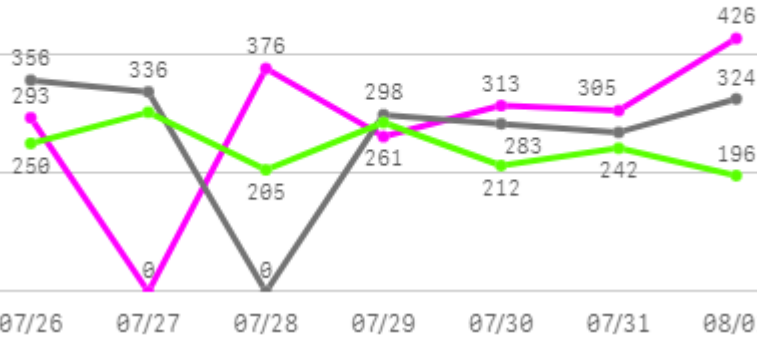
□ 배추(10Kg) 주간 가격

구분	Q	품종	Q	단량	Q	특	상	보통	하
2025-07-26		배추		10Kg		13,992	10,566	5,420	1,404
2025-07-28		배추		10Kg		14,986	12,236	7,735	2,285
2025-07-29		배추		10Kg		16,508	13,021	8,244	3,270
2025-07-30		배추		10Kg		21,574	18,602	14,269	6,383
2025-07-31		배추		10Kg		18,660	14,881	7,137	2,234
2025-08-01		배추		10Kg		20,364	17,461	7,478	3,845
평균						17,681	14,461	8,381	3,237

양배추

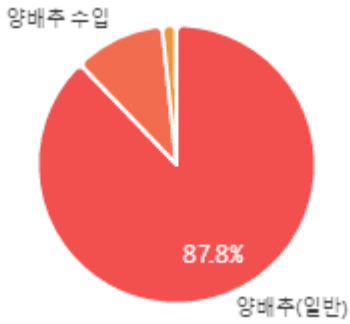
주간 반입량(톤)

◆ 2025 ● 2024 ▲ 평년

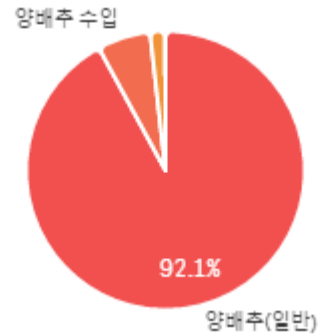


구분	금주(A)	전주(B)	전월(C)	전년(D)	평년(E)	A/B	A/C	A/D	A/E
물량(톤)	1,974	1,566	1,625	1,865	1,816	126.1%	121.4%	105.8%	108.7%

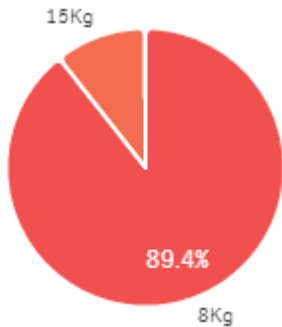
출하 품종별 거래물량 구성비



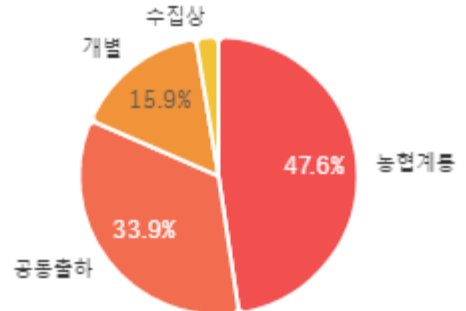
출하 품종별 거래금액 구성비



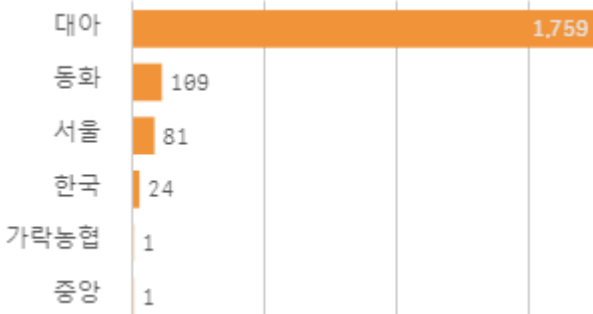
거래 단량별 물량 구성비




출하자별 거래물량 구성비



도매시장 법인별 거래물량(톤)

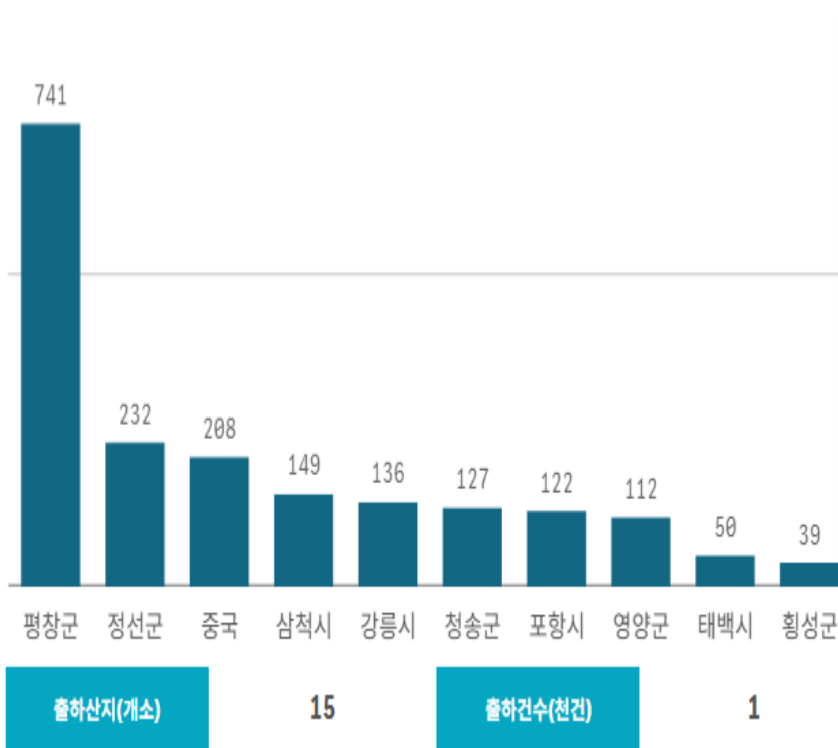


도매시장 법인별 거래금액(백만원)



양배추(8Kg)

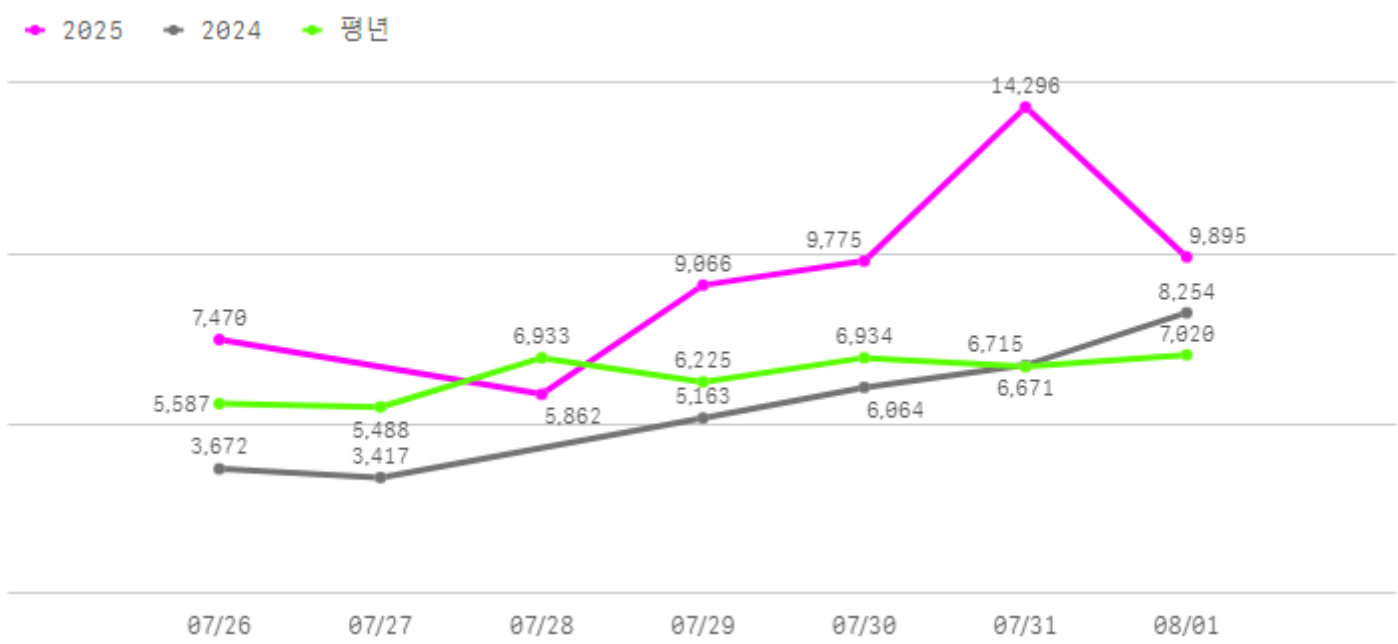
산지별 거래물량(톤)



산지별 주출하 시군구



주간 도매가격(원)



구분	금주(A)	전주(B)	전월(C)	전년(D)	평년(E)	A/B	A/C	A/D	A/E
가격(원)	9,394	6,868	4,378	5,582	7,042	136.8%	214.6%	168.3%	133.4%

※ 상품 가격 기준

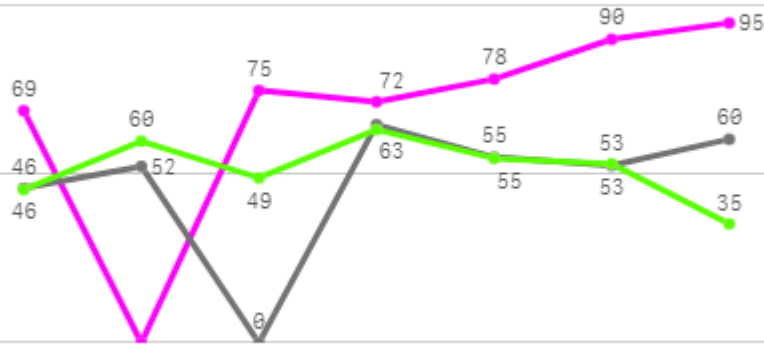
□ 양배추(8Kg) 주간 가격

구분	Q	품종	Q	단량	Q	특	상	보통	하
2025-07-26		양배추		8Kg		8,897	7,470	5,410	3,920
2025-07-28		양배추		8Kg		9,187	5,862	3,592	2,117
2025-07-29		양배추		8Kg		13,256	9,066	6,283	3,330
2025-07-30		양배추		8Kg		13,685	9,775	6,590	3,336
2025-07-31		양배추		8Kg		18,319	14,296	10,330	5,592
2025-08-01		양배추		8Kg		14,008	9,895	6,307	2,852
평균						12,892	9,394	6,419	3,525

상추

주간 반입량(톤)

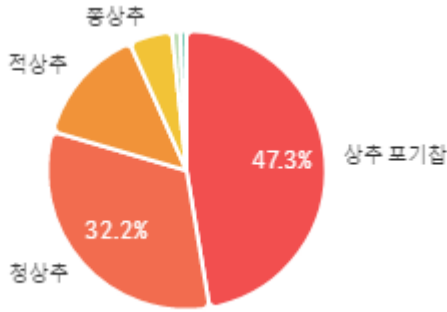
◆ 2025 ● 2024 ▲ 평년



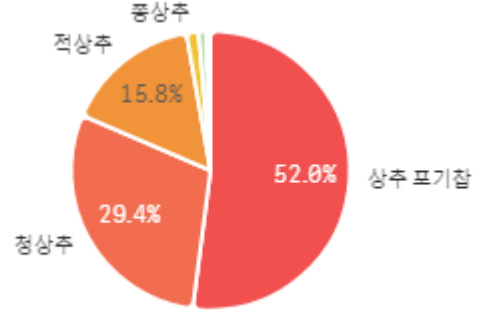
07/26 07/27 07/28 07/29 07/30 07/31 08/01

구분	금주(A)	전주(B)	전월(C)	전년(D)	평년(E)	A/B	A/C	A/D	A/E
물량(톤)	479	417	392	331	378	114.9%	122.1%	144.5%	126.9%

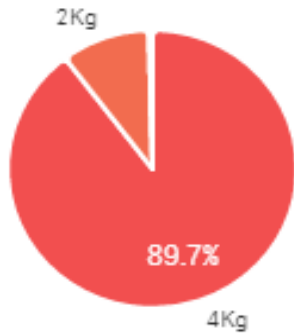
출하 품종별 거래물량 구성비



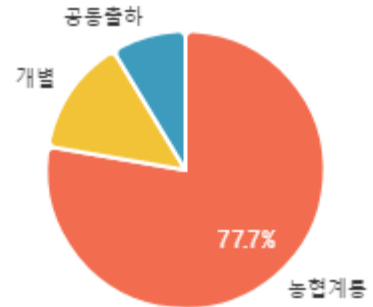
출하 품종별 거래금액 구성비



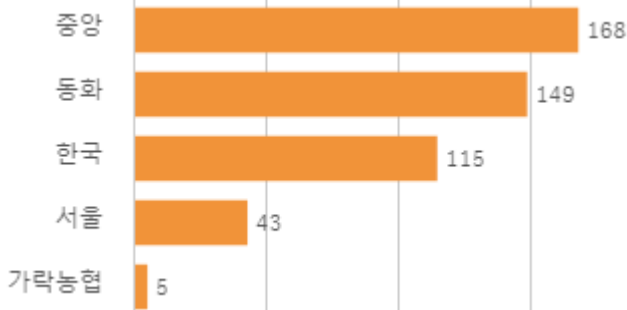
거래 단량별 물량 구성비



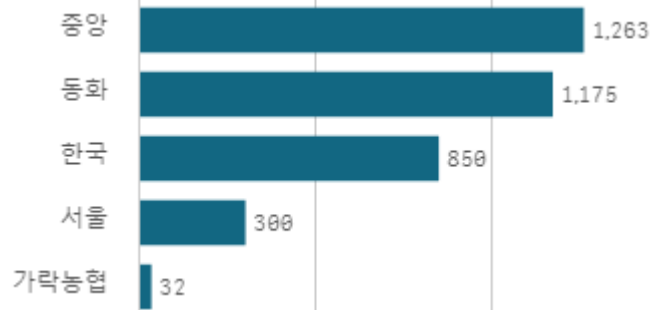
출하자별 거래물량 구성비



도매시장 법인별 거래물량(톤)

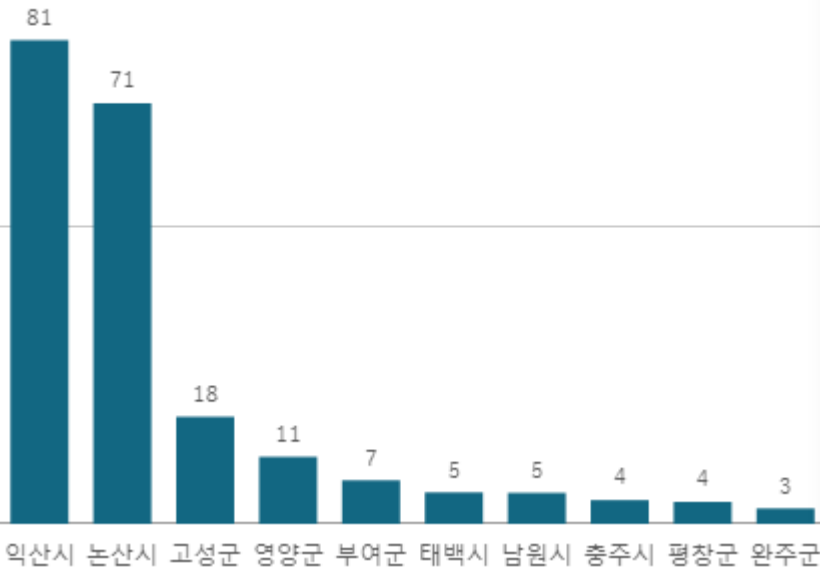


도매시장 법인별 거래금액(백만원)



상추 포기잡(4Kg)

산지별 거래물량(톤)



출하산지(개소)

40

출하건수(천건)

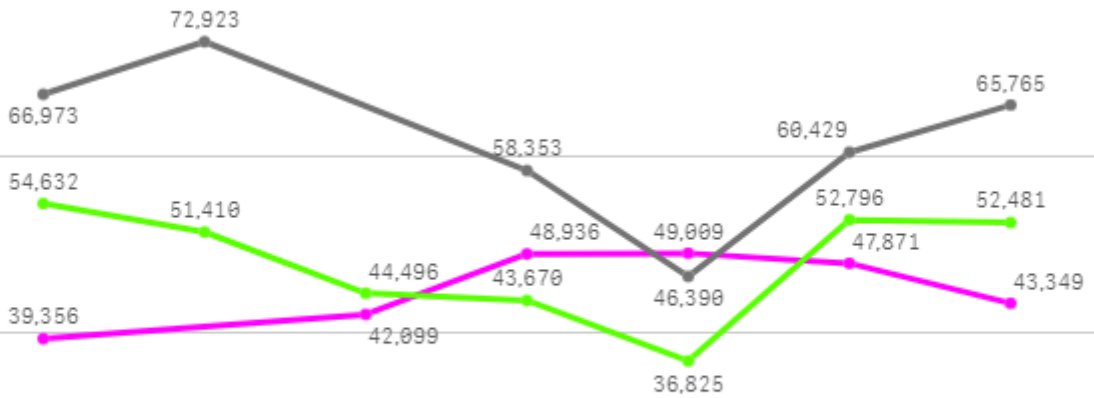
2

산지별 주출하 시군구



주간 도매가격(원)

◆ 2025 ● 2024 ◆ 평년



07/26 07/27 07/28 07/29 07/30 07/31 08/01

구분	금주(A)	전주(B)	전월(C)	전년(D)	평년(E)	A/B	A/C	A/D	A/E
가격(원)	45,103	29,108	25,048	62,119	49,495	155.0%	180.1%	72.6%	91.1%

※ 상품 가격 기준

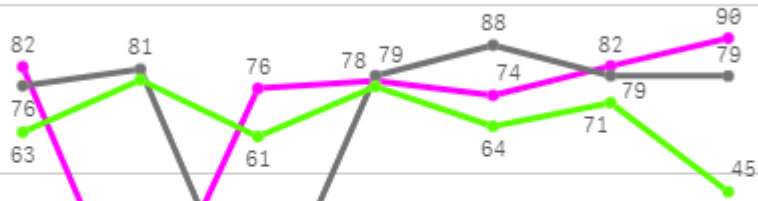
□ 상추 포기잡(4Kg) 주간 가격

구분	Q	품종	Q	단량	Q	특	상	보통	하
2025-07-26		상추 포기잡		4Kg		-	39,356	30,835	22,596
2025-07-28		상추 포기잡		4Kg		-	42,099	35,774	27,352
2025-07-29		상추 포기잡		4Kg		-	48,936	40,988	31,762
2025-07-30		상추 포기잡		4Kg		-	49,009	40,254	30,823
2025-07-31		상추 포기잡		4Kg		-	47,871	32,872	21,084
2025-08-01		상추 포기잡		4Kg		-	43,349	32,095	20,109
평균						-	45,103	35,470	25,621

부추

주간 반입량(톤)

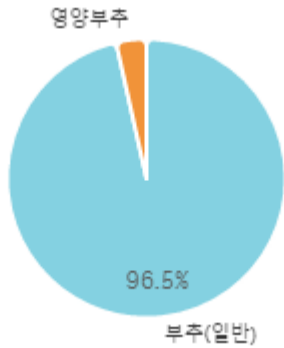
◆ 2025 ● 2024 ▲ 평년



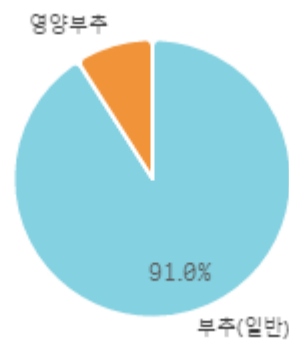
07/26 07/27 07/28 07/29 07/30 07/31 08/01

구분	금주(A)	전주(B)	전월(C)	전년(D)	평년(E)	A/B	A/C	A/D	A/E
물량(톤)	482	490	455	484	456	98.4%	105.8%	99.5%	105.7%

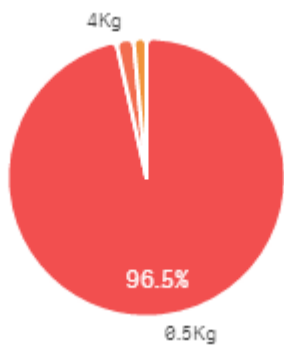
출하 품종별 거래물량 구성비



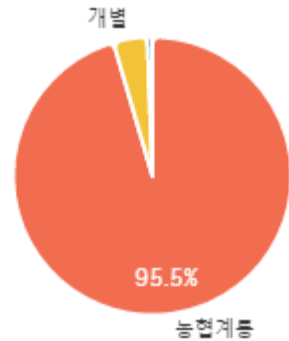
출하 품종별 거래금액 구성비



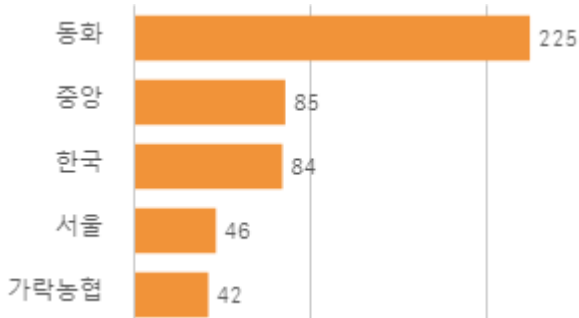
거래 단량별 물량 구성비



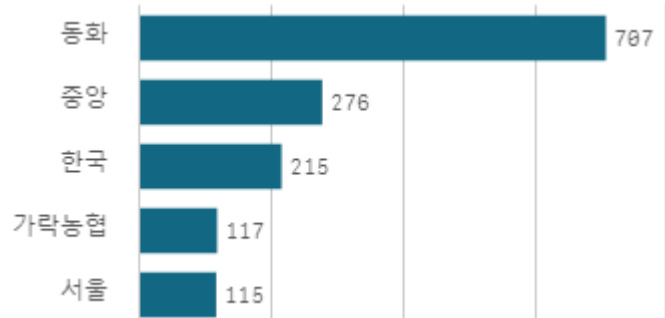
출하자별 거래물량 구성비



도매시장 법인별 거래물량(톤)

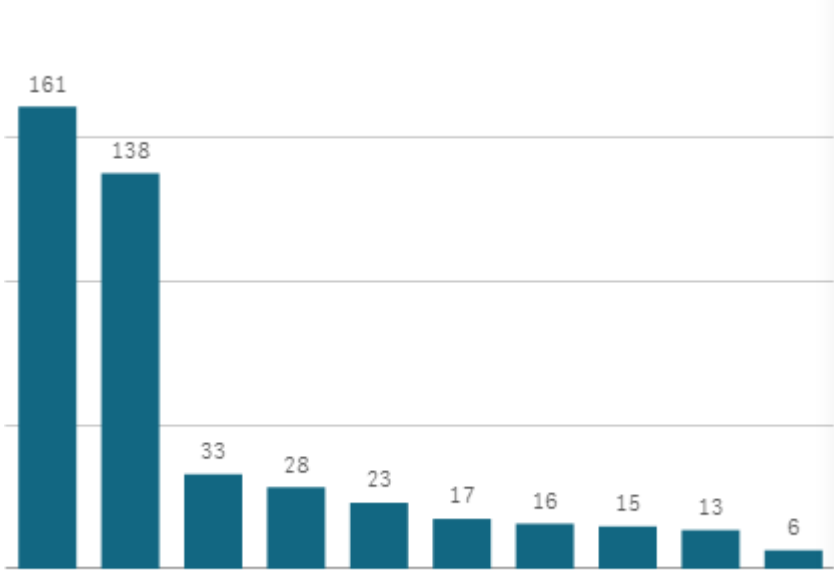


도매시장 법인별 거래금액(백만원)



부추(일반) (0.5Kg)

산지별 거래물량(톤)



이천시 양평군 여주시 춘천시 홍천군 구리시 포천시 서울... 음성군 성남시

출하산지(개소)

21

출하건수(천건)

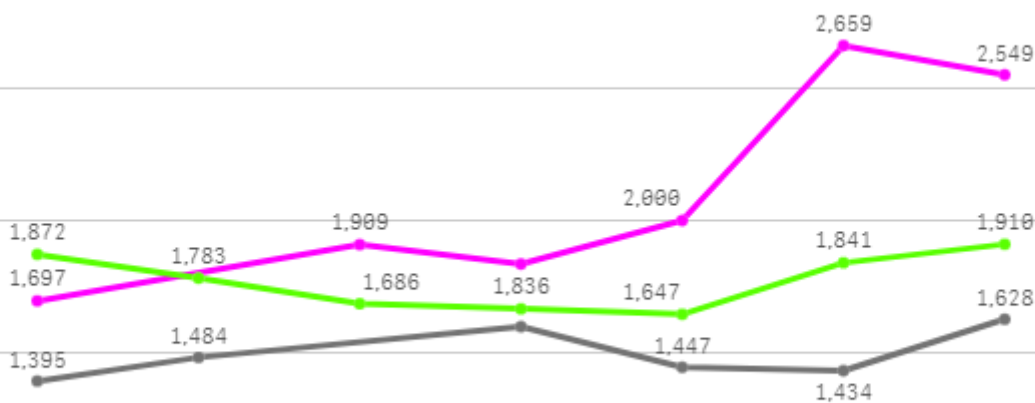
2

산지별 주출하 시군구



주간 도매가격(원)

◆ 2025 ● 2024 ◆ 평년



07/26 07/27 07/28 07/29 07/30 07/31 08/01

구분	금주(A)	전주(B)	전월(C)	전년(D)	평년(E)	A/B	A/C	A/D	A/E
가격(원)	2,108	2,098	860	1,489	1,982	100.5%	245.0%	141.6%	106.4%

※ 상품 가격 기준

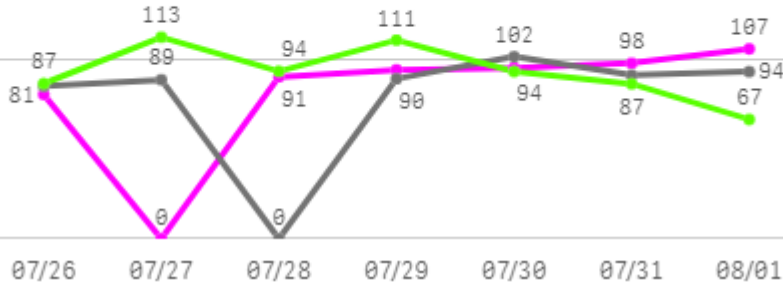
□ 부추(일반)(0.5Kg) 주간 가격

구분	Q	품종	Q	단량	Q	특	상	보통	하
2025-07-26		부추(일반)		0.5Kg		-	1,697	1,150	703
2025-07-28		부추(일반)		0.5Kg		-	1,909	1,450	1,043
2025-07-29		부추(일반)		0.5Kg		-	1,836	1,327	931
2025-07-30		부추(일반)		0.5Kg		-	2,000	1,365	925
2025-07-31		부추(일반)		0.5Kg		-	2,659	1,599	1,014
2025-08-01		부추(일반)		0.5Kg		-	2,549	1,844	1,085
평균						-	2,108	1,456	950

열무

주간 반입량(톤)

◆ 2025 ● 2024 ▲ 평년

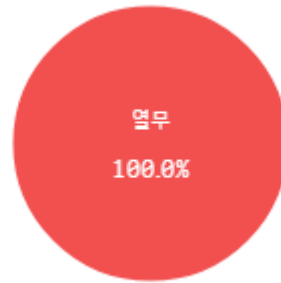


구분	금주(A)	전주(B)	전월(C)	전년(D)	평년(E)	A/B	A/C	A/D	A/E
물량(톤)	567	533	503	552	631	106.5%	112.7%	102.8%	89.9%

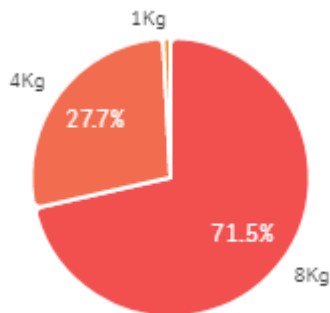
출하 품종별 거래물량 구성비



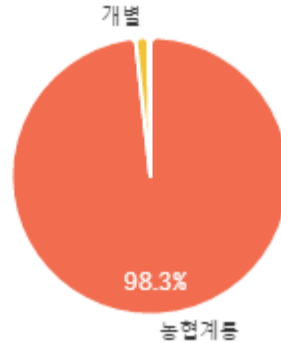
출하 품종별 거래금액 구성비



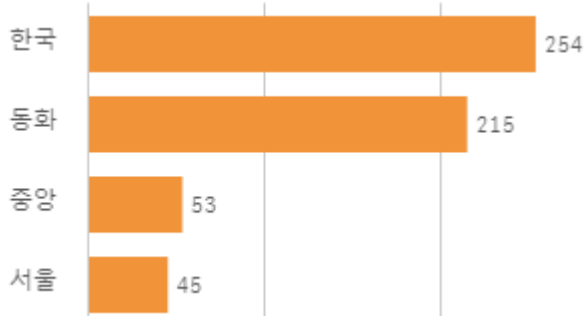
거래 단량별 물량 구성비



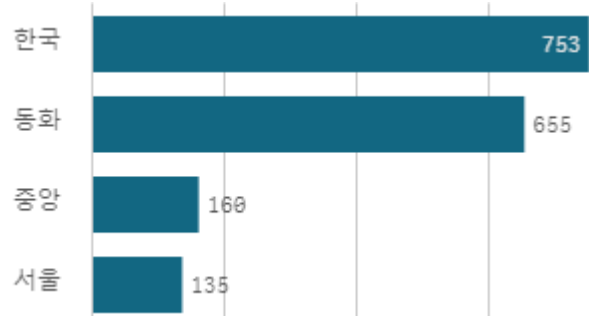
출하자별 거래물량 구성비



도매시장 법인별 거래물량(톤)

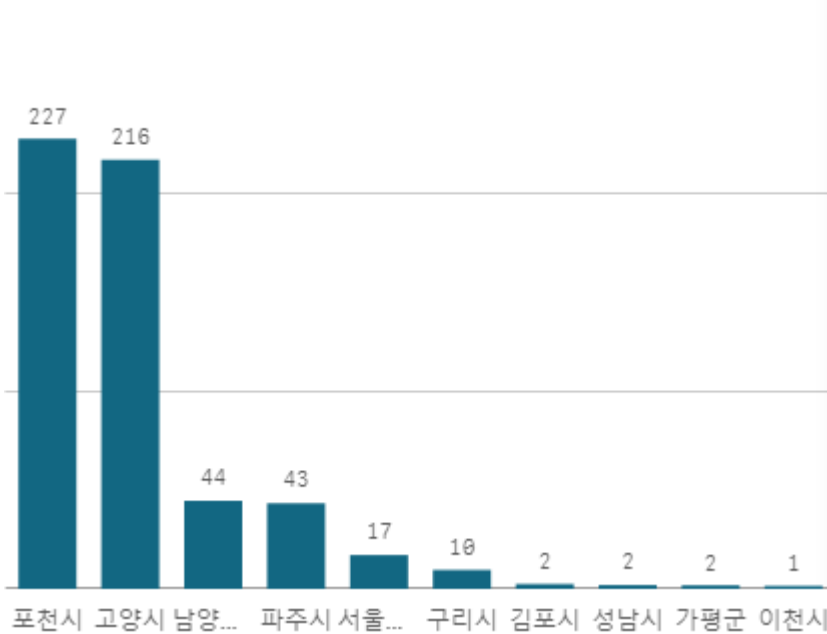


도매시장 법인별 거래금액(백만원)



열무(4Kg)

산지별 거래물량(톤)



출하산지(개소)

14

출하건수(천건)

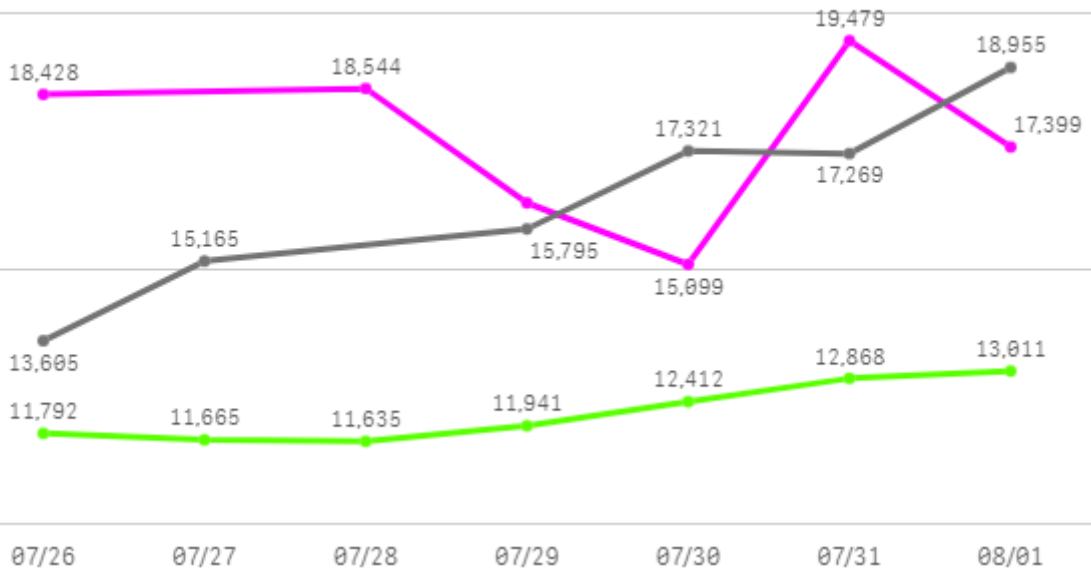
3

산지별 주출하 시군구



주간 도매가격(원)

◆ 2025 ● 2024 ◆ 평년



구분	금주(A)	전주(B)	전월(C)	전년(D)	평년(E)	A/B	A/C	A/D	A/E
가격(원)	17,542	14,554	11,655	16,402	13,610	120.5%	150.5%	106.9%	128.9%

※ 상품 가격 기준

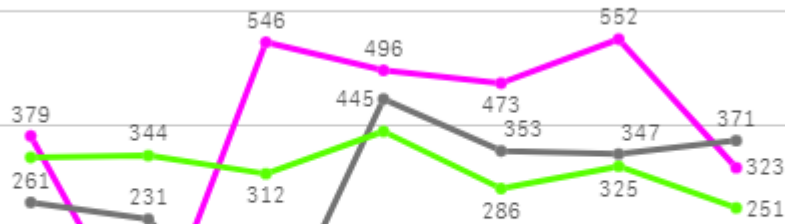
□ 열무(4Kg) 주간 가격

구분	Q	품종	Q	단량	Q	특	상	보통	하
2025-07-26		열무		4Kg		-	18,428	13,847	8,701
2025-07-28		열무		4Kg		-	18,544	15,494	12,028
2025-07-29		열무		4Kg		-	16,304	12,945	8,661
2025-07-30		열무		4Kg		-	15,099	10,446	7,134
2025-07-31		열무		4Kg		-	19,479	15,823	10,301
2025-08-01		열무		4Kg		-	17,399	13,181	8,264
평균						-	17,542	13,623	9,182

수박

주간 반입량(톤)

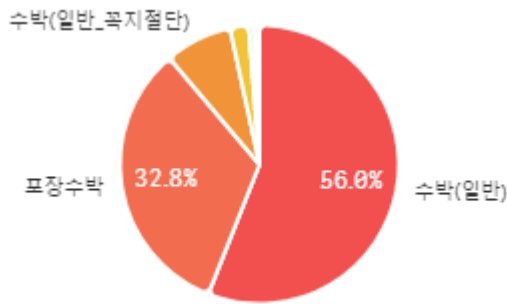
◆ 2025 ● 2024 ▲ 평년



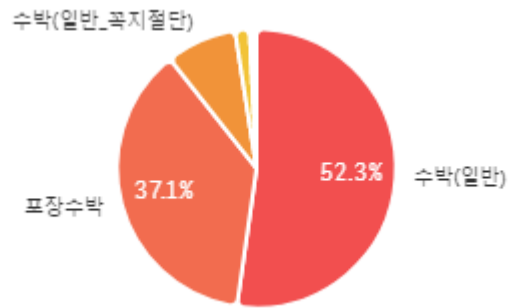
07/26 07/27 07/28 07/29 07/30 07/31 08/01

구분	금주(A)	전주(B)	전월(C)	전년(D)	평년(E)	A/B	A/C	A/D	A/E
물량(톤)	2,770	2,103	2,552	2,008	2,443	131.7%	108.5%	137.9%	113.4%

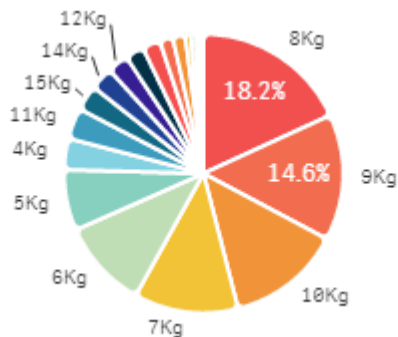
출하 품종별 거래물량 구성비



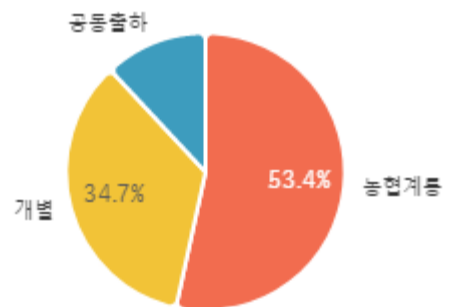
출하 품종별 거래금액 구성비



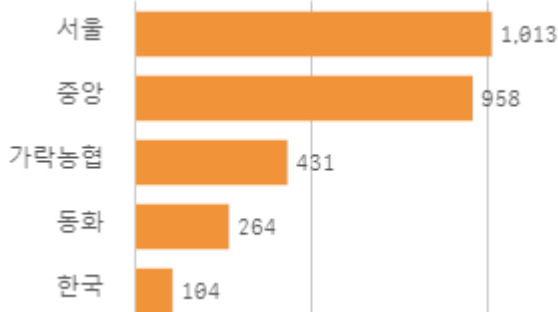
거래 단량별 물량 구성비



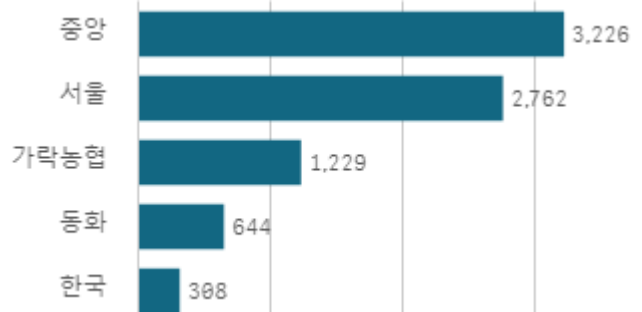
출하자별 거래물량 구성비



도매시장 법인별 거래물량(톤)

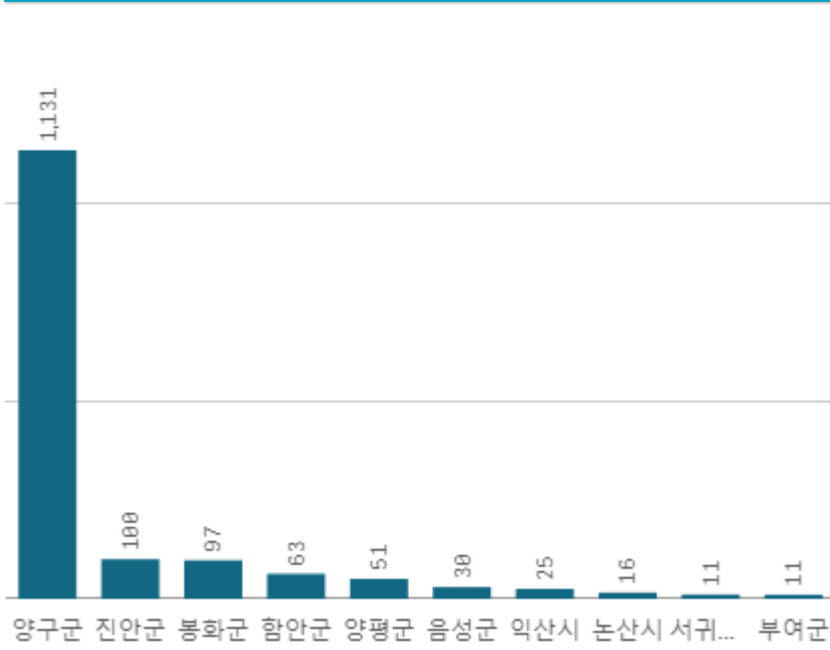


도매시장 법인별 거래금액(백만원)



수박(일반)(10Kg)

산지별 거래물량(톤)



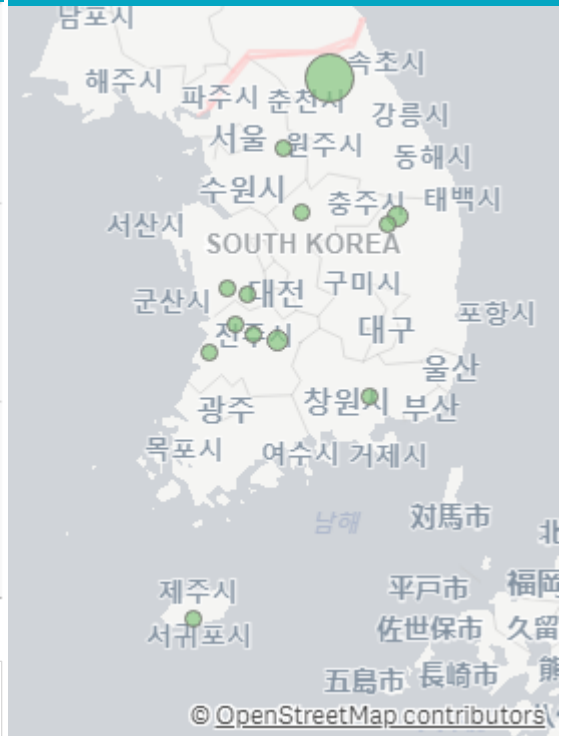
출하산지(개소)

13

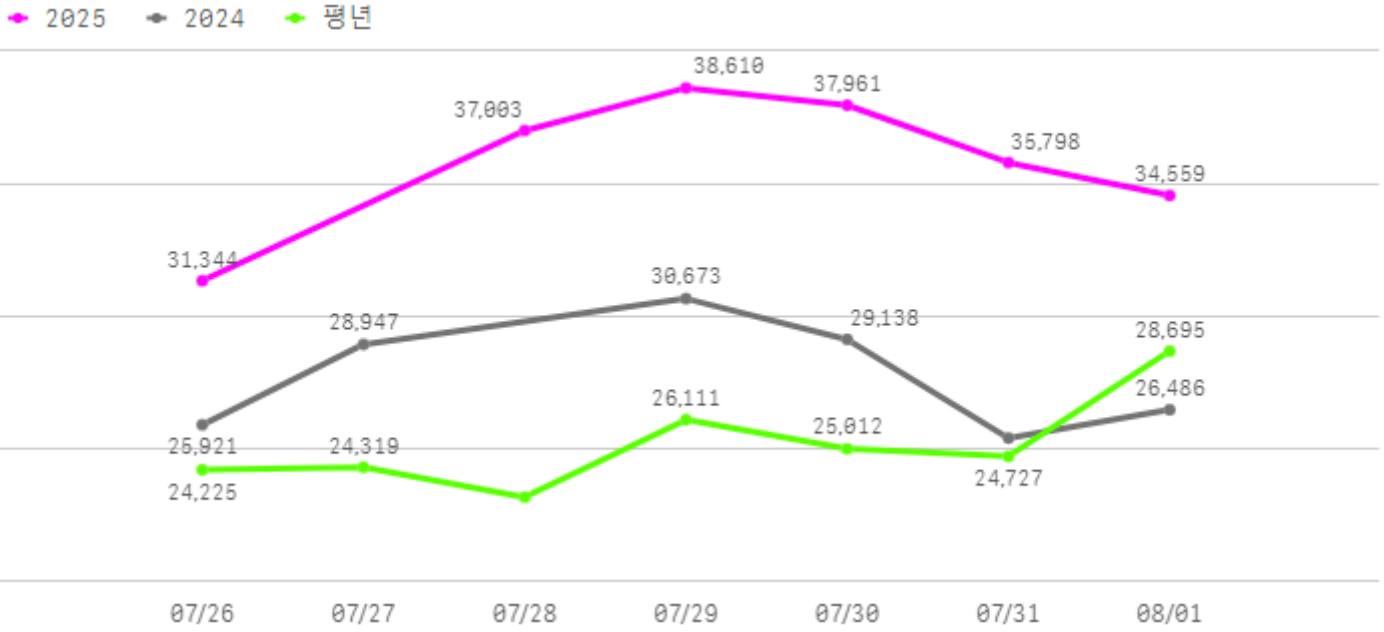
출하건수(천건)

4

산지별 주출하 시군구



주간 도매가격(원)



구분	금주(A)	전주(B)	전월(C)	전년(D)	평년(E)	A/B	A/C	A/D	A/E
가격(원)	35,879	28,550	17,720	27,764	28,656	125.7%	202.5%	129.2%	125.2%

※ 상품 가격 기준

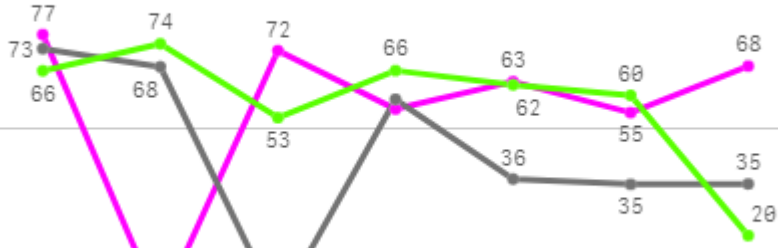
□ 수박(일반)(10Kg) 주간 가격

구분	Q	품종	Q	단량	Q	특	상	보통	하
2025-07-26		수박(일반)		10Kg		37,519	31,344	26,055	17,306
2025-07-28		수박(일반)		10Kg		45,170	37,003	29,980	18,777
2025-07-29		수박(일반)		10Kg		44,279	38,610	30,098	11,729
2025-07-30		수박(일반)		10Kg		44,361	37,961	31,171	18,400
2025-07-31		수박(일반)		10Kg		41,771	35,798	28,643	12,538
2025-08-01		수박(일반)		10Kg		42,319	34,559	24,631	12,343
평균						42,570	35,879	28,430	15,182

참외

주간 반입량(톤)

◆ 2025 ● 2024 ▲ 평년



07/26 07/27 07/28 07/29 07/30 07/31 08/01

구분	금주(A)	전주(B)	전월(C)	전년(D)	평년(E)	A/B	A/C	A/D	A/E
물량(톤)	390	521	1,646	304	363	74.9%	23.7%	128.3%	107.4%

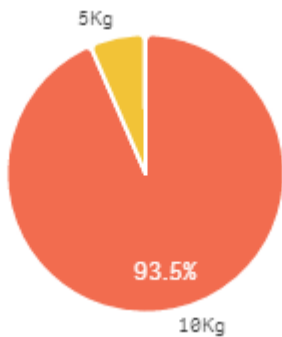
출하 품종별 거래물량 구성비



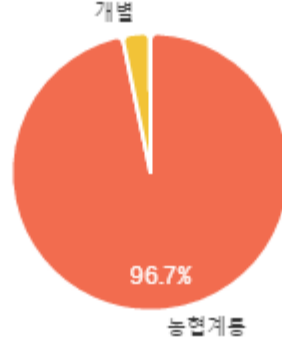
출하 품종별 거래금액 구성비



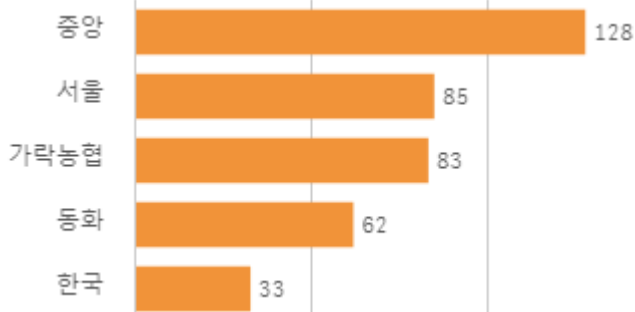
거래 단량별 물량 구성비



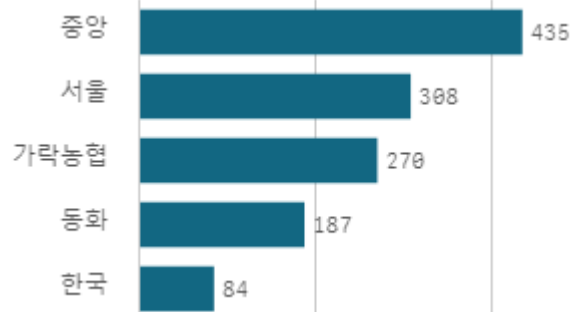
출하자별 거래물량 구성비



도매시장 법인별 거래물량(톤)

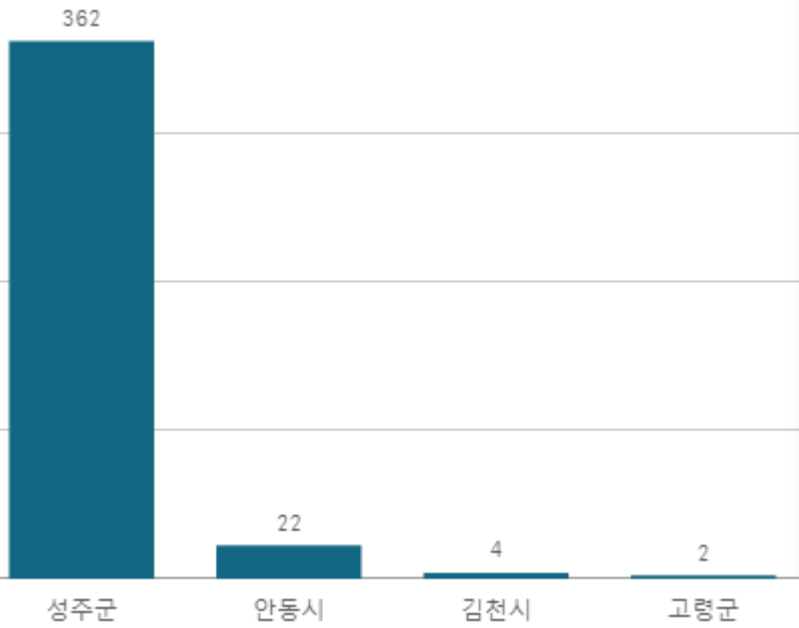


도매시장 법인별 거래금액(백만원)



참외(일반)(10Kg)

산지별 거래물량(톤)



출하산지(개소)

4

출하건수(천건)

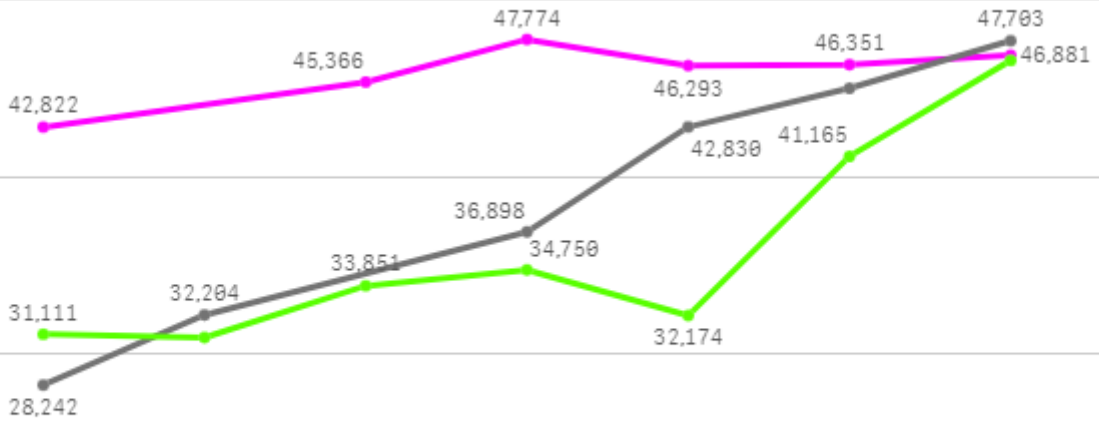
7

산지별 주출하 시군구



주간 도매가격(원)

◆ 2025 ● 2024 ◆ 평년



07/26 07/27 07/28 07/29 07/30 07/31 08/01

구분	금주(A)	전주(B)	전월(C)	전년(D)	평년(E)	A/B	A/C	A/D	A/E
가격(원)	45,915	34,235	18,880	38,815	38,867	134.1%	243.2%	118.3%	118.1%

※ 상품 가격 기준

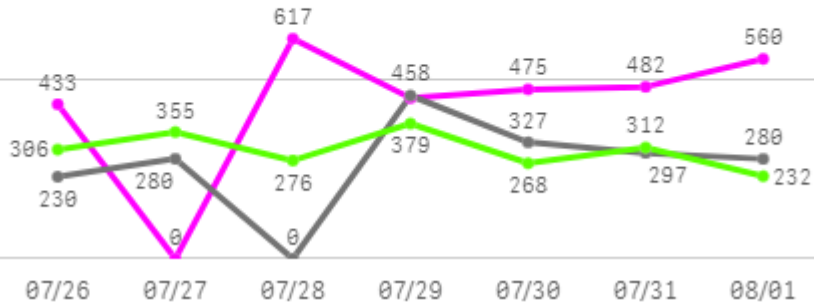
□ 참외(일반)(10Kg) 주간 가격

구분	Q	품종	Q	단량	Q	특	상	보통	하
2025-07-26		참외(일반)		10Kg		62,445	42,822	25,652	12,978
2025-07-28		참외(일반)		10Kg		63,246	45,366	28,214	16,207
2025-07-29		참외(일반)		10Kg		69,531	47,774	28,370	16,881
2025-07-30		참외(일반)		10Kg		65,007	46,293	30,337	19,062
2025-07-31		참외(일반)		10Kg		70,155	46,351	28,897	16,618
2025-08-01		참외(일반)		10Kg		66,957	46,881	26,772	12,358
평균						66,224	45,915	28,040	15,684

오이

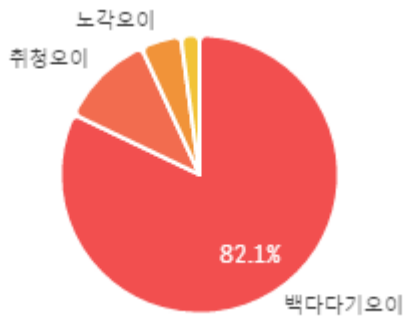
주간 반입량(톤)

◆ 2025 ● 2024 ▲ 평년

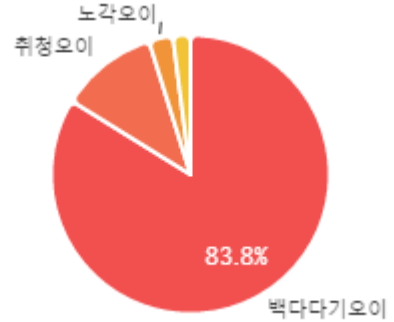


구분	금주(A)	전주(B)	전월(C)	전년(D)	평년(E)	A/B	A/C	A/D	A/E
물량(톤)	3,019	2,446	2,561	1,872	2,420	123.4%	117.9%	161.2%	124.8%

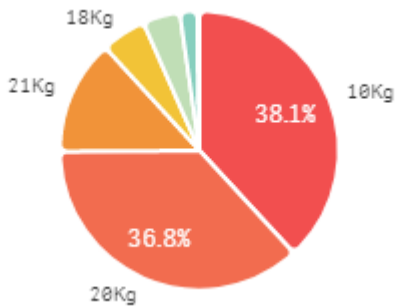
출하 품종별 거래물량 구성비



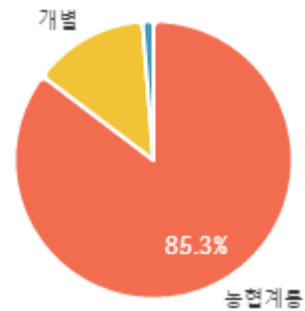
출하 품종별 거래금액 구성비



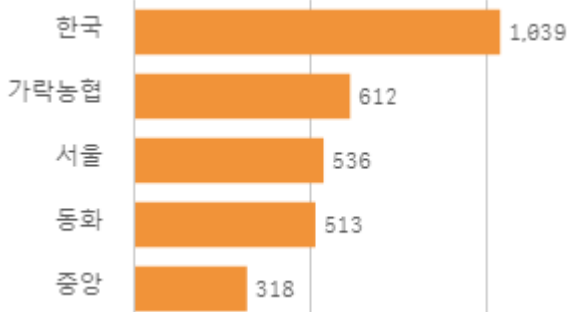
거래 단량별 물량 구성비



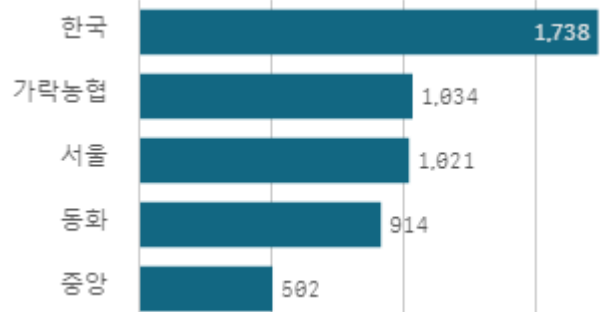
출하자별 거래물량 구성비



도매시장 법인별 거래물량(톤)

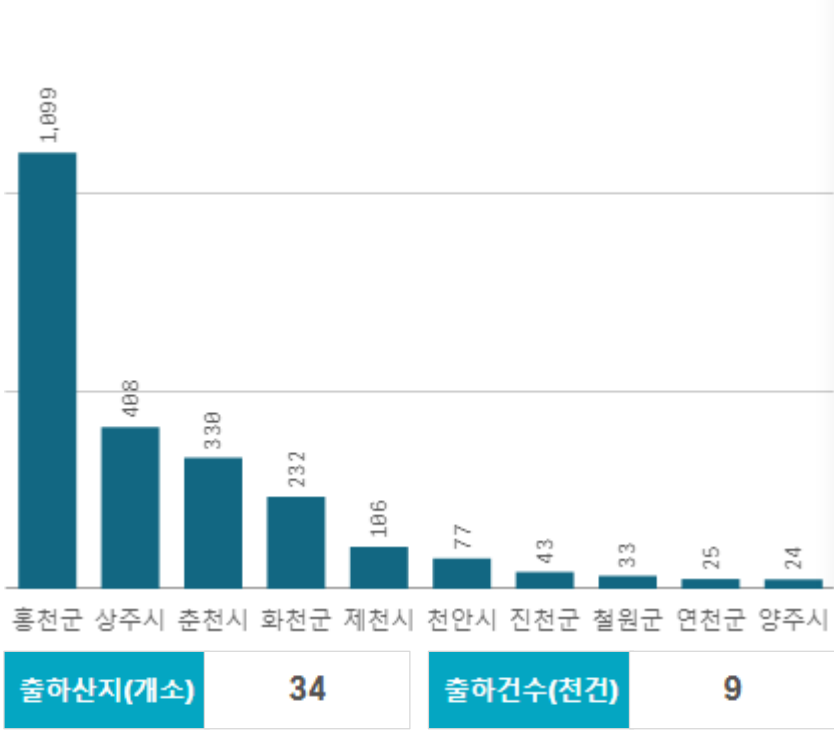


도매시장 법인별 거래금액(백만원)



백다다기오이(100개)

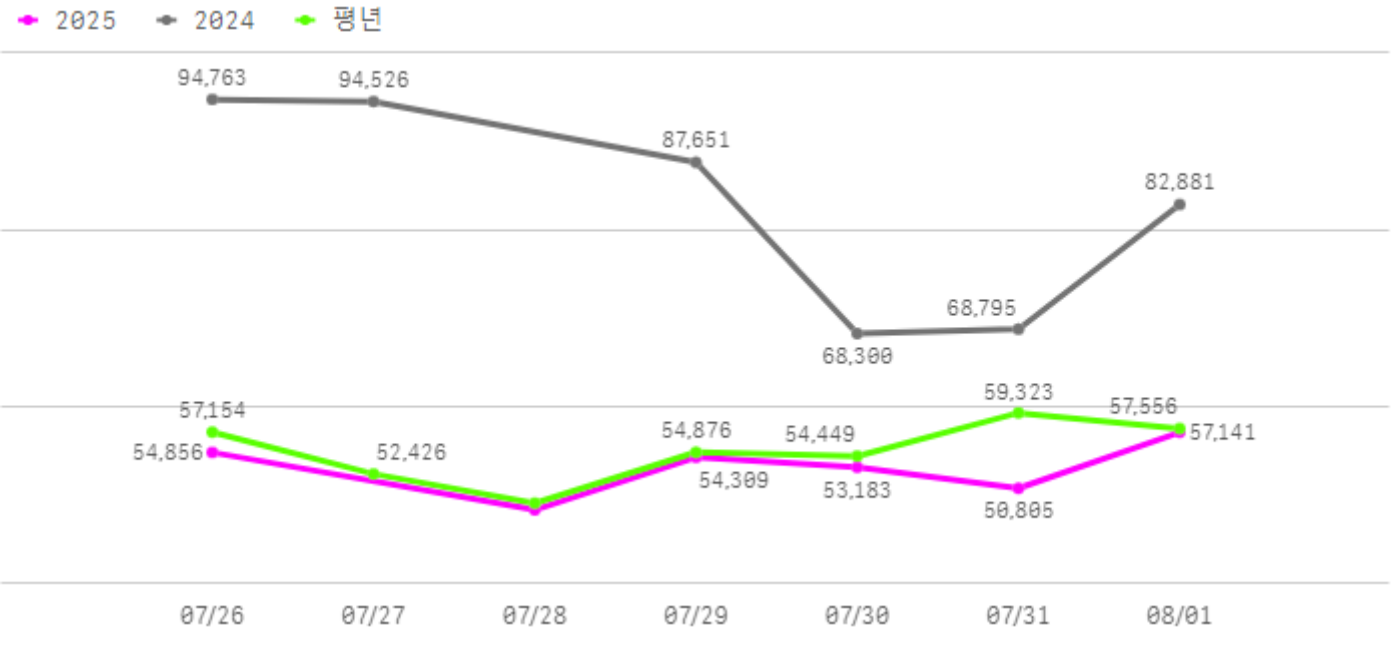
산지별 거래물량(톤)



산지별 주출하 시군구



주간 도매가격(원)



구분	금주(A)	전주(B)	전월(C)	전년(D)	평년(E)	A/B	A/C	A/D	A/E
가격(원)	53,110	46,598	47,948	82,380	53,793	114.0%	110.8%	64.5%	98.7%

※ 상품 가격 기준

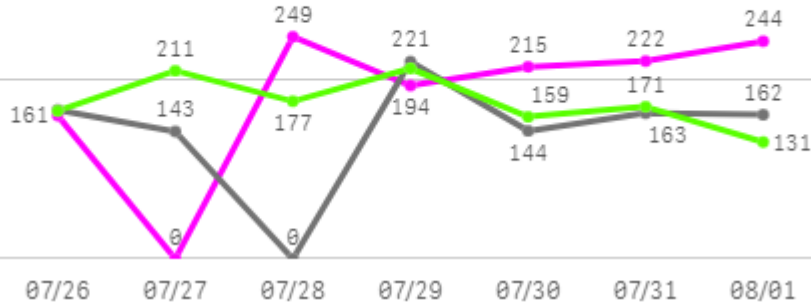
□ 백다다기오이(100개) 주간 가격

구분	Q	품종	Q	단량	Q	특	상	보통	하
2025-07-26		백다다기오이		100개		69,343	54,856	34,484	12,586
2025-07-28		백다다기오이		100개		58,087	48,365	33,263	13,767
2025-07-29		백다다기오이		100개		66,143	54,309	36,293	15,741
2025-07-30		백다다기오이		100개		64,258	53,183	35,833	13,891
2025-07-31		백다다기오이		100개		61,594	50,805	33,298	13,461
2025-08-01		백다다기오이		100개		67,796	57,141	26,962	5,574
평균						64,537	53,110	33,356	12,503

호박

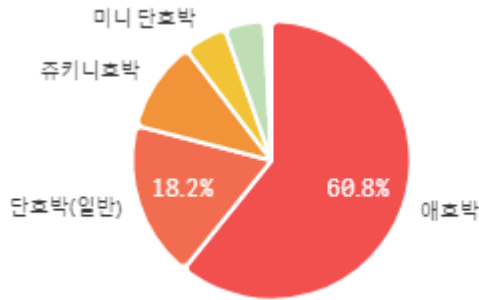
주간 반입량(톤)

◆ 2025 ● 2024 ▲ 평년

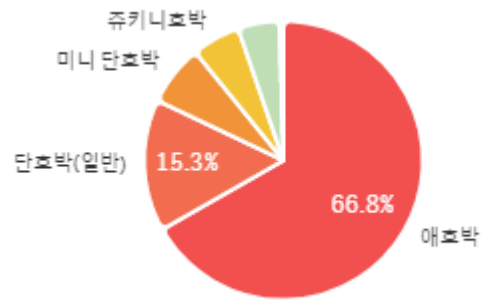


구분	금주(A)	전주(B)	전월(C)	전년(D)	평년(E)	A/B	A/C	A/D	A/E
물량(톤)	1,285	1,297	1,233	999	1,254	99.1%	104.2%	128.6%	102.5%

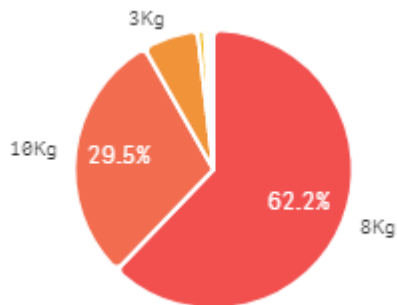
출하 품종별 거래물량 구성비



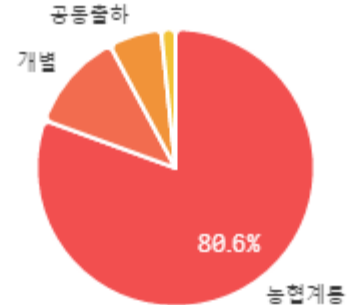
출하 품종별 거래금액 구성비



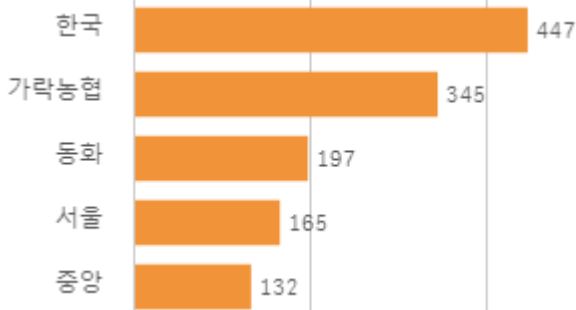
거래 단량별 물량 구성비



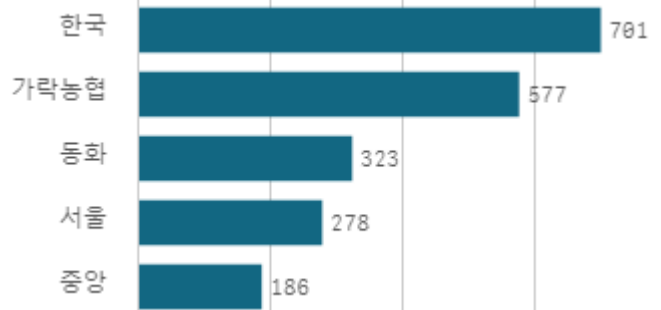
출하자별 거래물량 구성비



도매시장 법인별 거래물량(톤)

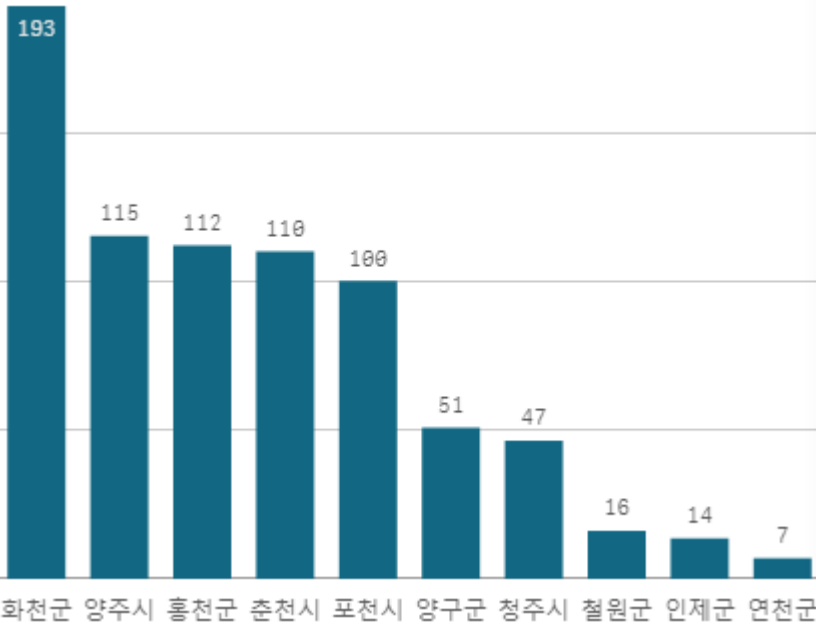


도매시장 법인별 거래금액(백만원)



애호박(20개)

산지별 거래물량(톤)



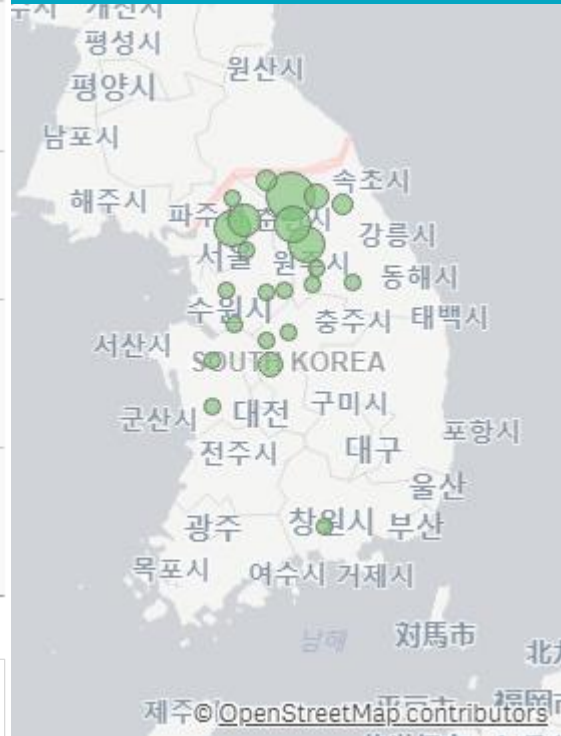
출하산지(개소)

23

출하건수(천건)

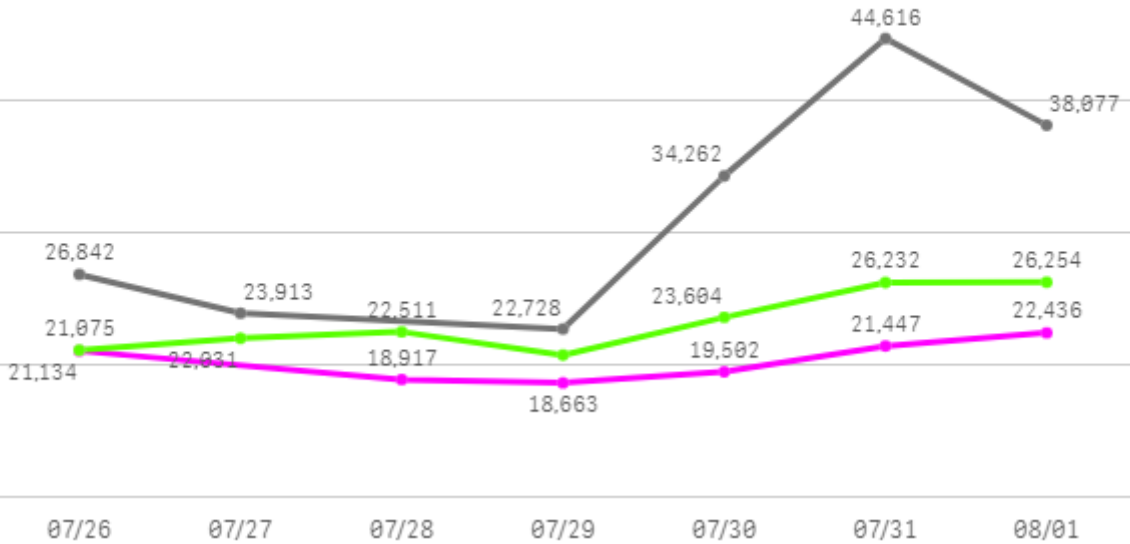
5

산지별 주출하 시군구



주간 도매가격(원)

◆ 2025 ● 2024 ◆ 평년



구분	금주(A)	전주(B)	전월(C)	전년(D)	평년(E)	A/B	A/C	A/D	A/E
가격(원)	20,340	14,140	20,040	32,559	21,973	143.8%	101.5%	62.5%	92.6%

※ 상품 가격 기준

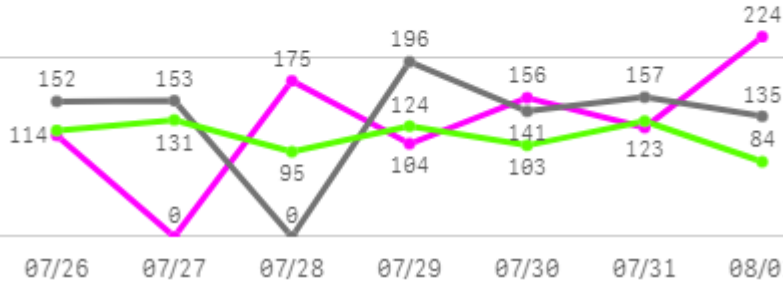
□ 애호박(20개) 주간 가격

구분	Q	품종	Q	단량	Q	특	상	보통	하
2025-07-26		애호박		20개		26,251	21,075	13,521	7,355
2025-07-28		애호박		20개		22,294	18,917	12,526	5,916
2025-07-29		애호박		20개		22,980	18,663	11,771	6,861
2025-07-30		애호박		20개		23,611	19,502	12,533	6,838
2025-07-31		애호박		20개		25,037	21,447	12,925	6,311
2025-08-01		애호박		20개		26,258	22,436	11,838	3,718
평균						24,405	20,340	12,519	6,167

토마토

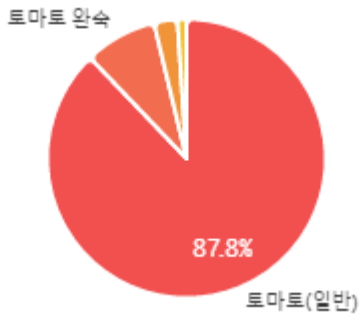
주간 반입량(톤)

◆ 2025 ● 2024 ▲ 평년

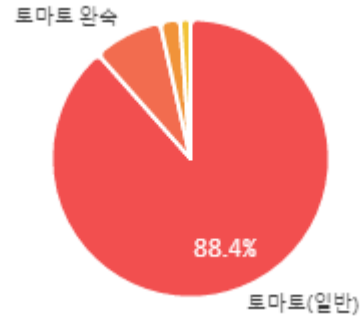


구분	금주(A)	전주(B)	전월(C)	전년(D)	평년(E)	A/B	A/C	A/D	A/E
물량(톤)	896	689	753	933	850	130.1%	119.0%	96.0%	105.5%

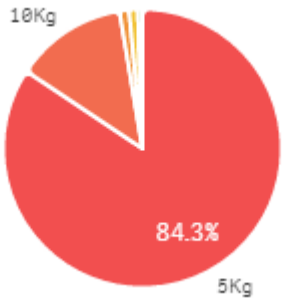
출하 품종별 거래물량 구성비



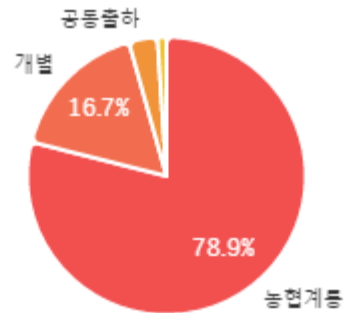
출하 품종별 거래금액 구성비



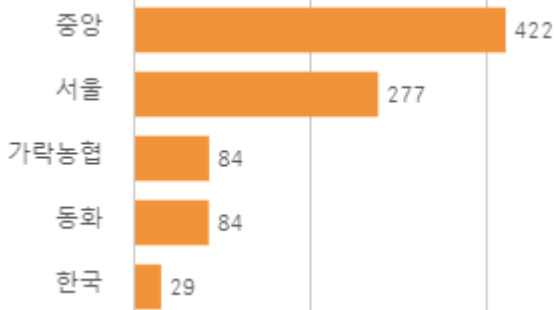
거래 단량별 물량 구성비



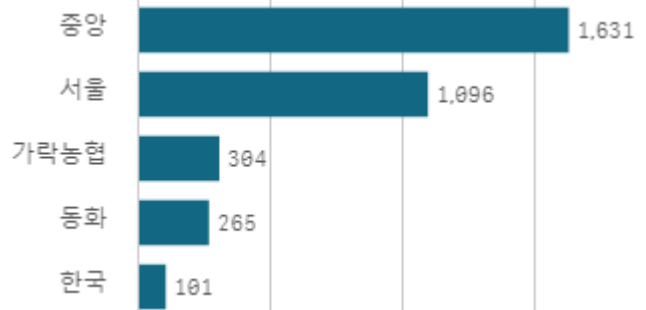
출하자별 거래물량 구성비



도매시장 법인별 거래물량(톤)

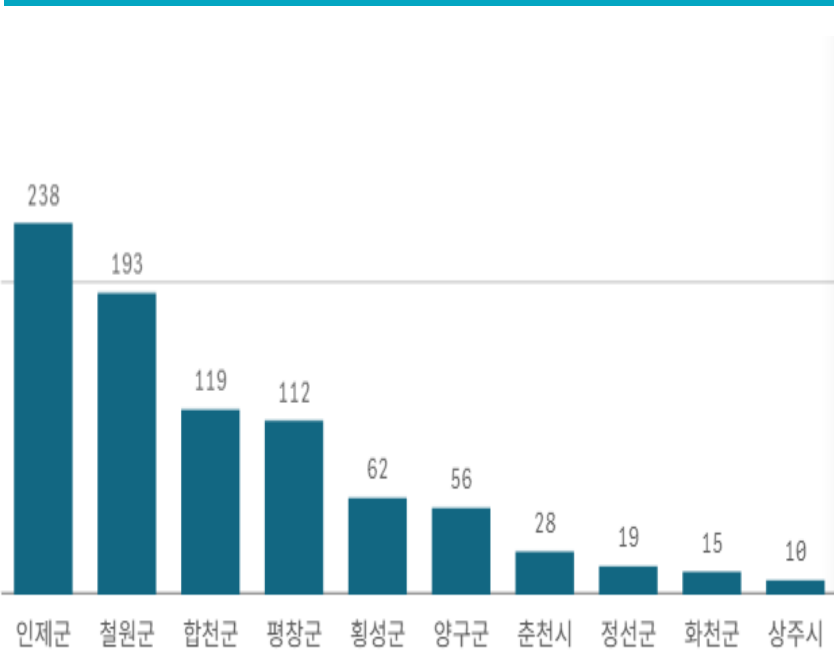


도매시장 법인별 거래금액(백만원)



토마토(5Kg)

산지별 거래물량(톤)



출하산지(개소)

28

출하건수(천건)

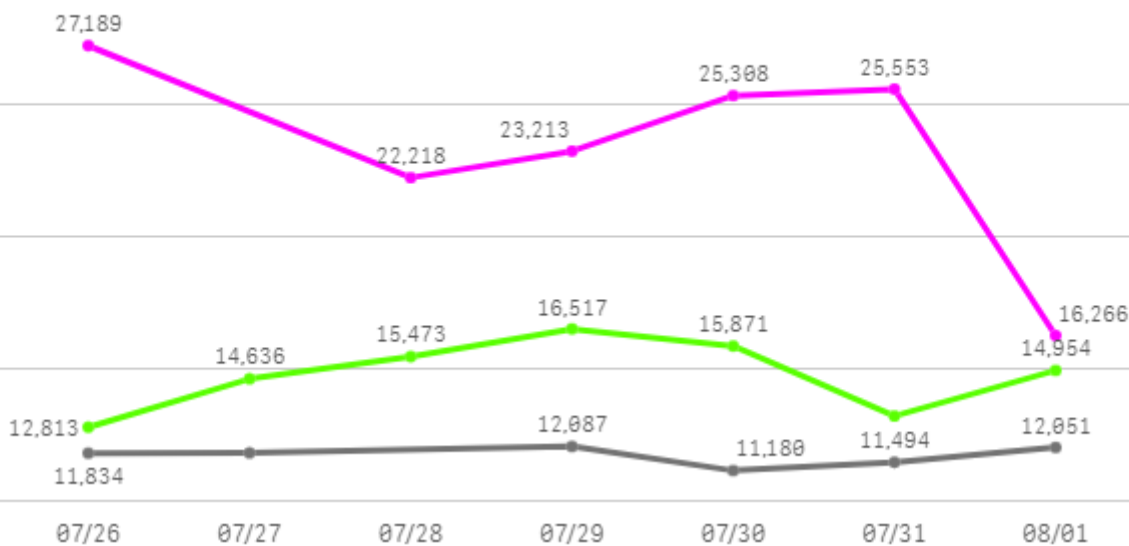
6

산지별 주출하 시군구



주간 도매가격(원)

◆ 2025 ● 2024 ◆ 평년



구분	금주(A)	전주(B)	전월(C)	전년(D)	평년(E)	A/B	A/C	A/D	A/E
가격(원)	23,291	19,514	8,656	11,749	15,695	119.4%	269.1%	198.2%	148.4%

※ 상품 가격 기준

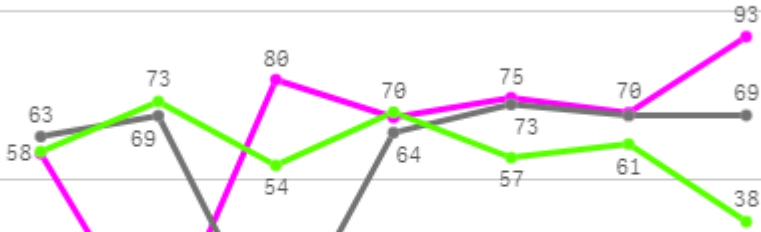
□ 토마토(5Kg) 주간 가격

구분	Q	품종	Q	단량	Q	특	상	보통	하
2025-07-26		토마토		5Kg		28,316	27,189	23,734	15,496
2025-07-28		토마토		5Kg		24,327	22,218	19,308	14,093
2025-07-29		토마토		5Kg		24,201	23,213	21,594	15,051
2025-07-30		토마토		5Kg		26,132	25,308	21,977	13,663
2025-07-31		토마토		5Kg		27,170	25,553	23,886	17,772
2025-08-01		토마토		5Kg		18,341	16,266	14,595	9,161
평균						24,748	23,291	20,849	14,206

방울토마토

주간 반입량(톤)

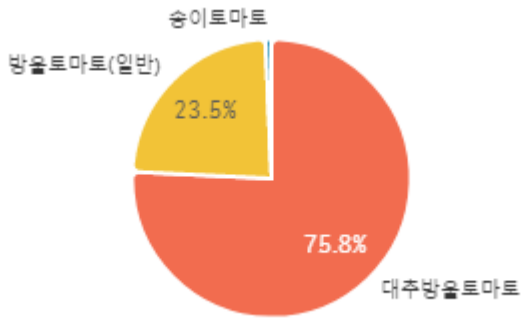
◆ 2025 ● 2024 ▲ 평년



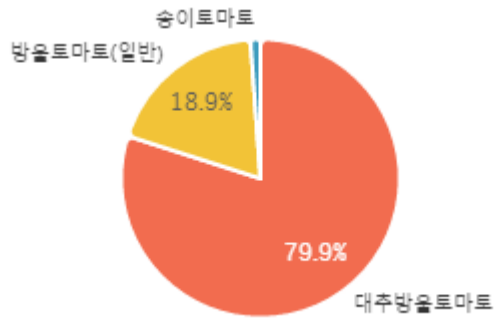
07/26 07/27 07/28 07/29 07/30 07/31 08/01

구분	금주(A)	전주(B)	전월(C)	전년(D)	평년(E)	A/B	A/C	A/D	A/E
물량(톤)	444	417	571	408	418	106.6%	77.8%	108.9%	106.3%

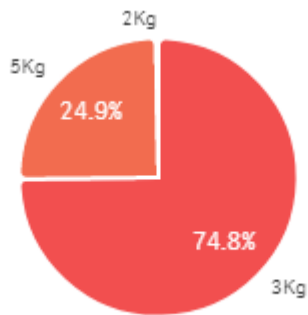
출하 품종별 거래물량 구성비



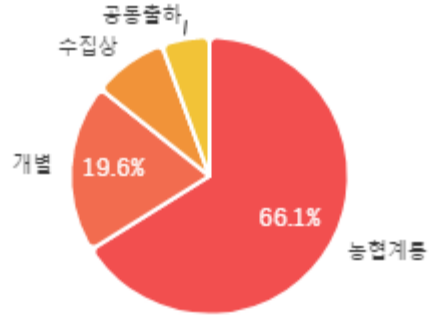
출하 품종별 거래금액 구성비



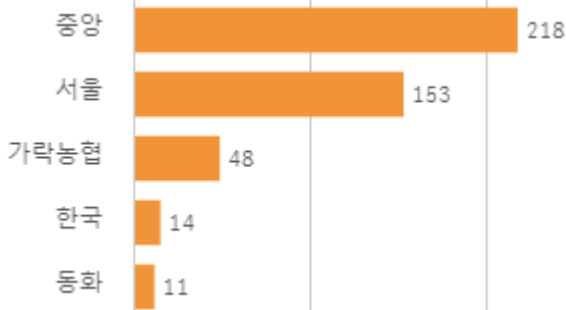
거래 단량별 물량 구성비



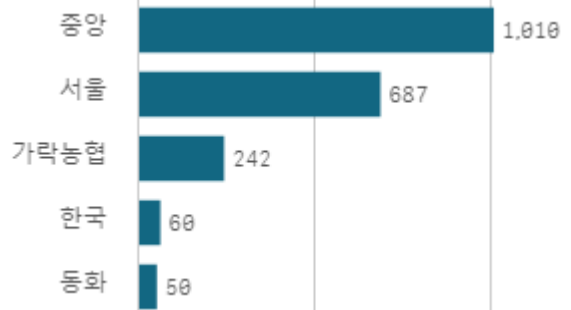
출하자별 거래물량 구성비



도매시장 법인별 거래물량(톤)

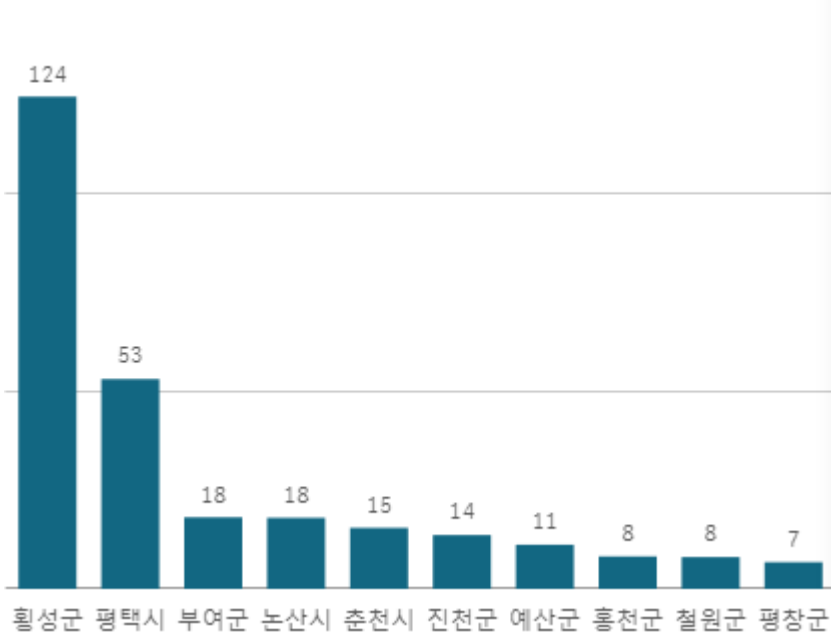


도매시장 법인별 거래금액(백만원)



대추방울토마토(3Kg)

산지별 거래물량(톤)



출하산지(개소)

38

출하건수(천건)

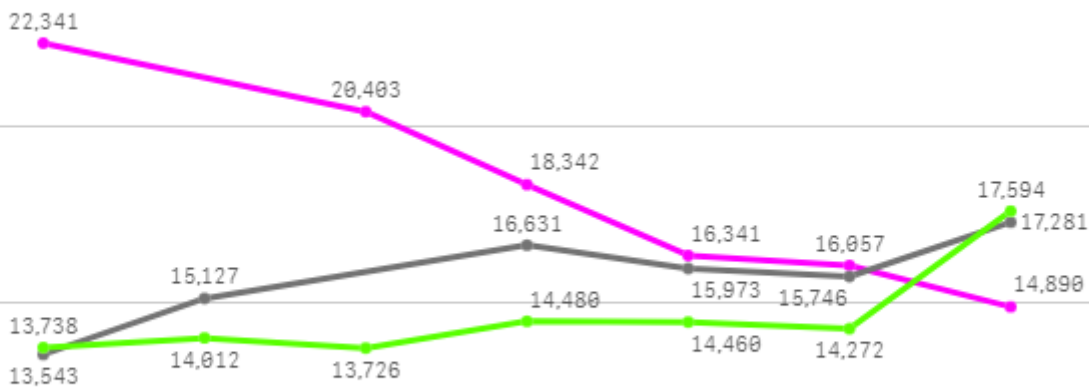
3

산지별 주출하 시군구



주간 도매가격(원)

◆ 2025 ● 2024 ◆ 평년



07/26 07/27 07/28 07/29 07/30 07/31 08/01

구분	금주(A)	전주(B)	전월(C)	전년(D)	평년(E)	A/B	A/C	A/D	A/E
가격(원)	18,062	14,774	9,957	15,717	15,361	122.3%	181.4%	114.9%	117.6%

※ 상품 가격 기준

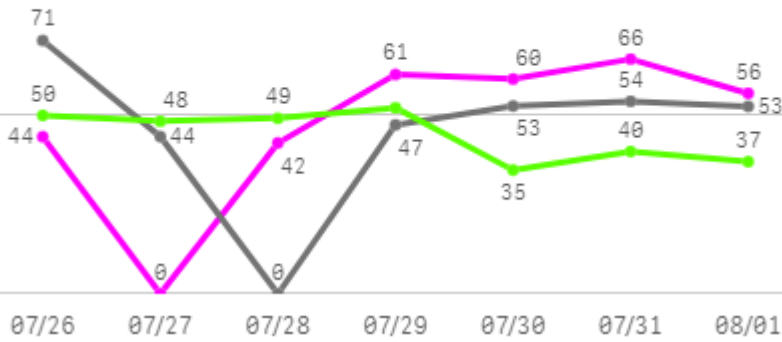
□ 대추방울토마토(3Kg) 주간 가격

구분	Q	품종	Q	단량	Q	특	상	보통	하
2025-07-26		대추방울토마토		3Kg		26,236	22,341	14,989	9,138
2025-07-28		대추방울토마토		3Kg		24,479	20,403	15,740	11,177
2025-07-29		대추방울토마토		3Kg		23,194	18,342	14,771	10,894
2025-07-30		대추방울토마토		3Kg		22,856	16,341	13,323	9,118
2025-07-31		대추방울토마토		3Kg		21,044	16,057	13,624	9,050
2025-08-01		대추방울토마토		3Kg		20,518	14,890	11,877	6,914
평균						23,055	18,062	14,054	9,382

멜론

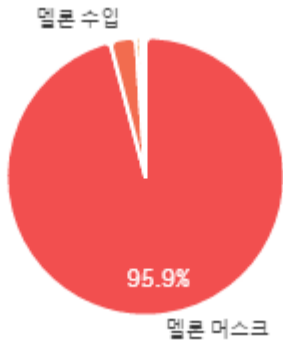
주간 반입량(톤)

◆ 2025 ● 2024 ▲ 평년

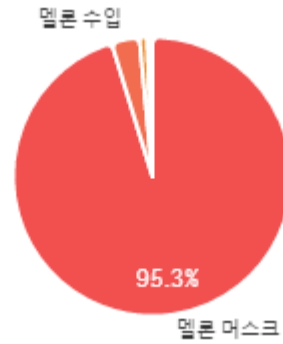


구분	금주(A)	전주(B)	전월(C)	전년(D)	평년(E)	A/B	A/C	A/D	A/E
물량(톤)	330	238	181	322	327	138.6%	182.5%	102.6%	101.1%

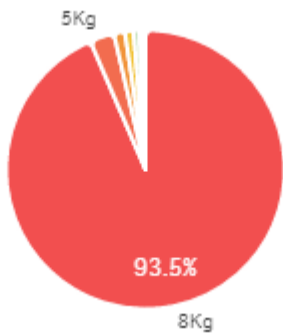
출하 품종별 거래물량 구성비



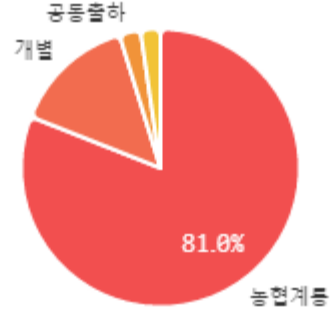
출하 품종별 거래금액 구성비



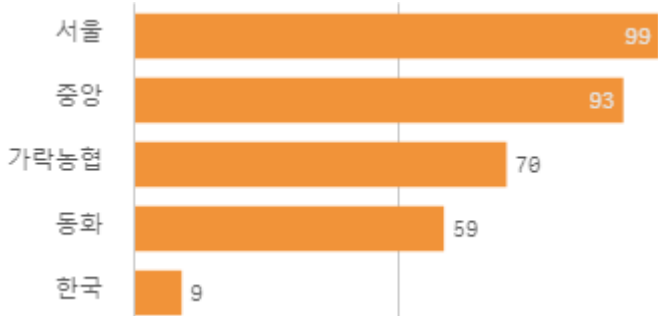
거래 단량별 물량 구성비



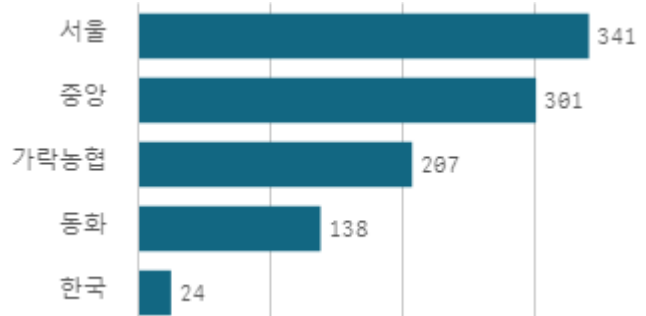
출하자별 거래물량 구성비



도매시장 법인별 거래물량(톤)

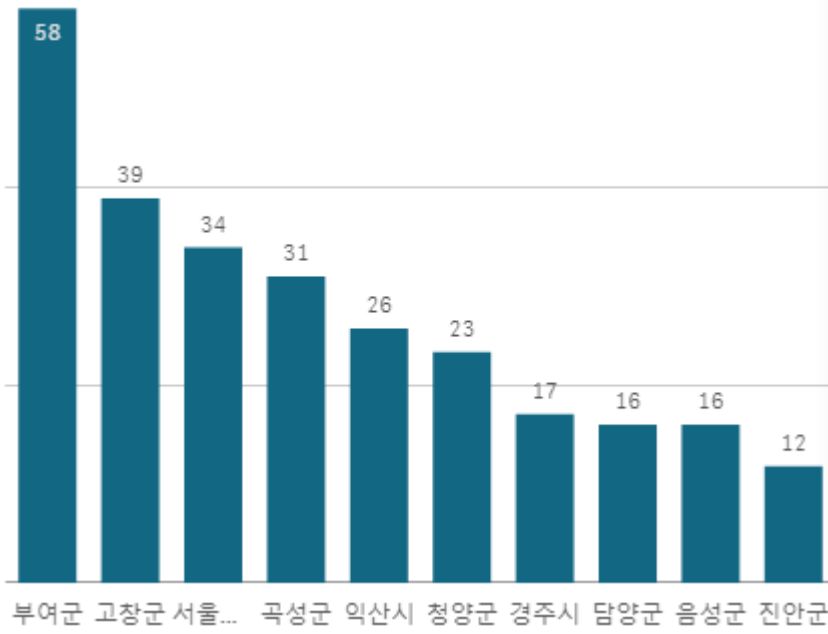


도매시장 법인별 거래금액(백만원)



멜론 머스크(8Kg)

산지별 거래물량(톤)



출하산지(개소)

23

출하건수(천건)

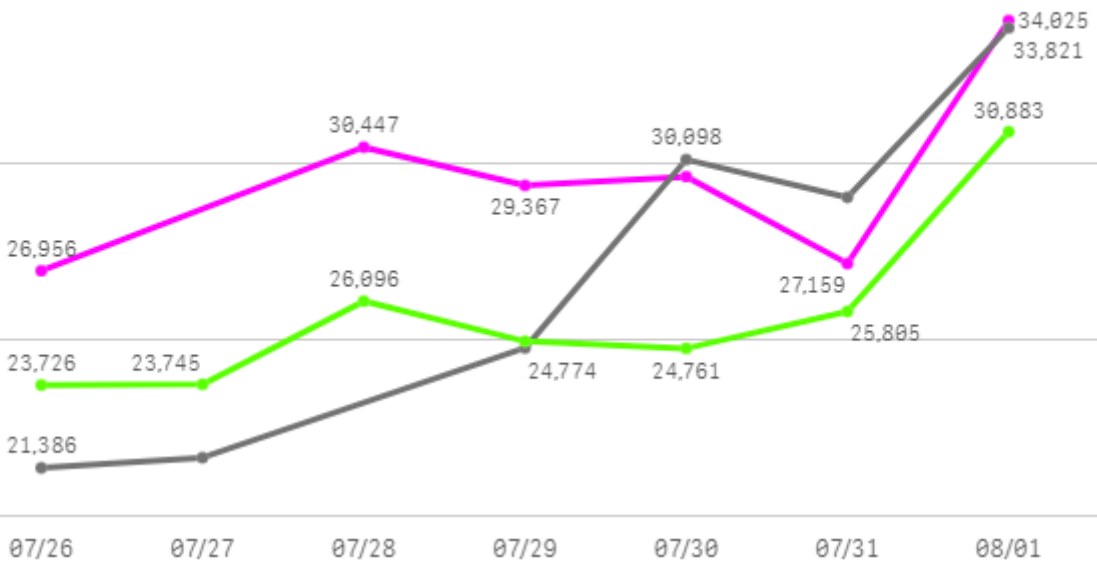
1

산지별 주출하 시군구



주간 도매가격(원)

◆ 2025 ● 2024 ◆ 평년



구분	금주(A)	전주(B)	전월(C)	전년(D)	평년(E)	A/B	A/C	A/D	A/E
가격(원)	29,595	32,705	32,989	26,797	26,647	90.5%	89.7%	110.4%	111.1%

※ 상품 가격 기준

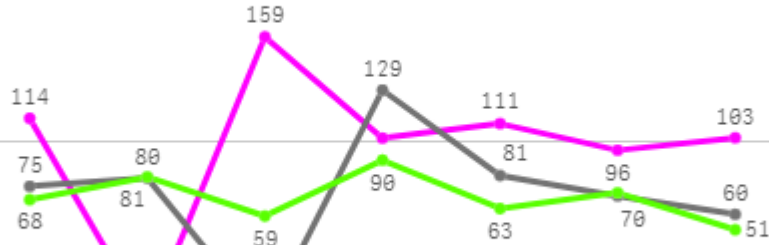
□ 멜론 머스크(8Kg) 주간 가격

구분	Q	품종	Q	단량	Q	특	상	보통	하
2025-07-26		멜론 머스크		8Kg		33,885	26,956	19,420	11,635
2025-07-28		멜론 머스크		8Kg		44,935	30,447	24,807	17,777
2025-07-29		멜론 머스크		8Kg		38,691	29,367	24,961	17,635
2025-07-30		멜론 머스크		8Kg		39,574	29,615	25,105	17,352
2025-07-31		멜론 머스크		8Kg		32,542	27,159	22,321	14,886
2025-08-01		멜론 머스크		8Kg		55,000	34,025	21,251	16,111
평균						40,771	29,595	22,978	15,899

가지

주간 반입량(톤)

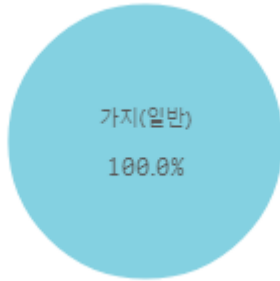
◆ 2025 ● 2024 ▲ 평년



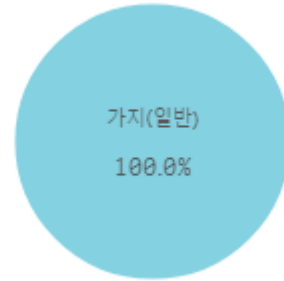
07/26 07/27 07/28 07/29 07/30 07/31 08/01

구분	금주(A)	전주(B)	전월(C)	전년(D)	평년(E)	A/B	A/C	A/D	A/E
물량(톤)	684	591	529	496	523	115.7%	129.3%	137.9%	130.8%

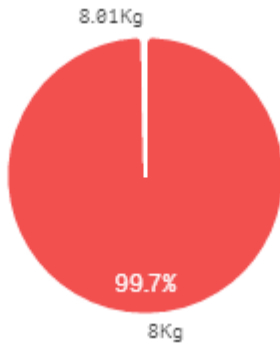
출하 품종별 거래물량 구성비



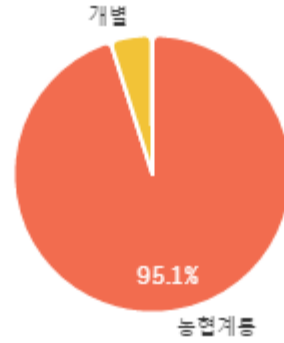
출하 품종별 거래금액 구성비



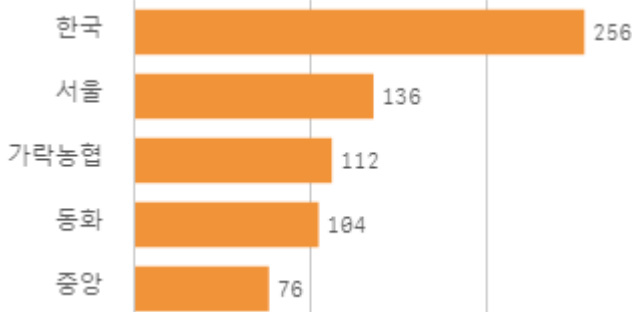
거래 단량별 물량 구성비



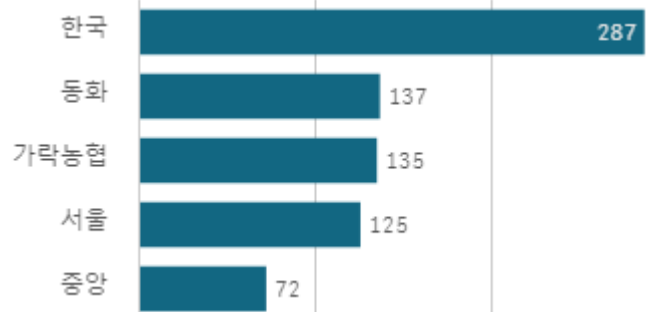
출하자별 거래물량 구성비



도매시장 법인별 거래물량(톤)

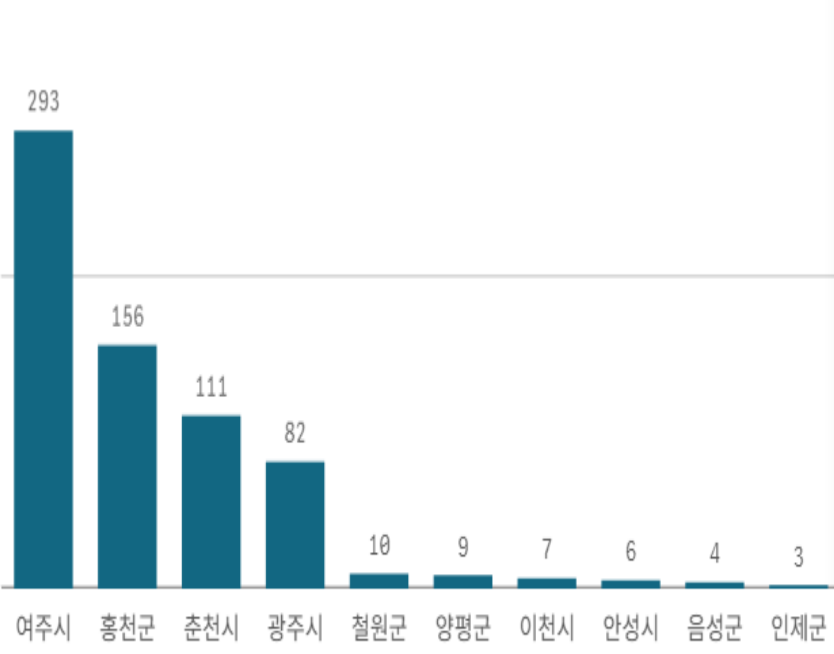


도매시장 법인별 거래금액(백만원)



가지(8Kg)

산지별 거래물량(톤)



출하산지(개소)

20

출하건수(천건)

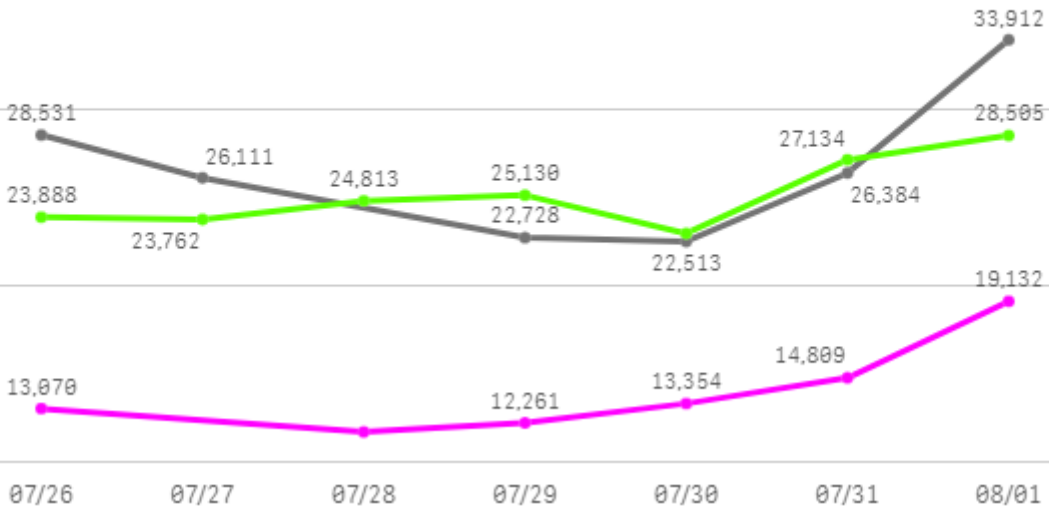
4

산지별 주출하 시군구



주간 도매가격(원)

◆ 2025 ● 2024 ◆ 평년



구분	금주(A)	전주(B)	전월(C)	전년(D)	평년(E)	A/B	A/C	A/D	A/E
가격(원)	14,063	19,445	20,750	27,057	23,251	72.3%	67.8%	52.0%	60.5%

※ 상품 가격 기준

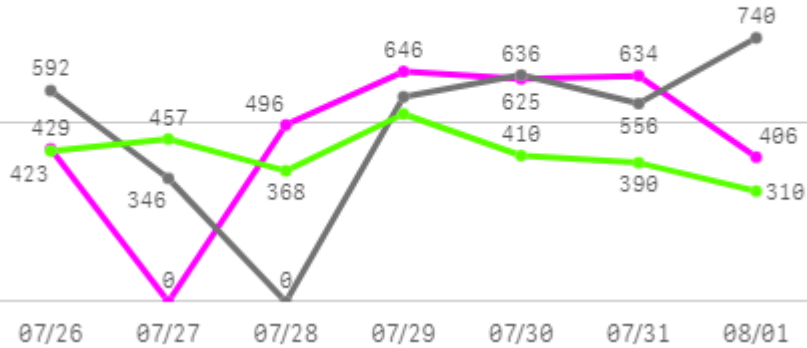
□ 가지(8Kg) 주간 가격

구분	Q	품종	Q	단량	Q	특	상	보통	하
2025-07-26		가지		8Kg		-	13,070	9,447	5,751
2025-07-28		가지		8Kg		-	11,750	8,912	5,347
2025-07-29		가지		8Kg		-	12,261	9,158	5,606
2025-07-30		가지		8Kg		-	13,354	9,261	5,358
2025-07-31		가지		8Kg		-	14,809	9,907	5,205
2025-08-01		가지		8Kg		-	19,132	11,558	5,010
평균						-	14,063	9,707	5,380

무

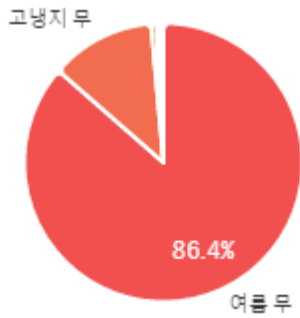
주간 반입량(톤)

◆ 2025 ● 2024 ▲ 평년

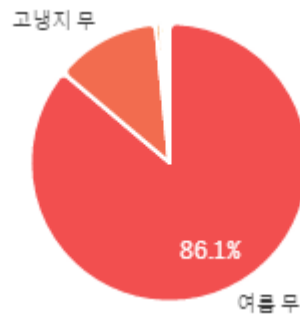


구분	금주(A)	전주(B)	전월(C)	전년(D)	평년(E)	A/B	A/C	A/D	A/E
물량(톤)	3,235	3,093	2,252	3,445	2,978	104.6%	143.7%	93.9%	108.6%

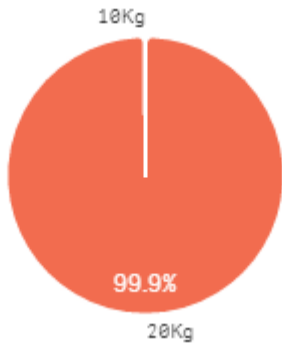
출하 품종별 거래물량 구성비



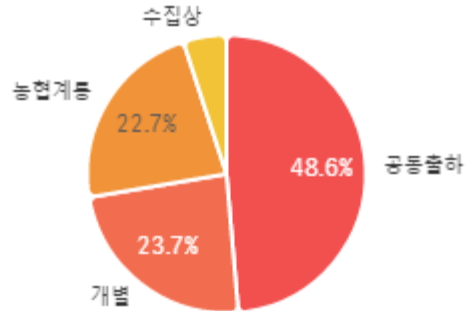
출하 품종별 거래금액 구성비



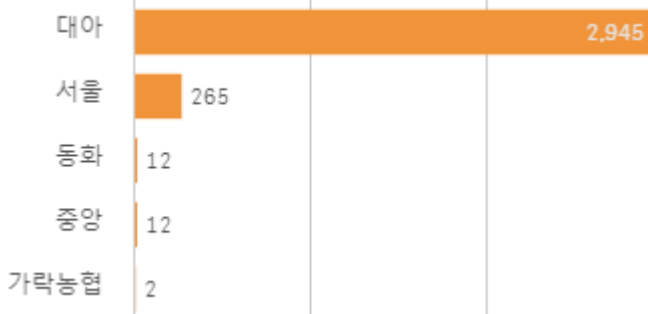
거래 단량별 물량 구성비



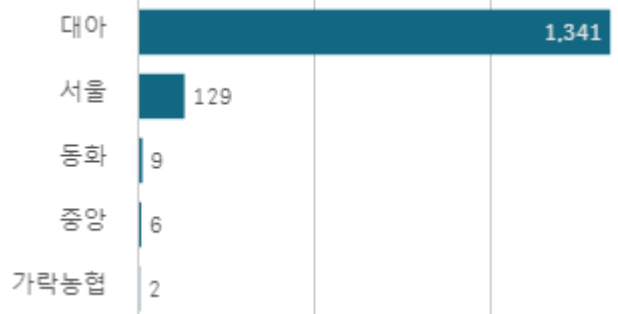
출하자별 거래물량 구성비



도매시장 법인별 거래물량(톤)

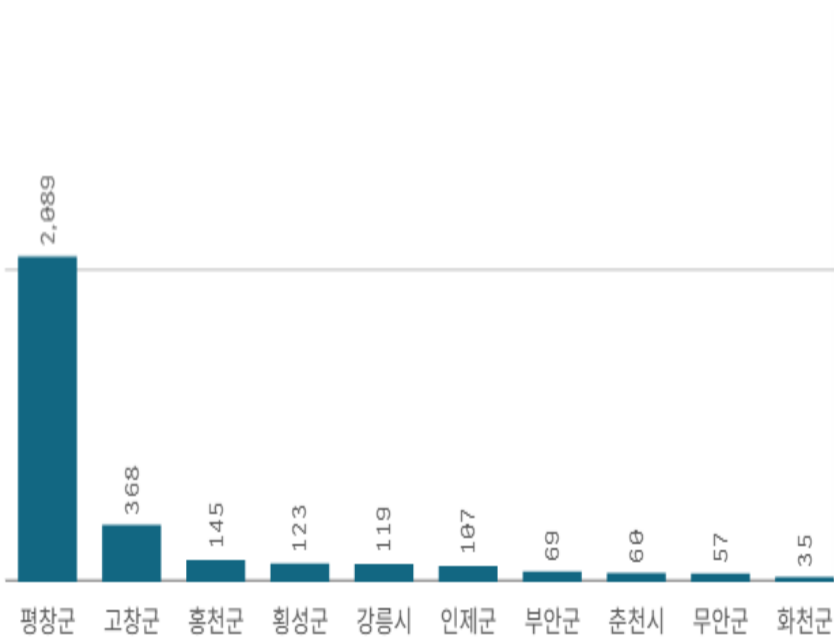


도매시장 법인별 거래금액(백만원)



무(20Kg)

산지별 거래물량(톤)



출하산지(개소)

13

출하건수(천건)

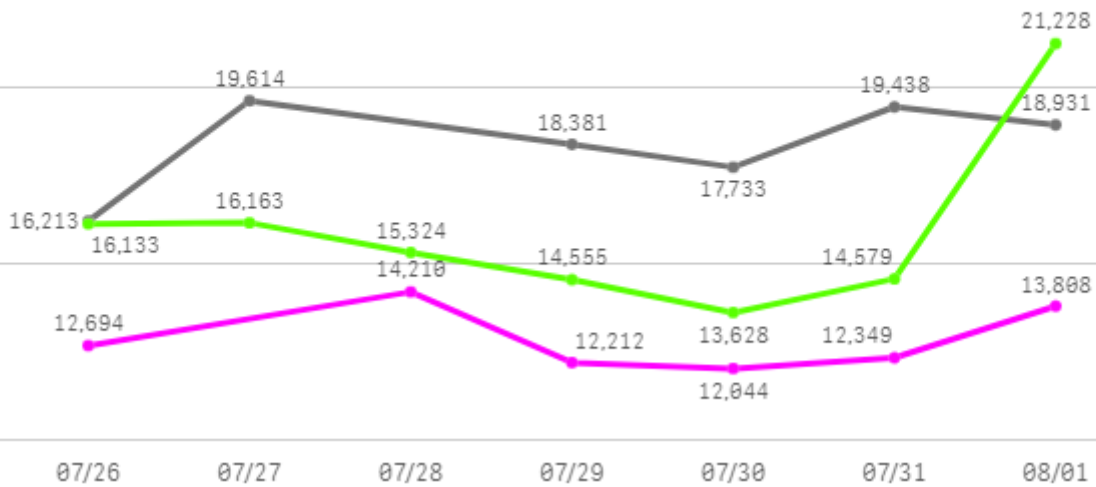
1

산지별 주출하 시군구



주간 도매가격(원)

◆ 2025 ● 2024 ◆ 평년



구분	금주(A)	전주(B)	전월(C)	전년(D)	평년(E)	A/B	A/C	A/D	A/E
가격(원)	12,886	12,087	10,366	18,385	15,929	106.6%	124.3%	70.1%	80.9%

※ 상품 가격 기준

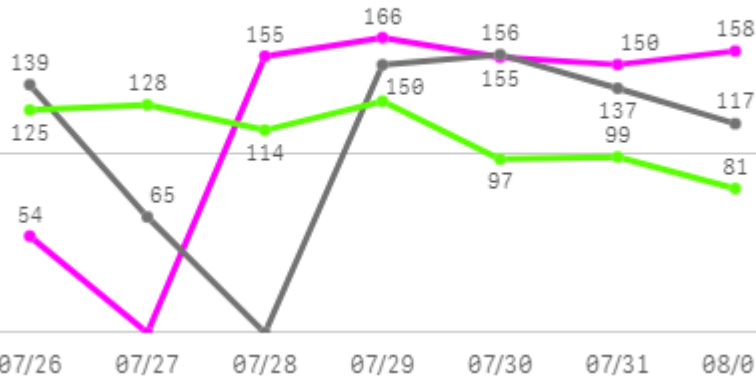
□ 무(20Kg) 주간 가격

구분	Q	품종	Q	단량	Q	특	상	보통	하
2025-07-26		무		20Kg		15,388	12,694	6,154	1,665
2025-07-28		무		20Kg		16,992	14,210	9,802	5,373
2025-07-29		무		20Kg		16,008	12,212	8,818	3,390
2025-07-30		무		20Kg		15,354	12,044	7,729	3,129
2025-07-31		무		20Kg		15,931	12,349	7,929	2,695
2025-08-01		무		20Kg		16,737	13,808	7,710	1,976
평균						16,068	12,886	8,024	3,038

당근

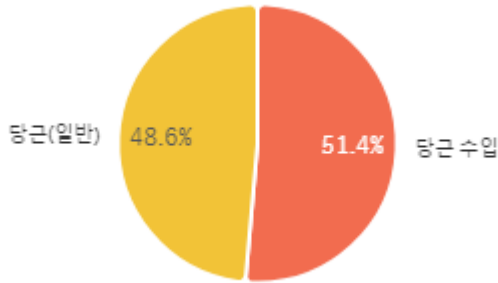
주간 반입량(톤)

◆ 2025 ● 2024 ▲ 평년

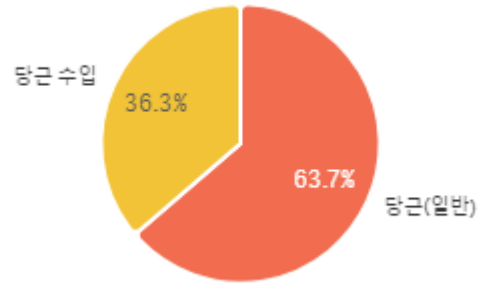


구분	금주(A)	전주(B)	전월(C)	전년(D)	평년(E)	A/B	A/C	A/D	A/E
물량(톤)	838	842	818	765	796	99.5%	102.4%	109.5%	105.3%

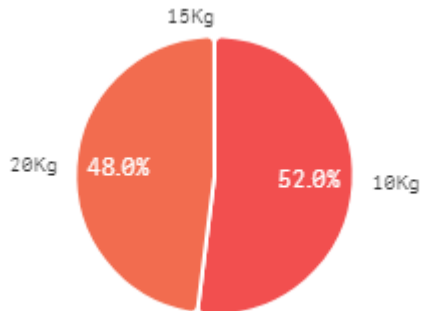
출하 품종별 거래물량 구성비



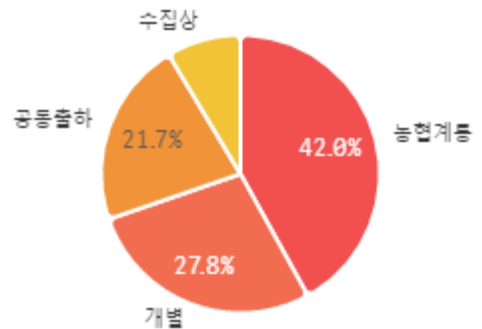
출하 품종별 거래금액 구성비



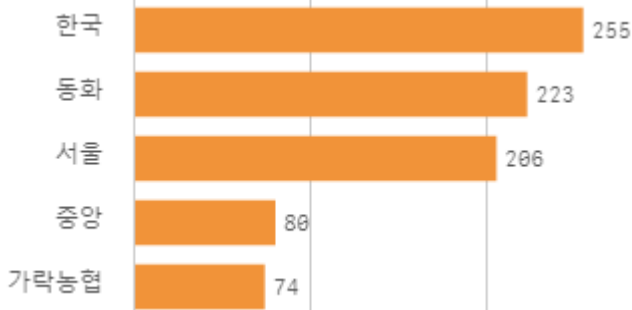
거래 단량별 물량 구성비



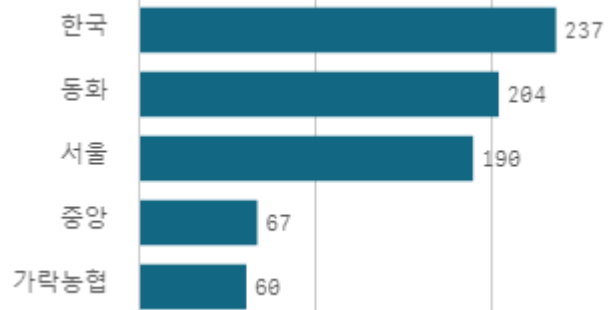
출하자별 거래물량 구성비



도매시장 법인별 거래물량(톤)

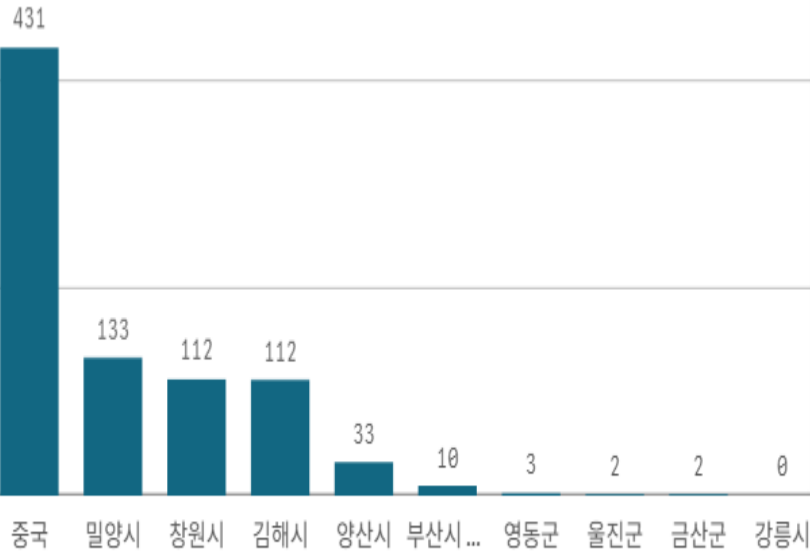


도매시장 법인별 거래금액(백만원)



당근(20Kg)

산지별 거래물량(톤)



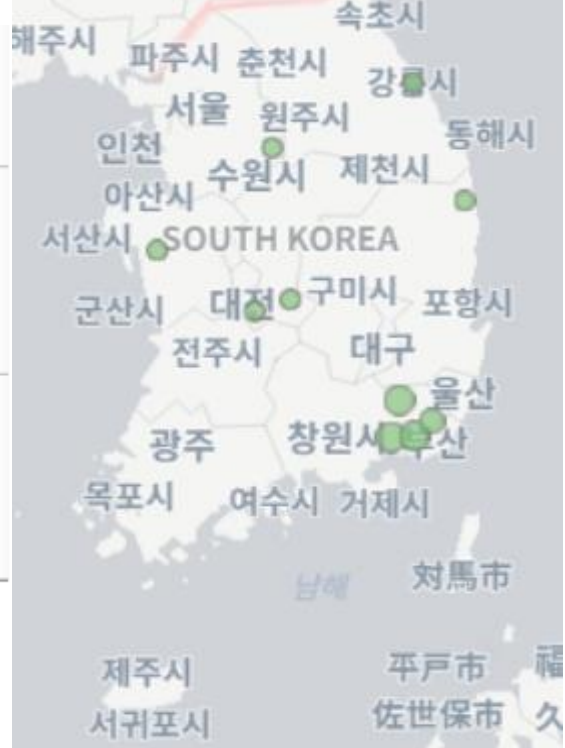
출하산지(개소)

12

출하건수(천건)

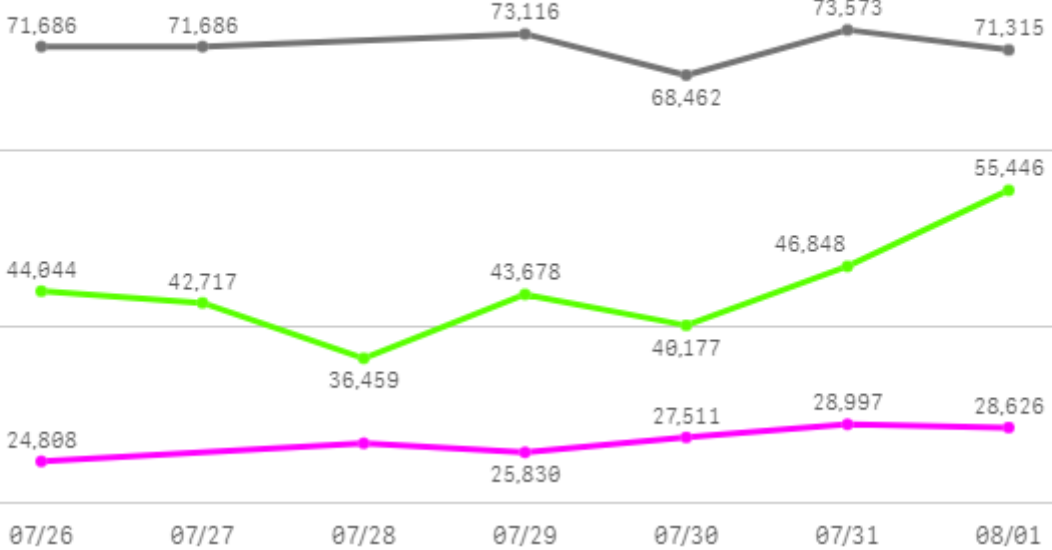
1

산지별 주출하 시군구



주간 도매가격(원)

● 2025 ● 2024 ● 평년



구분	금주(A)	전주(B)	전월(C)	전년(D)	평년(E)	A/B	A/C	A/D	A/E
가격(원)	27,312	23,771	23,369	71,505	40,832	114.9%	116.9%	38.2%	66.9%

※ 상품 가격 기준

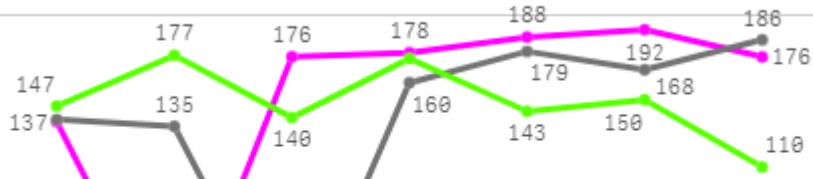
□ 당근(20Kg) 주간 가격

구분	Q	품종	Q	단량	Q	특	상	보통	하
2025-07-26		당근		20Kg		27,000	24,808	22,121	16,426
2025-07-28		당근		20Kg		28,483	26,849	24,163	19,968
2025-07-29		당근		20Kg		28,376	25,830	22,602	16,363
2025-07-30		당근		20Kg		30,970	27,511	23,884	12,583
2025-07-31		당근		20Kg		31,000	28,997	24,406	16,686
2025-08-01		당근		20Kg		29,500	28,626	25,885	14,336
평균						29,222	27,104	23,844	16,060

생고추

주간 반입량(톤)

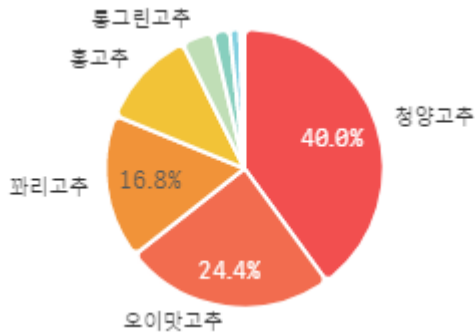
◆ 2025 ● 2024 ▲ 평년



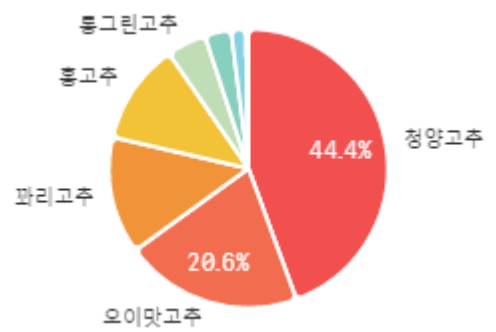
07/26 07/27 07/28 07/29 07/30 07/31 08/01

구분	금주(A)	전주(B)	전월(C)	전년(D)	평년(E)	A/B	A/C	A/D	A/E
물량(톤)	1,047	907	880	967	1,066	115.5%	119.0%	108.3%	98.2%

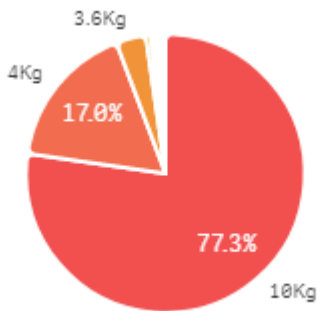
출하 품종별 거래물량 구성비



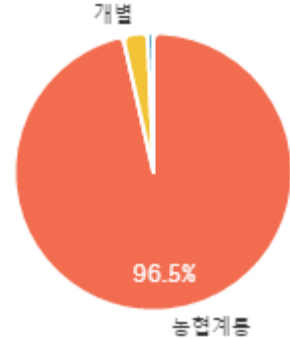
출하 품종별 거래금액 구성비



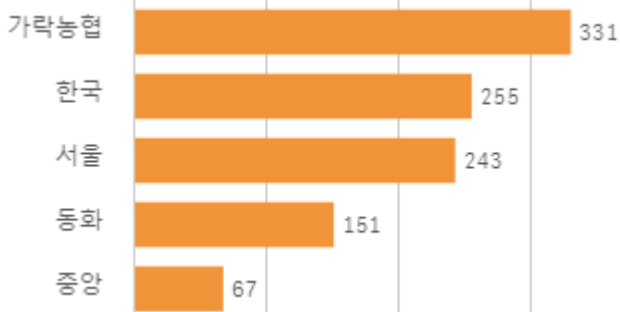
거래 단량별 물량 구성비



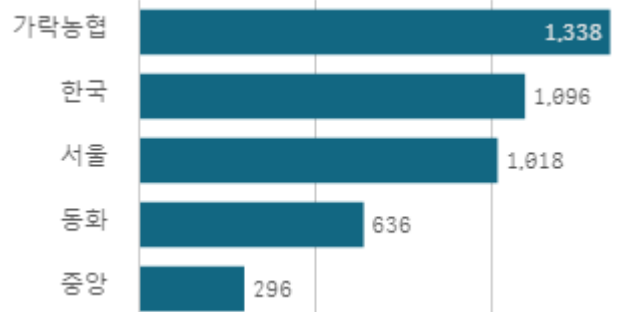
출하자별 거래물량 구성비



도매시장 법인별 거래물량(톤)

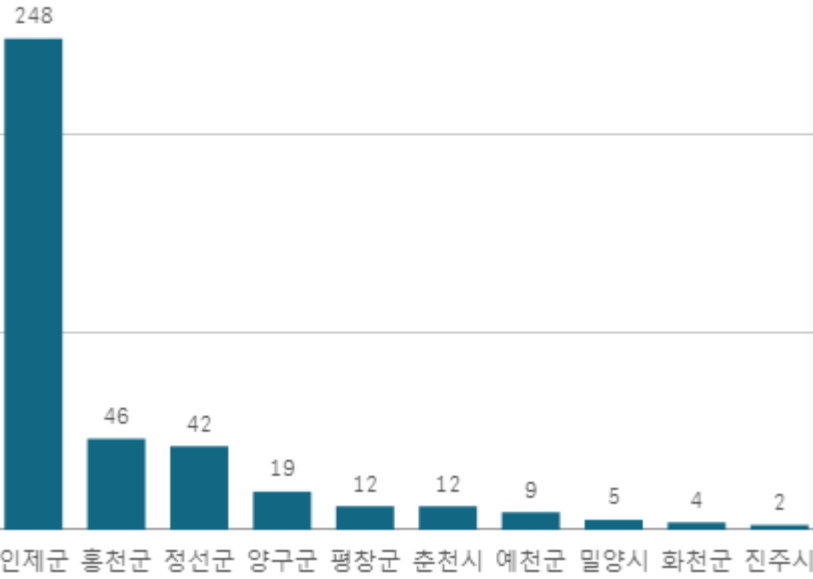


도매시장 법인별 거래금액(백만원)



청양고추(10Kg)

산지별 거래물량(톤)



산지별 주출하 시군구



출하산지(개소)

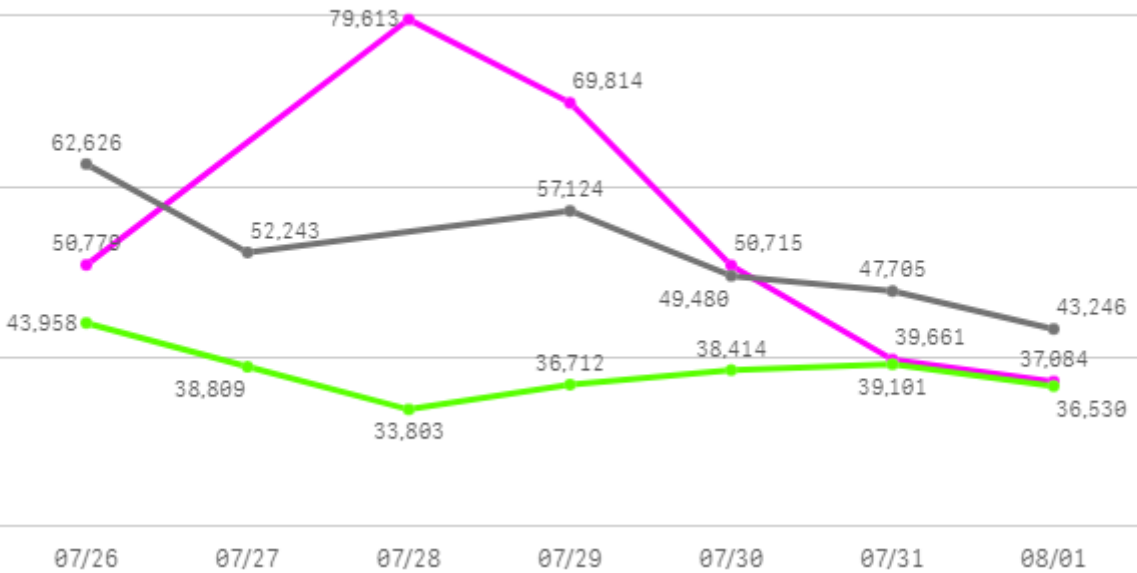
45

출하건수(천건)

6

주간 도매가격(원)

◆ 2025 ● 2024 ◆ 평년



구분	금주(A)	전주(B)	전월(C)	전년(D)	평년(E)	A/B	A/C	A/D	A/E
가격(원)	54,611	74,890	39,613	51,611	40,719	72.9%	137.9%	105.8%	134.1%

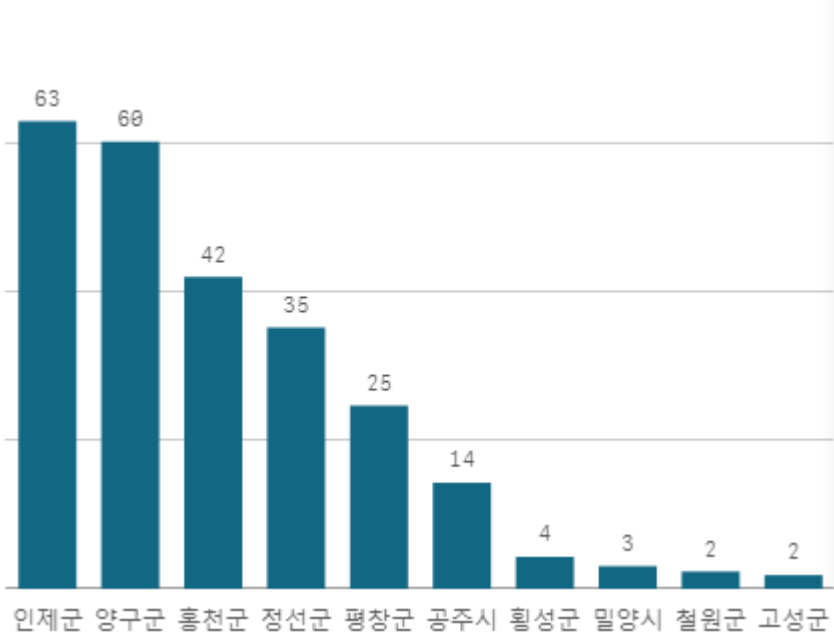
※ 상품 가격 기준

□ 청양고추(10Kg) 주간 가격

구분	Q	품종	Q	단량	Q	특	상	보통	하
2025-07-26		청양고추		10Kg		61,000	50,779	42,910	33,637
2025-07-28		청양고추		10Kg		85,290	79,613	73,505	59,012
2025-07-29		청양고추		10Kg		82,530	69,814	62,826	51,638
2025-07-30		청양고추		10Kg		60,661	50,715	42,134	33,191
2025-07-31		청양고추		10Kg		52,866	39,661	28,563	17,916
2025-08-01		청양고추		10Kg		40,339	37,084	28,976	18,882
평균						63,781	54,611	46,486	35,713

오이맛고추(10Kg)

산지별 거래물량(톤)



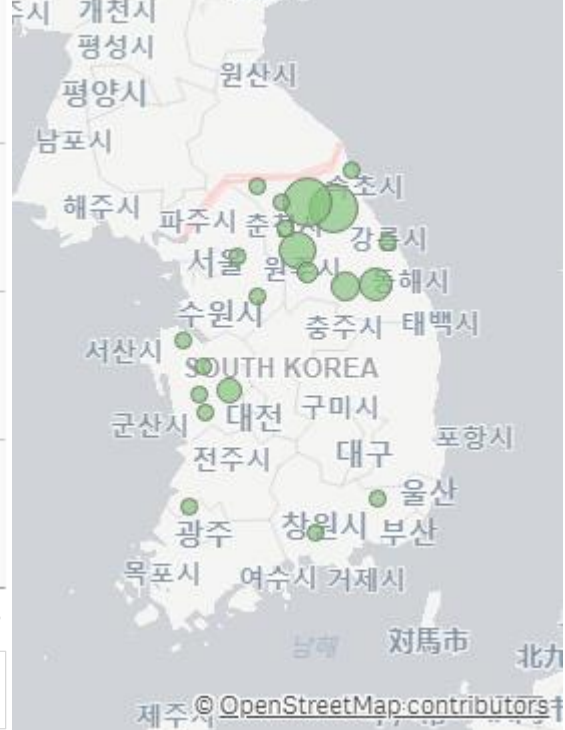
출하산지(개소)

22

출하건수(천건)

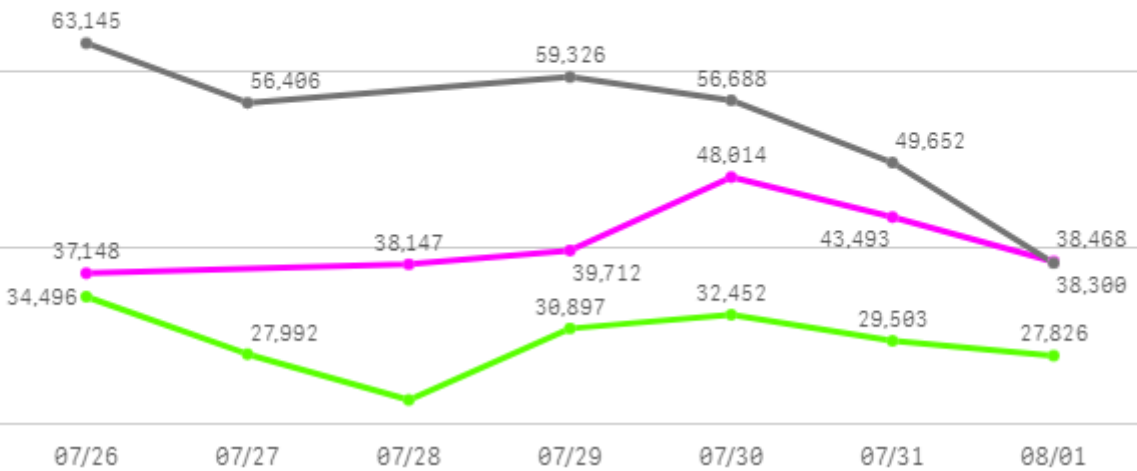
3

산지별 주출하 시군구



주간 도매가격(원)

◆ 2025 ◆ 2024 ◆ 평년



구분	금주(A)	전주(B)	전월(C)	전년(D)	평년(E)	A/B	A/C	A/D	A/E
가격(원)	40,830	36,059	28,568	53,428	33,365	113.2%	142.9%	76.4%	122.4%

※ 상품 가격 기준

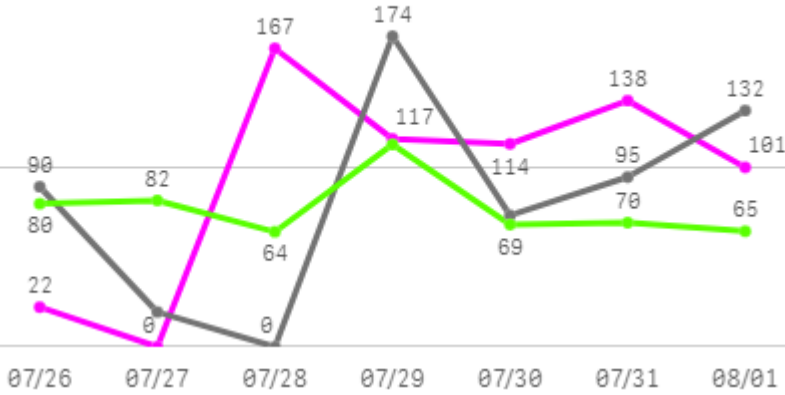
□ 오이맛고추(10Kg) 주간 가격

구분	Q	품종	Q	단량	Q	특	상	보통	하
2025-07-26		오이맛고추		10Kg		49,033	37,148	29,123	16,949
2025-07-28		오이맛고추		10Kg		42,816	38,147	31,481	16,653
2025-07-29		오이맛고추		10Kg		44,607	39,712	31,149	19,609
2025-07-30		오이맛고추		10Kg		52,860	48,014	37,644	23,674
2025-07-31		오이맛고추		10Kg		54,083	43,493	32,611	17,328
2025-08-01		오이맛고추		10Kg		50,577	38,468	22,811	9,225
평균						48,996	40,830	30,803	17,240

마늘

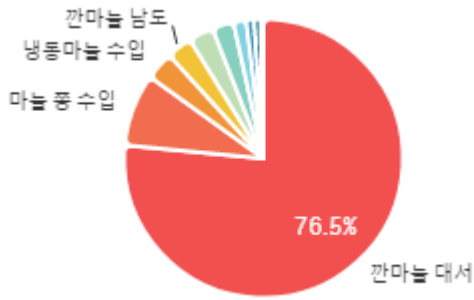
주간 반입량(톤)

◆ 2025 ● 2024 ▲ 평년

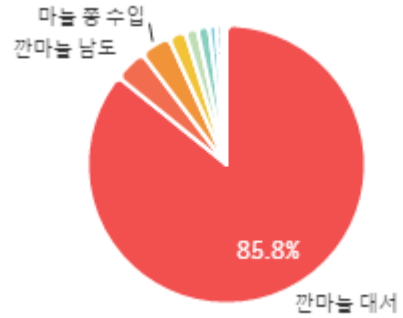


구분	금주(A)	전주(B)	전월(C)	전년(D)	평년(E)	A/B	A/C	A/D	A/E
물량(톤)	659	701	693	585	578	93.9%	95.0%	112.6%	113.9%

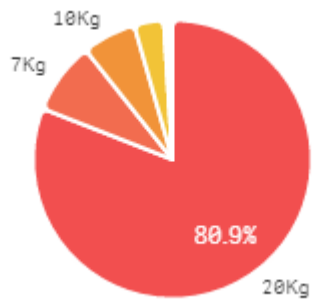
출하 품종별 거래물량 구성비



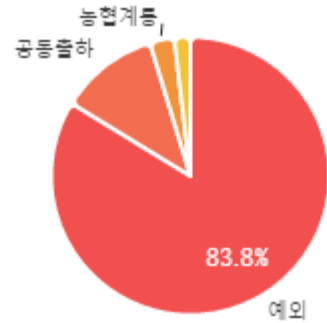
출하 품종별 거래금액 구성비



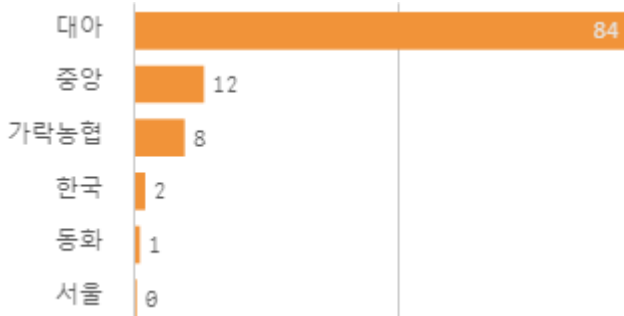
거래 단량별 물량 구성비



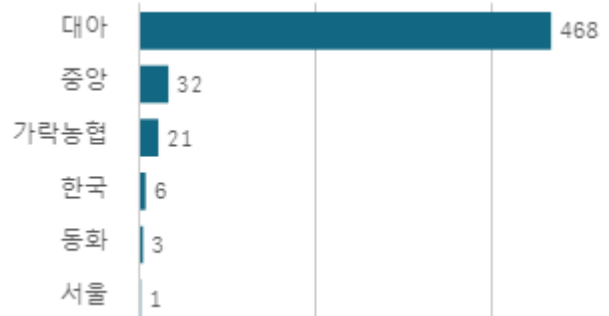
출하자별 거래물량 구성비



도매시장 법인별 거래물량(톤)

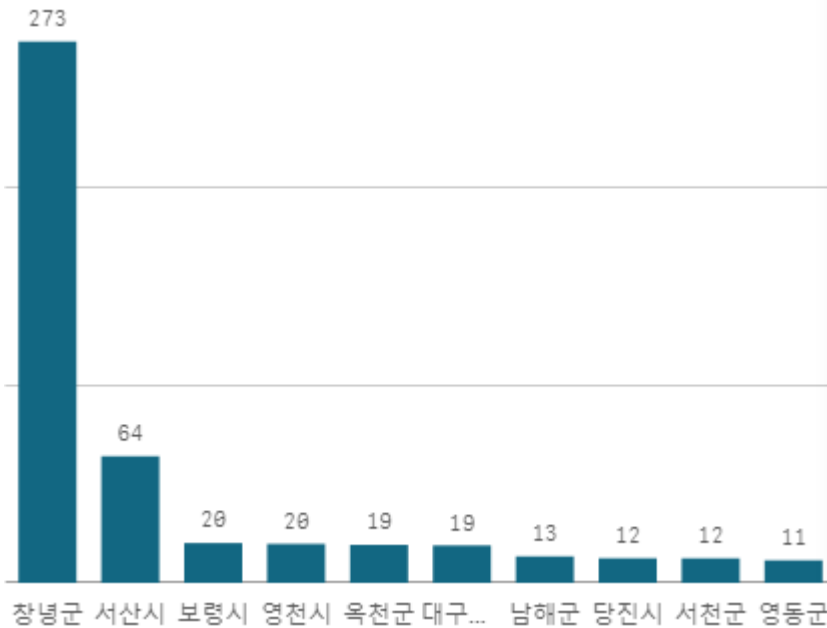


도매시장 법인별 거래금액(백만원)



깐마늘 대서(20Kg)

산지별 거래물량(톤)



산지별 주출하 시군구



출하산지(개소)

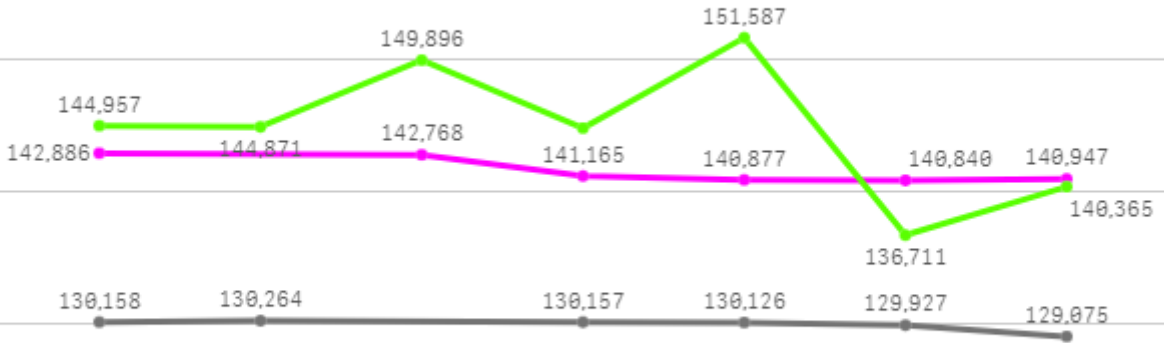
18

출하건수(천건)

1

주간 도매가격(원)

◆ 2025 ● 2024 ◆ 평년



07/26 07/27 07/28 07/29 07/30 07/31 08/01

구분	금주(A)	전주(B)	전월(C)	전년(D)	평년(E)	A/B	A/C	A/D	A/E
가격(원)	141,580	142,899	154,240	129,942	141,872	99.1%	91.8%	109.0%	99.8%

※ 상품 가격 기준

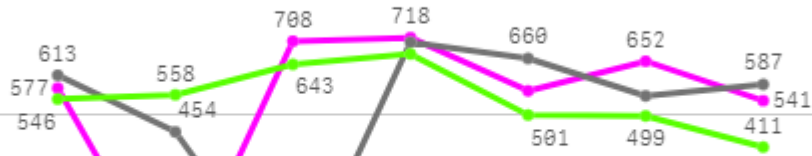
□ 깐마늘 대서(20Kg) 주간 가격

구분	Q	품종	Q	단량	Q	특	상	보통	하
2025-07-26		깐마늘 대서		20Kg		-	142,886	129,676	107,993
2025-07-28		깐마늘 대서		20Kg		-	142,768	127,755	105,926
2025-07-29		깐마늘 대서		20Kg		-	141,165	129,614	109,966
2025-07-30		깐마늘 대서		20Kg		-	140,877	127,598	94,814
2025-07-31		깐마늘 대서		20Kg		-	140,840	127,920	107,630
2025-08-01		깐마늘 대서		20Kg		-	140,947	128,122	104,333
평균						-	141,580	128,447	105,110

양파

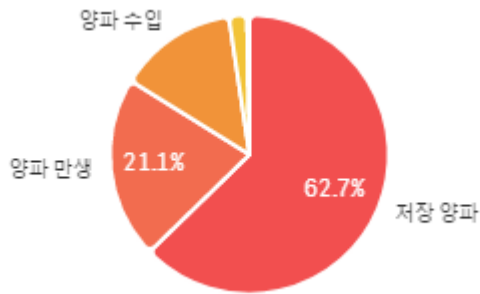
주간 반입량(톤)

◆ 2025 ● 2024 ▲ 평년

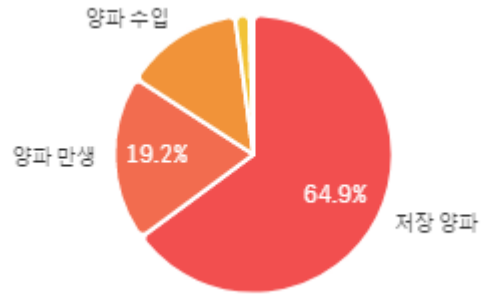


구분	금주(A)	전주(B)	전월(C)	전년(D)	평년(E)	A/B	A/C	A/D	A/E
물량(톤)	3,766	3,831	3,160	3,574	3,867	98.3%	119.2%	105.4%	97.4%

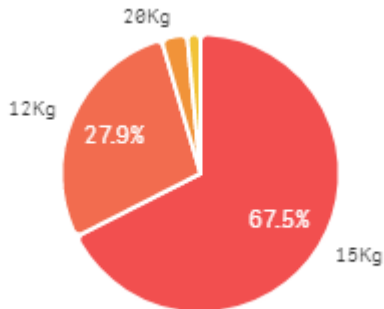
출하 품종별 거래물량 구성비



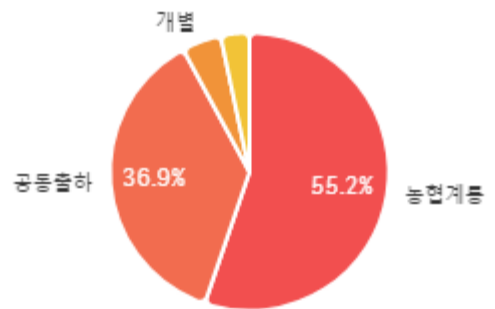
출하 품종별 거래금액 구성비



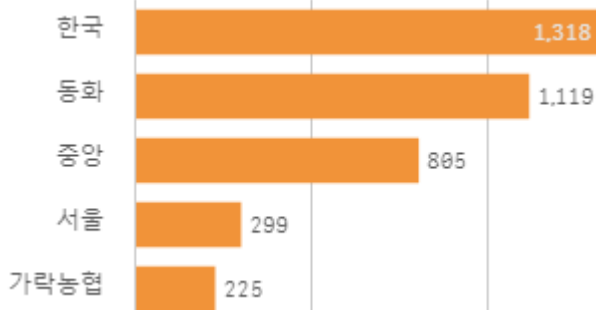
거래 단량별 물량 구성비



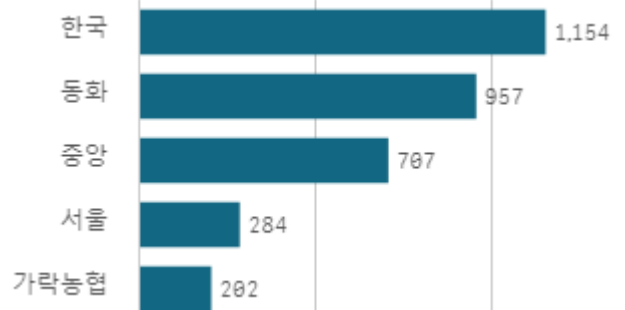
출하자별 거래물량 구성비



도매시장 법인별 거래물량(톤)

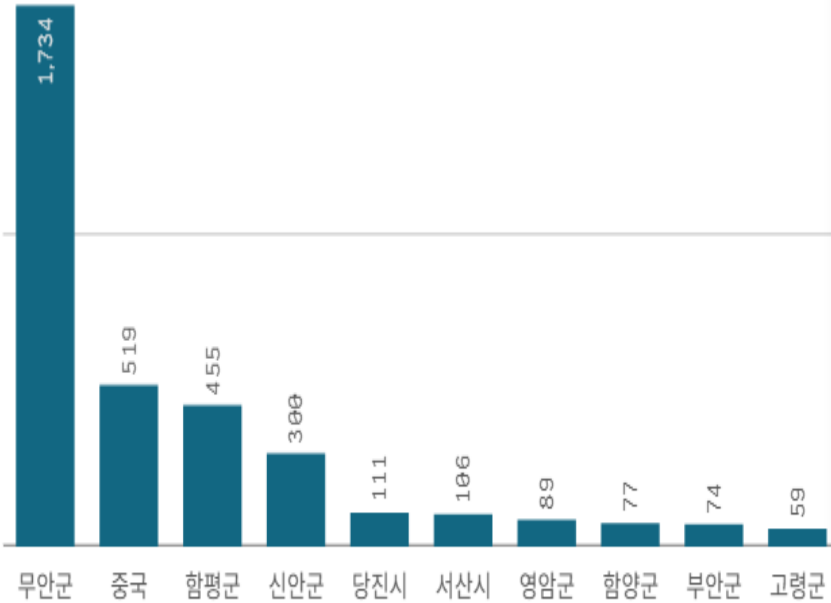


도매시장 법인별 거래금액(백만원)



양파(1Kg)

산지별 거래물량(톤)



출하산지(개소)

31

출하건수(천건)

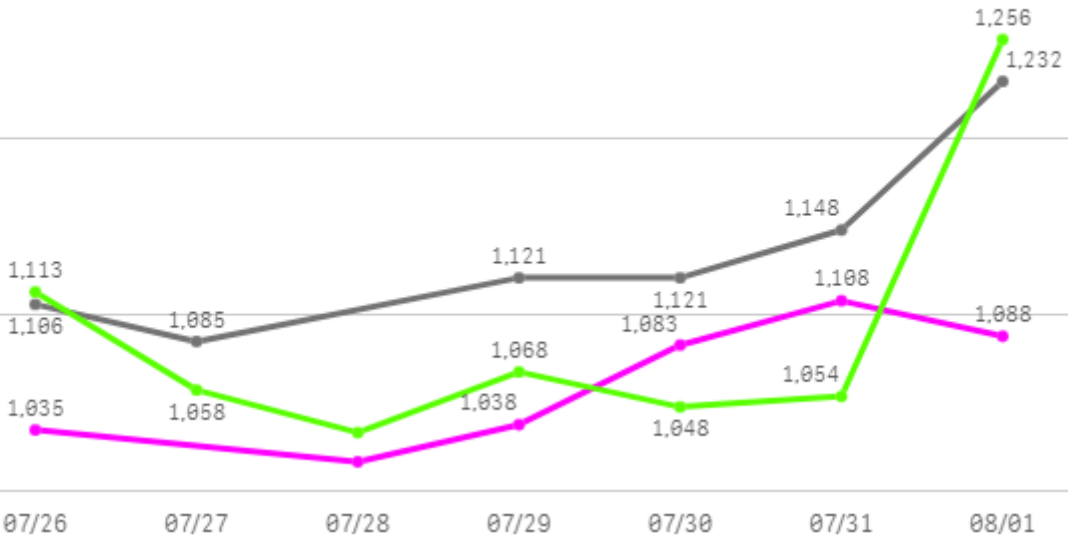
2

산지별 주출하 시군구



주간 도매가격(원)

◆ 2025 ● 2024 ◆ 평년



구분	금주(A)	전주(B)	전월(C)	전년(D)	평년(E)	A/B	A/C	A/D	A/E
가격(원)	1,062	1,104	813	1,137	1,090	96.2%	130.5%	93.4%	97.4%

※ 상품 가격 기준

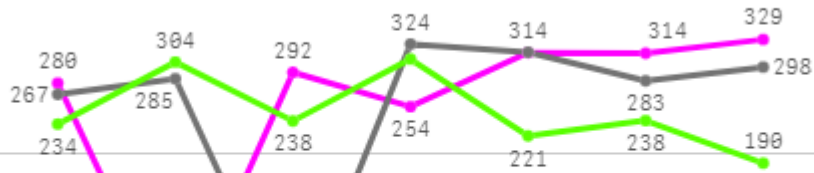
□ 양파(1Kg) 주간 가격

구분	Q	품종	Q	단량	Q	특	상	보통	하
2025-07-26		양파		1Kg		1,159	1,035	805	405
2025-07-28		양파		1Kg		1,168	1,017	817	456
2025-07-29		양파		1Kg		1,166	1,038	824	485
2025-07-30		양파		1Kg		1,148	1,083	913	526
2025-07-31		양파		1Kg		1,167	1,108	927	571
2025-08-01		양파		1Kg		1,161	1,088	932	533
평균						1,162	1,062	870	496

대파

주간 반입량(톤)

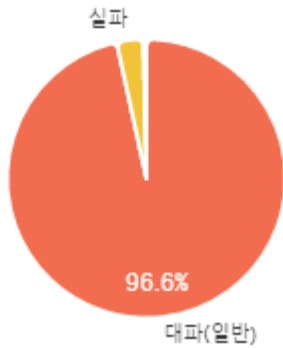
◆ 2025 ● 2024 ▲ 평년



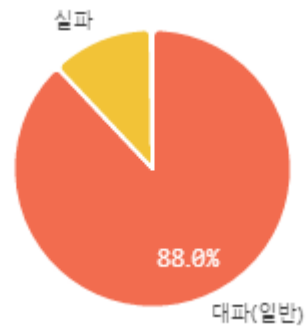
07/26 07/27 07/28 07/29 07/30 07/31 08/01

구분	금주(A)	전주(B)	전월(C)	전년(D)	평년(E)	A/B	A/C	A/D	A/E
물량(톤)	1,782	1,940	1,413	1,772	1,788	91.9%	126.1%	100.6%	99.7%

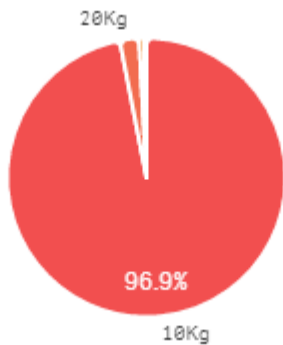
출하 품종별 거래물량 구성비



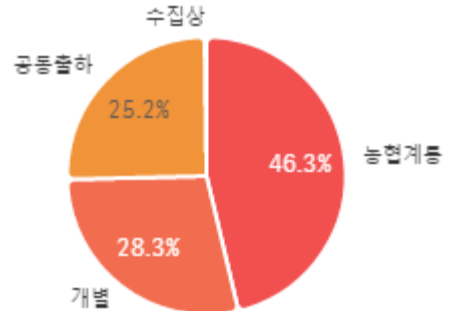
출하 품종별 거래금액 구성비



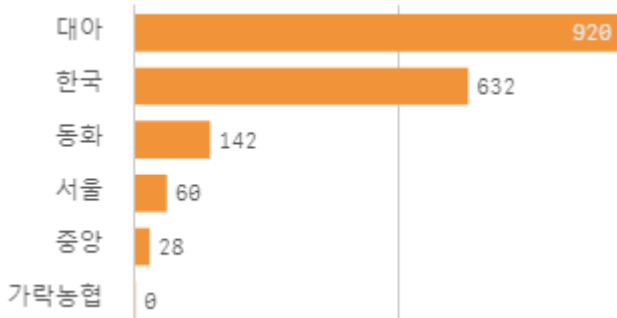
거래 단량별 물량 구성비



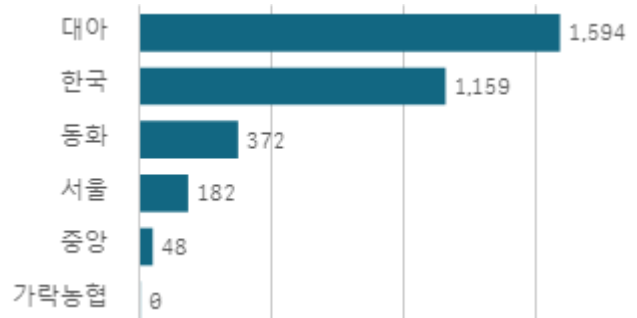
출하자별 거래물량 구성비



도매시장 법인별 거래물량(톤)

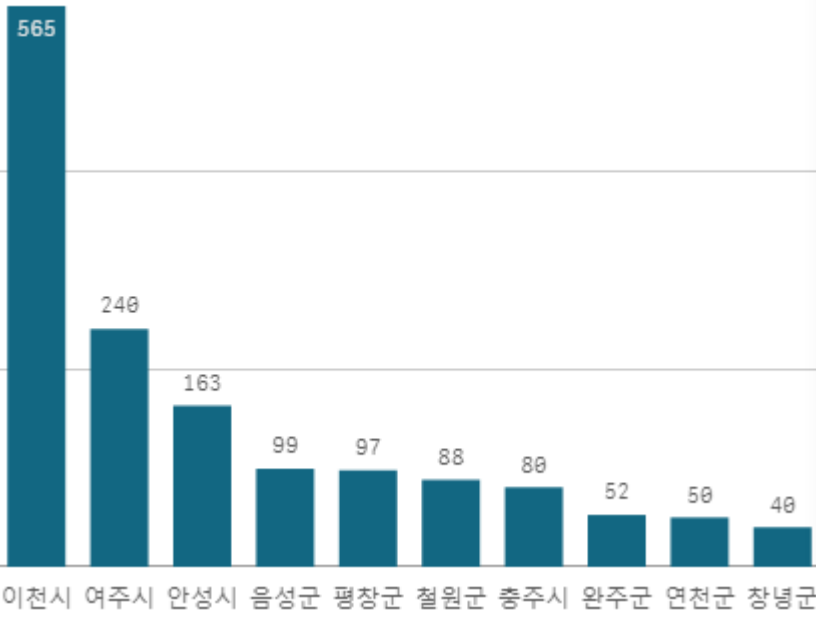


도매시장 법인별 거래금액(백만원)



대파(일반)(1Kg)

산지별 거래물량(톤)



출하산지(개소)

28

출하건수(천건)

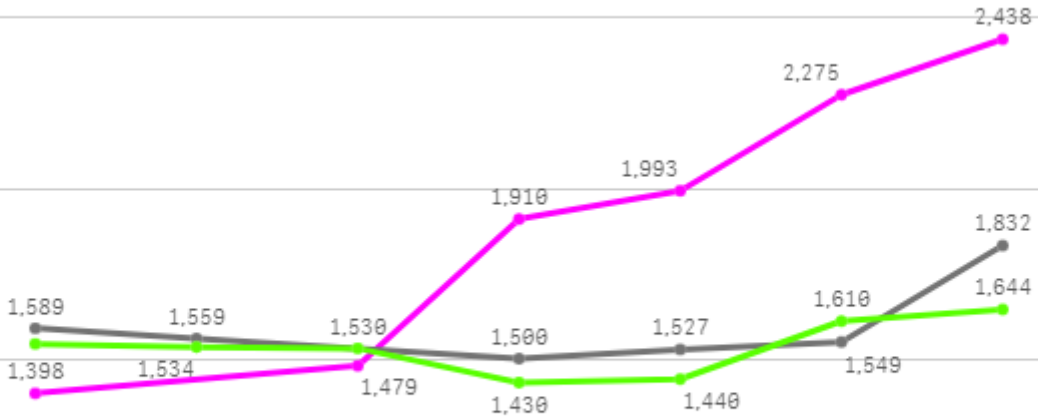
1

산지별 주출하 시군구



주간 도매가격(원)

◆ 2025 ● 2024 ◆ 평년



07/26 07/27 07/28 07/29 07/30 07/31 08/01

구분	금주(A)	전주(B)	전월(C)	전년(D)	평년(E)	A/B	A/C	A/D	A/E
가격(원)	1,916	1,579	1,180	1,601	1,540	121.3%	162.3%	119.6%	124.4%

※ 상품 가격 기준

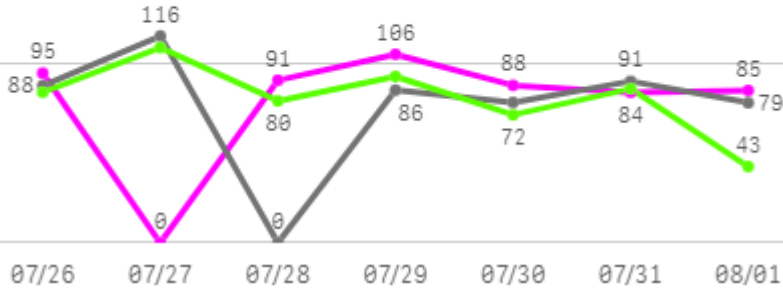
□ 대파(일반)(1Kg) 주간 가격

구분	Q	품종	Q	단량	Q	특	상	보통	하
2025-07-26		대파(일반)		1Kg		1,890	1,398	1,052	598
2025-07-28		대파(일반)		1Kg		2,023	1,479	1,146	954
2025-07-29		대파(일반)		1Kg		2,328	1,910	1,529	1,182
2025-07-30		대파(일반)		1Kg		2,219	1,993	1,790	1,413
2025-07-31		대파(일반)		1Kg		2,476	2,275	2,048	1,772
2025-08-01		대파(일반)		1Kg		2,565	2,438	2,277	2,028
평균						2,250	1,916	1,640	1,325

파프리카

주간 반입량(톤)

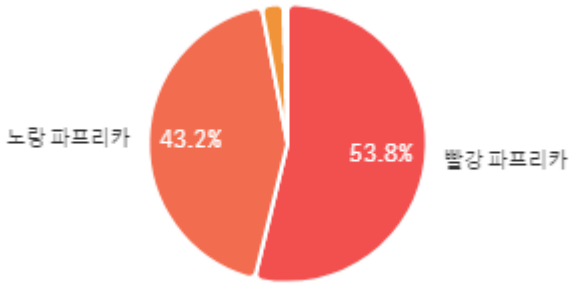
◆ 2025 ● 2024 ▲ 평년



구분	금주(A)	전주(B)	전월(C)	전년(D)	평년(E)	A/B	A/C	A/D	A/E
물량(톤)	550	882	563	538	591	62.4%	97.6%	102.3%	93.1%

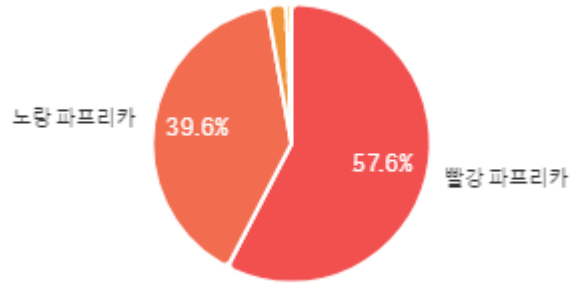
출하 품종별 거래물량 구성비

오렌지 파프리카



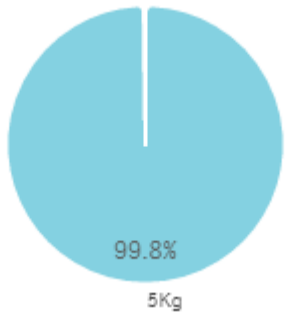
출하 품종별 거래금액 구성비

오렌지 파프리카



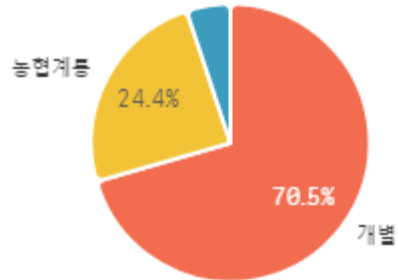
거래 단량별 물량 구성비

10Kg

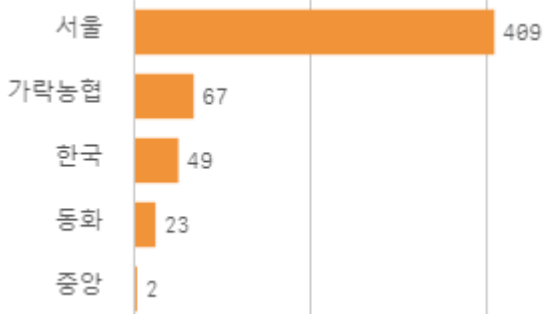


출하자별 거래물량 구성비

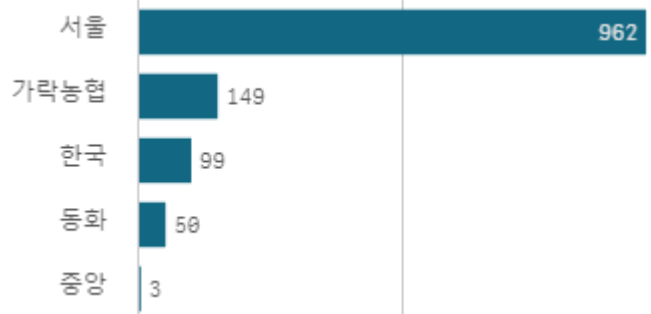
공동출하



도매시장 법인별 거래물량(톤)

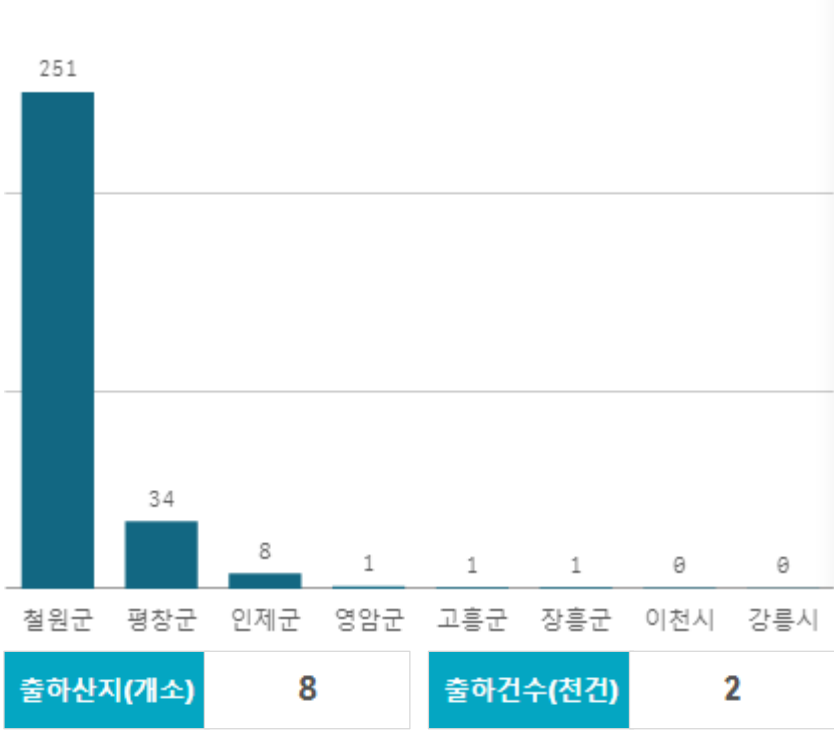


도매시장 법인별 거래금액(백만원)



빨강 파프리카(5Kg)

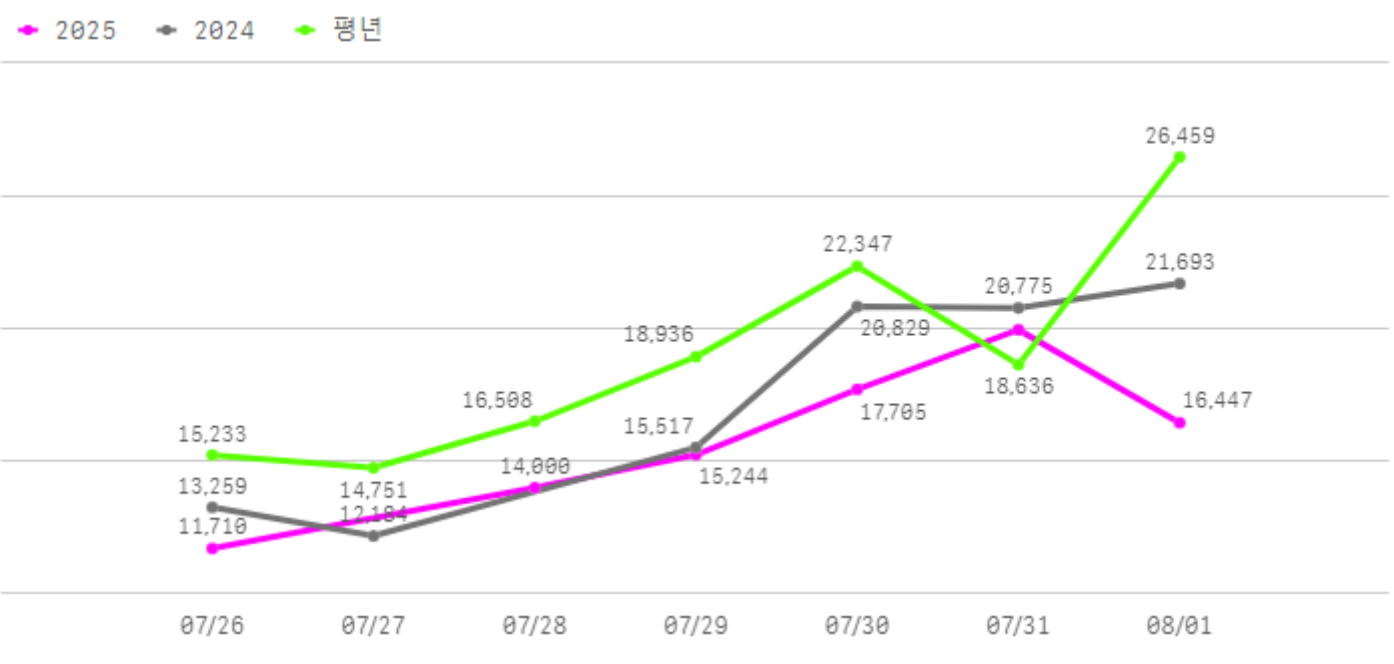
산지별 거래물량(톤)



산지별 주출하 시군구



주간 도매가격(원)



구분	금주(A)	전주(B)	전월(C)	전년(D)	평년(E)	A/B	A/C	A/D	A/E
가격(원)	15,843	11,186	19,237	17,545	17,858	141.6%	82.4%	90.3%	88.7%

※ 상품 가격 기준

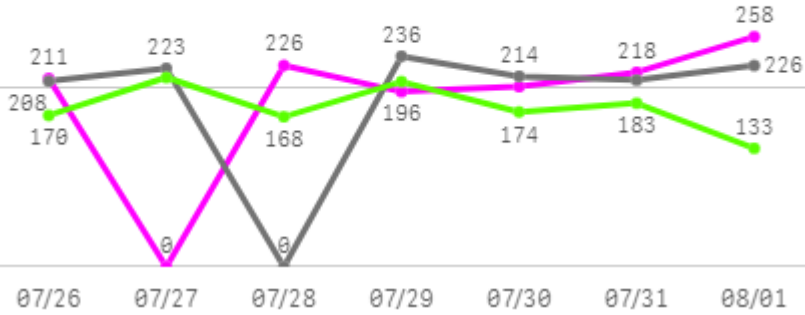
□ 빨강 파프리카(5Kg) 주간 가격

구분	Q	품종	Q	단량	Q	특	상	보통	하
2025-07-26		빨강 파프리카		5Kg		-	11,710	9,847	6,103
2025-07-28		빨강 파프리카		5Kg		-	14,000	12,398	9,179
2025-07-29		빨강 파프리카		5Kg		-	15,244	13,009	9,994
2025-07-30		빨강 파프리카		5Kg		-	17,705	14,805	10,560
2025-07-31		빨강 파프리카		5Kg		-	19,951	15,871	12,189
2025-08-01		빨강 파프리카		5Kg		-	16,447	14,117	10,011
평균						-	15,843	13,341	9,673

버섯

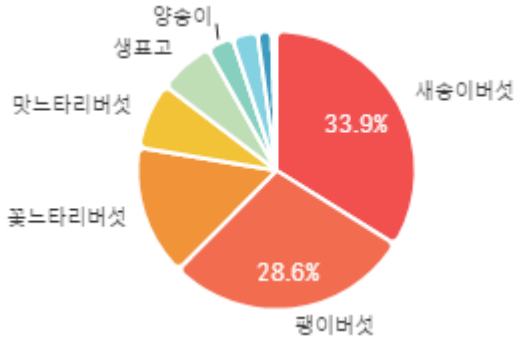
주간 반입량(톤)

◆ 2025 ● 2024 ▲ 평년

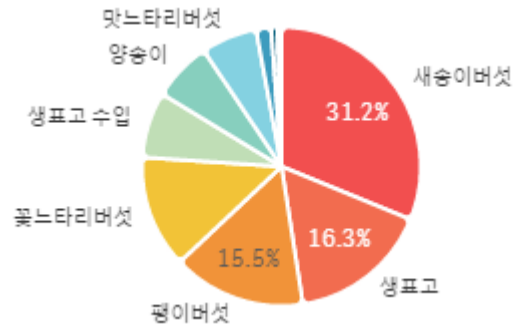


구분	금주(A)	전주(B)	전월(C)	전년(D)	평년(E)	A/B	A/C	A/D	A/E
물량(톤)	1,312	1,219	1,053	1,316	1,260	107.6%	124.6%	99.7%	104.1%

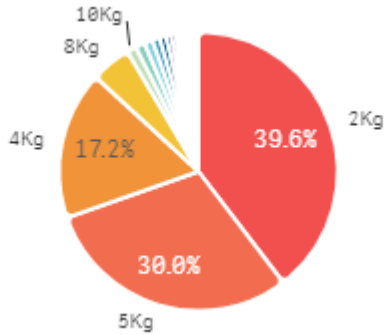
출하 품종별 거래물량 구성비



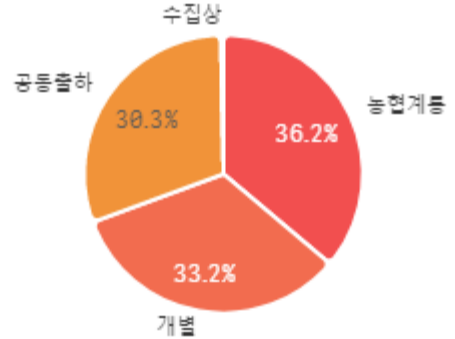
출하 품종별 거래금액 구성비



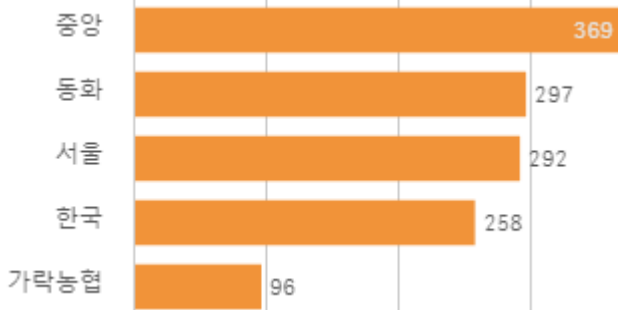
거래 단량별 물량 구성비



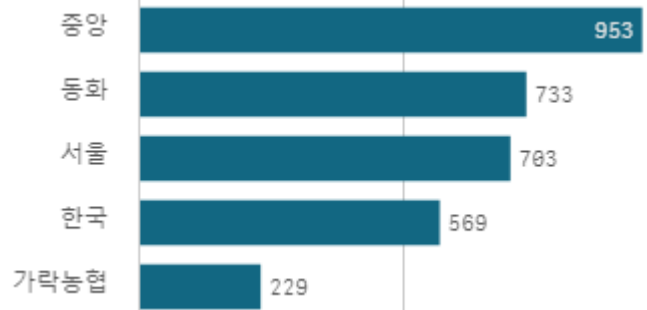
출하자별 거래물량 구성비



도매시장 법인별 거래물량(톤)

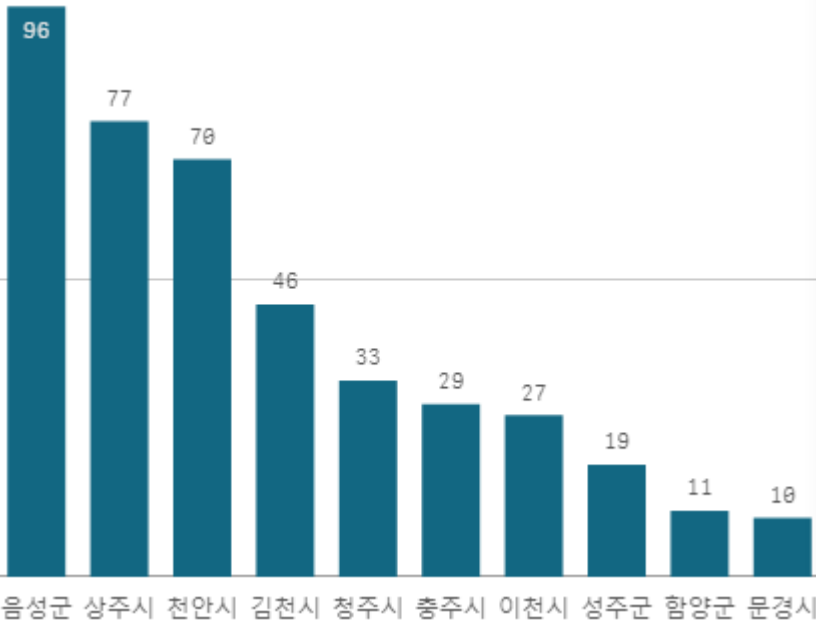


도매시장 법인별 거래금액(백만원)



새송이버섯(2Kg)

산지별 거래물량(톤)



출하산지(개소)

20

출하건수(천건)

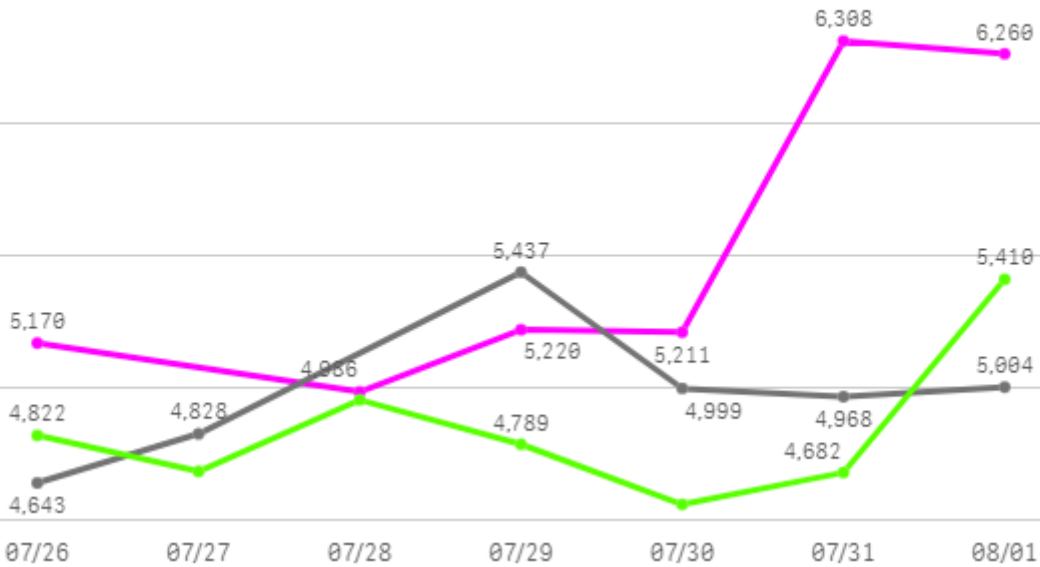
3

산지별 주출하 시군구



주간 도매가격(원)

◆ 2025 ● 2024 ◆ 평년



구분	금주(A)	전주(B)	전월(C)	전년(D)	평년(E)	A/B	A/C	A/D	A/E
가격(원)	5,526	5,976	6,234	4,938	4,953	92.5%	88.6%	111.9%	111.6%

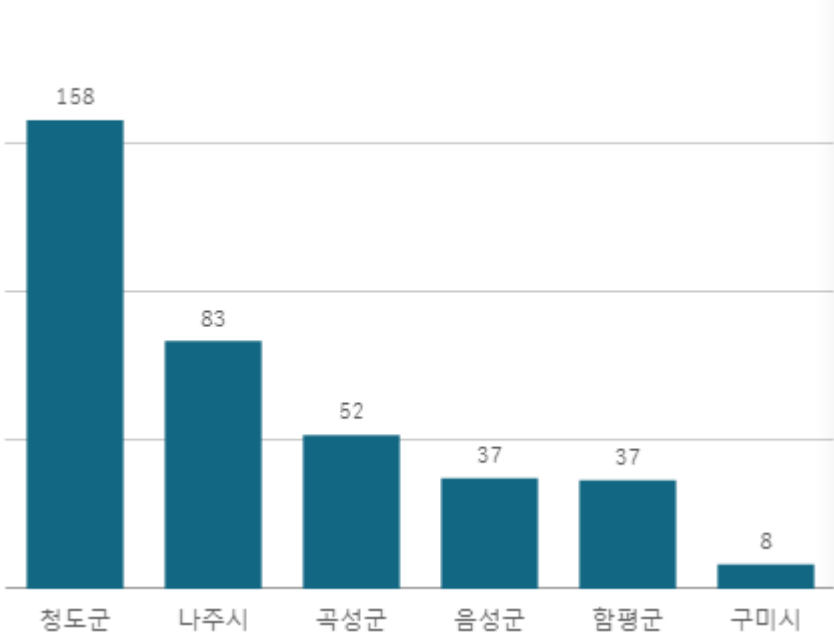
※ 상품 가격 기준

□ 새송이버섯(2Kg) 주간 가격

구분	Q	품종	Q	단량	Q	특	상	보통	하
2025-07-26		새송이버섯		2Kg		8,118	5,170	4,162	2,732
2025-07-28		새송이버섯		2Kg		7,803	4,986	4,082	2,469
2025-07-29		새송이버섯		2Kg		10,825	5,220	4,143	2,504
2025-07-30		새송이버섯		2Kg		10,791	5,211	4,222	2,633
2025-07-31		새송이버섯		2Kg		12,162	6,308	5,171	3,152
2025-08-01		새송이버섯		2Kg		10,402	6,260	4,825	3,124
평균						10,017	5,526	4,434	2,769

팬이버섯(5Kg)

산지별 거래물량(톤)



출하산지(개소)

6

출하건수(천건)

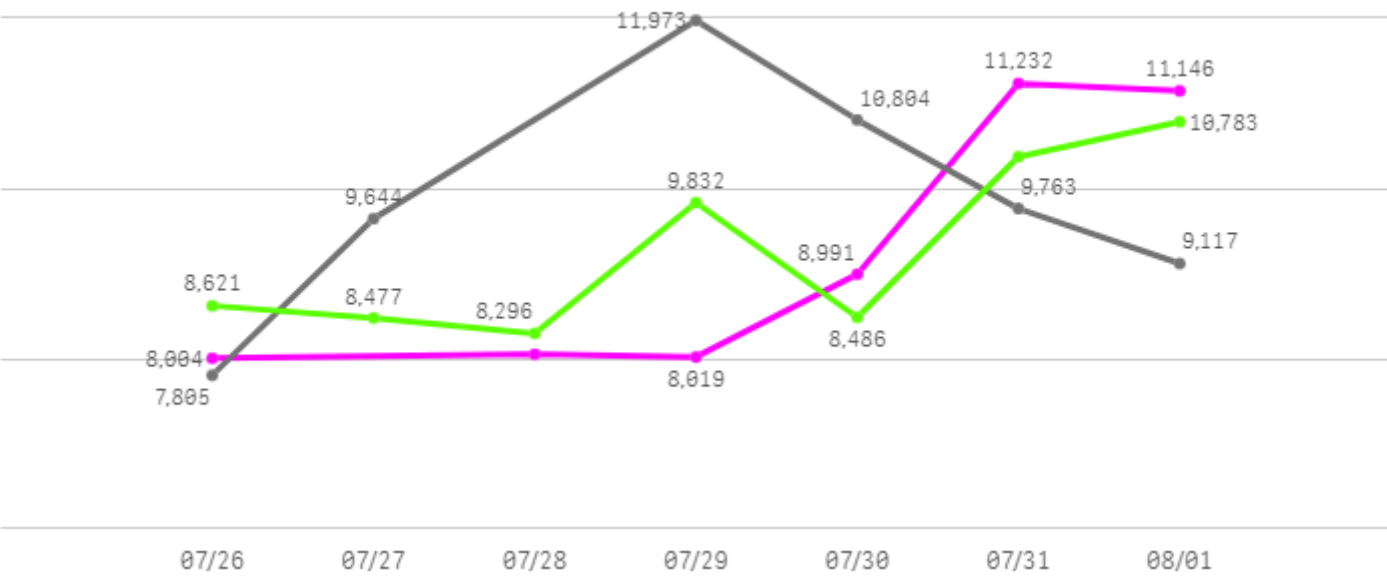
1

산지별 주출하 시군구



주간 도매가격(원)

◆ 2025 ● 2024 ◆ 평년



구분	금주(A)	전주(B)	전월(C)	전년(D)	평년(E)	A/B	A/C	A/D	A/E
가격(원)	9,241	8,626	7,422	9,658	9,324	107.1%	124.5%	95.7%	99.1%

※ 상품 가격 기준

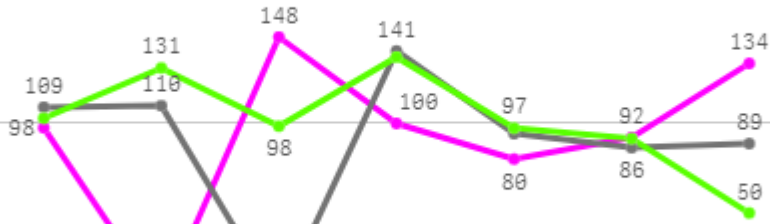
□ 팽이버섯(5Kg) 주간 가격

구분	Q	품종	Q	단량	Q	특	상	보통	하
2025-07-26		팽이버섯		5Kg		8,500	8,004	5,474	3,664
2025-07-28		팽이버섯		5Kg		8,597	8,051	5,260	3,464
2025-07-29		팽이버섯		5Kg		8,500	8,019	5,219	3,189
2025-07-30		팽이버섯		5Kg		9,763	8,991	6,043	4,261
2025-07-31		팽이버섯		5Kg		13,000	11,232	7,451	4,931
2025-08-01		팽이버섯		5Kg		12,614	11,146	6,729	3,222
평균						10,162	9,241	6,029	3,789

팥옥수수

주간 반입량(톤)

◆ 2025 ● 2024 ▲ 평년

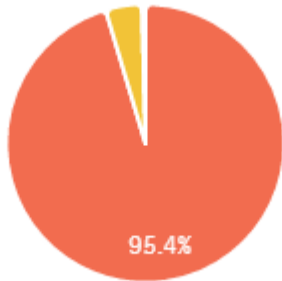


07/26 07/27 07/28 07/29 07/30 07/31 08/01

구분	금주(A)	전주(B)	전월(C)	전년(D)	평년(E)	A/B	A/C	A/D	A/E
물량(톤)	652	793	448	629	682	82.3%	145.6%	103.6%	95.6%

출하 품종별 거래물량 구성비

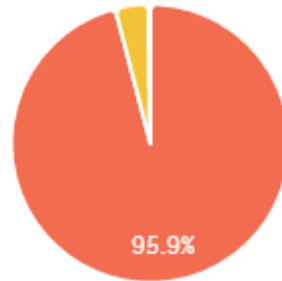
팥옥수수 기타



팥옥수수

출하 품종별 거래금액 구성비

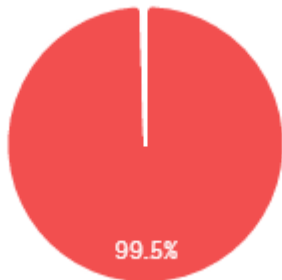
팥옥수수 기타



팥옥수수

거래 단량별 물량 구성비

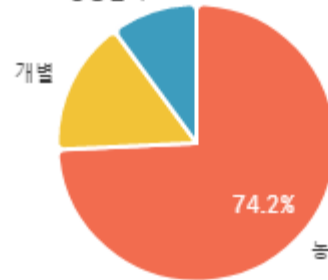
10Kg



8Kg

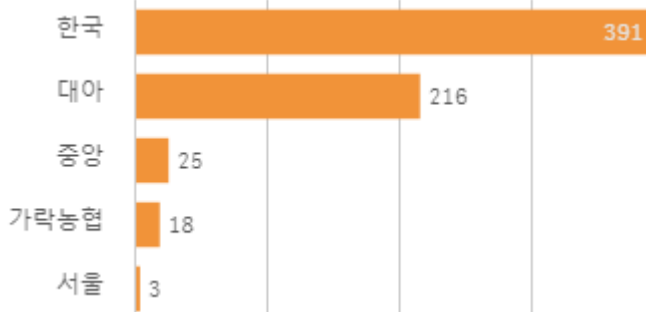
출하자별 거래물량 구성비

공동출하

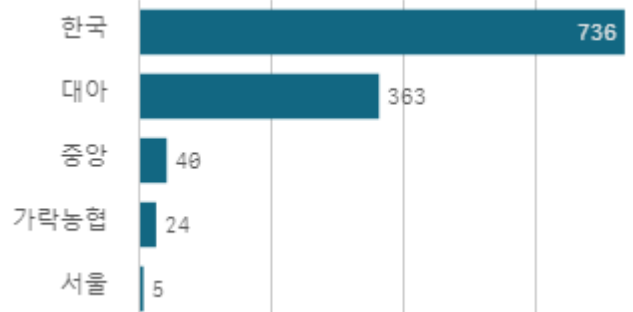


농협계통

도매시장 법인별 거래물량(톤)

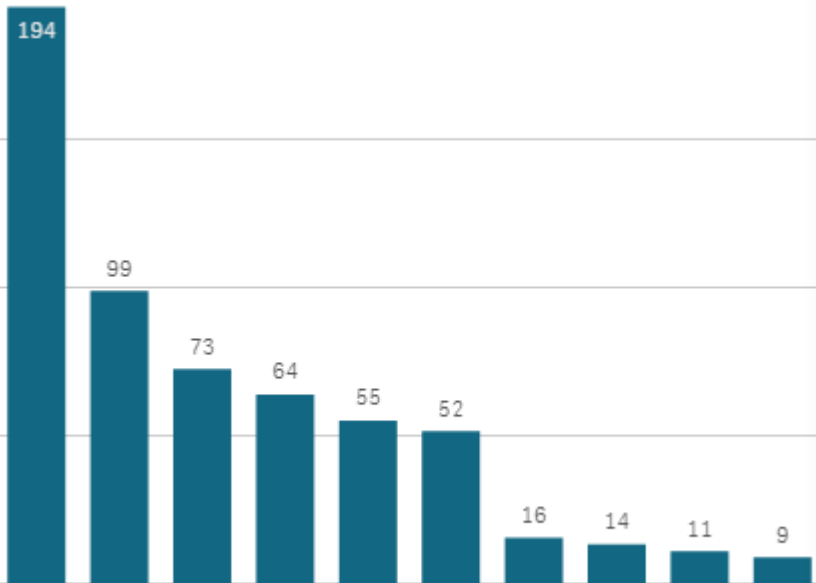


도매시장 법인별 거래금액(백만원)



찰옥수수(8Kg)

산지별 거래물량(톤)



출하산지(개소)

29

출하건수(천건)

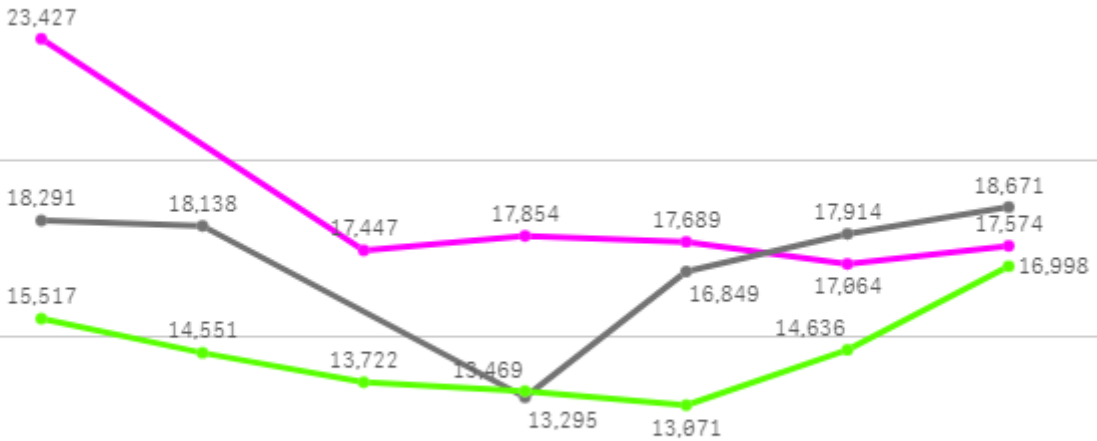
1

산지별 주출하 시군구



주간 도매가격(원)

◆ 2025 ● 2024 ◆ 평년



07/26 07/27 07/28 07/29 07/30 07/31 08/01

구분	금주(A)	전주(B)	전월(C)	전년(D)	평년(E)	A/B	A/C	A/D	A/E
가격(원)	18,509	18,353	27,377	17,547	15,413	100.9%	67.6%	105.5%	120.1%

※ 상품 가격 기준

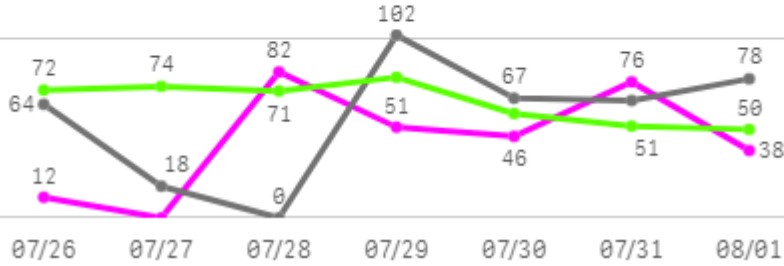
□ 찰옥수수(8Kg) 주간 가격

구분	Q	품종	Q	단량	Q	특	상	보통	하
2025-07-26		찰옥수수		8Kg		29,830	23,427	18,151	12,114
2025-07-28		찰옥수수		8Kg		20,173	17,447	13,914	8,849
2025-07-29		찰옥수수		8Kg		24,340	17,854	13,135	8,140
2025-07-30		찰옥수수		8Kg		18,379	17,689	16,308	10,219
2025-07-31		찰옥수수		8Kg		19,058	17,064	14,457	9,767
2025-08-01		찰옥수수		8Kg		20,794	17,574	13,711	7,584
평균						22,096	18,509	14,946	9,446

사과

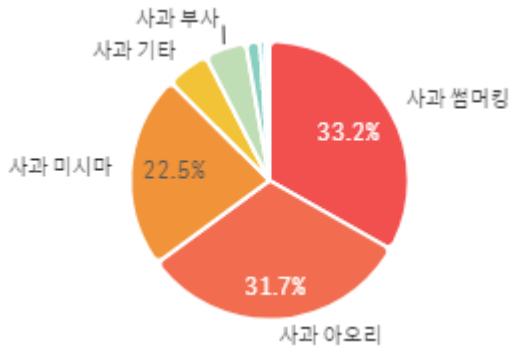
주간 반입량(톤)

◆ 2025 ● 2024 ▲ 평년

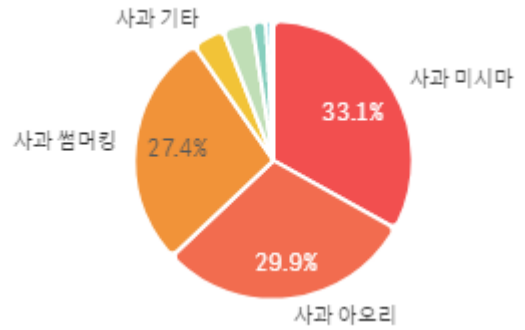


구분	금주(A)	전주(B)	전월(C)	전년(D)	평년(E)	A/B	A/C	A/D	A/E
물량(톤)	304	284	230	395	445	107.1%	132.1%	77.0%	68.2%

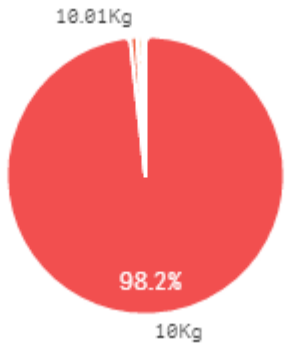
출하 품종별 거래물량 구성비



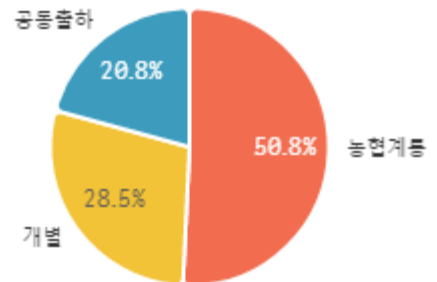
출하 품종별 거래금액 구성비



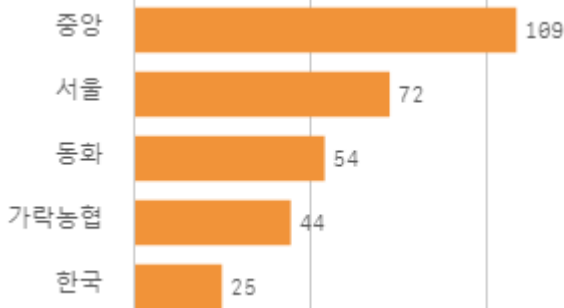
거래 단량별 물량 구성비



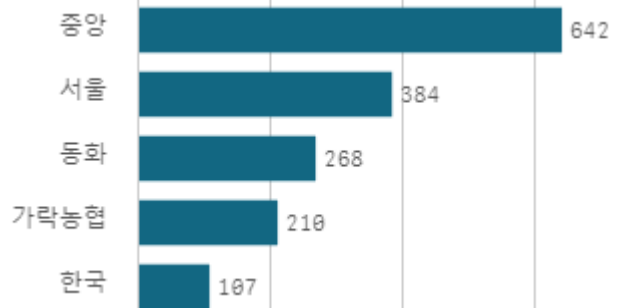
출하자별 거래물량 구성비



도매시장 법인별 거래물량(톤)

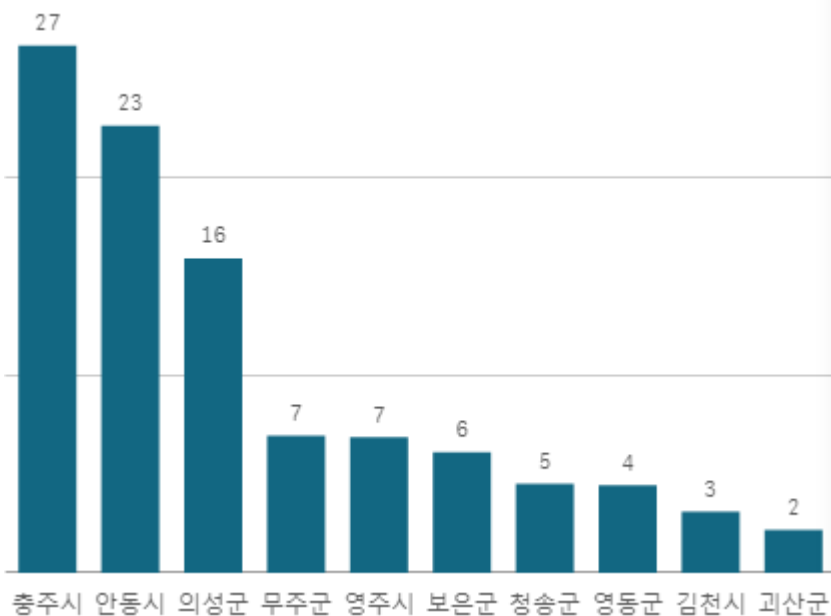


도매시장 법인별 거래금액(백만원)



사과 껌머킹(10Kg)

산지별 거래물량(톤)



출하산지(개소)

13

출하건수(천건)

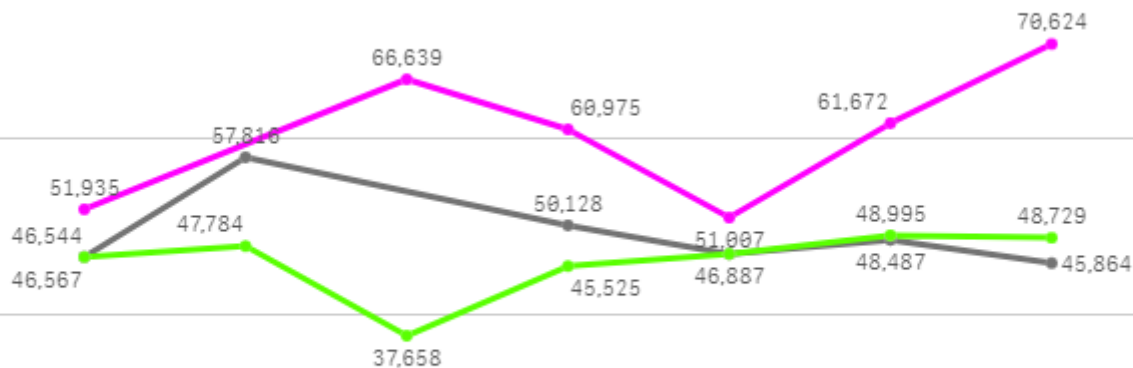
1

산지별 주출하 시군구



주간 도매가격(원)

◆ 2025 ● 2024 ◆ 평년



07/26 07/27 07/28 07/29 07/30 07/31 08/01

구분	금주(A)	전주(B)	전월(C)	전년(D)	평년(E)	A/B	A/C	A/D	A/E
가격(원)	60,475	66,338	-	49,292	51,253	91.2%	-	122.7%	118.0%

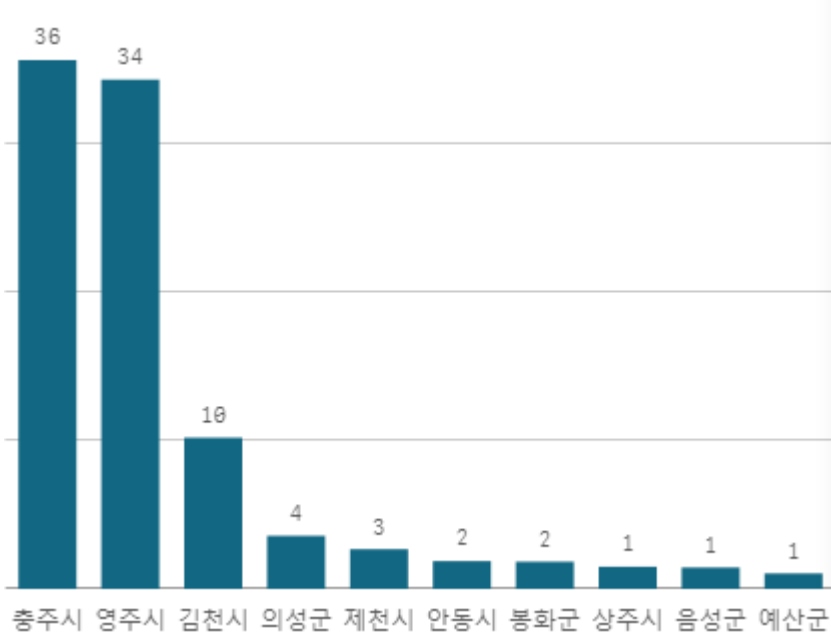
※ 상품 가격 기준

□ 사과 썬머킹(10Kg) 주간 가격

구분	Q	품종	Q	단량	Q	특	상	보통	하
2025-07-26		사과 썬머킹		10Kg		76,000	51,935	26,415	15,128
2025-07-28		사과 썬머킹		10Kg		81,725	66,639	44,345	23,244
2025-07-29		사과 썬머킹		10Kg		85,159	60,975	43,417	23,691
2025-07-30		사과 썬머킹		10Kg		85,934	51,007	36,350	22,755
2025-07-31		사과 썬머킹		10Kg		96,330	61,672	35,384	17,744
2025-08-01		사과 썬머킹		10Kg		103,750	70,624	26,271	13,180
평균						88,150	60,475	35,364	19,290

사과 아오리(10Kg)

산지별 거래물량(톤)



출하산지(개소)

14

출하건수(천건)

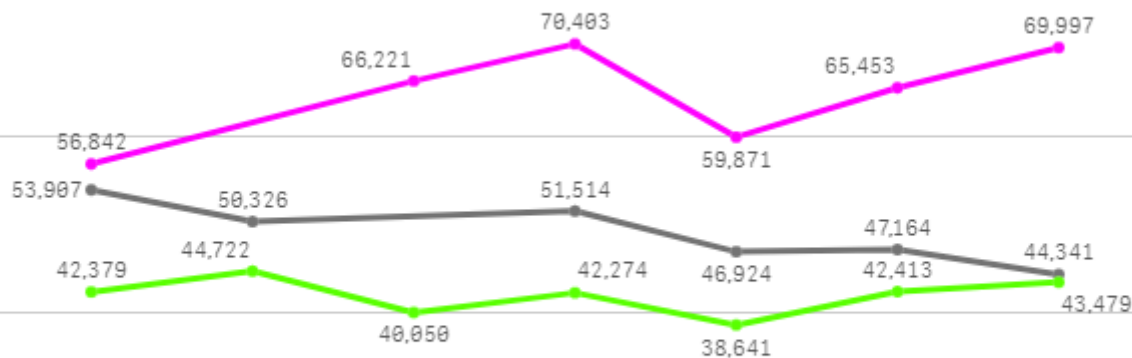
1

산지별 주출하 시군구



주간 도매가격(원)

◆ 2025 ● 2024 ◆ 평년



07/26 07/27 07/28 07/29 07/30 07/31 08/01

구분	금주(A)	전주(B)	전월(C)	전년(D)	평년(E)	A/B	A/C	A/D	A/E
가격(원)	64,798	64,705	-	49,029	46,052	100.1%	-	132.2%	140.7%

※ 상품 가격 기준

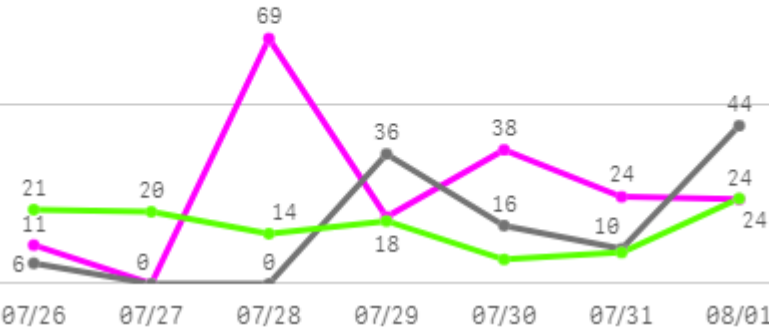
□ 사과 아오리(10Kg) 주간 가격

구분	Q	품종	Q	단량	Q	특	상	보통	하
2025-07-26		사과 아오리		10Kg		70,000	56,842	36,586	23,395
2025-07-28		사과 아오리		10Kg		77,289	66,221	45,143	20,872
2025-07-29		사과 아오리		10Kg		74,302	70,403	52,037	24,469
2025-07-30		사과 아오리		10Kg		78,050	59,871	47,271	28,118
2025-07-31		사과 아오리		10Kg		84,979	65,453	41,961	25,093
2025-08-01		사과 아오리		10Kg		77,132	69,997	56,345	29,689
평균						76,959	64,798	46,557	25,273

배

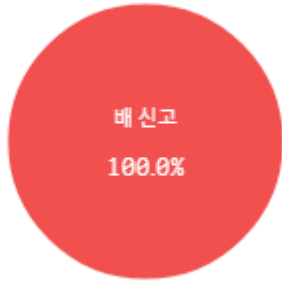
주간 반입량(톤)

◆ 2025 ● 2024 ▲ 평년



구분	금주(A)	전주(B)	전월(C)	전년(D)	평년(E)	A/B	A/C	A/D	A/E
물량(톤)	184	174	145	113	127	105.9%	127.3%	163.4%	144.7%

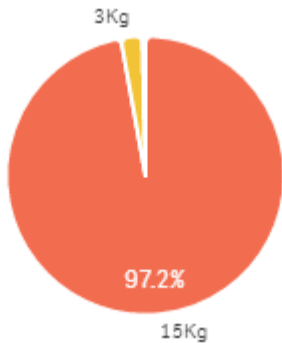
출하 품종별 거래물량 구성비



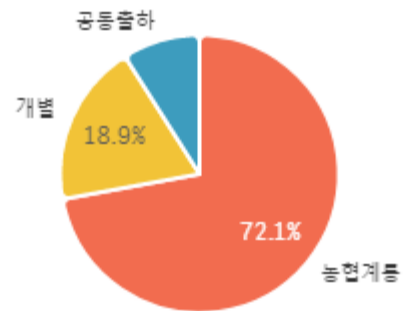
출하 품종별 거래금액 구성비



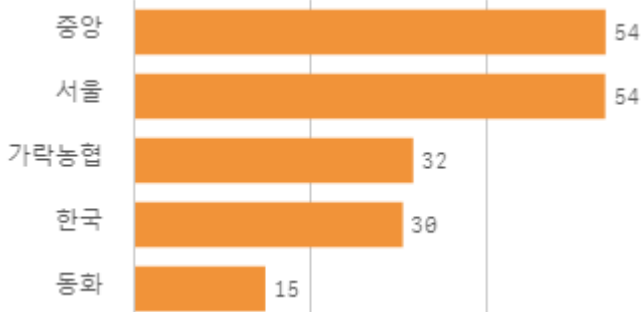
거래 단량별 물량 구성비



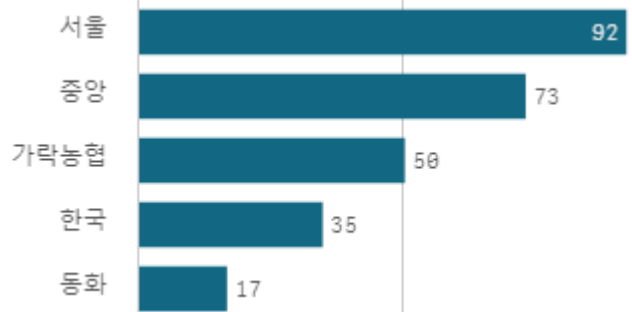
출하자별 거래물량 구성비



도매시장 법인별 거래물량(톤)

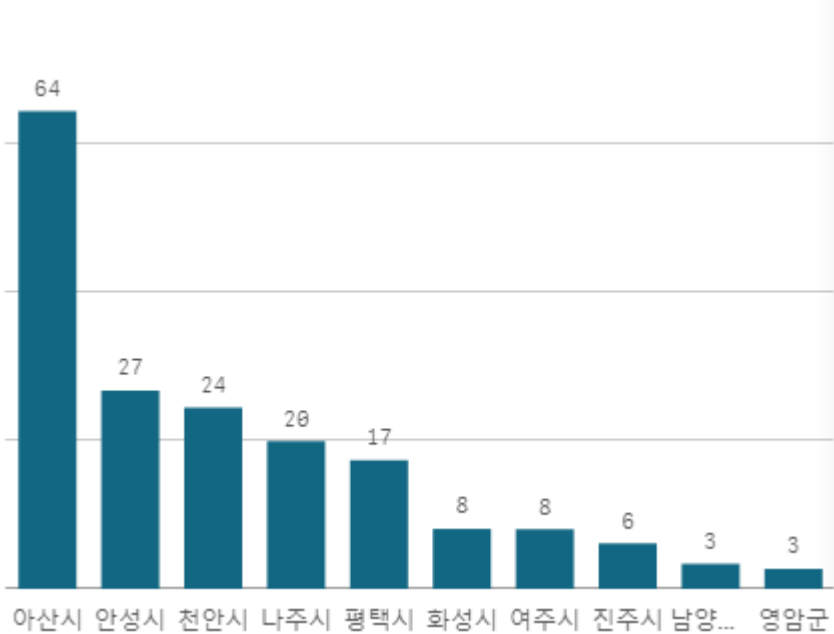


도매시장 법인별 거래금액(백만원)



배 신고(15Kg)

산지별 거래물량(톤)



출하산지(개소)

12

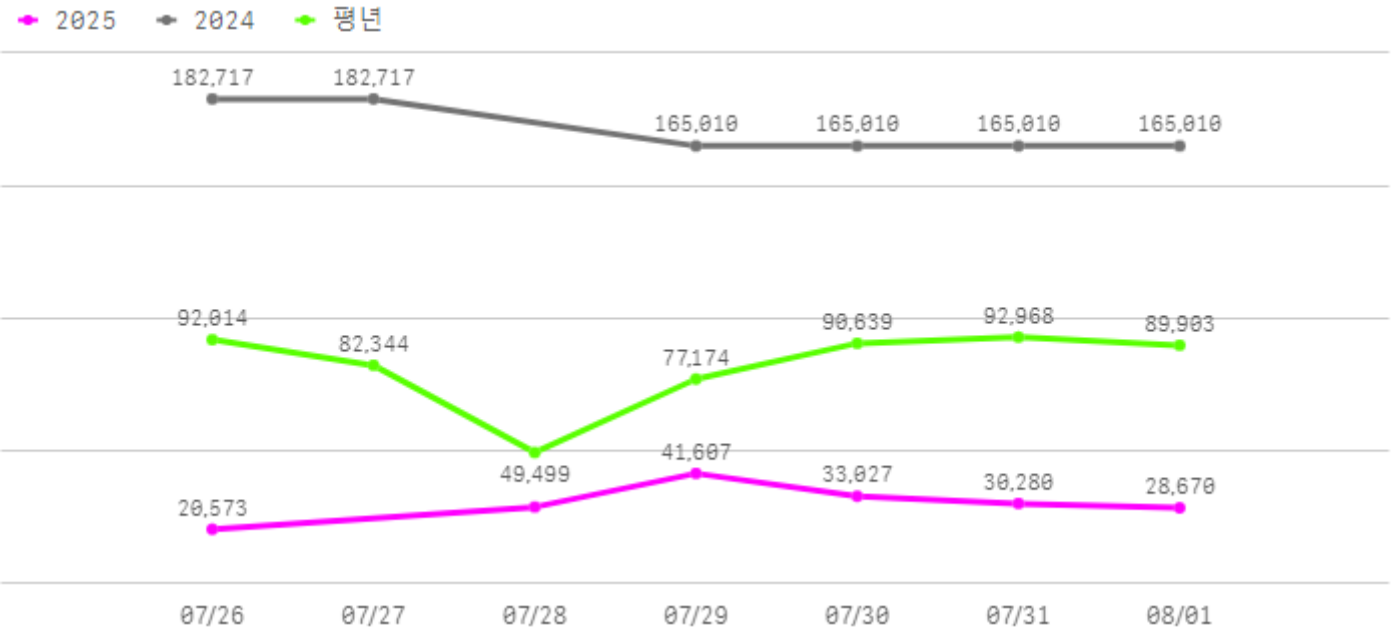
출하건수(천건)

1

산지별 주출하 시군구



주간 도매가격(원)



구분	금주(A)	전주(B)	전월(C)	전년(D)	평년(E)	A/B	A/C	A/D	A/E
가격(원)	30,518	30,659	37,713	170,912	73,482	99.5%	80.9%	17.9%	41.5%

※ 상품 가격 기준

□ 배 신고(15Kg) 주간 가격

구분	Q	품종	Q	단량	Q	특	상	보통	하
2025-07-26		배 신고		15Kg		50,686	20,573	11,744	8,936
2025-07-28		배 신고		15Kg		65,848	28,951	16,479	9,269
2025-07-29		배 신고		15Kg		52,200	41,607	19,646	10,601
2025-07-30		배 신고		15Kg		63,414	33,027	16,571	9,263
2025-07-31		배 신고		15Kg		49,580	30,280	16,483	8,269
2025-08-01		배 신고		15Kg		68,474	28,670	19,178	9,040
평균						58,367	30,518	16,684	9,230

복숭아

주간 반입량(톤)

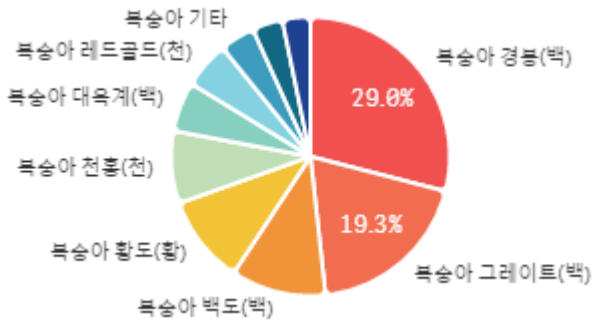
◆ 2025 ● 2024 ▲ 평년



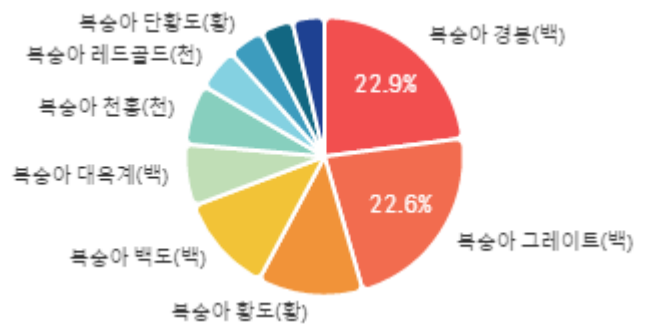
07/26 07/27 07/28 07/29 07/30 07/31 08/01

구분	금주(A)	전주(B)	전월(C)	전년(D)	평년(E)	A/B	A/C	A/D	A/E
물량(톤)	2,284	1,698	983	2,717	2,611	134.5%	232.2%	84.1%	87.5%

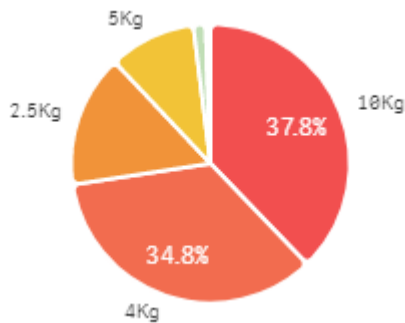
출하 품종별 거래물량 구성비



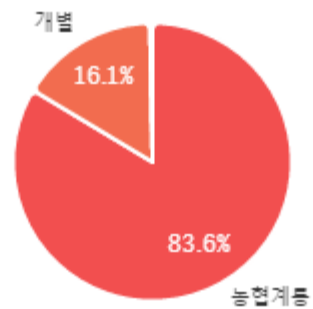
출하 품종별 거래금액 구성비



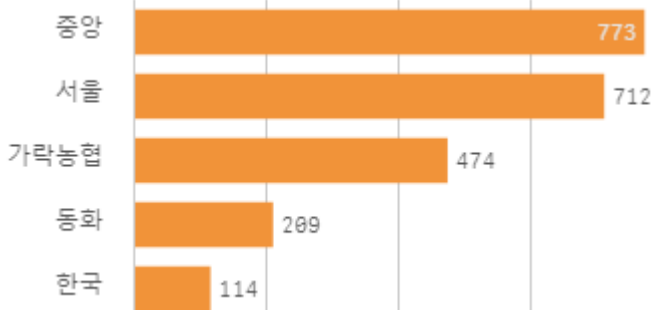
거래 단량별 물량 구성비



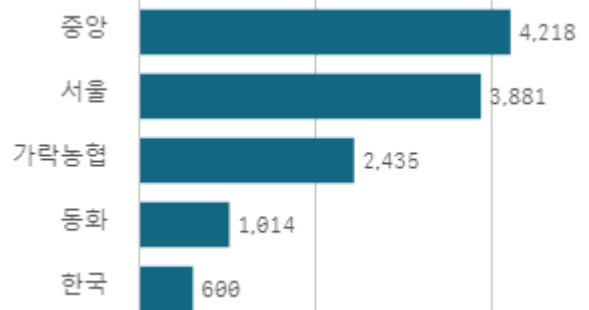
출하자별 거래물량 구성비



도매시장 법인별 거래물량(톤)

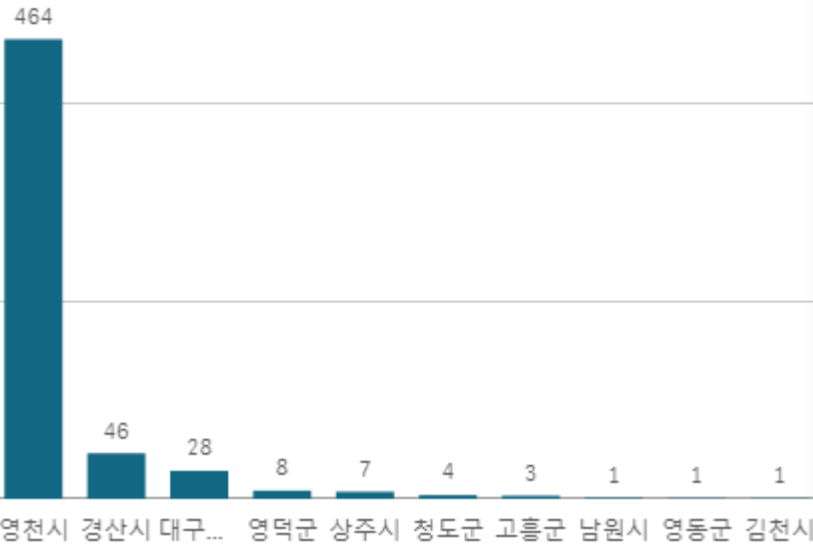


도매시장 법인별 거래금액(백만원)



복숭아 경봉(백)(10Kg)

산지별 거래물량(톤)



출하산지(개소)

13

출하건수(천건)

8

산지별 주출하 시군구



주간 도매가격(원)

◆ 2025 ● 2024 ◆ 평년



07/26 07/27 07/28 07/29 07/30 07/31 08/01

구분	금주(A)	전주(B)	전월(C)	전년(D)	평년(E)	A/B	A/C	A/D	A/E
가격(원)	52,756	60,283	-	31,996	39,095	87.5%	-	164.9%	134.9%

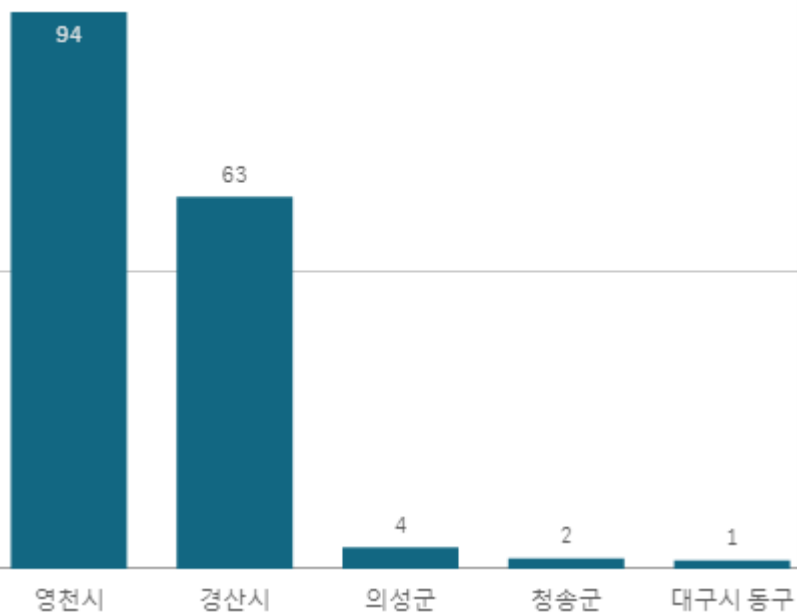
※ 상품 가격 기준

□ 복숭아 경봉(백)(10Kg) 주간 가격

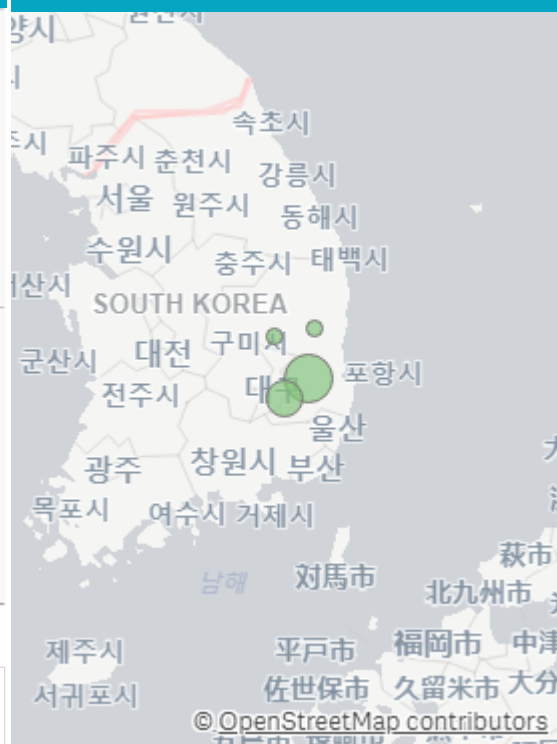
구분	Q	품종	Q	단량	Q	특	상	보통	하
2025-07-26		복숭아 경봉(백)		10Kg		68,728	57,298	44,687	24,907
2025-07-28		복숭아 경봉(백)		10Kg		64,790	52,126	40,751	24,155
2025-07-29		복숭아 경봉(백)		10Kg		62,368	51,319	40,447	23,721
2025-07-30		복숭아 경봉(백)		10Kg		62,583	53,632	43,829	25,442
2025-07-31		복숭아 경봉(백)		10Kg		61,970	52,464	41,139	22,815
2025-08-01		복숭아 경봉(백)		10Kg		58,676	49,694	38,048	16,868
평균						63,186	52,756	41,484	22,985

복숭아 천홍(천)(10Kg)

산지별 거래물량(톤)



산지별 주출하 시군구



출하산지(개소)

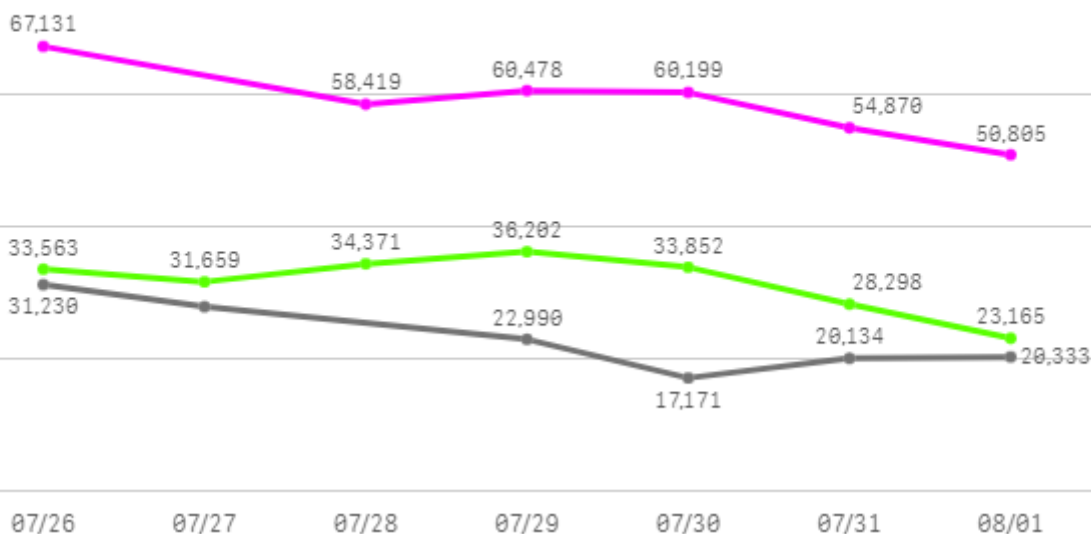
5

출하건수(천건)

3

주간 도매가격(원)

◆ 2025 ● 2024 ◆ 평년



구분	금주(A)	전주(B)	전월(C)	전년(D)	평년(E)	A/B	A/C	A/D	A/E
가격(원)	58,650	47,986	-	23,293	36,263	122.2%	-	251.8%	161.7%

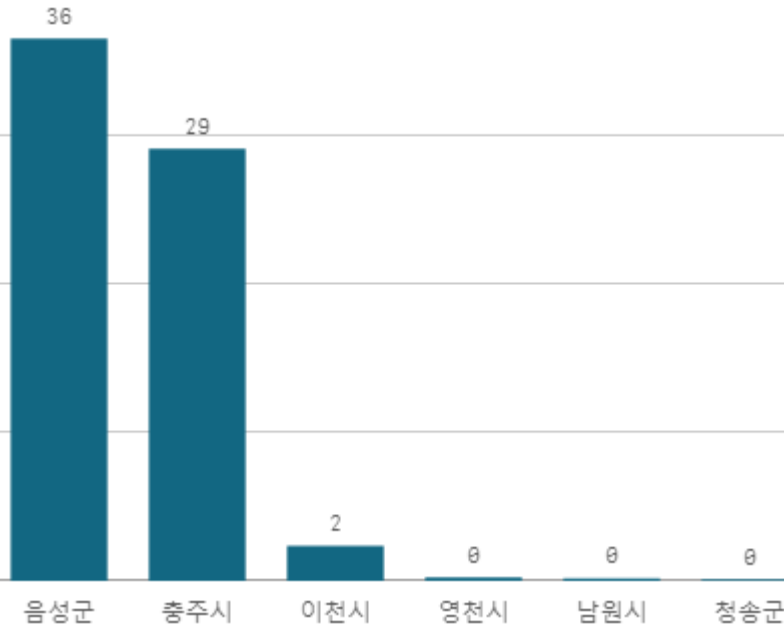
※ 상품 가격 기준

□ 복숭아 천홍(천)(10Kg) 주간 가격

구분	Q	품종	Q	단량	Q	특	상	보통	하
2025-07-26		복숭아 천홍(천)		10Kg		79,493	67,131	42,543	17,836
2025-07-28		복숭아 천홍(천)		10Kg		69,392	58,419	38,759	18,830
2025-07-29		복숭아 천홍(천)		10Kg		69,857	60,478	42,465	23,536
2025-07-30		복숭아 천홍(천)		10Kg		70,642	60,199	42,662	23,981
2025-07-31		복숭아 천홍(천)		10Kg		72,000	54,870	36,775	19,633
2025-08-01		복숭아 천홍(천)		10Kg		63,086	50,805	35,238	17,693
평균						70,745	58,650	39,740	20,252

복숭아 단황도(황) (2.5Kg)

산지별 거래물량(톤)



출하산지(개소)

6

출하건수(천건)

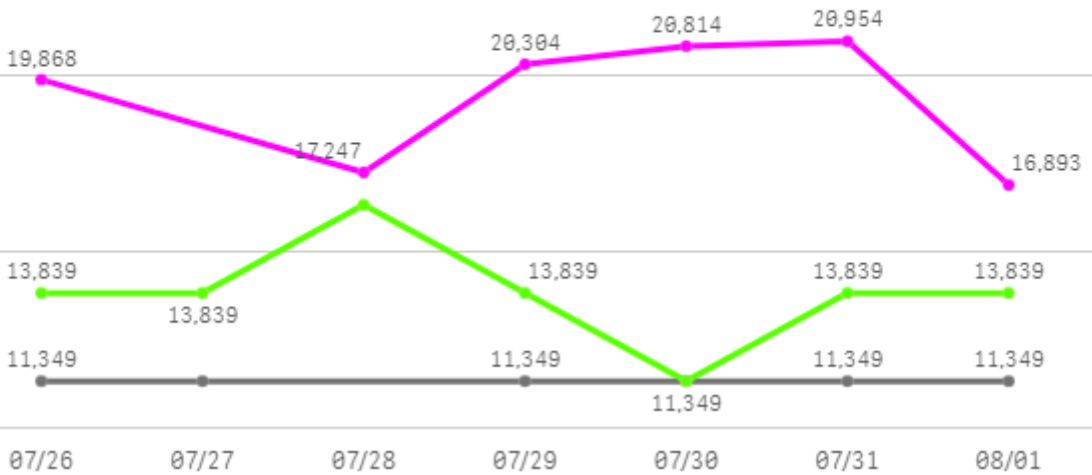
1

산지별 주출하 시군구



주간 도매가격(원)

◆ 2025 ● 2024 ◆ 평년



구분	금주(A)	전주(B)	전월(C)	전년(D)	평년(E)	A/B	A/C	A/D	A/E
가격(원)	19,347	15,830	-	11,349	16,042	122.2%	-	170.5%	120.6%

※ 상품 가격 기준

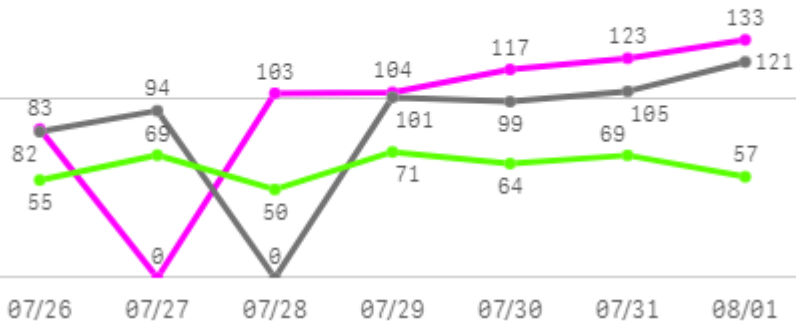
□ 복숭아 단황도(황)(2.5Kg) 주간 가격

구분	Q	품종	Q	단량	Q	특	상	보통	하
2025-07-26		복숭아 단황도(황)		2.5Kg		21,758	19,868	16,981	13,085
2025-07-28		복숭아 단황도(황)		2.5Kg		19,474	17,247	15,579	11,726
2025-07-29		복숭아 단황도(황)		2.5Kg		22,148	20,304	17,618	13,610
2025-07-30		복숭아 단황도(황)		2.5Kg		23,095	20,814	19,299	14,000
2025-07-31		복숭아 단황도(황)		2.5Kg		23,036	20,954	18,286	14,349
2025-08-01		복숭아 단황도(황)		2.5Kg		18,000	16,893	13,637	9,873
평균						21,252	19,347	16,900	12,774

포도

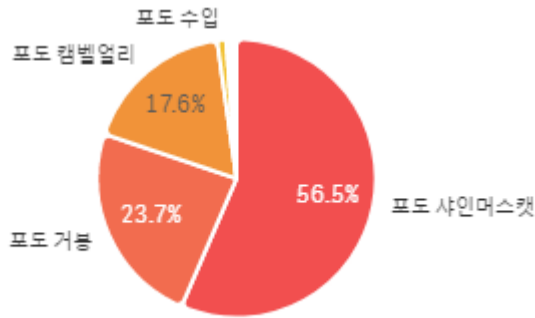
주간 반입량(톤)

◆ 2025 ● 2024 ▲ 평년

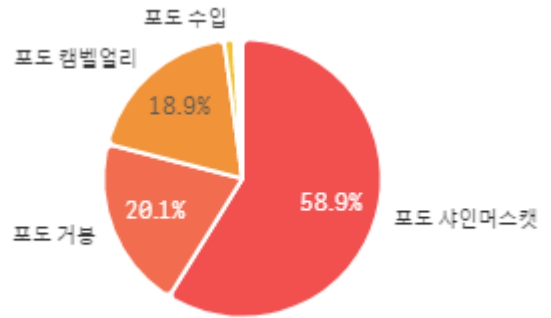


구분	금주(A)	전주(B)	전월(C)	전년(D)	평년(E)	A/B	A/C	A/D	A/E
물량(톤)	664	396	153	601	491	167.7%	434.5%	110.5%	135.3%

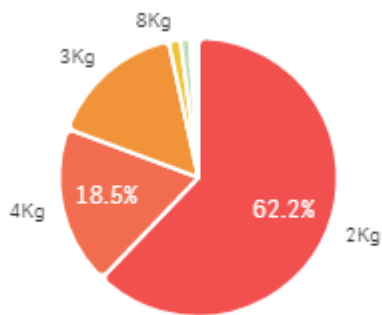
출하 품종별 거래물량 구성비



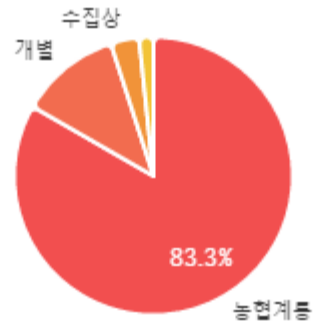
출하 품종별 거래금액 구성비



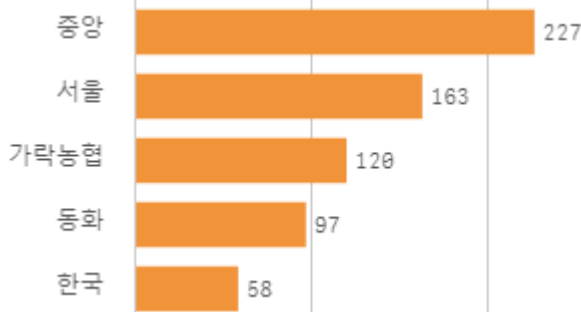
거래 단량별 물량 구성비



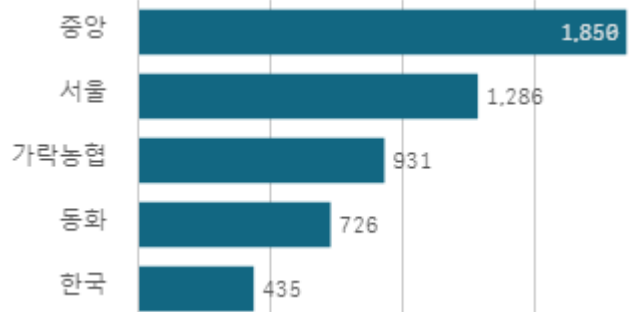
출하자별 거래물량 구성비



도매시장 법인별 거래물량(톤)

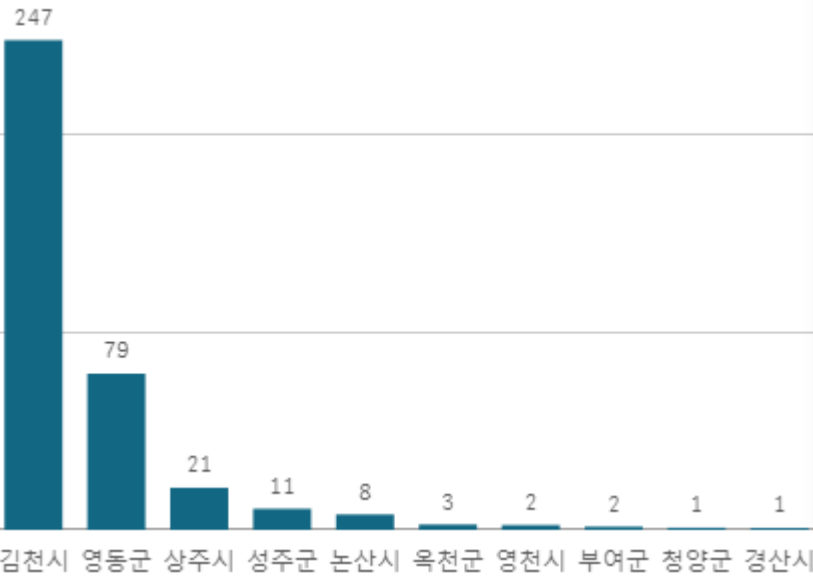


도매시장 법인별 거래금액(백만원)



포도 샤인머스캣(2Kg)

산지별 거래물량(톤)



출하산지(개소)

12

출하건수(천건)

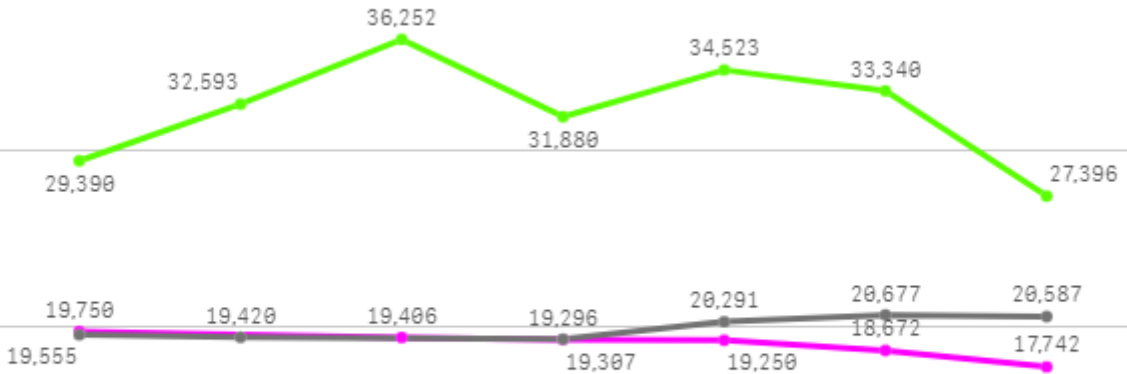
4

산지별 주출하 시군구



주간 도매가격(원)

◆ 2025 ● 2024 ◆ 평년



07/26 07/27 07/28 07/29 07/30 07/31 08/01

구분	금주(A)	전주(B)	전월(C)	전년(D)	평년(E)	A/B	A/C	A/D	A/E
가격(원)	19,019	18,501	31,844	19,973	27,324	102.8%	59.7%	95.2%	69.6%

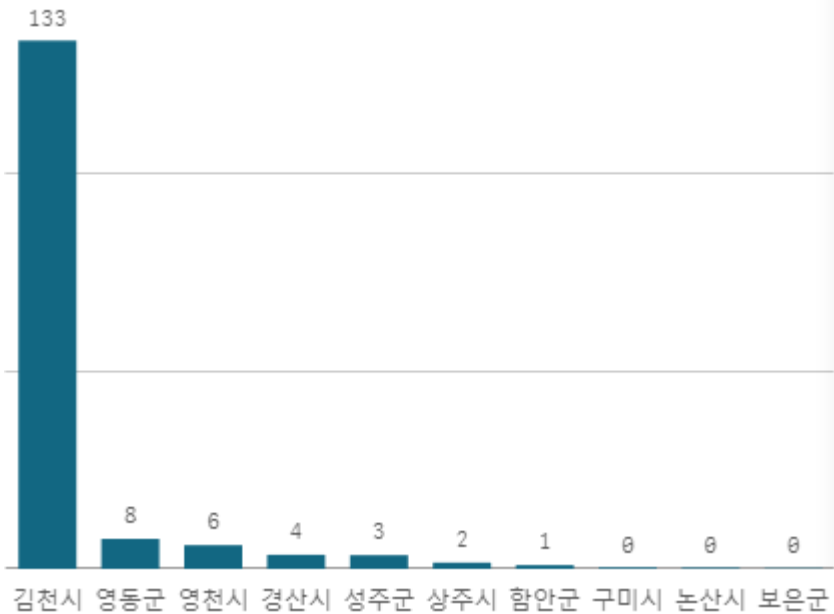
※ 상품 가격 기준

□ 포도 샤인머스켓(2Kg) 주간 가격

구분	Q	품종	Q	단량	Q	특	상	보통	하
2025-07-26		포도 샤인머스켓		2Kg		23,426	19,750	16,327	12,097
2025-07-28		포도 샤인머스켓		2Kg		24,040	19,406	16,433	12,628
2025-07-29		포도 샤인머스켓		2Kg		23,483	19,296	15,878	12,485
2025-07-30		포도 샤인머스켓		2Kg		23,559	19,250	15,665	11,871
2025-07-31		포도 샤인머스켓		2Kg		23,539	18,672	15,210	11,069
2025-08-01		포도 샤인머스켓		2Kg		23,177	17,742	14,295	8,736
평균						23,537	19,019	15,635	11,481

포도 거봉(2Kg)

산지별 거래물량(톤)



출하산지(개소)

11

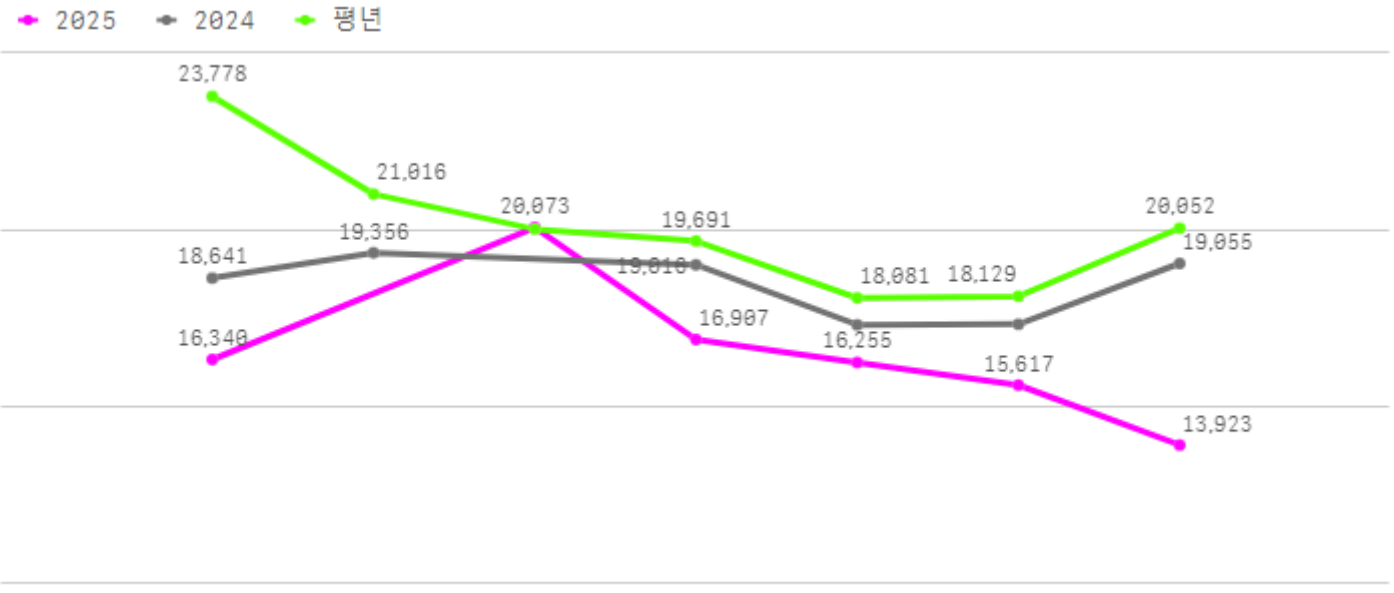
출하건수(천건)

2

산지별 주출하 시군구



주간 도매가격(원)



구분	금주(A)	전주(B)	전월(C)	전년(D)	평년(E)	A/B	A/C	A/D	A/E
가격(원)	16,519	20,429	24,604	18,454	19,986	80.9%	67.1%	89.5%	82.7%

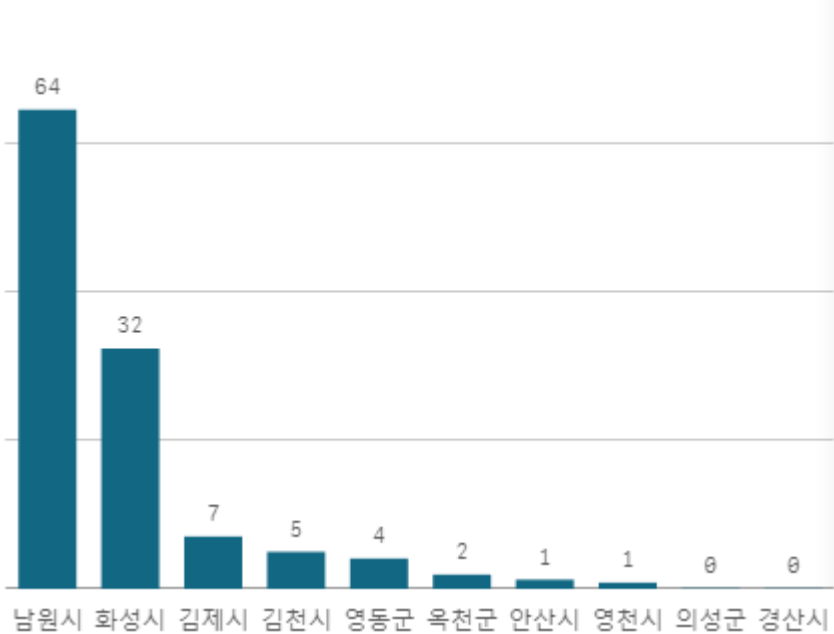
※ 상품 가격 기준

□ 포도 거봉(2Kg) 주간 가격

구분	Q	품종	Q	단량	Q	특	상	보통	하
2025-07-26		포도 거봉		2Kg		21,823	16,340	12,914	9,851
2025-07-28		포도 거봉		2Kg		23,305	20,073	14,341	11,006
2025-07-29		포도 거봉		2Kg		21,252	16,907	13,490	10,507
2025-07-30		포도 거봉		2Kg		19,407	16,255	12,689	9,992
2025-07-31		포도 거봉		2Kg		20,036	15,617	12,460	9,385
2025-08-01		포도 거봉		2Kg		19,321	13,923	10,307	7,314
평균						20,857	16,519	12,700	9,676

포도 캠벨얼리(3Kg)

산지별 거래물량(톤)



출하산지(개소)

11

출하건수(천건)

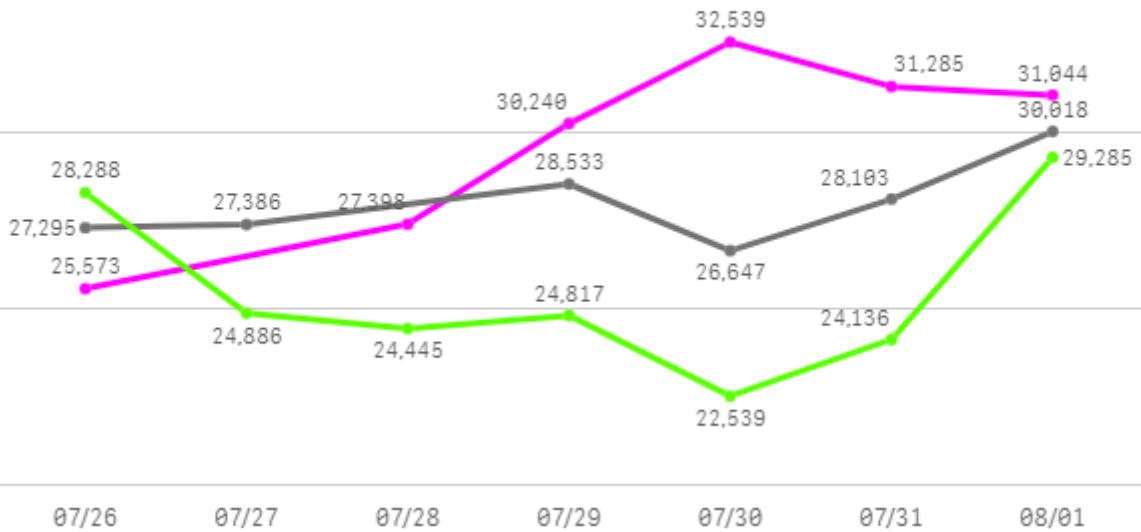
1

산지별 주출하 시군구



주간 도매가격(원)

◆ 2025 ● 2024 ◆ 평년



구분	금주(A)	전주(B)	전월(C)	전년(D)	평년(E)	A/B	A/C	A/D	A/E
가격(원)	29,680	27,623	37,907	27,997	27,513	107.4%	78.3%	106.0%	107.9%

※ 상품 가격 기준

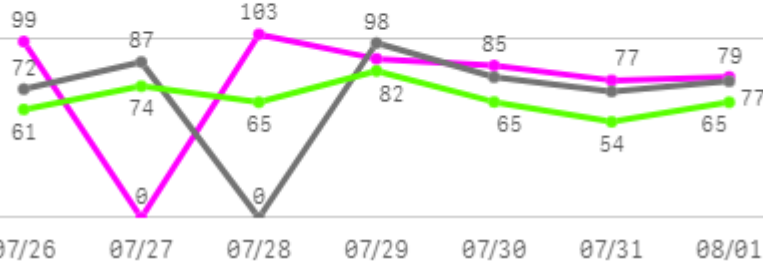
□ 포도 캠벨얼리(3Kg) 주간 가격

구분	Q	품종	Q	단량	Q	특	상	보통	하
2025-07-26		포도 캠벨얼리		3Kg		31,758	25,573	21,139	16,243
2025-07-28		포도 캠벨얼리		3Kg		34,609	27,398	22,743	16,138
2025-07-29		포도 캠벨얼리		3Kg		38,448	30,240	25,421	19,486
2025-07-30		포도 캠벨얼리		3Kg		39,175	32,539	27,444	20,083
2025-07-31		포도 캠벨얼리		3Kg		39,922	31,285	26,078	18,151
2025-08-01		포도 캠벨얼리		3Kg		35,371	31,044	25,414	15,655
평균						36,547	29,680	24,707	17,626

자두

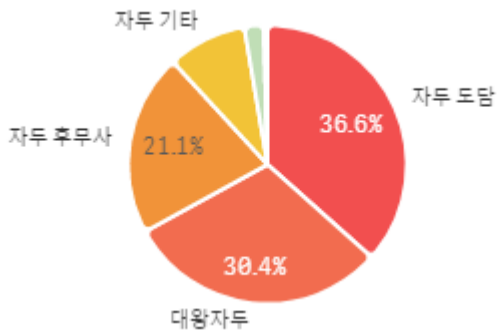
주간 반입량(톤)

◆ 2025 ● 2024 ▲ 평년

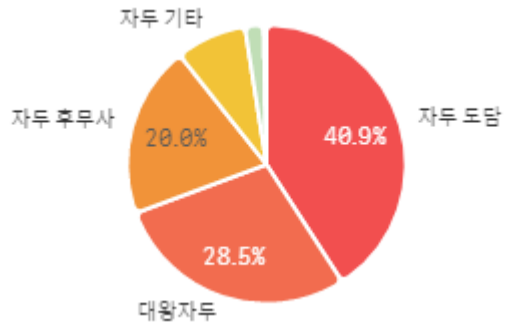


구분	금주(A)	전주(B)	전월(C)	전년(D)	평년(E)	A/B	A/C	A/D	A/E
물량(톤)	532	551	513	484	504	96.6%	103.8%	110.0%	105.5%

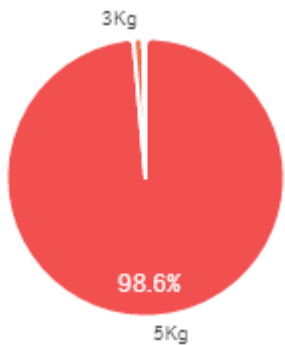
출하 품종별 거래물량 구성비



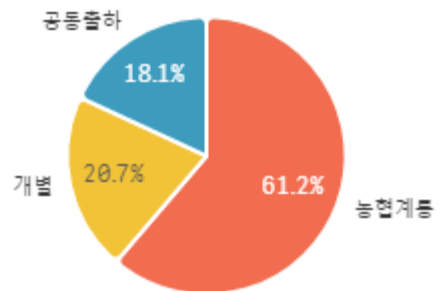
출하 품종별 거래금액 구성비



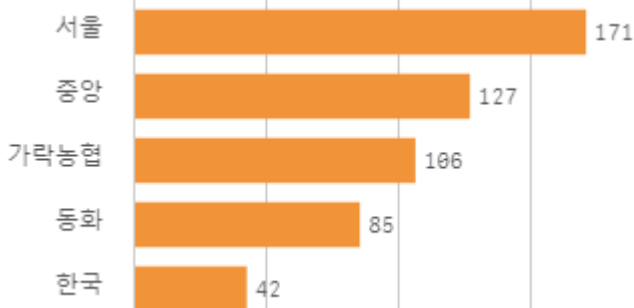
거래 단량별 물량 구성비



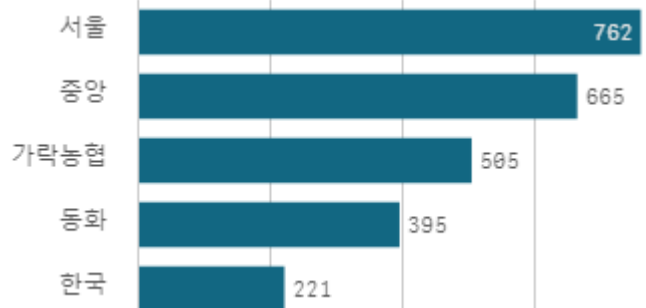
출하자별 거래물량 구성비



도매시장 법인별 거래물량(톤)

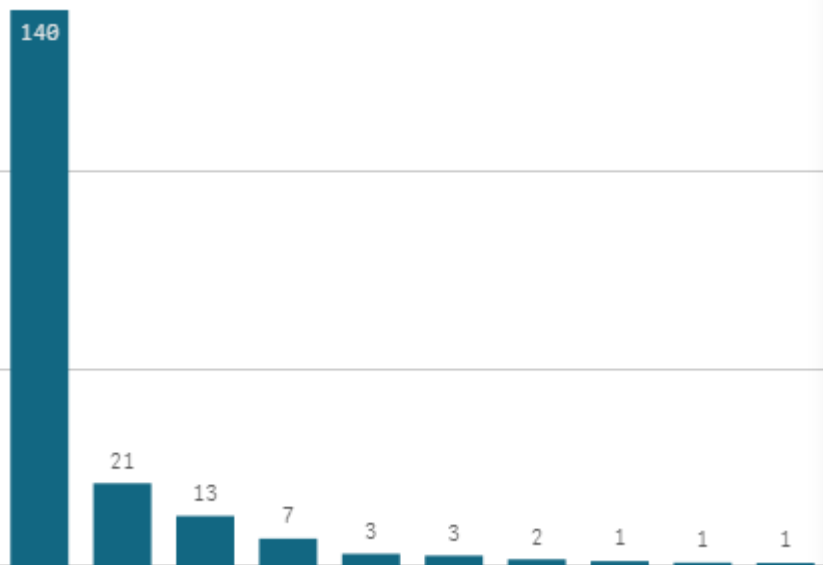


도매시장 법인별 거래금액(백만원)



자두 도담(5Kg)

산지별 거래물량(톤)



출하산지(개소)

15

출하건수(천건)

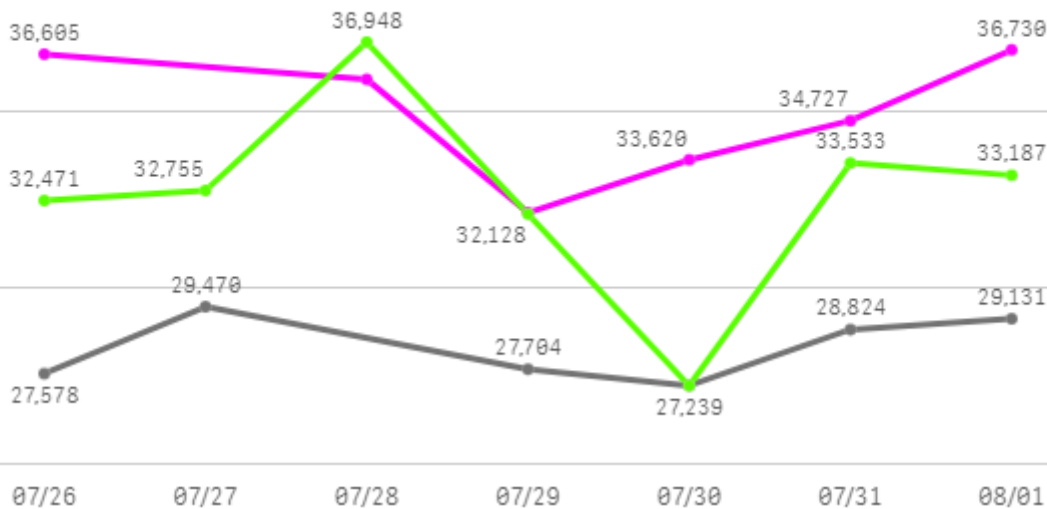
3

산지별 주출하 시군구



주간 도매가격(원)

◆ 2025 ● 2024 ◆ 평년



구분	금주(A)	전주(B)	전월(C)	전년(D)	평년(E)	A/B	A/C	A/D	A/E
가격(원)	34,951	31,070	-	28,324	33,442	112.5%	-	123.4%	104.5%

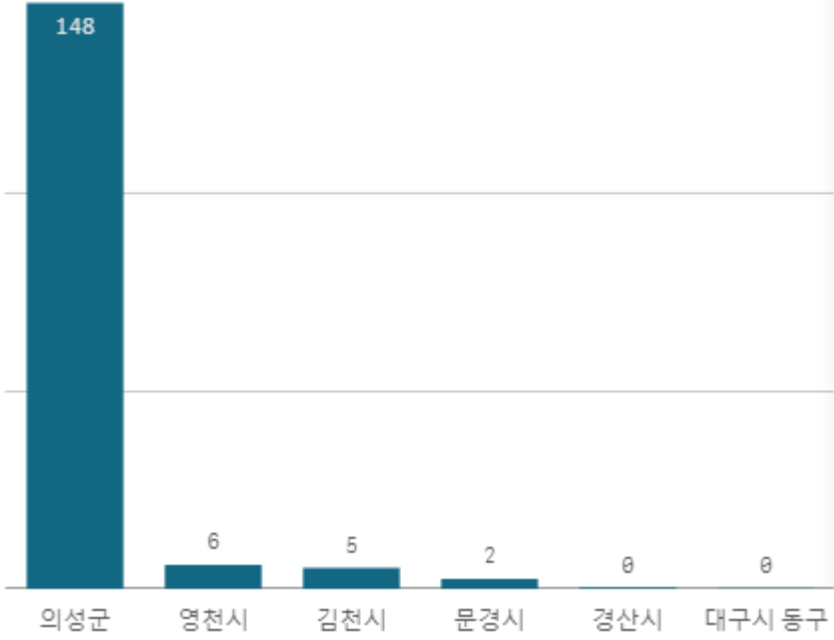
※ 상품 가격 기준

□ 자두 도담(5Kg) 주간 가격

구분	Q	품종	Q	단량	Q	특	상	보통	하
2025-07-26		자두 도담		5Kg		44,614	36,605	26,575	14,888
2025-07-28		자두 도담		5Kg		44,960	35,895	26,309	15,059
2025-07-29		자두 도담		5Kg		42,194	32,128	22,519	13,529
2025-07-30		자두 도담		5Kg		46,382	33,620	23,292	13,720
2025-07-31		자두 도담		5Kg		47,407	34,727	23,813	14,789
2025-08-01		자두 도담		5Kg		48,588	36,730	25,223	14,140
평균						45,691	34,951	24,622	14,354

대왕자두(5Kg)

산지별 거래물량(톤)



산지별 주출하 시군구



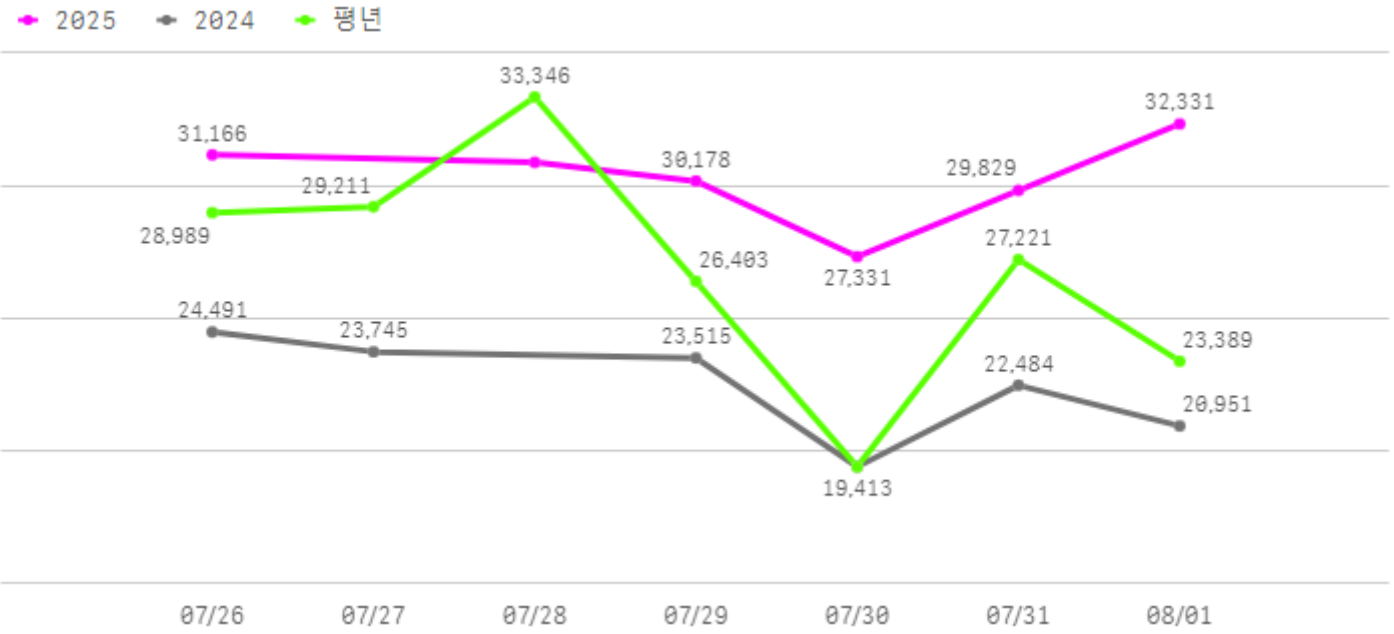
출하산지(개소)

6

출하건수(천건)

3

주간 도매가격(원)



구분	금주(A)	전주(B)	전월(C)	전년(D)	평년(E)	A/B	A/C	A/D	A/E
가격(원)	30,286	31,604	-	22,433	28,050	95.8%	-	135.0%	108.0%

※ 상품 가격 기준

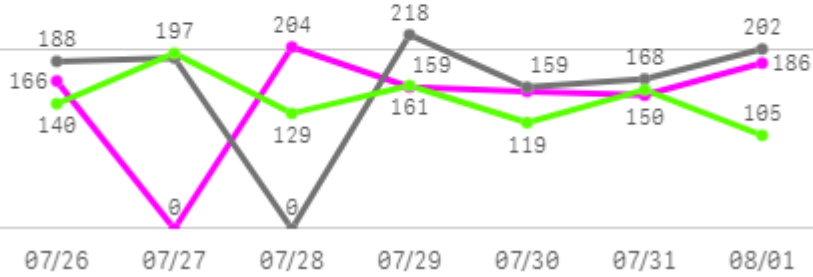
□ 대왕자두(5Kg) 주간 가격

구분	Q	품종	Q	단량	Q	특	상	보통	하
2025-07-26		대왕자두		5Kg		42,194	31,166	19,817	10,193
2025-07-28		대왕자두		5Kg		41,676	30,882	20,311	12,001
2025-07-29		대왕자두		5Kg		43,015	30,178	20,432	11,299
2025-07-30		대왕자두		5Kg		39,121	27,331	18,549	10,901
2025-07-31		대왕자두		5Kg		42,268	29,829	19,486	10,950
2025-08-01		대왕자두		5Kg		42,717	32,331	22,929	10,865
평균						41,832	30,286	20,254	11,035

바나나

주간 반입량(톤)

◆ 2025 ● 2024 ▲ 평년



구분	금주(A)	전주(B)	전월(C)	전년(D)	평년(E)	A/B	A/C	A/D	A/E
물량(톤)	1,018	883	908	1,126	1,015	115.4%	112.1%	90.5%	100.4%

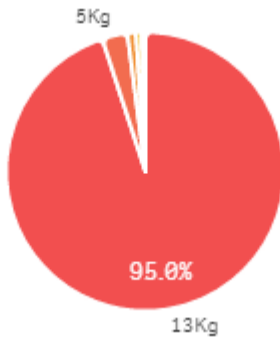
출하 품종별 거래물량 구성비



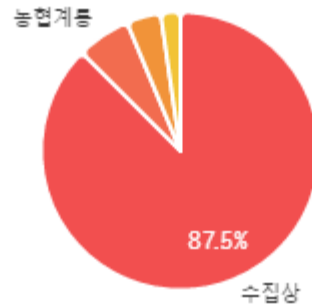
출하 품종별 거래금액 구성비



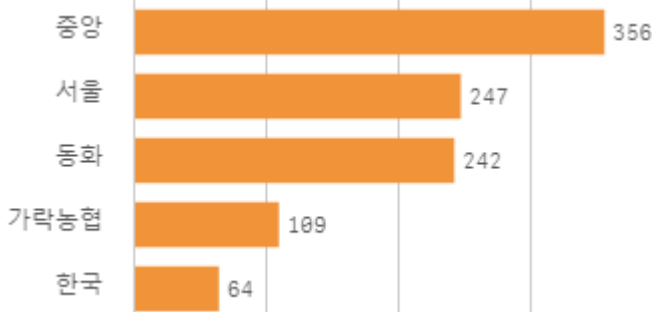
거래 단량별 물량 구성비



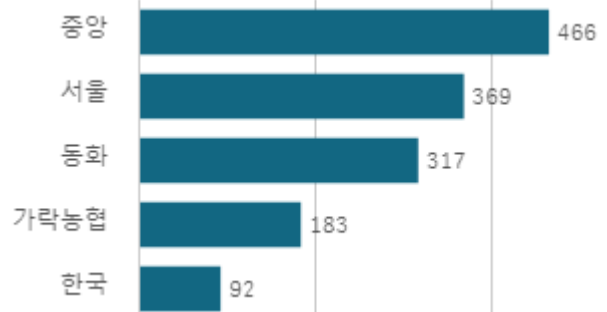
출하자별 거래물량 구성비



도매시장 법인별 거래물량(톤)

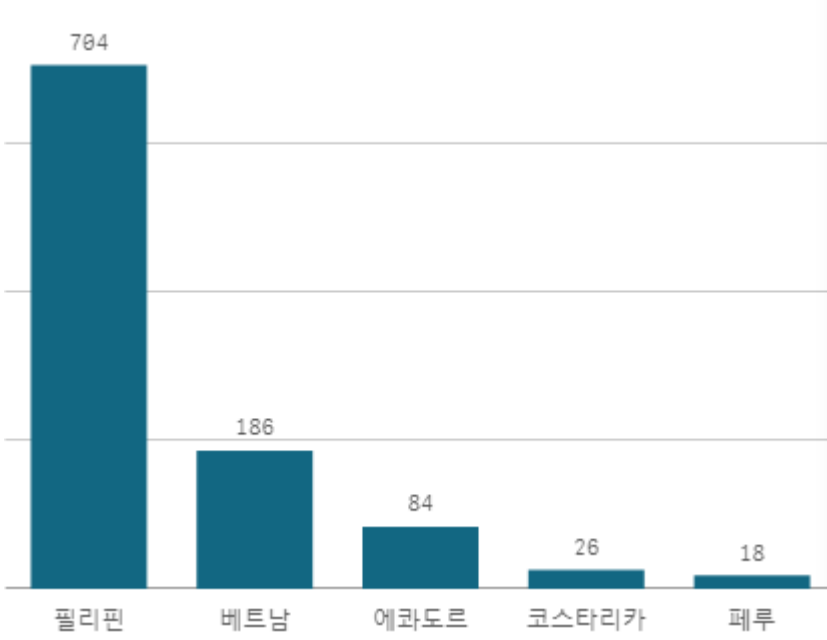


도매시장 법인별 거래금액(백만원)

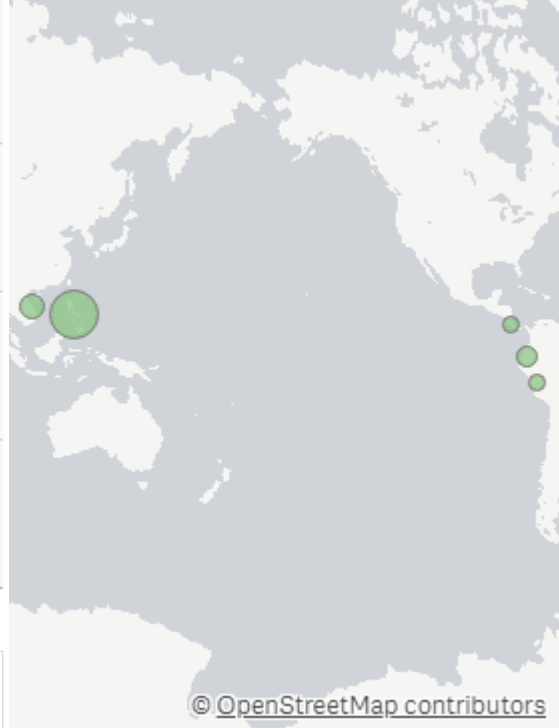


바나나 수입(13Kg)

산지별 거래물량(톤)



산지별 주출하 시군구



출하산지(개소)

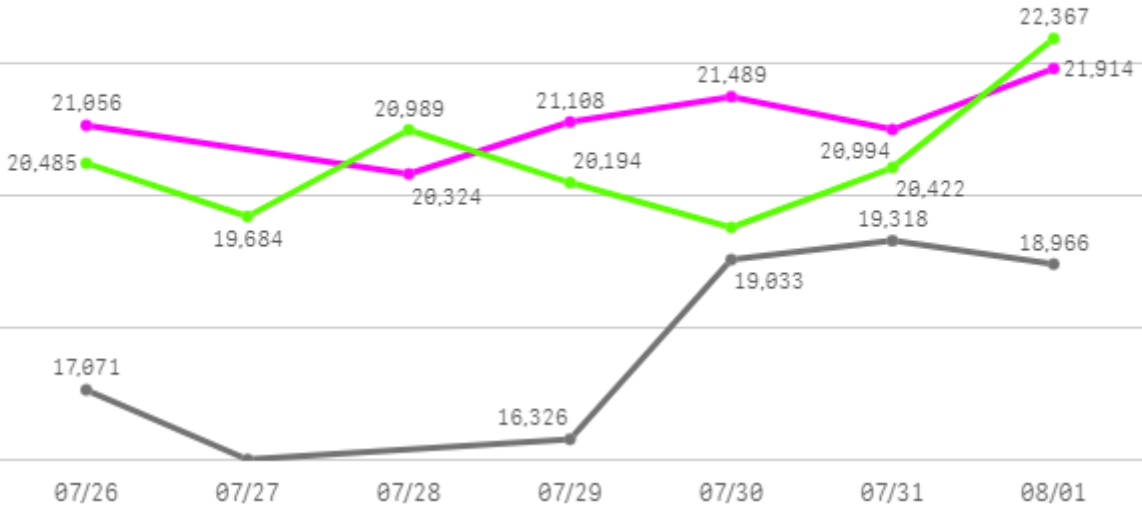
5

출하건수(천건)

2

주간 도매가격(원)

◆ 2025 ● 2024 ◆ 평년



구분	금주(A)	전주(B)	전월(C)	전년(D)	평년(E)	A/B	A/C	A/D	A/E
가격(원)	21,148	21,153	24,956	17,789	20,537	100.0%	84.7%	118.9%	103.0%

※ 상품 가격 기준

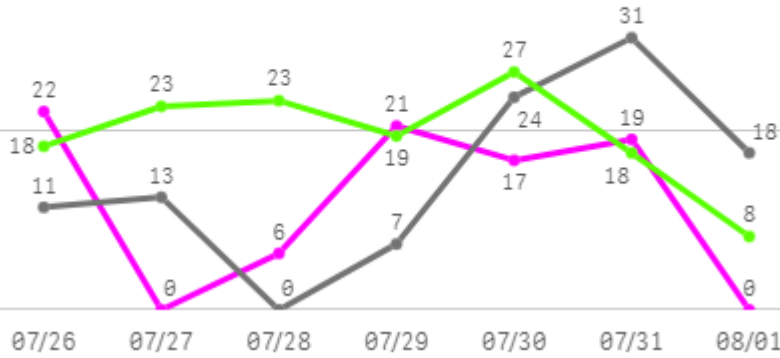
□ 바나나 수입(13Kg) 주간 가격

구분	Q	품종	Q	단량	Q	특	상	보통	하
2025-07-26		바나나 수입		13Kg		26,449	21,056	16,112	10,446
2025-07-28		바나나 수입		13Kg		25,724	20,324	15,201	10,312
2025-07-29		바나나 수입		13Kg		26,603	21,108	15,062	9,843
2025-07-30		바나나 수입		13Kg		27,011	21,489	15,365	10,616
2025-07-31		바나나 수입		13Kg		27,030	20,994	14,128	9,747
2025-08-01		바나나 수입		13Kg		27,325	21,914	16,033	10,466
평균						26,690	21,148	15,317	10,238

고등어

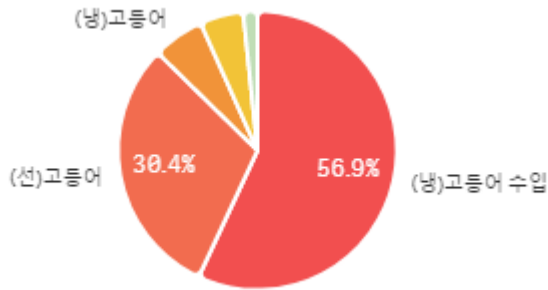
주간 반입량(톤)

◆ 2025 ● 2024 ▲ 평년

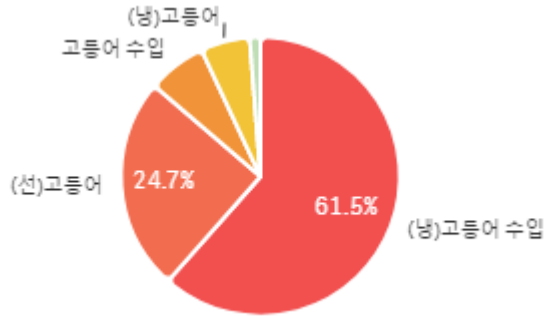


구분	금주(A)	전주(B)	전월(C)	전년(D)	평년(E)	A/B	A/C	A/D	A/E
물량(톤)	85	82	104	103	119	104.4%	81.5%	82.2%	71.8%

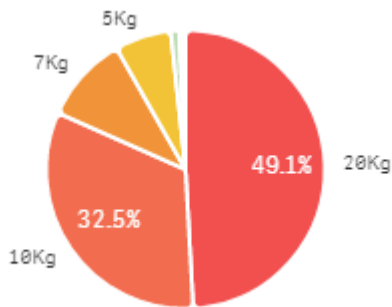
출하 품종별 거래물량 구성비



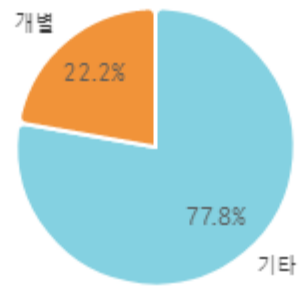
출하 품종별 거래금액 구성비



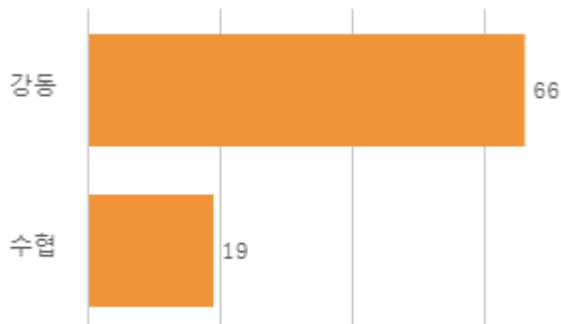
거래 단량별 물량 구성비



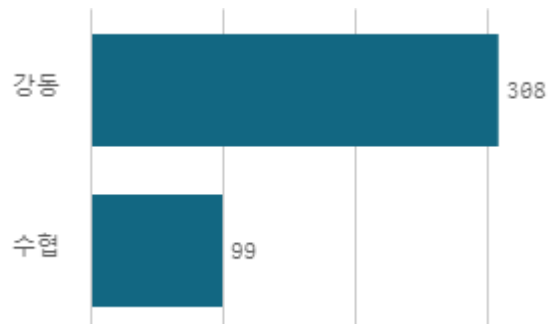
출하자별 거래물량 구성비



도매시장 법인별 거래물량(톤)

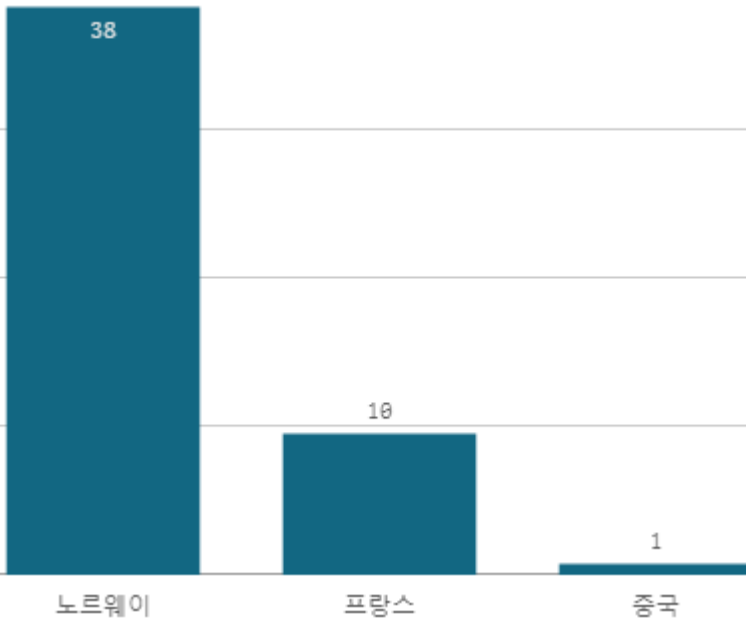


도매시장 법인별 거래금액(백만원)

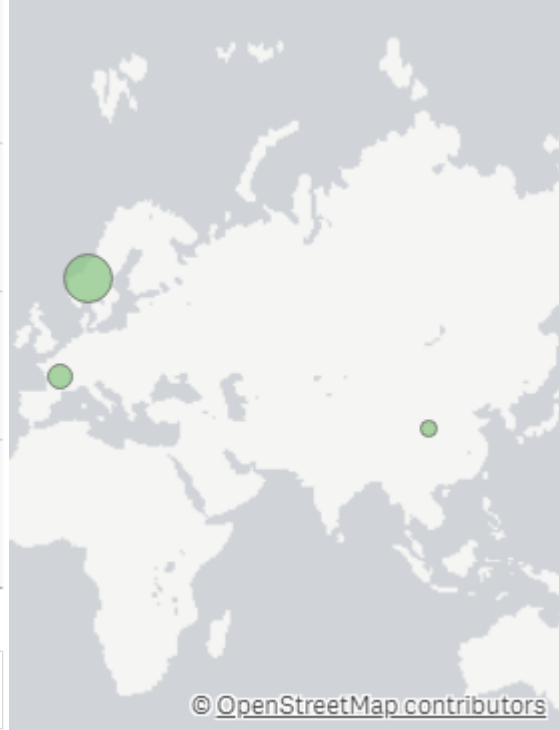


(냉)고등어 수입(10Kg)

산지별 거래물량(톤)



산지별 주출하 시군구



출하산지(개소)

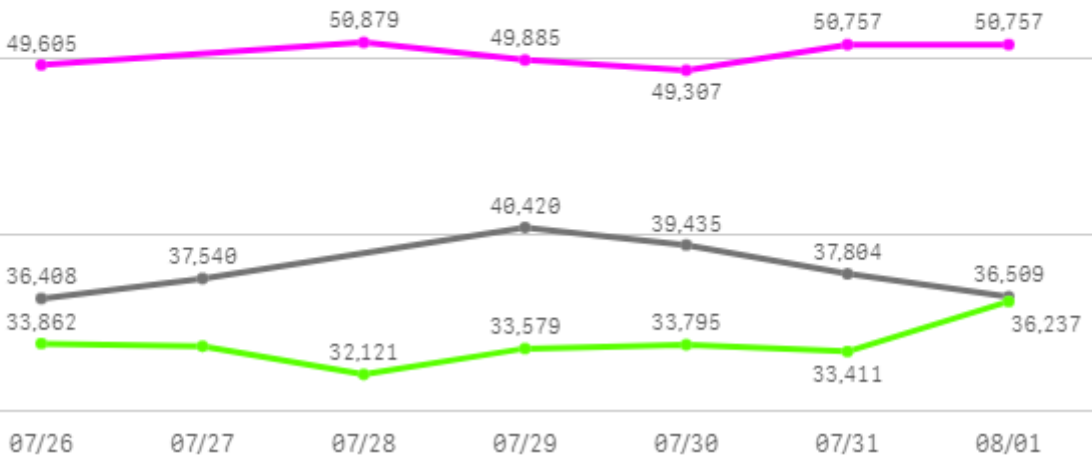
3

출하건수(천건)

0

주간 도매가격(원)

◆ 2025 ● 2024 ◆ 평년



구분	금주(A)	전주(B)	전월(C)	전년(D)	평년(E)	A/B	A/C	A/D	A/E
가격(원)	50,148	51,453	48,828	38,019	37,394	97.5%	102.7%	131.9%	134.1%

※ 상품 가격 기준

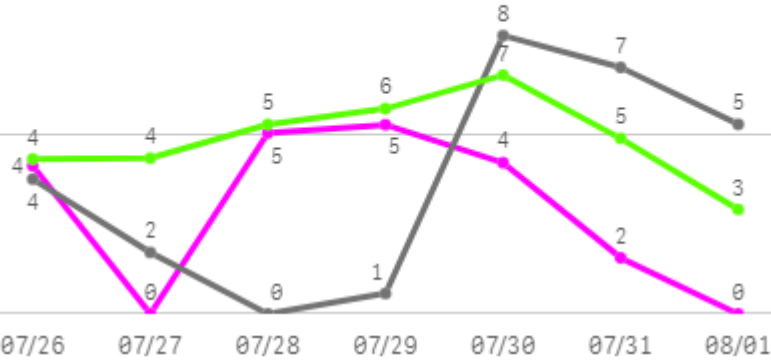
□ (냉)고등어 수입(10Kg) 주간 가격

구분	Q	품종	Q	단량	Q	특	상	보통	하
2025-07-26		(냉)고등어 수입		10Kg		-	49,605	-	-
2025-07-28		(냉)고등어 수입		10Kg		-	50,879	-	-
2025-07-29		(냉)고등어 수입		10Kg		-	49,885	-	-
2025-07-30		(냉)고등어 수입		10Kg		-	49,307	-	-
2025-07-31		(냉)고등어 수입		10Kg		-	50,757	-	-
2025-08-01		(냉)고등어 수입		10Kg		-	50,757	-	-
평균						-	50,198	-	-

갈치

주간 반입량(톤)

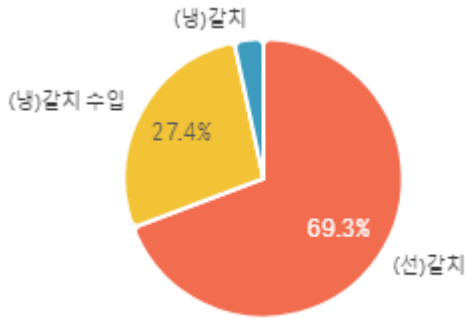
◆ 2025 ● 2024 ▲ 평년



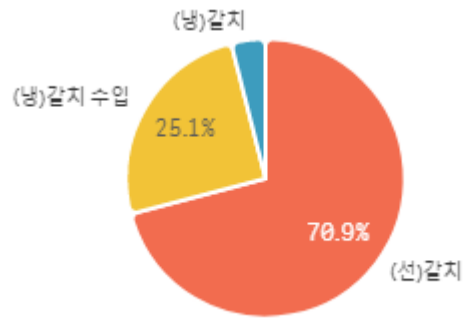
07/26 07/27 07/28 07/29 07/30 07/31 08/01

구분	금주(A)	전주(B)	전월(C)	전년(D)	평년(E)	A/B	A/C	A/D	A/E
물량(톤)	20	34	24	26	33	60.4%	85.7%	77.9%	61.8%

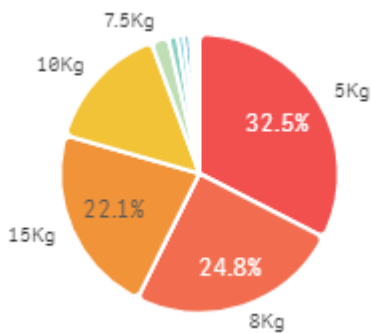
출하 품종별 거래물량 구성비



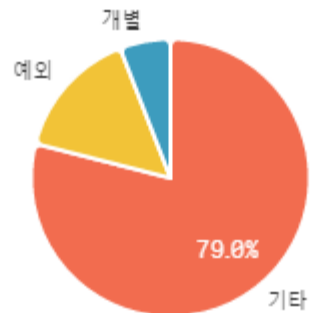
출하 품종별 거래금액 구성비



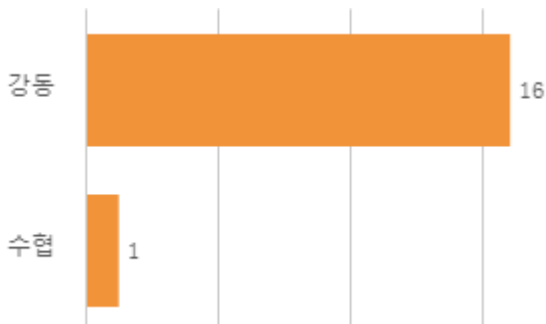
거래 단량별 물량 구성비



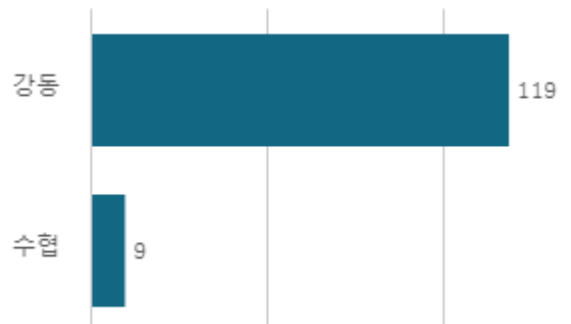
출하자별 거래물량 구성비



도매시장 법인별 거래물량(톤)

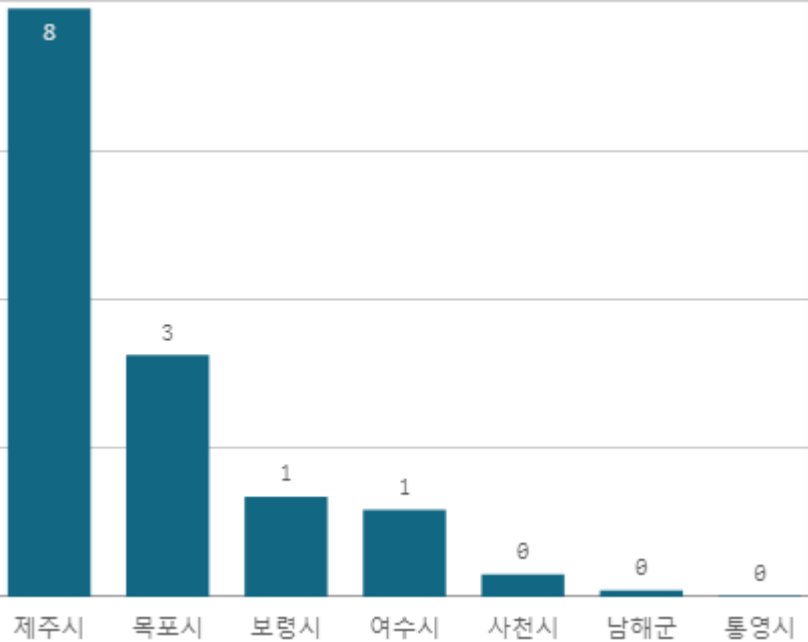


도매시장 법인별 거래금액(백만원)



(선)갈치(5Kg)

산지별 거래물량(톤)



산지별 주출하 시군구



출하산지(개소)

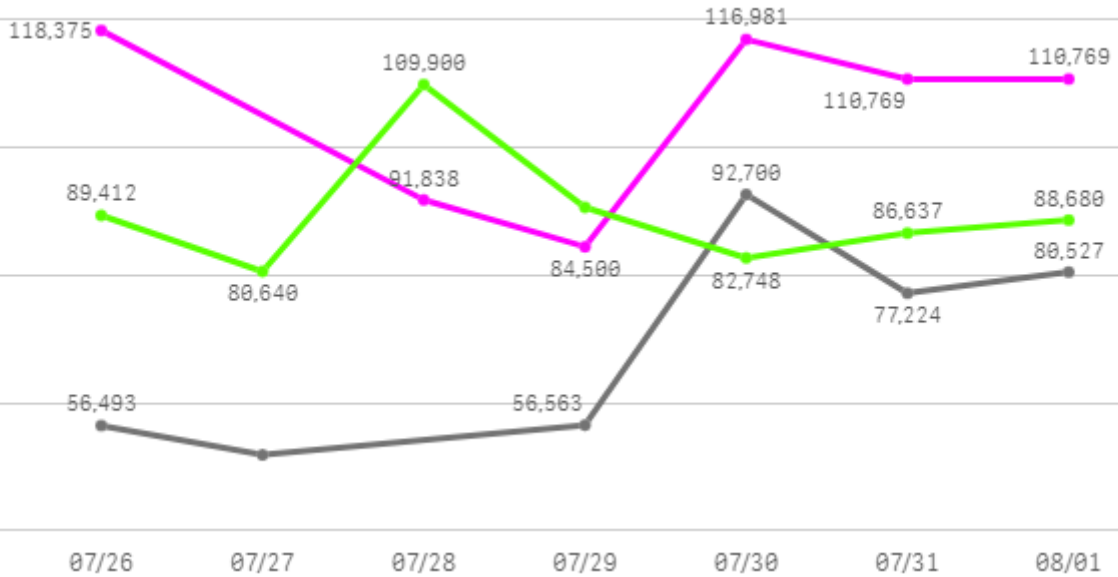
7

출하건수(천건)

0

주간 도매가격(원)

◆ 2025 ● 2024 ◆ 평년



구분	금주(A)	전주(B)	전월(C)	전년(D)	평년(E)	A/B	A/C	A/D	A/E
가격(원)	105,063	143,888	177,062	69,236	90,801	73.0%	59.3%	151.7%	115.7%

※ 상품 가격 기준

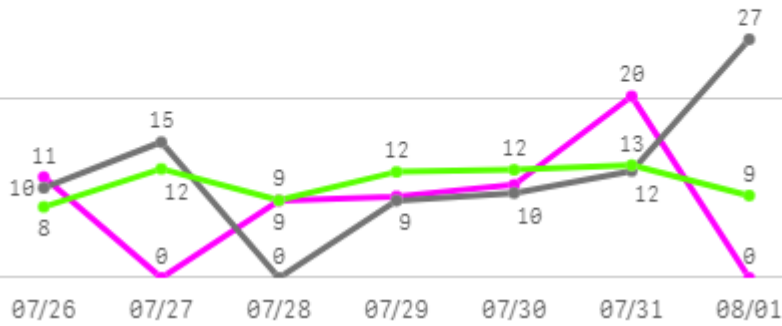
□ (선)갈치(5Kg) 주간 가격

구분	Q	품종	Q	단량	Q	특	상	보통	하
2025-07-26		(선)갈치		5Kg		-	118,375	29,767	14,203
2025-07-28		(선)갈치		5Kg		-	91,838	30,853	25,207
2025-07-29		(선)갈치		5Kg		-	84,500	25,228	21,330
2025-07-30		(선)갈치		5Kg		-	116,981	35,909	27,826
2025-07-31		(선)갈치		5Kg		-	110,769	84,423	62,273
2025-08-01		(선)갈치		5Kg		-	110,769	84,423	62,273
평균						-	105,539	48,434	35,519

홍합

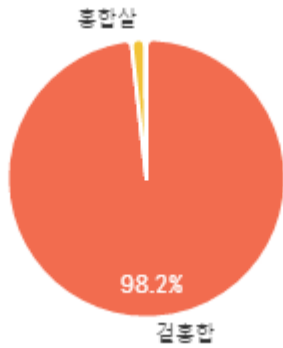
주간 반입량(톤)

◆ 2025 ● 2024 ▲ 평년

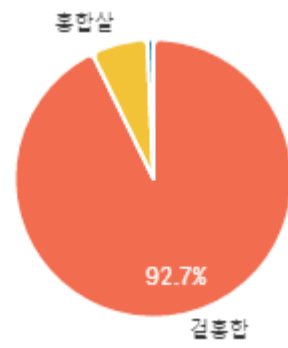


구분	금주(A)	전주(B)	전월(C)	전년(D)	평년(E)	A/B	A/C	A/D	A/E
물량(톤)	60	55	52	82	67	109.7%	114.6%	72.8%	88.7%

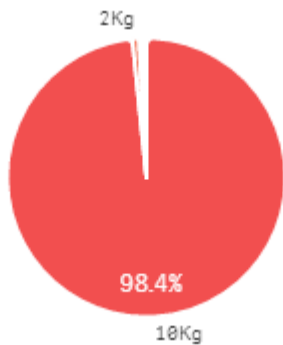
출하 품종별 거래물량 구성비



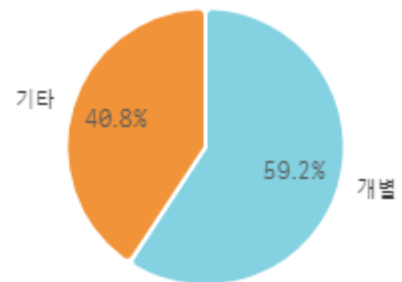
출하 품종별 거래금액 구성비



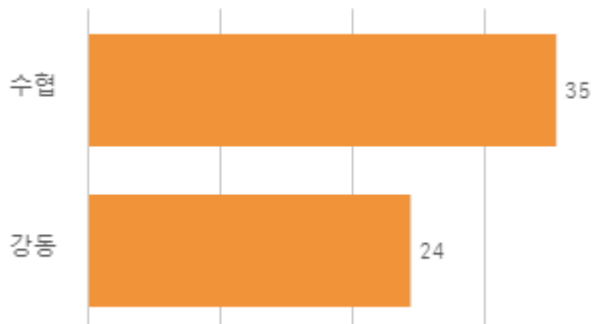
거래 단량별 물량 구성비



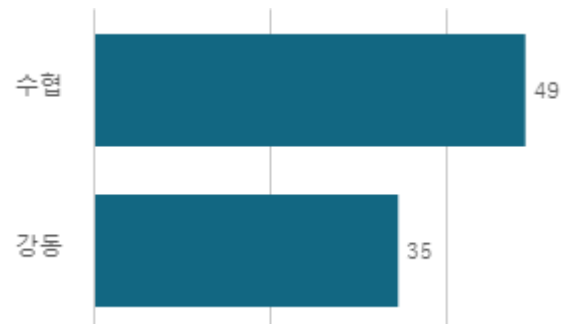
출하자별 거래물량 구성비



도매시장 법인별 거래물량(톤)

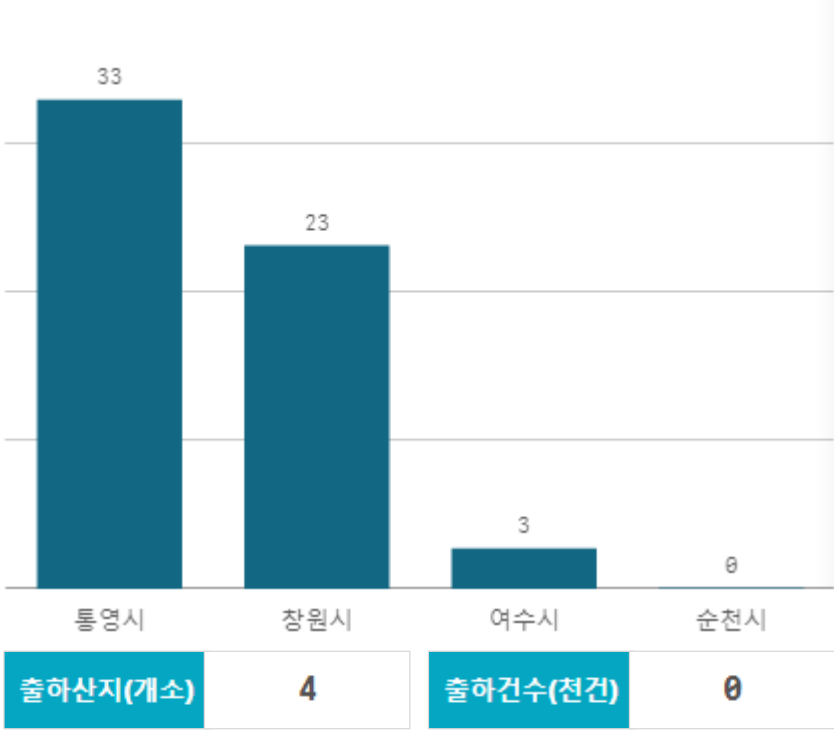


도매시장 법인별 거래금액(백만원)



겉홍합(10Kg)

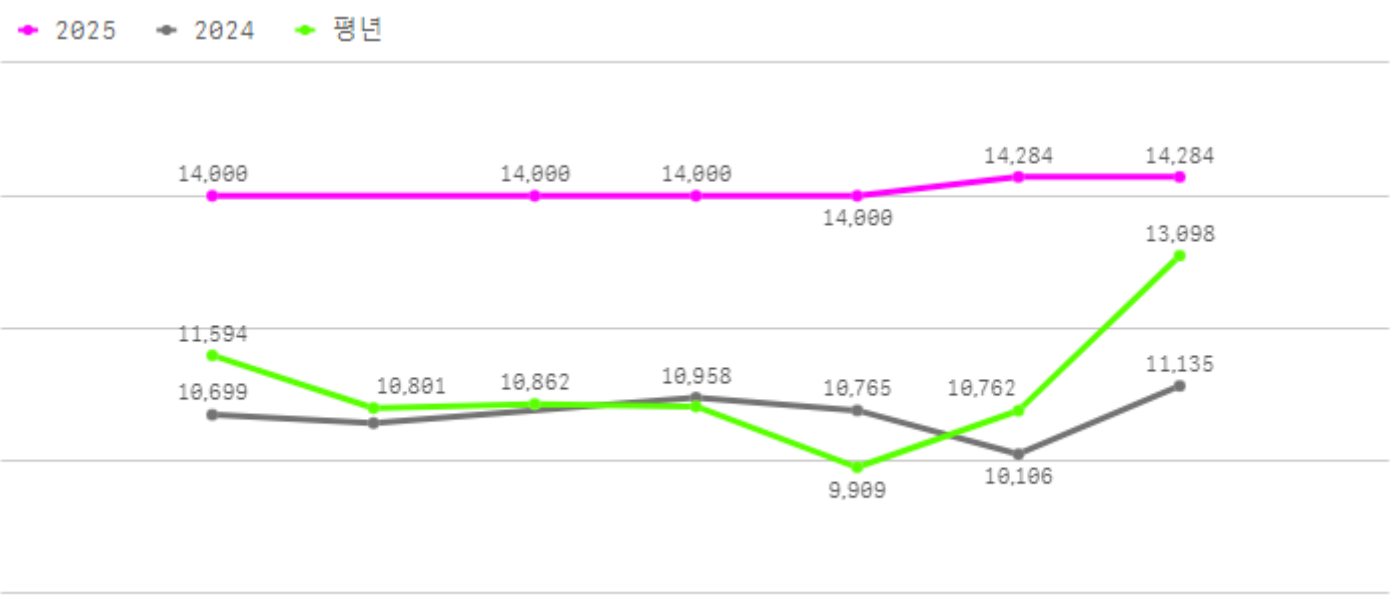
산지별 거래물량(톤)



산지별 주출하 시군구



주간 도매가격(원)



구분	금주(A)	전주(B)	전월(C)	전년(D)	평년(E)	A/B	A/C	A/D	A/E
가격(원)	14,077	14,023	14,210	10,706	12,185	100.4%	99.1%	131.5%	115.5%

※ 상품 가격 기준

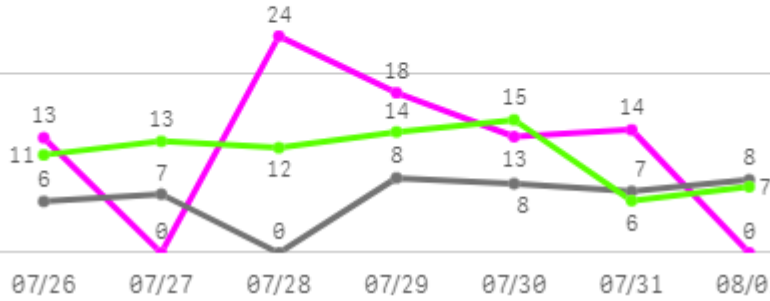
□ 곁홍합(10Kg) 주간 가격

구분	Q	품종	Q	단량	Q	특	상	보통	하
2025-07-26		곁홍합		10Kg		-	14,000	13,638	11,213
2025-07-28		곁홍합		10Kg		-	14,000	13,888	12,642
2025-07-29		곁홍합		10Kg		-	14,000	13,544	12,201
2025-07-30		곁홍합		10Kg		-	14,000	13,470	9,885
2025-07-31		곁홍합		10Kg		-	14,284	14,000	12,954
2025-08-01		곁홍합		10Kg		-	14,284	14,000	12,954
평균						-	14,095	13,757	11,975

오징어

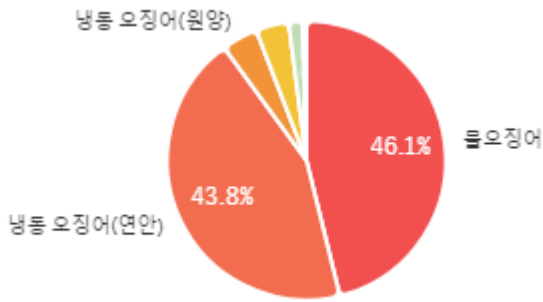
주간 반입량(톤)

◆ 2025 ● 2024 ▲ 평년

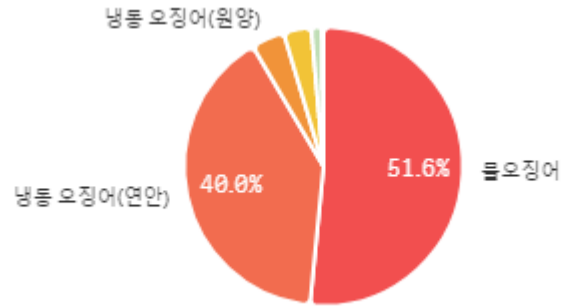


구분	금주(A)	전주(B)	전월(C)	전년(D)	평년(E)	A/B	A/C	A/D	A/E
물량(톤)	82	68	51	44	78	120.4%	159.7%	188.0%	105.4%

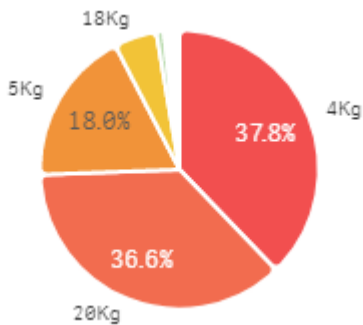
출하 품종별 거래물량 구성비



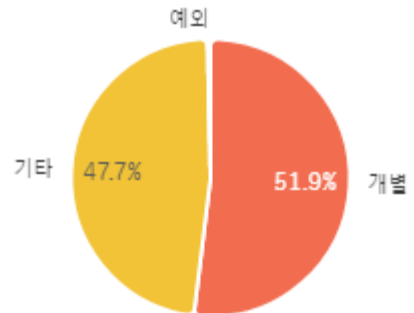
출하 품종별 거래금액 구성비



거래 단량별 물량 구성비



출하자별 거래물량 구성비



도매시장 법인별 거래물량(톤)

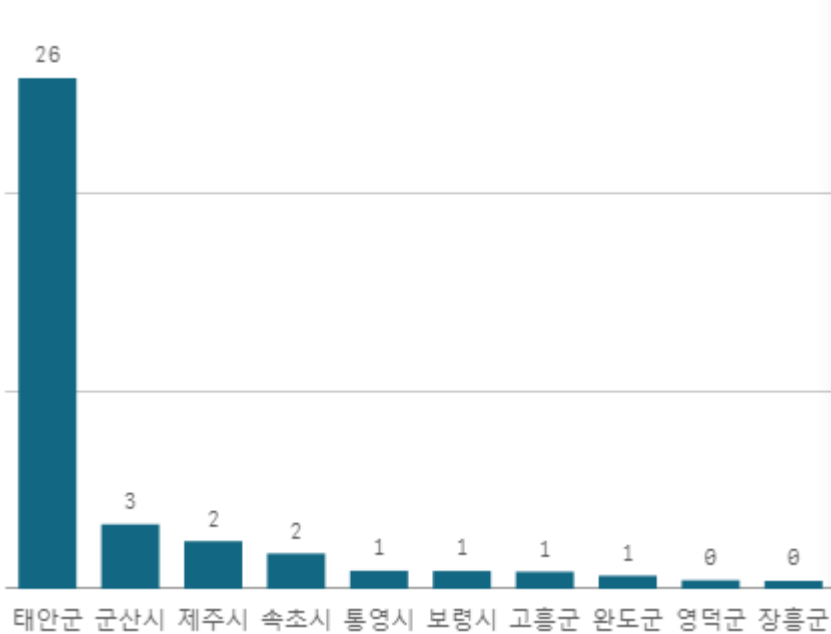


도매시장 법인별 거래금액(백만원)



물오징어(6Kg)

산지별 거래물량(톤)



출하산지(개소)

14

출하건수(천건)

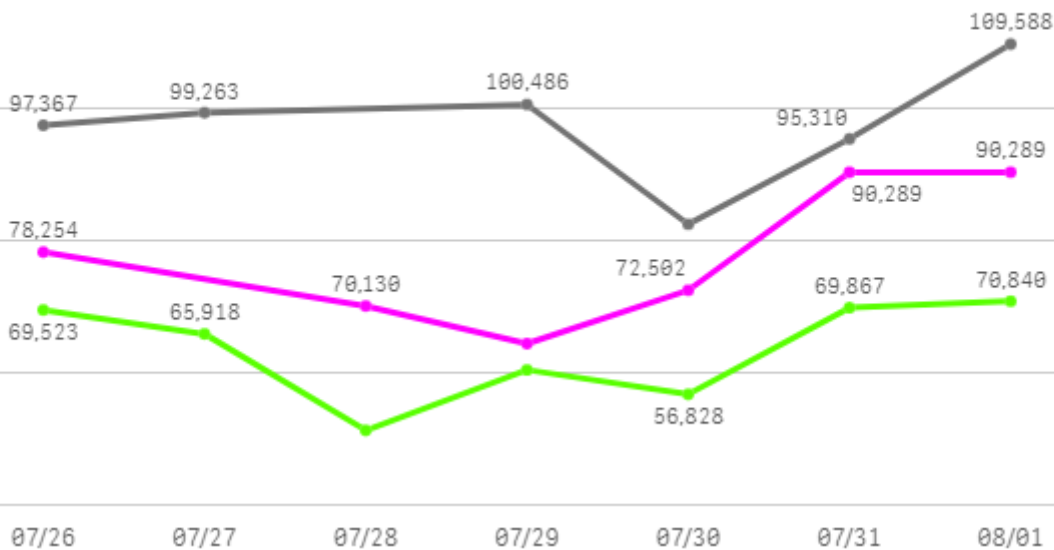
0

산지별 주출하 시군구



주간 도매가격(원)

◆ 2025 ● 2024 ◆ 평년



구분	금주(A)	전주(B)	전월(C)	전년(D)	평년(E)	A/B	A/C	A/D	A/E
가격(원)	76,505	66,918	85,473	97,411	66,784	114.3%	89.5%	78.5%	114.6%

※ 상품 가격 기준

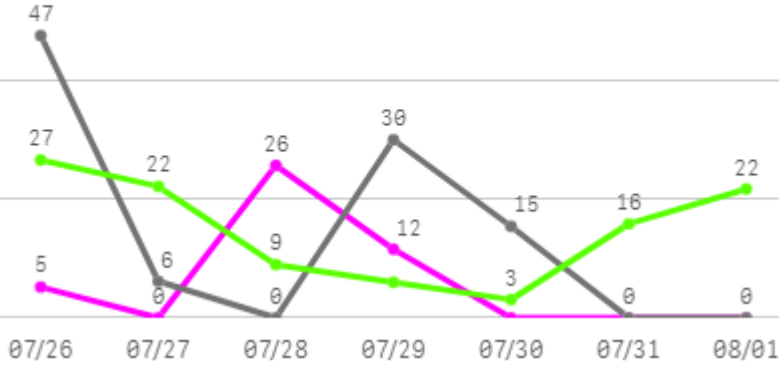
□ 물오징어(6Kg) 주간 가격

구분	Q	품종	Q	단량	Q	특	상	보통	하
2025-07-26		물오징어		6Kg		-	78,254	62,161	38,561
2025-07-28		물오징어		6Kg		-	70,130	58,363	35,507
2025-07-29		물오징어		6Kg		-	64,460	54,581	40,554
2025-07-30		물오징어		6Kg		-	72,502	60,576	41,615
2025-07-31		물오징어		6Kg		-	90,289	81,904	61,058
2025-08-01		물오징어		6Kg		-	90,289	81,904	61,058
평균						-	77,654	66,582	46,392

건멸치

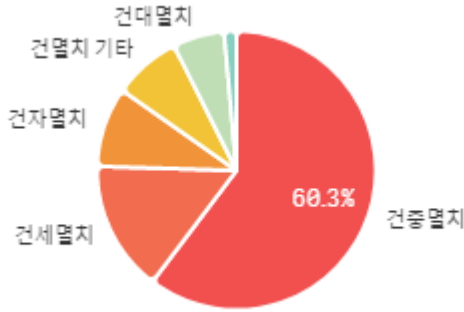
주간 반입량(톤)

◆ 2025 ● 2024 ▲ 평년

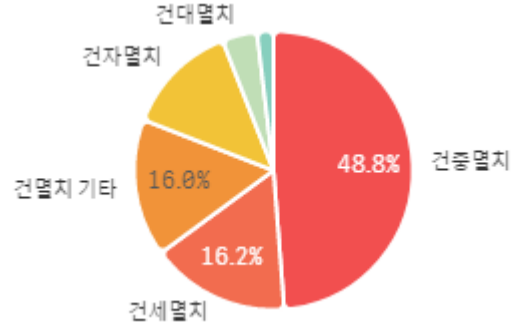


구분	금주(A)	전주(B)	전월(C)	전년(D)	평년(E)	A/B	A/C	A/D	A/E
물량(톤)	42	97	119	99	91	43.8%	35.5%	42.8%	46.6%

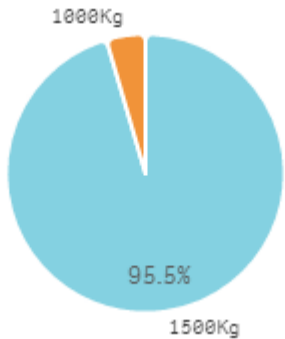
출하 품종별 거래물량 구성비



출하 품종별 거래금액 구성비



거래 단량별 물량 구성비



출하자별 거래물량 구성비



도매시장 법인별 거래물량(톤)

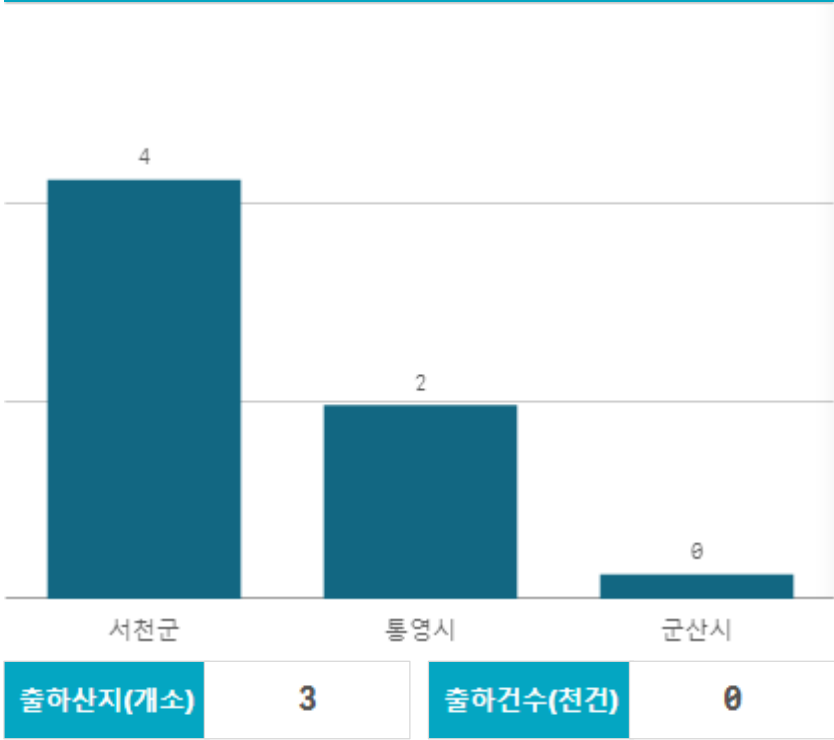


도매시장 법인별 거래금액(백만원)



건세멸치(1.5Kg)

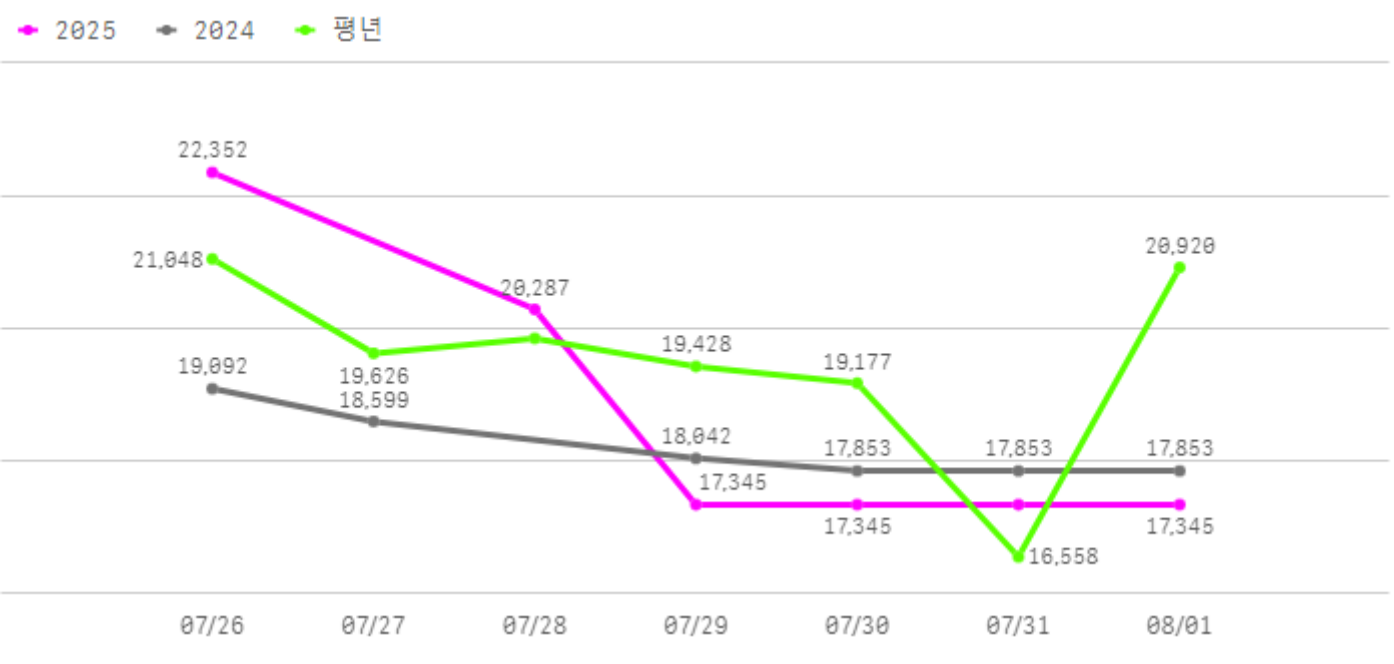
산지별 거래물량(톤)



산지별 주출하 시군구



주간 도매가격(원)



구분	금주(A)	전주(B)	전월(C)	전년(D)	평년(E)	A/B	A/C	A/D	A/E
가격(원)	18,706	20,335	17,577	18,288	19,402	92.0%	106.4%	102.3%	96.4%

※ 상품 가격 기준

□ 건세멸치(1.5Kg) 주간 가격

구분	Q	품종	Q	단량	Q	특	상	보통	하
2025-07-26		건세멸치		1.5Kg		-	22,352	19,701	12,338
2025-07-28		건세멸치		1.5Kg		-	20,287	13,190	10,159
2025-07-29		건세멸치		1.5Kg		-	17,345	14,987	10,121
2025-07-30		건세멸치		1.5Kg		-	17,345	14,987	10,121
2025-07-31		건세멸치		1.5Kg		-	17,345	14,987	10,121
2025-08-01		건세멸치		1.5Kg		-	17,345	14,987	10,121
평균						-	18,670	15,473	10,497