
2025년 가락시장

주요 품목 주간 거래동향

4월 5주차 주요 동향

[2025. 4.26. ~ 5.2.]



서울특별시농수산물공사

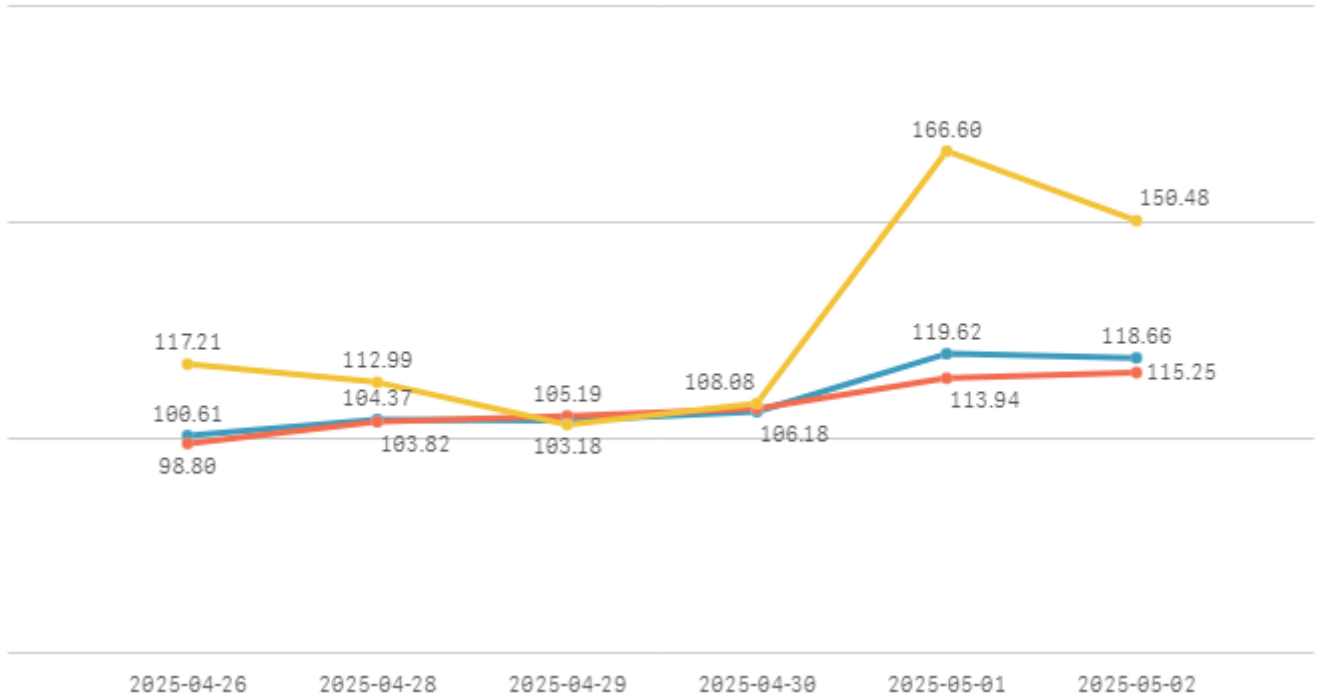
[데이터전략팀]

1. 주간 표준지수

※ 직전 5개년 평균가격을 지수 100으로 산정하여 100 이상일 경우 평년보다 상승, 100 이하일 경우 평년보다 하락

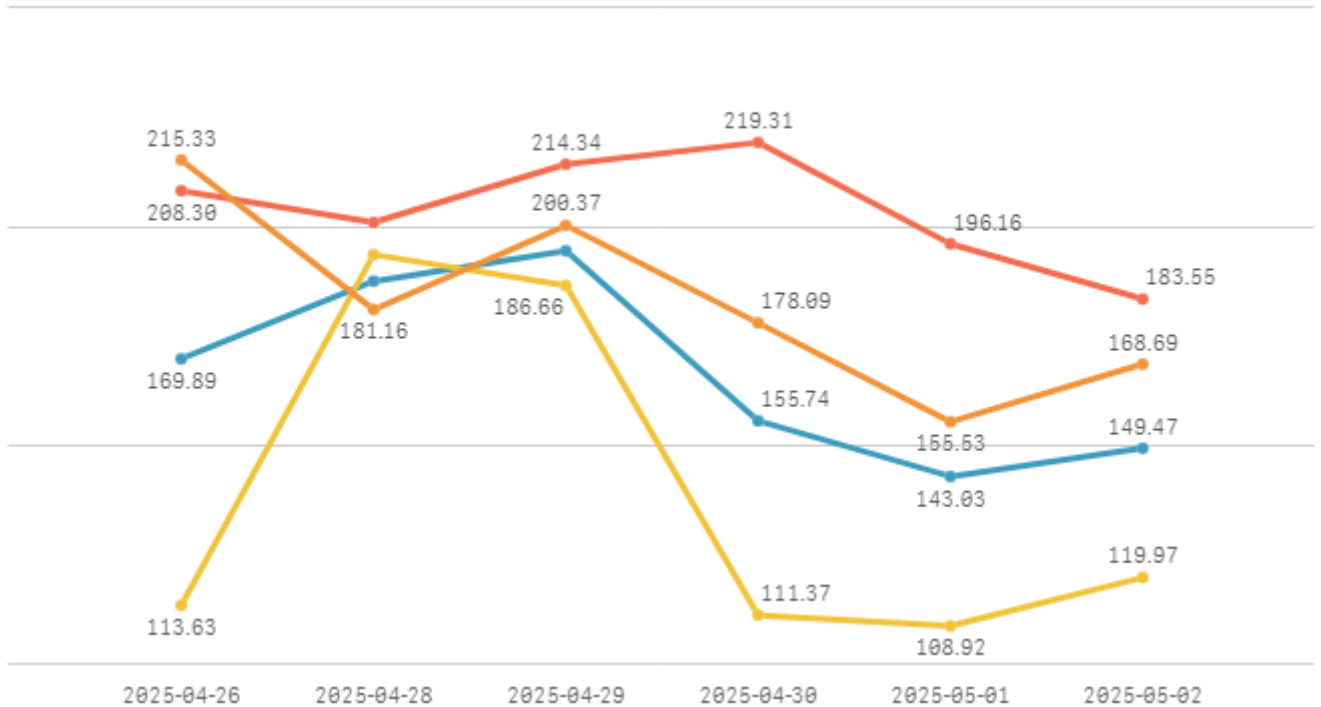
□ 청과부류

합계 채소계 과일계



□ 수산부류

합계 생선류 조개류 건어류



2. 주요 품목 주간 거래동향

주요 품목(종) 주간동향 (2025.04.26 ~ 05.02)

품종 단위	Q	금주평균	전주평균	전월평균	전년평균	5년평균 가격	전주대비	전월대비	전년대비	5년평균 대비
간마늘 대서(20키로)		152,577	152,659	155,279	130,364	146,742	-0% ▼	-2% ▼	17% ▲	4% ▲
사과 부사(10키로상자)		59,837	55,848	74,555	76,873	48,953	7% ▲	-20% ▼	-22% ▼	22% ▲
참외(일반)(10키로상자)		55,717	50,146	105,929	62,218	49,201	11% ▲	-47% ▼	-10% ▼	13% ▲
오렌지 네블 수입(18키로상자)		54,506	57,195	56,143	57,489	55,836	-5% ▼	-3% ▼	-5% ▼	-2% ▼
배 신고(15키로상자)		53,745	59,373	72,745	114,314	63,975	-9% ▼	-26% ▼	-53% ▼	-16% ▼
백다다기오이(100개)		52,843	34,075	57,299	48,723	42,688	55% ▲	-8% ▼	8% ▲	24% ▲
감자 수미(햇)(20키로상자)		51,680	59,163	70,478	60,560	57,477	-13% ▼	-27% ▼	-15% ▼	-10% ▼
(냉)고등어 수입(10키로상자)		48,753	50,366	50,449	35,588	36,848	-3% ▼	-3% ▼	37% ▲	32% ▲
오이맛고추(10키로상자)		43,800	31,775	64,357	53,998	38,898	38% ▲	-32% ▼	-19% ▼	13% ▲
포도 수입(8키로상자)		36,526	33,820	36,496	57,189	43,678	8% ▲	0% ▲	-36% ▼	-16% ▼
빨강 파프리카(5키로상자)		34,405	26,087	38,772	23,000	24,290	32% ▲	-11% ▼	50% ▲	42% ▲
당근(20키로상자)		33,206	45,512	49,927	67,041	41,131	-27% ▼	-33% ▼	-50% ▼	-19% ▼
수박(일반)(10키로상자)		32,229	35,557	41,174	37,466	30,713	-9% ▼	-22% ▼	-14% ▼	5% ▲
바나나 수입(13키로상자)		28,694	28,935	30,009	27,919	29,777	-1% ▼	-4% ▼	3% ▲	-4% ▼
골드파인애플 수입(12키로상자)		28,209	27,638	23,810	22,948	28,601	2% ▲	18% ▲	23% ▲	-1% ▼
망고 수입(5키로상자)		27,429	28,975	27,752	36,894	34,653	-5% ▼	-1% ▼	-26% ▼	-21% ▼
청양고추(10키로상자)		26,916	24,188	39,700	50,771	36,460	11% ▲	-32% ▼	-47% ▼	-26% ▼
무(20키로상자)		23,097	23,158	26,520	16,763	15,902	-0% ▼	-13% ▼	38% ▲	45% ▲
호박밭 고무마(10키로상자)		21,286	21,530	22,075	38,075	28,810	-1% ▼	-4% ▼	-44% ▼	-26% ▼
알배기배추(8키로상자)		19,560	18,602	20,254	18,475	18,871	5% ▲	-3% ▼	6% ▲	4% ▲
건세열치(1.5키로상자)		17,964	21,026	20,050	24,236	21,222	-15% ▼	-10% ▼	-26% ▼	-15% ▼
걸홍합(10키로망대)		16,638	16,595	17,600	11,866	12,384	0% ▲	-5% ▼	40% ▲	34% ▲
딸기 설향(2키로상자)		16,409	12,830	15,749	16,132	15,985	28% ▲	4% ▲	2% ▲	3% ▲
애호박(20개)		15,918	14,681	22,588	18,619	15,627	8% ▲	-30% ▼	-15% ▼	2% ▲
가지(5키로상자)		14,939	15,284	18,785	15,375	14,985	-2% ▼	-20% ▼	-3% ▼	-0% ▼
상추 포기잡(4키로상자)		14,885	9,987	11,369	14,680	13,534	49% ▲	31% ▲	1% ▲	10% ▲
양배추(8키로망대)		12,954	14,240	11,647	17,116	10,830	-9% ▼	11% ▲	-24% ▼	20% ▲
대추방울토마토(3키로상자)		12,374	15,844	19,869	19,480	13,855	-22% ▼	-38% ▼	-36% ▼	-11% ▼
시금치(4키로상자)		11,374	10,603	9,584	11,469	12,174	7% ▲	19% ▲	-1% ▼	-7% ▼
열무(4키로상자)		10,971	8,562	13,773	11,402	10,396	28% ▲	-20% ▼	-4% ▼	6% ▲
평이버섯(5키로상자)		10,188	10,522	12,732	11,773	10,798	-3% ▼	-20% ▼	-13% ▼	-6% ▼
돌미나리(4키로상자)		10,050	15,536	22,741	10,044	10,047	-35% ▼	-56% ▼	0% ▲	0% ▲
토마토(5키로상자)		9,638	11,705	14,285	16,444	11,708	-18% ▼	-33% ▼	-41% ▼	-18% ▼
배추(10키로망대)		8,290	8,699	12,566	14,109	10,123	-5% ▼	-34% ▼	-41% ▼	-18% ▼
새송이버섯(2키로상자)		7,026	6,752	7,268	6,140	6,589	4% ▲	-3% ▼	14% ▲	7% ▲
청경채(4키로상자)		4,686	4,892	9,258	4,229	4,523	-4% ▼	-49% ▼	11% ▲	4% ▲
배추열갈이(4키로상자)		4,389	3,780	6,992	6,013	5,148	16% ▲	-37% ▼	-27% ▼	-15% ▼
대구(1키로)		2,675	3,153	3,986	2,900	5,354	-15% ▼	-33% ▼	-8% ▼	-50% ▼
부추(일반)(500그람단)		1,751	1,896	3,314	1,550	1,702	-8% ▼	-47% ▼	13% ▲	3% ▲
양파(1키로)		1,013	1,229	1,763	1,293	929	-18% ▼	-43% ▼	-22% ▼	9% ▲
대파(일반)(1키로단)		965	809	1,302	2,085	1,882	19% ▲	-26% ▼	-54% ▼	-49% ▼

□ 품종별 등락가격 비교(전주대비)

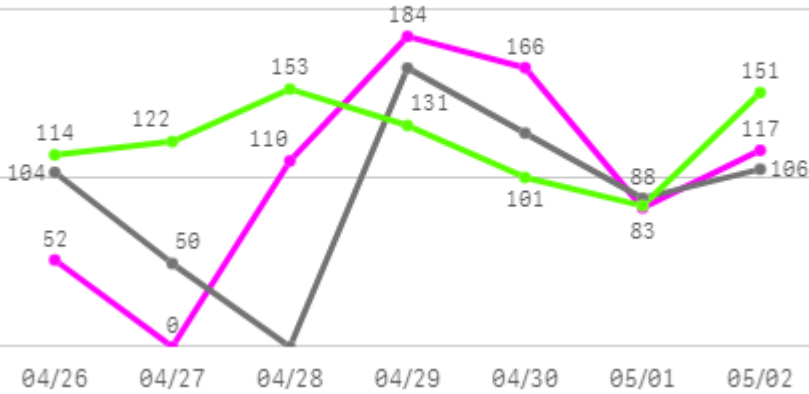
구분	품목(종)명
상승 품목(종)	대파(일반)(19%),딸기 설향(28%),배추얼갈이(16%),백다다기오이(55%),빨강 파프리카(32%),사과 부사(7%),상추 포기잡(49%),시금치(7%),알배기배추(5%),애호박(8%),열무(28%),오이맛고추(38%),참외(일반)(11%),청양고추(11%),포도 수입(8%)
하락 품목(종)	감자 수미(햇)(-13%),건세멸치(-15%),당근(-27%),대구(-15%),대추방울토마토(-22%),돌미나리(-35%),망고 수입(-5%),배 신고(-9%),부추(일반)(-8%),수박(일반)(-9%),양배추(-9%),양파(-18%),토마토(-18%)
보합 품목(종)(+5%)	(냉)고등어 수입,가지,겉흙합,골드파인애플 수입,깎마늘 대서,무,바나나 수입,배추,새송이버섯,오렌지 네블 수입,청경채,팽이버섯,호박밤 고구마

3. 품목(종)별 주간 거래동향

고구마

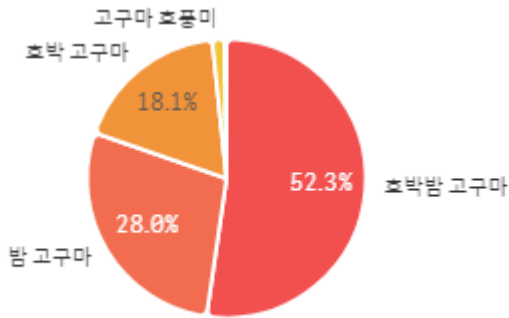
주간 반입량(톤)

2025 (파란색) 2024 (회색) 평년 (녹색)

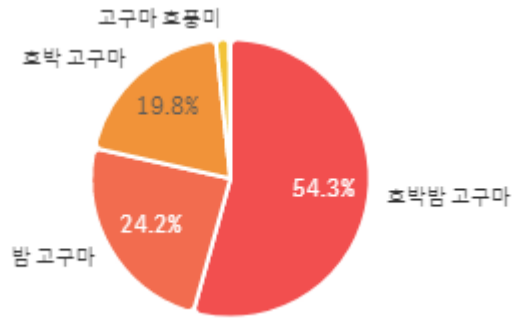


구분	금주(A)	전주(B)	전월(C)	전년(D)	평년(E)	A/B	A/C	A/D	A/E
물량(톤)	711	1,008	1,145	640	847	70.5%	62.1%	111.2%	84.0%

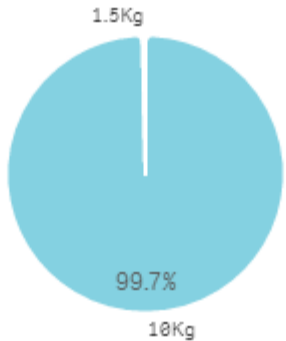
출하 품종별 거래물량 구성비



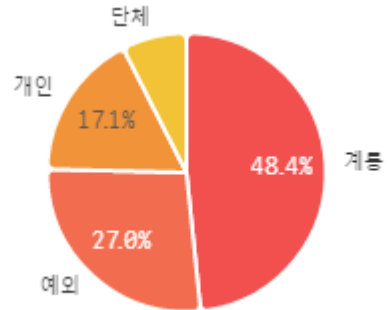
출하 품종별 거래금액 구성비



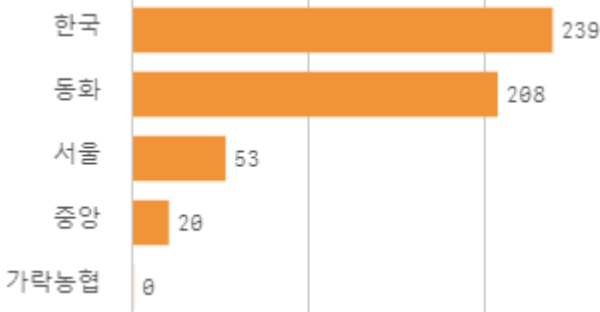
거래 단량별 물량 구성비



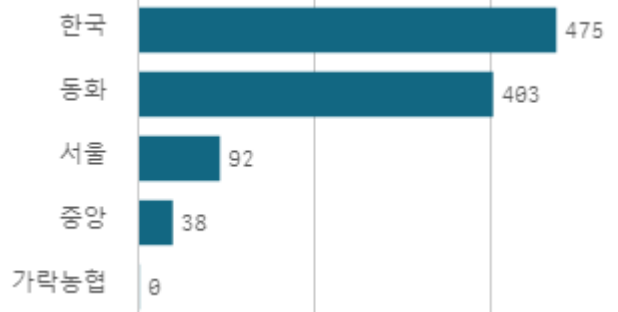
출하자별 거래물량 구성비



도매시장 법인별 거래물량(톤)

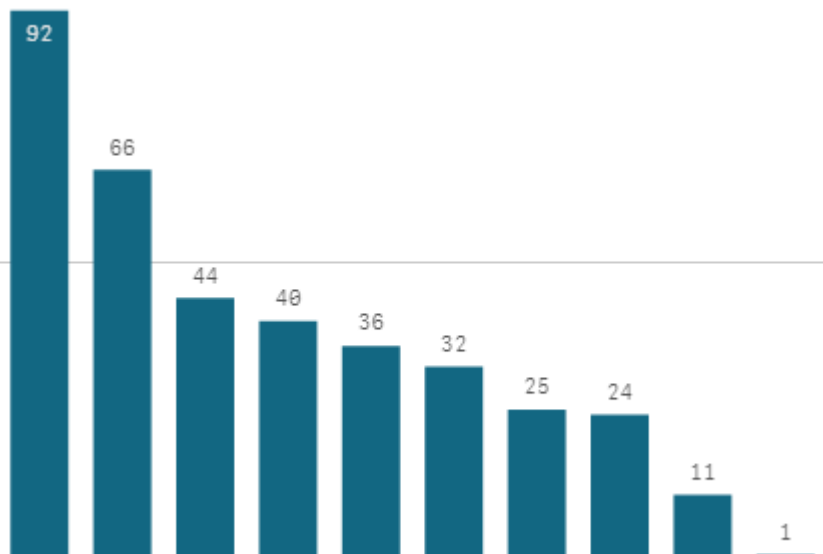


도매시장 법인별 거래금액(백만원)



호박밤 고구마(10Kg)

산지별 거래물량(톤)



여주시 고창군 영암군 당진시 논산시 음성군 익산시 예산군 완주군 해남군

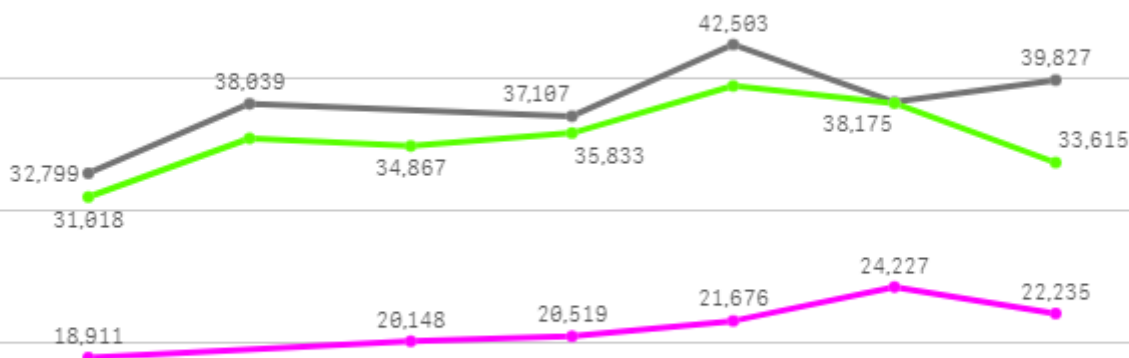
출하산지(개소)	10	출하건수(천건)	1
----------	----	----------	---

산지별 주출하 시군구



주간 도매가격(원)

◆ 2025 ● 2024 ◆ 평년



04/26 04/27 04/28 04/29 04/30 05/01 05/02

구분	금주(A)	전주(B)	전월(C)	전년(D)	평년(E)	A/B	A/C	A/D	A/E
가격(원)	21,286	21,530	22,075	38,075	28,810	98.9%	96.4%	55.9%	73.9%

※ 상품 가격 기준

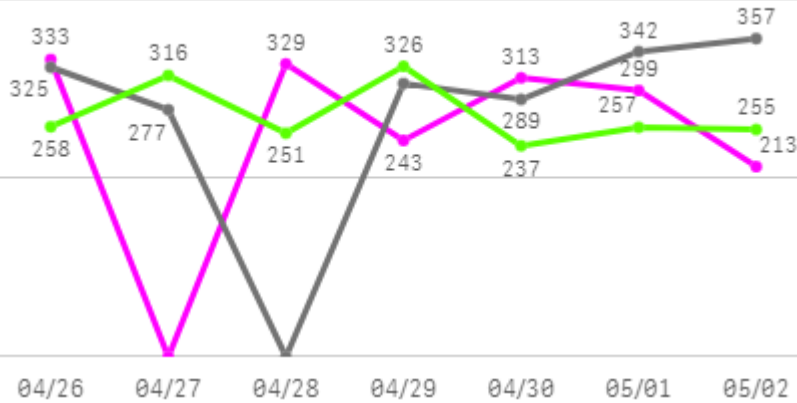
□ 호박밤 고구마(10Kg) 주간 가격

구분	Q	품종	Q	단량	Q	특	상	보통	하
2025-04-26		호박밤 고구마		10Kg		25,563	18,911	13,477	7,281
2025-04-28		호박밤 고구마		10Kg		24,236	20,148	14,342	7,854
2025-04-29		호박밤 고구마		10Kg		25,066	20,519	14,916	8,360
2025-04-30		호박밤 고구마		10Kg		25,928	21,676	15,038	8,482
2025-05-01		호박밤 고구마		10Kg		29,564	24,227	16,327	9,462
2025-05-02		호박밤 고구마		10Kg		25,731	22,235	16,327	9,548
평균						26,014	21,286	15,071	8,498

감자

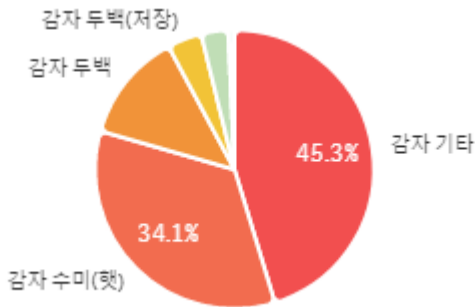
주간 반입량(톤)

◆ 2025 ● 2024 ▲ 평년

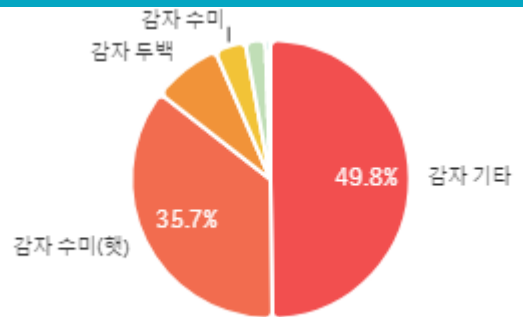


구분	금주(A)	전주(B)	전월(C)	전년(D)	평년(E)	A/B	A/C	A/D	A/E
물량(톤)	1,729	2,105	1,898	1,896	1,823	82.2%	91.1%	91.2%	94.9%

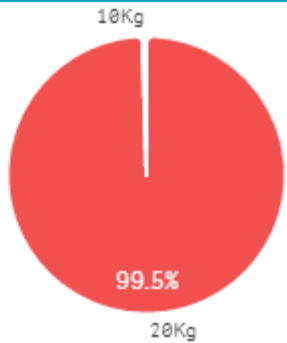
출하 품종별 거래물량 구성비



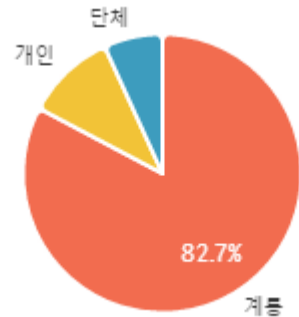
출하 품종별 거래금액 구성비



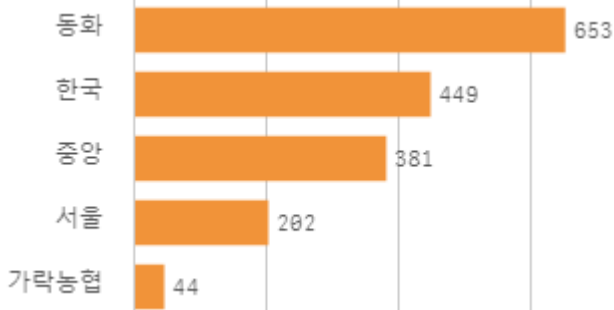
거래 단량별 물량 구성비



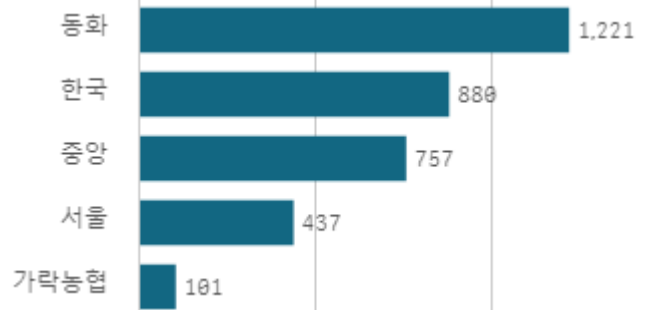
출하자별 거래물량 구성비



도매시장 법인별 거래물량(톤)



도매시장 법인별 거래금액(백만원)



감자 수미(햇) (20Kg)

산지별 거래물량(톤)



산지별 주출하 시군구



출하산지(개소)

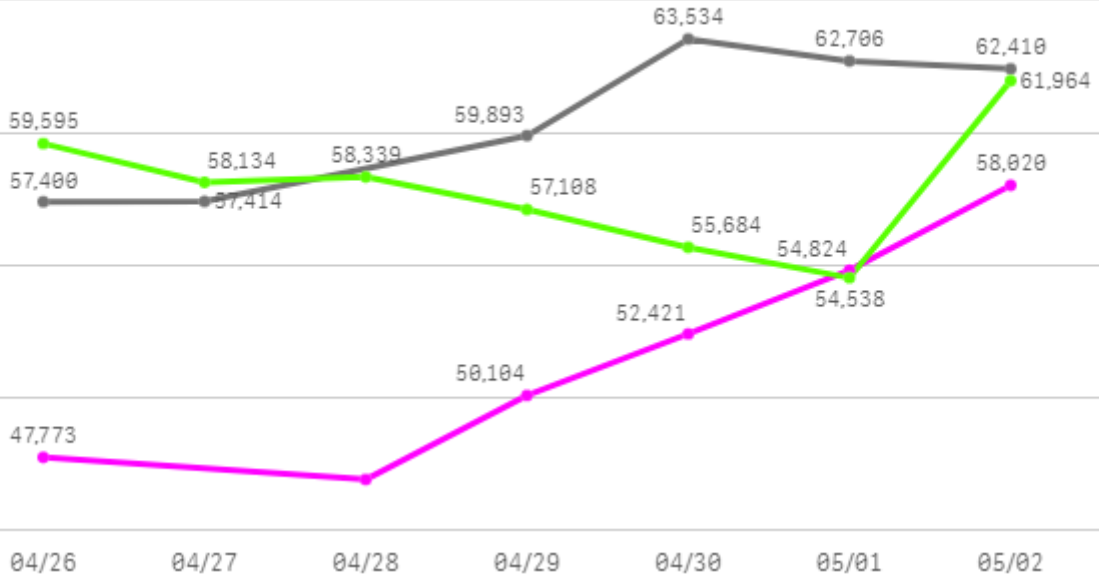
11

출하건수(천건)

1

주간 도매가격(원)

◆ 2025 ● 2024 ◆ 평년



구분	금주(A)	전주(B)	전월(C)	전년(D)	평년(E)	A/B	A/C	A/D	A/E
가격(원)	51,680	59,163	70,478	60,560	57,477	87.4%	73.3%	85.3%	89.9%

※ 상품 가격 기준

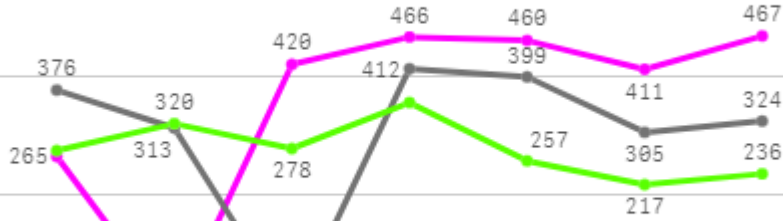
□ 감자 수미(햇)(20Kg) 주간 가격

구분	Q	품종	Q	단량	Q	특	상	보통	하
2025-04-26		감자 수미(햇)		20Kg		53,485	47,773	40,378	21,095
2025-04-28		감자 수미(햇)		20Kg		52,008	46,936	41,720	22,573
2025-04-29		감자 수미(햇)		20Kg		53,837	50,104	45,119	24,487
2025-04-30		감자 수미(햇)		20Kg		57,022	52,421	46,541	25,543
2025-05-01		감자 수미(햇)		20Kg		58,784	54,824	50,105	31,628
2025-05-02		감자 수미(햇)		20Kg		64,398	58,020	53,956	35,185
평균						56,589	51,680	46,303	26,752

배추

주간 반입량(톤)

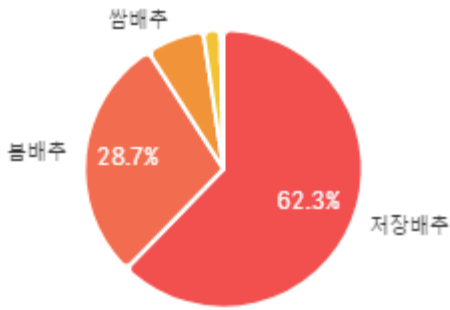
◆ 2025 ● 2024 ▲ 평년



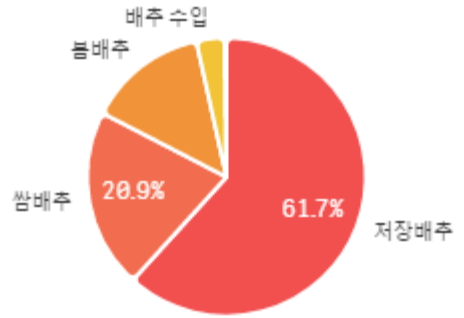
04/26 04/27 04/28 04/29 04/30 05/01 05/02

구분	금주(A)	전주(B)	전월(C)	전년(D)	평년(E)	A/B	A/C	A/D	A/E
물량(톤)	2,488	2,561	2,781	2,129	2,069	97.1%	89.5%	116.9%	120.2%

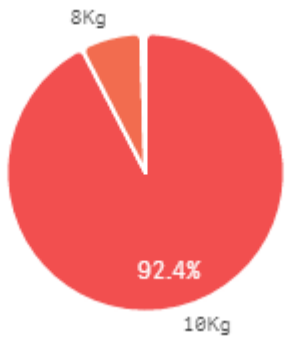
출하 품종별 거래물량 구성비



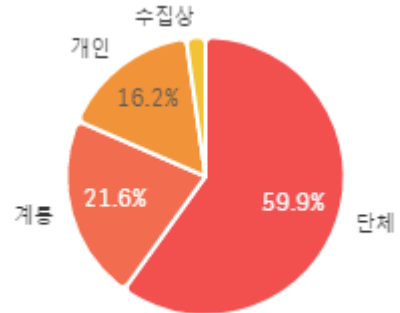
출하 품종별 거래금액 구성비



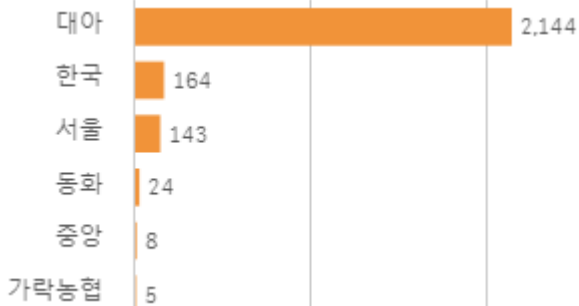
거래 단량별 물량 구성비



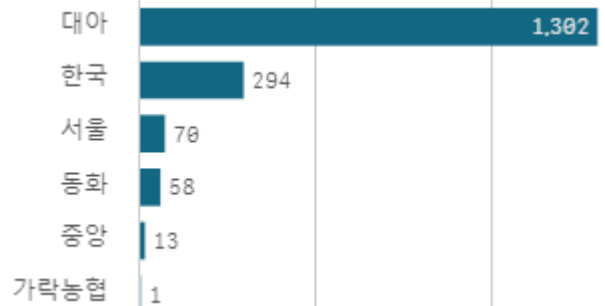
출하자별 거래물량 구성비



도매시장 법인별 거래물량(톤)

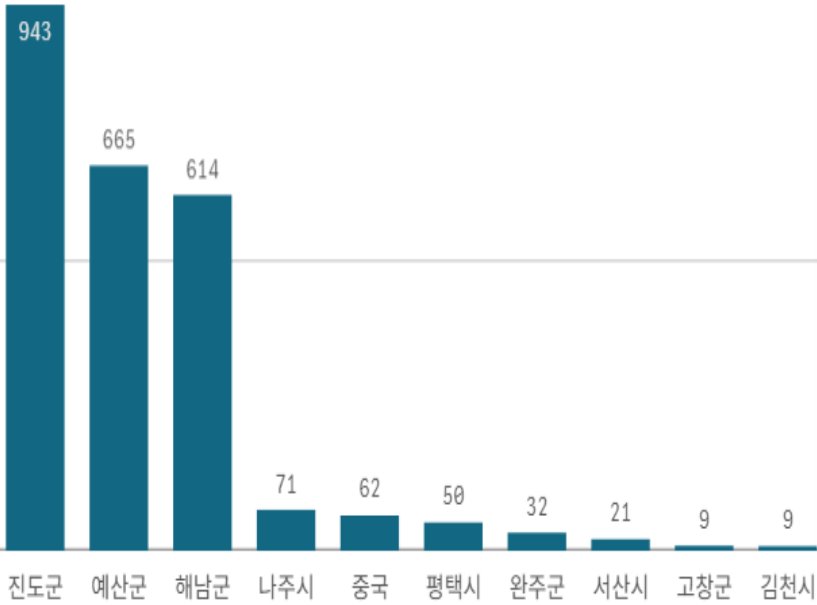


도매시장 법인별 거래금액(백만원)



배추(10Kg)

산지별 거래물량(톤)



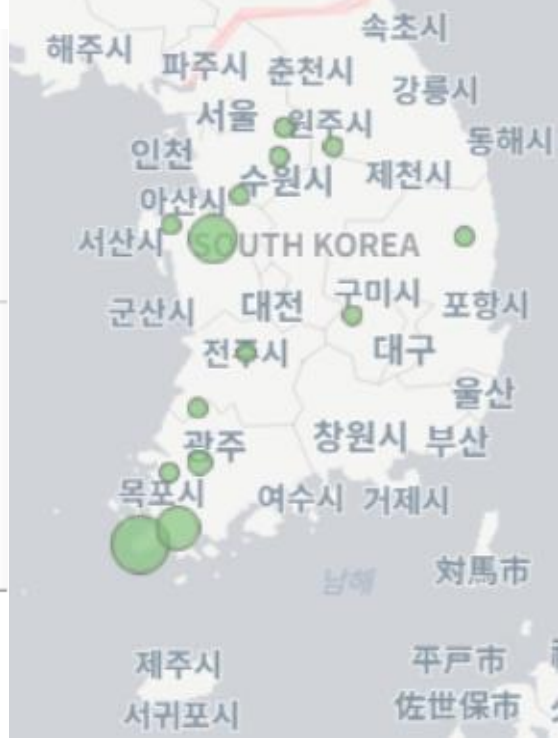
출하산지(개소)

16

출하건수(천건)

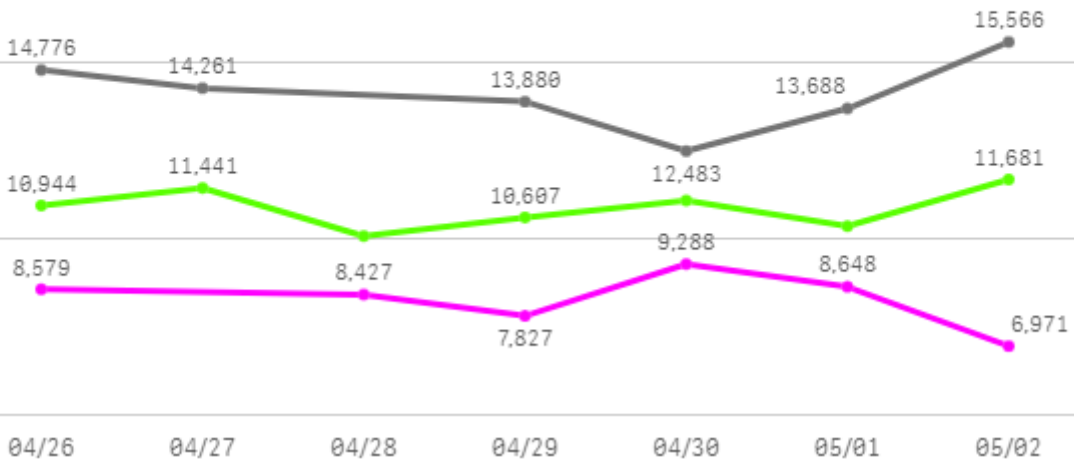
2

산지별 주출하 시군구



주간 도매가격(원)

◆ 2025 ● 2024 ◆ 평년



구분	금주(A)	전주(B)	전월(C)	전년(D)	평년(E)	A/B	A/C	A/D	A/E
가격(원)	8,290	8,699	12,566	14,109	10,123	95.3%	66.0%	58.8%	81.9%

※ 상품 가격 기준

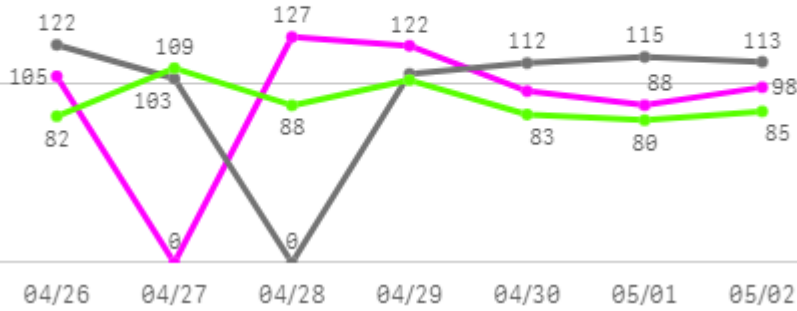
□ 배추(10Kg) 주간 가격

구분	Q	품종	Q	단량	Q	특	상	보통	하
2025-04-26		배추		10Kg		14,761	8,579	4,264	2,423
2025-04-28		배추		10Kg		14,584	8,427	4,242	3,062
2025-04-29		배추		10Kg		12,655	7,827	3,796	2,898
2025-04-30		배추		10Kg		15,173	9,288	4,457	2,801
2025-05-01		배추		10Kg		14,954	8,648	4,534	3,390
2025-05-02		배추		10Kg		12,204	6,971	3,531	2,427
평균						14,055	8,290	4,137	2,834

배추얼갈이

주간 반입량(톤)

◆ 2025 ● 2024 ▲ 평년



구분	금주(A)	전주(B)	전월(C)	전년(D)	평년(E)	A/B	A/C	A/D	A/E
물량(톤)	636	636	623	672	638	99.9%	102.1%	94.7%	99.7%

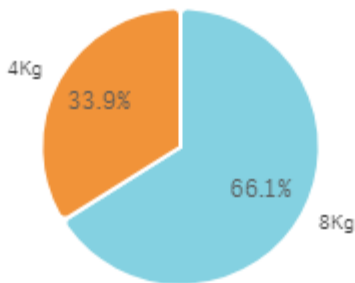
출하 품종별 거래물량 구성비



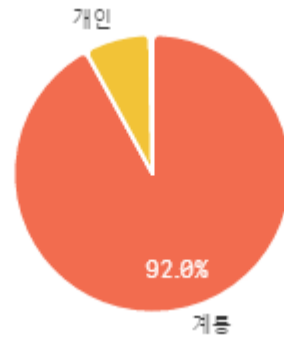
출하 품종별 거래금액 구성비



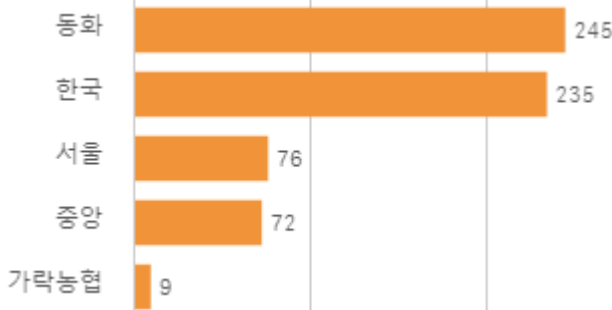
거래 단량별 물량 구성비



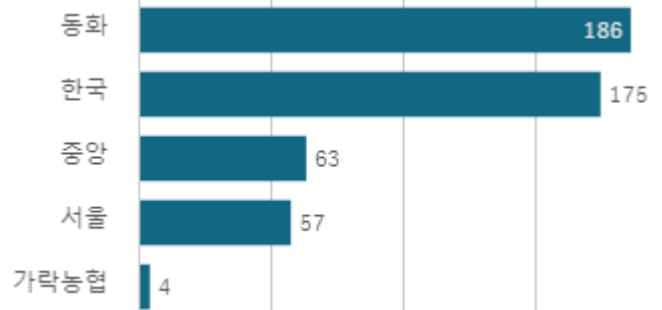
출하자별 거래물량 구성비



도매시장 법인별 거래물량(톤)

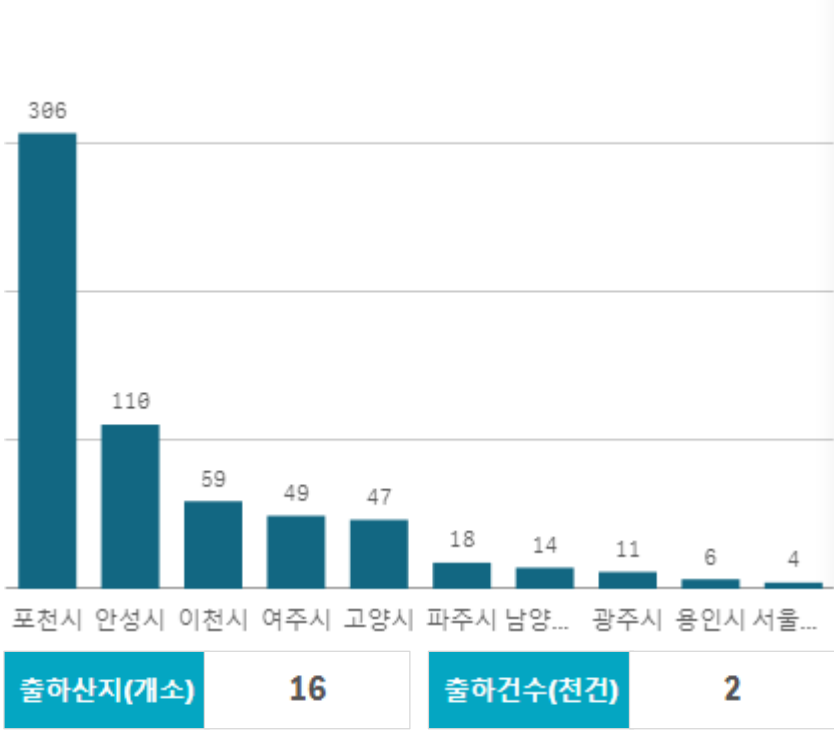


도매시장 법인별 거래금액(백만원)



배추얼갈이(4Kg)

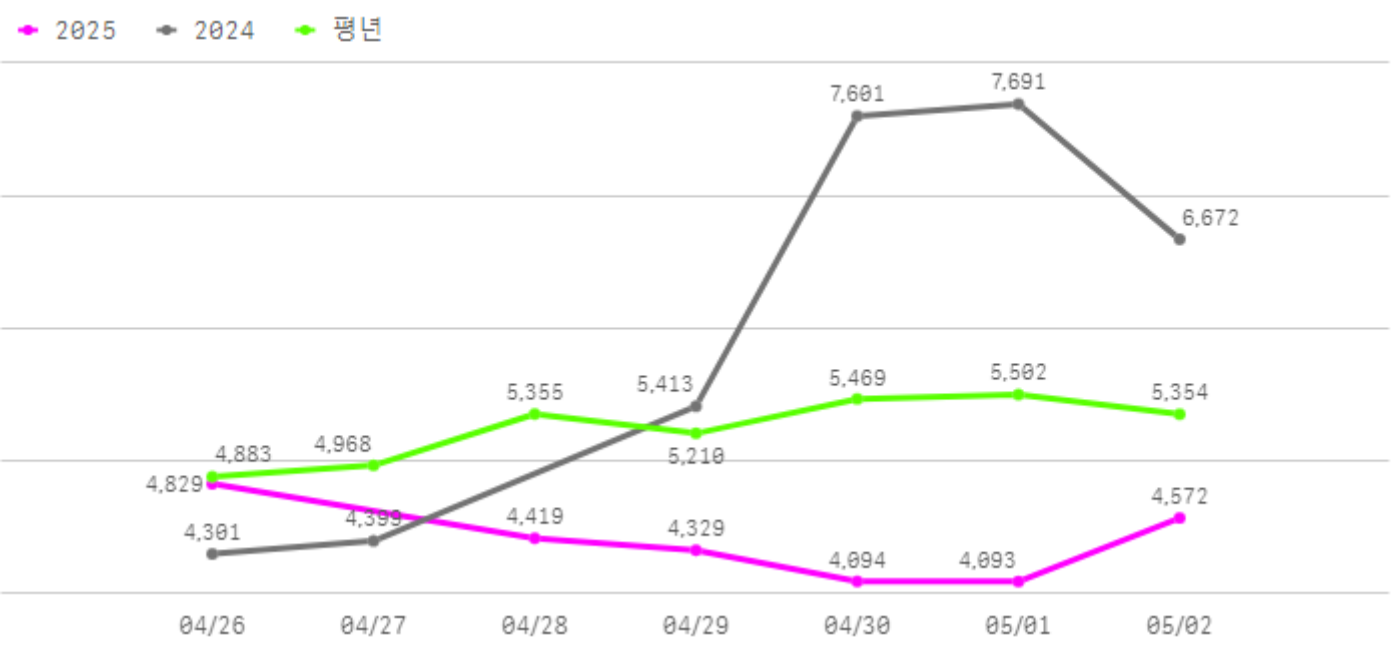
산지별 거래물량(톤)



산지별 주출하 시군구



주간 도매가격(원)



구분	금주(A)	전주(B)	전월(C)	전년(D)	평년(E)	A/B	A/C	A/D	A/E
가격(원)	4,389	3,780	6,992	6,013	5,148	116.1%	62.8%	73.0%	85.3%

※ 상품 가격 기준

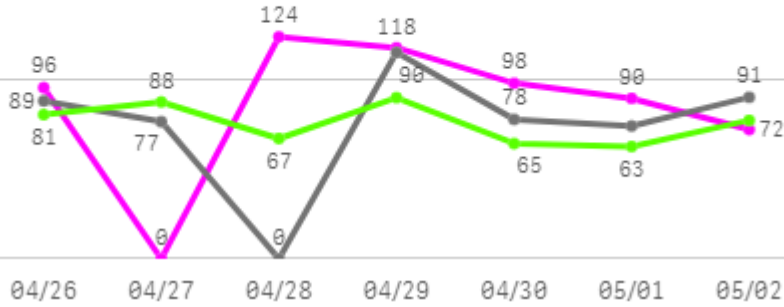
□ 배추얼갈이(4Kg) 주간 가격

구분	Q	품종	Q	단량	Q	특	상	보통	하
2025-04-26		배추얼갈이		4Kg		-	4,829	3,561	2,825
2025-04-28		배추얼갈이		4Kg		-	4,419	3,541	2,846
2025-04-29		배추얼갈이		4Kg		-	4,329	3,410	2,607
2025-04-30		배추얼갈이		4Kg		-	4,094	3,203	2,510
2025-05-01		배추얼갈이		4Kg		-	4,093	3,335	2,890
2025-05-02		배추얼갈이		4Kg		-	4,572	3,484	2,824
평균						-	4,389	3,422	2,750

알배기배추

주간 반입량(톤)

◆ 2025 ● 2024 ▲ 평년



구분	금주(A)	전주(B)	전월(C)	전년(D)	평년(E)	A/B	A/C	A/D	A/E
물량(톤)	600	560	595	524	558	107.1%	100.8%	114.4%	107.4%

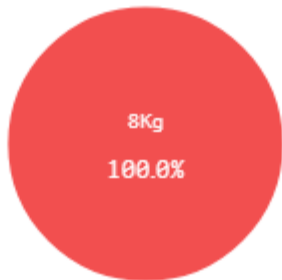
출하 품종별 거래물량 구성비



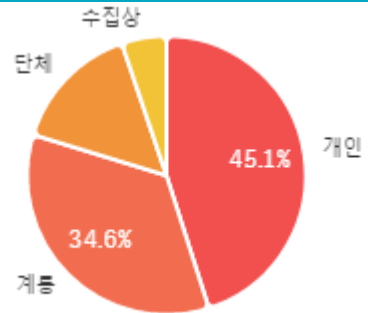
출하 품종별 거래금액 구성비



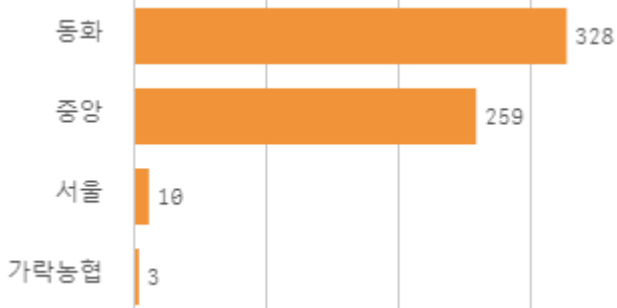
거래 단량별 물량 구성비




출하자별 거래물량 구성비



도매시장 법인별 거래물량(톤)

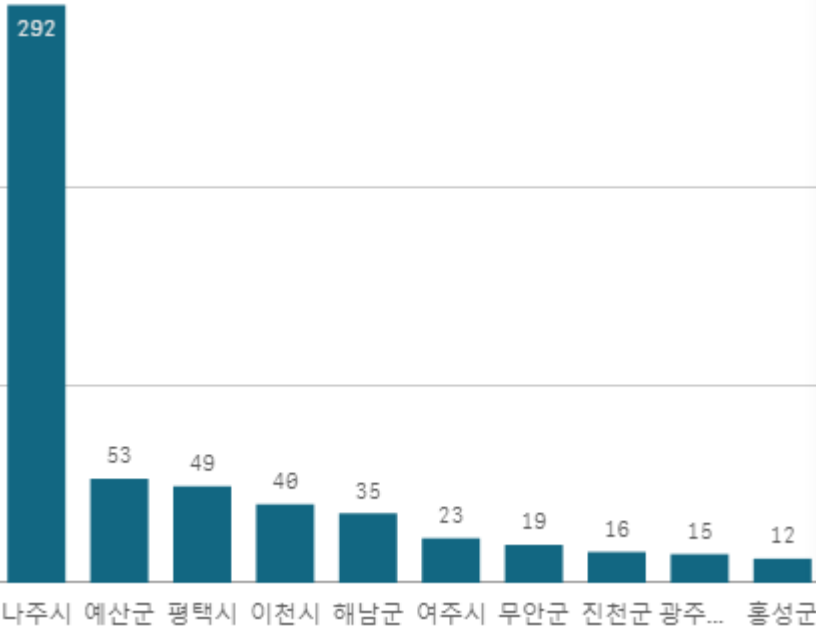


도매시장 법인별 거래금액(백만원)



알배기배추(8Kg)

산지별 거래물량(톤)



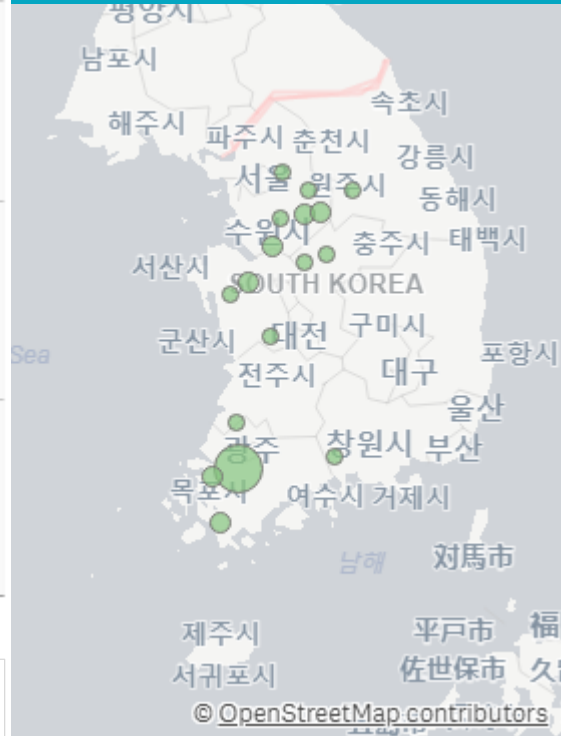
출하산지(개소)

19

출하건수(천건)

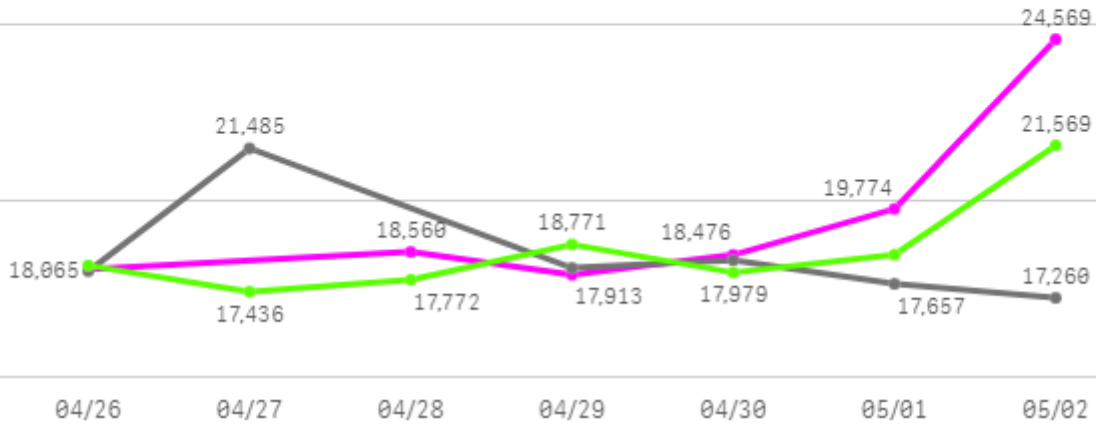
1

산지별 주출하 시군구



주간 도매가격(원)

◆ 2025 ● 2024 ◆ 평년



구분	금주(A)	전주(B)	전월(C)	전년(D)	평년(E)	A/B	A/C	A/D	A/E
가격(원)	19,560	18,602	20,254	18,475	18,871	105.1%	96.6%	105.9%	103.6%

※ 상품 가격 기준

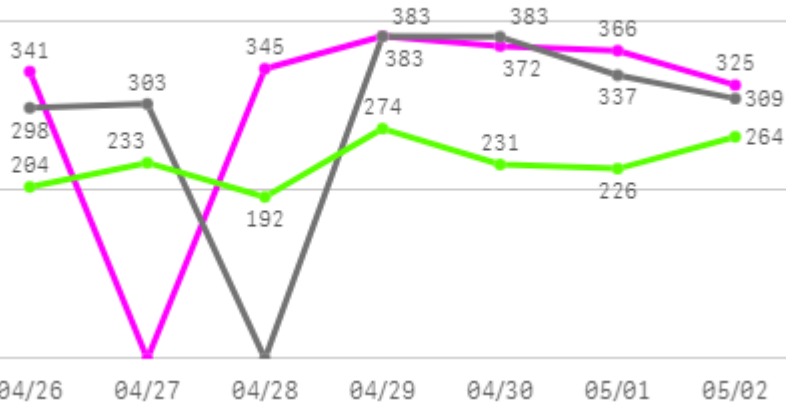
□ 알배기배추(8Kg) 주간 가격

구분	Q	품종	Q	단량	Q	특	상	보통	하
2025-04-26		알배기배추		8Kg		21,439	18,065	15,674	11,006
2025-04-28		알배기배추		8Kg		24,012	18,560	15,135	11,619
2025-04-29		알배기배추		8Kg		19,318	17,913	13,911	9,587
2025-04-30		알배기배추		8Kg		22,570	18,476	13,420	8,586
2025-05-01		알배기배추		8Kg		22,977	19,774	15,236	9,508
2025-05-02		알배기배추		8Kg		27,154	24,569	16,196	10,910
평균						22,912	19,560	14,929	10,203

양배추

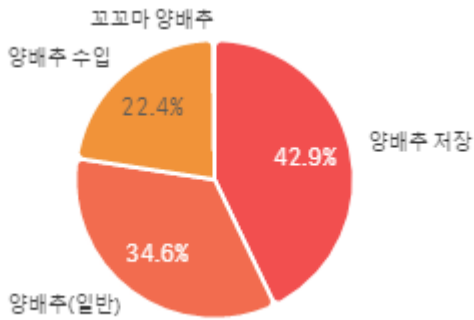
주간 반입량(톤)

◆ 2025 ● 2024 ▲ 평년

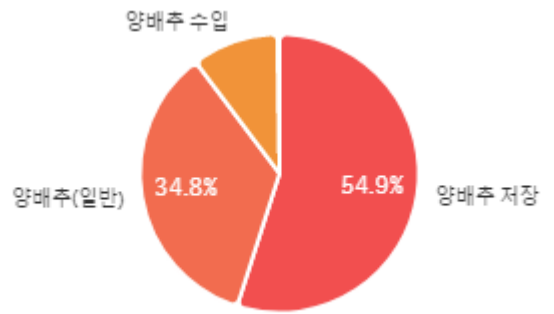


구분	금주(A)	전주(B)	전월(C)	전년(D)	평년(E)	A/B	A/C	A/D	A/E
물량(톤)	2,132	2,032	2,402	2,013	1,800	104.9%	88.8%	105.9%	118.4%

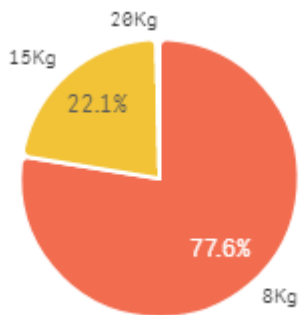
출하 품종별 거래물량 구성비



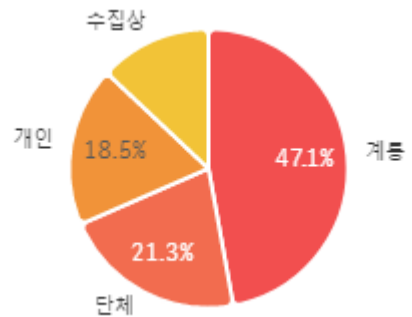
출하 품종별 거래금액 구성비



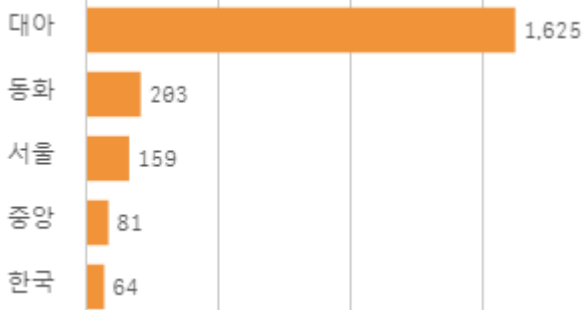
거래 단량별 물량 구성비



출하자별 거래물량 구성비



도매시장 법인별 거래물량(톤)

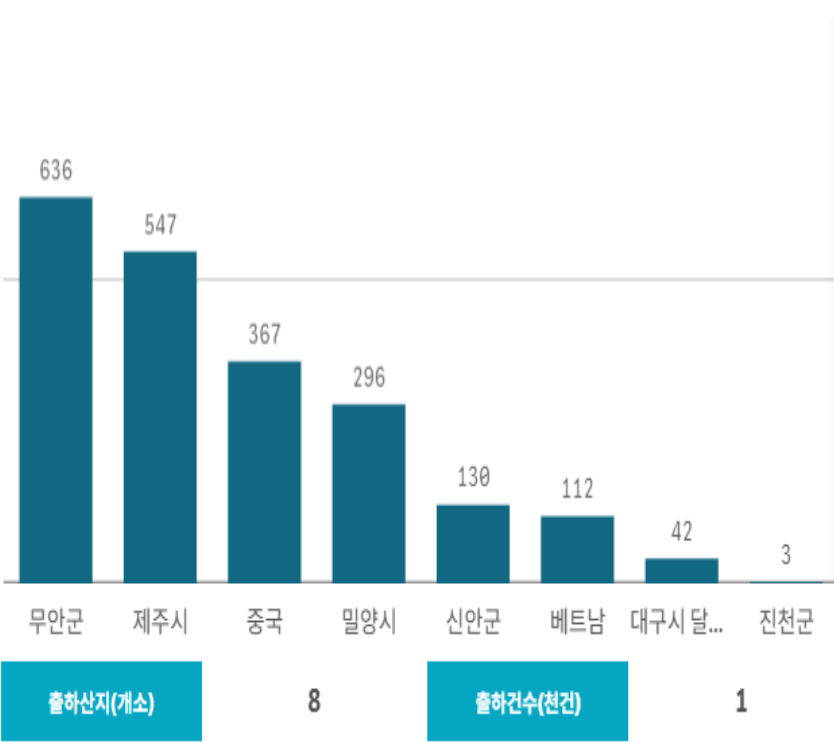


도매시장 법인별 거래금액(백만원)



양배추(8Kg)

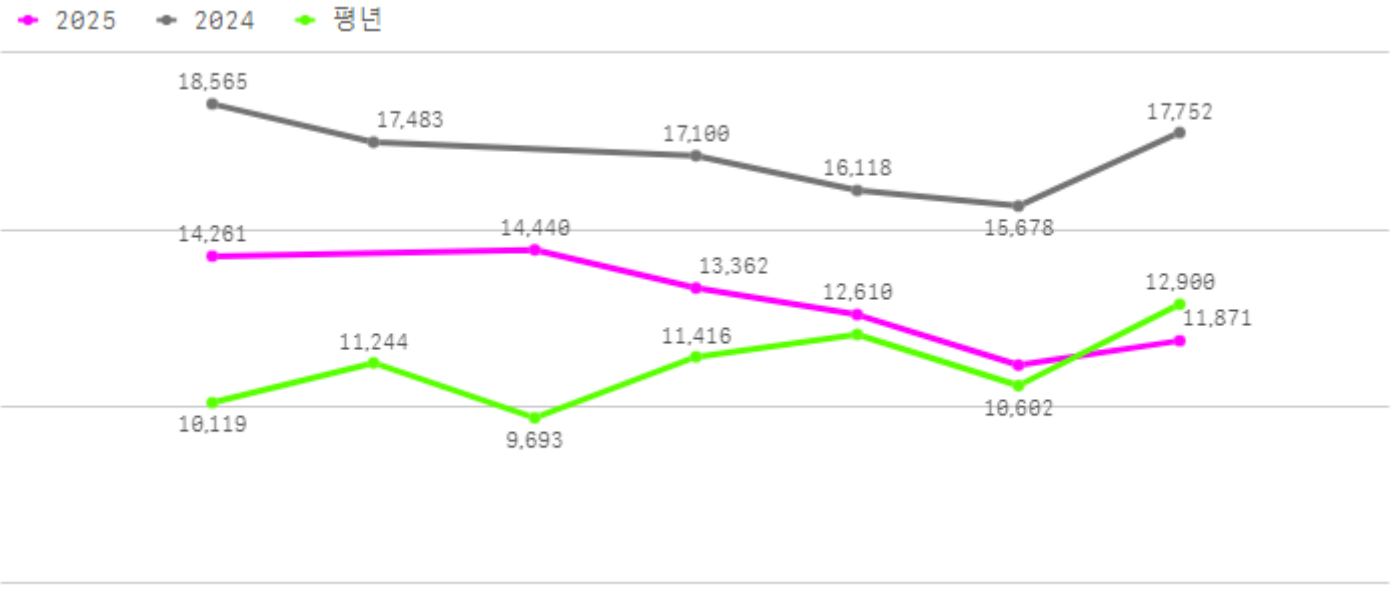
산지별 거래물량(톤)



산지별 주출하 시군구



주간 도매가격(원)



구분	금주(A)	전주(B)	전월(C)	전년(D)	평년(E)	A/B	A/C	A/D	A/E
가격(원)	12,954	14,240	11,647	17,116	10,830	91.0%	111.2%	75.7%	119.6%

※ 상품 가격 기준

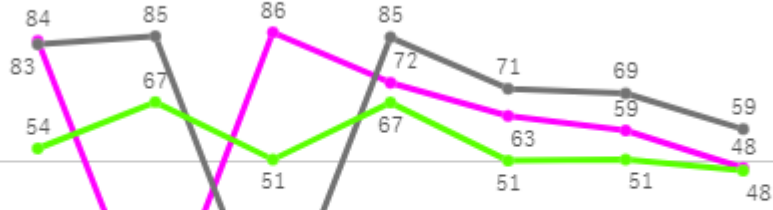
□ 양배추(8Kg) 주간 가격

구분	Q	품종	Q	단량	Q	특	상	보통	하
2025-04-26		양배추		8Kg		15,153	14,261	11,489	6,965
2025-04-28		양배추		8Kg		15,849	14,440	12,547	8,977
2025-04-29		양배추		8Kg		14,801	13,362	11,423	8,130
2025-04-30		양배추		8Kg		13,545	12,610	10,543	7,251
2025-05-01		양배추		8Kg		13,262	11,182	9,497	5,956
2025-05-02		양배추		8Kg		14,246	11,871	10,494	7,947
평균						14,476	12,954	10,999	7,538

시금치

주간 반입량(톤)

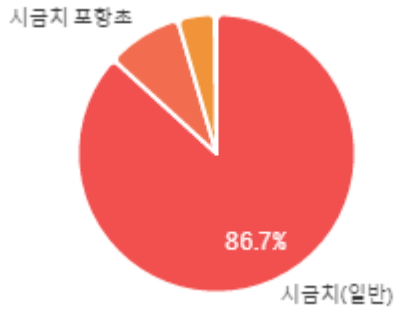
2025 2024 평년



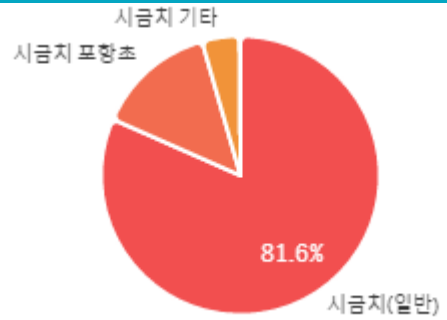
04/26 04/27 04/28 04/29 04/30 05/01 05/02

구분	금주(A)	전주(B)	전월(C)	전년(D)	평년(E)	A/B	A/C	A/D	A/E
물량(톤)	413	498	747	453	390	83.1%	55.4%	91.3%	106.1%

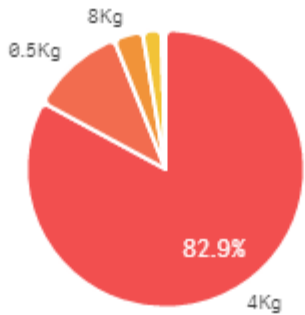
출하 품종별 거래물량 구성비



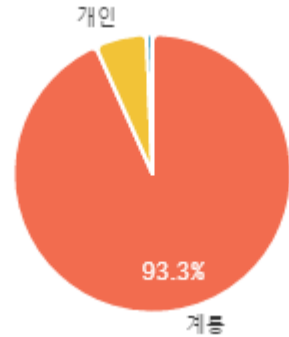
출하 품종별 거래금액 구성비



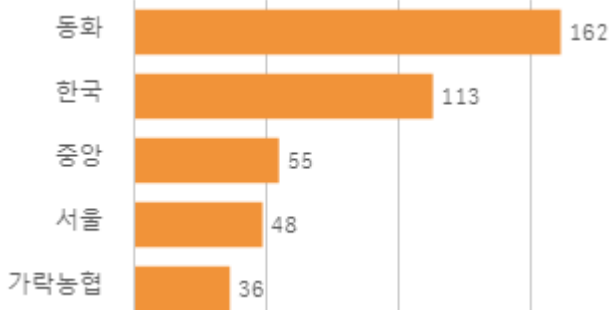
거래 단량별 물량 구성비



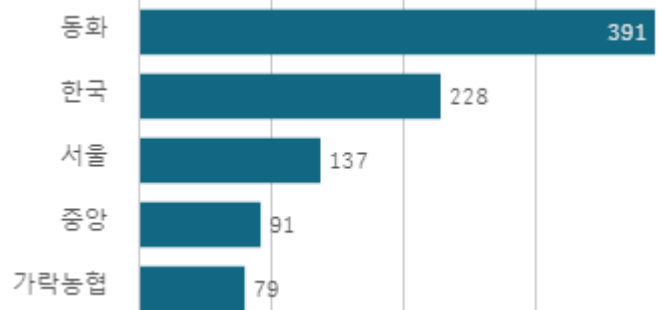
출하자별 거래물량 구성비



도매시장 법인별 거래물량(톤)

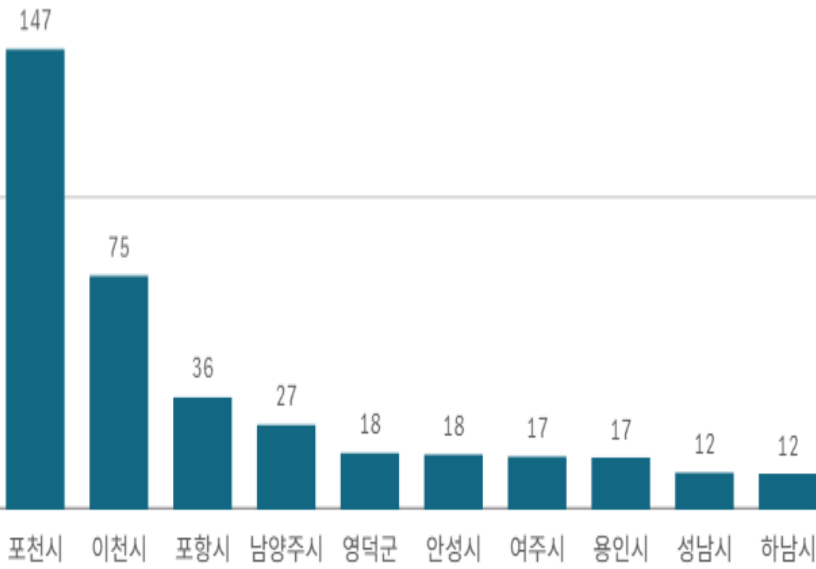


도매시장 법인별 거래금액(백만원)



시금치(4Kg)

산지별 거래물량(톤)



출하산지(개소)

27

출하건수(천건)

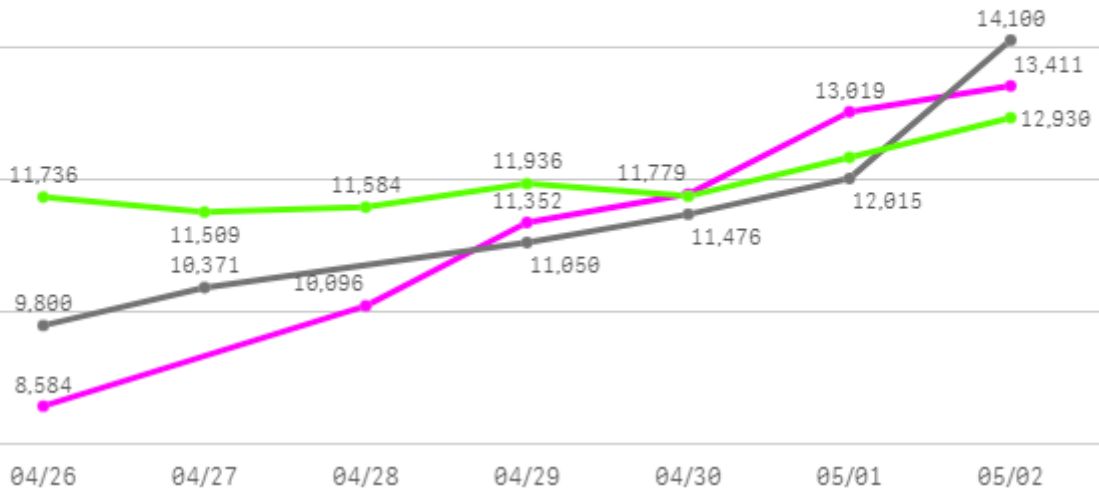
3

산지별 주출하 시군구



주간 도매가격(원)

● 2025 ● 2024 ● 평년



구분	금주(A)	전주(B)	전월(C)	전년(D)	평년(E)	A/B	A/C	A/D	A/E
가격(원)	11,374	10,603	9,584	11,469	12,174	107.3%	118.7%	99.2%	93.4%

※ 상품 가격 기준

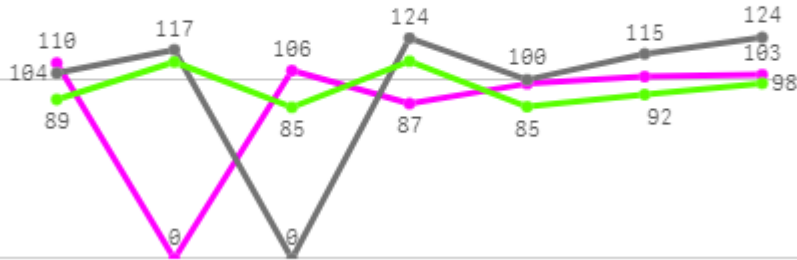
□ 시금치(4Kg) 주간 가격

구분	Q	품종	Q	단량	Q	특	상	보통	하
2025-04-26		시금치		4Kg		9,955	8,584	6,973	4,024
2025-04-28		시금치		4Kg		11,764	10,096	7,533	4,481
2025-04-29		시금치		4Kg		12,919	11,352	7,293	4,683
2025-04-30		시금치		4Kg		13,599	11,779	8,086	5,076
2025-05-01		시금치		4Kg		14,886	13,019	8,617	5,645
2025-05-02		시금치		4Kg		15,308	13,411	9,578	6,701
평균						13,072	11,374	8,013	5,102

상추

주간 반입량(톤)

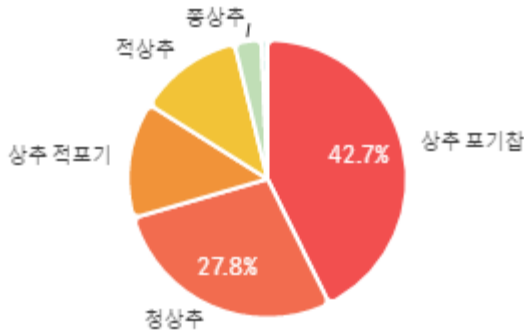
◆ 2025 ● 2024 ▲ 평년



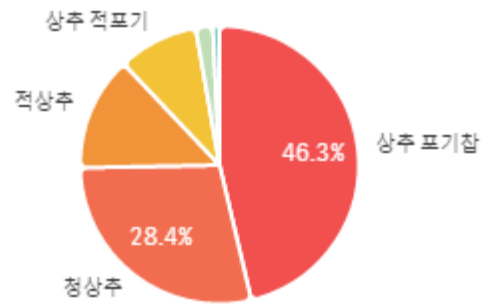
04/26 04/27 04/28 04/29 04/30 05/01 05/02

구분	금주(A)	전주(B)	전월(C)	전년(D)	평년(E)	A/B	A/C	A/D	A/E
물량(톤)	606	678	778	685	654	89.3%	77.9%	88.5%	92.7%

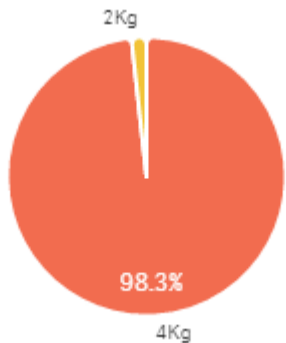
출하 품종별 거래물량 구성비



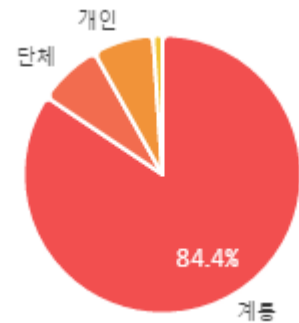
출하 품종별 거래금액 구성비



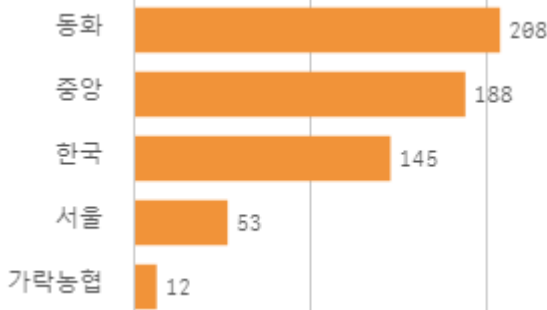
거래 단량별 물량 구성비



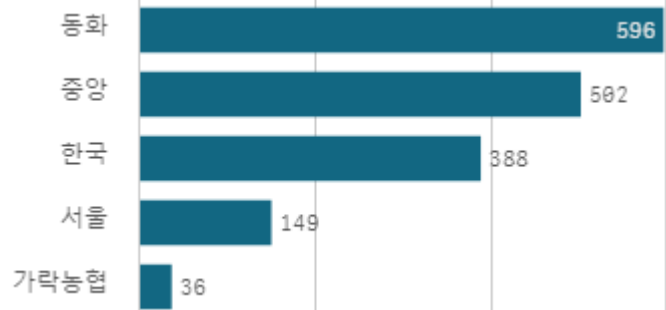
출하자별 거래물량 구성비



도매시장 법인별 거래물량(톤)

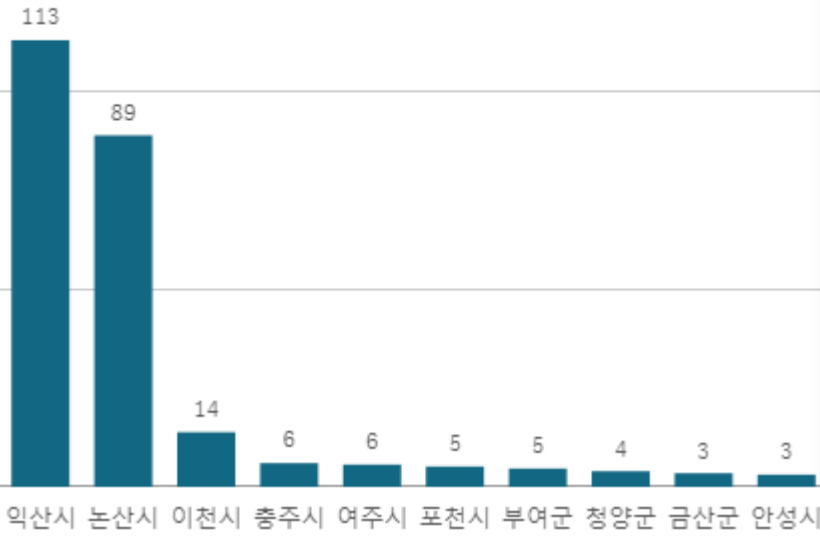


도매시장 법인별 거래금액(백만원)



상추 포기잡(4Kg)

산지별 거래물량(톤)



출하산지(개소)

24

출하건수(천건)

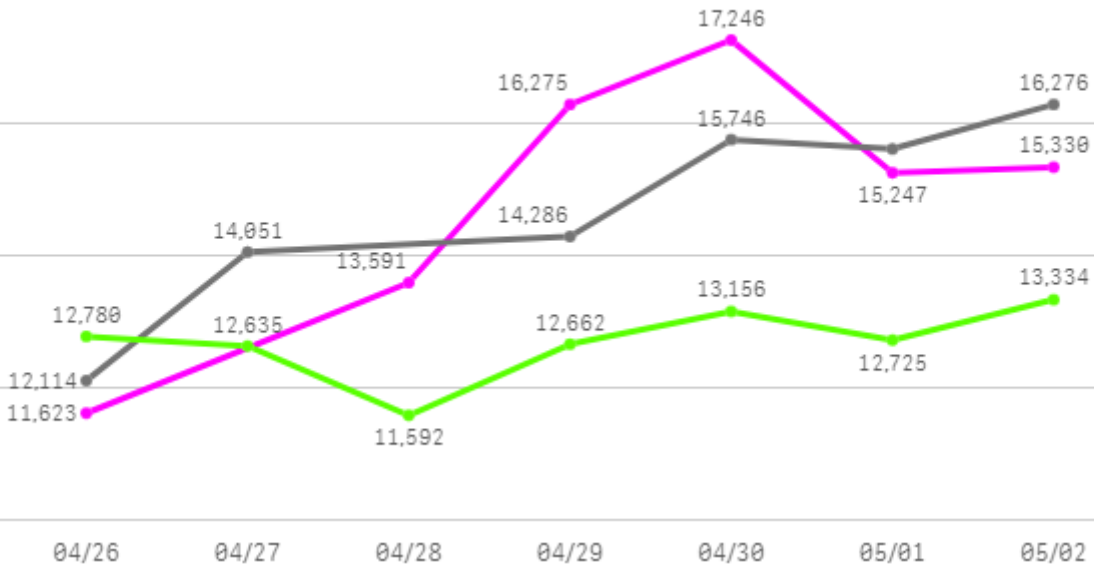
2

산지별 주출하 시군구



주간 도매가격(원)

◆ 2025 ● 2024 ◆ 평년



구분	금주(A)	전주(B)	전월(C)	전년(D)	평년(E)	A/B	A/C	A/D	A/E
가격(원)	14,885	9,987	11,369	14,680	13,534	149.1%	130.9%	101.4%	110.0%

※ 상품 가격 기준

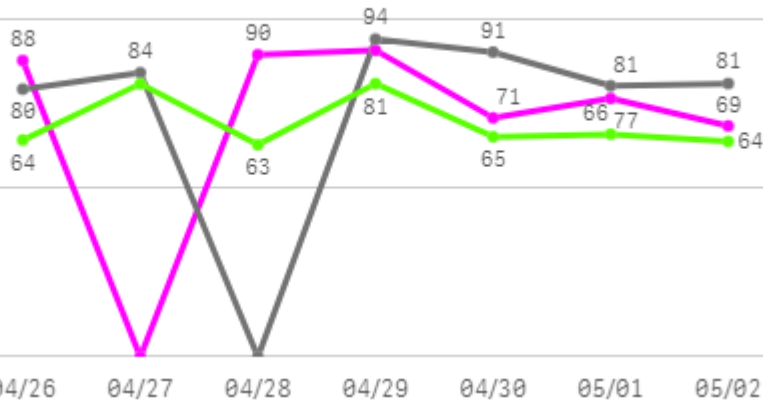
□ 상추 포기잡(4Kg) 주간 가격

구분	Q	품종	Q	단량	Q	특	상	보통	하
2025-04-26		상추 포기잡		4Kg		-	11,623	8,911	6,915
2025-04-28		상추 포기잡		4Kg		-	13,591	10,825	8,263
2025-04-29		상추 포기잡		4Kg		-	16,275	14,741	12,070
2025-04-30		상추 포기잡		4Kg		-	17,246	15,148	12,671
2025-05-01		상추 포기잡		4Kg		-	15,247	12,915	10,404
2025-05-02		상추 포기잡		4Kg		-	15,330	12,928	10,786
평균						-	14,885	12,578	10,185

부추

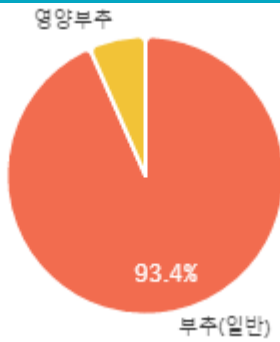
주간 반입량(톤)

◆ 2025 ● 2024 ▲ 평년

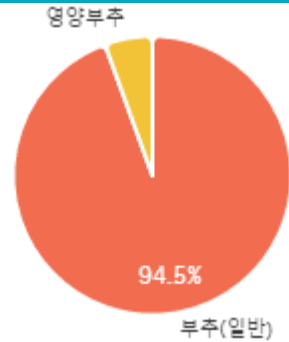


구분	금주(A)	전주(B)	전월(C)	전년(D)	평년(E)	A/B	A/C	A/D	A/E
물량(톤)	485	524	515	510	490	92.7%	94.2%	95.0%	98.9%

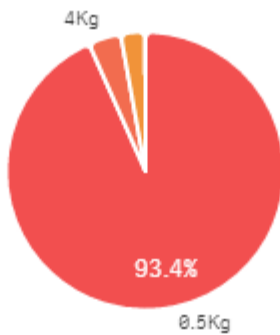
출하 품종별 거래물량 구성비



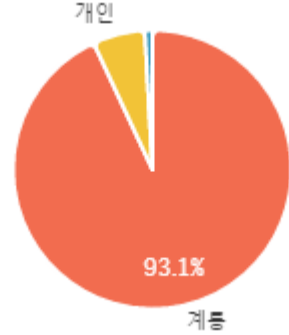
출하 품종별 거래금액 구성비



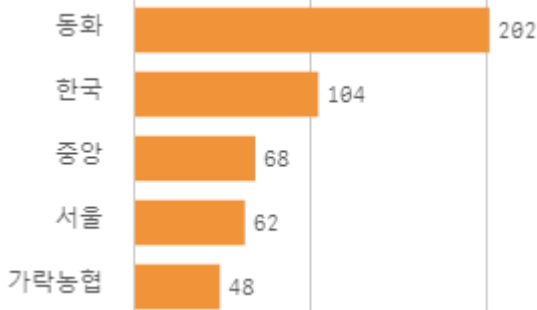
거래 단량별 물량 구성비



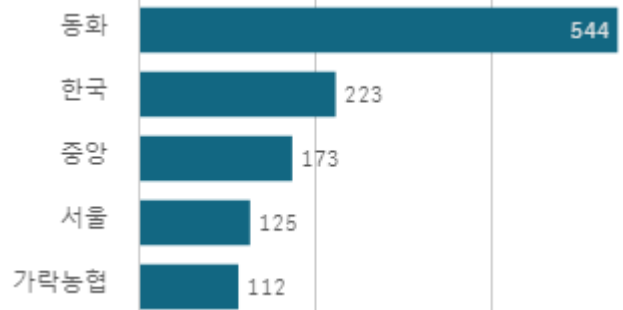
출하자별 거래물량 구성비



도매시장 법인별 거래물량(톤)

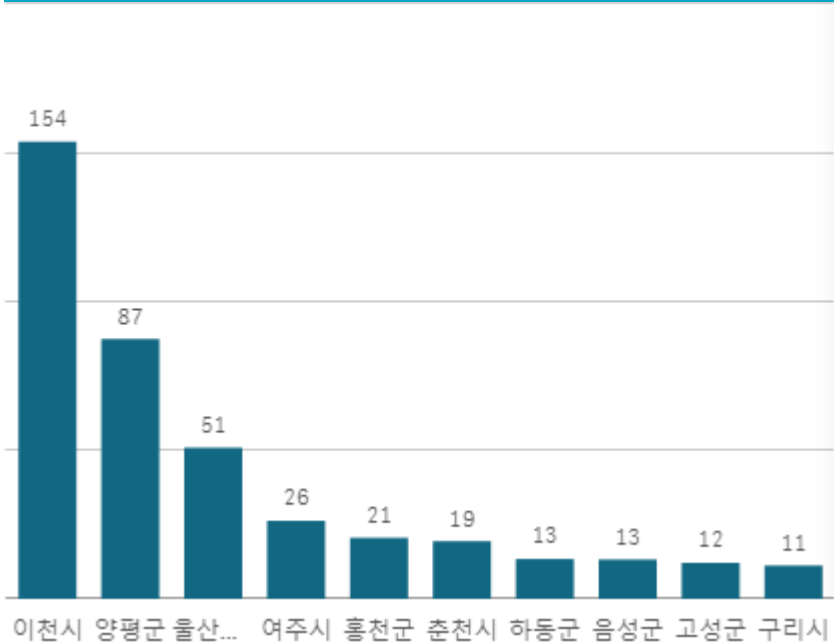


도매시장 법인별 거래금액(백만원)



부추(일반) (0.5Kg)

산지별 거래물량(톤)



출하산지(개소)

26

출하건수(천건)

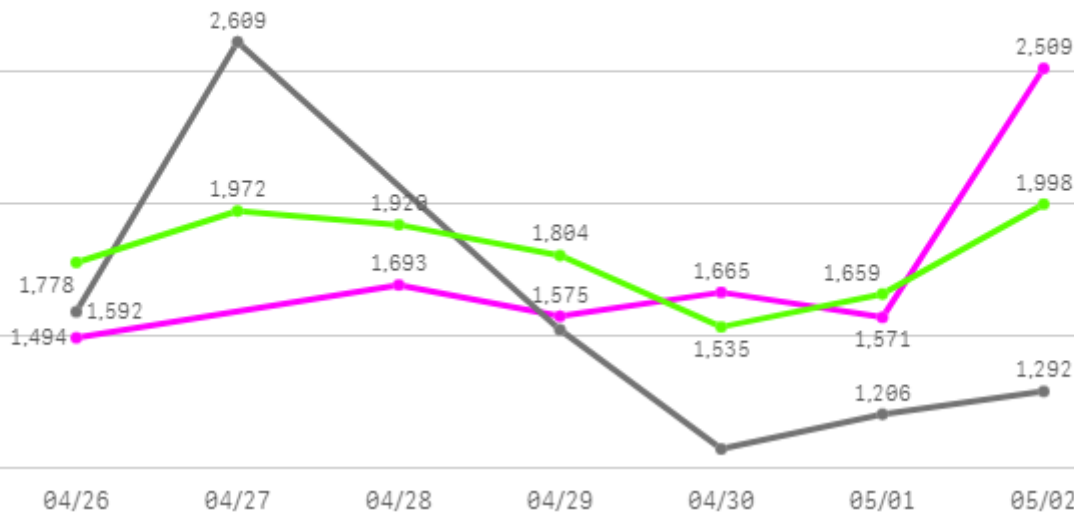
2

산지별 주출하 시군구



주간 도매가격(원)

◆ 2025 ● 2024 ◆ 평년



구분	금주(A)	전주(B)	전월(C)	전년(D)	평년(E)	A/B	A/C	A/D	A/E
가격(원)	1,751	1,896	3,314	1,550	1,702	92.4%	52.8%	113.0%	102.9%

※ 상품 가격 기준

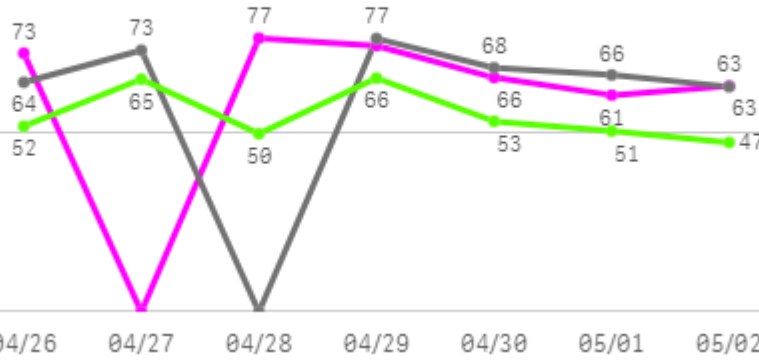
□ 부추(일반)(0.5Kg) 주간 가격

구분	Q	품종	Q	단량	Q	특	상	보통	하
2025-04-26		부추(일반)		0.5Kg		-	1,494	1,167	787
2025-04-28		부추(일반)		0.5Kg		-	1,693	1,321	989
2025-04-29		부추(일반)		0.5Kg		-	1,575	1,251	852
2025-04-30		부추(일반)		0.5Kg		-	1,665	1,297	916
2025-05-01		부추(일반)		0.5Kg		-	1,571	1,182	718
2025-05-02		부추(일반)		0.5Kg		-	2,509	1,754	961
평균						-	1,751	1,329	871

미나리

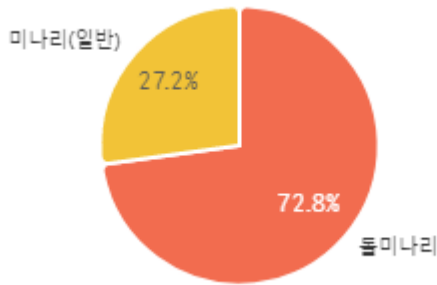
주간 반입량(톤)

◆ 2025 ● 2024 ▲ 평년

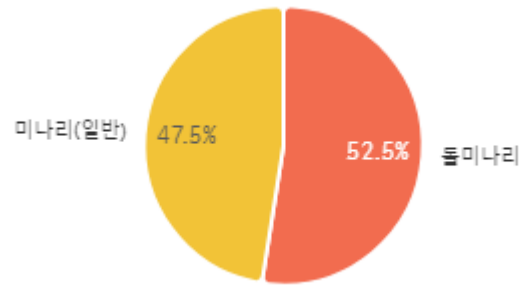


구분	금주(A)	전주(B)	전월(C)	전년(D)	평년(E)	A/B	A/C	A/D	A/E
물량(톤)	414	421	498	412	378	98.2%	83.1%	100.3%	109.3%

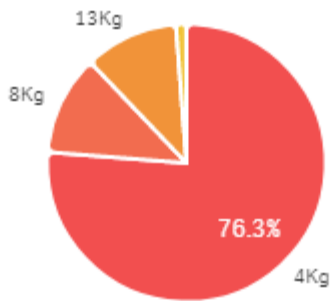
출하 품종별 거래물량 구성비



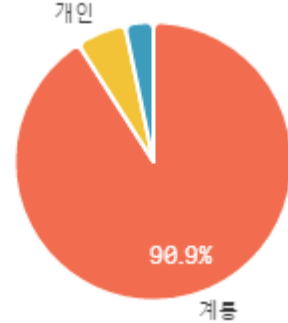
출하 품종별 거래금액 구성비



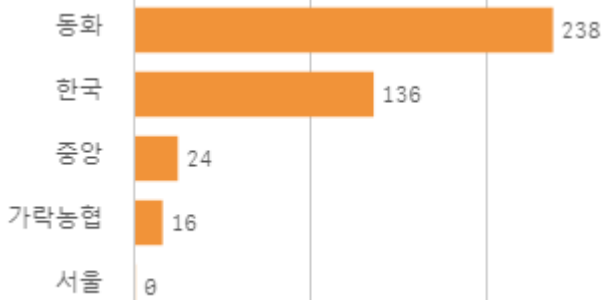
거래 단량별 물량 구성비



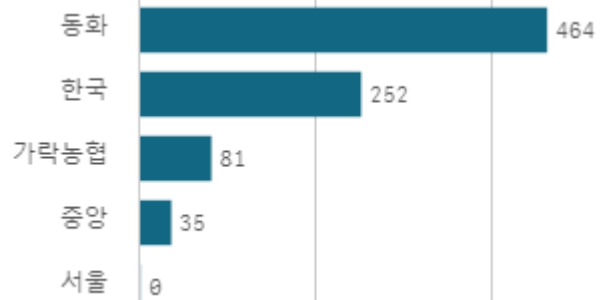
출하자별 거래물량 구성비



도매시장 법인별 거래물량(톤)

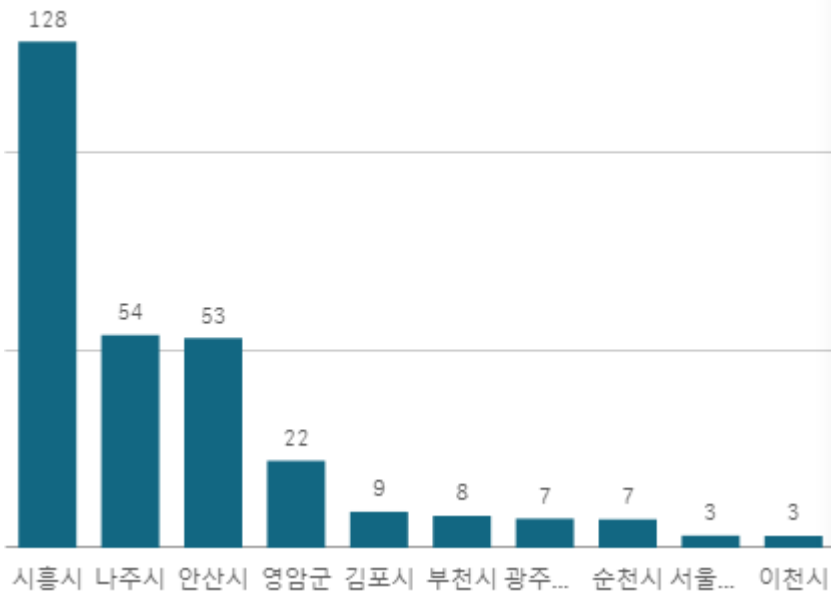


도매시장 법인별 거래금액(백만원)



돌미나리(4Kg)

산지별 거래물량(톤)



출하산지(개소)

17

출하건수(천건)

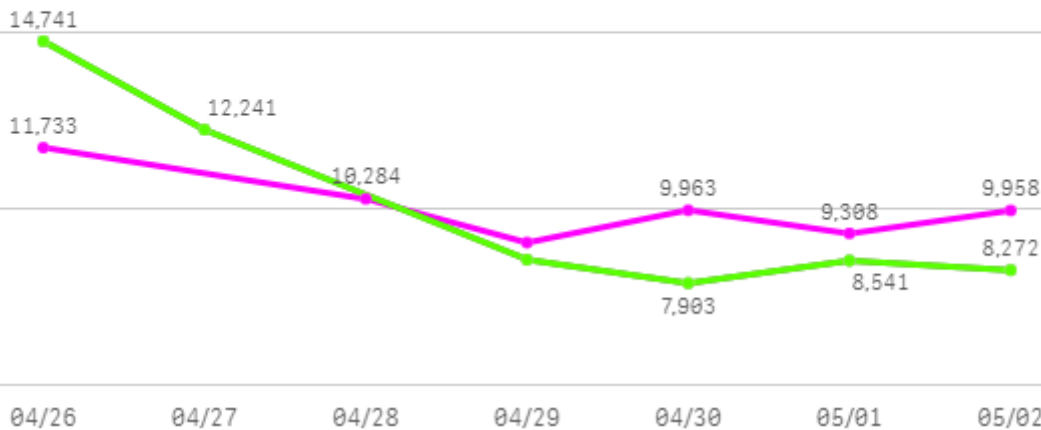
1

산지별 주출하 시군구



주간 도매가격(원)

◆ 2025 ◀ 2024 ◆ 평년



구분	금주(A)	전주(B)	전월(C)	전년(D)	평년(E)	A/B	A/C	A/D	A/E
가격(원)	10,050	15,536	22,741	10,044	10,047	64.7%	44.2%	100.1%	100.0%

※ 상품 가격 기준

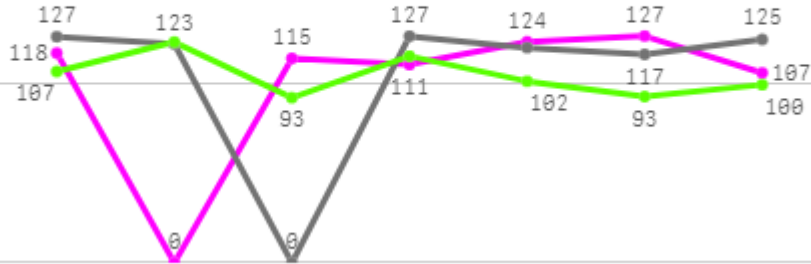
□ 돌미나리(4Kg) 주간 가격

구분	Q	품종	Q	단량	Q	특	상	보통	하
2025-04-26		돌미나리		4Kg		-	11,733	7,803	4,856
2025-04-28		돌미나리		4Kg		-	10,284	5,400	3,542
2025-04-29		돌미나리		4Kg		-	9,051	3,554	2,605
2025-04-30		돌미나리		4Kg		-	9,963	5,981	4,089
2025-05-01		돌미나리		4Kg		-	9,308	5,345	3,353
2025-05-02		돌미나리		4Kg		-	9,958	6,797	3,801
평균						-	10,050	5,813	3,708

열무

주간 반입량(톤)

◆ 2025 ● 2024 ▲ 평년

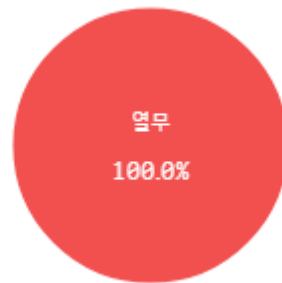


구분	금주(A)	전주(B)	전월(C)	전년(D)	평년(E)	A/B	A/C	A/D	A/E
물량(톤)	701	713	568	739	730	98.3%	123.5%	94.8%	96.0%

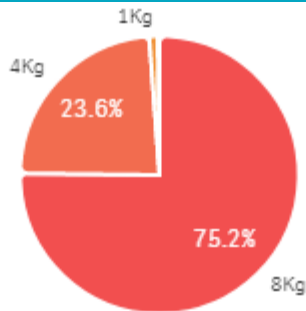
출하 품종별 거래물량 구성비



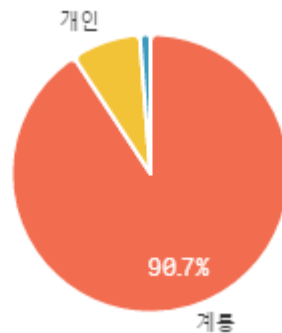
출하 품종별 거래금액 구성비



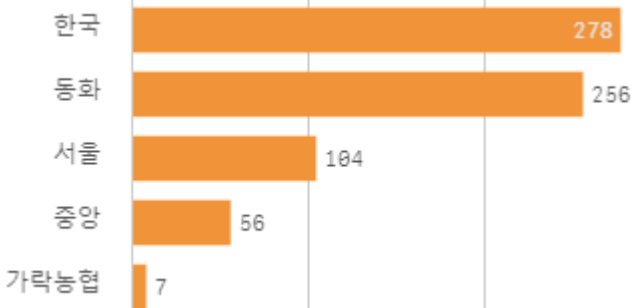
거래 단량별 물량 구성비



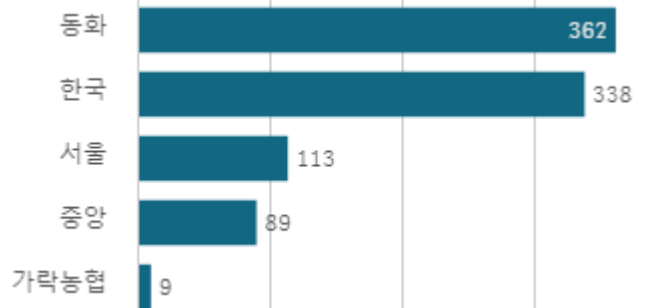
출하자별 거래물량 구성비



도매시장 법인별 거래물량(톤)

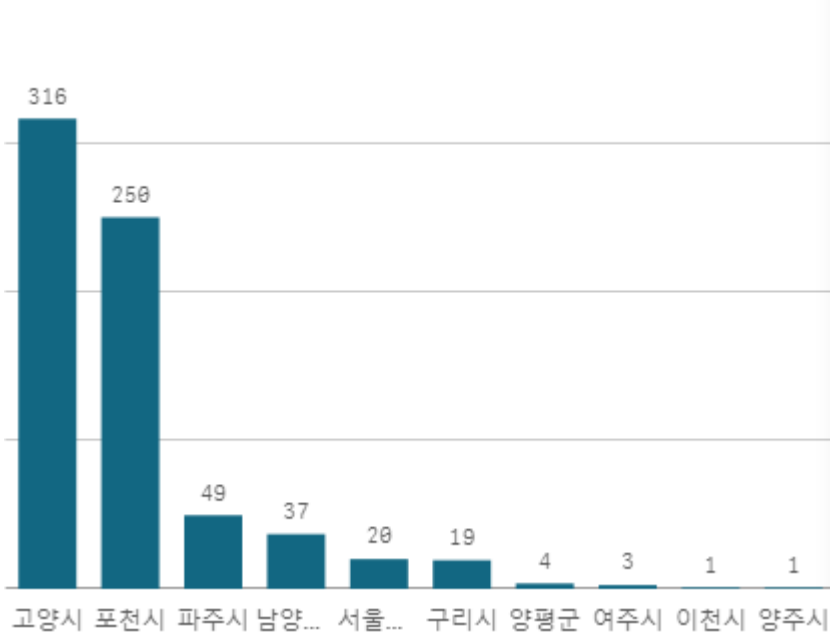


도매시장 법인별 거래금액(백만원)



열무(4Kg)

산지별 거래물량(톤)



출하산지(개소)

15

출하건수(천건)

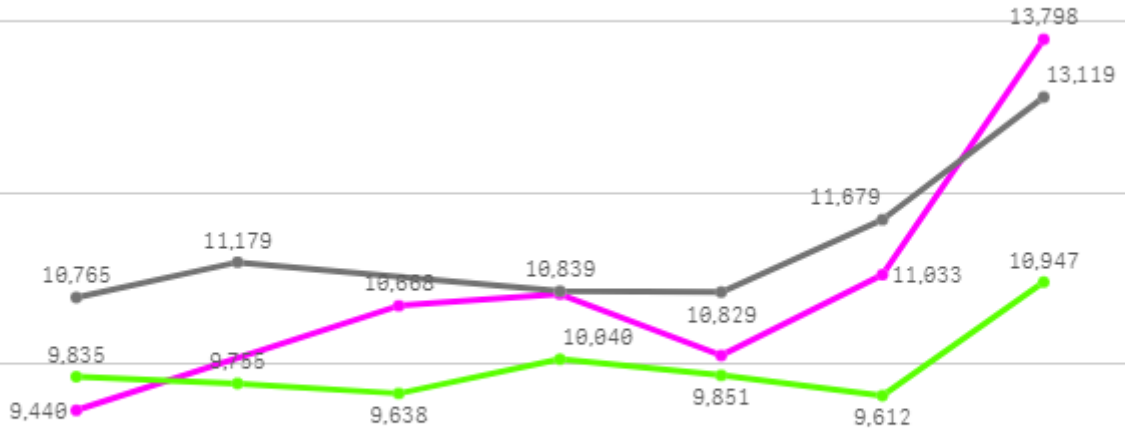
3

산지별 주출하 시군구



주간 도매가격(원)

◆ 2025 ● 2024 ◆ 평년



04/26 04/27 04/28 04/29 04/30 05/01 05/02

구분	금주(A)	전주(B)	전월(C)	전년(D)	평년(E)	A/B	A/C	A/D	A/E
가격(원)	10,971	8,562	13,773	11,402	10,396	128.1%	79.7%	96.2%	105.5%

※ 상품 가격 기준

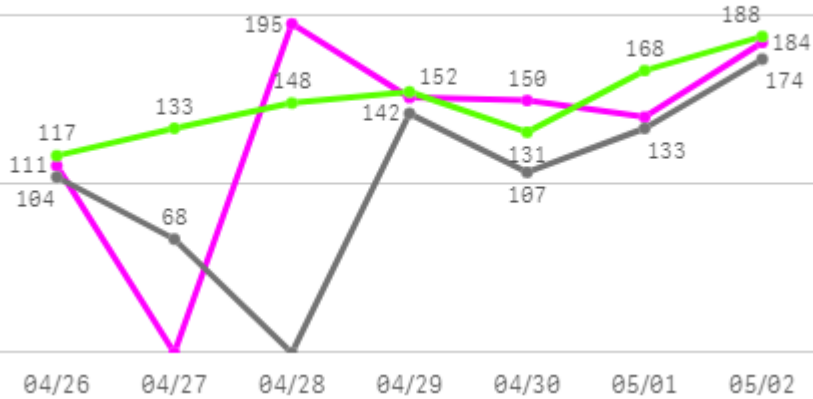
□ 열무(4Kg) 주간 가격

구분	Q	품종	Q	단량	Q	특	상	보통	하
2025-04-26		열무		4Kg		-	9,440	5,628	3,466
2025-04-28		열무		4Kg		-	10,668	7,495	4,509
2025-04-29		열무		4Kg		-	10,804	7,930	4,780
2025-04-30		열무		4Kg		-	10,084	6,763	3,970
2025-05-01		열무		4Kg		-	11,033	7,522	4,228
2025-05-02		열무		4Kg		-	13,798	8,381	5,447
평균						-	10,971	7,287	4,400

수박

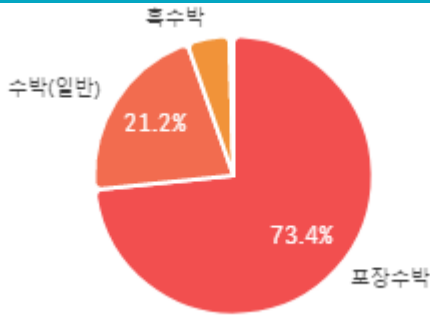
주간 반입량(톤)

◆ 2025 ● 2024 ▲ 평년

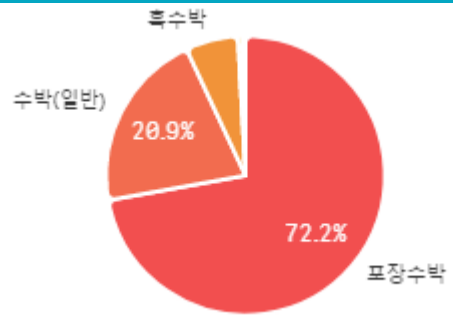


구분	금주(A)	전주(B)	전월(C)	전년(D)	평년(E)	A/B	A/C	A/D	A/E
물량(톤)	933	620	235	729	940	150.4%	397.0%	127.9%	99.2%

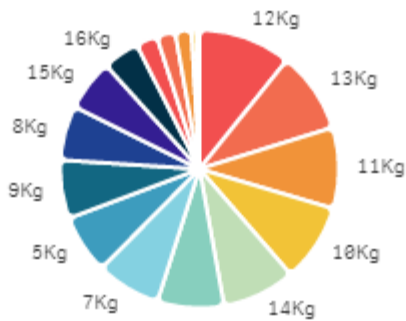
출하 품종별 거래물량 구성비



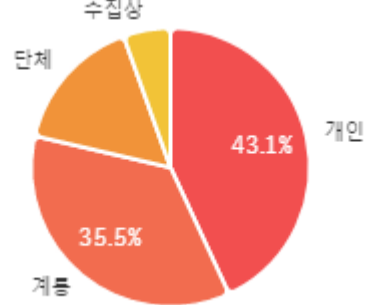
출하 품종별 거래금액 구성비



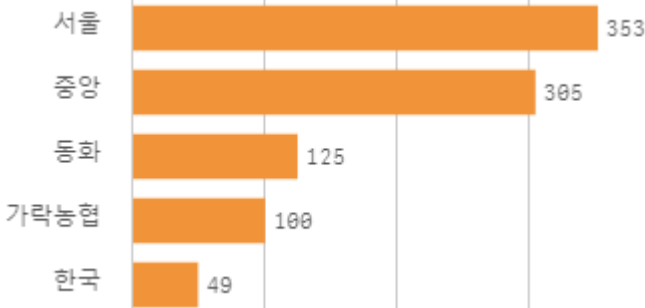
거래 단량별 물량 구성비



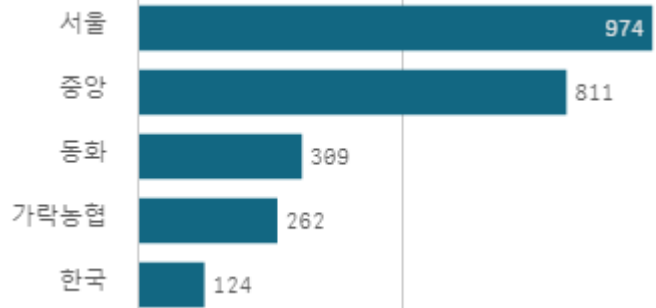
출하자별 거래물량 구성비



도매시장 법인별 거래물량(톤)

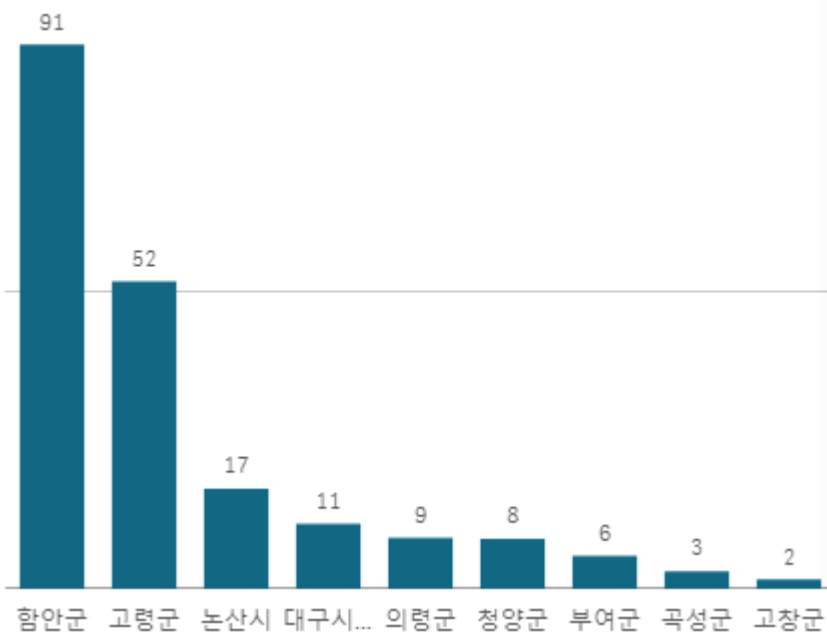


도매시장 법인별 거래금액(백만원)



수박(일반)(10Kg)

산지별 거래물량(톤)



출하산지(개소)

9

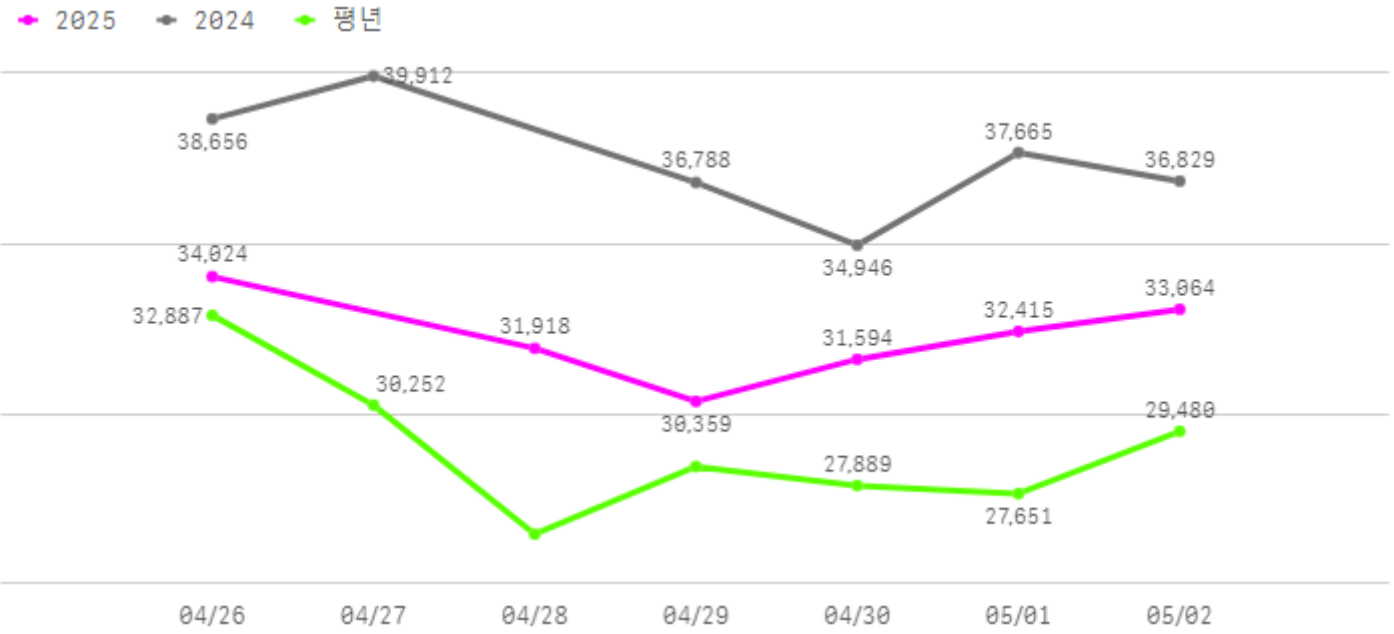
출하건수(천건)

1

산지별 주출하 시군구



주간 도매가격(원)



구분	금주(A)	전주(B)	전월(C)	전년(D)	평년(E)	A/B	A/C	A/D	A/E
가격(원)	32,229	35,557	41,174	37,466	30,713	90.6%	78.3%	86.0%	104.9%

※ 상품 가격 기준

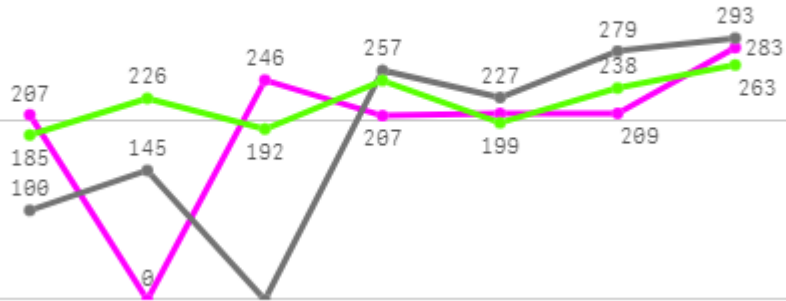
□ 수박(일반)(10Kg) 주간 가격

구분	Q	품종	Q	단량	Q	특	상	보통	하
2025-04-26		수박(일반)		10Kg		39,169	34,024	26,975	18,131
2025-04-28		수박(일반)		10Kg		36,231	31,918	23,774	16,436
2025-04-29		수박(일반)		10Kg		35,035	30,359	22,843	15,916
2025-04-30		수박(일반)		10Kg		35,918	31,594	25,362	17,363
2025-05-01		수박(일반)		10Kg		37,882	32,415	23,284	16,022
2025-05-02		수박(일반)		10Kg		36,569	33,064	26,207	17,624
평균						36,801	32,229	24,741	16,915

참외

주간 반입량(톤)

◆ 2025 ● 2024 ▲ 평년



04/26 04/27 04/28 04/29 04/30 05/01 05/02

구분	금주(A)	전주(B)	전월(C)	전년(D)	평년(E)	A/B	A/C	A/D	A/E
물량(톤)	1,361	1,228	370	1,302	1,472	110.9%	368.0%	104.5%	92.5%

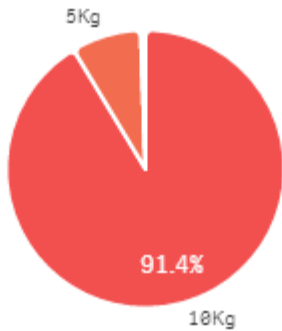
출하 품종별 거래물량 구성비



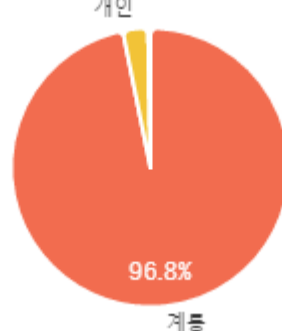
출하 품종별 거래금액 구성비



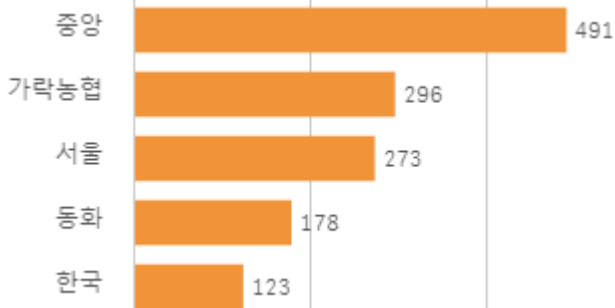
거래 단량별 물량 구성비



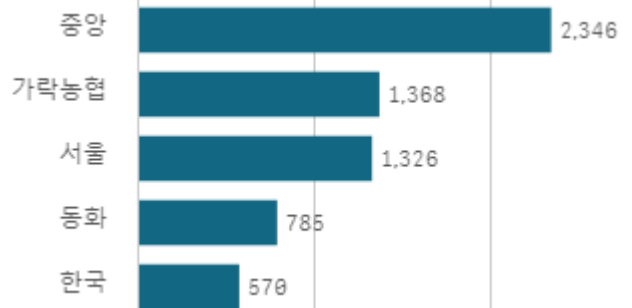
출하자별 거래물량 구성비



도매시장 법인별 거래물량(톤)

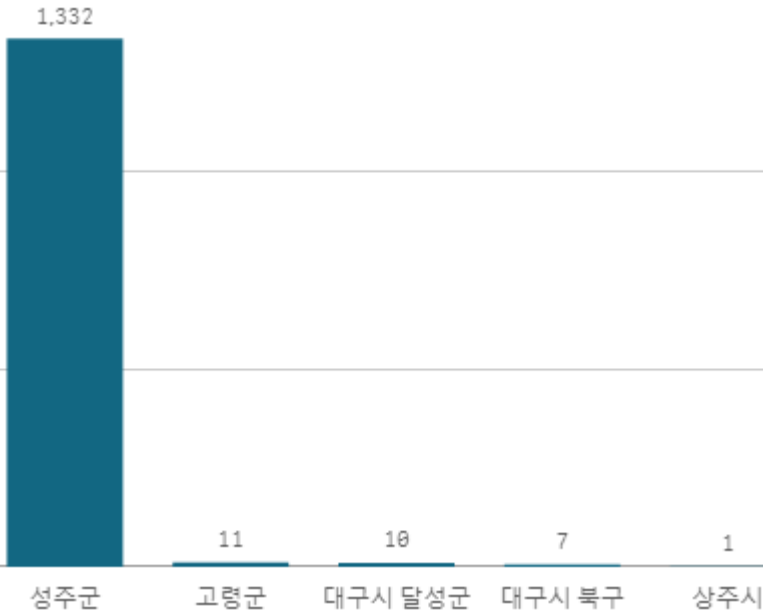


도매시장 법인별 거래금액(백만원)



참외(일반)(10Kg)

산지별 거래물량(톤)



출하산지(개소)

5

출하건수(천건)

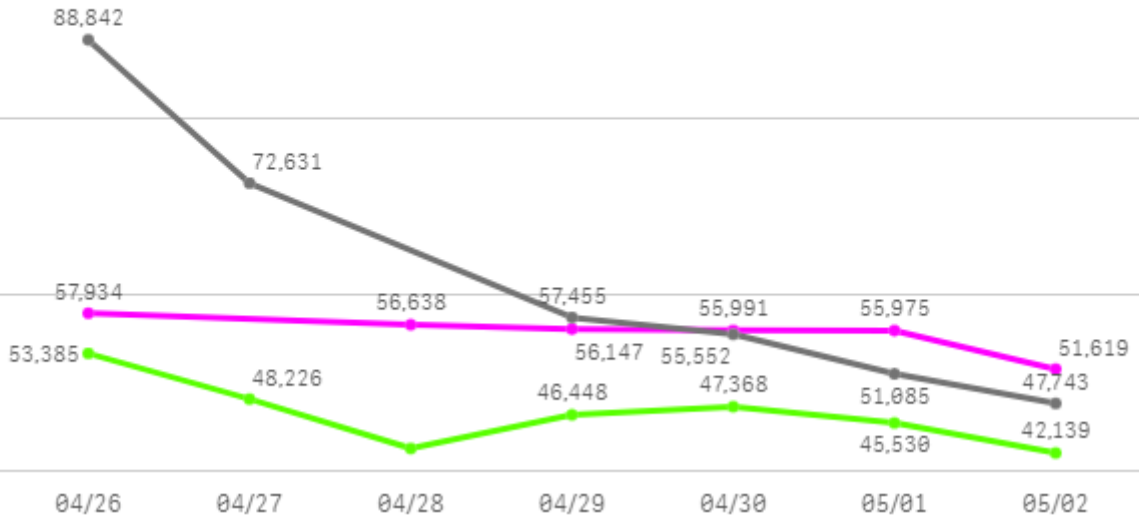
20

산지별 주출하 시군구



주간 도매가격(원)

◆ 2025 ● 2024 ◆ 평년



구분	금주(A)	전주(B)	전월(C)	전년(D)	평년(E)	A/B	A/C	A/D	A/E
가격(원)	55,717	50,146	105,929	62,218	49,201	111.1%	52.6%	89.6%	113.2%

※ 상품 가격 기준

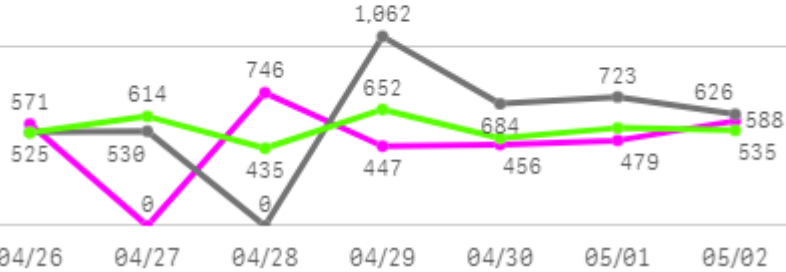
□ 참외(일반)(10Kg) 주간 가격

구분	Q	품종	Q	단량	Q	특	상	보통	하
2025-04-26		참외(일반)		10Kg		65,221	57,934	49,902	35,173
2025-04-28		참외(일반)		10Kg		64,680	56,638	48,200	34,040
2025-04-29		참외(일반)		10Kg		65,944	56,147	47,658	34,657
2025-04-30		참외(일반)		10Kg		66,776	55,991	45,413	33,153
2025-05-01		참외(일반)		10Kg		66,499	55,975	44,353	31,301
2025-05-02		참외(일반)		10Kg		62,626	51,619	40,647	28,471
평균						65,291	55,717	46,029	32,799

오이

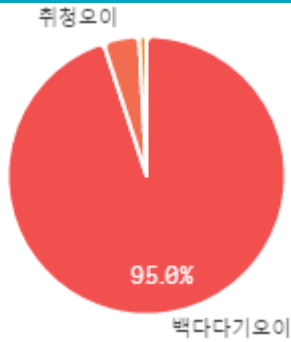
주간 반입량(톤)

◆ 2025 ● 2024 ▲ 평년

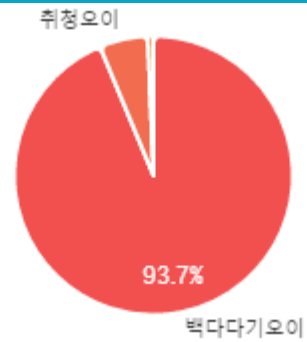


구분	금주(A)	전주(B)	전월(C)	전년(D)	평년(E)	A/B	A/C	A/D	A/E
물량(톤)	3,287	4,426	2,714	4,150	3,629	74.3%	121.1%	79.2%	90.6%

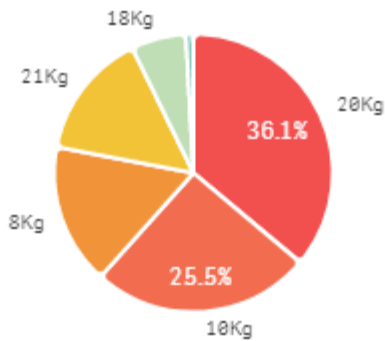
출하 품종별 거래물량 구성비



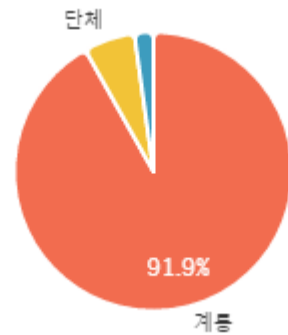
출하 품종별 거래금액 구성비



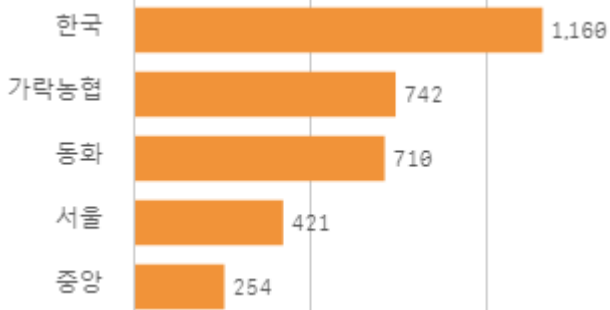
거래 단량별 물량 구성비



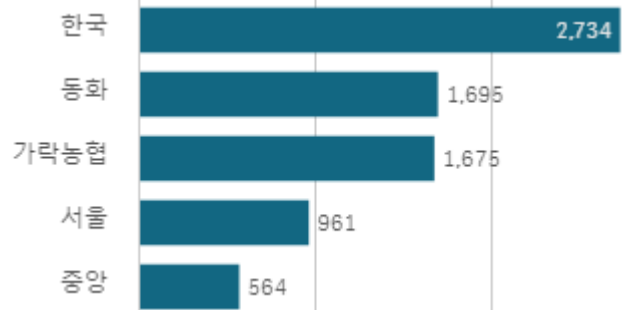
출하자별 거래물량 구성비



도매시장 법인별 거래물량(톤)

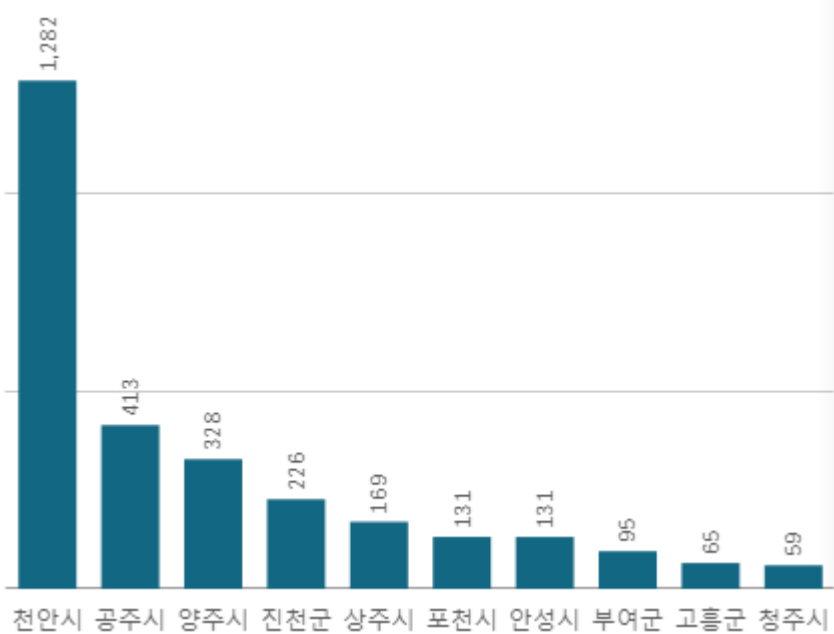


도매시장 법인별 거래금액(백만원)



백다다기오이(100개)

산지별 거래물량(톤)



출하산지(개소)

40

출하건수(천건)

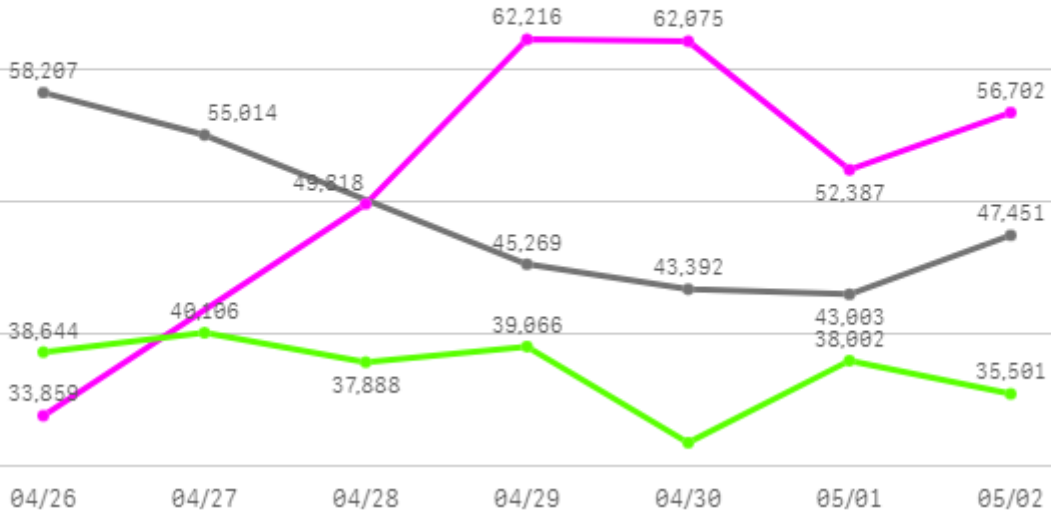
11

산지별 주출하 시군구



주간 도매가격(원)

● 2025 ● 2024 ● 평년



구분	금주(A)	전주(B)	전월(C)	전년(D)	평년(E)	A/B	A/C	A/D	A/E
가격(원)	52,843	34,075	57,299	48,723	42,688	155.1%	92.2%	108.5%	123.8%

※ 상품 가격 기준

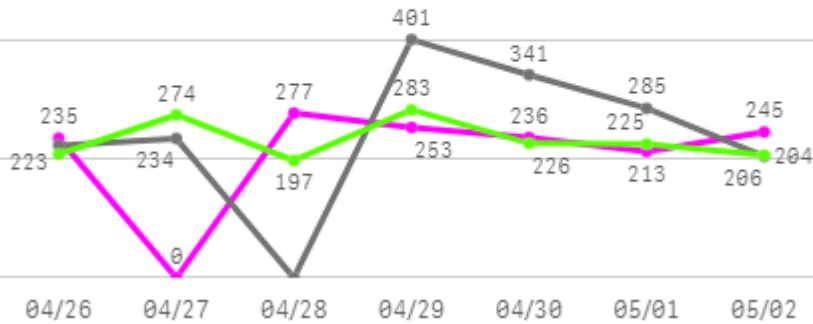
□ 백다다기오이(100개) 주간 가격

구분	Q	품종	Q	단량	Q	특	상	보통	하
2025-04-26		백다다기오이		100개		37,004	33,859	30,931	22,852
2025-04-28		백다다기오이		100개		53,081	49,818	43,464	34,019
2025-04-29		백다다기오이		100개		65,361	62,216	60,009	46,164
2025-04-30		백다다기오이		100개		64,415	62,075	58,338	43,982
2025-05-01		백다다기오이		100개		56,694	52,387	49,657	38,140
2025-05-02		백다다기오이		100개		59,971	56,702	51,869	40,690
평균						56,088	52,843	49,045	37,641

호박

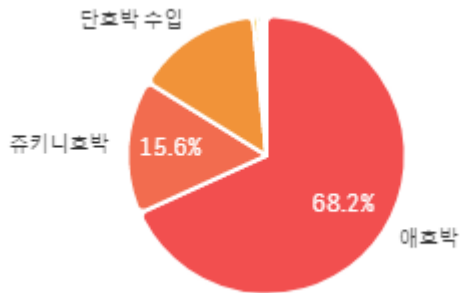
주간 반입량(톤)

◆ 2025 ● 2024 ▲ 평년

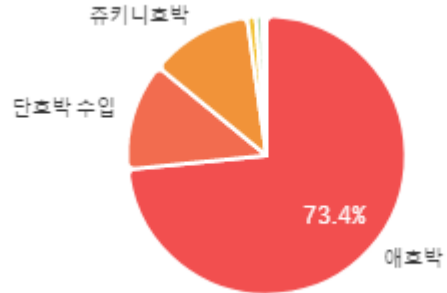


구분	금주(A)	전주(B)	전월(C)	전년(D)	평년(E)	A/B	A/C	A/D	A/E
물량(톤)	1,459	1,679	1,492	1,689	1,506	86.9%	97.8%	86.4%	96.9%

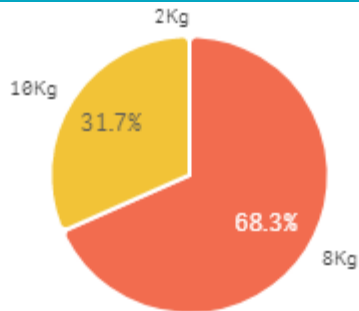
출하 품종별 거래물량 구성비



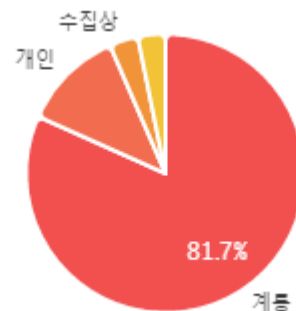
출하 품종별 거래금액 구성비



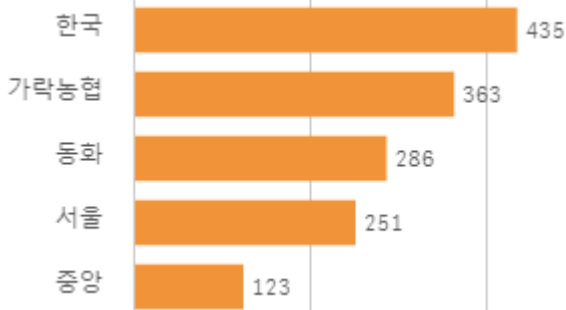
거래 단량별 물량 구성비



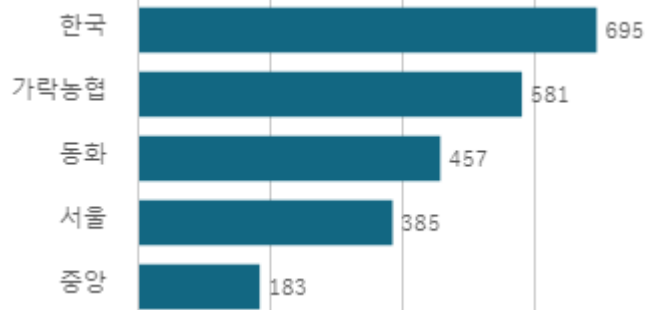
출하자별 거래물량 구성비



도매시장 법인별 거래물량(톤)

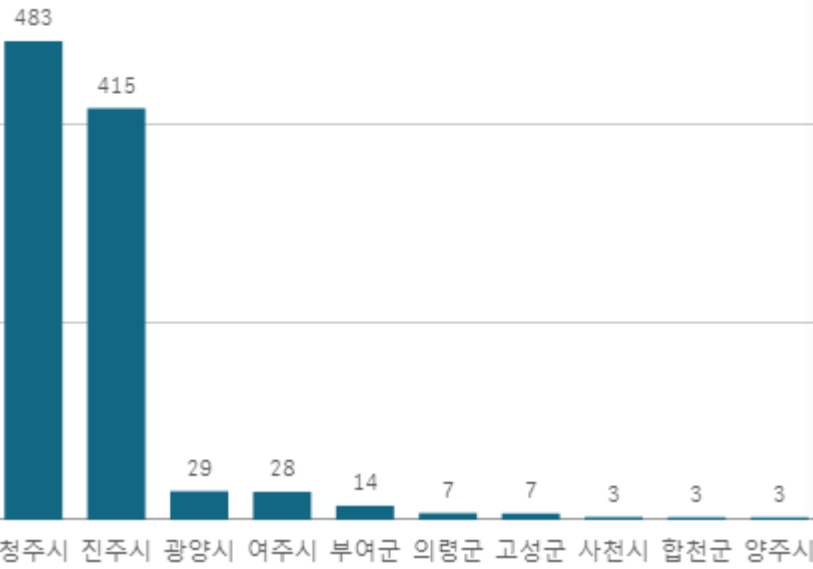


도매시장 법인별 거래금액(백만원)



애호박(20개)

산지별 거래물량(톤)



출하산지(개소)

14

출하건수(천건)

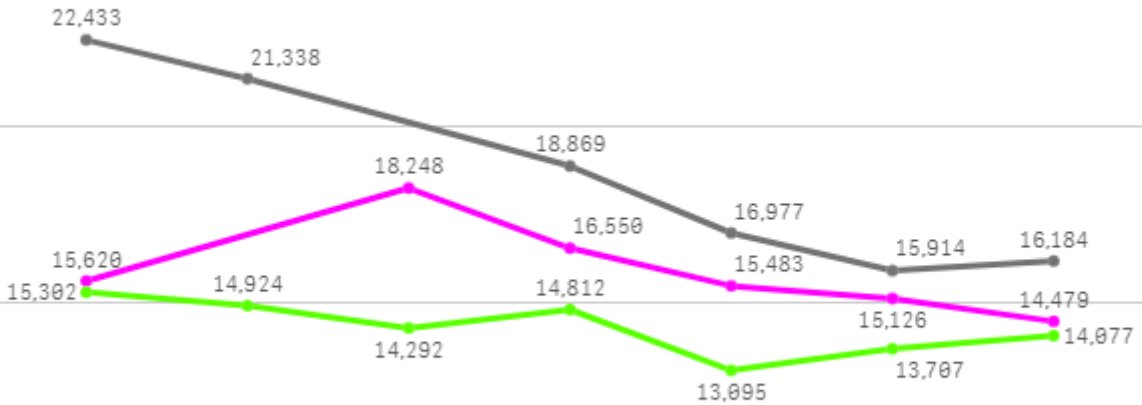
5

산지별 주출하 시군구



주간 도매가격(원)

◆ 2025 ● 2024 ◆ 평년



04/26 04/27 04/28 04/29 04/30 05/01 05/02

구분	금주(A)	전주(B)	전월(C)	전년(D)	평년(E)	A/B	A/C	A/D	A/E
가격(원)	15,918	14,681	22,588	18,619	15,627	108.4%	70.5%	85.5%	101.9%

※ 상품 가격 기준

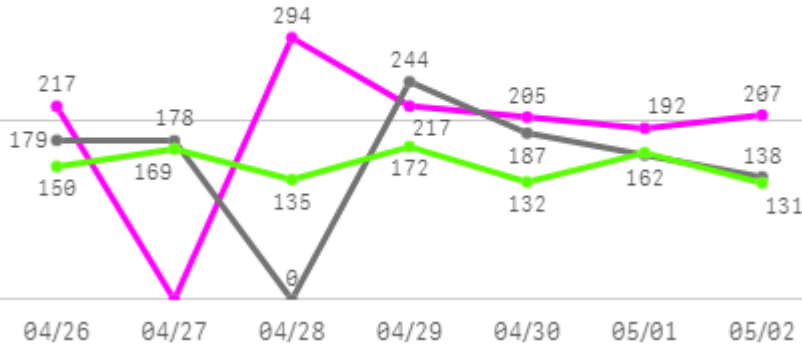
□ 애호박(20개) 주간 가격

구분	Q	품종	Q	단량	Q	특	상	보통	하
2025-04-26		애호박		20개		18,891	15,620	13,070	8,834
2025-04-28		애호박		20개		21,548	18,248	15,316	10,769
2025-04-29		애호박		20개		19,683	16,550	13,897	9,113
2025-04-30		애호박		20개		18,756	15,483	13,315	8,982
2025-05-01		애호박		20개		17,364	15,126	12,799	8,479
2025-05-02		애호박		20개		17,098	14,479	12,685	8,940
평균						18,890	15,918	13,514	9,186

토마토

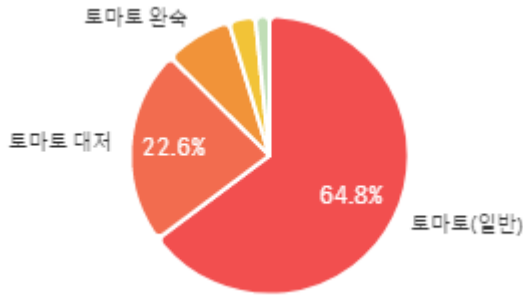
주간 반입량(톤)

◆ 2025 ● 2024 ▲ 평년

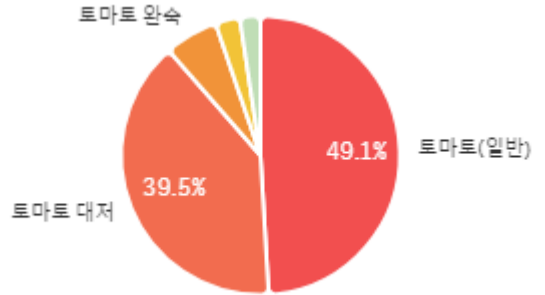


구분	금주(A)	전주(B)	전월(C)	전년(D)	평년(E)	A/B	A/C	A/D	A/E
물량(톤)	1,332	1,245	1,294	1,089	1,111	107.0%	102.9%	122.4%	119.9%

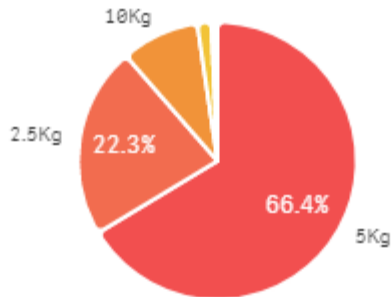
출하 품종별 거래물량 구성비



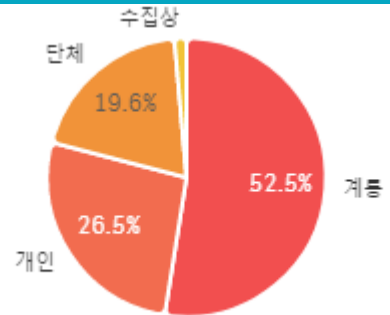
출하 품종별 거래금액 구성비



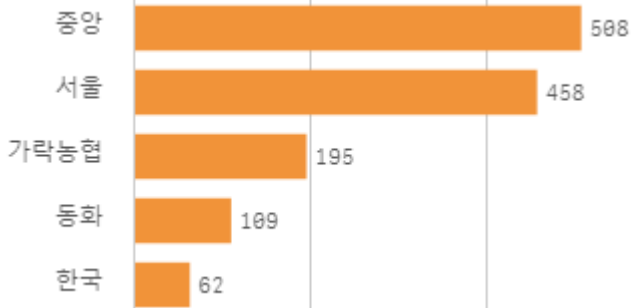
거래 단량별 물량 구성비



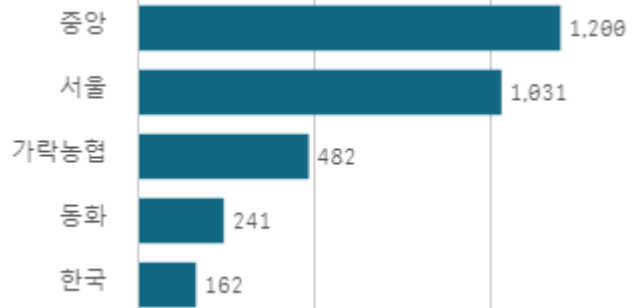
출하자별 거래물량 구성비



도매시장 법인별 거래물량(톤)

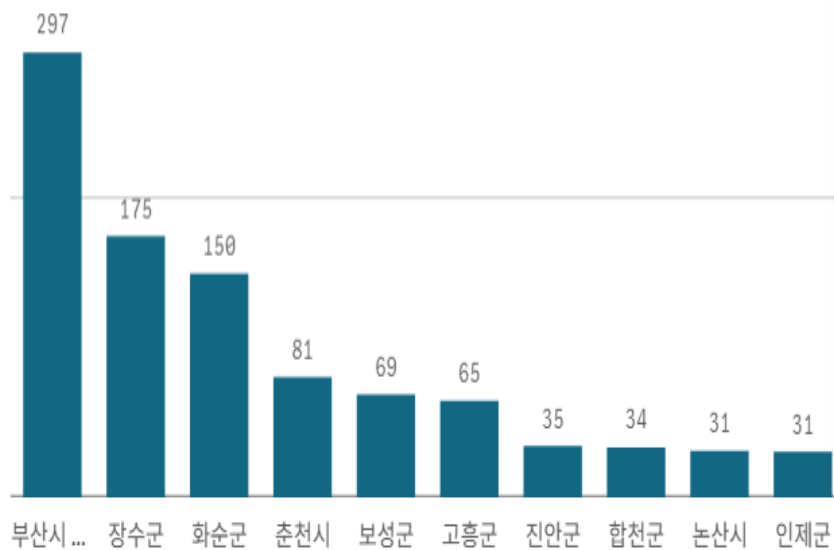


도매시장 법인별 거래금액(백만원)



토마토(5Kg)

산지별 거래물량(톤)



출하산지(개소)

55

출하건수(천건)

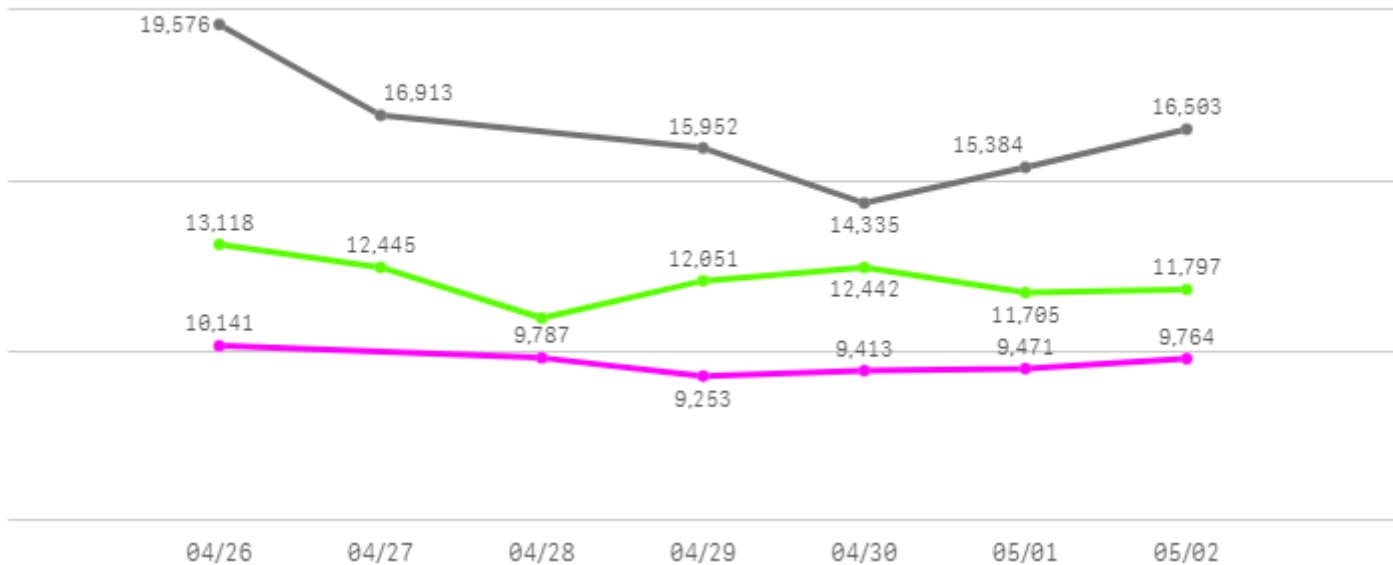
10

산지별 주출하 시군구



주간 도매가격(원)

◆ 2025 ● 2024 ◆ 평년



구분	금주(A)	전주(B)	전월(C)	전년(D)	평년(E)	A/B	A/C	A/D	A/E
가격(원)	9,638	11,705	14,285	16,444	11,708	82.3%	67.5%	58.6%	82.3%

※ 상품 가격 기준

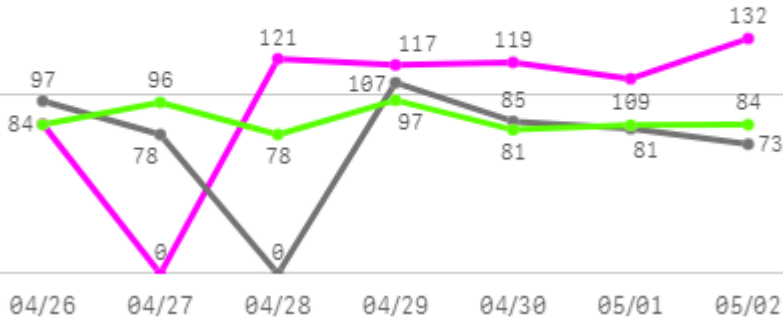
□ 토마토(5Kg) 주간 가격

구분	Q	품종	Q	단량	Q	특	상	보통	하
2025-04-26		토마토		5Kg		11,000	10,141	8,563	6,347
2025-04-28		토마토		5Kg		10,607	9,787	8,861	7,356
2025-04-29		토마토		5Kg		10,412	9,253	8,563	7,123
2025-04-30		토마토		5Kg		10,281	9,413	8,477	7,436
2025-05-01		토마토		5Kg		10,000	9,471	8,364	6,531
2025-05-02		토마토		5Kg		10,813	9,764	8,665	7,120
평균						10,519	9,638	8,582	6,986

방울토마토

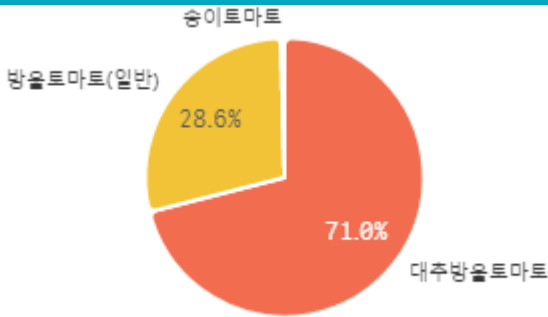
주간 반입량(톤)

◆ 2025 ● 2024 ▲ 평년

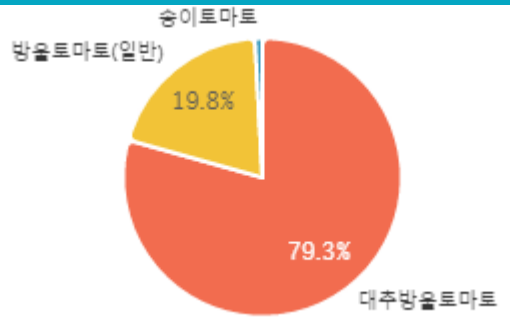


구분	금주(A)	전주(B)	전월(C)	전년(D)	평년(E)	A/B	A/C	A/D	A/E
물량(톤)	681	553	470	522	611	123.2%	144.8%	130.6%	111.6%

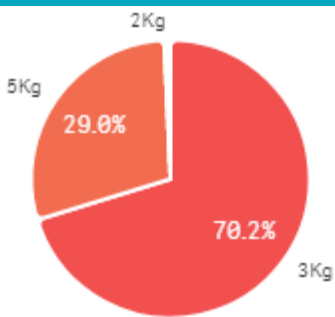
출하 품종별 거래물량 구성비



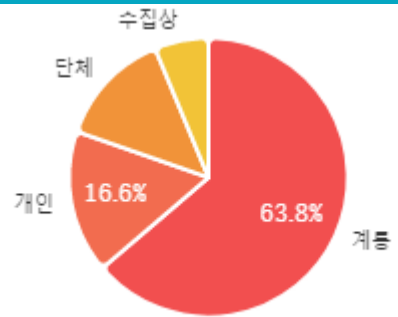
출하 품종별 거래금액 구성비



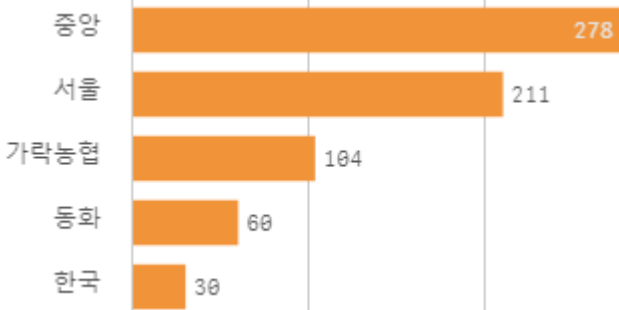
거래 단량별 물량 구성비



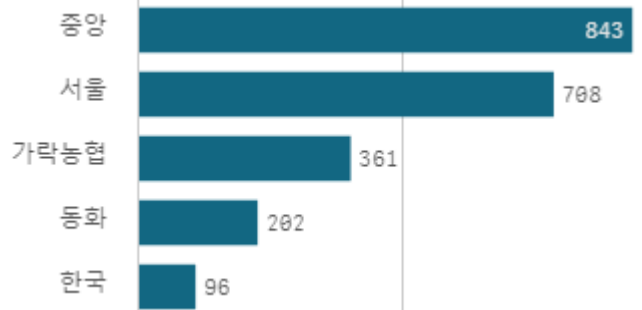
출하자별 거래물량 구성비



도매시장 법인별 거래물량(톤)

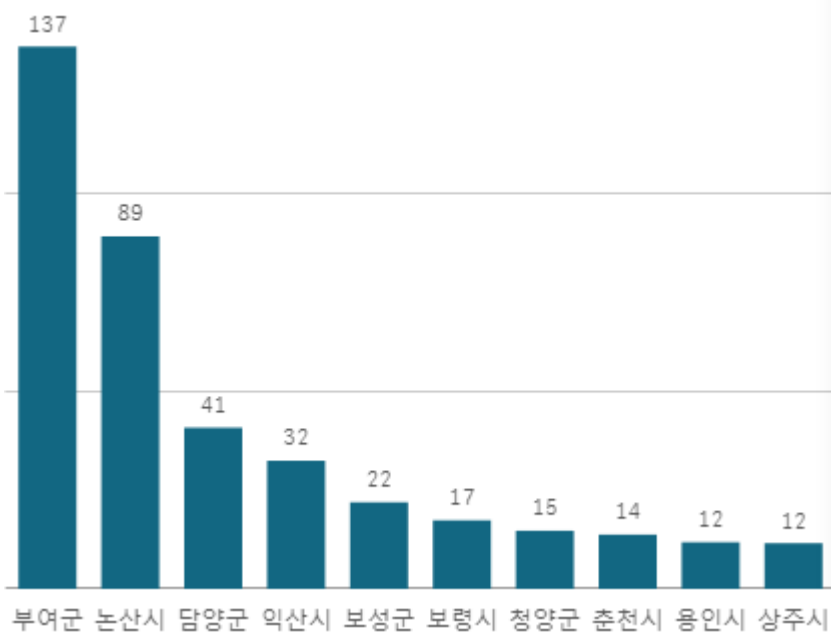


도매시장 법인별 거래금액(백만원)



대추방울토마토(3Kg)

산지별 거래물량(톤)



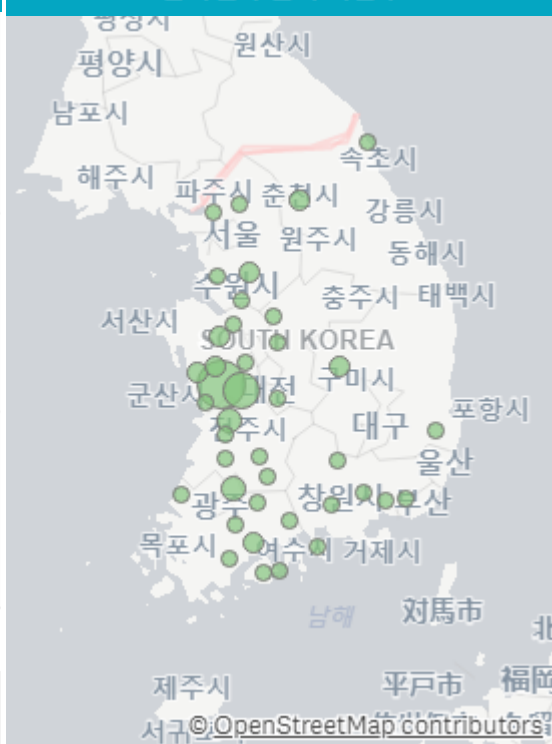
출하산지(개소)

44

출하건수(천건)

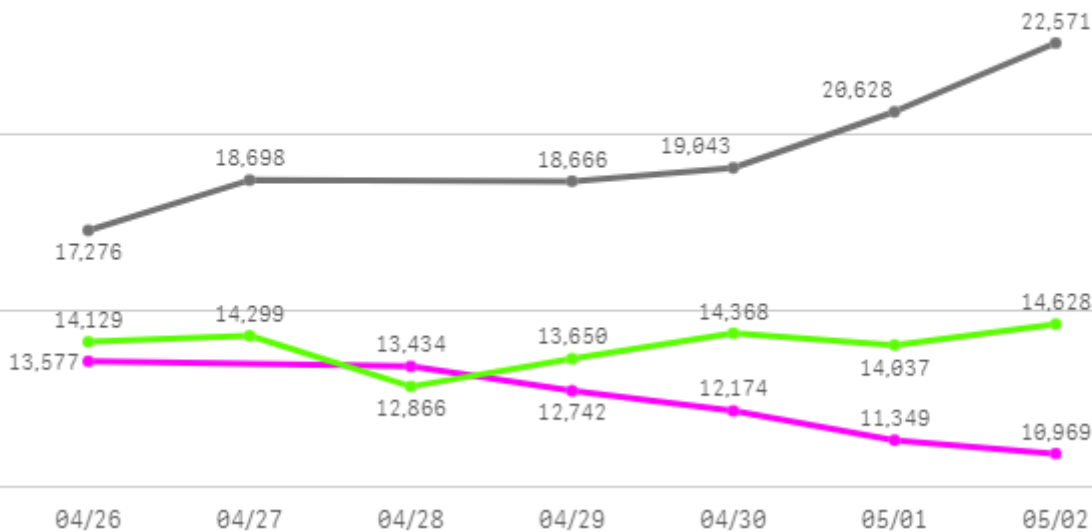
4

산지별 주출하 시군구



주간 도매가격(원)

◆ 2025 ● 2024 ◆ 평년



구분	금주(A)	전주(B)	전월(C)	전년(D)	평년(E)	A/B	A/C	A/D	A/E
가격(원)	12,374	15,844	19,869	19,480	13,855	78.1%	62.3%	63.5%	89.3%

※ 상품 가격 기준

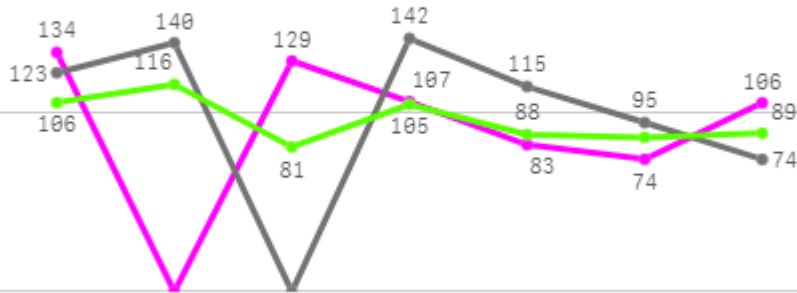
□ 대추방울토마토(3Kg) 주간 가격

구분	Q	품종	Q	단량	Q	특	상	보통	하
2025-04-26		대추방울토마토		3Kg		19,935	13,577	11,587	7,865
2025-04-28		대추방울토마토		3Kg		19,440	13,434	11,769	9,400
2025-04-29		대추방울토마토		3Kg		18,142	12,742	11,345	8,573
2025-04-30		대추방울토마토		3Kg		17,503	12,174	10,081	7,469
2025-05-01		대추방울토마토		3Kg		16,425	11,349	9,460	6,722
2025-05-02		대추방울토마토		3Kg		16,305	10,969	8,804	6,826
평균						17,958	12,374	10,508	7,809

딸기

주간 반입량(톤)

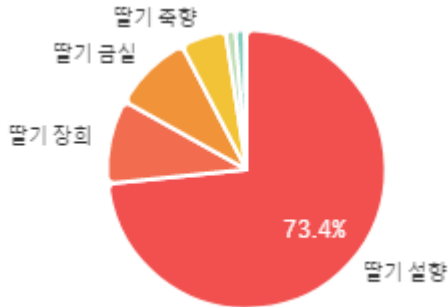
◆ 2025 ● 2024 ▲ 평년



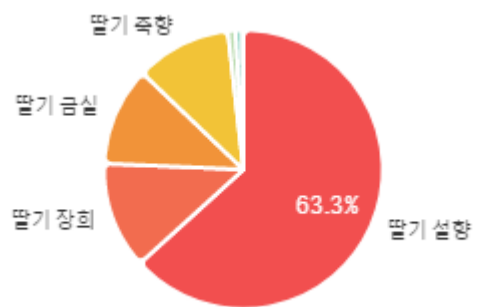
04/26 04/27 04/28 04/29 04/30 05/01 05/02

구분	금주(A)	전주(B)	전월(C)	전년(D)	평년(E)	A/B	A/C	A/D	A/E
물량(톤)	633	1,041	1,497	689	622	60.8%	42.3%	91.9%	101.7%

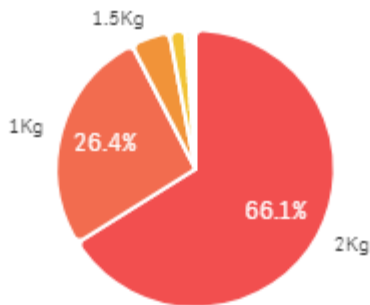
출하 품종별 거래물량 구성비



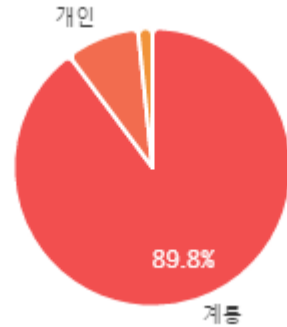
출하 품종별 거래금액 구성비



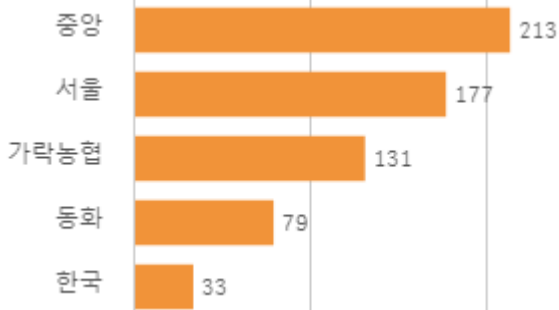
거래 단량별 물량 구성비



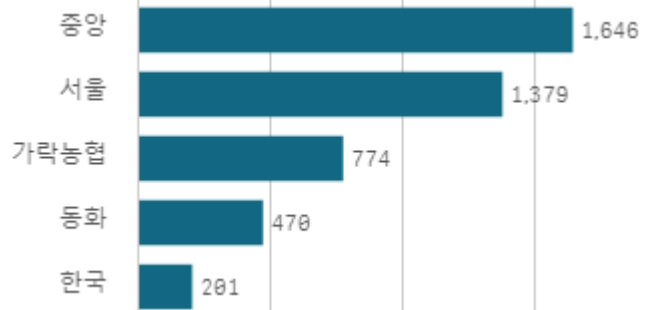
출하자별 거래물량 구성비



도매시장 법인별 거래물량(톤)

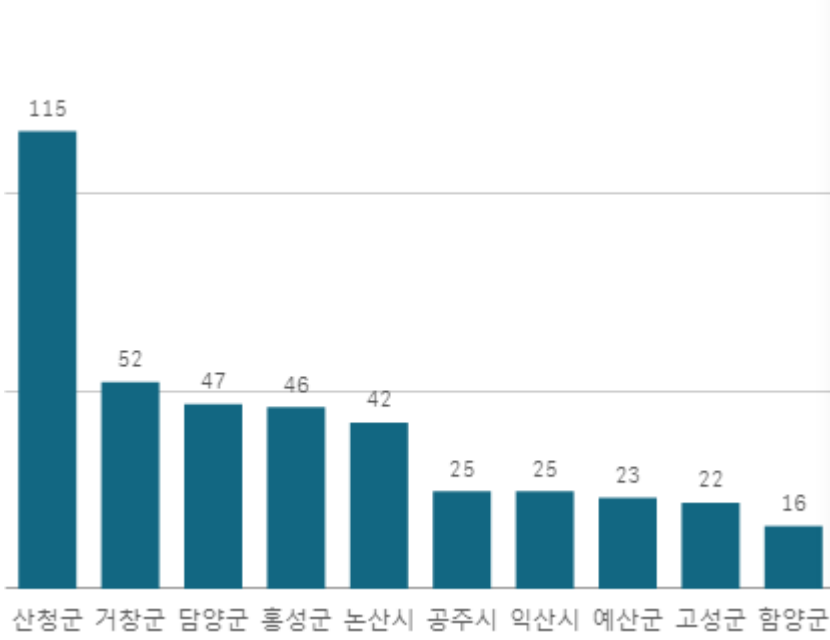


도매시장 법인별 거래금액(백만원)



딸기 설향(2Kg)

산지별 거래물량(톤)



출하산지(개소)

25

출하건수(천건)

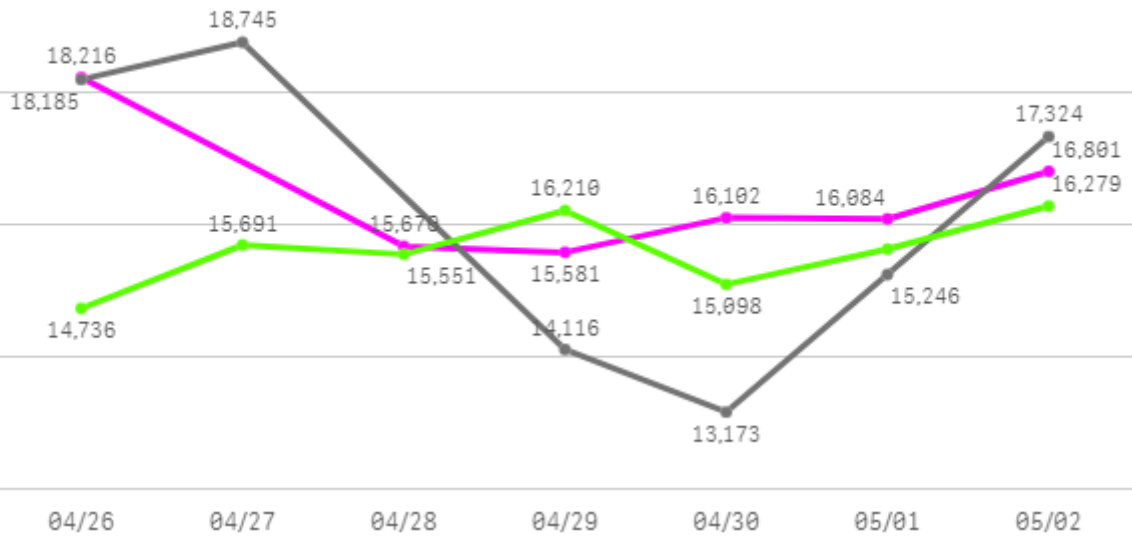
11

산지별 주출하 시군구



주간 도매가격(원)

2025 (Magenta), 2024 (Grey), 평년 (Green)



구분	금주(A)	전주(B)	전월(C)	전년(D)	평년(E)	A/B	A/C	A/D	A/E
가격(원)	16,409	12,830	15,749	16,132	15,985	127.9%	104.2%	101.7%	102.7%

※ 상품 가격 기준

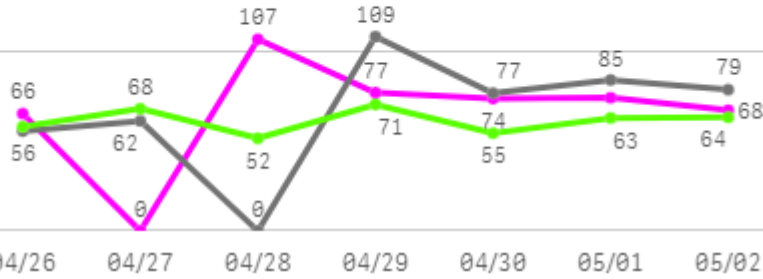
□ 딸기 설향(2Kg) 주간 가격

구분	Q	품종	Q	단량	Q	특	상	보통	하
2025-04-26		딸기 설향		2Kg		23,786	18,216	13,669	9,555
2025-04-28		딸기 설향		2Kg		20,101	15,670	11,916	8,621
2025-04-29		딸기 설향		2Kg		19,941	15,581	11,807	8,385
2025-04-30		딸기 설향		2Kg		22,599	16,102	12,111	8,729
2025-05-01		딸기 설향		2Kg		22,003	16,084	11,338	7,597
2025-05-02		딸기 설향		2Kg		22,767	16,801	12,165	8,127
평균						21,866	16,409	12,168	8,502

가지

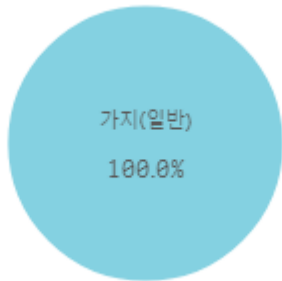
주간 반입량(톤)

◆ 2025 ● 2024 ▲ 평년

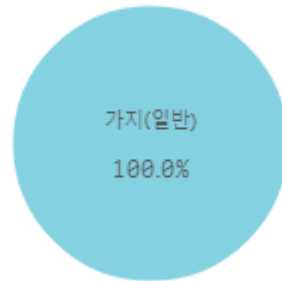


구분	금주(A)	전주(B)	전월(C)	전년(D)	평년(E)	A/B	A/C	A/D	A/E
물량(톤)	467	455	415	467	427	102.6%	112.6%	99.9%	109.3%

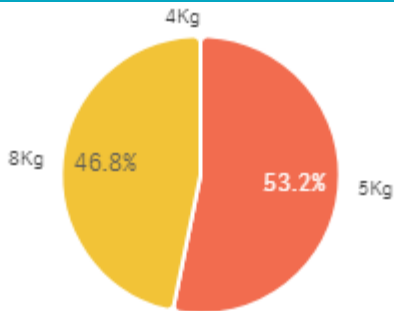
출하 품종별 거래물량 구성비



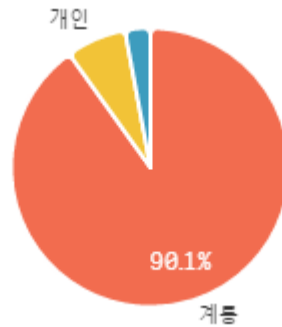
출하 품종별 거래금액 구성비



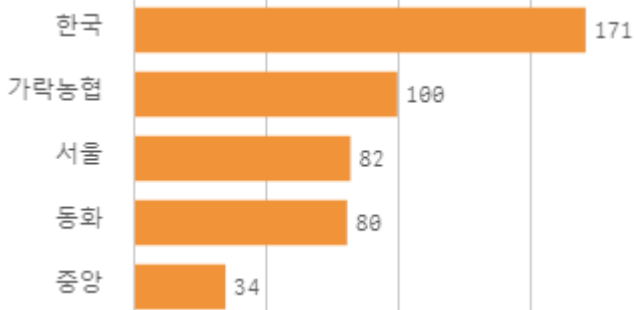
거래 단량별 물량 구성비



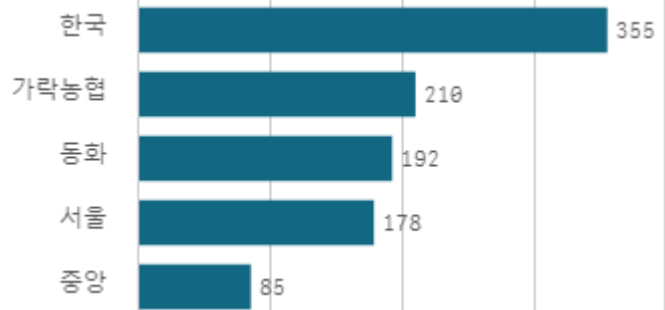
출하자별 거래물량 구성비



도매시장 법인별 거래물량(톤)

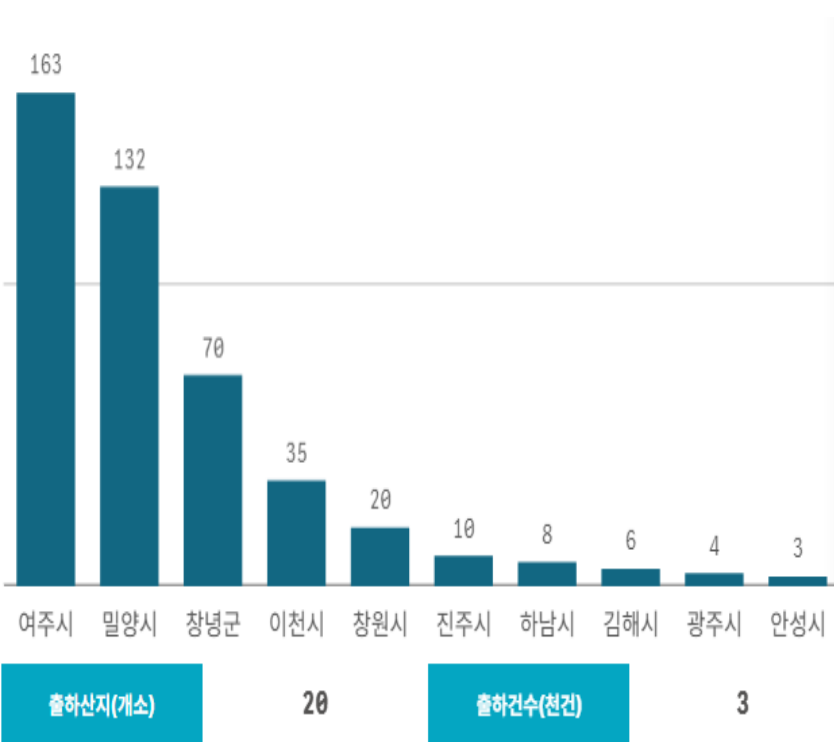


도매시장 법인별 거래금액(백만원)



가지(5Kg)

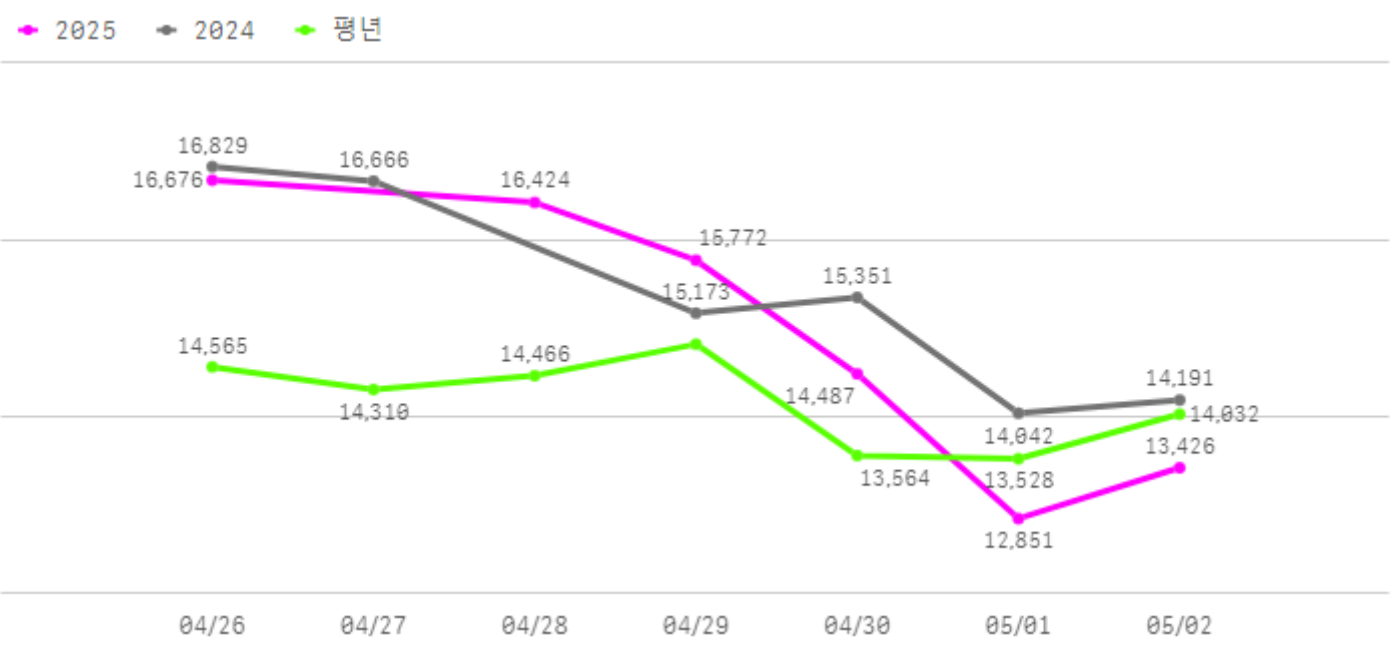
산지별 거래물량(톤)



산지별 주출하 시군구



주간 도매가격(원)



구분	금주(A)	전주(B)	전월(C)	전년(D)	평년(E)	A/B	A/C	A/D	A/E
가격(원)	14,939	15,284	18,785	15,375	14,985	97.7%	79.5%	97.2%	99.7%

※ 상품 가격 기준

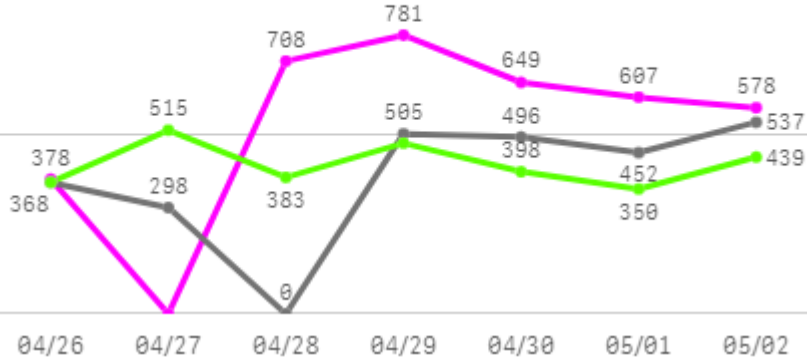
□ 가지(5Kg) 주간 가격

구분	Q	품종	Q	단량	Q	특	상	보통	하
2025-04-26		가지		5Kg		-	16,676	13,306	9,201
2025-04-28		가지		5Kg		-	16,424	13,550	9,526
2025-04-29		가지		5Kg		-	15,772	12,993	8,546
2025-04-30		가지		5Kg		-	14,487	11,933	7,907
2025-05-01		가지		5Kg		-	12,851	10,569	6,282
2025-05-02		가지		5Kg		-	13,426	10,385	6,559
평균						-	14,939	12,123	8,004

무

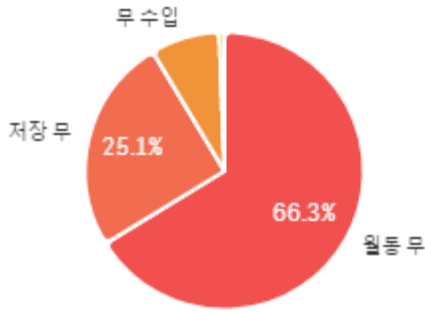
주간 반입량(톤)

◆ 2025 ● 2024 ▲ 평년

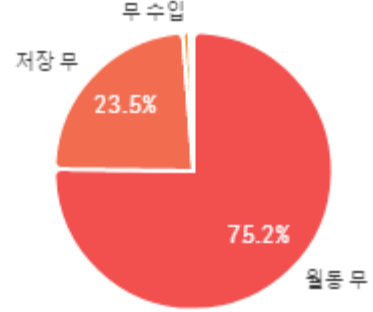


구분	금주(A)	전주(B)	전월(C)	전년(D)	평년(E)	A/B	A/C	A/D	A/E
물량(톤)	3,701	3,180	4,273	2,656	3,042	116.4%	86.6%	139.4%	121.7%

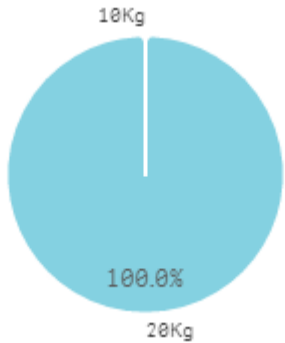
출하 품종별 거래물량 구성비



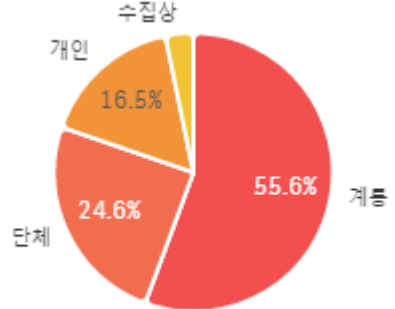
출하 품종별 거래금액 구성비




거래 단량별 물량 구성비




출하자별 거래물량 구성비



도매시장 법인별 거래물량(톤)

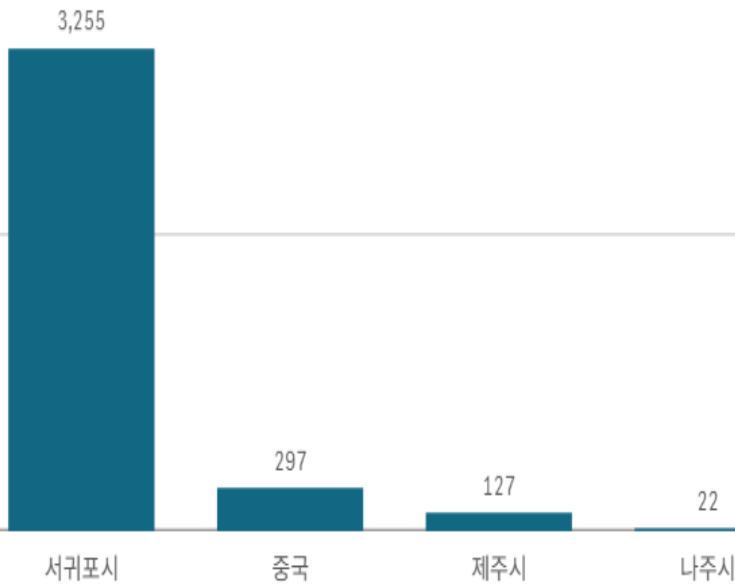


도매시장 법인별 거래금액(백만원)



무(20Kg)

산지별 거래물량(톤)



출하산지(개소)

4

출하건수(천건)

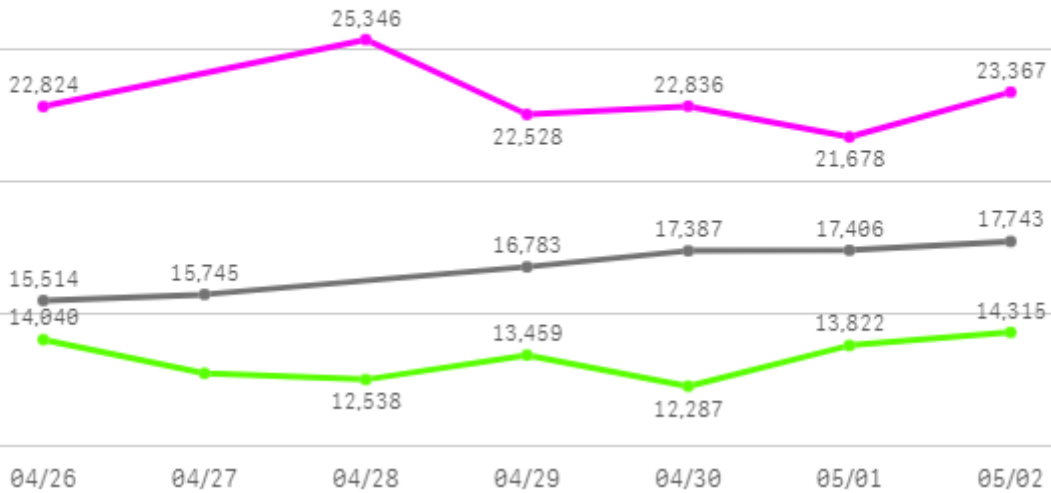
2

산지별 주출하 시군구



주간 도매가격(원)

◆ 2025 ● 2024 ◆ 평년



구분	금주(A)	전주(B)	전월(C)	전년(D)	평년(E)	A/B	A/C	A/D	A/E
가격(원)	23,097	23,158	26,520	16,763	15,902	99.7%	87.1%	137.8%	145.2%

※ 상품 가격 기준

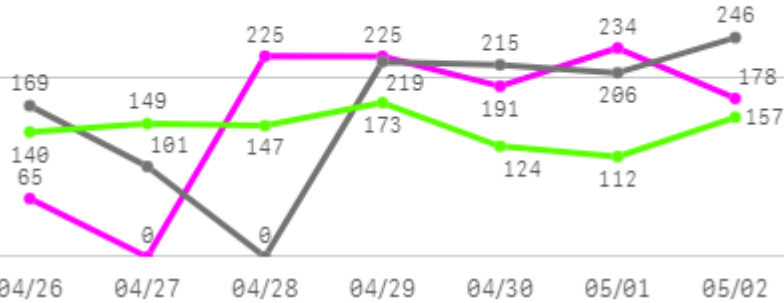
□ 무(20Kg) 주간 가격

구분	Q	품종	Q	단량	Q	특	상	보통	하
2025-04-26		무		20Kg		28,339	22,824	16,466	12,087
2025-04-28		무		20Kg		29,138	25,346	18,059	12,071
2025-04-29		무		20Kg		28,242	22,528	13,703	9,466
2025-04-30		무		20Kg		27,679	22,836	13,588	7,987
2025-05-01		무		20Kg		27,534	21,678	11,611	5,975
2025-05-02		무		20Kg		28,604	23,367	11,520	4,998
평균						28,256	23,097	14,158	8,764

당근

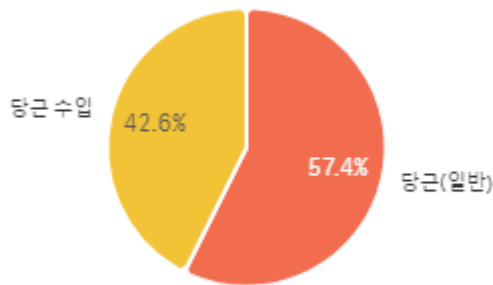
주간 반입량(톤)

◆ 2025 ● 2024 ▲ 평년

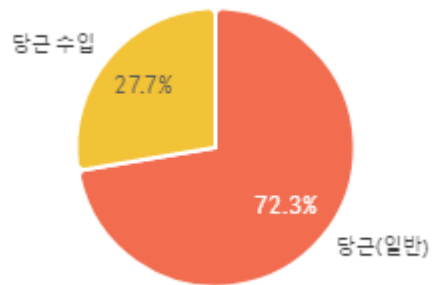


구분	금주(A)	전주(B)	전월(C)	전년(D)	평년(E)	A/B	A/C	A/D	A/E
물량(톤)	1,118	963	1,020	1,157	1,036	116.1%	109.6%	96.6%	107.9%

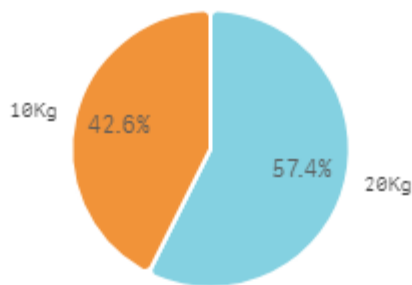
출하 품종별 거래물량 구성비



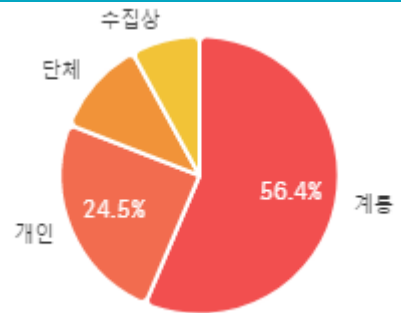
출하 품종별 거래금액 구성비



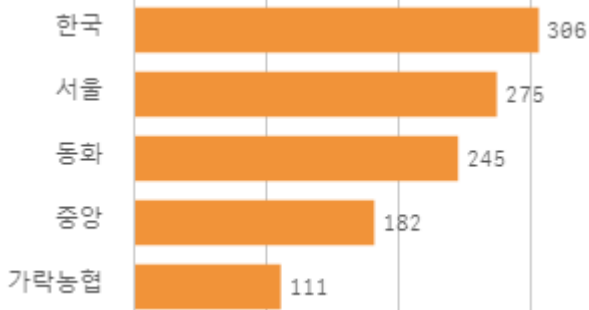
거래 단량별 물량 구성비



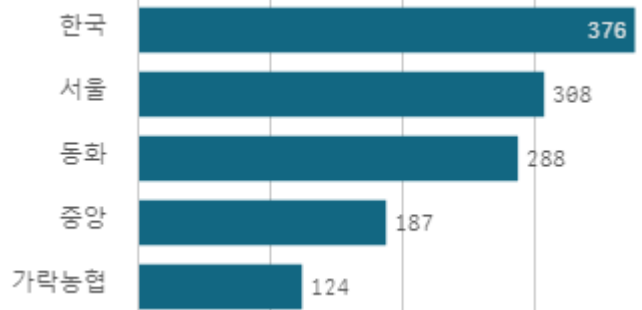
출하자별 거래물량 구성비



도매시장 법인별 거래물량(톤)

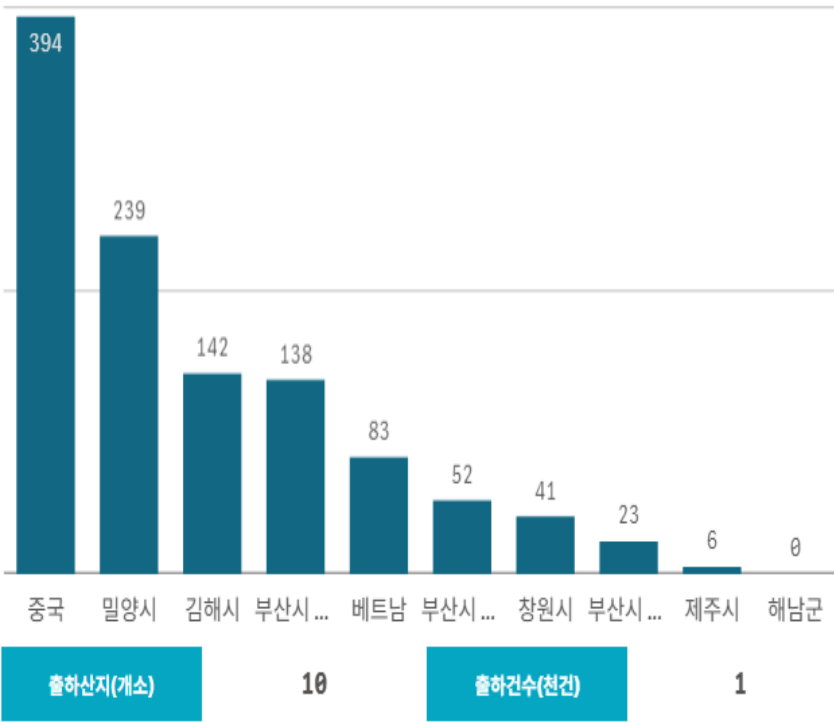


도매시장 법인별 거래금액(백만원)



당근(20Kg)

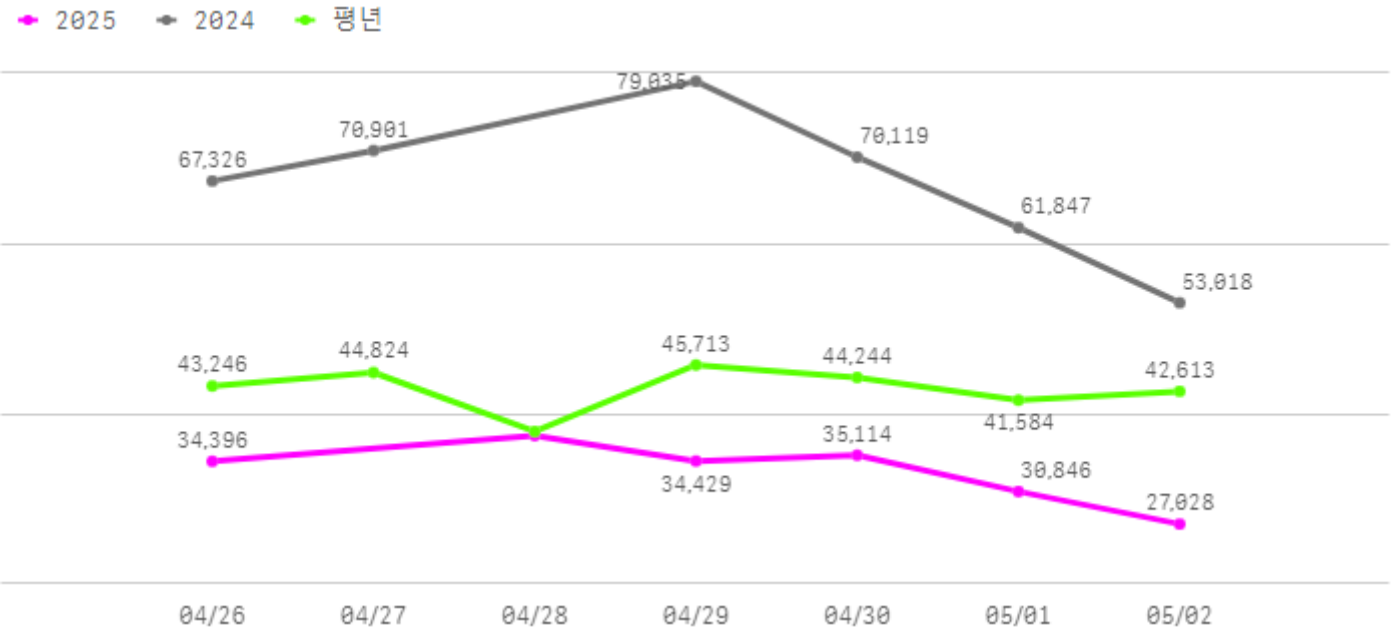
산지별 거래물량(톤)



산지별 주출하 시군구



주간 도매가격(원)



구분	금주(A)	전주(B)	전월(C)	전년(D)	평년(E)	A/B	A/C	A/D	A/E
가격(원)	33,206	45,512	49,927	67,041	41,131	73.0%	66.5%	49.5%	80.7%

※ 상품 가격 기준

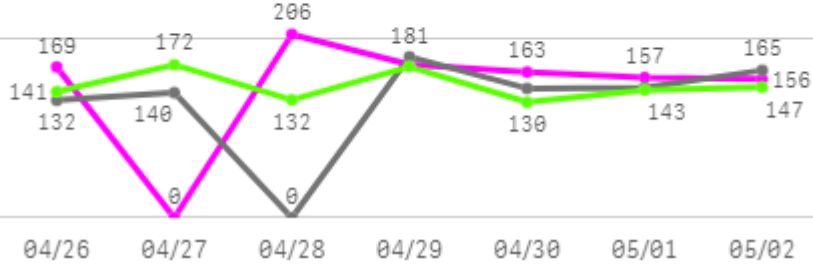
□ 당근(20Kg) 주간 가격

구분	Q	품종	Q	단량	Q	특	상	보통	하
2025-04-26		당근		20Kg		35,000	34,396	32,054	23,148
2025-04-28		당근		20Kg		43,837	37,420	32,315	23,556
2025-04-29		당근		20Kg		39,171	34,429	27,864	22,508
2025-04-30		당근		20Kg		38,000	35,114	29,630	24,692
2025-05-01		당근		20Kg		36,084	30,846	26,694	21,896
2025-05-02		당근		20Kg		29,129	27,028	23,810	15,763
평균						36,870	33,206	28,728	21,927

생고추

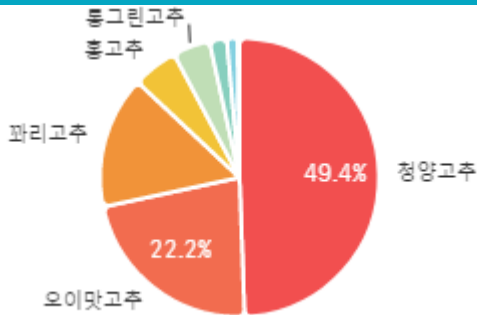
주간 반입량(톤)

◆ 2025 ● 2024 ▲ 평년

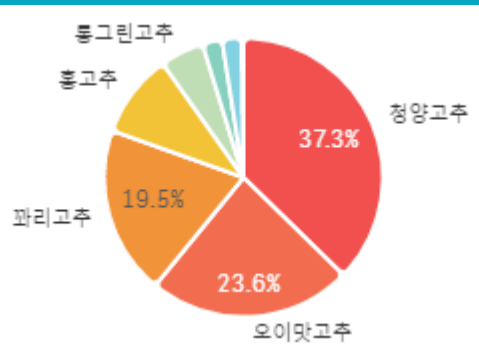


구분	금주(A)	전주(B)	전월(C)	전년(D)	평년(E)	A/B	A/C	A/D	A/E
물량(톤)	1,023	1,023	970	910	1,012	100.0%	105.5%	112.5%	101.1%

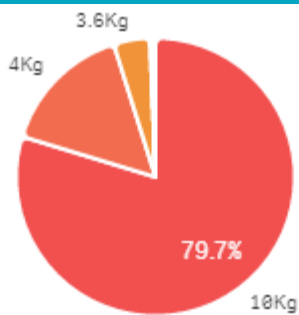
출하 품종별 거래물량 구성비



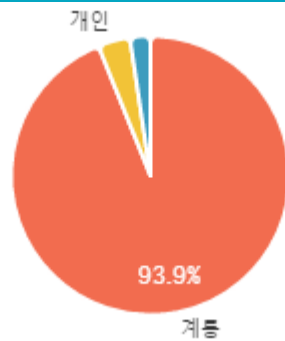
출하 품종별 거래금액 구성비



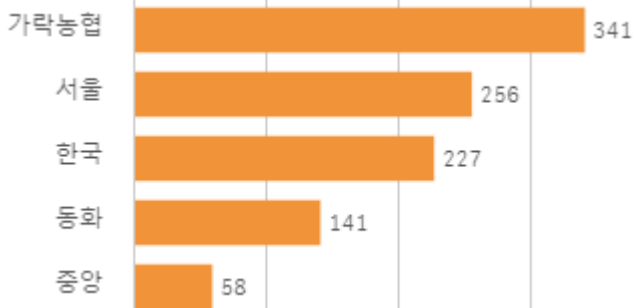
거래 단량별 물량 구성비



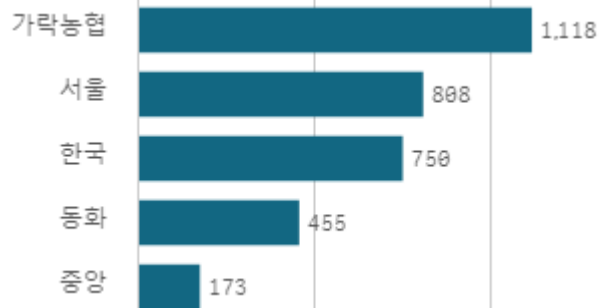
출하자별 거래물량 구성비



도매시장 법인별 거래물량(톤)

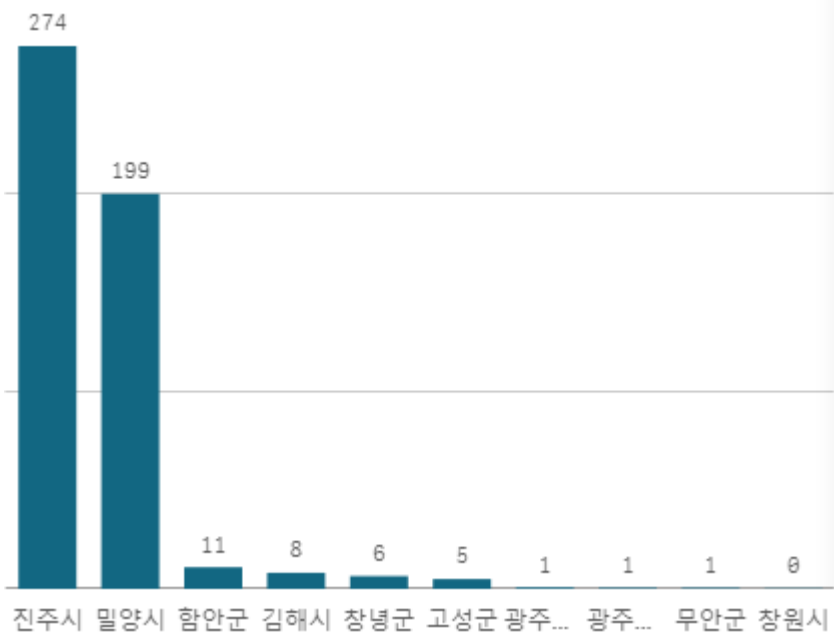


도매시장 법인별 거래금액(백만원)



청양고추(10Kg)

산지별 거래물량(톤)



출하산지(개소)

11

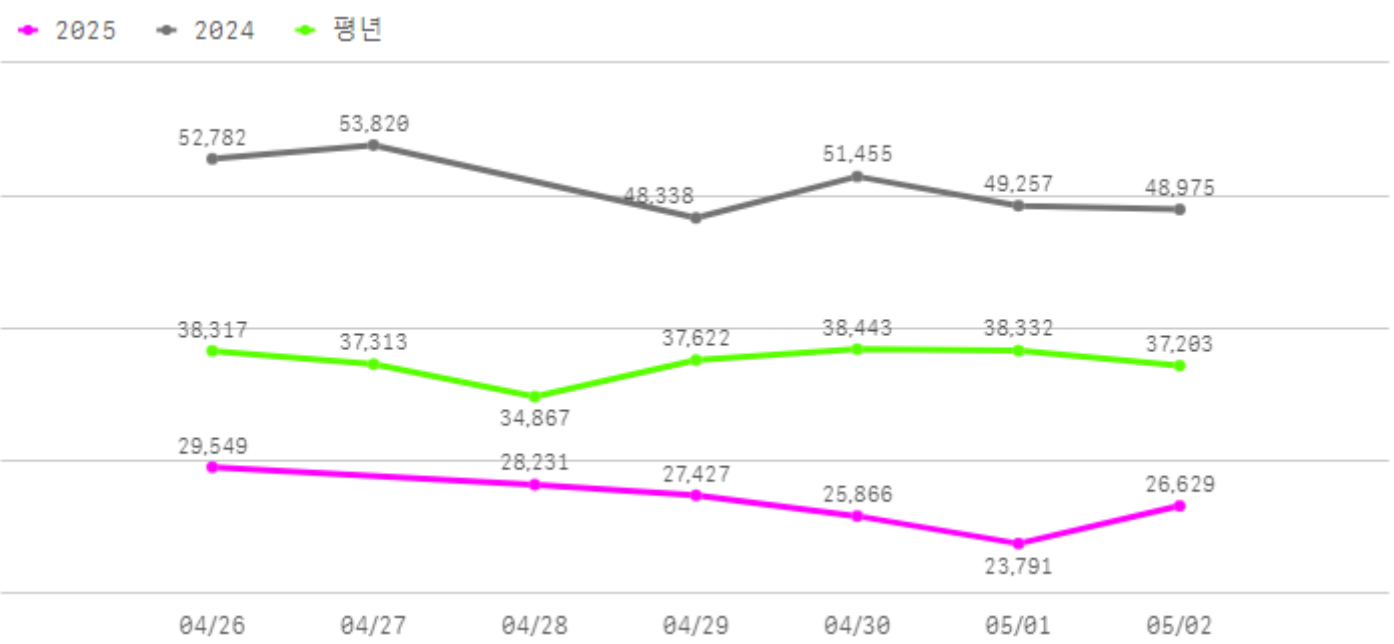
출하건수(천건)

3

산지별 주출하 시군구



주간 도매가격(원)



구분	금주(A)	전주(B)	전월(C)	전년(D)	평년(E)	A/B	A/C	A/D	A/E
가격(원)	26,916	24,188	39,700	50,771	36,460	111.3%	67.8%	53.0%	73.8%

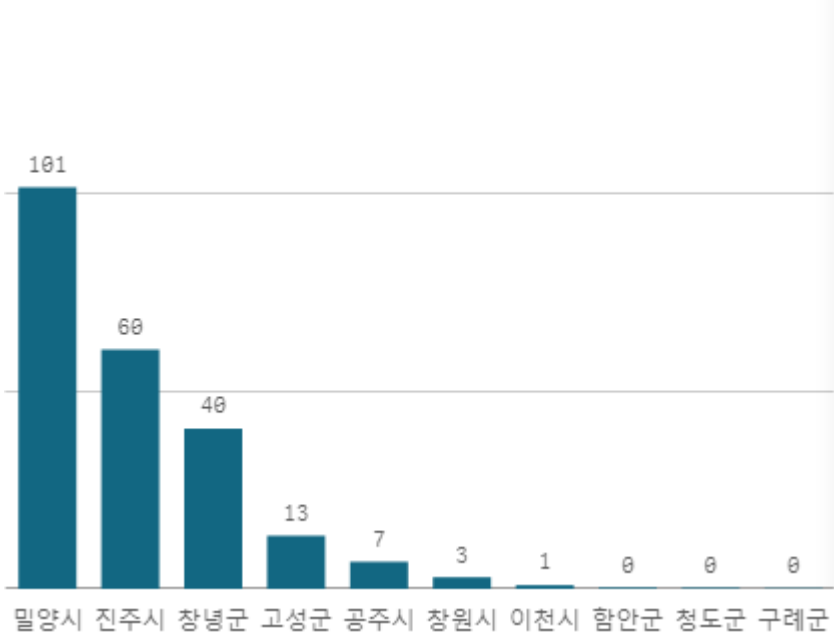
※ 상품 가격 기준

□ 청양고추(10Kg) 주간 가격

구분	Q	품종	Q	단량	Q	특	상	보통	하
2025-04-26		청양고추		10Kg		34,411	29,549	26,578	21,688
2025-04-28		청양고추		10Kg		33,028	28,231	25,390	21,248
2025-04-29		청양고추		10Kg		32,334	27,427	24,137	18,743
2025-04-30		청양고추		10Kg		32,098	25,866	22,829	18,384
2025-05-01		청양고추		10Kg		29,579	23,791	20,913	17,953
2025-05-02		청양고추		10Kg		30,833	26,629	23,456	20,190
평균						32,047	26,916	23,884	19,701

오이맛고추(10Kg)

산지별 거래물량(톤)



출하산지(개소)

12

출하건수(천건)

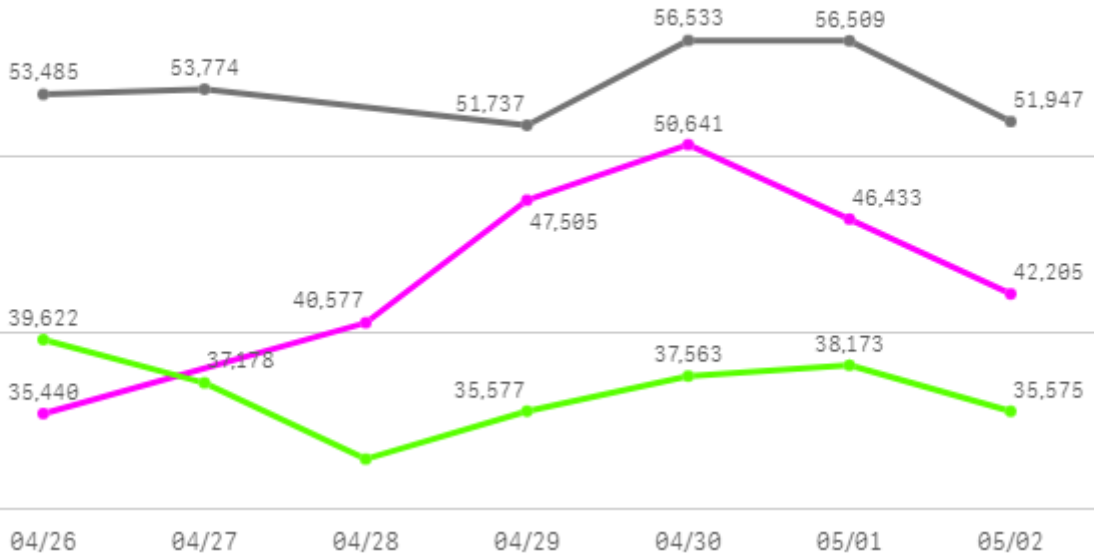
2

산지별 주출하 시군구



주간 도매가격(원)

◆ 2025 ● 2024 ◆ 평년



구분	금주(A)	전주(B)	전월(C)	전년(D)	평년(E)	A/B	A/C	A/D	A/E
가격(원)	43,800	31,775	64,357	53,998	38,898	137.8%	68.1%	81.1%	112.6%

※ 상품 가격 기준

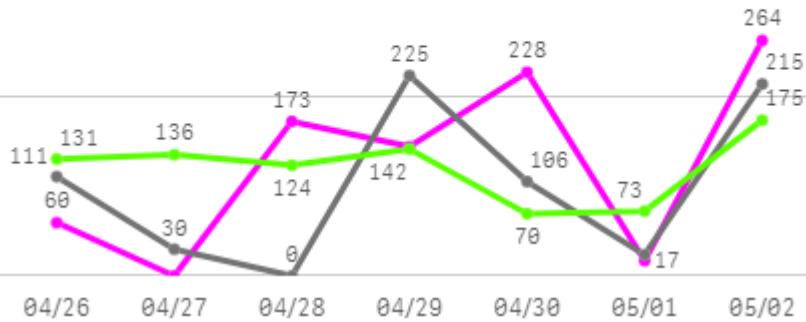
□ 오이맛고추(10Kg) 주간 가격

구분	Q	품종	Q	단량	Q	특	상	보통	하
2025-04-26		오이맛고추		10Kg		41,766	35,440	27,737	17,191
2025-04-28		오이맛고추		10Kg		47,328	40,577	29,510	18,810
2025-04-29		오이맛고추		10Kg		54,791	47,505	35,045	18,890
2025-04-30		오이맛고추		10Kg		55,690	50,641	36,055	19,056
2025-05-01		오이맛고추		10Kg		55,815	46,433	34,498	15,181
2025-05-02		오이맛고추		10Kg		50,209	42,205	31,298	14,351
평균						50,933	43,800	32,357	17,247

마늘

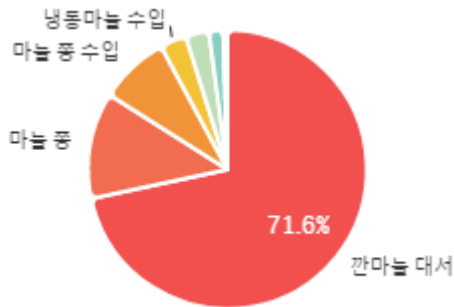
주간 반입량(톤)

◆ 2025 ● 2024 ▲ 평년

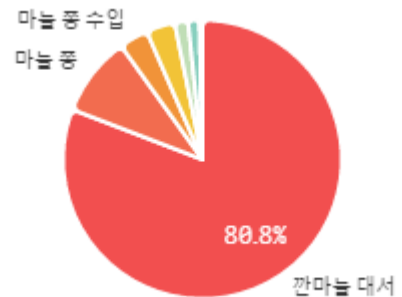


구분	금주(A)	전주(B)	전월(C)	전년(D)	평년(E)	A/B	A/C	A/D	A/E
물량(톤)	887	728	777	710	797	121.9%	114.1%	124.8%	111.2%

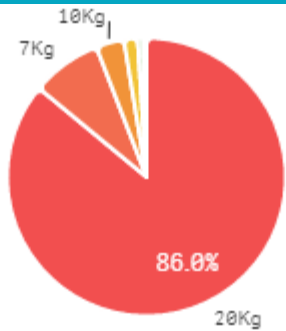
출하 품종별 거래물량 구성비



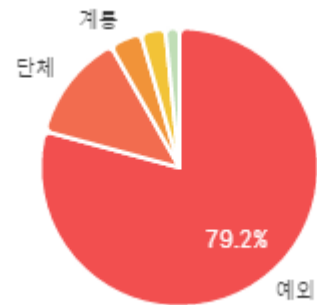
출하 품종별 거래금액 구성비



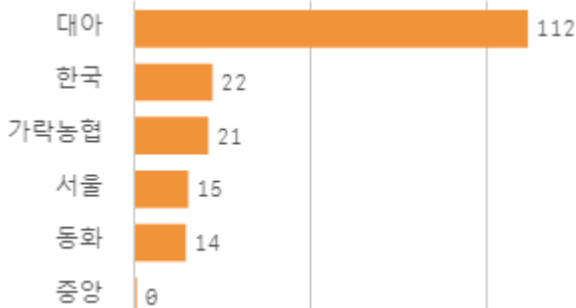
거래 단량별 물량 구성비



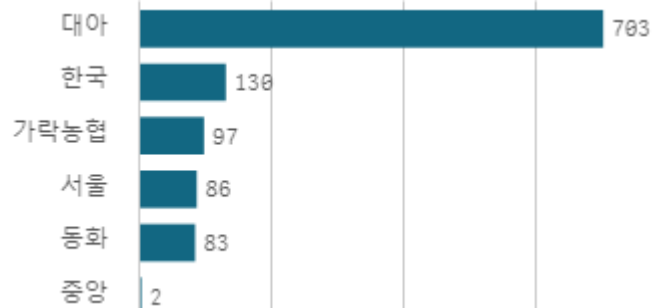
출하자별 거래물량 구성비



도매시장 법인별 거래물량(톤)

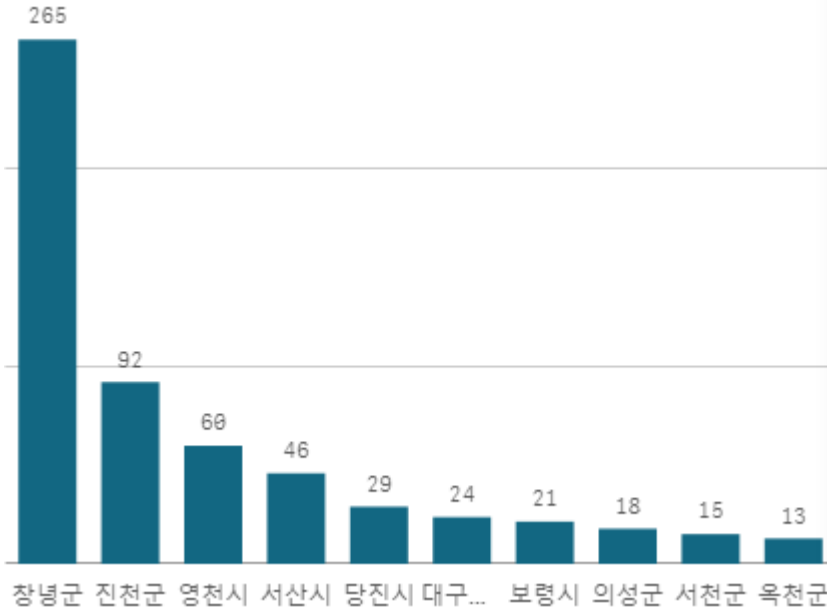


도매시장 법인별 거래금액(백만원)



깐마늘 대서(20Kg)

산지별 거래물량(톤)



출하산지(개소)

23

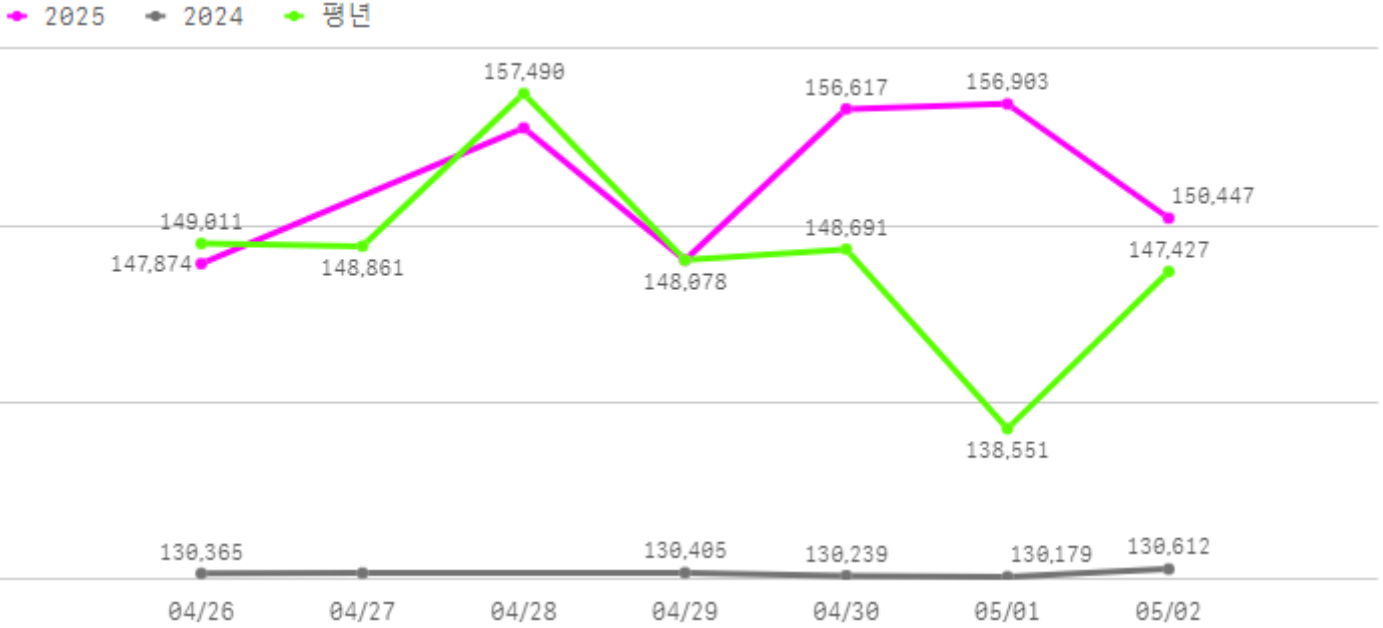
출하건수(천건)

2

산지별 주출하 시군구



주간 도매가격(원)



구분	금주(A)	전주(B)	전월(C)	전년(D)	평년(E)	A/B	A/C	A/D	A/E
가격(원)	152,577	152,659	155,279	130,364	146,742	99.9%	98.3%	117.0%	104.0%

※ 상품 가격 기준

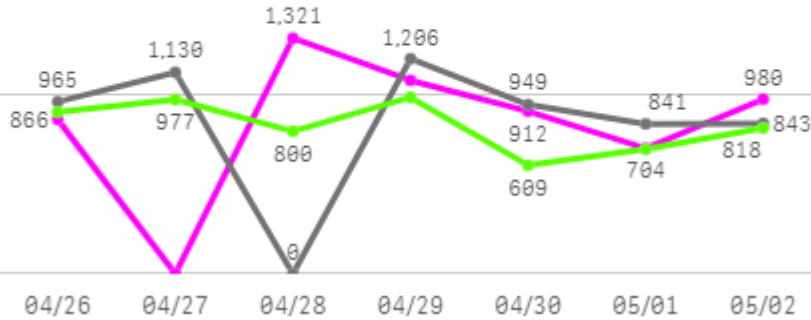
□ 깐마늘 대서(20Kg) 주간 가격

구분	Q	품종	Q	단량	Q	특	상	보통	하
2025-04-26		깐마늘 대서		20Kg		-	147,874	134,426	109,130
2025-04-28		깐마늘 대서		20Kg		-	155,544	146,545	117,757
2025-04-29		깐마늘 대서		20Kg		-	148,078	134,203	109,391
2025-04-30		깐마늘 대서		20Kg		-	156,617	147,509	119,317
2025-05-01		깐마늘 대서		20Kg		-	156,903	145,138	116,764
2025-05-02		깐마늘 대서		20Kg		-	150,447	131,438	109,127
평균						-	152,577	139,876	113,581

양파

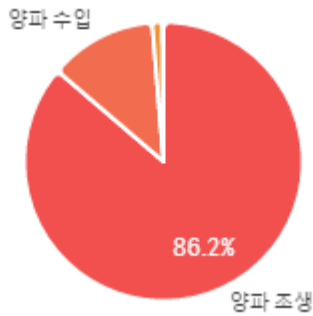
주간 반입량(톤)

◆ 2025 ● 2024 ▲ 평년

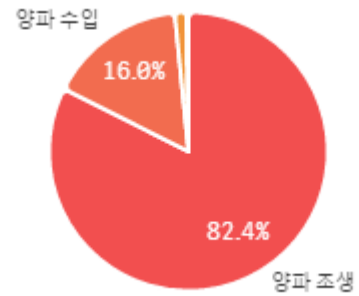


구분	금주(A)	전주(B)	전월(C)	전년(D)	평년(E)	A/B	A/C	A/D	A/E
물량(톤)	5,867	5,141	5,373	5,934	5,822	114.1%	109.2%	98.9%	100.8%

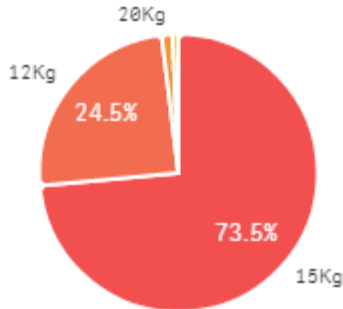
출하 품종별 거래물량 구성비



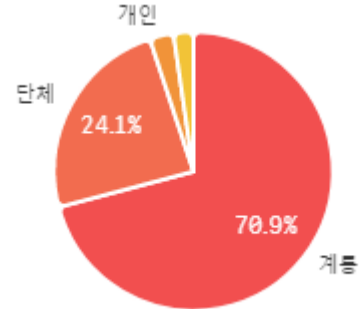
출하 품종별 거래금액 구성비



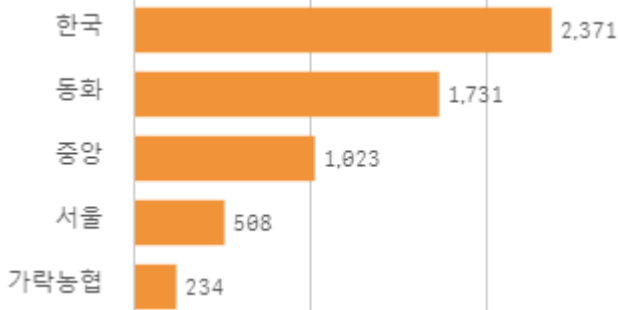
거래 단량별 물량 구성비



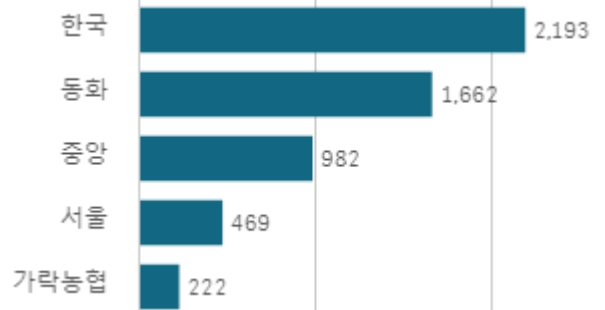
출하자별 거래물량 구성비



도매시장 법인별 거래물량(톤)

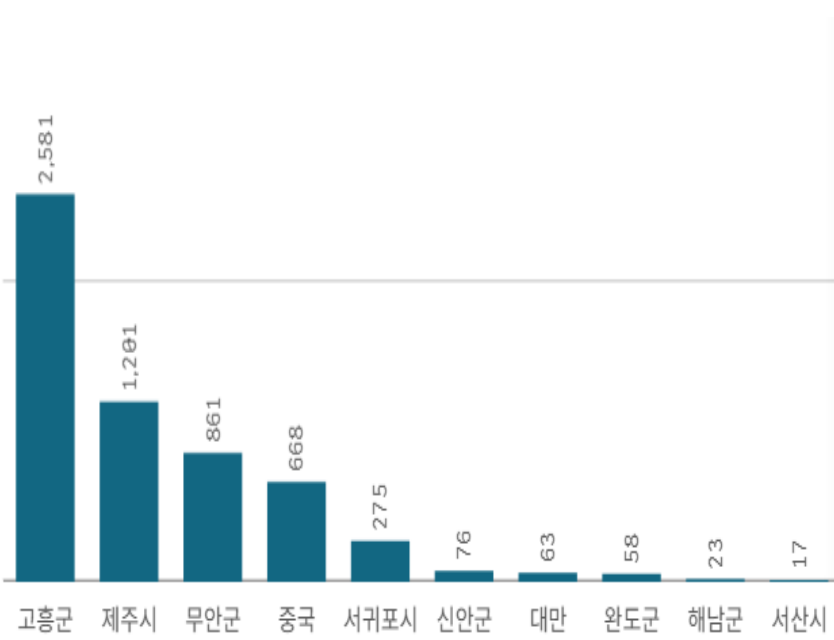


도매시장 법인별 거래금액(백만원)



양파(1Kg)

산지별 거래물량(톤)



출하산지(개소)

17

출하건수(천건)

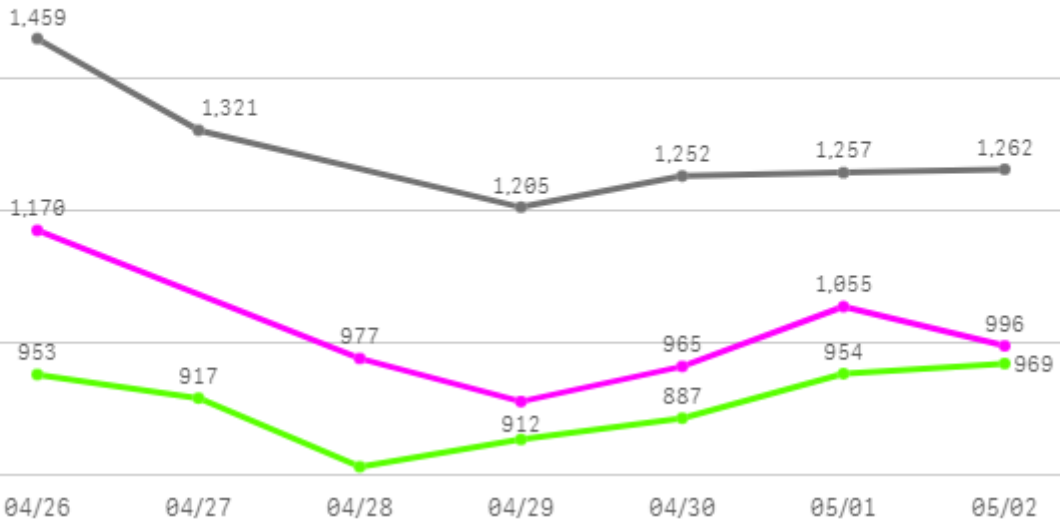
3

산지별 주출하 시군구



주간 도매가격(원)

◆ 2025 ● 2024 ◆ 평년



구분	금주(A)	전주(B)	전월(C)	전년(D)	평년(E)	A/B	A/C	A/D	A/E
가격(원)	1,013	1,229	1,763	1,293	929	82.4%	57.4%	78.3%	109.0%

※ 상품 가격 기준

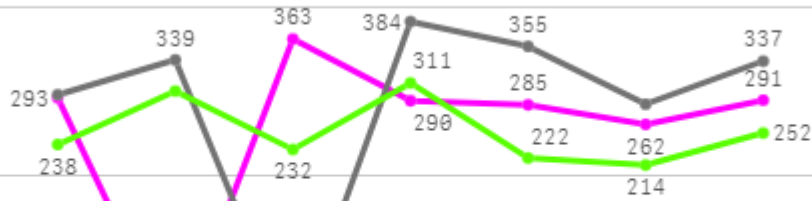
□ 양파(1Kg) 주간 가격

구분	Q	품종	Q	단량	Q	특	상	보통	하
2025-04-26		양파		1Kg		1,349	1,170	961	791
2025-04-28		양파		1Kg		1,163	977	845	709
2025-04-29		양파		1Kg		1,070	912	793	636
2025-04-30		양파		1Kg		1,093	965	814	677
2025-05-01		양파		1Kg		1,209	1,055	946	731
2025-05-02		양파		1Kg		1,160	996	883	731
평균						1,174	1,013	874	713

대파

주간 반입량(톤)

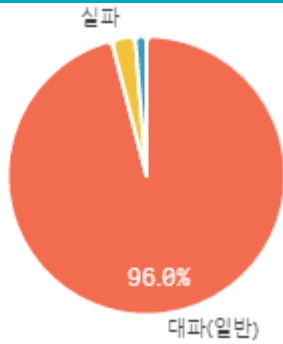
2025 (파란색 선) 2024 (회색 선) 평년 (초록색 선)



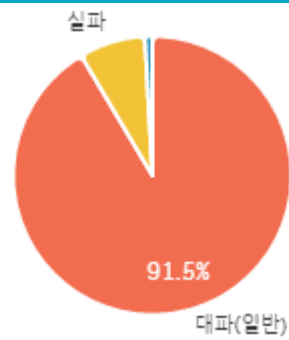
04/26 04/27 04/28 04/29 04/30 05/01 05/02

구분	금주(A)	전주(B)	전월(C)	전년(D)	평년(E)	A/B	A/C	A/D	A/E
물량(톤)	1,785	1,939	2,512	1,997	1,782	92.0%	71.1%	89.4%	100.2%

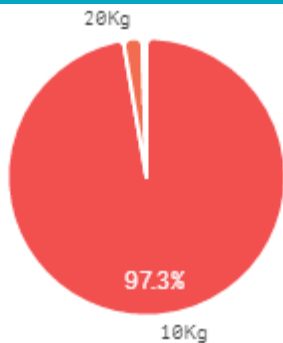
출하 품종별 거래물량 구성비



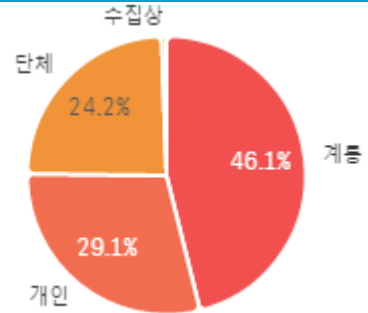
출하 품종별 거래금액 구성비



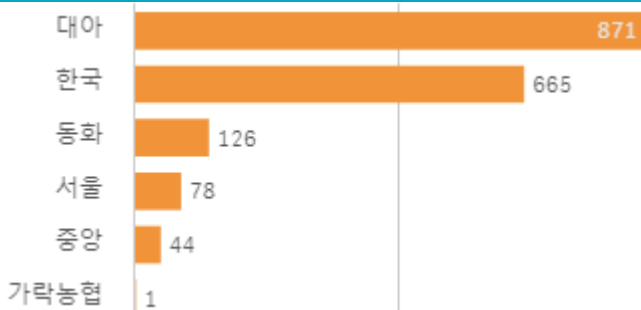
거래 단량별 물량 구성비



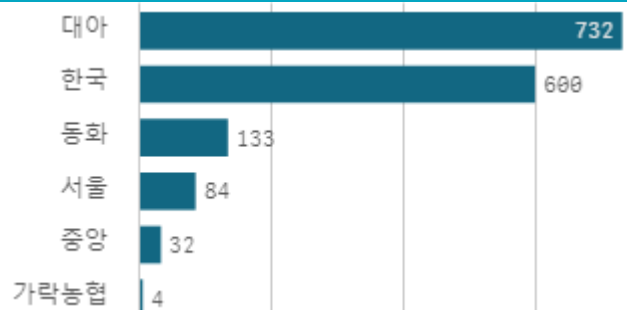
출하자별 거래물량 구성비



도매시장 법인별 거래물량(톤)

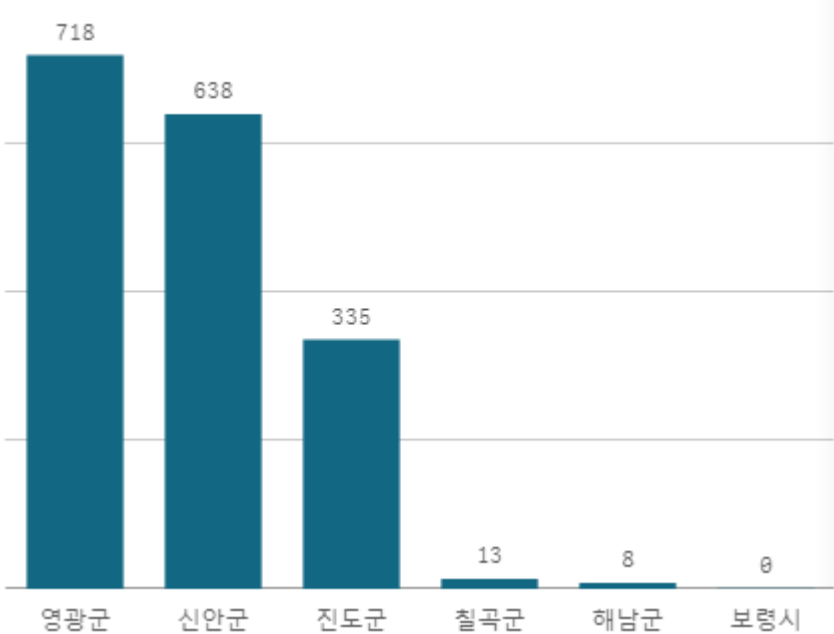


도매시장 법인별 거래금액(백만원)

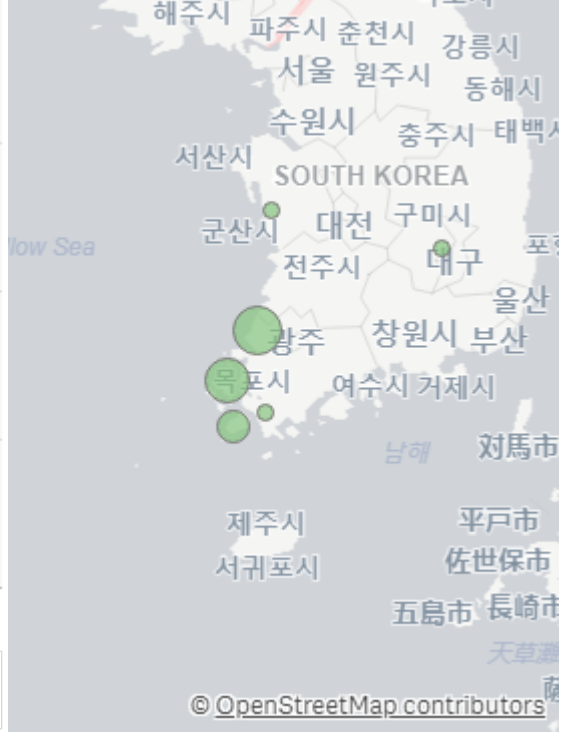


대파(일반)(1Kg)

산지별 거래물량(톤)



산지별 주출하 시군구



출하산지(개소)

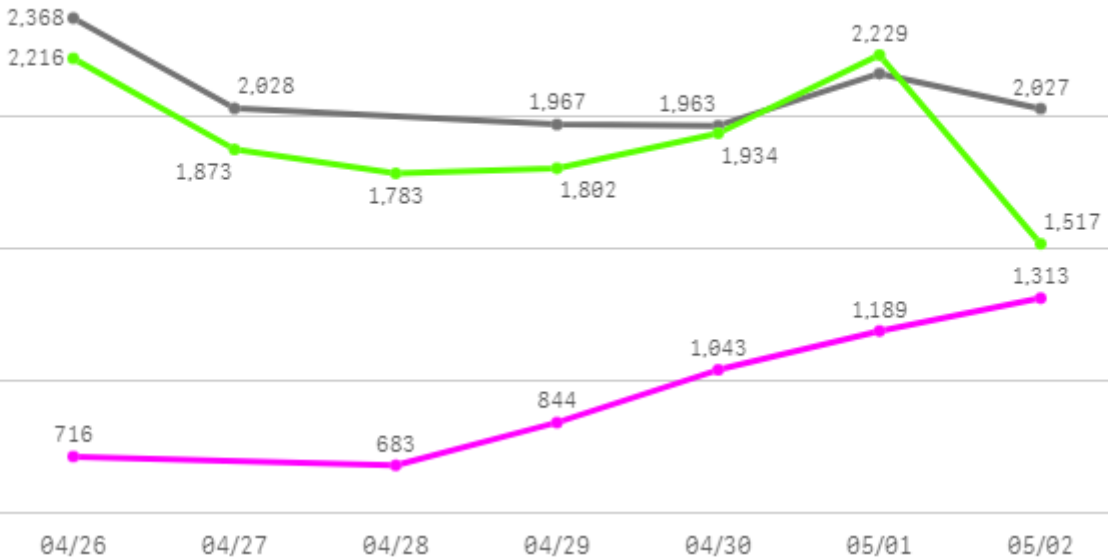
6

출하건수(천건)

1

주간 도매가격(원)

● 2025 ● 2024 ● 평년



구분	금주(A)	전주(B)	전월(C)	전년(D)	평년(E)	A/B	A/C	A/D	A/E
가격(원)	965	809	1,302	2,085	1,882	119.3%	74.1%	46.3%	51.2%

※ 상품 가격 기준

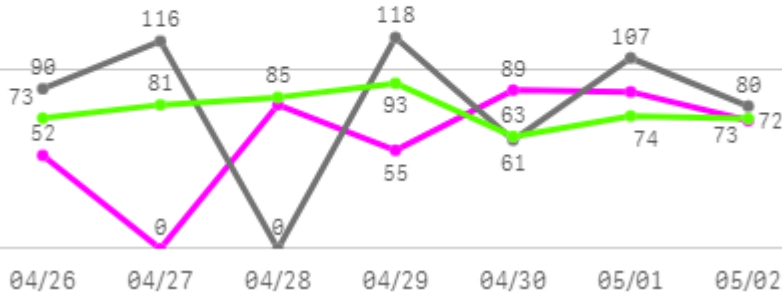
□ 대파(일반)(1Kg) 주간 가격

구분	Q	품종	Q	단량	Q	특	상	보통	하
2025-04-26		대파(일반)		1Kg		777	716	588	401
2025-04-28		대파(일반)		1Kg		772	683	570	427
2025-04-29		대파(일반)		1Kg		902	844	739	562
2025-04-30		대파(일반)		1Kg		1,122	1,043	937	809
2025-05-01		대파(일반)		1Kg		1,289	1,189	1,089	945
2025-05-02		대파(일반)		1Kg		1,417	1,313	1,171	1,044
평균						1,047	965	849	698

파프리카

주간 반입량(톤)

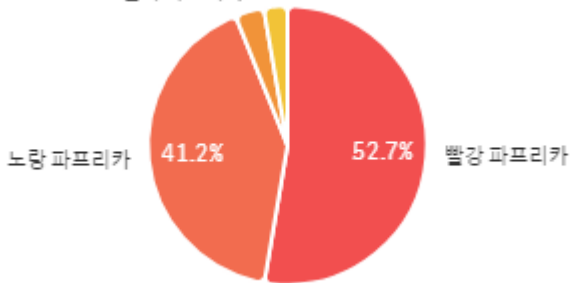
◆ 2025 ● 2024 ▲ 평년



구분	금주(A)	전주(B)	전월(C)	전년(D)	평년(E)	A/B	A/C	A/D	A/E
물량(톤)	437	525	445	573	522	83.2%	98.2%	76.4%	83.8%

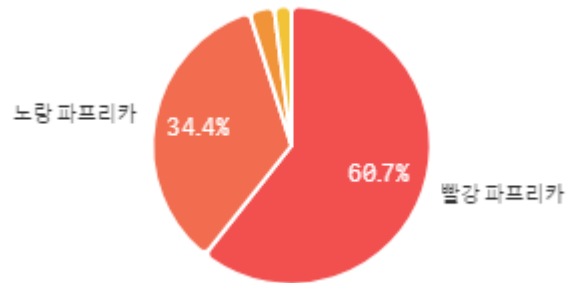
출하 품종별 거래물량 구성비

오렌지 파프리카



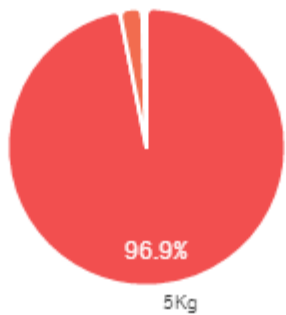
출하 품종별 거래금액 구성비

오렌지 파프리카



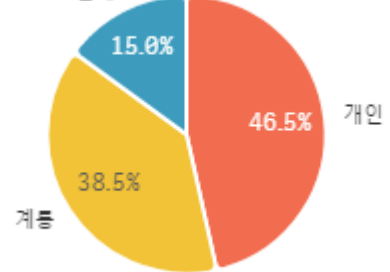
거래 단량별 물량 구성비

10Kg

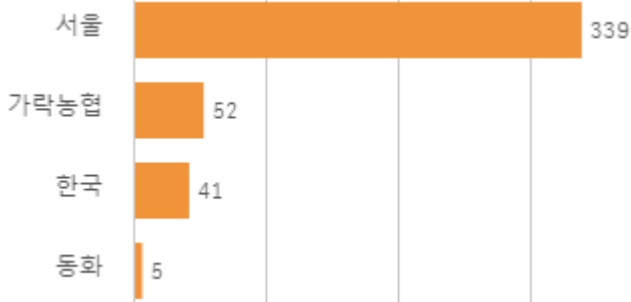


출하자별 거래물량 구성비

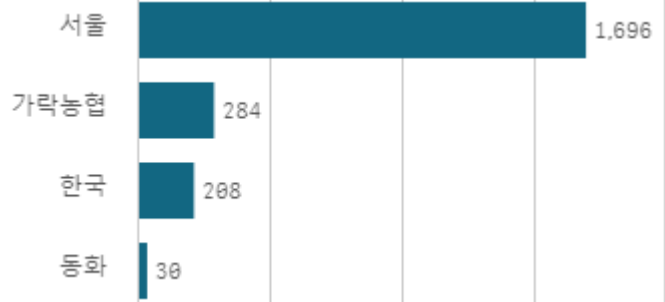
단체



도매시장 법인별 거래물량(톤)

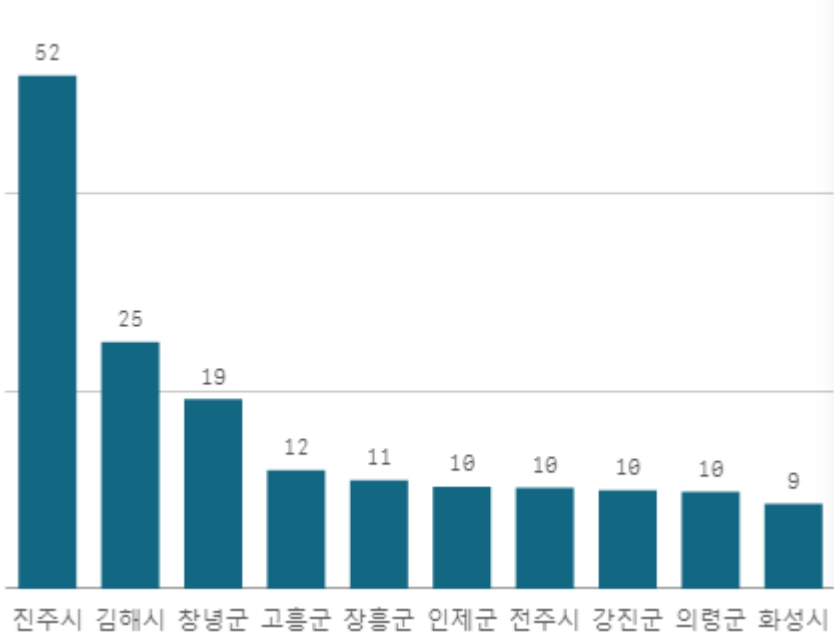


도매시장 법인별 거래금액(백만원)



빨강 파프리카(5Kg)

산지별 거래물량(톤)



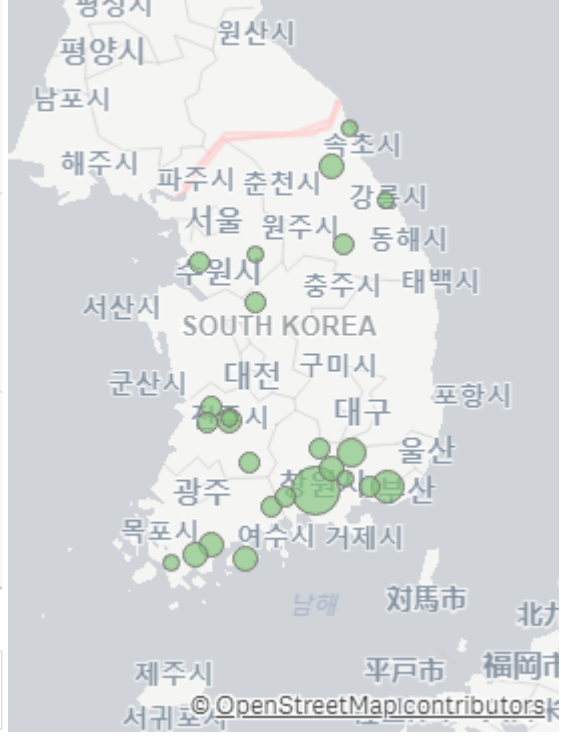
출하산지(개소)

26

출하건수(천건)

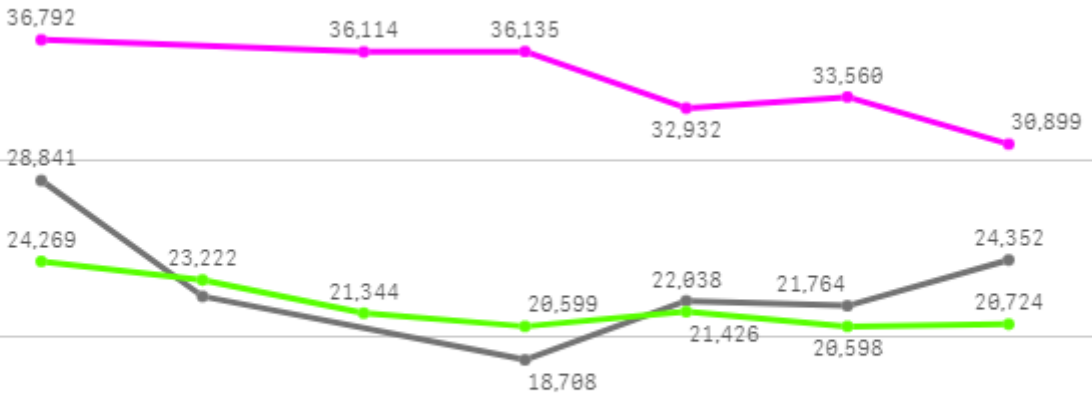
1

산지별 주출하 시군구



주간 도매가격(원)

◆ 2025 ● 2024 ◆ 평년



04/26 04/27 04/28 04/29 04/30 05/01 05/02

구분	금주(A)	전주(B)	전월(C)	전년(D)	평년(E)	A/B	A/C	A/D	A/E
가격(원)	34,405	26,087	38,772	23,000	24,290	131.9%	88.7%	149.6%	141.6%

※ 상품 가격 기준

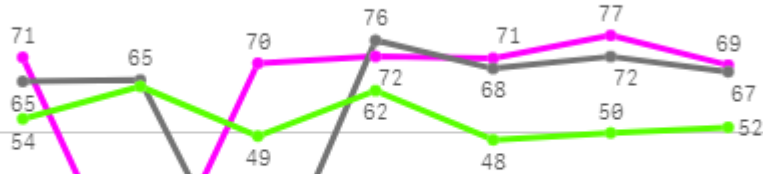
□ 빨강 파프리카(5Kg) 주간 가격

구분	Q	품종	Q	단량	Q	특	상	보통	하
2025-04-26		빨강 파프리카		5Kg		-	36,792	32,323	24,634
2025-04-28		빨강 파프리카		5Kg		-	36,114	33,078	27,749
2025-04-29		빨강 파프리카		5Kg		-	36,135	32,543	26,172
2025-04-30		빨강 파프리카		5Kg		-	32,932	29,940	23,555
2025-05-01		빨강 파프리카		5Kg		-	33,560	31,809	24,247
2025-05-02		빨강 파프리카		5Kg		-	30,899	29,170	23,576
평균						-	34,405	31,477	24,989

청경채

주간 반입량(톤)

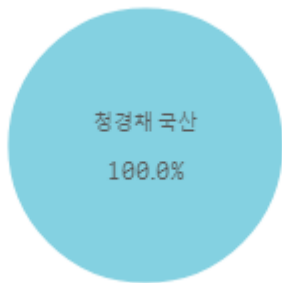
◆ 2025 ● 2024 ▲ 평년



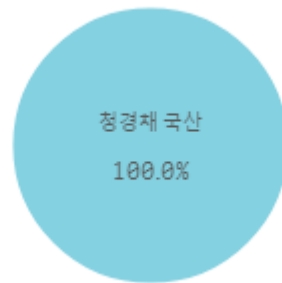
04/26 04/27 04/28 04/29 04/30 05/01 05/02

구분	금주(A)	전주(B)	전월(C)	전년(D)	평년(E)	A/B	A/C	A/D	A/E
물량(톤)	430	438	524	413	400	98.4%	82.1%	104.3%	107.7%

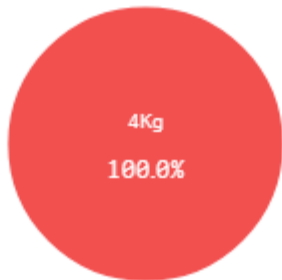
출하 품종별 거래물량 구성비



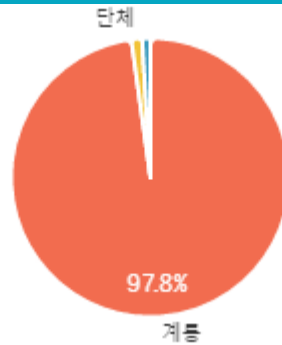
출하 품종별 거래금액 구성비



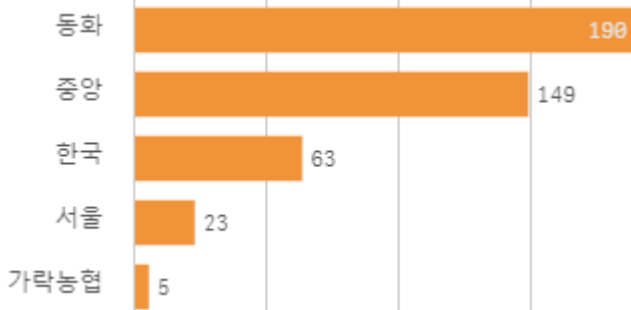
거래 단량별 물량 구성비



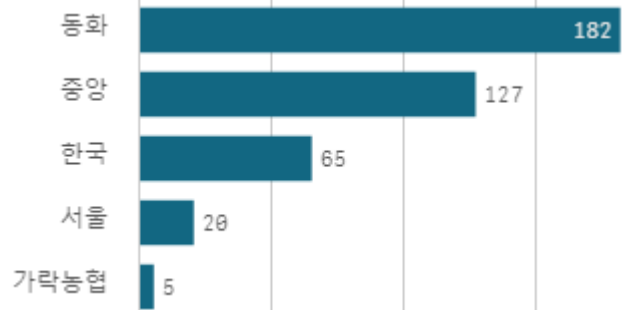
출하자별 거래물량 구성비



도매시장 법인별 거래물량(톤)

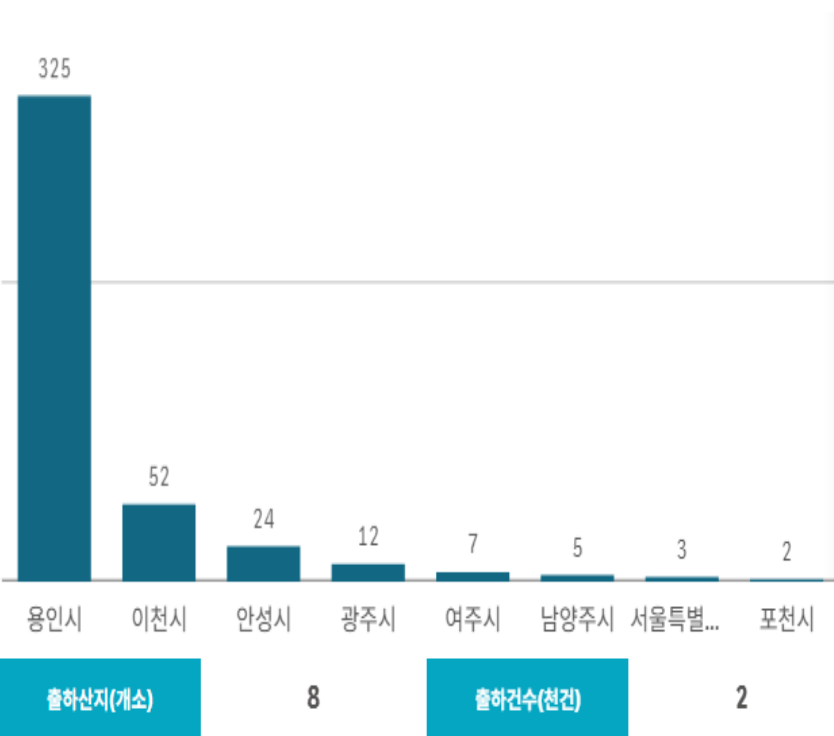


도매시장 법인별 거래금액(백만원)



청경채(4Kg)

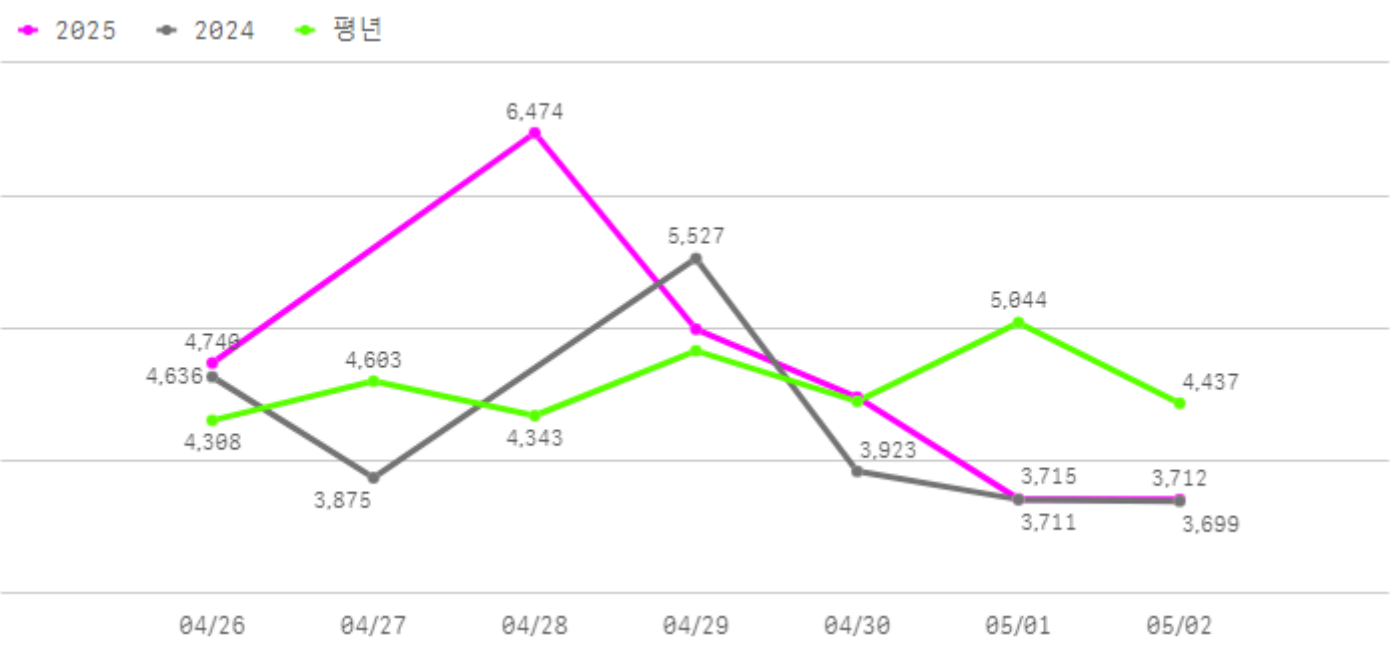
산지별 거래물량(톤)



산지별 주출하 시군구



주간 도매가격(원)



구분	금주(A)	전주(B)	전월(C)	전년(D)	평년(E)	A/B	A/C	A/D	A/E
가격(원)	4,686	4,892	9,258	4,229	4,523	95.8%	50.6%	110.8%	103.6%

※ 상품 가격 기준

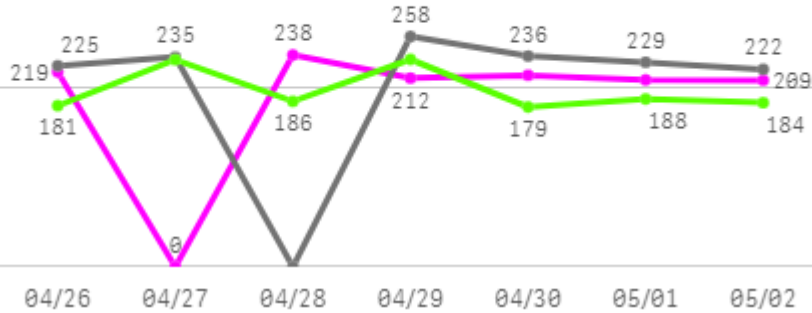
□ 청경채(4Kg) 주간 가격

구분	Q	품종	Q	단량	Q	특	상	보통	하
2025-04-26		청경채		4Kg		-	4,740	3,811	2,977
2025-04-28		청경채		4Kg		-	6,474	5,635	4,121
2025-04-29		청경채		4Kg		-	4,995	4,317	3,556
2025-04-30		청경채		4Kg		-	4,482	3,903	3,068
2025-05-01		청경채		4Kg		-	3,715	2,950	2,242
2025-05-02		청경채		4Kg		-	3,712	3,088	2,222
평균						-	4,686	3,951	3,031

버섯

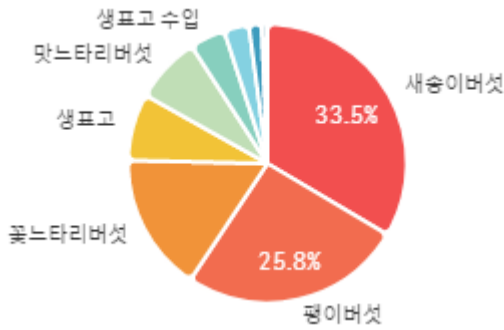
주간 반입량(톤)

◆ 2025 ● 2024 ▲ 평년

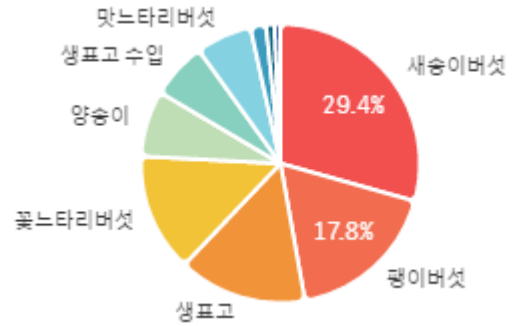


구분	금주(A)	전주(B)	전월(C)	전년(D)	평년(E)	A/B	A/C	A/D	A/E
물량(톤)	1,302	1,359	1,544	1,406	1,359	95.8%	84.3%	92.6%	95.8%

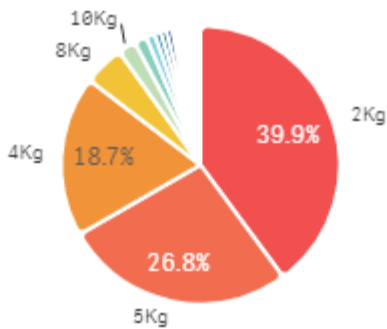
출하 품종별 거래물량 구성비



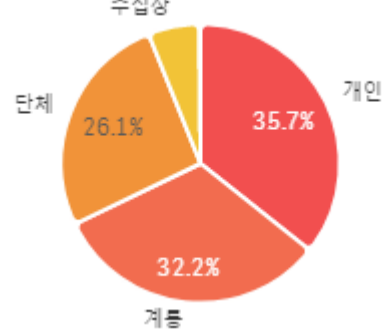
출하 품종별 거래금액 구성비



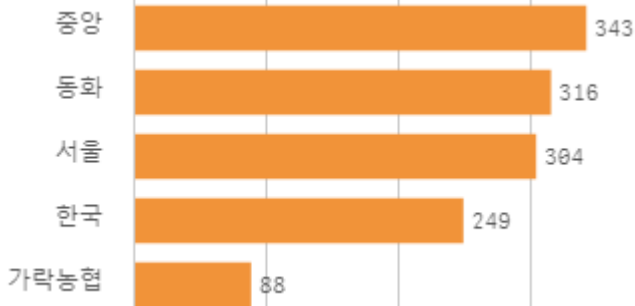
거래 단량별 물량 구성비



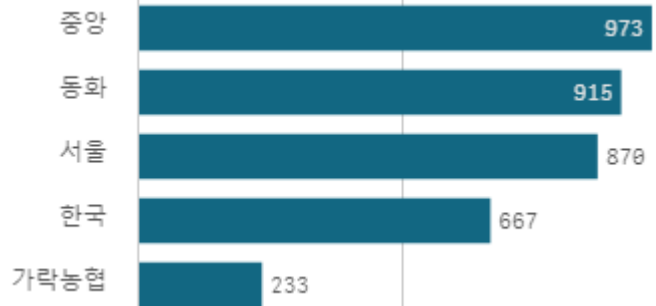
출하자별 거래물량 구성비



도매시장 법인별 거래물량(톤)

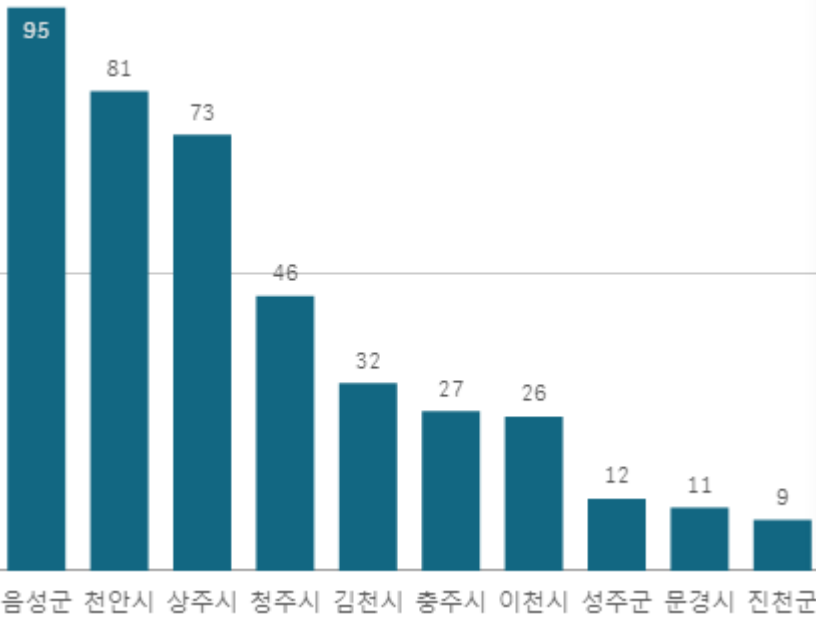


도매시장 법인별 거래금액(백만원)



새송이버섯(2Kg)

산지별 거래물량(톤)



출하산지(개소)

21

출하건수(천건)

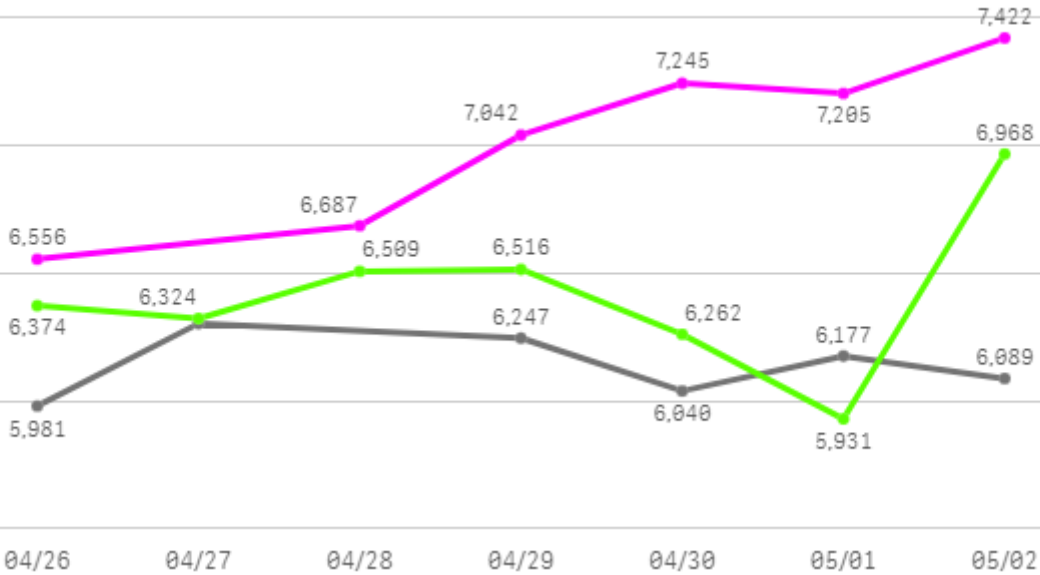
3

산지별 주출하 시군구



주간 도매가격(원)

◆ 2025 ● 2024 ◆ 평년



구분	금주(A)	전주(B)	전월(C)	전년(D)	평년(E)	A/B	A/C	A/D	A/E
가격(원)	7,026	6,752	7,268	6,140	6,589	104.1%	96.7%	114.4%	106.6%

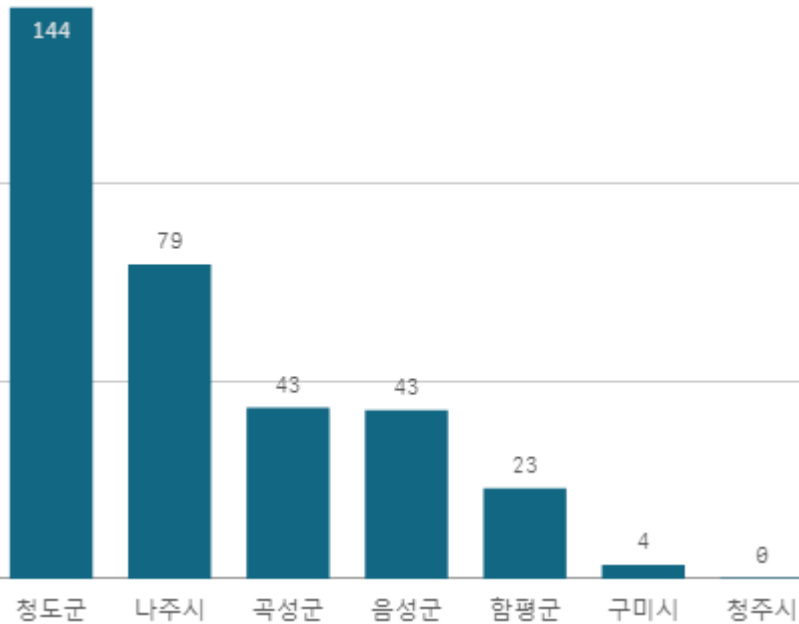
※ 상품 가격 기준

□ 새송이버섯(2Kg) 주간 가격

구분	Q	품종	Q	단량	Q	특	상	보통	하
2025-04-26		새송이버섯		2Kg		8,463	6,556	5,293	3,890
2025-04-28		새송이버섯		2Kg		8,612	6,687	5,342	3,994
2025-04-29		새송이버섯		2Kg		9,084	7,042	5,577	4,049
2025-04-30		새송이버섯		2Kg		9,695	7,245	5,557	4,248
2025-05-01		새송이버섯		2Kg		9,283	7,205	5,461	4,139
2025-05-02		새송이버섯		2Kg		9,906	7,422	5,723	4,560
평균						9,174	7,026	5,492	4,147

팬이버섯(5Kg)

산지별 거래물량(톤)



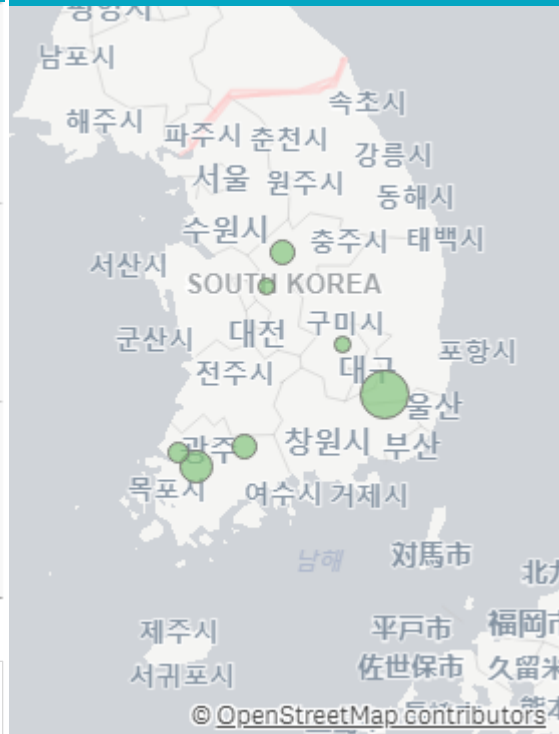
출하산지(개소)

7

출하건수(천건)

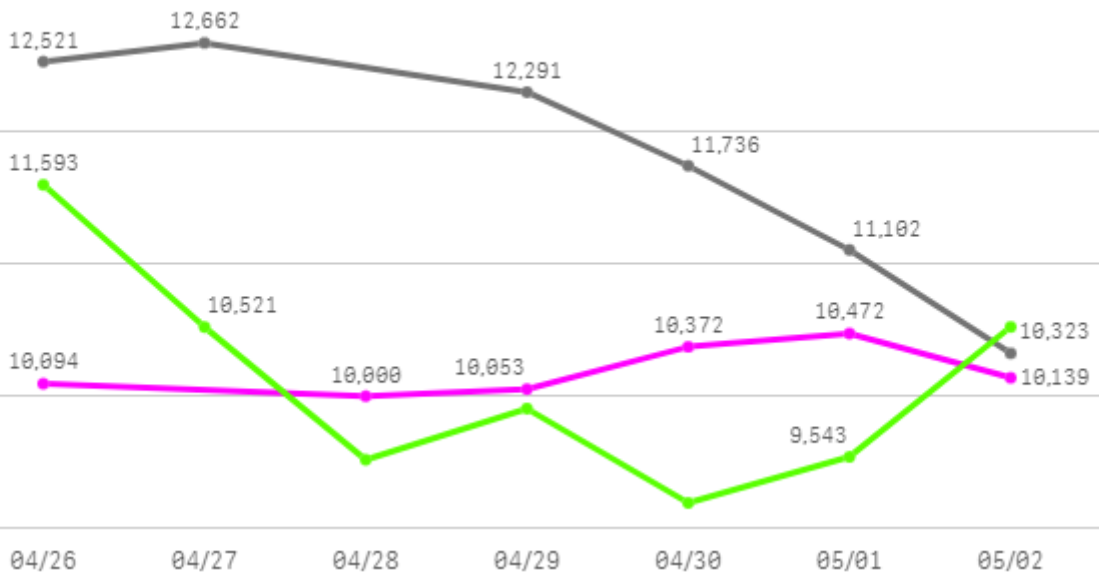
1

산지별 주출하 시군구



주간 도매가격(원)

◆ 2025 ● 2024 ◆ 평년



구분	금주(A)	전주(B)	전월(C)	전년(D)	평년(E)	A/B	A/C	A/D	A/E
가격(원)	10,188	10,522	12,732	11,773	10,798	96.8%	80.0%	86.5%	94.4%

※ 상품 가격 기준

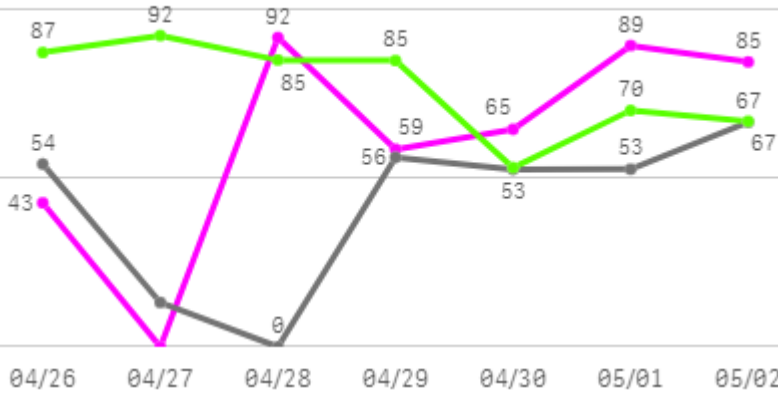
□ 팽이버섯(5Kg) 주간 가격

구분	Q	품종	Q	단량	Q	특	상	보통	하
2025-04-26		팽이버섯		5Kg		10,500	10,094	9,242	8,941
2025-04-28		팽이버섯		5Kg		10,383	10,000	9,549	8,940
2025-04-29		팽이버섯		5Kg		10,500	10,053	9,785	9,206
2025-04-30		팽이버섯		5Kg		10,808	10,372	9,977	9,328
2025-05-01		팽이버섯		5Kg		11,000	10,472	9,682	9,057
2025-05-02		팽이버섯		5Kg		11,000	10,139	9,647	8,878
평균						10,699	10,188	9,647	9,058

사과

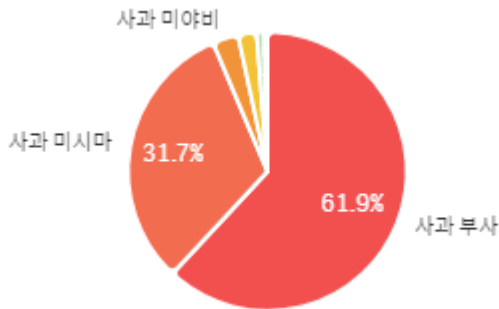
주간 반입량(톤)

2025 (파란색 선) 2024 (회색 선) 평년 (초록색 선)

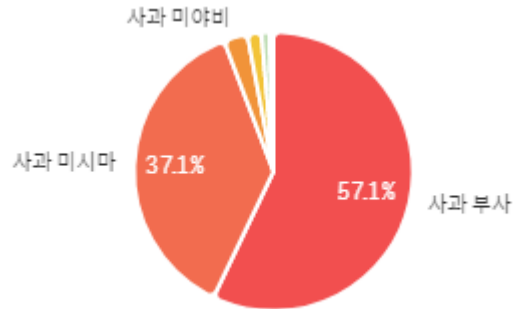


구분	금주(A)	전주(B)	전월(C)	전년(D)	평년(E)	A/B	A/C	A/D	A/E
물량(톤)	432	438	412	296	486	98.5%	104.8%	146.0%	89.0%

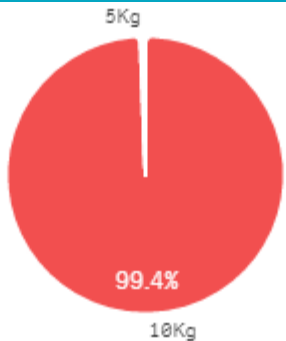
출하 품종별 거래물량 구성비



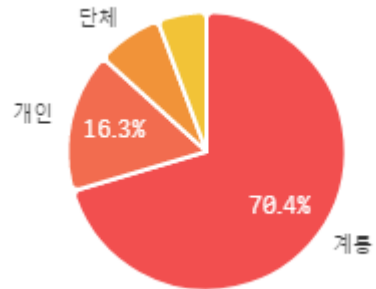
출하 품종별 거래금액 구성비



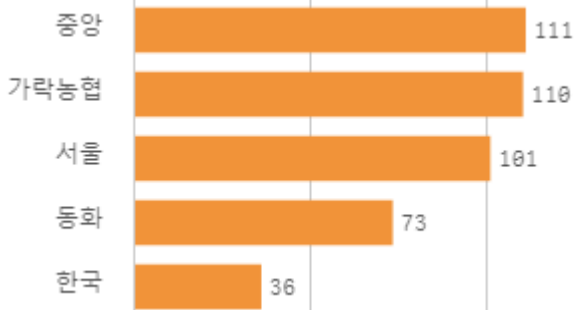
거래 단량별 물량 구성비



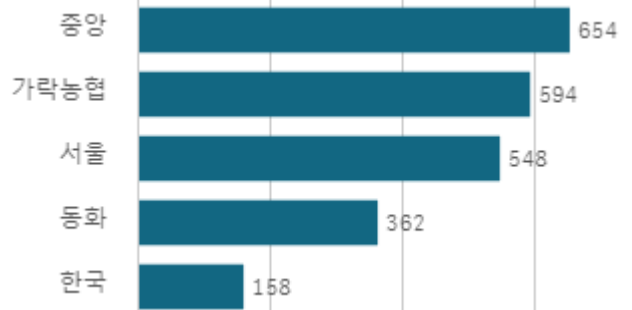
출하자별 거래물량 구성비



도매시장 법인별 거래물량(톤)

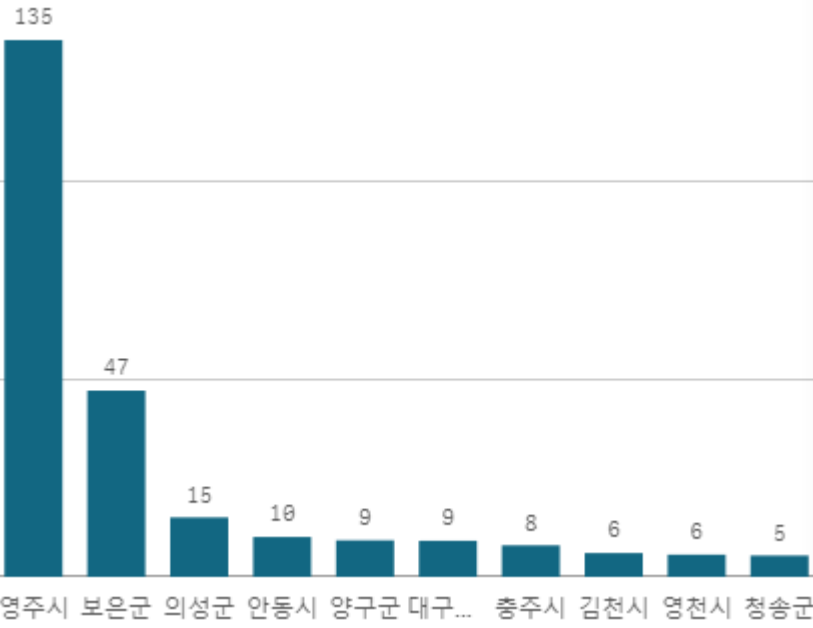


도매시장 법인별 거래금액(백만원)



사과 부사(10Kg)

산지별 거래물량(톤)



출하산지(개소)

19

출하건수(천건)

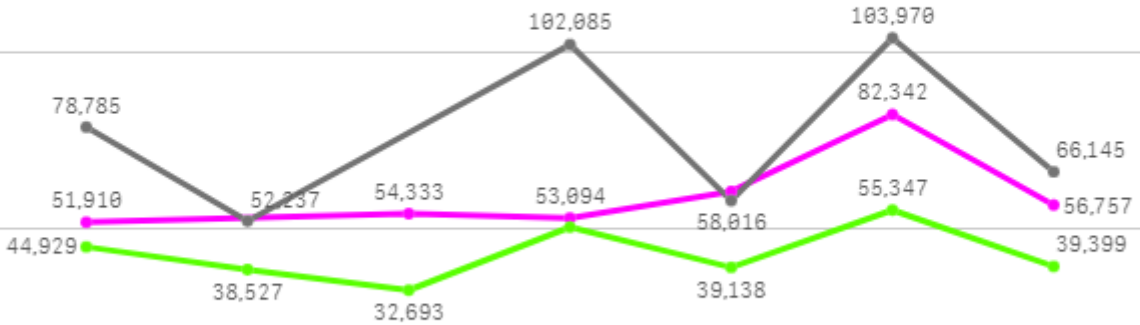
1

산지별 주출하 시군구



주간 도매가격(원)

◆ 2025 ● 2024 ◆ 평년



04/26 04/27 04/28 04/29 04/30 05/01 05/02

구분	금주(A)	전주(B)	전월(C)	전년(D)	평년(E)	A/B	A/C	A/D	A/E
가격(원)	59,837	55,848	74,555	76,873	48,953	107.1%	80.3%	77.8%	122.2%

※ 상품 가격 기준

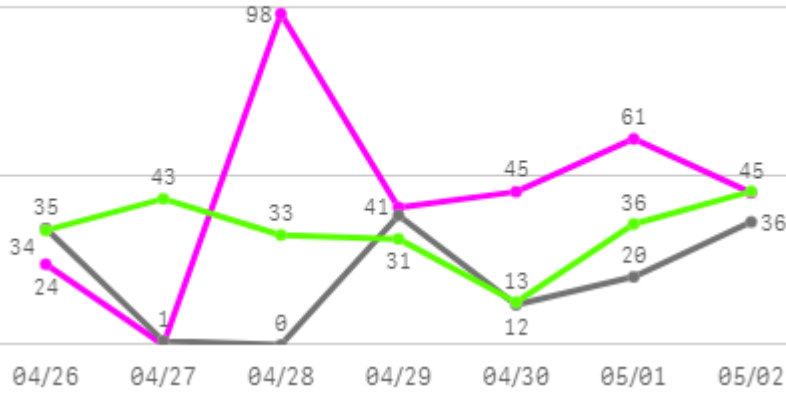
□ 사과 부사(10Kg) 주간 가격

구분	Q	품종	Q	단량	Q	특	상	보통	하
2025-04-26		사과 부사		10Kg		53,778	51,910	46,046	34,538
2025-04-28		사과 부사		10Kg		66,972	54,333	45,179	32,926
2025-04-29		사과 부사		10Kg		62,295	53,094	39,197	30,424
2025-04-30		사과 부사		10Kg		79,917	60,586	48,550	32,745
2025-05-01		사과 부사		10Kg		154,481	82,342	48,608	32,748
2025-05-02		사과 부사		10Kg		81,972	56,757	42,131	30,775
평균						83,236	59,837	44,952	32,359

배

주간 반입량(톤)

2025 (파란색 선) 2024 (회색 선) 평년 (초록색 선)



구분	금주(A)	전주(B)	전월(C)	전년(D)	평년(E)	A/B	A/C	A/D	A/E
물량(톤)	315	249	190	143	247	126.5%	165.4%	220.5%	127.6%

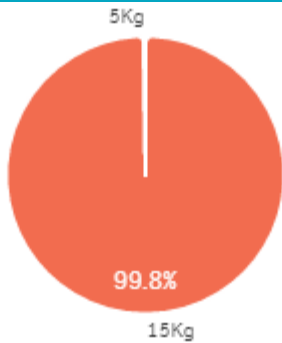
출하 품종별 거래물량 구성비



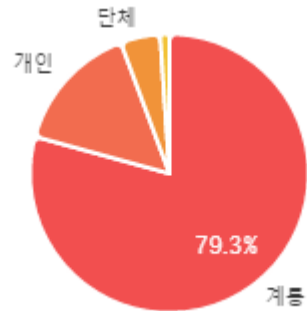
출하 품종별 거래금액 구성비



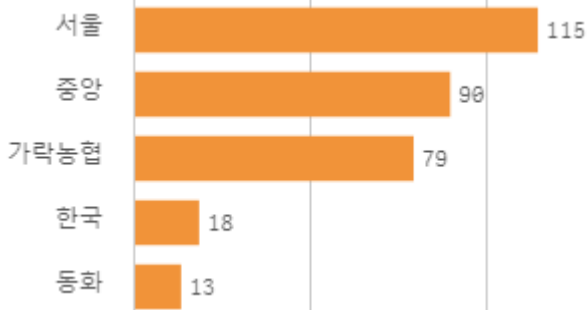
거래 단량별 물량 구성비



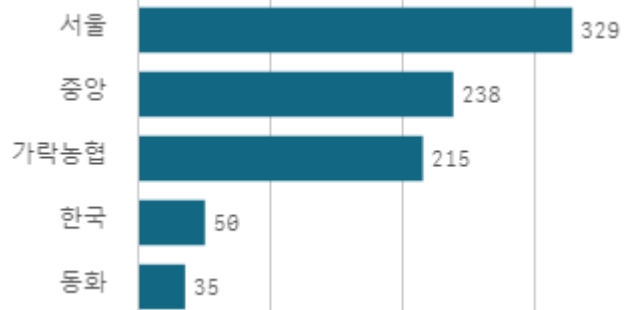
출하자별 거래물량 구성비



도매시장 법인별 거래물량(톤)

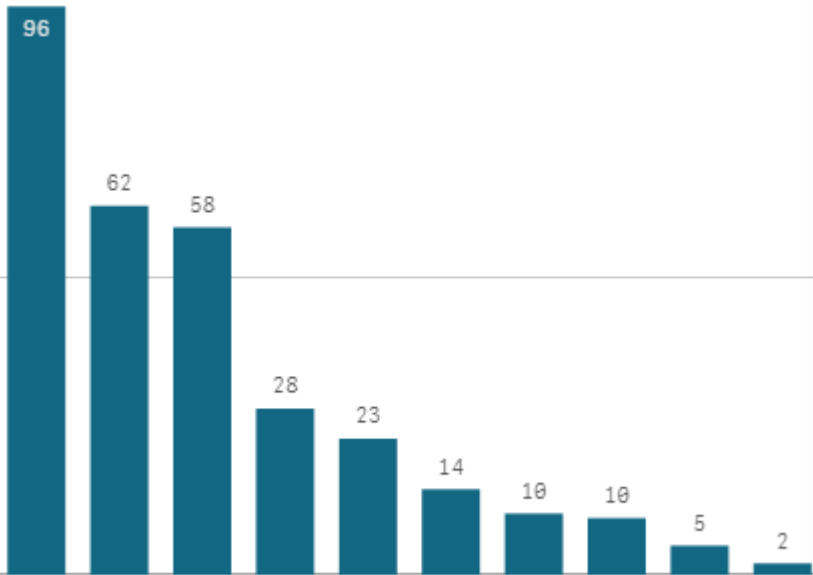


도매시장 법인별 거래금액(백만원)



배 신고(15Kg)

산지별 거래물량(톤)



출하산지(개소)

17

출하건수(천건)

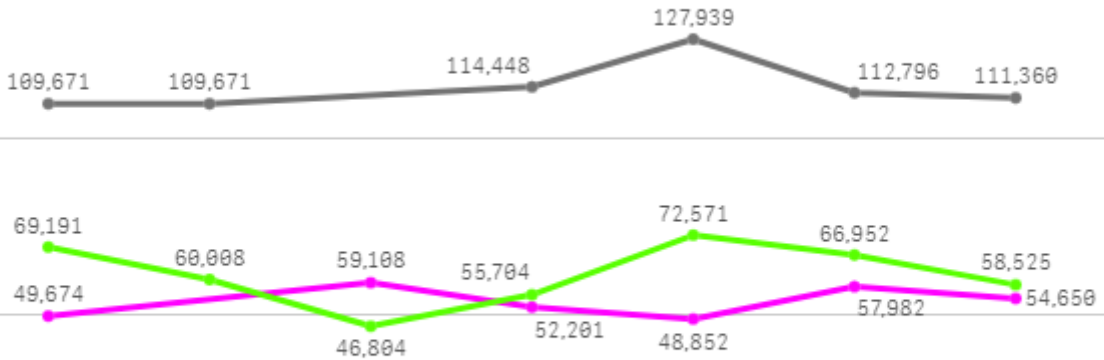
1

산지별 주출하 시군구



주간 도매가격(원)

◆ 2025 ● 2024 ◆ 평년



04/26 04/27 04/28 04/29 04/30 05/01 05/02

구분	금주(A)	전주(B)	전월(C)	전년(D)	평년(E)	A/B	A/C	A/D	A/E
가격(원)	53,745	59,373	72,745	114,314	63,975	90.5%	73.9%	47.0%	84.0%

※ 상품 가격 기준

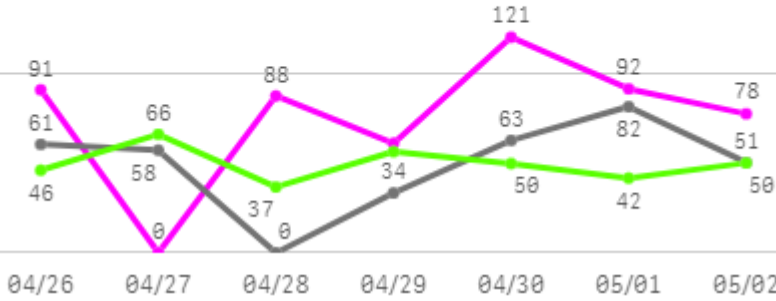
□ 배 신고(15Kg) 주간 가격

구분	Q	품종	Q	단량	Q	특	상	보통	하
2025-04-26		배 신고		15Kg		70,500	49,674	43,358	26,280
2025-04-28		배 신고		15Kg		100,873	59,108	34,261	17,768
2025-04-29		배 신고		15Kg		116,743	52,201	35,939	16,523
2025-04-30		배 신고		15Kg		79,800	48,852	32,527	19,107
2025-05-01		배 신고		15Kg		104,539	57,982	36,301	21,528
2025-05-02		배 신고		15Kg		85,145	54,650	34,533	22,186
평균						92,933	53,745	36,153	20,565

포도

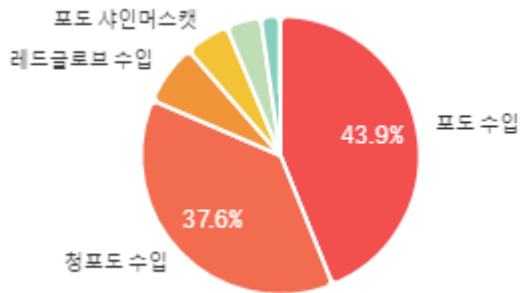
주간 반입량(톤)

◆ 2025 ● 2024 ▲ 평년

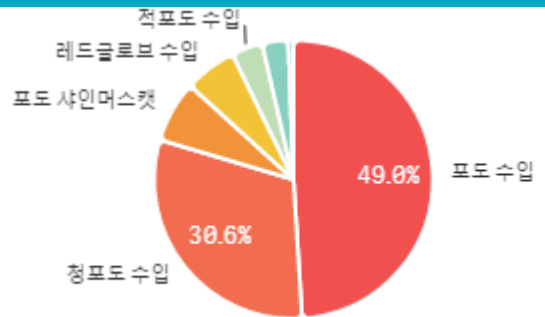


구분	금주(A)	전주(B)	전월(C)	전년(D)	평년(E)	A/B	A/C	A/D	A/E
물량(톤)	532	572	630	348	386	92.9%	84.4%	152.9%	137.7%

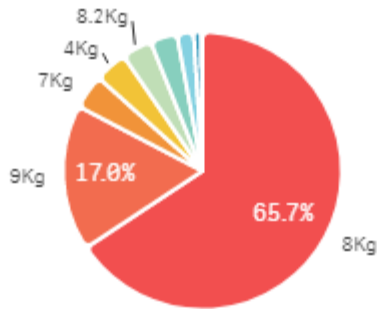
출하 품종별 거래물량 구성비



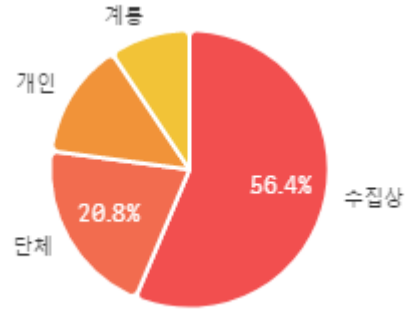
출하 품종별 거래금액 구성비



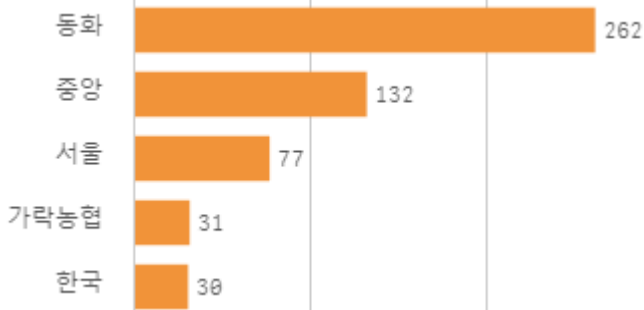
거래 단량별 물량 구성비



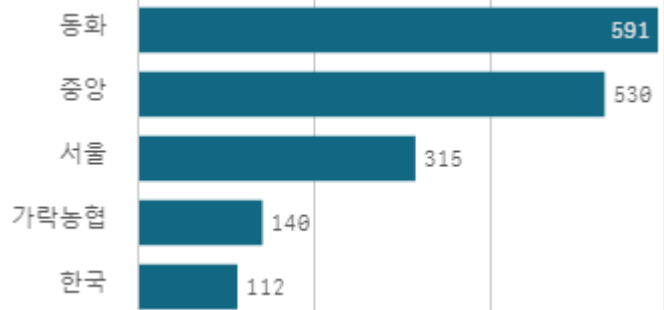
출하자별 거래물량 구성비



도매시장 법인별 거래물량(톤)

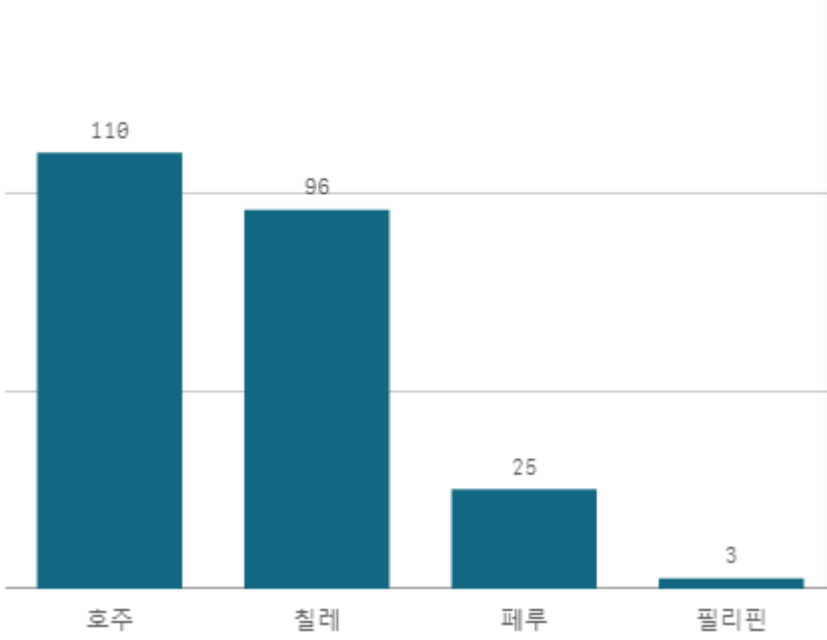


도매시장 법인별 거래금액(백만원)

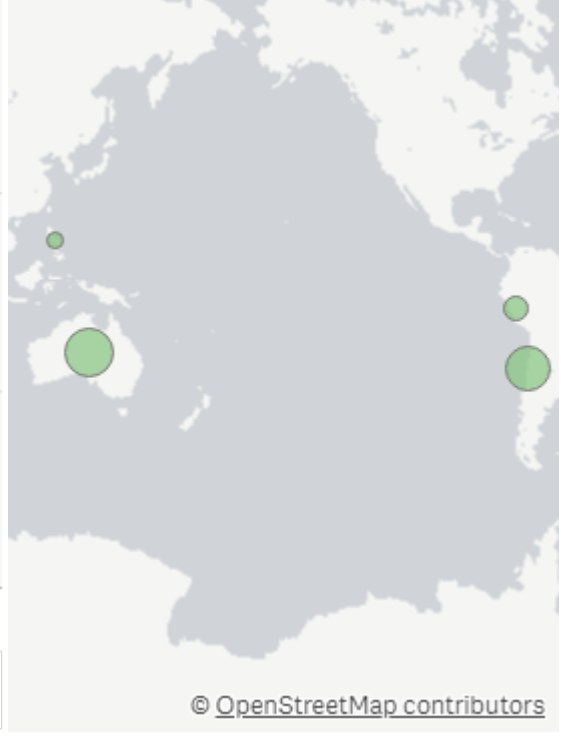


포도 수입(8Kg)

산지별 거래물량(톤)



산지별 주출하 시군구



출하산지(개소)

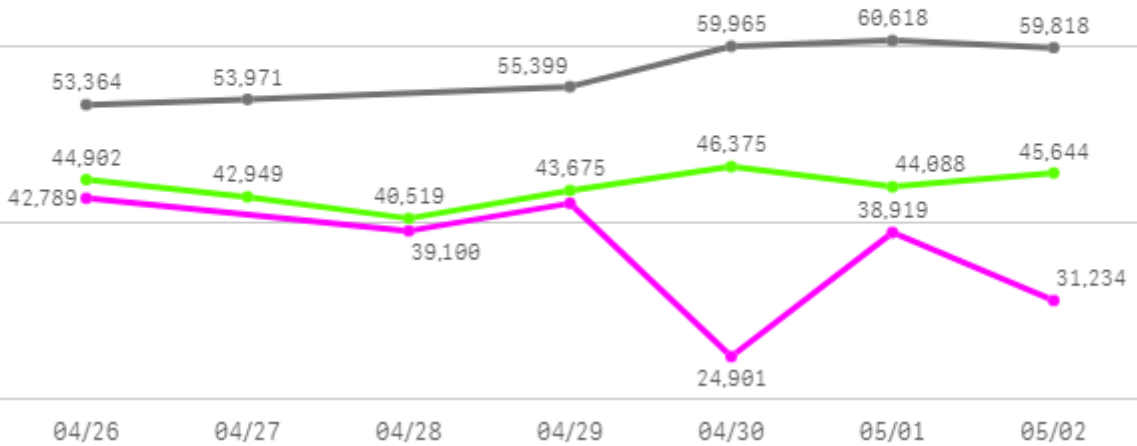
4

출하건수(천건)

0

주간 도매가격(원)

◆ 2025 ● 2024 ◆ 평년



구분	금주(A)	전주(B)	전월(C)	전년(D)	평년(E)	A/B	A/C	A/D	A/E
가격(원)	36,526	33,820	36,496	57,189	43,678	108.0%	100.1%	63.9%	83.6%

※ 상품 가격 기준

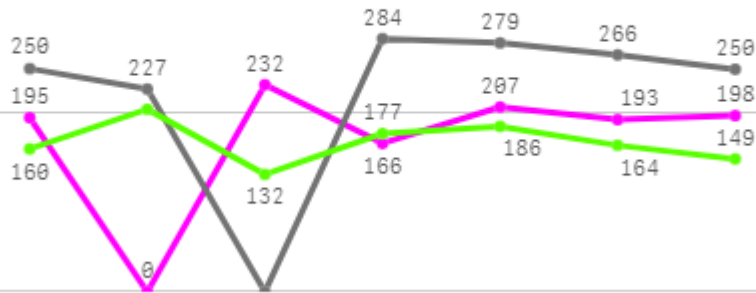
□ 포도 수입(8Kg) 주간 가격

구분	Q	품종	Q	단량	Q	특	상	보통	하
2025-04-26		포도 수입		8Kg		54,530	42,789	25,389	15,221
2025-04-28		포도 수입		8Kg		51,765	39,100	22,461	17,079
2025-04-29		포도 수입		8Kg		53,183	42,215	24,395	18,797
2025-04-30		포도 수입		8Kg		47,597	24,901	20,924	16,022
2025-05-01		포도 수입		8Kg		48,105	38,919	22,674	15,000
2025-05-02		포도 수입		8Kg		42,624	31,234	17,017	10,000
평균						49,634	36,526	22,143	15,353

바나나

주간 반입량(톤)

◆ 2025 ● 2024 ▲ 평년



04/26 04/27 04/28 04/29 04/30 05/01 05/02

구분	금주(A)	전주(B)	전월(C)	전년(D)	평년(E)	A/B	A/C	A/D	A/E
물량(톤)	1,192	1,150	1,287	1,556	1,233	103.6%	92.6%	76.6%	96.7%

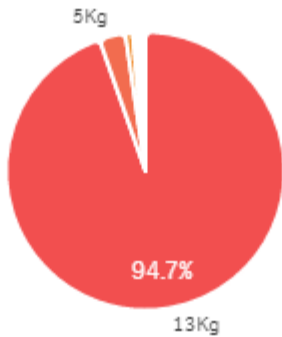
출하 품종별 거래물량 구성비



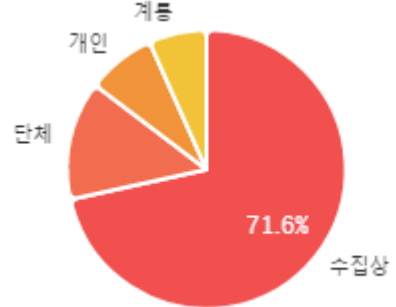
출하 품종별 거래금액 구성비



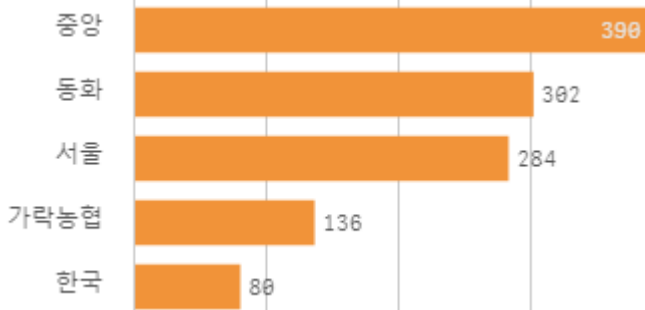
거래 단량별 물량 구성비



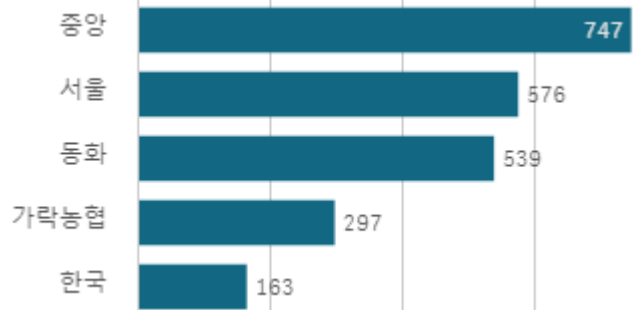
출하자별 거래물량 구성비



도매시장 법인별 거래물량(톤)

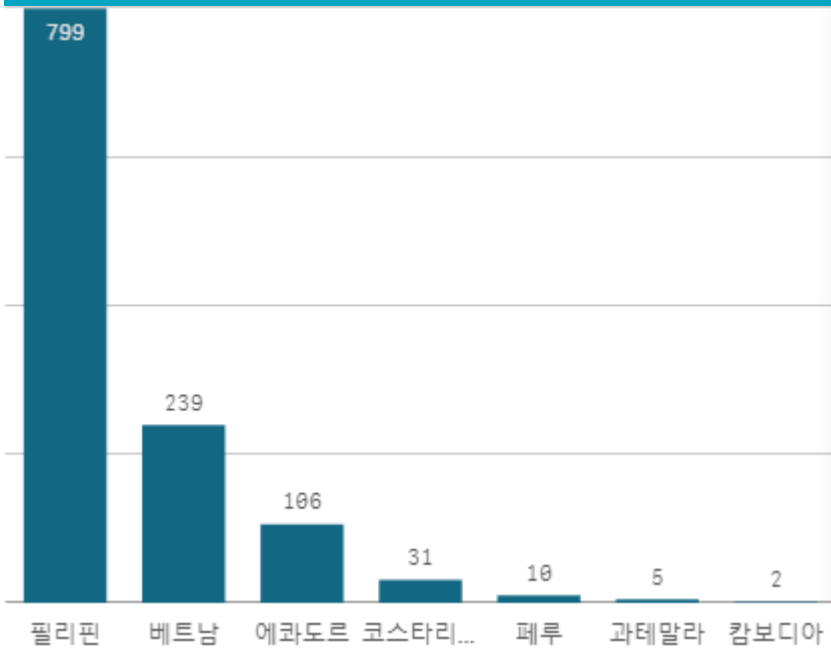


도매시장 법인별 거래금액(백만원)

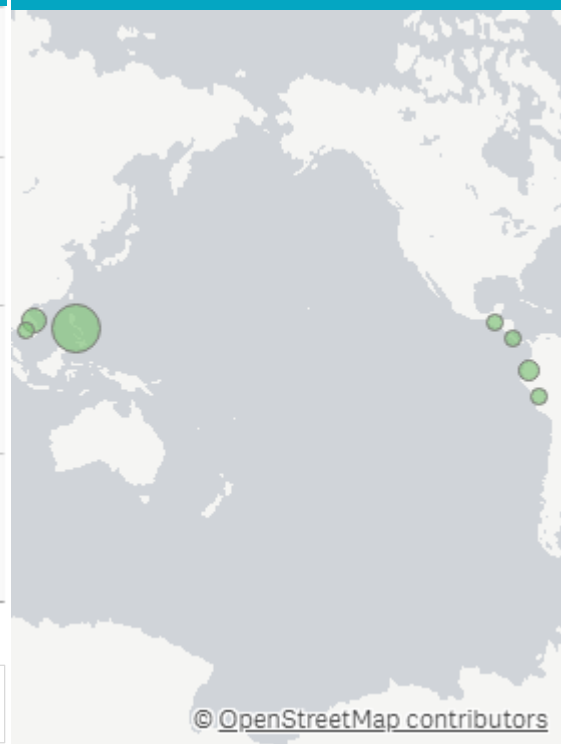


바나나 수입(13Kg)

산지별 거래물량(톤)



산지별 주출하 시군구



출하산지(개소)

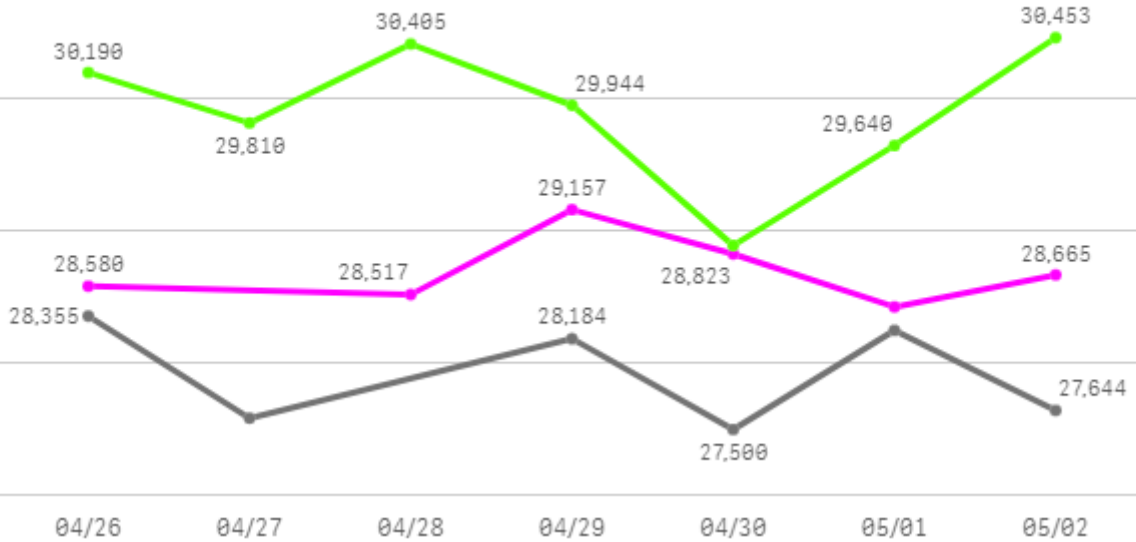
7

출하건수(천건)

2

주간 도매가격(원)

◆ 2025 ● 2024 ◆ 평년



구분	금주(A)	전주(B)	전월(C)	전년(D)	평년(E)	A/B	A/C	A/D	A/E
가격(원)	28,694	28,935	30,009	27,919	29,777	99.2%	95.6%	102.8%	96.4%

※ 상품 가격 기준

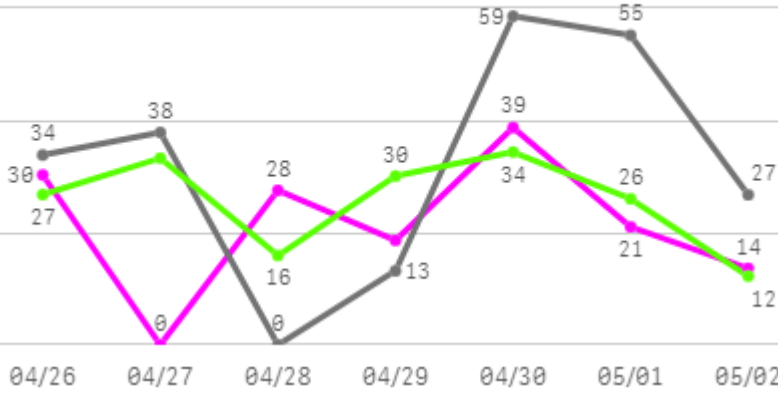
□ 바나나 수입(13Kg) 주간 가격

구분	Q	품종	Q	단량	Q	특	상	보통	하
2025-04-26		바나나 수입		13Kg		33,588	28,580	23,229	13,570
2025-04-28		바나나 수입		13Kg		33,736	28,517	22,587	13,626
2025-04-29		바나나 수입		13Kg		34,458	29,157	25,195	15,552
2025-04-30		바나나 수입		13Kg		33,979	28,823	24,178	15,432
2025-05-01		바나나 수입		13Kg		34,014	28,424	23,431	13,722
2025-05-02		바나나 수입		13Kg		33,855	28,665	24,191	14,232
평균						33,938	28,694	23,802	14,356

파인애플

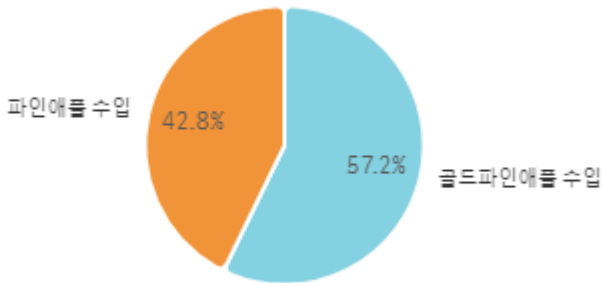
주간 반입량(톤)

◆ 2025 ● 2024 ▲ 평년

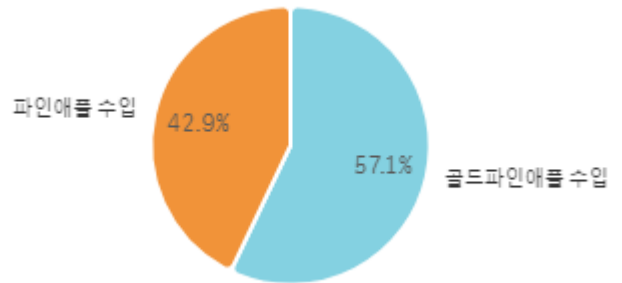


구분	금주(A)	전주(B)	전월(C)	전년(D)	평년(E)	A/B	A/C	A/D	A/E
물량(톤)	150	142	312	225	184	105.4%	48.0%	66.5%	81.3%

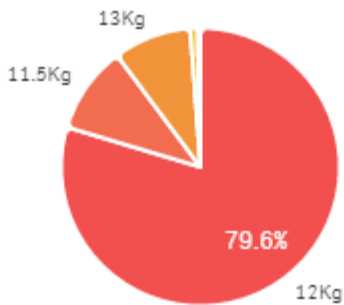
출하 품종별 거래물량 구성비



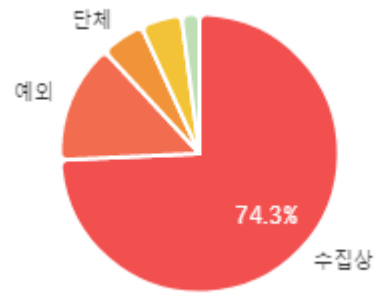
출하 품종별 거래금액 구성비



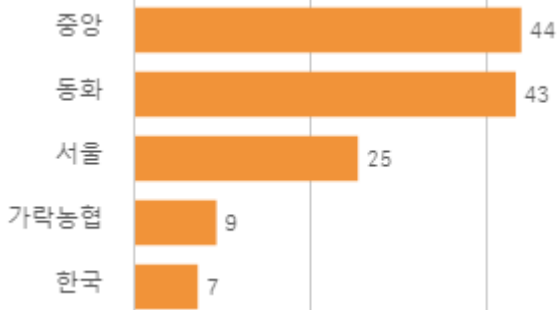
거래 단량별 물량 구성비



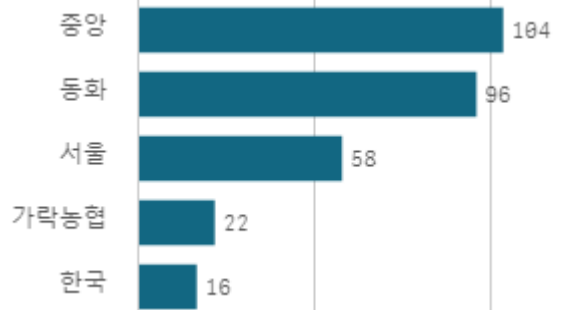
출하자별 거래물량 구성비



도매시장 법인별 거래물량(톤)




도매시장 법인별 거래금액(백만원)



골드파인애플 수입(12Kg)

산지별 거래물량(톤)



필리핀

산지별 주출하 시군구



출하산지(개소)

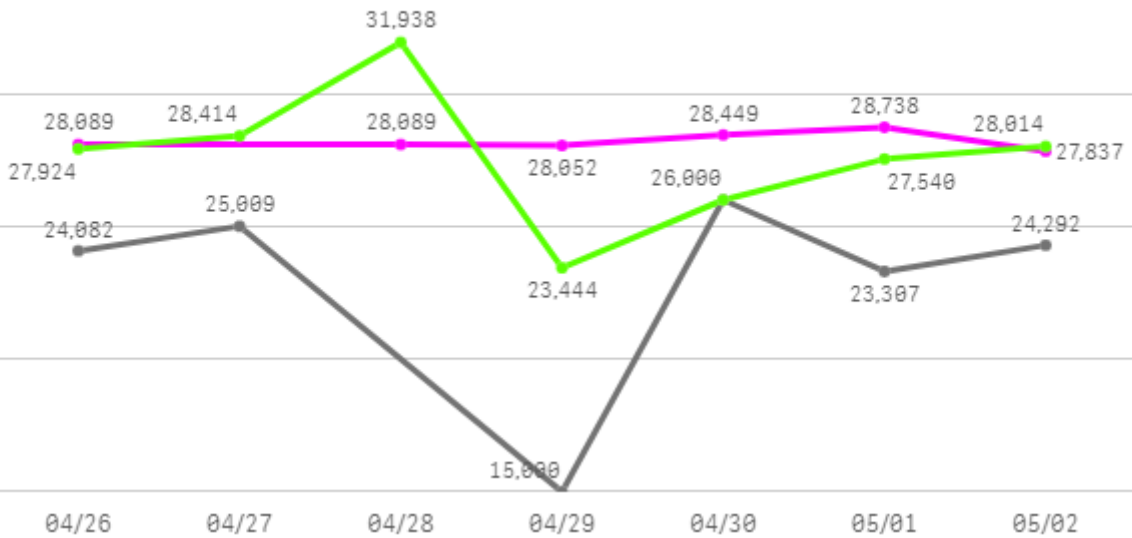
1

출하건수(천건)

0

주간 도매가격(원)

◆ 2025 ◆ 2024 ◆ 평년



구분	금주(A)	전주(B)	전월(C)	전년(D)	평년(E)	A/B	A/C	A/D	A/E
가격(원)	28,209	27,638	23,810	22,948	28,601	102.1%	118.5%	122.9%	98.6%

※ 상품 가격 기준

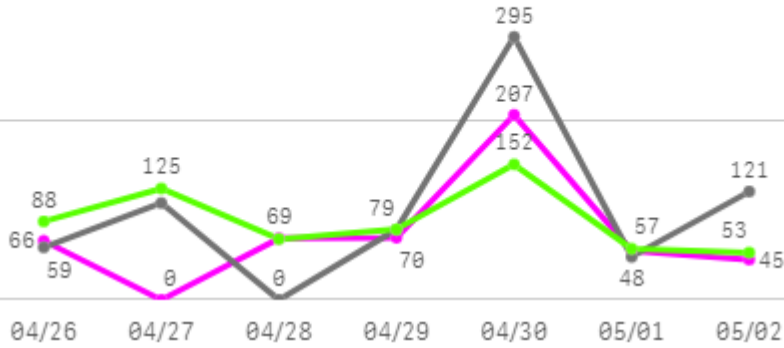
□ 골드파인애플 수입(12Kg) 주간 가격

구분	Q	품종	Q	단량	Q	특	상	보통	하
2025-04-26		골드파인애플 수입		12Kg		28,683	28,089	23,682	21,174
2025-04-28		골드파인애플 수입		12Kg		28,683	28,089	23,682	21,174
2025-04-29		골드파인애플 수입		12Kg		28,683	28,052	25,133	17,347
2025-04-30		골드파인애플 수입		12Kg		30,138	28,449	26,610	24,674
2025-05-01		골드파인애플 수입		12Kg		29,872	28,738	25,879	19,895
2025-05-02		골드파인애플 수입		12Kg		29,489	27,837	26,185	24,174
평균						29,258	28,209	25,195	21,406

오렌지

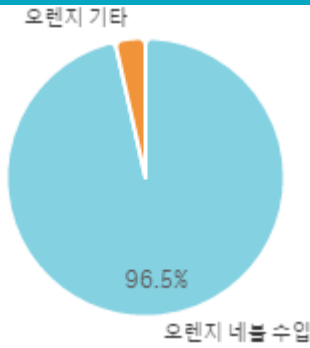
주간 반입량(톤)

◆ 2025 ● 2024 ▲ 평년

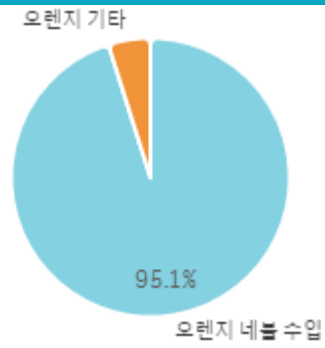


구분	금주(A)	전주(B)	전월(C)	전년(D)	평년(E)	A/B	A/C	A/D	A/E
물량(톤)	512	643	838	711	565	79.7%	61.2%	72.1%	90.7%

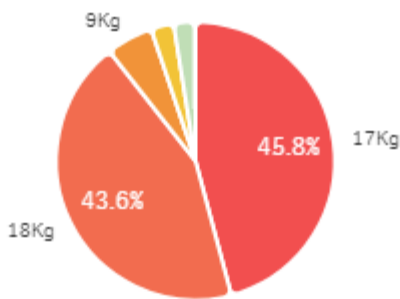
출하 품종별 거래물량 구성비



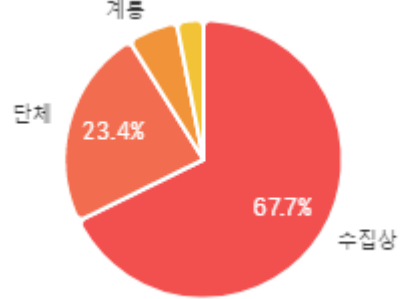
출하 품종별 거래금액 구성비



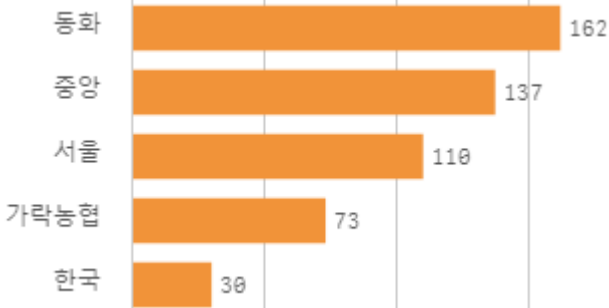
거래 단량별 물량 구성비



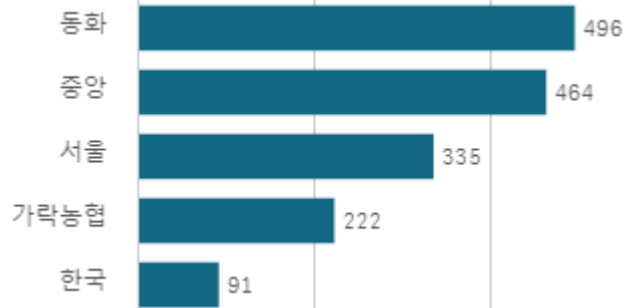
출하자별 거래물량 구성비



도매시장 법인별 거래물량(톤)

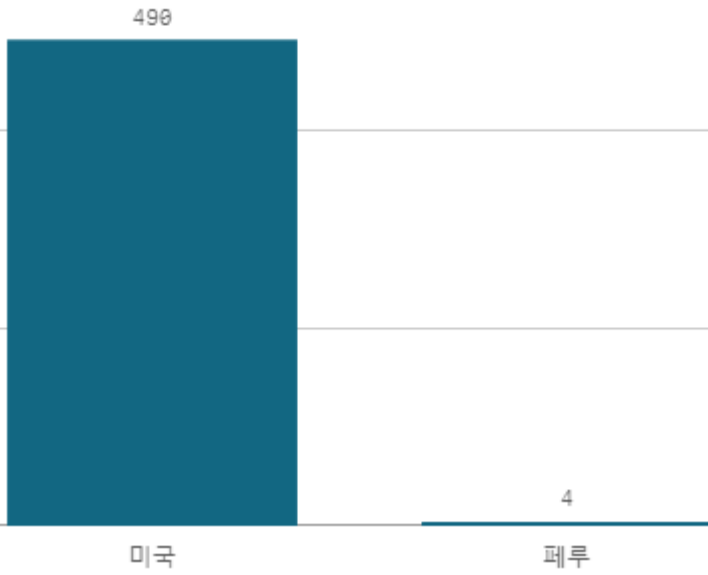


도매시장 법인별 거래금액(백만원)

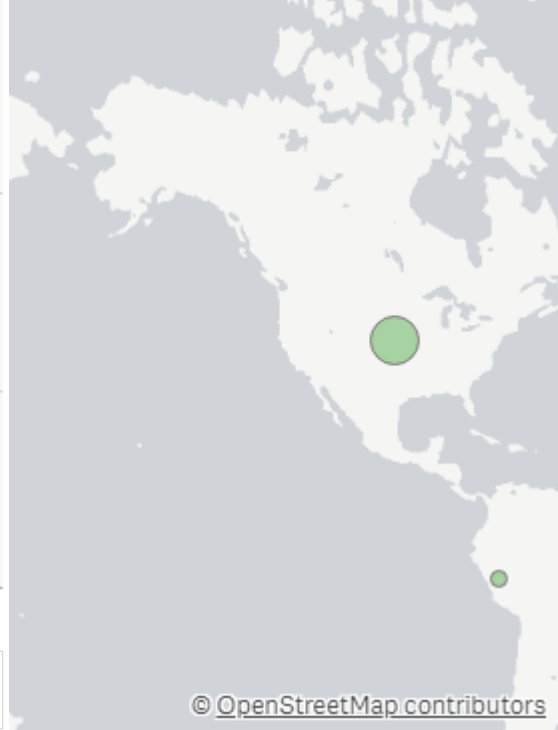


오렌지 네블 수입(18Kg)

산지별 거래물량(톤)



산지별 주출하 시군구



출하산지(개소)

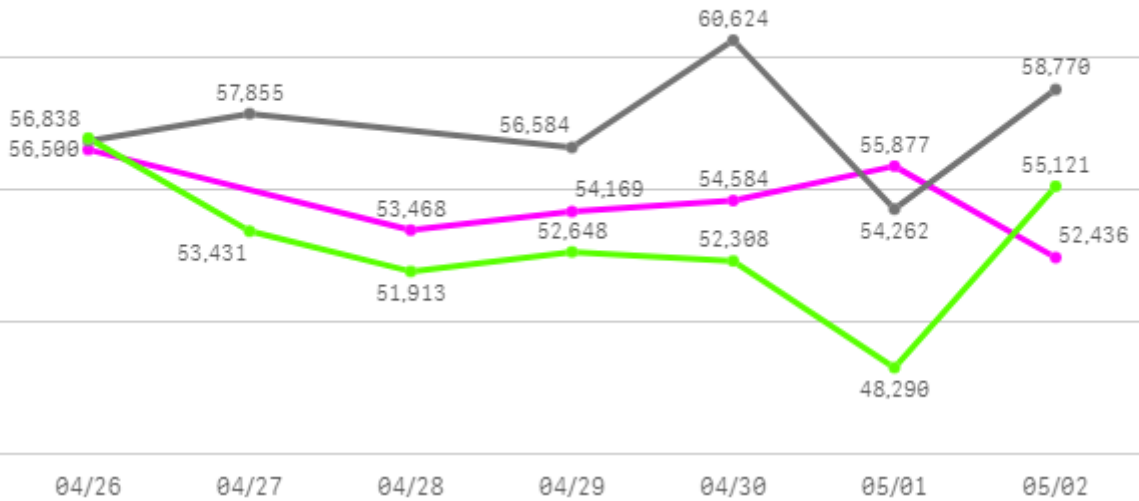
2

출하건수(천건)

0

주간 도매가격(원)

◆ 2025 ● 2024 ◆ 평년



04/26

04/27

04/28

04/29

04/30

05/01

05/02

구분	금주(A)	전주(B)	전월(C)	전년(D)	평년(E)	A/B	A/C	A/D	A/E
가격(원)	54,506	57,195	56,143	57,489	55,836	95.3%	97.1%	94.8%	97.6%

※ 상품 가격 기준

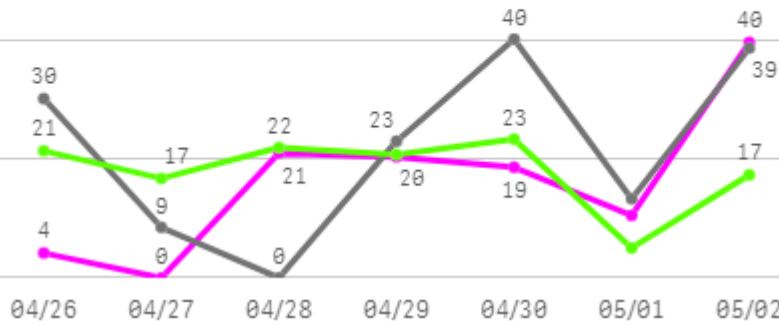
□ 오렌지 네블 수입(18Kg) 주간 가격

구분	Q	품종	Q	단량	Q	특	상	보통	하
2025-04-26		오렌지 네블 수입		18Kg		66,000	56,500	45,677	41,118
2025-04-28		오렌지 네블 수입		18Kg		65,380	53,468	45,826	42,457
2025-04-29		오렌지 네블 수입		18Kg		65,968	54,169	47,460	41,299
2025-04-30		오렌지 네블 수입		18Kg		64,000	54,584	48,880	45,000
2025-05-01		오렌지 네블 수입		18Kg		66,877	55,877	44,700	40,053
2025-05-02		오렌지 네블 수입		18Kg		65,735	52,436	44,897	42,000
평균						65,660	54,506	46,240	41,988

망고

주간 반입량(톤)

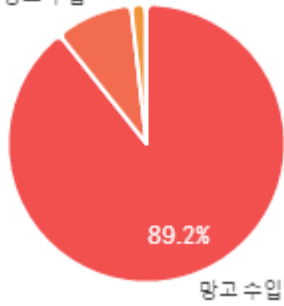
◆ 2025 ● 2024 ▲ 평년



구분	금주(A)	전주(B)	전월(C)	전년(D)	평년(E)	A/B	A/C	A/D	A/E
물량(톤)	114	131	154	154	139	87.2%	74.1%	74.3%	82.5%

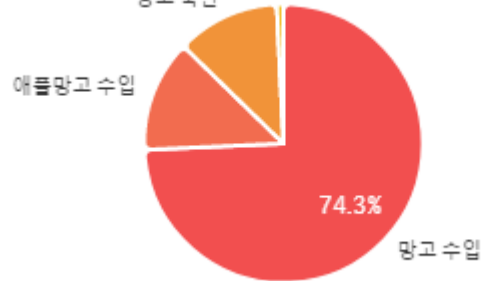
출하 품종별 거래물량 구성비

애플망고 수입

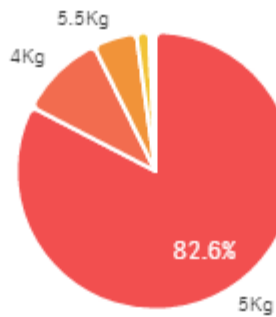


출하 품종별 거래금액 구성비

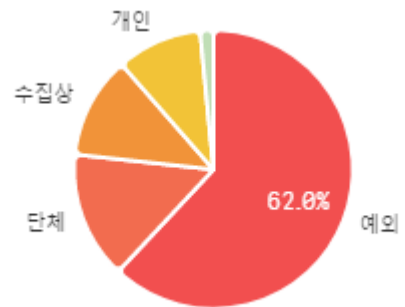
망고 국산



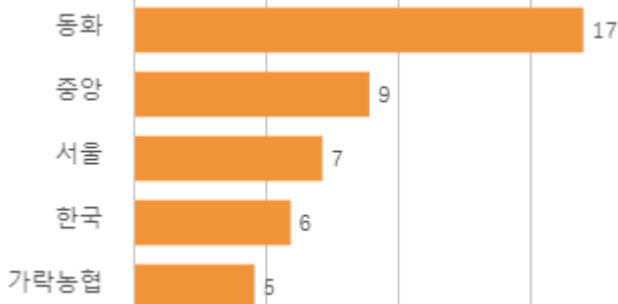
거래 단량별 물량 구성비



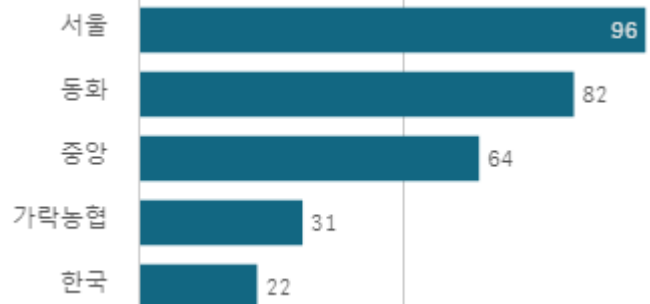
출하자별 거래물량 구성비



도매시장 법인별 거래물량(톤)

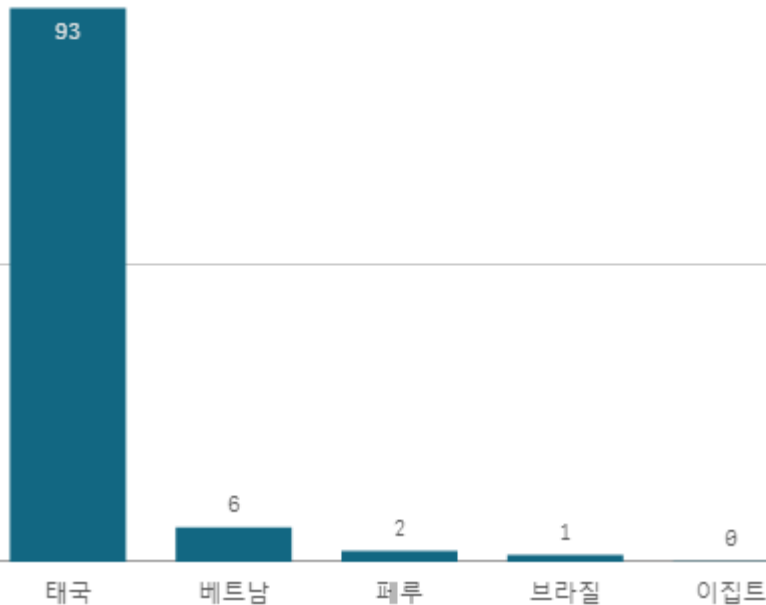


도매시장 법인별 거래금액(백만원)

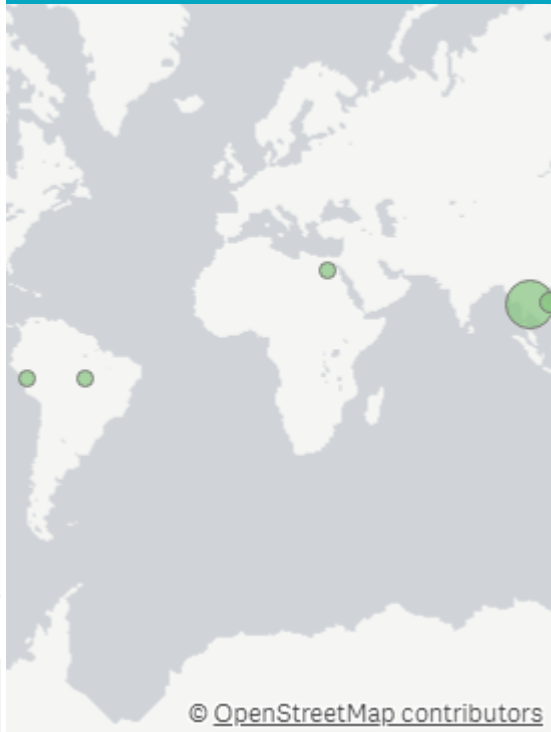


망고 수입(5Kg)

산지별 거래물량(톤)



산지별 주출하 시군구



출하산지(개소)

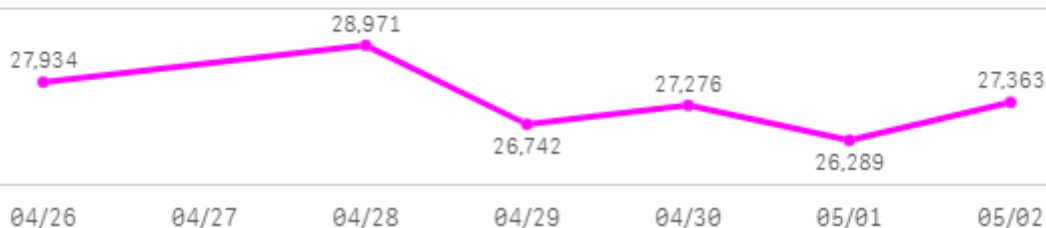
5

출하건수(천건)

0

주간 도매가격(원)

◆ 2025 ● 2024 ◆ 평년



구분	금주(A)	전주(B)	전월(C)	전년(D)	평년(E)	A/B	A/C	A/D	A/E
가격(원)	27,429	28,975	27,752	36,894	34,653	94.7%	98.8%	74.3%	79.2%

※ 상품 가격 기준

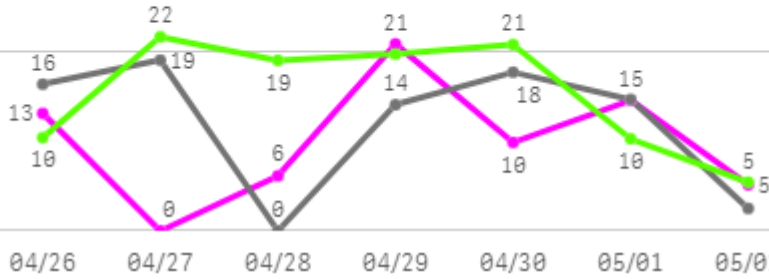
□ 망고 수입(5Kg) 주간 가격

구분	Q	품종	Q	단량	Q	특	상	보통	하
2025-04-26		망고 수입		5Kg		32,479	27,934	26,033	22,960
2025-04-28		망고 수입		5Kg		36,646	28,971	26,096	22,549
2025-04-29		망고 수입		5Kg		31,594	26,742	24,427	19,485
2025-04-30		망고 수입		5Kg		32,113	27,276	25,907	21,463
2025-05-01		망고 수입		5Kg		32,418	26,289	22,841	21,233
2025-05-02		망고 수입		5Kg		32,150	27,363	25,359	23,498
평균						32,900	27,429	25,110	21,865

고등어

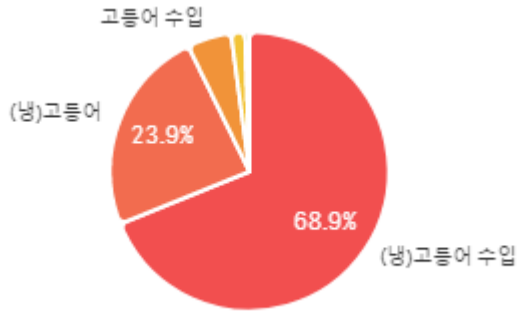
주간 반입량(톤)

◆ 2025 ● 2024 ▲ 평년

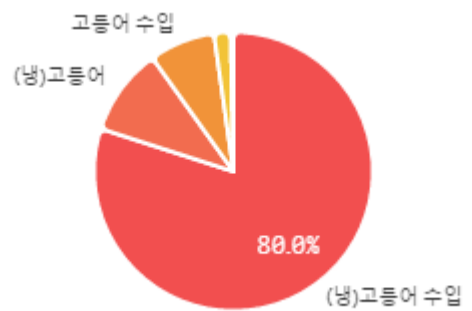


구분	금주(A)	전주(B)	전월(C)	전년(D)	평년(E)	A/B	A/C	A/D	A/E
물량(톤)	70	71	120	85	97	98.0%	58.5%	82.6%	72.5%

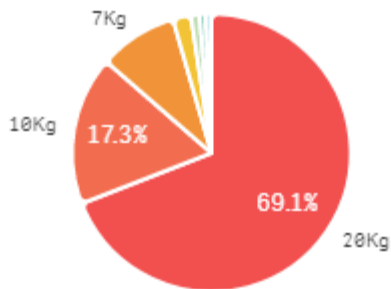
출하 품종별 거래물량 구성비



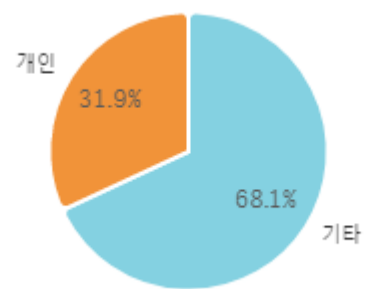
출하 품종별 거래금액 구성비



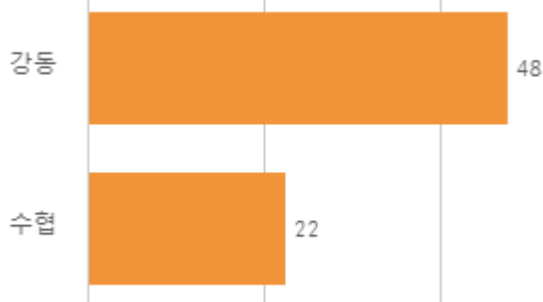
거래 단량별 물량 구성비



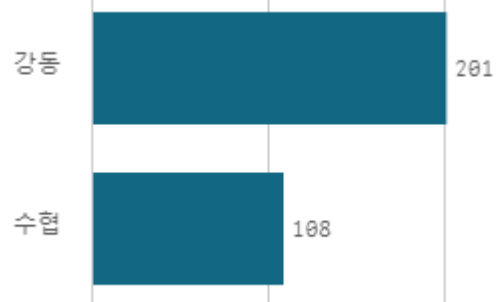
출하자별 거래물량 구성비



도매시장 법인별 거래물량(톤)

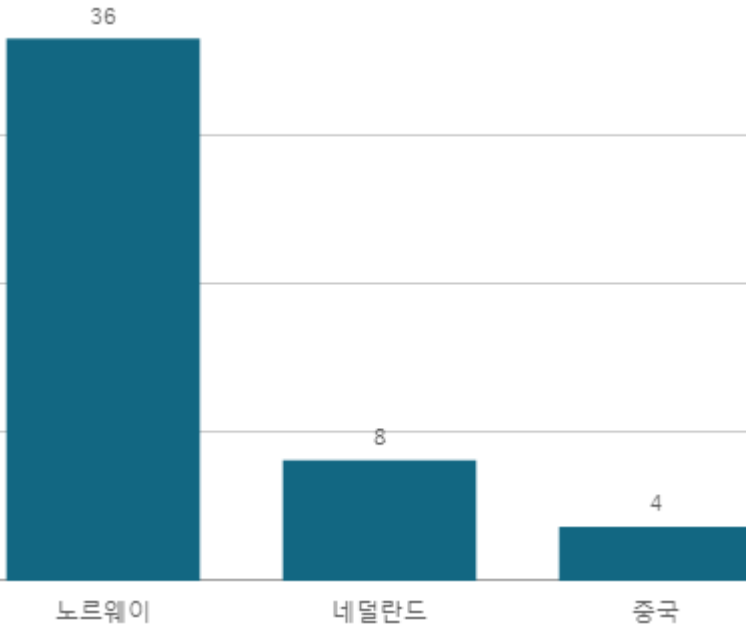


도매시장 법인별 거래금액(백만원)

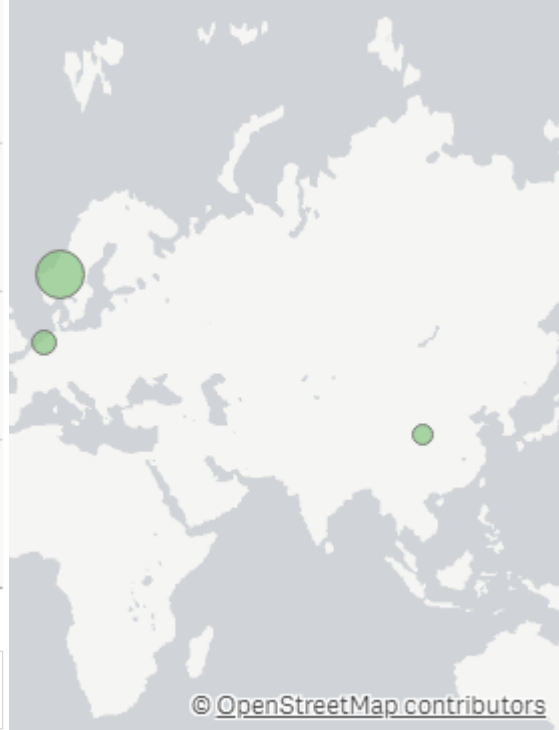


(냉)고등어 수입(10Kg)

산지별 거래물량(톤)



산지별 주출하 시군구



출하산지(개소)

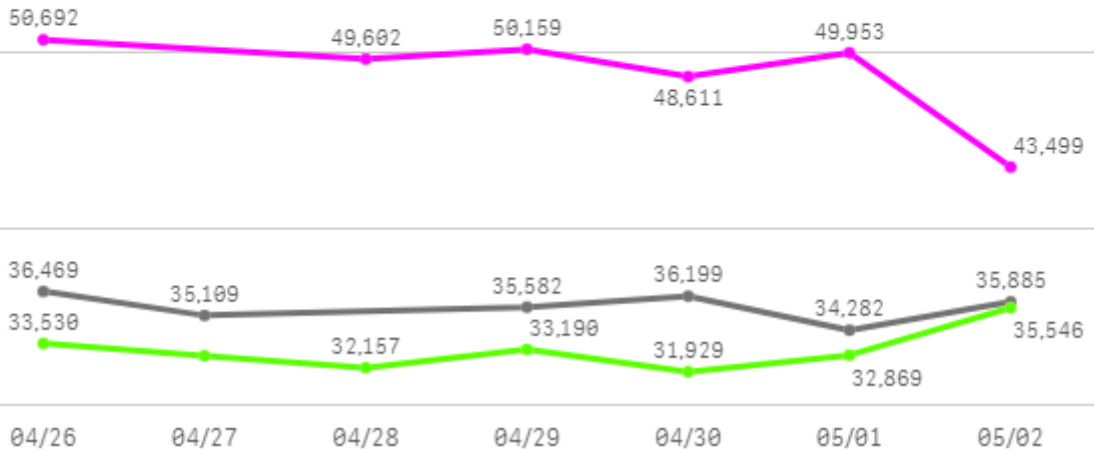
3

출하건수(천건)

0

주간 도매가격(원)

◆ 2025 ◐ 2024 ◆ 평년



구분	금주(A)	전주(B)	전월(C)	전년(D)	평년(E)	A/B	A/C	A/D	A/E
가격(원)	48,753	50,366	50,449	35,588	36,848	96.8%	96.6%	137.0%	132.3%

※ 상품 가격 기준

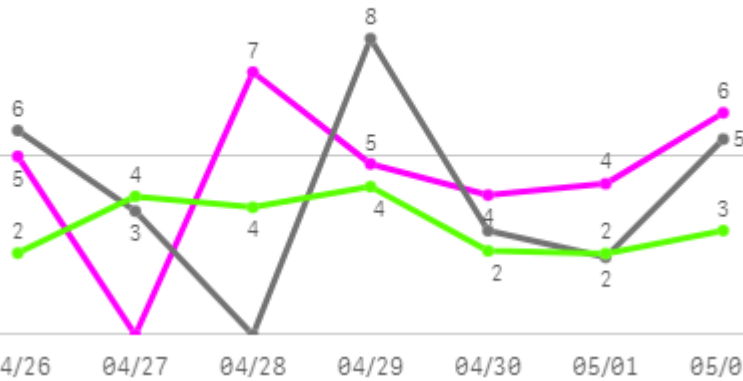
□ (냉)고등어 수입(10Kg) 주간 가격

구분	Q	품종	Q	단량	Q	특	상	보통	하
2025-04-26		(냉)고등어 수입		10Kg		-	50,692	-	-
2025-04-28		(냉)고등어 수입		10Kg		-	49,602	-	-
2025-04-29		(냉)고등어 수입		10Kg		-	50,159	-	-
2025-04-30		(냉)고등어 수입		10Kg		-	48,611	-	-
2025-05-01		(냉)고등어 수입		10Kg		-	49,953	-	-
2025-05-02		(냉)고등어 수입		10Kg		-	43,499	-	-
평균						-	48,753	-	-

대구

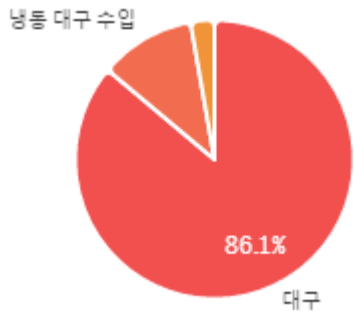
주간 반입량(톤)

◆ 2025 ● 2024 ▲ 평년

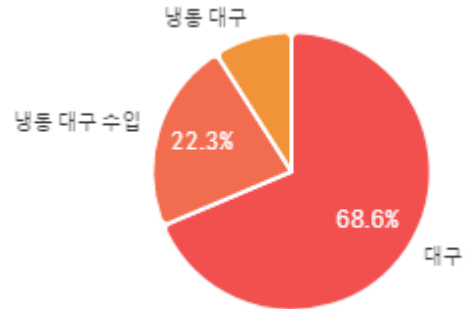


구분	금주(A)	전주(B)	전월(C)	전년(D)	평년(E)	A/B	A/C	A/D	A/E
물량(톤)	32	30	36	28	21	106.8%	87.1%	112.3%	147.8%

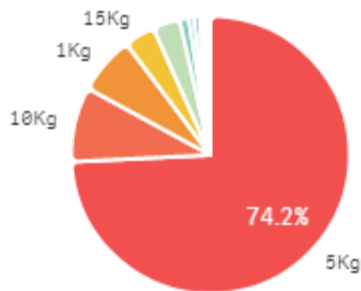
출하 품종별 거래물량 구성비



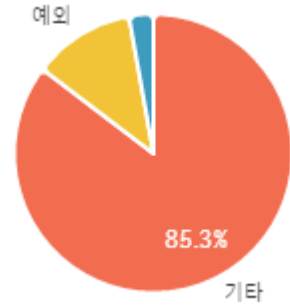
출하 품종별 거래금액 구성비



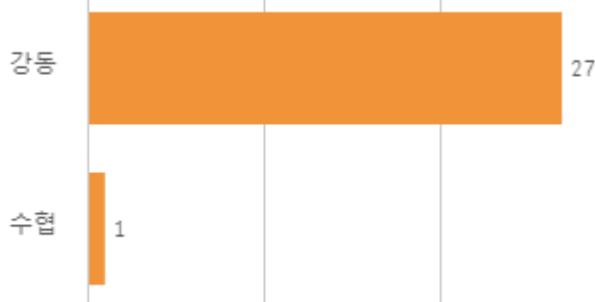
거래 단량별 물량 구성비




출하자별 거래물량 구성비



도매시장 법인별 거래물량(톤)

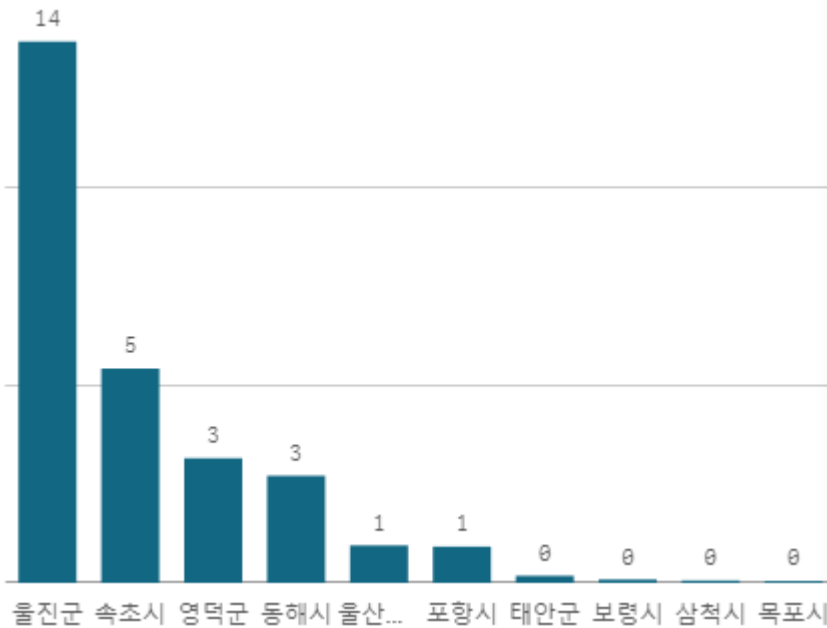


도매시장 법인별 거래금액(백만원)



대구(1Kg)

산지별 거래물량(톤)



출하산지(개소)

11

출하건수(천건)

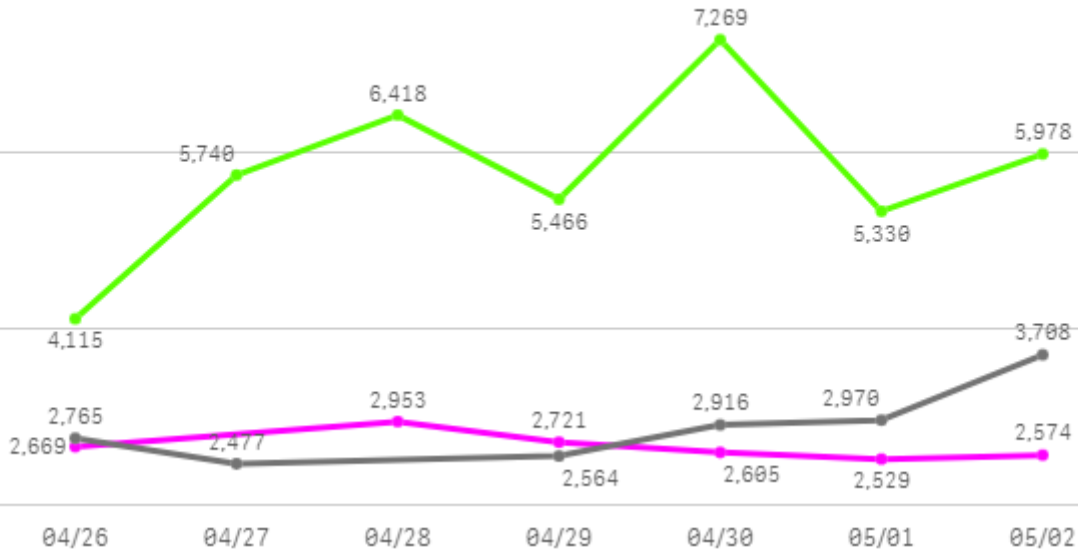
1

산지별 주출하 시군구



주간 도매가격(원)

◆ 2025 ● 2024 ◆ 평년



구분	금주(A)	전주(B)	전월(C)	전년(D)	평년(E)	A/B	A/C	A/D	A/E
가격(원)	2,675	3,153	3,986	2,900	5,354	84.8%	67.1%	92.2%	50.0%

※ 상품 가격 기준

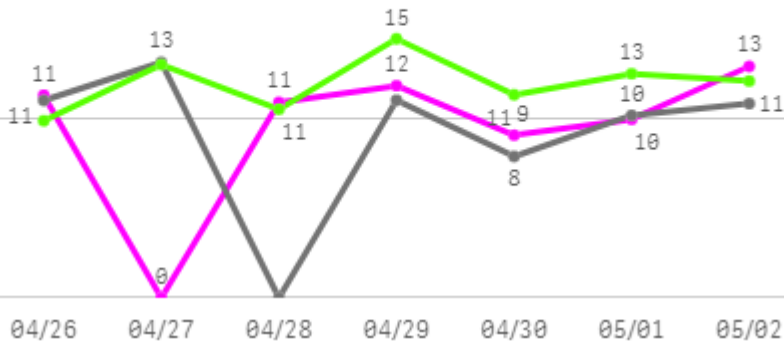
□ 대구(1Kg) 주간 가격

구분	Q	품종	Q	단량	Q	특	상	보통	하
2025-04-26		대구		1Kg		-	2,669	-	-
2025-04-28		대구		1Kg		-	2,953	-	-
2025-04-29		대구		1Kg		-	2,721	-	-
2025-04-30		대구		1Kg		-	2,605	-	-
2025-05-01		대구		1Kg		-	2,529	-	-
2025-05-02		대구		1Kg		-	2,574	-	-
평균						-	2,675	-	-

홍합

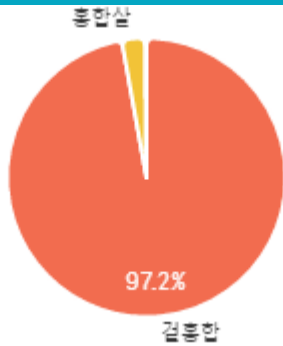
주간 반입량(톤)

◆ 2025 ● 2024 ▲ 평년

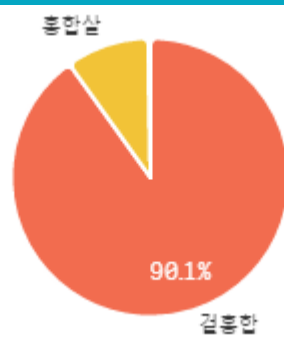


구분	금주(A)	전주(B)	전월(C)	전년(D)	평년(E)	A/B	A/C	A/D	A/E
물량(톤)	66	65	77	64	76	102.1%	85.9%	103.0%	87.2%

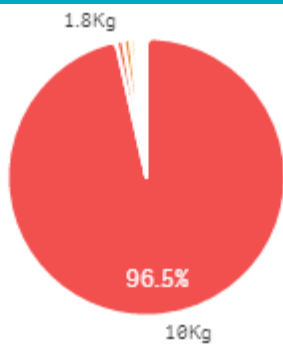
출하 품종별 거래물량 구성비



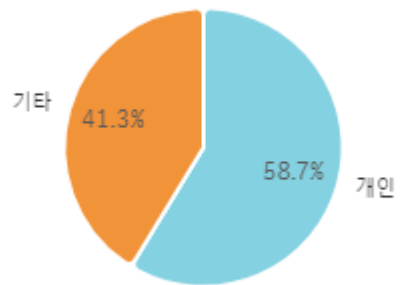
출하 품종별 거래금액 구성비



거래 단량별 물량 구성비



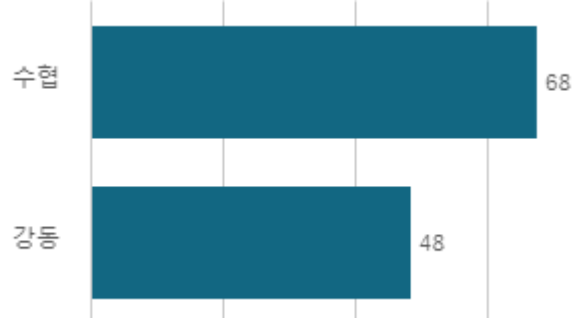
출하자별 거래물량 구성비



도매시장 법인별 거래물량(톤)

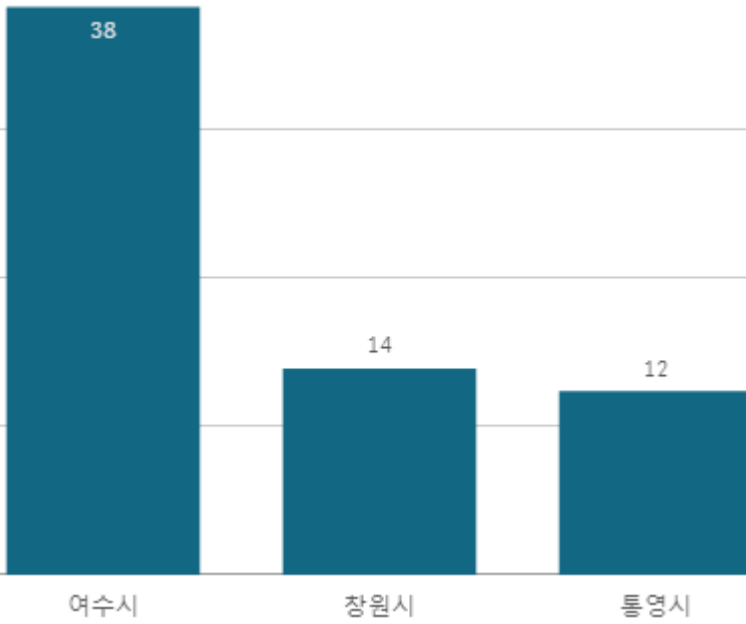


도매시장 법인별 거래금액(백만원)



겉홍합(10Kg)

산지별 거래물량(톤)



산지별 주출하 시군구



출하산지(개소)

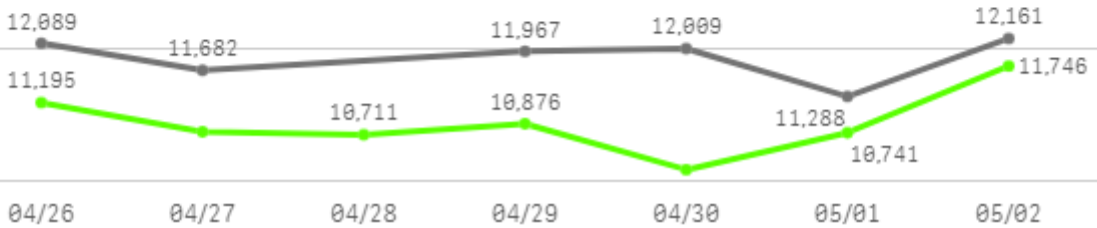
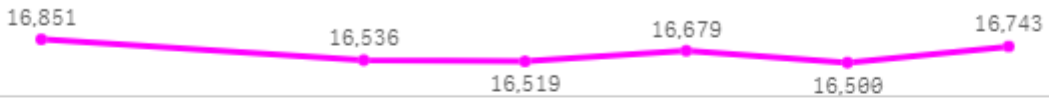
3

출하건수(천건)

0

주간 도매가격(원)

◆ 2025 ● 2024 ◆ 평년



구분	금주(A)	전주(B)	전월(C)	전년(D)	평년(E)	A/B	A/C	A/D	A/E
가격(원)	16,638	16,595	17,600	11,866	12,384	100.3%	94.5%	140.2%	134.4%

※ 상품 가격 기준

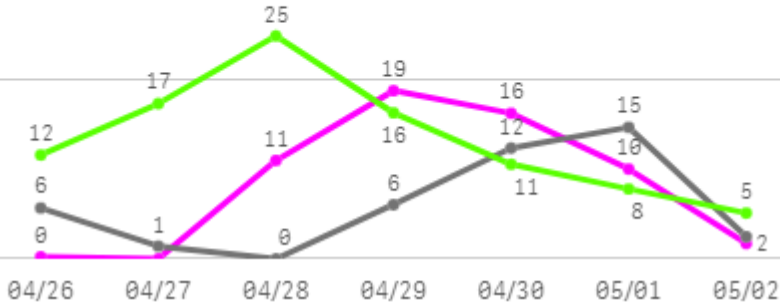
□ 곁홍합(10Kg) 주간 가격

구분	Q	품종	Q	단량	Q	특	상	보통	하
2025-04-26		곁홍합		10Kg		-	16,851	16,449	16,000
2025-04-28		곁홍합		10Kg		-	16,536	16,362	14,833
2025-04-29		곁홍합		10Kg		-	16,519	16,317	15,672
2025-04-30		곁홍합		10Kg		-	16,679	16,500	15,580
2025-05-01		곁홍합		10Kg		-	16,500	16,500	16,000
2025-05-02		곁홍합		10Kg		-	16,743	16,500	16,500
평균						-	16,638	16,438	15,764

건멸치

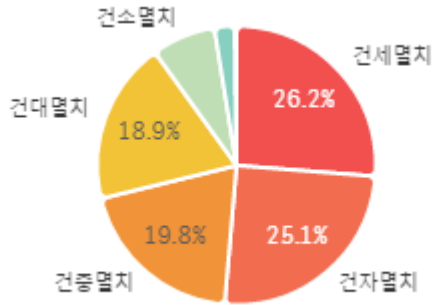
주간 반입량(톤)

◆ 2025 ● 2024 ▲ 평년

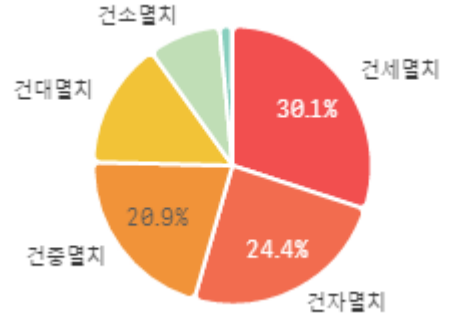


구분	금주(A)	전주(B)	전월(C)	전년(D)	평년(E)	A/B	A/C	A/D	A/E
물량(톤)	58	74	99	43	83	78.6%	59.0%	135.9%	70.5%

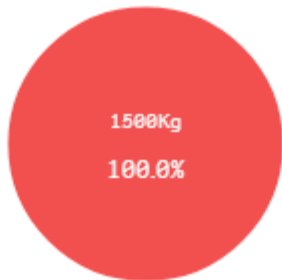
출하 품종별 거래물량 구성비



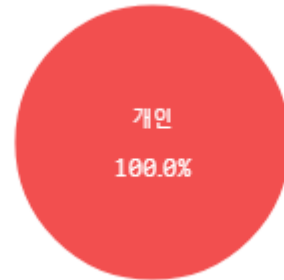
출하 품종별 거래금액 구성비



거래 단량별 물량 구성비




출하자별 거래물량 구성비



도매시장 법인별 거래물량(톤)

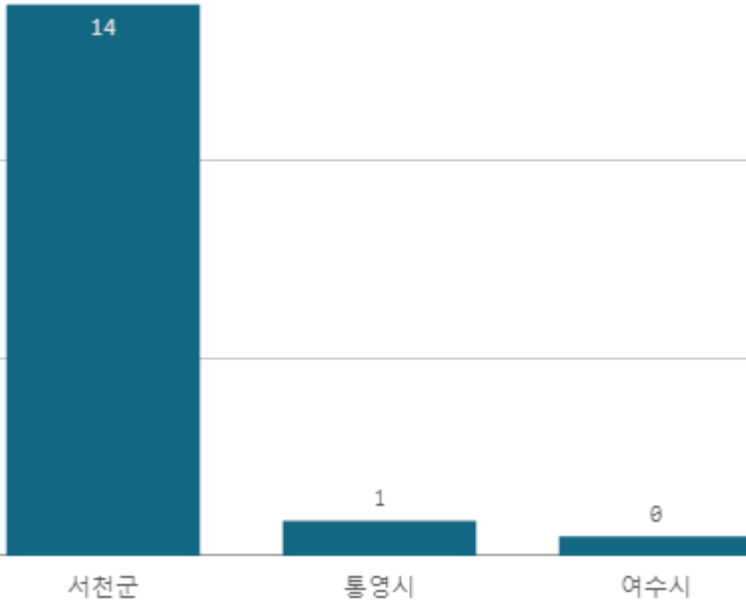


도매시장 법인별 거래금액(백만원)



건세멸치(1.5Kg)

산지별 거래물량(톤)



산지별 주출하 시군구



출하산지(개소)

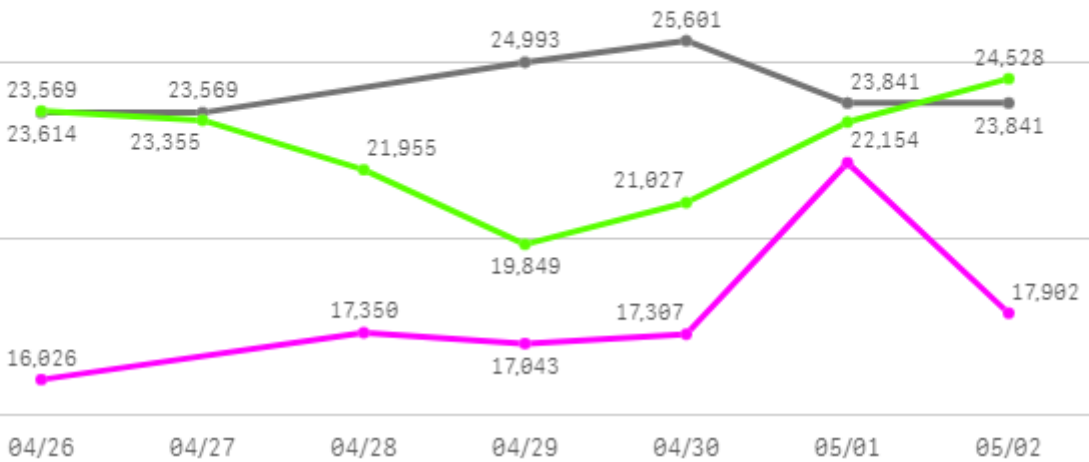
3

출하건수(천건)

0

주간 도매가격(원)

◆ 2025 ● 2024 ▲ 평년



구분	금주(A)	전주(B)	전월(C)	전년(D)	평년(E)	A/B	A/C	A/D	A/E
가격(원)	17,964	21,026	20,050	24,236	21,222	85.4%	89.6%	74.1%	84.6%

※ 상품 가격 기준

□ 건세멸치(1.5Kg) 주간 가격

구분	Q	품종	Q	단량	Q	특	상	보통	하
2025-04-26		건세멸치		1.5Kg		-	16,026	12,189	6,953
2025-04-28		건세멸치		1.5Kg		-	17,350	13,054	9,435
2025-04-29		건세멸치		1.5Kg		-	17,043	12,931	9,306
2025-04-30		건세멸치		1.5Kg		-	17,307	11,761	7,607
2025-05-01		건세멸치		1.5Kg		-	22,154	14,990	11,727
2025-05-02		건세멸치		1.5Kg		-	17,902	16,057	15,028
평균						-	17,964	13,497	10,009