

---

2025년 가락시장

# 주요 품목 주간 거래동향

---

12월 5주차 주요 동향

[2025. 12.27. ~ 1.2.]



서울특별시농수산물공사

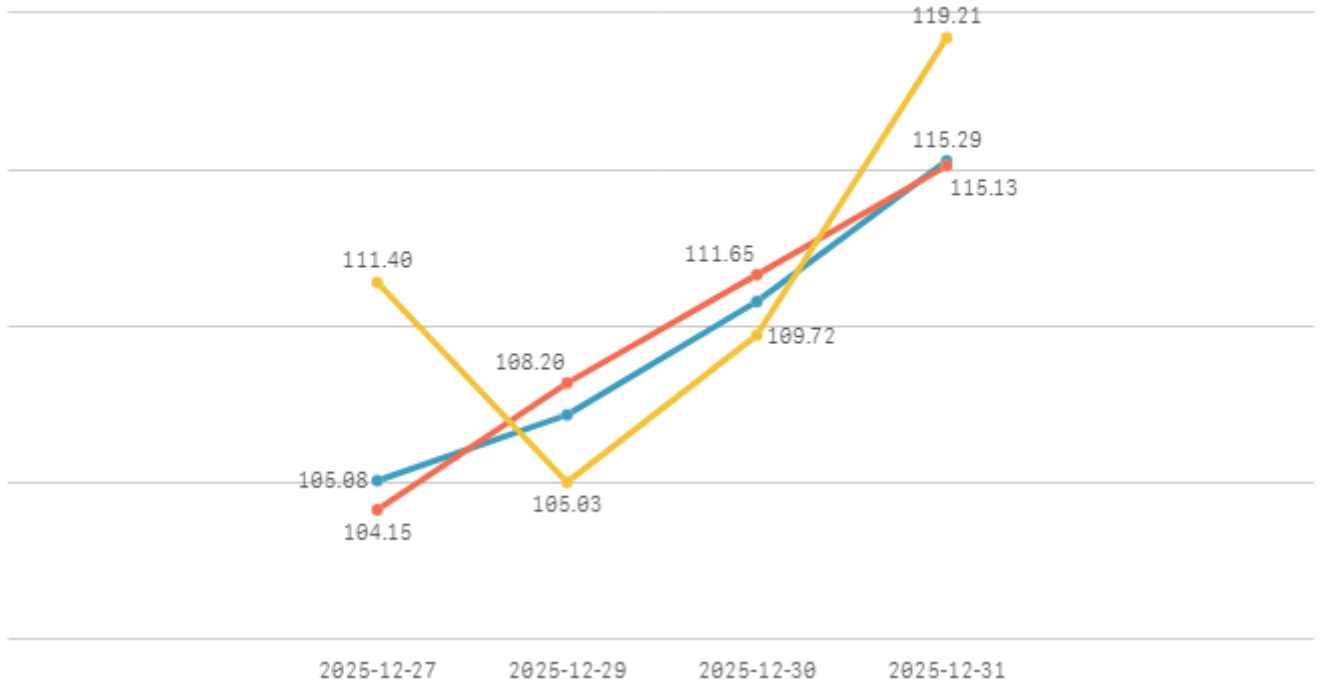
[데이터전략팀]

# 1. 주간 표준지수

※ 직전 5개년 평균가격을 지수 100으로 산정하여 100 이상일 경우 평년보다 상승, 100 이하일 경우 평년보다 하락

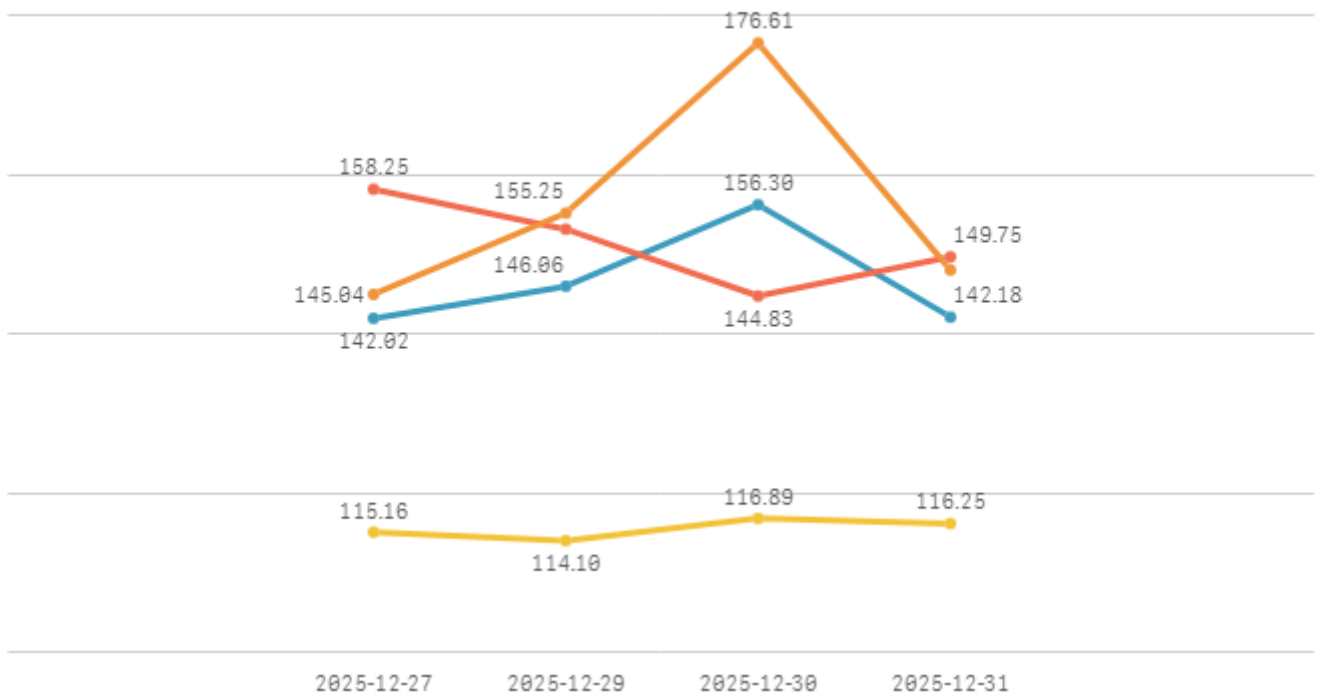
## □ 청과부류

합계    채소계    과일계



## □ 수산부류

합계    생선류    조개류    건어류



## 2. 12월 5주차 주요 품목 주간 거래동향

### 주요 품목(종) 주간동향 (12.27 ~ 01.02)

품종 단위	금주평균	전주평균	전월평균	전년평균	5년평균 가격	전주대비	전월대비	전년대비	5년평균 대비
(냉)고등어 수입(10키로상자)	72,388	75,395	74,270	47,810	44,202	-4% ▼	-3% ▼	51% ▲	64% ▲
(선)갈치(5키로상자)	155,077	142,725	154,840	126,426	135,133	9% ▲	0% ▲	23% ▲	15% ▲
가지(8키로상자)	51,763	50,047	27,829	42,767	43,089	3% ▲	86% ▲	21% ▲	20% ▲
감 대봉시(10키로상자)	24,759	22,684	23,032	19,106	28,325	9% ▲	8% ▲	30% ▲	-13% ▼
감갈 하우스(5키로상자)	16,268	16,268	20,549	22,698	18,334	0% ▲	-21% ▼	-28% ▼	-11% ▼
감자 수미(햇)(20키로상자)	50,317	45,056	43,087	41,556	47,654	12% ▲	17% ▲	21% ▲	6% ▲
건세열치(1.5키로상자)	21,043	20,957	13,572	22,663	23,169	0% ▲	55% ▲	-7% ▼	-9% ▼
겉종합(10키로망대)	9,138	8,973	9,007	17,822	13,046	2% ▲	1% ▲	-49% ▼	-30% ▼
깐마늘 대서(20키로)	156,035	155,819	155,854	135,642	147,728	0% ▲	0% ▲	15% ▲	6% ▲
단감 부유(10키로상자)	35,732	34,504	37,187	33,181	37,936	4% ▲	-4% ▼	8% ▲	-6% ▼
당근(20키로상자)	29,896	21,050	22,557	74,552	40,216	42% ▲	33% ▲	-60% ▼	-26% ▼
대추방울토마토(3키로상자)	18,967	17,689	18,444	20,106	19,808	7% ▲	3% ▲	-6% ▼	-4% ▼
대파(일반)(1키로단)	1,482	1,422	2,395	2,065	2,217	4% ▲	-38% ▼	-28% ▼	-33% ▼
돌미나리(4키로상자)	47,712	38,312	25,688	51,609	53,591	25% ▲	86% ▲	-8% ▼	-11% ▼
돌산갓(10키로)	30,579	30,491	29,502	16,186	21,098	0% ▲	4% ▲	89% ▲	45% ▲
딸기 설향(2키로상자)	45,485	45,707	44,444	37,711	40,427	-0% ▼	2% ▲	21% ▲	13% ▲
만감 황금향(3키로상자)	14,904	14,334	13,118	17,886	15,616	4% ▲	14% ▲	-17% ▼	-5% ▼
무(20키로상자)	15,413	12,244	13,827	26,348	15,825	26% ▲	11% ▲	-42% ▼	-3% ▼
물오징어(6키로상자)	121,100	144,256	68,828	147,926	112,668	-16% ▼	76% ▲	-18% ▼	7% ▲
바나나 수입(13키로상자)	25,654	25,728	23,886	19,456	22,243	-0% ▼	7% ▲	32% ▲	15% ▲
배 신고(15키로상자)	53,144	46,822	43,427	77,313	58,378	14% ▲	22% ▲	-31% ▼	-9% ▼
배추(10키로망대)	9,563	8,719	12,242	13,873	8,433	10% ▲	-22% ▼	-31% ▼	13% ▲
백다다기오이(100개)	86,354	73,778	73,702	68,657	82,859	17% ▲	17% ▲	26% ▲	4% ▲
부추(일반)(500그램단)	2,720	2,008	4,527	4,523	3,876	35% ▲	-40% ▼	-40% ▼	-30% ▼
브로콜리 극산(8키로상자)	32,958	26,771	36,466	38,400	30,762	23% ▲	-10% ▼	-14% ▼	7% ▲
빨강 파프리카(5키로상자)	17,316	18,196	25,709	35,550	27,476	-5% ▼	-33% ▼	-51% ▼	-37% ▼
사과 부사(10키로상자)	82,005	83,741	71,715	90,354	59,947	-2% ▼	14% ▲	-9% ▼	37% ▲
상추 포기잡(4키로상자)	32,940	17,170	11,589	20,280	28,487	92% ▲	184% ▲	62% ▲	16% ▲
새송이버섯(2키로상자)	11,977	10,063	6,977	10,374	10,212	19% ▲	72% ▲	15% ▲	17% ▲
시금치(4키로상자)	13,923	10,648	12,217	13,463	12,531	31% ▲	14% ▲	3% ▲	11% ▲
알배기배추(8키로상자)	18,795	16,220	18,150	18,546	18,238	16% ▲	4% ▲	1% ▲	3% ▲
애호박(20개)	26,475	23,353	18,489	29,126	29,234	13% ▲	43% ▲	-9% ▼	-9% ▼
양배추(8키로망대)	6,254	5,982	7,511	11,213	7,099	5% ▲	-17% ▼	-44% ▼	-12% ▼
양상추(일반)(12개)	20,400	18,140	35,919	29,913	25,270	12% ▲	-43% ▼	-32% ▼	-19% ▼
양파(1키로)	1,106	1,024	1,025	1,352	1,177	8% ▲	8% ▲	-18% ▼	-6% ▼
열무(4키로상자)	17,418	14,509	10,055	10,168	14,504	20% ▲	73% ▲	71% ▲	20% ▲
오이맛고추(10키로상자)	34,166	34,280	37,313	42,313	48,075	-0% ▼	-8% ▼	-19% ▼	-29% ▼
쪽파(10키로상자)	52,446	52,673	56,519	117,882	78,285	-0% ▼	-7% ▼	-56% ▼	-33% ▼
청경채(4키로상자)	17,482	9,827	5,595	13,188	15,050	78% ▲	212% ▲	33% ▲	16% ▲
청양고추(10키로상자)	59,213	52,347	45,172	49,637	58,635	13% ▲	31% ▲	19% ▲	1% ▲
토마토(5키로상자)	15,435	16,993	17,648	14,563	15,404	-9% ▼	-13% ▼	6% ▲	0% ▲
팽이버섯(5키로상자)	11,580	11,356	7,525	14,109	13,283	2% ▲	54% ▲	-18% ▼	-13% ▼
포도 샤인머스캣(2키로상자)	8,024	6,672	6,912	9,465	16,160	20% ▲	16% ▲	-15% ▼	-50% ▼

## □ 품종별 등락가격 비교(전주대비)

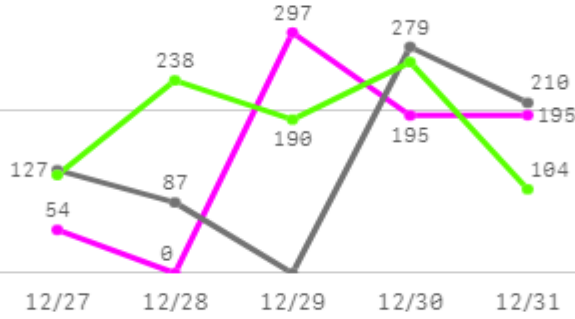
구분	품목(종)명
상승 품목(종)	(선)갈치(9%),감 대봉시(9%),감자 수미(햇)(12%),당근(42%),대추방울토마토(7%),돌미나리(25%),무(26%),배 신고(14%),배추(10%),백다다기오이(17%),부추(일반)(35%),브로콜리 국산(23%),상추 포기잡(92%),새송이버섯(19%),시금치(31%),알배기배추(16%),애호박(13%),양상추(일반)(12%),양파(8%),열무(20%),청경채(78%),청양고추(13%),포도 샤인머스켓(20%)
하락 품목(종)	물오징어(-16%),토마토(-9%)
보합 품목(종)(+5%)	(냉)고등어 수입,가지,감귤 하우스,건세멸치,겉홍합,깐마늘 대서,단감 부유,대파(일반),돌산갓,딸기 설향,만감 황금향,바나나 수입,빨강 파프리카,사과 부사,양배추,오이맛고추,쪽파,팽이버섯,호박밤 고구마

# 3. 12월 5주차 품목(종)별 주간 거래동향

## 고구마

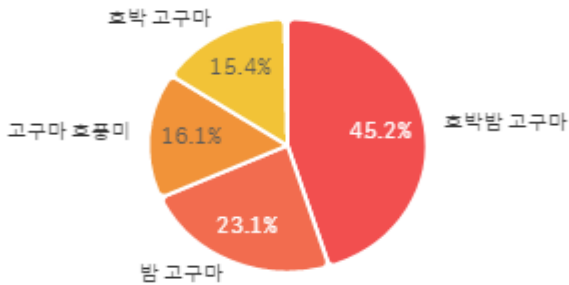
주간 반입량(톤)

◆ 2025    ● 2024    ▲ 평년

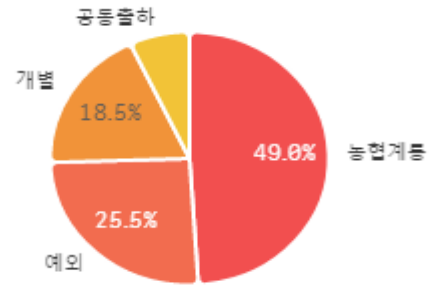


구분	금주(A)	전주(B)	전월(C)	전년(D)	평년(E)	A/B	A/C	A/D	A/E
물량(톤)	740	1,154	897	704	848	64.2%	82.5%	105.2%	87.3%

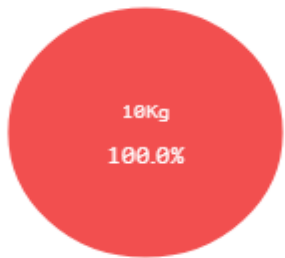
출하 품종별 거래물량 구성비



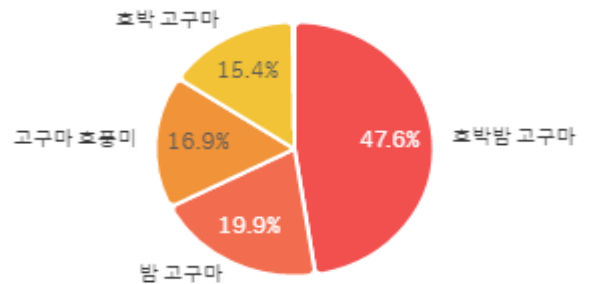
출하자별 거래물량 구성비



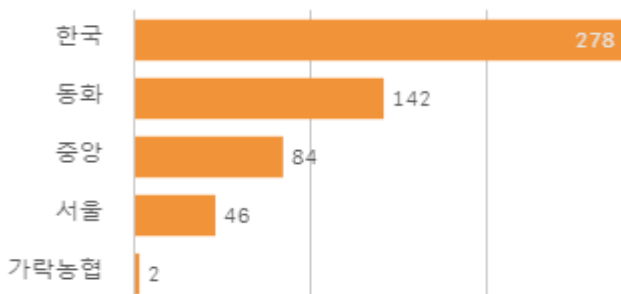
거래 단량별 물량 구성비



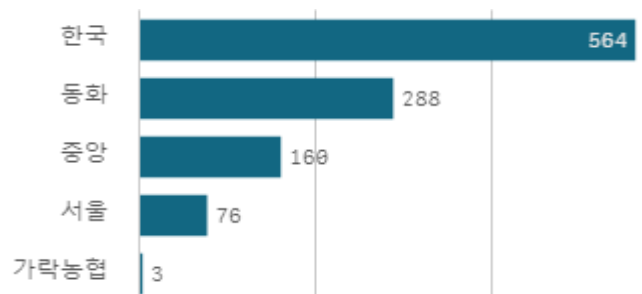
출하 품종별 거래금액 구성비



도매시장 법인별 거래물량(톤)

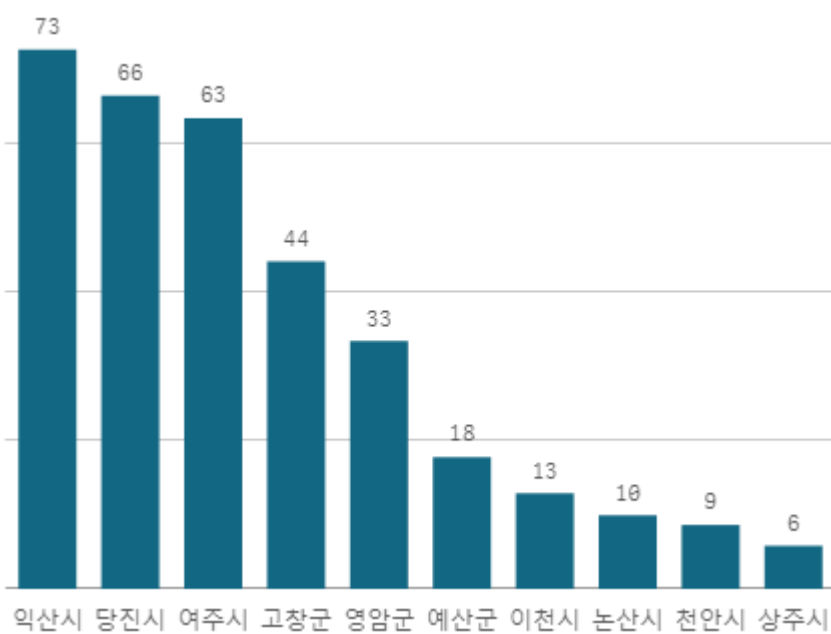


도매시장 법인별 거래금액(백만원)



# 호박밤 고구마(10Kg)

산지별 거래물량(톤)



출하산지(개소)

10

출하건수(천건)

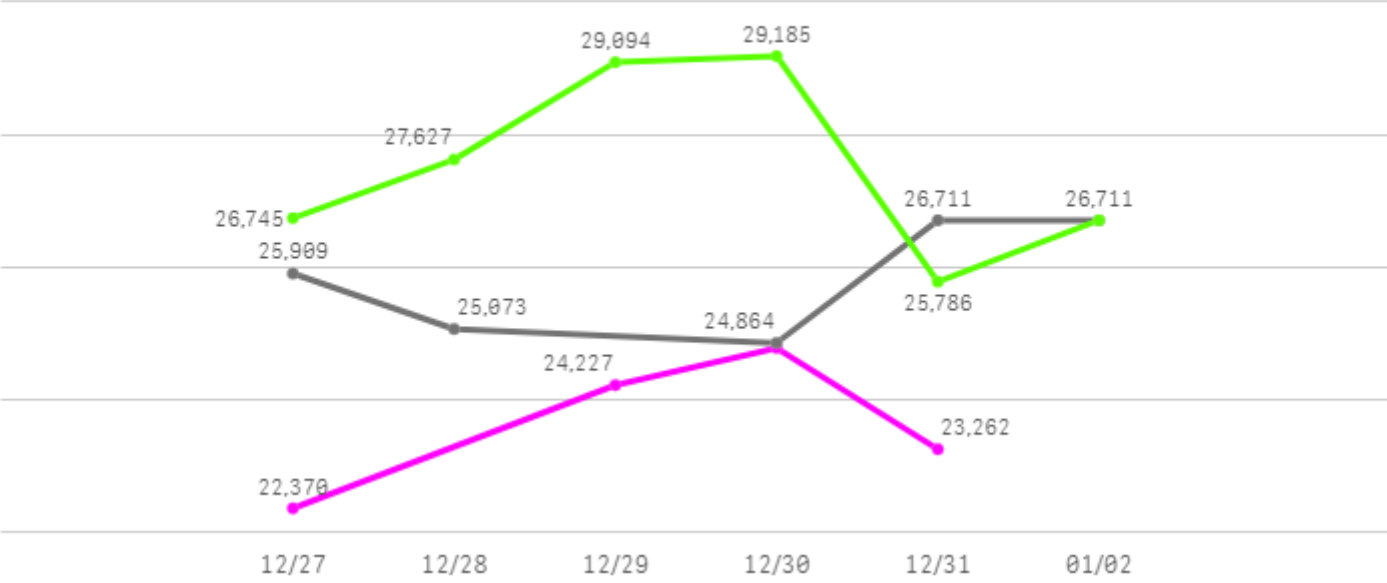
1

산지별 주출하 시군구



주간 도매가격(원)

◆ 2025    ● 2024    ◆ 평년



구분	금주(A)	전주(B)	전월(C)	전년(D)	평년(E)	A/B	A/C	A/D	A/E
가격(원)	23,661	23,729	22,867	25,854	25,628	99.7%	103.5%	91.5%	92.3%

※ 상품 가격 기준

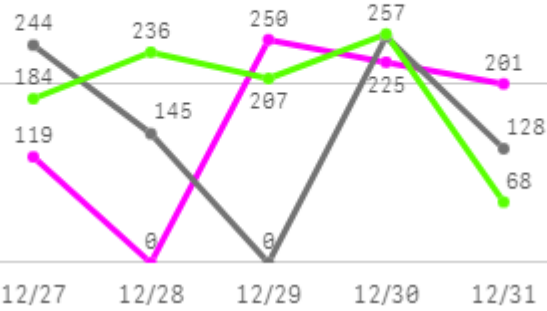
## □ 호박밤 고구마(10Kg) 주간 가격

구분	Q	품종	Q	단량	Q	특	상	보통	하
2025-12-27		호박밤 고구마		10Kg		26,381	22,370	14,164	7,434
2025-12-29		호박밤 고구마		10Kg		29,326	24,227	14,968	8,406
2025-12-30		호박밤 고구마		10Kg		28,887	24,788	17,834	9,966
2025-12-31		호박밤 고구마		10Kg		26,666	23,262	16,813	9,387
평균						<b>27,815</b>	<b>23,661</b>	<b>15,944</b>	<b>8,798</b>

# 감자

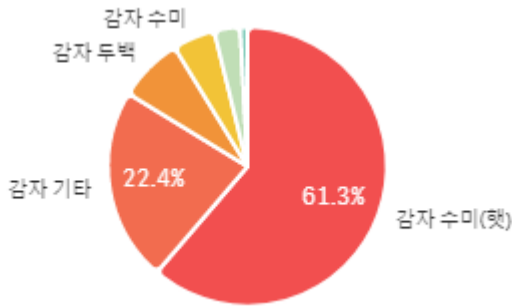
## 주간 반입량(톤)

◆ 2025    ● 2024    ▲ 평년

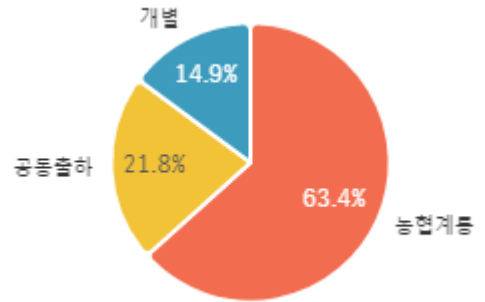


구분	금주(A)	전주(B)	전월(C)	전년(D)	평년(E)	A/B	A/C	A/D	A/E
물량(톤)	795	1,232	999	770	916	64.5%	79.5%	103.1%	86.8%

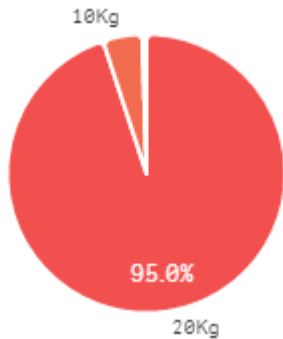
## 출하 품종별 거래물량 구성비



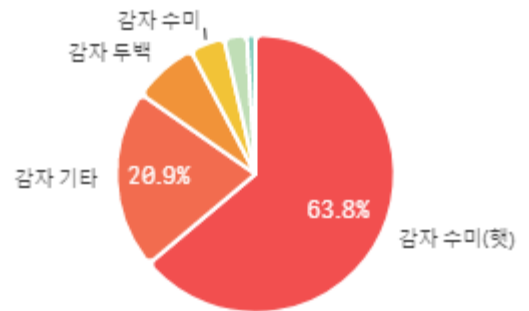
## 출하자별 거래물량 구성비



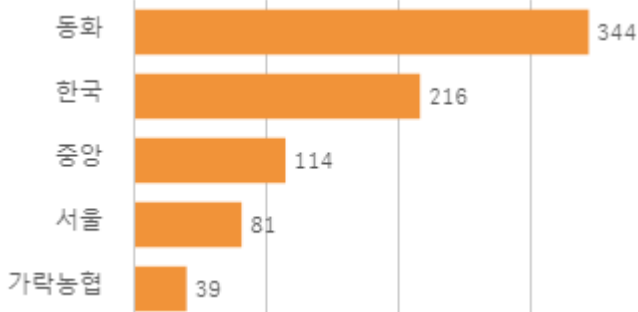
## 거래 단량별 물량 구성비



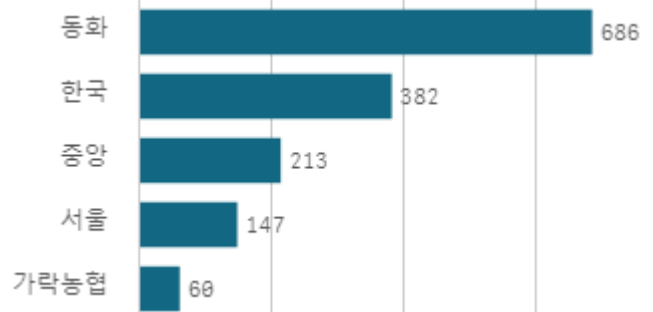
## 출하 품종별 거래금액 구성비



## 도매시장 법인별 거래물량(톤)

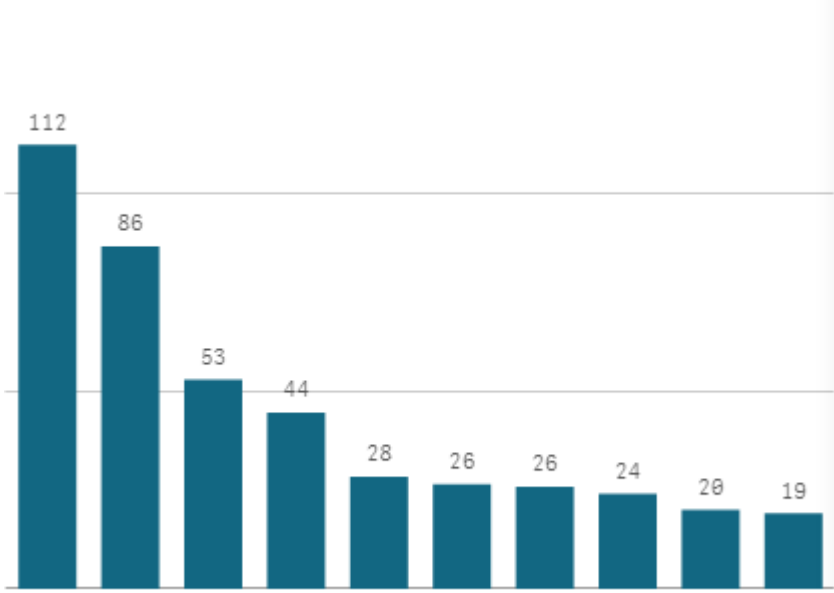


## 도매시장 법인별 거래금액(백만원)



# 감자 수미(햇) (20Kg)

산지별 거래물량(톤)



출하산지(개소)

17

출하건수(천건)

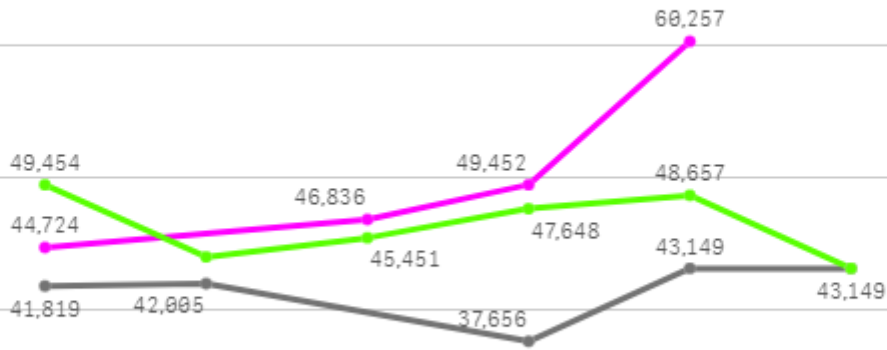
0

산지별 주출하 시군구



주간 도매가격(원)

◆ 2025    ● 2024    ◆ 평년



12/27    12/28    12/29    12/30    12/31    01/02

구분	금주(A)	전주(B)	전월(C)	전년(D)	평년(E)	A/B	A/C	A/D	A/E
가격(원)	50,317	45,056	43,087	41,556	47,654	111.7%	116.8%	121.1%	105.6%

※ 상품 가격 기준

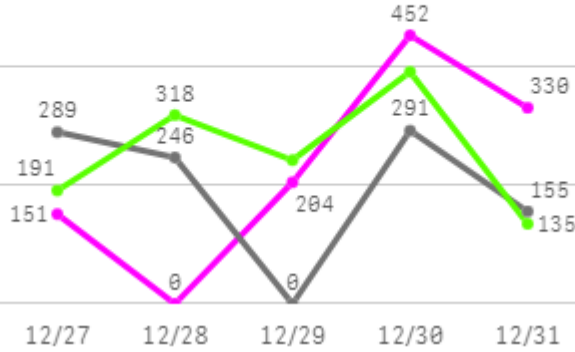
## □ 감자 수미(햇)(20Kg) 주간 가격

구분	Q	품종	Q	단량	Q	특	상	보통	하
2025-12-27		감자 수미(햇)		20Kg		61,483	44,724	31,307	14,640
2025-12-29		감자 수미(햇)		20Kg		64,532	46,836	35,254	16,903
2025-12-30		감자 수미(햇)		20Kg		79,607	49,452	35,861	19,293
2025-12-31		감자 수미(햇)		20Kg		96,870	60,257	42,259	22,948
평균						<b>75,623</b>	<b>50,317</b>	<b>36,170</b>	<b>18,446</b>

# 배추

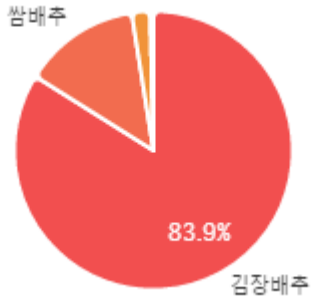
## 주간 반입량(톤)

◆ 2025    ● 2024    ▲ 평년

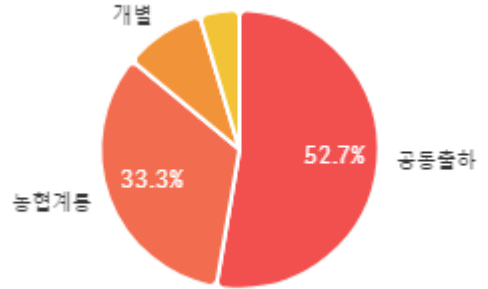


구분	금주(A)	전주(B)	전월(C)	전년(D)	평년(E)	A/B	A/C	A/D	A/E
물량(톤)	1,137	2,188	4,972	982	1,262	52.0%	22.9%	115.8%	90.1%

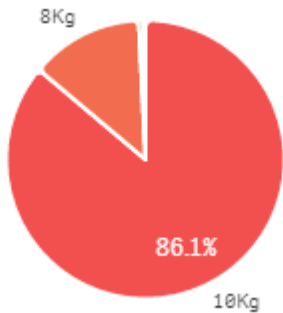
### 출하 품종별 거래물량 구성비



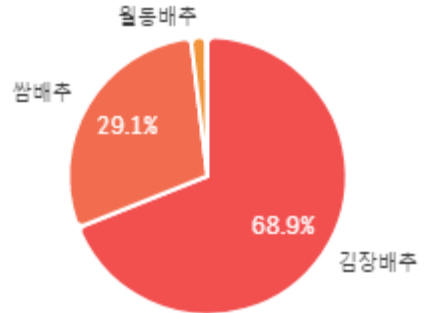
### 출하자별 거래물량 구성비



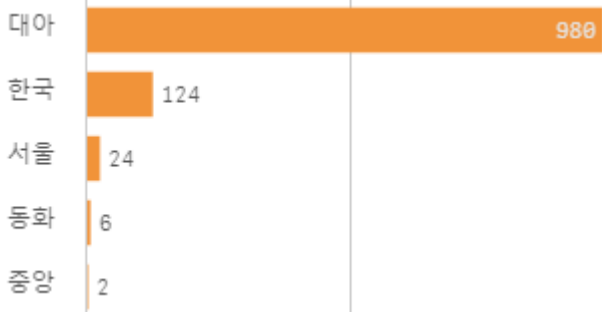
### 거래 단량별 물량 구성비



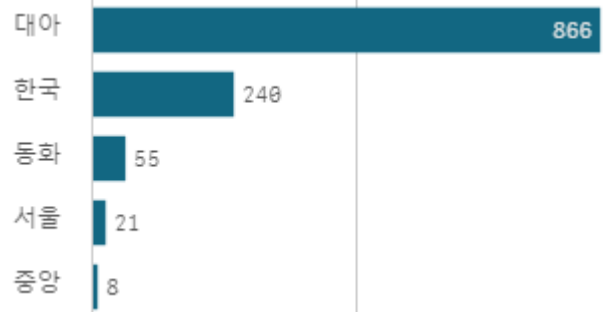
### 출하 품종별 거래금액 구성비



### 도매시장 법인별 거래물량(톤)

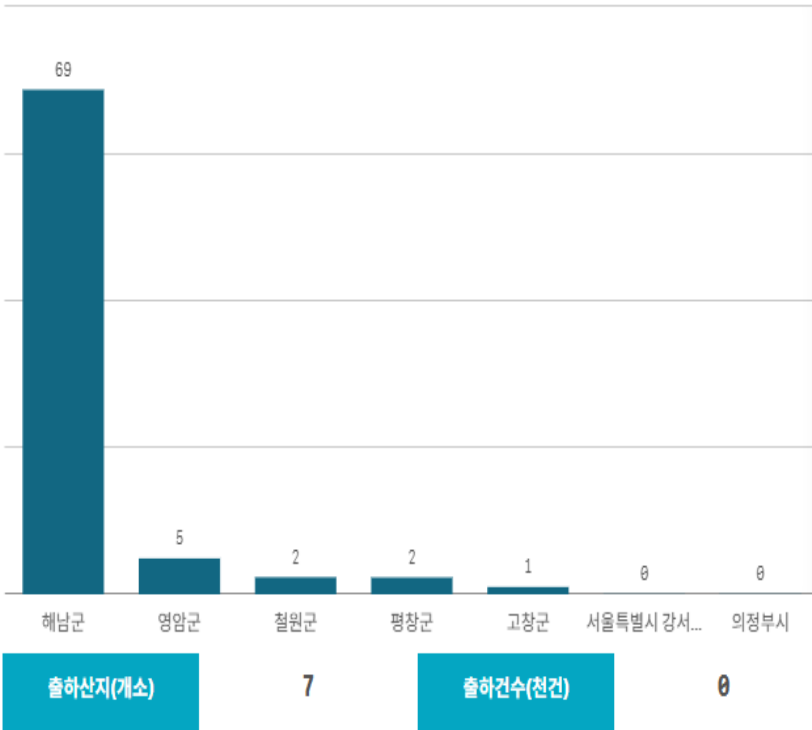


### 도매시장 법인별 거래금액(백만원)



# 배추(10Kg)

산지별 거래물량(톤)

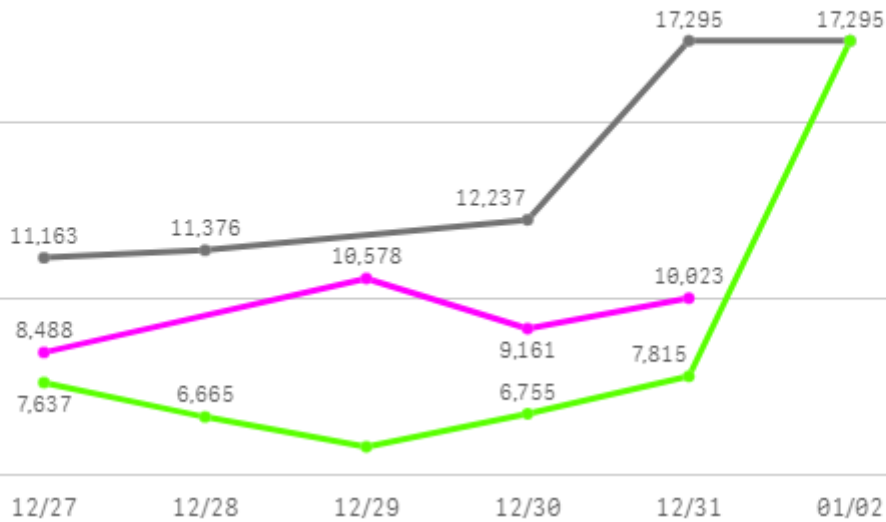


산지별 주출하 시군구



주간 도매가격(원)

◆ 2025    ● 2024    ◆ 평년



구분	금주(A)	전주(B)	전월(C)	전년(D)	평년(E)	A/B	A/C	A/D	A/E
가격(원)	9,563	8,719	12,242	13,873	8,433	109.7%	78.1%	68.9%	113.4%

※ 상품 가격 기준

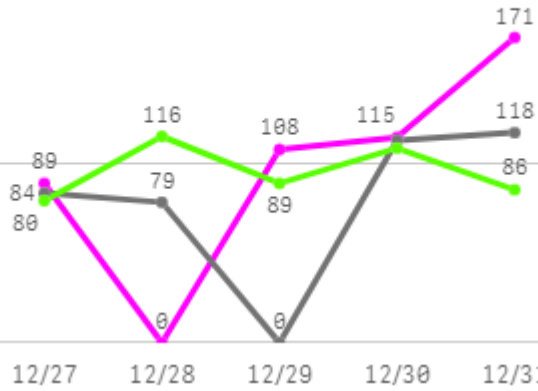
## □ 배추(10Kg) 주간 가격

구분	Q	품종	Q	단량	Q	특	상	보통	하
2025-12-27		배추		10Kg		9,200	8,488	7,128	4,911
2025-12-29		배추		10Kg		12,456	10,578	9,249	6,947
2025-12-30		배추		10Kg		10,443	9,161	8,101	6,389
2025-12-31		배추		10Kg		11,507	10,023	9,143	7,865
평균						<b>10,902</b>	<b>9,563</b>	<b>8,405</b>	<b>6,528</b>

# 알배기배추

## 주간 반입량(톤)

◆ 2025    ● 2024    ▲ 평년

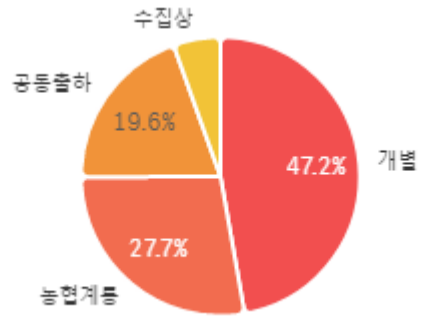


구분	금주(A)	전주(B)	전월(C)	전년(D)	평년(E)	A/B	A/C	A/D	A/E
물량(톤)	484	670	465	394	490	72.2%	104.0%	122.8%	98.8%

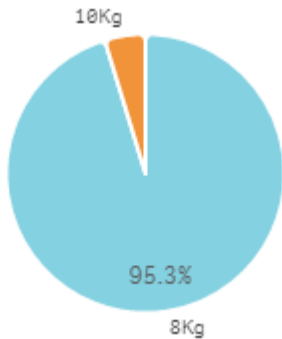
### 출하 품종별 거래물량 구성비



### 출하자별 거래물량 구성비



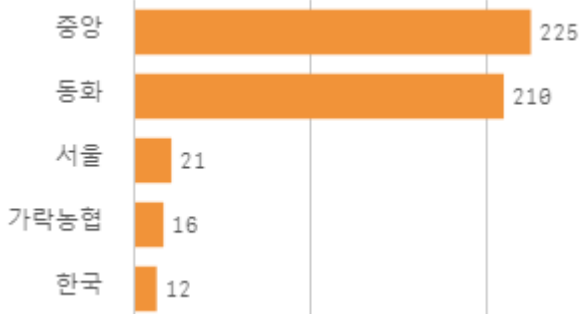
### 거래 단량별 물량 구성비



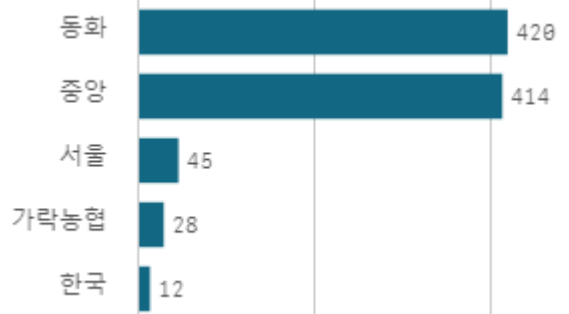
### 출하 품종별 거래금액 구성비



### 도매시장 법인별 거래물량(톤)

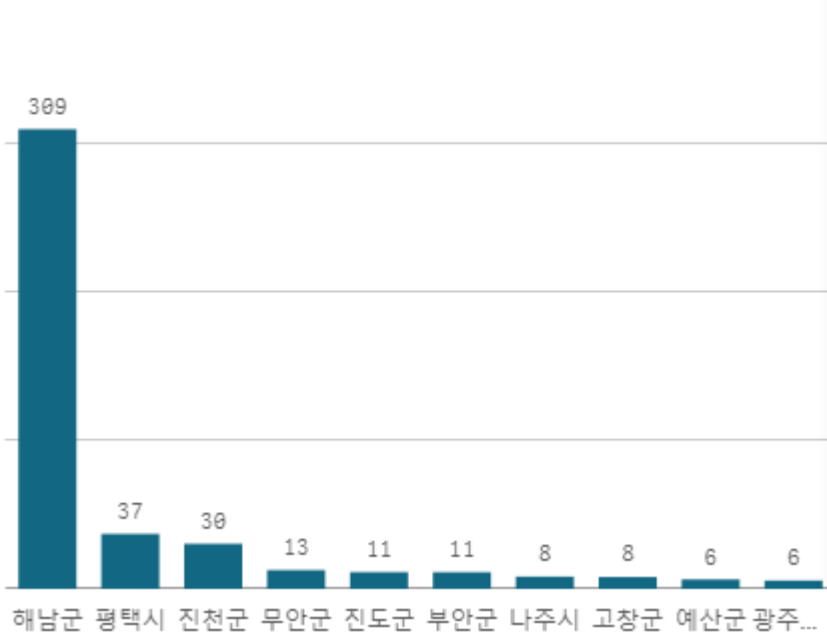


### 도매시장 법인별 거래금액(백만원)



# 알배기배추(8Kg)

산지별 거래물량(톤)



출하산지(개소)

15

출하건수(천건)

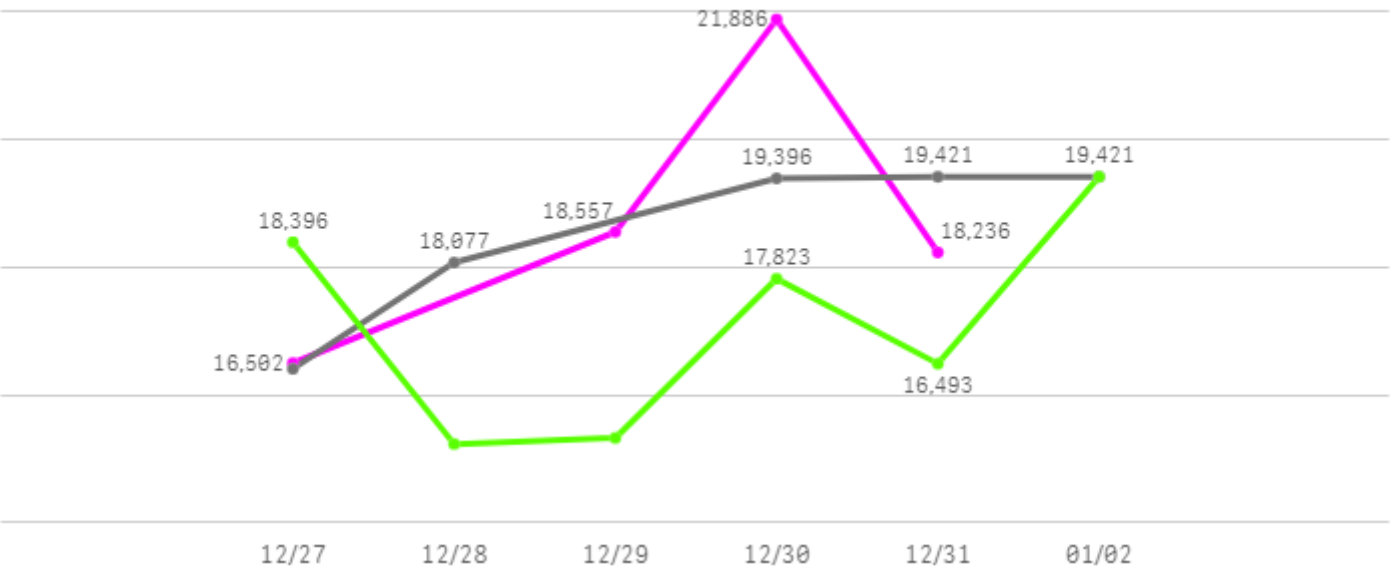
1

산지별 주출하 시군구



주간 도매가격(원)

◆ 2025    ● 2024    ◆ 평년



구분	금주(A)	전주(B)	전월(C)	전년(D)	평년(E)	A/B	A/C	A/D	A/E
가격(원)	18,795	16,220	18,150	18,546	18,238	115.9%	103.6%	101.3%	103.1%

※ 상품 가격 기준

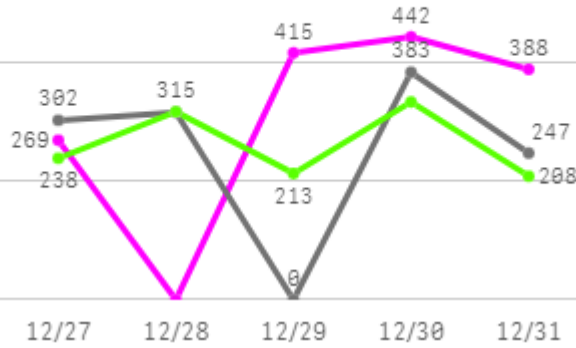
## □ 알배기배추(8Kg) 주간 가격

구분	Q	품종	Q	단량	Q	특	상	보통	하
2025-12-27		알배기배추		8Kg		22,940	16,502	11,533	7,419
2025-12-29		알배기배추		8Kg		22,315	18,557	14,053	9,445
2025-12-30		알배기배추		8Kg		28,955	21,886	17,252	11,956
2025-12-31		알배기배추		8Kg		22,113	18,236	14,538	10,149
평균						<b>24,081</b>	<b>18,795</b>	<b>14,344</b>	<b>9,742</b>

# 양배추

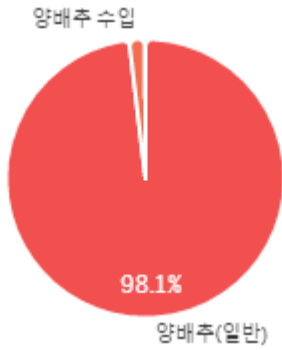
## 주간 반입량(톤)

◆ 2025    ● 2024    ▲ 평년

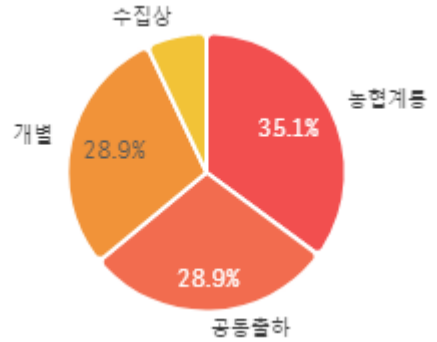


구분	금주(A)	전주(B)	전월(C)	전년(D)	평년(E)	A/B	A/C	A/D	A/E
물량(톤)	1,514	2,044	1,432	1,247	1,359	74.1%	105.7%	121.4%	111.4%

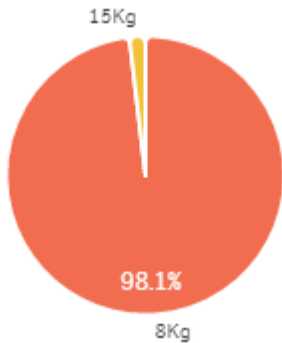
### 출하 품종별 거래물량 구성비



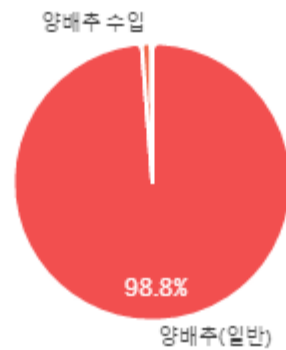
### 출하자별 거래물량 구성비



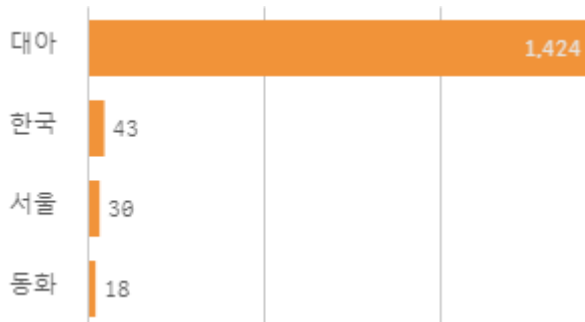
### 거래 단량별 물량 구성비



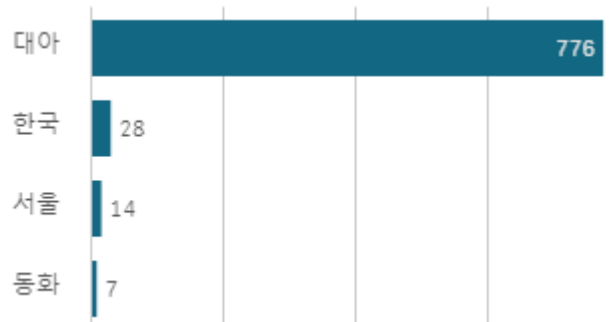
### 출하 품종별 거래금액 구성비



### 도매시장 법인별 거래물량(톤)

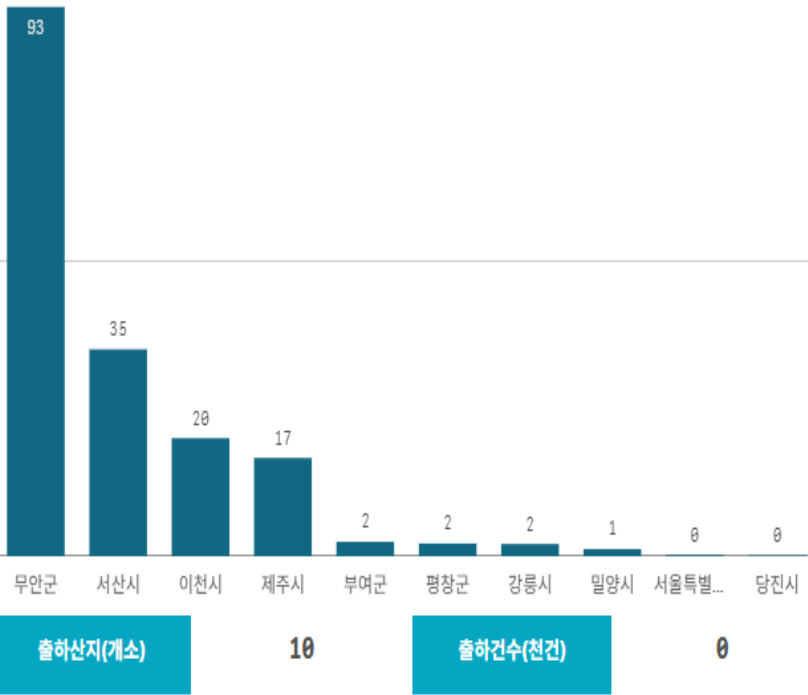


### 도매시장 법인별 거래금액(백만원)



# 양배추(8Kg)

산지별 거래물량(톤)

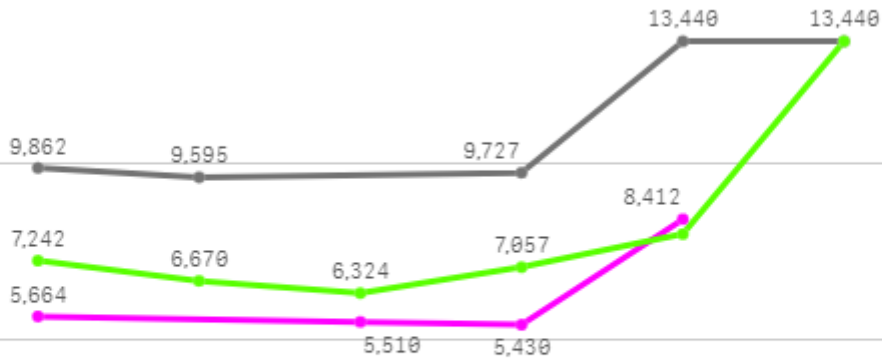


산지별 주출하 시군구



주간 도매가격(원)

◆ 2025    ● 2024    ◆ 평년



12/27      12/28      12/29      12/30      12/31      01/02

구분	금주(A)	전주(B)	전월(C)	전년(D)	평년(E)	A/B	A/C	A/D	A/E
가격(원)	6,254	5,982	7,511	11,213	7,099	104.6%	83.3%	55.8%	88.1%

※ 상품 가격 기준

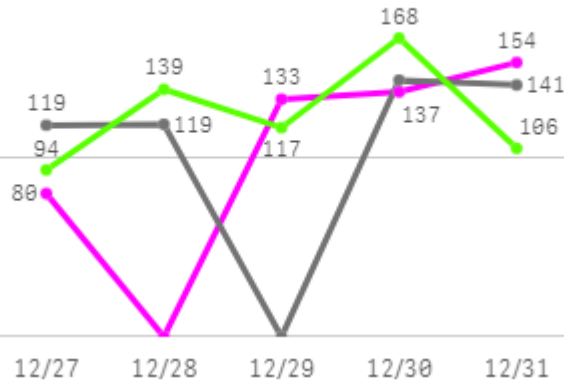
## □ 양배추(8Kg) 주간 가격

구분	Q	품종	Q	단량	Q	특	상	보통	하
2025-12-27		양배추		8Kg		8,962	5,664	3,826	2,559
2025-12-29		양배추		8Kg		9,161	5,510	3,550	2,102
2025-12-30		양배추		8Kg		9,577	5,430	2,434	1,170
2025-12-31		양배추		8Kg		12,049	8,412	3,902	1,548
평균						<b>9,937</b>	<b>6,254</b>	<b>3,428</b>	<b>1,845</b>

# 시금치

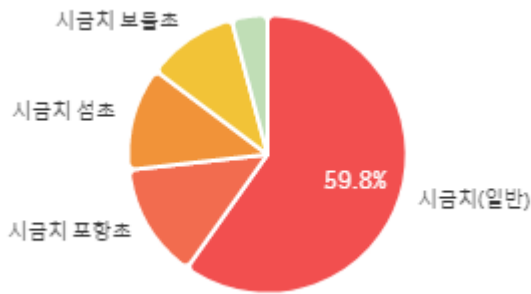
## 주간 반입량(톤)

◆ 2025    ● 2024    ▲ 평년

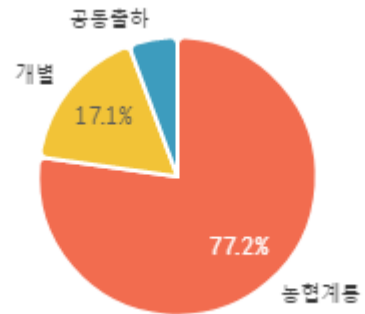


구분	금주(A)	전주(B)	전월(C)	전년(D)	평년(E)	A/B	A/C	A/D	A/E
물량(톤)	505	699	473	523	607	72.2%	106.7%	96.5%	83.1%

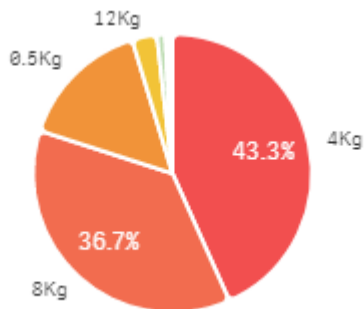
## 출하 품종별 거래물량 구성비



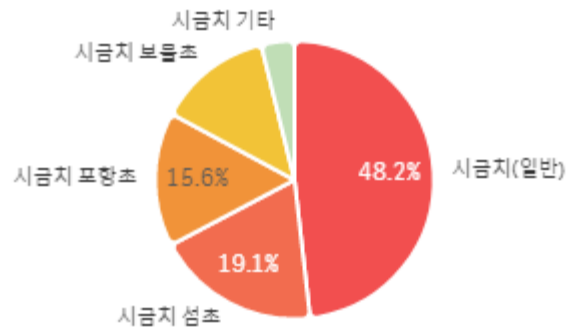
## 출하자별 거래물량 구성비



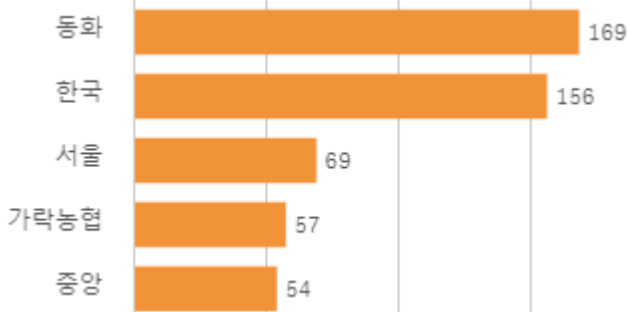
## 거래 단량별 물량 구성비



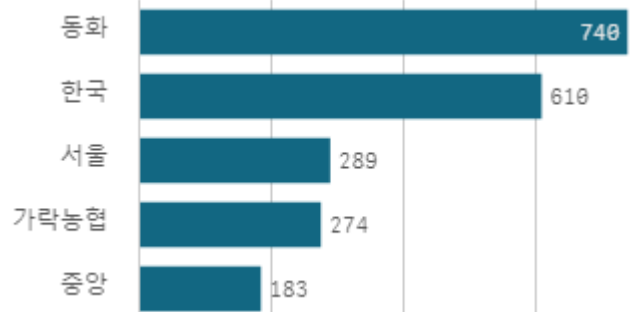
## 출하 품종별 거래금액 구성비



## 도매시장 법인별 거래물량(톤)

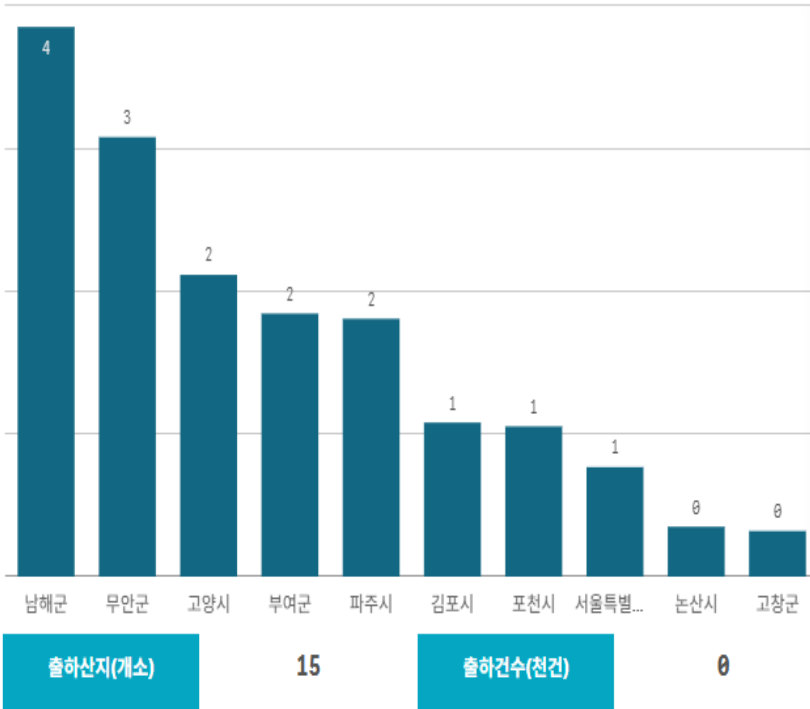


## 도매시장 법인별 거래금액(백만원)



# 시금치(4Kg)

산지별 거래물량(톤)

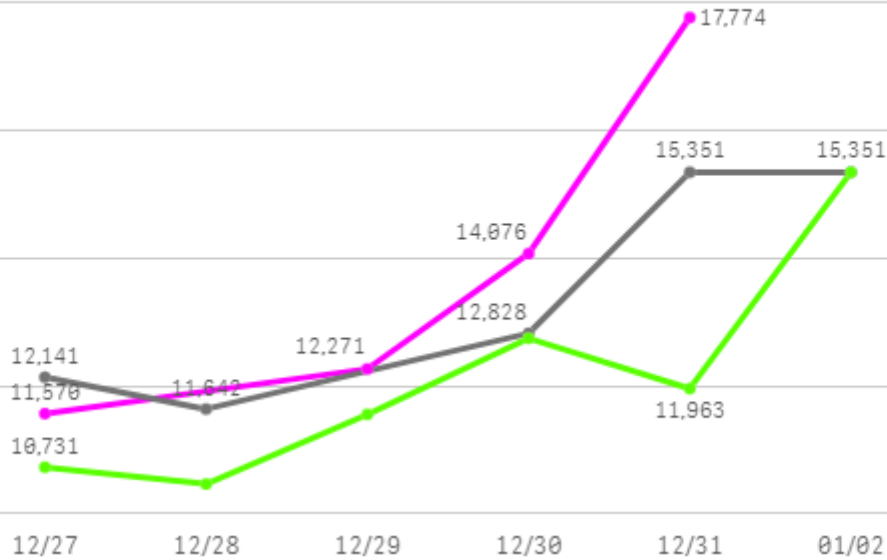


산지별 주출하 시군구



주간 도매가격(원)

◆ 2025    ● 2024    ◆ 평년



구분	금주(A)	전주(B)	전월(C)	전년(D)	평년(E)	A/B	A/C	A/D	A/E
가격(원)	13,923	10,648	12,217	13,463	12,531	130.8%	114.0%	103.4%	111.1%

※ 상품 가격 기준

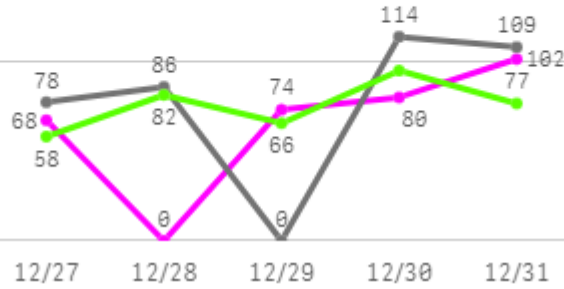
## □ 시금치(4Kg) 주간 가격

구분	Q	품종	Q	단량	Q	특	상	보통	하
2025-12-27		시금치		4Kg		13,412	11,570	9,116	7,857
2025-12-29		시금치		4Kg		13,588	12,271	10,315	8,498
2025-12-30		시금치		4Kg		16,404	14,076	12,548	10,810
2025-12-31		시금치		4Kg		23,616	17,774	14,566	12,173
평균						<b>16,755</b>	<b>13,923</b>	<b>11,636</b>	<b>9,835</b>

# 상추

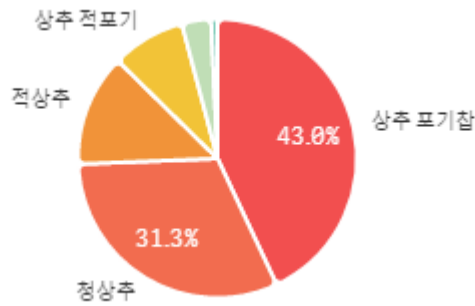
## 주간 반입량(톤)

◆ 2025    ● 2024    ▲ 평년

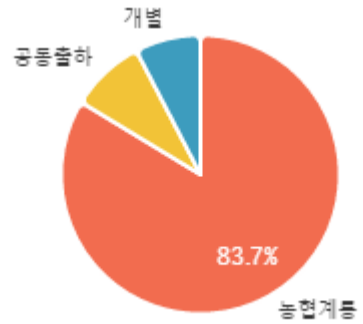


구분	금주(A)	전주(B)	전월(C)	전년(D)	평년(E)	A/B	A/C	A/D	A/E
물량(톤)	323	462	426	387	370	70.1%	76.0%	83.6%	87.5%

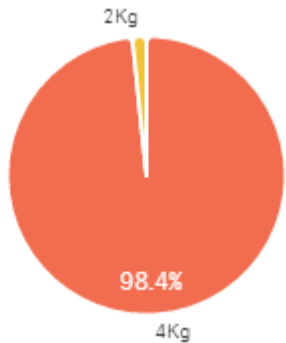
### 출하 품종별 거래물량 구성비



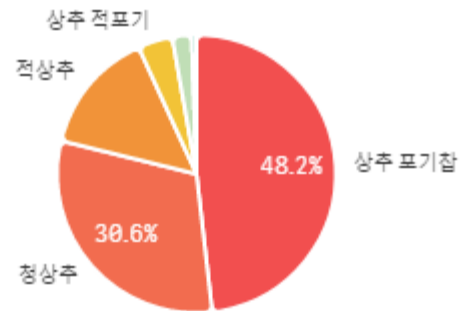
### 출하자별 거래물량 구성비



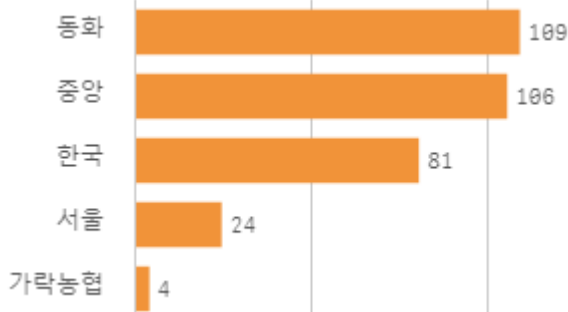
### 거래 단량별 물량 구성비



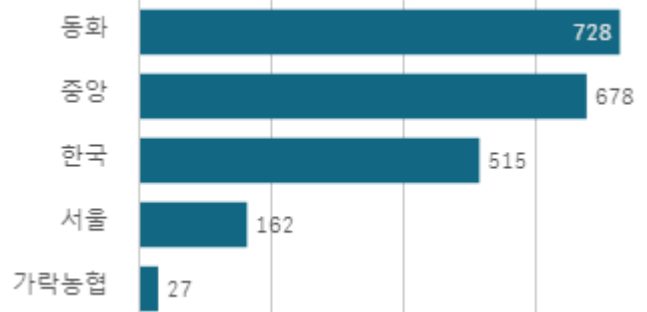
### 출하 품종별 거래금액 구성비



### 도매시장 법인별 거래물량(톤)

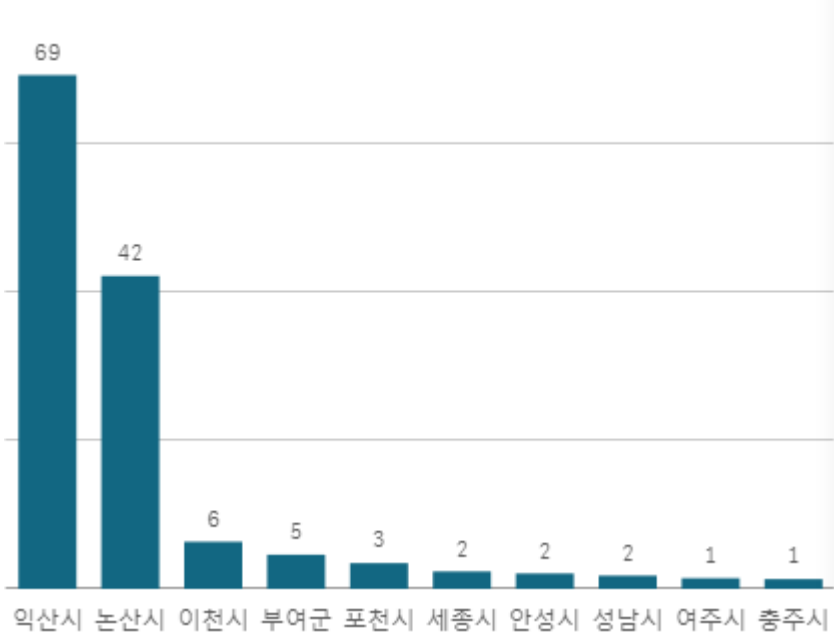


### 도매시장 법인별 거래금액(백만원)



# 상추 포기잡(4Kg)

산지별 거래물량(톤)



출하산지(개소)

22

출하건수(천건)

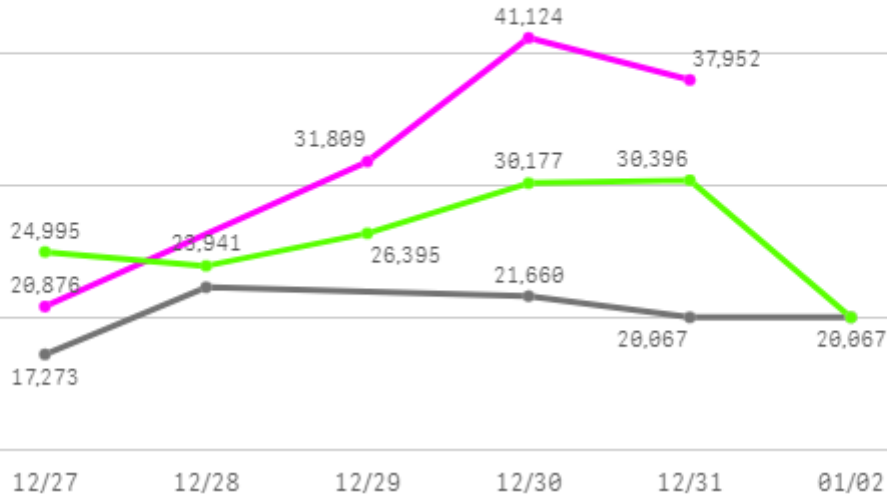
1

산지별 주출하 시군구



주간 도매가격(원)

◆ 2025    ● 2024    ◆ 평년



구분	금주(A)	전주(B)	전월(C)	전년(D)	평년(E)	A/B	A/C	A/D	A/E
가격(원)	32,940	17,170	11,589	20,280	28,487	191.9%	284.2%	162.4%	115.6%

※ 상품 가격 기준

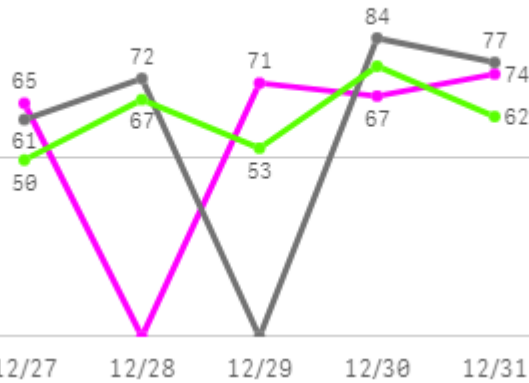
## □ 상추 포기잡(4Kg) 주간 가격

구분	Q	품종	Q	단량	Q	특	상	보통	하
2025-12-27		상추 포기잡		4Kg		-	20,876	18,247	15,461
2025-12-29		상추 포기잡		4Kg		-	31,809	28,773	24,491
2025-12-30		상추 포기잡		4Kg		-	41,124	37,694	32,464
2025-12-31		상추 포기잡		4Kg		-	37,952	33,220	27,762
평균						-	<b>32,940</b>	<b>29,484</b>	<b>25,045</b>

# 부추

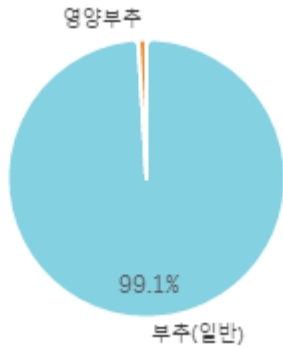
## 주간 반입량(톤)

◆ 2025    ● 2024    ▲ 평년

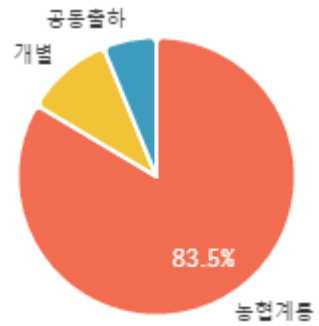


구분	금주(A)	전주(B)	전월(C)	전년(D)	평년(E)	A/B	A/C	A/D	A/E
물량(톤)	278	389	243	294	305	71.4%	114.3%	94.5%	91.2%

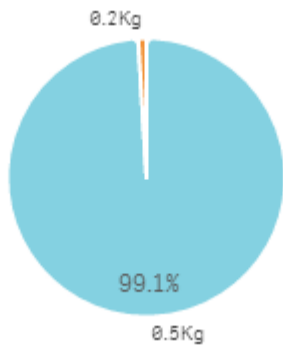
### 출하 품종별 거래물량 구성비



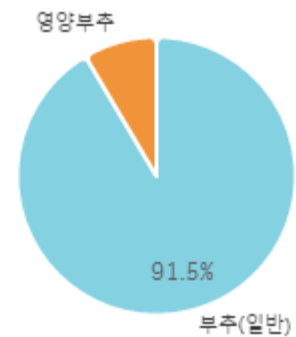
### 출하자별 거래물량 구성비



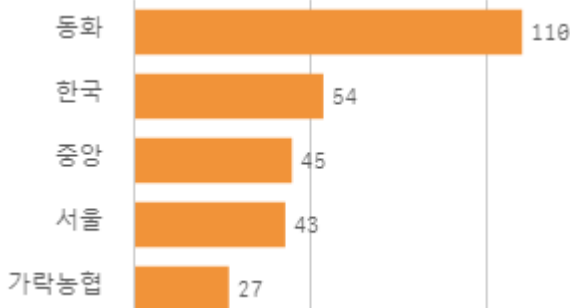
### 거래 단량별 물량 구성비



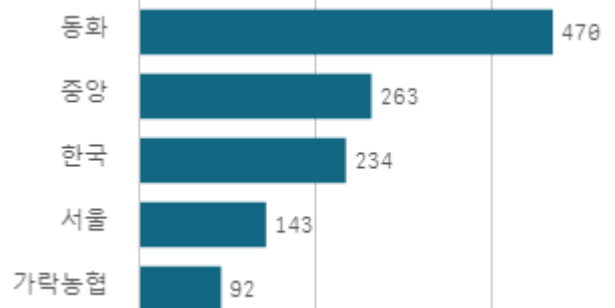
### 출하 품종별 거래금액 구성비



### 도매시장 법인별 거래물량(톤)

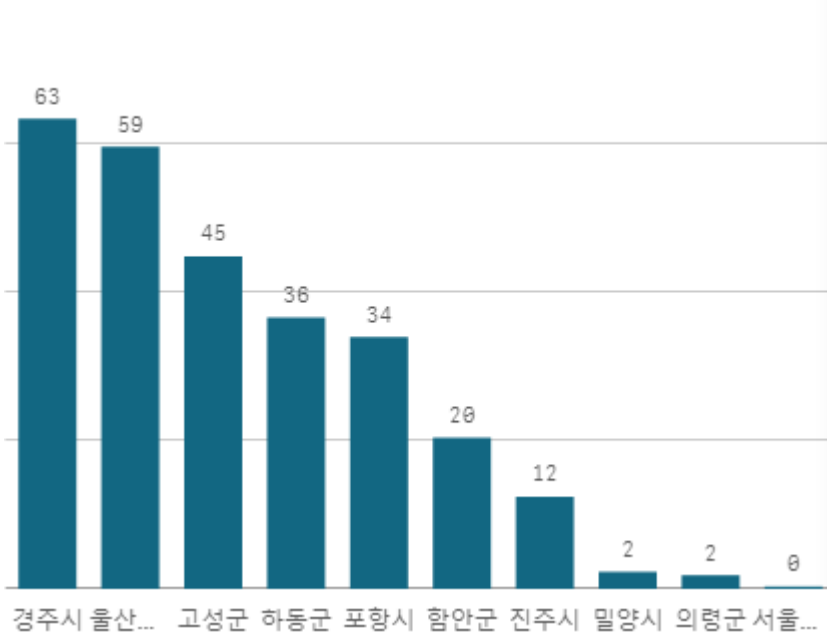


### 도매시장 법인별 거래금액(백만원)



# 부추(일반) (0.5Kg)

산지별 거래물량(톤)



출하산지(개소)

13

출하건수(천건)

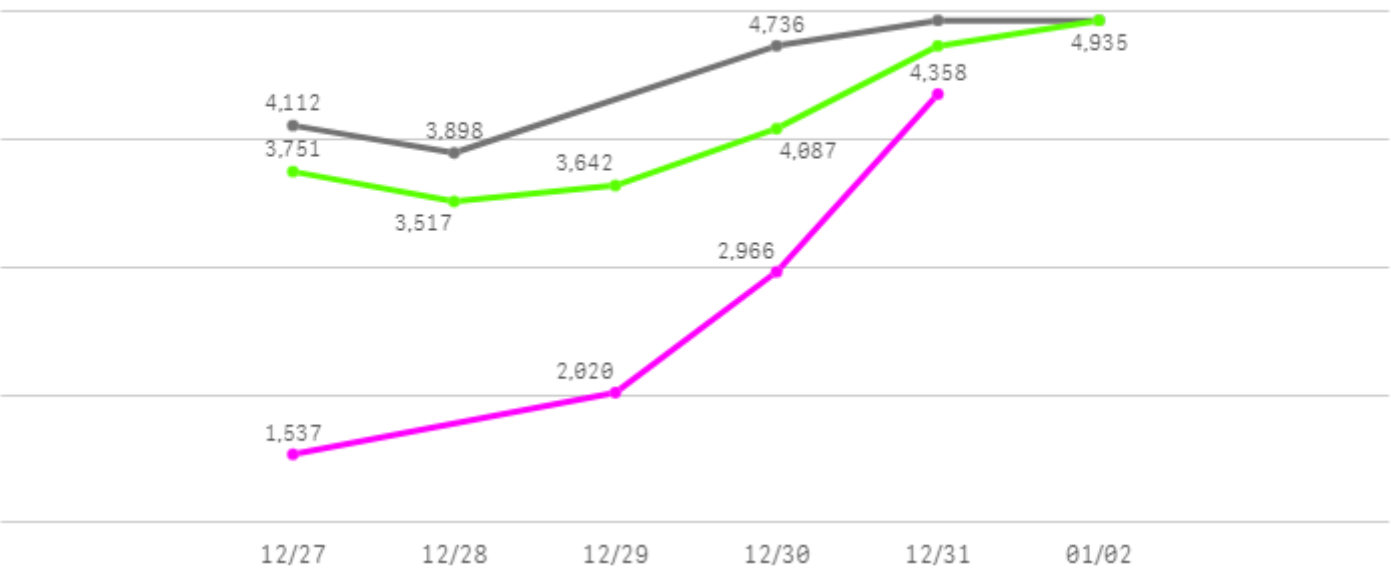
2

산지별 주출하 시군구



주간 도매가격(원)

◆ 2025    ● 2024    ◆ 평년



구분	금주(A)	전주(B)	전월(C)	전년(D)	평년(E)	A/B	A/C	A/D	A/E
가격(원)	2,720	2,008	4,527	4,523	3,876	135.5%	60.1%	60.1%	70.2%

※ 상품 가격 기준

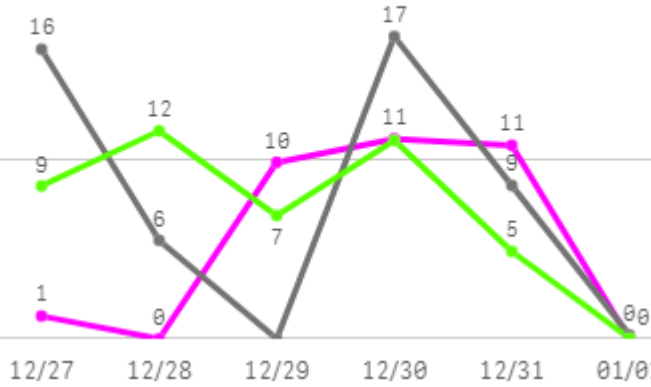
## □ 부추(일반)(0.5Kg) 주간 가격

구분	Q	품종	Q	단량	Q	특	상	보통	하
2025-12-27		부추(일반)		0.5Kg		-	1,537	1,125	752
2025-12-29		부추(일반)		0.5Kg		-	2,020	1,377	992
2025-12-30		부추(일반)		0.5Kg		-	2,966	2,374	1,510
2025-12-31		부추(일반)		0.5Kg		-	4,358	3,620	2,444
평균						-	<b>2,720</b>	<b>2,124</b>	<b>1,425</b>

# 갯

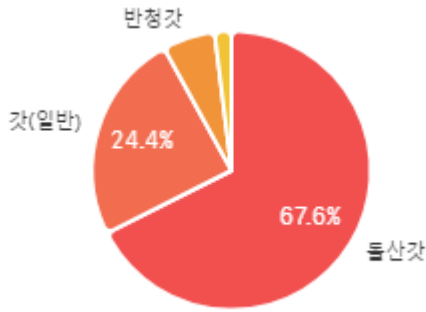
## 주간 반입량(톤)

◆ 2025    ● 2024    ▲ 평년

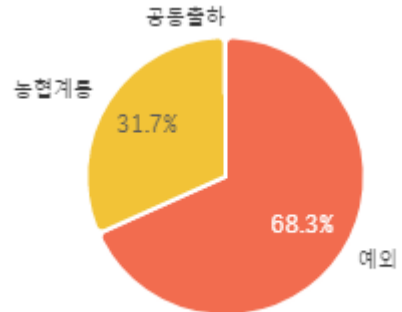


구분	금주(A)	전주(B)	전월(C)	전년(D)	평년(E)	A/B	A/C	A/D	A/E
물량(톤)	33	138	574	48	37	24.1%	5.8%	69.9%	89.7%

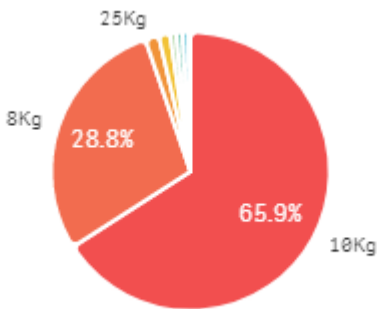
### 출하 품종별 거래물량 구성비



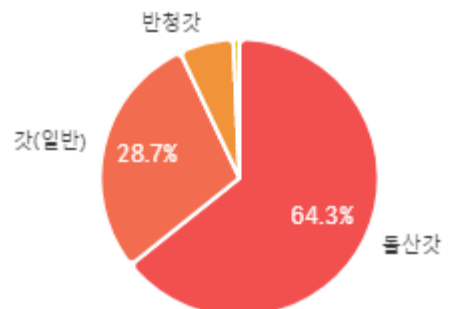
### 출하자별 거래물량 구성비



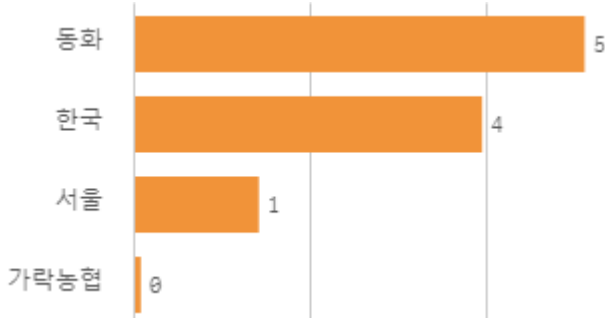
### 거래 단량별 물량 구성비



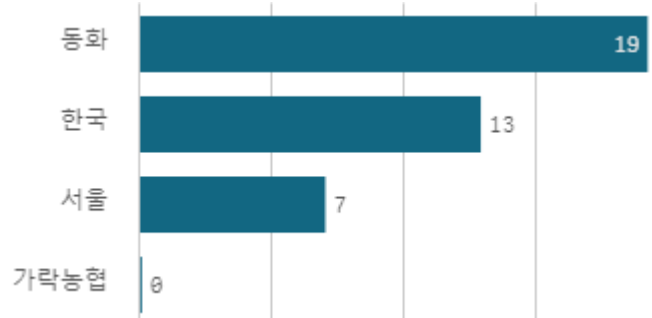
### 출하 품종별 거래금액 구성비



### 도매시장 법인별 거래물량(톤)

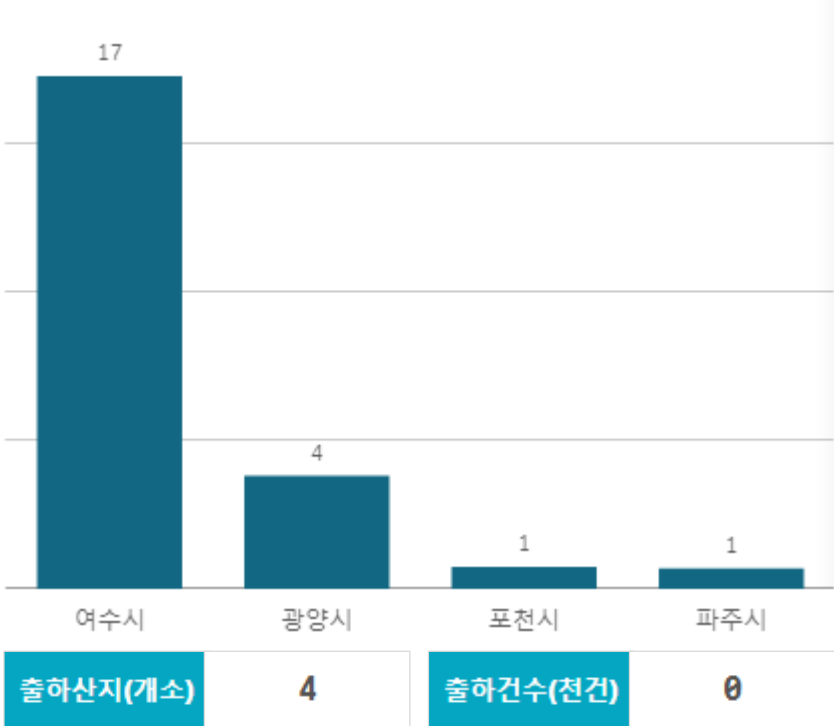


### 도매시장 법인별 거래금액(백만원)



# 돌산갓(10Kg)

산지별 거래물량(톤)



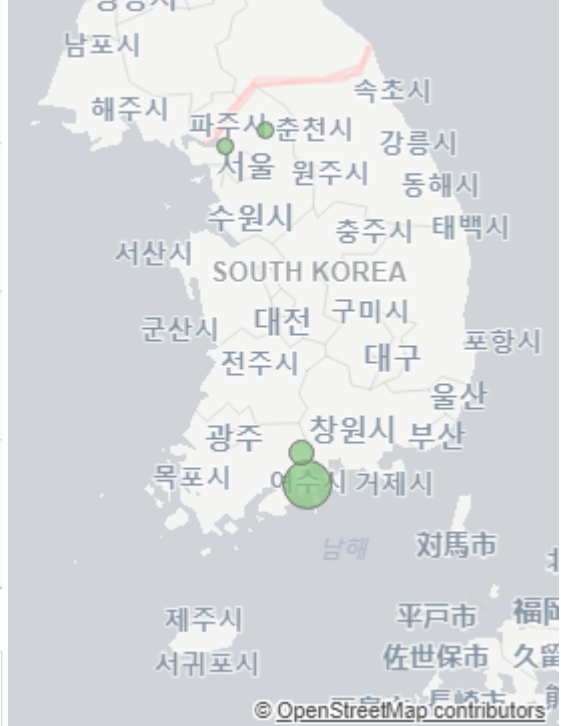
출하산지(개소)

4

출하건수(천건)

0

산지별 주출하 시군구



주간 도매가격(원)

◆ 2025    ● 2024    ◆ 평년

30,500      30,571      30,578      30,667

18,934      18,091      18,655      18,170      16,748      17,044  
 15,549      15,991      15,991      16,671

12/27      12/28      12/29      12/30      12/31      01/02

구분	금주(A)	전주(B)	전월(C)	전년(D)	평년(E)	A/B	A/C	A/D	A/E
가격(원)	30,579	30,491	29,502	16,186	21,098	100.3%	103.7%	188.9%	144.9%

※ 상품 가격 기준

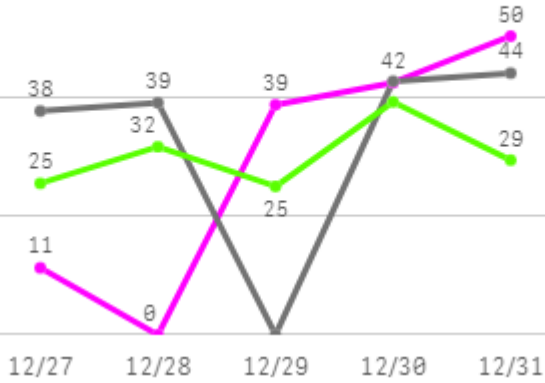
## □ 돌산갓(10Kg) 주간 가격

구분	Q	품종	Q	단량	Q	특	상	보통	하
2025-12-27		돌산갓		10Kg		-	30,500	30,450	23,974
2025-12-29		돌산갓		10Kg		-	30,571	30,392	24,067
2025-12-30		돌산갓		10Kg		-	30,578	30,484	25,736
2025-12-31		돌산갓		10Kg		-	30,667	30,500	27,101
평균						-	<b>30,579</b>	<b>30,457</b>	<b>25,220</b>

# 미나리

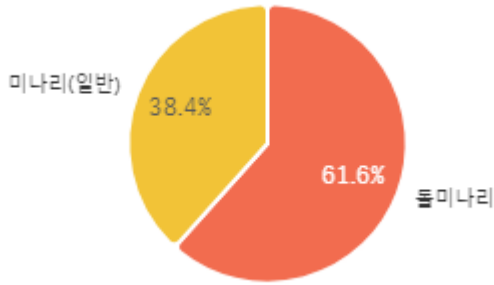
## 주간 반입량(톤)

◆ 2025    ● 2024    ▲ 평년

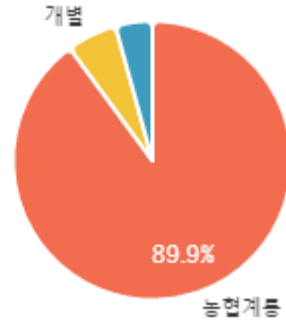


구분	금주(A)	전주(B)	전월(C)	전년(D)	평년(E)	A/B	A/C	A/D	A/E
물량(톤)	143	214	201	163	145	66.6%	71.1%	87.3%	98.2%

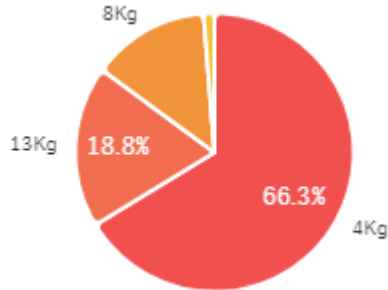
### 출하 품종별 거래물량 구성비



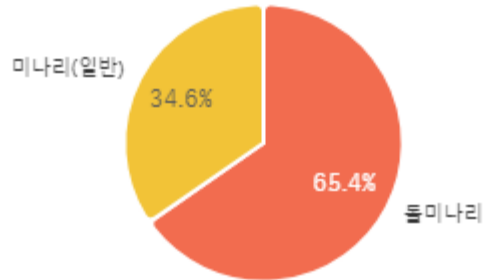
### 출하자별 거래물량 구성비



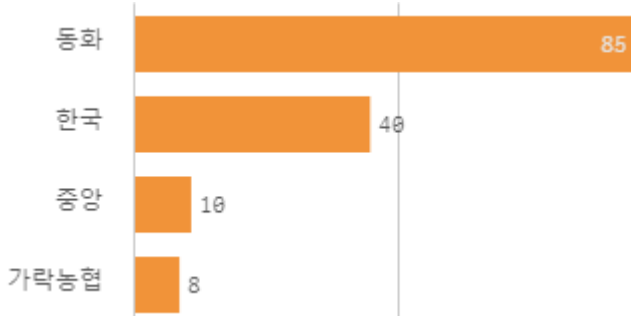
### 거래 단량별 물량 구성비



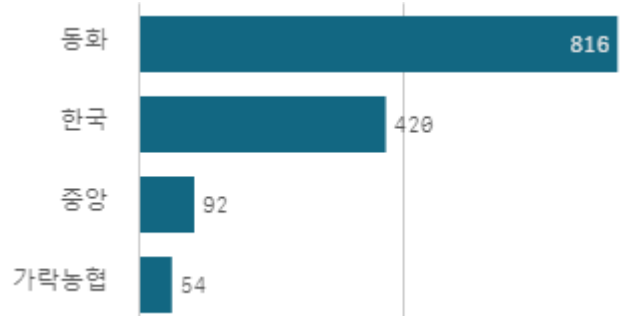
### 출하 품종별 거래금액 구성비



### 도매시장 법인별 거래물량(톤)

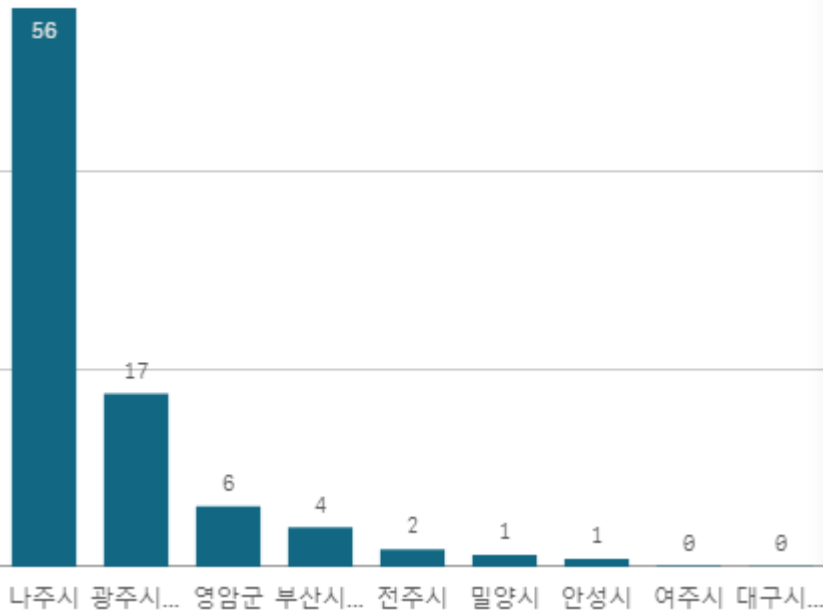


### 도매시장 법인별 거래금액(백만원)



# 돌미나리(4Kg)

산지별 거래물량(톤)



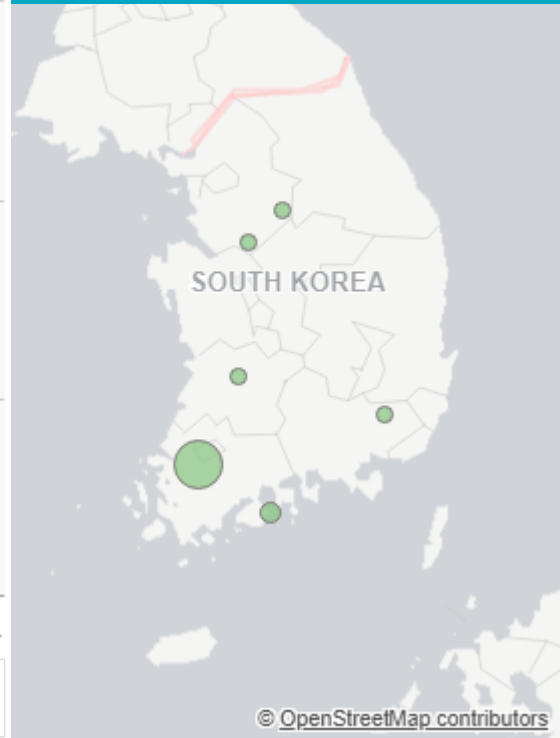
출하산지(개소)

9

출하건수(천건)

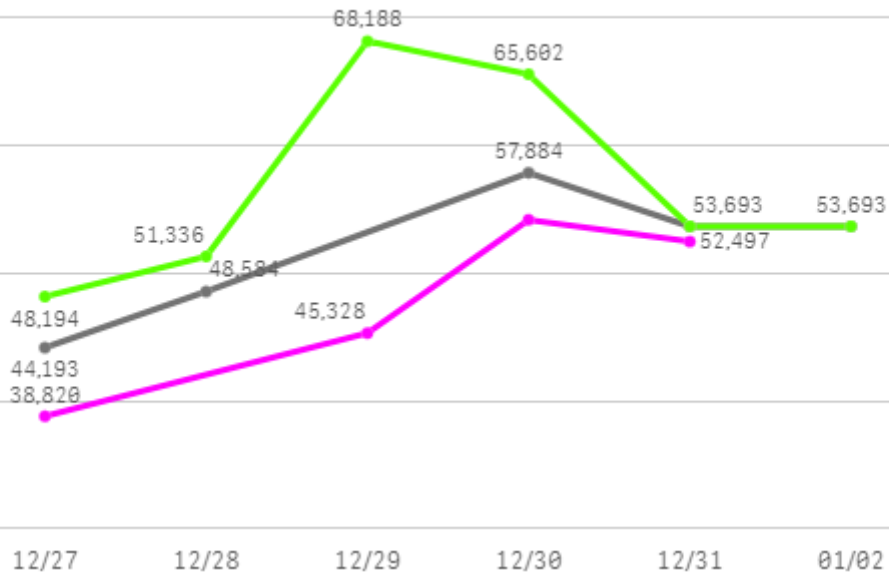
0

산지별 주출하 시군구



주간 도매가격(원)

◆ 2025    ● 2024    ◆ 평년



구분	금주(A)	전주(B)	전월(C)	전년(D)	평년(E)	A/B	A/C	A/D	A/E
가격(원)	47,712	38,312	25,688	51,609	53,591	124.5%	185.7%	92.4%	89.0%

※ 상품 가격 기준

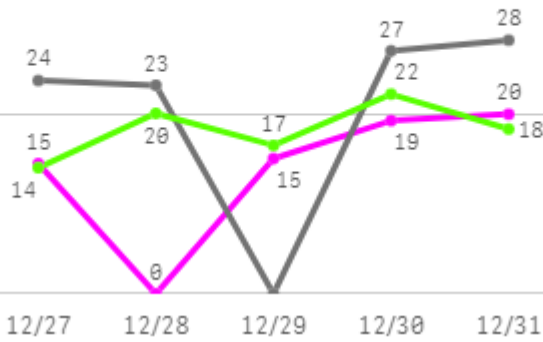
## □ 돌미나리(4Kg) 주간 가격

구분	Q	품종	Q	단량	Q	특	상	보통	하
2025-12-27		돌미나리		4Kg		-	38,820	32,589	21,701
2025-12-29		돌미나리		4Kg		-	45,328	40,856	34,960
2025-12-30		돌미나리		4Kg		-	54,203	50,483	39,322
2025-12-31		돌미나리		4Kg		-	52,497	43,777	25,300
평균						-	<b>47,712</b>	<b>41,926</b>	<b>30,321</b>

# 열무

## 주간 반입량(톤)

◆ 2025    ● 2024    ▲ 평년

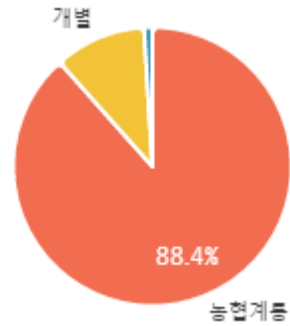


구분	금주(A)	전주(B)	전월(C)	전년(D)	평년(E)	A/B	A/C	A/D	A/E
물량(톤)	69	107	112	103	87	64.8%	62.0%	67.3%	79.6%

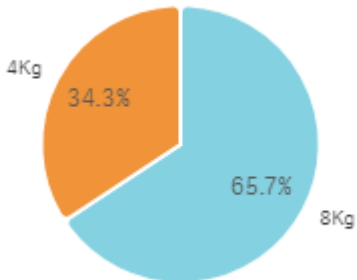
### 출하 품종별 거래물량 구성비



### 출하자별 거래물량 구성비



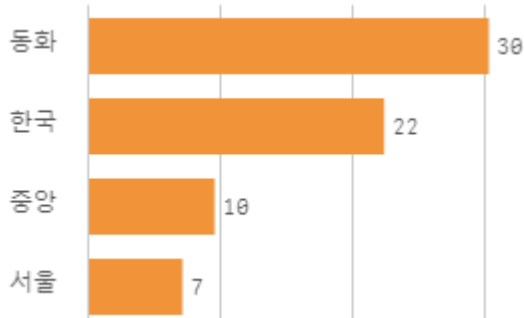
### 거래 단량별 물량 구성비



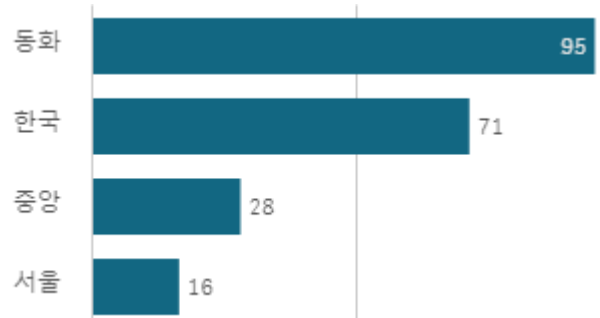
### 출하 품종별 거래금액 구성비



### 도매시장 법인별 거래물량(톤)

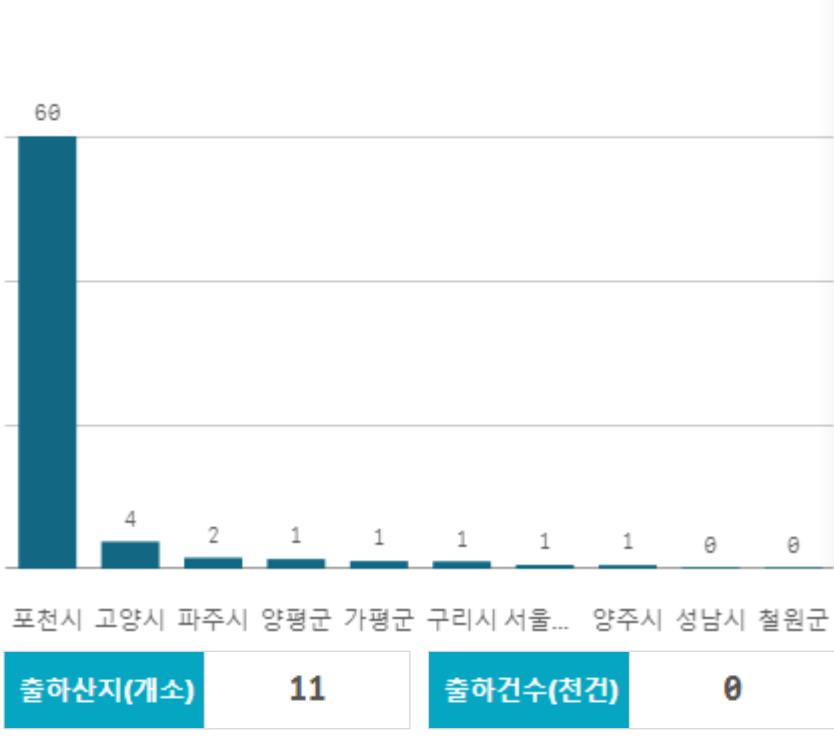


### 도매시장 법인별 거래금액(백만원)



# 열무(4Kg)

산지별 거래물량(톤)



출하산지(개소)

11

출하건수(천건)

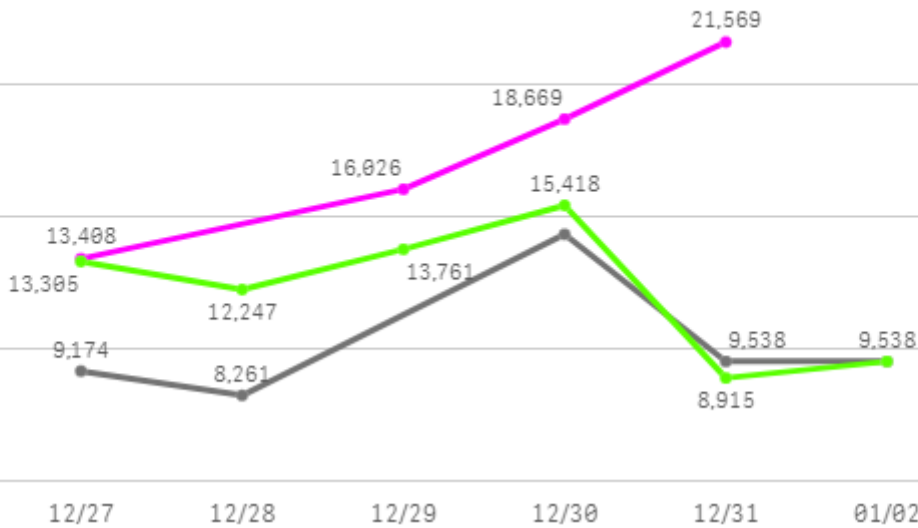
0

산지별 주출하 시군구



주간 도매가격(원)

◆ 2025    ● 2024    ◆ 평년



구분	금주(A)	전주(B)	전월(C)	전년(D)	평년(E)	A/B	A/C	A/D	A/E
가격(원)	17,418	14,509	10,055	10,168	14,504	120.1%	173.2%	171.3%	120.1%

※ 상품 가격 기준

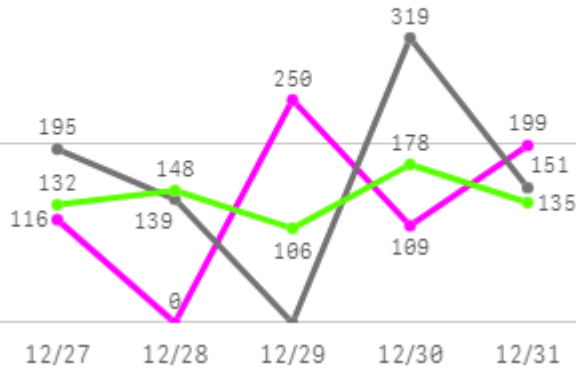
## □ 열무(4Kg) 주간 가격

구분	Q	품종	Q	단량	Q	특	상	보통	하
2025-12-27		열무		4Kg		-	13,408	12,122	8,380
2025-12-29		열무		4Kg		-	16,026	14,579	10,763
2025-12-30		열무		4Kg		-	18,669	15,411	12,451
2025-12-31		열무		4Kg		-	21,569	15,620	6,856
평균						-	<b>17,418</b>	<b>14,433</b>	<b>9,613</b>

# 오이

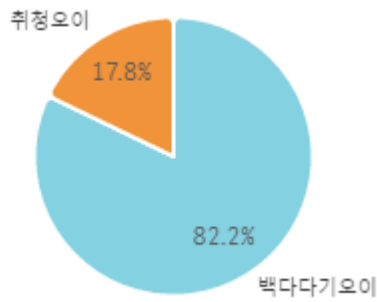
## 주간 반입량(톤)

◆ 2025    ● 2024    ▲ 평년

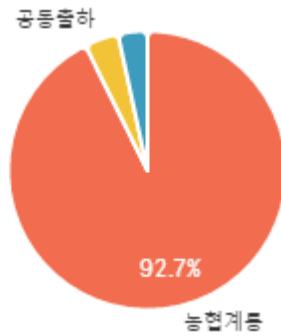


구분	금주(A)	전주(B)	전월(C)	전년(D)	평년(E)	A/B	A/C	A/D	A/E
물량(톤)	673	988	838	804	684	68.2%	80.4%	83.7%	98.4%

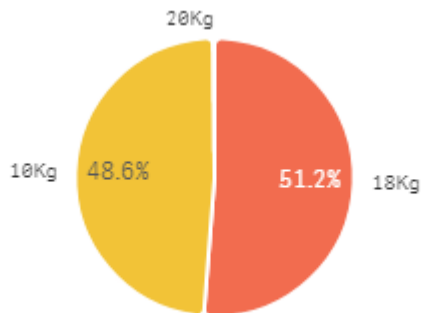
### 출하 품종별 거래물량 구성비



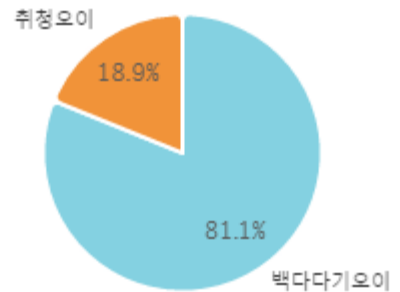
### 출하자별 거래물량 구성비



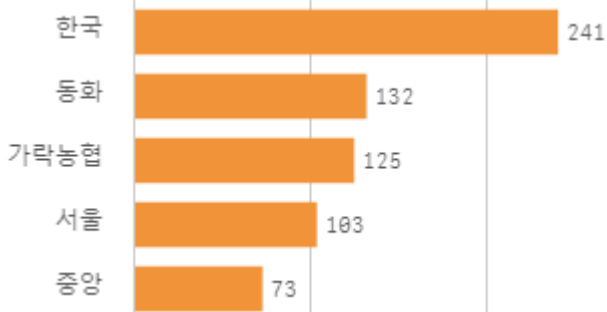
### 거래 단량별 물량 구성비



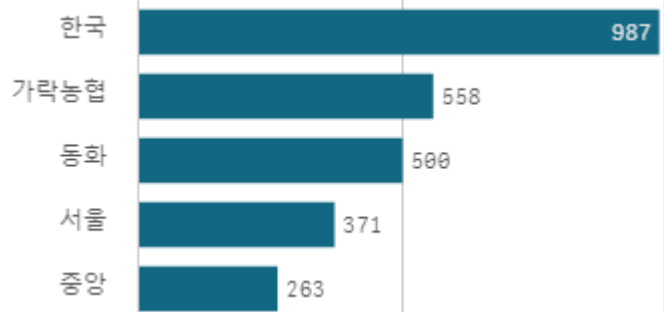
### 출하 품종별 거래금액 구성비



### 도매시장 법인별 거래물량(톤)

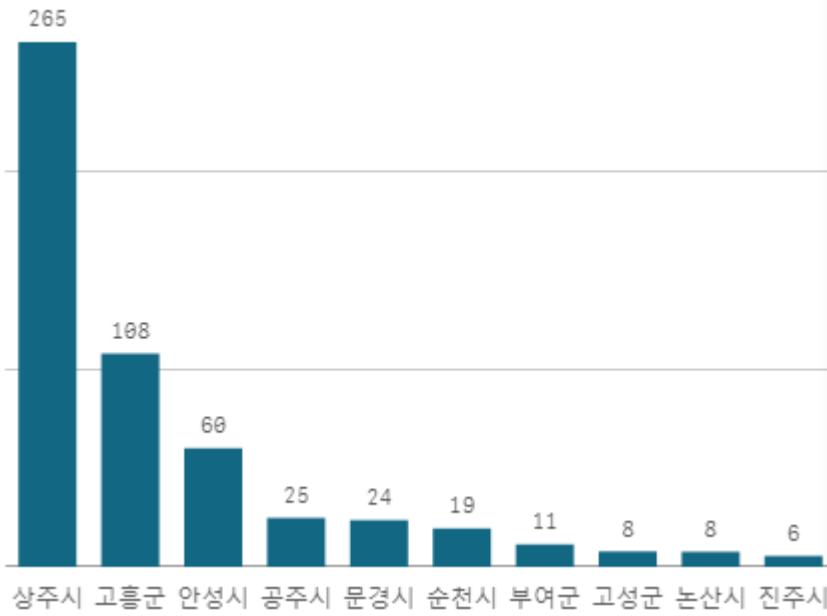


### 도매시장 법인별 거래금액(백만원)



# 백다다기오이(100개)

산지별 거래물량(톤)



출하산지(개소)

33

출하건수(천건)

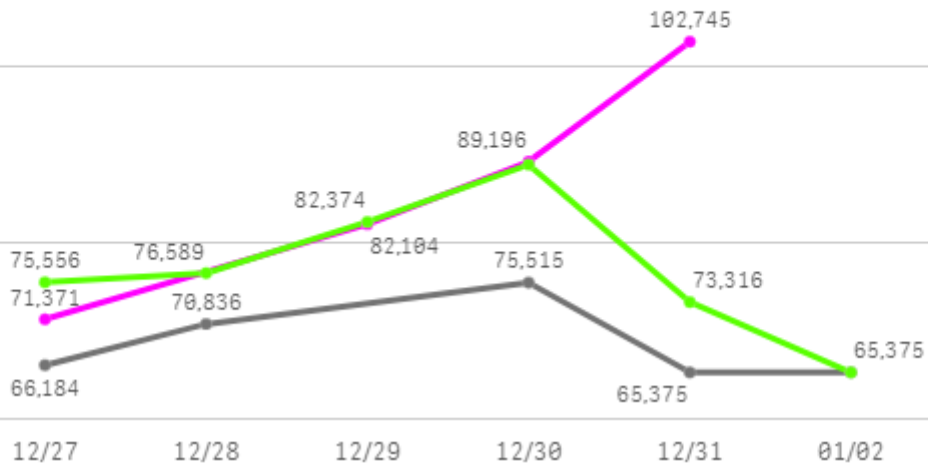
4

산지별 주출하 시군구



주간 도매가격(원)

◆ 2025    ● 2024    ◆ 평년



구분	금주(A)	전주(B)	전월(C)	전년(D)	평년(E)	A/B	A/C	A/D	A/E
가격(원)	86,354	73,778	73,702	68,657	82,859	117.0%	117.2%	125.8%	104.2%

※ 상품 가격 기준

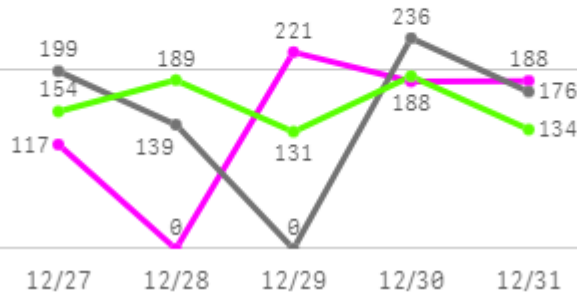
## □ 백다다기오이(100개) 주간 가격

구분	Q	품종	Q	단량	Q	특	상	보통	하
2025-12-27		백다다기오이		100개		100,746	71,371	45,729	30,715
2025-12-29		백다다기오이		100개		109,409	82,104	54,108	37,265
2025-12-30		백다다기오이		100개		120,668	89,196	62,476	39,644
2025-12-31		백다다기오이		100개		140,698	102,745	72,755	40,809
평균						<b>117,880</b>	<b>86,354</b>	<b>58,767</b>	<b>37,108</b>

# 호박

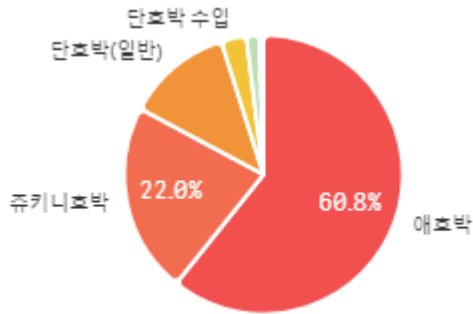
## 주간 반입량(톤)

◆ 2025    ● 2024    ▲ 평년

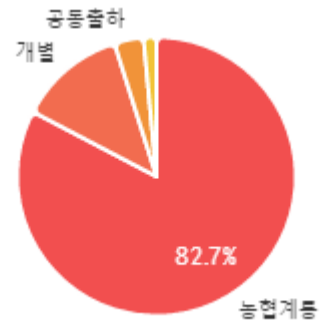


구분	금주(A)	전주(B)	전월(C)	전년(D)	평년(E)	A/B	A/C	A/D	A/E
물량(톤)	714	1,053	989	751	768	67.8%	72.2%	95.0%	93.0%

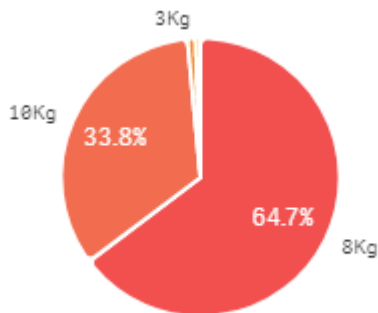
## 출하 품종별 거래물량 구성비



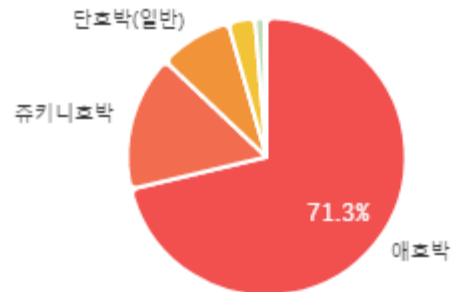
## 출하자별 거래물량 구성비



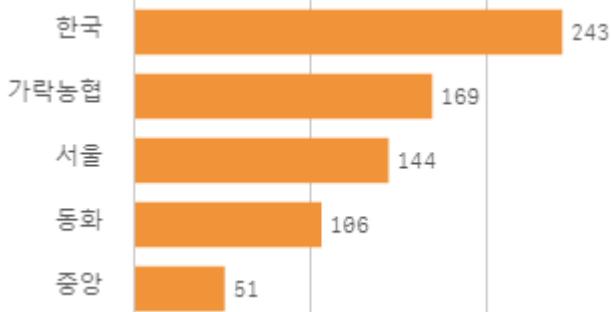
## 거래 단량별 물량 구성비



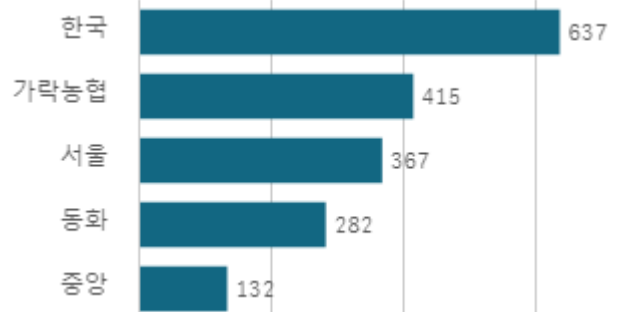
## 출하 품종별 거래금액 구성비



## 도매시장 법인별 거래물량(톤)

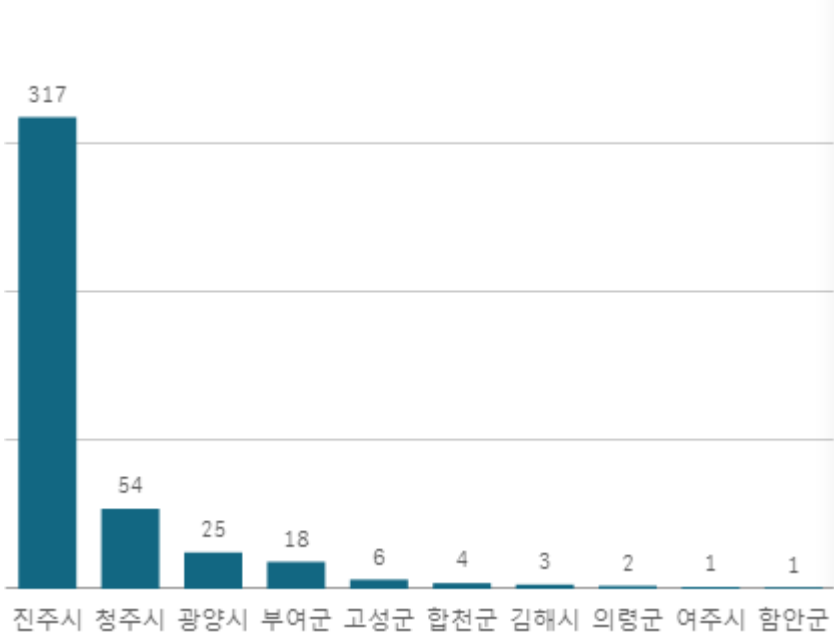


## 도매시장 법인별 거래금액(백만원)



# 애호박(20개)

산지별 거래물량(톤)



출하산지(개소)

18

출하건수(천건)

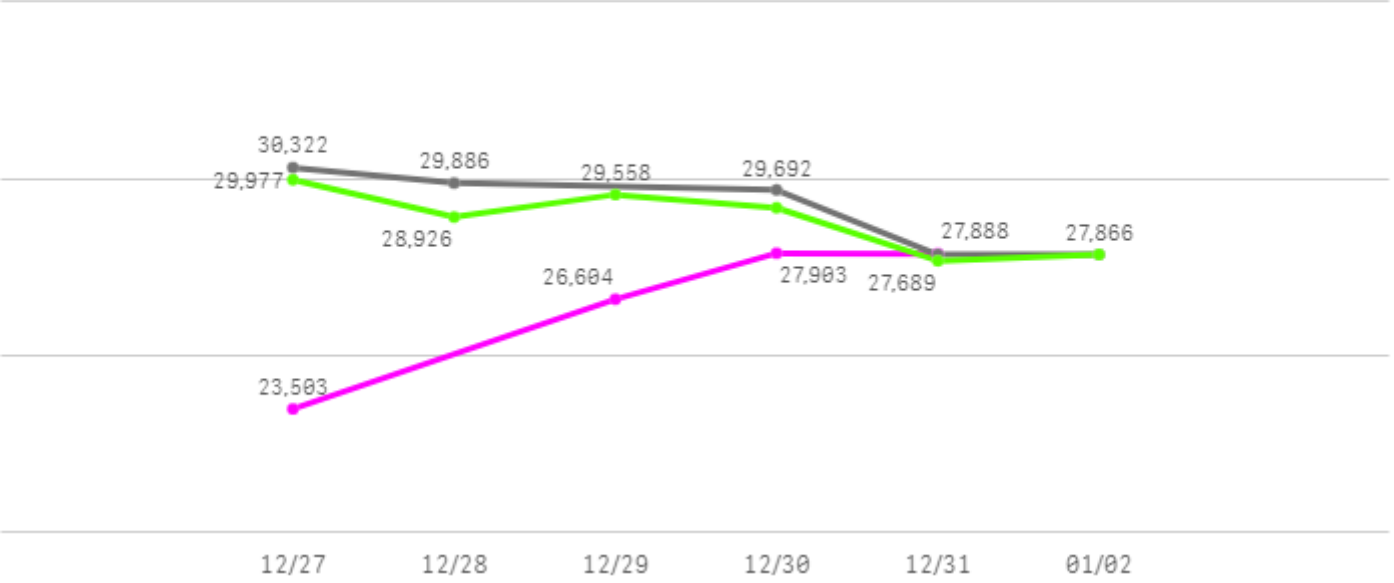
3

산지별 주출하 시군구



주간 도매가격(원)

◆ 2025    ● 2024    ◆ 평년



구분	금주(A)	전주(B)	전월(C)	전년(D)	평년(E)	A/B	A/C	A/D	A/E
가격(원)	26,475	23,353	18,489	29,126	29,234	113.4%	143.2%	90.9%	90.6%

※ 상품 가격 기준

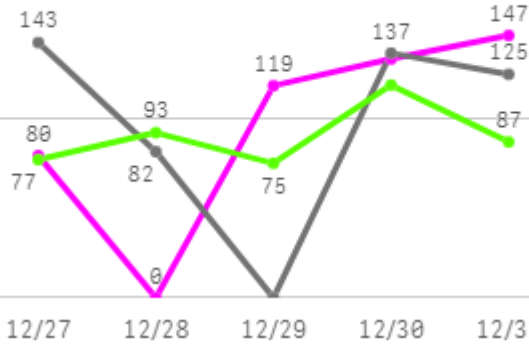
## □ 애호박(20개) 주간 가격

구분	Q	품종	Q	단량	Q	특	상	보통	하
2025-12-27		애호박		20개		26,819	23,503	21,496	15,639
2025-12-29		애호박		20개		30,196	26,604	24,236	18,861
2025-12-30		애호박		20개		30,399	27,903	25,925	21,183
2025-12-31		애호박		20개		31,182	27,888	24,877	18,479
평균						<b>29,649</b>	<b>26,475</b>	<b>24,134</b>	<b>18,541</b>

# 토마토

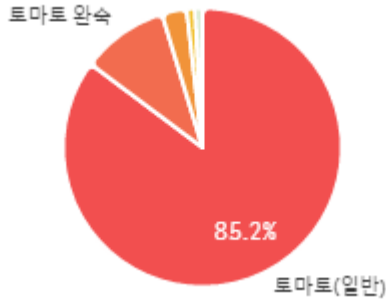
## 주간 반입량(톤)

◆ 2025    ● 2024    ▲ 평년

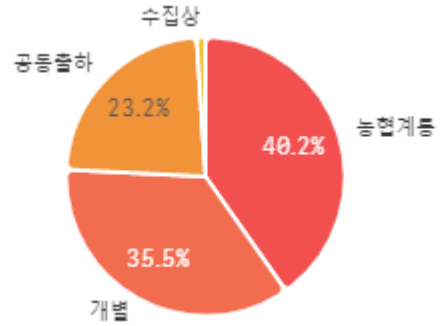


구분	금주(A)	전주(B)	전월(C)	전년(D)	평년(E)	A/B	A/C	A/D	A/E
물량(톤)	480	583	534	488	462	82.3%	89.9%	98.4%	103.8%

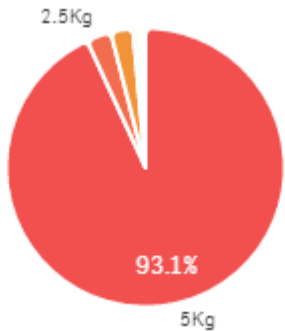
### 출하 품종별 거래물량 구성비



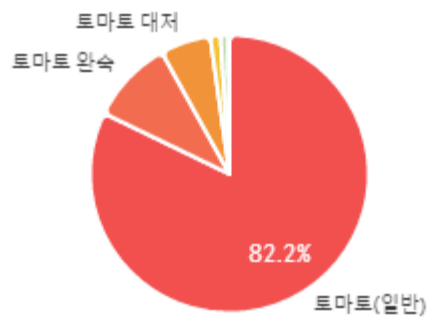
### 출하자별 거래물량 구성비



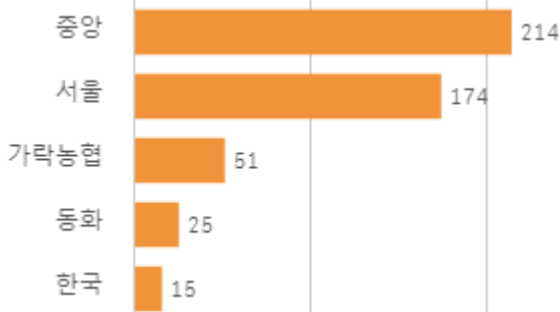
### 거래 단량별 물량 구성비



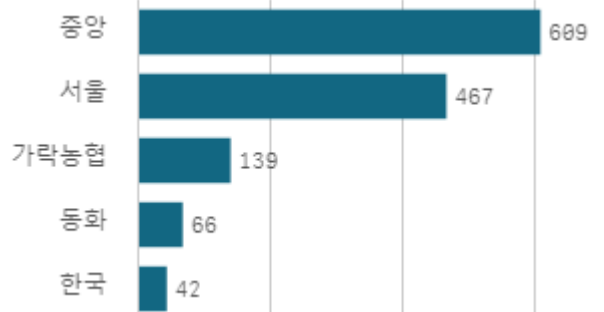
### 출하 품종별 거래금액 구성비



### 도매시장 법인별 거래물량(톤)

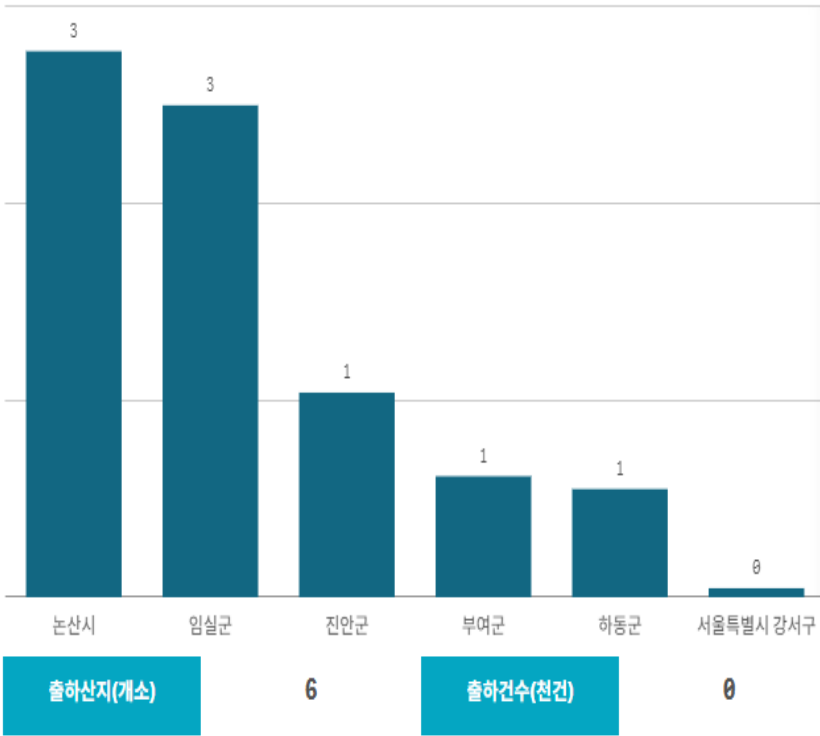


### 도매시장 법인별 거래금액(백만원)



# 토마토(5Kg)

산지별 거래물량(톤)

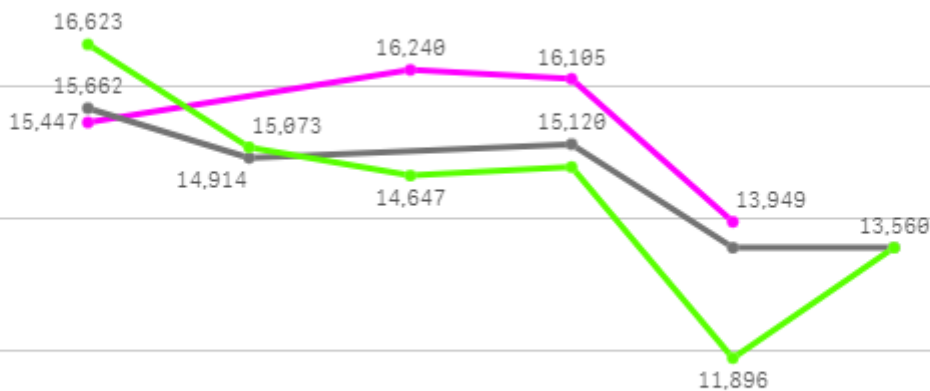


산지별 주출하 시군구



주간 도매가격(원)

◆ 2025    ● 2024    ◆ 평년



12/27      12/28      12/29      12/30      12/31      01/02

구분	금주(A)	전주(B)	전월(C)	전년(D)	평년(E)	A/B	A/C	A/D	A/E
가격(원)	15,435	16,993	17,648	14,563	15,404	90.8%	87.5%	106.0%	100.2%

※ 상품 가격 기준

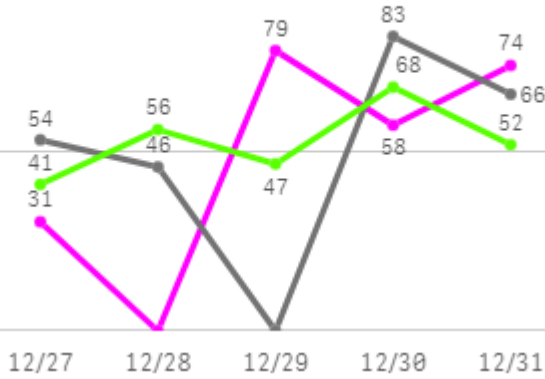
## □ 토마토(5Kg) 주간 가격

구분	Q	품종	Q	단량	Q	특	상	보통	하
2025-12-27		토마토		5Kg		16,936	15,447	13,285	8,325
2025-12-29		토마토		5Kg		17,580	16,240	14,367	9,223
2025-12-30		토마토		5Kg		17,241	16,105	14,121	8,308
2025-12-31		토마토		5Kg		15,724	13,949	11,482	6,926
평균						<b>16,870</b>	<b>15,435</b>	<b>13,314</b>	<b>8,196</b>

# 방울토마토

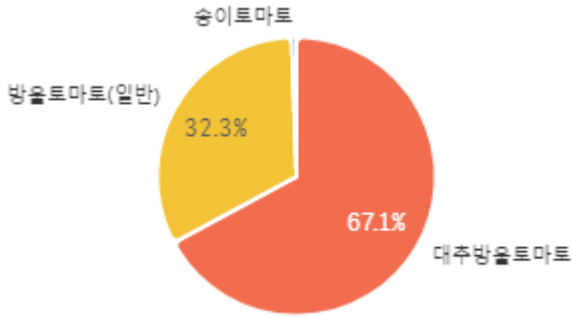
## 주간 반입량(톤)

◆ 2025    ● 2024    ▲ 평년

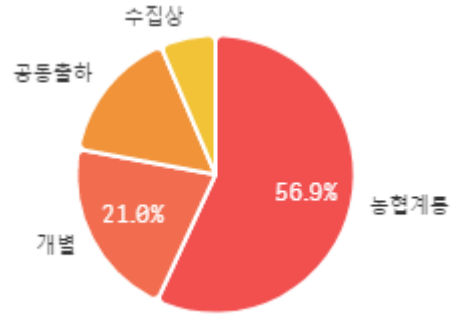


구분	금주(A)	전주(B)	전월(C)	전년(D)	평년(E)	A/B	A/C	A/D	A/E
물량(톤)	241	301	230	248	253	80.0%	104.9%	97.1%	95.5%

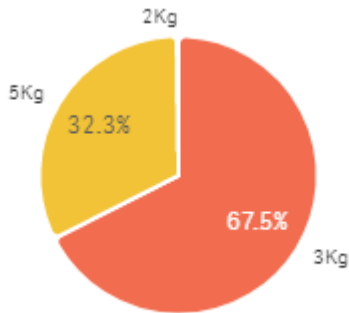
### 출하 품종별 거래물량 구성비



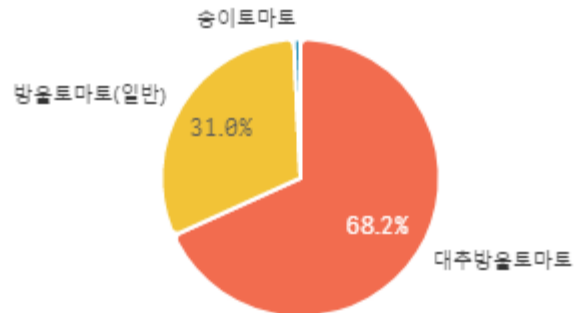
### 출하자별 거래물량 구성비



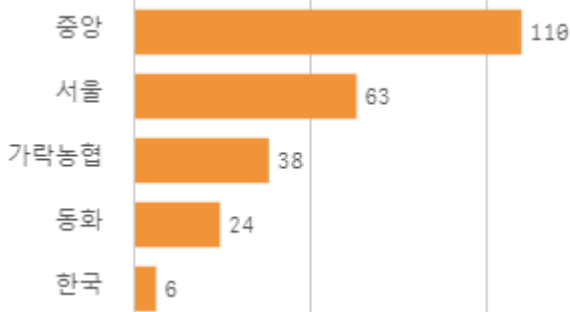
### 거래 단량별 물량 구성비



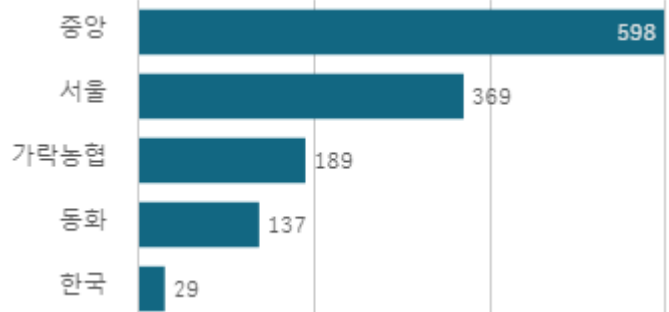
### 출하 품종별 거래금액 구성비



### 도매시장 법인별 거래물량(톤)

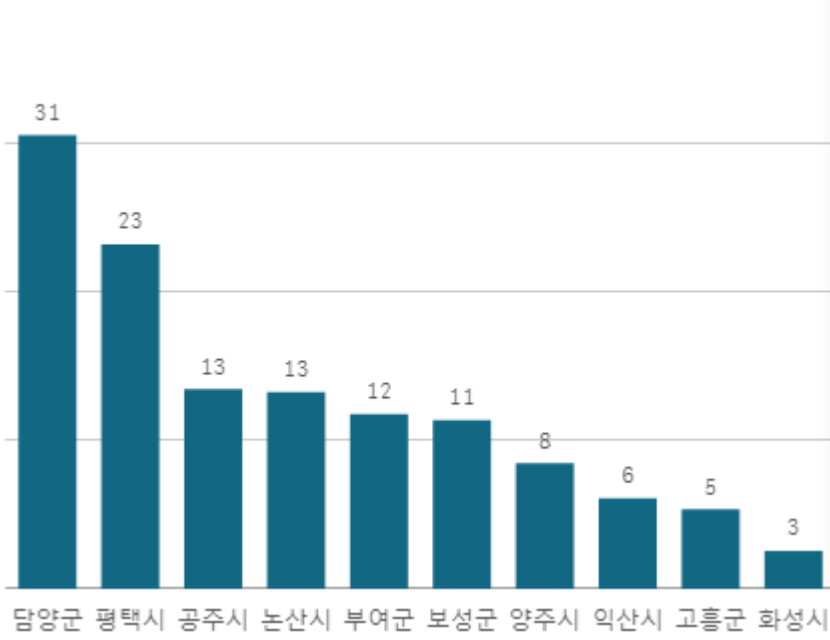


### 도매시장 법인별 거래금액(백만원)



# 대추방울토마토(3Kg)

산지별 거래물량(톤)



출하산지(개소)

40

출하건수(천건)

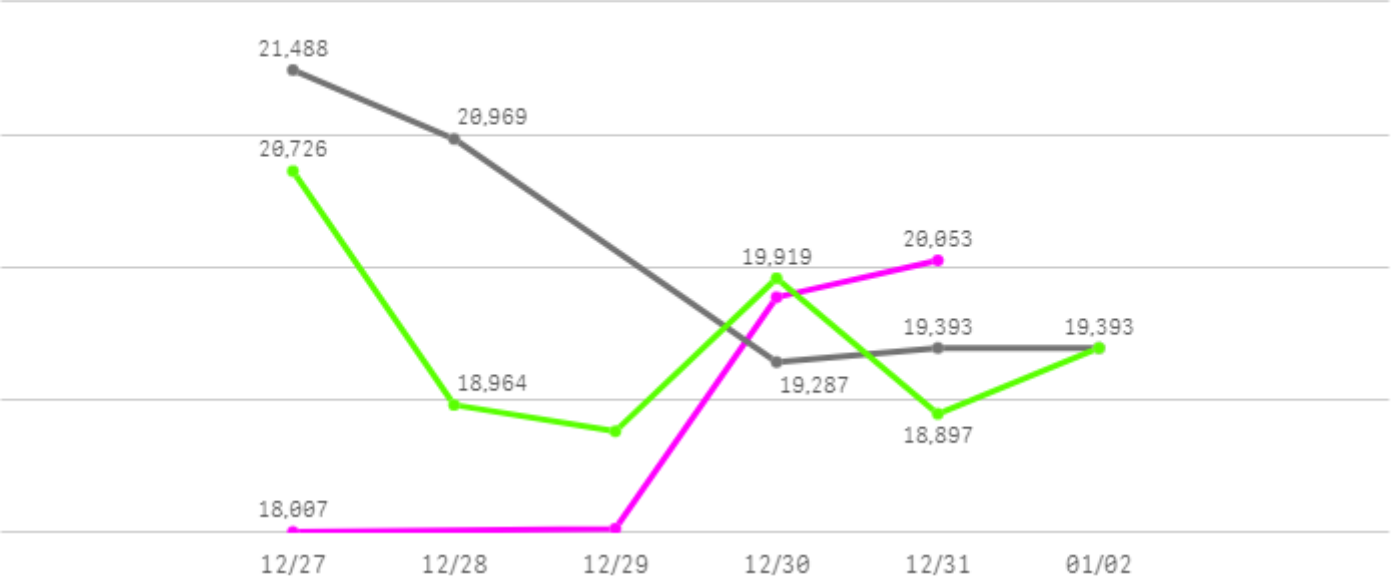
2

산지별 주출하 시군구



주간 도매가격(원)

◆ 2025    ● 2024    ◆ 평년



구분	금주(A)	전주(B)	전월(C)	전년(D)	평년(E)	A/B	A/C	A/D	A/E
가격(원)	18,967	17,689	18,444	20,106	19,808	107.2%	102.8%	94.3%	95.8%

※ 상품 가격 기준

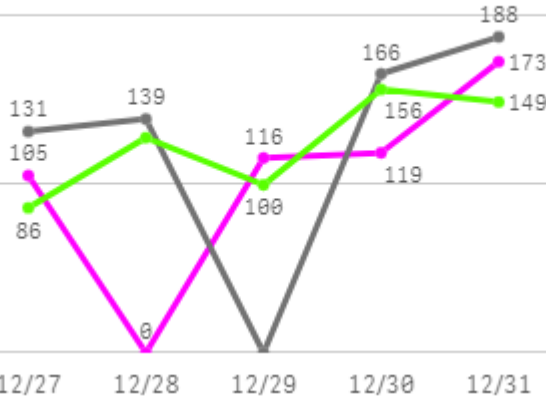
## □ 대추방울토마토(3Kg) 주간 가격

구분	Q	품종	Q	단량	Q	특	상	보통	하
2025-12-27		대추방울토마토		3Kg		23,003	18,007	15,404	11,217
2025-12-29		대추방울토마토		3Kg		26,827	18,032	15,628	12,665
2025-12-30		대추방울토마토		3Kg		26,165	19,776	16,721	12,282
2025-12-31		대추방울토마토		3Kg		24,878	20,053	16,203	11,699
평균						<b>25,218</b>	<b>18,967</b>	<b>15,989</b>	<b>11,966</b>

# 딸기

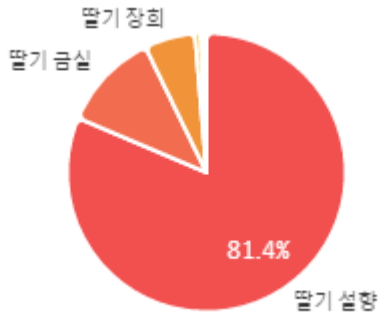
## 주간 반입량(톤)

◆ 2025    ● 2024    ▲ 평년

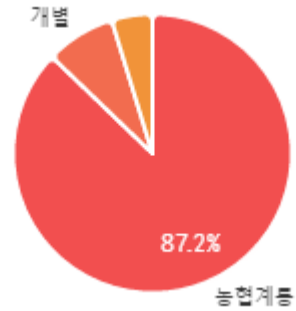


구분	금주(A)	전주(B)	전월(C)	전년(D)	평년(E)	A/B	A/C	A/D	A/E
물량(톤)	513	711	322	624	569	72.2%	159.1%	82.2%	90.1%

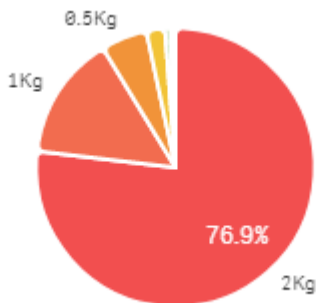
## 출하 품종별 거래물량 구성비



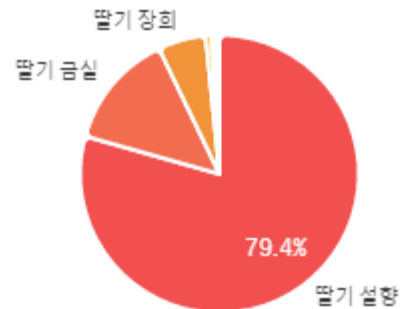
## 출하자별 거래물량 구성비



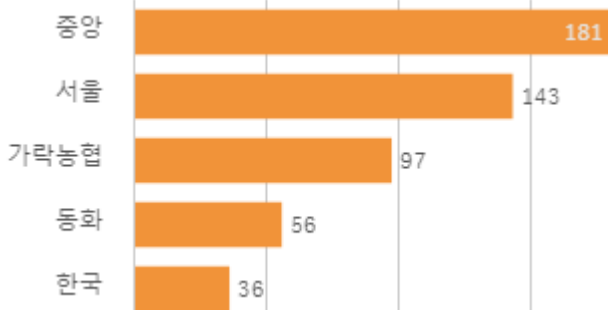
## 거래 단량별 물량 구성비



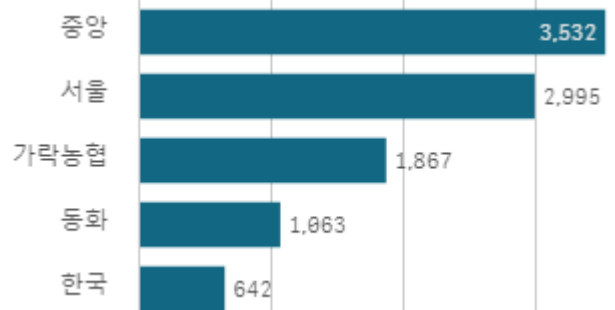
## 출하 품종별 거래금액 구성비



## 도매시장 법인별 거래물량(톤)

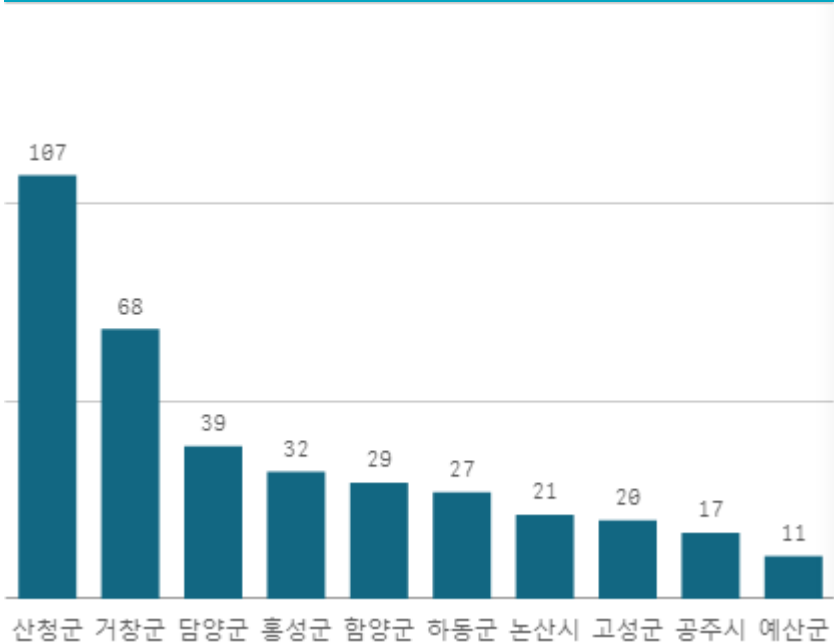


## 도매시장 법인별 거래금액(백만원)



# 딸기 설향(1Kg)

산지별 거래물량(톤)



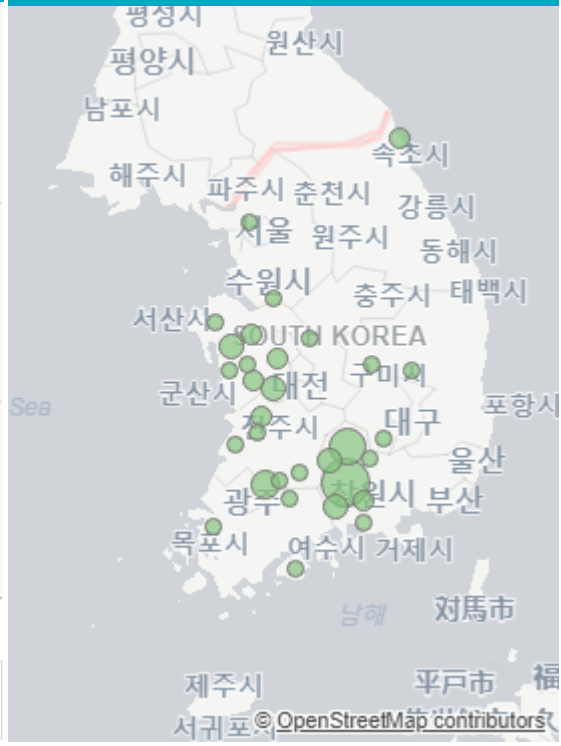
출하산지(개소)

31

출하건수(천건)

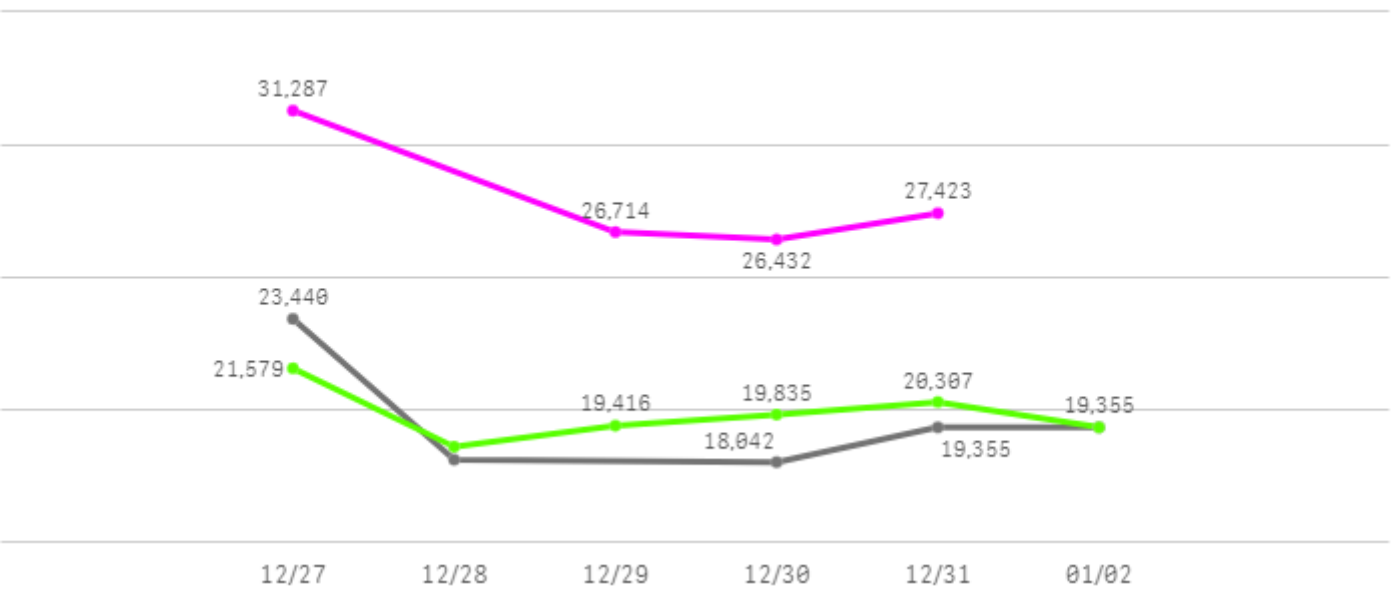
13

산지별 주출하 시군구



주간 도매가격(원)

● 2025   ● 2024   ● 평년



구분	금주(A)	전주(B)	전월(C)	전년(D)	평년(E)	A/B	A/C	A/D	A/E
가격(원)	27,964	27,497	20,141	19,665	22,457	101.7%	138.8%	142.2%	124.5%

※ 상품 가격 기준

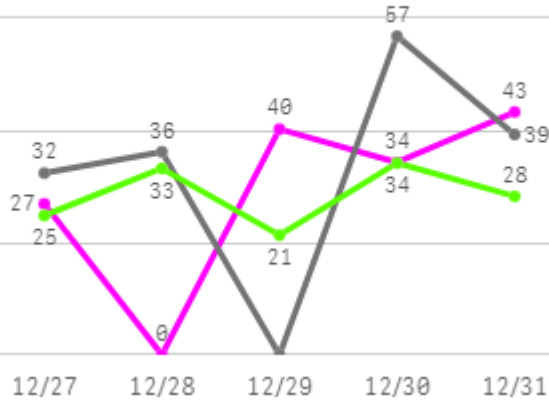
## □ 딸기 설향(1Kg) 주간 가격

구분	Q	품종	Q	단량	Q	특	상	보통	하
2025-12-27		딸기 설향		1Kg		33,425	31,287	29,100	18,519
2025-12-29		딸기 설향		1Kg		28,017	26,714	24,857	14,099
2025-12-30		딸기 설향		1Kg		27,269	26,432	25,092	16,538
2025-12-31		딸기 설향		1Kg		28,394	27,423	24,044	12,181
평균						<b>29,276</b>	<b>27,964</b>	<b>25,773</b>	<b>15,334</b>

# 가지

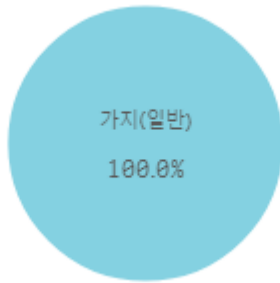
## 주간 반입량(톤)

◆ 2025    ● 2024    ▲ 평년

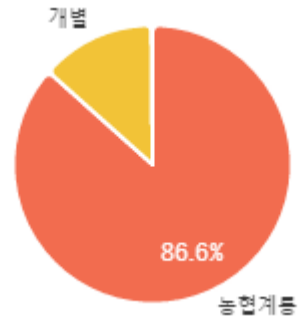


구분	금주(A)	전주(B)	전월(C)	전년(D)	평년(E)	A/B	A/C	A/D	A/E
물량(톤)	145	198	206	165	146	73.1%	70.4%	87.9%	99.2%

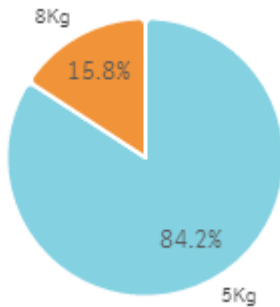
### 출하 품종별 거래물량 구성비



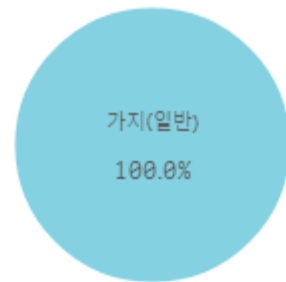
### 출하자별 거래물량 구성비



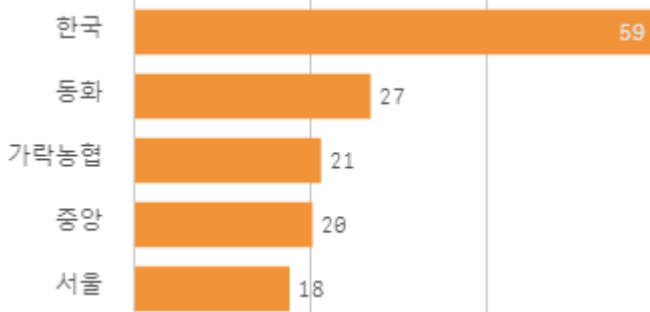
### 거래 단량별 물량 구성비



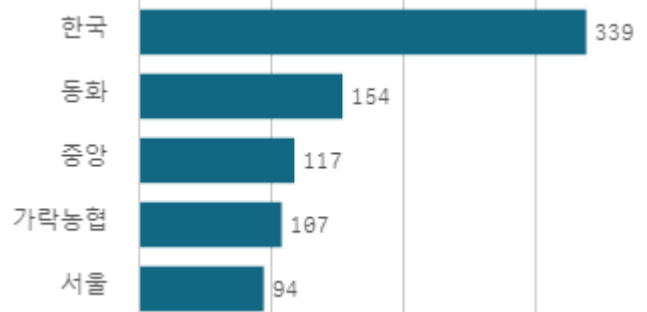
### 출하 품종별 거래금액 구성비



### 도매시장 법인별 거래물량(톤)

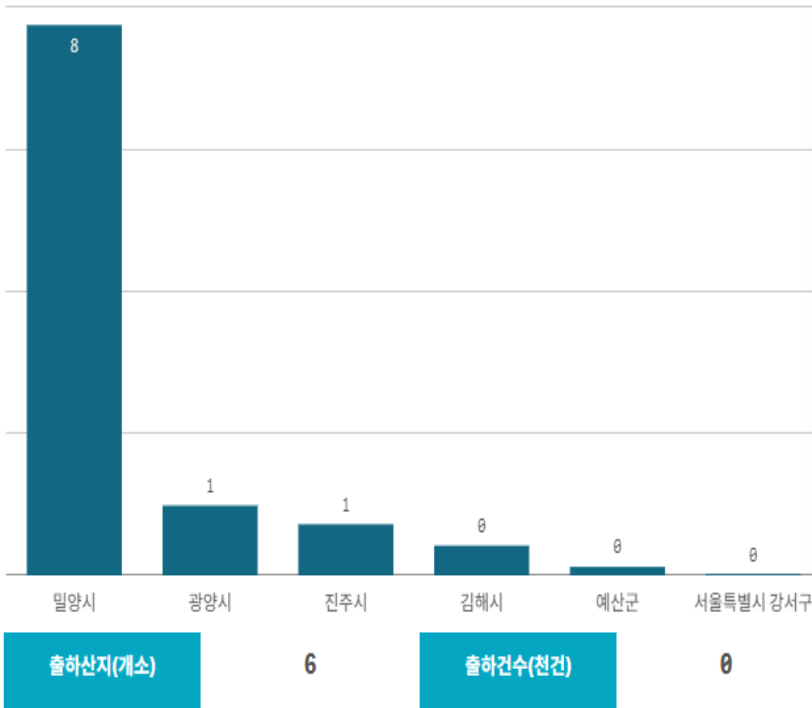


### 도매시장 법인별 거래금액(백만원)



# 가지(8Kg)

산지별 거래물량(톤)

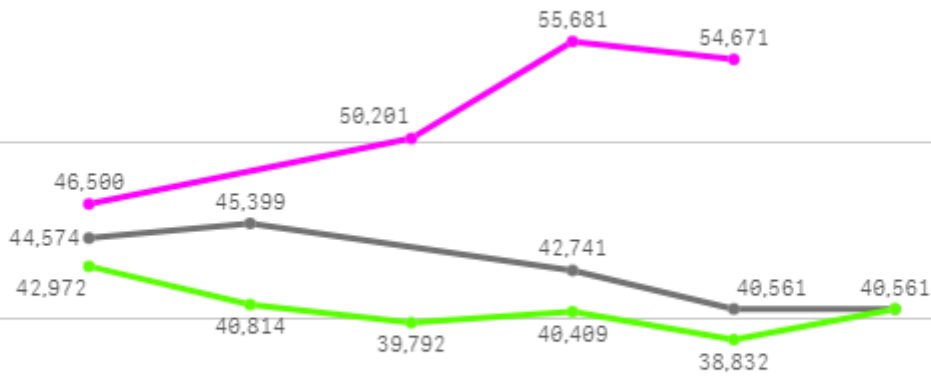


산지별 주출하 시군구



주간 도매가격(원)

◆ 2025    ● 2024    ◆ 평년



12/27    12/28    12/29    12/30    12/31    01/02

구분	금주(A)	전주(B)	전월(C)	전년(D)	평년(E)	A/B	A/C	A/D	A/E
가격(원)	51,763	50,047	27,829	42,767	43,089	103.4%	186.0%	121.0%	120.1%

※ 상품 가격 기준

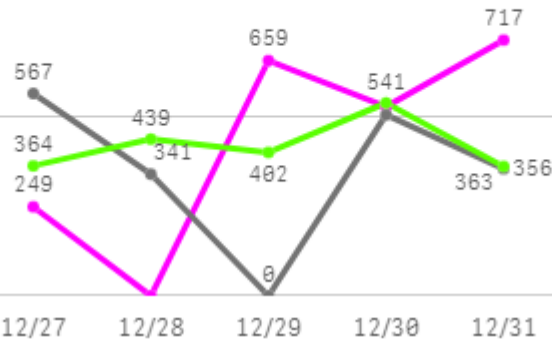
## □ 가지(8Kg) 주간 가격

구분	Q	품종	Q	단량	Q	특	상	보통	하
2025-12-27		가지		8Kg		-	46,500	36,738	24,174
2025-12-29		가지		8Kg		-	50,201	42,089	28,427
2025-12-30		가지		8Kg		-	55,681	47,328	33,635
2025-12-31		가지		8Kg		-	54,671	44,896	23,275
평균						-	<b>51,763</b>	<b>42,763</b>	<b>27,378</b>

# 무

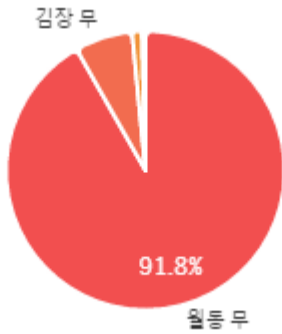
## 주간 반입량(톤)

◆ 2025    ● 2024    ▲ 평년

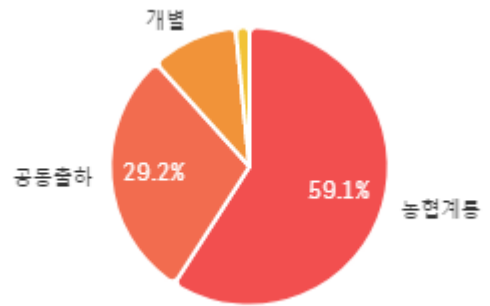


구분	금주(A)	전주(B)	전월(C)	전년(D)	평년(E)	A/B	A/C	A/D	A/E
물량(톤)	2,156	3,281	1,957	1,772	2,176	65.7%	110.1%	121.7%	99.1%

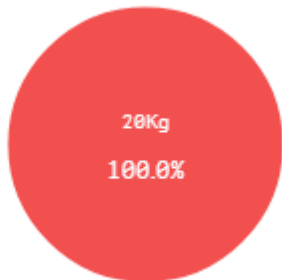
### 출하 품종별 거래물량 구성비



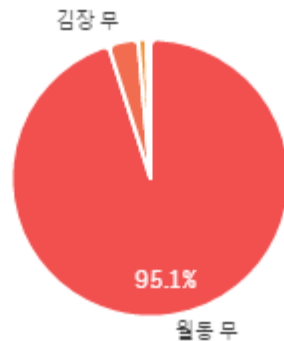
### 출하자별 거래물량 구성비



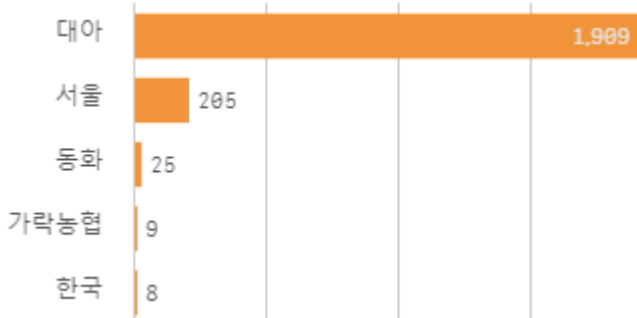
### 거래 단량별 물량 구성비



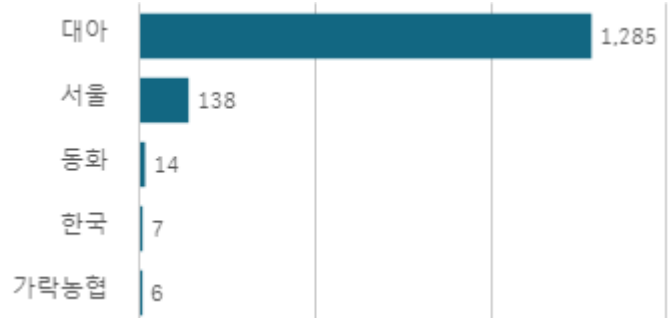
### 출하 품종별 거래금액 구성비



### 도매시장 법인별 거래물량(톤)

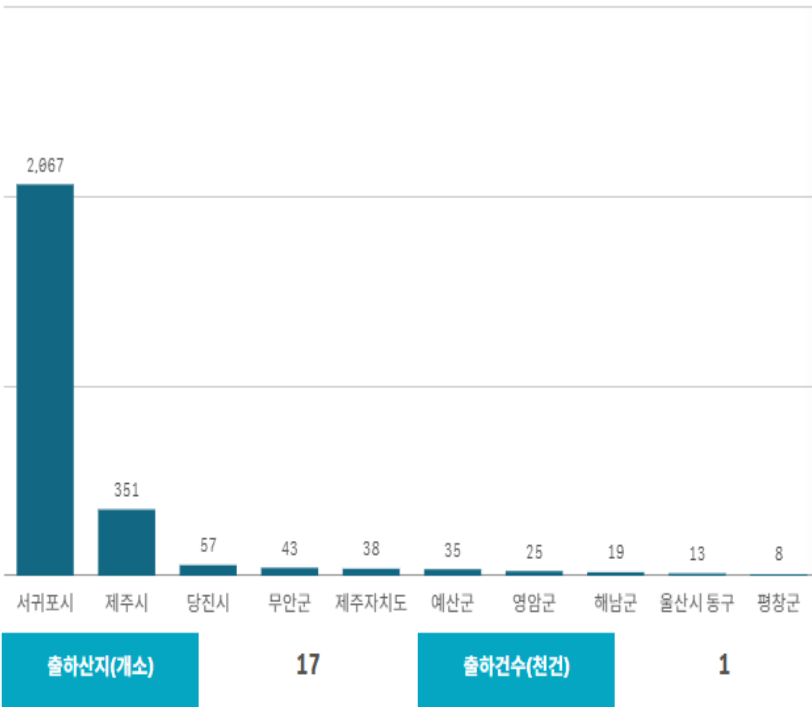


### 도매시장 법인별 거래금액(백만원)



# 무(20Kg)

산지별 거래물량(톤)

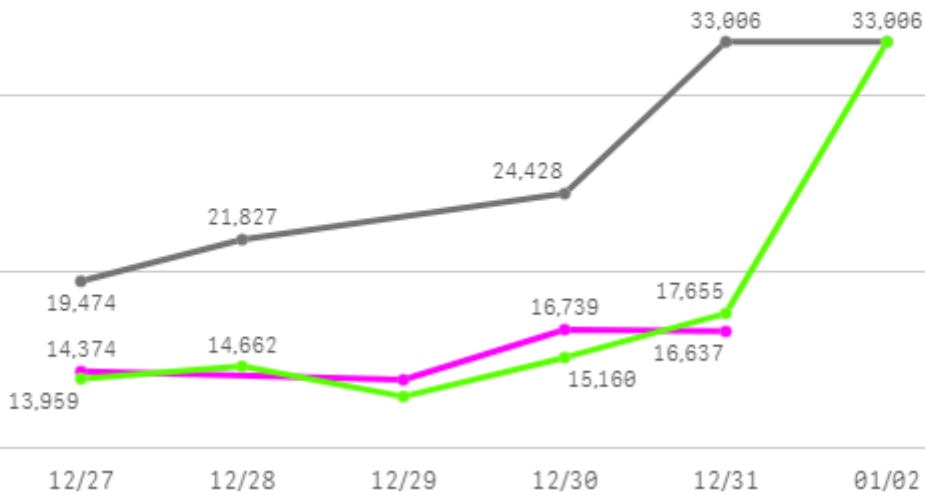


산지별 주출하 시군구



주간 도매가격(원)

◆ 2025    ● 2024    ◆ 평년



구분	금주(A)	전주(B)	전월(C)	전년(D)	평년(E)	A/B	A/C	A/D	A/E
가격(원)	15,413	12,244	13,827	26,348	15,825	125.9%	111.5%	58.5%	97.4%

※ 상품 가격 기준

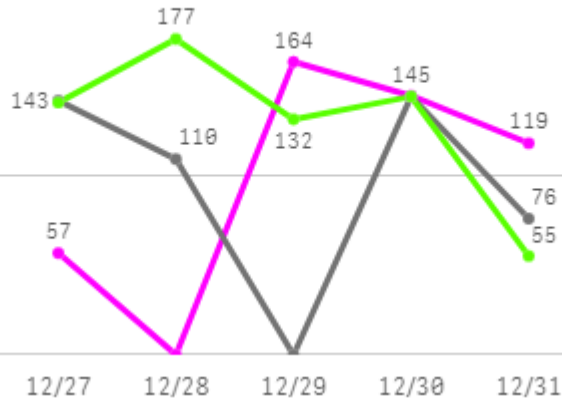
## □ 무(20Kg) 주간 가격

구분	Q	품종	Q	단량	Q	특	상	보통	하
2025-12-27		무		20Kg		16,519	14,374	12,192	6,824
2025-12-29		무		20Kg		16,178	13,902	11,748	8,186
2025-12-30		무		20Kg		18,789	16,739	14,582	9,251
2025-12-31		무		20Kg		18,703	16,637	14,238	10,128
평균						<b>17,547</b>	<b>15,413</b>	<b>13,190</b>	<b>8,597</b>

# 당근

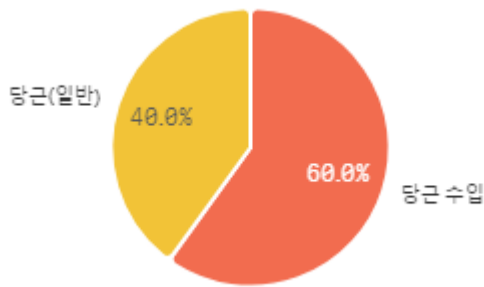
## 주간 반입량(톤)

◆ 2025    ● 2024    ◆ 평년

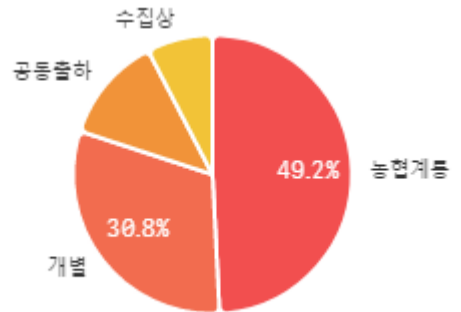


구분	금주(A)	전주(B)	전월(C)	전년(D)	평년(E)	A/B	A/C	A/D	A/E
물량(톤)	485	867	735	474	637	56.0%	66.0%	102.4%	76.2%

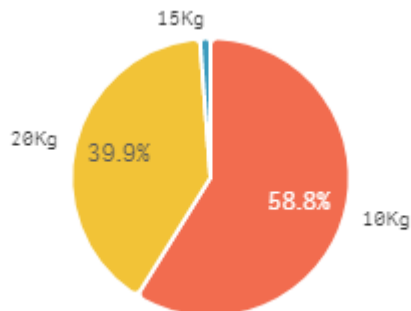
## 출하 품종별 거래물량 구성비



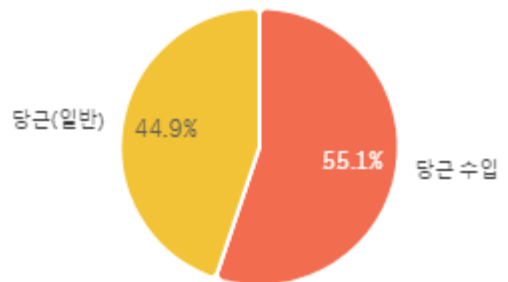
## 출하자별 거래물량 구성비



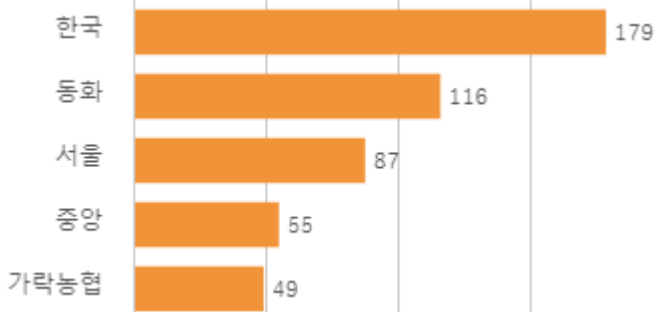
## 거래 단량별 물량 구성비



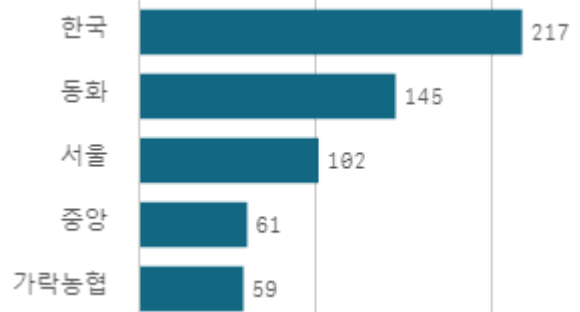
## 출하 품종별 거래금액 구성비



## 도매시장 법인별 거래물량(톤)

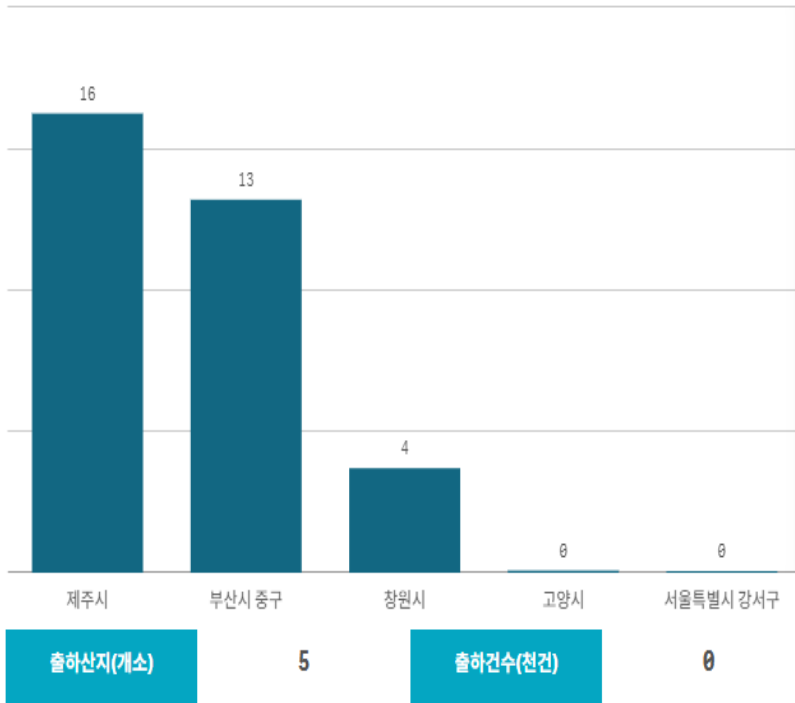


## 도매시장 법인별 거래금액(백만원)



# 당근(20Kg)

## 산지별 거래물량(톤)

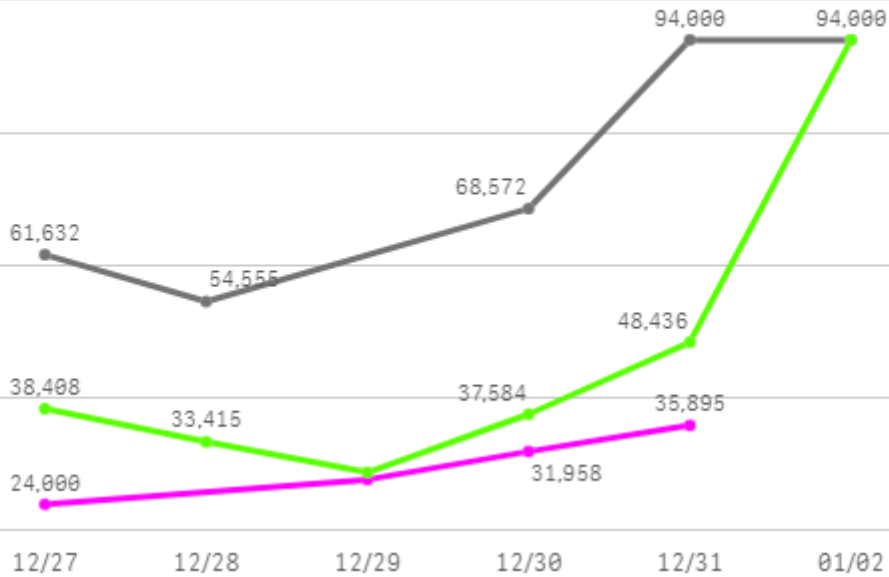


## 산지별 주출하 시군구



## 주간 도매가격(원)

◆ 2025    ● 2024    ◆ 평년



구분	금주(A)	전주(B)	전월(C)	전년(D)	평년(E)	A/B	A/C	A/D	A/E
가격(원)	29,896	21,050	22,557	74,552	40,216	142.0%	132.5%	40.1%	74.3%

※ 상품 가격 기준

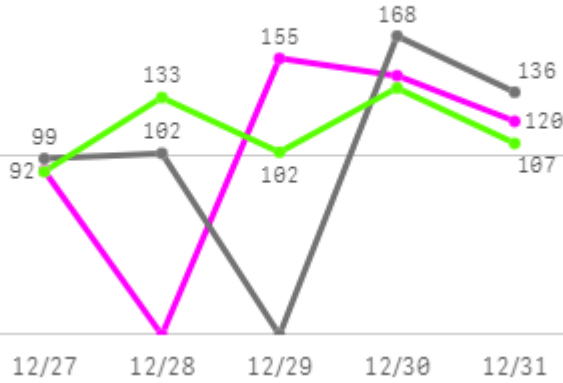
## □ 당근(20Kg) 주간 가격

구분	Q	품종	Q	단량	Q	특	상	보통	하
2025-12-27		당근		20Kg		28,000	24,000	16,726	15,948
2025-12-29		당근		20Kg		31,993	27,731	21,970	14,863
2025-12-30		당근		20Kg		35,000	31,958	26,932	18,910
2025-12-31		당근		20Kg		38,476	35,895	30,541	23,172
평균						<b>33,367</b>	<b>29,896</b>	<b>24,042</b>	<b>18,223</b>

# 생고추

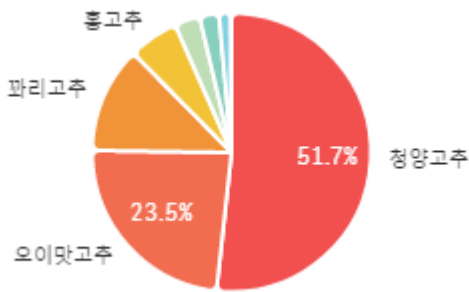
## 주간 반입량(톤)

◆ 2025    ● 2024    ▲ 평년

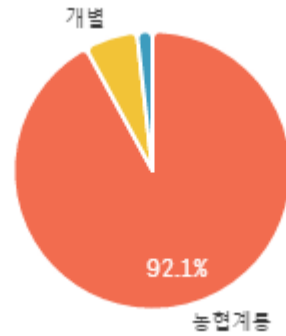


구분	금주(A)	전주(B)	전월(C)	전년(D)	평년(E)	A/B	A/C	A/D	A/E
물량(톤)	512	737	646	504	538	69.4%	79.2%	101.5%	95.1%

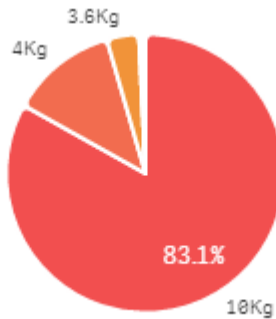
### 출하 품종별 거래물량 구성비



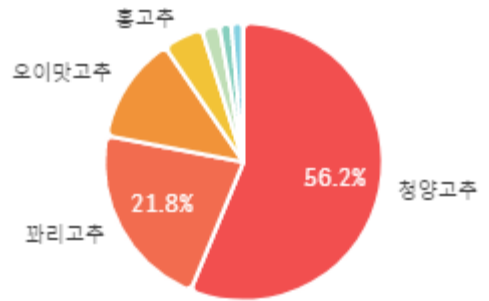
### 출하자별 거래물량 구성비



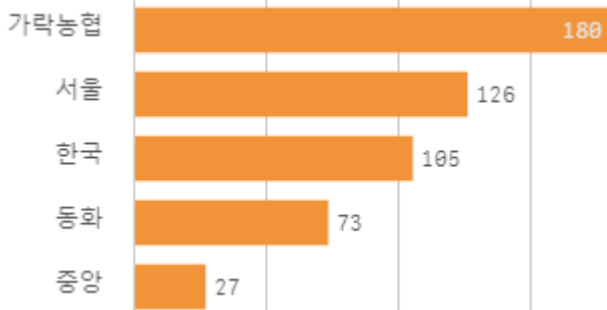
### 거래 단량별 물량 구성비



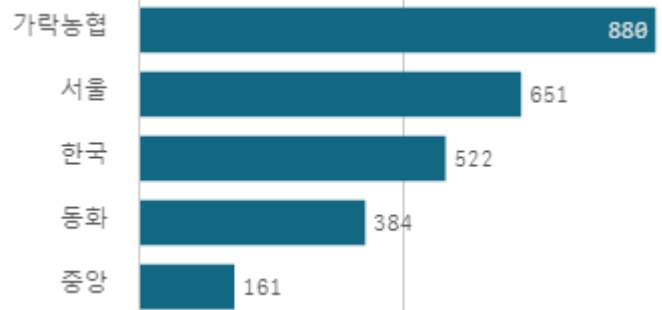
### 출하 품종별 거래금액 구성비



### 도매시장 법인별 거래물량(톤)

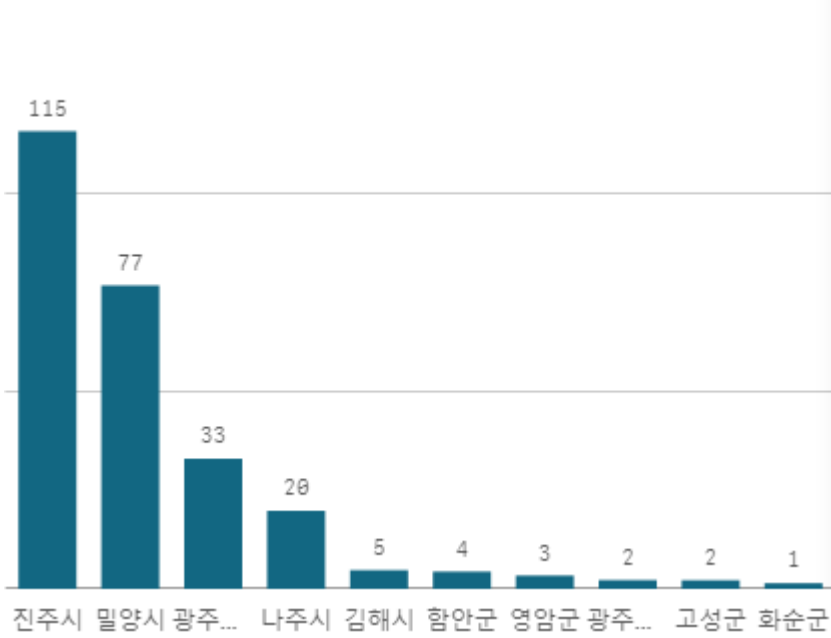


### 도매시장 법인별 거래금액(백만원)



# 청양고추(10Kg)

산지별 거래물량(톤)



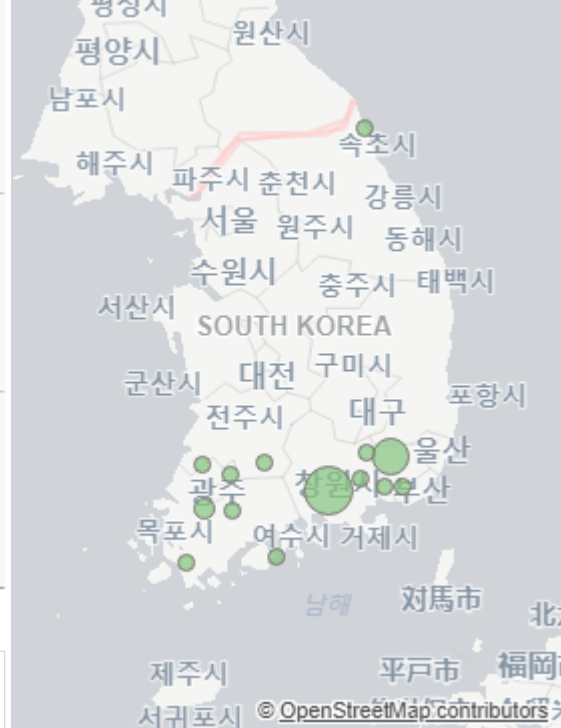
출하산지(개소)

17

출하건수(천건)

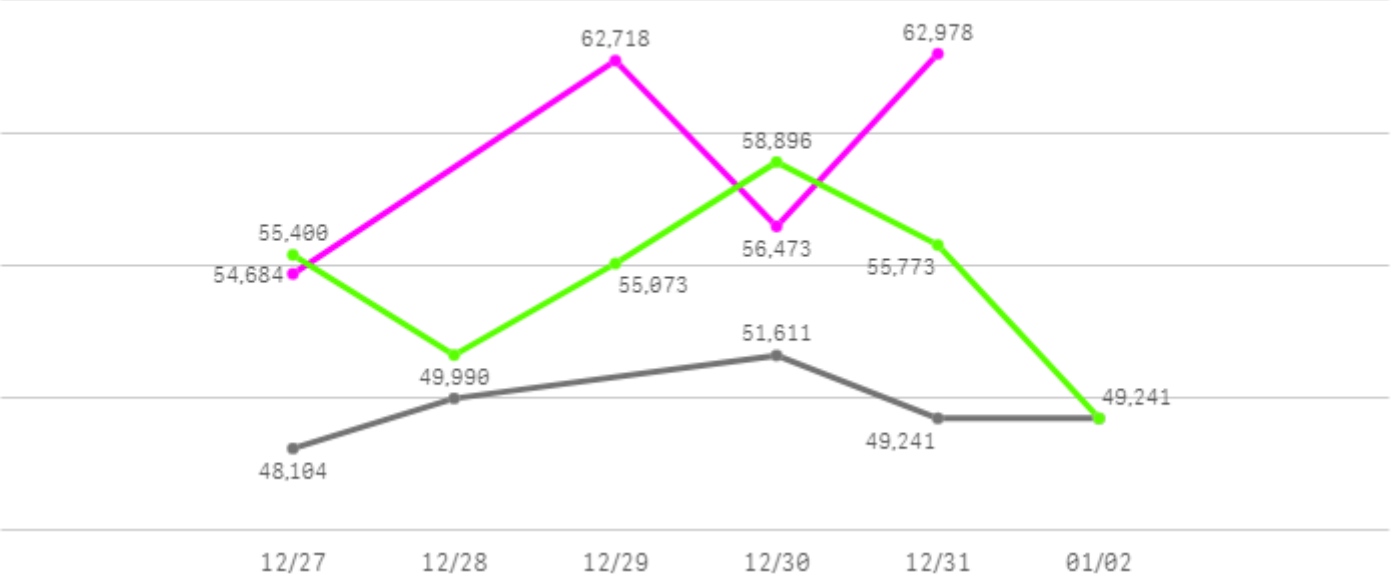
2

산지별 주출하 시군구



주간 도매가격(원)

◆ 2025    ● 2024    ◆ 평년



구분	금주(A)	전주(B)	전월(C)	전년(D)	평년(E)	A/B	A/C	A/D	A/E
가격(원)	59,213	52,347	45,172	49,637	58,635	113.1%	131.1%	119.3%	101.0%

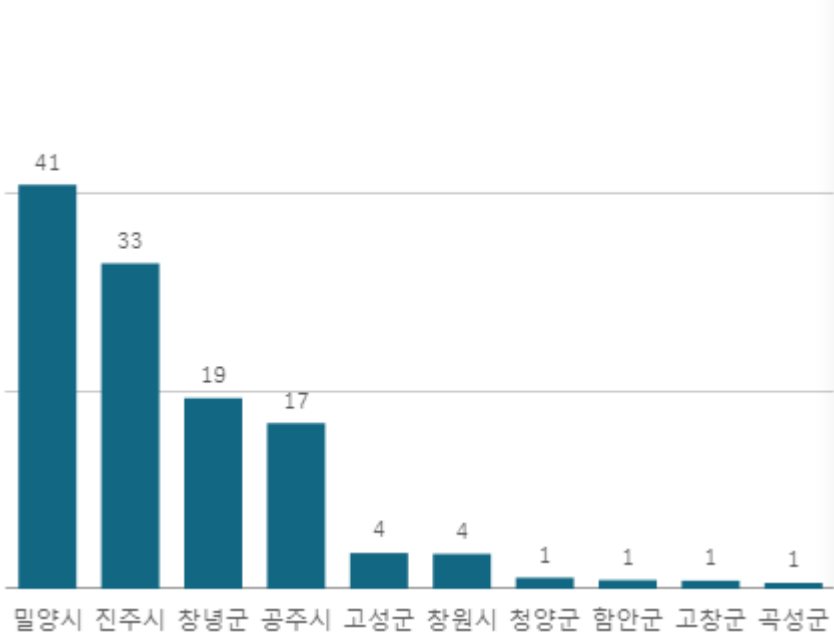
※ 상품 가격 기준

## □ 청양고추(10Kg) 주간 가격

구분	Q	품종	Q	단량	Q	특	상	보통	하
2025-12-27		청양고추		10Kg		56,333	54,684	51,142	36,981
2025-12-29		청양고추		10Kg		65,307	62,718	59,276	48,592
2025-12-30		청양고추		10Kg		59,150	56,473	53,022	45,692
2025-12-31		청양고추		10Kg		69,172	62,978	58,258	46,134
평균						<b>62,491</b>	<b>59,213</b>	<b>55,425</b>	<b>44,350</b>

# 오이맛고추(10Kg)

산지별 거래물량(톤)



출하산지(개소)

12

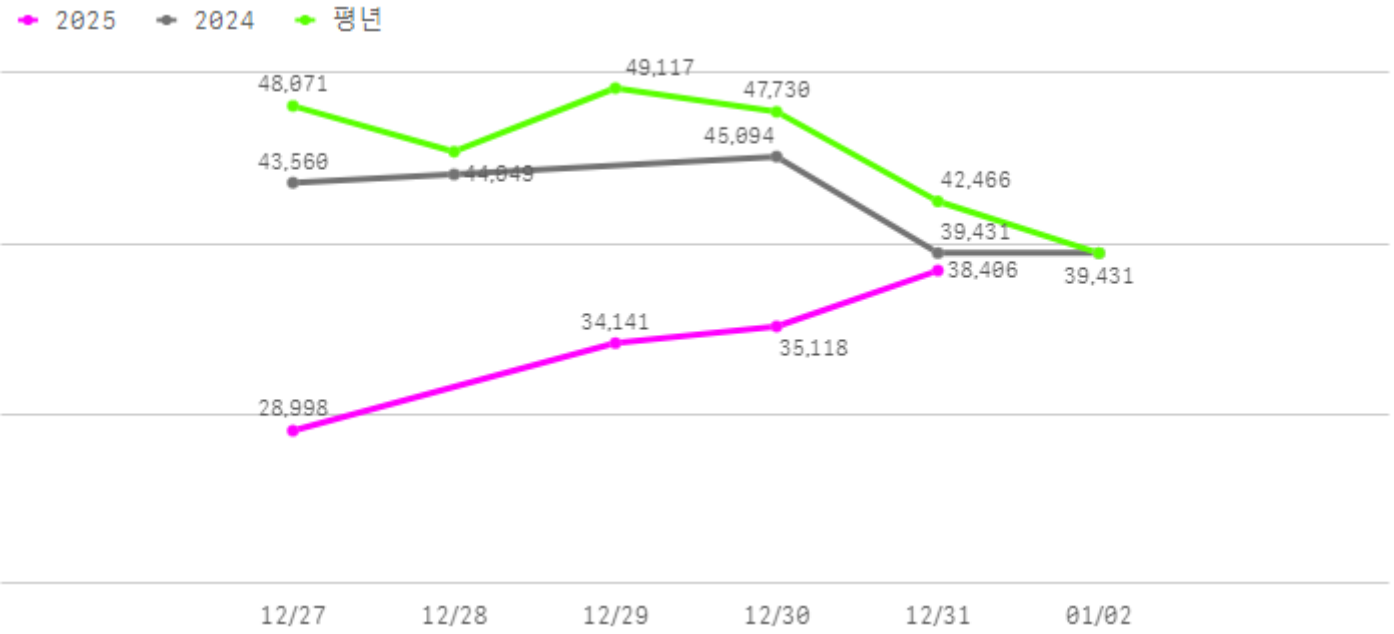
출하건수(천건)

1

산지별 주출하 시군구



주간 도매가격(원)



구분	금주(A)	전주(B)	전월(C)	전년(D)	평년(E)	A/B	A/C	A/D	A/E
가격(원)	34,166	34,280	37,313	42,313	48,075	99.7%	91.6%	80.7%	71.1%

※ 상품 가격 기준

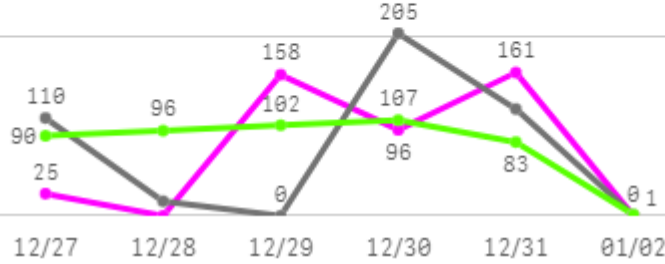
## □ 오이맛고추(10Kg) 주간 가격

구분	Q	품종	Q	단량	Q	특	상	보통	하
2025-12-27		오이맛고추		10Kg		35,198	28,998	19,740	8,751
2025-12-29		오이맛고추		10Kg		40,997	34,141	24,244	12,310
2025-12-30		오이맛고추		10Kg		43,364	35,118	23,513	13,049
2025-12-31		오이맛고추		10Kg		46,321	38,406	24,541	11,797
평균						<b>41,470</b>	<b>34,166</b>	<b>23,010</b>	<b>11,477</b>

# 마늘

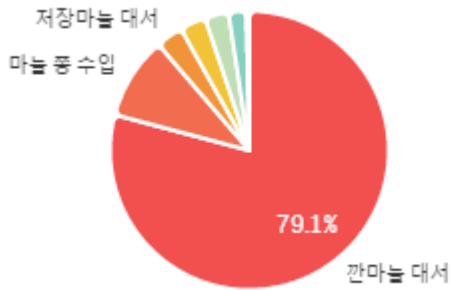
## 주간 반입량(톤)

◆ 2025    ● 2024    ▲ 평년

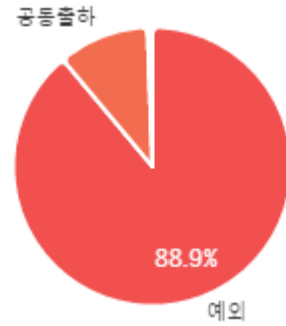


구분	금주(A)	전주(B)	전월(C)	전년(D)	평년(E)	A/B	A/C	A/D	A/E
물량(톤)	440	461	528	452	467	95.5%	83.4%	97.4%	94.1%

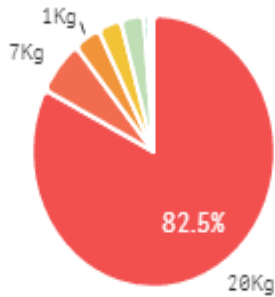
## 출하 품종별 거래물량 구성비



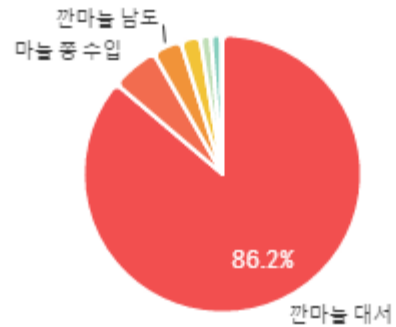
## 출하자별 거래물량 구성비



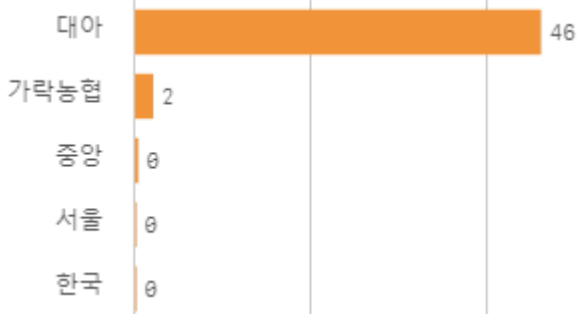
## 거래 단량별 물량 구성비



## 출하 품종별 거래금액 구성비



## 도매시장 법인별 거래물량(톤)

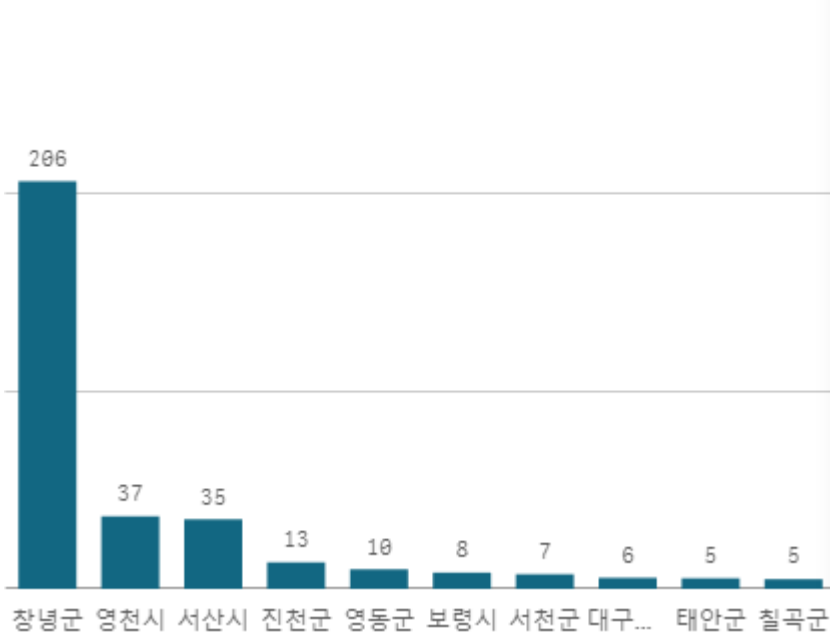


## 도매시장 법인별 거래금액(백만원)



# 깁마늘 대서(20Kg)

산지별 거래물량(톤)



출하산지(개소)

18

출하건수(천건)

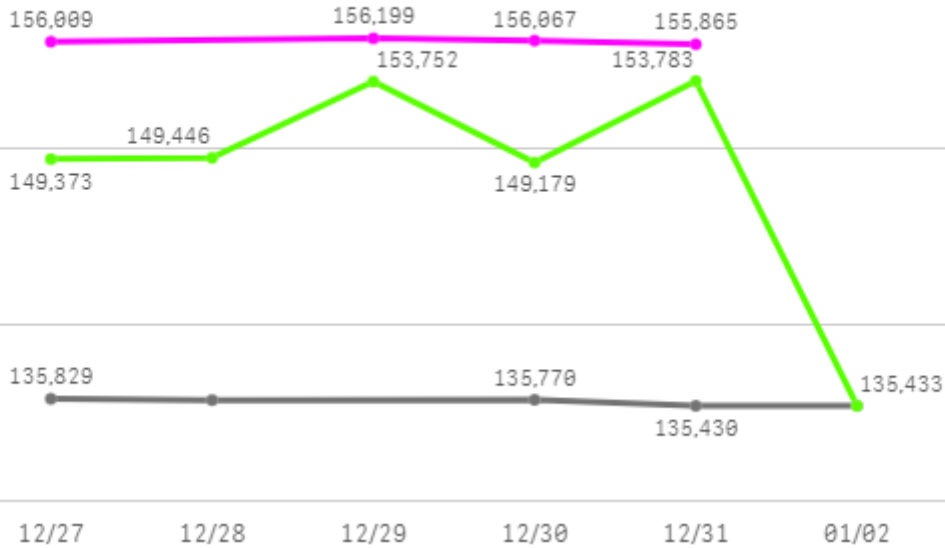
1

산지별 주출하 시군구



주간 도매가격(원)

◆ 2025    ● 2024    ◆ 평년



구분	금주(A)	전주(B)	전월(C)	전년(D)	평년(E)	A/B	A/C	A/D	A/E
가격(원)	156,035	155,819	155,854	135,642	147,728	100.1%	100.1%	115.0%	105.6%

※ 상품 가격 기준

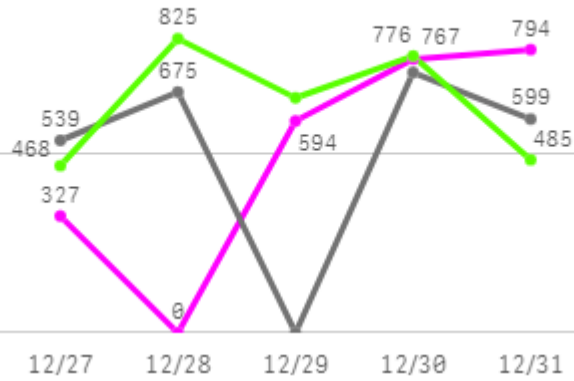
## □ 깐마늘 대서(20Kg) 주간 가격

구분	Q	품종	Q	단량	Q	특	상	보통	하
2025-12-27		깐마늘 대서		20Kg		-	156,009	140,823	90,504
2025-12-29		깐마늘 대서		20Kg		-	156,199	143,877	97,755
2025-12-30		깐마늘 대서		20Kg		-	156,067	144,614	94,038
2025-12-31		깐마늘 대서		20Kg		-	155,865	143,466	96,709
평균						-	<b>156,035</b>	<b>143,195</b>	<b>94,751</b>

# 양파

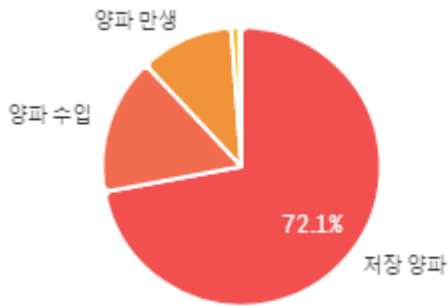
## 주간 반입량(톤)

◆ 2025    ● 2024    ▲ 평년

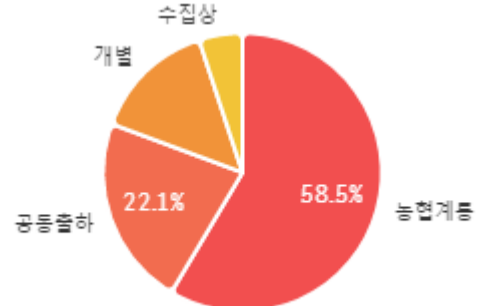


구분	금주(A)	전주(B)	전월(C)	전년(D)	평년(E)	A/B	A/C	A/D	A/E
물량(톤)	2,483	3,566	3,090	2,544	3,168	69.6%	80.3%	97.6%	78.4%

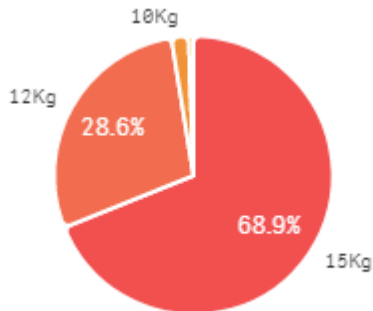
## 출하 품종별 거래물량 구성비



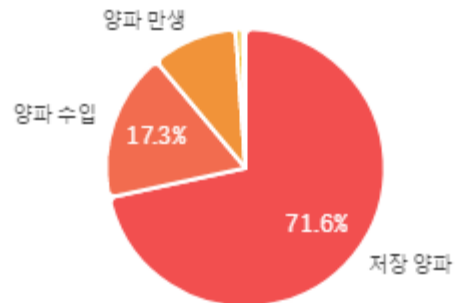
## 출하자별 거래물량 구성비



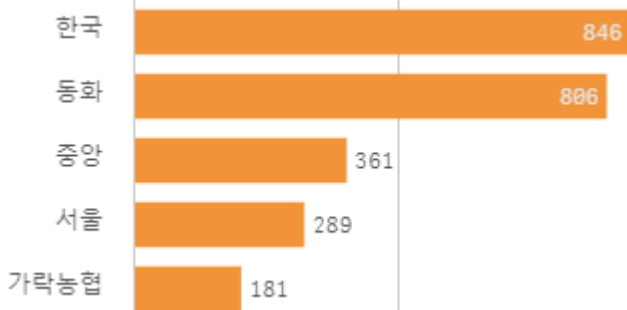
## 거래 단량별 물량 구성비



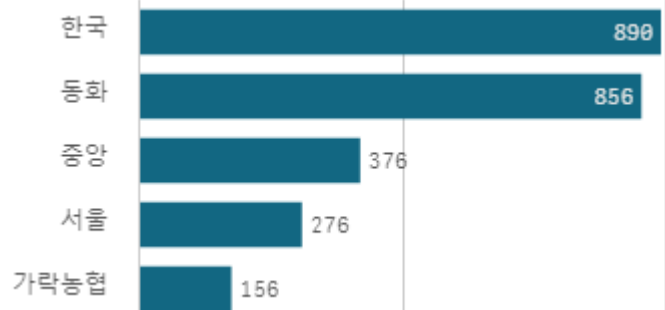
## 출하 품종별 거래금액 구성비



## 도매시장 법인별 거래물량(톤)

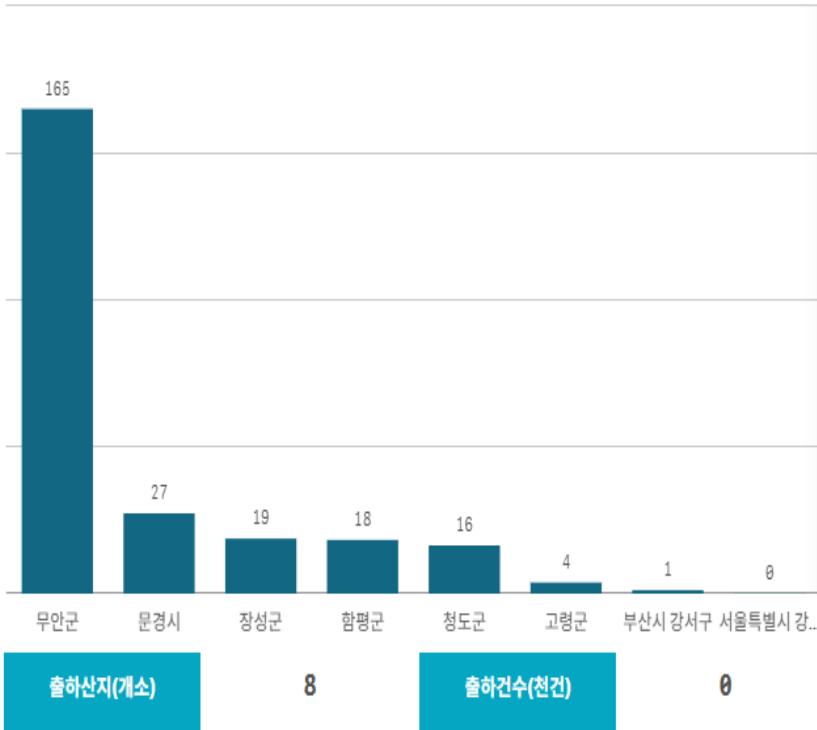


## 도매시장 법인별 거래금액(백만원)



# 양파(1Kg)

산지별 거래물량(톤)

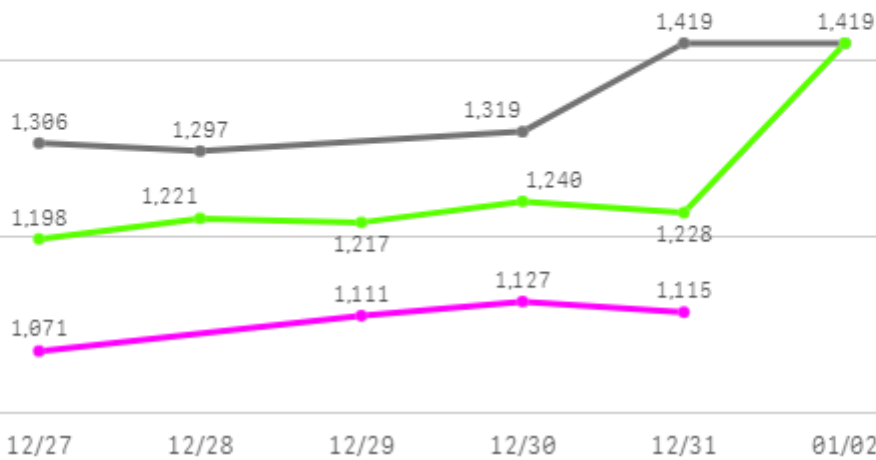


산지별 주출하 시군구



주간 도매가격(원)

◆ 2025    ● 2024    ◆ 평년



구분	금주(A)	전주(B)	전월(C)	전년(D)	평년(E)	A/B	A/C	A/D	A/E
가격(원)	1,106	1,024	1,025	1,352	1,177	108.0%	107.9%	81.8%	94.0%

※ 상품 가격 기준

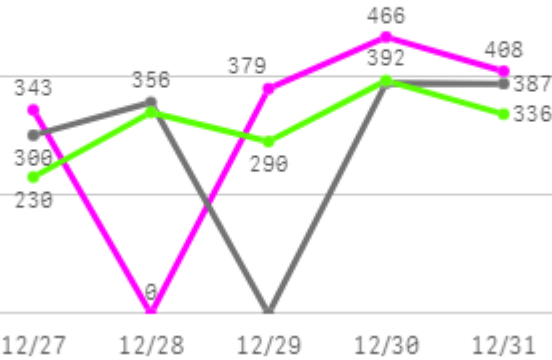
## □ 양파(1Kg) 주간 가격

구분	Q	품종	Q	단량	Q	특	상	보통	하
2025-12-27		양파		1Kg		1,218	1,071	920	589
2025-12-29		양파		1Kg		1,256	1,111	1,009	741
2025-12-30		양파		1Kg		1,281	1,127	1,044	764
2025-12-31		양파		1Kg		1,247	1,115	1,032	845
평균						<b>1,251</b>	<b>1,106</b>	<b>1,001</b>	<b>735</b>

# 대파

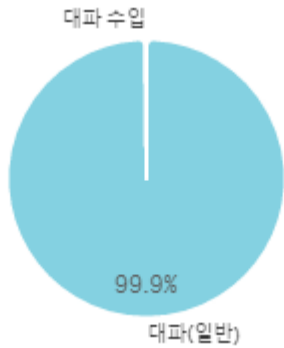
## 주간 반입량(톤)

◆ 2025    ● 2024    ▲ 평년

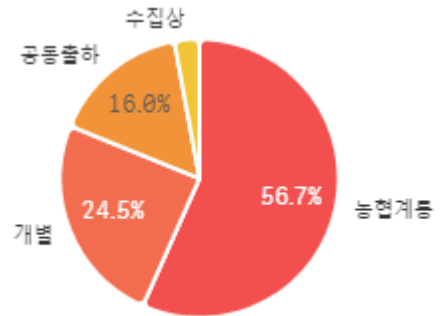


구분	금주(A)	전주(B)	전월(C)	전년(D)	평년(E)	A/B	A/C	A/D	A/E
물량(톤)	1,595	2,121	1,684	1,431	1,607	75.2%	94.8%	111.5%	99.3%

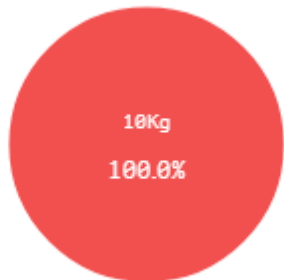
### 출하 품종별 거래물량 구성비



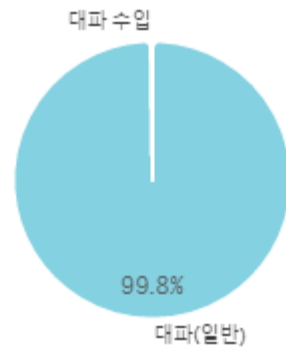
### 출하자별 거래물량 구성비



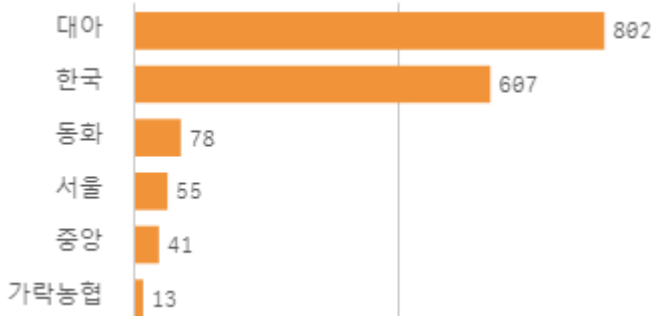
### 거래 단량별 물량 구성비



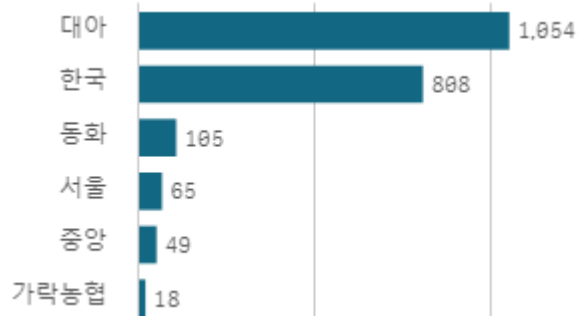
### 출하 품종별 거래금액 구성비



### 도매시장 법인별 거래물량(톤)

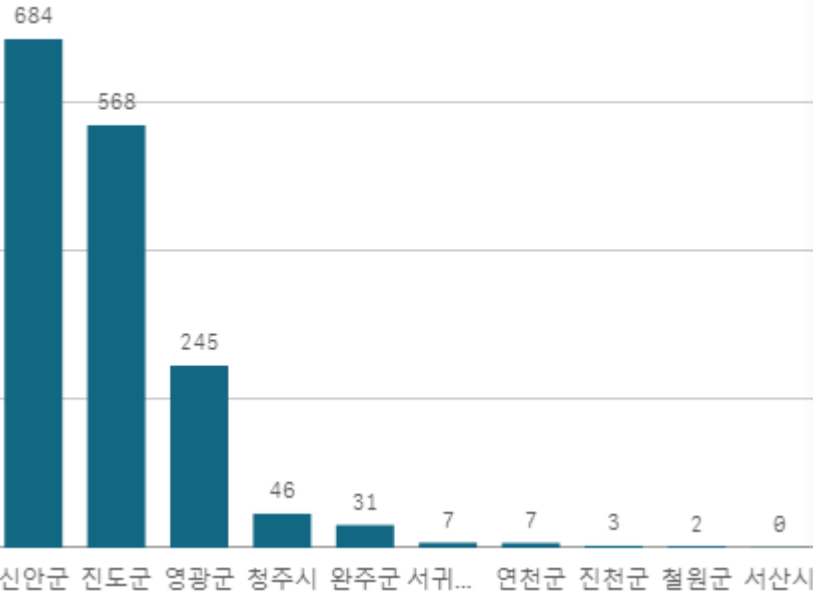


### 도매시장 법인별 거래금액(백만원)



# 대파(일반)(1Kg)

산지별 거래물량(톤)



출하산지(개소)

11

출하건수(천건)

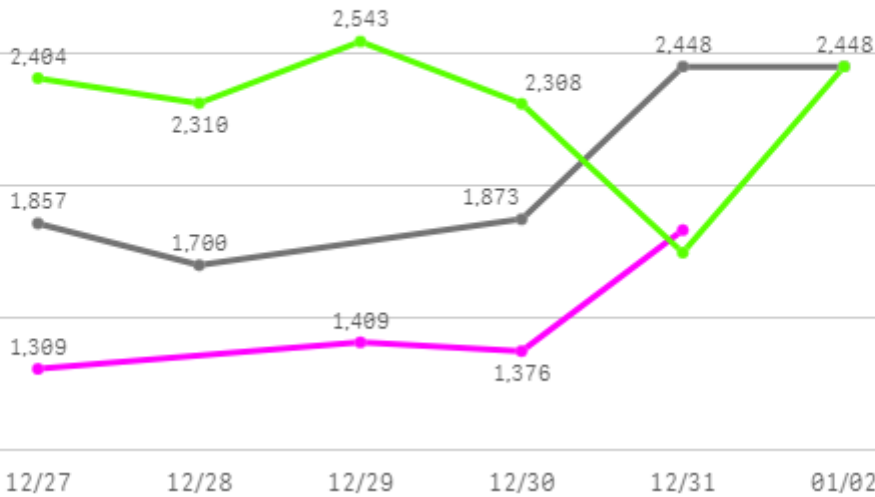
1

산지별 주출하 시군구



주간 도매가격(원)

◆ 2025    ● 2024    ◆ 평년



구분	금주(A)	전주(B)	전월(C)	전년(D)	평년(E)	A/B	A/C	A/D	A/E
가격(원)	1,482	1,422	2,395	2,065	2,217	104.2%	61.9%	71.7%	66.8%

※ 상품 가격 기준

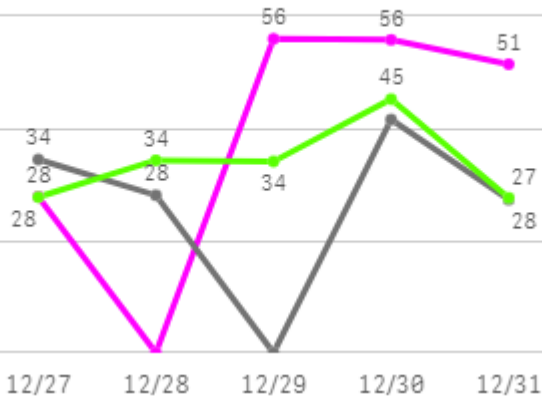
## □ 대파(일반)(1Kg) 주간 가격

구분	Q	품종	Q	단량	Q	특	상	보통	하
2025-12-27		대파(일반)		1Kg		1,676	1,309	1,100	925
2025-12-29		대파(일반)		1Kg		1,869	1,409	1,191	988
2025-12-30		대파(일반)		1Kg		1,785	1,376	1,159	1,007
2025-12-31		대파(일반)		1Kg		2,251	1,832	1,519	1,290
평균						<b>1,895</b>	<b>1,482</b>	<b>1,242</b>	<b>1,053</b>

# 쪽파

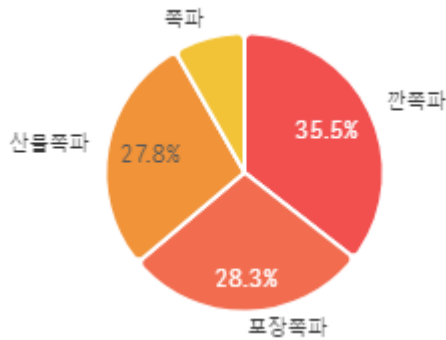
## 주간 반입량(톤)

◆ 2025    ● 2024    ▲ 평년

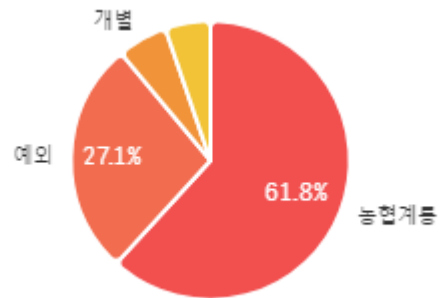


구분	금주(A)	전주(B)	전월(C)	전년(D)	평년(E)	A/B	A/C	A/D	A/E
물량(톤)	191	296	705	131	179	64.5%	27.1%	145.4%	107.0%

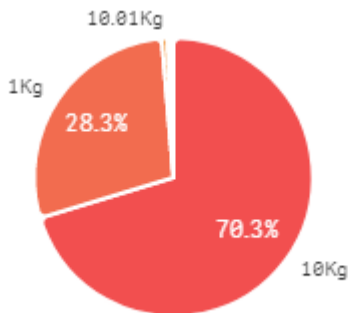
## 출하 품종별 거래물량 구성비



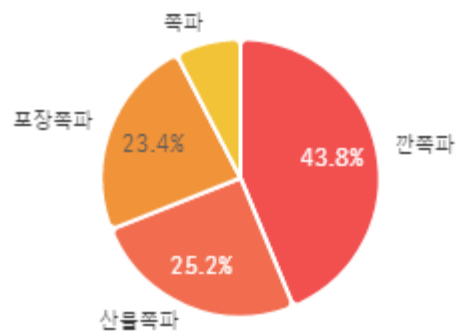
## 출하자별 거래물량 구성비



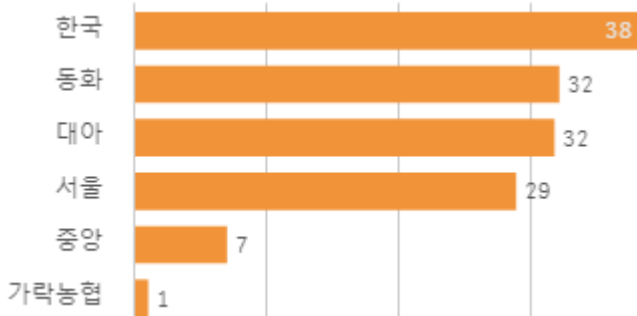
## 거래 단량별 물량 구성비



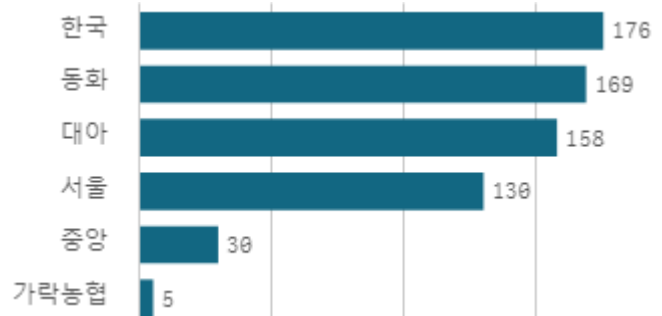
## 출하 품종별 거래금액 구성비



## 도매시장 법인별 거래물량(톤)

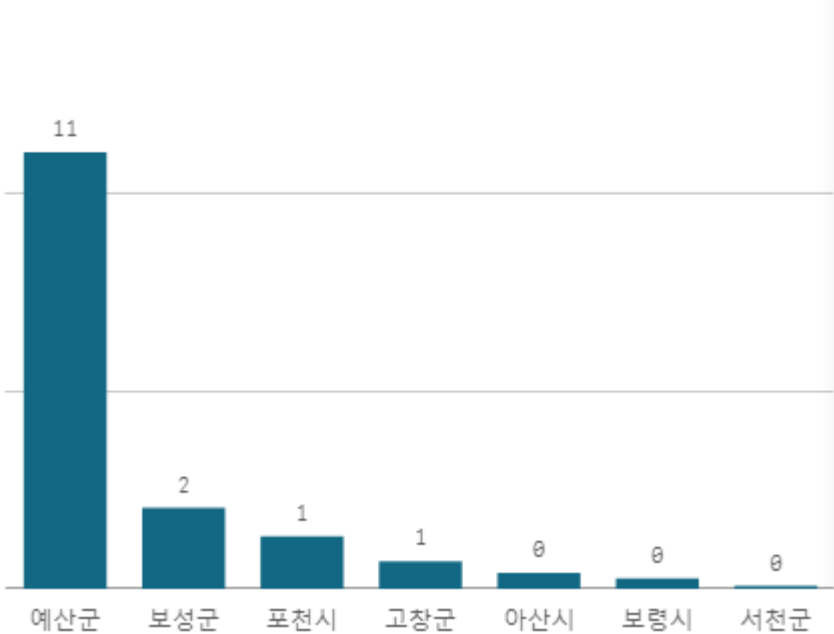


## 도매시장 법인별 거래금액(백만원)



# 쪽파(10Kg)

산지별 거래물량(톤)



출하산지(개소)

7

출하건수(천건)

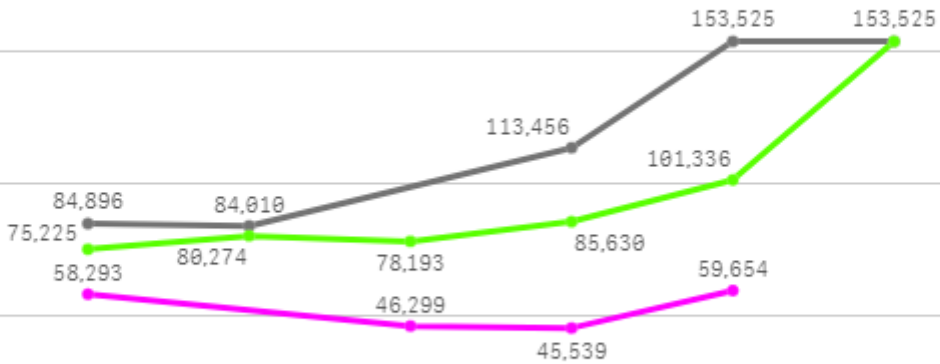
0

산지별 주출하 시군구



주간 도매가격(원)

◆ 2025    ● 2024    ◆ 평년



12/27    12/28    12/29    12/30    12/31    01/02

구분	금주(A)	전주(B)	전월(C)	전년(D)	평년(E)	A/B	A/C	A/D	A/E
가격(원)	52,446	52,673	56,519	117,882	78,285	99.6%	92.8%	44.5%	67.0%

※ 상품 가격 기준

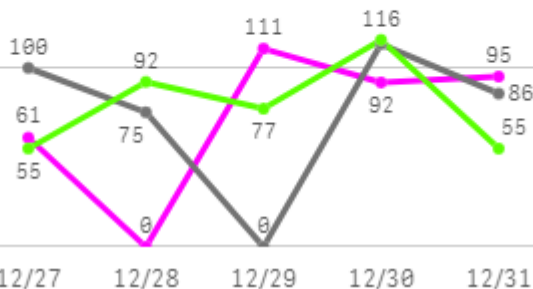
## □ 쪽파(10Kg) 주간 가격

구분	Q	품종	Q	단량	Q	특	상	보통	하
2025-12-27		쪽파		10Kg		69,595	58,293	42,228	24,393
2025-12-29		쪽파		10Kg		56,846	46,299	33,442	21,479
2025-12-30		쪽파		10Kg		56,950	45,539	31,541	19,845
2025-12-31		쪽파		10Kg		79,282	59,654	39,634	22,702
평균						<b>65,668</b>	<b>52,446</b>	<b>36,711</b>	<b>22,105</b>

# 파프리카

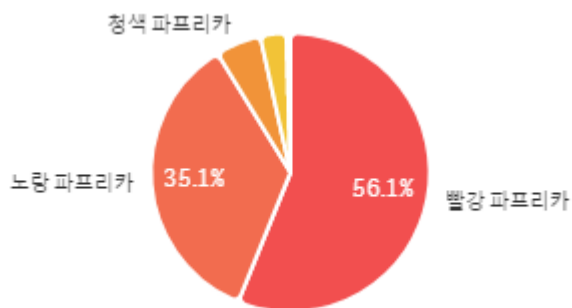
## 주간 반입량(톤)

◆ 2025    ● 2024    ▲ 평년

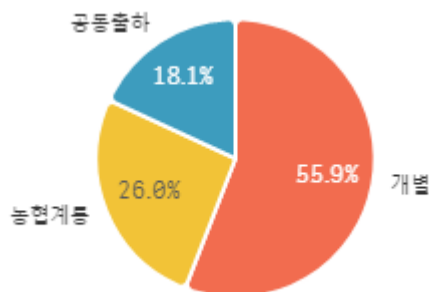


구분	금주(A)	전주(B)	전월(C)	전년(D)	평년(E)	A/B	A/C	A/D	A/E
물량(톤)	360	706	367	375	385	51.0%	98.1%	95.9%	93.6%

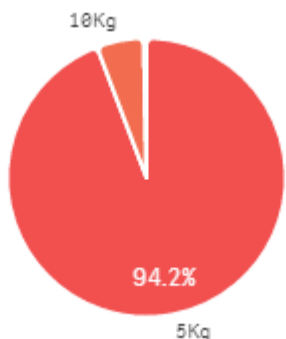
### 출하 품종별 거래물량 구성비



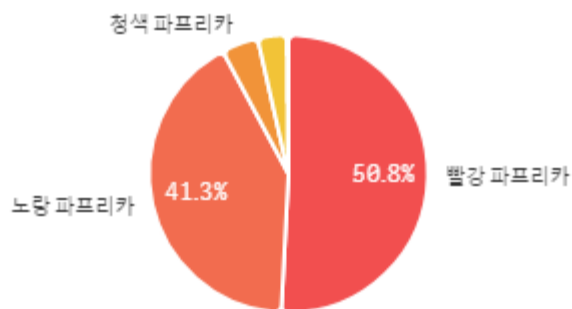
### 출하자별 거래물량 구성비



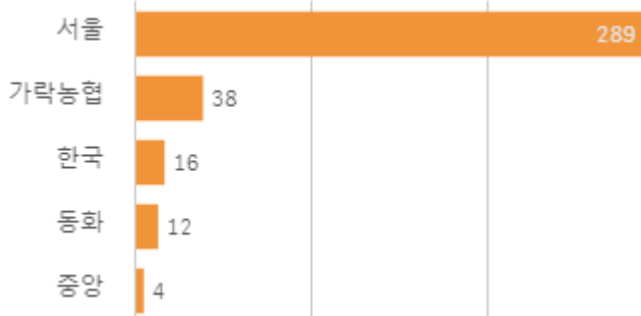
### 거래 단량별 물량 구성비



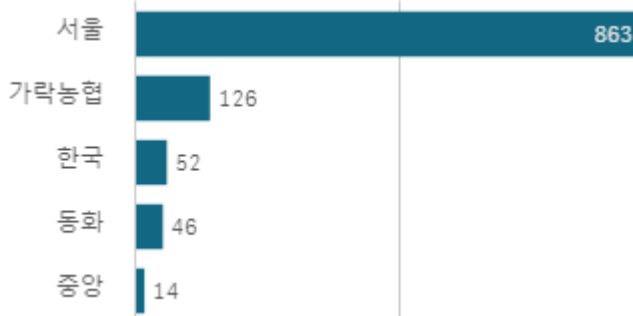
### 출하 품종별 거래금액 구성비



### 도매시장 법인별 거래물량(톤)

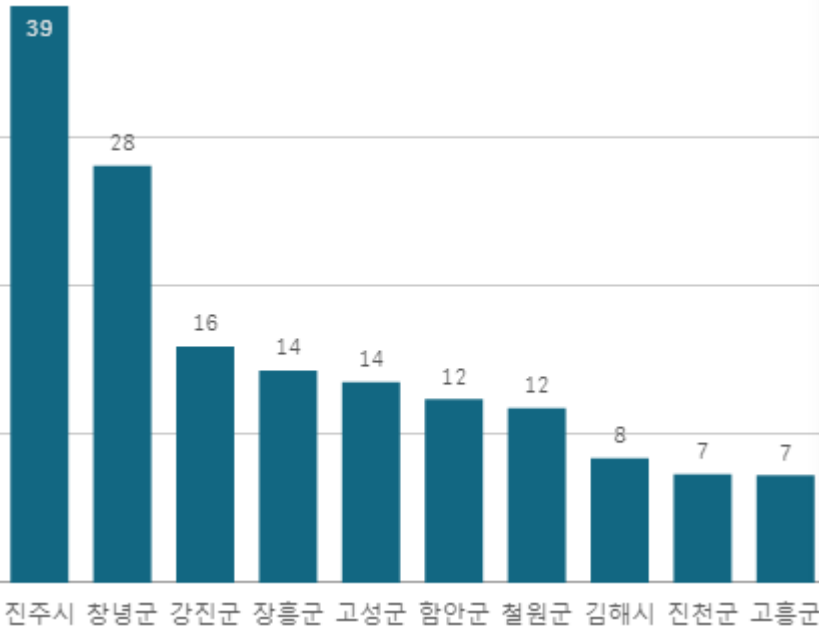


### 도매시장 법인별 거래금액(백만원)



# 빨강 파프리카(5Kg)

산지별 거래물량(톤)



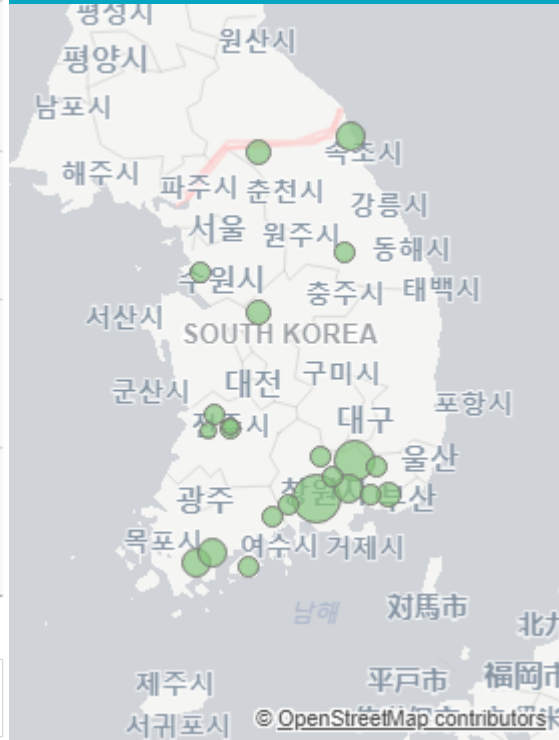
출하산지(개소)

22

출하건수(천건)

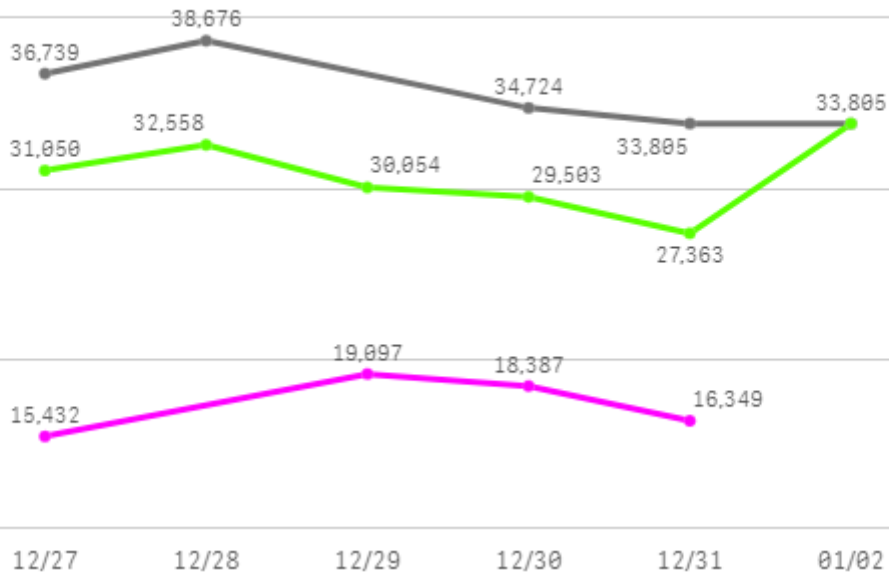
1

산지별 주출하 시군구



주간 도매가격(원)

◆ 2025    ● 2024    ◆ 평년



구분	금주(A)	전주(B)	전월(C)	전년(D)	평년(E)	A/B	A/C	A/D	A/E
가격(원)	17,316	18,196	25,709	35,550	27,476	95.2%	67.4%	48.7%	63.0%

※ 상품 가격 기준

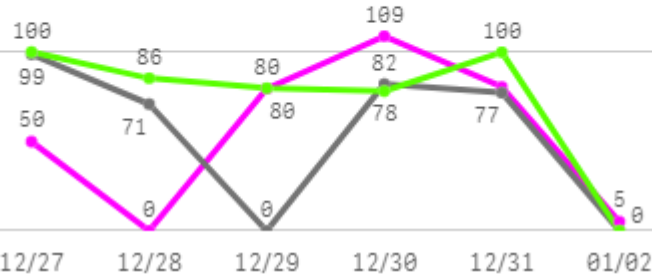
## □ 빨강 파프리카(5Kg) 주간 가격

구분	Q	품종	Q	단량	Q	특	상	보통	하
2025-12-27		빨강 파프리카		5Kg		-	15,432	13,372	10,173
2025-12-29		빨강 파프리카		5Kg		-	19,097	16,144	11,456
2025-12-30		빨강 파프리카		5Kg		-	18,387	15,332	12,015
2025-12-31		빨강 파프리카		5Kg		-	16,349	13,872	10,415
평균						-	<b>17,316</b>	<b>14,680</b>	<b>11,015</b>

# 양상추

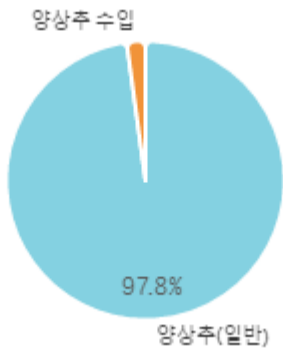
## 주간 반입량(톤)

◆ 2025    ● 2024    ▲ 평년

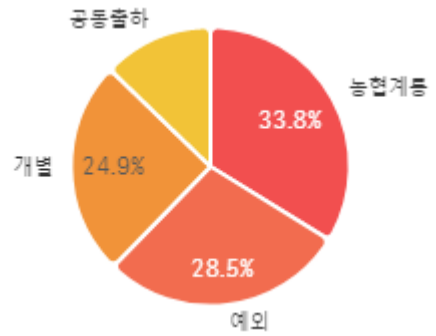


구분	금주(A)	전주(B)	전월(C)	전년(D)	평년(E)	A/B	A/C	A/D	A/E
물량(톤)	325	428	286	330	401	75.8%	113.7%	98.5%	81.0%

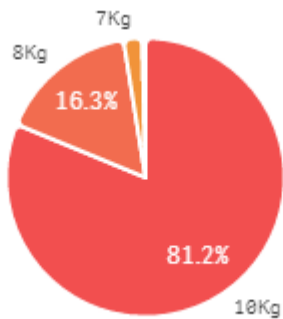
### 출하 품종별 거래물량 구성비



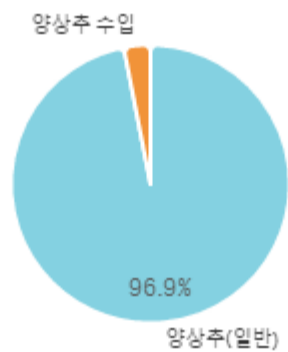
### 출하자별 거래물량 구성비



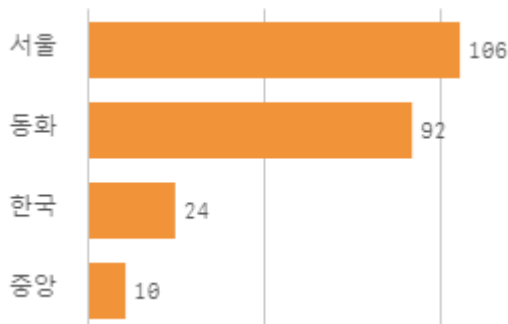
### 거래 단량별 물량 구성비



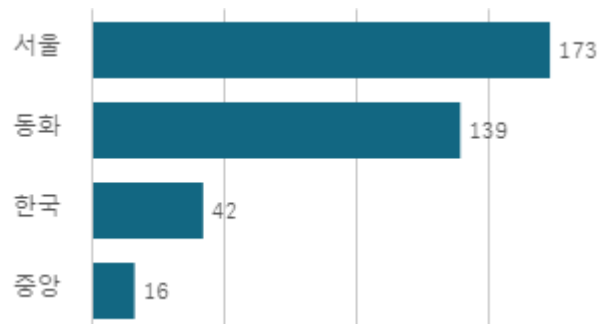
### 출하 품종별 거래금액 구성비



### 도매시장 법인별 거래물량(톤)

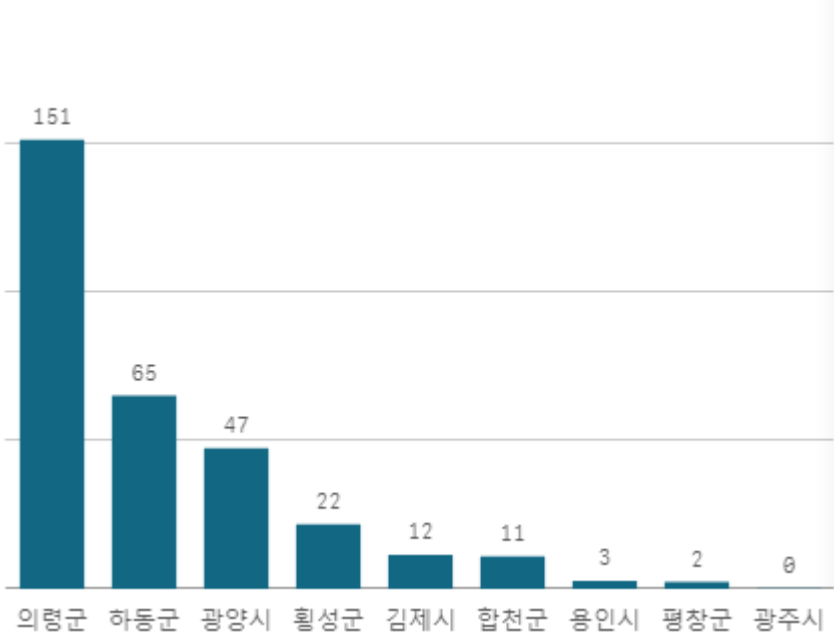


### 도매시장 법인별 거래금액(백만원)



# 양상추(일반)(12개)

산지별 거래물량(톤)



출하산지(개소)

9

출하건수(천건)

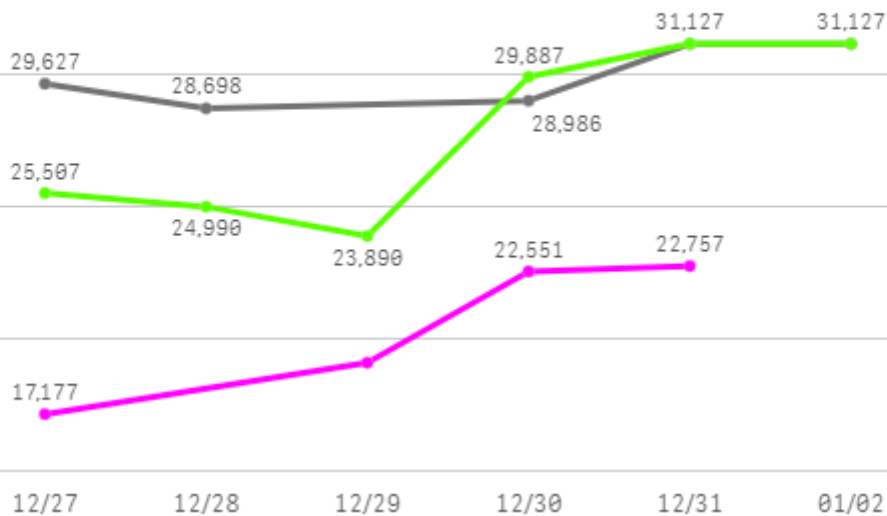
1

산지별 주출하 시군구



주간 도매가격(원)

◆ 2025    ● 2024    ◆ 평년



구분	금주(A)	전주(B)	전월(C)	전년(D)	평년(E)	A/B	A/C	A/D	A/E
가격(원)	20,400	18,140	35,919	29,913	25,270	112.5%	56.8%	68.2%	80.7%

※ 상품 가격 기준

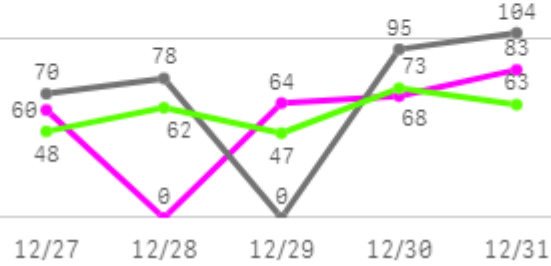
## □ 양상추(일반)(12개) 주간 가격

구분	Q	품종	Q	단량	Q	특	상	보통	하
2025-12-27		양상추(일반)		12개		-	17,177	14,202	9,755
2025-12-29		양상추(일반)		12개		-	19,114	16,055	11,022
2025-12-30		양상추(일반)		12개		-	22,551	18,349	12,504
2025-12-31		양상추(일반)		12개		-	22,757	19,653	13,800
평균						-	<b>20,400</b>	<b>17,065</b>	<b>11,770</b>

# 청경채

## 주간 반입량(톤)

◆ 2025    ● 2024    ▲ 평년

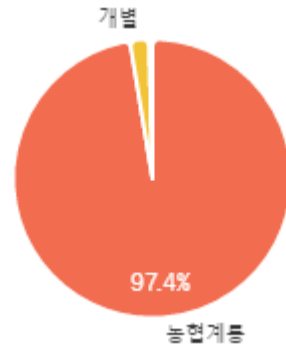


구분	금주(A)	전주(B)	전월(C)	전년(D)	평년(E)	A/B	A/C	A/D	A/E
물량(톤)	276	397	318	346	302	69.6%	86.8%	79.8%	91.4%

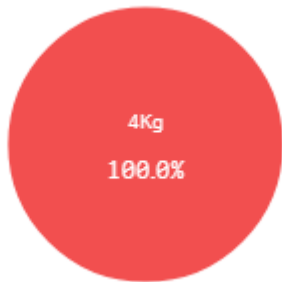
### 출하 품종별 거래물량 구성비



### 출하자별 거래물량 구성비



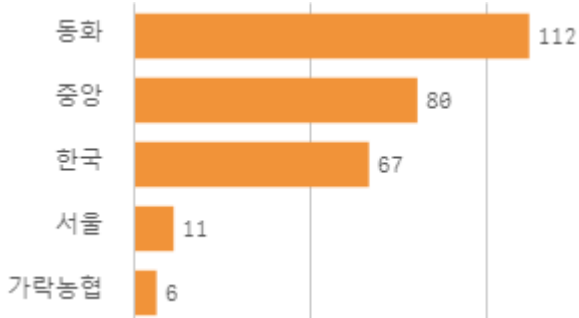
### 거래 단량별 물량 구성비



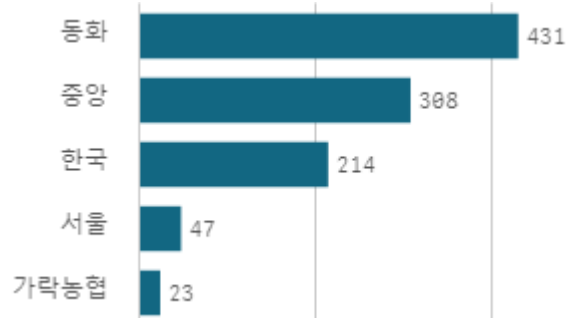
### 출하 품종별 거래금액 구성비



### 도매시장 법인별 거래물량(톤)

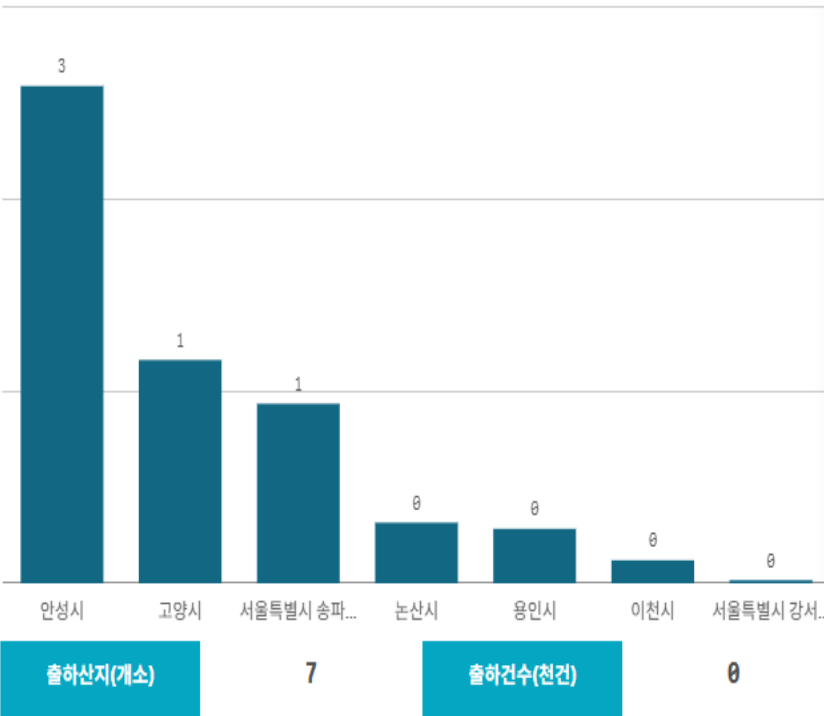


### 도매시장 법인별 거래금액(백만원)



# 청경채(4Kg)

산지별 거래물량(톤)

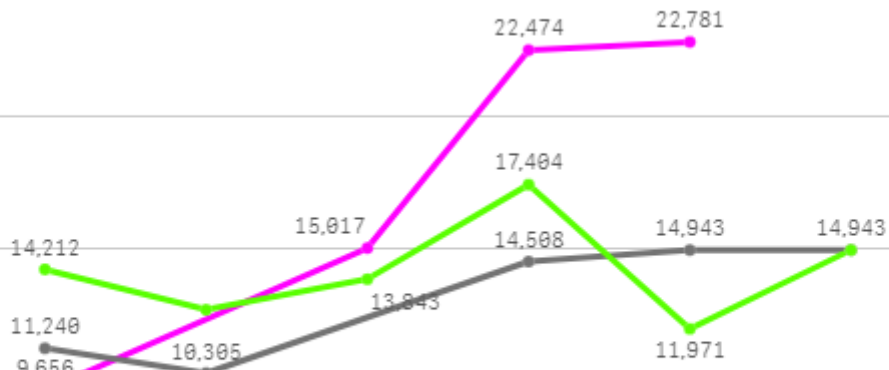


산지별 주출하 시군구



주간 도매가격(원)

◆ 2025    ● 2024    ◆ 평년



12/27      12/28      12/29      12/30      12/31      01/02

구분	금주(A)	전주(B)	전월(C)	전년(D)	평년(E)	A/B	A/C	A/D	A/E
가격(원)	17,482	9,827	5,595	13,188	15,050	177.9%	312.4%	132.6%	116.2%

※ 상품 가격 기준

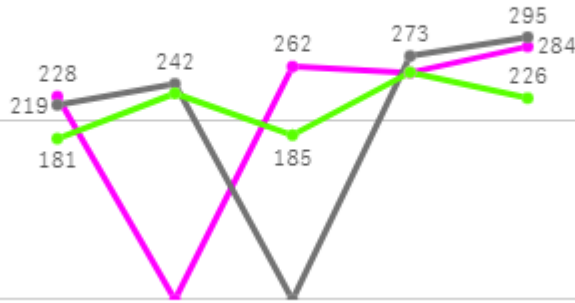
## □ 청경채(4Kg) 주간 가격

구분	Q	품종	Q	단량	Q	특	상	보통	하
2025-12-27		청경채		4Kg		-	9,656	8,109	5,219
2025-12-29		청경채		4Kg		-	15,017	13,230	9,191
2025-12-30		청경채		4Kg		-	22,474	20,407	16,656
2025-12-31		청경채		4Kg		-	22,781	19,363	16,132
평균						-	<b>17,482</b>	<b>15,277</b>	<b>11,800</b>

# 버섯

## 주간 반입량(톤)

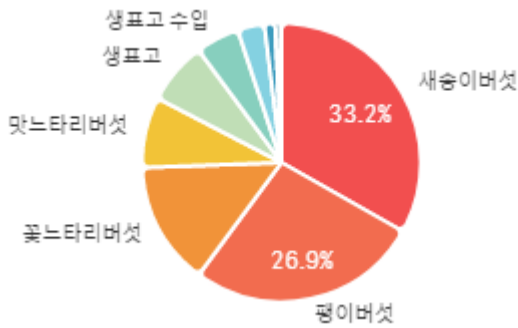
◆ 2025    ● 2024    ▲ 평년



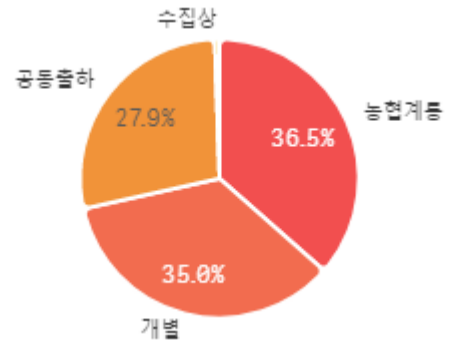
12/27    12/28    12/29    12/30    12/31

구분	금주(A)	전주(B)	전월(C)	전년(D)	평년(E)	A/B	A/C	A/D	A/E
물량(톤)	1,028	1,382	1,106	1,029	1,076	74.4%	93.0%	99.9%	95.5%

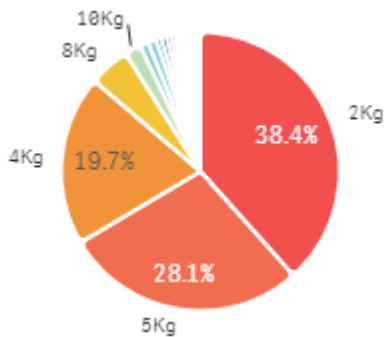
## 출하 품종별 거래물량 구성비



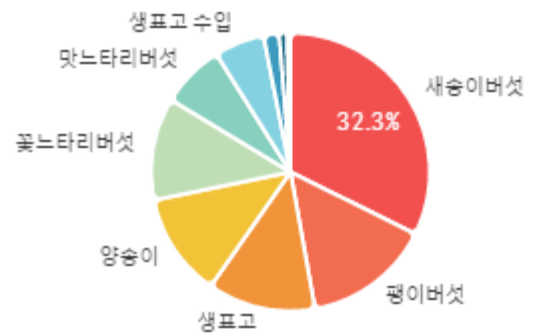
## 출하자별 거래물량 구성비



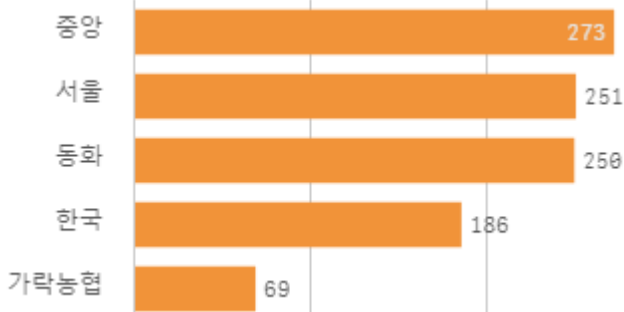
## 거래 단량별 물량 구성비



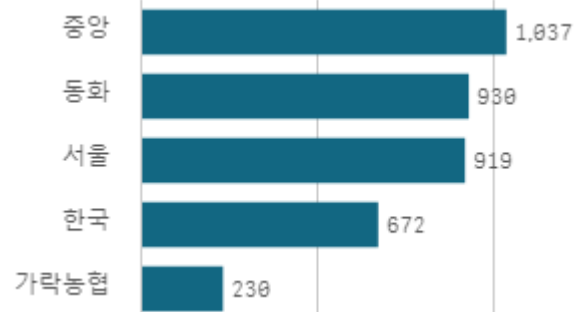
## 출하 품종별 거래금액 구성비



## 도매시장 법인별 거래물량(톤)

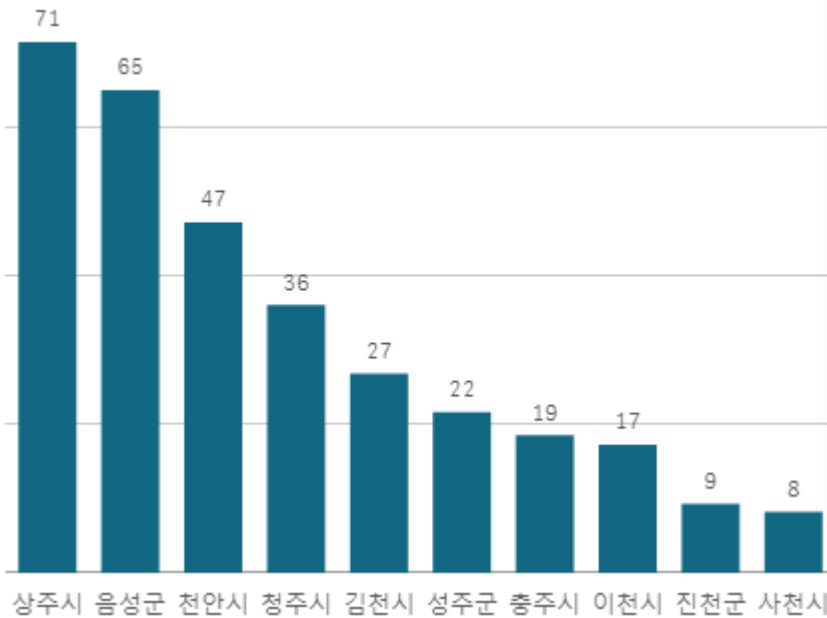


## 도매시장 법인별 거래금액(백만원)



# 새송이버섯(2Kg)

산지별 거래물량(톤)



출하산지(개소)

18

출하건수(천건)

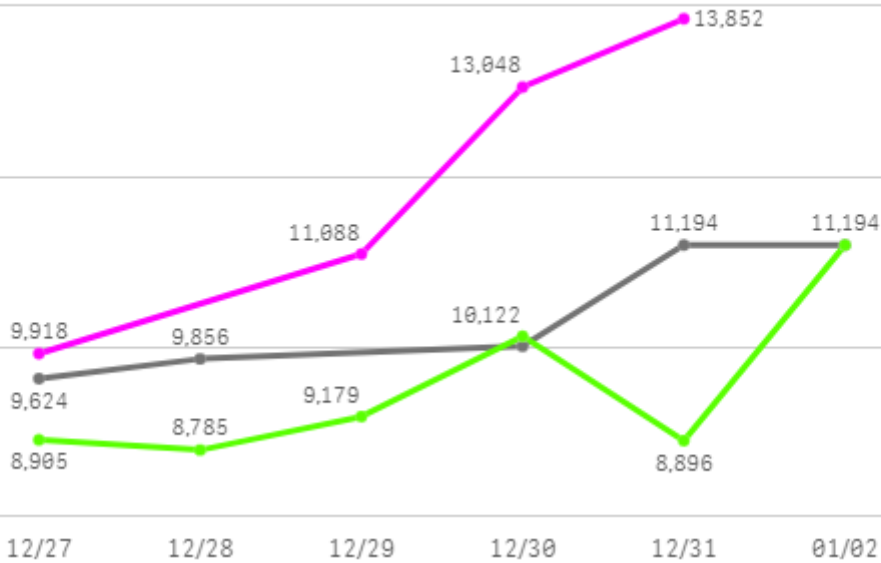
2

산지별 주출하 시군구



주간 도매가격(원)

◆ 2025    ● 2024    ◆ 평년



구분	금주(A)	전주(B)	전월(C)	전년(D)	평년(E)	A/B	A/C	A/D	A/E
가격(원)	11,977	10,063	6,977	10,374	10,212	119.0%	171.7%	115.4%	117.3%

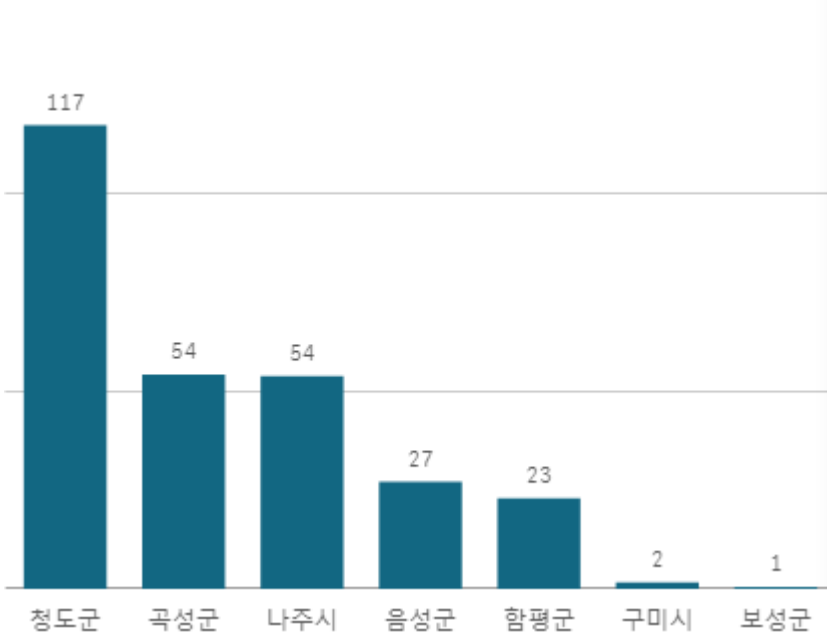
※ 상품 가격 기준

## □ 새송이버섯(2Kg) 주간 가격

구분	Q	품종	Q	단량	Q	특	상	보통	하
2025-12-27		새송이버섯		2Kg		11,641	9,918	9,178	5,965
2025-12-29		새송이버섯		2Kg		12,434	11,088	10,083	5,363
2025-12-30		새송이버섯		2Kg		14,240	13,048	11,824	7,076
2025-12-31		새송이버섯		2Kg		15,814	13,852	12,219	5,752
평균						<b>13,532</b>	<b>11,977</b>	<b>10,826</b>	<b>6,039</b>

# 팬이버섯(5Kg)

산지별 거래물량(톤)



출하산지(개소)

7

출하건수(천건)

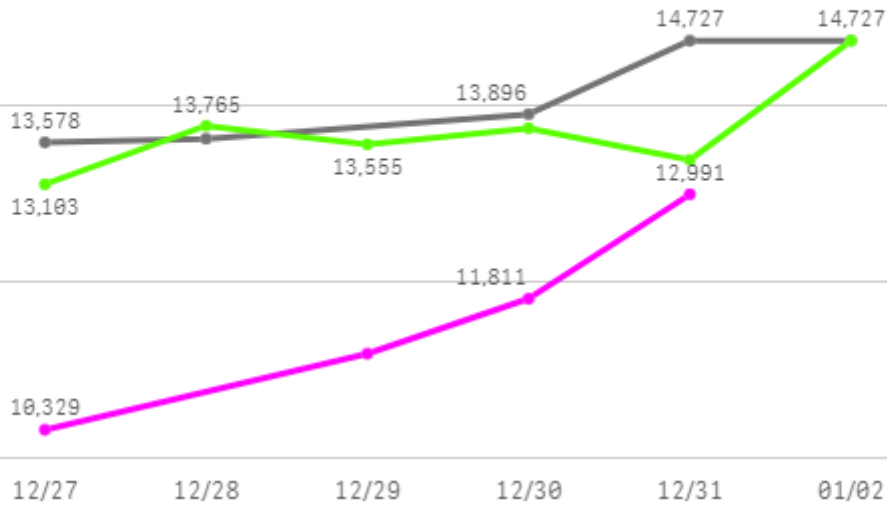
1

산지별 주출하 시군구



주간 도매가격(원)

◆ 2025    ● 2024    ◆ 평년



구분	금주(A)	전주(B)	전월(C)	전년(D)	평년(E)	A/B	A/C	A/D	A/E
가격(원)	11,580	11,356	7,525	14,109	13,283	102.0%	153.9%	82.1%	87.2%

※ 상품 가격 기준

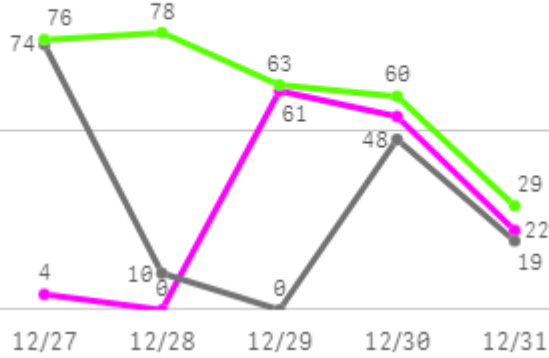
## □ 팽이버섯(5Kg) 주간 가격

구분	Q	품종	Q	단량	Q	특	상	보통	하
2025-12-27		팽이버섯		5Kg		11,146	10,329	8,746	7,761
2025-12-29		팽이버섯		5Kg		11,743	11,189	9,113	8,274
2025-12-30		팽이버섯		5Kg		12,617	11,811	10,162	8,886
2025-12-31		팽이버섯		5Kg		15,346	12,991	10,595	9,443
평균						<b>12,713</b>	<b>11,580</b>	<b>9,654</b>	<b>8,591</b>

# 사과

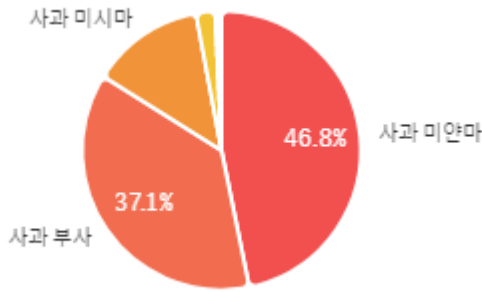
## 주간 반입량(톤)

◆ 2025    ● 2024    ▲ 평년

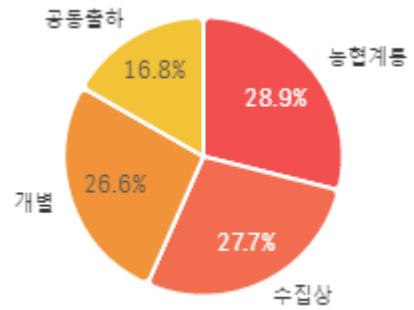


구분	금주(A)	전주(B)	전월(C)	전년(D)	평년(E)	A/B	A/C	A/D	A/E
물량(톤)	142	329	373	152	258	43.2%	38.1%	93.7%	55.1%

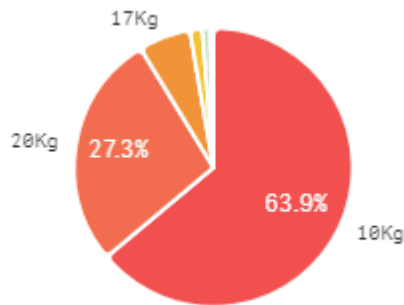
## 출하 품종별 거래물량 구성비



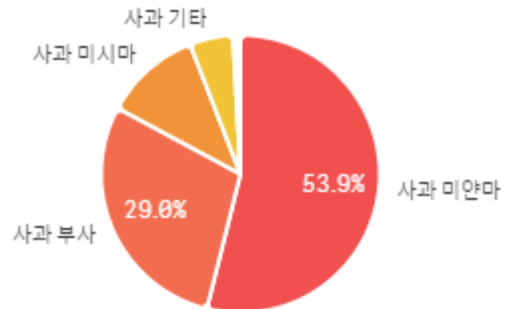
## 출하자별 거래물량 구성비



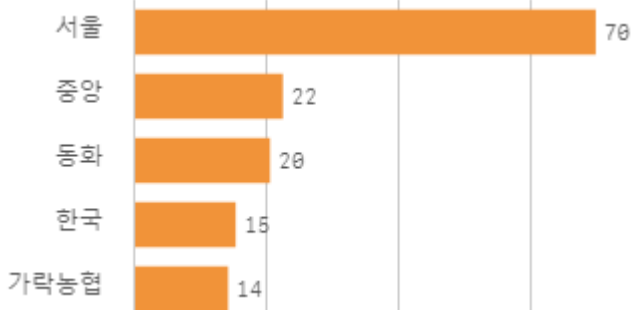
## 거래 단량별 물량 구성비



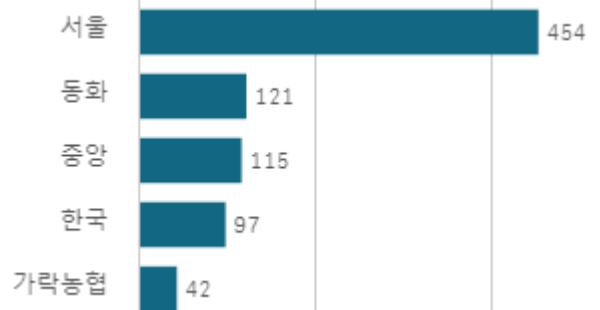
## 출하 품종별 거래금액 구성비



## 도매시장 법인별 거래물량(톤)

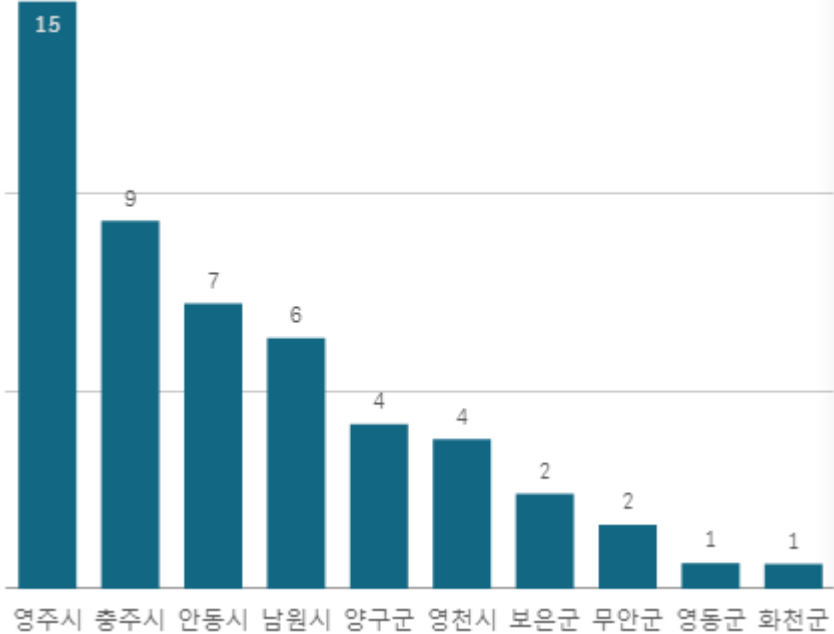


## 도매시장 법인별 거래금액(백만원)



# 사과 부사(10Kg)

산지별 거래물량(톤)



출하산지(개소)

17

출하건수(천건)

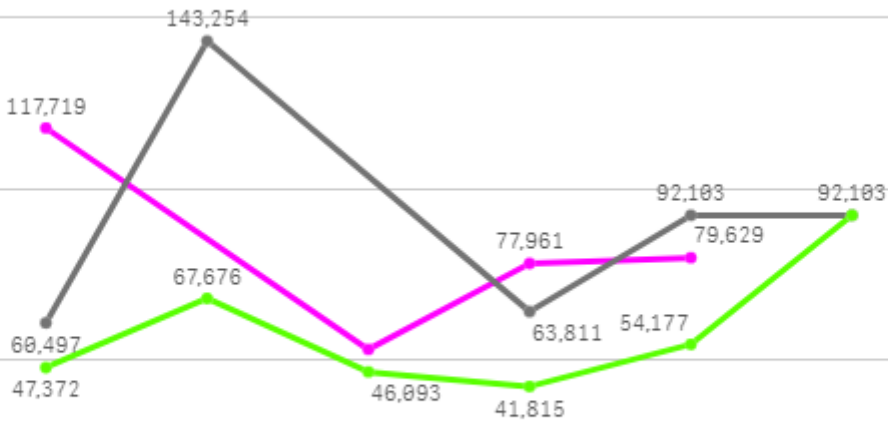
0

산지별 주출하 시군구



주간 도매가격(원)

◆ 2025    ● 2024    ◆ 평년



12/27      12/28      12/29      12/30      12/31      01/02

구분	금주(A)	전주(B)	전월(C)	전년(D)	평년(E)	A/B	A/C	A/D	A/E
가격(원)	82,005	83,741	71,715	90,354	59,947	97.9%	114.3%	90.8%	136.8%

※ 상품 가격 기준

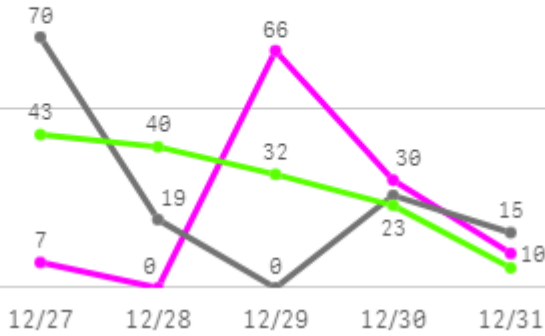
## □ 사과 부사(10Kg) 주간 가격

구분	Q	품종	Q	단량	Q	특	상	보통	하
2025-12-27		사과 부사		10Kg		172,211	117,719	40,406	21,263
2025-12-29		사과 부사		10Kg		119,942	52,711	29,764	18,364
2025-12-30		사과 부사		10Kg		170,471	77,961	47,273	23,231
2025-12-31		사과 부사		10Kg		170,880	79,629	28,401	13,871
평균						<b>158,376</b>	<b>82,005</b>	<b>36,461</b>	<b>19,182</b>

# 배

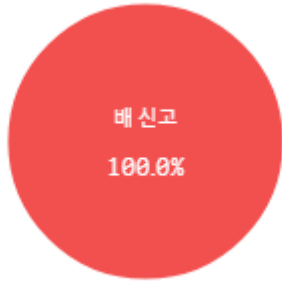
## 주간 반입량(톤)

◆ 2025    ● 2024    ▲ 평년

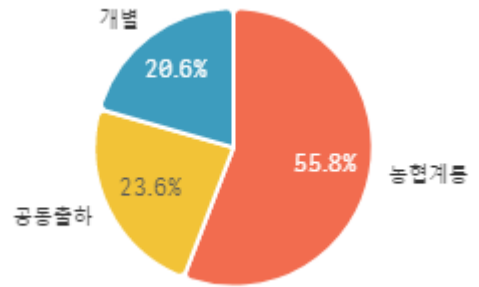


구분	금주(A)	전주(B)	전월(C)	전년(D)	평년(E)	A/B	A/C	A/D	A/E
물량(톤)	113	256	420	131	143	44.3%	27.0%	86.7%	79.6%

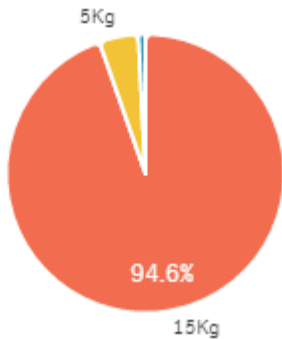
### 출하 품종별 거래물량 구성비



### 출하자별 거래물량 구성비



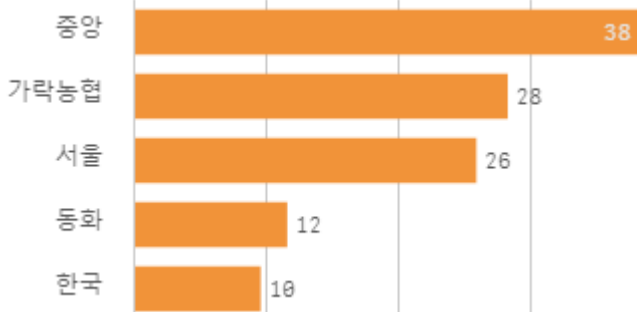
### 거래 단량별 물량 구성비



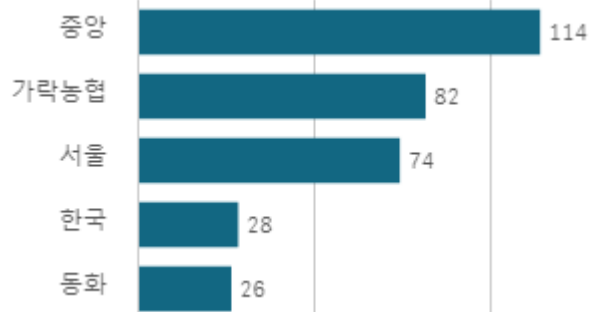
### 출하 품종별 거래금액 구성비



### 도매시장 법인별 거래물량(톤)

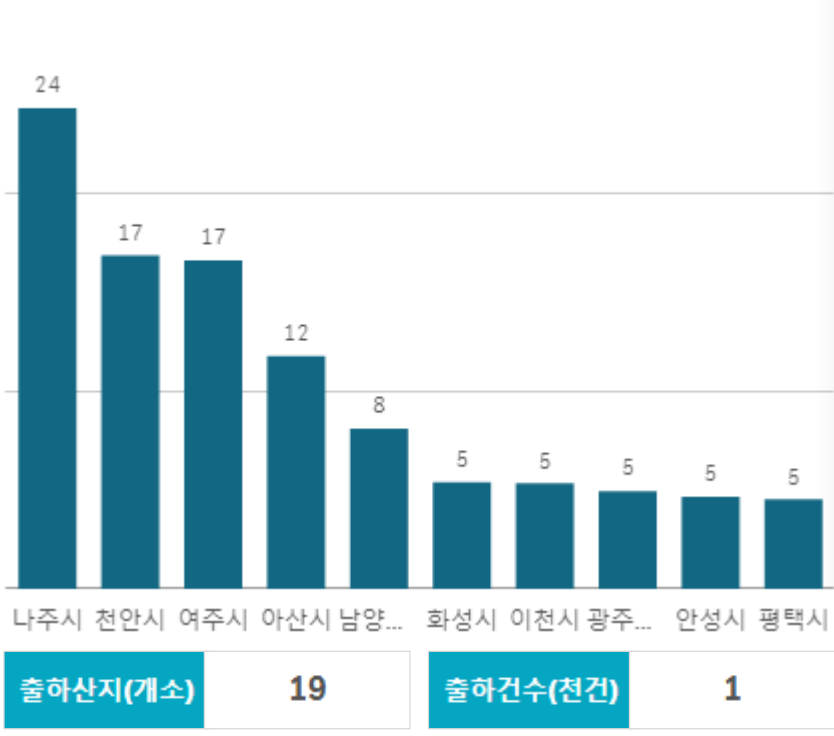


### 도매시장 법인별 거래금액(백만원)



# 배 신고(15Kg)

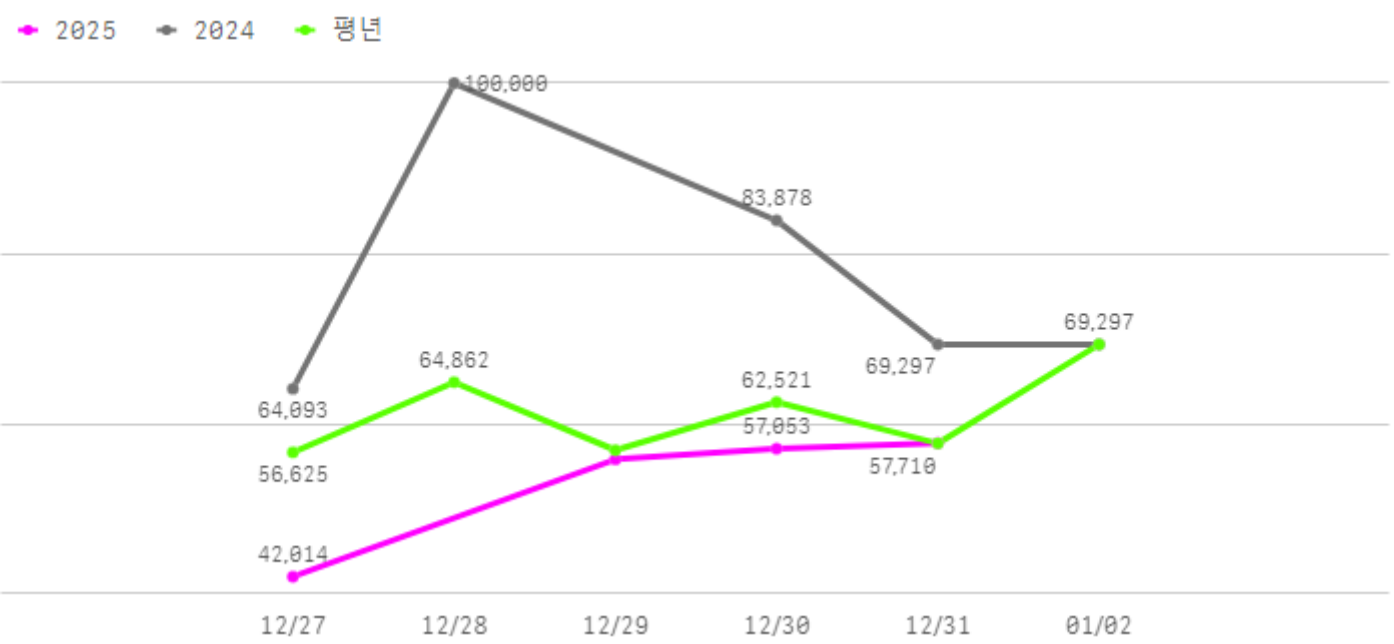
산지별 거래물량(톤)



산지별 주출하 시군구



주간 도매가격(원)



구분	금주(A)	전주(B)	전월(C)	전년(D)	평년(E)	A/B	A/C	A/D	A/E
가격(원)	53,144	46,822	43,427	77,313	58,378	113.5%	122.4%	68.7%	91.0%

※ 상품 가격 기준

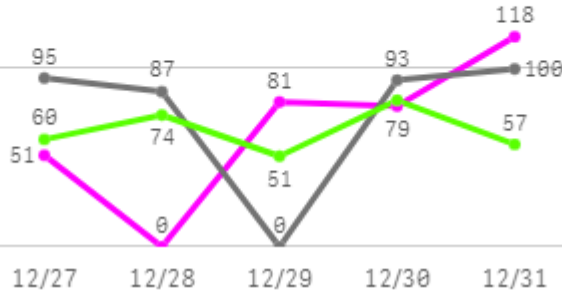
## □ 배 신고(15Kg) 주간 가격

구분	Q	품종	Q	단량	Q	특	상	보통	하
2025-12-27		배 신고		15Kg		81,304	42,014	39,486	24,074
2025-12-29		배 신고		15Kg		74,660	55,798	38,481	24,186
2025-12-30		배 신고		15Kg		76,620	57,053	39,429	29,631
2025-12-31		배 신고		15Kg		79,469	57,710	38,117	23,667
평균						<b>78,013</b>	<b>53,144</b>	<b>38,878</b>	<b>25,390</b>

# 포도

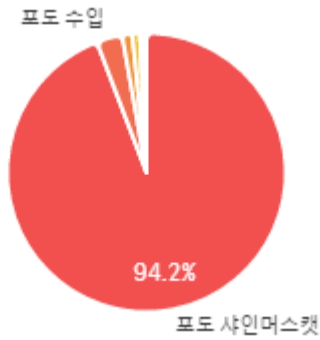
## 주간 반입량(톤)

◆ 2025    ● 2024    ▲ 평년

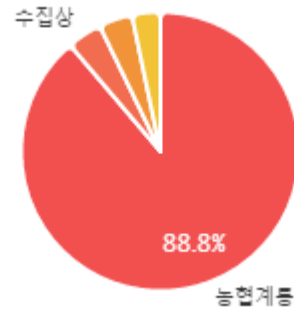


구분	금주(A)	전주(B)	전월(C)	전년(D)	평년(E)	A/B	A/C	A/D	A/E
물량(톤)	329	479	450	375	355	68.7%	73.2%	87.9%	92.9%

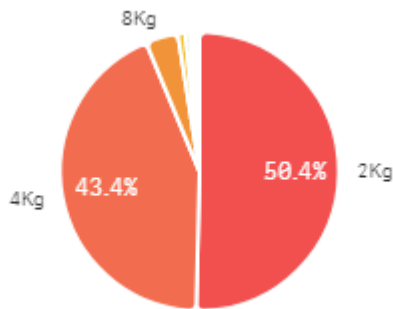
### 출하 품종별 거래물량 구성비



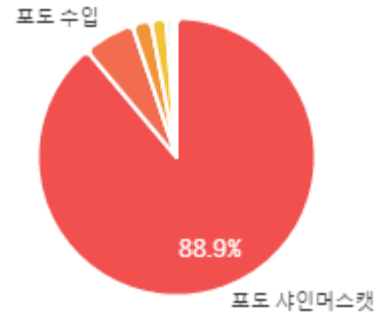
### 출하자별 거래물량 구성비



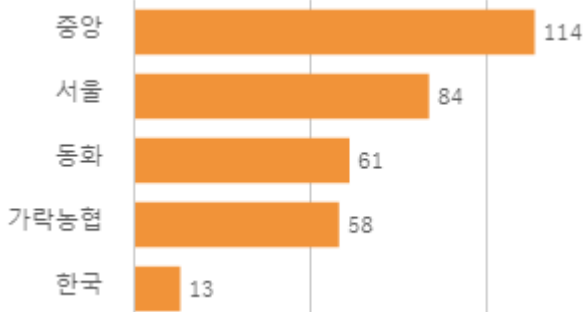
### 거래 단량별 물량 구성비



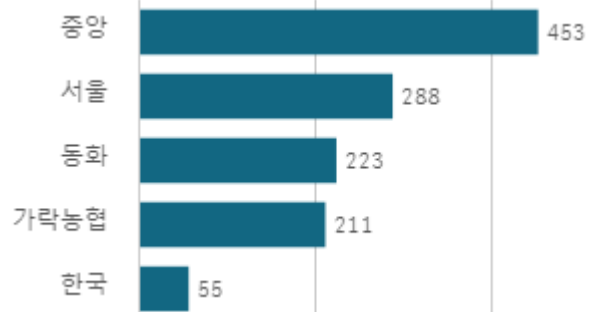
### 출하 품종별 거래금액 구성비



### 도매시장 법인별 거래물량(톤)

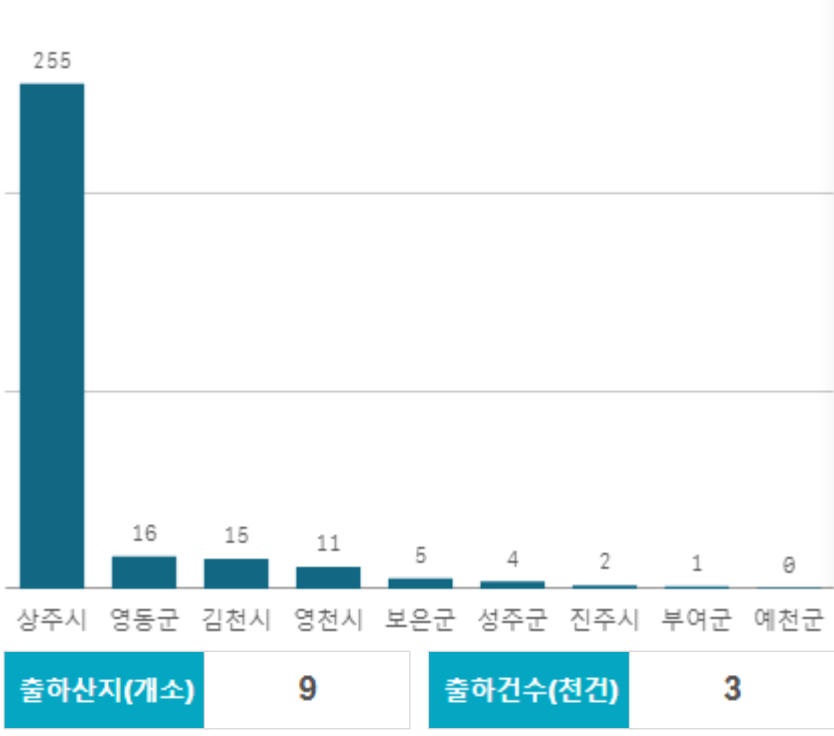


### 도매시장 법인별 거래금액(백만원)

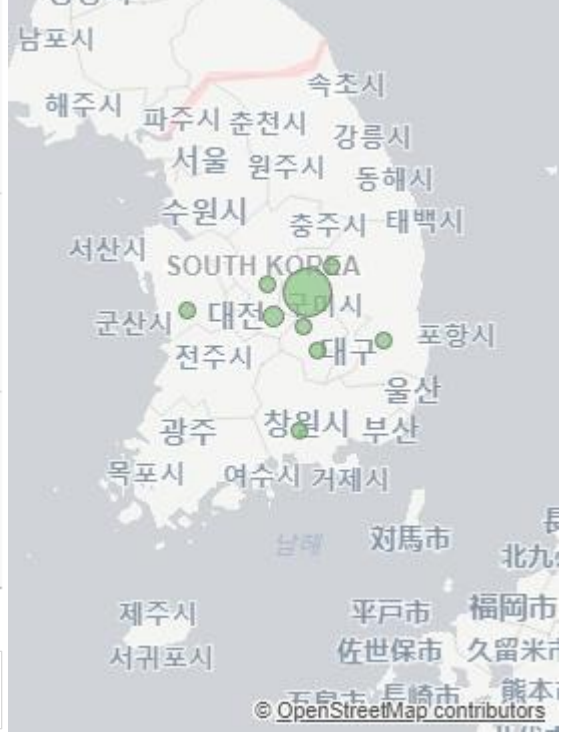


# 포도 샤인머스캣(2Kg)

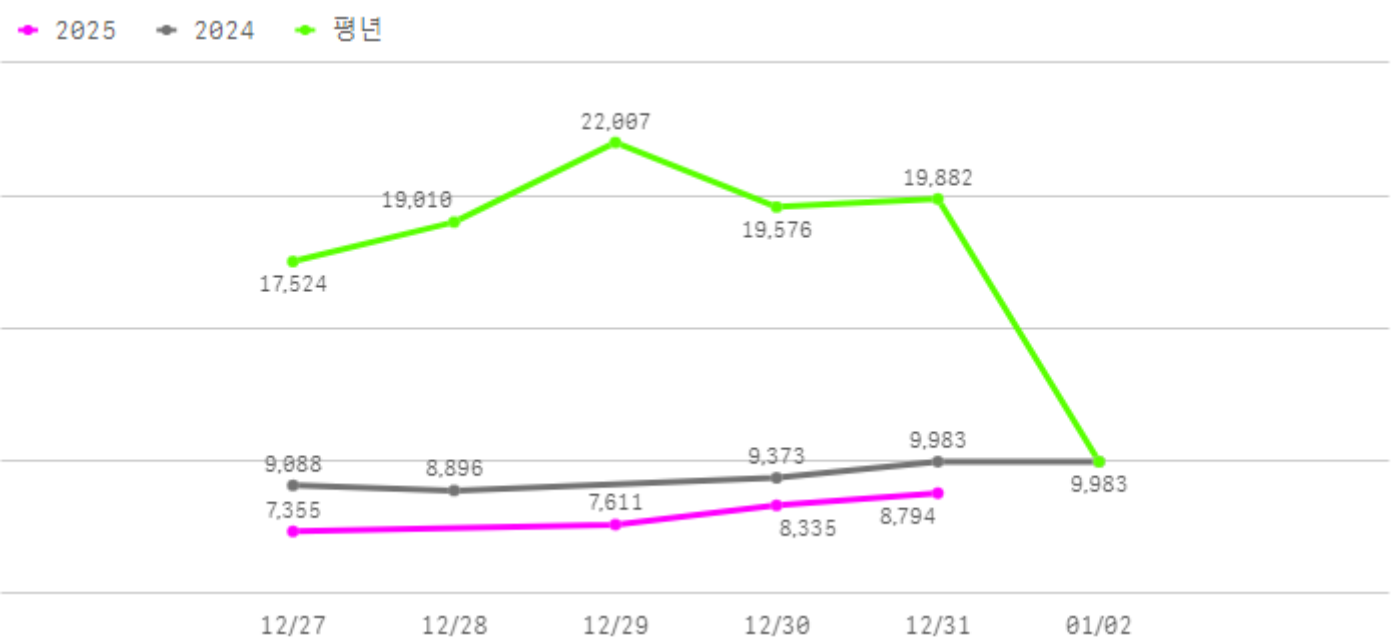
산지별 거래물량(톤)



산지별 주출하 시군구



주간 도매가격(원)



구분	금주(A)	전주(B)	전월(C)	전년(D)	평년(E)	A/B	A/C	A/D	A/E
가격(원)	8,024	6,672	6,912	9,465	16,160	120.3%	116.1%	84.8%	49.7%

※ 상품 가격 기준

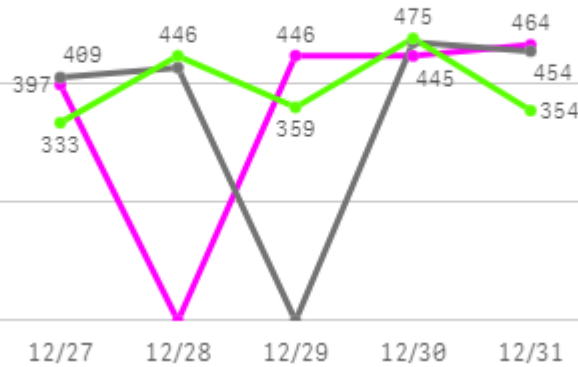
## □ 포도 샤인머스켓(2Kg) 주간 가격

구분	Q	품종	Q	단량	Q	특	상	보통	하
2025-12-27		포도 샤인머스켓		2Kg		9,561	7,355	5,603	3,689
2025-12-29		포도 샤인머스켓		2Kg		10,239	7,611	5,749	4,187
2025-12-30		포도 샤인머스켓		2Kg		11,014	8,335	6,428	4,666
2025-12-31		포도 샤인머스켓		2Kg		11,875	8,794	6,780	4,745
평균						<b>10,672</b>	<b>8,024</b>	<b>6,140</b>	<b>4,322</b>

# 감귤

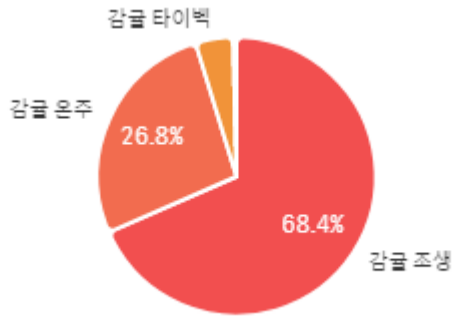
## 주간 반입량(톤)

◆ 2025    ● 2024    ▲ 평년

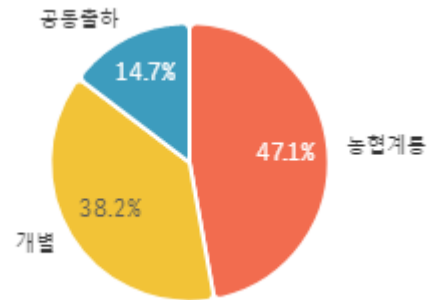


구분	금주(A)	전주(B)	전월(C)	전년(D)	평년(E)	A/B	A/C	A/D	A/E
물량(톤)	1,753	2,608	1,829	1,757	1,938	67.2%	95.8%	99.8%	90.4%

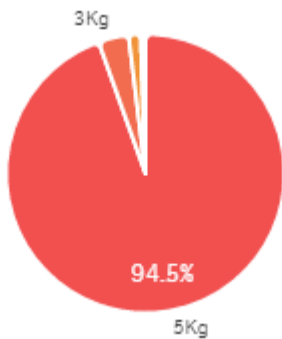
## 출하 품종별 거래물량 구성비



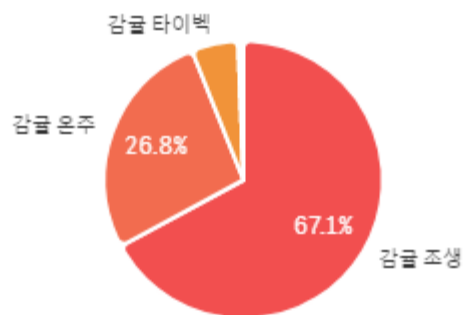
## 출하자별 거래물량 구성비



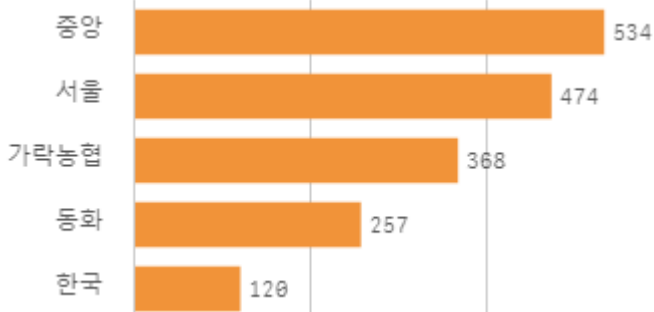
## 거래 단량별 물량 구성비



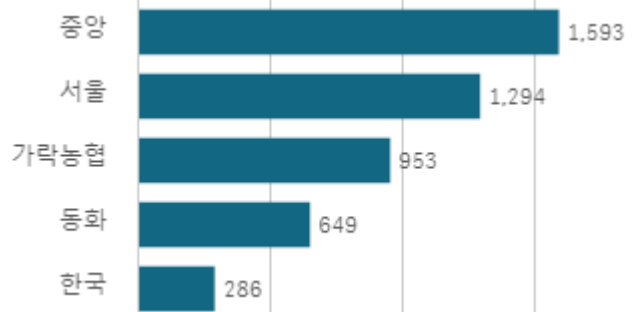
## 출하 품종별 거래금액 구성비



## 도매시장 법인별 거래물량(톤)

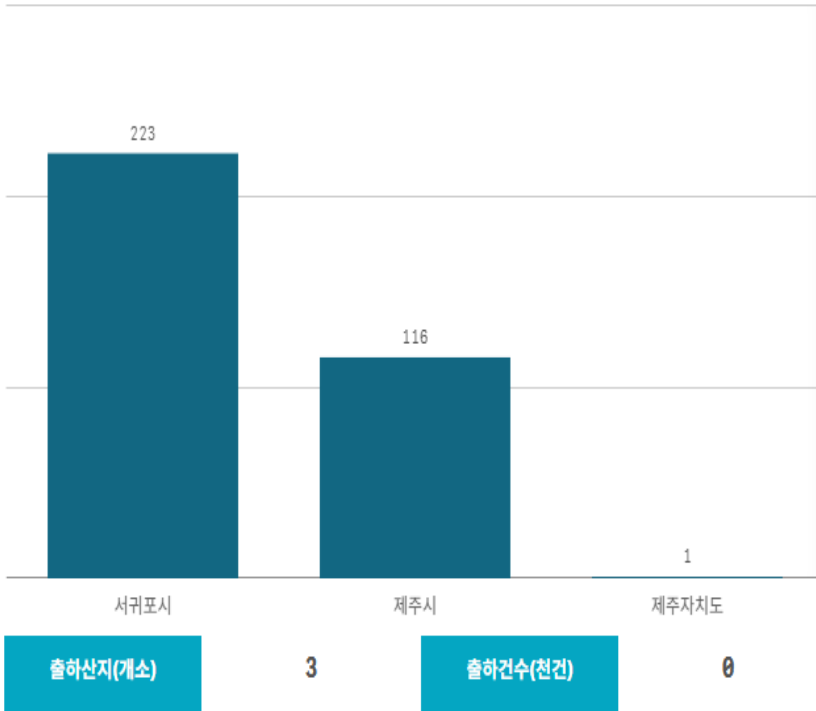


## 도매시장 법인별 거래금액(백만원)



# 감귤(5Kg)

## 산지별 거래물량(톤)

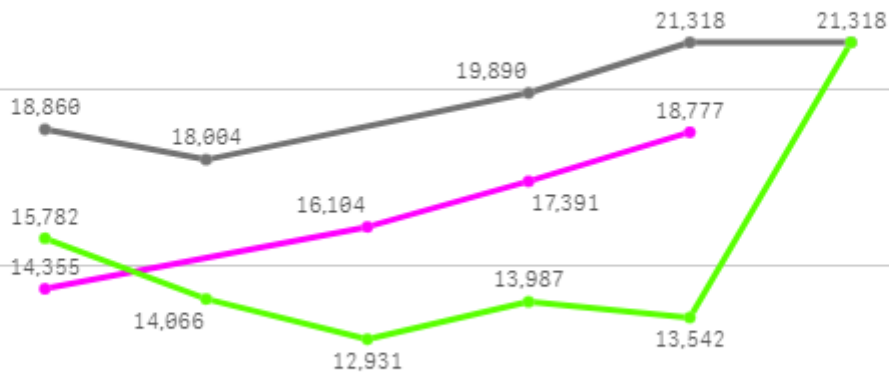


## 산지별 주출하 시군구



## 주간 도매가격(원)

◆ 2025    ● 2024    ◆ 평년



12/27    12/28    12/29    12/30    12/31    01/02

구분	금주(A)	전주(B)	전월(C)	전년(D)	평년(E)	A/B	A/C	A/D	A/E
가격(원)	16,657	16,136	16,845	19,878	15,797	103.2%	98.9%	83.8%	105.4%

※ 상품 가격 기준

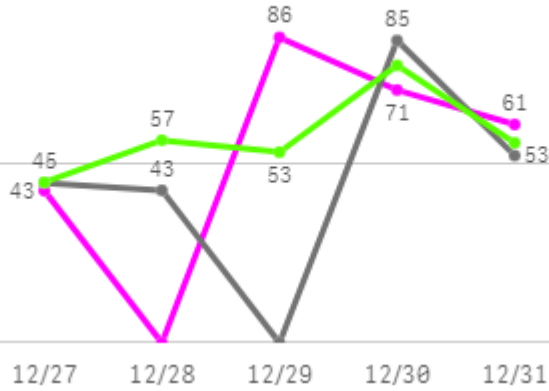
## □ 감귤(5Kg) 주간 가격

구분	Q	품종	Q	단량	Q	특	상	보통	하
2025-12-27		감귤		5Kg		24,975	14,355	9,676	5,149
2025-12-29		감귤		5Kg		27,397	16,104	10,988	6,793
2025-12-30		감귤		5Kg		28,719	17,391	12,035	6,904
2025-12-31		감귤		5Kg		29,149	18,777	12,973	7,853
평균						<b>27,560</b>	<b>16,657</b>	<b>11,418</b>	<b>6,675</b>

# 만감

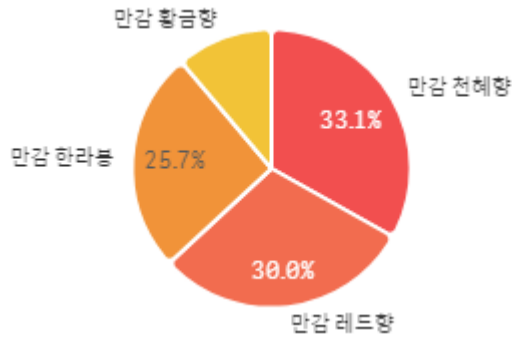
## 주간 반입량(톤)

◆ 2025    ● 2024    ▲ 평년

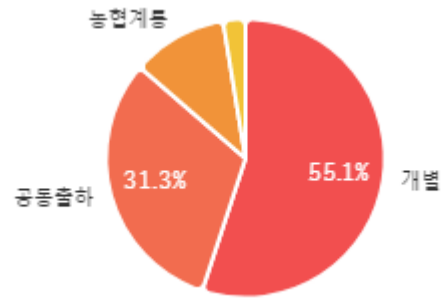


구분	금주(A)	전주(B)	전월(C)	전년(D)	평년(E)	A/B	A/C	A/D	A/E
물량(톤)	260	248	117	225	282	105.1%	223.0%	115.8%	92.5%

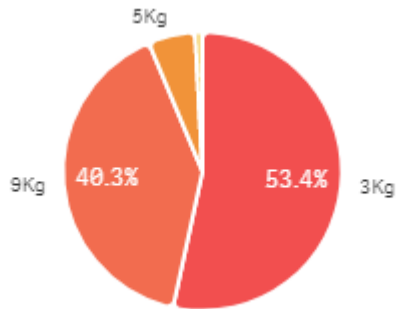
## 출하 품종별 거래물량 구성비



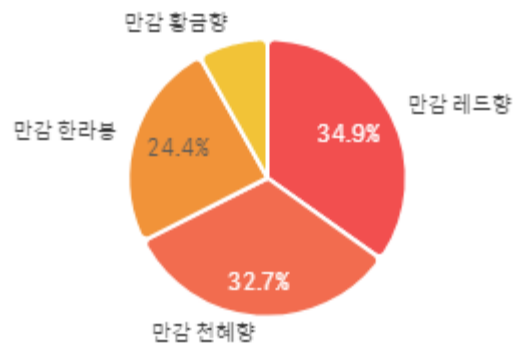
## 출하자별 거래물량 구성비



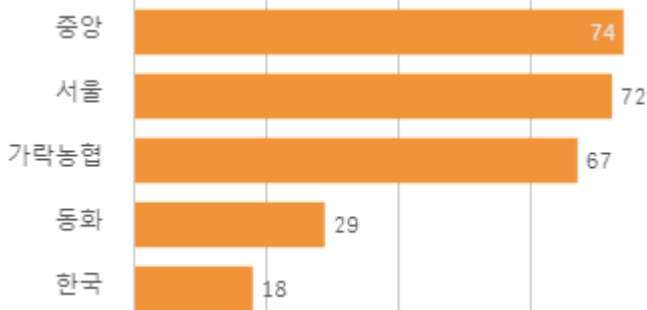
## 거래 단량별 물량 구성비



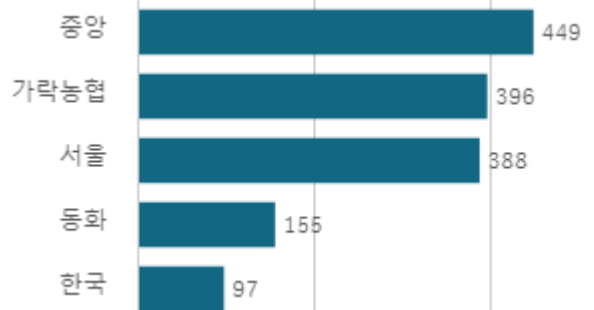
## 출하 품종별 거래금액 구성비



## 도매시장 법인별 거래물량(톤)

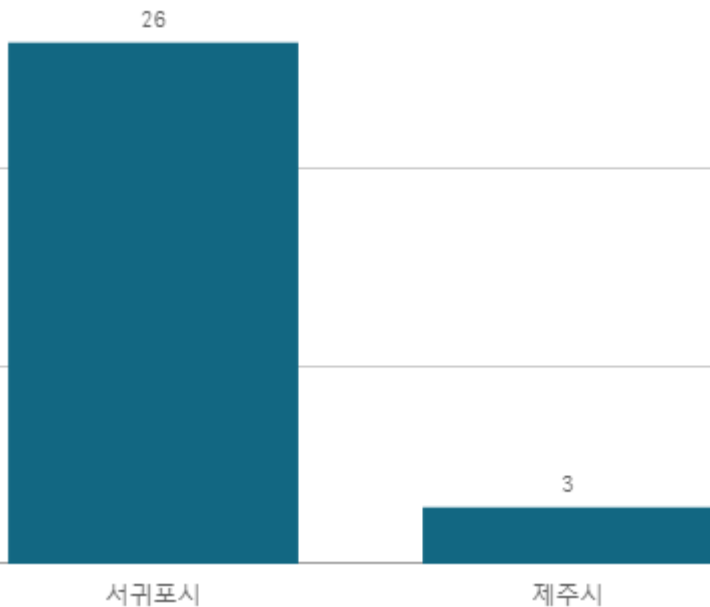


## 도매시장 법인별 거래금액(백만원)



# 만감 황금향(3Kg)

산지별 거래물량(톤)



산지별 주출하 시군구



출하산지(개소)

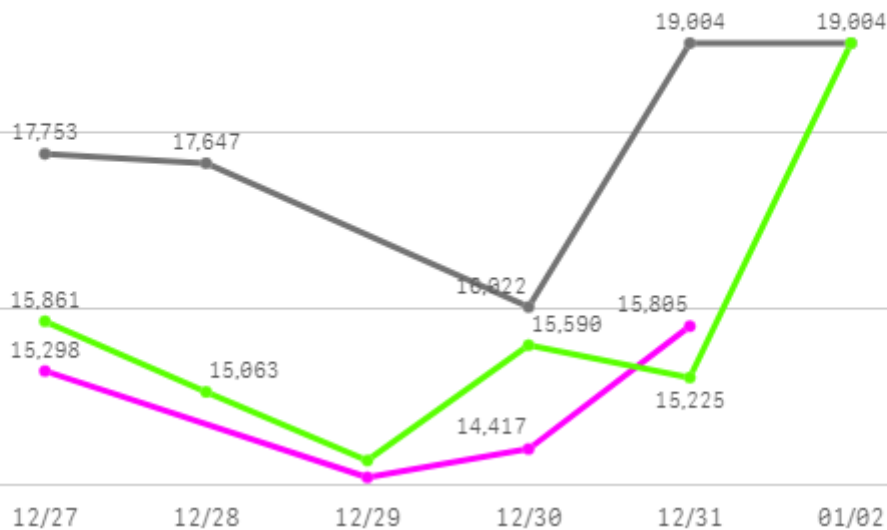
2

출하건수(천건)

0

주간 도매가격(원)

◆ 2025    ● 2024    ◆ 평년



구분	금주(A)	전주(B)	전월(C)	전년(D)	평년(E)	A/B	A/C	A/D	A/E
가격(원)	14,904	14,334	13,118	17,886	15,616	104.0%	113.6%	83.3%	95.4%

※ 상품 가격 기준

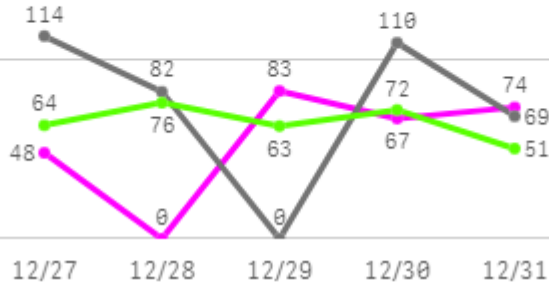
## □ 만감 황금향(3Kg) 주간 가격

구분	Q	품종	Q	단량	Q	특	상	보통	하
2025-12-27		만감 황금향		3Kg		30,000	15,298	12,617	10,947
2025-12-29		만감 황금향		3Kg		15,000	14,096	12,672	11,146
2025-12-30		만감 황금향		3Kg		15,000	14,417	13,526	12,180
2025-12-31		만감 황금향		3Kg		16,000	15,805	14,414	12,320
평균						<b>19,000</b>	<b>14,904</b>	<b>13,307</b>	<b>11,648</b>

# 단감

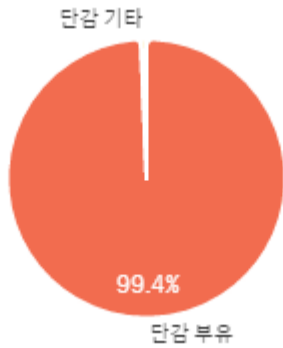
## 주간 반입량(톤)

◆ 2025    ● 2024    ▲ 평년

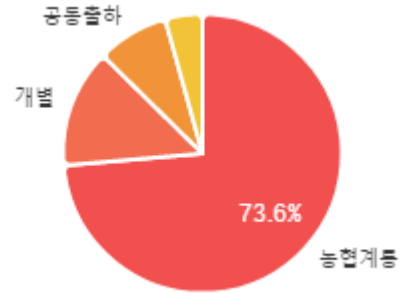


구분	금주(A)	전주(B)	전월(C)	전년(D)	평년(E)	A/B	A/C	A/D	A/E
물량(톤)	272	430	719	375	327	63.3%	37.9%	72.7%	83.2%

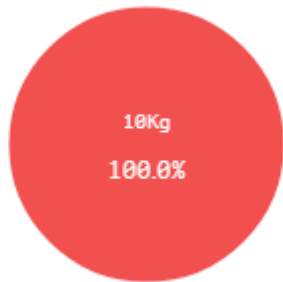
### 출하 품종별 거래물량 구성비



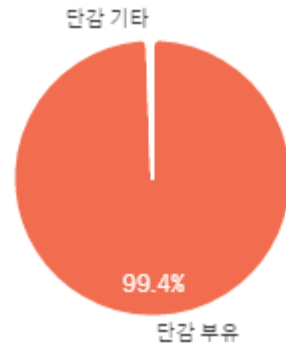
### 출하자별 거래물량 구성비



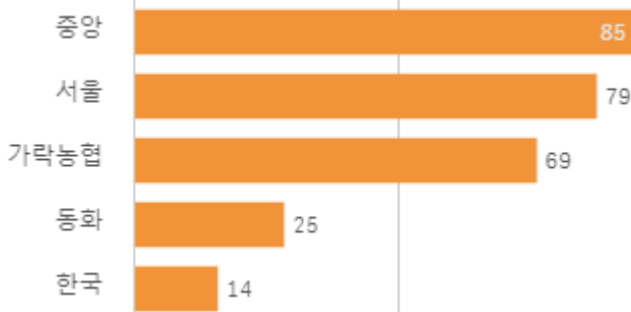
### 거래 단량별 물량 구성비



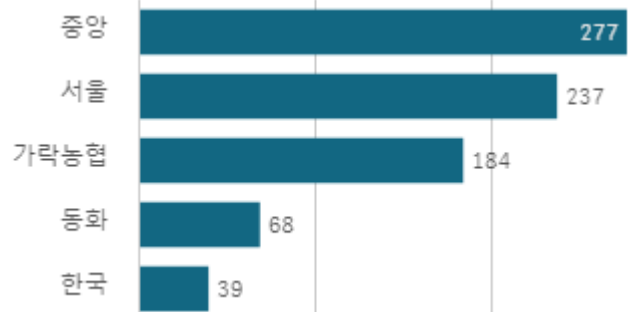
### 출하 품종별 거래금액 구성비



### 도매시장 법인별 거래물량(톤)

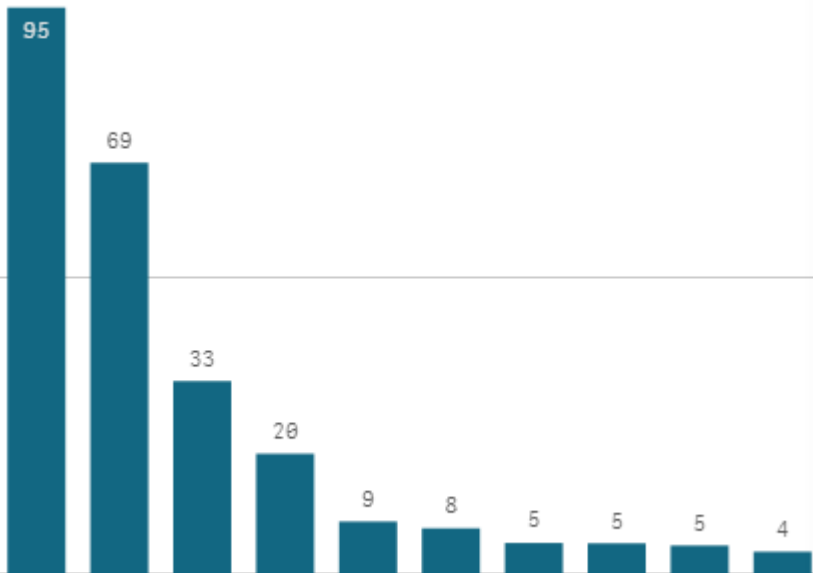


### 도매시장 법인별 거래금액(백만원)



# 단감 부유(10Kg)

산지별 거래물량(톤)



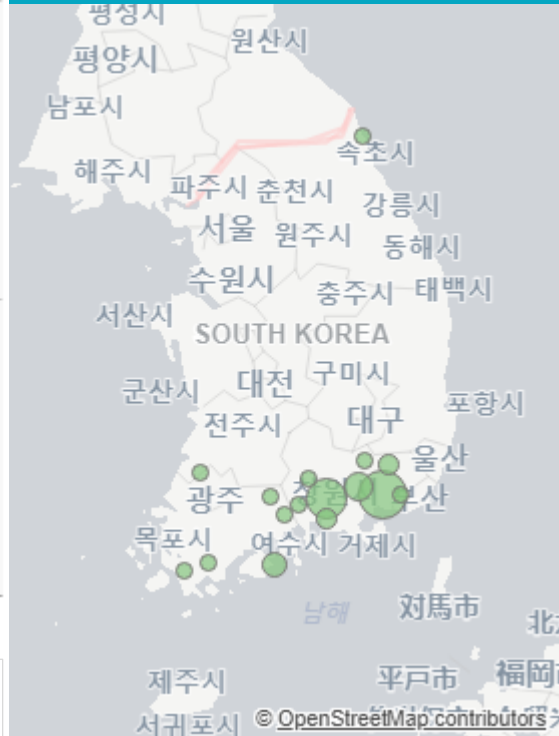
출하산지(개소)

19

출하건수(천건)

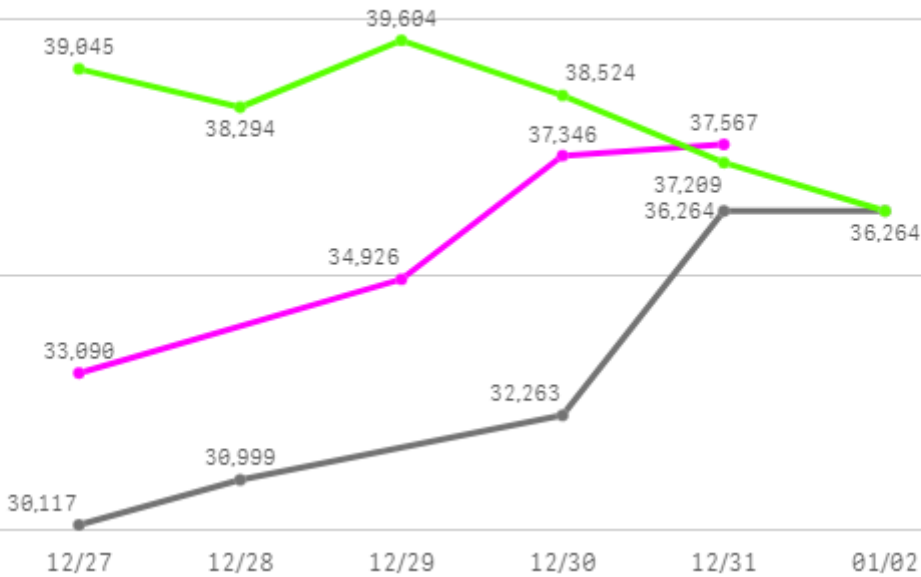
2

산지별 주출하 시군구



주간 도매가격(원)

◆ 2025    ● 2024    ◆ 평년



구분	금주(A)	전주(B)	전월(C)	전년(D)	평년(E)	A/B	A/C	A/D	A/E
가격(원)	35,732	34,504	37,187	33,181	37,936	103.6%	96.1%	107.7%	94.2%

※ 상품 가격 기준

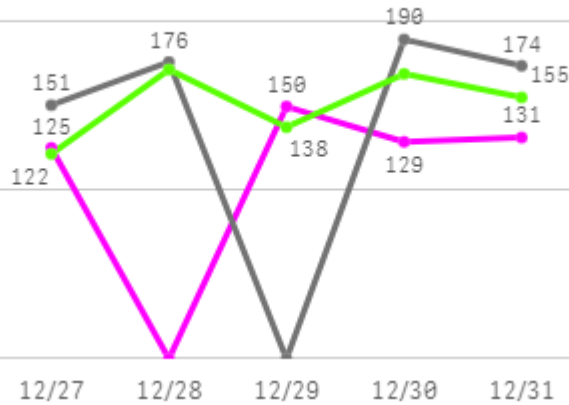
## □ 단감 부유(10Kg) 주간 가격

구분	Q	품종	Q	단량	Q	특	상	보통	하
2025-12-27		단감 부유		10Kg		42,025	33,090	26,033	16,416
2025-12-29		단감 부유		10Kg		43,860	34,926	27,304	20,596
2025-12-30		단감 부유		10Kg		44,201	37,346	29,213	20,890
2025-12-31		단감 부유		10Kg		43,555	37,567	29,503	21,398
평균						<b>43,410</b>	<b>35,732</b>	<b>28,013</b>	<b>19,825</b>

# 바나나

## 주간 반입량(톤)

◆ 2025    ● 2024    ▲ 평년

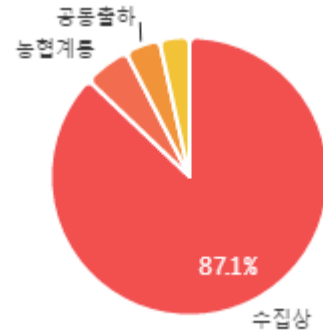


구분	금주(A)	전주(B)	전월(C)	전년(D)	평년(E)	A/B	A/C	A/D	A/E
물량(톤)	536	792	705	691	673	67.6%	76.0%	77.5%	79.6%

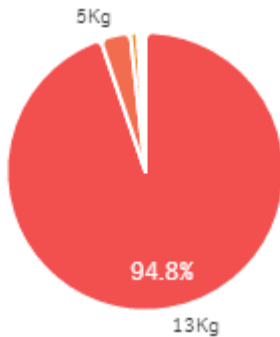
### 출하 품종별 거래물량 구성비



### 출하자별 거래물량 구성비



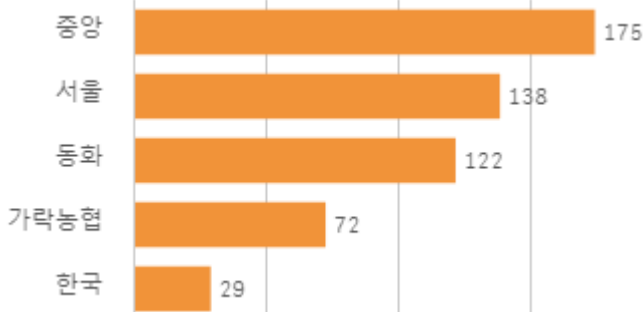
### 거래 단량별 물량 구성비



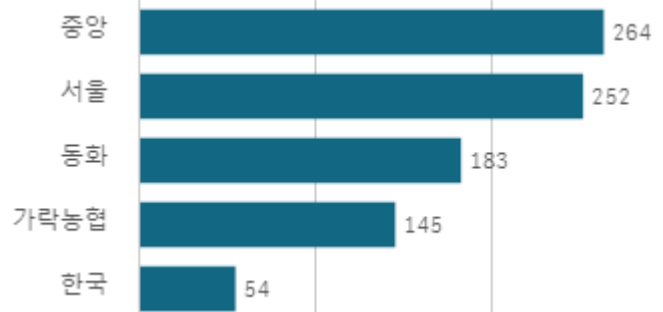
### 출하 품종별 거래금액 구성비



### 도매시장 법인별 거래물량(톤)

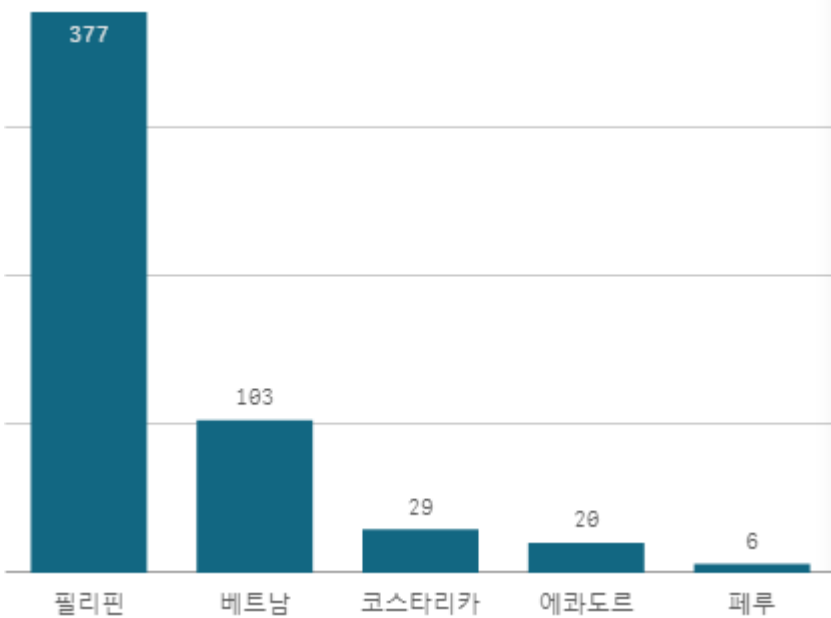


### 도매시장 법인별 거래금액(백만원)

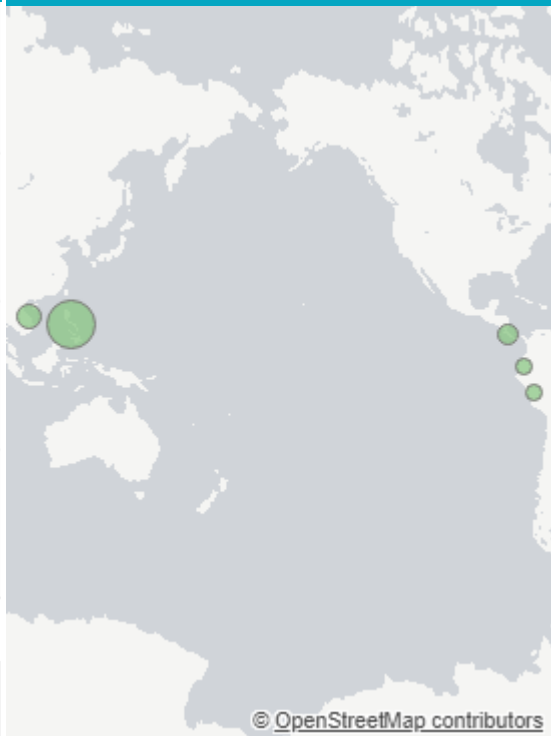


# 바나나 수입(13Kg)

산지별 거래물량(톤)



산지별 주출하 시군구



출하산지(개소)

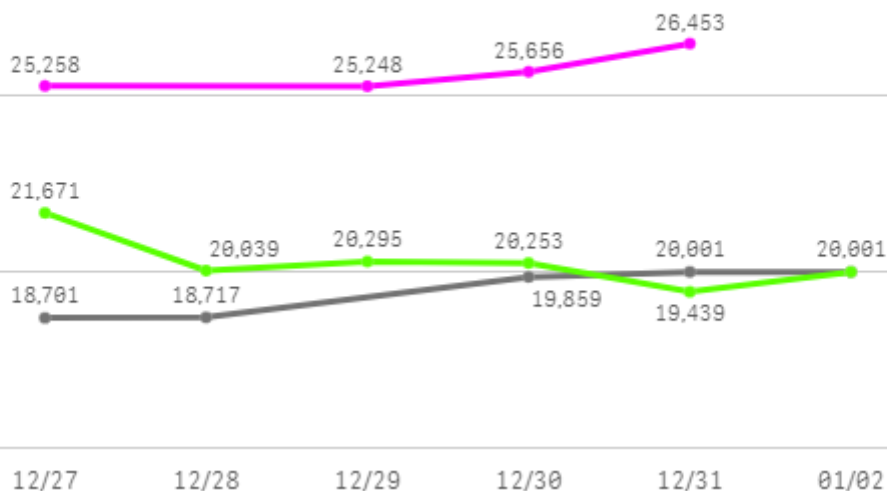
5

출하건수(천건)

1

주간 도매가격(원)

◆ 2025    ● 2024    ◆ 평년



구분	금주(A)	전주(B)	전월(C)	전년(D)	평년(E)	A/B	A/C	A/D	A/E
가격(원)	25,654	25,728	23,886	19,456	22,243	99.7%	107.4%	131.9%	115.3%

※ 상품 가격 기준

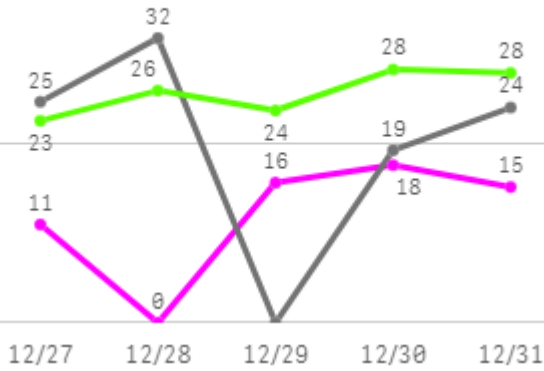
## □ 바나나 수입(13Kg) 주간 가격

구분	Q	품종	Q	단량	Q	특	상	보통	하
2025-12-27		바나나 수입		13Kg		31,155	25,258	18,282	10,917
2025-12-29		바나나 수입		13Kg		31,359	25,248	17,850	10,710
2025-12-30		바나나 수입		13Kg		30,635	25,656	19,124	10,750
2025-12-31		바나나 수입		13Kg		31,804	26,453	22,661	14,765
평균						<b>31,238</b>	<b>25,654</b>	<b>19,479</b>	<b>11,786</b>

# 고등어

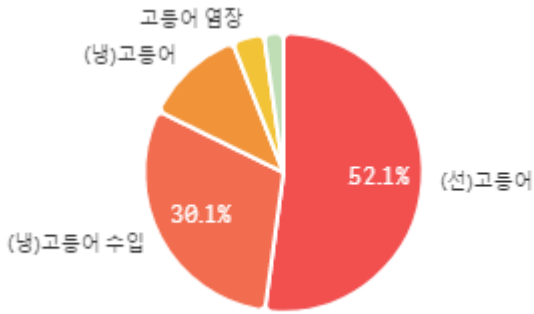
## 주간 반입량(톤)

2025 (파란색 선) 2024 (회색 선) 평년 (초록색 선)

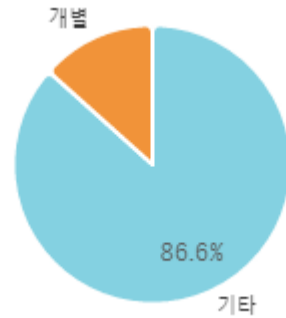


구분	금주(A)	전주(B)	전월(C)	전년(D)	평년(E)	A/B	A/C	A/D	A/E
물량(톤)	60	92	64	100	115	64.7%	93.4%	59.5%	52.1%

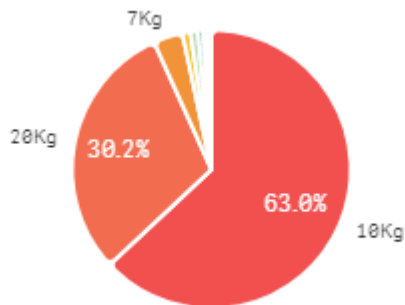
### 출하 품종별 거래물량 구성비



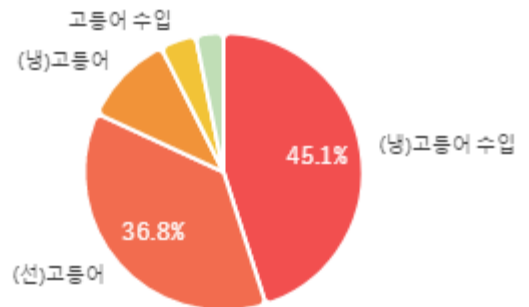
### 출하자별 거래물량 구성비



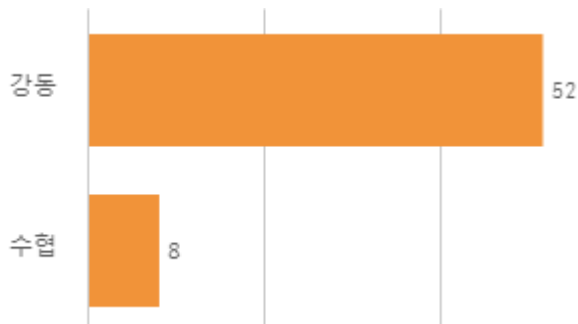
### 거래 단량별 물량 구성비



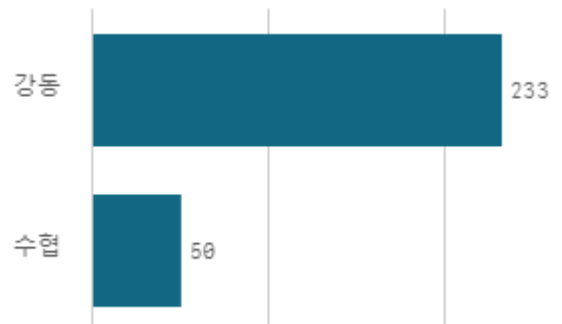
### 출하 품종별 거래금액 구성비



### 도매시장 법인별 거래물량(톤)



### 도매시장 법인별 거래금액(백만원)



# (냉)고등어 수입(10Kg)

산지별 거래물량(톤)

18



노르웨이

산지별 주출하 시군구



출하산지(개소)

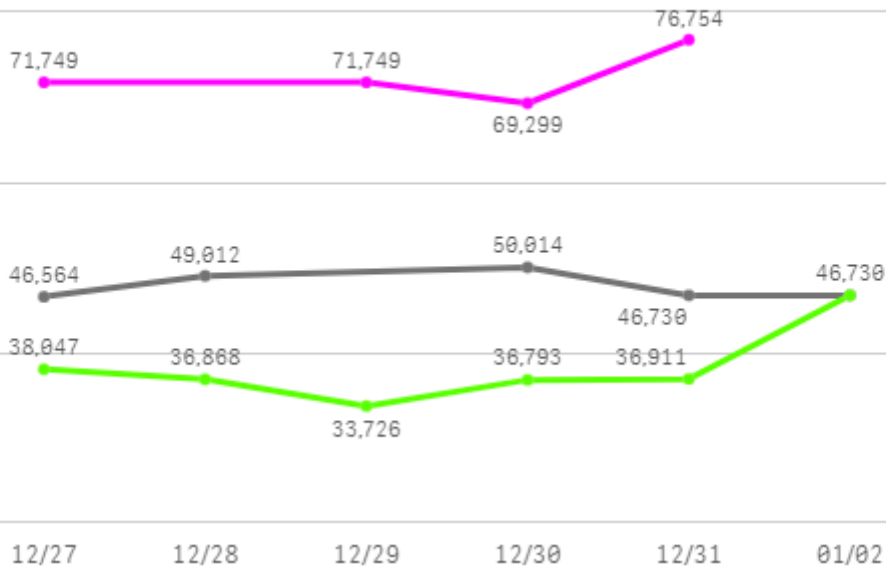
1

출하건수(천건)

0

주간 도매가격(원)

◆ 2025    ● 2024    ◆ 평년



구분	금주(A)	전주(B)	전월(C)	전년(D)	평년(E)	A/B	A/C	A/D	A/E
가격(원)	72,388	75,395	74,270	47,810	44,202	96.0%	97.5%	151.4%	163.8%

※ 상품 가격 기준

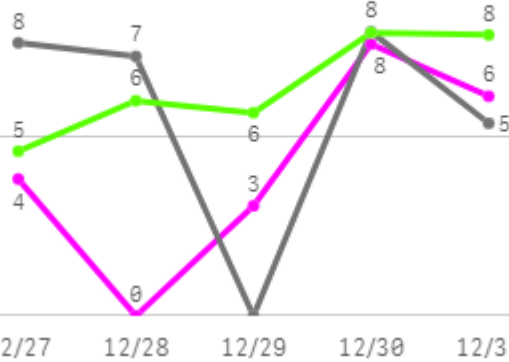
## □ (냉)고등어 수입(10Kg) 주간 가격

구분	Q	품종	Q	단량	Q	특	상	보통	하
2025-12-27		(냉)고등어 수입		10Kg		-	71,749	-	-
2025-12-29		(냉)고등어 수입		10Kg		-	71,749	-	-
2025-12-30		(냉)고등어 수입		10Kg		-	69,299	-	-
2025-12-31		(냉)고등어 수입		10Kg		-	76,754	-	-
평균						-	<b>72,388</b>	-	-

# 갈치

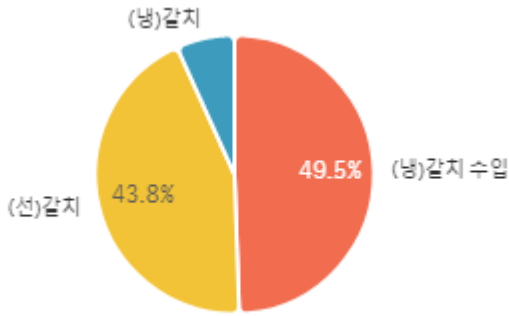
## 주간 반입량(톤)

◆ 2025    ● 2024    ▲ 평년

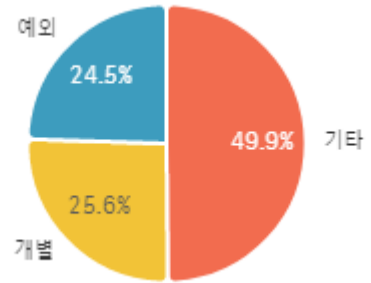


구분	금주(A)	전주(B)	전월(C)	전년(D)	평년(E)	A/B	A/C	A/D	A/E
물량(톤)	21	33	27	28	30	61.9%	76.9%	73.2%	69.4%

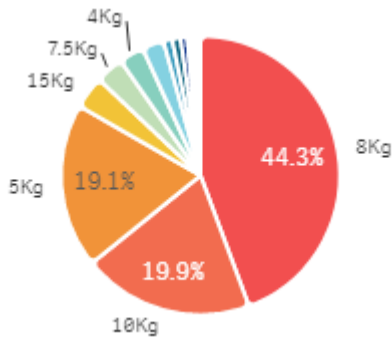
### 출하 품종별 거래물량 구성비



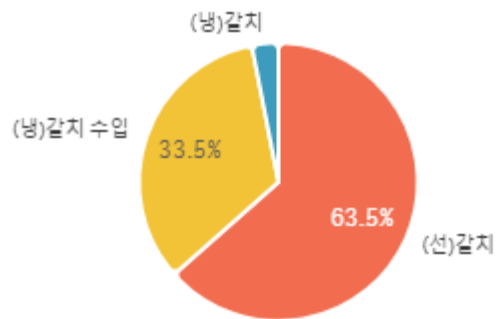
### 출하자별 거래물량 구성비



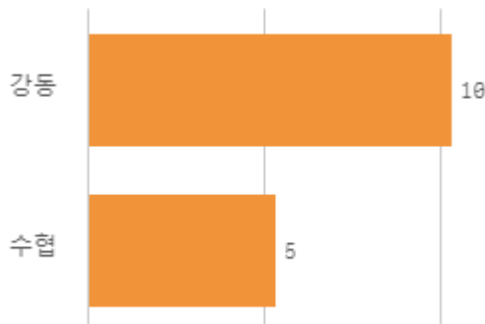
### 거래 단량별 물량 구성비



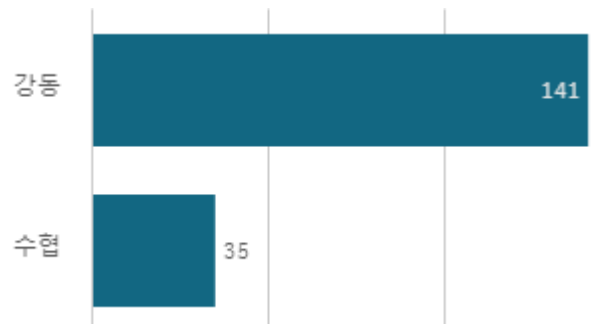
### 출하 품종별 거래금액 구성비



### 도매시장 법인별 거래물량(톤)

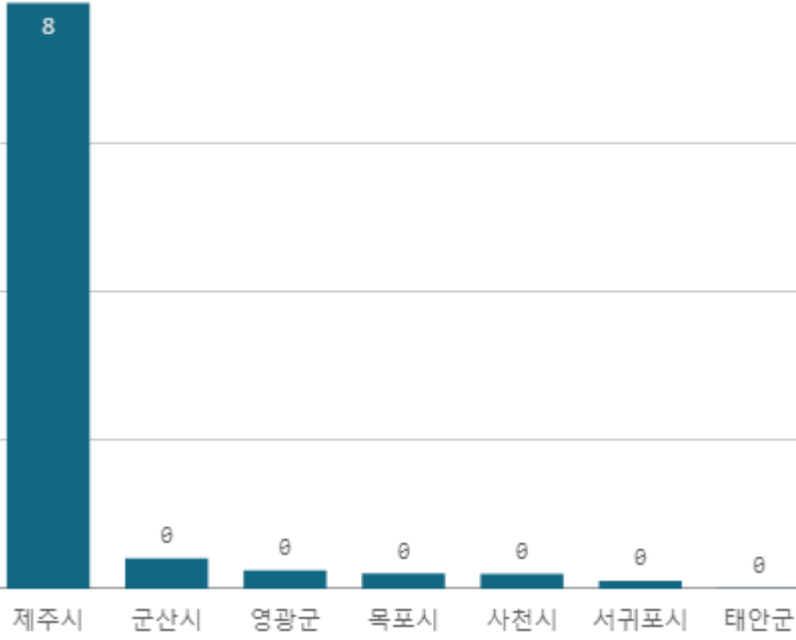


### 도매시장 법인별 거래금액(백만원)



# (선)갈치(5Kg)

산지별 거래물량(톤)



산지별 주출하 시군구



출하산지(개소)

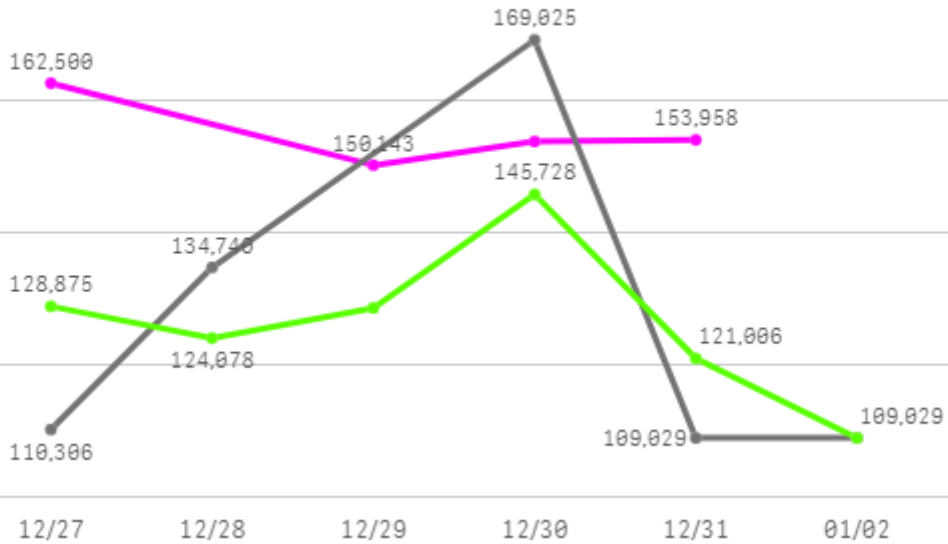
7

출하건수(천건)

0

주간 도매가격(원)

◆ 2025    ● 2024    ◆ 평년



구분	금주(A)	전주(B)	전월(C)	전년(D)	평년(E)	A/B	A/C	A/D	A/E
가격(원)	155,077	142,725	154,840	126,426	135,133	108.7%	100.2%	122.7%	114.8%

※ 상품 가격 기준

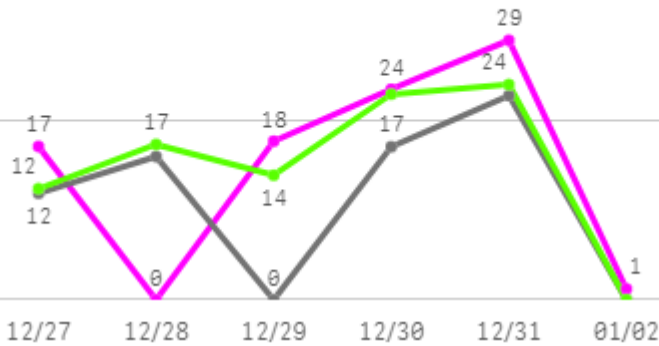
## □ (선)갈치(5Kg) 주간 가격

구분	Q	품종	Q	단량	Q	특	상	보통	하
2025-12-27		(선)갈치		5Kg		-	162,500	135,625	85,357
2025-12-29		(선)갈치		5Kg		-	150,143	126,324	94,750
2025-12-30		(선)갈치		5Kg		-	153,706	99,301	29,512
2025-12-31		(선)갈치		5Kg		-	153,958	90,072	28,786
평균						-	<b>155,077</b>	<b>112,831</b>	<b>59,601</b>

# 홍합

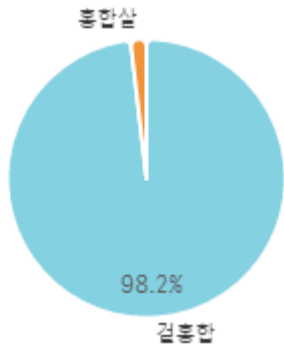
## 주간 반입량(톤)

◆ 2025    ● 2024    ▲ 평년

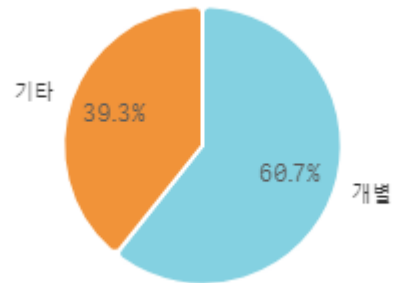


구분	금주(A)	전주(B)	전월(C)	전년(D)	평년(E)	A/B	A/C	A/D	A/E
물량(톤)	89	108	74	68	89	82.5%	120.4%	130.6%	100.2%

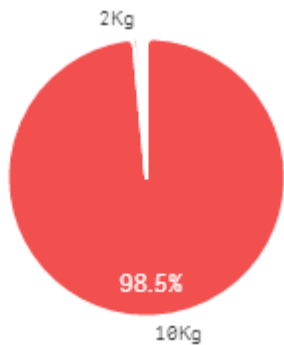
## 출하 품종별 거래물량 구성비



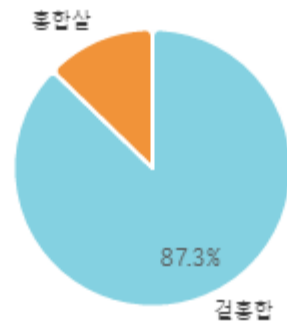
## 출하자별 거래물량 구성비



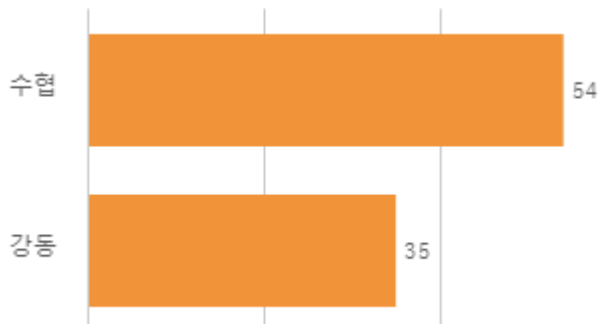
## 거래 단량별 물량 구성비



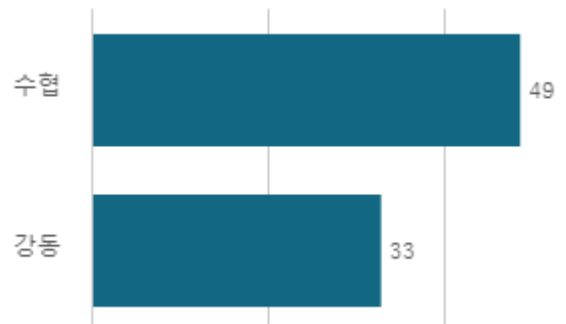
## 출하 품종별 거래금액 구성비



## 도매시장 법인별 거래물량(톤)

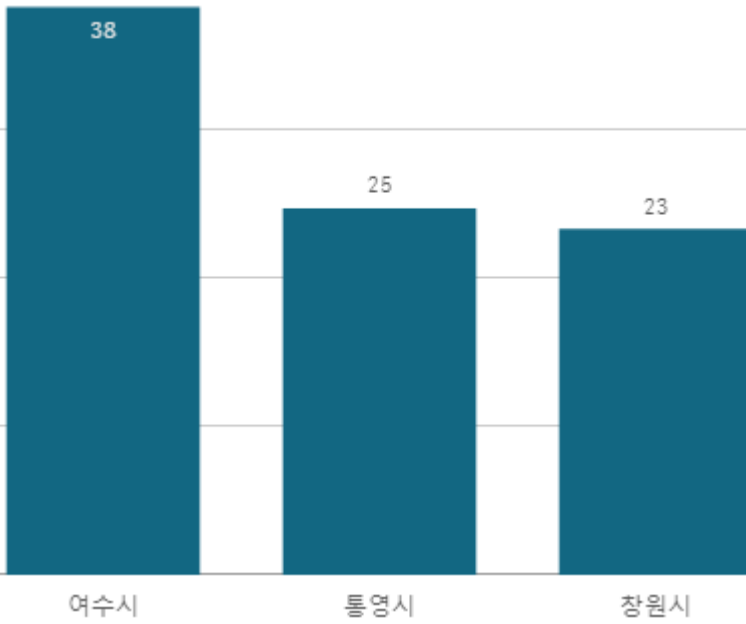


## 도매시장 법인별 거래금액(백만원)



# 겉흙합(10Kg)

산지별 거래물량(톤)



산지별 주출하 시군구



출하산지(개소)

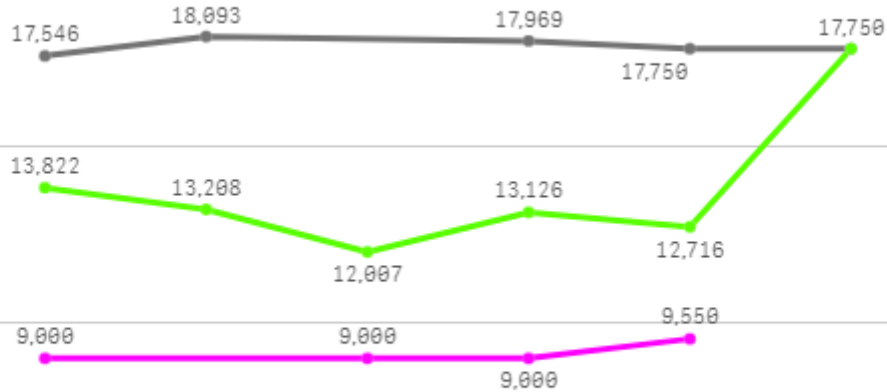
3

출하건수(천건)

0

주간 도매가격(원)

◆ 2025    ● 2024    ▲ 평년



12/27    12/28    12/29    12/30    12/31    01/02

구분	금주(A)	전주(B)	전월(C)	전년(D)	평년(E)	A/B	A/C	A/D	A/E
가격(원)	9,138	8,973	9,007	17,822	13,046	101.8%	101.4%	51.3%	70.0%

※ 상품 가격 기준

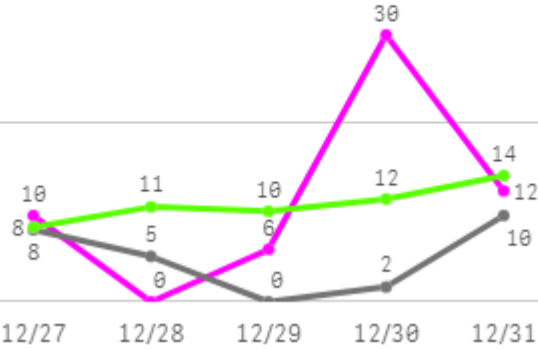
## □ 곁홍합(10Kg) 주간 가격

구분	Q	품종	Q	단량	Q	특	상	보통	하
2025-12-27		곁홍합		10Kg		-	9,000	8,102	7,000
2025-12-29		곁홍합		10Kg		-	9,000	7,952	6,866
2025-12-30		곁홍합		10Kg		-	9,000	8,121	7,000
2025-12-31		곁홍합		10Kg		-	9,550	8,415	7,000
평균						-	<b>9,138</b>	<b>8,148</b>	<b>6,967</b>

# 오징어

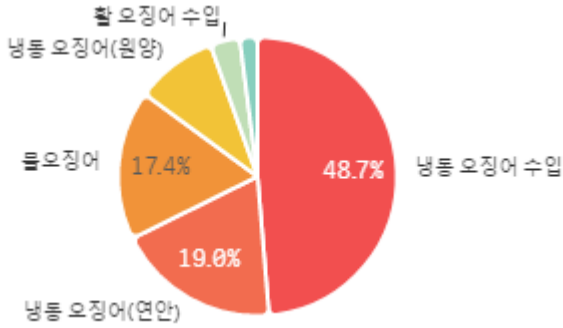
## 주간 반입량(톤)

2025 (파란색 선) 2024 (회색 선) 평년 (초록색 선)

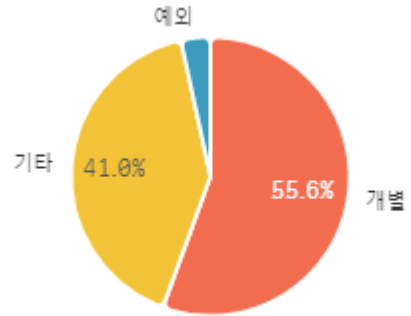


구분	금주(A)	전주(B)	전월(C)	전년(D)	평년(E)	A/B	A/C	A/D	A/E
물량(톤)	58	43	40	25	49	134.6%	143.5%	236.2%	117.6%

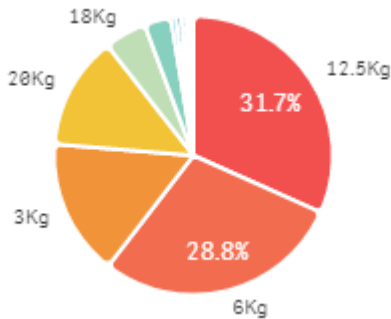
### 출하 품종별 거래물량 구성비



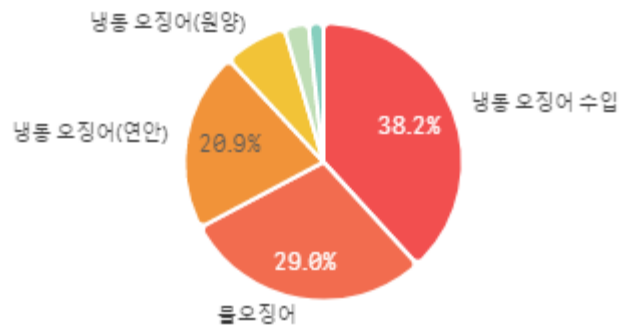
### 출하자별 거래물량 구성비



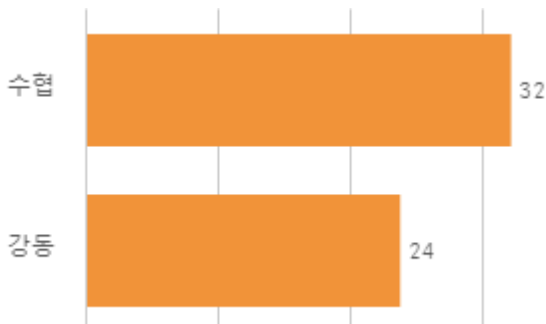
### 거래 단량별 물량 구성비



### 출하 품종별 거래금액 구성비



### 도매시장 법인별 거래물량(톤)

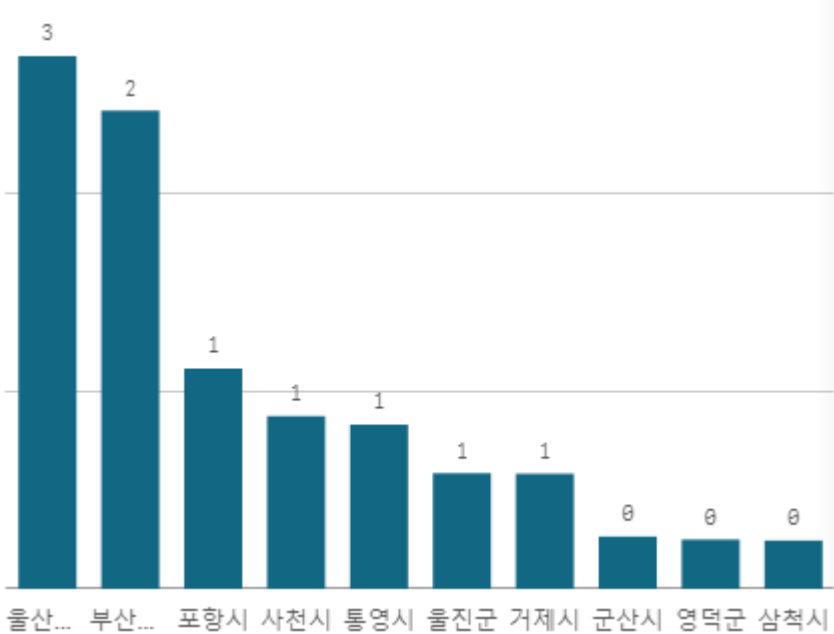


### 도매시장 법인별 거래금액(백만원)



# 물오징어(6Kg)

산지별 거래물량(톤)



출하산지(개소)

11

출하건수(천건)

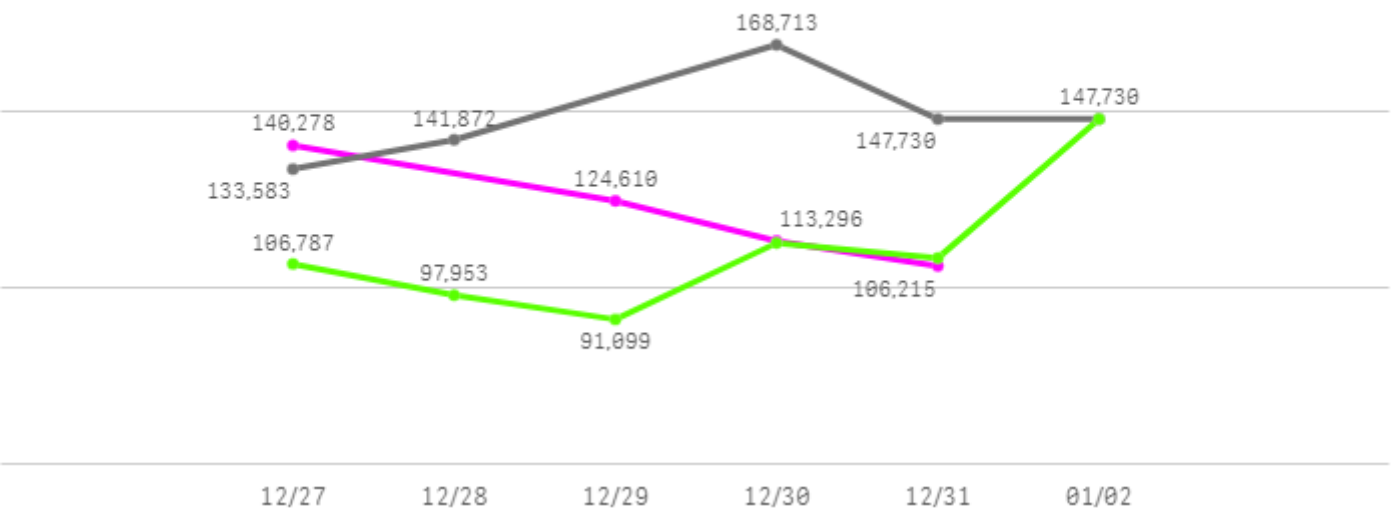
0

산지별 주출하 시군구



주간 도매가격(원)

◆ 2025    ● 2024    ◆ 평년



구분	금주(A)	전주(B)	전월(C)	전년(D)	평년(E)	A/B	A/C	A/D	A/E
가격(원)	121,100	144,256	68,828	147,926	112,668	83.9%	175.9%	81.9%	107.5%

※ 상품 가격 기준

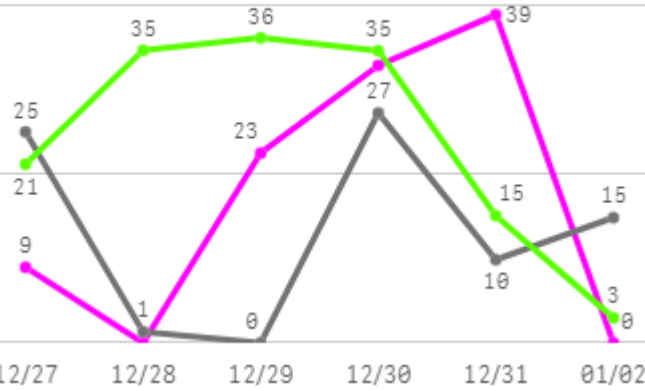
## □ 물오징어(6Kg) 주간 가격

구분	Q	품종	Q	단량	Q	특	상	보통	하
2025-12-27		물오징어		6Kg		-	140,278	133,392	100,000
2025-12-29		물오징어		6Kg		-	124,610	96,178	59,430
2025-12-30		물오징어		6Kg		-	113,296	99,996	59,103
2025-12-31		물오징어		6Kg		-	106,215	92,569	69,247
평균						-	<b>121,100</b>	<b>105,534</b>	<b>71,945</b>

# 건멸치

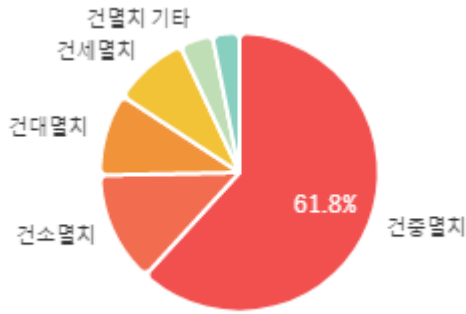
## 주간 반입량(톤)

◆ 2025    ● 2024    ▲ 평년

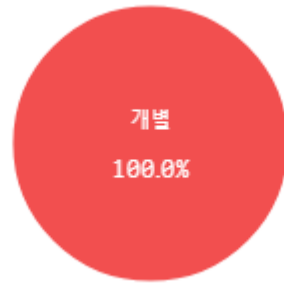


구분	금주(A)	전주(B)	전월(C)	전년(D)	평년(E)	A/B	A/C	A/D	A/E
물량(톤)	103	131	124	78	116	78.8%	83.4%	131.9%	88.9%

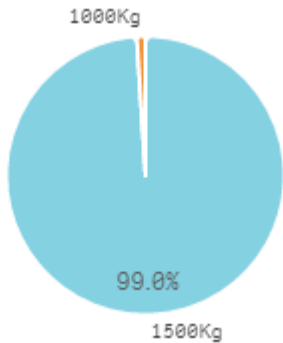
## 출하 품종별 거래물량 구성비



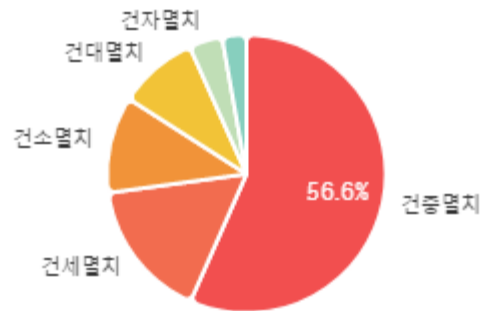
## 출하자별 거래물량 구성비



## 거래 단량별 물량 구성비



## 출하 품종별 거래금액 구성비



## 도매시장 법인별 거래물량(톤)

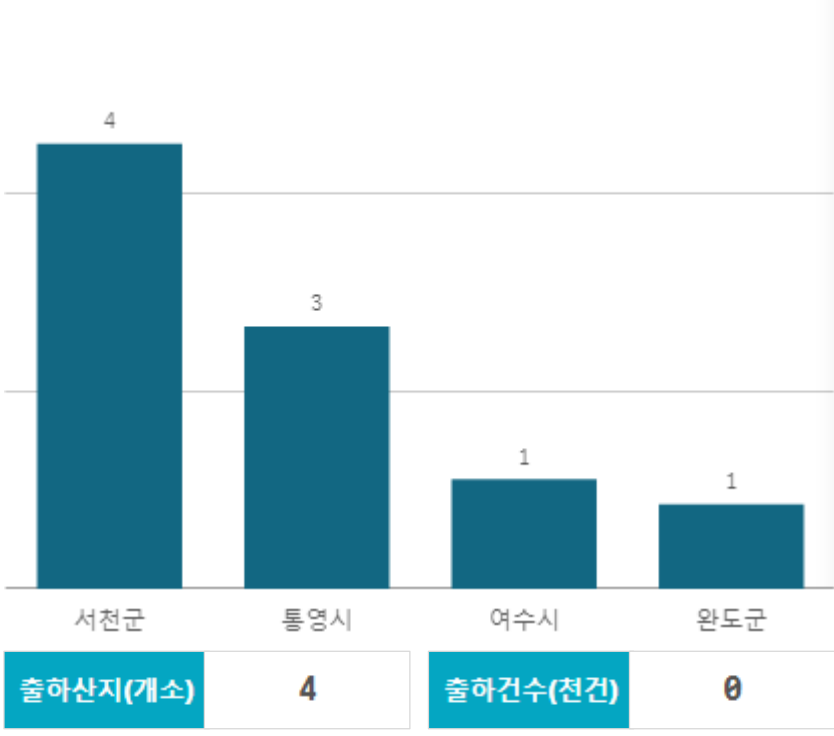


## 도매시장 법인별 거래금액(백만원)



# 건세멸치(1.5Kg)

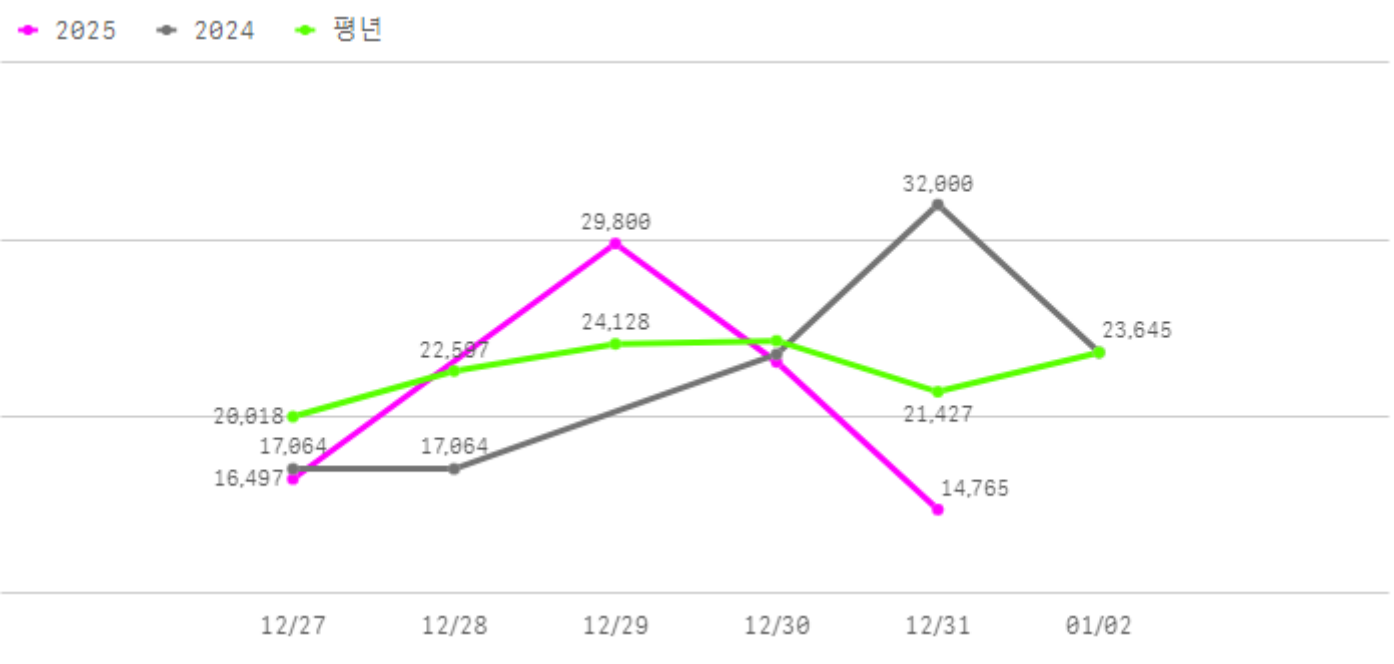
산지별 거래물량(톤)



산지별 주출하 시군구



주간 도매가격(원)



구분	금주(A)	전주(B)	전월(C)	전년(D)	평년(E)	A/B	A/C	A/D	A/E
가격(원)	21,043	20,957	13,572	22,663	23,169	100.4%	155.1%	92.9%	90.8%

※ 상품 가격 기준

## □ 건세멸치(1.5Kg) 주간 가격

구분	Q	품종	Q	단량	Q	특	상	보통	하
2025-12-27		건세멸치		1.5Kg		-	16,497	15,320	8,560
2025-12-29		건세멸치		1.5Kg		-	29,800	20,629	9,500
2025-12-30		건세멸치		1.5Kg		-	23,110	18,162	12,221
2025-12-31		건세멸치		1.5Kg		-	14,765	9,057	6,268
평균						-	<b>21,043</b>	<b>15,792</b>	<b>9,137</b>