

---

2025년 가락시장

# 주요 품목 주간 거래동향

---

10월 4주차 주요 동향

[2025. 10.18. ~ 10.24.]



서울특별시농수산물공사

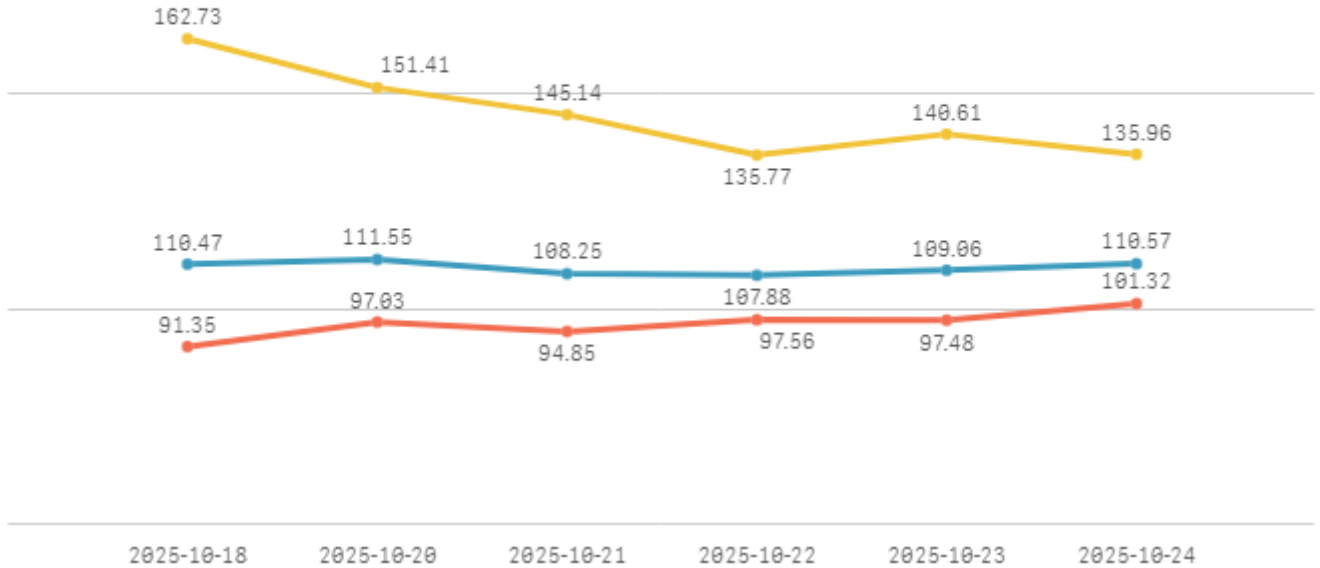
[데이터전략팀]

# 1. 주간 표준지수

※ 직전 5개년 평균가격을 지수 100으로 산정하여 100 이상일 경우 평년보다 상승, 100 이하일 경우 평년보다 하락

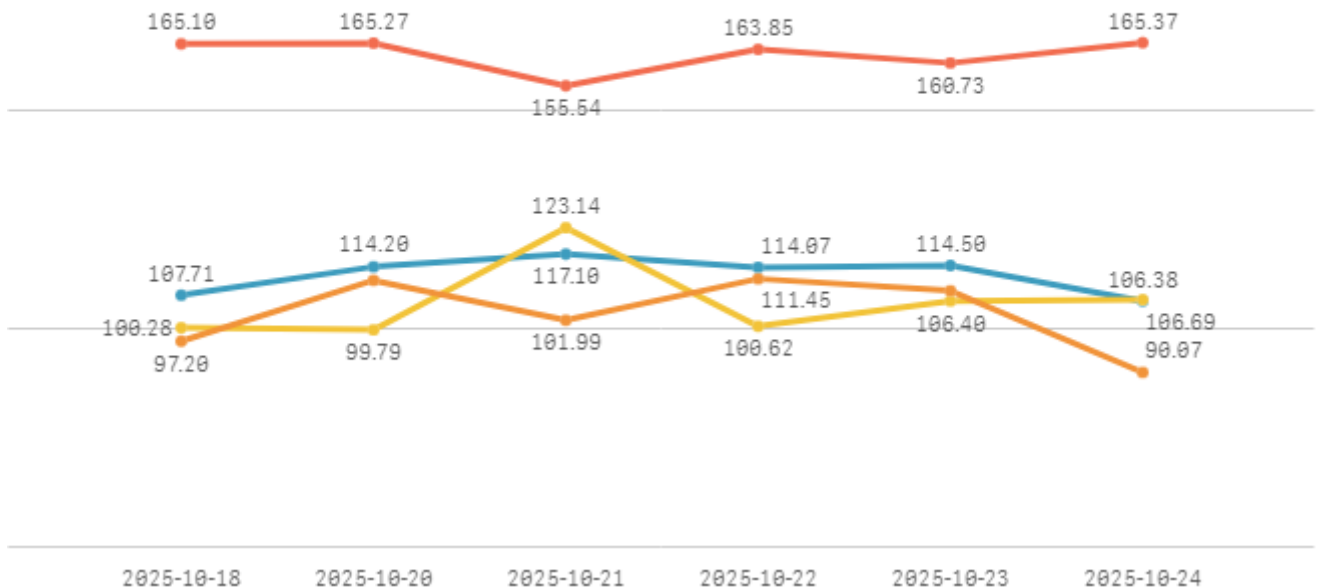
## □ 청과부류

합계 채소계 과일계



## □ 수산부류

합계 생선류 조개류 건어류



## 2. 주요 품목 주간 거래동향

### 주요 품목(종) 주간동향 (2025.10.18 ~ 10.24)

품종 단위	Q	금주평균	전주평균	전월평균	전년평균	5년평균 가격	전주대비	전월대비	전년대비	5년평균 대비
(냉)고등어 수입(10키로상자)		69,596	69,691	65,543	48,281	45,314	-0% ▼	6% ▲	44% ▲	54% ▲
(선)갈치(5키로상자)		137,102	165,349	132,441	142,683	127,729	-17% ▼	4% ▲	-4% ▼	7% ▲
가지(8키로상자)		21,276	20,783	23,759	17,498	19,764	2% ▲	-10% ▼	22% ▲	8% ▲
감글 하우스(3키로상자)		15,537	18,403	22,474	14,259	16,160	-16% ▼	-31% ▼	9% ▲	-4% ▼
감자 수미(햇)(20키로상자)		40,165	39,170	38,011	28,201	30,829	3% ▲	6% ▲	42% ▲	30% ▲
건세 열치(1.5키로상자)		13,040	15,273	18,640	19,285	18,219	-15% ▼	-30% ▼	-32% ▼	-28% ▼
겉홍합(10키로망대)		14,326	14,205	12,090	18,680	15,996	1% ▲	18% ▲	-23% ▼	-10% ▼
간마늘 대서(20키로)		147,169	147,094	147,264	136,067	143,468	0% ▲	-0% ▼	8% ▲	3% ▲
단감 솔본(10키로상자)		30,594	34,440	62,290	34,040	30,811	-11% ▼	-51% ▼	-10% ▼	-1% ▼
당근(20키로상자)		21,417	21,710	35,555	81,991	46,476	-1% ▼	-40% ▼	-74% ▼	-54% ▼
대추방울토마토(3키로상자)		16,557	17,685	21,949	28,346	20,659	-6% ▼	-25% ▼	-42% ▼	-20% ▼
대파(일반)(1키로단)		1,425	2,087	1,586	2,046	1,939	-32% ▼	-10% ▼	-30% ▼	-26% ▼
돌미나리(4키로상자)		33,756	34,618	39,523	33,302	32,363	-2% ▼	-15% ▼	1% ▲	4% ▲
멜론 머스크(8키로상자)		27,127	32,786	25,488	28,754	27,458	-17% ▼	6% ▲	-6% ▼	-1% ▼
무(20키로상자)		8,984	12,251	9,563	28,498	16,454	-27% ▼	-6% ▼	-68% ▼	-45% ▼
물오징어(6키로상자)		69,656	104,420	93,507	88,821	86,815	-33% ▼	-26% ▼	-22% ▼	-20% ▼
바나나 수입(13키로상자)		27,049	27,618	29,644	26,569	26,172	-2% ▼	-9% ▼	2% ▲	3% ▲
배 신고(15키로상자)		41,657	52,131	48,650	53,909	43,515	-20% ▼	-14% ▼	-23% ▼	-4% ▼
배추(10키로망대)		5,610	6,782	15,366	15,402	9,060	-17% ▼	-63% ▼	-64% ▼	-38% ▼
백다다기오이(100개)		91,350	79,884	62,112	66,423	69,078	14% ▲	47% ▲	38% ▲	32% ▲
부추(일반)(500그램단)		2,975	2,046	1,389	1,961	2,666	45% ▲	114% ▲	52% ▲	12% ▲
빨강 파프리카(5키로상자)		31,581	37,009	33,189	26,668	29,175	-15% ▼	-5% ▼	18% ▲	8% ▲
사과 홀로(10키로상자)		55,137	69,479	62,267	33,411	36,722	-21% ▼	-11% ▼	65% ▲	50% ▲
상추 포기잡(4키로상자)		43,697	35,091	59,309	31,214	32,959	25% ▲	-26% ▼	40% ▲	33% ▲
새송이버섯(2키로상자)		6,397	7,476	8,215	6,844	7,156	-14% ▼	-22% ▼	-7% ▼	-11% ▼
시금치(4키로상자)		29,923	25,854	38,840	18,400	21,185	16% ▲	-23% ▼	63% ▲	41% ▲
알배기배추(8키로상자)		15,580	18,885	34,240	37,337	21,573	-17% ▼	-54% ▼	-58% ▼	-28% ▼
애호박(20개)		27,075	20,895	28,935	35,345	26,709	30% ▲	-6% ▼	-23% ▼	1% ▲
양배추(8키로망대)		4,067	4,189	5,761	10,648	8,058	-3% ▼	-29% ▼	-62% ▼	-50% ▼
양상추(일반)(12개)		33,108	28,621	21,346	27,600	32,628	16% ▲	55% ▲	20% ▲	1% ▲
양파(1키로)		1,105	1,104	1,063	1,172	1,177	0% ▲	4% ▲	-6% ▼	-6% ▼
열무(4키로상자)		14,177	9,168	9,491	11,893	12,029	55% ▲	49% ▲	19% ▲	18% ▲
오렌지 네블 수입(18키로상자)		61,161	58,476	62,360	51,890	59,151	5% ▲	-2% ▼	18% ▲	3% ▲
오이맛고추(10키로상자)		32,273	33,626	45,656	79,255	48,564	-4% ▼	-29% ▼	-59% ▼	-34% ▼
쪽파(10키로상자)		65,090	56,982	41,199	40,949	49,361	14% ▲	58% ▲	59% ▲	32% ▲
청경채(4키로상자)		26,069	21,783	21,057	8,767	13,200	20% ▲	24% ▲	197% ▲	97% ▲
청양고추(10키로상자)		35,609	40,876	42,732	86,895	58,617	-13% ▼	-17% ▼	-59% ▼	-39% ▼
토마토(5키로상자)		24,506	22,595	36,114	29,412	26,026	8% ▲	-32% ▼	-17% ▼	-6% ▼
팽이버섯(5키로상자)		8,584	13,506	10,452	10,119	12,116	-36% ▼	-18% ▼	-15% ▼	-29% ▼
포도 샤인머스켓(2키로상자)		5,925	6,499	8,191	7,801	11,014	-9% ▼	-28% ▼	-24% ▼	-46% ▼
포도 캠벨얼리(3키로상자)		14,885	14,429	14,820	10,980	17,439	3% ▲	0% ▲	36% ▲	-15% ▼
호박밭 고구마(10키로상자)		20,815	19,998	23,687	22,145	22,085	4% ▲	-12% ▼	-6% ▼	-6% ▼

## □ 품종별 등락가격 비교(전주대비)

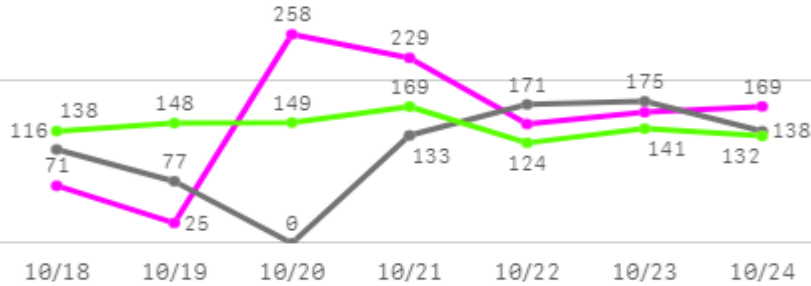
구분	품목(종)명
상승 품목(종)	백다다기오이(14%),부추(일반)(45%),상추 포기칩(25%),시금치(16%),애호박(30%),양상추(일반)(16%),열무(55%),쪽파(14%),청경채(20%),토마토(8%)
하락 품목(종)	(선)갈치(-17%),감귤 하우스(-16%),건세멸치(-15%),단감 송분(-11%),대추방울토마토(-6%),대파(일반)(-32%),멜론 머스크(-17%),무(-27%),물오징어(-33%),배 신고(-20%),배추(-17%),빨강 파프리카(-15%),사과 홀로(-21%),새송이버섯(-14%),알배기배추(-17%),청양고추(-13%),팽이버섯(-36%),포도 샤인머스켓(-9%)
보합 품목(종)(+5%)	(냉)고등어 수입,가지,감자 수미(햇),겉홍합,깐마늘 대서,당근,돌미나리,바나나 수입,양배추,양파,오렌지 네블 수입,오이맛고추,포도 캠벨얼리,호박밤 고구마

# 3. 품목(종)별 주간 거래동향

## 고구마

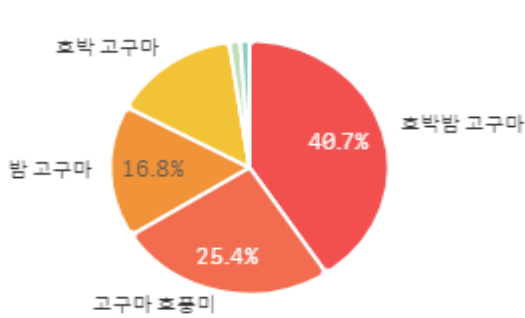
### 주간 반입량(톤)

● 2025    ● 2024    ● 평년

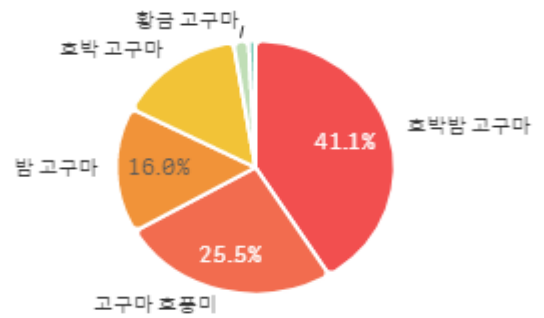


구분	금주(A)	전주(B)	전월(C)	전년(D)	평년(E)	A/B	A/C	A/D	A/E
물량(톤)	1,060	1,040	1,145	810	1,034	101.9%	92.6%	130.9%	102.5%

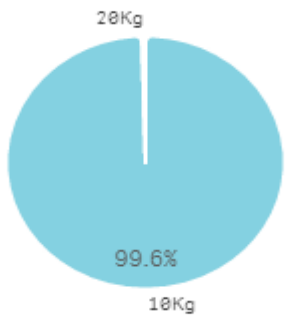
### 출하 품종별 거래물량 구성비



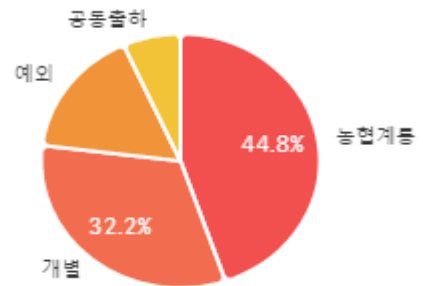
### 출하 품종별 거래금액 구성비



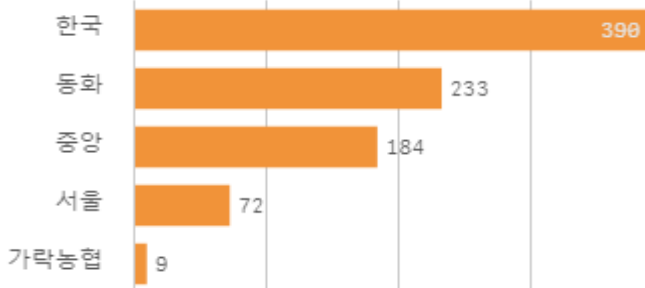
### 거래 단량별 물량 구성비



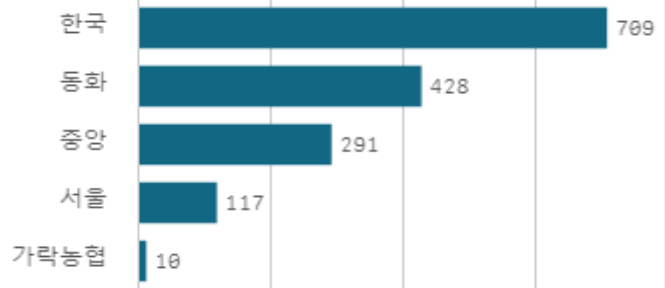
### 출하자별 거래물량 구성비



### 도매시장 법인별 거래물량(톤)

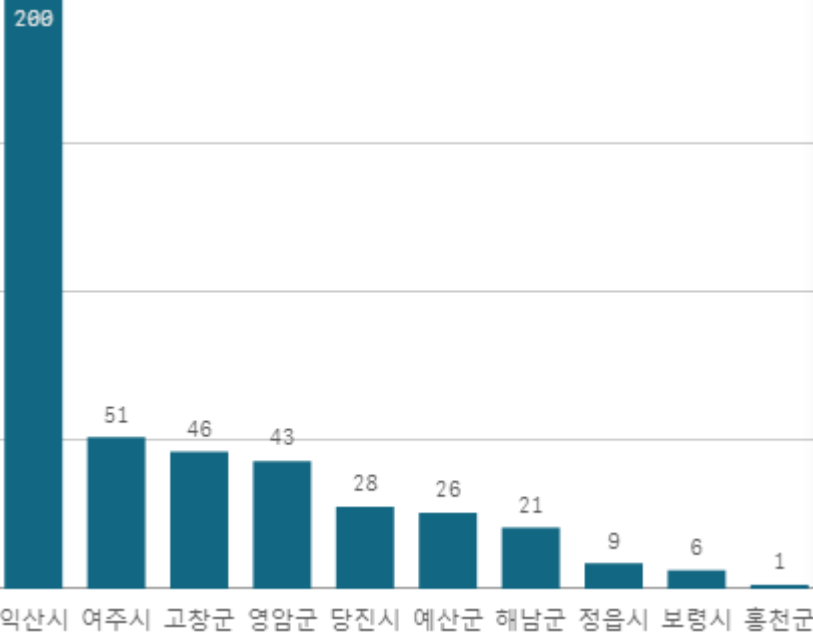


### 도매시장 법인별 거래금액(백만원)



# 호박밤 고구마(10Kg)

산지별 거래물량(톤)



출하산지(개소)

16

출하건수(천건)

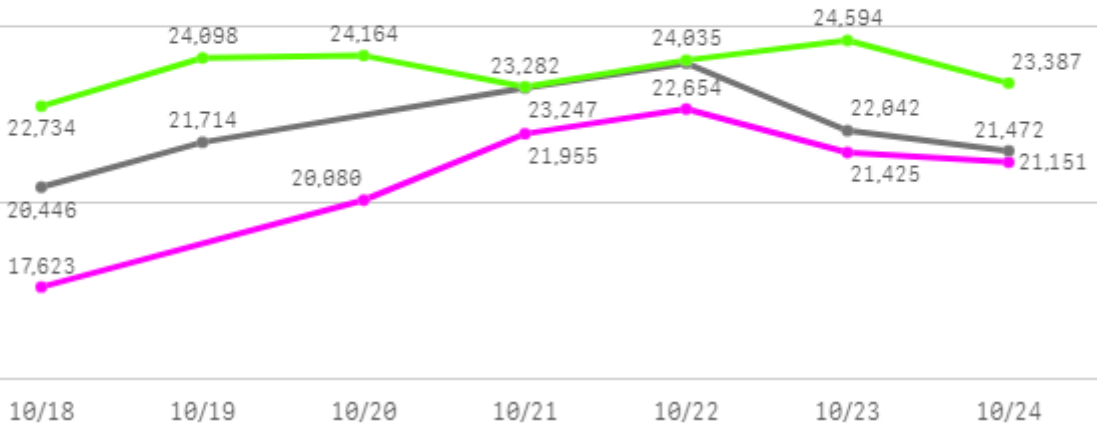
1

산지별 주출하 시군구



주간 도매가격(원)

◆ 2025    ● 2024    ◆ 평년



구분	금주(A)	전주(B)	전월(C)	전년(D)	평년(E)	A/B	A/C	A/D	A/E
가격(원)	20,815	19,998	23,687	22,145	22,085	104.1%	87.9%	94.0%	94.2%

※ 상품 가격 기준

## □ 호박밤 고구마(10Kg) 주간 가격

구분	Q	품종	Q	단량	Q	특	상	보통	하
2025-10-18		호박밤 고구마		10Kg		20,853	17,623	12,492	8,414
2025-10-20		호박밤 고구마		10Kg		27,673	20,080	13,687	9,186
2025-10-21		호박밤 고구마		10Kg		28,118	21,955	14,756	8,924
2025-10-22		호박밤 고구마		10Kg		28,104	22,654	15,110	9,929
2025-10-23		호박밤 고구마		10Kg		25,241	21,425	15,430	9,592
2025-10-24		호박밤 고구마		10Kg		27,056	21,151	14,579	9,246
평균						<b>26,174</b>	<b>20,815</b>	<b>14,342</b>	<b>9,215</b>

# 감자

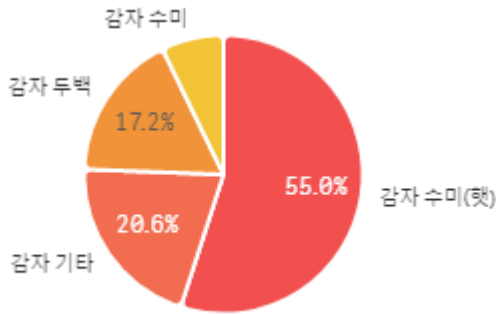
## 주간 반입량(톤)

◆ 2025    ● 2024    ▲ 평년

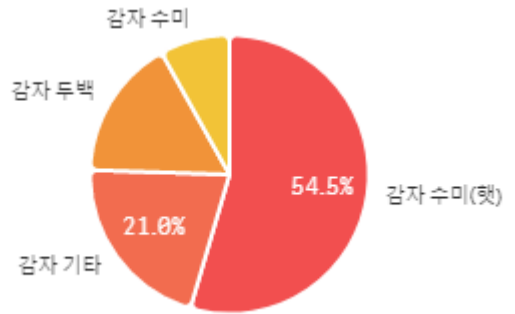


구분	금주(A)	전주(B)	전월(C)	전년(D)	평년(E)	A/B	A/C	A/D	A/E
물량(톤)	1,134	1,416	1,457	1,314	1,273	80.1%	77.8%	86.3%	89.1%

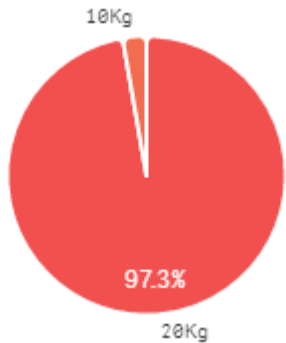
## 출하 품종별 거래물량 구성비



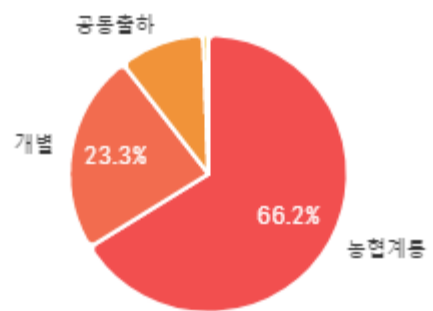
## 출하 품종별 거래금액 구성비



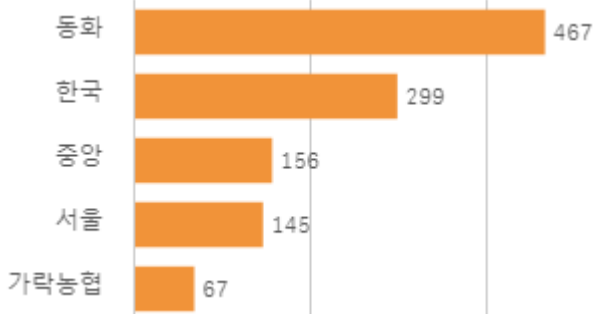
## 거래 단량별 물량 구성비



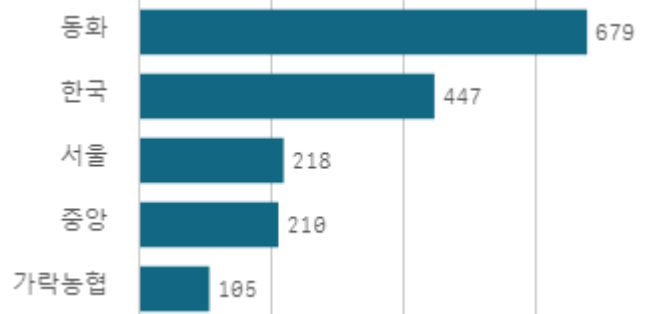
## 출하자별 거래물량 구성비



## 도매시장 법인별 거래물량(톤)

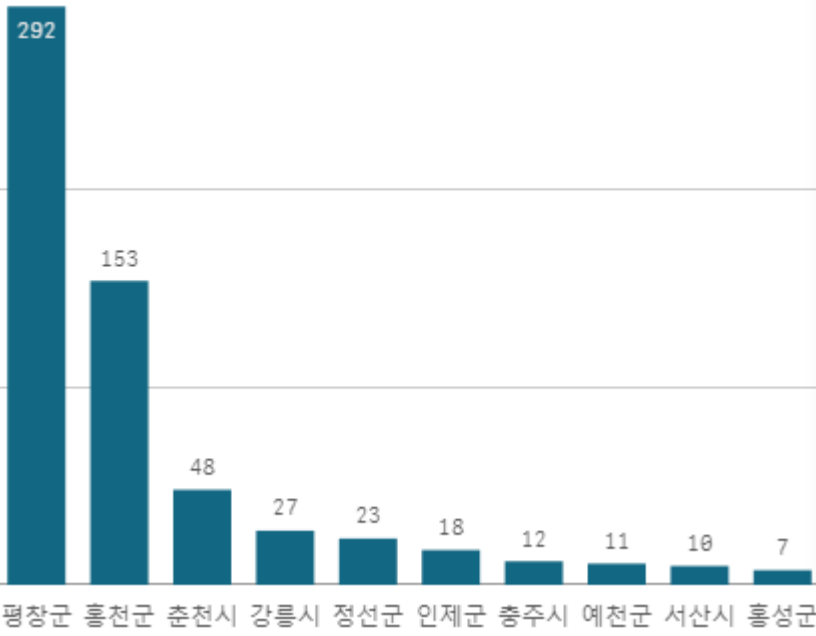


## 도매시장 법인별 거래금액(백만원)



# 감자 수미(햇) (20Kg)

산지별 거래물량(톤)



출하산지(개소)

18

출하건수(천건)

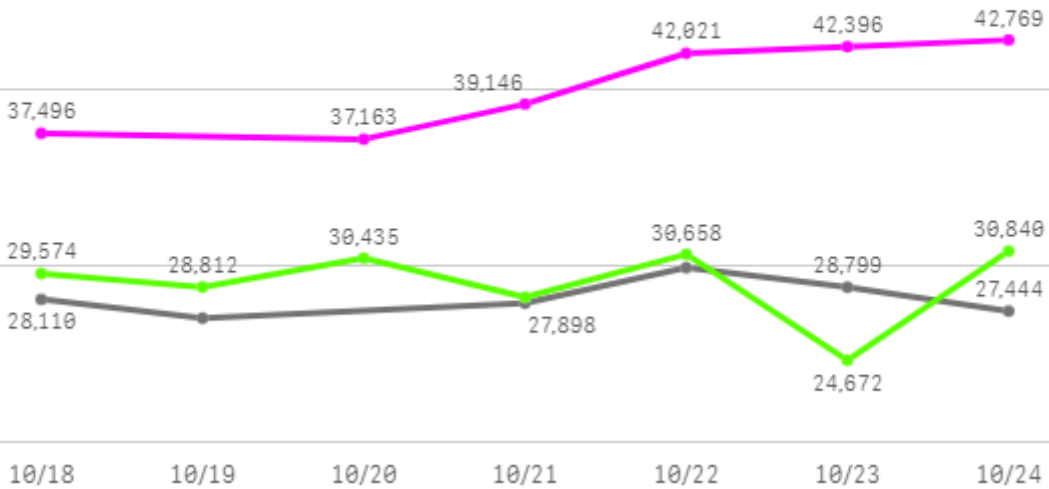
1

산지별 주출하 시군구



주간 도매가격(원)

◆ 2025    ● 2024    ◆ 평년



10/18    10/19    10/20    10/21    10/22    10/23    10/24

구분	금주(A)	전주(B)	전월(C)	전년(D)	평년(E)	A/B	A/C	A/D	A/E
가격(원)	40,165	39,170	38,011	28,201	30,829	102.5%	105.7%	142.4%	130.3%

※ 상품 가격 기준

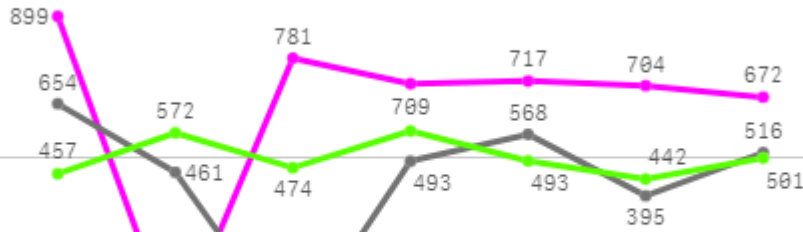
## □ 감자 수미(햇)(20Kg) 주간 가격

구분	Q	품종	Q	단량	Q	특	상	보통	하
2025-10-18		감자 수미(햇)		20Kg		41,937	37,496	27,710	14,095
2025-10-20		감자 수미(햇)		20Kg		42,174	37,163	26,696	13,433
2025-10-21		감자 수미(햇)		20Kg		44,000	39,146	28,932	16,018
2025-10-22		감자 수미(햇)		20Kg		45,000	42,021	32,098	17,362
2025-10-23		감자 수미(햇)		20Kg		45,461	42,396	32,544	19,937
2025-10-24		감자 수미(햇)		20Kg		46,508	42,769	32,333	19,058
평균						<b>44,180</b>	<b>40,165</b>	<b>30,052</b>	<b>16,651</b>

# 배추

## 주간 반입량(톤)

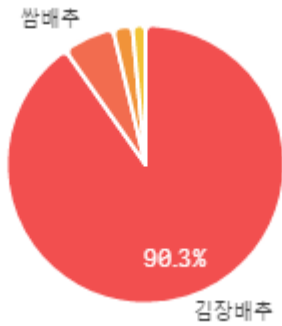
◆ 2025    ● 2024    ▲ 평년



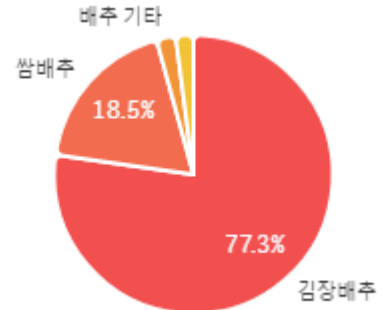
10/18    10/19    10/20    10/21    10/22    10/23    10/24

구분	금주(A)	전주(B)	전월(C)	전년(D)	평년(E)	A/B	A/C	A/D	A/E
물량(톤)	4,482	3,846	3,662	3,087	3,525	116.5%	122.4%	145.2%	127.1%

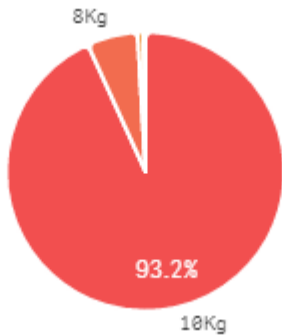
## 출하 품종별 거래물량 구성비



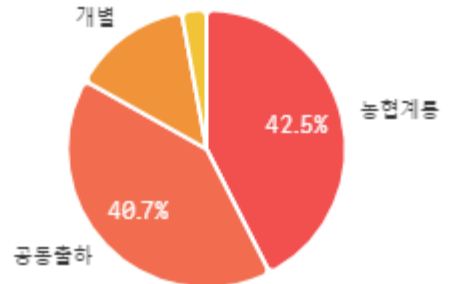
## 출하 품종별 거래금액 구성비



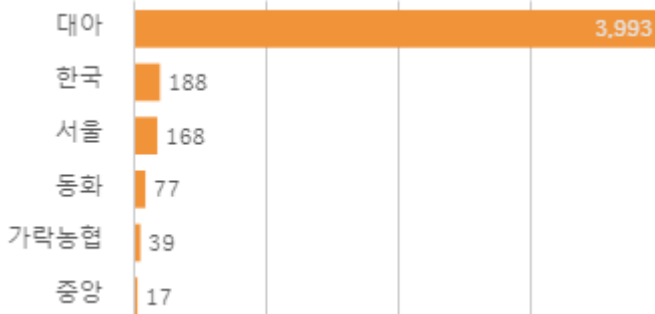
## 거래 단량별 물량 구성비



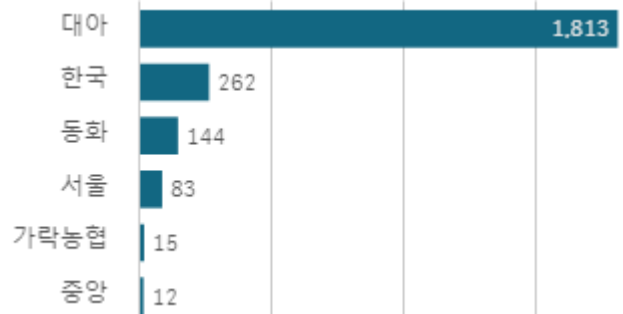
## 출하자별 거래물량 구성비



## 도매시장 법인별 거래물량(톤)

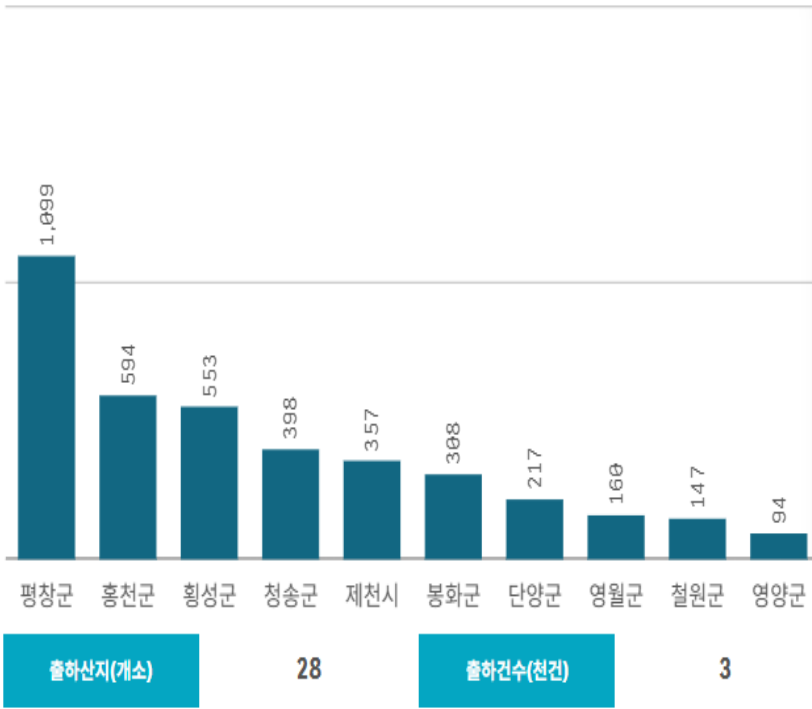


## 도매시장 법인별 거래금액(백만원)



# 배추(10Kg)

산지별 거래물량(톤)

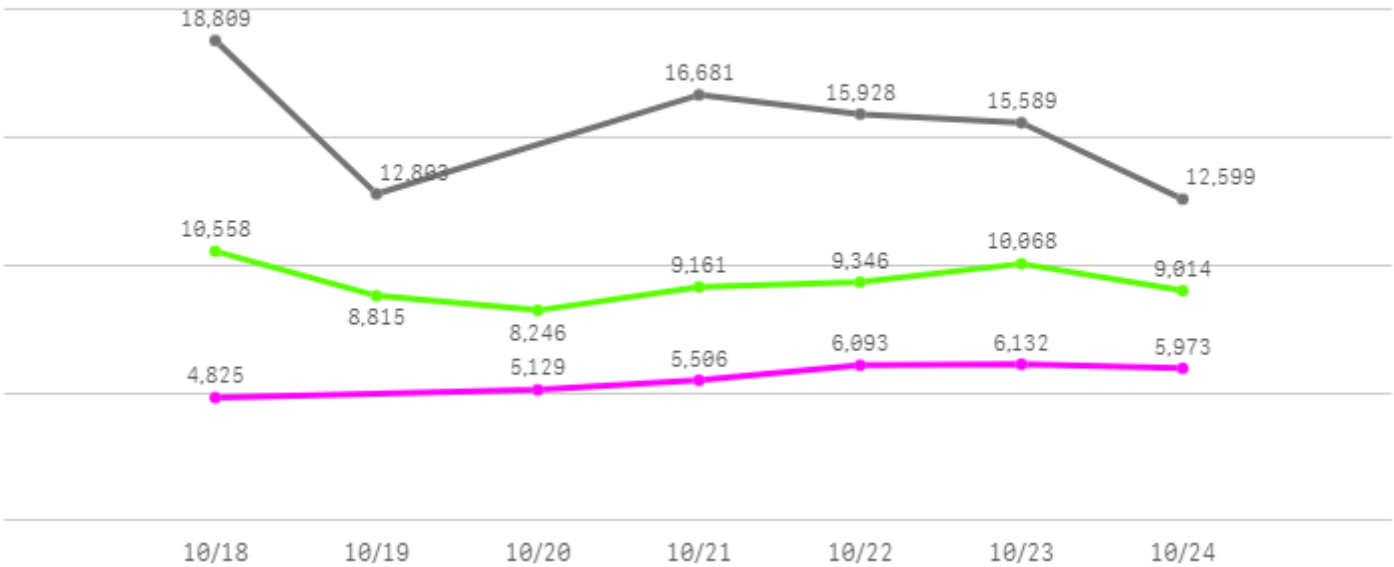


산지별 주출하 시군구



주간 도매가격(원)

◆ 2025    ● 2024    ◆ 평년



구분	금주(A)	전주(B)	전월(C)	전년(D)	평년(E)	A/B	A/C	A/D	A/E
가격(원)	5,610	6,782	15,366	15,402	9,060	82.7%	36.5%	36.4%	61.9%

※ 상품 가격 기준

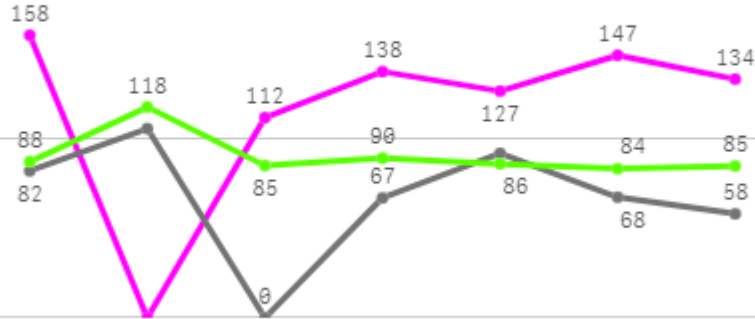
## □ 배추(10Kg) 주간 가격

구분	Q	품종	Q	단량	Q	특	상	보통	하
2025-10-18		배추		10Kg		6,836	4,825	3,487	1,929
2025-10-20		배추		10Kg		6,807	5,129	3,564	1,979
2025-10-21		배추		10Kg		7,643	5,506	4,429	2,623
2025-10-22		배추		10Kg		7,653	6,093	4,421	2,938
2025-10-23		배추		10Kg		8,038	6,132	4,568	2,830
2025-10-24		배추		10Kg		7,864	5,973	4,153	2,751
평균						<b>7,474</b>	<b>5,610</b>	<b>4,104</b>	<b>2,508</b>

# 알배기배추

## 주간 반입량(톤)

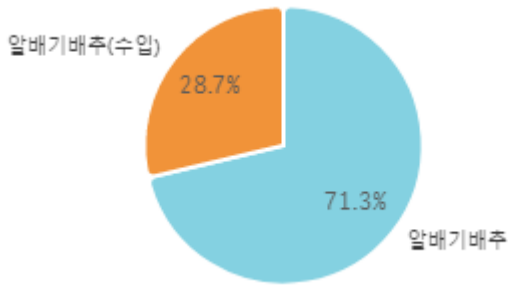
◆ 2025    ● 2024    ▲ 평년



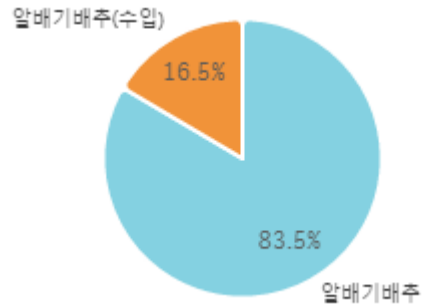
10/18    10/19    10/20    10/21    10/22    10/23    10/24

구분	금주(A)	전주(B)	전월(C)	전년(D)	평년(E)	A/B	A/C	A/D	A/E
물량(톤)	817	779	807	474	660	104.8%	101.3%	172.4%	123.7%

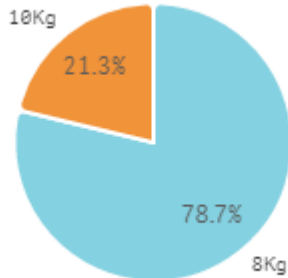
## 출하 품종별 거래물량 구성비



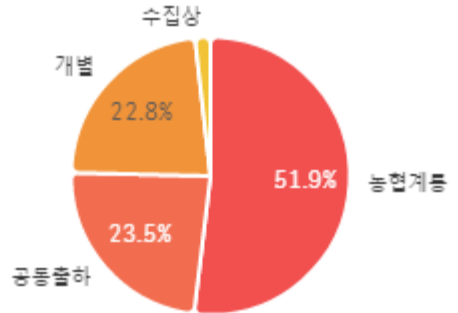
## 출하 품종별 거래금액 구성비



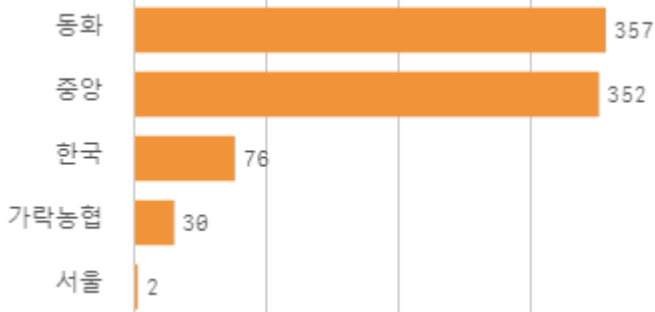
## 거래 단량별 물량 구성비



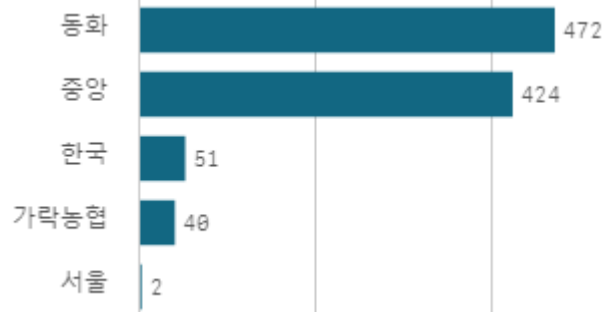
## 출하자별 거래물량 구성비



## 도매시장 법인별 거래물량(톤)

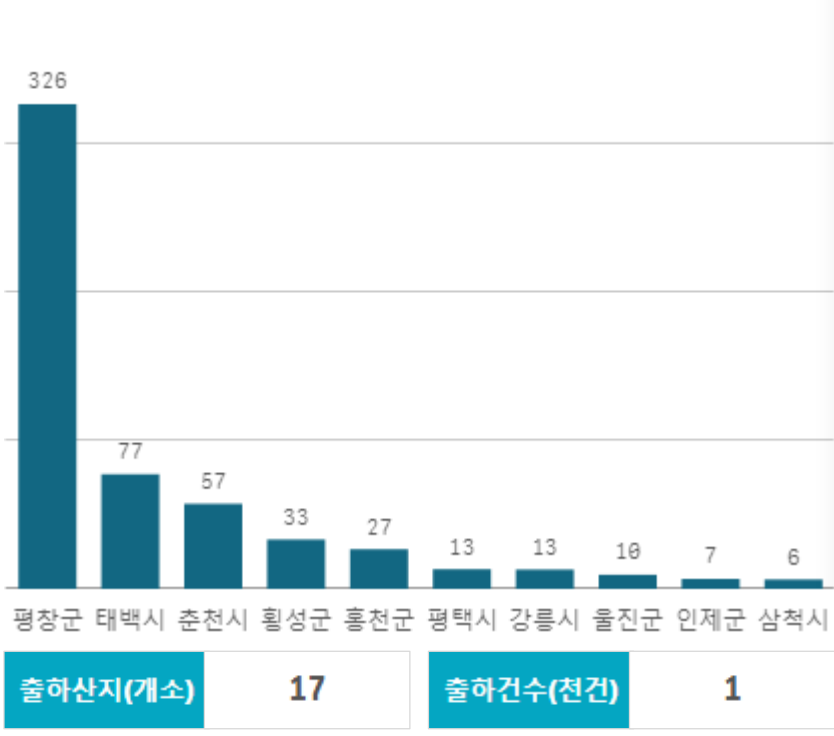


## 도매시장 법인별 거래금액(백만원)



# 알배기배추(8Kg)

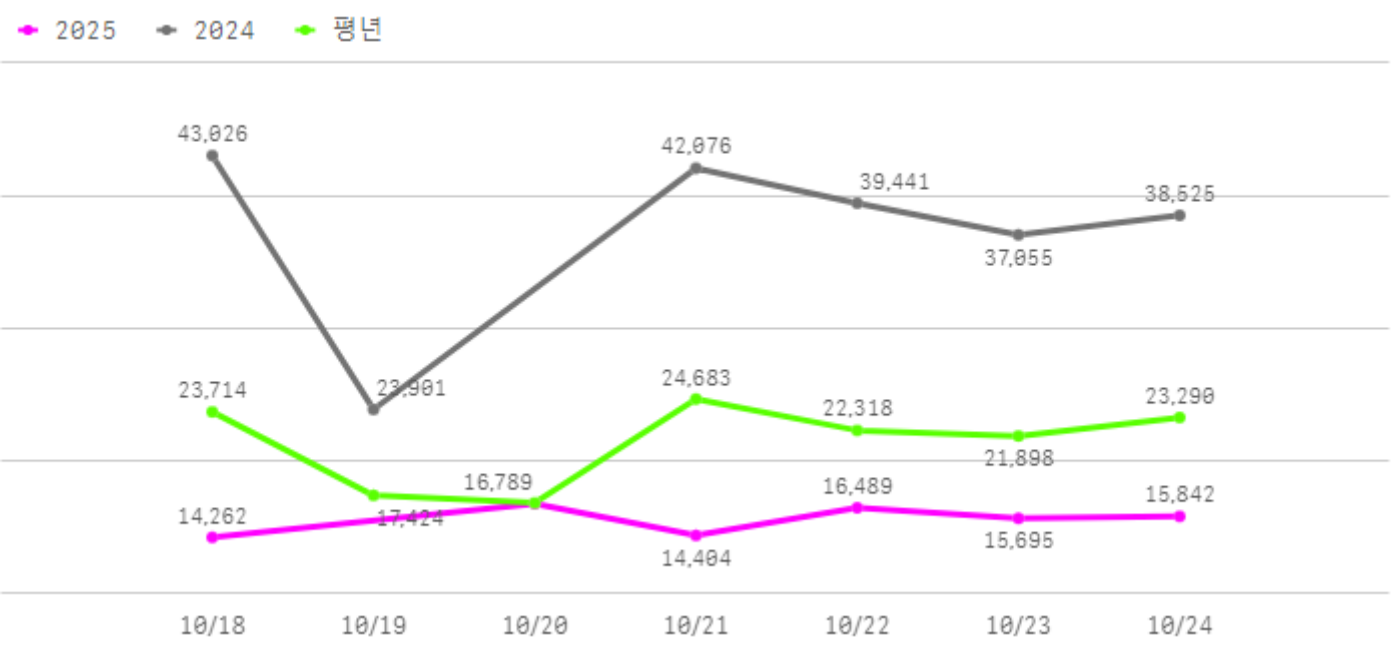
산지별 거래물량(톤)



산지별 주출하 시군구



주간 도매가격(원)



구분	금주(A)	전주(B)	전월(C)	전년(D)	평년(E)	A/B	A/C	A/D	A/E
가격(원)	15,580	18,885	34,240	37,337	21,573	82.5%	45.5%	41.7%	72.2%

※ 상품 가격 기준

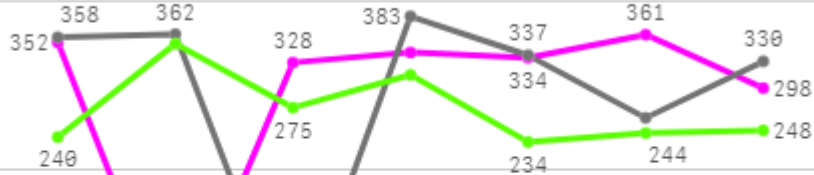
## □ 알배기배추(8Kg) 주간 가격

구분	Q	품종	Q	단량	Q	특	상	보통	하
2025-10-18		알배기배추		8Kg		22,794	14,262	7,546	4,162
2025-10-20		알배기배추		8Kg		24,002	16,789	9,121	5,802
2025-10-21		알배기배추		8Kg		22,315	14,404	9,151	5,626
2025-10-22		알배기배추		8Kg		22,800	16,489	9,690	7,528
2025-10-23		알배기배추		8Kg		20,703	15,695	9,016	6,221
2025-10-24		알배기배추		8Kg		24,439	15,842	9,134	5,790
평균						<b>22,842</b>	<b>15,580</b>	<b>8,943</b>	<b>5,855</b>

# 양배추

## 주간 반입량(톤)

◆ 2025    ● 2024    ▲ 평년

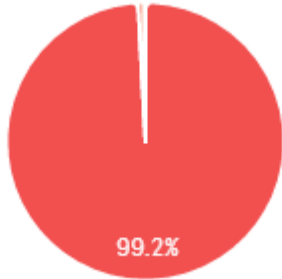


10/18    10/19    10/20    10/21    10/22    10/23    10/24

구분	금주(A)	전주(B)	전월(C)	전년(D)	평년(E)	A/B	A/C	A/D	A/E
물량(톤)	2,014	2,028	2,378	2,033	1,904	99.3%	84.7%	99.1%	105.8%

## 출하 품종별 거래물량 구성비

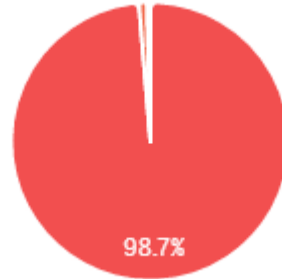
양배추 수입



양배추(일반)

## 출하 품종별 거래금액 구성비

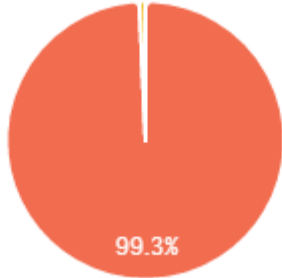
양배추 수입



양배추(일반)

## 거래 단량별 물량 구성비

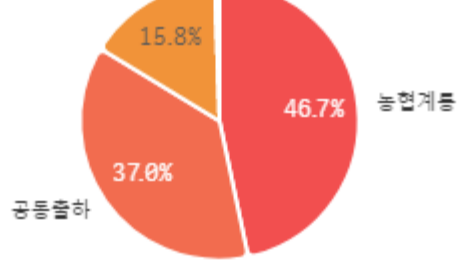
15Kg




8Kg

## 출하자별 거래물량 구성비

개별



## 도매시장 법인별 거래물량(톤)

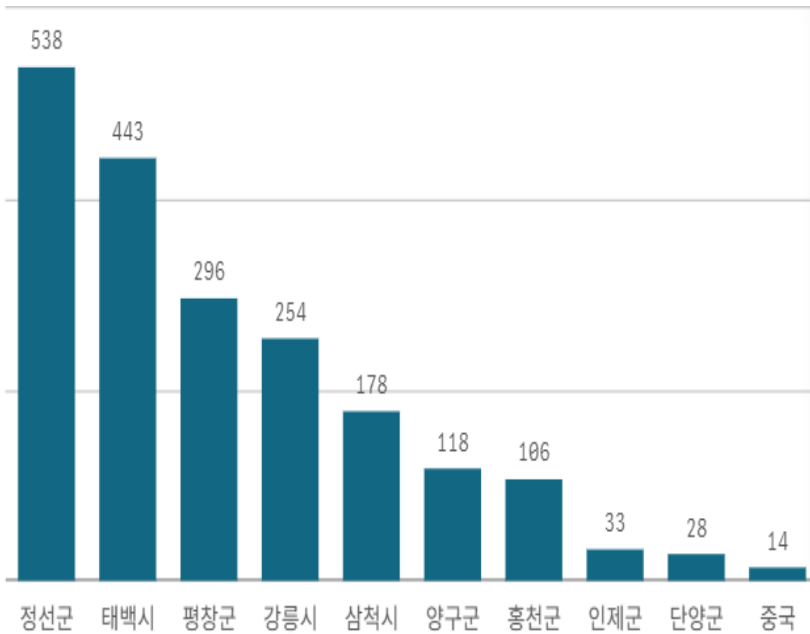


## 도매시장 법인별 거래금액(백만원)



# 양배추(8Kg)

산지별 거래물량(톤)



출하산지(개소)

13

출하건수(천건)

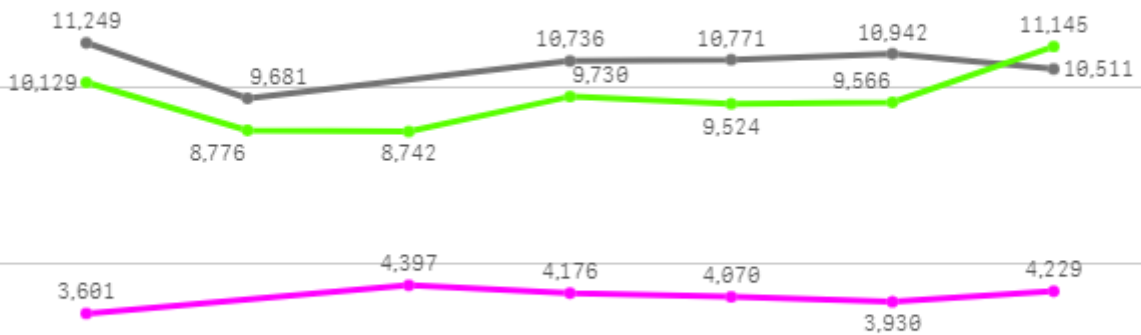
1

산지별 주출하 시군구



주간 도매가격(원)

◆ 2025    ● 2024    ◆ 평년



10/18    10/19    10/20    10/21    10/22    10/23    10/24

구분	금주(A)	전주(B)	전월(C)	전년(D)	평년(E)	A/B	A/C	A/D	A/E
가격(원)	4,067	4,189	5,761	10,648	8,058	97.1%	70.6%	38.2%	50.5%

※ 상품 가격 기준

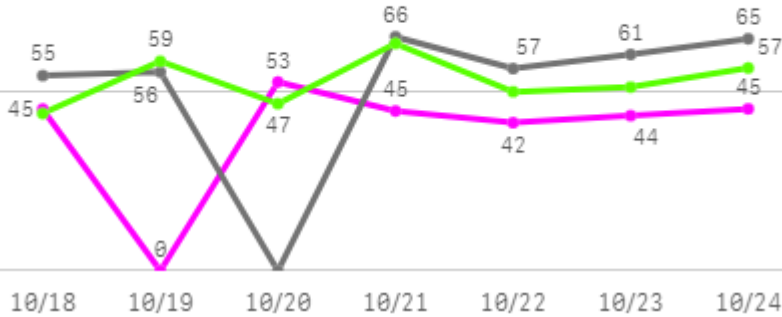
## □ 양배추(8Kg) 주간 가격

구분	Q	품종	Q	단량	Q	특	상	보통	하
2025-10-18		양배추		8Kg		4,892	3,601	2,810	2,285
2025-10-20		양배추		8Kg		5,323	4,397	3,473	2,570
2025-10-21		양배추		8Kg		5,374	4,176	3,217	2,478
2025-10-22		양배추		8Kg		4,909	4,070	3,177	2,284
2025-10-23		양배추		8Kg		5,063	3,930	2,694	1,951
2025-10-24		양배추		8Kg		5,817	4,229	3,256	2,041
평균						<b>5,230</b>	<b>4,067</b>	<b>3,105</b>	<b>2,268</b>

# 시금치

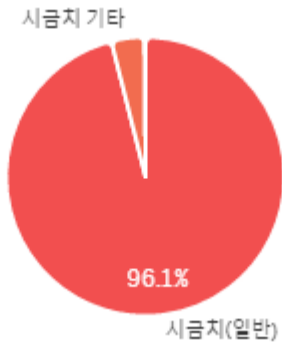
## 주간 반입량(톤)

◆ 2025    ● 2024    ▲ 평년

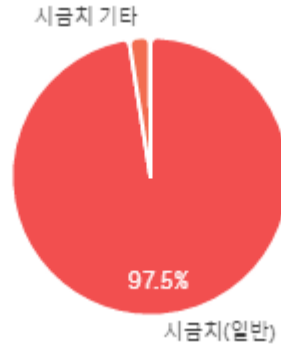


구분	금주(A)	전주(B)	전월(C)	전년(D)	평년(E)	A/B	A/C	A/D	A/E
물량(톤)	274	262	109	359	343	104.4%	251.5%	76.3%	79.8%

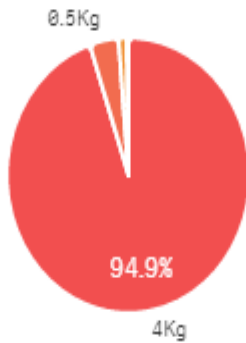
### 출하 품종별 거래물량 구성비



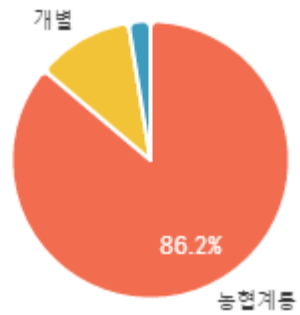
### 출하 품종별 거래금액 구성비



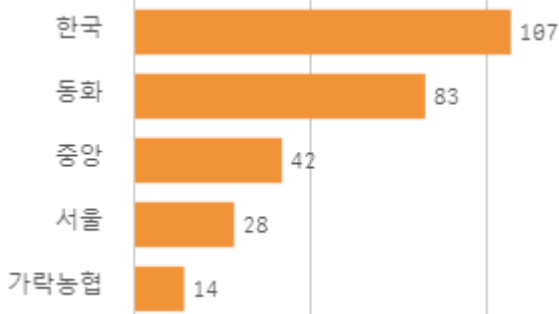
### 거래 단량별 물량 구성비



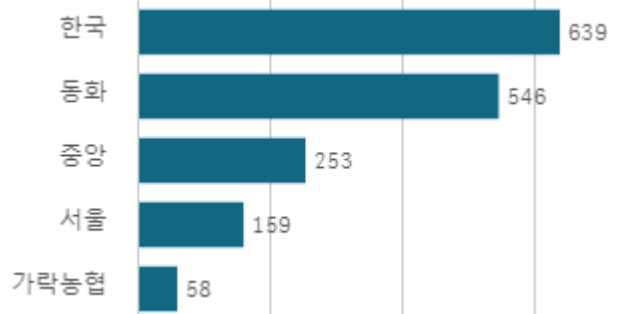
### 출하자별 거래물량 구성비



### 도매시장 법인별 거래물량(톤)

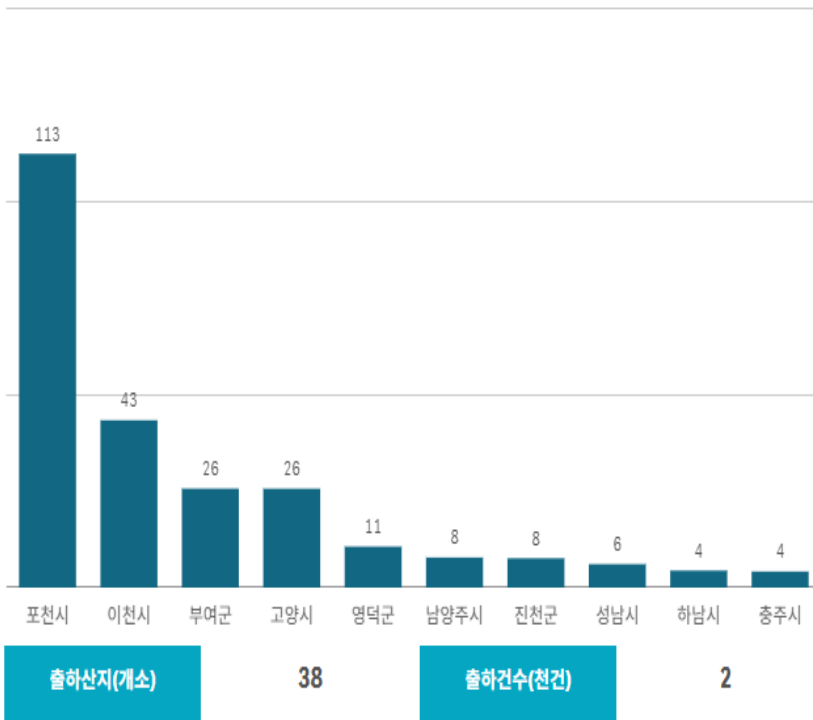


### 도매시장 법인별 거래금액(백만원)



# 시금치(4Kg)

산지별 거래물량(톤)

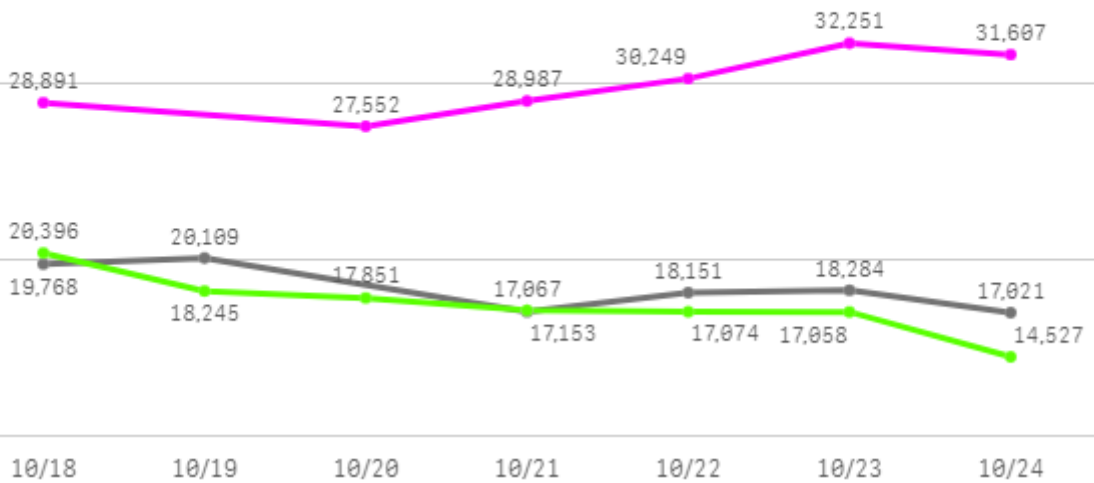


산지별 주출하 시군구



주간 도매가격(원)

◆ 2025    ● 2024    ◆ 평년



구분	금주(A)	전주(B)	전월(C)	전년(D)	평년(E)	A/B	A/C	A/D	A/E
가격(원)	29,923	25,854	38,840	18,400	21,185	115.7%	77.0%	162.6%	141.2%

※ 상품 가격 기준

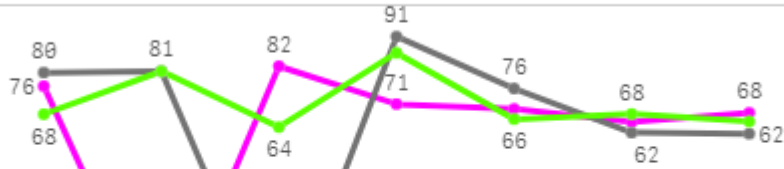
## □ 시금치(4Kg) 주간 가격

구분	Q	품종	Q	단량	Q	특	상	보통	하
2025-10-18		시금치		4Kg		34,318	28,891	24,184	17,984
2025-10-20		시금치		4Kg		32,625	27,552	22,168	14,792
2025-10-21		시금치		4Kg		32,049	28,987	23,125	15,164
2025-10-22		시금치		4Kg		35,081	30,249	25,082	16,614
2025-10-23		시금치		4Kg		37,153	32,251	27,473	17,903
2025-10-24		시금치		4Kg		33,923	31,607	25,517	15,753
평균						<b>34,192</b>	<b>29,923</b>	<b>24,592</b>	<b>16,368</b>

# 상추

## 주간 반입량(톤)

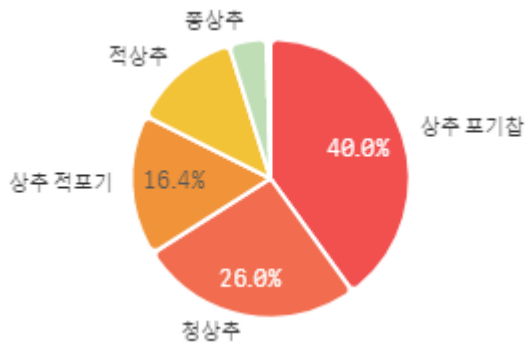
◆ 2025    ● 2024    ▲ 평년



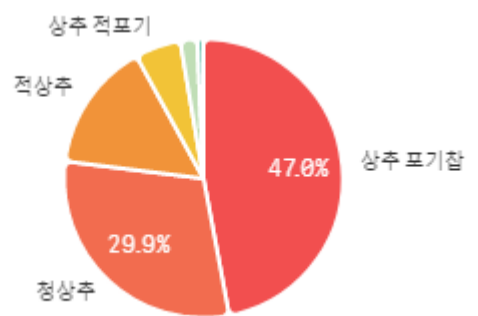
10/18    10/19    10/20    10/21    10/22    10/23    10/24

구분	금주(A)	전주(B)	전월(C)	전년(D)	평년(E)	A/B	A/C	A/D	A/E
물량(톤)	433	439	383	452	471	98.5%	113.1%	95.7%	91.9%

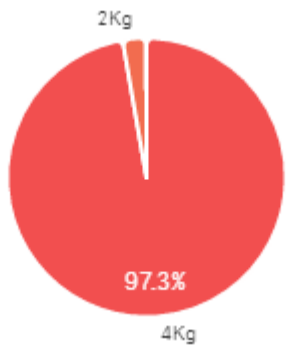
## 출하 품종별 거래물량 구성비



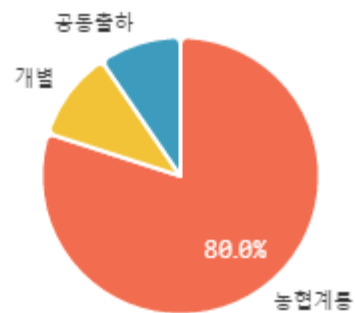
## 출하 품종별 거래금액 구성비



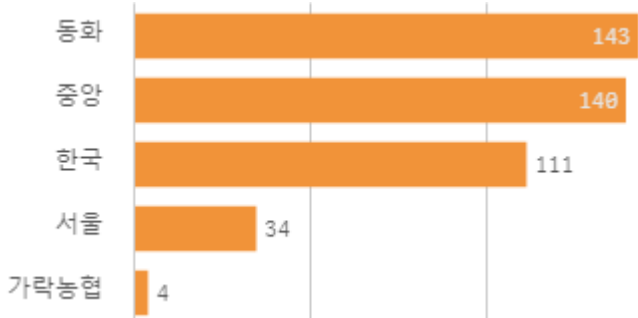
## 거래 단량별 물량 구성비



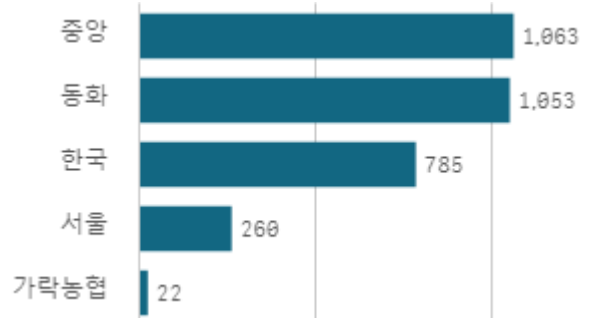
## 출하자별 거래물량 구성비



## 도매시장 법인별 거래물량(톤)

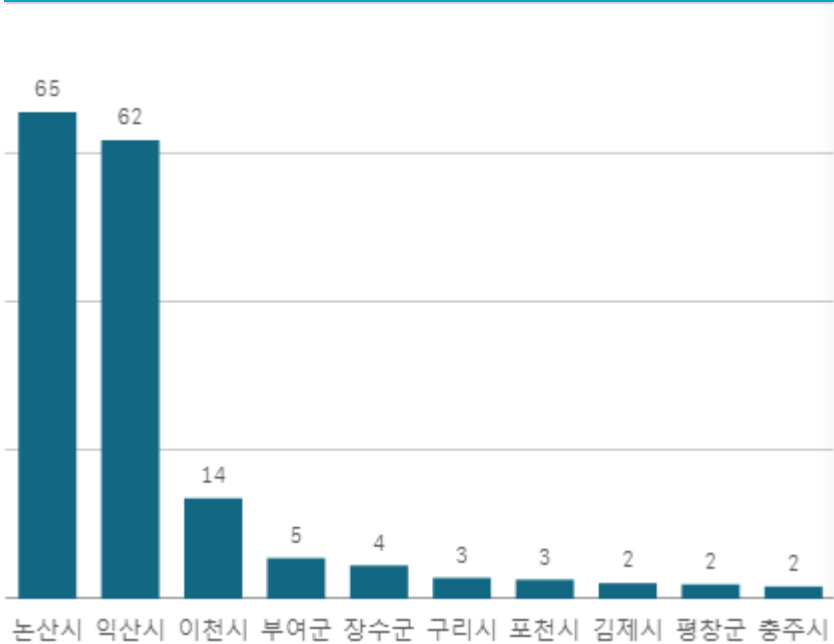


## 도매시장 법인별 거래금액(백만원)



# 상추 포기잡(4Kg)

산지별 거래물량(톤)



출하산지(개소)

30

출하건수(천건)

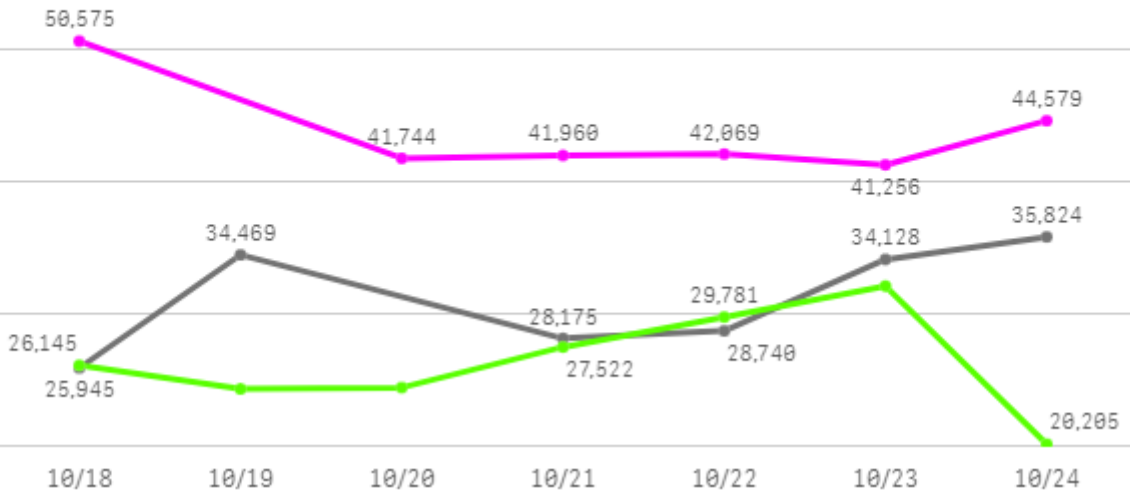
2

산지별 주출하 시군구



주간 도매가격(원)

◆ 2025    ● 2024    ◆ 평년



구분	금주(A)	전주(B)	전월(C)	전년(D)	평년(E)	A/B	A/C	A/D	A/E
가격(원)	43,697	35,091	59,309	31,214	32,959	124.5%	73.7%	140.0%	132.6%

※ 상품 가격 기준

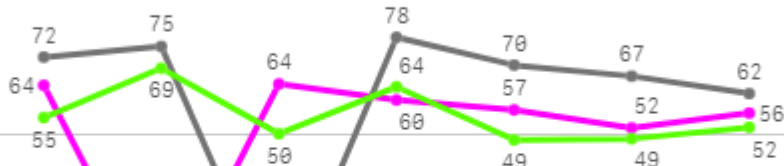
## □ 상추 포기잡(4Kg) 주간 가격

구분	Q	품종	Q	단량	Q	특	상	보통	하
2025-10-18		상추 포기잡		4Kg		-	50,575	40,525	26,162
2025-10-20		상추 포기잡		4Kg		-	41,744	32,535	22,448
2025-10-21		상추 포기잡		4Kg		-	41,960	34,224	25,898
2025-10-22		상추 포기잡		4Kg		-	42,069	35,967	28,084
2025-10-23		상추 포기잡		4Kg		-	41,256	36,820	29,337
2025-10-24		상추 포기잡		4Kg		-	44,579	40,055	31,918
평균						-	<b>43,697</b>	<b>36,688</b>	<b>27,308</b>

# 부추

## 주간 반입량(톤)

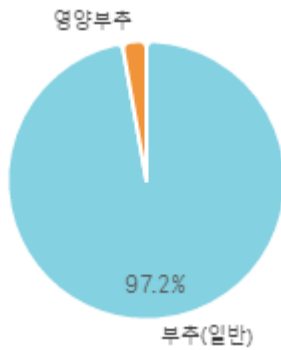
◆ 2025    ● 2024    ▲ 평년



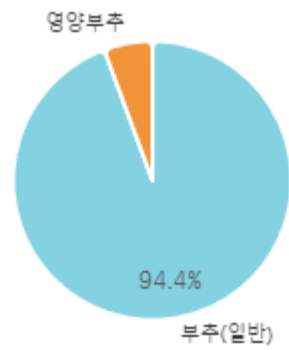
10/18    10/19    10/20    10/21    10/22    10/23    10/24

구분	금주(A)	전주(B)	전월(C)	전년(D)	평년(E)	A/B	A/C	A/D	A/E
물량(톤)	354	401	450	423	381	88.4%	78.7%	83.8%	92.9%

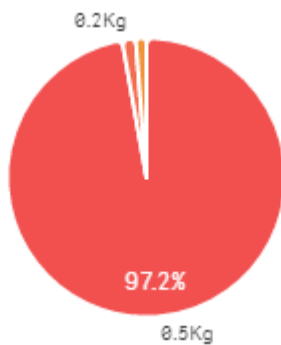
## 출하 품종별 거래물량 구성비



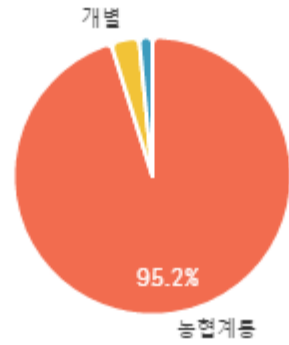
## 출하 품종별 거래금액 구성비



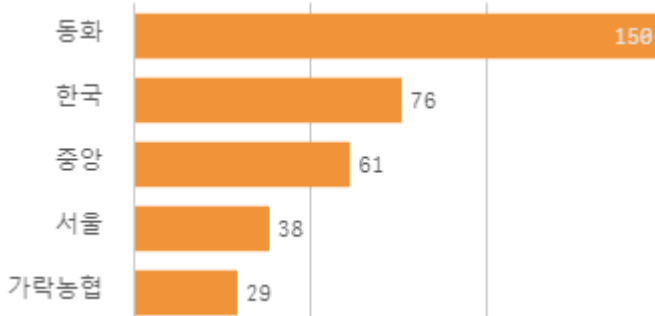
## 거래 단량별 물량 구성비



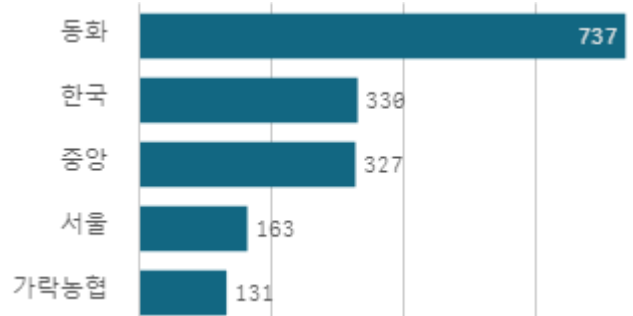
## 출하자별 거래물량 구성비



## 도매시장 법인별 거래물량(톤)

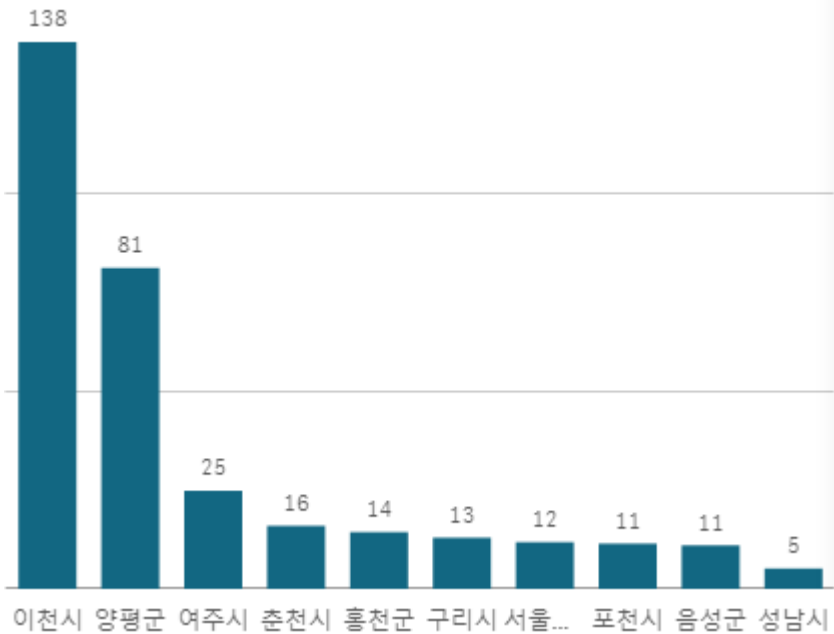


## 도매시장 법인별 거래금액(백만원)



# 부추(일반) (0.5Kg)

산지별 거래물량(톤)



출하산지(개소)

23

출하건수(천건)

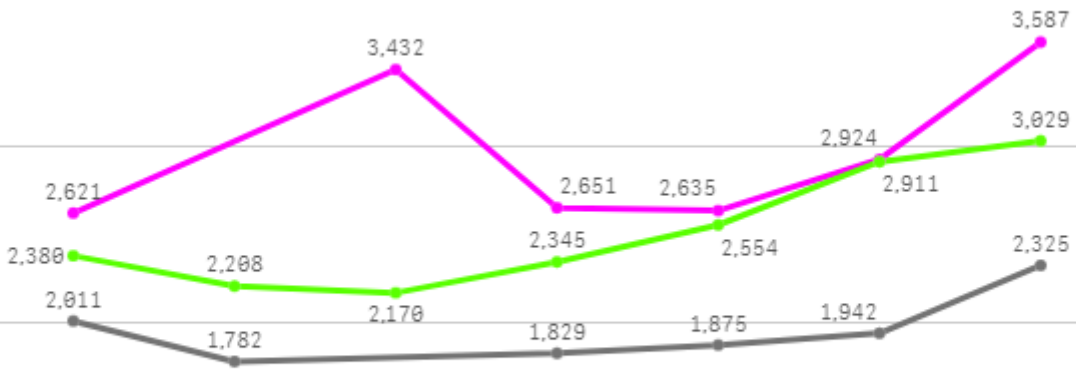
2

산지별 주출하 시군구



주간 도매가격(원)

◆ 2025    ● 2024    ◆ 평년



10/18    10/19    10/20    10/21    10/22    10/23    10/24

구분	금주(A)	전주(B)	전월(C)	전년(D)	평년(E)	A/B	A/C	A/D	A/E
가격(원)	2,975	2,046	1,389	1,961	2,666	145.4%	214.2%	151.7%	111.6%

※ 상품 가격 기준

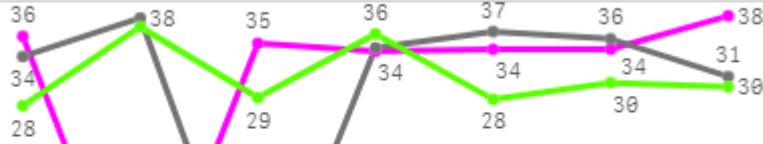
## □ 부추(일반)(0.5Kg) 주간 가격

구분	Q	품종	Q	단량	Q	특	상	보통	하
2025-10-18		부추(일반)		0.5Kg		-	2,621	2,050	1,501
2025-10-20		부추(일반)		0.5Kg		-	3,432	2,764	2,172
2025-10-21		부추(일반)		0.5Kg		-	2,651	2,209	1,720
2025-10-22		부추(일반)		0.5Kg		-	2,635	2,226	1,640
2025-10-23		부추(일반)		0.5Kg		-	2,924	2,510	1,968
2025-10-24		부추(일반)		0.5Kg		-	3,587	2,886	2,166
평균						-	<b>2,975</b>	<b>2,441</b>	<b>1,861</b>

# 미나리

## 주간 반입량(톤)

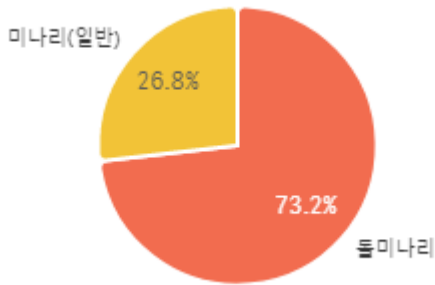
◆ 2025    ● 2024    ▲ 평년



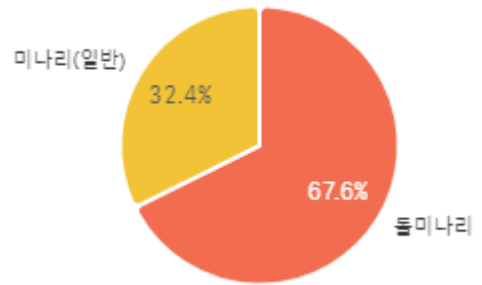
10/18    10/19    10/20    10/21    10/22    10/23    10/24

구분	금주(A)	전주(B)	전월(C)	전년(D)	평년(E)	A/B	A/C	A/D	A/E
물량(톤)	212	202	193	210	212	105.0%	109.8%	101.4%	100.3%

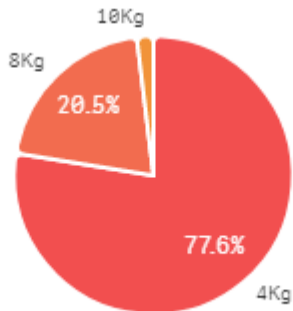
## 출하 품종별 거래물량 구성비



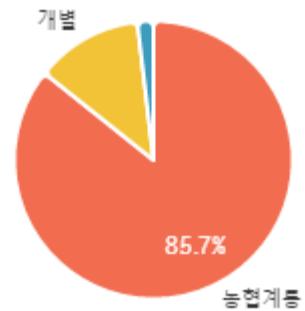
## 출하 품종별 거래금액 구성비



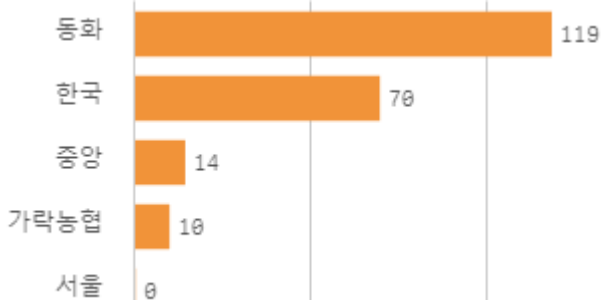
## 거래 단량별 물량 구성비



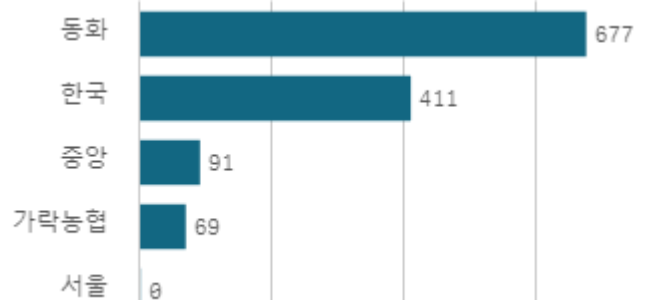
## 출하자별 거래물량 구성비



## 도매시장 법인별 거래물량(톤)

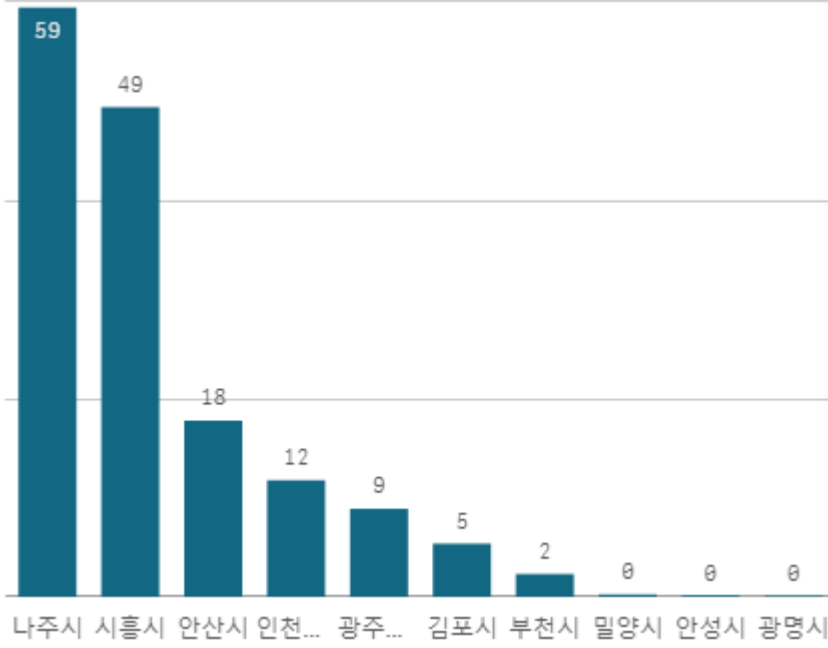


## 도매시장 법인별 거래금액(백만원)



# 돌미나리(4Kg)

산지별 거래물량(톤)



출하산지(개소)

11

출하건수(천건)

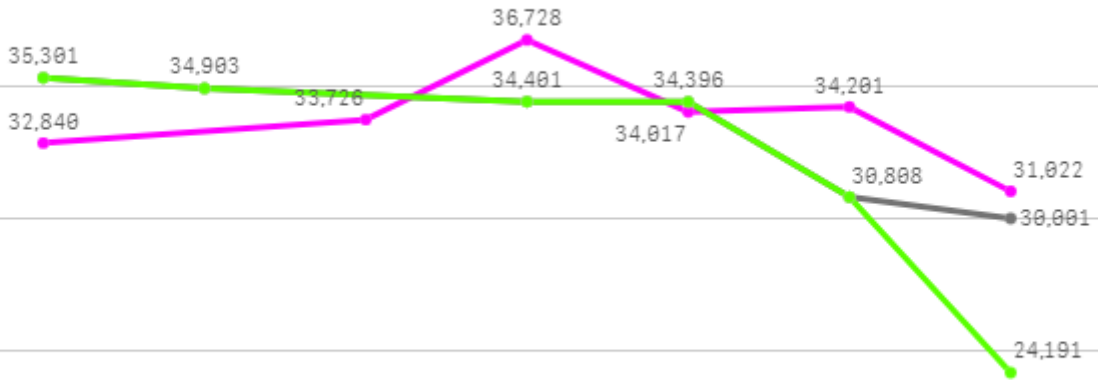
1

산지별 주출하 시군구



주간 도매가격(원)

◆ 2025    ● 2024    ◆ 평년



10/18    10/19    10/20    10/21    10/22    10/23    10/24

구분	금주(A)	전주(B)	전월(C)	전년(D)	평년(E)	A/B	A/C	A/D	A/E
가격(원)	33,756	34,618	39,523	33,302	32,363	97.5%	85.4%	101.4%	104.3%

※ 상품 가격 기준

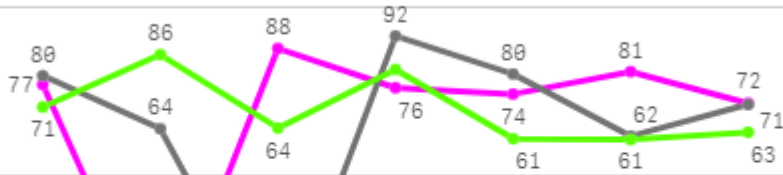
## □ 돌미나리(4Kg) 주간 가격

구분	Q	품종	Q	단량	Q	특	상	보통	하
2025-10-18		돌미나리		4Kg		-	32,840	22,567	9,341
2025-10-20		돌미나리		4Kg		-	33,726	24,654	12,273
2025-10-21		돌미나리		4Kg		-	36,728	28,598	15,668
2025-10-22		돌미나리		4Kg		-	34,017	27,098	13,315
2025-10-23		돌미나리		4Kg		-	34,201	26,211	11,326
2025-10-24		돌미나리		4Kg		-	31,022	22,953	9,364
평균						-	<b>33,756</b>	<b>25,347</b>	<b>11,881</b>

# 열무

## 주간 반입량(톤)

◆ 2025    ● 2024    ▲ 평년



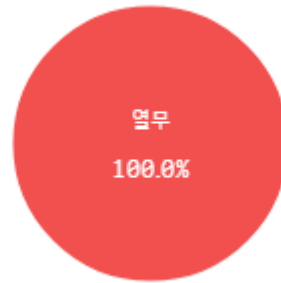
10/18    10/19    10/20    10/21    10/22    10/23    10/24

구분	금주(A)	전주(B)	전월(C)	전년(D)	평년(E)	A/B	A/C	A/D	A/E
물량(톤)	469	471	564	450	455	99.5%	83.1%	104.3%	103.1%

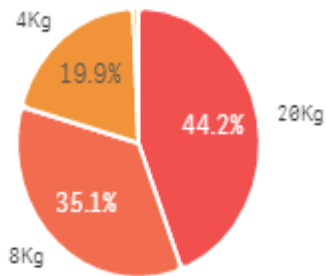
## 출하 품종별 거래물량 구성비



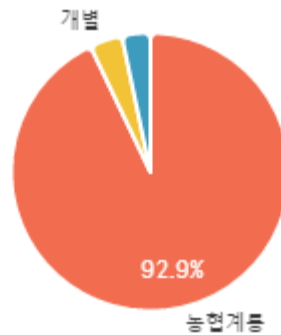
## 출하 품종별 거래금액 구성비



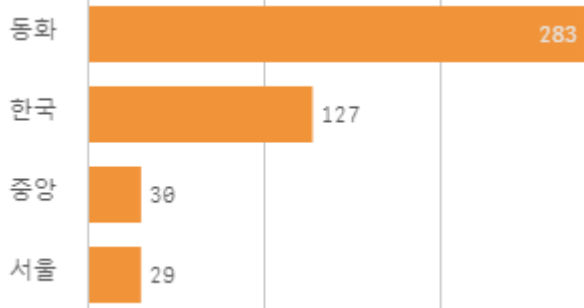
## 거래 단량별 물량 구성비



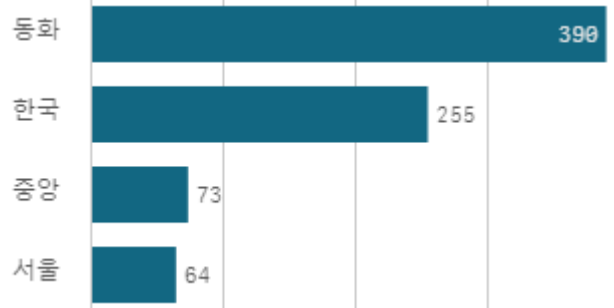
## 출하자별 거래물량 구성비



## 도매시장 법인별 거래물량(톤)

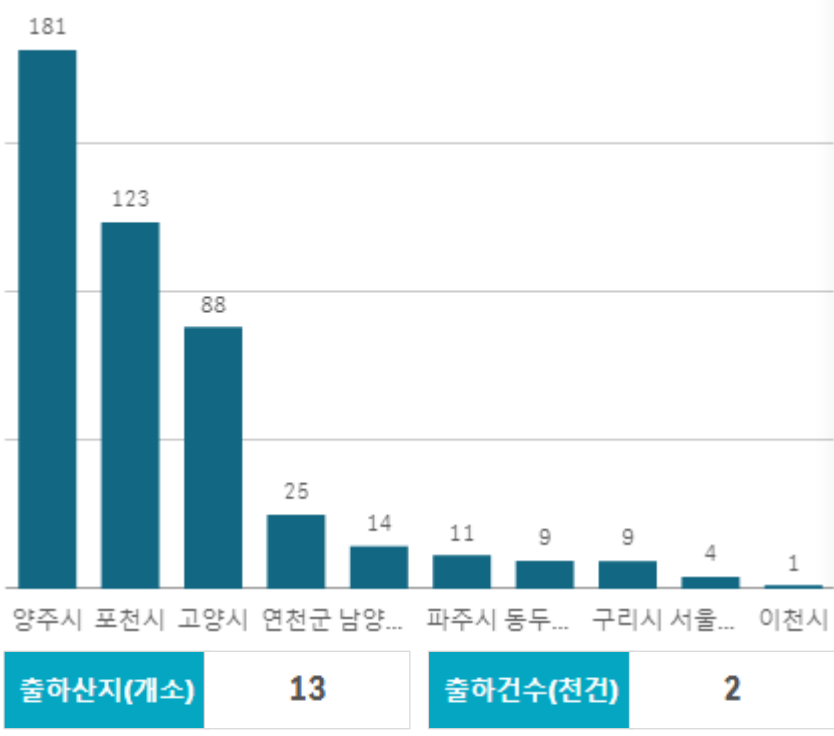


## 도매시장 법인별 거래금액(백만원)



# 열무(4Kg)

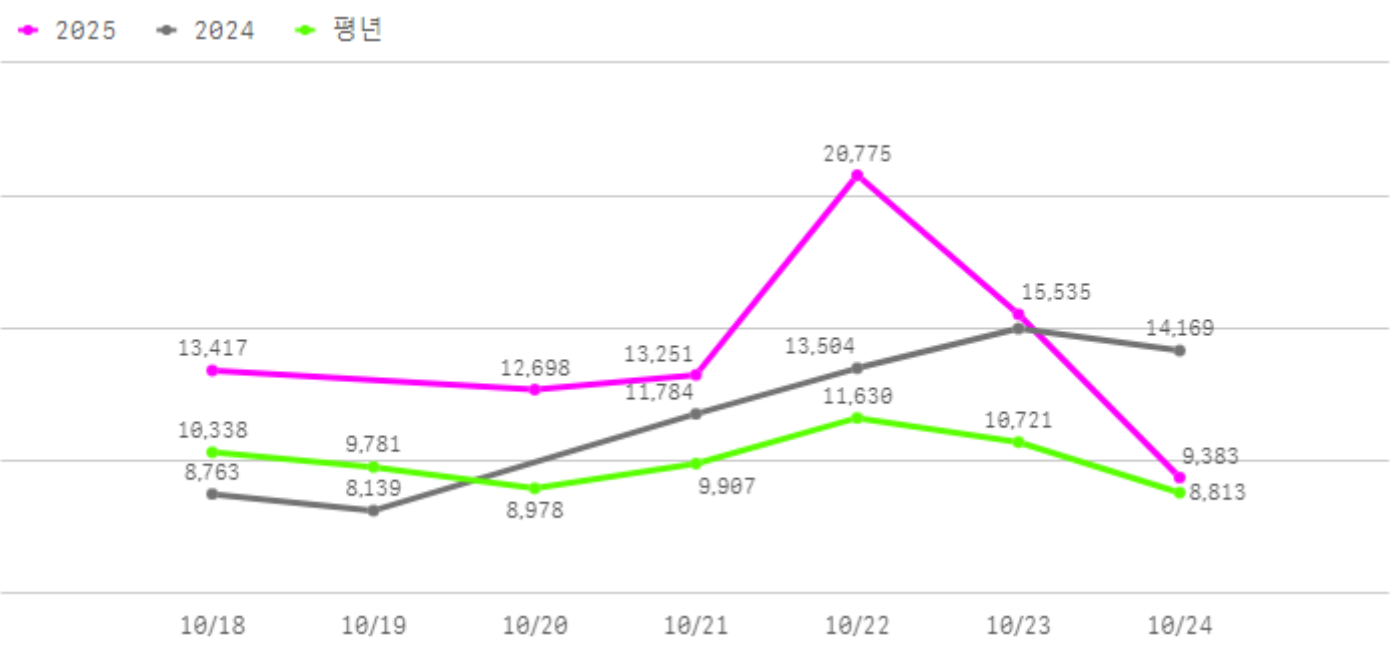
산지별 거래물량(톤)



산지별 주출하 시군구



주간 도매가격(원)



구분	금주(A)	전주(B)	전월(C)	전년(D)	평년(E)	A/B	A/C	A/D	A/E
가격(원)	14,177	9,168	9,491	11,893	12,029	154.6%	149.4%	119.2%	117.8%

※ 상품 가격 기준

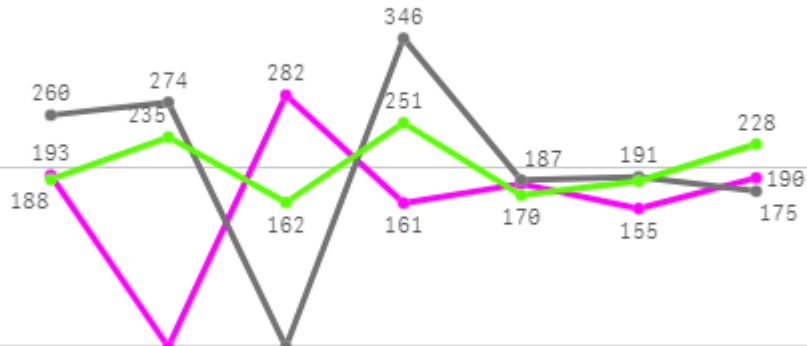
## □ 열무(4Kg) 주간 가격

구분	Q	품종	Q	단량	Q	특	상	보통	하
2025-10-18		열무		4Kg		-	13,417	10,320	6,402
2025-10-20		열무		4Kg		-	12,698	10,151	7,186
2025-10-21		열무		4Kg		-	13,251	10,234	6,834
2025-10-22		열무		4Kg		-	20,775	18,172	13,665
2025-10-23		열무		4Kg		-	15,535	12,284	8,970
2025-10-24		열무		4Kg		-	9,383	8,245	5,787
평균						-	<b>14,177</b>	<b>11,568</b>	<b>8,141</b>

# 오이

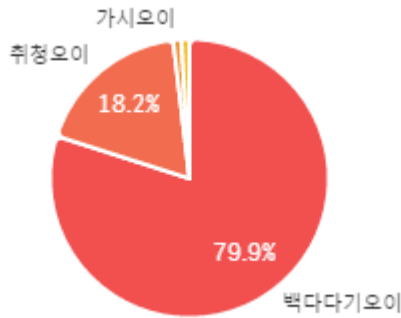
## 주간 반입량(톤)

◆ 2025    ● 2024    ▲ 평년

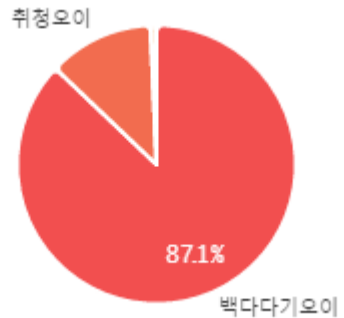


구분	금주(A)	전주(B)	전월(C)	전년(D)	평년(E)	A/B	A/C	A/D	A/E
물량(톤)	1,164	1,456	1,806	1,432	1,305	79.9%	64.4%	81.2%	89.2%

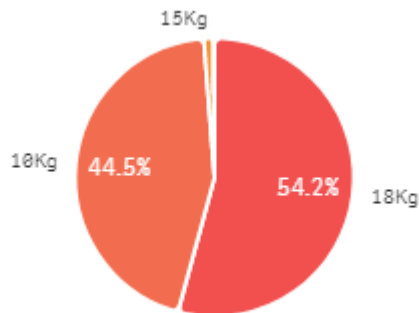
### 출하 품종별 거래물량 구성비



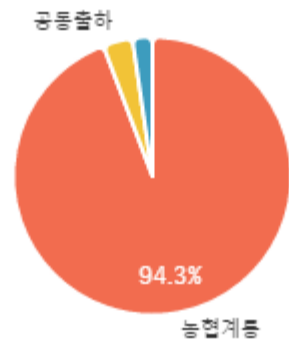
### 출하 품종별 거래금액 구성비



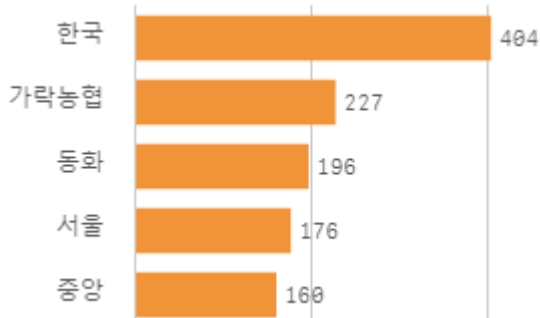
### 거래 단량별 물량 구성비



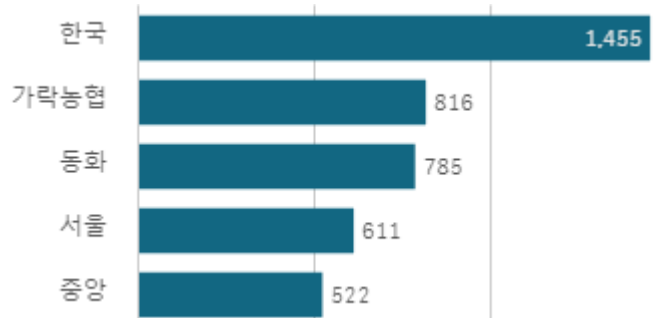
### 출하자별 거래물량 구성비



### 도매시장 법인별 거래물량(톤)

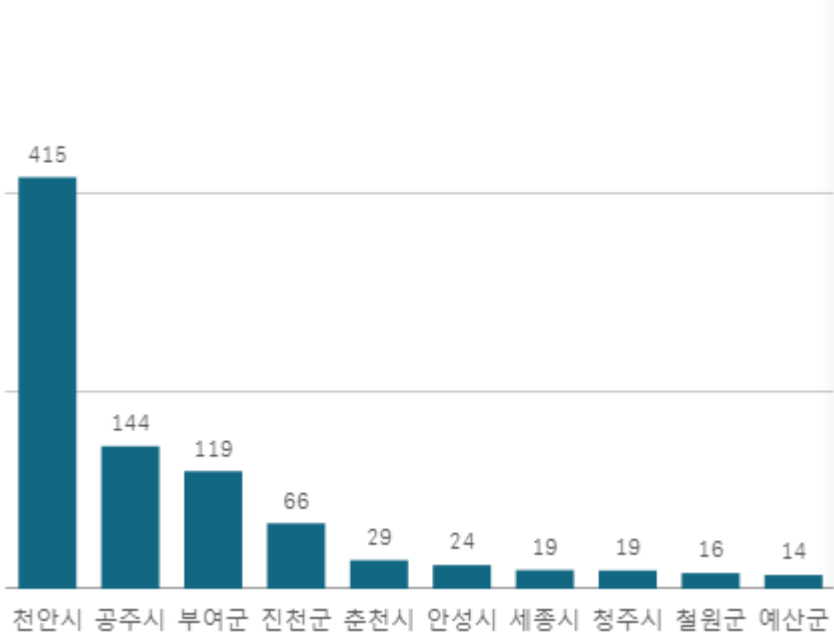


### 도매시장 법인별 거래금액(백만원)



# 백다다기오이(100개)

산지별 거래물량(톤)



출하산지(개소)

41

출하건수(천건)

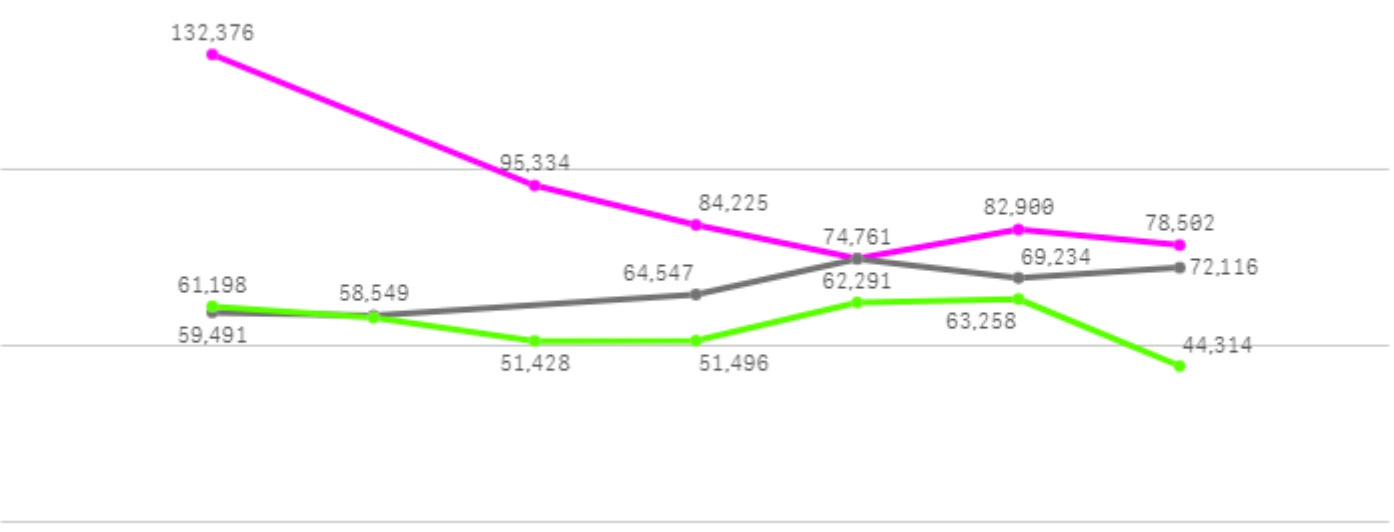
7

산지별 주출하 시군구



주간 도매가격(원)

◆ 2025    ● 2024    ▲ 평년



	10/18	10/19	10/20	10/21	10/22	10/23	10/24		
구분	금주(A)	전주(B)	전월(C)	전년(D)	평년(E)	A/B	A/C	A/D	A/E
가격(원)	91,350	79,884	62,112	66,423	69,078	114.4%	147.1%	137.5%	132.2%

※ 상품 가격 기준

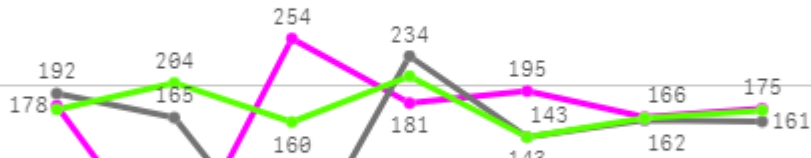
## □ 백다다기오이(100개) 주간 가격

구분	Q	품종	Q	단량	Q	특	상	보통	하
2025-10-18		백다다기오이		100개		147,139	132,376	94,315	44,271
2025-10-20		백다다기오이		100개		117,366	95,334	71,347	42,212
2025-10-21		백다다기오이		100개		94,209	84,225	68,139	42,865
2025-10-22		백다다기오이		100개		83,252	74,761	62,582	43,253
2025-10-23		백다다기오이		100개		92,170	82,900	69,547	46,288
2025-10-24		백다다기오이		100개		87,854	78,502	66,058	45,435
평균						<b>103,665</b>	<b>91,350</b>	<b>71,998</b>	<b>44,054</b>

# 호박

## 주간 반입량(톤)

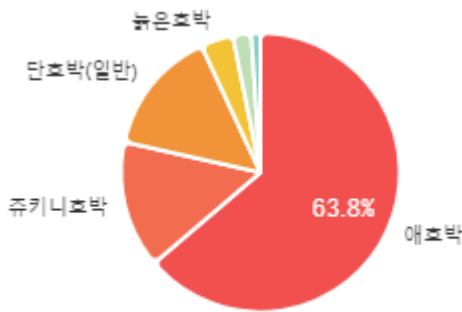
◆ 2025    ● 2024    ▲ 평년



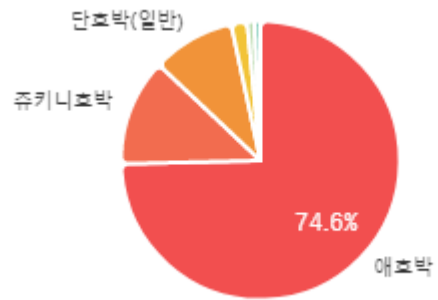
10/18    10/19    10/20    10/21    10/22    10/23    10/24

구분	금주(A)	전주(B)	전월(C)	전년(D)	평년(E)	A/B	A/C	A/D	A/E
물량(톤)	1,149	1,356	1,496	1,058	1,171	84.7%	76.8%	108.7%	98.1%

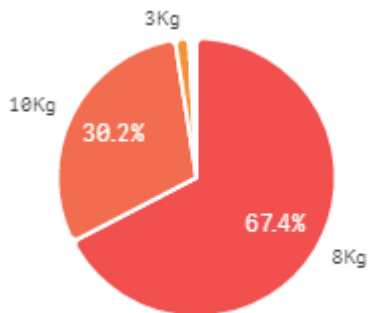
## 출하 품종별 거래물량 구성비



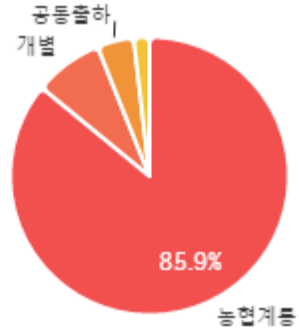
## 출하 품종별 거래금액 구성비



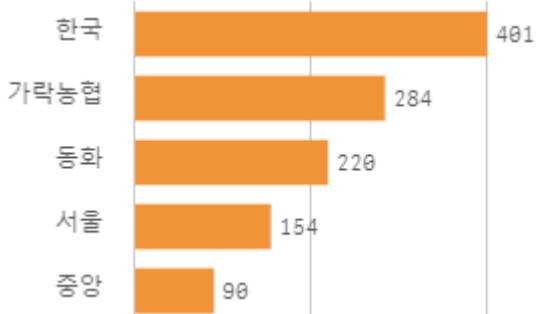
## 거래 단량별 물량 구성비



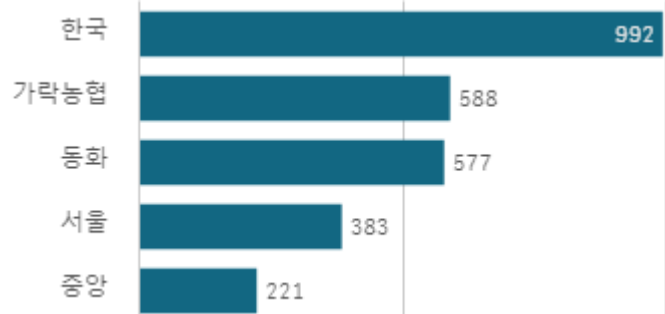
## 출하자별 거래물량 구성비



## 도매시장 법인별 거래물량(톤)

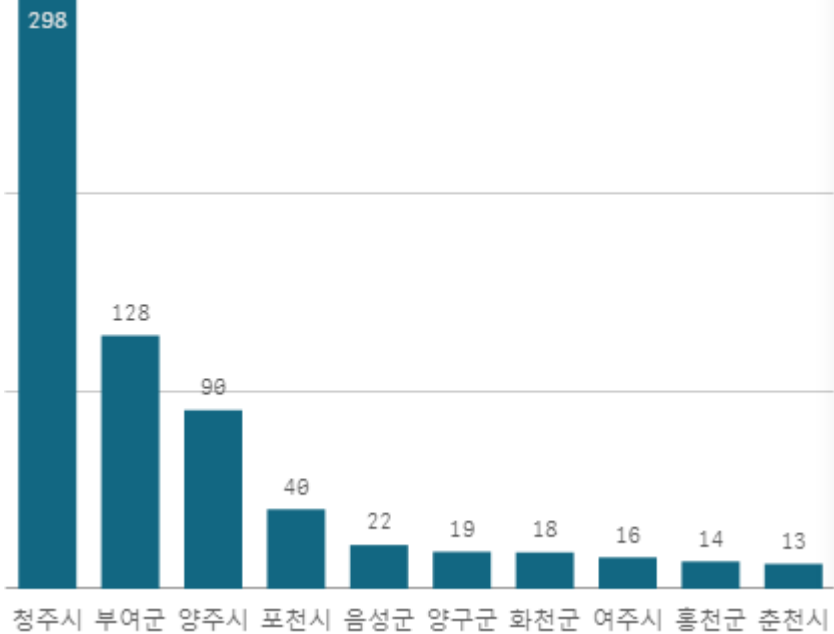


## 도매시장 법인별 거래금액(백만원)



# 애호박(20개)

산지별 거래물량(톤)



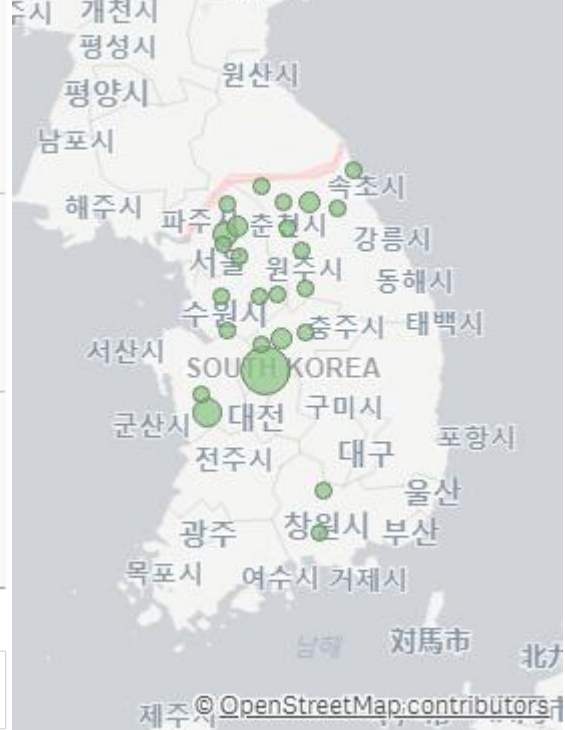
출하산지(개소)

26

출하건수(천건)

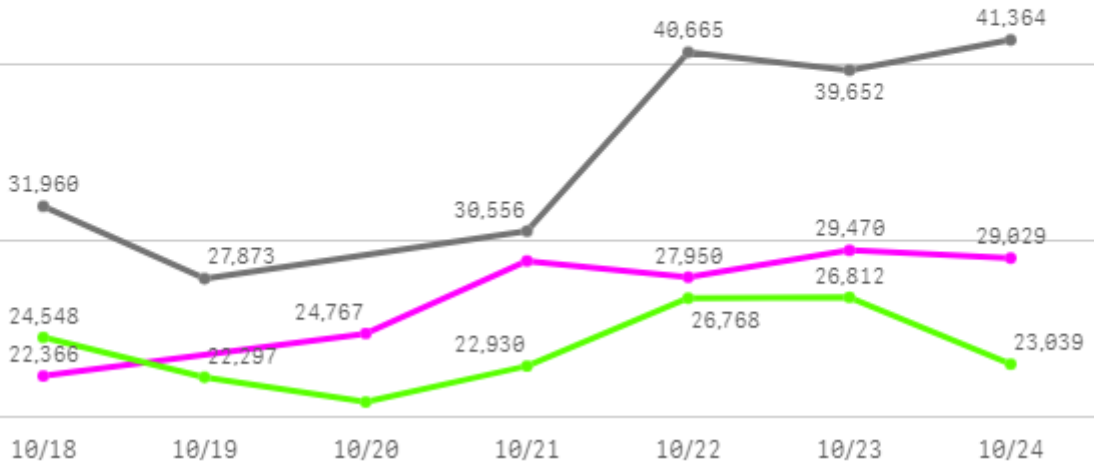
7

산지별 주출하 시군구



주간 도매가격(원)

◆ 2025    ● 2024    ◆ 평년



구분	금주(A)	전주(B)	전월(C)	전년(D)	평년(E)	A/B	A/C	A/D	A/E
가격(원)	27,075	20,895	28,935	35,345	26,709	129.6%	93.6%	76.6%	101.4%

※ 상품 가격 기준

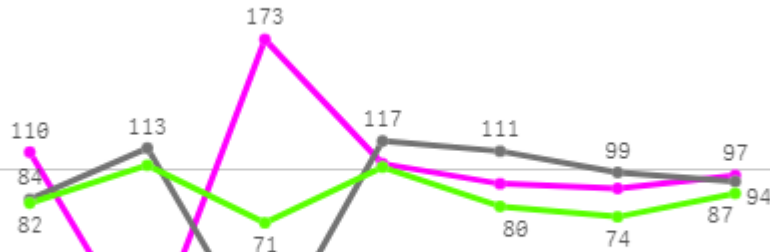
## □ 애호박(20개) 주간 가격

구분	Q	품종	Q	단량	Q	특	상	보통	하
2025-10-18		애호박		20개		25,424	22,366	18,197	11,076
2025-10-20		애호박		20개		26,793	24,767	20,404	12,653
2025-10-21		애호박		20개		31,261	28,868	23,712	14,695
2025-10-22		애호박		20개		30,276	27,950	24,197	16,249
2025-10-23		애호박		20개		31,546	29,470	25,643	18,369
2025-10-24		애호박		20개		31,253	29,029	25,917	19,508
평균						<b>29,426</b>	<b>27,075</b>	<b>23,012</b>	<b>15,425</b>

# 토마토

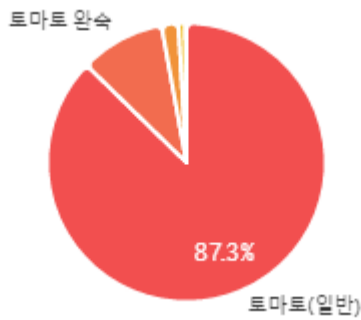
## 주간 반입량(톤)

2025 (파란색 선) 2024 (회색 선) 평년 (초록색 선)

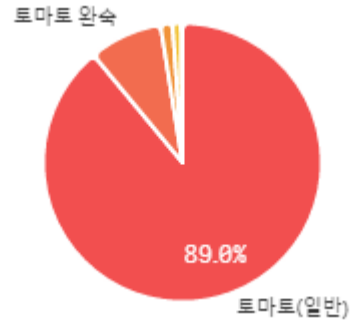


구분	금주(A)	전주(B)	전월(C)	전년(D)	평년(E)	A/B	A/C	A/D	A/E
물량(톤)	667	795	792	616	638	83.9%	84.2%	108.3%	104.6%

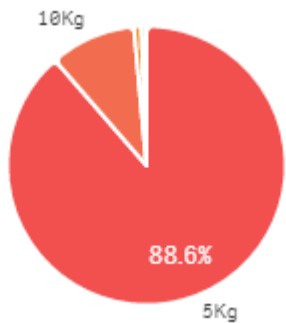
### 출하 품종별 거래물량 구성비



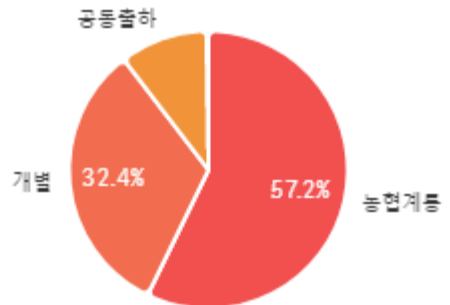
### 출하 품종별 거래금액 구성비



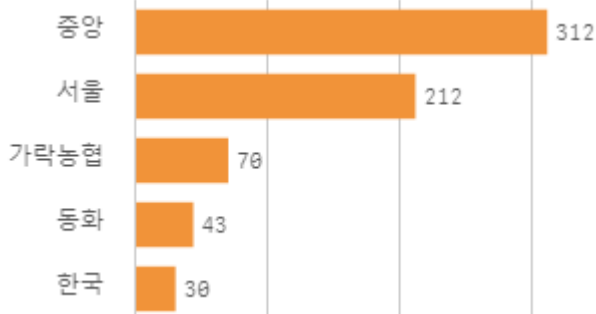
### 거래 단량별 물량 구성비



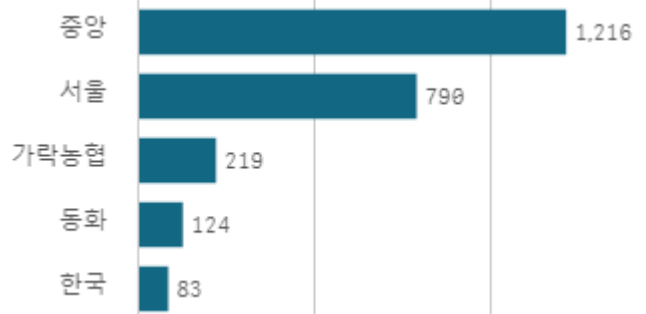
### 출하자별 거래물량 구성비



### 도매시장 법인별 거래물량(톤)

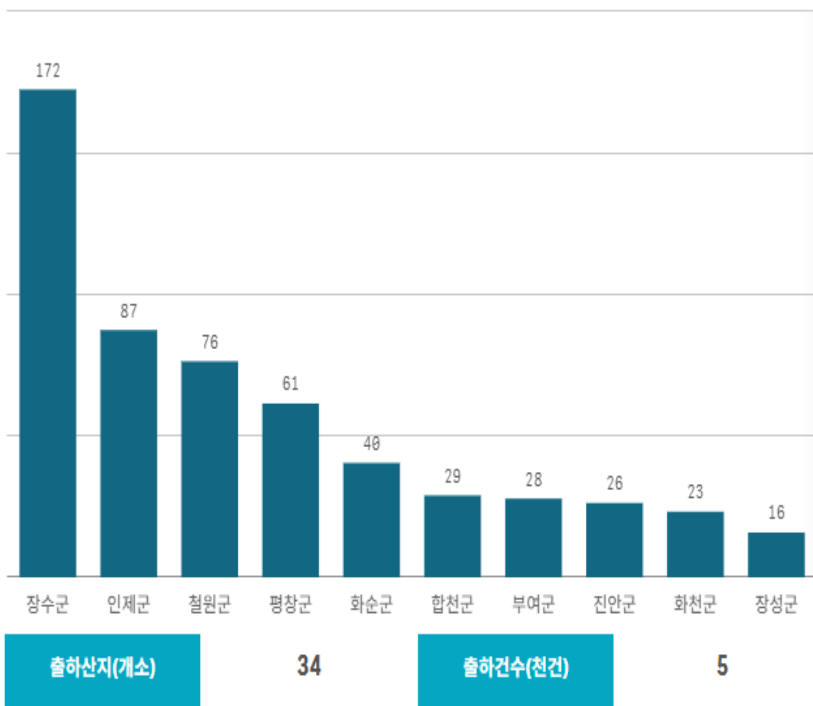


### 도매시장 법인별 거래금액(백만원)



# 토마토(5Kg)

산지별 거래물량(톤)

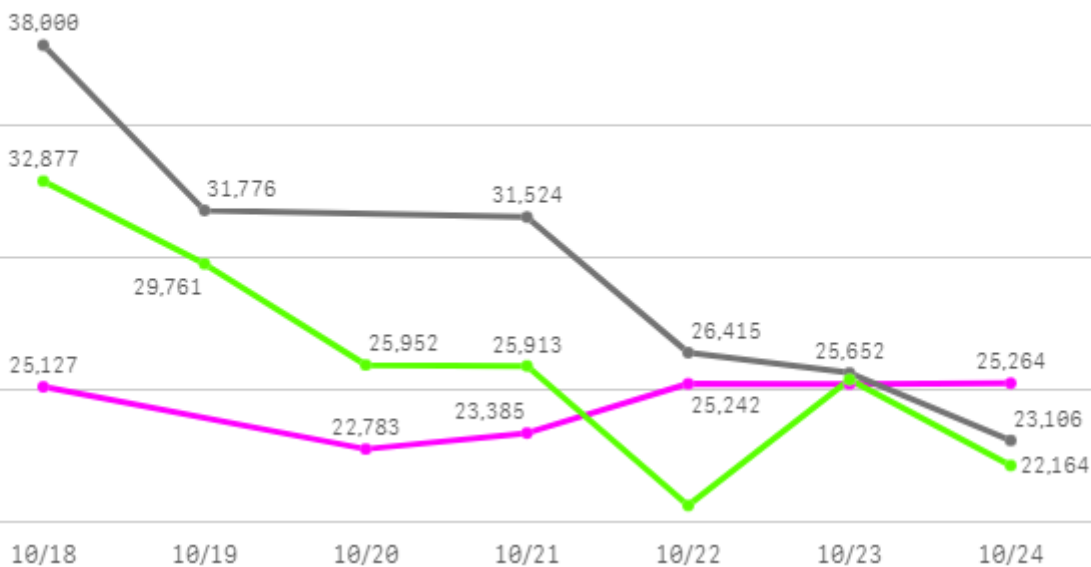


산지별 주출하 시군구



주간 도매가격(원)

● 2025    ● 2024    ● 평년



구분	금주(A)	전주(B)	전월(C)	전년(D)	평년(E)	A/B	A/C	A/D	A/E
가격(원)	24,506	22,595	36,114	29,412	26,026	108.5%	67.9%	83.3%	94.2%

※ 상품 가격 기준

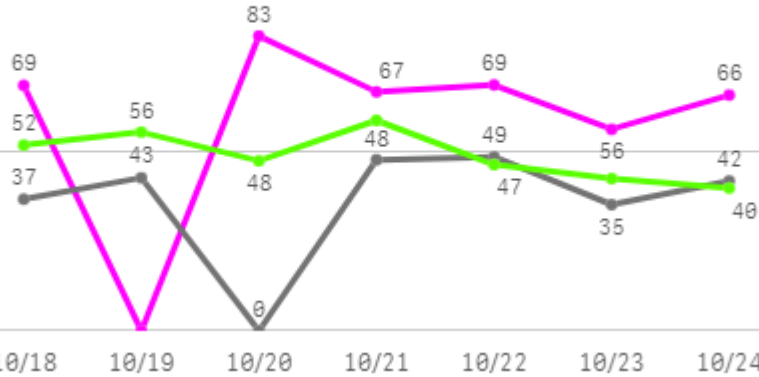
## □ 토마토(5Kg) 주간 가격

구분	Q	품종	Q	단량	Q	특	상	보통	하
2025-10-18		토마토		5Kg		32,420	25,127	15,658	9,352
2025-10-20		토마토		5Kg		26,370	22,783	16,843	9,411
2025-10-21		토마토		5Kg		27,185	23,385	16,673	10,403
2025-10-22		토마토		5Kg		29,140	25,242	17,950	9,846
2025-10-23		토마토		5Kg		28,986	25,235	20,702	13,807
2025-10-24		토마토		5Kg		29,140	25,264	19,797	12,692
평균						<b>28,874</b>	<b>24,506</b>	<b>17,937</b>	<b>10,919</b>

# 방울토마토

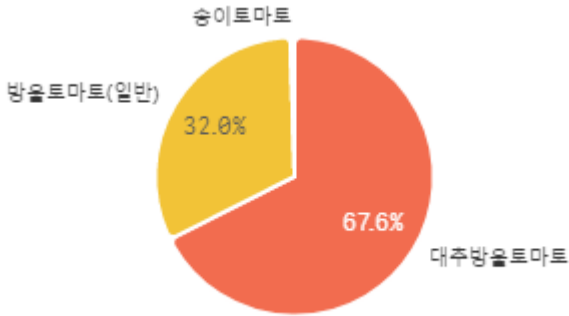
## 주간 반입량(톤)

◆ 2025    ● 2024    ▲ 평년

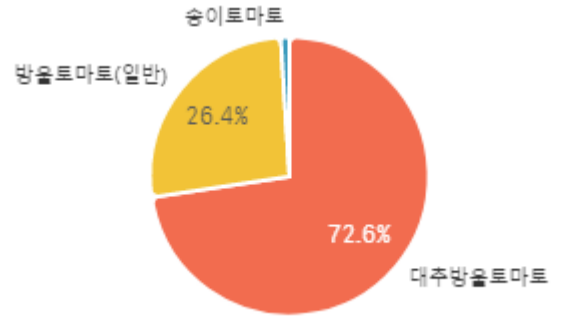


구분	금주(A)	전주(B)	전월(C)	전년(D)	평년(E)	A/B	A/C	A/D	A/E
물량(톤)	410	398	366	254	372	103.0%	111.9%	161.5%	110.1%

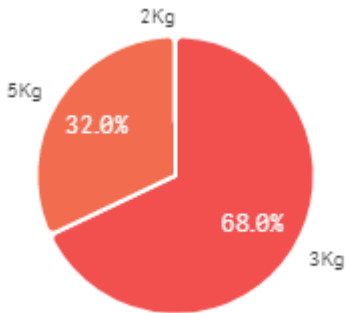
### 출하 품종별 거래물량 구성비



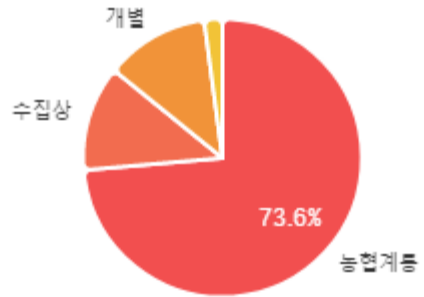
### 출하 품종별 거래금액 구성비



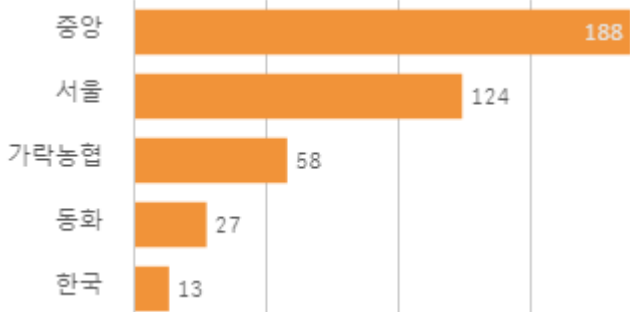
### 거래 단량별 물량 구성비



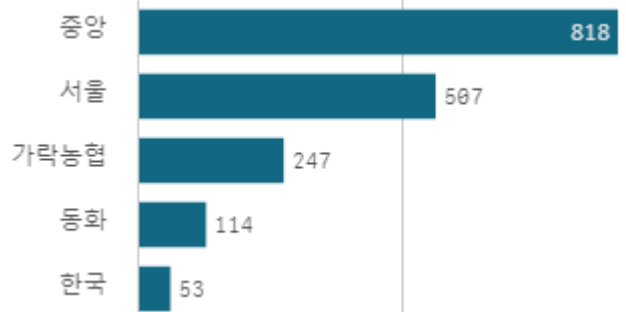
### 출하자별 거래물량 구성비



### 도매시장 법인별 거래물량(톤)

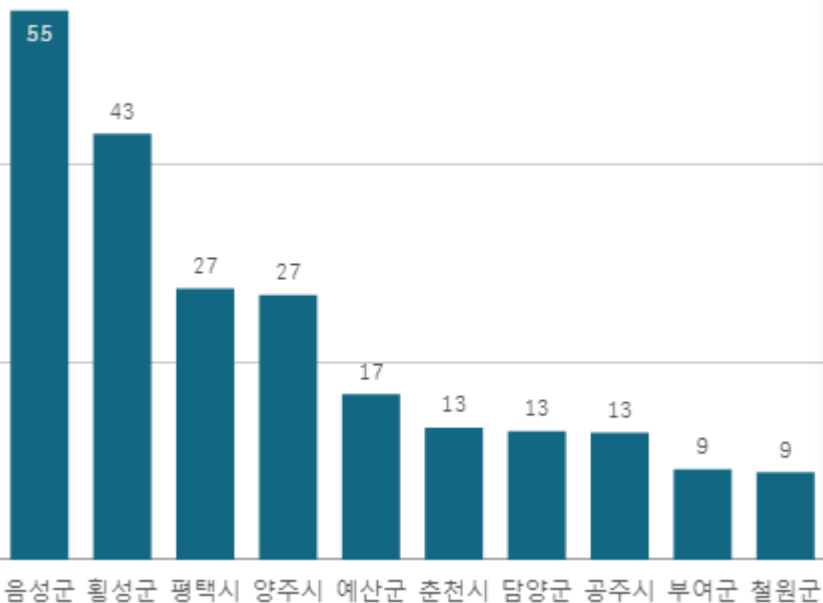


### 도매시장 법인별 거래금액(백만원)



# 대추방울토마토(3Kg)

산지별 거래물량(톤)



출하산지(개소)

38

출하건수(천건)

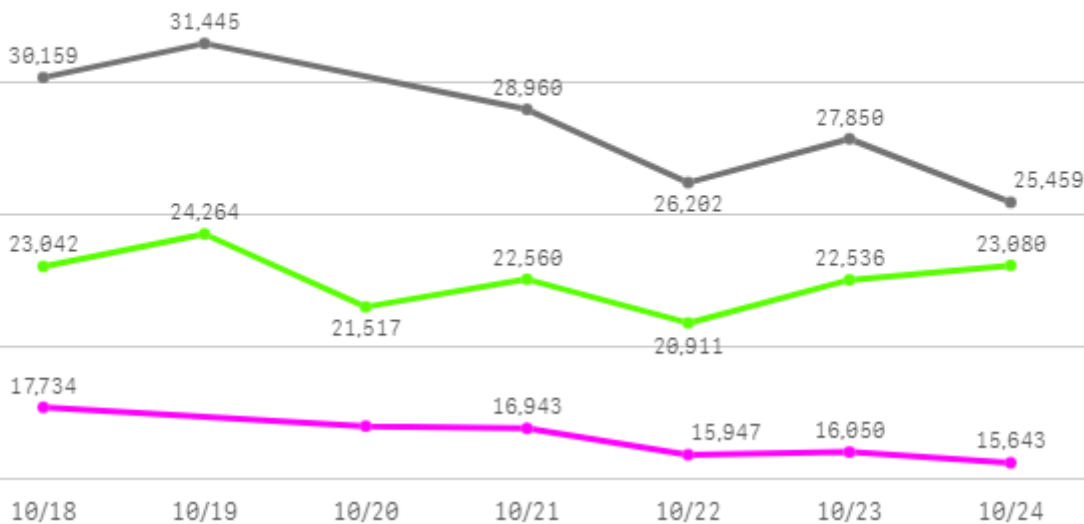
3

산지별 주출하 시군구



주간 도매가격(원)

◆ 2025    ● 2024    ◆ 평년



구분	금주(A)	전주(B)	전월(C)	전년(D)	평년(E)	A/B	A/C	A/D	A/E
가격(원)	16,557	17,685	21,949	28,346	20,659	93.6%	75.4%	58.4%	80.1%

※ 상품 가격 기준

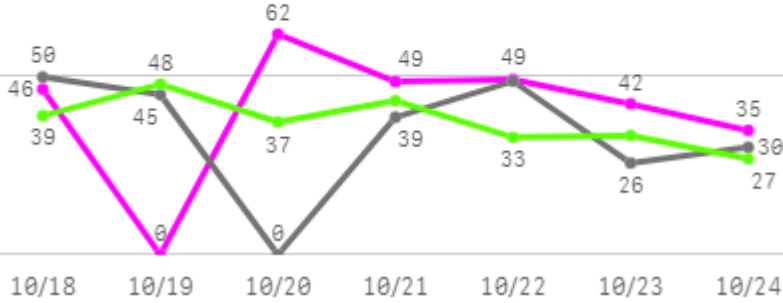
## □ 대추방울토마토(3Kg) 주간 가격

구분	Q	품종	Q	단량	Q	특	상	보통	하
2025-10-18		대추방울토마토		3Kg		24,397	17,734	12,751	8,558
2025-10-20		대추방울토마토		3Kg		23,898	17,026	13,973	10,088
2025-10-21		대추방울토마토		3Kg		21,693	16,943	13,195	8,368
2025-10-22		대추방울토마토		3Kg		21,310	15,947	12,546	7,996
2025-10-23		대추방울토마토		3Kg		22,362	16,050	12,700	8,809
2025-10-24		대추방울토마토		3Kg		21,788	15,643	12,003	8,105
평균						<b>22,575</b>	<b>16,557</b>	<b>12,861</b>	<b>8,654</b>

# 멜론

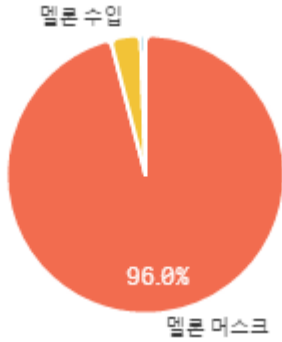
## 주간 반입량(톤)

◆ 2025    ● 2024    ▲ 평년

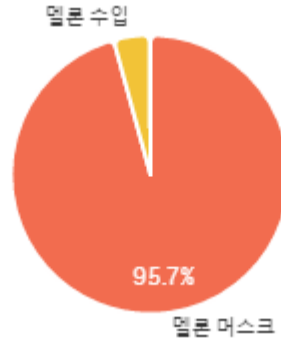


구분	금주(A)	전주(B)	전월(C)	전년(D)	평년(E)	A/B	A/C	A/D	A/E
물량(톤)	283	310	669	238	261	91.5%	42.4%	119.0%	108.3%

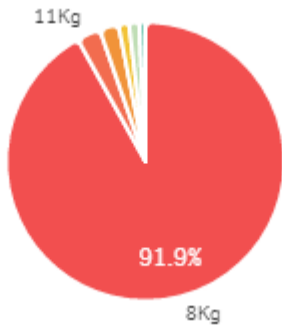
## 출하 품종별 거래물량 구성비



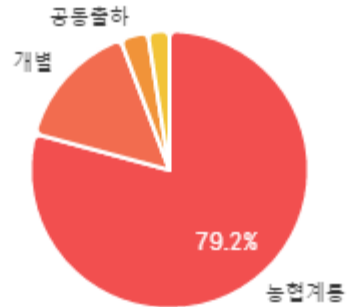
## 출하 품종별 거래금액 구성비



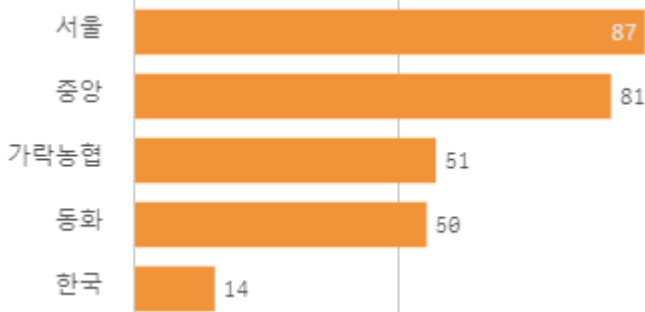
## 거래 단량별 물량 구성비



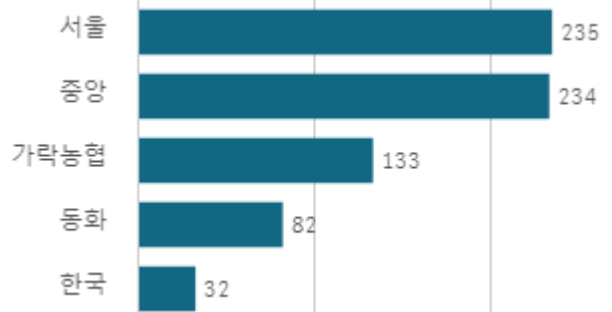
## 출하자별 거래물량 구성비



## 도매시장 법인별 거래물량(톤)

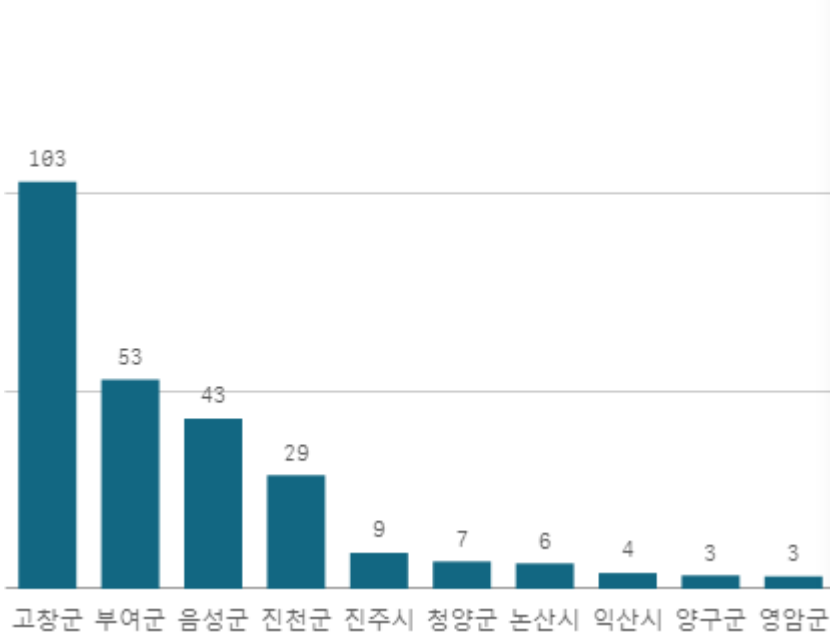


## 도매시장 법인별 거래금액(백만원)



# 멜론 머스크(8Kg)

산지별 거래물량(톤)



출하산지(개소)

19

출하건수(천건)

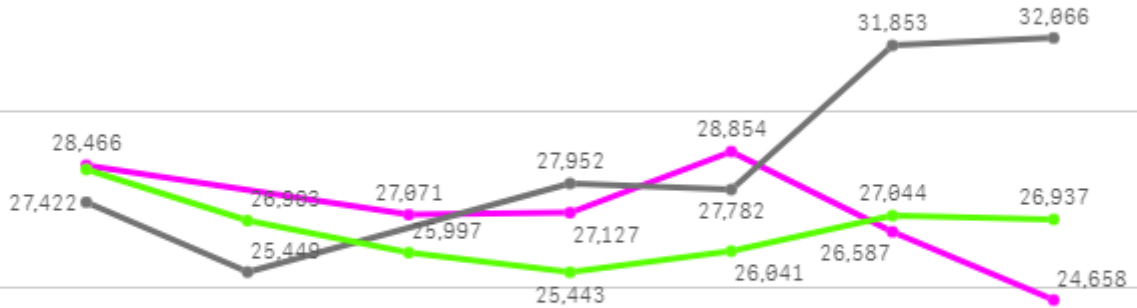
2

산지별 주출하 시군구



주간 도매가격(원)

◆ 2025    ● 2024    ◆ 평년



10/18    10/19    10/20    10/21    10/22    10/23    10/24

구분	금주(A)	전주(B)	전월(C)	전년(D)	평년(E)	A/B	A/C	A/D	A/E
가격(원)	27,127	32,786	25,488	28,754	27,458	82.7%	106.4%	94.3%	98.8%

※ 상품 가격 기준

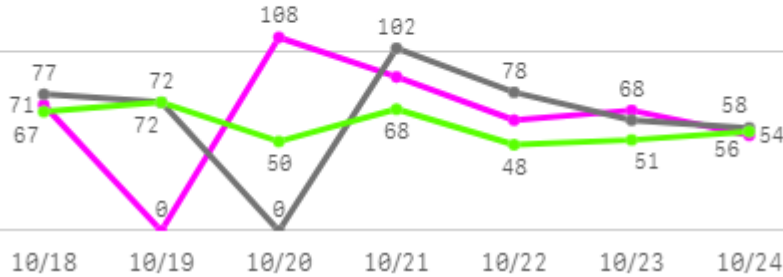
## □ 멜론 머스크(8Kg) 주간 가격

구분	Q	품종	Q	단량	Q	특	상	보통	하
2025-10-18		멜론 머스크		8Kg		40,353	28,466	19,389	11,812
2025-10-20		멜론 머스크		8Kg		41,793	27,071	20,976	11,147
2025-10-21		멜론 머스크		8Kg		40,701	27,127	17,518	9,330
2025-10-22		멜론 머스크		8Kg		38,792	28,854	18,229	8,687
2025-10-23		멜론 머스크		8Kg		36,571	26,587	16,007	7,937
2025-10-24		멜론 머스크		8Kg		35,449	24,658	16,264	9,954
평균						<b>38,943</b>	<b>27,127</b>	<b>18,064</b>	<b>9,811</b>

# 가지

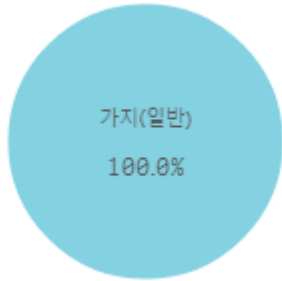
## 주간 반입량(톤)

◆ 2025    ● 2024    ▲ 평년

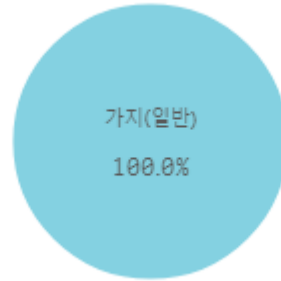


구분	금주(A)	전주(B)	전월(C)	전년(D)	평년(E)	A/B	A/C	A/D	A/E
물량(톤)	449	411	468	448	421	109.3%	95.9%	100.0%	106.6%

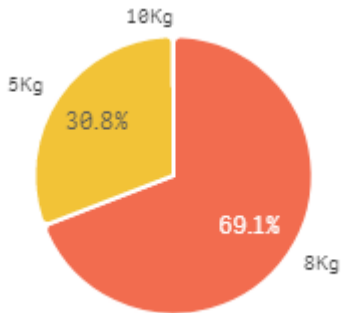
### 출하 품종별 거래물량 구성비



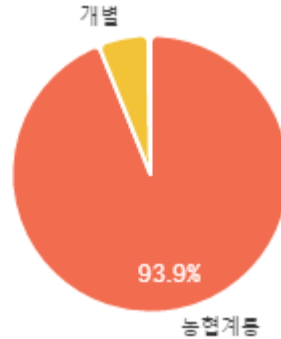
### 출하 품종별 거래금액 구성비



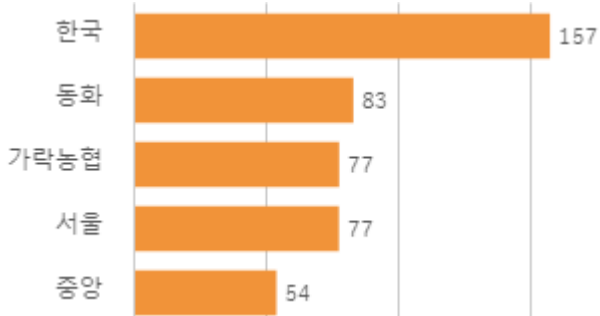
### 거래 단량별 물량 구성비



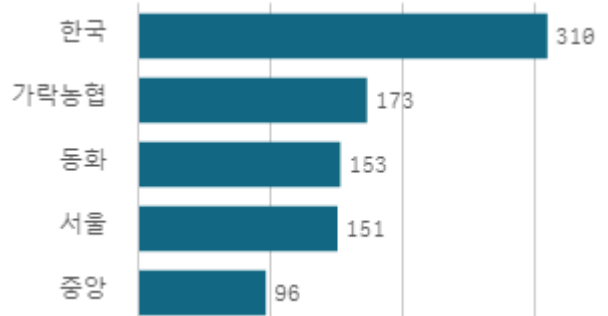
### 출하자별 거래물량 구성비



### 도매시장 법인별 거래물량(톤)

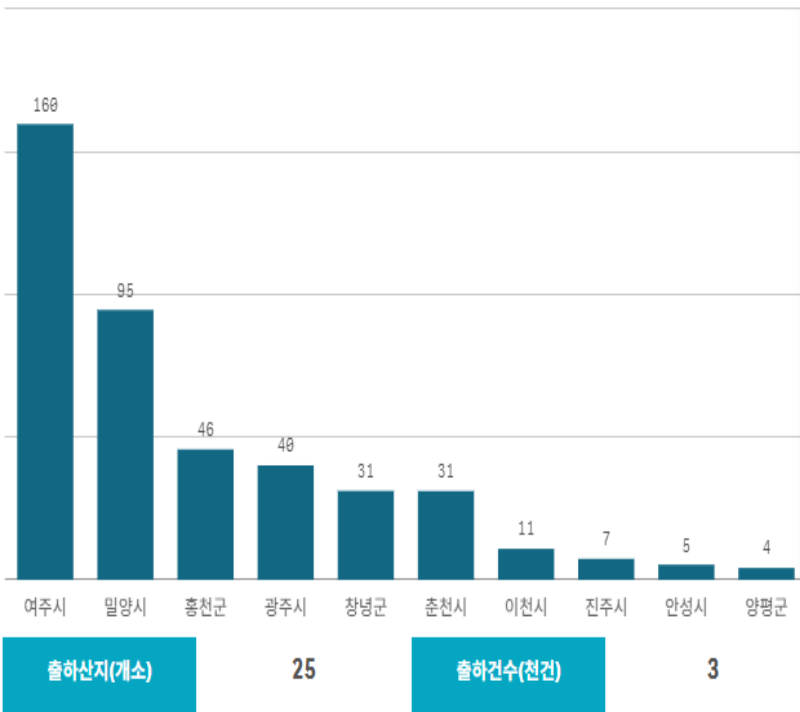


### 도매시장 법인별 거래금액(백만원)



# 가지(8Kg)

산지별 거래물량(톤)

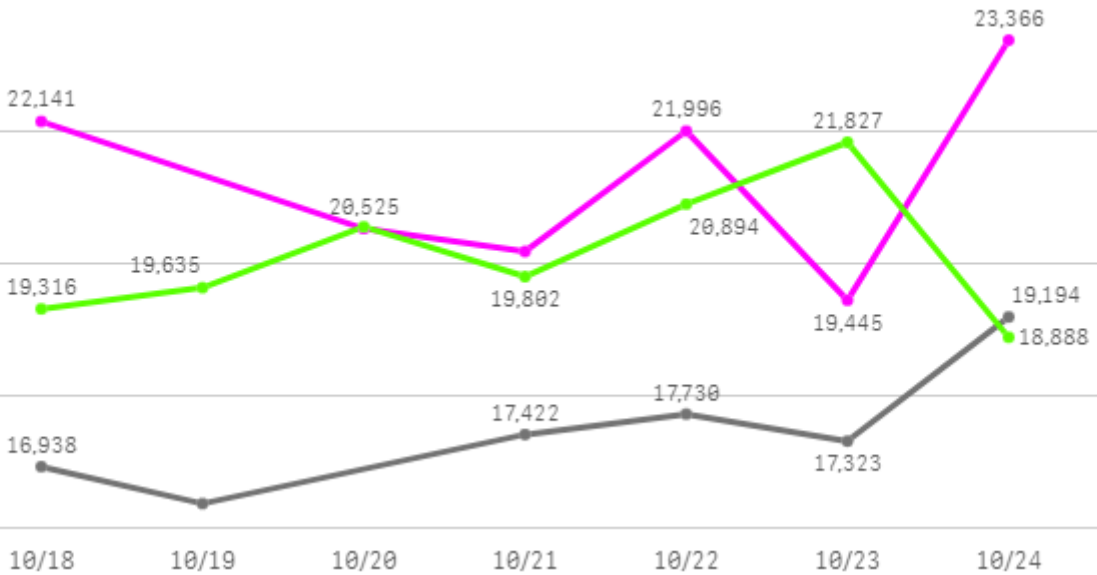


산지별 주출하 시군구



주간 도매가격(원)

◆ 2025    ● 2024    ▲ 평년



구분	금주(A)	전주(B)	전월(C)	전년(D)	평년(E)	A/B	A/C	A/D	A/E
가격(원)	21,276	20,783	23,759	17,498	19,764	102.4%	89.5%	121.6%	107.6%

※ 상품 가격 기준

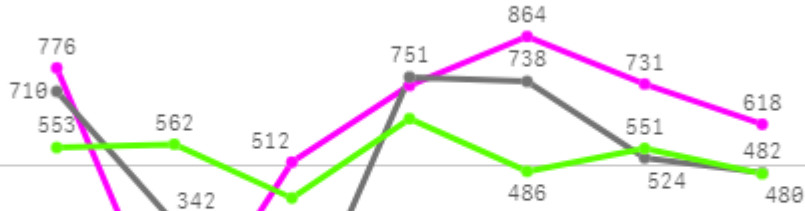
## □ 가지(8Kg) 주간 가격

구분	Q	품종	Q	단량	Q	특	상	보통	하
2025-10-18		가지		8Kg		-	22,141	14,457	8,596
2025-10-20		가지		8Kg		-	20,525	14,985	9,273
2025-10-21		가지		8Kg		-	20,180	13,365	8,653
2025-10-22		가지		8Kg		-	21,996	13,754	8,258
2025-10-23		가지		8Kg		-	19,445	13,751	9,929
2025-10-24		가지		8Kg		-	23,366	15,772	10,238
평균						-	<b>21,276</b>	<b>14,347</b>	<b>9,158</b>

# 무

## 주간 반입량(톤)

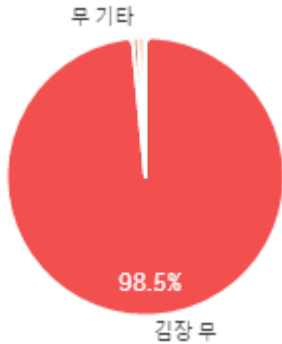
◆ 2025    ● 2024    ▲ 평년



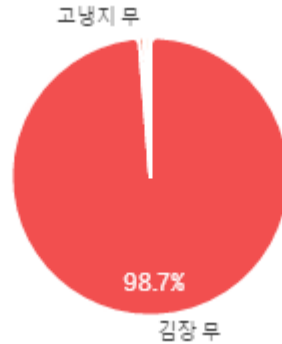
10/18    10/19    10/20    10/21    10/22    10/23    10/24

구분	금주(A)	전주(B)	전월(C)	전년(D)	평년(E)	A/B	A/C	A/D	A/E
물량(톤)	4,229	3,329	3,954	3,548	3,687	127.0%	107.0%	119.2%	114.7%

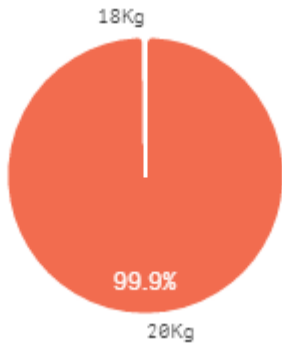
### 출하 품종별 거래물량 구성비



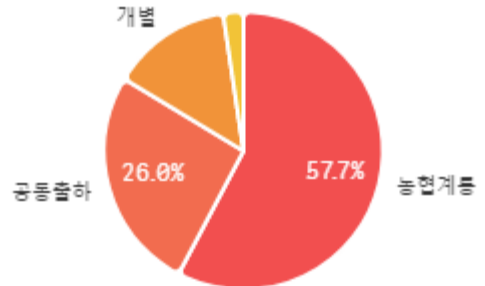
### 출하 품종별 거래금액 구성비



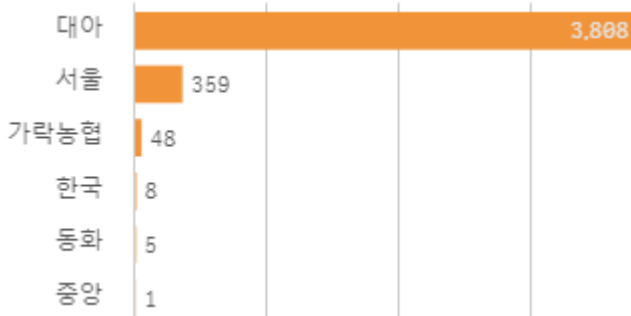
### 거래 단량별 물량 구성비



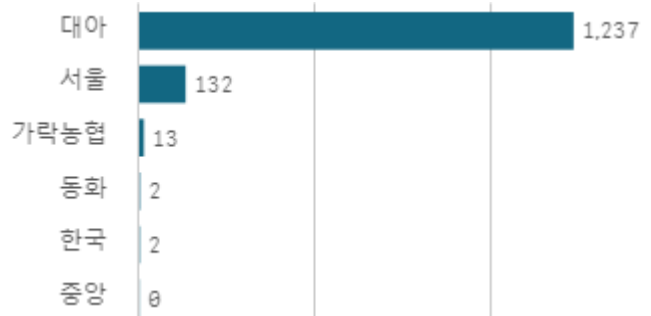
### 출하자별 거래물량 구성비



### 도매시장 법인별 거래물량(톤)

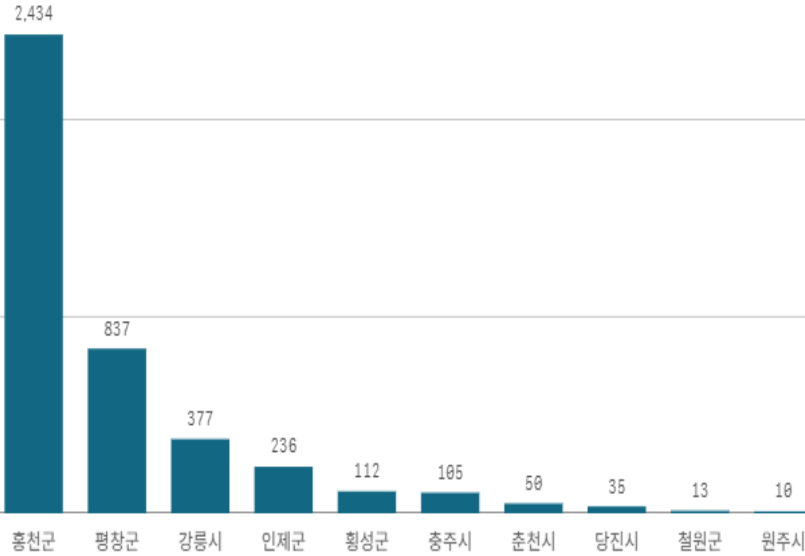


### 도매시장 법인별 거래금액(백만원)



# 무(20Kg)

산지별 거래물량(톤)



출하산지(개소)

12

출하건수(천건)

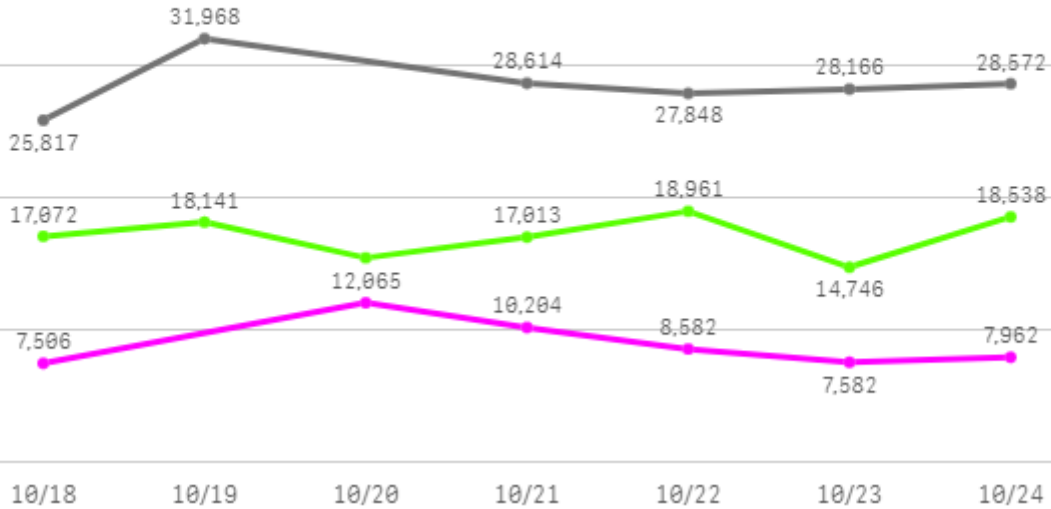
2

산지별 주출하 시군구



주간 도매가격(원)

◆ 2025    ● 2024    ◆ 평년



구분	금주(A)	전주(B)	전월(C)	전년(D)	평년(E)	A/B	A/C	A/D	A/E
가격(원)	8,984	12,251	9,563	28,498	16,454	73.3%	93.9%	31.5%	54.6%

※ 상품 가격 기준

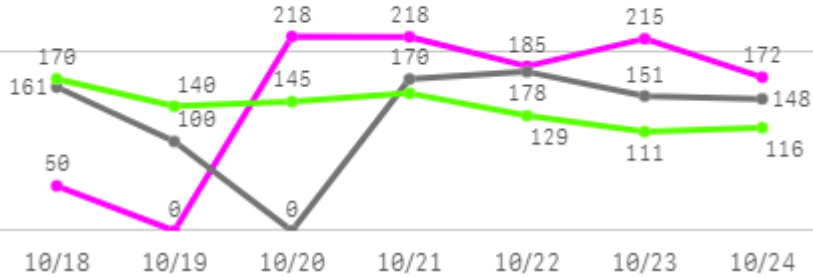
## □ 무(20Kg) 주간 가격

구분	Q	품종	Q	단량	Q	특	상	보통	하
2025-10-18		무		20Kg		12,355	7,506	4,789	3,776
2025-10-20		무		20Kg		15,238	12,065	7,901	5,158
2025-10-21		무		20Kg		14,587	10,204	5,692	4,120
2025-10-22		무		20Kg		12,735	8,582	4,533	2,615
2025-10-23		무		20Kg		11,796	7,582	4,325	2,983
2025-10-24		무		20Kg		12,613	7,962	4,844	3,186
평균						<b>13,221</b>	<b>8,984</b>	<b>5,347</b>	<b>3,640</b>

# 당근

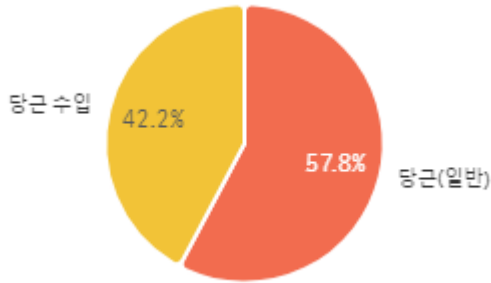
## 주간 반입량(톤)

◆ 2025    ● 2024    ▲ 평년

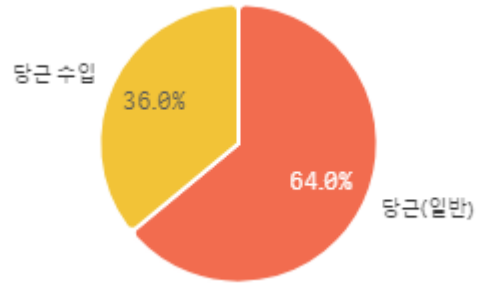


구분	금주(A)	전주(B)	전월(C)	전년(D)	평년(E)	A/B	A/C	A/D	A/E
물량(톤)	1,058	1,045	1,103	909	994	101.3%	96.0%	116.4%	106.5%

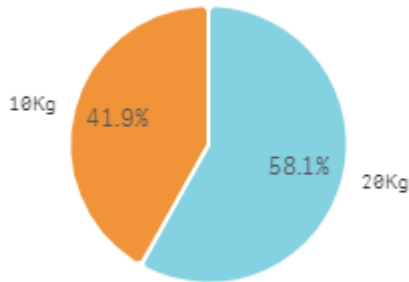
## 출하 품종별 거래물량 구성비



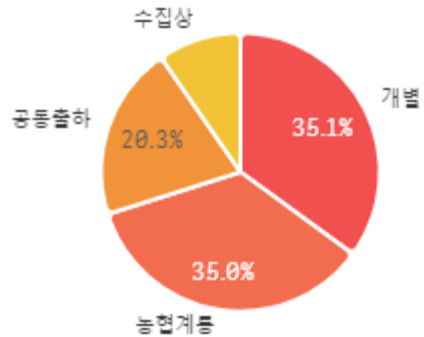
## 출하 품종별 거래금액 구성비



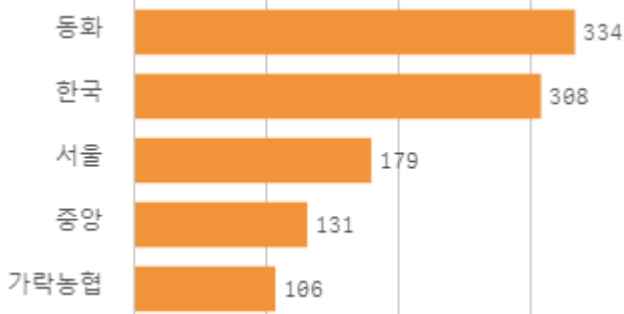
## 거래 단량별 물량 구성비



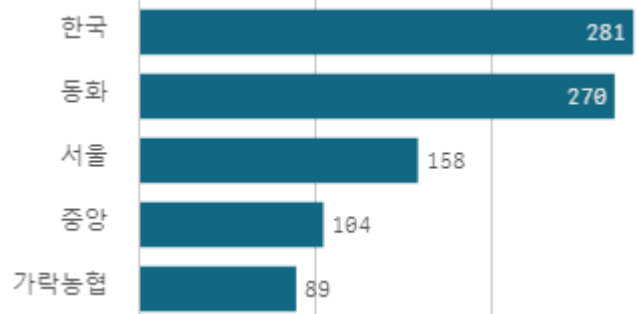
## 출하자별 거래물량 구성비



## 도매시장 법인별 거래물량(톤)

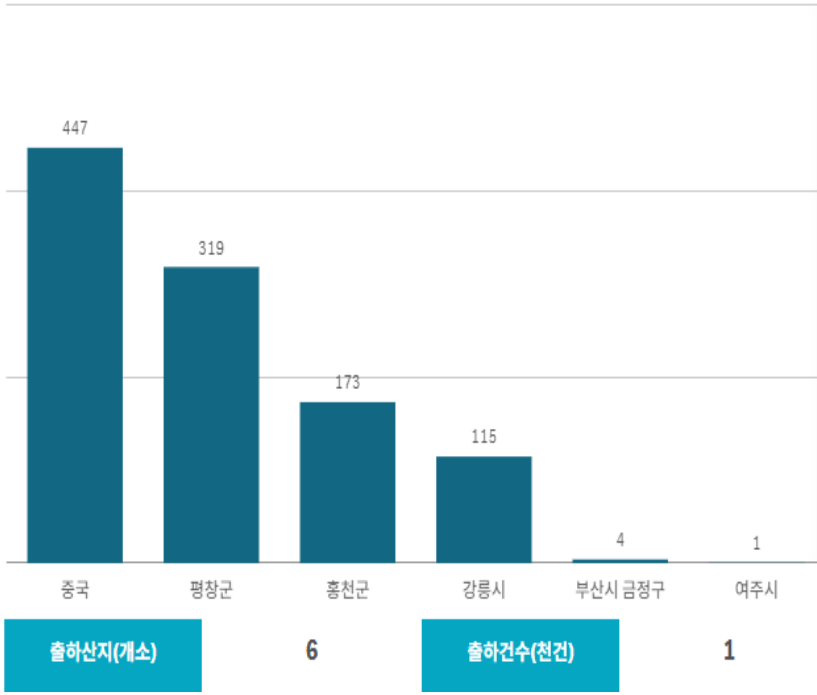


## 도매시장 법인별 거래금액(백만원)



# 당근(20Kg)

산지별 거래물량(톤)

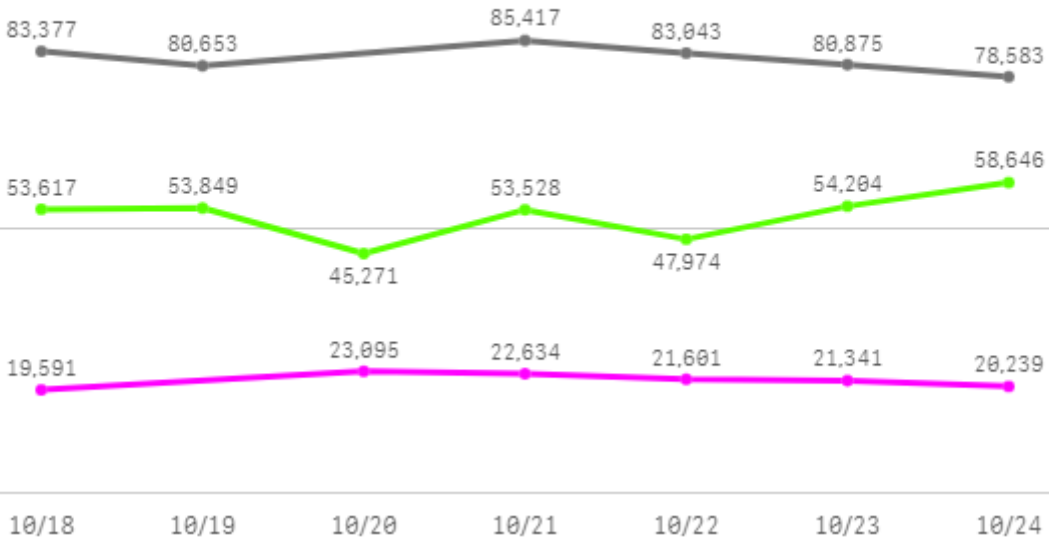


산지별 주출하 시군구



주간 도매가격(원)

◆ 2025    ◀ 2024    ◆ 평년



구분	금주(A)	전주(B)	전월(C)	전년(D)	평년(E)	A/B	A/C	A/D	A/E
가격(원)	21,417	21,710	35,555	81,991	46,476	98.6%	60.2%	26.1%	46.1%

※ 상품 가격 기준

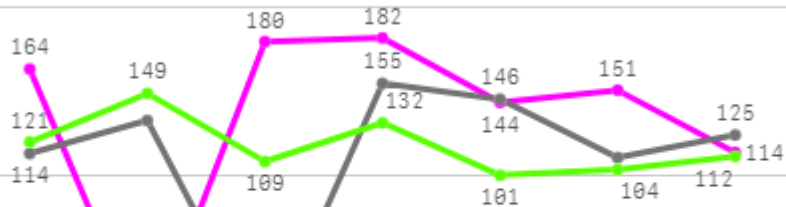
## □ 당근(20Kg) 주간 가격

구분	Q	품종	Q	단량	Q	특	상	보통	하
2025-10-18		당근		20Kg		20,000	19,591	16,763	13,000
2025-10-20		당근		20Kg		25,261	23,095	20,406	15,204
2025-10-21		당근		20Kg		24,000	22,634	19,034	14,606
2025-10-22		당근		20Kg		25,000	21,601	18,650	15,256
2025-10-23		당근		20Kg		24,916	21,341	17,959	14,464
2025-10-24		당근		20Kg		24,208	20,239	16,527	11,764
평균						<b>23,898</b>	<b>21,417</b>	<b>18,223</b>	<b>14,049</b>

# 생고추

## 주간 반입량(톤)

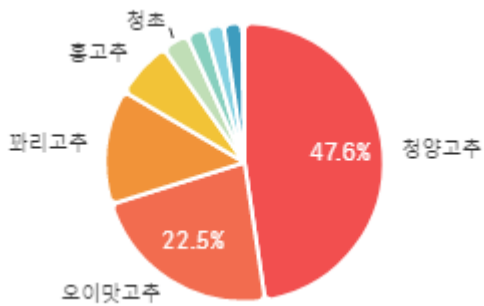
◆ 2025    ● 2024    ▲ 평년



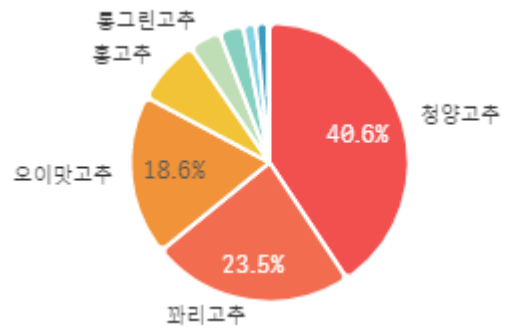
10/18    10/19    10/20    10/21    10/22    10/23    10/24

구분	금주(A)	전주(B)	전월(C)	전년(D)	평년(E)	A/B	A/C	A/D	A/E
물량(톤)	936	975	941	784	838	95.9%	99.5%	119.4%	111.7%

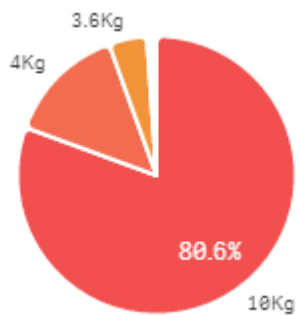
## 출하 품종별 거래물량 구성비



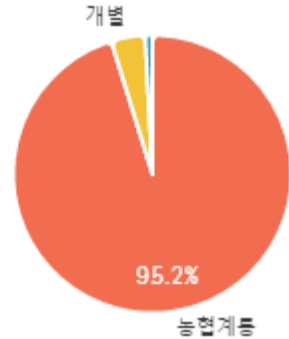
## 출하 품종별 거래금액 구성비



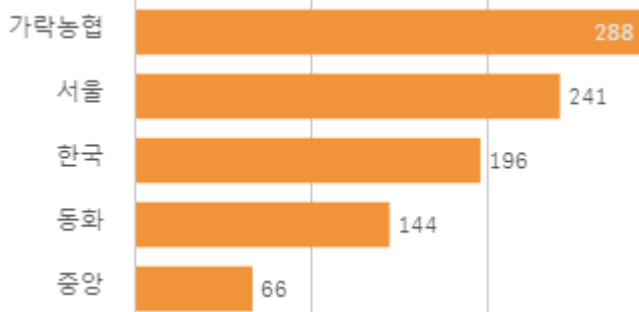
## 거래 단량별 물량 구성비



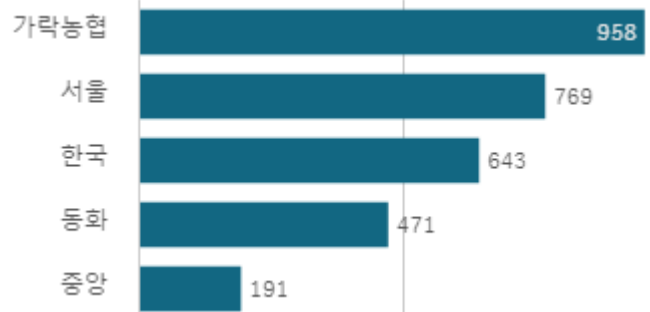
## 출하자별 거래물량 구성비



## 도매시장 법인별 거래물량(톤)

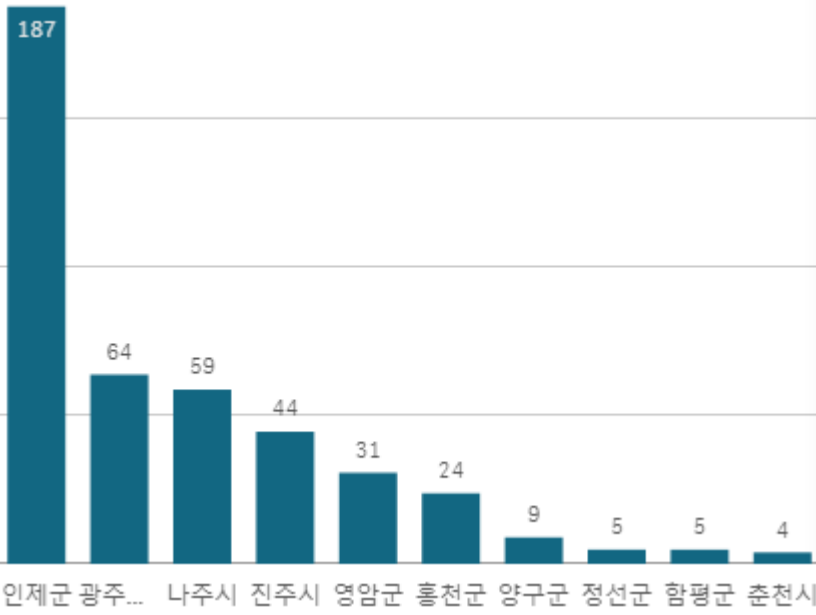


## 도매시장 법인별 거래금액(백만원)



# 청양고추(10Kg)

산지별 거래물량(톤)



출하산지(개소)

34

출하건수(천건)

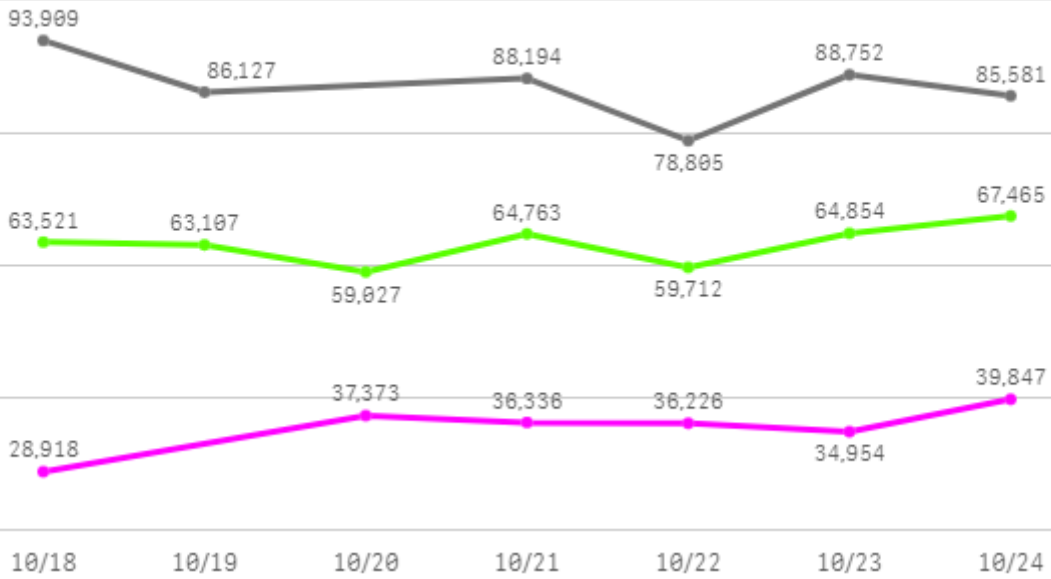
5

산지별 주출하 시군구



주간 도매가격(원)

◆ 2025    ● 2024    ▲ 평년



구분	금주(A)	전주(B)	전월(C)	전년(D)	평년(E)	A/B	A/C	A/D	A/E
가격(원)	35,609	40,876	42,732	86,895	58,617	87.1%	83.3%	41.0%	60.7%

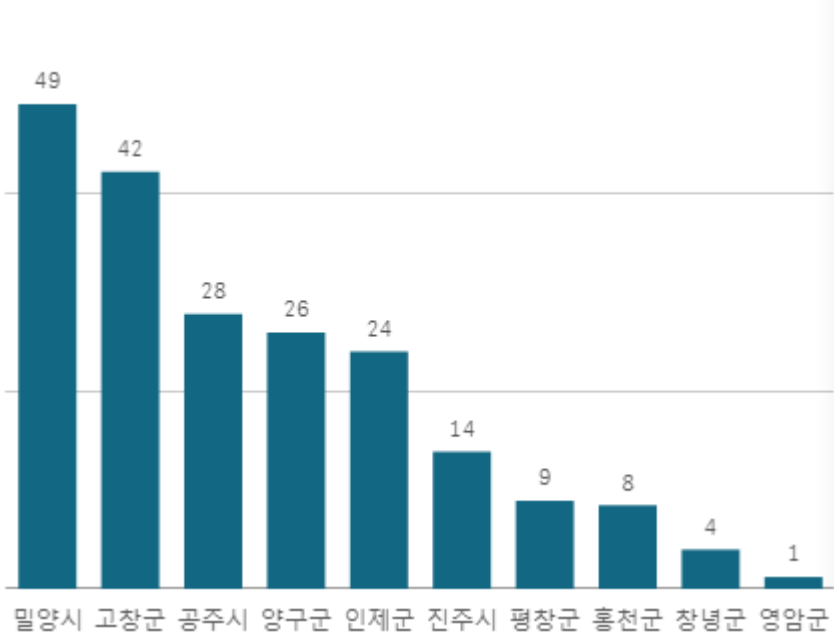
※ 상품 가격 기준

## □ 청양고추(10Kg) 주간 가격

구분	Q	품종	Q	단량	Q	특	상	보통	하
2025-10-18		청양고추		10Kg		41,605	28,918	18,072	10,646
2025-10-20		청양고추		10Kg		49,194	37,373	26,845	17,927
2025-10-21		청양고추		10Kg		47,965	36,336	26,907	18,286
2025-10-22		청양고추		10Kg		44,671	36,226	28,323	20,723
2025-10-23		청양고추		10Kg		43,612	34,954	25,314	18,380
2025-10-24		청양고추		10Kg		46,800	39,847	31,491	22,492
평균						<b>45,641</b>	<b>35,609</b>	<b>26,159</b>	<b>18,076</b>

# 오이맛고추(10Kg)

산지별 거래물량(톤)



출하산지(개소)

22

출하건수(천건)

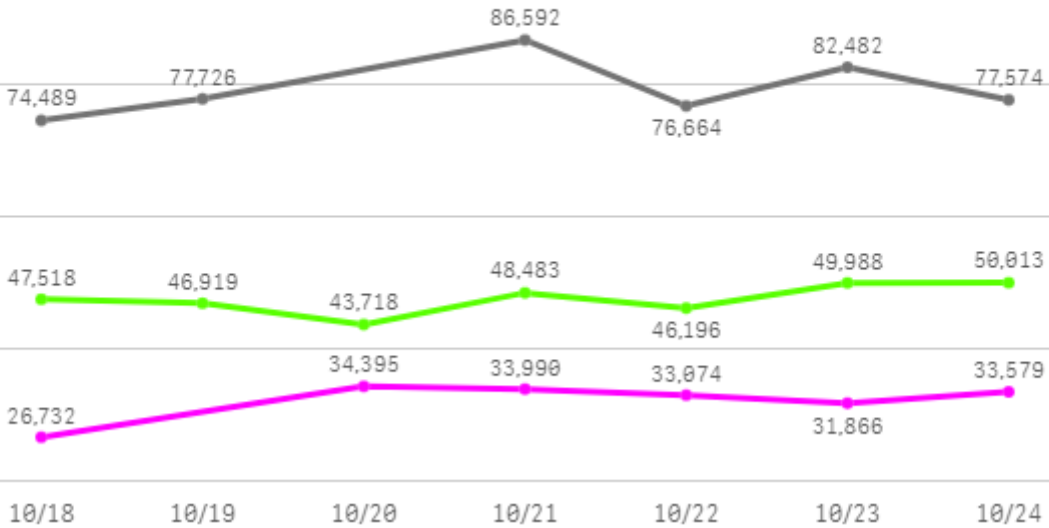
2

산지별 주출하 시군구



주간 도매가격(원)

◆ 2025    ● 2024    ◆ 평년



구분	금주(A)	전주(B)	전월(C)	전년(D)	평년(E)	A/B	A/C	A/D	A/E
가격(원)	32,273	33,626	45,656	79,255	48,564	96.0%	70.7%	40.7%	66.5%

※ 상품 가격 기준

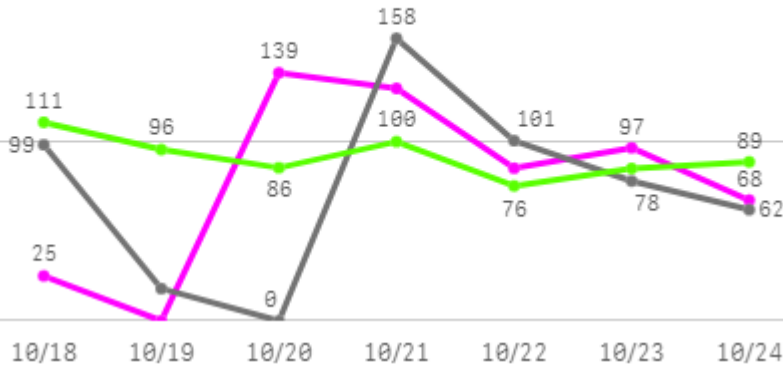
## □ 오이맛고추(10Kg) 주간 가격

구분	Q	품종	Q	단량	Q	특	상	보통	하
2025-10-18		오이맛고추		10Kg		37,645	26,732	18,459	10,795
2025-10-20		오이맛고추		10Kg		44,427	34,395	23,054	15,165
2025-10-21		오이맛고추		10Kg		41,728	33,990	26,131	17,620
2025-10-22		오이맛고추		10Kg		40,396	33,074	26,605	19,227
2025-10-23		오이맛고추		10Kg		40,976	31,866	26,171	16,474
2025-10-24		오이맛고추		10Kg		39,391	33,579	26,402	17,070
평균						<b>40,761</b>	<b>32,273</b>	<b>24,470</b>	<b>16,059</b>

# 마늘

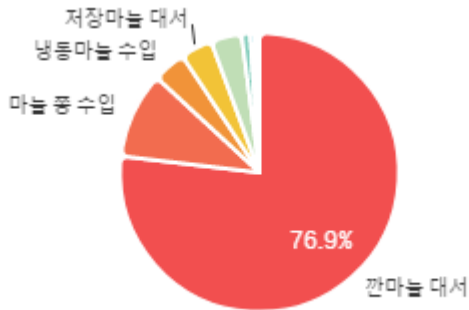
## 주간 반입량(톤)

◆ 2025    ● 2024    ▲ 평년

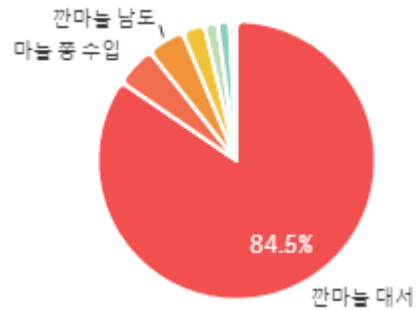


구분	금주(A)	전주(B)	전월(C)	전년(D)	평년(E)	A/B	A/C	A/D	A/E
물량(톤)	545	629	630	517	614	86.6%	86.5%	105.4%	88.7%

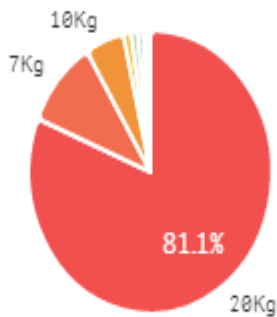
## 출하 품종별 거래물량 구성비



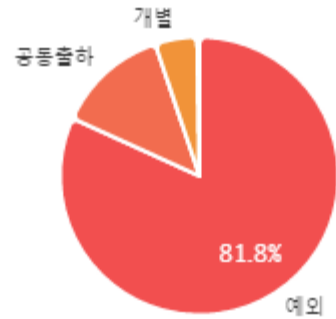
## 출하 품종별 거래금액 구성비



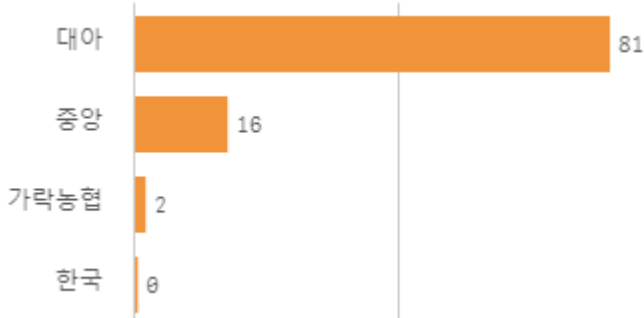
## 거래 단량별 물량 구성비



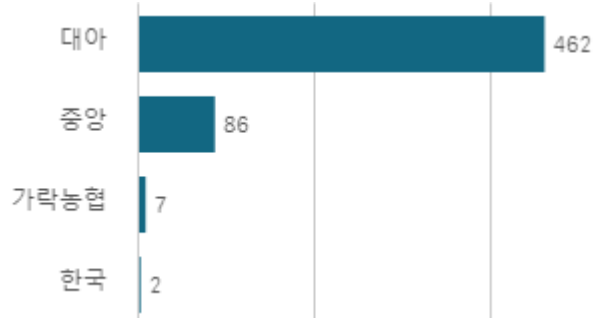
## 출하자별 거래물량 구성비



## 도매시장 법인별 거래물량(톤)

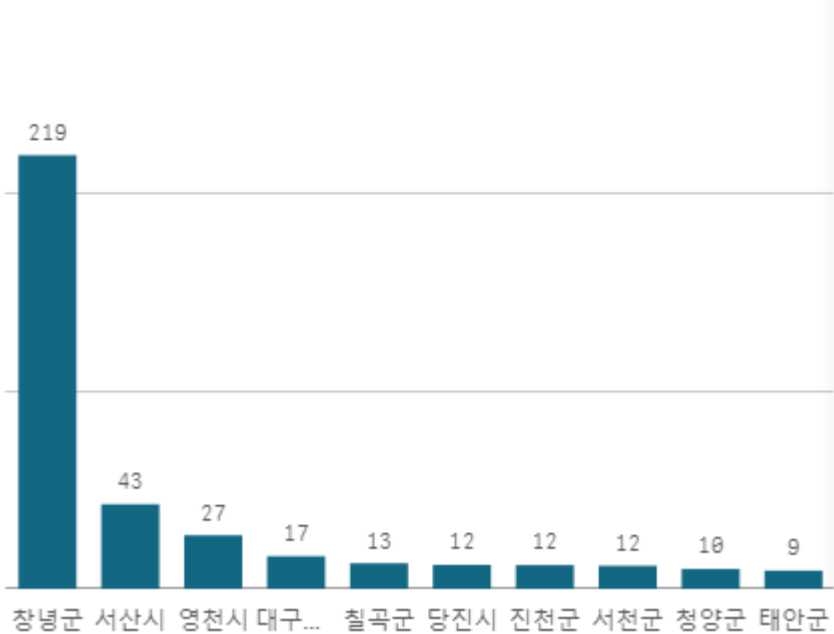


## 도매시장 법인별 거래금액(백만원)



# 깎마늘 대서(20Kg)

산지별 거래물량(톤)



출하산지(개소)

20

출하건수(천건)

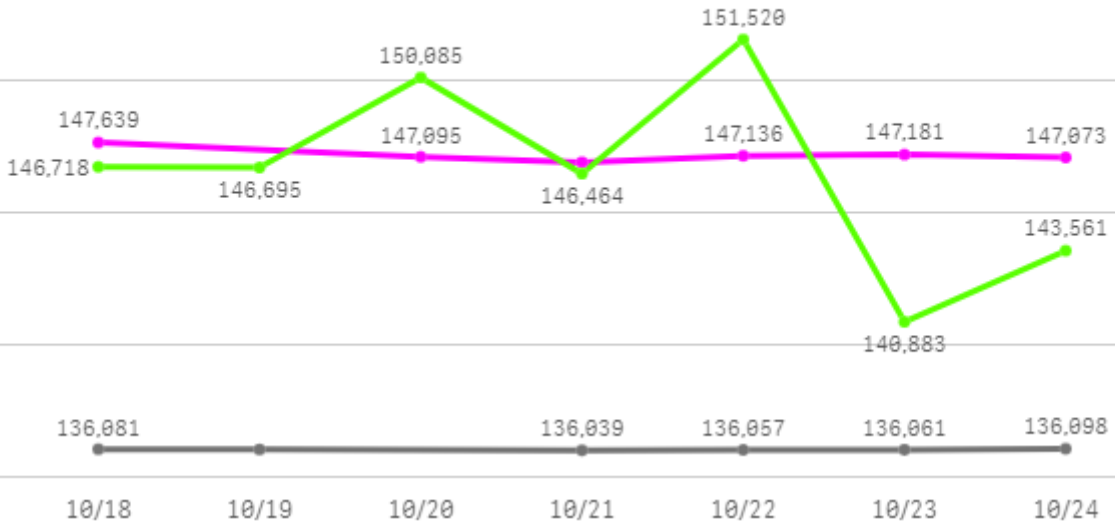
1

산지별 주출하 시군구



주간 도매가격(원)

◆ 2025    ● 2024    ◆ 평년



구분	금주(A)	전주(B)	전월(C)	전년(D)	평년(E)	A/B	A/C	A/D	A/E
가격(원)	147,169	147,094	147,264	136,067	143,468	100.1%	99.9%	108.2%	102.6%

※ 상품 가격 기준

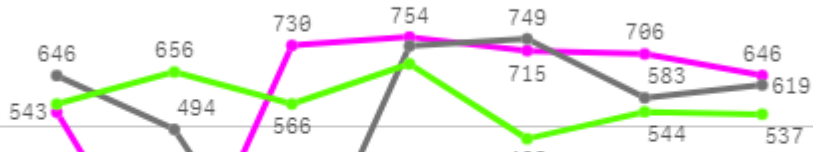
## □ 깐마늘 대서(20Kg) 주간 가격

구분	Q	품종	Q	단량	Q	특	상	보통	하
2025-10-18		깐마늘 대서		20Kg		-	147,639	134,294	90,216
2025-10-20		깐마늘 대서		20Kg		-	147,095	134,288	87,442
2025-10-21		깐마늘 대서		20Kg		-	146,893	132,510	85,789
2025-10-22		깐마늘 대서		20Kg		-	147,136	133,413	93,756
2025-10-23		깐마늘 대서		20Kg		-	147,181	132,515	88,184
2025-10-24		깐마늘 대서		20Kg		-	147,073	131,279	85,946
평균						-	<b>147,169</b>	<b>133,050</b>	<b>88,555</b>

# 양파

## 주간 반입량(톤)

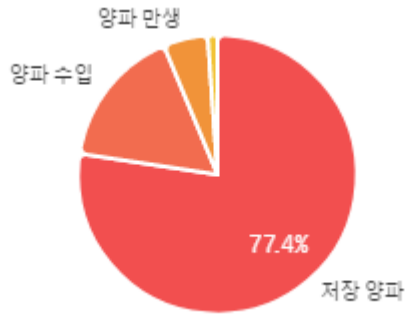
◆ 2025    ● 2024    ▲ 평년



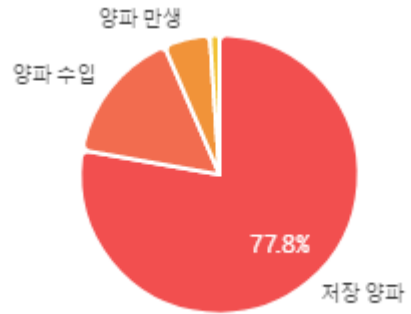
10/18    10/19    10/20    10/21    10/22    10/23    10/24

구분	금주(A)	전주(B)	전월(C)	전년(D)	평년(E)	A/B	A/C	A/D	A/E
물량(톤)	4,094	3,932	4,096	3,819	3,999	104.1%	100.0%	107.2%	102.4%

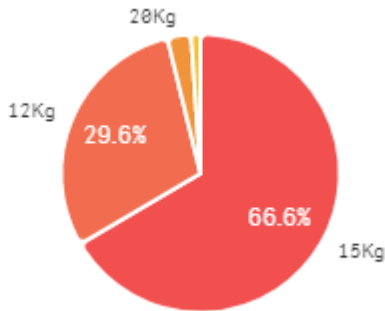
## 출하 품종별 거래물량 구성비



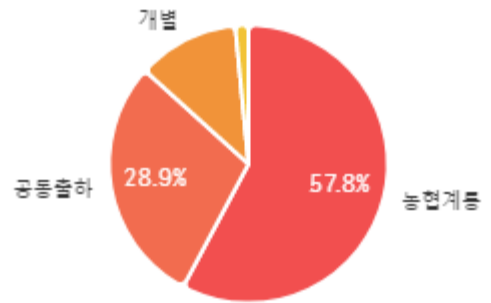
## 출하 품종별 거래금액 구성비



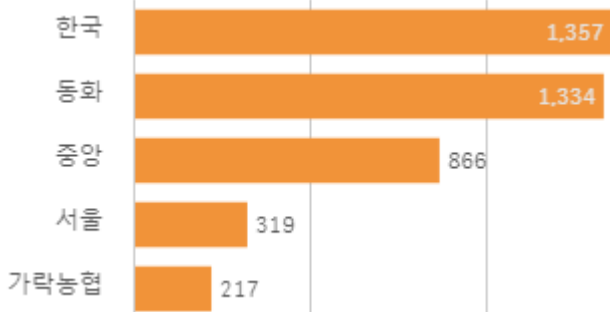
## 거래 단량별 물량 구성비



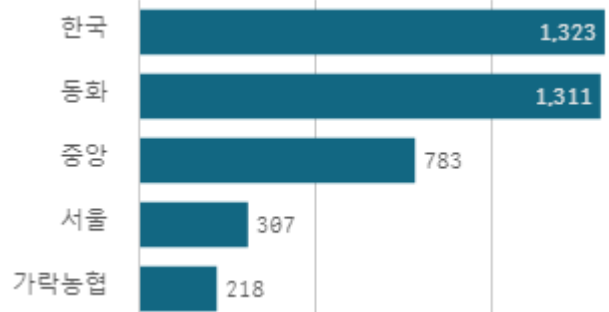
## 출하자별 거래물량 구성비



## 도매시장 법인별 거래물량(톤)

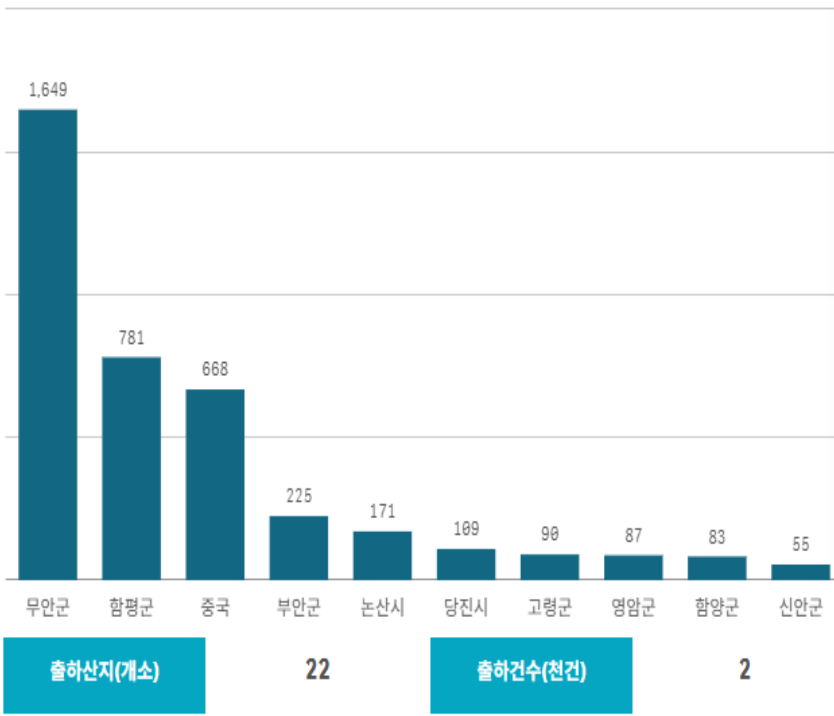


## 도매시장 법인별 거래금액(백만원)



# 양파(1Kg)

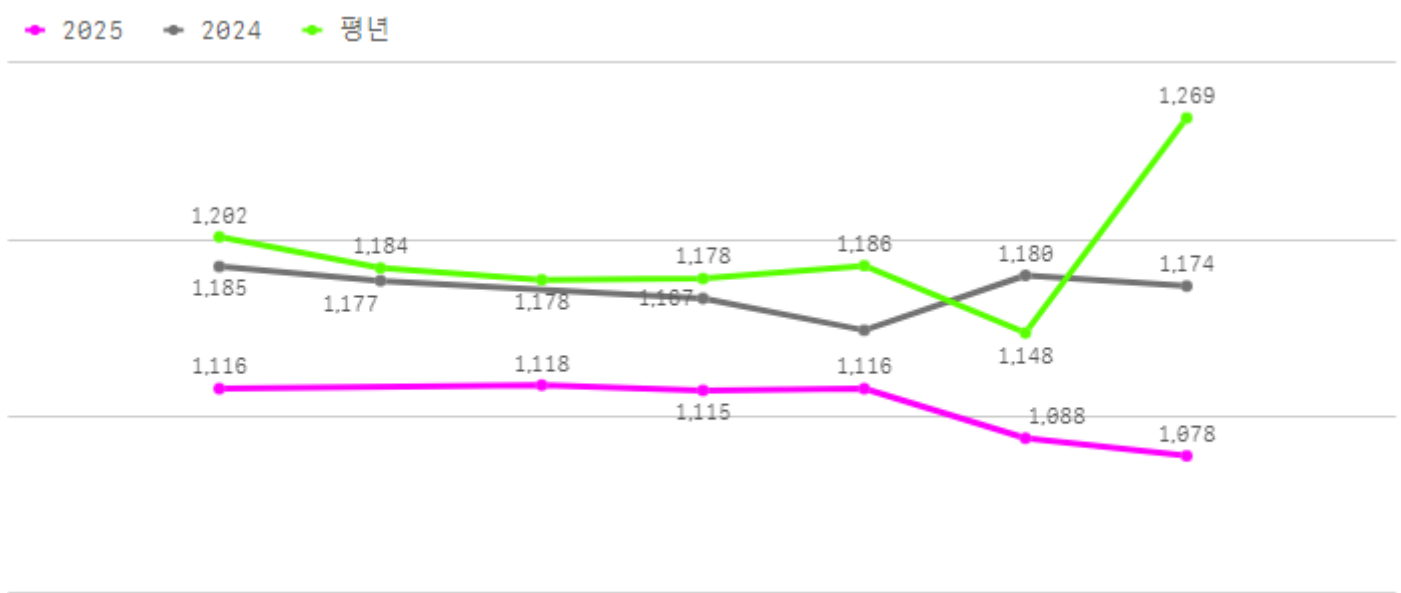
산지별 거래물량(톤)



산지별 주출하 시군구



주간 도매가격(원)



구분	금주(A)	전주(B)	전월(C)	전년(D)	평년(E)	A/B	A/C	A/D	A/E
가격(원)	1,105	1,104	1,063	1,172	1,177	100.1%	104.0%	94.3%	93.9%

※ 상품 가격 기준

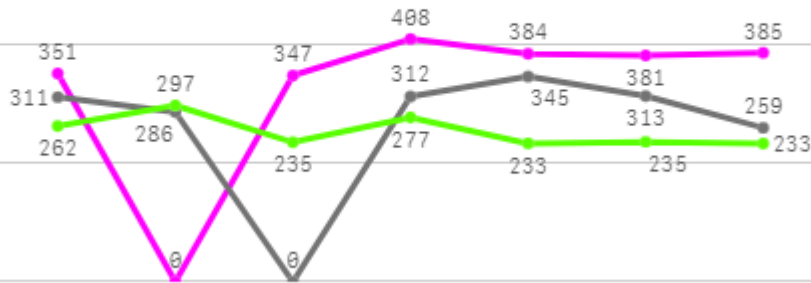
## □ 양파(1Kg) 주간 가격

구분	Q	품종	Q	단량	Q	특	상	보통	하
2025-10-18		양파		1Kg		1,200	1,116	1,001	788
2025-10-20		양파		1Kg		1,223	1,118	959	721
2025-10-21		양파		1Kg		1,214	1,115	945	675
2025-10-22		양파		1Kg		1,271	1,116	968	680
2025-10-23		양파		1Kg		1,182	1,088	931	632
2025-10-24		양파		1Kg		1,155	1,078	951	670
평균						<b>1,208</b>	<b>1,105</b>	<b>959</b>	<b>694</b>

# 대파

## 주간 반입량(톤)

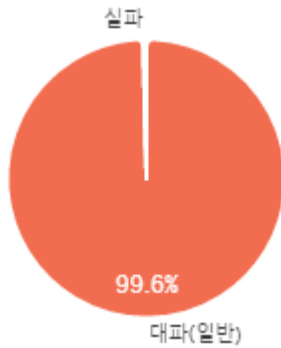
◆ 2025    ● 2024    ▲ 평년



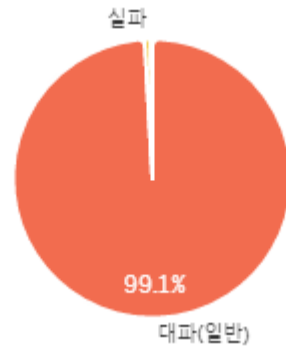
10/18    10/19    10/20    10/21    10/22    10/23    10/24

구분	금주(A)	전주(B)	전월(C)	전년(D)	평년(E)	A/B	A/C	A/D	A/E
물량(톤)	2,256	2,152	2,128	1,825	1,874	104.8%	106.0%	123.6%	120.3%

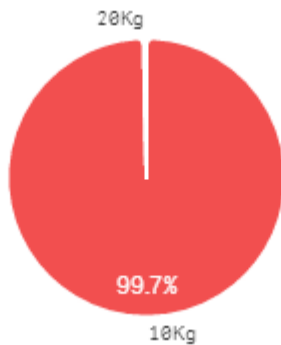
## 출하 품종별 거래물량 구성비



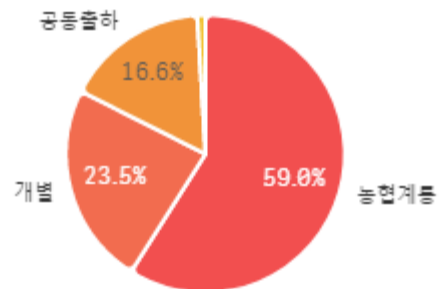
## 출하 품종별 거래금액 구성비



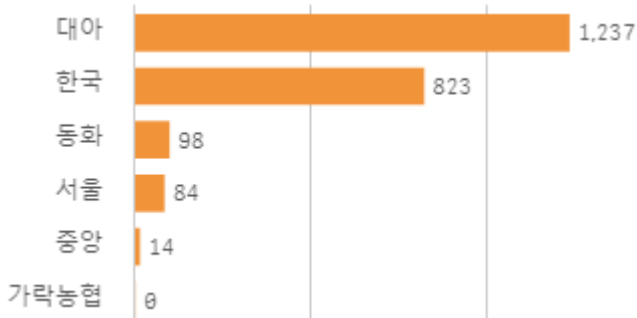
## 거래 단량별 물량 구성비



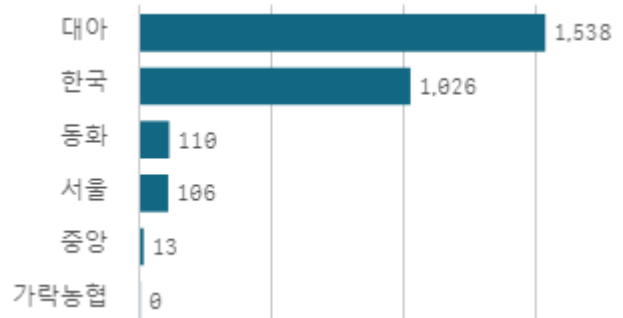
## 출하자별 거래물량 구성비



## 도매시장 법인별 거래물량(톤)

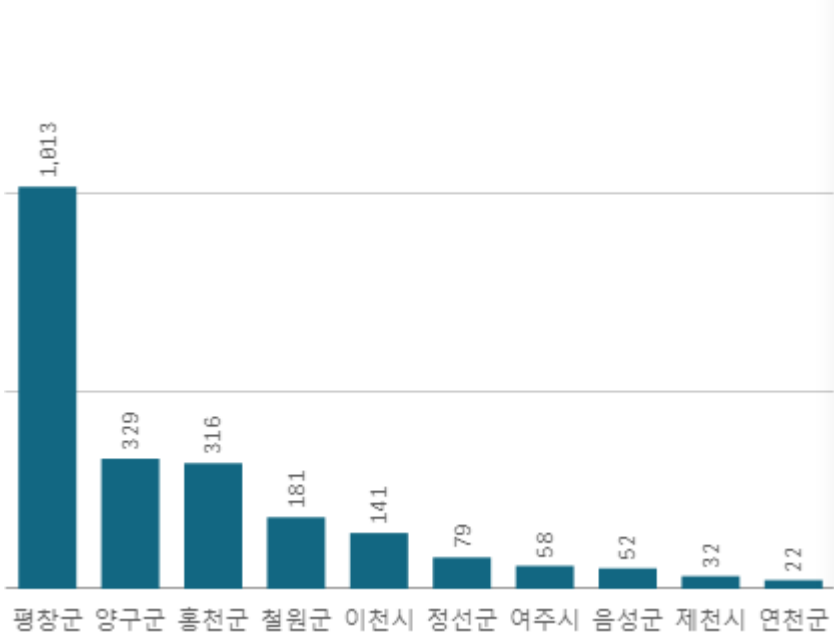


## 도매시장 법인별 거래금액(백만원)



# 대파(일반)(1Kg)

산지별 거래물량(톤)



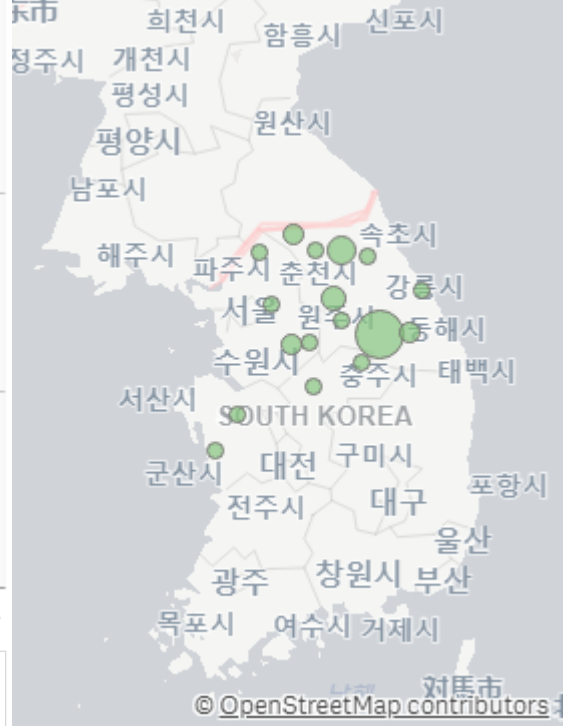
출하산지(개소)

17

출하건수(천건)

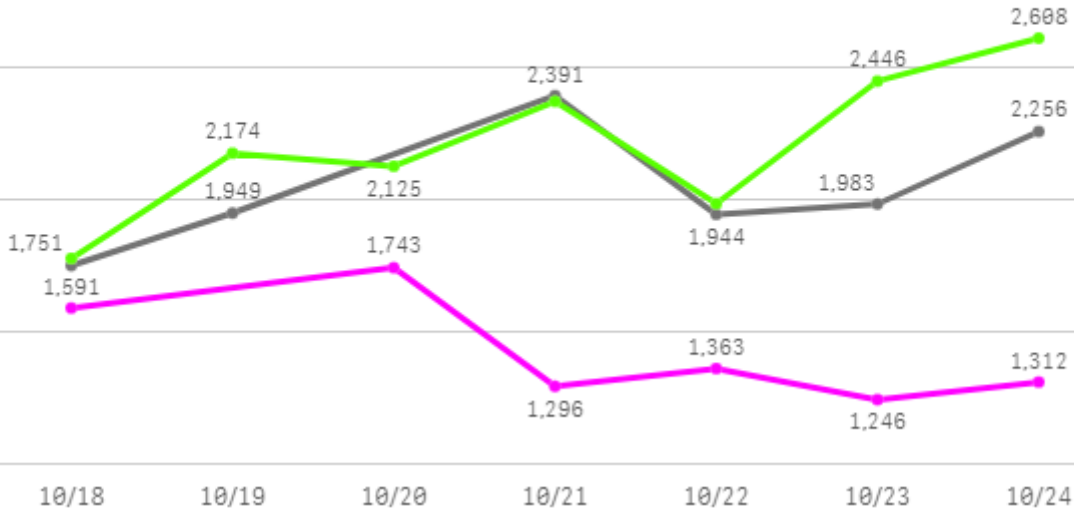
1

산지별 주출하 시군구



주간 도매가격(원)

◆ 2025    ● 2024    ◆ 평년



구분	금주(A)	전주(B)	전월(C)	전년(D)	평년(E)	A/B	A/C	A/D	A/E
가격(원)	1,425	2,087	1,586	2,046	1,939	68.3%	89.8%	69.7%	73.5%

※ 상품 가격 기준

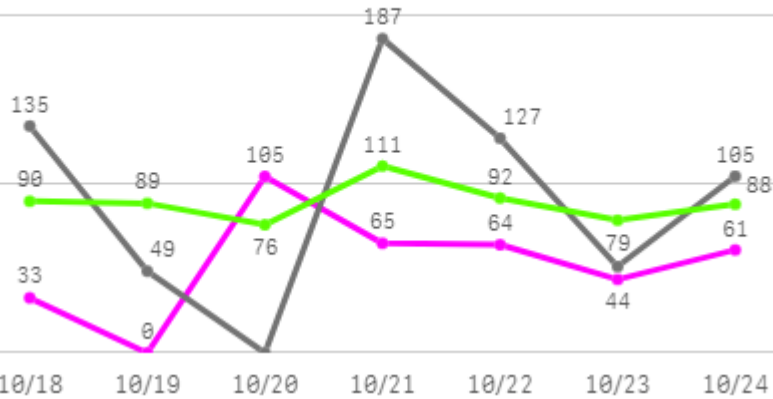
## □ 대파(일반)(1Kg) 주간 가격

구분	Q	품종	Q	단량	Q	특	상	보통	하
2025-10-18		대파(일반)		1Kg		2,061	1,591	1,332	1,064
2025-10-20		대파(일반)		1Kg		2,164	1,743	1,455	1,257
2025-10-21		대파(일반)		1Kg		1,744	1,296	1,045	869
2025-10-22		대파(일반)		1Kg		1,720	1,363	1,131	920
2025-10-23		대파(일반)		1Kg		1,638	1,246	1,032	845
2025-10-24		대파(일반)		1Kg		1,663	1,312	1,022	802
평균						<b>1,832</b>	<b>1,425</b>	<b>1,170</b>	<b>960</b>

# 쪽파

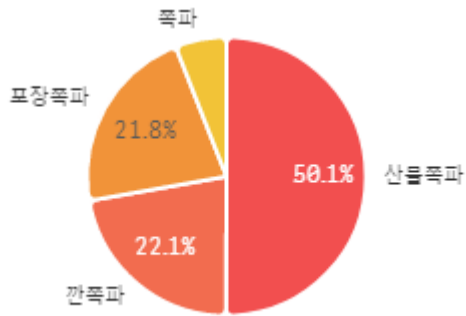
## 주간 반입량(톤)

2025 (pink) 2024 (grey) 평년 (green)

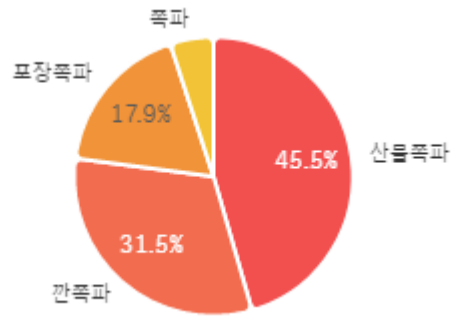


구분	금주(A)	전주(B)	전월(C)	전년(D)	평년(E)	A/B	A/C	A/D	A/E
물량(톤)	371	344	501	653	570	108.1%	74.1%	56.8%	65.2%

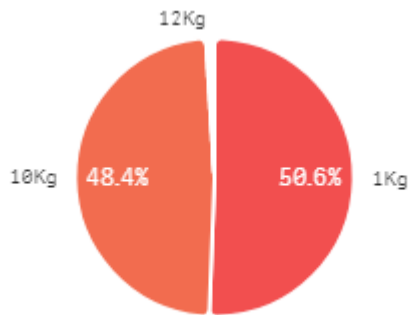
## 출하 품종별 거래물량 구성비



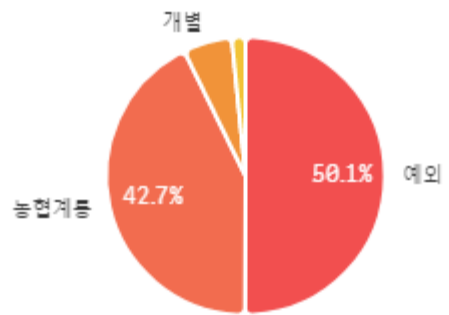
## 출하 품종별 거래금액 구성비



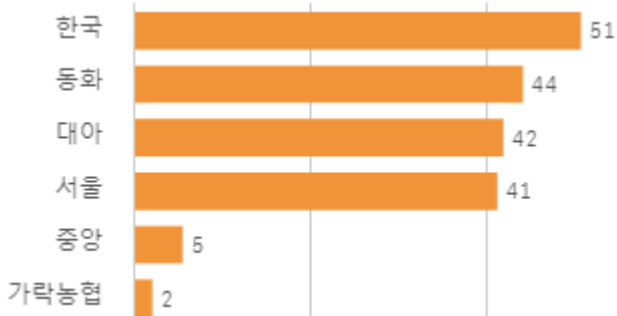
## 거래 단량별 물량 구성비



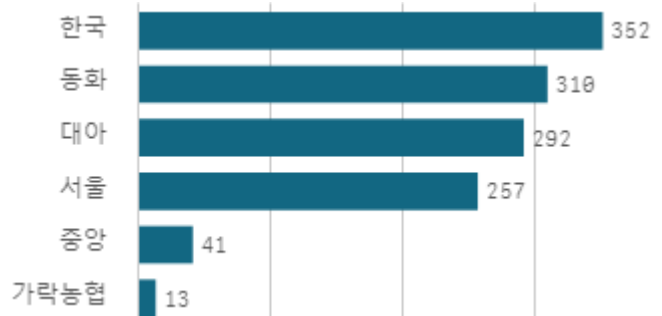
## 출하자별 거래물량 구성비



## 도매시장 법인별 거래물량(톤)

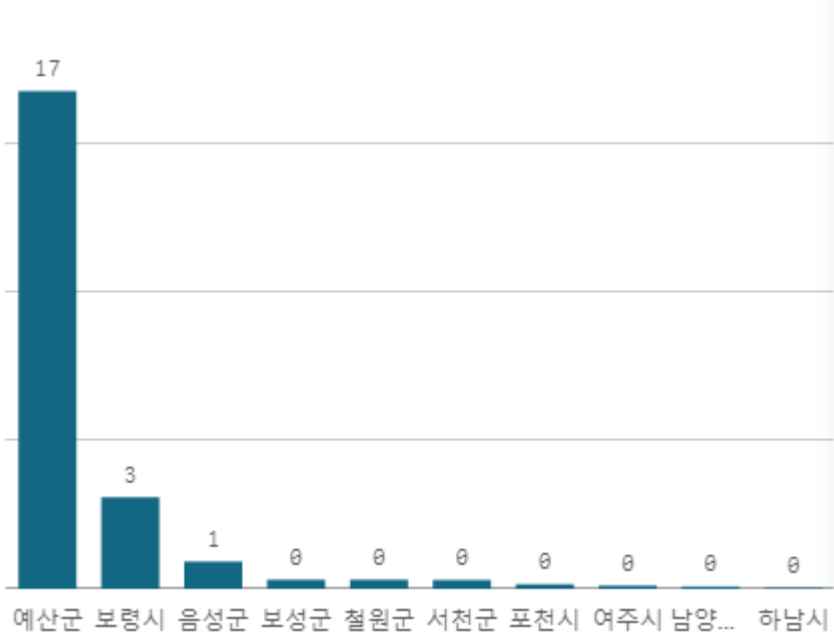


## 도매시장 법인별 거래금액(백만원)



# 쪽파(10Kg)

산지별 거래물량(톤)



출하산지(개소)

12

출하건수(천건)

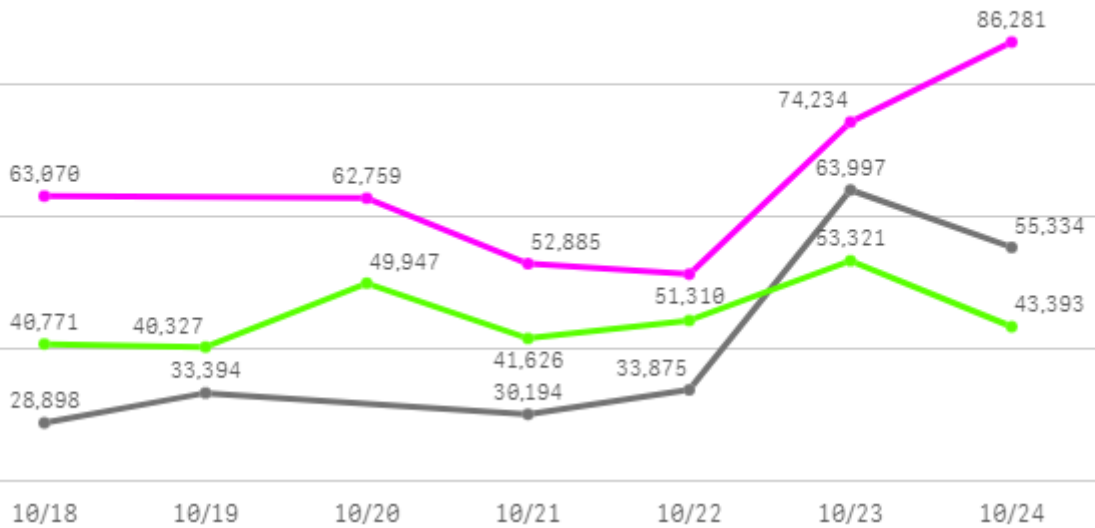
0

산지별 주출하 시군구



주간 도매가격(원)

◆ 2025    ● 2024    ◆ 평년



구분	금주(A)	전주(B)	전월(C)	전년(D)	평년(E)	A/B	A/C	A/D	A/E
가격(원)	65,090	56,982	41,199	40,949	49,361	114.2%	158.0%	159.0%	131.9%

※ 상품 가격 기준

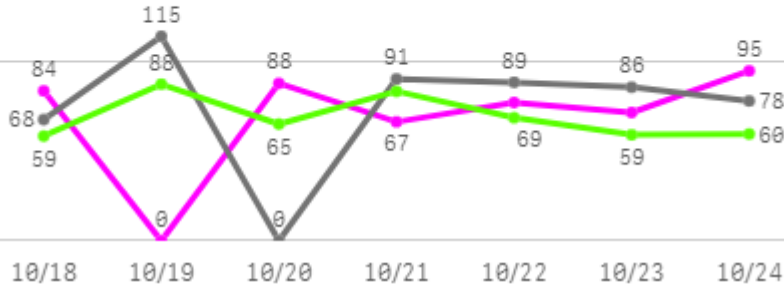
## □ 쪽파(10Kg) 주간 가격

구분	Q	품종	Q	단량	Q	특	상	보통	하
2025-10-18		쪽파		10Kg		80,677	63,070	48,727	31,857
2025-10-20		쪽파		10Kg		77,439	62,759	45,300	33,276
2025-10-21		쪽파		10Kg		66,893	52,885	43,250	33,980
2025-10-22		쪽파		10Kg		68,011	51,310	40,372	30,706
2025-10-23		쪽파		10Kg		84,983	74,234	60,491	33,782
2025-10-24		쪽파		10Kg		99,210	86,281	69,379	41,249
평균						<b>79,536</b>	<b>65,090</b>	<b>51,253</b>	<b>34,142</b>

# 파프리카

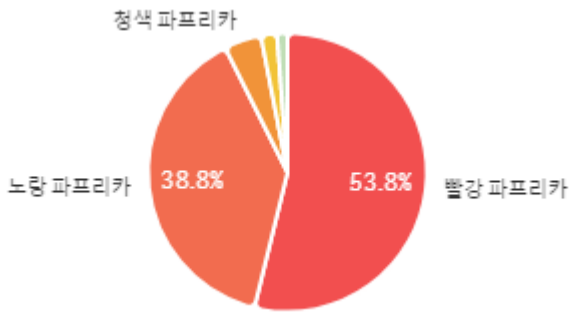
## 주간 반입량(톤)

◆ 2025    ● 2024    ▲ 평년

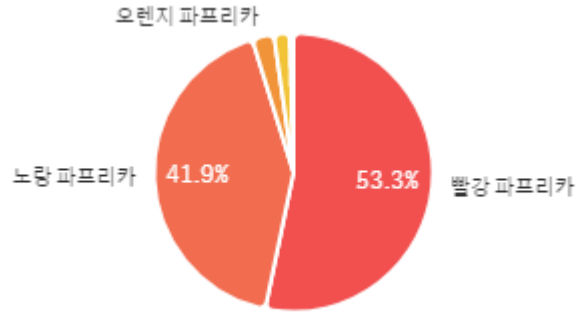


구분	금주(A)	전주(B)	전월(C)	전년(D)	평년(E)	A/B	A/C	A/D	A/E
물량(톤)	484	455	655	527	487	106.2%	73.8%	91.8%	99.4%

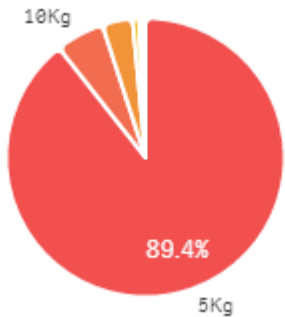
### 출하 품종별 거래물량 구성비



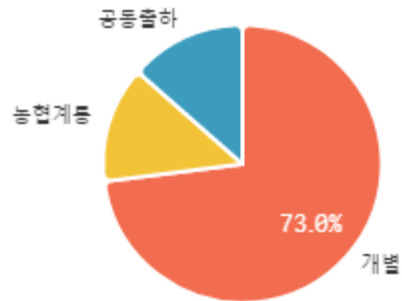
### 출하 품종별 거래금액 구성비



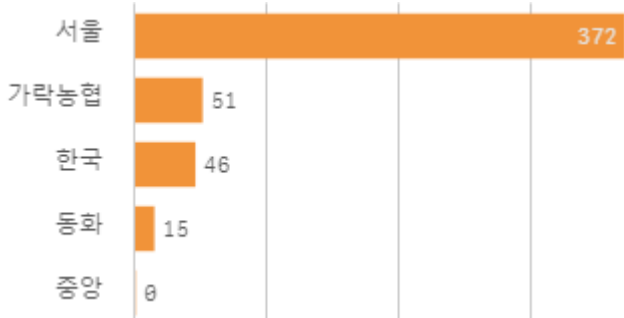
### 거래 단량별 물량 구성비



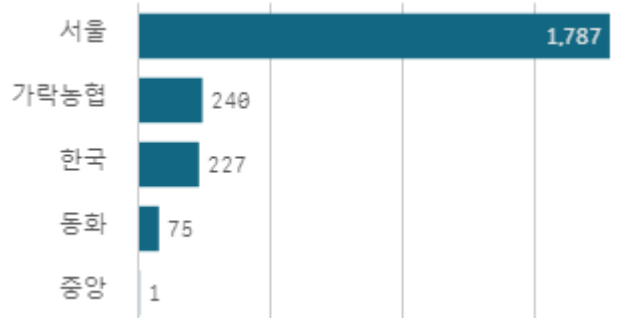
### 출하자별 거래물량 구성비



### 도매시장 법인별 거래물량(톤)

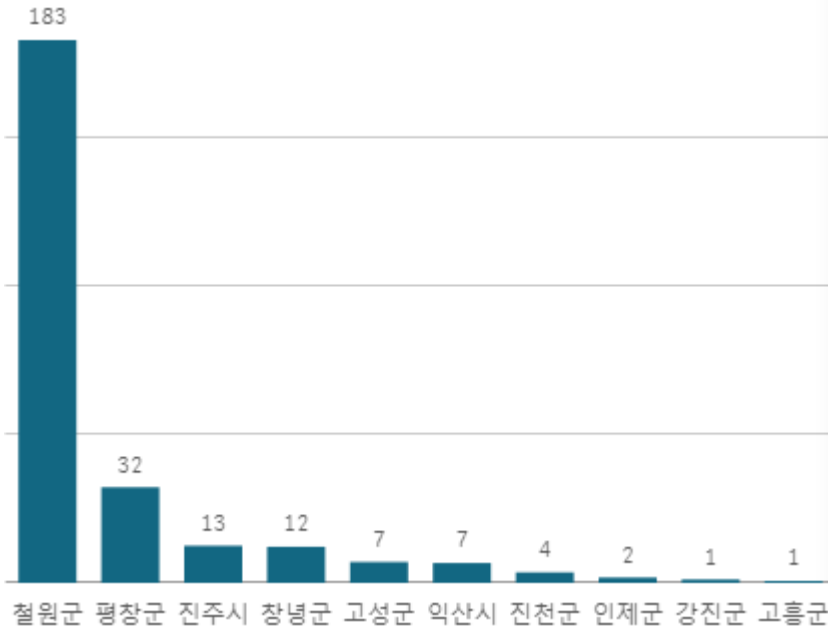


### 도매시장 법인별 거래금액(백만원)



# 빨강 파프리카(5Kg)

산지별 거래물량(톤)



출하산지(개소)

11

출하건수(천건)

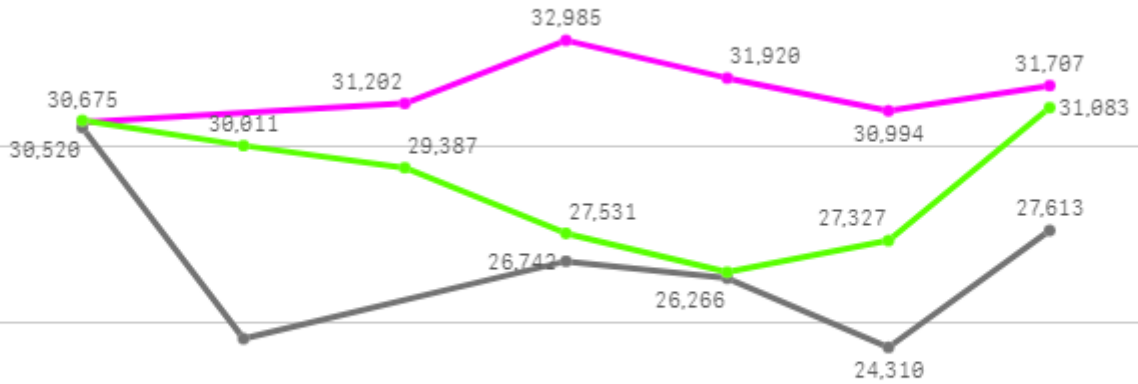
2

산지별 주출하 시군구



주간 도매가격(원)

◆ 2025    ● 2024    ◆ 평년



10/18    10/19    10/20    10/21    10/22    10/23    10/24

구분	금주(A)	전주(B)	전월(C)	전년(D)	평년(E)	A/B	A/C	A/D	A/E
가격(원)	31,581	37,009	33,189	26,668	29,175	85.3%	95.2%	118.4%	108.2%

※ 상품 가격 기준

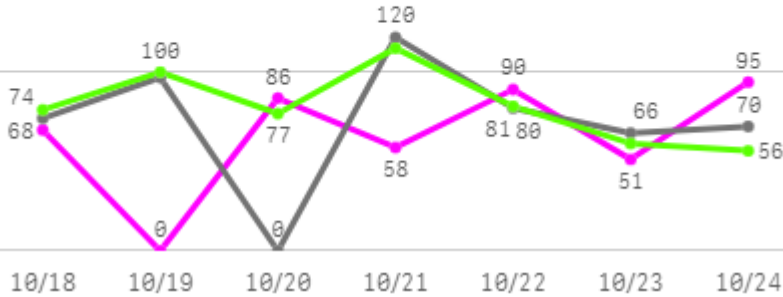
## □ 빨강 파프리카(5Kg) 주간 가격

구분	Q	품종	Q	단량	Q	특	상	보통	하
2025-10-18		빨강 파프리카		5Kg		-	30,675	23,641	14,424
2025-10-20		빨강 파프리카		5Kg		-	31,202	25,752	16,431
2025-10-21		빨강 파프리카		5Kg		-	32,985	27,191	18,026
2025-10-22		빨강 파프리카		5Kg		-	31,920	25,858	19,093
2025-10-23		빨강 파프리카		5Kg		-	30,994	26,773	18,083
2025-10-24		빨강 파프리카		5Kg		-	31,707	26,988	17,682
평균						-	<b>31,581</b>	<b>26,034</b>	<b>17,290</b>

# 양상추

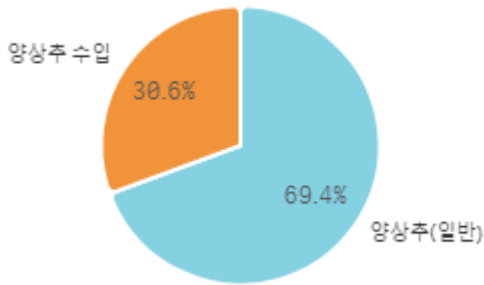
## 주간 반입량(톤)

◆ 2025    ● 2024    ▲ 평년

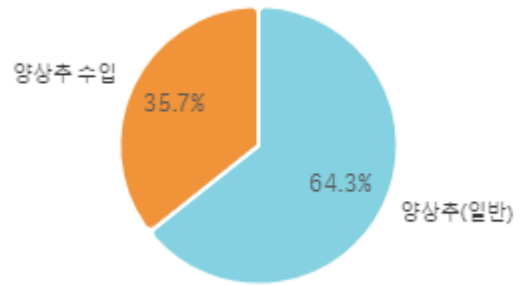


구분	금주(A)	전주(B)	전월(C)	전년(D)	평년(E)	A/B	A/C	A/D	A/E
물량(톤)	448	476	498	507	568	94.1%	89.9%	88.3%	78.9%

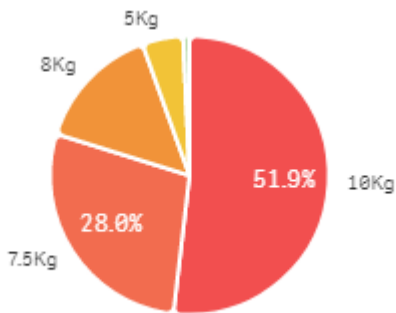
### 출하 품종별 거래물량 구성비



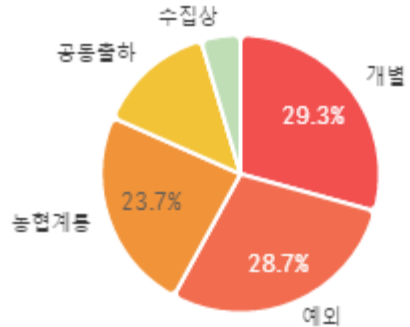
### 출하 품종별 거래금액 구성비



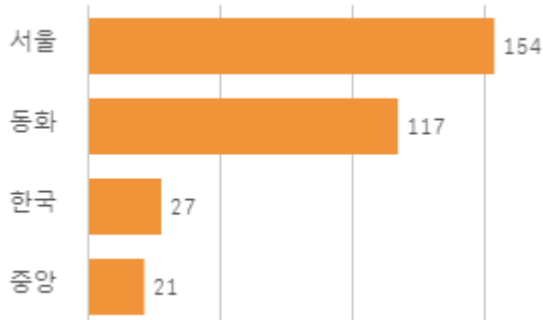
### 거래 단량별 물량 구성비



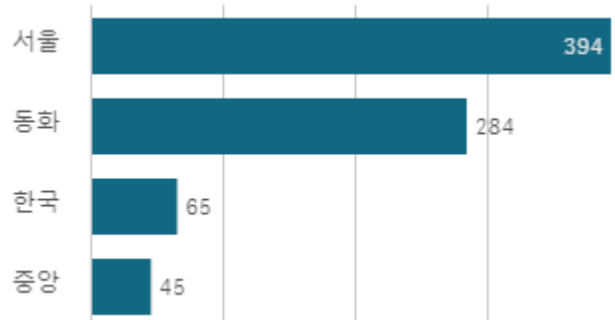
### 출하자별 거래물량 구성비



### 도매시장 법인별 거래물량(톤)

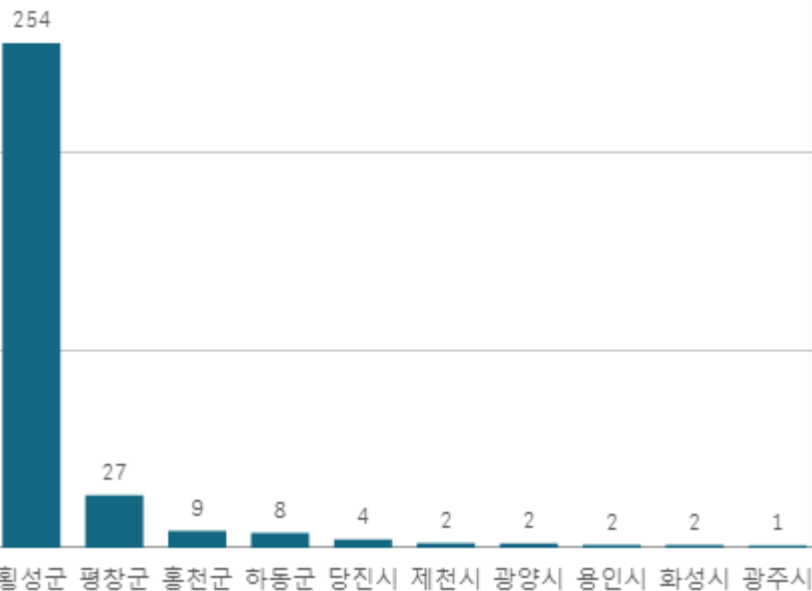


### 도매시장 법인별 거래금액(백만원)



# 양상추(일반)(12개)

산지별 거래물량(톤)



출하산지(개소)

11

출하건수(천건)

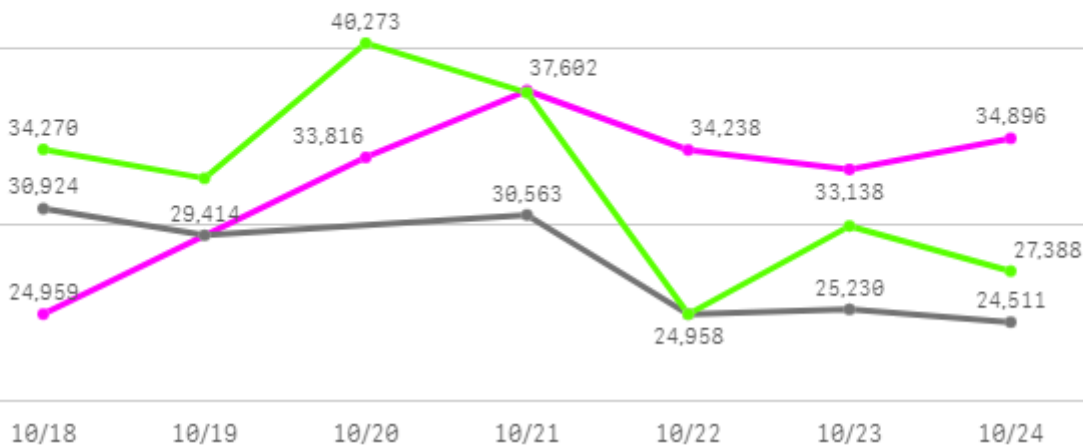
1

산지별 주출하 시군구



주간 도매가격(원)

◆ 2025    ● 2024    ◆ 평년



구분	금주(A)	전주(B)	전월(C)	전년(D)	평년(E)	A/B	A/C	A/D	A/E
가격(원)	33,108	28,621	21,346	27,600	32,628	115.7%	155.1%	120.0%	101.5%

※ 상품 가격 기준

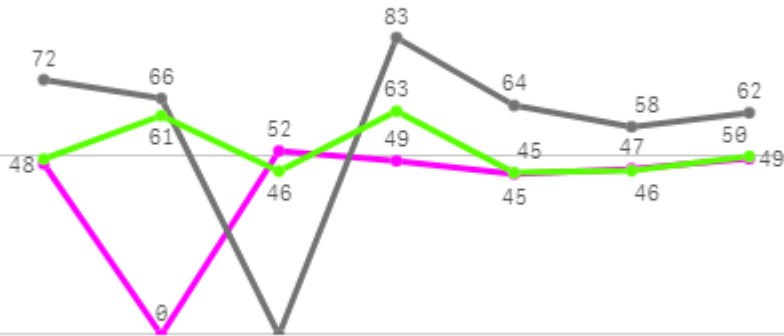
## □ 양상추(일반)(12개) 주간 가격

구분	Q	품종	Q	단량	Q	특	상	보통	하
2025-10-18		양상추(일반)		12개		-	24,959	19,311	12,325
2025-10-20		양상추(일반)		12개		-	33,816	26,984	18,923
2025-10-21		양상추(일반)		12개		-	37,602	27,933	16,826
2025-10-22		양상추(일반)		12개		-	34,238	27,294	15,629
2025-10-23		양상추(일반)		12개		-	33,138	28,890	18,936
2025-10-24		양상추(일반)		12개		-	34,896	30,202	17,589
평균						-	<b>33,108</b>	<b>26,769</b>	<b>16,705</b>

# 청경채

## 주간 반입량(톤)

◆ 2025    ● 2024    ▲ 평년



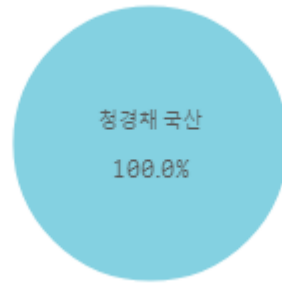
10/18    10/19    10/20    10/21    10/22    10/23    10/24

구분	금주(A)	전주(B)	전월(C)	전년(D)	평년(E)	A/B	A/C	A/D	A/E
물량(톤)	289	313	327	406	348	92.3%	88.5%	71.3%	83.0%

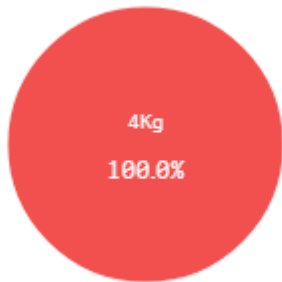
### 출하 품종별 거래물량 구성비



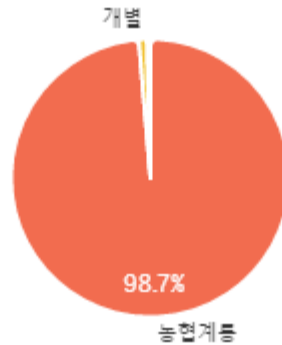
### 출하 품종별 거래금액 구성비



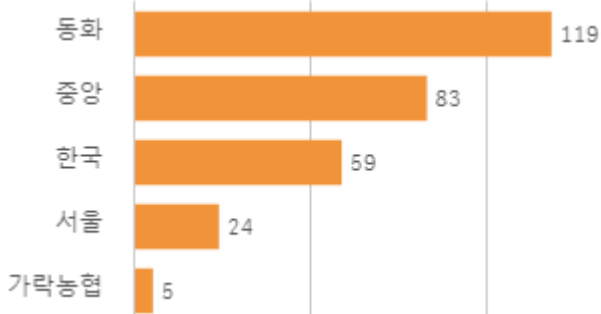
### 거래 단량별 물량 구성비



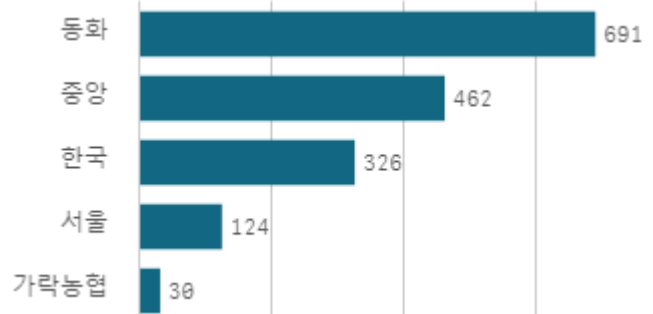
### 출하자별 거래물량 구성비



### 도매시장 법인별 거래물량(톤)

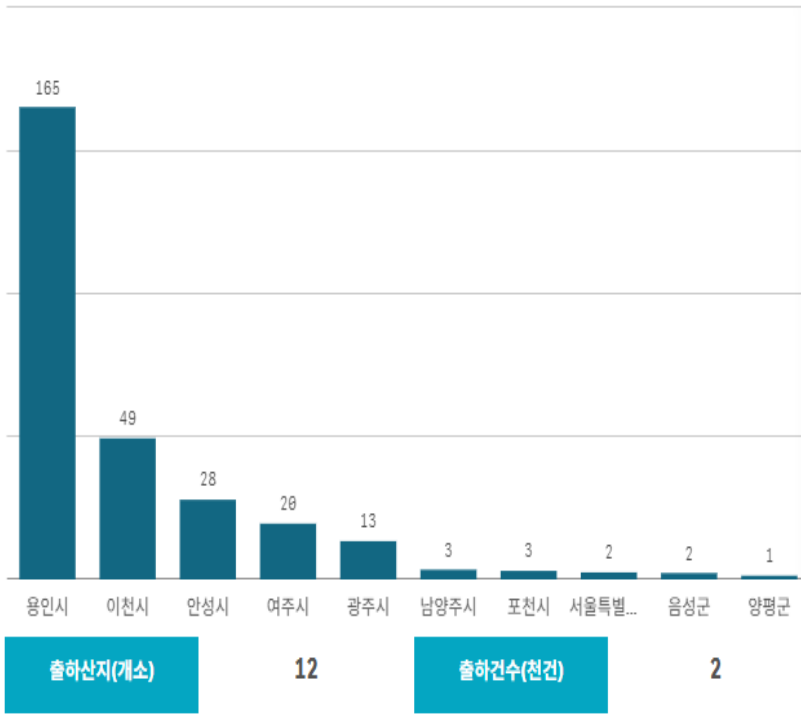


### 도매시장 법인별 거래금액(백만원)



# 청경채(4Kg)

산지별 거래물량(톤)

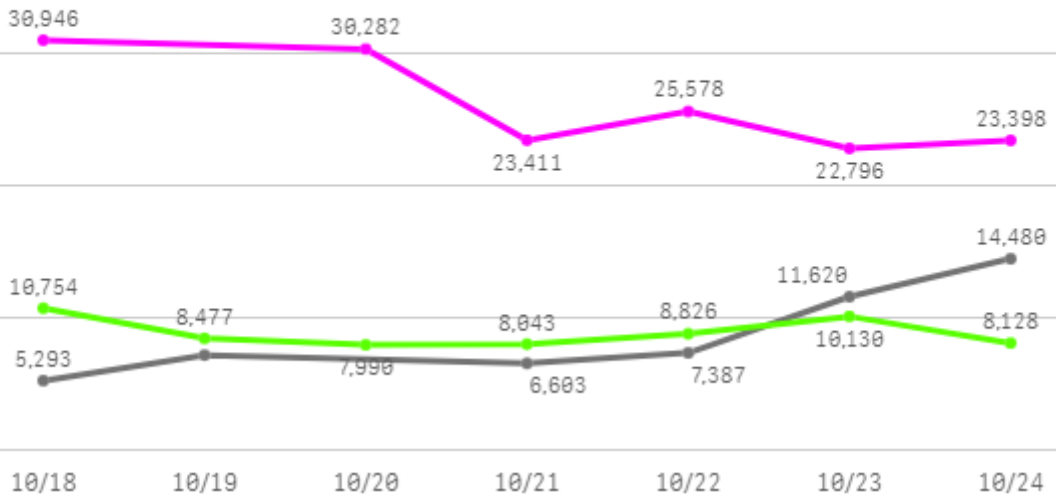


산지별 주출하 시군구



주간 도매가격(원)

◆ 2025    ● 2024    ◆ 평년



구분	금주(A)	전주(B)	전월(C)	전년(D)	평년(E)	A/B	A/C	A/D	A/E
가격(원)	26,069	21,783	21,057	8,767	13,200	119.7%	123.8%	297.3%	197.5%

※ 상품 가격 기준

## □ 청경채(4Kg) 주간 가격

구분	Q	품종	Q	단량	Q	특	상	보통	하
2025-10-18		청경채		4Kg		-	30,946	28,025	22,417
2025-10-20		청경채		4Kg		-	30,282	27,169	21,775
2025-10-21		청경채		4Kg		-	23,411	20,767	17,313
2025-10-22		청경채		4Kg		-	25,578	23,788	20,694
2025-10-23		청경채		4Kg		-	22,796	20,836	18,211
2025-10-24		청경채		4Kg		-	23,398	21,021	18,155
평균						-	<b>26,069</b>	<b>23,601</b>	<b>19,761</b>

# 버섯

## 주간 반입량(톤)

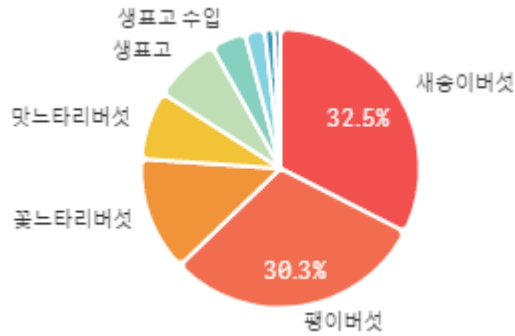
◆ 2025    ● 2024    ▲ 평년



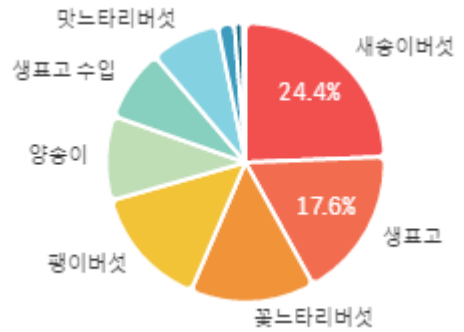
10/18    10/19    10/20    10/21    10/22    10/23    10/24

구분	금주(A)	전주(B)	전월(C)	전년(D)	평년(E)	A/B	A/C	A/D	A/E
물량(톤)	1,324	1,374	1,369	1,338	1,318	96.3%	96.7%	98.9%	100.4%

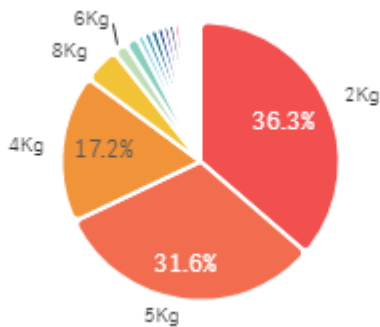
## 출하 품종별 거래물량 구성비



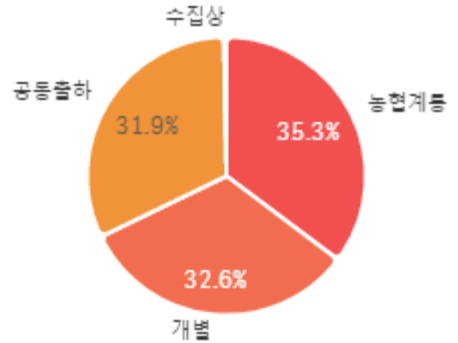
## 출하 품종별 거래금액 구성비



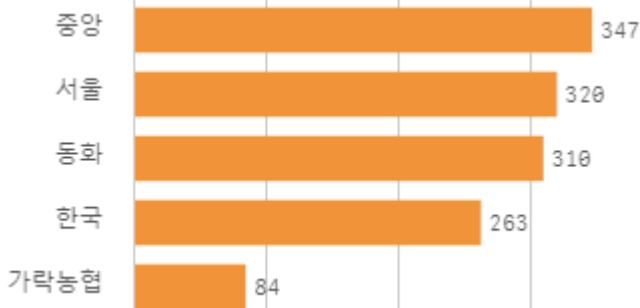
## 거래 단량별 물량 구성비



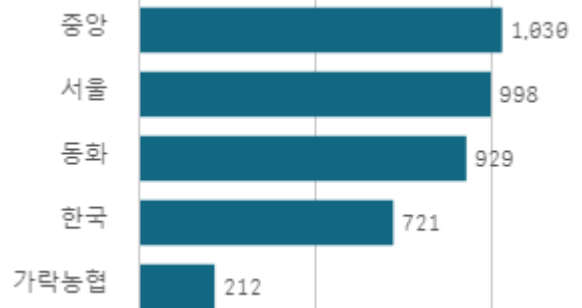
## 출하자별 거래물량 구성비



## 도매시장 법인별 거래물량(톤)

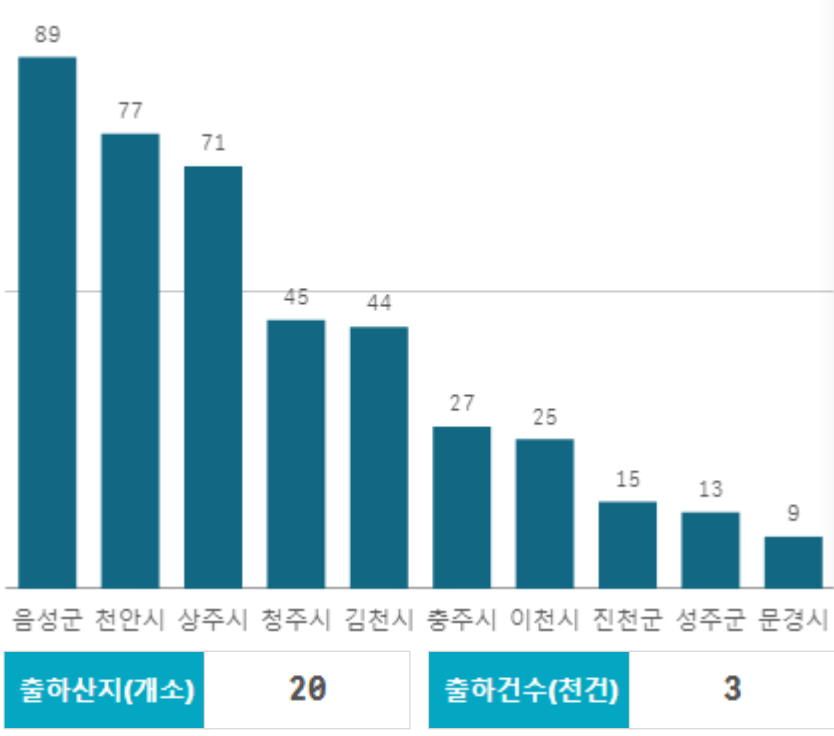


## 도매시장 법인별 거래금액(백만원)



# 새송이버섯(2Kg)

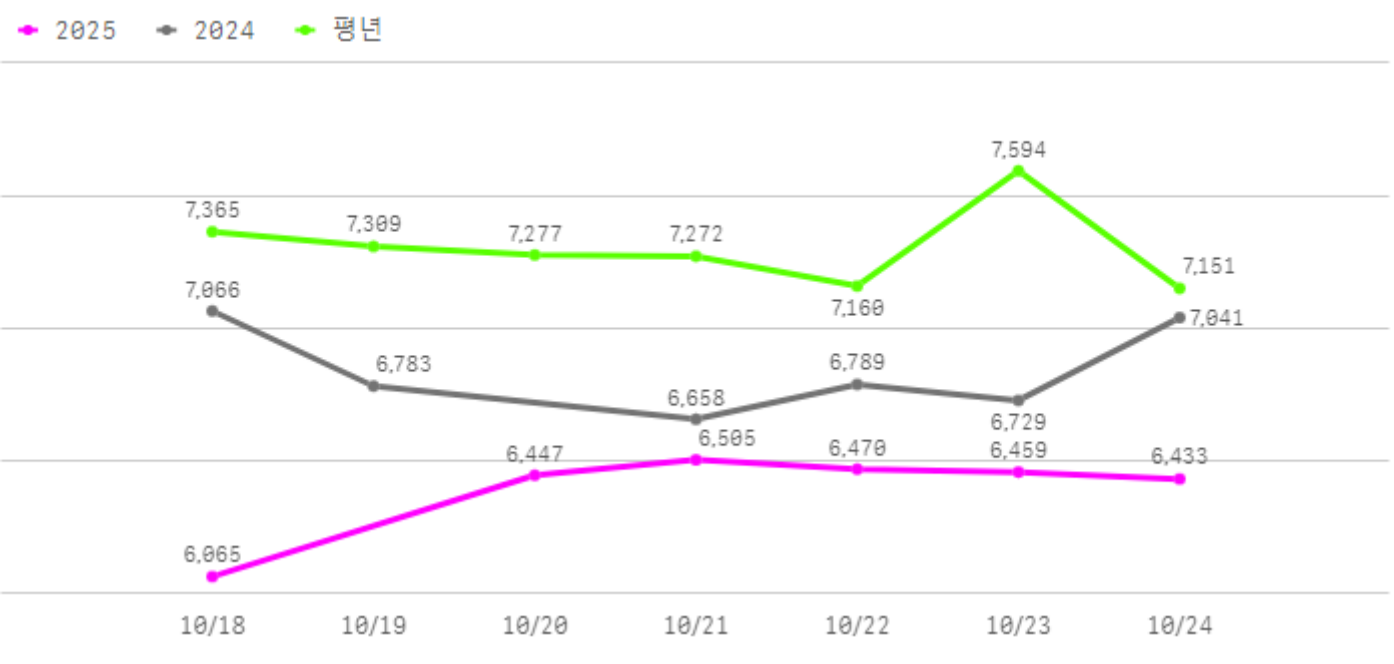
산지별 거래물량(톤)



산지별 주출하 시군구



주간 도매가격(원)



구분	금주(A)	전주(B)	전월(C)	전년(D)	평년(E)	A/B	A/C	A/D	A/E
가격(원)	6,397	7,476	8,215	6,844	7,156	85.6%	77.9%	93.5%	89.4%

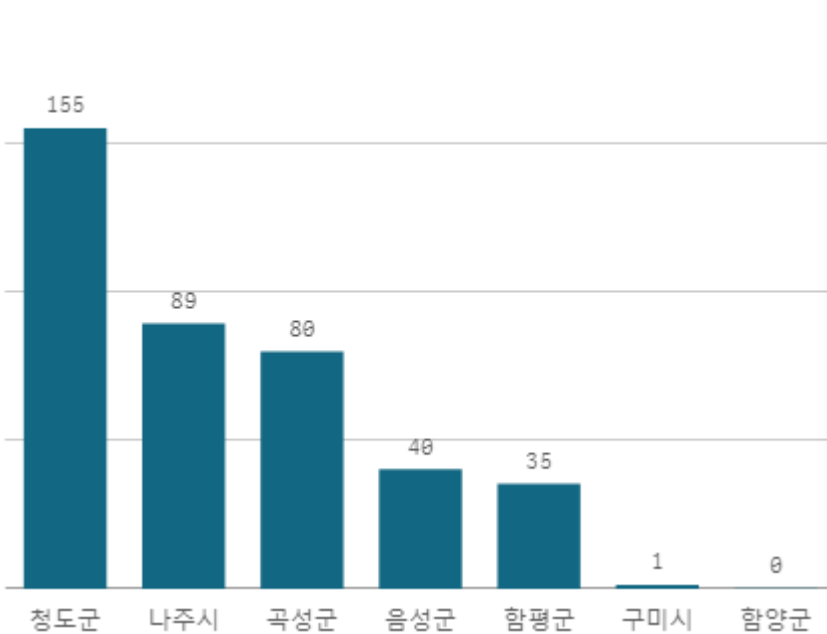
※ 상품 가격 기준

## □ 새송이버섯(2Kg) 주간 가격

구분	Q	품종	Q	단량	Q	특	상	보통	하
2025-10-18		새송이버섯		2Kg		7,723	6,065	5,123	2,792
2025-10-20		새송이버섯		2Kg		8,058	6,447	5,837	3,078
2025-10-21		새송이버섯		2Kg		8,267	6,505	5,730	3,595
2025-10-22		새송이버섯		2Kg		8,090	6,470	5,723	3,572
2025-10-23		새송이버섯		2Kg		8,096	6,459	5,502	3,271
2025-10-24		새송이버섯		2Kg		8,476	6,433	5,646	3,832
평균						<b>8,118</b>	<b>6,397</b>	<b>5,594</b>	<b>3,357</b>

# 팬이버섯(5Kg)

산지별 거래물량(톤)



출하산지(개소)

7

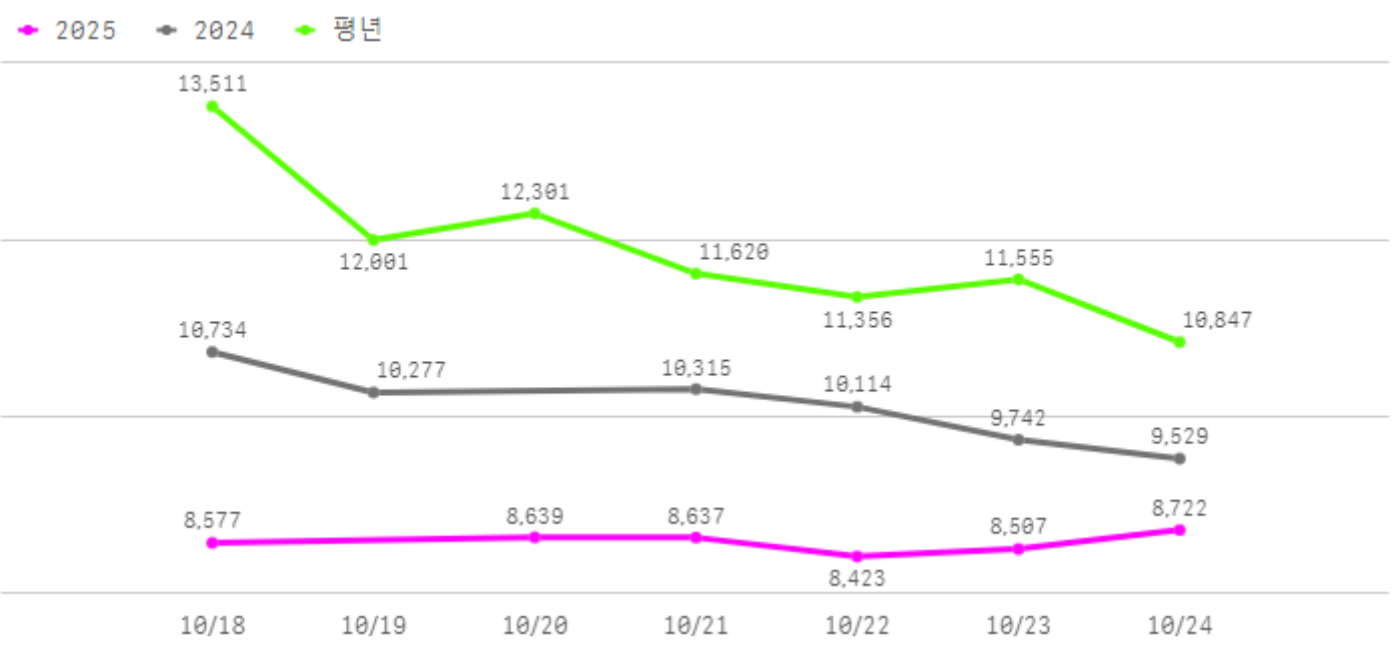
출하건수(천건)

2

산지별 주출하 시군구



주간 도매가격(원)



구분	금주(A)	전주(B)	전월(C)	전년(D)	평년(E)	A/B	A/C	A/D	A/E
가격(원)	8,584	13,506	10,452	10,119	12,116	63.6%	82.1%	84.8%	70.8%

※ 상품 가격 기준

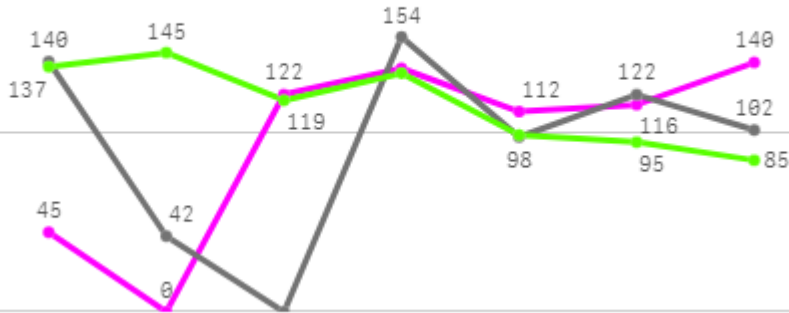
## □ 팽이버섯(5Kg) 주간 가격

구분	Q	품종	Q	단량	Q	특	상	보통	하
2025-10-18		팽이버섯		5Kg		9,500	8,577	6,036	4,762
2025-10-20		팽이버섯		5Kg		9,000	8,639	6,308	5,449
2025-10-21		팽이버섯		5Kg		9,418	8,637	6,166	5,290
2025-10-22		팽이버섯		5Kg		9,276	8,423	5,953	5,285
2025-10-23		팽이버섯		5Kg		9,184	8,507	6,358	5,492
2025-10-24		팽이버섯		5Kg		9,500	8,722	6,970	6,356
평균						<b>9,313</b>	<b>8,584</b>	<b>6,299</b>	<b>5,439</b>

# 사과

## 주간 반입량(톤)

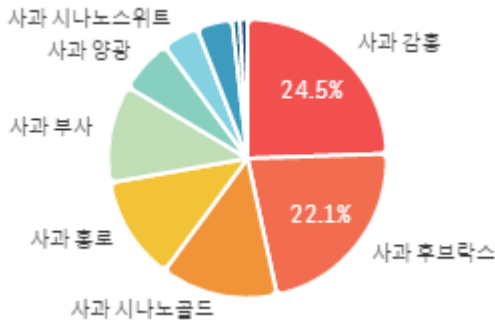
◆ 2025    ● 2024    ▲ 평년



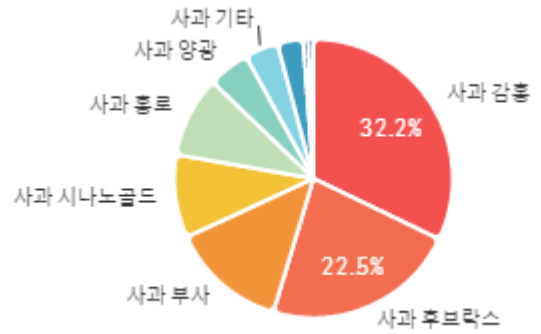
10/18    10/19    10/20    10/21    10/22    10/23    10/24

구분	금주(A)	전주(B)	전월(C)	전년(D)	평년(E)	A/B	A/C	A/D	A/E
물량(톤)	671	697	1,388	659	777	96.3%	48.4%	101.9%	86.4%

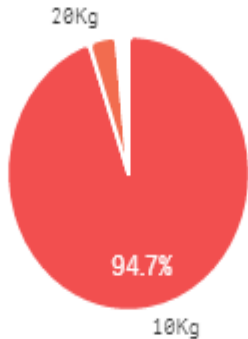
## 출하 품종별 거래물량 구성비



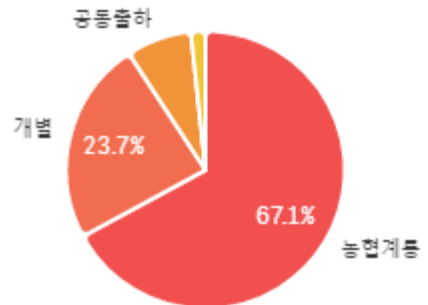
## 출하 품종별 거래금액 구성비



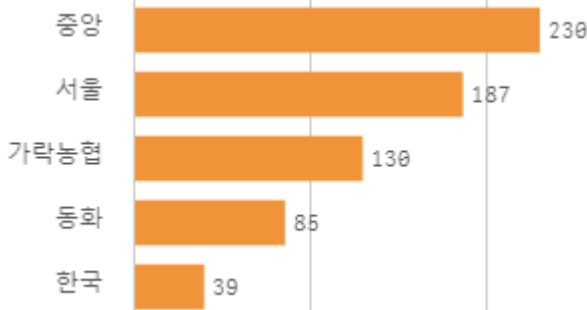
## 거래 단량별 물량 구성비



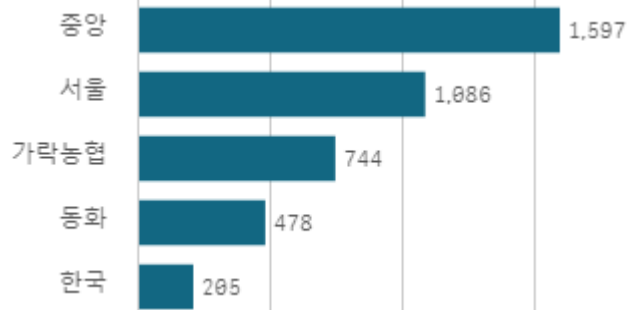
## 출하자별 거래물량 구성비



## 도매시장 법인별 거래물량(톤)

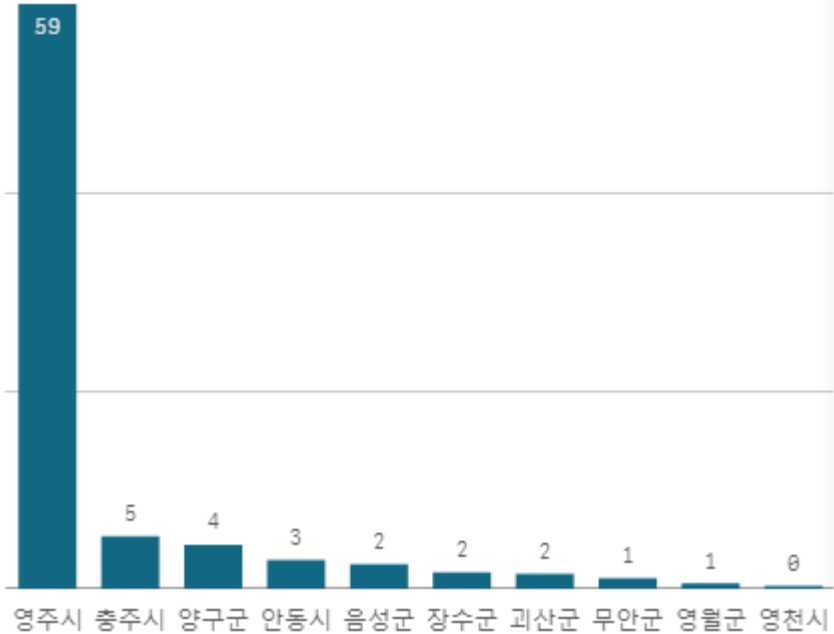


## 도매시장 법인별 거래금액(백만원)



# 사과 홍로(10Kg)

산지별 거래물량(톤)



출하산지(개소)

13

출하건수(천건)

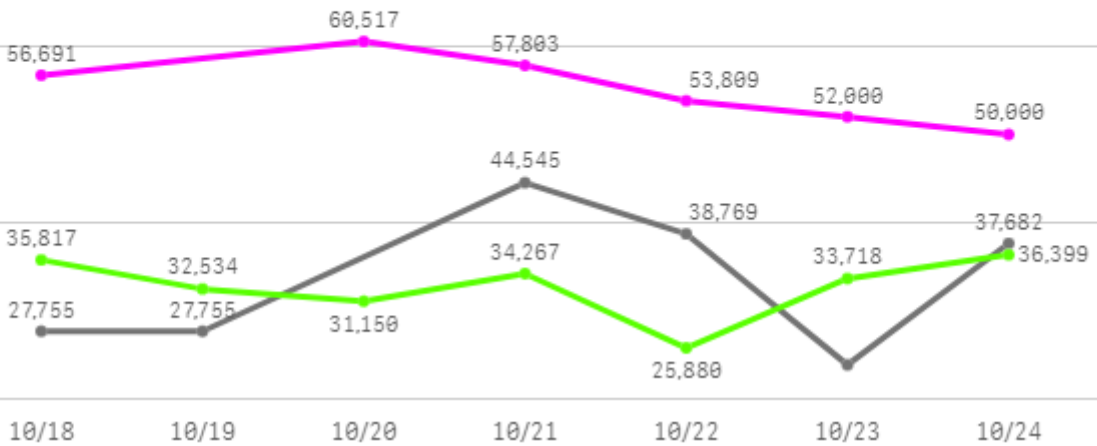
0

산지별 주출하 시군구



주간 도매가격(원)

● 2025   ● 2024   ● 평년



구분	금주(A)	전주(B)	전월(C)	전년(D)	평년(E)	A/B	A/C	A/D	A/E
가격(원)	55,137	69,479	62,267	33,411	36,722	79.4%	88.5%	165.0%	150.1%

※ 상품 가격 기준

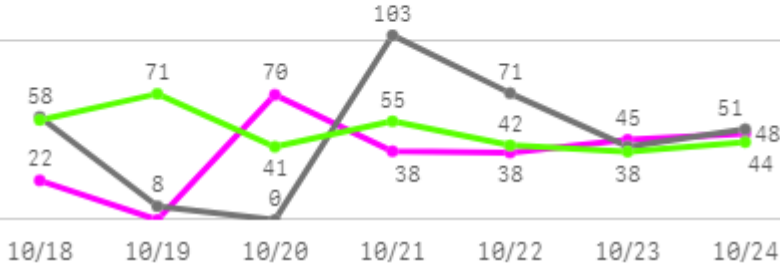
## □ 사과 홍로(10Kg) 주간 가격

구분	Q	품종	Q	단량	Q	특	상	보통	하
2025-10-18		사과 홍로		10Kg		60,000	56,691	48,303	32,516
2025-10-20		사과 홍로		10Kg		69,000	60,517	45,812	25,250
2025-10-21		사과 홍로		10Kg		58,000	57,803	52,419	47,212
2025-10-22		사과 홍로		10Kg		56,522	53,809	47,872	37,523
2025-10-23		사과 홍로		10Kg		52,000	52,000	49,307	33,015
2025-10-24		사과 홍로		10Kg		50,000	50,000	46,313	26,695
평균						<b>57,587</b>	<b>55,137</b>	<b>48,338</b>	<b>33,702</b>

# 배

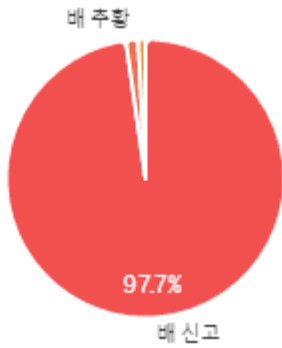
## 주간 반입량(톤)

◆ 2025    ● 2024    ▲ 평년

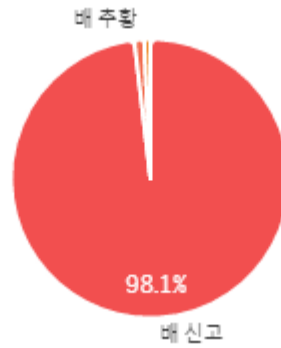


구분	금주(A)	전주(B)	전월(C)	전년(D)	평년(E)	A/B	A/C	A/D	A/E
물량(톤)	262	653	2,358	332	346	40.1%	11.1%	78.9%	75.6%

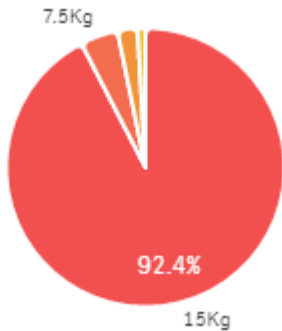
### 출하 품종별 거래물량 구성비



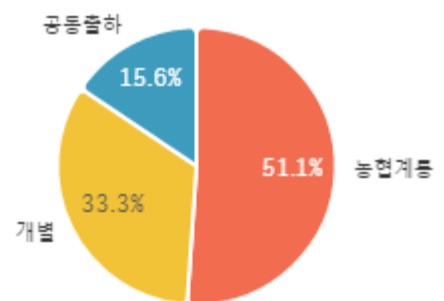
### 출하 품종별 거래금액 구성비



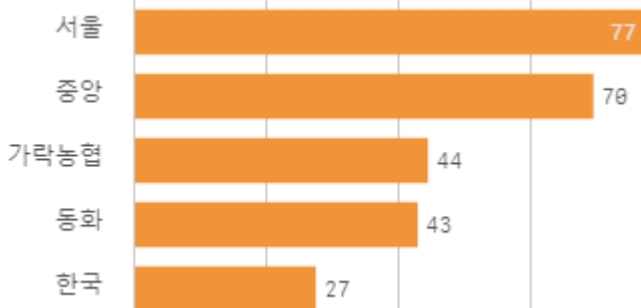
### 거래 단량별 물량 구성비



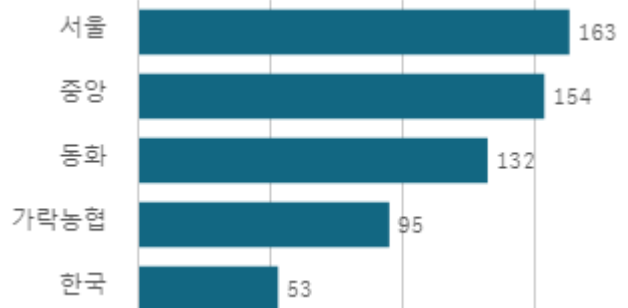
### 출하자별 거래물량 구성비



### 도매시장 법인별 거래물량(톤)

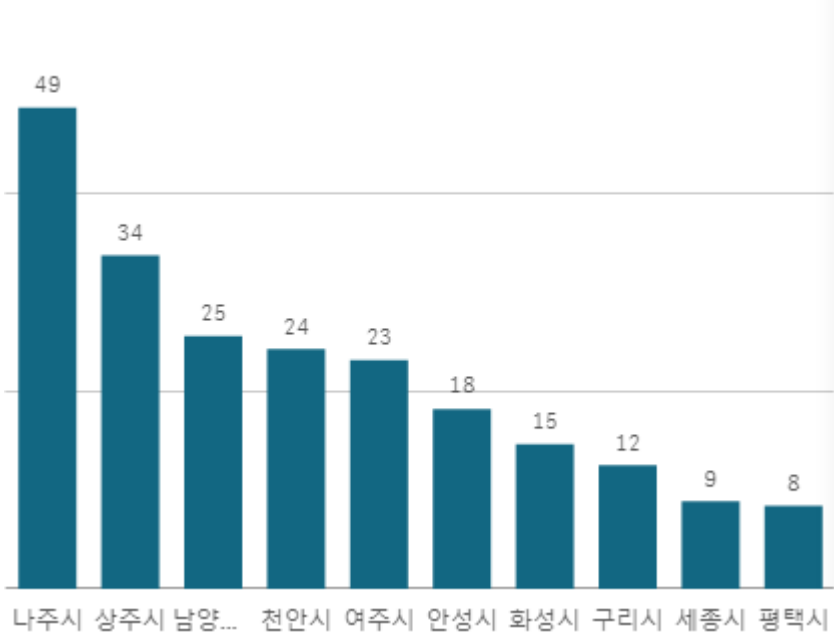


### 도매시장 법인별 거래금액(백만원)



# 배 신고(15Kg)

산지별 거래물량(톤)



출하산지(개소)

24

출하건수(천건)

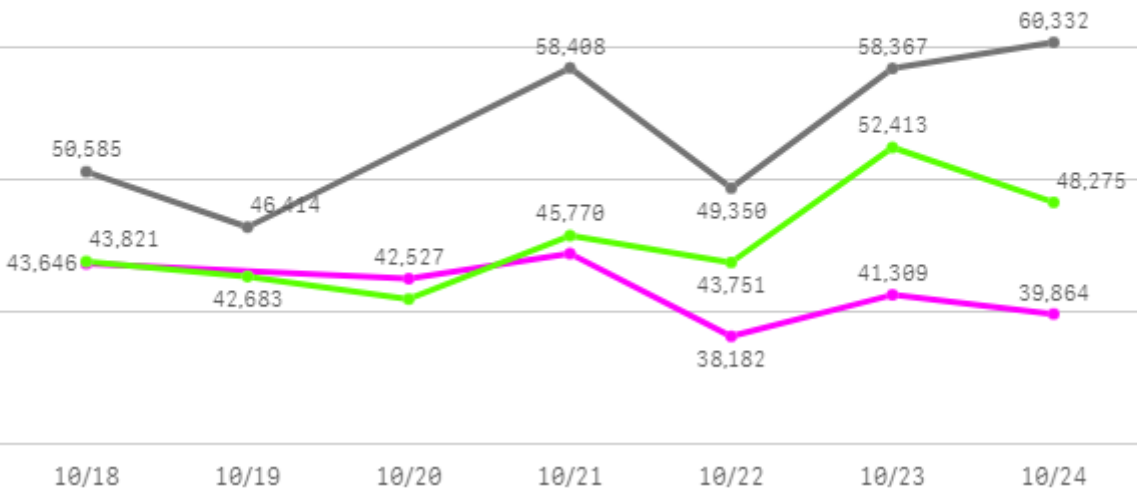
1

산지별 주출하 시군구



주간 도매가격(원)

◆ 2025    ● 2024    ◆ 평년



10/18    10/19    10/20    10/21    10/22    10/23    10/24

구분	금주(A)	전주(B)	전월(C)	전년(D)	평년(E)	A/B	A/C	A/D	A/E
가격(원)	41,657	52,131	48,650	53,909	43,515	79.9%	85.6%	77.3%	95.7%

※ 상품 가격 기준

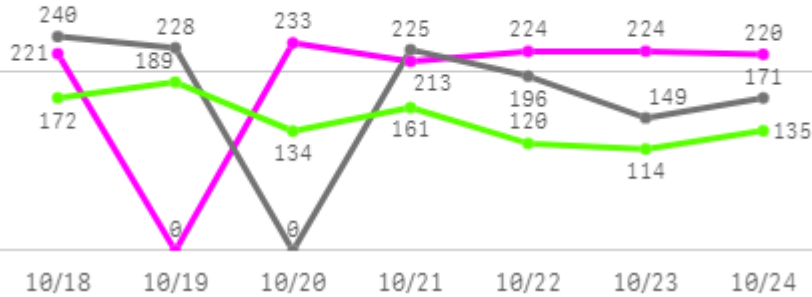
## □ 배 신고(15Kg) 주간 가격

구분	Q	품종	Q	단량	Q	특	상	보통	하
2025-10-18		배 신고		15Kg		57,519	43,646	29,722	17,195
2025-10-20		배 신고		15Kg		68,366	42,527	30,529	17,392
2025-10-21		배 신고		15Kg		69,786	44,413	31,862	21,080
2025-10-22		배 신고		15Kg		50,722	38,182	26,908	15,226
2025-10-23		배 신고		15Kg		58,717	41,309	29,397	18,261
2025-10-24		배 신고		15Kg		55,383	39,864	27,338	15,285
평균						<b>60,082</b>	<b>41,657</b>	<b>29,293</b>	<b>17,407</b>

# 포도

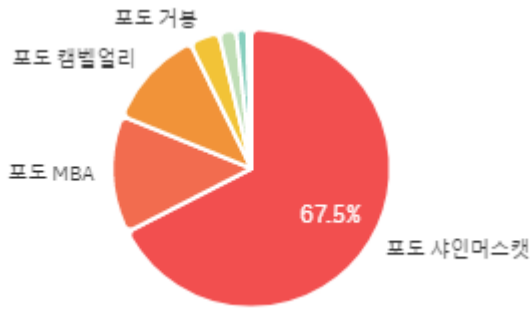
## 주간 반입량(톤)

◆ 2025    ● 2024    ▲ 평년

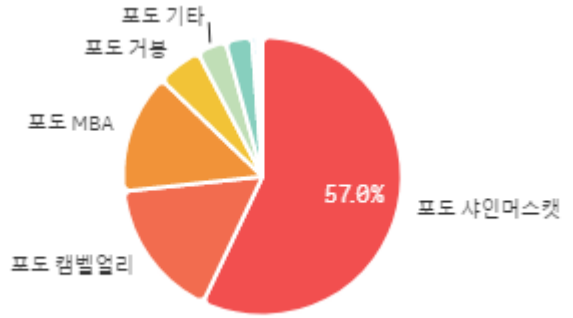


구분	금주(A)	전주(B)	전월(C)	전년(D)	평년(E)	A/B	A/C	A/D	A/E
물량(톤)	1,335	1,454	2,213	1,210	1,147	91.8%	60.3%	110.3%	116.3%

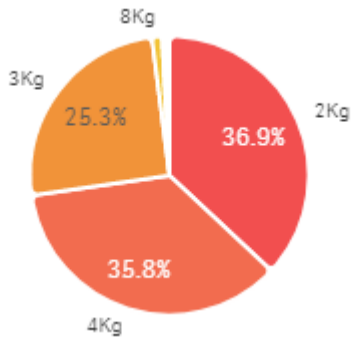
## 출하 품종별 거래물량 구성비



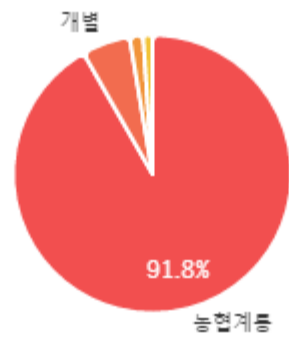
## 출하 품종별 거래금액 구성비



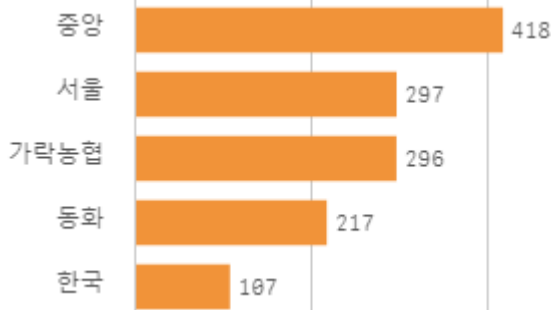
## 거래 단량별 물량 구성비



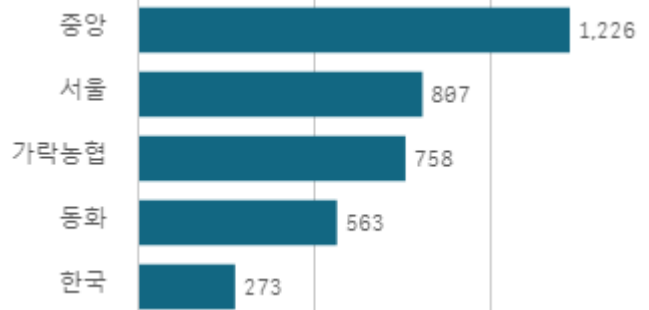
## 출하자별 거래물량 구성비



## 도매시장 법인별 거래물량(톤)



## 도매시장 법인별 거래금액(백만원)



# 포도 캠벨얼리(3Kg)

산지별 거래물량(톤)



출하산지(개소)

8

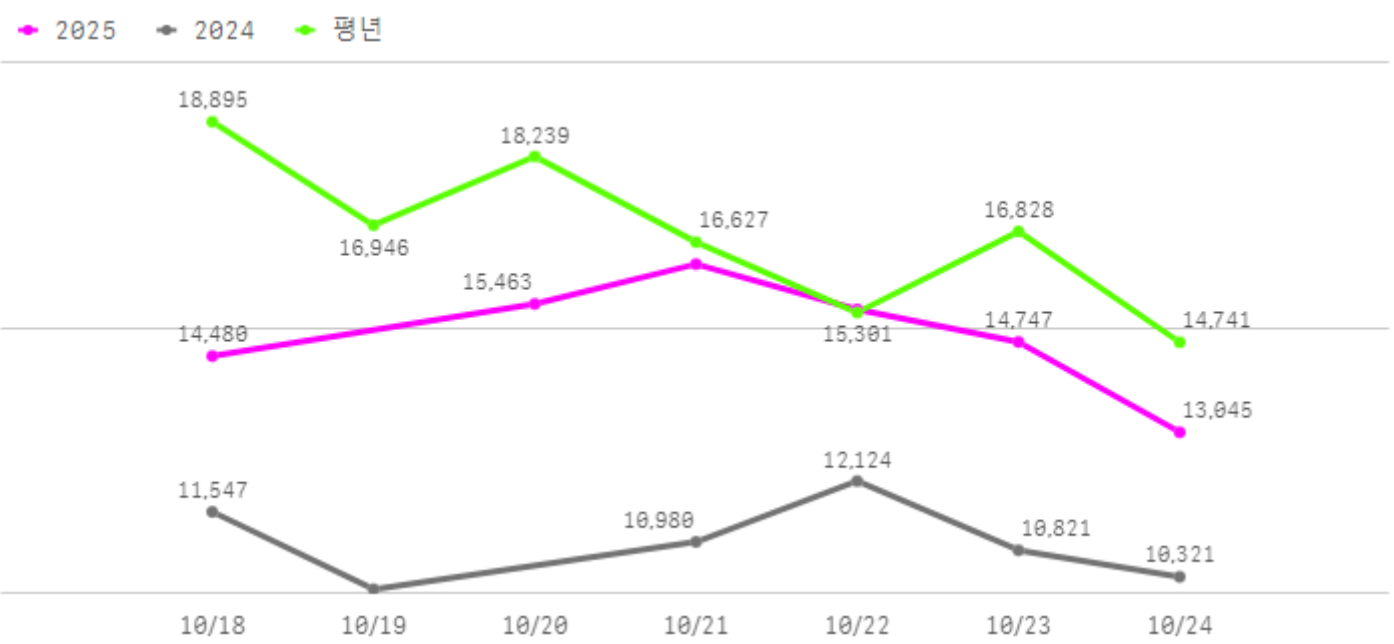
출하건수(천건)

2

산지별 주출하 시군구



주간 도매가격(원)



구분	금주(A)	전주(B)	전월(C)	전년(D)	평년(E)	A/B	A/C	A/D	A/E
가격(원)	14,885	14,429	14,820	10,980	17,439	103.2%	100.4%	135.6%	85.4%

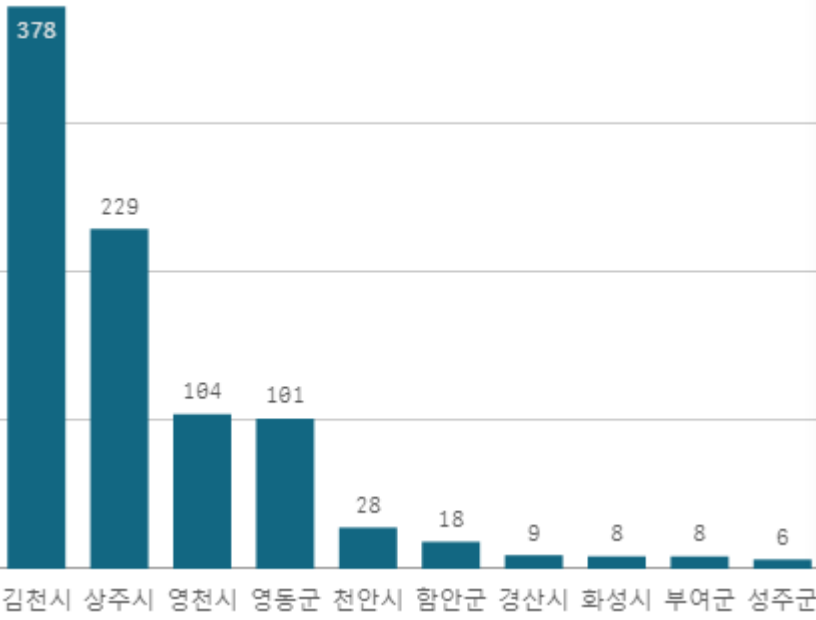
※ 상품 가격 기준

## □ 포도 캠벨얼리(3Kg) 주간 가격

구분	Q	품종	Q	단량	Q	특	상	보통	하
2025-10-18		포도 캠벨얼리		3Kg		20,223	14,480	9,226	6,107
2025-10-20		포도 캠벨얼리		3Kg		22,632	15,463	10,085	5,801
2025-10-21		포도 캠벨얼리		3Kg		21,155	16,213	10,570	6,245
2025-10-22		포도 캠벨얼리		3Kg		21,694	15,359	10,004	6,824
2025-10-23		포도 캠벨얼리		3Kg		20,375	14,747	10,103	6,545
2025-10-24		포도 캠벨얼리		3Kg		19,865	13,045	9,304	6,330
평균						<b>20,991</b>	<b>14,885</b>	<b>9,882</b>	<b>6,309</b>

# 포도 샤인머스캣(2Kg)

산지별 거래물량(톤)



출하산지(개소)

17

출하건수(천건)

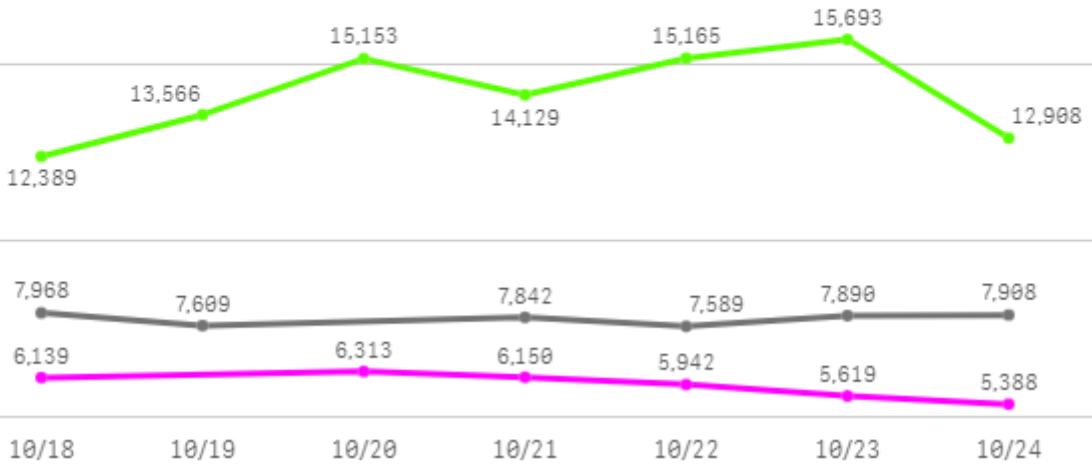
8

산지별 주출하 시군구



주간 도매가격(원)

◆ 2025    ● 2024    ◆ 평년



구분	금주(A)	전주(B)	전월(C)	전년(D)	평년(E)	A/B	A/C	A/D	A/E
가격(원)	5,925	6,499	8,191	7,801	11,014	91.2%	72.3%	76.0%	53.8%

※ 상품 가격 기준

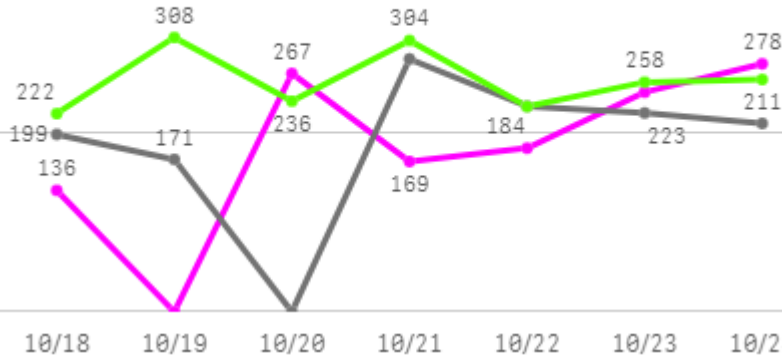
## □ 포도 샤인머스켓(2Kg) 주간 가격

구분	Q	품종	Q	단량	Q	특	상	보통	하
2025-10-18		포도 샤인머스켓		2Kg		8,827	6,139	4,461	2,847
2025-10-20		포도 샤인머스켓		2Kg		10,142	6,313	4,409	2,896
2025-10-21		포도 샤인머스켓		2Kg		9,937	6,150	4,334	2,910
2025-10-22		포도 샤인머스켓		2Kg		9,818	5,942	4,185	2,727
2025-10-23		포도 샤인머스켓		2Kg		8,249	5,619	3,886	2,548
2025-10-24		포도 샤인머스켓		2Kg		8,669	5,388	3,533	2,319
평균						<b>9,274</b>	<b>5,925</b>	<b>4,135</b>	<b>2,708</b>

# 감귤

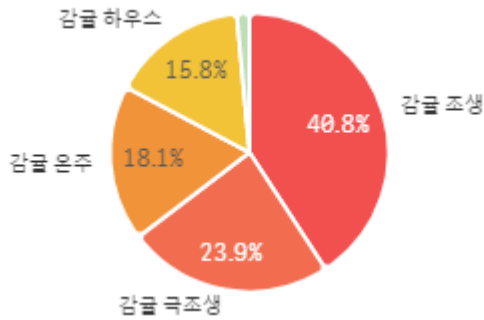
## 주간 반입량(톤)

◆ 2025    ● 2024    ▲ 평년

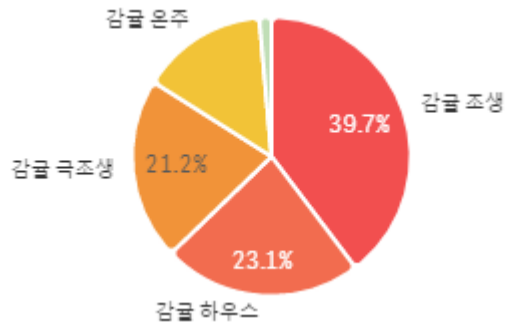


구분	금주(A)	전주(B)	전월(C)	전년(D)	평년(E)	A/B	A/C	A/D	A/E
물량(톤)	1,280	1,071	211	1,318	1,624	119.5%	606.3%	97.1%	78.8%

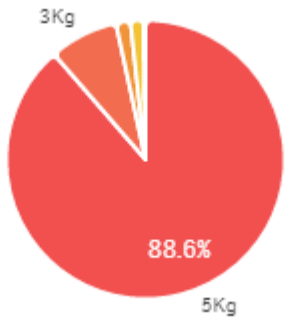
## 출하 품종별 거래물량 구성비



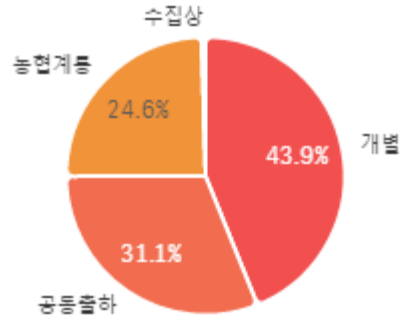
## 출하 품종별 거래금액 구성비



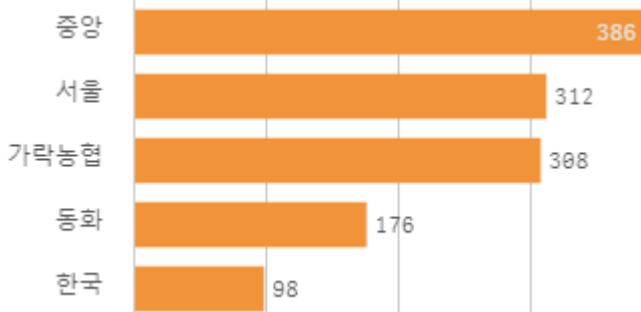
## 거래 단량별 물량 구성비



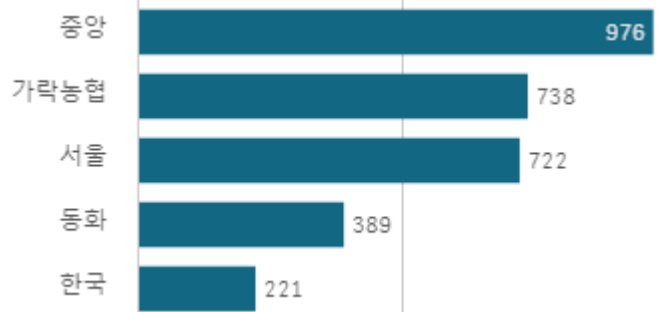
## 출하자별 거래물량 구성비



## 도매시장 법인별 거래물량(톤)

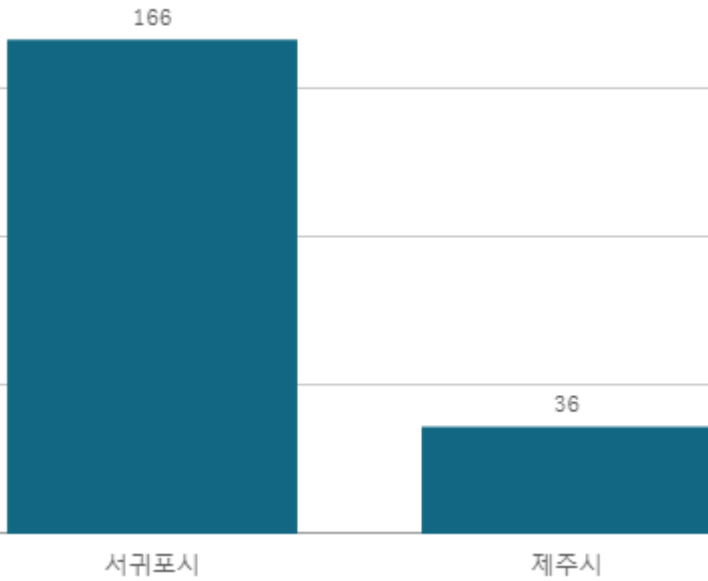


## 도매시장 법인별 거래금액(백만원)



# 감귤 하우스(3Kg)

산지별 거래물량(톤)



산지별 주출하 시군구



출하산지(개소)

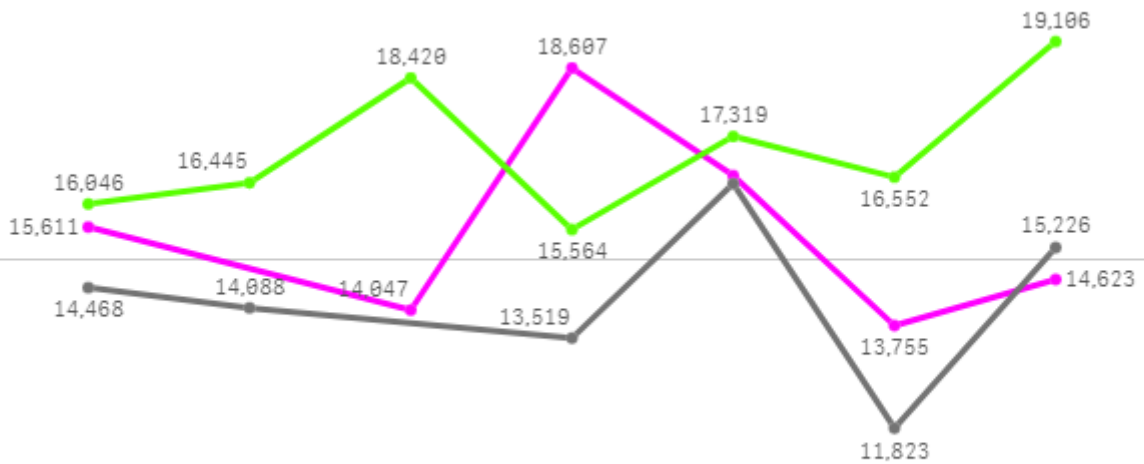
2

출하건수(천건)

2

주간 도매가격(원)

◆ 2025    ● 2024    ◆ 평년



10/18    10/19    10/20    10/21    10/22    10/23    10/24

구분	금주(A)	전주(B)	전월(C)	전년(D)	평년(E)	A/B	A/C	A/D	A/E
가격(원)	15,537	18,403	22,474	14,259	16,160	84.4%	69.1%	109.0%	96.1%

※ 상품 가격 기준

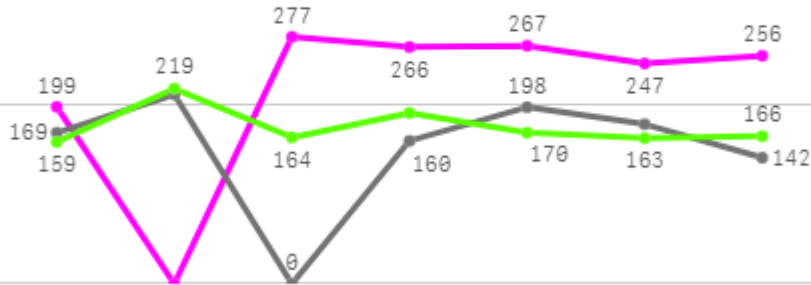
## □ 감귤 하우스(3Kg) 주간 가격

구분	Q	품종	Q	단량	Q	특	상	보통	하
2025-10-18		감귤 하우스		3Kg		25,740	15,611	10,783	8,254
2025-10-20		감귤 하우스		3Kg		28,916	14,047	9,795	7,306
2025-10-21		감귤 하우스		3Kg		29,980	18,607	11,270	7,640
2025-10-22		감귤 하우스		3Kg		24,441	16,581	11,098	7,970
2025-10-23		감귤 하우스		3Kg		23,129	13,755	10,734	7,933
2025-10-24		감귤 하우스		3Kg		22,000	14,623	9,974	6,769
평균						<b>25,701</b>	<b>15,537</b>	<b>10,609</b>	<b>7,645</b>

# 단감

## 주간 반입량(톤)

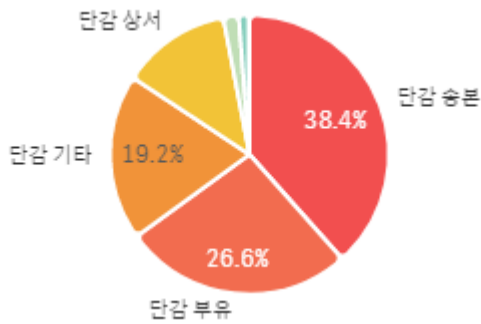
◆ 2025    ● 2024    ▲ 평년



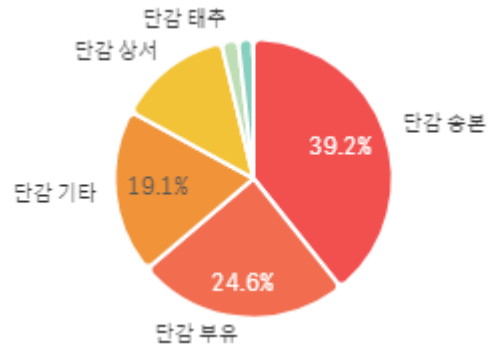
10/18    10/19    10/20    10/21    10/22    10/23    10/24

구분	금주(A)	전주(B)	전월(C)	전년(D)	평년(E)	A/B	A/C	A/D	A/E
물량(톤)	1,511	892	100	1,061	1,287	169.3%	1505.2%	142.4%	117.4%

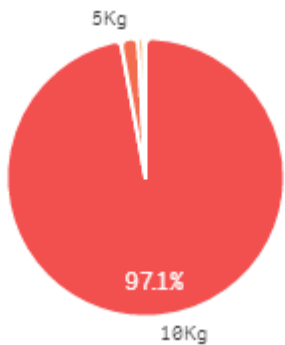
## 출하 품종별 거래물량 구성비



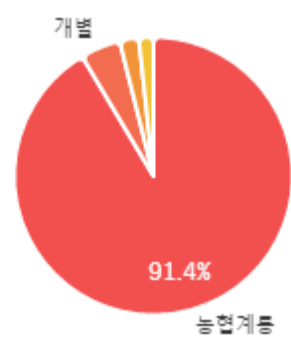
## 출하 품종별 거래금액 구성비



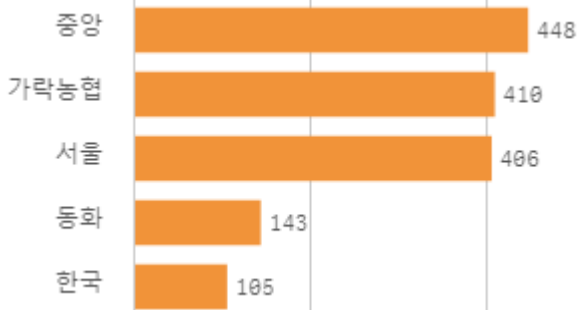
## 거래 단량별 물량 구성비



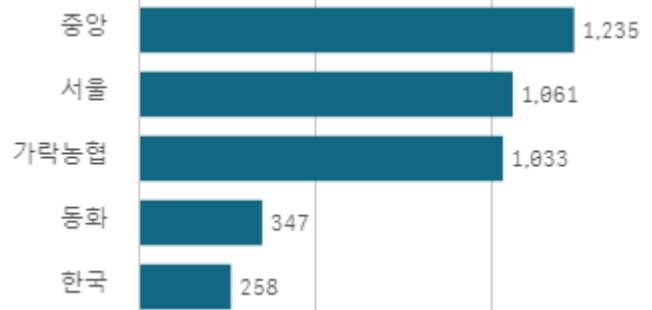
## 출하자별 거래물량 구성비



## 도매시장 법인별 거래물량(톤)

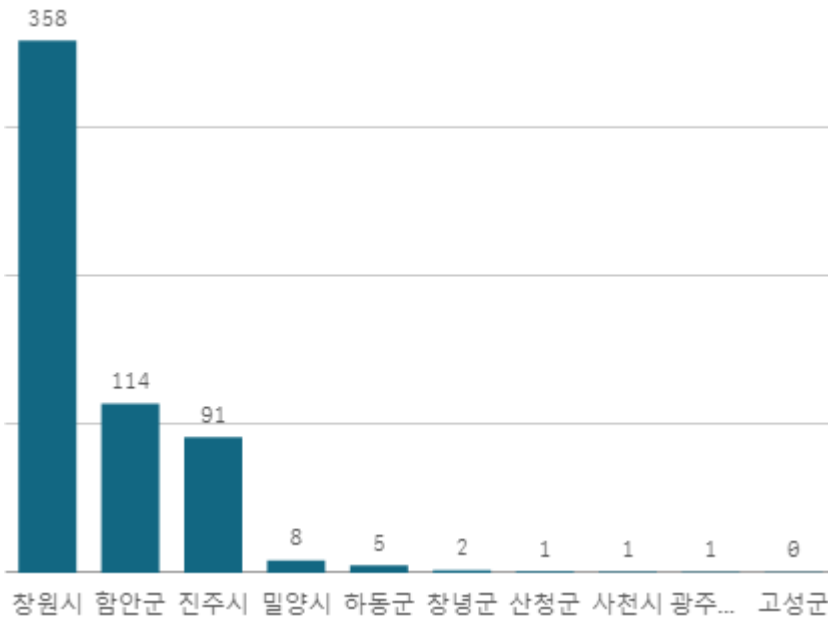


## 도매시장 법인별 거래금액(백만원)



# 단감 송본(10Kg)

산지별 거래물량(톤)



출하산지(개소)

10

출하건수(천건)

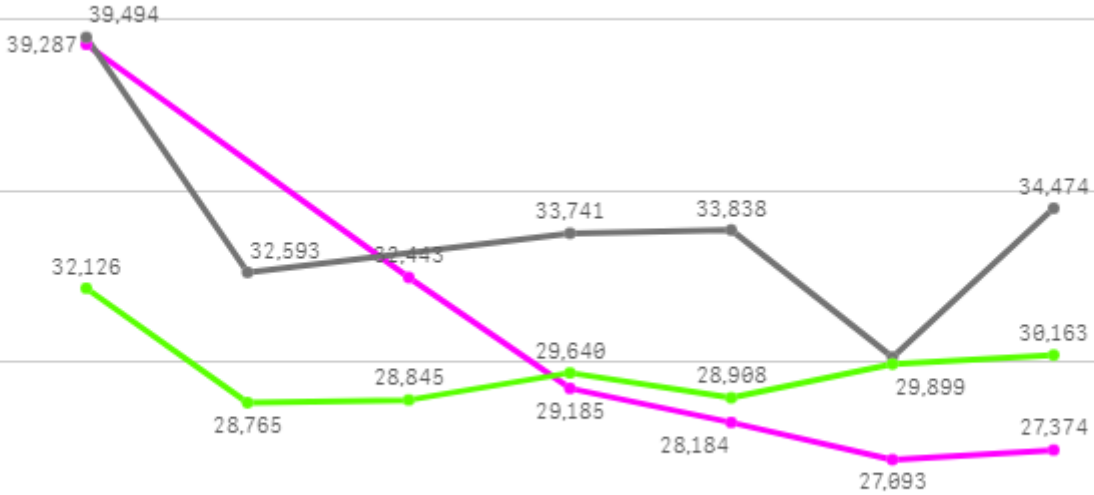
5

산지별 주출하 시군구



주간 도매가격(원)

◆ 2025    ● 2024    ◆ 평년



10/18    10/19    10/20    10/21    10/22    10/23    10/24

구분	금주(A)	전주(B)	전월(C)	전년(D)	평년(E)	A/B	A/C	A/D	A/E
가격(원)	30,594	34,440	62,290	34,040	30,811	88.8%	49.1%	89.9%	99.3%

※ 상품 가격 기준

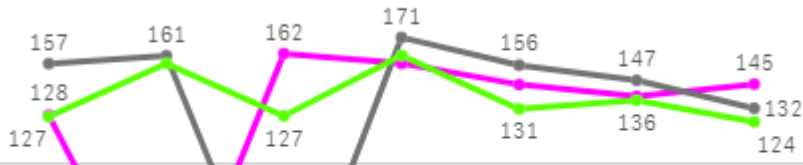
## □ 단감 송본(10Kg) 주간 가격

구분	Q	품종	Q	단량	Q	특	상	보통	하
2025-10-18		단감 송본		10Kg		44,309	39,287	33,012	21,073
2025-10-20		단감 송본		10Kg		38,258	32,443	26,780	17,996
2025-10-21		단감 송본		10Kg		34,240	29,185	23,999	15,009
2025-10-22		단감 송본		10Kg		31,843	28,184	23,627	15,749
2025-10-23		단감 송본		10Kg		31,194	27,093	22,281	14,981
2025-10-24		단감 송본		10Kg		30,608	27,374	23,053	14,970
평균						<b>35,075</b>	<b>30,594</b>	<b>25,459</b>	<b>16,630</b>

# 바나나

## 주간 반입량(톤)

2025 2024 평년

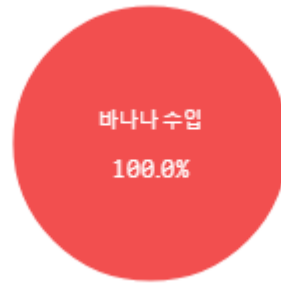


구분	금주(A)	전주(B)	전월(C)	전년(D)	평년(E)	A/B	A/C	A/D	A/E
물량(톤)	875	870	924	923	942	100.5%	94.6%	94.8%	92.9%

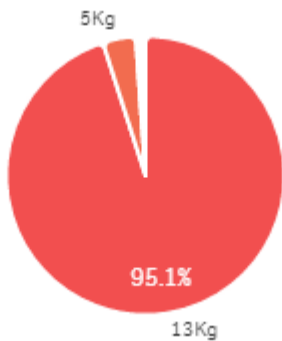
### 출하 품종별 거래물량 구성비



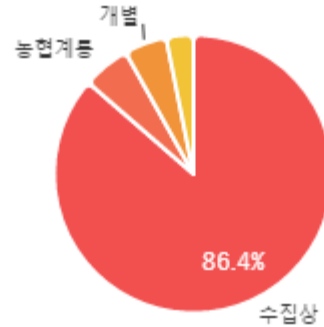
### 출하 품종별 거래금액 구성비



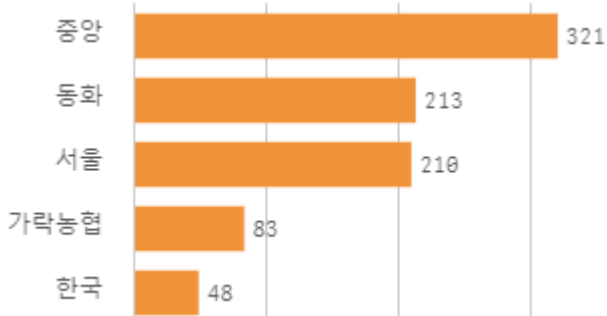
### 거래 단량별 물량 구성비



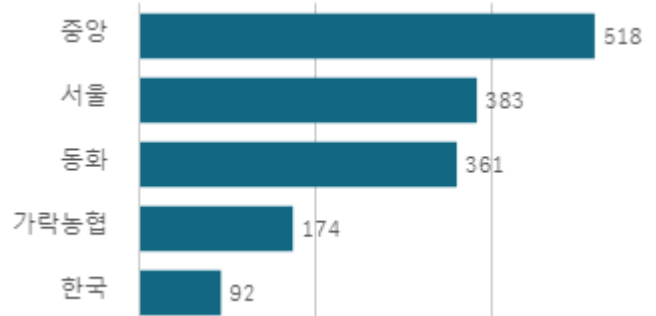
### 출하자별 거래물량 구성비



### 도매시장 법인별 거래물량(톤)

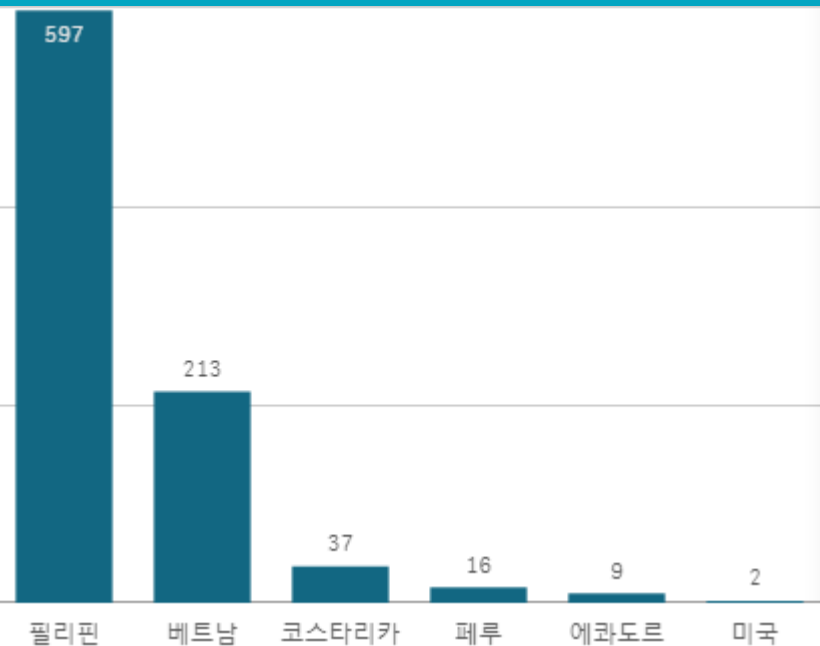


### 도매시장 법인별 거래금액(백만원)

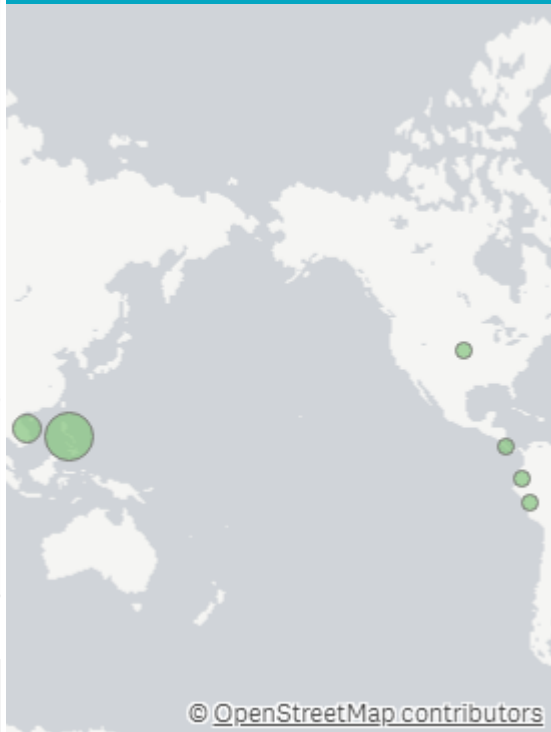


# 바나나 수입(13Kg)

산지별 거래물량(톤)



산지별 주출하 시군구



출하산지(개소)

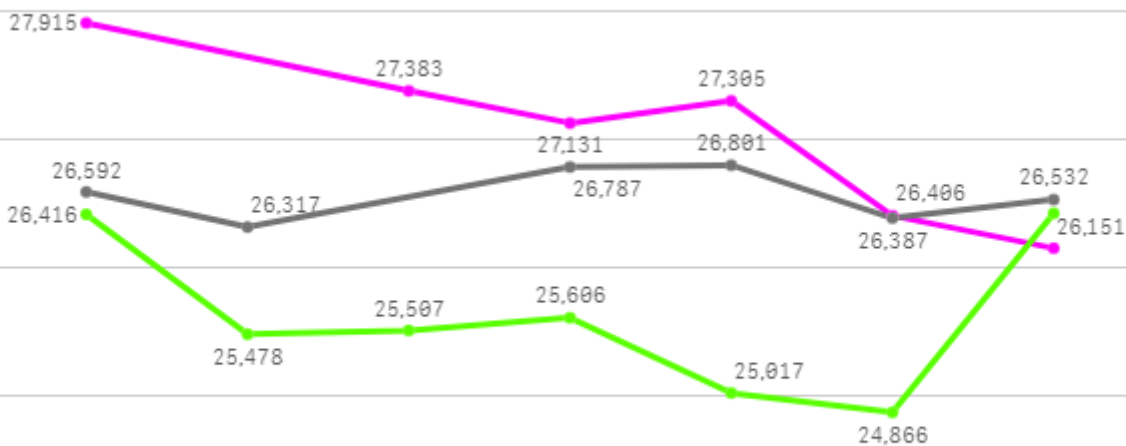
6

출하건수(천건)

2

주간 도매가격(원)

◆ 2025    ● 2024    ◆ 평년



10/18    10/19    10/20    10/21    10/22    10/23    10/24

구분	금주(A)	전주(B)	전월(C)	전년(D)	평년(E)	A/B	A/C	A/D	A/E
가격(원)	27,049	27,618	29,644	26,569	26,172	97.9%	91.2%	101.8%	103.3%

※ 상품 가격 기준

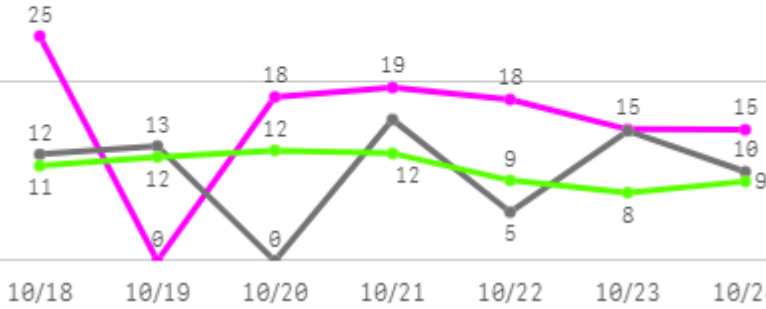
## □ 바나나 수입(13Kg) 주간 가격

구분	Q	품종	Q	단량	Q	특	상	보통	하
2025-10-18		바나나 수입		13Kg		31,294	27,915	20,401	11,425
2025-10-20		바나나 수입		13Kg		31,135	27,383	19,047	13,215
2025-10-21		바나나 수입		13Kg		31,147	27,131	18,965	14,201
2025-10-22		바나나 수입		13Kg		30,942	27,305	19,484	13,068
2025-10-23		바나나 수입		13Kg		30,989	26,406	18,591	13,004
2025-10-24		바나나 수입		13Kg		31,066	26,151	17,807	12,027
평균						<b>31,096</b>	<b>27,049</b>	<b>19,049</b>	<b>12,823</b>

# 오렌지

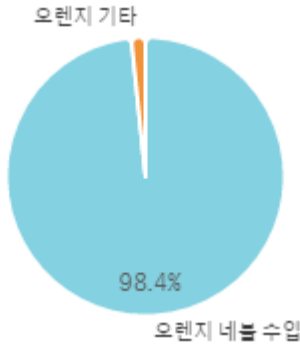
## 주간 반입량(톤)

◆ 2025    ● 2024    ▲ 평년

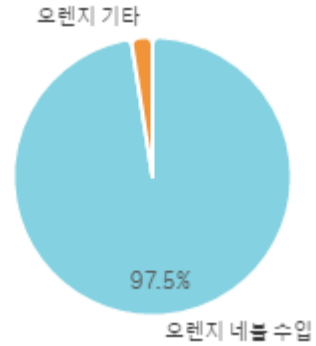


구분	금주(A)	전주(B)	전월(C)	전년(D)	평년(E)	A/B	A/C	A/D	A/E
물량(톤)	111	128	225	71	85	86.3%	49.2%	156.4%	130.8%

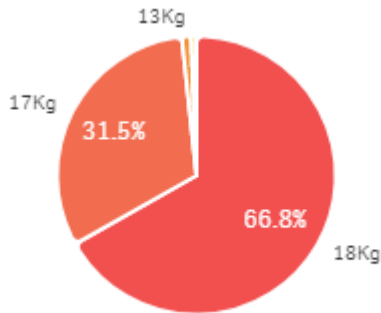
### 출하 품종별 거래물량 구성비



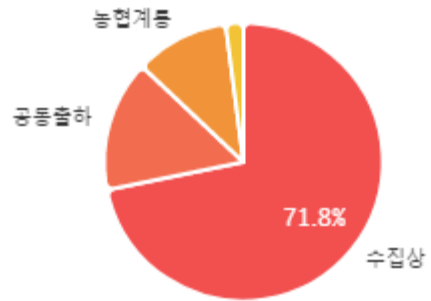
### 출하 품종별 거래금액 구성비



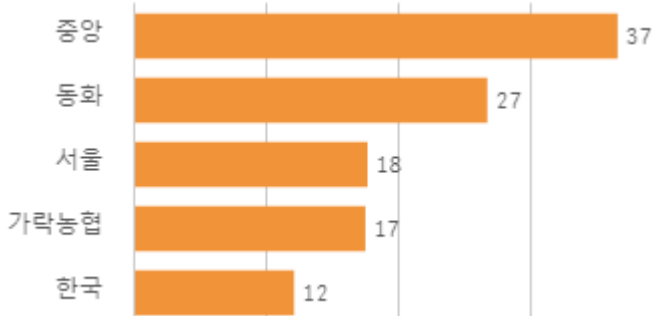
### 거래 단량별 물량 구성비



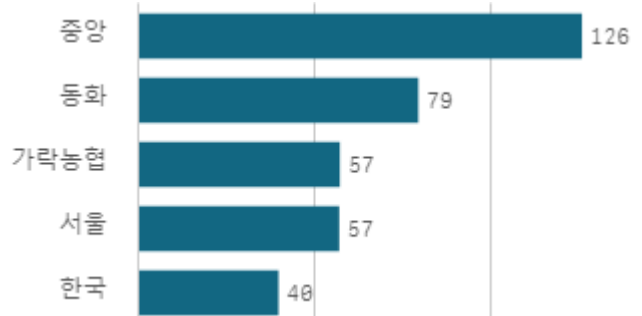
### 출하자별 거래물량 구성비



### 도매시장 법인별 거래물량(톤)



### 도매시장 법인별 거래금액(백만원)



# 오렌지 네블 수입(18Kg)

산지별 거래물량(톤)



호주

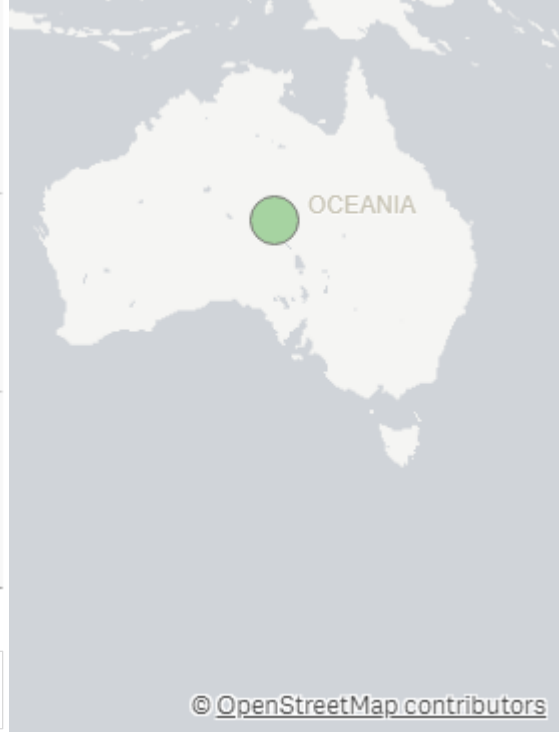
출하산지(개소)

1

출하건수(천건)

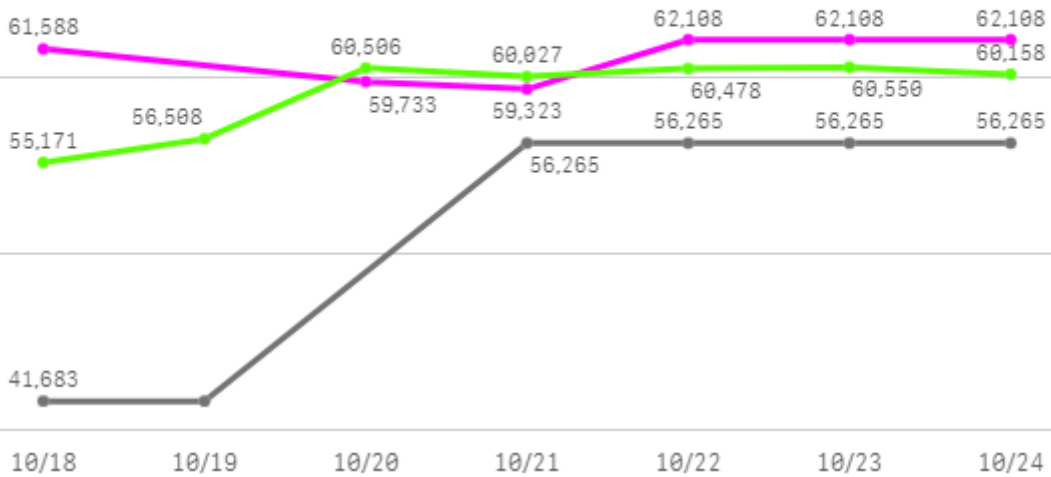
0

산지별 주출하 시군구



주간 도매가격(원)

◆ 2025    ● 2024    ◆ 평년



구분	금주(A)	전주(B)	전월(C)	전년(D)	평년(E)	A/B	A/C	A/D	A/E
가격(원)	61,161	58,476	62,360	51,890	59,151	104.6%	98.1%	117.9%	103.4%

※ 상품 가격 기준

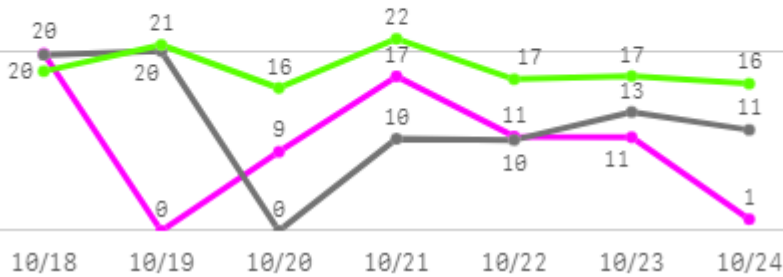
## □ 오렌지 네블 수입(18Kg) 주간 가격

구분	Q	품종	Q	단량	Q	특	상	보통	하
2025-10-18		오렌지 네블 수입		18Kg		62,000	61,588	59,833	59,000
2025-10-20		오렌지 네블 수입		18Kg		64,864	59,733	57,813	57,000
2025-10-21		오렌지 네블 수입		18Kg		64,041	59,323	56,985	55,000
2025-10-22		오렌지 네블 수입		18Kg		63,000	62,108	61,068	60,000
2025-10-23		오렌지 네블 수입		18Kg		63,000	62,108	61,068	60,000
2025-10-24		오렌지 네블 수입		18Kg		63,000	62,108	61,068	60,000
평균						<b>63,318</b>	<b>61,161</b>	<b>59,639</b>	<b>58,500</b>

# 고등어

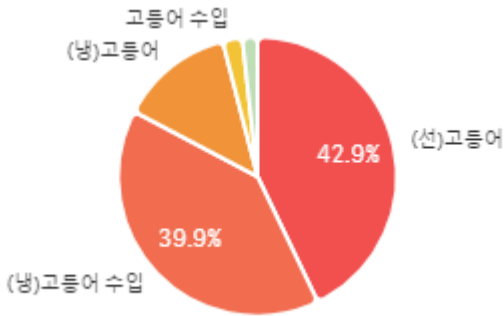
## 주간 반입량(톤)

◆ 2025    ● 2024    ▲ 평년

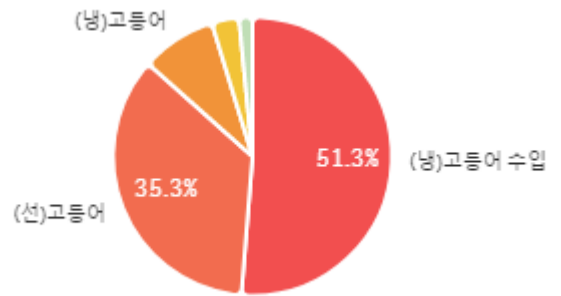


구분	금주(A)	전주(B)	전월(C)	전년(D)	평년(E)	A/B	A/C	A/D	A/E
물량(톤)	68	96	116	85	108	70.9%	59.1%	80.5%	63.3%

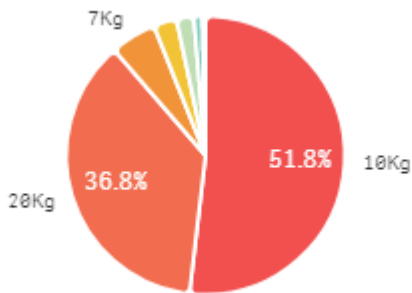
### 출하 품종별 거래물량 구성비



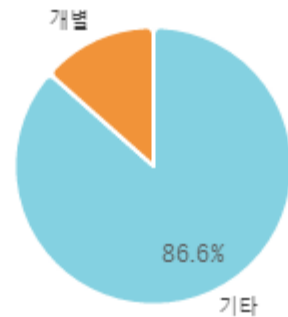
### 출하 품종별 거래금액 구성비



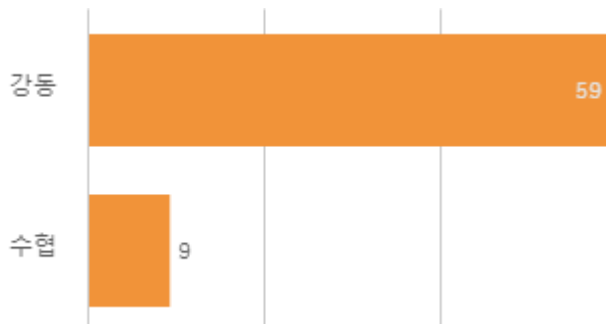
### 거래 단량별 물량 구성비



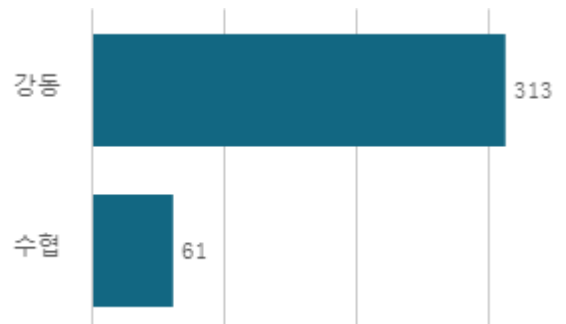
### 출하자별 거래물량 구성비



### 도매시장 법인별 거래물량(톤)

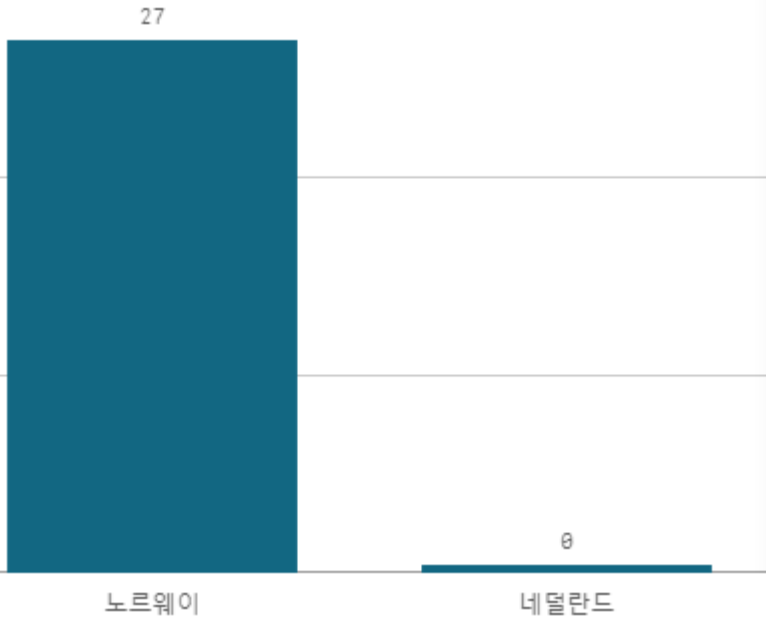


### 도매시장 법인별 거래금액(백만원)

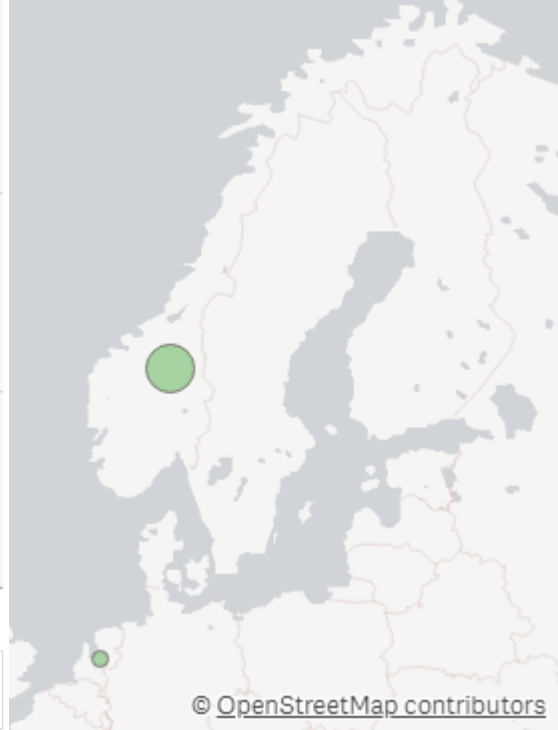


# (냉)고등어 수입(10Kg)

산지별 거래물량(톤)



산지별 주출하 시군구



출하산지(개소)

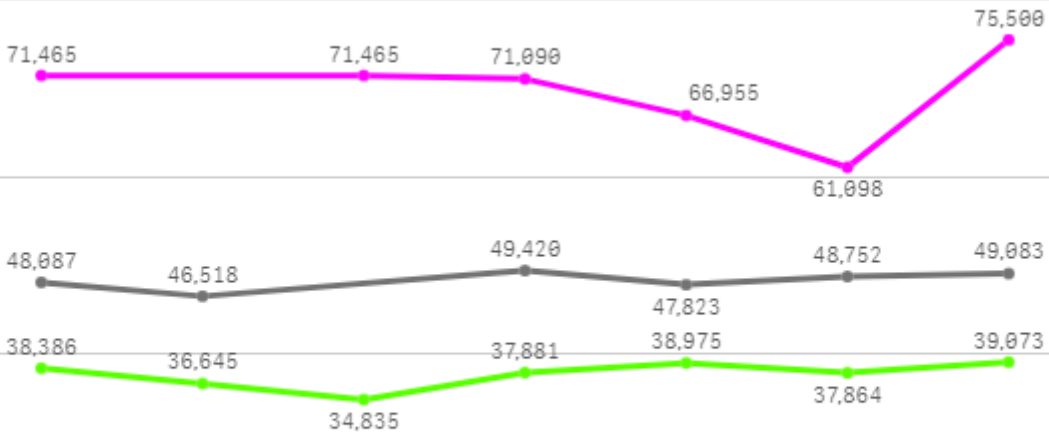
2

출하건수(천건)

0

주간 도매가격(원)

◆ 2025    ● 2024    ◆ 평년



10/18    10/19    10/20    10/21    10/22    10/23    10/24

구분	금주(A)	전주(B)	전월(C)	전년(D)	평년(E)	A/B	A/C	A/D	A/E
가격(원)	69,596	69,691	65,543	48,281	45,314	99.9%	106.2%	144.1%	153.6%

※ 상품 가격 기준

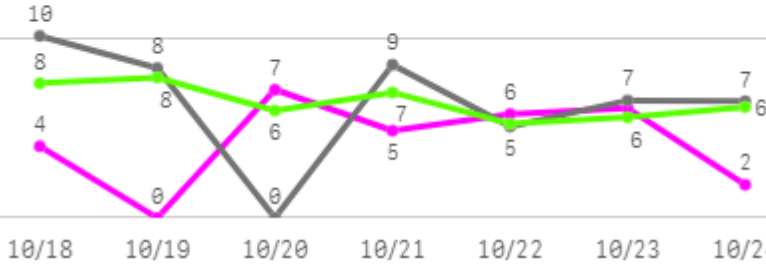
## □ (냉)고등어 수입(10Kg) 주간 가격

구분	Q	품종	Q	단량	Q	특	상	보통	하
2025-10-18		(냉)고등어 수입		10Kg		-	71,465	-	-
2025-10-20		(냉)고등어 수입		10Kg		-	71,465	-	-
2025-10-21		(냉)고등어 수입		10Kg		-	71,090	-	-
2025-10-22		(냉)고등어 수입		10Kg		-	66,955	-	-
2025-10-23		(냉)고등어 수입		10Kg		-	61,098	-	-
2025-10-24		(냉)고등어 수입		10Kg		-	75,500	-	-
평균						-	<b>69,596</b>	-	-

# 갈치

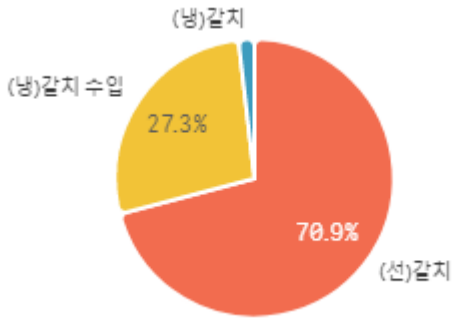
## 주간 반입량(톤)

◆ 2025    ● 2024    ▲ 평년

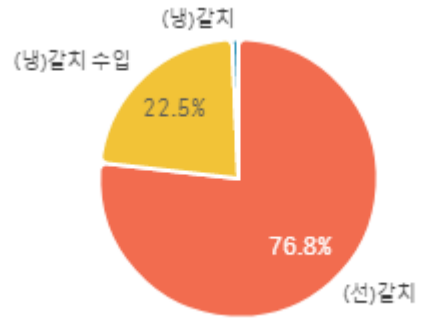


구분	금주(A)	전주(B)	전월(C)	전년(D)	평년(E)	A/B	A/C	A/D	A/E
물량(톤)	30	41	38	45	44	72.2%	79.6%	65.8%	68.6%

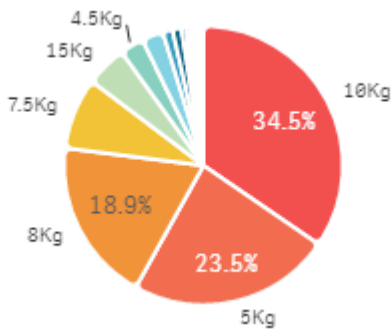
## 출하 품종별 거래물량 구성비



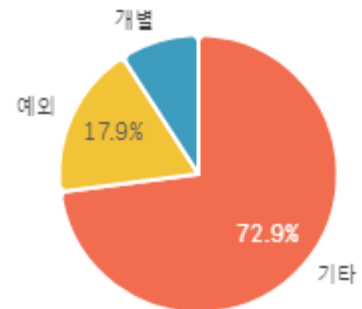
## 출하 품종별 거래금액 구성비



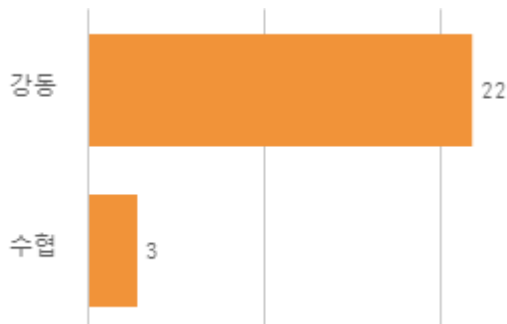
## 거래 단량별 물량 구성비



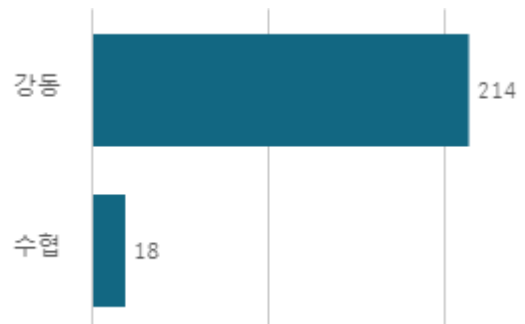
## 출하자별 거래물량 구성비



## 도매시장 법인별 거래물량(톤)

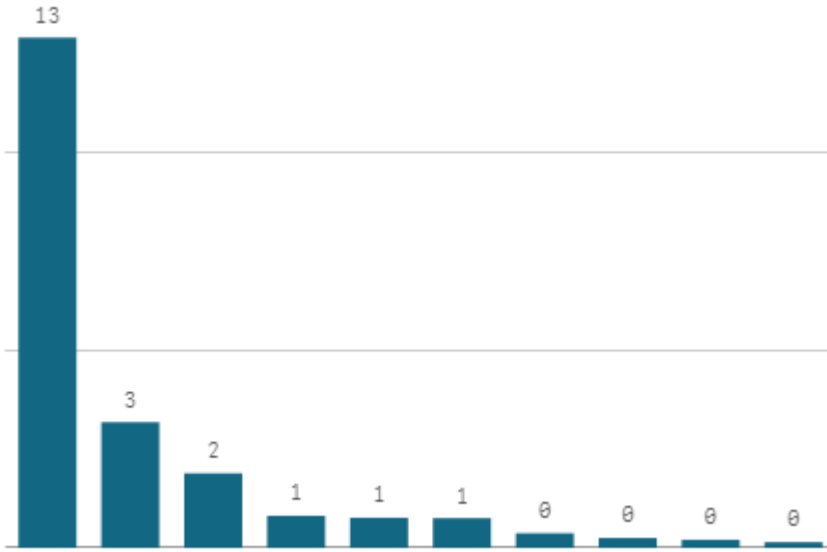


## 도매시장 법인별 거래금액(백만원)

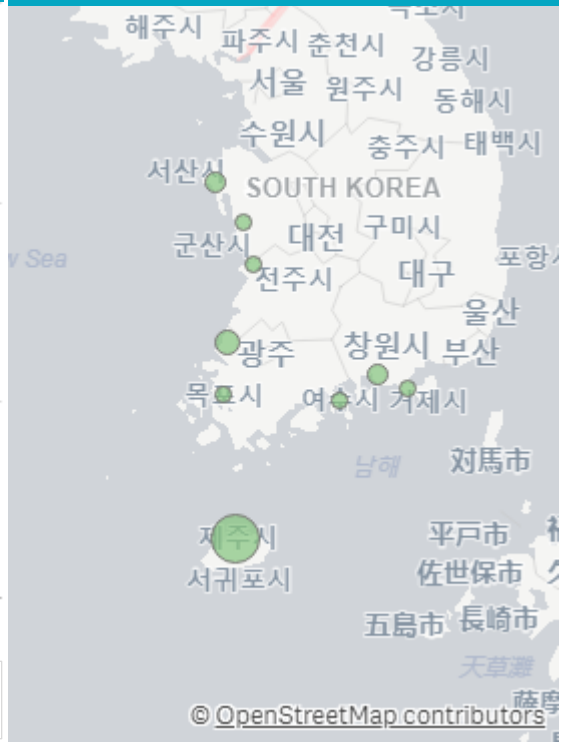


# (선)갈치(5Kg)

산지별 거래물량(톤)



산지별 주출하 시군구



출하산지(개소)

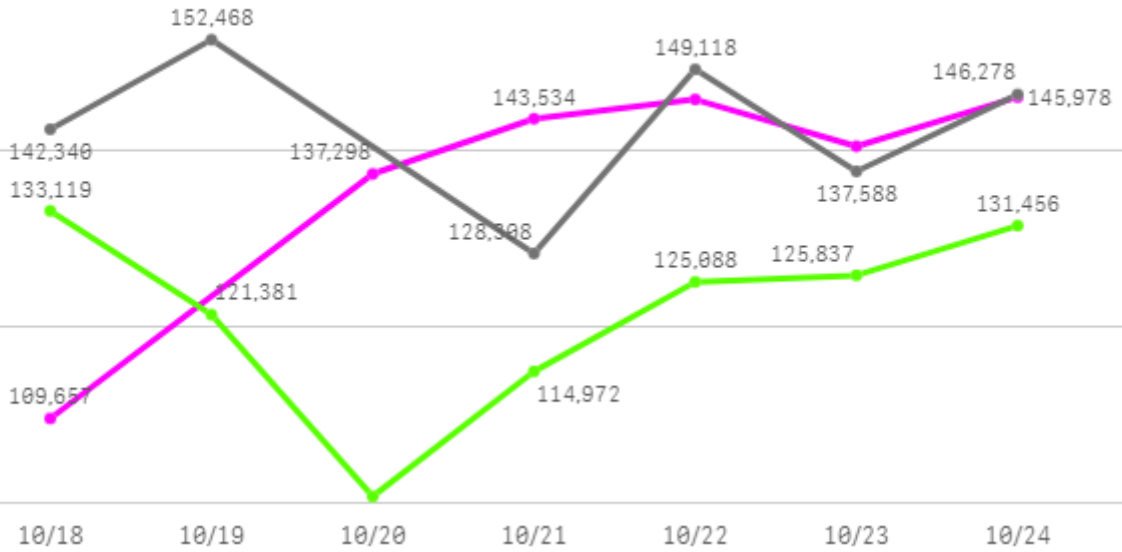
10

출하건수(천건)

1

주간 도매가격(원)

◆ 2025    ● 2024    ◆ 평년



구분	금주(A)	전주(B)	전월(C)	전년(D)	평년(E)	A/B	A/C	A/D	A/E
가격(원)	137,102	165,349	132,441	142,683	127,729	82.9%	103.5%	96.1%	107.3%

※ 상품 가격 기준

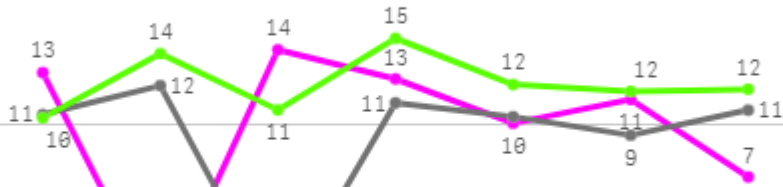
## □ (선)갈치(5Kg) 주간 가격

구분	Q	품종	Q	단량	Q	특	상	보통	하
2025-10-18		(선)갈치		5Kg		-	109,657	35,149	24,217
2025-10-20		(선)갈치		5Kg		-	137,298	56,884	33,040
2025-10-21		(선)갈치		5Kg		-	143,534	60,790	25,200
2025-10-22		(선)갈치		5Kg		-	145,720	79,382	31,032
2025-10-23		(선)갈치		5Kg		-	140,424	37,755	19,855
2025-10-24		(선)갈치		5Kg		-	145,978	27,355	18,266
평균						-	<b>137,102</b>	<b>49,553</b>	<b>25,268</b>

# 홍합

## 주간 반입량(톤)

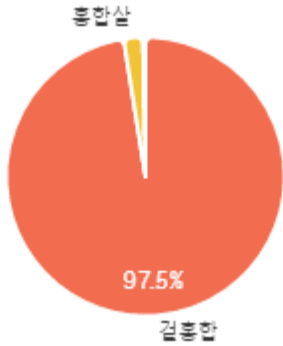
◆ 2025    ● 2024    ▲ 평년



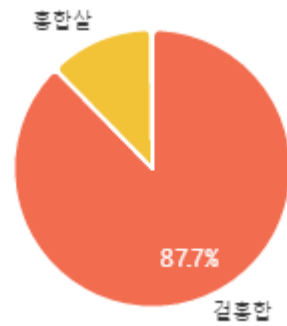
10/18    10/19    10/20    10/21    10/22    10/23    10/24

구분	금주(A)	전주(B)	전월(C)	전년(D)	평년(E)	A/B	A/C	A/D	A/E
물량(톤)	69	81	70	65	80	84.2%	98.1%	105.5%	85.9%

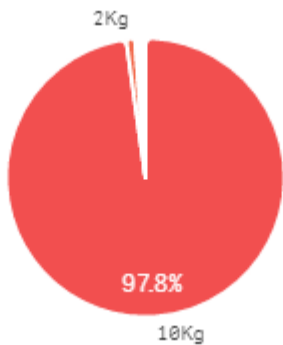
## 출하 품종별 거래물량 구성비



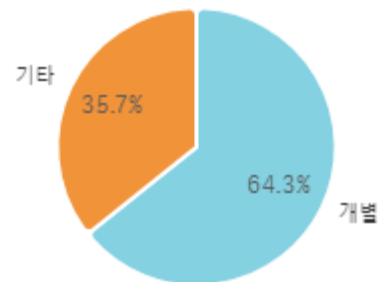
## 출하 품종별 거래금액 구성비



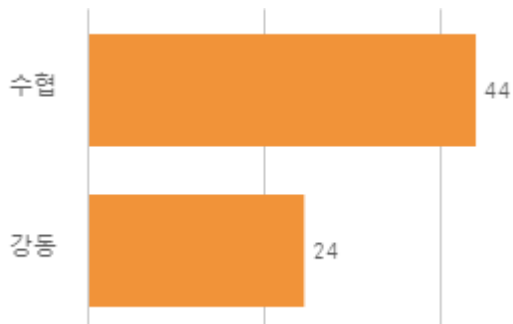
## 거래 단량별 물량 구성비



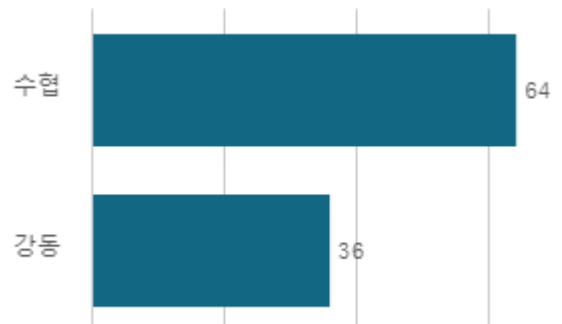
## 출하자별 거래물량 구성비



## 도매시장 법인별 거래물량(톤)

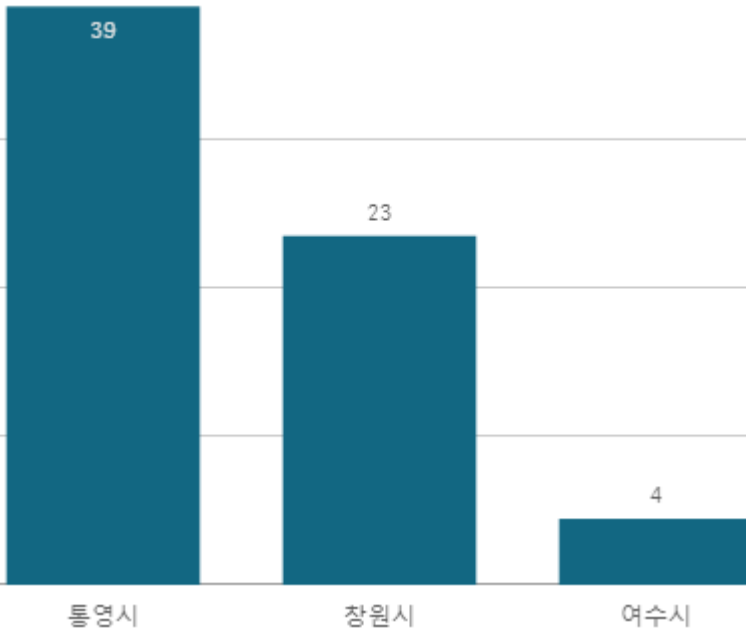


## 도매시장 법인별 거래금액(백만원)



# 겉홍합(10Kg)

산지별 거래물량(톤)



산지별 주출하 시군구



출하산지(개소)

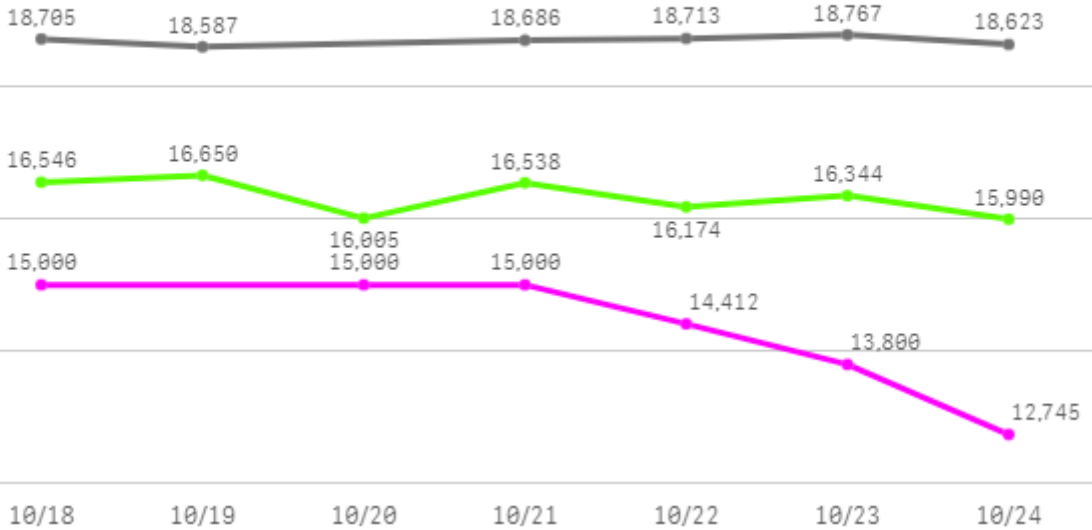
3

출하건수(천건)

1

주간 도매가격(원)

◆ 2025    ● 2024    ◆ 평년



구분	금주(A)	전주(B)	전월(C)	전년(D)	평년(E)	A/B	A/C	A/D	A/E
가격(원)	14,326	14,205	12,090	18,680	15,996	100.9%	118.5%	76.7%	89.6%

※ 상품 가격 기준

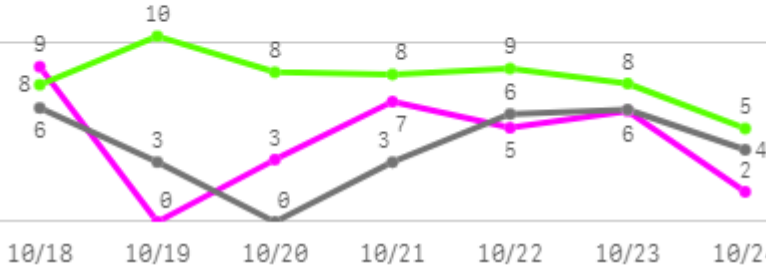
## □ 곁홍합(10Kg) 주간 가격

구분	Q	품종	Q	단량	Q	특	상	보통	하
2025-10-18		곁홍합		10Kg		-	15,000	15,000	13,373
2025-10-20		곁홍합		10Kg		-	15,000	14,336	12,000
2025-10-21		곁홍합		10Kg		-	15,000	12,887	10,807
2025-10-22		곁홍합		10Kg		-	14,412	12,000	12,000
2025-10-23		곁홍합		10Kg		-	13,800	12,000	10,243
2025-10-24		곁홍합		10Kg		-	12,745	12,000	10,463
평균						-	<b>14,326</b>	<b>13,037</b>	<b>11,481</b>

# 오징어

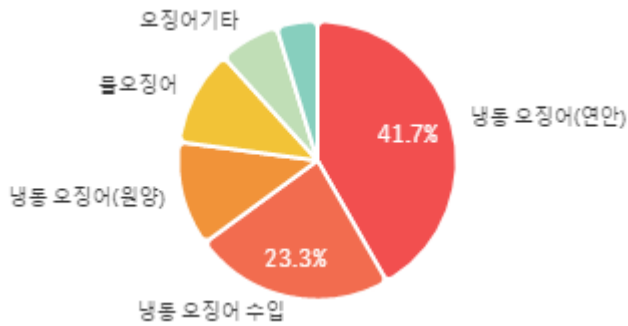
## 주간 반입량(톤)

◆ 2025    ● 2024    ▲ 평년

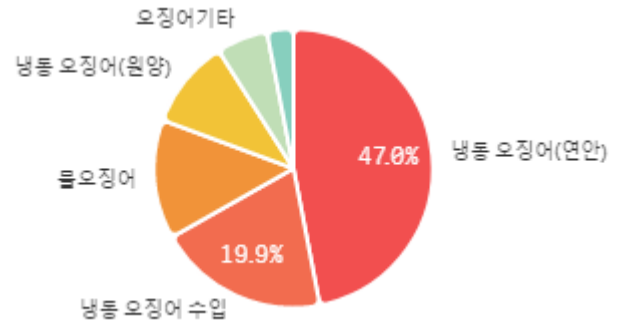


구분	금주(A)	전주(B)	전월(C)	전년(D)	평년(E)	A/B	A/C	A/D	A/E
물량(톤)	32	44	42	29	47	73.2%	76.0%	108.9%	67.7%

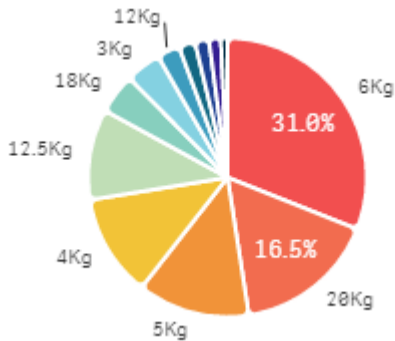
### 출하 품종별 거래물량 구성비



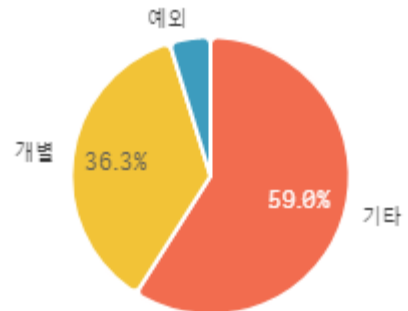
### 출하 품종별 거래금액 구성비



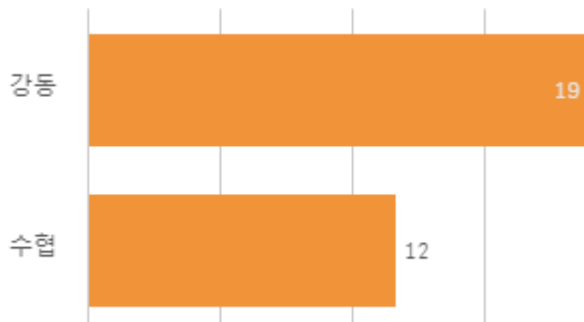
### 거래 단량별 물량 구성비



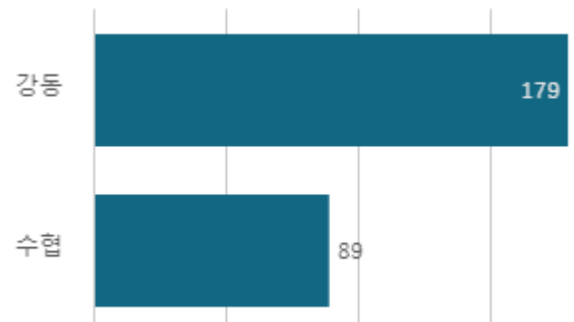
### 출하자별 거래물량 구성비



### 도매시장 법인별 거래물량(톤)

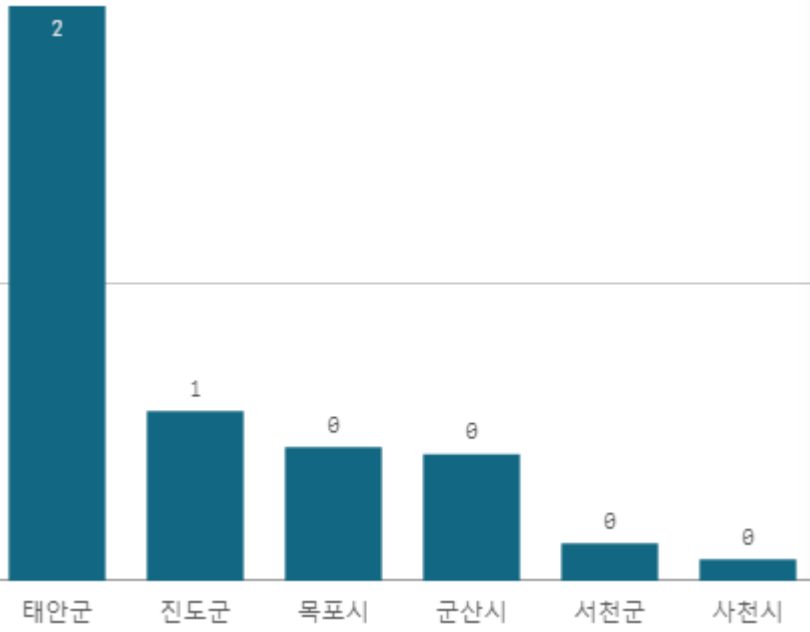


### 도매시장 법인별 거래금액(백만원)



# 물오징어(6Kg)

산지별 거래물량(톤)



출하산지(개소)

6

출하건수(천건)

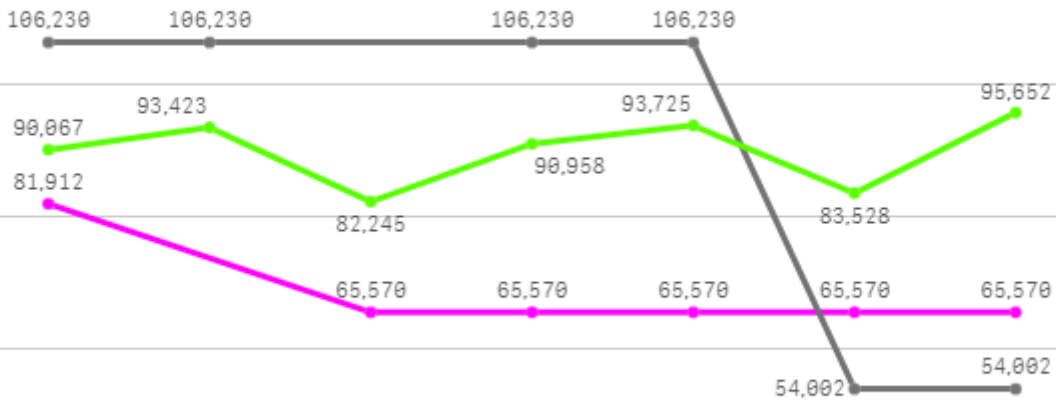
0

산지별 주출하 시군구



주간 도매가격(원)

◆ 2025    ◀ 2024    ◆ 평년



10/18    10/19    10/20    10/21    10/22    10/23    10/24

구분	금주(A)	전주(B)	전월(C)	전년(D)	평년(E)	A/B	A/C	A/D	A/E
가격(원)	69,656	104,420	93,507	88,821	86,815	66.7%	74.5%	78.4%	80.2%

※ 상품 가격 기준

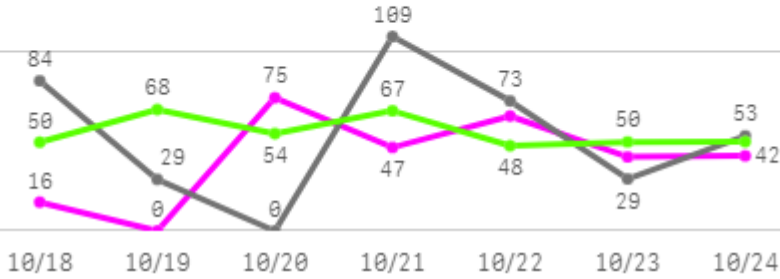
## □ 물오징어(6Kg) 주간 가격

구분	Q	품종	Q	단량	Q	특	상	보통	하
2025-10-18		물오징어		6Kg		-	81,912	69,834	61,334
2025-10-20		물오징어		6Kg		-	65,570	58,333	47,170
2025-10-21		물오징어		6Kg		-	65,570	58,333	47,170
2025-10-22		물오징어		6Kg		-	65,570	58,333	47,170
2025-10-23		물오징어		6Kg		-	65,570	58,333	47,170
2025-10-24		물오징어		6Kg		-	65,570	58,333	47,170
평균						-	<b>68,294</b>	<b>60,250</b>	<b>49,531</b>

# 건멸치

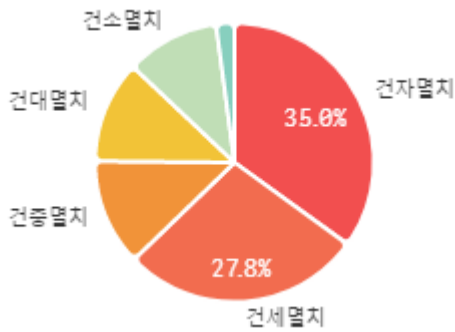
## 주간 반입량(톤)

◆ 2025    ● 2024    ▲ 평년

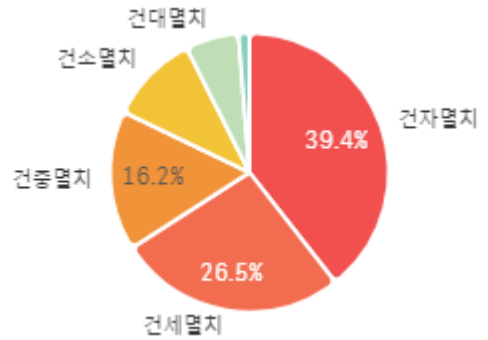


구분	금주(A)	전주(B)	전월(C)	전년(D)	평년(E)	A/B	A/C	A/D	A/E
물량(톤)	285	625	378	377	298	45.6%	75.4%	75.6%	95.8%

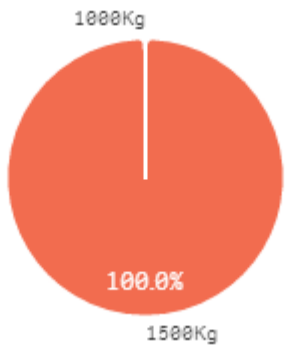
### 출하 품종별 거래물량 구성비



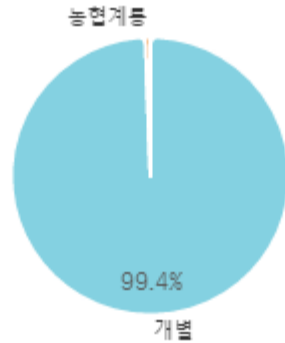
### 출하 품종별 거래금액 구성비



### 거래 단량별 물량 구성비



### 출하자별 거래물량 구성비



### 도매시장 법인별 거래물량(톤)

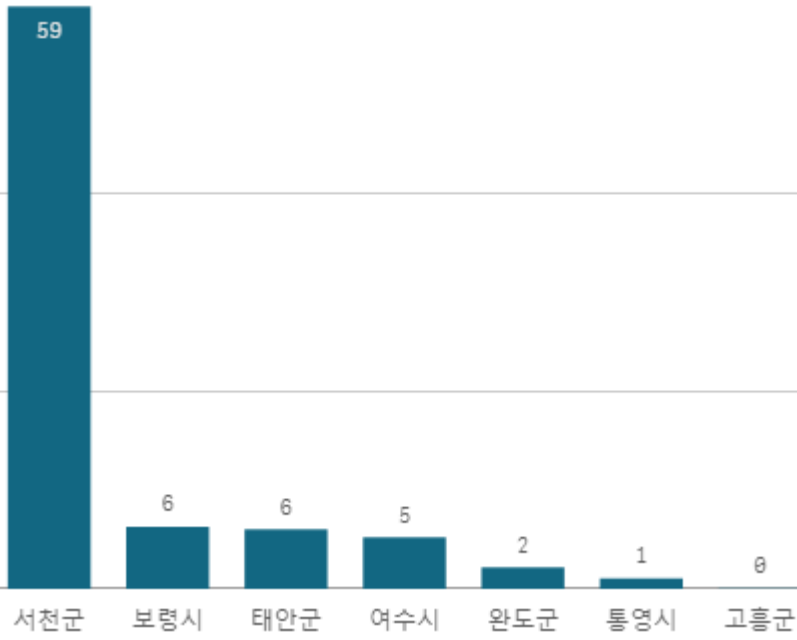


### 도매시장 법인별 거래금액(백만원)



# 건세멸치(1.5Kg)

산지별 거래물량(톤)



출하산지(개소)

7

출하건수(천건)

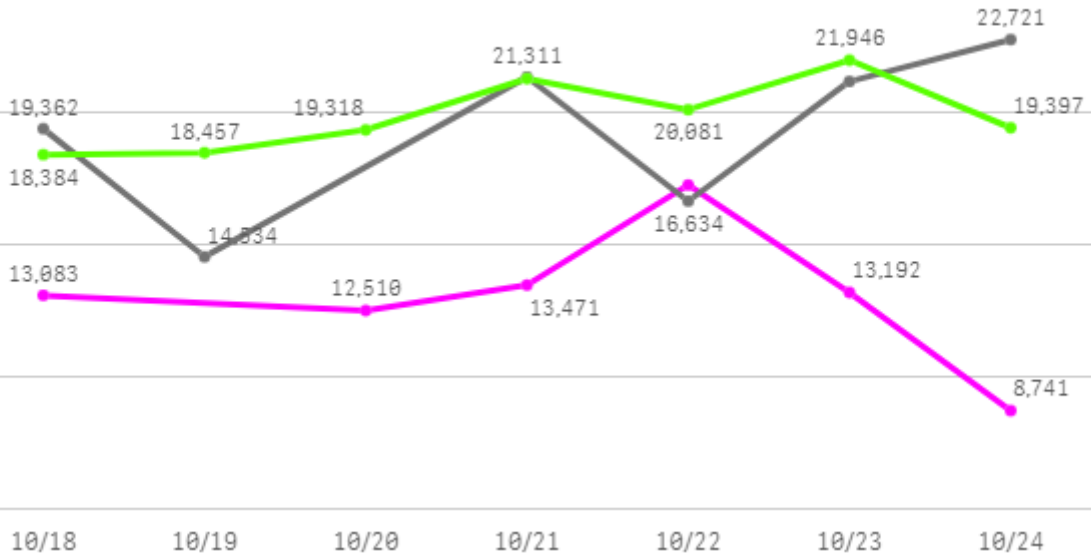
1

산지별 주출하 시군구



주간 도매가격(원)

◆ 2025    ● 2024    ◆ 평년



구분	금주(A)	전주(B)	전월(C)	전년(D)	평년(E)	A/B	A/C	A/D	A/E
가격(원)	13,040	15,273	18,640	19,285	18,219	85.4%	70.0%	67.6%	71.6%

※ 상품 가격 기준

## □ 건세멸치(1.5Kg) 주간 가격

구분	Q	품종	Q	단량	Q	특	상	보통	하
2025-10-18		건세멸치		1.5Kg		-	13,083	9,909	6,805
2025-10-20		건세멸치		1.5Kg		-	12,510	9,199	6,171
2025-10-21		건세멸치		1.5Kg		-	13,471	7,948	4,517
2025-10-22		건세멸치		1.5Kg		-	17,241	10,021	5,765
2025-10-23		건세멸치		1.5Kg		-	13,192	10,197	6,650
2025-10-24		건세멸치		1.5Kg		-	8,741	6,620	5,710
평균						-	<b>13,040</b>	<b>8,982</b>	<b>5,936</b>