
2025년 가락시장

주요 품목 주간 거래동향

7월 3주차 주요 동향

[2025. 7.12. ~ 7.18.]



서울특별시농수산물공사

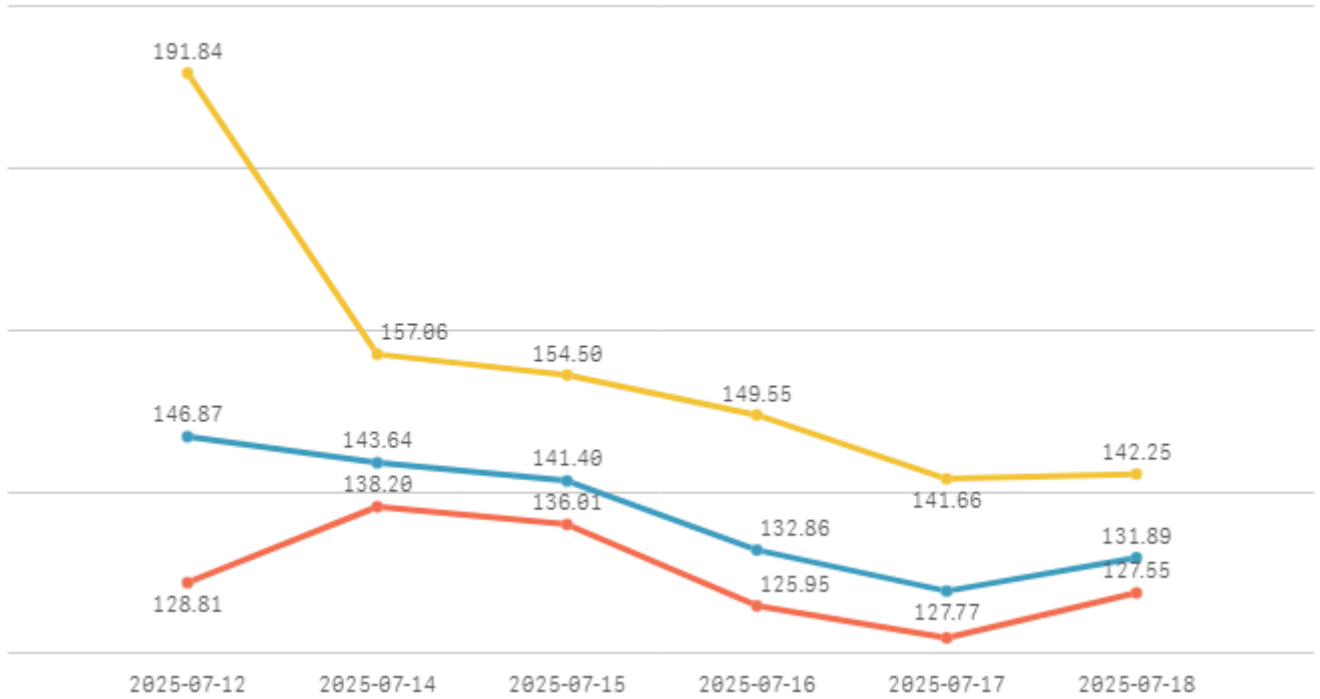
[데이터전략팀]

1. 주간 표준지수

※ 직전 5개년 평균가격을 지수 100으로 산정하여 100 이상일 경우 평년보다 상승, 100 이하일 경우 평년보다 하락

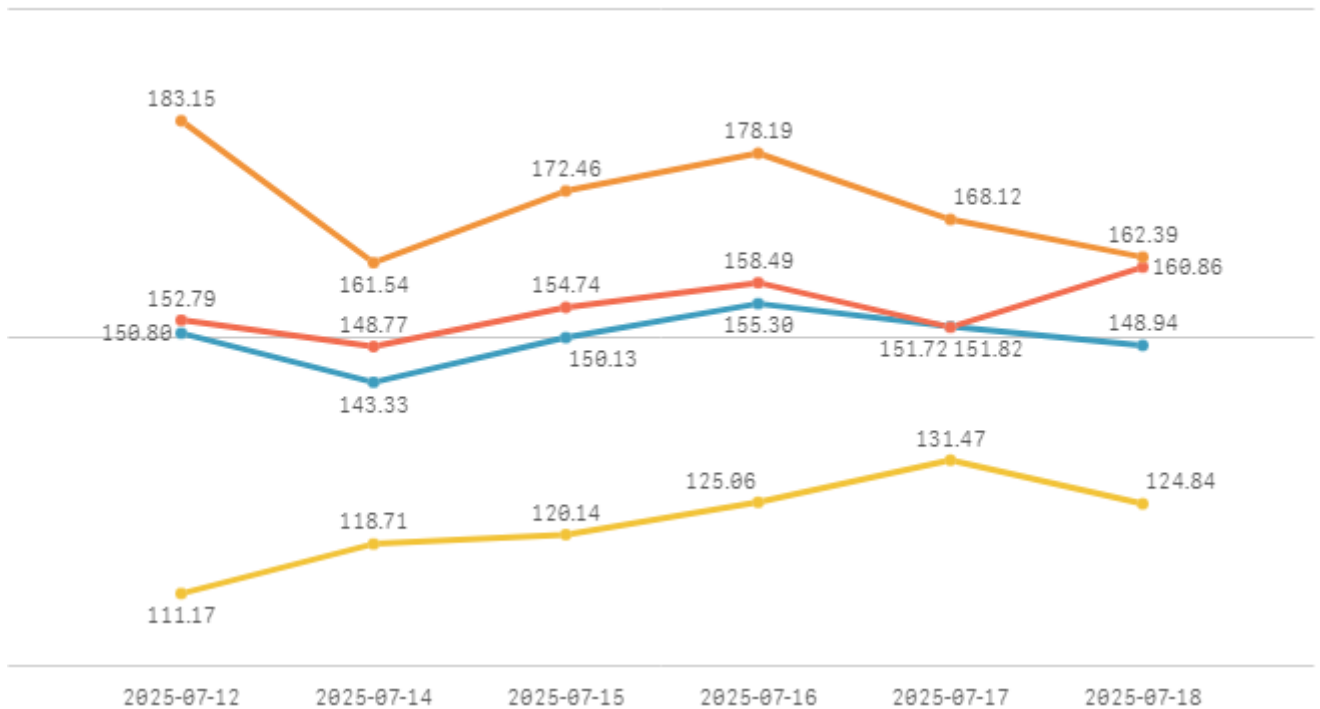
□ 청과부류

합계 채소계 과일계



□ 수산부류

합계 생선류 조개류 건어류



2. 주요 품목 주간 거래동향

주요 품목(종) 주간동향 (2025.07.12 ~ 07.18)

품종 단위	Q	금주평균	전주평균	전월평균	전년평균	5년평균 가격	전주대비	전월대비	전년대비	5년평균 대비
(선)갈치(5키로상자)		185,517	146,481	120,425	115,929	109,687	27% ▲	54% ▲	60% ▲	69% ▲
간마늘 대서(20키로)		143,079	143,055	181,446	130,140	142,670	0% ▲	-21% ▼	10% ▲	0% ▲
청양고추(10키로상자)		101,395	66,403	44,976	61,188	69,630	53% ▲	125% ▲	66% ▲	46% ▲
사과 미시마(10키로상자)		82,213	90,025	73,142	61,101	61,003	-9% ▼	12% ▲	35% ▲	35% ▲
물오징어(6키로상자)		78,089	74,144	76,557	79,638	65,797	5% ▲	2% ▲	-2% ▼	19% ▲
오이맛고추(10키로상자)		67,666	50,155	35,289	56,891	53,851	35% ▲	92% ▲	19% ▲	26% ▲
사과 뽕머링(10키로상자)		62,825	57,451	-	61,008	62,996	9% ▲	-	3% ▲	-0% ▼
백다다기오이(100개)		59,620	44,018	38,917	77,189	58,335	35% ▲	53% ▲	-23% ▼	2% ▲
복숭아 천홍(전)(10키로상자)		58,852	35,142	-	35,993	40,942	67% ▲	-	64% ▲	44% ▲
복숭아 대혈(백)(10키로상자)		52,404	49,588	-	31,190	41,022	6% ▲	-	68% ▲	28% ▲
(냉)고등어 수입(10키로상자)		49,771	48,795	48,639	35,760	36,909	2% ▲	2% ▲	39% ▲	35% ▲
감자 수미(햇)(20키로상자)		33,729	28,084	32,992	27,019	28,946	20% ▲	2% ▲	25% ▲	17% ▲
멜론 머스크(8키로상자)		33,146	38,289	32,889	23,462	27,655	-13% ▼	1% ▲	41% ▲	20% ▲
배 신고(15키로상자)		32,108	30,417	48,460	154,309	71,639	6% ▲	-34% ▼	-79% ▼	-55% ▼
자두 후무사(5키로상자)		31,175	20,815	-	22,289	26,096	50% ▲	-	40% ▲	19% ▲
수박(일반)(8키로개)		29,873	25,365	15,948	18,431	21,109	18% ▲	87% ▲	62% ▲	42% ▲
참외(일반)(10키로상자)		27,725	19,220	45,692	26,220	25,005	44% ▲	-39% ▼	6% ▲	11% ▲
골드파인애플 수입(12키로상자)		27,632	24,238	24,762	20,171	25,845	14% ▲	12% ▲	37% ▲	7% ▲
상추 포기잡(4키로상자)		27,166	19,669	12,032	85,143	51,960	38% ▲	126% ▲	-68% ▼	-48% ▼
당근(20키로상자)		24,490	19,738	24,539	72,221	38,756	24% ▲	-0% ▼	-66% ▼	-37% ▼
호박밥 고무마(10키로상자)		22,247	24,747	25,091	25,187	24,228	-10% ▼	-11% ▼	-12% ▼	-8% ▼
포도 거봉(2키로상자)		22,146	24,626	30,817	26,644	26,572	-10% ▼	-28% ▼	-17% ▼	-17% ▼
바나나 수입(13키로상자)		21,417	22,539	26,765	16,788	20,975	-5% ▼	-20% ▼	28% ▲	2% ▲
건세열치(1.5키로상자)		20,882	18,792	18,481	21,587	20,812	11% ▲	13% ▲	-3% ▼	0% ▲
포도 샤인머스켓(2키로상자)		20,259	23,833	36,978	24,857	31,246	-15% ▼	-45% ▼	-18% ▼	-35% ▼
빨강 파프리카(5키로상자)		17,478	21,356	16,840	11,159	15,340	-18% ▼	4% ▲	57% ▲	14% ▲
무(20키로상자)		15,994	14,239	12,391	18,434	14,782	12% ▲	29% ▲	-13% ▼	8% ▲
찰옥수수(8키로)		15,026	13,005	33,336	16,485	13,721	16% ▲	-55% ▼	-9% ▼	10% ▲
애호박(20개)		14,272	10,692	15,477	20,479	16,279	33% ▲	-8% ▼	-30% ▼	-12% ▼
열무(4키로상자)		14,215	19,887	8,857	15,326	12,977	-29% ▼	61% ▲	-7% ▼	10% ▲
겉종합(10키로망대)		14,052	14,000	14,376	10,867	10,932	0% ▲	-2% ▼	29% ▲	29% ▲
대추방울토마토(3키로상자)		13,574	12,276	12,929	13,392	12,706	11% ▲	5% ▲	1% ▲	7% ▲
배추(10키로망대)		12,646	8,608	6,985	10,003	9,852	47% ▲	81% ▲	26% ▲	28% ▲
토마토(5키로상자)		10,146	11,077	10,793	10,871	13,097	-8% ▼	-6% ▼	-7% ▼	-23% ▼
배추열갈이(4키로상자)		9,677	10,120	5,028	14,881	12,254	-4% ▼	92% ▲	-35% ▼	-21% ▼
양배추(8키로망대)		8,268	5,392	4,579	4,255	6,109	53% ▲	81% ▲	94% ▲	35% ▲
팽이버섯(5키로상자)		7,204	5,974	7,964	9,150	8,479	21% ▲	-10% ▼	-21% ▼	-15% ▼
가지(5키로상자)		6,689	6,802	11,143	8,674	7,302	-2% ▼	-40% ▼	-23% ▼	-8% ▼
새송이버섯(2키로상자)		6,006	6,258	5,187	4,798	5,289	-4% ▼	16% ▲	25% ▲	14% ▲
부추(일반)(500그램단)		2,695	1,086	1,134	1,315	1,976	148% ▲	138% ▲	105% ▲	36% ▲
대파(일반)(1키로단)		1,924	1,245	1,459	1,445	1,621	55% ▲	32% ▲	33% ▲	19% ▲
양파(1키로)		942	889	753	1,178	1,094	6% ▲	25% ▲	-20% ▼	-14% ▼

□ 품종별 등락가격 비교(전주대비)

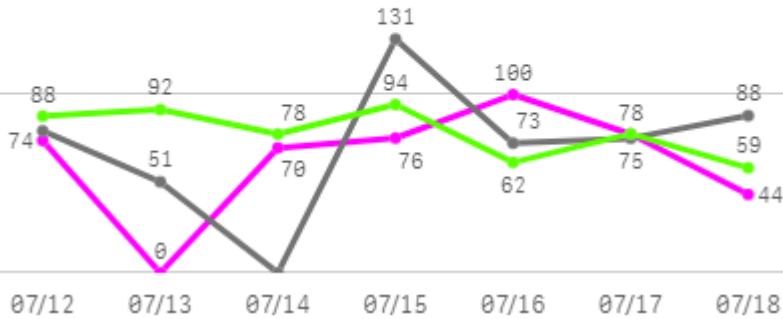
구분	품목(종)명
상승 품목(종)	(선)갈치(27%),감자 수미(햇)(20%),견세멸치(11%),굽드파인애플 수입(14%),당근(24%),대추방울토마트(11%),대파(일반)(55%),무(12%),물오징어(5%),배 신고(6%),배추(47%),백다다기오이(35%),복숭아 대월(백)(6%),복숭아 천홍(천)(67%),부추(일반)(148%),사과 뽕머링(9%),상추 포기잡(38%),수박(일반)(18%),애호박(33%),양배추(53%),양파(6%),오이맛고추(35%),자두 후무사(50%),찰옥수수(16%),참외(일반)(44%),청양고추(53%),콩이버섯(21%)
하락 품목(종)	멜론 머스크(-13%),빨강 파프리카(-18%),사과 미시마(-9%),열무(-29%),토마토(-8%),포도 거봉(-10%),포도 샤인머스캣(-15%),호박밤 고구마(-10%)
보합 품목(종)(+5%)	(냉)고등어 수입,가지,겉흙합,깐마늘 대서,바나나 수입,배추얼갈이,새송이버섯

3. 품목(종)별 주간 거래동향

고구마

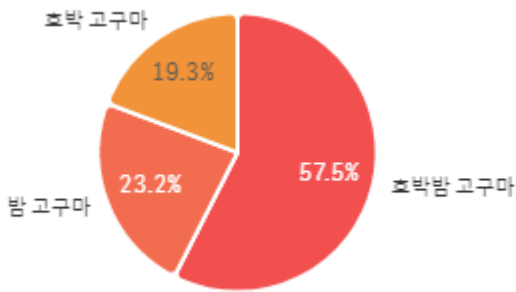
주간 반입량(톤)

● 2025 ● 2024 ● 평년

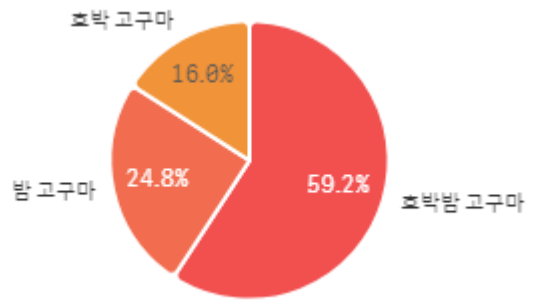


구분	금주(A)	전주(B)	전월(C)	전년(D)	평년(E)	A/B	A/C	A/D	A/E
물량(톤)	442	552	546	498	573	80.0%	80.8%	88.7%	77.1%

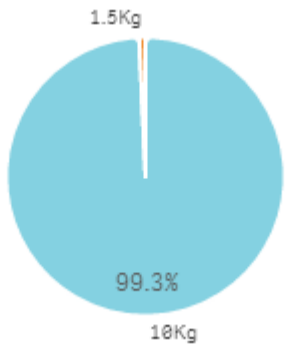
출하 품종별 거래물량 구성비



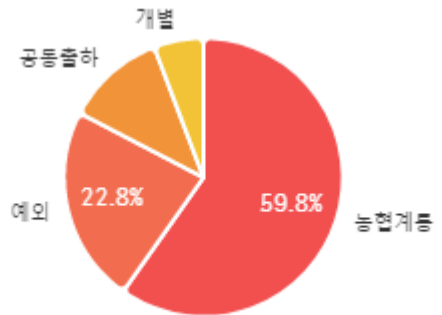
출하 품종별 거래금액 구성비



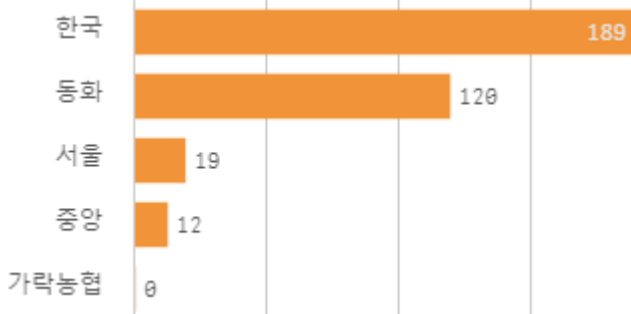
거래 단량별 물량 구성비



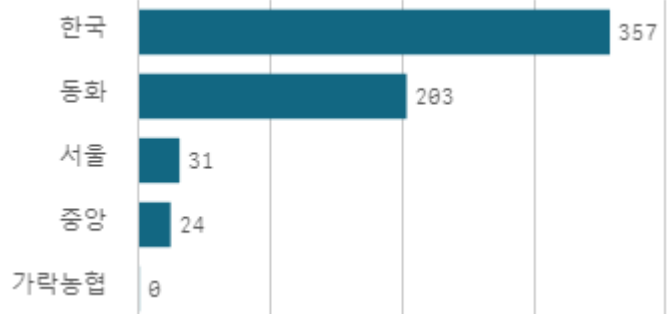
출하자별 거래물량 구성비



도매시장 법인별 거래물량(톤)

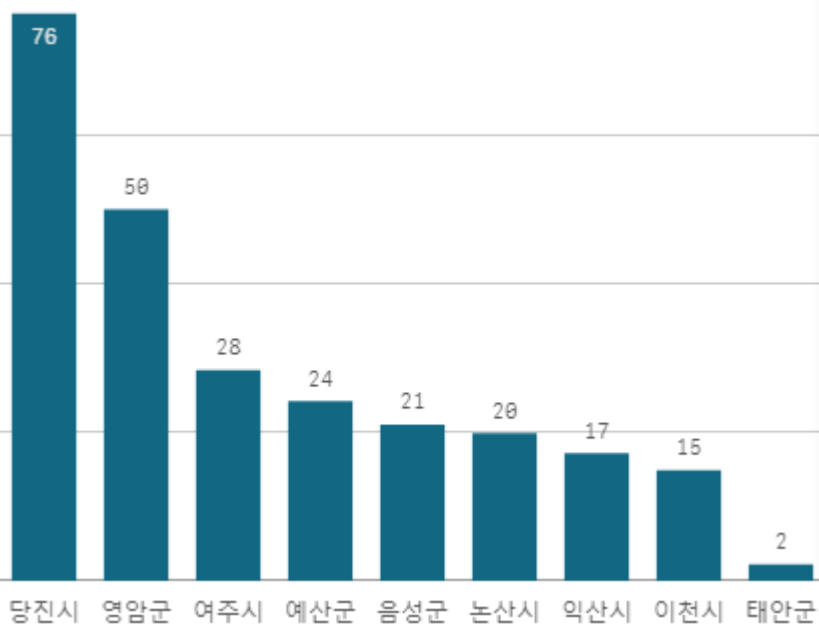


도매시장 법인별 거래금액(백만원)

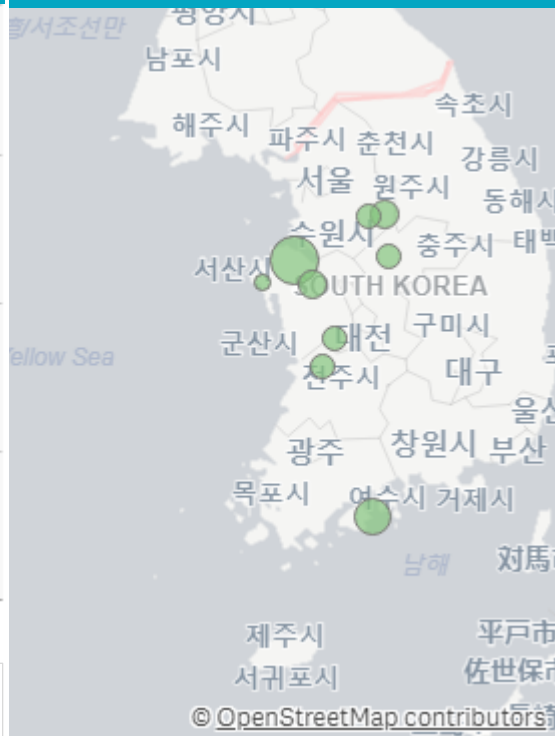


호박밤 고구마(10Kg)

산지별 거래물량(톤)



산지별 주출하 시군구



출하산지(개소)

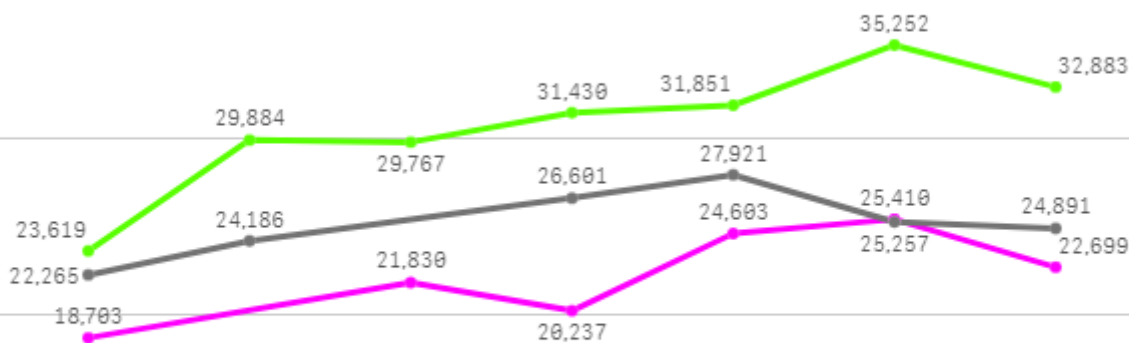
9

출하건수(천건)

1

주간 도매가격(원)

◆ 2025 ● 2024 ◆ 평년



07/12 07/13 07/14 07/15 07/16 07/17 07/18

구분	금주(A)	전주(B)	전월(C)	전년(D)	평년(E)	A/B	A/C	A/D	A/E
가격(원)	22,247	24,747	25,091	25,187	24,228	89.9%	88.7%	88.3%	91.8%

※ 상품 가격 기준

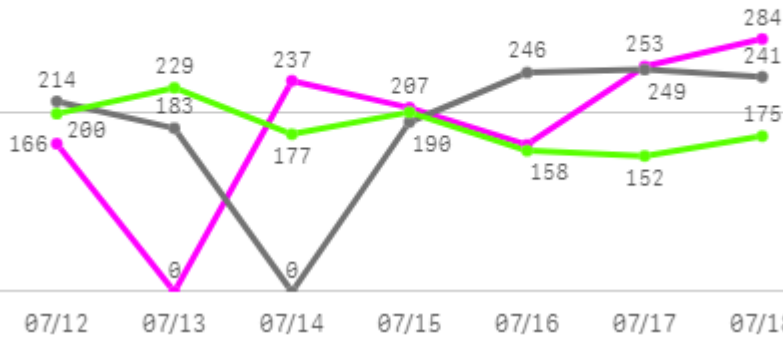
□ 호박밤 고구마(10Kg) 주간 가격

구분	Q	품종	Q	단량	Q	특	상	보통	하
2025-07-12		호박밤 고구마		10Kg		23,623	18,703	11,652	5,310
2025-07-14		호박밤 고구마		10Kg		24,075	21,830	14,172	5,887
2025-07-15		호박밤 고구마		10Kg		23,601	20,237	12,968	6,256
2025-07-16		호박밤 고구마		10Kg		27,732	24,603	17,130	8,457
2025-07-17		호박밤 고구마		10Kg		27,769	25,410	17,776	8,574
2025-07-18		호박밤 고구마		10Kg		24,560	22,699	14,924	6,460
평균						25,227	22,247	14,771	6,824

감자

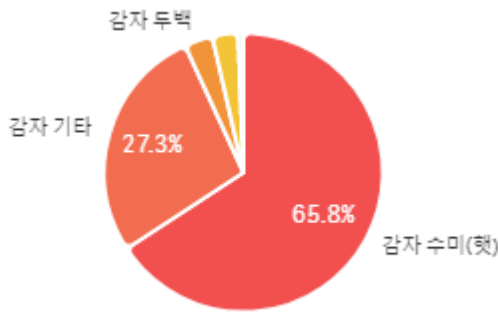
주간 반입량(톤)

◆ 2025 ● 2024 ▲ 평년

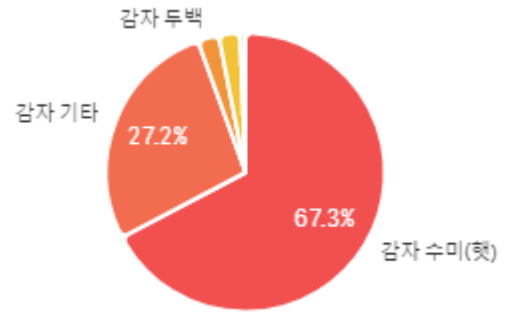


구분	금주(A)	전주(B)	전월(C)	전년(D)	평년(E)	A/B	A/C	A/D	A/E
물량(톤)	1,310	1,468	2,521	1,324	1,271	89.3%	52.0%	99.0%	103.1%

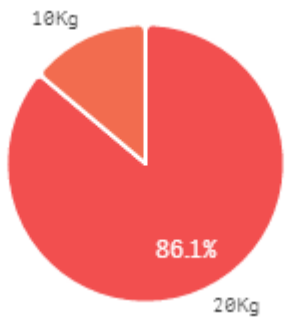
출하 품종별 거래물량 구성비



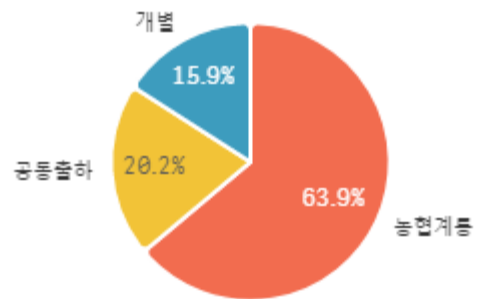
출하 품종별 거래금액 구성비



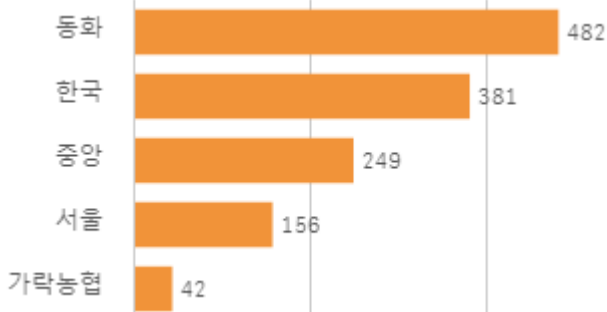
거래 단량별 물량 구성비



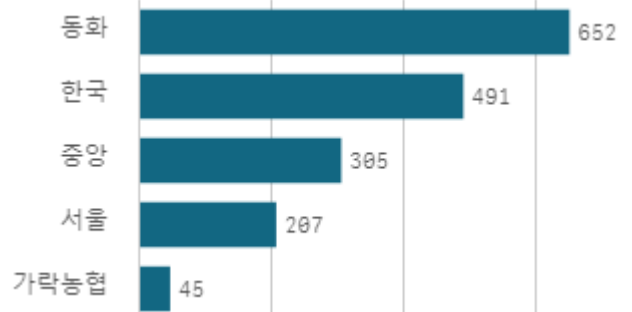
출하자별 거래물량 구성비



도매시장 법인별 거래물량(톤)

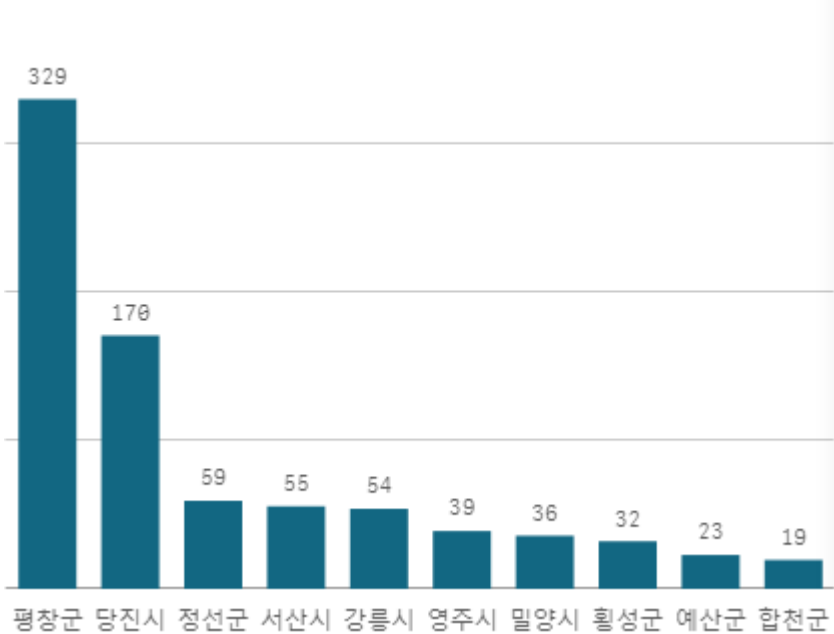


도매시장 법인별 거래금액(백만원)



감자 수미(햇) (20Kg)

산지별 거래물량(톤)



출하산지(개소)

21

출하건수(천건)

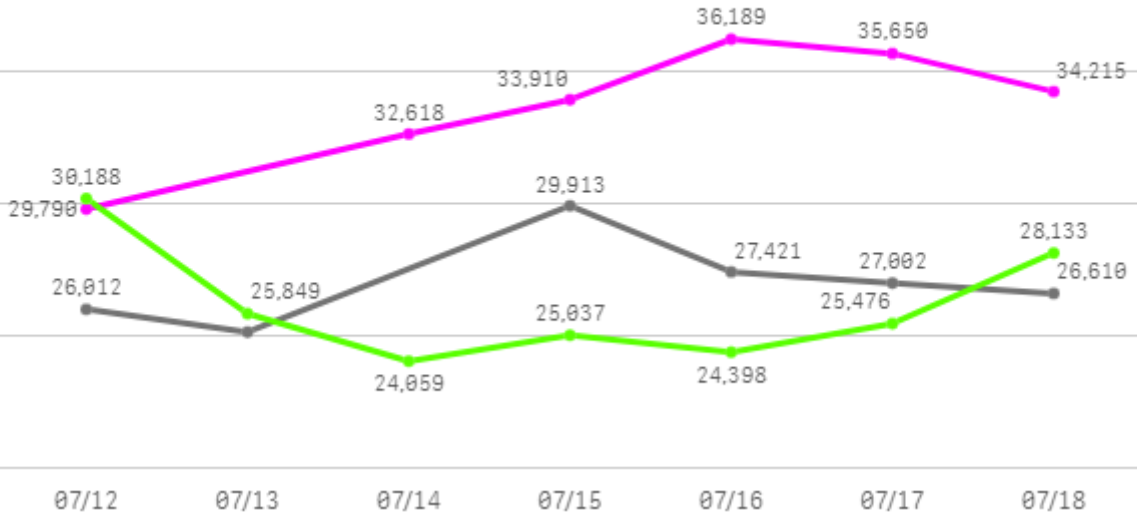
1

산지별 주출하 시군구



주간 도매가격(원)

◆ 2025 ● 2024 ◆ 평년



구분	금주(A)	전주(B)	전월(C)	전년(D)	평년(E)	A/B	A/C	A/D	A/E
가격(원)	33,729	28,084	32,992	27,019	28,946	120.1%	102.2%	124.8%	116.5%

※ 상품 가격 기준

□ 감자 수미(햇)(20Kg) 주간 가격

구분	Q	품종	Q	단량	Q	특	상	보통	하
2025-07-12		감자 수미(햇)		20Kg		33,267	29,790	23,032	12,241
2025-07-14		감자 수미(햇)		20Kg		34,468	32,618	25,866	14,926
2025-07-15		감자 수미(햇)		20Kg		36,001	33,910	26,611	14,274
2025-07-16		감자 수미(햇)		20Kg		38,683	36,189	30,301	15,736
2025-07-17		감자 수미(햇)		20Kg		38,930	35,650	30,442	18,708
2025-07-18		감자 수미(햇)		20Kg		37,720	34,215	27,178	16,546
평균						36,512	33,729	27,238	15,405

배추

주간 반입량(톤)

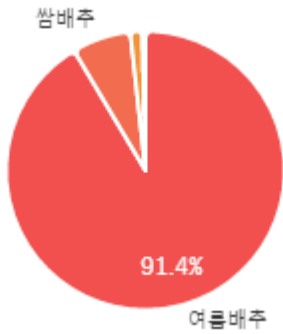
● 2025 ● 2024 ● 평년



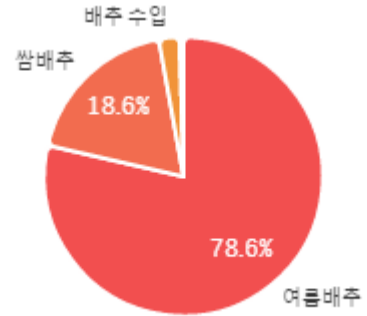
07/12 07/13 07/14 07/15 07/16 07/17 07/18

구분	금주(A)	전주(B)	전월(C)	전년(D)	평년(E)	A/B	A/C	A/D	A/E
물량(톤)	2,603	2,171	2,471	2,633	2,421	119.9%	105.4%	98.9%	107.5%

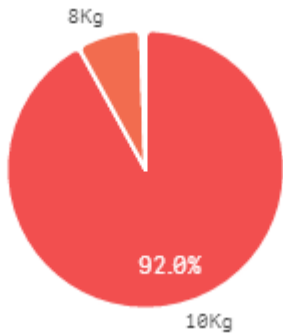
출하 품종별 거래물량 구성비



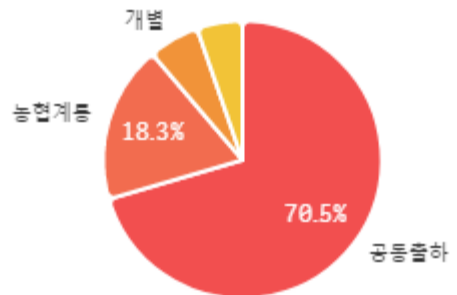
출하 품종별 거래금액 구성비



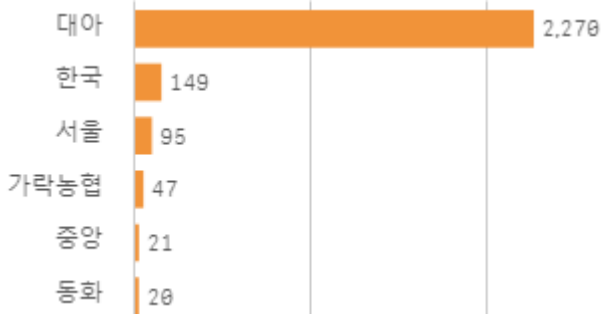
거래 단량별 물량 구성비



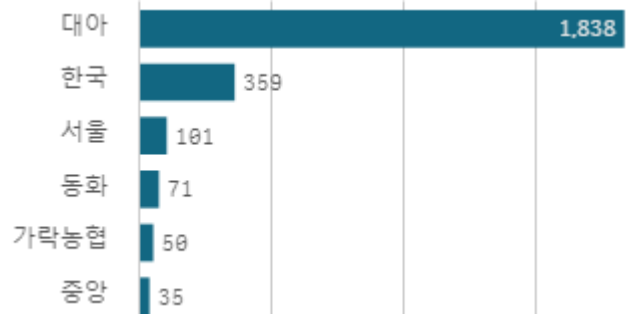
출하자별 거래물량 구성비



도매시장 법인별 거래물량(톤)

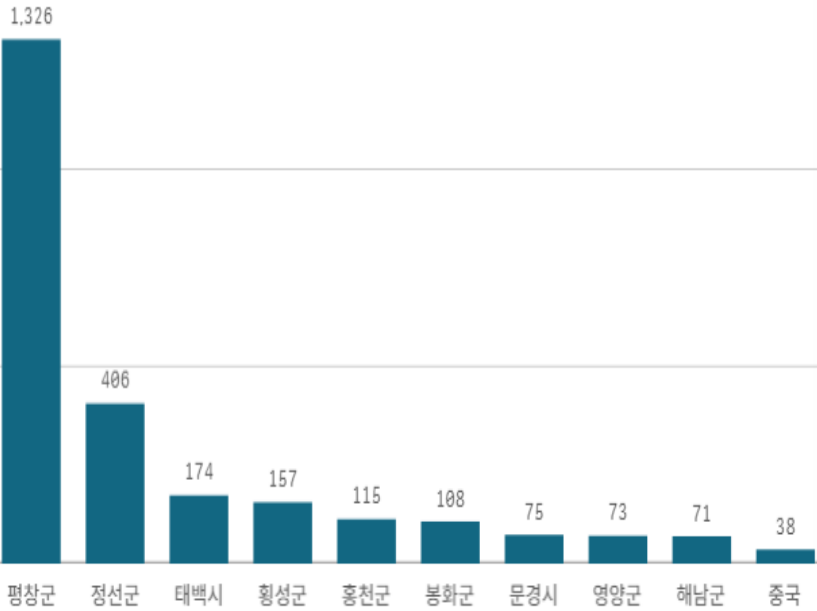


도매시장 법인별 거래금액(백만원)



배추(10Kg)

산지별 거래물량(톤)



출하산지(개소)

18

출하건수(천건)

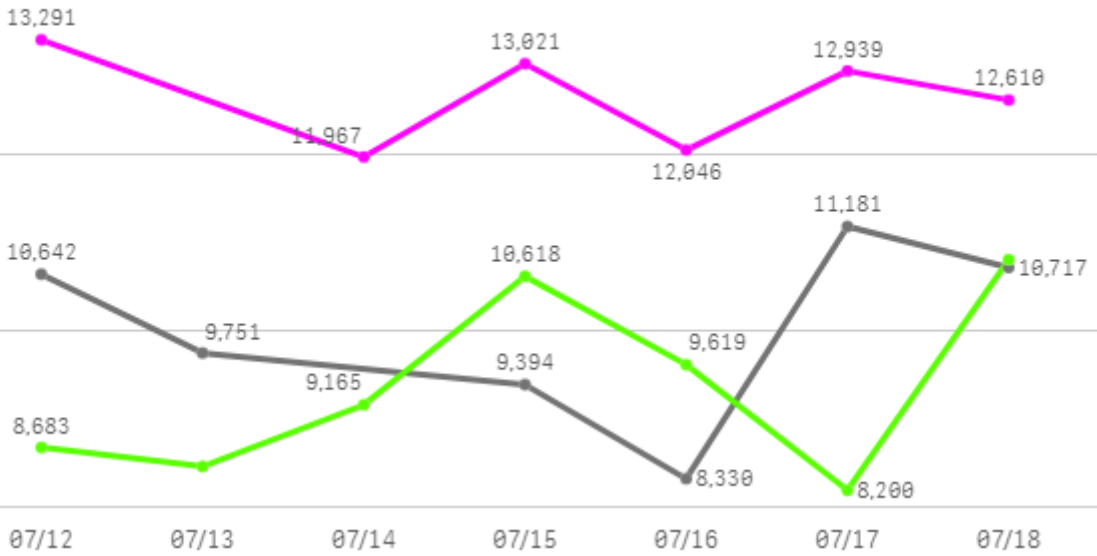
2

산지별 주출하 시군구



주간 도매가격(원)

◆ 2025 ● 2024 ◆ 평년



구분	금주(A)	전주(B)	전월(C)	전년(D)	평년(E)	A/B	A/C	A/D	A/E
가격(원)	12,646	8,608	6,985	10,003	9,852	146.9%	181.0%	126.4%	128.4%

※ 상품 가격 기준

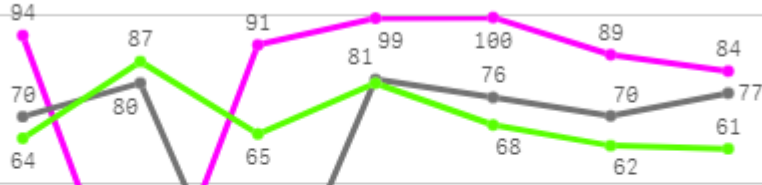
□ 배추(10Kg) 주간 가격

구분	Q	품종	Q	단량	Q	특	상	보통	하
2025-07-12		배추		10Kg		17,578	13,291	7,693	3,196
2025-07-14		배추		10Kg		17,123	11,967	7,454	2,450
2025-07-15		배추		10Kg		17,090	13,021	6,884	2,236
2025-07-16		배추		10Kg		17,147	12,046	5,063	2,037
2025-07-17		배추		10Kg		17,242	12,939	4,378	981
2025-07-18		배추		10Kg		18,815	12,610	5,131	1,026
평균						17,499	12,646	6,101	1,988

배추얼갈이

주간 반입량(톤)

◆ 2025 ● 2024 ▲ 평년



07/12 07/13 07/14 07/15 07/16 07/17 07/18

구분	금주(A)	전주(B)	전월(C)	전년(D)	평년(E)	A/B	A/C	A/D	A/E
물량(톤)	557	536	661	455	497	103.8%	84.3%	122.4%	112.2%

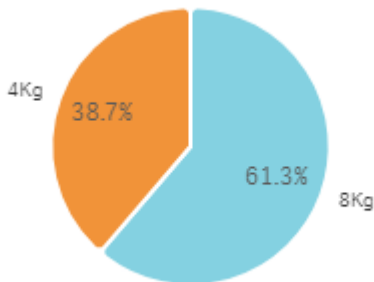
출하 품종별 거래물량 구성비



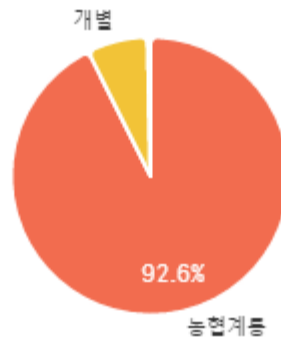
출하 품종별 거래금액 구성비



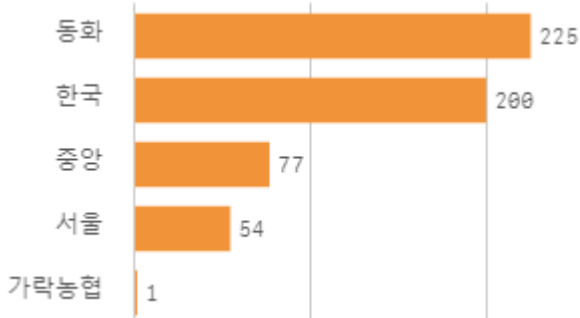
거래 단량별 물량 구성비



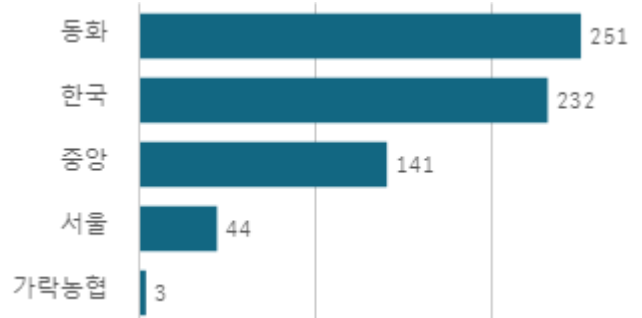
출하자별 거래물량 구성비



도매시장 법인별 거래물량(톤)

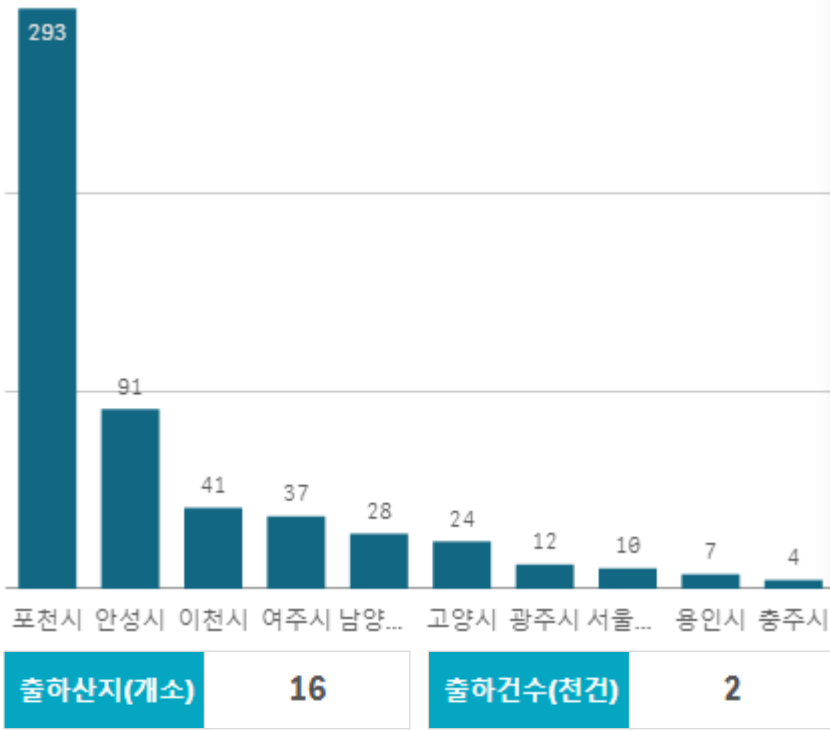


도매시장 법인별 거래금액(백만원)



배추얼갈이(4Kg)

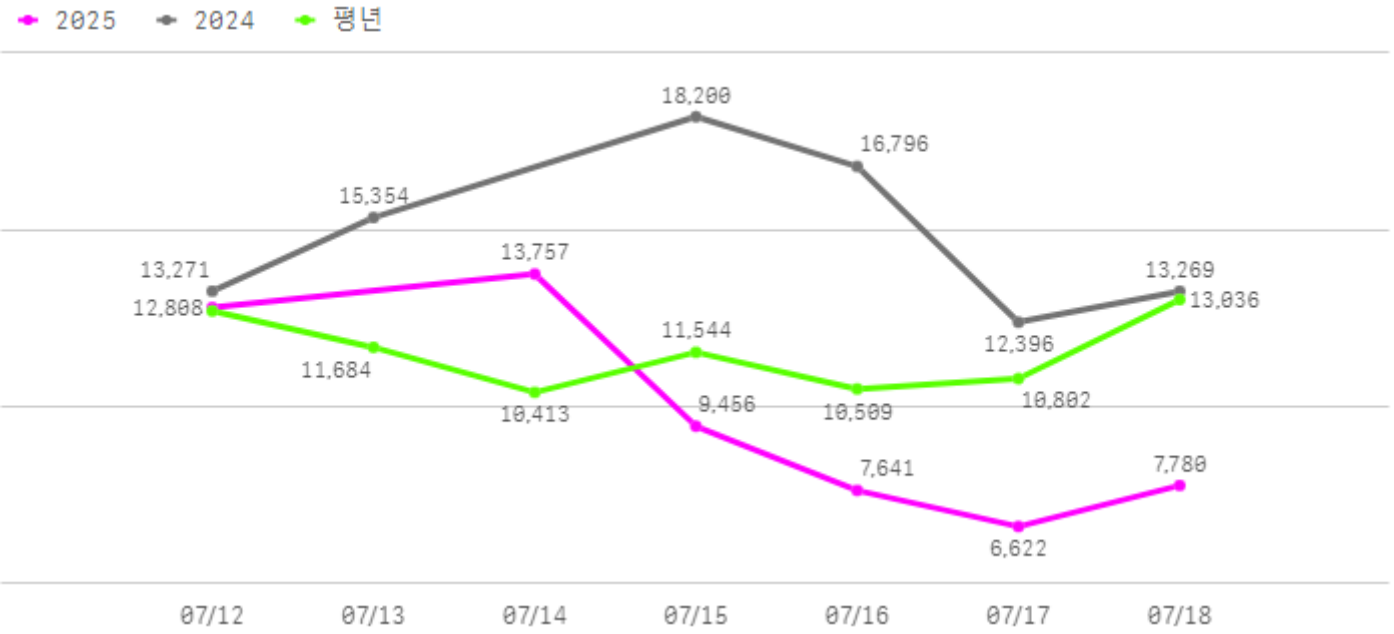
산지별 거래물량(톤)



산지별 주출하 시군구



주간 도매가격(원)



구분	금주(A)	전주(B)	전월(C)	전년(D)	평년(E)	A/B	A/C	A/D	A/E
가격(원)	9,677	10,120	5,028	14,881	12,254	95.6%	192.5%	65.0%	79.0%

※ 상품 가격 기준

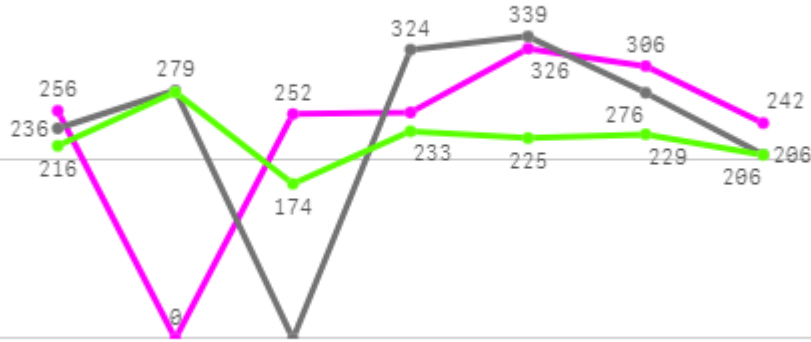
□ 배추얼갈이(4Kg) 주간 가격

구분	Q	품종	Q	단량	Q	특	상	보통	하
2025-07-12		배추얼갈이		4Kg		-	12,808	9,448	7,271
2025-07-14		배추얼갈이		4Kg		-	13,757	11,566	8,223
2025-07-15		배추얼갈이		4Kg		-	9,456	7,600	4,482
2025-07-16		배추얼갈이		4Kg		-	7,641	5,994	4,006
2025-07-17		배추얼갈이		4Kg		-	6,622	5,503	3,804
2025-07-18		배추얼갈이		4Kg		-	7,780	6,149	4,442
평균						-	9,677	7,710	5,371

양배추

주간 반입량(톤)

◆ 2025 ● 2024 ▲ 평년

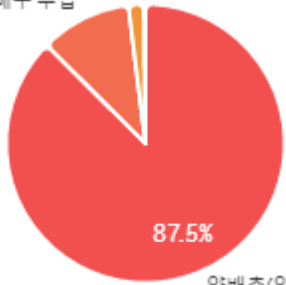


07/12 07/13 07/14 07/15 07/16 07/17 07/18

구분	금주(A)	전주(B)	전월(C)	전년(D)	평년(E)	A/B	A/C	A/D	A/E
물량(톤)	1,635	1,564	1,968	1,660	1,590	104.5%	83.1%	98.5%	102.8%

출하 품종별 거래물량 구성비

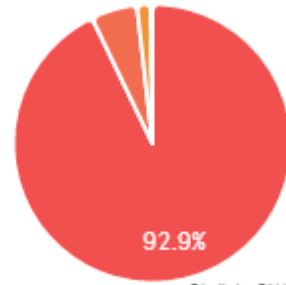
양배추 수입



양배추(일반)

출하 품종별 거래금액 구성비

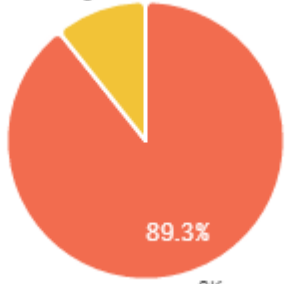
양배추 수입



양배추(일반)

거래 단량별 물량 구성비

15Kg

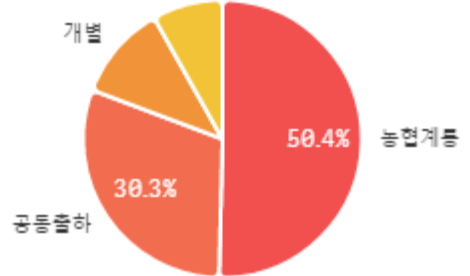


8Kg

출하자별 거래물량 구성비

수집상

개별



공동출하

농업계종

도매시장 법인별 거래물량(톤)

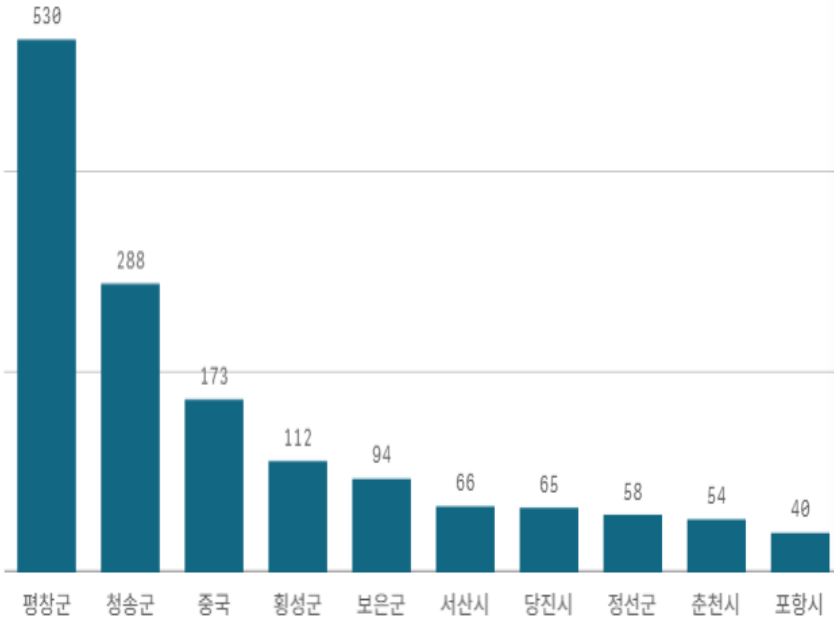


도매시장 법인별 거래금액(백만원)



양배추(8Kg)

산지별 거래물량(톤)



출하산지(개소)

25

출하건수(천건)

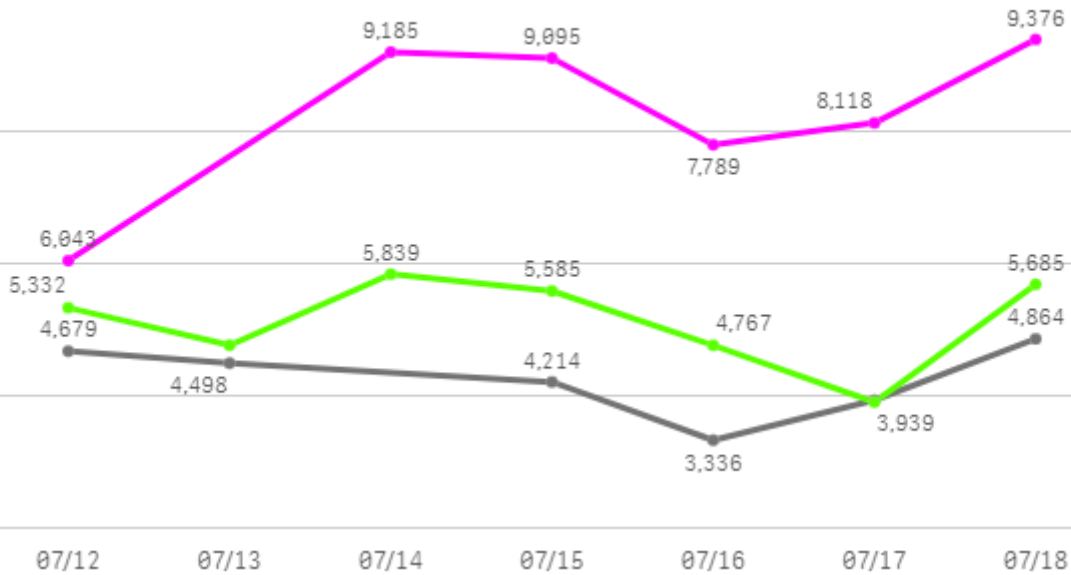
1

산지별 주출하 시군구



주간 도매가격(원)

● 2025 ● 2024 ● 평년



구분	금주(A)	전주(B)	전월(C)	전년(D)	평년(E)	A/B	A/C	A/D	A/E
가격(원)	8,268	5,392	4,579	4,255	6,109	153.3%	180.5%	194.3%	135.3%

※ 상품 가격 기준

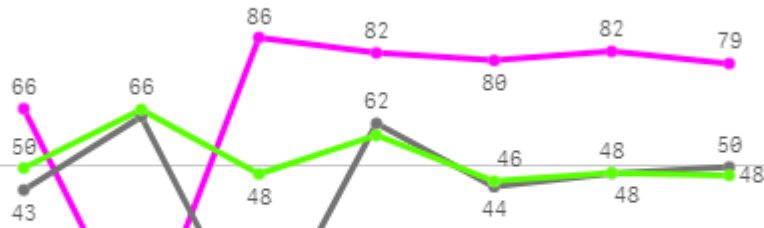
□ 양배추(8Kg) 주간 가격

구분	Q	품종	Q	단량	Q	특	상	보통	하
2025-07-12		양배추		8Kg		7,442	6,043	4,275	2,671
2025-07-14		양배추		8Kg		10,059	9,185	8,390	5,848
2025-07-15		양배추		8Kg		10,023	9,095	8,258	6,555
2025-07-16		양배추		8Kg		8,795	7,789	5,583	2,826
2025-07-17		양배추		8Kg		9,118	8,118	6,233	3,511
2025-07-18		양배추		8Kg		10,595	9,376	7,547	4,436
평균						9,339	8,268	6,714	4,308

상추

주간 반입량(톤)

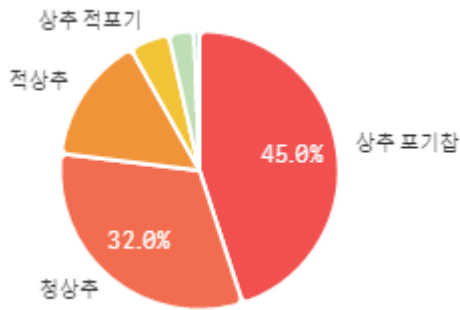
◆ 2025 ● 2024 ▲ 평년



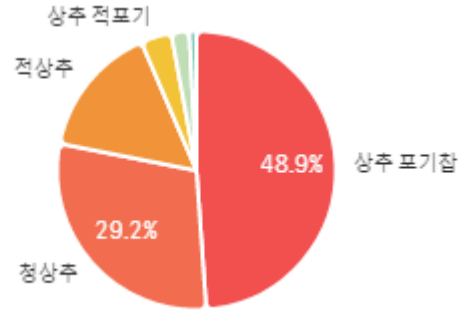
07/12 07/13 07/14 07/15 07/16 07/17 07/18

구분	금주(A)	전주(B)	전월(C)	전년(D)	평년(E)	A/B	A/C	A/D	A/E
물량(톤)	475	457	536	312	367	104.0%	88.6%	152.4%	129.6%

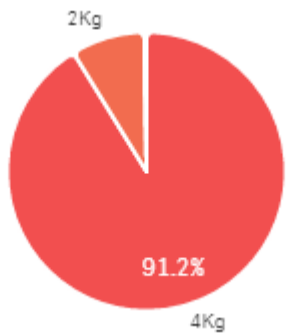
출하 품종별 거래물량 구성비



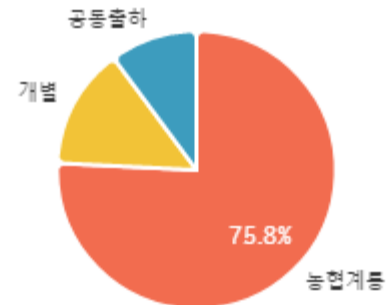
출하 품종별 거래금액 구성비



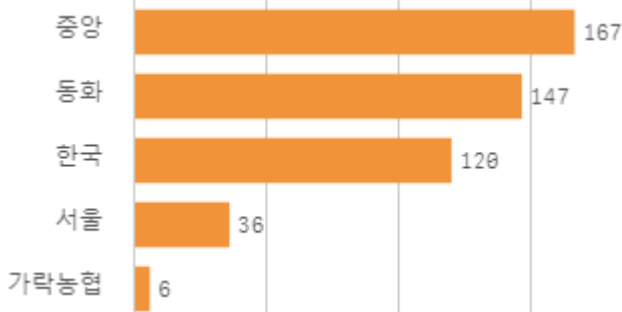
거래 단량별 물량 구성비



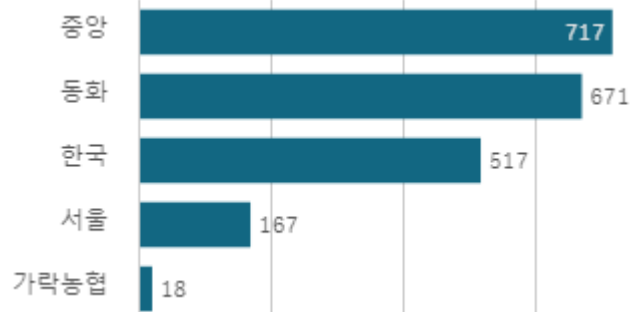
출하자별 거래물량 구성비



도매시장 법인별 거래물량(톤)

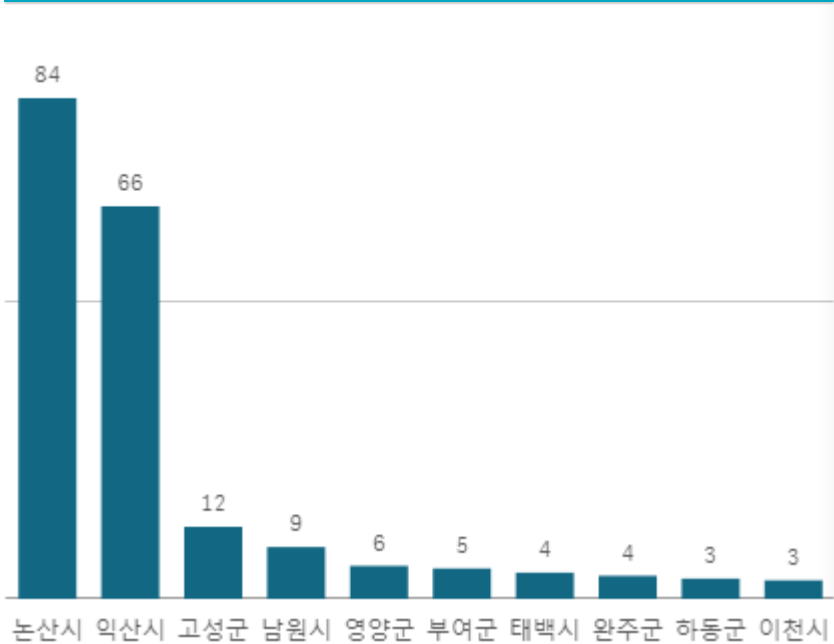


도매시장 법인별 거래금액(백만원)



상추 포기잡(4Kg)

산지별 거래물량(톤)



출하산지(개소)

36

출하건수(천건)

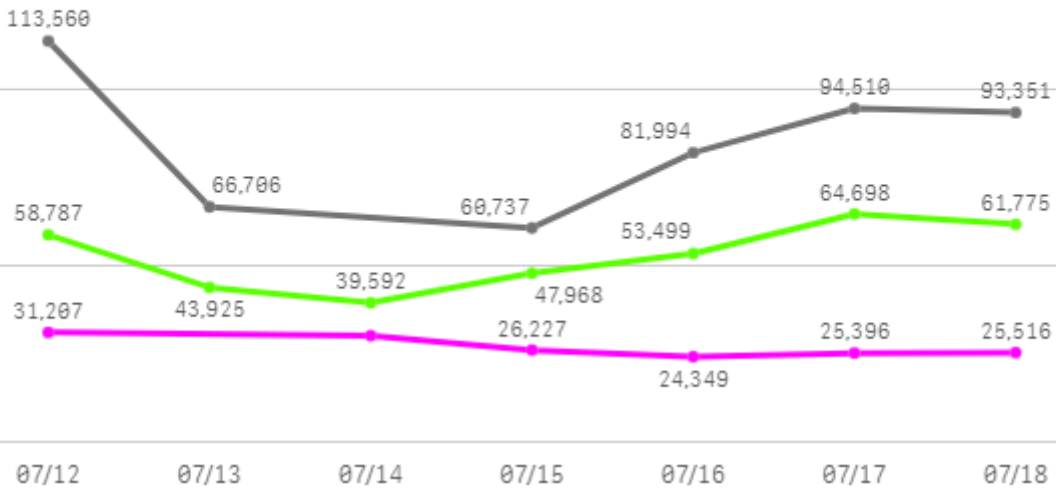
2

산지별 주출하 시군구



주간 도매가격(원)

◆ 2025 ● 2024 ▲ 평년



구분	금주(A)	전주(B)	전월(C)	전년(D)	평년(E)	A/B	A/C	A/D	A/E
가격(원)	27,166	19,669	12,032	85,143	51,960	138.1%	225.8%	31.9%	52.3%

※ 상품 가격 기준

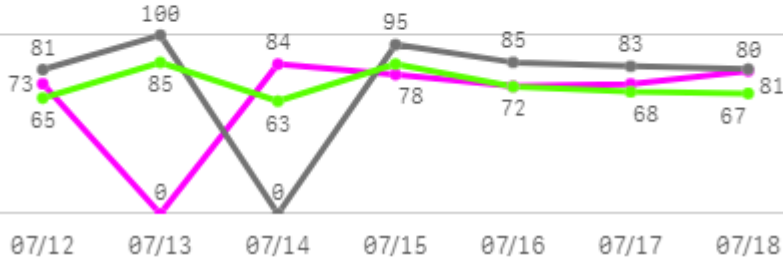
□ 상추 포기잡(4Kg) 주간 가격

구분	Q	품종	Q	단량	Q	특	상	보통	하
2025-07-12		상추 포기잡		4Kg		-	31,207	25,491	18,821
2025-07-14		상추 포기잡		4Kg		-	30,301	23,465	17,521
2025-07-15		상추 포기잡		4Kg		-	26,227	19,036	13,181
2025-07-16		상추 포기잡		4Kg		-	24,349	16,790	11,253
2025-07-17		상추 포기잡		4Kg		-	25,396	16,570	11,786
2025-07-18		상추 포기잡		4Kg		-	25,516	17,335	10,503
평균						-	27,166	19,781	13,844

부추

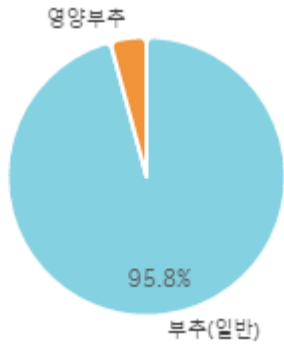
주간 반입량(톤)

◆ 2025 ● 2024 ▲ 평년

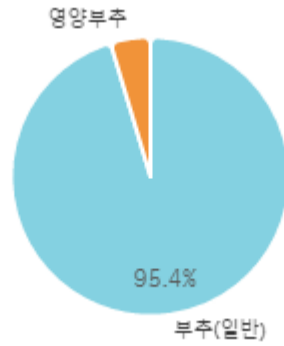


구분	금주(A)	전주(B)	전월(C)	전년(D)	평년(E)	A/B	A/C	A/D	A/E
물량(톤)	459	469	489	525	481	98.0%	93.9%	87.5%	95.4%

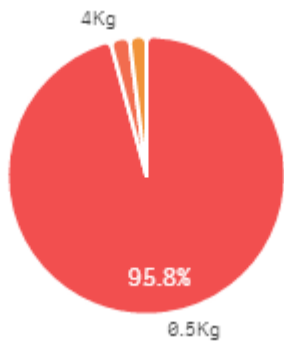
출하 품종별 거래물량 구성비



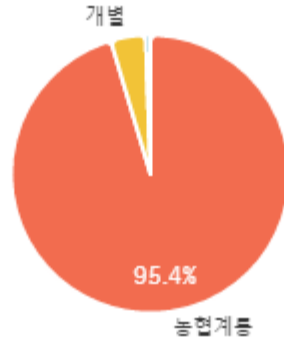
출하 품종별 거래금액 구성비



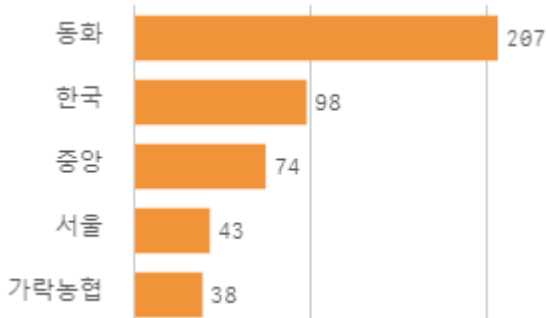
거래 단량별 물량 구성비



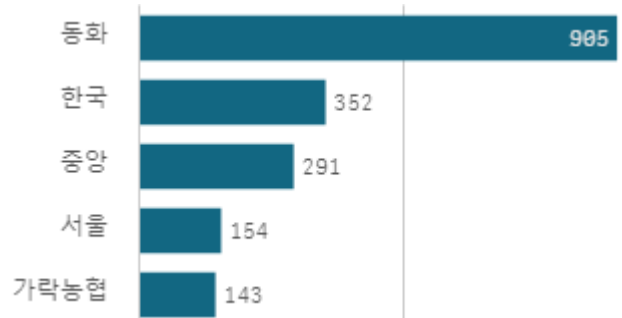
출하자별 거래물량 구성비



도매시장 법인별 거래물량(톤)

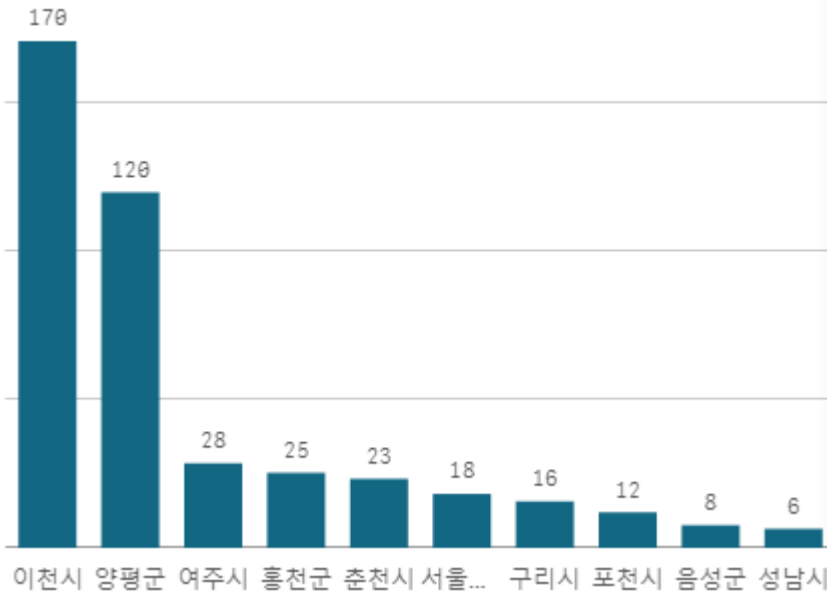


도매시장 법인별 거래금액(백만원)



부추(일반) (0.5Kg)

산지별 거래물량(톤)



출하산지(개소)

18

출하건수(천건)

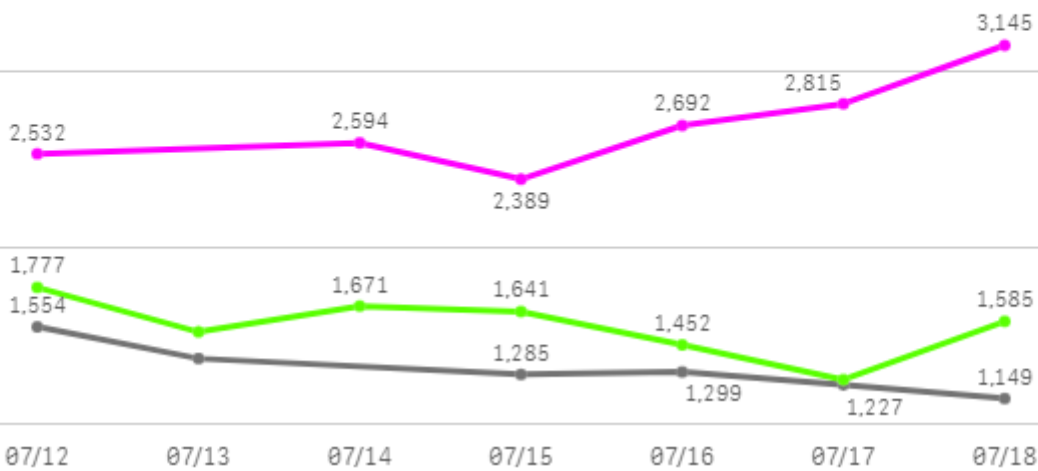
2

산지별 주출하 시군구



주간 도매가격(원)

◆ 2025 ● 2024 ◆ 평년



구분	금주(A)	전주(B)	전월(C)	전년(D)	평년(E)	A/B	A/C	A/D	A/E
가격(원)	2,695	1,086	1,134	1,315	1,976	248.1%	237.5%	204.9%	136.4%

※ 상품 가격 기준

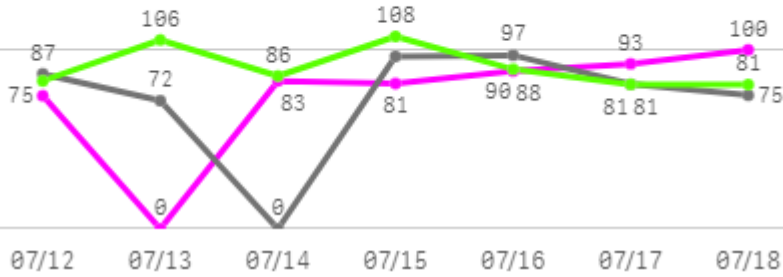
□ 부추(일반)(0.5Kg) 주간 가격

구분	Q	품종	Q	단량	Q	특	상	보통	하
2025-07-12		부추(일반)		0.5Kg		-	2,532	1,966	1,235
2025-07-14		부추(일반)		0.5Kg		-	2,594	2,091	1,550
2025-07-15		부추(일반)		0.5Kg		-	2,389	1,705	998
2025-07-16		부추(일반)		0.5Kg		-	2,692	2,071	1,452
2025-07-17		부추(일반)		0.5Kg		-	2,815	2,320	1,806
2025-07-18		부추(일반)		0.5Kg		-	3,145	2,609	2,050
평균						-	2,695	2,127	1,515

열무

주간 반입량(톤)

◆ 2025 ● 2024 ▲ 평년

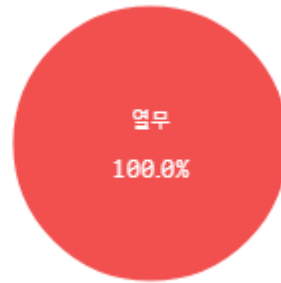


구분	금주(A)	전주(B)	전월(C)	전년(D)	평년(E)	A/B	A/C	A/D	A/E
물량(톤)	520	471	727	509	564	110.4%	71.6%	102.3%	92.2%

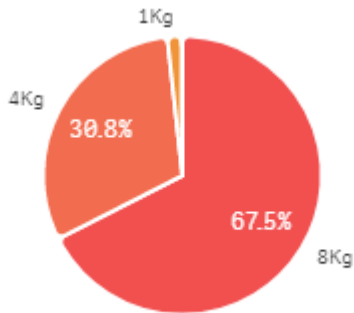
출하 품종별 거래물량 구성비



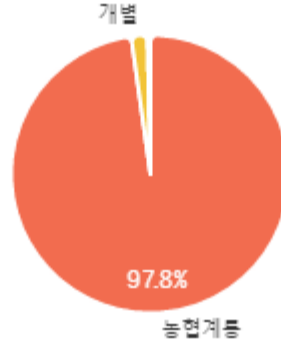
출하 품종별 거래금액 구성비



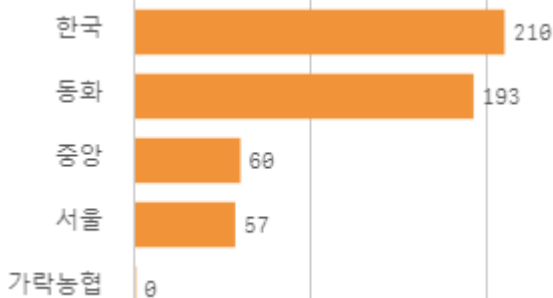
거래 단량별 물량 구성비



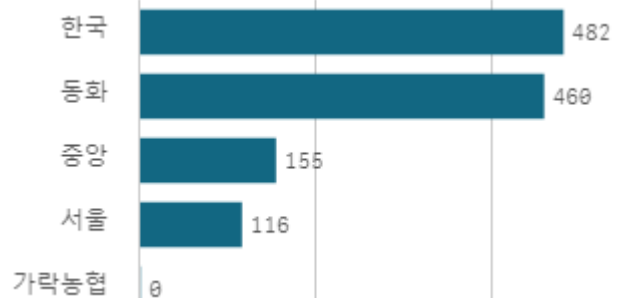
출하자별 거래물량 구성비



도매시장 법인별 거래물량(톤)

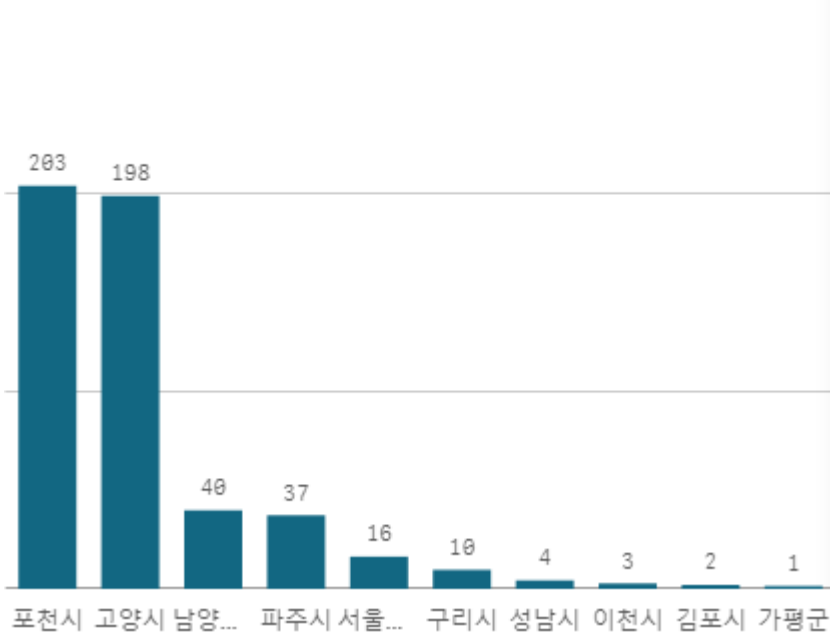


도매시장 법인별 거래금액(백만원)



열무(4Kg)

산지별 거래물량(톤)



출하산지(개소)

23

출하건수(천건)

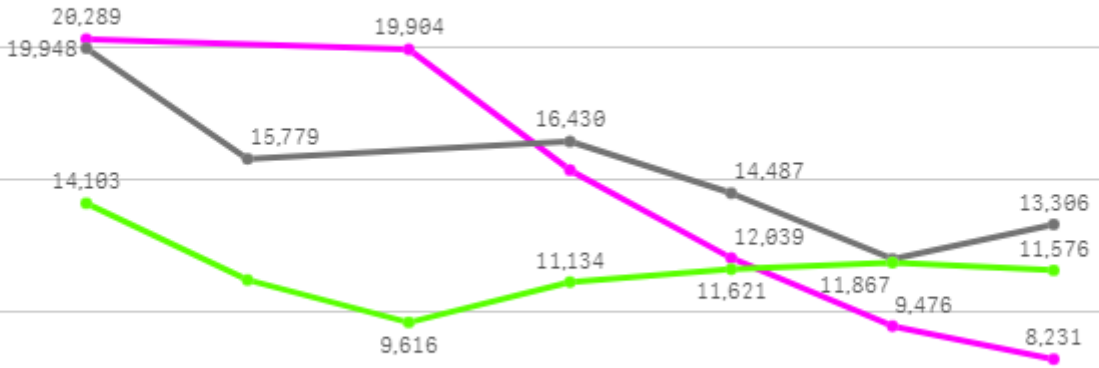
2

산지별 주출하 시군구



주간 도매가격(원)

◆ 2025 ● 2024 ◆ 평년



07/12 07/13 07/14 07/15 07/16 07/17 07/18

구분	금주(A)	전주(B)	전월(C)	전년(D)	평년(E)	A/B	A/C	A/D	A/E
가격(원)	14,215	19,887	8,857	15,326	12,977	71.5%	160.5%	92.8%	109.5%

※ 상품 가격 기준

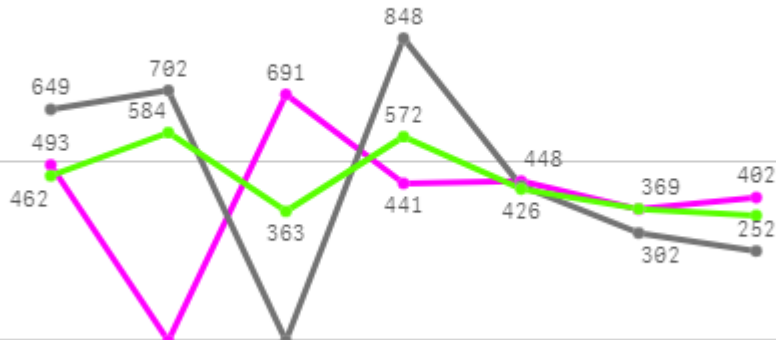
□ 열무(4Kg) 주간 가격

구분	Q	품종	Q	단량	Q	특	상	보통	하
2025-07-12		열무		4Kg		-	20,289	16,134	11,505
2025-07-14		열무		4Kg		-	19,904	17,259	10,973
2025-07-15		열무		4Kg		-	15,353	11,704	6,500
2025-07-16		열무		4Kg		-	12,039	9,488	6,882
2025-07-17		열무		4Kg		-	9,476	6,683	4,185
2025-07-18		열무		4Kg		-	8,231	6,058	4,386
평균						-	14,215	11,221	7,405

수박

주간 반입량(톤)

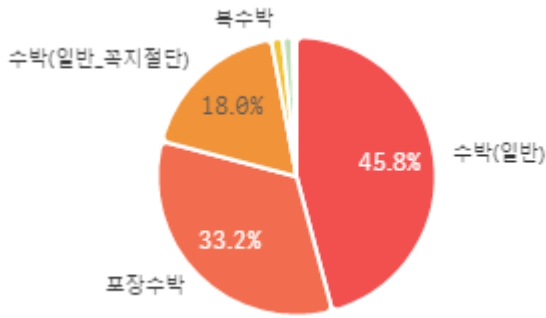
◆ 2025 ● 2024 ▲ 평년



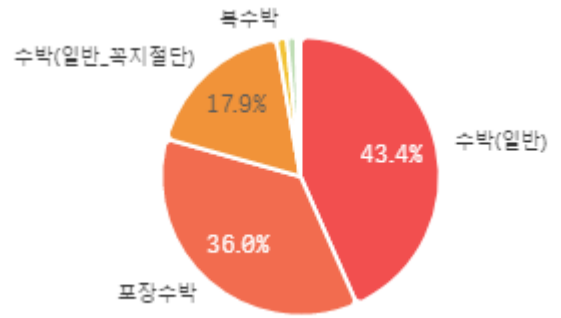
07/12 07/13 07/14 07/15 07/16 07/17 07/18

구분	금주(A)	전주(B)	전월(C)	전년(D)	평년(E)	A/B	A/C	A/D	A/E
물량(톤)	2,844	2,995	3,622	3,188	2,916	94.9%	78.5%	89.2%	97.5%

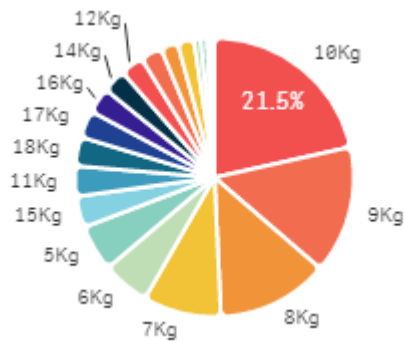
출하 품종별 거래물량 구성비



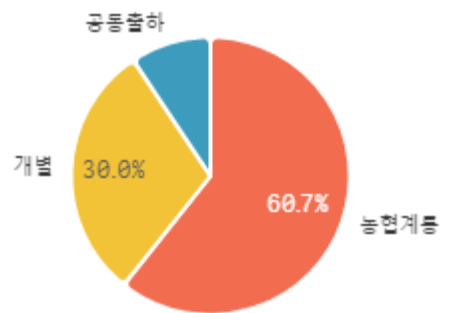
출하 품종별 거래금액 구성비



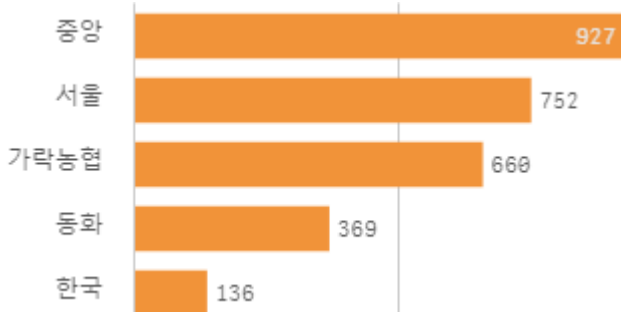
거래 단량별 물량 구성비



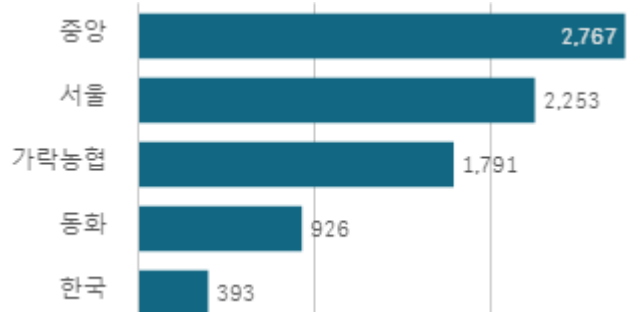
출하자별 거래물량 구성비



도매시장 법인별 거래물량(톤)

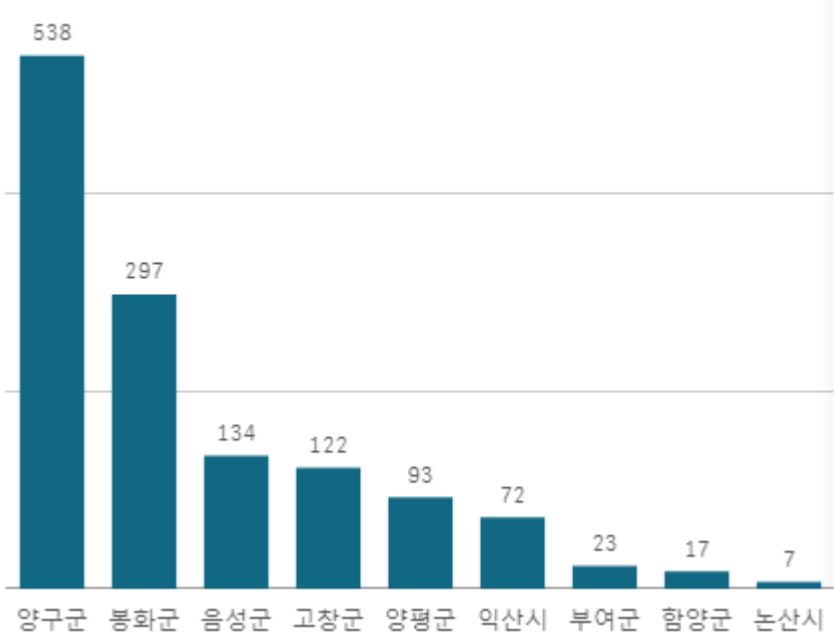


도매시장 법인별 거래금액(백만원)



수박(일반) (8Kg)

산지별 거래물량(톤)



출하산지(개소)

9

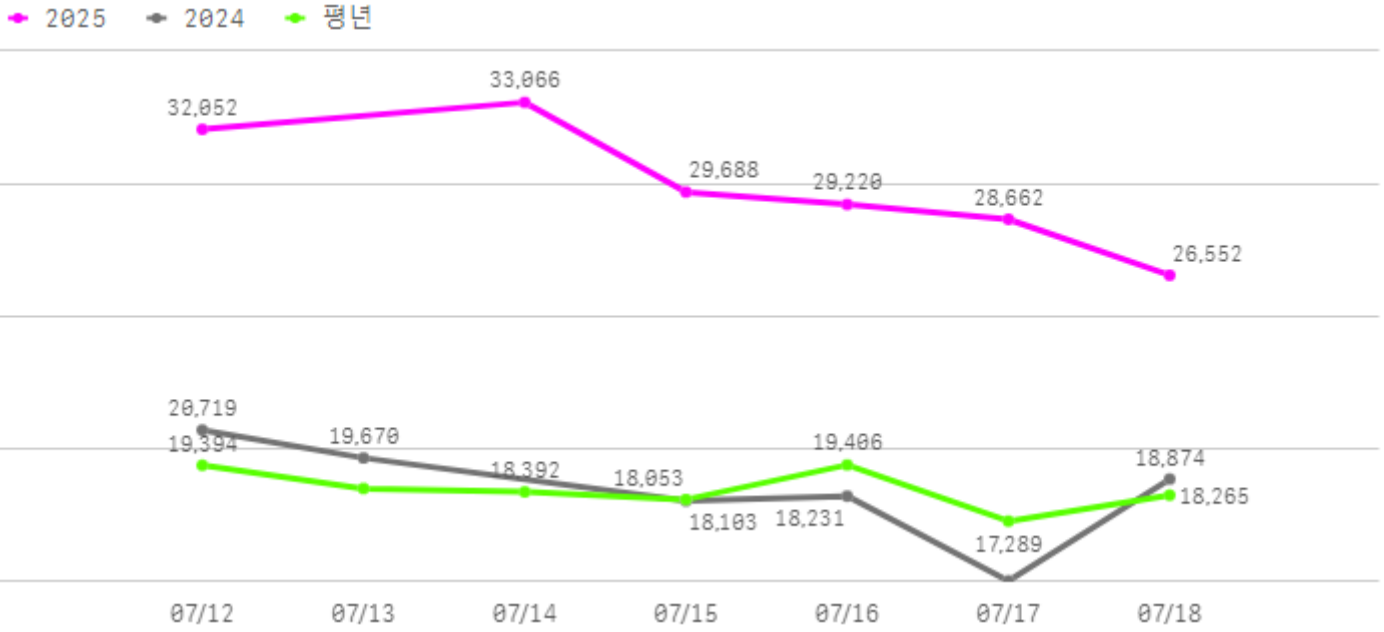
출하건수(천건)

3

산지별 주출하 시군구



주간 도매가격(원)



구분	금주(A)	전주(B)	전월(C)	전년(D)	평년(E)	A/B	A/C	A/D	A/E
가격(원)	29,873	25,365	15,948	18,431	21,109	117.8%	187.3%	162.1%	141.5%

※ 상품 가격 기준

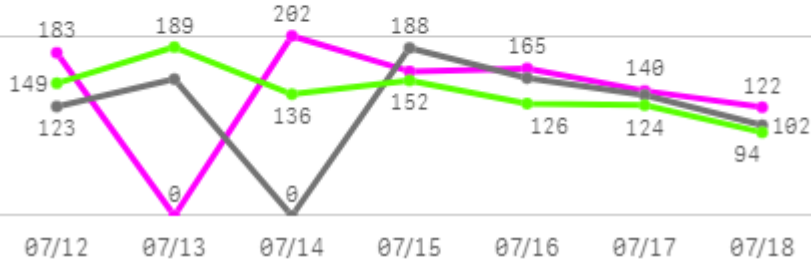
□ 수박(일반)(8Kg) 주간 가격

구분	Q	품종	Q	단량	Q	특	상	보통	하
2025-07-12		수박(일반)		8Kg		40,765	32,052	25,482	16,342
2025-07-14		수박(일반)		8Kg		40,680	33,066	27,778	18,094
2025-07-15		수박(일반)		8Kg		33,000	29,688	25,388	14,789
2025-07-16		수박(일반)		8Kg		35,027	29,220	24,319	16,340
2025-07-17		수박(일반)		8Kg		34,525	28,662	25,787	21,284
2025-07-18		수박(일반)		8Kg		33,516	26,552	23,869	16,371
평균						36,252	29,873	25,437	17,203

참외

주간 반입량(톤)

◆ 2025 ● 2024 ▲ 평년



구분	금주(A)	전주(B)	전월(C)	전년(D)	평년(E)	A/B	A/C	A/D	A/E
물량(톤)	974	1,445	1,113	856	938	67.4%	87.5%	113.8%	103.8%

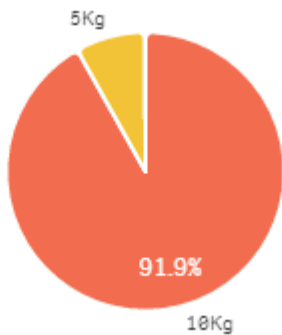
출하 품종별 거래물량 구성비



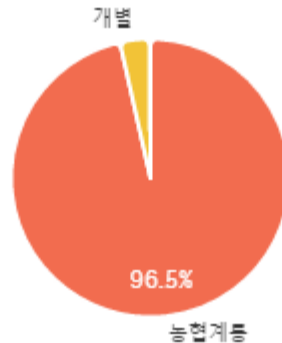
출하 품종별 거래금액 구성비



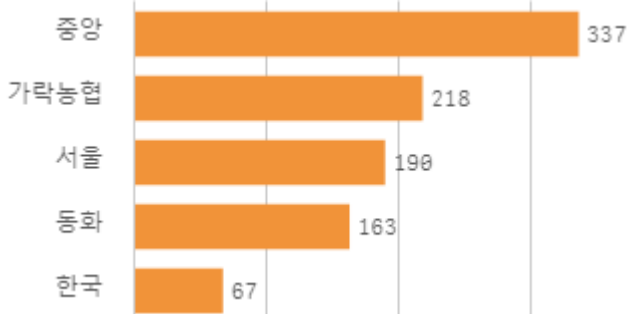
거래 단량별 물량 구성비



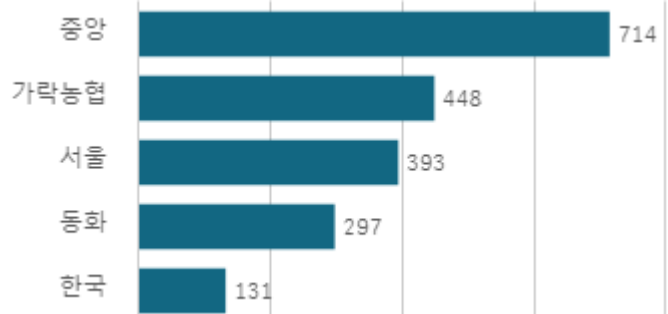
출하자별 거래물량 구성비



도매시장 법인별 거래물량(톤)

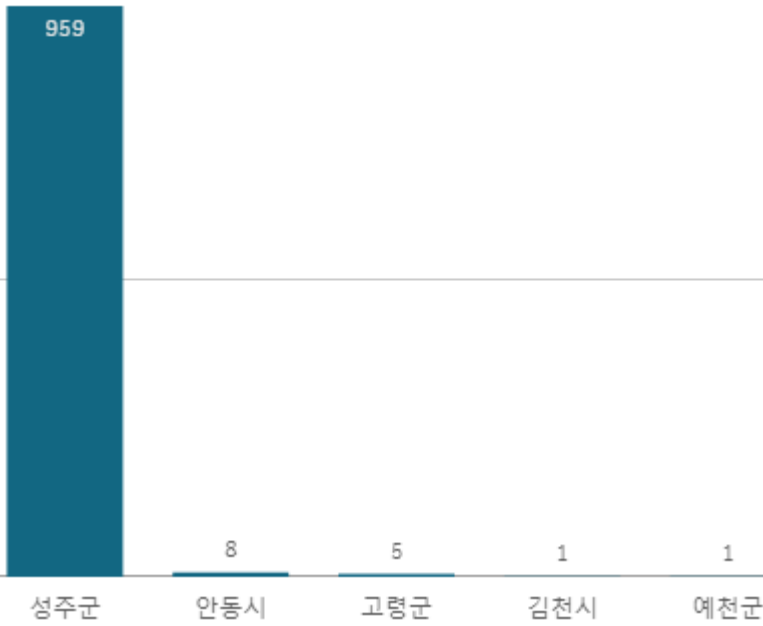


도매시장 법인별 거래금액(백만원)



참외(일반)(10Kg)

산지별 거래물량(톤)



출하산지(개소)

5

출하건수(천건)

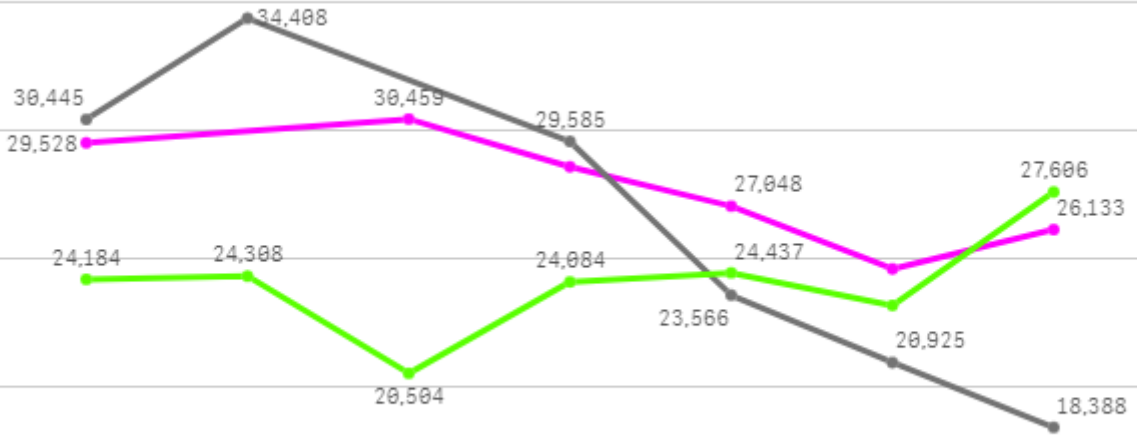
14

산지별 주출하 시군구



주간 도매가격(원)

◆ 2025 ● 2024 ◆ 평년



07/12 07/13 07/14 07/15 07/16 07/17 07/18

구분	금주(A)	전주(B)	전월(C)	전년(D)	평년(E)	A/B	A/C	A/D	A/E
가격(원)	27,725	19,220	45,692	26,220	25,005	144.2%	60.7%	105.7%	110.9%

※ 상품 가격 기준

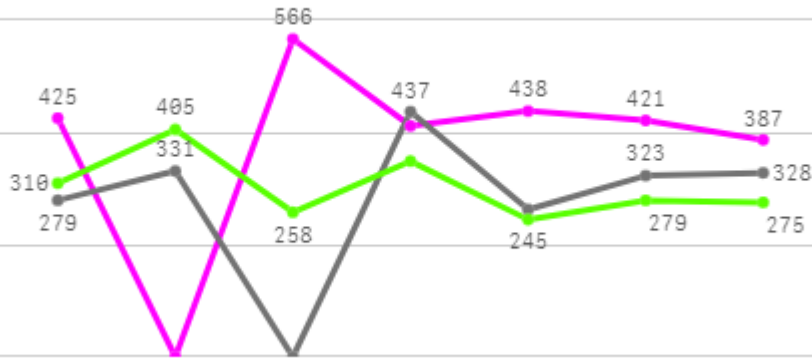
□ 참외(일반)(10Kg) 주간 가격

구분	Q	품종	Q	단량	Q	특	상	보통	하
2025-07-12		참외(일반)		10Kg		43,132	29,528	17,275	9,844
2025-07-14		참외(일반)		10Kg		43,614	30,459	19,133	11,380
2025-07-15		참외(일반)		10Kg		45,024	28,589	18,482	11,689
2025-07-16		참외(일반)		10Kg		44,035	27,048	16,718	10,154
2025-07-17		참외(일반)		10Kg		43,120	24,592	14,144	7,786
2025-07-18		참외(일반)		10Kg		44,965	26,133	13,936	7,613
평균						43,982	27,725	16,615	9,744

오이

주간 반입량(톤)

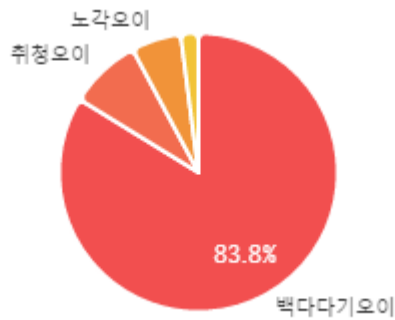
◆ 2025 ● 2024 ▲ 평년



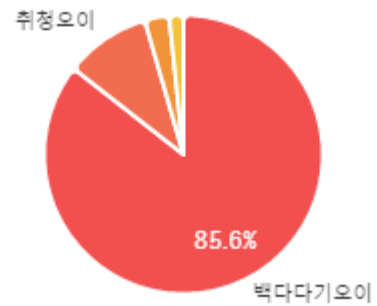
07/12 07/13 07/14 07/15 07/16 07/17 07/18

구분	금주(A)	전주(B)	전월(C)	전년(D)	평년(E)	A/B	A/C	A/D	A/E
물량(톤)	2,649	2,981	4,611	1,961	2,175	88.9%	57.5%	135.1%	121.8%

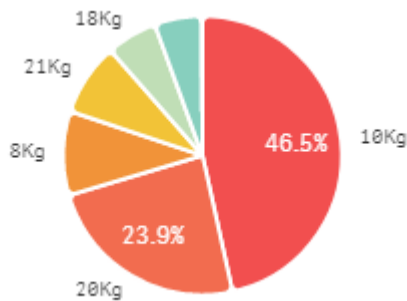
출하 품종별 거래물량 구성비



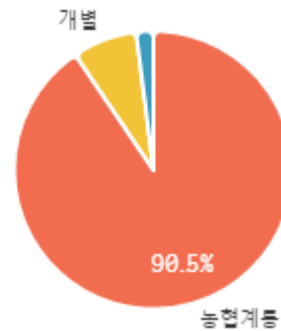
출하 품종별 거래금액 구성비



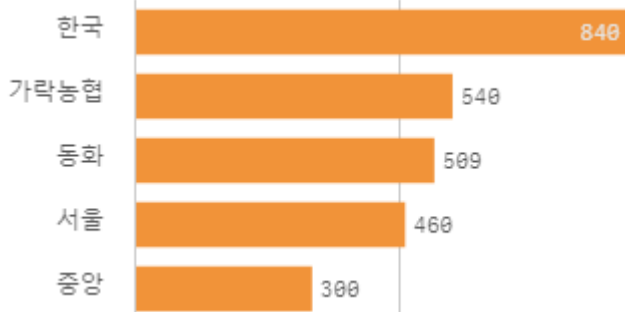
거래 단량별 물량 구성비



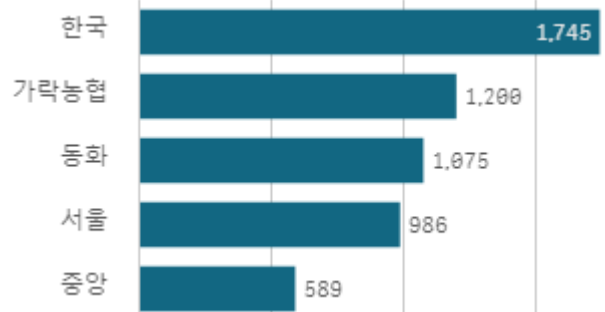
출하자별 거래물량 구성비



도매시장 법인별 거래물량(톤)

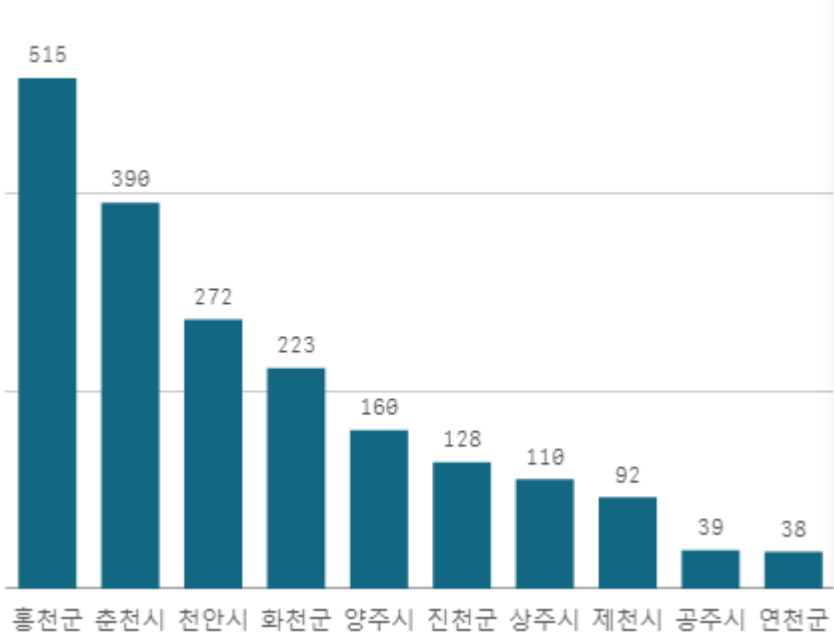


도매시장 법인별 거래금액(백만원)



백다다기오이(100개)

산지별 거래물량(톤)



출하산지(개소)

42

출하건수(천건)

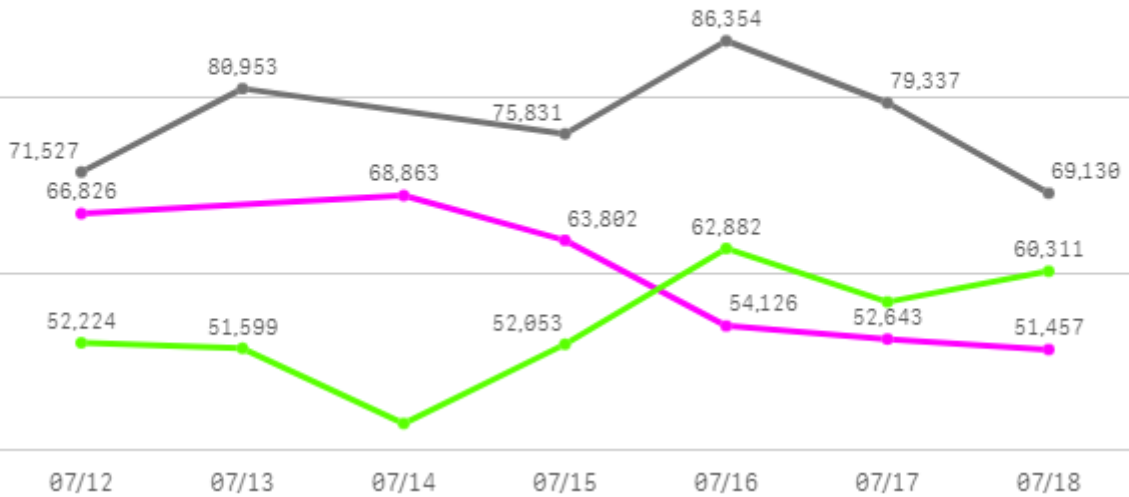
11

산지별 주출하 시군구



주간 도매가격(원)

◆ 2025 ● 2024 ◆ 평년



구분	금주(A)	전주(B)	전월(C)	전년(D)	평년(E)	A/B	A/C	A/D	A/E
가격(원)	59,620	44,018	38,917	77,189	58,335	135.4%	153.2%	77.2%	102.2%

※ 상품 가격 기준

□ 백다다기오이(100개) 주간 가격

구분	Q	품종	Q	단량	Q	특	상	보통	하
2025-07-12		백다다기오이		100개		87,219	66,826	44,384	16,892
2025-07-14		백다다기오이		100개		86,963	68,863	47,108	20,369
2025-07-15		백다다기오이		100개		81,867	63,802	46,231	22,863
2025-07-16		백다다기오이		100개		66,961	54,126	36,838	20,125
2025-07-17		백다다기오이		100개		61,980	52,643	37,431	20,052
2025-07-18		백다다기오이		100개		60,207	51,457	36,341	19,184
평균						74,200	59,620	41,389	19,914

호박

주간 반입량(톤)

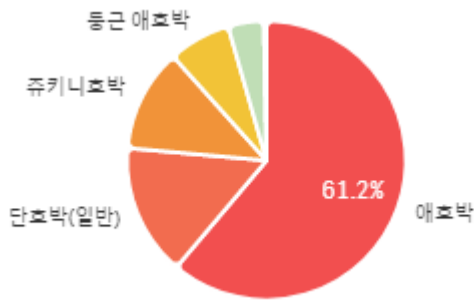
◆ 2025 ● 2024 ▲ 평년



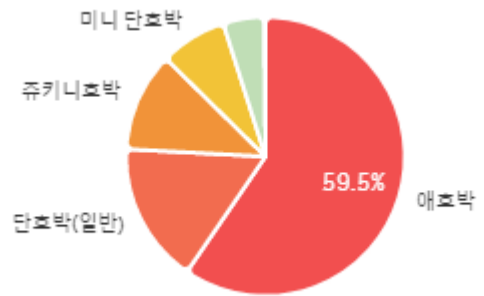
07/12 07/13 07/14 07/15 07/16 07/17 07/18

구분	금주(A)	전주(B)	전월(C)	전년(D)	평년(E)	A/B	A/C	A/D	A/E
물량(톤)	1,603	1,697	1,600	1,308	1,463	94.4%	100.2%	122.5%	109.6%

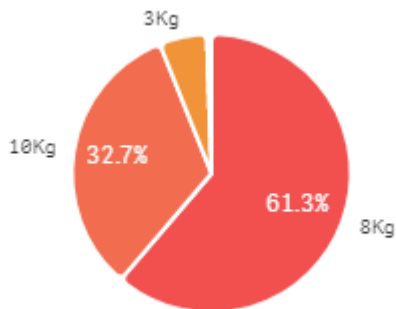
출하 품종별 거래물량 구성비



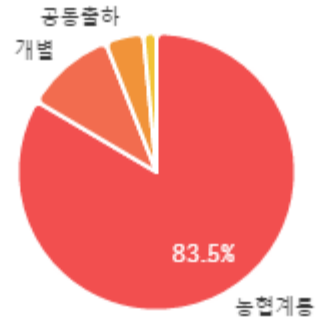
출하 품종별 거래금액 구성비



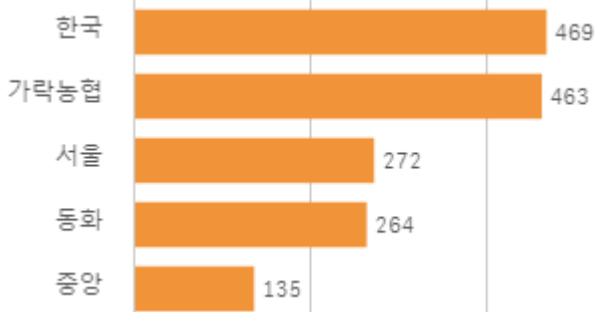
거래 단량별 물량 구성비



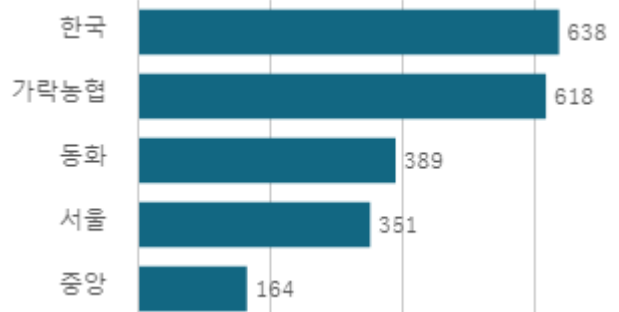
출하자별 거래물량 구성비



도매시장 법인별 거래물량(톤)

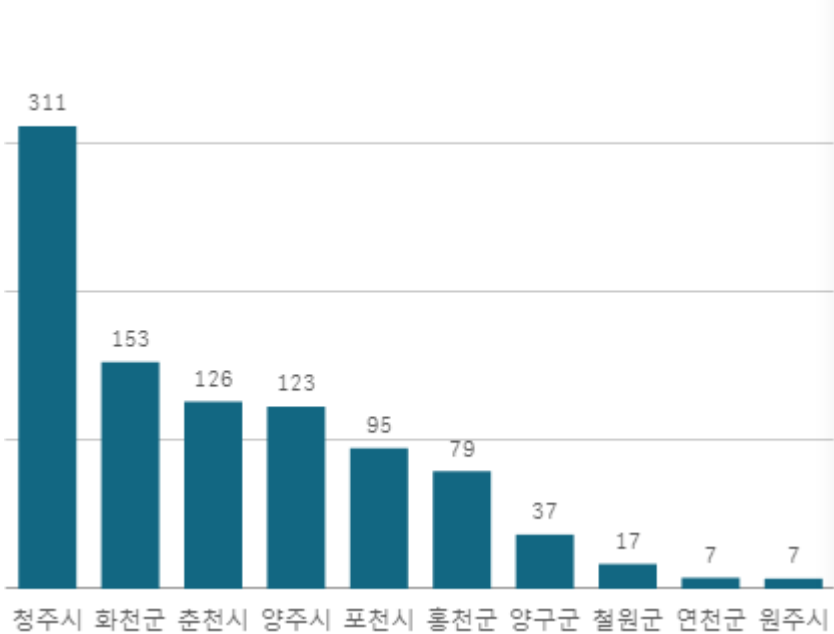


도매시장 법인별 거래금액(백만원)



애호박(20개)

산지별 거래물량(톤)



출하산지(개소)

22

출하건수(천건)

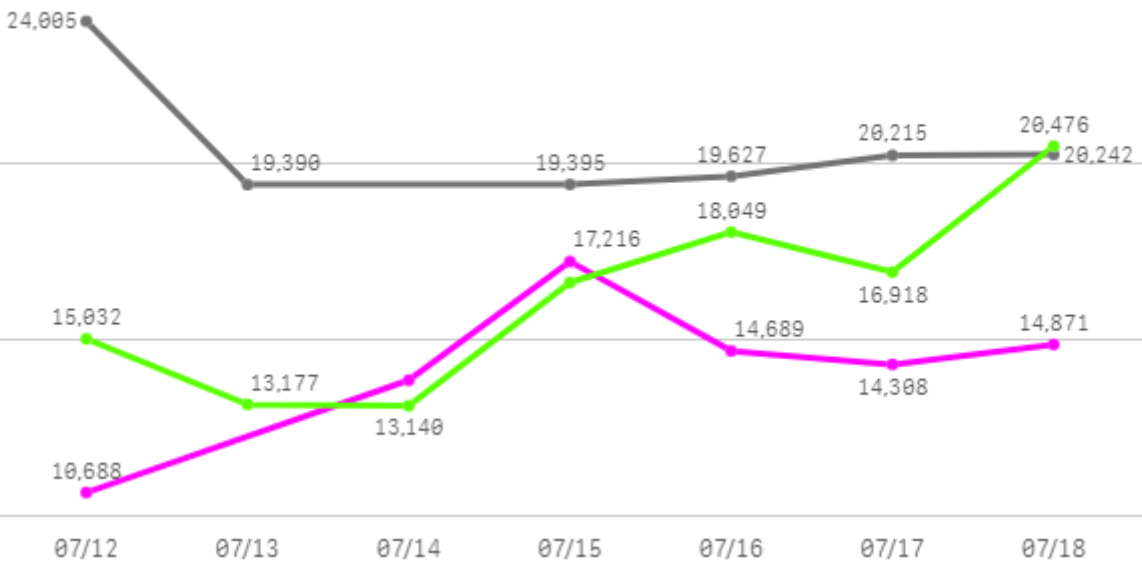
5

산지별 주출하 시군구



주간 도매가격(원)

◆ 2025 ● 2024 ◆ 평년



구분	금주(A)	전주(B)	전월(C)	전년(D)	평년(E)	A/B	A/C	A/D	A/E
가격(원)	14,272	10,692	15,477	20,479	16,279	133.5%	92.2%	69.7%	87.7%

※ 상품 가격 기준

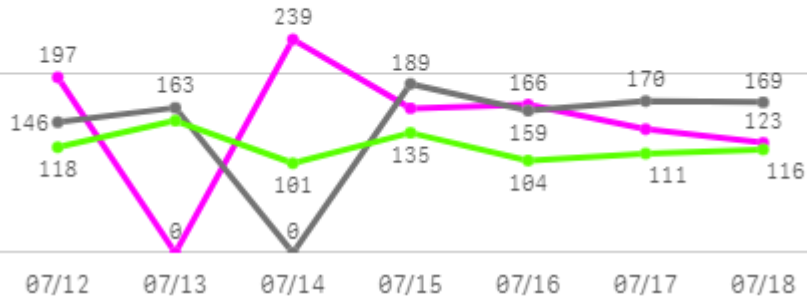
□ 애호박(20개) 주간 가격

구분	Q	품종	Q	단량	Q	특	상	보통	하
2025-07-12		애호박		20개		13,106	10,688	7,058	4,103
2025-07-14		애호박		20개		15,454	13,861	8,962	5,572
2025-07-15		애호박		20개		20,285	17,216	11,376	6,748
2025-07-16		애호박		20개		18,085	14,689	9,697	5,373
2025-07-17		애호박		20개		17,126	14,308	9,528	5,359
2025-07-18		애호박		20개		18,995	14,871	10,450	5,926
평균						17,175	14,272	9,512	5,514

토마토

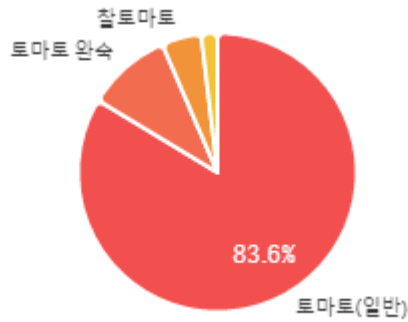
주간 반입량(톤)

◆ 2025 ● 2024 ▲ 평년

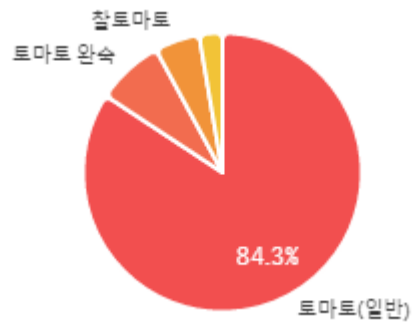


구분	금주(A)	전주(B)	전월(C)	전년(D)	평년(E)	A/B	A/C	A/D	A/E
물량(톤)	1,027	1,153	1,237	997	911	89.0%	83.0%	103.0%	112.7%

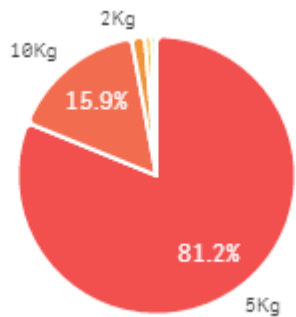
출하 품종별 거래물량 구성비



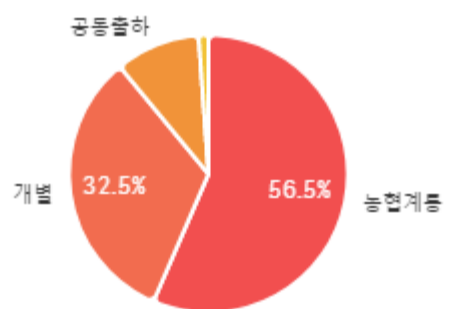
출하 품종별 거래금액 구성비



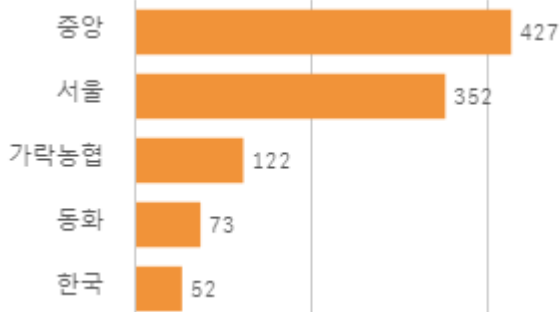
거래 단량별 물량 구성비



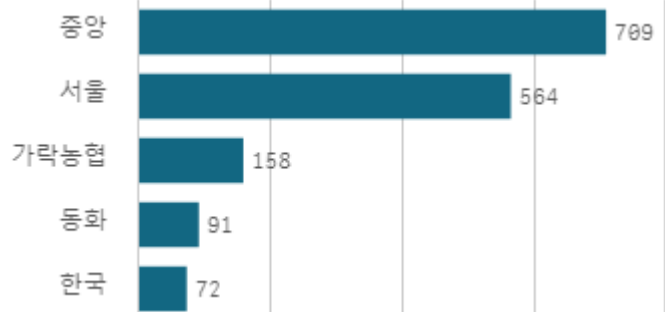
출하자별 거래물량 구성비



도매시장 법인별 거래물량(톤)

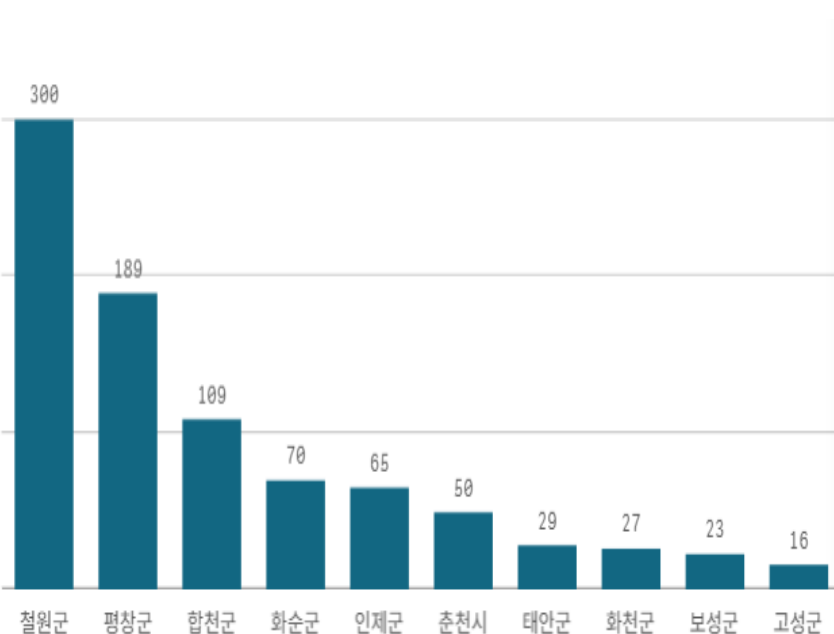


도매시장 법인별 거래금액(백만원)



토마토(5Kg)

산지별 거래물량(톤)



산지별 주출하 시군구



출하산지(개소)

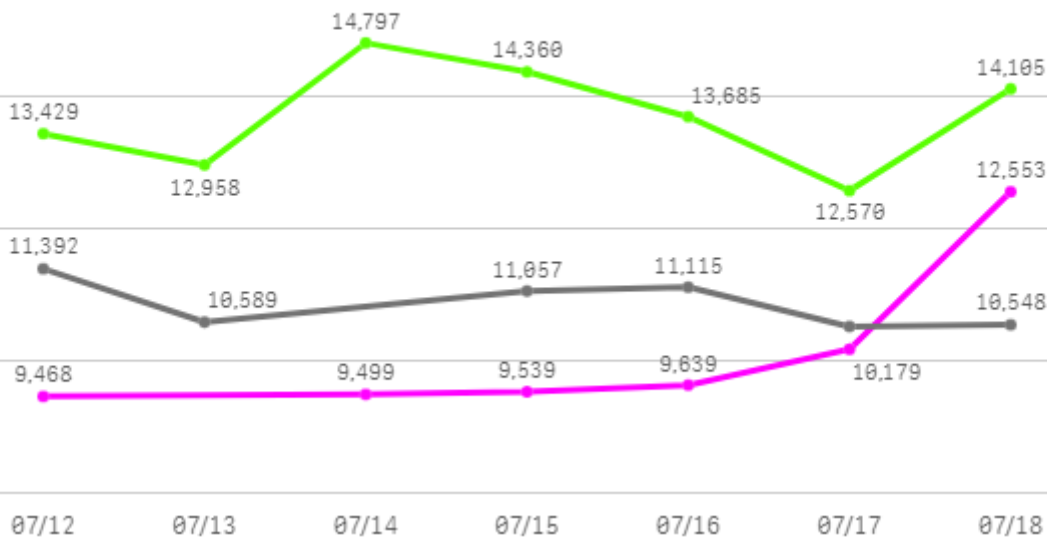
42

출하건수(천건)

5

주간 도매가격(원)

◆ 2025 ● 2024 ▲ 평년



구분	금주(A)	전주(B)	전월(C)	전년(D)	평년(E)	A/B	A/C	A/D	A/E
가격(원)	10,146	11,077	10,793	10,871	13,097	91.6%	94.0%	93.3%	77.5%

※ 상품 가격 기준

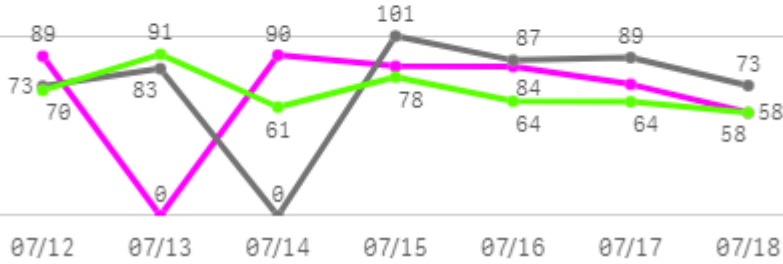
□ 토마토(5Kg) 주간 가격

구분	Q	품종	Q	단량	Q	특	상	보통	하
2025-07-12		토마토		5Kg		11,028	9,468	6,717	3,527
2025-07-14		토마토		5Kg		10,365	9,499	7,365	4,879
2025-07-15		토마토		5Kg		10,990	9,539	7,418	5,347
2025-07-16		토마토		5Kg		10,561	9,639	7,493	4,689
2025-07-17		토마토		5Kg		11,019	10,179	8,602	4,660
2025-07-18		토마토		5Kg		13,728	12,553	10,099	5,731
평균						11,282	10,146	7,949	4,806

방울토마토

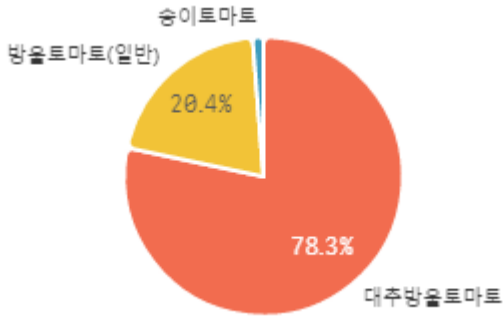
주간 반입량(톤)

◆ 2025 ● 2024 ▲ 평년

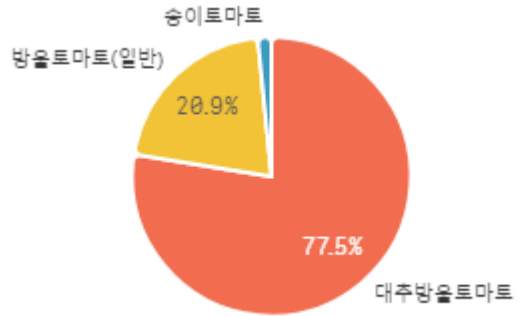


구분	금주(A)	전주(B)	전월(C)	전년(D)	평년(E)	A/B	A/C	A/D	A/E
물량(톤)	479	561	735	505	484	85.3%	65.1%	94.8%	98.8%

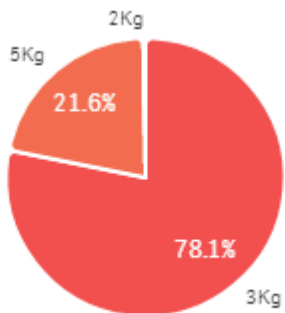
출하 품종별 거래물량 구성비



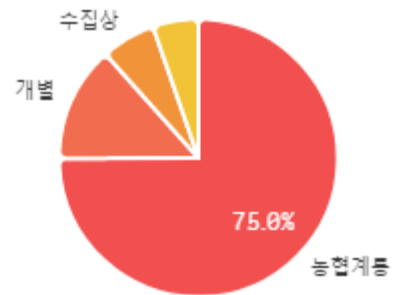
출하 품종별 거래금액 구성비



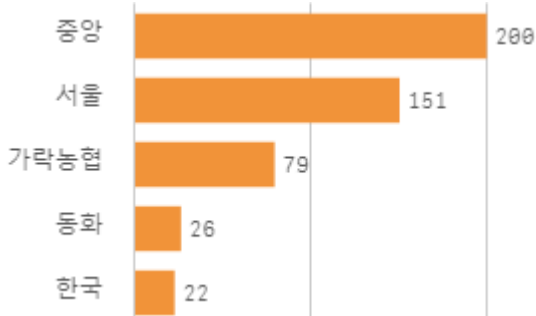
거래 단량별 물량 구성비



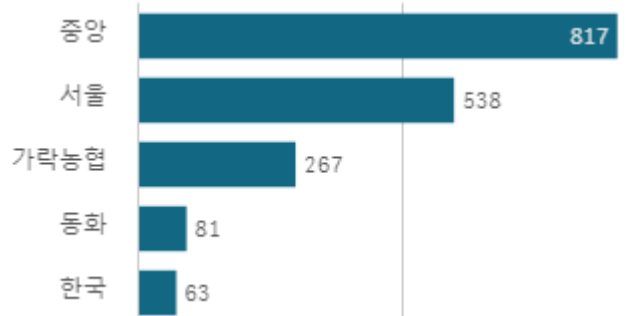
출하자별 거래물량 구성비



도매시장 법인별 거래물량(톤)

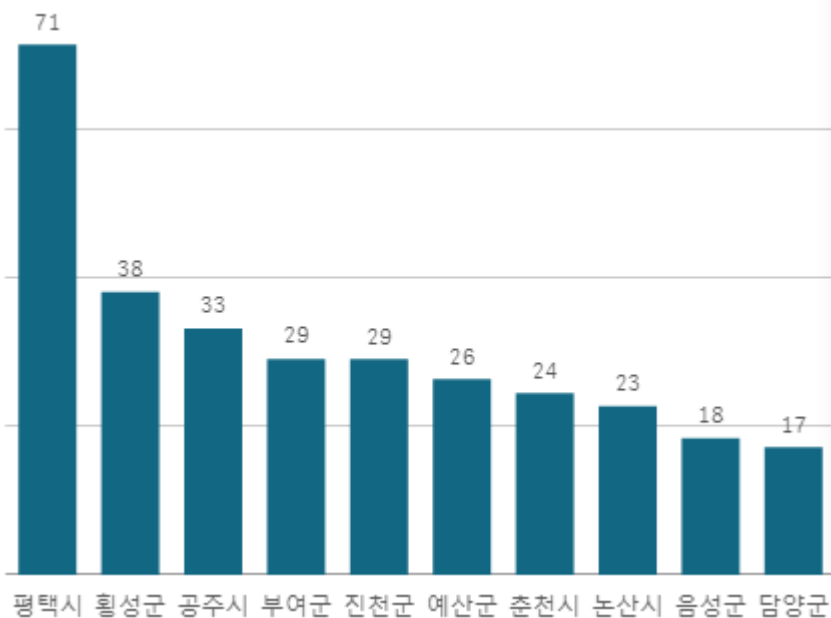


도매시장 법인별 거래금액(백만원)



대추방울토마토(3Kg)

산지별 거래물량(톤)



출하산지(개소)

44

출하건수(천건)

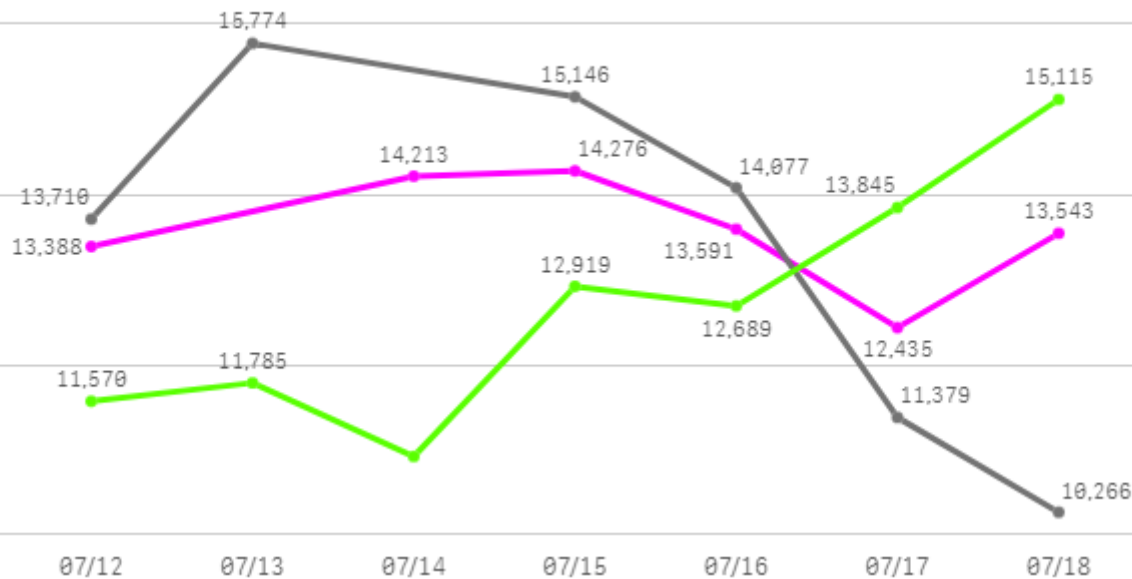
3

산지별 주출하 시군구



주간 도매가격(원)

◆ 2025 ● 2024 ◆ 평년



구분	금주(A)	전주(B)	전월(C)	전년(D)	평년(E)	A/B	A/C	A/D	A/E
가격(원)	13,574	12,276	12,929	13,392	12,706	110.6%	105.0%	101.4%	106.8%

※ 상품 가격 기준

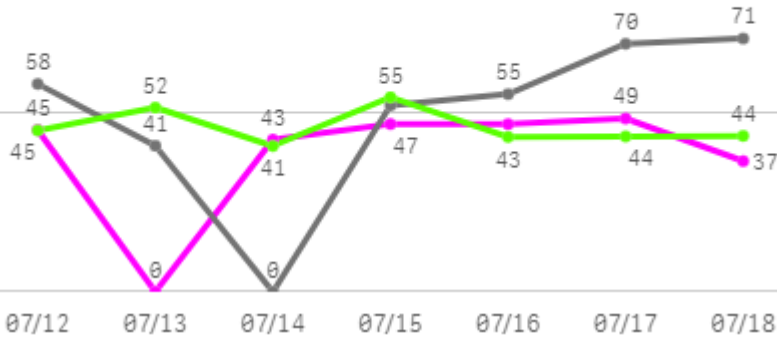
□ 대추방울토마토(3Kg) 주간 가격

구분	Q	품종	Q	단량	Q	특	상	보통	하
2025-07-12		대추방울토마토		3Kg		16,317	13,388	9,094	4,790
2025-07-14		대추방울토마토		3Kg		15,847	14,213	10,882	7,505
2025-07-15		대추방울토마토		3Kg		15,722	14,276	11,252	8,537
2025-07-16		대추방울토마토		3Kg		15,569	13,591	10,997	8,209
2025-07-17		대추방울토마토		3Kg		14,212	12,435	10,120	6,890
2025-07-18		대추방울토마토		3Kg		15,066	13,543	11,112	7,054
평균						15,456	13,574	10,576	7,164

멜론

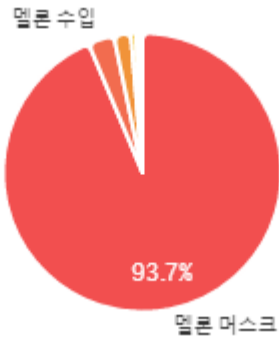
주간 반입량(톤)

◆ 2025 ● 2024 ▲ 평년

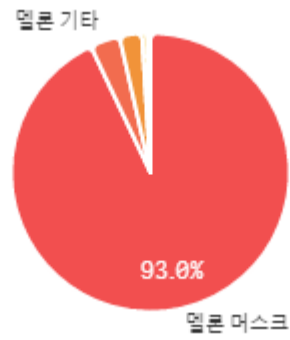


구분	금주(A)	전주(B)	전월(C)	전년(D)	평년(E)	A/B	A/C	A/D	A/E
물량(톤)	267	221	280	347	303	120.9%	95.6%	76.9%	88.3%

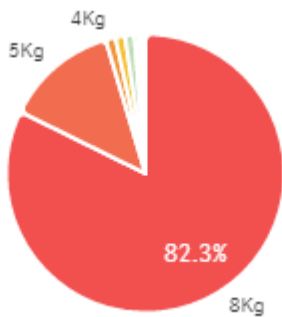
출하 품종별 거래물량 구성비



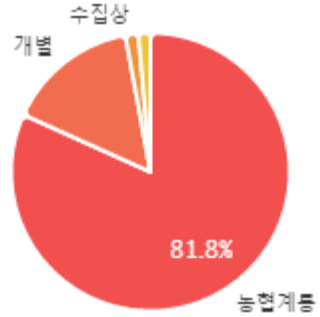
출하 품종별 거래금액 구성비



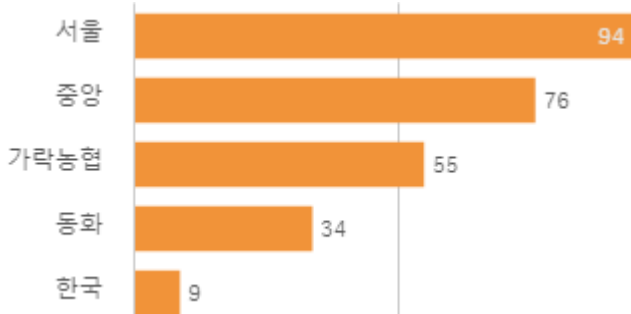
거래 단량별 물량 구성비



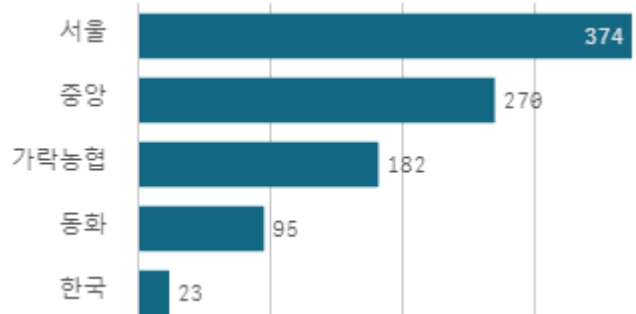
출하자별 거래물량 구성비



도매시장 법인별 거래물량(톤)

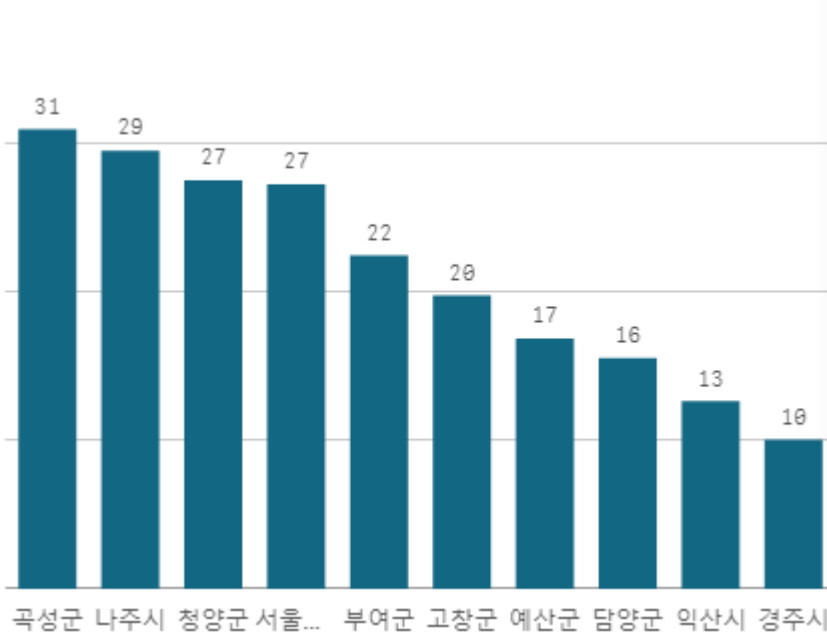


도매시장 법인별 거래금액(백만원)



멜론 머스크(8Kg)

산지별 거래물량(톤)



출하산지(개소)

23

출하건수(천건)

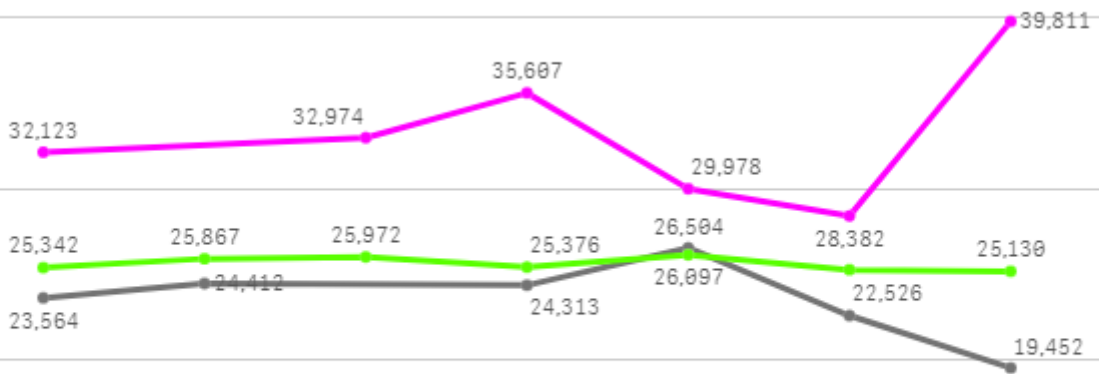
1

산지별 주출하 시군구



주간 도매가격(원)

◆ 2025 ● 2024 ◆ 평년



07/12 07/13 07/14 07/15 07/16 07/17 07/18

구분	금주(A)	전주(B)	전월(C)	전년(D)	평년(E)	A/B	A/C	A/D	A/E
가격(원)	33,146	38,289	32,889	23,462	27,655	86.6%	100.8%	141.3%	119.9%

※ 상품 가격 기준

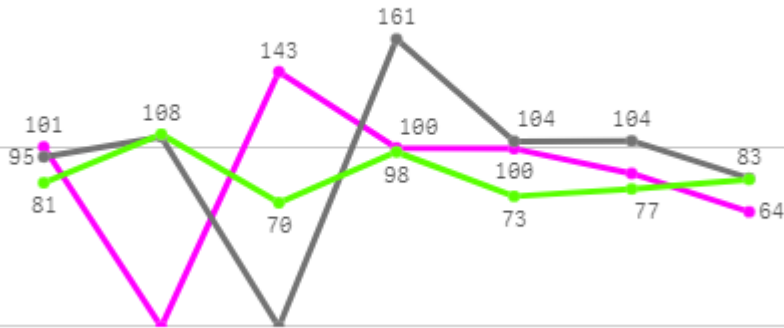
□ 멜론 머스크(8Kg) 주간 가격

구분	Q	품종	Q	단량	Q	특	상	보통	하
2025-07-12		멜론 머스크		8Kg		37,175	32,123	28,563	18,195
2025-07-14		멜론 머스크		8Kg		36,754	32,974	29,186	20,361
2025-07-15		멜론 머스크		8Kg		55,000	35,607	28,476	22,661
2025-07-16		멜론 머스크		8Kg		35,969	29,978	26,879	18,233
2025-07-17		멜론 머스크		8Kg		33,804	28,382	22,378	12,645
2025-07-18		멜론 머스크		8Kg		55,000	39,811	22,980	14,753
평균						42,284	33,146	26,410	17,808

가지

주간 반입량(톤)

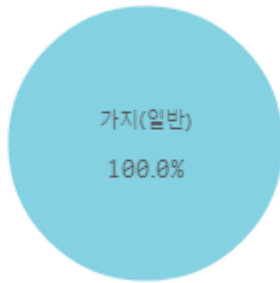
◆ 2025 ● 2024 ▲ 평년



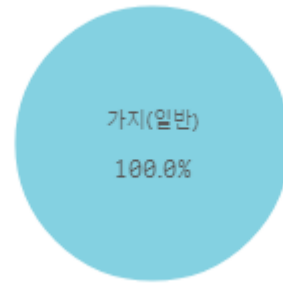
07/12 07/13 07/14 07/15 07/16 07/17 07/18

구분	금주(A)	전주(B)	전월(C)	전년(D)	평년(E)	A/B	A/C	A/D	A/E
물량(톤)	595	699	639	655	568	85.0%	93.1%	90.8%	104.6%

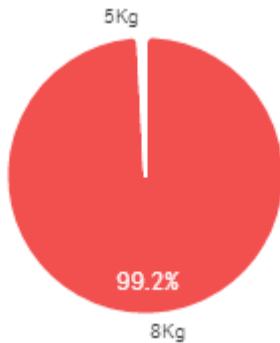
출하 품종별 거래물량 구성비



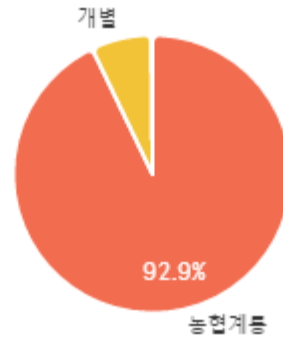
출하 품종별 거래금액 구성비



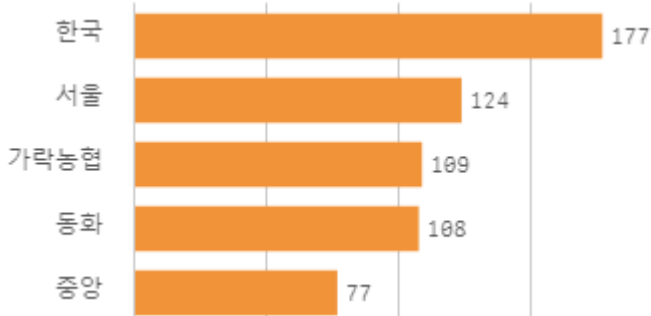
거래 단량별 물량 구성비



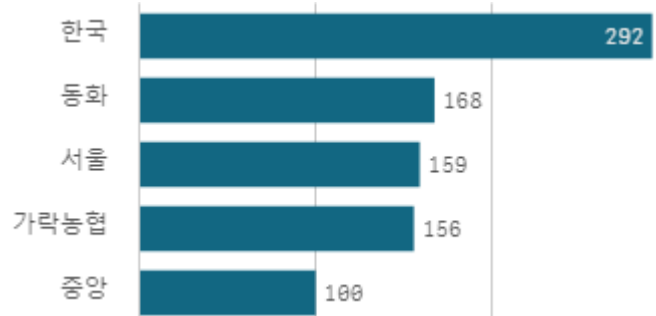
출하자별 거래물량 구성비



도매시장 법인별 거래물량(톤)

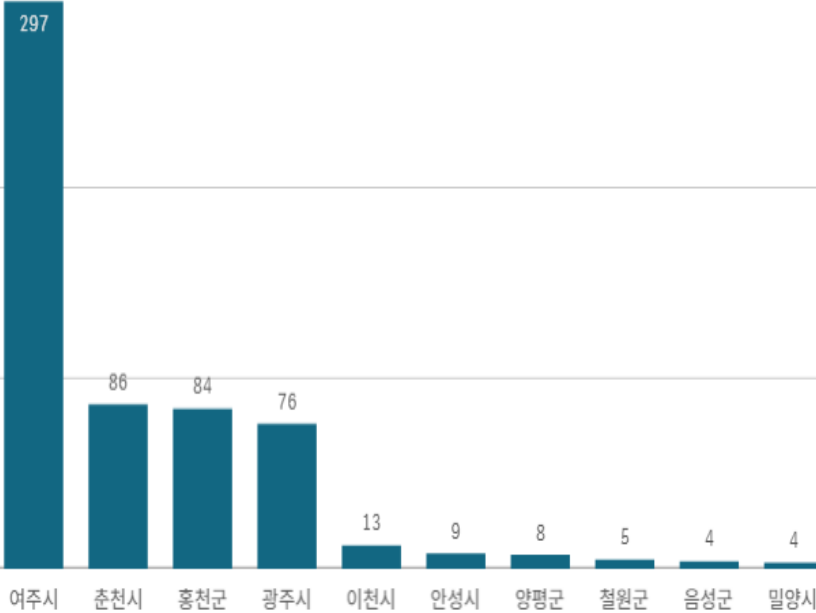


도매시장 법인별 거래금액(백만원)



가지(5Kg)

산지별 거래물량(톤)



출하산지(개소)

19

출하건수(천건)

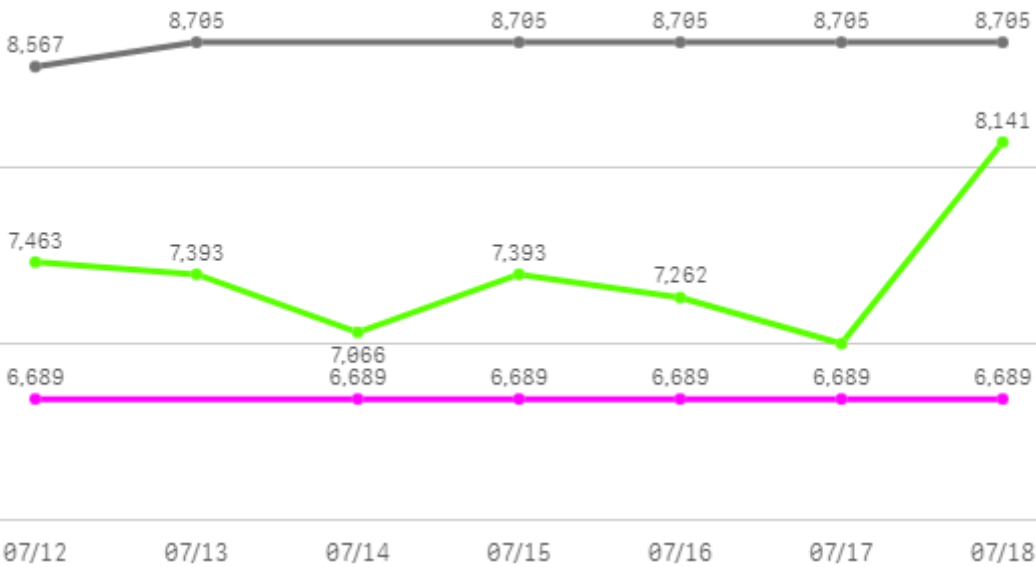
4

산지별 주출하 시군구



주간 도매가격(원)

◆ 2025 ● 2024 ▲ 평년



구분	금주(A)	전주(B)	전월(C)	전년(D)	평년(E)	A/B	A/C	A/D	A/E
가격(원)	6,689	6,802	11,143	8,674	7,302	98.3%	60.0%	77.1%	91.6%

※ 상품 가격 기준

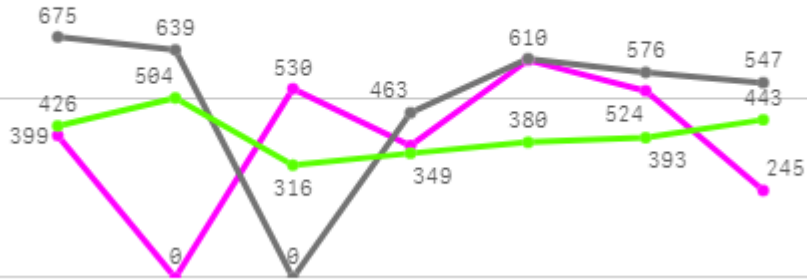
□ 가지(5Kg) 주간 가격

구분	Q	품종	Q	단량	Q	특	상	보통	하
2025-07-12		가지		5Kg		-	6,689	6,134	3,465
2025-07-14		가지		5Kg		-	6,689	6,134	3,465
2025-07-15		가지		5Kg		-	6,689	6,134	3,465
2025-07-16		가지		5Kg		-	6,689	6,134	3,465
2025-07-17		가지		5Kg		-	6,689	6,134	3,465
2025-07-18		가지		5Kg		-	6,689	6,134	3,465
평균						-	6,689	6,134	3,465

무

주간 반입량(톤)

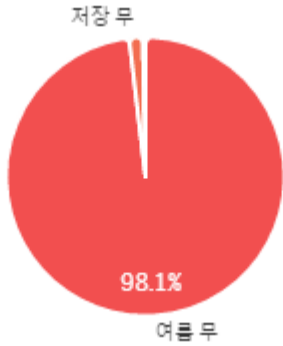
◆ 2025 ● 2024 ▲ 평년



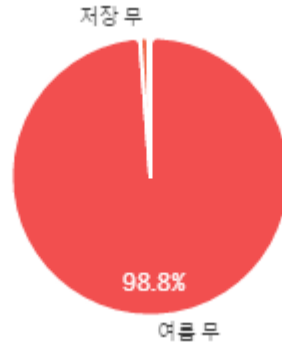
07/12 07/13 07/14 07/15 07/16 07/17 07/18

구분	금주(A)	전주(B)	전월(C)	전년(D)	평년(E)	A/B	A/C	A/D	A/E
물량(톤)	2,679	2,560	3,040	3,514	2,727	104.7%	88.1%	76.2%	98.2%

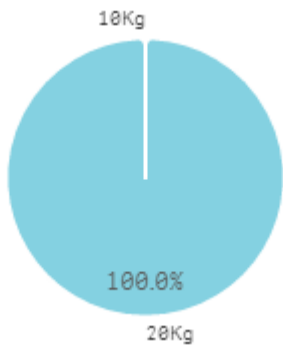
출하 품종별 거래물량 구성비



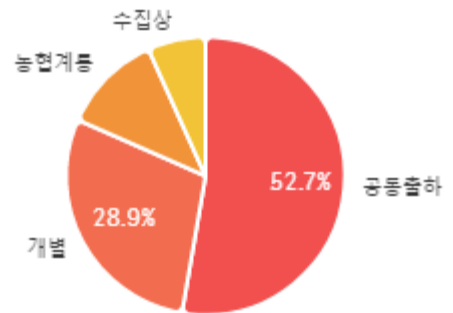
출하 품종별 거래금액 구성비



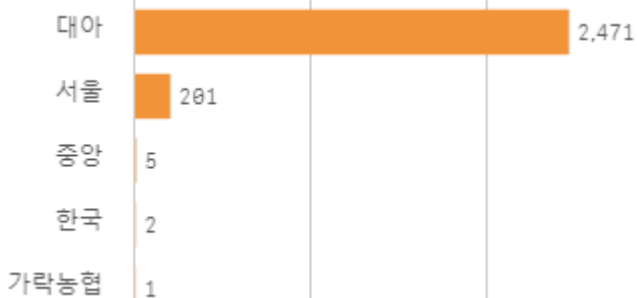
거래 단량별 물량 구성비



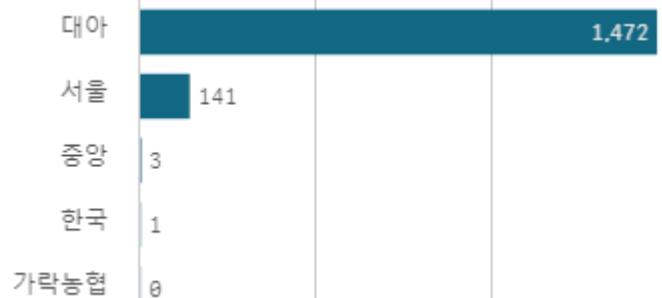
출하자별 거래물량 구성비



도매시장 법인별 거래물량(톤)

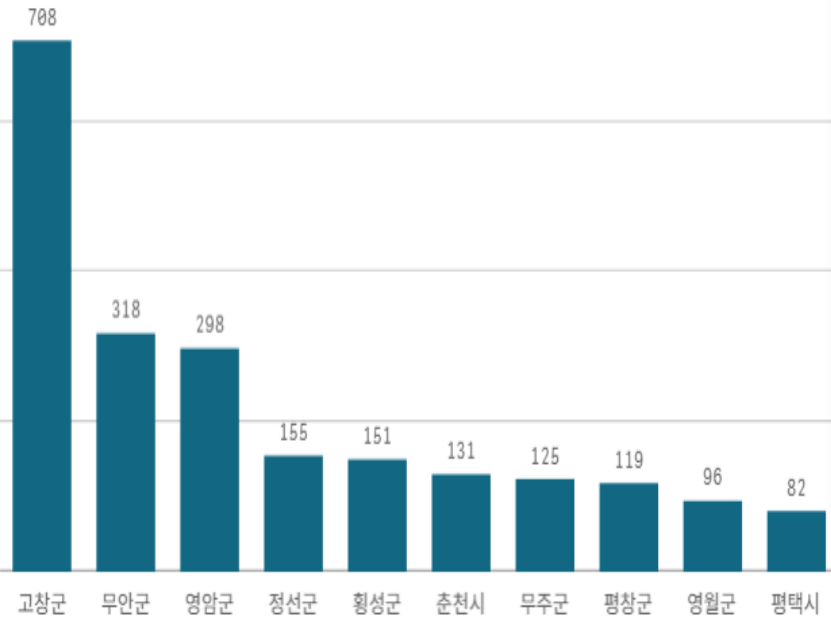


도매시장 법인별 거래금액(백만원)



무(20Kg)

산지별 거래물량(톤)



출하산지(개소)

26

출하건수(천건)

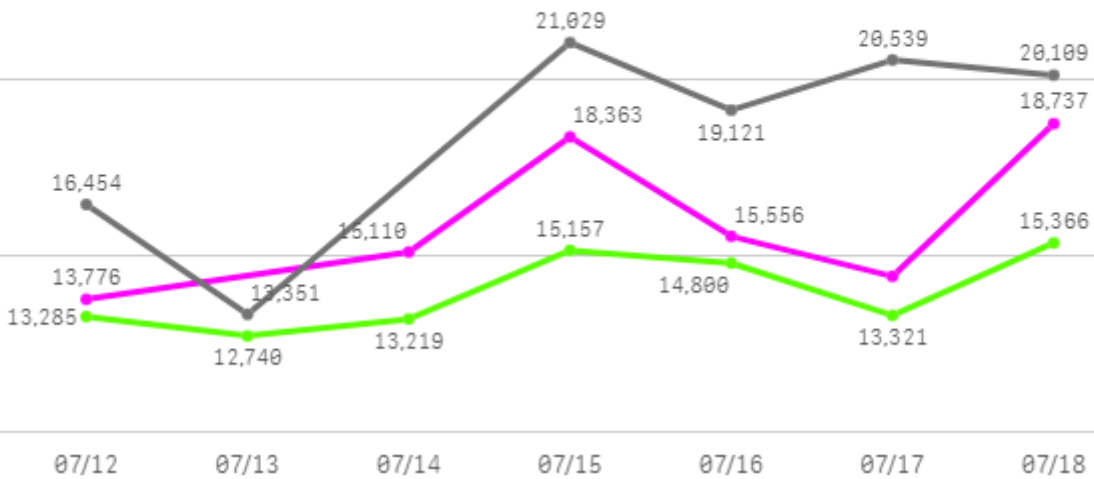
1

산지별 주출하 시군구



주간 도매가격(원)

● 2025 ● 2024 ● 평년



구분	금주(A)	전주(B)	전월(C)	전년(D)	평년(E)	A/B	A/C	A/D	A/E
가격(원)	15,994	14,239	12,391	18,434	14,782	112.3%	129.1%	86.8%	108.2%

※ 상품 가격 기준

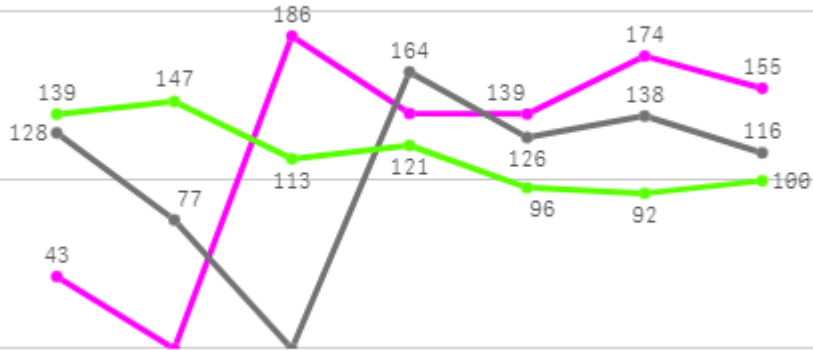
□ 무(20Kg) 주간 가격

구분	Q	품종	Q	단량	Q	특	상	보통	하
2025-07-12		무		20Kg		17,967	13,776	7,612	2,876
2025-07-14		무		20Kg		19,259	15,110	10,388	6,305
2025-07-15		무		20Kg		20,638	18,363	14,553	9,001
2025-07-16		무		20Kg		18,928	15,556	11,393	4,762
2025-07-17		무		20Kg		17,994	14,424	9,249	5,243
2025-07-18		무		20Kg		21,049	18,737	15,614	9,631
평균						19,306	15,994	11,468	6,303

당근

주간 반입량(톤)

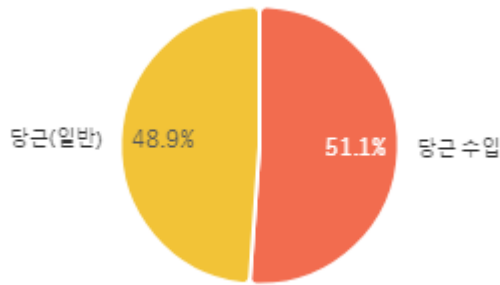
◆ 2025 ● 2024 ▲ 평년



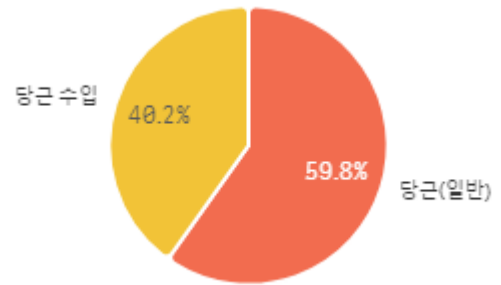
07/12 07/13 07/14 07/15 07/16 07/17 07/18

구분	금주(A)	전주(B)	전월(C)	전년(D)	평년(E)	A/B	A/C	A/D	A/E
물량(톤)	837	877	1,070	750	807	95.4%	78.2%	111.6%	103.7%

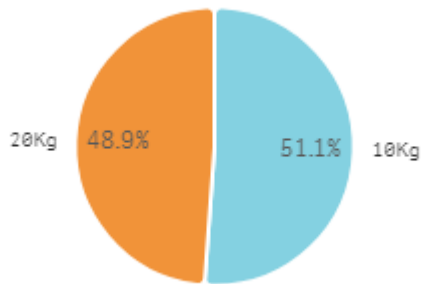
출하 품종별 거래물량 구성비



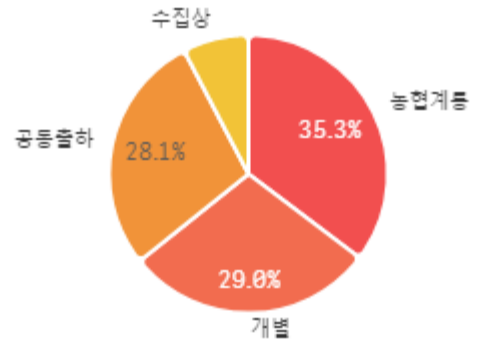
출하 품종별 거래금액 구성비



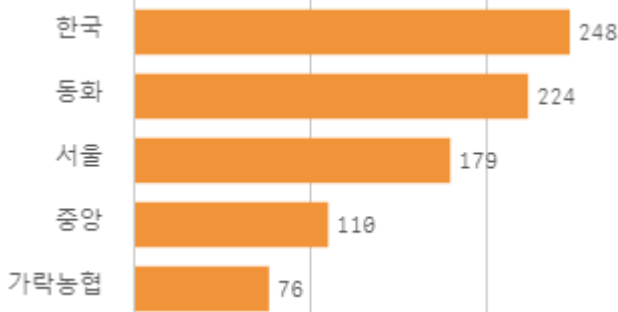
거래 단량별 물량 구성비



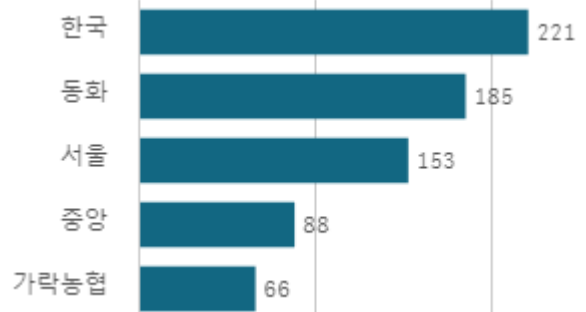
출하자별 거래물량 구성비



도매시장 법인별 거래물량(톤)

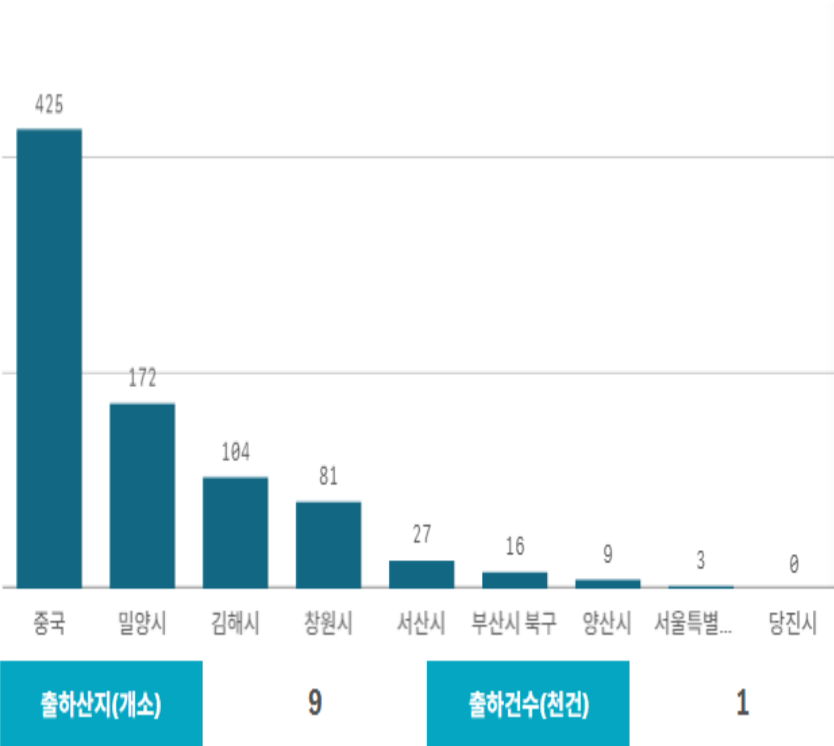


도매시장 법인별 거래금액(백만원)



당근(20Kg)

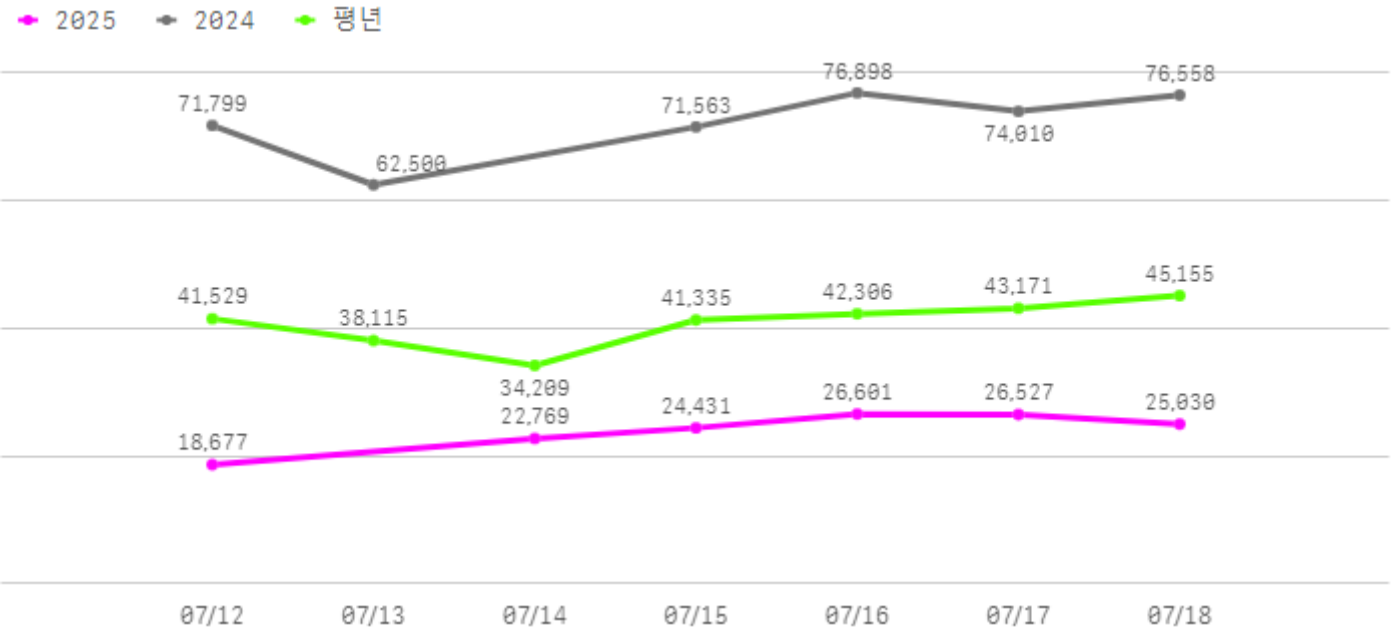
산지별 거래물량(톤)



산지별 주출하 시군구



주간 도매가격(원)



구분	금주(A)	전주(B)	전월(C)	전년(D)	평년(E)	A/B	A/C	A/D	A/E
가격(원)	24,490	19,738	24,539	72,221	38,756	124.1%	99.8%	33.9%	63.2%

※ 상품 가격 기준

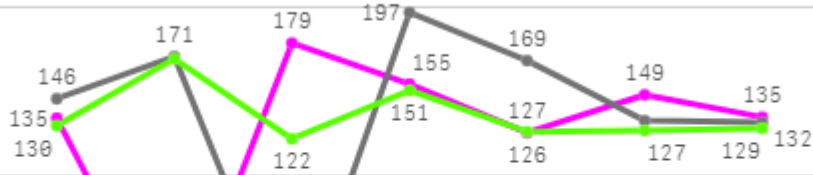
□ 당근(20Kg) 주간 가격

구분	Q	품종	Q	단량	Q	특	상	보통	하
2025-07-12		당근		20Kg		22,507	18,677	13,321	7,365
2025-07-14		당근		20Kg		26,000	22,769	17,841	6,787
2025-07-15		당근		20Kg		27,000	24,431	20,003	10,954
2025-07-16		당근		20Kg		28,000	26,601	23,369	17,625
2025-07-17		당근		20Kg		27,494	26,527	22,780	10,822
2025-07-18		당근		20Kg		27,804	25,030	21,999	17,148
평균						26,468	24,006	19,886	11,784

생고추

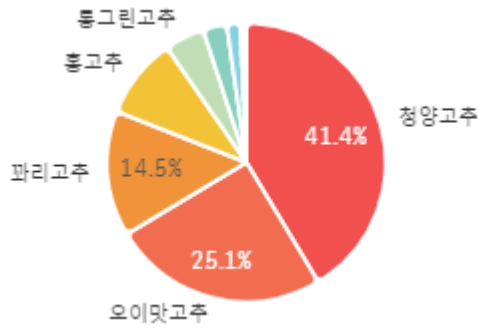
주간 반입량(톤)

◆ 2025 ● 2024 ▲ 평년

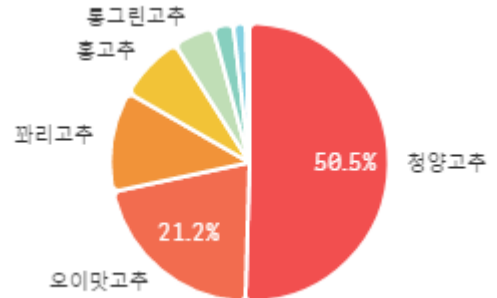


구분	금주(A)	전주(B)	전월(C)	전년(D)	평년(E)	A/B	A/C	A/D	A/E
물량(톤)	879	873	1,181	949	910	100.7%	74.4%	92.6%	96.5%

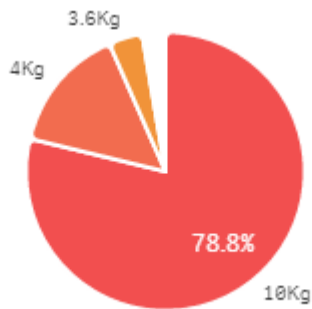
출하 품종별 거래물량 구성비



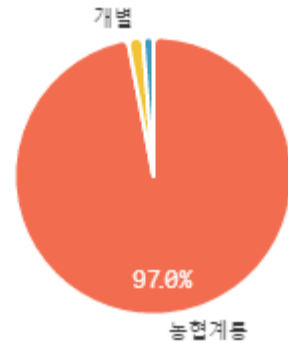
출하 품종별 거래금액 구성비



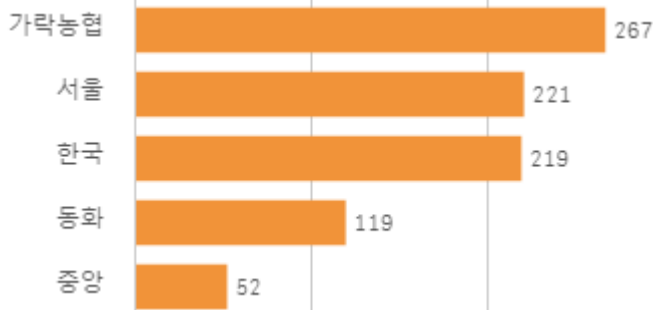
거래 단량별 물량 구성비



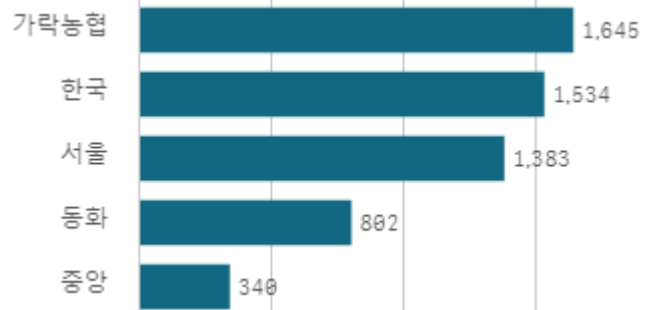
출하자별 거래물량 구성비



도매시장 법인별 거래물량(톤)

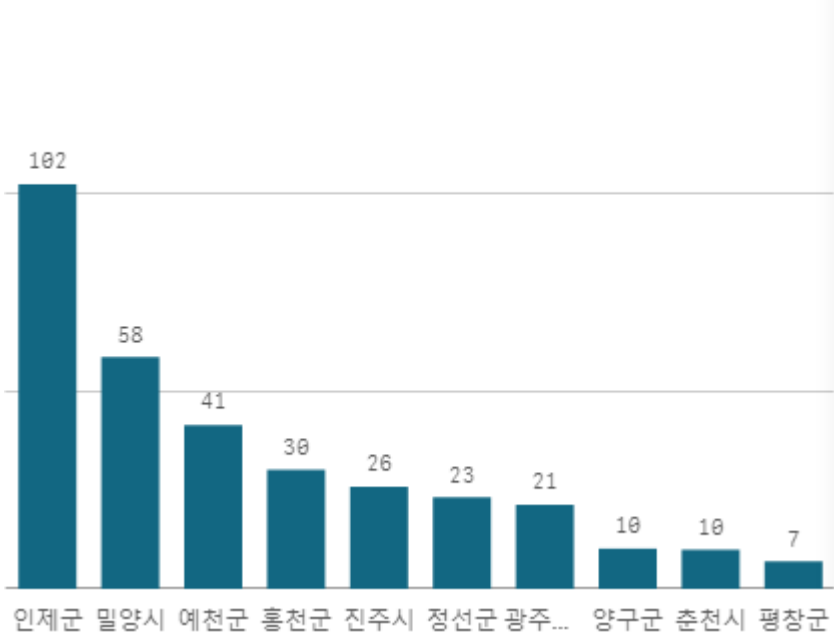


도매시장 법인별 거래금액(백만원)



청양고추(10Kg)

산지별 거래물량(톤)



출하산지(개소)

48

출하건수(천건)

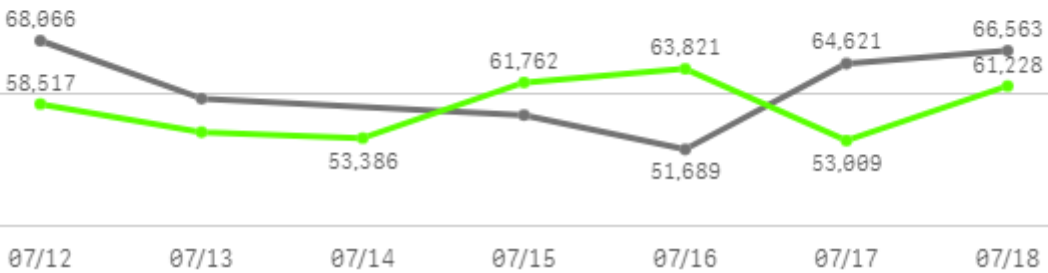
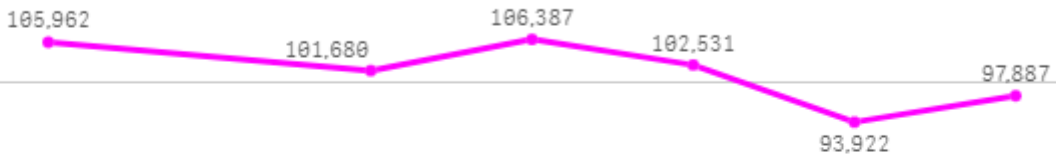
7

산지별 주출하 시군구



주간 도매가격(원)

● 2025 ● 2024 ● 평년



07/12 07/13 07/14 07/15 07/16 07/17 07/18

구분	금주(A)	전주(B)	전월(C)	전년(D)	평년(E)	A/B	A/C	A/D	A/E
가격(원)	101,395	66,403	44,976	61,188	69,630	152.7%	225.4%	165.7%	145.6%

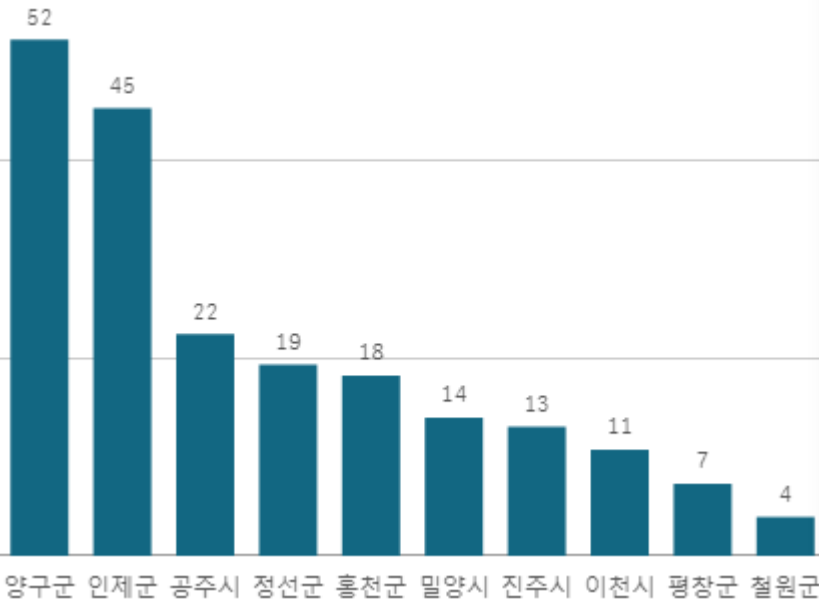
※ 상품 가격 기준

□ 청양고추(10Kg) 주간 가격

구분	Q	품종	Q	단량	Q	특	상	보통	하
2025-07-12		청양고추		10Kg		123,381	105,962	73,345	36,477
2025-07-14		청양고추		10Kg		116,931	101,680	80,190	41,627
2025-07-15		청양고추		10Kg		118,195	106,387	83,554	48,858
2025-07-16		청양고추		10Kg		116,868	102,531	85,035	47,965
2025-07-17		청양고추		10Kg		105,011	93,922	78,189	49,907
2025-07-18		청양고추		10Kg		116,022	97,887	74,358	41,806
평균						116,068	101,395	79,112	44,440

오이맛고추(10Kg)

산지별 거래물량(톤)



출하산지(개소)

33

출하건수(천건)

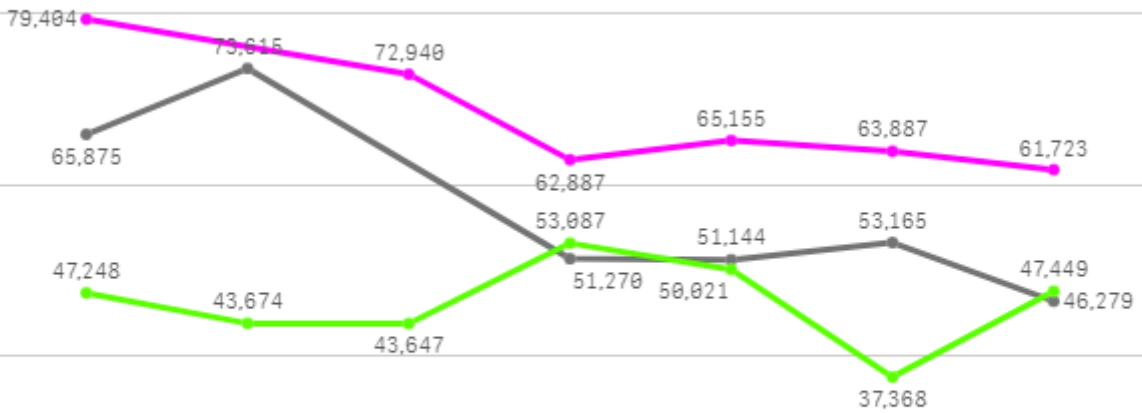
3

산지별 주출하 시군구



주간 도매가격(원)

◆ 2025 ● 2024 ◆ 평년



07/12 07/13 07/14 07/15 07/16 07/17 07/18

구분	금주(A)	전주(B)	전월(C)	전년(D)	평년(E)	A/B	A/C	A/D	A/E
가격(원)	67,666	50,155	35,289	56,891	53,851	134.9%	191.7%	118.9%	125.7%

※ 상품 가격 기준

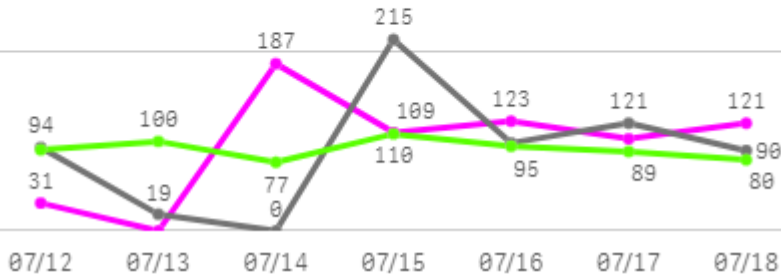
□ 오이맛고추(10Kg) 주간 가격

구분	Q	품종	Q	단량	Q	특	상	보통	하
2025-07-12		오이맛고추		10Kg		95,327	79,404	59,719	37,539
2025-07-14		오이맛고추		10Kg		85,122	72,940	56,466	30,997
2025-07-15		오이맛고추		10Kg		72,718	62,887	53,177	36,515
2025-07-16		오이맛고추		10Kg		80,000	65,155	54,720	36,854
2025-07-17		오이맛고추		10Kg		70,410	63,887	52,795	34,418
2025-07-18		오이맛고추		10Kg		68,506	61,723	48,339	26,851
평균						78,681	67,666	54,203	33,862

마늘

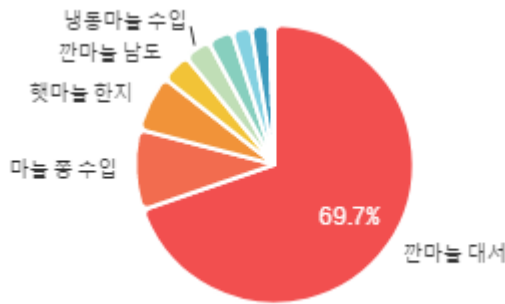
주간 반입량(톤)

◆ 2025 ● 2024 ▲ 평년

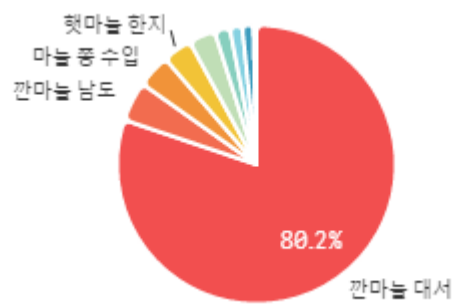


구분	금주(A)	전주(B)	전월(C)	전년(D)	평년(E)	A/B	A/C	A/D	A/E
물량(톤)	676	734	855	636	631	92.1%	79.0%	106.3%	107.2%

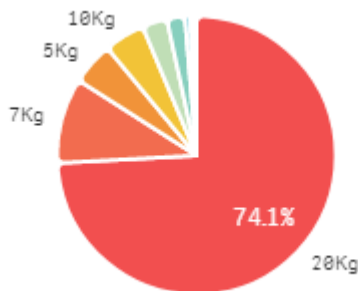
출하 품종별 거래물량 구성비



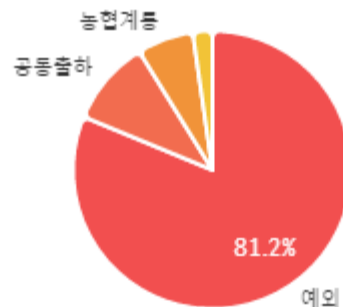
출하 품종별 거래금액 구성비



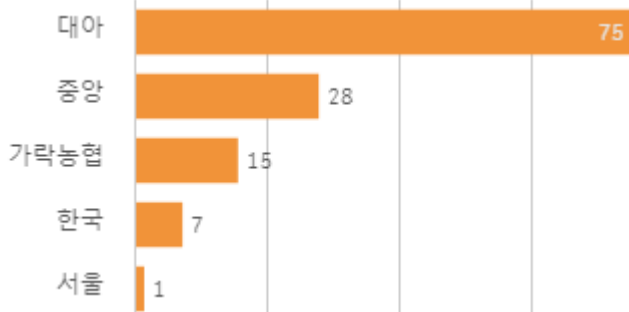
거래 단량별 물량 구성비



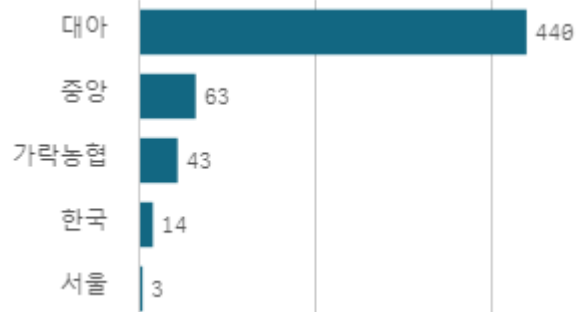
출하자별 거래물량 구성비



도매시장 법인별 거래물량(톤)

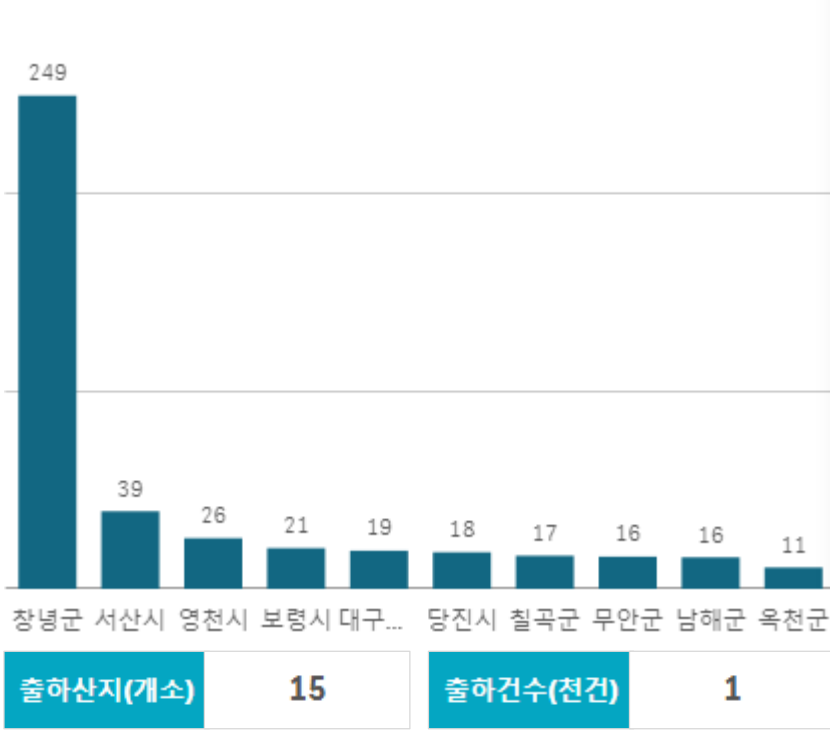


도매시장 법인별 거래금액(백만원)



깁마늘 대서(20Kg)

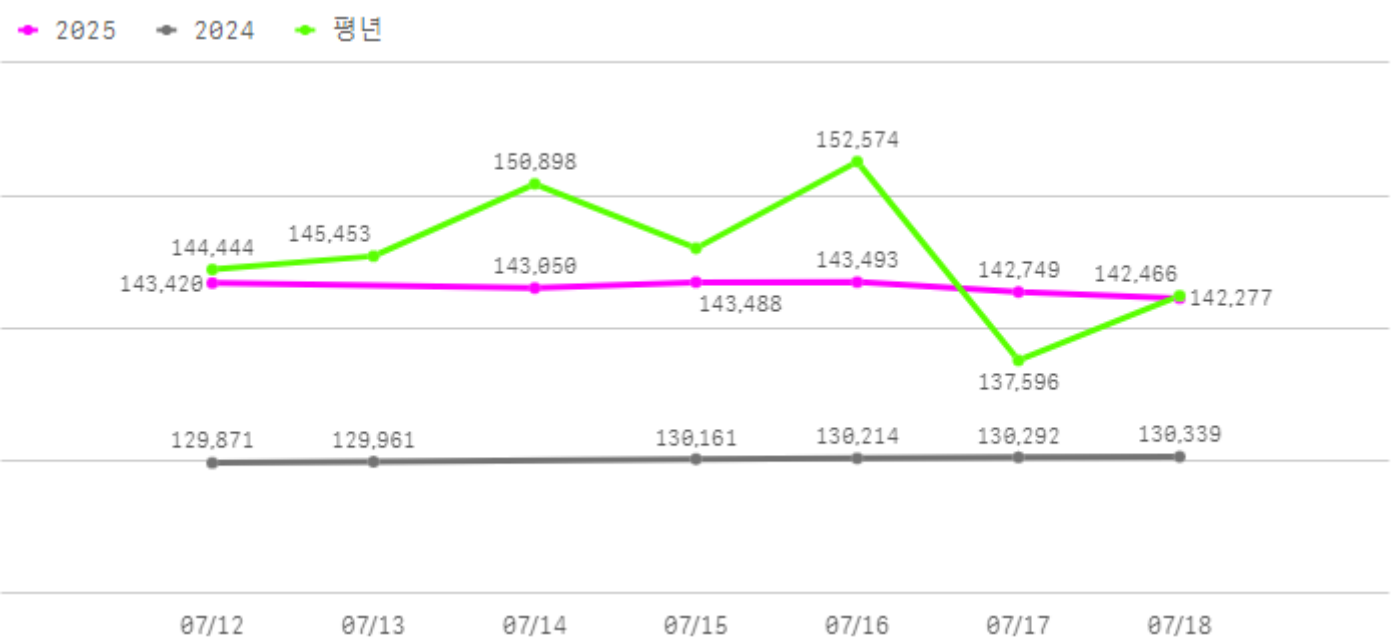
산지별 거래물량(톤)



산지별 주출하 시군구



주간 도매가격(원)



구분	금주(A)	전주(B)	전월(C)	전년(D)	평년(E)	A/B	A/C	A/D	A/E
가격(원)	143,079	143,055	181,446	130,140	142,670	100.0%	78.9%	109.9%	100.3%

※ 상품 가격 기준

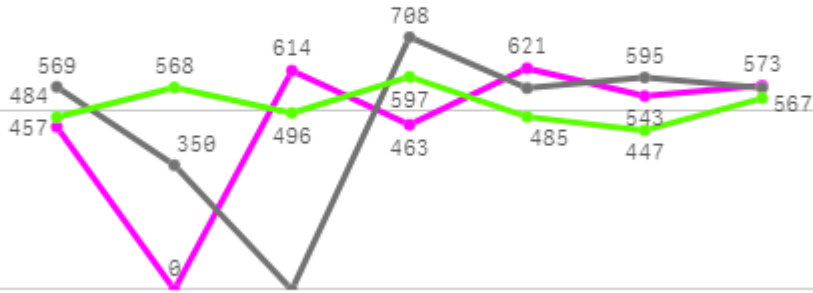
□ 깐마늘 대서(20Kg) 주간 가격

구분	Q	품종	Q	단량	Q	특	상	보통	하
2025-07-12		깐마늘 대서		20Kg		-	143,420	130,710	110,106
2025-07-14		깐마늘 대서		20Kg		-	143,050	126,846	110,041
2025-07-15		깐마늘 대서		20Kg		-	143,488	129,086	110,734
2025-07-16		깐마늘 대서		20Kg		-	143,493	130,488	109,363
2025-07-17		깐마늘 대서		20Kg		-	142,749	127,431	109,812
2025-07-18		깐마늘 대서		20Kg		-	142,277	129,756	109,864
평균						-	143,079	129,053	109,987

양파

주간 반입량(톤)

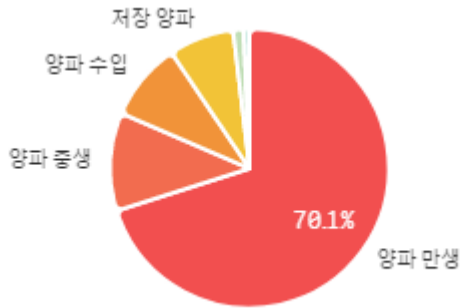
◆ 2025 ● 2024 ▲ 평년



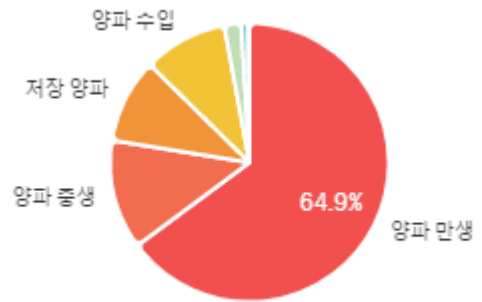
07/12 07/13 07/14 07/15 07/16 07/17 07/18

구분	금주(A)	전주(B)	전월(C)	전년(D)	평년(E)	A/B	A/C	A/D	A/E
물량(톤)	3,271	3,483	4,160	3,354	3,541	93.9%	78.6%	97.5%	92.4%

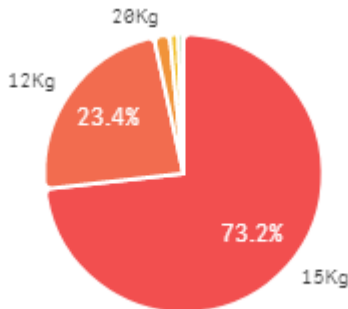
출하 품종별 거래물량 구성비



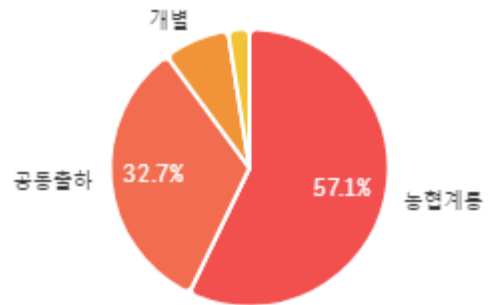
출하 품종별 거래금액 구성비



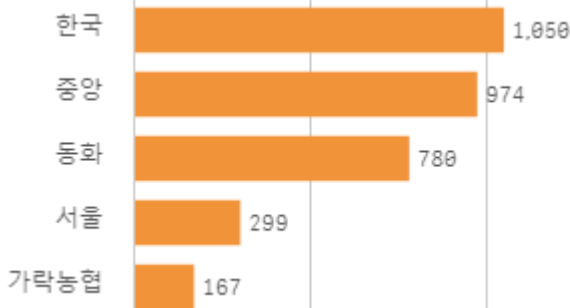
거래 단량별 물량 구성비



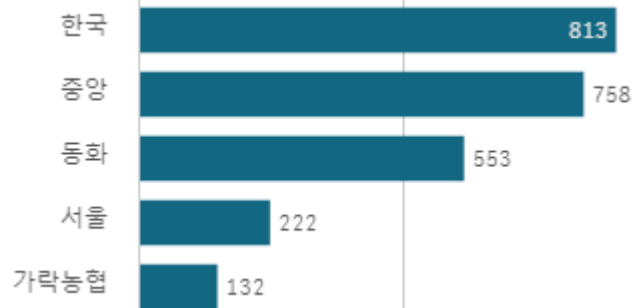
출하자별 거래물량 구성비



도매시장 법인별 거래물량(톤)

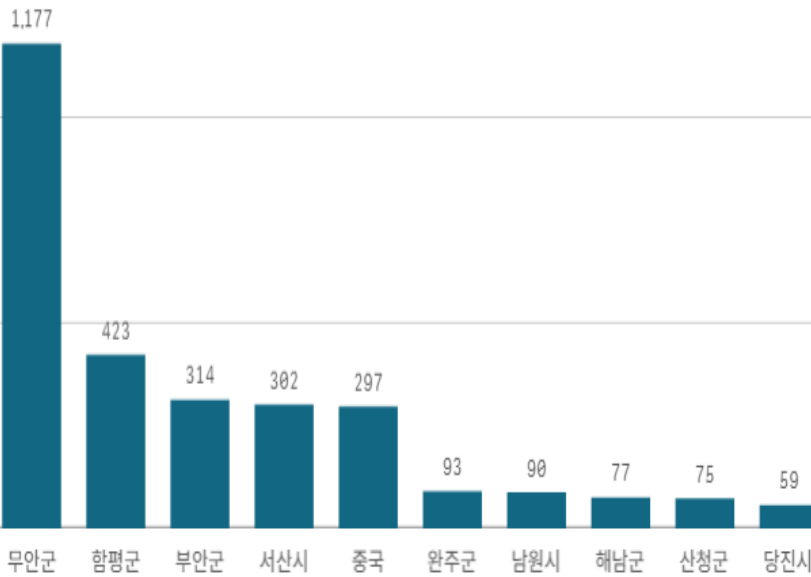


도매시장 법인별 거래금액(백만원)



양파(1Kg)

산지별 거래물량(톤)



출하산지(개소)

30

출하건수(천건)

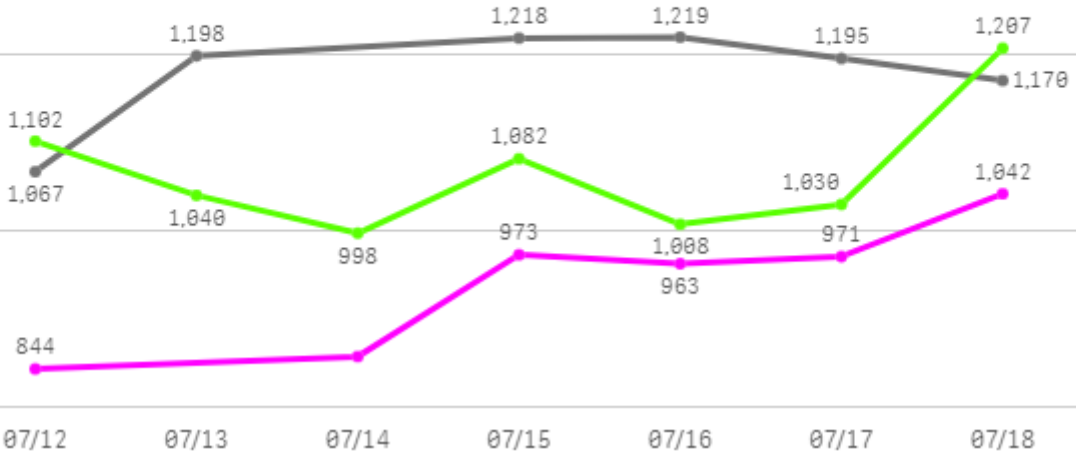
2

산지별 주출하 시군구



주간 도매가격(원)

◆ 2025 ● 2024 ▲ 평년



구분	금주(A)	전주(B)	전월(C)	전년(D)	평년(E)	A/B	A/C	A/D	A/E
가격(원)	942	889	753	1,178	1,094	105.9%	125.1%	80.0%	86.1%

※ 상품 가격 기준

□ 양파(1Kg) 주간 가격

구분	Q	품종	Q	단량	Q	특	상	보통	하
2025-07-12		양파		1Kg		990	844	570	274
2025-07-14		양파		1Kg		966	858	623	305
2025-07-15		양파		1Kg		1,054	973	782	479
2025-07-16		양파		1Kg		1,077	963	745	410
2025-07-17		양파		1Kg		1,088	971	764	427
2025-07-18		양파		1Kg		1,132	1,042	804	413
평균						1,051	942	715	385

대파

주간 반입량(톤)

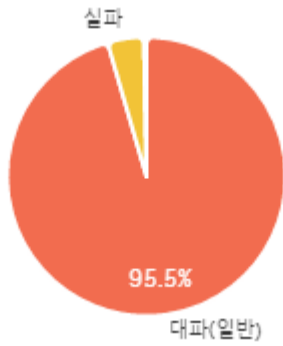
◆ 2025 ● 2024 ▲ 평년



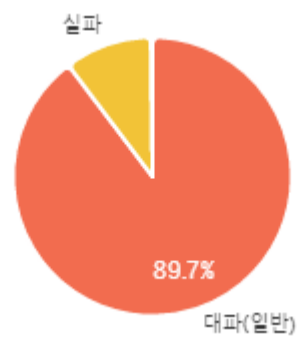
07/12 07/13 07/14 07/15 07/16 07/17 07/18

구분	금주(A)	전주(B)	전월(C)	전년(D)	평년(E)	A/B	A/C	A/D	A/E
물량(톤)	1,795	1,555	1,637	1,804	1,623	115.4%	109.7%	99.5%	110.6%

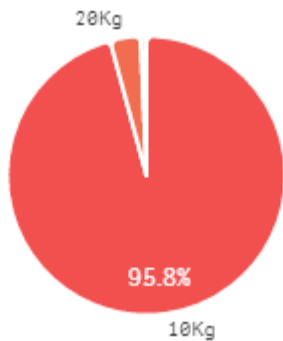
출하 품종별 거래물량 구성비



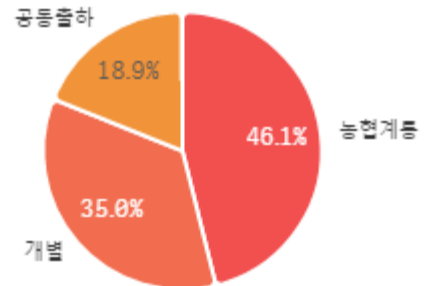
출하 품종별 거래금액 구성비



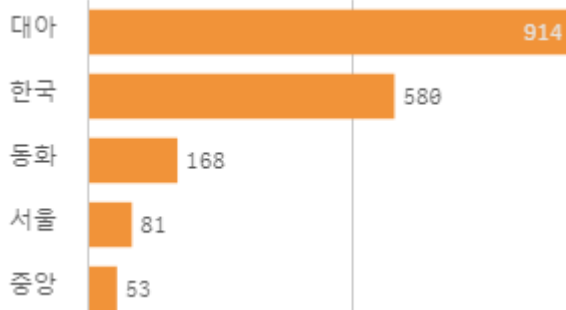
거래 단량별 물량 구성비



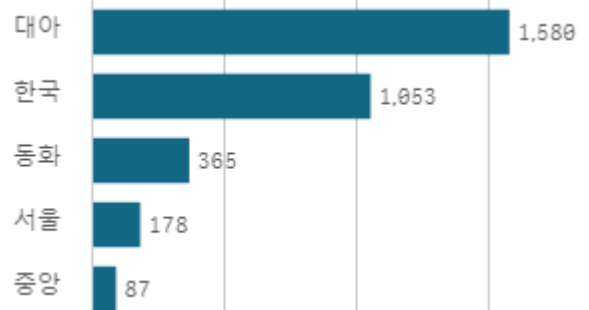
출하자별 거래물량 구성비



도매시장 법인별 거래물량(톤)

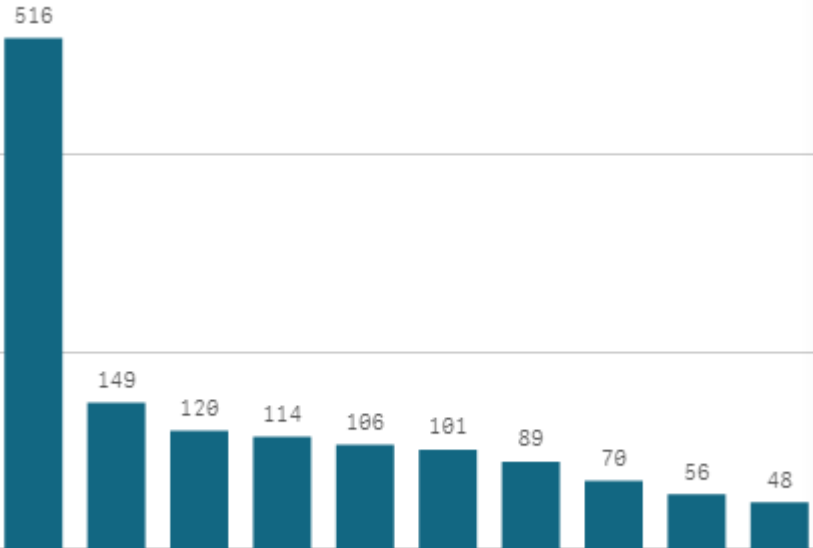


도매시장 법인별 거래금액(백만원)



대파(일반)(1Kg)

산지별 거래물량(톤)



출하산지(개소)

25

출하건수(천건)

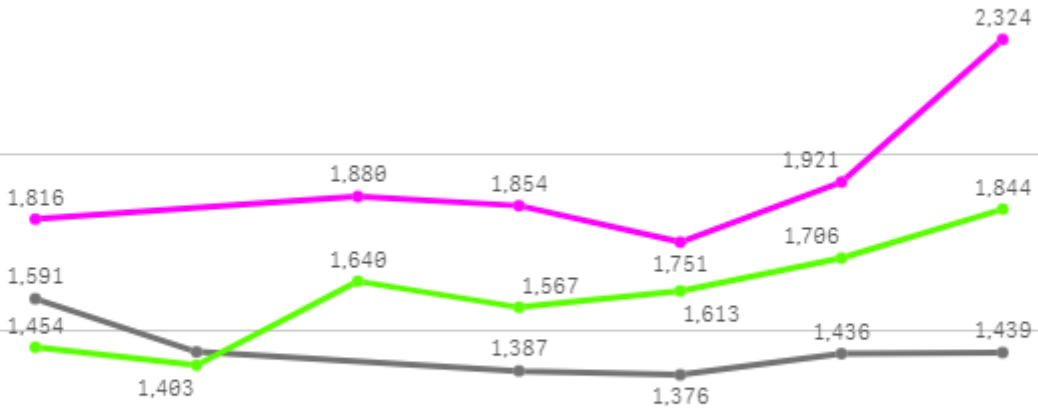
1

산지별 주출하 시군구



주간 도매가격(원)

◆ 2025 ● 2024 ◆ 평년



07/12 07/13 07/14 07/15 07/16 07/17 07/18

구분	금주(A)	전주(B)	전월(C)	전년(D)	평년(E)	A/B	A/C	A/D	A/E
가격(원)	1,924	1,245	1,459	1,445	1,621	154.6%	131.9%	133.2%	118.7%

※ 상품 가격 기준

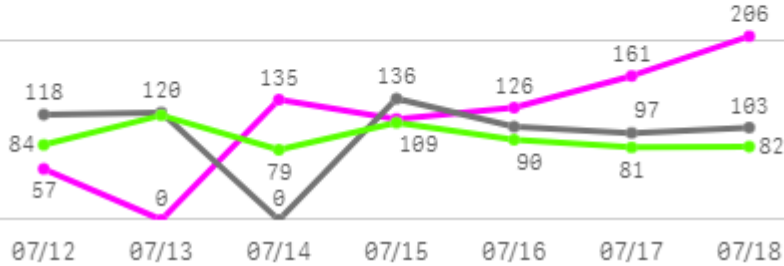
□ 대파(일반)(1Kg) 주간 가격

구분	Q	품종	Q	단량	Q	특	상	보통	하
2025-07-12		대파(일반)		1Kg		1,990	1,816	1,559	1,247
2025-07-14		대파(일반)		1Kg		2,098	1,880	1,631	1,367
2025-07-15		대파(일반)		1Kg		2,091	1,854	1,603	1,433
2025-07-16		대파(일반)		1Kg		1,945	1,751	1,528	1,382
2025-07-17		대파(일반)		1Kg		2,017	1,921	1,703	1,498
2025-07-18		대파(일반)		1Kg		2,565	2,324	2,021	1,701
평균						2,118	1,924	1,674	1,438

파프리카

주간 반입량(톤)

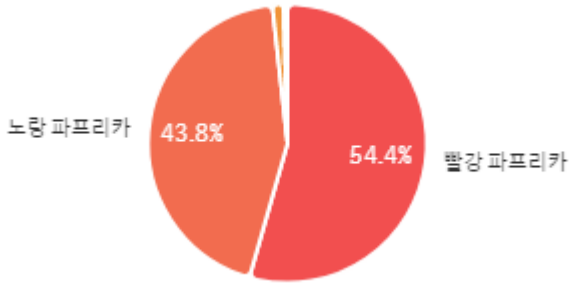
◆ 2025 ● 2024 ▲ 평년



구분	금주(A)	전주(B)	전월(C)	전년(D)	평년(E)	A/B	A/C	A/D	A/E
물량(톤)	798	504	714	680	641	158.4%	111.7%	117.4%	124.5%

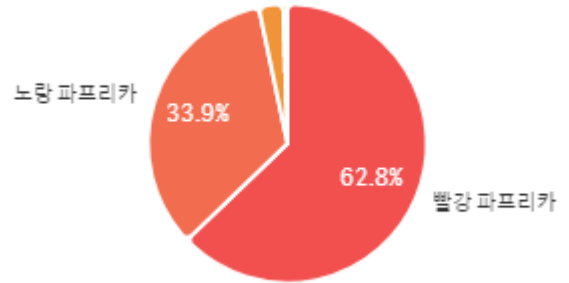
출하 품종별 거래물량 구성비

오렌지 파프리카



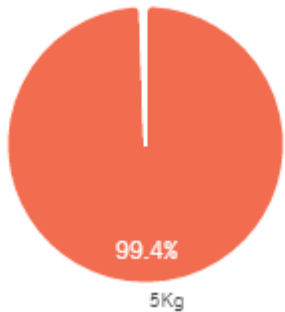
출하 품종별 거래금액 구성비

오렌지 파프리카



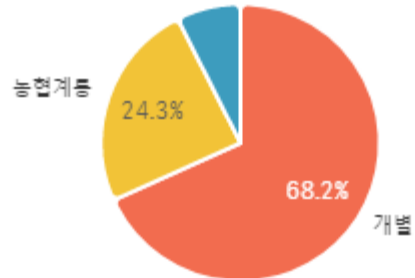
거래 단량별 물량 구성비

4.5Kg

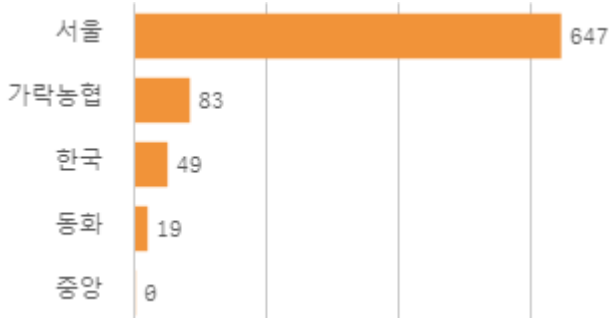


출하자별 거래물량 구성비

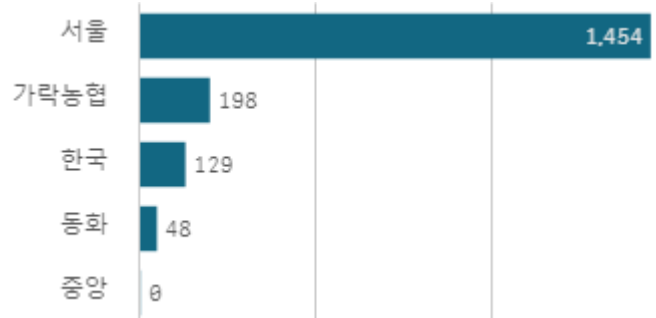
공동출하



도매시장 법인별 거래물량(톤)

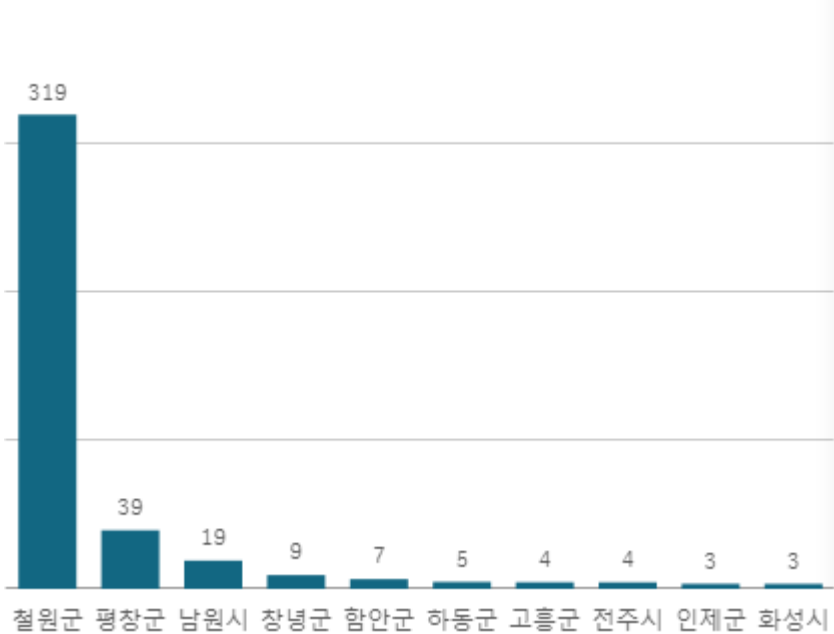


도매시장 법인별 거래금액(백만원)



빨강 파프리카(5Kg)

산지별 거래물량(톤)



출하산지(개소)

22

출하건수(천건)

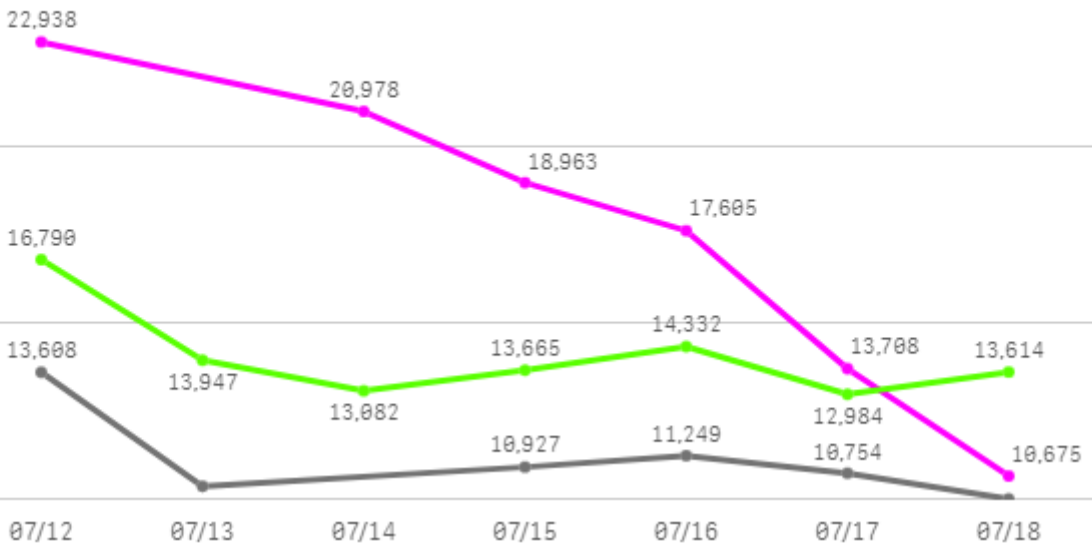
2

산지별 주출하 시군구



주간 도매가격(원)

◆ 2025 ● 2024 ◆ 평년



구분	금주(A)	전주(B)	전월(C)	전년(D)	평년(E)	A/B	A/C	A/D	A/E
가격(원)	17,478	21,356	16,840	11,159	15,340	81.8%	103.8%	156.6%	113.9%

※ 상품 가격 기준

□ 빨강 파프리카(5Kg) 주간 가격

구분	Q	품종	Q	단량	Q	특	상	보통	하
2025-07-12		빨강 파프리카		5Kg		-	22,938	18,249	13,679
2025-07-14		빨강 파프리카		5Kg		-	20,978	19,218	14,413
2025-07-15		빨강 파프리카		5Kg		-	18,963	16,720	13,354
2025-07-16		빨강 파프리카		5Kg		-	17,605	15,416	10,834
2025-07-17		빨강 파프리카		5Kg		-	13,708	11,657	9,127
2025-07-18		빨강 파프리카		5Kg		-	10,675	9,463	7,521
평균						-	17,478	15,121	11,488

버섯

주간 반입량(톤)

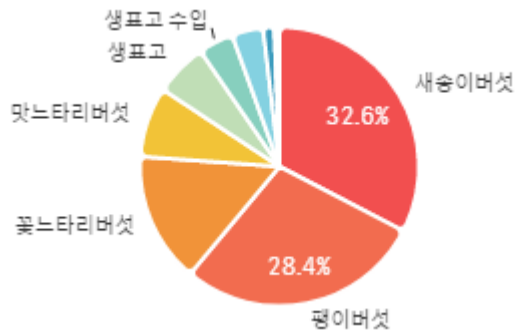
◆ 2025 ● 2024 ▲ 평년



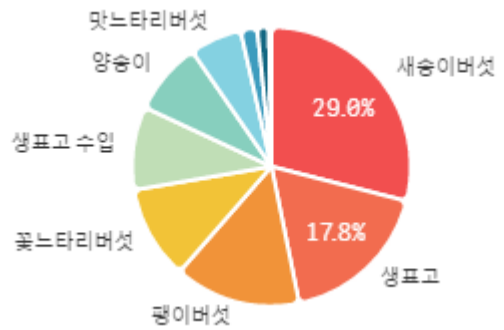
07/12 07/13 07/14 07/15 07/16 07/17 07/18

구분	금주(A)	전주(B)	전월(C)	전년(D)	평년(E)	A/B	A/C	A/D	A/E
물량(톤)	1,174	1,205	1,258	1,295	1,230	97.4%	93.3%	90.6%	95.5%

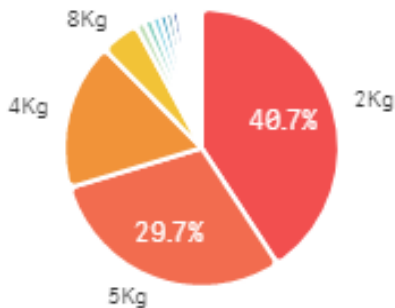
출하 품종별 거래물량 구성비



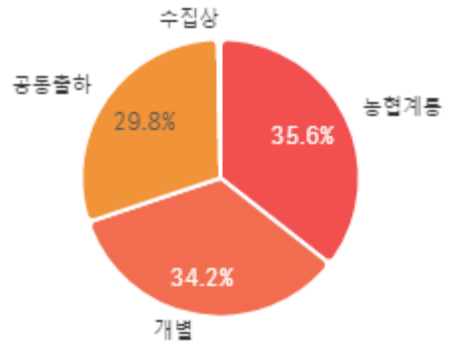
출하 품종별 거래금액 구성비



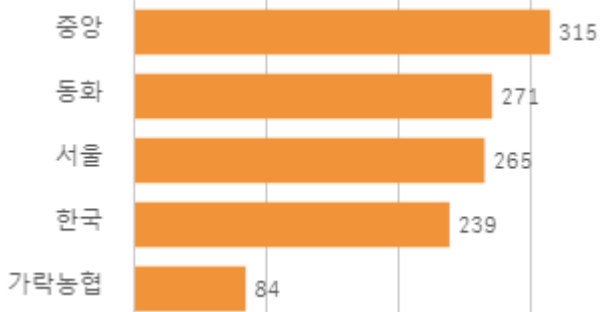
거래 단량별 물량 구성비



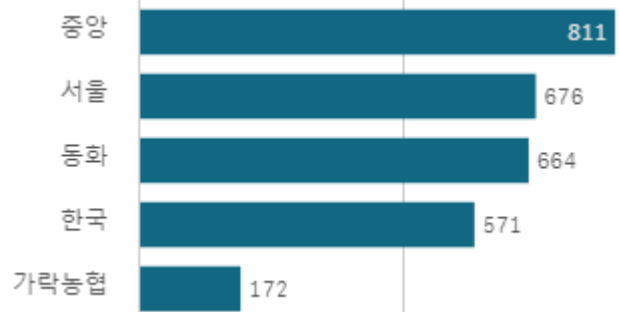
출하자별 거래물량 구성비



도매시장 법인별 거래물량(톤)

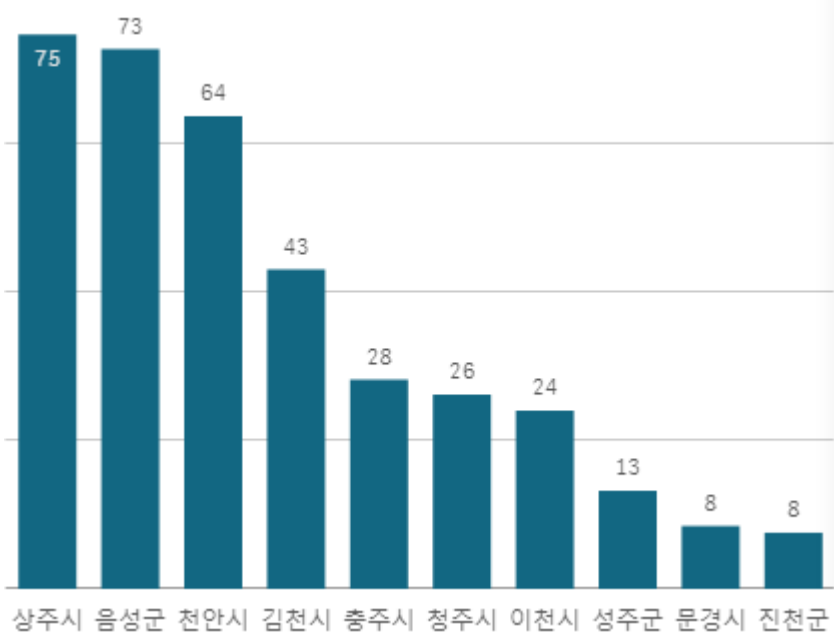


도매시장 법인별 거래금액(백만원)



새송이버섯(2Kg)

산지별 거래물량(톤)



출하산지(개소)

20

출하건수(천건)

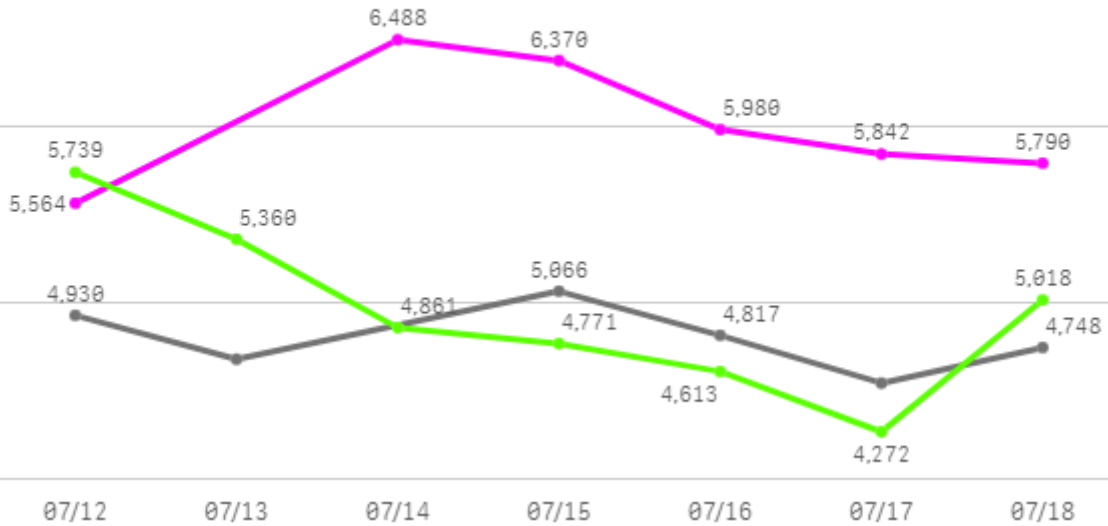
3

산지별 주출하 시군구



주간 도매가격(원)

◆ 2025 ● 2024 ◆ 평년



구분	금주(A)	전주(B)	전월(C)	전년(D)	평년(E)	A/B	A/C	A/D	A/E
가격(원)	6,006	6,258	5,187	4,798	5,289	96.0%	115.8%	125.2%	113.5%

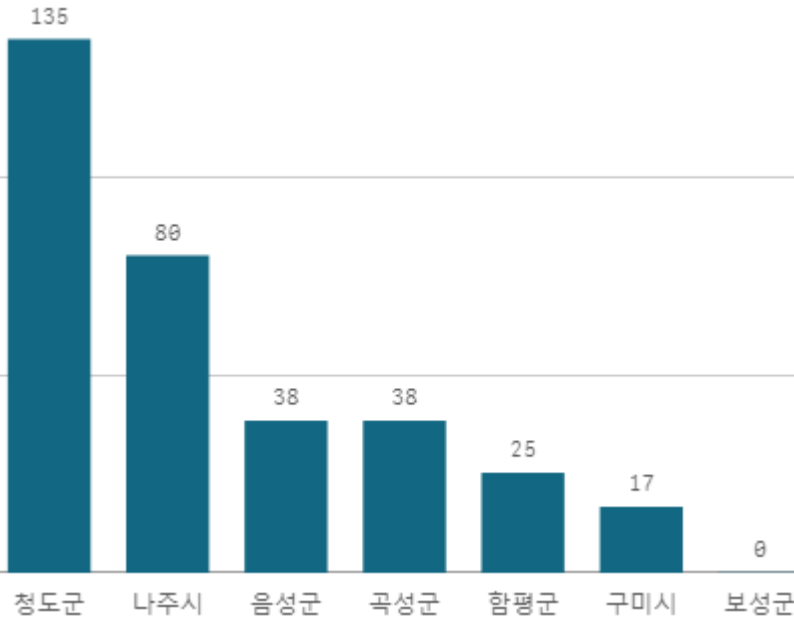
※ 상품 가격 기준

□ 새송이버섯(2Kg) 주간 가격

구분	Q	품종	Q	단량	Q	특	상	보통	하
2025-07-12		새송이버섯		2Kg		9,338	5,564	4,425	3,145
2025-07-14		새송이버섯		2Kg		9,900	6,488	5,139	3,216
2025-07-15		새송이버섯		2Kg		9,292	6,370	5,014	2,981
2025-07-16		새송이버섯		2Kg		8,659	5,980	4,917	3,509
2025-07-17		새송이버섯		2Kg		8,774	5,842	4,762	3,564
2025-07-18		새송이버섯		2Kg		10,029	5,790	4,898	3,788
평균						9,332	6,006	4,859	3,367

팬이버섯(5Kg)

산지별 거래물량(톤)



출하산지(개소)

7

출하건수(천건)

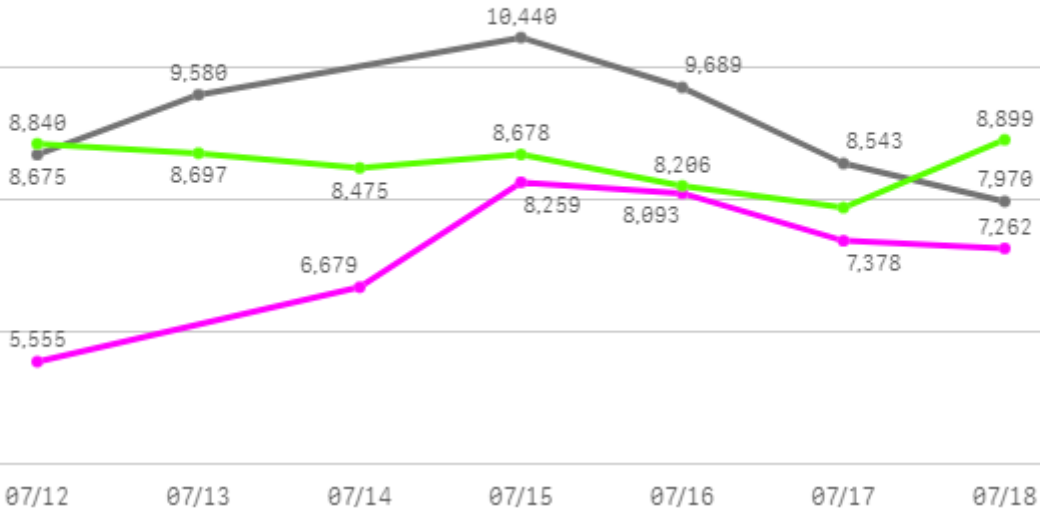
1

산지별 주출하 시군구



주간 도매가격(원)

◆ 2025 ● 2024 ◆ 평년



구분	금주(A)	전주(B)	전월(C)	전년(D)	평년(E)	A/B	A/C	A/D	A/E
가격(원)	7,204	5,974	7,964	9,150	8,479	120.6%	90.5%	78.7%	85.0%

※ 상품 가격 기준

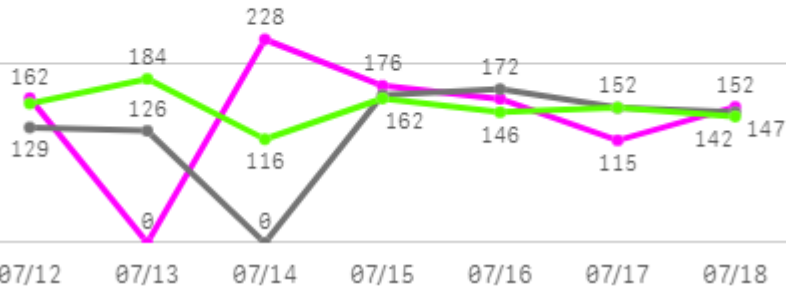
□ 팽이버섯(5Kg) 주간 가격

구분	Q	품종	Q	단량	Q	특	상	보통	하
2025-07-12		팽이버섯		5Kg		6,000	5,555	4,345	2,867
2025-07-14		팽이버섯		5Kg		7,000	6,679	5,997	4,958
2025-07-15		팽이버섯		5Kg		8,683	8,259	7,297	6,308
2025-07-16		팽이버섯		5Kg		9,037	8,093	7,248	6,168
2025-07-17		팽이버섯		5Kg		8,132	7,378	6,590	4,852
2025-07-18		팽이버섯		5Kg		8,000	7,262	6,290	4,962
평균						7,809	7,204	6,295	5,019

팥옥수수

주간 반입량(톤)

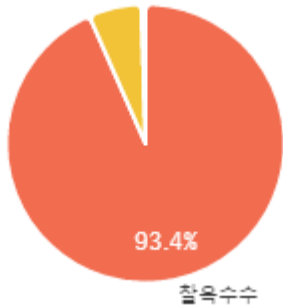
◆ 2025 ● 2024 ▲ 평년



구분	금주(A)	전주(B)	전월(C)	전년(D)	평년(E)	A/B	A/C	A/D	A/E
물량(톤)	995	1,070	187	891	991	93.0%	532.5%	111.7%	100.4%

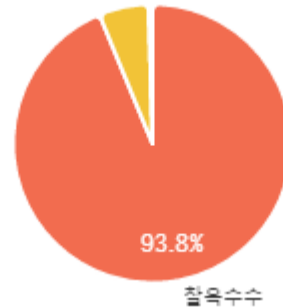
출하 품종별 거래물량 구성비

팥옥수수 기타



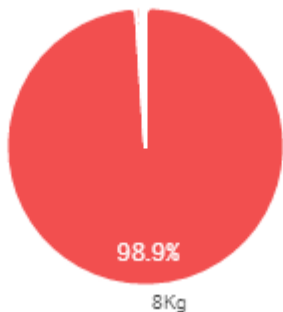
출하 품종별 거래금액 구성비

팥옥수수 기타



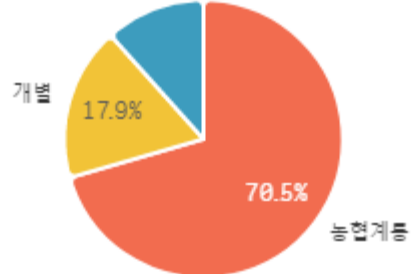
거래 단량별 물량 구성비

10Kg

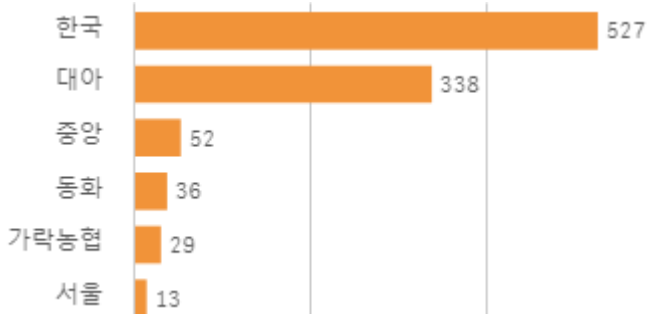


출하자별 거래물량 구성비

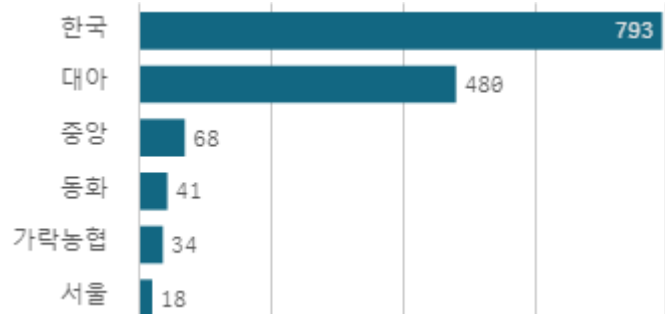
공동출하



도매시장 법인별 거래물량(톤)

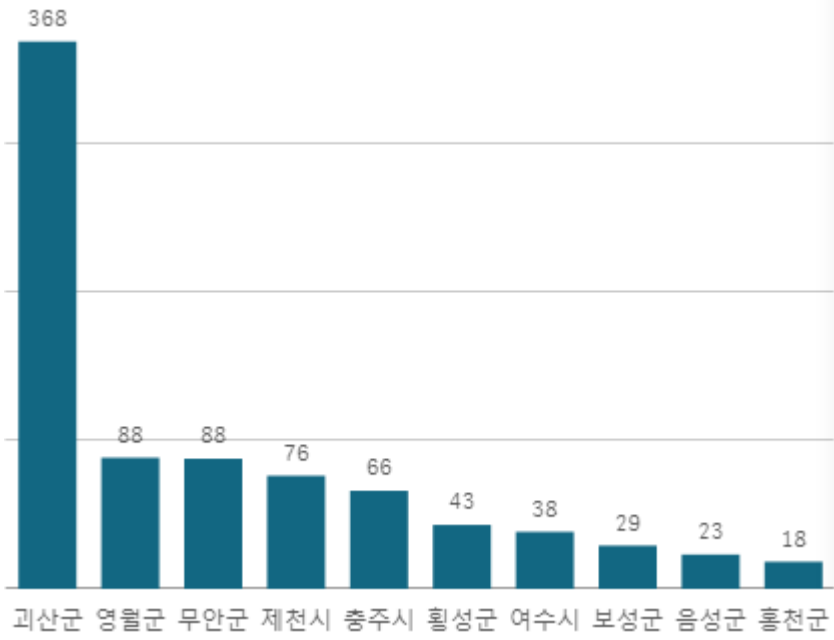


도매시장 법인별 거래금액(백만원)



찰옥수수(8Kg)

산지별 거래물량(톤)



출하산지(개소)

33

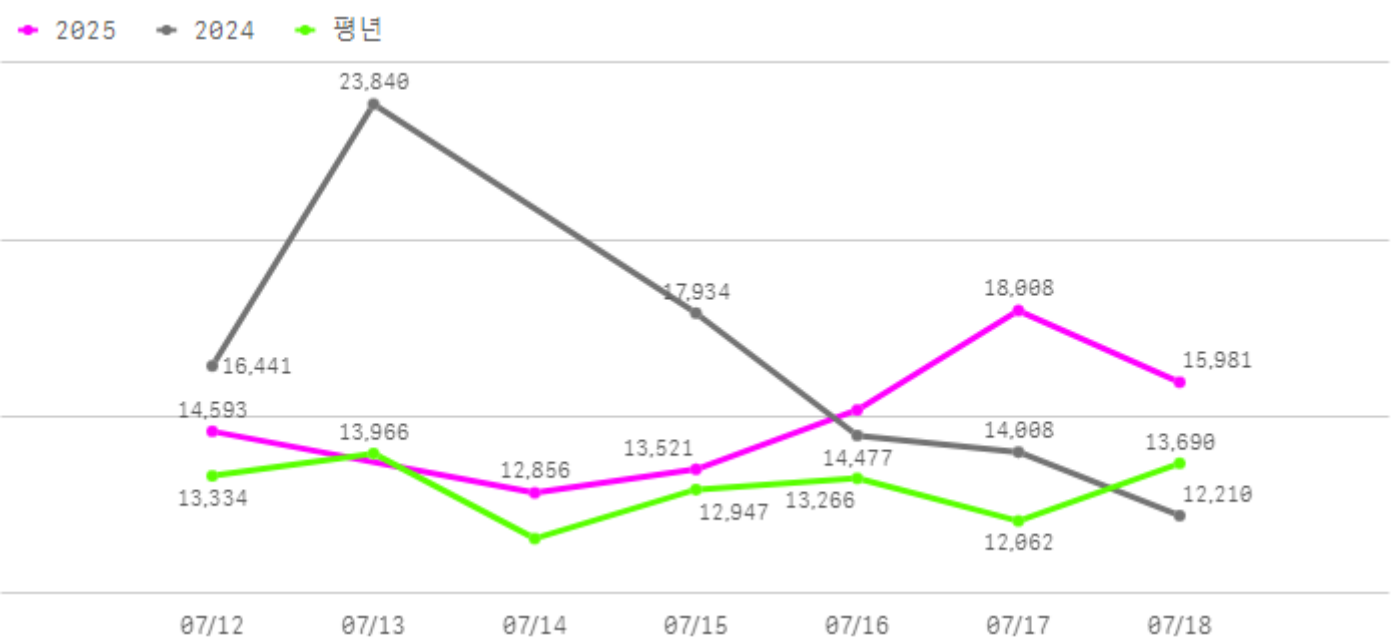
출하건수(천건)

2

산지별 주출하 시군구



주간 도매가격(원)



구분	금주(A)	전주(B)	전월(C)	전년(D)	평년(E)	A/B	A/C	A/D	A/E
가격(원)	15,026	13,005	33,336	16,485	13,721	115.5%	45.1%	91.1%	109.5%

※ 상품 가격 기준

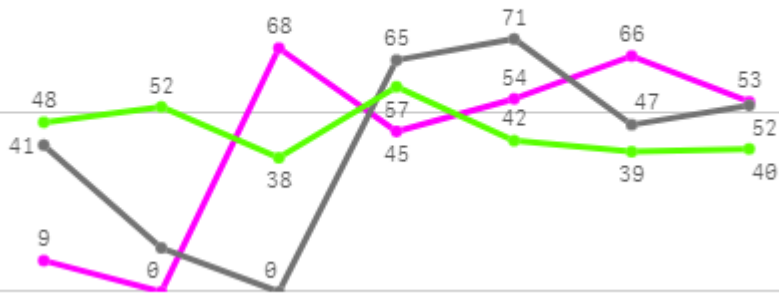
☐ 찰옥수수(8Kg) 주간 가격

구분	Q	품종	Q	단량	Q	특	상	보통	하
2025-07-12		찰옥수수		8Kg		19,363	14,593	12,016	7,430
2025-07-14		찰옥수수		8Kg		16,270	12,856	10,174	6,618
2025-07-15		찰옥수수		8Kg		15,414	13,521	10,992	7,097
2025-07-16		찰옥수수		8Kg		19,083	15,196	12,622	8,210
2025-07-17		찰옥수수		8Kg		20,102	18,008	13,196	9,759
2025-07-18		찰옥수수		8Kg		18,544	15,981	12,591	7,974
평균						18,129	15,026	11,932	7,848

사과

주간 반입량(톤)

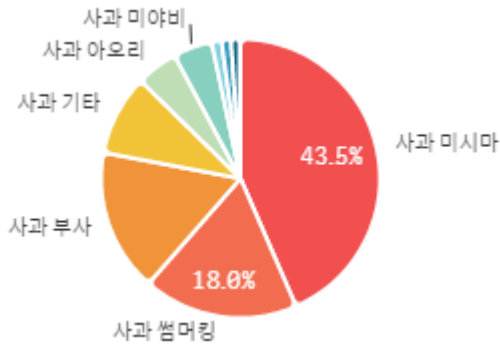
◆ 2025 ● 2024 ▲ 평년



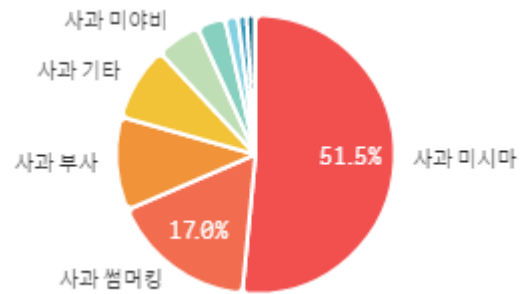
07/12 07/13 07/14 07/15 07/16 07/17 07/18

구분	금주(A)	전주(B)	전월(C)	전년(D)	평년(E)	A/B	A/C	A/D	A/E
물량(톤)	296	252	409	288	318	117.4%	72.2%	102.5%	93.1%

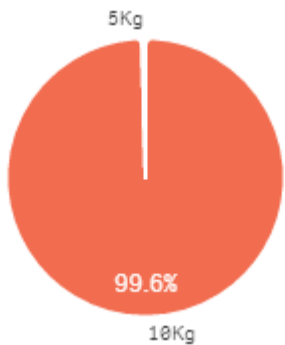
출하 품종별 거래물량 구성비



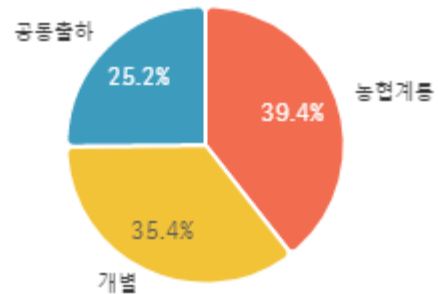
출하 품종별 거래금액 구성비



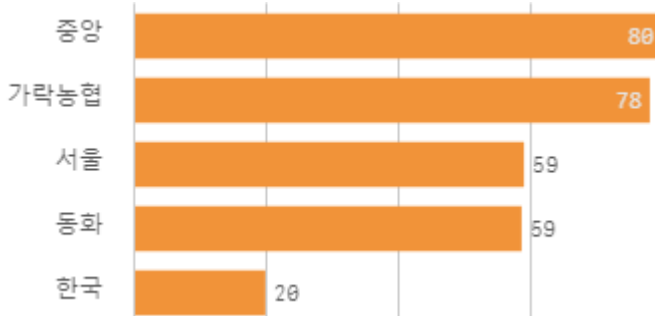
거래 단량별 물량 구성비



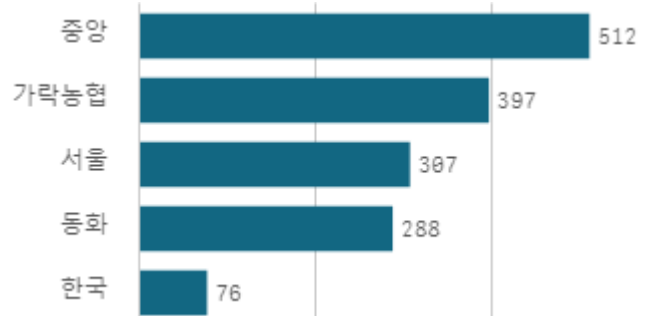
출하자별 거래물량 구성비



도매시장 법인별 거래물량(톤)

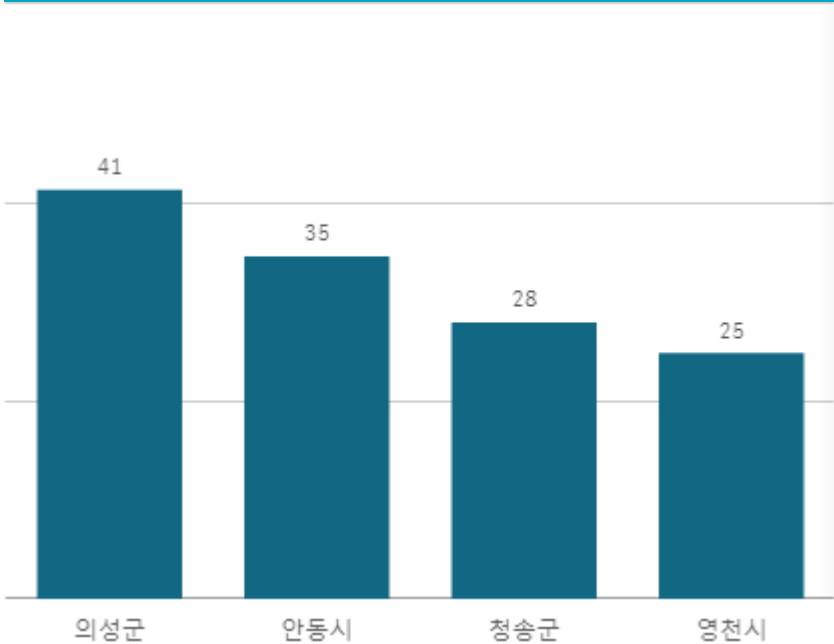


도매시장 법인별 거래금액(백만원)



사과 미시마(10Kg)

산지별 거래물량(톤)



산지별 주출하 시군구



출하산지(개소)

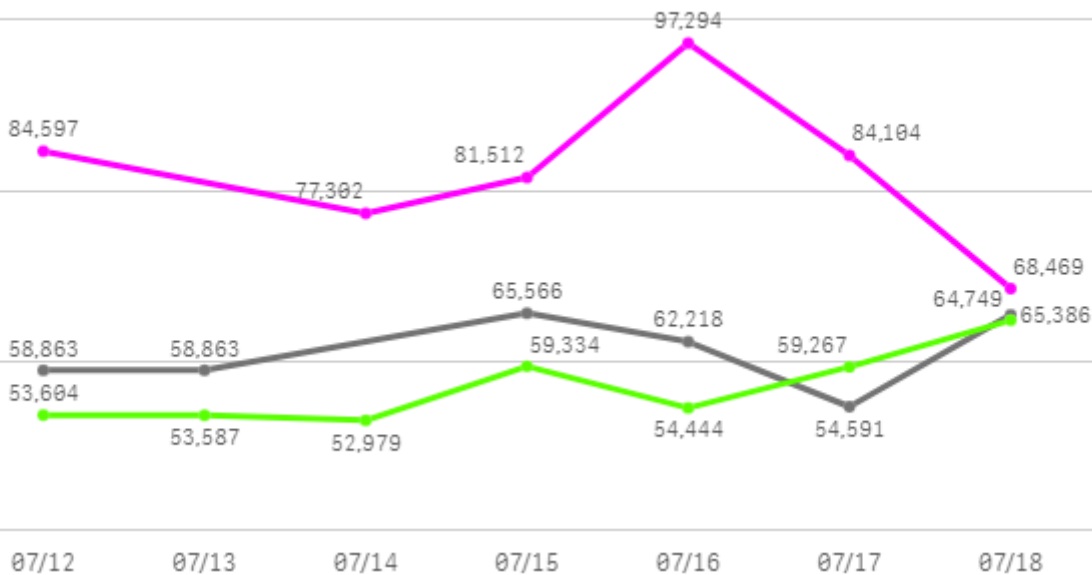
4

출하건수(천건)

1

주간 도매가격(원)

◆ 2025 ● 2024 ◆ 평년



구분	금주(A)	전주(B)	전월(C)	전년(D)	평년(E)	A/B	A/C	A/D	A/E
가격(원)	82,213	90,025	73,142	61,101	61,003	91.3%	112.4%	134.6%	134.8%

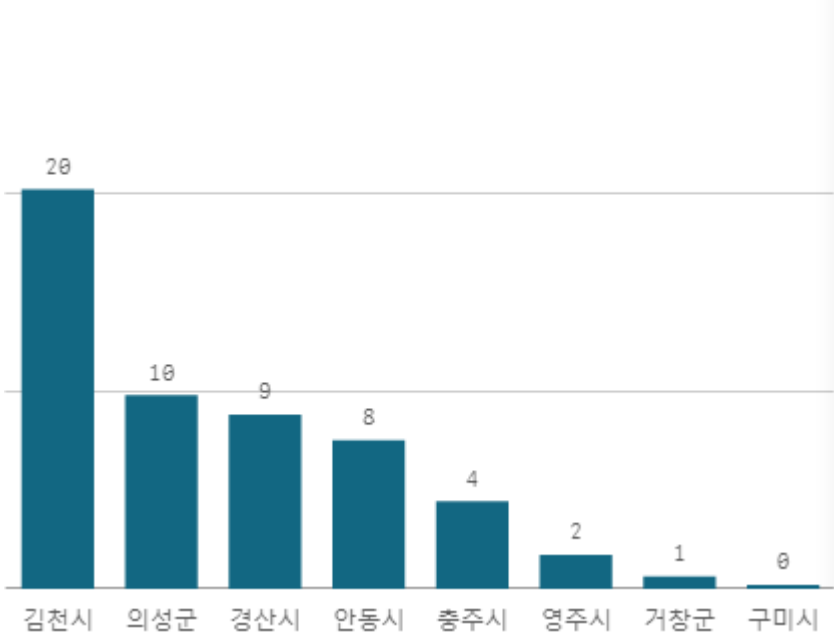
※ 상품 가격 기준

□ 사과 미시마(10Kg) 주간 가격

구분	Q	품종	Q	단량	Q	특	상	보통	하
2025-07-12		사과 미시마		10Kg		146,338	84,597	56,257	27,108
2025-07-14		사과 미시마		10Kg		136,290	77,302	53,368	29,171
2025-07-15		사과 미시마		10Kg		141,750	81,512	56,656	33,016
2025-07-16		사과 미시마		10Kg		150,678	97,294	59,727	37,254
2025-07-17		사과 미시마		10Kg		128,582	84,104	56,536	28,114
2025-07-18		사과 미시마		10Kg		121,577	68,469	48,122	13,370
평균						137,536	82,213	55,111	28,006

사과 썸머킹(10Kg)

산지별 거래물량(톤)



출하산지(개소)

8

출하건수(천건)

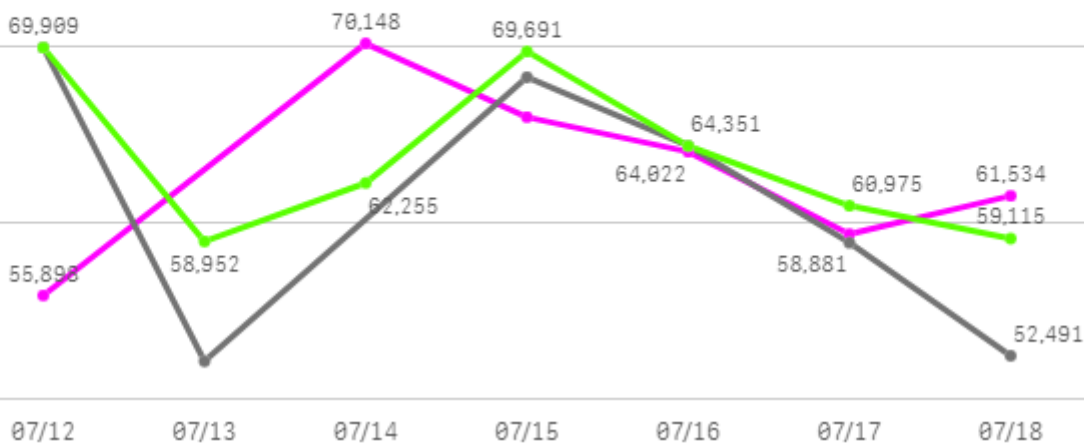
1

산지별 주출하 시군구



주간 도매가격(원)

◆ 2025 ● 2024 ◆ 평년



구분	금주(A)	전주(B)	전월(C)	전년(D)	평년(E)	A/B	A/C	A/D	A/E
가격(원)	62,825	57,451	-	61,008	62,996	109.4%	-	103.0%	99.7%

※ 상품 가격 기준

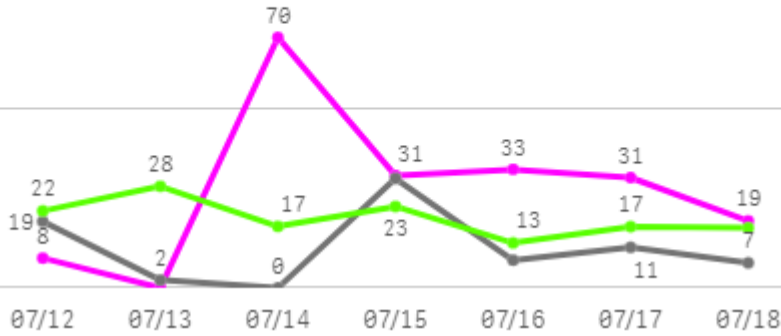
□ 사과 썸머킹(10Kg) 주간 가격

구분	Q	품종	Q	단량	Q	특	상	보통	하
2025-07-12		사과 썸머킹		10Kg		60,000	55,898	35,486	12,633
2025-07-14		사과 썸머킹		10Kg		77,455	70,148	51,349	24,557
2025-07-15		사과 썸머킹		10Kg		72,380	65,977	56,496	33,210
2025-07-16		사과 썸머킹		10Kg		72,865	64,022	53,883	27,168
2025-07-17		사과 썸머킹		10Kg		68,404	59,371	46,211	28,952
2025-07-18		사과 썸머킹		10Kg		74,294	61,534	44,251	28,500
평균						70,900	62,825	47,946	25,837

배

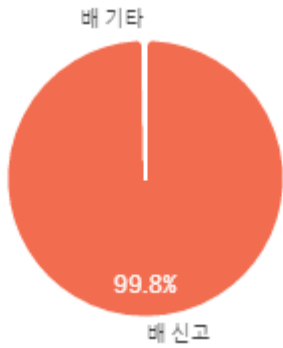
주간 반입량(톤)

◆ 2025 ● 2024 ▲ 평년

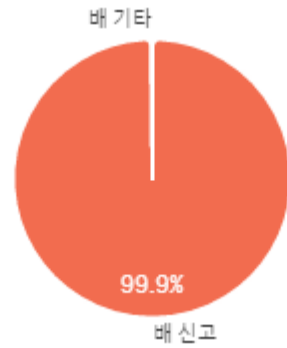


구분	금주(A)	전주(B)	전월(C)	전년(D)	평년(E)	A/B	A/C	A/D	A/E
물량(톤)	193	226	219	78	133	85.3%	87.9%	248.5%	144.8%

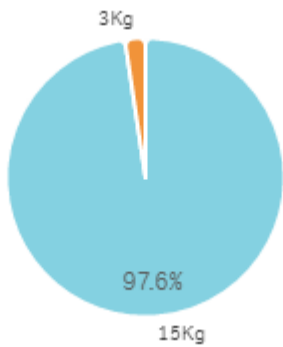
출하 품종별 거래물량 구성비



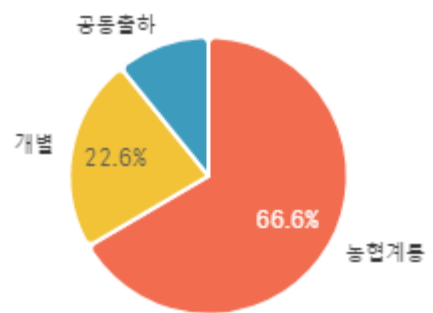
출하 품종별 거래금액 구성비



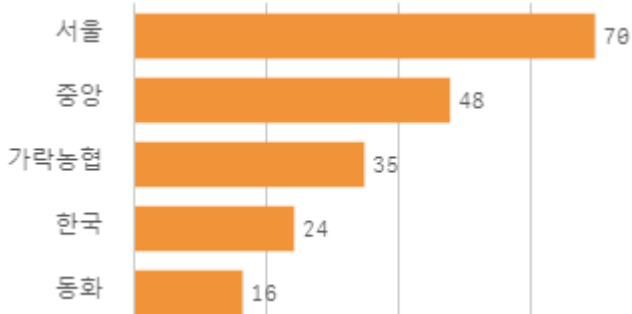
거래 단량별 물량 구성비



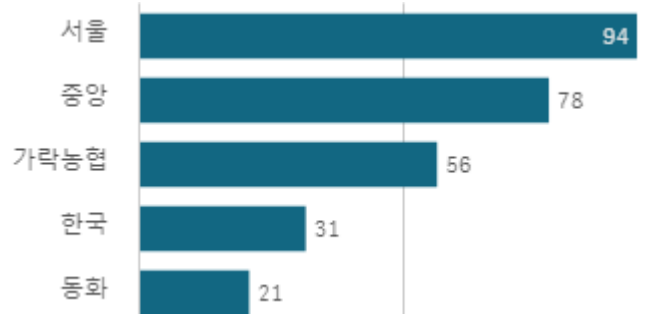
출하자별 거래물량 구성비



도매시장 법인별 거래물량(톤)

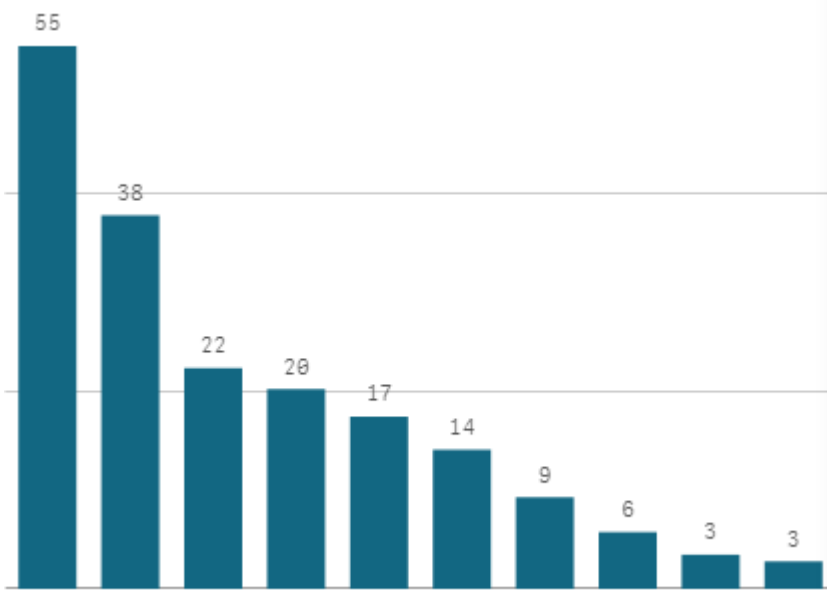


도매시장 법인별 거래금액(백만원)



배 신고(15Kg)

산지별 거래물량(톤)



출하산지(개소)

14

출하건수(천건)

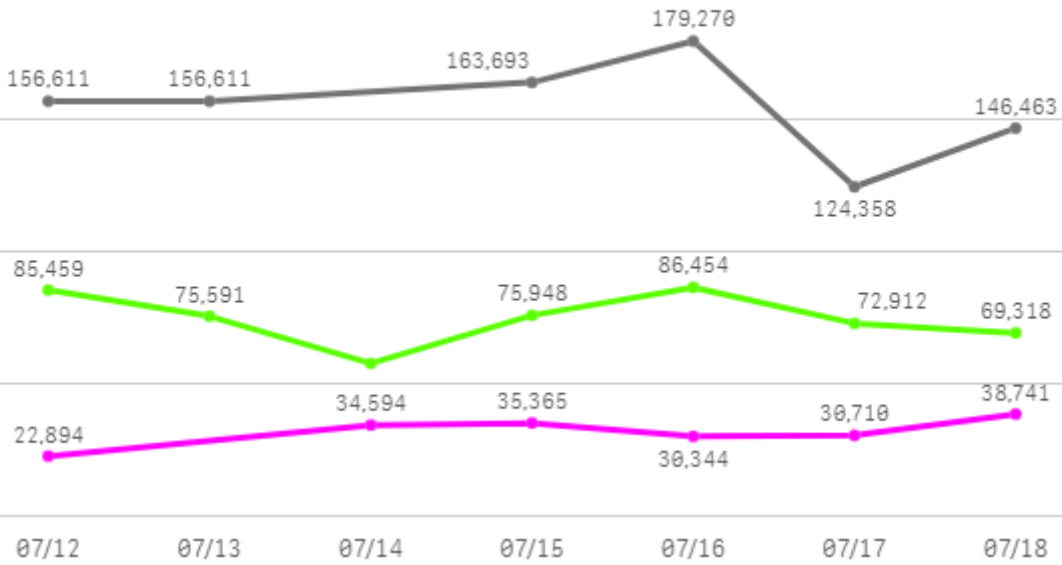
1

산지별 주출하 시군구



주간 도매가격(원)

◆ 2025 ● 2024 ◆ 평년



구분	금주(A)	전주(B)	전월(C)	전년(D)	평년(E)	A/B	A/C	A/D	A/E
가격(원)	32,108	30,417	48,460	154,309	71,639	105.6%	66.3%	20.8%	44.8%

※ 상품 가격 기준

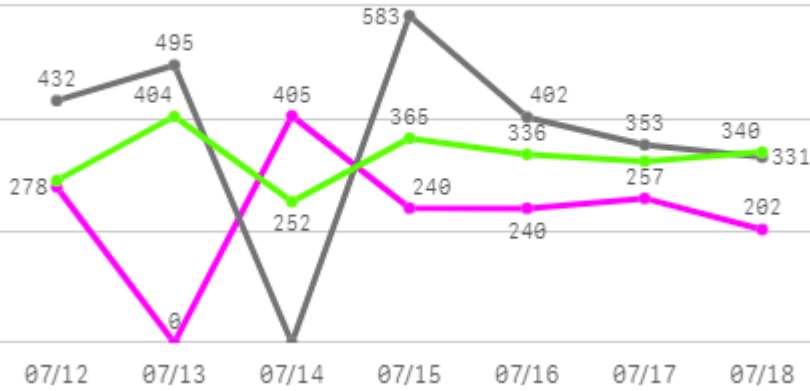
□ 배 신고(15Kg) 주간 가격

구분	Q	품종	Q	단량	Q	특	상	보통	하
2025-07-12		배 신고		15Kg		44,222	22,894	11,161	5,528
2025-07-14		배 신고		15Kg		66,228	34,594	16,236	6,167
2025-07-15		배 신고		15Kg		79,010	35,365	16,571	6,954
2025-07-16		배 신고		15Kg		61,162	30,344	13,683	6,532
2025-07-17		배 신고		15Kg		60,165	30,710	14,610	6,131
2025-07-18		배 신고		15Kg		57,035	38,741	19,154	8,118
평균						61,304	32,108	15,236	6,572

복숭아

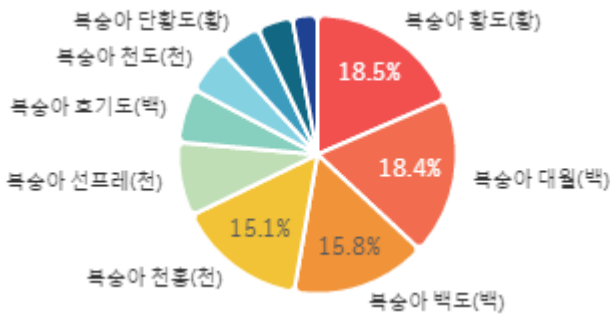
주간 반입량(톤)

◆ 2025 ● 2024 ▲ 평년

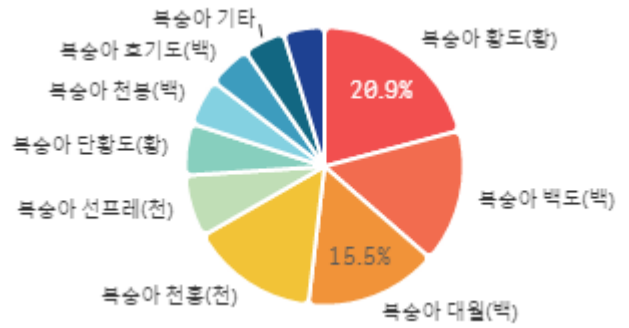


구분	금주(A)	전주(B)	전월(C)	전년(D)	평년(E)	A/B	A/C	A/D	A/E
물량(톤)	1,622	1,390	753	2,595	2,127	116.6%	215.4%	62.5%	76.2%

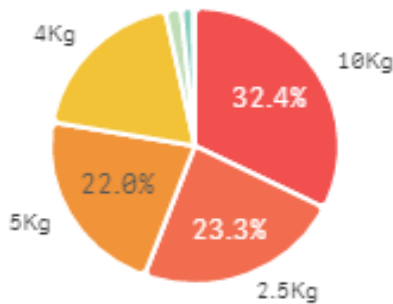
출하 품종별 거래물량 구성비



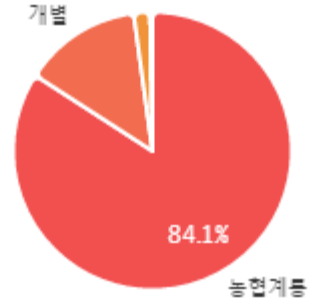
출하 품종별 거래금액 구성비



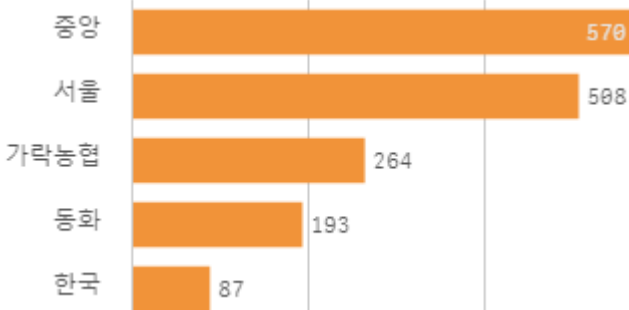
거래 단량별 물량 구성비



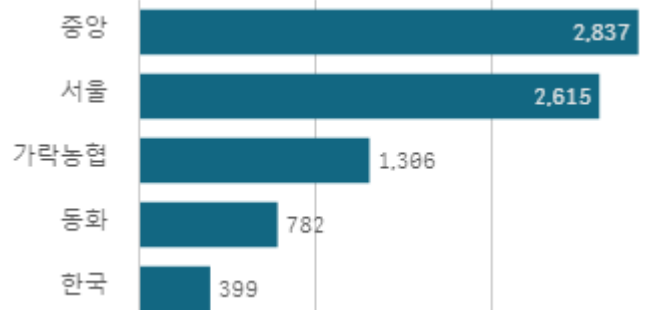
출하자별 거래물량 구성비



도매시장 법인별 거래물량(톤)

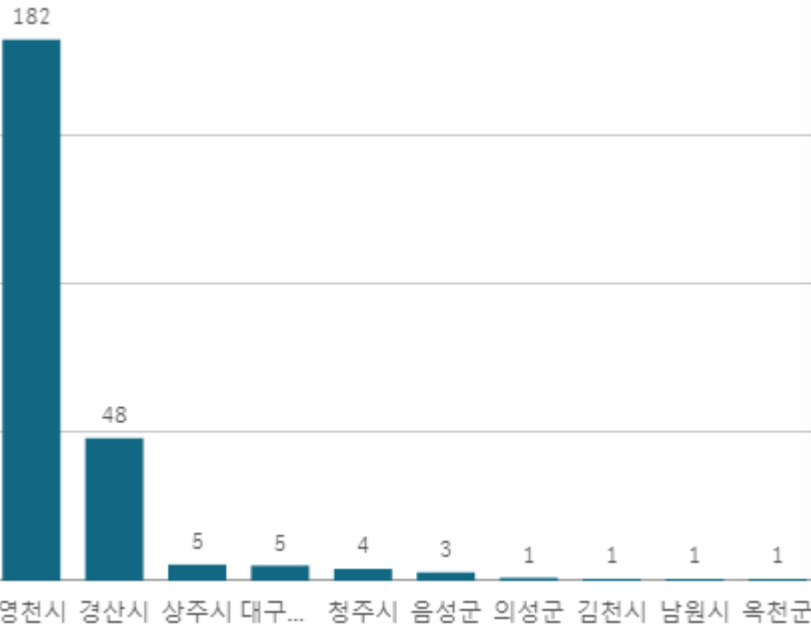


도매시장 법인별 거래금액(백만원)



복숭아 대월(백)(10Kg)

산지별 거래물량(톤)



출하산지(개소)

16

출하건수(천건)

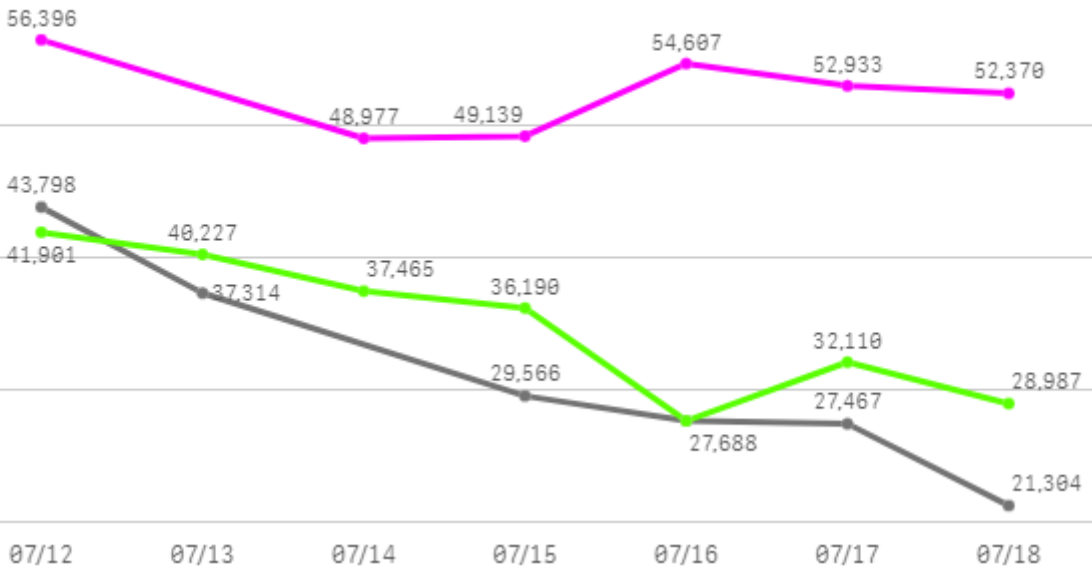
3

산지별 주출하 시군구



주간 도매가격(원)

◆ 2025 ● 2024 ◆ 평년



구분	금주(A)	전주(B)	전월(C)	전년(D)	평년(E)	A/B	A/C	A/D	A/E
가격(원)	52,404	49,588	-	31,190	41,022	105.7%	-	168.0%	127.7%

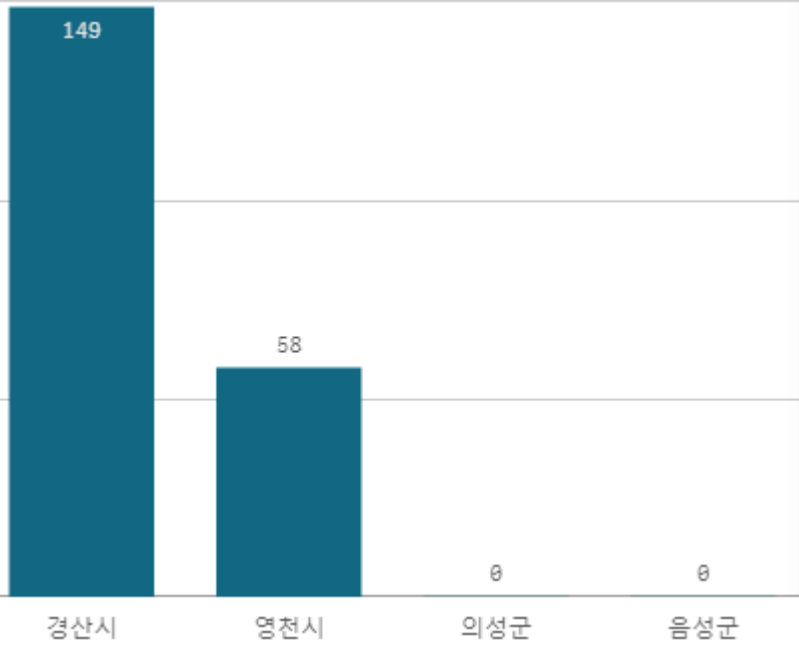
※ 상품 가격 기준

□ 복숭아 대월(백)(10Kg) 주간 가격

구분	Q	품종	Q	단량	Q	특	상	보통	하
2025-07-12		복숭아 대월(백)		10Kg		69,179	56,396	36,545	20,532
2025-07-14		복숭아 대월(백)		10Kg		62,563	48,977	33,360	18,395
2025-07-15		복숭아 대월(백)		10Kg		60,050	49,139	30,867	18,253
2025-07-16		복숭아 대월(백)		10Kg		63,143	54,607	38,103	21,762
2025-07-17		복숭아 대월(백)		10Kg		64,826	52,933	39,707	22,757
2025-07-18		복숭아 대월(백)		10Kg		63,493	52,370	38,433	22,447
평균						63,876	52,404	36,169	20,691

복숭아 천홍(천)(10Kg)

산지별 거래물량(톤)



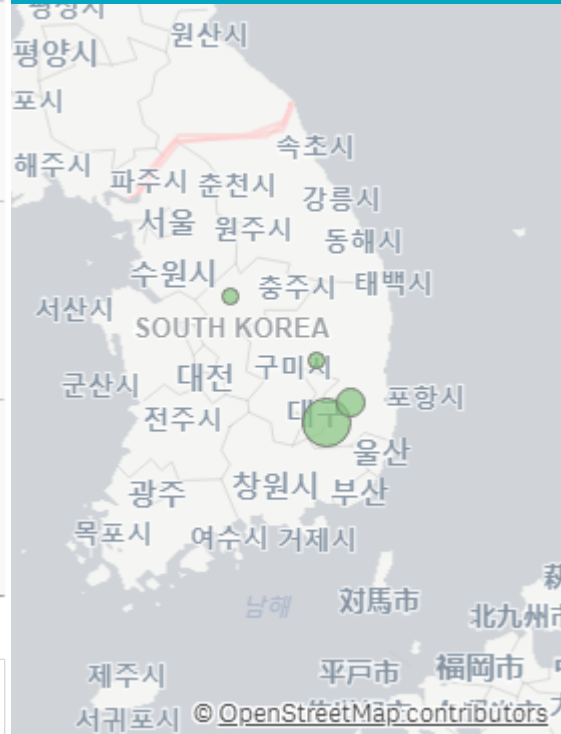
출하산지(개소)

4

출하건수(천건)

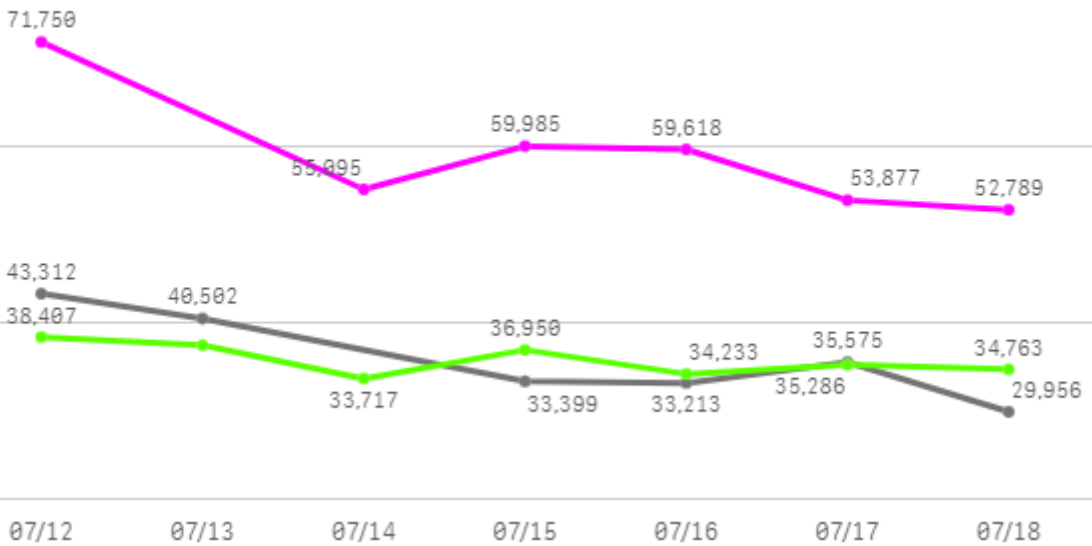
3

산지별 주출하 시군구



주간 도매가격(원)

◆ 2025 ● 2024 ◆ 평년



구분	금주(A)	전주(B)	전월(C)	전년(D)	평년(E)	A/B	A/C	A/D	A/E
가격(원)	58,852	35,142	-	35,993	40,942	167.5%	-	163.5%	143.7%

※ 상품 가격 기준

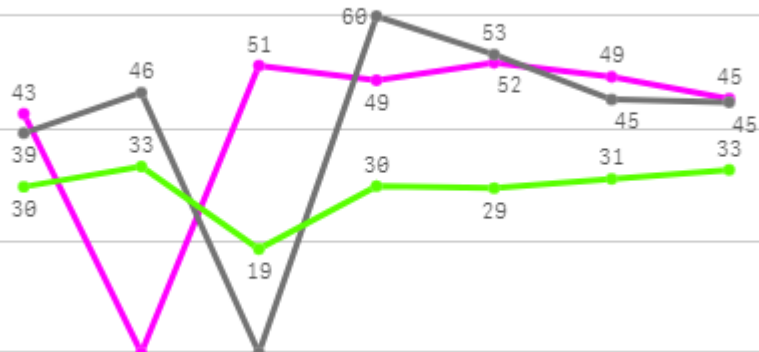
□ 복숭아 천홍(천)(10Kg) 주간 가격

구분	Q	품종	Q	단량	Q	특	상	보통	하
2025-07-12		복숭아 천홍(천)		10Kg		81,071	71,750	49,571	26,982
2025-07-14		복숭아 천홍(천)		10Kg		63,773	55,095	42,118	23,886
2025-07-15		복숭아 천홍(천)		10Kg		66,826	59,985	48,471	23,582
2025-07-16		복숭아 천홍(천)		10Kg		69,020	59,618	47,693	30,015
2025-07-17		복숭아 천홍(천)		10Kg		62,722	53,877	42,669	25,763
2025-07-18		복숭아 천홍(천)		10Kg		68,621	52,789	40,021	26,858
평균						68,672	58,852	45,091	26,181

포도

주간 반입량(톤)

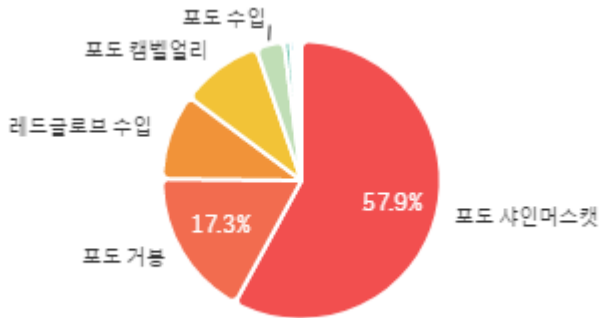
◆ 2025 ● 2024 ▲ 평년



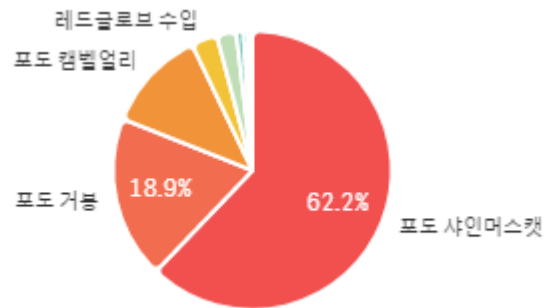
07/12 07/13 07/14 07/15 07/16 07/17 07/18

구분	금주(A)	전주(B)	전월(C)	전년(D)	평년(E)	A/B	A/C	A/D	A/E
물량(톤)	289	200	231	288	219	144.4%	125.1%	100.0%	132.0%

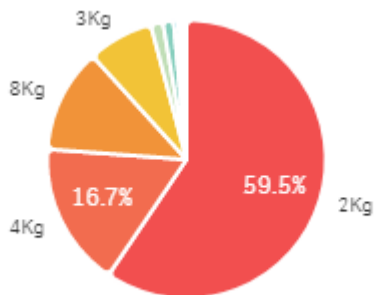
출하 품종별 거래물량 구성비



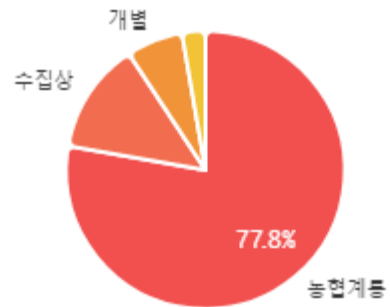
출하 품종별 거래금액 구성비



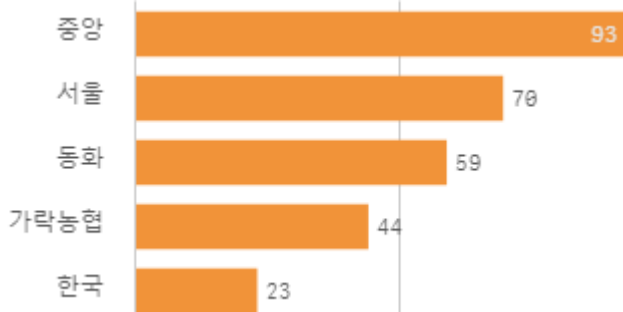
거래 단량별 물량 구성비



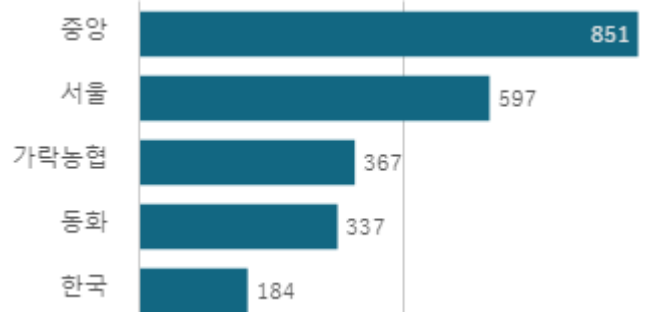
출하자별 거래물량 구성비



도매시장 법인별 거래물량(톤)

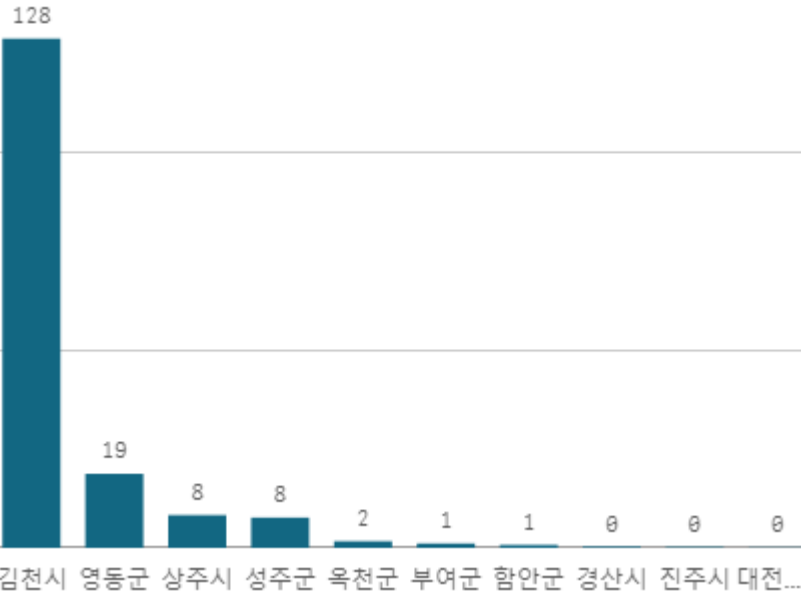


도매시장 법인별 거래금액(백만원)



포도 샤인머스캣(2Kg)

산지별 거래물량(톤)



출하산지(개소)

10

출하건수(천건)

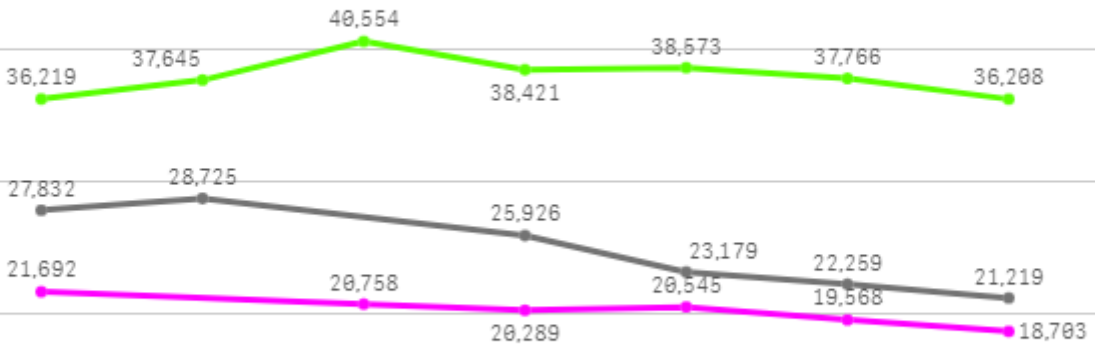
3

산지별 주출하 시군구



주간 도매가격(원)

◆ 2025 ● 2024 ◆ 평년



07/12 07/13 07/14 07/15 07/16 07/17 07/18

구분	금주(A)	전주(B)	전월(C)	전년(D)	평년(E)	A/B	A/C	A/D	A/E
가격(원)	20,259	23,833	36,978	24,857	31,246	85.0%	54.8%	81.5%	64.8%

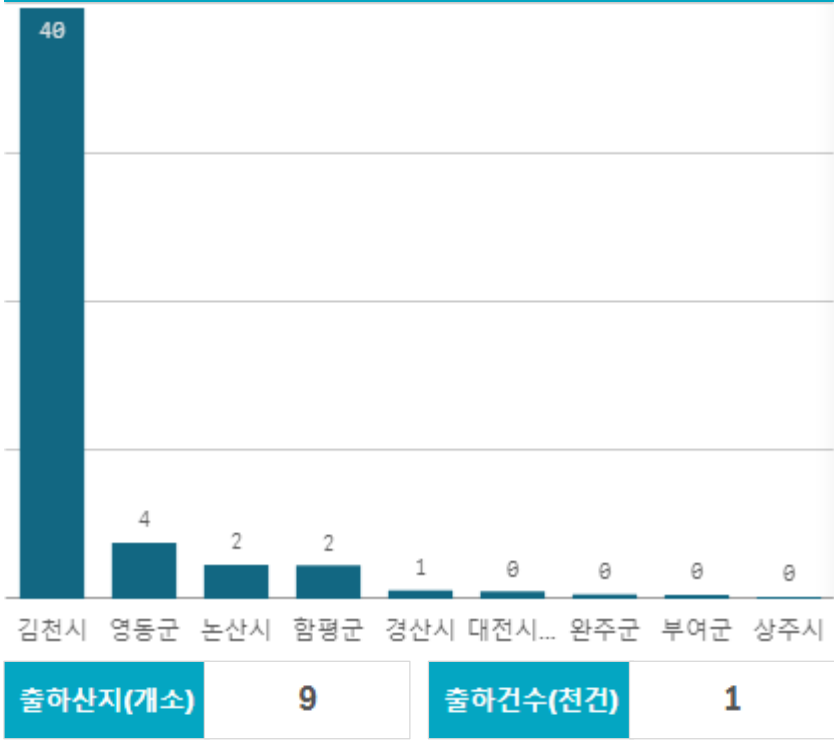
※ 상품 가격 기준

□ 포도 샤인머스켓(2Kg) 주간 가격

구분	Q	품종	Q	단량	Q	특	상	보통	하
2025-07-12		포도 샤인머스켓		2Kg		27,133	21,692	16,857	11,179
2025-07-14		포도 샤인머스켓		2Kg		26,108	20,758	16,686	11,978
2025-07-15		포도 샤인머스켓		2Kg		27,379	20,289	16,473	12,126
2025-07-16		포도 샤인머스켓		2Kg		27,549	20,545	16,989	12,859
2025-07-17		포도 샤인머스켓		2Kg		26,358	19,568	16,092	11,530
2025-07-18		포도 샤인머스켓		2Kg		26,515	18,703	14,941	11,346
평균						26,840	20,259	16,340	11,836

포도 거봉(2Kg)

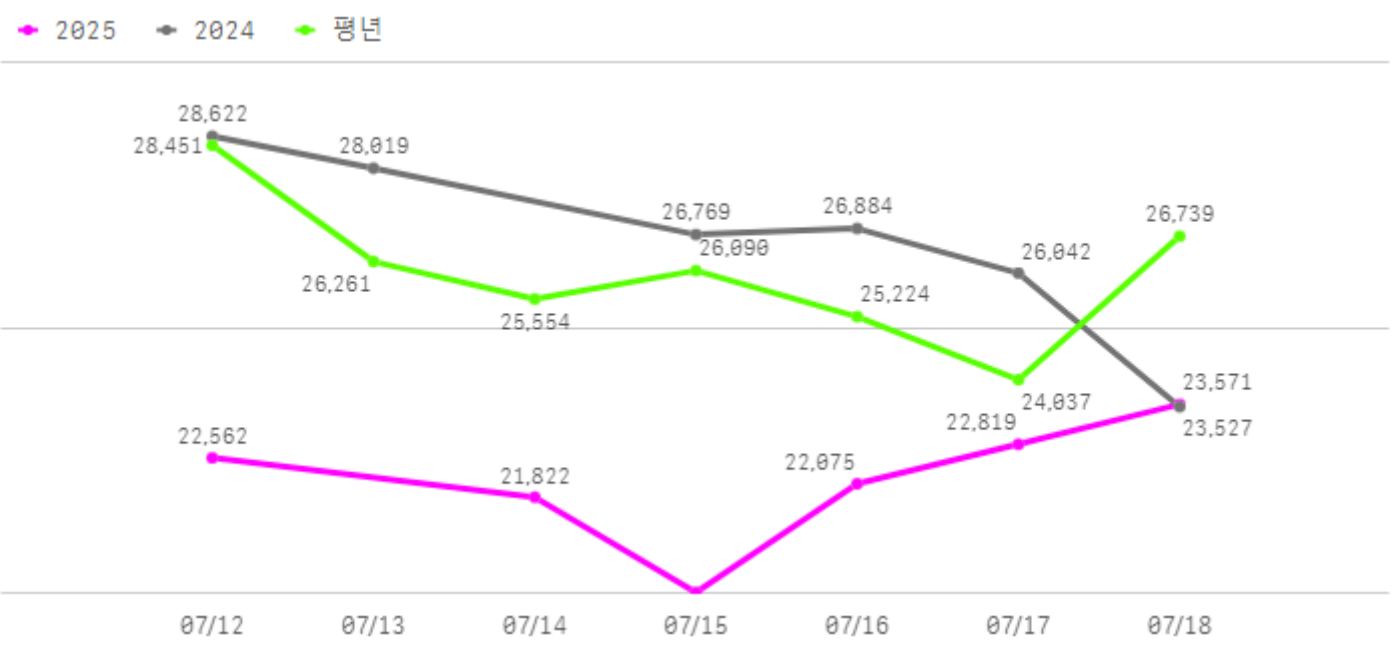
산지별 거래물량(톤)



산지별 주출하 시군구



주간 도매가격(원)



구분	금주(A)	전주(B)	전월(C)	전년(D)	평년(E)	A/B	A/C	A/D	A/E
가격(원)	22,146	24,626	30,817	26,644	26,572	89.9%	71.9%	83.1%	83.3%

※ 상품 가격 기준

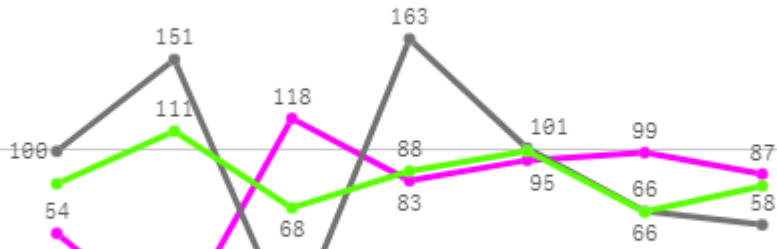
□ 포도 거봉(2Kg) 주간 가격

구분	Q	품종	Q	단량	Q	특	상	보통	하
2025-07-12		포도 거봉		2Kg		30,756	22,562	17,176	12,448
2025-07-14		포도 거봉		2Kg		28,328	21,822	16,716	11,088
2025-07-15		포도 거봉		2Kg		26,266	20,027	15,549	11,463
2025-07-16		포도 거봉		2Kg		26,431	22,075	16,342	11,448
2025-07-17		포도 거봉		2Kg		25,964	22,819	16,037	11,649
2025-07-18		포도 거봉		2Kg		27,060	23,571	16,921	10,670
평균						27,468	22,146	16,457	11,461

자두

주간 반입량(톤)

◆ 2025 ● 2024 ▲ 평년

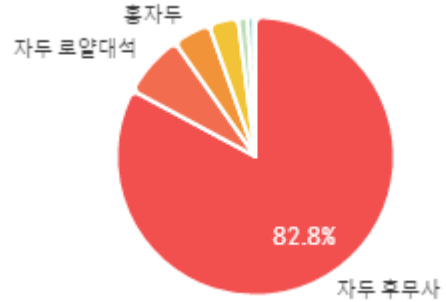
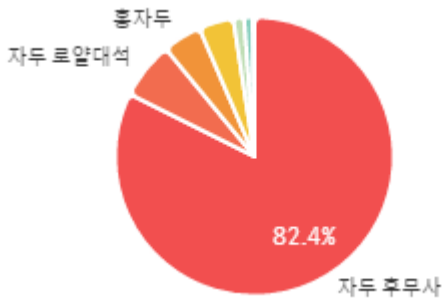


07/12 07/13 07/14 07/15 07/16 07/17 07/18

구분	금주(A)	전주(B)	전월(C)	전년(D)	평년(E)	A/B	A/C	A/D	A/E
물량(톤)	535	510	96	639	583	104.7%	554.9%	83.7%	91.8%

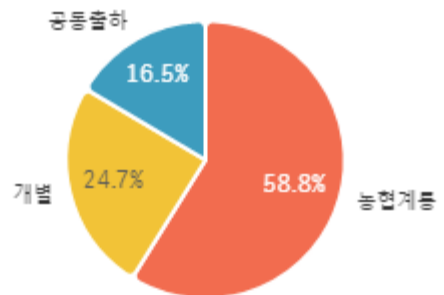
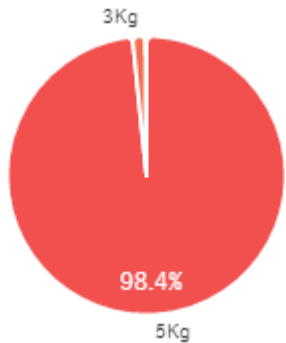
출하 품종별 거래물량 구성비

출하 품종별 거래금액 구성비



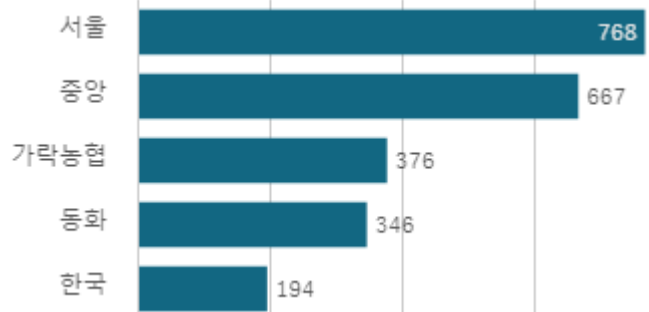
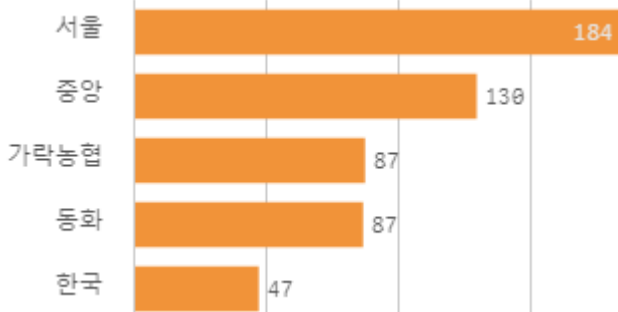
거래 단량별 물량 구성비

출하자별 거래물량 구성비



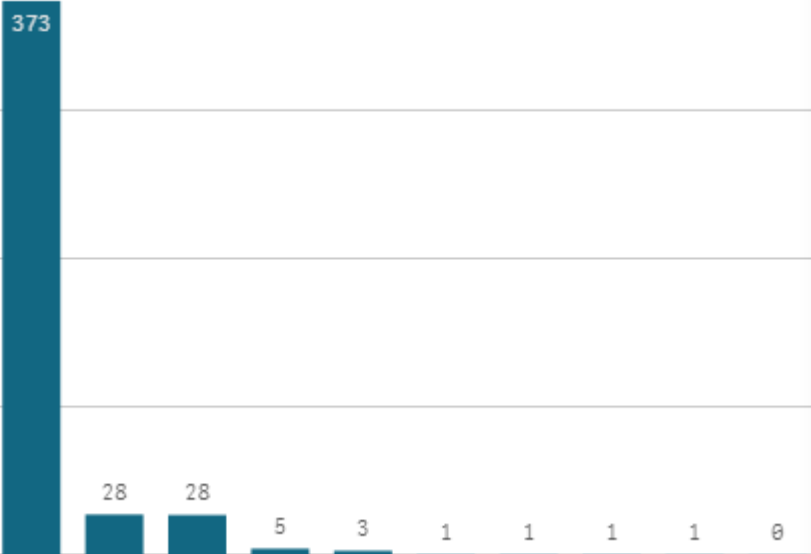
도매시장 법인별 거래물량(톤)

도매시장 법인별 거래금액(백만원)



자두 후무사(5Kg)

산지별 거래물량(톤)



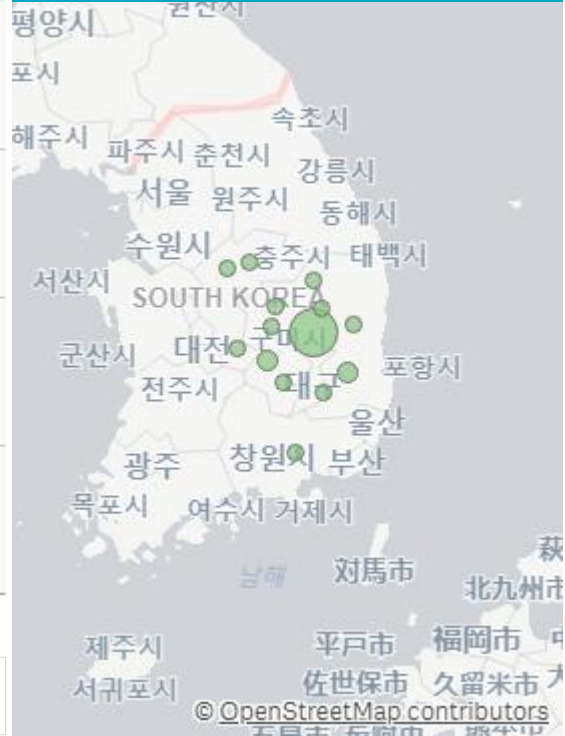
출하산지(개소)

15

출하건수(천건)

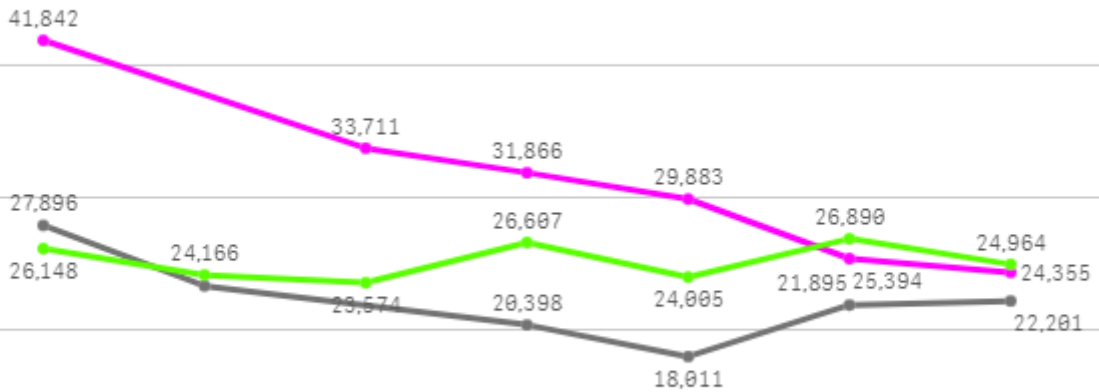
7

산지별 주출하 시군구



주간 도매가격(원)

◆ 2025 ● 2024 ◆ 평년



07/12 07/13 07/14 07/15 07/16 07/17 07/18

구분	금주(A)	전주(B)	전월(C)	전년(D)	평년(E)	A/B	A/C	A/D	A/E
가격(원)	31,175	20,815	-	22,289	26,096	149.8%	-	139.9%	119.5%

※ 상품 가격 기준

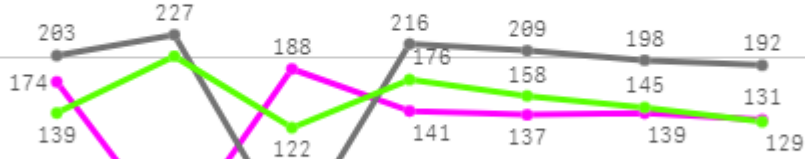
□ 자두 후무사(5Kg) 주간 가격

구분	Q	품종	Q	단량	Q	특	상	보통	하
2025-07-12		자두 후무사		5Kg		56,247	41,842	28,869	18,077
2025-07-14		자두 후무사		5Kg		48,728	33,711	21,515	12,283
2025-07-15		자두 후무사		5Kg		47,012	31,866	21,755	12,814
2025-07-16		자두 후무사		5Kg		46,906	29,883	19,964	12,003
2025-07-17		자두 후무사		5Kg		40,222	25,394	16,104	8,647
2025-07-18		자두 후무사		5Kg		39,107	24,355	15,205	8,401
평균						46,370	31,175	20,569	12,038

바나나

주간 반입량(톤)

◆ 2025 ● 2024 ▲ 평년



07/12 07/13 07/14 07/15 07/16 07/17 07/18

구분	금주(A)	전주(B)	전월(C)	전년(D)	평년(E)	A/B	A/C	A/D	A/E
물량(톤)	910	987	1,075	1,245	1,026	92.2%	84.6%	73.1%	88.7%

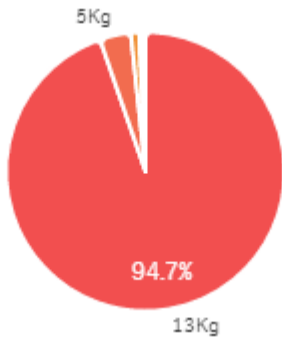
출하 품종별 거래물량 구성비



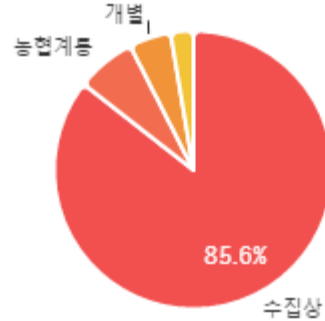
출하 품종별 거래금액 구성비



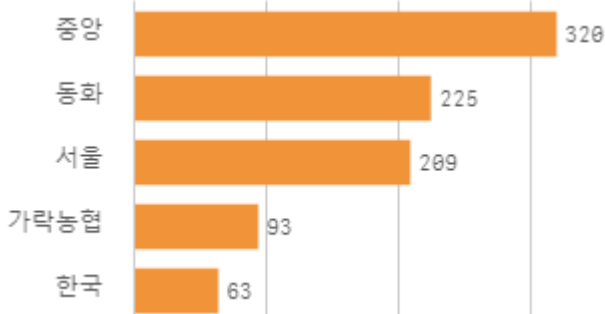
거래 단량별 물량 구성비



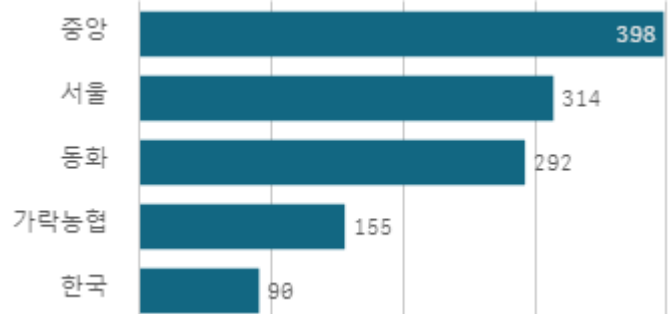
출하자별 거래물량 구성비



도매시장 법인별 거래물량(톤)

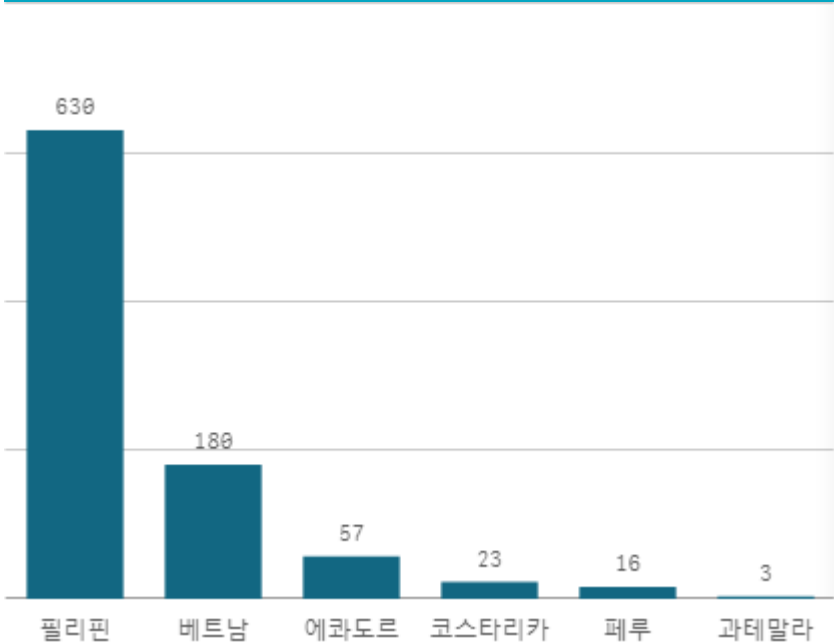


도매시장 법인별 거래금액(백만원)

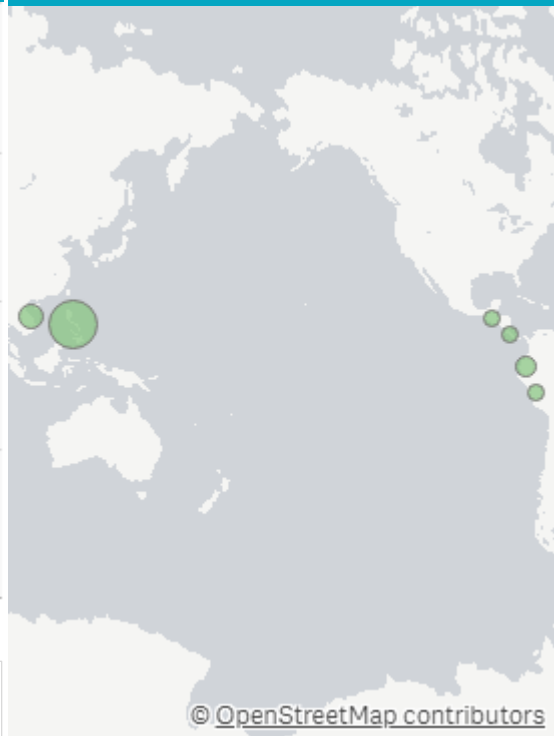


바나나 수입(13Kg)

산지별 거래물량(톤)



산지별 주출하 시군구



출하산지(개소)

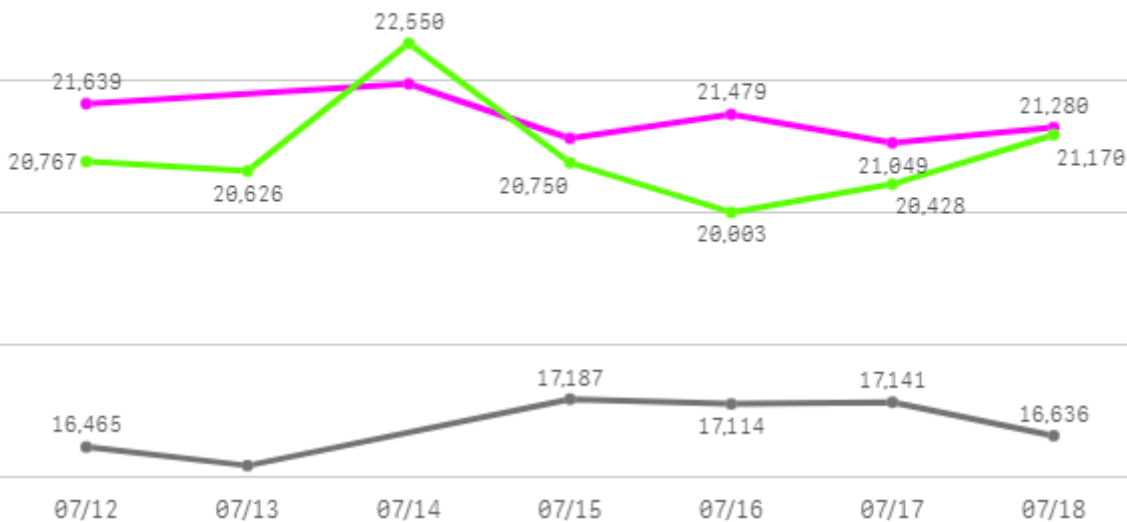
6

출하건수(천건)

2

주간 도매가격(원)

◆ 2025 ● 2024 ◆ 평년



구분	금주(A)	전주(B)	전월(C)	전년(D)	평년(E)	A/B	A/C	A/D	A/E
가격(원)	21,417	22,539	26,765	16,788	20,975	95.0%	80.0%	127.6%	102.1%

※ 상품 가격 기준

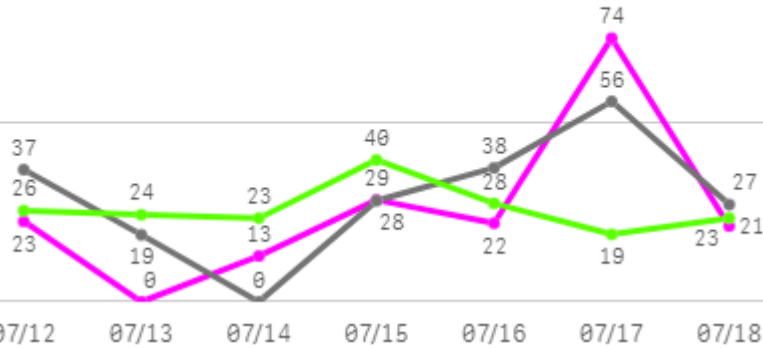
□ 바나나 수입(13Kg) 주간 가격

구분	Q	품종	Q	단량	Q	특	상	보통	하
2025-07-12		바나나 수입		13Kg		27,544	21,639	13,704	6,777
2025-07-14		바나나 수입		13Kg		27,711	21,939	13,513	8,286
2025-07-15		바나나 수입		13Kg		26,675	21,117	13,860	8,463
2025-07-16		바나나 수입		13Kg		26,873	21,479	15,487	9,456
2025-07-17		바나나 수입		13Kg		27,161	21,049	14,945	10,298
2025-07-18		바나나 수입		13Kg		26,717	21,280	15,693	9,996
평균						27,114	21,417	14,534	8,879

파인애플

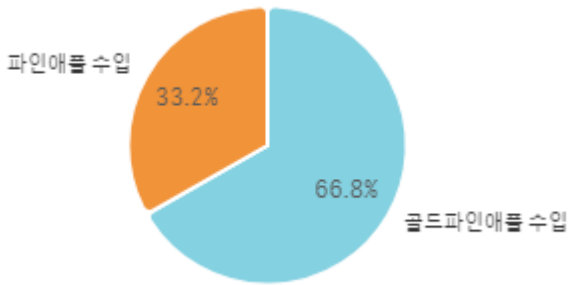
주간 반입량(톤)

◆ 2025 ● 2024 ▲ 평년

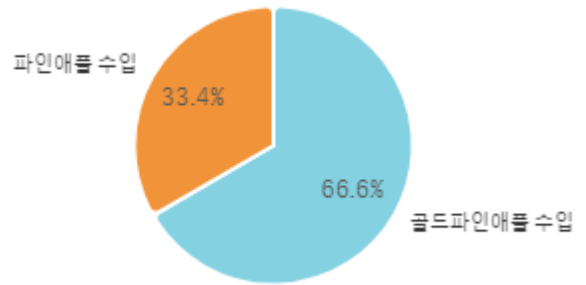


구분	금주(A)	전주(B)	전월(C)	전년(D)	평년(E)	A/B	A/C	A/D	A/E
물량(톤)	181	187	172	205	193	96.7%	105.3%	88.3%	94.0%

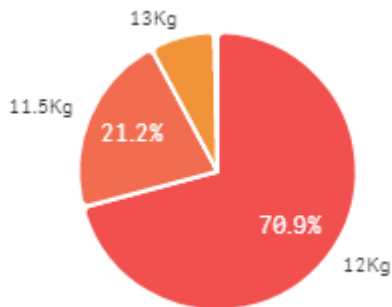
출하 품종별 거래물량 구성비



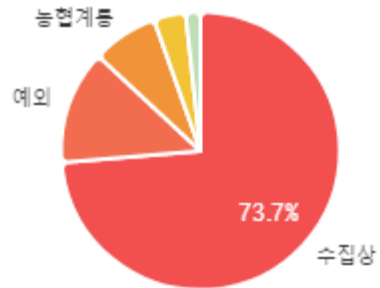
출하 품종별 거래금액 구성비



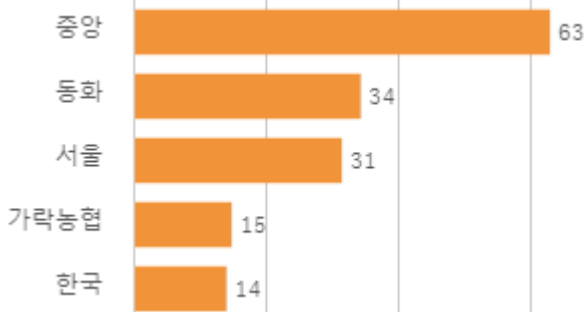
거래 단량별 물량 구성비



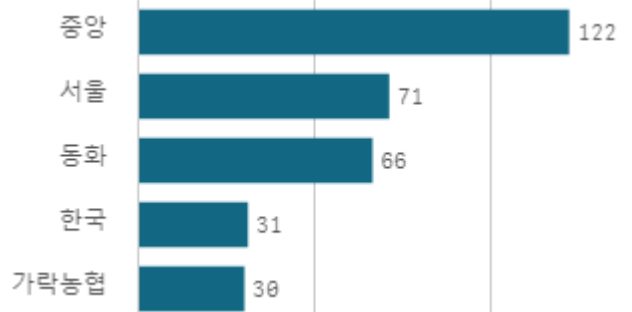
출하자별 거래물량 구성비



도매시장 법인별 거래물량(톤)



도매시장 법인별 거래금액(백만원)



골드파인애플 수입(12Kg)

산지별 거래물량(톤)



필리핀

출하산지(개소)

1

출하건수(천건)

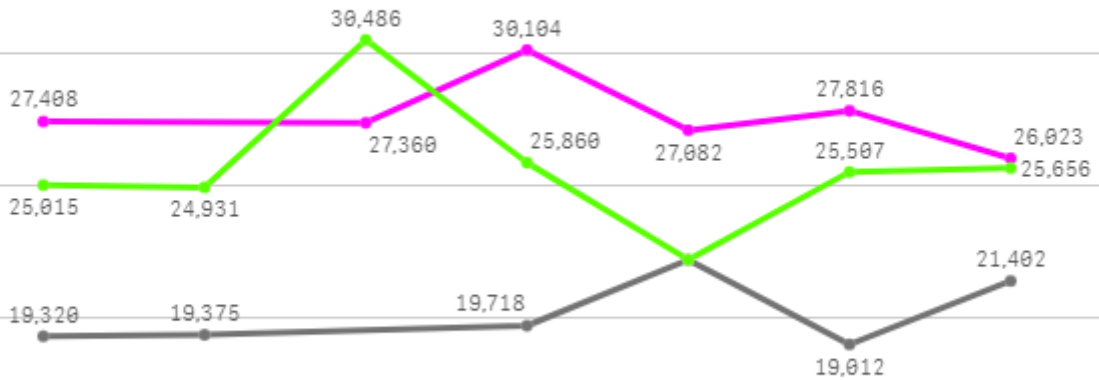
0

산지별 주출하 시군구



주간 도매가격(원)

◆ 2025 ● 2024 ▲ 평년



07/12 07/13 07/14 07/15 07/16 07/17 07/18

구분	금주(A)	전주(B)	전월(C)	전년(D)	평년(E)	A/B	A/C	A/D	A/E
가격(원)	27,632	24,238	24,762	20,171	25,845	114.0%	111.6%	137.0%	106.9%

※ 상품 가격 기준

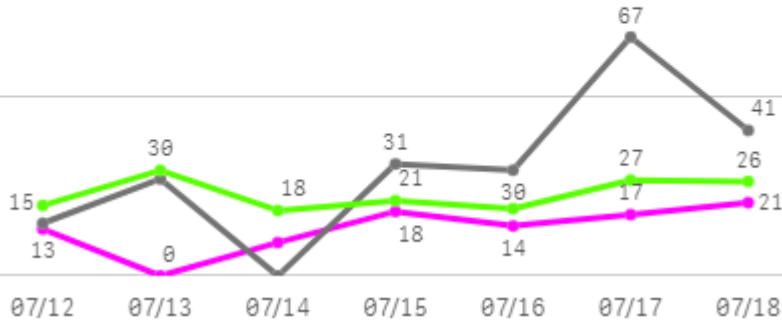
□ 골드파인애플 수입(12Kg) 주간 가격

구분	Q	품종	Q	단량	Q	특	상	보통	하
2025-07-12		골드파인애플 수입		12Kg		30,146	27,408	23,847	22,210
2025-07-14		골드파인애플 수입		12Kg		30,507	27,360	23,300	23,637
2025-07-15		골드파인애플 수입		12Kg		31,146	30,104	24,714	20,372
2025-07-16		골드파인애플 수입		12Kg		28,831	27,082	23,201	19,505
2025-07-17		골드파인애플 수입		12Kg		31,403	27,816	24,052	18,291
2025-07-18		골드파인애플 수입		12Kg		31,523	26,023	22,890	21,385
평균						30,593	27,632	23,667	20,900

고등어

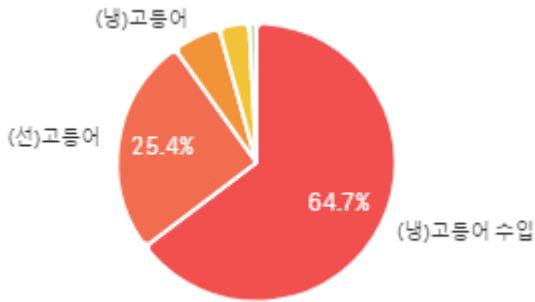
주간 반입량(톤)

◆ 2025 ● 2024 ▲ 평년

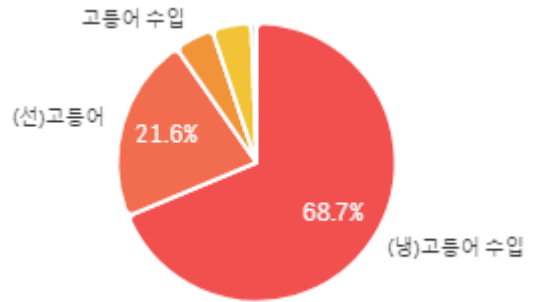


구분	금주(A)	전주(B)	전월(C)	전년(D)	평년(E)	A/B	A/C	A/D	A/E
물량(톤)	92	79	105	211	142	116.3%	87.4%	43.8%	64.8%

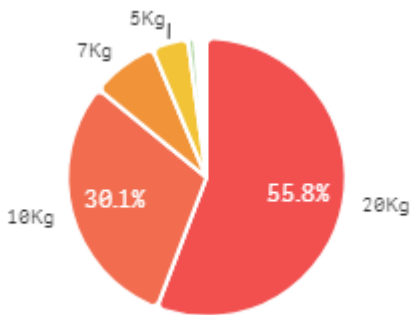
출하 품종별 거래물량 구성비



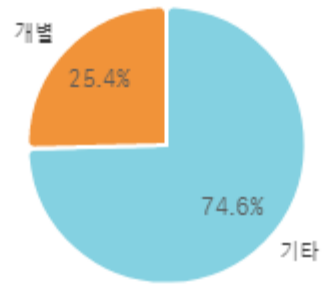
출하 품종별 거래금액 구성비



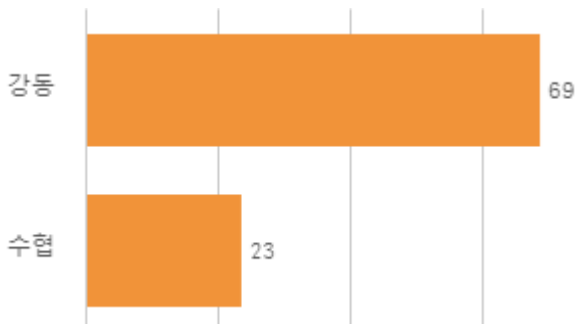
거래 단량별 물량 구성비



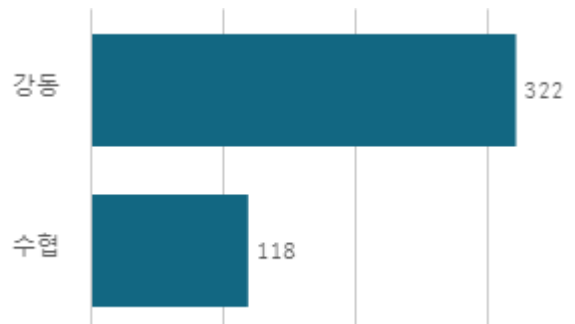
출하자별 거래물량 구성비



도매시장 법인별 거래물량(톤)

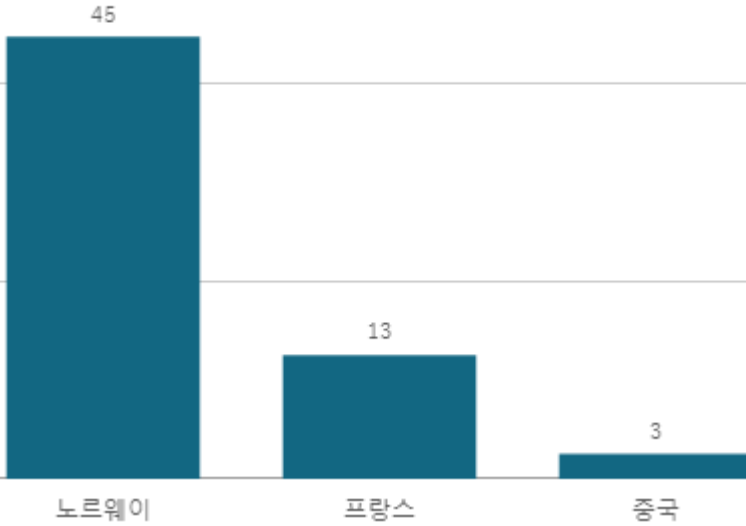


도매시장 법인별 거래금액(백만원)

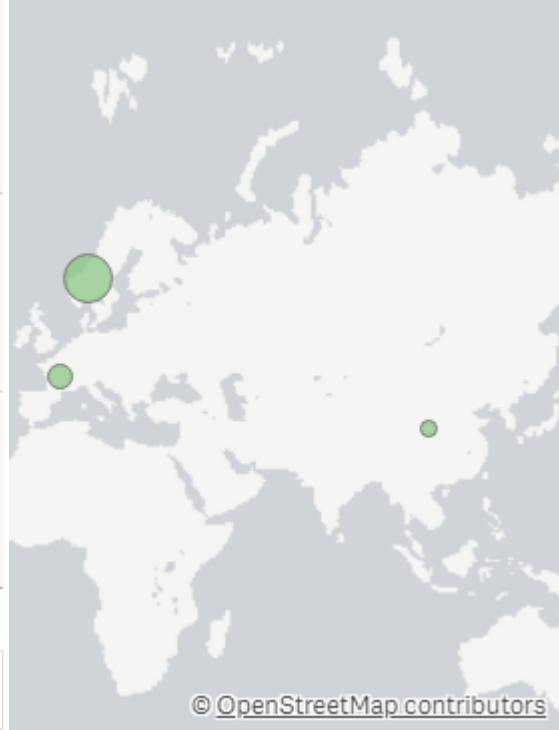


(냉)고등어 수입(10Kg)

산지별 거래물량(톤)

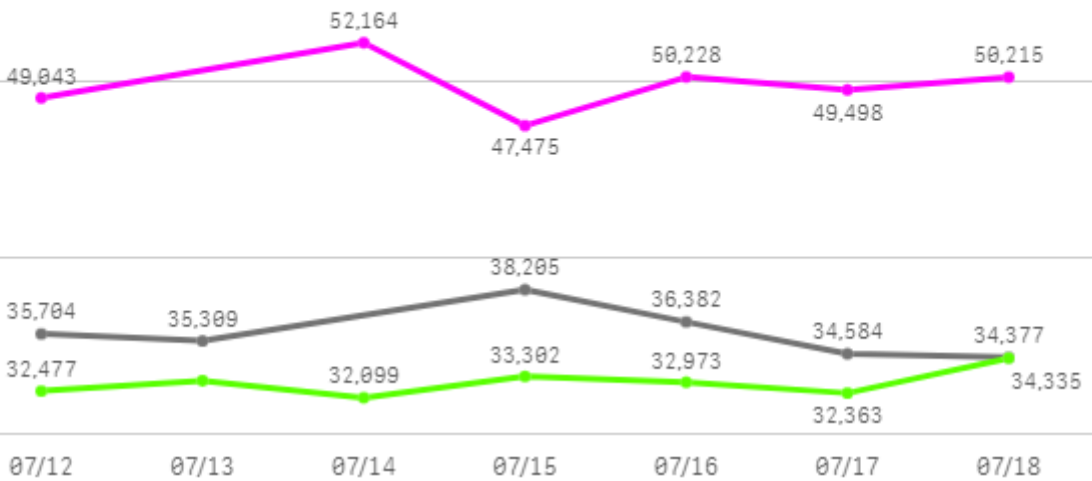


산지별 주출하 시군구



주간 도매가격(원)

◆ 2025 ● 2024 ◆ 평년



구분	금주(A)	전주(B)	전월(C)	전년(D)	평년(E)	A/B	A/C	A/D	A/E
가격(원)	49,771	48,795	48,639	35,760	36,909	102.0%	102.3%	139.2%	134.8%

※ 상품 가격 기준

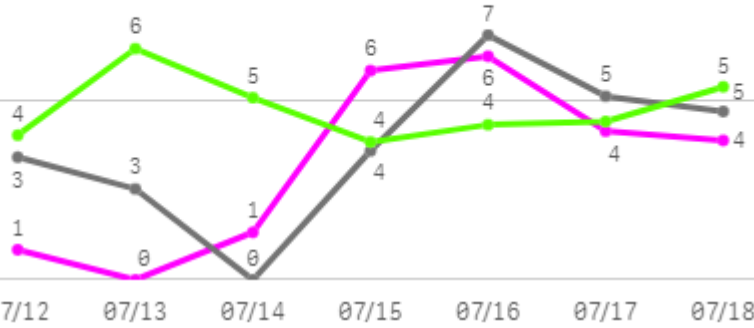
□ (냉)고등어 수입(10Kg) 주간 가격

구분	Q	품종	Q	단량	Q	특	상	보통	하
2025-07-12		(냉)고등어 수입		10Kg		-	49,043	-	-
2025-07-14		(냉)고등어 수입		10Kg		-	52,164	-	-
2025-07-15		(냉)고등어 수입		10Kg		-	47,475	-	-
2025-07-16		(냉)고등어 수입		10Kg		-	50,228	-	-
2025-07-17		(냉)고등어 수입		10Kg		-	49,498	-	-
2025-07-18		(냉)고등어 수입		10Kg		-	50,215	-	-
평균						-	49,771	-	-

갈치

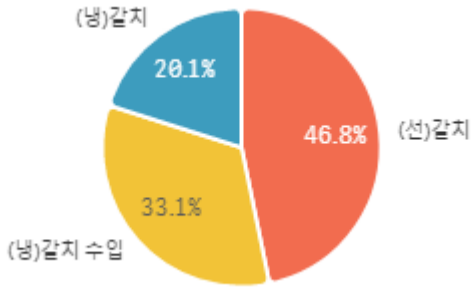
주간 반입량(톤)

◆ 2025 ● 2024 ▲ 평년

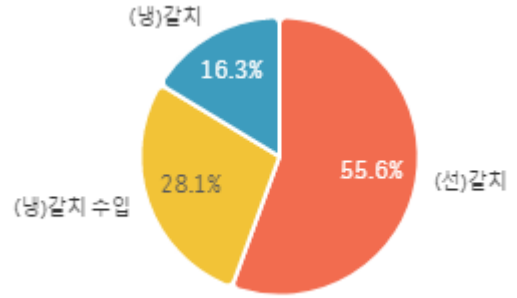


구분	금주(A)	전주(B)	전월(C)	전년(D)	평년(E)	A/B	A/C	A/D	A/E
물량(톤)	22	23	30	26	30	95.3%	75.8%	85.0%	75.2%

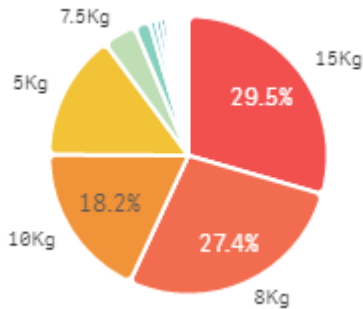
출하 품종별 거래물량 구성비



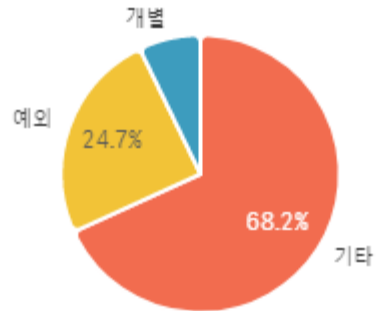
출하 품종별 거래금액 구성비



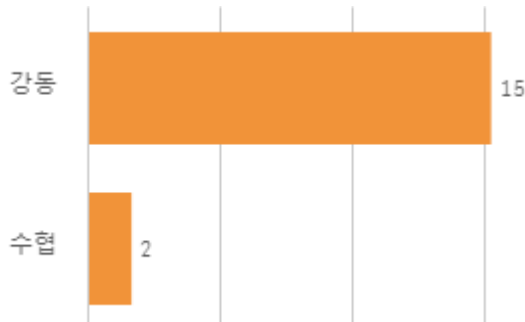
거래 단량별 물량 구성비



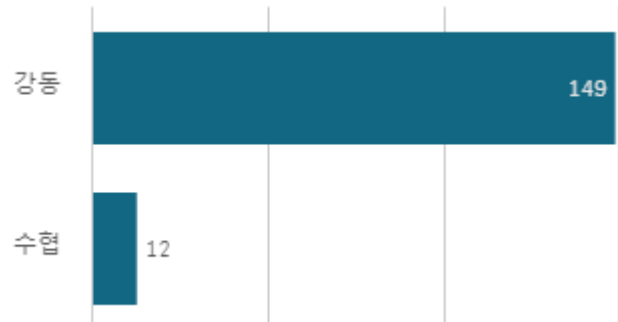
출하자별 거래물량 구성비



도매시장 법인별 거래물량(톤)

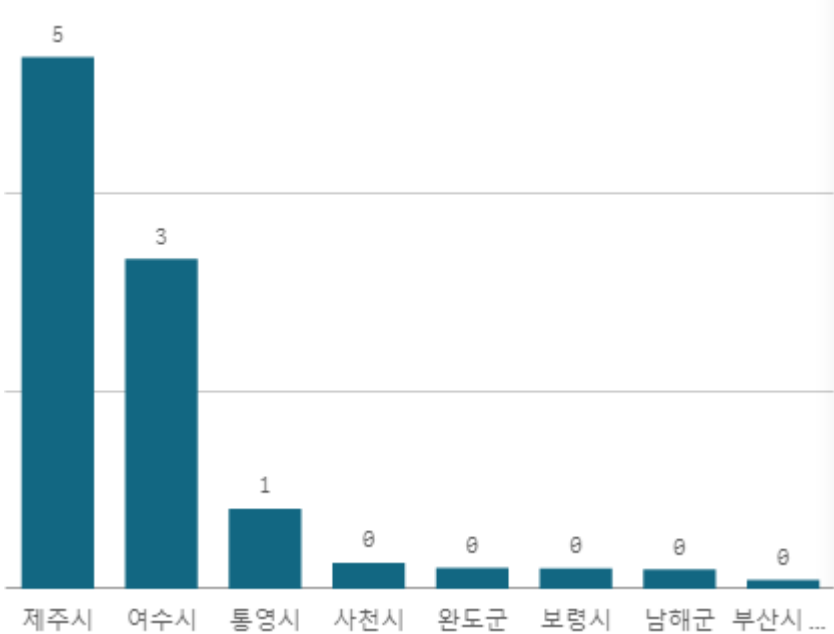


도매시장 법인별 거래금액(백만원)



(선)갈치(5Kg)

산지별 거래물량(톤)



출하산지(개소)

8

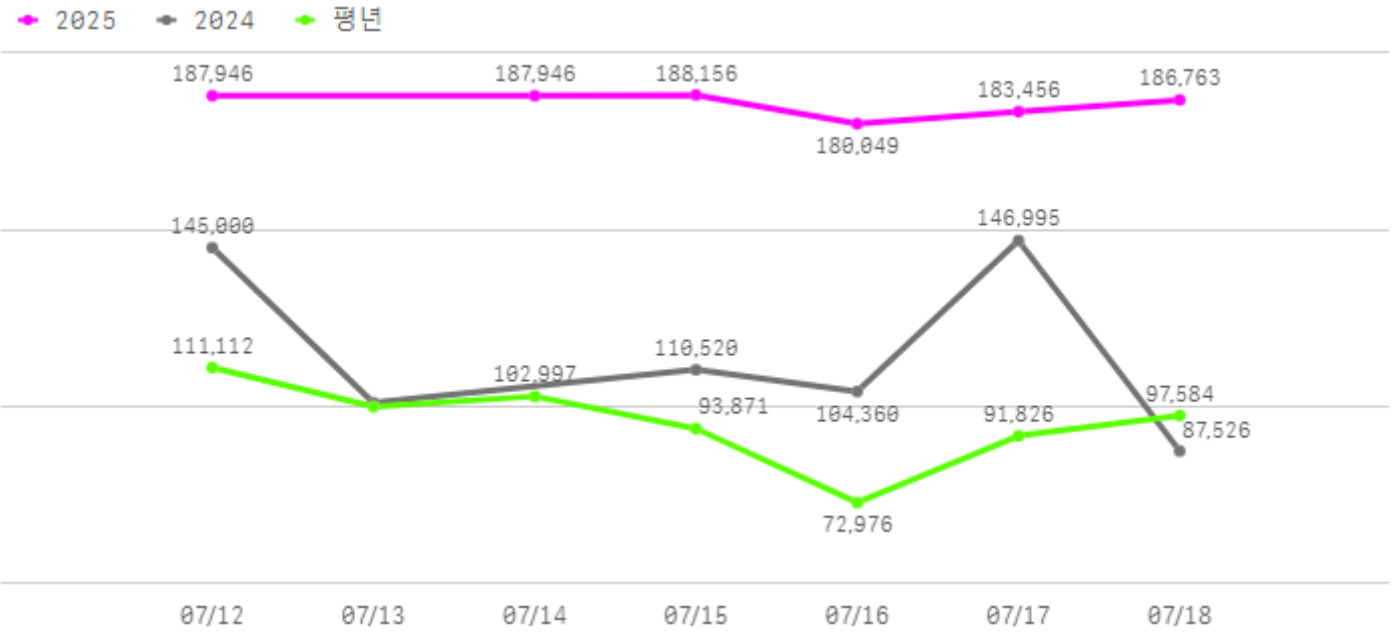
출하건수(천건)

0

산지별 주출하 시군구



주간 도매가격(원)



구분	금주(A)	전주(B)	전월(C)	전년(D)	평년(E)	A/B	A/C	A/D	A/E
가격(원)	185,517	146,481	120,425	115,929	109,687	126.6%	154.1%	160.0%	169.1%

※ 상품 가격 기준

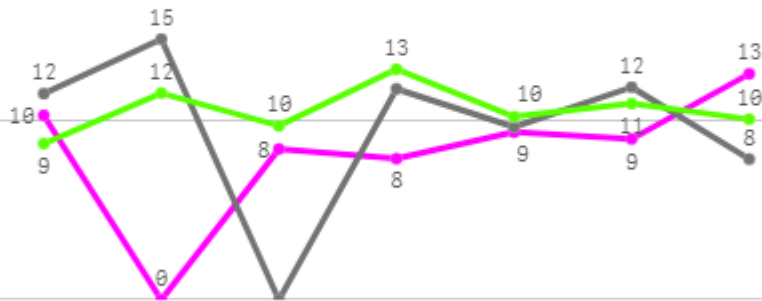
□ (선)갈치(5Kg) 주간 가격

구분	Q	품종	Q	단량	Q	특	상	보통	하
2025-07-12		(선)갈치		5Kg		-	187,946	77,990	27,083
2025-07-14		(선)갈치		5Kg		-	187,946	77,990	27,083
2025-07-15		(선)갈치		5Kg		-	188,156	40,508	22,500
2025-07-16		(선)갈치		5Kg		-	180,049	44,734	24,030
2025-07-17		(선)갈치		5Kg		-	183,456	32,892	20,534
2025-07-18		(선)갈치		5Kg		-	186,763	67,743	30,330
평균						-	185,719	56,976	25,260

홍합

주간 반입량(톤)

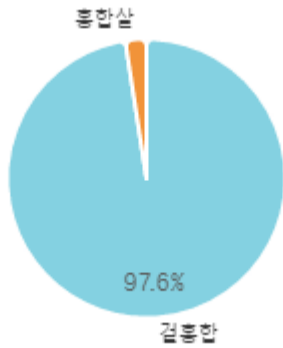
◆ 2025 ● 2024 ▲ 평년



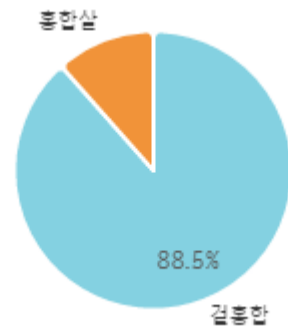
07/12 07/13 07/14 07/15 07/16 07/17 07/18

구분	금주(A)	전주(B)	전월(C)	전년(D)	평년(E)	A/B	A/C	A/D	A/E
물량(톤)	58	49	54	68	68	117.8%	106.2%	85.6%	85.3%

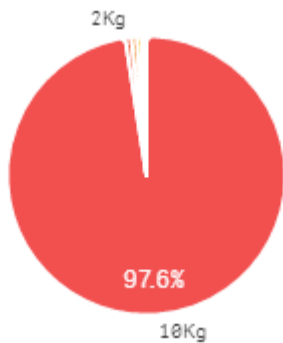
출하 품종별 거래물량 구성비



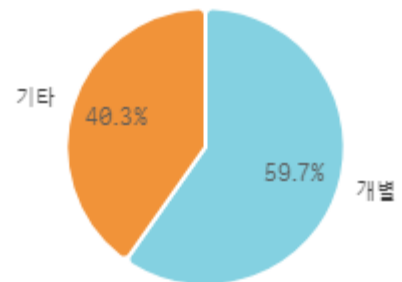
출하 품종별 거래금액 구성비



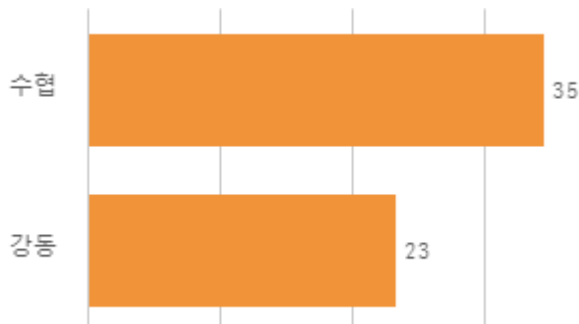
거래 단량별 물량 구성비



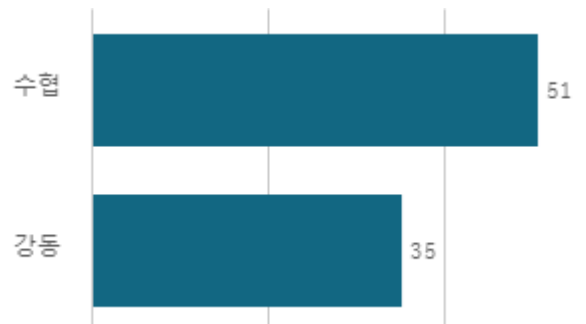
출하자별 거래물량 구성비



도매시장 법인별 거래물량(톤)

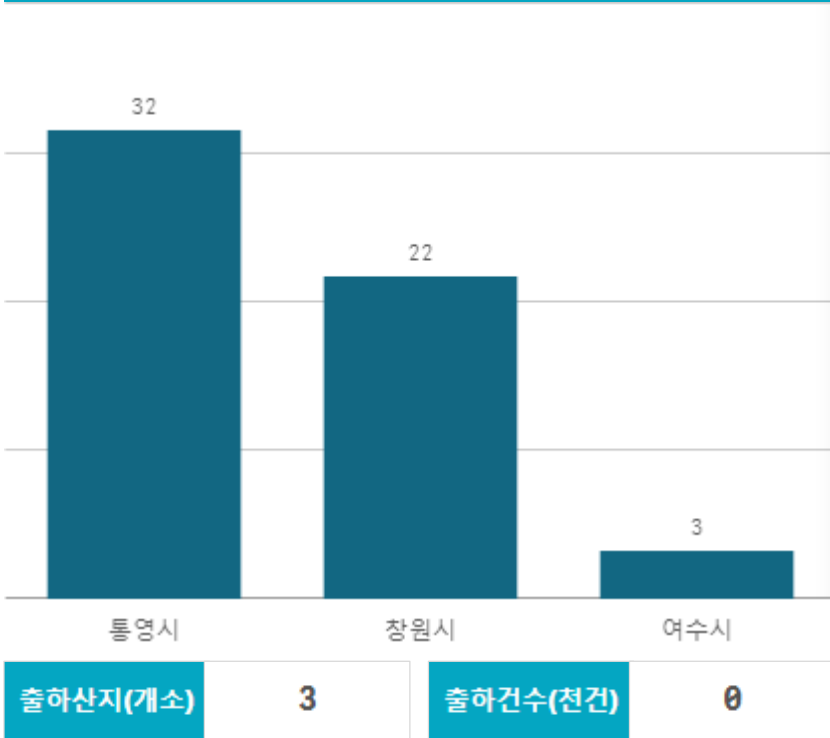


도매시장 법인별 거래금액(백만원)



걸홍합(10Kg)

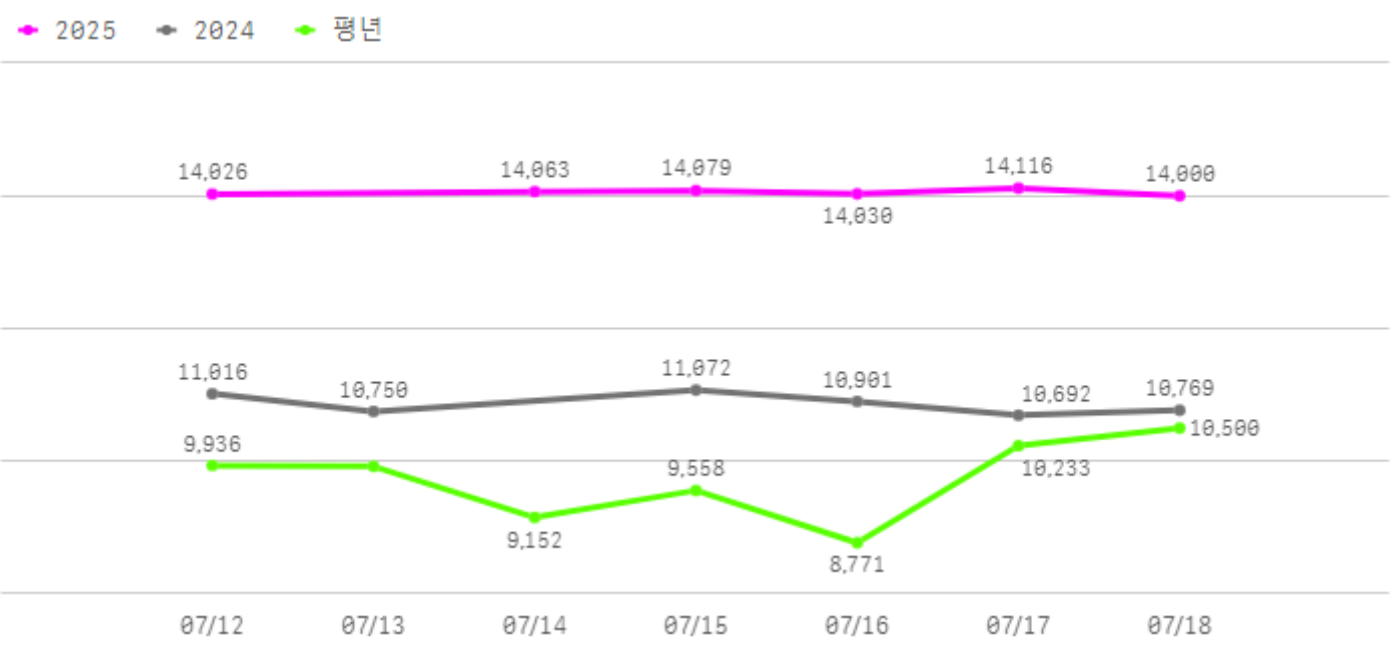
산지별 거래물량(톤)



산지별 주출하 시군구



주간 도매가격(원)



구분	금주(A)	전주(B)	전월(C)	전년(D)	평년(E)	A/B	A/C	A/D	A/E
가격(원)	14,052	14,000	14,376	10,867	10,932	100.4%	97.8%	129.3%	128.5%

※ 상품 가격 기준

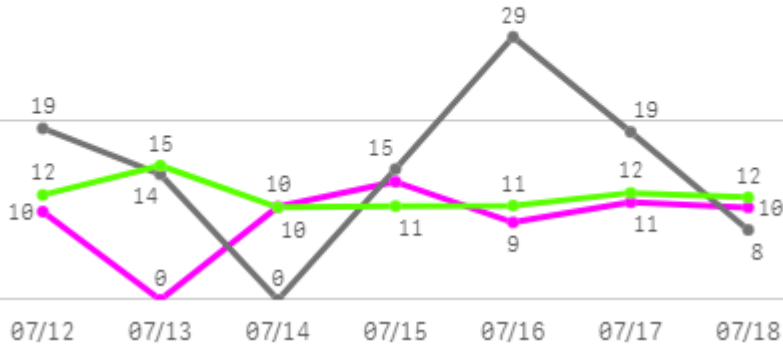
□ 곁홍합(10Kg) 주간 가격

구분	Q	품종	Q	단량	Q	특	상	보통	하
2025-07-12		곁홍합		10Kg		-	14,026	14,000	12,401
2025-07-14		곁홍합		10Kg		-	14,063	13,955	12,444
2025-07-15		곁홍합		10Kg		-	14,079	14,000	13,363
2025-07-16		곁홍합		10Kg		-	14,030	13,843	11,821
2025-07-17		곁홍합		10Kg		-	14,116	14,000	13,655
2025-07-18		곁홍합		10Kg		-	14,000	14,000	12,936
평균						-	14,052	13,966	12,770

오징어

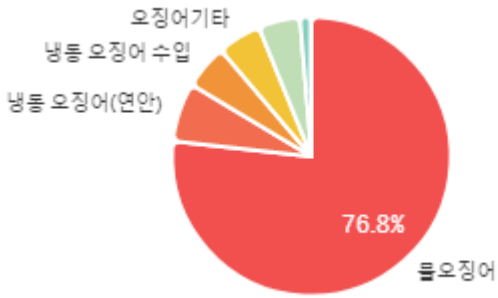
주간 반입량(톤)

◆ 2025 ● 2024 ▲ 평년

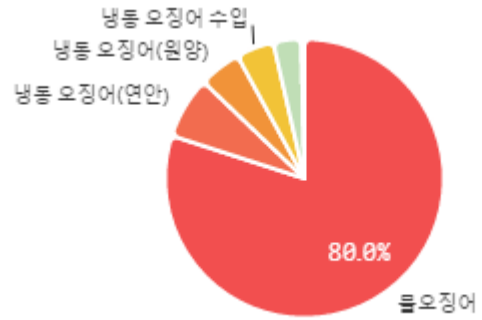


구분	금주(A)	전주(B)	전월(C)	전년(D)	평년(E)	A/B	A/C	A/D	A/E
물량(톤)	64	68	60	104	79	93.5%	106.1%	61.1%	80.3%

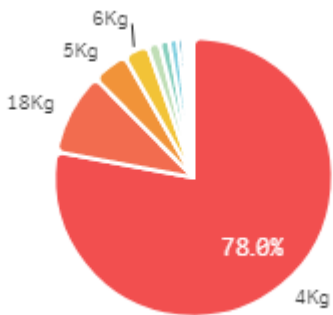
출하 품종별 거래물량 구성비



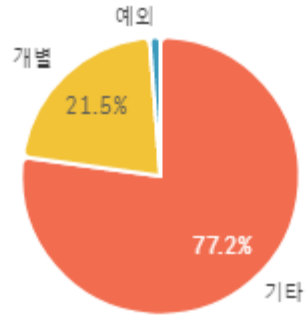
출하 품종별 거래금액 구성비



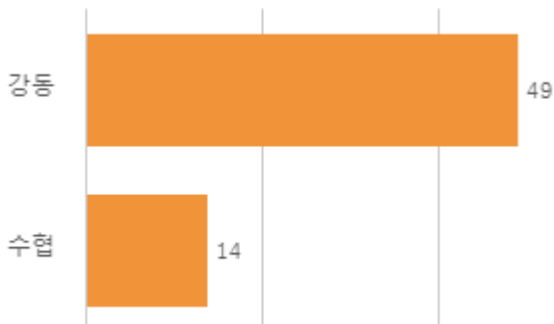
거래 단량별 물량 구성비



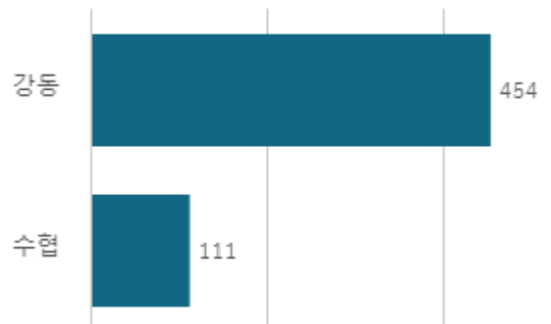
출하자별 거래물량 구성비



도매시장 법인별 거래물량(톤)

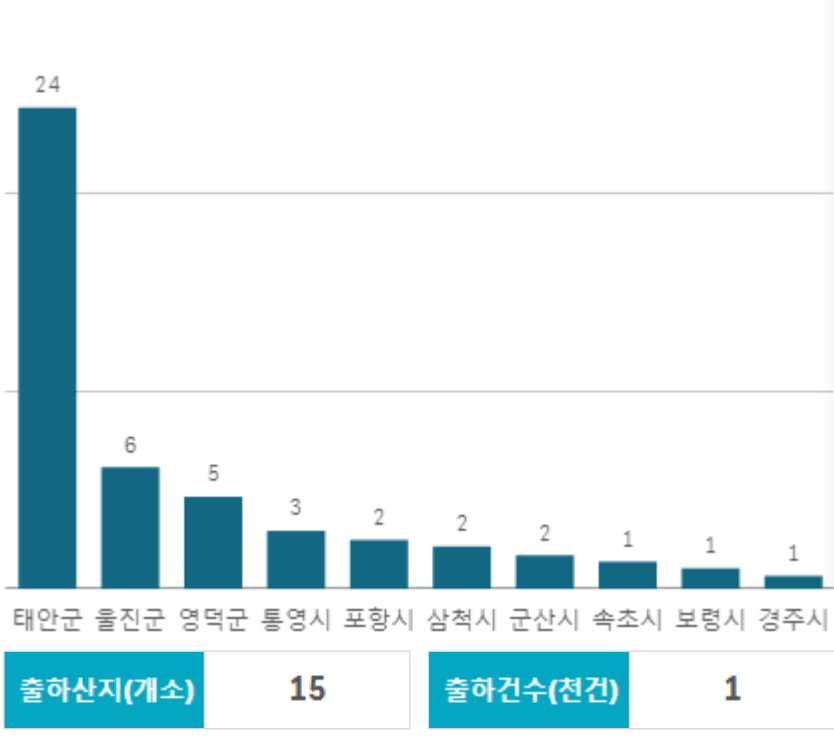


도매시장 법인별 거래금액(백만원)



물오징어(6Kg)

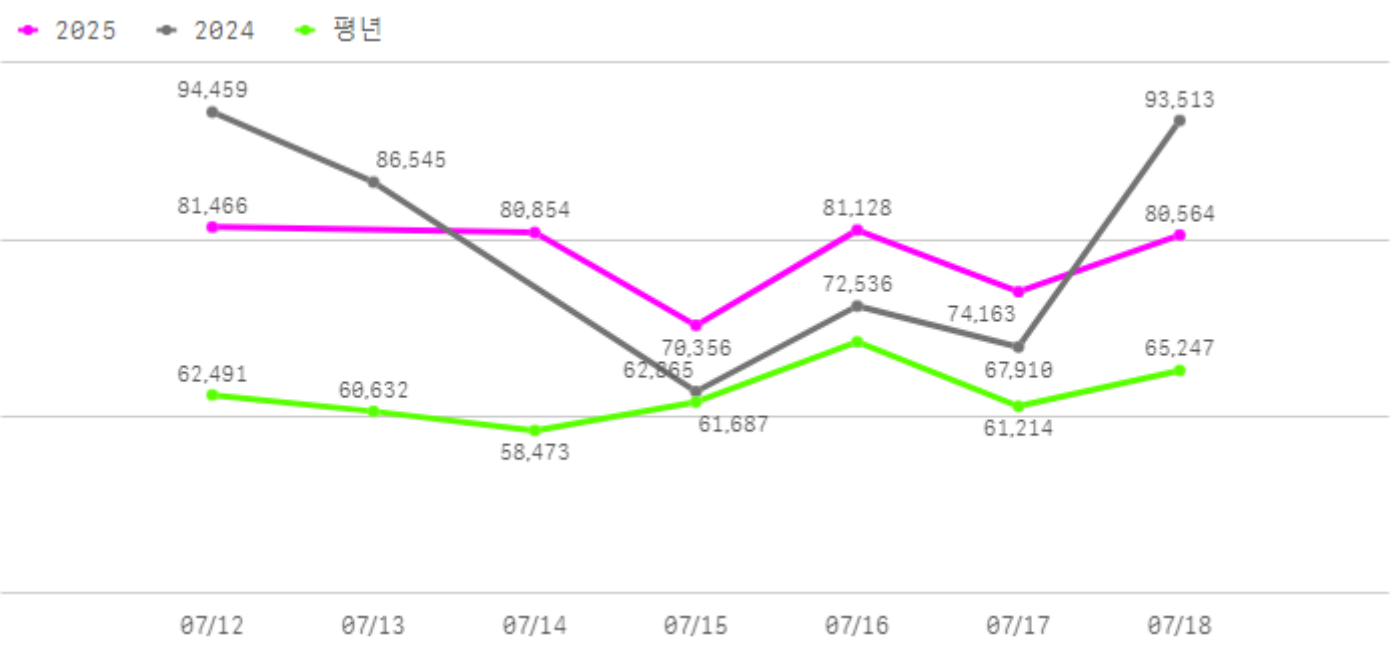
산지별 거래물량(톤)



산지별 주출하 시군구



주간 도매가격(원)



구분	금주(A)	전주(B)	전월(C)	전년(D)	평년(E)	A/B	A/C	A/D	A/E
가격(원)	78,089	74,144	76,557	79,638	65,797	105.3%	102.0%	98.1%	118.7%

※ 상품 가격 기준

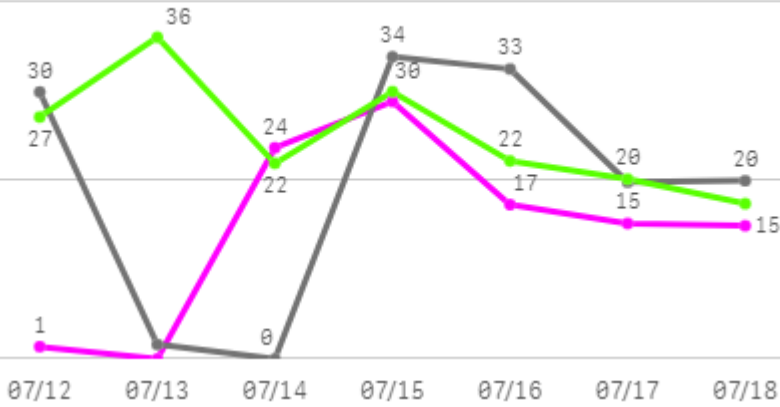
□ 물오징어(6Kg) 주간 가격

구분	Q	품종	Q	단량	Q	특	상	보통	하
2025-07-12		물오징어		6Kg		-	81,466	34,916	24,770
2025-07-14		물오징어		6Kg		-	80,854	54,924	30,930
2025-07-15		물오징어		6Kg		-	70,356	48,282	26,855
2025-07-16		물오징어		6Kg		-	81,128	62,765	39,828
2025-07-17		물오징어		6Kg		-	74,163	58,405	32,725
2025-07-18		물오징어		6Kg		-	80,564	51,392	30,010
평균						-	78,089	51,781	30,853

건멸치

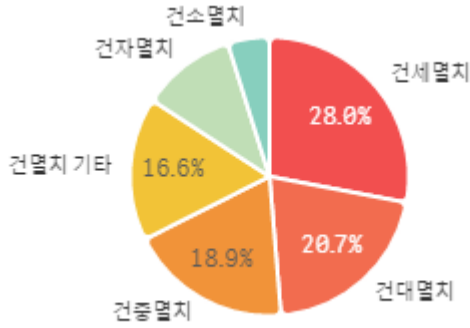
주간 반입량(톤)

2025 (파란색 선) 2024 (회색 선) 평년 (녹색 선)

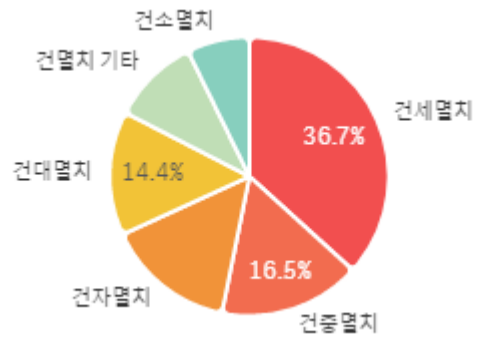


구분	금주(A)	전주(B)	전월(C)	전년(D)	평년(E)	A/B	A/C	A/D	A/E
물량(톤)	101	151	72	138	148	67.0%	139.9%	73.6%	68.3%

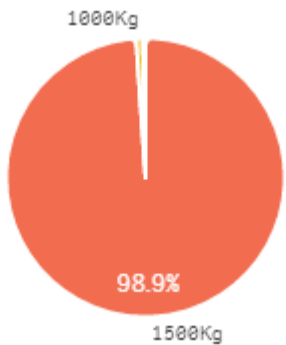
출하 품종별 거래물량 구성비



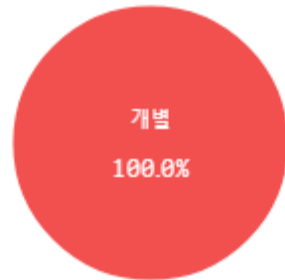
출하 품종별 거래금액 구성비



거래 단량별 물량 구성비



출하자별 거래물량 구성비



도매시장 법인별 거래물량(톤)

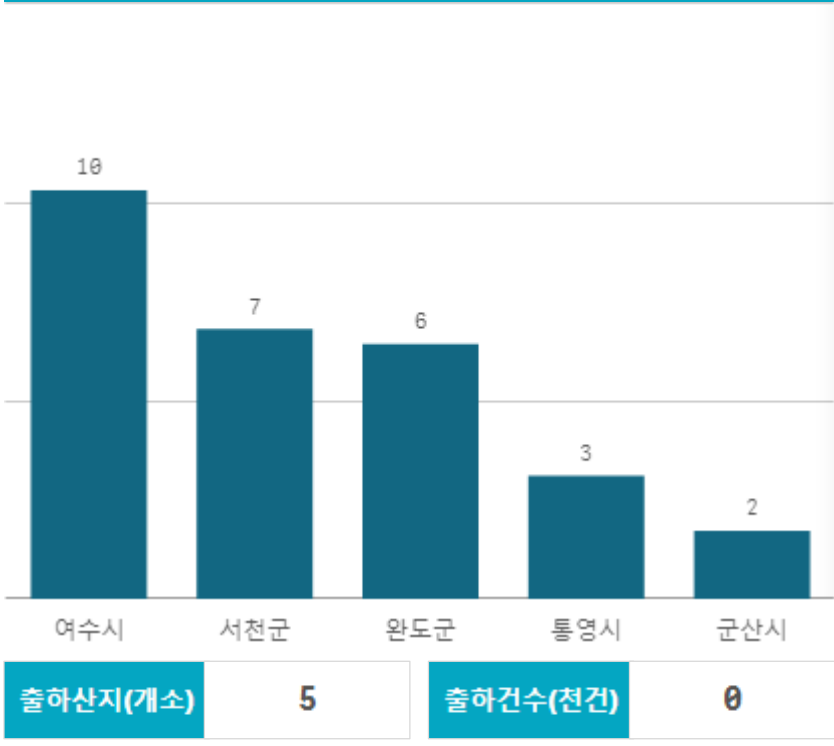


도매시장 법인별 거래금액(백만원)



건세열치(1.5Kg)

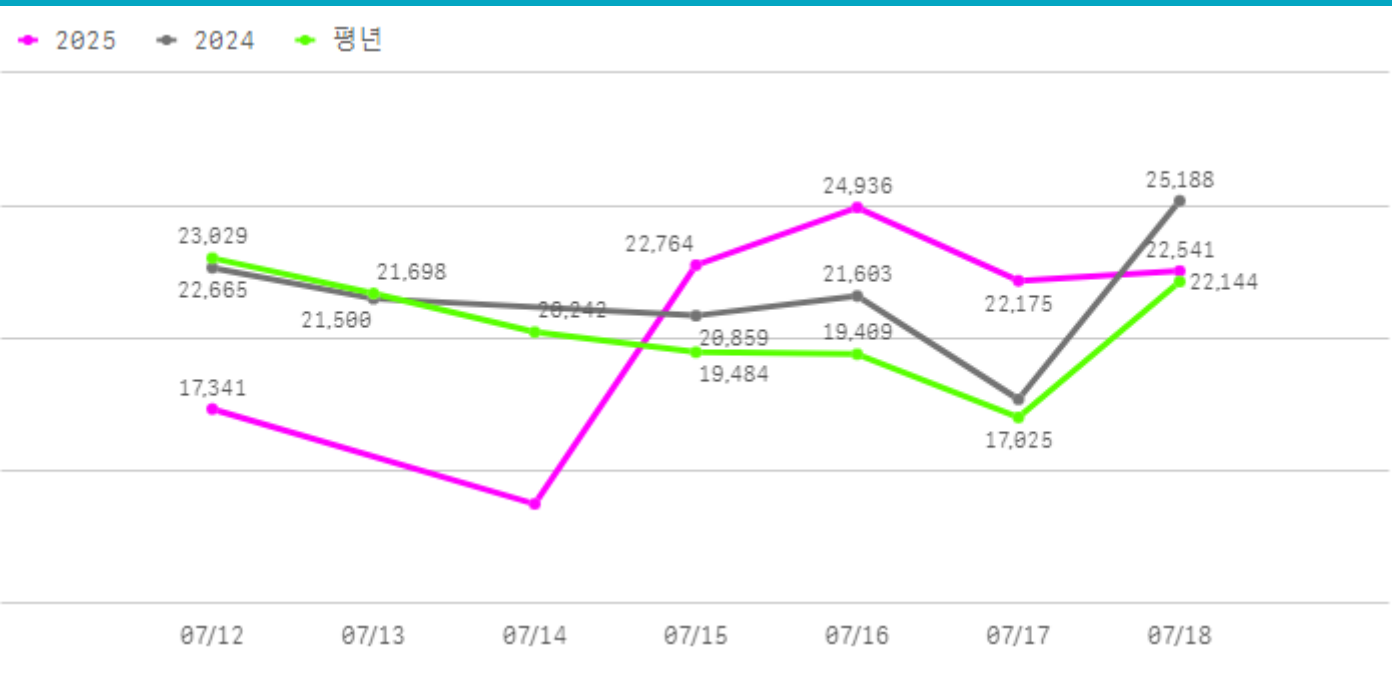
산지별 거래물량(톤)



산지별 주출하 시군구



주간 도매가격(원)



구분	금주(A)	전주(B)	전월(C)	전년(D)	평년(E)	A/B	A/C	A/D	A/E
가격(원)	20,882	18,792	18,481	21,587	20,812	111.1%	113.0%	96.7%	100.3%

※ 상품 가격 기준

□ 건세멸치(1.5Kg) 주간 가격

구분	Q	품종	Q	단량	Q	특	상	보통	하
2025-07-12		건세멸치		1.5Kg		-	17,341	12,519	8,535
2025-07-14		건세멸치		1.5Kg		-	13,766	11,797	9,750
2025-07-15		건세멸치		1.5Kg		-	22,764	16,719	12,307
2025-07-16		건세멸치		1.5Kg		-	24,936	17,390	9,376
2025-07-17		건세멸치		1.5Kg		-	22,175	17,388	8,631
2025-07-18		건세멸치		1.5Kg		-	22,541	18,025	11,485
평균						-	20,587	15,640	10,014