
2025년 가락시장

주요 품목 주간 거래동향

10월 5주차 주요 동향

[2025. 10.25. ~ 10.31.]



서울특별시농수산물공사

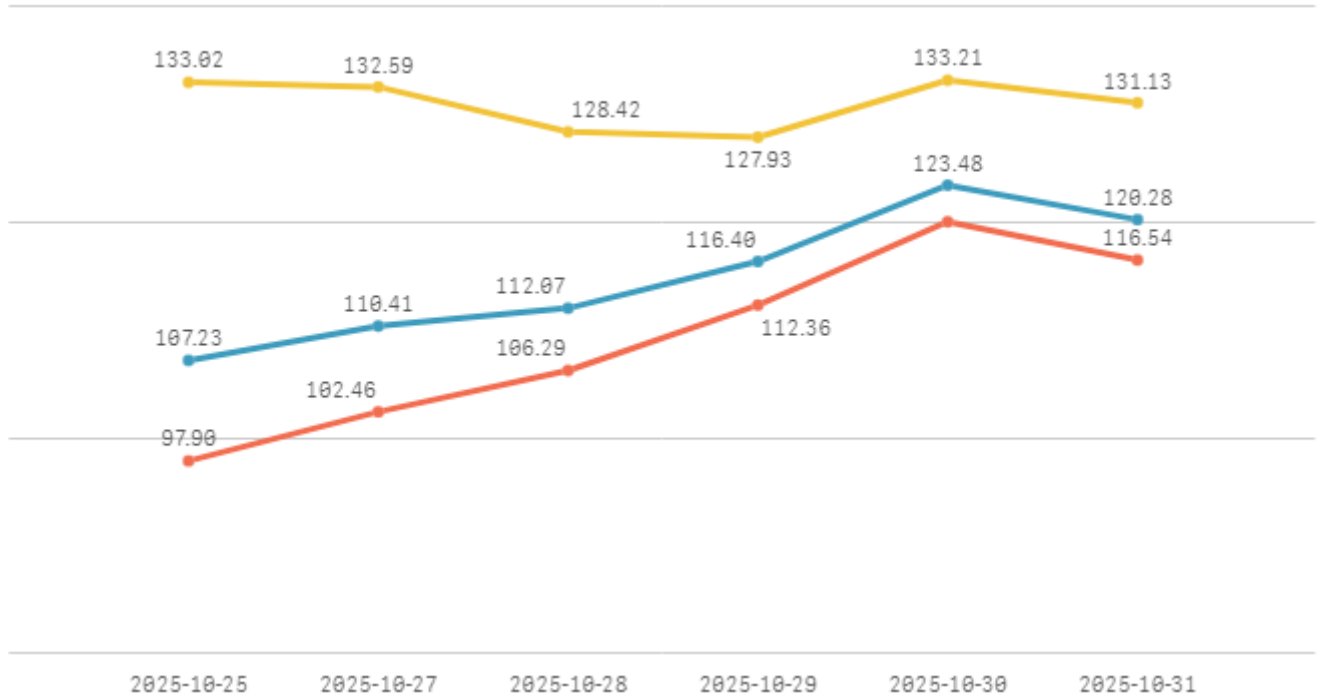
[데이터전략팀]

1. 10월 5주차 주간 표준지수

※ 직전 5개년 평균가격을 지수 100으로 산정하여 100 이상일 경우 평년보다 상승, 100 이하일 경우 평년보다 하락

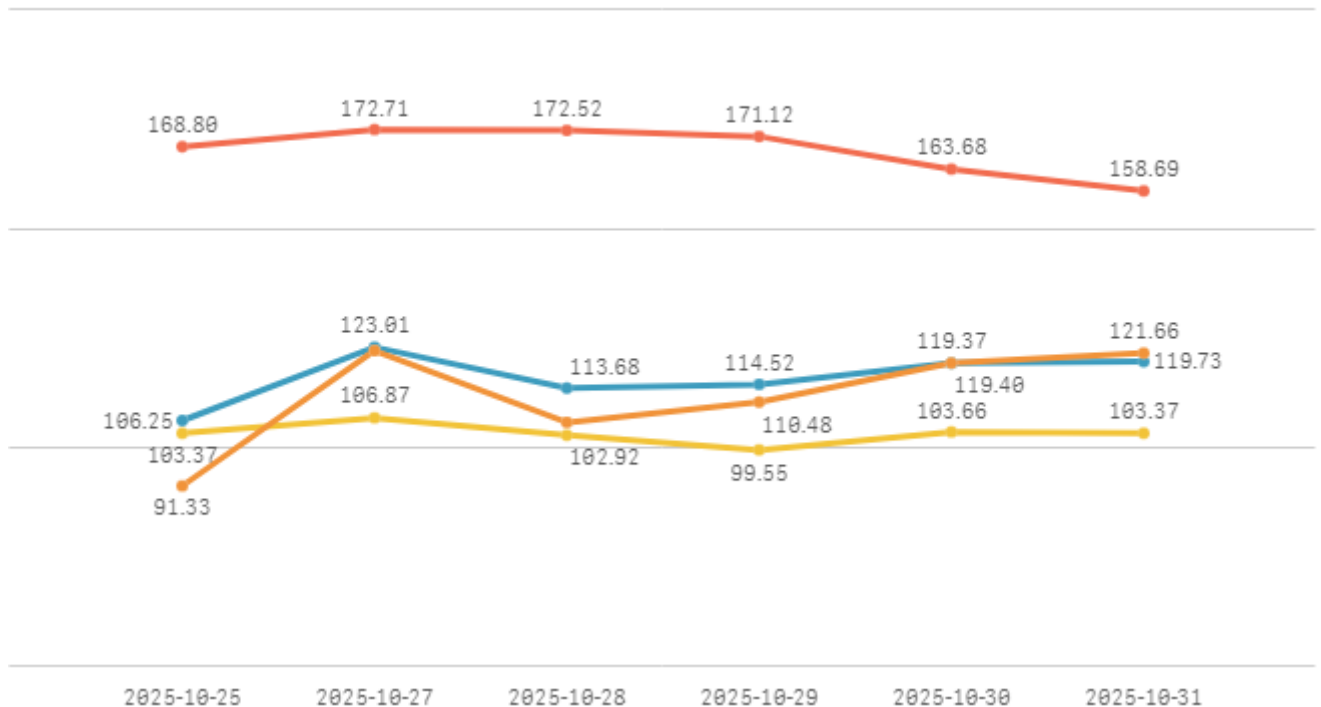
□ 청과부류

합계 채소계 과일계



□ 수산부류

합계 생선류 조개류 건어류



2. 10월 5주차 주요 품목 주간 거래동향

주요 품목(종) 주간동향 (2025.10.25 ~ 10.31)

품종 단위	Q	금주평균	전주평균	전월평균	전년평균	5년평균 가격	전주대비	전월대비	전년대비	5년평균 대비
(냉)고등어 수입(10키로상자)		71,108	69,596	64,096	48,120	45,657	2% ▲	11% ▲	48% ▲	56% ▲
(선)갈치(5키로상자)		130,572	137,102	161,622	131,501	124,059	-5% ▼	-19% ▼	-1% ▼	5% ▲
가지(8키로상자)		26,854	21,276	19,263	22,161	24,295	26% ▲	39% ▲	21% ▲	11% ▲
감 대봉시(10키로상자)		23,849	27,475	-	27,877	25,914	-13% ▼	-	-14% ▼	-8% ▼
감골 은주(5키로상자)		14,061	14,594	12,462	12,130	10,355	-4% ▼	13% ▲	16% ▲	36% ▲
감골 하우스(3키로상자)		16,046	15,537	22,469	17,185	16,119	3% ▲	-29% ▼	-7% ▼	-0% ▼
감자 수미(햇)(20키로상자)		39,475	40,165	39,733	30,511	31,468	-2% ▼	-1% ▼	29% ▲	25% ▲
건세 열치(1.5키로상자)		14,788	13,040	17,355	17,698	17,944	13% ▲	-15% ▼	-16% ▼	-18% ▼
겉홍합(10키로망대)		11,407	14,326	12,020	17,979	15,106	-20% ▼	-5% ▼	-37% ▼	-24% ▼
간마늘 대서(20키로)		147,660	147,169	147,923	136,128	143,590	0% ▲	-0% ▼	8% ▲	3% ▲
단감 부유(10키로상자)		30,744	32,320	-	29,514	30,991	-5% ▼	-	4% ▲	-1% ▼
당근(20키로상자)		18,252	21,417	33,854	69,914	42,615	-15% ▼	-46% ▼	-74% ▼	-57% ▼
대추방울토마토(3키로상자)		19,438	16,557	19,196	22,479	20,903	17% ▲	1% ▲	-14% ▼	-7% ▼
대파(일반)(1키로단)		1,612	1,425	1,496	1,855	1,965	13% ▲	8% ▲	-13% ▼	-18% ▼
돌미나리(4키로상자)		26,268	33,756	37,217	34,831	24,961	-22% ▼	-29% ▼	-25% ▼	5% ▲
무(20키로상자)		9,741	8,984	9,523	18,205	13,724	8% ▲	2% ▲	-46% ▼	-29% ▼
물오징어(6키로상자)		65,570	69,656	107,928	54,002	75,404	-6% ▼	-39% ▼	21% ▲	-13% ▼
바나나 수입(13키로상자)		26,697	27,049	28,549	25,665	25,784	-1% ▼	-6% ▼	4% ▲	4% ▲
배 신고(15키로상자)		48,625	41,657	49,450	56,733	46,484	17% ▲	-2% ▼	-14% ▼	5% ▲
배추(10키로망대)		8,603	5,610	16,330	9,937	8,031	53% ▲	-47% ▼	-13% ▼	7% ▲
백다다기오이(100개)		77,315	91,350	85,914	98,171	63,371	-15% ▼	-10% ▼	-21% ▼	22% ▲
부추(일반)(500그람단)		3,980	2,975	1,626	2,521	3,678	34% ▲	145% ▲	58% ▲	8% ▲
빨강 파프리카(5키로상자)		35,907	31,581	39,375	27,821	26,774	14% ▲	-9% ▼	29% ▲	34% ▲
사과 부사(10키로상자)		70,925	97,617	69,308	61,082	49,835	-27% ▼	2% ▲	16% ▲	42% ▲
상추 포기찰(4키로상자)		43,150	43,697	54,569	46,767	35,052	-1% ▼	-21% ▼	-8% ▼	23% ▲
새송이버섯(2키로상자)		8,603	6,397	8,691	7,121	7,666	34% ▲	-1% ▼	21% ▲	12% ▲
시금치(4키로상자)		28,381	29,923	38,395	22,019	20,489	-5% ▼	-26% ▼	29% ▲	39% ▲
알배기배추(8키로상자)		18,896	15,580	30,927	32,553	21,349	21% ▲	-39% ▼	-42% ▼	-11% ▼
애호박(20개)		33,962	27,075	30,201	43,512	29,609	25% ▲	12% ▲	-22% ▼	15% ▲
양배추(8키로망대)		5,050	4,067	5,335	12,556	7,796	24% ▲	-5% ▼	-60% ▼	-35% ▼
양상추(일반)(12개)		42,470	33,108	23,214	22,354	30,929	28% ▲	83% ▲	90% ▲	37% ▲
양파(1키로)		1,059	1,105	1,086	1,228	1,182	-4% ▼	-2% ▼	-14% ▼	-10% ▼
열무(4키로상자)		9,190	14,177	10,442	10,582	10,106	-35% ▼	-12% ▼	-13% ▼	-9% ▼
오렌지 네블 수입(18키로상자)		62,238	61,161	58,083	61,230	60,539	2% ▲	7% ▲	2% ▲	3% ▲
오이맛고추(10키로상자)		40,125	32,273	64,639	61,307	50,458	24% ▲	-38% ▼	-35% ▼	-20% ▼
쥬키니호박(10키로상자)		29,518	25,149	19,791	23,838	24,112	17% ▲	49% ▲	24% ▲	22% ▲
쪽파(10키로상자)		83,414	65,090	49,696	46,599	54,237	28% ▲	68% ▲	79% ▲	54% ▲
청경채(4키로상자)		16,241	26,069	18,529	11,896	10,936	-38% ▼	-12% ▼	37% ▲	49% ▲
청양고추(10키로상자)		53,083	35,609	39,297	80,835	61,416	49% ▲	35% ▲	-34% ▼	-14% ▼
토마토(5키로상자)		29,125	24,506	23,097	22,831	22,480	19% ▲	26% ▲	28% ▲	30% ▲
팽이버섯(5키로상자)		10,487	8,584	12,284	10,135	12,127	22% ▲	-15% ▼	3% ▲	-14% ▼
포도 샤인머스켓(2키로상자)		6,208	5,925	7,766	8,305	12,263	5% ▲	-20% ▼	-25% ▼	-49% ▼
호박밤 고구마(10키로상자)		21,927	20,815	21,848	22,935	22,972	5% ▲	0% ▲	-4% ▼	-5% ▼

□ 품종별 등락가격 비교(전주대비)

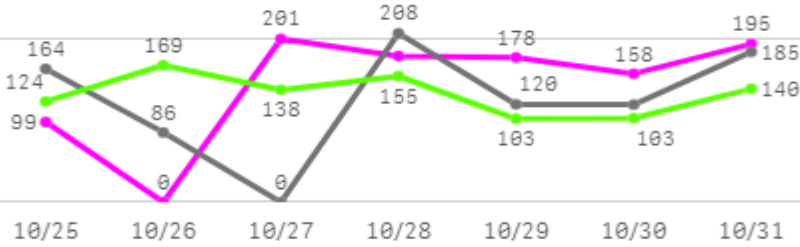
구분	품목(종)명
상승 품목(종)	가지(26%),건세멸치(13%),대추방울토마토(17%),대파(일반)(13%),무(8%),배 신고(17%),배추(53%),부추(일반)(34%),빨강 파프리카(14%),새송이버섯(34%),알배기배추(21%),애호박(25%),양배추(24%),양상추(일반)(28%),오이맛고추(24%),쥬키니호박(17%),쪽파(28%),청양고추(49%),토마토(19%),팽이버섯(22%),호박밤 고구마(5%)
하락 품목(종)	감 대봉시(-13%),걸홍합(-20%),당근(-15%),돌미나리(-22%),물오징어(-6%),백다다기오이(-15%),사과 부사(-27%),시금치(-5%),열무(-35%),청경채(-38%)
보합 품목(종)(+5%)	(냉)고등어 수입,(선)갈치,감굴 온주,감굴 하우스,감자 수미(햇),깐마늘 대서,단감 부유,바나나 수입,상추 포기칩,양파,오렌지 네블 수입,포도 샤인머스켓

3. 10월 5주차 품목(종)별 주간 거래동향

고구마

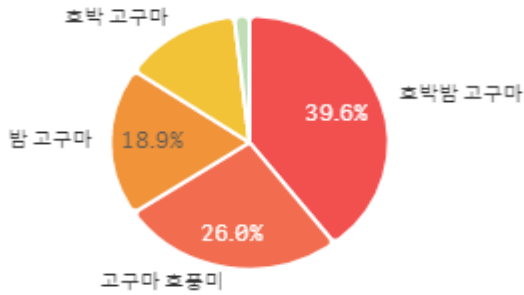
주간 반입량(톤)

2025 2024 평년

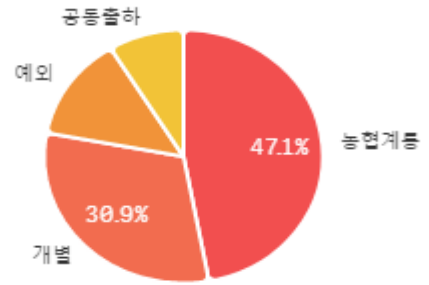


구분	금주(A)	전주(B)	전월(C)	전년(D)	평년(E)	A/B	A/C	A/D	A/E
물량(톤)	1,011	1,060	946	883	961	95.3%	106.8%	114.4%	105.1%

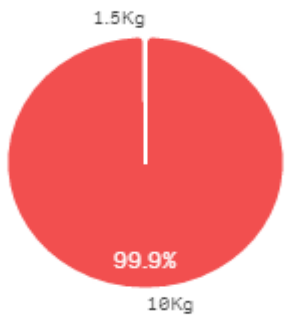
출하 품종별 거래물량 구성비



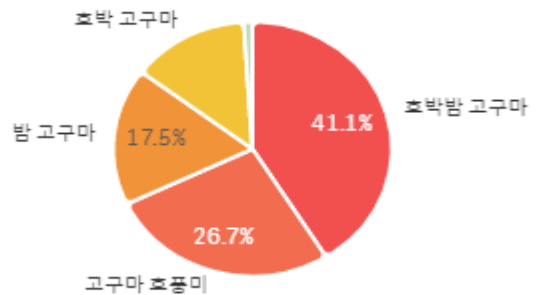
출하자별 거래물량 구성비



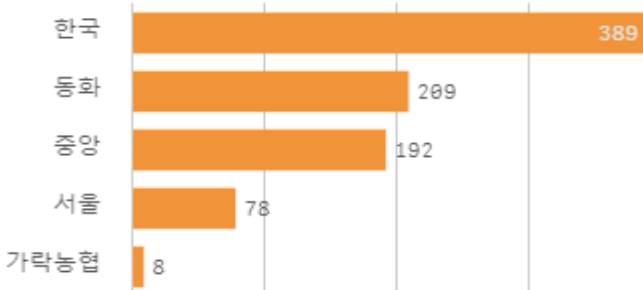
거래 단량별 물량 구성비



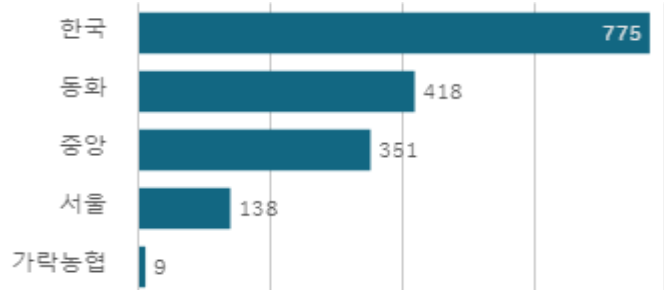
출하 품종별 거래금액 구성비



도매시장 법인별 거래물량(톤)

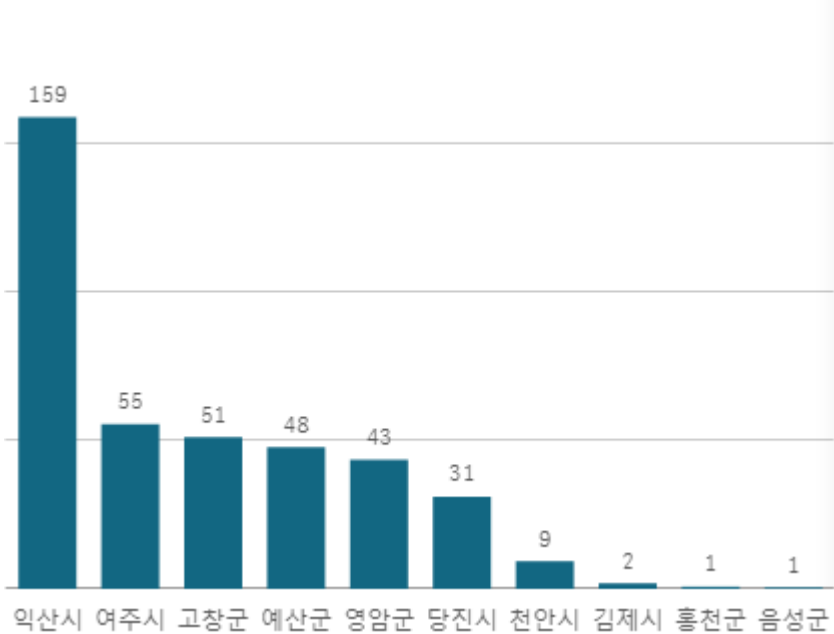


도매시장 법인별 거래금액(백만원)



호박밤 고구마(10Kg)

산지별 거래물량(톤)



출하산지(개소)

13

출하건수(천건)

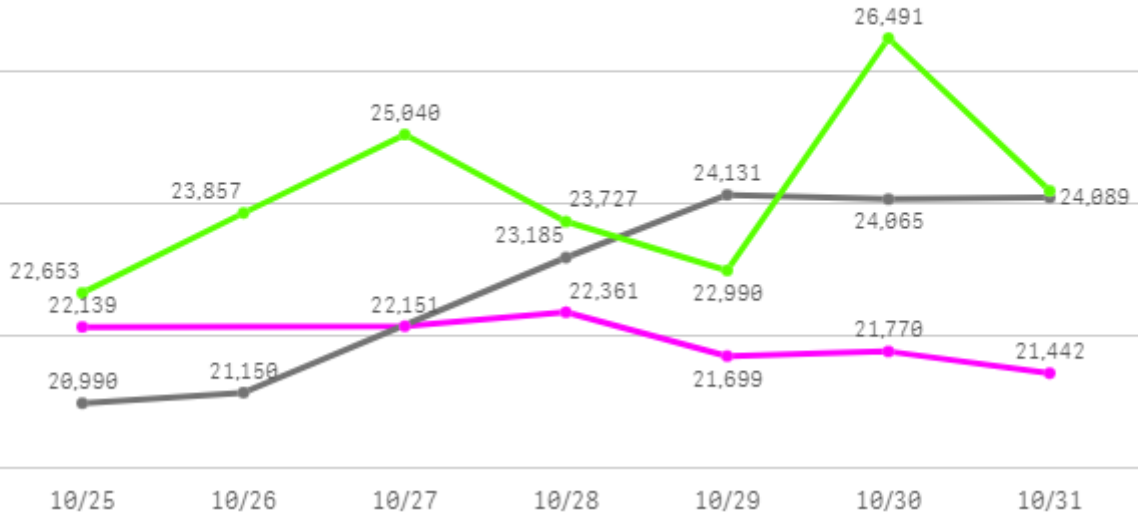
1

산지별 주출하 시군구



주간 도매가격(원)

● 2025 ● 2024 ● 평년



구분	금주(A)	전주(B)	전월(C)	전년(D)	평년(E)	A/B	A/C	A/D	A/E
가격(원)	21,927	20,815	21,848	22,935	22,972	105.3%	100.4%	95.6%	95.5%

※ 상품 가격 기준

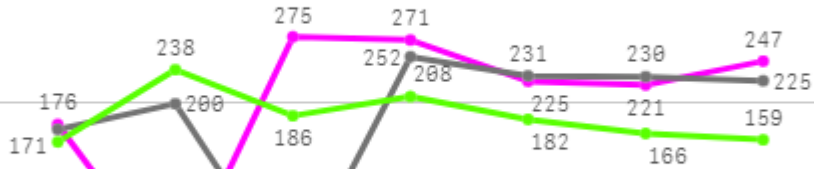
□ 호박밤 고구마(10Kg) 주간 가격

구분	Q	품종	Q	단량	Q	특	상	보통	하
2025-10-25		호박밤 고구마		10Kg		27,269	22,139	15,294	9,895
2025-10-27		호박밤 고구마		10Kg		27,160	22,151	15,074	9,298
2025-10-28		호박밤 고구마		10Kg		26,114	22,361	15,700	9,914
2025-10-29		호박밤 고구마		10Kg		26,221	21,699	15,644	10,304
2025-10-30		호박밤 고구마		10Kg		26,433	21,770	16,113	10,954
2025-10-31		호박밤 고구마		10Kg		25,894	21,442	15,903	10,333
평균						26,515	21,927	15,621	10,116

감자

주간 반입량(톤)

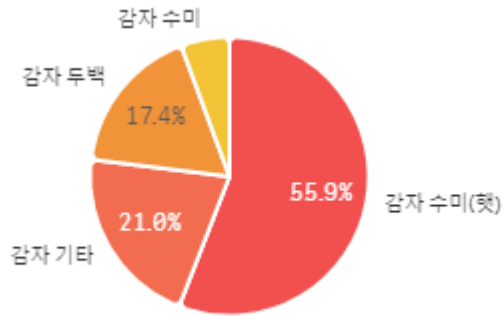
◆ 2025 ● 2024 ▲ 평년



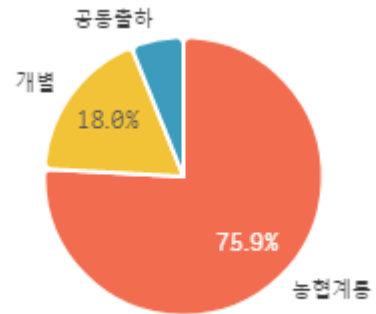
10/25 10/26 10/27 10/28 10/29 10/30 10/31

구분	금주(A)	전주(B)	전월(C)	전년(D)	평년(E)	A/B	A/C	A/D	A/E
물량(톤)	1,415	1,134	1,162	1,310	1,321	124.8%	121.8%	108.1%	107.2%

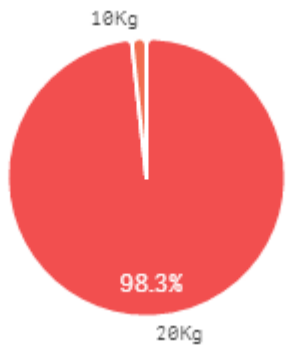
출하 품종별 거래물량 구성비



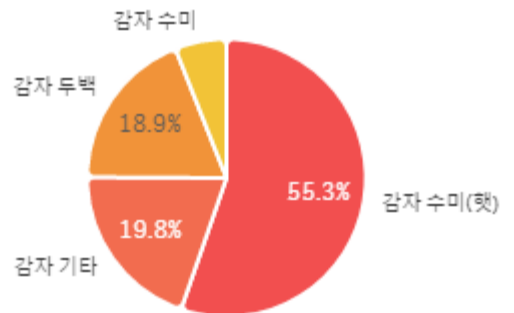
출하자별 거래물량 구성비



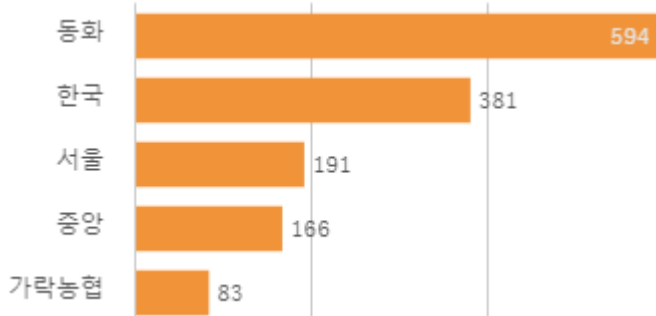
거래 단량별 물량 구성비



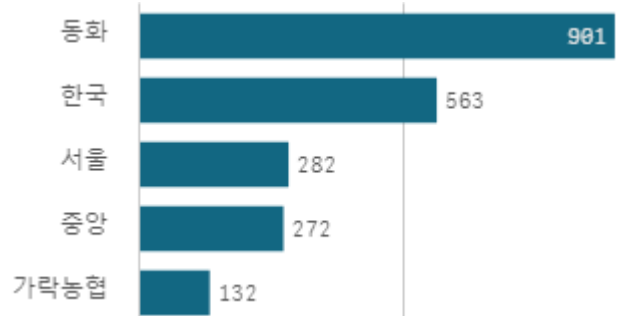
출하 품종별 거래금액 구성비



도매시장 법인별 거래물량(톤)

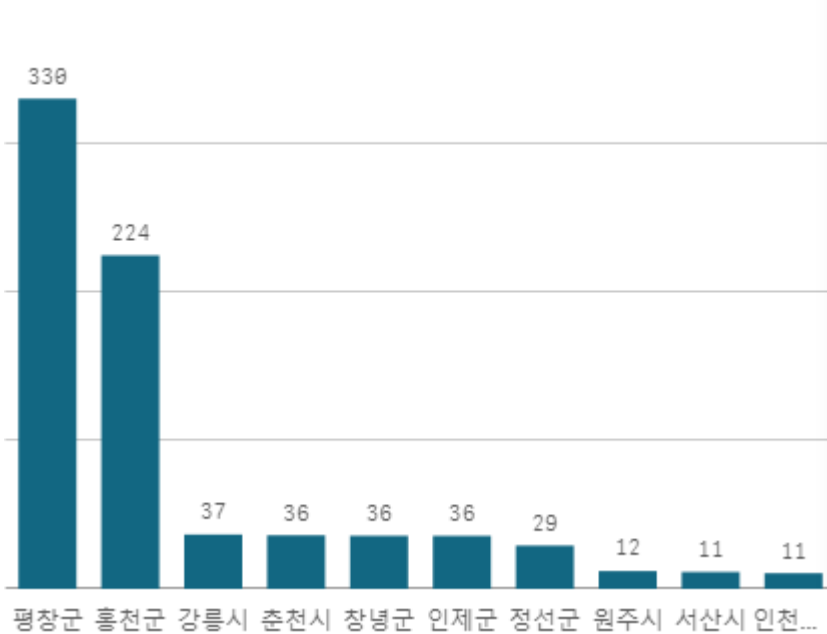


도매시장 법인별 거래금액(백만원)



감자 수미(햇) (20Kg)

산지별 거래물량(톤)



출하산지(개소)

19

출하건수(천건)

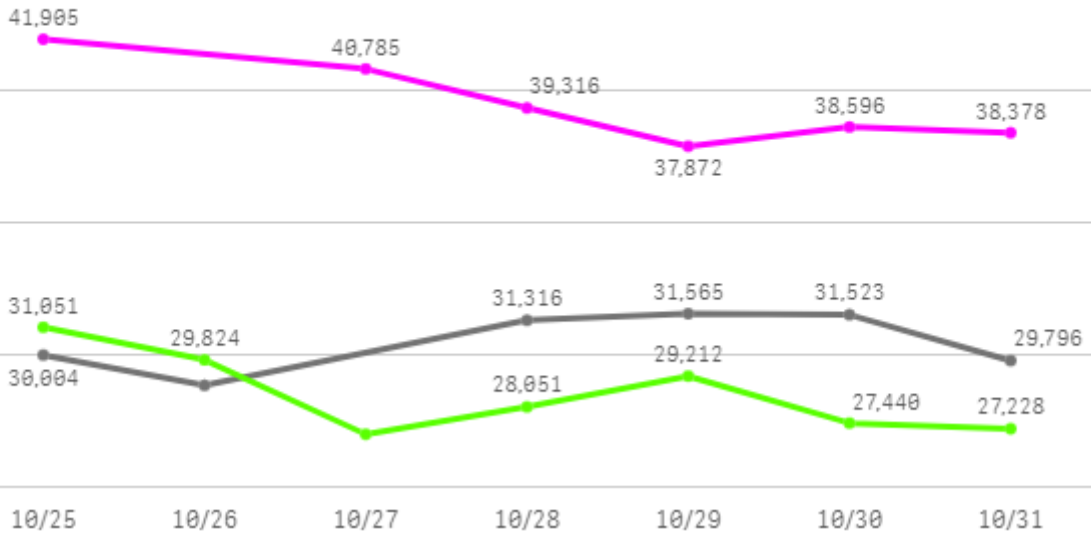
1

산지별 주출하 시군구



주간 도매가격(원)

◆ 2025 ● 2024 ◆ 평년



구분	금주(A)	전주(B)	전월(C)	전년(D)	평년(E)	A/B	A/C	A/D	A/E
가격(원)	39,475	40,165	39,733	30,511	31,468	98.3%	99.4%	129.4%	125.4%

※ 상품 가격 기준

□ 감자 수미(햇)(20Kg) 주간 가격

구분	Q	품종	Q	단량	Q	특	상	보통	하
2025-10-25		감자 수미(햇)		20Kg		47,505	41,905	32,383	19,594
2025-10-27		감자 수미(햇)		20Kg		48,373	40,785	31,322	17,491
2025-10-28		감자 수미(햇)		20Kg		45,905	39,316	30,475	18,215
2025-10-29		감자 수미(햇)		20Kg		45,770	37,872	29,428	17,664
2025-10-30		감자 수미(햇)		20Kg		46,158	38,596	28,489	16,063
2025-10-31		감자 수미(햇)		20Kg		44,024	38,378	28,561	16,079
평균						46,289	39,475	30,110	17,518

배추

주간 반입량(톤)

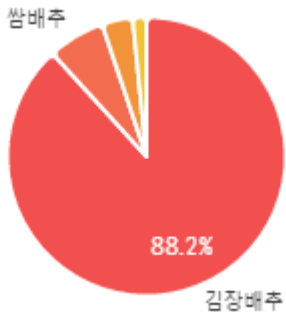
◆ 2025 ● 2024 ▲ 평년



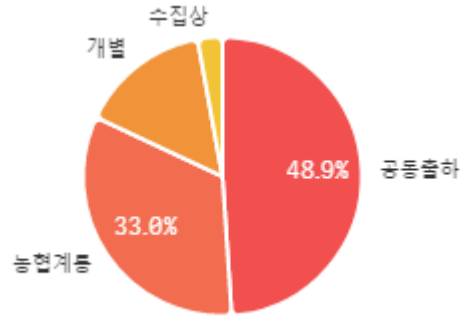
10/25 10/26 10/27 10/28 10/29 10/30 10/31

구분	금주(A)	전주(B)	전월(C)	전년(D)	평년(E)	A/B	A/C	A/D	A/E
물량(톤)	3,260	4,482	4,044	3,728	3,525	72.7%	80.6%	87.4%	92.5%

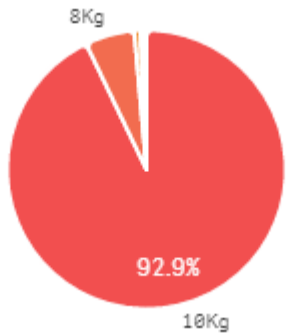
출하 품종별 거래물량 구성비



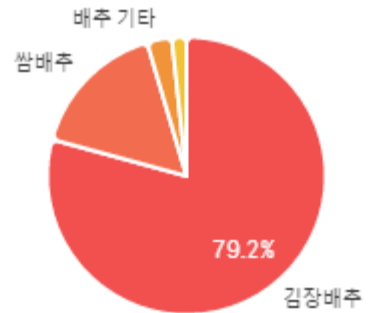
출하자별 거래물량 구성비



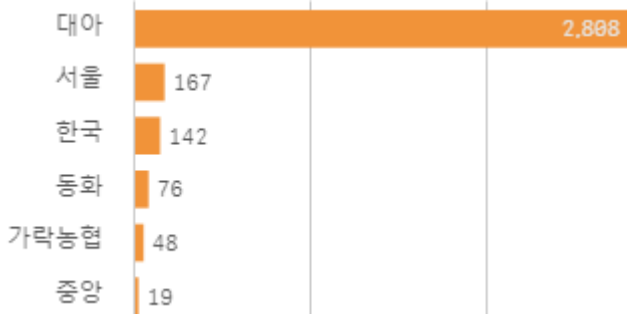
거래 단량별 물량 구성비



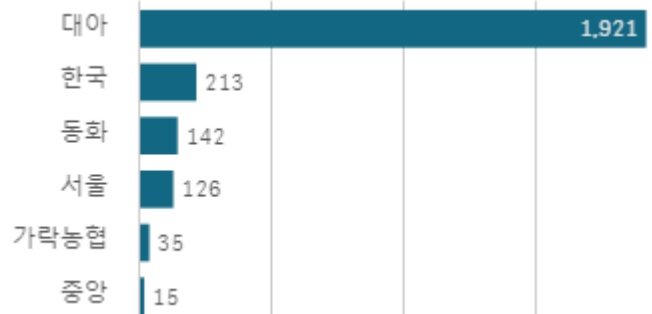
출하 품종별 거래금액 구성비



도매시장 법인별 거래물량(톤)

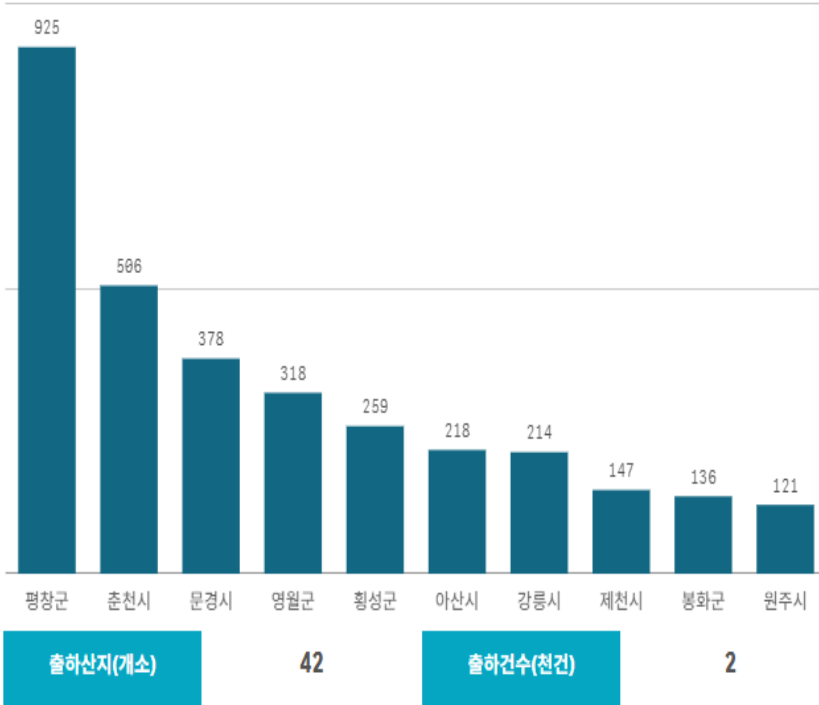


도매시장 법인별 거래금액(백만원)



배추(10Kg)

산지별 거래물량(톤)

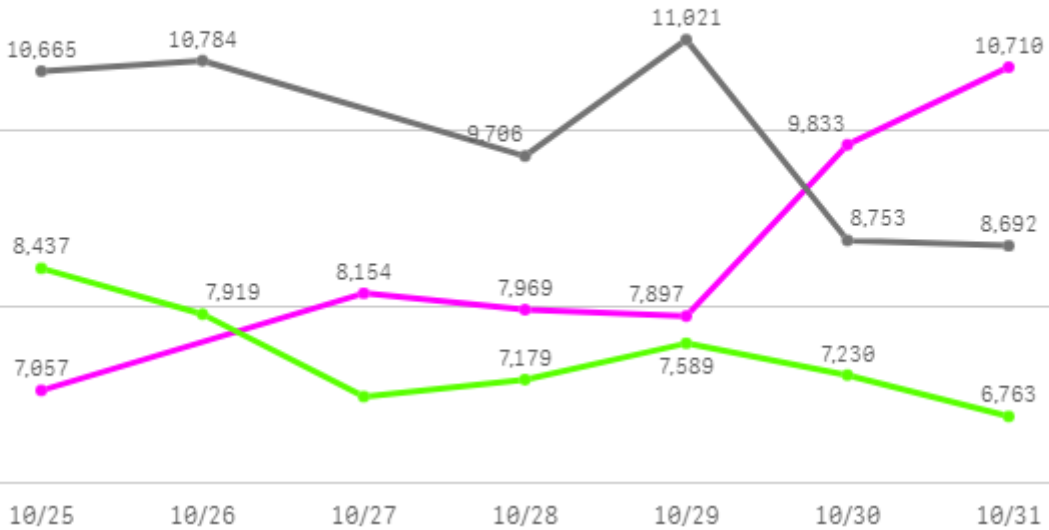


산지별 주출하 시군구



주간 도매가격(원)

◆ 2025 ● 2024 ◆ 평년



구분	금주(A)	전주(B)	전월(C)	전년(D)	평년(E)	A/B	A/C	A/D	A/E
가격(원)	8,603	5,610	16,330	9,937	8,031	153.4%	52.7%	86.6%	107.1%

※ 상품 가격 기준

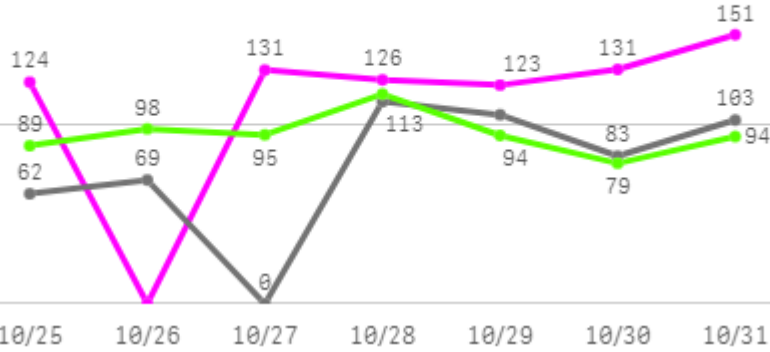
□ 배추(10Kg) 주간 가격

구분	Q	품종	Q	단량	Q	특	상	보통	하
2025-10-25		배추		10Kg		9,927	7,057	4,618	2,943
2025-10-27		배추		10Kg		9,807	8,154	5,913	3,501
2025-10-28		배추		10Kg		10,406	7,969	5,422	3,173
2025-10-29		배추		10Kg		10,002	7,897	5,531	3,374
2025-10-30		배추		10Kg		11,764	9,833	7,319	4,108
2025-10-31		배추		10Kg		12,587	10,710	8,378	4,963
평균						10,749	8,603	6,197	3,677

알배기배추

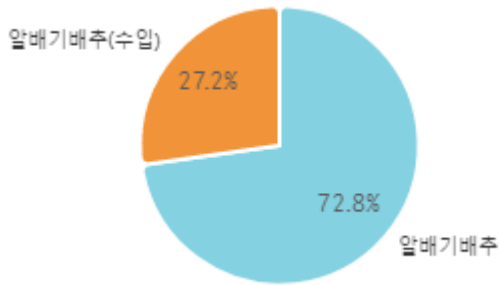
주간 반입량(톤)

◆ 2025 ● 2024 ▲ 평년

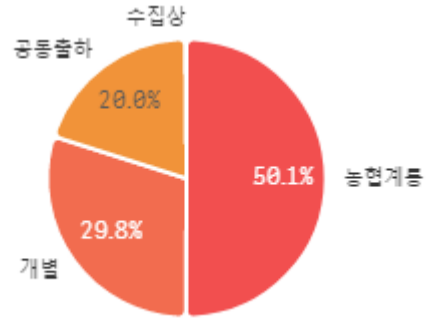


구분	금주(A)	전주(B)	전월(C)	전년(D)	평년(E)	A/B	A/C	A/D	A/E
물량(톤)	786	817	897	536	681	96.2%	87.6%	146.5%	115.5%

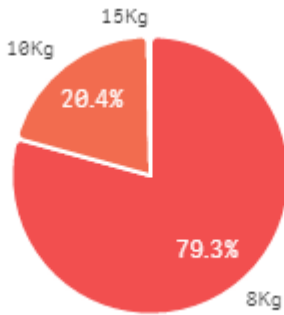
출하 품종별 거래물량 구성비



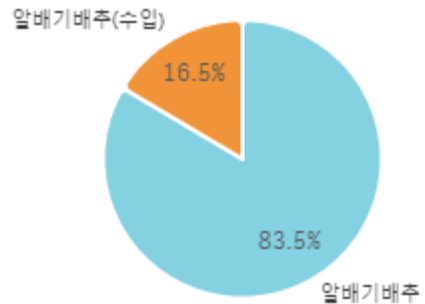
출하자별 거래물량 구성비



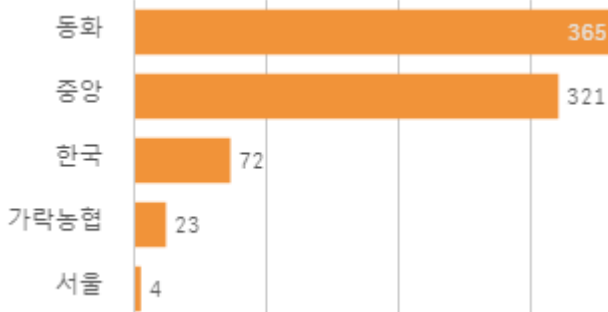
거래 단량별 물량 구성비



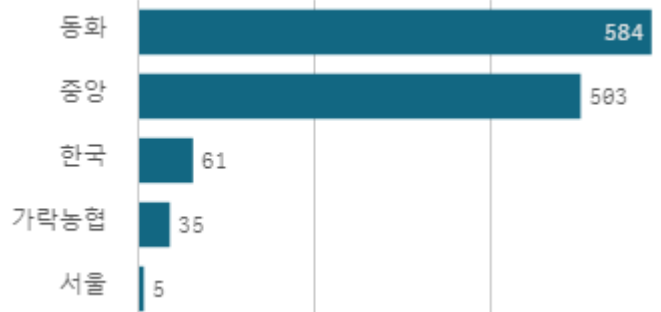
출하 품종별 거래금액 구성비



도매시장 법인별 거래물량(톤)

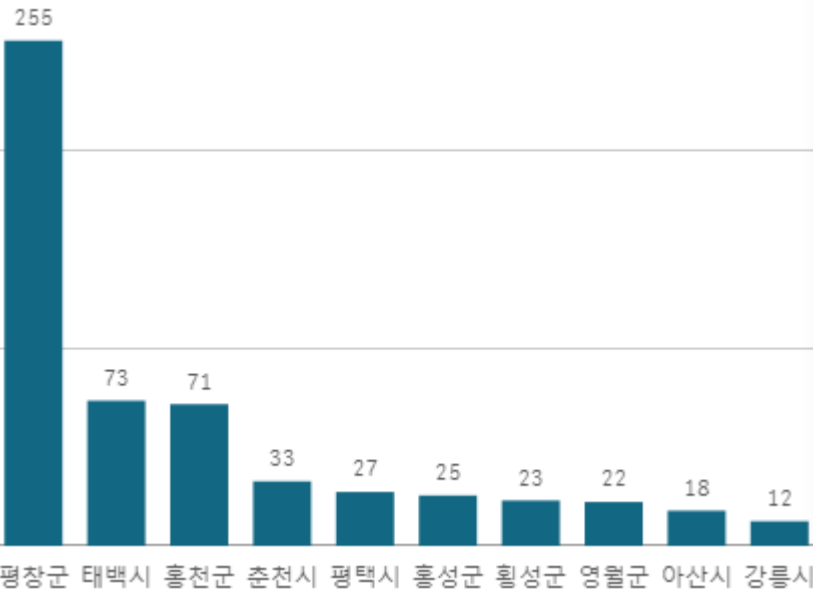


도매시장 법인별 거래금액(백만원)



알배기배추(8Kg)

산지별 거래물량(톤)



출하산지(개소)

15

출하건수(천건)

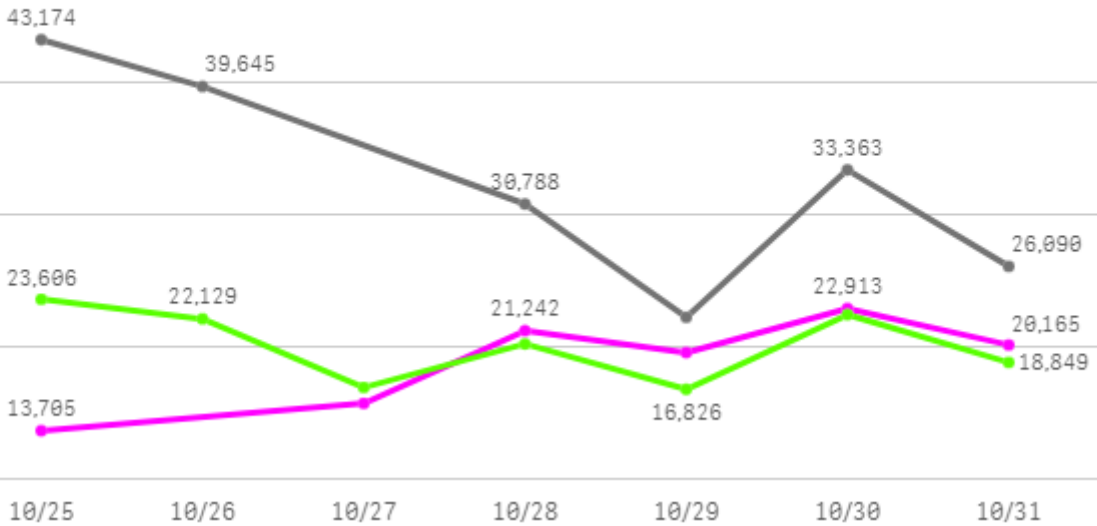
1

산지별 주출하 시군구



주간 도매가격(원)

◆ 2025 ● 2024 ◆ 평년



구분	금주(A)	전주(B)	전월(C)	전년(D)	평년(E)	A/B	A/C	A/D	A/E
가격(원)	18,896	15,580	30,927	32,553	21,349	121.3%	61.1%	58.0%	88.5%

※ 상품 가격 기준

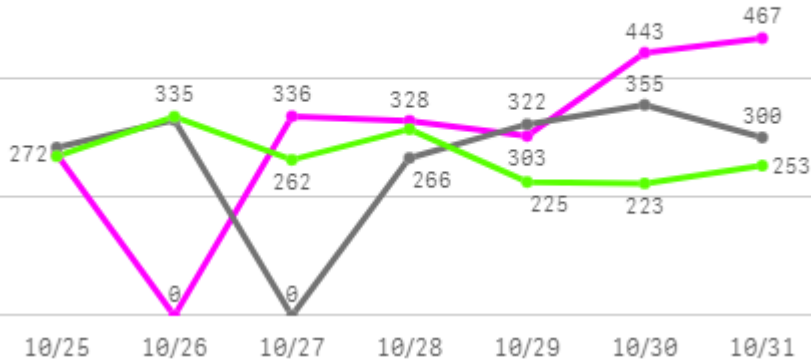
□ 알배기배추(8Kg) 주간 가격

구분	Q	품종	Q	단량	Q	특	상	보통	하
2025-10-25		알배기배추		8Kg		19,409	13,705	7,412	4,593
2025-10-27		알배기배추		8Kg		21,739	15,760	9,477	5,870
2025-10-28		알배기배추		8Kg		29,494	21,242	12,766	7,511
2025-10-29		알배기배추		8Kg		27,359	19,592	12,695	7,366
2025-10-30		알배기배추		8Kg		32,391	22,913	14,349	8,413
2025-10-31		알배기배추		8Kg		28,868	20,165	12,571	7,414
평균						26,543	18,896	11,545	6,861

양배추

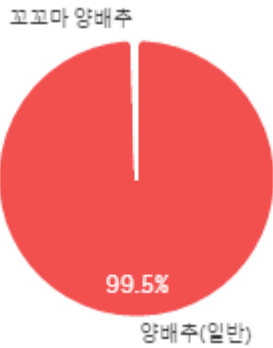
주간 반입량(톤)

◆ 2025 ● 2024 ▲ 평년

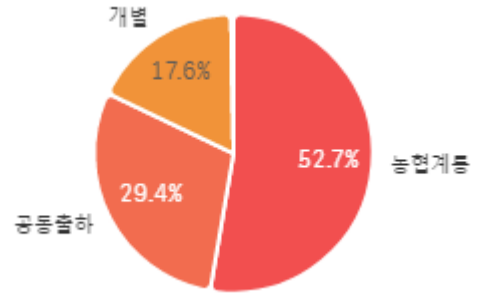


구분	금주(A)	전주(B)	전월(C)	전년(D)	평년(E)	A/B	A/C	A/D	A/E
물량(톤)	2,147	2,014	1,873	1,855	1,973	106.6%	114.7%	115.8%	108.8%

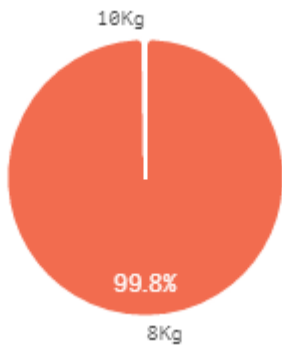
출하 품종별 거래물량 구성비



출하자별 거래물량 구성비



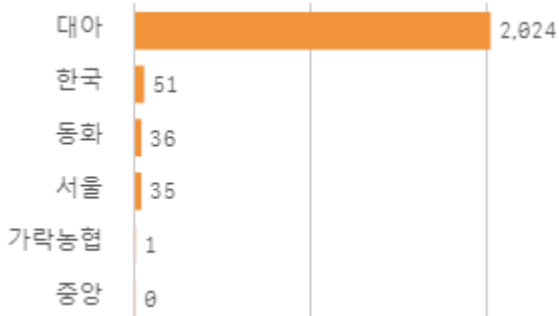
거래 단량별 물량 구성비



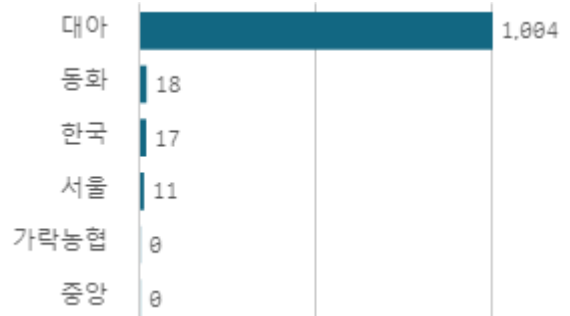
출하 품종별 거래금액 구성비



도매시장 법인별 거래물량(톤)

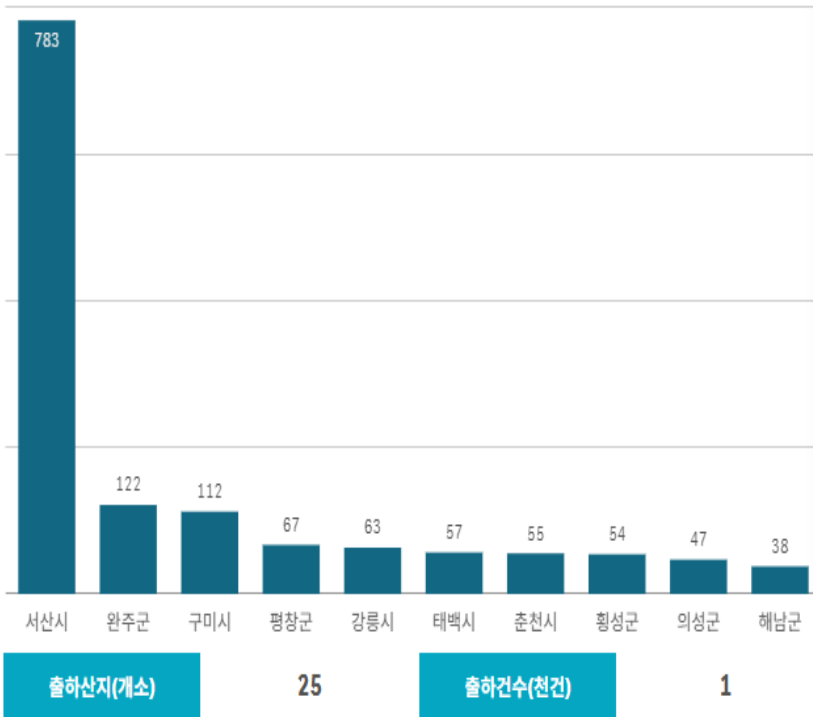


도매시장 법인별 거래금액(백만원)



양배추(8Kg)

산지별 거래물량(톤)

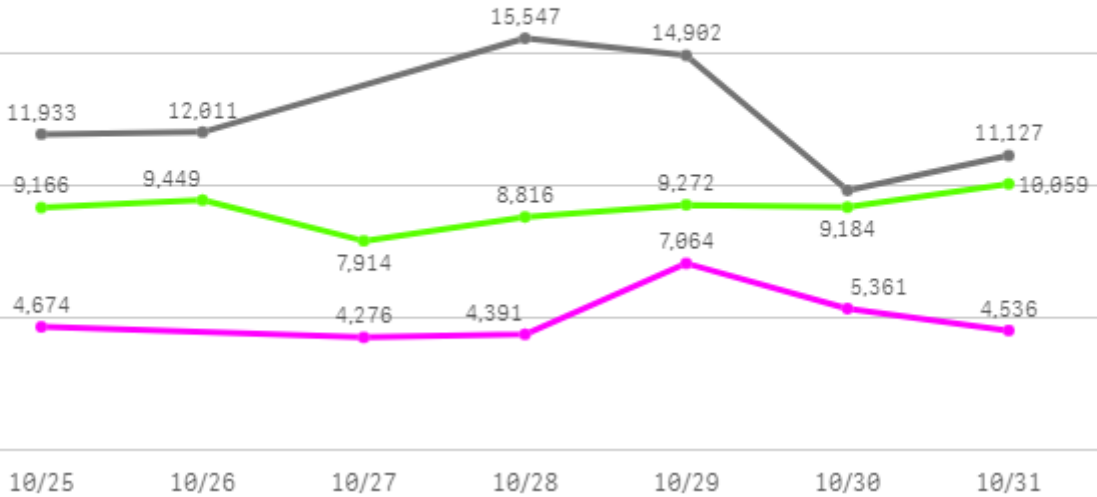


산지별 주출하 시군구



주간 도매가격(원)

◆ 2025 ● 2024 ◆ 평년



구분	금주(A)	전주(B)	전월(C)	전년(D)	평년(E)	A/B	A/C	A/D	A/E
가격(원)	5,050	4,067	5,335	12,556	7,796	124.2%	94.7%	40.2%	64.8%

※ 상품 가격 기준

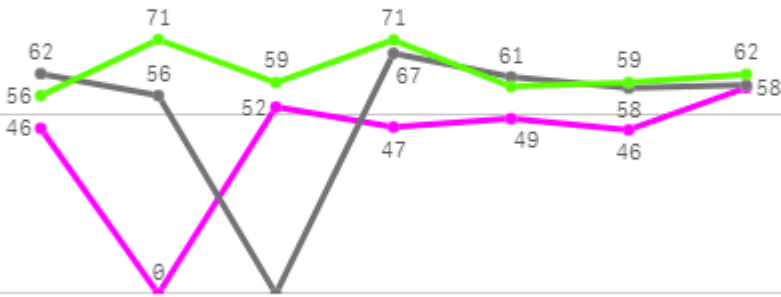
□ 양배추(8Kg) 주간 가격

구분	Q	품종	Q	단량	Q	특	상	보통	하
2025-10-25		양배추		8Kg		5,527	4,674	3,764	2,392
2025-10-27		양배추		8Kg		5,660	4,276	3,016	1,759
2025-10-28		양배추		8Kg		6,070	4,391	2,988	2,163
2025-10-29		양배추		8Kg		9,263	7,064	4,811	2,595
2025-10-30		양배추		8Kg		8,063	5,361	3,206	2,028
2025-10-31		양배추		8Kg		7,936	4,536	2,926	2,039
평균						7,087	5,050	3,452	2,163

시금치

주간 반입량(톤)

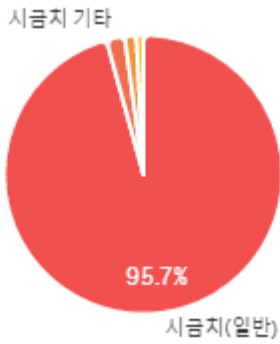
◆ 2025 ● 2024 ▲ 평년



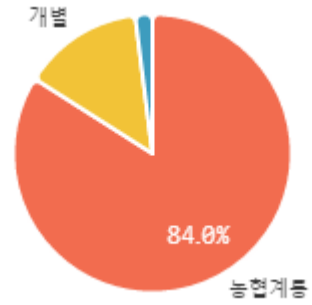
10/25 10/26 10/27 10/28 10/29 10/30 10/31

구분	금주(A)	전주(B)	전월(C)	전년(D)	평년(E)	A/B	A/C	A/D	A/E
물량(톤)	298	274	190	362	398	109.1%	157.3%	82.5%	74.9%

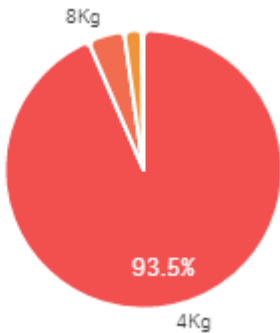
출하 품종별 거래물량 구성비



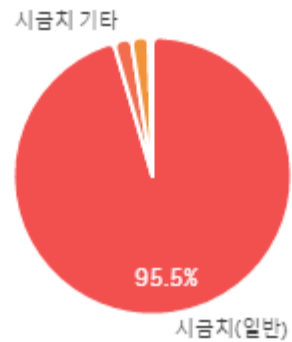
출하자별 거래물량 구성비



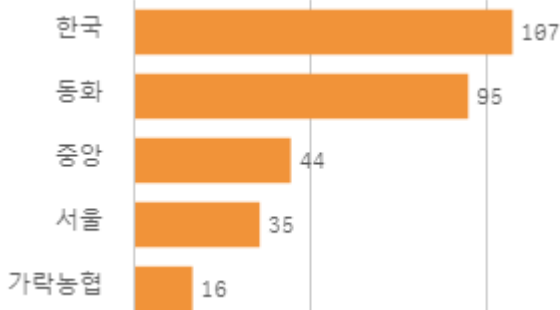
거래 단량별 물량 구성비



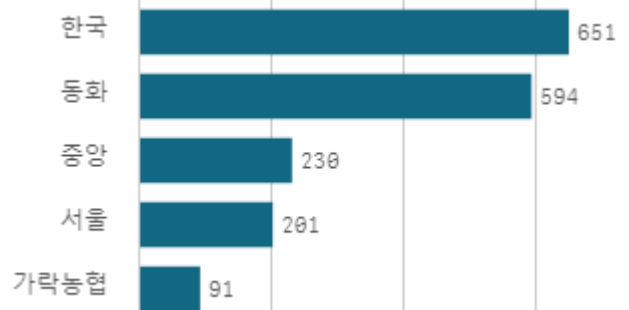
출하 품종별 거래금액 구성비



도매시장 법인별 거래물량(톤)

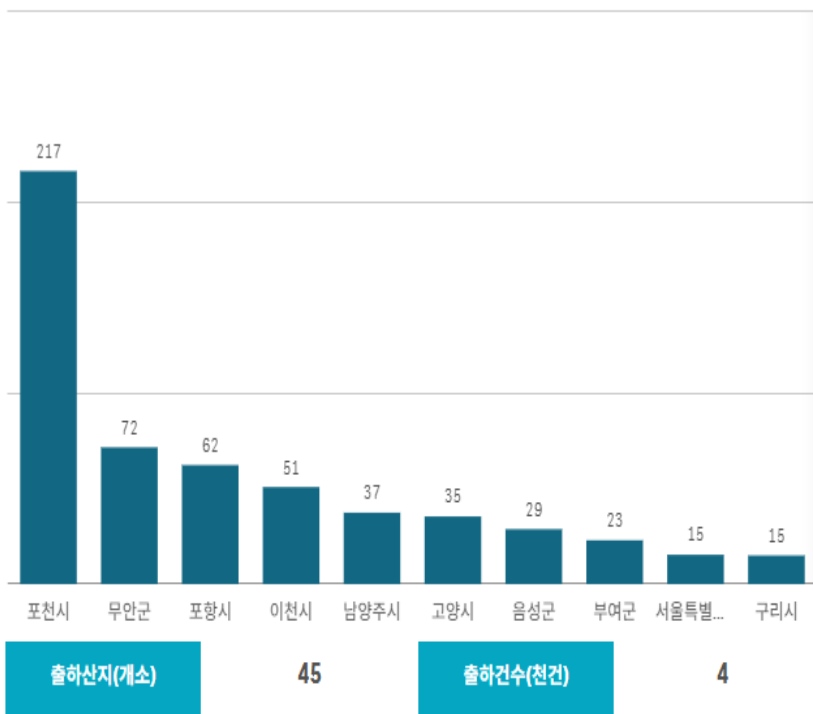


도매시장 법인별 거래금액(백만원)



시금치(4Kg)

산지별 거래물량(톤)

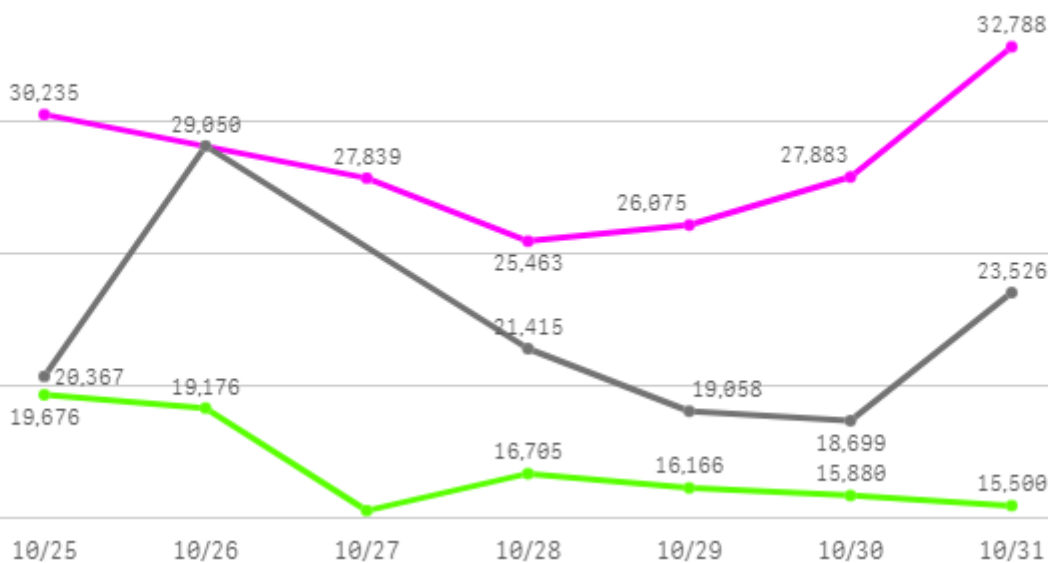


산지별 주출하 시군구



주간 도매가격(원)

◆ 2025 ● 2024 ◆ 평년



구분	금주(A)	전주(B)	전월(C)	전년(D)	평년(E)	A/B	A/C	A/D	A/E
가격(원)	28,381	29,923	38,395	22,019	20,489	94.8%	73.9%	128.9%	138.5%

※ 상품 가격 기준

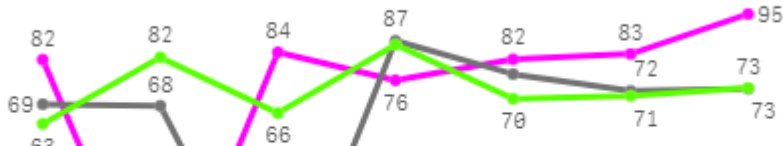
□ 시금치(4Kg) 주간 가격

구분	Q	품종	Q	단량	Q	특	상	보통	하
2025-10-25		시금치		4Kg		34,752	30,235	23,445	13,850
2025-10-27		시금치		4Kg		32,378	27,839	22,080	13,340
2025-10-28		시금치		4Kg		28,308	25,463	21,140	16,663
2025-10-29		시금치		4Kg		32,303	26,075	21,871	18,469
2025-10-30		시금치		4Kg		32,595	27,883	23,814	18,847
2025-10-31		시금치		4Kg		38,230	32,788	25,756	18,458
평균						33,094	28,381	23,018	16,605

상추

주간 반입량(톤)

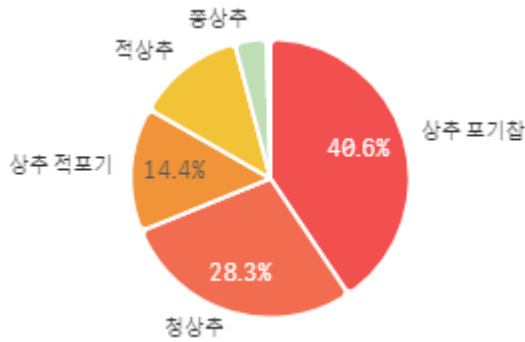
◆ 2025 ● 2024 ▲ 평년



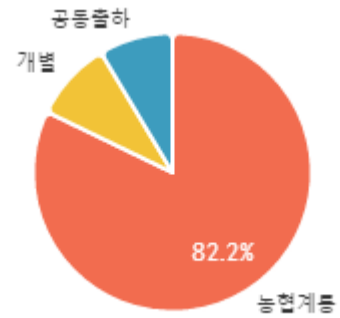
10/25 10/26 10/27 10/28 10/29 10/30 10/31

구분	금주(A)	전주(B)	전월(C)	전년(D)	평년(E)	A/B	A/C	A/D	A/E
물량(톤)	502	433	364	447	502	116.0%	138.0%	112.3%	100.0%

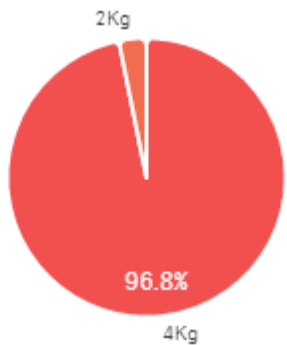
출하 품종별 거래물량 구성비



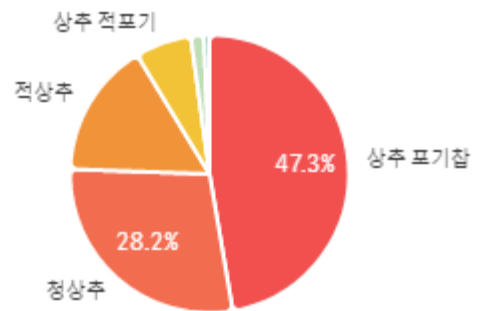
출하자별 거래물량 구성비



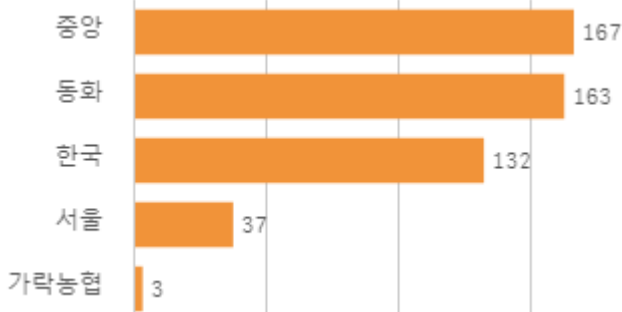
거래 단량별 물량 구성비



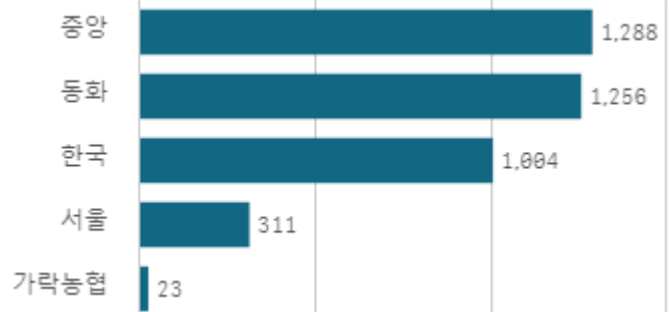
출하 품종별 거래금액 구성비



도매시장 법인별 거래물량(톤)

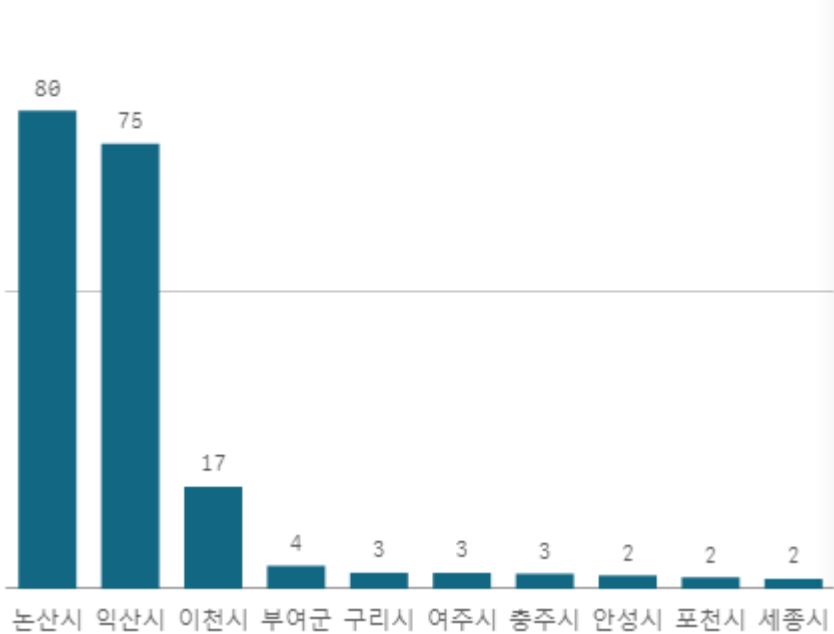


도매시장 법인별 거래금액(백만원)



상추 포기잡(4Kg)

산지별 거래물량(톤)



출하산지(개소)

30

출하건수(천건)

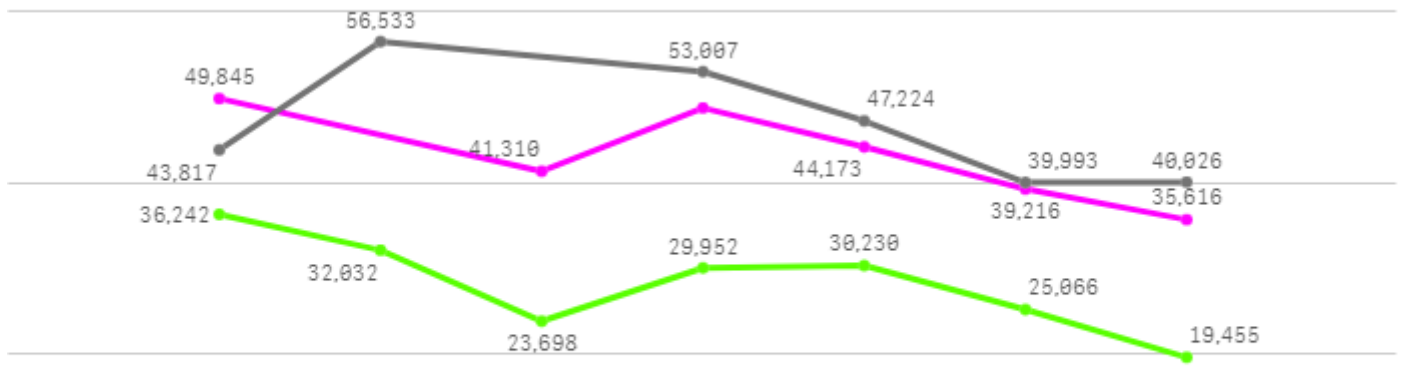
2

산지별 주출하 시군구



주간 도매가격(원)

◆ 2025 ● 2024 ◆ 평년



10/25 10/26 10/27 10/28 10/29 10/30 10/31

구분	금주(A)	전주(B)	전월(C)	전년(D)	평년(E)	A/B	A/C	A/D	A/E
가격(원)	43,150	43,697	54,569	46,767	35,052	98.7%	79.1%	92.3%	123.1%

※ 상품 가격 기준

□ 상추 포기잡(4Kg) 주간 가격

구분	Q	품종	Q	단량	Q	특	상	보통	하
2025-10-25		상추 포기잡		4Kg		-	49,845	43,778	35,638
2025-10-27		상추 포기잡		4Kg		-	41,310	35,400	26,819
2025-10-28		상추 포기잡		4Kg		-	48,737	44,856	35,160
2025-10-29		상추 포기잡		4Kg		-	44,173	39,437	31,862
2025-10-30		상추 포기잡		4Kg		-	39,216	34,558	28,549
2025-10-31		상추 포기잡		4Kg		-	35,616	31,620	26,119
평균						-	43,150	38,275	30,691

부추

주간 반입량(톤)

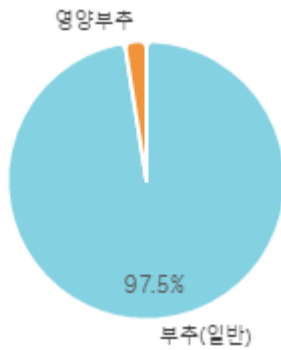
◆ 2025 ● 2024 ▲ 평년



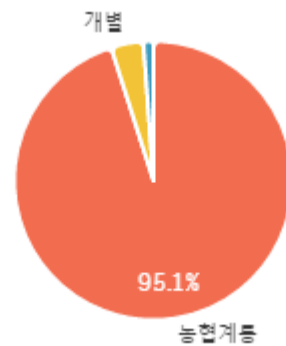
10/25 10/26 10/27 10/28 10/29 10/30 10/31

구분	금주(A)	전주(B)	전월(C)	전년(D)	평년(E)	A/B	A/C	A/D	A/E
물량(톤)	364	354	395	388	360	102.8%	92.1%	93.8%	101.0%

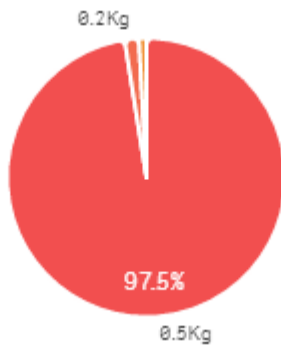
출하 품종별 거래물량 구성비



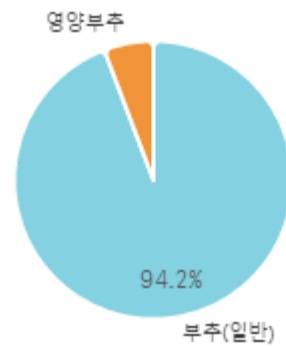
출하자별 거래물량 구성비



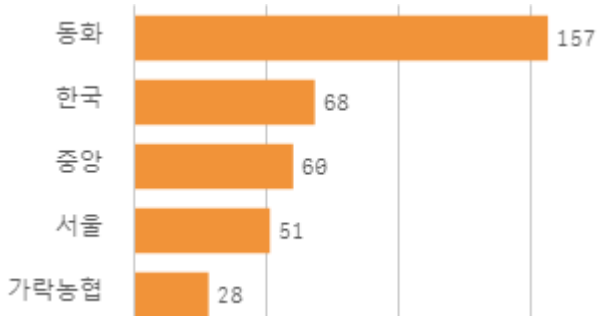
거래 단량별 물량 구성비



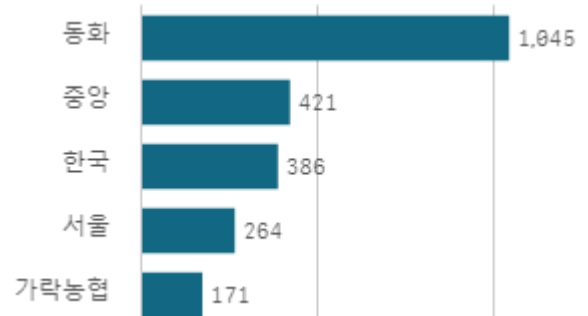
출하 품종별 거래금액 구성비



도매시장 법인별 거래물량(톤)

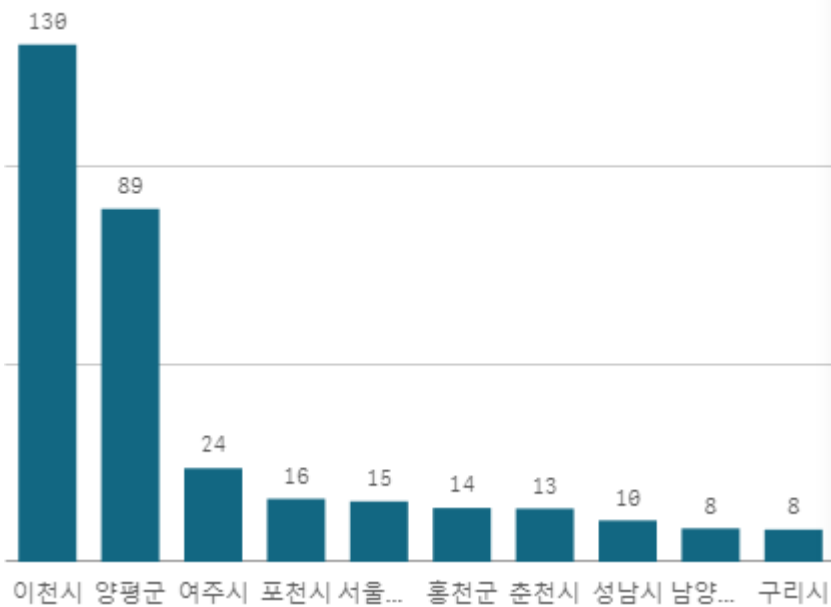


도매시장 법인별 거래금액(백만원)



부추(일반) (0.5Kg)

산지별 거래물량(톤)



출하산지(개소)

25

출하건수(천건)

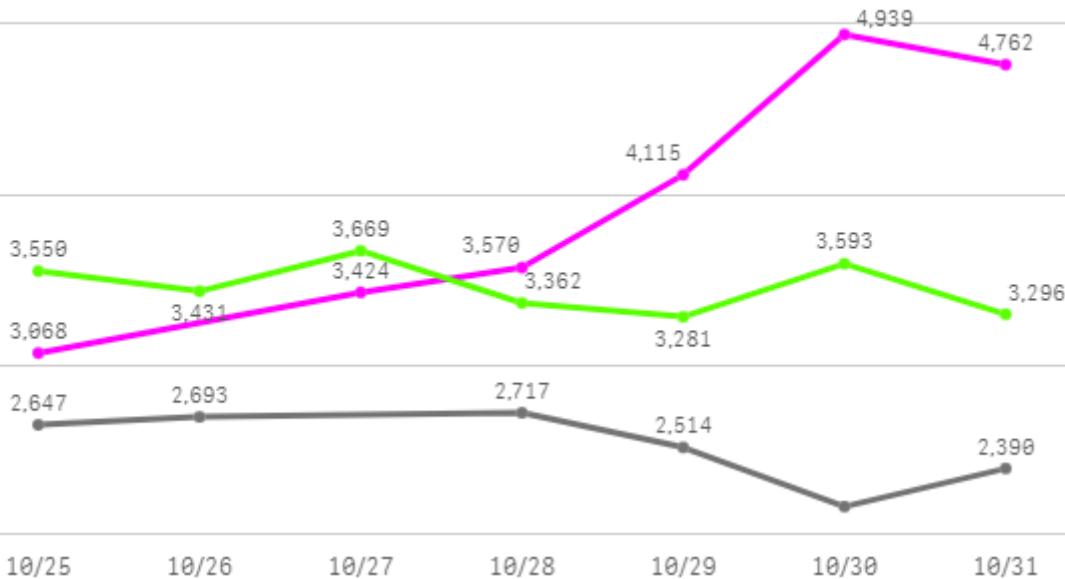
2

산지별 주출하 시군구



주간 도매가격(원)

◆ 2025 ● 2024 ◆ 평년



구분	금주(A)	전주(B)	전월(C)	전년(D)	평년(E)	A/B	A/C	A/D	A/E
가격(원)	3,980	2,975	1,626	2,521	3,678	133.8%	244.8%	157.9%	108.2%

※ 상품 가격 기준

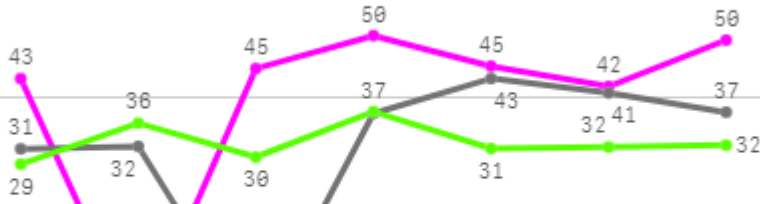
□ 부추(일반)(0.5Kg) 주간 가격

구분	Q	품종	Q	단량	Q	특	상	보통	하
2025-10-25		부추(일반)		0.5Kg		-	3,068	2,396	1,697
2025-10-27		부추(일반)		0.5Kg		-	3,424	2,743	2,135
2025-10-28		부추(일반)		0.5Kg		-	3,570	2,840	2,202
2025-10-29		부추(일반)		0.5Kg		-	4,115	3,258	2,414
2025-10-30		부추(일반)		0.5Kg		-	4,939	4,165	3,118
2025-10-31		부추(일반)		0.5Kg		-	4,762	3,916	2,833
평균						-	3,980	3,220	2,400

미나리

주간 반입량(톤)

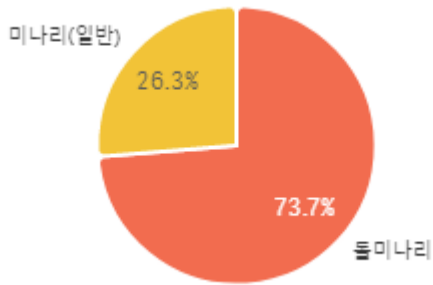
◆ 2025 ● 2024 ▲ 평년



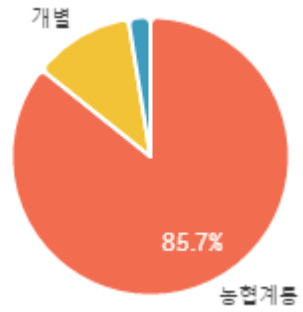
10/25 10/26 10/27 10/28 10/29 10/30 10/31

구분	금주(A)	전주(B)	전월(C)	전년(D)	평년(E)	A/B	A/C	A/D	A/E
물량(톤)	275	212	197	222	234	129.4%	139.3%	124.0%	117.4%

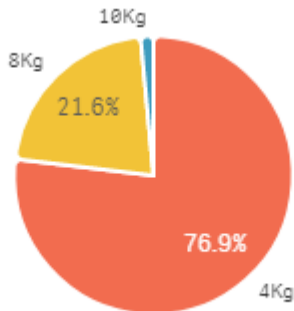
출하 품종별 거래물량 구성비



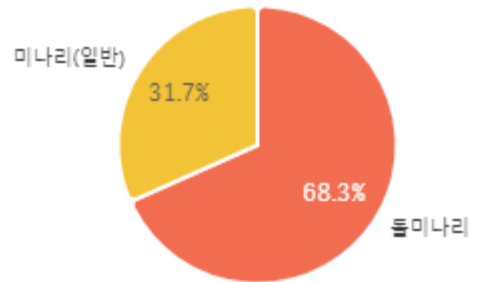
출하자별 거래물량 구성비



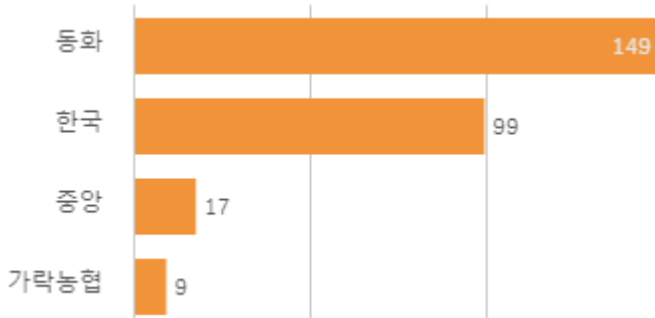
거래 단량별 물량 구성비



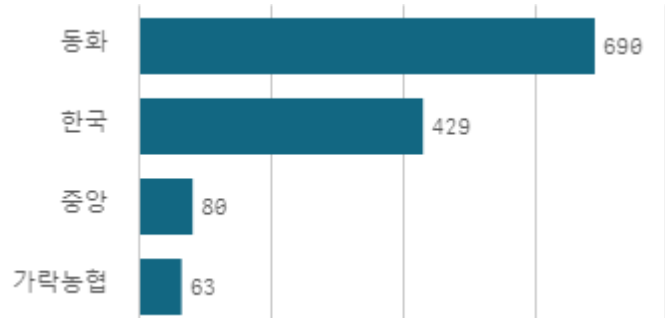
출하 품종별 거래금액 구성비



도매시장 법인별 거래물량(톤)

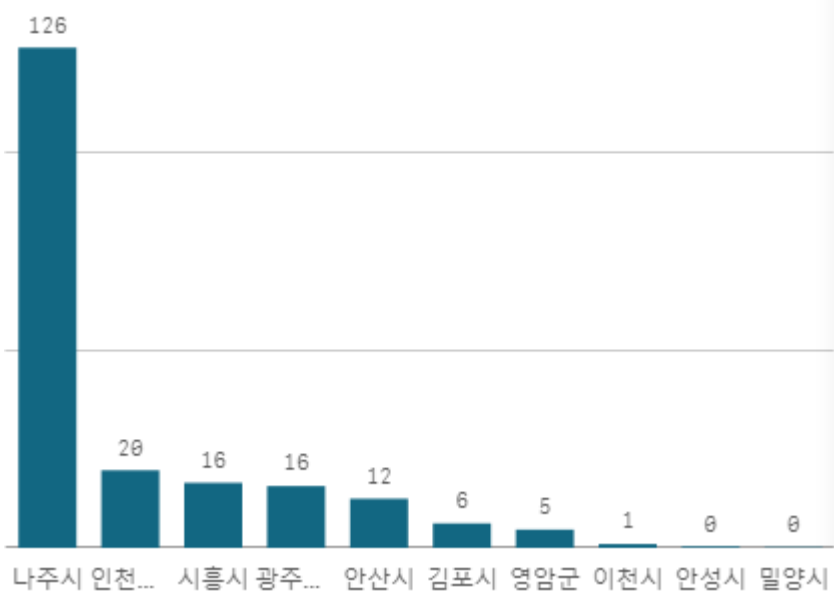


도매시장 법인별 거래금액(백만원)



돌미나리(4Kg)

산지별 거래물량(톤)



출하산지(개소)

12

출하건수(천건)

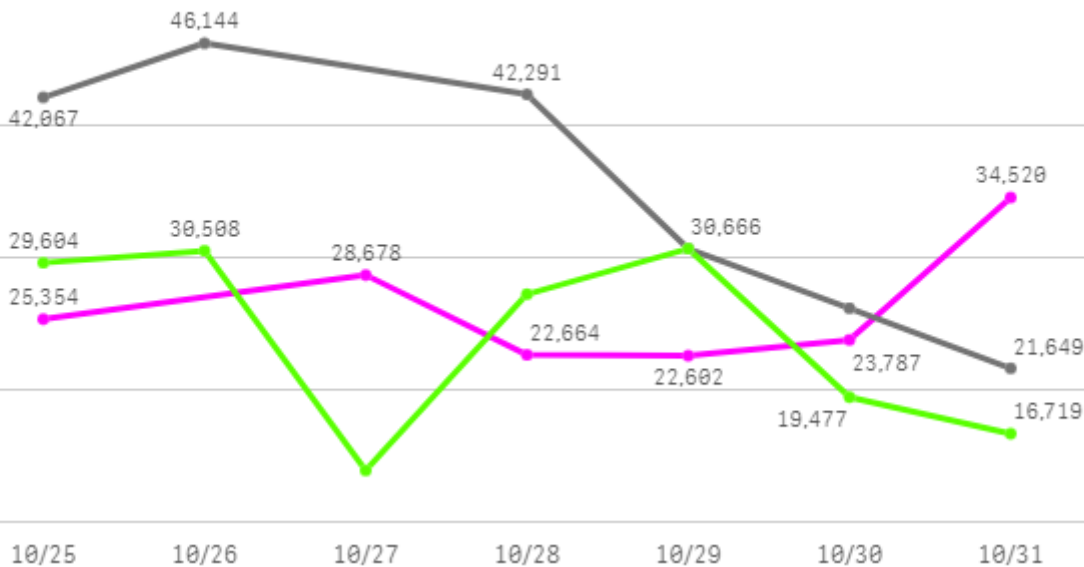
1

산지별 주출하 시군구



주간 도매가격(원)

◆ 2025 ● 2024 ◆ 평년



구분	금주(A)	전주(B)	전월(C)	전년(D)	평년(E)	A/B	A/C	A/D	A/E
가격(원)	26,268	33,756	37,217	34,831	24,961	77.8%	70.6%	75.4%	105.2%

※ 상품 가격 기준

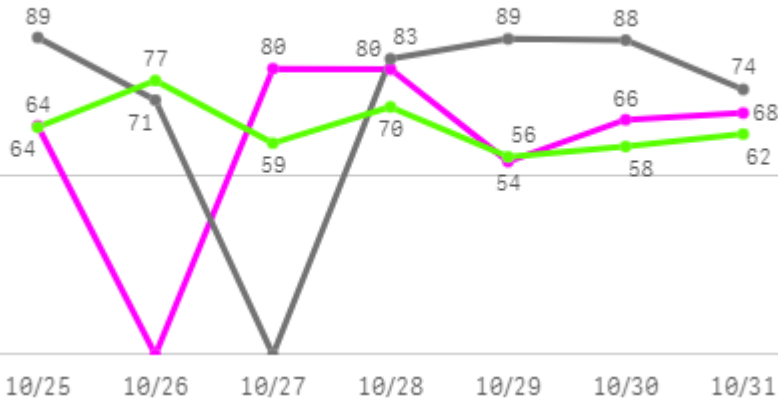
□ 돌미나리(4Kg) 주간 가격

구분	Q	품종	Q	단량	Q	특	상	보통	하
2025-10-25		돌미나리		4Kg		-	25,354	17,877	9,268
2025-10-27		돌미나리		4Kg		-	28,678	21,676	11,120
2025-10-28		돌미나리		4Kg		-	22,664	16,161	7,477
2025-10-29		돌미나리		4Kg		-	22,602	15,730	7,295
2025-10-30		돌미나리		4Kg		-	23,787	16,165	8,531
2025-10-31		돌미나리		4Kg		-	34,520	28,060	15,835
평균						-	26,268	19,278	9,921

열무

주간 반입량(톤)

◆ 2025 ● 2024 ▲ 평년

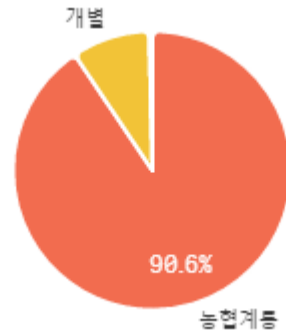


구분	금주(A)	전주(B)	전월(C)	전년(D)	평년(E)	A/B	A/C	A/D	A/E
물량(톤)	412	469	454	495	429	87.9%	90.9%	83.4%	96.2%

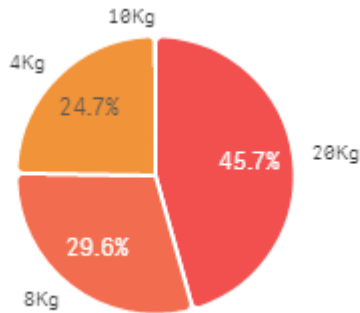
출하 품종별 거래물량 구성비



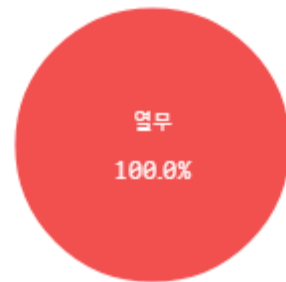
출하자별 거래물량 구성비



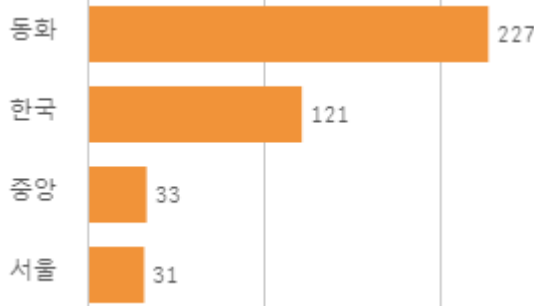
거래 단량별 물량 구성비



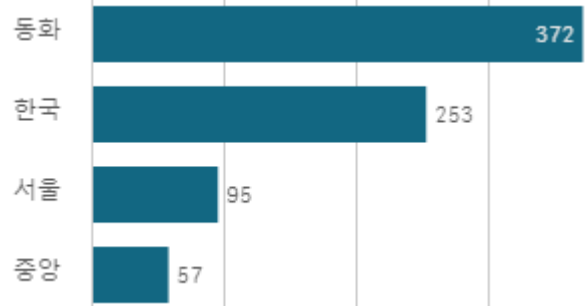
출하 품종별 거래금액 구성비



도매시장 법인별 거래물량(톤)

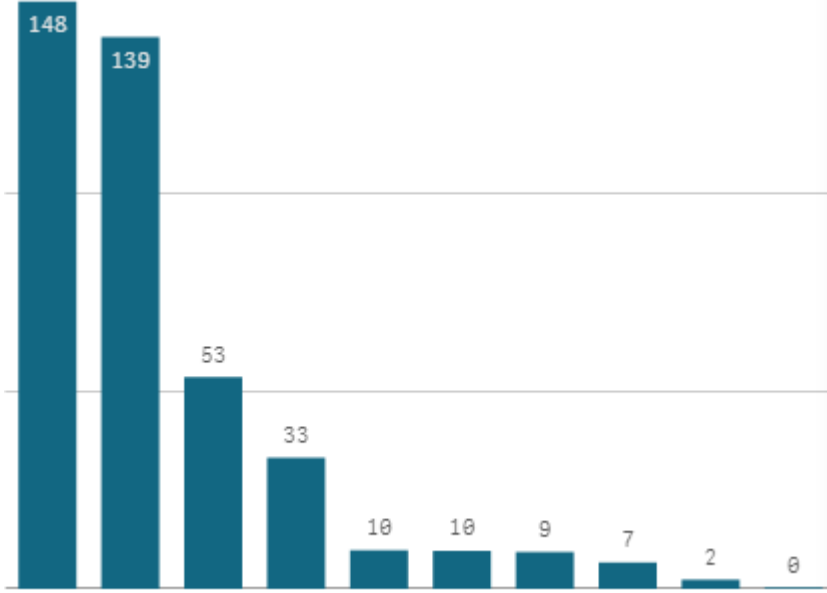


도매시장 법인별 거래금액(백만원)



열무(4Kg)

산지별 거래물량(톤)



출하산지(개소)

13

출하건수(천건)

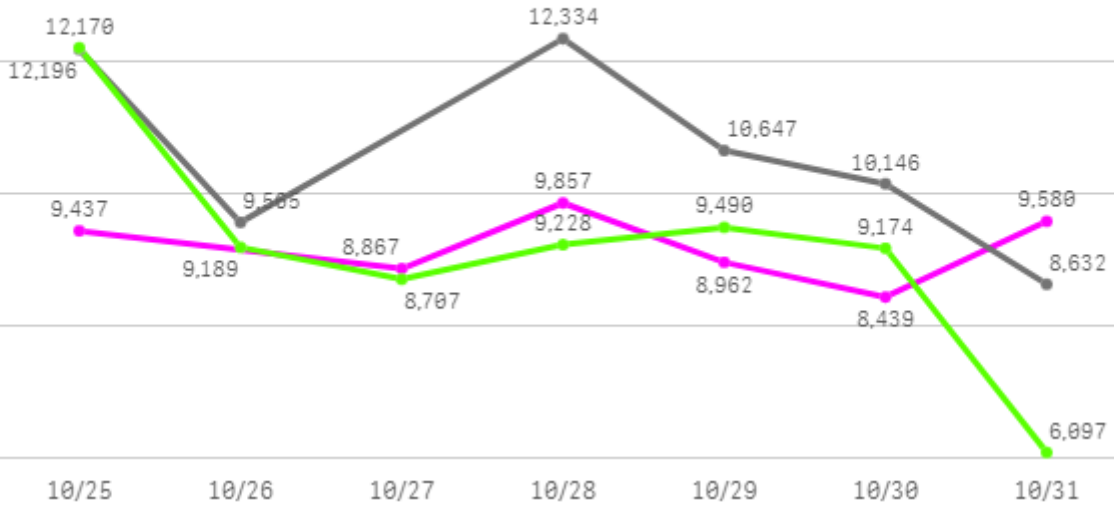
2

산지별 주출하 시군구



주간 도매가격(원)

◆ 2025 ● 2024 ◆ 평년



구분	금주(A)	전주(B)	전월(C)	전년(D)	평년(E)	A/B	A/C	A/D	A/E
가격(원)	9,190	14,177	10,442	10,582	10,106	64.8%	88.0%	86.8%	90.9%

※ 상품 가격 기준

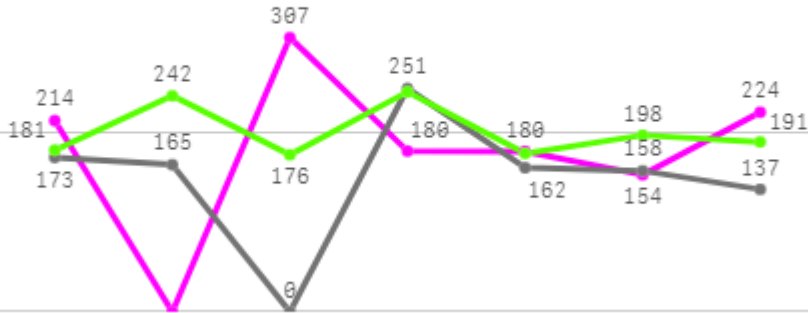
□ 열무(4Kg) 주간 가격

구분	Q	품종	Q	단량	Q	특	상	보통	하
2025-10-25		열무		4Kg		-	9,437	8,116	5,472
2025-10-27		열무		4Kg		-	8,867	7,562	5,180
2025-10-28		열무		4Kg		-	9,857	8,271	6,140
2025-10-29		열무		4Kg		-	8,962	8,136	7,052
2025-10-30		열무		4Kg		-	8,439	7,043	5,445
2025-10-31		열무		4Kg		-	9,580	7,504	5,629
평균						-	9,190	7,772	5,820

오이

주간 반입량(톤)

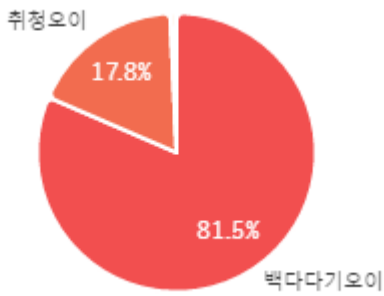
◆ 2025 ● 2024 ▲ 평년



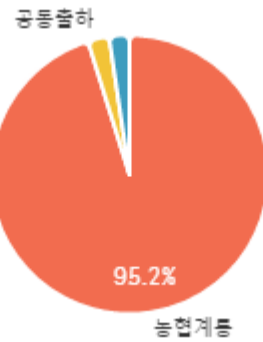
10/25 10/26 10/27 10/28 10/29 10/30 10/31

구분	금주(A)	전주(B)	전월(C)	전년(D)	평년(E)	A/B	A/C	A/D	A/E
물량(톤)	1,260	1,164	1,501	1,046	1,319	108.2%	83.9%	120.5%	95.5%

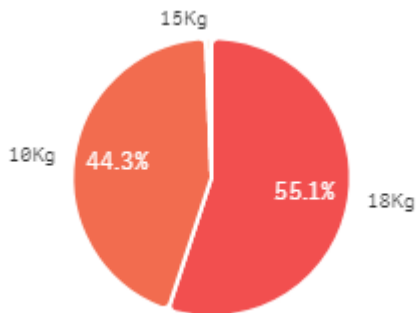
출하 품종별 거래물량 구성비



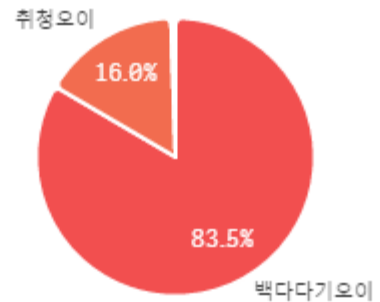
출하자별 거래물량 구성비



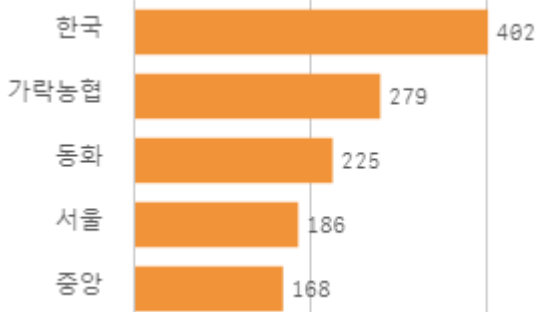
거래 단량별 물량 구성비



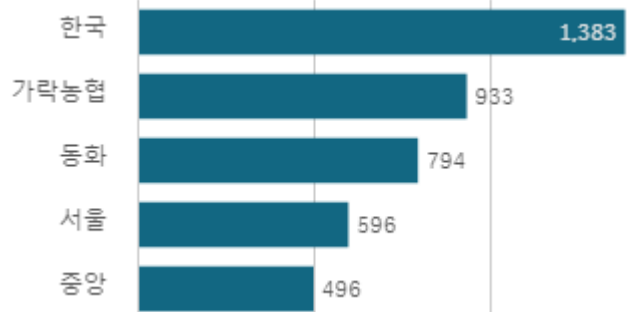
출하 품종별 거래금액 구성비



도매시장 법인별 거래물량(톤)

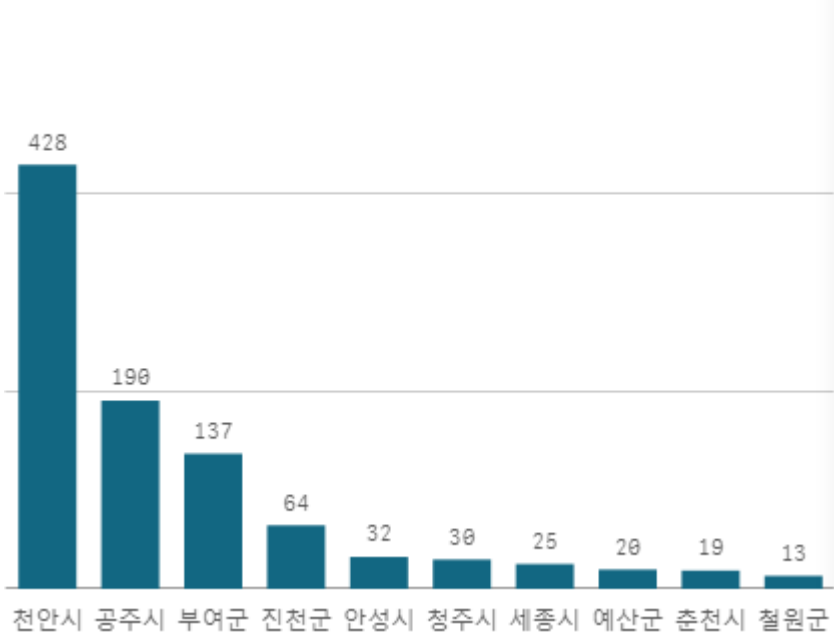


도매시장 법인별 거래금액(백만원)



백다다기오이(100개)

산지별 거래물량(톤)



출하산지(개소)

38

출하건수(천건)

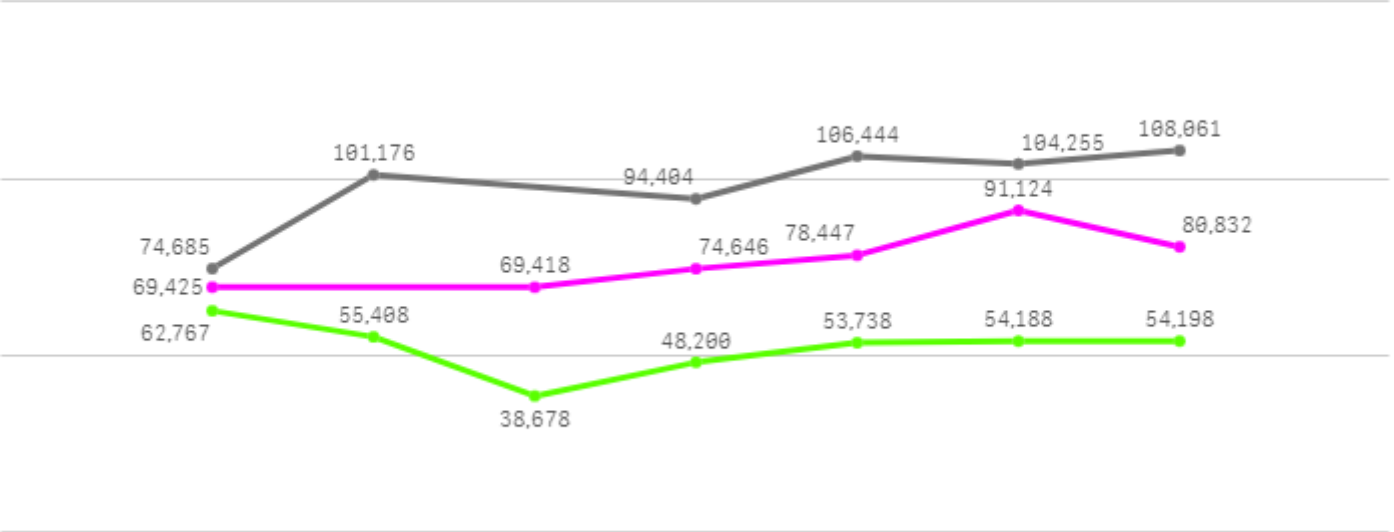
7

산지별 주출하 시군구



주간 도매가격(원)

◆ 2025 ● 2024 ◆ 평년



10/25 10/26 10/27 10/28 10/29 10/30 10/31

구분	금주(A)	전주(B)	전월(C)	전년(D)	평년(E)	A/B	A/C	A/D	A/E
가격(원)	77,315	91,350	85,914	98,171	63,371	84.6%	90.0%	78.8%	122.0%

※ 상품 가격 기준

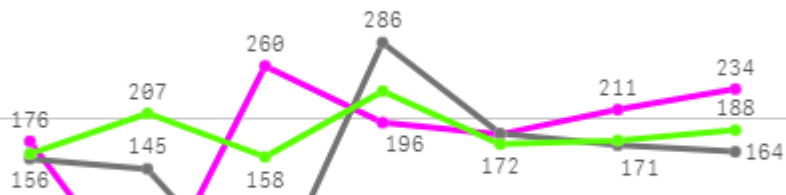
□ 백다다기오이(100개) 주간 가격

구분	Q	품종	Q	단량	Q	특	상	보통	하
2025-10-25		백다다기오이		100개		79,777	69,425	57,208	37,097
2025-10-27		백다다기오이		100개		78,636	69,418	58,151	37,956
2025-10-28		백다다기오이		100개		84,090	74,646	61,571	39,498
2025-10-29		백다다기오이		100개		86,912	78,447	64,128	44,581
2025-10-30		백다다기오이		100개		105,055	91,124	77,578	50,439
2025-10-31		백다다기오이		100개		90,586	80,832	67,032	46,071
평균						87,509	77,315	64,278	42,607

호박

주간 반입량(톤)

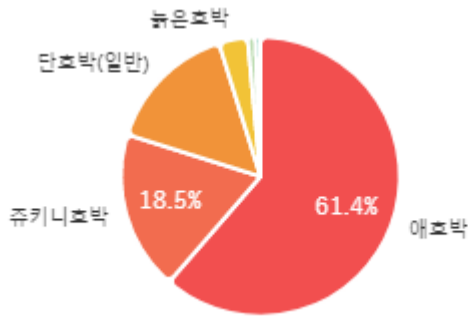
◆ 2025 ● 2024 ▲ 평년



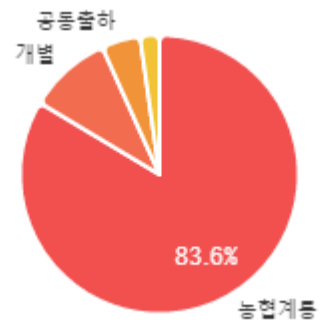
10/25 10/26 10/27 10/28 10/29 10/30 10/31

구분	금주(A)	전주(B)	전월(C)	전년(D)	평년(E)	A/B	A/C	A/D	A/E
물량(톤)	1,261	1,149	1,332	1,106	1,254	109.7%	94.7%	114.0%	100.6%

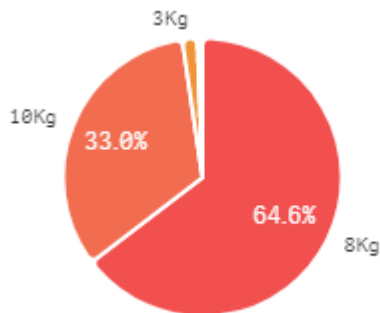
출하 품종별 거래물량 구성비



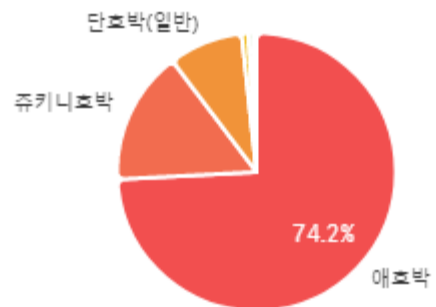
출하자별 거래물량 구성비



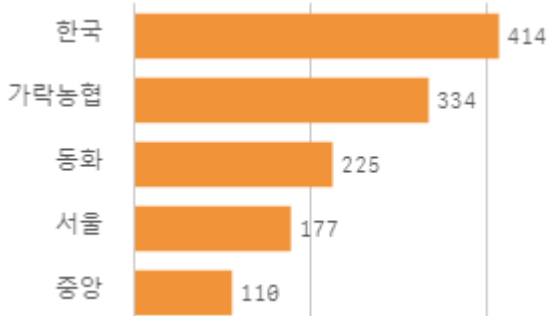
거래 단량별 물량 구성비



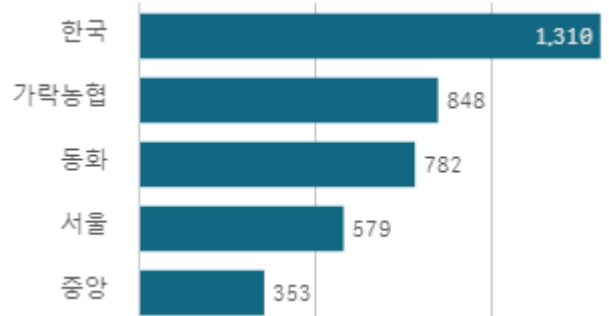
출하 품종별 거래금액 구성비



도매시장 법인별 거래물량(톤)

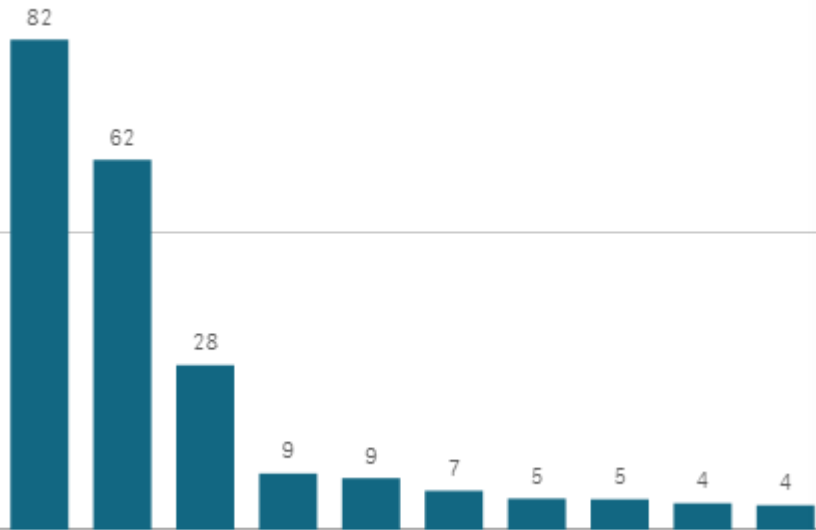


도매시장 법인별 거래금액(백만원)



쥬키니호박(10Kg)

산지별 거래물량(톤)



출하산지(개소)

20

출하건수(천건)

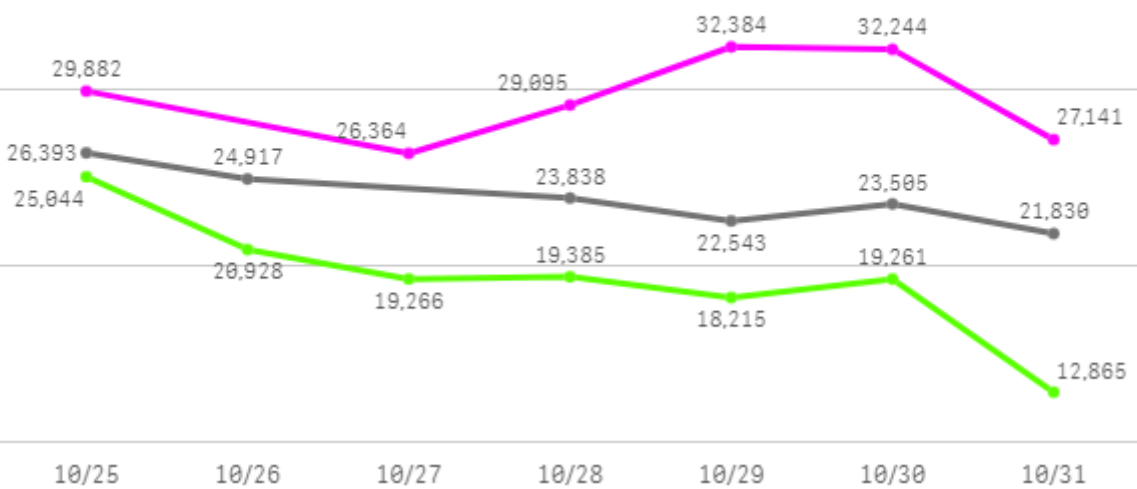
2

산지별 주출하 시군구



주간 도매가격(원)

◆ 2025 ● 2024 ◆ 평년



구분	금주(A)	전주(B)	전월(C)	전년(D)	평년(E)	A/B	A/C	A/D	A/E
가격(원)	29,518	25,149	19,791	23,838	24,112	117.4%	149.1%	123.8%	122.4%

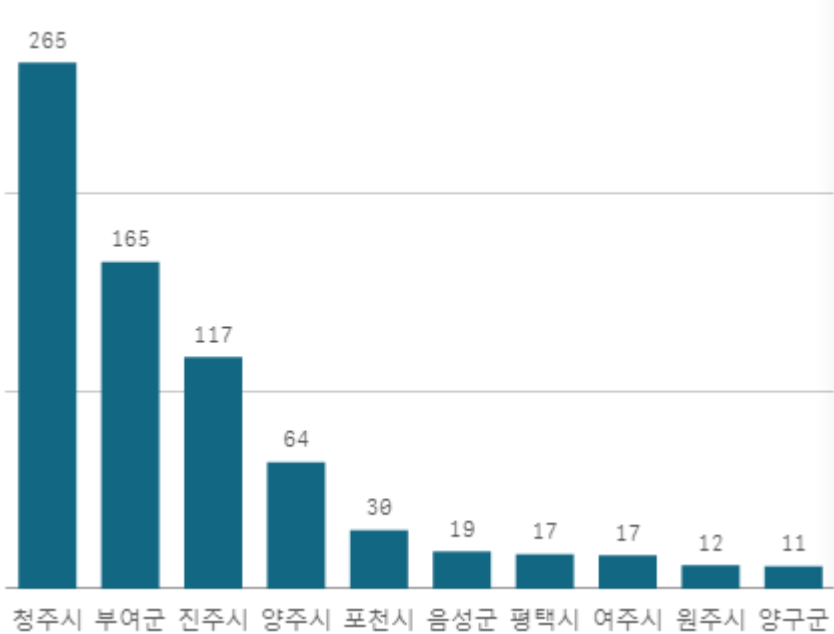
※ 상품 가격 기준

□ 쥬키니호박(10Kg) 주간 가격

구분	Q	품종	Q	단량	Q	특	상	보통	하
2025-10-25		쥬키니호박		10Kg		36,268	29,882	23,681	17,245
2025-10-27		쥬키니호박		10Kg		28,689	26,364	23,781	16,987
2025-10-28		쥬키니호박		10Kg		31,110	29,095	27,114	20,032
2025-10-29		쥬키니호박		10Kg		36,120	32,384	28,123	23,449
2025-10-30		쥬키니호박		10Kg		37,319	32,244	27,538	22,104
2025-10-31		쥬키니호박		10Kg		30,941	27,141	24,525	19,031
평균						33,408	29,518	25,794	19,808

애호박(20개)

산지별 거래물량(톤)



출하산지(개소)

28

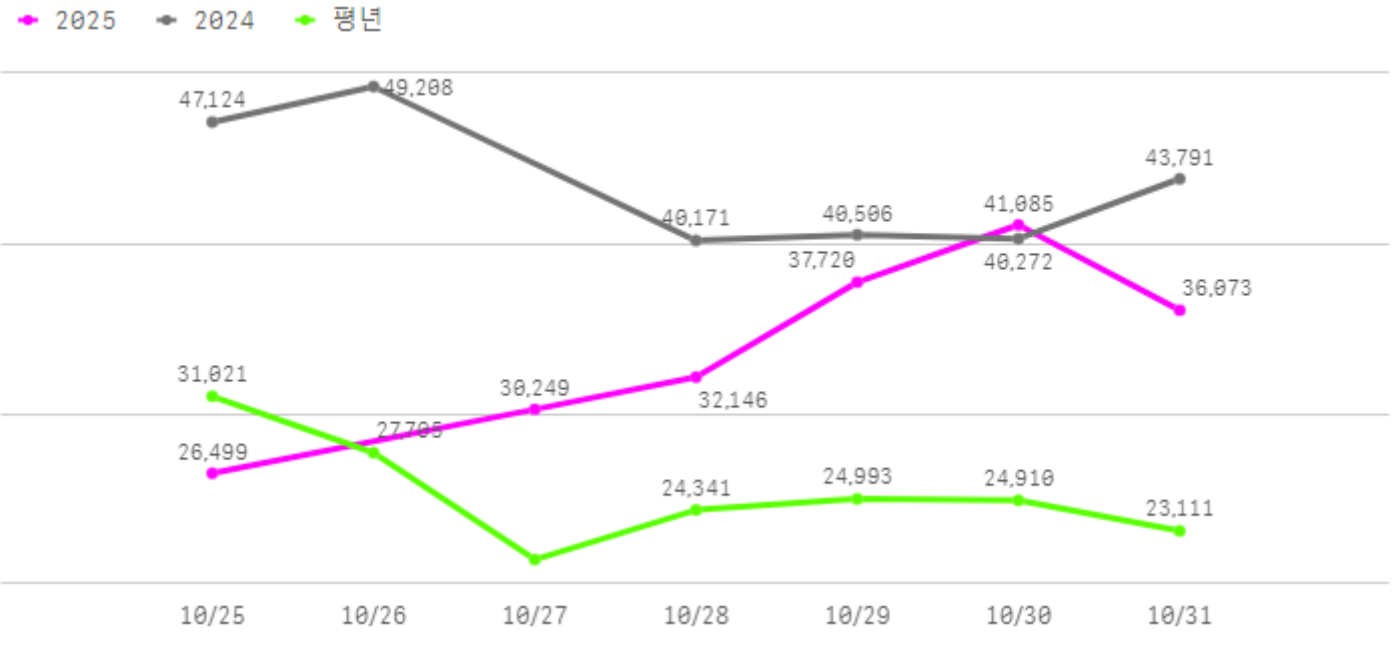
출하건수(천건)

6

산지별 주출하 시군구



주간 도매가격(원)



구분	금주(A)	전주(B)	전월(C)	전년(D)	평년(E)	A/B	A/C	A/D	A/E
가격(원)	33,962	27,075	30,201	43,512	29,609	125.4%	112.5%	78.1%	114.7%

※ 상품 가격 기준

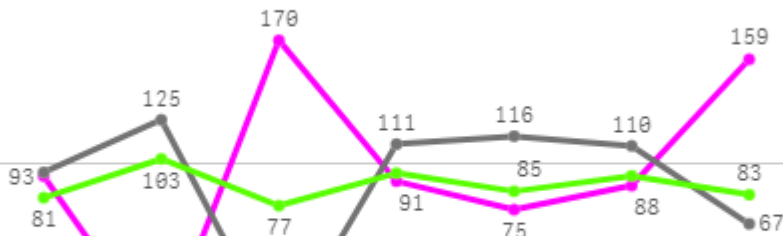
□ 애호박(20개) 주간 가격

구분	Q	품종	Q	단량	Q	특	상	보통	하
2025-10-25		애호박		20개		29,031	26,499	23,708	17,737
2025-10-27		애호박		20개		32,434	30,249	25,665	18,410
2025-10-28		애호박		20개		34,737	32,146	28,239	21,121
2025-10-29		애호박		20개		40,127	37,720	32,929	23,144
2025-10-30		애호박		20개		42,426	41,085	37,810	29,527
2025-10-31		애호박		20개		38,168	36,073	32,904	25,091
평균						36,154	33,962	30,209	22,505

토마토

주간 반입량(톤)

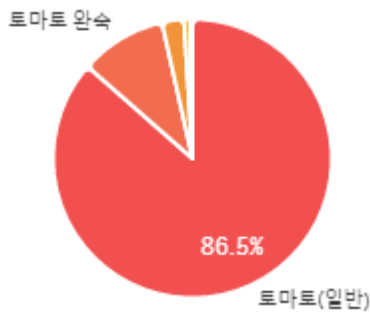
2025 (파란색 선) 2024 (회색 선) 평년 (녹색 선)



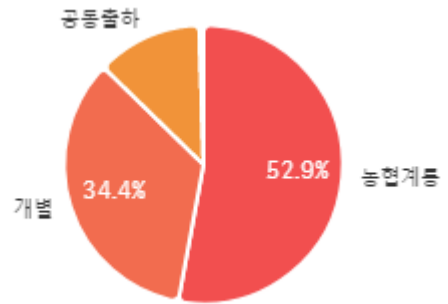
10/25 10/26 10/27 10/28 10/29 10/30 10/31

구분	금주(A)	전주(B)	전월(C)	전년(D)	평년(E)	A/B	A/C	A/D	A/E
물량(톤)	676	667	722	625	649	101.2%	93.6%	108.1%	104.0%

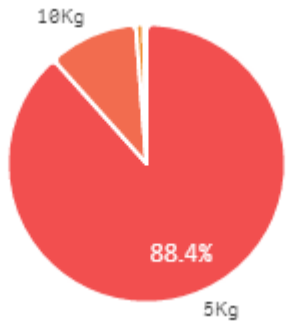
출하 품종별 거래물량 구성비



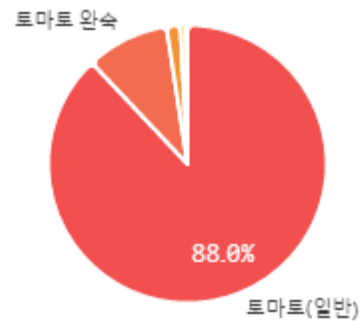
출하자별 거래물량 구성비



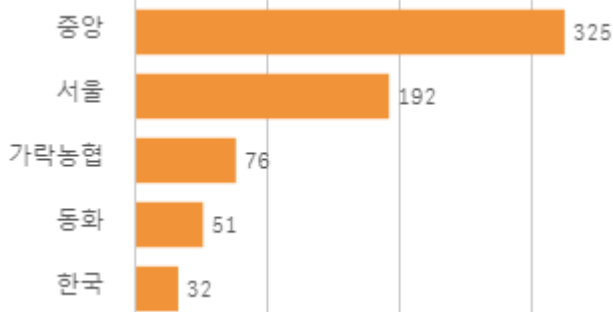
거래 단량별 물량 구성비



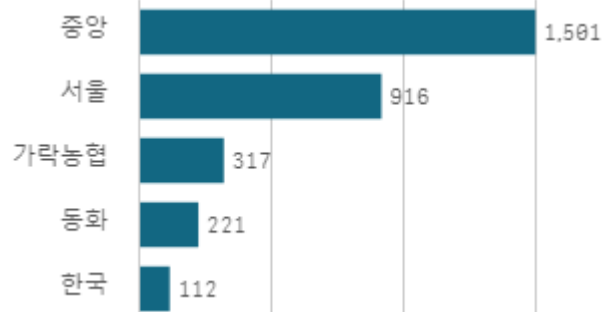
출하 품종별 거래금액 구성비



도매시장 법인별 거래물량(톤)

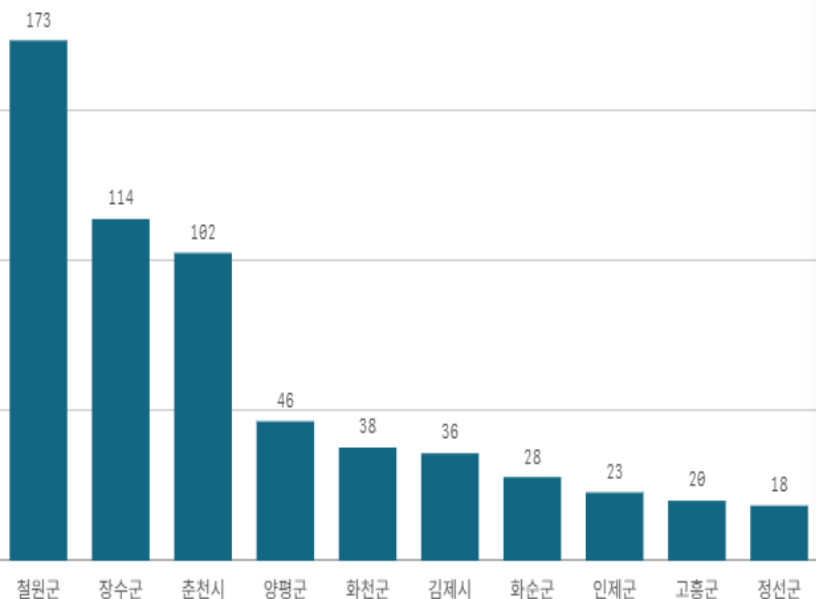


도매시장 법인별 거래금액(백만원)



토마토(5Kg)

산지별 거래물량(톤)



출하산지(개소)

50

출하건수(천건)

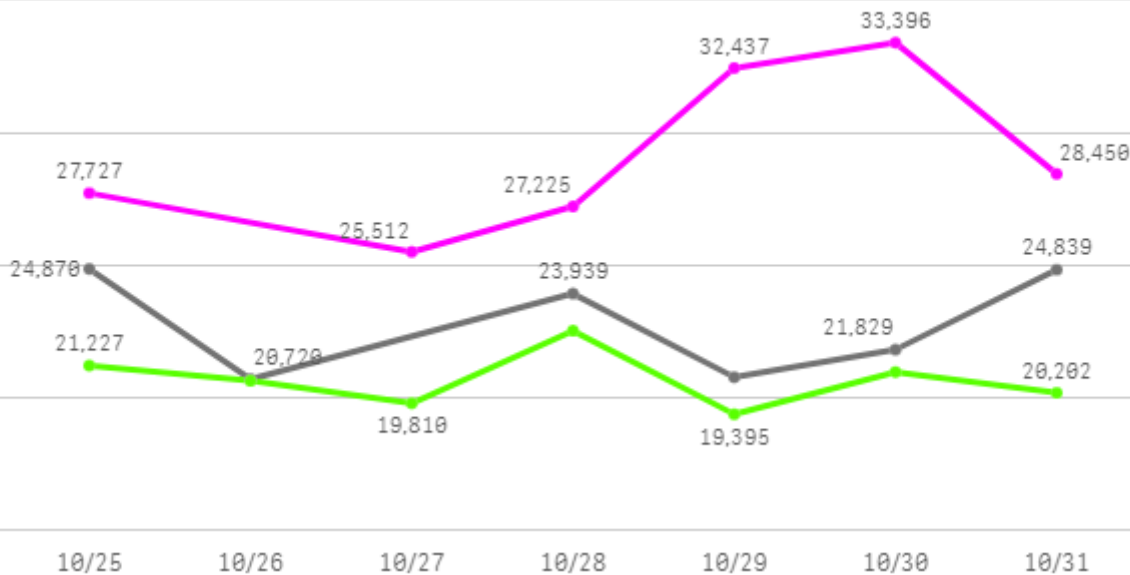
7

산지별 주출하 시군구



주간 도매가격(원)

◆ 2025 ● 2024 ◆ 평년



구분	금주(A)	전주(B)	전월(C)	전년(D)	평년(E)	A/B	A/C	A/D	A/E
가격(원)	29,125	24,506	23,097	22,831	22,480	118.8%	126.1%	127.6%	129.6%

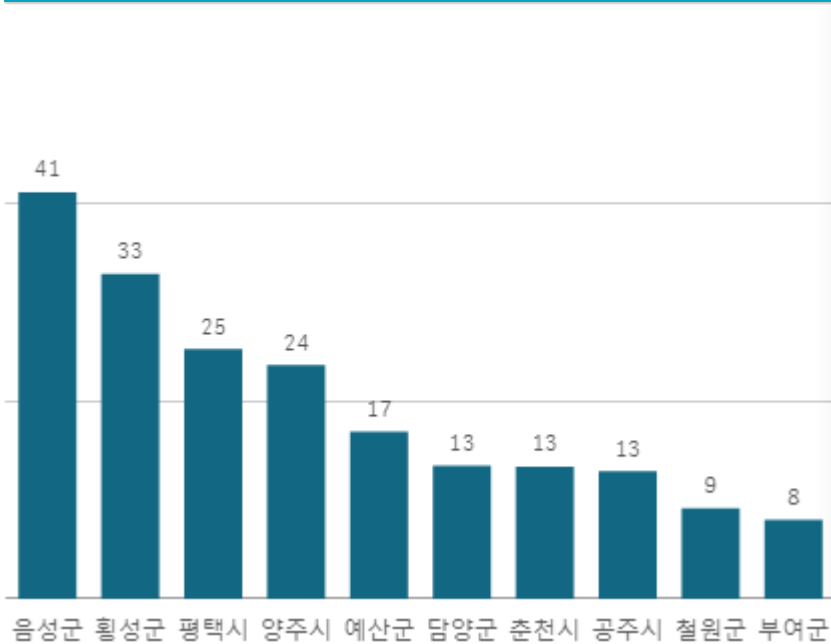
※ 상품 가격 기준

□ 토마토(5Kg) 주간 가격

구분	Q	품종	Q	단량	Q	특	상	보통	하
2025-10-25		토마토		5Kg		30,662	27,727	21,479	12,285
2025-10-27		토마토		5Kg		28,077	25,512	20,872	13,701
2025-10-28		토마토		5Kg		30,252	27,225	22,937	12,755
2025-10-29		토마토		5Kg		36,841	32,437	26,714	17,155
2025-10-30		토마토		5Kg		38,304	33,396	28,588	19,213
2025-10-31		토마토		5Kg		32,627	28,450	23,476	16,306
평균						32,794	29,125	24,011	15,236

대추방울토마토(3Kg)

산지별 거래물량(톤)



출하산지(개소)

38

출하건수(천건)

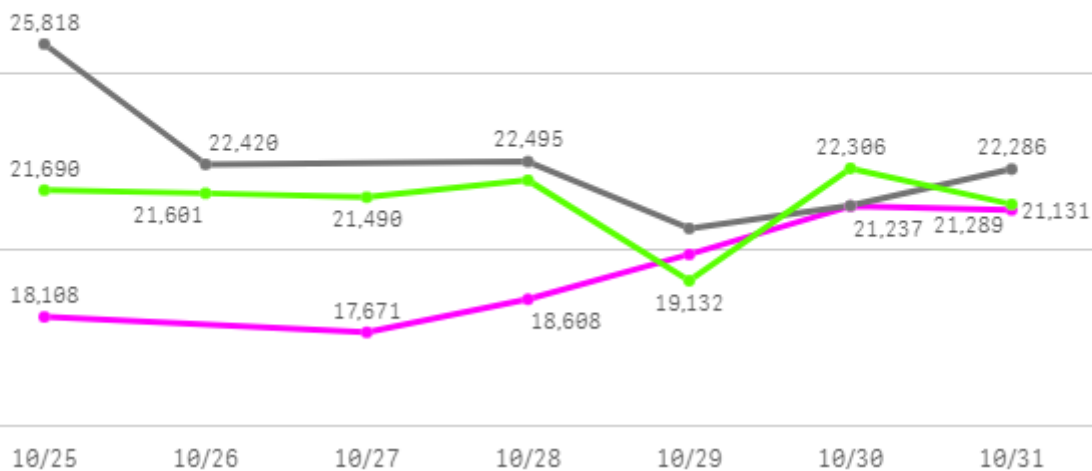
3

산지별 주출하 시군구



주간 도매가격(원)

◆ 2025 ● 2024 ◆ 평년



구분	금주(A)	전주(B)	전월(C)	전년(D)	평년(E)	A/B	A/C	A/D	A/E
가격(원)	19,438	16,557	19,196	22,479	20,903	117.4%	101.3%	86.5%	93.0%

※ 상품 가격 기준

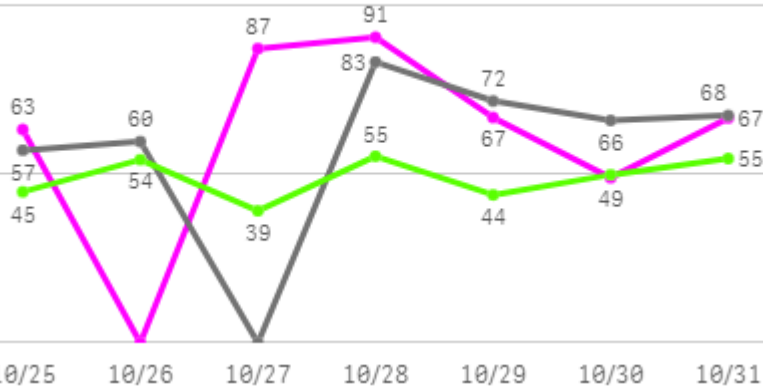
□ 대추방울토마토(3Kg) 주간 가격

구분	Q	품종	Q	단량	Q	특	상	보통	하
2025-10-25		대추방울토마토		3Kg		22,419	18,108	13,479	9,040
2025-10-27		대추방울토마토		3Kg		23,838	17,671	14,195	10,060
2025-10-28		대추방울토마토		3Kg		23,771	18,608	13,972	9,949
2025-10-29		대추방울토마토		3Kg		23,919	19,872	15,709	11,350
2025-10-30		대추방울토마토		3Kg		25,297	21,237	16,819	12,776
2025-10-31		대추방울토마토		3Kg		25,544	21,131	15,642	10,852
평균						24,131	19,438	14,969	10,671

가지

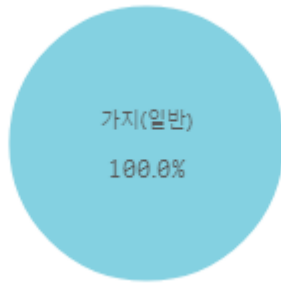
주간 반입량(톤)

◆ 2025 ● 2024 ▲ 평년

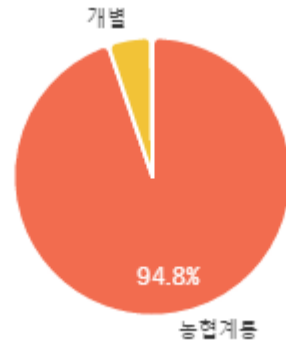


구분	금주(A)	전주(B)	전월(C)	전년(D)	평년(E)	A/B	A/C	A/D	A/E
물량(톤)	424	449	464	406	368	94.6%	91.4%	104.5%	115.2%

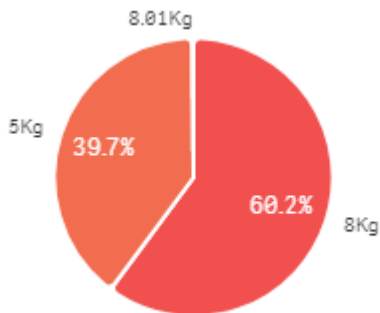
출하 품종별 거래물량 구성비



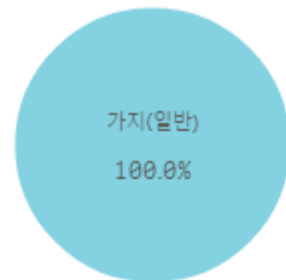
출하자별 거래물량 구성비



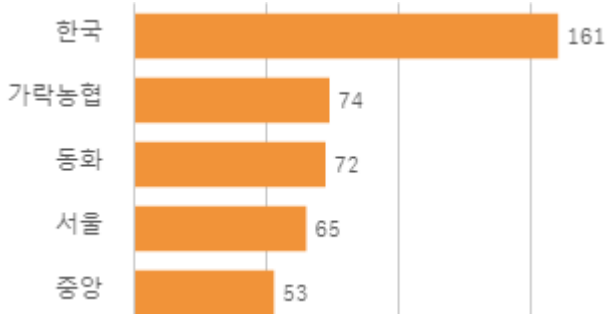
거래 단량별 물량 구성비



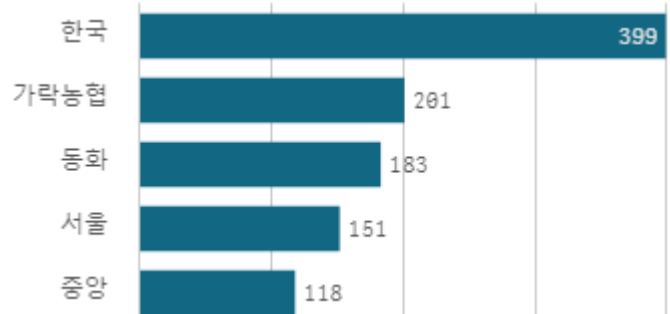
출하 품종별 거래금액 구성비



도매시장 법인별 거래물량(톤)

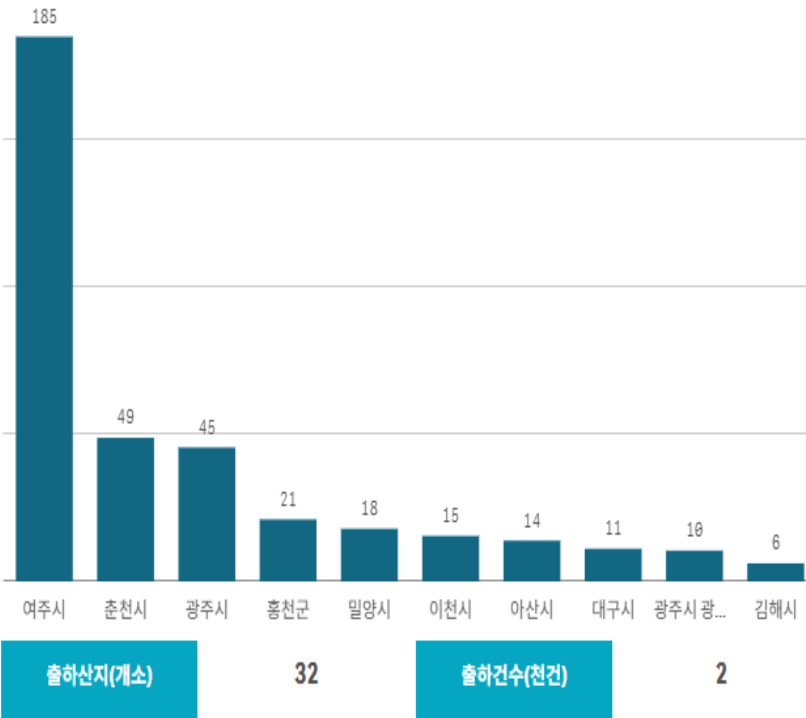


도매시장 법인별 거래금액(백만원)



가지(8Kg)

산지별 거래물량(톤)

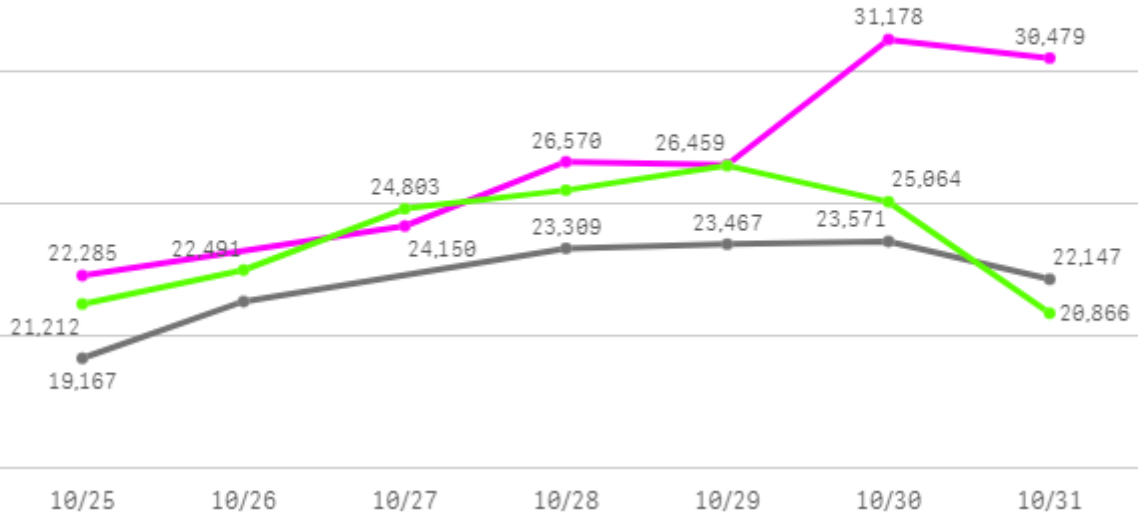


산지별 주출하 시군구



주간 도매가격(원)

◆ 2025 ● 2024 ◆ 평년



구분	금주(A)	전주(B)	전월(C)	전년(D)	평년(E)	A/B	A/C	A/D	A/E
가격(원)	26,854	21,276	19,263	22,161	24,295	126.2%	139.4%	121.2%	110.5%

※ 상품 가격 기준

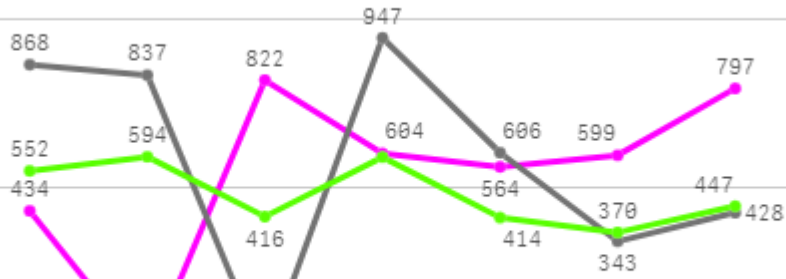
□ 가지(8Kg) 주간 가격

구분	Q	품종	Q	단량	Q	특	상	보통	하
2025-10-25		가지		8Kg		-	22,285	16,144	11,368
2025-10-27		가지		8Kg		-	24,150	15,956	10,396
2025-10-28		가지		8Kg		-	26,570	16,142	10,723
2025-10-29		가지		8Kg		-	26,459	15,276	7,869
2025-10-30		가지		8Kg		-	31,178	19,052	10,350
2025-10-31		가지		8Kg		-	30,479	20,436	8,804
평균						-	26,854	17,168	9,918

무

주간 반입량(톤)

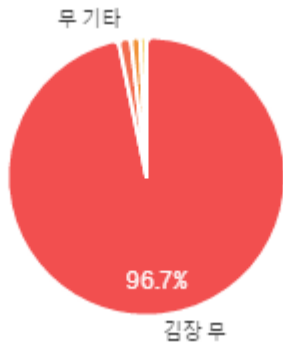
◆ 2025 ● 2024 ▲ 평년



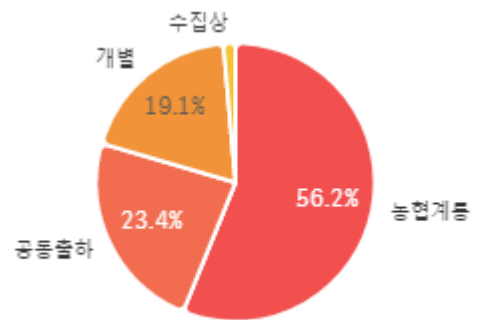
10/25 10/26 10/27 10/28 10/29 10/30 10/31

구분	금주(A)	전주(B)	전월(C)	전년(D)	평년(E)	A/B	A/C	A/D	A/E
물량(톤)	3,820	4,229	3,968	4,030	3,414	90.3%	96.3%	94.8%	111.9%

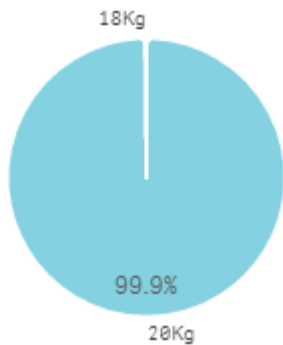
출하 품종별 거래물량 구성비



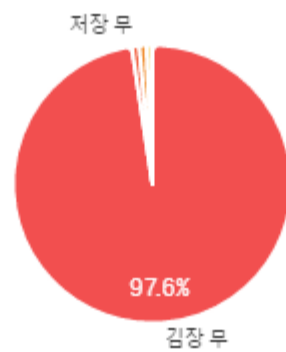
출하자별 거래물량 구성비



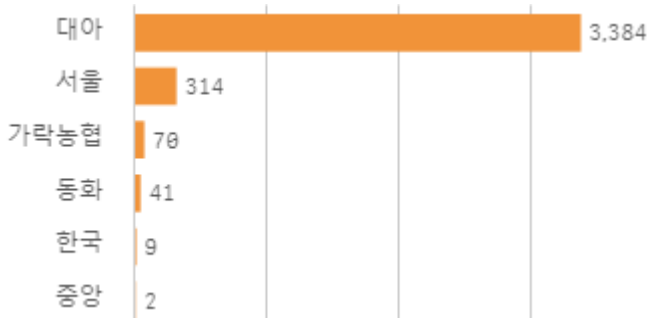
거래 단량별 물량 구성비



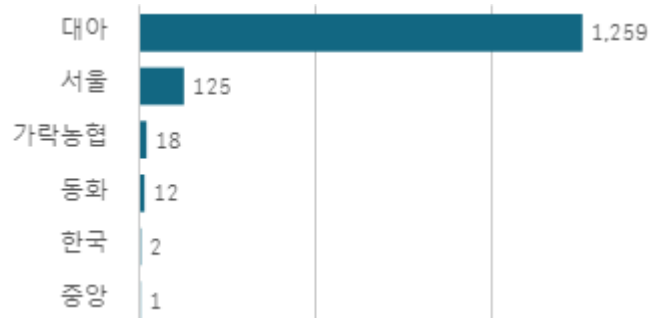
출하 품종별 거래금액 구성비



도매시장 법인별 거래물량(톤)

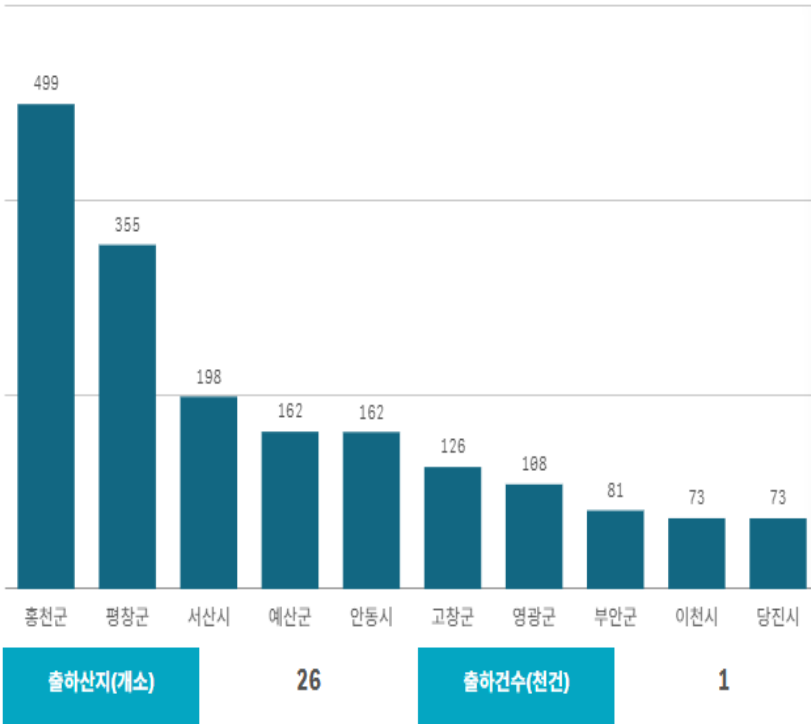


도매시장 법인별 거래금액(백만원)



무(20Kg)

산지별 거래물량(톤)

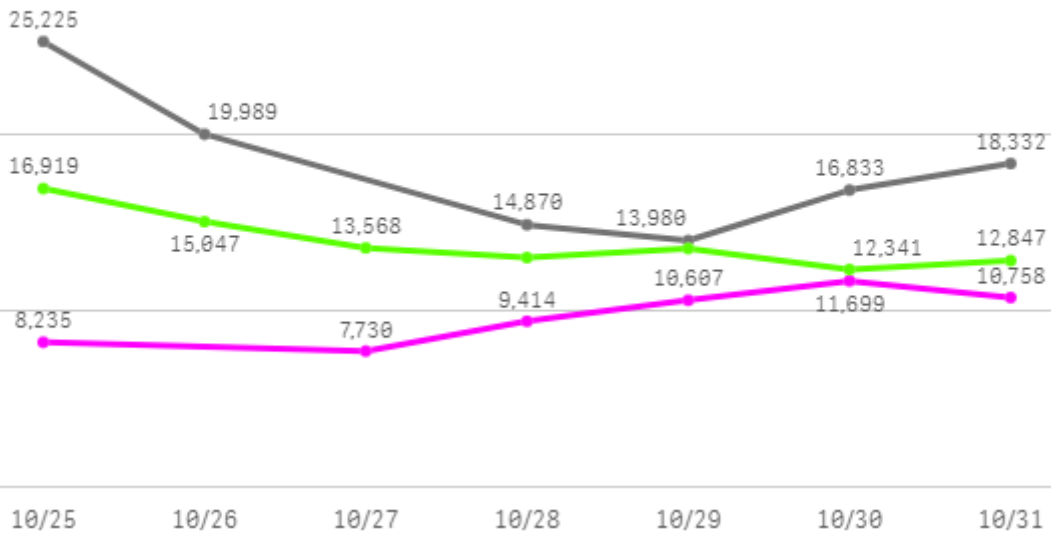


산지별 주출하 시군구



주간 도매가격(원)

◆ 2025 ● 2024 ◆ 평년



구분	금주(A)	전주(B)	전월(C)	전년(D)	평년(E)	A/B	A/C	A/D	A/E
가격(원)	9,741	8,984	9,523	18,205	13,724	108.4%	102.3%	53.5%	71.0%

※ 상품 가격 기준

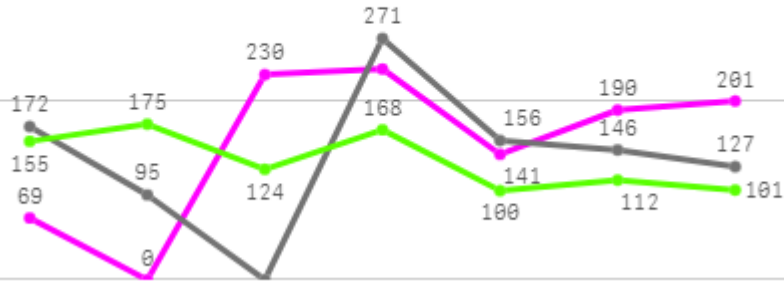
□ 무(20Kg) 주간 가격

구분	Q	품종	Q	단량	Q	특	상	보통	하
2025-10-25		무		20Kg		11,931	8,235	4,824	2,780
2025-10-27		무		20Kg		11,958	7,730	4,623	2,647
2025-10-28		무		20Kg		13,043	9,414	6,116	3,182
2025-10-29		무		20Kg		12,943	10,607	7,303	3,762
2025-10-30		무		20Kg		14,091	11,699	8,881	4,793
2025-10-31		무		20Kg		13,041	10,758	7,746	4,513
평균						12,835	9,741	6,582	3,613

당근

주간 반입량(톤)

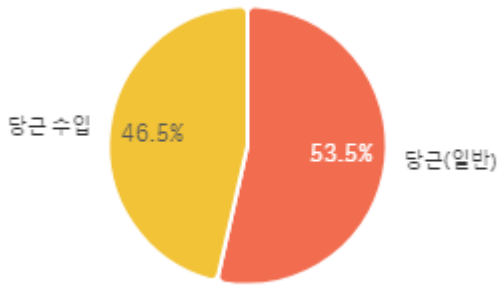
◆ 2025 ● 2024 ▲ 평년



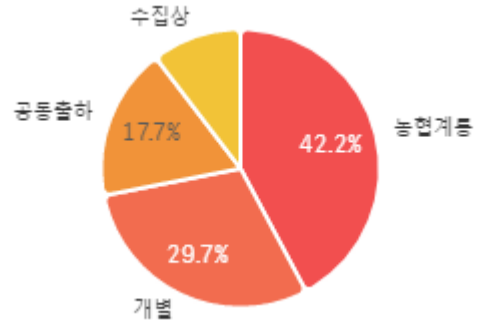
10/25 10/26 10/27 10/28 10/29 10/30 10/31

구분	금주(A)	전주(B)	전월(C)	전년(D)	평년(E)	A/B	A/C	A/D	A/E
물량(톤)	1,068	1,058	1,135	966	974	100.9%	94.0%	110.5%	109.7%

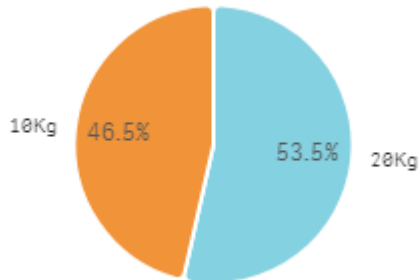
출하 품종별 거래물량 구성비



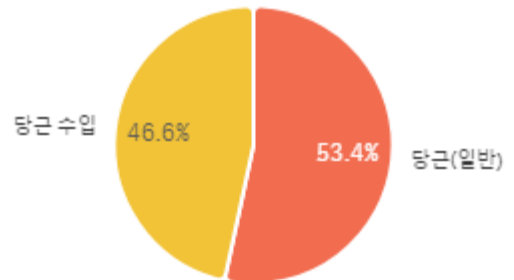
출하자별 거래물량 구성비



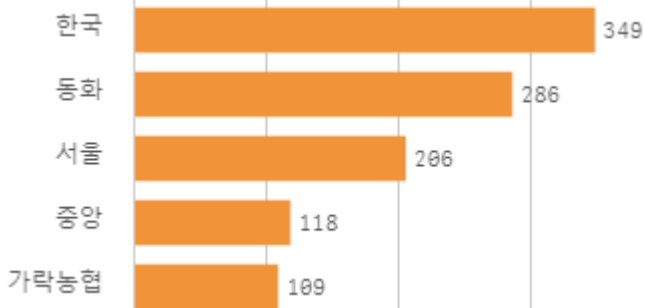
거래 단량별 물량 구성비



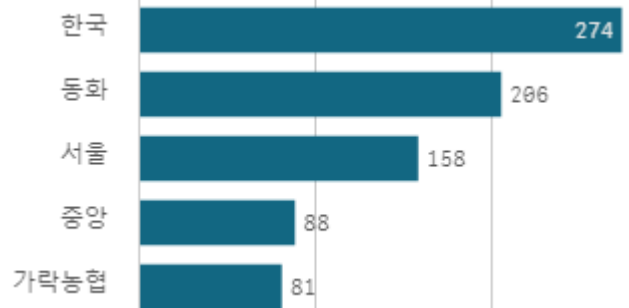
출하 품종별 거래금액 구성비



도매시장 법인별 거래물량(톤)

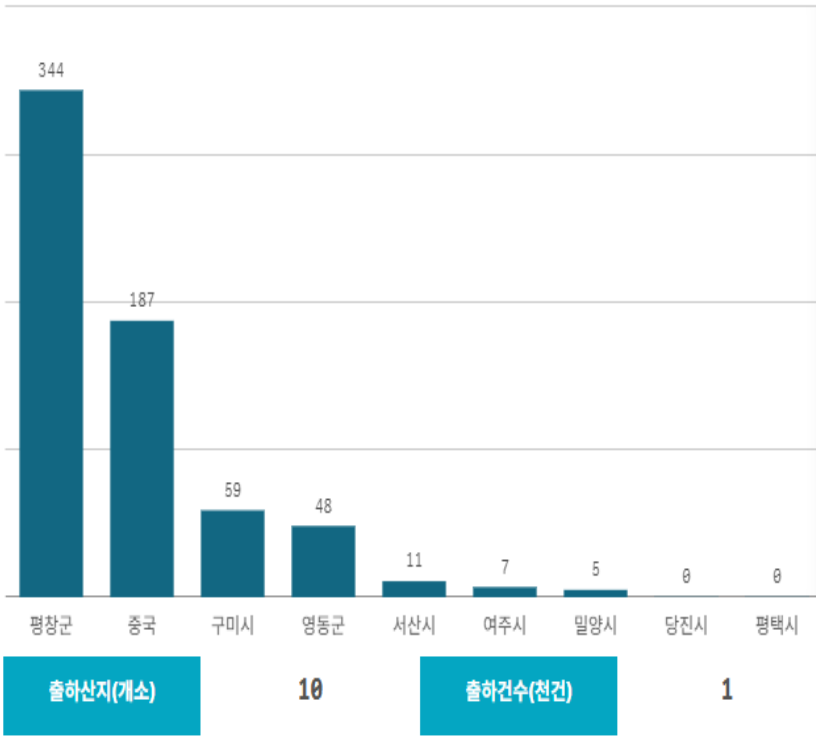


도매시장 법인별 거래금액(백만원)



당근(20Kg)

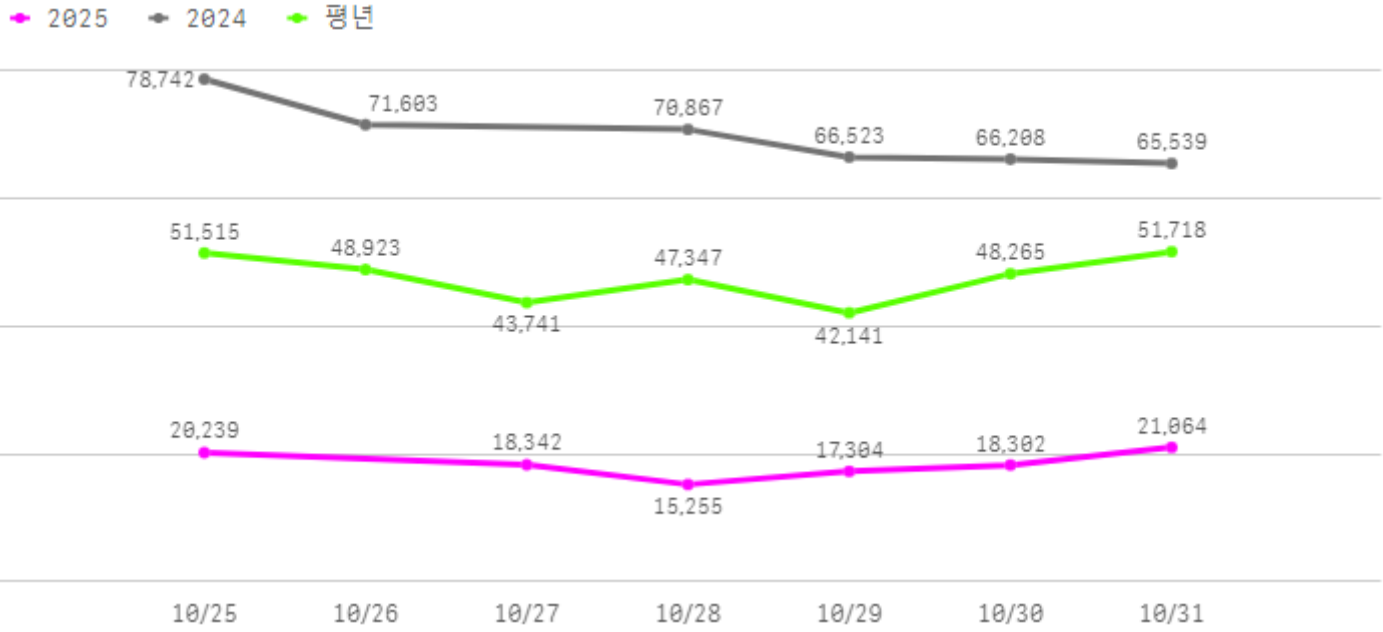
산지별 거래물량(톤)



산지별 주출하 시군구



주간 도매가격(원)



구분	금주(A)	전주(B)	전월(C)	전년(D)	평년(E)	A/B	A/C	A/D	A/E
가격(원)	18,252	21,417	33,854	69,914	42,615	85.2%	53.9%	26.1%	42.8%

※ 상품 가격 기준

□ 당근(20Kg) 주간 가격

구분	Q	품종	Q	단량	Q	특	상	보통	하
2025-10-25		당근		20Kg		24,208	20,239	16,527	11,764
2025-10-27		당근		20Kg		19,000	18,342	16,060	14,446
2025-10-28		당근		20Kg		17,262	15,255	13,285	10,739
2025-10-29		당근		20Kg		19,500	17,304	14,494	11,714
2025-10-30		당근		20Kg		21,500	18,302	13,154	9,246
2025-10-31		당근		20Kg		24,000	21,064	14,608	10,951
평균						20,912	18,418	14,688	11,477

생고추

주간 반입량(톤)

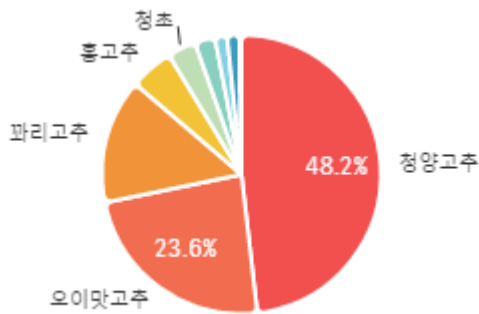
◆ 2025 ● 2024 ▲ 평년



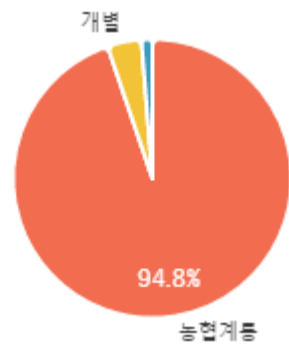
10/25 10/26 10/27 10/28 10/29 10/30 10/31

구분	금주(A)	전주(B)	전월(C)	전년(D)	평년(E)	A/B	A/C	A/D	A/E
물량(톤)	889	936	833	764	798	95.0%	106.7%	116.3%	111.3%

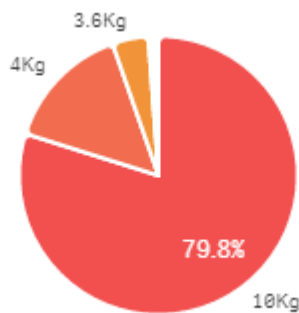
출하 품종별 거래물량 구성비



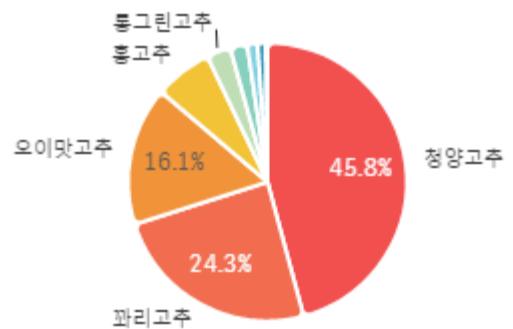
출하자별 거래물량 구성비



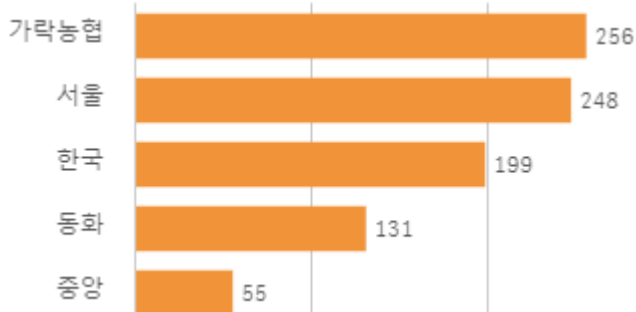
거래 단량별 물량 구성비



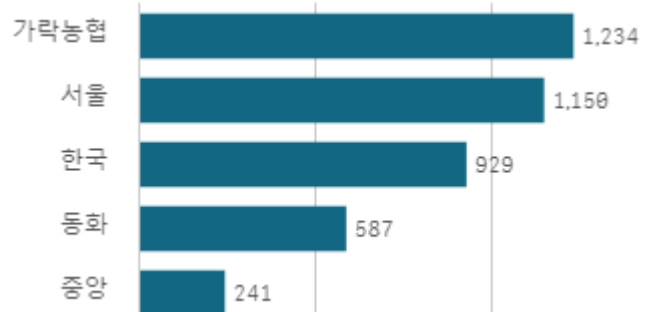
출하 품종별 거래금액 구성비



도매시장 법인별 거래물량(톤)

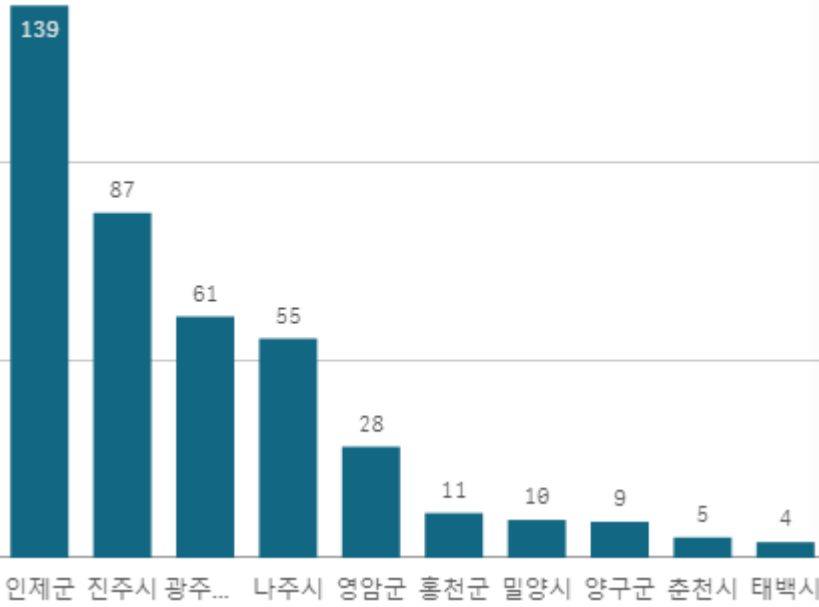


도매시장 법인별 거래금액(백만원)



청양고추(10Kg)

산지별 거래물량(톤)



출하산지(개소)

35

출하건수(천건)

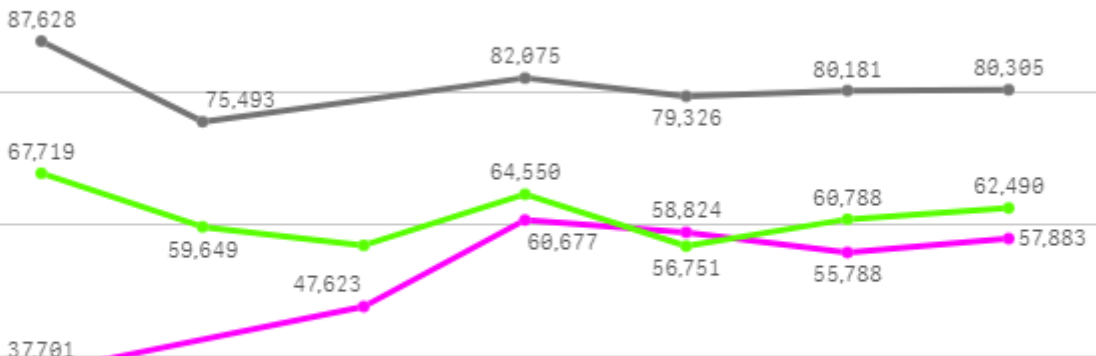
4

산지별 주출하 시군구



주간 도매가격(원)

◆ 2025 ● 2024 ◆ 평년



10/25 10/26 10/27 10/28 10/29 10/30 10/31

구분	금주(A)	전주(B)	전월(C)	전년(D)	평년(E)	A/B	A/C	A/D	A/E
가격(원)	53,083	35,609	39,297	80,835	61,416	149.1%	135.1%	65.7%	86.4%

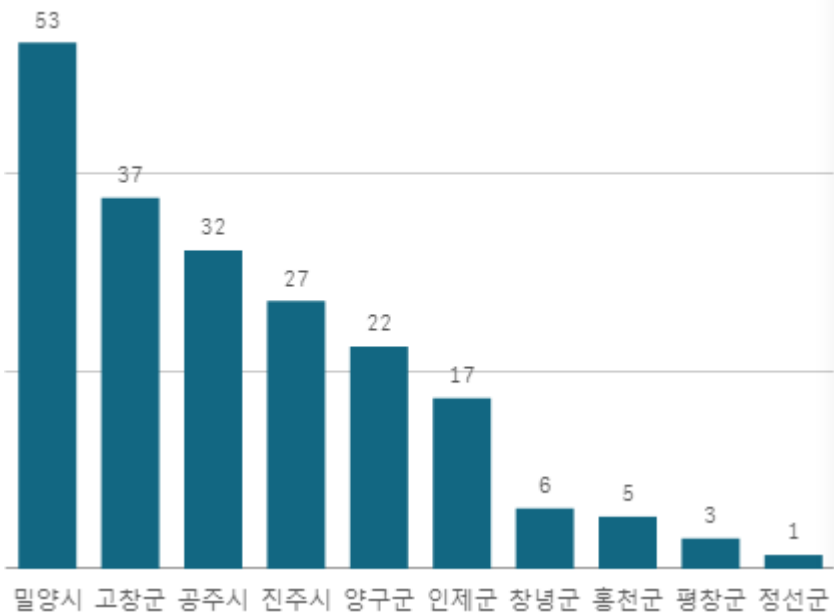
※ 상품 가격 기준

□ 청양고추(10Kg) 주간 가격

구분	Q	품종	Q	단량	Q	특	상	보통	하
2025-10-25		청양고추		10Kg		43,316	37,701	28,540	19,855
2025-10-27		청양고추		10Kg		54,513	47,623	39,891	28,910
2025-10-28		청양고추		10Kg		68,293	60,677	48,939	33,856
2025-10-29		청양고추		10Kg		66,699	58,824	47,113	32,324
2025-10-30		청양고추		10Kg		62,138	55,788	46,524	28,920
2025-10-31		청양고추		10Kg		63,840	57,883	53,050	42,761
평균						59,800	53,083	44,010	31,104

오이맛고추(10Kg)

산지별 거래물량(톤)



출하산지(개소)

23

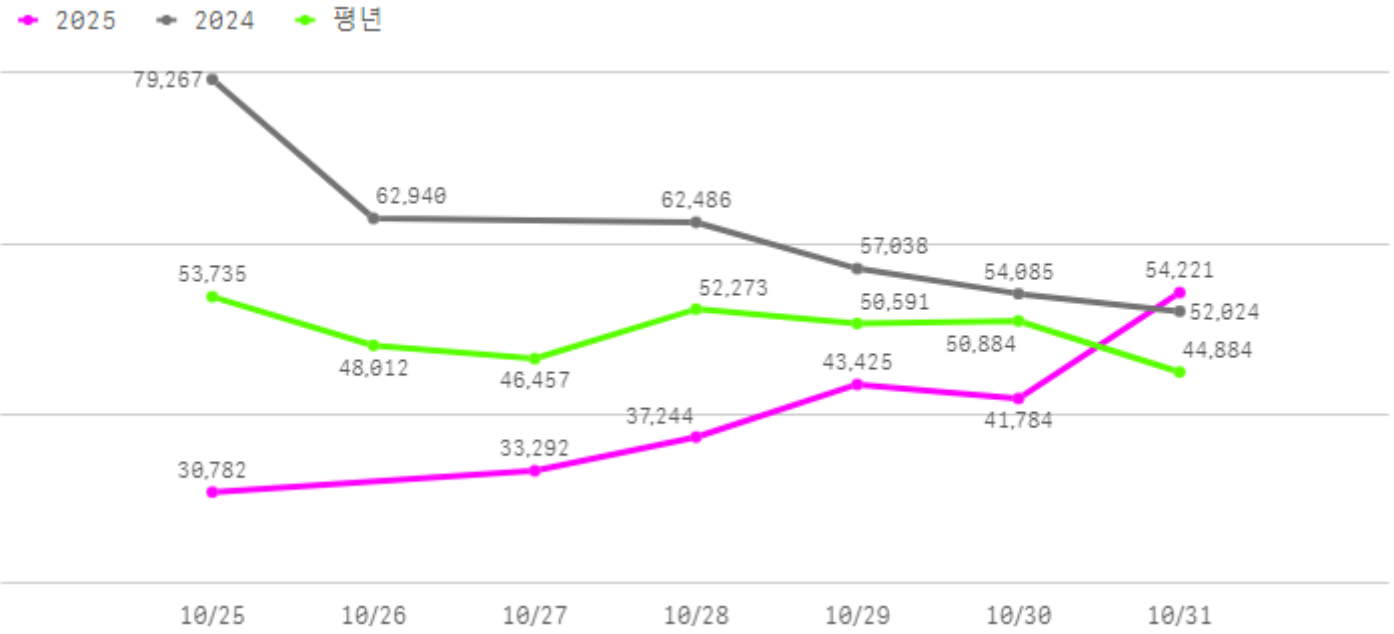
출하건수(천건)

2

산지별 주출하 시군구



주간 도매가격(원)



구분	금주(A)	전주(B)	전월(C)	전년(D)	평년(E)	A/B	A/C	A/D	A/E
가격(원)	40,125	32,273	64,639	61,307	50,458	124.3%	62.1%	65.4%	79.5%

※ 상품 가격 기준

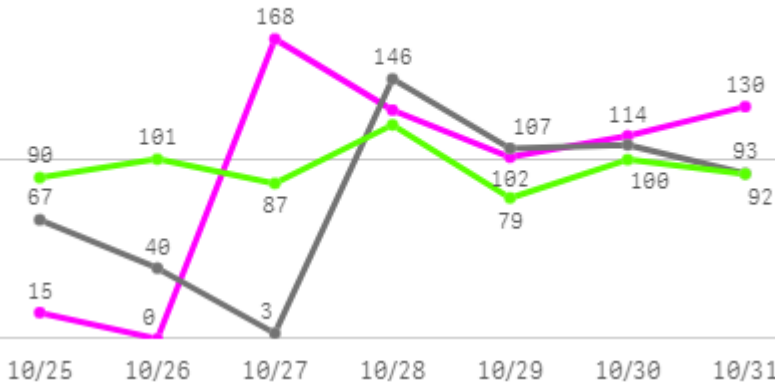
□ 오이맛고추(10Kg) 주간 가격

구분	Q	품종	Q	단량	Q	특	상	보통	하
2025-10-25		오이맛고추		10Kg		36,065	30,782	23,084	12,953
2025-10-27		오이맛고추		10Kg		39,614	33,292	26,102	16,976
2025-10-28		오이맛고추		10Kg		43,826	37,244	27,246	16,527
2025-10-29		오이맛고추		10Kg		49,581	43,425	30,944	17,041
2025-10-30		오이맛고추		10Kg		54,611	41,784	30,160	18,064
2025-10-31		오이맛고추		10Kg		60,164	54,221	41,330	26,518
평균						47,310	40,125	29,811	18,013

마늘

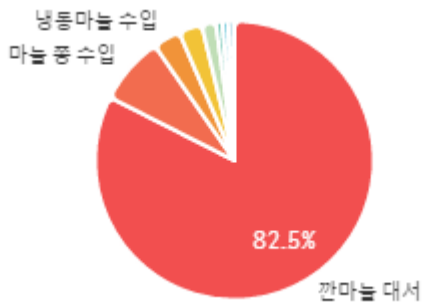
주간 반입량(톤)

◆ 2025 ● 2024 ▲ 평년

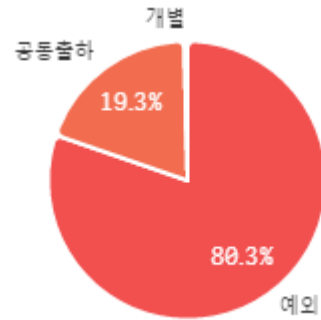


구분	금주(A)	전주(B)	전월(C)	전년(D)	평년(E)	A/B	A/C	A/D	A/E
물량(톤)	657	545	639	564	656	120.6%	102.8%	116.6%	100.1%

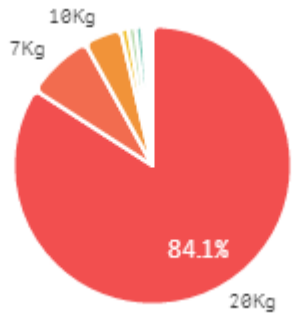
출하 품종별 거래물량 구성비



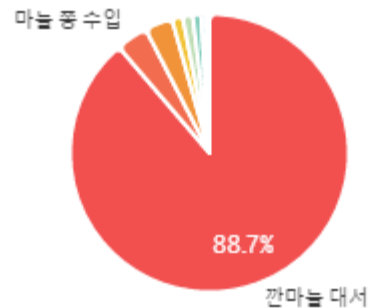
출하자별 거래물량 구성비



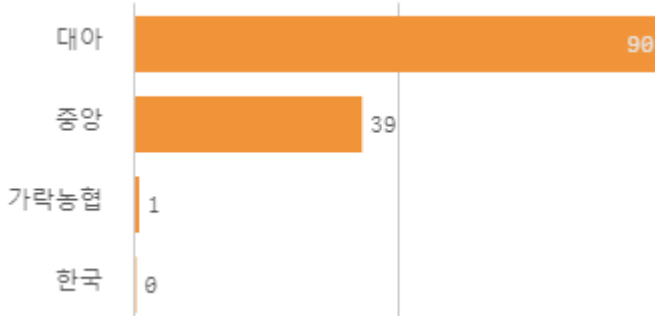
거래 단량별 물량 구성비



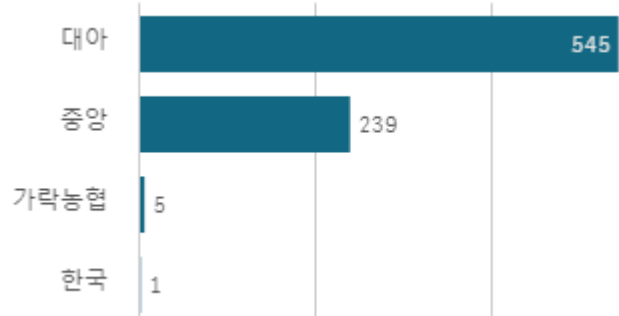
출하 품종별 거래금액 구성비



도매시장 법인별 거래물량(톤)

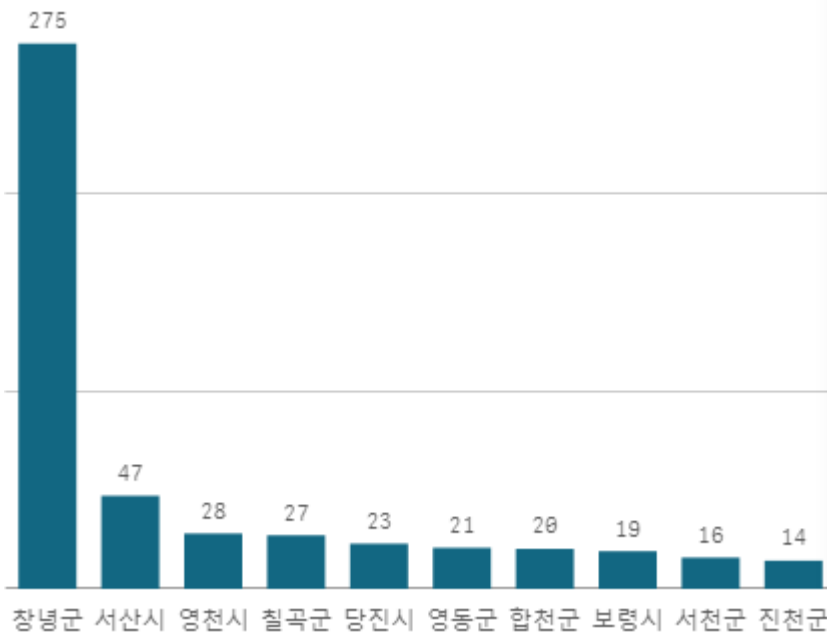


도매시장 법인별 거래금액(백만원)



깎마늘 대서(20Kg)

산지별 거래물량(톤)



출하산지(개소)

22

출하건수(천건)

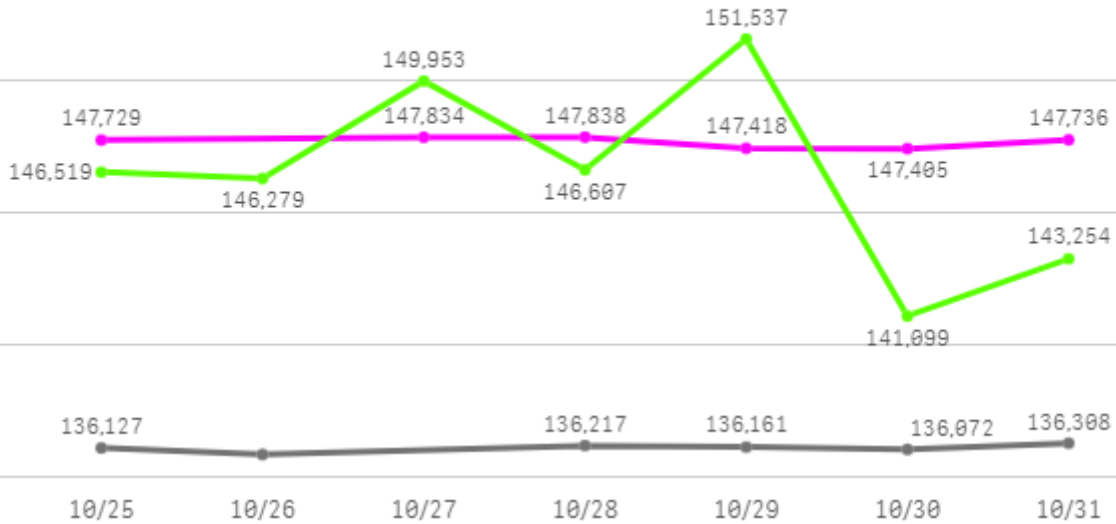
1

산지별 주출하 시군구



주간 도매가격(원)

◆ 2025 ● 2024 ◆ 평년



구분	금주(A)	전주(B)	전월(C)	전년(D)	평년(E)	A/B	A/C	A/D	A/E
가격(원)	147,660	147,169	147,923	136,128	143,590	100.3%	99.8%	108.5%	102.8%

※ 상품 가격 기준

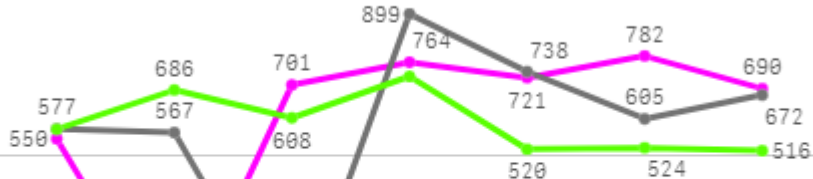
□ 깐마늘 대서(20Kg) 주간 가격

구분	Q	품종	Q	단량	Q	특	상	보통	하
2025-10-25		깐마늘 대서		20Kg		-	147,729	136,653	98,615
2025-10-27		깐마늘 대서		20Kg		-	147,834	133,652	91,495
2025-10-28		깐마늘 대서		20Kg		-	147,838	134,186	91,569
2025-10-29		깐마늘 대서		20Kg		-	147,418	135,173	97,007
2025-10-30		깐마늘 대서		20Kg		-	147,405	135,235	95,699
2025-10-31		깐마늘 대서		20Kg		-	147,736	134,424	94,326
평균						-	147,660	134,887	94,785

양파

주간 반입량(톤)

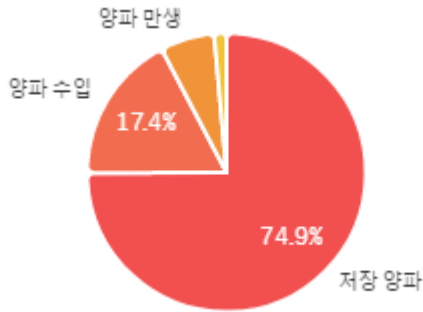
◆ 2025 ● 2024 ▲ 평년



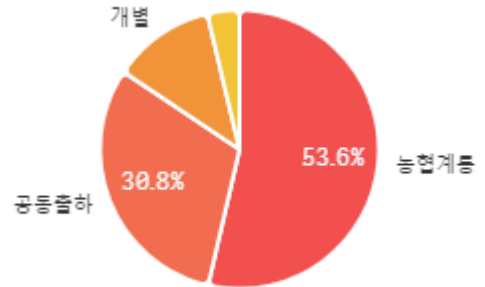
10/25 10/26 10/27 10/28 10/29 10/30 10/31

구분	금주(A)	전주(B)	전월(C)	전년(D)	평년(E)	A/B	A/C	A/D	A/E
물량(톤)	4,208	4,094	3,592	4,059	4,163	102.8%	117.2%	103.7%	101.1%

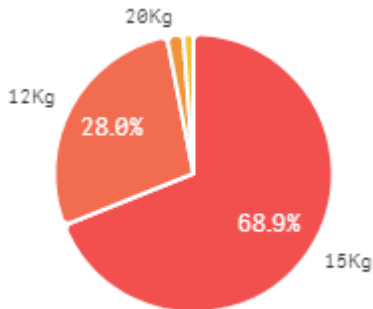
출하 품종별 거래물량 구성비



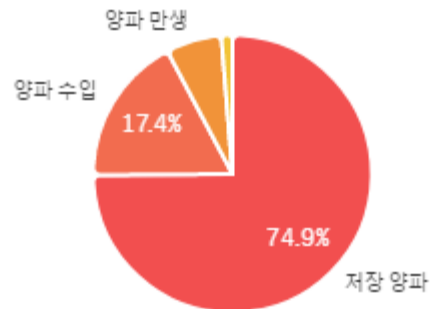
출하자별 거래물량 구성비



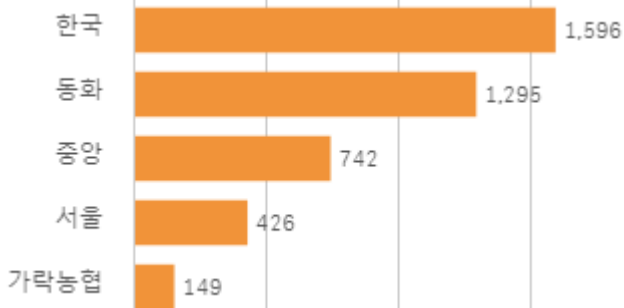
거래 단량별 물량 구성비



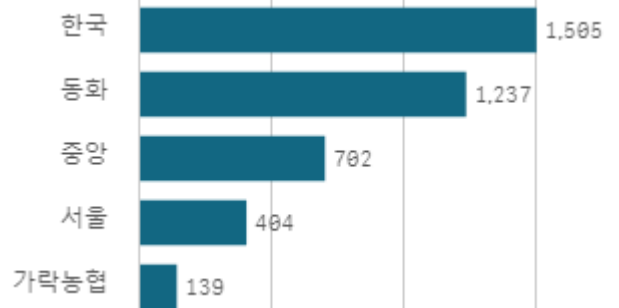
출하 품종별 거래금액 구성비



도매시장 법인별 거래물량(톤)

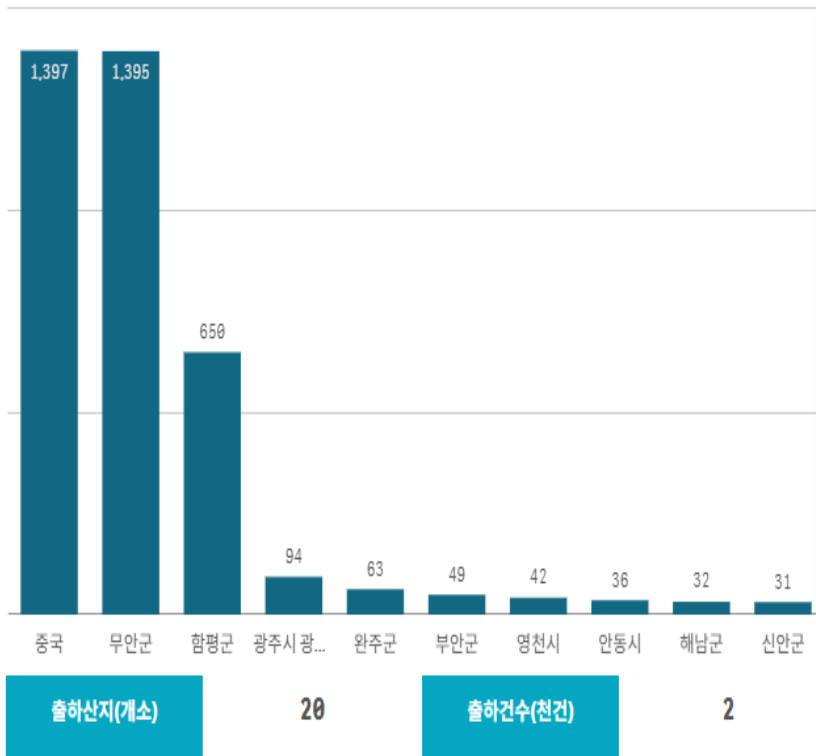


도매시장 법인별 거래금액(백만원)

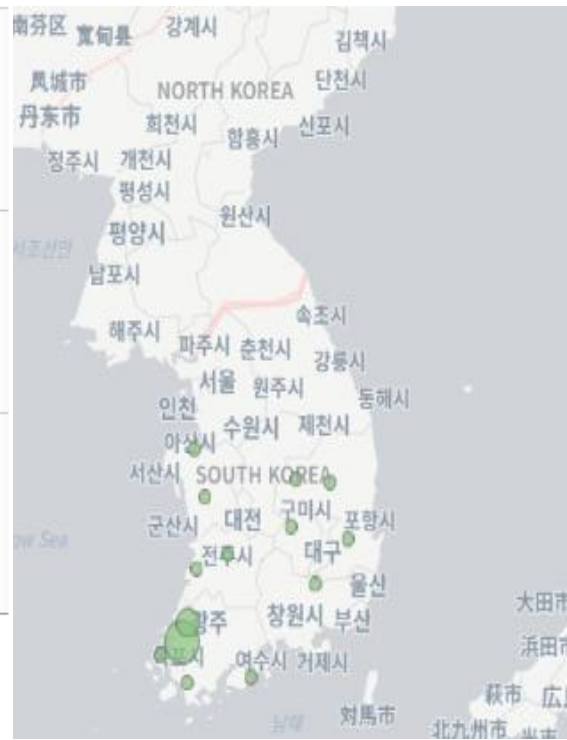


양파(1Kg)

산지별 거래물량(톤)

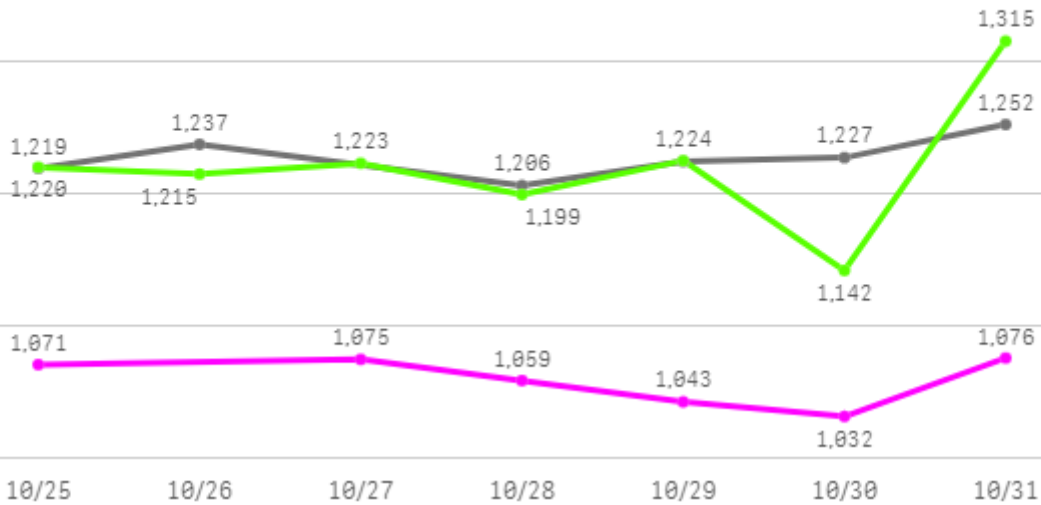


산지별 주출하 시군구



주간 도매가격(원)

◆ 2025 ● 2024 ▲ 평년



구분	금주(A)	전주(B)	전월(C)	전년(D)	평년(E)	A/B	A/C	A/D	A/E
가격(원)	1,059	1,105	1,086	1,228	1,182	95.9%	97.6%	86.3%	89.6%

※ 상품 가격 기준

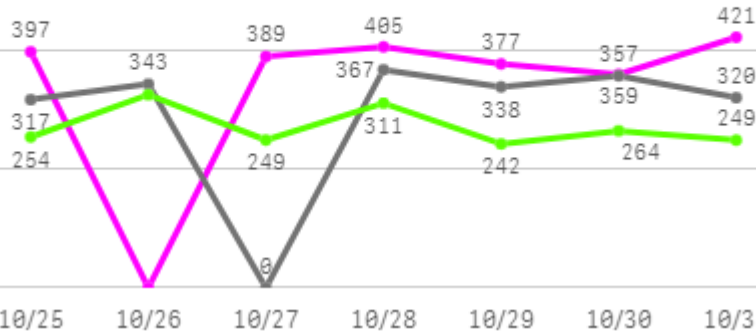
□ 양파(1Kg) 주간 가격

구분	Q	품종	Q	단량	Q	특	상	보통	하
2025-10-25		양파		1Kg		1,145	1,071	930	700
2025-10-27		양파		1Kg		1,153	1,075	942	701
2025-10-28		양파		1Kg		1,147	1,059	939	735
2025-10-29		양파		1Kg		1,134	1,043	927	756
2025-10-30		양파		1Kg		1,145	1,032	925	755
2025-10-31		양파		1Kg		1,170	1,076	950	761
평균						1,149	1,059	936	735

대파

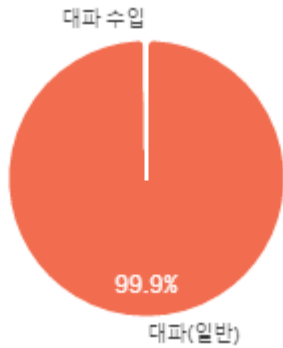
주간 반입량(톤)

◆ 2025 ● 2024 ▲ 평년

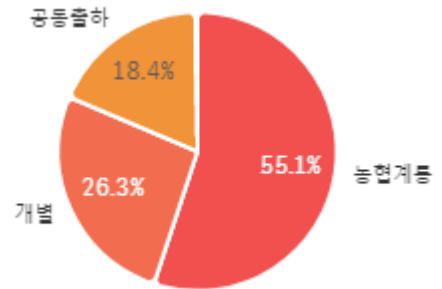


구분	금주(A)	전주(B)	전월(C)	전년(D)	평년(E)	A/B	A/C	A/D	A/E
물량(톤)	2,348	2,256	1,932	2,041	2,007	104.1%	121.5%	115.1%	117.0%

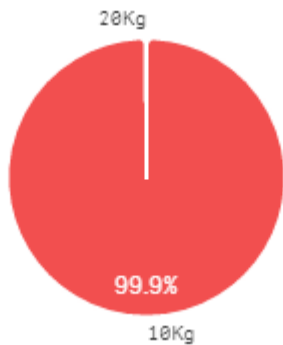
출하 품종별 거래물량 구성비



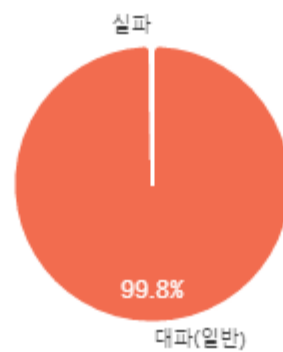
출하자별 거래물량 구성비



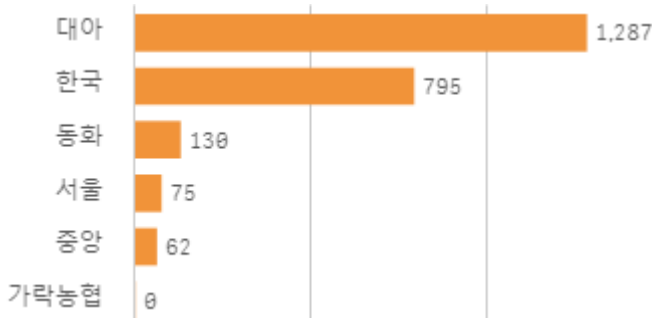
거래 단량별 물량 구성비



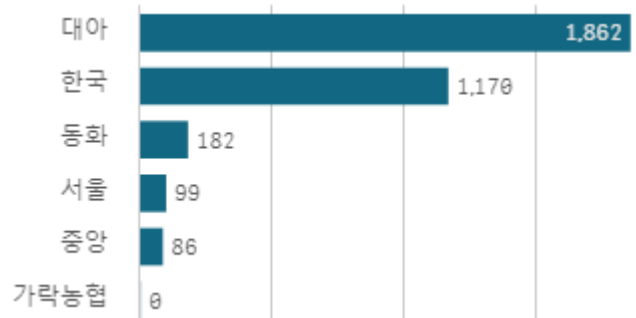
출하 품종별 거래금액 구성비



도매시장 법인별 거래물량(톤)

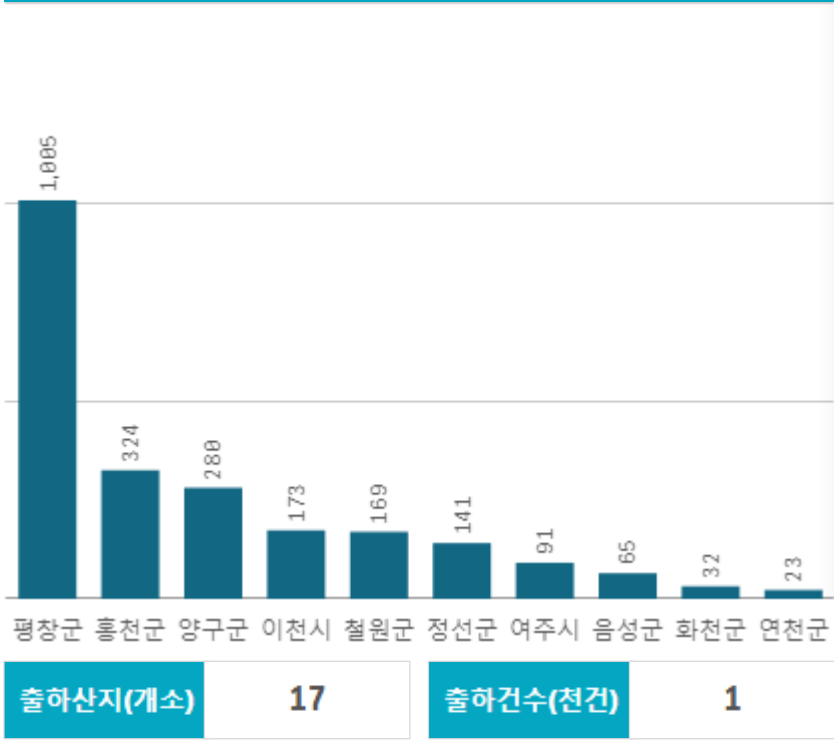


도매시장 법인별 거래금액(백만원)



대파(일반)(1Kg)

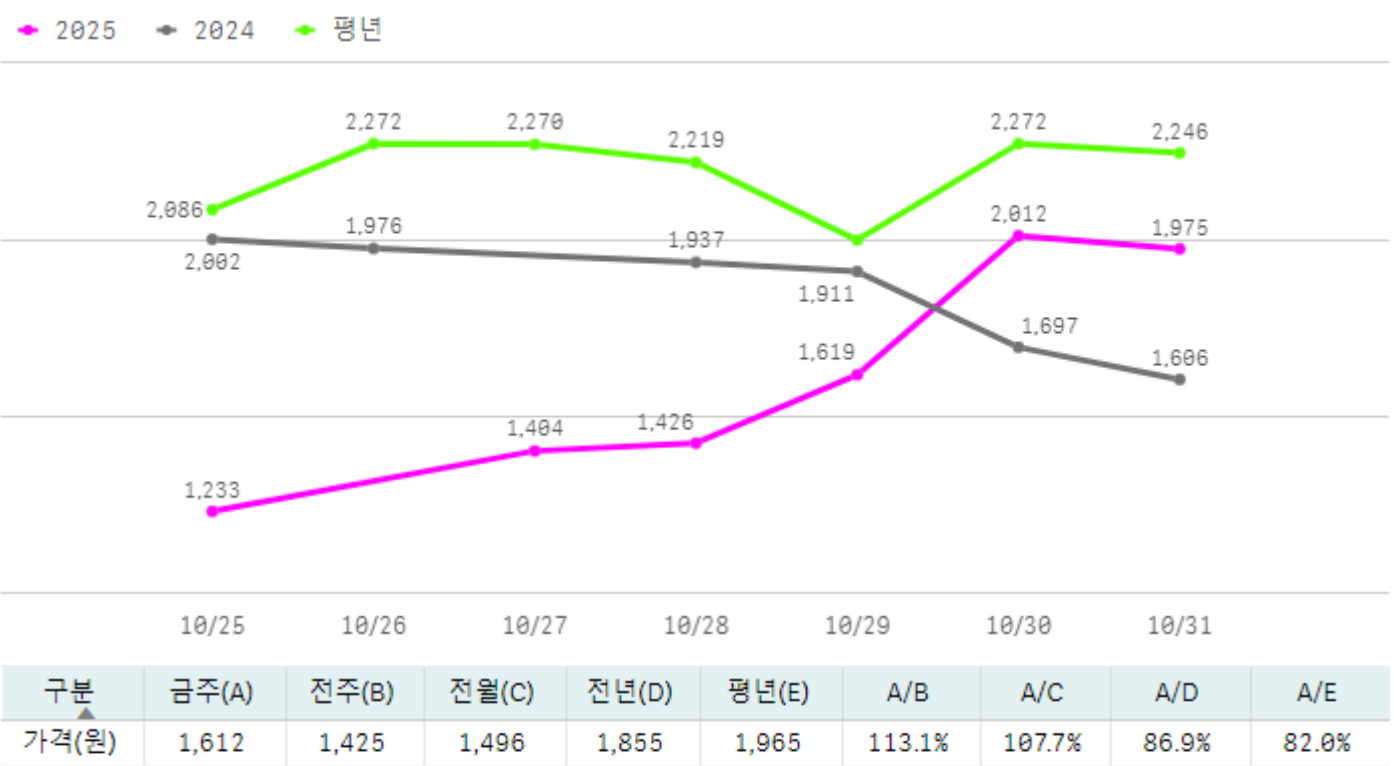
산지별 거래물량(톤)



산지별 주출하 시군구



주간 도매가격(원)



※ 상품 가격 기준

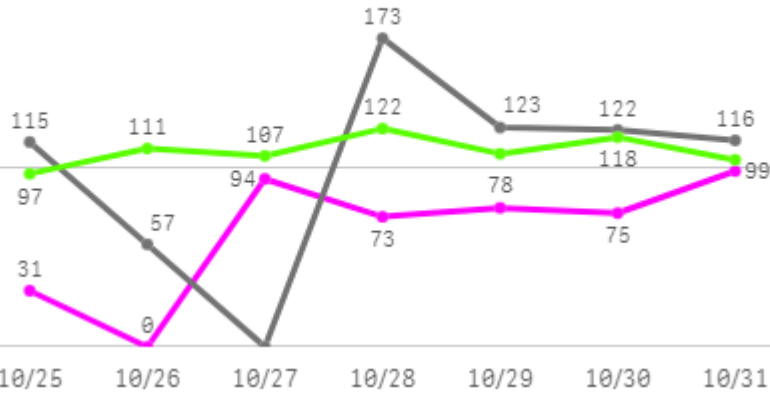
□ 대파(일반)(1Kg) 주간 가격

구분	Q	품종	Q	단량	Q	특	상	보통	하
2025-10-25		대파(일반)		1Kg		1,609	1,233	988	779
2025-10-27		대파(일반)		1Kg		1,719	1,404	1,208	1,030
2025-10-28		대파(일반)		1Kg		1,641	1,426	1,244	1,064
2025-10-29		대파(일반)		1Kg		1,857	1,619	1,387	1,233
2025-10-30		대파(일반)		1Kg		2,223	2,012	1,780	1,525
2025-10-31		대파(일반)		1Kg		2,185	1,975	1,766	1,619
평균						1,872	1,612	1,396	1,208

쪽파

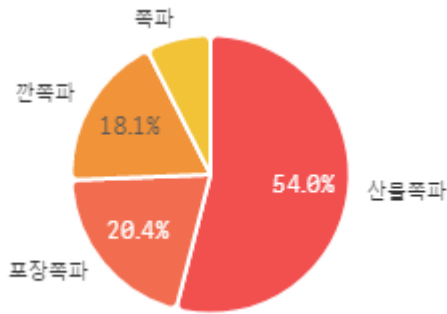
주간 반입량(톤)

◆ 2025 ● 2024 ▲ 평년

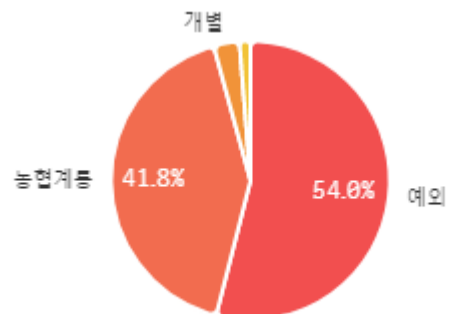


구분	금주(A)	전주(B)	전월(C)	전년(D)	평년(E)	A/B	A/C	A/D	A/E
물량(톤)	450	370	543	706	705	121.7%	82.8%	63.8%	63.9%

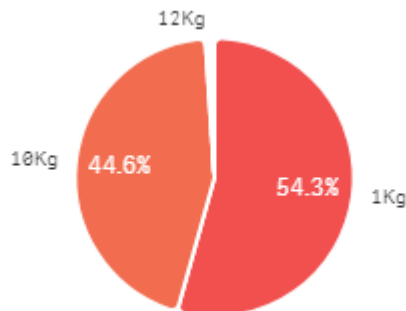
출하 품종별 거래물량 구성비



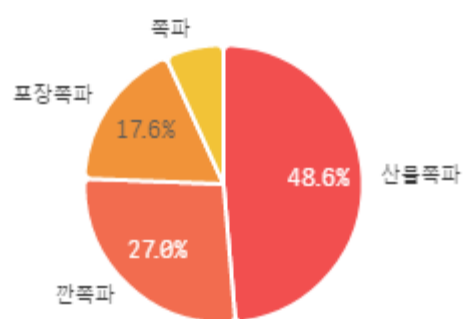
출하자별 거래물량 구성비



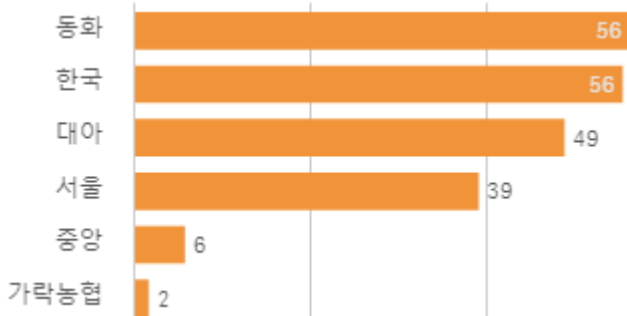
거래 단량별 물량 구성비



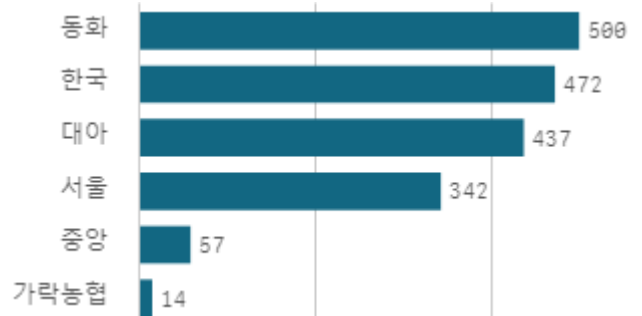
출하 품종별 거래금액 구성비



도매시장 법인별 거래물량(톤)

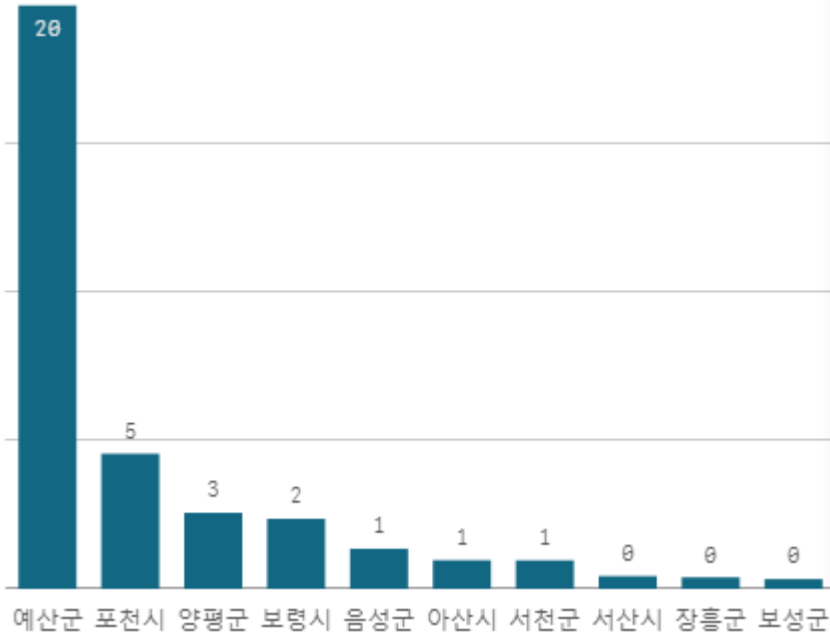


도매시장 법인별 거래금액(백만원)



쪽파(10Kg)

산지별 거래물량(톤)



출하산지(개소)

13

출하건수(천건)

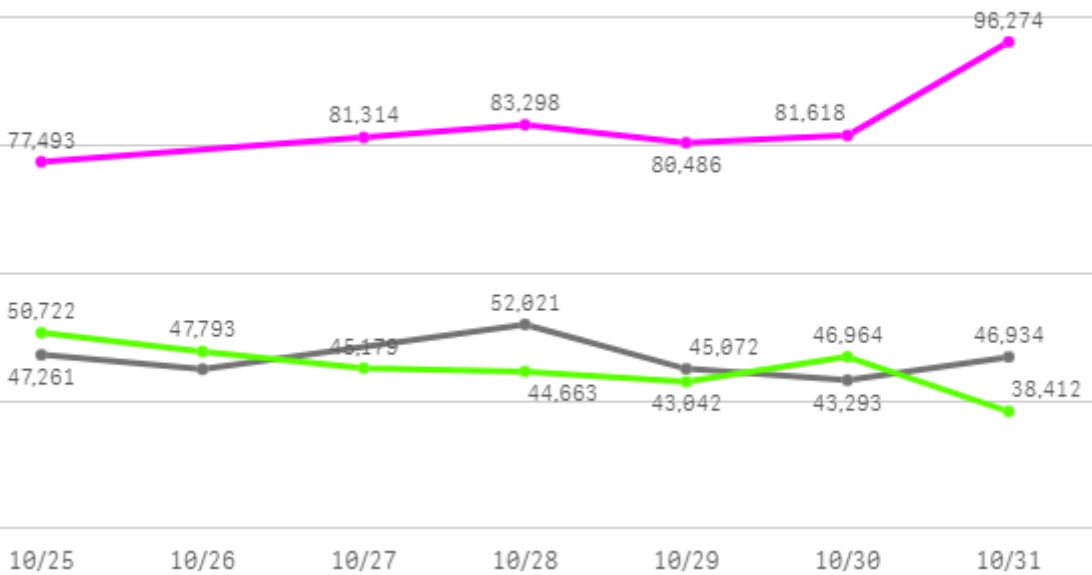
0

산지별 주출하 시군구



주간 도매가격(원)

◆ 2025 ● 2024 ◆ 평년



구분	금주(A)	전주(B)	전월(C)	전년(D)	평년(E)	A/B	A/C	A/D	A/E
가격(원)	83,414	65,090	49,696	46,599	54,237	128.2%	167.8%	179.0%	153.8%

※ 상품 가격 기준

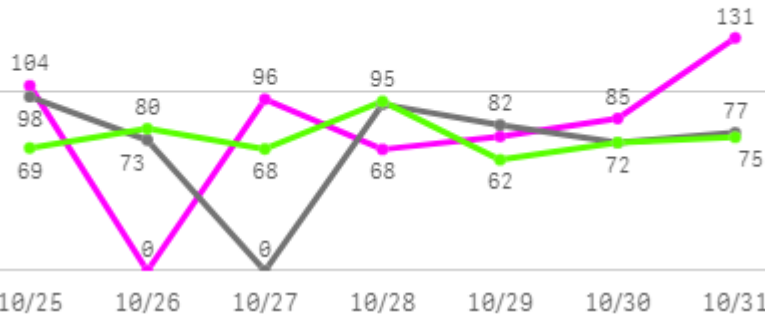
□ 쪽파(10Kg) 주간 가격

구분	Q	품종	Q	단량	Q	특	상	보통	하
2025-10-25		쪽파		10Kg		94,596	77,493	55,765	39,432
2025-10-27		쪽파		10Kg		90,532	81,314	68,141	51,364
2025-10-28		쪽파		10Kg		91,676	83,298	67,355	45,857
2025-10-29		쪽파		10Kg		90,455	80,486	62,012	40,517
2025-10-30		쪽파		10Kg		93,802	81,618	69,654	47,877
2025-10-31		쪽파		10Kg		107,741	96,274	80,014	47,915
평균						94,800	83,414	67,157	45,494

파프리카

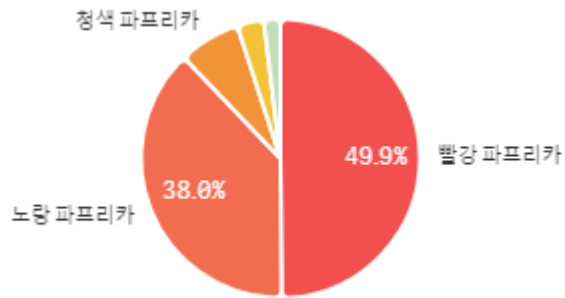
주간 반입량(톤)

◆ 2025 ● 2024 ▲ 평년

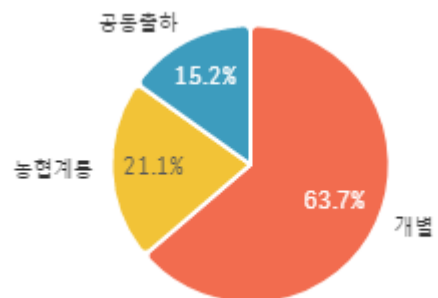


구분	금주(A)	전주(B)	전월(C)	전년(D)	평년(E)	A/B	A/C	A/D	A/E
물량(톤)	559	484	447	495	538	115.6%	125.3%	112.9%	104.0%

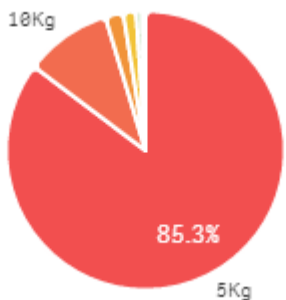
출하 품종별 거래물량 구성비



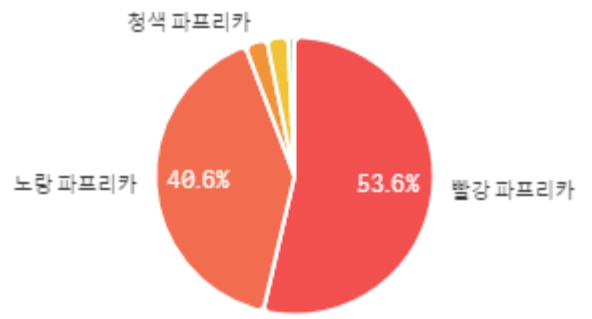
출하자별 거래물량 구성비



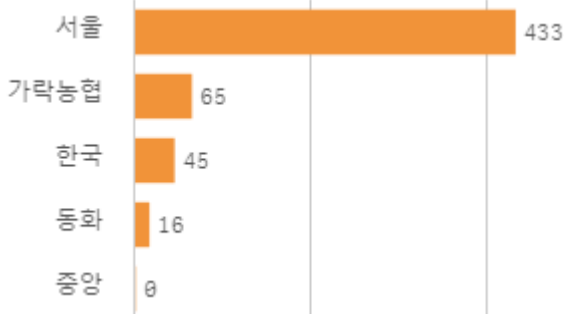
거래 단량별 물량 구성비



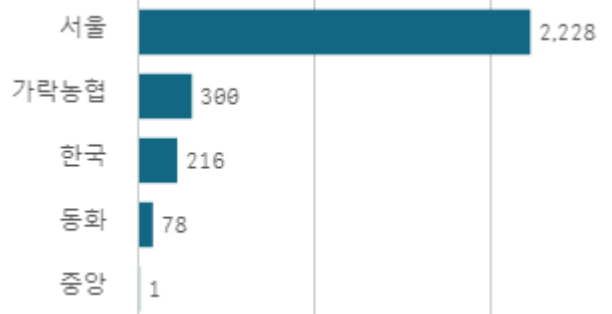
출하 품종별 거래금액 구성비



도매시장 법인별 거래물량(톤)

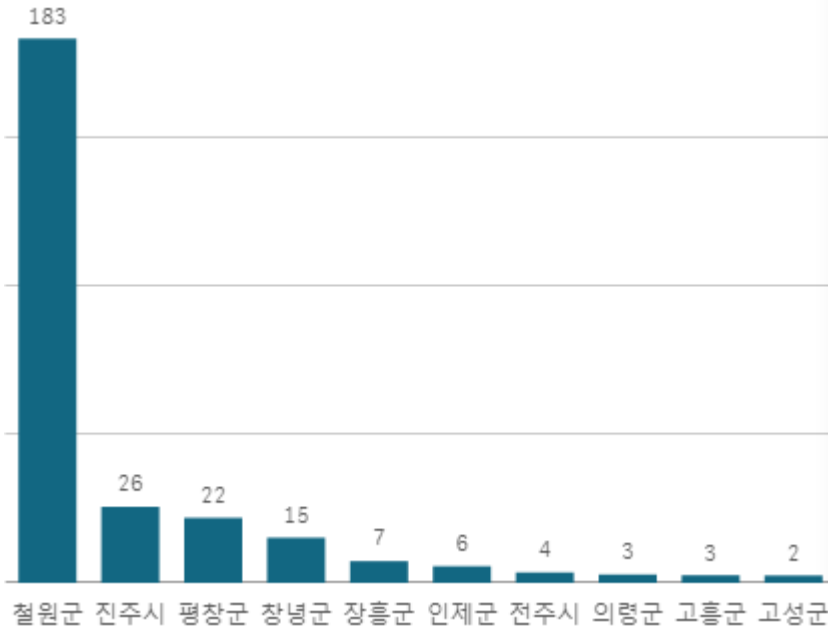


도매시장 법인별 거래금액(백만원)



빨강 파프리카(5Kg)

산지별 거래물량(톤)



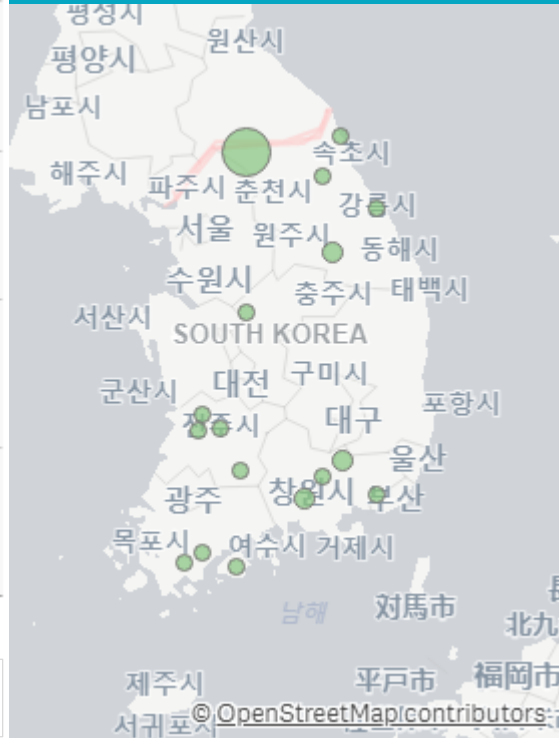
출하산지(개소)

17

출하건수(천건)

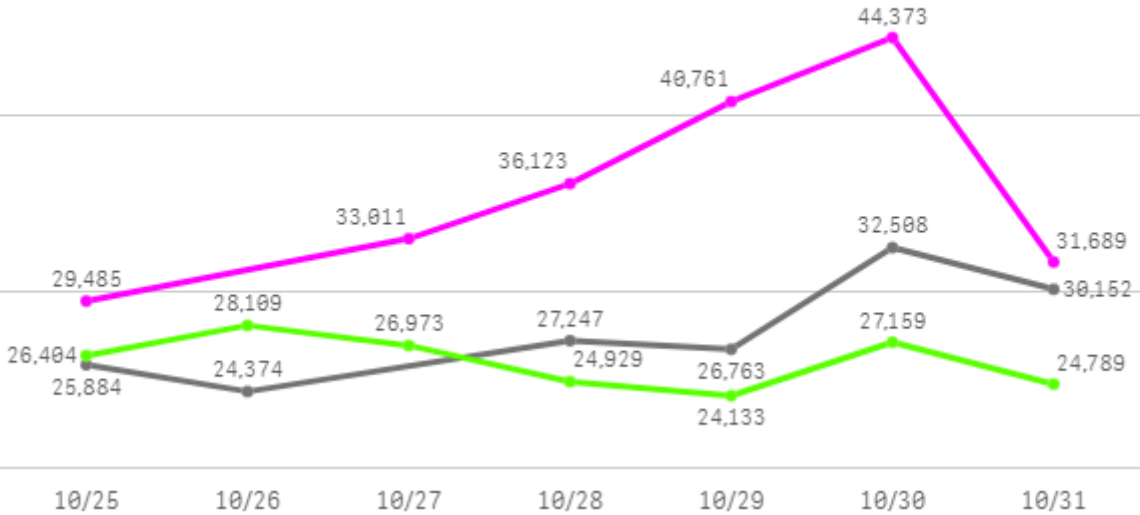
2

산지별 주출하 시군구



주간 도매가격(원)

◆ 2025 ● 2024 ◆ 평년



구분	금주(A)	전주(B)	전월(C)	전년(D)	평년(E)	A/B	A/C	A/D	A/E
가격(원)	35,907	31,581	39,375	27,821	26,774	113.7%	91.2%	129.1%	134.1%

※ 상품 가격 기준

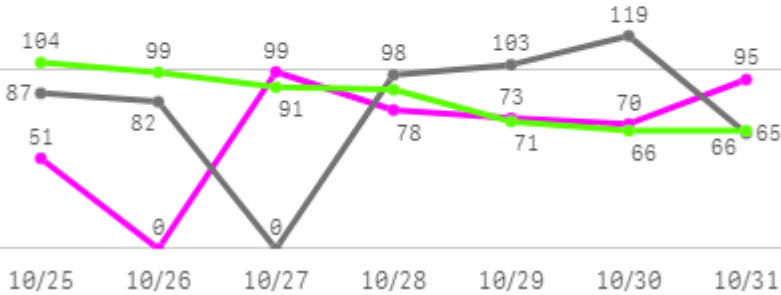
□ 빨강 파프리카(5Kg) 주간 가격

구분	Q	품종	Q	단량	Q	특	상	보통	하
2025-10-25		빨강 파프리카		5Kg		-	29,485	23,461	16,121
2025-10-27		빨강 파프리카		5Kg		-	33,011	28,488	18,709
2025-10-28		빨강 파프리카		5Kg		-	36,123	29,404	21,007
2025-10-29		빨강 파프리카		5Kg		-	40,761	33,203	22,773
2025-10-30		빨강 파프리카		5Kg		-	44,373	36,204	25,136
2025-10-31		빨강 파프리카		5Kg		-	31,689	27,009	19,945
평균						-	35,907	29,628	20,615

양상추

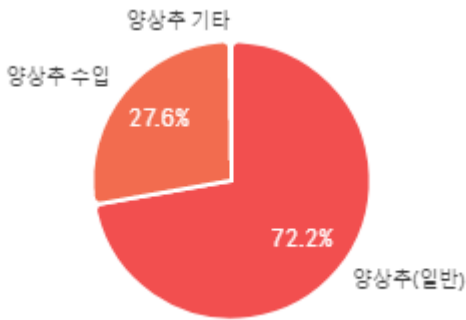
주간 반입량(톤)

◆ 2025 ● 2024 ▲ 평년

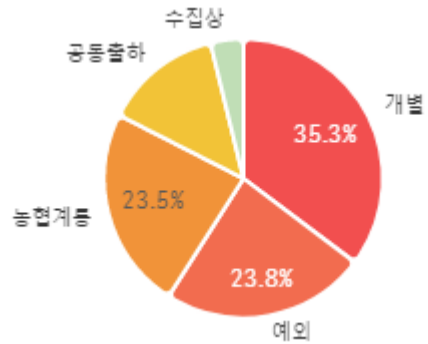


구분	금주(A)	전주(B)	전월(C)	전년(D)	평년(E)	A/B	A/C	A/D	A/E
물량(톤)	466	448	413	555	587	104.1%	112.8%	84.0%	79.4%

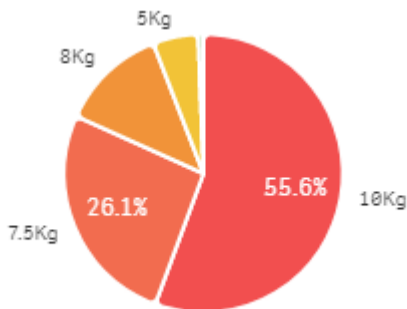
출하 품종별 거래물량 구성비



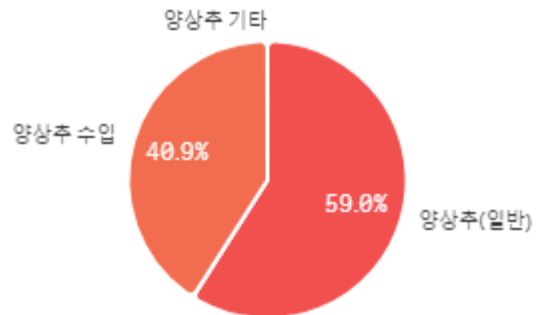
출하자별 거래물량 구성비



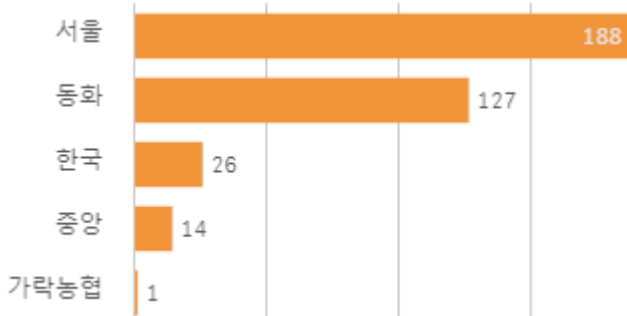
거래 단량별 물량 구성비



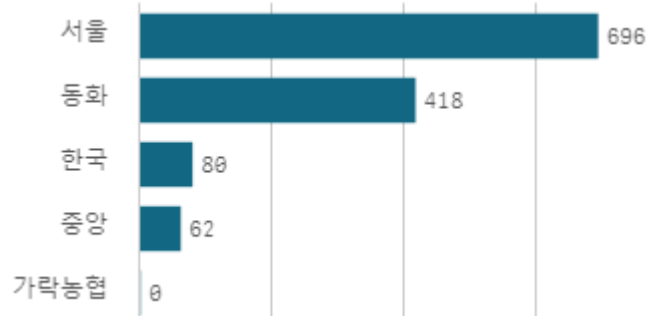
출하 품종별 거래금액 구성비



도매시장 법인별 거래물량(톤)

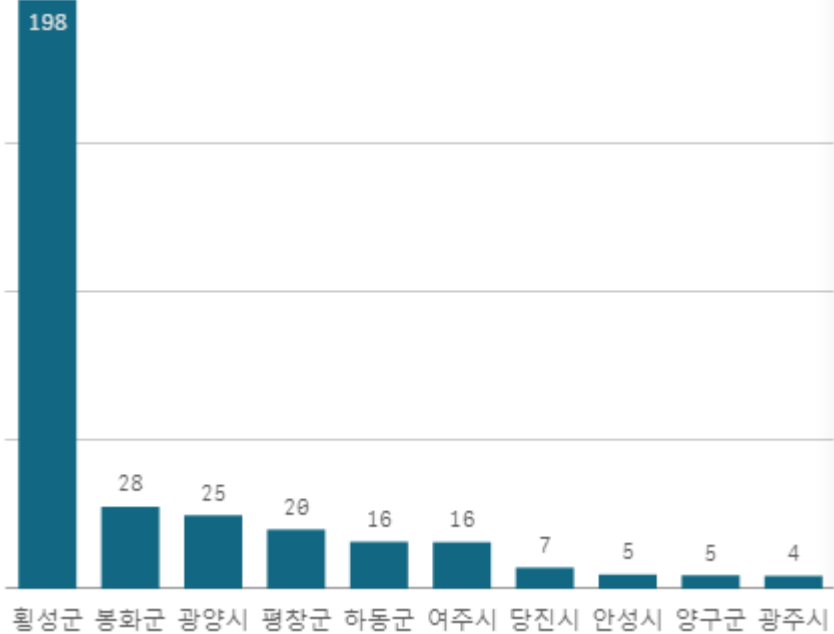


도매시장 법인별 거래금액(백만원)



양상추(일반)(12개)

산지별 거래물량(톤)



출하산지(개소)

16

출하건수(천건)

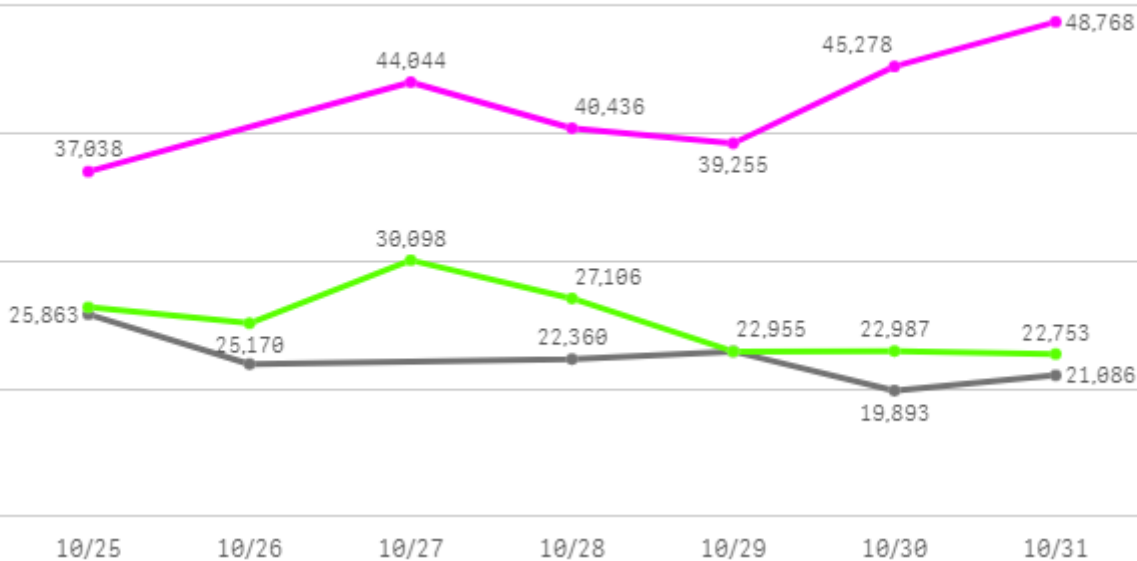
1

산지별 주출하 시군구



주간 도매가격(원)

◆ 2025 ● 2024 ◆ 평년



구분	금주(A)	전주(B)	전월(C)	전년(D)	평년(E)	A/B	A/C	A/D	A/E
가격(원)	42,470	33,108	23,214	22,354	30,929	128.3%	183.0%	190.0%	137.3%

※ 상품 가격 기준

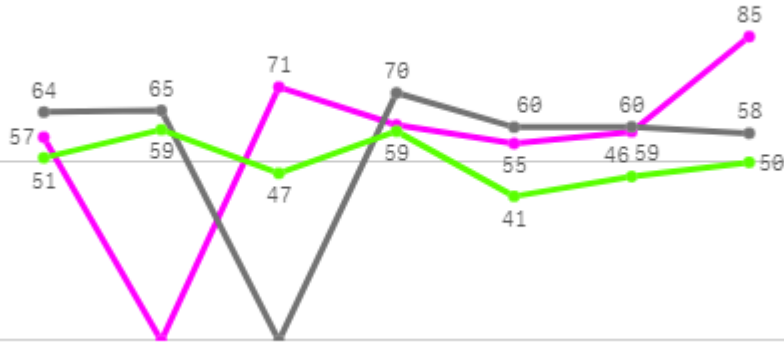
□ 양상추(일반)(12개) 주간 가격

구분	Q	품종	Q	단량	Q	특	상	보통	하
2025-10-25		양상추(일반)		12개		-	37,038	30,124	15,447
2025-10-27		양상추(일반)		12개		-	44,044	35,979	26,671
2025-10-28		양상추(일반)		12개		-	40,436	32,672	23,891
2025-10-29		양상추(일반)		12개		-	39,255	32,154	22,554
2025-10-30		양상추(일반)		12개		-	45,278	32,511	20,685
2025-10-31		양상추(일반)		12개		-	48,768	33,466	12,273
평균						-	42,470	32,818	20,254

청경제

주간 반입량(톤)

◆ 2025 ● 2024 ▲ 평년

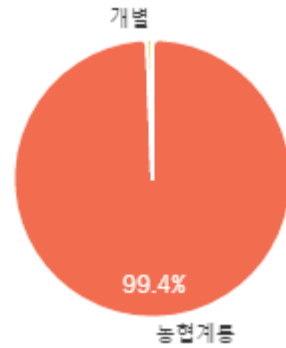


구분	금주(A)	전주(B)	전월(C)	전년(D)	평년(E)	A/B	A/C	A/D	A/E
물량(톤)	388	289	315	376	367	134.1%	123.1%	103.1%	105.7%

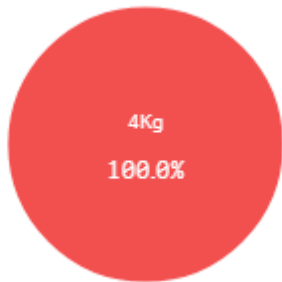
출하 품종별 거래물량 구성비



출하자별 거래물량 구성비



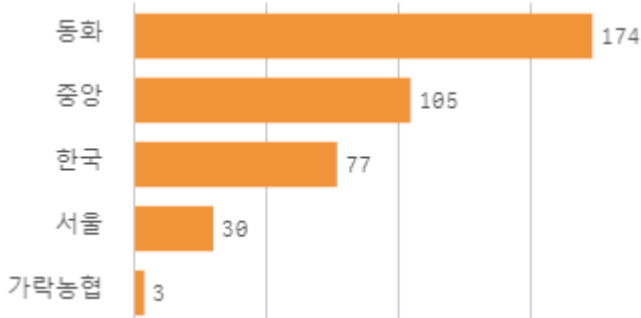
거래 단량별 물량 구성비



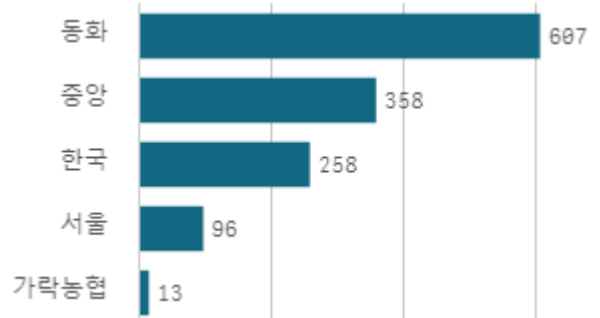
출하 품종별 거래금액 구성비



도매시장 법인별 거래물량(톤)

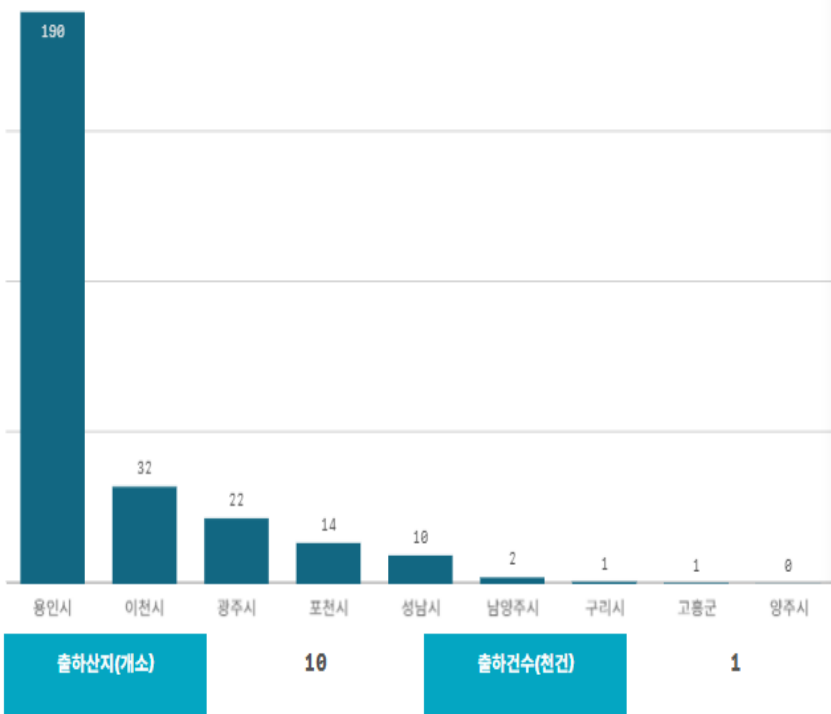


도매시장 법인별 거래금액(백만원)



청경채(4Kg)

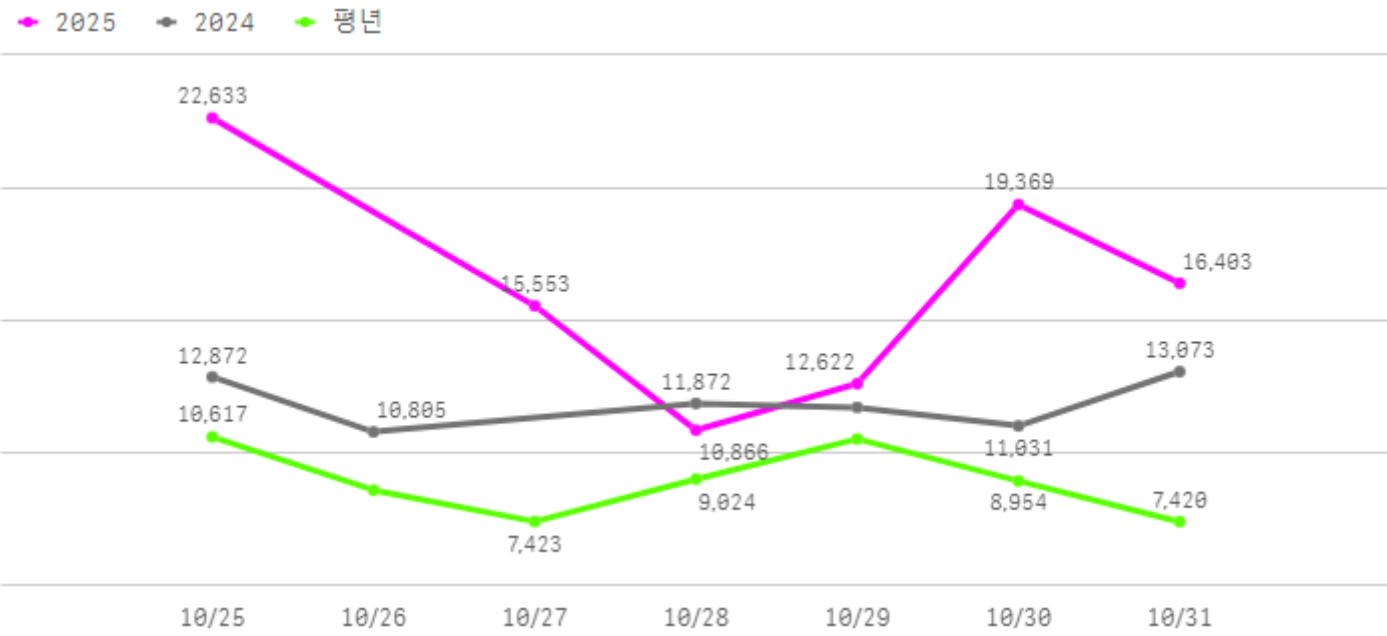
산지별 거래물량(톤)



산지별 주출하 시군구



주간 도매가격(원)



구분	금주(A)	전주(B)	전월(C)	전년(D)	평년(E)	A/B	A/C	A/D	A/E
가격(원)	16,241	26,069	18,529	11,896	10,936	62.3%	87.7%	136.5%	148.5%

※ 상품 가격 기준

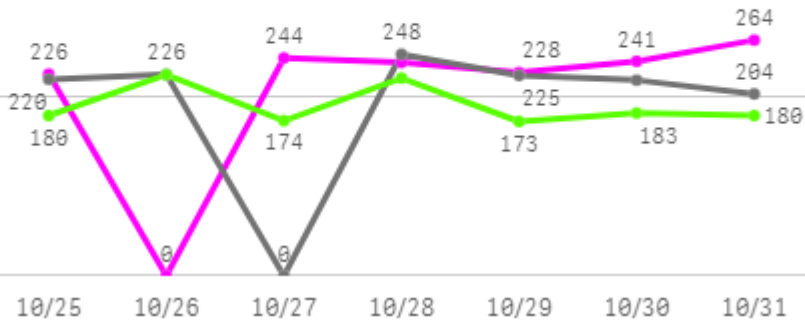
□ 청경채(4Kg) 주간 가격

구분	Q	품종	Q	단량	Q	특	상	보통	하
2025-10-25		청경채		4Kg		-	22,633	20,188	17,012
2025-10-27		청경채		4Kg		-	15,553	12,561	9,749
2025-10-28		청경채		4Kg		-	10,866	9,305	8,109
2025-10-29		청경채		4Kg		-	12,622	11,734	9,995
2025-10-30		청경채		4Kg		-	19,369	17,688	15,522
2025-10-31		청경채		4Kg		-	16,403	14,240	12,100
평균						-	16,241	14,286	12,081

버섯

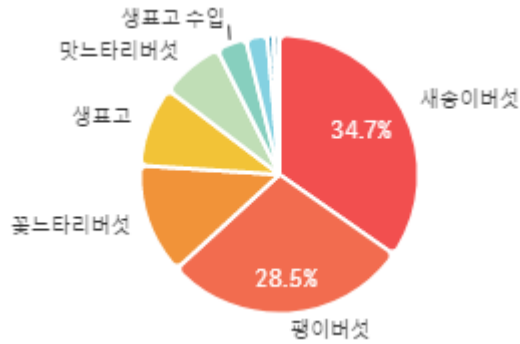
주간 반입량(톤)

◆ 2025 ● 2024 ▲ 평년

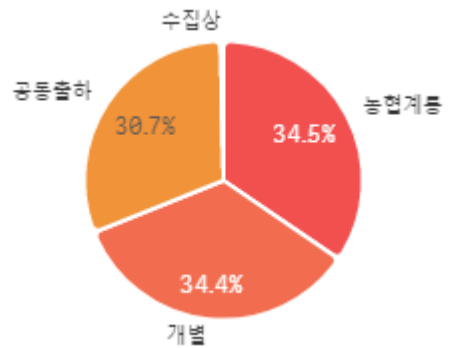


구분	금주(A)	전주(B)	전월(C)	전년(D)	평년(E)	A/B	A/C	A/D	A/E
물량(톤)	1,443	1,324	1,285	1,343	1,350	109.0%	112.3%	107.5%	106.9%

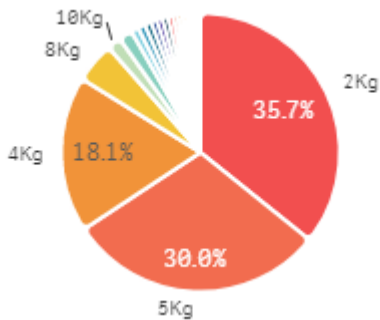
출하 품종별 거래물량 구성비



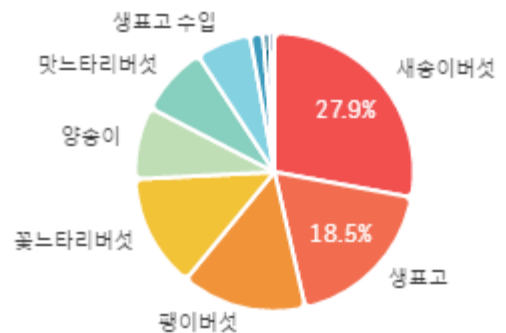
출하자별 거래물량 구성비



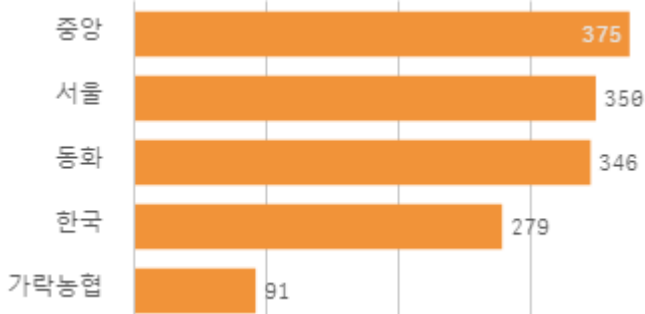
거래 단량별 물량 구성비



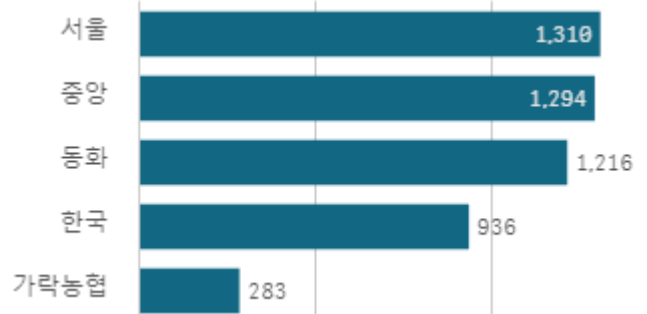
출하 품종별 거래금액 구성비



도매시장 법인별 거래물량(톤)

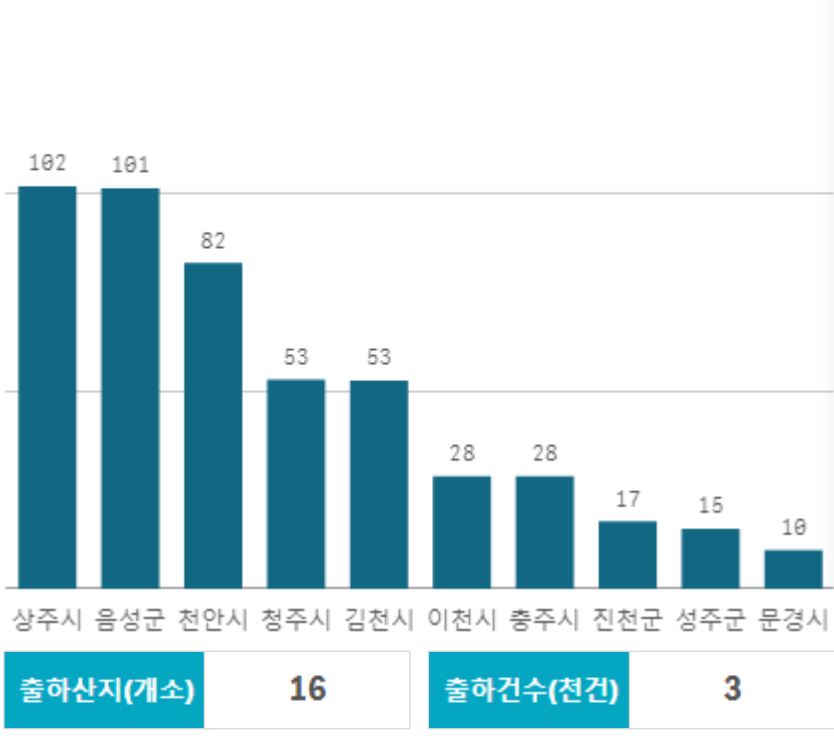


도매시장 법인별 거래금액(백만원)



새송이버섯(2Kg)

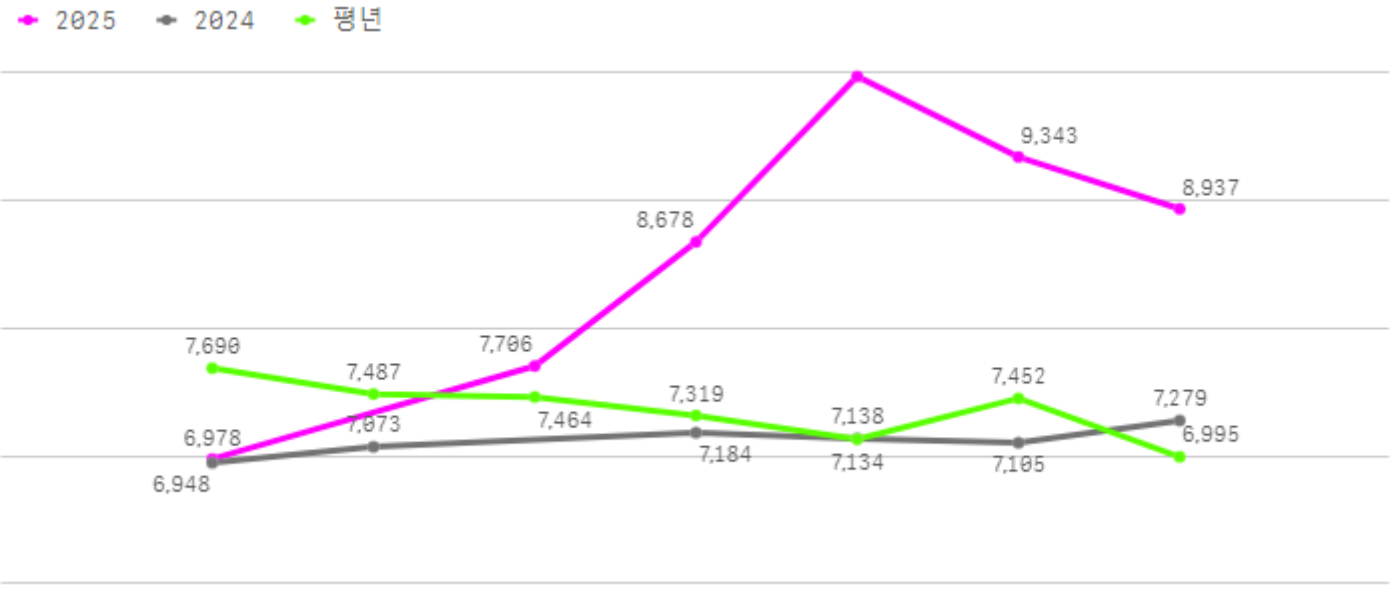
산지별 거래물량(톤)



산지별 주출하 시군구



주간 도매가격(원)



구분	금주(A)	전주(B)	전월(C)	전년(D)	평년(E)	A/B	A/C	A/D	A/E
가격(원)	8,603	6,397	8,691	7,121	7,666	134.5%	99.0%	120.8%	112.2%

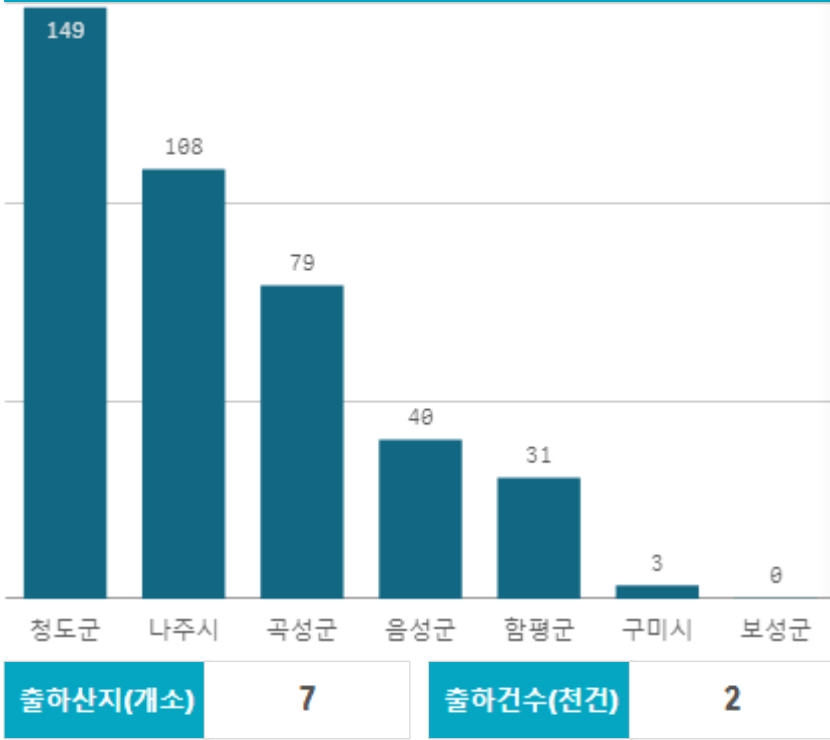
※ 상품 가격 기준

□ 새송이버섯(2Kg) 주간 가격

구분	Q	품종	Q	단량	Q	특	상	보통	하
2025-10-25		새송이버섯		2Kg		9,679	6,978	5,720	3,460
2025-10-27		새송이버섯		2Kg		9,628	7,706	6,352	3,578
2025-10-28		새송이버섯		2Kg		10,272	8,678	7,617	4,033
2025-10-29		새송이버섯		2Kg		11,122	9,974	8,417	4,461
2025-10-30		새송이버섯		2Kg		10,850	9,343	8,244	3,866
2025-10-31		새송이버섯		2Kg		11,087	8,937	8,043	4,835
평균						10,440	8,603	7,399	4,039

팬이버섯(5Kg)

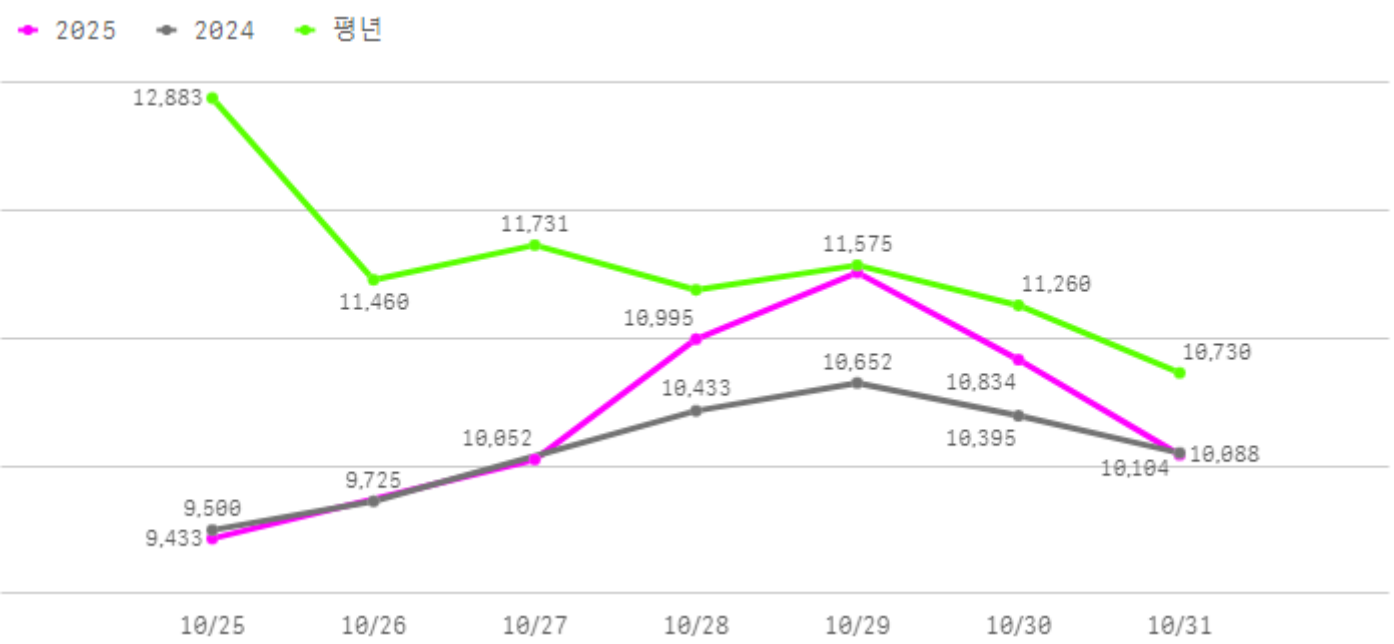
산지별 거래물량(톤)



산지별 주출하 시군구



주간 도매가격(원)



구분	금주(A)	전주(B)	전월(C)	전년(D)	평년(E)	A/B	A/C	A/D	A/E
가격(원)	10,487	8,584	12,284	10,135	12,127	122.2%	85.4%	103.5%	86.5%

※ 상품 가격 기준

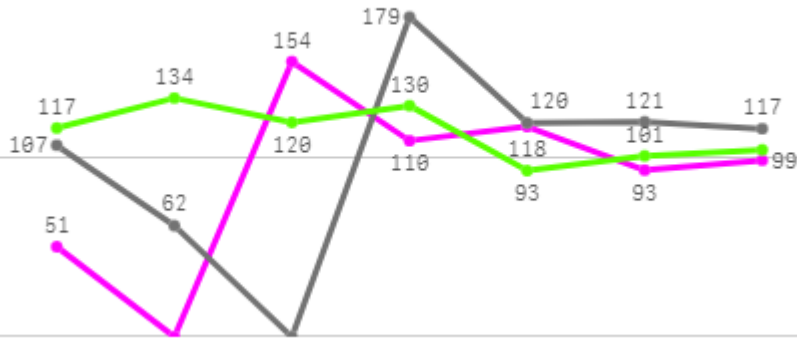
□ 팽이버섯(5Kg) 주간 가격

구분	Q	품종	Q	단량	Q	특	상	보통	하
2025-10-25		팽이버섯		5Kg		10,000	9,433	7,889	6,771
2025-10-27		팽이버섯		5Kg		10,500	10,052	8,581	7,392
2025-10-28		팽이버섯		5Kg		11,500	10,995	9,423	8,097
2025-10-29		팽이버섯		5Kg		12,500	11,517	9,416	8,421
2025-10-30		팽이버섯		5Kg		12,879	10,834	8,484	7,190
2025-10-31		팽이버섯		5Kg		12,272	10,088	7,467	5,894
평균						11,609	10,487	8,543	7,294

사과

주간 반입량(톤)

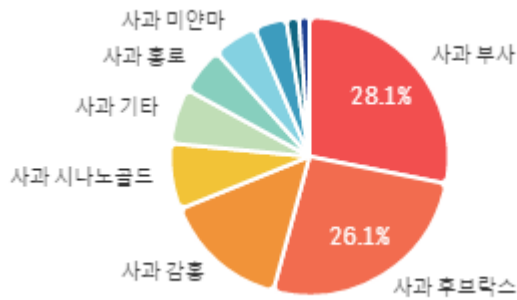
◆ 2025 ● 2024 ▲ 평년



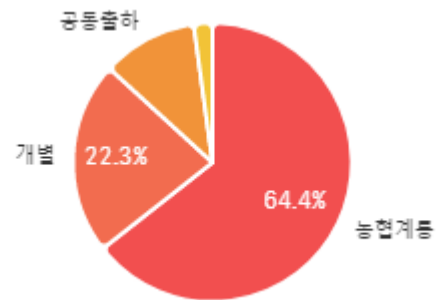
10/25 10/26 10/27 10/28 10/29 10/30 10/31

구분	금주(A)	전주(B)	전월(C)	전년(D)	평년(E)	A/B	A/C	A/D	A/E
물량(톤)	625	671	1,123	706	753	93.1%	55.7%	88.5%	83.0%

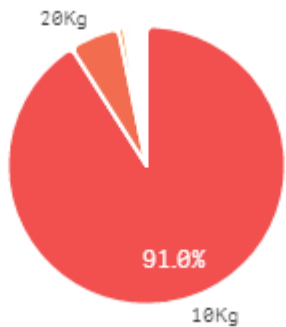
출하 품종별 거래물량 구성비



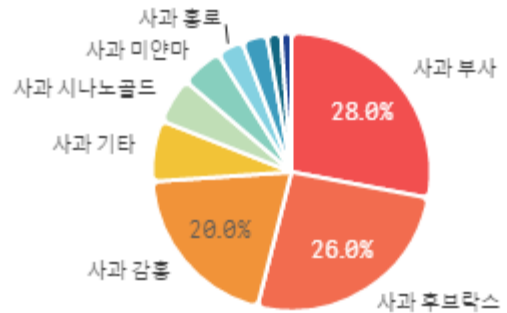
출하자별 거래물량 구성비



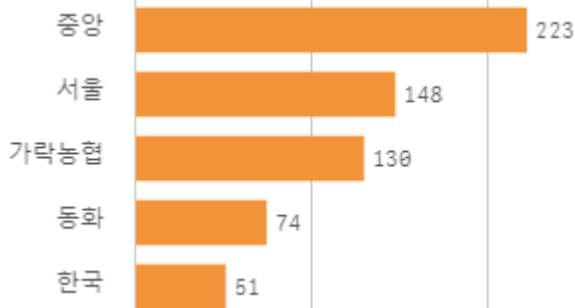
거래 단량별 물량 구성비



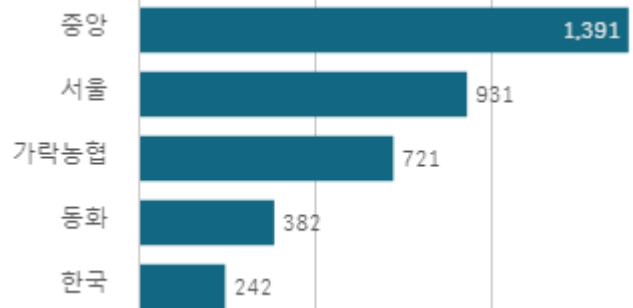
출하 품종별 거래금액 구성비



도매시장 법인별 거래물량(톤)

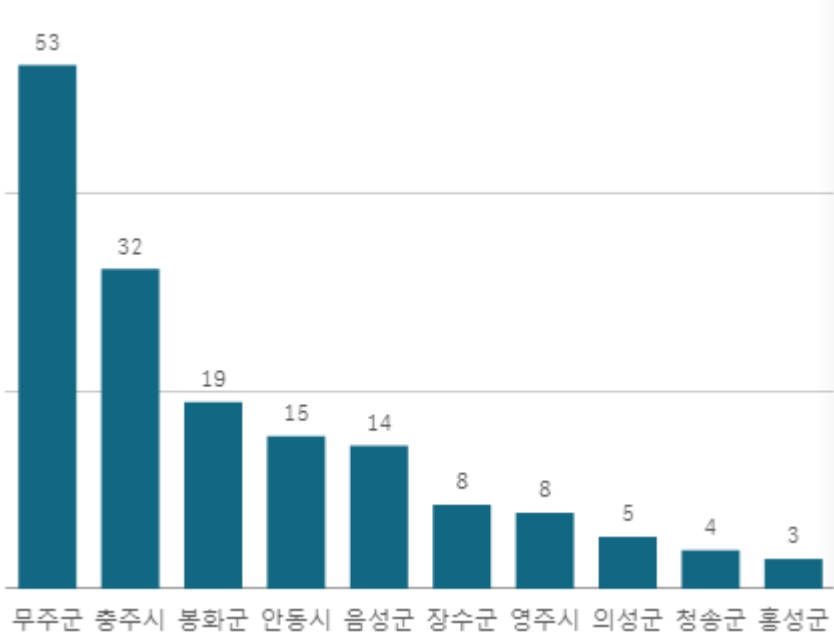


도매시장 법인별 거래금액(백만원)



사과 부사(10Kg)

산지별 거래물량(톤)



출하산지(개소)

20

출하건수(천건)

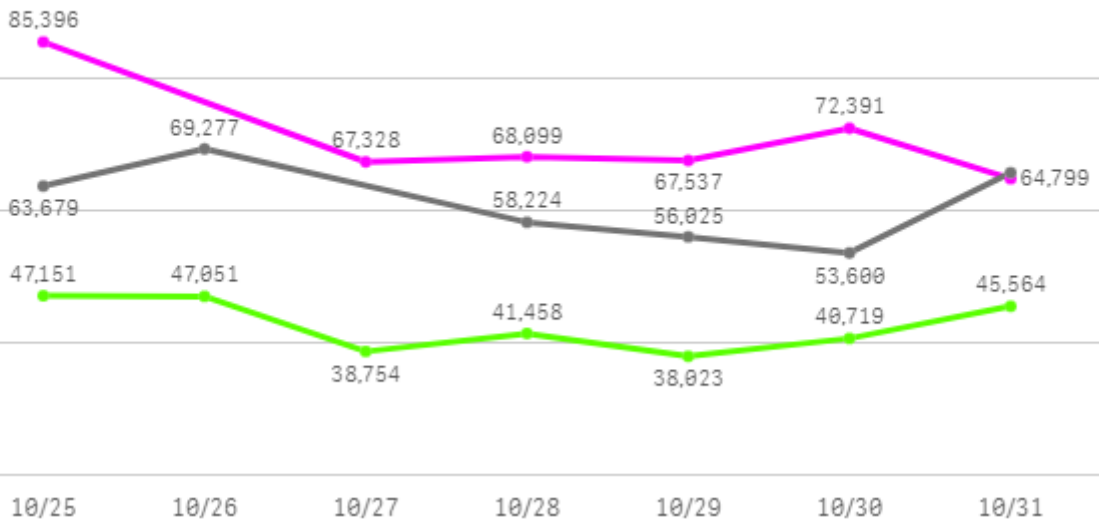
1

산지별 주출하 시군구



주간 도매가격(원)

◆ 2025 ● 2024 ◆ 평년



구분	금주(A)	전주(B)	전월(C)	전년(D)	평년(E)	A/B	A/C	A/D	A/E
가격(원)	70,925	97,617	69,308	61,082	49,835	72.7%	102.3%	116.1%	142.3%

※ 상품 가격 기준

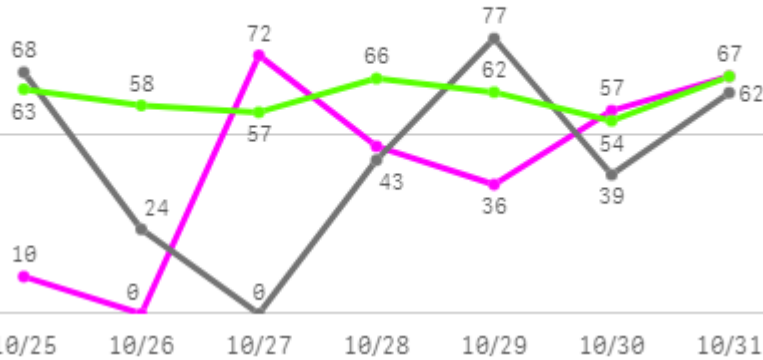
□ 사과 부사(10Kg) 주간 가격

구분	Q	품종	Q	단량	Q	특	상	보통	하
2025-10-25		사과 부사		10Kg		165,500	85,396	61,681	37,240
2025-10-27		사과 부사		10Kg		98,944	67,328	59,679	40,844
2025-10-28		사과 부사		10Kg		106,446	68,099	54,055	35,043
2025-10-29		사과 부사		10Kg		91,523	67,537	56,714	36,594
2025-10-30		사과 부사		10Kg		132,413	72,391	56,024	35,379
2025-10-31		사과 부사		10Kg		136,268	64,799	45,625	29,824
평균						121,849	70,925	55,630	35,821

배

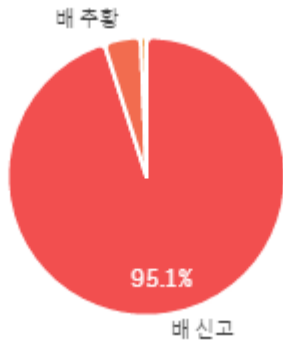
주간 반입량(톤)

◆ 2025 ● 2024 ▲ 평년

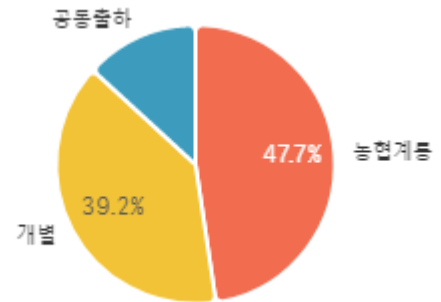


구분	금주(A)	전주(B)	전월(C)	전년(D)	평년(E)	A/B	A/C	A/D	A/E
물량(톤)	290	262	2,061	313	412	110.7%	14.1%	92.6%	70.4%

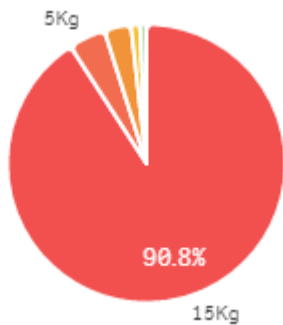
출하 품종별 거래물량 구성비



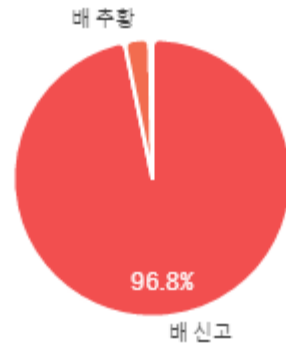
출하자별 거래물량 구성비



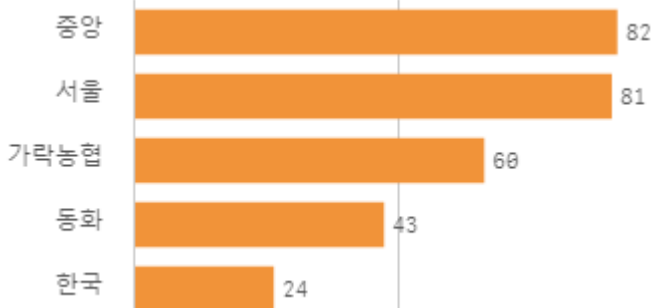
거래 단량별 물량 구성비



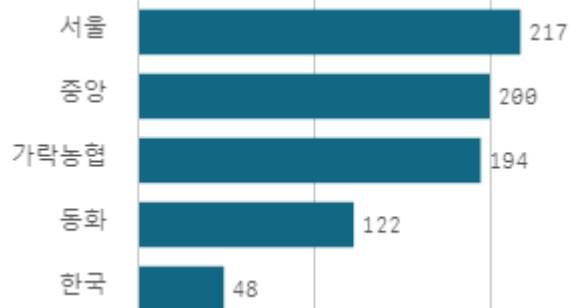
출하 품종별 거래금액 구성비



도매시장 법인별 거래물량(톤)

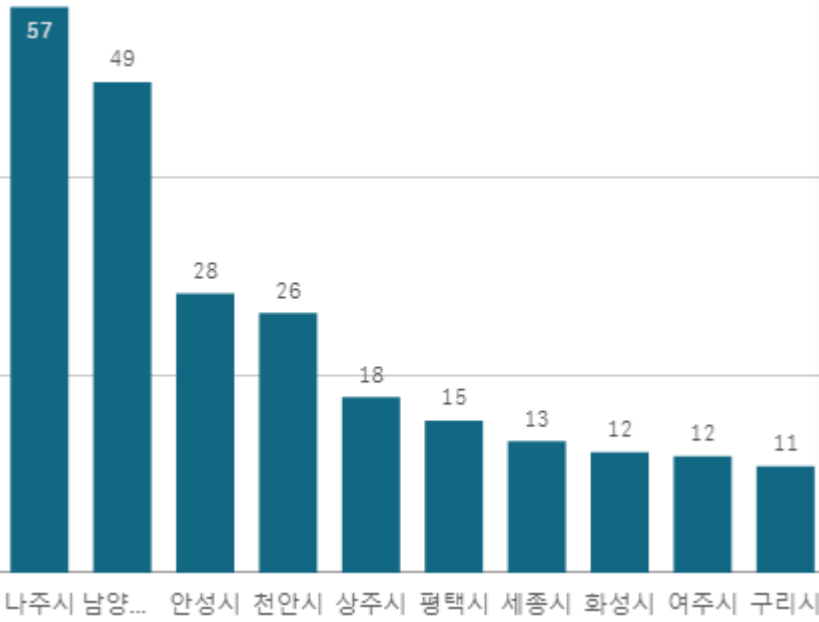


도매시장 법인별 거래금액(백만원)



배 신고(15Kg)

산지별 거래물량(톤)



출하산지(개소)

19

출하건수(천건)

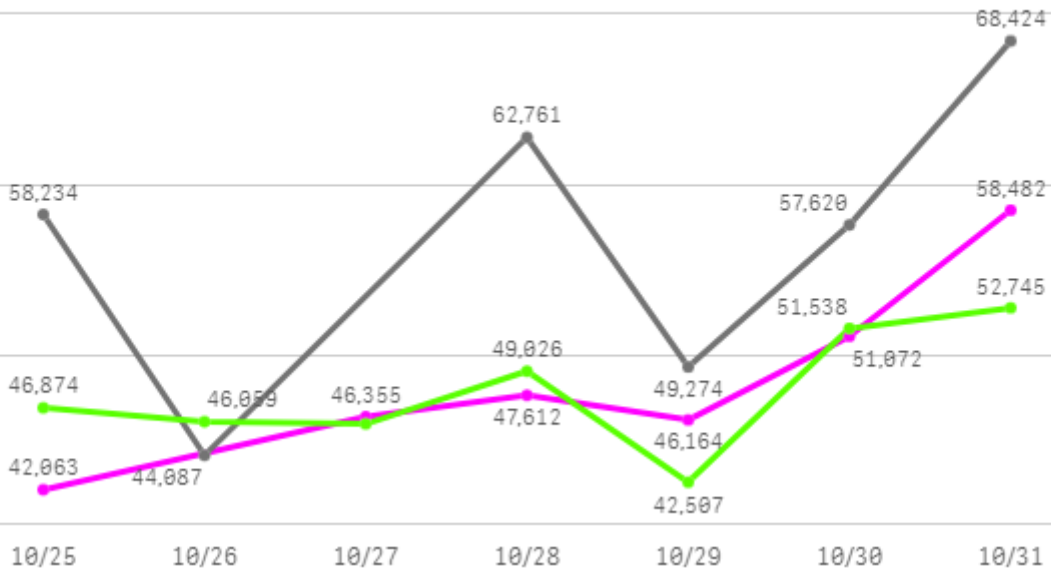
1

산지별 주출하 시군구



주간 도매가격(원)

◆ 2025 ● 2024 ◆ 평년



구분	금주(A)	전주(B)	전월(C)	전년(D)	평년(E)	A/B	A/C	A/D	A/E
가격(원)	48,625	41,657	49,450	56,733	46,484	116.7%	98.3%	85.7%	104.6%

※ 상품 가격 기준

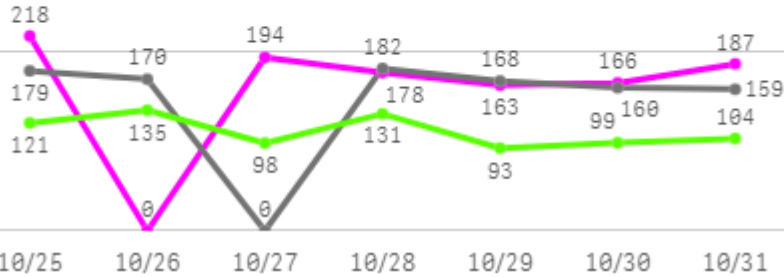
□ 배 신고(15Kg) 주간 가격

구분	Q	품종	Q	단량	Q	특	상	보통	하
2025-10-25		배 신고		15Kg		56,207	42,063	22,924	13,470
2025-10-27		배 신고		15Kg		77,297	46,355	32,557	20,310
2025-10-28		배 신고		15Kg		67,265	47,612	34,659	20,411
2025-10-29		배 신고		15Kg		73,032	46,164	34,707	22,387
2025-10-30		배 신고		15Kg		76,207	51,072	35,861	21,597
2025-10-31		배 신고		15Kg		100,000	58,482	36,690	26,744
평균						75,001	48,625	32,900	20,820

포도

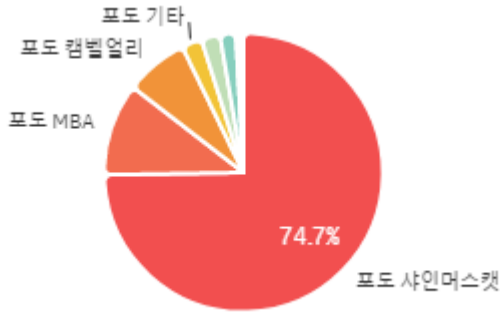
주간 반입량(톤)

◆ 2025 ● 2024 ▲ 평년

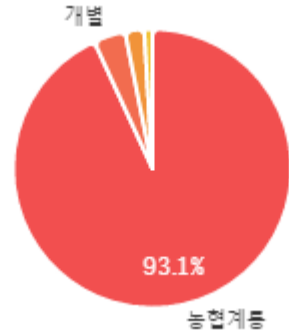


구분	금주(A)	전주(B)	전월(C)	전년(D)	평년(E)	A/B	A/C	A/D	A/E
물량(톤)	1,107	1,335	2,069	1,019	882	83.0%	53.5%	108.7%	125.5%

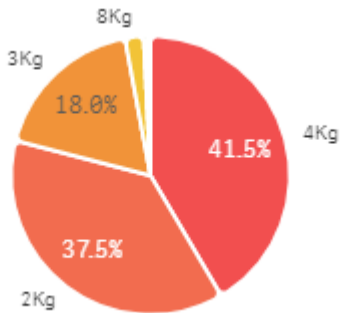
출하 품종별 거래물량 구성비



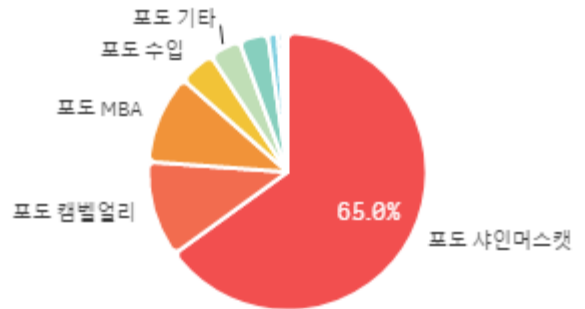
출하자별 거래물량 구성비



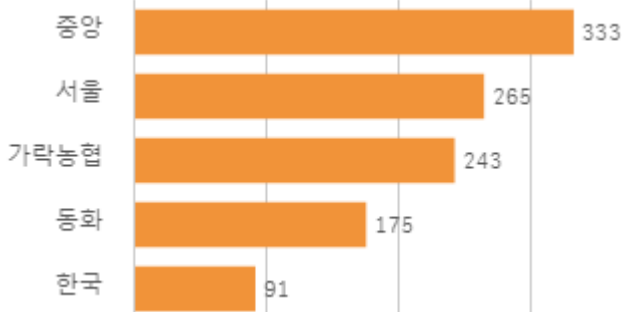
거래 단량별 물량 구성비



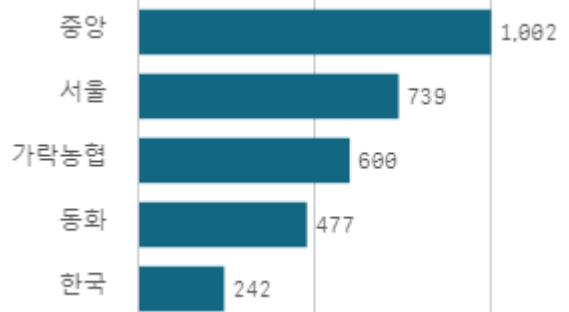
출하 품종별 거래금액 구성비



도매시장 법인별 거래물량(톤)

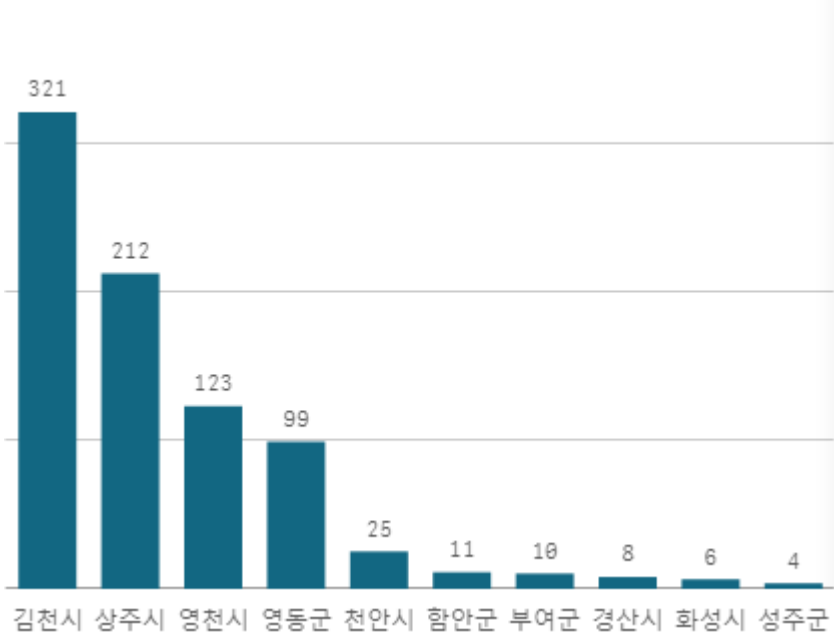


도매시장 법인별 거래금액(백만원)



포도 샤인머스캣(2Kg)

산지별 거래물량(톤)



출하산지(개소)

16

출하건수(천건)

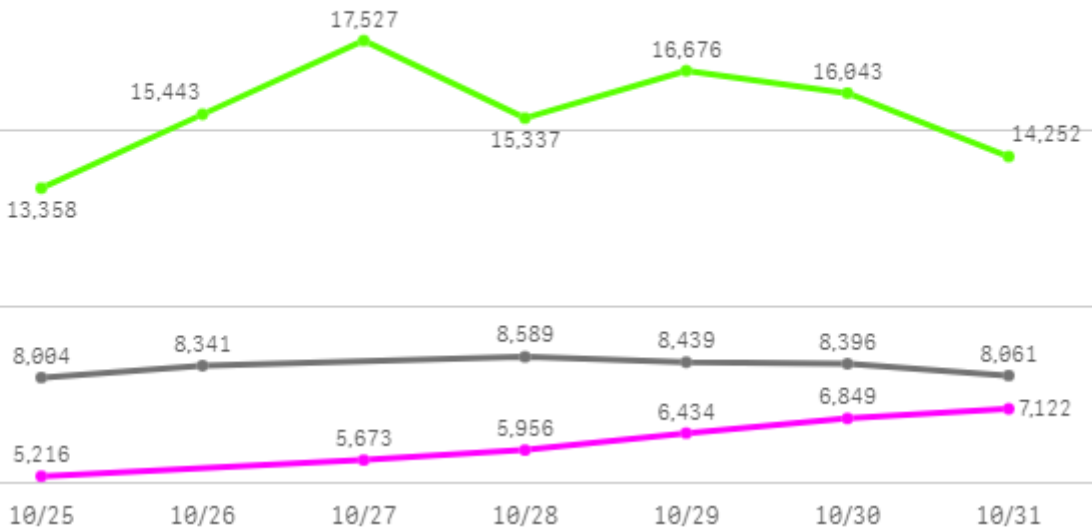
7

산지별 주출하 시군구



주간 도매가격(원)

◆ 2025 ● 2024 ▲ 평년



구분	금주(A)	전주(B)	전월(C)	전년(D)	평년(E)	A/B	A/C	A/D	A/E
가격(원)	6,208	5,925	7,766	8,305	12,263	104.8%	79.9%	74.8%	50.6%

※ 상품 가격 기준

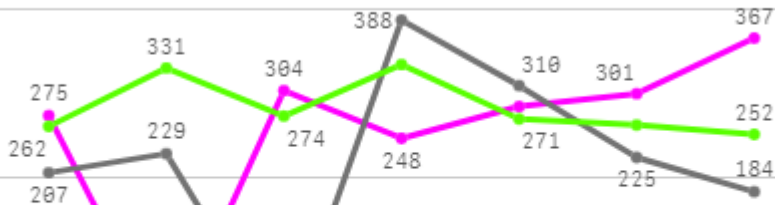
□ 포도 샤인머스켓(2Kg) 주간 가격

구분	Q	품종	Q	단량	Q	특	상	보통	하
2025-10-25		포도 샤인머스켓		2Kg		7,552	5,216	3,376	2,172
2025-10-27		포도 샤인머스켓		2Kg		8,952	5,673	4,042	2,646
2025-10-28		포도 샤인머스켓		2Kg		9,441	5,956	4,282	2,729
2025-10-29		포도 샤인머스켓		2Kg		9,143	6,434	4,635	3,154
2025-10-30		포도 샤인머스켓		2Kg		9,988	6,849	4,894	3,266
2025-10-31		포도 샤인머스켓		2Kg		11,030	7,122	5,127	3,298
평균						9,351	6,208	4,393	2,878

감귤

주간 반입량(톤)

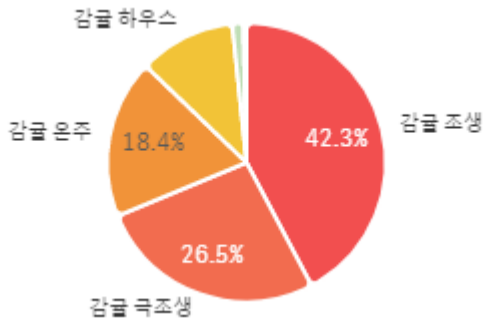
◆ 2025 ● 2024 ▲ 평년



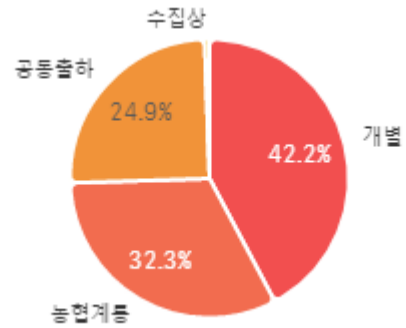
10/25 10/26 10/27 10/28 10/29 10/30 10/31

구분	금주(A)	전주(B)	전월(C)	전년(D)	평년(E)	A/B	A/C	A/D	A/E
물량(톤)	1,780	1,280	330	1,544	1,882	139.1%	540.1%	115.3%	94.6%

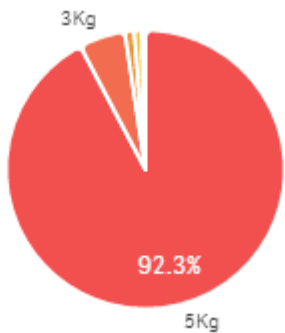
출하 품종별 거래물량 구성비



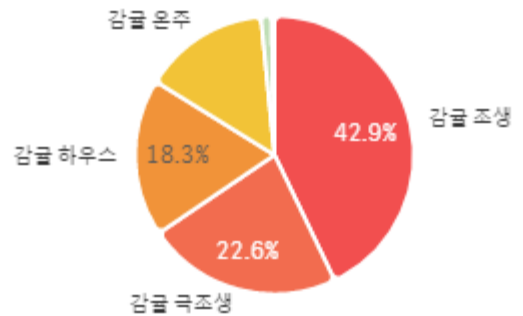
출하자별 거래물량 구성비



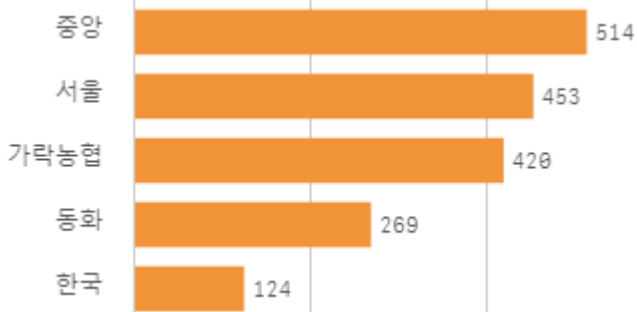
거래 단량별 물량 구성비



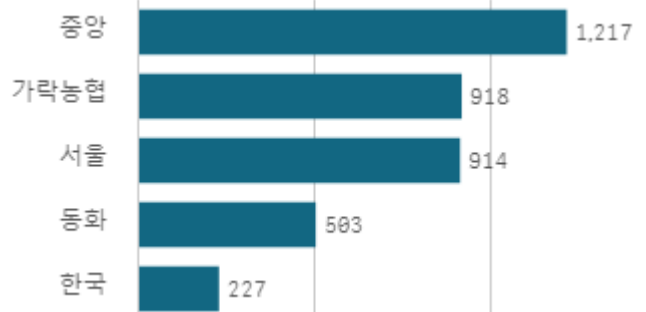
출하 품종별 거래금액 구성비



도매시장 법인별 거래물량(톤)

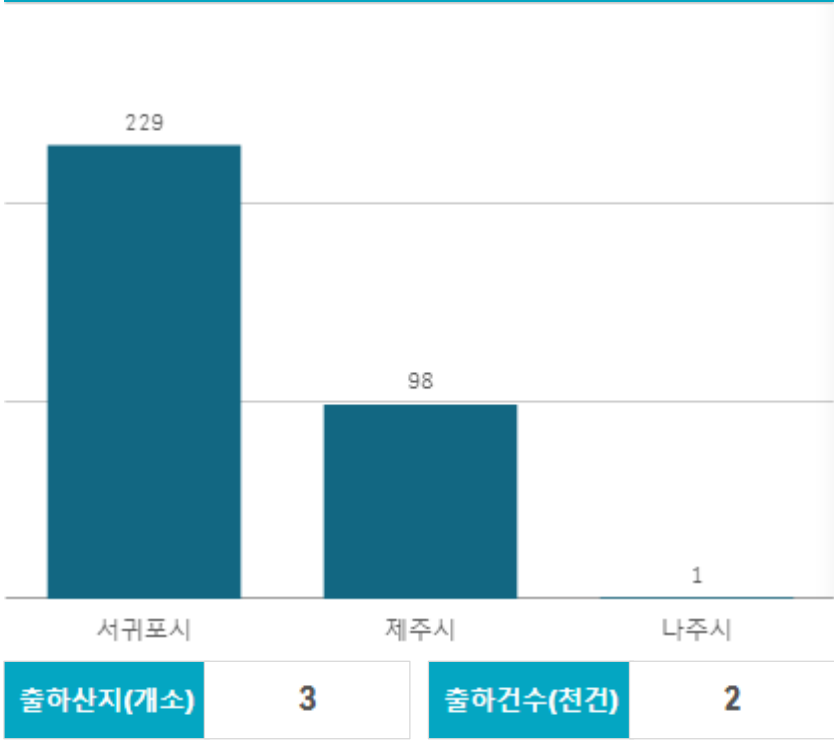


도매시장 법인별 거래금액(백만원)



감귤 온주(5Kg)

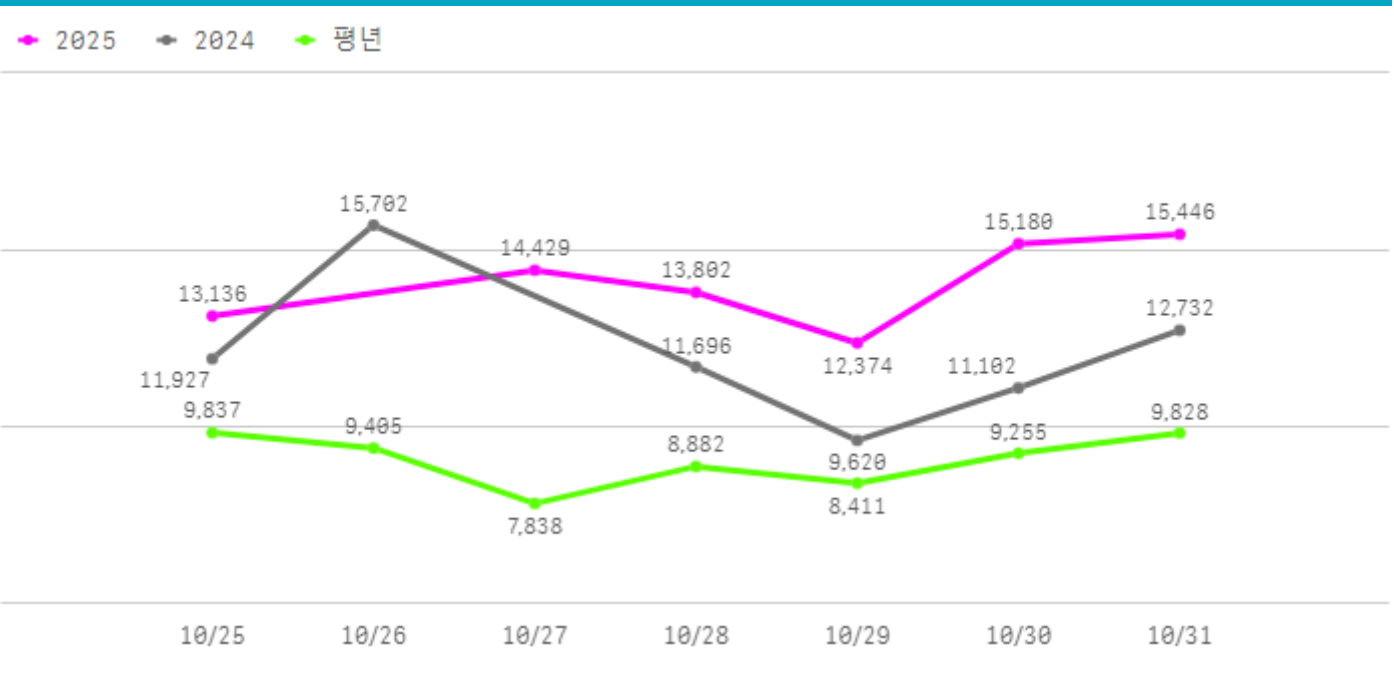
산지별 거래물량(톤)



산지별 주출하 시군구



주간 도매가격(원)



구분	금주(A)	전주(B)	전월(C)	전년(D)	평년(E)	A/B	A/C	A/D	A/E
가격(원)	14,061	14,594	12,462	12,130	10,355	96.3%	112.8%	115.9%	135.8%

※ 상품 가격 기준

□ 감귤 온주(5Kg) 주간 가격

구분	Q	품종	Q	단량	Q	특	상	보통	하
2025-10-25		감귤 온주		5Kg		26,929	13,136	7,091	3,954
2025-10-27		감귤 온주		5Kg		27,984	14,429	8,611	5,423
2025-10-28		감귤 온주		5Kg		28,025	13,802	8,674	5,687
2025-10-29		감귤 온주		5Kg		25,642	12,374	8,379	5,388
2025-10-30		감귤 온주		5Kg		29,498	15,180	9,509	6,413
2025-10-31		감귤 온주		5Kg		29,599	15,446	9,855	6,339
평균						27,946	14,061	8,687	5,534

감귤 하우스(3Kg)

산지별 거래물량(톤)

150

50

서귀포시

제주시

출하산지(개소)

2

출하건수(천건)

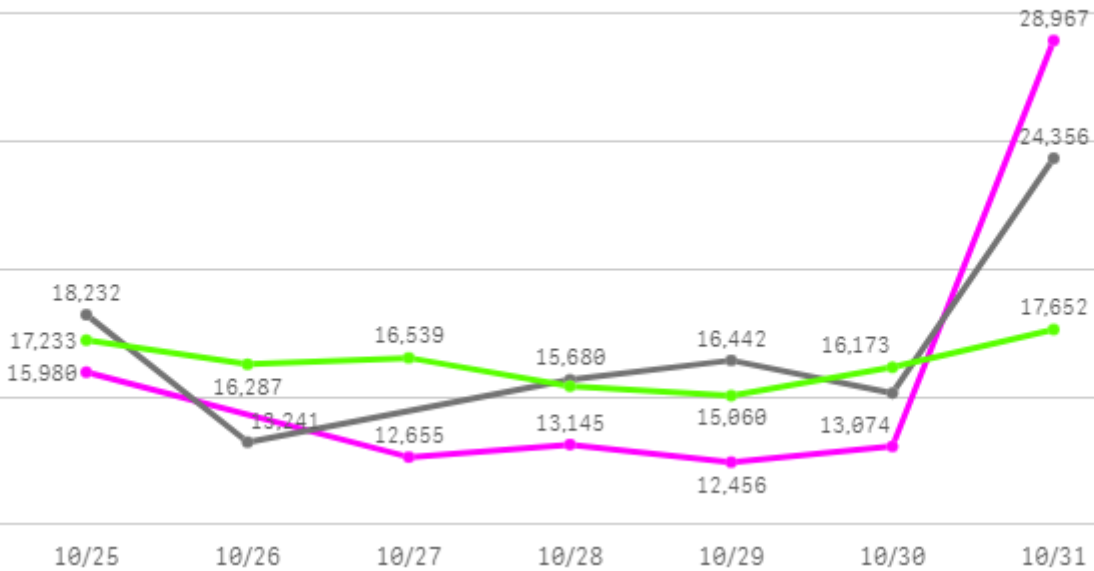
1

산지별 주출하 시군구



주간 도매가격(원)

◆ 2025 ● 2024 ◆ 평년



구분	금주(A)	전주(B)	전월(C)	전년(D)	평년(E)	A/B	A/C	A/D	A/E
가격(원)	16,046	15,537	22,469	17,185	16,119	103.3%	71.4%	93.4%	99.5%

※ 상품 가격 기준

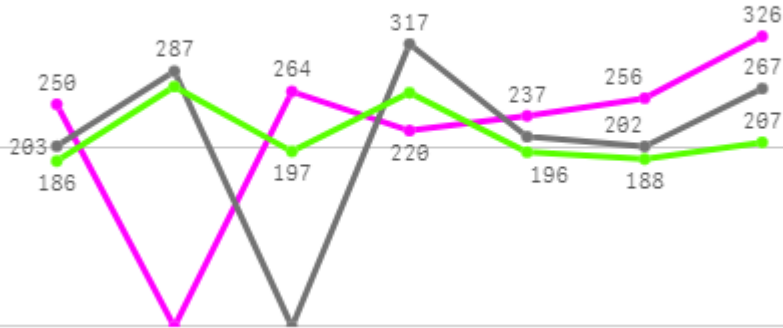
□ 감귤 하우스(3Kg) 주간 가격

구분	Q	품종	Q	단량	Q	특	상	보통	하
2025-10-25		감귤 하우스		3Kg		26,163	15,980	9,542	5,607
2025-10-27		감귤 하우스		3Kg		23,843	12,655	9,316	6,109
2025-10-28		감귤 하우스		3Kg		20,916	13,145	9,402	6,281
2025-10-29		감귤 하우스		3Kg		20,353	12,456	9,188	6,475
2025-10-30		감귤 하우스		3Kg		17,277	13,074	11,001	9,108
2025-10-31		감귤 하우스		3Kg		29,500	28,967	19,730	8,765
평균						23,009	16,046	11,363	7,058

단감

주간 반입량(톤)

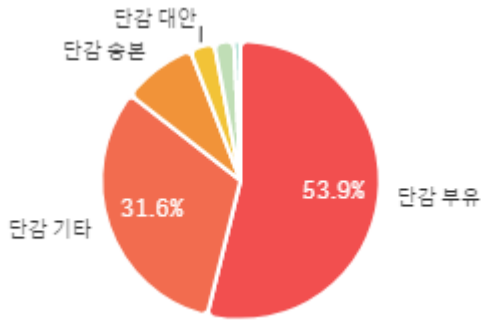
◆ 2025 ● 2024 ▲ 평년



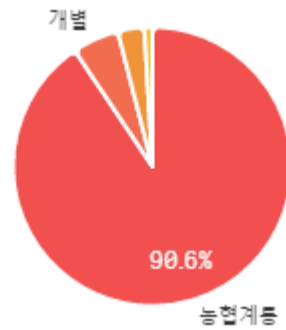
10/25 10/26 10/27 10/28 10/29 10/30 10/31

구분	금주(A)	전주(B)	전월(C)	전년(D)	평년(E)	A/B	A/C	A/D	A/E
물량(톤)	1,552	1,511	246	1,489	1,476	102.7%	631.9%	104.2%	105.2%

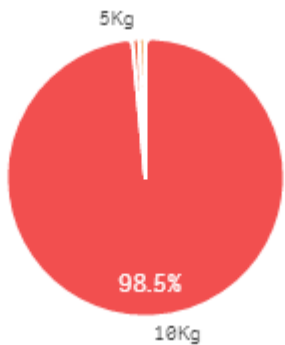
출하 품종별 거래물량 구성비



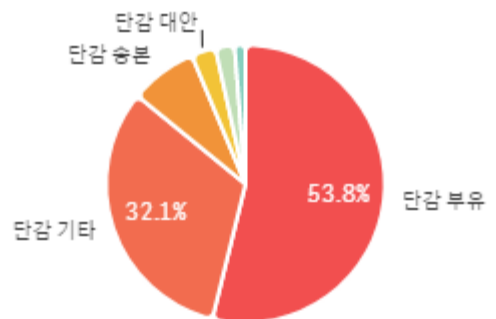
출하자별 거래물량 구성비



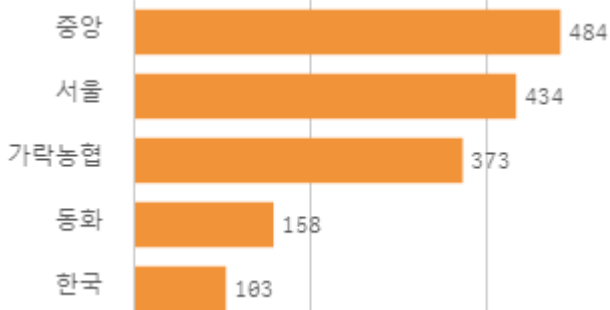
거래 단량별 물량 구성비



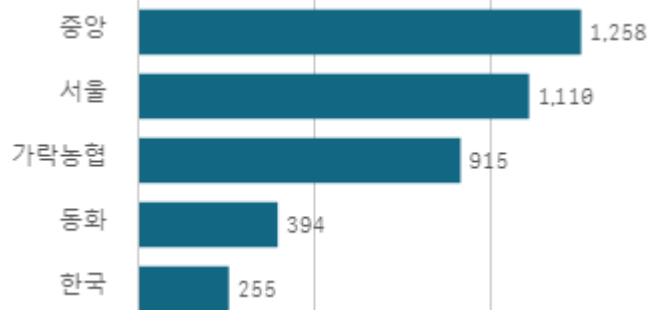
출하 품종별 거래금액 구성비



도매시장 법인별 거래물량(톤)

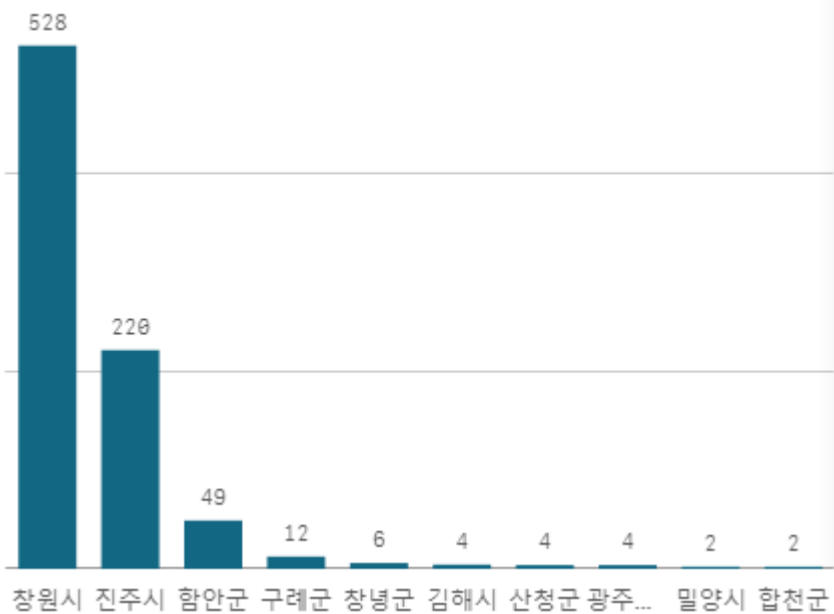


도매시장 법인별 거래금액(백만원)



단감 부유(10Kg)

산지별 거래물량(톤)



출하산지(개소)

16

출하건수(천건)

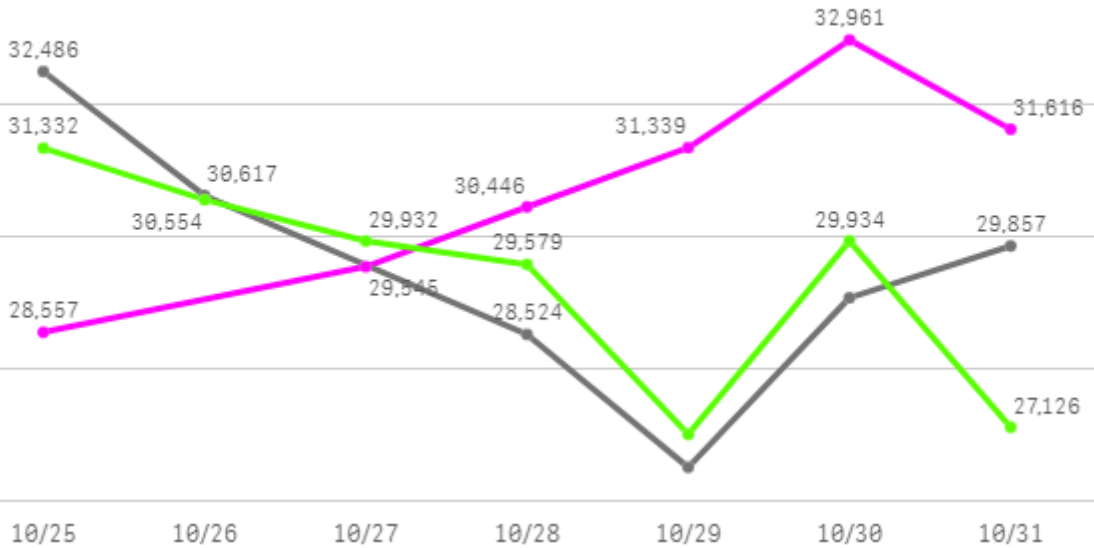
8

산지별 주출하 시군구



주간 도매가격(원)

◆ 2025 ● 2024 ◆ 평년



구분	금주(A)	전주(B)	전월(C)	전년(D)	평년(E)	A/B	A/C	A/D	A/E
가격(원)	30,744	32,320	-	29,514	30,991	95.1%	-	104.2%	99.2%

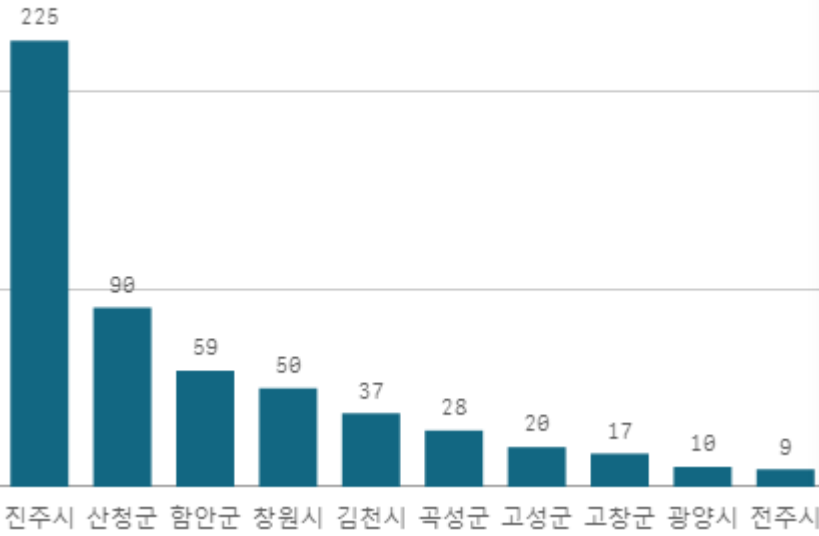
※ 상품 가격 기준

□ 단감 부유(10Kg) 주간 가격

구분	Q	품종	Q	단량	Q	특	상	보통	하
2025-10-25		단감 부유		10Kg		34,236	28,557	21,137	12,295
2025-10-27		단감 부유		10Kg		36,448	29,545	21,916	12,920
2025-10-28		단감 부유		10Kg		37,492	30,446	24,703	15,000
2025-10-29		단감 부유		10Kg		37,640	31,339	26,357	17,253
2025-10-30		단감 부유		10Kg		38,535	32,961	27,113	18,054
2025-10-31		단감 부유		10Kg		37,082	31,616	26,150	16,824
평균						36,906	30,744	24,563	15,391

감 대봉시(10Kg)

산지별 거래물량(톤)



출하산지(개소)

39

출하건수(천건)

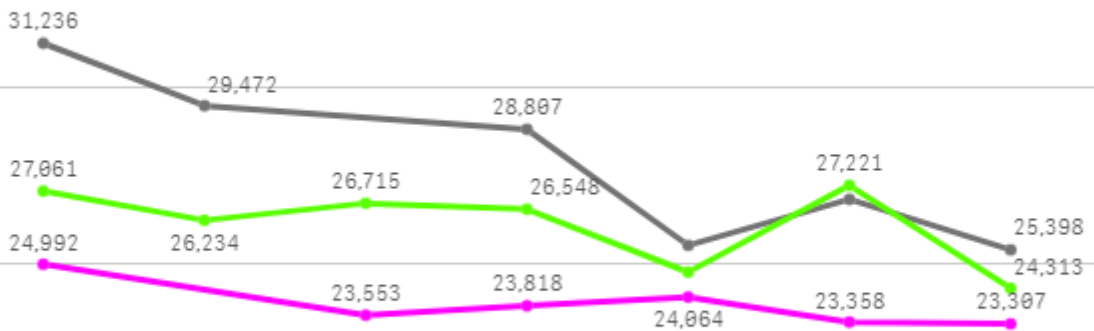
6

산지별 주출하 시군구



주간 도매가격(원)

◆ 2025 ● 2024 ◆ 평년



10/25 10/26 10/27 10/28 10/29 10/30 10/31

구분	금주(A)	전주(B)	전월(C)	전년(D)	평년(E)	A/B	A/C	A/D	A/E
가격(원)	23,849	27,475	-	27,877	25,914	86.8%	-	85.5%	92.0%

※ 상품 가격 기준

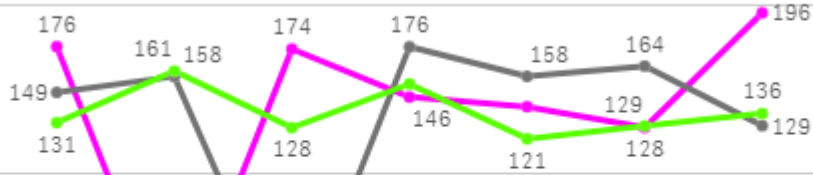
□ 감 대봉시(10Kg) 주간 가격

구분	Q	품종	Q	단량	Q	특	상	보통	하
2025-10-25		감 대봉시		10Kg		29,212	24,992	18,808	11,443
2025-10-27		감 대봉시		10Kg		30,418	23,553	16,548	11,333
2025-10-28		감 대봉시		10Kg		28,520	23,818	17,534	12,424
2025-10-29		감 대봉시		10Kg		28,488	24,064	17,999	12,311
2025-10-30		감 대봉시		10Kg		29,119	23,358	17,679	12,044
2025-10-31		감 대봉시		10Kg		28,823	23,307	17,075	11,801
평균						29,097	23,849	17,607	11,893

바나나

주간 반입량(톤)

◆ 2025 ● 2024 ▲ 평년

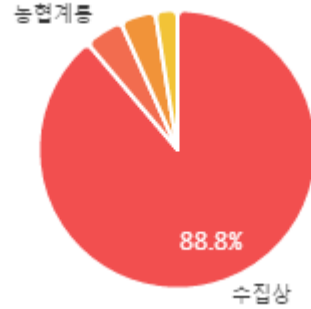


구분	금주(A)	전주(B)	전월(C)	전년(D)	평년(E)	A/B	A/C	A/D	A/E
물량(톤)	961	875	808	934	962	109.8%	119.0%	102.8%	99.8%

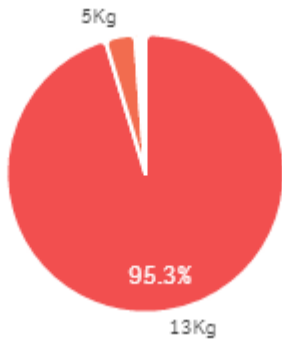
출하 품종별 거래물량 구성비



출하자별 거래물량 구성비



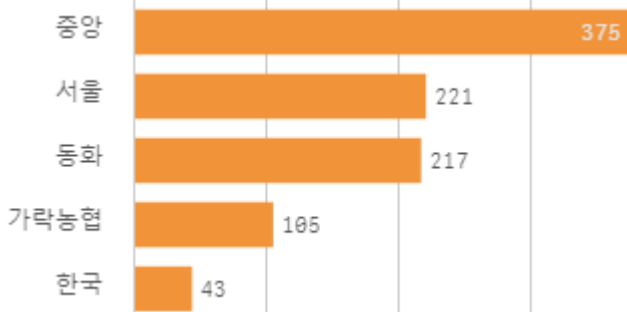
거래 단량별 물량 구성비



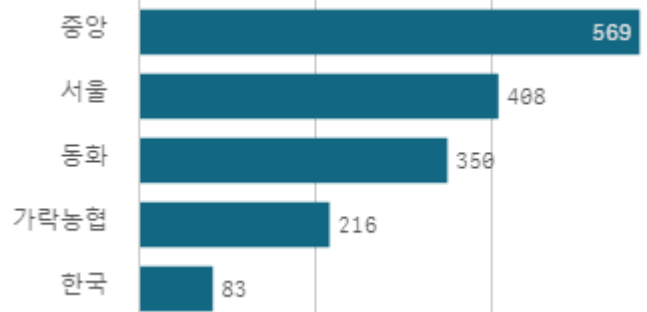
출하 품종별 거래금액 구성비



도매시장 법인별 거래물량(톤)

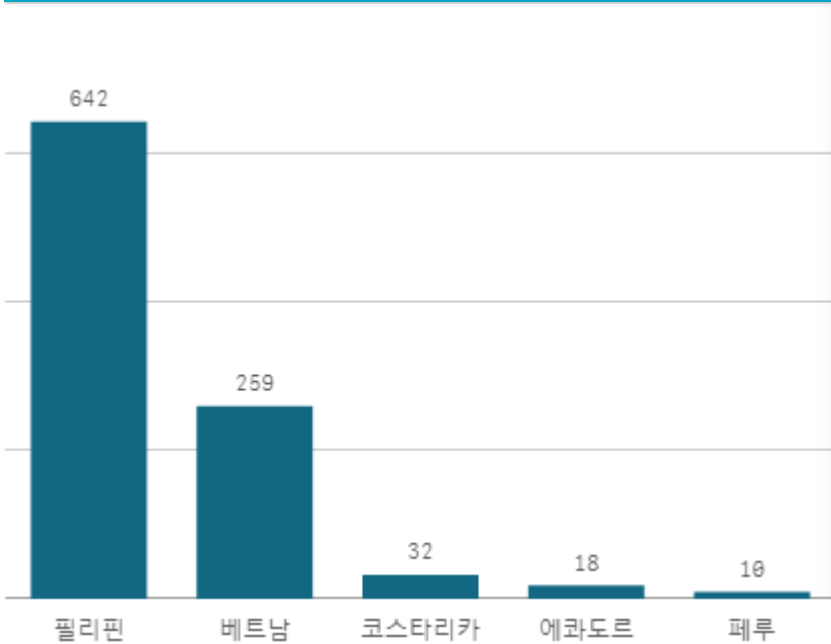


도매시장 법인별 거래금액(백만원)

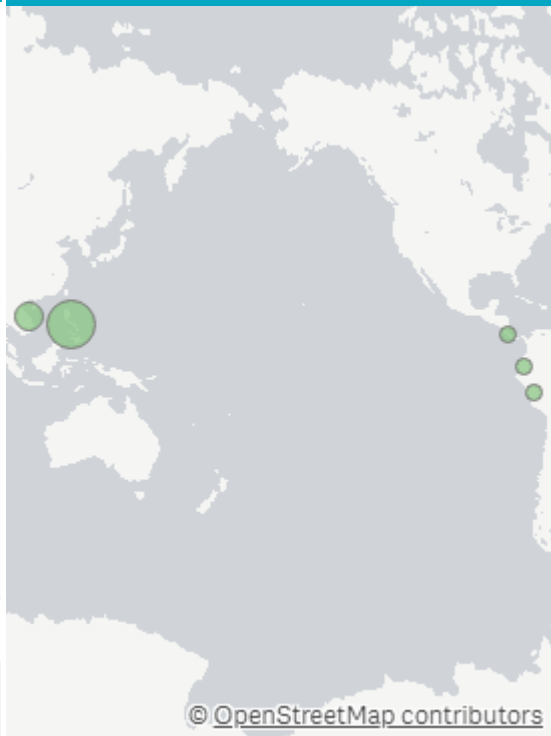


바나나 수입(13Kg)

산지별 거래물량(톤)



산지별 주출하 시군구



출하산지(개소)

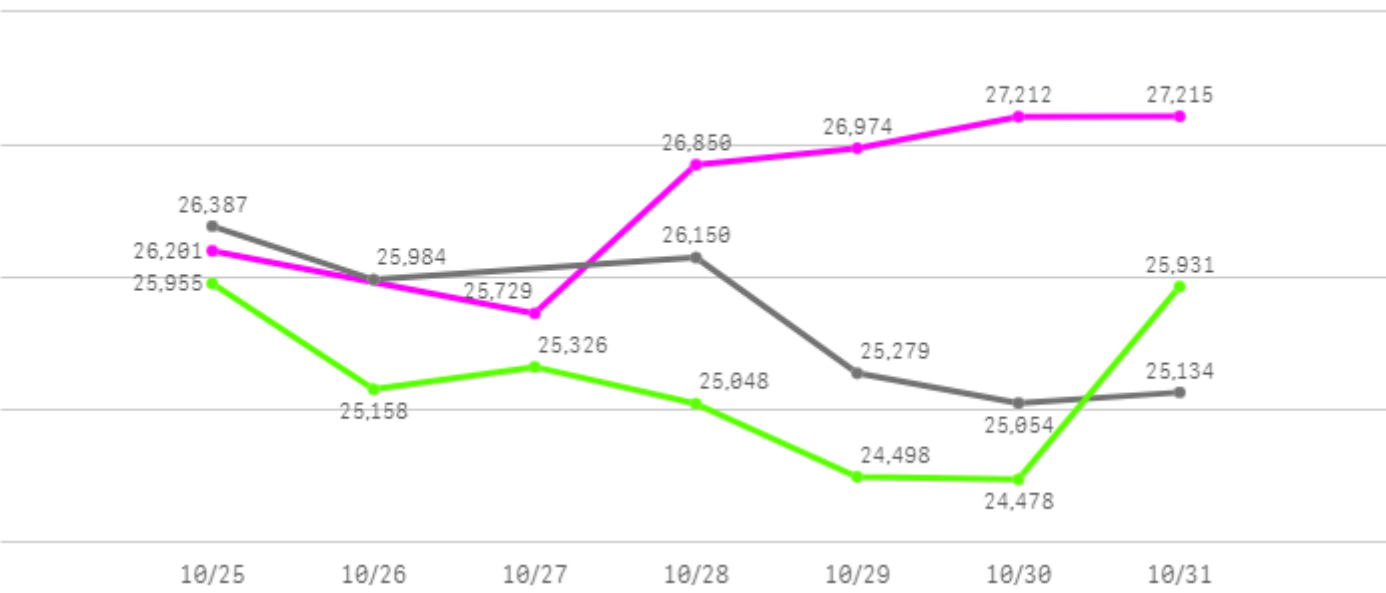
5

출하건수(천건)

2

주간 도매가격(원)

◆ 2025 ● 2024 ◆ 평년



구분	금주(A)	전주(B)	전월(C)	전년(D)	평년(E)	A/B	A/C	A/D	A/E
가격(원)	26,697	27,049	28,549	25,665	25,784	98.7%	93.5%	104.0%	103.5%

※ 상품 가격 기준

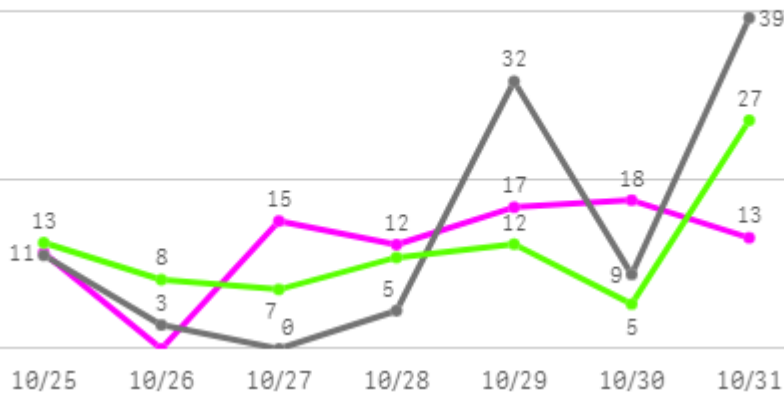
□ 바나나 수입(13Kg) 주간 가격

구분	Q	품종	Q	단량	Q	특	상	보통	하
2025-10-25		바나나 수입		13Kg		31,085	26,201	17,039	11,279
2025-10-27		바나나 수입		13Kg		31,306	25,729	16,458	12,143
2025-10-28		바나나 수입		13Kg		31,605	26,850	17,971	12,786
2025-10-29		바나나 수입		13Kg		31,653	26,974	17,721	13,196
2025-10-30		바나나 수입		13Kg		31,577	27,212	17,868	13,408
2025-10-31		바나나 수입		13Kg		31,491	27,215	17,997	12,219
평균						31,453	26,697	17,509	12,505

오렌지

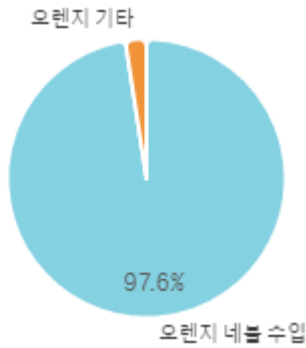
주간 반입량(톤)

◆ 2025 ● 2024 ▲ 평년

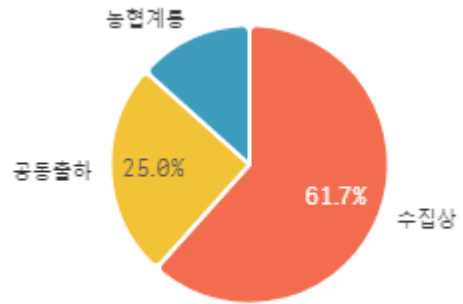


구분	금주(A)	전주(B)	전월(C)	전년(D)	평년(E)	A/B	A/C	A/D	A/E
물량(톤)	87	111	139	98	91	78.4%	62.3%	88.0%	95.4%

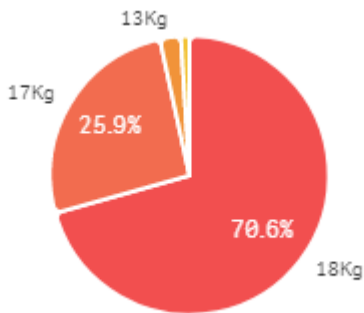
출하 품종별 거래물량 구성비



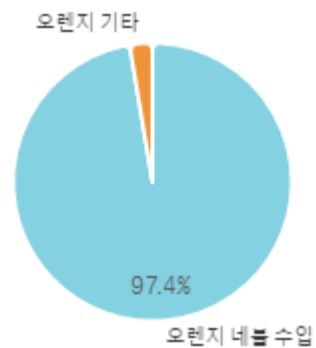
출하자별 거래물량 구성비



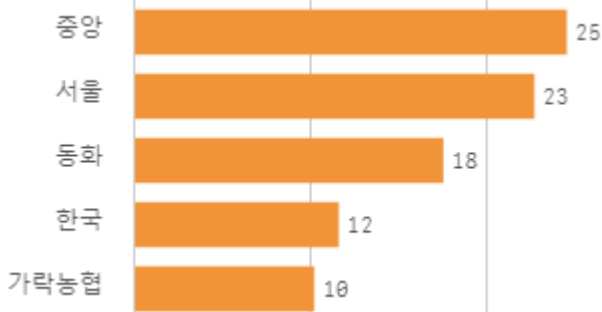
거래 단량별 물량 구성비



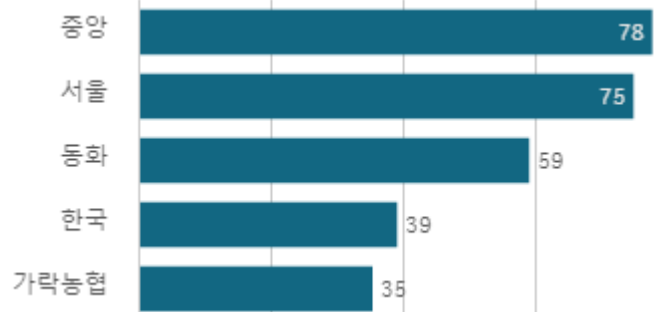
출하 품종별 거래금액 구성비



도매시장 법인별 거래물량(톤)

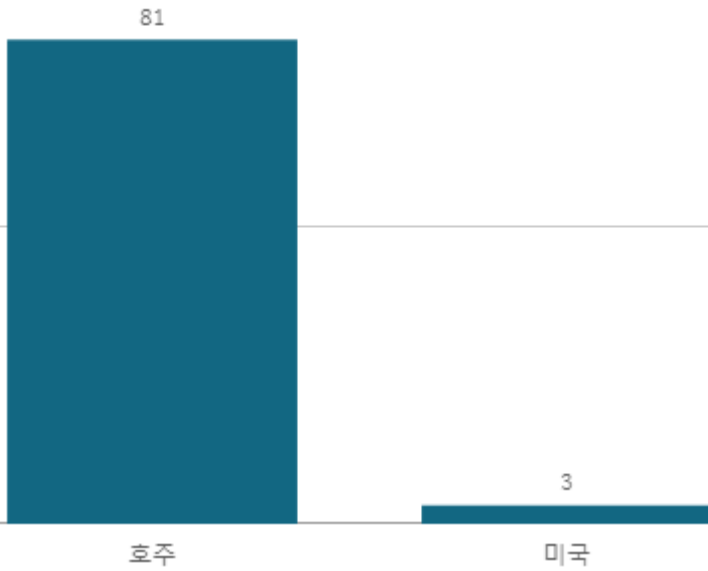


도매시장 법인별 거래금액(백만원)

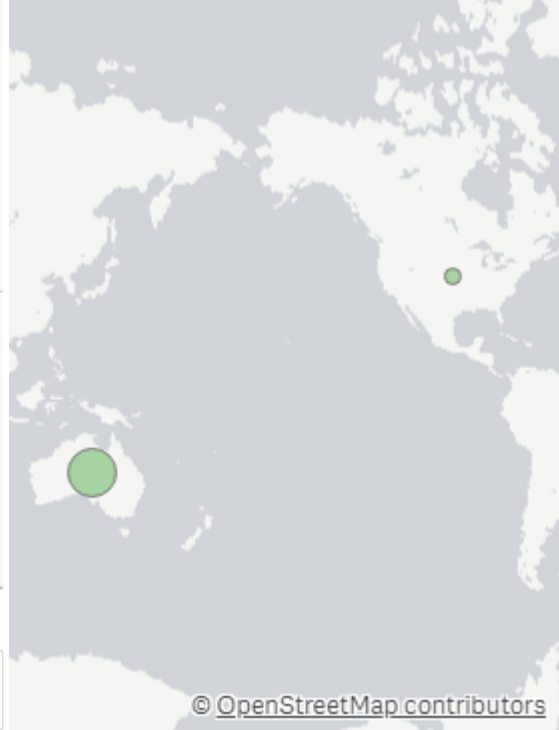


오렌지 네블 수입(18Kg)

산지별 거래물량(톤)



산지별 주출하 시군구



출하산지(개소)

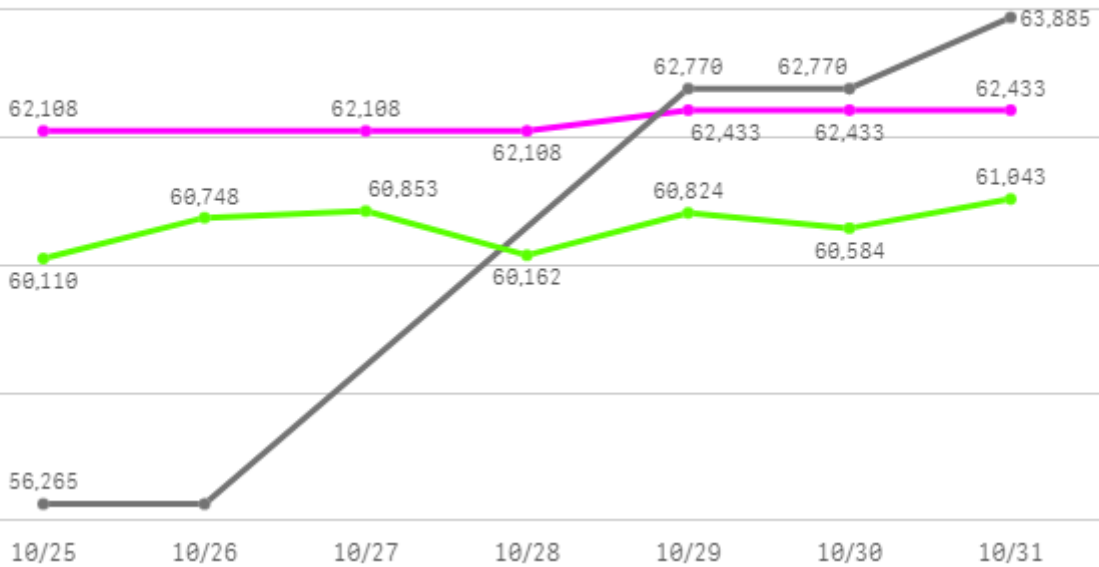
2

출하건수(천건)

0

주간 도매가격(원)

◆ 2025 ● 2024 ◆ 평년



구분	금주(A)	전주(B)	전월(C)	전년(D)	평년(E)	A/B	A/C	A/D	A/E
가격(원)	62,238	61,161	58,083	61,230	60,539	101.8%	107.2%	101.6%	102.8%

※ 상품 가격 기준

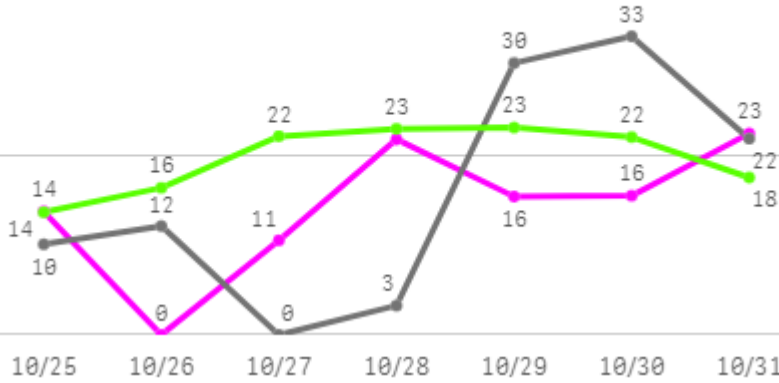
□ 오렌지 네블 수입(18Kg) 주간 가격

구분	Q	품종	Q	단량	Q	특	상	보통	하
2025-10-25		오렌지 네블 수입		18Kg		63,000	62,108	61,068	60,000
2025-10-27		오렌지 네블 수입		18Kg		63,000	62,108	61,068	60,000
2025-10-28		오렌지 네블 수입		18Kg		63,000	62,108	61,068	60,000
2025-10-29		오렌지 네블 수입		18Kg		65,769	62,433	57,000	53,000
2025-10-30		오렌지 네블 수입		18Kg		65,769	62,433	57,000	53,000
2025-10-31		오렌지 네블 수입		18Kg		65,769	62,433	57,000	53,000
평균						64,385	62,271	59,034	56,500

고등어

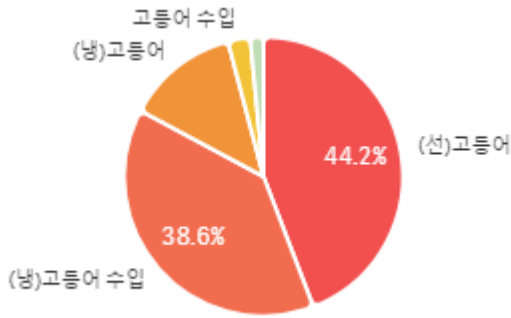
주간 반입량(톤)

◆ 2025 ● 2024 ▲ 평년

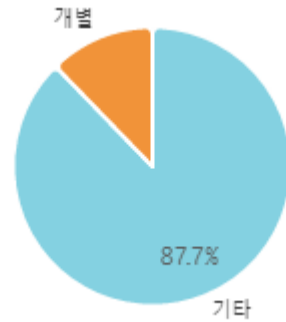


구분	금주(A)	전주(B)	전월(C)	전년(D)	평년(E)	A/B	A/C	A/D	A/E
물량(톤)	100	76	77	112	127	130.8%	129.5%	89.6%	79.0%

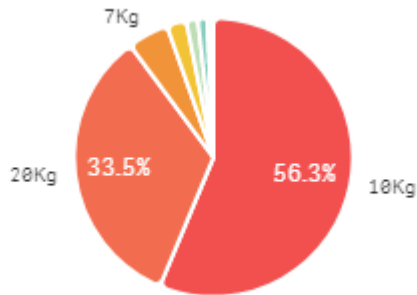
출하 품종별 거래물량 구성비



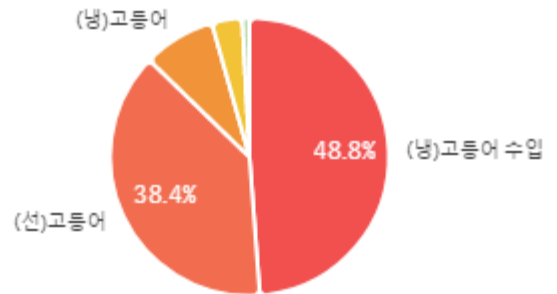
출하자별 거래물량 구성비



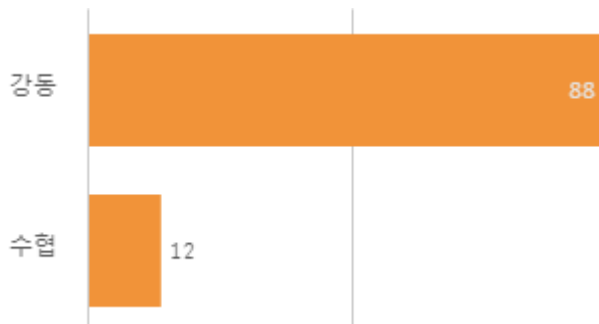
거래 단량별 물량 구성비



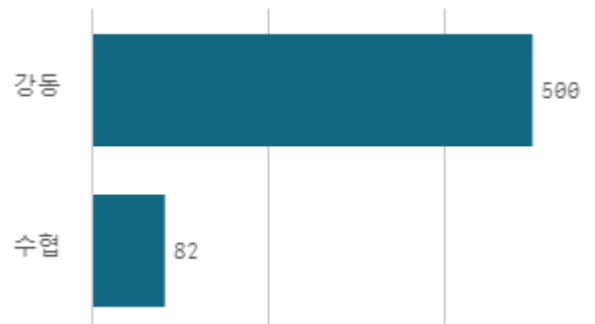
출하 품종별 거래금액 구성비



도매시장 법인별 거래물량(톤)

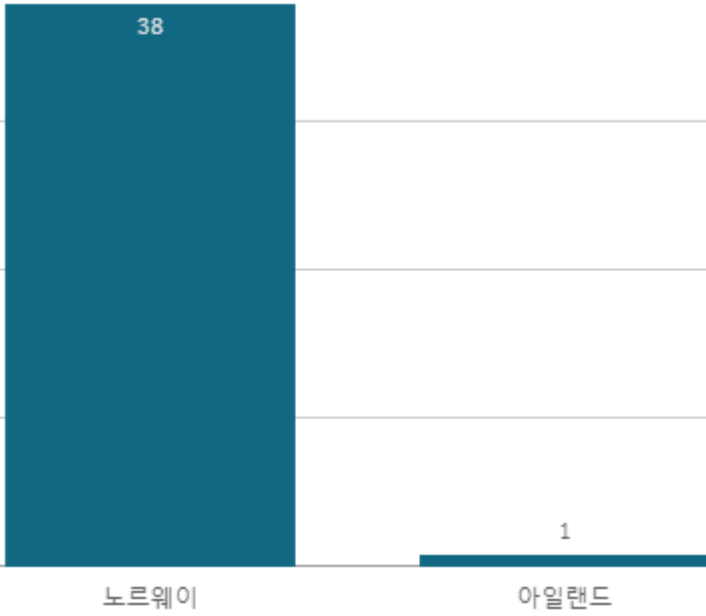


도매시장 법인별 거래금액(백만원)



(냉)고등어 수입(10Kg)

산지별 거래물량(톤)



산지별 주출하 시군구



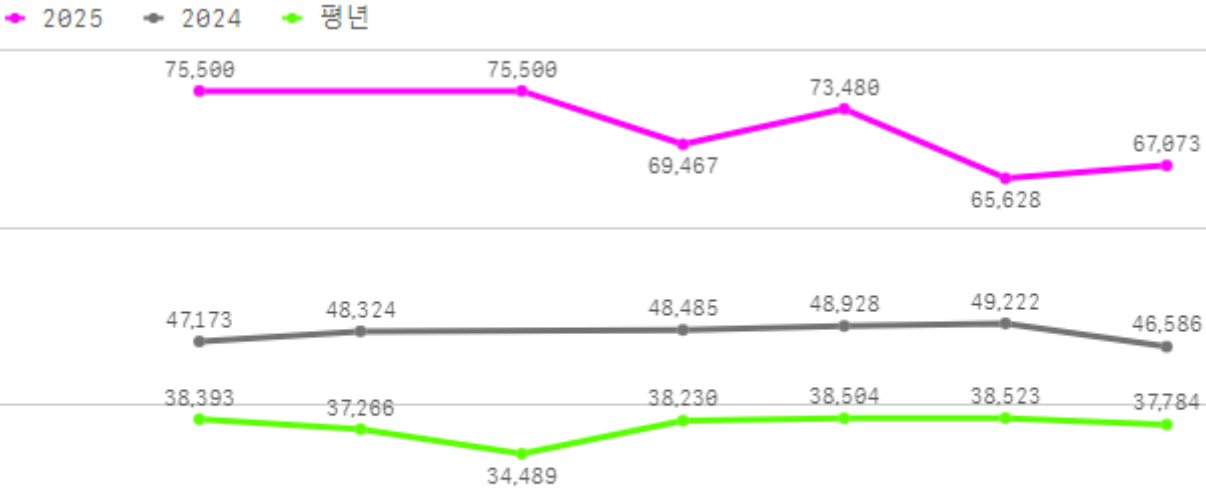
출하산지(개소)

2

출하건수(천건)

0

주간 도매가격(원)



10/25 10/26 10/27 10/28 10/29 10/30 10/31

구분	금주(A)	전주(B)	전월(C)	전년(D)	평년(E)	A/B	A/C	A/D	A/E
가격(원)	71,108	69,596	64,096	48,120	45,657	102.2%	110.9%	147.8%	155.7%

※ 상품 가격 기준

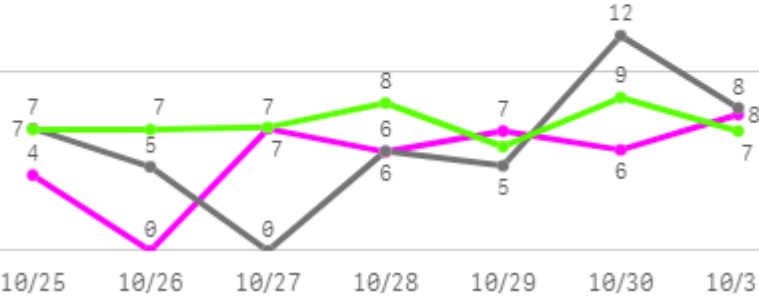
□ (냉)고등어 수입(10Kg) 주간 가격

구분	Q	품종	Q	단량	Q	특	상	보통	하
2025-10-25		(냉)고등어 수입		10Kg		-	75,500	-	-
2025-10-27		(냉)고등어 수입		10Kg		-	75,500	-	-
2025-10-28		(냉)고등어 수입		10Kg		-	69,467	-	-
2025-10-29		(냉)고등어 수입		10Kg		-	73,480	-	-
2025-10-30		(냉)고등어 수입		10Kg		-	65,628	-	-
2025-10-31		(냉)고등어 수입		10Kg		-	67,073	-	-
평균						-	71,108	-	-

갈치

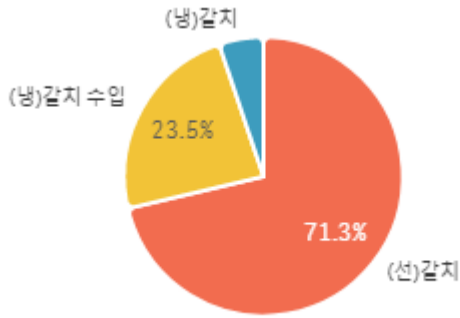
주간 반입량(톤)

◆ 2025 ● 2024 ▲ 평년

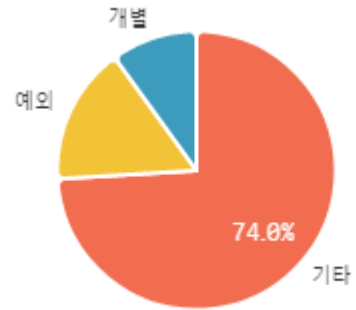


구분	금주(A)	전주(B)	전월(C)	전년(D)	평년(E)	A/B	A/C	A/D	A/E
물량(톤)	37	34	28	42	48	107.8%	130.5%	87.3%	76.9%

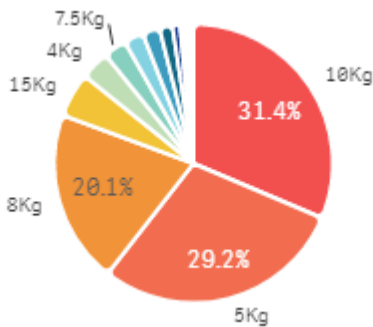
출하 품종별 거래물량 구성비



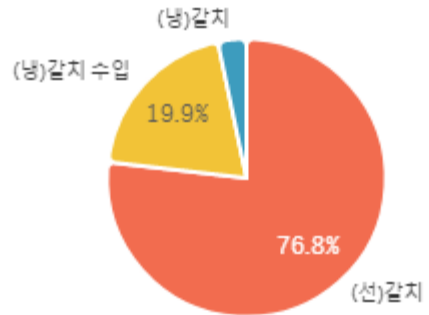
출하자별 거래물량 구성비



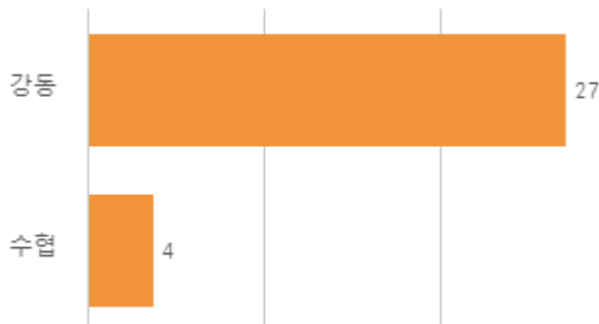
거래 단량별 물량 구성비



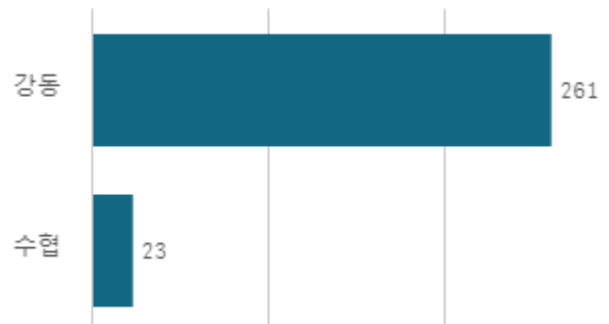
출하 품종별 거래금액 구성비



도매시장 법인별 거래물량(톤)

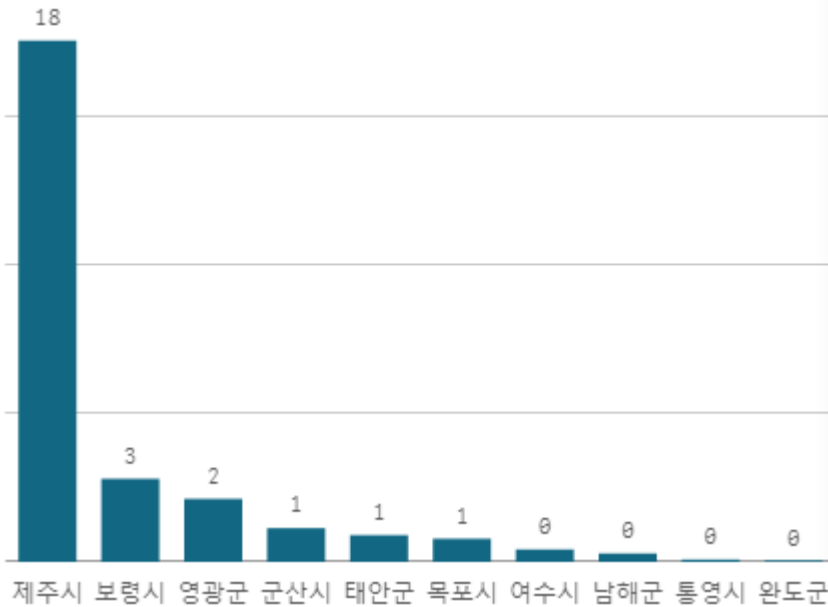


도매시장 법인별 거래금액(백만원)

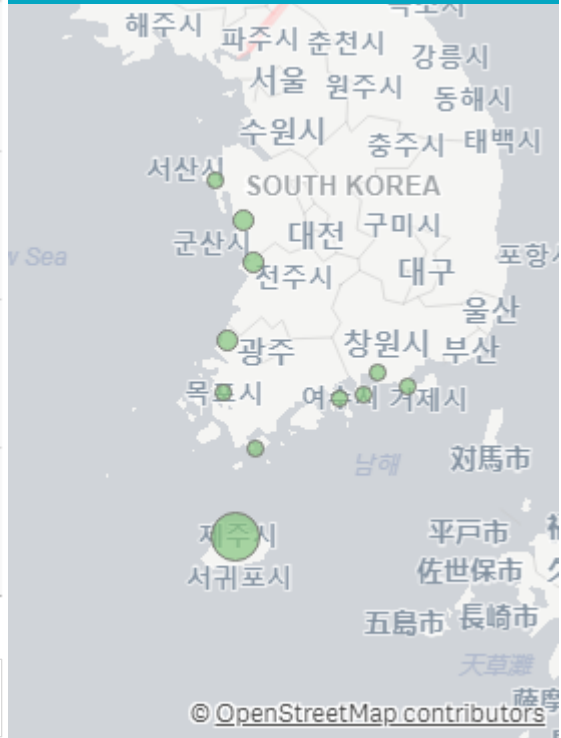


(선)갈치(5Kg)

산지별 거래물량(톤)



산지별 주출하 시군구



출하산지(개소)

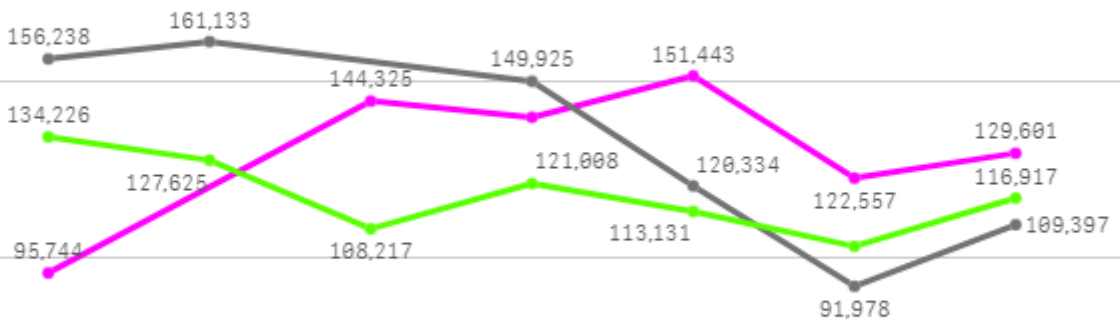
11

출하건수(천건)

1

주간 도매가격(원)

◆ 2025 ● 2024 ◆ 평년



10/25 10/26 10/27 10/28 10/29 10/30 10/31

구분	금주(A)	전주(B)	전월(C)	전년(D)	평년(E)	A/B	A/C	A/D	A/E
가격(원)	130,572	137,102	161,622	131,501	124,059	95.2%	80.8%	99.3%	105.2%

※ 상품 가격 기준

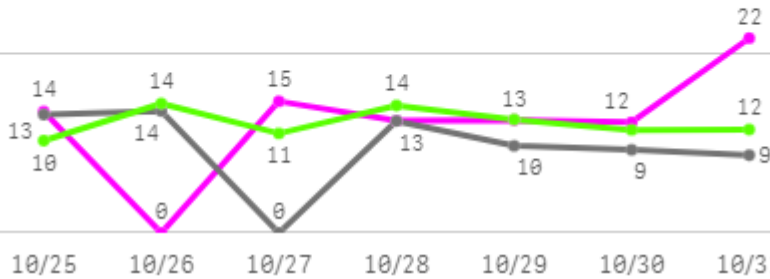
□ (선)갈치(5Kg) 주간 가격

구분	Q	품종	Q	단량	Q	특	상	보통	하
2025-10-25		(선)갈치		5Kg		-	95,744	20,736	9,068
2025-10-27		(선)갈치		5Kg		-	144,325	38,351	13,155
2025-10-28		(선)갈치		5Kg		-	139,759	67,221	21,635
2025-10-29		(선)갈치		5Kg		-	151,443	50,557	18,118
2025-10-30		(선)갈치		5Kg		-	122,557	58,069	23,785
2025-10-31		(선)갈치		5Kg		-	129,601	33,529	18,698
평균						-	130,572	44,744	17,410

홍합

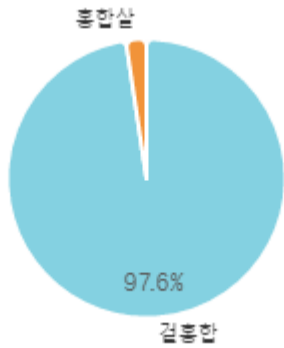
주간 반입량(톤)

◆ 2025 ● 2024 ▲ 평년

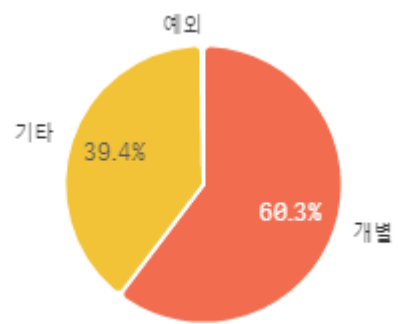


구분	금주(A)	전주(B)	전월(C)	전년(D)	평년(E)	A/B	A/C	A/D	A/E
물량(톤)	88	74	63	67	83	119.1%	139.5%	130.5%	106.4%

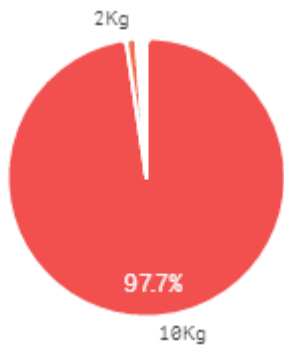
출하 품종별 거래물량 구성비



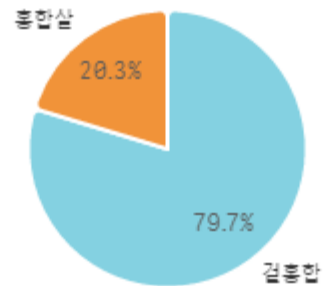
출하자별 거래물량 구성비



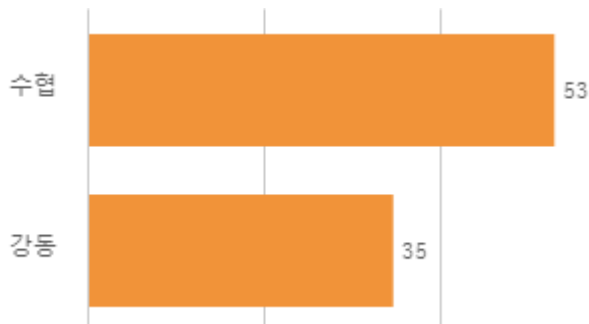
거래 단량별 물량 구성비



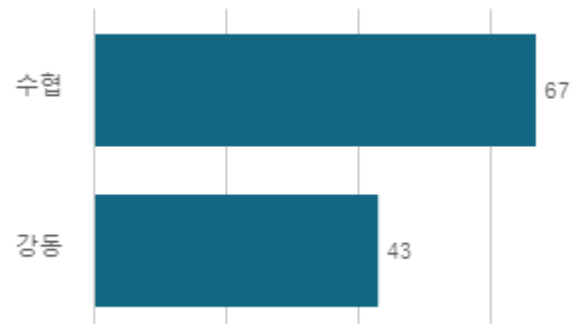
출하 품종별 거래금액 구성비



도매시장 법인별 거래물량(톤)

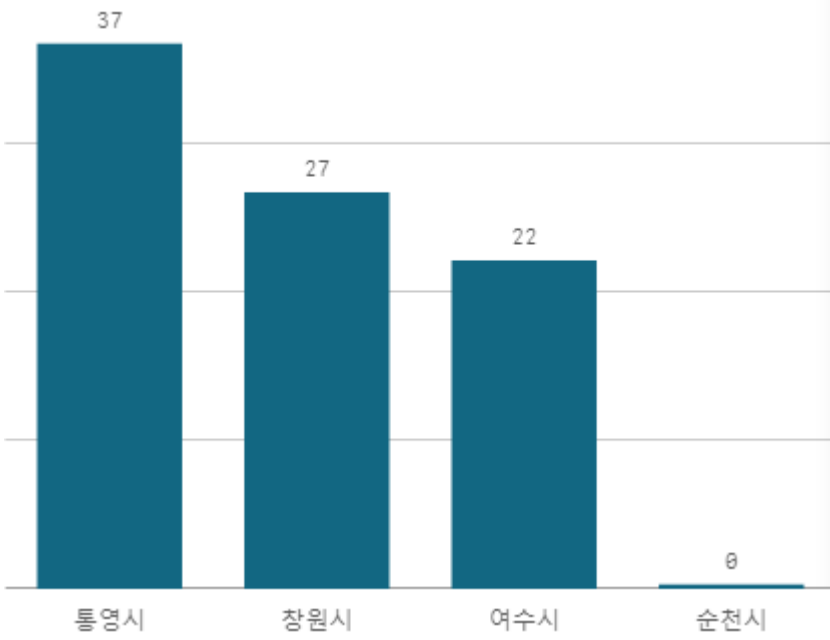


도매시장 법인별 거래금액(백만원)



겉홍합(10Kg)

산지별 거래물량(톤)



산지별 주출하 시군구



출하산지(개소)

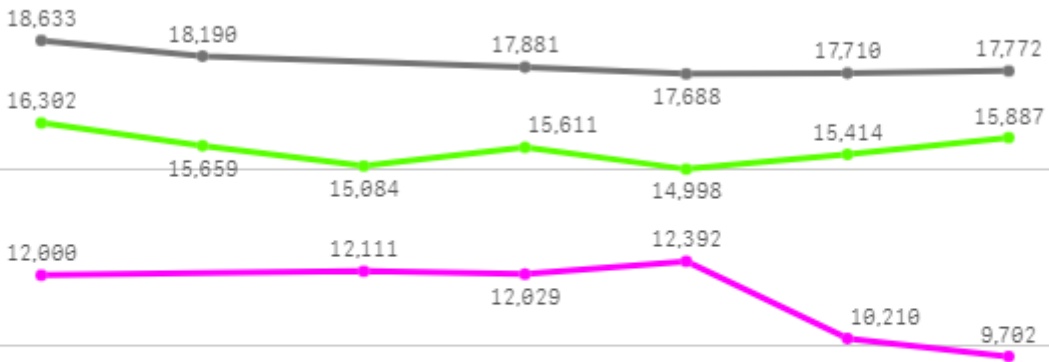
4

출하건수(천건)

1

주간 도매가격(원)

◆ 2025 ● 2024 ▲ 평년



10/25 10/26 10/27 10/28 10/29 10/30 10/31

구분	금주(A)	전주(B)	전월(C)	전년(D)	평년(E)	A/B	A/C	A/D	A/E
가격(원)	11,407	14,326	12,020	17,979	15,106	79.6%	94.9%	63.4%	75.5%

※ 상품 가격 기준

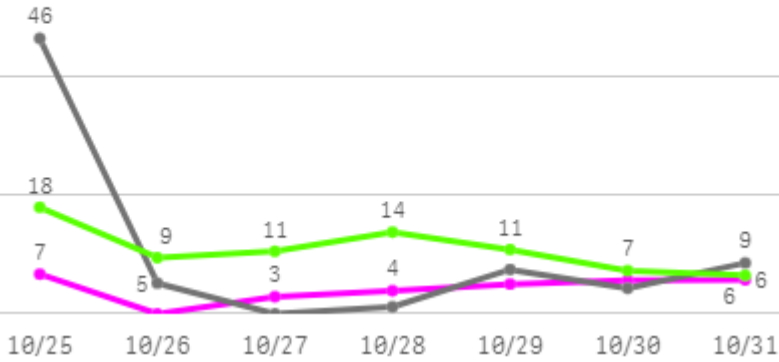
□ 곁훙합(10Kg) 주간 가격

구분	Q	품종	Q	단량	Q	특	상	보통	하
2025-10-25		곁훙합		10Kg		-	12,000	11,940	9,754
2025-10-27		곁훙합		10Kg		-	12,111	11,952	9,718
2025-10-28		곁훙합		10Kg		-	12,029	11,633	9,934
2025-10-29		곁훙합		10Kg		-	12,392	11,412	9,738
2025-10-30		곁훙합		10Kg		-	10,210	9,000	8,519
2025-10-31		곁훙합		10Kg		-	9,702	9,000	8,109
평균						-	11,407	10,823	9,295

오징어

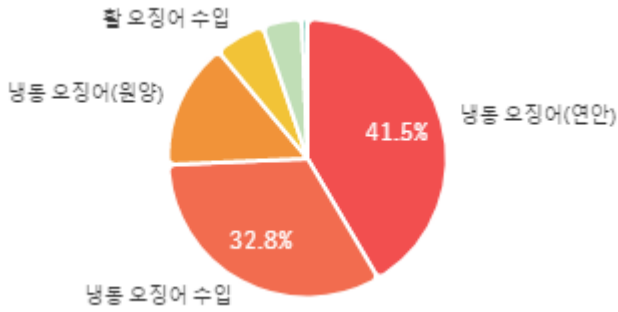
주간 반입량(톤)

◆ 2025 ● 2024 ▲ 평년

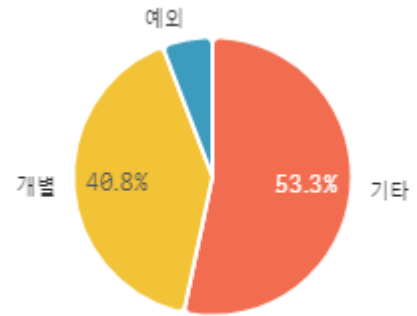


구분	금주(A)	전주(B)	전월(C)	전년(D)	평년(E)	A/B	A/C	A/D	A/E
물량(톤)	30	34	33	73	60	87.1%	91.6%	40.8%	49.4%

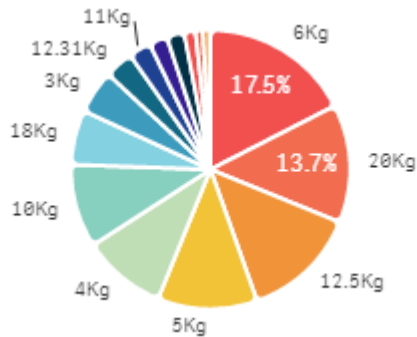
출하 품종별 거래물량 구성비



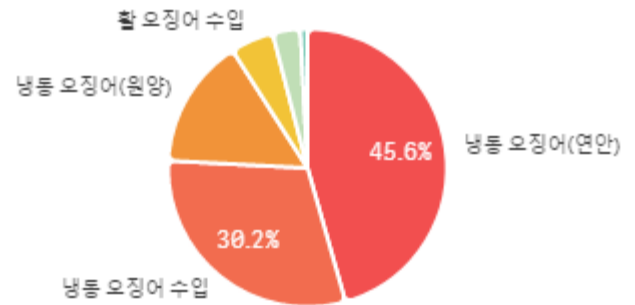
출하자별 거래물량 구성비



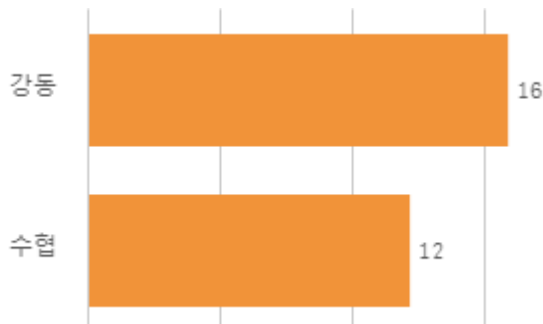
거래 단량별 물량 구성비



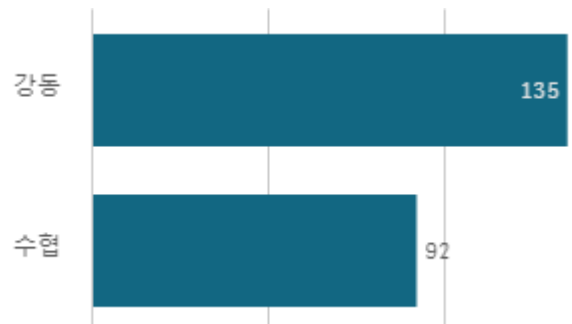
출하 품종별 거래금액 구성비



도매시장 법인별 거래물량(톤)




도매시장 법인별 거래금액(백만원)



물오징어(6Kg)

산지별 거래물량(톤)



군산시

영광군

출하산지(개소)

2

출하건수(천건)

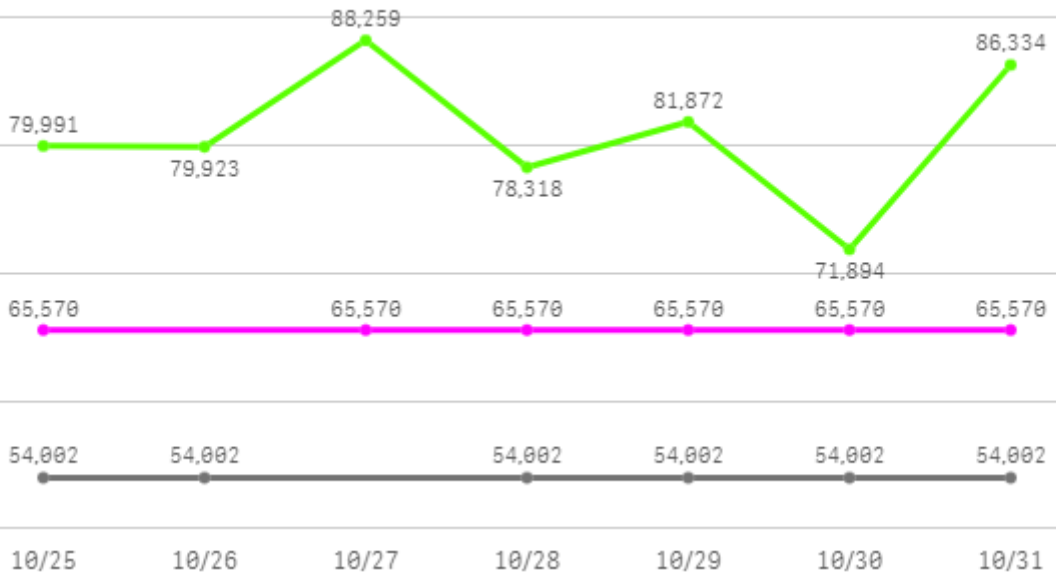
0

산지별 주출하 시군구



주간 도매가격(원)

● 2025 ● 2024 ● 평년



구분	금주(A)	전주(B)	전월(C)	전년(D)	평년(E)	A/B	A/C	A/D	A/E
가격(원)	65,570	69,656	107,928	54,002	75,404	94.1%	60.8%	121.4%	87.0%

※ 상품 가격 기준

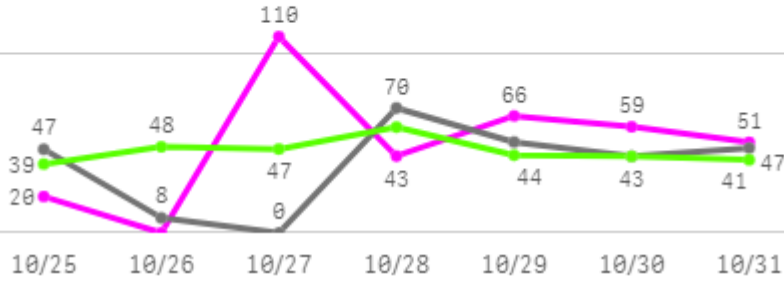
□ 물오징어(6Kg) 주간 가격

구분	Q	품종	Q	단량	Q	특	상	보통	하
2025-10-25		물오징어		6Kg		-	65,570	58,333	47,170
2025-10-27		물오징어		6Kg		-	65,570	58,333	47,170
2025-10-28		물오징어		6Kg		-	65,570	58,333	47,170
2025-10-29		물오징어		6Kg		-	65,570	58,333	47,170
2025-10-30		물오징어		6Kg		-	65,570	58,333	47,170
2025-10-31		물오징어		6Kg		-	65,570	58,333	47,170
평균						-	65,570	58,333	47,170

건멸치

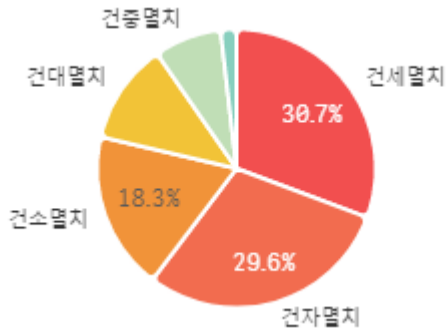
주간 반입량(톤)

◆ 2025 ● 2024 ▲ 평년

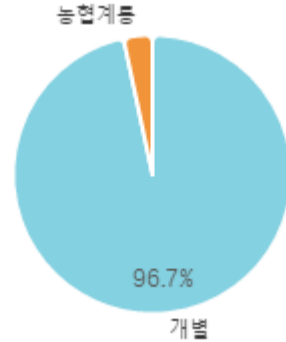


구분	금주(A)	전주(B)	전월(C)	전년(D)	평년(E)	A/B	A/C	A/D	A/E
물량(톤)	349	285	482	267	297	122.4%	72.5%	131.0%	117.5%

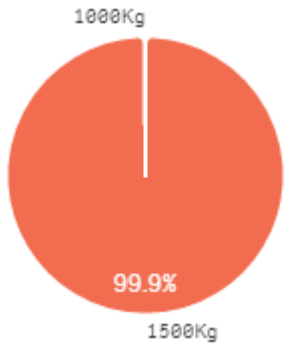
출하 품종별 거래물량 구성비



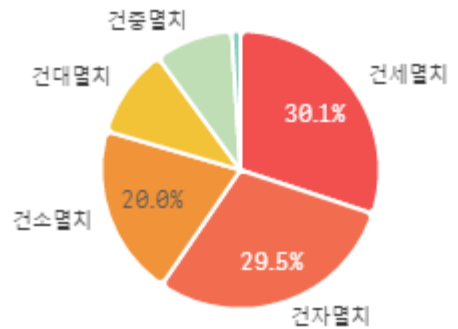
출하자별 거래물량 구성비



거래 단량별 물량 구성비



출하 품종별 거래금액 구성비



도매시장 법인별 거래물량(톤)

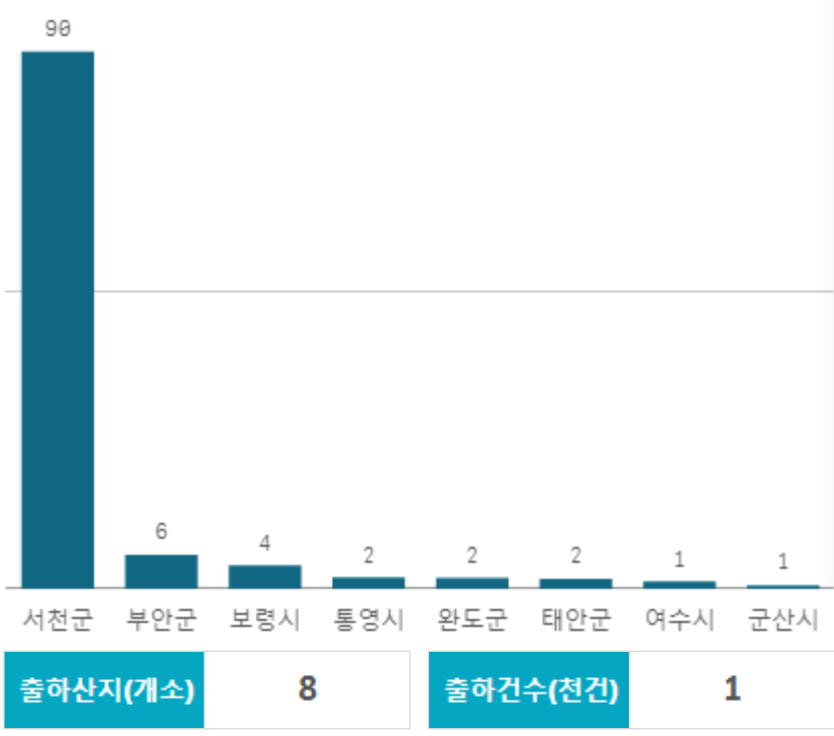


도매시장 법인별 거래금액(백만원)



건세멸치(1.5Kg)

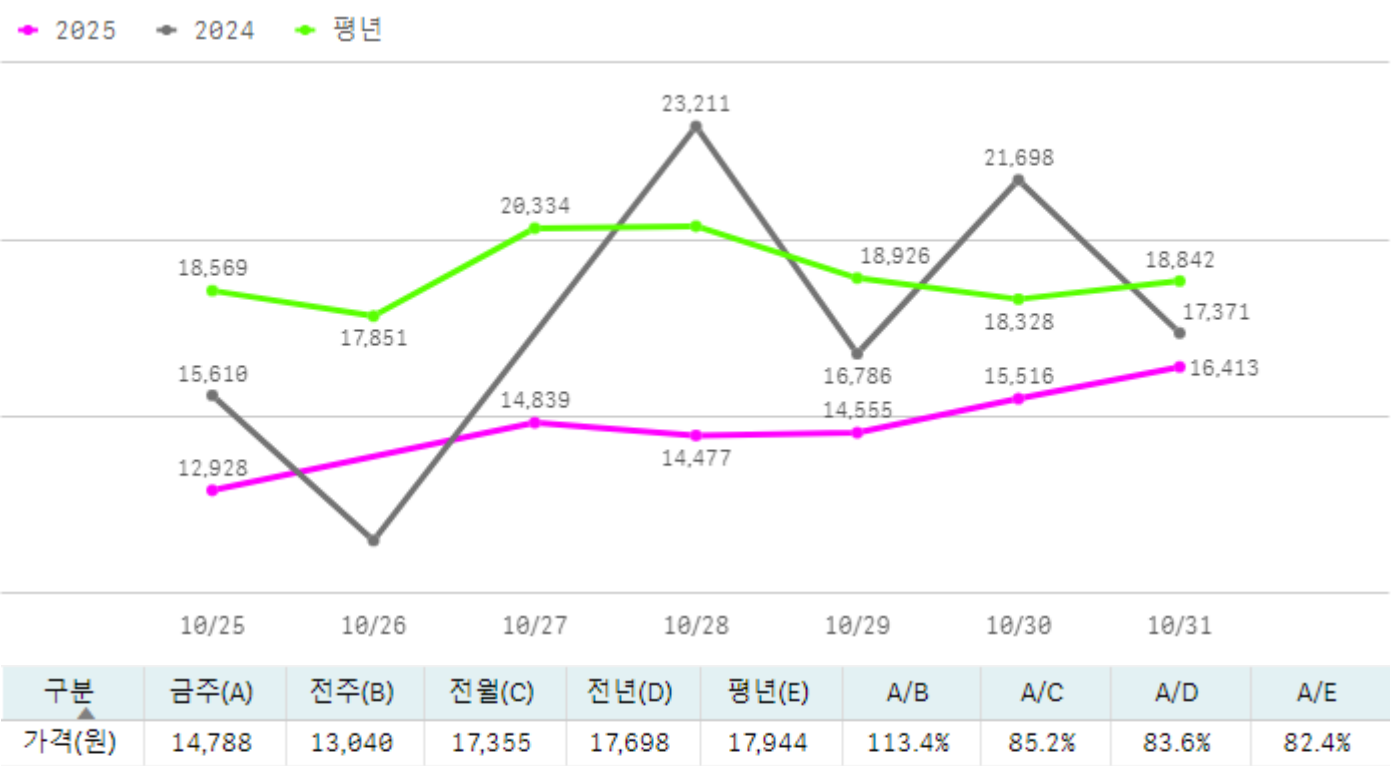
산지별 거래물량(톤)



산지별 주출하 시군구



주간 도매가격(원)



※ 상품 가격 기준

□ 건세멸치(1.5Kg) 주간 가격

구분	Q	품종	Q	단량	Q	특	상	보통	하
2025-10-25		건세멸치		1.5Kg		-	12,928	8,803	6,589
2025-10-27		건세멸치		1.5Kg		-	14,839	10,859	8,049
2025-10-28		건세멸치		1.5Kg		-	14,477	11,043	8,046
2025-10-29		건세멸치		1.5Kg		-	14,555	10,961	7,474
2025-10-30		건세멸치		1.5Kg		-	15,516	9,785	6,214
2025-10-31		건세멸치		1.5Kg		-	16,413	10,814	7,180
평균						-	14,788	10,378	7,259