

---

2025년 가락시장

# 주요 품목 주간 거래동향

---

3월 1주차 주요 동향

[2025. 3.1. ~ 3.7.]



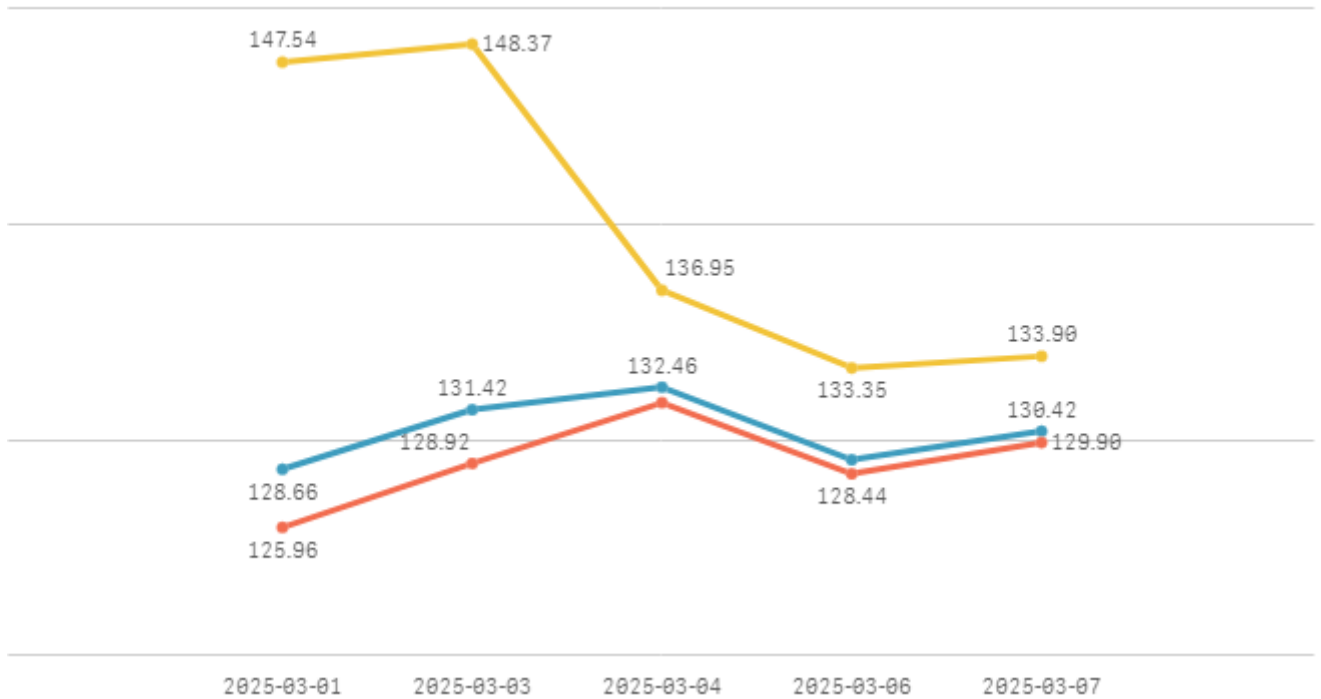
서울특별시농수산물공사

[데이터전략팀]

# 1. 주간 표준지수

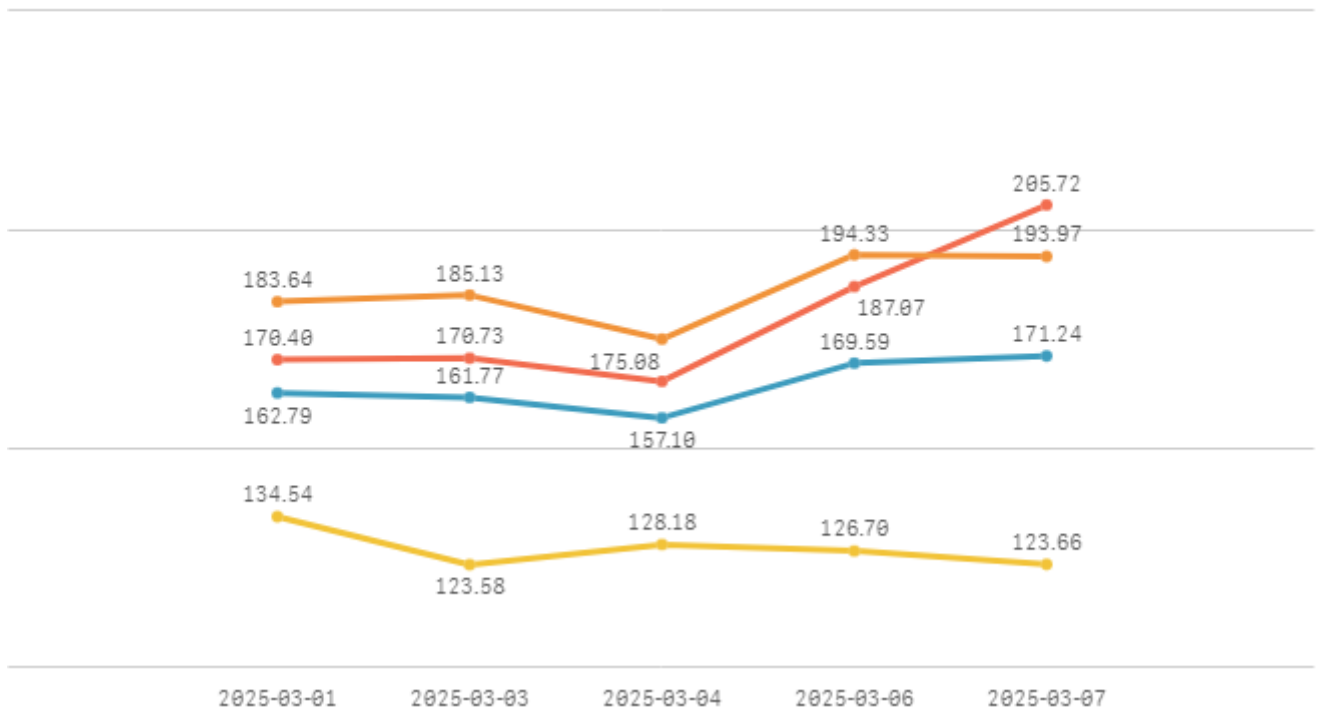
## □ 청과부류

합계    채소계    과일계



## □ 수산부류

합계    생선류    조개류    건어류



## 2. 주요 품목 주간 거래동향

### 주요 품목(종) 주간동향 (2025.03.01 ~ 03.07)

품종 단위	Q	금주평균	전주평균	전월평균	전년평균	5년평균 가격	전주대비	전월대비	전년대비	5년평균 대비
오이맛고추(10키로상자)		94,195	81,116	69,670	108,540	74,049	16% ▲	35% ▲	-13% ▼	27% ▲
백다다기오이(100개)		89,101	80,268	72,036	115,539	82,401	11% ▲	24% ▲	-23% ▼	8% ▲
배 신고(15키로상자)		84,061	69,469	81,589	96,209	64,639	21% ▲	3% ▲	-13% ▼	30% ▲
쪽파(10키로상자)		81,940	92,431	67,517	58,165	52,628	-11% ▼	21% ▲	41% ▲	56% ▲
사과 부사(10키로상자)		78,902	67,939	60,904	74,475	50,397	16% ▲	30% ▲	6% ▲	57% ▲
청양고추(10키로상자)		78,022	65,661	57,378	179,853	107,714	19% ▲	36% ▲	-57% ▼	-28% ▼
(선)명태 수입(10키로상자)		76,447	69,933	79,825	69,199	68,867	9% ▲	-4% ▼	10% ▲	11% ▲
참외(일반)(10키로상자)		74,800	65,851	102,155	89,121	75,432	14% ▲	-27% ▼	-16% ▼	-1% ▼
당근(20키로상자)		70,560	65,238	60,896	47,461	40,200	8% ▲	16% ▲	49% ▲	76% ▲
오렌지 네블 수입(18키로상자)		58,667	61,821	67,868	70,423	55,189	-5% ▼	-14% ▼	-17% ▼	6% ▲
(냉)고등어 수입(10키로상자)		48,803	49,616	49,728	34,705	36,181	-2% ▼	-2% ▼	41% ▲	35% ▲
감귤(5키로상자)		42,608	37,999	30,148	43,371	27,760	12% ▲	41% ▲	-2% ▼	53% ▲
빨강 파프리카(5키로상자)		39,600	38,960	40,062	51,631	39,571	2% ▲	-1% ▼	-23% ▼	0% ▲
감자 두백(20키로상자)		38,510	37,289	35,798	38,738	37,412	3% ▲	8% ▲	-1% ▼	3% ▲
애호박(20개)		34,578	33,463	36,509	47,950	35,481	3% ▲	-5% ▼	-28% ▼	-3% ▼
그린키위 국산(10키로상자)		32,575	33,634	40,748	58,542	41,521	-3% ▼	-20% ▼	-44% ▼	-22% ▼
무(20키로상자)		32,550	27,965	30,303	12,055	14,581	16% ▲	7% ▲	170% ▲	123% ▲
말배기배추(8키로상자)		29,189	24,063	23,152	26,520	22,339	21% ▲	26% ▲	10% ▲	31% ▲
호박밭 고구마(10키로상자)		26,884	26,444	29,449	31,176	29,222	2% ▲	-9% ▼	-14% ▼	-8% ▼
바나나 수입(13키로상자)		25,696	24,846	22,664	28,545	26,966	3% ▲	13% ▲	-10% ▼	-5% ▼
골드파인애플 수입(12키로상자)		23,584	24,495	24,104	30,307	26,483	-4% ▼	-2% ▼	-22% ▼	-11% ▼
딸기 설향(2키로상자)		22,063	21,054	26,021	25,527	20,809	5% ▲	-17% ▼	-14% ▼	6% ▲
대추방울토마토(3키로상자)		19,522	20,389	15,208	32,512	22,762	-4% ▼	28% ▲	-40% ▼	-14% ▼
양배추(8키로상자)		19,319	16,574	16,536	7,720	8,777	17% ▲	17% ▲	150% ▲	120% ▲
건세멸치(1.5키로상자)		18,349	19,096	18,134	22,689	21,715	-4% ▼	1% ▲	-19% ▼	-15% ▼
시금치(4키로상자)		17,750	16,488	16,626	17,879	15,007	8% ▲	7% ▲	-1% ▼	18% ▲
겉종합(10키로상자)		17,547	17,500	17,563	13,487	12,992	0% ▲	-0% ▼	30% ▲	35% ▲
만감 천혜향(3키로상자)		17,472	18,122	18,163	21,901	18,772	-4% ▼	-4% ▼	-20% ▼	-7% ▼
토마토(5키로상자)		17,207	16,973	15,037	30,438	19,466	1% ▲	14% ▲	-43% ▼	-12% ▼
배추(10키로상자)		15,866	15,337	14,882	10,159	10,027	3% ▲	7% ▲	56% ▲	58% ▲
팽이버섯(5키로상자)		14,487	13,585	14,468	15,514	13,450	7% ▲	0% ▲	-7% ▼	8% ▲
상추 포기잡(4키로상자)		12,998	15,134	10,253	24,048	18,173	-14% ▼	27% ▲	-46% ▼	-28% ▼
포도 샤인머스켓(2키로상자)		11,644	9,768	11,267	24,562	26,047	19% ▲	3% ▲	-53% ▼	-55% ▼
새송이버섯(2키로상자)		9,382	8,132	8,334	9,780	8,264	15% ▲	13% ▲	-4% ▼	14% ▲
청경채(4키로상자)		8,777	10,549	9,429	24,209	13,176	-17% ▼	-7% ▼	-64% ▼	-33% ▼
부추(일반)(500그램단)		4,831	5,083	4,895	4,842	3,812	-5% ▼	-1% ▼	-0% ▼	27% ▲
대파(일반)(1키로단)		2,319	2,078	2,022	2,966	3,007	12% ▲	15% ▲	-22% ▼	-23% ▼
양파(1키로)		1,962	1,696	1,508	1,317	1,467	16% ▲	30% ▲	49% ▲	34% ▲

## □ 품종별 등락가격 비교(전주대비)

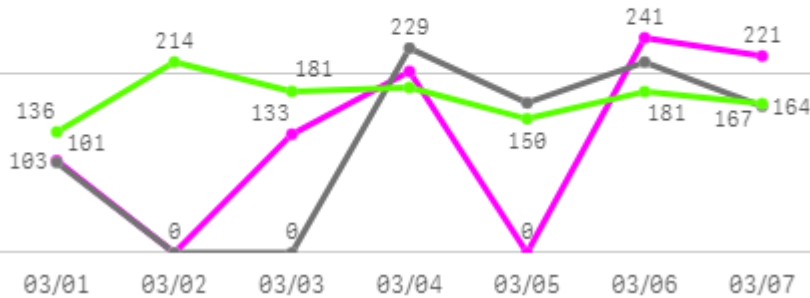
구분	품목(종)명
상승 품목(종)	(선)명태 수입(9%),감귤(12%),당근(8%),대파(일반)(12%),무(16%),배 신고(21%),백다다기오이(11%),사과 부사(16%),새송이버섯(15%),시금치(8%),알배기배추(21%),양배추(17%),양파(16%),오이맛고추(16%),참외(일반)(14%),청양고추(19%),팽이버섯(7%),포도 샤인머스켓(19%)
하락 품목(종)	상추 포기잡(-14%),오렌지 네블 수입(-5%),쪽파(-11%),청경채(-17%)
보합 품목(종)(+5%)	(냉)고등어 수입,감자 두백,건세멸치,겉홍합,골드파인애플 수입,그린키위 국산,대추방울토마토,딸기 설향,만감 천혜향,바나나 수입,배추,부추(일반),빨강 파프리카,애호박,토마토,호박밤 고구마

# 3. 품목(종)별 주간 거래동향

## 고구마

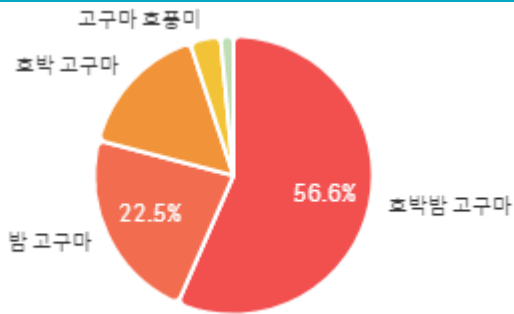
주간 반입량(톤)

◆ 2025    ● 2024    ▲ 평년

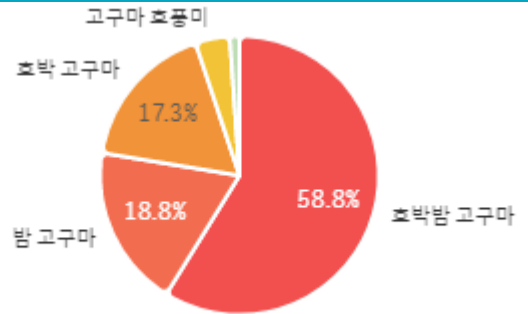


구분	금주(A)	전주(B)	전월(C)	전년(D)	평년(E)	A/B	A/C	A/D	A/E
물량(톤)	902	1,149	1,139	877	1,074	78.5%	79.2%	102.7%	83.9%

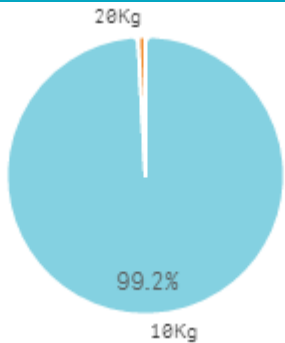
출하 품종별 거래물량 구성비



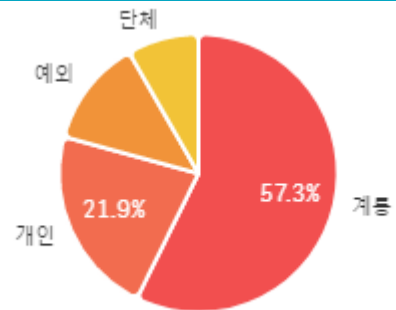
출하 품종별 거래금액 구성비



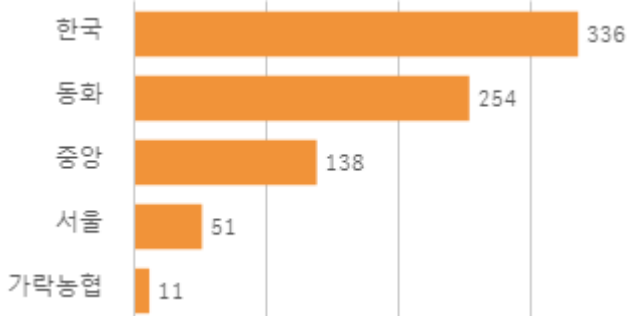
거래 단량별 물량 구성비



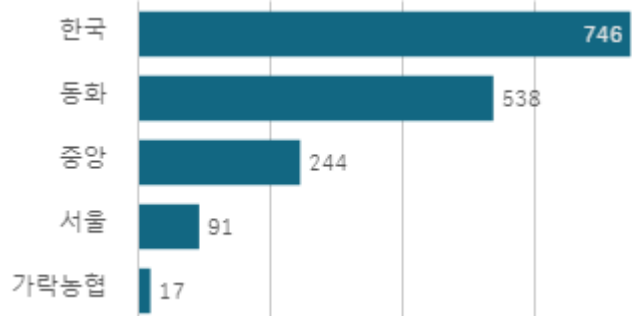
출하자별 거래물량 구성비



도매시장 법인별 거래물량(톤)

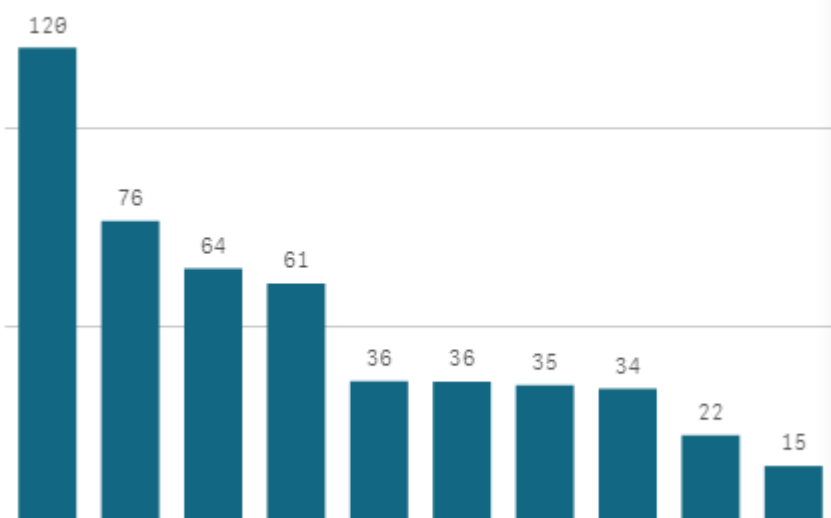


도매시장 법인별 거래금액(백만원)



# 호박밤 고구마(10Kg)

산지별 거래물량(톤)



출하산지(개소)

12

출하건수(천건)

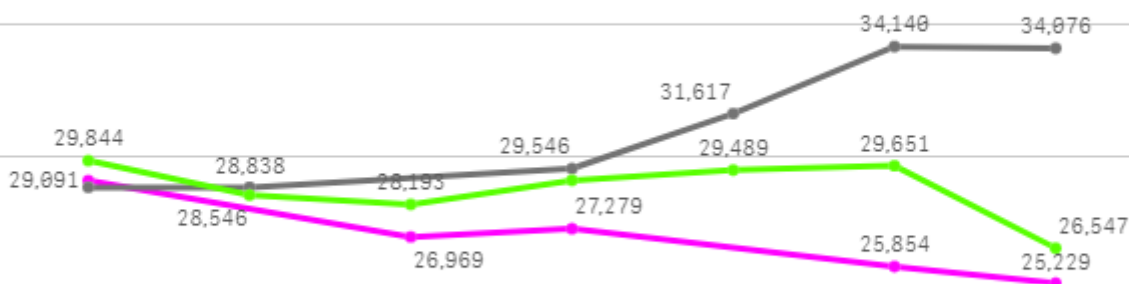
2

산지별 주출하 시군구



주간 도매가격(원)

◆ 2025    ● 2024    ◆ 평년



03/01

03/02

03/03

03/04

03/05

03/06

03/07

구분	금주(A)	전주(B)	전월(C)	전년(D)	평년(E)	A/B	A/C	A/D	A/E
가격(원)	26,884	26,444	29,449	31,176	29,222	101.7%	91.3%	86.2%	92.0%

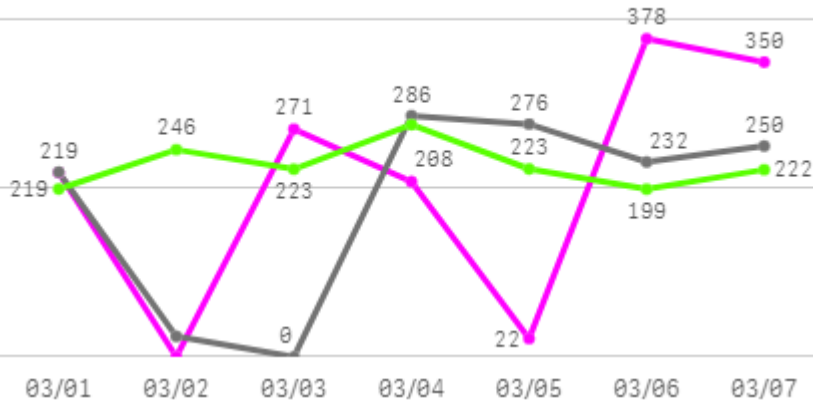
## □ 호박밤 고구마(10Kg) 주간 가격

구분	Q	품종	Q	단량	Q	특	상	보통	하
2025-03-01		호박밤 고구마		10Kg		36,064	29,091	21,822	14,200
2025-03-03		호박밤 고구마		10Kg		31,436	26,969	20,815	13,121
2025-03-04		호박밤 고구마		10Kg		37,890	27,279	20,925	13,700
2025-03-06		호박밤 고구마		10Kg		35,727	25,854	19,886	12,998
2025-03-07		호박밤 고구마		10Kg		32,610	25,229	19,206	12,701
평균						<b>34,745</b>	<b>26,884</b>	<b>20,531</b>	<b>13,344</b>

# 감자

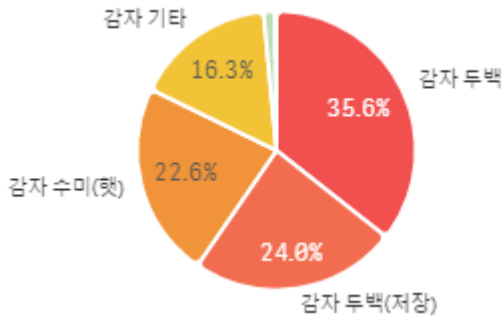
## 주간 반입량(톤)

◆ 2025    ● 2024    ▲ 평년

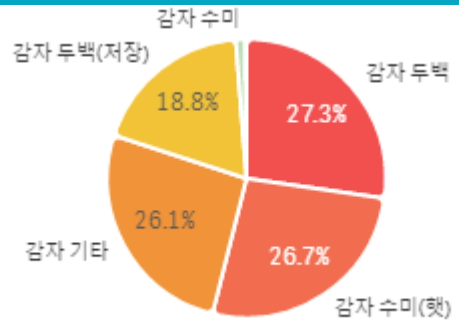


구분	금주(A)	전주(B)	전월(C)	전년(D)	평년(E)	A/B	A/C	A/D	A/E
물량(톤)	1,448	1,548	1,313	1,289	1,507	93.5%	110.2%	112.3%	96.1%

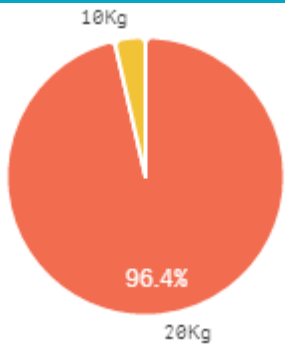
## 출하 품종별 거래물량 구성비



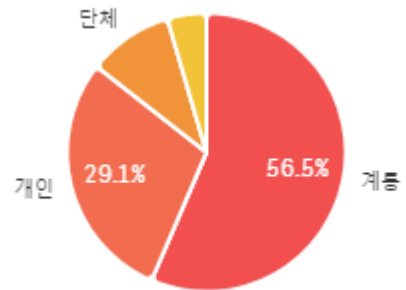
## 출하 품종별 거래금액 구성비



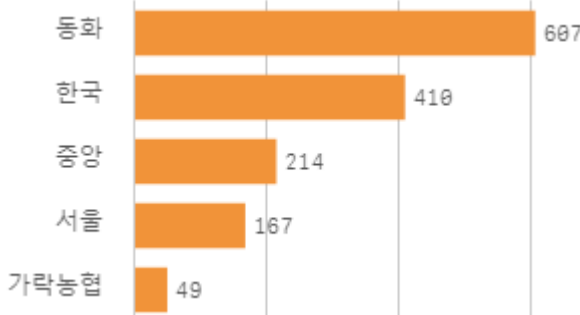
## 거래 단량별 물량 구성비



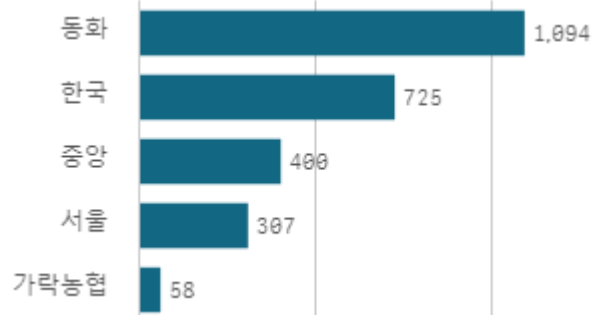
## 출하자별 거래물량 구성비



## 도매시장 법인별 거래물량(톤)

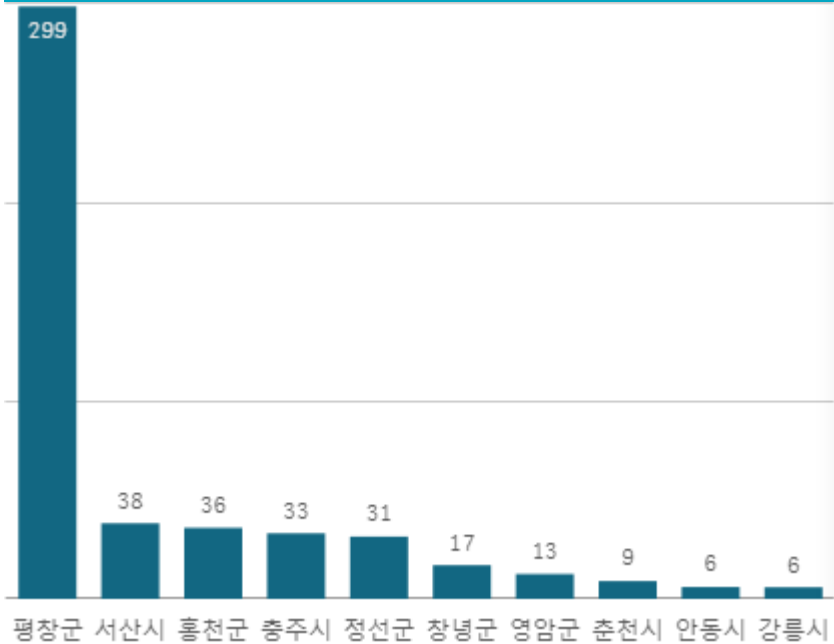


## 도매시장 법인별 거래금액(백만원)



# 감자 두백(20Kg)

산지별 거래물량(톤)



산지별 주출하 시군구



출하산지(개소)

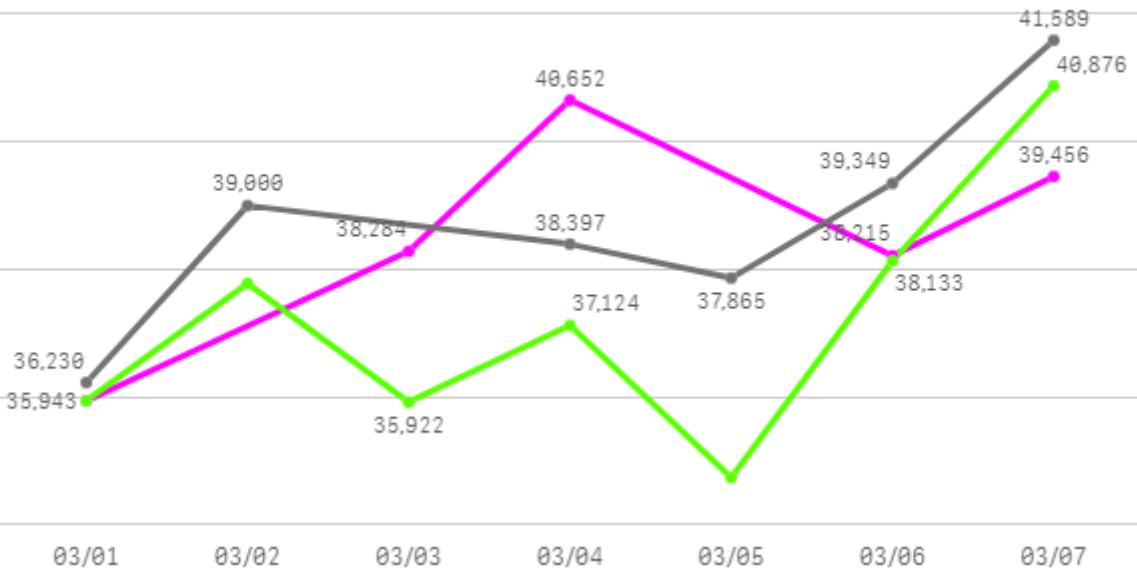
12

출하건수(천건)

0

주간 도매가격(원)

◆ 2025    ● 2024    ◆ 평년



구분	금주(A)	전주(B)	전월(C)	전년(D)	평년(E)	A/B	A/C	A/D	A/E
가격(원)	38,510	37,289	35,798	38,738	37,412	103.3%	107.6%	99.4%	102.9%

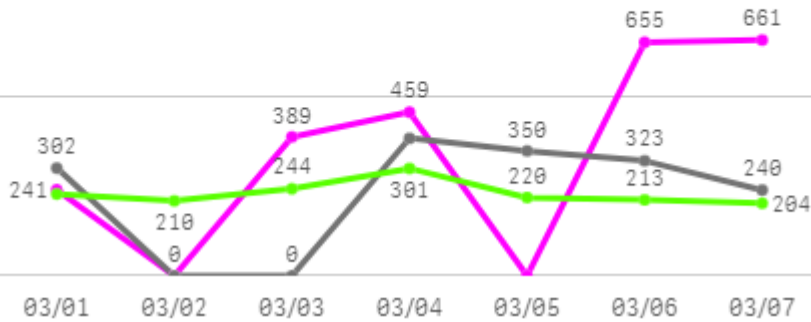
## □ 감자 두백(20Kg) 주간 가격

구분	Q	품종	Q	단량	Q	특	상	보통	하
2025-03-01		감자 두백		20Kg		43,358	35,943	25,379	13,162
2025-03-03		감자 두백		20Kg		57,722	38,284	27,960	15,399
2025-03-04		감자 두백		20Kg		58,952	40,652	29,758	17,164
2025-03-06		감자 두백		20Kg		52,761	38,215	27,524	13,855
2025-03-07		감자 두백		20Kg		62,197	39,456	29,112	16,122
평균						<b>54,998</b>	<b>38,510</b>	<b>27,947</b>	<b>15,140</b>

# 배추

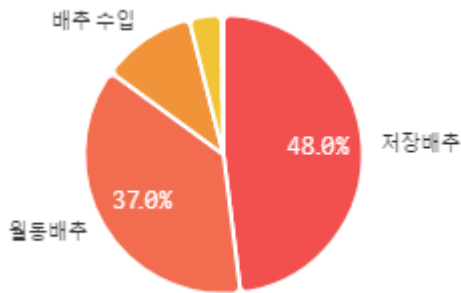
## 주간 반입량(톤)

◆ 2025    ● 2024    ▲ 평년

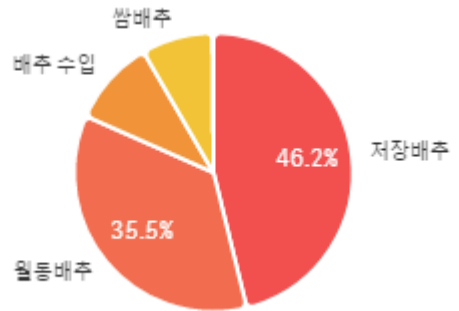


구분	금주(A)	전주(B)	전월(C)	전년(D)	평년(E)	A/B	A/C	A/D	A/E
물량(톤)	2,405	1,920	1,752	1,601	1,777	125.3%	137.3%	150.3%	135.4%

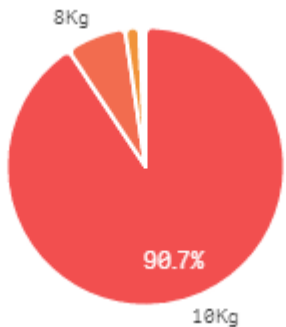
## 출하 품종별 거래물량 구성비



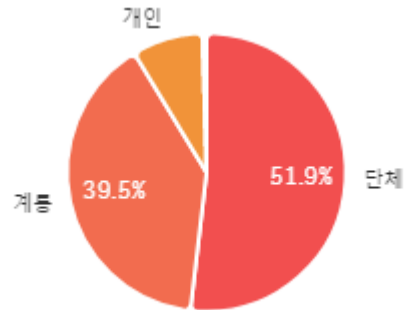
## 출하 품종별 거래금액 구성비



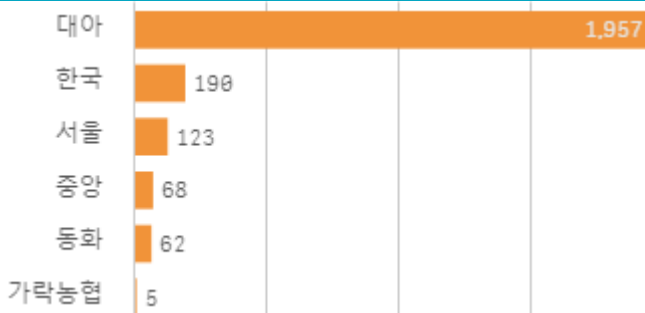
## 거래 단량별 물량 구성비



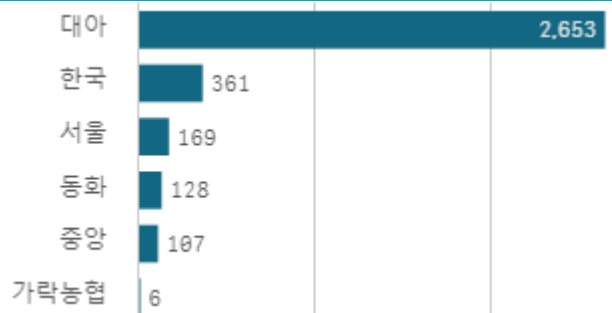
## 출하자별 거래물량 구성비



## 도매시장 법인별 거래물량(톤)

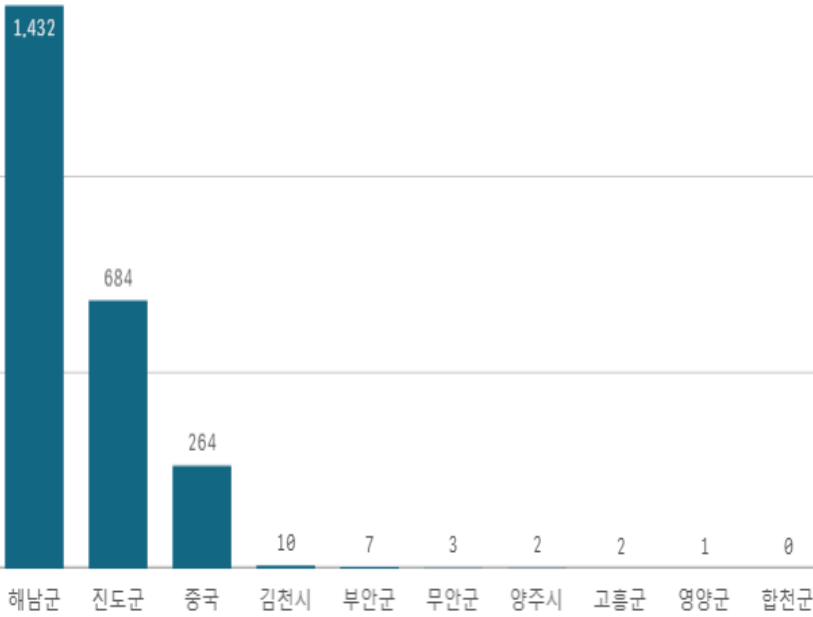


## 도매시장 법인별 거래금액(백만원)



# 배추(10Kg)

산지별 거래물량(톤)



출하산지(개소)

11

출하건수(천건)

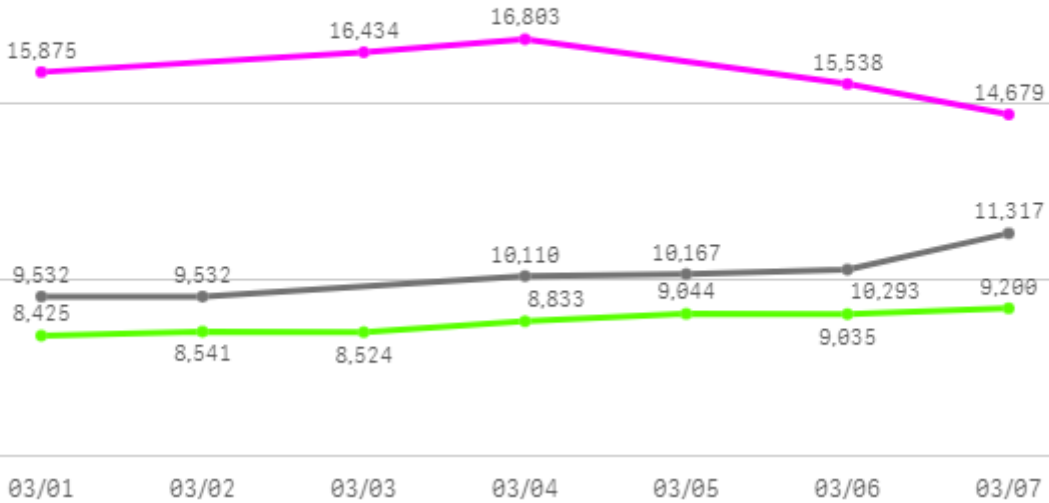
2

산지별 주출하 시군구



주간 도매가격(원)

◆ 2025    ● 2024    ◆ 평년



구분	금주(A)	전주(B)	전월(C)	전년(D)	평년(E)	A/B	A/C	A/D	A/E
가격(원)	15,866	15,337	14,882	10,159	10,027	103.5%	106.6%	156.2%	158.2%

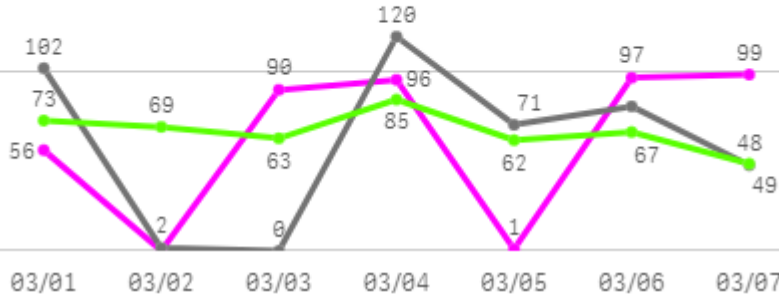
## □ 배추(10Kg) 주간 가격

구분	Q	품종	Q	단량	Q	특	상	보통	하
2025-03-01		배추		10Kg		17,644	15,875	13,872	8,996
2025-03-03		배추		10Kg		17,973	16,434	14,436	10,756
2025-03-04		배추		10Kg		18,495	16,803	14,462	9,602
2025-03-06		배추		10Kg		17,248	15,538	13,246	9,858
2025-03-07		배추		10Kg		16,591	14,679	12,494	9,079
평균						<b>17,590</b>	<b>15,866</b>	<b>13,702</b>	<b>9,658</b>

# 알배기배추

## 주간 반입량(톤)

◆ 2025    ● 2024    ▲ 평년



구분	금주(A)	전주(B)	전월(C)	전년(D)	평년(E)	A/B	A/C	A/D	A/E
물량(톤)	440	489	500	424	487	89.9%	87.9%	103.7%	90.3%

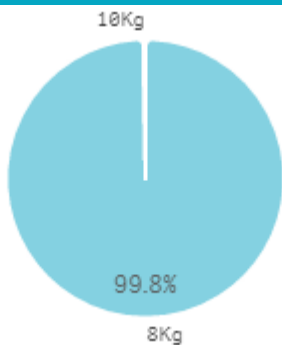
### 출하 품종별 거래물량 구성비



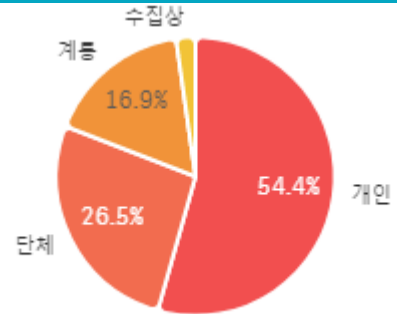
### 출하 품종별 거래금액 구성비



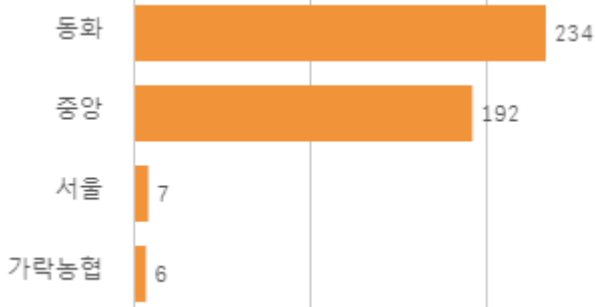
### 거래 단량별 물량 구성비



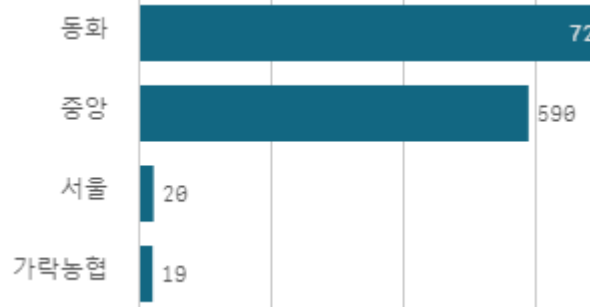
### 출하자별 거래물량 구성비



### 도매시장 법인별 거래물량(톤)

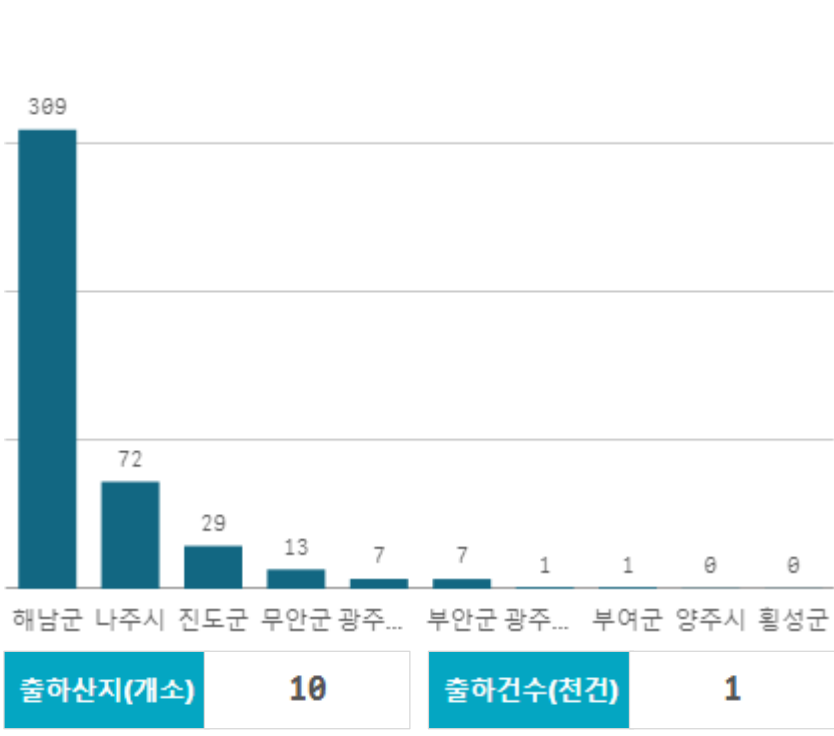


### 도매시장 법인별 거래금액(백만원)



# 알배기배추(8Kg)

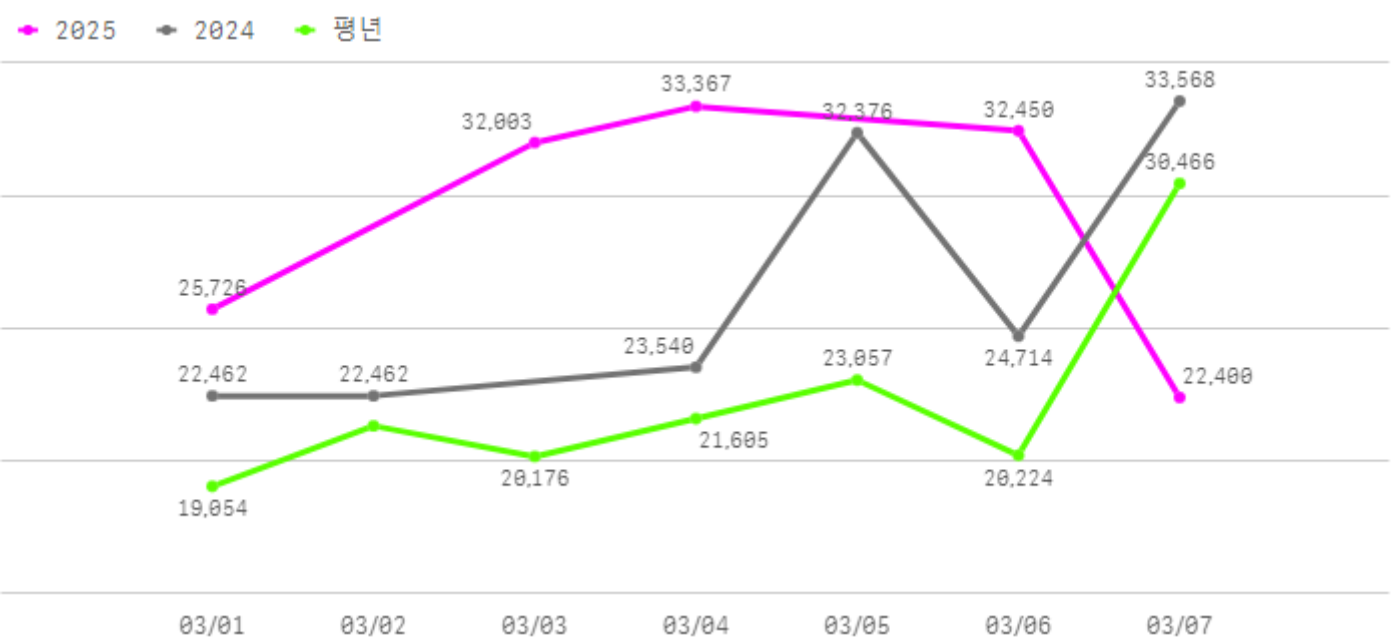
산지별 거래물량(톤)



산지별 주출하 시군구



주간 도매가격(원)



구분	금주(A)	전주(B)	전월(C)	전년(D)	평년(E)	A/B	A/C	A/D	A/E
가격(원)	29,189	24,063	23,152	26,520	22,339	121.3%	126.1%	110.1%	130.7%

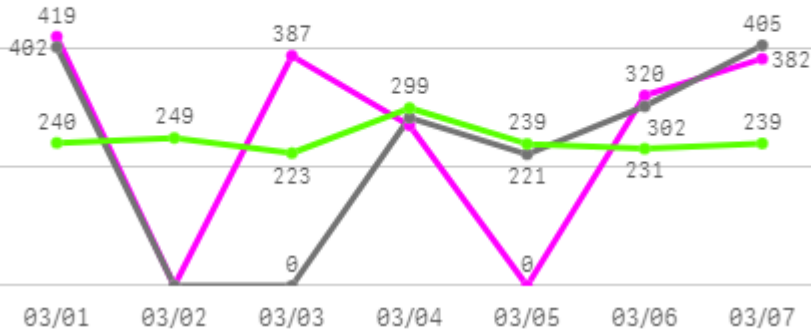
## □ 알배기배추(8Kg) 주간 가격

구분	Q	품종	Q	단량	Q	특	상	보통	하
2025-03-01		알배기배추		8Kg		29,673	25,726	17,238	9,580
2025-03-03		알배기배추		8Kg		34,784	32,003	24,725	13,058
2025-03-04		알배기배추		8Kg		37,032	33,367	25,223	13,633
2025-03-06		알배기배추		8Kg		36,022	32,450	24,018	11,976
2025-03-07		알배기배추		8Kg		25,989	22,400	17,597	11,058
평균						<b>32,700</b>	<b>29,189</b>	<b>21,760</b>	<b>11,861</b>

# 양배추

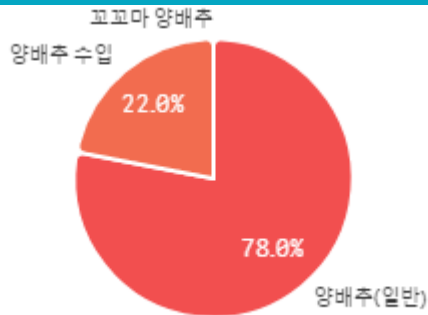
## 주간 반입량(톤)

◆ 2025    ● 2024    ▲ 평년



구분	금주(A)	전주(B)	전월(C)	전년(D)	평년(E)	A/B	A/C	A/D	A/E
물량(톤)	1,778	2,240	1,961	1,613	1,701	79.4%	90.7%	110.3%	104.5%

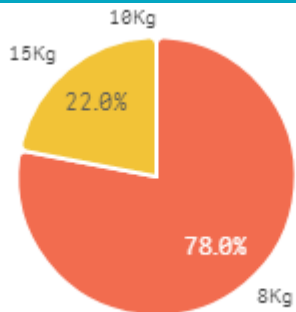
### 출하 품종별 거래물량 구성비



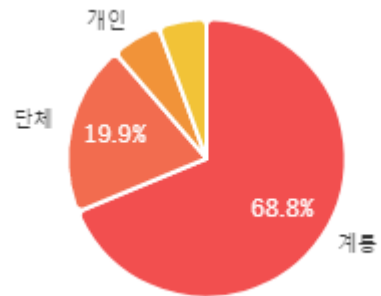
### 출하 품종별 거래금액 구성비



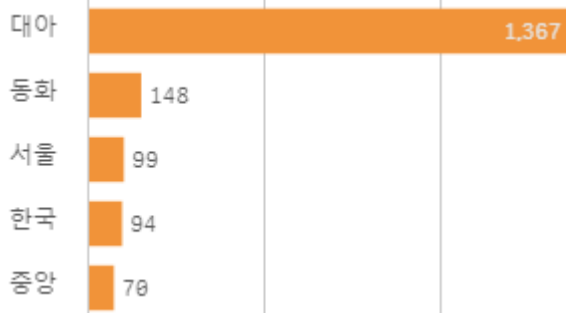
### 거래 단량별 물량 구성비




### 출하자별 거래물량 구성비



### 도매시장 법인별 거래물량(톤)

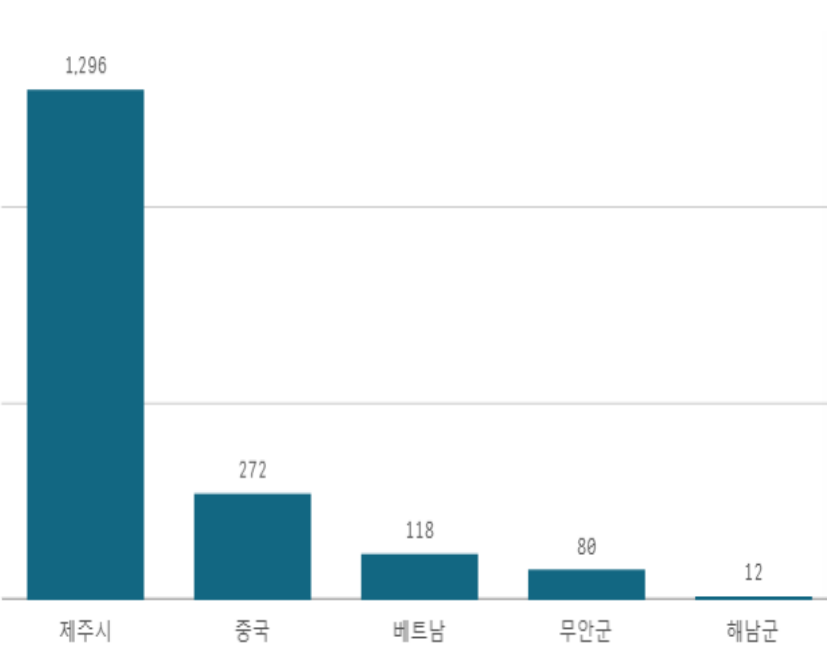


### 도매시장 법인별 거래금액(백만원)

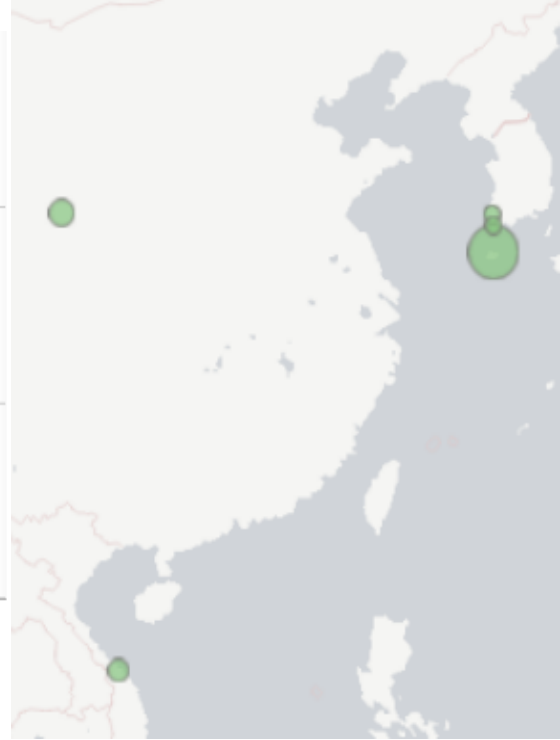


# 양배추(8Kg)

산지별 거래물량(톤)



산지별 주출하 시군구



출하산지(개소)

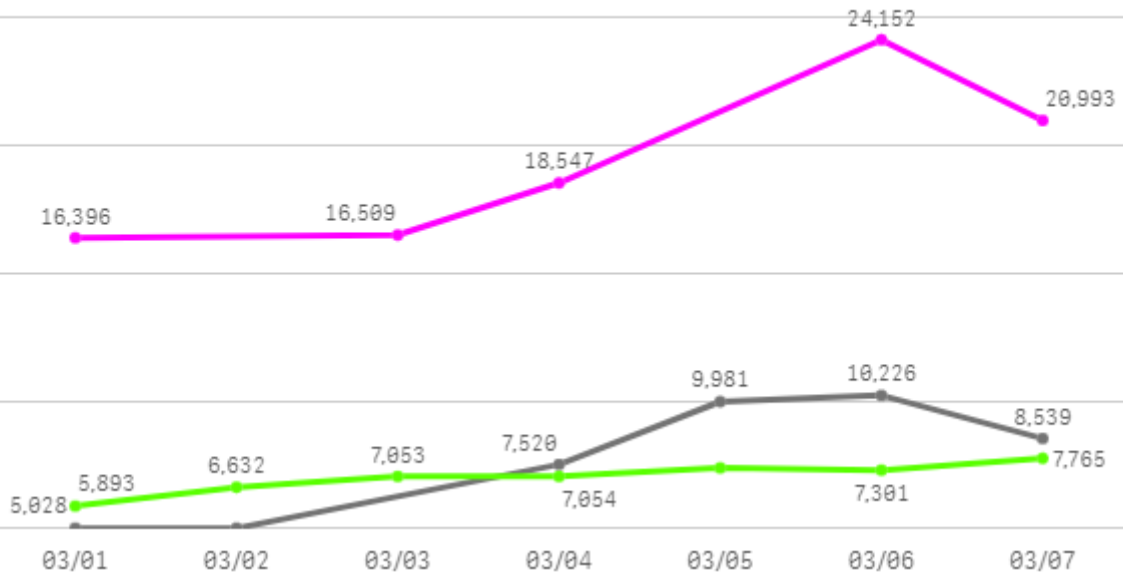
5

출하건수(천건)

1

주간 도매가격(원)

● 2025   ● 2024   ● 평년



구분	금주(A)	전주(B)	전월(C)	전년(D)	평년(E)	A/B	A/C	A/D	A/E
가격(원)	19,319	16,574	16,536	7,720	8,777	116.6%	116.8%	250.2%	220.1%

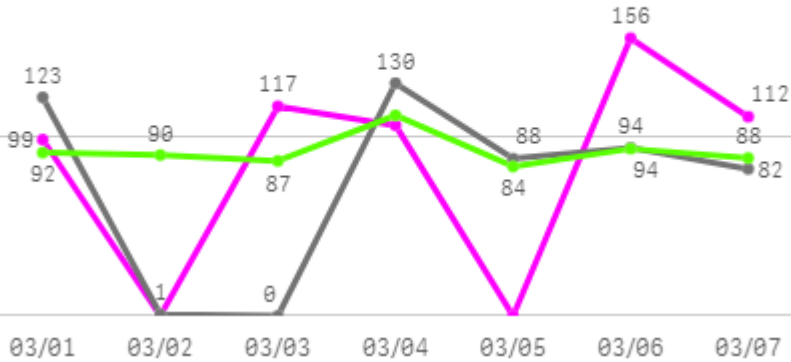
## □ 양배추(8Kg) 주간 가격

구분	Q	품종	Q	단량	Q	특	상	보통	하
2025-03-01		양배추		8Kg		23,066	16,396	12,512	9,805
2025-03-03		양배추		8Kg		24,013	16,509	13,413	9,770
2025-03-04		양배추		8Kg		27,716	18,547	14,336	8,393
2025-03-06		양배추		8Kg		29,622	24,152	19,164	12,166
2025-03-07		양배추		8Kg		25,106	20,993	17,852	13,896
평균						<b>25,905</b>	<b>19,319</b>	<b>15,455</b>	<b>10,806</b>

# 시금치

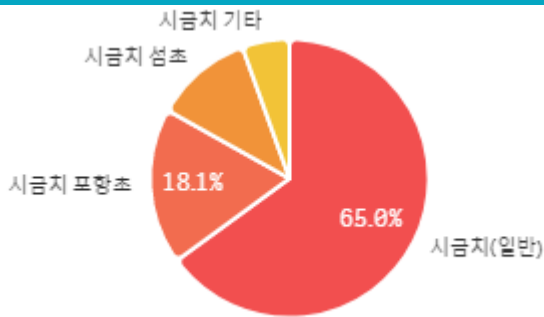
## 주간 반입량(톤)

◆ 2025    ● 2024    ▲ 평년

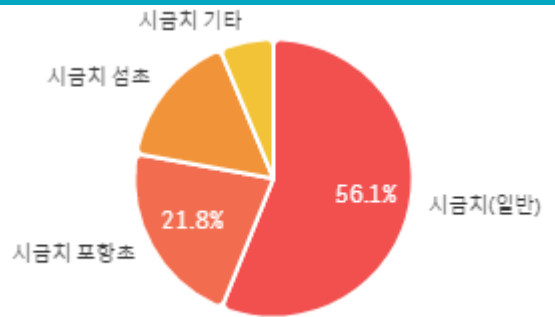


구분	금주(A)	전주(B)	전월(C)	전년(D)	평년(E)	A/B	A/C	A/D	A/E
물량(톤)	590	549	590	519	616	107.5%	100.0%	113.9%	95.9%

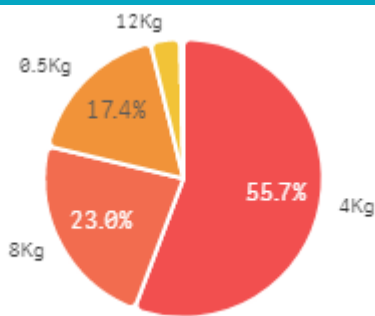
### 출하 품종별 거래물량 구성비



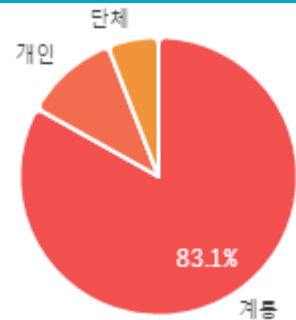
### 출하 품종별 거래금액 구성비



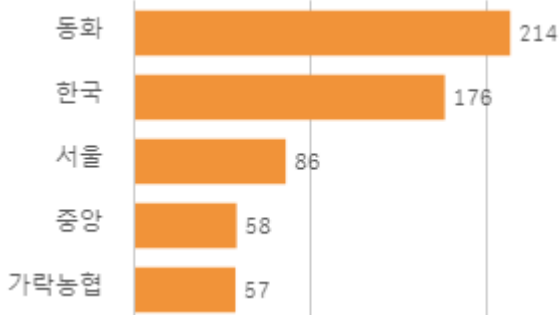
### 거래 단량별 물량 구성비



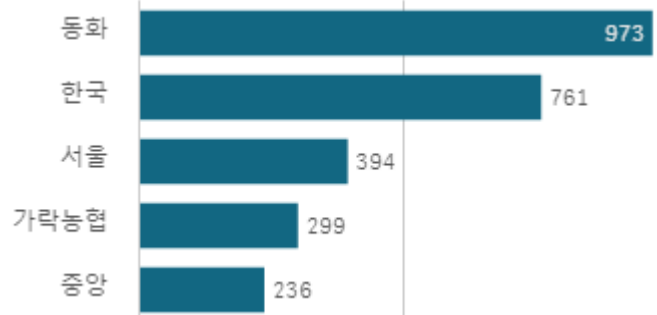
### 출하자별 거래물량 구성비



### 도매시장 법인별 거래물량(톤)

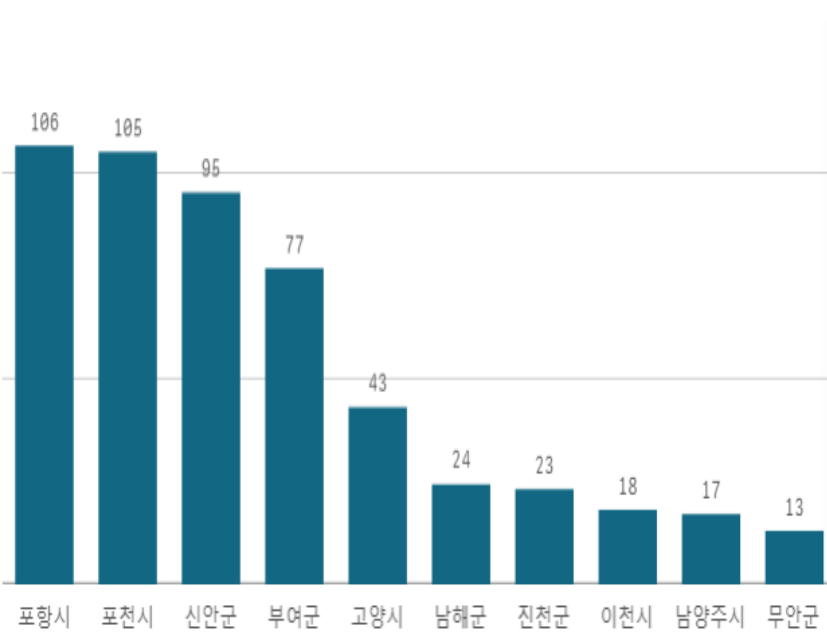


### 도매시장 법인별 거래금액(백만원)



# 시금치(4Kg)

산지별 거래물량(톤)



출하산지(개소)

43

출하건수(천건)

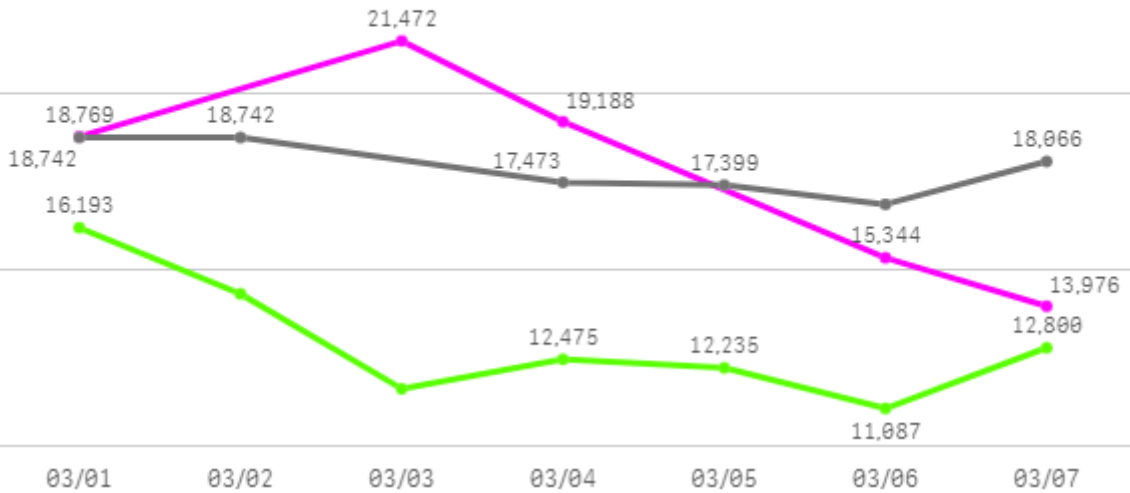
5

산지별 주출하 시군구



주간 도매가격(원)

◆ 2025    ● 2024    ◆ 평년



구분	금주(A)	전주(B)	전월(C)	전년(D)	평년(E)	A/B	A/C	A/D	A/E
가격(원)	17,750	16,488	16,626	17,879	15,007	107.7%	106.8%	99.3%	118.3%

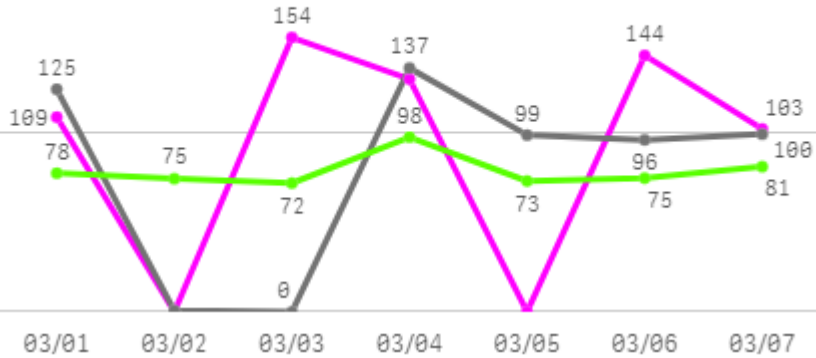
## □ 시금치(4Kg) 주간 가격

구분	Q	품종	Q	단량	Q	특	상	보통	하
2025-03-01		시금치		4Kg		26,546	18,769	15,165	12,252
2025-03-03		시금치		4Kg		27,222	21,472	17,381	13,612
2025-03-04		시금치		4Kg		26,096	19,188	15,750	13,014
2025-03-06		시금치		4Kg		19,859	15,344	12,764	9,800
2025-03-07		시금치		4Kg		16,320	13,976	11,156	8,506
평균						<b>23,209</b>	<b>17,750</b>	<b>14,443</b>	<b>11,437</b>

# 상추

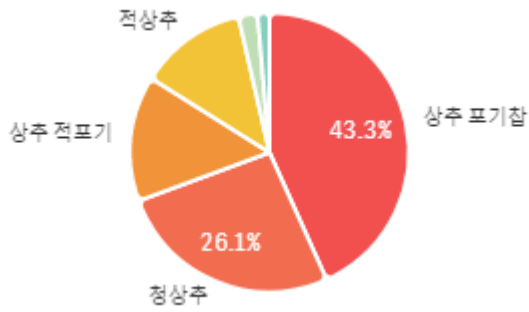
## 주간 반입량(톤)

◆ 2025    ● 2024    ▲ 평년

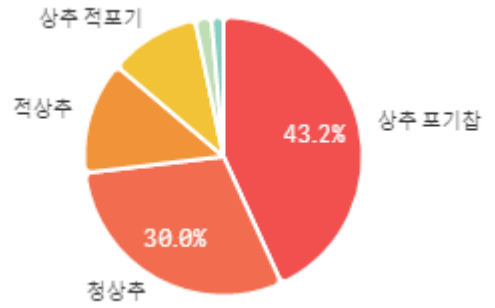


구분	금주(A)	전주(B)	전월(C)	전년(D)	평년(E)	A/B	A/C	A/D	A/E
물량(톤)	640	565	571	557	572	113.2%	112.0%	114.8%	111.8%

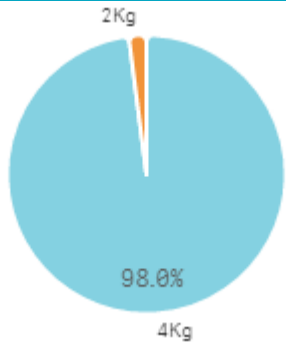
## 출하 품종별 거래물량 구성비



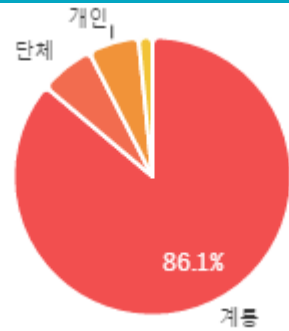
## 출하 품종별 거래금액 구성비



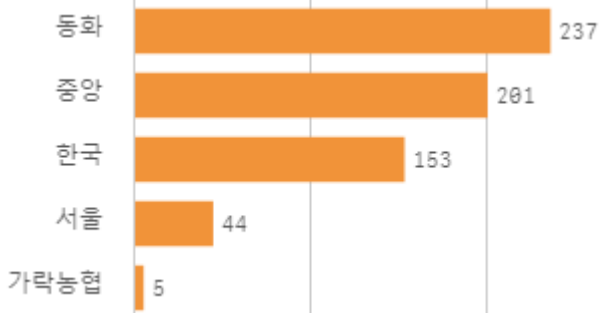
## 거래 단량별 물량 구성비



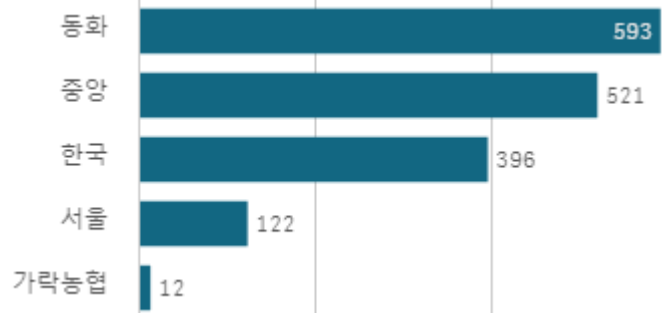
## 출하자별 거래물량 구성비



## 도매시장 법인별 거래물량(톤)

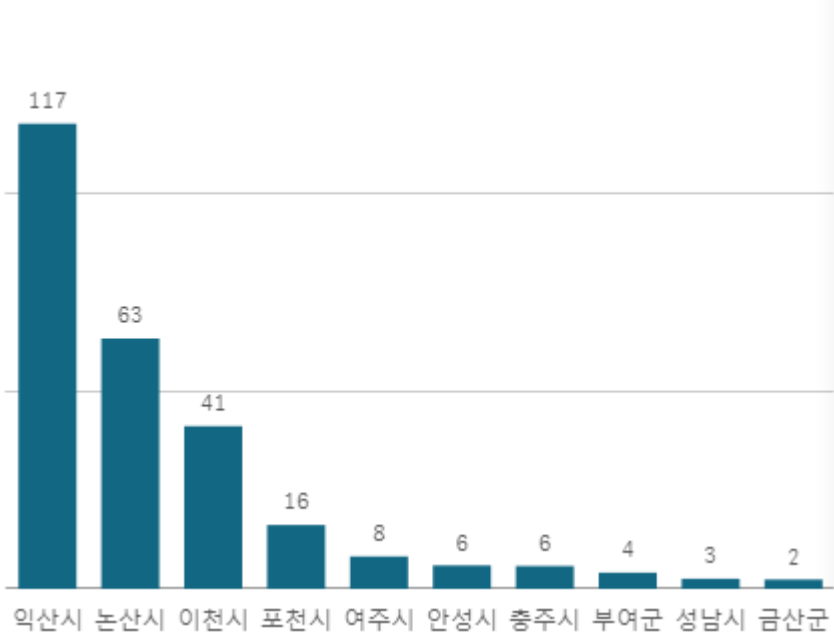


## 도매시장 법인별 거래금액(백만원)



# 상추 포기잡(4Kg)

산지별 거래물량(톤)



출하산지(개소)

24

출하건수(천건)

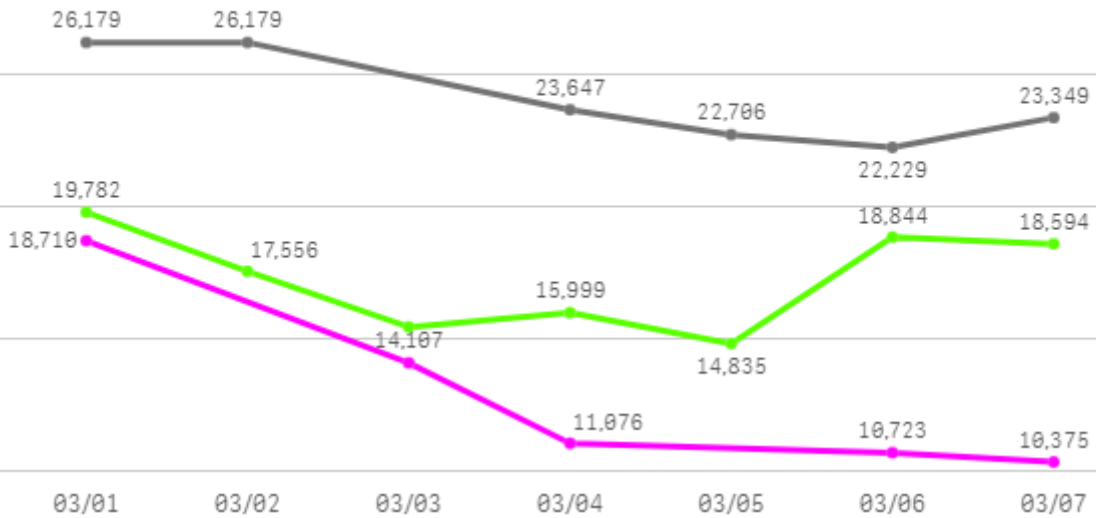
2

산지별 주출하 시군구



주간 도매가격(원)

◆ 2025    ● 2024    ◆ 평년



구분	금주(A)	전주(B)	전월(C)	전년(D)	평년(E)	A/B	A/C	A/D	A/E
가격(원)	12,998	15,134	10,253	24,048	18,173	85.9%	126.8%	54.1%	71.5%

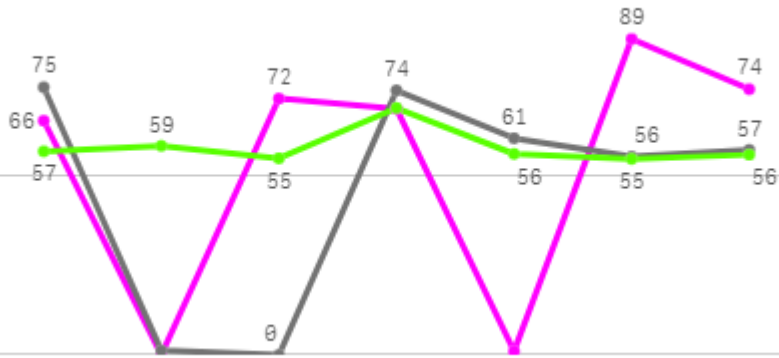
## □ 상추 포기잡(4Kg) 주간 가격

구분	Q	품종	Q	단량	Q	특	상	보통	하
2025-03-01		상추 포기잡		4Kg		-	18,710	15,907	12,969
2025-03-03		상추 포기잡		4Kg		-	14,107	12,098	10,066
2025-03-04		상추 포기잡		4Kg		-	11,076	8,938	7,086
2025-03-06		상추 포기잡		4Kg		-	10,723	8,320	6,435
2025-03-07		상추 포기잡		4Kg		-	10,375	7,966	5,941
평균						-	<b>12,998</b>	<b>10,646</b>	<b>8,499</b>

# 부추

## 주간 반입량(톤)

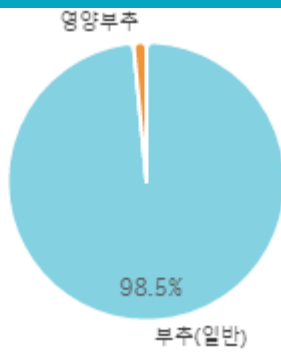
◆ 2025    ● 2024    ▲ 평년



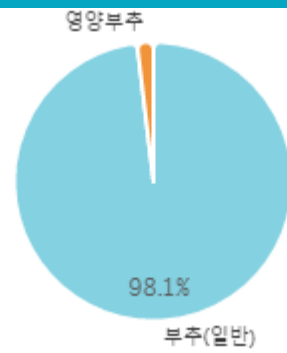
03/01    03/02    03/03    03/04    03/05    03/06    03/07

구분	금주(A)	전주(B)	전월(C)	전년(D)	평년(E)	A/B	A/C	A/D	A/E
물량(톤)	371	382	370	324	393	96.9%	100.1%	114.3%	94.3%

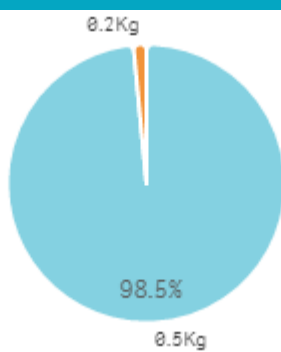
## 출하 품종별 거래물량 구성비



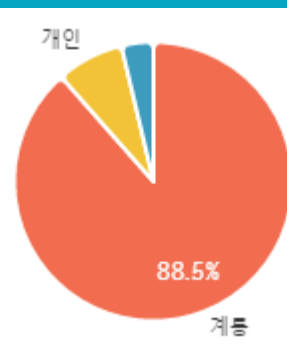
## 출하 품종별 거래금액 구성비



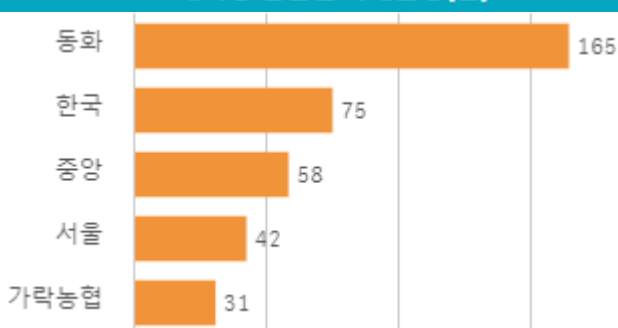
## 거래 단량별 물량 구성비



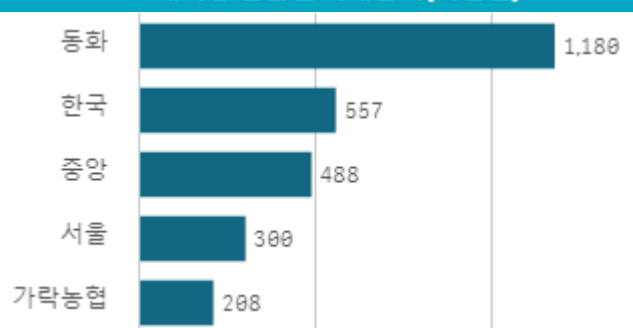
## 출하자별 거래물량 구성비



## 도매시장 법인별 거래물량(톤)

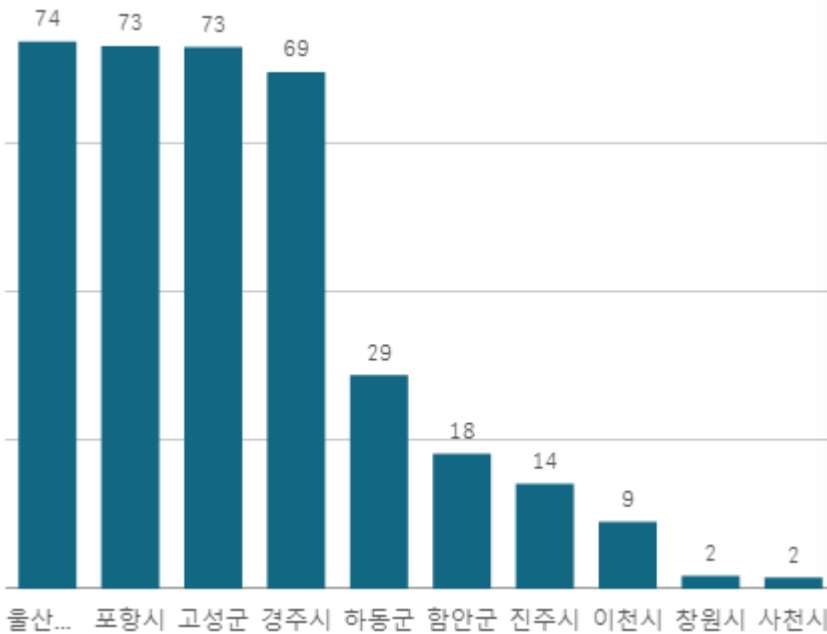


## 도매시장 법인별 거래금액(백만원)



# 부추(일반) (0.5Kg)

산지별 거래물량(톤)



출하산지(개소)

13

출하건수(천건)

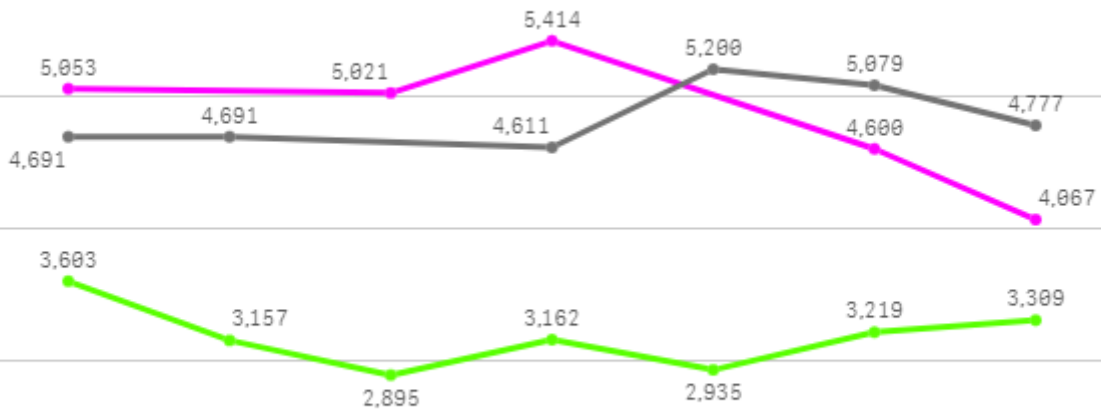
2

산지별 주출하 시군구



주간 도매가격(원)

◆ 2025    ● 2024    ◆ 평년



03/01    03/02    03/03    03/04    03/05    03/06    03/07

구분	금주(A)	전주(B)	전월(C)	전년(D)	평년(E)	A/B	A/C	A/D	A/E
가격(원)	4,831	5,083	4,895	4,842	3,812	95.0%	98.7%	99.8%	126.7%

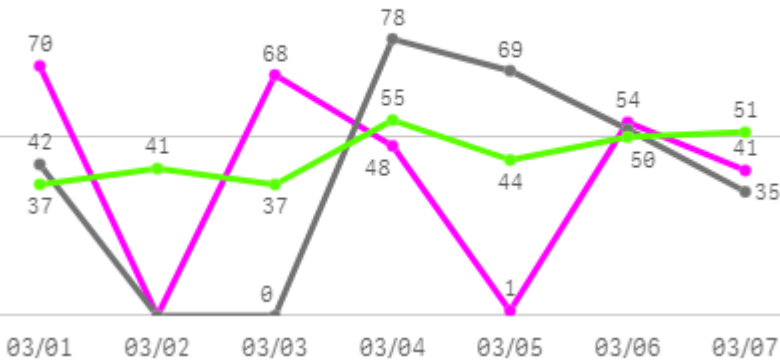
## □ 부추(일반)(0.5Kg) 주간 가격

구분	Q	품종	Q	단량	Q	특	상	보통	하
2025-03-01		부추(일반)		0.5Kg		-	5,053	3,963	2,893
2025-03-03		부추(일반)		0.5Kg		-	5,021	3,999	2,995
2025-03-04		부추(일반)		0.5Kg		-	5,414	4,542	3,240
2025-03-06		부추(일반)		0.5Kg		-	4,600	3,821	2,833
2025-03-07		부추(일반)		0.5Kg		-	4,067	3,320	2,507
평균						-	<b>4,831</b>	<b>3,929</b>	<b>2,894</b>

# 참외

## 주간 반입량(톤)

◆ 2025    ● 2024    ▲ 평년

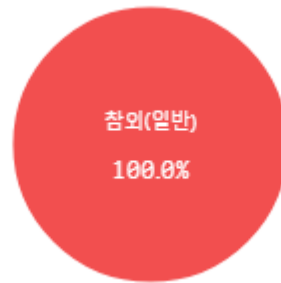


구분	금주(A)	전주(B)	전월(C)	전년(D)	평년(E)	A/B	A/C	A/D	A/E
물량(톤)	282	307	18	276	310	91.7%	1578.9%	102.1%	90.9%

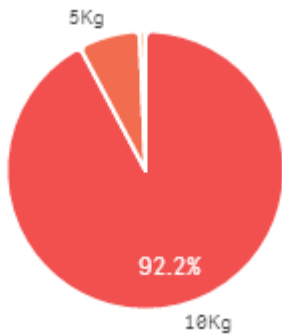
## 출하 품종별 거래물량 구성비



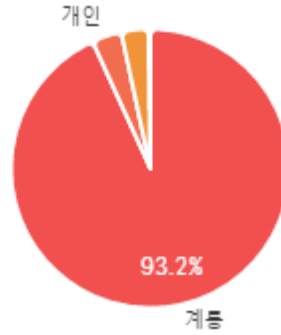
## 출하 품종별 거래금액 구성비



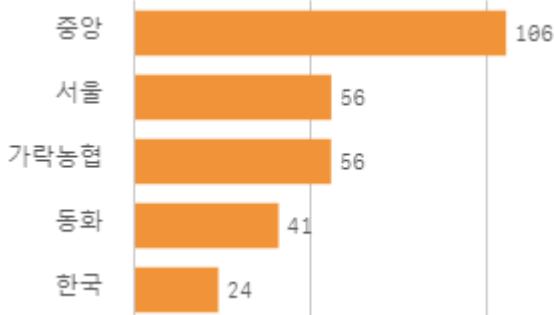
## 거래 단량별 물량 구성비



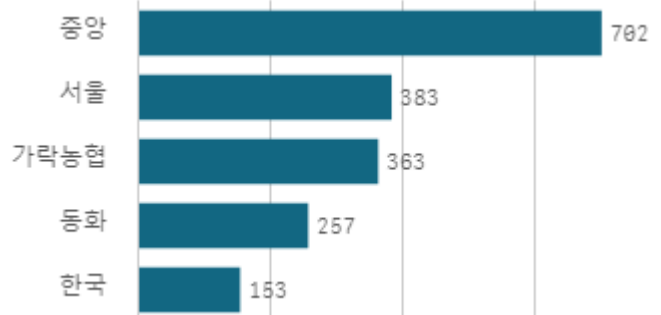
## 출하자별 거래물량 구성비



## 도매시장 법인별 거래물량(톤)

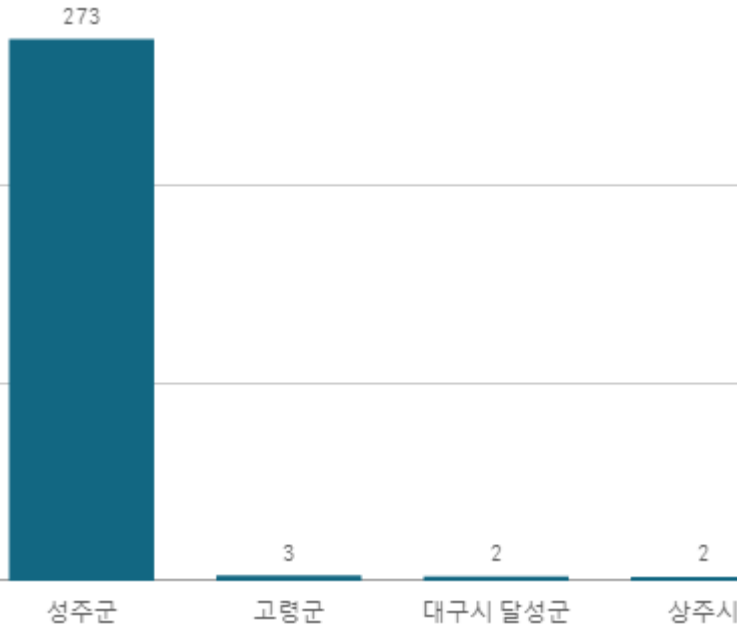


## 도매시장 법인별 거래금액(백만원)



# 참외(일반)(10Kg)

산지별 거래물량(톤)



출하산지(개소)

4

출하건수(천건)

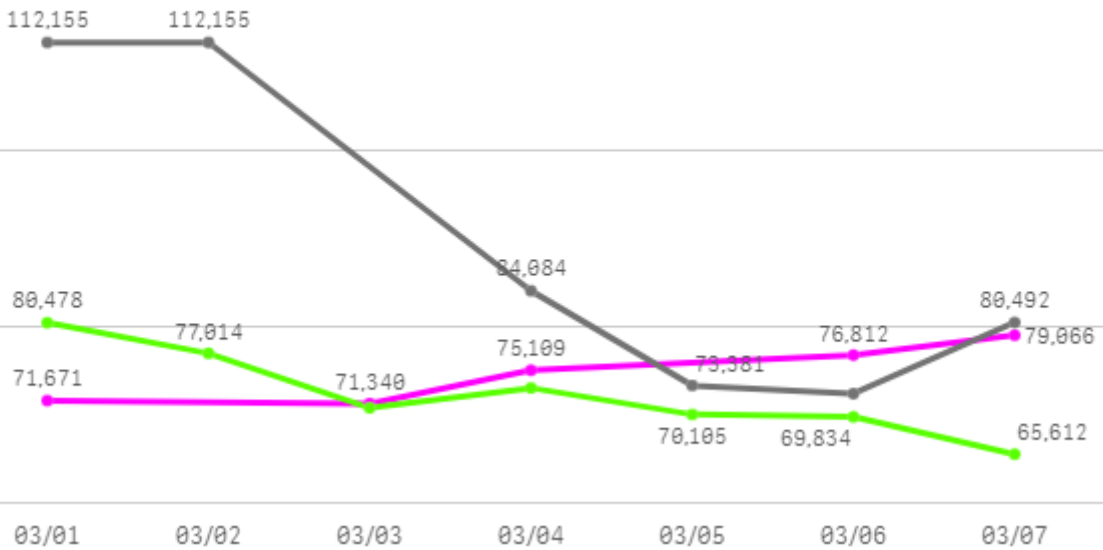
5

산지별 주출하 시군구



주간 도매가격(원)

◆ 2025    ● 2024    ◆ 평년



구분	금주(A)	전주(B)	전월(C)	전년(D)	평년(E)	A/B	A/C	A/D	A/E
가격(원)	74,800	65,851	102,155	89,121	75,432	113.6%	73.2%	83.9%	99.2%

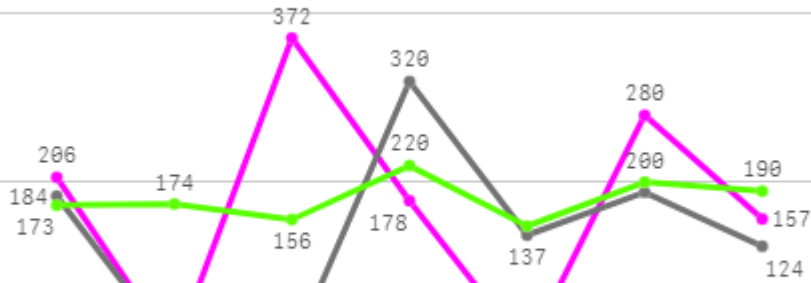
## □ 참외(일반)(10Kg) 주간 가격

구분	Q	품종	Q	단량	Q	특	상	보통	하
2025-03-01		참외(일반)		10Kg		82,647	71,671	59,740	45,015
2025-03-03		참외(일반)		10Kg		79,659	71,340	62,057	48,805
2025-03-04		참외(일반)		10Kg		84,305	75,109	67,900	53,884
2025-03-06		참외(일반)		10Kg		87,600	76,812	69,480	54,939
2025-03-07		참외(일반)		10Kg		87,620	79,066	72,504	60,055
평균						<b>84,366</b>	<b>74,800</b>	<b>66,336</b>	<b>52,540</b>

# 오이

## 주간 반입량(톤)

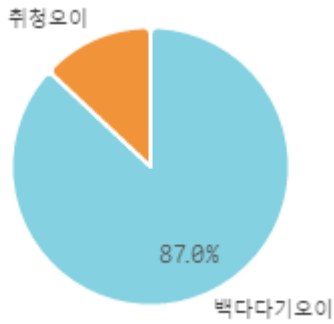
◆ 2025    ● 2024    ▲ 평년



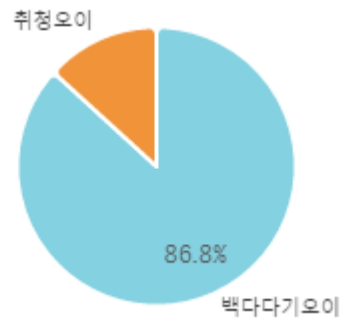
03/01    03/02    03/03    03/04    03/05    03/06    03/07

구분	금주(A)	전주(B)	전월(C)	전년(D)	평년(E)	A/B	A/C	A/D	A/E
물량(톤)	1,193	1,198	1,220	955	1,238	99.6%	97.7%	124.9%	96.3%

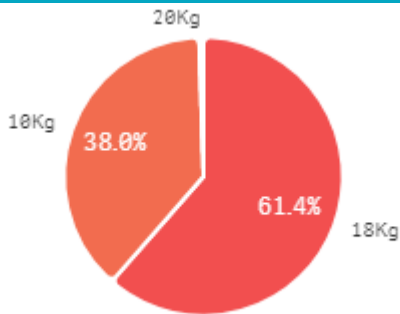
## 출하 품종별 거래물량 구성비



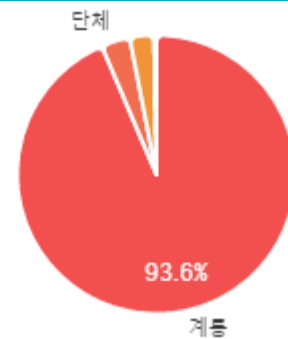
## 출하 품종별 거래금액 구성비



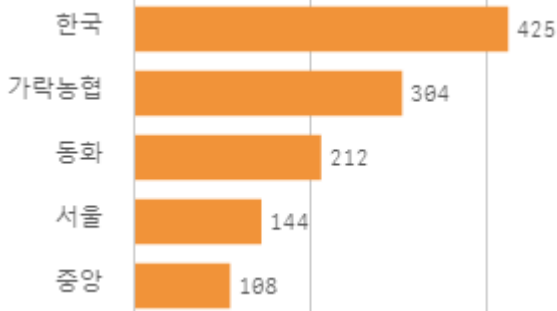
## 거래 단량별 물량 구성비



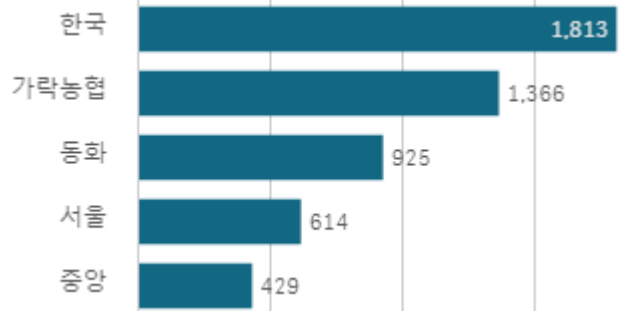
## 출하자별 거래물량 구성비



## 도매시장 법인별 거래물량(톤)

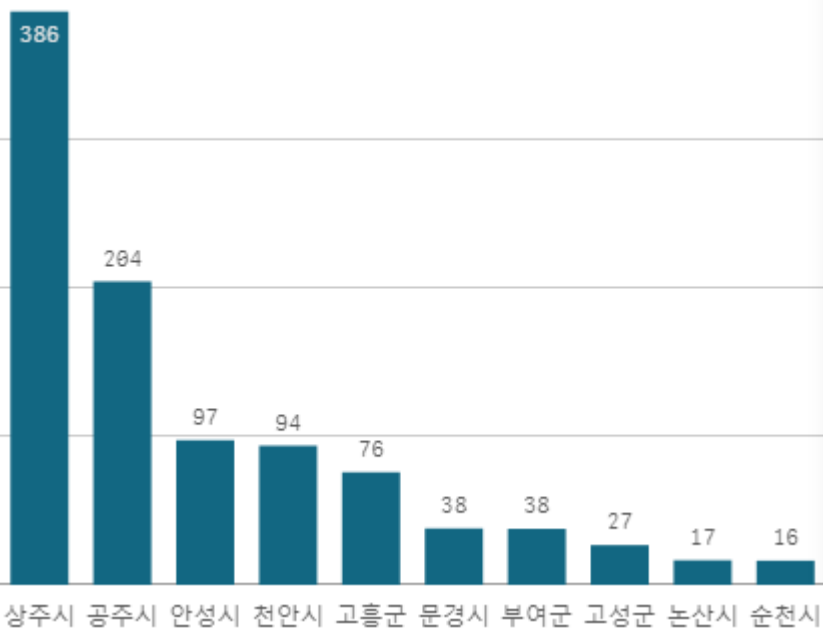


## 도매시장 법인별 거래금액(백만원)



# 백다다기오이(100개)

산지별 거래물량(톤)



출하산지(개소)

26

출하건수(천건)

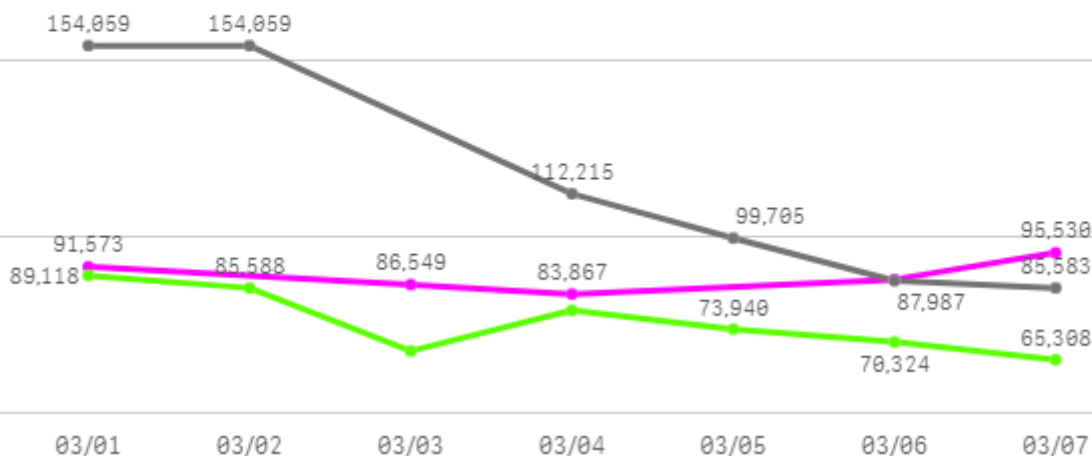
6

산지별 주출하 시군구



주간 도매가격(원)

◆ 2025    ● 2024    ◆ 평년



구분	금주(A)	전주(B)	전월(C)	전년(D)	평년(E)	A/B	A/C	A/D	A/E
가격(원)	89,101	80,268	72,036	115,539	82,401	111.0%	123.7%	77.1%	108.1%

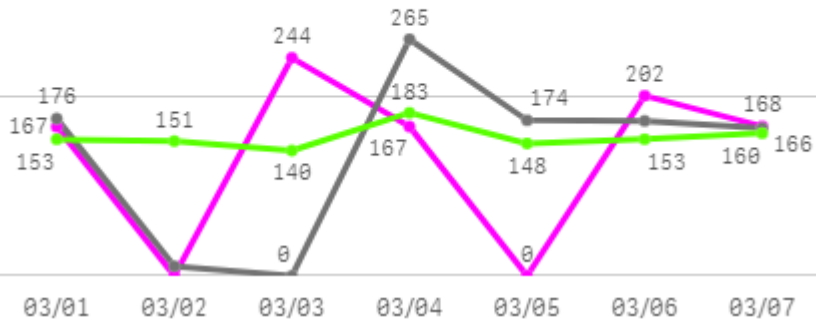
## □ 백다다기오이(100개) 주간 가격

구분	Q	품종	Q	단량	Q	특	상	보통	하
2025-03-01		백다다기오이		100개		100,968	91,573	79,355	64,720
2025-03-03		백다다기오이		100개		94,343	86,549	73,323	61,875
2025-03-04		백다다기오이		100개		88,310	83,867	76,208	65,094
2025-03-06		백다다기오이		100개		92,063	87,987	84,076	71,283
2025-03-07		백다다기오이		100개		100,850	95,530	91,202	77,140
평균						<b>95,307</b>	<b>89,101</b>	<b>80,833</b>	<b>68,022</b>

# 호박

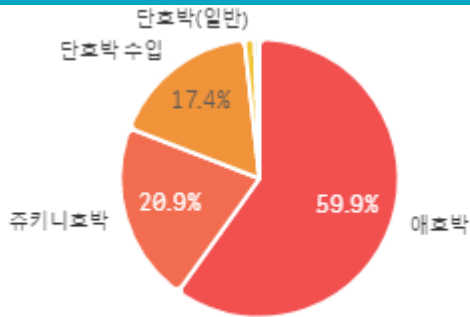
## 주간 반입량(톤)

◆ 2025    ● 2024    ▲ 평년

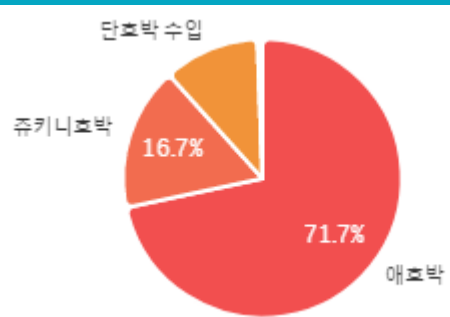


구분	금주(A)	전주(B)	전월(C)	전년(D)	평년(E)	A/B	A/C	A/D	A/E
물량(톤)	949	1,090	1,112	966	1,038	87.0%	85.3%	98.2%	91.4%

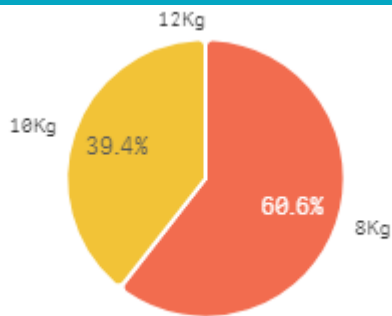
### 출하 품종별 거래물량 구성비



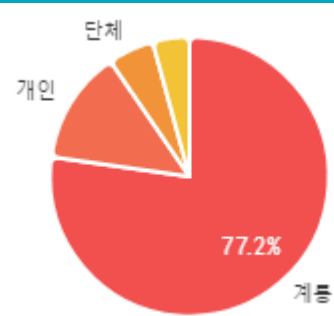
### 출하 품종별 거래금액 구성비



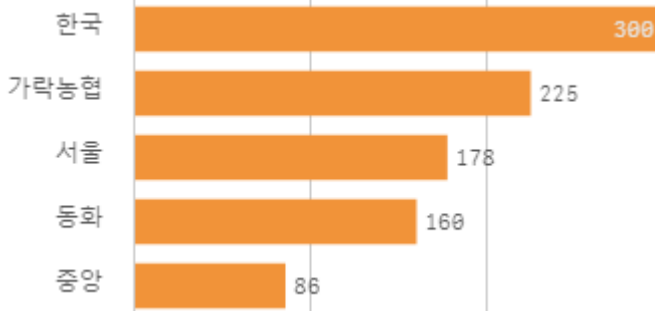
### 거래 단량별 물량 구성비



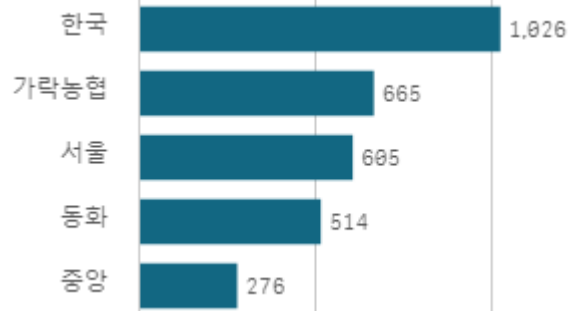
### 출하자별 거래물량 구성비



### 도매시장 법인별 거래물량(톤)

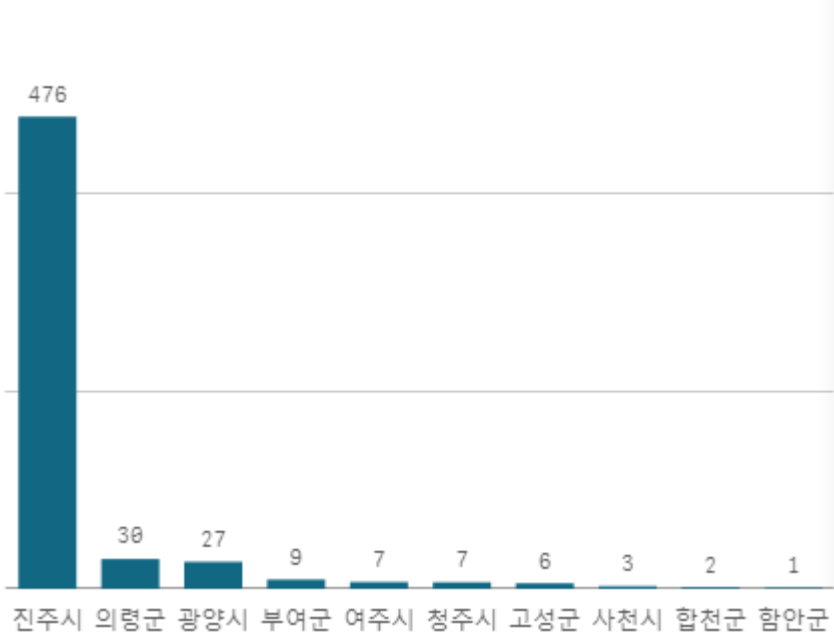


### 도매시장 법인별 거래금액(백만원)



# 애호박(20개)

산지별 거래물량(톤)



출하산지(개소)

13

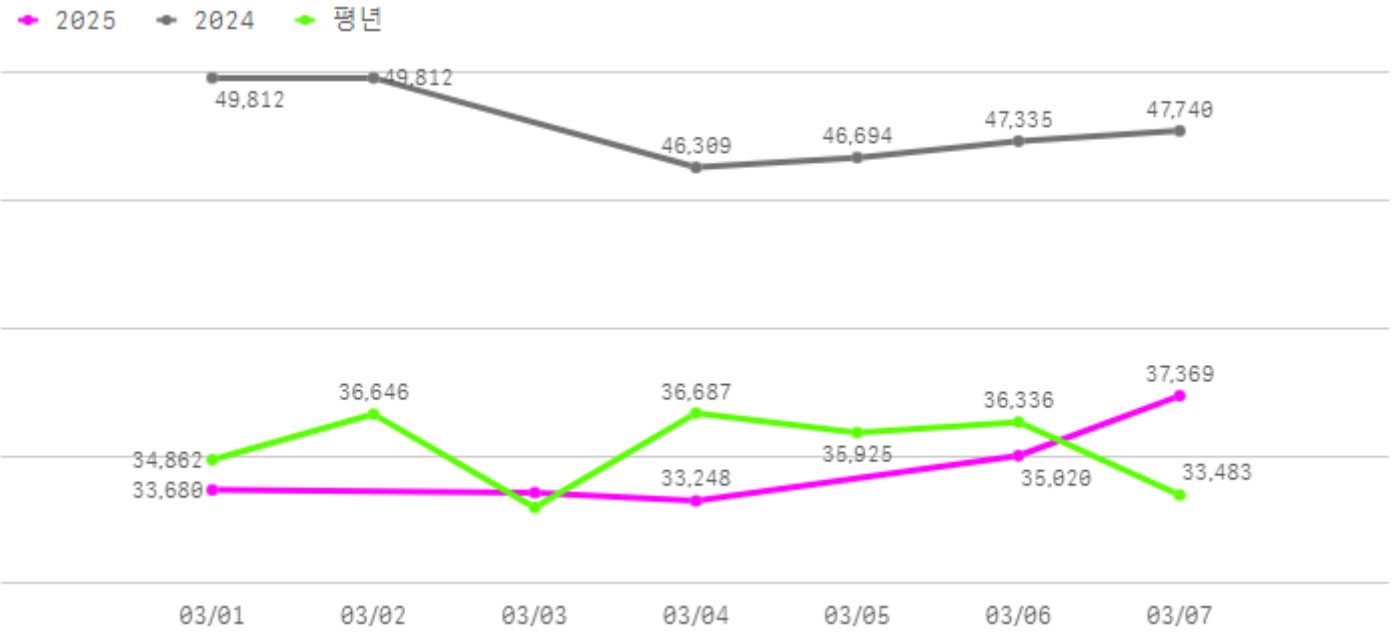
출하건수(천건)

3

산지별 주출하 시군구



주간 도매가격(원)



구분	금주(A)	전주(B)	전월(C)	전년(D)	평년(E)	A/B	A/C	A/D	A/E
가격(원)	34,578	33,463	36,509	47,950	35,481	103.3%	94.7%	72.1%	97.5%

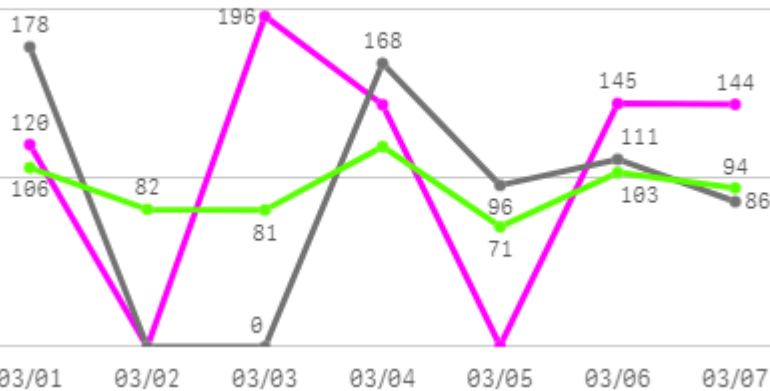
## □ 애호박(20개) 주간 가격

구분	Q	품종	Q	단량	Q	특	상	보통	하
2025-03-01		애호박		20개		36,605	33,680	30,695	24,154
2025-03-03		애호박		20개		35,869	33,575	30,259	24,411
2025-03-04		애호박		20개		36,351	33,248	30,322	23,900
2025-03-06		애호박		20개		37,365	35,020	32,389	25,764
2025-03-07		애호박		20개		40,390	37,369	34,167	27,811
평균						<b>37,316</b>	<b>34,578</b>	<b>31,566</b>	<b>25,208</b>

# 토마토

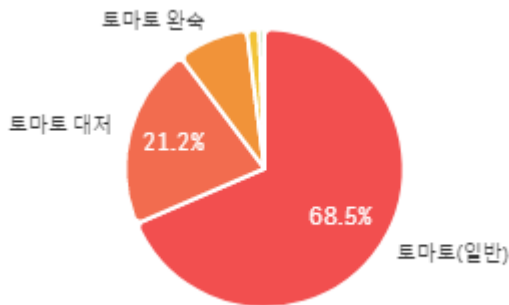
## 주간 반입량(톤)

◆ 2025    ● 2024    ▲ 평년

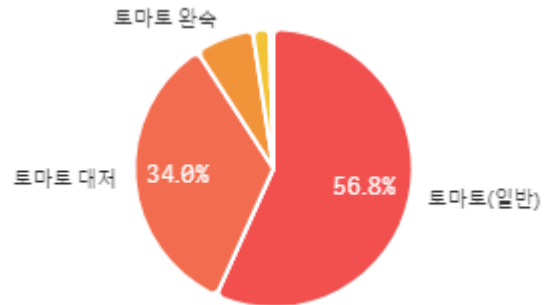


구분	금주(A)	전주(B)	전월(C)	전년(D)	평년(E)	A/B	A/C	A/D	A/E
물량(톤)	750	808	701	640	697	92.8%	106.9%	117.1%	107.6%

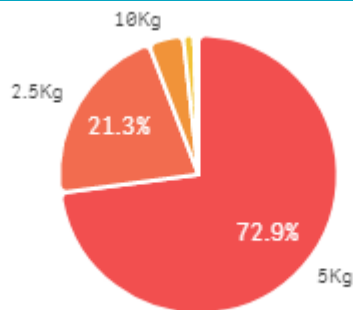
### 출하 품종별 거래물량 구성비



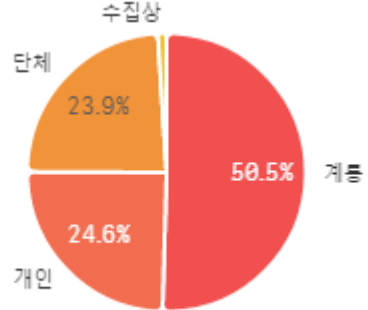
### 출하 품종별 거래금액 구성비



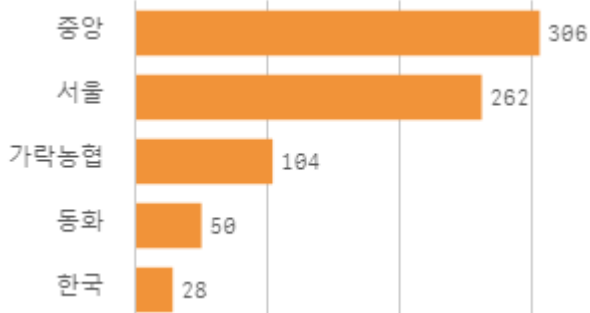
### 거래 단량별 물량 구성비



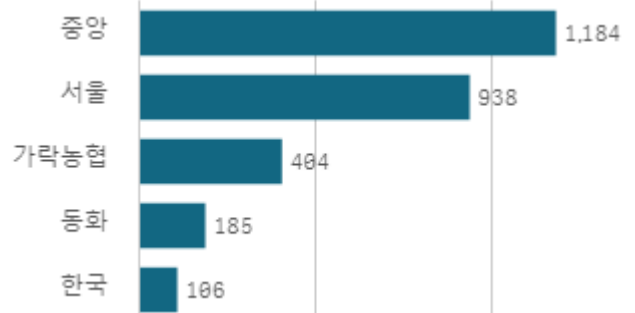
### 출하자별 거래물량 구성비



### 도매시장 법인별 거래물량(톤)

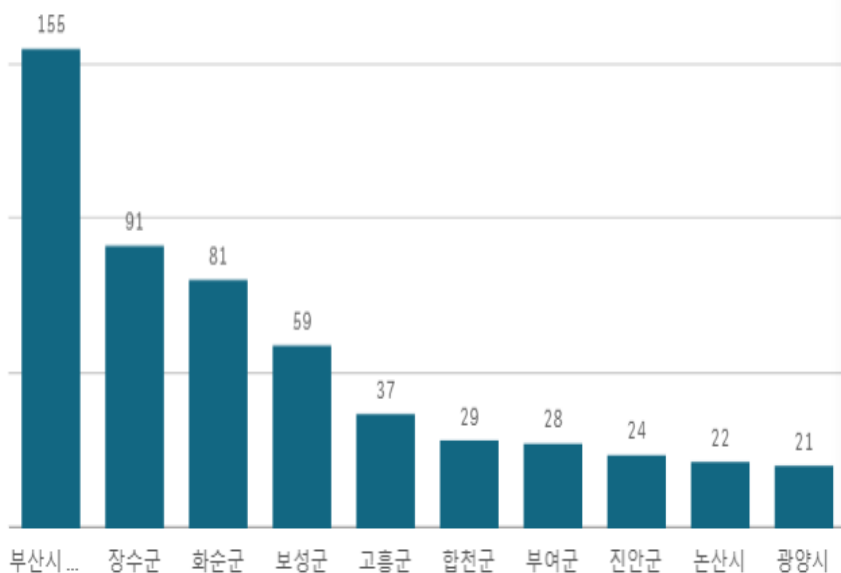


### 도매시장 법인별 거래금액(백만원)



# 토마토(5Kg)

산지별 거래물량(톤)



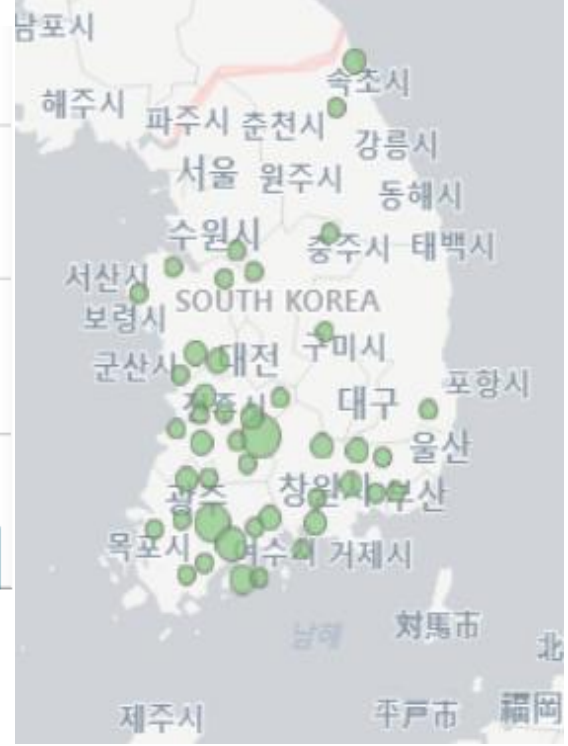
출하산지(개소)

47

출하건수(천건)

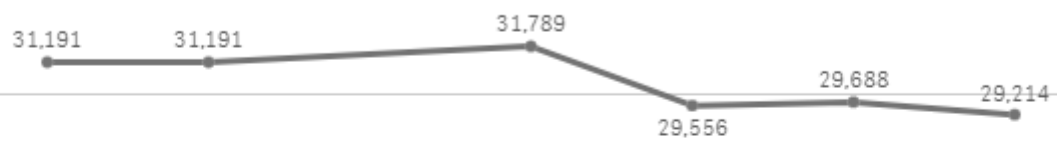
7

산지별 주출하 시군구



주간 도매가격(원)

◆ 2025    ● 2024    ▲ 평년



03/01    03/02    03/03    03/04    03/05    03/06    03/07

구분	금주(A)	전주(B)	전월(C)	전년(D)	평년(E)	A/B	A/C	A/D	A/E
가격(원)	17,207	16,973	15,037	30,438	19,466	101.4%	114.4%	56.5%	88.4%

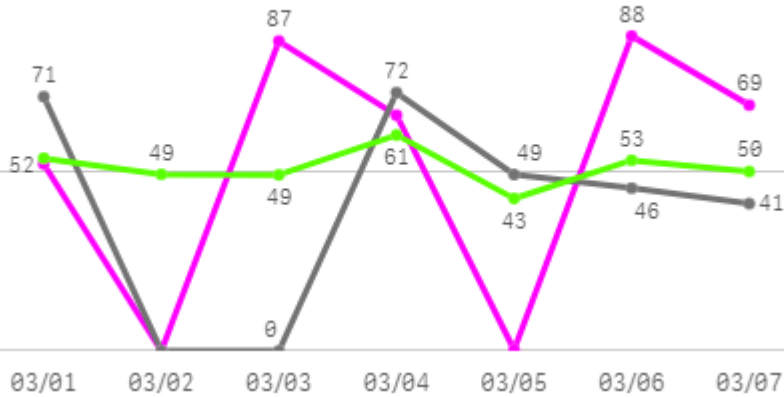
## □ 토마토(5Kg) 주간 가격

구분	Q	품종	Q	단량	Q	특	상	보통	하
2025-03-01		토마토		5Kg		19,946	17,352	14,975	11,899
2025-03-03		토마토		5Kg		18,405	16,959	15,296	13,033
2025-03-04		토마토		5Kg		20,082	17,375	14,907	12,852
2025-03-06		토마토		5Kg		19,217	17,104	15,431	12,963
2025-03-07		토마토		5Kg		20,307	17,244	15,159	13,240
평균						<b>19,591</b>	<b>17,207</b>	<b>15,154</b>	<b>12,797</b>

# 방울토마토

## 주간 반입량(톤)

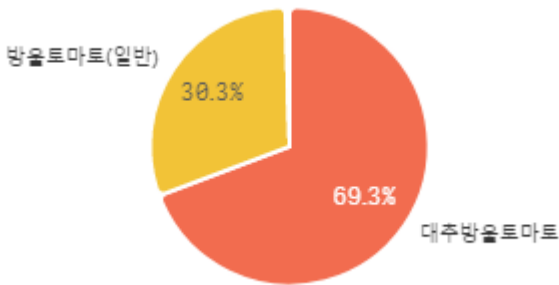
◆ 2025    ● 2024    ▲ 평년



구분	금주(A)	전주(B)	전월(C)	전년(D)	평년(E)	A/B	A/C	A/D	A/E
물량(톤)	363	394	399	280	364	92.0%	90.9%	129.6%	99.7%

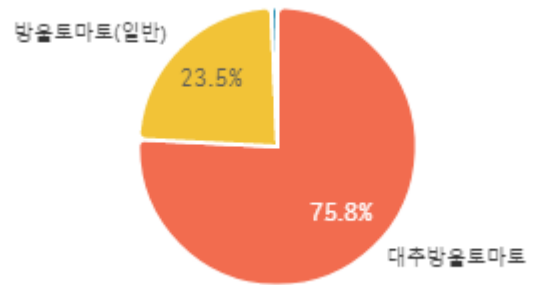
### 출하 품종별 거래물량 구성비

송이토마토

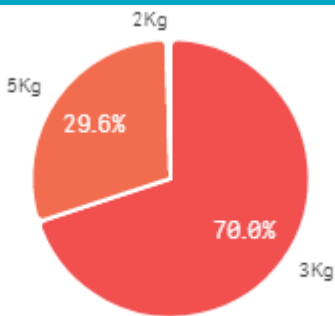


### 출하 품종별 거래금액 구성비

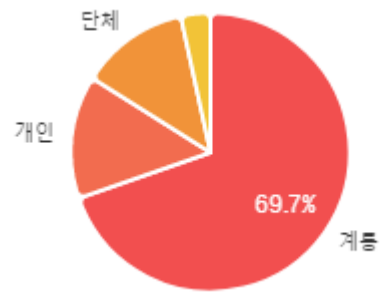
송이토마토



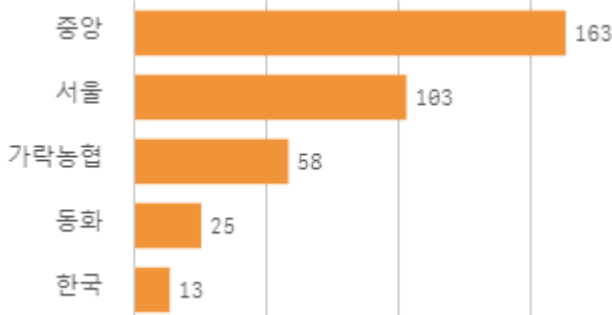
### 거래 단량별 물량 구성비



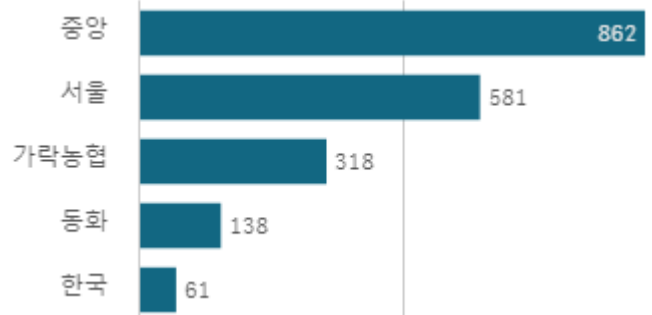
### 출하자별 거래물량 구성비



### 도매시장 법인별 거래물량(톤)

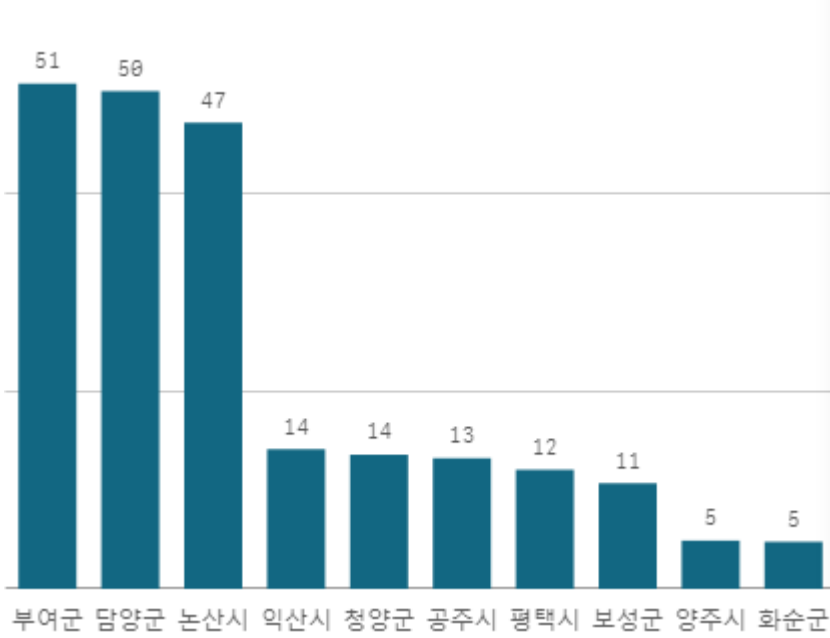


### 도매시장 법인별 거래금액(백만원)



# 대추방울토마토(3Kg)

산지별 거래물량(톤)



출하산지(개소)

37

출하건수(천건)

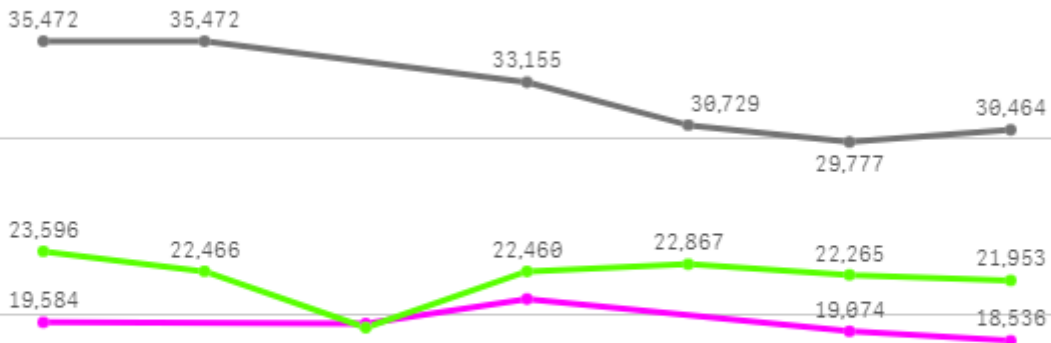
3

산지별 주출하 시군구



주간 도매가격(원)

◆ 2025    ● 2024    ◆ 평년



03/01    03/02    03/03    03/04    03/05    03/06    03/07

구분	금주(A)	전주(B)	전월(C)	전년(D)	평년(E)	A/B	A/C	A/D	A/E
가격(원)	19,522	20,389	15,208	32,512	22,762	95.7%	128.4%	60.0%	85.8%

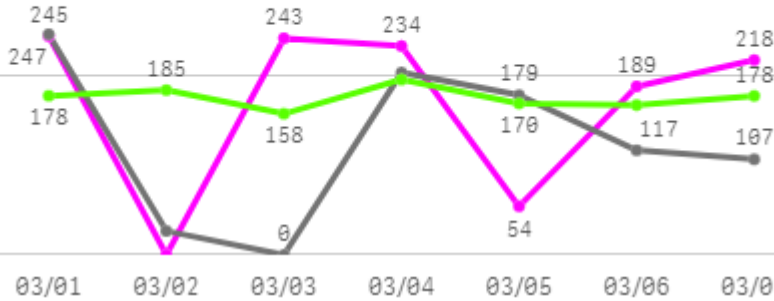
## □ 대추방울토마토(3Kg) 주간 가격

구분	Q	품종	Q	단량	Q	특	상	보통	하
2025-03-01		대추방울토마토		3Kg		24,790	19,584	17,519	14,135
2025-03-03		대추방울토마토		3Kg		25,485	19,511	17,571	13,592
2025-03-04		대추방울토마토		3Kg		26,153	20,904	18,162	14,232
2025-03-06		대추방울토마토		3Kg		23,370	19,074	17,112	13,594
2025-03-07		대추방울토마토		3Kg		22,589	18,536	16,939	14,042
평균						<b>24,477</b>	<b>19,522</b>	<b>17,461</b>	<b>13,919</b>

# 딸기

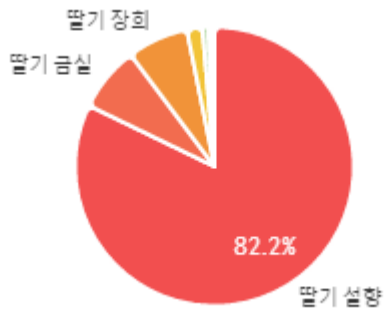
## 주간 반입량(톤)

◆ 2025    ● 2024    ▲ 평년

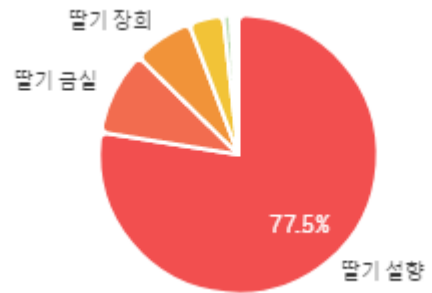


구분	금주(A)	전주(B)	전월(C)	전년(D)	평년(E)	A/B	A/C	A/D	A/E
물량(톤)	1,184	1,126	976	882	1,194	105.2%	121.3%	134.2%	99.1%

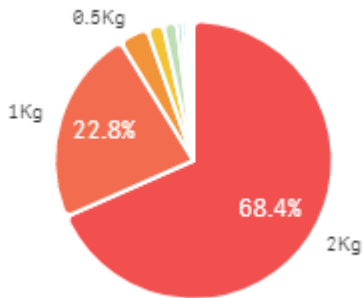
## 출하 품종별 거래물량 구성비



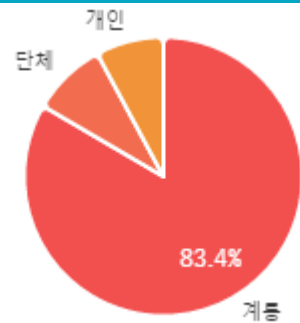
## 출하 품종별 거래금액 구성비



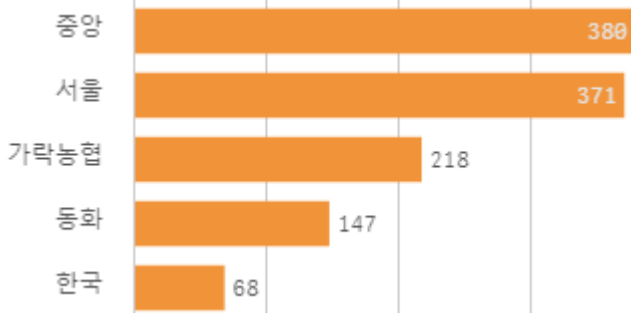
## 거래 단량별 물량 구성비



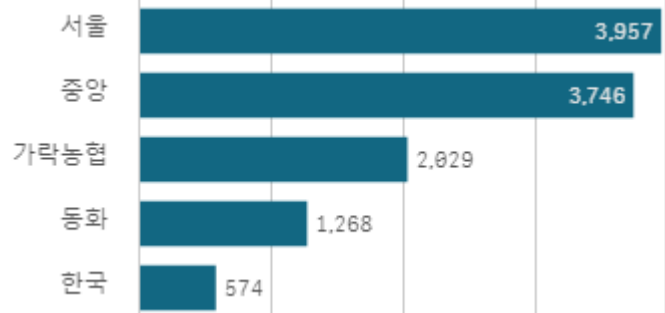
## 출하자별 거래물량 구성비



## 도매시장 법인별 거래물량(톤)

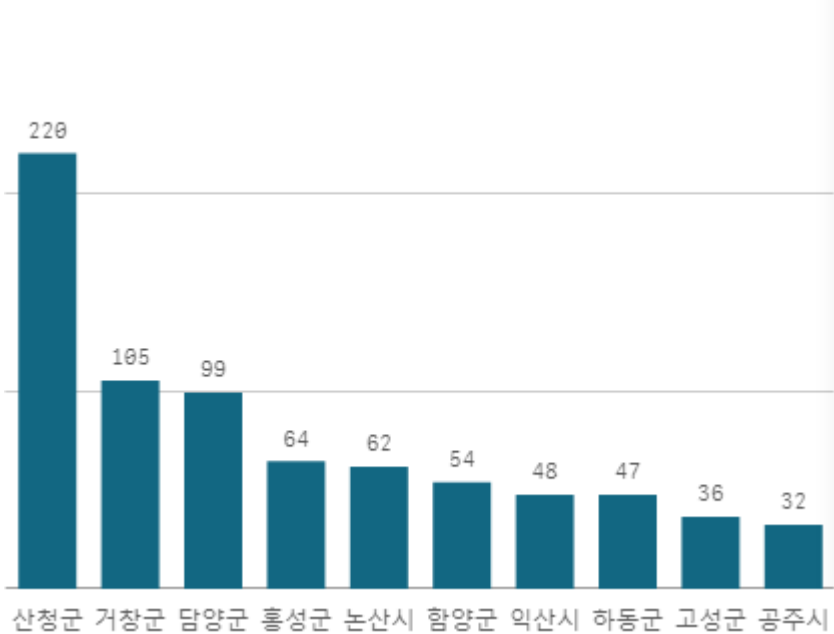


## 도매시장 법인별 거래금액(백만원)



# 딸기 설향(2Kg)

산지별 거래물량(톤)



출하산지(개소)

32

출하건수(천건)

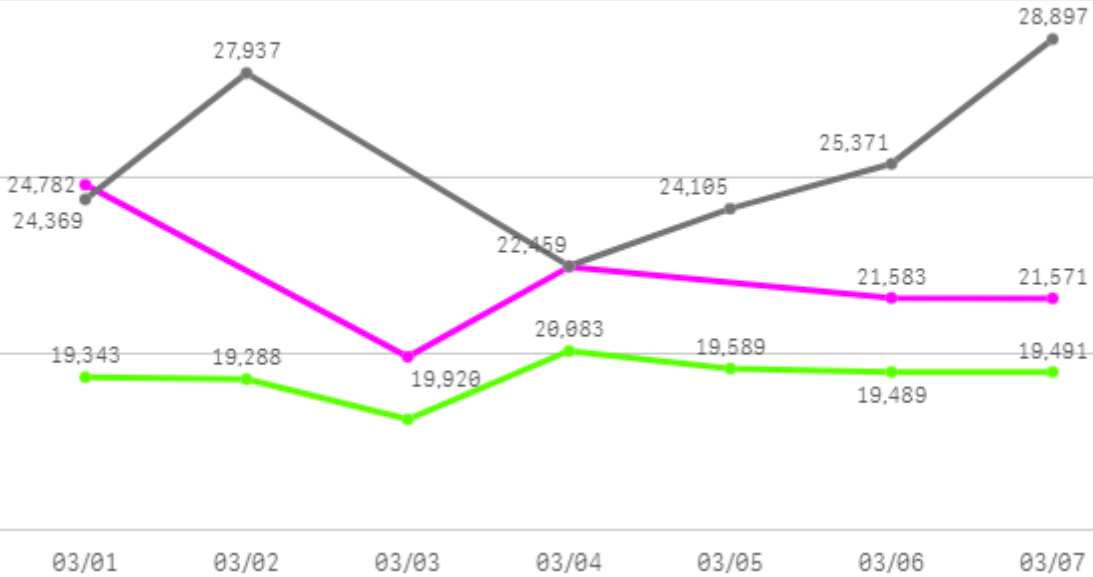
21

산지별 주출하 시군구



주간 도매가격(원)

◆ 2025    ● 2024    ◆ 평년



구분	금주(A)	전주(B)	전월(C)	전년(D)	평년(E)	A/B	A/C	A/D	A/E
가격(원)	22,063	21,054	26,621	25,527	20,809	104.8%	82.9%	86.4%	106.0%

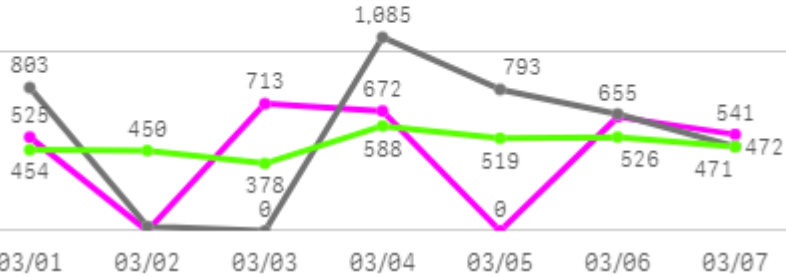
## □ 딸기 설향(2Kg) 주간 가격

구분	Q	품종	Q	단량	Q	특	상	보통	하
2025-03-01		딸기 설향		2Kg		29,360	24,782	19,521	13,865
2025-03-03		딸기 설향		2Kg		25,484	19,920	16,699	11,530
2025-03-04		딸기 설향		2Kg		27,814	22,459	18,629	12,947
2025-03-06		딸기 설향		2Kg		26,280	21,583	18,259	12,638
2025-03-07		딸기 설향		2Kg		26,485	21,571	18,478	12,792
평균						<b>27,085</b>	<b>22,063</b>	<b>18,317</b>	<b>12,754</b>

# 무

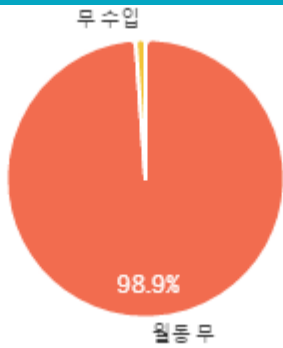
## 주간 반입량(톤)

◆ 2025    ● 2024    ▲ 평년

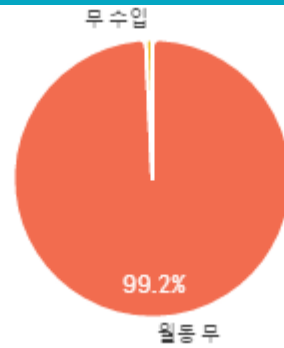


구분	금주(A)	전주(B)	전월(C)	전년(D)	평년(E)	A/B	A/C	A/D	A/E
물량(톤)	3,090	3,206	2,755	3,833	3,396	96.4%	112.2%	80.6%	91.0%

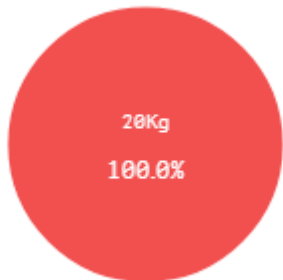
### 출하 품종별 거래물량 구성비



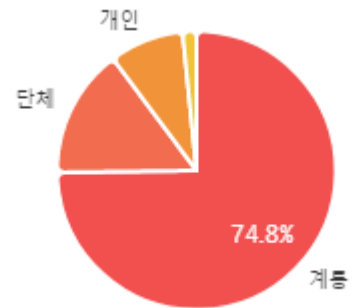
### 출하 품종별 거래금액 구성비



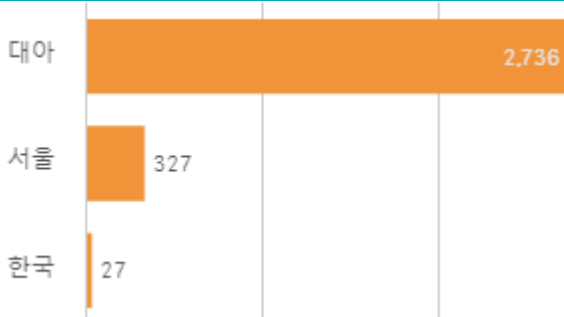
### 거래 단량별 물량 구성비



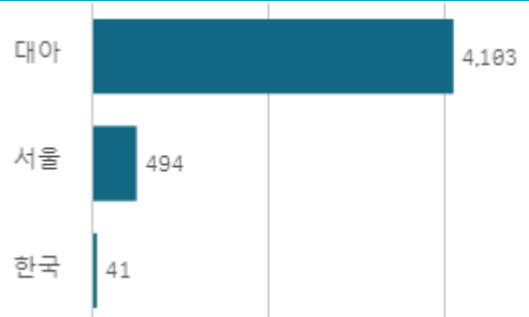
### 출하자별 거래물량 구성비



### 도매시장 법인별 거래물량(톤)

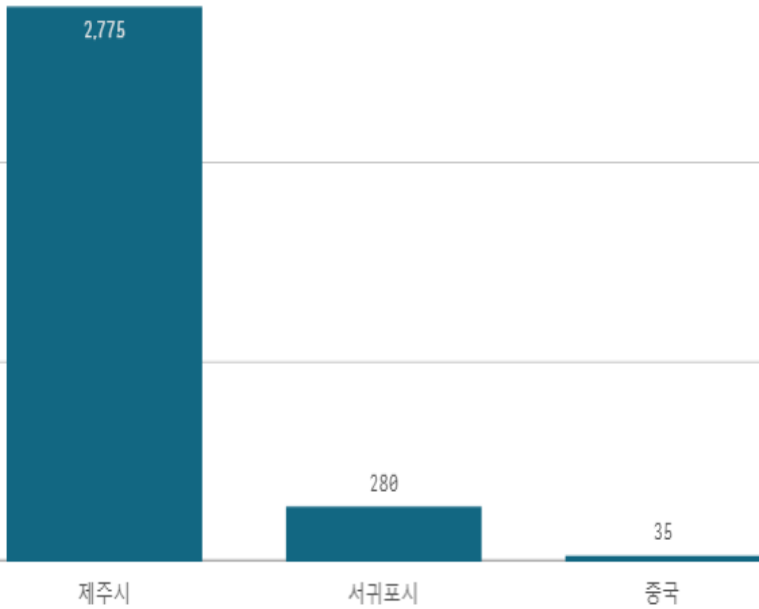


### 도매시장 법인별 거래금액(백만원)



# 무(20Kg)

산지별 거래물량(톤)



산지별 주출하 시군구



출하산지(개소)

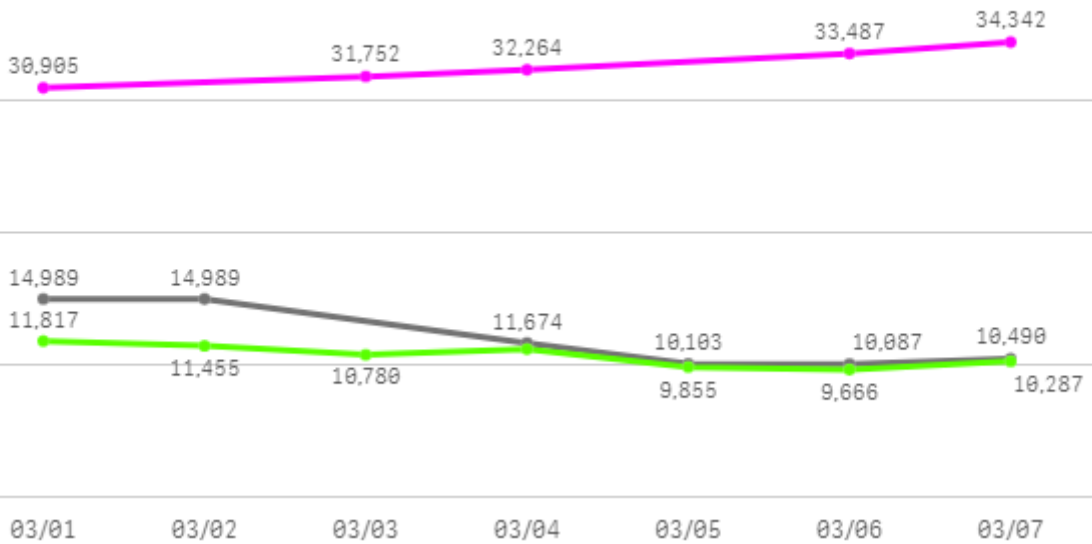
3

출하건수(천건)

1

주간 도매가격(원)

◆ 2025    ● 2024    ◆ 평년



구분	금주(A)	전주(B)	전월(C)	전년(D)	평년(E)	A/B	A/C	A/D	A/E
가격(원)	32,550	27,965	30,303	12,055	14,581	116.4%	107.4%	270.0%	223.2%

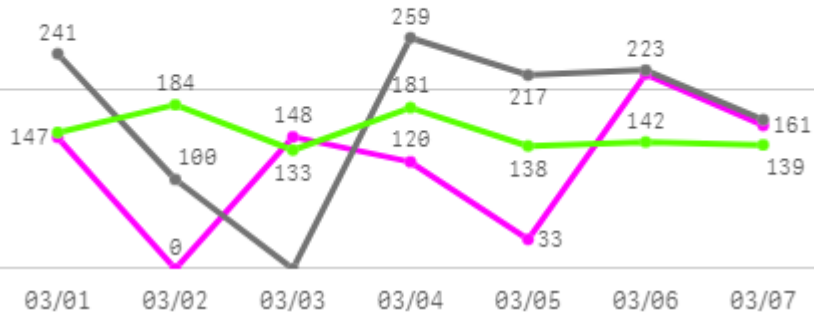
## □ 무(20Kg) 주간 가격

구분	Q	품종	Q	단량	Q	특	상	보통	하
2025-03-01		무		20Kg		32,734	30,905	28,534	24,771
2025-03-03		무		20Kg		33,530	31,752	29,594	25,540
2025-03-04		무		20Kg		34,308	32,264	29,720	25,125
2025-03-06		무		20Kg		35,008	33,487	30,570	24,917
2025-03-07		무		20Kg		36,362	34,342	31,692	28,422
평균						<b>34,388</b>	<b>32,550</b>	<b>30,022</b>	<b>25,755</b>

# 당근

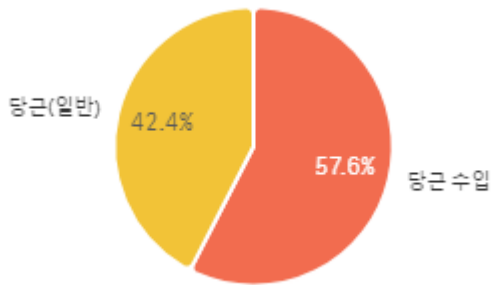
## 주간 반입량(톤)

◆ 2025    ● 2024    ▲ 평년

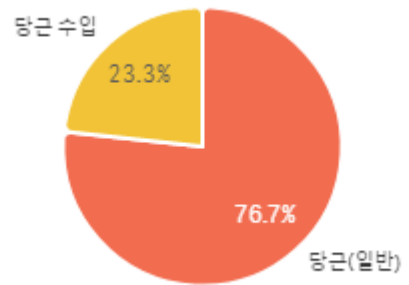


구분	금주(A)	전주(B)	전월(C)	전년(D)	평년(E)	A/B	A/C	A/D	A/E
물량(톤)	828	867	863	1,208	1,019	95.5%	96.0%	68.5%	81.2%

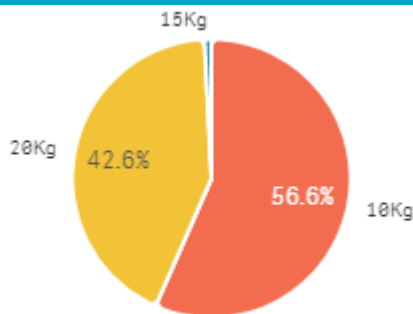
## 출하 품종별 거래물량 구성비



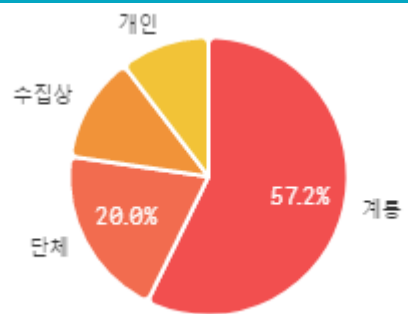
## 출하 품종별 거래금액 구성비



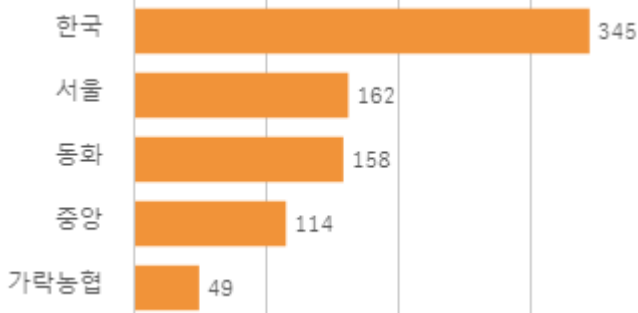
## 거래 단량별 물량 구성비



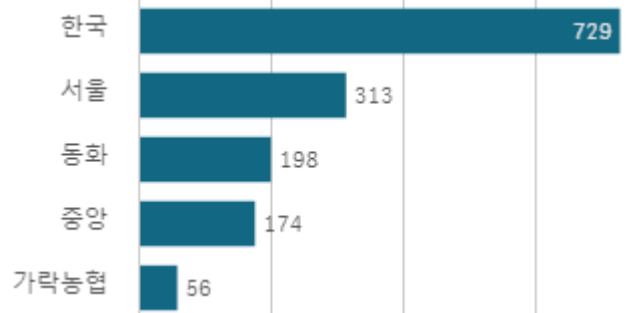
## 출하자별 거래물량 구성비



## 도매시장 법인별 거래물량(톤)

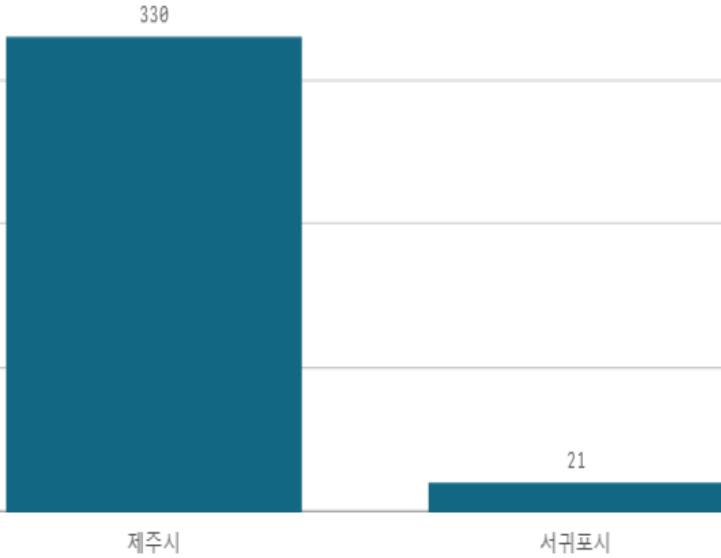


## 도매시장 법인별 거래금액(백만원)



# 당근(20Kg)

산지별 거래물량(톤)



산지별 주출하 시군구



출하산지(개소)

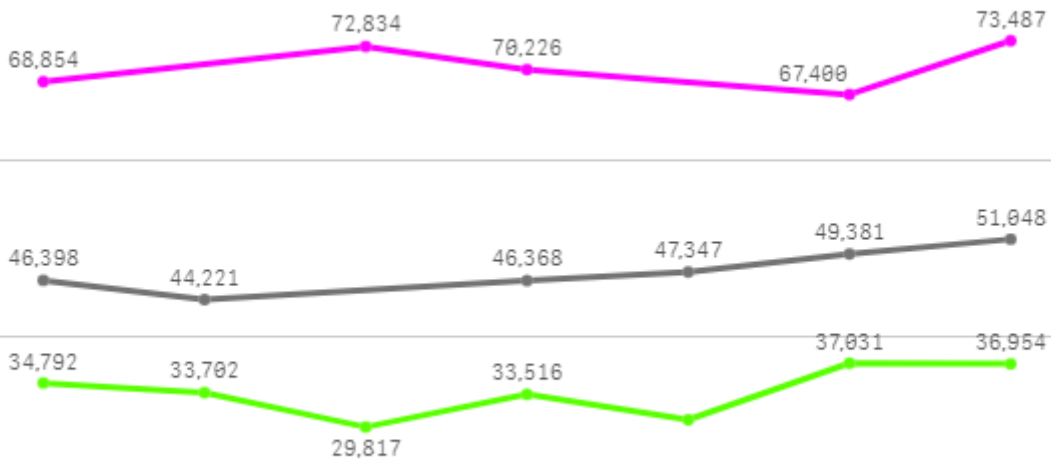
2

출하건수(천건)

0

주간 도매가격(원)

◆ 2025    ● 2024    ◆ 평년



03/01    03/02    03/03    03/04    03/05    03/06    03/07

구분	금주(A)	전주(B)	전월(C)	전년(D)	평년(E)	A/B	A/C	A/D	A/E
가격(원)	70,560	65,238	60,896	47,461	40,200	108.2%	115.9%	148.7%	175.5%

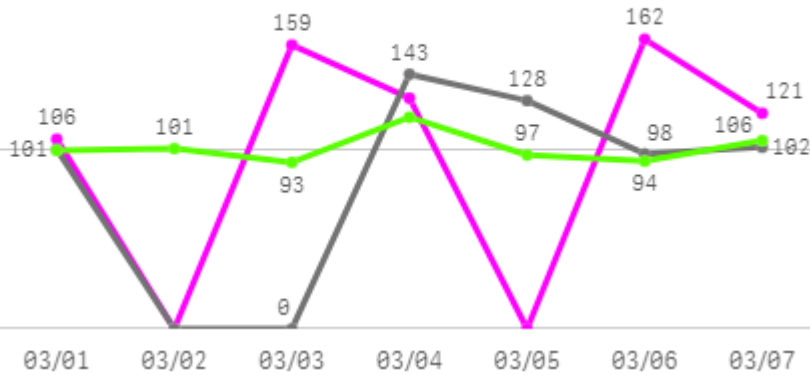
## □ 당근(20Kg) 주간 가격

구분	Q	품종	Q	단량	Q	특	상	보통	하
2025-03-01		당근		20Kg		73,647	68,854	59,952	53,363
2025-03-03		당근		20Kg		76,000	72,834	63,464	54,936
2025-03-04		당근		20Kg		74,108	70,226	62,233	56,084
2025-03-06		당근		20Kg		72,901	67,400	60,345	54,462
2025-03-07		당근		20Kg		79,610	73,487	65,363	57,394
평균						<b>75,253</b>	<b>70,560</b>	<b>62,271</b>	<b>55,248</b>

# 생고추

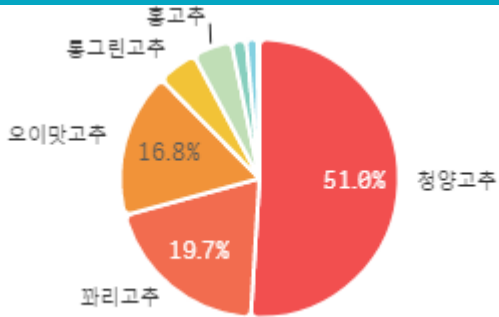
## 주간 반입량(톤)

◆ 2025    ● 2024    ▲ 평년

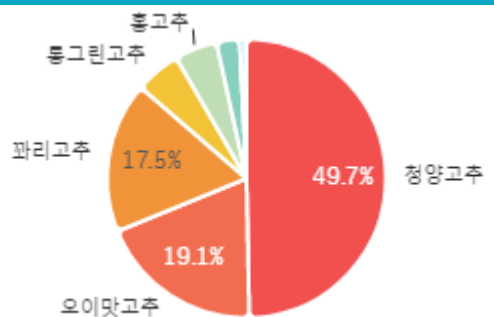


구분	금주(A)	전주(B)	전월(C)	전년(D)	평년(E)	A/B	A/C	A/D	A/E
물량(톤)	678	664	782	571	698	102.1%	86.8%	118.7%	97.2%

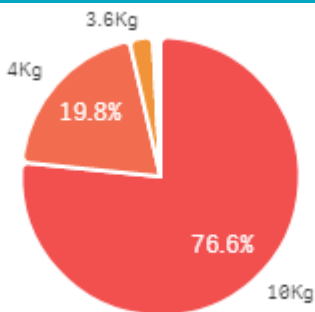
### 출하 품종별 거래물량 구성비



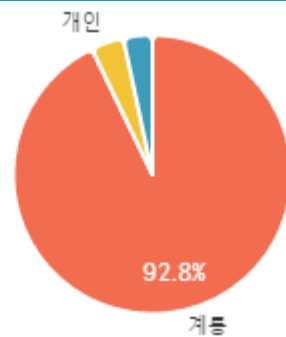
### 출하 품종별 거래금액 구성비



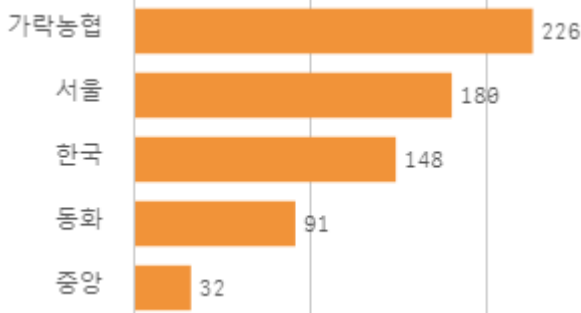
### 거래 단량별 물량 구성비



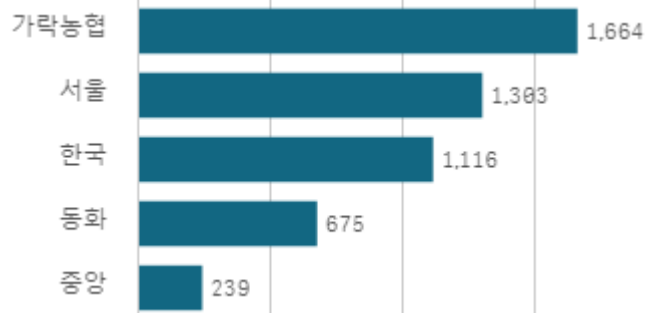
### 출하자별 거래물량 구성비



### 도매시장 법인별 거래물량(톤)

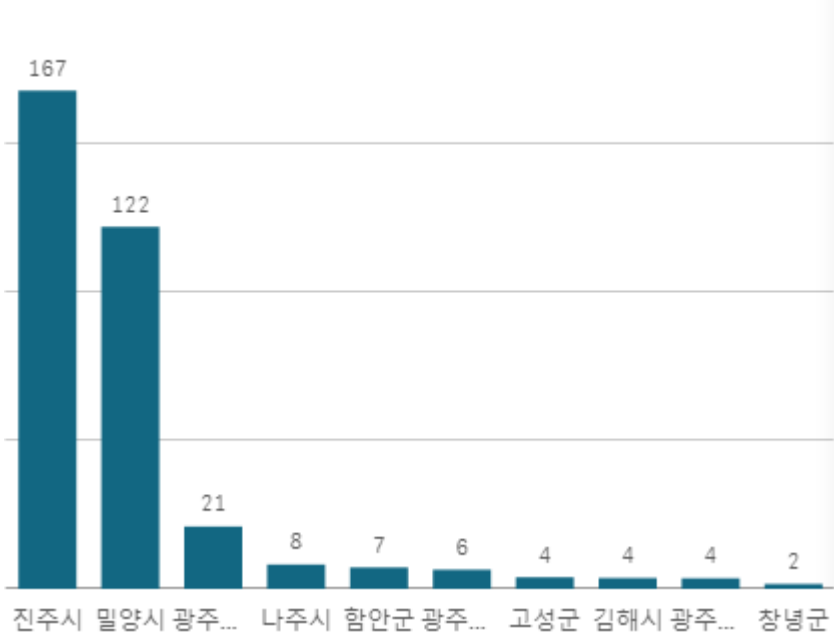


### 도매시장 법인별 거래금액(백만원)



# 청양고추(10Kg)

산지별 거래물량(톤)



산지별 주출하 시군구



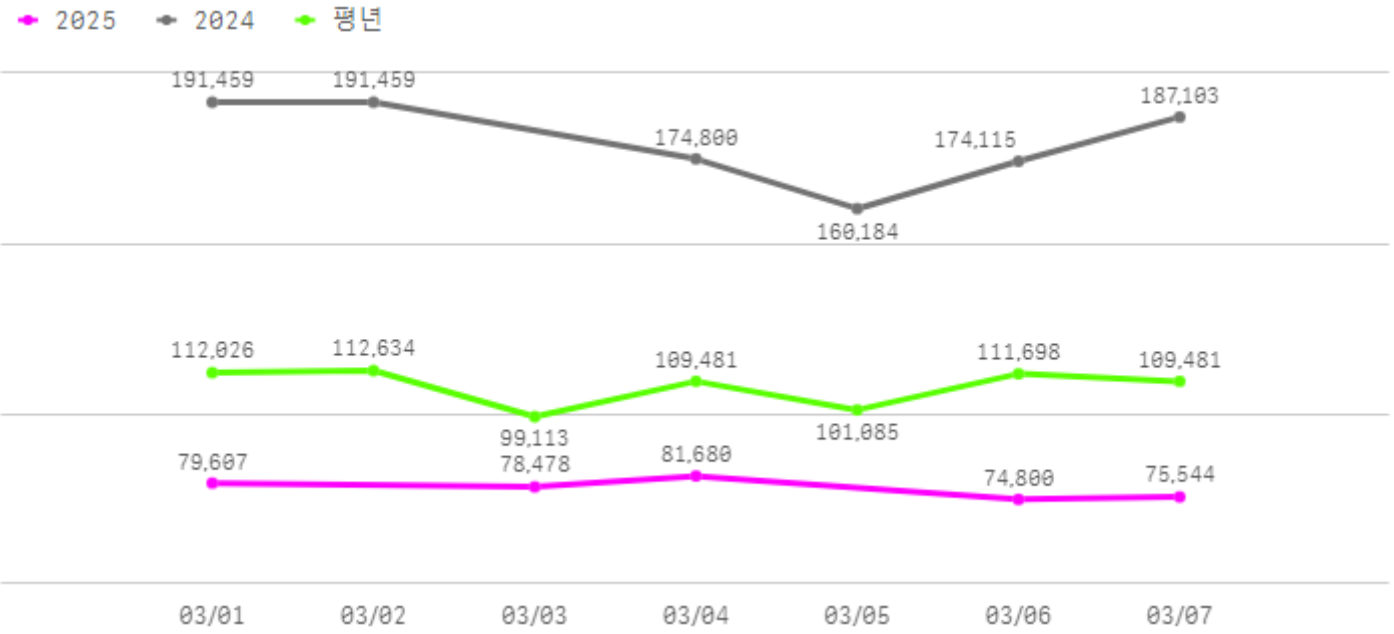
출하산지(개소)

14

출하건수(천건)

3

주간 도매가격(원)



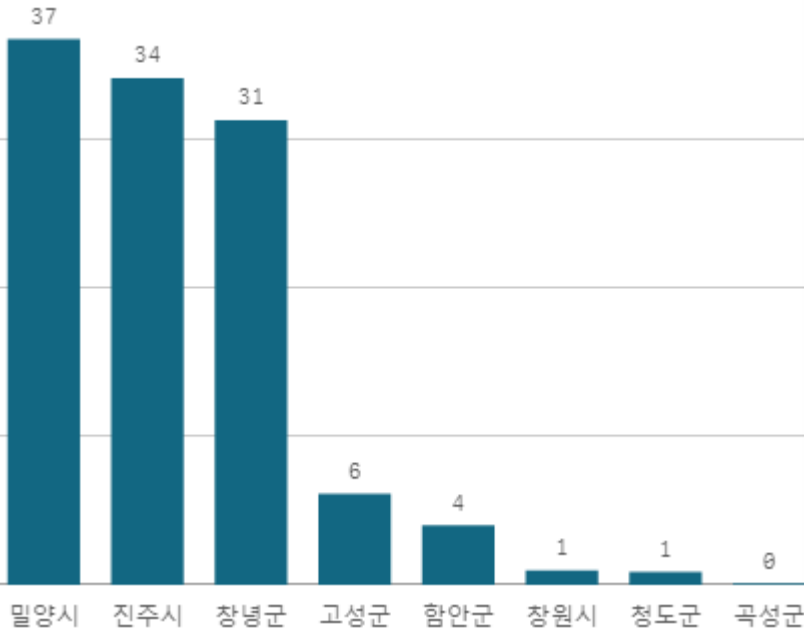
구분	금주(A)	전주(B)	전월(C)	전년(D)	평년(E)	A/B	A/C	A/D	A/E
가격(원)	78,022	65,661	57,378	179,853	107,714	118.8%	136.0%	43.4%	72.4%

## □ 청양고추(10Kg) 주간 가격

구분	Q	품종	Q	단량	Q	특	상	보통	하
2025-03-01		청양고추		10Kg		83,638	79,607	74,729	52,354
2025-03-03		청양고추		10Kg		83,147	78,478	74,206	54,338
2025-03-04		청양고추		10Kg		85,068	81,680	77,851	56,374
2025-03-06		청양고추		10Kg		79,022	74,800	71,279	57,433
2025-03-07		청양고추		10Kg		78,516	75,544	73,085	60,670
평균						<b>81,878</b>	<b>78,022</b>	<b>74,230</b>	<b>56,234</b>

# 오이맛고추(10Kg)

산지별 거래물량(톤)



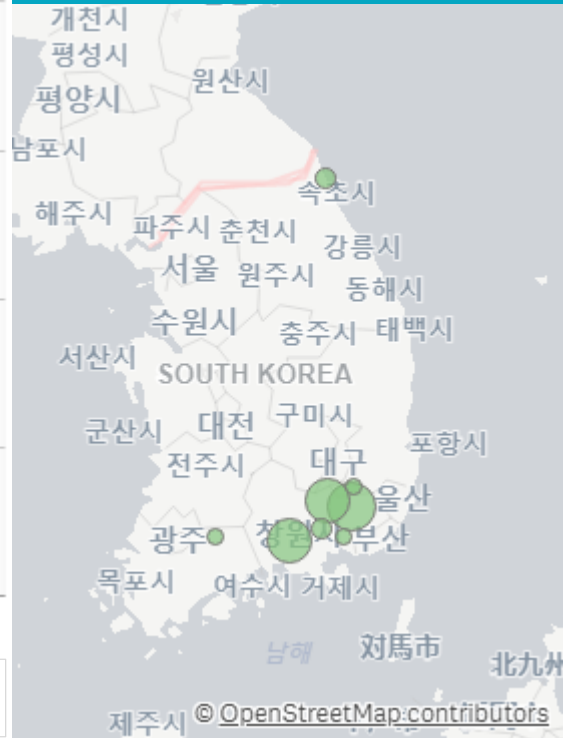
출하산지(개소)

8

출하건수(천건)

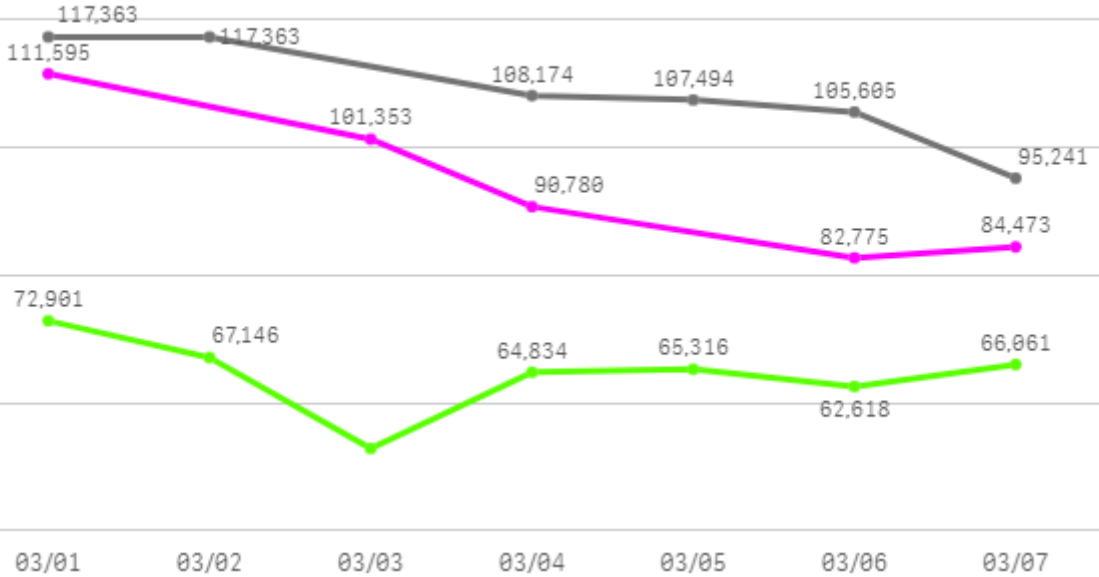
1

산지별 주출하 시군구



주간 도매가격(원)

◆ 2025    ● 2024    ◆ 평년



구분	금주(A)	전주(B)	전월(C)	전년(D)	평년(E)	A/B	A/C	A/D	A/E
가격(원)	94,195	81,116	69,670	108,540	74,049	116.1%	135.2%	86.8%	127.2%

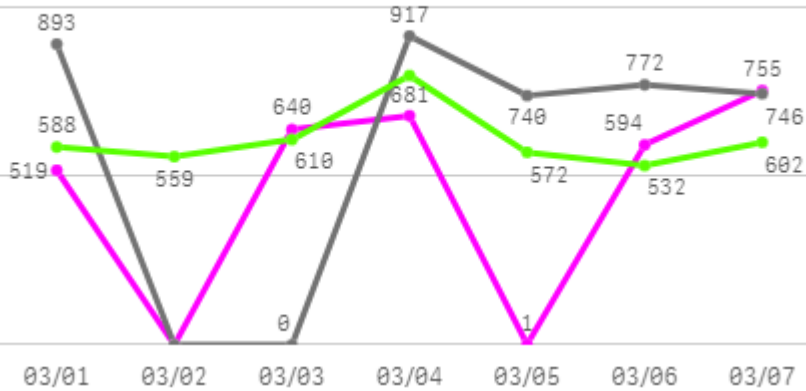
## □ 오이맛고추(10Kg) 주간 가격

구분	Q	품종	Q	단량	Q	특	상	보통	하
2025-03-01		오이맛고추		10Kg		120,760	111,595	91,776	63,832
2025-03-03		오이맛고추		10Kg		111,176	101,353	84,040	63,805
2025-03-04		오이맛고추		10Kg		106,057	90,780	75,927	58,812
2025-03-06		오이맛고추		10Kg		89,226	82,775	69,074	51,964
2025-03-07		오이맛고추		10Kg		90,759	84,473	74,955	61,841
평균						<b>103,596</b>	<b>94,195</b>	<b>79,154</b>	<b>60,051</b>

# 양파

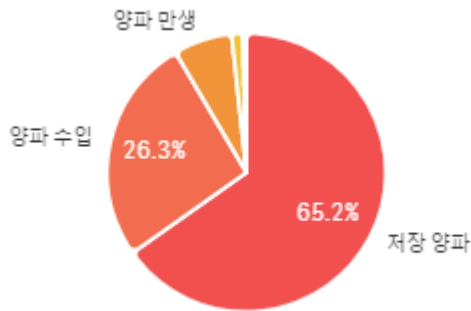
## 주간 반입량(톤)

◆ 2025    ● 2024    ▲ 평년

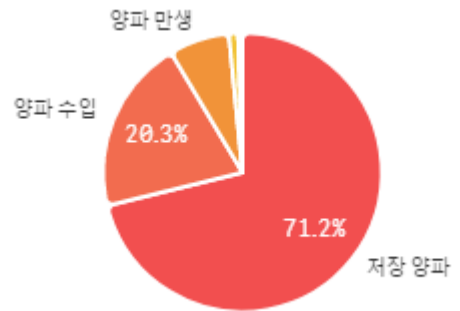


구분	금주(A)	전주(B)	전월(C)	전년(D)	평년(E)	A/B	A/C	A/D	A/E
물량(톤)	3,189	3,528	3,900	4,069	4,061	90.4%	81.8%	78.4%	78.5%

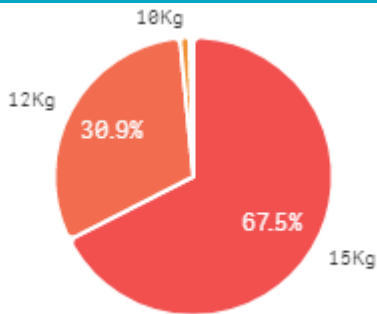
## 출하 품종별 거래물량 구성비



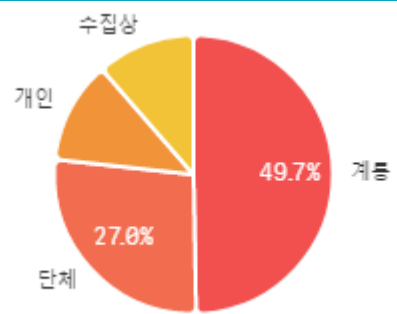
## 출하 품종별 거래금액 구성비



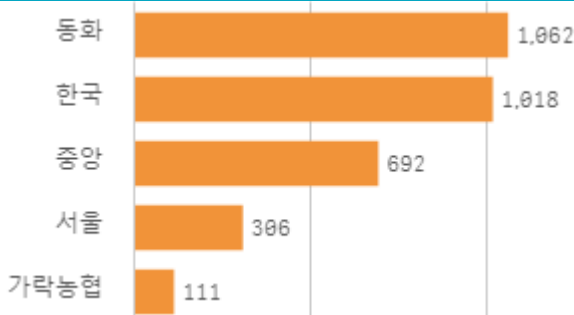
## 거래 단량별 물량 구성비



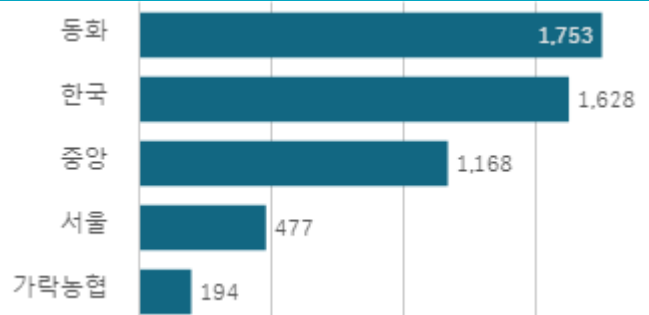
## 출하자별 거래물량 구성비



## 도매시장 법인별 거래물량(톤)

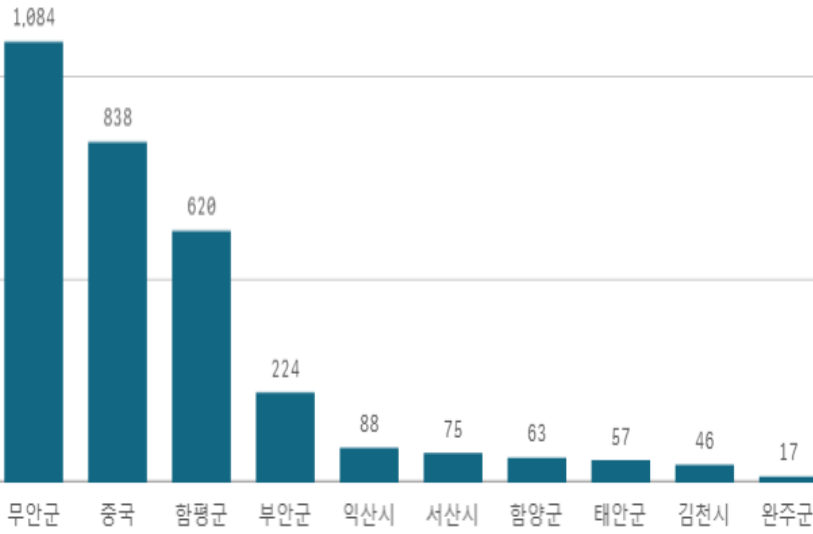


## 도매시장 법인별 거래금액(백만원)



# 양파(1Kg)

산지별 거래물량(톤)



출하산지(개소)

20

출하건수(천건)

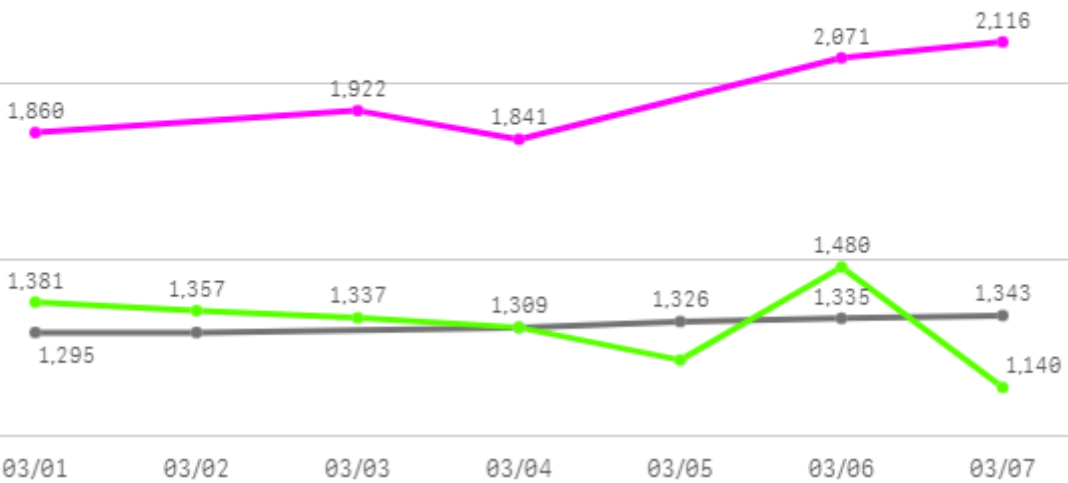
2

산지별 주출하 시군구



주간 도매가격(원)

◆ 2025    ● 2024    ◆ 평년



구분	금주(A)	전주(B)	전월(C)	전년(D)	평년(E)	A/B	A/C	A/D	A/E
가격(원)	1,962	1,696	1,508	1,317	1,467	115.7%	130.1%	149.0%	133.7%

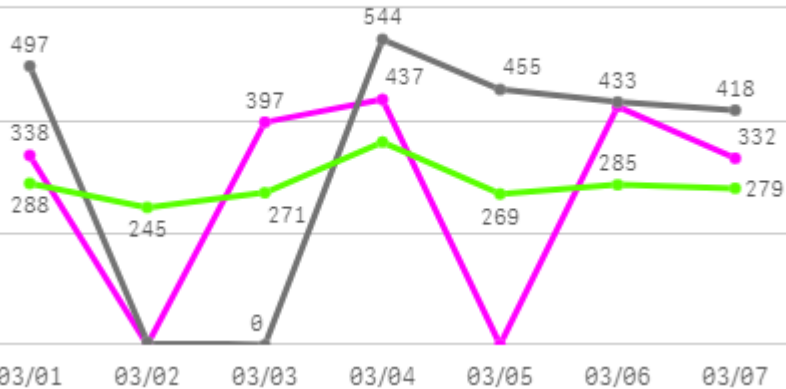
## □ 양파(1Kg) 주간 가격

구분	Q	품종	Q	단량	Q	특	상	보통	하
2025-03-01		양파		1Kg		2,086	1,860	1,598	1,407
2025-03-03		양파		1Kg		2,149	1,922	1,636	1,450
2025-03-04		양파		1Kg		2,109	1,841	1,634	1,464
2025-03-06		양파		1Kg		2,323	2,071	1,782	1,573
2025-03-07		양파		1Kg		2,419	2,116	1,820	1,620
평균						<b>2,217</b>	<b>1,962</b>	<b>1,694</b>	<b>1,503</b>

# 대파

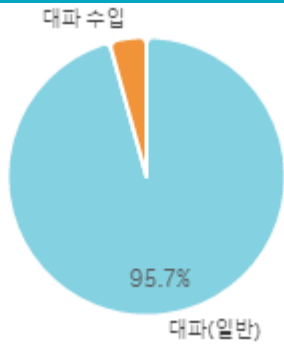
## 주간 반입량(톤)

◆ 2025    ● 2024    ▲ 평년

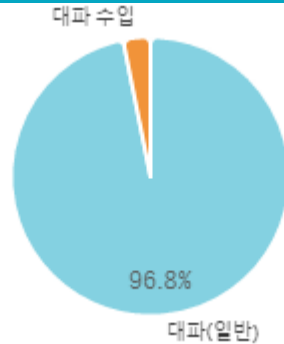


구분	금주(A)	전주(B)	전월(C)	전년(D)	평년(E)	A/B	A/C	A/D	A/E
물량(톤)	1,929	2,026	2,211	2,352	2,007	95.2%	87.2%	82.0%	96.1%

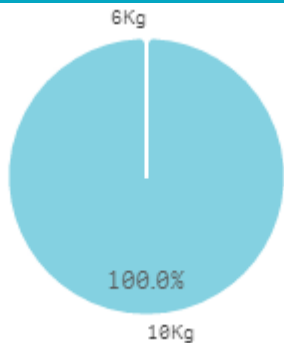
## 출하 품종별 거래물량 구성비



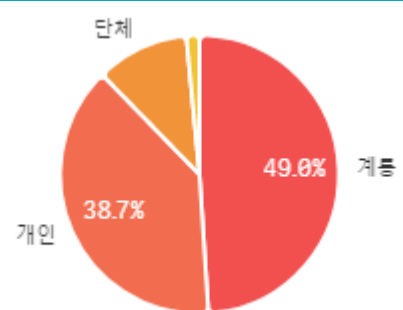
## 출하 품종별 거래금액 구성비



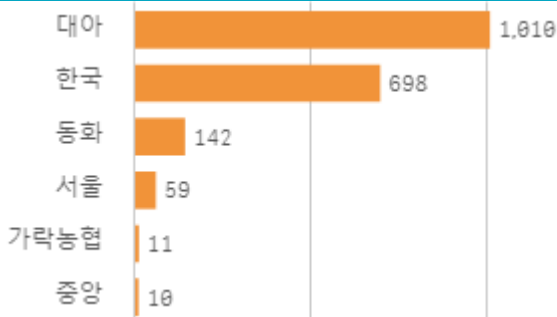
## 거래 단량별 물량 구성비



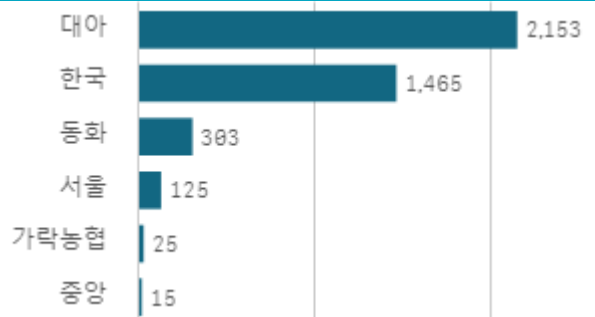
## 출하자별 거래물량 구성비



## 도매시장 법인별 거래물량(톤)

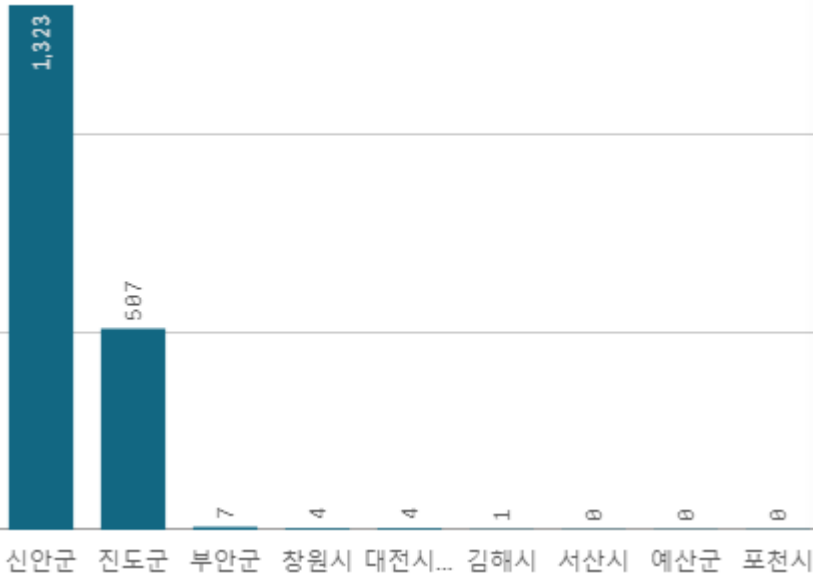


## 도매시장 법인별 거래금액(백만원)



# 대파(일반)(1Kg)

산지별 거래물량(톤)



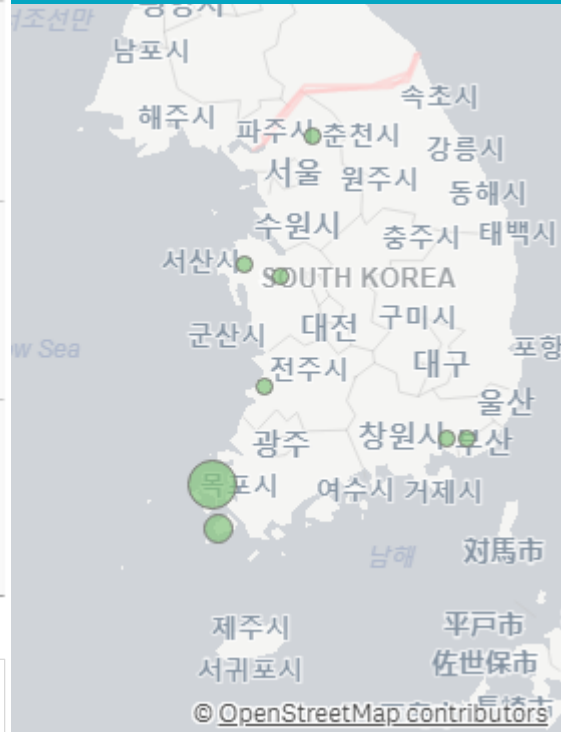
출하산지(개소)

9

출하건수(천건)

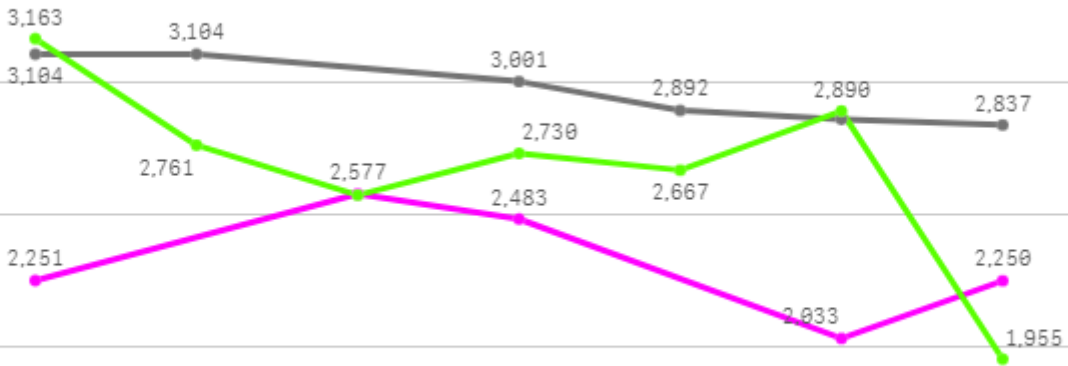
1

산지별 주출하 시군구



주간 도매가격(원)

2025 2024 평년



03/01 03/02 03/03 03/04 03/05 03/06 03/07

구분	금주(A)	전주(B)	전월(C)	전년(D)	평년(E)	A/B	A/C	A/D	A/E
가격(원)	2,319	2,078	2,022	2,966	3,007	111.6%	114.7%	78.2%	77.1%

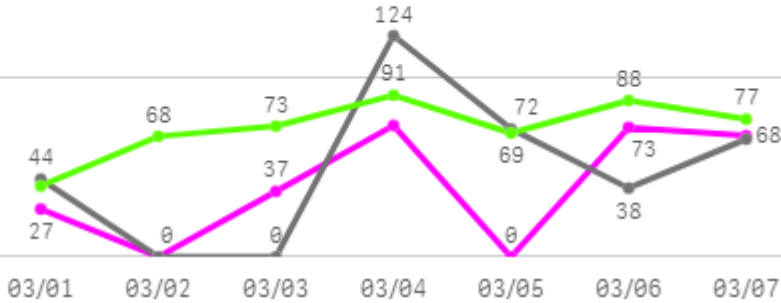
## □ 대파(일반)(1Kg) 주간 가격

구분	Q	품종	Q	단량	Q	특	상	보통	하
2025-03-01		대파(일반)		1Kg		2,426	2,251	2,087	1,914
2025-03-03		대파(일반)		1Kg		2,722	2,577	2,334	2,119
2025-03-04		대파(일반)		1Kg		2,728	2,483	2,287	2,015
2025-03-06		대파(일반)		1Kg		2,329	2,033	1,784	1,536
2025-03-07		대파(일반)		1Kg		2,621	2,250	2,037	1,700
평균						<b>2,565</b>	<b>2,319</b>	<b>2,106</b>	<b>1,857</b>

# 쪽파

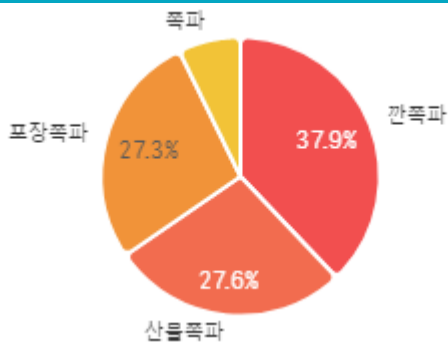
## 주간 반입량(톤)

◆ 2025    ● 2024    ▲ 평년

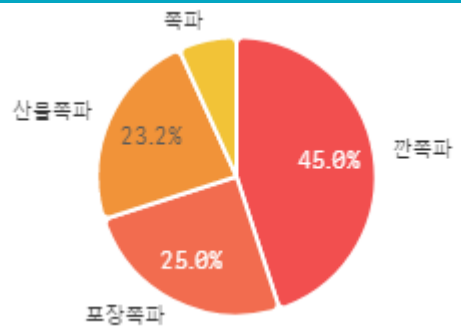


구분	금주(A)	전주(B)	전월(C)	전년(D)	평년(E)	A/B	A/C	A/D	A/E
물량(톤)	278	188	209	344	401	147.6%	132.8%	80.8%	69.2%

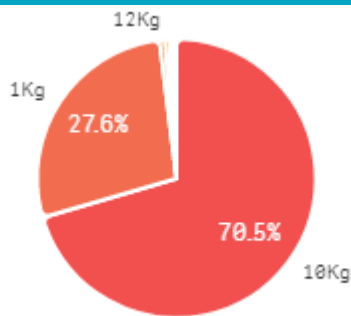
## 출하 품종별 거래물량 구성비



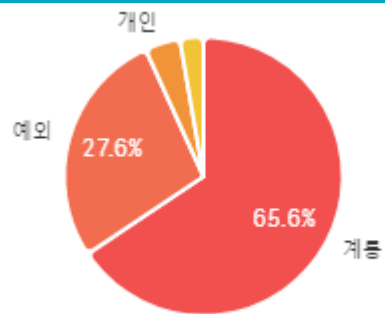
## 출하 품종별 거래금액 구성비



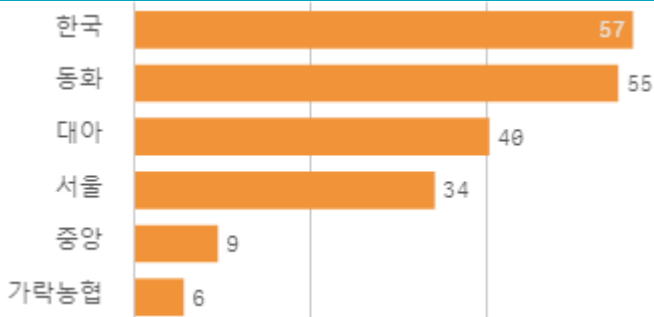
## 거래 단량별 물량 구성비



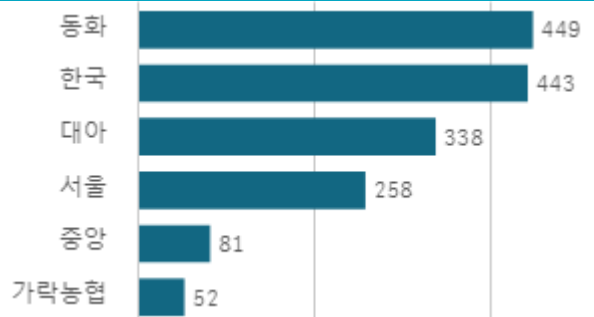
## 출하자별 거래물량 구성비



## 도매시장 법인별 거래물량(톤)

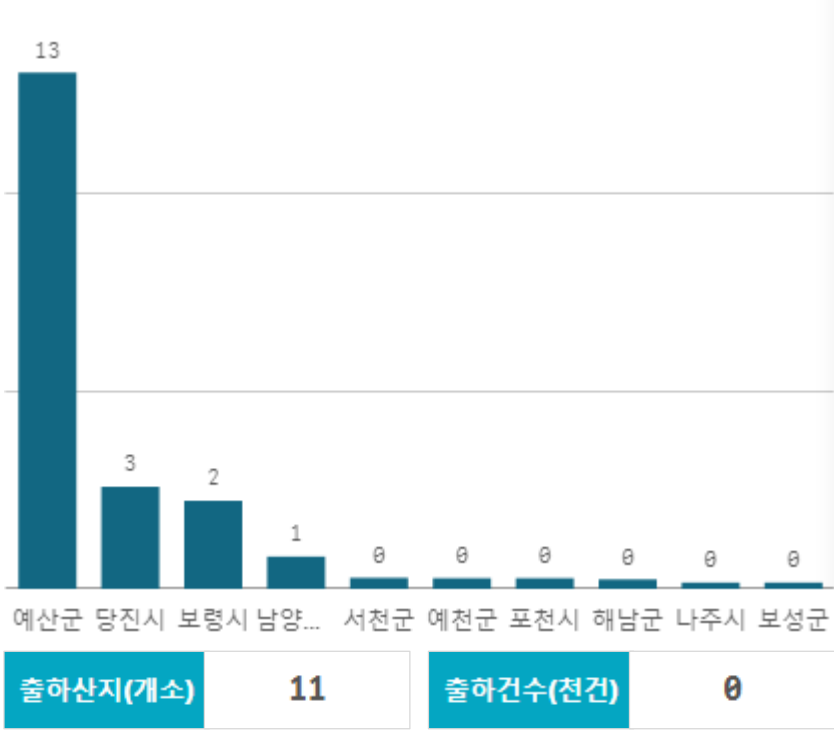


## 도매시장 법인별 거래금액(백만원)



# 쪽파(10Kg)

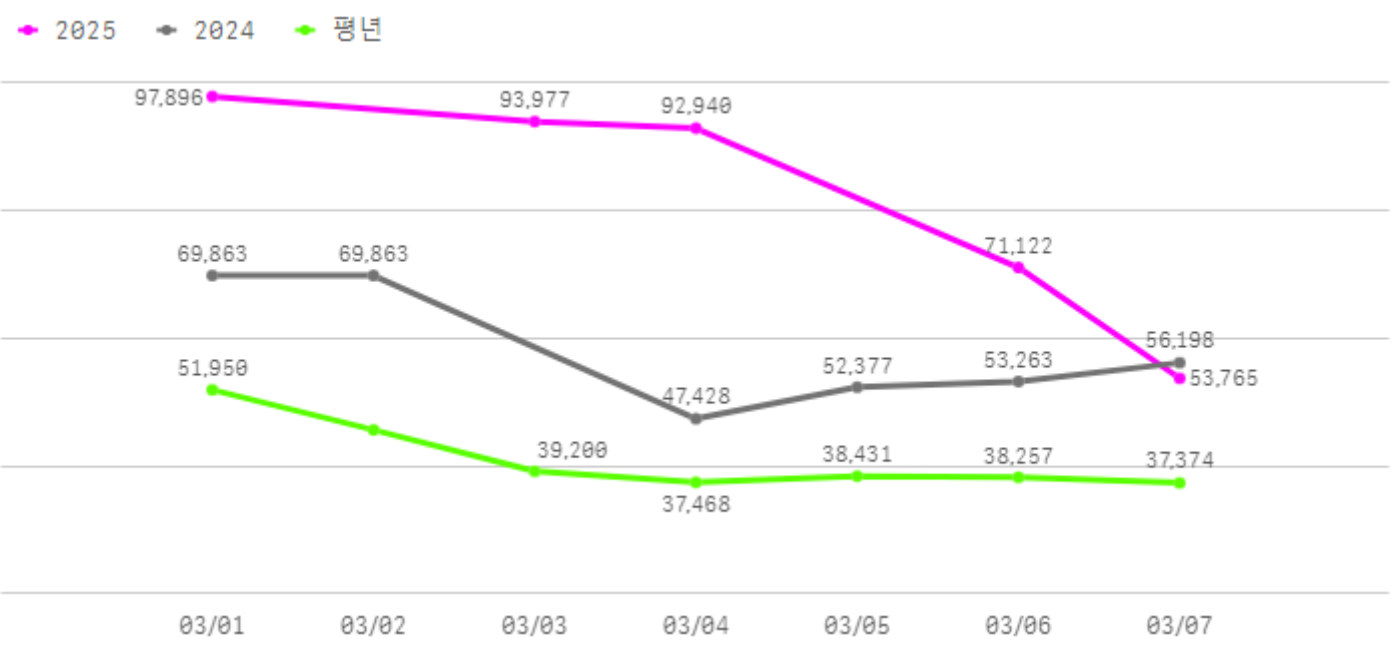
산지별 거래물량(톤)



산지별 주출하 시군구



주간 도매가격(원)



구분	금주(A)	전주(B)	전월(C)	전년(D)	평년(E)	A/B	A/C	A/D	A/E
가격(원)	81,940	92,431	67,517	58,165	52,628	88.6%	121.4%	140.9%	155.7%

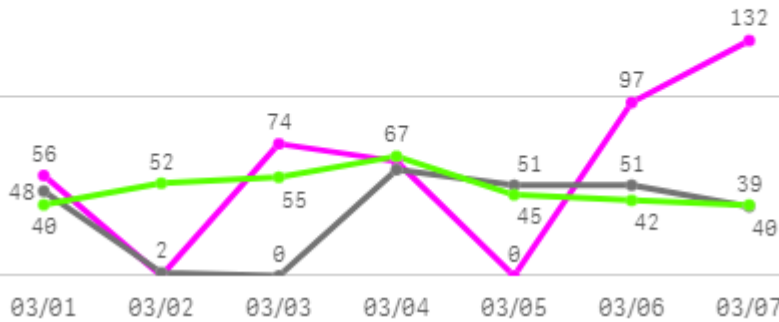
## □ 쪽파(10Kg) 주간 가격

구분	Q	품종	Q	단량	Q	특	상	보통	하
2025-03-01		쪽파		10Kg		107,873	97,896	85,750	65,227
2025-03-03		쪽파		10Kg		104,882	93,977	83,532	64,738
2025-03-04		쪽파		10Kg		97,713	92,940	84,818	68,355
2025-03-06		쪽파		10Kg		80,148	71,122	59,122	41,185
2025-03-07		쪽파		10Kg		61,725	53,765	43,775	30,477
평균						<b>90,468</b>	<b>81,940</b>	<b>71,399</b>	<b>53,996</b>

# 파프리카

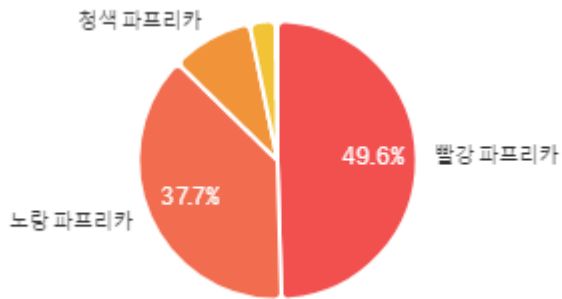
## 주간 반입량(톤)

◆ 2025    ● 2024    ▲ 평년

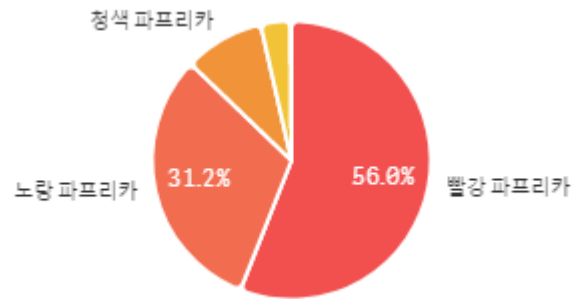


구분	금주(A)	전주(B)	전월(C)	전년(D)	평년(E)	A/B	A/C	A/D	A/E
물량(톤)	424	370	472	249	360	114.6%	89.8%	169.9%	117.8%

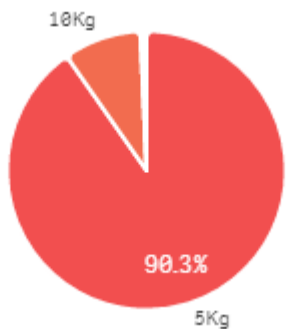
### 출하 품종별 거래물량 구성비



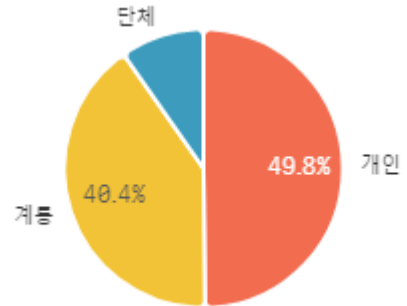
### 출하 품종별 거래금액 구성비



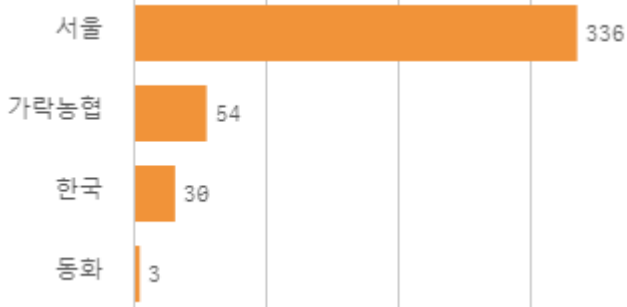
### 거래 단량별 물량 구성비



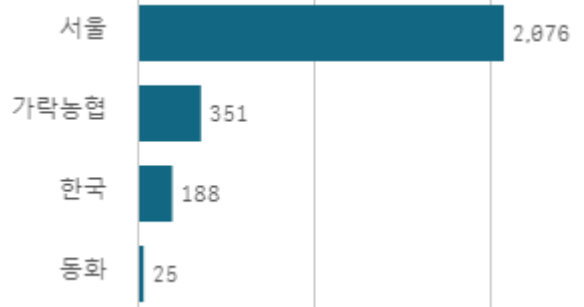
### 출하자별 거래물량 구성비



### 도매시장 법인별 거래물량(톤)

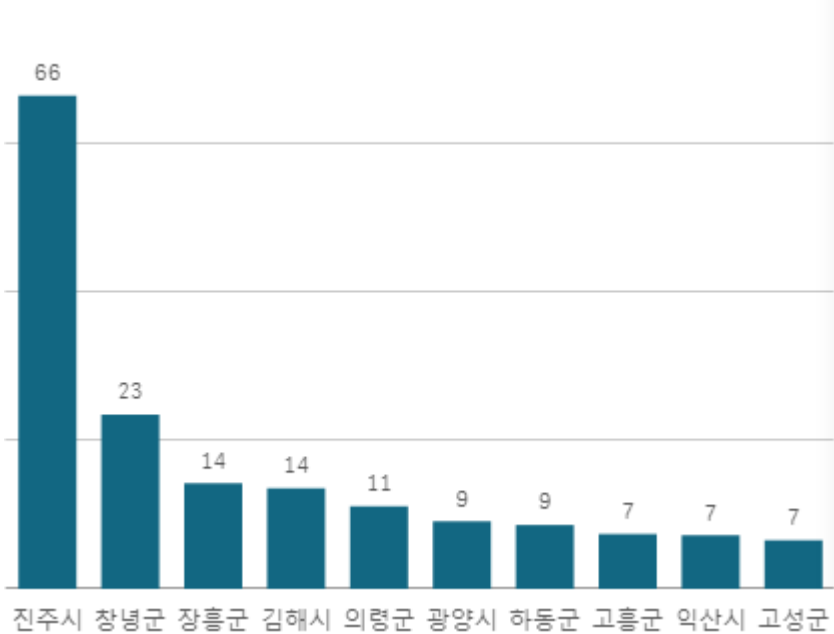


### 도매시장 법인별 거래금액(백만원)



# 빨강 파프리카(5Kg)

산지별 거래물량(톤)



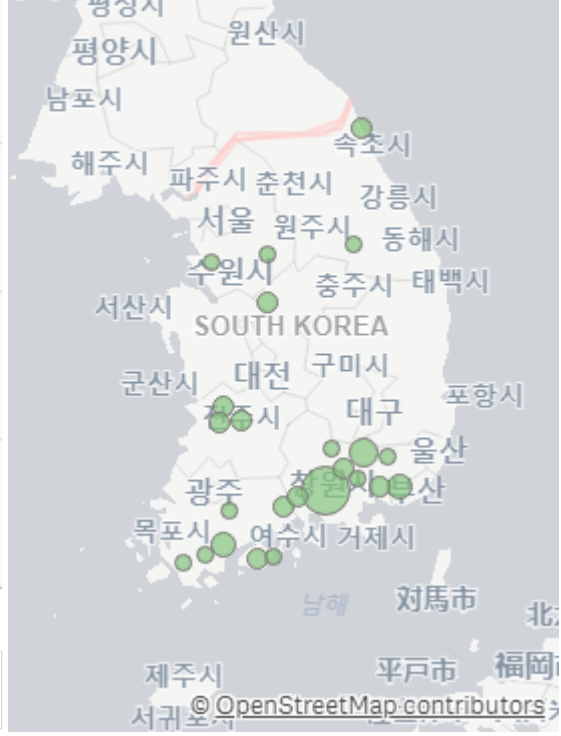
출하산지(개소)

25

출하건수(천건)

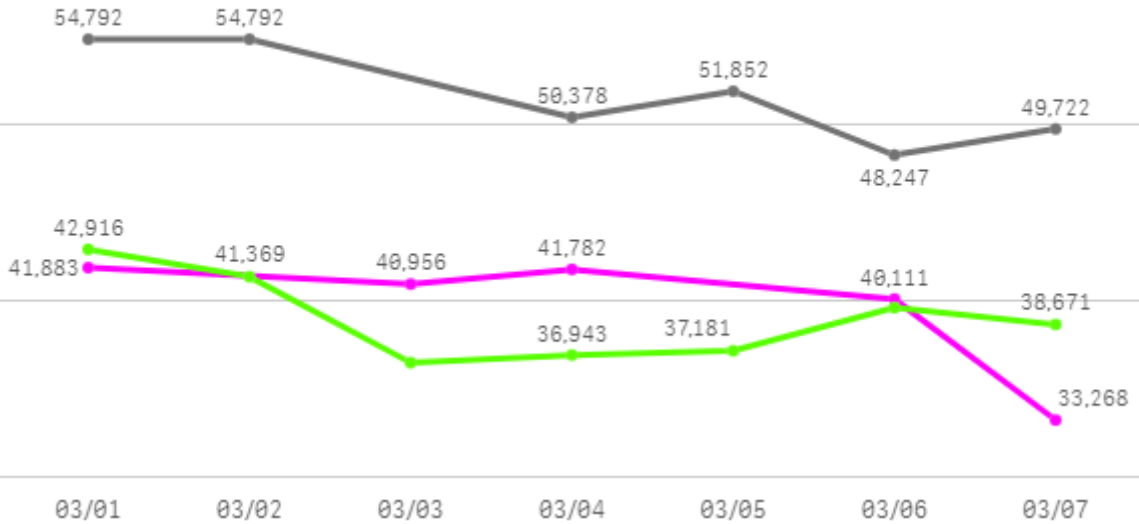
1

산지별 주출하 시군구



주간 도매가격(원)

◆ 2025    ● 2024    ◆ 평년



구분	금주(A)	전주(B)	전월(C)	전년(D)	평년(E)	A/B	A/C	A/D	A/E
가격(원)	39,600	38,960	40,062	51,631	39,571	101.6%	98.8%	76.7%	100.1%

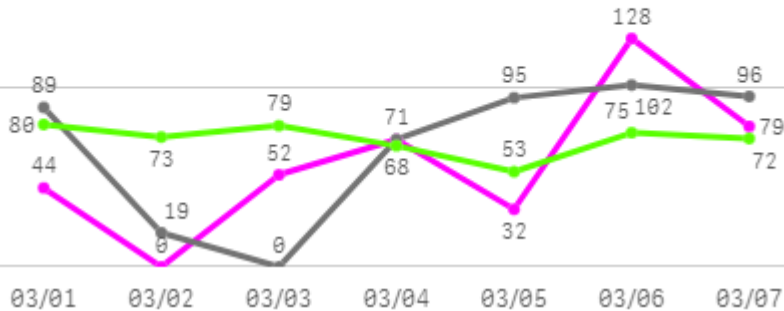
## □ 빨강 파프리카(5Kg) 주간 가격

구분	Q	품종	Q	단량	Q	특	상	보통	하
2025-03-01		빨강 파프리카		5Kg		-	41,883	39,937	35,167
2025-03-03		빨강 파프리카		5Kg		-	40,956	38,824	34,925
2025-03-04		빨강 파프리카		5Kg		-	41,782	39,073	34,121
2025-03-06		빨강 파프리카		5Kg		-	40,111	38,231	34,429
2025-03-07		빨강 파프리카		5Kg		-	33,268	31,111	27,430
평균						-	<b>39,600</b>	<b>37,435</b>	<b>33,214</b>

# 양상추

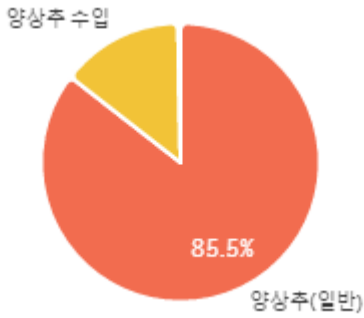
## 주간 반입량(톤)

◆ 2025    ● 2024    ▲ 평년

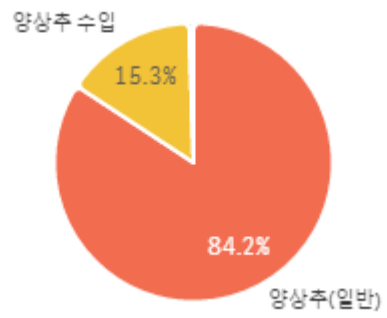


구분	금주(A)	전주(B)	전월(C)	전년(D)	평년(E)	A/B	A/C	A/D	A/E
물량(톤)	406	521	584	472	469	78.0%	69.6%	86.0%	86.6%

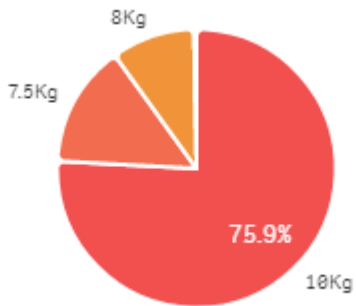
### 출하 품종별 거래물량 구성비



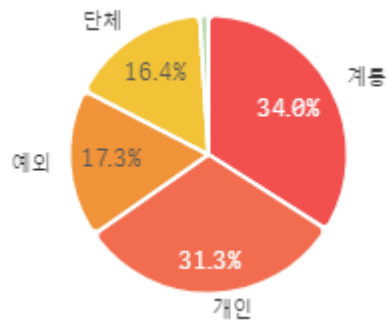
### 출하 품종별 거래금액 구성비



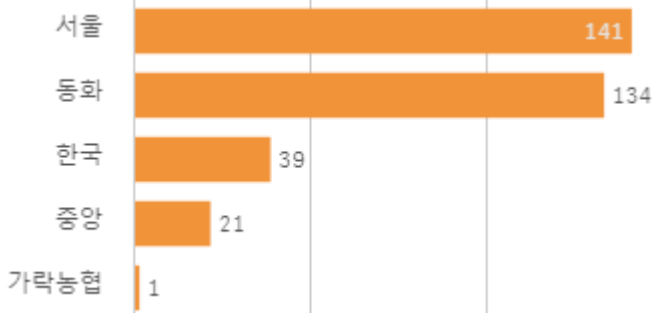
### 거래 단량별 물량 구성비



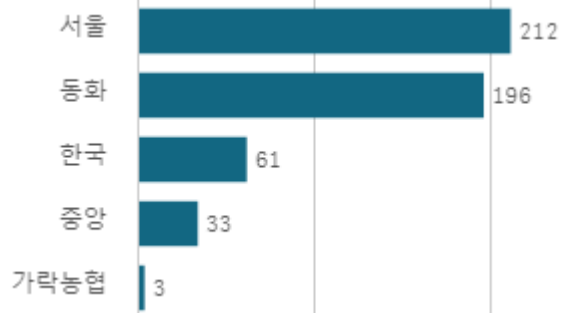
### 출하자별 거래물량 구성비



### 도매시장 법인별 거래물량(톤)

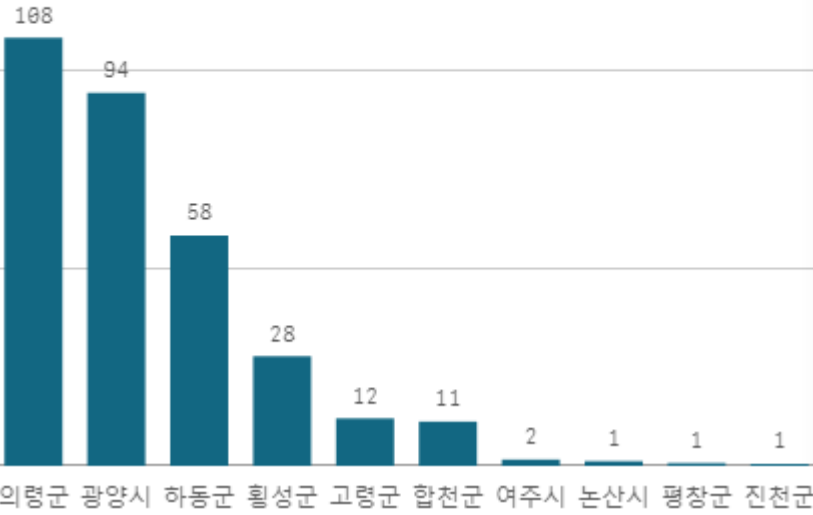


### 도매시장 법인별 거래금액(백만원)



# 양상추(일반)(10Kg)

산지별 거래물량(톤)



출하산지(개소)

12

출하건수(천건)

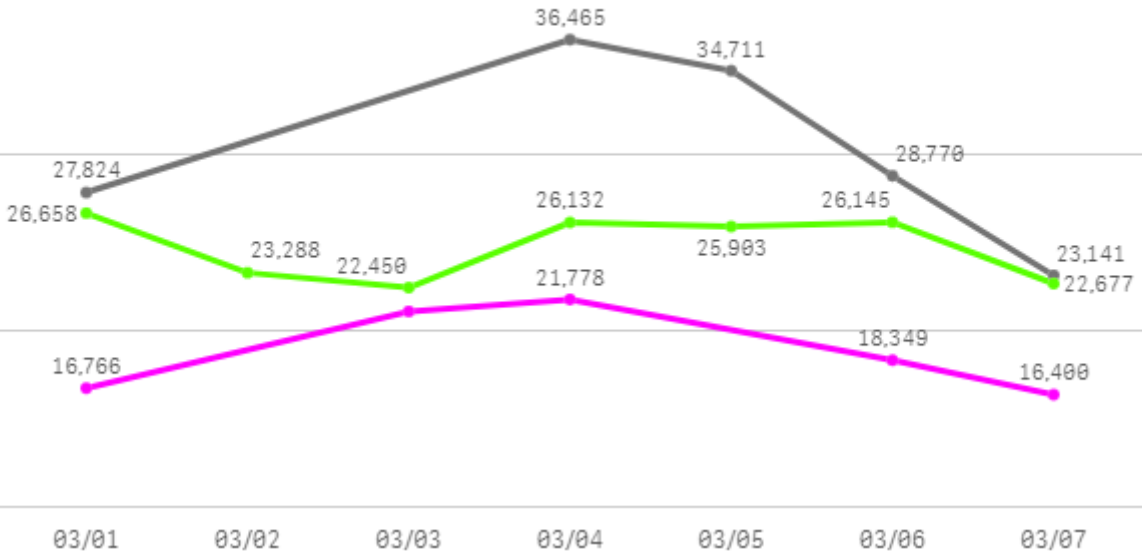
1

산지별 주출하 시군구



주간 도매가격(원)

◆ 2025    ● 2024    ◆ 평년



구분	금주(A)	전주(B)	전월(C)	전년(D)	평년(E)	A/B	A/C	A/D	A/E
가격(원)	18,879	17,446	16,280	30,182	26,058	108.2%	116.0%	62.6%	72.4%

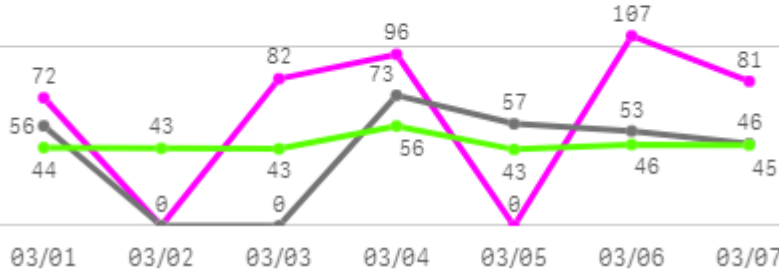
## □ 양상추(일반)(10Kg) 주간 가격

구분	Q	품종	Q	단량	Q	특	상	보통	하
2025-03-01		양상추(일반)		10Kg		-	16,766	14,935	12,486
2025-03-03		양상추(일반)		10Kg		-	21,102	17,393	14,256
2025-03-04		양상추(일반)		10Kg		-	21,778	18,005	13,155
2025-03-06		양상추(일반)		10Kg		-	18,349	14,545	9,275
2025-03-07		양상추(일반)		10Kg		-	16,400	14,310	10,198
평균						-	<b>18,879</b>	<b>15,838</b>	<b>11,874</b>

# 청경제

## 주간 반입량(톤)

◆ 2025    ● 2024    ▲ 평년

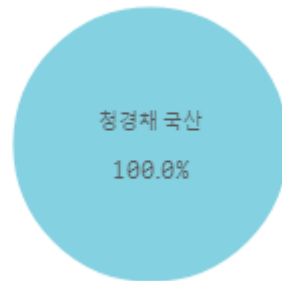


구분	금주(A)	전주(B)	전월(C)	전년(D)	평년(E)	A/B	A/C	A/D	A/E
물량(톤)	438	400	455	286	347	109.4%	96.3%	153.1%	126.1%

### 출하 품종별 거래물량 구성비



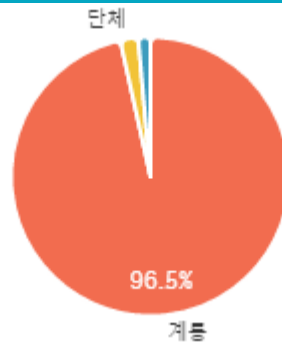
### 출하 품종별 거래금액 구성비



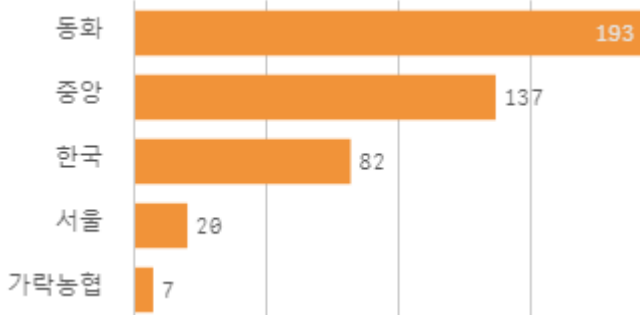
### 거래 단량별 물량 구성비



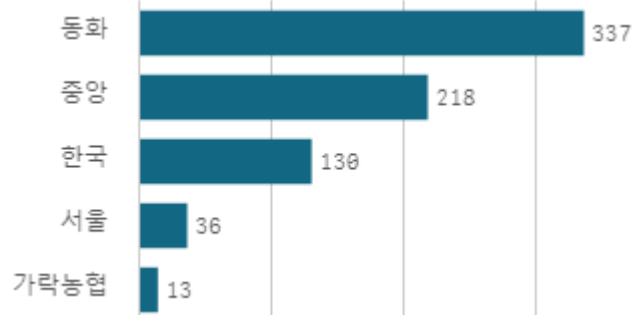
### 출하자별 거래물량 구성비



### 도매시장 법인별 거래물량(톤)

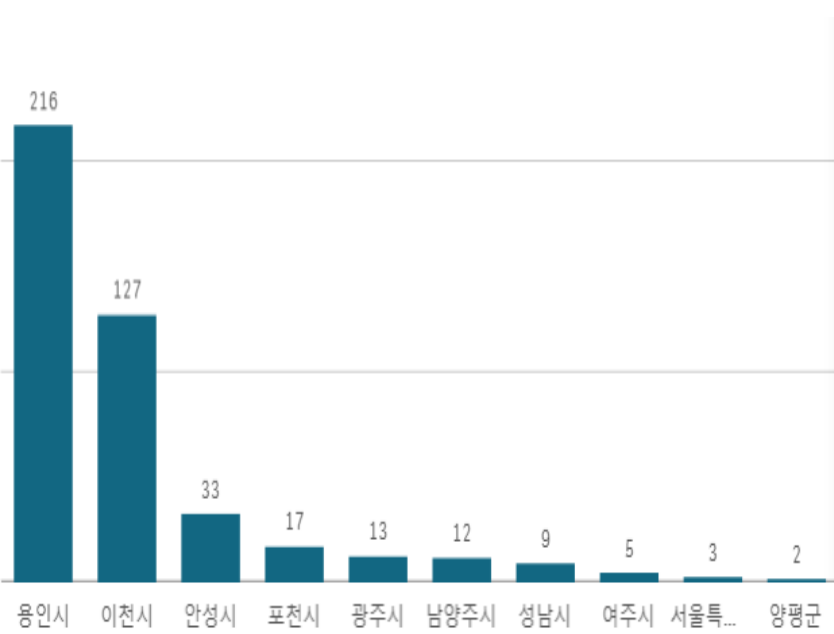


### 도매시장 법인별 거래금액(백만원)



# 청경채(4Kg)

산지별 거래물량(톤)



출하산지(개소)

11

출하건수(천건)

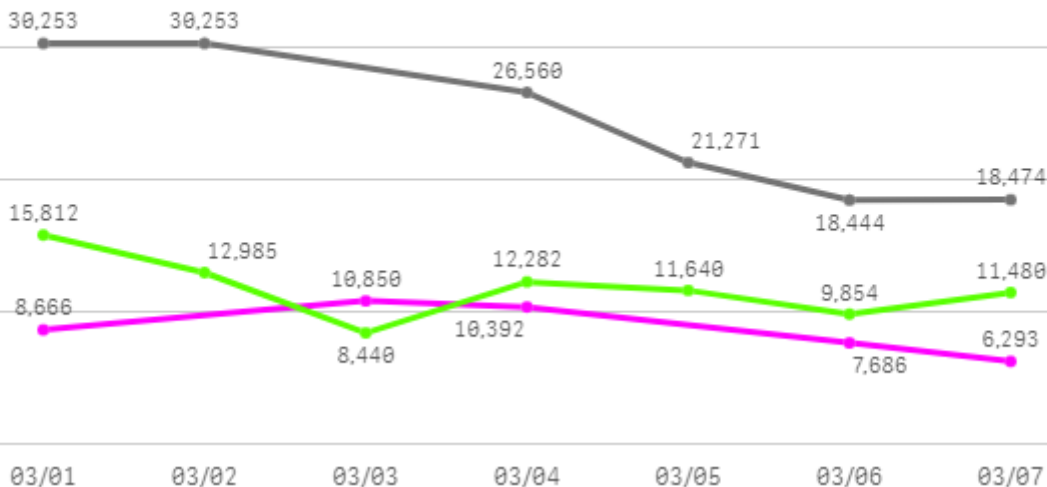
3

산지별 주출하 시군구



주간 도매가격(원)

2025 (pink) 2024 (grey) 평년 (green)



구분	금주(A)	전주(B)	전월(C)	전년(D)	평년(E)	A/B	A/C	A/D	A/E
가격(원)	8,777	10,549	9,429	24,209	13,176	83.2%	93.1%	36.3%	66.6%

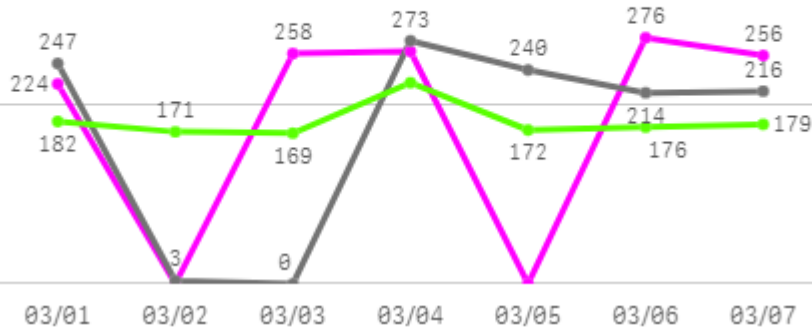
## □ 청경채(4Kg) 주간 가격

구분	Q	품종	Q	단량	Q	특	상	보통	하
2025-03-01		청경채		4Kg		-	8,666	7,497	5,546
2025-03-03		청경채		4Kg		-	10,850	8,794	6,570
2025-03-04		청경채		4Kg		-	10,392	8,303	5,883
2025-03-06		청경채		4Kg		-	7,686	6,097	4,395
2025-03-07		청경채		4Kg		-	6,293	5,067	4,069
평균						-	<b>8,777</b>	<b>7,152</b>	<b>5,293</b>

# 버섯

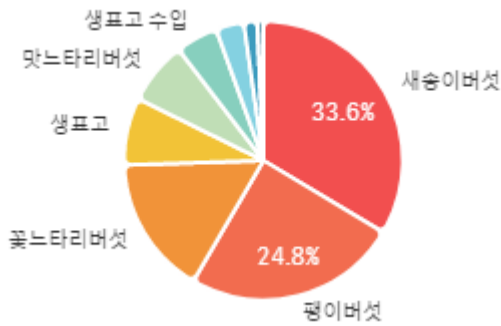
## 주간 반입량(톤)

◆ 2025    ● 2024    ▲ 평년

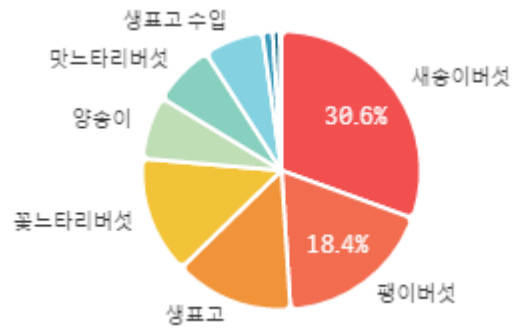


구분	금주(A)	전주(B)	전월(C)	전년(D)	평년(E)	A/B	A/C	A/D	A/E
물량(톤)	1,275	1,311	1,401	1,193	1,268	97.3%	91.0%	106.9%	100.5%

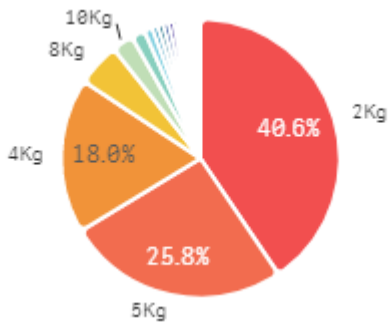
## 출하 품종별 거래물량 구성비



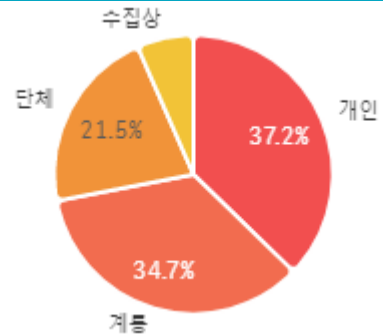
## 출하 품종별 거래금액 구성비



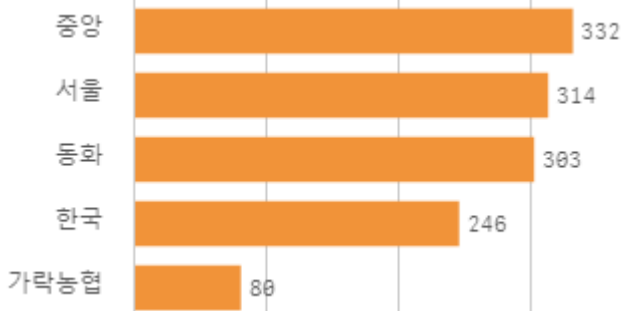
## 거래 단량별 물량 구성비



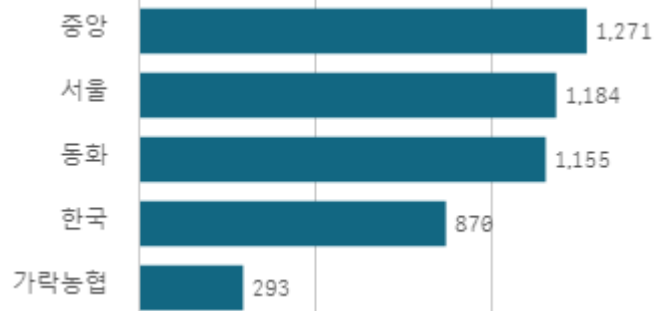
## 출하자별 거래물량 구성비



## 도매시장 법인별 거래물량(톤)

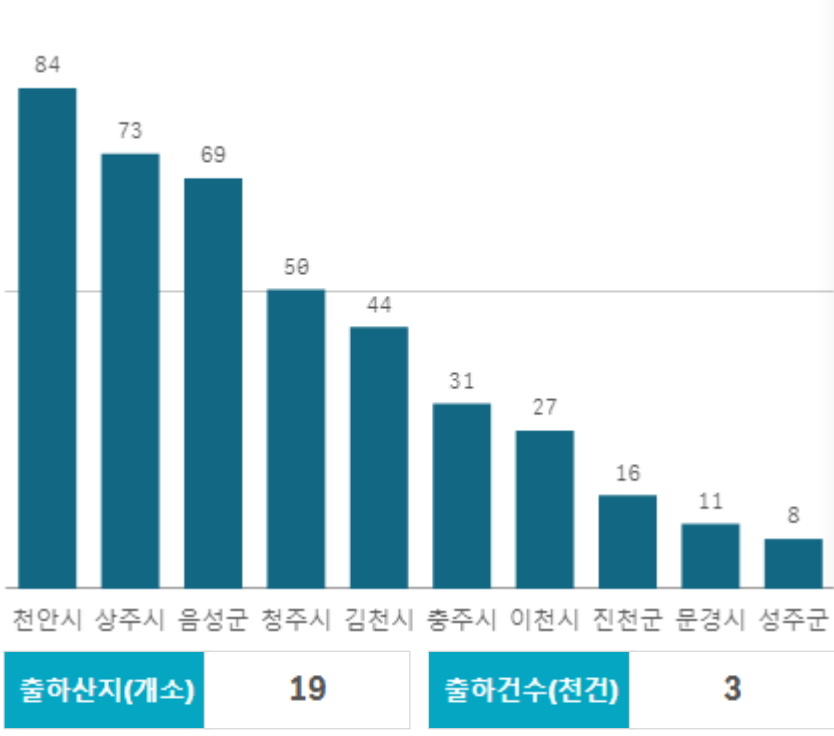


## 도매시장 법인별 거래금액(백만원)



# 새송이버섯(2Kg)

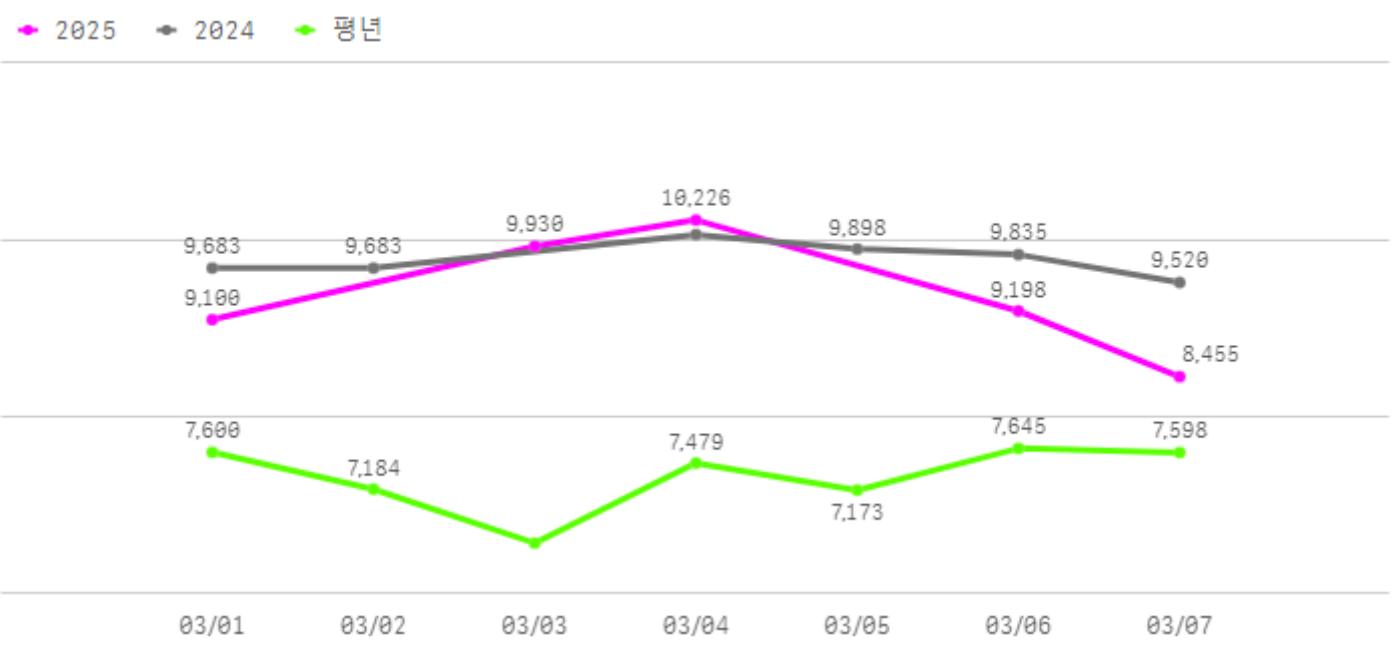
산지별 거래물량(톤)



산지별 주출하 시군구



주간 도매가격(원)



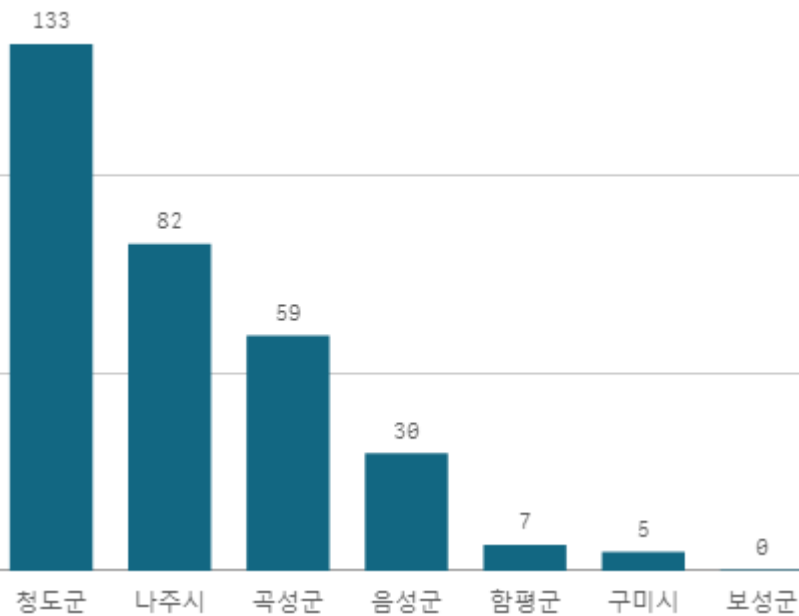
구분	금주(A)	전주(B)	전월(C)	전년(D)	평년(E)	A/B	A/C	A/D	A/E
가격(원)	9,382	8,132	8,334	9,780	8,264	115.4%	112.6%	95.9%	113.5%

## □ 새송이버섯(2Kg) 주간 가격

구분	Q	품종	Q	단량	Q	특	상	보통	하
2025-03-01		새송이버섯		2Kg		9,809	9,100	8,116	5,688
2025-03-03		새송이버섯		2Kg		10,738	9,930	8,913	6,234
2025-03-04		새송이버섯		2Kg		11,147	10,226	9,239	5,822
2025-03-06		새송이버섯		2Kg		10,662	9,198	8,407	5,915
2025-03-07		새송이버섯		2Kg		10,166	8,455	7,487	5,602
평균						<b>10,504</b>	<b>9,382</b>	<b>8,432</b>	<b>5,852</b>

# 팬이버섯(5Kg)

산지별 거래물량(톤)



출하산지(개소)

7

출하건수(천건)

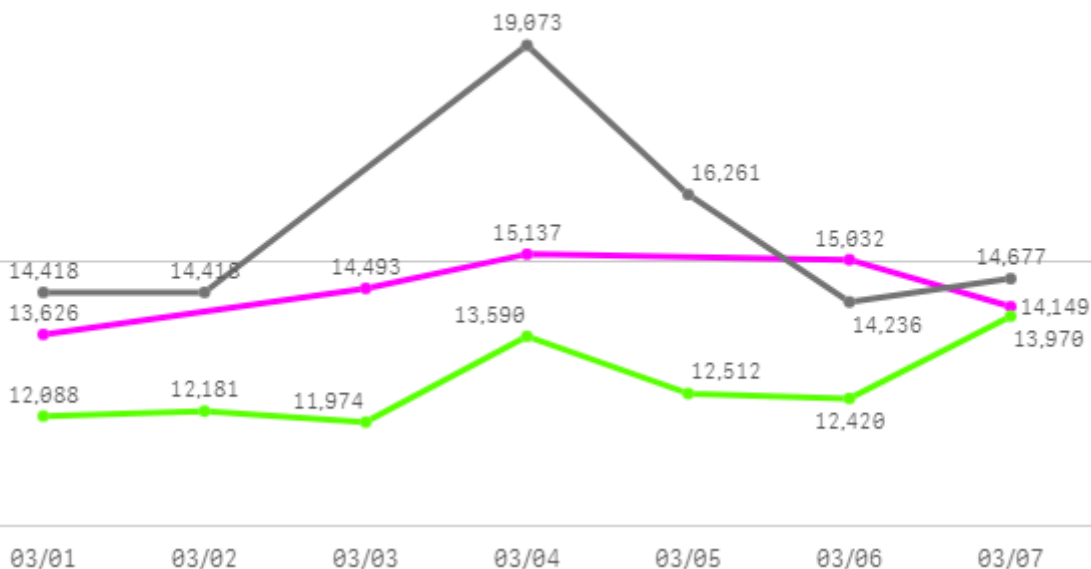
1

산지별 주출하 시군구



주간 도매가격(원)

◆ 2025    ● 2024    ◆ 평년



구분	금주(A)	전주(B)	전월(C)	전년(D)	평년(E)	A/B	A/C	A/D	A/E
가격(원)	14,487	13,585	14,468	15,514	13,450	106.6%	100.1%	93.4%	107.7%

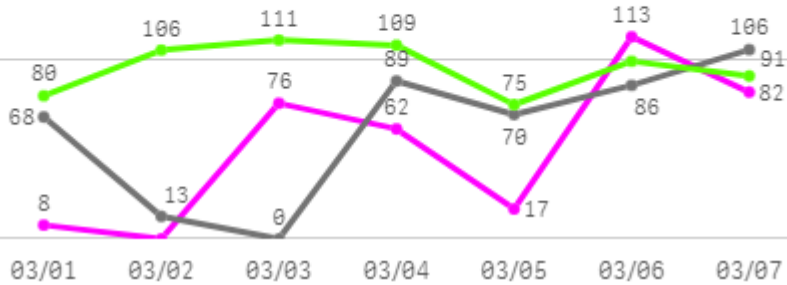
## □ 팽이버섯(5Kg) 주간 가격

구분	Q	품종	Q	단량	Q	특	상	보통	하
2025-03-01		팽이버섯		5Kg		14,000	13,626	13,014	12,451
2025-03-03		팽이버섯		5Kg		14,500	14,493	13,772	13,003
2025-03-04		팽이버섯		5Kg		15,897	15,137	14,346	13,385
2025-03-06		팽이버섯		5Kg		16,143	15,032	14,292	13,627
2025-03-07		팽이버섯		5Kg		15,958	14,149	13,223	12,581
평균						<b>15,300</b>	<b>14,487</b>	<b>13,729</b>	<b>13,009</b>

# 사과

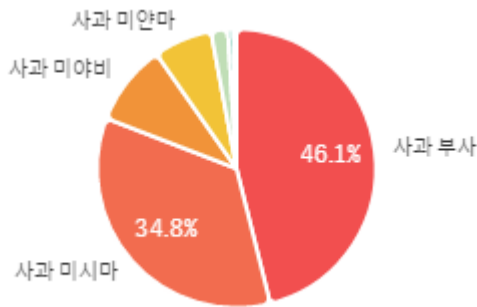
## 주간 반입량(톤)

◆ 2025    ● 2024    ▲ 평년

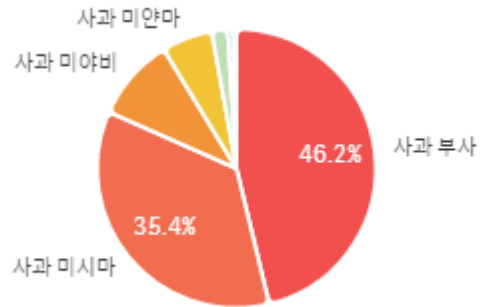


구분	금주(A)	전주(B)	전월(C)	전년(D)	평년(E)	A/B	A/C	A/D	A/E
물량(톤)	358	341	187	431	541	104.9%	191.5%	82.9%	66.1%

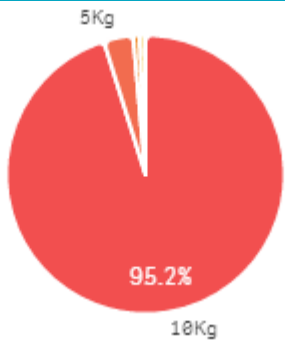
### 출하 품종별 거래물량 구성비



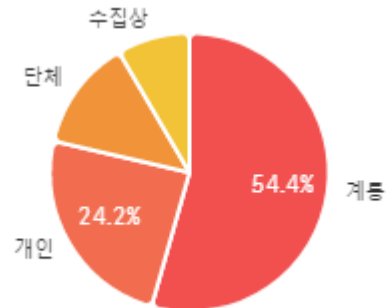
### 출하 품종별 거래금액 구성비



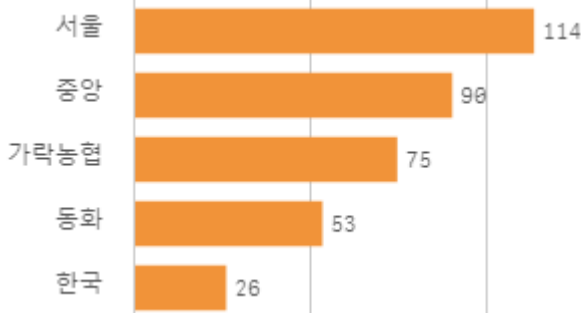
### 거래 단량별 물량 구성비



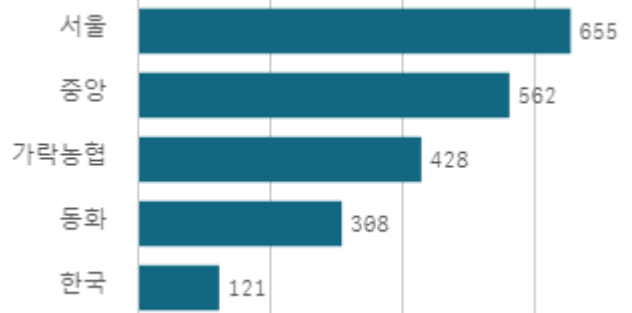
### 출하자별 거래물량 구성비



### 도매시장 법인별 거래물량(톤)

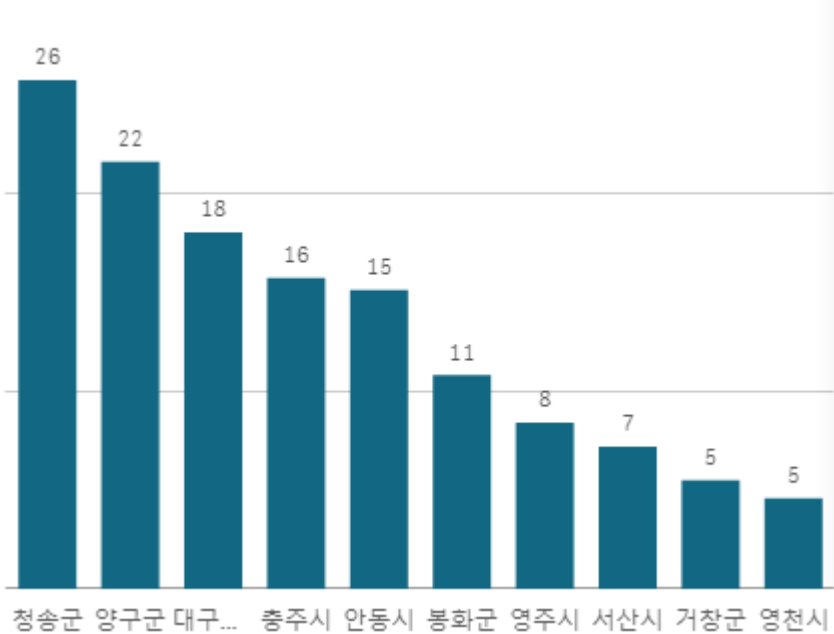


### 도매시장 법인별 거래금액(백만원)



# 사과 부사(10Kg)

산지별 거래물량(톤)



출하산지(개소)

18

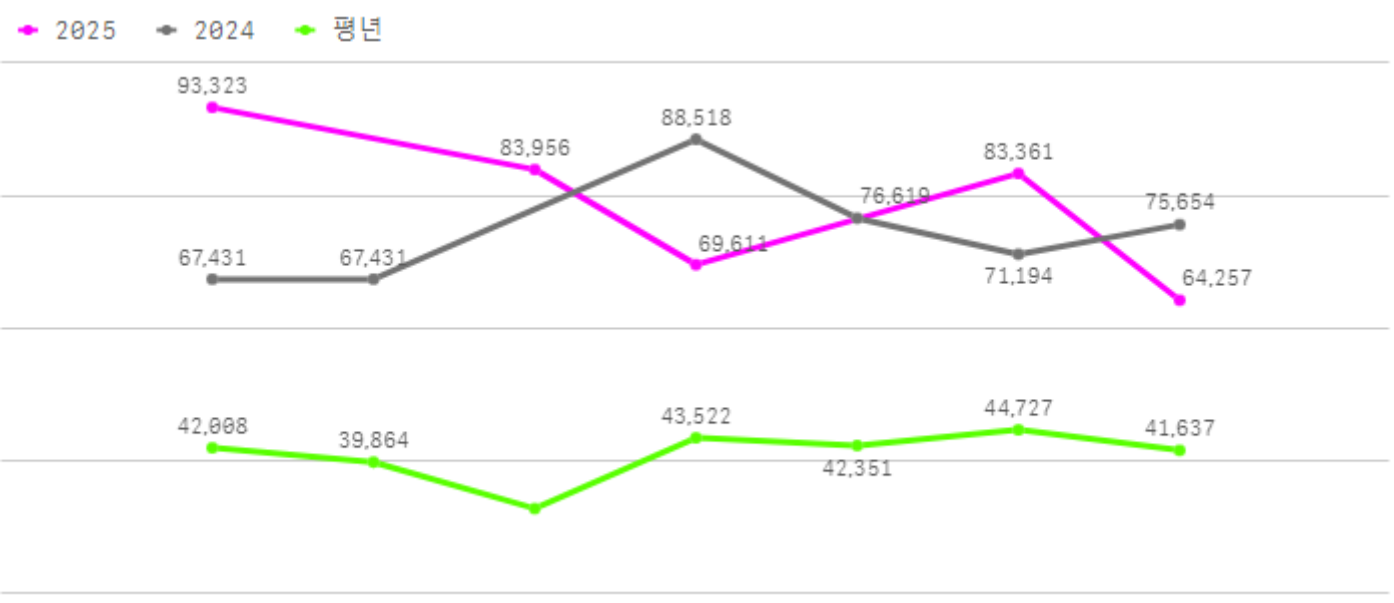
출하건수(천건)

1

산지별 주출하 시군구



주간 도매가격(원)



구분	금주(A)	전주(B)	전월(C)	전년(D)	평년(E)	A/B	A/C	A/D	A/E
가격(원)	78,902	67,939	60,904	74,475	50,397	116.1%	129.6%	105.9%	156.6%

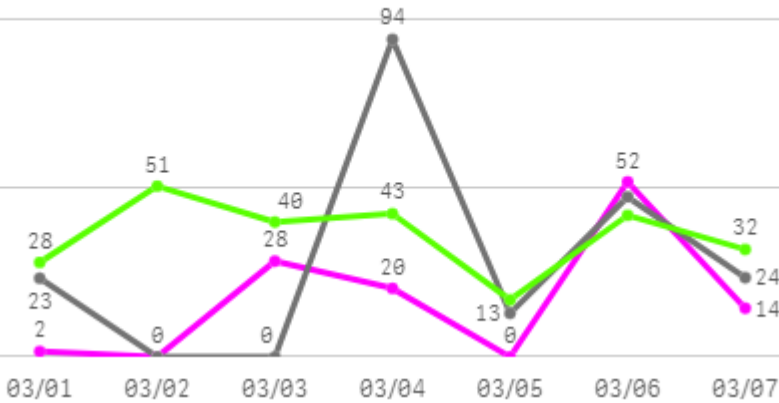
## □ 사과 부사(10Kg) 주간 가격

구분	Q	품종	Q	단량	Q	특	상	보통	하
2025-03-01		사과 부사		10Kg		153,704	93,323	32,192	24,936
2025-03-03		사과 부사		10Kg		132,026	83,956	56,319	30,389
2025-03-04		사과 부사		10Kg		111,633	69,611	41,003	23,990
2025-03-06		사과 부사		10Kg		136,107	83,361	54,332	32,484
2025-03-07		사과 부사		10Kg		93,299	64,257	48,212	23,324
평균						<b>125,354</b>	<b>78,902</b>	<b>46,412</b>	<b>27,025</b>

# 배

## 주간 반입량(톤)

◆ 2025    ● 2024    ▲ 평년

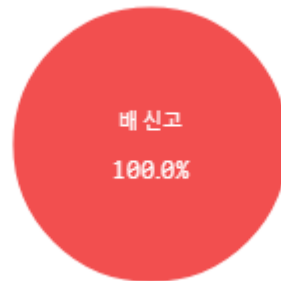


구분	금주(A)	전주(B)	전월(C)	전년(D)	평년(E)	A/B	A/C	A/D	A/E
물량(톤)	117	88	87	202	225	133.0%	134.0%	57.9%	52.0%

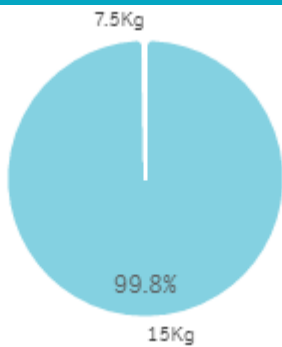
## 출하 품종별 거래물량 구성비



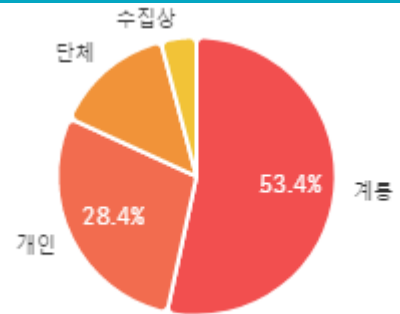
## 출하 품종별 거래금액 구성비



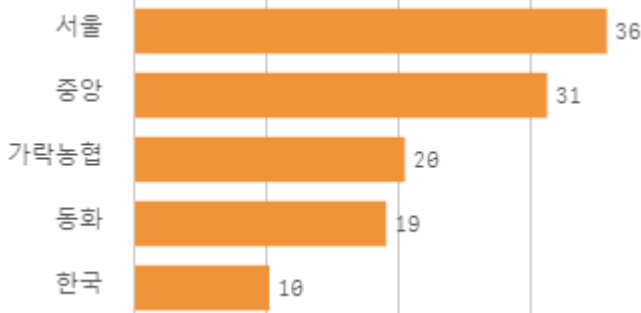
## 거래 단량별 물량 구성비



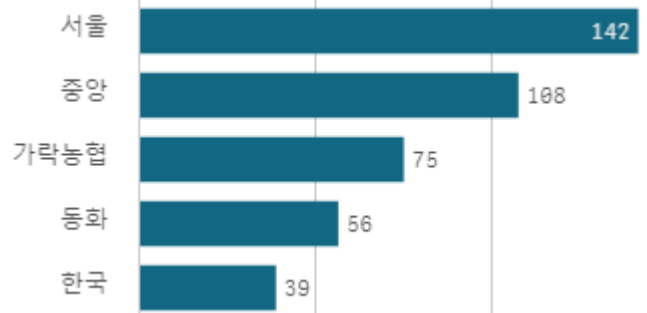
## 출하자별 거래물량 구성비



## 도매시장 법인별 거래물량(톤)

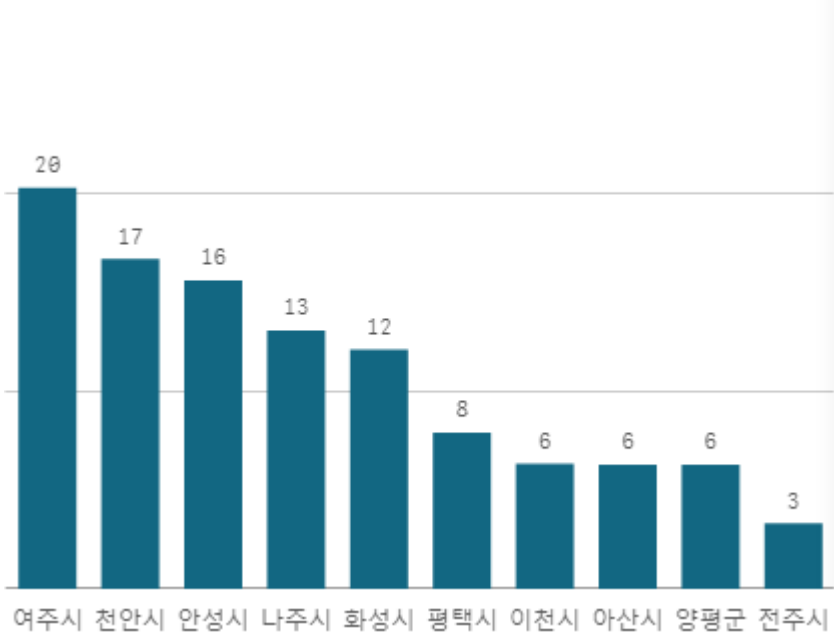


## 도매시장 법인별 거래금액(백만원)



# 배 신고(15Kg)

산지별 거래물량(톤)



출하산지(개소)

18

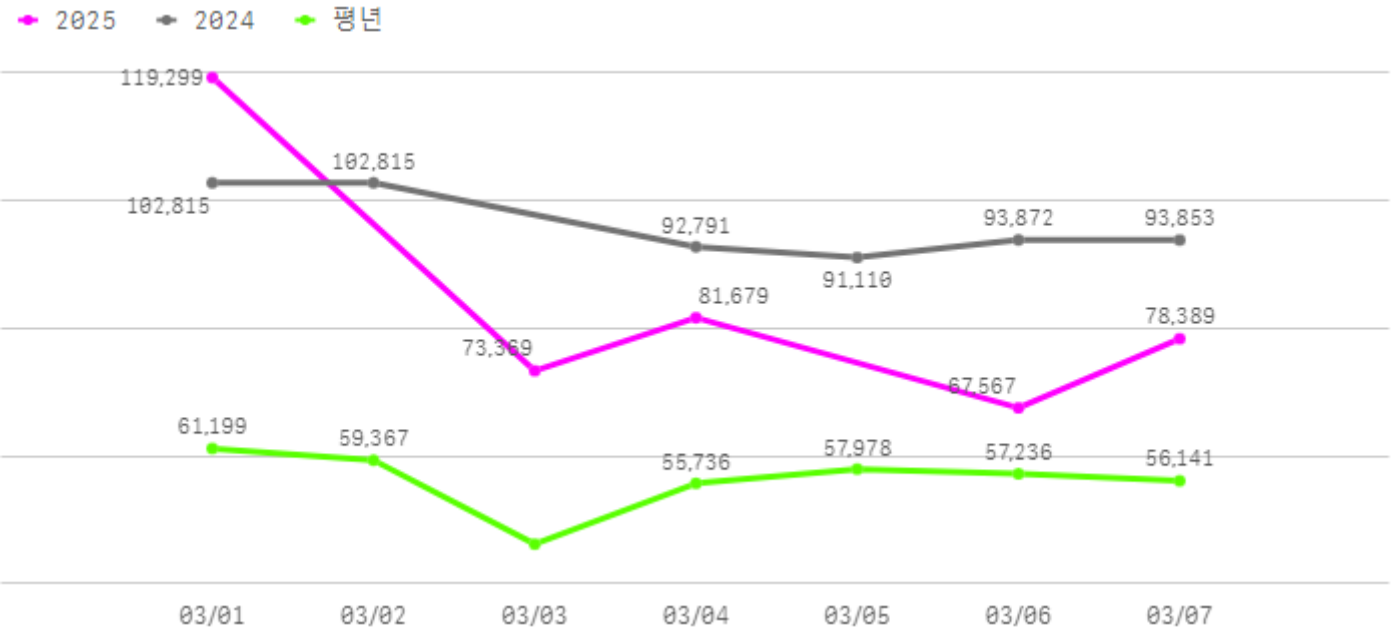
출하건수(천건)

1

산지별 주출하 시군구



주간 도매가격(원)



구분	금주(A)	전주(B)	전월(C)	전년(D)	평년(E)	A/B	A/C	A/D	A/E
가격(원)	84,061	69,469	81,589	96,209	64,639	121.0%	103.0%	87.4%	130.0%

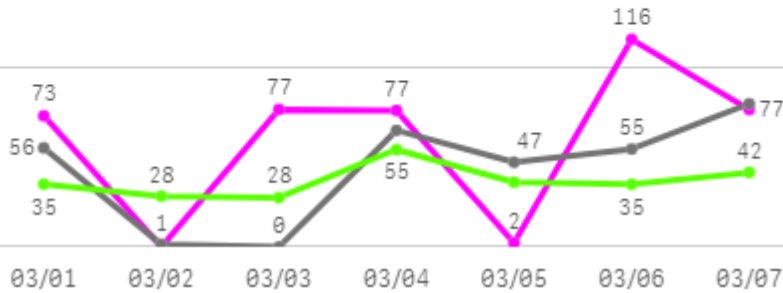
## □ 배 신고(15Kg) 주간 가격

구분	Q	품종	Q	단량	Q	특	상	보통	하
2025-03-01		배 신고		15Kg		140,000	119,299	69,840	31,411
2025-03-03		배 신고		15Kg		102,108	73,369	53,468	37,871
2025-03-04		배 신고		15Kg		119,194	81,679	51,708	29,250
2025-03-06		배 신고		15Kg		106,224	67,567	36,431	17,713
2025-03-07		배 신고		15Kg		99,695	78,389	47,977	20,102
평균						<b>113,444</b>	<b>84,061</b>	<b>51,885</b>	<b>27,269</b>

# 포도

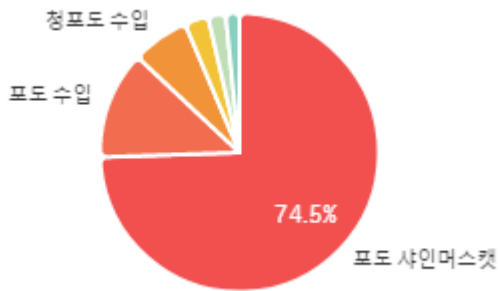
## 주간 반입량(톤)

◆ 2025    ● 2024    ▲ 평년

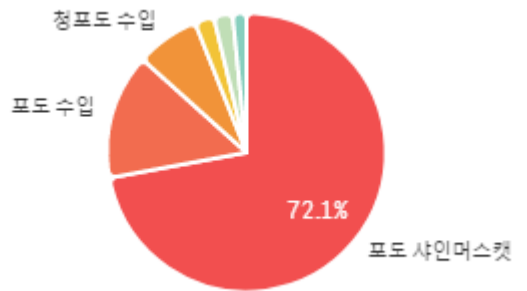


구분	금주(A)	전주(B)	전월(C)	전년(D)	평년(E)	A/B	A/C	A/D	A/E
물량(톤)	423	407	464	305	314	103.9%	91.0%	138.7%	134.5%

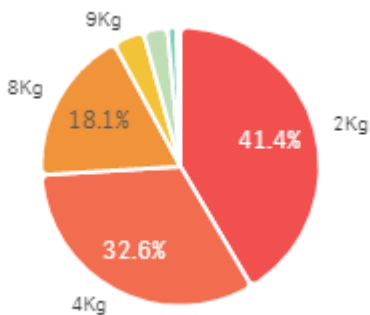
## 출하 품종별 거래물량 구성비



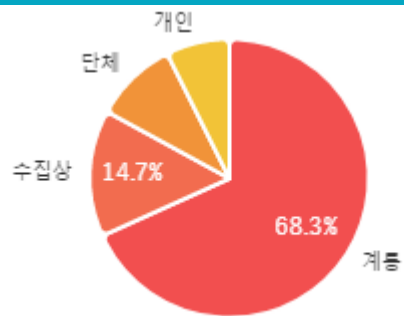
## 출하 품종별 거래금액 구성비



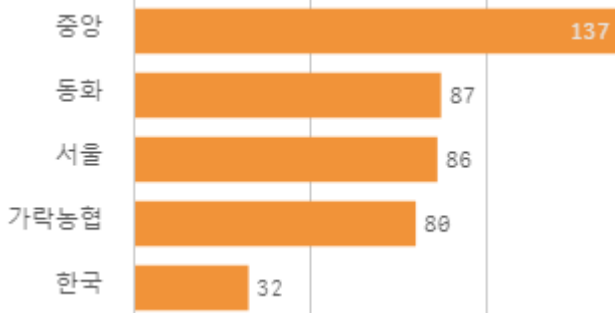
## 거래 단량별 물량 구성비



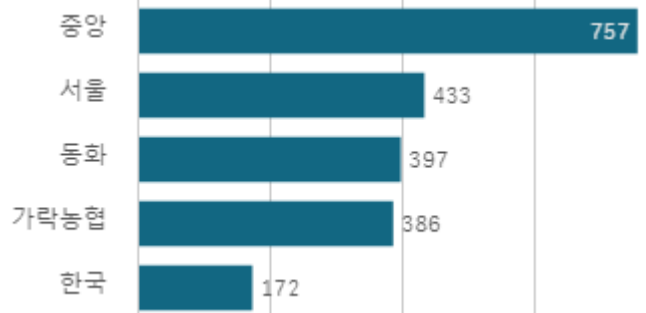
## 출하자별 거래물량 구성비



## 도매시장 법인별 거래물량(톤)

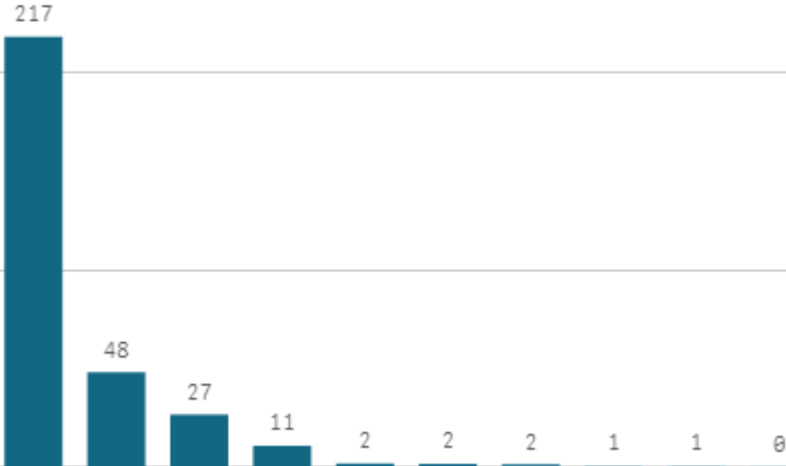


## 도매시장 법인별 거래금액(백만원)



# 포도 샤인머스캣(2Kg)

산지별 거래물량(톤)



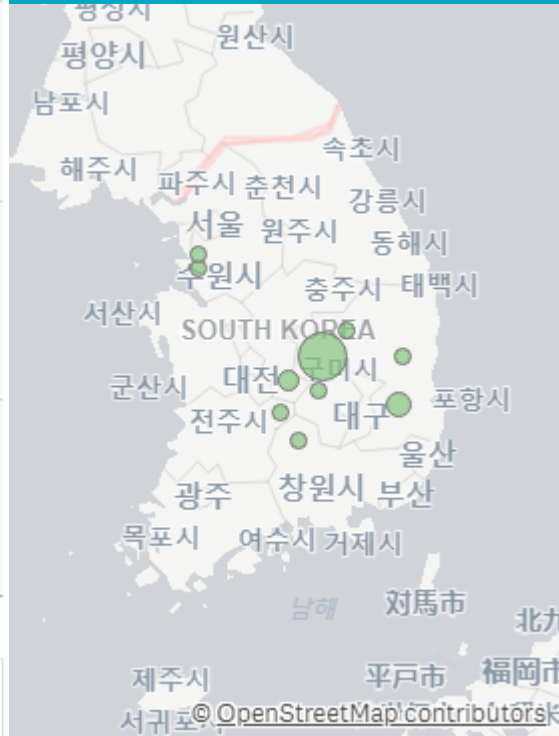
출하산지(개소)

11

출하건수(천건)

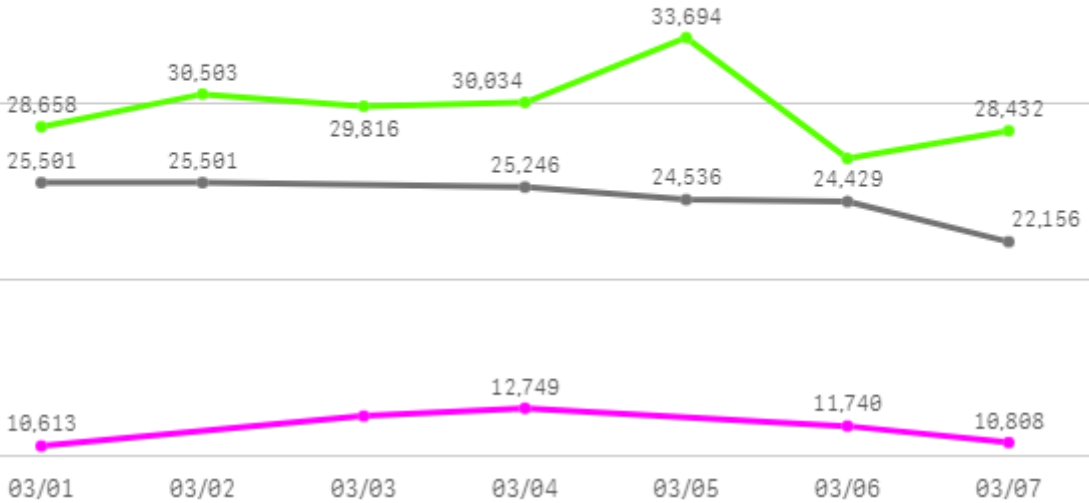
3

산지별 주출하 시군구



주간 도매가격(원)

◆ 2025    ● 2024    ◆ 평년



구분	금주(A)	전주(B)	전월(C)	전년(D)	평년(E)	A/B	A/C	A/D	A/E
가격(원)	11,644	9,768	11,267	24,562	26,047	119.2%	103.3%	47.4%	44.7%

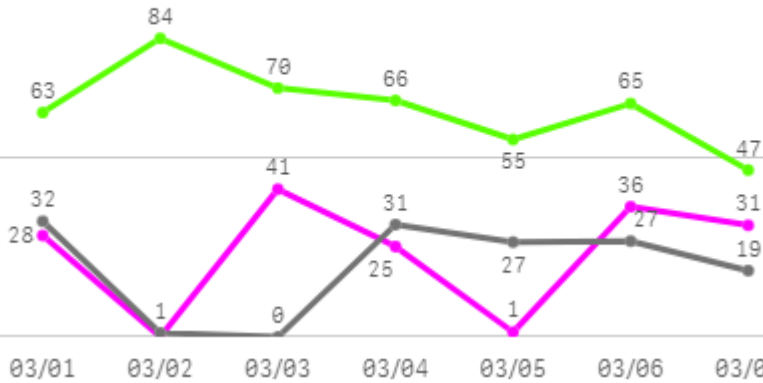
## □ 포도 샤인머스켓(2Kg) 주간 가격

구분	Q	품종	Q	단량	Q	특	상	보통	하
2025-03-01		포도 샤인머스켓		2Kg		15,690	10,613	7,658	5,625
2025-03-03		포도 샤인머스켓		2Kg		17,674	12,308	8,580	6,233
2025-03-04		포도 샤인머스켓		2Kg		18,380	12,749	9,160	6,731
2025-03-06		포도 샤인머스켓		2Kg		17,178	11,740	8,539	6,404
2025-03-07		포도 샤인머스켓		2Kg		15,595	10,808	8,529	6,324
평균						<b>16,903</b>	<b>11,644</b>	<b>8,493</b>	<b>6,263</b>

# 감귤

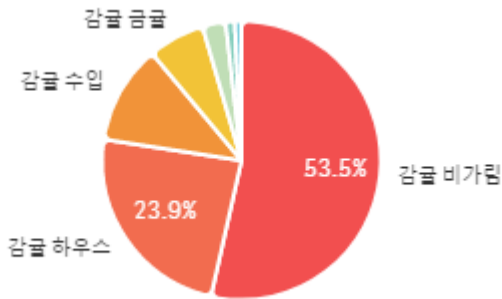
## 주간 반입량(톤)

◆ 2025    ● 2024    ▲ 평년

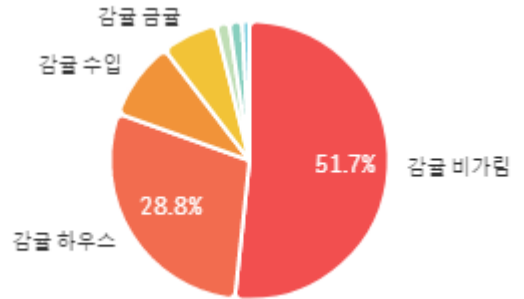


구분	금주(A)	전주(B)	전월(C)	전년(D)	평년(E)	A/B	A/C	A/D	A/E
물량(톤)	164	261	1,006	137	393	62.9%	16.3%	119.9%	41.8%

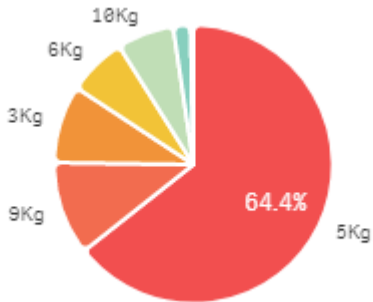
## 출하 품종별 거래물량 구성비



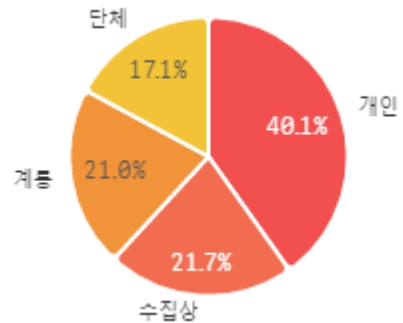
## 출하 품종별 거래금액 구성비



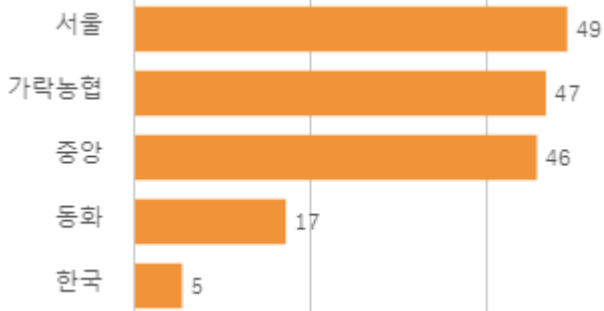
## 거래 단량별 물량 구성비



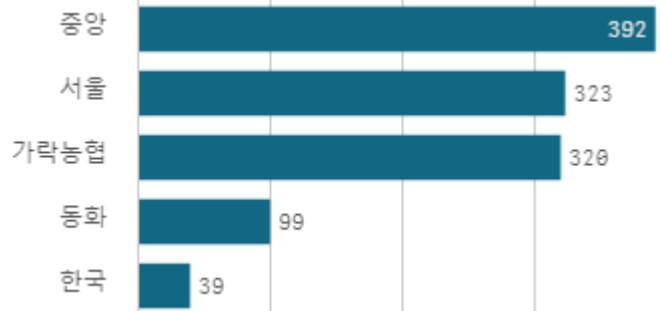
## 출하자별 거래물량 구성비



## 도매시장 법인별 거래물량(톤)

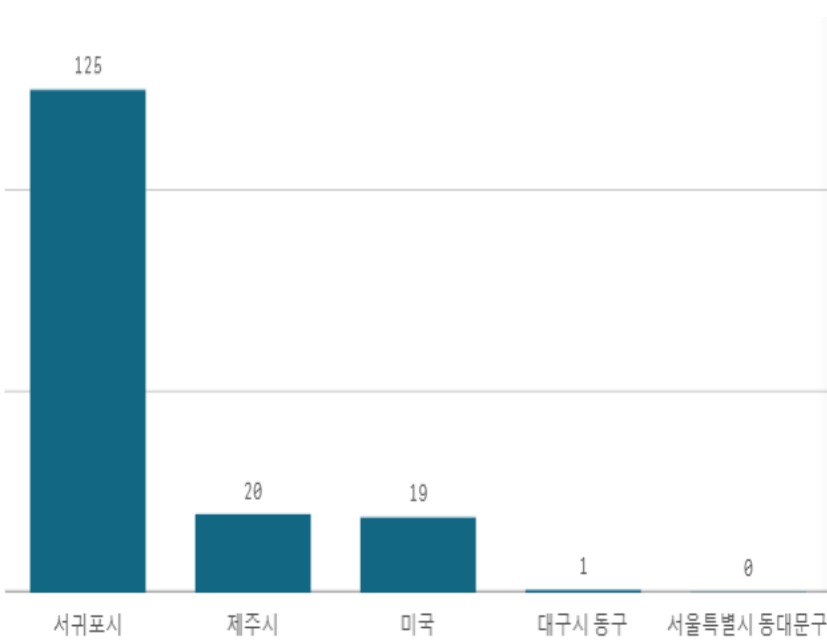


## 도매시장 법인별 거래금액(백만원)



# 감귤(5Kg)

산지별 거래물량(톤)



산지별 주출하 시군구



출하산지(개소)

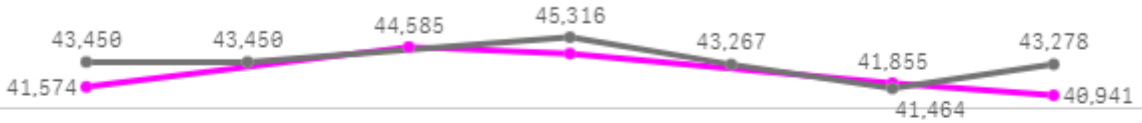
5

출하건수(천건)

1

주간 도매가격(원)

◆ 2025    ● 2024    ◆ 평년



03/01    03/02    03/03    03/04    03/05    03/06    03/07

구분	금주(A)	전주(B)	전월(C)	전년(D)	평년(E)	A/B	A/C	A/D	A/E
가격(원)	42,608	37,999	30,148	43,371	27,760	112.1%	141.3%	98.2%	153.5%

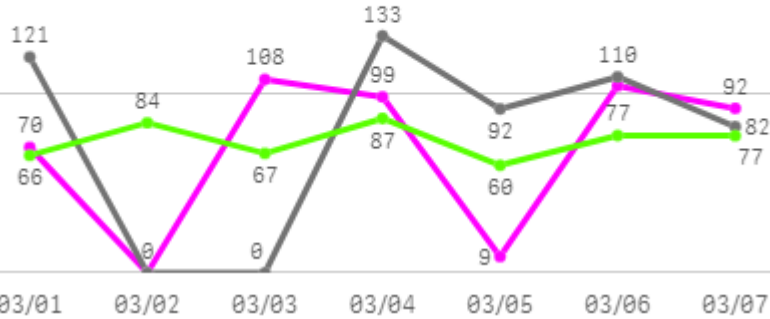
## □ 감귤(5Kg) 주간 가격

구분	Q	품종	Q	단량	Q	특	상	보통	하
2025-03-01		감귤		5Kg		47,453	41,574	31,933	18,163
2025-03-03		감귤		5Kg		50,537	44,585	32,747	17,754
2025-03-04		감귤		5Kg		52,931	44,086	33,798	13,028
2025-03-06		감귤		5Kg		52,576	41,855	33,613	20,456
2025-03-07		감귤		5Kg		48,550	40,941	32,674	22,756
평균						<b>50,409</b>	<b>42,608</b>	<b>32,953</b>	<b>18,431</b>

# 만감

## 주간 반입량(톤)

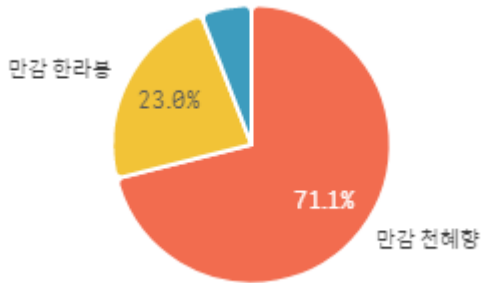
◆ 2025    ● 2024    ▲ 평년



구분	금주(A)	전주(B)	전월(C)	전년(D)	평년(E)	A/B	A/C	A/D	A/E
물량(톤)	484	501	322	538	489	96.5%	150.0%	90.0%	98.9%

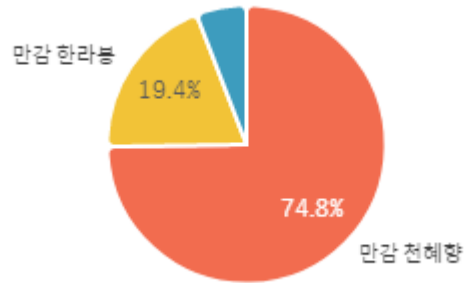
## 출하 품종별 거래물량 구성비

만감 레드향

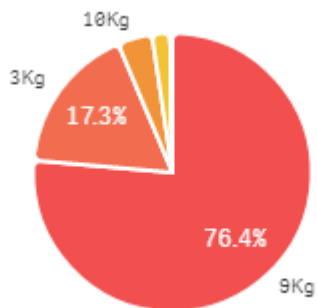


## 출하 품종별 거래금액 구성비

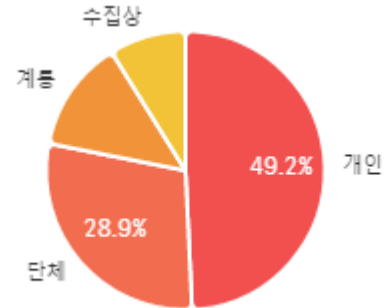
만감 레드향



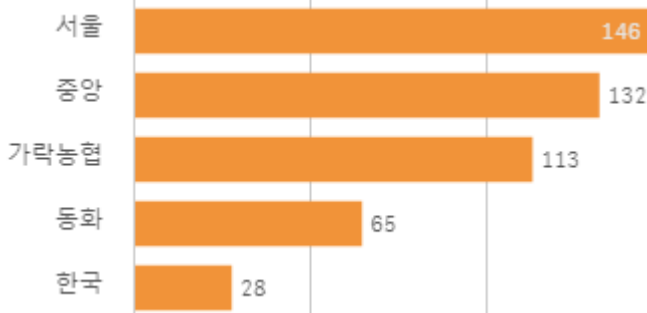
## 거래 단량별 물량 구성비



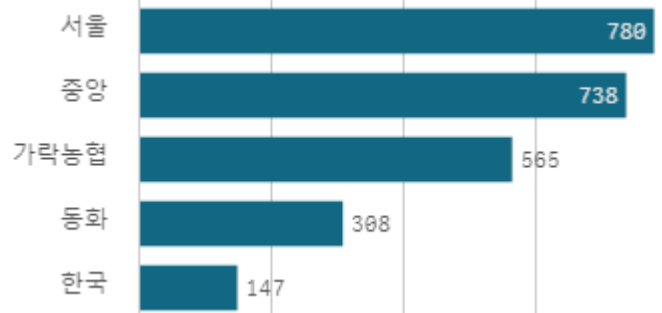
## 출하자별 거래물량 구성비



## 도매시장 법인별 거래물량(톤)

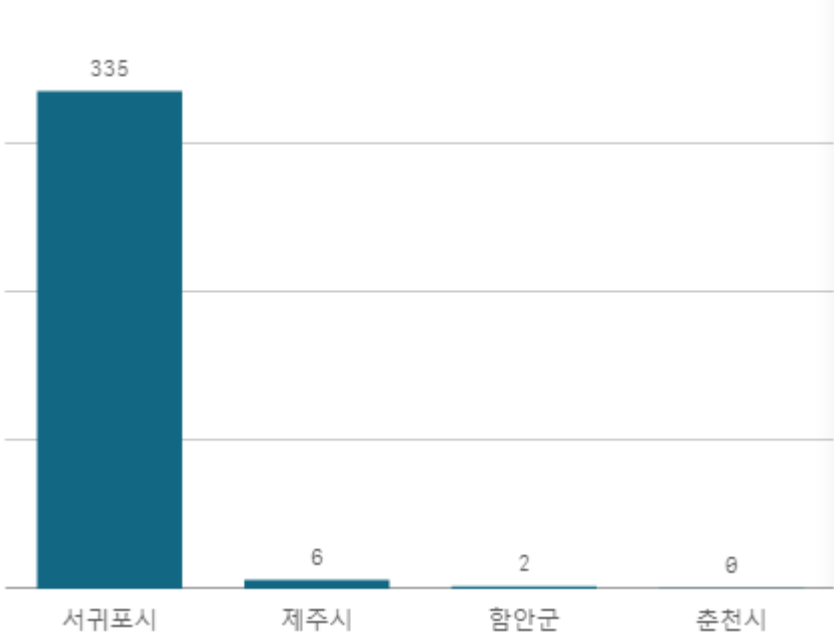


## 도매시장 법인별 거래금액(백만원)



# 만감 천혜향(3Kg)

산지별 거래물량(톤)



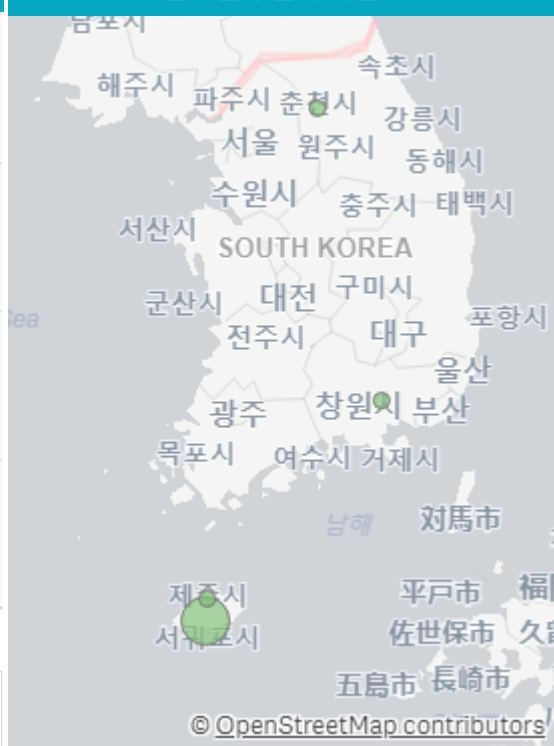
출하산지(개소)

4

출하건수(천건)

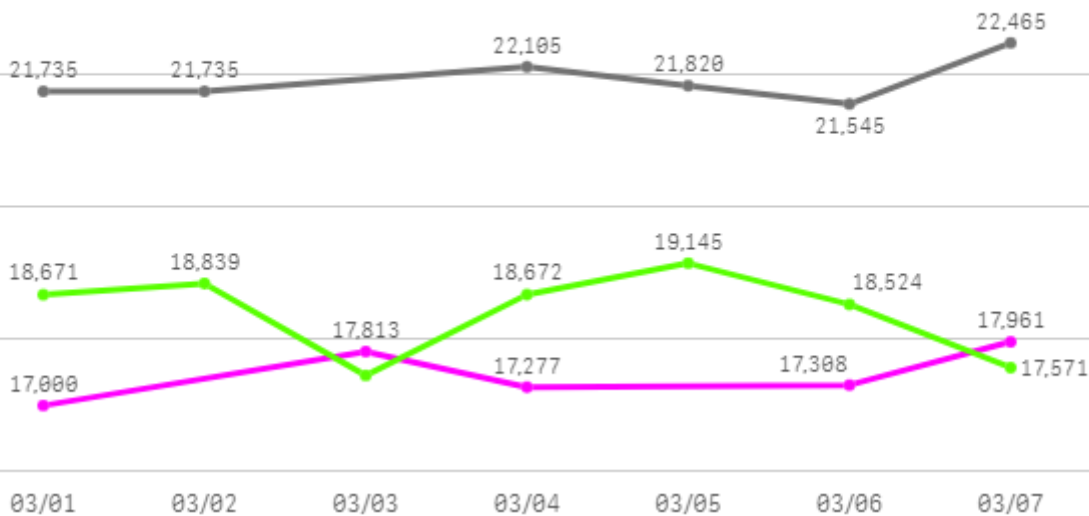
2

산지별 주출하 시군구



주간 도매가격(원)

◆ 2025    ◆ 2024    ◆ 평년



구분	금주(A)	전주(B)	전월(C)	전년(D)	평년(E)	A/B	A/C	A/D	A/E
가격(원)	17,472	18,122	18,163	21,901	18,772	96.4%	96.2%	79.8%	93.1%

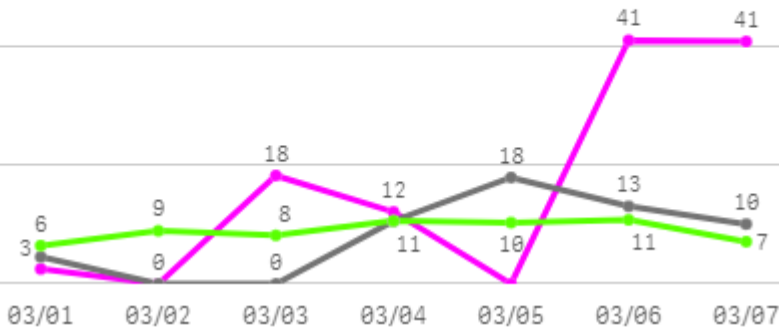
## □ 만감 천혜향(3Kg) 주간 가격

구분	Q	품종	Q	단량	Q	특	상	보통	하
2025-03-01		만감 천혜향		3Kg		17,620	17,000	16,253	15,453
2025-03-03		만감 천혜향		3Kg		18,226	17,813	17,000	16,419
2025-03-04		만감 천혜향		3Kg		20,091	17,277	16,006	13,952
2025-03-06		만감 천혜향		3Kg		22,096	17,308	16,398	14,576
2025-03-07		만감 천혜향		3Kg		18,807	17,961	16,754	15,991
평균						<b>19,368</b>	<b>17,472</b>	<b>16,482</b>	<b>15,278</b>

# 키위

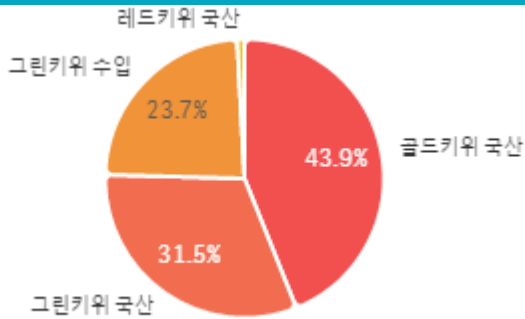
## 주간 반입량(톤)

◆ 2025    ● 2024    ▲ 평년

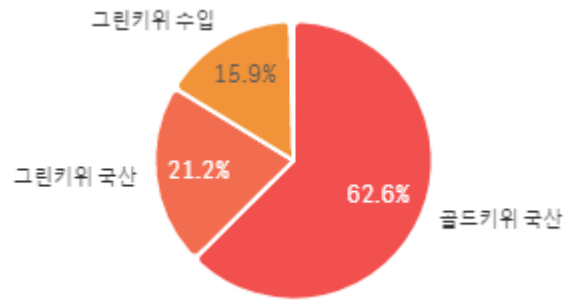


구분	금주(A)	전주(B)	전월(C)	전년(D)	평년(E)	A/B	A/C	A/D	A/E
물량(톤)	115	111	148	56	73	103.0%	77.3%	204.3%	156.6%

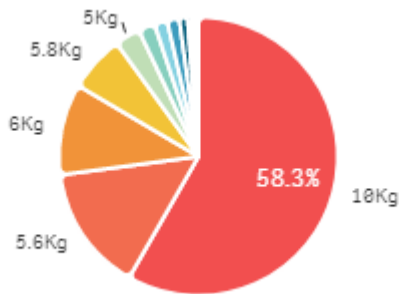
### 출하 품종별 거래물량 구성비



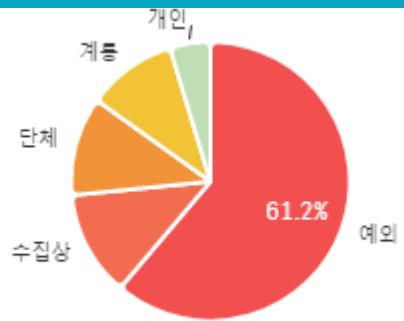
### 출하 품종별 거래금액 구성비



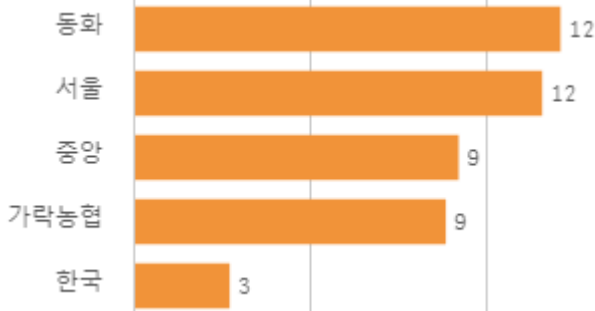
### 거래 단량별 물량 구성비



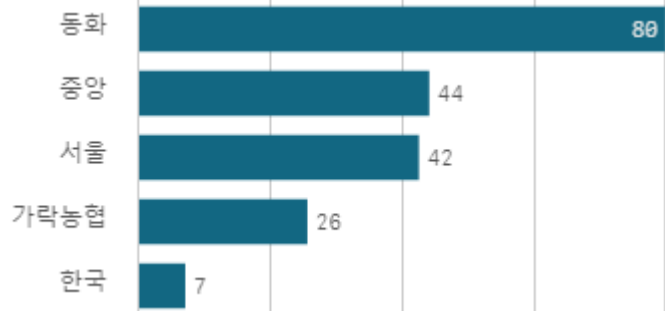
### 출하자별 거래물량 구성비



### 도매시장 법인별 거래물량(톤)

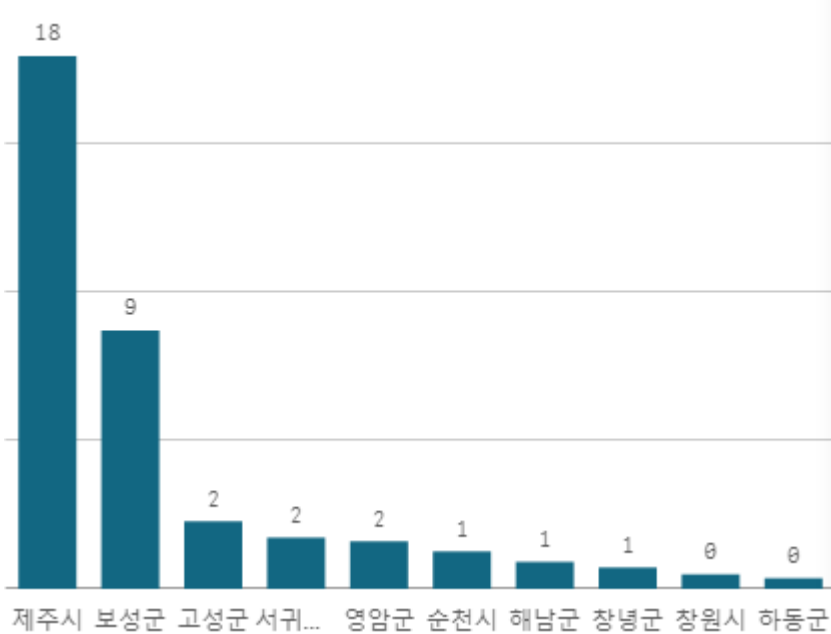


### 도매시장 법인별 거래금액(백만원)



# 그린키위 국산(10Kg)

산지별 거래물량(톤)



출하산지(개소)

11

출하건수(천건)

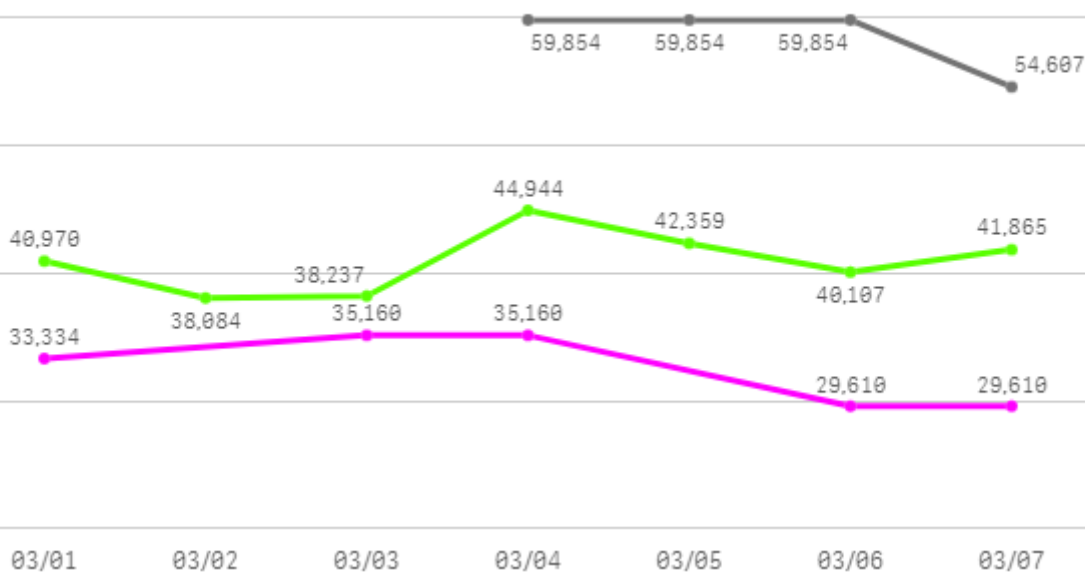
0

산지별 주출하 시군구



주간 도매가격(원)

◆ 2025    ◆ 2024    ◆ 평년



구분	금주(A)	전주(B)	전월(C)	전년(D)	평년(E)	A/B	A/C	A/D	A/E
가격(원)	32,575	33,634	40,748	58,542	41,521	96.8%	79.9%	55.6%	78.5%

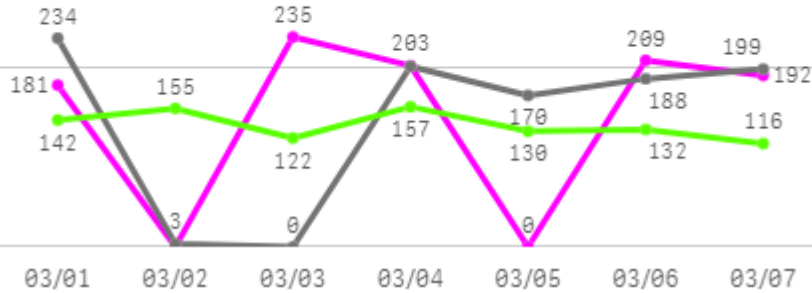
## □ 그린키위 국산(10Kg) 주간 가격

구분	Q	품종	Q	단량	Q	특	상	보통	하
2025-03-01		그린키위 국산		10Kg		43,600	33,334	20,297	13,561
2025-03-03		그린키위 국산		10Kg		44,000	35,160	26,768	12,395
2025-03-04		그린키위 국산		10Kg		44,000	35,160	26,768	12,395
2025-03-06		그린키위 국산		10Kg		32,686	29,610	25,288	18,268
2025-03-07		그린키위 국산		10Kg		32,686	29,610	25,288	18,268
평균						<b>39,394</b>	<b>32,575</b>	<b>24,882</b>	<b>14,977</b>

# 바나나

## 주간 반입량(톤)

◆ 2025    ● 2024    ▲ 평년

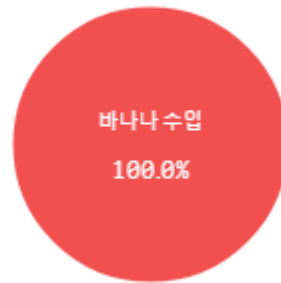


구분	금주(A)	전주(B)	전월(C)	전년(D)	평년(E)	A/B	A/C	A/D	A/E
물량(톤)	1,021	1,083	909	997	959	94.3%	112.3%	102.4%	106.5%

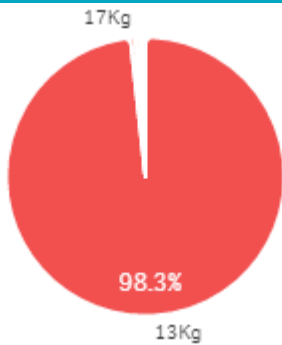
### 출하 품종별 거래물량 구성비



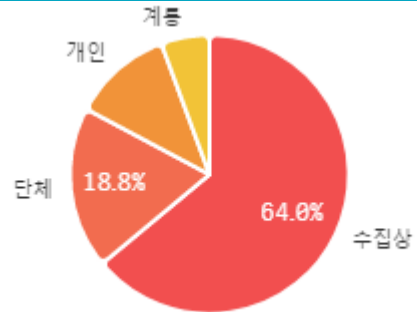
### 출하 품종별 거래금액 구성비



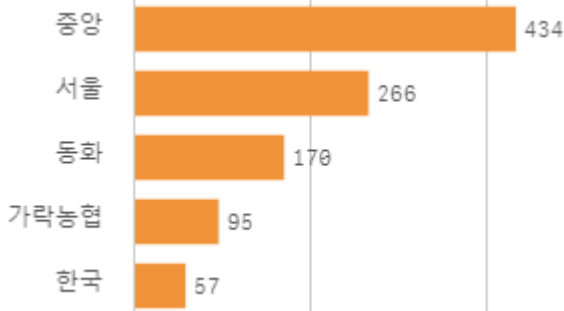
### 거래 단량별 물량 구성비



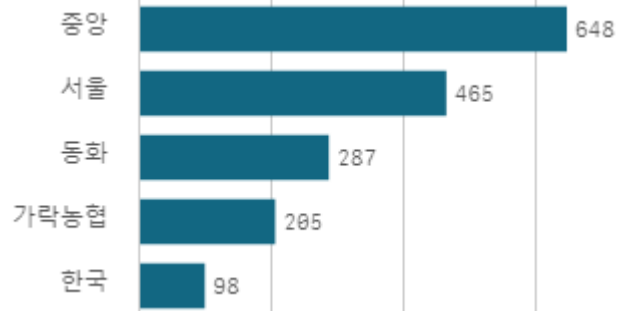
### 출하자별 거래물량 구성비



### 도매시장 법인별 거래물량(톤)

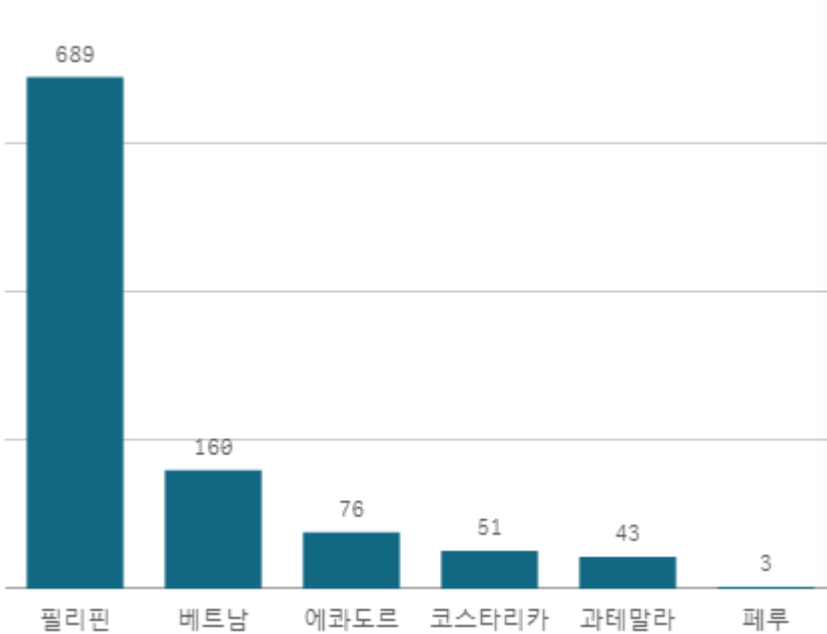


### 도매시장 법인별 거래금액(백만원)

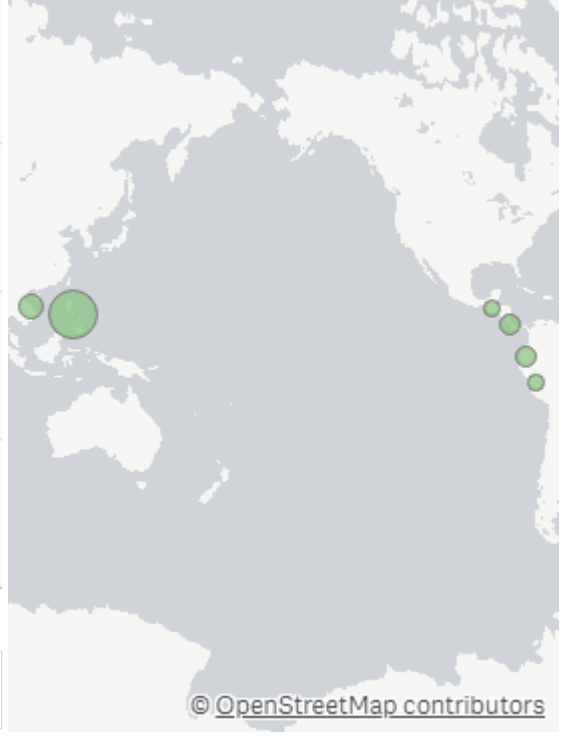


# 바나나 수입(13Kg)

산지별 거래물량(톤)



산지별 주출하 시군구



출하산지(개소)

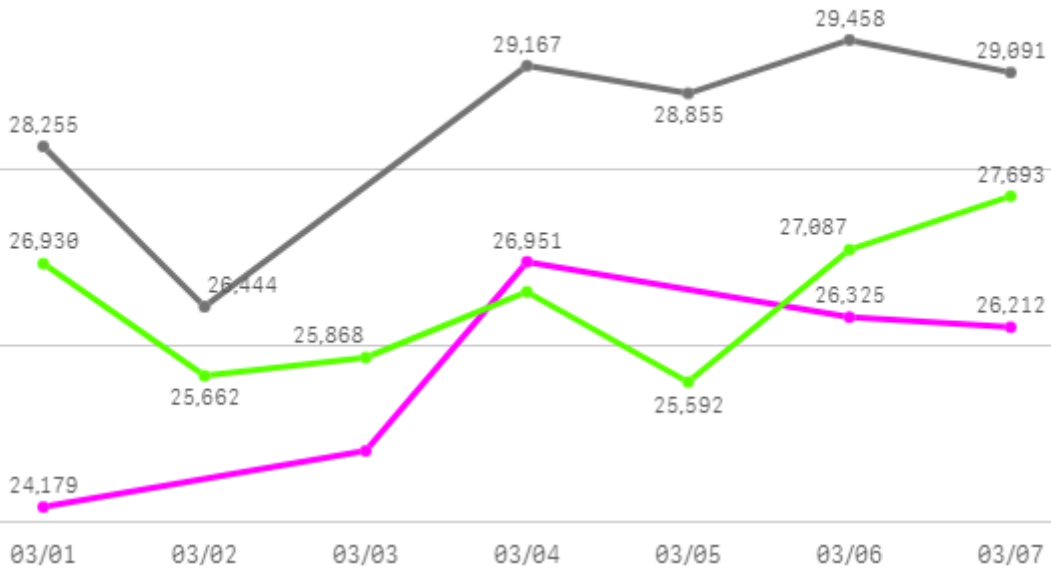
6

출하건수(천건)

2

주간 도매가격(원)

◆ 2025    ● 2024    ◆ 평년



구분	금주(A)	전주(B)	전월(C)	전년(D)	평년(E)	A/B	A/C	A/D	A/E
가격(원)	25,696	24,846	22,664	28,545	26,966	103.4%	113.4%	90.0%	95.3%

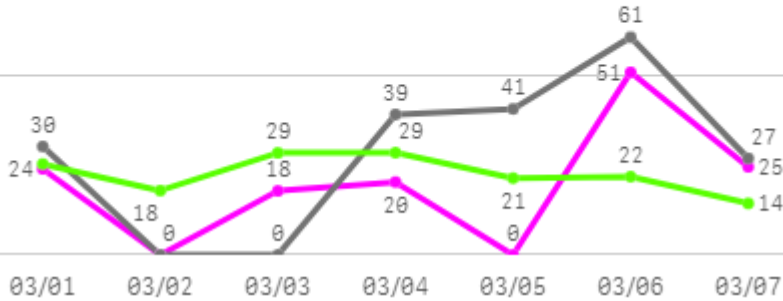
## □ 바나나 수입(13Kg) 주간 가격

구분	Q	품종	Q	단량	Q	특	상	보통	하
2025-03-01		바나나 수입		13Kg		32,634	24,179	16,234	10,334
2025-03-03		바나나 수입		13Kg		32,651	24,813	16,073	10,513
2025-03-04		바나나 수입		13Kg		32,996	26,951	19,456	12,034
2025-03-06		바나나 수입		13Kg		33,239	26,325	18,501	11,447
2025-03-07		바나나 수입		13Kg		32,655	26,212	18,532	10,754
평균						<b>32,835</b>	<b>25,696</b>	<b>17,759</b>	<b>11,016</b>

# 파인애플

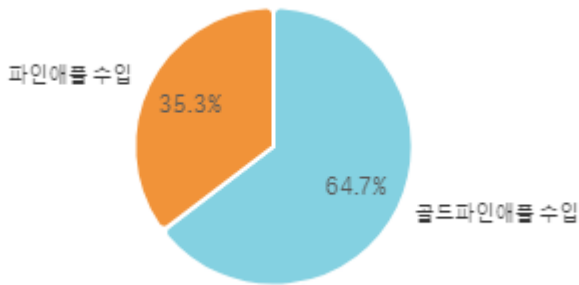
## 주간 반입량(톤)

◆ 2025    ● 2024    ▲ 평년

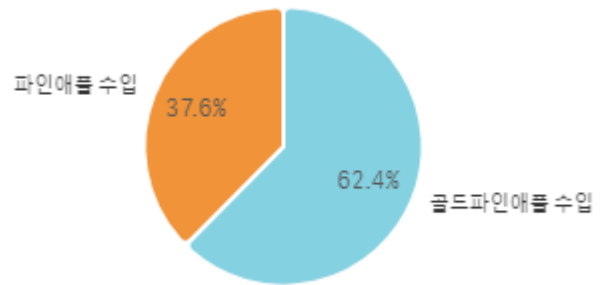


구분	금주(A)	전주(B)	전월(C)	전년(D)	평년(E)	A/B	A/C	A/D	A/E
물량(톤)	138	219	189	199	162	63.3%	73.1%	69.6%	85.6%

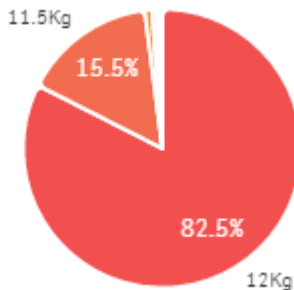
## 출하 품종별 거래물량 구성비



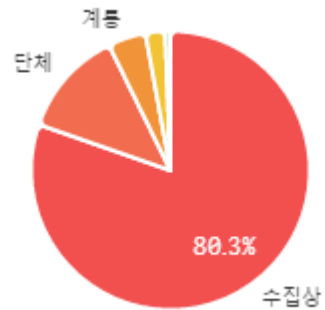
## 출하 품종별 거래금액 구성비



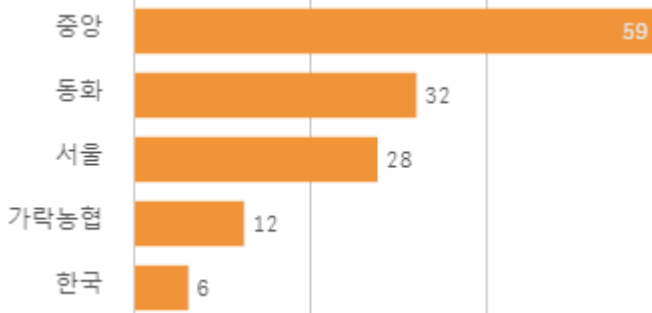
## 거래 단량별 물량 구성비



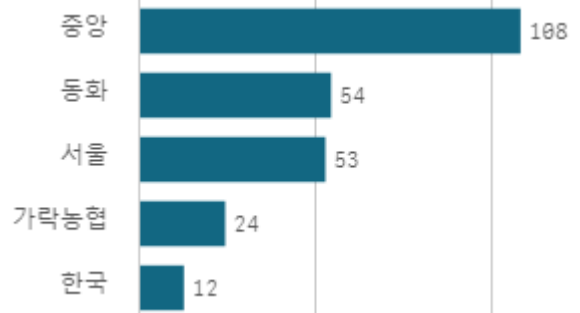
## 출하자별 거래물량 구성비



## 도매시장 법인별 거래물량(톤)



## 도매시장 법인별 거래금액(백만원)



# 골드파인애플 수입(12Kg)

산지별 거래물량(톤)

89



필리핀

산지별 주출하 시군구



출하산지(개소)

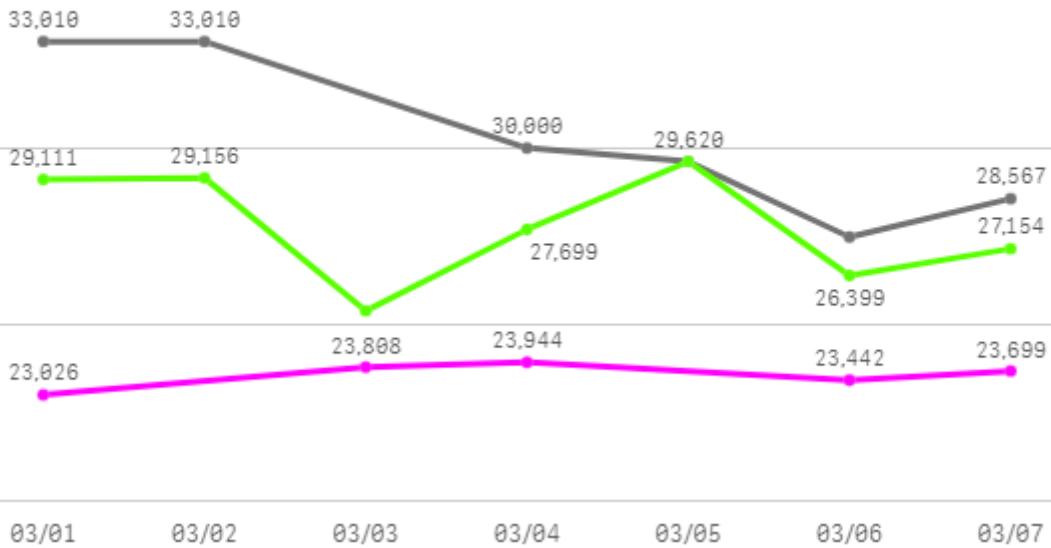
1

출하건수(천건)

0

주간 도매가격(원)

◆ 2025    ● 2024    ◆ 평년



구분	금주(A)	전주(B)	전월(C)	전년(D)	평년(E)	A/B	A/C	A/D	A/E
가격(원)	23,584	24,495	24,104	30,307	26,483	96.3%	97.8%	77.8%	89.1%

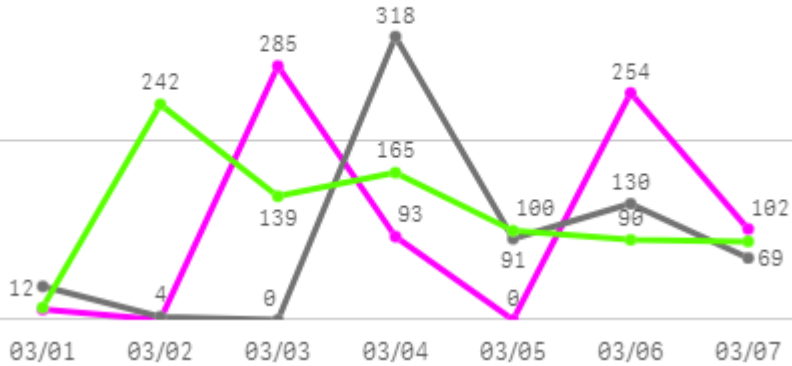
## □ 골드파인애플 수입(12Kg) 주간 가격

구분	Q	품종	Q	단량	Q	특	상	보통	하
2025-03-01		골드파인애플 수입		12Kg		24,500	23,026	18,515	15,577
2025-03-03		골드파인애플 수입		12Kg		24,930	23,808	17,669	13,022
2025-03-04		골드파인애플 수입		12Kg		25,474	23,944	19,961	16,522
2025-03-06		골드파인애플 수입		12Kg		25,848	23,442	18,666	15,049
2025-03-07		골드파인애플 수입		12Kg		24,500	23,699	18,654	15,522
평균						<b>25,050</b>	<b>23,584</b>	<b>18,693</b>	<b>15,138</b>

# 오렌지

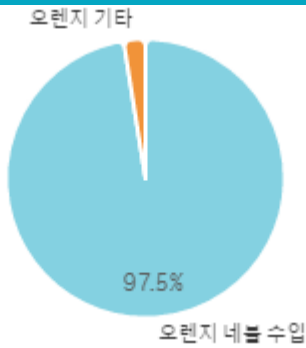
## 주간 반입량(톤)

◆ 2025    ● 2024    ▲ 평년

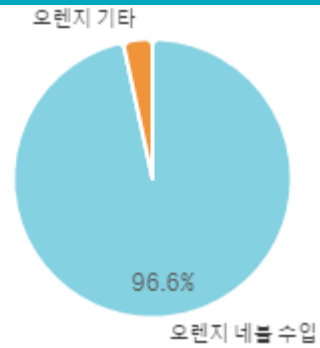


구분	금주(A)	전주(B)	전월(C)	전년(D)	평년(E)	A/B	A/C	A/D	A/E
물량(톤)	746	276	171	649	771	270.3%	436.0%	114.9%	96.7%

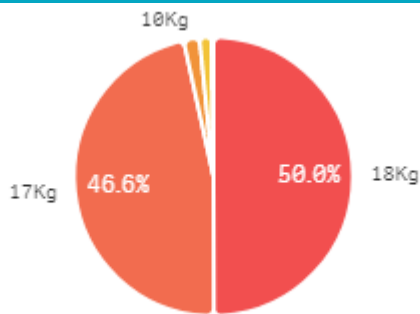
### 출하 품종별 거래물량 구성비



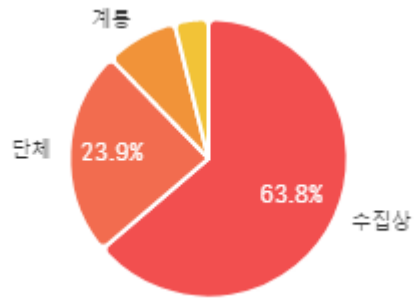
### 출하 품종별 거래금액 구성비



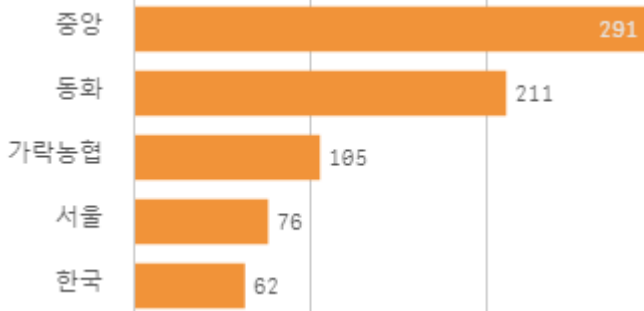
### 거래 단량별 물량 구성비



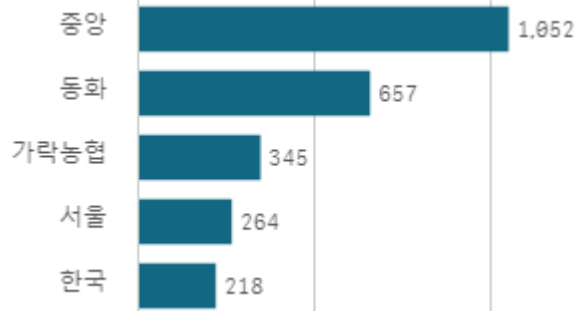
### 출하자별 거래물량 구성비



### 도매시장 법인별 거래물량(톤)



### 도매시장 법인별 거래금액(백만원)



# 오렌지 네블 수입(18Kg)

산지별 거래물량(톤)

727



미국

출하산지(개소)

1

출하건수(천건)

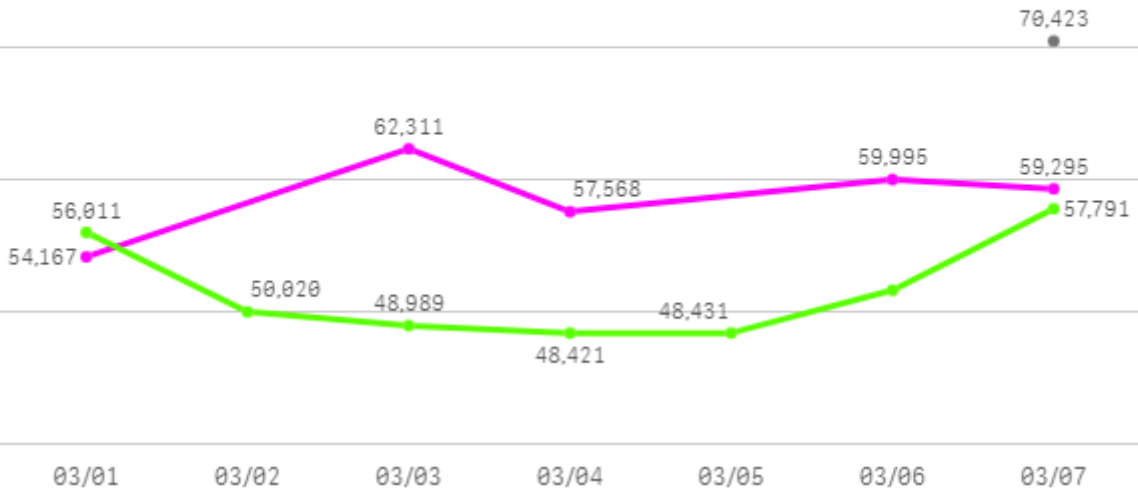
1

산지별 주출하 시군구



주간 도매가격(원)

◆ 2025    ◀ 2024    ◆ 평년



구분	금주(A)	전주(B)	전월(C)	전년(D)	평년(E)	A/B	A/C	A/D	A/E
가격(원)	58,667	61,821	67,868	70,423	55,189	94.9%	86.4%	83.3%	106.3%

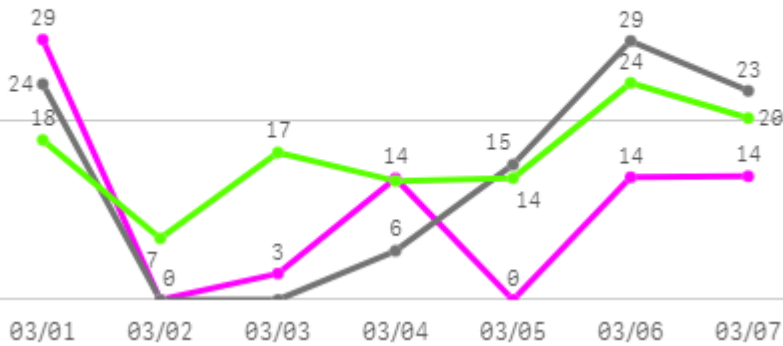
## □ 오렌지 네블 수입(18Kg) 주간 가격

구분	Q	품종	Q	단량	Q	특	상	보통	하
2025-03-01		오렌지 네블 수입		18Kg		56,000	54,167	52,000	52,000
2025-03-03		오렌지 네블 수입		18Kg		70,484	62,311	57,483	51,847
2025-03-04		오렌지 네블 수입		18Kg		60,430	57,568	52,718	51,000
2025-03-06		오렌지 네블 수입		18Kg		68,242	59,995	52,269	48,000
2025-03-07		오렌지 네블 수입		18Kg		70,658	59,295	48,740	47,000
평균						<b>65,163</b>	<b>58,667</b>	<b>52,642</b>	<b>49,969</b>

# 고등어

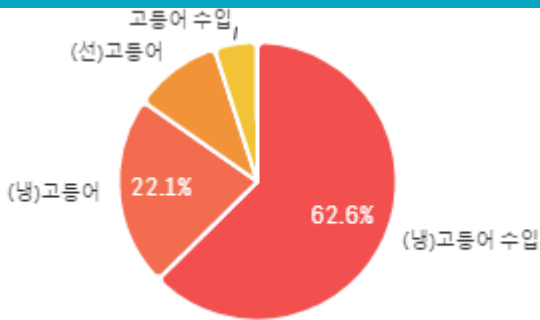
## 주간 반입량(톤)

◆ 2025    ● 2024    ▲ 평년

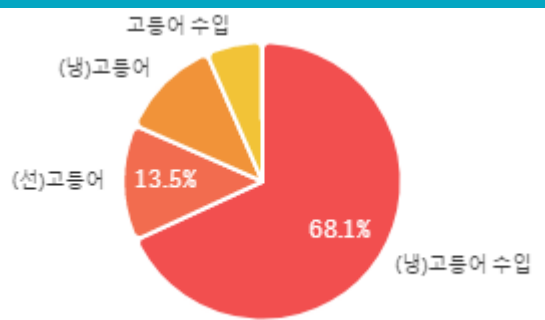


구분	금주(A)	전주(B)	전월(C)	전년(D)	평년(E)	A/B	A/C	A/D	A/E
물량(톤)	73	98	56	97	95	74.5%	131.4%	75.4%	77.4%

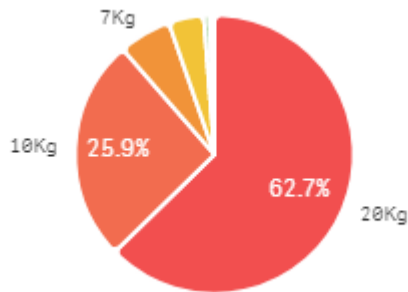
### 출하 품종별 거래물량 구성비



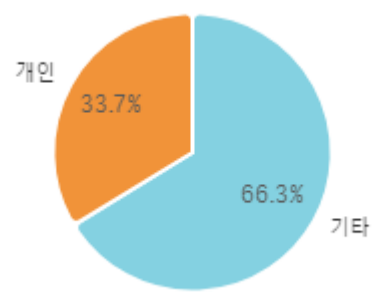
### 출하 품종별 거래금액 구성비



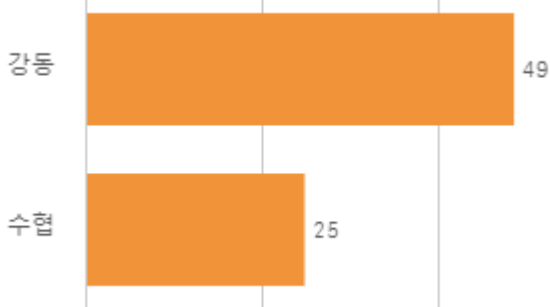
### 거래 단량별 물량 구성비



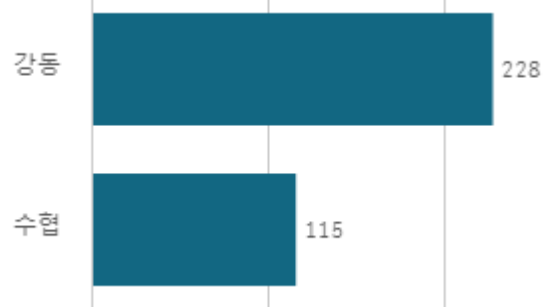
### 출하자별 거래물량 구성비



### 도매시장 법인별 거래물량(톤)

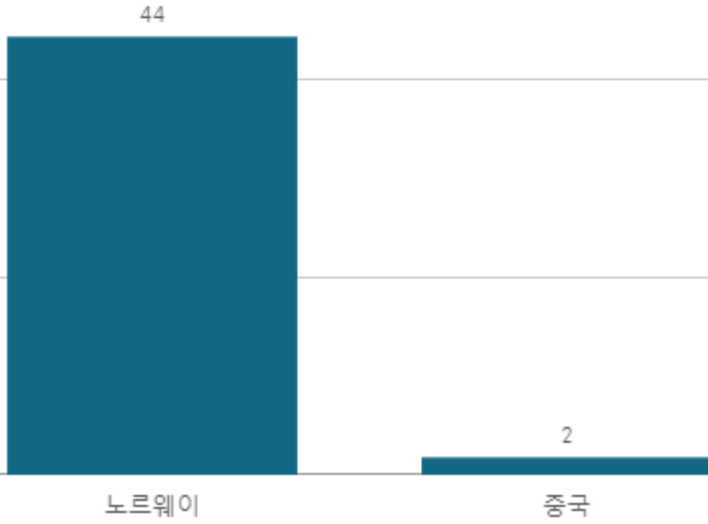


### 도매시장 법인별 거래금액(백만원)

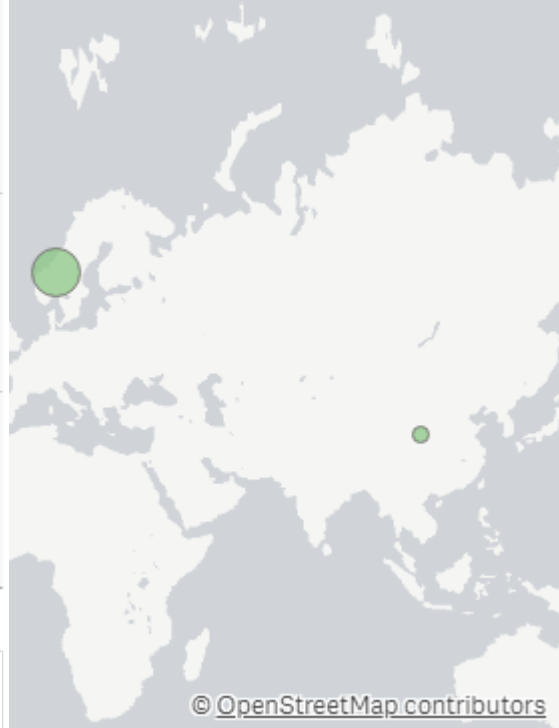


# (냉)고등어 수입(10Kg)

산지별 거래물량(톤)



산지별 주출하 시군구



출하산지(개소)

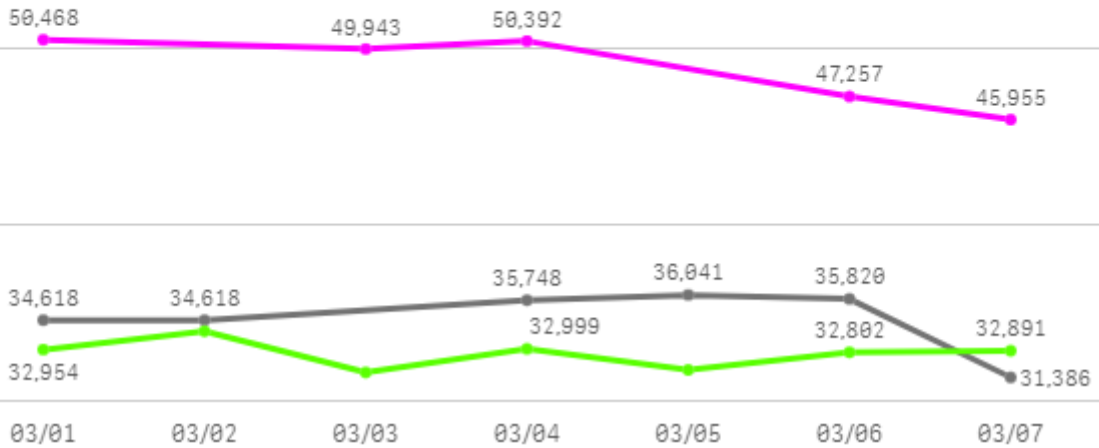
2

출하건수(천건)

0

주간 도매가격(원)

◆ 2025    ● 2024    ◆ 평년



구분	금주(A)	전주(B)	전월(C)	전년(D)	평년(E)	A/B	A/C	A/D	A/E
가격(원)	48,803	49,616	49,728	34,705	36,181	98.4%	98.1%	140.6%	134.9%

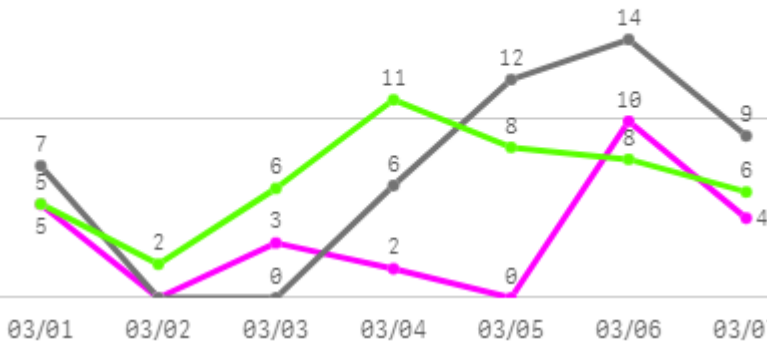
## □ (냉)고등어 수입(10Kg) 주간 가격

구분	Q	품종	Q	단량	Q	특	상	보통	하
2025-03-01		(냉)고등어 수입		10Kg		-	50,468	-	-
2025-03-03		(냉)고등어 수입		10Kg		-	49,943	-	-
2025-03-04		(냉)고등어 수입		10Kg		-	50,392	-	-
2025-03-06		(냉)고등어 수입		10Kg		-	47,257	-	-
2025-03-07		(냉)고등어 수입		10Kg		-	45,955	-	-
평균						-	<b>48,803</b>	-	-

# 명태

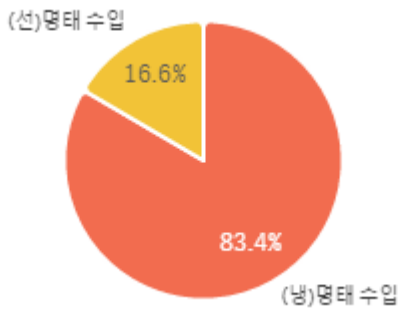
## 주간 반입량(톤)

◆ 2025    ● 2024    ▲ 평년

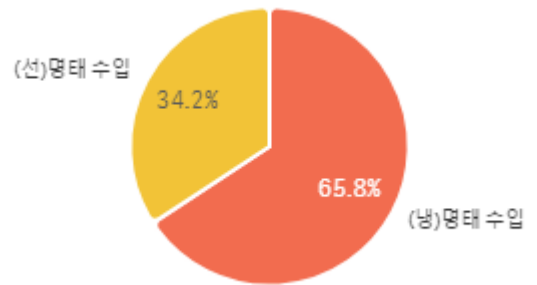


구분	금주(A)	전주(B)	전월(C)	전년(D)	평년(E)	A/B	A/C	A/D	A/E
물량(톤)	24	37	41	50	39	65.4%	59.1%	49.1%	62.4%

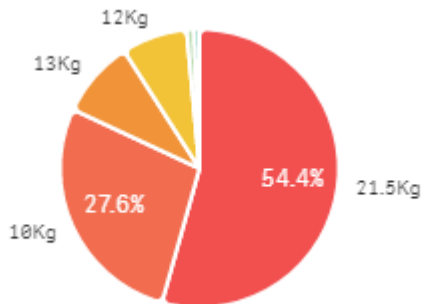
## 출하 품종별 거래물량 구성비



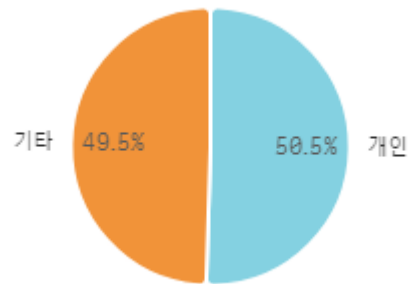
## 출하 품종별 거래금액 구성비



## 거래 단량별 물량 구성비



## 출하자별 거래물량 구성비



## 도매시장 법인별 거래물량(톤)




## 도매시장 법인별 거래금액(백만원)



# (선)명태 수입(10Kg)

산지별 거래물량(톤)



일본

출하산지(개소)

1

출하건수(천건)

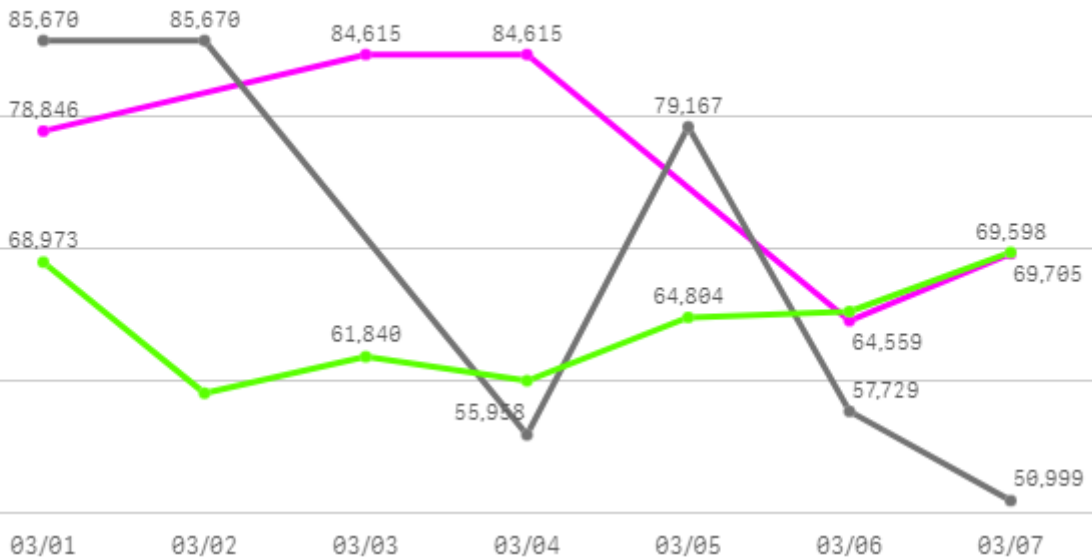
0

산지별 주출하 시군구



주간 도매가격(원)

◆ 2025    ● 2024    ◆ 평년



구분	금주(A)	전주(B)	전월(C)	전년(D)	평년(E)	A/B	A/C	A/D	A/E
가격(원)	76,447	69,933	79,825	69,199	68,867	109.3%	95.8%	110.5%	111.0%

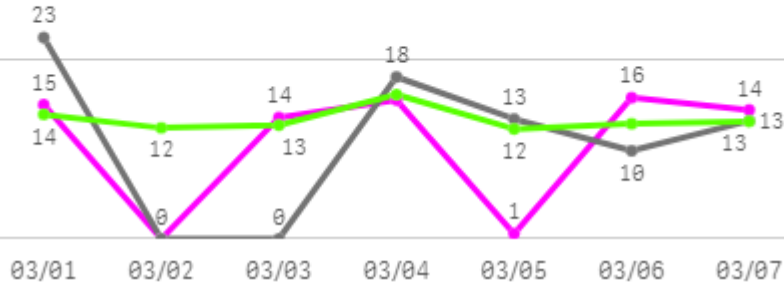
## □ (선)명태 수입(10Kg) 주간 가격

구분	Q	품종	Q	단량	Q	특	상	보통	하
2025-03-01		(선)명태 수입		10Kg		-	78,846	44,212	-
2025-03-03		(선)명태 수입		10Kg		-	84,615	54,409	-
2025-03-04		(선)명태 수입		10Kg		-	84,615	54,409	-
2025-03-06		(선)명태 수입		10Kg		-	64,559	50,000	-
2025-03-07		(선)명태 수입		10Kg		-	69,598	45,847	-
평균						-	<b>76,447</b>	<b>49,775</b>	-

# 홍합

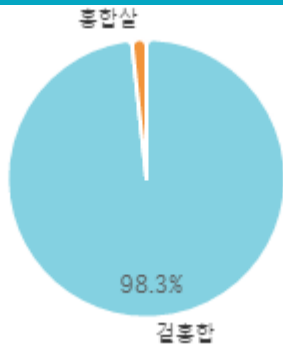
## 주간 반입량(톤)

◆ 2025    ● 2024    ▲ 평년

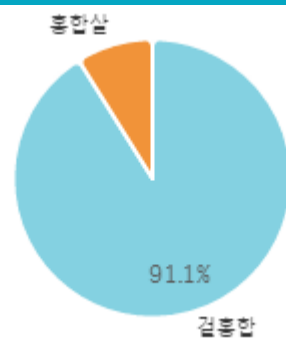


구분	금주(A)	전주(B)	전월(C)	전년(D)	평년(E)	A/B	A/C	A/D	A/E
물량(톤)	75	78	66	77	90	95.8%	113.7%	97.2%	83.1%

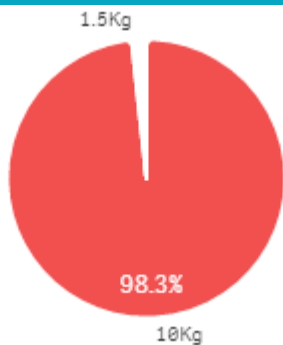
### 출하 품종별 거래물량 구성비



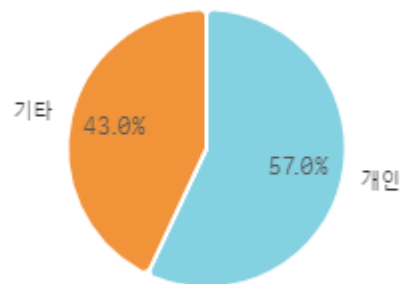
### 출하 품종별 거래금액 구성비



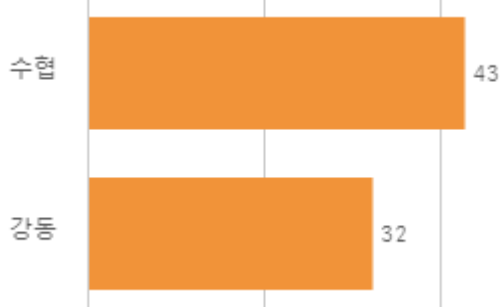
### 거래 단량별 물량 구성비



### 출하자별 거래물량 구성비



### 도매시장 법인별 거래물량(톤)

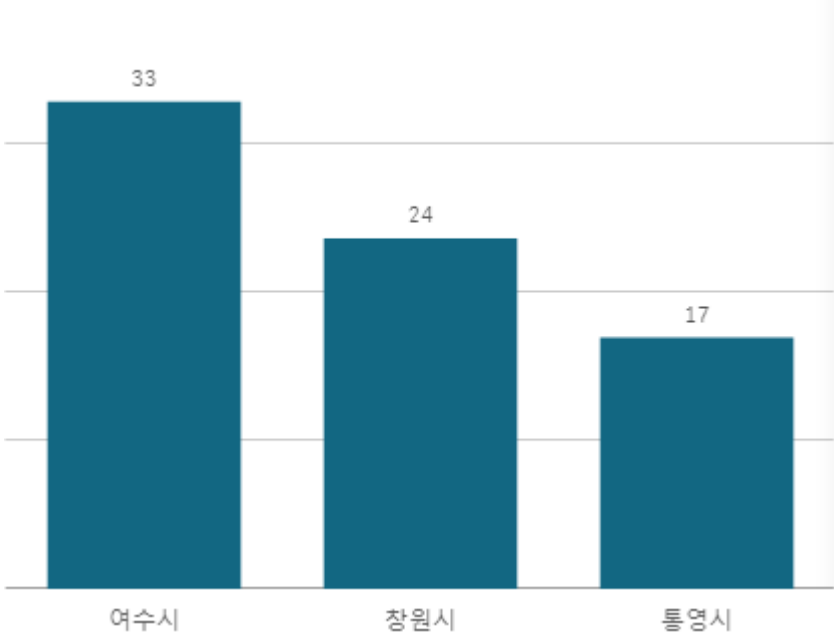


### 도매시장 법인별 거래금액(백만원)



# 겉홍합(10Kg)

산지별 거래물량(톤)



산지별 주출하 시군구



출하산지(개소)

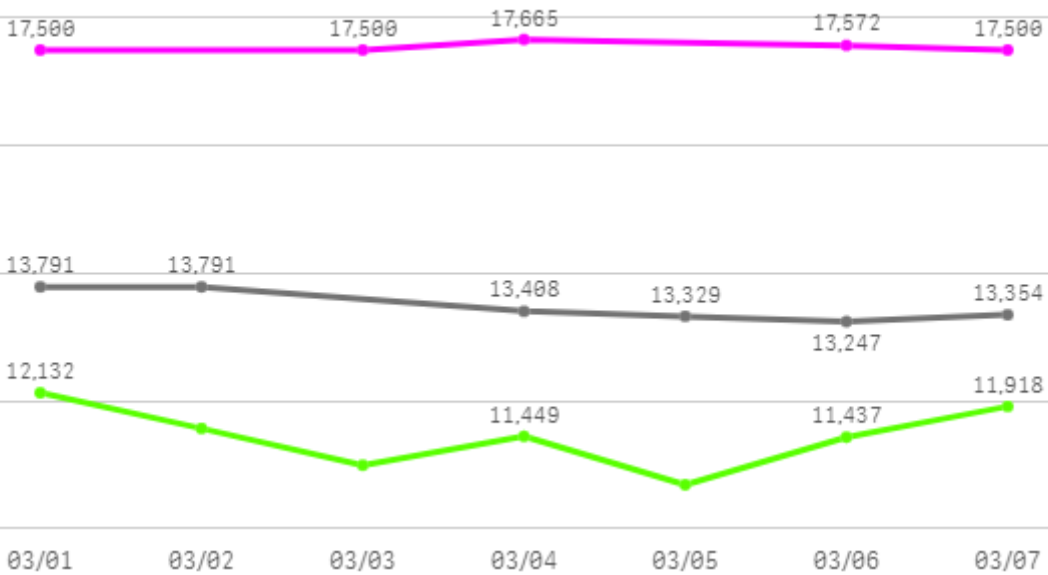
3

출하건수(천건)

0

주간 도매가격(원)

◆ 2025    ● 2024    ◆ 평년



구분	금주(A)	전주(B)	전월(C)	전년(D)	평년(E)	A/B	A/C	A/D	A/E
가격(원)	17,547	17,500	17,563	13,487	12,992	100.3%	99.9%	130.1%	135.1%

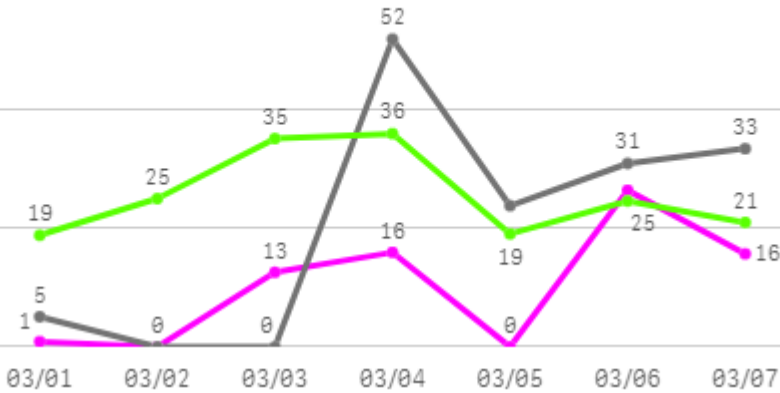
## □ 곁홍합(10Kg) 주간 가격

구분	Q	품종	Q	단량	Q	특	상	보통	하
2025-03-01		곁홍합		10Kg		-	17,500	17,298	16,204
2025-03-03		곁홍합		10Kg		-	17,500	17,302	16,157
2025-03-04		곁홍합		10Kg		-	17,665	17,428	16,273
2025-03-06		곁홍합		10Kg		-	17,572	17,250	15,227
2025-03-07		곁홍합		10Kg		-	17,500	17,070	15,624
평균						-	<b>17,547</b>	<b>17,270</b>	<b>15,897</b>

# 건멸치

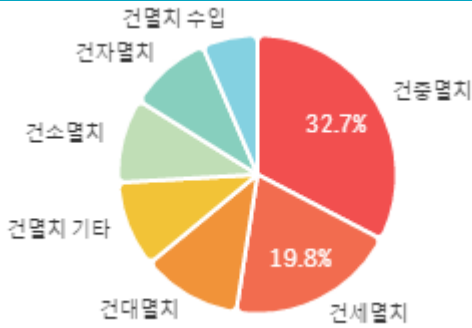
## 주간 반입량(톤)

◆ 2025    ● 2024    ▲ 평년

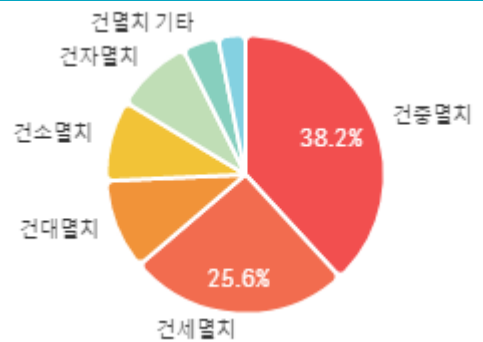


구분	금주(A)	전주(B)	전월(C)	전년(D)	평년(E)	A/B	A/C	A/D	A/E
물량(톤)	71	74	148	145	156	96.5%	48.2%	49.2%	45.8%

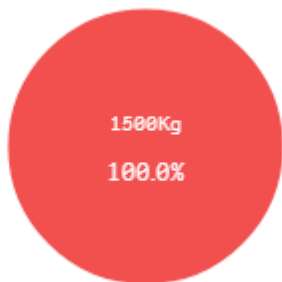
### 출하 품종별 거래물량 구성비



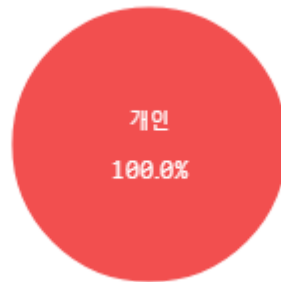
### 출하 품종별 거래금액 구성비



### 거래 단량별 물량 구성비




### 출하자별 거래물량 구성비



### 도매시장 법인별 거래물량(톤)

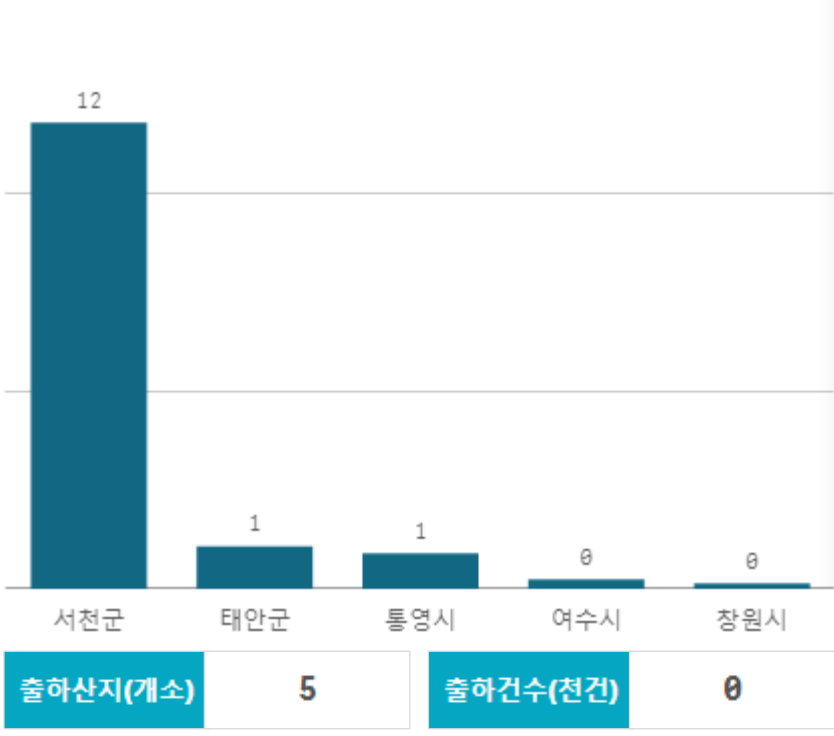


### 도매시장 법인별 거래금액(백만원)



# 건세열치(1.5Kg)

산지별 거래물량(톤)



산지별 주출하 시군구



출하산지(개소)

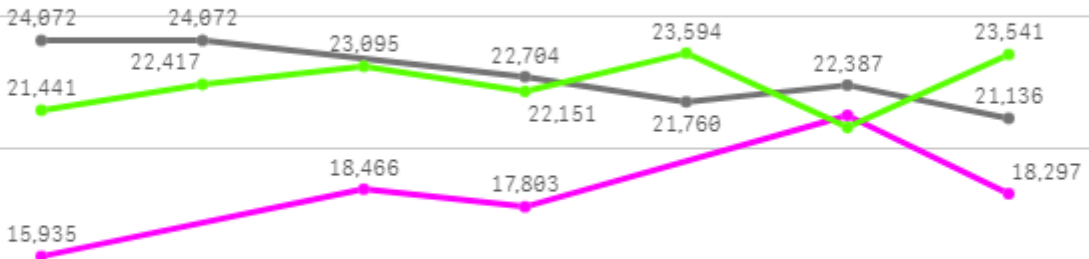
5

출하건수(천건)

0

주간 도매가격(원)

◆ 2025    ● 2024    ◆ 평년



03/01    03/02    03/03    03/04    03/05    03/06    03/07

구분	금주(A)	전주(B)	전월(C)	전년(D)	평년(E)	A/B	A/C	A/D	A/E
가격(원)	18,349	19,096	18,134	22,689	21,715	96.1%	101.2%	80.9%	84.5%

## □ 건세멸치(1.5Kg) 주간 가격

구분	Q	품종	Q	단량	Q	특	상	보통	하
2025-03-01		건세멸치		1.5Kg		-	15,935	10,621	6,846
2025-03-03		건세멸치		1.5Kg		-	18,466	12,604	7,255
2025-03-04		건세멸치		1.5Kg		-	17,803	10,095	6,029
2025-03-06		건세멸치		1.5Kg		-	21,246	18,777	12,334
2025-03-07		건세멸치		1.5Kg		-	18,297	15,309	10,593
평균						-	<b>18,349</b>	<b>13,481</b>	<b>8,611</b>