

---

2025년 가락시장

# 주요 품목 주간 거래동향

---

12월 2주차 주요 동향

[2025. 12.6. ~ 12.12.]



서울특별시농수산물공사

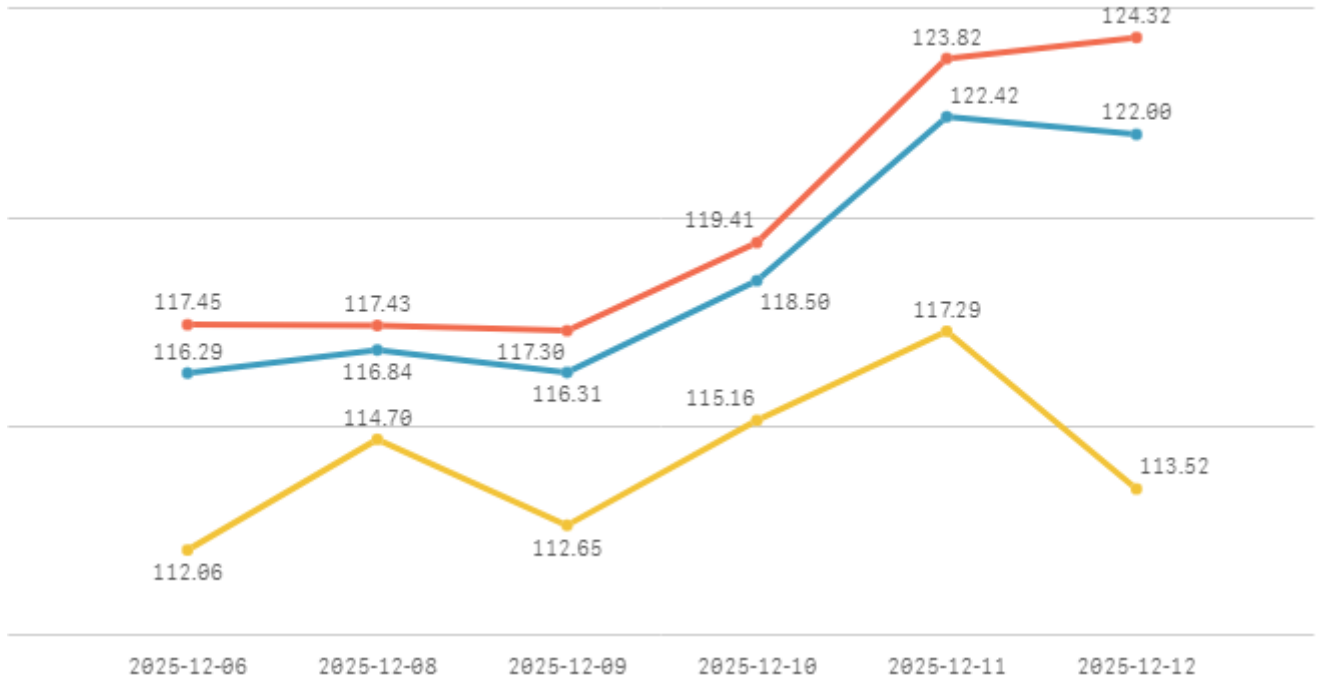
[데이터전략팀]

# 1. 주간 표준지수

※ 직전 5개년 평균가격을 지수 100으로 산정하여 100 이상일 경우 평년보다 상승, 100 이하일 경우 평년보다 하락

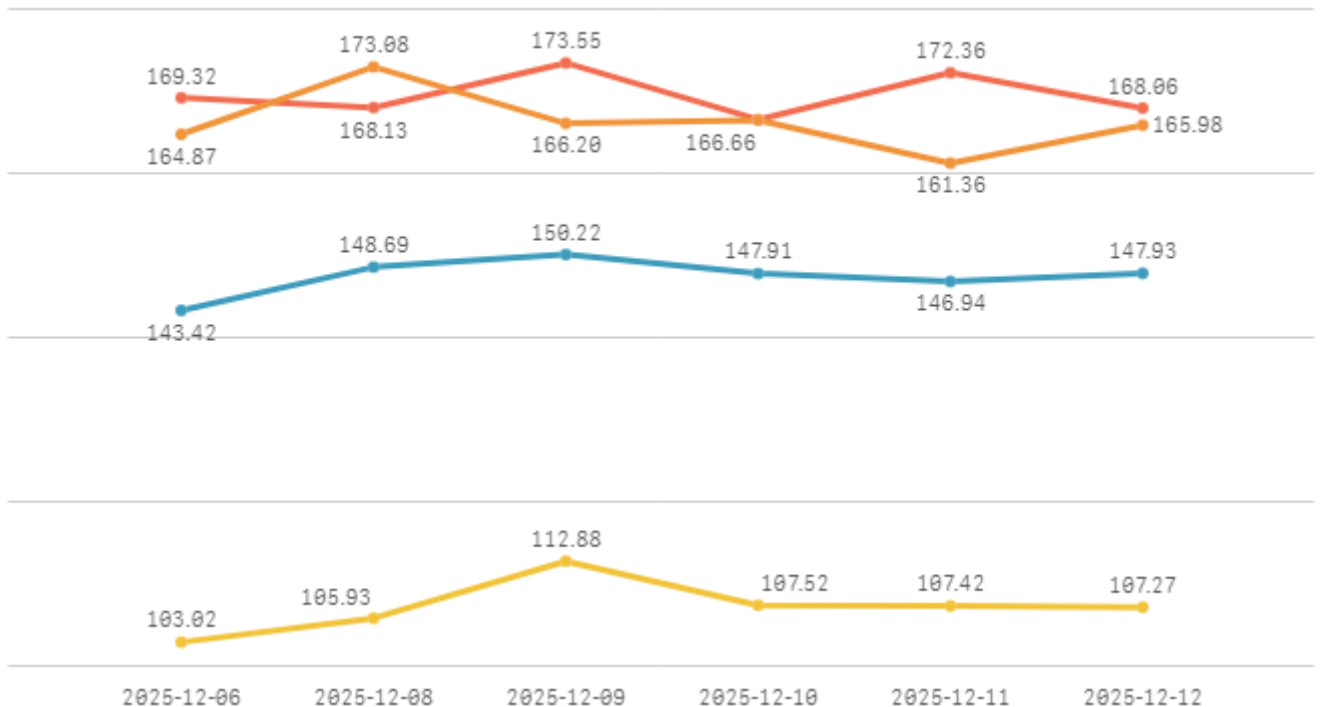
## □ 청과부류

합계    채소계    과일계



## □ 수산부류

합계    생선류    조개류    건어류



## 2. 12월 2주차 주요 품목 주간 거래동향

### 주요 품목(종) 주간동향 (12.06 ~ 12.12)

품종 단위	금주평균	전주평균	전월평균	전년평균	5년평균 가격	전주대비	전월대비	전년대비	5년평균 대비
(냉)고등어 수입(10키로상자)	82,645	71,218	69,340	46,999	47,706	16% ▲	19% ▲	76% ▲	73% ▲
(선)갈치(5키로상자)	152,308	143,635	161,758	125,955	129,185	6% ▲	-6% ▼	21% ▲	18% ▲
가지(8키로상자)	35,622	30,408	24,296	34,854	33,567	17% ▲	47% ▲	2% ▲	6% ▲
감 대봉시(10키로상자)	20,256	21,924	20,569	19,152	28,733	-8% ▼	-2% ▼	6% ▲	-30% ▼
감갈 은주(5키로상자)	17,570	16,396	15,437	15,408	13,228	7% ▲	14% ▲	14% ▲	33% ▲
감자 수미(햇)(20키로상자)	42,693	42,348	37,005	30,723	36,828	1% ▲	15% ▲	39% ▲	16% ▲
건세열치(1.5키로상자)	18,961	16,683	12,618	20,820	19,070	14% ▲	50% ▲	-9% ▼	-1% ▼
겉종합(10키로망대)	9,002	9,076	9,040	17,931	13,766	-1% ▼	-0% ▼	-50% ▼	-35% ▼
깐마늘 대서(20키로)	155,908	155,891	152,916	135,772	147,292	0% ▲	2% ▲	15% ▲	6% ▲
단감 부유(10키로상자)	33,559	33,906	27,684	30,263	36,554	-1% ▼	21% ▲	11% ▲	-8% ▼
당근(20키로상자)	27,846	23,402	17,802	65,138	35,231	19% ▲	56% ▲	-57% ▼	-21% ▼
대추방울토마토(3키로상자)	16,920	18,086	24,622	25,695	18,740	-6% ▼	-31% ▼	-34% ▼	-10% ▼
대파(일반)(1키로단)	2,284	2,240	1,791	2,155	2,044	2% ▲	28% ▲	6% ▲	12% ▲
딸기 설향(2키로상자)	36,829	38,864	53,957	39,779	36,513	-5% ▼	-32% ▼	-7% ▼	1% ▲
만감 황금향(3키로상자)	12,249	12,137	12,512	13,016	13,667	1% ▲	-2% ▼	-6% ▼	-10% ▼
무(20키로상자)	15,215	14,320	12,018	22,545	13,583	6% ▲	27% ▲	-33% ▼	12% ▲
물오징어(6키로상자)	127,738	71,000	65,570	158,176	115,108	80% ▲	95% ▲	-19% ▼	11% ▲
바나나 수입(13키로상자)	24,001	24,100	25,021	17,763	22,209	-0% ▼	-4% ▼	35% ▲	8% ▲
배 신고(15키로상자)	44,687	43,338	47,730	76,262	53,163	3% ▲	-6% ▼	-41% ▼	-16% ▼
배추(10키로망대)	10,125	11,687	10,176	9,206	7,488	-13% ▼	-0% ▼	10% ▲	35% ▲
배추얼갈이(4키로상자)	8,049	4,669	4,510	3,288	6,171	72% ▲	78% ▲	145% ▲	30% ▲
백다다기오이(100개)	67,203	68,533	53,675	69,650	65,482	-2% ▼	25% ▲	-4% ▼	3% ▲
부추(일반)(500그램단)	3,923	4,377	5,842	5,223	4,127	-10% ▼	-33% ▼	-25% ▼	-5% ▼
빨강 파프리카(5키로상자)	26,473	25,819	26,081	28,635	21,289	3% ▲	2% ▲	-8% ▼	24% ▲
사과 부사(10키로상자)	95,191	73,106	58,332	71,216	59,456	30% ▲	63% ▲	34% ▲	60% ▲
상추 포기잡(4키로상자)	12,026	11,429	14,897	11,715	13,365	5% ▲	-19% ▼	3% ▲	-10% ▼
새송이버섯(2키로상자)	9,410	7,672	6,557	6,354	7,686	23% ▲	44% ▲	48% ▲	22% ▲
시금치(4키로상자)	10,765	13,242	18,447	9,746	9,120	-19% ▼	-42% ▼	10% ▲	18% ▲
알배기배추(8키로상자)	18,030	17,139	18,752	14,840	14,421	5% ▲	-4% ▼	21% ▲	25% ▲
애호박(20개)	18,629	18,016	18,517	22,581	21,653	3% ▲	1% ▲	-17% ▼	-14% ▼
양배추(8키로망대)	6,390	8,033	4,943	10,259	5,910	-20% ▼	29% ▲	-38% ▼	8% ▲
양상추(일반)(12개)	23,990	36,847	65,793	32,800	25,199	-35% ▼	-64% ▼	-27% ▼	-5% ▼
양파(1키로)	1,052	1,011	1,039	1,176	1,127	4% ▲	1% ▲	-11% ▼	-7% ▼
열무(4키로상자)	14,790	10,258	8,952	6,840	10,137	44% ▲	65% ▲	116% ▲	46% ▲
오이맛고추(10키로상자)	33,959	32,334	53,937	37,446	37,122	5% ▲	-37% ▼	-9% ▼	-9% ▼
쪽파(10키로상자)	53,261	47,876	78,779	70,820	59,351	11% ▲	-32% ▼	-25% ▼	-10% ▼
청경채(4키로상자)	7,559	6,386	4,992	6,869	7,406	18% ▲	51% ▲	10% ▲	2% ▲
청양고추(10키로상자)	49,655	43,673	50,001	40,569	42,079	14% ▲	-1% ▼	22% ▲	18% ▲
토마토(5키로상자)	17,728	17,400	25,261	20,025	15,866	2% ▲	-30% ▼	-11% ▼	12% ▲
팽이버섯(5키로상자)	10,938	8,331	8,497	10,663	9,779	31% ▲	29% ▲	3% ▲	12% ▲
포도 샤인머스켓(2키로상자)	6,763	6,610	5,895	9,036	13,475	2% ▲	15% ▲	-25% ▼	-50% ▼
호박밥 고구마(10키로상자)	23,836	22,443	22,105	28,315	25,865	6% ▲	8% ▲	-16% ▼	-8% ▼

## □ 품종별 등락가격 비교(전주대비)

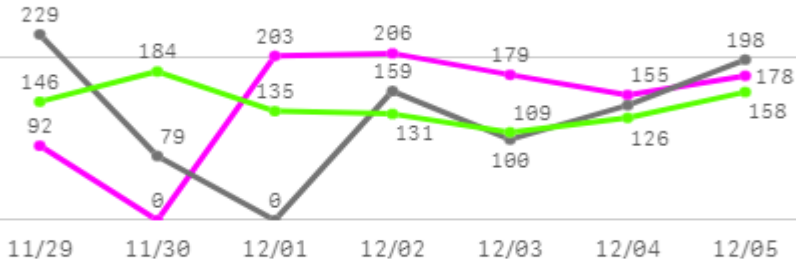
구분	품목(종)명
상승 품목(종)	(냉)고등어 수입(16%),(선)갈치(6%),가지(17%),감귤 은주(7%),건세멸치(14%),당근(19%),무(6%),물오징어(80%),배추얼갈이(72%),사과 부사(30%),상추 포기잡(5%),새송이버섯(23%),알배기배추(5%),열무(44%),오이맛고추(5%),쪽파(11%),청경채(18%),청양고추(14%),팽이버섯(31%),호박 밤 고구마(6%)
하락 품목(종)	감 대봉시(-8%),대추방울토마토(-6%),딸기 설향(-5%),배추(-13%),부추(일반)(-10%),시금치(-19%),양배추(-20%),양상추(일반)(-35%)
보합 품목(종)(+5%)	감자 수미(햇),겉홍합,깐마늘 대서,단감 부유,대파(일반),만감 황금향,바나나 수입,배 신고,백다다기오이,빨강 파프리카,애호박,양파,토마토,포도 샤인머스캣

# 3. 12월 2주차 품목(종)별 주간 거래동향

## 고구마

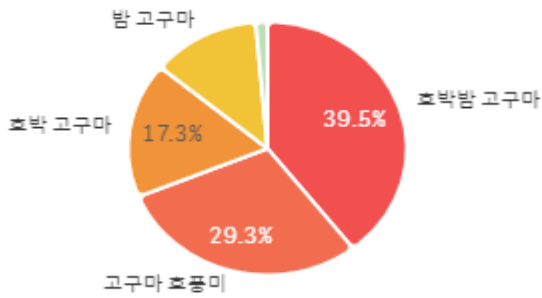
주간 반입량(톤)

◆ 2025    ● 2024    ▲ 평년

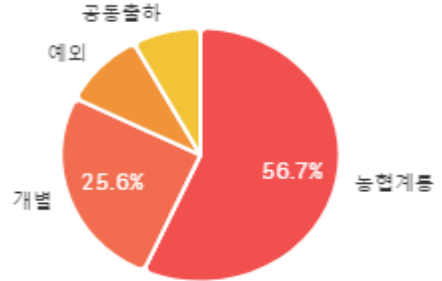


구분	금주(A)	전주(B)	전월(C)	전년(D)	평년(E)	A/B	A/C	A/D	A/E
물량(톤)	1,013	990	1,083	908	971	102.3%	93.5%	111.6%	104.3%

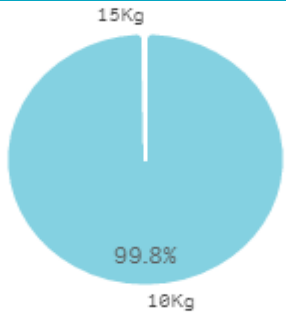
출하 품종별 거래물량 구성비



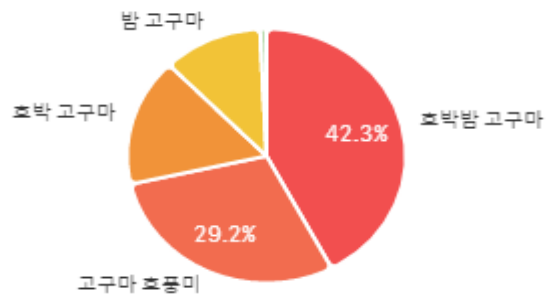
출하자별 거래물량 구성비



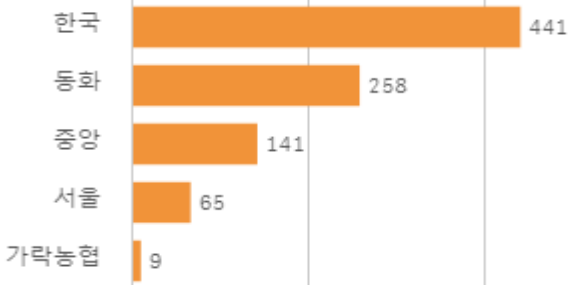
거래 단량별 물량 구성비



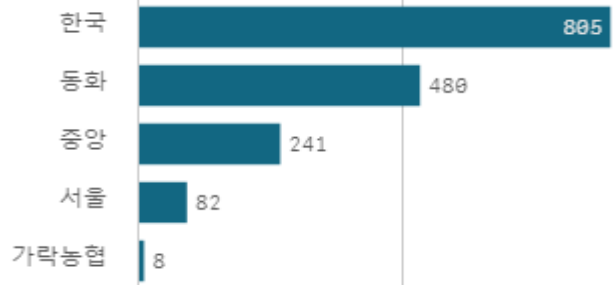
출하 품종별 거래금액 구성비



도매시장 법인별 거래물량(톤)

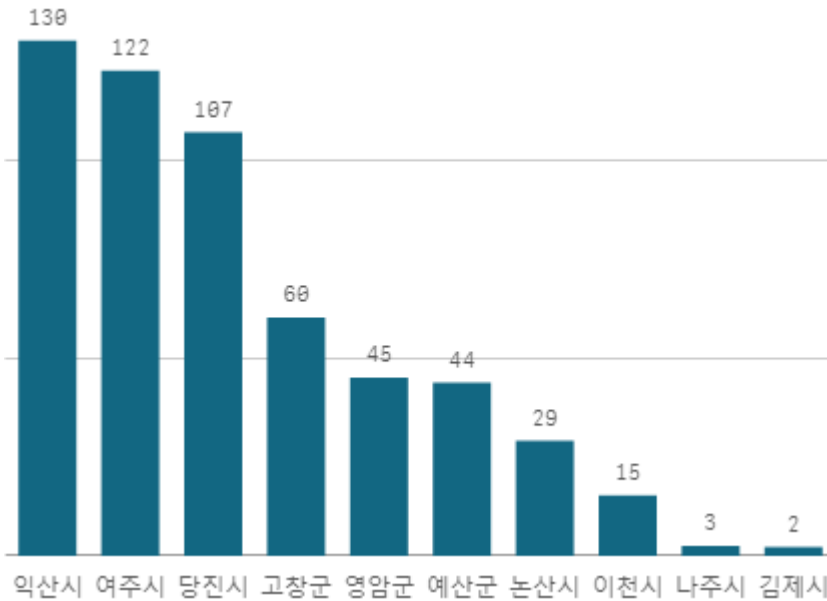


도매시장 법인별 거래금액(백만원)



# 호박밤 고구마(10Kg)

산지별 거래물량(톤)



출하산지(개소)

10

출하건수(천건)

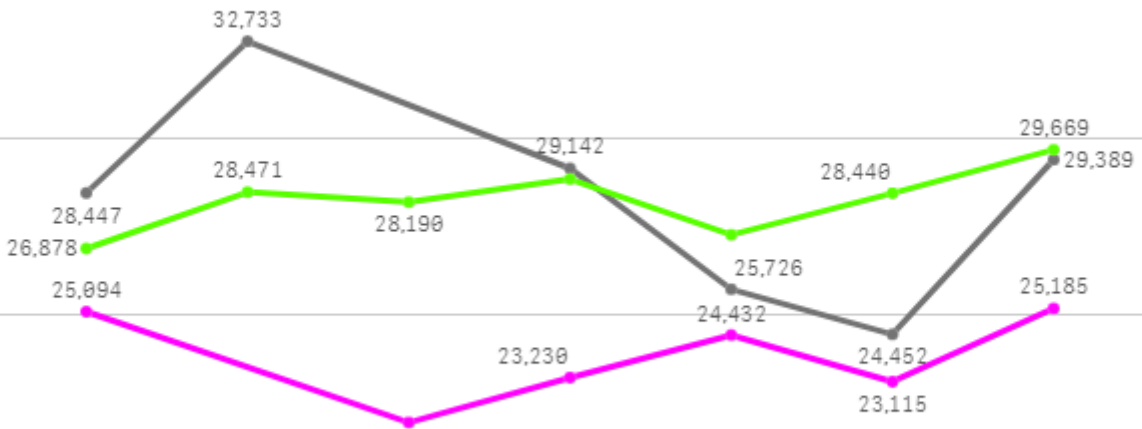
2

산지별 주출하 시군구



주간 도매가격(원)

◆ 2025    ● 2024    ◆ 평년



12/06    12/07    12/08    12/09    12/10    12/11    12/12

구분	금주(A)	전주(B)	전월(C)	전년(D)	평년(E)	A/B	A/C	A/D	A/E
가격(원)	23,836	22,443	22,105	28,315	25,865	106.2%	107.8%	84.2%	92.2%

※ 상품 가격 기준

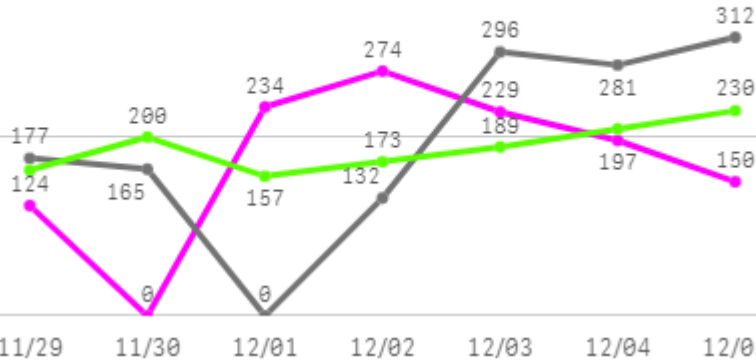
## □ 호박밤 고구마(10Kg) 주간 가격

구분	Q	품종	Q	단량	Q	특	상	보통	하
2025-11-29		호박밤 고구마		10Kg		23,213	21,340	15,950	9,452
2025-12-01		호박밤 고구마		10Kg		27,430	23,219	16,217	8,900
2025-12-02		호박밤 고구마		10Kg		27,616	22,891	16,039	8,563
2025-12-03		호박밤 고구마		10Kg		29,393	22,517	14,620	8,291
2025-12-04		호박밤 고구마		10Kg		28,929	22,887	14,748	7,292
2025-12-05		호박밤 고구마		10Kg		29,107	21,805	14,266	7,842
평균						<b>27,615</b>	<b>22,443</b>	<b>15,306</b>	<b>8,390</b>

# 감자

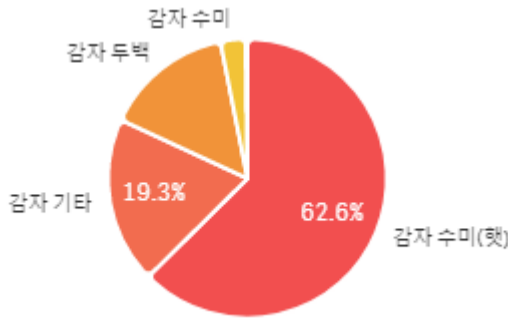
## 주간 반입량(톤)

◆ 2025    ● 2024    ▲ 평년

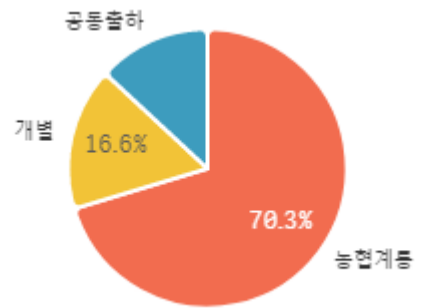


구분	금주(A)	전주(B)	전월(C)	전년(D)	평년(E)	A/B	A/C	A/D	A/E
물량(톤)	1,208	1,193	1,507	1,363	1,308	101.3%	80.2%	88.6%	92.4%

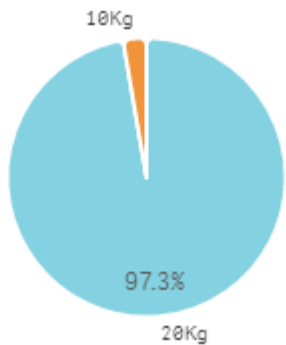
## 출하 품종별 거래물량 구성비



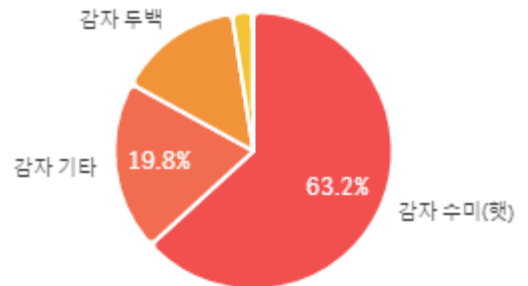
## 출하자별 거래물량 구성비



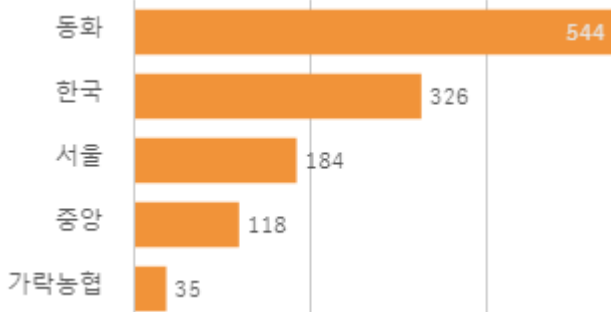
## 거래 단량별 물량 구성비



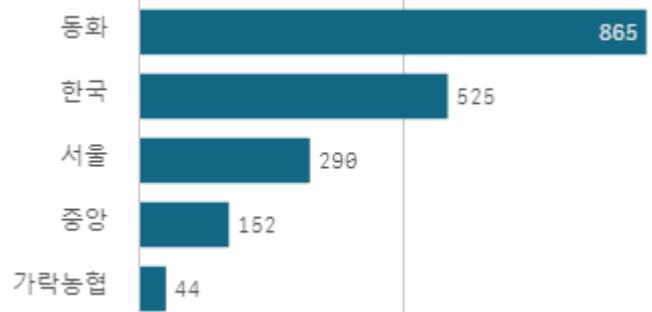
## 출하 품종별 거래금액 구성비



## 도매시장 법인별 거래물량(톤)

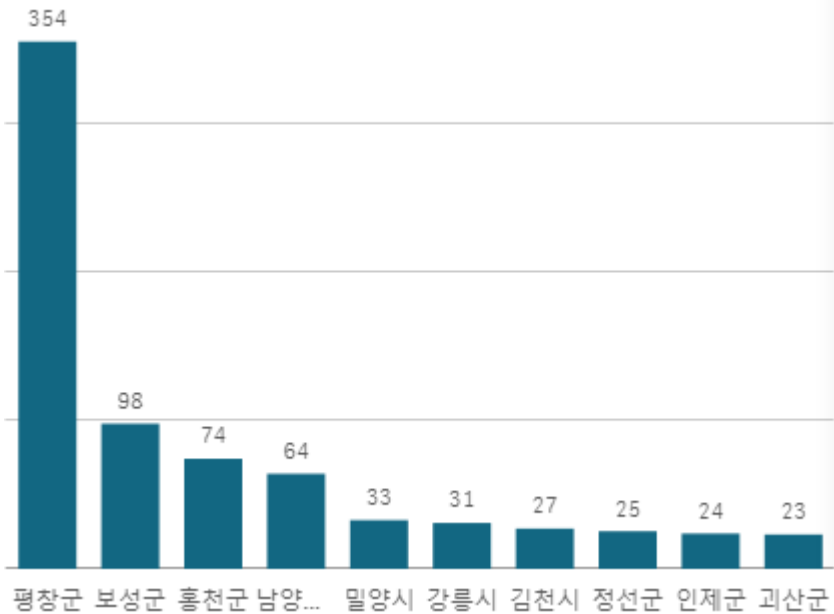


## 도매시장 법인별 거래금액(백만원)



# 감자 수미(햇) (20Kg)

산지별 거래물량(톤)



출하산지(개소)

19

출하건수(천건)

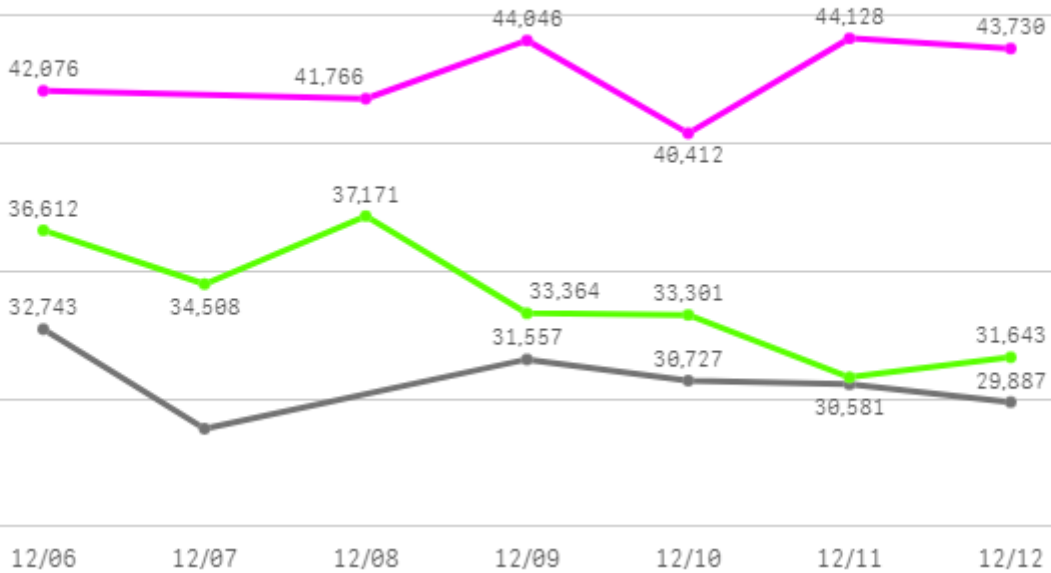
1

산지별 주출하 시군구



주간 도매가격(원)

◆ 2025    ● 2024    ◆ 평년



구분	금주(A)	전주(B)	전월(C)	전년(D)	평년(E)	A/B	A/C	A/D	A/E
가격(원)	42,693	42,348	37,005	30,723	36,828	100.8%	115.4%	139.0%	115.9%

※ 상품 가격 기준

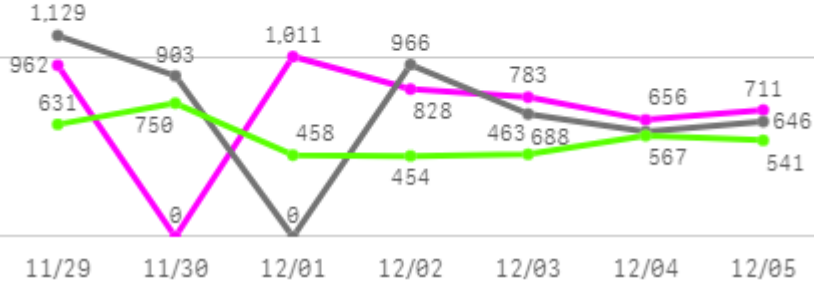
## □ 감자 수미(햇)(20Kg) 주간 가격

구분	Q	품종	Q	단량	Q	특	상	보통	하
2025-11-29		감자 수미(햇)		20Kg		50,105	44,469	30,614	13,813
2025-12-01		감자 수미(햇)		20Kg		50,958	44,796	33,778	17,317
2025-12-02		감자 수미(햇)		20Kg		48,545	42,410	31,970	15,679
2025-12-03		감자 수미(햇)		20Kg		45,779	41,442	30,362	15,406
2025-12-04		감자 수미(햇)		20Kg		46,549	40,659	29,463	13,738
2025-12-05		감자 수미(햇)		20Kg		46,000	40,310	29,264	15,792
평균						<b>47,989</b>	<b>42,348</b>	<b>30,909</b>	<b>15,291</b>

# 배추

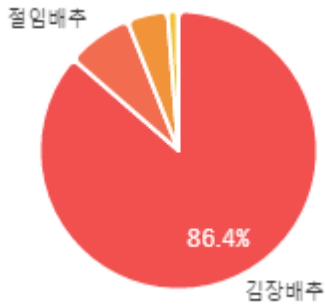
## 주간 반입량(톤)

◆ 2025    ● 2024    ▲ 평년

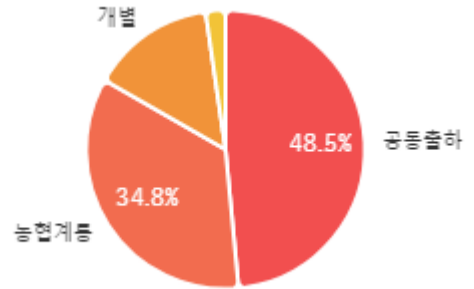


구분	금주(A)	전주(B)	전월(C)	전년(D)	평년(E)	A/B	A/C	A/D	A/E
물량(톤)	4,952	6,531	3,910	4,921	4,092	75.8%	126.6%	100.6%	121.0%

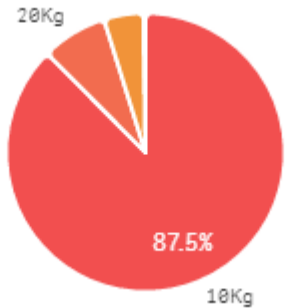
### 출하 품종별 거래물량 구성비



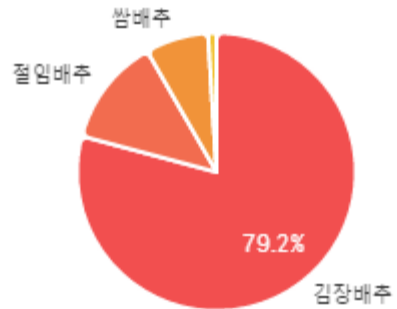
### 출하자별 거래물량 구성비



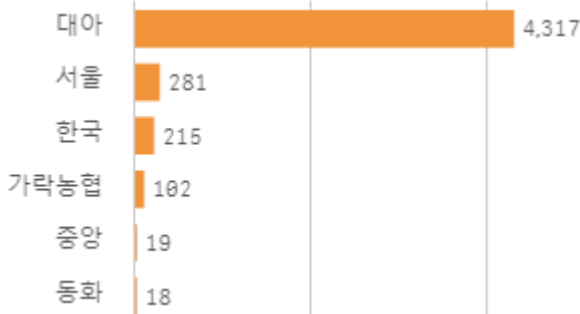
### 거래 단량별 물량 구성비



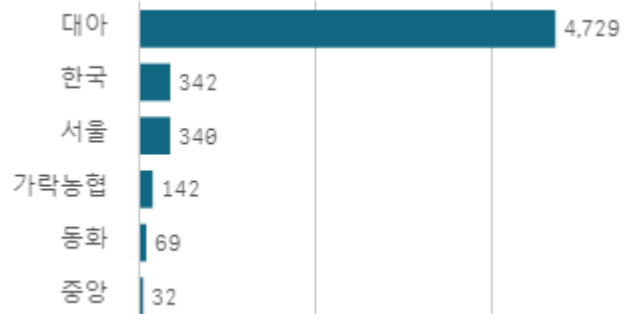
### 출하 품종별 거래금액 구성비



### 도매시장 법인별 거래물량(톤)

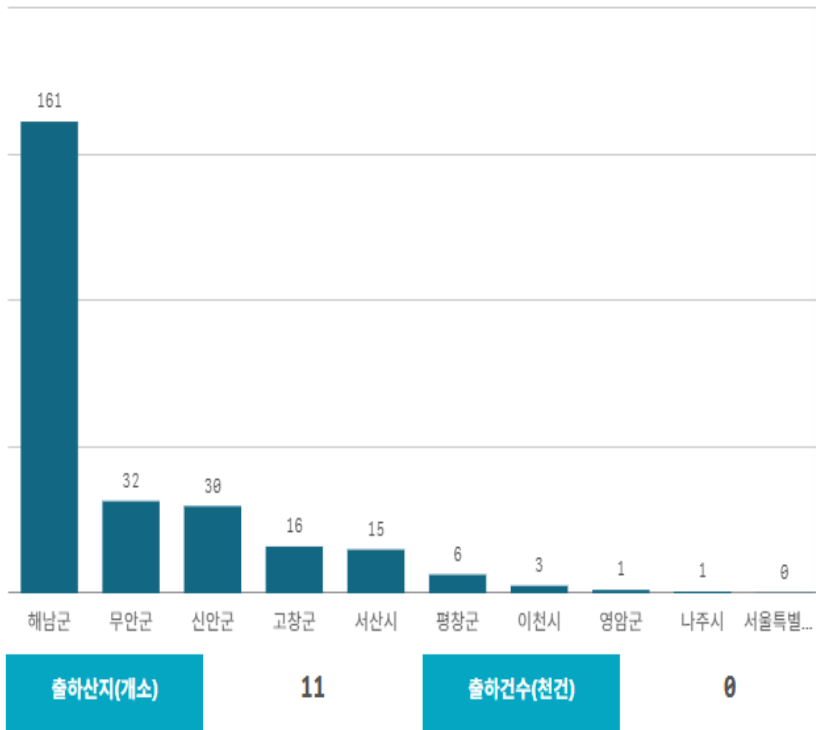


### 도매시장 법인별 거래금액(백만원)



# 배추(10Kg)

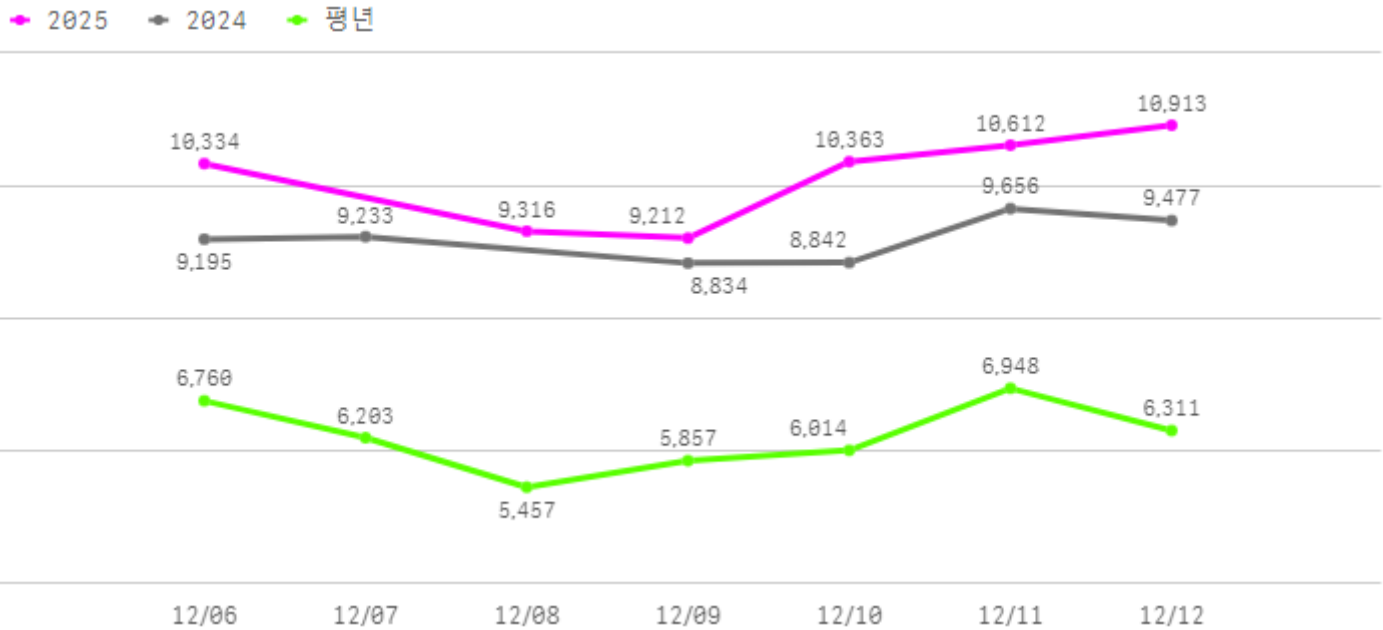
## 산지별 거래물량(톤)



## 산지별 주출하 시군구



## 주간 도매가격(원)



구분	금주(A)	전주(B)	전월(C)	전년(D)	평년(E)	A/B	A/C	A/D	A/E
가격(원)	10,125	11,687	10,176	9,206	7,488	86.6%	99.5%	110.0%	135.2%

※ 상품 가격 기준

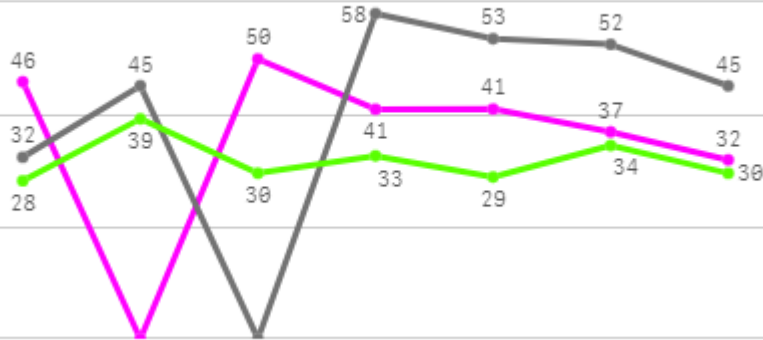
## □ 배추(10Kg) 주간 가격

구분	Q	품종	Q	단량	Q	특	상	보통	하
2025-11-29		배추		10Kg		14,120	11,931	10,064	7,573
2025-12-01		배추		10Kg		13,339	11,336	9,856	8,110
2025-12-02		배추		10Kg		13,477	11,742	9,939	8,312
2025-12-03		배추		10Kg		13,560	11,468	9,634	8,061
2025-12-04		배추		10Kg		13,690	11,953	10,531	8,355
2025-12-05		배추		10Kg		13,164	11,693	10,597	9,084
평균						<b>13,558</b>	<b>11,687</b>	<b>10,104</b>	<b>8,249</b>

# 배추얼갈이

## 주간 반입량(톤)

◆ 2025    ● 2024    ▲ 평년



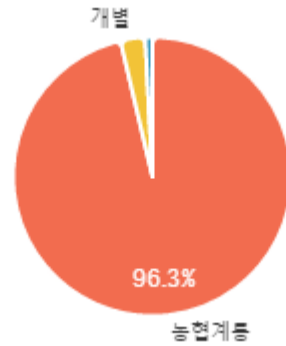
11/29    11/30    12/01    12/02    12/03    12/04    12/05

구분	금주(A)	전주(B)	전월(C)	전년(D)	평년(E)	A/B	A/C	A/D	A/E
물량(톤)	246	255	464	286	230	96.6%	53.1%	86.0%	107.3%

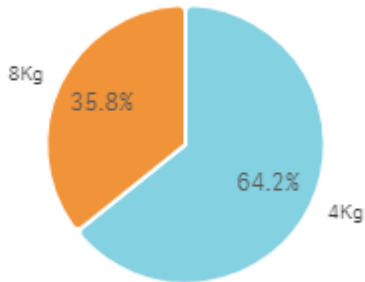
## 출하 품종별 거래물량 구성비



## 출하자별 거래물량 구성비



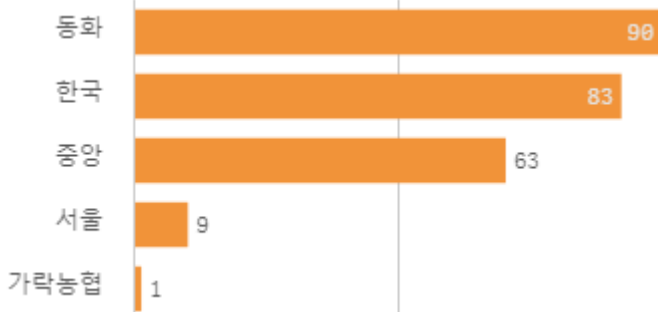
## 거래 단량별 물량 구성비



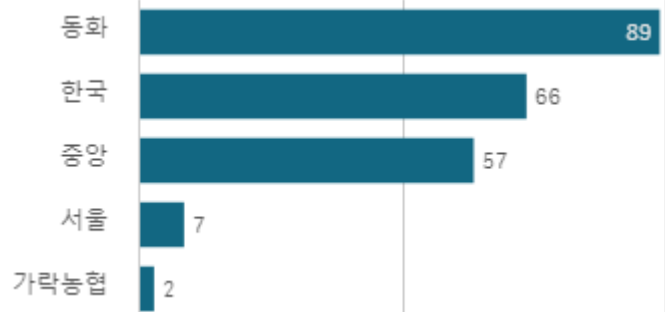
## 출하 품종별 거래금액 구성비



## 도매시장 법인별 거래물량(톤)

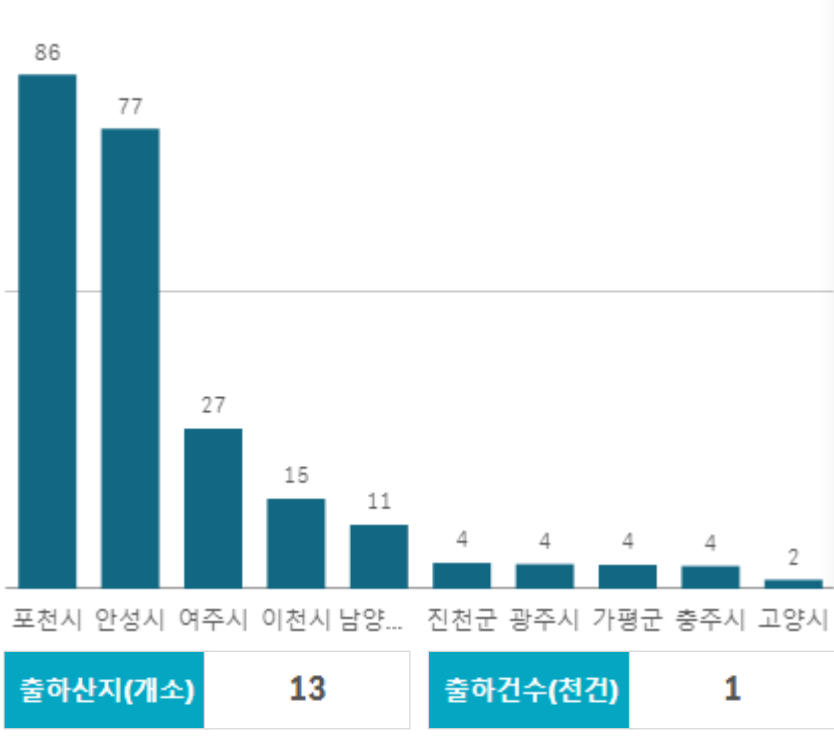


## 도매시장 법인별 거래금액(백만원)



# 배추얼갈이(4Kg)

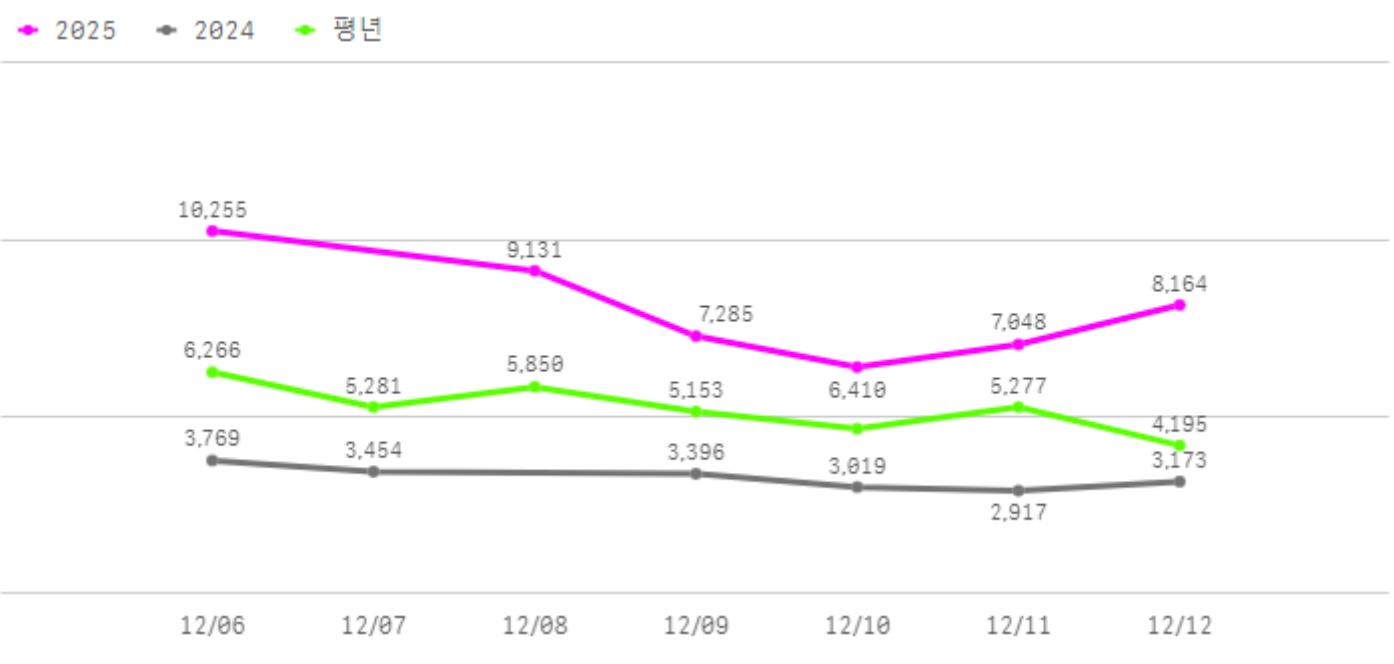
산지별 거래물량(톤)



산지별 주출하 시군구



주간 도매가격(원)



구분	금주(A)	전주(B)	전월(C)	전년(D)	평년(E)	A/B	A/C	A/D	A/E
가격(원)	8,049	4,669	4,510	3,288	6,171	172.4%	178.5%	244.8%	130.4%

※ 상품 가격 기준

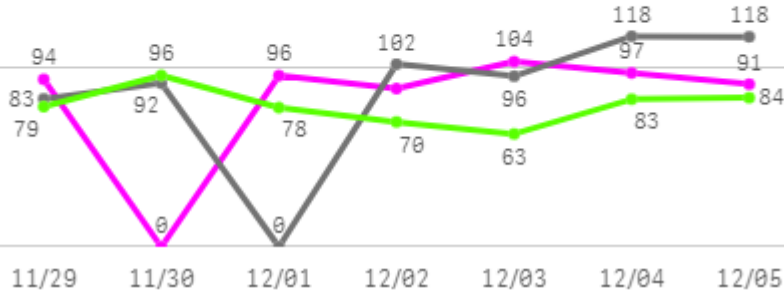
## □ 배추얼갈이(4Kg) 주간 가격

구분	Q	품종	Q	단량	Q	특	상	보통	하
2025-12-06		배추얼갈이		4Kg		-	10,255	6,779	4,703
2025-12-08		배추얼갈이		4Kg		-	9,131	7,403	6,601
2025-12-09		배추얼갈이		4Kg		-	7,285	6,137	4,539
2025-12-10		배추얼갈이		4Kg		-	6,410	5,464	4,325
2025-12-11		배추얼갈이		4Kg		-	7,048	5,810	4,773
2025-12-12		배추얼갈이		4Kg		-	8,164	7,083	5,820
평균						-	<b>8,049</b>	<b>6,446</b>	<b>5,127</b>

# 알배기배추

## 주간 반입량(톤)

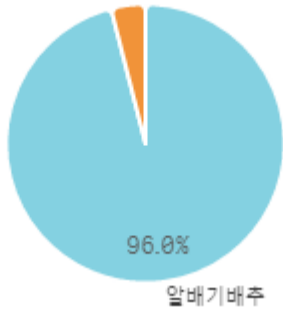
◆ 2025    ● 2024    ▲ 평년



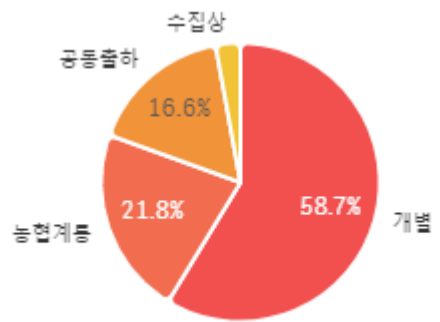
구분	금주(A)	전주(B)	전월(C)	전년(D)	평년(E)	A/B	A/C	A/D	A/E
물량(톤)	571	638	815	609	547	89.5%	70.1%	93.9%	104.4%

### 출하 품종별 거래물량 구성비

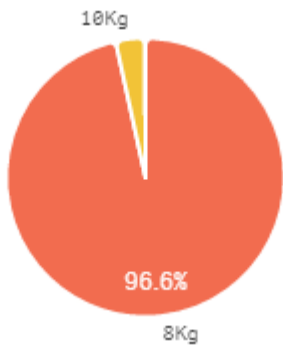
알배기배추(수입)



### 출하자별 거래물량 구성비

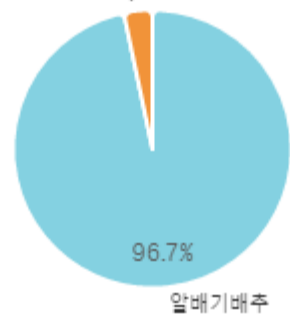


### 거래 단량별 물량 구성비

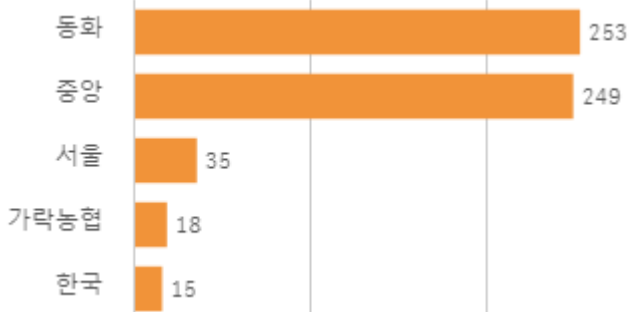


### 출하 품종별 거래금액 구성비

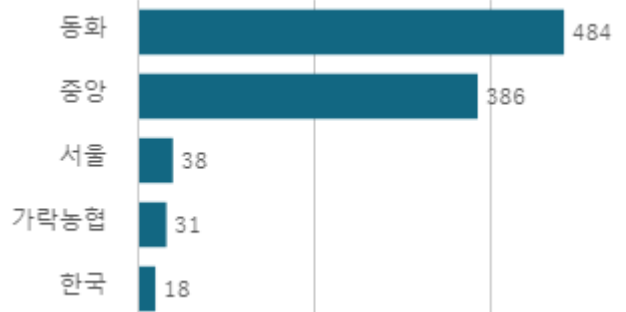
알배기배추(수입)



### 도매시장 법인별 거래물량(톤)

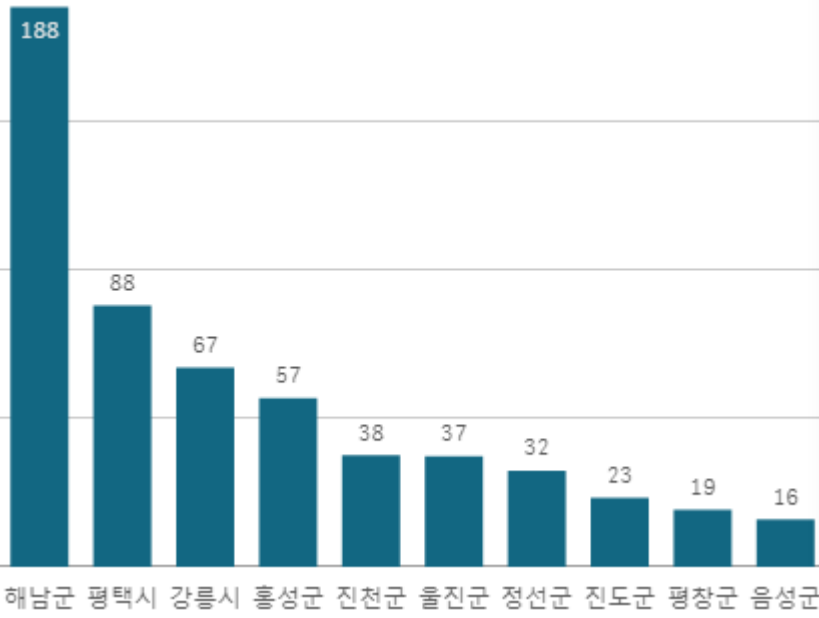


### 도매시장 법인별 거래금액(백만원)



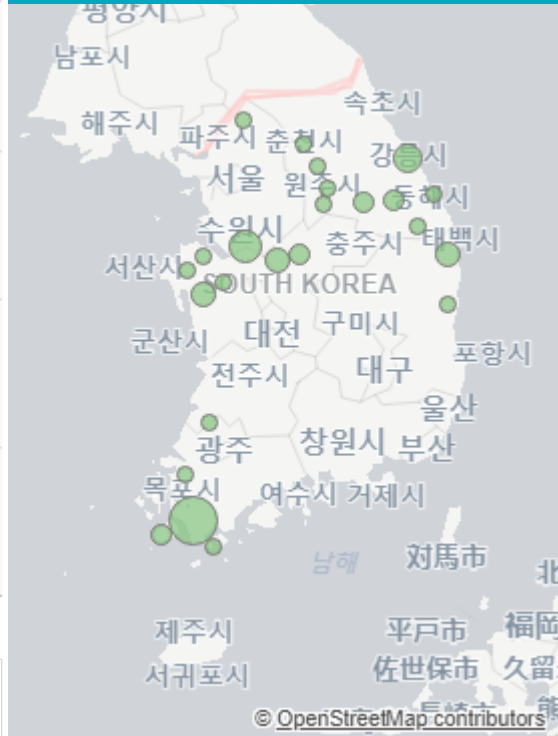
# 알배기배추(8Kg)

산지별 거래물량(톤)



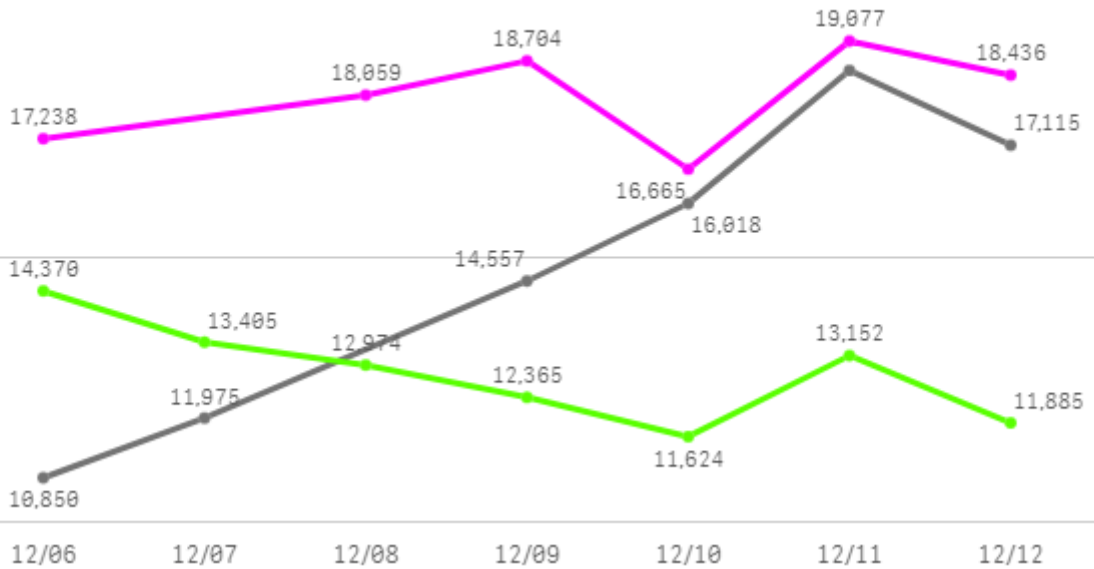
출하산지(개소) **25**      출하건수(천건) **1**

산지별 주출하 시군구



주간 도매가격(원)

◆ 2025    ● 2024    ◆ 평년



구분	금주(A)	전주(B)	전월(C)	전년(D)	평년(E)	A/B	A/C	A/D	A/E
가격(원)	18,030	17,139	18,752	14,840	14,421	105.2%	96.1%	121.5%	125.0%

※ 상품 가격 기준

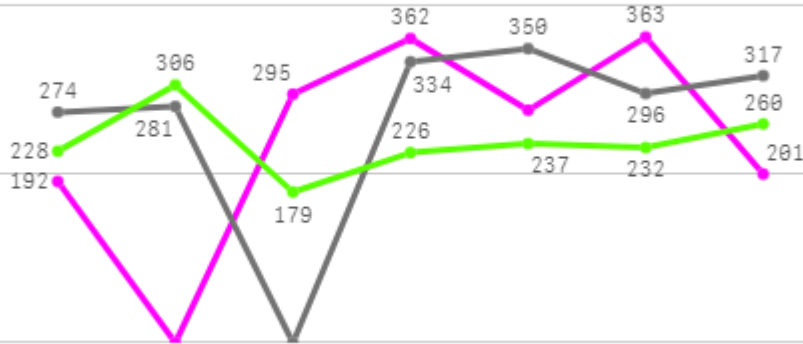
## □ 알배기배추(8Kg) 주간 가격

구분	Q	품종	Q	단량	Q	특	상	보통	하
2025-12-06		알배기배추		8Kg		23,154	17,238	11,327	7,102
2025-12-08		알배기배추		8Kg		22,303	18,059	11,902	7,032
2025-12-09		알배기배추		8Kg		27,089	18,704	11,579	6,509
2025-12-10		알배기배추		8Kg		24,280	16,665	10,921	6,619
2025-12-11		알배기배추		8Kg		23,964	19,077	11,712	6,868
2025-12-12		알배기배추		8Kg		25,253	18,436	12,097	6,741
평균						<b>24,341</b>	<b>18,030</b>	<b>11,590</b>	<b>6,812</b>

# 양배추

## 주간 반입량(톤)

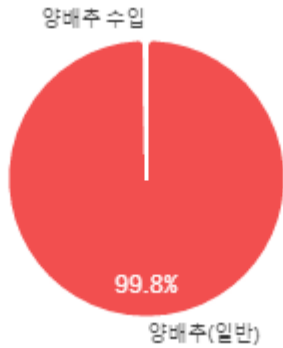
◆ 2025    ● 2024    ▲ 평년



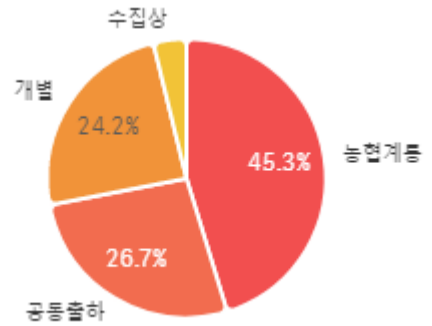
11/29    11/30    12/01    12/02    12/03    12/04    12/05

구분	금주(A)	전주(B)	전월(C)	전년(D)	평년(E)	A/B	A/C	A/D	A/E
물량(톤)	1,689	1,918	2,320	1,852	1,593	88.1%	72.8%	91.2%	106.0%

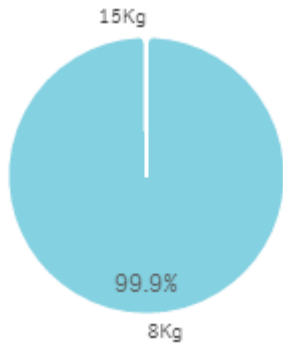
## 출하 품종별 거래물량 구성비



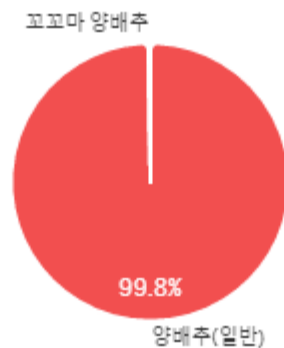
## 출하자별 거래물량 구성비



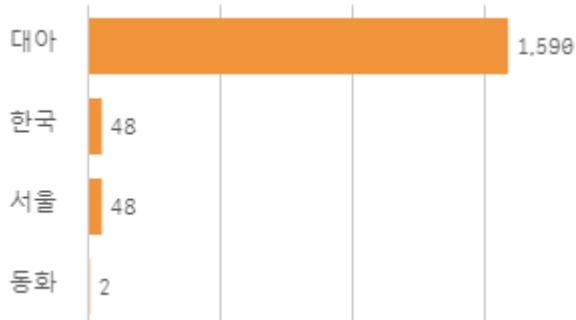
## 거래 단량별 물량 구성비




## 출하 품종별 거래금액 구성비



## 도매시장 법인별 거래물량(톤)

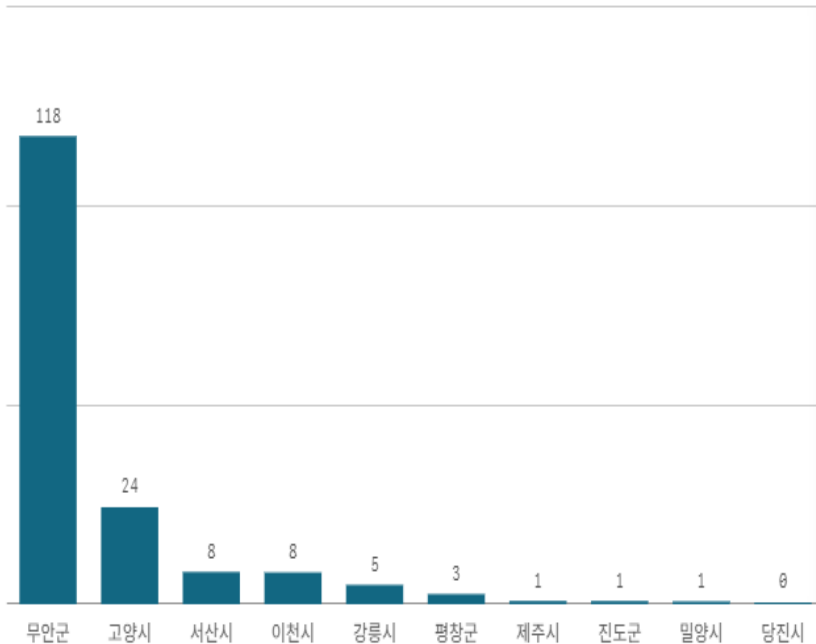


## 도매시장 법인별 거래금액(백만원)



# 양배추(8Kg)

산지별 거래물량(톤)



출하산지(개소)

11

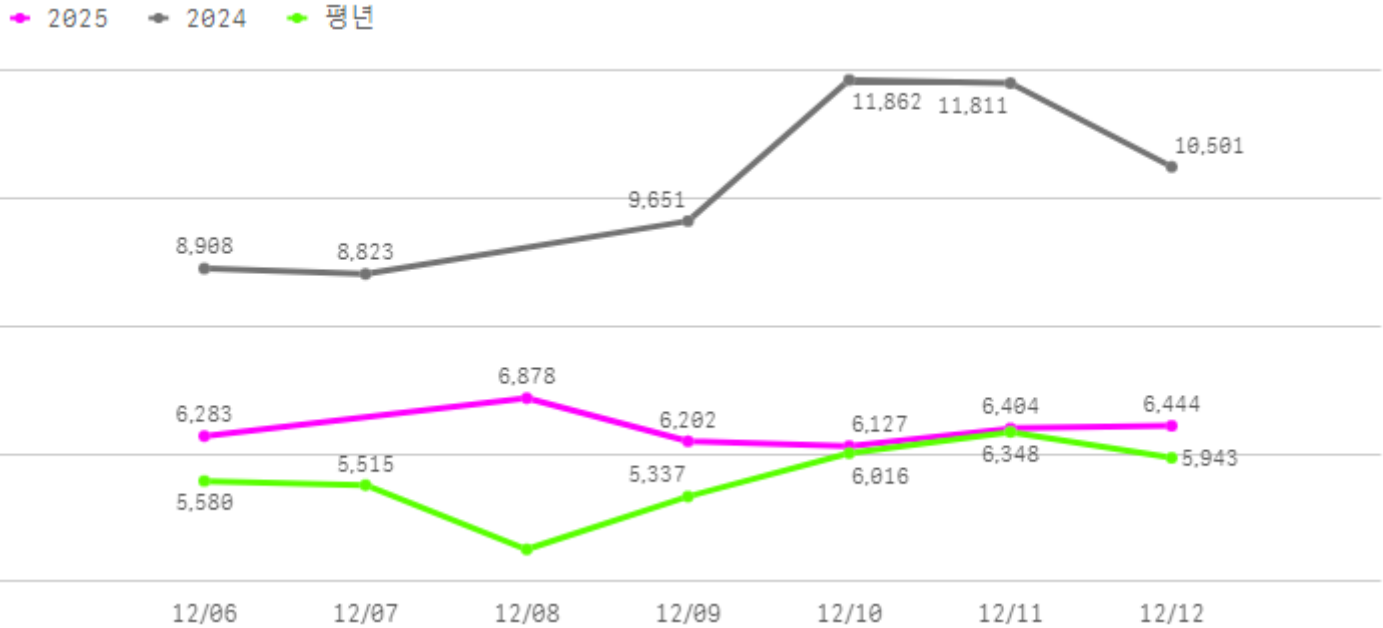
출하건수(천건)

0

산지별 주출하 시군구



주간 도매가격(원)



구분	금주(A)	전주(B)	전월(C)	전년(D)	평년(E)	A/B	A/C	A/D	A/E
가격(원)	6,390	8,033	4,943	10,259	5,910	79.5%	129.3%	62.3%	108.1%

※ 상품 가격 기준

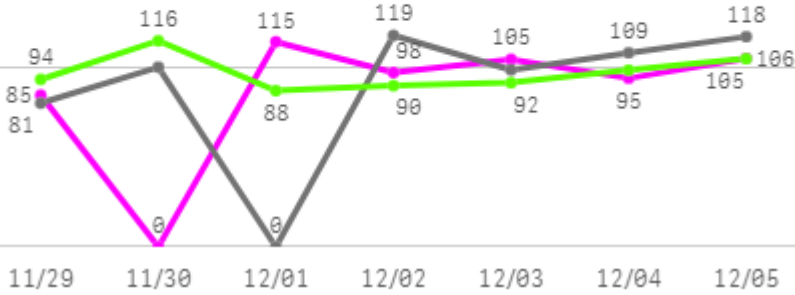
## □ 양배추(8Kg) 주간 가격

구분	Q	품종	Q	단량	Q	특	상	보통	하
2025-11-29		양배추		8Kg		14,785	8,954	4,957	2,045
2025-12-01		양배추		8Kg		14,335	8,644	5,010	2,440
2025-12-02		양배추		8Kg		13,774	8,287	3,905	1,580
2025-12-03		양배추		8Kg		12,648	8,896	4,946	2,474
2025-12-04		양배추		8Kg		9,735	6,666	4,109	1,954
2025-12-05		양배추		8Kg		8,573	6,751	4,943	2,573
평균						<b>12,308</b>	<b>8,033</b>	<b>4,645</b>	<b>2,178</b>

# 시금치

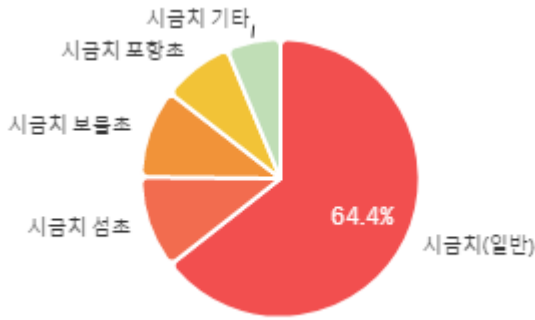
## 주간 반입량(톤)

◆ 2025    ● 2024    ▲ 평년

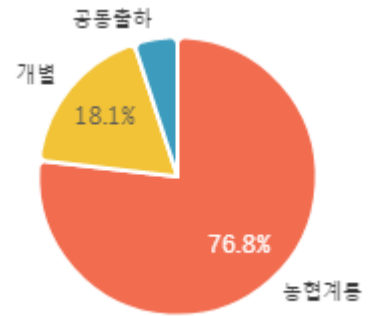


구분	금주(A)	전주(B)	전월(C)	전년(D)	평년(E)	A/B	A/C	A/D	A/E
물량(톤)	603	578	339	626	661	104.4%	177.8%	96.4%	91.2%

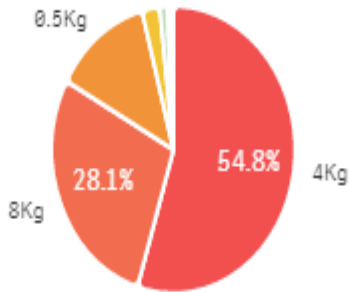
### 출하 품종별 거래물량 구성비



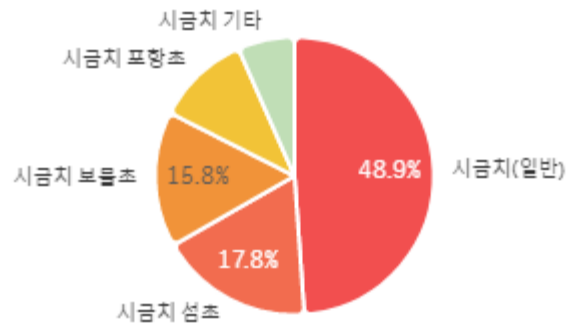
### 출하자별 거래물량 구성비



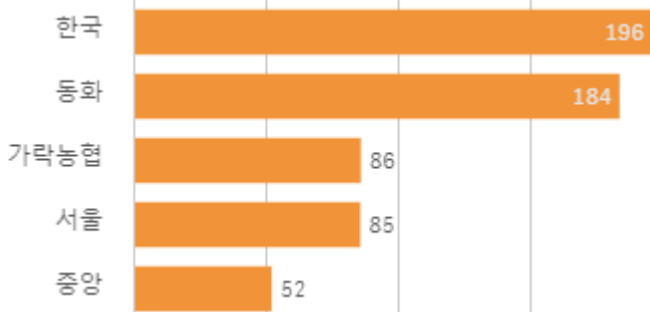
### 거래 단량별 물량 구성비



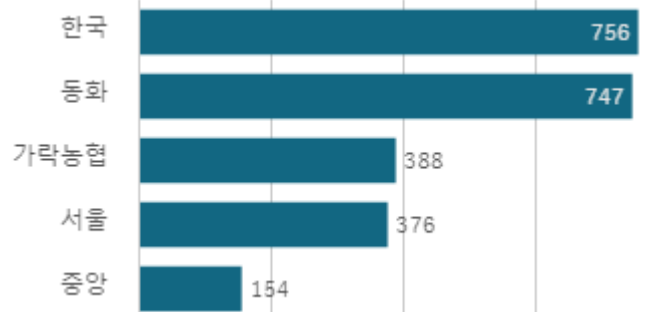
### 출하 품종별 거래금액 구성비



### 도매시장 법인별 거래물량(톤)

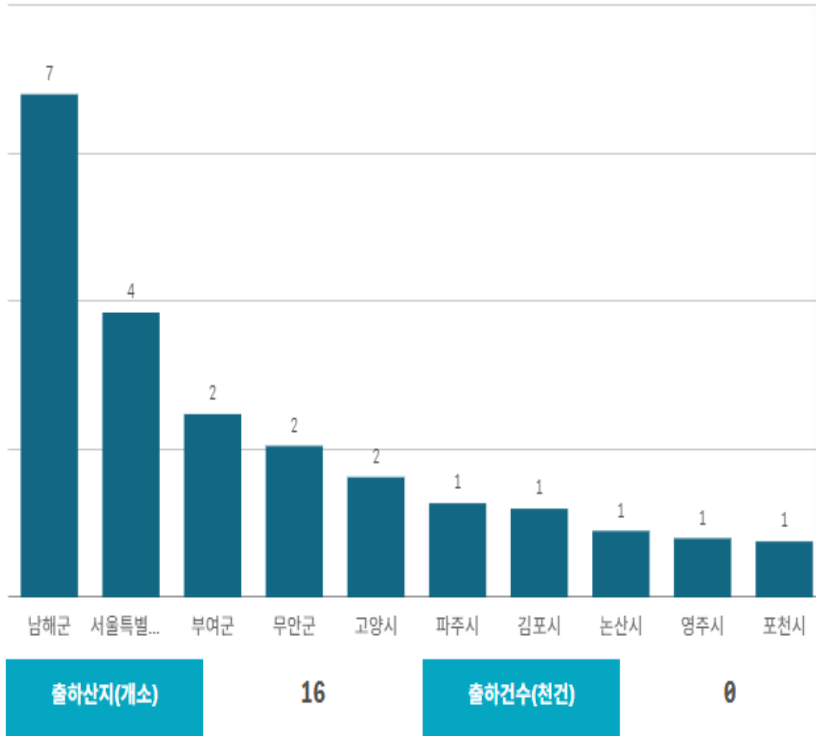


### 도매시장 법인별 거래금액(백만원)



# 시금치(4Kg)

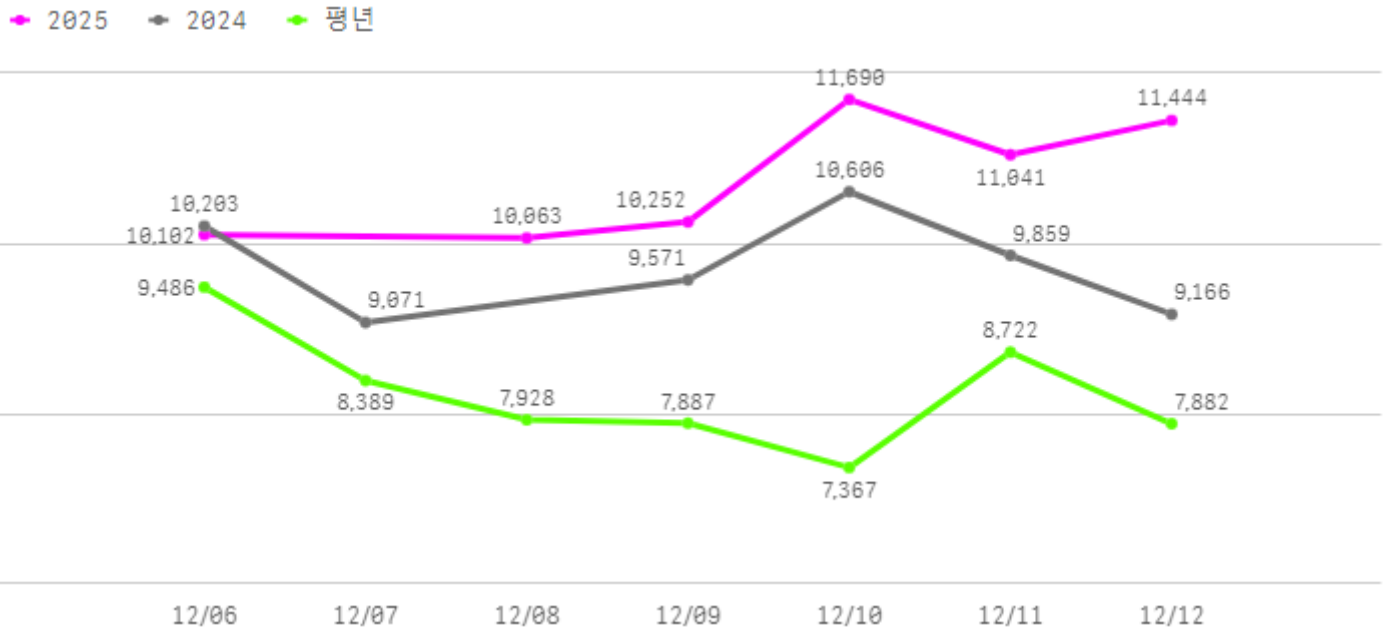
산지별 거래물량(톤)



산지별 주출하 시군구



주간 도매가격(원)



구분	금주(A)	전주(B)	전월(C)	전년(D)	평년(E)	A/B	A/C	A/D	A/E
가격(원)	10,765	13,242	18,447	9,746	9,120	81.3%	58.4%	110.5%	118.0%

※ 상품 가격 기준

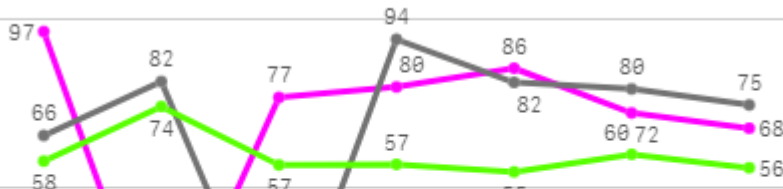
## □ 시금치(4Kg) 주간 가격

구분	Q	품종	Q	단량	Q	특	상	보통	하
2025-11-29		시금치		4Kg		16,410	13,899	8,208	6,441
2025-12-01		시금치		4Kg		16,586	14,598	10,273	7,526
2025-12-02		시금치		4Kg		14,544	13,307	10,694	8,563
2025-12-03		시금치		4Kg		15,194	12,893	10,981	8,963
2025-12-04		시금치		4Kg		15,860	13,419	11,087	9,041
2025-12-05		시금치		4Kg		14,476	11,333	10,111	9,224
평균						<b>15,512</b>	<b>13,242</b>	<b>10,226</b>	<b>8,293</b>

# 상추

## 주간 반입량(톤)

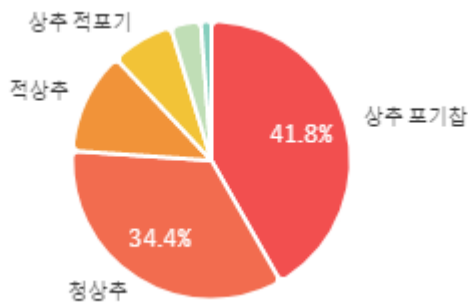
◆ 2025    ● 2024    ▲ 평년



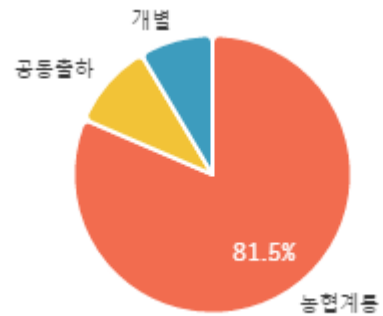
11/29    11/30    12/01    12/02    12/03    12/04    12/05

구분	금주(A)	전주(B)	전월(C)	전년(D)	평년(E)	A/B	A/C	A/D	A/E
물량(톤)	480	477	533	478	437	100.5%	90.1%	100.4%	109.8%

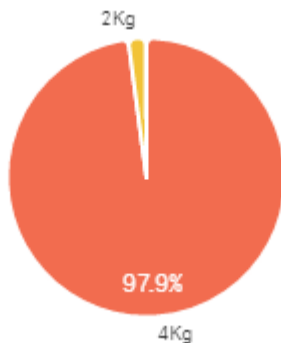
## 출하 품종별 거래물량 구성비



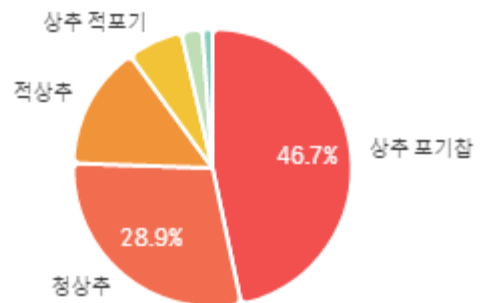
## 출하자별 거래물량 구성비



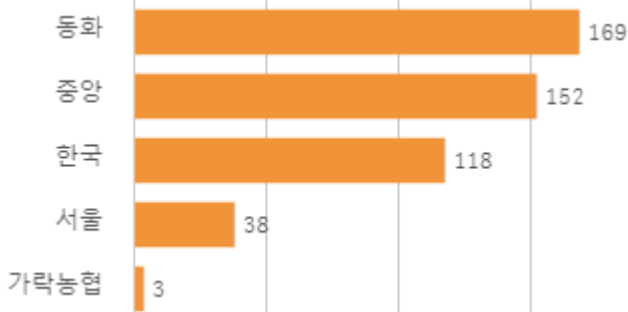
## 거래 단량별 물량 구성비



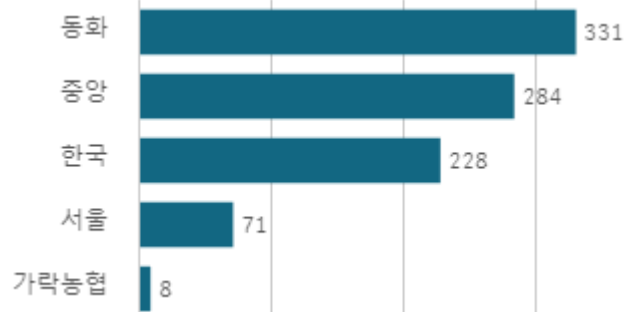
## 출하 품종별 거래금액 구성비



## 도매시장 법인별 거래물량(톤)

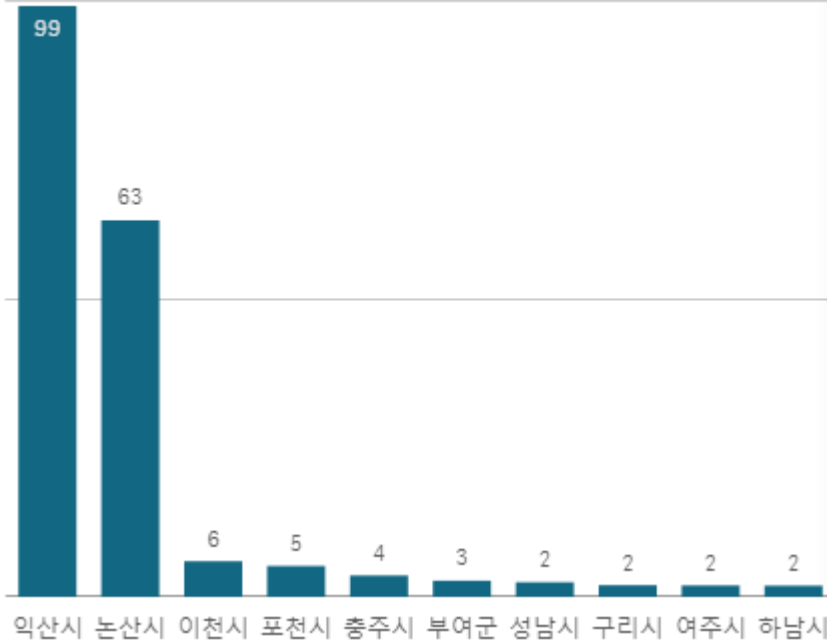


## 도매시장 법인별 거래금액(백만원)



# 상추 포기잡(4Kg)

산지별 거래물량(톤)



출하산지(개소)

21

출하건수(천건)

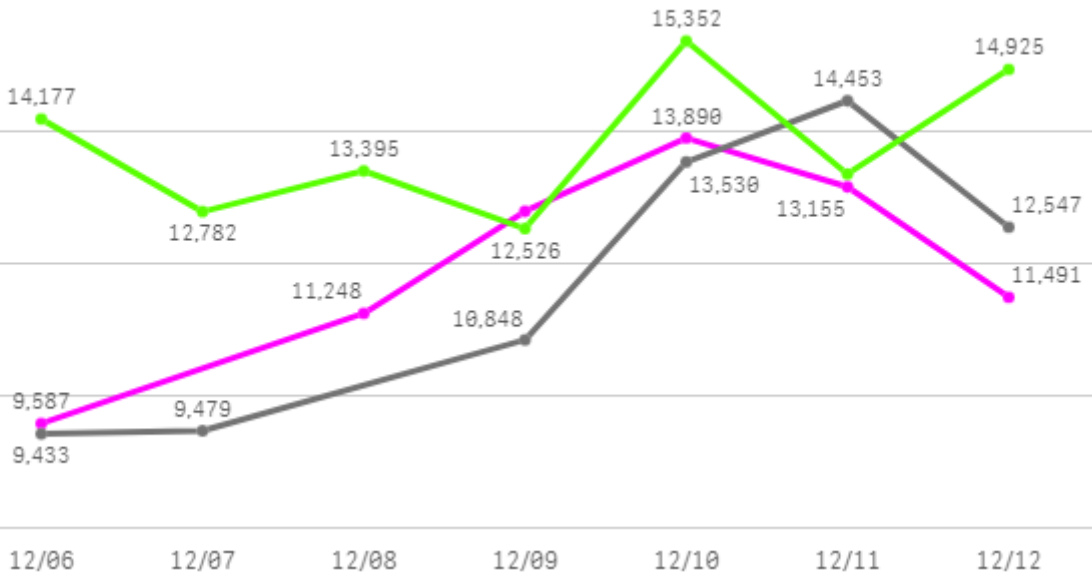
1

산지별 주출하 시군구



주간 도매가격(원)

◆ 2025    ● 2024    ◆ 평년



구분	금주(A)	전주(B)	전월(C)	전년(D)	평년(E)	A/B	A/C	A/D	A/E
가격(원)	12,026	11,429	14,897	11,715	13,365	105.2%	80.7%	102.7%	90.0%

※ 상품 가격 기준

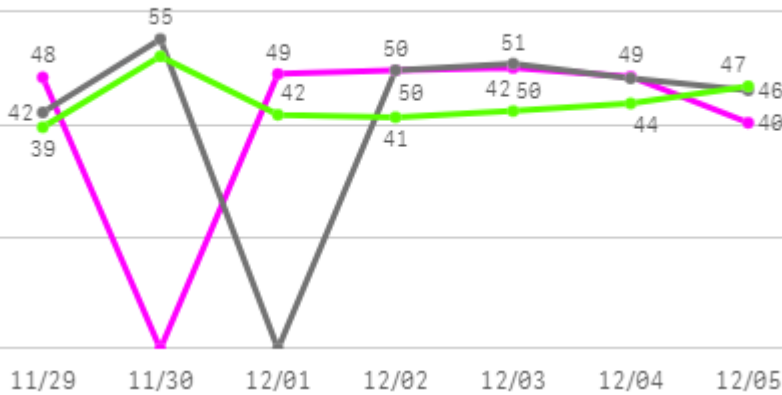
## □ 상추 포기잡(4Kg) 주간 가격

구분	Q	품종	Q	단량	Q	특	상	보통	하
2025-11-29		상추 포기잡		4Kg		-	9,511	6,690	4,797
2025-12-01		상추 포기잡		4Kg		-	12,180	9,856	7,413
2025-12-02		상추 포기잡		4Kg		-	14,698	12,903	10,105
2025-12-03		상추 포기잡		4Kg		-	13,100	10,390	8,465
2025-12-04		상추 포기잡		4Kg		-	9,876	7,250	5,395
2025-12-05		상추 포기잡		4Kg		-	9,206	7,352	5,301
평균						-	<b>11,429</b>	<b>9,074</b>	<b>6,913</b>

# 부추

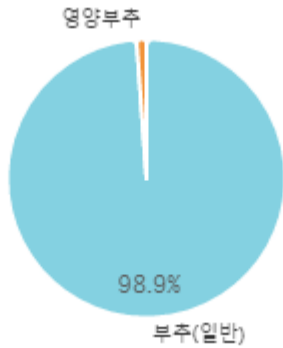
## 주간 반입량(톤)

◆ 2025    ● 2024    ▲ 평년

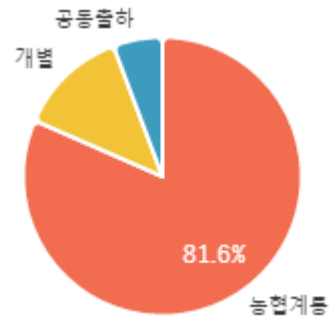


구분	금주(A)	전주(B)	전월(C)	전년(D)	평년(E)	A/B	A/C	A/D	A/E
물량(톤)	286	309	331	292	295	92.4%	86.4%	97.9%	96.8%

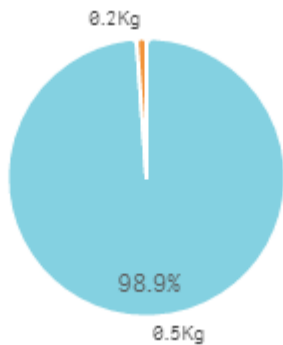
## 출하 품종별 거래물량 구성비



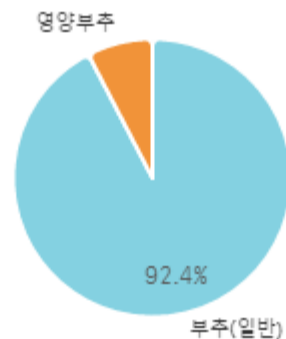
## 출하자별 거래물량 구성비



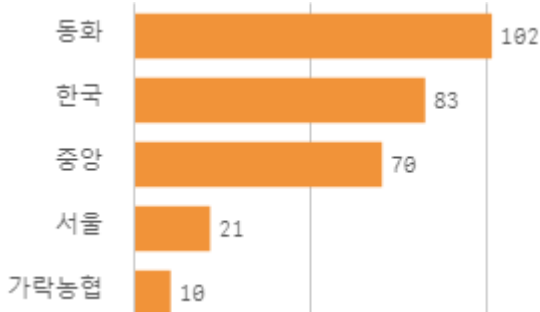
## 거래 단량별 물량 구성비



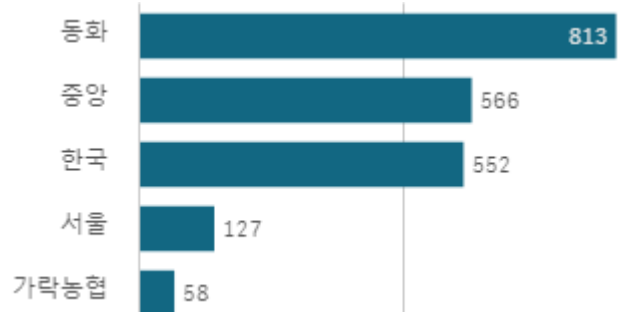
## 출하 품종별 거래금액 구성비



## 도매시장 법인별 거래물량(톤)

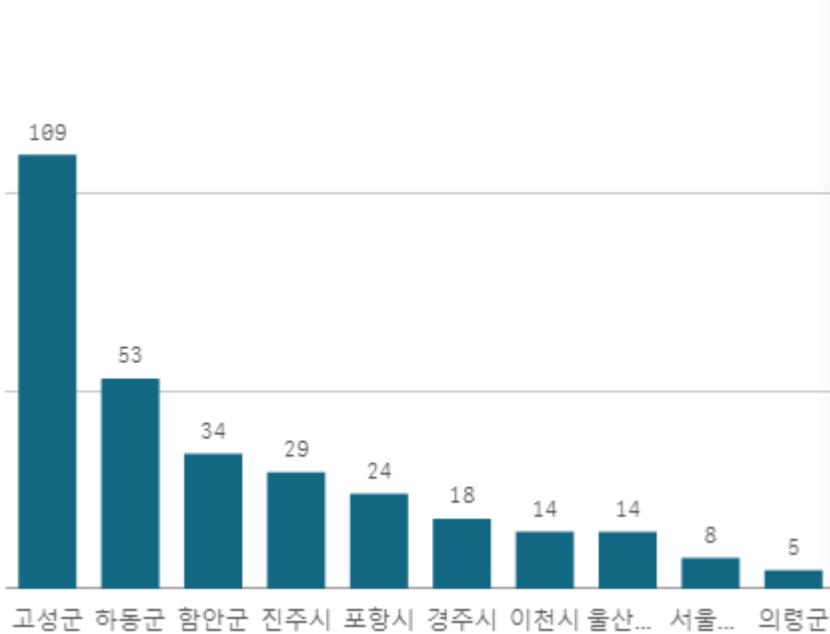


## 도매시장 법인별 거래금액(백만원)



# 부추(일반) (0.5Kg)

산지별 거래물량(톤)



출하산지(개소)

18

출하건수(천건)

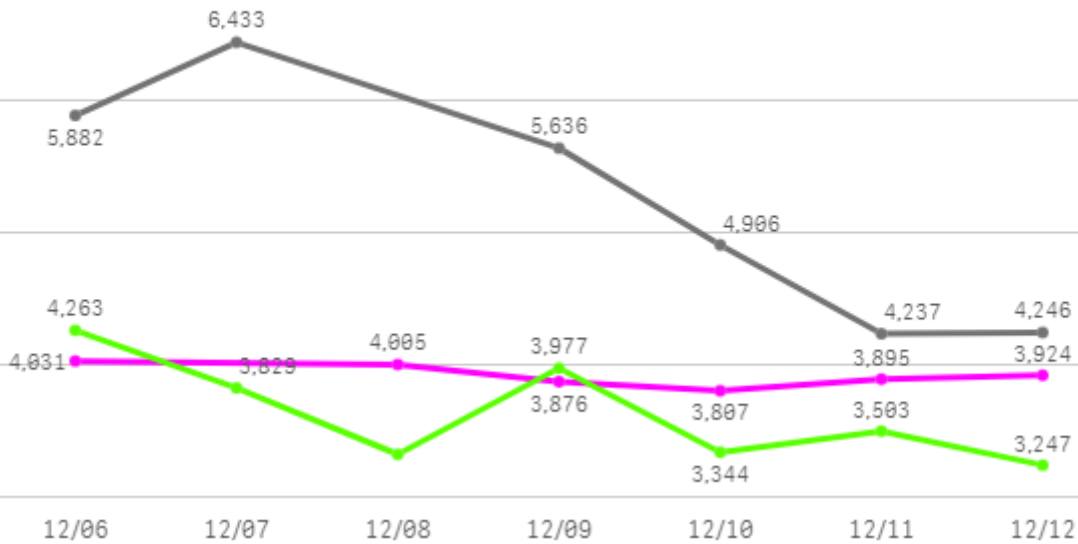
2

산지별 주출하 시군구



주간 도매가격(원)

◆ 2025    ● 2024    ▲ 평년



구분	금주(A)	전주(B)	전월(C)	전년(D)	평년(E)	A/B	A/C	A/D	A/E
가격(원)	3,923	4,377	5,842	5,223	4,127	89.6%	67.2%	75.1%	95.0%

※ 상품 가격 기준

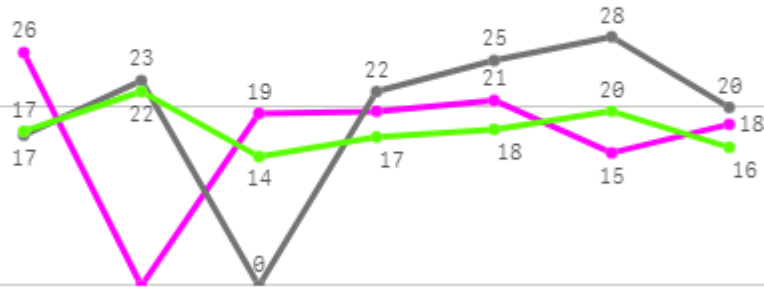
## □ 부추(일반)(0.5Kg) 주간 가격

구분	Q	품종	Q	단량	Q	특	상	보통	하
2025-11-29		부추(일반)		0.5Kg		-	4,526	3,822	2,740
2025-12-01		부추(일반)		0.5Kg		-	4,746	4,133	3,098
2025-12-02		부추(일반)		0.5Kg		-	4,656	3,985	2,906
2025-12-03		부추(일반)		0.5Kg		-	4,302	3,610	2,743
2025-12-04		부추(일반)		0.5Kg		-	3,762	3,053	2,375
2025-12-05		부추(일반)		0.5Kg		-	4,272	3,493	2,646
평균						-	<b>4,377</b>	<b>3,683</b>	<b>2,751</b>

# 열무

## 주간 반입량(톤)

◆ 2025    ● 2024    ▲ 평년



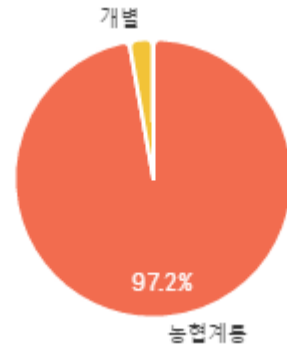
11/29    11/30    12/01    12/02    12/03    12/04    12/05

구분	금주(A)	전주(B)	전월(C)	전년(D)	평년(E)	A/B	A/C	A/D	A/E
물량(톤)	119	139	329	135	122	85.6%	36.1%	88.1%	97.6%

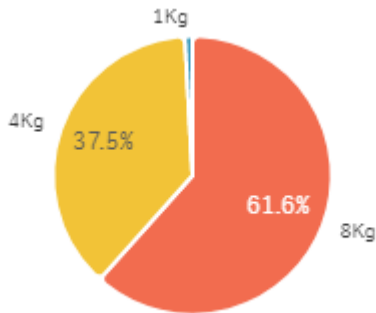
## 출하 품종별 거래물량 구성비



## 출하자별 거래물량 구성비



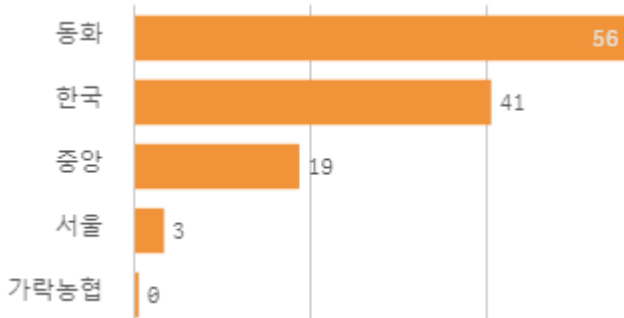
## 거래 단량별 물량 구성비



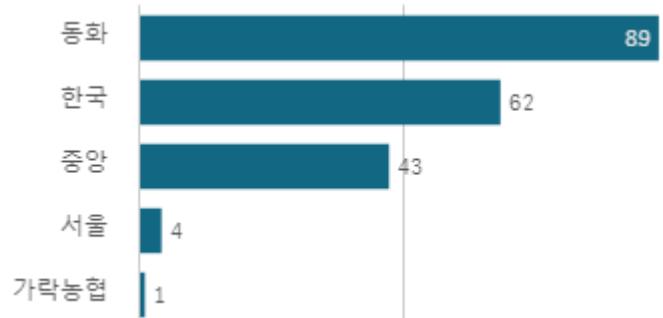
## 출하 품종별 거래금액 구성비



## 도매시장 법인별 거래물량(톤)

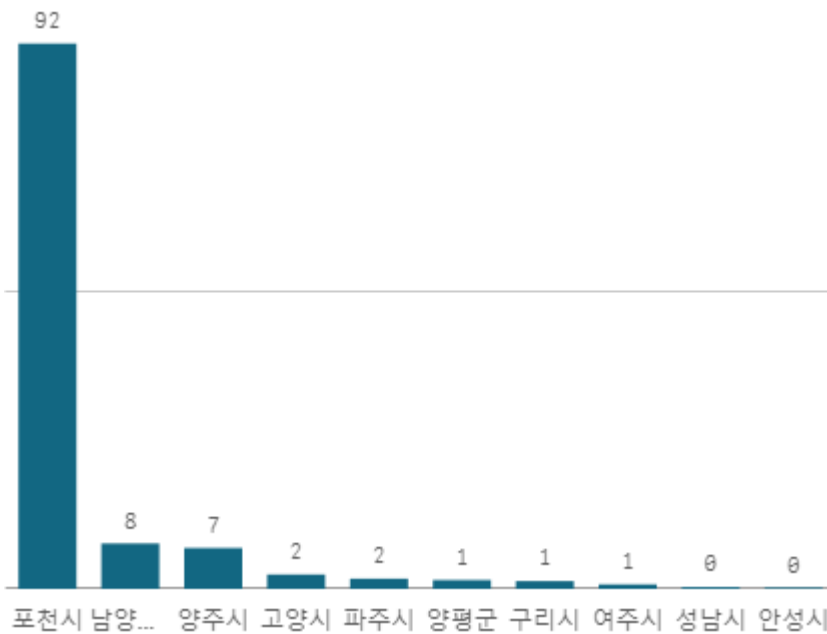


## 도매시장 법인별 거래금액(백만원)



# 열무(4Kg)

산지별 거래물량(톤)



출하산지(개소)

10

출하건수(천건)

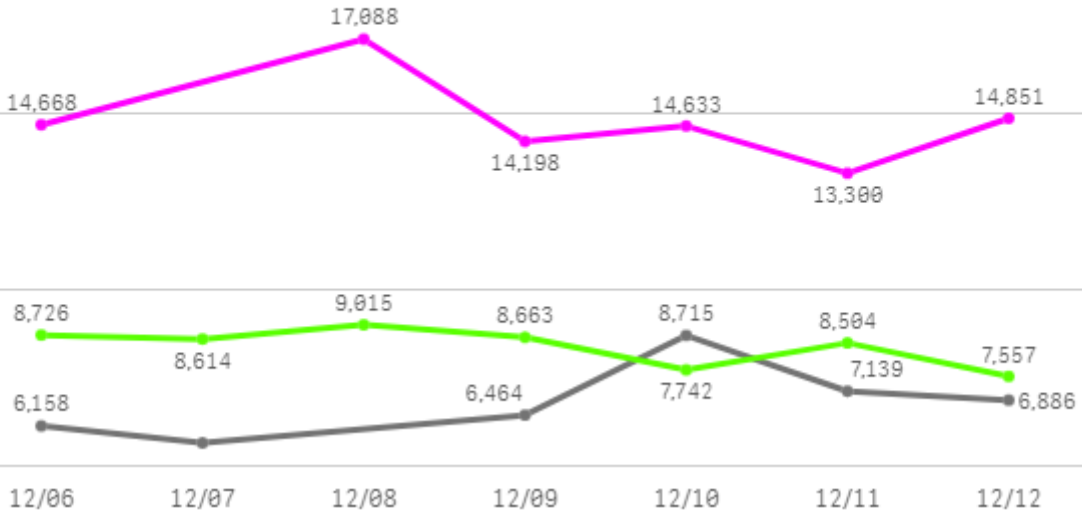
1

산지별 주출하 시군구



주간 도매가격(원)

◆ 2025    ● 2024    ◆ 평년



구분	금주(A)	전주(B)	전월(C)	전년(D)	평년(E)	A/B	A/C	A/D	A/E
가격(원)	14,790	10,258	8,952	6,840	10,137	144.2%	165.2%	216.2%	145.9%

※ 상품 가격 기준

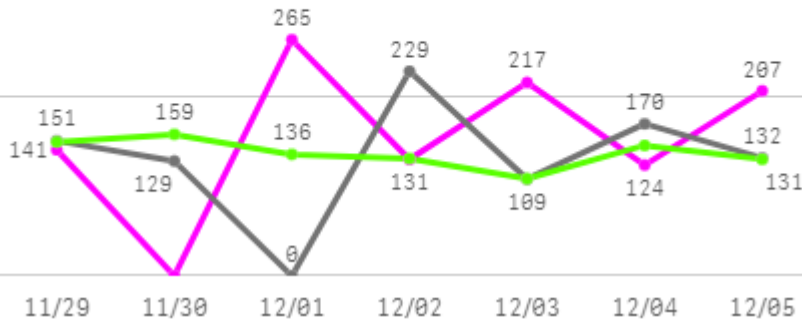
## □ 열무(4Kg) 주간 가격

구분	Q	품종	Q	단량	Q	특	상	보통	하
2025-11-29		열무		4Kg		-	10,671	7,202	5,318
2025-12-01		열무		4Kg		-	8,992	7,780	5,826
2025-12-02		열무		4Kg		-	8,942	8,071	5,982
2025-12-03		열무		4Kg		-	9,195	8,529	6,623
2025-12-04		열무		4Kg		-	9,957	8,834	7,271
2025-12-05		열무		4Kg		-	13,788	10,444	8,167
평균						-	<b>10,258</b>	<b>8,477</b>	<b>6,531</b>

# 오이

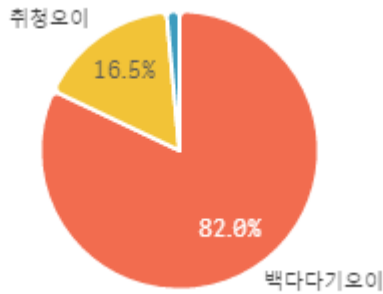
## 주간 반입량(톤)

◆ 2025    ● 2024    ▲ 평년

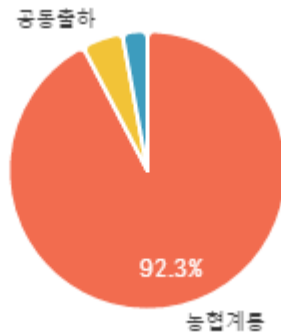


구분	금주(A)	전주(B)	전월(C)	전년(D)	평년(E)	A/B	A/C	A/D	A/E
물량(톤)	1,085	977	1,397	921	1,006	111.0%	77.7%	117.9%	107.9%

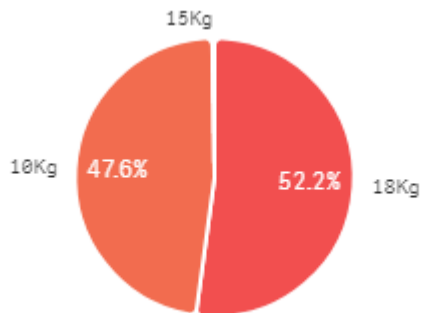
### 출하 품종별 거래물량 구성비



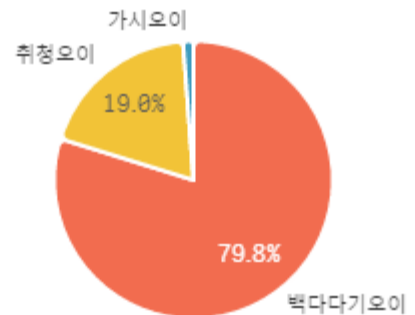
### 출하자별 거래물량 구성비



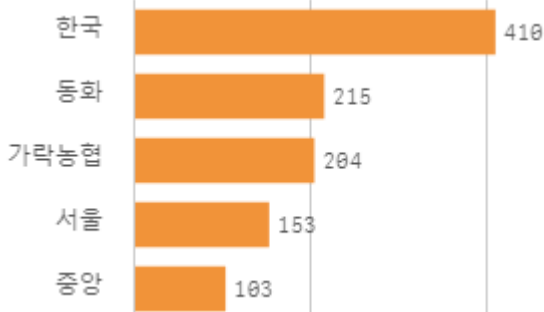
### 거래 단량별 물량 구성비



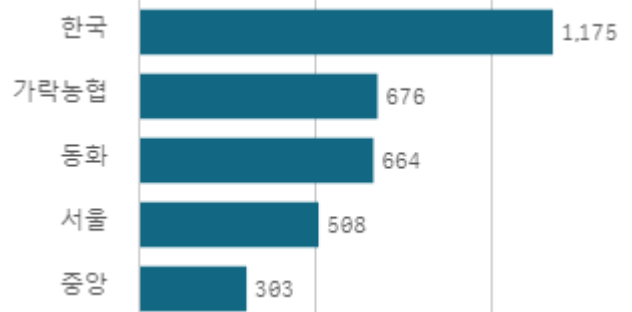
### 출하 품종별 거래금액 구성비



### 도매시장 법인별 거래물량(톤)

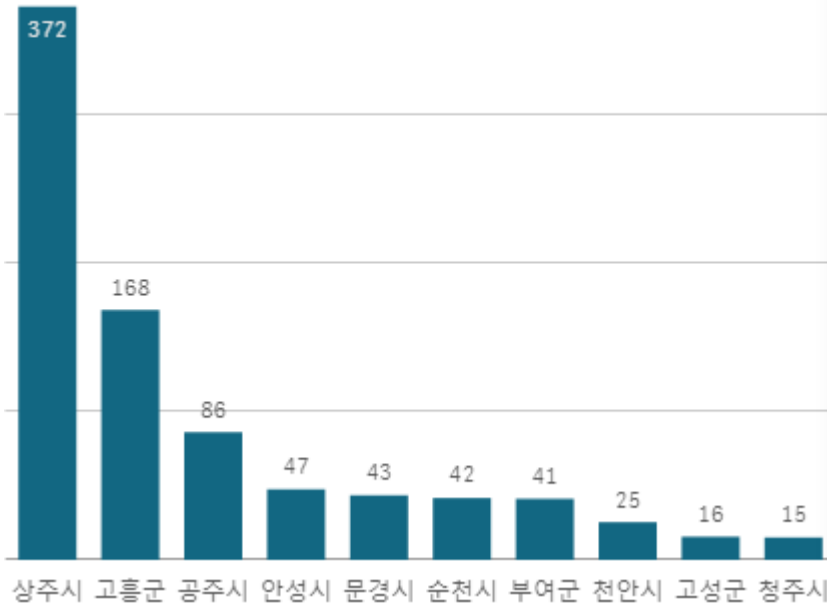


### 도매시장 법인별 거래금액(백만원)



# 백다다기오이(100개)

산지별 거래물량(톤)



출하산지(개소)

33

출하건수(천건)

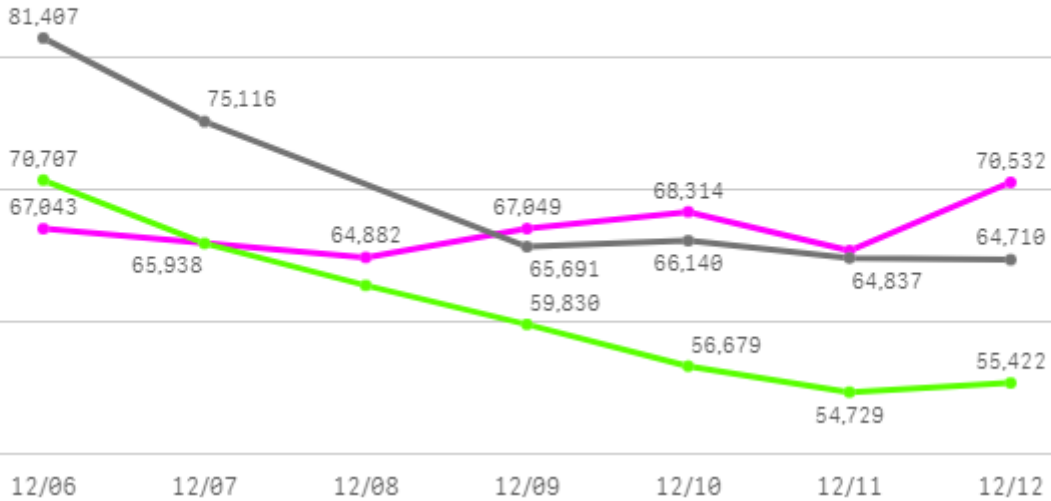
6

산지별 주출하 시군구



주간 도매가격(원)

◆ 2025    ● 2024    ◆ 평년



구분	금주(A)	전주(B)	전월(C)	전년(D)	평년(E)	A/B	A/C	A/D	A/E
가격(원)	67,203	68,533	53,675	69,650	65,482	98.1%	125.2%	96.5%	102.6%

※ 상품 가격 기준

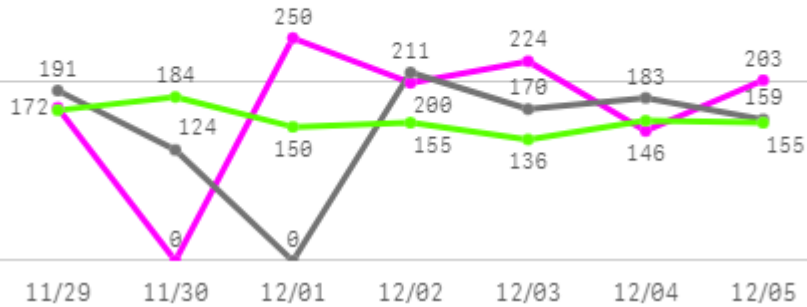
## □ 백다다기오이(100개) 주간 가격

구분	Q	품종	Q	단량	Q	특	상	보통	하
2025-11-29		백다다기오이		100개		90,101	72,583	53,211	33,798
2025-12-01		백다다기오이		100개		79,055	71,229	49,861	32,829
2025-12-02		백다다기오이		100개		83,725	71,940	46,906	33,253
2025-12-03		백다다기오이		100개		79,989	66,672	46,403	29,596
2025-12-04		백다다기오이		100개		78,940	64,491	43,256	31,666
2025-12-05		백다다기오이		100개		75,235	64,284	44,084	29,120
평균						<b>81,174</b>	<b>68,533</b>	<b>47,287</b>	<b>31,710</b>

# 호박

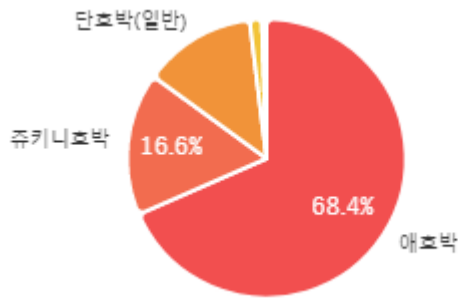
## 주간 반입량(톤)

◆ 2025    ● 2024    ▲ 평년

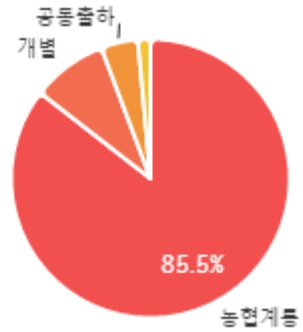


구분	금주(A)	전주(B)	전월(C)	전년(D)	평년(E)	A/B	A/C	A/D	A/E
물량(톤)	1,193	1,278	1,540	1,038	1,107	93.4%	77.5%	114.9%	107.8%

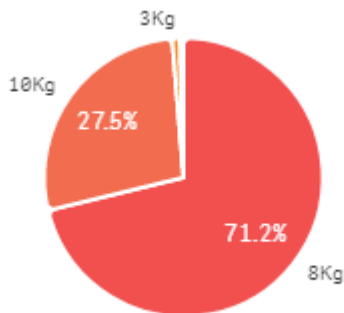
## 출하 품종별 거래물량 구성비



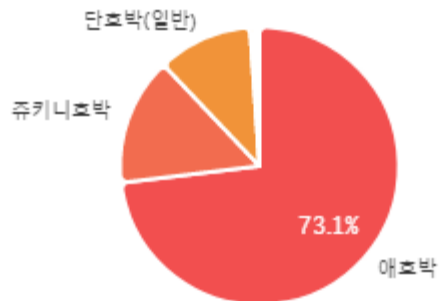
## 출하자별 거래물량 구성비



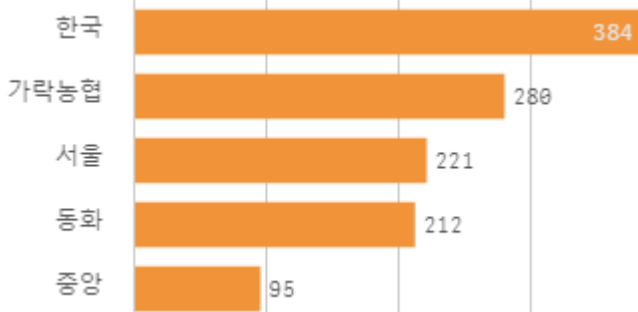
## 거래 단량별 물량 구성비



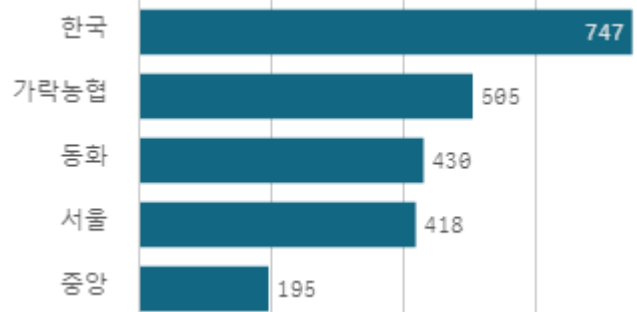
## 출하 품종별 거래금액 구성비



## 도매시장 법인별 거래물량(톤)

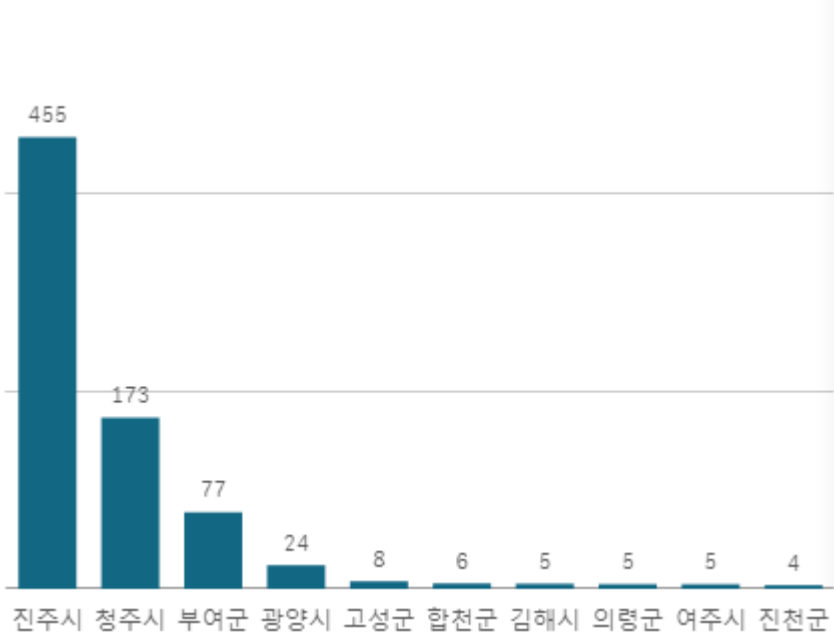


## 도매시장 법인별 거래금액(백만원)



# 애호박(20개)

산지별 거래물량(톤)



출하산지(개소)

18

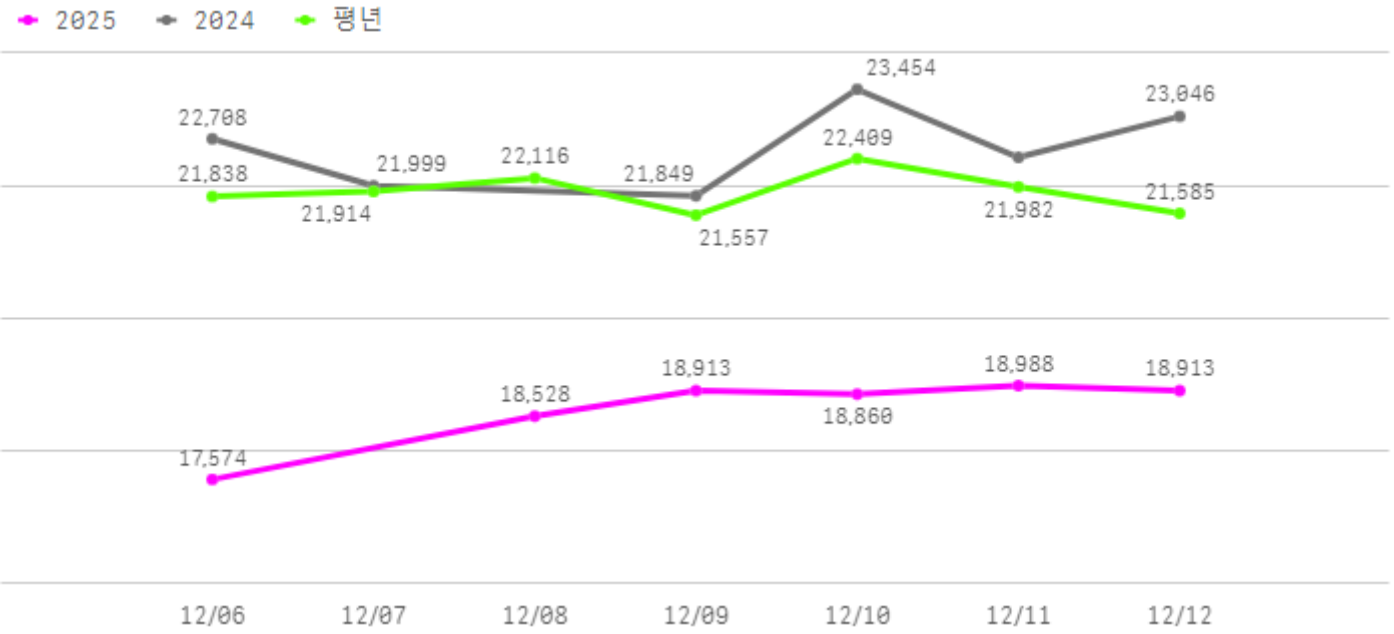
출하건수(천건)

5

산지별 주출하 시군구



주간 도매가격(원)



구분	금주(A)	전주(B)	전월(C)	전년(D)	평년(E)	A/B	A/C	A/D	A/E
가격(원)	18,629	18,016	18,517	22,581	21,653	103.4%	100.6%	82.5%	86.0%

※ 상품 가격 기준

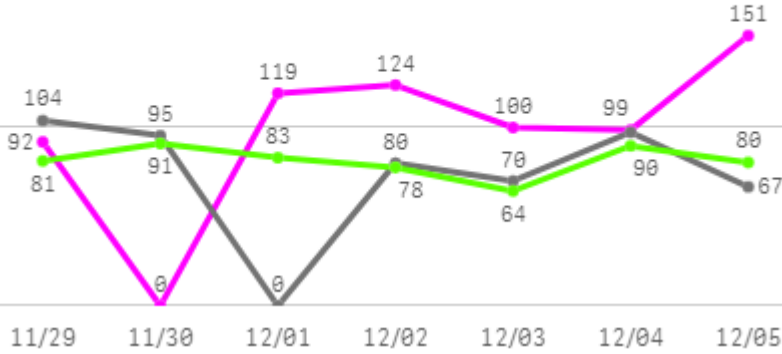
## □ 애호박(20개) 주간 가격

구분	Q	품종	Q	단량	Q	특	상	보통	하
2025-11-29		애호박		20개		21,473	18,014	16,492	13,198
2025-12-01		애호박		20개		22,396	19,519	17,514	14,180
2025-12-02		애호박		20개		21,828	19,226	17,462	14,743
2025-12-03		애호박		20개		19,828	17,567	16,087	12,716
2025-12-04		애호박		20개		18,465	16,997	15,632	12,532
2025-12-05		애호박		20개		18,234	16,770	14,876	11,613
평균						<b>20,371</b>	<b>18,016</b>	<b>16,344</b>	<b>13,164</b>

# 토마토

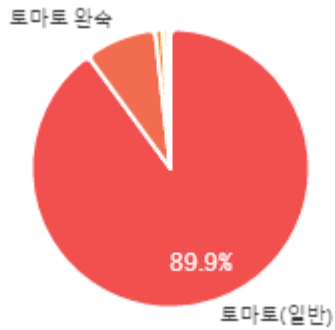
## 주간 반입량(톤)

◆ 2025    ● 2024    ▲ 평년

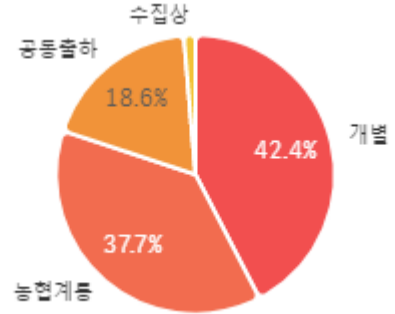


구분	금주(A)	전주(B)	전월(C)	전년(D)	평년(E)	A/B	A/C	A/D	A/E
물량(톤)	685	582	647	513	587	117.7%	105.8%	133.5%	116.8%

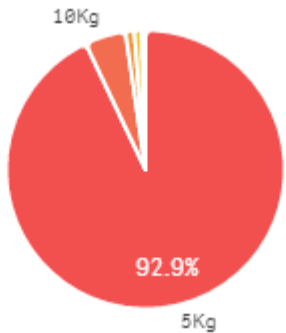
### 출하 품종별 거래물량 구성비



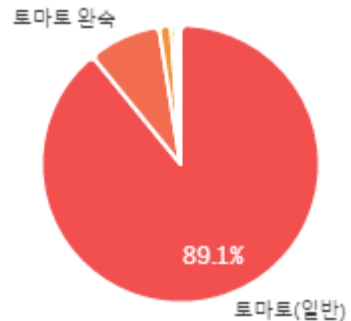
### 출하자별 거래물량 구성비



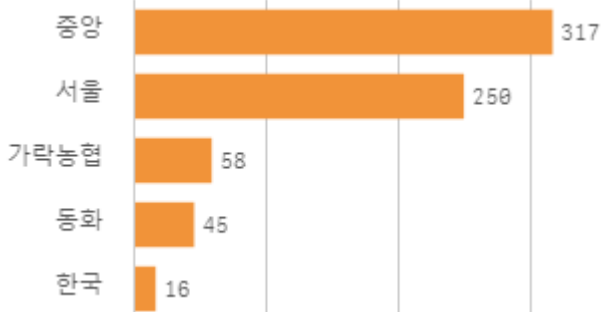
### 거래 단량별 물량 구성비



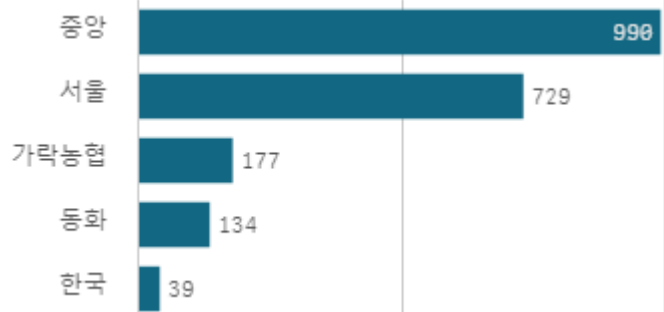
### 출하 품종별 거래금액 구성비



### 도매시장 법인별 거래물량(톤)

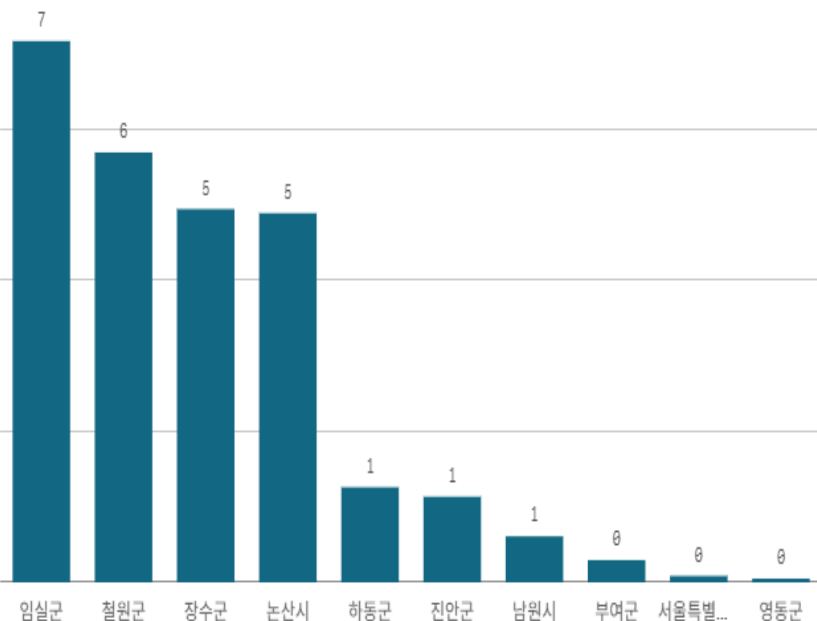


### 도매시장 법인별 거래금액(백만원)



# 토마토(5Kg)

산지별 거래물량(톤)



출하산지(개소)

10

출하건수(천건)

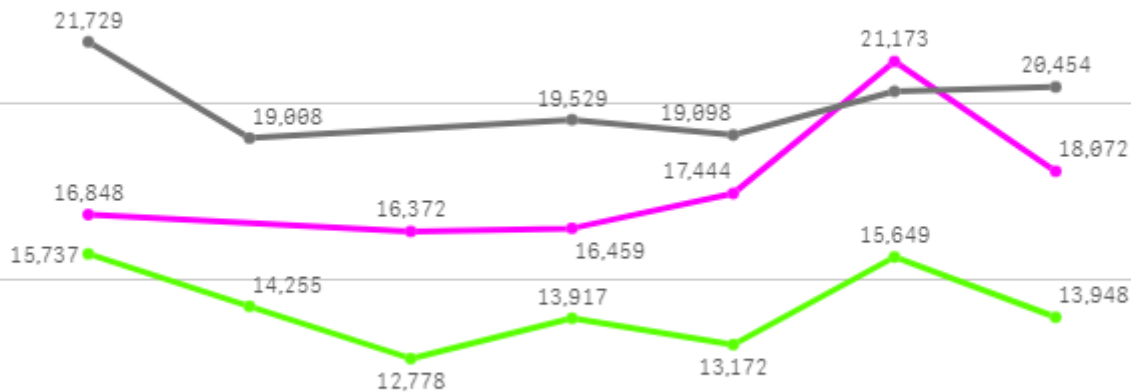
0

산지별 주출하 시군구



주간 도매가격(원)

2025 (pink line), 2024 (grey line), 평년 (green line)



12/06 12/07 12/08 12/09 12/10 12/11 12/12

구분	금주(A)	전주(B)	전월(C)	전년(D)	평년(E)	A/B	A/C	A/D	A/E
가격(원)	17,728	17,400	25,261	20,025	15,866	101.9%	70.2%	88.5%	111.7%

※ 상품 가격 기준

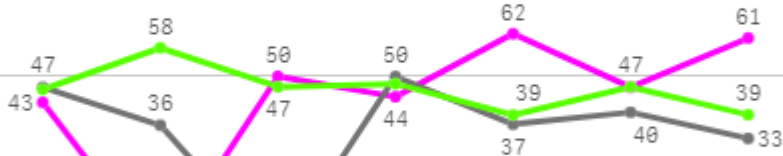
## □ 토마토(5Kg) 주간 가격

구분	Q	품종	Q	단량	Q	특	상	보통	하
2025-11-29		토마토		5Kg		18,919	17,516	15,532	12,184
2025-12-01		토마토		5Kg		20,822	18,974	16,380	12,270
2025-12-02		토마토		5Kg		19,165	17,762	15,874	12,843
2025-12-03		토마토		5Kg		18,799	17,258	14,171	10,484
2025-12-04		토마토		5Kg		19,287	17,612	14,318	8,507
2025-12-05		토마토		5Kg		17,271	15,275	12,660	8,486
평균						<b>19,044</b>	<b>17,400</b>	<b>14,823</b>	<b>10,796</b>

# 방울토마토

## 주간 반입량(톤)

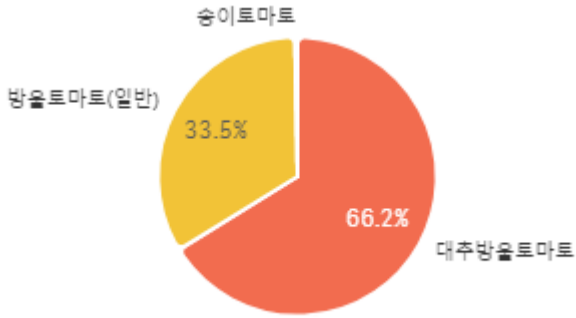
◆ 2025    ● 2024    ▲ 평년



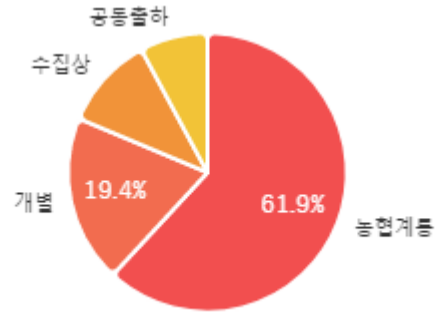
11/29    11/30    12/01    12/02    12/03    12/04    12/05

구분	금주(A)	전주(B)	전월(C)	전년(D)	평년(E)	A/B	A/C	A/D	A/E
물량(톤)	307	292	359	243	308	105.2%	85.6%	126.5%	99.7%

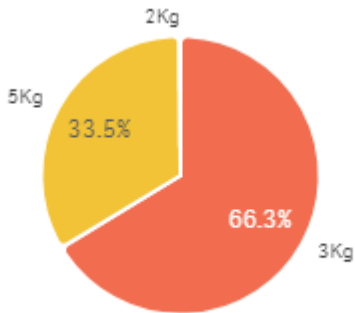
### 출하 품종별 거래물량 구성비



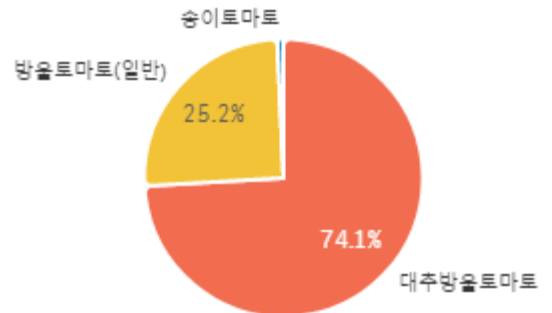
### 출하자별 거래물량 구성비



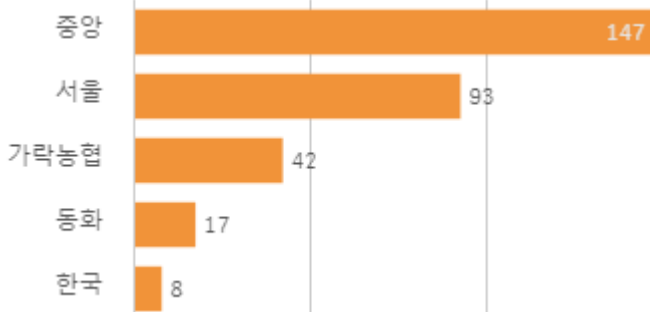
### 거래 단량별 물량 구성비



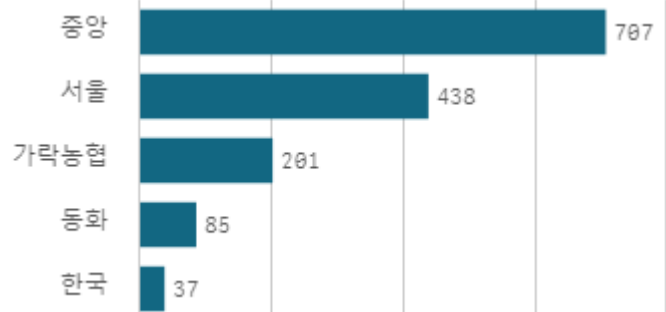
### 출하 품종별 거래금액 구성비



### 도매시장 법인별 거래물량(톤)

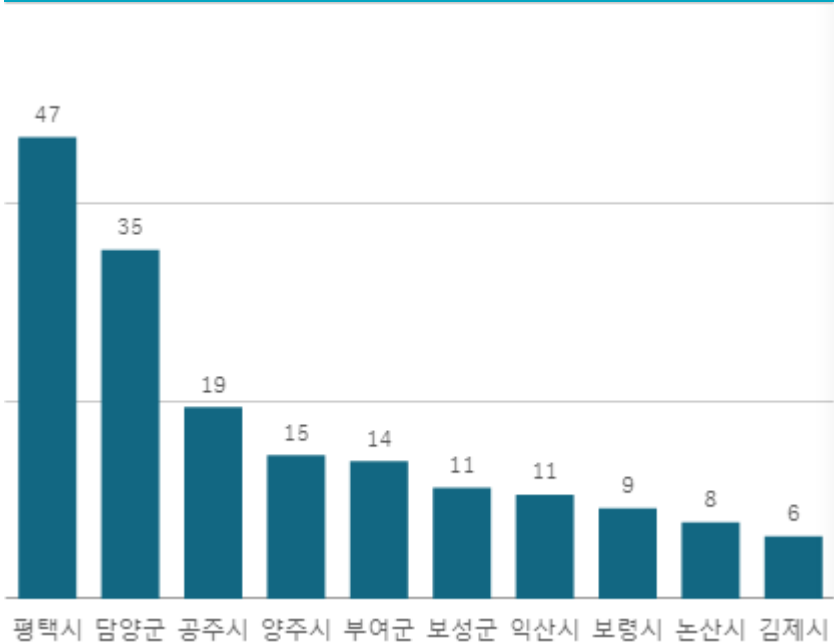


### 도매시장 법인별 거래금액(백만원)



# 대추방울토마토(3Kg)

산지별 거래물량(톤)



출하산지(개소)

46

출하건수(천건)

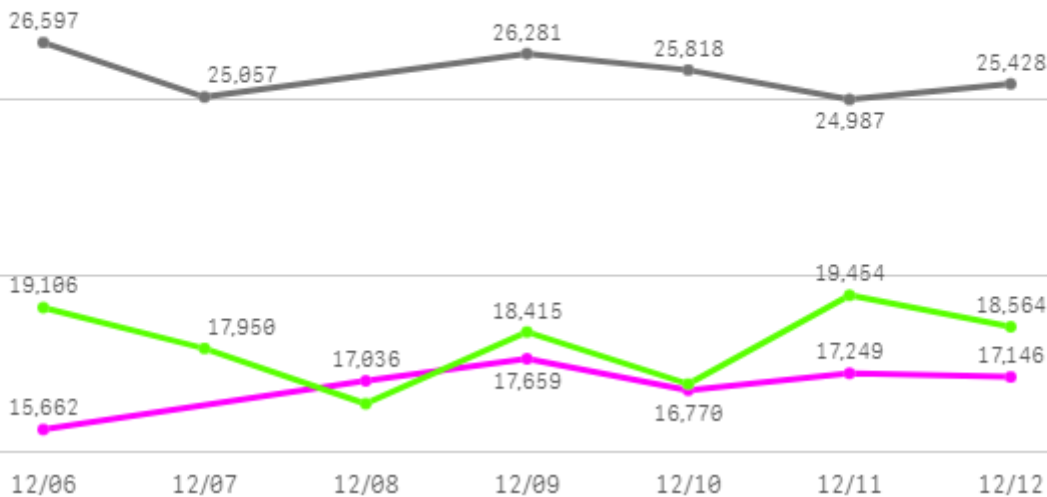
3

산지별 주출하 시군구



주간 도매가격(원)

◆ 2025    ● 2024    ▲ 평년



구분	금주(A)	전주(B)	전월(C)	전년(D)	평년(E)	A/B	A/C	A/D	A/E
가격(원)	16,920	18,086	24,622	25,695	18,740	93.6%	68.7%	65.9%	90.3%

※ 상품 가격 기준

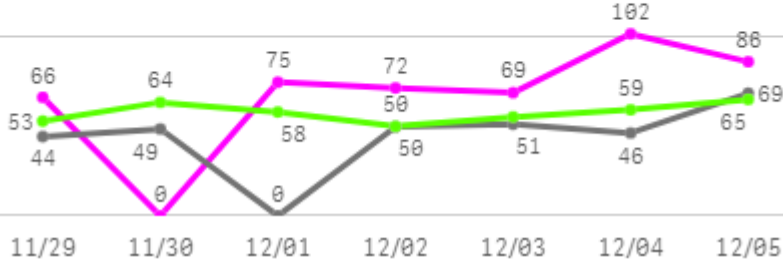
## □ 대추방울토마토(3Kg) 주간 가격

구분	Q	품종	Q	단량	Q	특	상	보통	하
2025-11-29		대추방울토마토		3Kg		27,686	17,234	14,751	11,764
2025-12-01		대추방울토마토		3Kg		32,462	20,098	17,167	14,139
2025-12-02		대추방울토마토		3Kg		31,102	20,201	17,102	14,188
2025-12-03		대추방울토마토		3Kg		30,695	17,989	14,990	11,891
2025-12-04		대추방울토마토		3Kg		27,939	17,061	14,201	11,118
2025-12-05		대추방울토마토		3Kg		27,229	15,930	12,867	9,033
평균						<b>29,519</b>	<b>18,086</b>	<b>15,180</b>	<b>12,022</b>

# 딸기

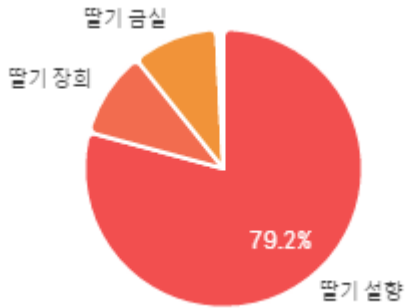
## 주간 반입량(톤)

◆ 2025    ● 2024    ▲ 평년

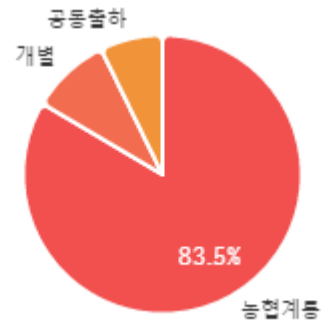


구분	금주(A)	전주(B)	전월(C)	전년(D)	평년(E)	A/B	A/C	A/D	A/E
물량(톤)	471	281	16	310	434	167.5%	2888.2%	152.0%	108.5%

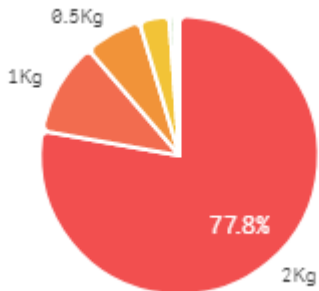
## 출하 품종별 거래물량 구성비



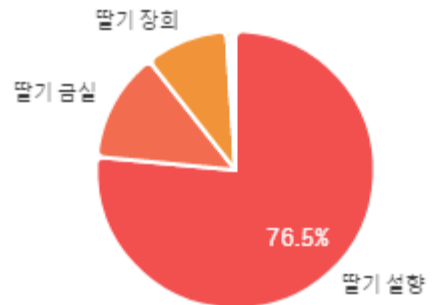
## 출하자별 거래물량 구성비



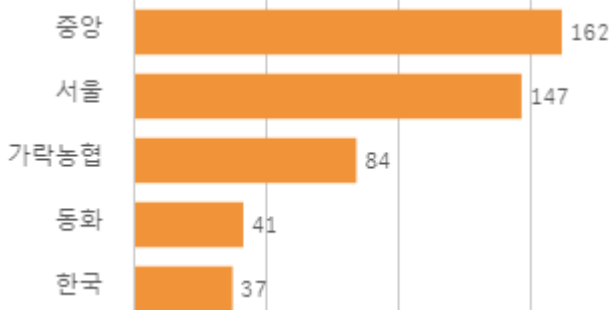
## 거래 단량별 물량 구성비



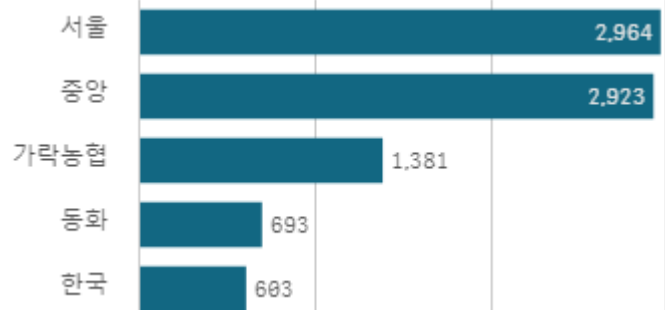
## 출하 품종별 거래금액 구성비



## 도매시장 법인별 거래물량(톤)

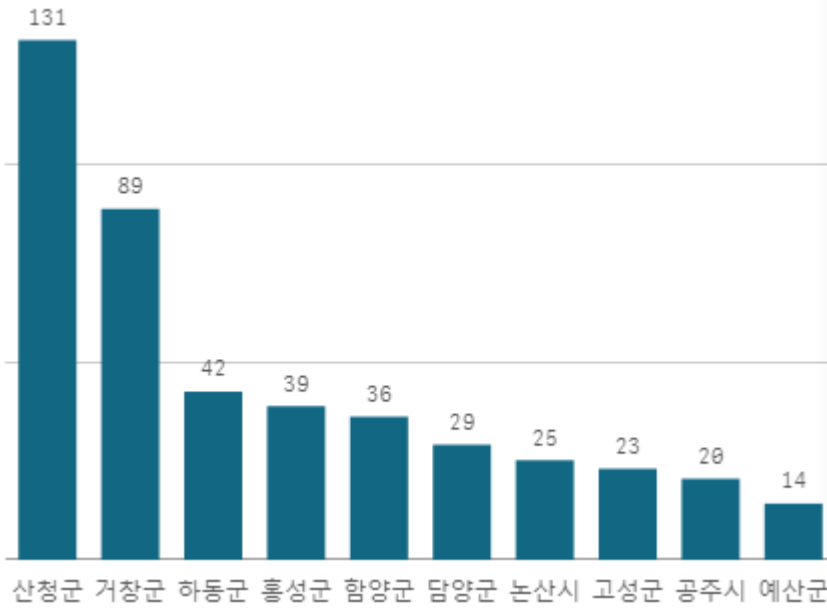


## 도매시장 법인별 거래금액(백만원)



# 딸기 설향(1Kg)

산지별 거래물량(톤)



출하산지(개소)

34

출하건수(천건)

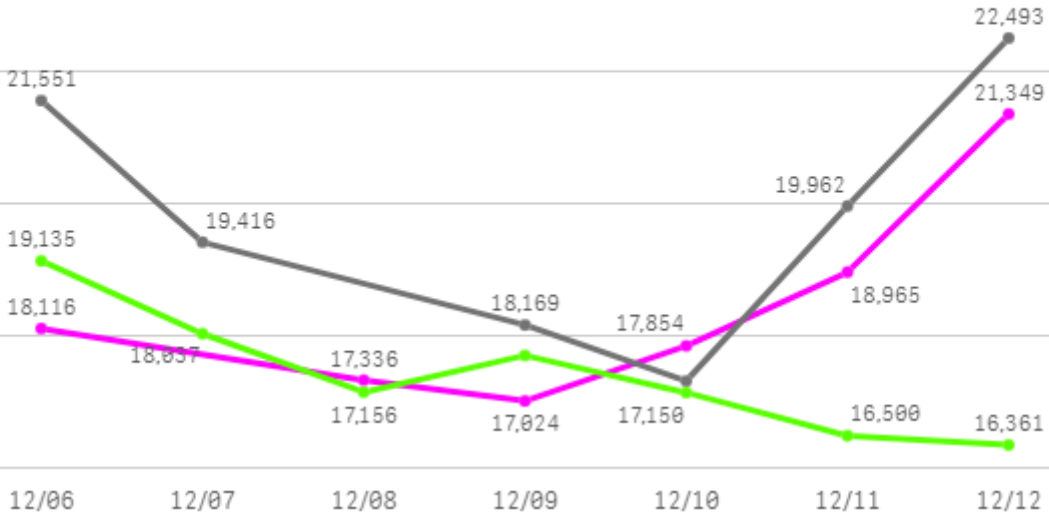
15

산지별 주출하 시군구



주간 도매가격(원)

◆ 2025    ● 2024    ◆ 평년



구분	금주(A)	전주(B)	전월(C)	전년(D)	평년(E)	A/B	A/C	A/D	A/E
가격(원)	18,441	18,692	11,542	19,819	18,392	98.7%	159.8%	93.0%	100.3%

※ 상품 가격 기준

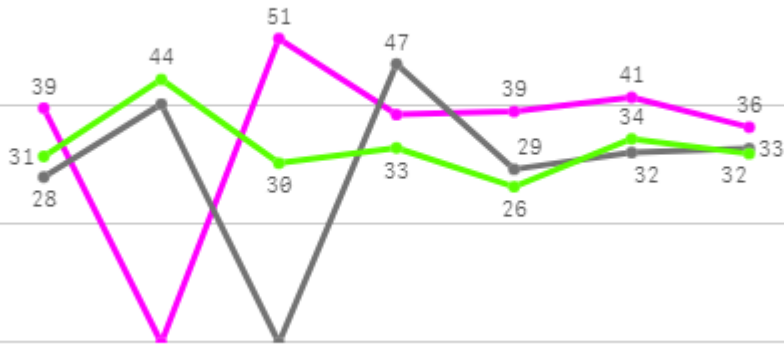
## □ 딸기 설향(1Kg) 주간 가격

구분	Q	품종	Q	단량	Q	특	상	보통	하
2025-11-29		딸기 설향		1Kg		23,119	21,458	19,230	12,739
2025-12-01		딸기 설향		1Kg		21,197	20,258	18,428	13,338
2025-12-02		딸기 설향		1Kg		19,000	18,447	16,799	12,640
2025-12-03		딸기 설향		1Kg		19,408	17,652	15,177	11,159
2025-12-04		딸기 설향		1Kg		17,629	16,764	14,577	9,791
2025-12-05		딸기 설향		1Kg		19,092	17,574	16,446	12,378
평균						<b>19,908</b>	<b>18,692</b>	<b>16,776</b>	<b>12,008</b>

# 가지

## 주간 반입량(톤)

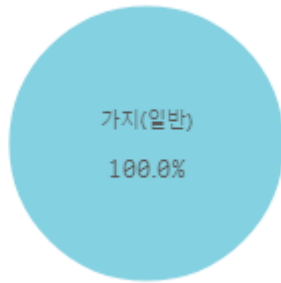
◆ 2025    ● 2024    ▲ 평년



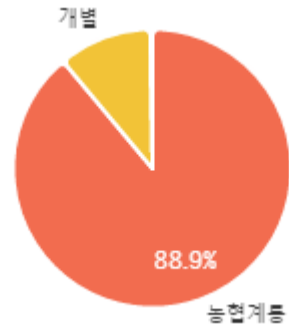
11/29    11/30    12/01    12/02    12/03    12/04    12/05

구분	금주(A)	전주(B)	전월(C)	전년(D)	평년(E)	A/B	A/C	A/D	A/E
물량(톤)	245	275	392	209	229	89.1%	62.6%	117.6%	107.2%

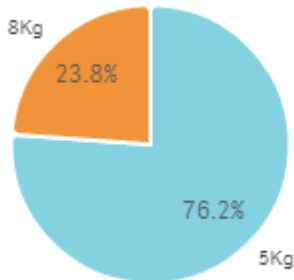
## 출하 품종별 거래물량 구성비



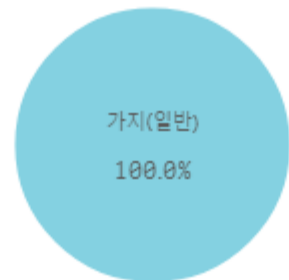
## 출하자별 거래물량 구성비



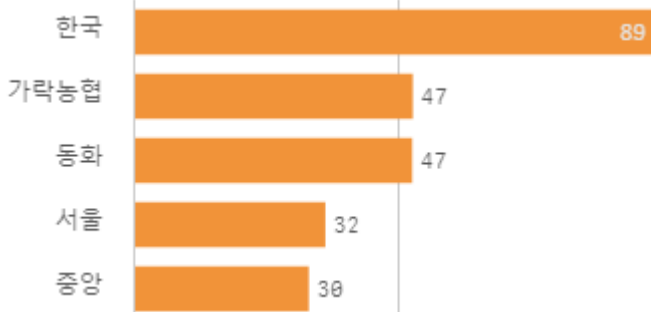
## 거래 단량별 물량 구성비



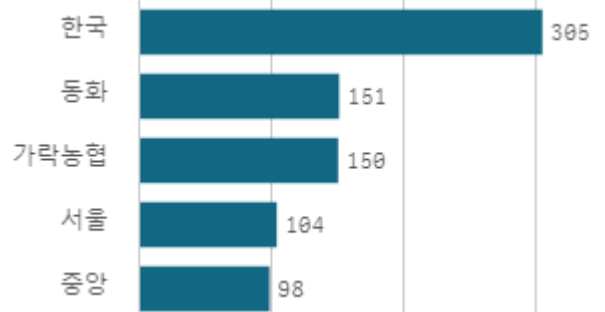
## 출하 품종별 거래금액 구성비



## 도매시장 법인별 거래물량(톤)

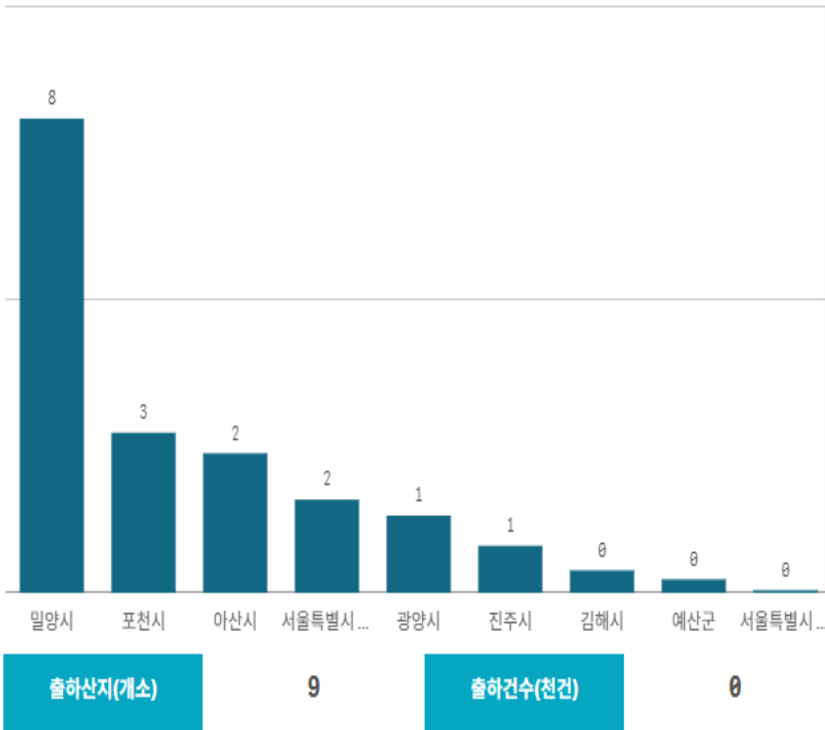


## 도매시장 법인별 거래금액(백만원)



# 가지(8Kg)

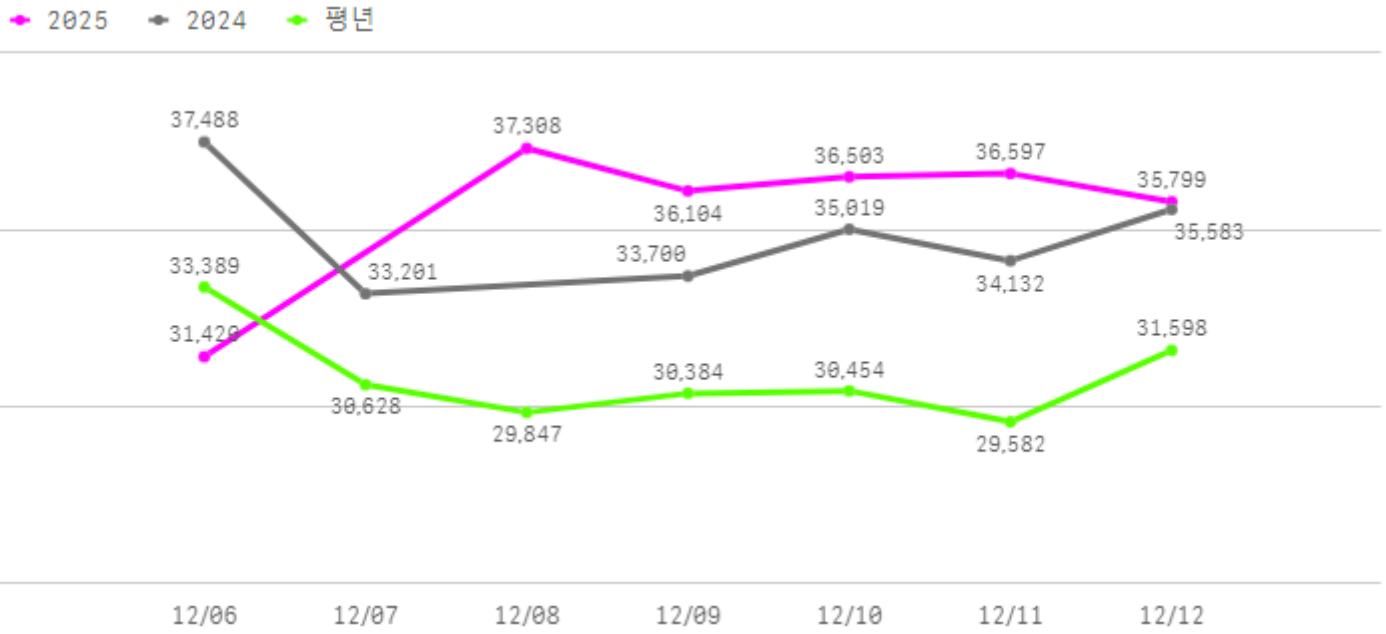
산지별 거래물량(톤)



산지별 주출하 시군구



주간 도매가격(원)



구분	금주(A)	전주(B)	전월(C)	전년(D)	평년(E)	A/B	A/C	A/D	A/E
가격(원)	35,622	30,408	24,296	34,854	33,567	117.1%	146.6%	102.2%	106.1%

※ 상품 가격 기준

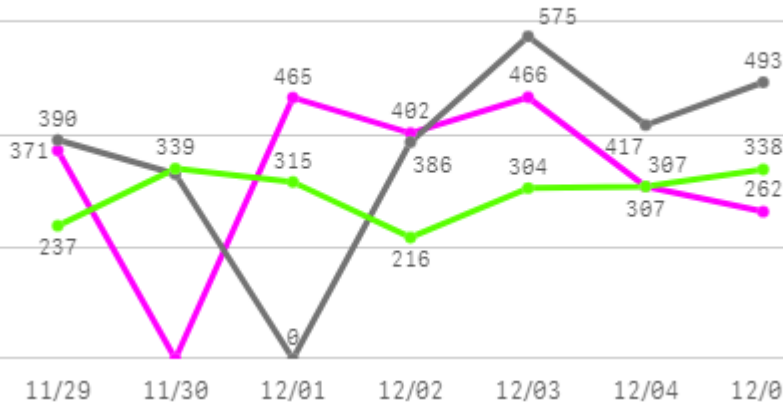
## □ 가지(8Kg) 주간 가격

구분	Q	품종	Q	단량	Q	특	상	보통	하
2025-11-29		가지		8Kg		-	25,394	21,483	15,513
2025-12-01		가지		8Kg		-	31,876	24,496	15,964
2025-12-02		가지		8Kg		-	33,706	28,850	19,924
2025-12-03		가지		8Kg		-	33,812	29,303	21,860
2025-12-04		가지		8Kg		-	29,103	24,217	16,320
2025-12-05		가지		8Kg		-	28,555	23,592	16,875
평균						-	<b>30,408</b>	<b>25,324</b>	<b>17,743</b>

# 무

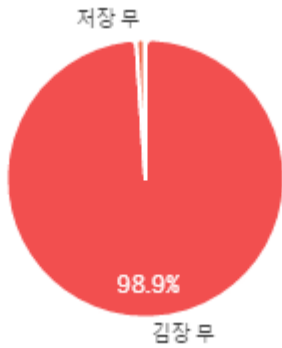
## 주간 반입량(톤)

◆ 2025    ● 2024    ▲ 평년

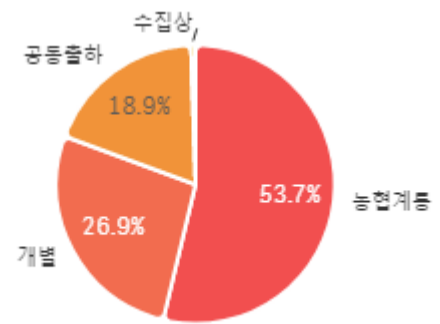


구분	금주(A)	전주(B)	전월(C)	전년(D)	평년(E)	A/B	A/C	A/D	A/E
물량(톤)	2,275	2,524	3,826	2,590	2,092	90.1%	59.5%	87.8%	108.8%

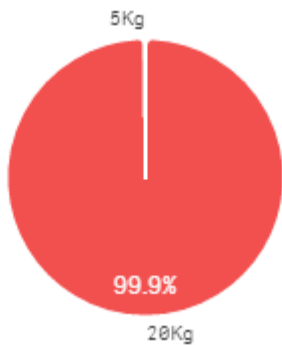
### 출하 품종별 거래물량 구성비



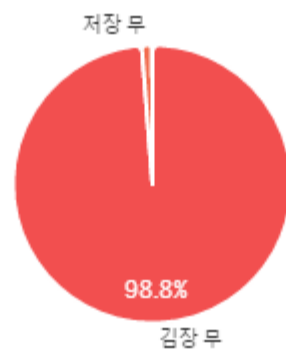
### 출하자별 거래물량 구성비



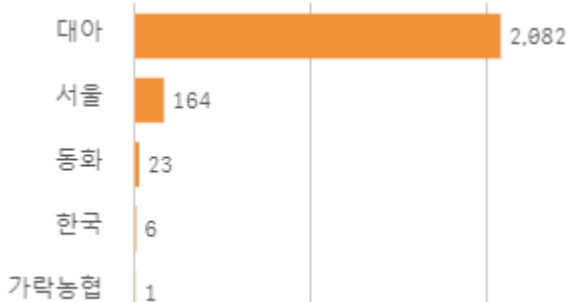
### 거래 단량별 물량 구성비



### 출하 품종별 거래금액 구성비



### 도매시장 법인별 거래물량(톤)

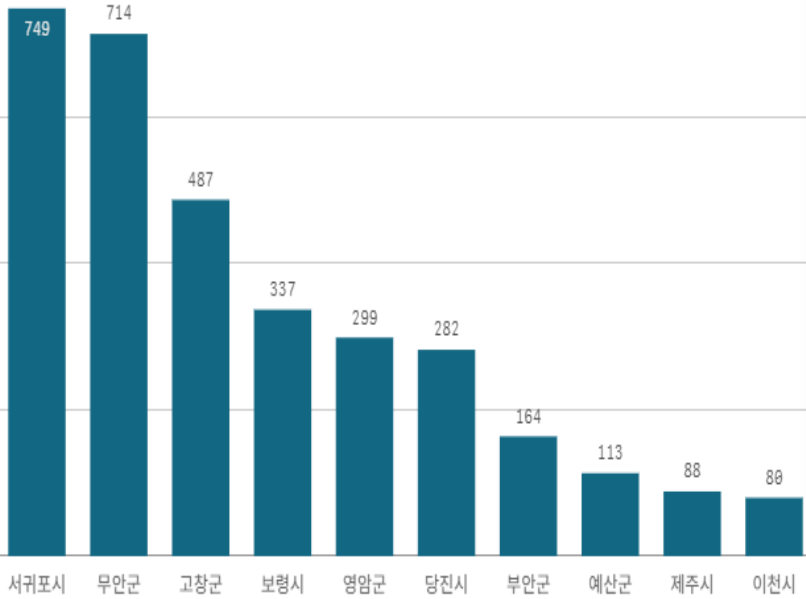


### 도매시장 법인별 거래금액(백만원)



# 무(20Kg)

산지별 거래물량(톤)



출하산지(개소)

26

출하건수(천건)

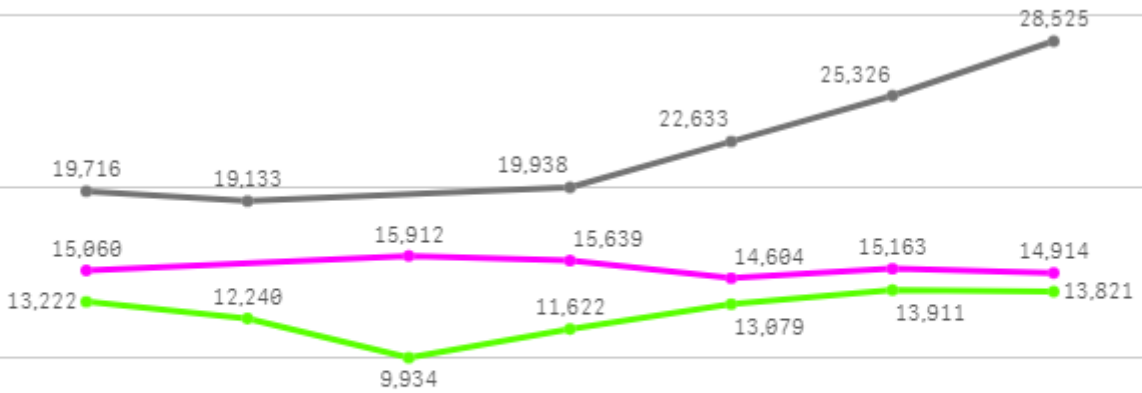
1

산지별 주출하 시군구



주간 도매가격(원)

◆ 2025    ● 2024    ◆ 평년



12/06    12/07    12/08    12/09    12/10    12/11    12/12

구분	금주(A)	전주(B)	전월(C)	전년(D)	평년(E)	A/B	A/C	A/D	A/E
가격(원)	15,215	14,320	12,018	22,545	13,583	106.3%	126.6%	67.5%	112.0%

※ 상품 가격 기준

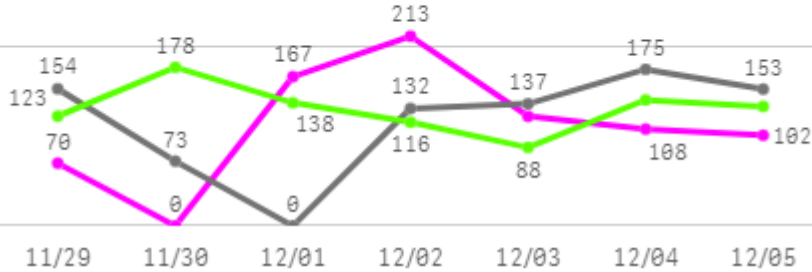
## □ 무(20Kg) 주간 가격

구분	Q	품종	Q	단량	Q	특	상	보통	하
2025-11-29		무		20Kg		15,990	13,699	11,346	5,990
2025-12-01		무		20Kg		16,028	13,232	10,735	5,037
2025-12-02		무		20Kg		17,003	14,389	11,477	5,919
2025-12-03		무		20Kg		16,806	14,356	11,834	7,385
2025-12-04		무		20Kg		17,419	14,571	11,524	7,544
2025-12-05		무		20Kg		17,546	15,673	12,133	5,944
평균						<b>16,799</b>	<b>14,320</b>	<b>11,508</b>	<b>6,303</b>

# 당근

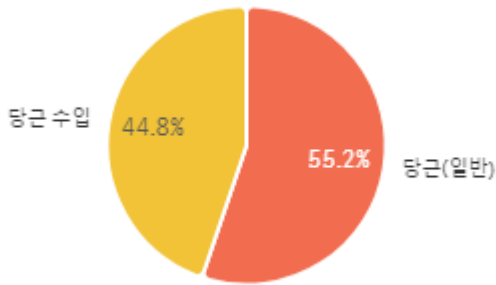
## 주간 반입량(톤)

◆ 2025    ● 2024    ▲ 평년

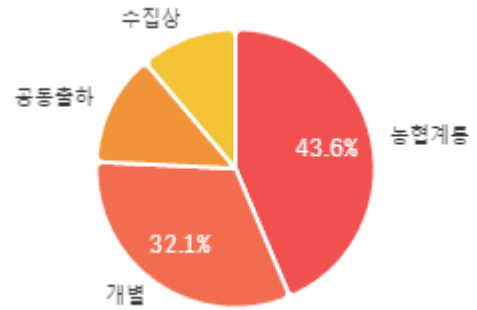


구분	금주(A)	전주(B)	전월(C)	전년(D)	평년(E)	A/B	A/C	A/D	A/E
물량(톤)	783	860	1,163	823	845	91.1%	67.3%	95.1%	92.6%

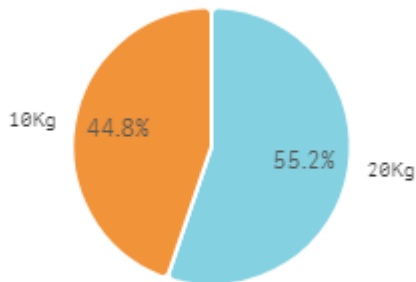
## 출하 품종별 거래물량 구성비



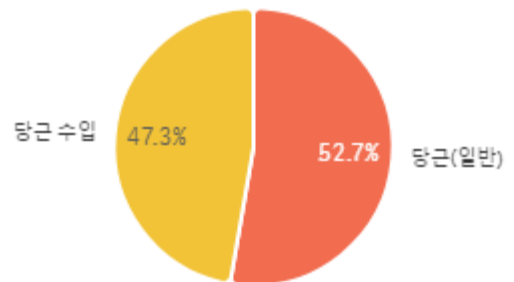
## 출하자별 거래물량 구성비



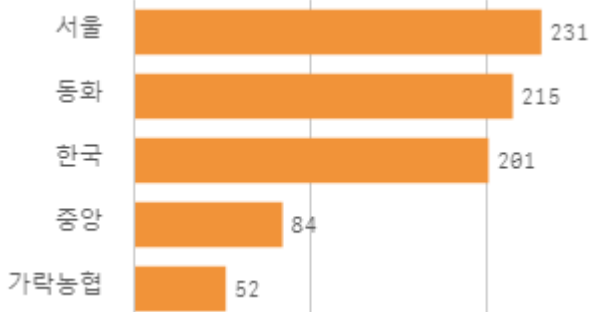
## 거래 단량별 물량 구성비



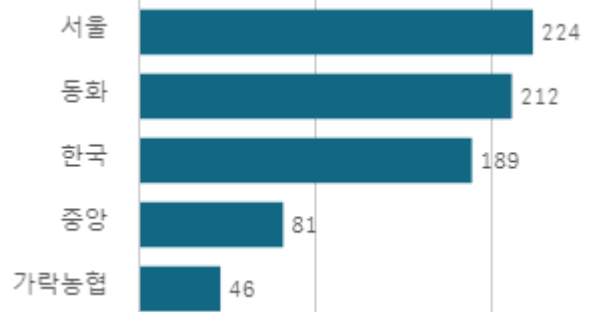
## 출하 품종별 거래금액 구성비



## 도매시장 법인별 거래물량(톤)

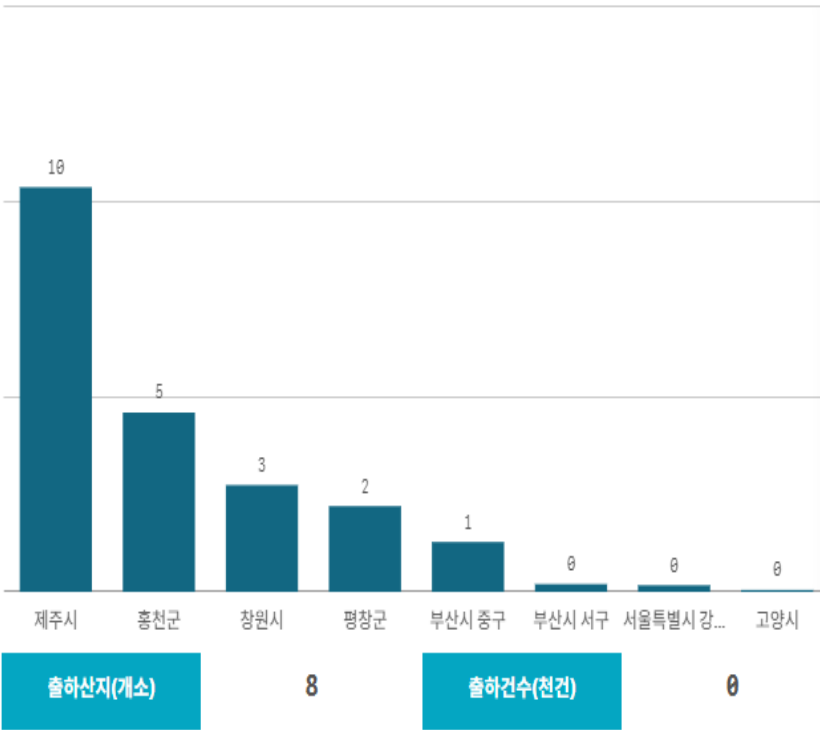


## 도매시장 법인별 거래금액(백만원)



# 당근(20Kg)

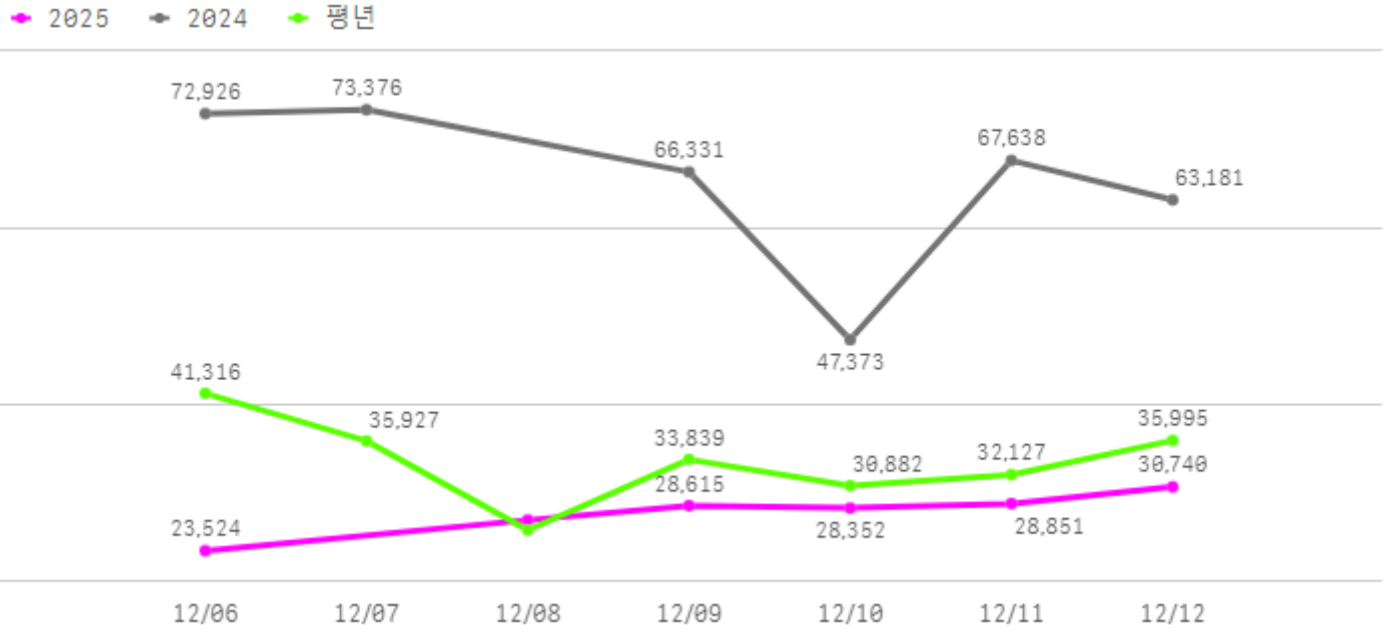
산지별 거래물량(톤)



산지별 주출하 시군구



주간 도매가격(원)



구분	금주(A)	전주(B)	전월(C)	전년(D)	평년(E)	A/B	A/C	A/D	A/E
가격(원)	27,846	23,402	17,802	65,138	35,231	119.0%	156.4%	42.7%	79.0%

※ 상품 가격 기준

## □ 당근(20Kg) 주간 가격

구분	Q	품종	Q	단량	Q	특	상	보통	하
2025-11-29		당근		20Kg		23,802	22,106	18,621	11,305
2025-12-01		당근		20Kg		27,670	23,775	17,861	10,929
2025-12-02		당근		20Kg		25,640	21,370	16,961	10,528
2025-12-03		당근		20Kg		27,923	23,026	17,556	11,667
2025-12-04		당근		20Kg		27,000	23,811	18,129	12,541
2025-12-05		당근		20Kg		30,884	26,325	16,648	12,334
평균						<b>27,153</b>	<b>23,402</b>	<b>17,629</b>	<b>11,551</b>

# 생고추

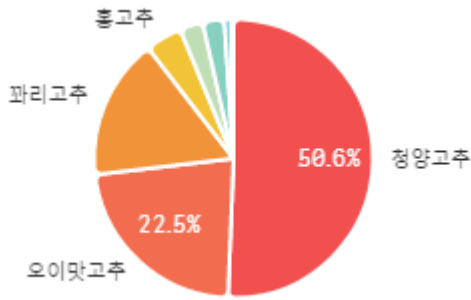
## 주간 반입량(톤)

◆ 2025    ● 2024    ▲ 평년

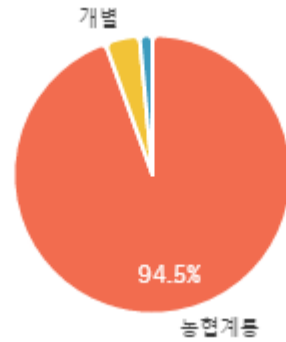


구분	금주(A)	전주(B)	전월(C)	전년(D)	평년(E)	A/B	A/C	A/D	A/E
물량(톤)	779	732	893	790	741	106.4%	87.2%	98.6%	105.2%

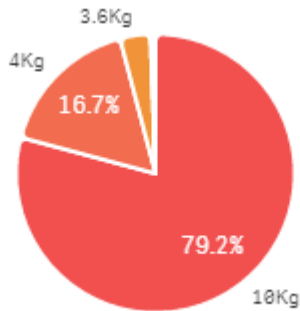
### 출하 품종별 거래물량 구성비



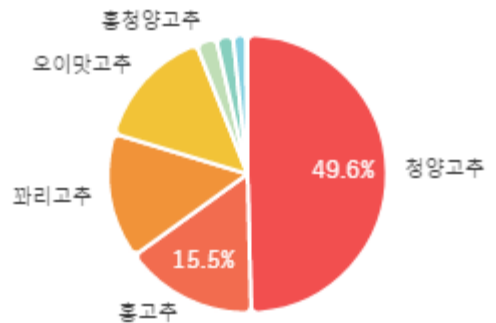
### 출하자별 거래물량 구성비



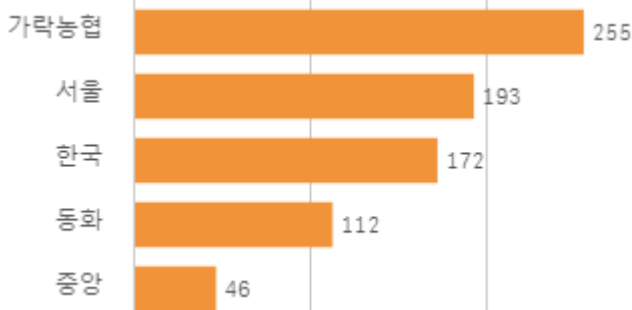
### 거래 단량별 물량 구성비



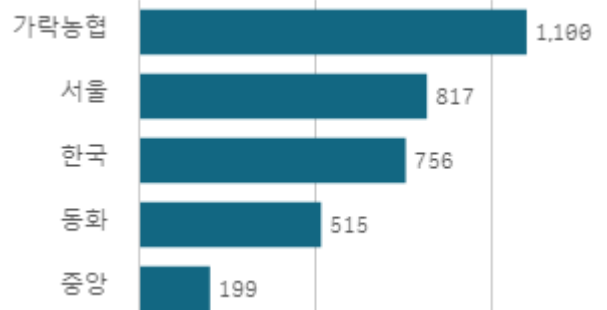
### 출하 품종별 거래금액 구성비



### 도매시장 법인별 거래물량(톤)

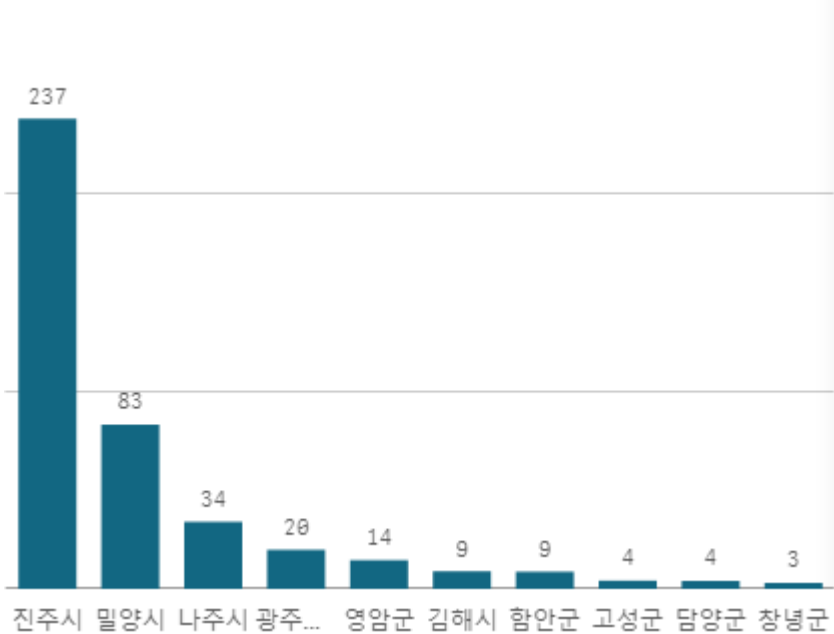


### 도매시장 법인별 거래금액(백만원)



# 청양고추(10Kg)

산지별 거래물량(톤)



출하산지(개소)

25

출하건수(천건)

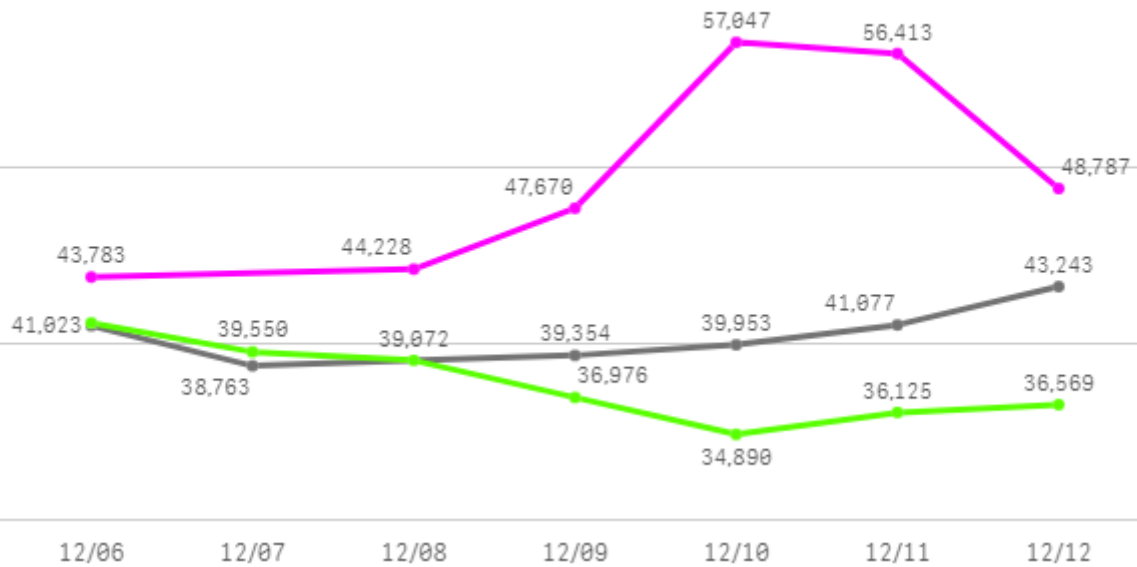
3

산지별 주출하 시군구



주간 도매가격(원)

◆ 2025    ● 2024    ◆ 평년



구분	금주(A)	전주(B)	전월(C)	전년(D)	평년(E)	A/B	A/C	A/D	A/E
가격(원)	49,655	43,673	50,001	40,569	42,079	113.7%	99.3%	122.4%	118.0%

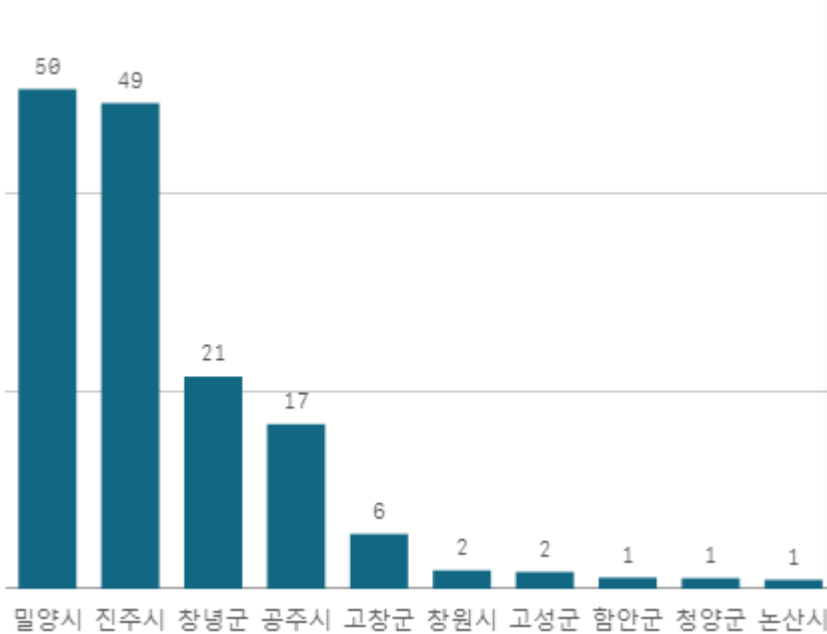
※ 상품 가격 기준

## □ 청양고추(10Kg) 주간 가격

구분	Q	품종	Q	단량	Q	특	상	보통	하
2025-11-29		청양고추		10Kg		47,536	45,847	44,658	42,451
2025-12-01		청양고추		10Kg		46,749	45,080	43,906	42,377
2025-12-02		청양고추		10Kg		45,744	43,371	42,010	40,411
2025-12-03		청양고추		10Kg		45,121	42,804	41,483	39,457
2025-12-04		청양고추		10Kg		44,429	42,358	41,136	38,408
2025-12-05		청양고추		10Kg		44,074	42,580	41,518	39,001
평균						<b>45,609</b>	<b>43,673</b>	<b>42,452</b>	<b>40,351</b>

# 오이맛고추(10Kg)

산지별 거래물량(톤)



출하산지(개소)

13

출하건수(천건)

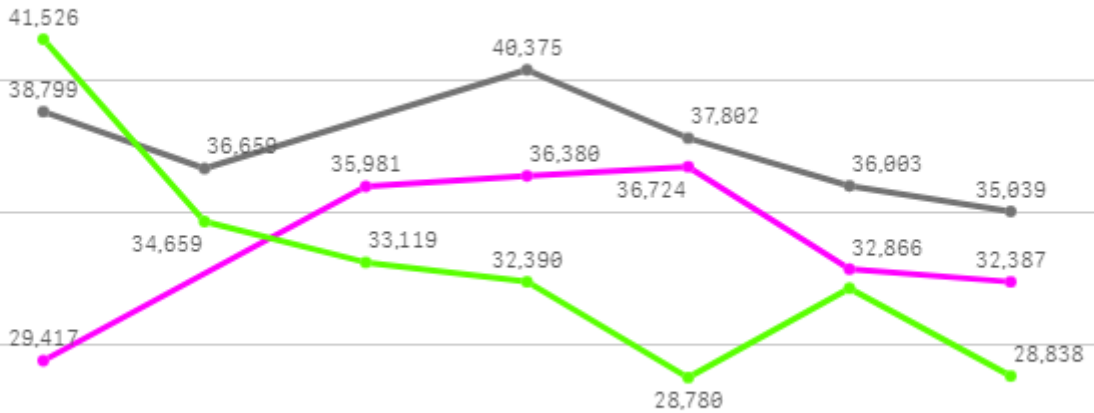
1

산지별 주출하 시군구



주간 도매가격(원)

◆ 2025    ● 2024    ◆ 평년



12/06    12/07    12/08    12/09    12/10    12/11    12/12

구분	금주(A)	전주(B)	전월(C)	전년(D)	평년(E)	A/B	A/C	A/D	A/E
가격(원)	33,959	32,334	53,937	37,446	37,122	105.0%	63.0%	90.7%	91.5%

※ 상품 가격 기준

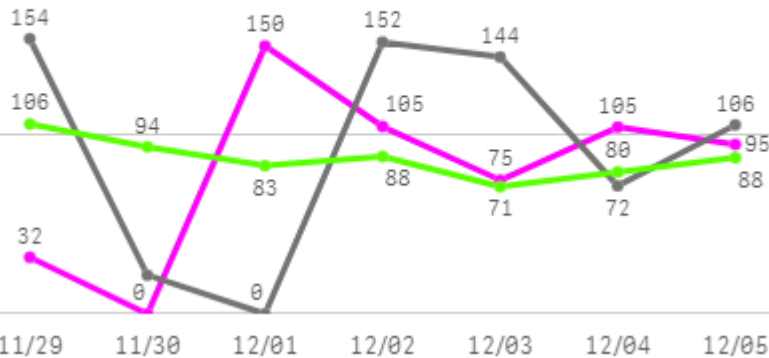
## □ 오이맛고추(10Kg) 주간 가격

구분	Q	품종	Q	단량	Q	특	상	보통	하
2025-11-29		오이맛고추		10Kg		41,913	35,302	28,543	19,795
2025-12-01		오이맛고추		10Kg		43,430	37,165	30,378	22,273
2025-12-02		오이맛고추		10Kg		39,338	34,667	28,644	19,487
2025-12-03		오이맛고추		10Kg		36,353	30,867	25,424	16,559
2025-12-04		오이맛고추		10Kg		34,796	26,004	18,808	10,462
2025-12-05		오이맛고추		10Kg		40,457	29,996	21,273	11,724
평균						<b>39,381</b>	<b>32,334</b>	<b>25,512</b>	<b>16,717</b>

# 마늘

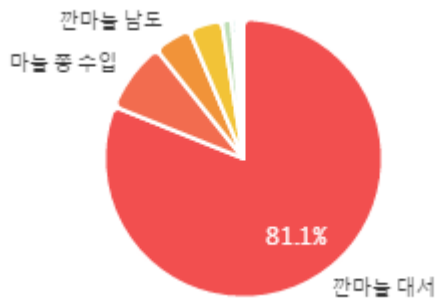
## 주간 반입량(톤)

◆ 2025    ● 2024    ▲ 평년

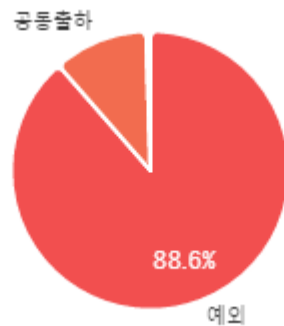


구분	금주(A)	전주(B)	전월(C)	전년(D)	평년(E)	A/B	A/C	A/D	A/E
물량(톤)	562	683	752	650	595	82.2%	74.7%	86.4%	94.4%

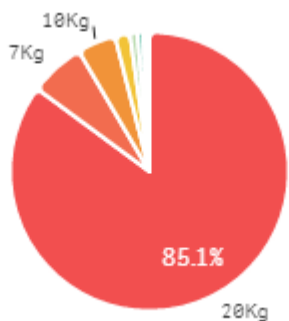
## 출하 품종별 거래물량 구성비



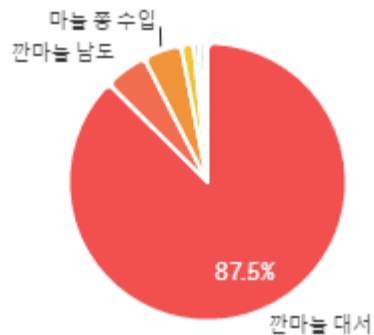
## 출하자별 거래물량 구성비



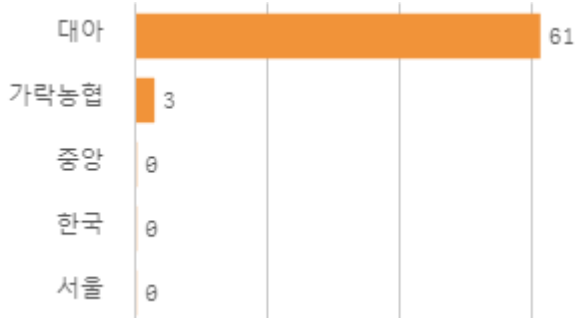
## 거래 단량별 물량 구성비



## 출하 품종별 거래금액 구성비



## 도매시장 법인별 거래물량(톤)

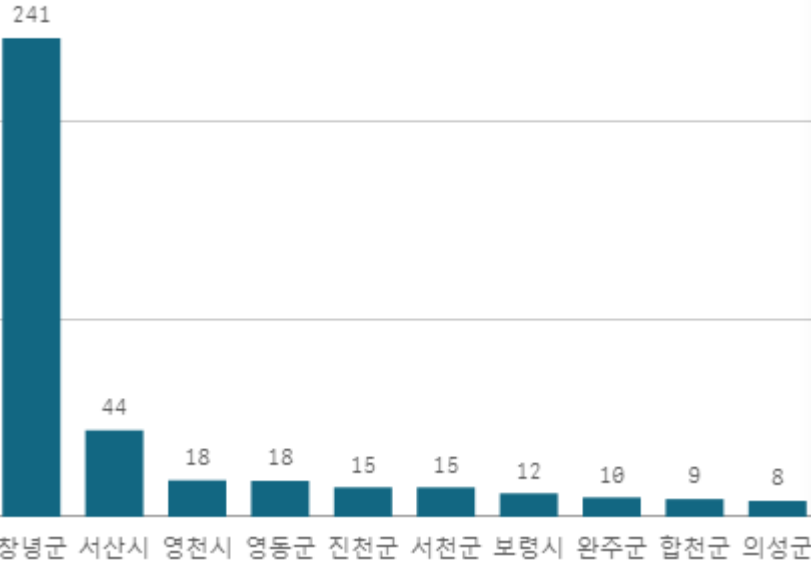


## 도매시장 법인별 거래금액(백만원)



# 깎마늘 대서(20Kg)

산지별 거래물량(톤)



출하산지(개소)

19

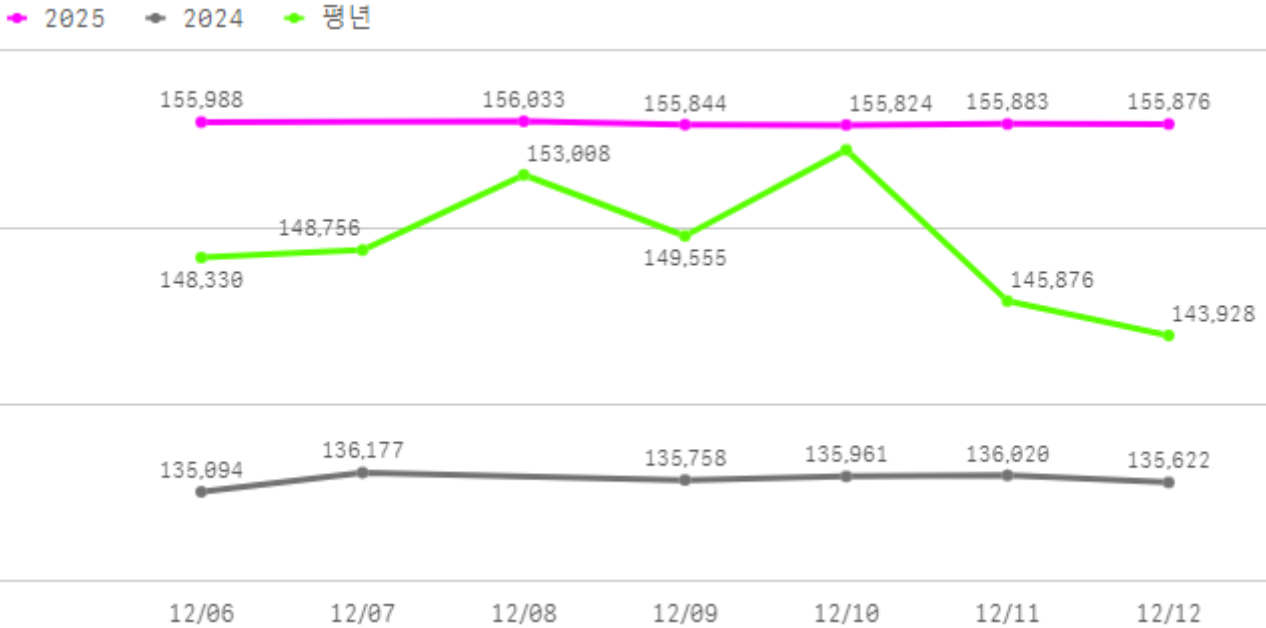
출하건수(천건)

1

산지별 주출하 시군구



주간 도매가격(원)



구분	금주(A)	전주(B)	전월(C)	전년(D)	평년(E)	A/B	A/C	A/D	A/E
가격(원)	155,908	155,891	152,916	135,772	147,292	100.0%	102.0%	114.8%	105.8%

※ 상품 가격 기준

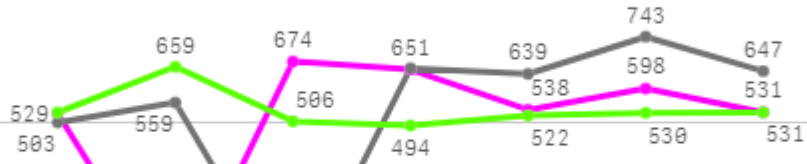
## □ 깐마늘 대서(20Kg) 주간 가격

구분	Q	품종	Q	단량	Q	특	상	보통	하
2025-11-29		깐마늘 대서		20Kg		-	155,841	144,140	99,009
2025-12-01		깐마늘 대서		20Kg		-	155,997	141,861	104,078
2025-12-02		깐마늘 대서		20Kg		-	155,735	138,275	90,686
2025-12-03		깐마늘 대서		20Kg		-	155,856	143,991	105,072
2025-12-04		깐마늘 대서		20Kg		-	155,940	143,012	93,275
2025-12-05		깐마늘 대서		20Kg		-	155,980	145,684	104,905
평균						-	<b>155,891</b>	<b>142,827</b>	<b>99,504</b>

# 양파

## 주간 반입량(톤)

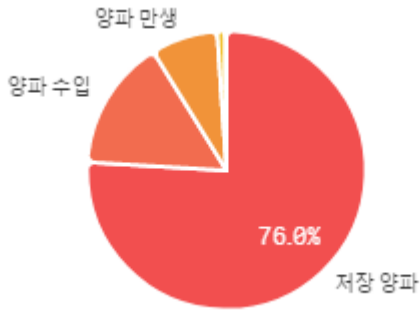
◆ 2025    ● 2024    ● 평년



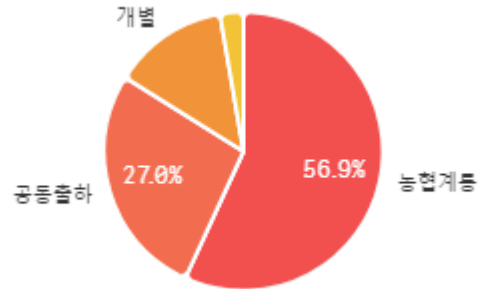
11/29    11/30    12/01    12/02    12/03    12/04    12/05

구분	금주(A)	전주(B)	전월(C)	전년(D)	평년(E)	A/B	A/C	A/D	A/E
물량(톤)	3,521	3,971	4,330	3,745	3,723	88.7%	81.3%	94.0%	94.6%

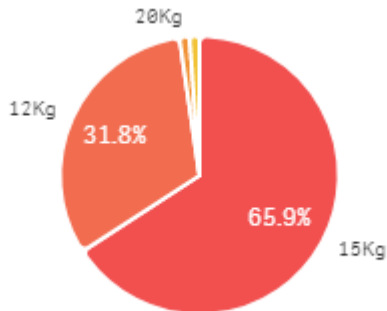
## 출하 품종별 거래물량 구성비



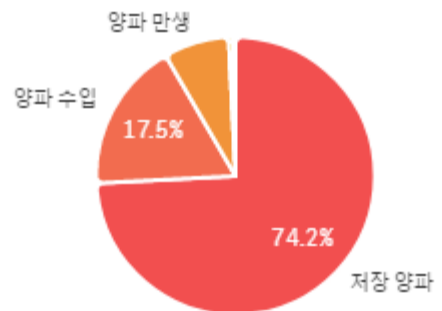
## 출하자별 거래물량 구성비



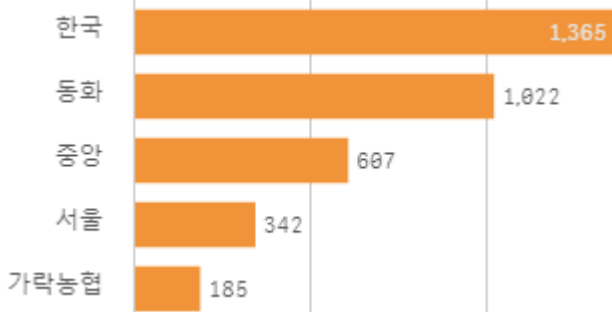
## 거래 단량별 물량 구성비



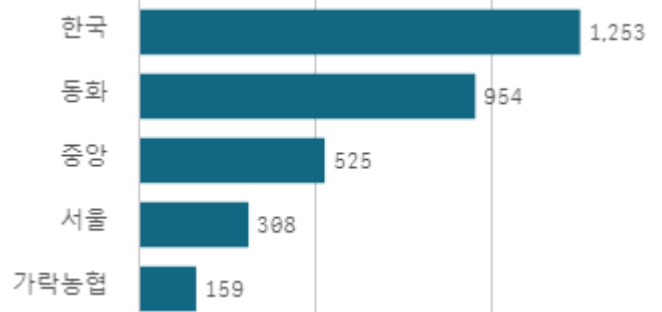
## 출하 품종별 거래금액 구성비



## 도매시장 법인별 거래물량(톤)

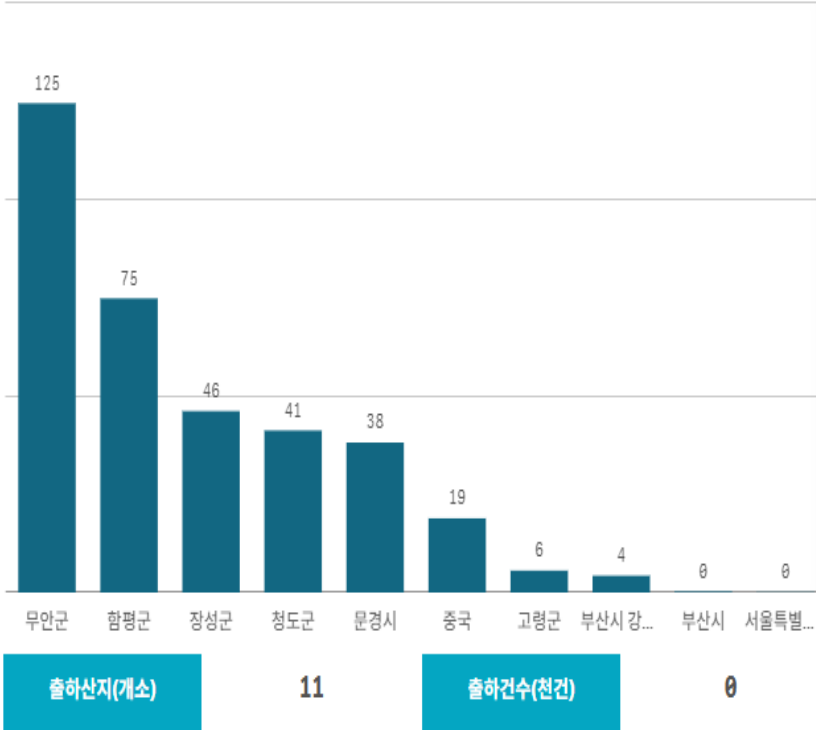


## 도매시장 법인별 거래금액(백만원)



# 양파(1Kg)

산지별 거래물량(톤)

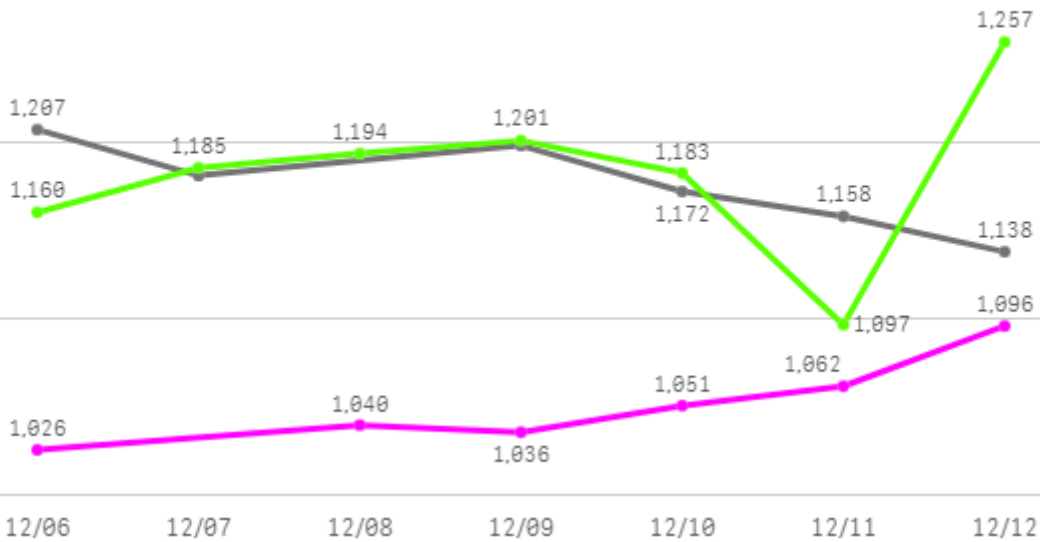


산지별 주출하 시군구



주간 도매가격(원)

● 2025   ● 2024   ● 평년



구분	금주(A)	전주(B)	전월(C)	전년(D)	평년(E)	A/B	A/C	A/D	A/E
가격(원)	1,052	1,011	1,039	1,176	1,127	104.1%	101.3%	89.5%	93.3%

※ 상품 가격 기준

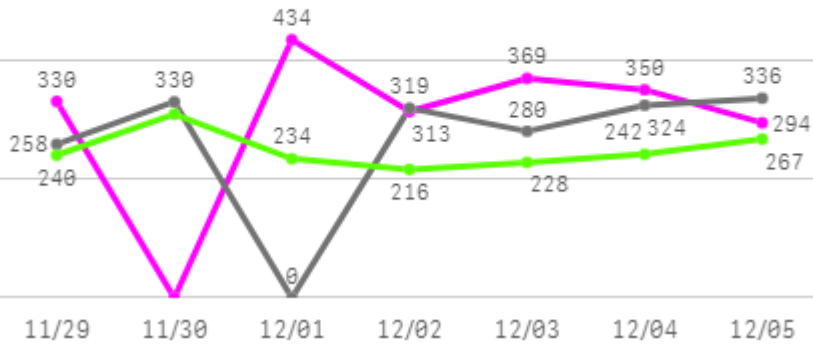
## □ 양파(1Kg) 주간 가격

구분	Q	품종	Q	단량	Q	특	상	보통	하
2025-11-29		양파		1Kg		1,149	1,020	919	698
2025-12-01		양파		1Kg		1,149	1,024	913	679
2025-12-02		양파		1Kg		1,153	1,013	873	606
2025-12-03		양파		1Kg		1,155	1,017	903	595
2025-12-04		양파		1Kg		1,134	991	835	532
2025-12-05		양파		1Kg		1,114	1,000	835	562
평균						<b>1,142</b>	<b>1,011</b>	<b>880</b>	<b>612</b>

# 대파

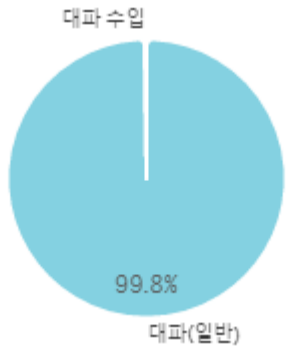
## 주간 반입량(톤)

◆ 2025    ● 2024    ▲ 평년

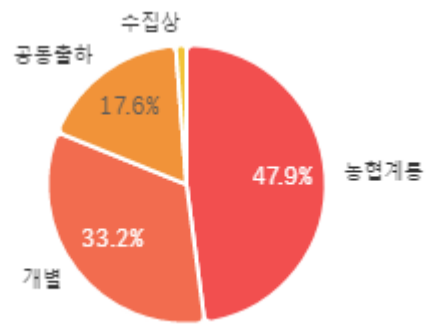


구분	금주(A)	전주(B)	전월(C)	전년(D)	평년(E)	A/B	A/C	A/D	A/E
물량(톤)	2,091	2,063	2,319	1,847	1,774	101.4%	90.2%	113.2%	117.9%

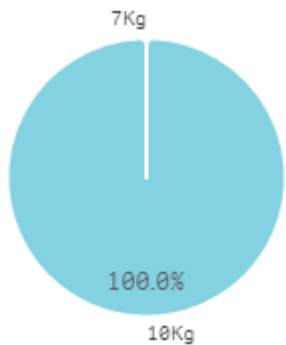
### 출하 품종별 거래물량 구성비



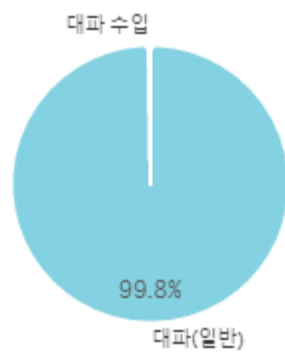
### 출하자별 거래물량 구성비



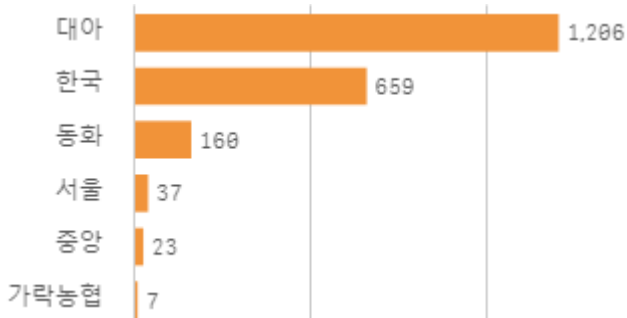
### 거래 단량별 물량 구성비



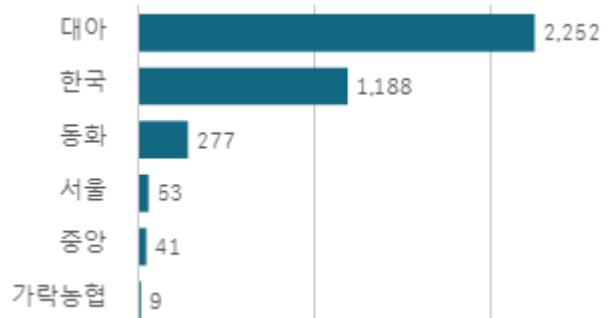
### 출하 품종별 거래금액 구성비



### 도매시장 법인별 거래물량(톤)

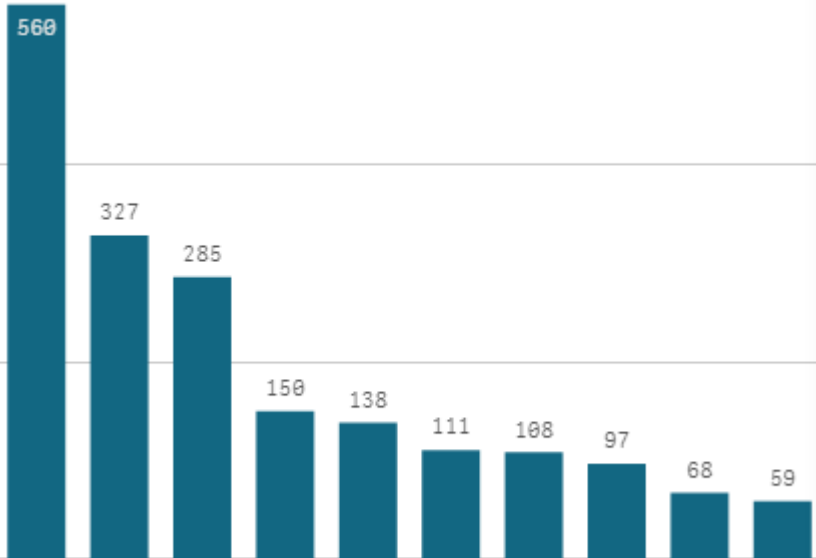


### 도매시장 법인별 거래금액(백만원)



# 대파(일반)(1Kg)

산지별 거래물량(톤)



출하산지(개소)

26

출하건수(천건)

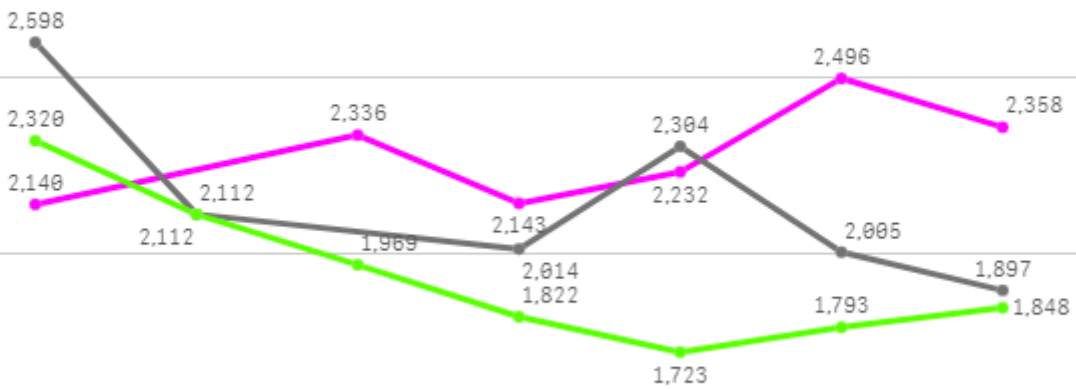
1

산지별 주출하 시군구



주간 도매가격(원)

◆ 2025    ● 2024    ◆ 평년



12/06    12/07    12/08    12/09    12/10    12/11    12/12

구분	금주(A)	전주(B)	전월(C)	전년(D)	평년(E)	A/B	A/C	A/D	A/E
가격(원)	2,284	2,240	1,791	2,155	2,044	102.0%	127.5%	106.0%	111.8%

※ 상품 가격 기준

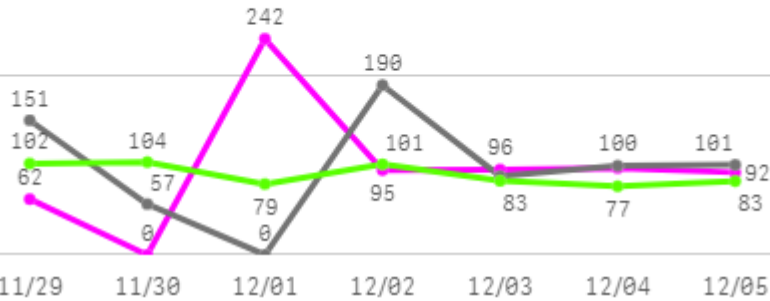
## □ 대파(일반)(1Kg) 주간 가격

구분	Q	품종	Q	단량	Q	특	상	보통	하
2025-11-29		대파(일반)		1Kg		3,220	2,516	1,973	1,432
2025-12-01		대파(일반)		1Kg		2,567	2,017	1,434	1,149
2025-12-02		대파(일반)		1Kg		3,112	2,416	1,981	1,378
2025-12-03		대파(일반)		1Kg		3,126	2,194	1,675	1,314
2025-12-04		대파(일반)		1Kg		2,994	2,147	1,555	1,115
2025-12-05		대파(일반)		1Kg		2,887	2,149	1,539	1,083
평균						<b>2,984</b>	<b>2,240</b>	<b>1,693</b>	<b>1,245</b>

# 쪽파

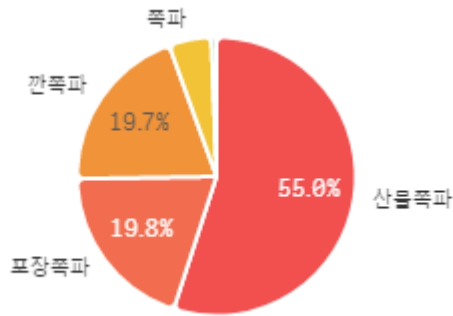
## 주간 반입량(톤)

◆ 2025    ● 2024    ▲ 평년

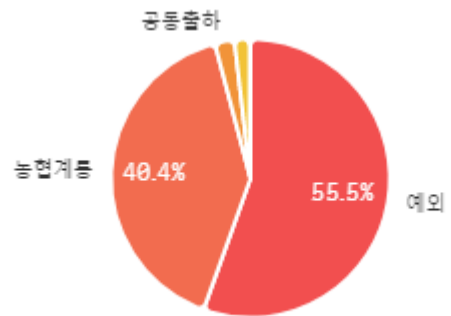


구분	금주(A)	전주(B)	전월(C)	전년(D)	평년(E)	A/B	A/C	A/D	A/E
물량(톤)	685	888	576	687	637	77.2%	118.9%	99.7%	107.6%

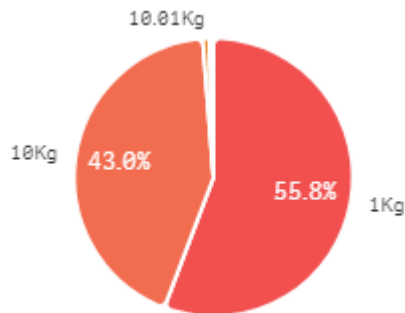
### 출하 품종별 거래물량 구성비



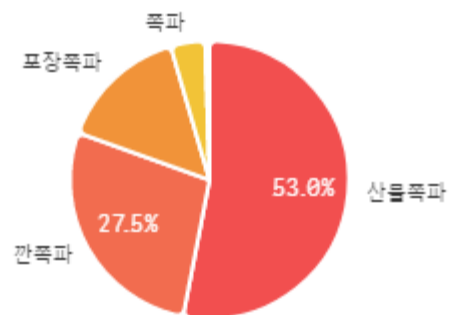
### 출하자별 거래물량 구성비



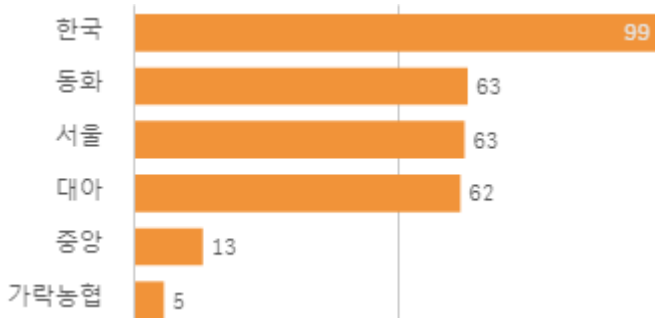
### 거래 단량별 물량 구성비



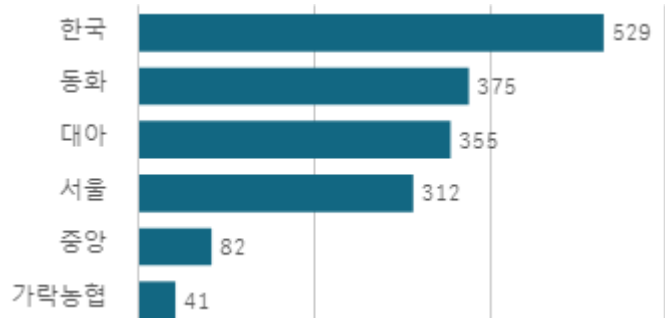
### 출하 품종별 거래금액 구성비



### 도매시장 법인별 거래물량(톤)

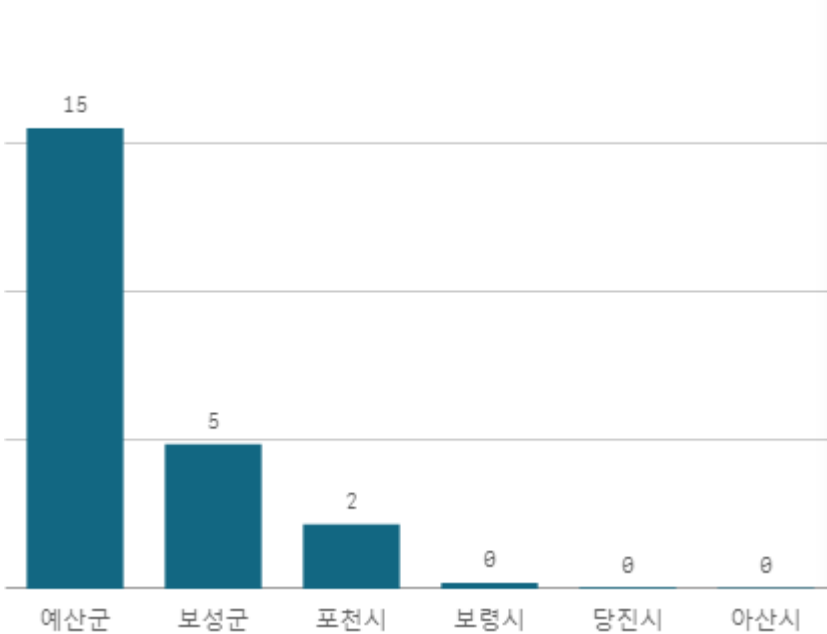


### 도매시장 법인별 거래금액(백만원)



# 쪽파(10Kg)

산지별 거래물량(톤)



산지별 주출하 시군구



출하산지(개소)

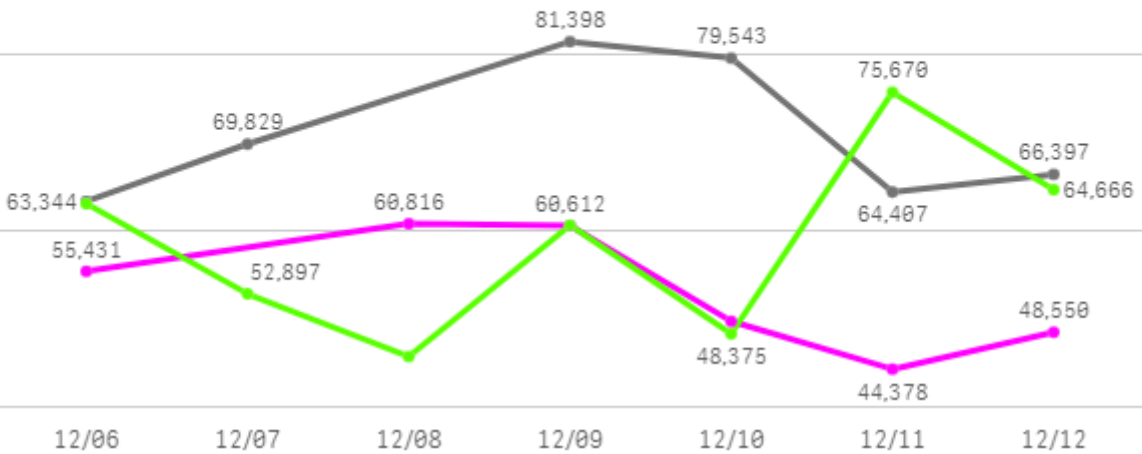
6

출하건수(천건)

0

주간 도매가격(원)

◆ 2025    ● 2024    ◆ 평년



구분	금주(A)	전주(B)	전월(C)	전년(D)	평년(E)	A/B	A/C	A/D	A/E
가격(원)	53,261	47,876	78,779	70,820	59,351	111.2%	67.6%	75.2%	89.7%

※ 상품 가격 기준

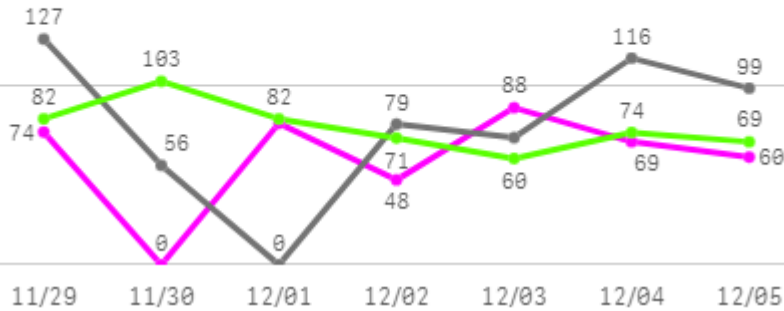
## □ 쪽파(10Kg) 주간 가격

구분	Q	품종	Q	단량	Q	특	상	보통	하
2025-11-29		쪽파		10Kg		73,902	62,856	51,452	38,803
2025-12-01		쪽파		10Kg		60,538	51,024	40,795	29,216
2025-12-02		쪽파		10Kg		56,591	43,952	33,107	23,109
2025-12-03		쪽파		10Kg		51,558	42,390	32,980	24,658
2025-12-04		쪽파		10Kg		46,413	37,466	29,498	19,167
2025-12-05		쪽파		10Kg		58,070	49,565	37,303	24,535
평균						<b>57,845</b>	<b>47,876</b>	<b>37,523</b>	<b>26,581</b>

# 파프리카

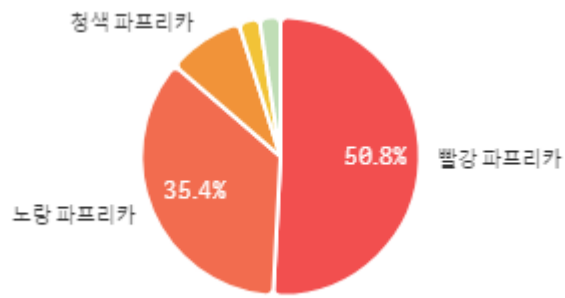
## 주간 반입량(톤)

◆ 2025    ● 2024    ▲ 평년

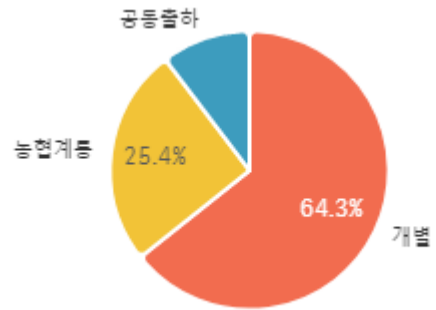


구분	금주(A)	전주(B)	전월(C)	전년(D)	평년(E)	A/B	A/C	A/D	A/E
물량(톤)	419	566	610	547	499	74.1%	68.7%	76.5%	83.9%

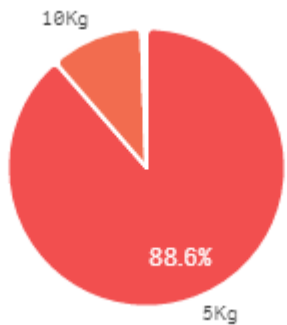
### 출하 품종별 거래물량 구성비



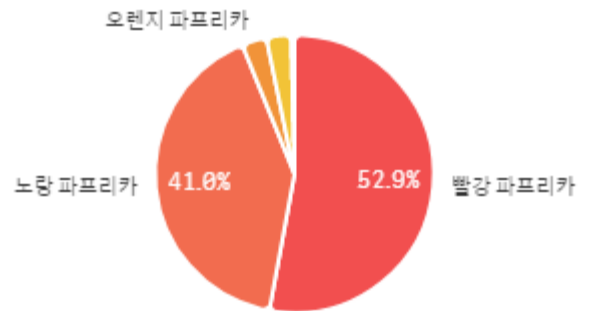
### 출하자별 거래물량 구성비



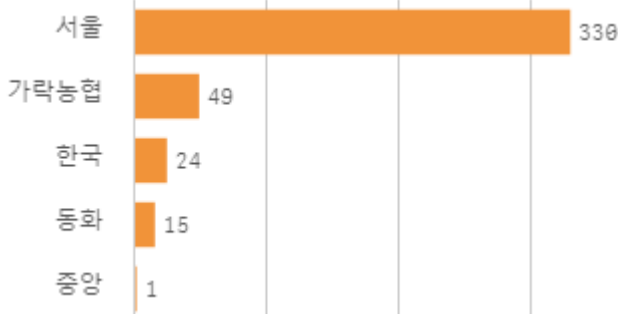
### 거래 단량별 물량 구성비



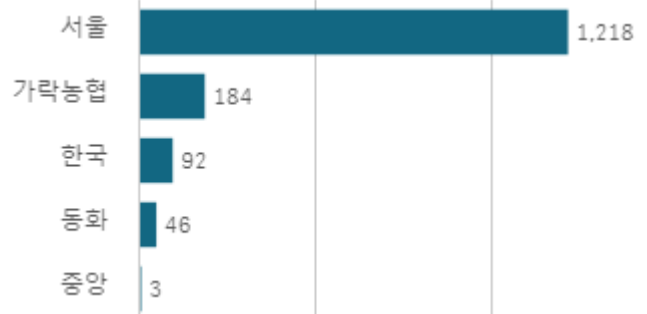
### 출하 품종별 거래금액 구성비



### 도매시장 법인별 거래물량(톤)

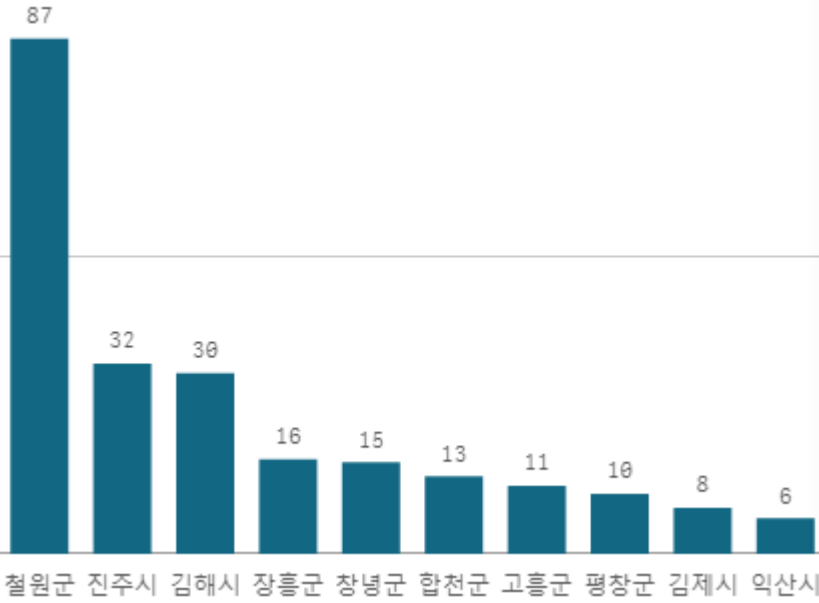


### 도매시장 법인별 거래금액(백만원)



# 빨강 파프리카(5Kg)

산지별 거래물량(톤)



출하산지(개소)

23

출하건수(천건)

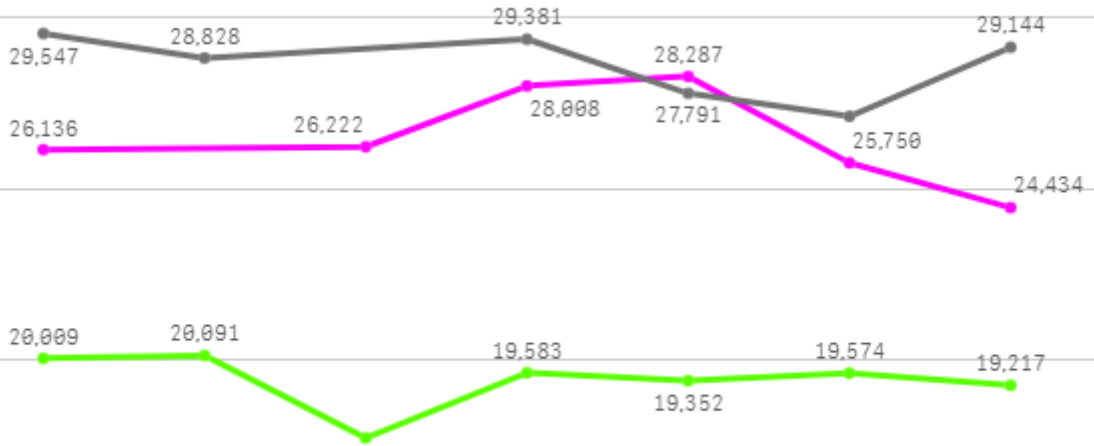
2

산지별 주출하 시군구



주간 도매가격(원)

◆ 2025    ● 2024    ◆ 평년



12/06    12/07    12/08    12/09    12/10    12/11    12/12

구분	금주(A)	전주(B)	전월(C)	전년(D)	평년(E)	A/B	A/C	A/D	A/E
가격(원)	26,473	25,819	26,081	28,635	21,289	102.5%	101.5%	92.5%	124.3%

※ 상품 가격 기준

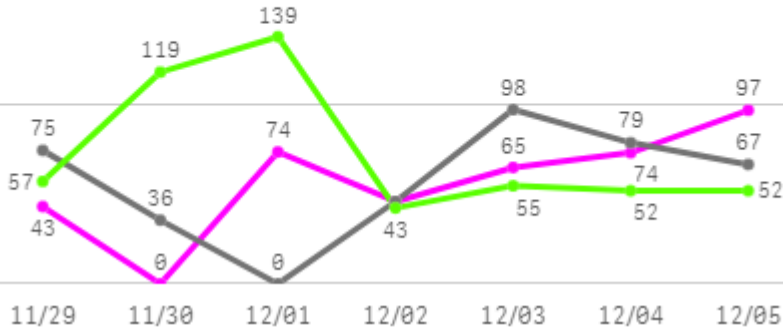
## □ 빨강 파프리카(5Kg) 주간 가격

구분	Q	품종	Q	단량	Q	특	상	보통	하
2025-11-29		빨강 파프리카		5Kg		-	24,356	19,666	12,237
2025-12-01		빨강 파프리카		5Kg		-	24,412	20,861	14,040
2025-12-02		빨강 파프리카		5Kg		-	30,618	24,928	17,497
2025-12-03		빨강 파프리카		5Kg		-	25,263	21,748	14,840
2025-12-04		빨강 파프리카		5Kg		-	25,545	20,177	13,860
2025-12-05		빨강 파프리카		5Kg		-	24,721	20,085	13,632
평균						-	<b>25,819</b>	<b>21,244</b>	<b>14,351</b>

# 양상추

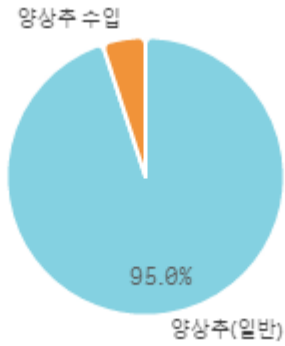
## 주간 반입량(톤)

◆ 2025    ● 2024    ▲ 평년

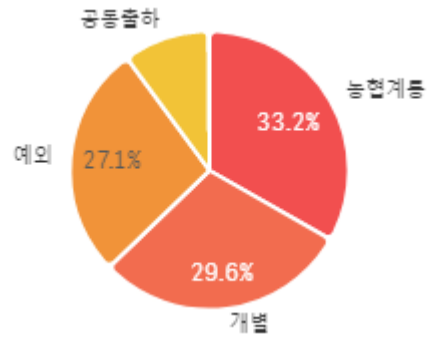


구분	금주(A)	전주(B)	전월(C)	전년(D)	평년(E)	A/B	A/C	A/D	A/E
물량(톤)	399	347	462	401	466	115.0%	86.5%	99.7%	85.7%

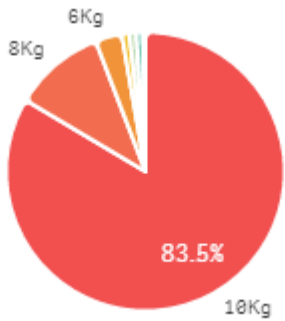
### 출하 품종별 거래물량 구성비



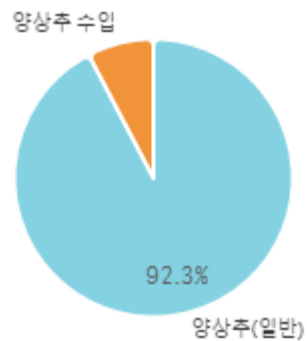
### 출하자별 거래물량 구성비



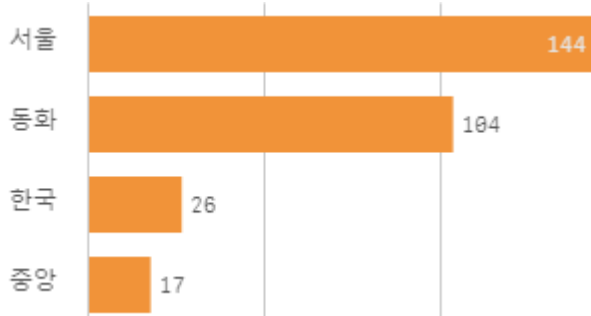
### 거래 단량별 물량 구성비



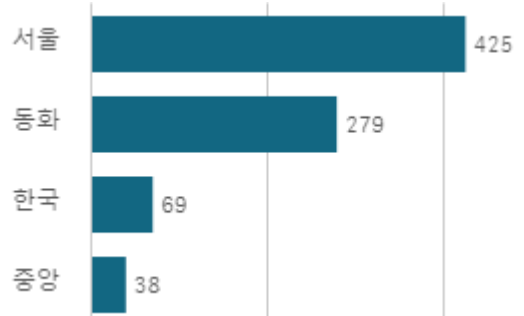
### 출하 품종별 거래금액 구성비



### 도매시장 법인별 거래물량(톤)

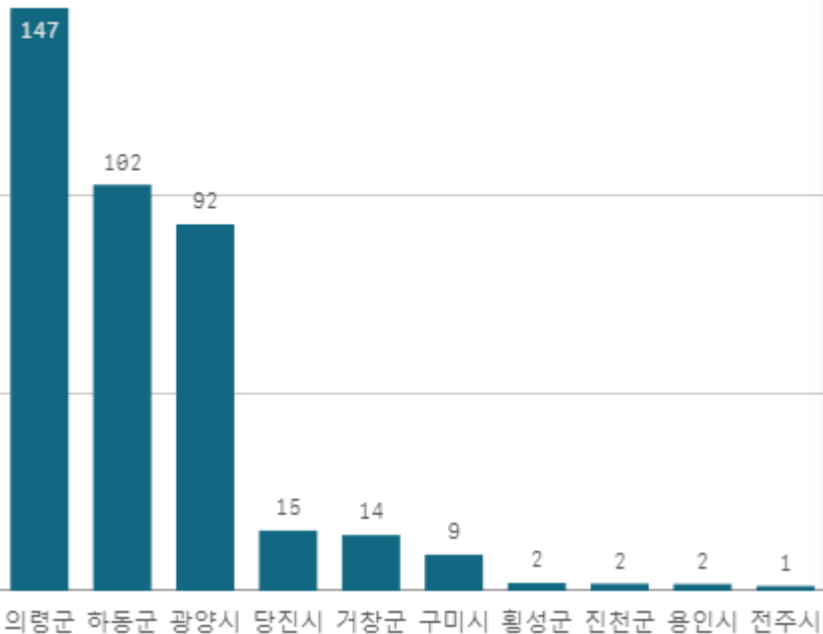


### 도매시장 법인별 거래금액(백만원)



# 양상추(일반)(12개)

산지별 거래물량(톤)



출하산지(개소)

16

출하건수(천건)

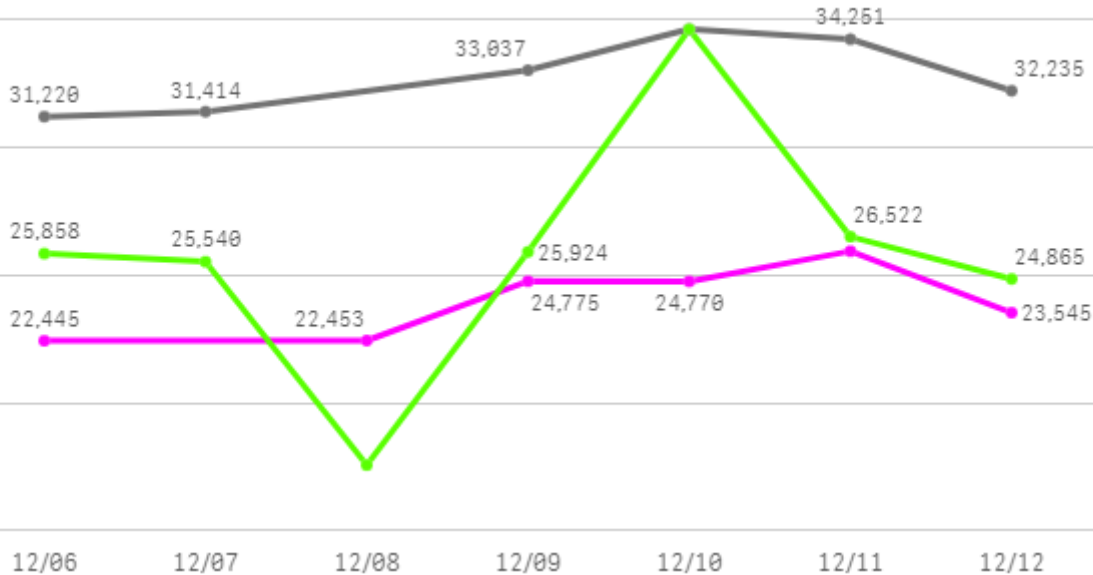
1

산지별 주출하 시군구



주간 도매가격(원)

◆ 2025    ● 2024    ◆ 평년



구분	금주(A)	전주(B)	전월(C)	전년(D)	평년(E)	A/B	A/C	A/D	A/E
가격(원)	23,990	36,847	65,793	32,800	25,199	65.1%	36.5%	73.1%	95.2%

※ 상품 가격 기준

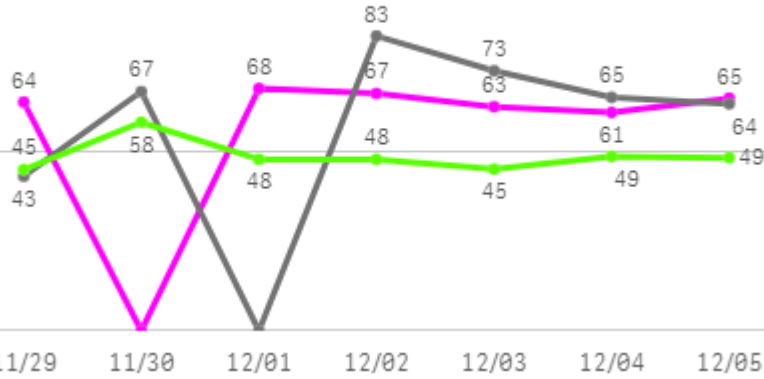
## □ 양상추(일반)(12개) 주간 가격

구분	Q	품종	Q	단량	Q	특	상	보통	하
2025-11-29		양상추(일반)		12개		-	33,181	21,198	15,728
2025-12-01		양상추(일반)		12개		-	38,804	28,279	19,418
2025-12-02		양상추(일반)		12개		-	45,808	34,535	22,783
2025-12-03		양상추(일반)		12개		-	41,239	33,097	24,362
2025-12-04		양상추(일반)		12개		-	33,582	28,594	20,962
2025-12-05		양상추(일반)		12개		-	28,469	24,113	17,998
평균						-	<b>36,847</b>	<b>28,303</b>	<b>20,209</b>

# 청경채

## 주간 반입량(톤)

◆ 2025    ● 2024    ▲ 평년

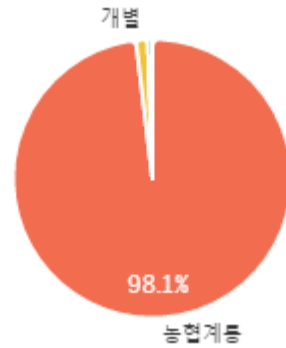


구분	금주(A)	전주(B)	전월(C)	전년(D)	평년(E)	A/B	A/C	A/D	A/E
물량(톤)	388	395	428	395	374	98.3%	90.7%	98.2%	103.8%

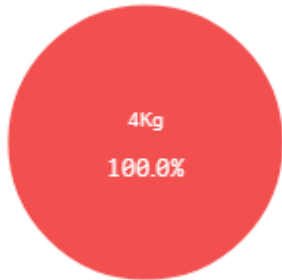
### 출하 품종별 거래물량 구성비



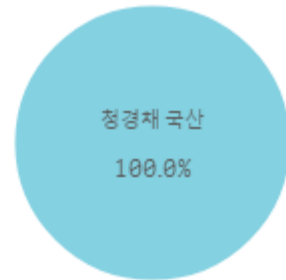
### 출하자별 거래물량 구성비



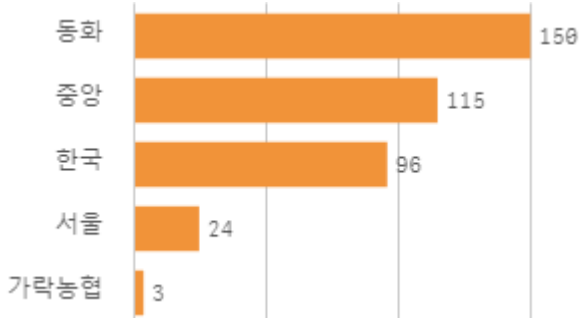
### 거래 단량별 물량 구성비



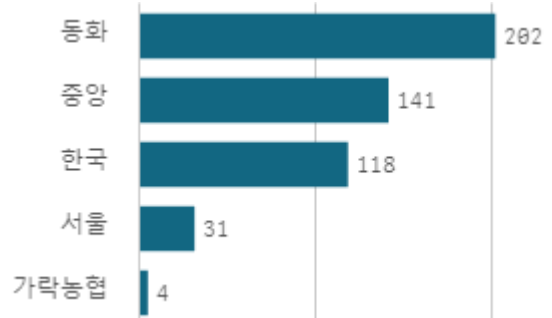
### 출하 품종별 거래금액 구성비



### 도매시장 법인별 거래물량(톤)

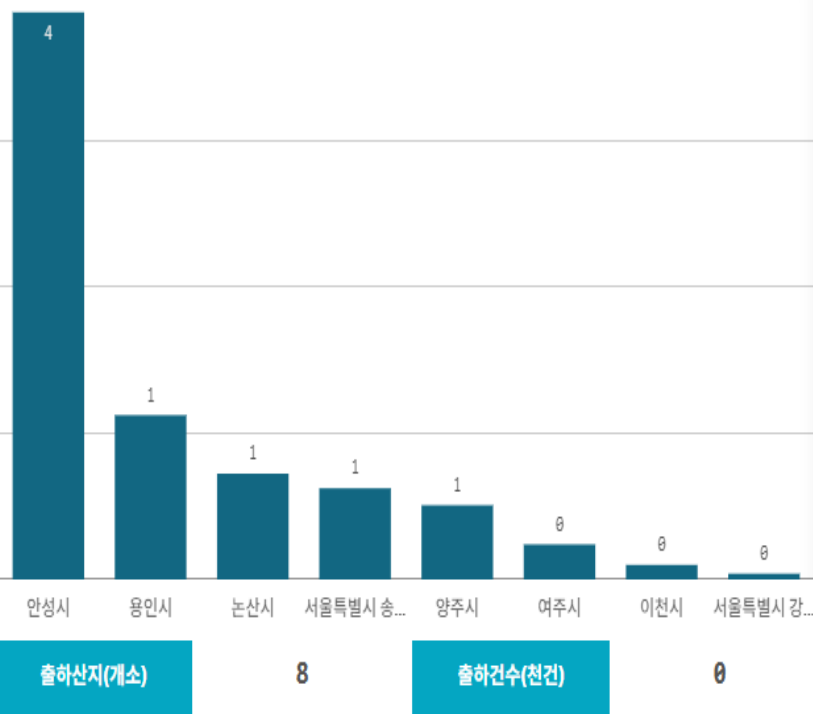


### 도매시장 법인별 거래금액(백만원)



# 청경채(4Kg)

산지별 거래물량(톤)

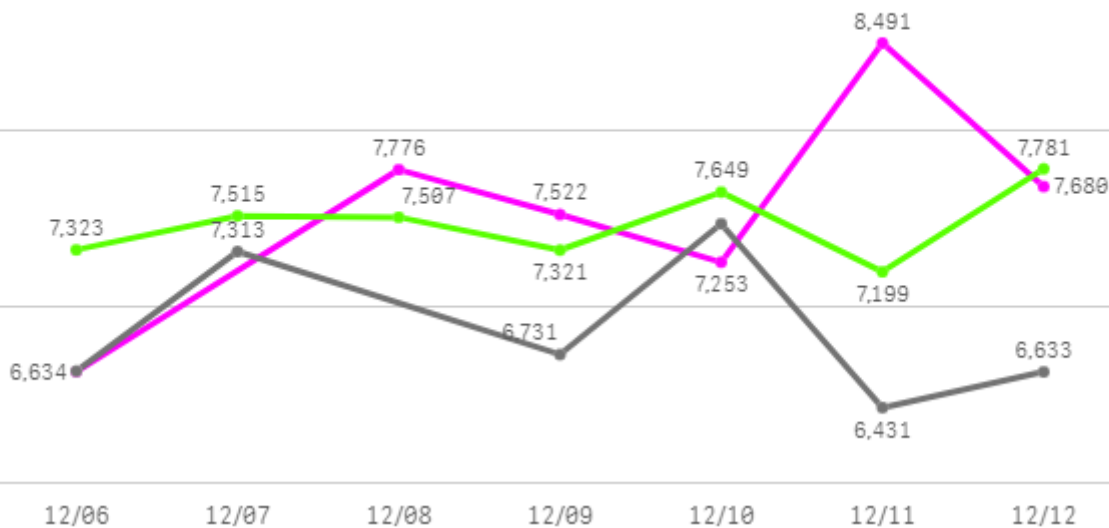


산지별 주출하 시군구



주간 도매가격(원)

◆ 2025    ● 2024    ◆ 평년



구분	금주(A)	전주(B)	전월(C)	전년(D)	평년(E)	A/B	A/C	A/D	A/E
가격(원)	7,559	6,386	4,992	6,869	7,406	118.4%	151.4%	110.0%	102.1%

※ 상품 가격 기준

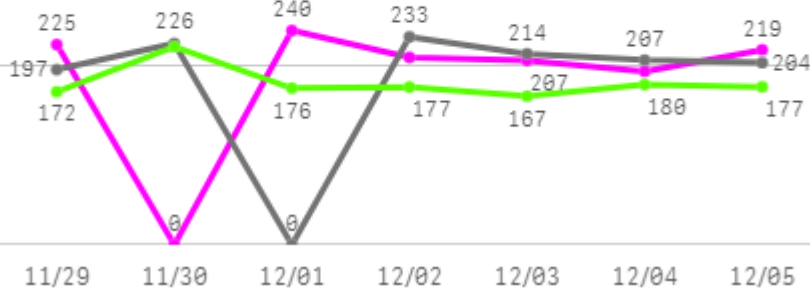
## □ 청경채(4Kg) 주간 가격

구분	Q	품종	Q	단량	Q	특	상	보통	하
2025-11-29		청경채		4Kg		-	5,575	4,255	3,294
2025-12-01		청경채		4Kg		-	5,870	5,043	3,929
2025-12-02		청경채		4Kg		-	6,252	5,422	4,323
2025-12-03		청경채		4Kg		-	7,336	6,316	4,888
2025-12-04		청경채		4Kg		-	6,420	5,533	4,449
2025-12-05		청경채		4Kg		-	6,864	5,836	4,475
평균						-	<b>6,386</b>	<b>5,401</b>	<b>4,226</b>

# 버섯

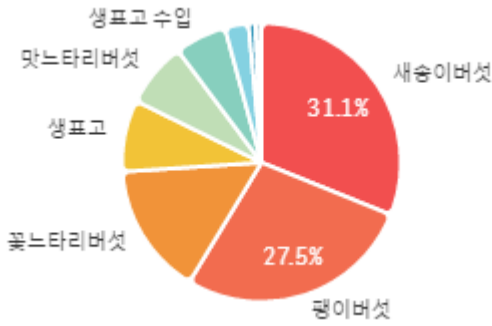
## 주간 반입량(톤)

◆ 2025    ● 2024    ▲ 평년

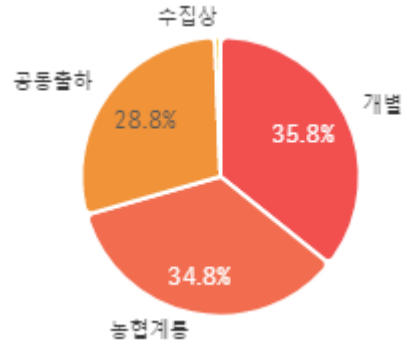


구분	금주(A)	전주(B)	전월(C)	전년(D)	평년(E)	A/B	A/C	A/D	A/E
물량(톤)	1,295	1,322	1,476	1,281	1,276	98.0%	87.8%	101.1%	101.5%

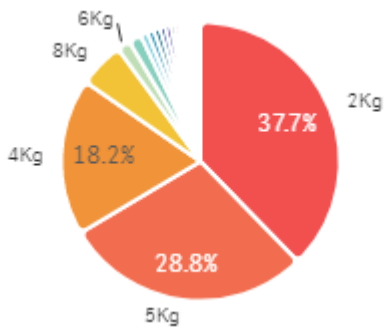
## 출하 품종별 거래물량 구성비



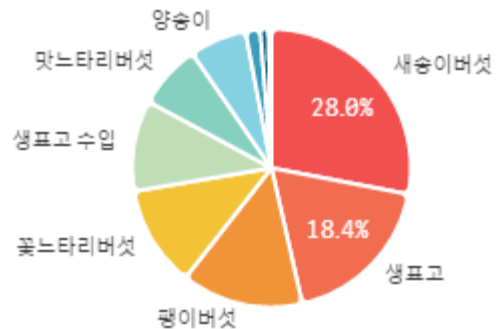
## 출하자별 거래물량 구성비



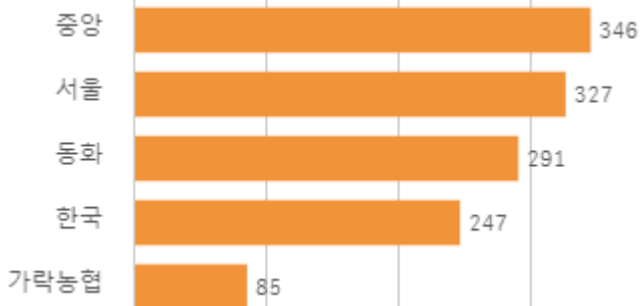
## 거래 단량별 물량 구성비



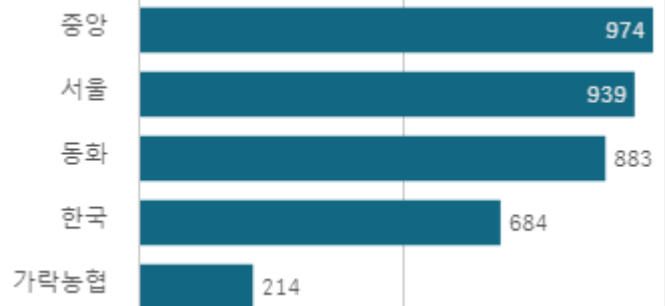
## 출하 품종별 거래금액 구성비



## 도매시장 법인별 거래물량(톤)

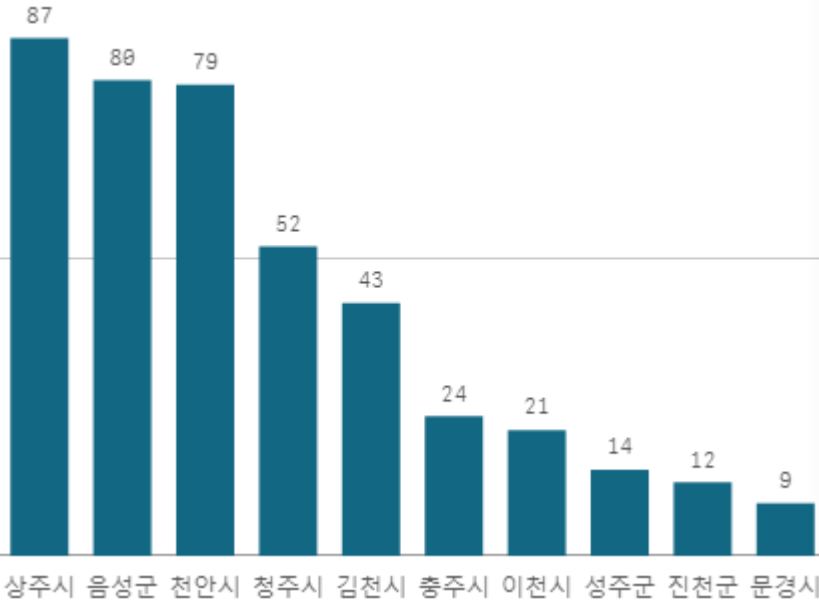


## 도매시장 법인별 거래금액(백만원)



# 새송이버섯(2Kg)

산지별 거래물량(톤)



출하산지(개소)

19

출하건수(전건)

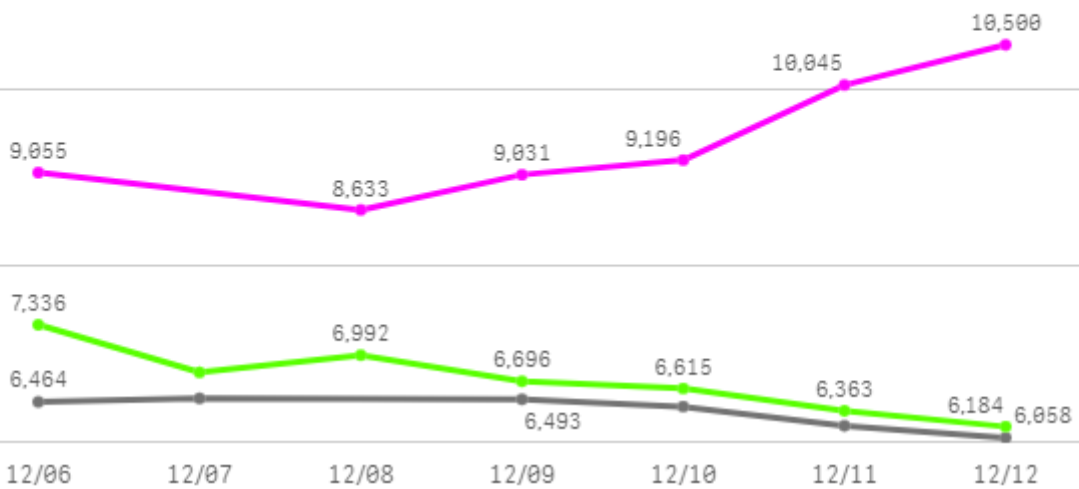
3

산지별 주출하 시군구



주간 도매가격(원)

◆ 2025    ● 2024    ◆ 평년



구분	금주(A)	전주(B)	전월(C)	전년(D)	평년(E)	A/B	A/C	A/D	A/E
가격(원)	9,410	7,672	6,557	6,354	7,686	122.7%	143.5%	148.1%	122.4%

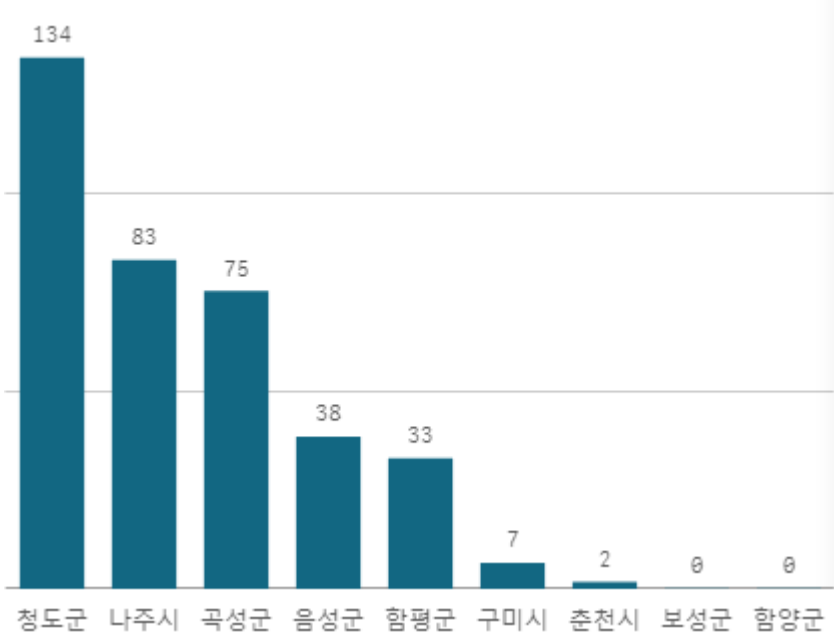
※ 상품 가격 기준

## □ 새송이버섯(2Kg) 주간 가격

구분	Q	품종	Q	단량	Q	특	상	보통	하
2025-11-29		새송이버섯		2Kg		8,106	6,906	6,373	4,300
2025-12-01		새송이버섯		2Kg		7,996	6,988	6,399	3,755
2025-12-02		새송이버섯		2Kg		8,169	6,977	6,392	4,284
2025-12-03		새송이버섯		2Kg		8,578	7,548	6,868	4,977
2025-12-04		새송이버섯		2Kg		9,048	8,579	7,918	5,863
2025-12-05		새송이버섯		2Kg		9,639	9,031	8,408	5,247
평균						<b>8,589</b>	<b>7,672</b>	<b>7,060</b>	<b>4,738</b>

# 팬이버섯(5Kg)

산지별 거래물량(톤)



출하산지(개소)

9

출하건수(천건)

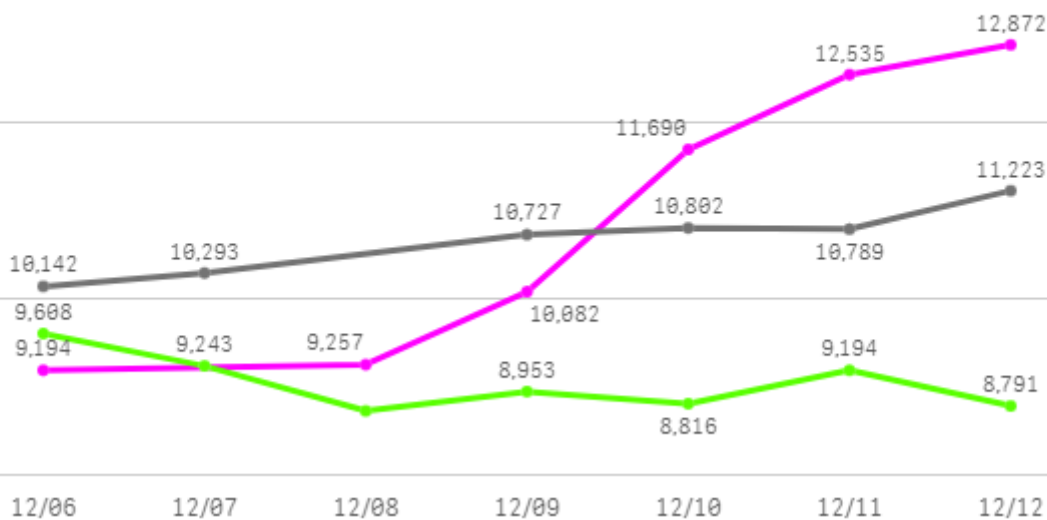
1

산지별 주출하 시군구



주간 도매가격(원)

◆ 2025    ● 2024    ◆ 평년



구분	금주(A)	전주(B)	전월(C)	전년(D)	평년(E)	A/B	A/C	A/D	A/E
가격(원)	10,938	8,331	8,497	10,663	9,779	131.3%	128.7%	102.6%	111.8%

※ 상품 가격 기준

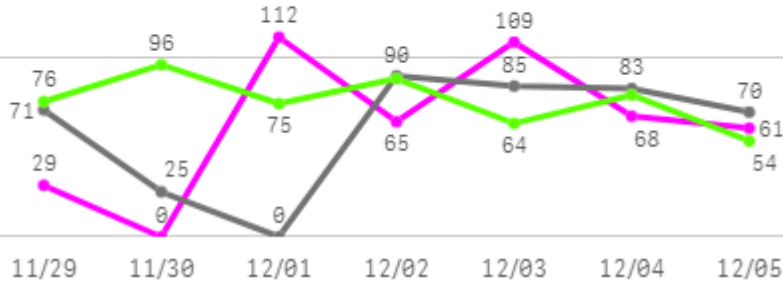
## □ 팽이버섯(5Kg) 주간 가격

구분	Q	품종	Q	단량	Q	특	상	보통	하
2025-11-29		팽이버섯		5Kg		8,000	7,417	5,867	5,128
2025-12-01		팽이버섯		5Kg		7,718	7,347	6,193	5,444
2025-12-02		팽이버섯		5Kg		8,000	7,519	6,567	5,811
2025-12-03		팽이버섯		5Kg		9,847	8,828	7,794	6,872
2025-12-04		팽이버섯		5Kg		10,000	9,638	8,425	7,167
2025-12-05		팽이버섯		5Kg		10,301	9,235	7,631	6,703
평균						<b>8,978</b>	<b>8,331</b>	<b>7,080</b>	<b>6,188</b>

# 사과

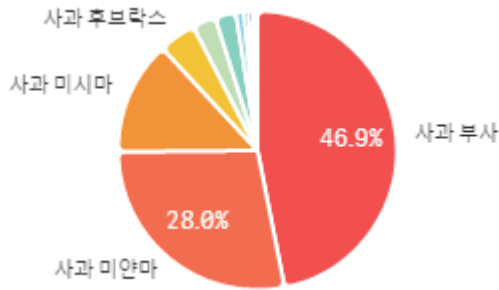
## 주간 반입량(톤)

2025 (파란색 선) 2024 (회색 선) 평년 (초록색 선)

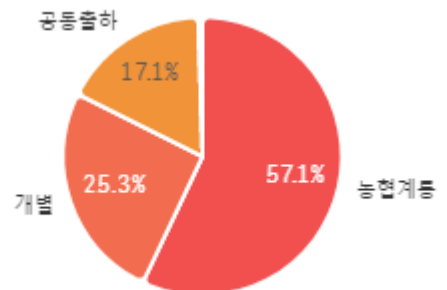


구분	금주(A)	전주(B)	전월(C)	전년(D)	평년(E)	A/B	A/C	A/D	A/E
물량(톤)	443	484	710	424	499	91.5%	62.4%	104.4%	88.7%

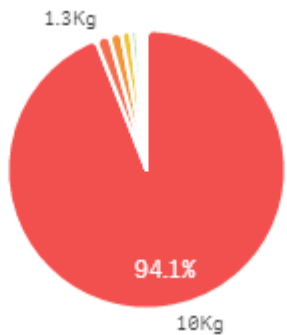
## 출하 품종별 거래물량 구성비



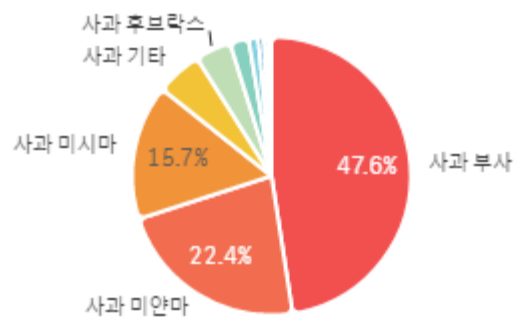
## 출하자별 거래물량 구성비



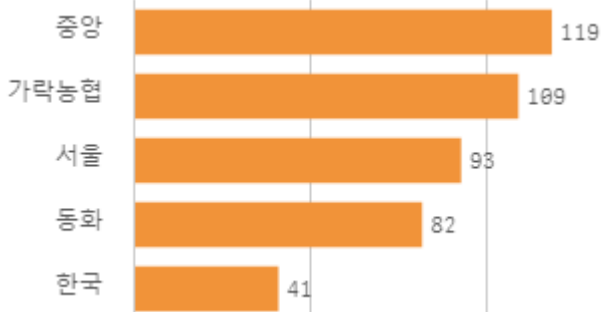
## 거래 단량별 물량 구성비



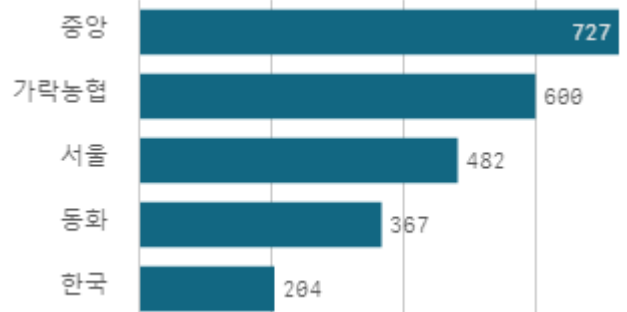
## 출하 품종별 거래금액 구성비



## 도매시장 법인별 거래물량(톤)

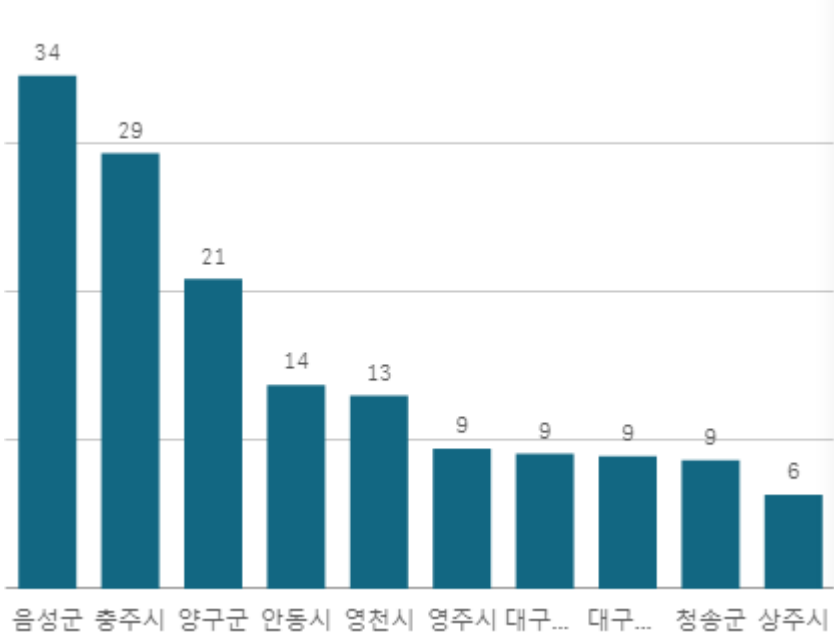


## 도매시장 법인별 거래금액(백만원)



# 사과 부사(10Kg)

산지별 거래물량(톤)



출하산지(개소)

29

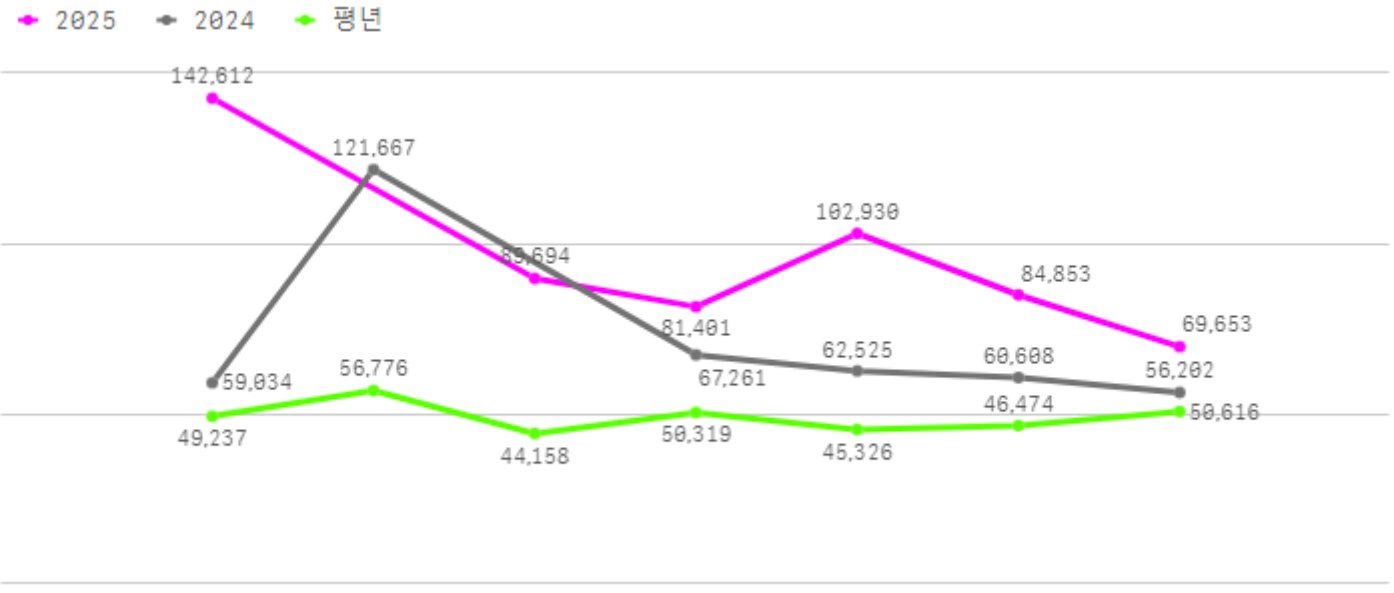
출하건수(천건)

1

산지별 주출하 시군구



주간 도매가격(원)



구분	금주(A)	전주(B)	전월(C)	전년(D)	평년(E)	A/B	A/C	A/D	A/E
가격(원)	95,191	73,106	58,332	71,216	59,456	130.2%	163.2%	133.7%	160.1%

※ 상품 가격 기준

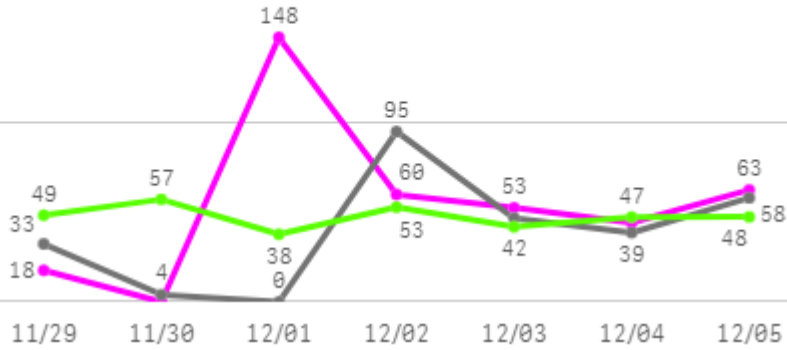
## □ 사과 부사(10Kg) 주간 가격

구분	Q	품종	Q	단량	Q	특	상	보통	하
2025-11-29		사과 부사		10Kg		133,562	45,908	27,491	14,862
2025-12-01		사과 부사		10Kg		127,319	77,236	39,321	19,552
2025-12-02		사과 부사		10Kg		135,109	74,338	54,666	24,700
2025-12-03		사과 부사		10Kg		168,474	90,317	47,872	23,349
2025-12-04		사과 부사		10Kg		140,903	77,302	43,324	21,106
2025-12-05		사과 부사		10Kg		142,245	73,533	42,908	16,681
평균						<b>141,269</b>	<b>73,106</b>	<b>42,597</b>	<b>20,042</b>

# 배

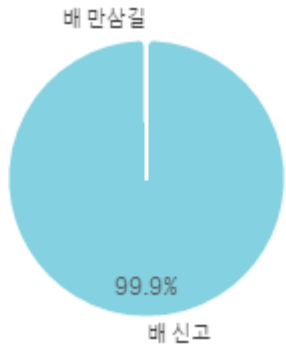
## 주간 반입량(톤)

◆ 2025    ● 2024    ▲ 평년

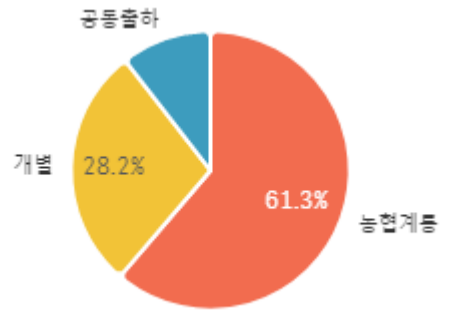


구분	금주(A)	전주(B)	전월(C)	전년(D)	평년(E)	A/B	A/C	A/D	A/E
물량(톤)	386	485	502	276	341	79.6%	76.9%	139.8%	113.1%

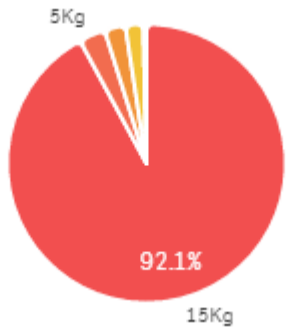
### 출하 품종별 거래물량 구성비



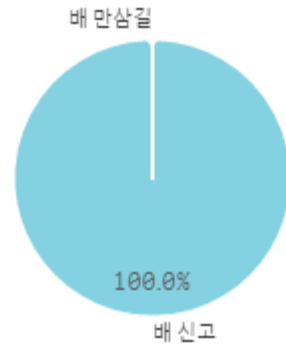
### 출하자별 거래물량 구성비



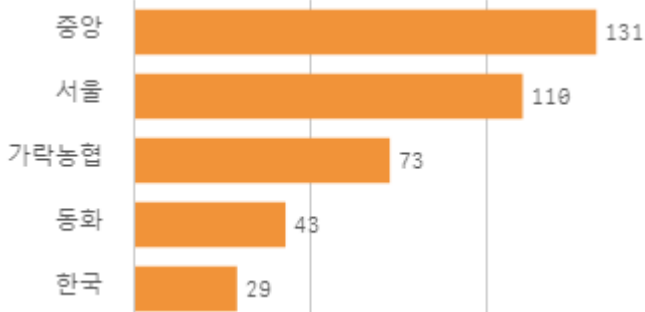
### 거래 단량별 물량 구성비



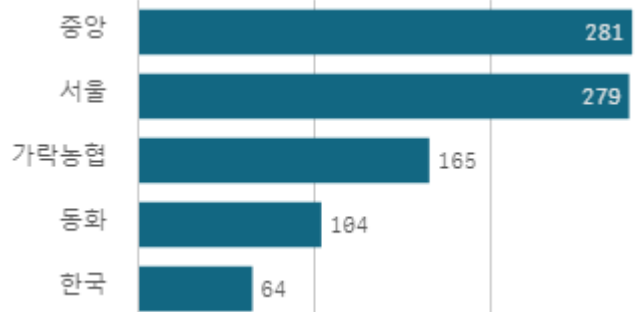
### 출하 품종별 거래금액 구성비



### 도매시장 법인별 거래물량(톤)

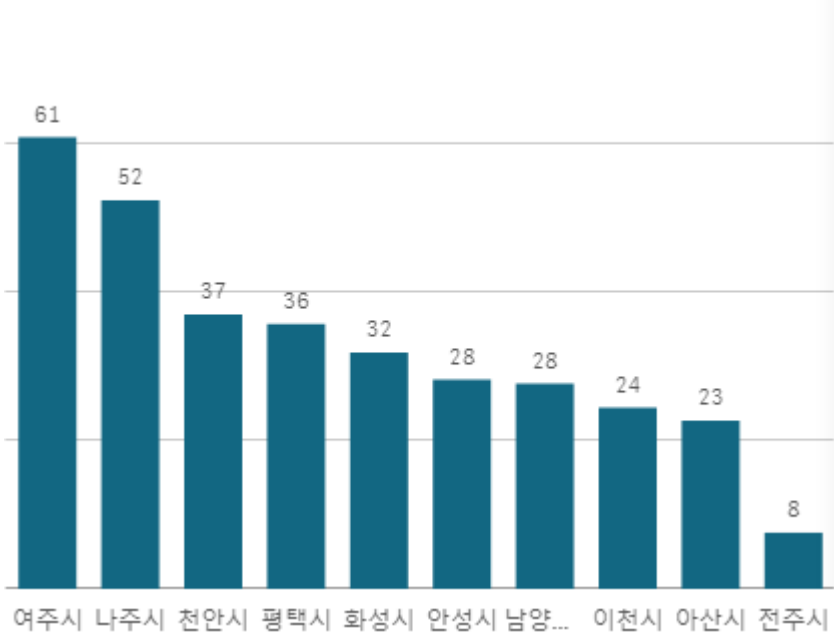


### 도매시장 법인별 거래금액(백만원)



# 배 신고(15Kg)

산지별 거래물량(톤)



출하산지(개소)

22

출하건수(천건)

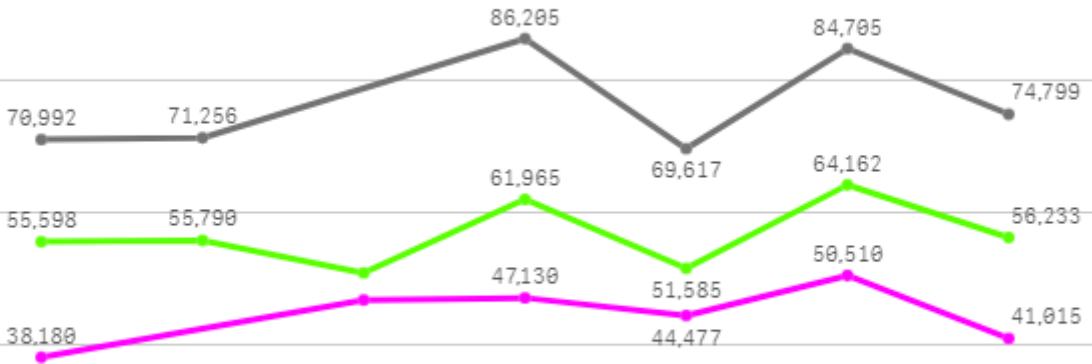
2

산지별 주출하 시군구



주간 도매가격(원)

◆ 2025    ● 2024    ◆ 평년



12/06    12/07    12/08    12/09    12/10    12/11    12/12

구분	금주(A)	전주(B)	전월(C)	전년(D)	평년(E)	A/B	A/C	A/D	A/E
가격(원)	44,687	43,338	47,730	76,262	53,163	103.1%	93.6%	58.6%	84.1%

※ 상품 가격 기준

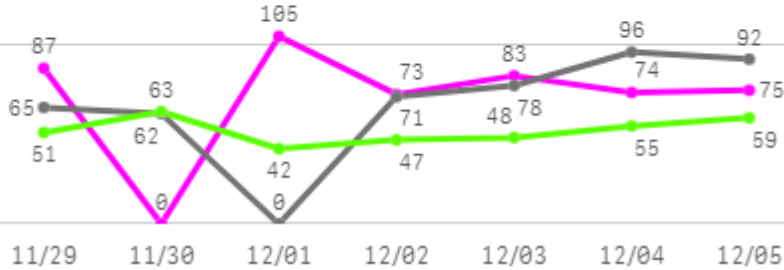
## □ 배 신고(15Kg) 주간 가격

구분	Q	품종	Q	단량	Q	특	상	보통	하
2025-11-29		배 신고		15Kg		59,224	38,920	25,882	13,532
2025-12-01		배 신고		15Kg		82,854	45,912	31,876	19,451
2025-12-02		배 신고		15Kg		69,909	46,511	29,055	15,618
2025-12-03		배 신고		15Kg		57,381	37,591	25,844	15,738
2025-12-04		배 신고		15Kg		77,839	45,042	29,676	17,248
2025-12-05		배 신고		15Kg		77,594	46,051	27,973	15,327
평균						<b>70,800</b>	<b>43,338</b>	<b>28,384</b>	<b>16,152</b>

# 포도

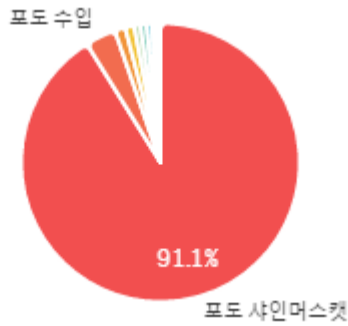
## 주간 반입량(톤)

◆ 2025    ● 2024    ▲ 평년

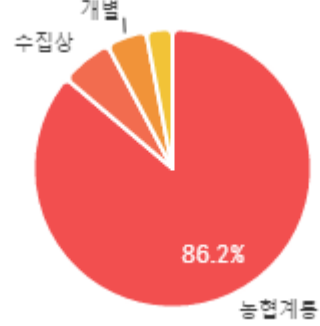


구분	금주(A)	전주(B)	전월(C)	전년(D)	평년(E)	A/B	A/C	A/D	A/E
물량(톤)	497	525	1,094	465	410	94.7%	45.4%	106.9%	121.2%

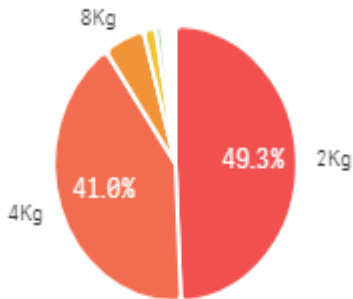
### 출하 품종별 거래물량 구성비



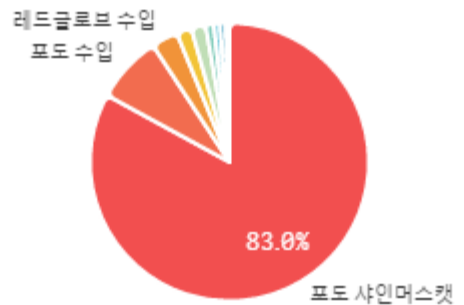
### 출하자별 거래물량 구성비



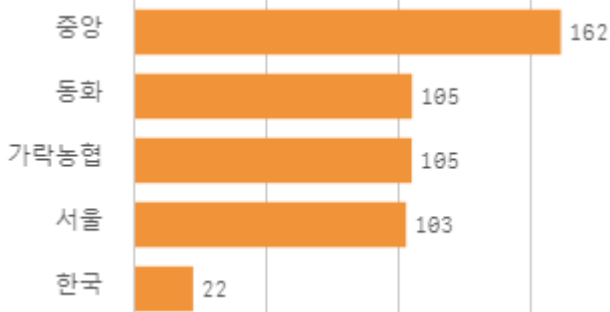
### 거래 단량별 물량 구성비



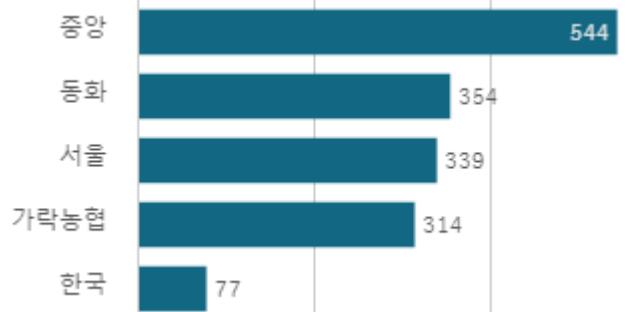
### 출하 품종별 거래금액 구성비



### 도매시장 법인별 거래물량(톤)

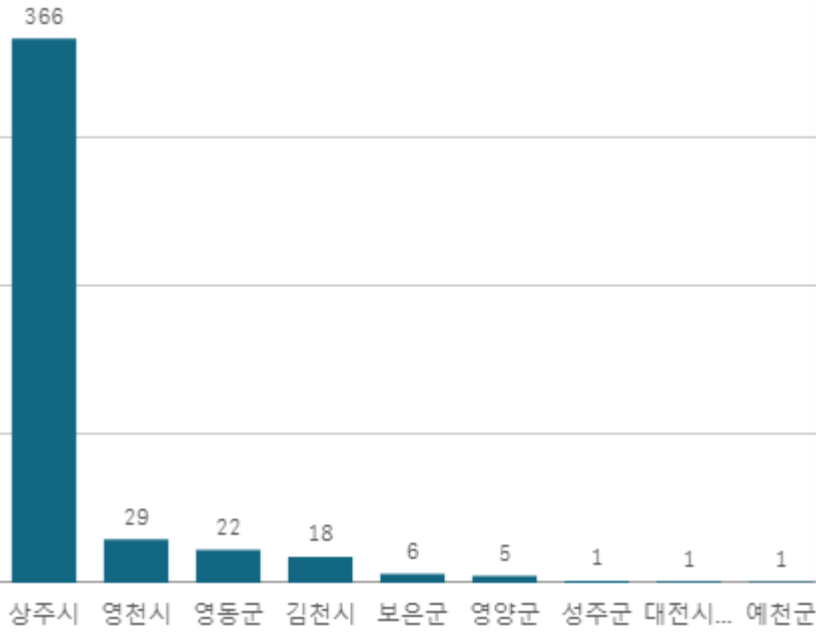


### 도매시장 법인별 거래금액(백만원)



# 포도 샤인머스켓(2Kg)

산지별 거래물량(톤)



출하산지(개소)

9

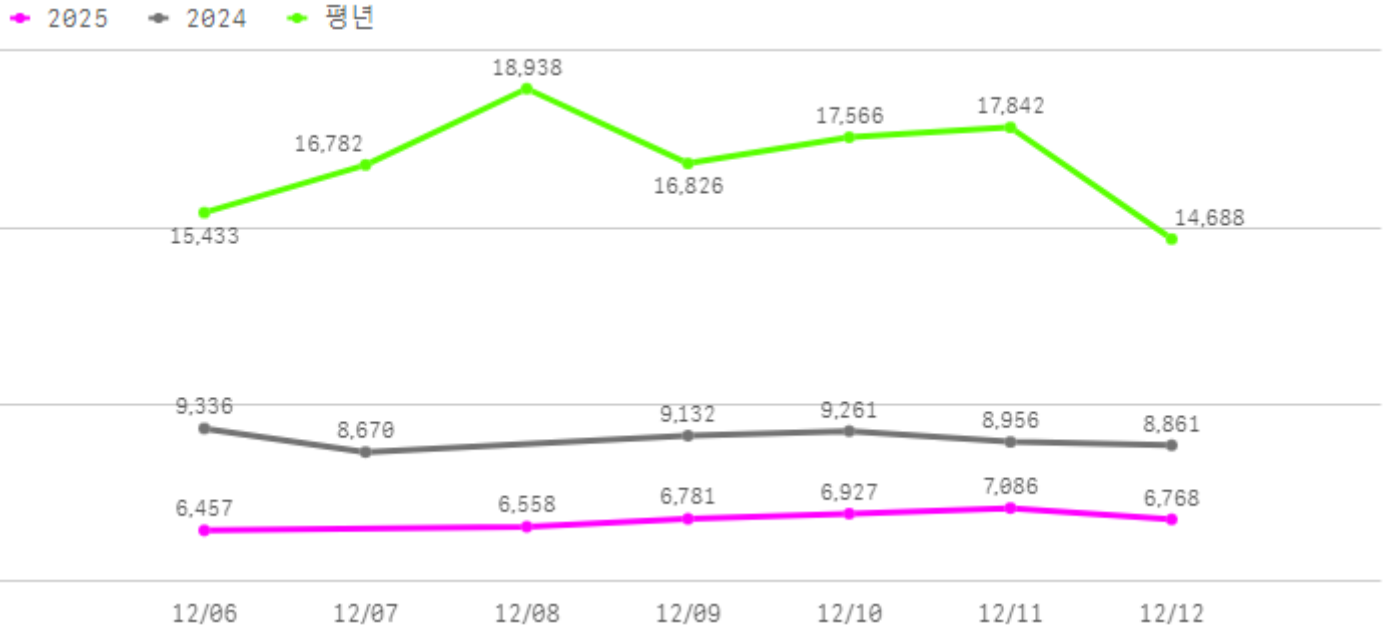
출하건수(천건)

5

산지별 주출하 시군구



주간 도매가격(원)



구분	금주(A)	전주(B)	전월(C)	전년(D)	평년(E)	A/B	A/C	A/D	A/E
가격(원)	6,763	6,610	5,895	9,036	13,475	102.3%	114.7%	74.8%	50.2%

※ 상품 가격 기준

## □ 포도 샤인머스켓(2Kg) 주간 가격

구분	Q	품종	Q	단량	Q	특	상	보통	하
2025-11-29		포도 샤인머스켓		2Kg		9,524	6,548	4,575	2,923
2025-12-01		포도 샤인머스켓		2Kg		10,049	6,969	5,390	3,711
2025-12-02		포도 샤인머스켓		2Kg		10,214	7,124	5,288	3,522
2025-12-03		포도 샤인머스켓		2Kg		9,441	6,751	4,875	3,356
2025-12-04		포도 샤인머스켓		2Kg		9,351	6,299	4,550	3,008
2025-12-05		포도 샤인머스켓		2Kg		8,960	5,967	3,982	2,495
평균						<b>9,590</b>	<b>6,610</b>	<b>4,777</b>	<b>3,169</b>

# 감귤

## 주간 반입량(톤)

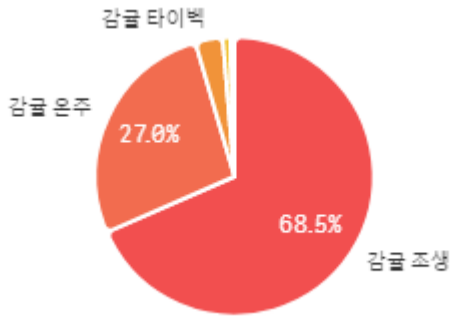
◆ 2025    ● 2024    ▲ 평년



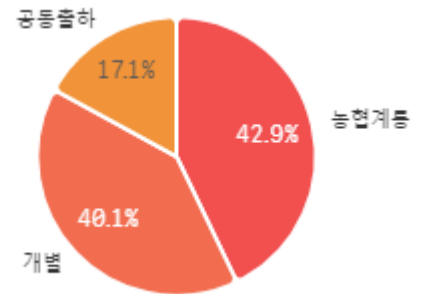
11/29    11/30    12/01    12/02    12/03    12/04    12/05

구분	금주(A)	전주(B)	전월(C)	전년(D)	평년(E)	A/B	A/C	A/D	A/E
물량(톤)	2,235	2,107	2,120	1,926	2,174	106.1%	105.4%	116.0%	102.8%

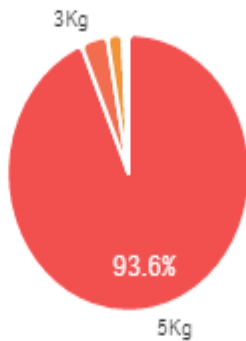
## 출하 품종별 거래물량 구성비



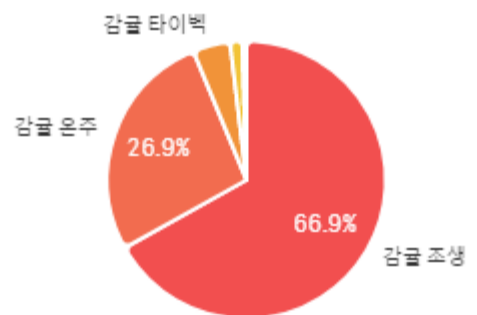
## 출하자별 거래물량 구성비



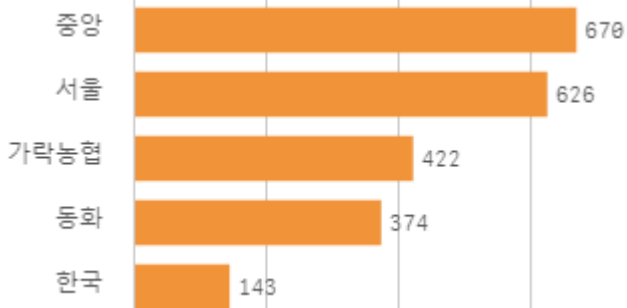
## 거래 단량별 물량 구성비



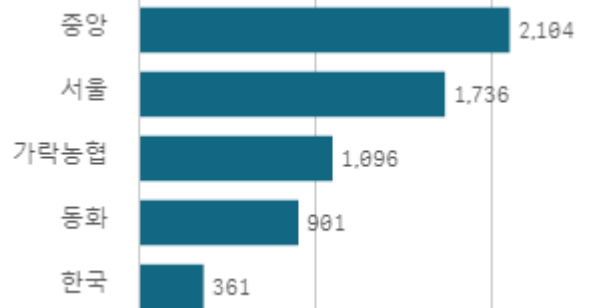
## 출하 품종별 거래금액 구성비



## 도매시장 법인별 거래물량(톤)

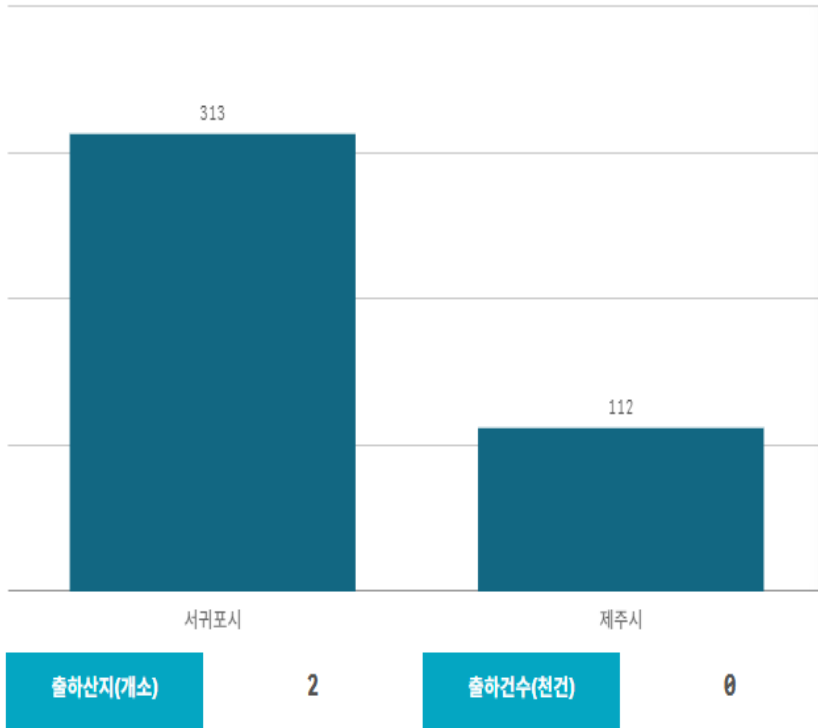


## 도매시장 법인별 거래금액(백만원)

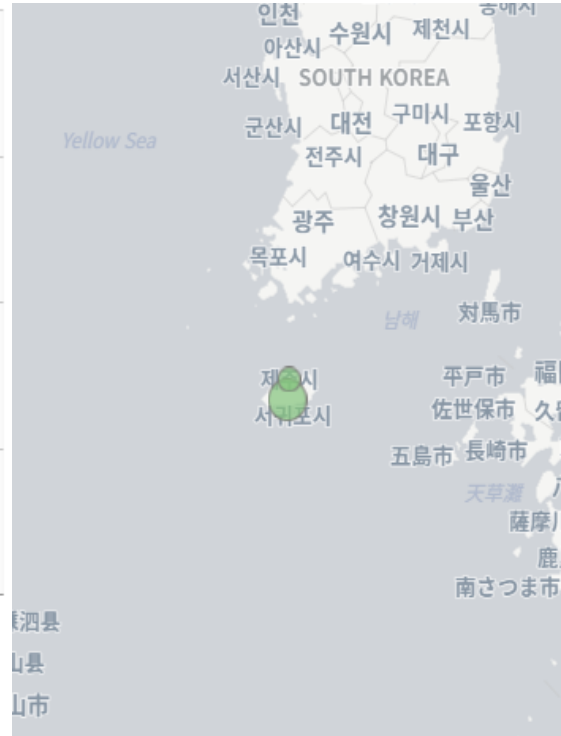


# 감귤(5Kg)

산지별 거래물량(톤)

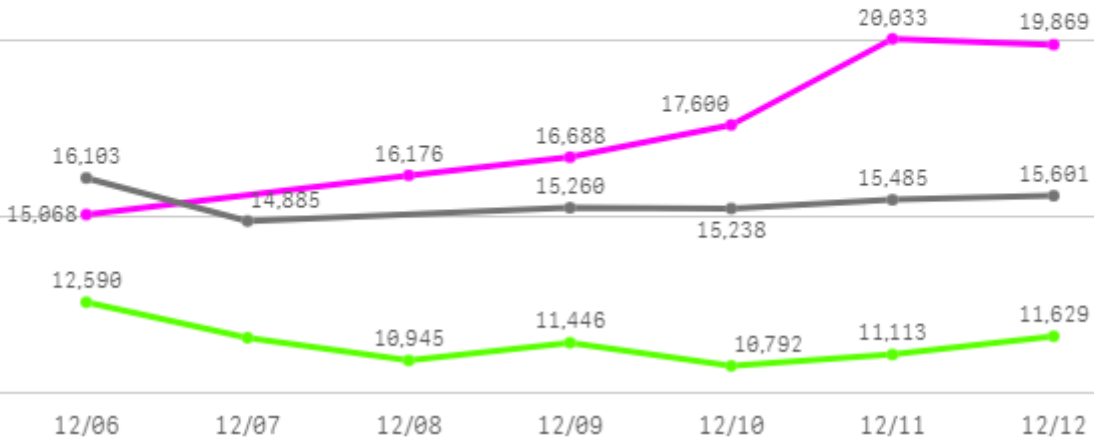


산지별 주출하 시군구



주간 도매가격(원)

◆ 2025    ● 2024    ◆ 평년



구분	금주(A)	전주(B)	전월(C)	전년(D)	평년(E)	A/B	A/C	A/D	A/E
가격(원)	17,572	16,456	15,807	15,429	13,468	106.8%	111.2%	113.9%	130.5%

※ 상품 가격 기준

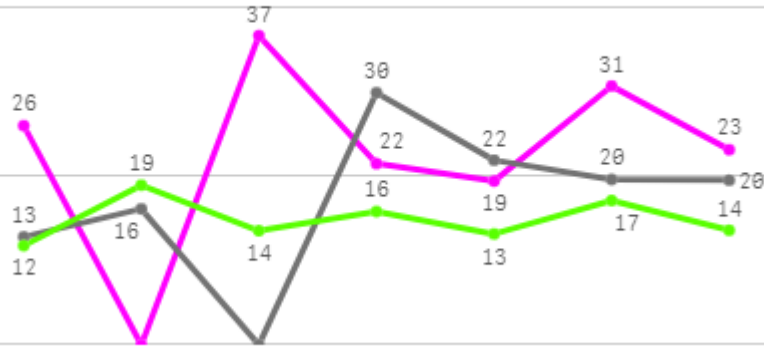
## □ 감귤 극조생(5Kg) 주간 가격

구분	Q	품종	Q	단량	Q	특	상	보통	하
2025-11-29		감귤 극조생		5Kg		14,000	12,611	9,618	7,144
2025-12-01		감귤 극조생		5Kg		14,000	12,611	9,618	7,144
2025-12-02		감귤 극조생		5Kg		14,000	12,611	9,618	7,144
평균						<b>14,000</b>	<b>12,611</b>	<b>9,618</b>	<b>7,144</b>

# 만감

## 주간 반입량(톤)

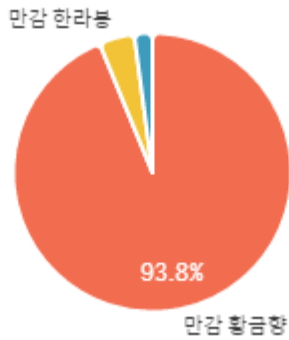
◆ 2025    ● 2024    ▲ 평년



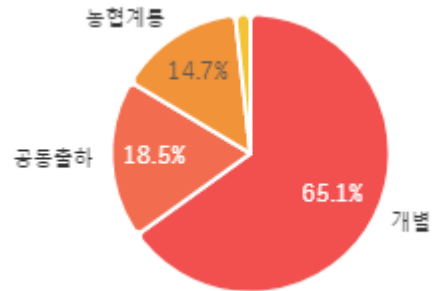
11/29    11/30    12/01    12/02    12/03    12/04    12/05

구분	금주(A)	전주(B)	전월(C)	전년(D)	평년(E)	A/B	A/C	A/D	A/E
물량(톤)	158	106	33	120	112	148.5%	481.8%	131.3%	141.0%

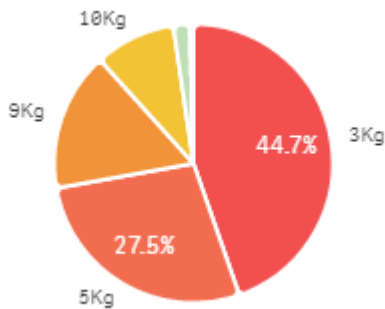
## 출하 품종별 거래물량 구성비



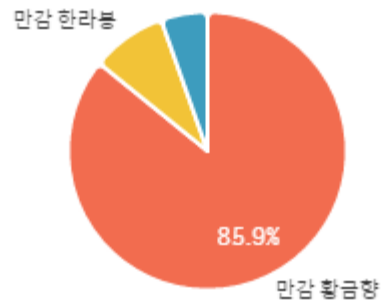
## 출하자별 거래물량 구성비



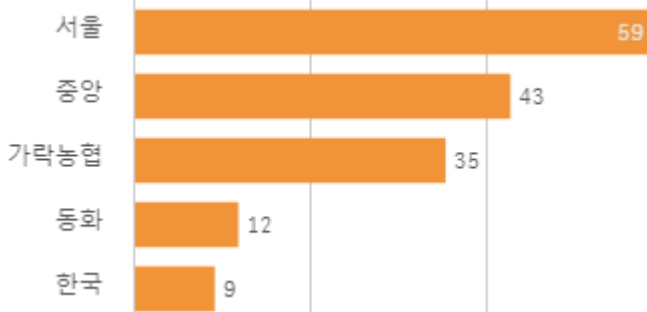
## 거래 단량별 물량 구성비



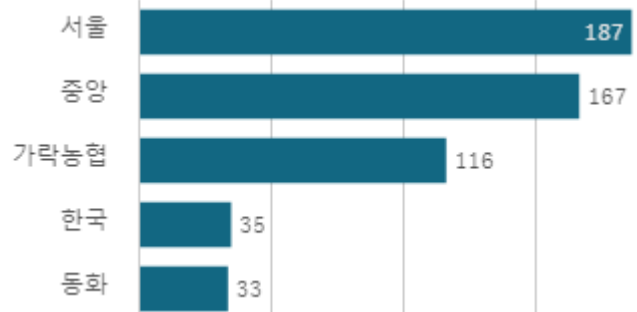
## 출하 품종별 거래금액 구성비



## 도매시장 법인별 거래물량(톤)

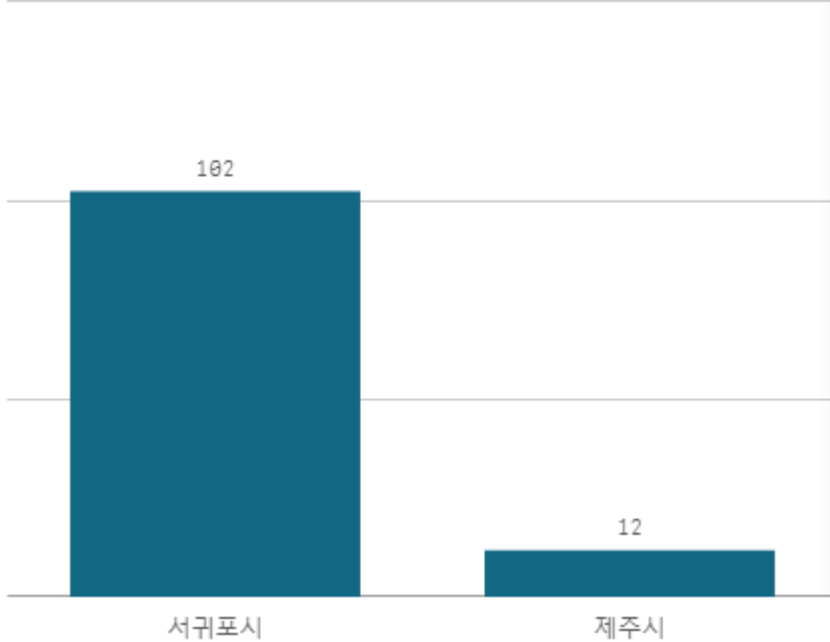


## 도매시장 법인별 거래금액(백만원)



# 만감 황금향(3Kg)

산지별 거래물량(톤)



산지별 주출하 시군구



출하산지(개소)

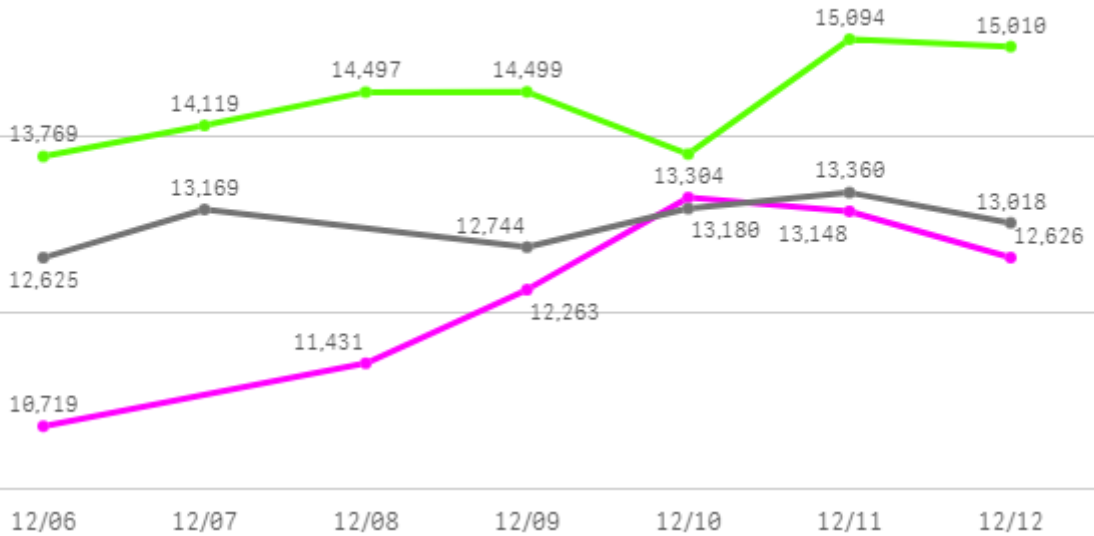
2

출하건수(천건)

1

주간 도매가격(원)

◆ 2025    ● 2024    ▲ 평년



구분	금주(A)	전주(B)	전월(C)	전년(D)	평년(E)	A/B	A/C	A/D	A/E
가격(원)	12,249	12,137	12,512	13,016	13,667	100.9%	97.9%	94.1%	89.6%

※ 상품 가격 기준

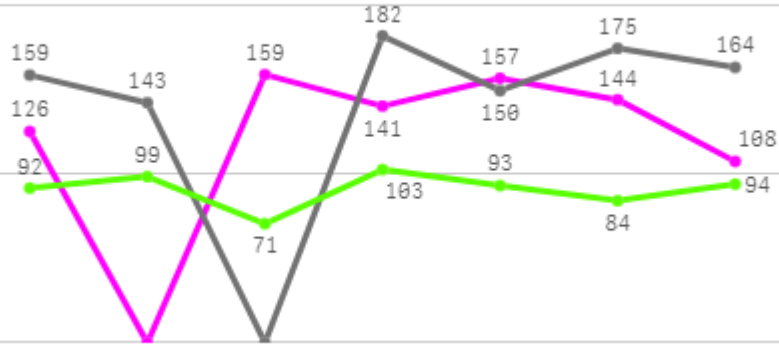
## □ 만감 황금향(3Kg) 주간 가격

구분	Q	품종	Q	단량	Q	특	상	보통	하
2025-12-06		만감 황금향		3Kg		12,671	10,719	9,101	7,252
2025-12-08		만감 황금향		3Kg		12,974	11,431	10,649	8,694
2025-12-09		만감 황금향		3Kg		13,000	12,263	9,766	7,983
2025-12-10		만감 황금향		3Kg		14,000	13,304	11,760	10,801
2025-12-11		만감 황금향		3Kg		14,358	13,148	12,104	11,481
2025-12-12		만감 황금향		3Kg		14,605	12,626	11,185	9,163
평균						<b>13,601</b>	<b>12,249</b>	<b>10,761</b>	<b>9,229</b>

# 단감

## 주간 반입량(톤)

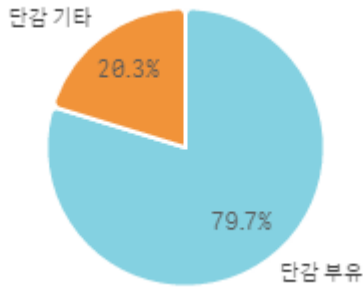
◆ 2025    ● 2024    ▲ 평년



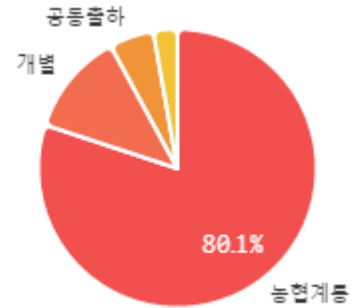
11/29    11/30    12/01    12/02    12/03    12/04    12/05

구분	금주(A)	전주(B)	전월(C)	전년(D)	평년(E)	A/B	A/C	A/D	A/E
물량(톤)	835	987	1,833	972	677	84.6%	45.6%	85.9%	123.3%

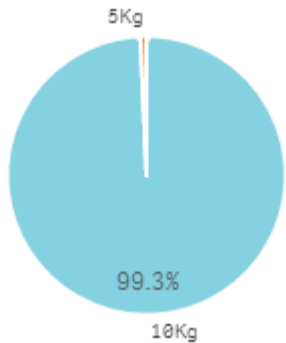
## 출하 품종별 거래물량 구성비



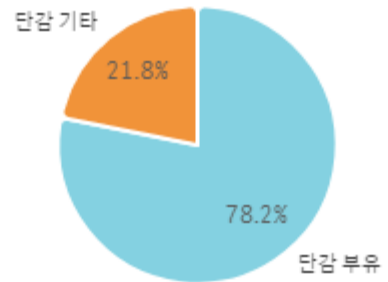
## 출하자별 거래물량 구성비



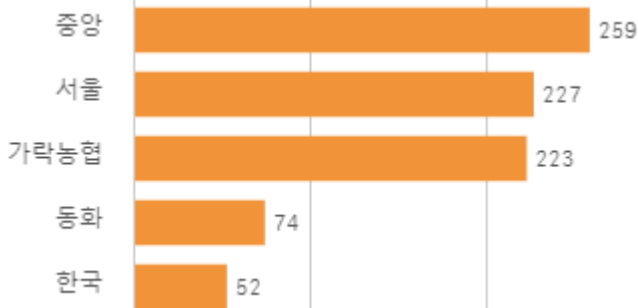
## 거래 단량별 물량 구성비



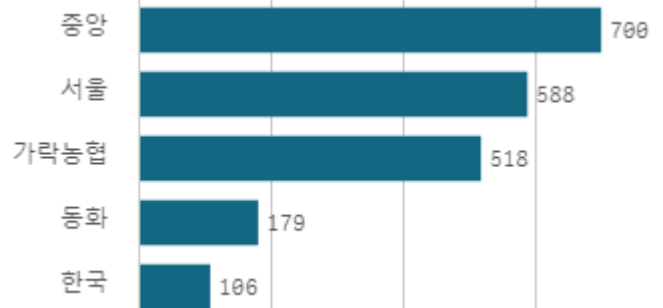
## 출하 품종별 거래금액 구성비



## 도매시장 법인별 거래물량(톤)

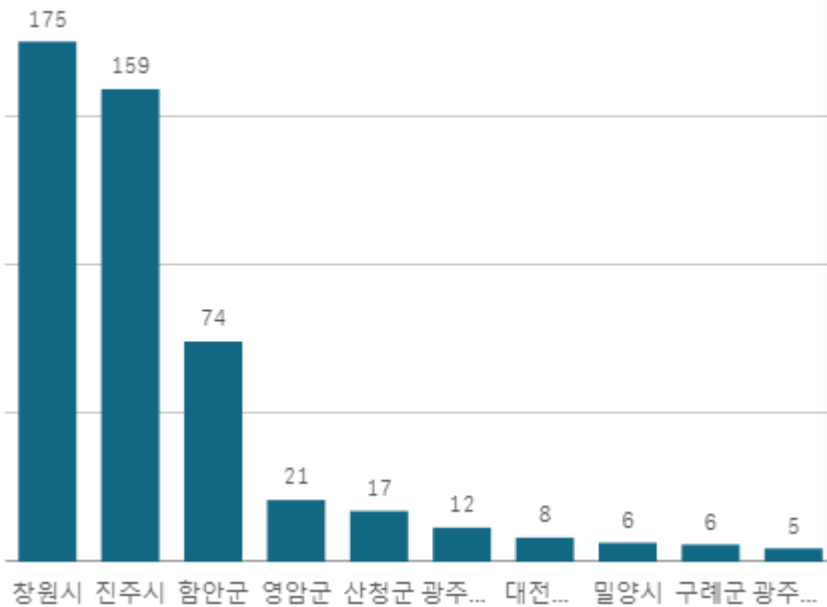


## 도매시장 법인별 거래금액(백만원)



# 단감 부유(10Kg)

산지별 거래물량(톤)



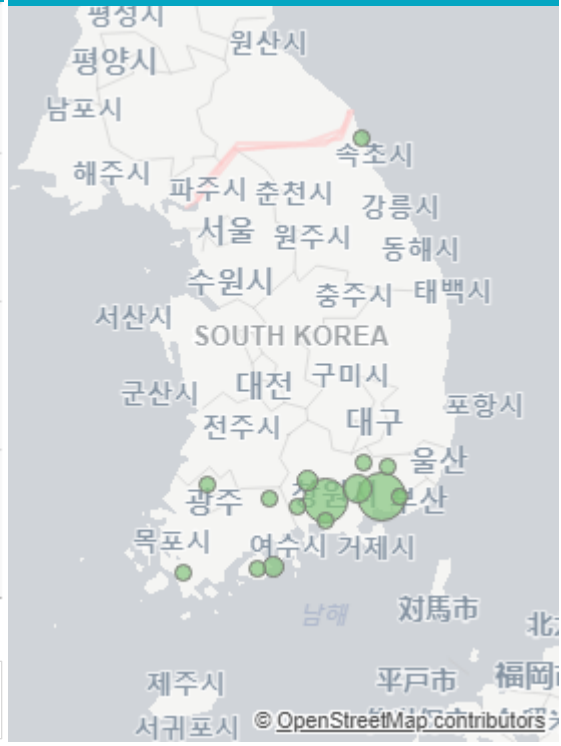
출하산지(개소)

18

출하건수(천건)

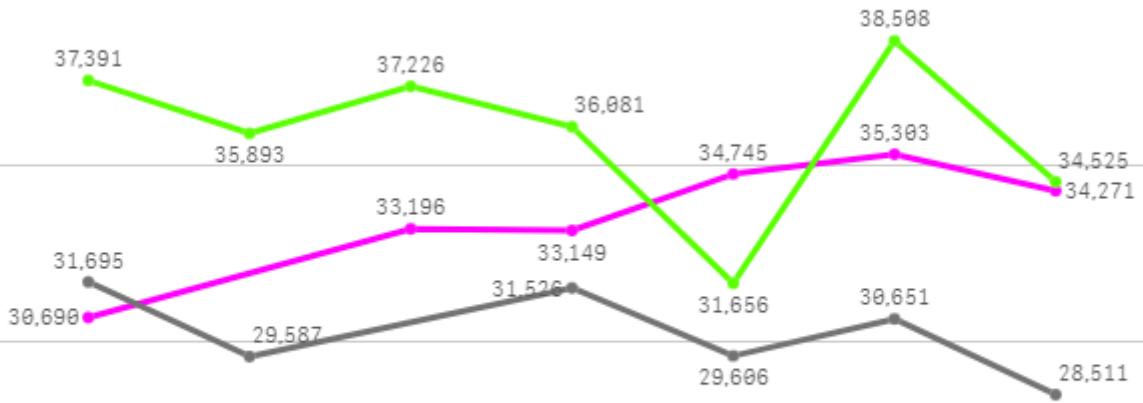
3

산지별 주출하 시군구



주간 도매가격(원)

◆ 2025    ● 2024    ◆ 평년



12/06    12/07    12/08    12/09    12/10    12/11    12/12

구분	금주(A)	전주(B)	전월(C)	전년(D)	평년(E)	A/B	A/C	A/D	A/E
가격(원)	33,559	33,906	27,684	30,263	36,554	99.0%	121.2%	110.9%	91.8%

※ 상품 가격 기준

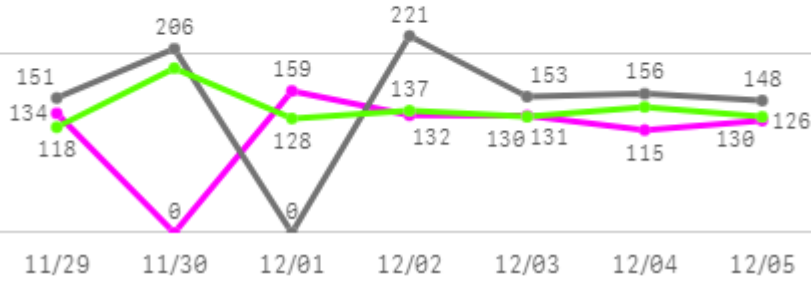
## □ 단감 부유(10Kg) 주간 가격

구분	Q	품종	Q	단량	Q	특	상	보통	하
2025-11-29		단감 부유		10Kg		51,215	38,379	22,816	12,658
2025-12-01		단감 부유		10Kg		50,606	38,570	24,222	13,578
2025-12-02		단감 부유		10Kg		48,465	37,428	24,465	13,916
2025-12-03		단감 부유		10Kg		45,863	32,293	22,168	12,891
2025-12-04		단감 부유		10Kg		39,673	28,787	19,338	10,701
2025-12-05		단감 부유		10Kg		38,623	27,978	18,151	9,991
평균						<b>45,741</b>	<b>33,906</b>	<b>21,860</b>	<b>12,289</b>

# 바나나

## 주간 반입량(톤)

◆ 2025    ● 2024    ▲ 평년



구분	금주(A)	전주(B)	전월(C)	전년(D)	평년(E)	A/B	A/C	A/D	A/E
물량(톤)	797	867	955	1,035	919	92.0%	83.5%	77.0%	86.8%

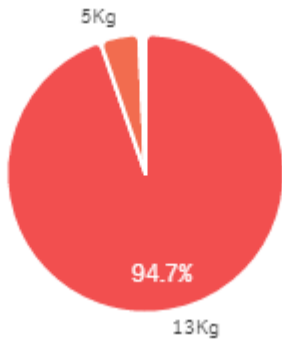
### 출하 품종별 거래물량 구성비



### 출하자별 거래물량 구성비



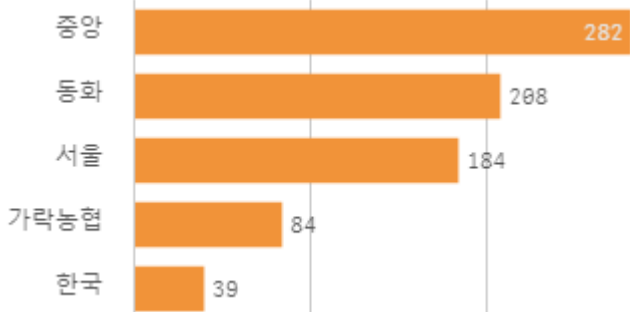
### 거래 단량별 물량 구성비



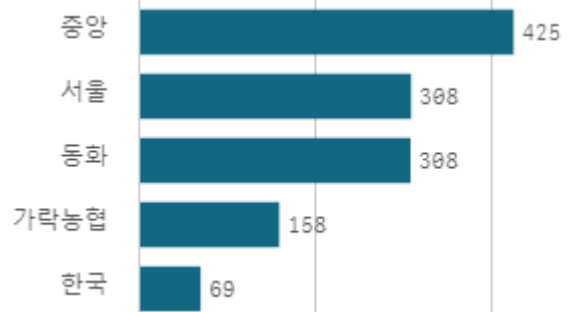
### 출하 품종별 거래금액 구성비



### 도매시장 법인별 거래물량(톤)

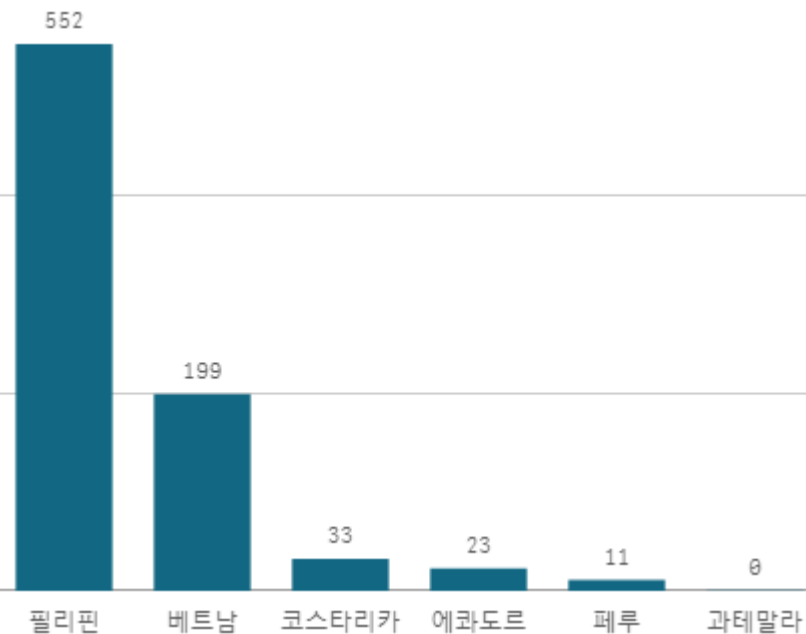


### 도매시장 법인별 거래금액(백만원)

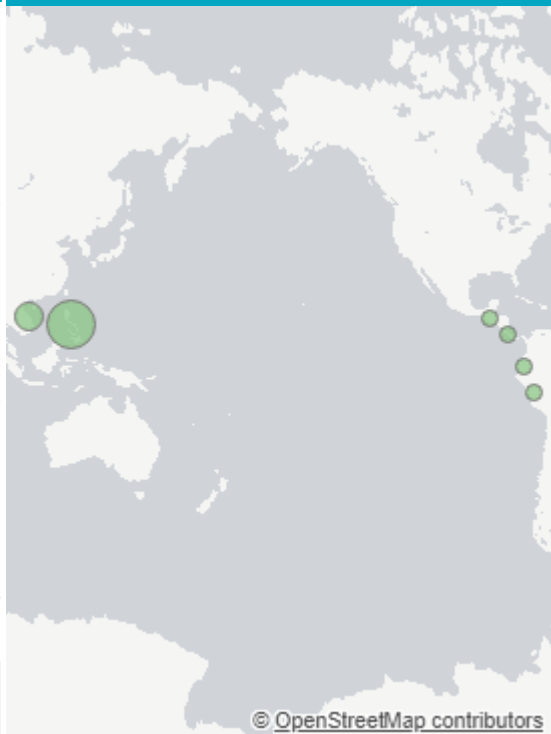


# 바나나 수입(13Kg)

산지별 거래물량(톤)



산지별 주출하 시군구



출하산지(개소)

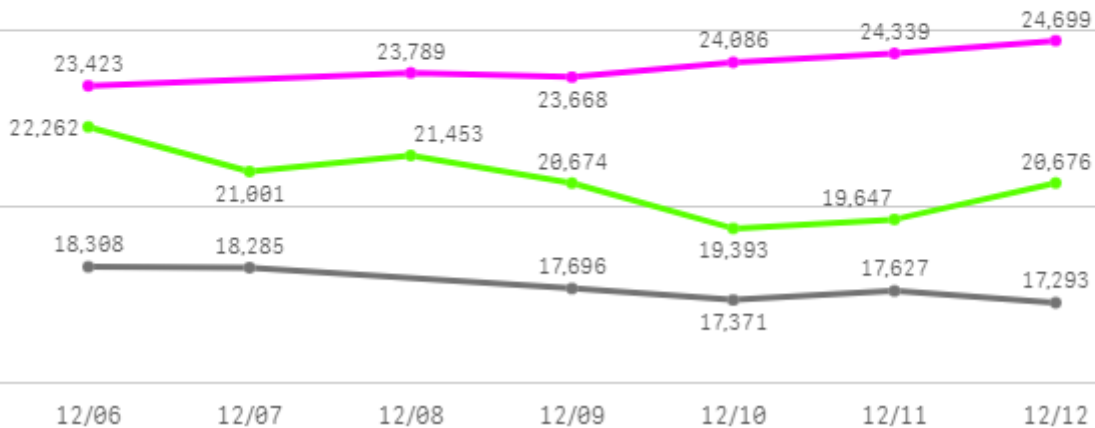
6

출하건수(천건)

2

주간 도매가격(원)

◆ 2025    ● 2024    ◆ 평년



구분	금주(A)	전주(B)	전월(C)	전년(D)	평년(E)	A/B	A/C	A/D	A/E
가격(원)	24,001	24,100	25,021	17,763	22,209	99.6%	95.9%	135.1%	108.1%

※ 상품 가격 기준

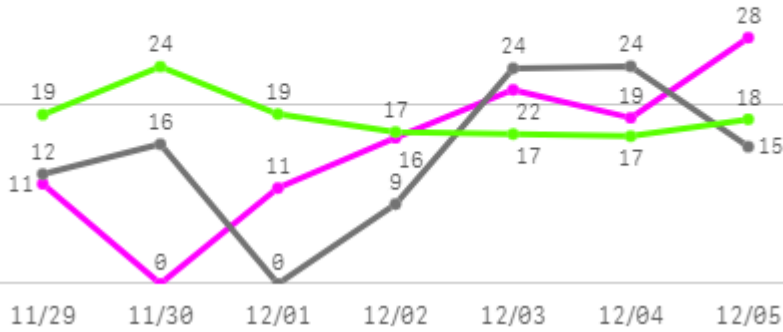
## □ 바나나 수입(13Kg) 주간 가격

구분	Q	품종	Q	단량	Q	특	상	보통	하
2025-11-29		바나나 수입		13Kg		28,527	23,713	18,060	11,508
2025-12-01		바나나 수입		13Kg		29,698	23,976	16,917	12,275
2025-12-02		바나나 수입		13Kg		28,771	24,088	18,211	12,018
2025-12-03		바나나 수입		13Kg		29,708	24,524	18,928	12,535
2025-12-04		바나나 수입		13Kg		29,408	24,390	18,123	11,971
2025-12-05		바나나 수입		13Kg		29,081	23,910	16,320	9,901
평균						<b>29,199</b>	<b>24,100</b>	<b>17,760</b>	<b>11,701</b>

# 고등어

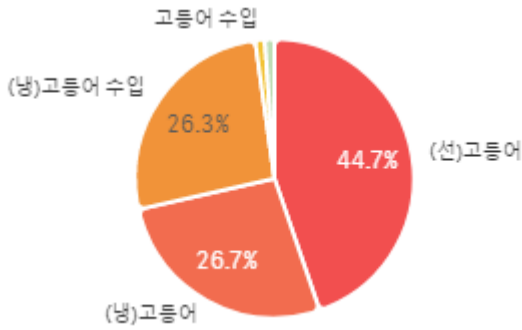
## 주간 반입량(톤)

◆ 2025    ● 2024    ▲ 평년

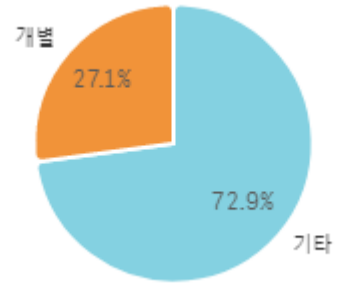


구분	금주(A)	전주(B)	전월(C)	전년(D)	평년(E)	A/B	A/C	A/D	A/E
물량(톤)	106	110	99	101	123	96.6%	107.7%	105.4%	86.8%

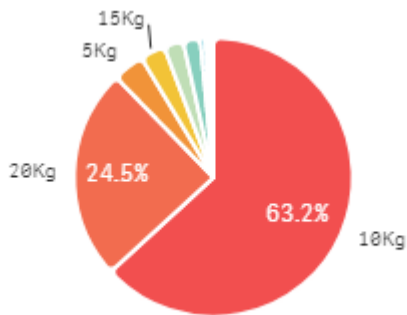
### 출하 품종별 거래물량 구성비



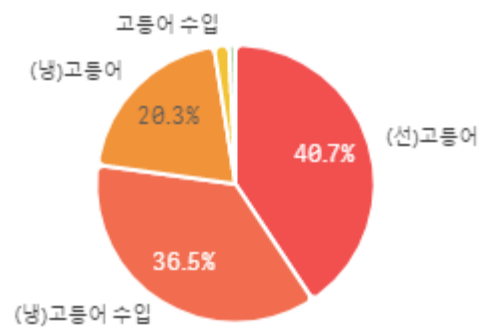
### 출하자별 거래물량 구성비



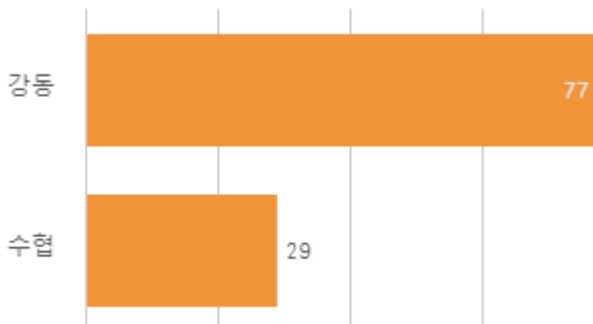
### 거래 단량별 물량 구성비



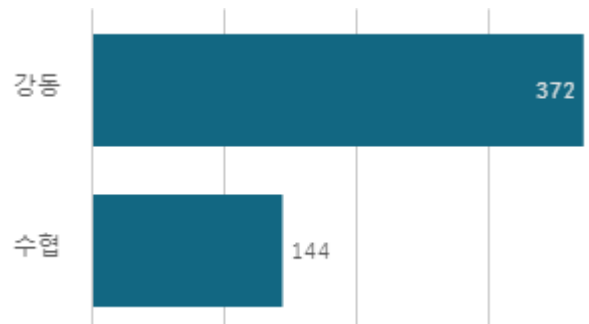
### 출하 품종별 거래금액 구성비



### 도매시장 법인별 거래물량(톤)



### 도매시장 법인별 거래금액(백만원)



# (냉)고등어 수입(10Kg)

산지별 거래물량(톤)



노르웨이

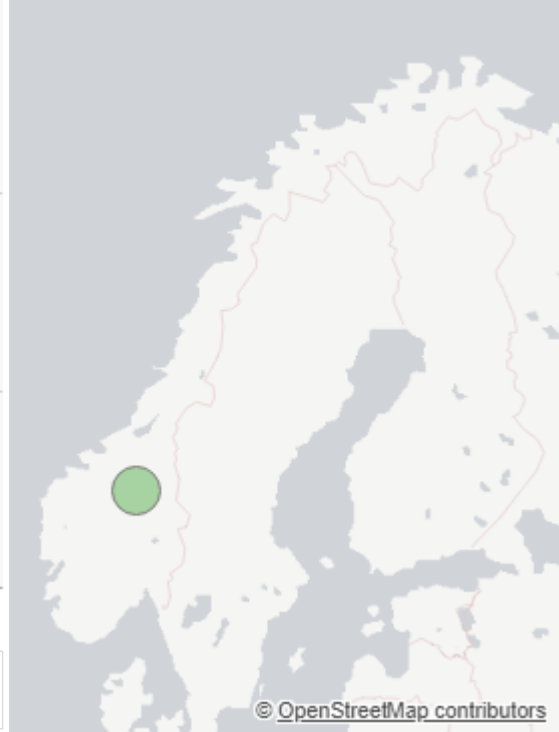
출하산지(개소)

1

출하건수(천건)

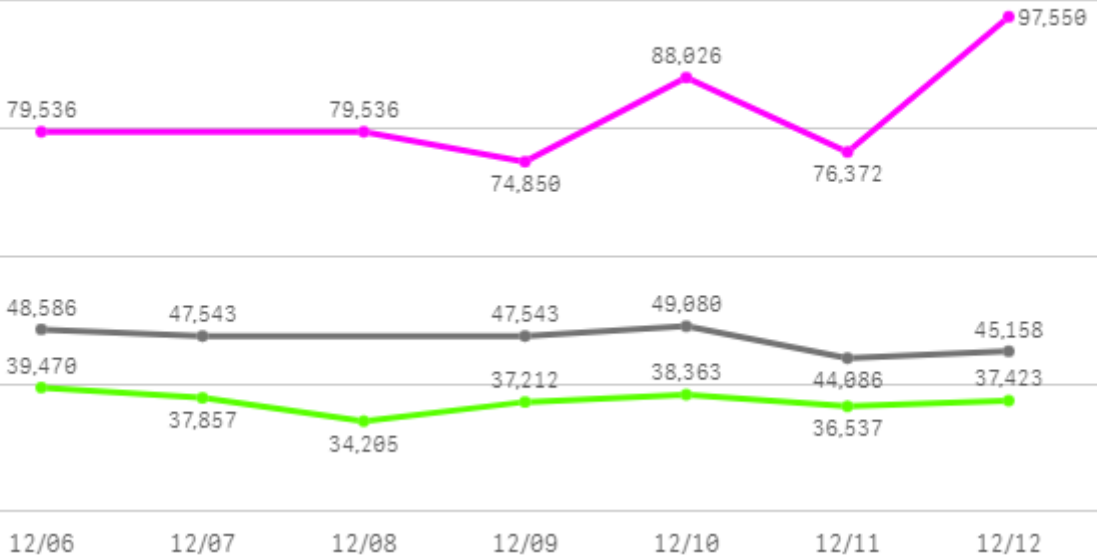
0

산지별 주출하 시군구



주간 도매가격(원)

◆ 2025    ● 2024    ◆ 평년



구분	금주(A)	전주(B)	전월(C)	전년(D)	평년(E)	A/B	A/C	A/D	A/E
가격(원)	82,645	71,218	69,340	46,999	47,706	116.0%	119.2%	175.8%	173.2%

※ 상품 가격 기준

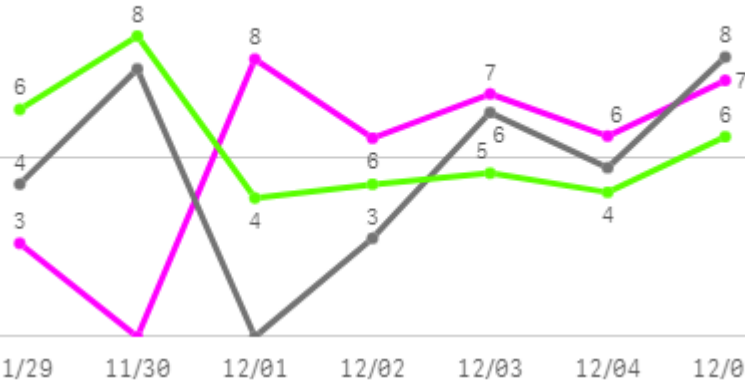
## □ (냉)고등어 수입(10Kg) 주간 가격

구분	Q	품종	Q	단량	Q	특	상	보통	하
2025-11-29		(냉)고등어 수입		10Kg		-	77,927	-	-
2025-12-01		(냉)고등어 수입		10Kg		-	77,927	-	-
2025-12-02		(냉)고등어 수입		10Kg		-	71,909	-	-
2025-12-03		(냉)고등어 수입		10Kg		-	64,297	-	-
2025-12-04		(냉)고등어 수입		10Kg		-	63,231	-	-
2025-12-05		(냉)고등어 수입		10Kg		-	72,017	-	-
평균						-	<b>71,218</b>	-	-

# 갈치

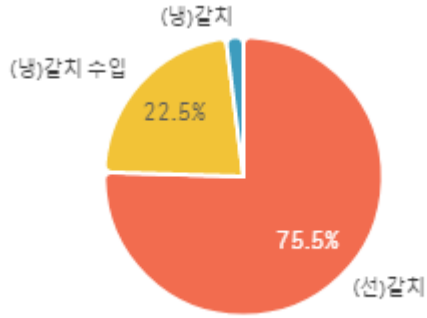
## 주간 반입량(톤)

◆ 2025    ● 2024    ▲ 평년

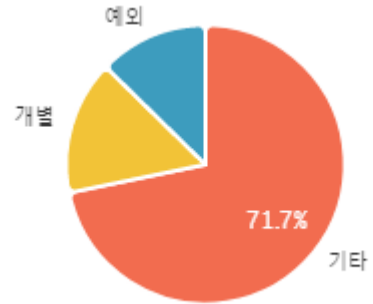


구분	금주(A)	전주(B)	전월(C)	전년(D)	평년(E)	A/B	A/C	A/D	A/E
물량(톤)	36	33	42	33	36	108.6%	84.3%	106.5%	99.5%

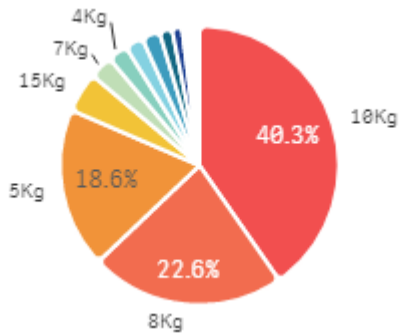
## 출하 품종별 거래물량 구성비



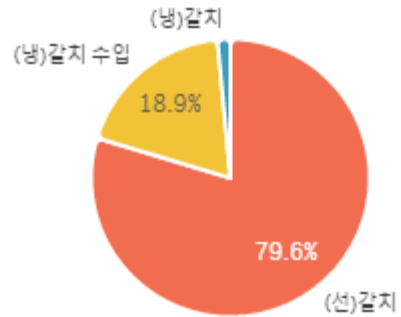
## 출하자별 거래물량 구성비



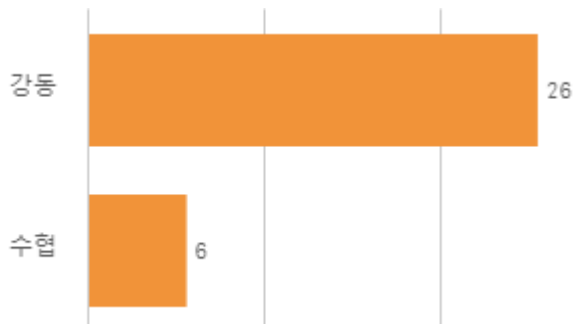
## 거래 단량별 물량 구성비



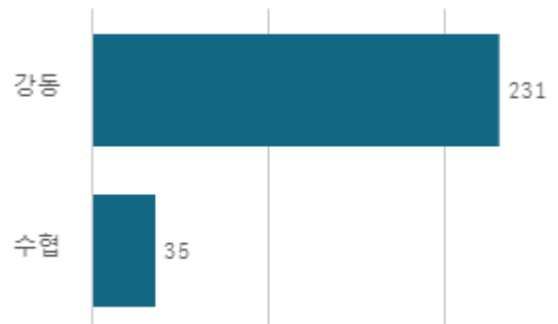
## 출하 품종별 거래금액 구성비



## 도매시장 법인별 거래물량(톤)

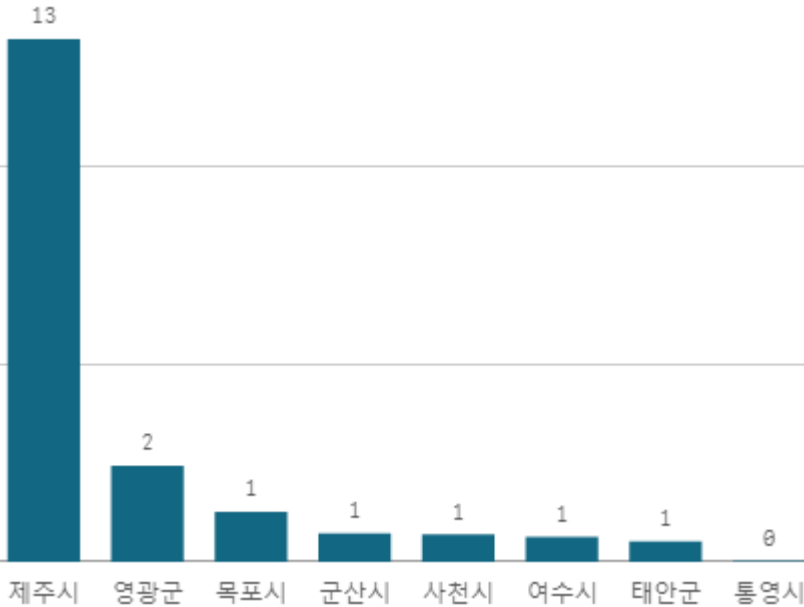


## 도매시장 법인별 거래금액(백만원)



# (선)갈치(5Kg)

산지별 거래물량(톤)



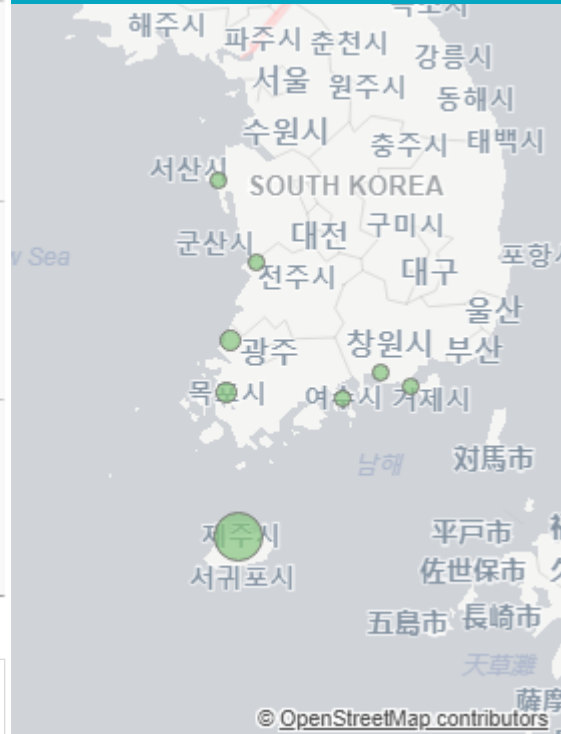
출하산지(개소)

8

출하건수(천건)

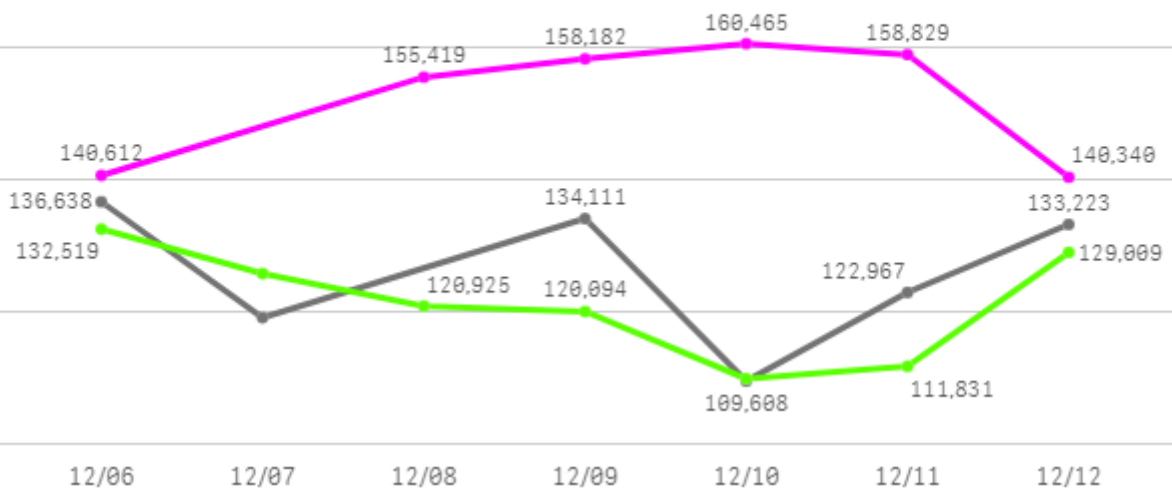
1

산지별 주출하 시군구



주간 도매가격(원)

◆ 2025    ● 2024    ◆ 평년



구분	금주(A)	전주(B)	전월(C)	전년(D)	평년(E)	A/B	A/C	A/D	A/E
가격(원)	152,308	143,635	161,758	125,955	129,185	106.0%	94.2%	120.9%	117.9%

※ 상품 가격 기준

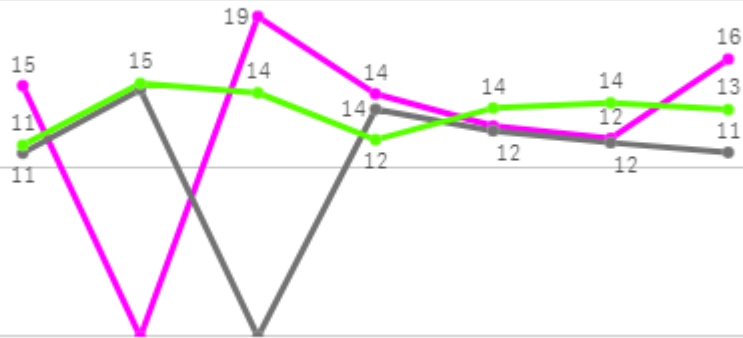
## □ (선)갈치(5Kg) 주간 가격

구분	Q	품종	Q	단량	Q	특	상	보통	하
2025-11-29		(선)갈치		5Kg		-	152,956	47,229	25,058
2025-12-01		(선)갈치		5Kg		-	147,910	81,477	34,259
2025-12-02		(선)갈치		5Kg		-	153,709	90,908	47,128
2025-12-03		(선)갈치		5Kg		-	162,017	60,047	19,599
2025-12-04		(선)갈치		5Kg		-	130,132	55,482	39,400
2025-12-05		(선)갈치		5Kg		-	115,087	42,469	36,111
평균						-	<b>143,635</b>	<b>62,935</b>	<b>33,593</b>

# 홍합

## 주간 반입량(톤)

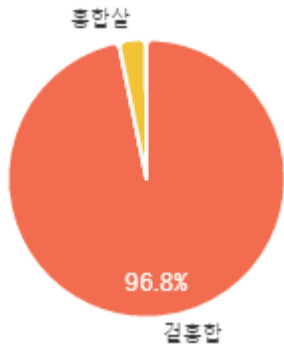
● 2025 ● 2024 ● 평년



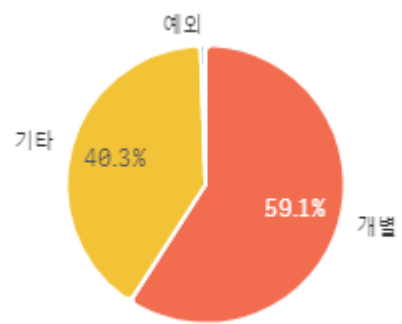
11/29 11/30 12/01 12/02 12/03 12/04 12/05

구분	금주(A)	전주(B)	전월(C)	전년(D)	평년(E)	A/B	A/C	A/D	A/E
물량(톤)	89	80	85	74	91	111.6%	104.5%	120.7%	98.5%

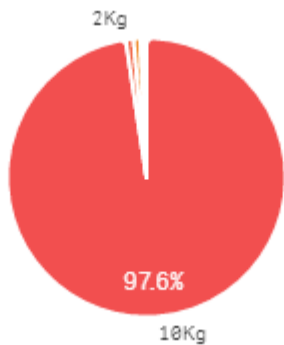
## 출하 품종별 거래물량 구성비



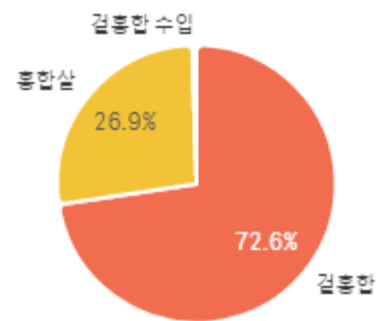
## 출하자별 거래물량 구성비



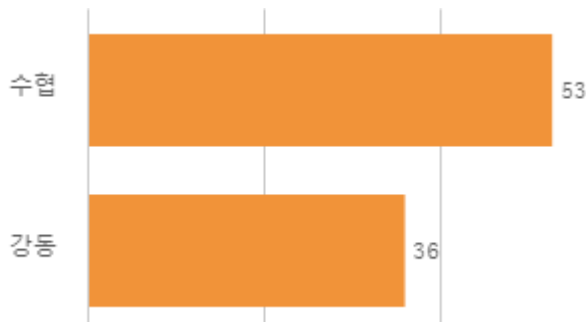
## 거래 단량별 물량 구성비



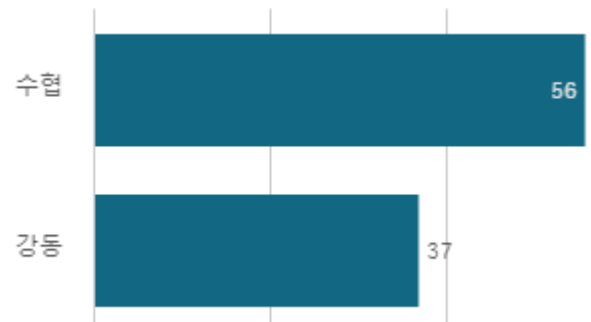
## 출하 품종별 거래금액 구성비



## 도매시장 법인별 거래물량(톤)

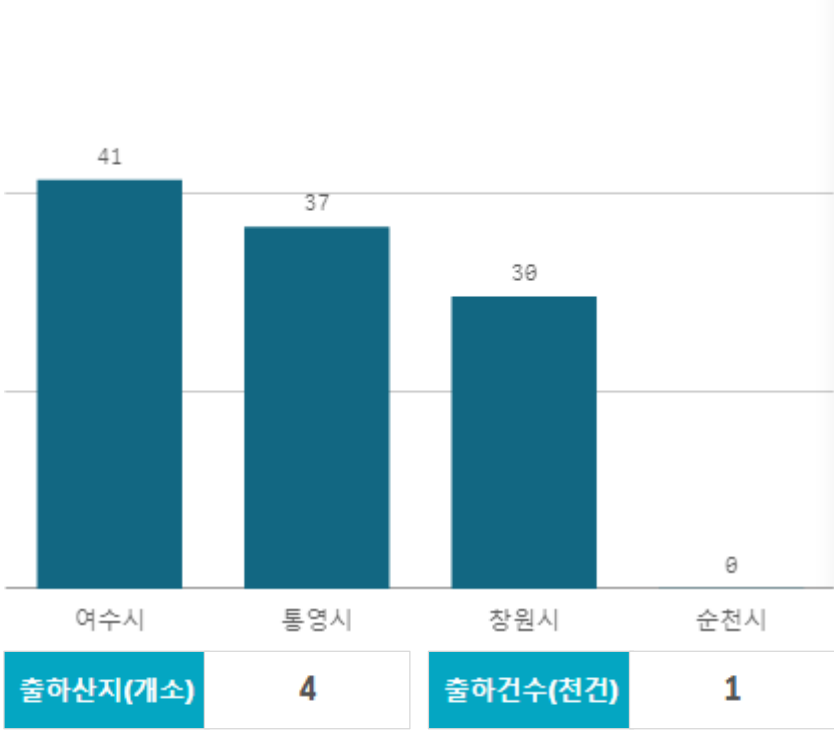


## 도매시장 법인별 거래금액(백만원)



# 겉홍합(10Kg)

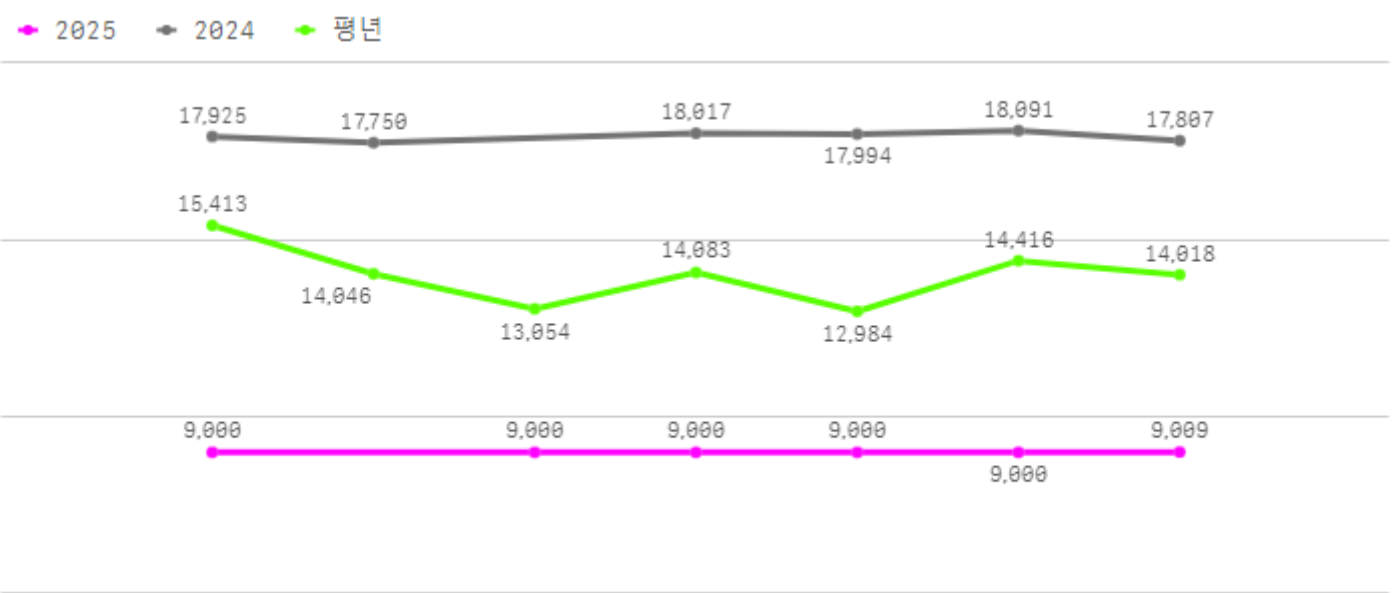
산지별 거래물량(톤)



산지별 주출하 시군구



주간 도매가격(원)



구분	금주(A)	전주(B)	전월(C)	전년(D)	평년(E)	A/B	A/C	A/D	A/E
가격(원)	9,002	9,076	9,040	17,931	13,766	99.2%	99.6%	50.2%	65.4%

※ 상품 가격 기준

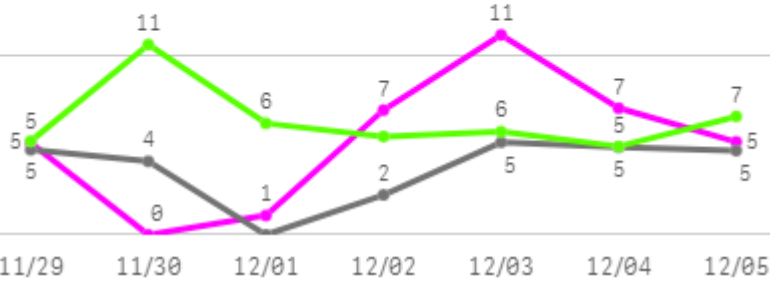
## □ 곁홍합(10Kg) 주간 가격

구분	Q	품종	Q	단량	Q	특	상	보통	하
2025-11-29		곁홍합		10Kg		-	9,035	8,232	7,000
2025-12-01		곁홍합		10Kg		-	9,000	7,599	6,104
2025-12-02		곁홍합		10Kg		-	9,000	7,608	5,590
2025-12-03		곁홍합		10Kg		-	9,000	7,780	5,833
2025-12-04		곁홍합		10Kg		-	9,000	7,655	6,322
2025-12-05		곁홍합		10Kg		-	9,420	8,150	7,000
평균						-	<b>9,076</b>	<b>7,837</b>	<b>6,308</b>

# 오징어

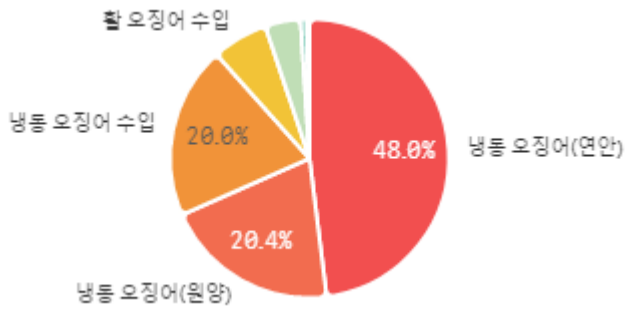
## 주간 반입량(톤)

2025 2024 평년

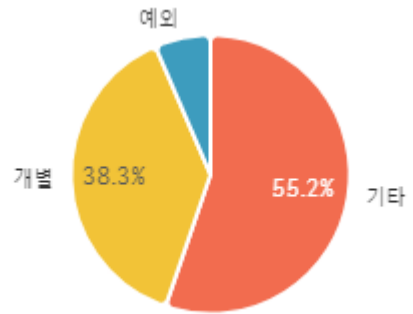


구분	금주(A)	전주(B)	전월(C)	전년(D)	평년(E)	A/B	A/C	A/D	A/E
물량(톤)	37	45	29	26	41	81.6%	128.5%	141.6%	90.3%

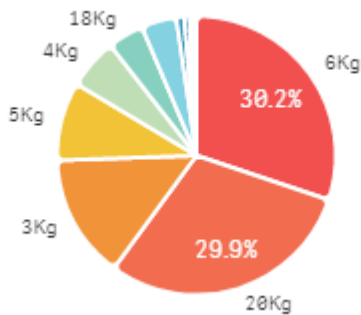
### 출하 품종별 거래물량 구성비



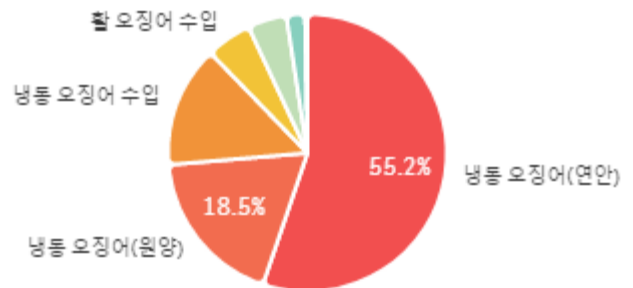
### 출하자별 거래물량 구성비



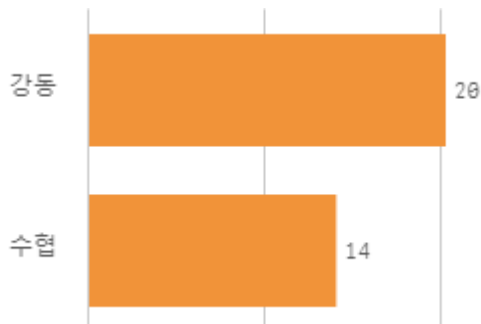
### 거래 단량별 물량 구성비



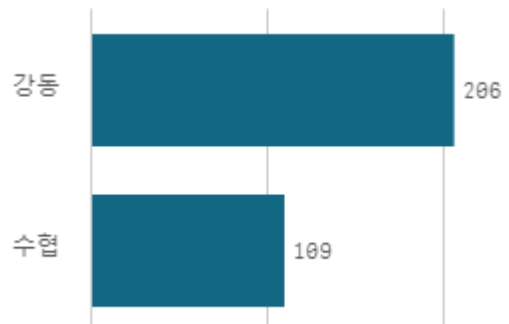
### 출하 품종별 거래금액 구성비



### 도매시장 법인별 거래물량(톤)

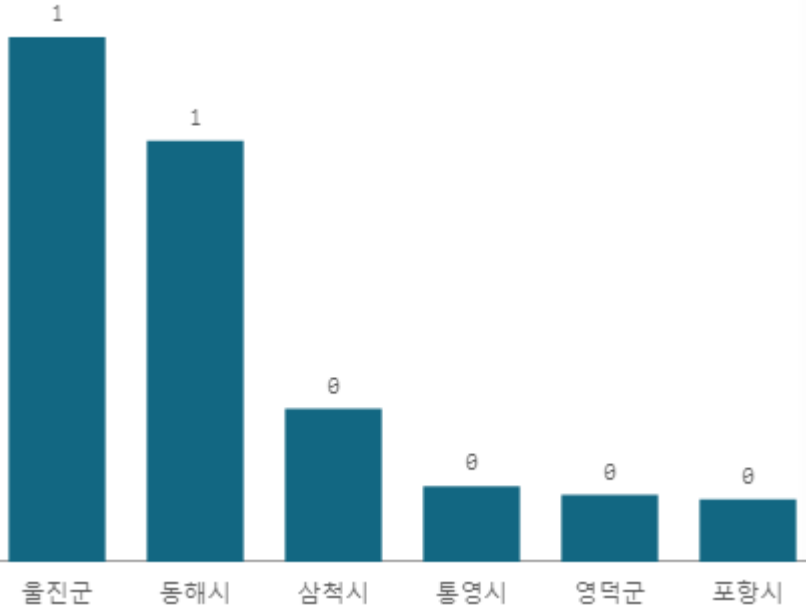


### 도매시장 법인별 거래금액(백만원)



# 물오징어(6Kg)

산지별 거래물량(톤)



출하산지(개소)

6

출하건수(천건)

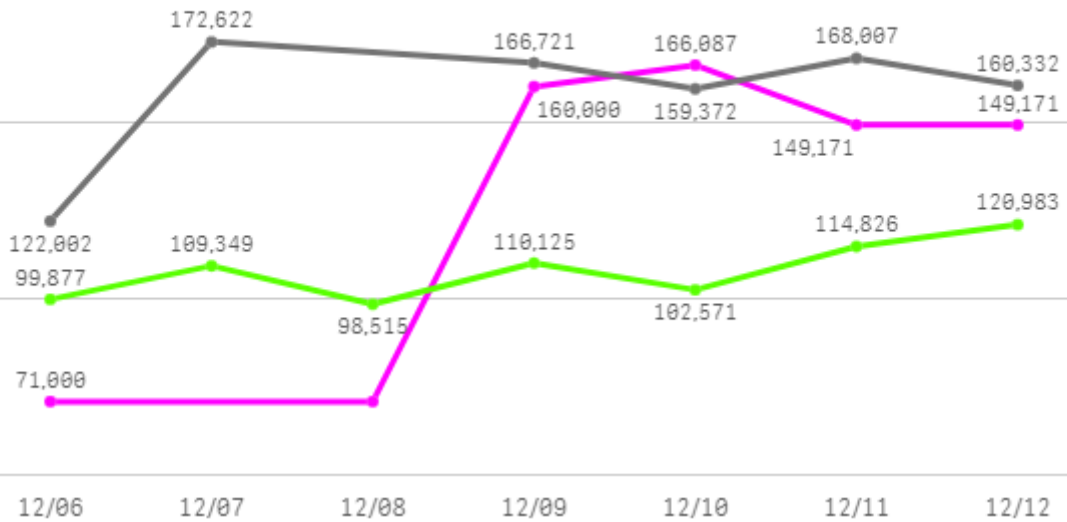
0

산지별 주출하 시군구



주간 도매가격(원)

◆ 2025    ● 2024    ▲ 평년



구분	금주(A)	전주(B)	전월(C)	전년(D)	평년(E)	A/B	A/C	A/D	A/E
가격(원)	127,738	71,000	65,570	158,176	115,108	179.9%	194.8%	80.8%	111.0%

※ 상품 가격 기준

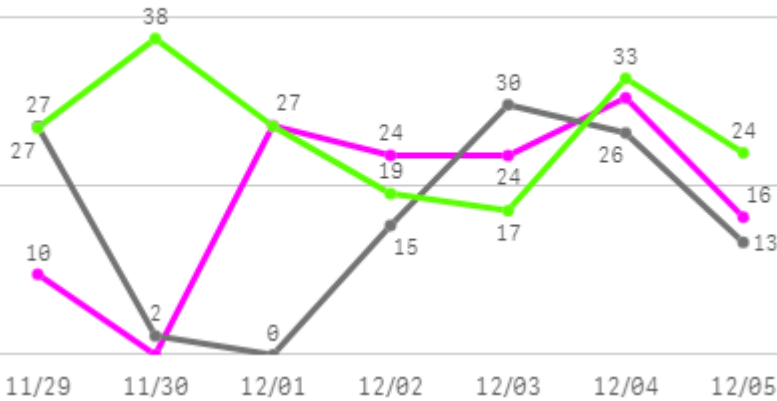
## □ 물오징어(6Kg) 주간 가격

구분	Q	품종	Q	단량	Q	특	상	보통	하
2025-11-29		물오징어		6Kg		-	71,000	60,250	50,000
2025-12-01		물오징어		6Kg		-	71,000	60,250	50,000
2025-12-02		물오징어		6Kg		-	71,000	60,250	50,000
2025-12-03		물오징어		6Kg		-	71,000	60,250	50,000
2025-12-04		물오징어		6Kg		-	71,000	60,250	50,000
2025-12-05		물오징어		6Kg		-	71,000	60,250	50,000
평균						-	<b>71,000</b>	<b>60,250</b>	<b>50,000</b>

# 건멸치

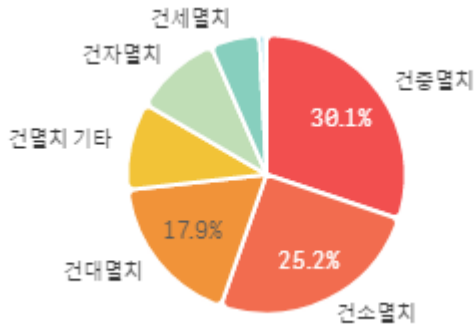
## 주간 반입량(톤)

◆ 2025    ● 2024    ▲ 평년

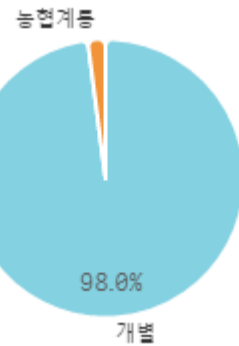


구분	금주(A)	전주(B)	전월(C)	전년(D)	평년(E)	A/B	A/C	A/D	A/E
물량(톤)	131	214	303	114	151	61.3%	43.2%	114.8%	86.6%

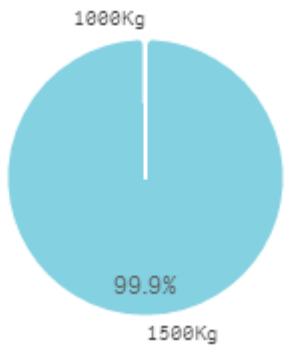
## 출하 품종별 거래물량 구성비



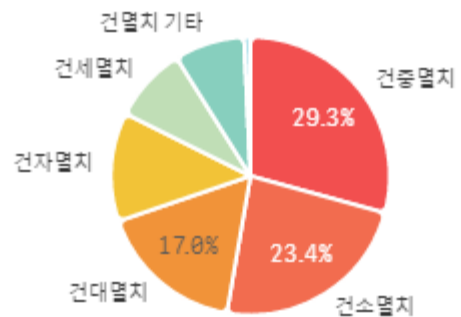
## 출하자별 거래물량 구성비



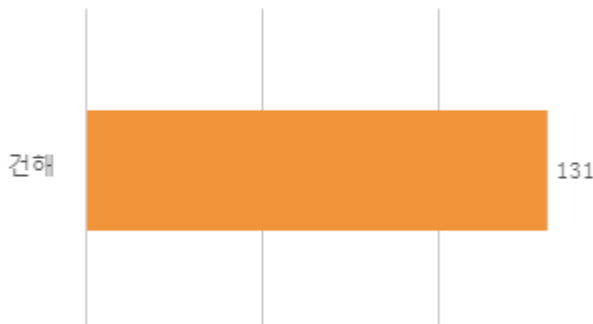
## 거래 단량별 물량 구성비



## 출하 품종별 거래금액 구성비



## 도매시장 법인별 거래물량(톤)

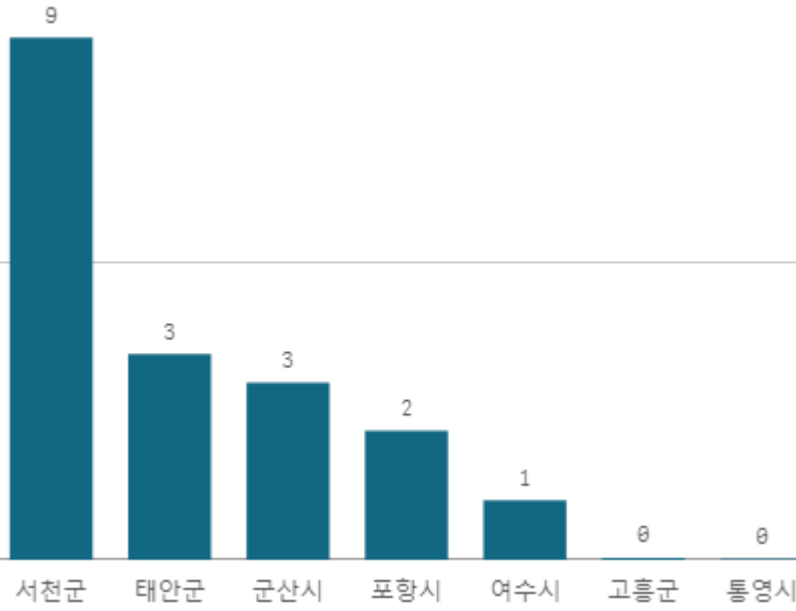


## 도매시장 법인별 거래금액(백만원)



# 건세열치(1.5Kg)

산지별 거래물량(톤)



출하산지(개소)

7

출하건수(천건)

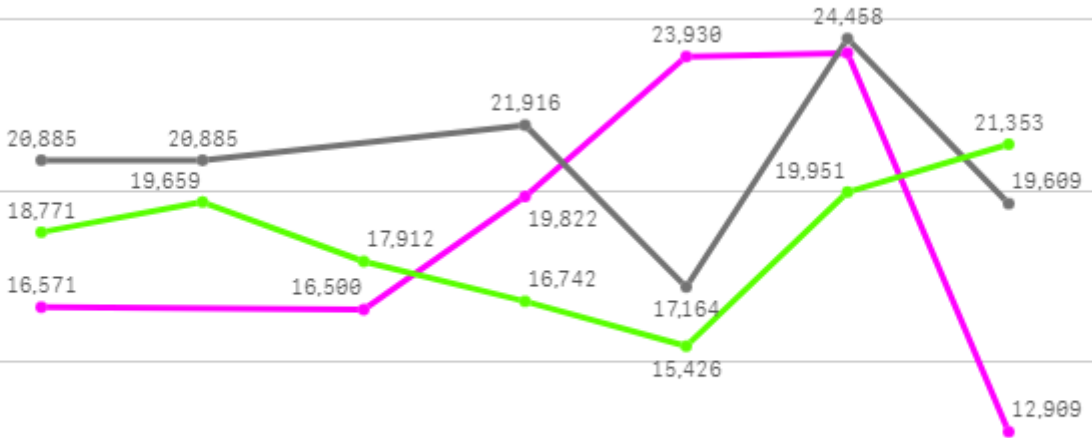
0

산지별 주출하 시군구



주간 도매가격(원)

◆ 2025    ● 2024    ◆ 평년



12/06    12/07    12/08    12/09    12/10    12/11    12/12

구분	금주(A)	전주(B)	전월(C)	전년(D)	평년(E)	A/B	A/C	A/D	A/E
가격(원)	18,961	16,683	12,618	20,820	19,070	113.7%	150.3%	91.1%	99.4%

※ 상품 가격 기준

## □ 건세멸치(1.5Kg) 주간 가격

구분	Q	품종	Q	단량	Q	특	상	보통	하
2025-11-29		건세멸치		1.5Kg		-	7,910	5,398	5,033
2025-12-01		건세멸치		1.5Kg		-	10,703	5,150	5,000
2025-12-02		건세멸치		1.5Kg		-	21,950	17,857	7,727
2025-12-03		건세멸치		1.5Kg		-	15,646	13,716	11,372
2025-12-04		건세멸치		1.5Kg		-	27,319	20,644	9,854
2025-12-05		건세멸치		1.5Kg		-	16,571	15,480	11,864
평균						-	<b>16,683</b>	<b>13,041</b>	<b>8,475</b>