
2025년 가락시장

주요 품목 주간 거래동향

6월 3주차 주요 동향

[2025. 6.14. ~ 6.20.]



서울특별시농수산물공사

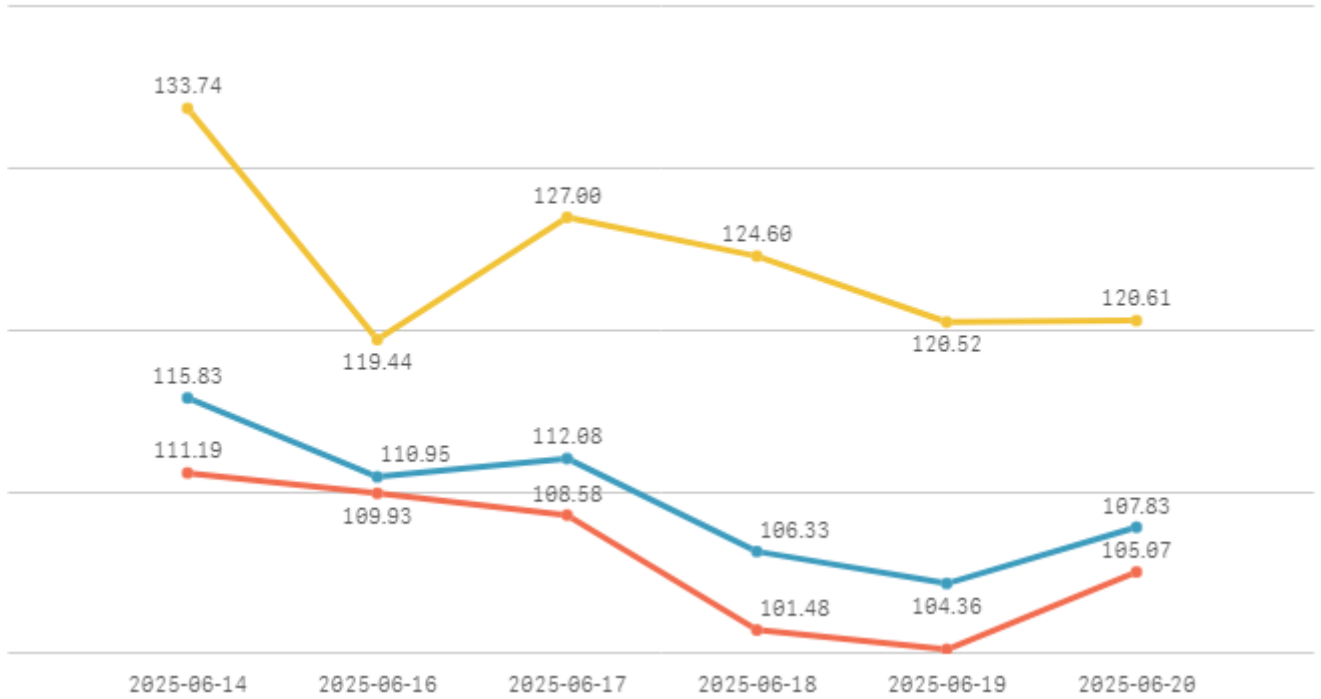
[데이터전략팀]

1. 주간 표준지수

※ 직전 5개년 평균가격을 지수 100으로 산정하여 100 이상일 경우 평년보다 상승, 100 이하일 경우 평년보다 하락

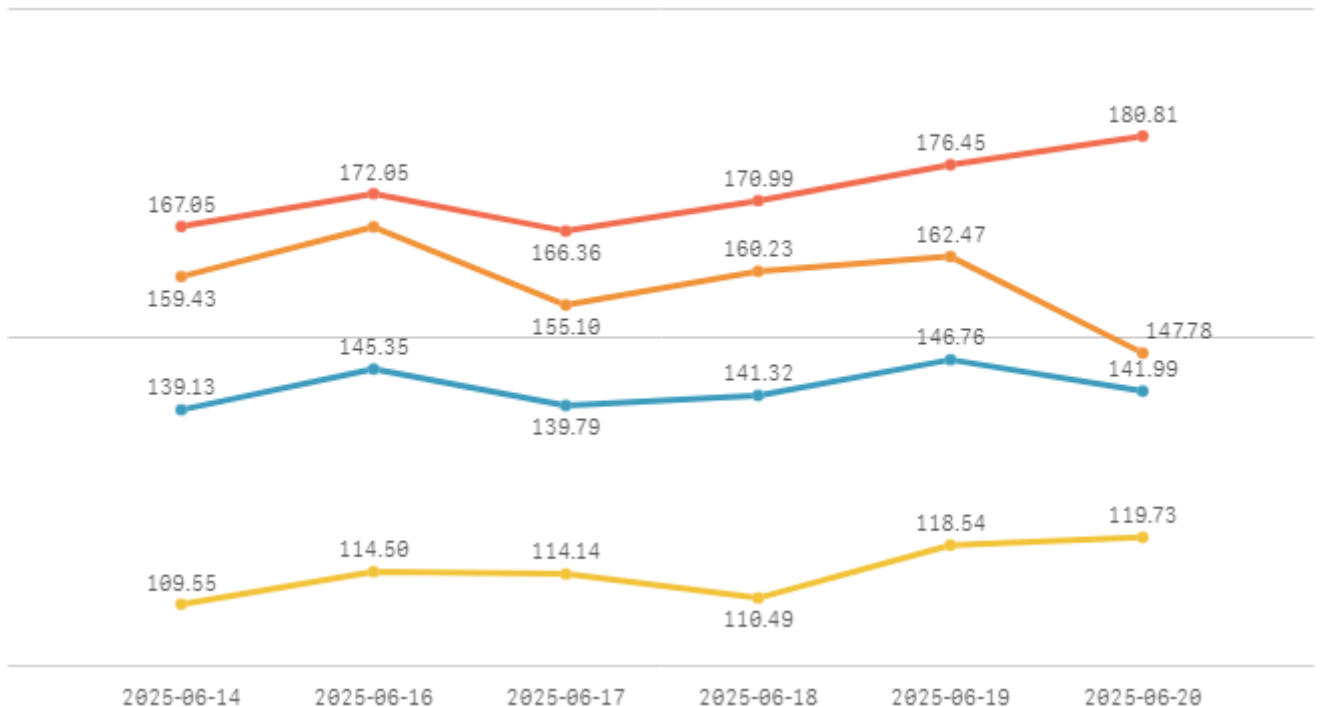
□ 청과부류

합계 채소계 과일계



□ 수산부류

합계 생선류 조개류 건어류



2. 주요 품목 주간 거래동향

주요 품목(종) 주간동향 (2025.06.14 ~ 06.20)

품종 단위	Q	금주평균	전주평균	전월평균	전년평균	5년평균 가격	전주대비	전월대비	전년대비	5년평균 대비
간마늘 대서(20키로)		182,239	186,795	180,401	130,267	151,820	-2% ▼	1% ▲	40% ▲	20% ▲
(선)갈치(5키로상자)		128,882	158,079	196,363	101,524	112,149	-18% ▼	-34% ▼	27% ▲	15% ▲
사과 부사(10키로상자)		58,018	60,636	56,709	89,942	54,256	-4% ▼	2% ▲	-35% ▼	7% ▲
오렌지 네블 수입(18키로상자)		57,907	54,305	53,026	-	51,775	7% ▲	9% ▲	-	12% ▲
(냉)고들여 수입(10키로상자)		48,595	48,766	49,920	35,663	36,585	-0% ▼	-3% ▼	36% ▲	33% ▲
자두 대석(5키로상자)		45,164	90,022	-	28,461	35,715	-50% ▼	-	59% ▲	26% ▲
배 신고(15키로상자)		44,973	50,081	49,264	152,902	79,751	-10% ▼	-9% ▼	-71% ▼	-44% ▼
청양고추(10키로상자)		44,325	38,960	37,883	33,894	42,739	14% ▲	17% ▲	31% ▲	4% ▲
포도 수입(8키로상자)		43,378	40,637	40,509	63,190	46,393	7% ▲	7% ▲	-31% ▼	-6% ▼
참외(일반)(10키로상자)		41,826	43,184	28,683	22,429	34,675	-3% ▼	46% ▲	86% ▲	21% ▲
백다다기요이(100개)		38,749	30,231	33,102	28,617	33,613	28% ▲	17% ▲	35% ▲	15% ▲
감자 수미(햇)(20키로상자)		35,805	25,909	63,397	22,034	29,146	38% ▲	-44% ▼	62% ▲	23% ▲
청매실(10키로상자)		35,050	33,132	30,000	43,179	31,694	6% ▲	17% ▲	-19% ▼	11% ▲
오이맛고추(10키로상자)		32,720	34,866	43,071	36,574	37,840	-6% ▼	-24% ▼	-11% ▼	-14% ▼
복숭아 신비(천)(5키로상자)		31,125	49,003	-	24,922	34,298	-36% ▼	-	25% ▲	-9% ▼
망고 수입(5키로상자)		28,973	27,974	28,971	34,461	36,405	4% ▲	0% ▲	-16% ▼	-20% ▼
멜론 머스크(8키로상자)		28,965	37,264	44,817	22,739	27,932	-22% ▼	-35% ▼	27% ▲	4% ▲
골드파인애플 수입(12키로상자)		26,792	25,594	29,946	29,058	29,316	5% ▲	-11% ▼	-8% ▼	-9% ▼
바나나 수입(13키로상자)		26,410	27,043	27,377	20,957	25,639	-2% ▼	-4% ▼	26% ▲	3% ▲
호박밤 고구마(10키로상자)		24,676	21,165	22,336	29,341	30,054	17% ▲	10% ▲	-16% ▼	-18% ▼
복숭아 신선(천)(5키로상자)		22,218	30,929	-	21,211	20,336	-28% ▼	-	5% ▲	9% ▲
당근(20키로상자)		21,545	26,414	22,807	64,193	36,721	-18% ▼	-6% ▼	-66% ▼	-41% ▼
건세멸치(1.5키로상자)		18,540	20,164	21,406	24,657	21,586	-8% ▼	-13% ▼	-25% ▼	-14% ▼
애호박(20개)		16,447	13,961	16,289	11,848	16,770	18% ▲	1% ▲	39% ▲	-2% ▼
수박(일반)(8키로개)		16,247	15,859	21,096	13,859	15,445	2% ▲	-23% ▼	17% ▲	5% ▲
빨강 파프리카(5키로상자)		16,106	18,693	23,177	14,829	15,950	-14% ▼	-31% ▼	9% ▲	1% ▲
겉종합(10키로망대)		14,343	14,332	17,093	10,855	11,194	0% ▲	-16% ▼	32% ▲	28% ▲
알배기배추(8키로상자)		14,004	10,830	12,970	12,801	14,033	29% ▲	8% ▲	9% ▲	-0% ▼
상추 포기잡(4키로상자)		12,966	11,704	14,792	15,892	16,867	11% ▲	-12% ▼	-18% ▼	-23% ▼
대추방울토마토(3키로상자)		12,181	12,118	14,571	10,981	10,755	1% ▲	-16% ▼	11% ▲	13% ▲
무(20키로상자)		11,668	12,703	19,871	14,648	11,912	-8% ▼	-41% ▼	-20% ▼	-2% ▼
가지(5키로상자)		10,383	12,297	16,722	9,817	11,528	-16% ▼	-38% ▼	6% ▲	-10% ▼
총각무(일반)(10키로상자)		10,279	10,028	11,907	11,482	12,004	3% ▲	-14% ▼	-10% ▼	-14% ▼
토마토(5키로상자)		9,786	10,057	13,139	9,658	9,944	-3% ▼	-26% ▼	1% ▲	-2% ▼
열무(4키로상자)		9,323	7,036	6,263	7,643	9,491	32% ▲	49% ▲	22% ▲	-2% ▼
팽이버섯(5키로상자)		7,572	9,205	10,067	9,303	8,814	-18% ▼	-25% ▼	-19% ▼	-14% ▼
배추(10키로망대)		7,099	6,882	4,981	6,408	6,936	3% ▲	43% ▲	11% ▲	2% ▲
배추얼갈이(4키로상자)		5,254	5,069	3,962	4,293	5,760	4% ▲	33% ▲	22% ▲	-9% ▼
새송이버섯(2키로상자)		5,147	5,572	6,375	4,000	5,668	-8% ▼	-19% ▼	29% ▲	-9% ▼
양배추(8키로망대)		4,215	4,164	8,257	5,551	5,805	1% ▲	-49% ▼	-24% ▼	-27% ▼
대파(일반)(1키로단)		1,511	1,013	1,137	1,382	1,344	49% ▲	33% ▲	9% ▲	12% ▲
부추(일반)(500그램단)		1,140	1,055	1,497	1,005	1,095	8% ▲	-24% ▼	13% ▲	4% ▲
양파(1키로)		886	627	755	956	1,007	41% ▲	17% ▲	-7% ▼	-12% ▼

□ 품종별 등락가격 비교(전주대비)

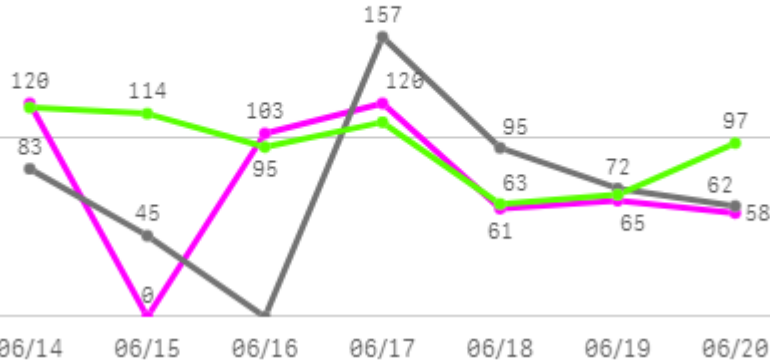
구분	품목(종)명
상승 품목(종)	감자 수미(햇)(38%),대파(일반)(49%),백다다기오이(28%),부추(일반)(8%),상추 포기칩(11%),알배기배추(29%),애호박(18%),양파(41%),열무(32%),오렌지 네블 수입(7%),청매실(6%),청양고추(14%),포도 수입(7%),호박밤 고구마(17%)
하락 품목(종)	(선)갈치(-18%),가지(-16%),건세멸치(-8%),당근(-18%),멜론 머스크(-22%),무(-8%),배 신고(-10%),복숭아 신비(천)(-36%),복숭아 신선(천)(-28%),빨강 파프리카(-14%),새송이버섯(-8%),오이맛고추(-6%),자두 대석(-50%),팽이버섯(-18%)
보합 품목(종)(+5%)	(냉)고등어 수입,걸홍합,골드파인애플 수입,깐마늘 대서,대추방울토마토,망고 수입,바나나 수입,배추,배추얼갈이,사과 부사,수박(일반),양배추,참외(일반),총각무(일반),토마토

3. 품목(종)별 주간 거래동향

고구마

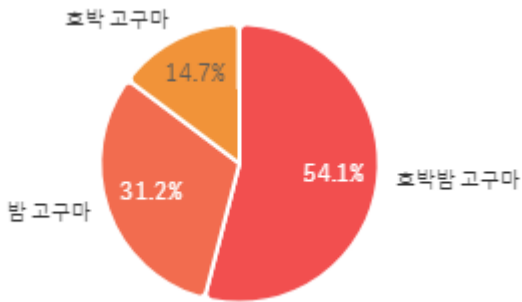
주간 반입량(톤)

● 2025 ● 2024 ● 평년

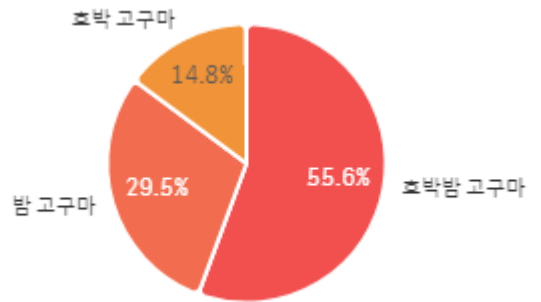


구분	금주(A)	전주(B)	전월(C)	전년(D)	평년(E)	A/B	A/C	A/D	A/E
물량(톤)	526	657	648	514	666	80.1%	81.2%	102.4%	79.1%

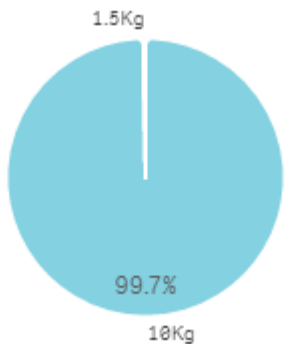
출하 품종별 거래물량 구성비



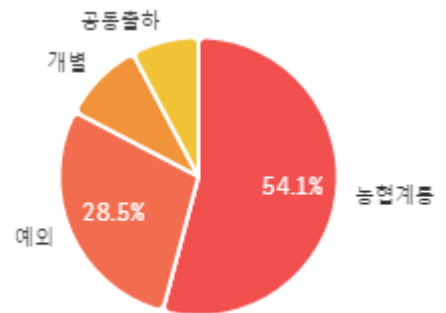
출하 품종별 거래금액 구성비



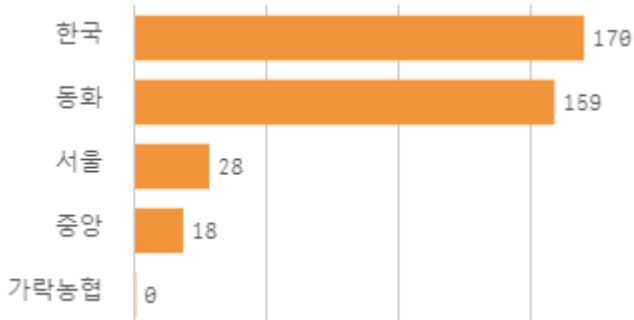
거래 단량별 물량 구성비



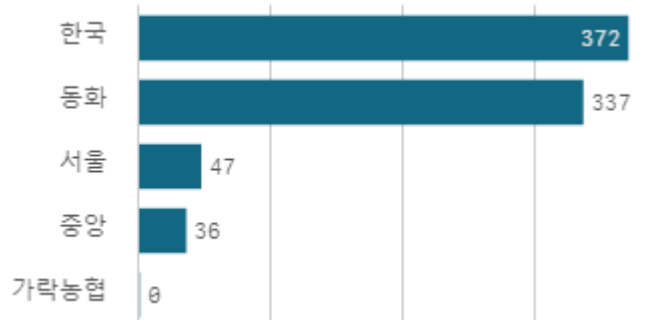
출하자별 거래물량 구성비



도매시장 법인별 거래물량(톤)

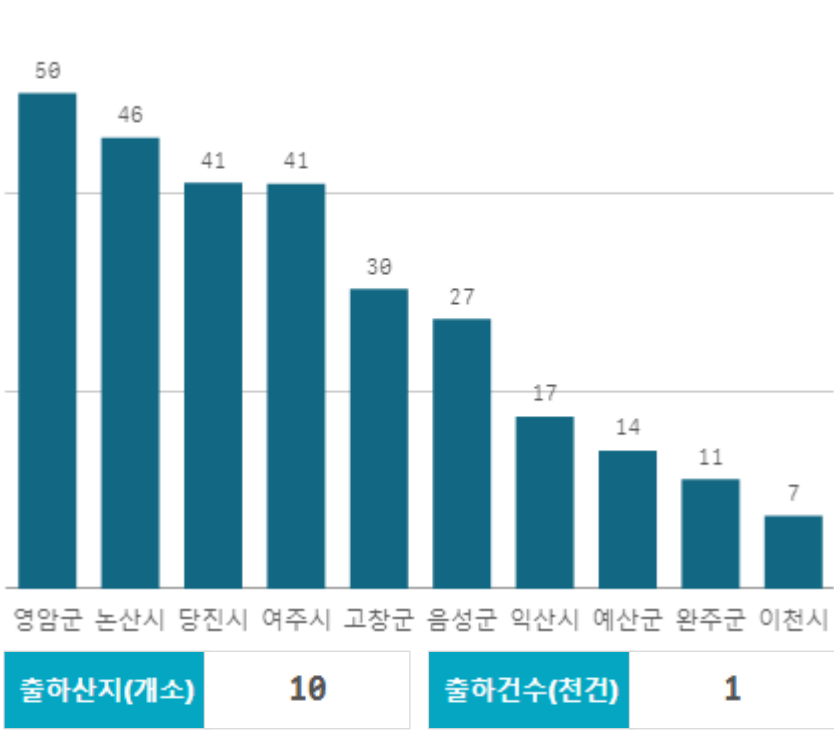


도매시장 법인별 거래금액(백만원)



호박밤 고구마(10Kg)

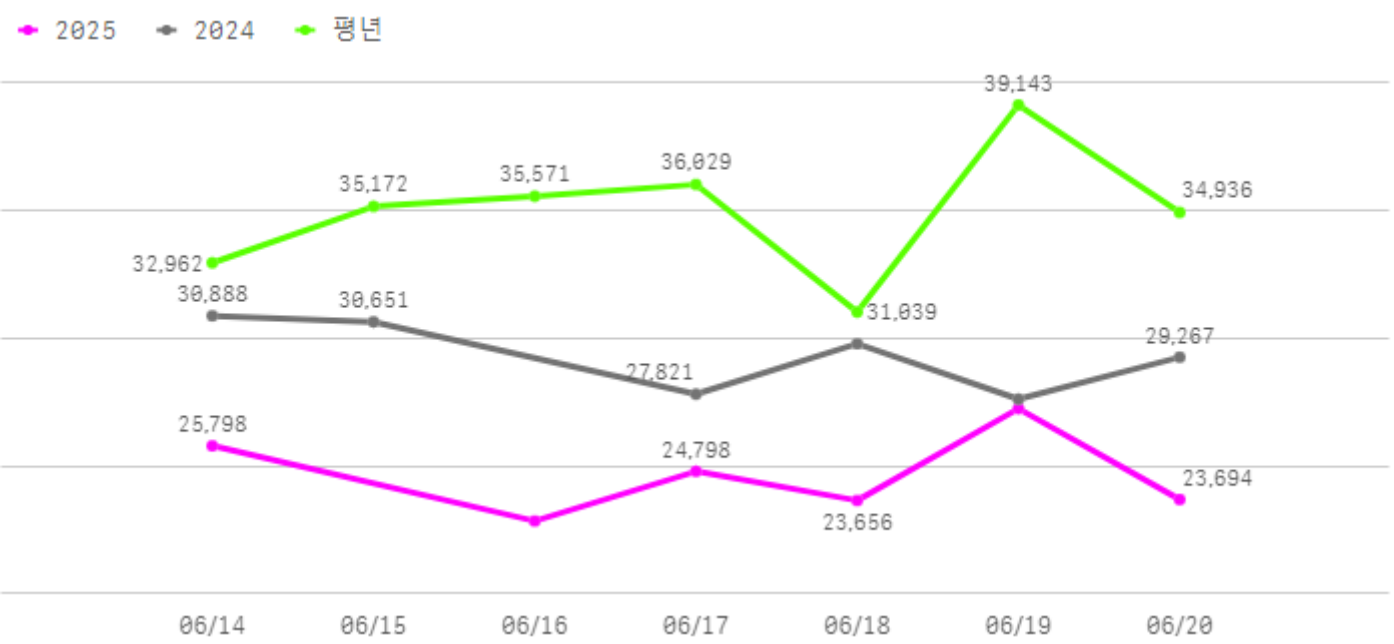
산지별 거래물량(톤)



산지별 주출하 시군구



주간 도매가격(원)



구분	금주(A)	전주(B)	전월(C)	전년(D)	평년(E)	A/B	A/C	A/D	A/E
가격(원)	24,676	21,165	22,336	29,341	30,054	116.6%	110.5%	84.1%	82.1%

※ 상품 가격 기준

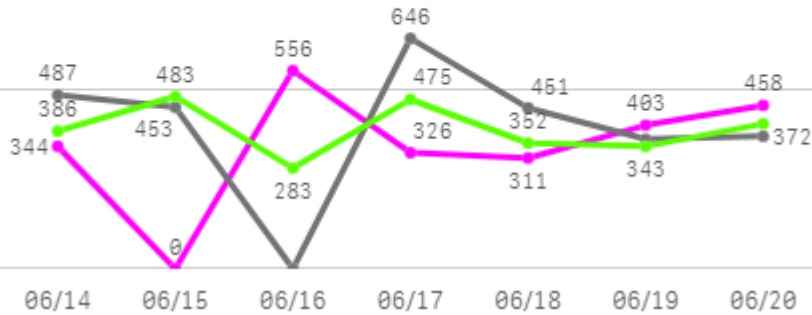
□ 호박밤 고구마(10Kg) 주간 가격

구분	Q	품종	Q	단량	Q	특	상	보통	하
2025-06-14		호박밤 고구마		10Kg		37,048	25,798	14,472	7,250
2025-06-16		호박밤 고구마		10Kg		27,765	22,853	14,982	6,314
2025-06-17		호박밤 고구마		10Kg		30,310	24,798	18,190	9,031
2025-06-18		호박밤 고구마		10Kg		30,685	23,656	16,290	8,450
2025-06-19		호박밤 고구마		10Kg		32,071	27,259	20,188	10,521
2025-06-20		호박밤 고구마		10Kg		30,461	23,694	15,996	8,234
평균						31,390	24,676	16,687	8,300

감자

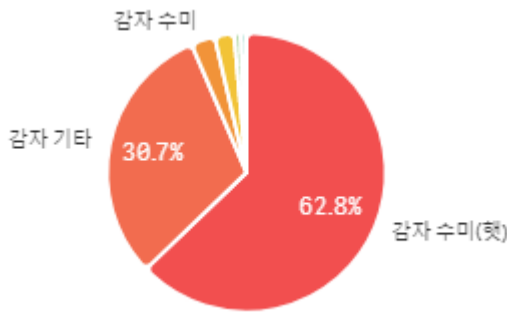
주간 반입량(톤)

◆ 2025 ● 2024 ▲ 평년

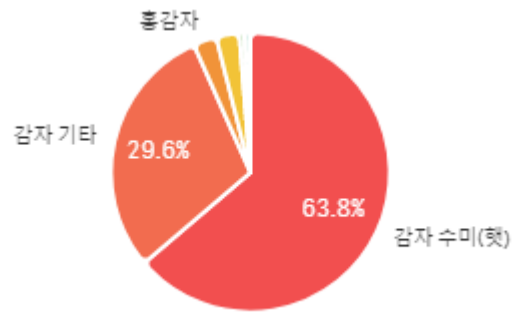


구분	금주(A)	전주(B)	전월(C)	전년(D)	평년(E)	A/B	A/C	A/D	A/E
물량(톤)	2,396	3,354	1,920	2,773	2,642	71.5%	124.8%	86.4%	90.7%

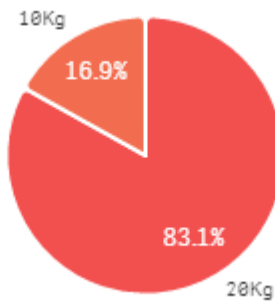
출하 품종별 거래물량 구성비



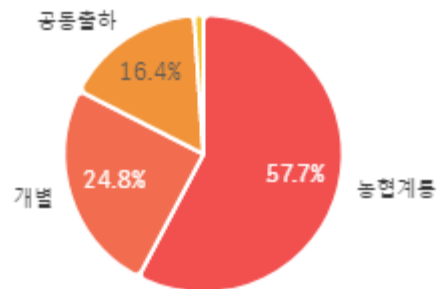
출하 품종별 거래금액 구성비



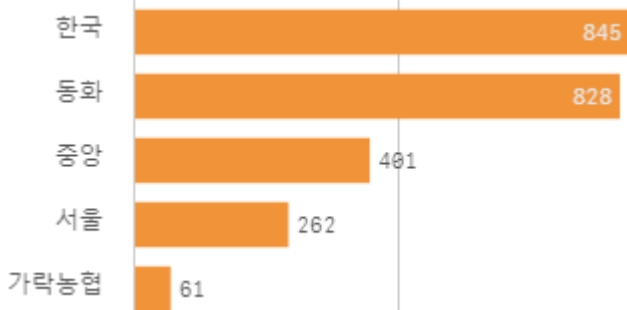
거래 단량별 물량 구성비



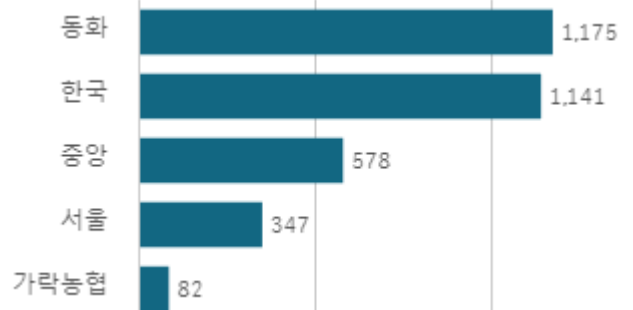
출하자별 거래물량 구성비



도매시장 법인별 거래물량(톤)

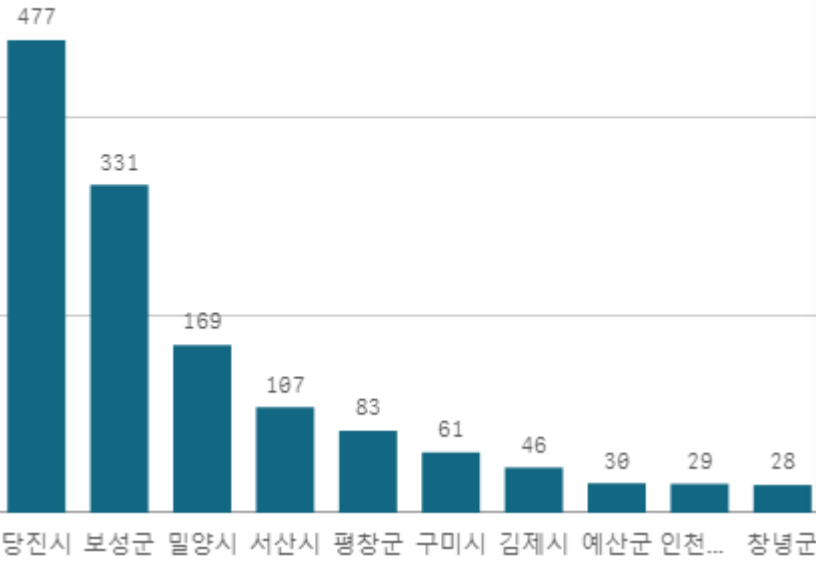


도매시장 법인별 거래금액(백만원)



감자 수미(햇) (20Kg)

산지별 거래물량(톤)



출하산지(개소)

35

출하건수(천건)

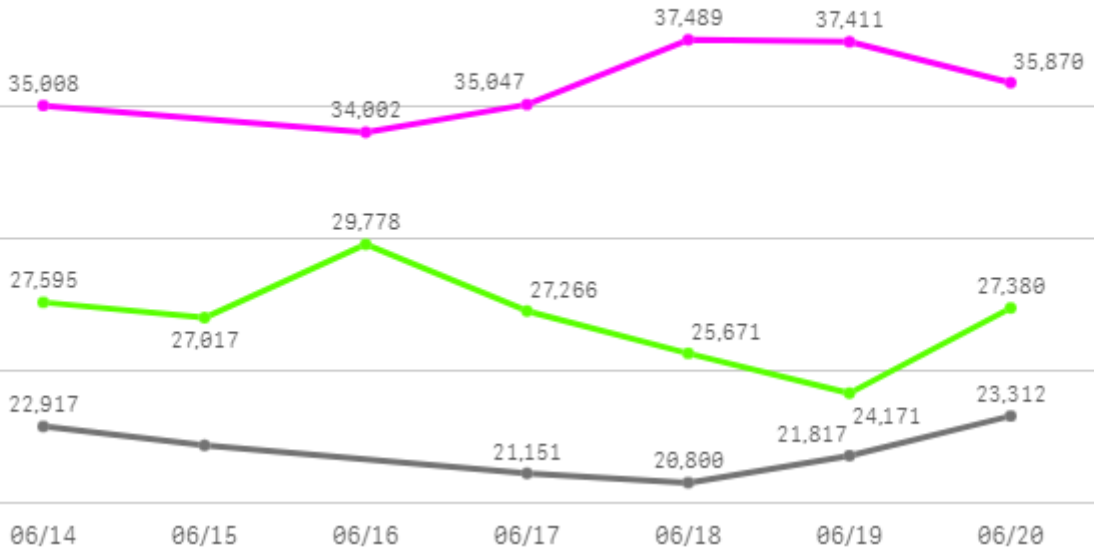
2

산지별 주출하 시군구



주간 도매가격(원)

◆ 2025 ● 2024 ◆ 평년



구분	금주(A)	전주(B)	전월(C)	전년(D)	평년(E)	A/B	A/C	A/D	A/E
가격(원)	35,805	25,909	63,397	22,034	29,146	138.2%	56.5%	162.5%	122.8%

※ 상품 가격 기준

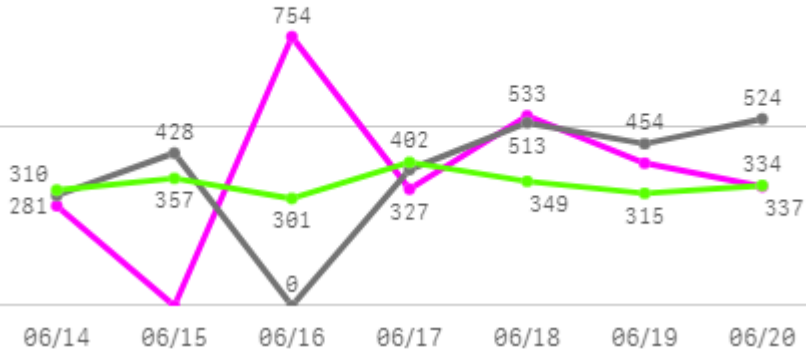
□ 감자 수미(햇)(20Kg) 주간 가격

구분	Q	품종	Q	단량	Q	특	상	보통	하
2025-06-14		감자 수미(햇)		20Kg		39,439	35,008	29,270	14,814
2025-06-16		감자 수미(햇)		20Kg		39,169	34,002	28,812	15,668
2025-06-17		감자 수미(햇)		20Kg		39,807	35,047	29,455	13,505
2025-06-18		감자 수미(햇)		20Kg		41,946	37,489	31,070	15,071
2025-06-19		감자 수미(햇)		20Kg		40,017	37,411	33,527	20,264
2025-06-20		감자 수미(햇)		20Kg		39,507	35,870	31,501	18,726
평균						39,981	35,805	30,606	16,341

배추

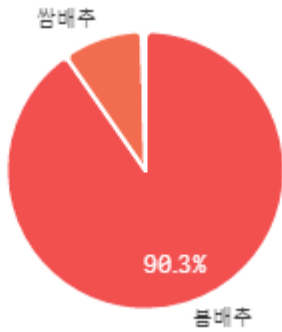
주간 반입량(톤)

◆ 2025 ● 2024 ▲ 평년

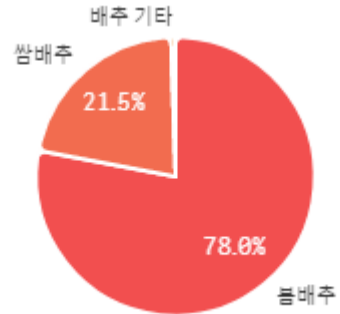


구분	금주(A)	전주(B)	전월(C)	전년(D)	평년(E)	A/B	A/C	A/D	A/E
물량(톤)	2,629	1,964	2,690	2,611	2,414	133.9%	97.7%	100.7%	108.9%

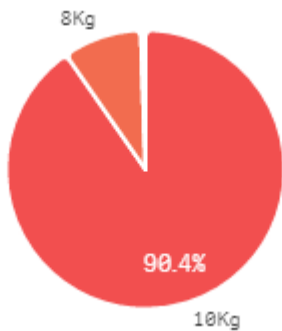
출하 품종별 거래물량 구성비



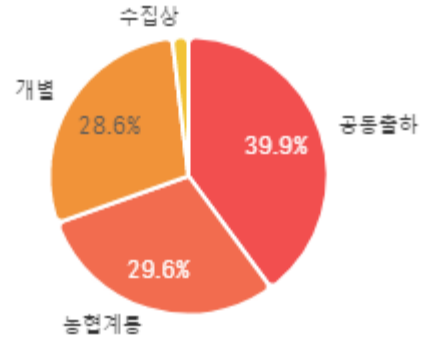
출하 품종별 거래금액 구성비



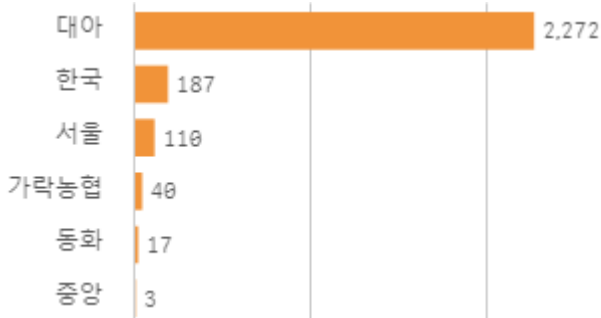
거래 단량별 물량 구성비



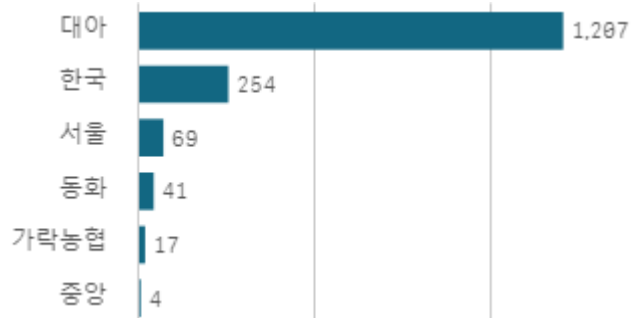
출하자별 거래물량 구성비



도매시장 법인별 거래물량(톤)

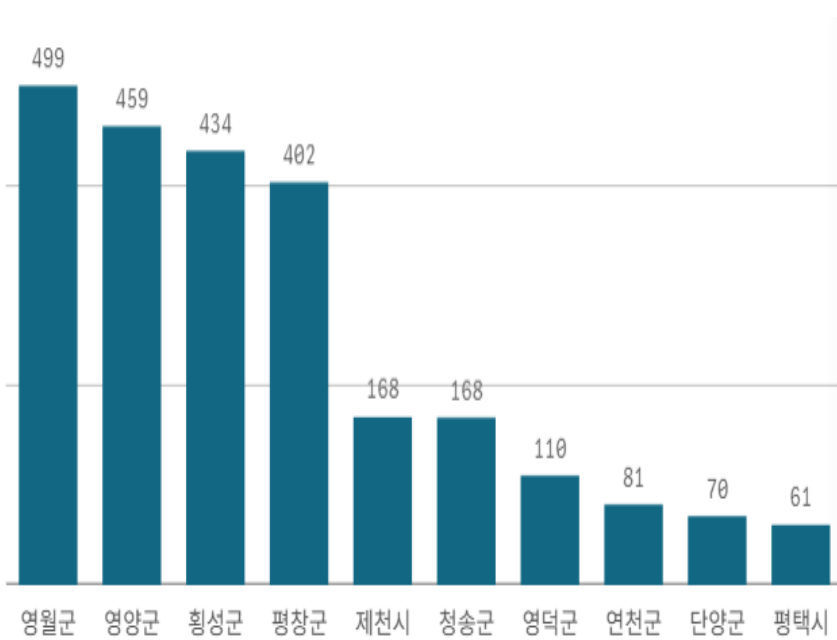


도매시장 법인별 거래금액(백만원)



배추(10Kg)

산지별 거래물량(톤)



출하산지(개소)

27

출하건수(천건)

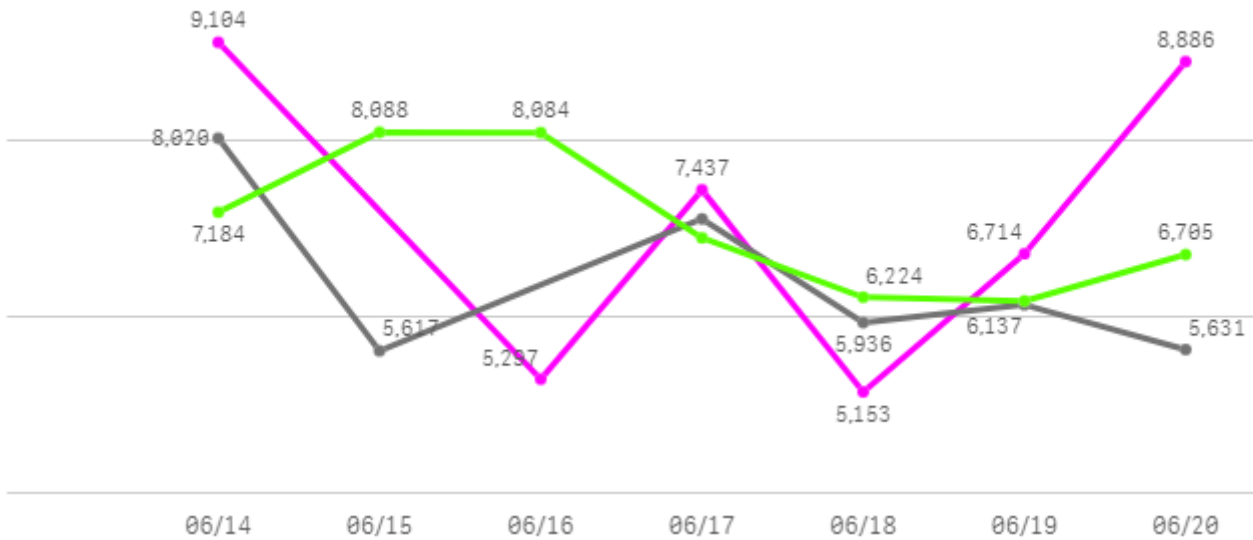
2

산지별 주출하 시군구



주간 도매가격(원)

◆ 2025 ● 2024 ◆ 평년



구분	금주(A)	전주(B)	전월(C)	전년(D)	평년(E)	A/B	A/C	A/D	A/E
가격(원)	7,099	6,882	4,981	6,408	6,936	103.1%	142.5%	110.8%	102.3%

※ 상품 가격 기준

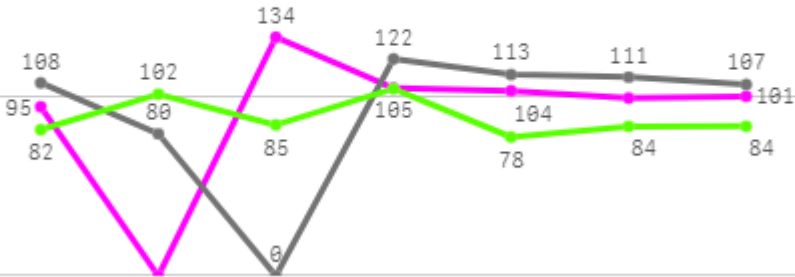
□ 배추(10Kg) 주간 가격

구분	Q	품종	Q	단량	Q	특	상	보통	하
2025-06-14		배추		10Kg		9,775	9,104	7,894	3,966
2025-06-16		배추		10Kg		6,424	5,297	4,276	3,035
2025-06-17		배추		10Kg		8,833	7,437	5,065	3,177
2025-06-18		배추		10Kg		7,413	5,153	3,338	1,547
2025-06-19		배추		10Kg		8,669	6,714	4,309	2,700
2025-06-20		배추		10Kg		10,394	8,886	6,884	3,725
평균						8,585	7,099	5,294	3,025

배추얼갈이

주간 반입량(톤)

◆ 2025 ● 2024 ▲ 평년



06/14 06/15 06/16 06/17 06/18 06/19 06/20

구분	금주(A)	전주(B)	전월(C)	전년(D)	평년(E)	A/B	A/C	A/D	A/E
물량(톤)	638	644	656	641	623	99.1%	97.2%	99.5%	102.4%

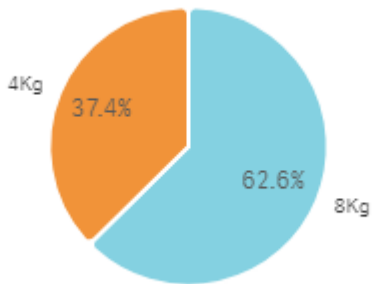
출하 품종별 거래물량 구성비



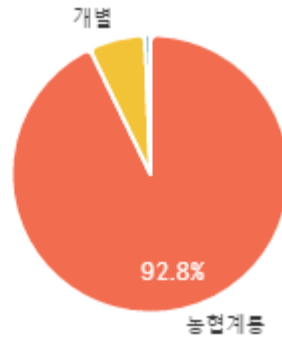
출하 품종별 거래금액 구성비



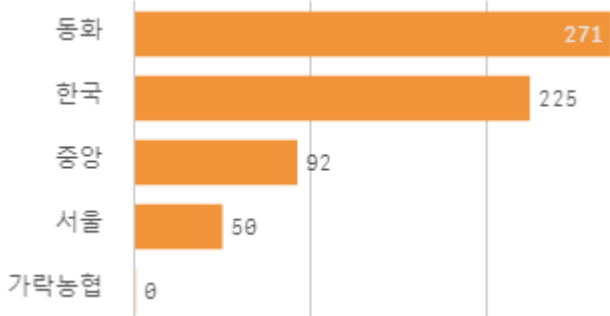
거래 단량별 물량 구성비



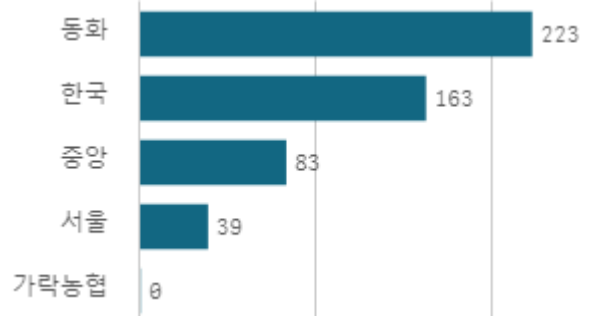
출하자별 거래물량 구성비



도매시장 법인별 거래물량(톤)

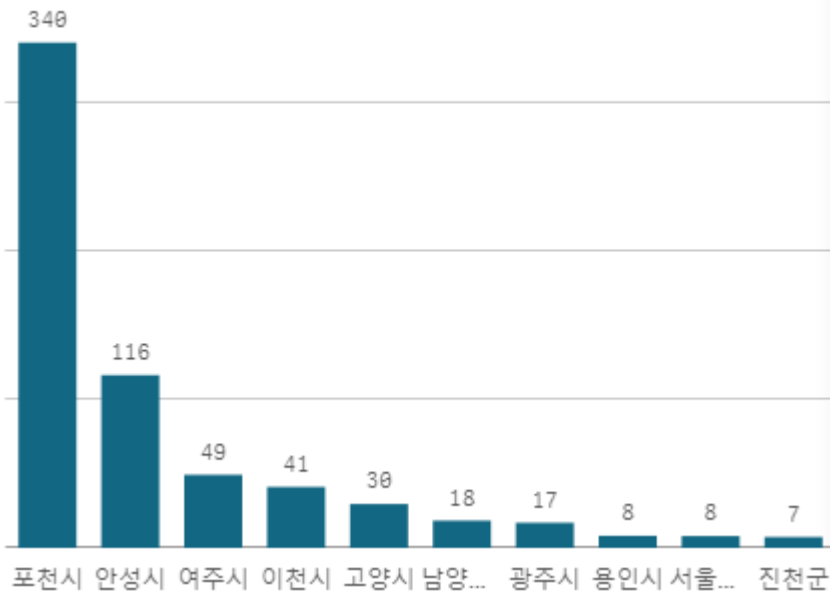


도매시장 법인별 거래금액(백만원)



배추얼갈이(4Kg)

산지별 거래물량(톤)



출하산지(개소)

13

출하건수(천건)

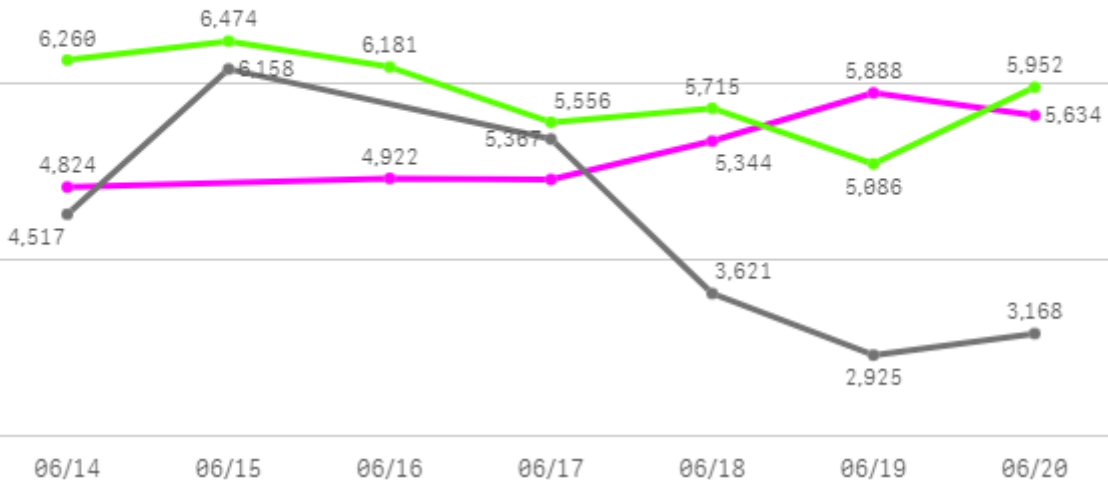
2

산지별 주출하 시군구



주간 도매가격(원)

◆ 2025 ● 2024 ◆ 평년



구분	금주(A)	전주(B)	전월(C)	전년(D)	평년(E)	A/B	A/C	A/D	A/E
가격(원)	5,254	5,069	3,962	4,293	5,760	103.6%	132.6%	122.4%	91.2%

※ 상품 가격 기준

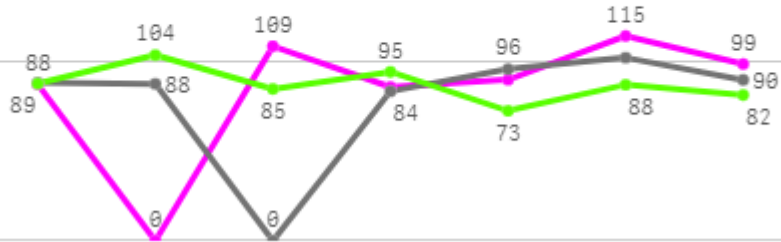
□ 배추얼갈이(4Kg) 주간 가격

구분	Q	품종	Q	단량	Q	특	상	보통	하
2025-06-14		배추얼갈이		4Kg		-	4,824	3,424	2,417
2025-06-16		배추얼갈이		4Kg		-	4,922	3,900	2,890
2025-06-17		배추얼갈이		4Kg		-	4,910	3,639	2,851
2025-06-18		배추얼갈이		4Kg		-	5,344	4,216	3,219
2025-06-19		배추얼갈이		4Kg		-	5,888	4,324	3,360
2025-06-20		배추얼갈이		4Kg		-	5,634	4,010	2,326
평균						-	5,254	3,919	2,844

알배기배추

주간 반입량(톤)

◆ 2025 ● 2024 ▲ 평년



06/14 06/15 06/16 06/17 06/18 06/19 06/20

구분	금주(A)	전주(B)	전월(C)	전년(D)	평년(E)	A/B	A/C	A/D	A/E
물량(톤)	587	656	692	550	603	89.6%	84.9%	106.9%	97.4%

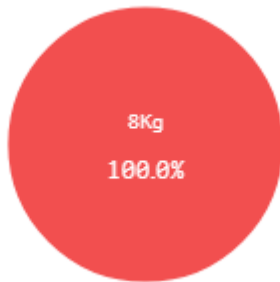
출하 품종별 거래물량 구성비



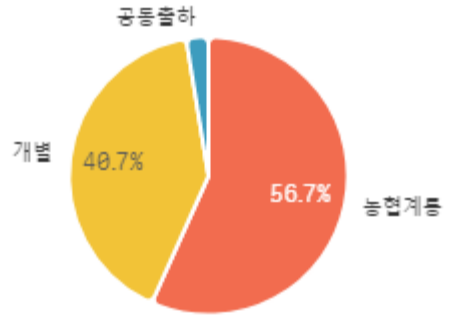
출하 품종별 거래금액 구성비



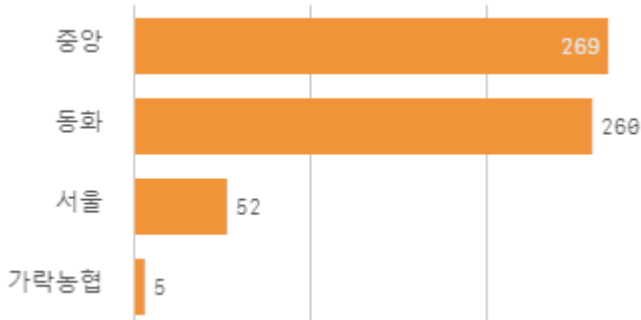
거래 단량별 물량 구성비



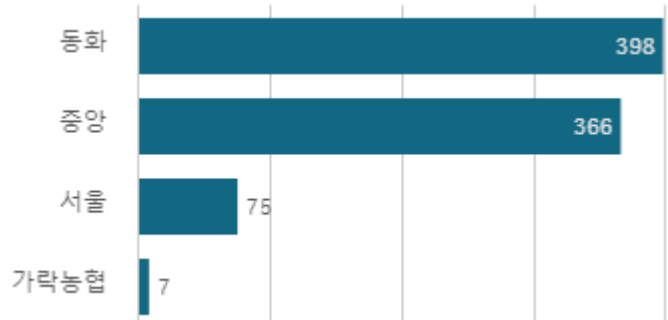
출하자별 거래물량 구성비



도매시장 법인별 거래물량(톤)

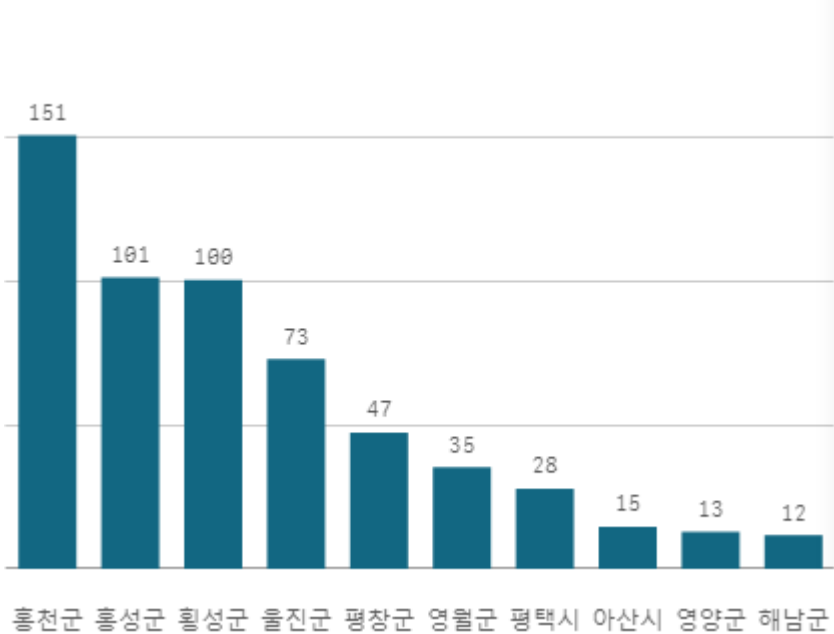


도매시장 법인별 거래금액(백만원)



알배기배추(8Kg)

산지별 거래물량(톤)



출하산지(개소)

15

출하건수(천건)

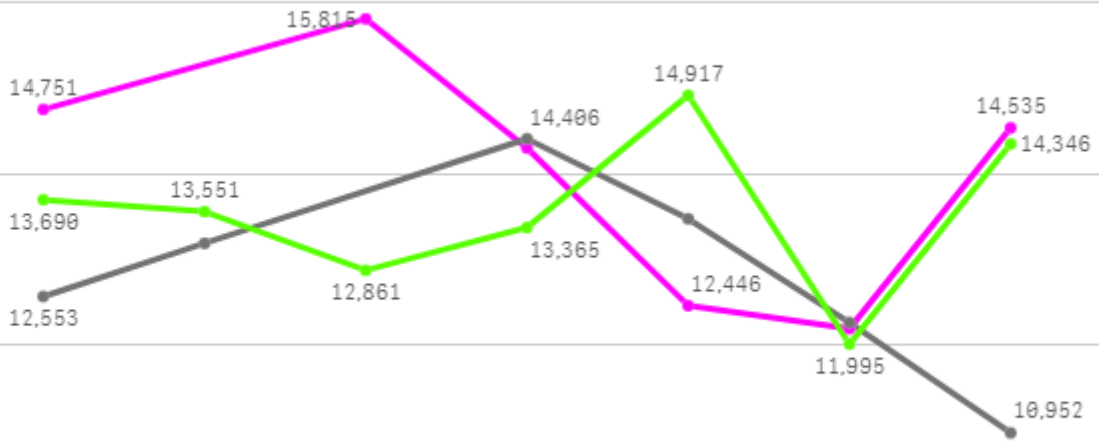
2

산지별 주출하 시군구



주간 도매가격(원)

◆ 2025 ● 2024 ◆ 평년



06/14 06/15 06/16 06/17 06/18 06/19 06/20

구분	금주(A)	전주(B)	전월(C)	전년(D)	평년(E)	A/B	A/C	A/D	A/E
가격(원)	14,004	10,830	12,970	12,801	14,033	129.3%	108.0%	109.4%	99.8%

※ 상품 가격 기준

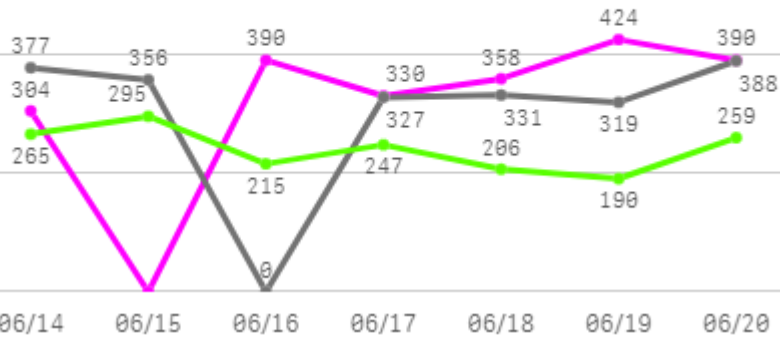
□ 알배기배추(8Kg) 주간 가격

구분	Q	품종	Q	단량	Q	특	상	보통	하
2025-06-14		알배기배추		8Kg		16,046	14,751	10,720	6,546
2025-06-16		알배기배추		8Kg		18,593	15,815	12,777	9,602
2025-06-17		알배기배추		8Kg		16,713	14,298	11,524	8,450
2025-06-18		알배기배추		8Kg		16,249	12,446	10,159	7,549
2025-06-19		알배기배추		8Kg		16,793	12,176	9,084	5,953
2025-06-20		알배기배추		8Kg		18,993	14,535	9,684	6,219
평균						17,231	14,004	10,658	7,387

양배추

주간 반입량(톤)

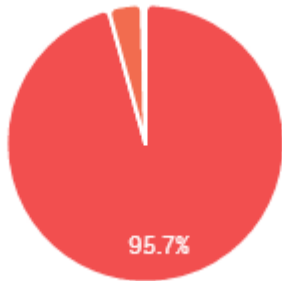
◆ 2025 ● 2024 ▲ 평년



구분	금주(A)	전주(B)	전월(C)	전년(D)	평년(E)	A/B	A/C	A/D	A/E
물량(톤)	2,196	1,905	2,098	2,099	1,812	115.3%	104.7%	104.6%	121.2%

출하 품종별 거래물량 구성비

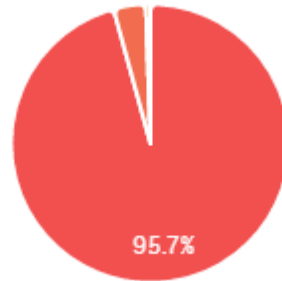
양배추 수입



양배추(일반)

출하 품종별 거래금액 구성비

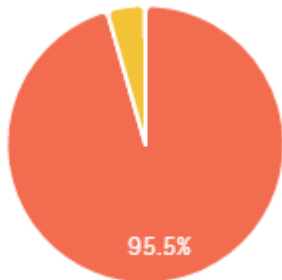
양배추 수입



양배추(일반)

거래 단량별 물량 구성비

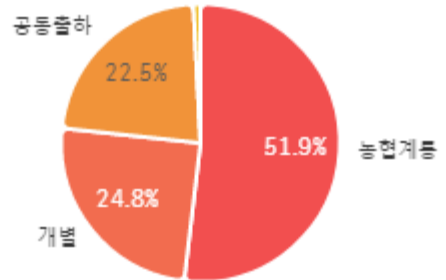
15Kg



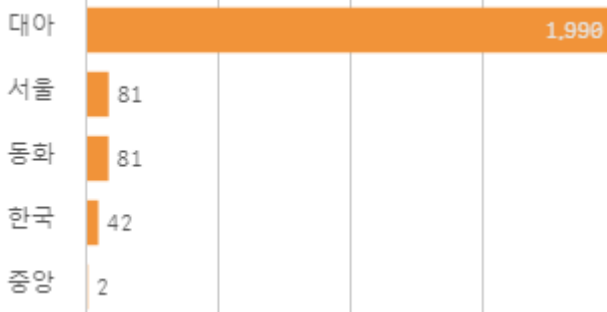
8Kg

출하자별 거래물량 구성비

수집상



도매시장 법인별 거래물량(톤)

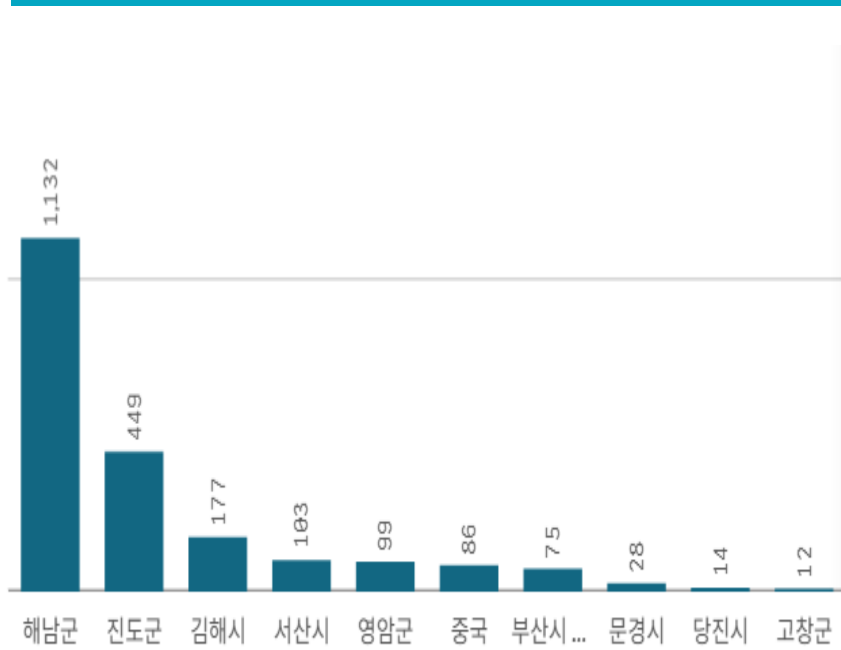


도매시장 법인별 거래금액(백만원)



양배추(8Kg)

산지별 거래물량(톤)



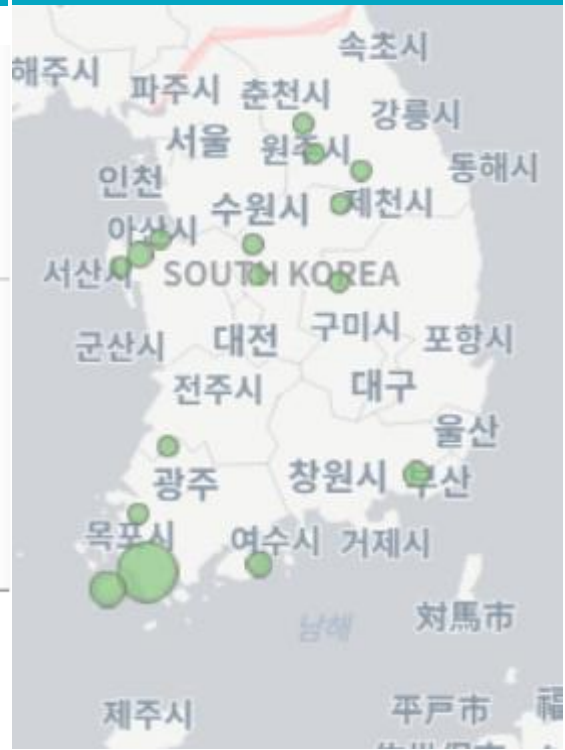
출하산지(개소)

18

출하건수(천건)

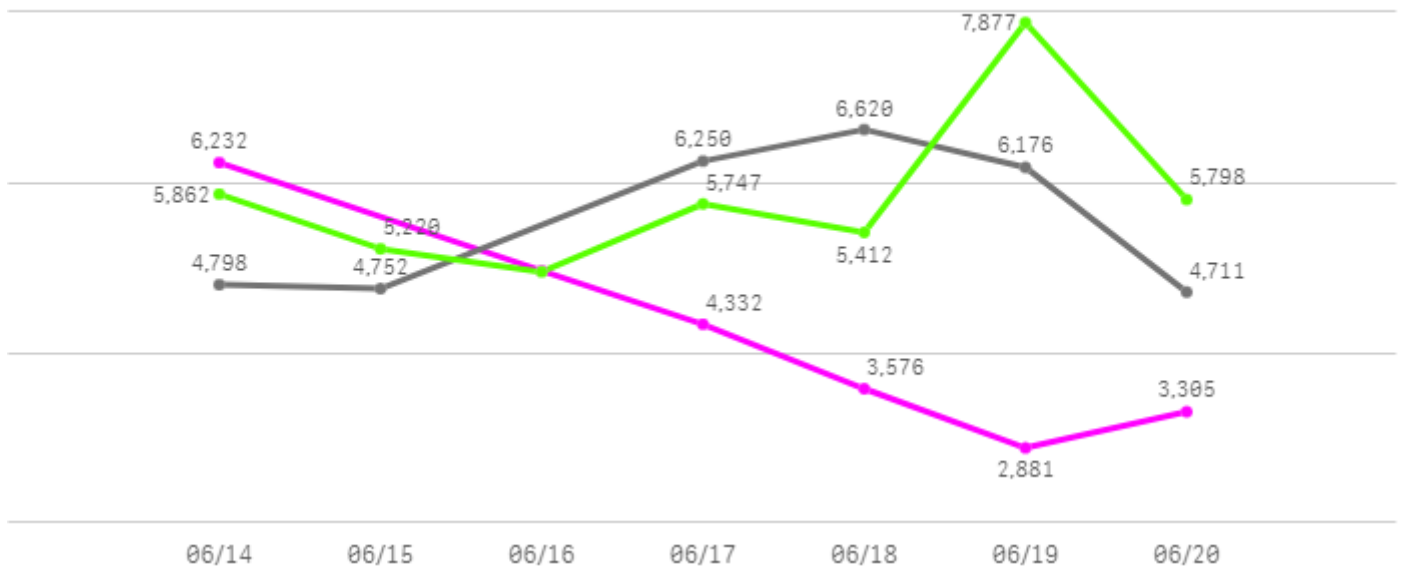
1

산지별 주출하 시군구



주간 도매가격(원)

◆ 2025 ● 2024 ◆ 평년



구분	금주(A)	전주(B)	전월(C)	전년(D)	평년(E)	A/B	A/C	A/D	A/E
가격(원)	4,215	4,164	8,257	5,551	5,805	101.2%	51.0%	75.9%	72.6%

※ 상품 가격 기준

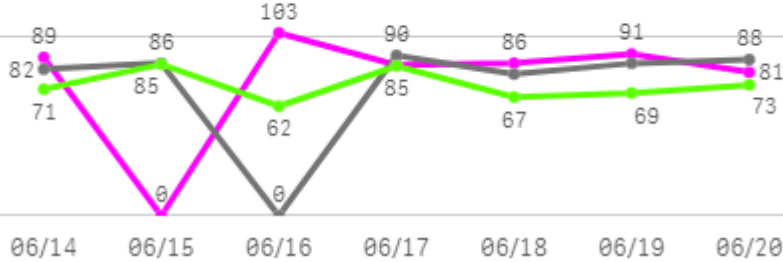
□ 양배추(8Kg) 주간 가격

구분	Q	품종	Q	단량	Q	특	상	보통	하
2025-06-14		양배추		8Kg		7,077	6,232	5,250	3,740
2025-06-16		양배추		8Kg		5,757	4,961	4,209	2,923
2025-06-17		양배추		8Kg		6,043	4,332	3,278	2,293
2025-06-18		양배추		8Kg		5,285	3,576	2,599	1,906
2025-06-19		양배추		8Kg		4,700	2,881	1,847	1,364
2025-06-20		양배추		8Kg		5,220	3,305	2,054	1,290
평균						5,680	4,215	3,206	2,253

상추

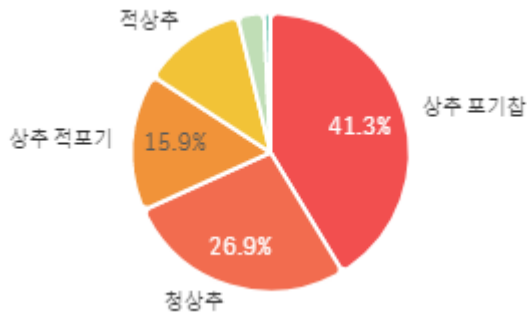
주간 반입량(톤)

◆ 2025 ● 2024 ▲ 평년

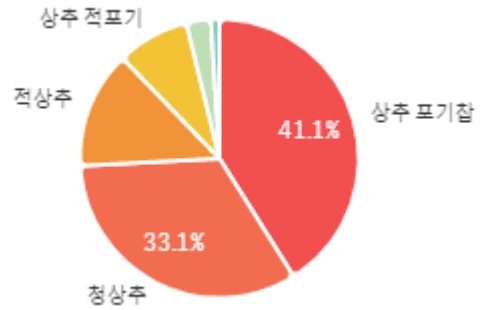


구분	금주(A)	전주(B)	전월(C)	전년(D)	평년(E)	A/B	A/C	A/D	A/E
물량(톤)	533	557	639	510	517	95.7%	83.4%	104.4%	103.1%

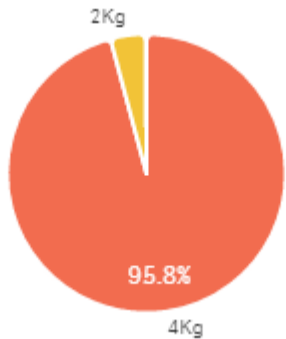
출하 품종별 거래물량 구성비



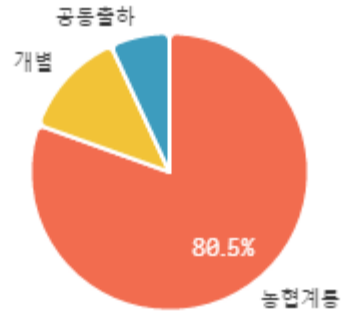
출하 품종별 거래금액 구성비



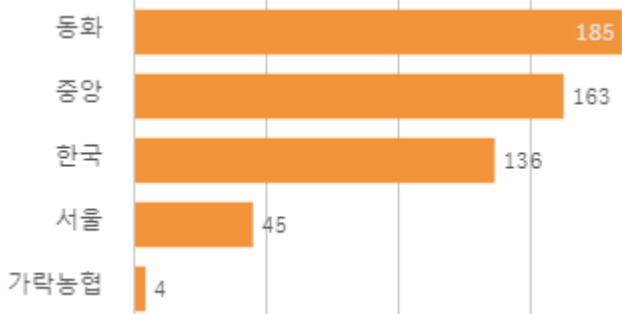
거래 단량별 물량 구성비



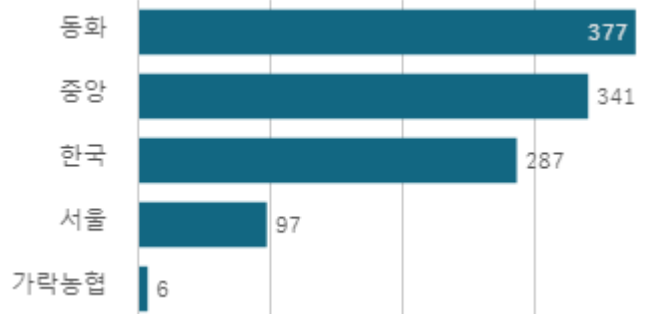
출하자별 거래물량 구성비



도매시장 법인별 거래물량(톤)

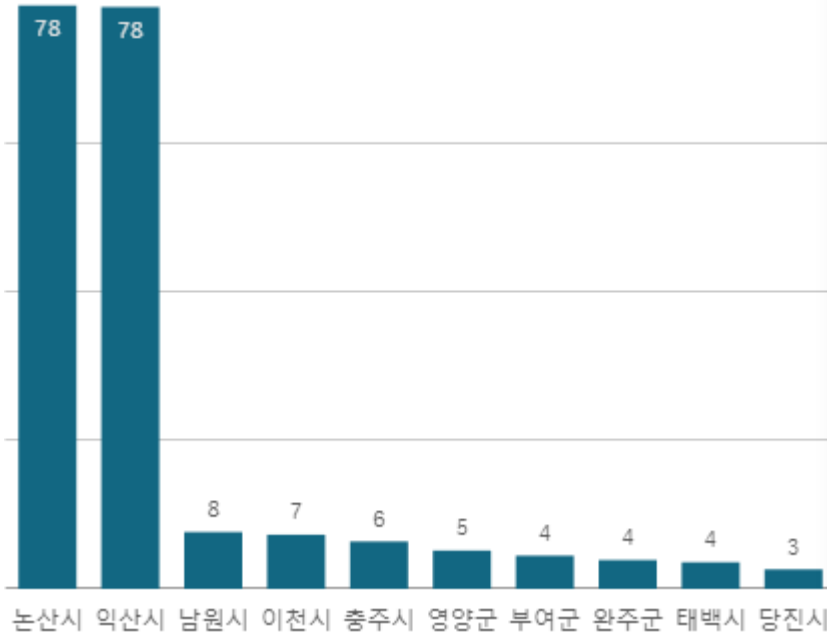


도매시장 법인별 거래금액(백만원)



상추 포기잡(4Kg)

산지별 거래물량(톤)



출하산지(개소)

31

출하건수(천건)

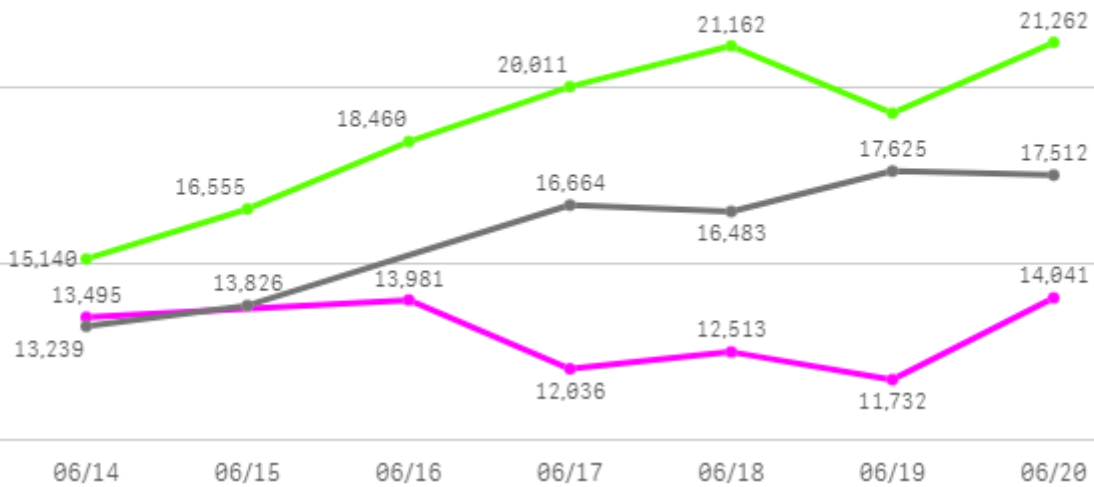
2

산지별 주출하 시군구



주간 도매가격(원)

◆ 2025 ● 2024 ◆ 평년



구분	금주(A)	전주(B)	전월(C)	전년(D)	평년(E)	A/B	A/C	A/D	A/E
가격(원)	12,966	11,704	14,792	15,892	16,867	110.8%	87.7%	81.6%	76.9%

※ 상품 가격 기준

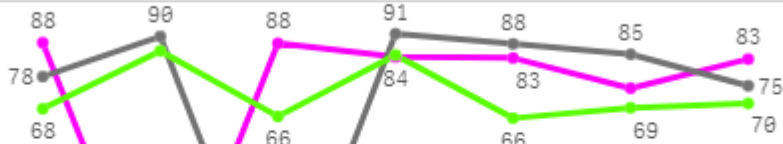
□ 상추 포기잡(4Kg) 주간 가격

구분	Q	품종	Q	단량	Q	특	상	보통	하
2025-06-14		상추 포기잡		4Kg		-	13,495	10,800	7,520
2025-06-16		상추 포기잡		4Kg		-	13,981	9,992	6,827
2025-06-17		상추 포기잡		4Kg		-	12,036	7,553	5,142
2025-06-18		상추 포기잡		4Kg		-	12,513	8,162	5,272
2025-06-19		상추 포기잡		4Kg		-	11,732	6,844	3,984
2025-06-20		상추 포기잡		4Kg		-	14,041	8,748	4,958
평균						-	12,966	8,683	5,617

부추

주간 반입량(톤)

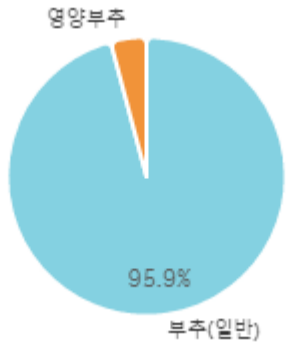
◆ 2025 ● 2024 ▲ 평년



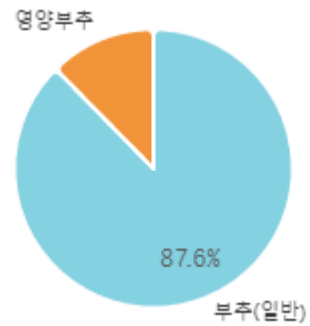
06/14 06/15 06/16 06/17 06/18 06/19 06/20

구분	금주(A)	전주(B)	전월(C)	전년(D)	평년(E)	A/B	A/C	A/D	A/E
물량(톤)	500	489	460	506	507	102.3%	108.9%	99.0%	98.8%

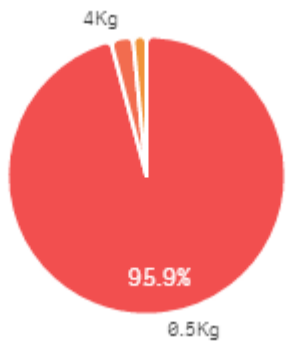
출하 품종별 거래물량 구성비



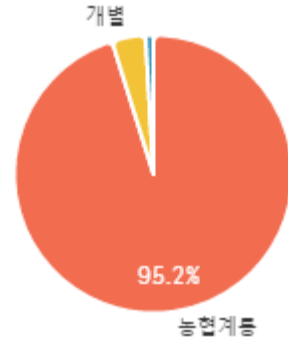
출하 품종별 거래금액 구성비



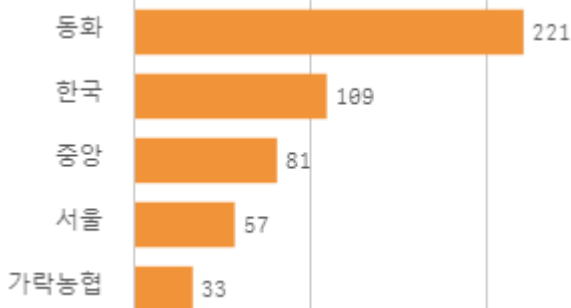
거래 단량별 물량 구성비



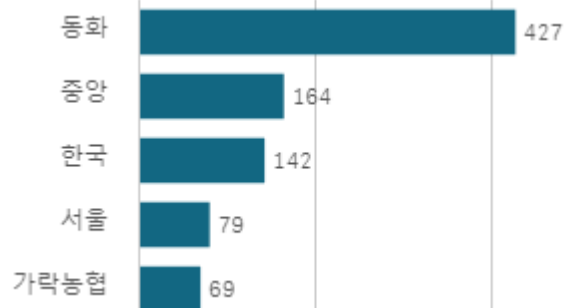
출하자별 거래물량 구성비



도매시장 법인별 거래물량(톤)

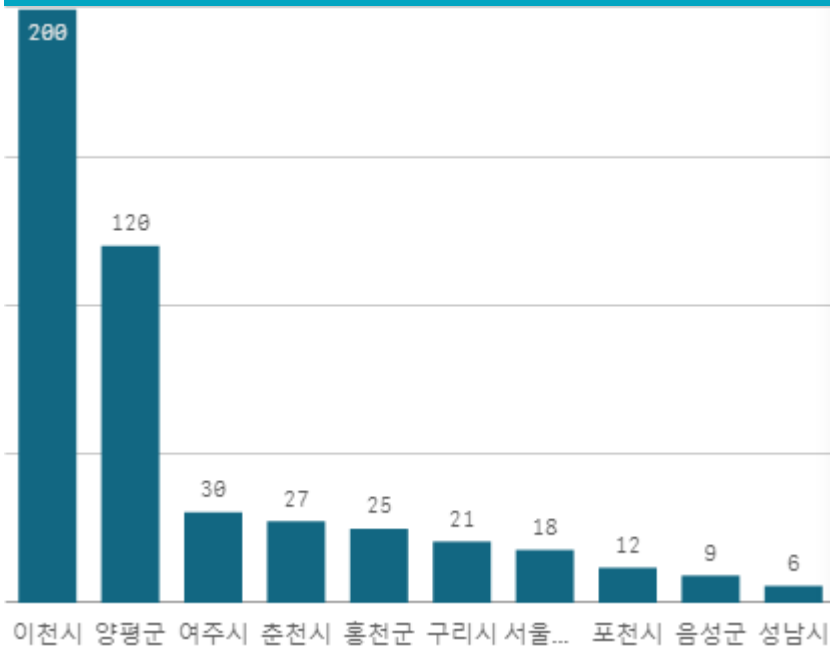


도매시장 법인별 거래금액(백만원)



부추(일반) (0.5Kg)

산지별 거래물량(톤)



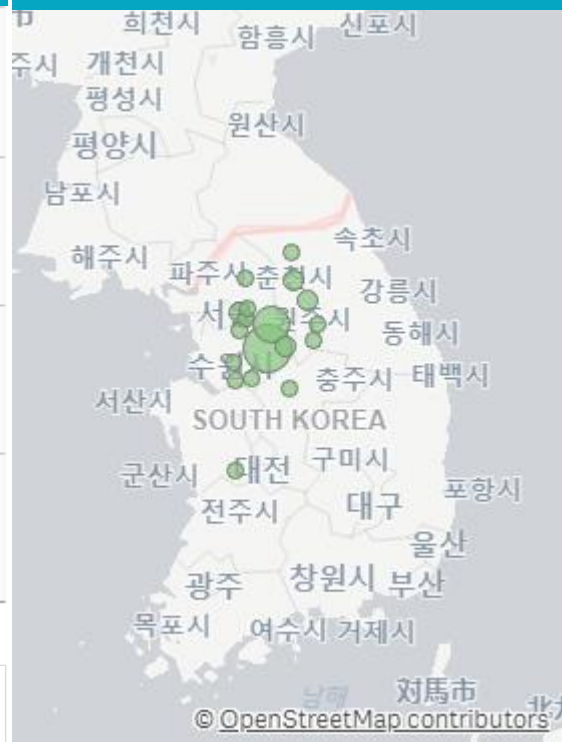
출하산지(개소)

20

출하건수(천건)

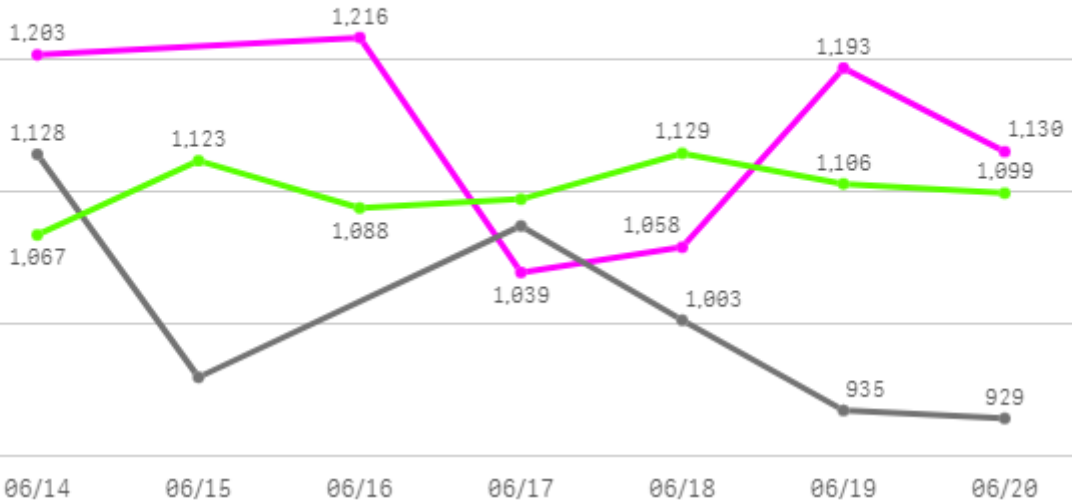
2

산지별 주출하 시군구



주간 도매가격(원)

◆ 2025 ● 2024 ◆ 평년



구분	금주(A)	전주(B)	전월(C)	전년(D)	평년(E)	A/B	A/C	A/D	A/E
가격(원)	1,140	1,055	1,497	1,005	1,095	108.0%	76.1%	113.4%	104.1%

※ 상품 가격 기준

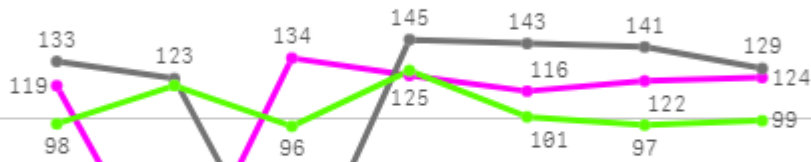
□ 부추(일반)(0.5Kg) 주간 가격

구분	Q	품종	Q	단량	Q	특	상	보통	하
2025-06-14		부추(일반)		0.5Kg		-	1,203	886	600
2025-06-16		부추(일반)		0.5Kg		-	1,216	970	719
2025-06-17		부추(일반)		0.5Kg		-	1,039	791	491
2025-06-18		부추(일반)		0.5Kg		-	1,058	800	504
2025-06-19		부추(일반)		0.5Kg		-	1,193	884	536
2025-06-20		부추(일반)		0.5Kg		-	1,130	827	476
평균						-	1,140	860	554

열무

주간 반입량(톤)

◆ 2025 ● 2024 ▲ 평년



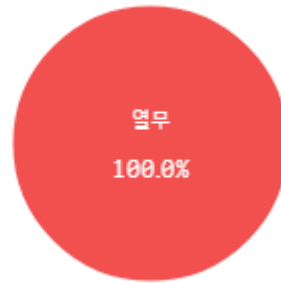
06/14 06/15 06/16 06/17 06/18 06/19 06/20

구분	금주(A)	전주(B)	전월(C)	전년(D)	평년(E)	A/B	A/C	A/D	A/E
물량(톤)	739	754	790	812	727	98.0%	93.5%	91.0%	101.6%

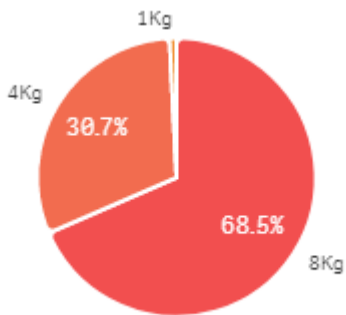
출하 품종별 거래물량 구성비



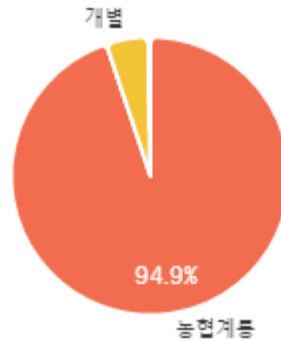
출하 품종별 거래금액 구성비



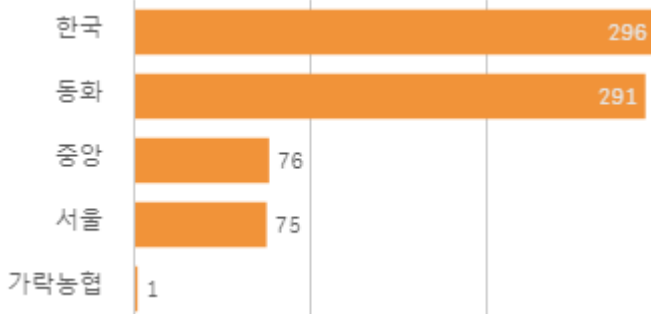
거래 단량별 물량 구성비



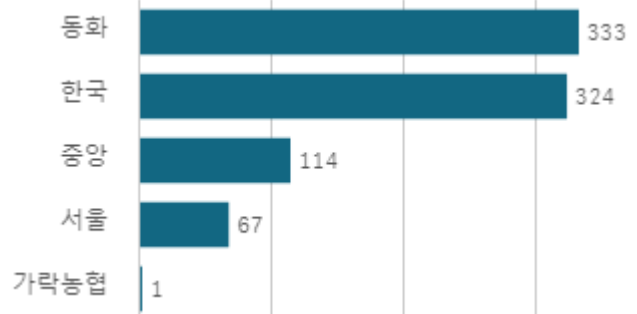
출하자별 거래물량 구성비



도매시장 법인별 거래물량(톤)

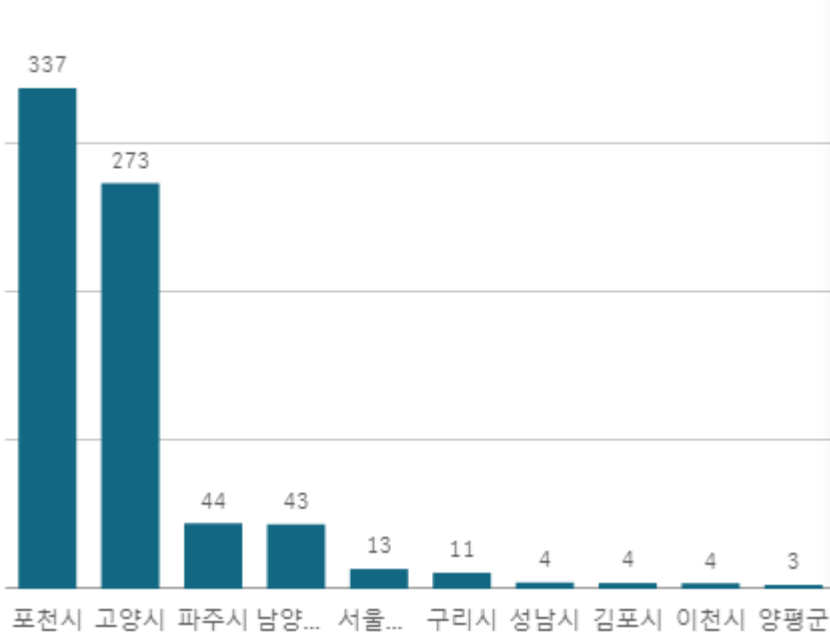


도매시장 법인별 거래금액(백만원)



열무(4Kg)

산지별 거래물량(톤)



출하산지(개소)

18

출하건수(천건)

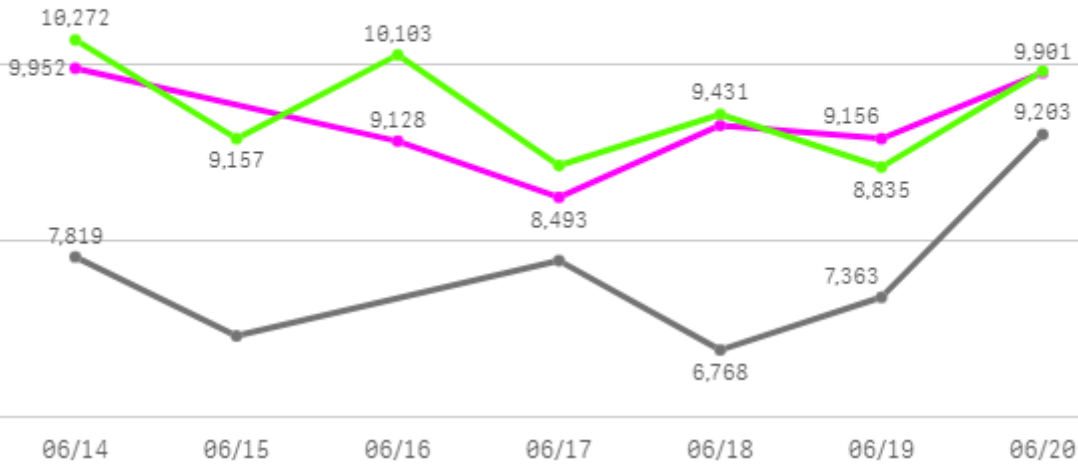
3

산지별 주출하 시군구



주간 도매가격(원)

◆ 2025 ● 2024 ◆ 평년



구분	금주(A)	전주(B)	전월(C)	전년(D)	평년(E)	A/B	A/C	A/D	A/E
가격(원)	9,323	7,036	6,263	7,643	9,491	132.5%	148.9%	122.0%	98.2%

※ 상품 가격 기준

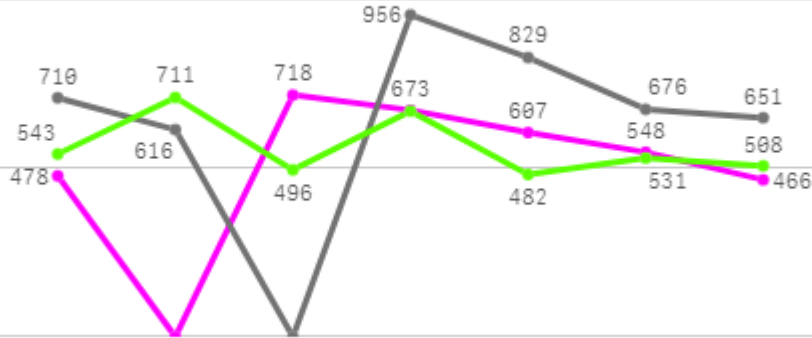
□ 열무(4Kg) 주간 가격

구분	Q	품종	Q	단량	Q	특	상	보통	하
2025-06-14		열무		4Kg		-	9,952	7,498	4,287
2025-06-16		열무		4Kg		-	9,128	7,355	4,136
2025-06-17		열무		4Kg		-	8,493	6,522	3,643
2025-06-18		열무		4Kg		-	9,306	7,213	4,071
2025-06-19		열무		4Kg		-	9,156	7,271	4,600
2025-06-20		열무		4Kg		-	9,901	8,491	5,672
평균						-	9,323	7,392	4,402

수박

주간 반입량(톤)

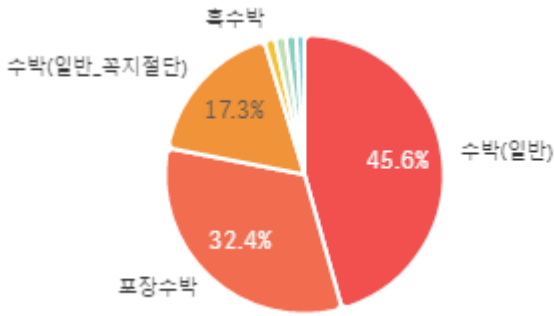
◆ 2025 ● 2024 ▲ 평년



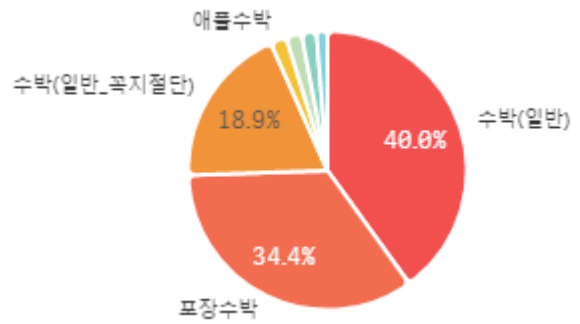
06/14 06/15 06/16 06/17 06/18 06/19 06/20

구분	금주(A)	전주(B)	전월(C)	전년(D)	평년(E)	A/B	A/C	A/D	A/E
물량(톤)	3,491	3,777	1,630	4,437	3,759	92.4%	214.1%	78.7%	92.9%

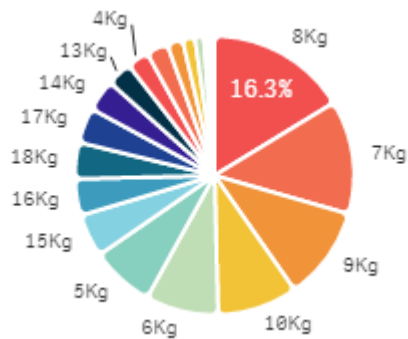
출하 품종별 거래물량 구성비



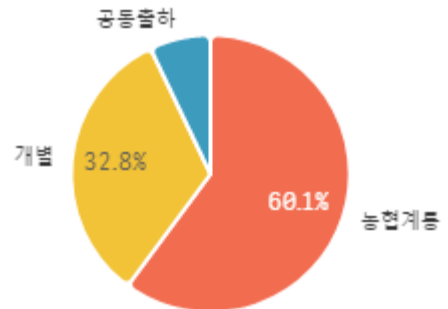
출하 품종별 거래금액 구성비



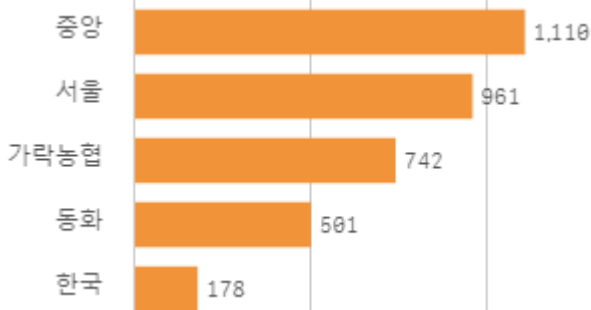
거래 단량별 물량 구성비



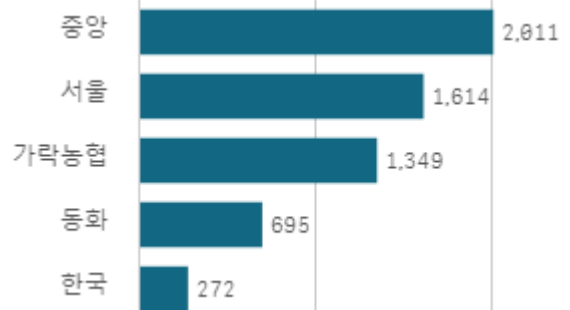
출하자별 거래물량 구성비



도매시장 법인별 거래물량(톤)

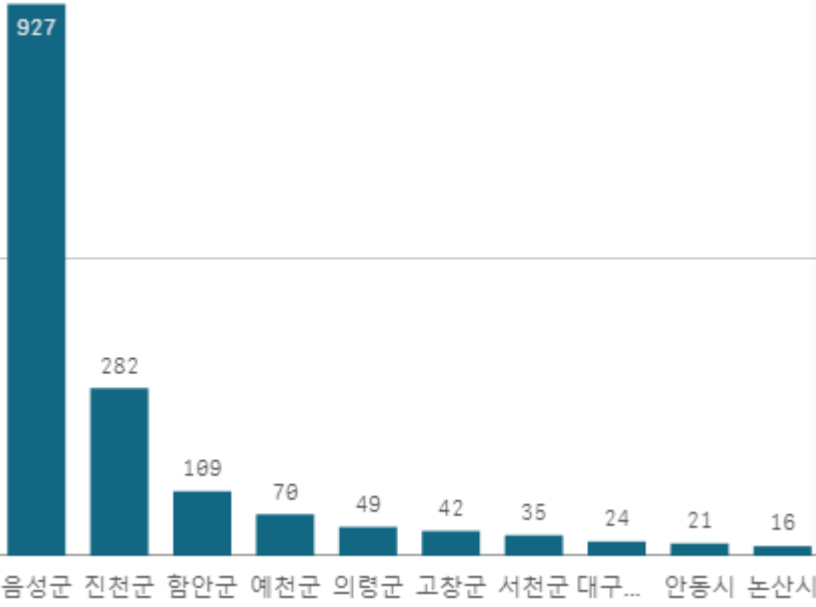


도매시장 법인별 거래금액(백만원)



수박(일반) (8Kg)

산지별 거래물량(톤)



출하산지(개소)

13

출하건수(천건)

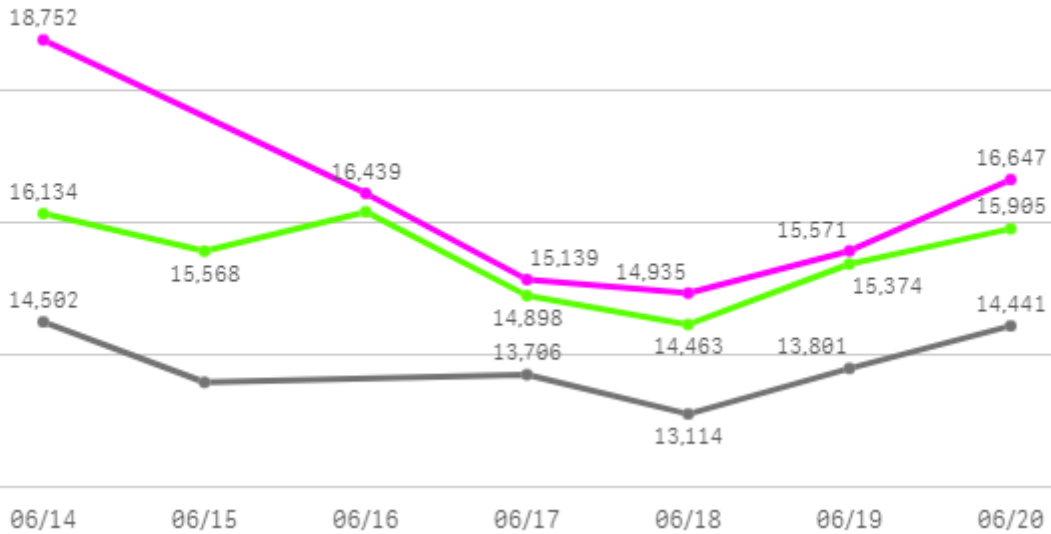
4

산지별 주출하 시군구



주간 도매가격(원)

◆ 2025 ● 2024 ◆ 평년



구분	금주(A)	전주(B)	전월(C)	전년(D)	평년(E)	A/B	A/C	A/D	A/E
가격(원)	16,247	15,859	21,096	13,859	15,445	102.4%	77.0%	117.2%	105.2%

※ 상품 가격 기준

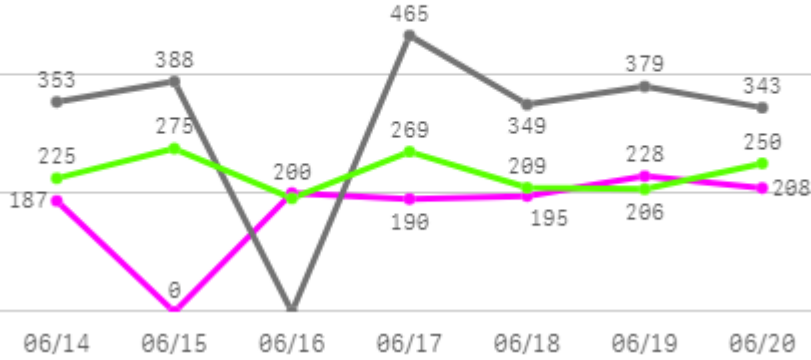
□ 수박(일반)(8Kg) 주간 가격

구분	Q	품종	Q	단량	Q	특	상	보통	하
2025-06-14		수박(일반)		8Kg		24,611	18,752	13,467	8,782
2025-06-16		수박(일반)		8Kg		25,830	16,439	14,341	10,663
2025-06-17		수박(일반)		8Kg		20,365	15,139	12,386	8,165
2025-06-18		수박(일반)		8Kg		20,250	14,935	12,591	7,723
2025-06-19		수박(일반)		8Kg		20,574	15,571	12,323	6,932
2025-06-20		수박(일반)		8Kg		24,588	16,647	13,290	6,991
평균						22,703	16,247	13,066	8,209

참외

주간 반입량(톤)

◆ 2025 ● 2024 ▲ 평년



구분	금주(A)	전주(B)	전월(C)	전년(D)	평년(E)	A/B	A/C	A/D	A/E
물량(톤)	1,207	1,250	2,143	2,276	1,504	96.6%	56.3%	53.0%	80.3%

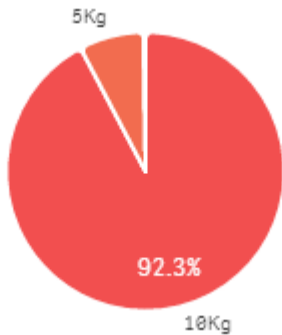
출하 품종별 거래물량 구성비



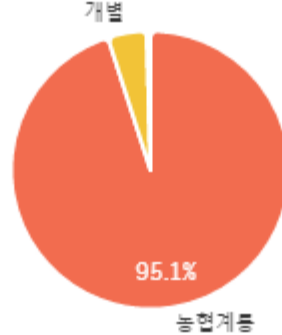
출하 품종별 거래금액 구성비



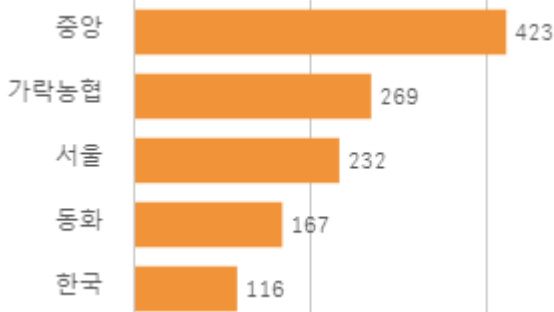
거래 단량별 물량 구성비



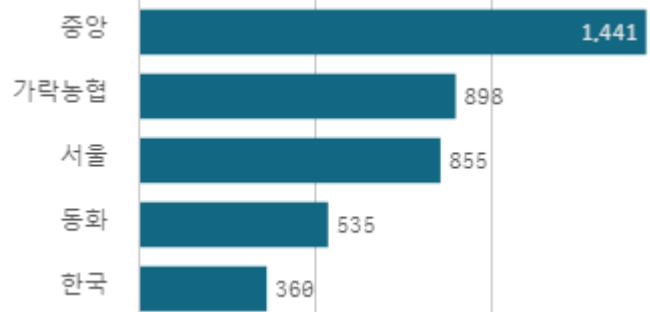
출하자별 거래물량 구성비



도매시장 법인별 거래물량(톤)

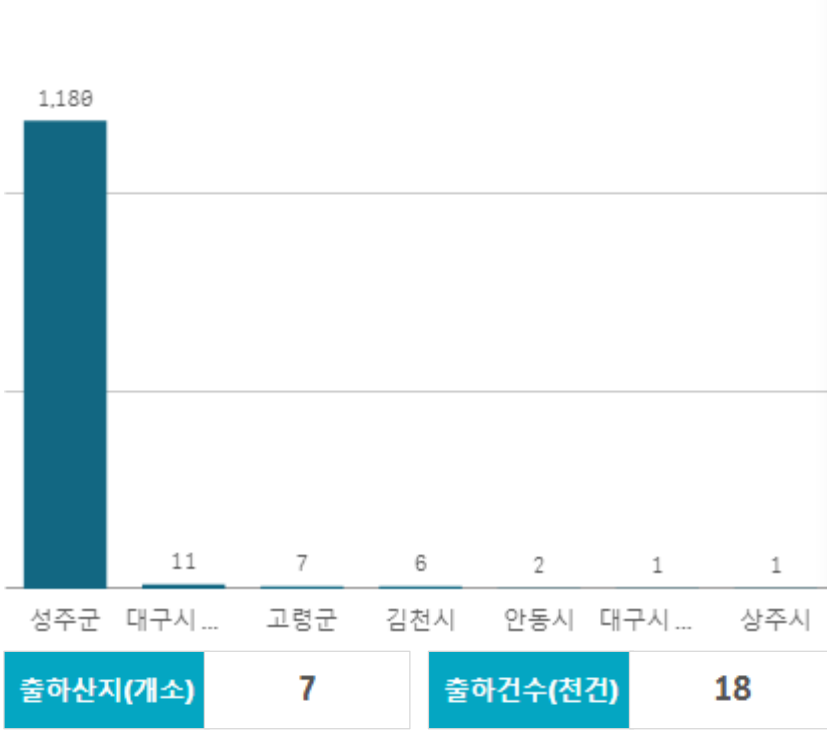


도매시장 법인별 거래금액(백만원)



참외(일반)(10Kg)

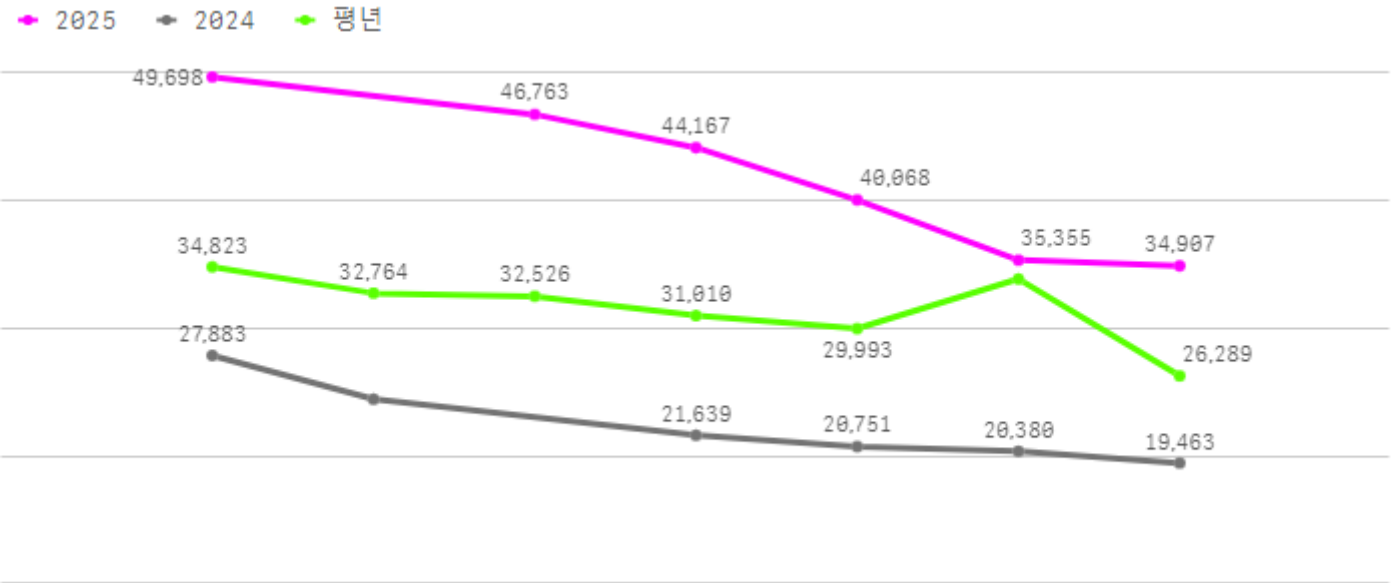
산지별 거래물량(톤)



산지별 주출하 시군구



주간 도매가격(원)



구분	금주(A)	전주(B)	전월(C)	전년(D)	평년(E)	A/B	A/C	A/D	A/E
가격(원)	41,826	43,184	28,683	22,429	34,675	96.9%	145.8%	186.5%	120.6%

※ 상품 가격 기준

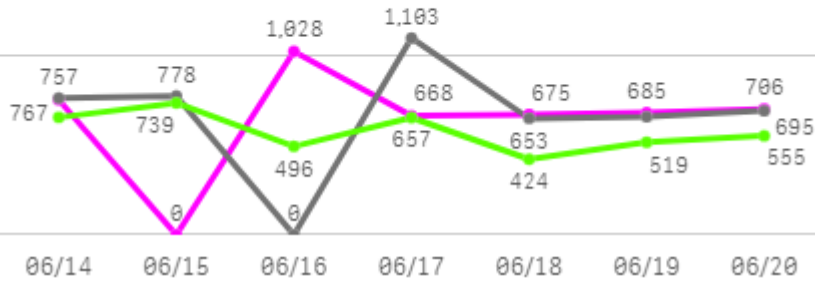
□ 참외(일반)(10Kg) 주간 가격

구분	Q	품종	Q	단량	Q	특	상	보통	하
2025-06-14		참외(일반)		10Kg		62,544	49,698	38,691	26,153
2025-06-16		참외(일반)		10Kg		56,986	46,763	37,625	26,270
2025-06-17		참외(일반)		10Kg		55,341	44,167	35,725	25,646
2025-06-18		참외(일반)		10Kg		50,475	40,068	32,440	23,317
2025-06-19		참외(일반)		10Kg		47,273	35,355	25,536	16,644
2025-06-20		참외(일반)		10Kg		47,343	34,907	24,099	14,322
평균						53,327	41,826	32,353	22,059

오이

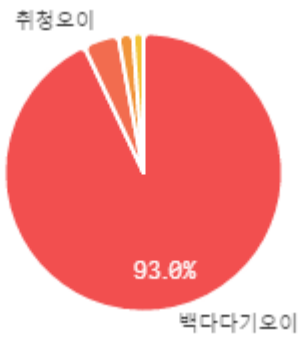
주간 반입량(톤)

◆ 2025 ● 2024 ▲ 평년

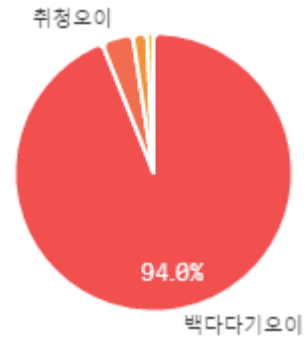


구분	금주(A)	전주(B)	전월(C)	전년(D)	평년(E)	A/B	A/C	A/D	A/E
물량(톤)	4,519	5,227	4,668	4,658	4,194	86.5%	96.8%	97.0%	107.7%

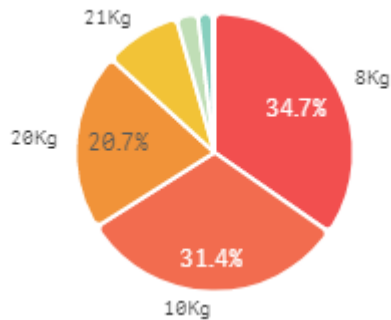
출하 품종별 거래물량 구성비



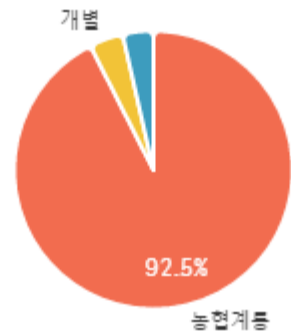
출하 품종별 거래금액 구성비



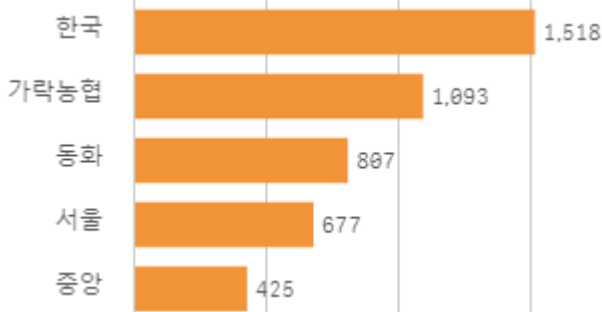
거래 단량별 물량 구성비



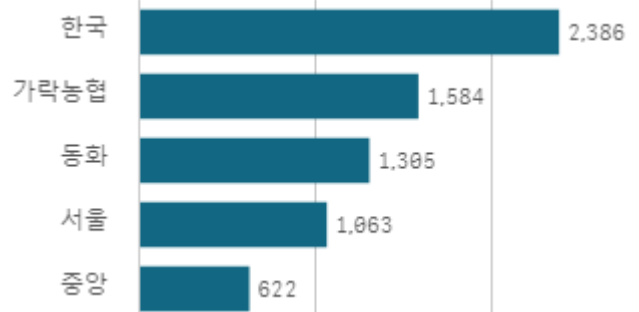
출하자별 거래물량 구성비



도매시장 법인별 거래물량(톤)

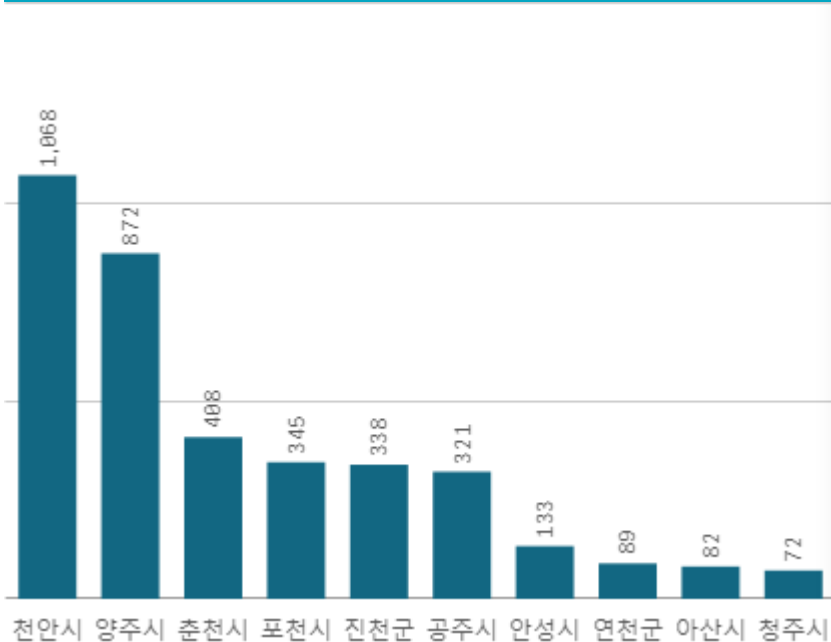


도매시장 법인별 거래금액(백만원)



백다다기오이(100개)

산지별 거래물량(톤)



출하산지(개소)

45

출하건수(천건)

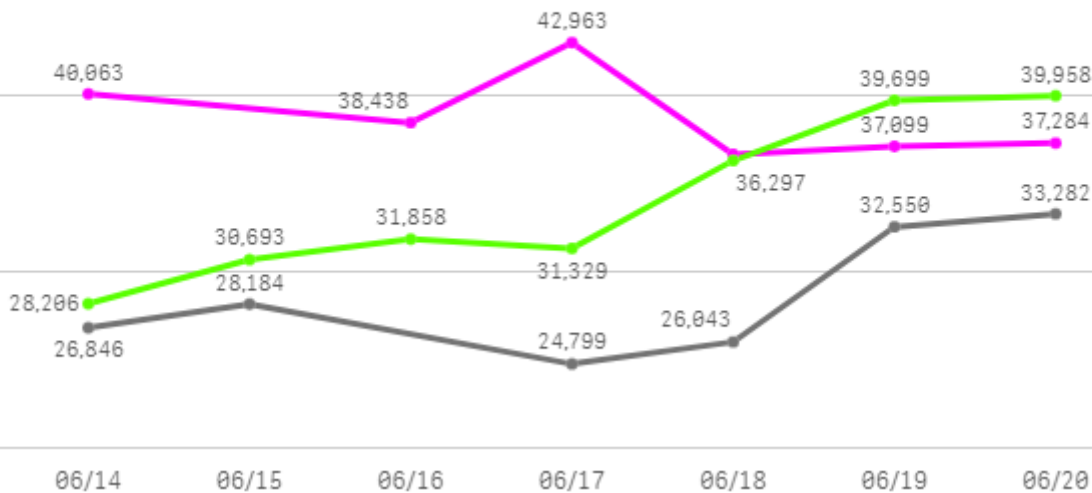
12

산지별 주출하 시군구



주간 도매가격(원)

◆ 2025 ● 2024 ◆ 평년



구분	금주(A)	전주(B)	전월(C)	전년(D)	평년(E)	A/B	A/C	A/D	A/E
가격(원)	38,749	30,231	33,102	28,617	33,613	128.2%	117.1%	135.4%	115.3%

※ 상품 가격 기준

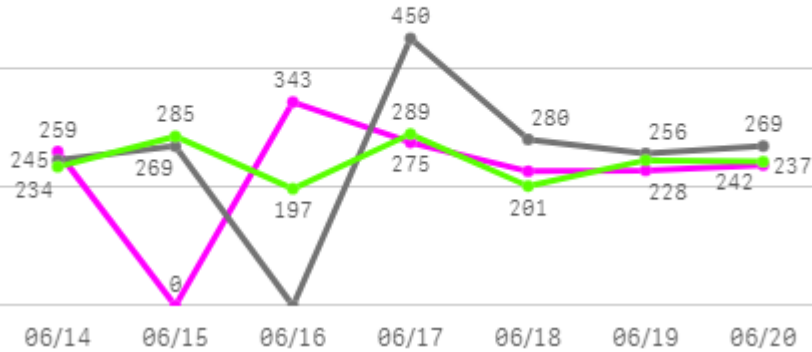
□ 백다다기오이(100개) 주간 가격

구분	Q	품종	Q	단량	Q	특	상	보통	하
2025-06-14		백다다기오이		100개		43,841	40,063	34,111	21,354
2025-06-16		백다다기오이		100개		43,643	38,438	34,451	22,958
2025-06-17		백다다기오이		100개		49,283	42,963	37,423	27,143
2025-06-18		백다다기오이		100개		42,487	36,647	33,144	24,624
2025-06-19		백다다기오이		100개		42,599	37,099	31,665	21,785
2025-06-20		백다다기오이		100개		42,943	37,284	30,405	18,660
평균						44,133	38,749	33,533	22,754

호박

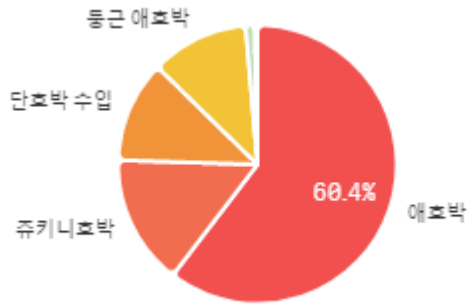
주간 반입량(톤)

◆ 2025 ● 2024 ▲ 평년

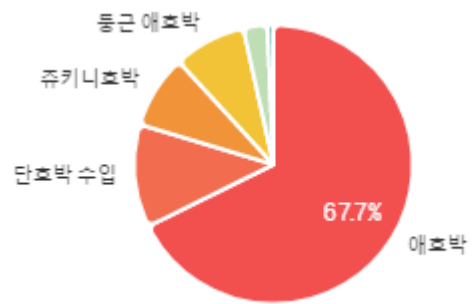


구분	금주(A)	전주(B)	전월(C)	전년(D)	평년(E)	A/B	A/C	A/D	A/E
물량(톤)	1,568	1,832	1,568	1,768	1,661	85.6%	100.0%	88.7%	94.4%

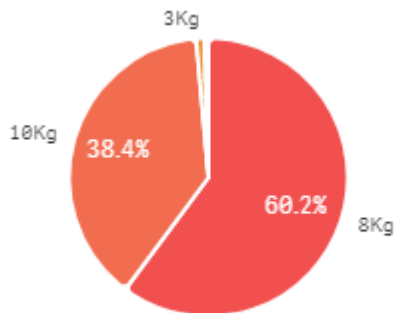
출하 품종별 거래물량 구성비



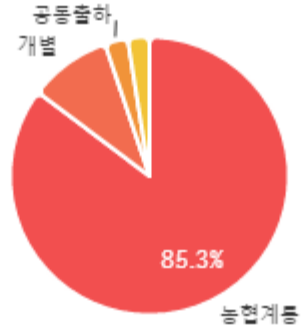
출하 품종별 거래금액 구성비



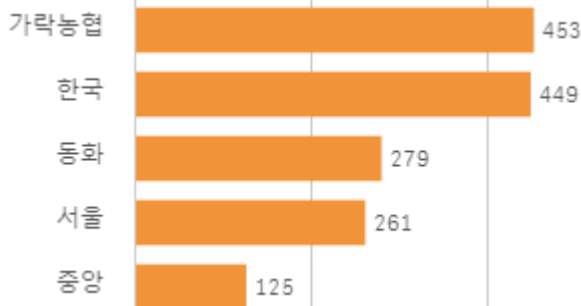
거래 단량별 물량 구성비



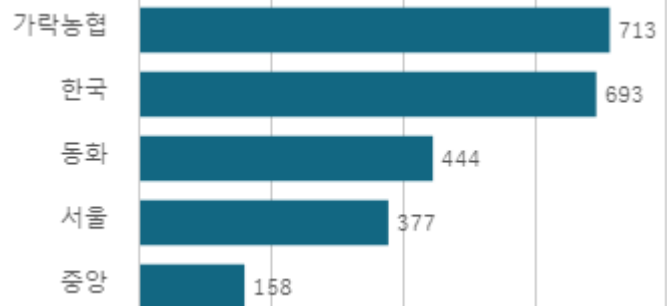
출하자별 거래물량 구성비



도매시장 법인별 거래물량(톤)

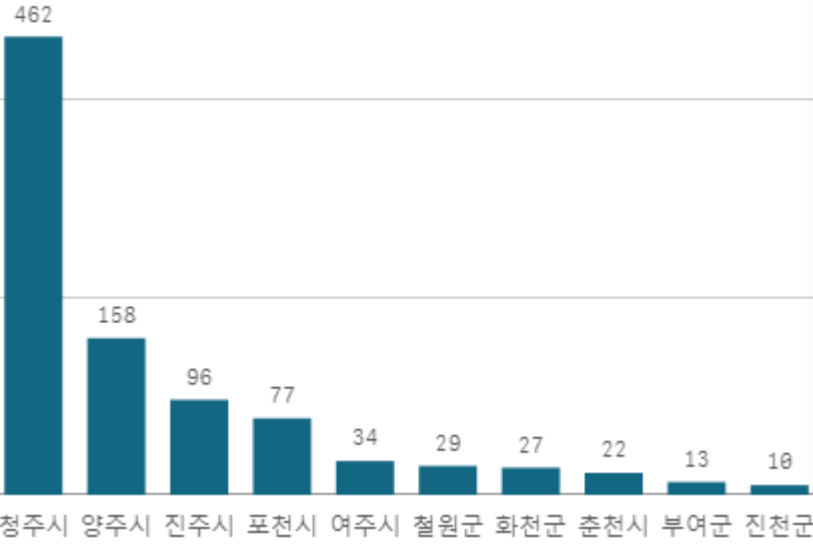


도매시장 법인별 거래금액(백만원)



애호박(20개)

산지별 거래물량(톤)



출하산지(개소)

25

출하건수(천건)

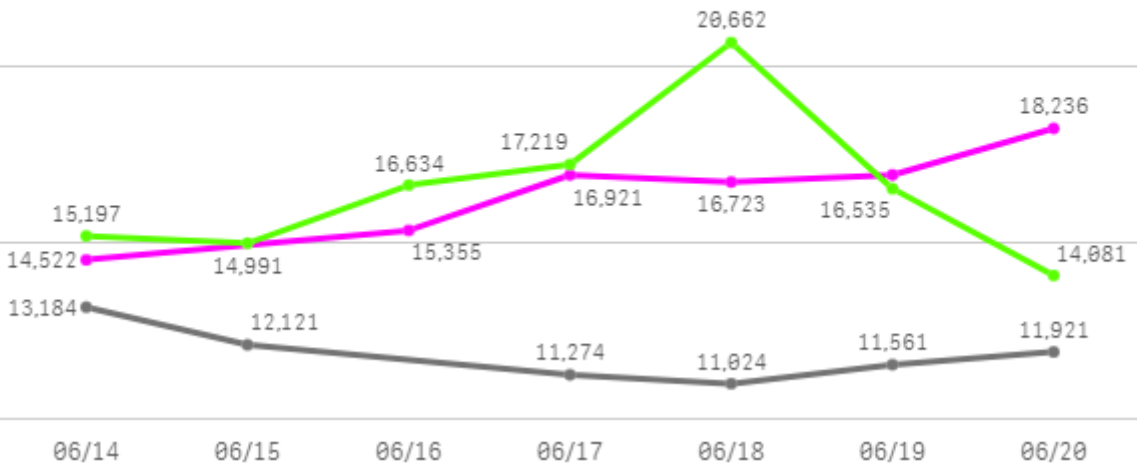
5

산지별 주출하 시군구



주간 도매가격(원)

◆ 2025 ● 2024 ◆ 평년



구분	금주(A)	전주(B)	전월(C)	전년(D)	평년(E)	A/B	A/C	A/D	A/E
가격(원)	16,447	13,961	16,289	11,848	16,770	117.8%	101.0%	138.8%	98.1%

※ 상품 가격 기준

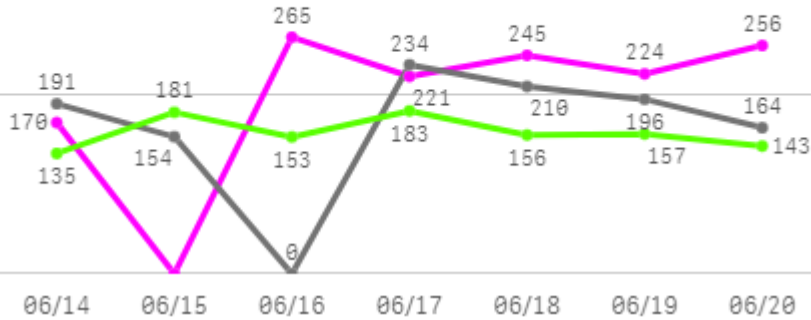
□ 애호박(20개) 주간 가격

구분	Q	품종	Q	단량	Q	특	상	보통	하
2025-06-14		애호박		20개		16,224	14,522	12,611	8,033
2025-06-16		애호박		20개		16,696	15,355	13,609	8,146
2025-06-17		애호박		20개		18,028	16,921	14,865	9,591
2025-06-18		애호박		20개		17,854	16,723	14,536	9,704
2025-06-19		애호박		20개		18,708	16,923	14,095	9,007
2025-06-20		애호박		20개		20,148	18,236	14,638	8,906
평균						17,943	16,447	14,059	8,898

토마토

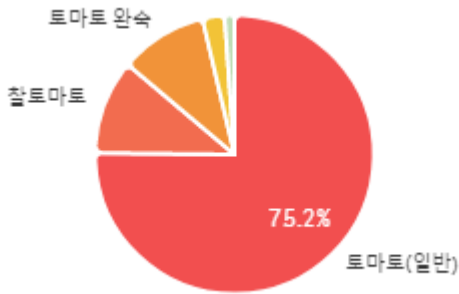
주간 반입량(톤)

◆ 2025 ● 2024 ▲ 평년

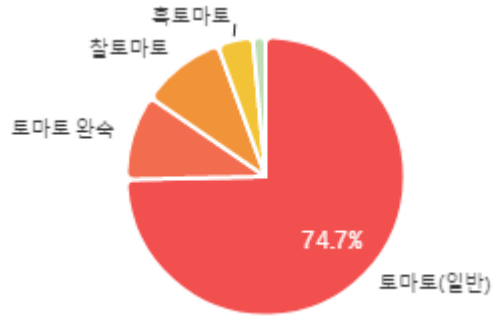


구분	금주(A)	전주(B)	전월(C)	전년(D)	평년(E)	A/B	A/C	A/D	A/E
물량(톤)	1,382	1,137	1,165	1,149	1,144	121.5%	118.6%	120.3%	120.8%

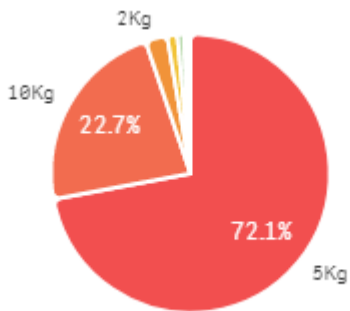
출하 품종별 거래물량 구성비



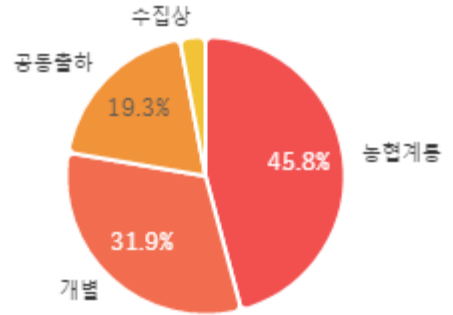
출하 품종별 거래금액 구성비



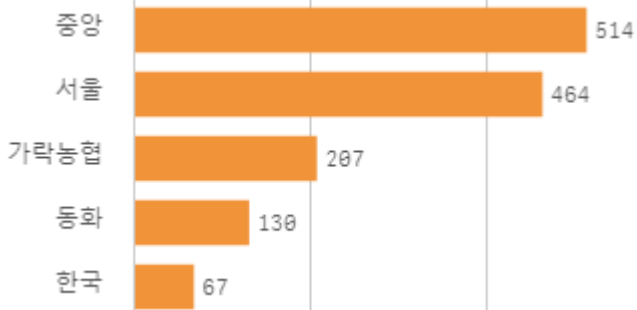
거래 단량별 물량 구성비



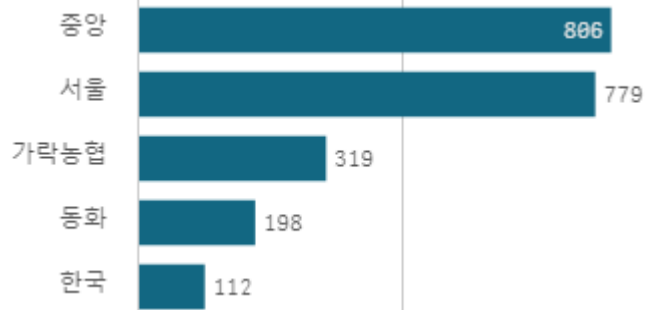
출하자별 거래물량 구성비



도매시장 법인별 거래물량(톤)

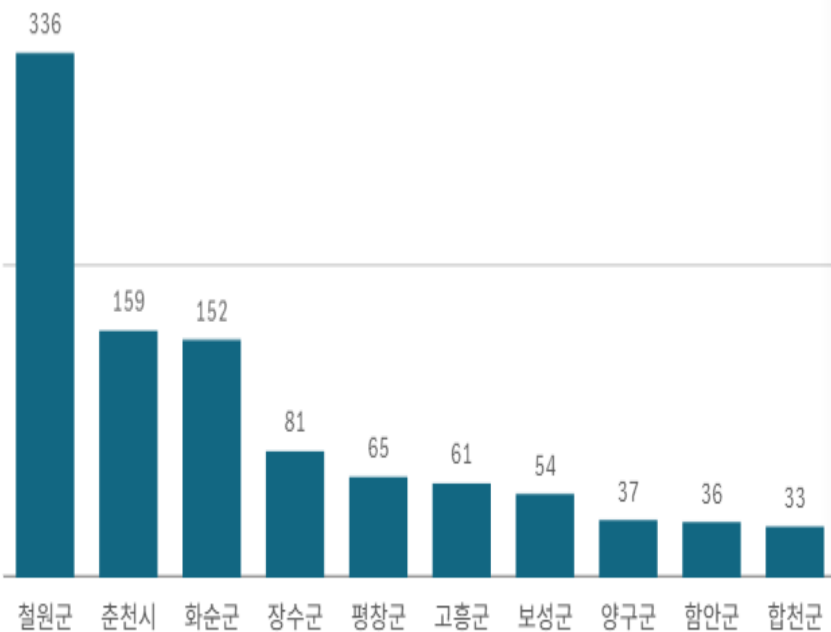


도매시장 법인별 거래금액(백만원)



토마토(5Kg)

산지별 거래물량(톤)



출하산지(개소)

54

출하건수(천건)

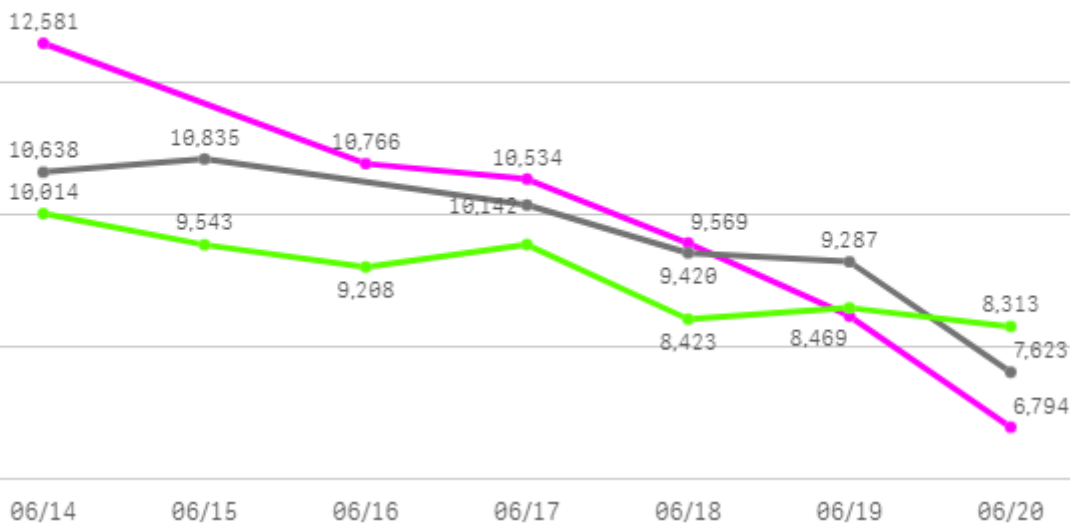
7

산지별 주출하 시군구



주간 도매가격(원)

◆ 2025 ● 2024 ◆ 평년



구분	금주(A)	전주(B)	전월(C)	전년(D)	평년(E)	A/B	A/C	A/D	A/E
가격(원)	9,786	10,057	13,139	9,658	9,944	97.3%	74.5%	101.3%	98.4%

※ 상품 가격 기준

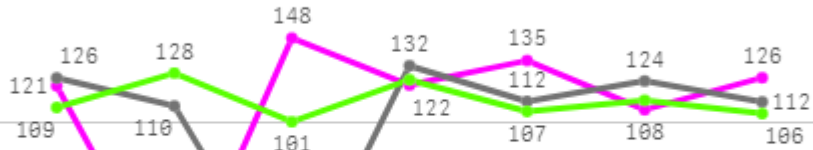
□ 토마토(5Kg) 주간 가격

구분	Q	품종	Q	단량	Q	특	상	보통	하
2025-06-14		토마토		5Kg		14,299	12,581	10,302	7,829
2025-06-16		토마토		5Kg		11,887	10,766	9,751	8,186
2025-06-17		토마토		5Kg		11,811	10,534	9,052	6,803
2025-06-18		토마토		5Kg		11,015	9,569	7,790	5,604
2025-06-19		토마토		5Kg		10,399	8,469	6,775	4,870
2025-06-20		토마토		5Kg		9,301	6,794	4,745	3,098
평균						11,452	9,786	8,069	6,065

방울토마토

주간 반입량(톤)

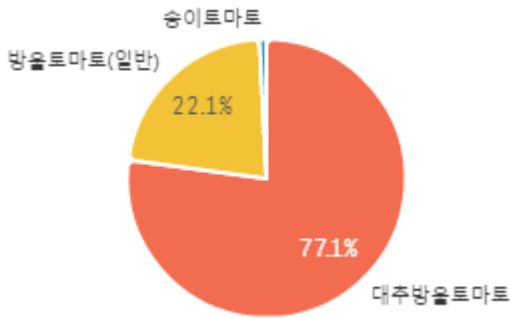
◆ 2025 ● 2024 ▲ 평년



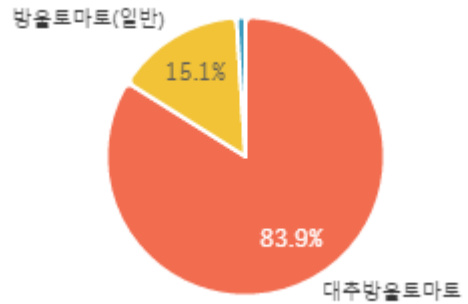
06/14 06/15 06/16 06/17 06/18 06/19 06/20

구분	금주(A)	전주(B)	전월(C)	전년(D)	평년(E)	A/B	A/C	A/D	A/E
물량(톤)	759	705	627	716	758	107.6%	121.1%	106.0%	100.1%

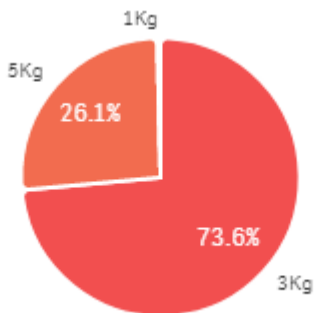
출하 품종별 거래물량 구성비



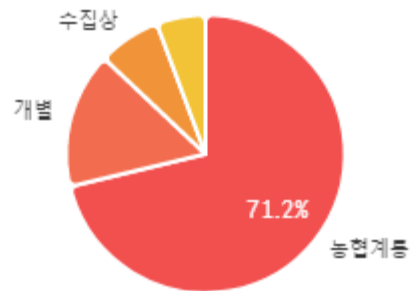
출하 품종별 거래금액 구성비



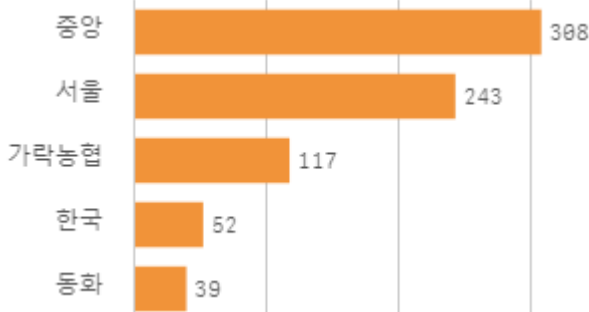
거래 단량별 물량 구성비



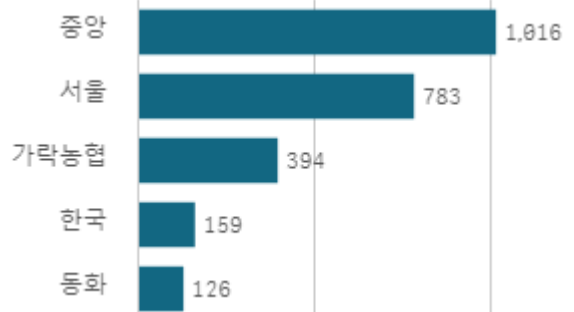
출하자별 거래물량 구성비



도매시장 법인별 거래물량(톤)

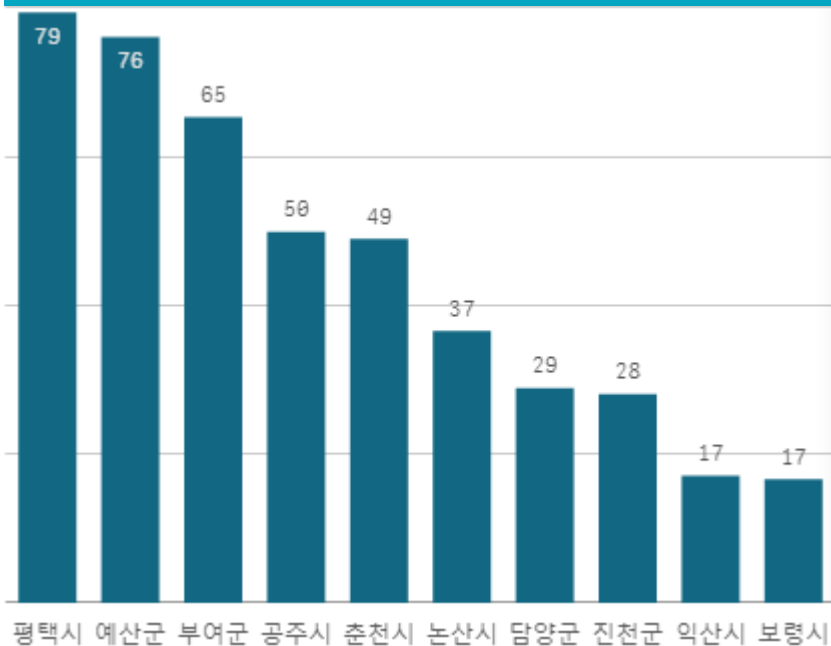


도매시장 법인별 거래금액(백만원)



대추방울토마토(3Kg)

산지별 거래물량(톤)



출하산지(개소)

52

출하건수(천건)

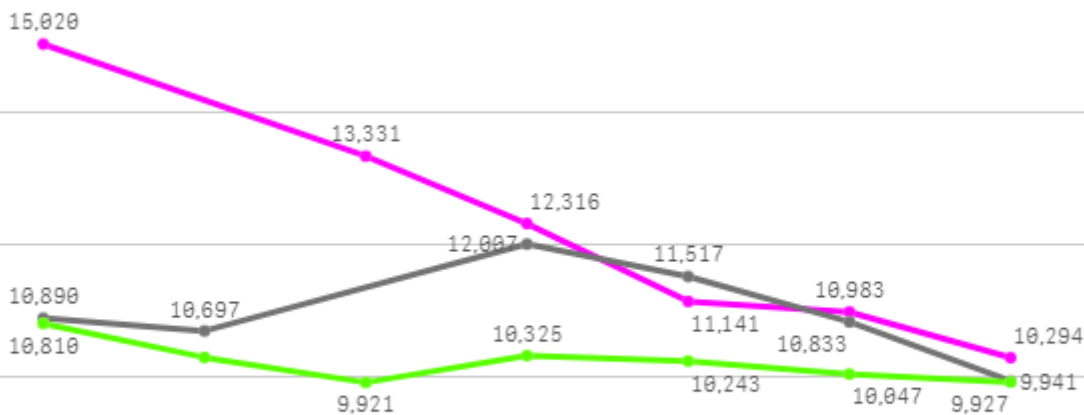
5

산지별 주출하 시군구



주간 도매가격(원)

◆ 2025 ● 2024 ◆ 평년



06/14 06/15 06/16 06/17 06/18 06/19 06/20

구분	금주(A)	전주(B)	전월(C)	전년(D)	평년(E)	A/B	A/C	A/D	A/E
가격(원)	12,181	12,118	14,571	10,981	10,755	100.5%	83.6%	110.9%	113.3%

※ 상품 가격 기준

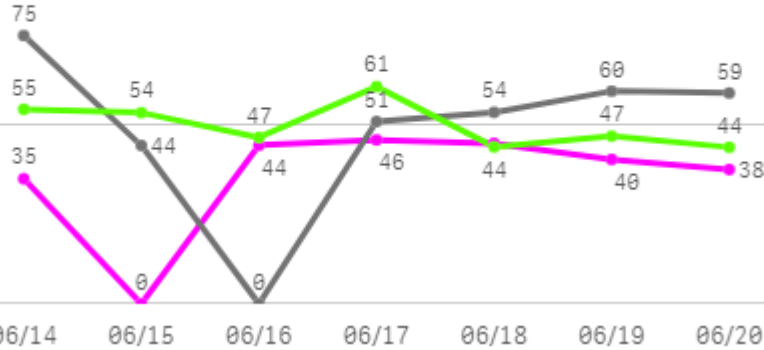
□ 대추방울토마토(3Kg) 주간 가격

구분	Q	품종	Q	단량	Q	특	상	보통	하
2025-06-14		대추방울토마토		3Kg		17,495	15,020	12,875	9,016
2025-06-16		대추방울토마토		3Kg		17,202	13,331	11,628	8,993
2025-06-17		대추방울토마토		3Kg		15,384	12,316	10,718	8,075
2025-06-18		대추방울토마토		3Kg		15,068	11,141	9,478	7,553
2025-06-19		대추방울토마토		3Kg		14,359	10,983	9,312	6,428
2025-06-20		대추방울토마토		3Kg		12,949	10,294	8,432	5,743
평균						15,410	12,181	10,407	7,635

멜론

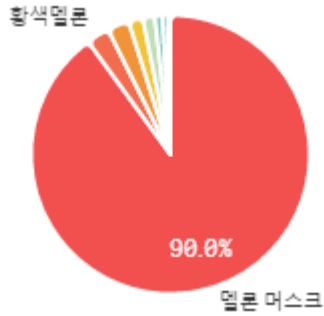
주간 반입량(톤)

◆ 2025 ● 2024 ▲ 평년

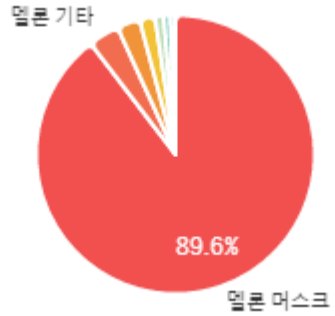


구분	금주(A)	전주(B)	전월(C)	전년(D)	평년(E)	A/B	A/C	A/D	A/E
물량(톤)	249	307	195	343	336	81.0%	127.7%	72.5%	74.0%

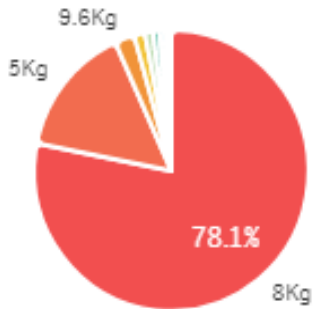
출하 품종별 거래물량 구성비



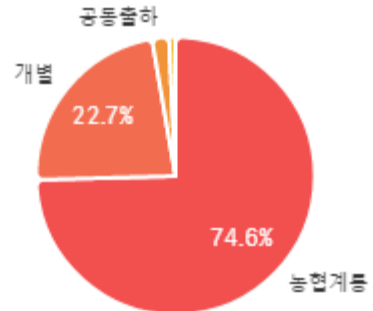
출하 품종별 거래금액 구성비



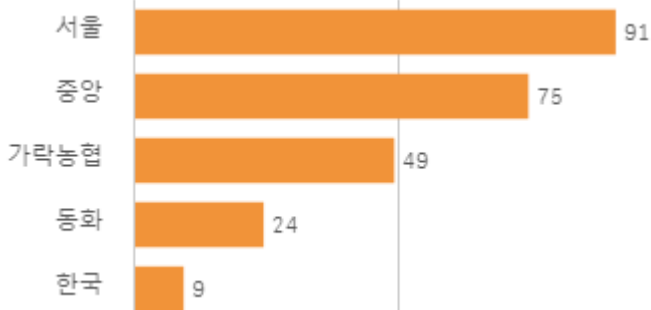
거래 단량별 물량 구성비



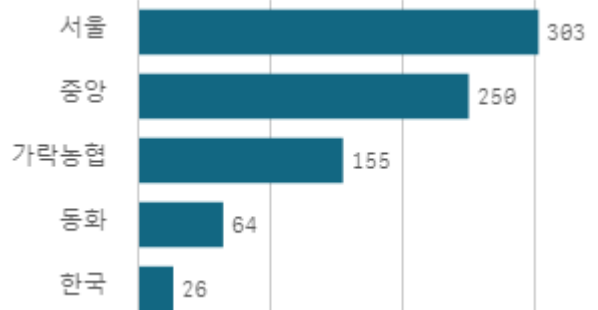
출하자별 거래물량 구성비



도매시장 법인별 거래물량(톤)

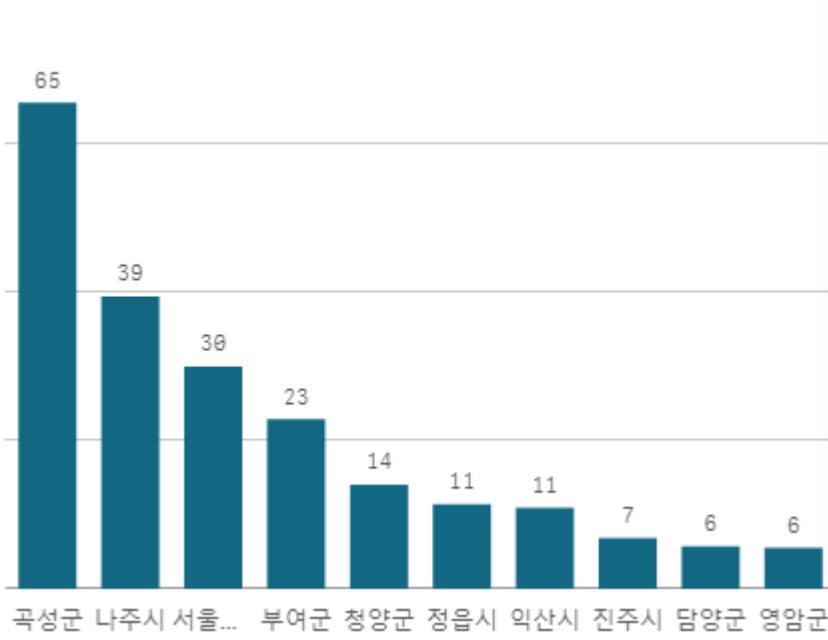


도매시장 법인별 거래금액(백만원)



멜론 머스크(8Kg)

산지별 거래물량(톤)



출하산지(개소)

17

출하건수(천건)

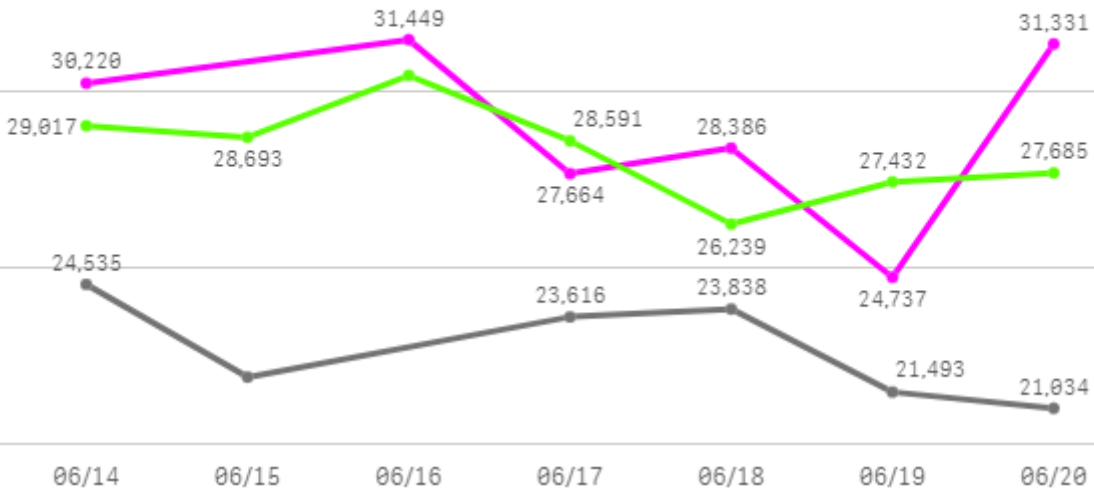
1

산지별 주출하 시군구



주간 도매가격(원)

◆ 2025 ● 2024 ◆ 평년



구분	금주(A)	전주(B)	전월(C)	전년(D)	평년(E)	A/B	A/C	A/D	A/E
가격(원)	28,965	37,264	44,817	22,739	27,932	77.7%	64.6%	127.4%	103.7%

※ 상품 가격 기준

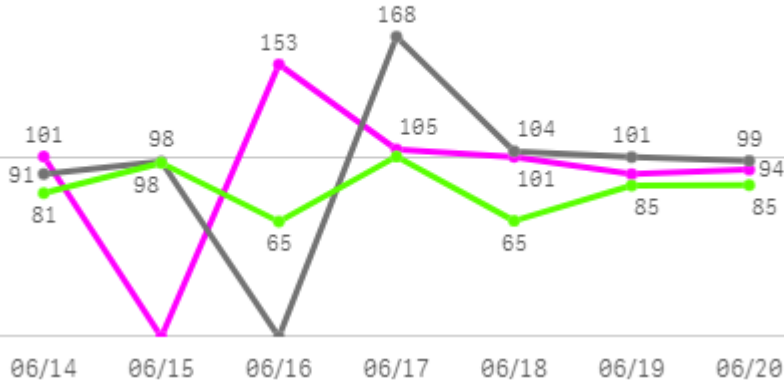
□ 멜론 머스크(8Kg) 주간 가격

구분	Q	품종	Q	단량	Q	특	상	보통	하
2025-06-14		멜론 머스크		8Kg		42,781	30,220	24,886	18,236
2025-06-16		멜론 머스크		8Kg		44,200	31,449	24,915	17,618
2025-06-17		멜론 머스크		8Kg		31,138	27,664	22,976	16,018
2025-06-18		멜론 머스크		8Kg		37,471	28,386	22,090	15,465
2025-06-19		멜론 머스크		8Kg		35,252	24,737	20,198	14,044
2025-06-20		멜론 머스크		8Kg		42,407	31,331	23,371	15,427
평균						38,875	28,965	23,073	16,135

가지

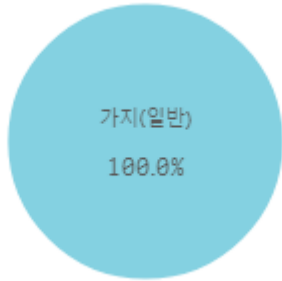
주간 반입량(톤)

◆ 2025 ● 2024 ▲ 평년

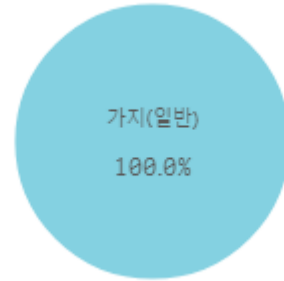


구분	금주(A)	전주(B)	전월(C)	전년(D)	평년(E)	A/B	A/C	A/D	A/E
물량(톤)	645	600	523	661	602	107.4%	123.3%	97.5%	107.1%

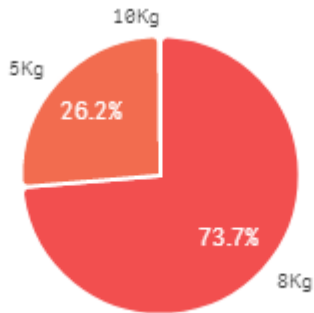
출하 품종별 거래물량 구성비



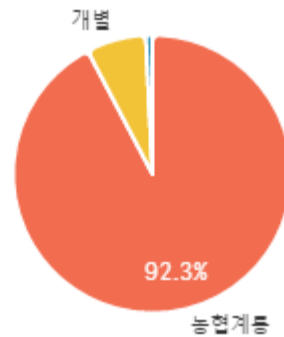
출하 품종별 거래금액 구성비



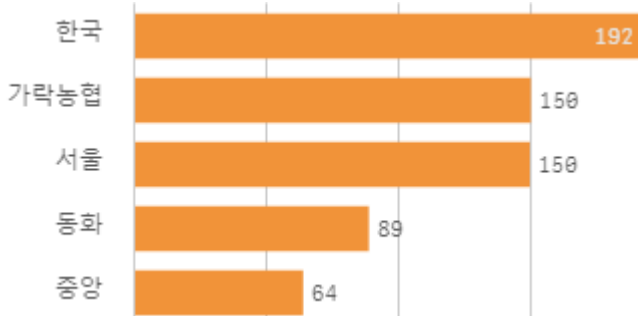
거래 단량별 물량 구성비



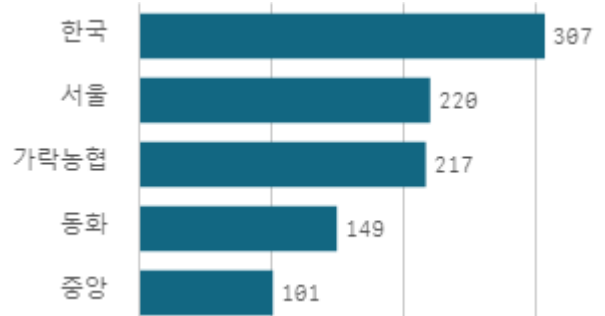
출하자별 거래물량 구성비



도매시장 법인별 거래물량(톤)

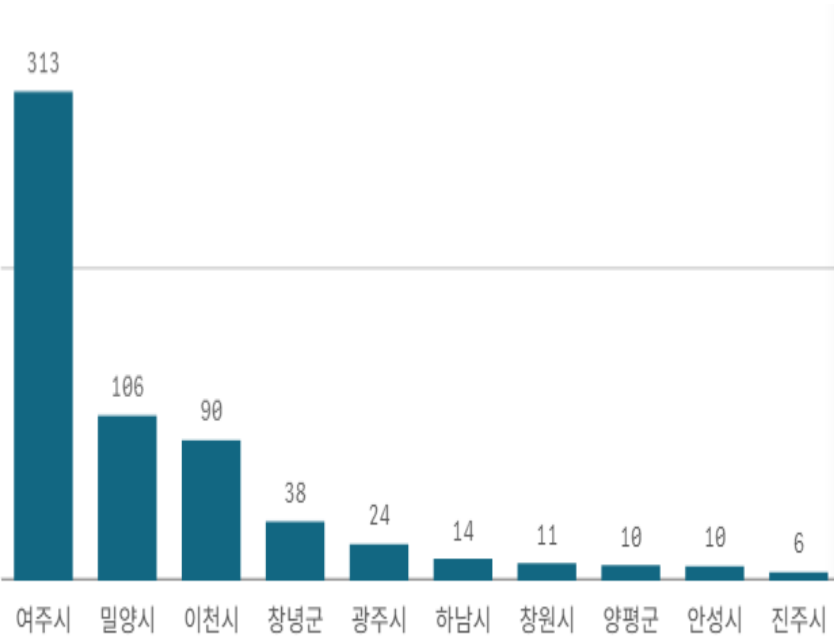


도매시장 법인별 거래금액(백만원)



가지(5Kg)

산지별 거래물량(톤)



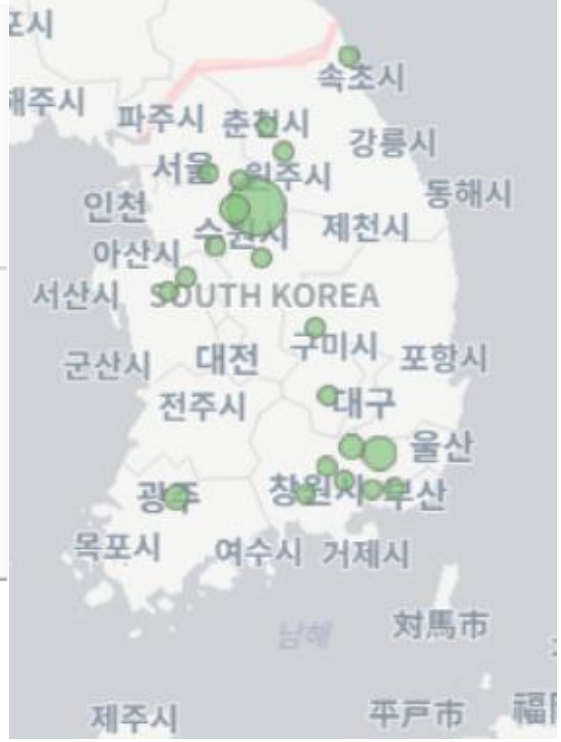
출하산지(개소)

21

출하건수(천건)

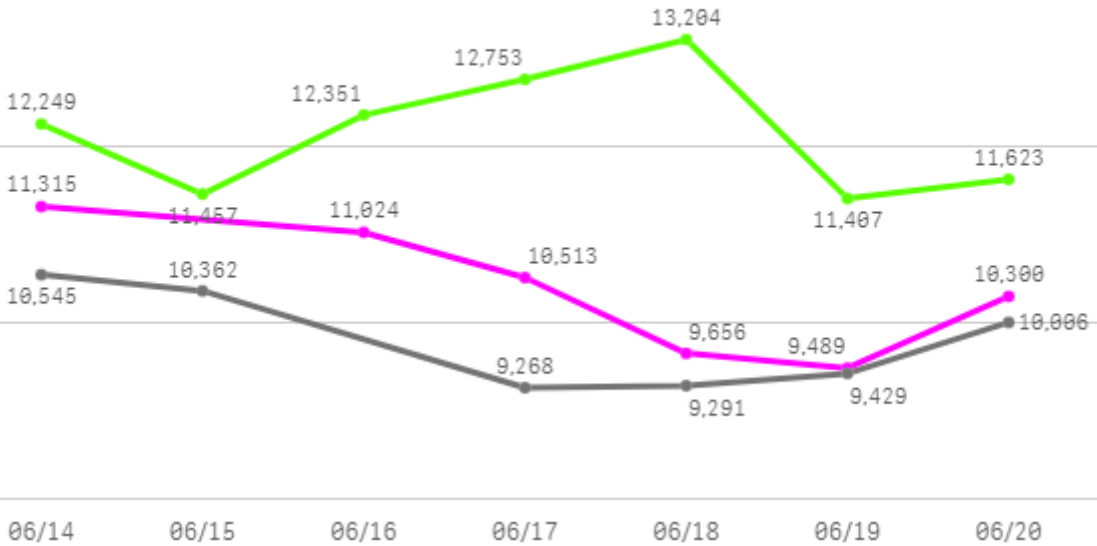
3

산지별 주출하 시군구



주간 도매가격(원)

◆ 2025 ● 2024 ▲ 평년



구분	금주(A)	전주(B)	전월(C)	전년(D)	평년(E)	A/B	A/C	A/D	A/E
가격(원)	10,383	12,297	16,722	9,817	11,528	84.4%	62.1%	105.8%	90.1%

※ 상품 가격 기준

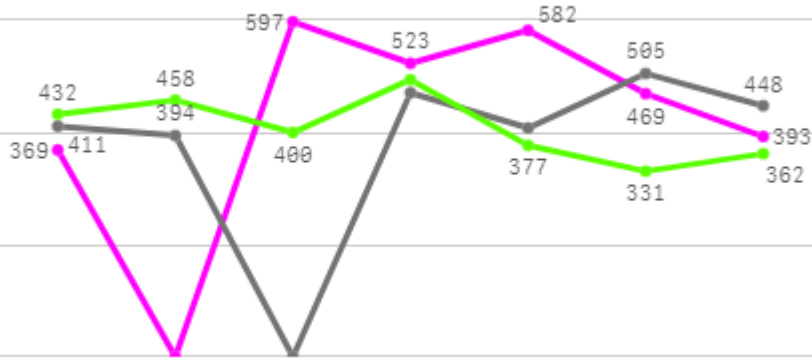
□ 가지(5Kg) 주간 가격

구분	Q	품종	Q	단량	Q	특	상	보통	하
2025-06-14		가지		5Kg		-	11,315	8,925	5,508
2025-06-16		가지		5Kg		-	11,024	8,580	5,708
2025-06-17		가지		5Kg		-	10,513	8,302	5,228
2025-06-18		가지		5Kg		-	9,656	7,799	5,114
2025-06-19		가지		5Kg		-	9,489	7,911	5,472
2025-06-20		가지		5Kg		-	10,300	7,747	5,536
평균						-	10,383	8,211	5,428

무

주간 반입량(톤)

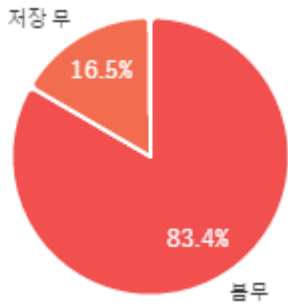
◆ 2025 ● 2024 ▲ 평년



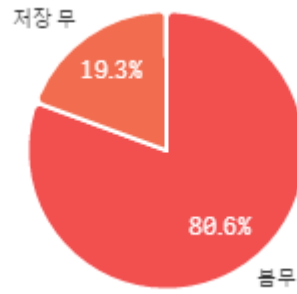
06/14 06/15 06/16 06/17 06/18 06/19 06/20

구분	금주(A)	전주(B)	전월(C)	전년(D)	평년(E)	A/B	A/C	A/D	A/E
물량(톤)	2,933	2,942	3,313	2,636	2,884	99.7%	88.5%	111.2%	101.7%

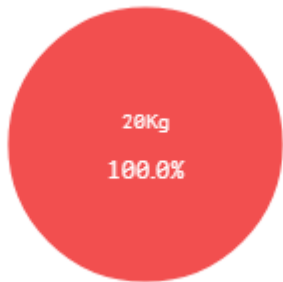
출하 품종별 거래물량 구성비



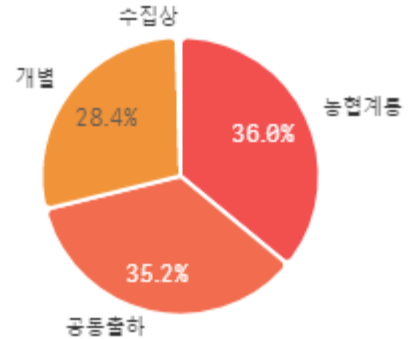
출하 품종별 거래금액 구성비



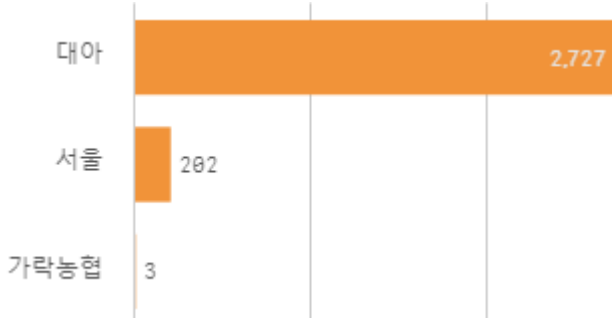
거래 단량별 물량 구성비



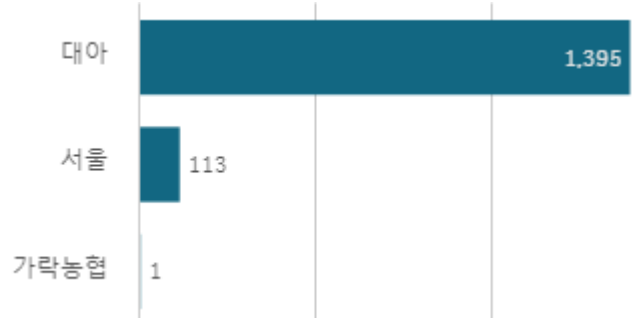
출하자별 거래물량 구성비



도매시장 법인별 거래물량(톤)

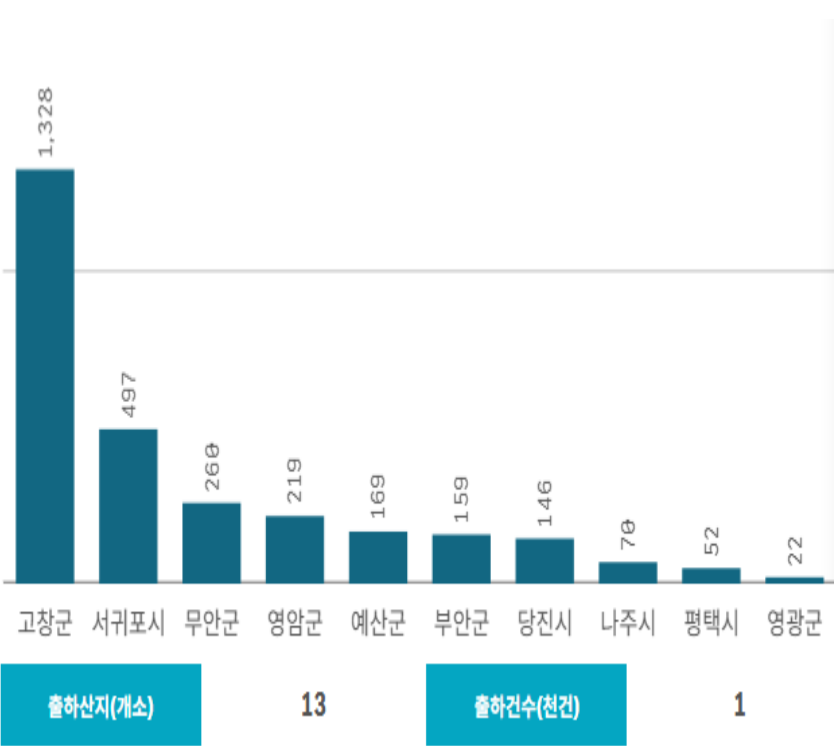


도매시장 법인별 거래금액(백만원)



무(20Kg)

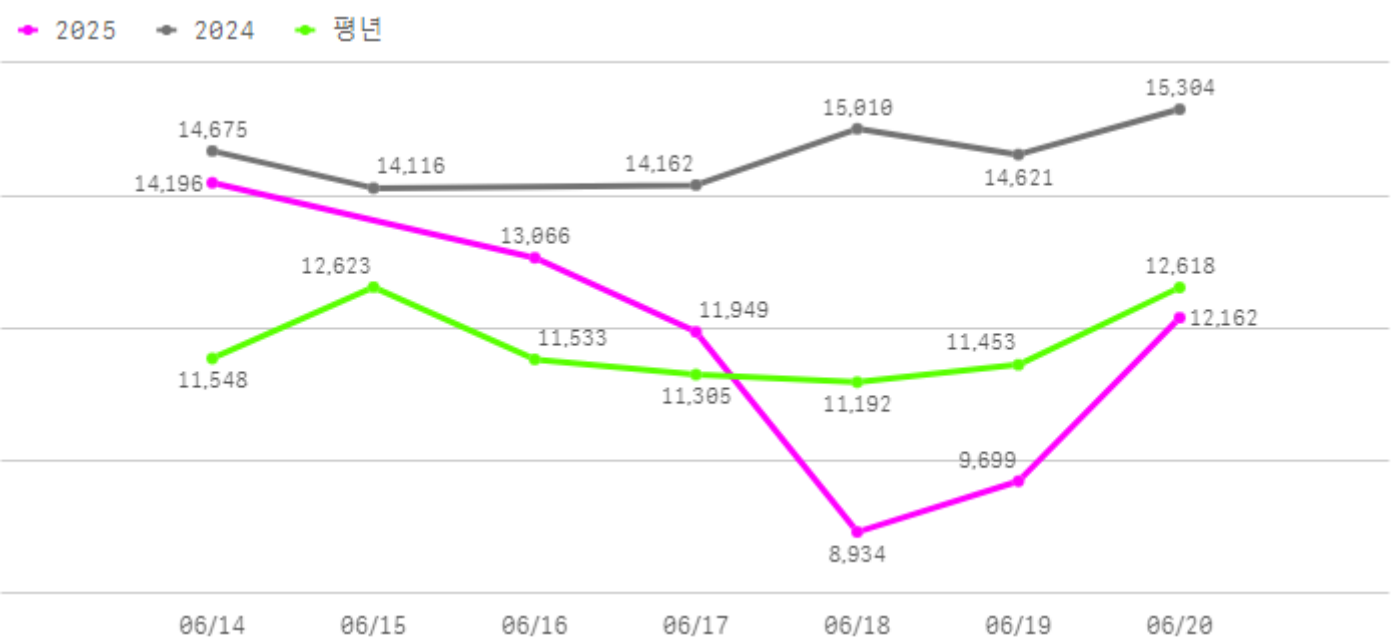
산지별 거래물량(톤)



산지별 주출하 시군구



주간 도매가격(원)



구분	금주(A)	전주(B)	전월(C)	전년(D)	평년(E)	A/B	A/C	A/D	A/E
가격(원)	11,668	12,703	19,871	14,648	11,912	91.8%	58.7%	79.7%	97.9%

※ 상품 가격 기준

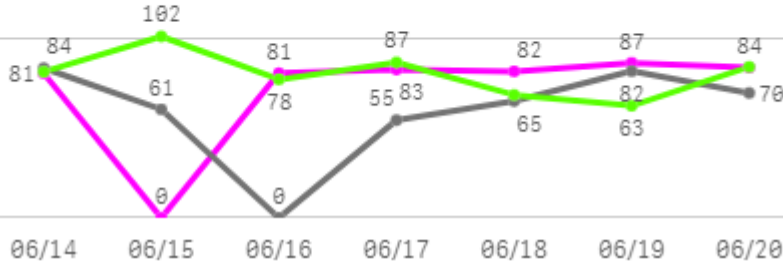
□ 무(20Kg) 주간 가격

구분	Q	품종	Q	단량	Q	특	상	보통	하
2025-06-14		무		20Kg		24,237	14,196	11,917	9,715
2025-06-16		무		20Kg		22,261	13,066	11,332	8,749
2025-06-17		무		20Kg		18,414	11,949	9,452	7,098
2025-06-18		무		20Kg		15,030	8,934	7,592	5,220
2025-06-19		무		20Kg		15,536	9,699	7,768	5,190
2025-06-20		무		20Kg		18,807	12,162	10,815	6,617
평균						19,048	11,668	9,813	7,098

총각무(일반)

주간 반입량(톤)

◆ 2025 ● 2024 ▲ 평년



구분	금주(A)	전주(B)	전월(C)	전년(D)	평년(E)	A/B	A/C	A/D	A/E
물량(톤)	499	532	536	417	502	93.7%	93.0%	119.5%	99.3%

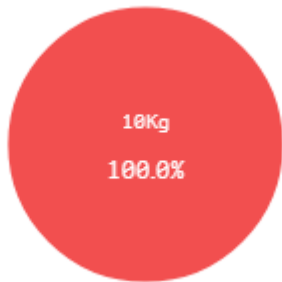
출하 품종별 거래물량 구성비



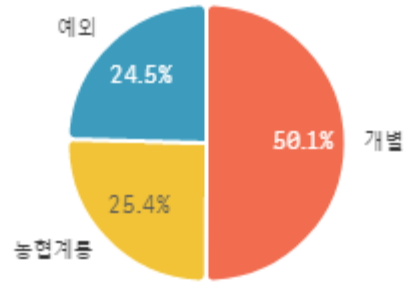
출하 품종별 거래금액 구성비



거래 단량별 물량 구성비



출하자별 거래물량 구성비



도매시장 법인별 거래물량(톤)

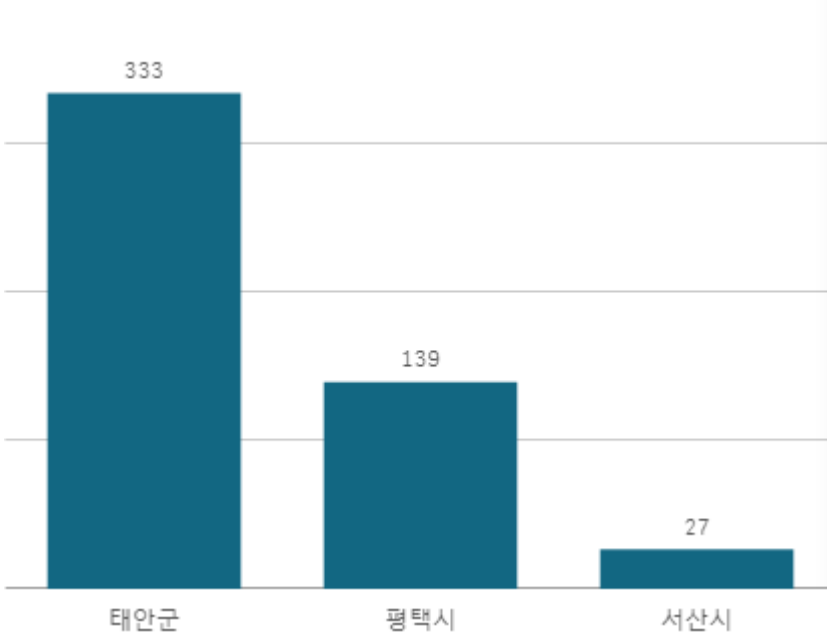


도매시장 법인별 거래금액(백만원)

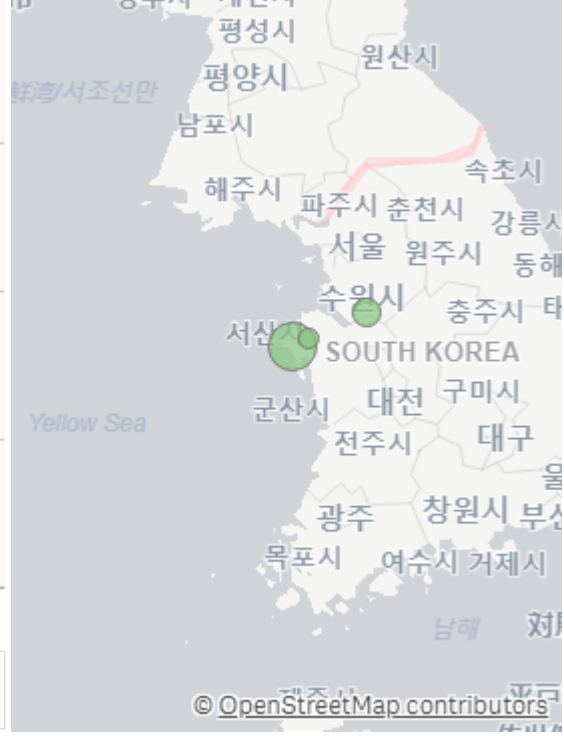


총각무(일반)(10Kg)

산지별 거래물량(톤)



산지별 주출하 시군구



출하산지(개소)

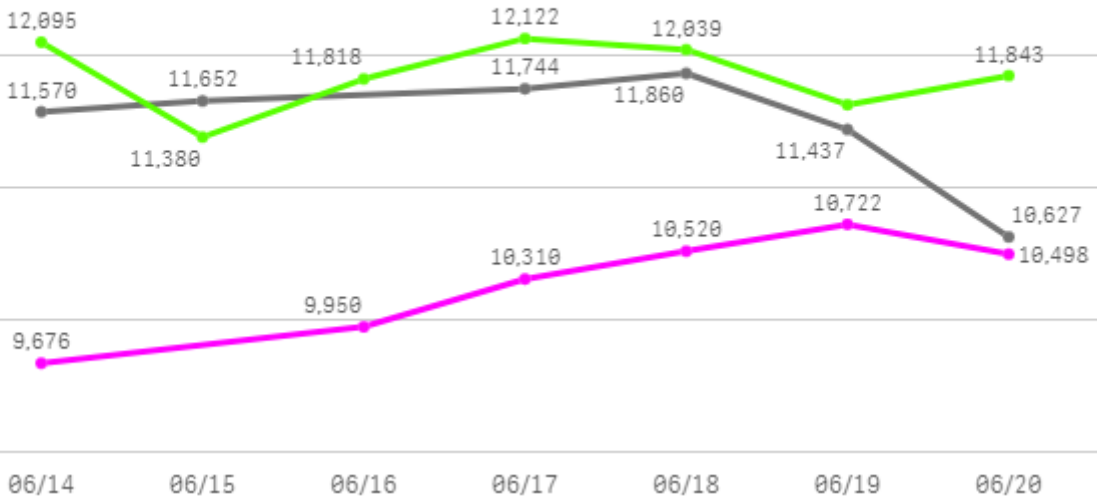
3

출하건수(천건)

0

주간 도매가격(원)

◆ 2025 ● 2024 ▲ 평년



구분	금주(A)	전주(B)	전월(C)	전년(D)	평년(E)	A/B	A/C	A/D	A/E
가격(원)	10,279	10,028	11,907	11,482	12,004	102.5%	86.3%	89.5%	85.6%

※ 상품 가격 기준

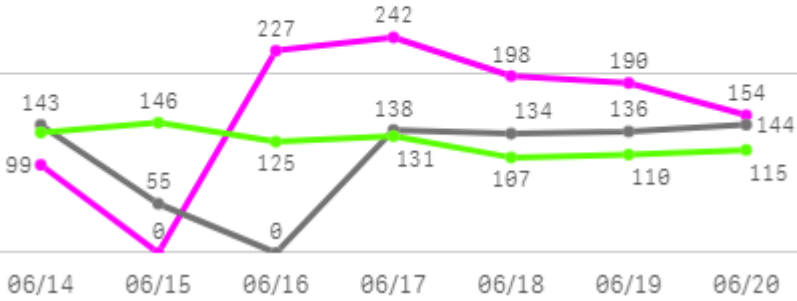
□ 총각무(일반)(10Kg) 주간 가격

구분	Q	품종	Q	단량	Q	특	상	보통	하
2025-06-14		총각무(일반)		10Kg		-	9,676	7,118	5,069
2025-06-16		총각무(일반)		10Kg		-	9,950	7,626	5,261
2025-06-17		총각무(일반)		10Kg		-	10,310	7,592	5,044
2025-06-18		총각무(일반)		10Kg		-	10,520	7,878	5,356
2025-06-19		총각무(일반)		10Kg		-	10,722	8,003	5,386
2025-06-20		총각무(일반)		10Kg		-	10,498	7,855	5,333
평균						-	10,279	7,679	5,242

당근

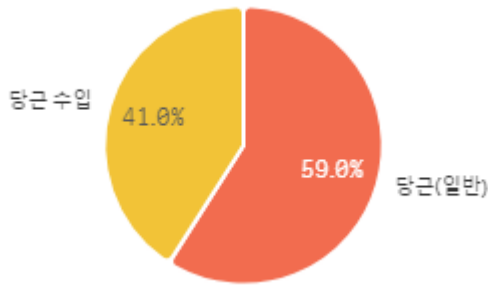
주간 반입량(톤)

◆ 2025 ● 2024 ▲ 평년

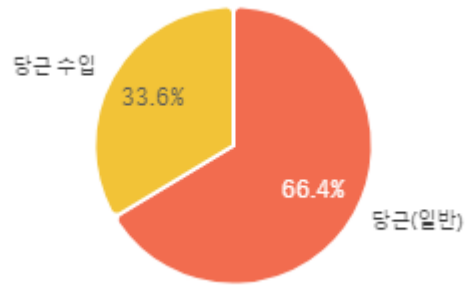


구분	금주(A)	전주(B)	전월(C)	전년(D)	평년(E)	A/B	A/C	A/D	A/E
물량(톤)	1,110	966	1,073	750	936	114.9%	103.5%	148.0%	118.6%

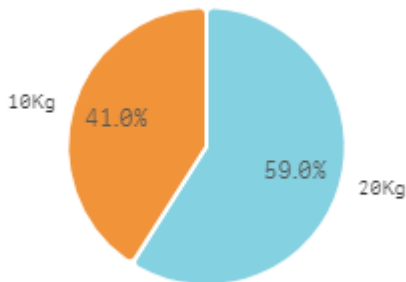
출하 품종별 거래물량 구성비



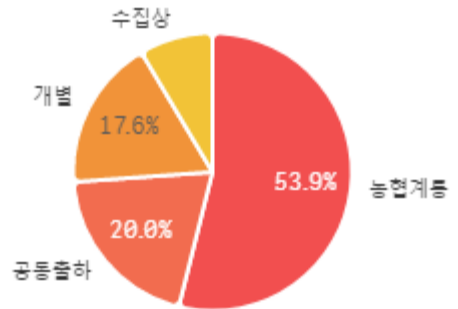
출하 품종별 거래금액 구성비



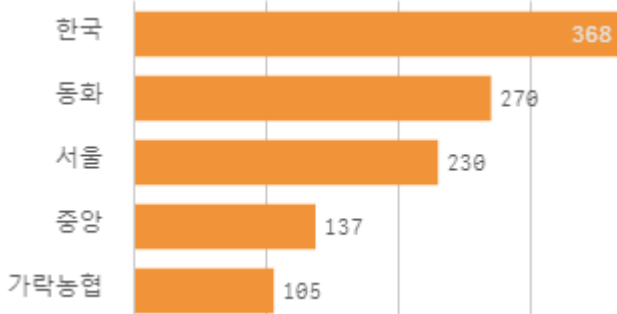
거래 단량별 물량 구성비



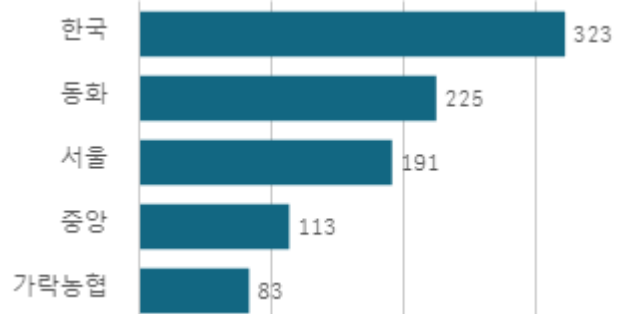
출하자별 거래물량 구성비



도매시장 법인별 거래물량(톤)

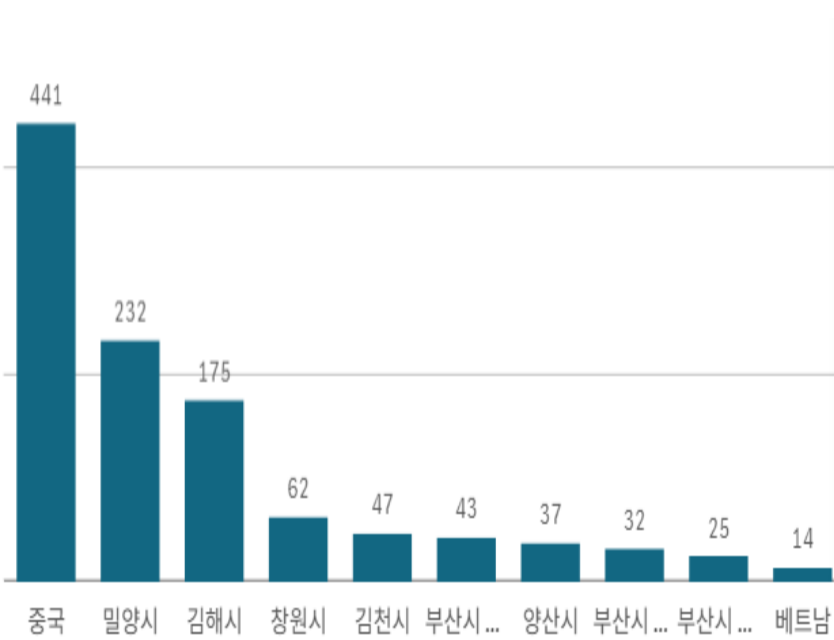


도매시장 법인별 거래금액(백만원)



당근(20Kg)

산지별 거래물량(톤)



산지별 주출하 시군구



출하산지(개소)

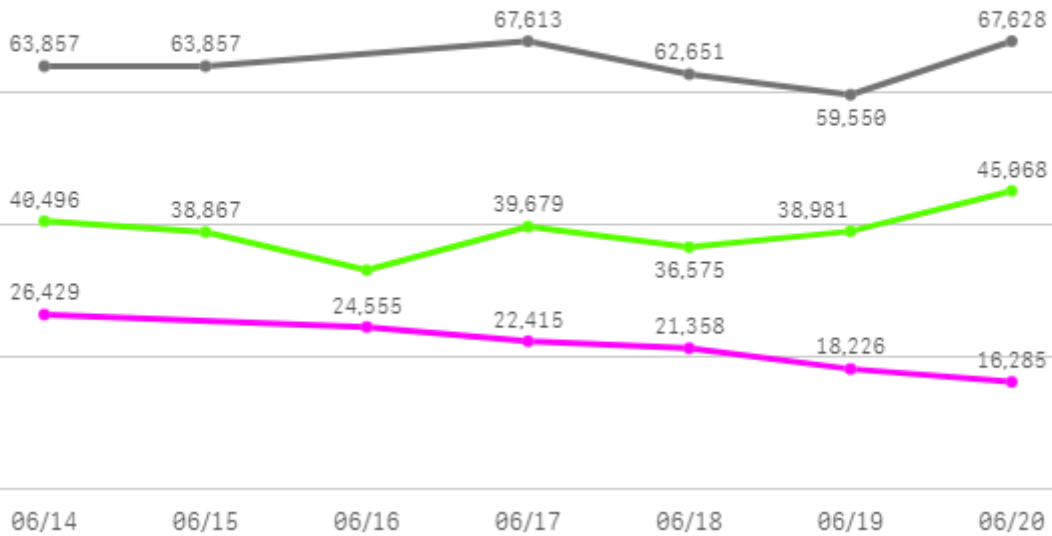
11

출하건수(천건)

1

주간 도매가격(원)

◆ 2025 ● 2024 ◆ 평년



구분	금주(A)	전주(B)	전월(C)	전년(D)	평년(E)	A/B	A/C	A/D	A/E
가격(원)	21,545	26,414	22,807	64,193	36,721	81.6%	94.5%	33.6%	58.7%

※ 상품 가격 기준

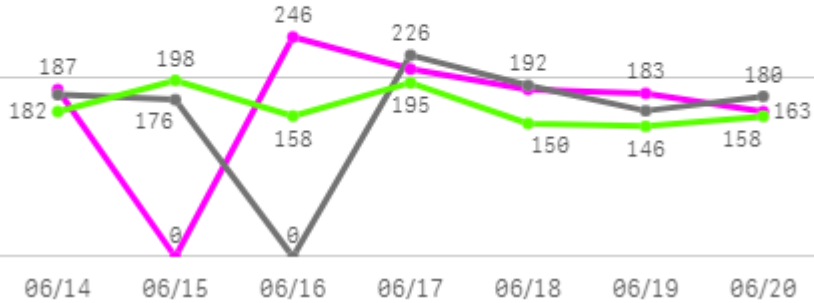
□ 당근(20Kg) 주간 가격

구분	Q	품종	Q	단량	Q	특	상	보통	하
2025-06-14		당근		20Kg		27,000	26,429	23,744	17,628
2025-06-16		당근		20Kg		26,420	24,555	21,397	16,295
2025-06-17		당근		20Kg		24,430	22,415	19,851	16,809
2025-06-18		당근		20Kg		23,773	21,358	18,604	14,563
2025-06-19		당근		20Kg		20,090	18,226	14,880	10,609
2025-06-20		당근		20Kg		18,000	16,285	14,394	12,453
평균						23,286	21,545	18,812	14,726

생고추

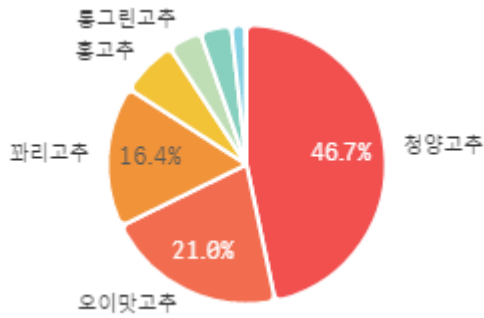
주간 반입량(톤)

◆ 2025 ● 2024 ▲ 평년

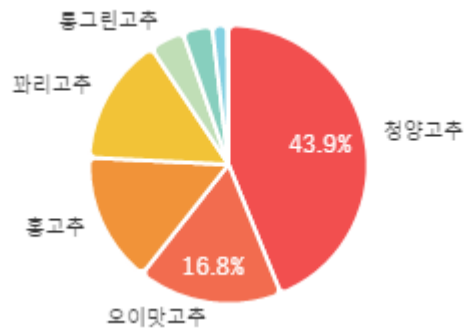


구분	금주(A)	전주(B)	전월(C)	전년(D)	평년(E)	A/B	A/C	A/D	A/E
물량(톤)	1,178	1,060	1,020	1,120	1,146	111.2%	115.6%	105.2%	102.8%

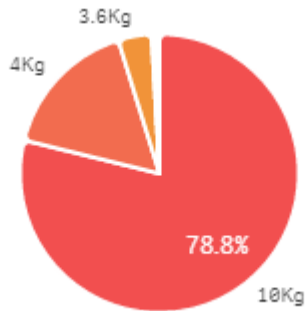
출하 품종별 거래물량 구성비



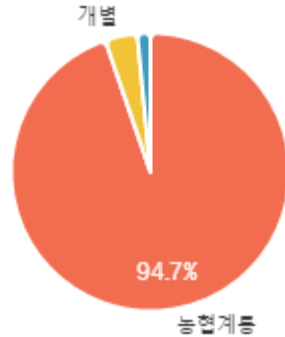
출하 품종별 거래금액 구성비



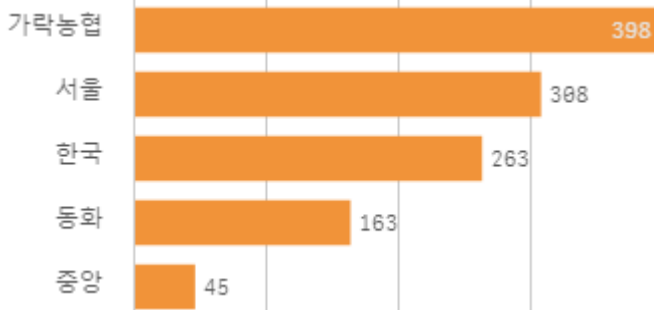
거래 단량별 물량 구성비



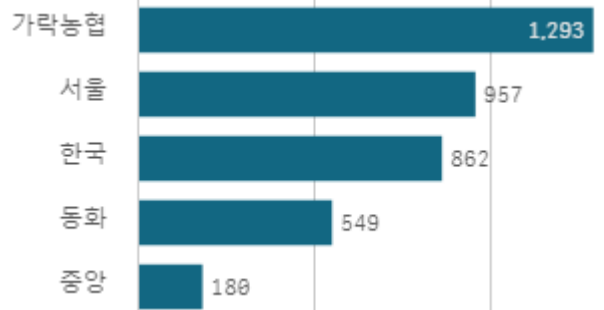
출하자별 거래물량 구성비



도매시장 법인별 거래물량(톤)

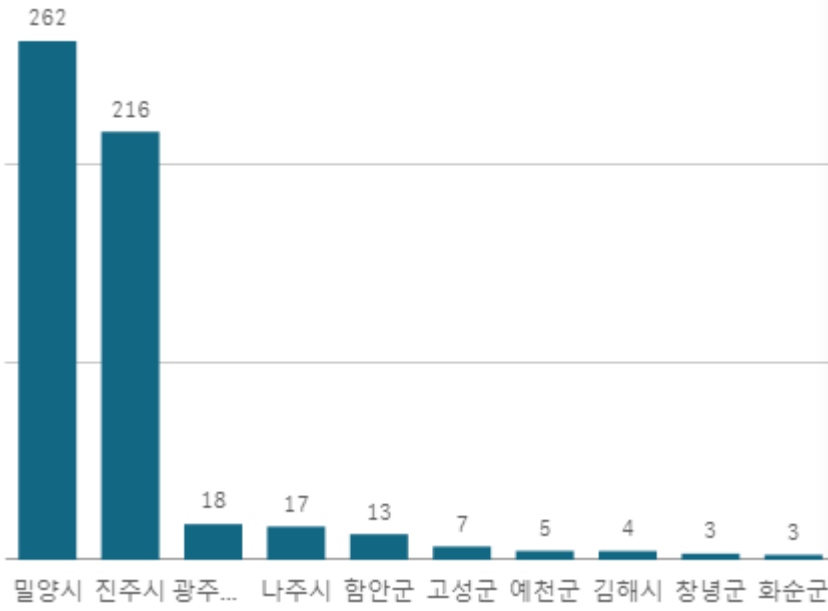


도매시장 법인별 거래금액(백만원)



청양고추(10Kg)

산지별 거래물량(톤)



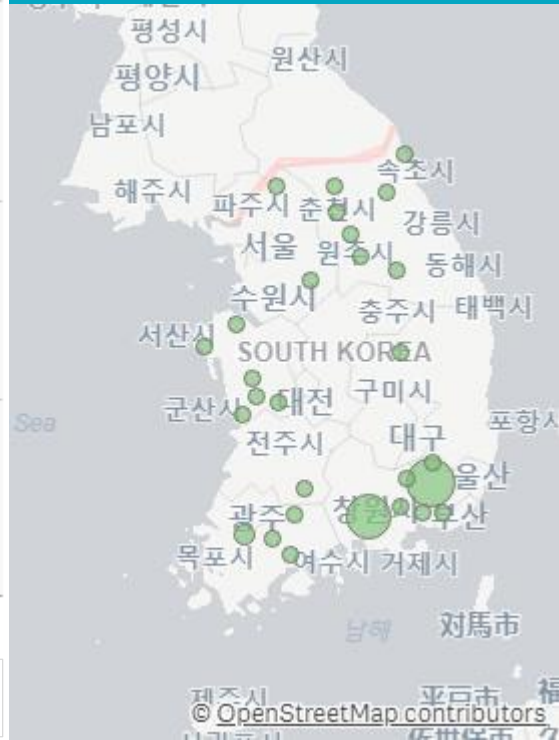
출하산지(개소)

31

출하건수(천건)

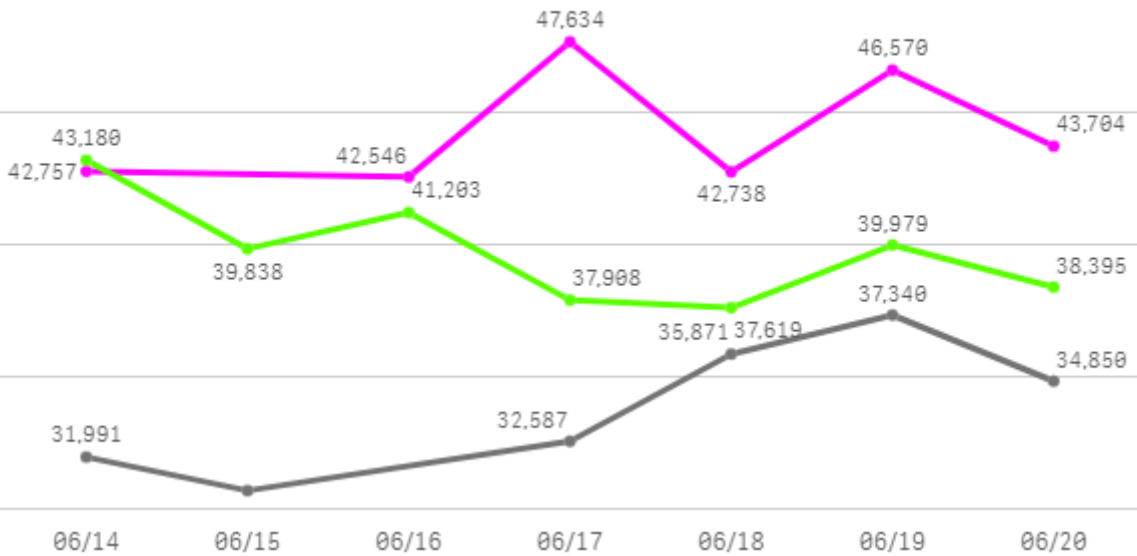
4

산지별 주출하 시군구



주간 도매가격(원)

◆ 2025 ● 2024 ◆ 평년



구분	금주(A)	전주(B)	전월(C)	전년(D)	평년(E)	A/B	A/C	A/D	A/E
가격(원)	44,325	38,960	37,883	33,894	42,739	113.8%	117.0%	130.8%	103.7%

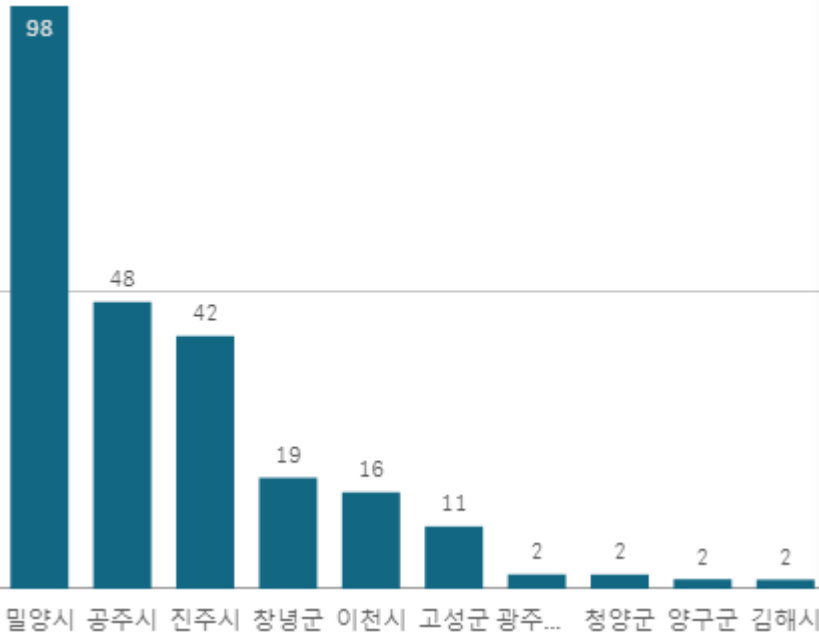
※ 상품 가격 기준

□ 청양고추(10Kg) 주간 가격

구분	Q	품종	Q	단량	Q	특	상	보통	하
2025-06-14		청양고추		10Kg		53,624	42,757	29,314	17,398
2025-06-16		청양고추		10Kg		57,323	42,546	23,238	10,593
2025-06-17		청양고추		10Kg		64,249	47,634	23,565	8,179
2025-06-18		청양고추		10Kg		56,289	42,738	23,302	8,243
2025-06-19		청양고추		10Kg		58,174	46,570	25,866	9,350
2025-06-20		청양고추		10Kg		53,502	43,704	26,225	11,295
평균						57,194	44,325	25,252	10,843

오이맛고추(10Kg)

산지별 거래물량(톤)



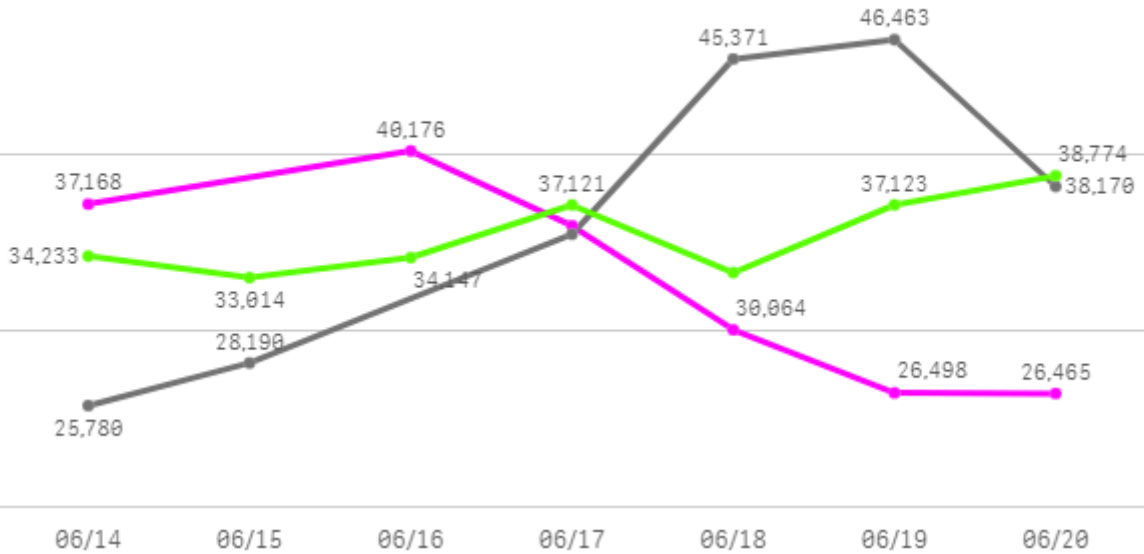
출하산지(개소) **25** 출하건수(천건) **2**

산지별 주출하 시군구



주간 도매가격(원)

◆ 2025 ● 2024 ◆ 평년



구분	금주(A)	전주(B)	전월(C)	전년(D)	평년(E)	A/B	A/C	A/D	A/E
가격(원)	32,720	34,866	43,071	36,574	37,840	93.8%	76.0%	89.5%	86.5%

※ 상품 가격 기준

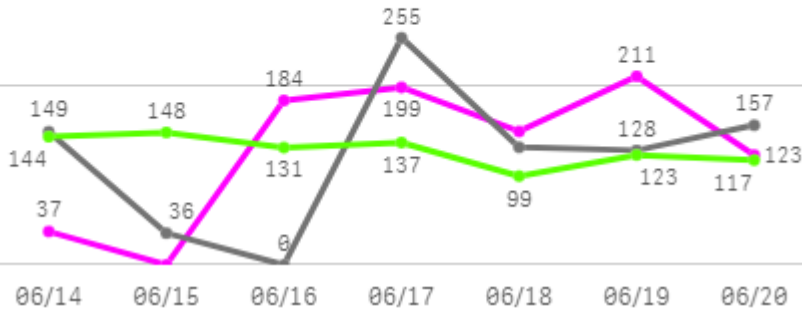
□ 오이맛고추(10Kg) 주간 가격

구분	Q	품종	Q	단량	Q	특	상	보통	하
2025-06-14		오이맛고추		10Kg		43,574	37,168	27,056	12,223
2025-06-16		오이맛고추		10Kg		48,949	40,176	26,240	13,342
2025-06-17		오이맛고추		10Kg		45,226	35,946	25,268	14,124
2025-06-18		오이맛고추		10Kg		36,336	30,064	22,196	13,074
2025-06-19		오이맛고추		10Kg		32,340	26,498	19,763	10,545
2025-06-20		오이맛고추		10Kg		35,531	26,465	18,427	9,896
평균						40,326	32,720	23,158	12,201

마늘

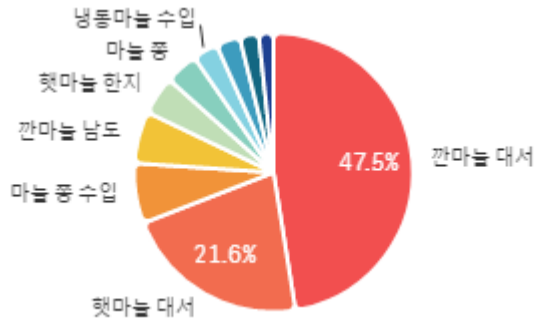
주간 반입량(톤)

◆ 2025 ● 2024 ▲ 평년

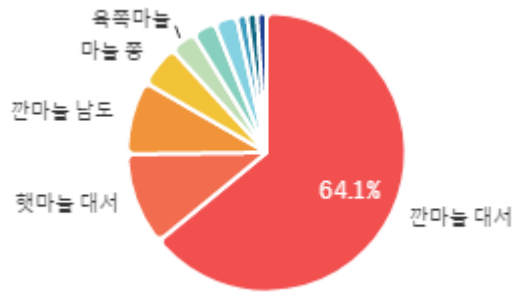


구분	금주(A)	전주(B)	전월(C)	전년(D)	평년(E)	A/B	A/C	A/D	A/E
물량(톤)	905	1,074	1,030	856	896	84.2%	87.8%	105.7%	100.9%

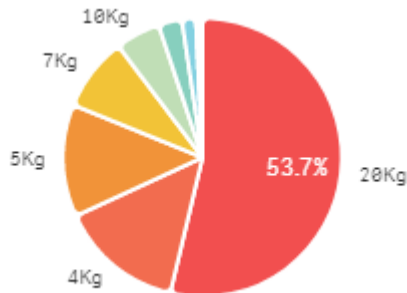
출하 품종별 거래물량 구성비



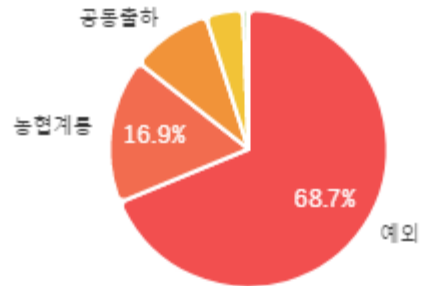
출하 품종별 거래금액 구성비



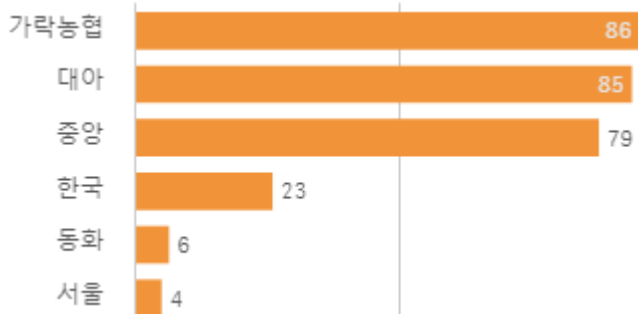
거래 단량별 물량 구성비



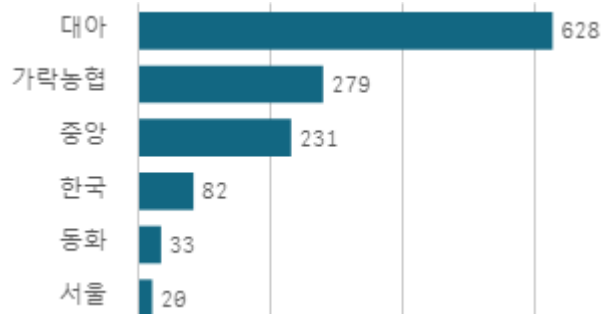
출하자별 거래물량 구성비



도매시장 법인별 거래물량(톤)

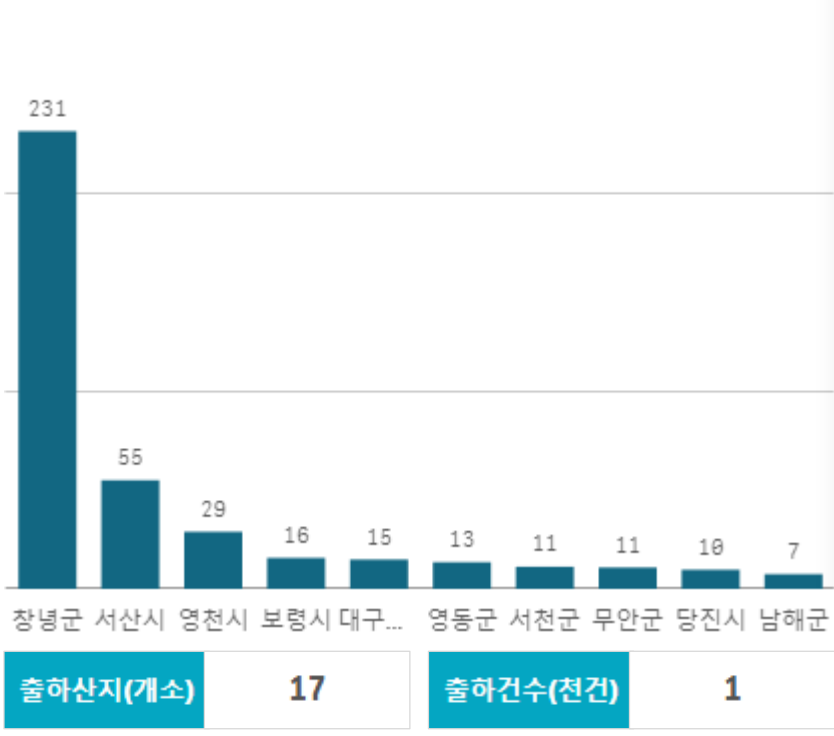


도매시장 법인별 거래금액(백만원)

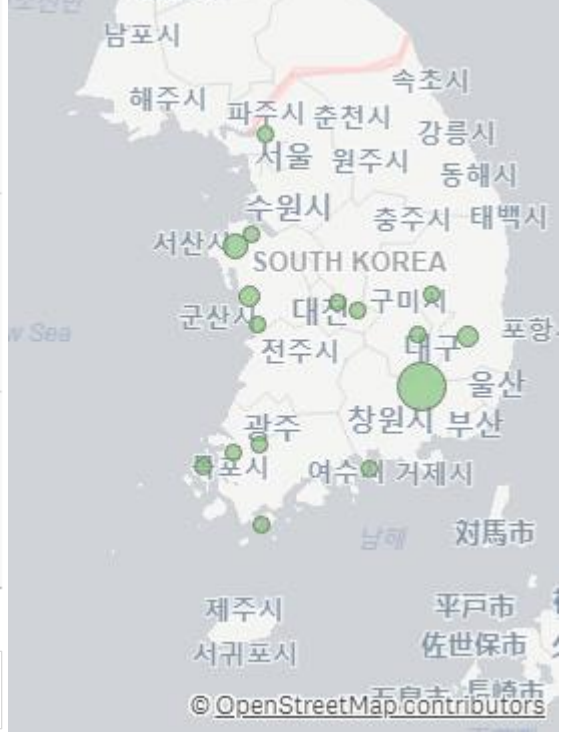


깎마늘 대서(20Kg)

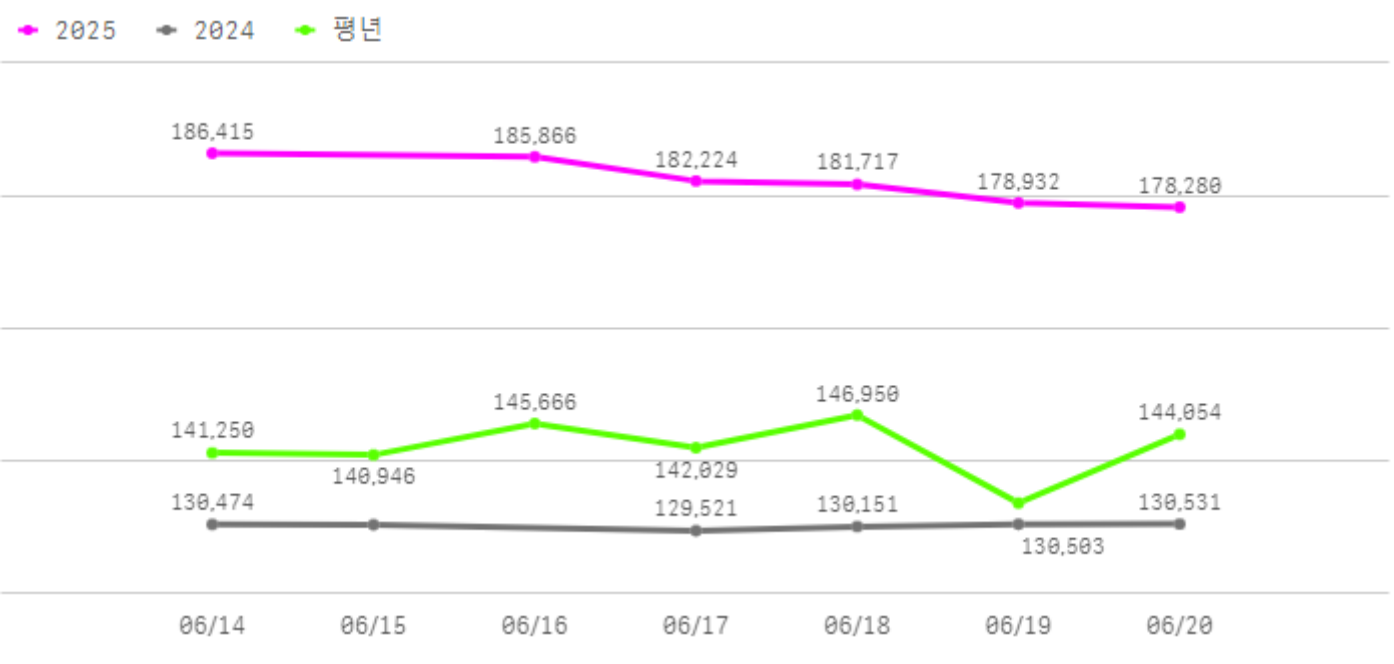
산지별 거래물량(톤)



산지별 주출하 시군구



주간 도매가격(원)



구분	금주(A)	전주(B)	전월(C)	전년(D)	평년(E)	A/B	A/C	A/D	A/E
가격(원)	182,239	186,795	180,401	130,267	151,820	97.6%	101.0%	139.9%	120.0%

※ 상품 가격 기준

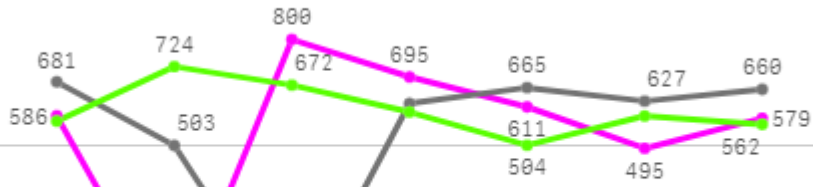
□ 깐마늘 대서(20Kg) 주간 가격

구분	Q	품종	Q	단량	Q	특	상	보통	하
2025-06-14		깐마늘 대서		20Kg		-	186,415	176,847	155,858
2025-06-16		깐마늘 대서		20Kg		-	185,866	173,087	149,763
2025-06-17		깐마늘 대서		20Kg		-	182,224	145,642	123,033
2025-06-18		깐마늘 대서		20Kg		-	181,717	169,277	149,028
2025-06-19		깐마늘 대서		20Kg		-	178,932	167,785	144,735
2025-06-20		깐마늘 대서		20Kg		-	178,280	165,574	143,026
평균						-	182,239	166,368	144,240

양파

주간 반입량(톤)

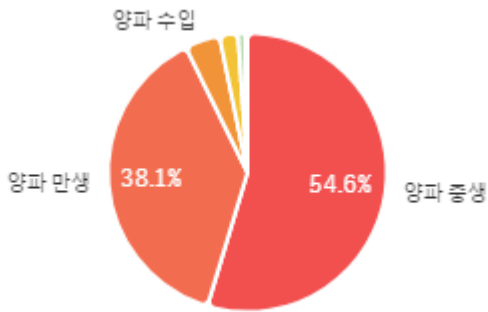
◆ 2025 ● 2024 ▲ 평년



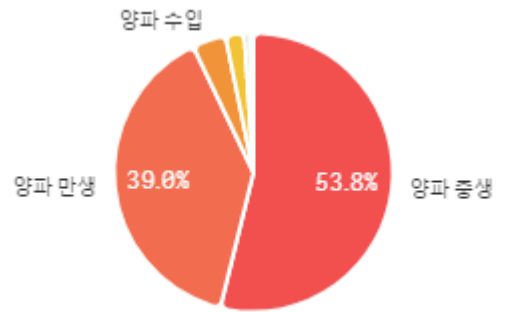
06/14 06/15 06/16 06/17 06/18 06/19 06/20

구분	금주(A)	전주(B)	전월(C)	전년(D)	평년(E)	A/B	A/C	A/D	A/E
물량(톤)	3,766	5,190	6,003	3,757	3,954	72.6%	62.7%	100.2%	95.3%

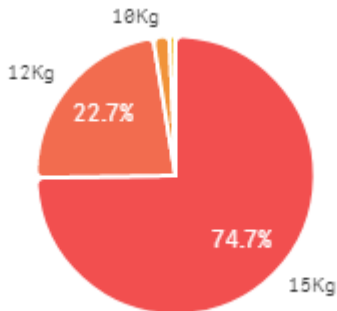
출하 품종별 거래물량 구성비



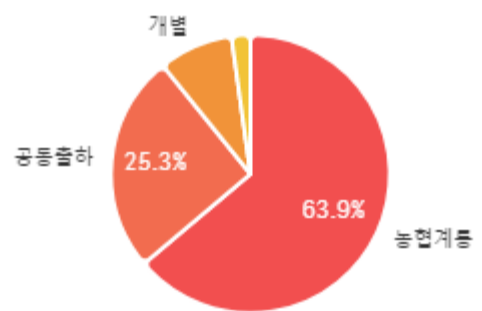
출하 품종별 거래금액 구성비



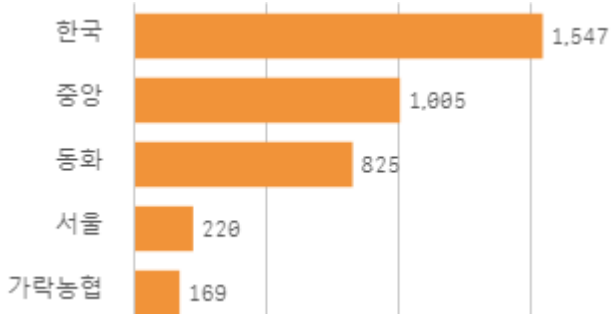
거래 단량별 물량 구성비



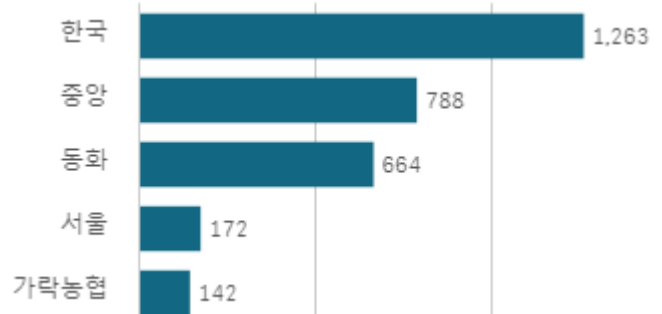
출하자별 거래물량 구성비



도매시장 법인별 거래물량(톤)

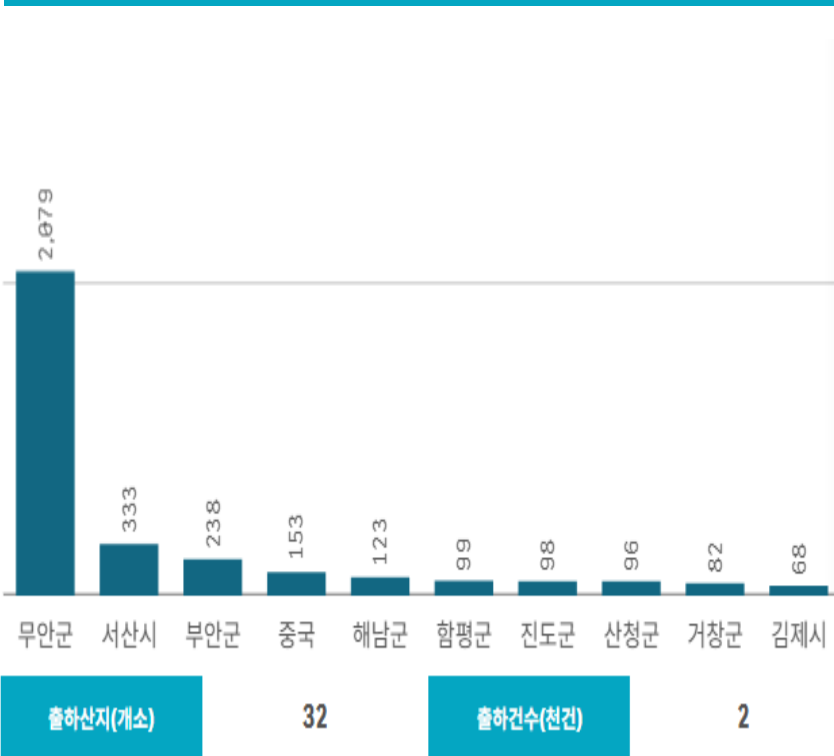


도매시장 법인별 거래금액(백만원)



양파(1Kg)

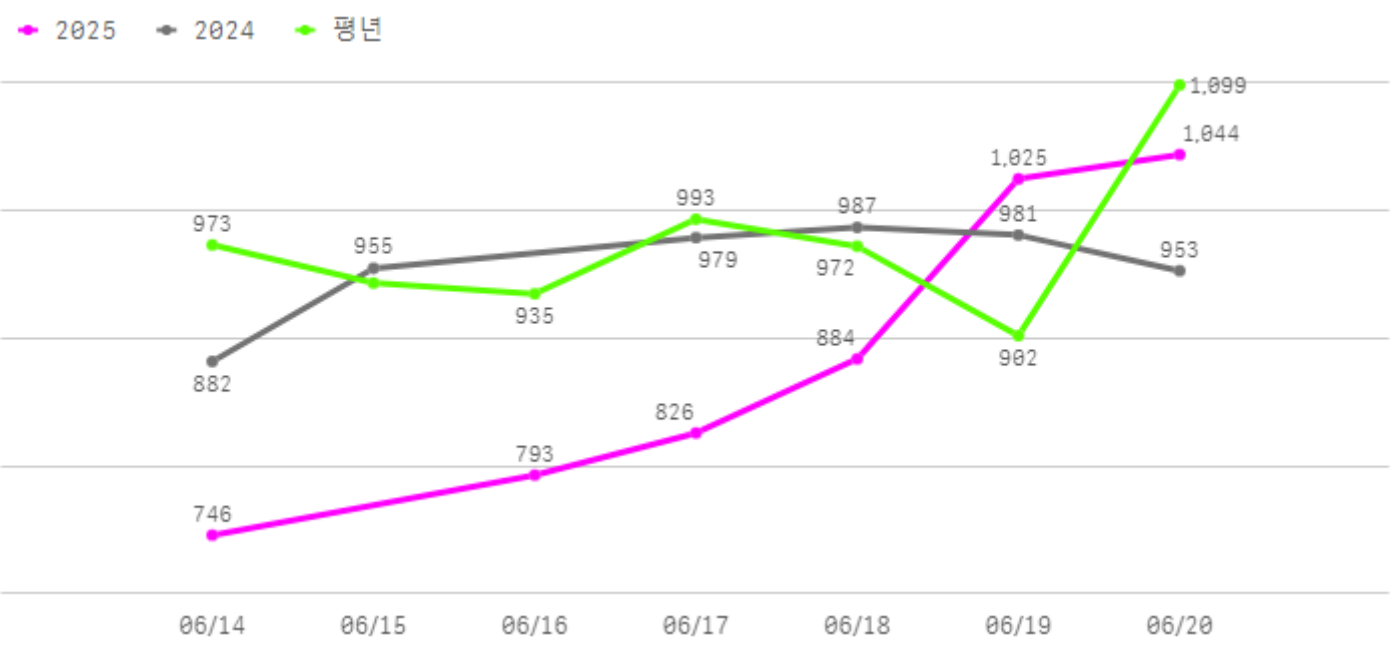
산지별 거래물량(톤)



산지별 주출하 시군구



주간 도매가격(원)



구분	금주(A)	전주(B)	전월(C)	전년(D)	평년(E)	A/B	A/C	A/D	A/E
가격(원)	886	627	755	956	1,007	141.3%	117.4%	92.7%	88.0%

※ 상품 가격 기준

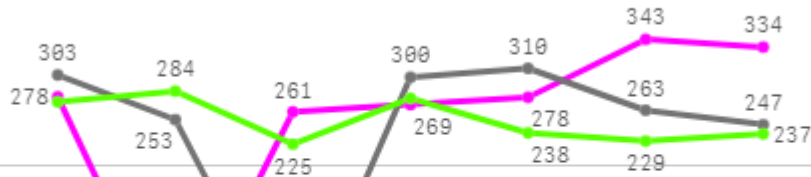
□ 양파(1Kg) 주간 가격

구분	Q	품종	Q	단량	Q	특	상	보통	하
2025-06-14		양파		1Kg		815	746	668	421
2025-06-16		양파		1Kg		847	793	731	517
2025-06-17		양파		1Kg		880	826	763	548
2025-06-18		양파		1Kg		933	884	842	698
2025-06-19		양파		1Kg		1,071	1,025	969	786
2025-06-20		양파		1Kg		1,080	1,044	976	778
평균						938	886	825	625

대파

주간 반입량(톤)

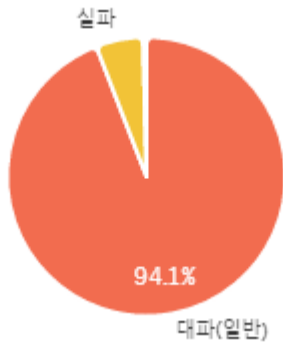
◆ 2025 ● 2024 ▲ 평년



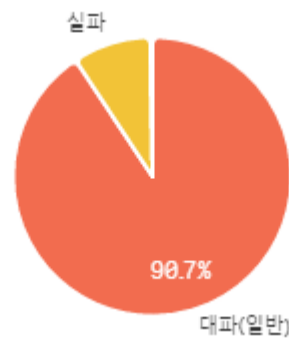
06/14 06/15 06/16 06/17 06/18 06/19 06/20

구분	금주(A)	전주(B)	전월(C)	전년(D)	평년(E)	A/B	A/C	A/D	A/E
물량(톤)	1,763	1,823	1,797	1,675	1,791	96.7%	98.1%	105.2%	98.5%

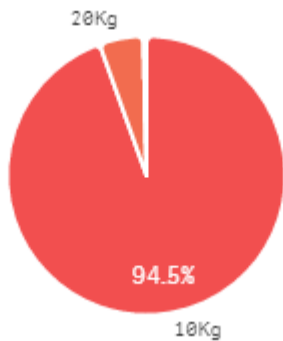
출하 품종별 거래물량 구성비



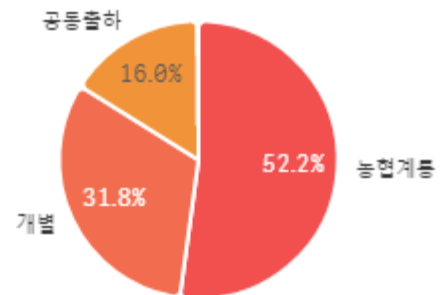
출하 품종별 거래금액 구성비



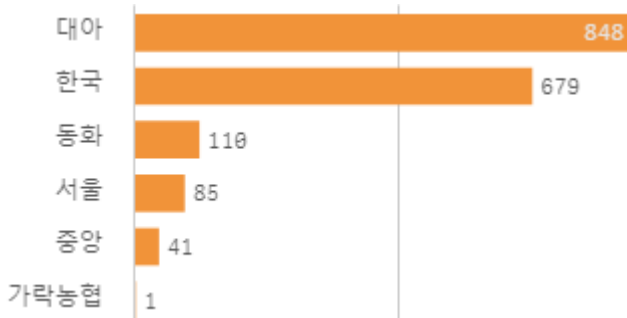
거래 단량별 물량 구성비



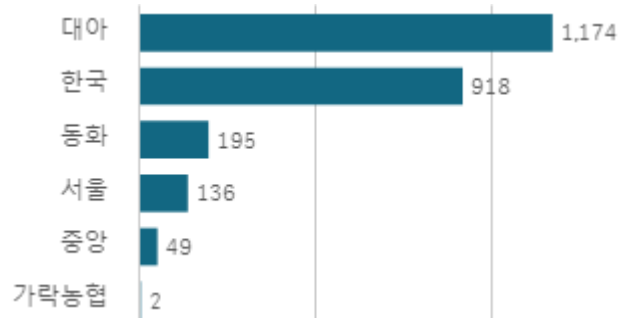
출하자별 거래물량 구성비



도매시장 법인별 거래물량(톤)

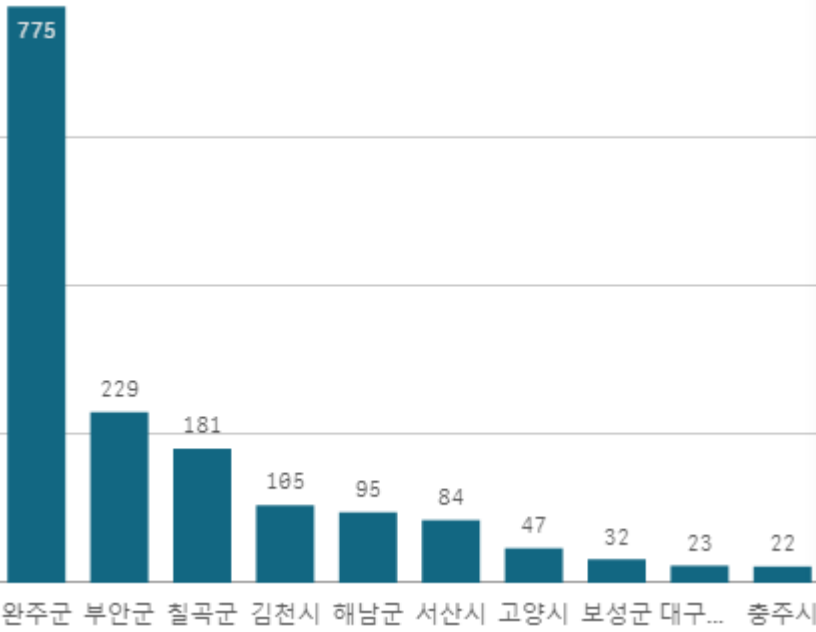


도매시장 법인별 거래금액(백만원)



대파(일반)(1Kg)

산지별 거래물량(톤)



출하산지(개소)

21

출하건수(천건)

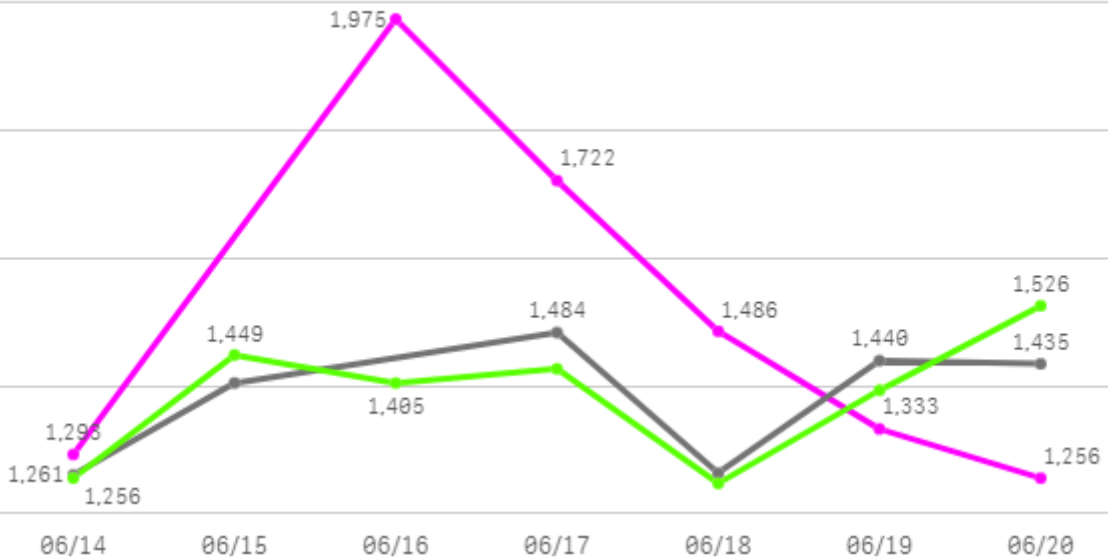
1

산지별 주출하 시군구



주간 도매가격(원)

◆ 2025 ● 2024 ◆ 평년



구분	금주(A)	전주(B)	전월(C)	전년(D)	평년(E)	A/B	A/C	A/D	A/E
가격(원)	1,511	1,013	1,137	1,382	1,344	149.2%	132.9%	109.4%	112.4%

※ 상품 가격 기준

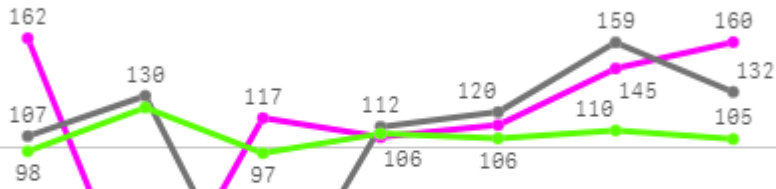
□ 대파(일반)(1Kg) 주간 가격

구분	Q	품종	Q	단량	Q	특	상	보통	하
2025-06-14		대파(일반)		1Kg		1,446	1,293	1,197	1,067
2025-06-16		대파(일반)		1Kg		2,130	1,975	1,869	1,612
2025-06-17		대파(일반)		1Kg		2,118	1,722	1,572	1,387
2025-06-18		대파(일반)		1Kg		1,738	1,486	1,296	1,142
2025-06-19		대파(일반)		1Kg		1,676	1,333	1,120	897
2025-06-20		대파(일반)		1Kg		1,586	1,256	965	813
평균						1,782	1,511	1,337	1,153

파프리카

주간 반입량(톤)

◆ 2025 ● 2024 ▲ 평년

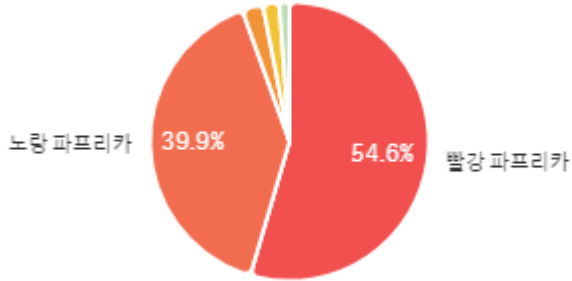


06/14 06/15 06/16 06/17 06/18 06/19 06/20

구분	금주(A)	전주(B)	전월(C)	전년(D)	평년(E)	A/B	A/C	A/D	A/E
물량(톤)	803	630	579	760	731	127.4%	138.6%	105.6%	109.8%

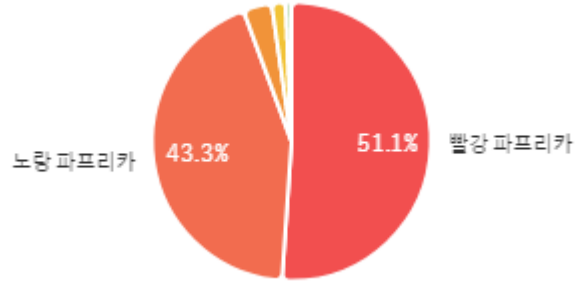
출하 품종별 거래물량 구성비

청색 파프리카



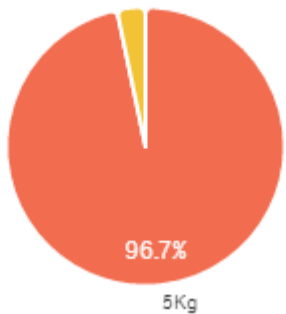
출하 품종별 거래금액 구성비

오렌지 파프리카



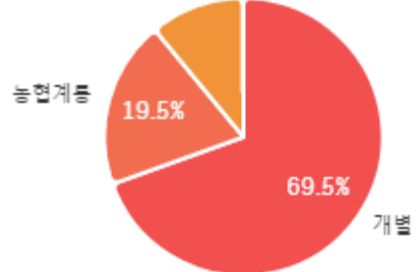
거래 단량별 물량 구성비

10Kg

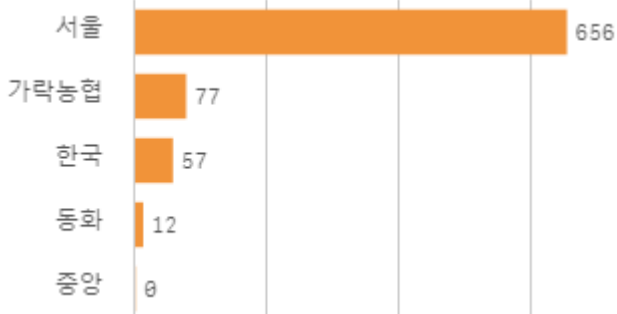


출하자별 거래물량 구성비

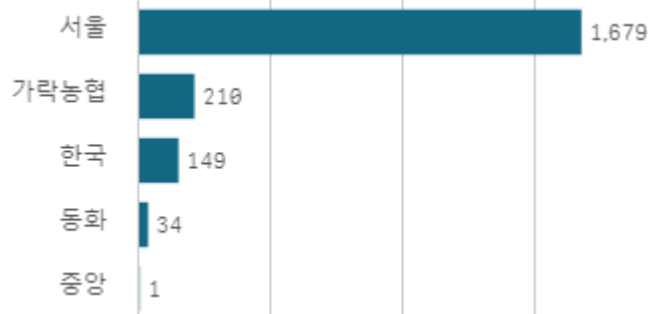
공동출하



도매시장 법인별 거래물량(톤)

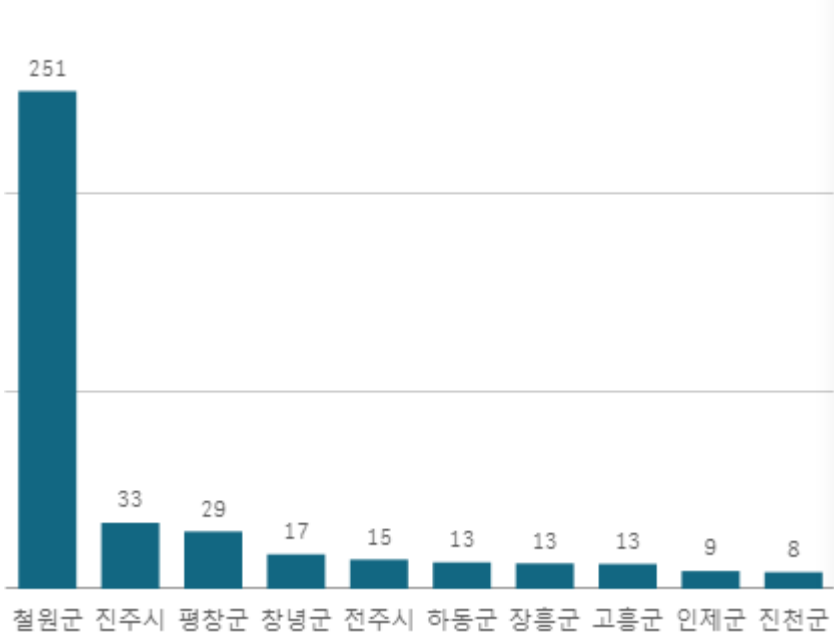


도매시장 법인별 거래금액(백만원)



빨강 파프리카(5Kg)

산지별 거래물량(톤)



출하산지(개소)

24

출하건수(천건)

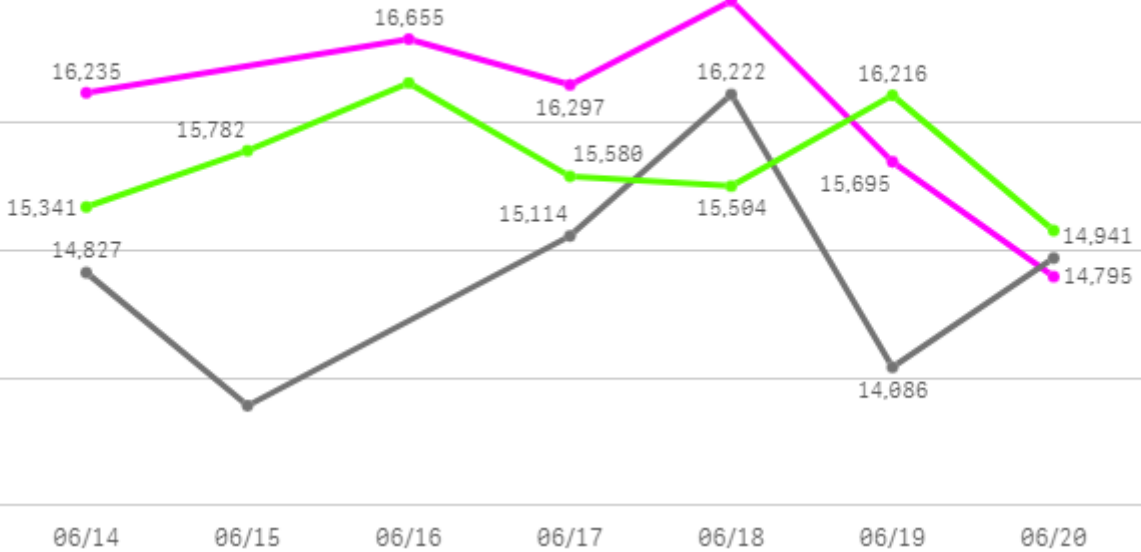
2

산지별 주출하 시군구



주간 도매가격(원)

◆ 2025 ● 2024 ◆ 평년



구분	금주(A)	전주(B)	전월(C)	전년(D)	평년(E)	A/B	A/C	A/D	A/E
가격(원)	16,106	18,693	23,177	14,829	15,950	86.2%	69.5%	108.6%	101.0%

※ 상품 가격 기준

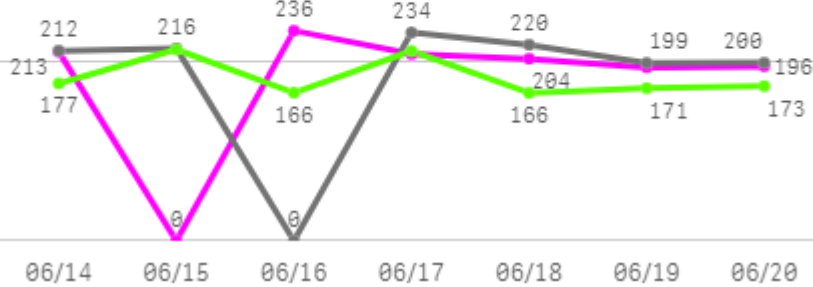
□ 빨강 파프리카(5Kg) 주간 가격

구분	Q	품종	Q	단량	Q	특	상	보통	하
2025-06-14		빨강 파프리카		5Kg		-	16,235	13,173	10,318
2025-06-16		빨강 파프리카		5Kg		-	16,655	12,713	9,819
2025-06-17		빨강 파프리카		5Kg		-	16,297	13,735	9,629
2025-06-18		빨강 파프리카		5Kg		-	16,956	13,674	10,113
2025-06-19		빨강 파프리카		5Kg		-	15,695	12,566	8,895
2025-06-20		빨강 파프리카		5Kg		-	14,795	11,800	8,387
평균						-	16,106	12,944	9,527

버섯

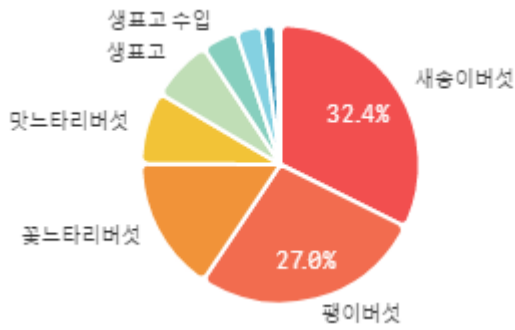
주간 반입량(톤)

◆ 2025 ● 2024 ▲ 평년

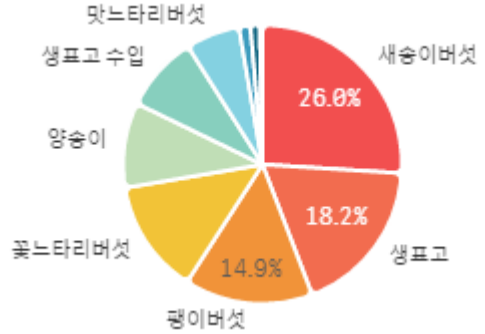


구분	금주(A)	전주(B)	전월(C)	전년(D)	평년(E)	A/B	A/C	A/D	A/E
물량(톤)	1,252	1,264	1,347	1,282	1,284	99.0%	92.9%	97.6%	97.5%

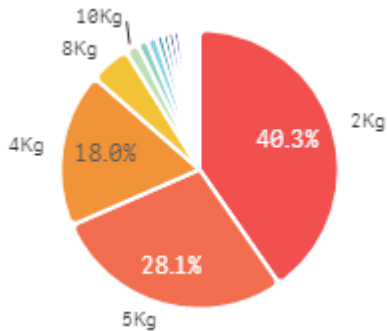
출하 품종별 거래물량 구성비



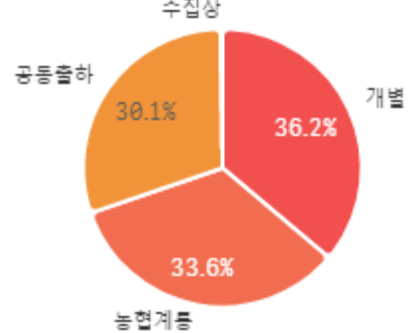
출하 품종별 거래금액 구성비



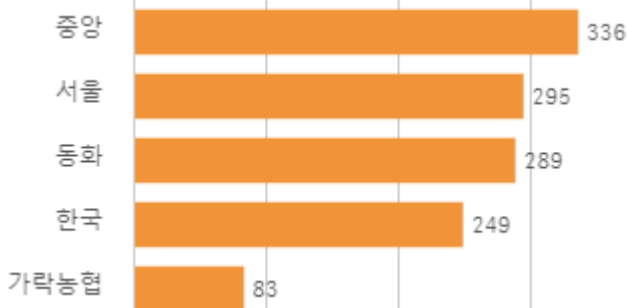
거래 단량별 물량 구성비



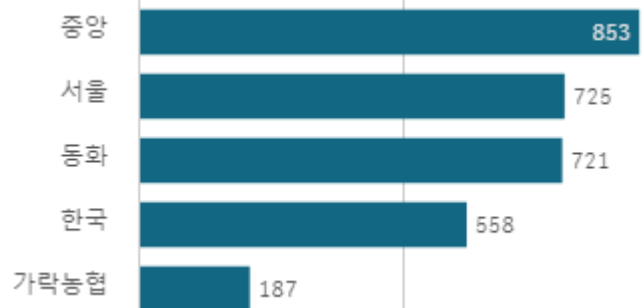
출하자별 거래물량 구성비



도매시장 법인별 거래물량(톤)

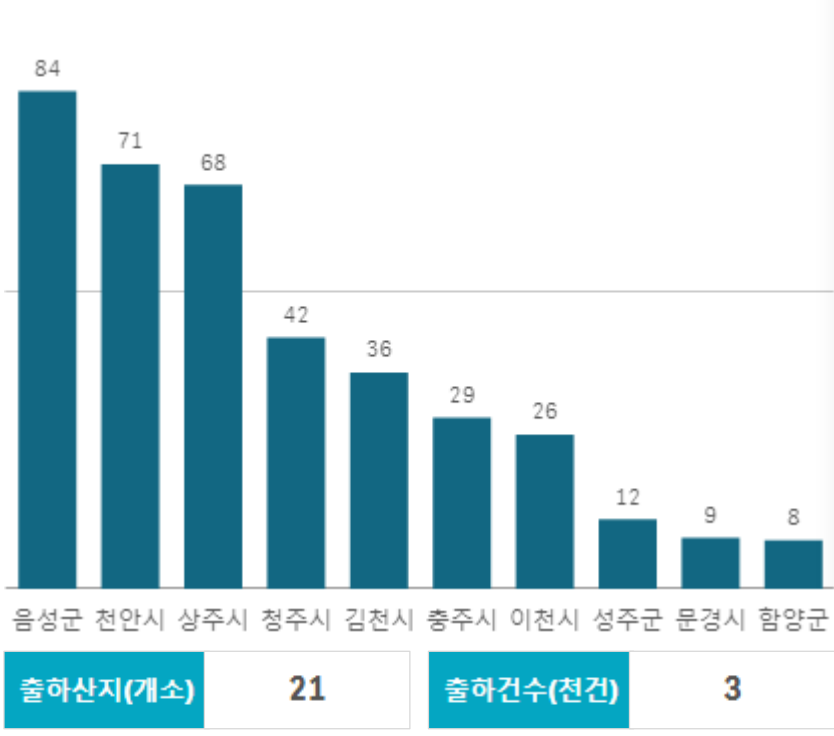


도매시장 법인별 거래금액(백만원)



새송이버섯(2Kg)

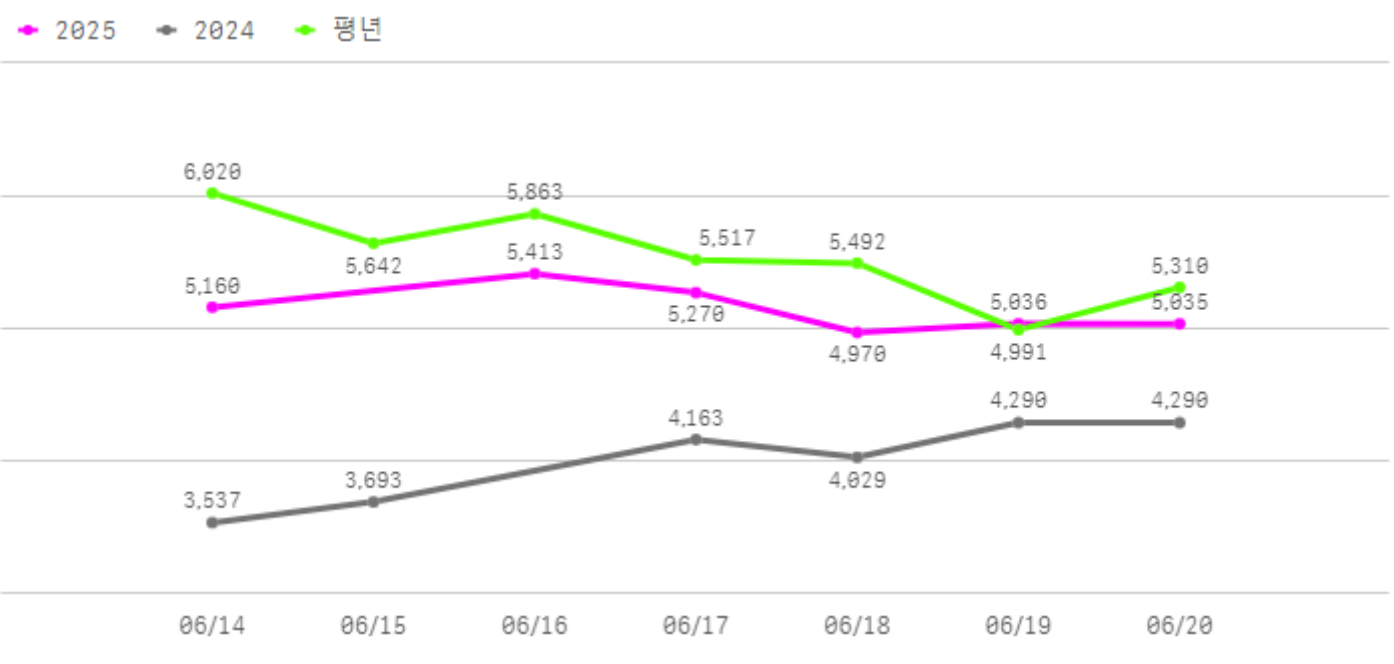
산지별 거래물량(톤)



산지별 주출하 시군구



주간 도매가격(원)



구분	금주(A)	전주(B)	전월(C)	전년(D)	평년(E)	A/B	A/C	A/D	A/E
가격(원)	5,147	5,572	6,375	4,000	5,668	92.4%	80.7%	128.7%	90.8%

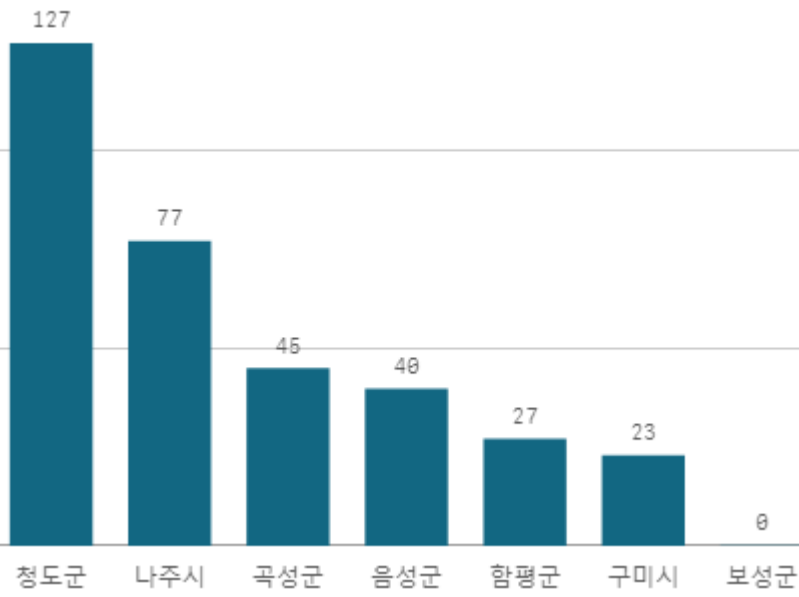
※ 상품 가격 기준

□ 새송이버섯(2Kg) 주간 가격

구분	Q	품종	Q	단량	Q	특	상	보통	하
2025-06-14		새송이버섯		2Kg		8,094	5,160	4,036	2,919
2025-06-16		새송이버섯		2Kg		9,267	5,413	4,242	3,031
2025-06-17		새송이버섯		2Kg		8,557	5,270	4,109	2,834
2025-06-18		새송이버섯		2Kg		9,059	4,970	3,862	2,822
2025-06-19		새송이버섯		2Kg		8,117	5,036	3,603	2,742
2025-06-20		새송이버섯		2Kg		9,217	5,035	3,532	2,643
평균						8,719	5,147	3,897	2,832

팬이버섯(5Kg)

산지별 거래물량(톤)



출하산지(개소)

7

출하건수(천건)

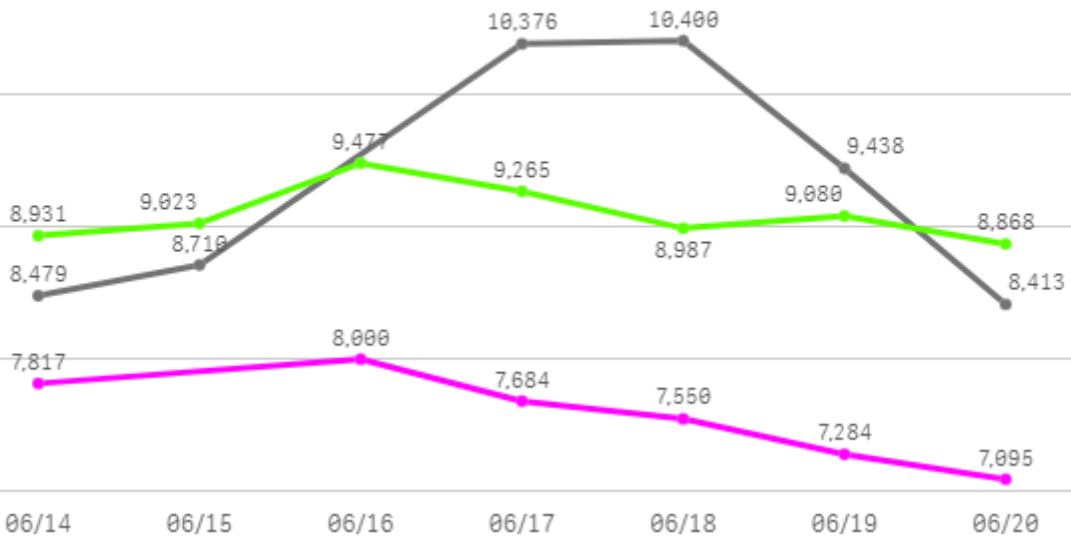
1

산지별 주출하 시군구



주간 도매가격(원)

◆ 2025 ● 2024 ◆ 평년



구분	금주(A)	전주(B)	전월(C)	전년(D)	평년(E)	A/B	A/C	A/D	A/E
가격(원)	7,572	9,205	10,067	9,303	8,814	82.3%	75.2%	81.4%	85.9%

※ 상품 가격 기준

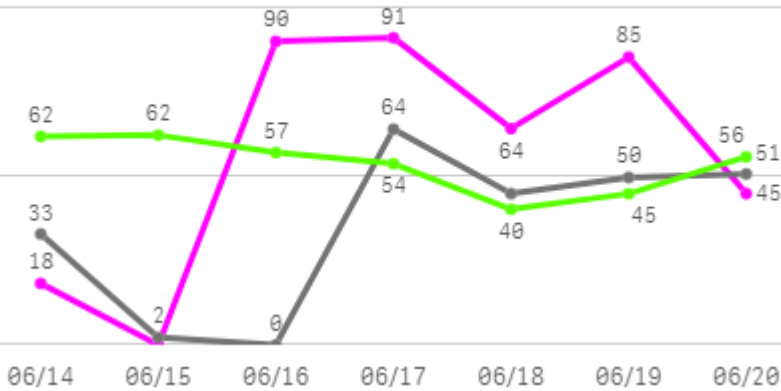
□ 팽이버섯(5Kg) 주간 가격

구분	Q	품종	Q	단량	Q	특	상	보통	하
2025-06-14		팽이버섯		5Kg		8,500	7,817	7,066	5,956
2025-06-16		팽이버섯		5Kg		8,500	8,000	7,075	6,107
2025-06-17		팽이버섯		5Kg		8,500	7,684	6,857	5,587
2025-06-18		팽이버섯		5Kg		8,279	7,550	6,462	5,291
2025-06-19		팽이버섯		5Kg		8,000	7,284	6,087	4,837
2025-06-20		팽이버섯		5Kg		7,961	7,095	6,025	4,625
평균						8,290	7,572	6,595	5,401

사과

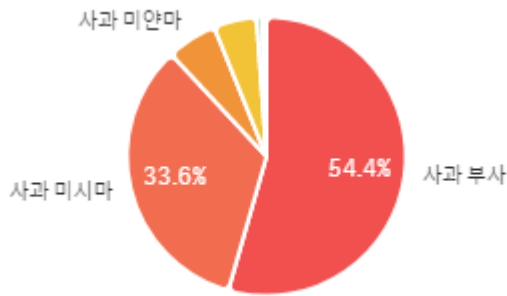
주간 반입량(톤)

◆ 2025 ● 2024 ▲ 평년

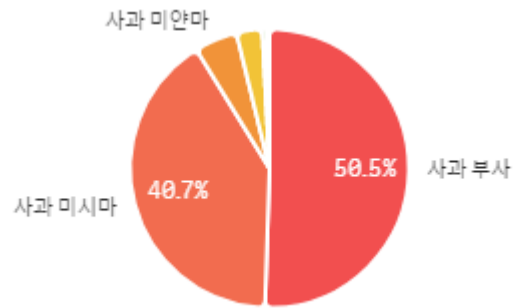


구분	금주(A)	전주(B)	전월(C)	전년(D)	평년(E)	A/B	A/C	A/D	A/E
물량(톤)	394	378	436	245	391	104.3%	90.4%	161.2%	100.9%

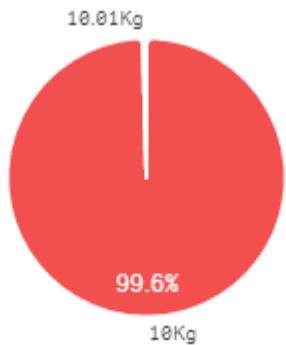
출하 품종별 거래물량 구성비



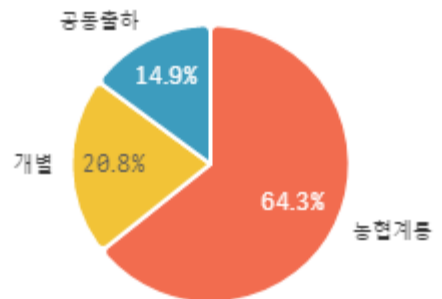
출하 품종별 거래금액 구성비



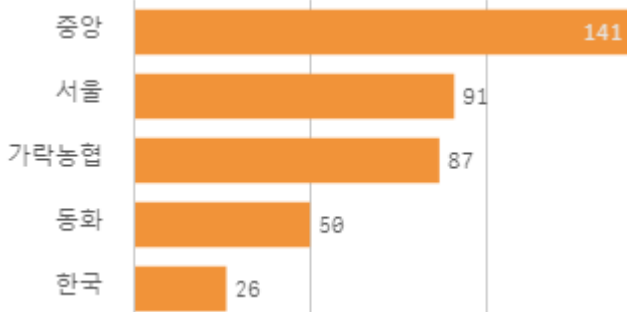
거래 단량별 물량 구성비



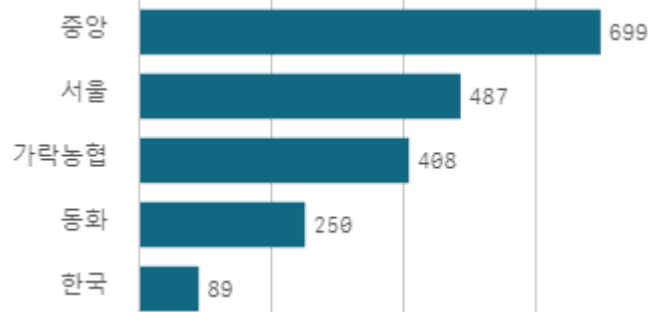
출하자별 거래물량 구성비



도매시장 법인별 거래물량(톤)

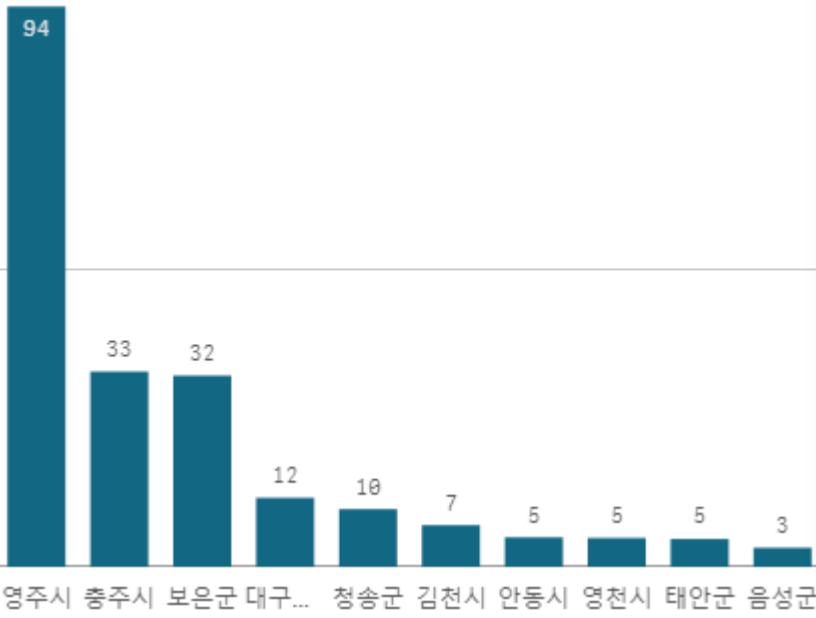


도매시장 법인별 거래금액(백만원)



사과 부사(10Kg)

산지별 거래물량(톤)



출하산지(개소)

16

출하건수(천건)

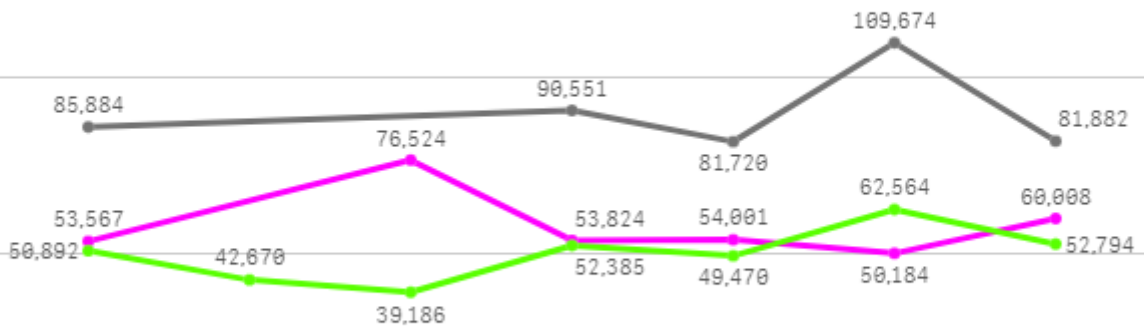
1

산지별 주출하 시군구



주간 도매가격(원)

◆ 2025 ● 2024 ◆ 평년



06/14 06/15 06/16 06/17 06/18 06/19 06/20

구분	금주(A)	전주(B)	전월(C)	전년(D)	평년(E)	A/B	A/C	A/D	A/E
가격(원)	58,018	60,636	56,709	89,942	54,256	95.7%	102.3%	64.5%	106.9%

※ 상품 가격 기준

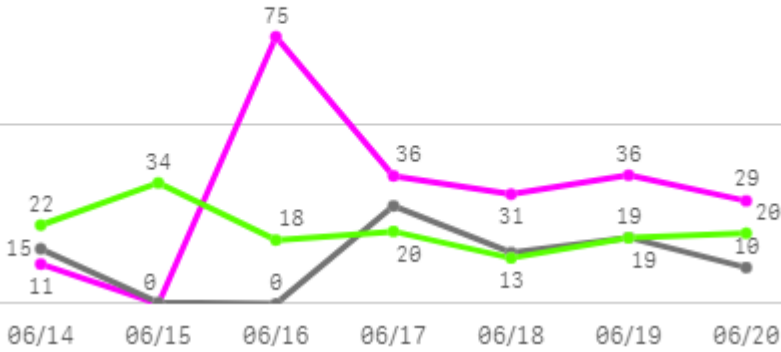
□ 사과 부사(10Kg) 주간 가격

구분	Q	품종	Q	단량	Q	특	상	보통	하
2025-06-14		사과 부사		10Kg		56,000	53,567	47,085	36,841
2025-06-16		사과 부사		10Kg		155,846	76,524	46,995	25,588
2025-06-17		사과 부사		10Kg		68,840	53,824	36,849	21,080
2025-06-18		사과 부사		10Kg		80,582	54,001	38,222	25,268
2025-06-19		사과 부사		10Kg		54,364	50,184	36,255	21,788
2025-06-20		사과 부사		10Kg		80,804	60,008	42,186	24,222
평균						82,739	58,018	41,265	25,798

배

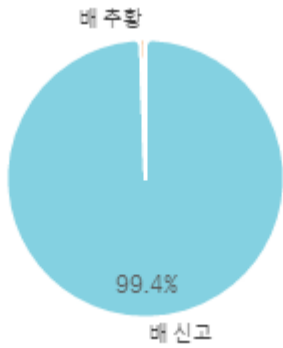
주간 반입량(톤)

◆ 2025 ● 2024 ▲ 평년

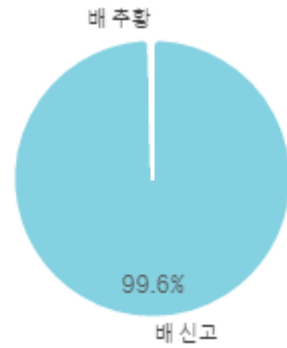


구분	금주(A)	전주(B)	전월(C)	전년(D)	평년(E)	A/B	A/C	A/D	A/E
물량(톤)	218	204	207	86	153	106.5%	105.2%	251.7%	141.9%

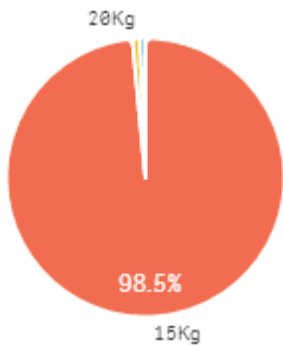
출하 품종별 거래물량 구성비



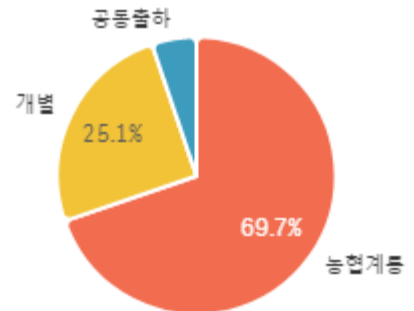
출하 품종별 거래금액 구성비



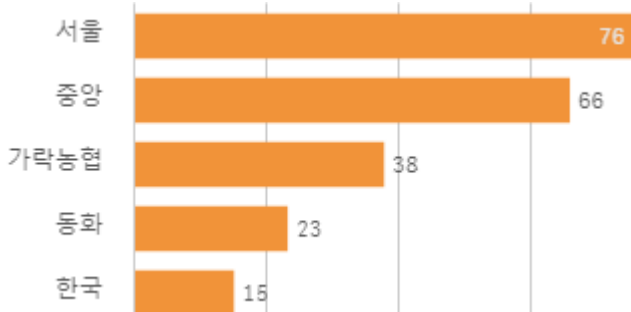
거래 단량별 물량 구성비



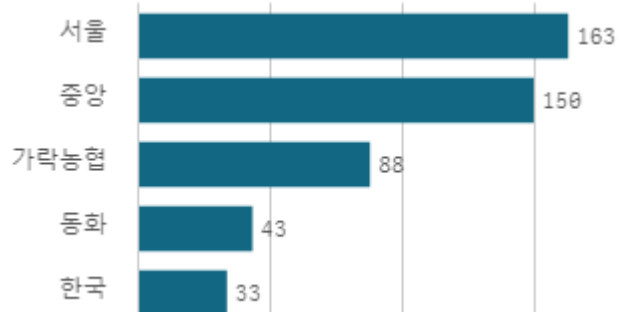
출하자별 거래물량 구성비



도매시장 법인별 거래물량(톤)

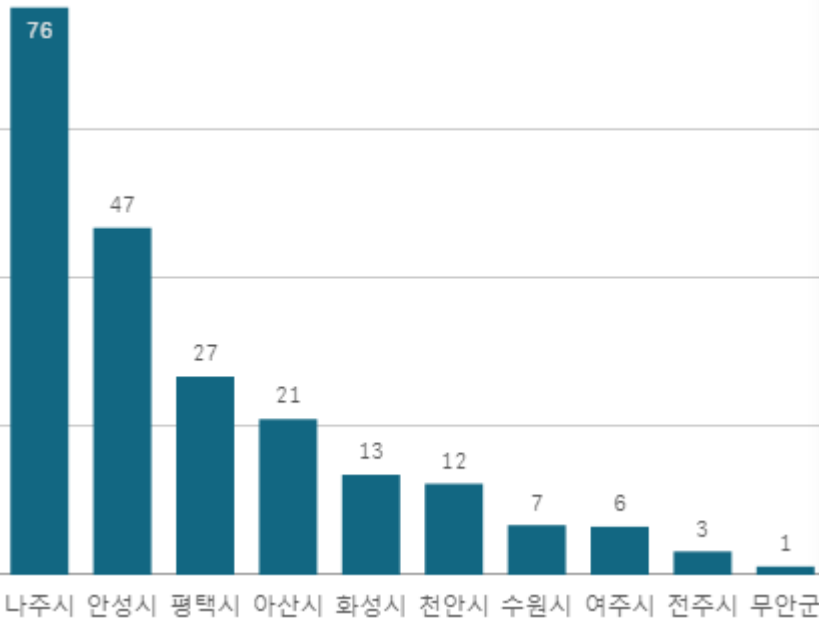


도매시장 법인별 거래금액(백만원)



배 신고(15Kg)

산지별 거래물량(톤)



출하산지(개소)

13

출하건수(천건)

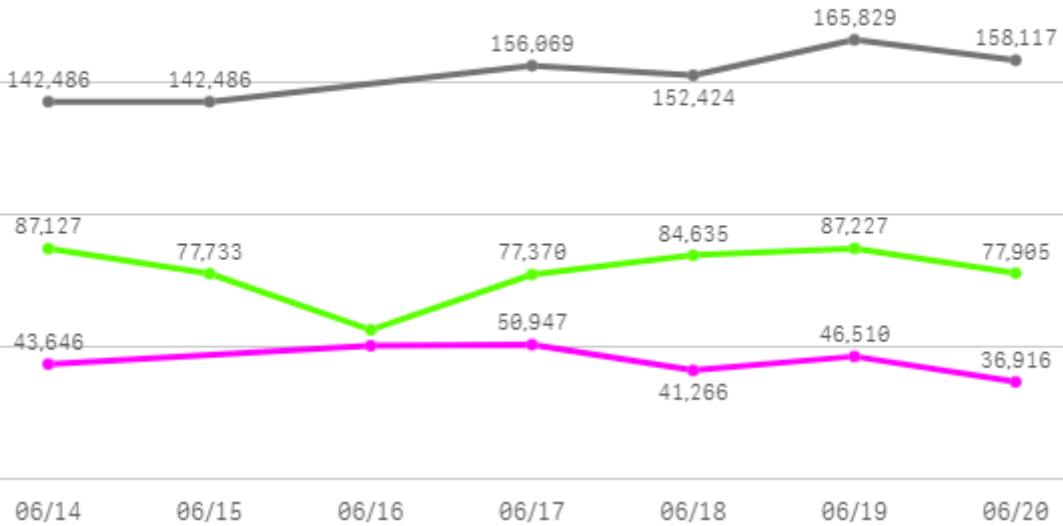
1

산지별 주출하 시군구



주간 도매가격(원)

◆ 2025 ● 2024 ◆ 평년



구분	금주(A)	전주(B)	전월(C)	전년(D)	평년(E)	A/B	A/C	A/D	A/E
가격(원)	44,973	50,081	49,264	152,902	79,751	89.8%	91.3%	29.4%	56.4%

※ 상품 가격 기준

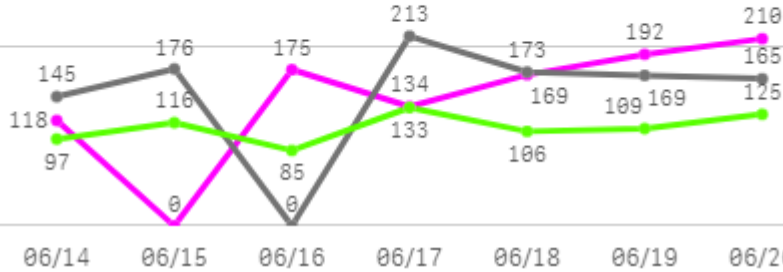
□ 배 신고(15Kg) 주간 가격

구분	Q	품종	Q	단량	Q	특	상	보통	하
2025-06-14		배 신고		15Kg		63,118	43,646	37,818	32,518
2025-06-16		배 신고		15Kg		85,463	50,551	31,729	14,315
2025-06-17		배 신고		15Kg		90,424	50,947	31,835	15,084
2025-06-18		배 신고		15Kg		79,510	41,266	21,233	9,578
2025-06-19		배 신고		15Kg		88,275	46,510	22,953	7,950
2025-06-20		배 신고		15Kg		59,825	36,916	18,388	6,588
평균						77,769	44,973	27,326	14,339

복숭아

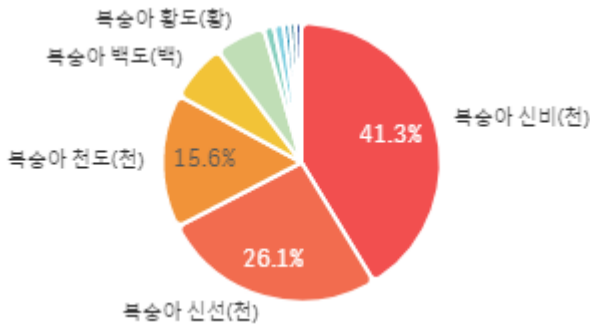
주간 반입량(톤)

◆ 2025 ● 2024 ▲ 평년

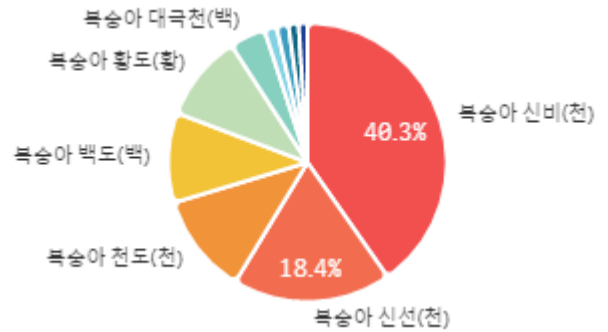


구분	금주(A)	전주(B)	전월(C)	전년(D)	평년(E)	A/B	A/C	A/D	A/E
물량(톤)	999	335	16	1,040	853	298.4%	6255.0%	96.1%	117.1%

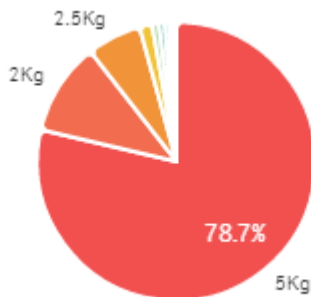
출하 품종별 거래물량 구성비



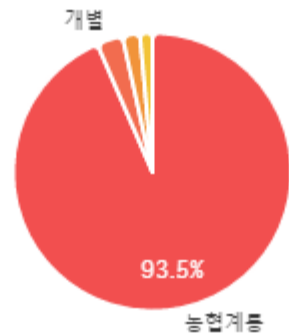
출하 품종별 거래금액 구성비



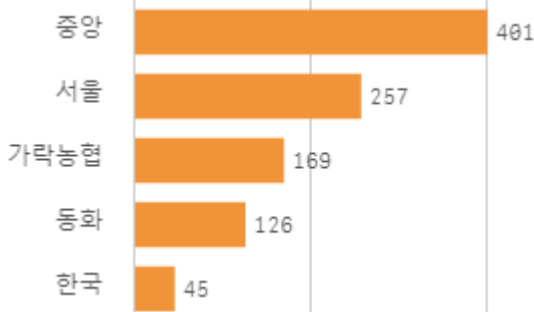
거래 단량별 물량 구성비



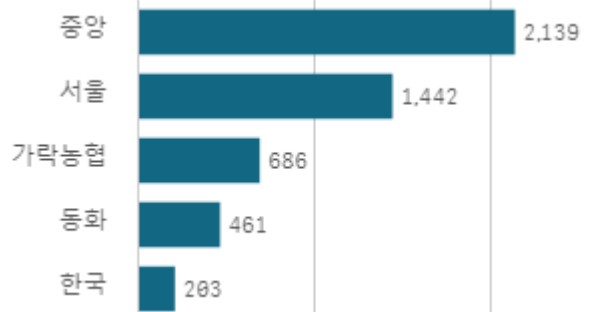
출하자별 거래물량 구성비



도매시장 법인별 거래물량(톤)

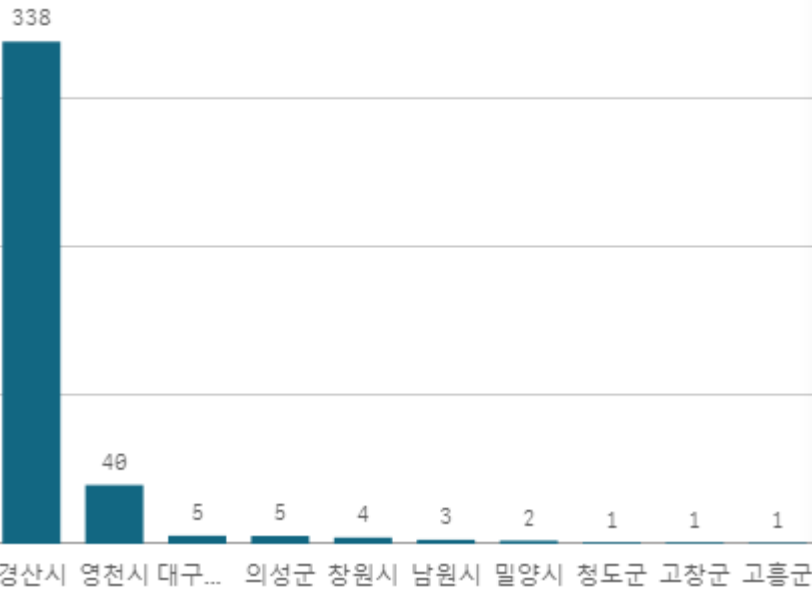


도매시장 법인별 거래금액(백만원)



복숭아 신비(천)(5Kg)

산지별 거래물량(톤)



출하산지(개소)

22

출하건수(천건)

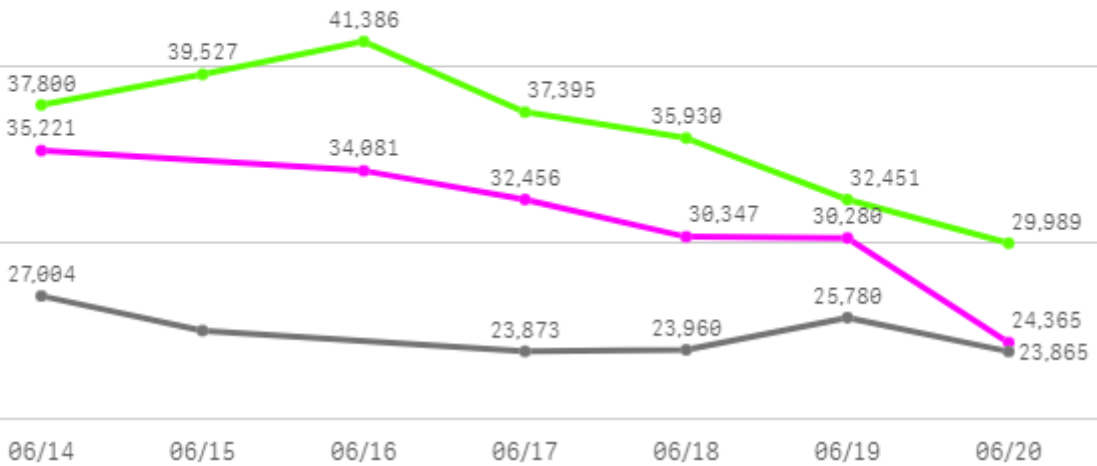
7

산지별 주출하 시군구



주간 도매가격(원)

◆ 2025 ● 2024 ◆ 평년



구분	금주(A)	전주(B)	전월(C)	전년(D)	평년(E)	A/B	A/C	A/D	A/E
가격(원)	31,125	49,003	-	24,922	34,298	63.5%	-	124.9%	90.7%

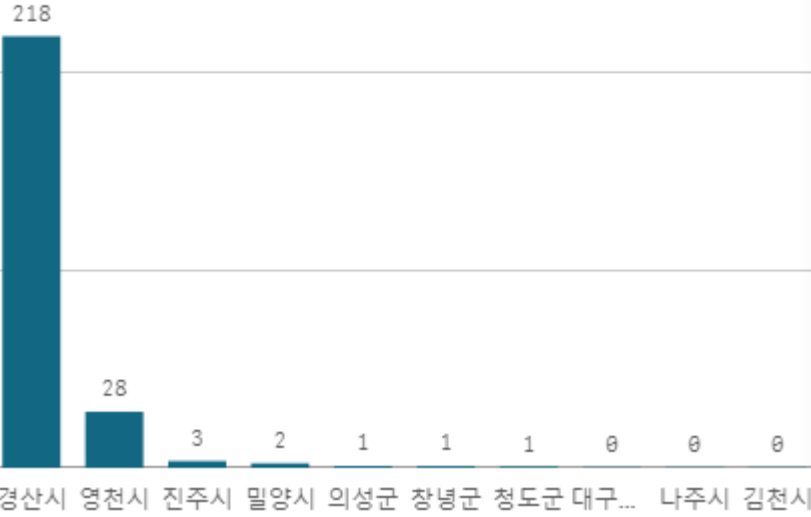
※ 상품 가격 기준

□ 복숭아 신비(천)(5Kg) 주간 가격

구분	Q	품종	Q	단량	Q	특	상	보통	하
2025-06-14		복숭아 신비(천)		5Kg		47,646	35,221	24,880	12,787
2025-06-16		복숭아 신비(천)		5Kg		42,902	34,081	23,306	11,509
2025-06-17		복숭아 신비(천)		5Kg		39,428	32,456	24,782	13,801
2025-06-18		복숭아 신비(천)		5Kg		36,615	30,347	23,091	10,992
2025-06-19		복숭아 신비(천)		5Kg		34,010	30,280	23,054	14,214
2025-06-20		복숭아 신비(천)		5Kg		33,915	24,365	14,786	8,671
평균						39,086	31,125	22,317	11,996

복숭아 신선(천)(5Kg)

산지별 거래물량(톤)



출하산지(개소)

15

출하건수(천건)

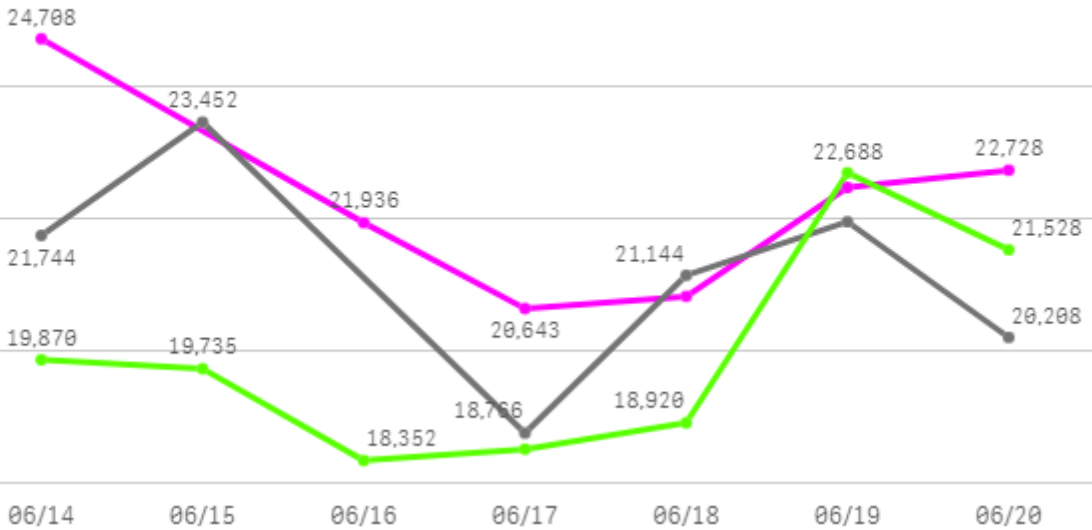
4

산지별 주출하 시군구



주간 도매가격(원)

◆ 2025 ● 2024 ◆ 평년



구분	금주(A)	전주(B)	전월(C)	전년(D)	평년(E)	A/B	A/C	A/D	A/E
가격(원)	22,218	30,929	-	21,211	20,336	71.8%	-	104.7%	109.3%

※ 상품 가격 기준

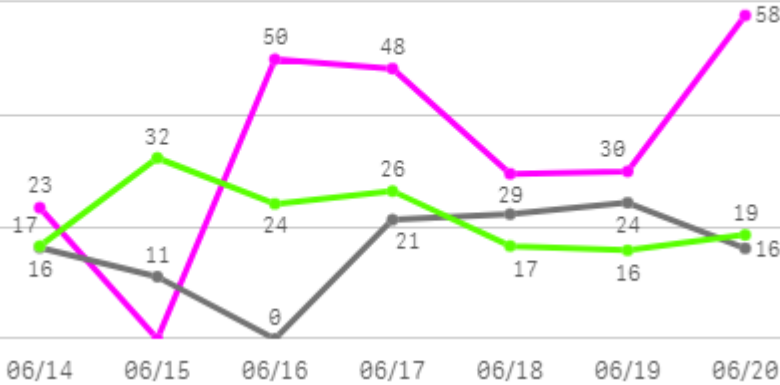
□ 복숭아 신선(천)(5Kg) 주간 가격

구분	Q	품종	Q	단량	Q	특	상	보통	하
2025-06-14		복숭아 신선(천)		5Kg		31,637	24,708	19,011	11,949
2025-06-16		복숭아 신선(천)		5Kg		27,809	21,936	15,587	9,877
2025-06-17		복숭아 신선(천)		5Kg		26,258	20,643	15,704	10,098
2025-06-18		복숭아 신선(천)		5Kg		25,585	20,826	15,805	11,060
2025-06-19		복숭아 신선(천)		5Kg		27,681	22,467	15,946	10,143
2025-06-20		복숭아 신선(천)		5Kg		29,598	22,728	15,864	8,559
평균						28,095	22,218	16,320	10,281

포도

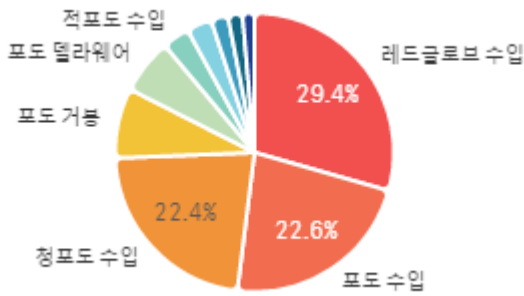
주간 반입량(톤)

◆ 2025 ● 2024 ▲ 평년

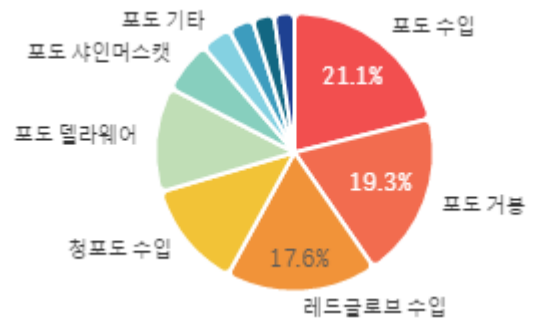


구분	금주(A)	전주(B)	전월(C)	전년(D)	평년(E)	A/B	A/C	A/D	A/E
물량(톤)	238	254	359	111	153	93.6%	66.3%	214.3%	155.9%

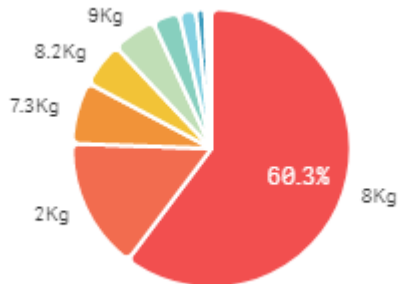
출하 품종별 거래물량 구성비



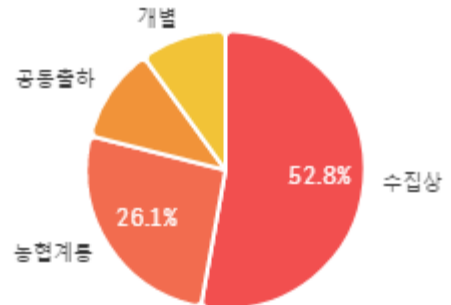
출하 품종별 거래금액 구성비



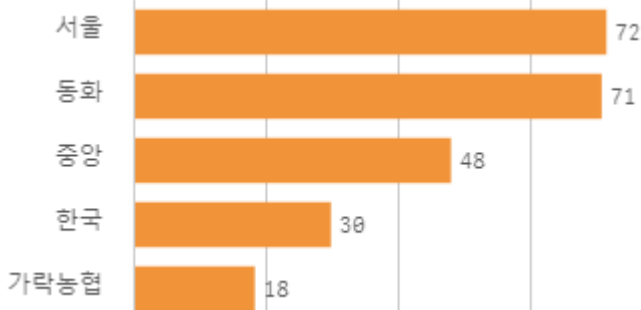
거래 단량별 물량 구성비



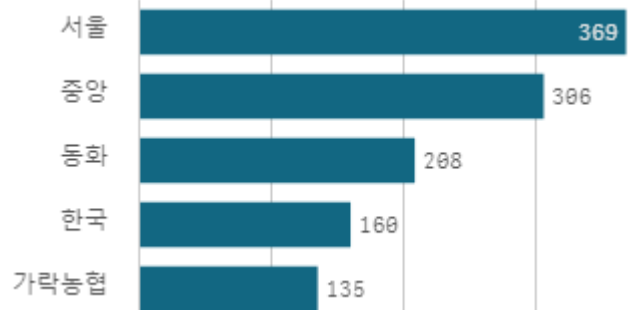
출하자별 거래물량 구성비



도매시장 법인별 거래물량(톤)

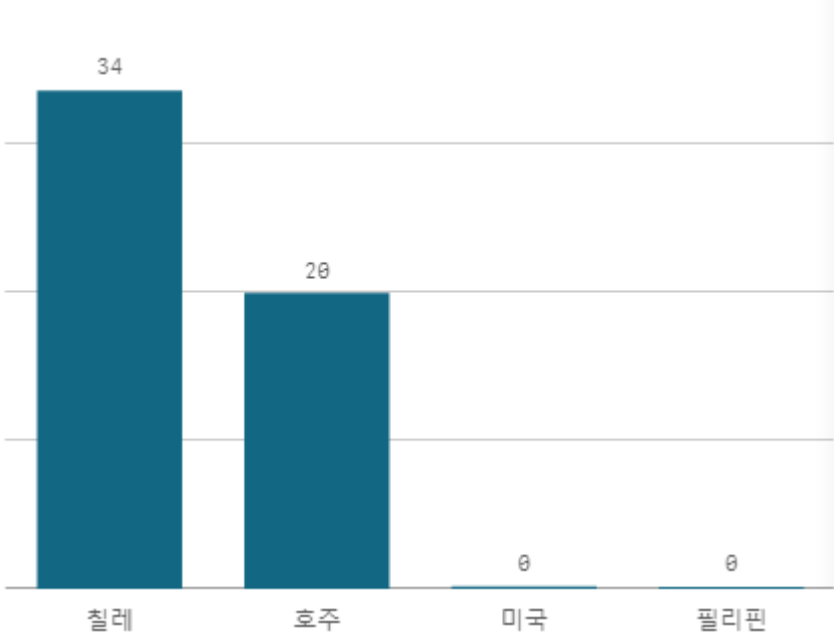


도매시장 법인별 거래금액(백만원)



포도 수입(8Kg)

산지별 거래물량(톤)



산지별 주출하 시군구



출하산지(개소)

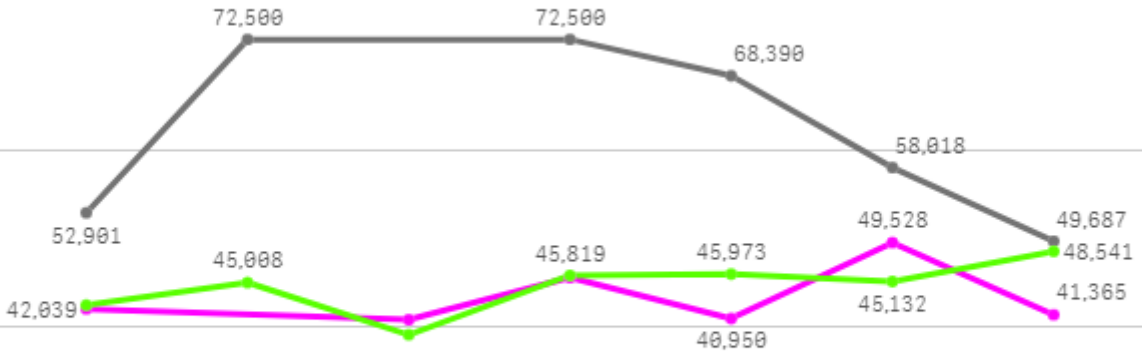
4

출하건수(천건)

0

주간 도매가격(원)

◆ 2025 ● 2024 ◆ 평년



06/14 06/15 06/16 06/17 06/18 06/19 06/20

구분	금주(A)	전주(B)	전월(C)	전년(D)	평년(E)	A/B	A/C	A/D	A/E
가격(원)	43,378	40,637	40,509	63,190	46,393	106.7%	107.1%	68.6%	93.5%

※ 상품 가격 기준

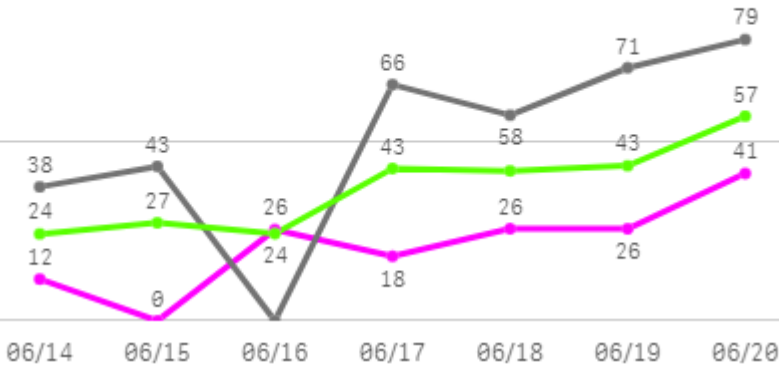
□ 포도 수입(8Kg) 주간 가격

구분	Q	품종	Q	단량	Q	특	상	보통	하
2025-06-14		포도 수입		8Kg		52,000	42,039	32,224	30,000
2025-06-16		포도 수입		8Kg		52,455	40,817	27,841	23,727
2025-06-17		포도 수입		8Kg		66,164	45,570	34,387	29,752
2025-06-18		포도 수입		8Kg		52,000	40,950	30,250	29,000
2025-06-19		포도 수입		8Kg		54,000	49,528	41,957	40,000
2025-06-20		포도 수입		8Kg		52,982	41,365	31,461	26,046
평균						54,934	43,378	33,020	29,754

자두

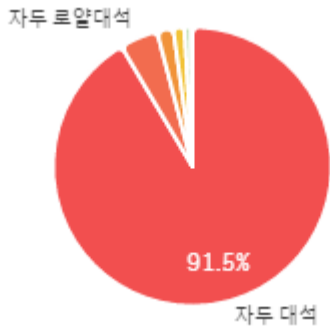
주간 반입량(톤)

◆ 2025 ● 2024 ▲ 평년

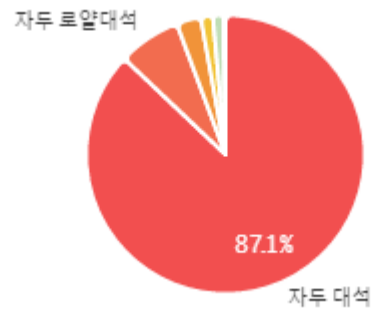


구분	금주(A)	전주(B)	전월(C)	전년(D)	평년(E)	A/B	A/C	A/D	A/E
물량(톤)	148	40	9	355	249	368.0%	1579.6%	41.8%	59.5%

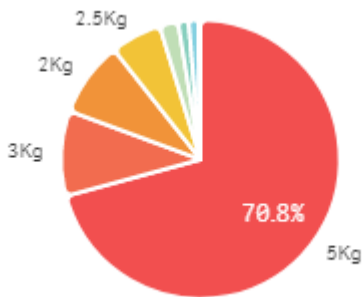
출하 품종별 거래물량 구성비



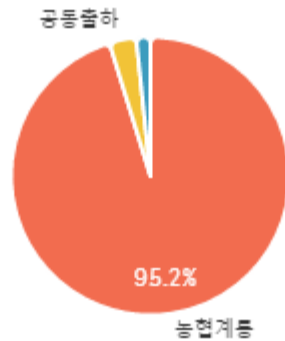
출하 품종별 거래금액 구성비



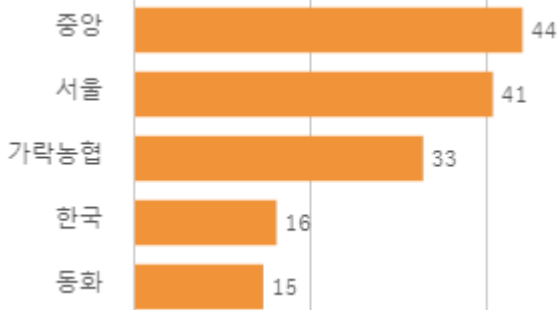
거래 단량별 물량 구성비



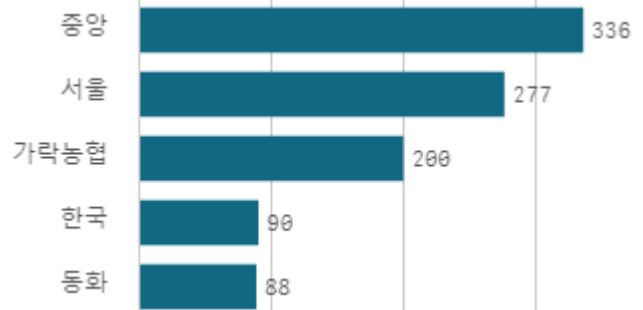
출하자별 거래물량 구성비



도매시장 법인별 거래물량(톤)

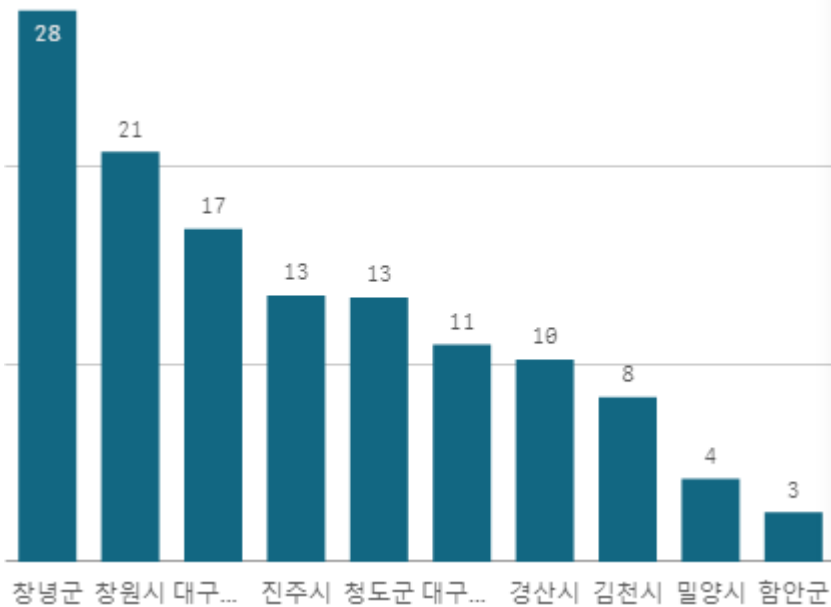


도매시장 법인별 거래금액(백만원)



자두 대석(5Kg)

산지별 거래물량(톤)



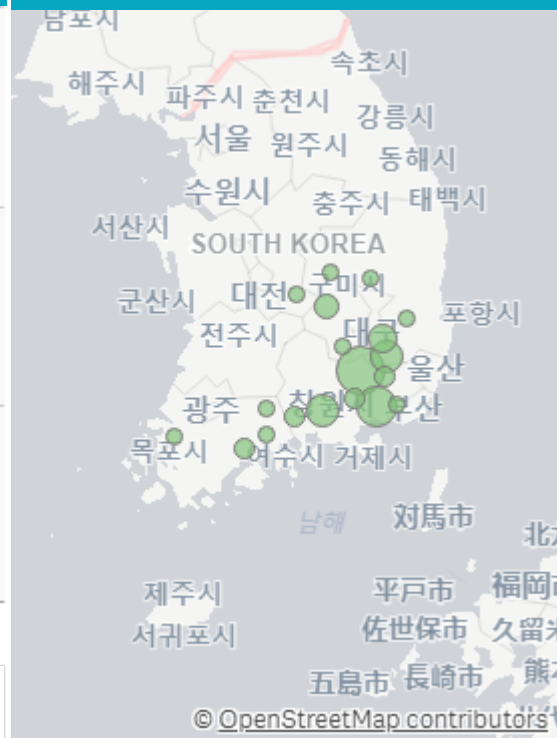
출하산지(개소)

21

출하건수(천건)

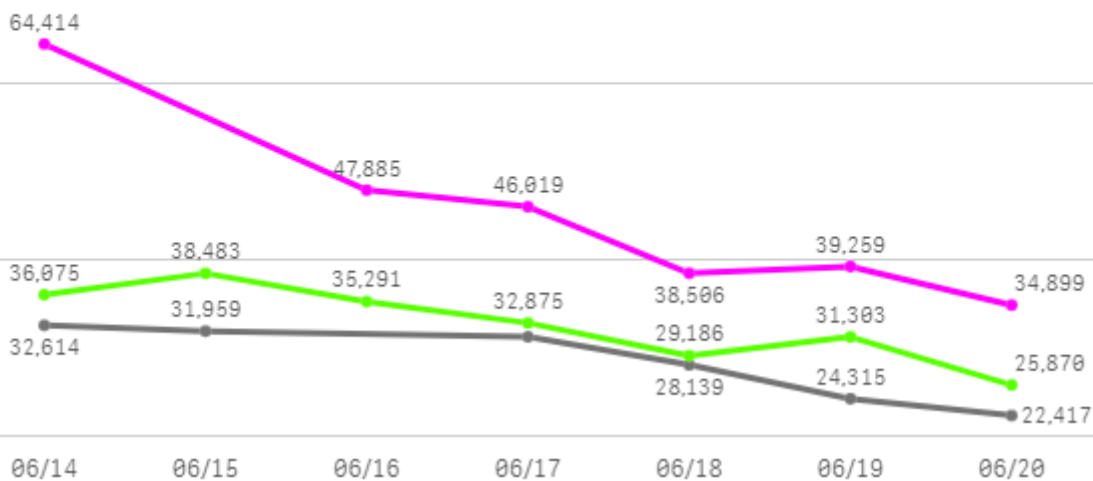
4

산지별 주출하 시군구



주간 도매가격(원)

● 2025 ● 2024 ● 평년



구분	금주(A)	전주(B)	전월(C)	전년(D)	평년(E)	A/B	A/C	A/D	A/E
가격(원)	45,164	90,022	-	28,461	35,715	50.2%	-	158.7%	126.5%

※ 상품 가격 기준

□ 자두 대석(5Kg) 주간 가격

구분	Q	품종	Q	단량	Q	특	상	보통	하
2025-06-14		자두 대석		5Kg		95,356	64,414	41,049	22,176
2025-06-16		자두 대석		5Kg		84,484	47,885	30,905	17,669
2025-06-17		자두 대석		5Kg		76,976	46,019	30,171	17,437
2025-06-18		자두 대석		5Kg		58,565	38,506	26,946	16,385
2025-06-19		자두 대석		5Kg		57,301	39,259	26,833	14,875
2025-06-20		자두 대석		5Kg		55,879	34,899	19,627	9,008
평균						71,427	45,164	29,255	16,258

바나나

주간 반입량(톤)

◆ 2025 ● 2024 ▲ 평년



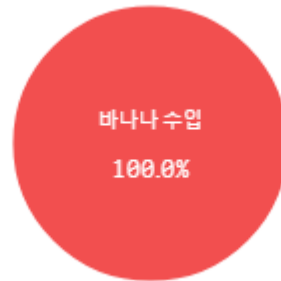
06/14 06/15 06/16 06/17 06/18 06/19 06/20

구분	금주(A)	전주(B)	전월(C)	전년(D)	평년(E)	A/B	A/C	A/D	A/E
물량(톤)	1,068	1,167	1,110	1,429	1,136	91.5%	96.2%	74.7%	93.9%

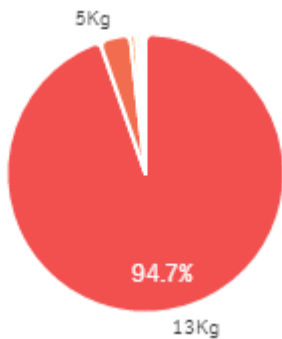
출하 품종별 거래물량 구성비



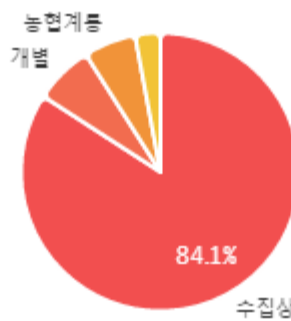
출하 품종별 거래금액 구성비



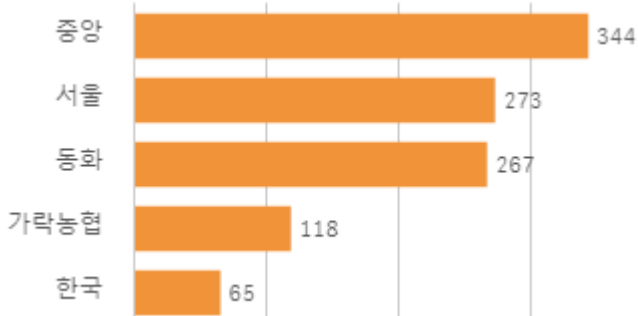
거래 단량별 물량 구성비



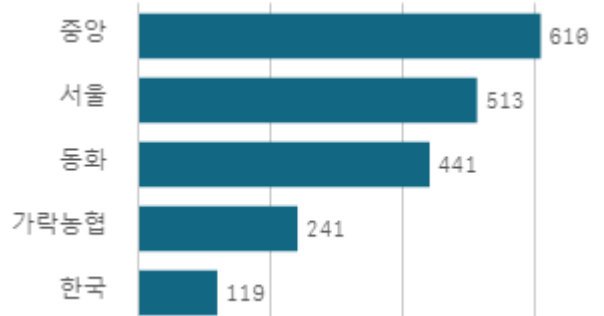
출하자별 거래물량 구성비



도매시장 법인별 거래물량(톤)

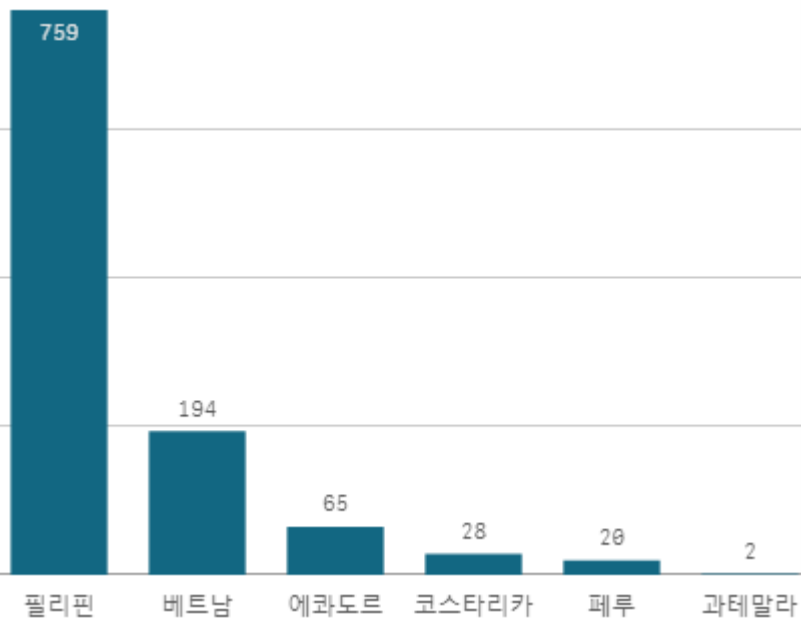


도매시장 법인별 거래금액(백만원)

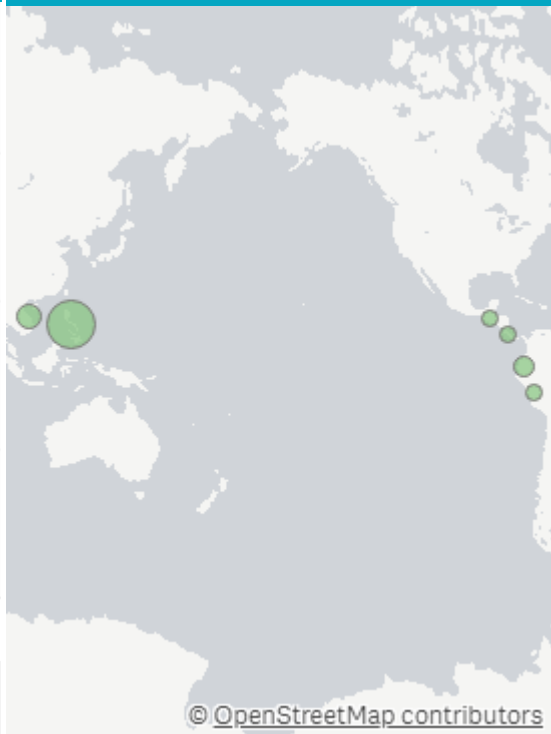


바나나 수입(13Kg)

산지별 거래물량(톤)



산지별 주출하 시군구



출하산지(개소)

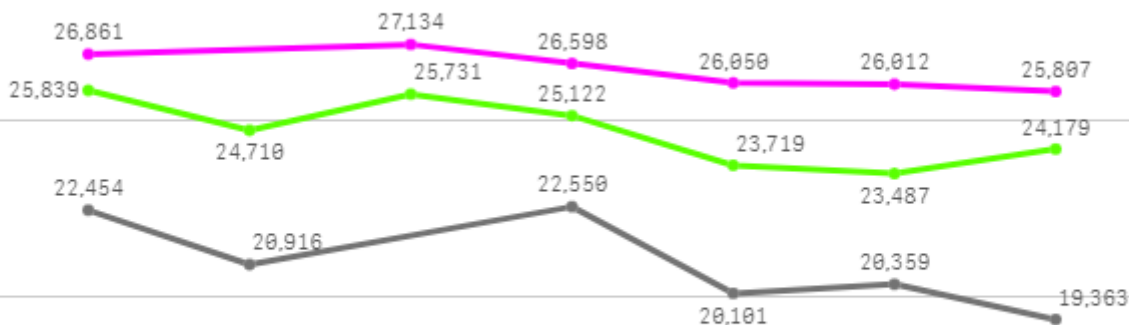
6

출하건수(천건)

2

주간 도매가격(원)

◆ 2025 ● 2024 ◆ 평년



06/14 06/15 06/16 06/17 06/18 06/19 06/20

구분	금주(A)	전주(B)	전월(C)	전년(D)	평년(E)	A/B	A/C	A/D	A/E
가격(원)	26,410	27,043	27,377	20,957	25,639	97.7%	96.5%	126.0%	103.0%

※ 상품 가격 기준

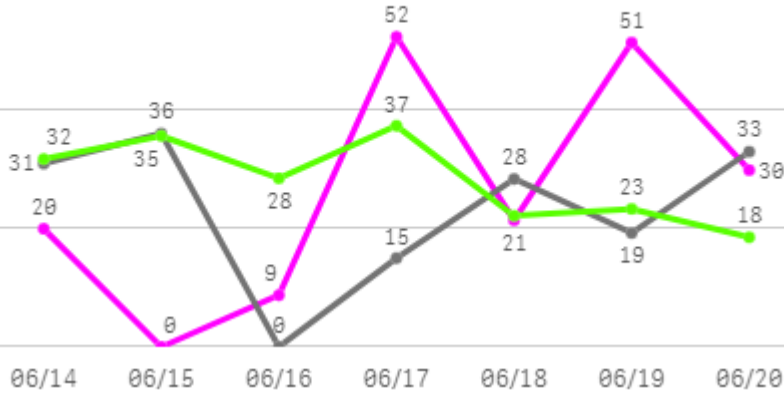
□ 바나나 수입(13Kg) 주간 가격

구분	Q	품종	Q	단량	Q	특	상	보통	하
2025-06-14		바나나 수입		13Kg		32,510	26,861	21,205	11,703
2025-06-16		바나나 수입		13Kg		32,257	27,134	20,323	13,381
2025-06-17		바나나 수입		13Kg		31,318	26,598	21,722	13,559
2025-06-18		바나나 수입		13Kg		31,246	26,050	21,595	13,440
2025-06-19		바나나 수입		13Kg		30,627	26,012	21,747	13,534
2025-06-20		바나나 수입		13Kg		30,480	25,807	21,303	14,026
평균						31,406	26,410	21,316	13,274

파인애플

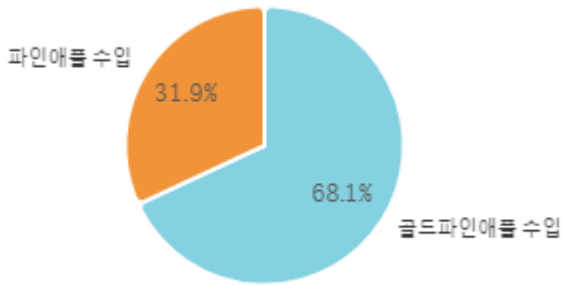
주간 반입량(톤)

◆ 2025 ● 2024 ▲ 평년

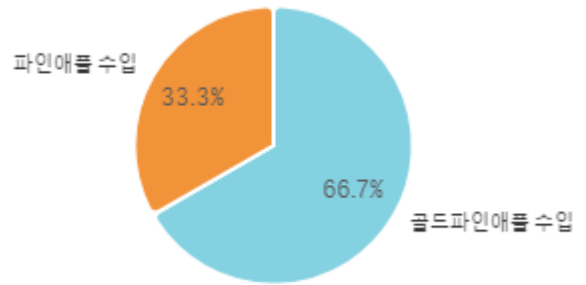


구분	금주(A)	전주(B)	전월(C)	전년(D)	평년(E)	A/B	A/C	A/D	A/E
물량(톤)	183	155	195	162	196	118.0%	93.8%	113.0%	93.4%

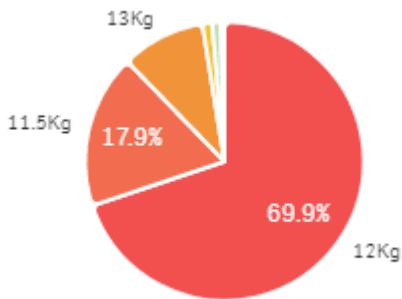
출하 품종별 거래물량 구성비



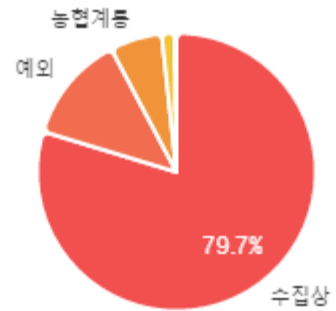
출하 품종별 거래금액 구성비



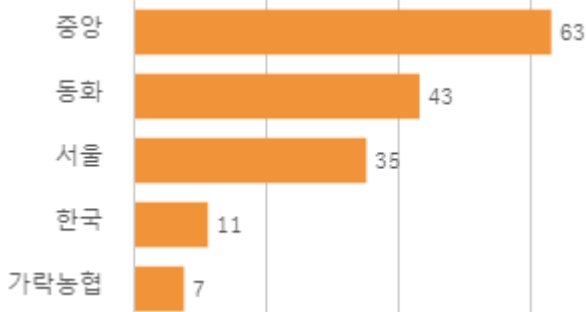
거래 단량별 물량 구성비



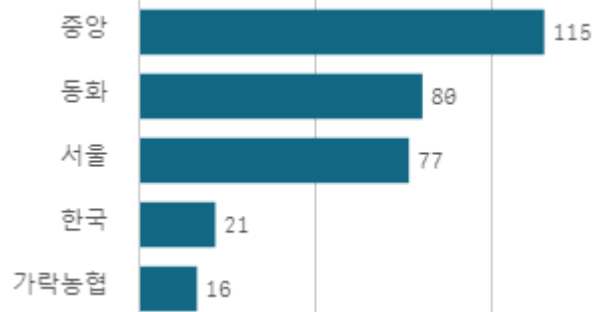
출하자별 거래물량 구성비



도매시장 법인별 거래물량(톤)



도매시장 법인별 거래금액(백만원)



골드파인애플 수입(12Kg)

산지별 거래물량(톤)



필리핀

산지별 주출하 시군구



출하산지(개소)

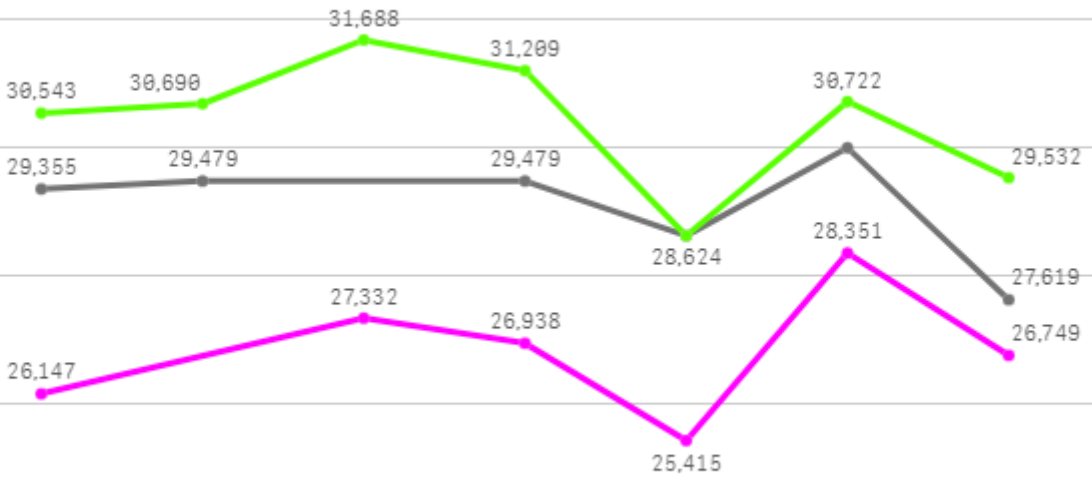
1

출하건수(천건)

0

주간 도매가격(원)

◆ 2025 ● 2024 ◆ 평년



06/14 06/15 06/16 06/17 06/18 06/19 06/20

구분	금주(A)	전주(B)	전월(C)	전년(D)	평년(E)	A/B	A/C	A/D	A/E
가격(원)	26,792	25,594	29,946	29,058	29,316	104.7%	89.5%	92.2%	91.4%

※ 상품 가격 기준

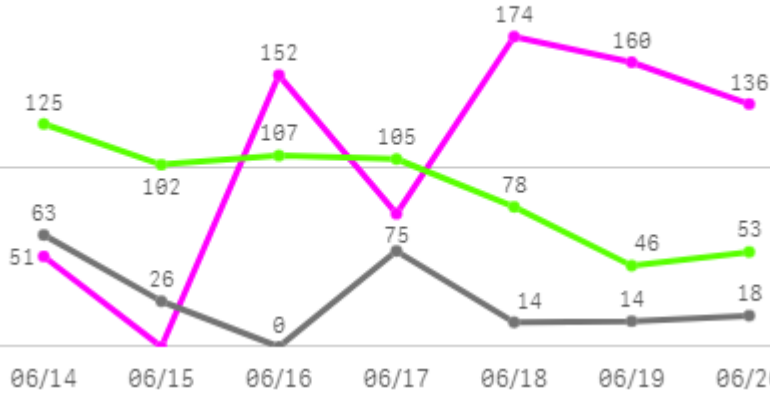
□ 골드파인애플 수입(12Kg) 주간 가격

구분	Q	품종	Q	단량	Q	특	상	보통	하
2025-06-14		골드파인애플 수입		12Kg		27,528	26,147	24,878	23,715
2025-06-16		골드파인애플 수입		12Kg		27,528	27,332	24,878	24,852
2025-06-17		골드파인애플 수입		12Kg		27,841	26,938	22,114	19,656
2025-06-18		골드파인애플 수입		12Kg		27,735	25,415	22,447	19,072
2025-06-19		골드파인애플 수입		12Kg		30,153	28,351	24,455	19,364
2025-06-20		골드파인애플 수입		12Kg		27,841	26,749	24,595	19,420
평균						28,104	26,822	23,895	21,013

매실

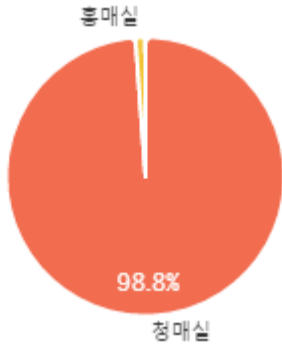
주간 반입량(톤)

◆ 2025 ● 2024 ▲ 평년

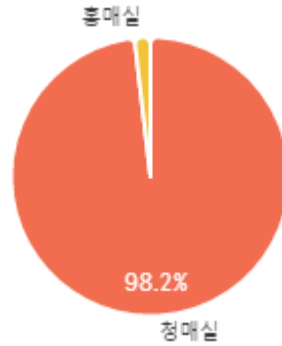


구분	금주(A)	전주(B)	전월(C)	전년(D)	평년(E)	A/B	A/C	A/D	A/E
물량(톤)	747	510	0	188	625	146.4%	12455...	397.9%	119.6%

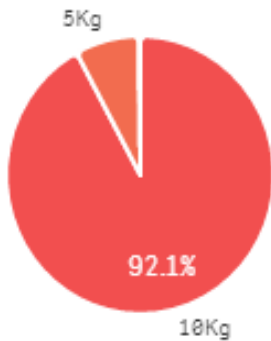
출하 품종별 거래물량 구성비



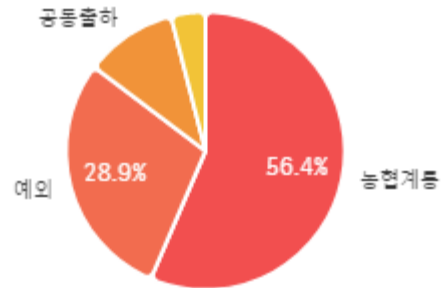
출하 품종별 거래금액 구성비



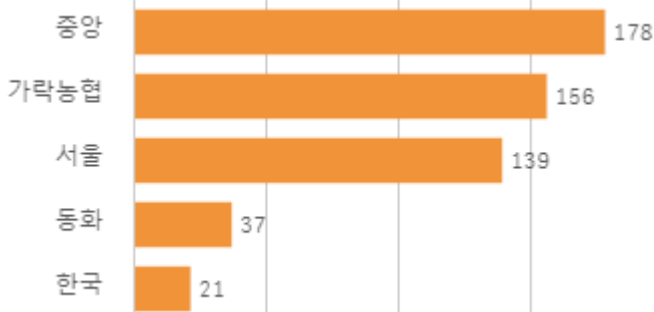
거래 단량별 물량 구성비



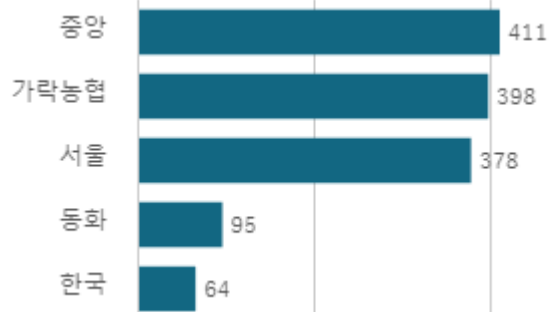
출하자별 거래물량 구성비



도매시장 법인별 거래물량(톤)

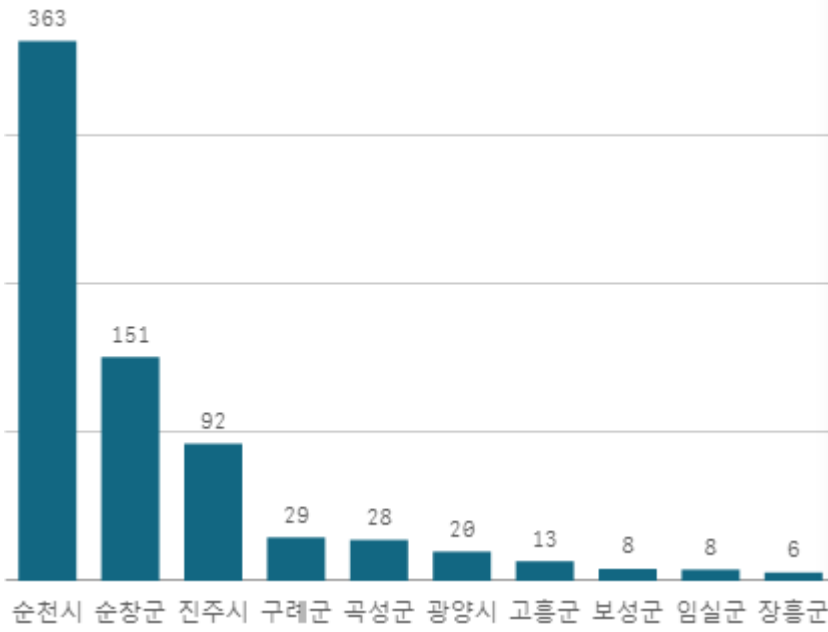


도매시장 법인별 거래금액(백만원)



청매실(10Kg)

산지별 거래물량(톤)



출하산지(개소)

33

출하건수(천건)

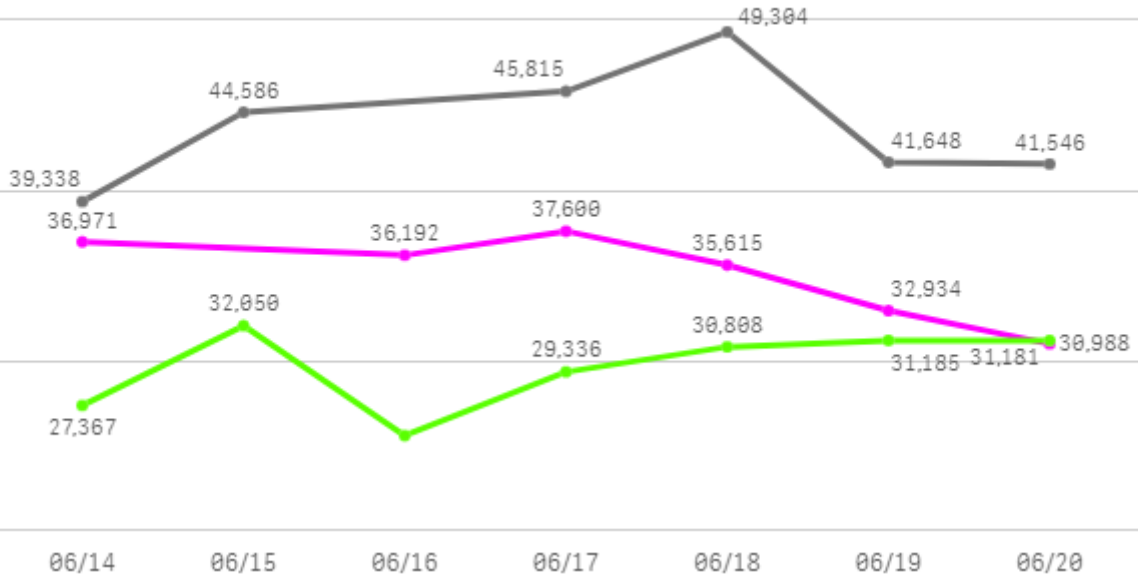
6

산지별 주출하 시군구



주간 도매가격(원)

◆ 2025 ● 2024 ▲ 평년



구분	금주(A)	전주(B)	전월(C)	전년(D)	평년(E)	A/B	A/C	A/D	A/E
가격(원)	35,050	33,132	30,000	43,179	31,694	105.8%	116.8%	81.2%	110.6%

※ 상품 가격 기준

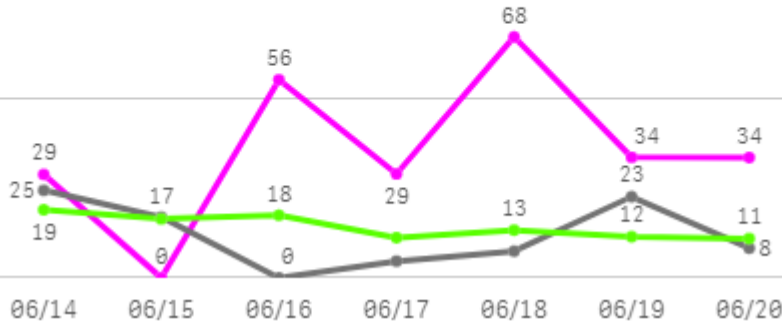
□ 청매실(10Kg) 주간 가격

구분	Q	품종	Q	단량	Q	특	상	보통	하
2025-06-14		청매실		10Kg		52,572	36,971	25,187	14,883
2025-06-16		청매실		10Kg		51,414	36,192	24,244	14,994
2025-06-17		청매실		10Kg		54,189	37,600	25,487	16,400
2025-06-18		청매실		10Kg		49,857	35,615	24,437	16,007
2025-06-19		청매실		10Kg		46,675	32,934	21,725	12,569
2025-06-20		청매실		10Kg		43,679	30,988	19,839	11,478
평균						49,731	35,050	23,486	14,388

오렌지

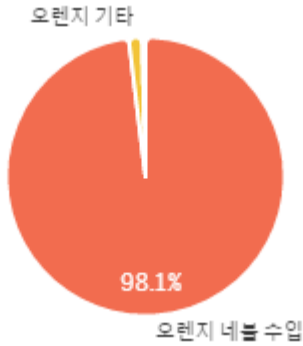
주간 반입량(톤)

◆ 2025 ● 2024 ▲ 평년

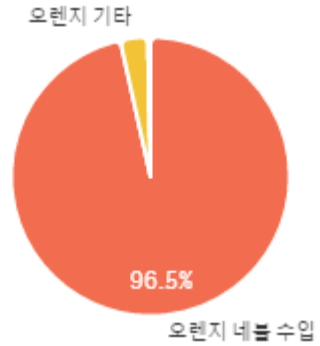


구분	금주(A)	전주(B)	전월(C)	전년(D)	평년(E)	A/B	A/C	A/D	A/E
물량(톤)	249	210	402	85	129	118.5%	61.9%	293.3%	192.9%

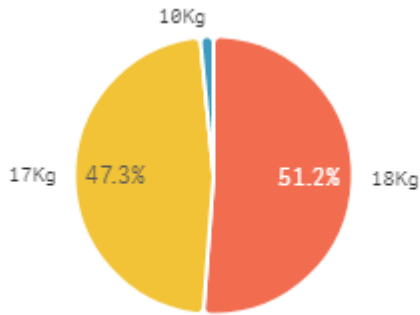
출하 품종별 거래물량 구성비



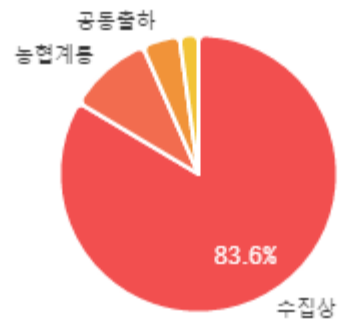
출하 품종별 거래금액 구성비



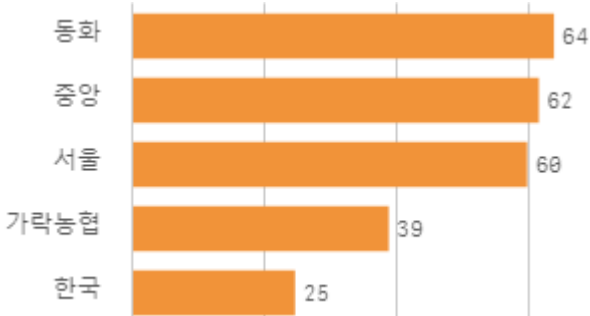
거래 단량별 물량 구성비



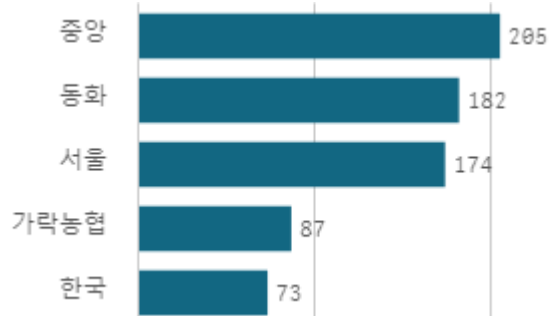
출하자별 거래물량 구성비



도매시장 법인별 거래물량(톤)



도매시장 법인별 거래금액(백만원)



오렌지 네블 수입(18Kg)

산지별 거래물량(톤)



미국

출하산지(개소)

1

출하건수(천건)

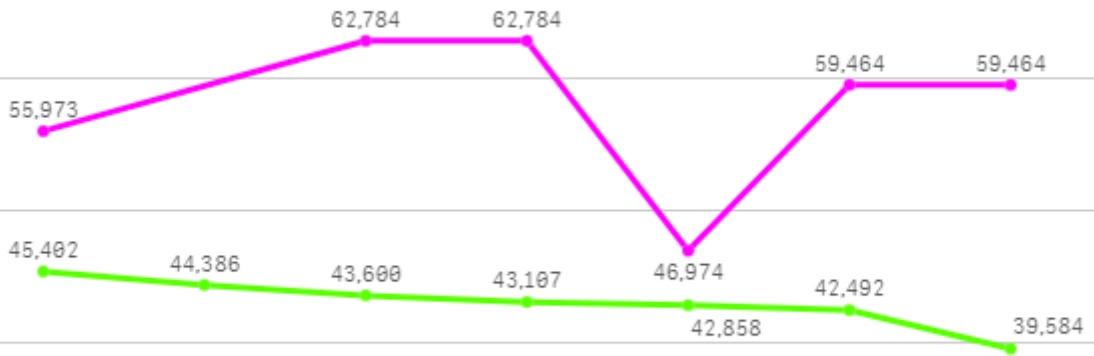
0

산지별 주출하 시군구



주간 도매가격(원)

◆ 2025 ◀ 2024 ◆ 평년



06/14 06/15 06/16 06/17 06/18 06/19 06/20

구분	금주(A)	전주(B)	전월(C)	전년(D)	평년(E)	A/B	A/C	A/D	A/E
가격(원)	57,907	54,305	53,026	-	51,775	106.6%	109.2%	-	111.8%

※ 상품 가격 기준

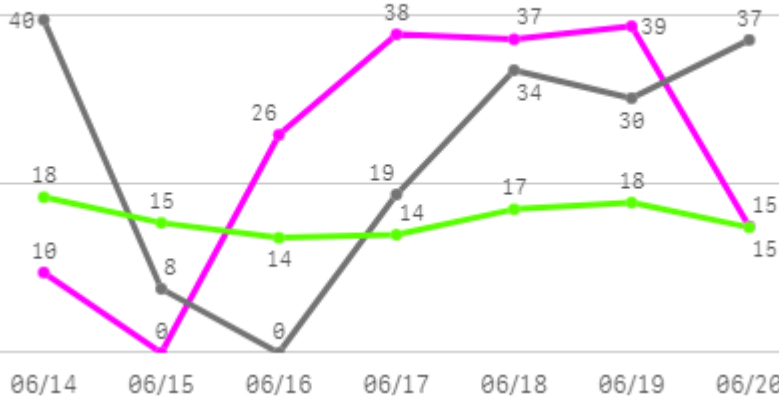
□ 오렌지 네블 수입(18Kg) 주간 가격

구분	Q	품종	Q	단량	Q	특	상	보통	하
2025-06-14		오렌지 네블 수입		18Kg		65,000	55,973	48,091	42,000
2025-06-16		오렌지 네블 수입		18Kg		67,463	62,784	53,467	42,028
2025-06-17		오렌지 네블 수입		18Kg		67,463	62,784	53,467	42,028
2025-06-18		오렌지 네블 수입		18Kg		58,767	46,974	34,925	20,000
2025-06-19		오렌지 네블 수입		18Kg		66,549	59,464	49,286	45,000
2025-06-20		오렌지 네블 수입		18Kg		66,549	59,464	49,286	45,000
평균						65,299	57,907	48,087	39,343

망고

주간 반입량(톤)

◆ 2025 ● 2024 ▲ 평년

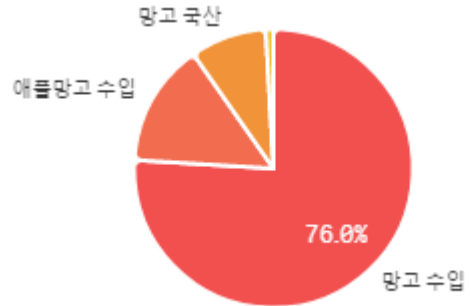


구분	금주(A)	전주(B)	전월(C)	전년(D)	평년(E)	A/B	A/C	A/D	A/E
물량(톤)	164	178	147	167	132	92.2%	111.7%	98.4%	124.5%

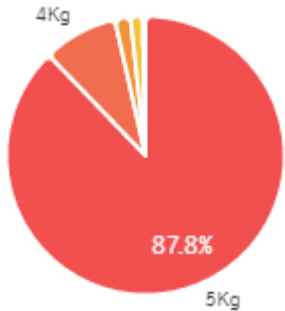
출하 품종별 거래물량 구성비



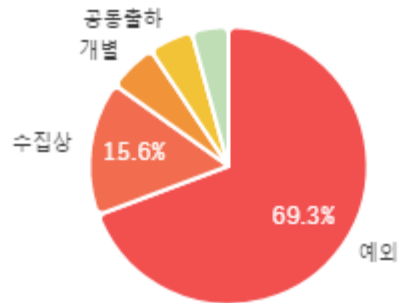
출하 품종별 거래금액 구성비



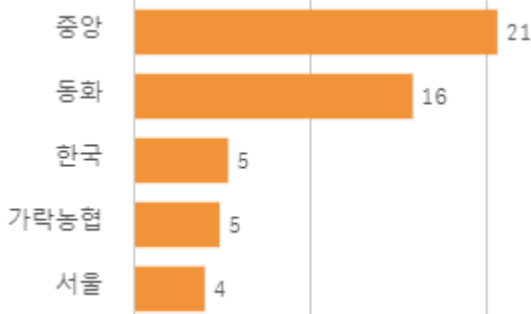
거래 단량별 물량 구성비



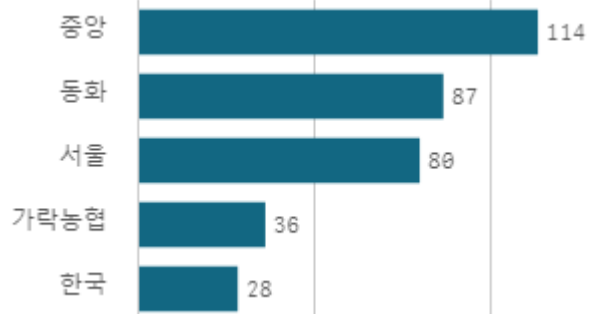
출하자별 거래물량 구성비



도매시장 법인별 거래물량(톤)

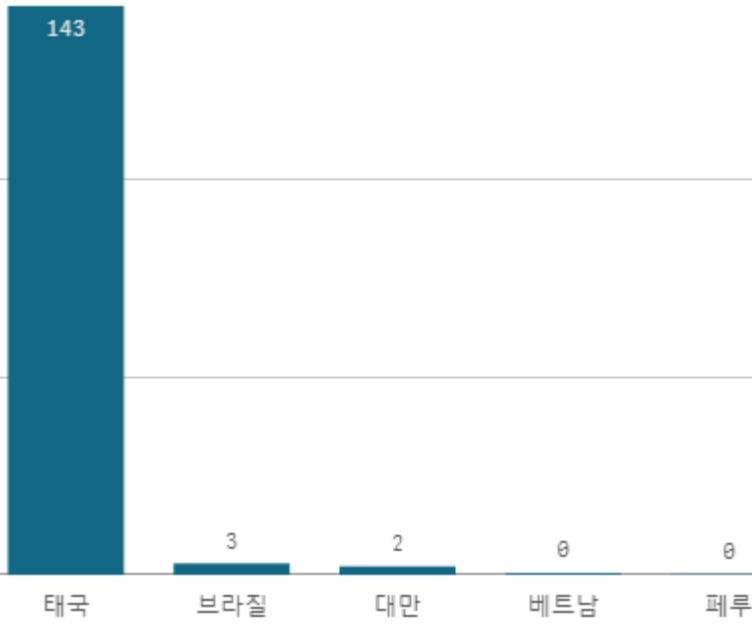


도매시장 법인별 거래금액(백만원)

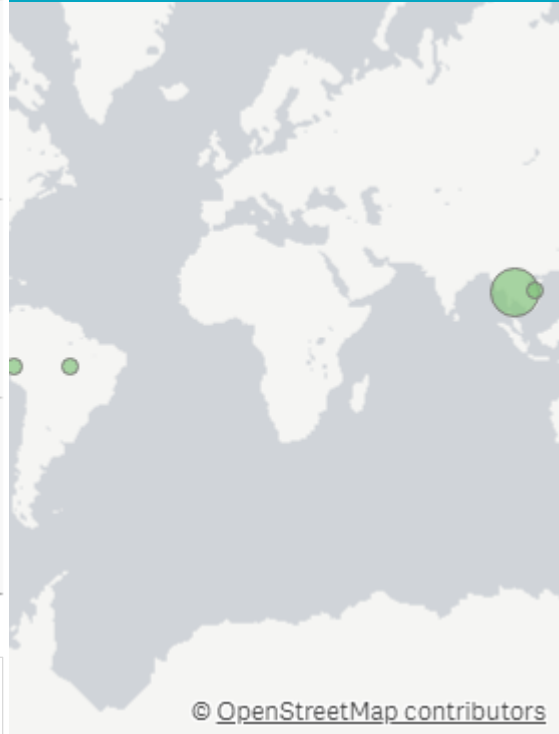


망고 수입(5Kg)

산지별 거래물량(톤)



산지별 주출하 시군구



출하산지(개소)

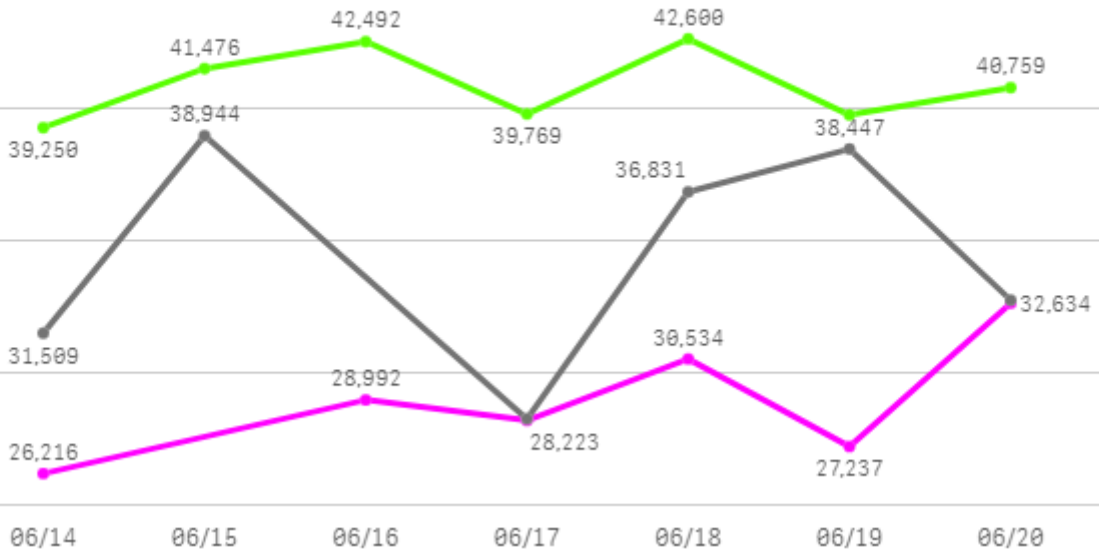
5

출하건수(천건)

1

주간 도매가격(원)

● 2025 ● 2024 ● 평년



구분	금주(A)	전주(B)	전월(C)	전년(D)	평년(E)	A/B	A/C	A/D	A/E
가격(원)	28,973	27,974	28,971	34,461	36,405	103.6%	100.0%	84.1%	79.6%

※ 상품 가격 기준

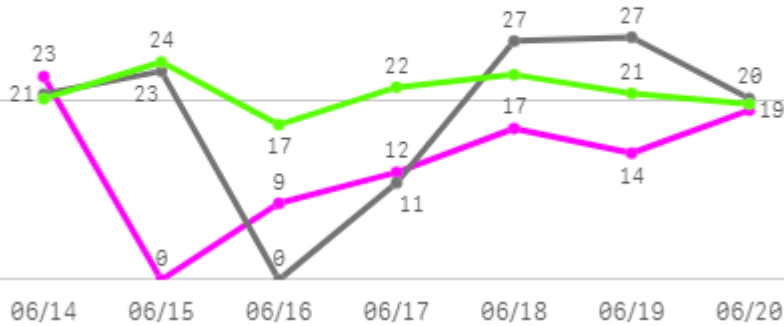
□ 망고 수입(5Kg) 주간 가격

구분	Q	품종	Q	단량	Q	특	상	보통	하
2025-06-14		망고 수입		5Kg		32,227	26,216	24,335	20,431
2025-06-16		망고 수입		5Kg		32,717	28,992	21,118	12,896
2025-06-17		망고 수입		5Kg		35,079	28,223	25,770	23,336
2025-06-18		망고 수입		5Kg		34,889	30,534	25,998	22,589
2025-06-19		망고 수입		5Kg		34,470	27,237	25,185	17,280
2025-06-20		망고 수입		5Kg		55,180	32,634	26,911	23,592
평균						37,427	28,973	24,886	20,020

고등어

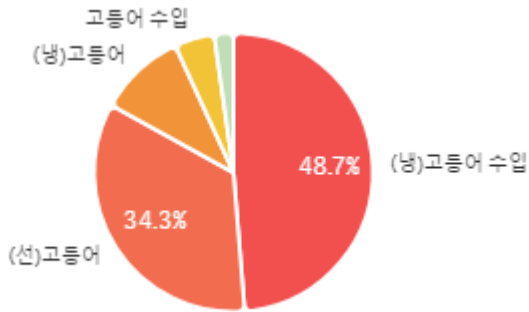
주간 반입량(톤)

◆ 2025 ● 2024 ▲ 평년

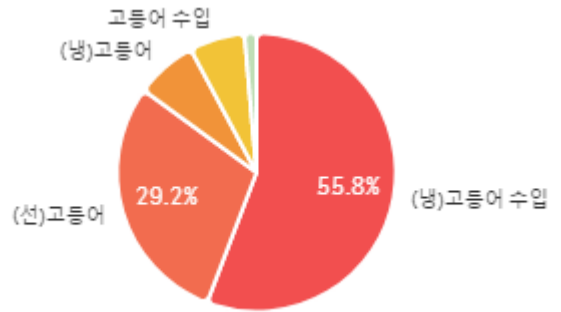


구분	금주(A)	전주(B)	전월(C)	전년(D)	평년(E)	A/B	A/C	A/D	A/E
물량(톤)	94	120	104	129	132	78.2%	90.3%	72.4%	70.8%

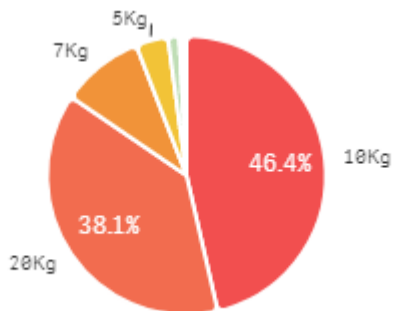
출하 품종별 거래물량 구성비



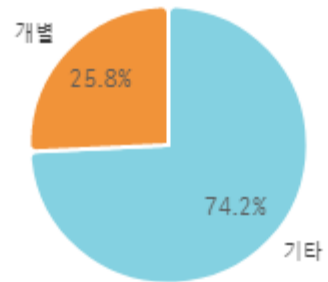
출하 품종별 거래금액 구성비



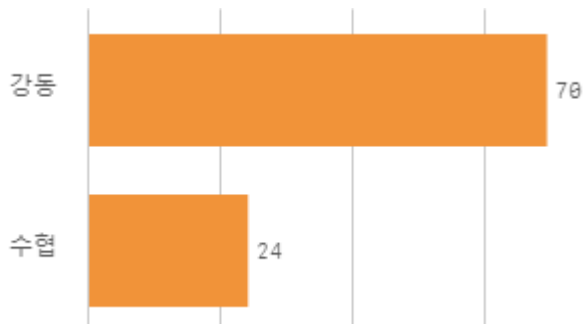
거래 단량별 물량 구성비



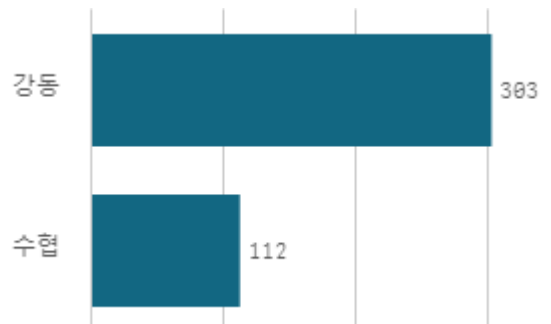
출하자별 거래물량 구성비



도매시장 법인별 거래물량(톤)

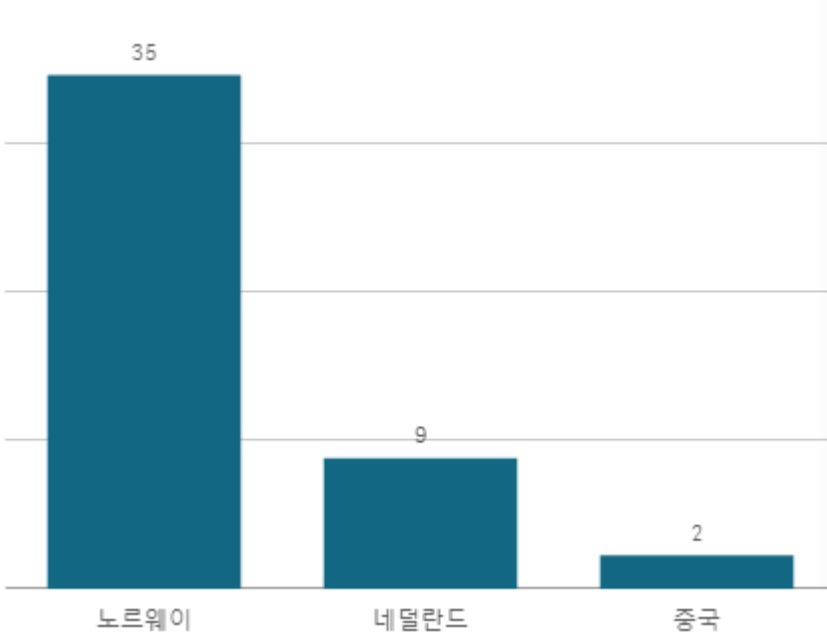


도매시장 법인별 거래금액(백만원)

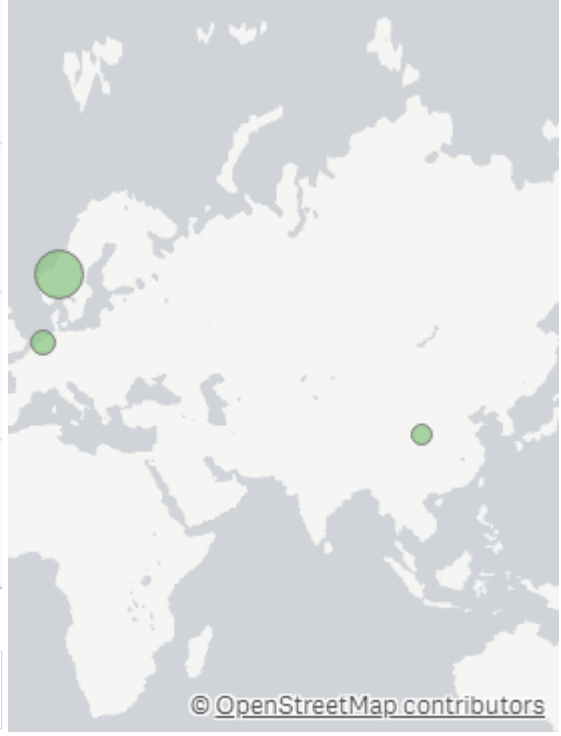


(냉)고등어 수입(10Kg)

산지별 거래물량(톤)



산지별 주출하 시군구



출하산지(개소)

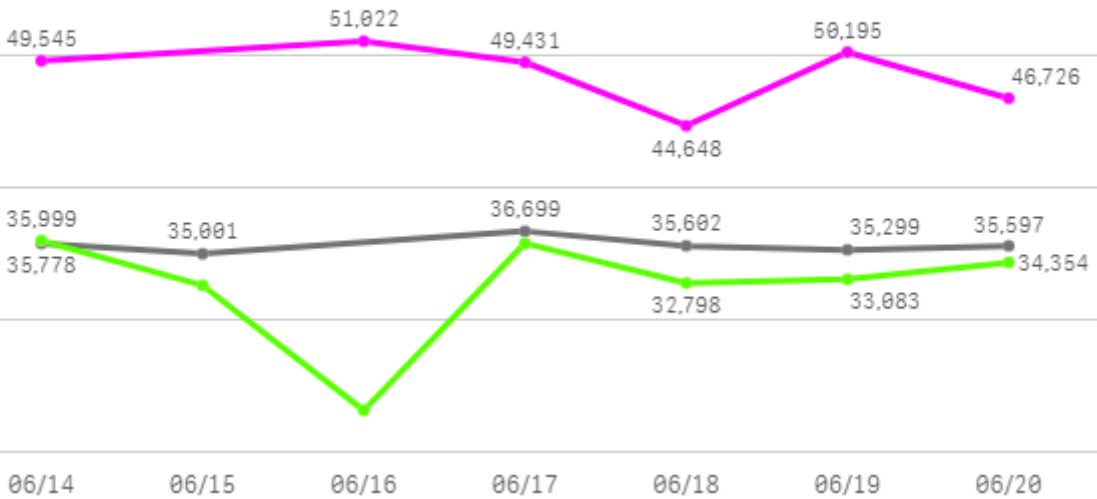
3

출하건수(천건)

0

주간 도매가격(원)

◆ 2025 ● 2024 ◆ 평년



구분	금주(A)	전주(B)	전월(C)	전년(D)	평년(E)	A/B	A/C	A/D	A/E
가격(원)	48,595	48,766	49,920	35,663	36,585	99.6%	97.3%	136.3%	132.8%

※ 상품 가격 기준

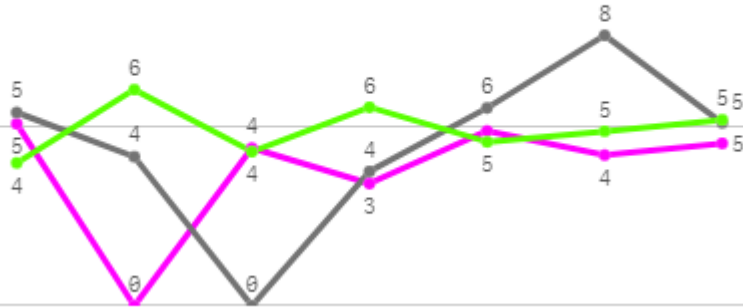
□ (냉)고등어 수입(10Kg) 주간 가격

구분	Q	품종	Q	단량	Q	특	상	보통	하
2025-06-14		(냉)고등어 수입		10Kg		-	49,545	-	-
2025-06-16		(냉)고등어 수입		10Kg		-	51,022	-	-
2025-06-17		(냉)고등어 수입		10Kg		-	49,431	-	-
2025-06-18		(냉)고등어 수입		10Kg		-	44,648	-	-
2025-06-19		(냉)고등어 수입		10Kg		-	50,195	-	-
2025-06-20		(냉)고등어 수입		10Kg		-	46,726	-	-
평균						-	48,595	-	-

갈치

주간 반입량(톤)

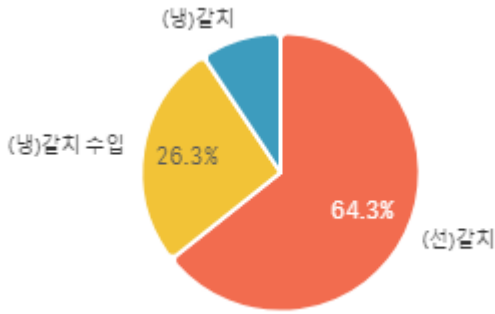
◆ 2025 ● 2024 ▲ 평년



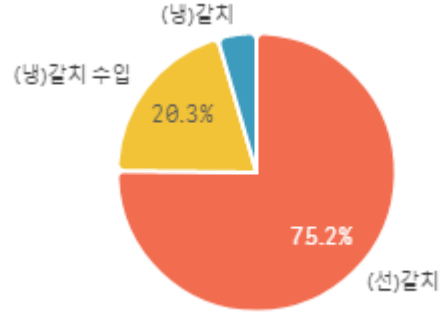
06/14 06/15 06/16 06/17 06/18 06/19 06/20

구분	금주(A)	전주(B)	전월(C)	전년(D)	평년(E)	A/B	A/C	A/D	A/E
물량(톤)	27	35	22	32	32	75.5%	118.6%	84.2%	83.6%

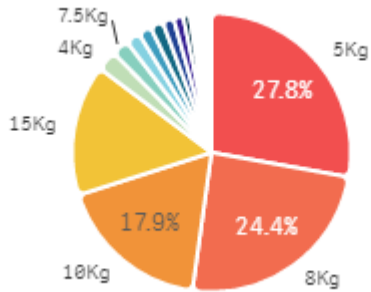
출하 품종별 거래물량 구성비



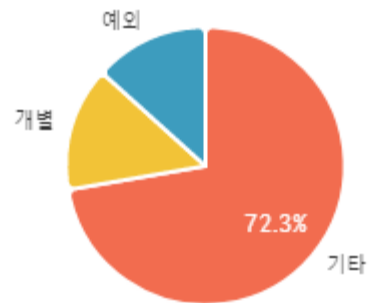
출하 품종별 거래금액 구성비



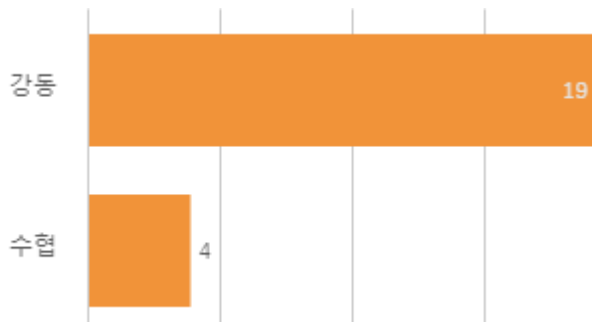
거래 단량별 물량 구성비



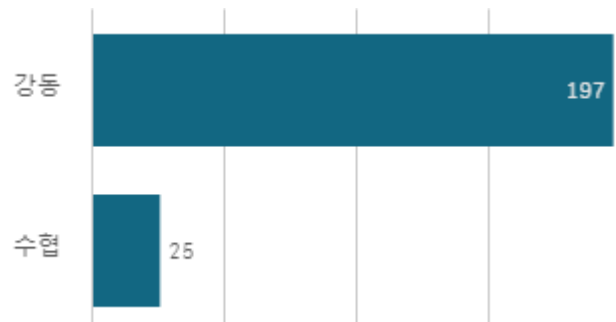
출하자별 거래물량 구성비



도매시장 법인별 거래물량(톤)

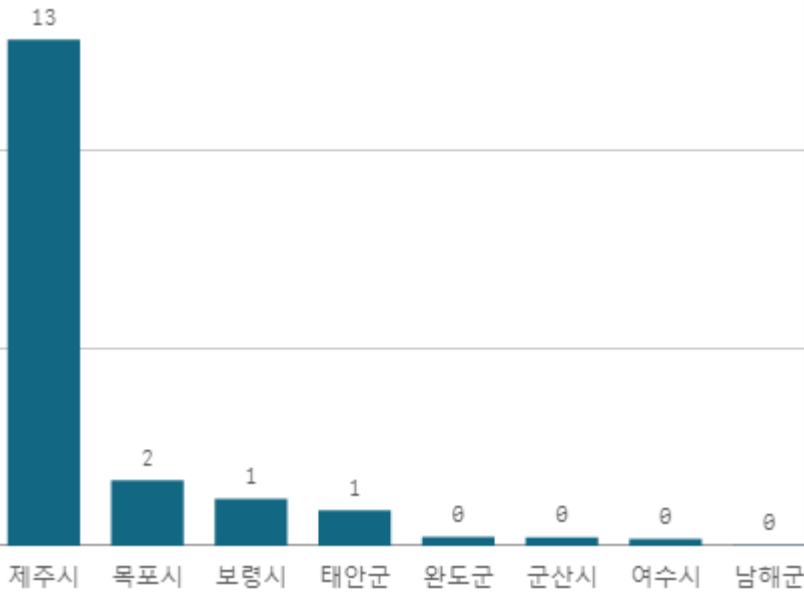


도매시장 법인별 거래금액(백만원)



(선)갈치(5Kg)

산지별 거래물량(톤)



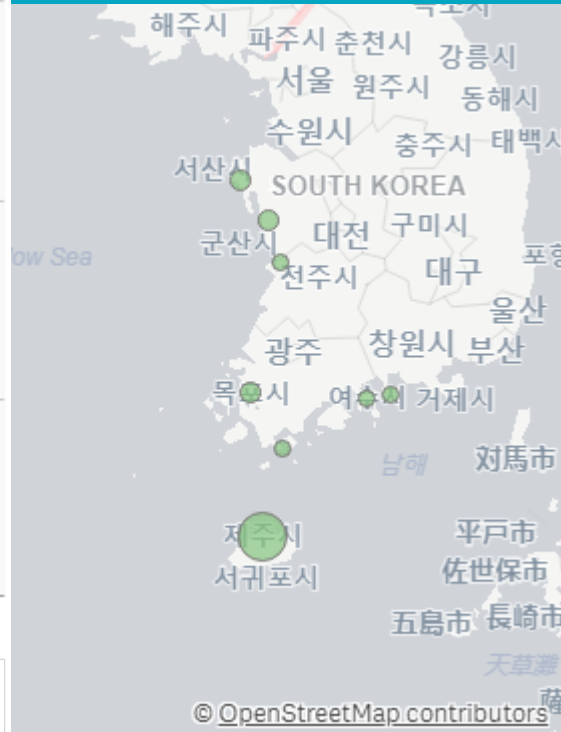
출하산지(개소)

8

출하건수(천건)

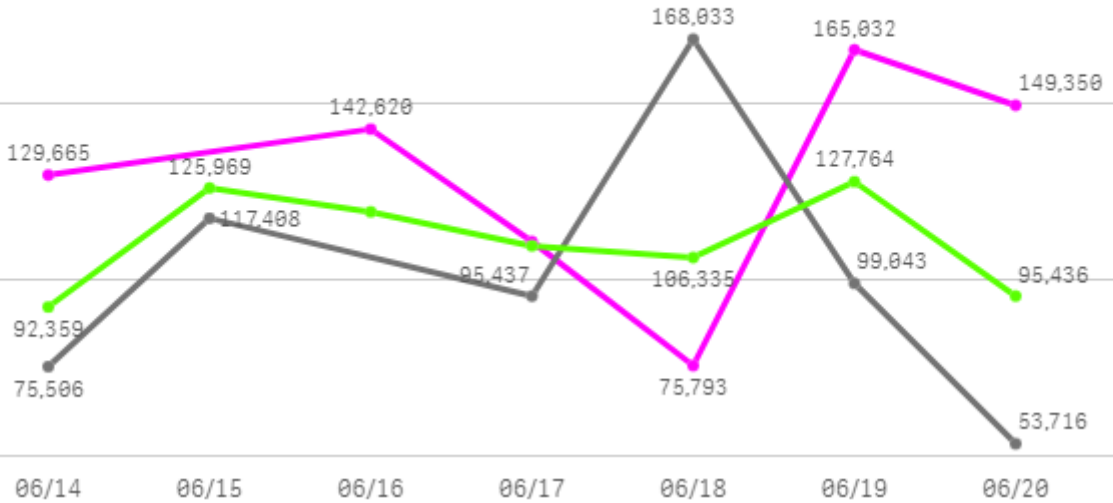
1

산지별 주출하 시군구



주간 도매가격(원)

◆ 2025 ● 2024 ◆ 평년



구분	금주(A)	전주(B)	전월(C)	전년(D)	평년(E)	A/B	A/C	A/D	A/E
가격(원)	128,882	158,079	196,363	101,524	112,149	81.5%	65.6%	126.9%	114.9%

※ 상품 가격 기준

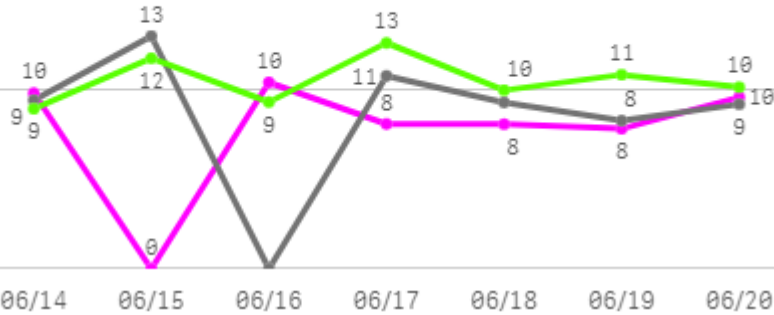
□ (선)갈치(5Kg) 주간 가격

구분	Q	품종	Q	단량	Q	특	상	보통	하
2025-06-14		(선)갈치		5Kg		-	129,665	39,492	21,064
2025-06-16		(선)갈치		5Kg		-	142,620	90,086	33,287
2025-06-17		(선)갈치		5Kg		-	110,829	38,000	24,510
2025-06-18		(선)갈치		5Kg		-	75,793	40,621	26,590
2025-06-19		(선)갈치		5Kg		-	165,032	53,746	25,968
2025-06-20		(선)갈치		5Kg		-	149,350	36,803	29,107
평균						-	128,882	49,791	26,754

홍합

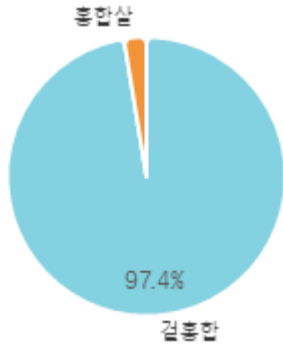
주간 반입량(톤)

◆ 2025 ● 2024 ▲ 평년

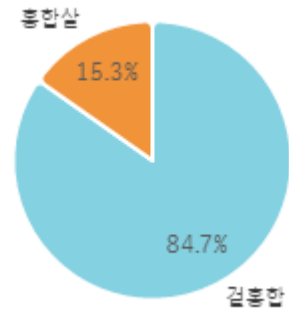


구분	금주(A)	전주(B)	전월(C)	전년(D)	평년(E)	A/B	A/C	A/D	A/E
물량(톤)	54	58	62	60	69	93.2%	86.6%	89.8%	78.7%

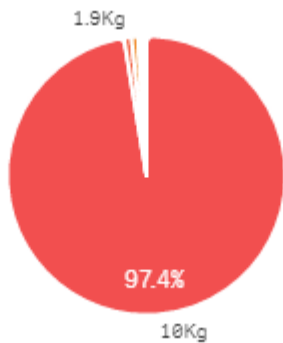
출하 품종별 거래물량 구성비



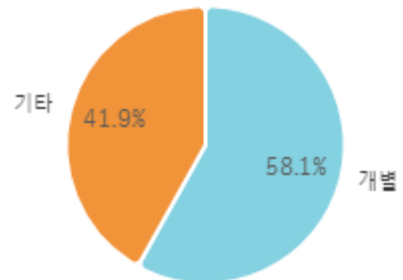
출하 품종별 거래금액 구성비



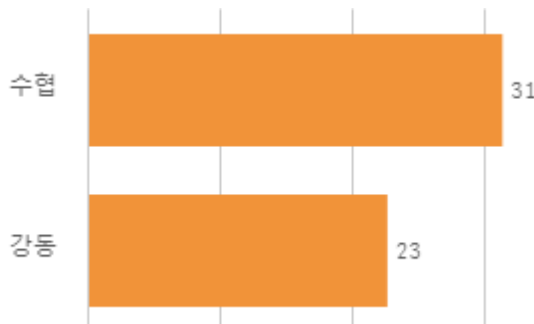
거래 단량별 물량 구성비



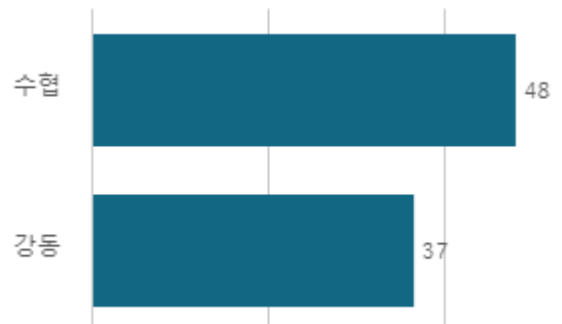
출하자별 거래물량 구성비



도매시장 법인별 거래물량(톤)

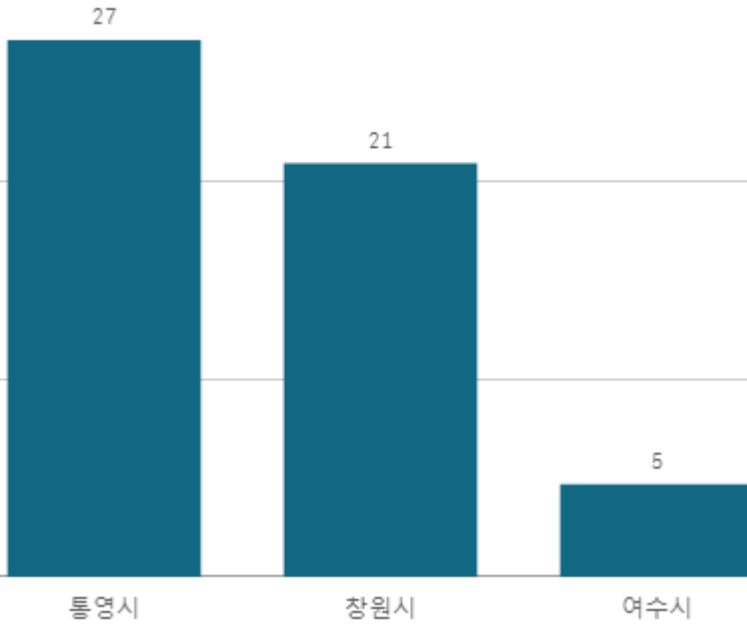


도매시장 법인별 거래금액(백만원)



걸홍합(10Kg)

산지별 거래물량(톤)



산지별 주출하 시군구



출하산지(개소)

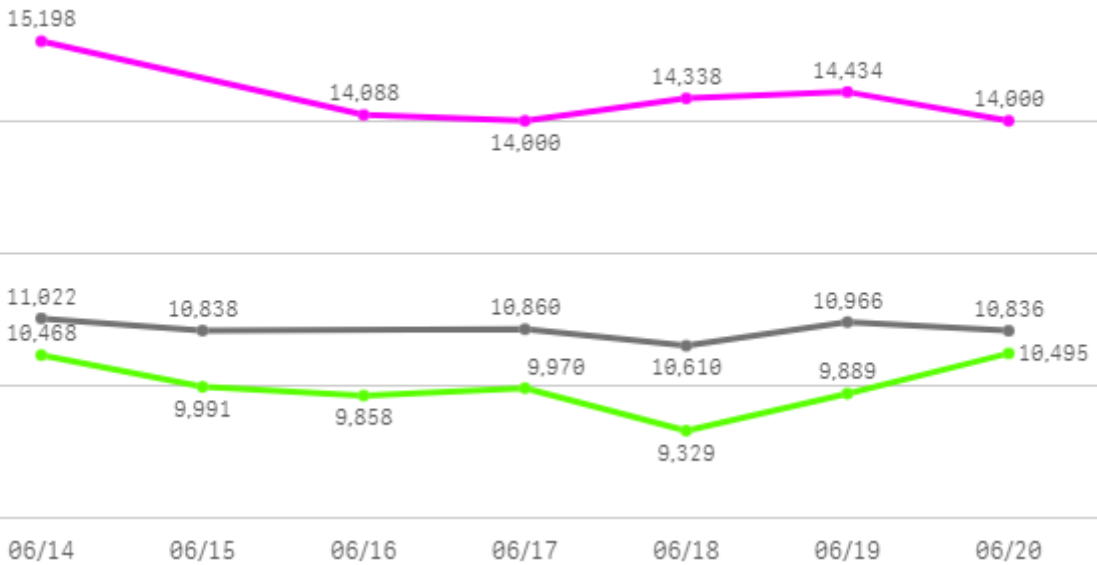
3

출하건수(천건)

0

주간 도매가격(원)

◆ 2025 ● 2024 ◆ 평년



구분	금주(A)	전주(B)	전월(C)	전년(D)	평년(E)	A/B	A/C	A/D	A/E
가격(원)	14,343	14,332	17,093	10,855	11,194	100.1%	83.9%	132.1%	128.1%

※ 상품 가격 기준

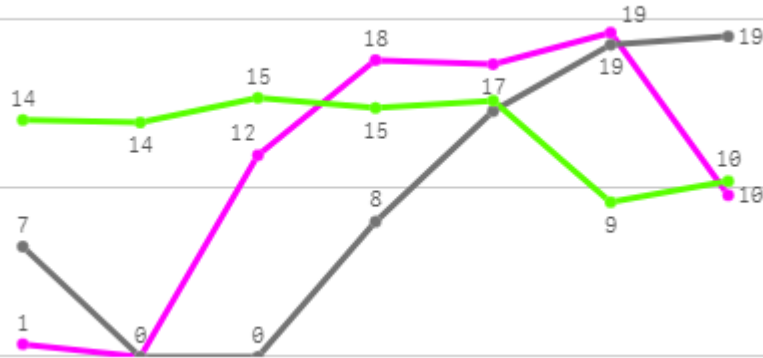
□ 곁홍합(10Kg) 주간 가격

구분	Q	품종	Q	단량	Q	특	상	보통	하
2025-06-14		곁홍합		10Kg		-	15,198	14,000	14,000
2025-06-16		곁홍합		10Kg		-	14,088	14,000	12,801
2025-06-17		곁홍합		10Kg		-	14,000	13,870	11,136
2025-06-18		곁홍합		10Kg		-	14,338	14,000	11,840
2025-06-19		곁홍합		10Kg		-	14,434	13,913	12,980
2025-06-20		곁홍합		10Kg		-	14,000	13,859	12,383
평균						-	14,343	13,940	12,523

건멸치

주간 반입량(톤)

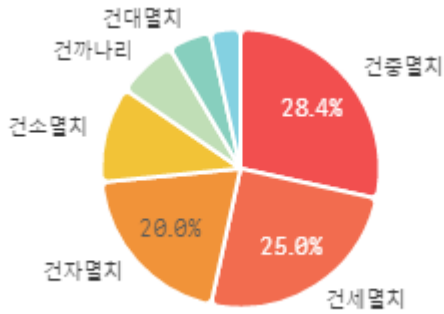
◆ 2025 ● 2024 ▲ 평년



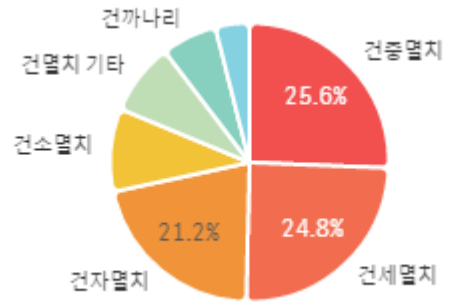
06/14 06/15 06/16 06/17 06/18 06/19 06/20

구분	금주(A)	전주(B)	전월(C)	전년(D)	평년(E)	A/B	A/C	A/D	A/E
물량(톤)	77	82	91	67	82	93.7%	84.3%	114.8%	93.1%

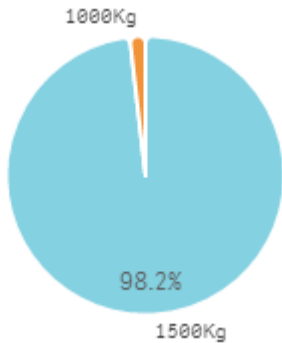
출하 품종별 거래물량 구성비



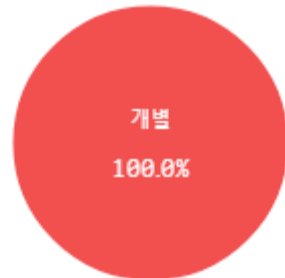
출하 품종별 거래금액 구성비



거래 단량별 물량 구성비



출하자별 거래물량 구성비



도매시장 법인별 거래물량(톤)

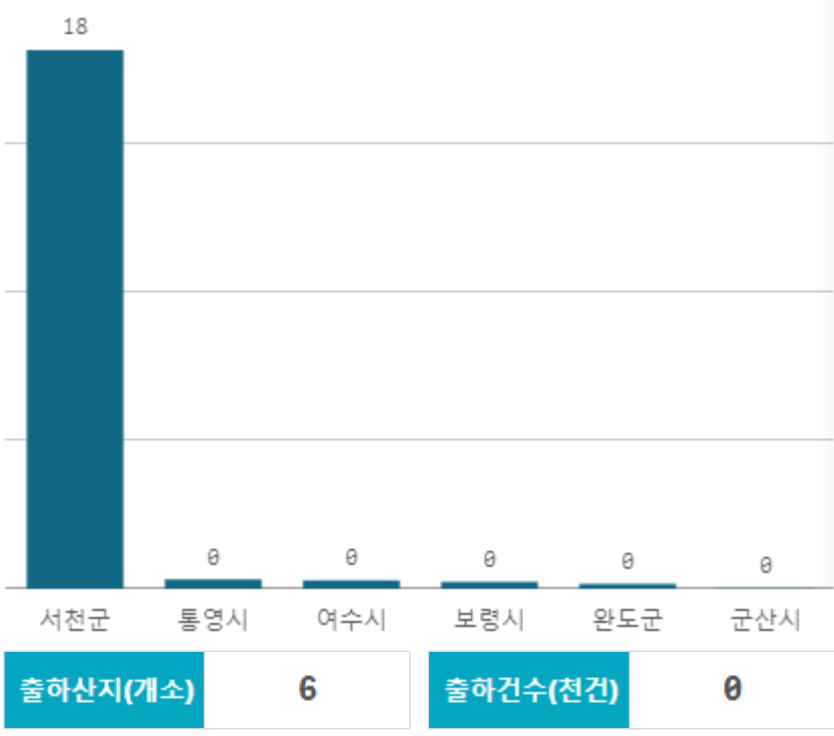


도매시장 법인별 거래금액(백만원)

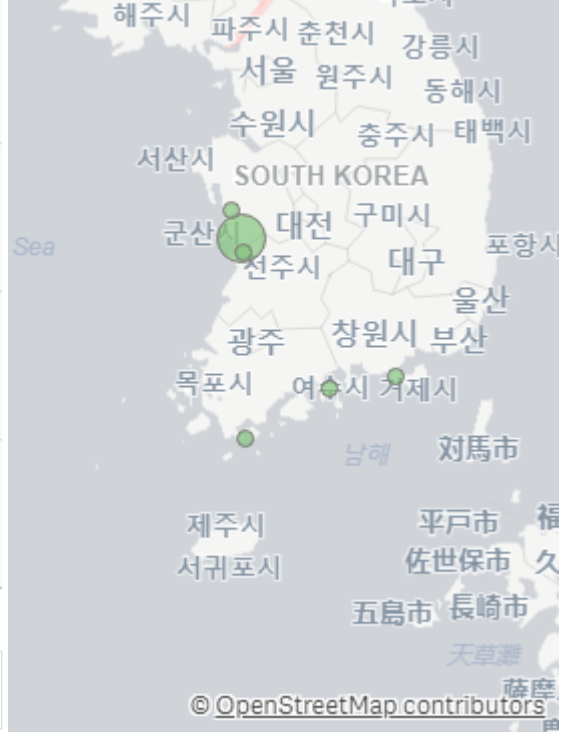


건세멸치(1.5Kg)

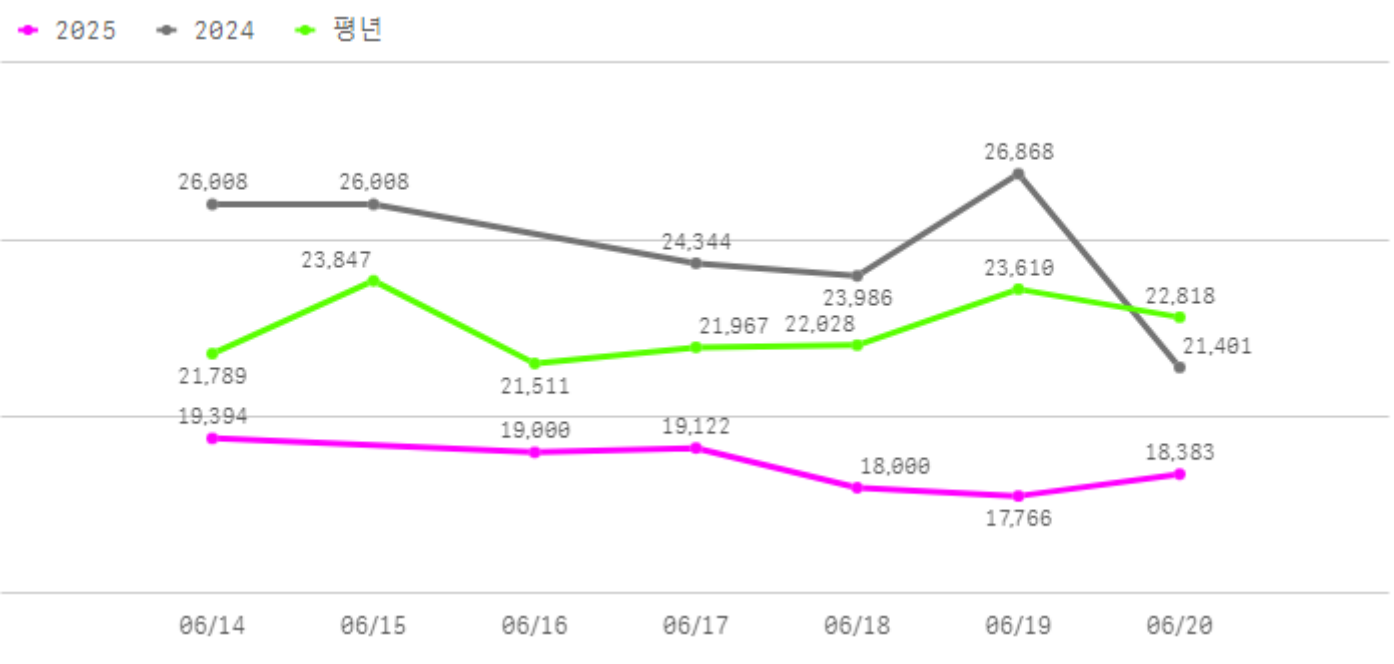
산지별 거래물량(톤)



산지별 주출하 시군구



주간 도매가격(원)



구분	금주(A)	전주(B)	전월(C)	전년(D)	평년(E)	A/B	A/C	A/D	A/E
가격(원)	18,540	20,164	21,406	24,657	21,586	91.9%	86.6%	75.2%	85.9%

※ 상품 가격 기준

□ 건세멸치(1.5Kg) 주간 가격

구분	Q	품종	Q	단량	Q	특	상	보통	하
2025-06-14		건세멸치		1.5Kg		-	19,394	15,418	6,000
2025-06-16		건세멸치		1.5Kg		-	19,000	18,992	15,115
2025-06-17		건세멸치		1.5Kg		-	19,122	15,641	10,545
2025-06-18		건세멸치		1.5Kg		-	18,000	14,719	12,381
2025-06-19		건세멸치		1.5Kg		-	17,766	12,134	9,589
2025-06-20		건세멸치		1.5Kg		-	18,383	16,164	8,521
평균						-	18,611	15,511	10,359