
2025년 가락시장

주요 품목 주간 거래동향

4월 2주차 주요 동향

[2025. 4.5. ~ 4.11.]



서울특별시농수산물공사

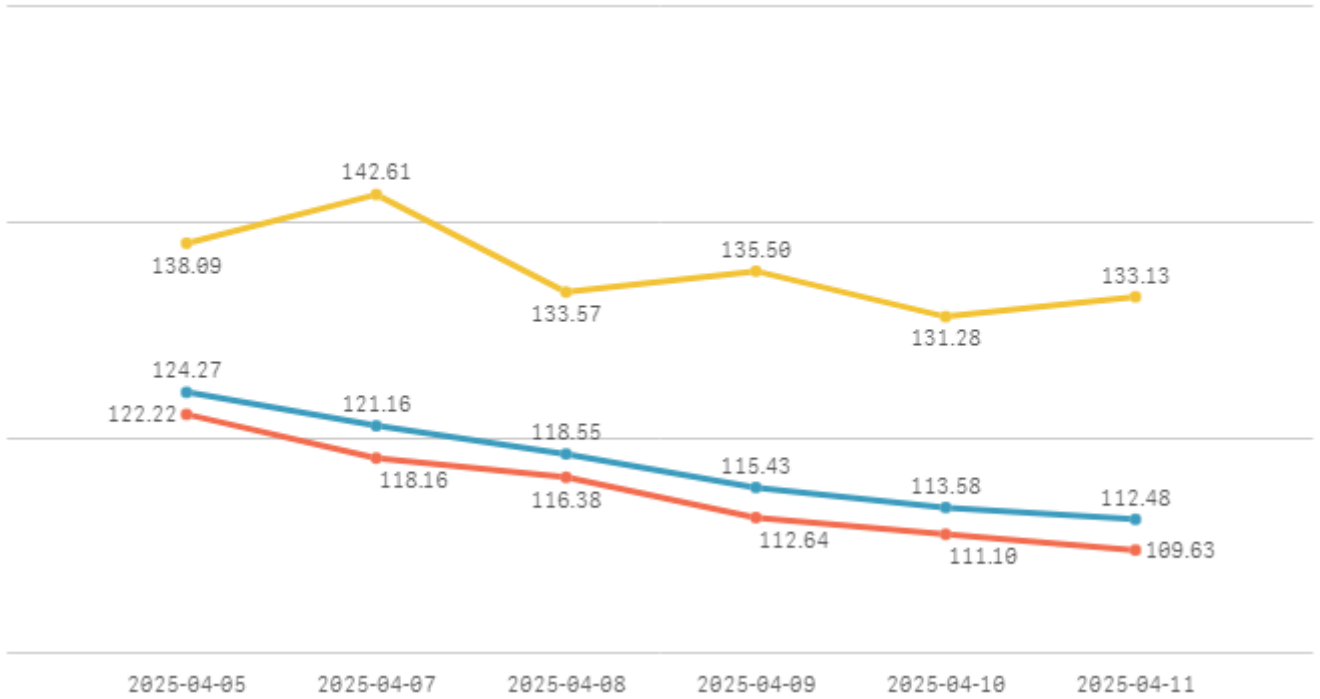
[데이터전략팀]

1. 주간 표준지수

※ 직전 5개년 평균가격을 지수 100으로 산정하여 100 이상일 경우 평년보다 상승, 100 이하일 경우 평년보다 하락

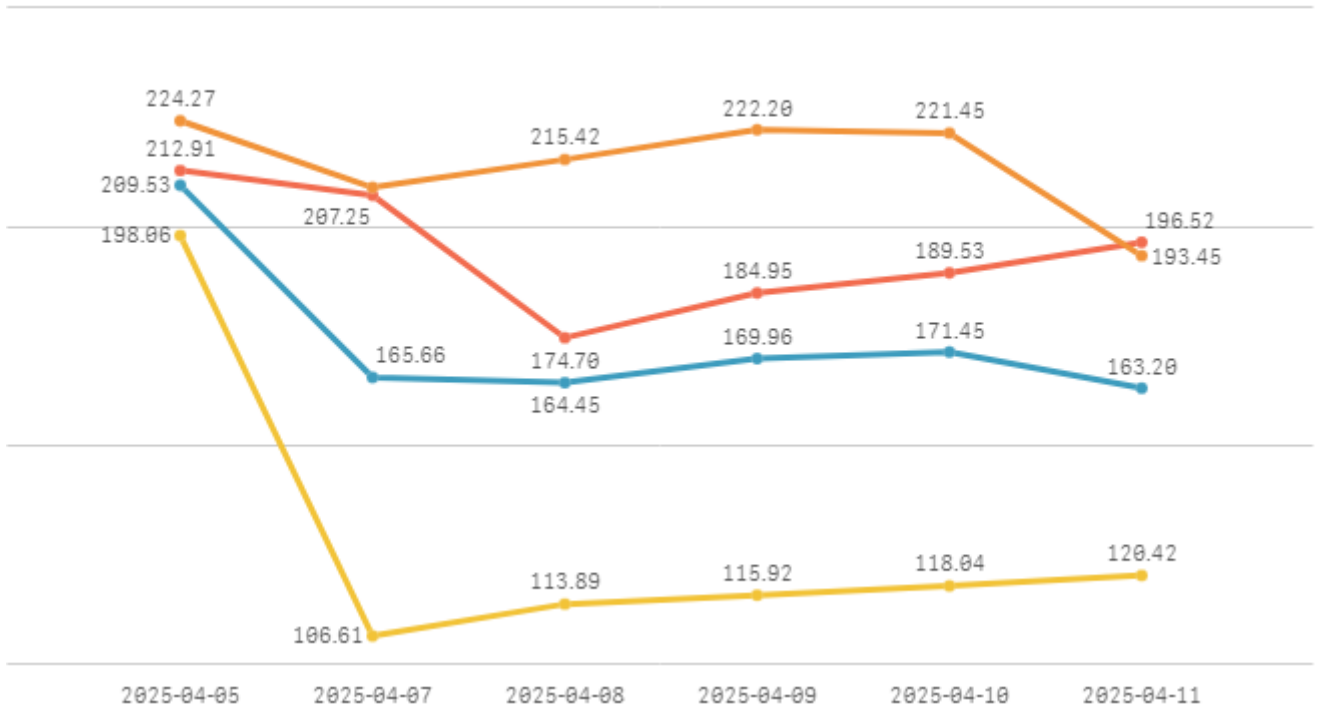
□ 청과부류

합계 채소계 과일계



□ 수산부류

합계 생선류 조개류 건어류



2. 주요 품목 주간 거래동향

주요 품목(종) 주간동향 (2025.04.05 ~ 04.11)

품종 단위	Q	금주평균	전주평균	전월평균	전년평균	5년평균 가격	전주대비	전월대비	전년대비	5년평균 대비
참외(일반)(10키로상자)		91,682	123,198	80,691	74,447	72,691	-26% ▼	14% ▲	23% ▲	26% ▲
사과 부사(10키로상자)		75,500	76,798	71,179	72,296	51,877	-2% ▼	6% ▲	4% ▲	46% ▲
배 신고(15키로상자)		74,094	74,215	66,708	106,044	67,521	-0% ▼	11% ▲	-30% ▼	10% ▲
(선)명태 수입(10키로상자)		71,950	57,325	76,671	56,348	64,614	26% ▲	-6% ▼	28% ▲	11% ▲
백다다기오이(100개)		56,265	61,811	92,518	59,308	47,422	-9% ▼	-39% ▼	-5% ▼	19% ▲
오렌지 네블 수입(18키로상자)		55,870	54,130	57,687	57,015	55,137	3% ▲	-3% ▼	-2% ▼	1% ▲
가자미(8키로상자)		51,974	38,857	48,005	59,159	58,229	34% ▲	8% ▲	-12% ▼	-11% ▼
(냉)고등어 수입(10키로상자)		49,730	50,994	48,793	34,453	37,113	-2% ▼	2% ▲	44% ▲	34% ▲
당근(20키로상자)		43,729	52,634	68,994	76,213	44,566	-17% ▼	-37% ▼	-43% ▼	-2% ▼
오이맛고추(10키로상자)		40,579	62,458	83,112	45,010	39,246	-35% ▼	-51% ▼	-10% ▼	3% ▲
감자 두백(20키로상자)		38,692	34,303	36,879	42,747	42,010	13% ▲	5% ▲	-9% ▼	-8% ▼
청양고추(10키로상자)		37,591	41,712	73,366	61,226	41,066	-10% ▼	-49% ▼	-39% ▼	-8% ▼
빨강 파프리카(5키로상자)		33,276	37,507	36,002	30,841	26,626	-11% ▼	-8% ▼	8% ▲	25% ▲
쪽파(10키로상자)		31,986	31,401	50,722	38,680	30,079	2% ▲	-37% ▼	-17% ▼	6% ▲
바나나 수입(13키로상자)		29,318	29,925	26,371	28,492	29,753	-2% ▼	11% ▲	3% ▲	-1% ▼
망고 수입(5키로상자)		29,015	28,052	30,010	32,754	34,905	3% ▲	-3% ▼	-11% ▼	-17% ▼
골드파인애플 수입(12키로상자)		25,385	24,239	24,502	23,915	26,110	5% ▲	4% ▲	6% ▲	-3% ▼
무(20키로상자)		22,559	27,219	30,001	12,724	13,216	-17% ▼	-25% ▼	77% ▲	71% ▲
호박밥 고무마(10키로상자)		21,917	21,966	23,530	31,156	27,238	-0% ▼	-7% ▼	-30% ▼	-20% ▼
돌미나리(4키로상자)		21,118	22,072	17,719	15,608	18,363	-4% ▼	19% ▲	35% ▲	15% ▲
알배기배추(8키로상자)		20,288	20,333	24,254	32,302	23,053	-0% ▼	-16% ▼	-37% ▼	-12% ▼
만감 천혜할(3키로상자)		20,223	17,657	17,411	24,796	21,750	15% ▲	16% ▲	-18% ▼	-7% ▼
건세열치(1.5키로상자)		19,742	22,270	20,416	22,490	20,629	-11% ▼	-3% ▼	-12% ▼	-4% ▼
애호박(20개)		18,973	24,126	35,590	31,495	21,439	-21% ▼	-47% ▼	-40% ▼	-12% ▼
대추방울토마토(3키로상자)		18,082	18,970	19,520	32,214	19,073	-5% ▼	-7% ▼	-44% ▼	-5% ▼
겉홍합(10키로망대)		17,564	17,546	17,522	12,813	12,751	0% ▲	0% ▲	37% ▲	38% ▲
말기 설향(2키로상자)		17,171	18,451	21,094	16,459	15,681	-7% ▼	-19% ▼	4% ▲	10% ▲
포도 샤인머스캣(2키로상자)		14,900	12,905	10,813	23,896	19,574	15% ▲	38% ▲	-38% ▼	-24% ▼
토마토(5키로상자)		14,156	14,119	18,064	27,339	15,900	0% ▲	-22% ▼	-48% ▼	-11% ▼
랭이버섯(5키로상자)		12,598	13,269	13,635	14,743	12,214	-5% ▼	-8% ▼	-15% ▼	3% ▲
상추 포기잡(4키로상자)		12,476	11,047	10,856	12,876	13,951	13% ▲	15% ▲	-3% ▼	-11% ▼
양배추(8키로망대)		12,397	11,876	17,256	16,404	9,723	4% ▲	-28% ▼	-24% ▼	28% ▲
시금치(4키로상자)		12,316	9,731	12,534	13,814	11,533	27% ▲	-2% ▼	-11% ▼	7% ▲
배추(10키로망대)		11,243	13,377	14,120	14,653	10,934	-16% ▼	-20% ▼	-23% ▼	3% ▲
열무(4키로상자)		10,663	12,533	17,103	11,313	10,358	-15% ▼	-38% ▼	-6% ▼	3% ▲
청경채(4키로상자)		9,869	9,047	7,685	7,209	7,903	9% ▲	28% ▲	37% ▲	25% ▲
새송이버섯(2키로상자)		7,461	7,295	8,327	6,124	6,525	2% ▲	-10% ▼	22% ▲	14% ▲
대구(1키로)		3,500	3,840	6,336	2,895	5,403	-9% ▼	-45% ▼	21% ▲	-35% ▼
부추(일반)(500그람단)		2,426	2,939	3,724	2,680	2,579	-17% ▼	-35% ▼	-10% ▼	-6% ▼
양파(1키로)		1,536	1,573	1,983	1,559	1,310	-2% ▼	-23% ▼	-1% ▼	17% ▲
대파(일반)(1키로단)		1,038	1,243	2,158	1,755	1,936	-17% ▼	-52% ▼	-41% ▼	-46% ▼

□ 품종별 등락가격 비교(전주대비)

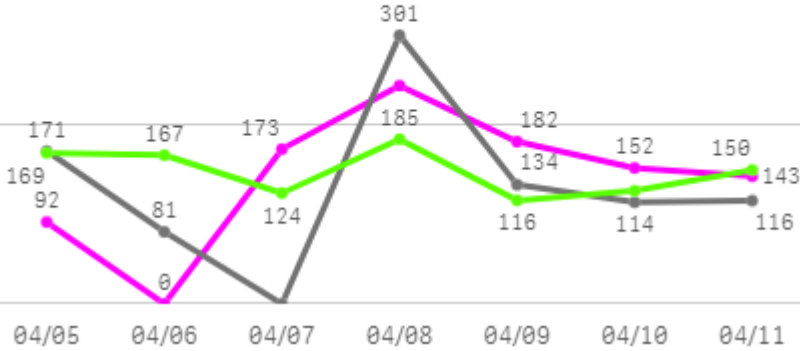
구분	품목(종)명
상승 품목(종)	(선)명태 수입(26%),가자미(34%),감자 두백(13%),만감 천혜향(15%),상추 포기 찹(13%),시금치(27%),청경채(9%),포도 샤인머스캣(15%)
하락 품목(종)	건세멸치(-11%),당근(-17%),대구(-9%),대파(일반)(-17%),딸기 설향(-7%),무(-17%),배추(-16%),백 다다기오이(-9%),부추(일반)(-17%),빨강 파프리카(-11%),애호박(-21%),열무(-15%),오이맛고추 (-35%),참외(일반)(-26%),청양고추(-10%),팽이버섯(-5%)
보합 품목(종)(+5%)	(냉)고등어 수입,겉홍합,골드파인애플 수입,대추방울토마토,돌미나리,망고 수입,바나나 수입,배 신고,사과 부사,새송이버섯,알배기배추,양배추,양파,오 렌지 네블 수입,쪽파,토마토,호박밤 고구마

3. 품목(종)별 주간 거래동향

고구마

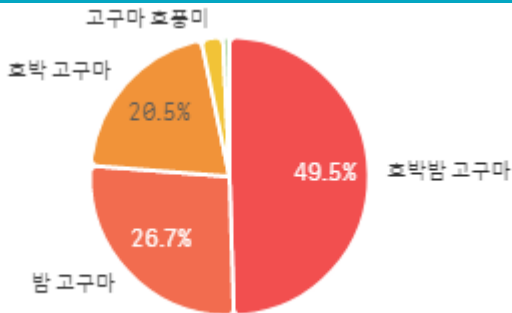
주간 반입량(톤)

2025 (파란색 선) 2024 (회색 선) 평년 (초록색 선)

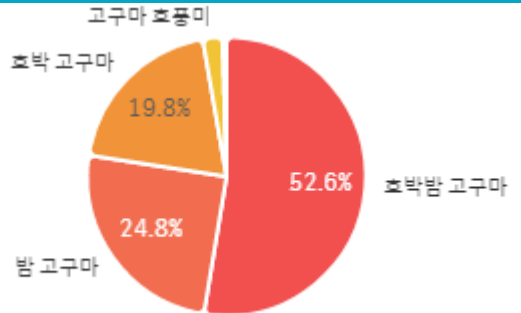


구분	금주(A)	전주(B)	전월(C)	전년(D)	평년(E)	A/B	A/C	A/D	A/E
물량(톤)	987	1,038	1,042	916	1,046	95.1%	94.7%	107.7%	94.4%

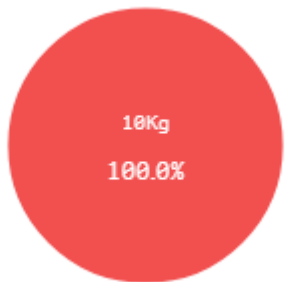
출하 품종별 거래물량 구성비



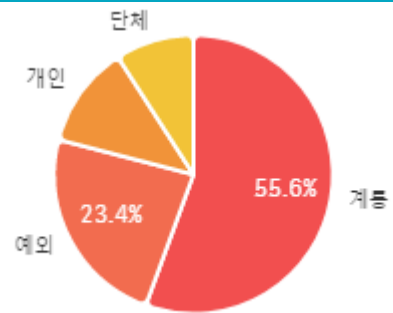
출하 품종별 거래금액 구성비



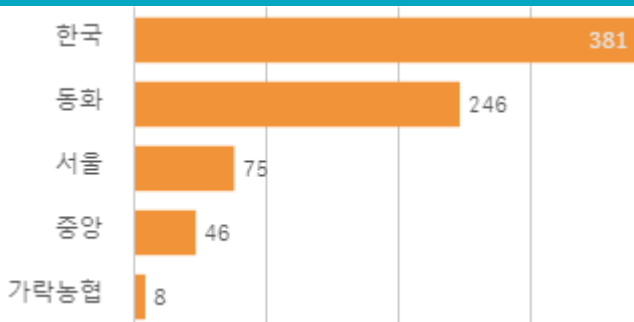
거래 단량별 물량 구성비



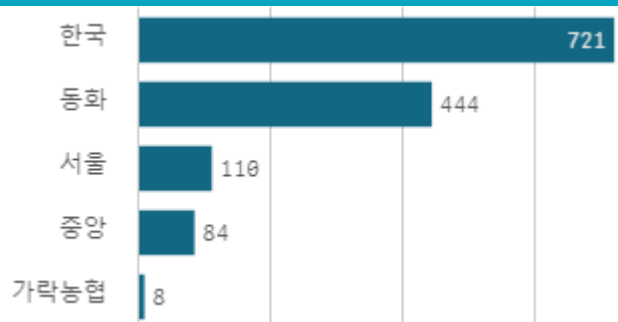
출하자별 거래물량 구성비



도매시장 법인별 거래물량(톤)

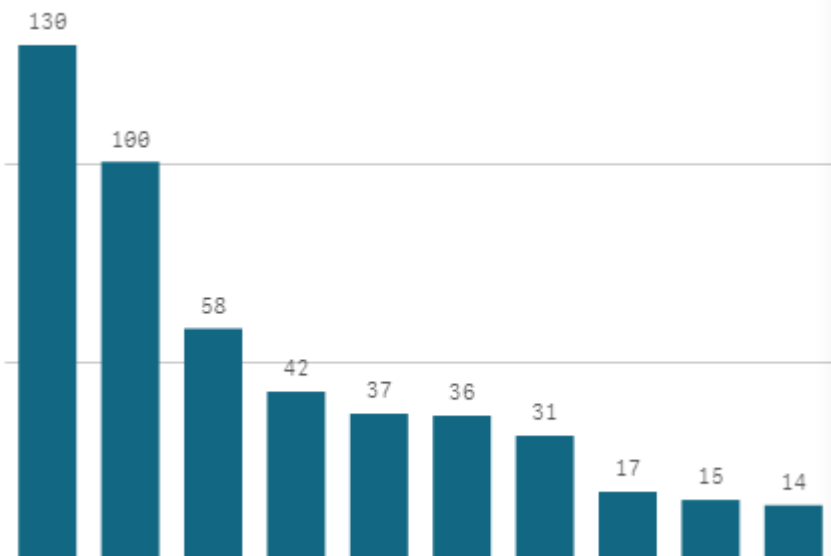


도매시장 법인별 거래금액(백만원)



호박밤 고구마(10Kg)

산지별 거래물량(톤)



출하산지(개소)

12

출하건수(천건)

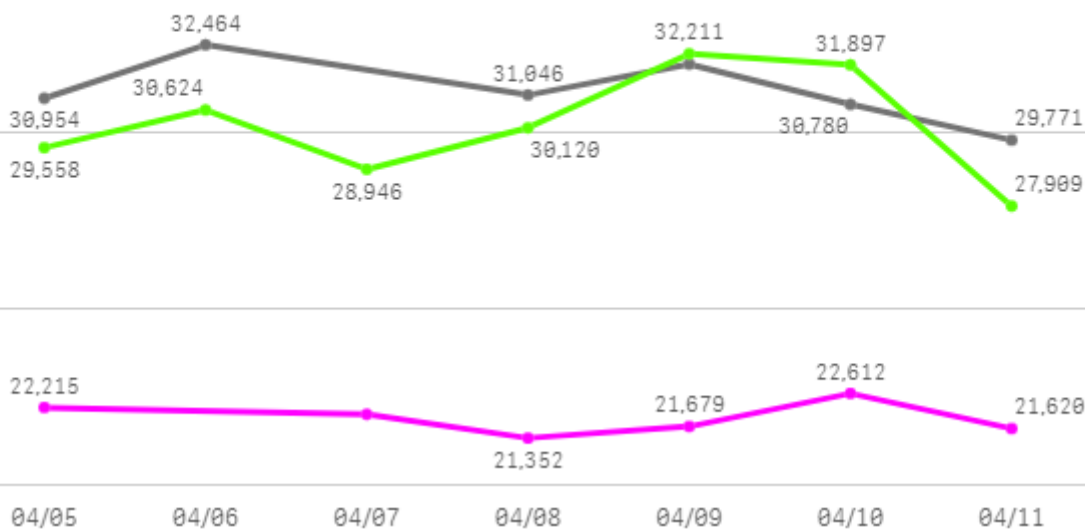
2

산지별 주출하 시군구



주간 도매가격(원)

◆ 2025 ● 2024 ▲ 평년



구분	금주(A)	전주(B)	전월(C)	전년(D)	평년(E)	A/B	A/C	A/D	A/E
가격(원)	21,917	21,966	23,530	31,156	27,238	99.8%	93.1%	70.3%	80.5%

※ 상품 가격 기준

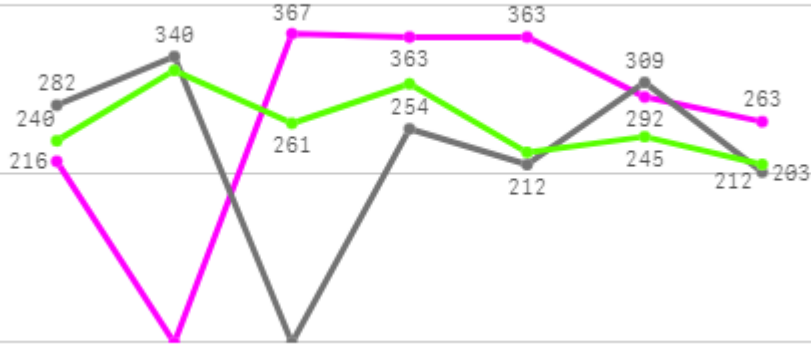
□ 호박밤 고구마(10Kg) 주간 가격

구분	Q	품종	Q	단량	Q	특	상	보통	하
2025-03-29		호박밤 고구마		10Kg		27,356	23,021	16,241	8,555
2025-03-31		호박밤 고구마		10Kg		27,201	22,074	15,544	8,369
2025-04-01		호박밤 고구마		10Kg		26,454	21,233	15,273	8,321
2025-04-02		호박밤 고구마		10Kg		26,275	21,579	15,201	8,130
2025-04-03		호박밤 고구마		10Kg		26,390	22,091	15,866	8,084
2025-04-04		호박밤 고구마		10Kg		26,460	21,802	15,678	8,376
평균						26,689	21,966	15,634	8,306

감자

주간 반입량(톤)

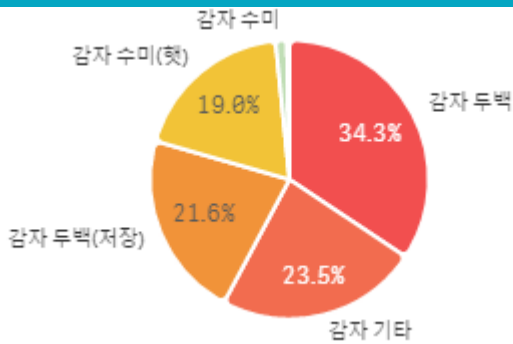
2025 (파란색 선) 2024 (회색 선) 평년 (초록색 선)



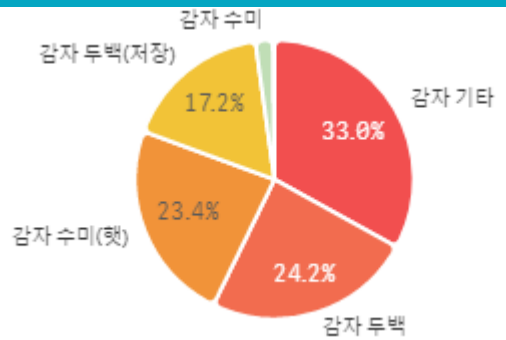
04/05 04/06 04/07 04/08 04/09 04/10 04/11

구분	금주(A)	전주(B)	전월(C)	전년(D)	평년(E)	A/B	A/C	A/D	A/E
물량(톤)	1,864	1,672	1,789	1,601	1,789	111.5%	104.2%	116.5%	104.2%

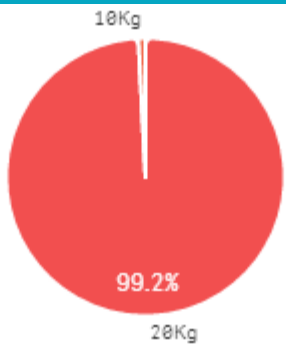
출하 품종별 거래물량 구성비



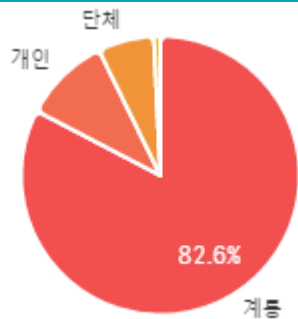
출하 품종별 거래금액 구성비



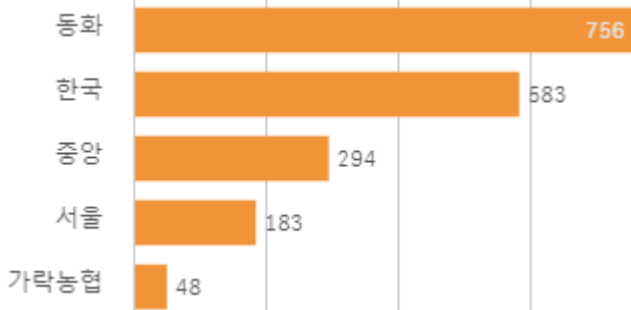
거래 단량별 물량 구성비



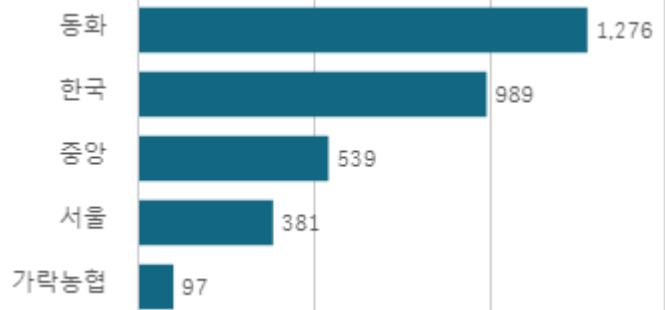
출하자별 거래물량 구성비



도매시장 법인별 거래물량(톤)

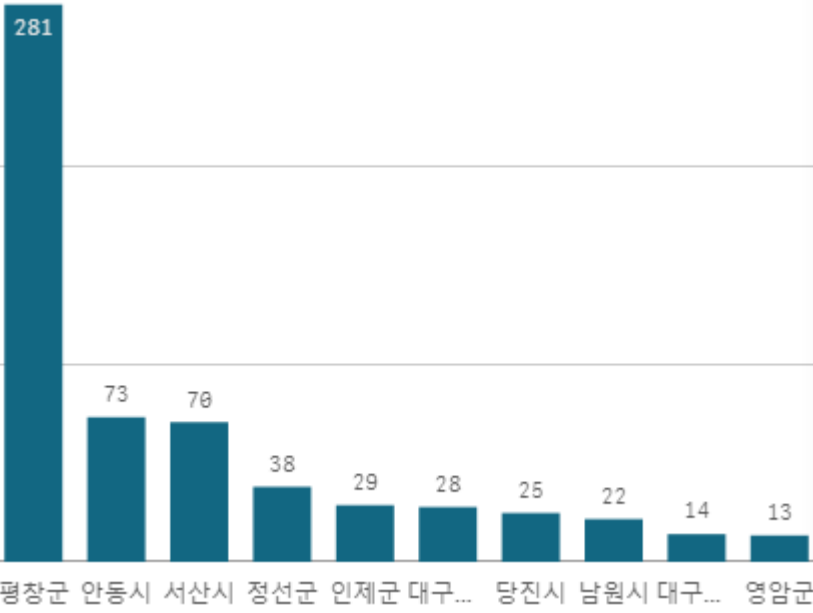


도매시장 법인별 거래금액(백만원)



감자 두백(20Kg)

산지별 거래물량(톤)



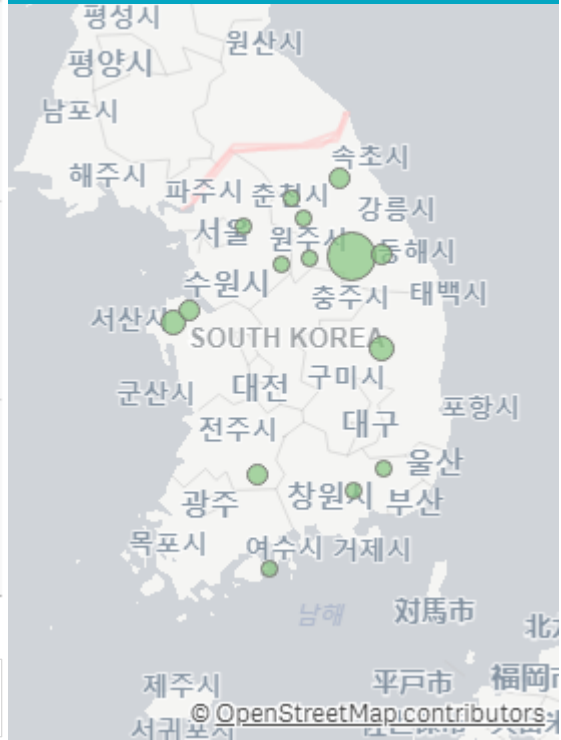
출하산지(개소)

17

출하건수(천건)

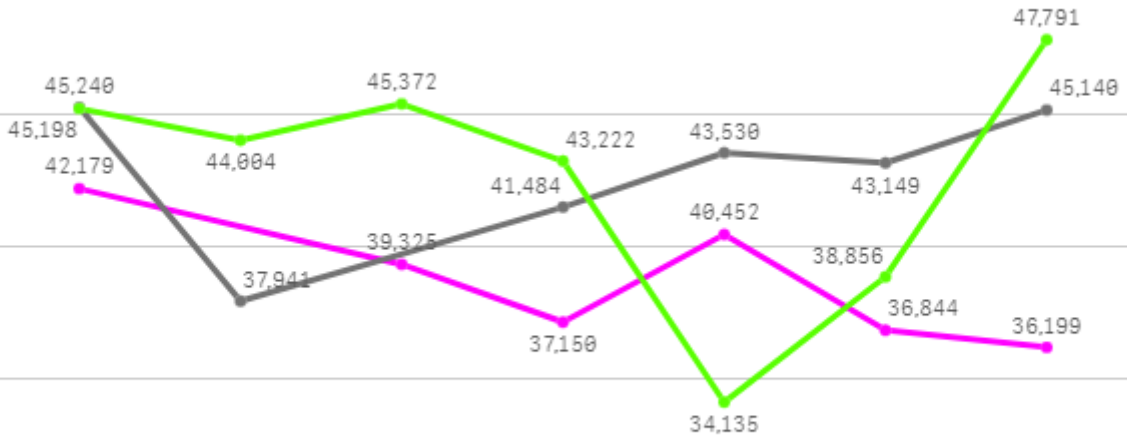
0

산지별 주출하 시군구



주간 도매가격(원)

◆ 2025 ● 2024 ◆ 평년



04/05 04/06 04/07 04/08 04/09 04/10 04/11

구분	금주(A)	전주(B)	전월(C)	전년(D)	평년(E)	A/B	A/C	A/D	A/E
가격(원)	38,692	34,303	36,879	42,747	42,010	112.8%	104.9%	90.5%	92.1%

※ 상품 가격 기준

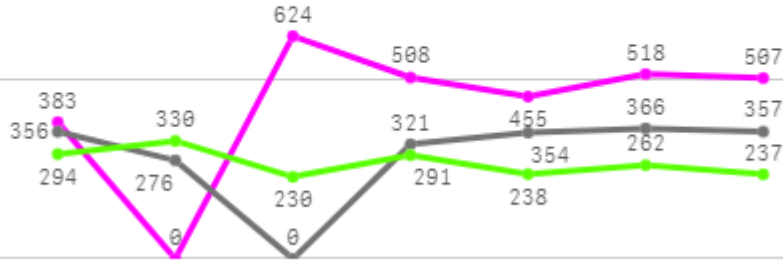
□ 감자 두백(20Kg) 주간 가격

구분	Q	품종	Q	단량	Q	특	상	보통	하
2025-03-29		감자 두백		20Kg		66,299	34,800	22,104	10,646
2025-03-31		감자 두백		20Kg		47,589	28,225	18,459	9,456
2025-04-01		감자 두백		20Kg		50,646	30,316	20,095	8,868
2025-04-02		감자 두백		20Kg		60,945	34,953	24,599	10,330
2025-04-03		감자 두백		20Kg		46,929	35,711	27,931	15,972
2025-04-04		감자 두백		20Kg		65,763	41,810	31,611	16,271
평균						56,362	34,303	24,133	11,924

배추

주간 반입량(톤)

◆ 2025 ● 2024 ▲ 평년



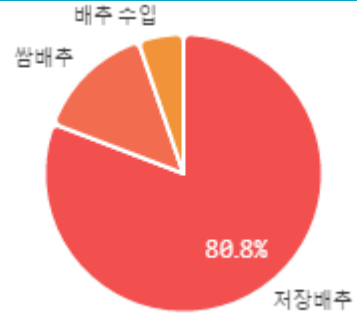
04/05 04/06 04/07 04/08 04/09 04/10 04/11

구분	금주(A)	전주(B)	전월(C)	전년(D)	평년(E)	A/B	A/C	A/D	A/E
물량(톤)	2,995	2,397	2,867	2,030	2,124	125.0%	104.5%	147.6%	141.0%

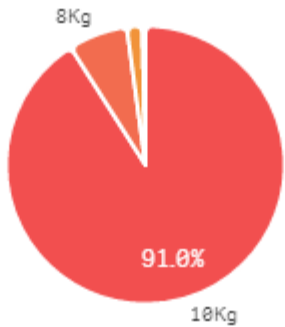
출하 품종별 거래물량 구성비



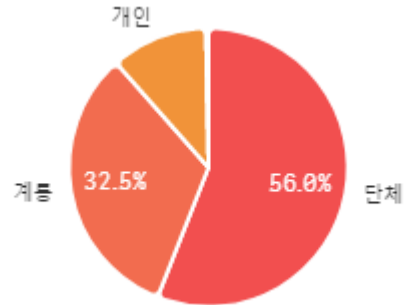
출하 품종별 거래금액 구성비



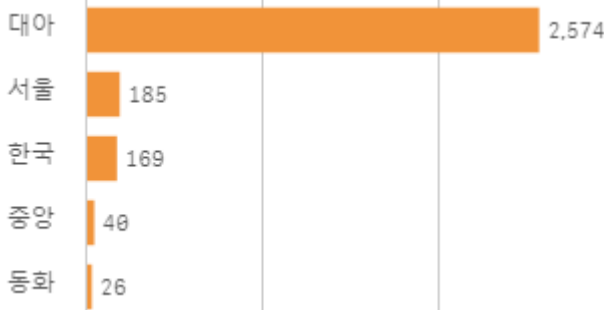
거래 단량별 물량 구성비




출하자별 거래물량 구성비



도매시장 법인별 거래물량(톤)

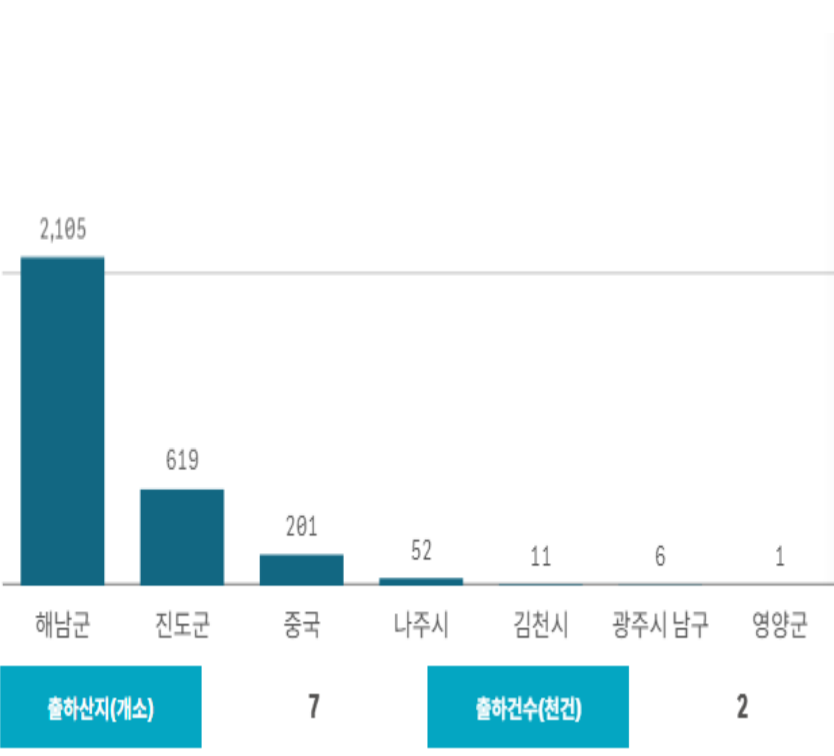


도매시장 법인별 거래금액(백만원)



배추(10Kg)

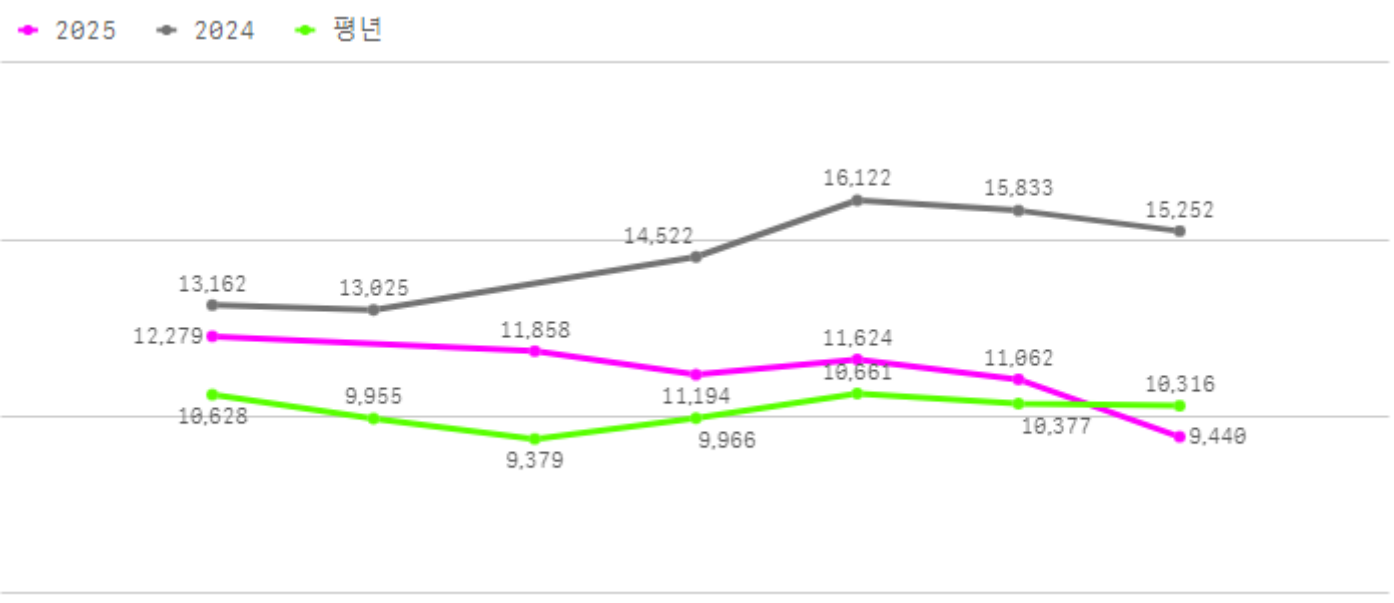
산지별 거래물량(톤)



산지별 주출하 시군구



주간 도매가격(원)



구분	금주(A)	전주(B)	전월(C)	전년(D)	평년(E)	A/B	A/C	A/D	A/E
가격(원)	11,243	13,377	14,120	14,653	10,934	84.0%	79.6%	76.7%	102.8%

※ 상품 가격 기준

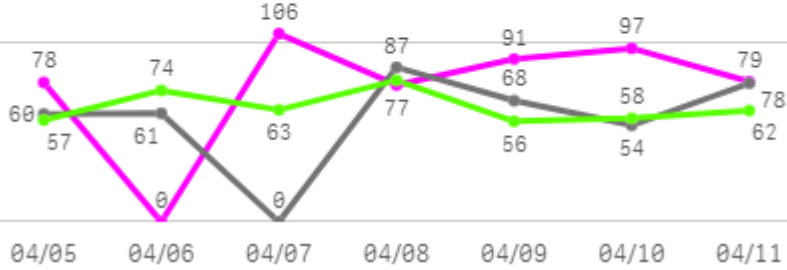
□ 배추(10Kg) 주간 가격

구분	Q	품종	Q	단량	Q	특	상	보통	하
2025-03-29		배추		10Kg		17,865	11,024	8,089	6,932
2025-03-31		배추		10Kg		18,405	14,063	8,857	7,143
2025-04-01		배추		10Kg		17,360	13,460	8,290	5,834
2025-04-02		배추		10Kg		17,875	14,170	8,907	6,674
2025-04-03		배추		10Kg		17,964	14,291	9,422	7,044
2025-04-04		배추		10Kg		17,250	13,254	8,677	6,604
평균						17,787	13,377	8,707	6,705

알배기배추

주간 반입량(톤)

◆ 2025 ● 2024 ▲ 평년



구분	금주(A)	전주(B)	전월(C)	전년(D)	평년(E)	A/B	A/C	A/D	A/E
물량(톤)	528	554	497	408	475	95.3%	106.2%	129.4%	111.1%

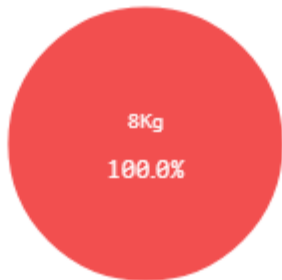
출하 품종별 거래물량 구성비



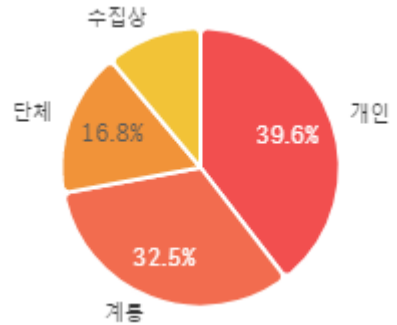
출하 품종별 거래금액 구성비



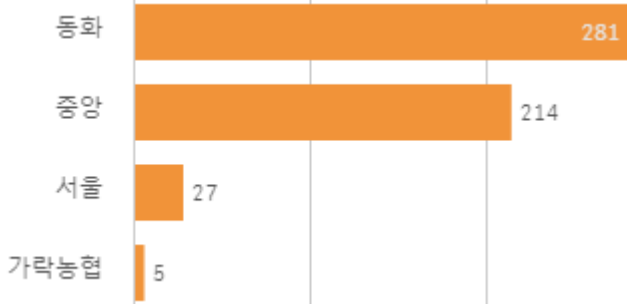
거래 단량별 물량 구성비




출하자별 거래물량 구성비



도매시장 법인별 거래물량(톤)

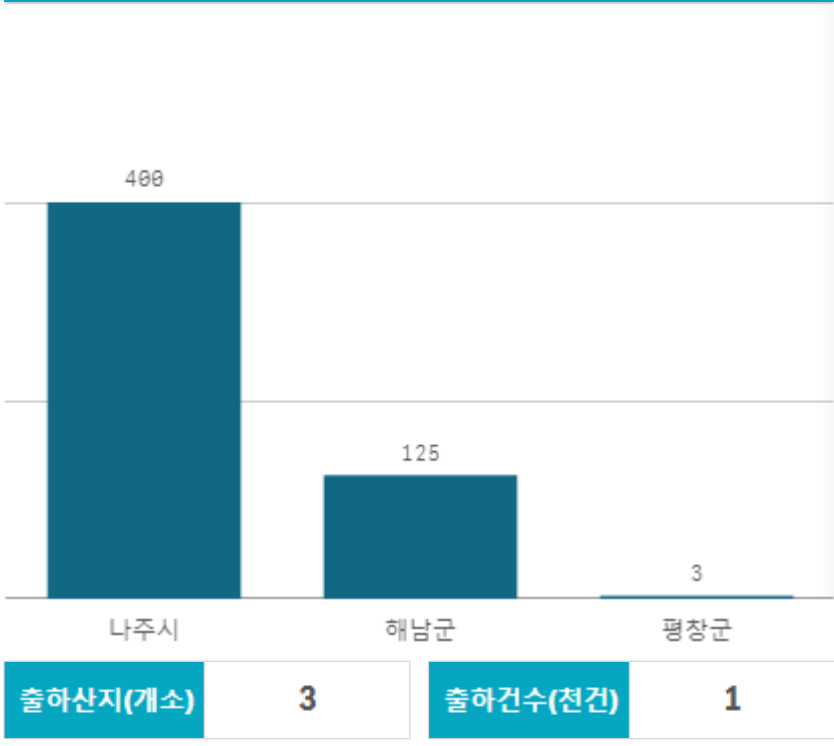


도매시장 법인별 거래금액(백만원)



알배기배추(8Kg)

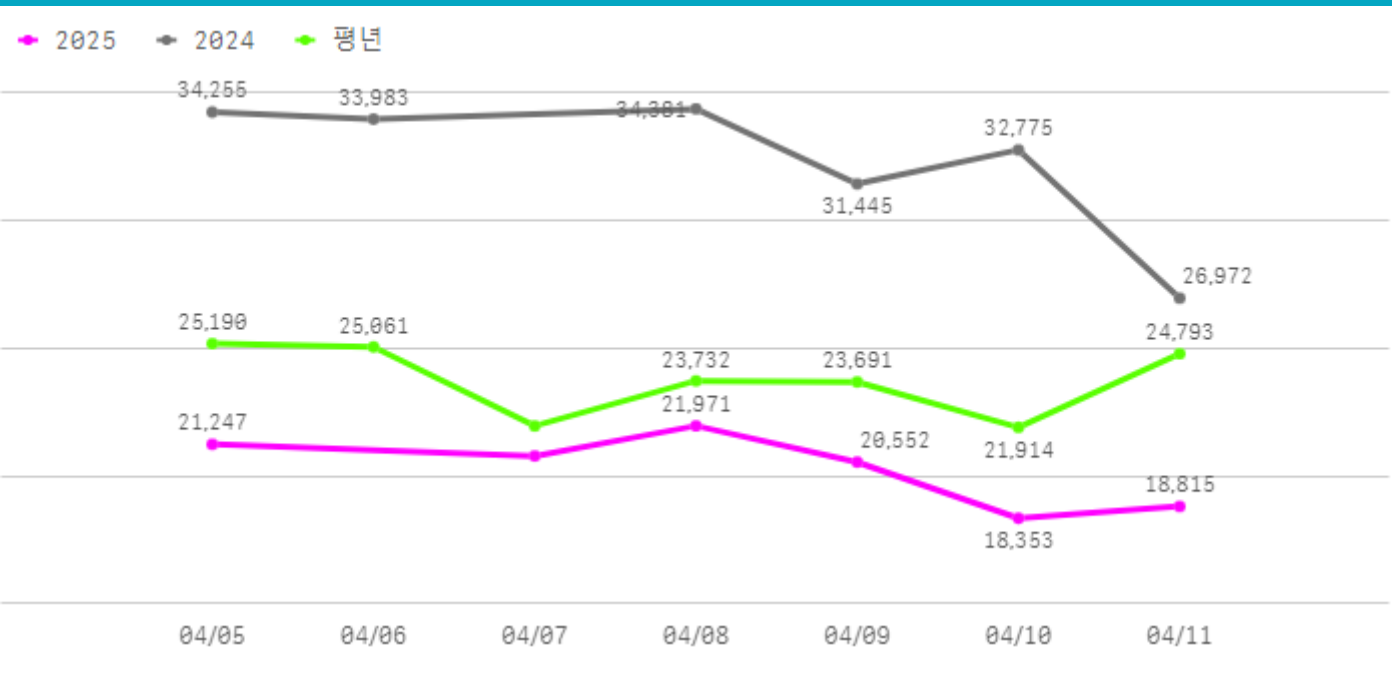
산지별 거래물량(톤)



산지별 주출하 시군구



주간 도매가격(원)



구분	금주(A)	전주(B)	전월(C)	전년(D)	평년(E)	A/B	A/C	A/D	A/E
가격(원)	20,288	20,333	24,254	32,302	23,053	99.8%	83.6%	62.8%	88.0%

※ 상품 가격 기준

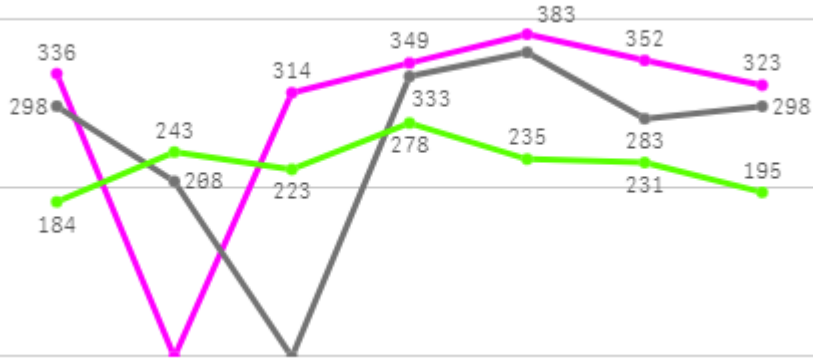
□ 알배기배추(8Kg) 주간 가격

구분	Q	품종	Q	단량	Q	특	상	보통	하
2025-03-29		알배기배추		8Kg		31,033	24,394	15,528	8,789
2025-03-31		알배기배추		8Kg		27,416	22,160	13,889	8,278
2025-04-01		알배기배추		8Kg		22,780	17,064	11,542	6,202
2025-04-02		알배기배추		8Kg		24,292	18,458	10,430	6,701
2025-04-03		알배기배추		8Kg		24,100	20,141	14,366	9,202
2025-04-04		알배기배추		8Kg		24,336	19,781	14,057	9,688
평균						25,660	20,333	13,302	8,143

양배추

주간 반입량(톤)

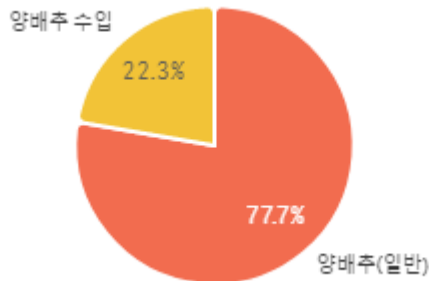
◆ 2025 ● 2024 ▲ 평년



04/05 04/06 04/07 04/08 04/09 04/10 04/11

구분	금주(A)	전주(B)	전월(C)	전년(D)	평년(E)	A/B	A/C	A/D	A/E
물량(톤)	2,057	2,164	2,287	1,782	1,731	95.1%	90.0%	115.5%	118.8%

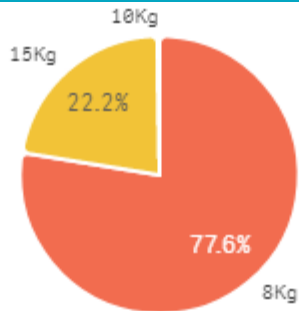
출하 품종별 거래물량 구성비



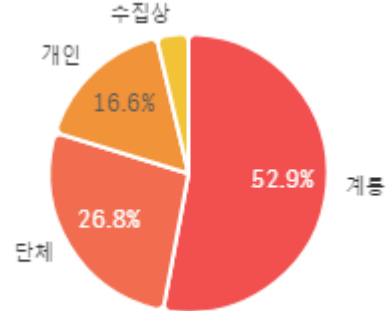
출하 품종별 거래금액 구성비



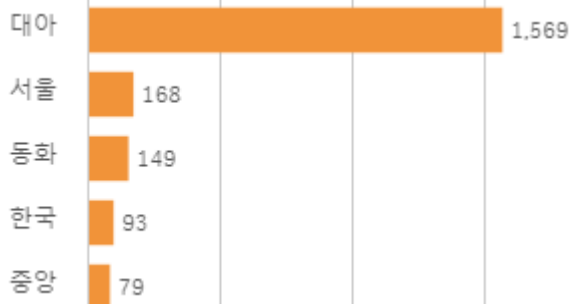
거래 단량별 물량 구성비



출하자별 거래물량 구성비



도매시장 법인별 거래물량(톤)

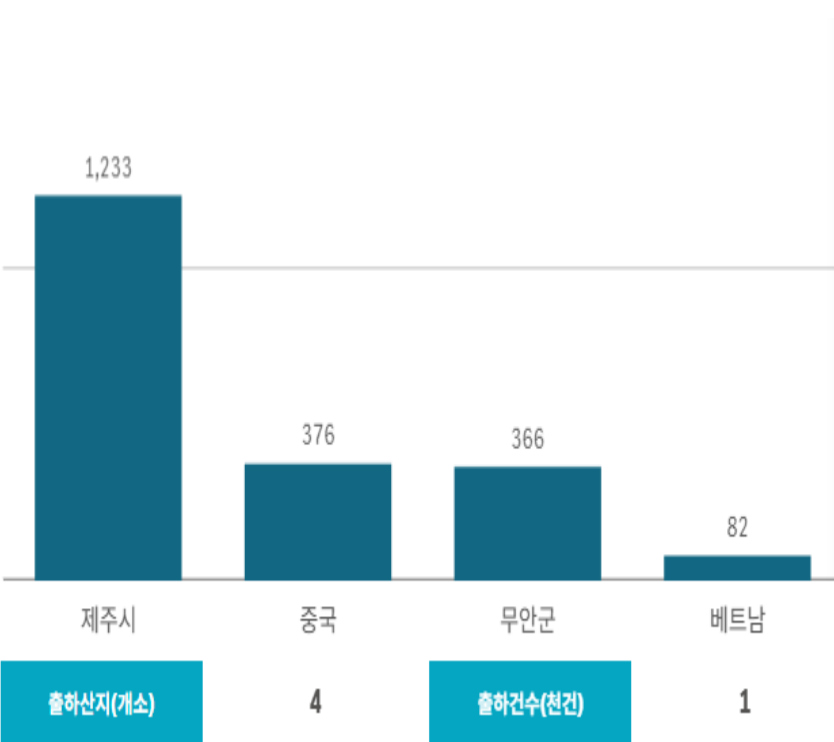


도매시장 법인별 거래금액(백만원)



양배추(8Kg)

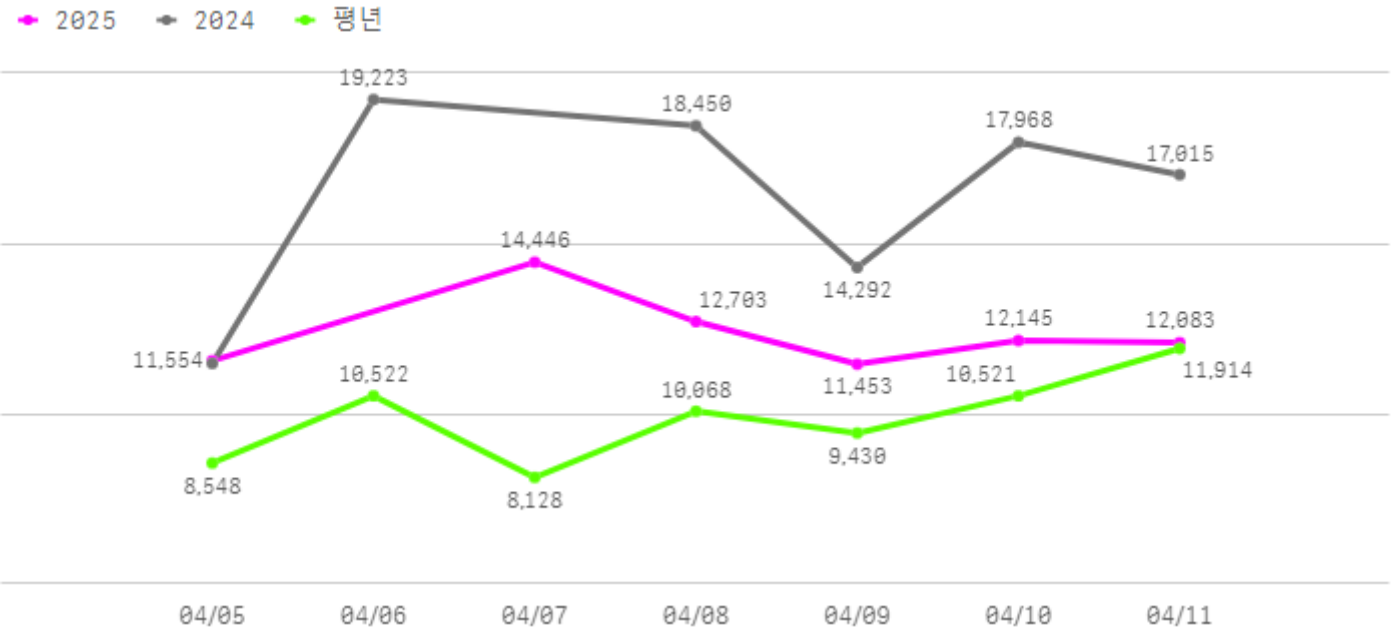
산지별 거래물량(톤)



산지별 주출하 시군구



주간 도매가격(원)



구분	금주(A)	전주(B)	전월(C)	전년(D)	평년(E)	A/B	A/C	A/D	A/E
가격(원)	12,397	11,876	17,256	16,404	9,723	104.4%	71.8%	75.6%	127.5%

※ 상품 가격 기준

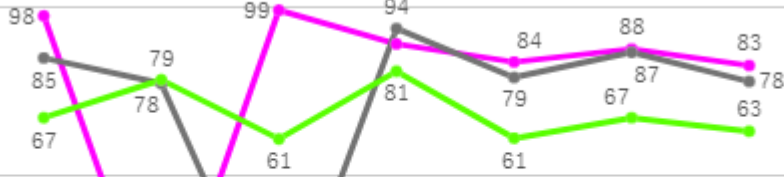
□ 양배추(8Kg) 주간 가격

구분	Q	품종	Q	단량	Q	특	상	보통	하
2025-03-29		양배추		8Kg		13,738	12,873	11,801	10,496
2025-03-31		양배추		8Kg		12,906	11,659	10,358	9,775
2025-04-01		양배추		8Kg		12,719	11,985	10,872	9,572
2025-04-02		양배추		8Kg		12,402	11,420	10,451	9,603
2025-04-03		양배추		8Kg		12,548	11,835	11,109	9,863
2025-04-04		양배추		8Kg		13,135	11,485	10,552	8,947
평균						12,908	11,876	10,857	9,709

시금치

주간 반입량(톤)

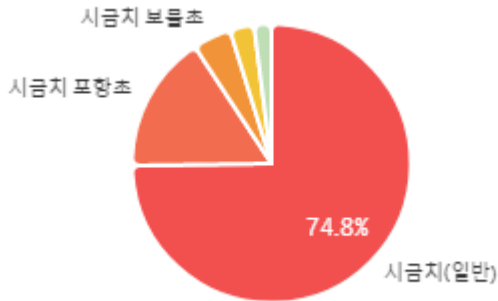
◆ 2025 ● 2024 ▲ 평년



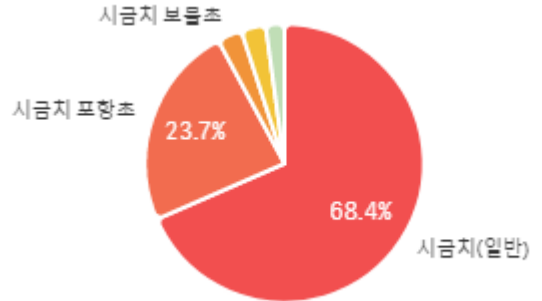
04/05 04/06 04/07 04/08 04/09 04/10 04/11

구분	금주(A)	전주(B)	전월(C)	전년(D)	평년(E)	A/B	A/C	A/D	A/E
물량(톤)	541	618	692	501	504	87.6%	78.3%	108.0%	107.5%

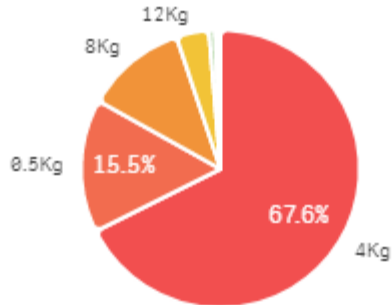
출하 품종별 거래물량 구성비



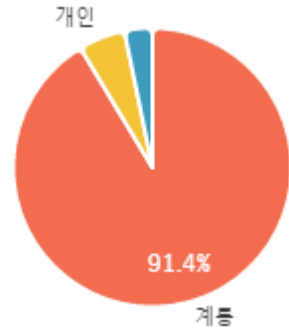
출하 품종별 거래금액 구성비



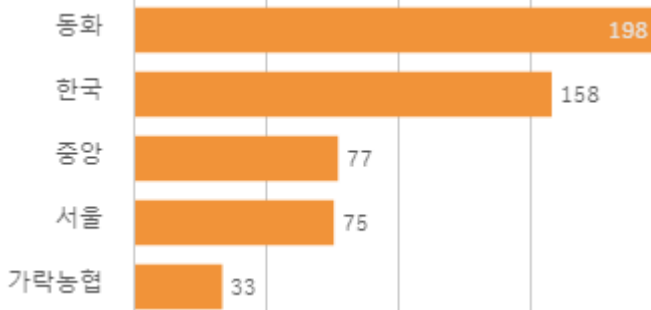
거래 단량별 물량 구성비



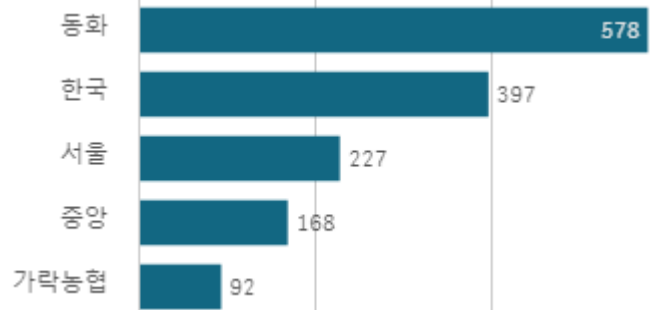
출하자별 거래물량 구성비



도매시장 법인별 거래물량(톤)

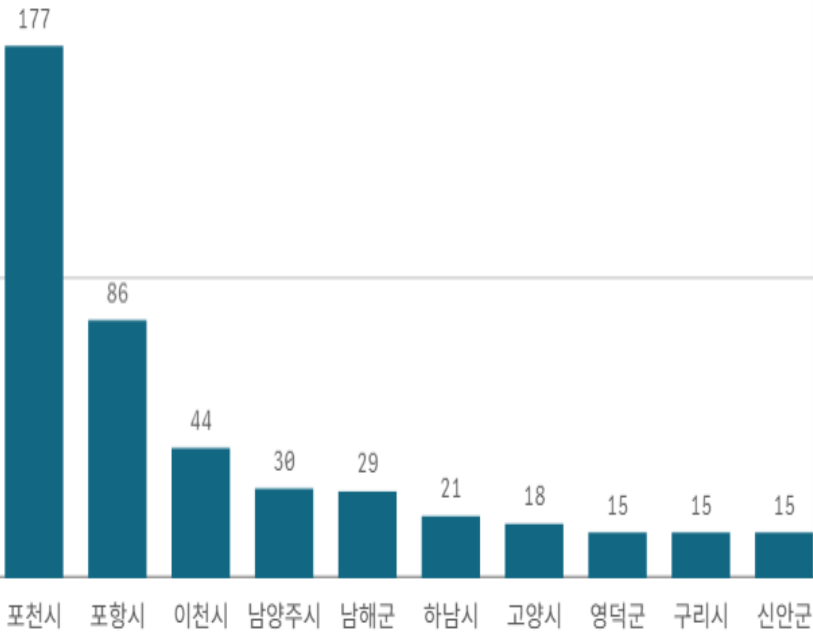


도매시장 법인별 거래금액(백만원)



시금치(4Kg)

산지별 거래물량(톤)



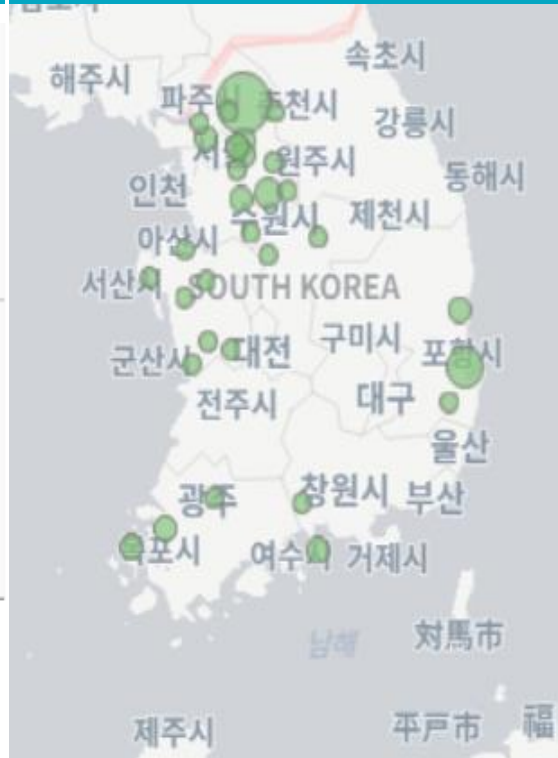
출하산지(개소)

35

출하건수(천건)

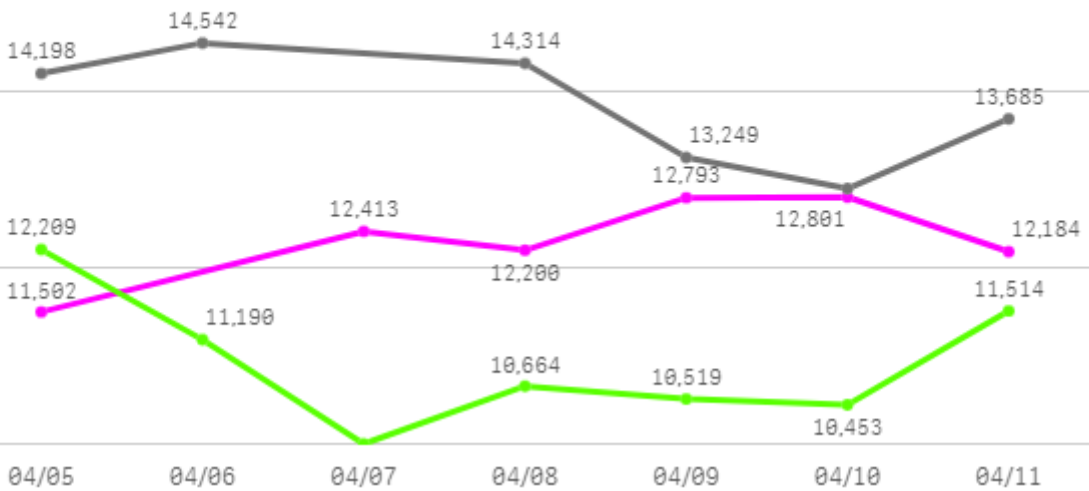
4

산지별 주출하 시군구



주간 도매가격(원)

◆ 2025 ● 2024 ◆ 평년



구분	금주(A)	전주(B)	전월(C)	전년(D)	평년(E)	A/B	A/C	A/D	A/E
가격(원)	12,316	9,731	12,534	13,814	11,533	126.6%	98.3%	89.2%	106.8%

※ 상품 가격 기준

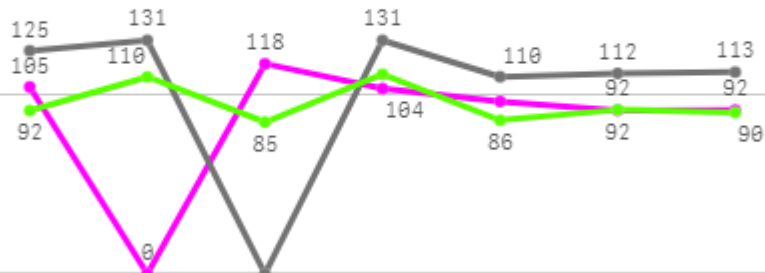
□ 시금치(4Kg) 주간 가격

구분	Q	품종	Q	단량	Q	특	상	보통	하
2025-03-29		시금치		4Kg		12,103	10,224	7,589	3,501
2025-03-31		시금치		4Kg		10,497	9,315	7,764	4,832
2025-04-01		시금치		4Kg		11,032	8,976	7,582	5,359
2025-04-02		시금치		4Kg		11,673	9,527	7,644	4,701
2025-04-03		시금치		4Kg		10,973	9,638	8,164	5,239
2025-04-04		시금치		4Kg		12,252	10,708	8,587	5,685
평균						11,422	9,731	7,888	4,886

상추

주간 반입량(톤)

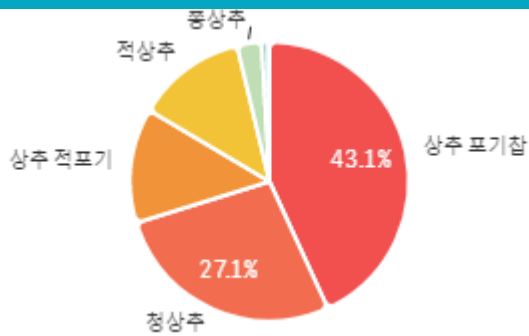
◆ 2025 ● 2024 ▲ 평년



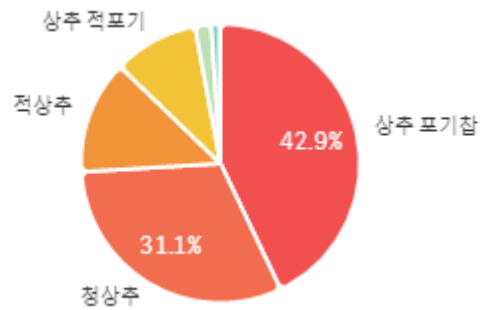
04/05 04/06 04/07 04/08 04/09 04/10 04/11

구분	금주(A)	전주(B)	전월(C)	전년(D)	평년(E)	A/B	A/C	A/D	A/E
물량(톤)	607	657	553	723	650	92.4%	109.6%	83.9%	93.3%

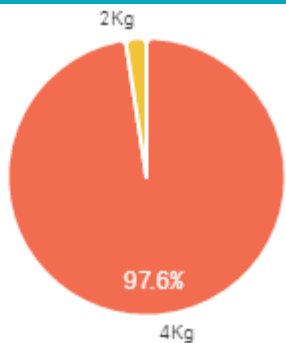
출하 품종별 거래물량 구성비



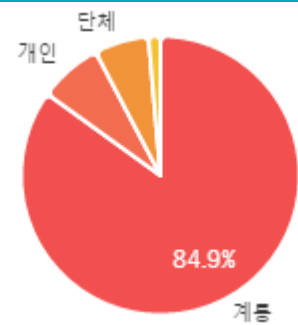
출하 품종별 거래금액 구성비



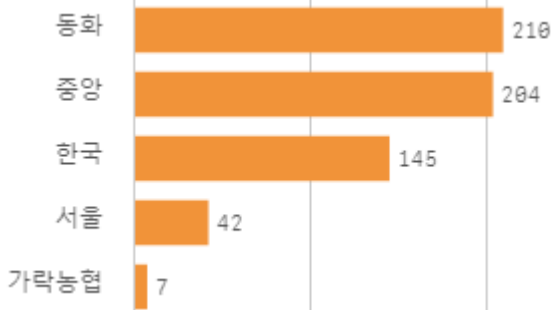
거래 단량별 물량 구성비



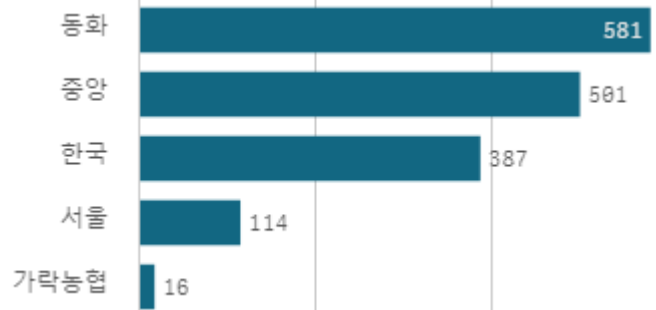
출하자별 거래물량 구성비



도매시장 법인별 거래물량(톤)

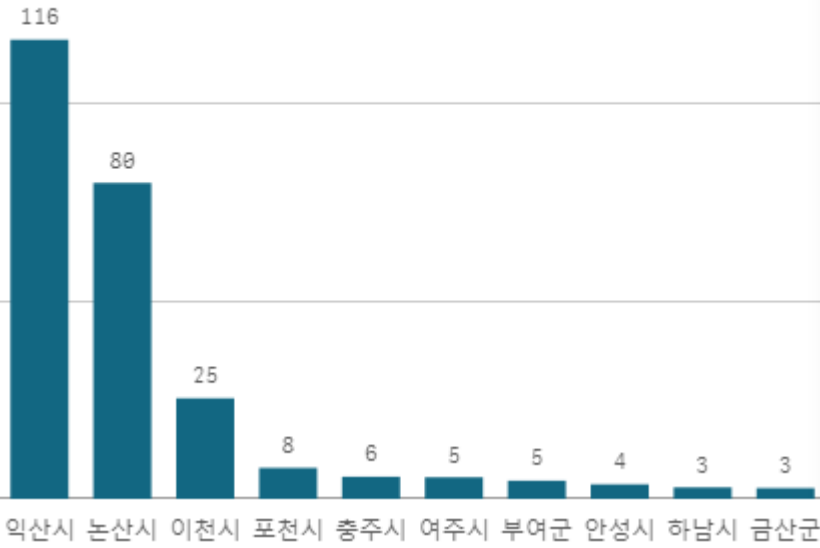


도매시장 법인별 거래금액(백만원)



상추 포기잡(4Kg)

산지별 거래물량(톤)



출하산지(개소)

22

출하건수(천건)

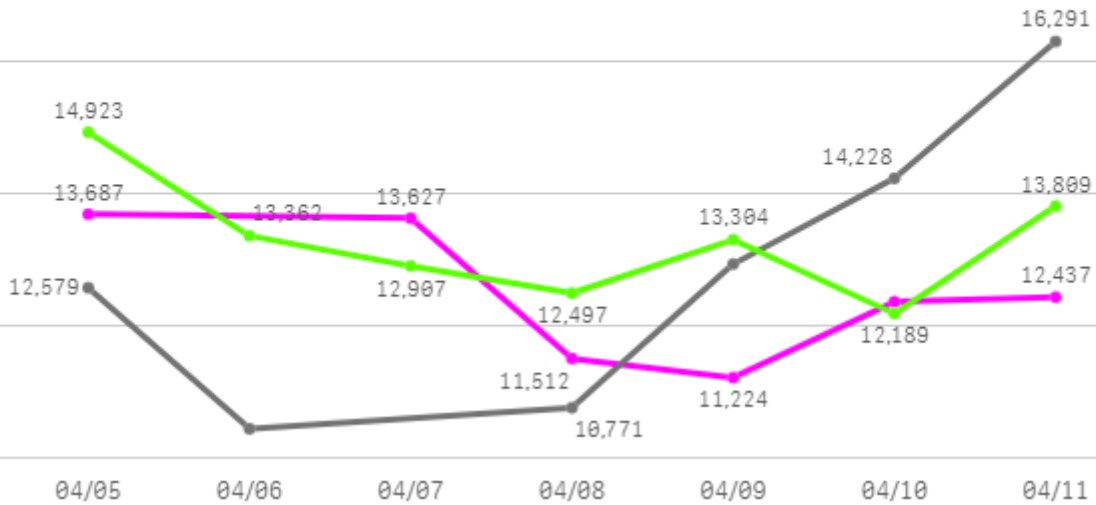
2

산지별 주출하 시군구



주간 도매가격(원)

● 2025 ● 2024 ● 평년



구분	금주(A)	전주(B)	전월(C)	전년(D)	평년(E)	A/B	A/C	A/D	A/E
가격(원)	12,476	11,047	10,856	12,876	13,951	112.9%	114.9%	96.9%	89.4%

※ 상품 가격 기준

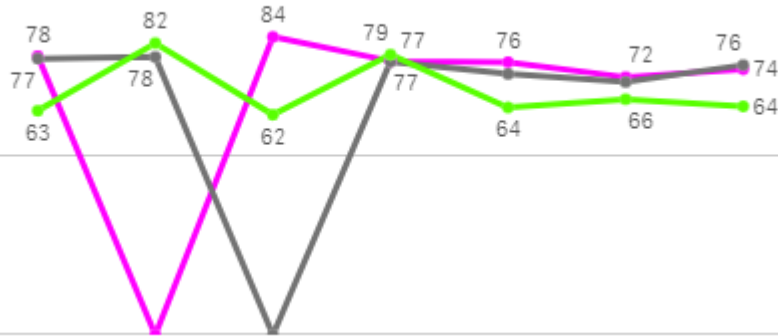
□ 상추 포기잡(4Kg) 주간 가격

구분	Q	품종	Q	단량	Q	특	상	보통	하
2025-03-29		상추 포기잡		4Kg		-	13,433	11,677	9,440
2025-03-31		상추 포기잡		4Kg		-	9,945	7,827	6,614
2025-04-01		상추 포기잡		4Kg		-	8,566	7,007	5,425
2025-04-02		상추 포기잡		4Kg		-	9,143	7,732	6,233
2025-04-03		상추 포기잡		4Kg		-	12,021	10,057	7,806
2025-04-04		상추 포기잡		4Kg		-	13,174	11,863	9,812
평균						-	11,047	9,361	7,555

부추

주간 반입량(톤)

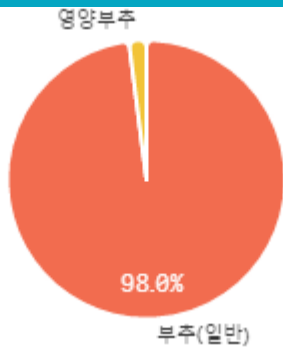
◆ 2025 ● 2024 ▲ 평년



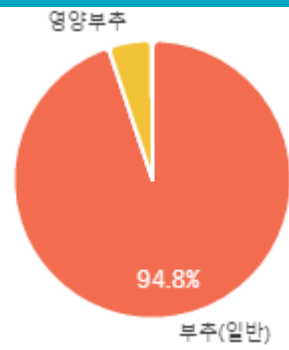
04/05 04/06 04/07 04/08 04/09 04/10 04/11

구분	금주(A)	전주(B)	전월(C)	전년(D)	평년(E)	A/B	A/C	A/D	A/E
물량(톤)	462	460	390	452	472	100.4%	118.4%	102.2%	97.7%

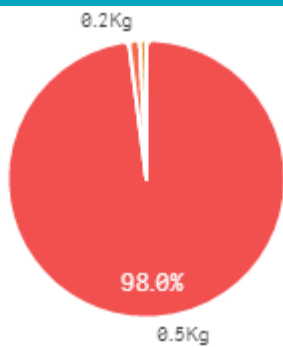
출하 품종별 거래물량 구성비



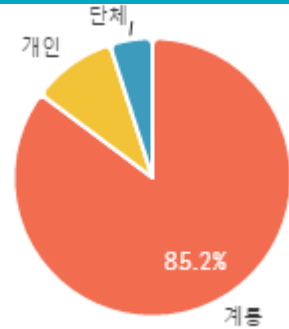
출하 품종별 거래금액 구성비



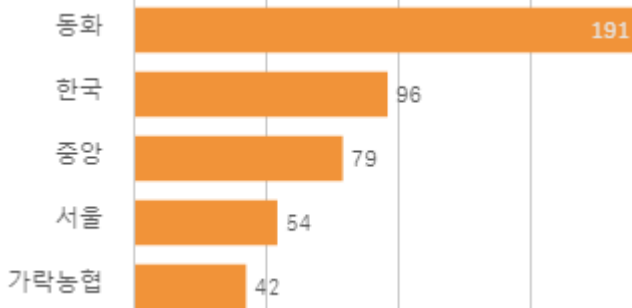
거래 단량별 물량 구성비



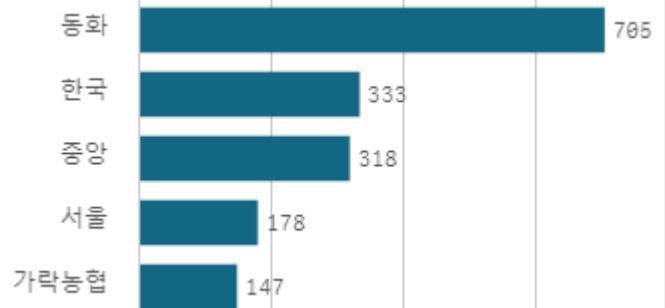
출하자별 거래물량 구성비



도매시장 법인별 거래물량(톤)

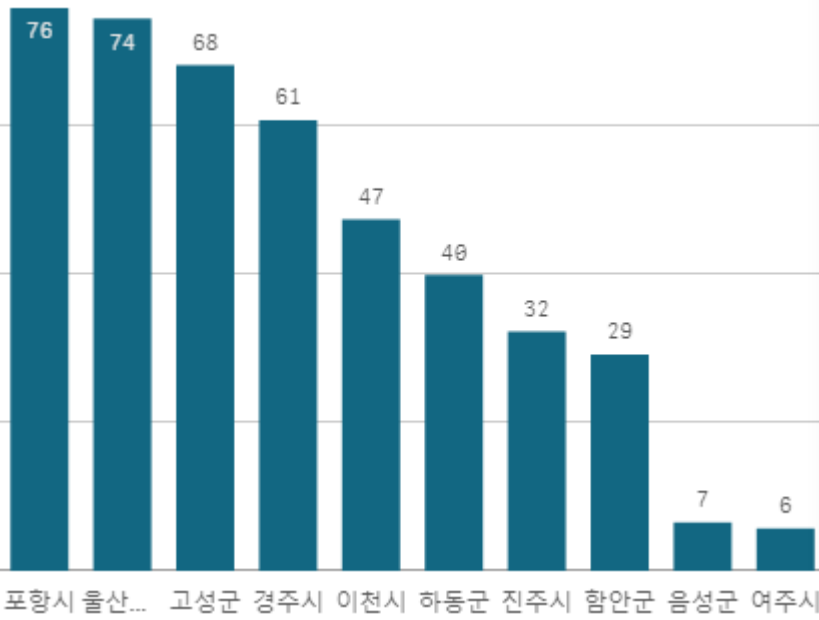


도매시장 법인별 거래금액(백만원)



부추(일반) (0.5Kg)

산지별 거래물량(톤)



출하산지(개소)

17

출하건수(천건)

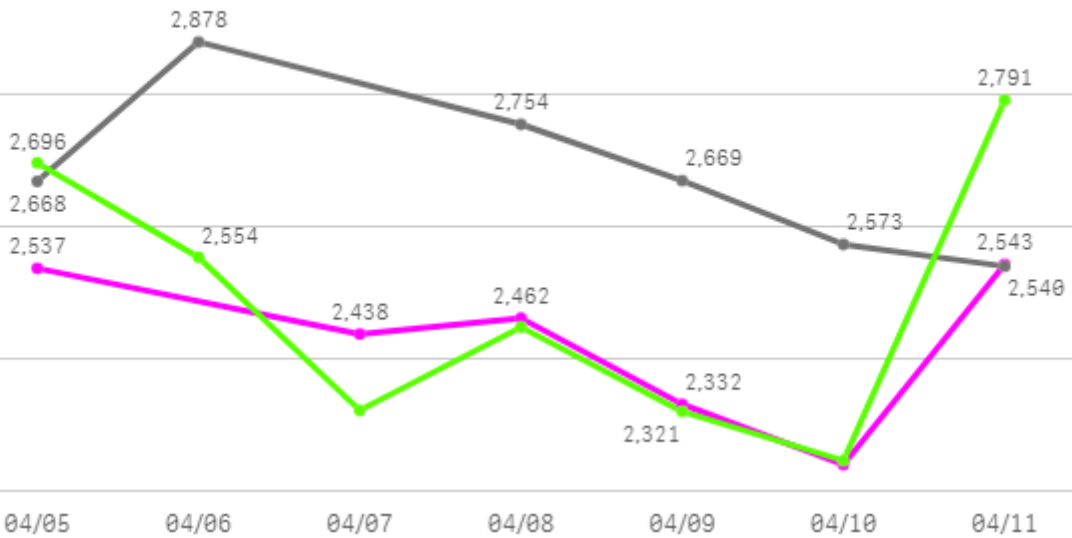
3

산지별 주출하 시군구



주간 도매가격(원)

◆ 2025 ● 2024 ◆ 평년



구분	금주(A)	전주(B)	전월(C)	전년(D)	평년(E)	A/B	A/C	A/D	A/E
가격(원)	2,426	2,939	3,724	2,680	2,579	82.5%	65.1%	90.5%	94.1%

※ 상품 가격 기준

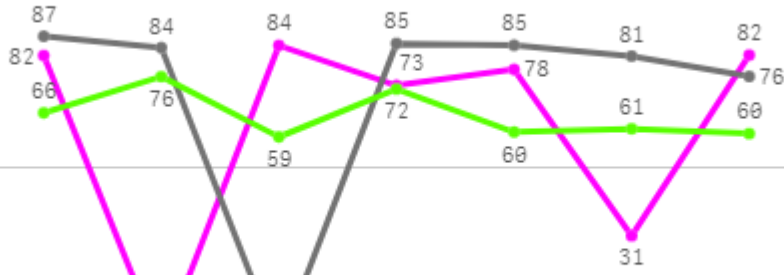
□ 부추(일반)(0.5Kg) 주간 가격

구분	Q	품종	Q	단량	Q	특	상	보통	하
2025-03-29		부추(일반)		0.5Kg		-	3,556	2,741	1,692
2025-03-31		부추(일반)		0.5Kg		-	3,220	2,465	1,688
2025-04-01		부추(일반)		0.5Kg		-	2,844	2,061	1,385
2025-04-02		부추(일반)		0.5Kg		-	2,641	1,876	1,329
2025-04-03		부추(일반)		0.5Kg		-	2,633	1,938	1,333
2025-04-04		부추(일반)		0.5Kg		-	2,741	2,126	1,530
평균						-	2,939	2,201	1,493

미나리

주간 반입량(톤)

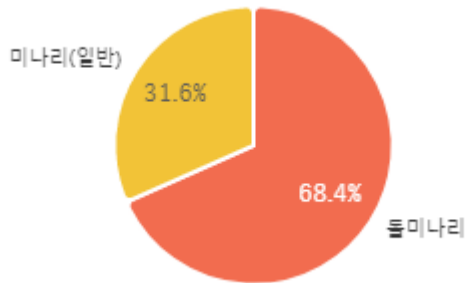
◆ 2025 ● 2024 ▲ 평년



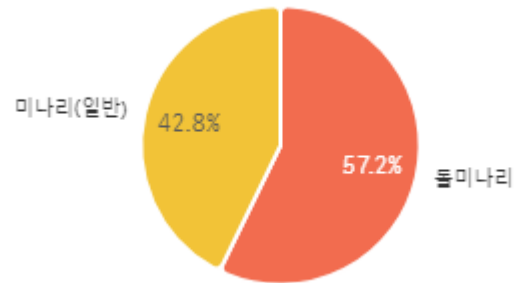
04/05 04/06 04/07 04/08 04/09 04/10 04/11

구분	금주(A)	전주(B)	전월(C)	전년(D)	평년(E)	A/B	A/C	A/D	A/E
물량(톤)	430	437	256	498	447	98.5%	168.0%	86.4%	96.3%

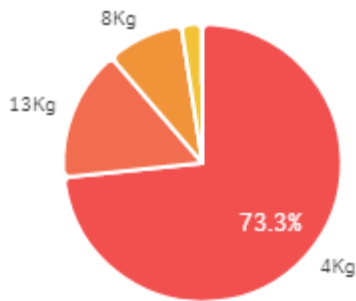
출하 품종별 거래물량 구성비



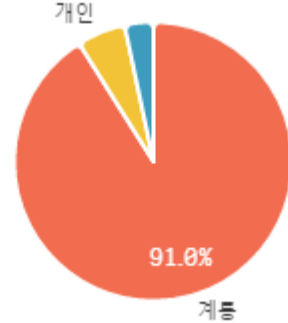
출하 품종별 거래금액 구성비



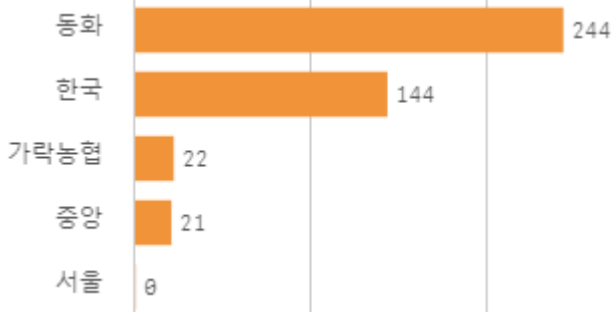
거래 단량별 물량 구성비



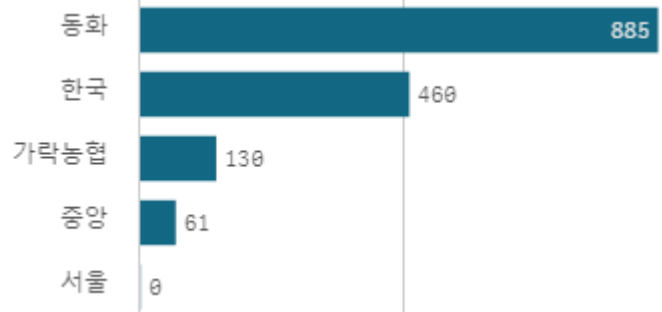
출하자별 거래물량 구성비



도매시장 법인별 거래물량(톤)

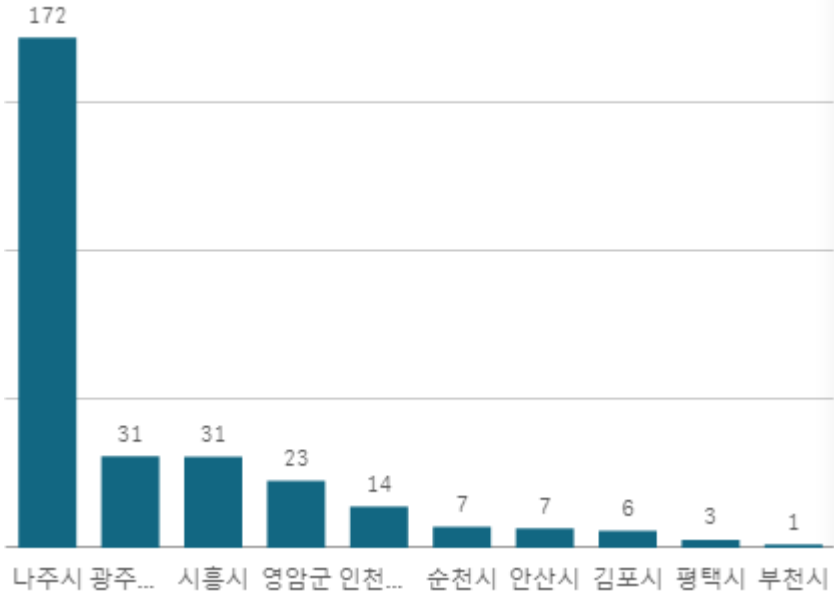


도매시장 법인별 거래금액(백만원)



돌미나리(4Kg)

산지별 거래물량(톤)



출하산지(개소)

15

출하건수(천건)

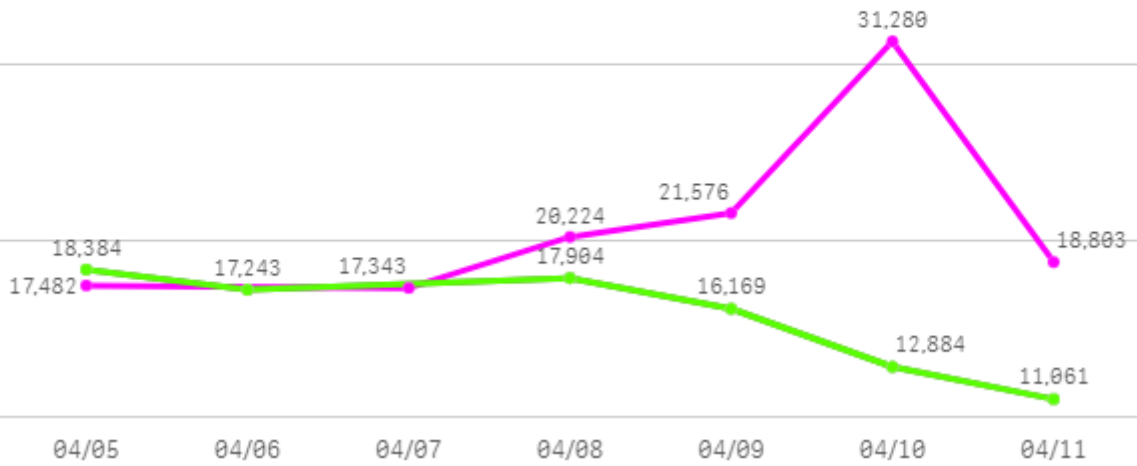
1

산지별 주출하 시군구



주간 도매가격(원)

◆ 2025 ◀ 2024 ◆ 평년



구분	금주(A)	전주(B)	전월(C)	전년(D)	평년(E)	A/B	A/C	A/D	A/E
가격(원)	21,118	22,072	17,719	15,608	18,363	95.7%	119.2%	135.3%	115.0%

※ 상품 가격 기준

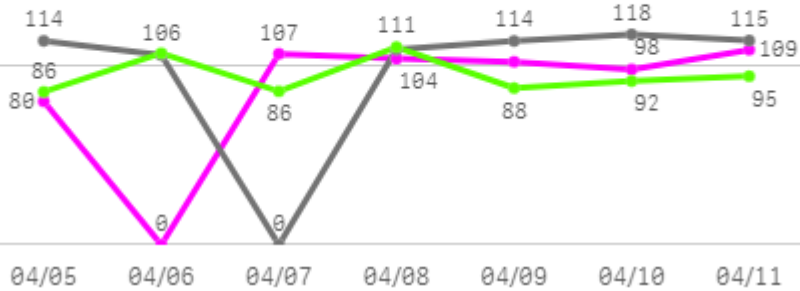
□ 돌미나리(4Kg) 주간 가격

구분	Q	품종	Q	단량	Q	특	상	보통	하
2025-03-29		돌미나리		4Kg		-	17,966	11,288	6,581
2025-03-31		돌미나리		4Kg		-	17,386	10,976	7,945
2025-04-01		돌미나리		4Kg		-	19,517	13,931	9,891
2025-04-02		돌미나리		4Kg		-	21,120	15,131	10,708
2025-04-03		돌미나리		4Kg		-	35,594	21,007	10,535
2025-04-04		돌미나리		4Kg		-	20,849	14,374	8,857
평균						-	22,072	14,451	9,086

열무

주간 반입량(톤)

◆ 2025 ● 2024 ▲ 평년

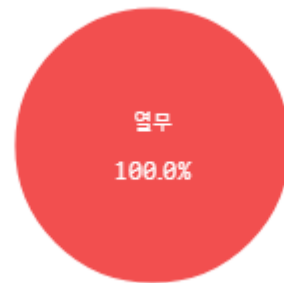


구분	금주(A)	전주(B)	전월(C)	전년(D)	평년(E)	A/B	A/C	A/D	A/E
물량(톤)	602	514	281	677	639	117.2%	214.1%	89.0%	94.3%

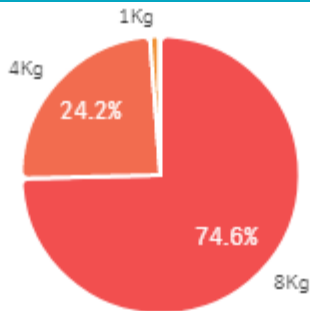
출하 품종별 거래물량 구성비



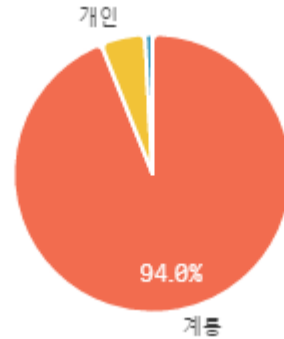
출하 품종별 거래금액 구성비



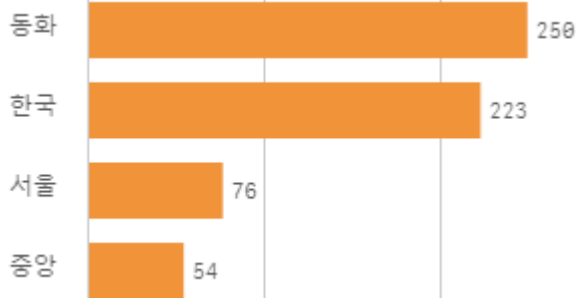
거래 단량별 물량 구성비



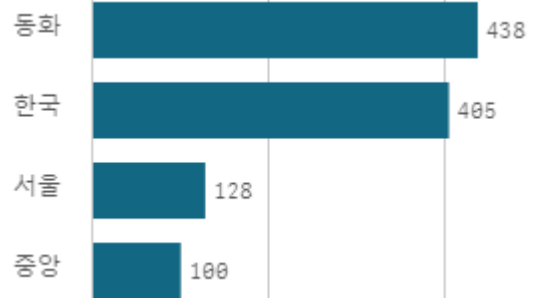
출하자별 거래물량 구성비



도매시장 법인별 거래물량(톤)

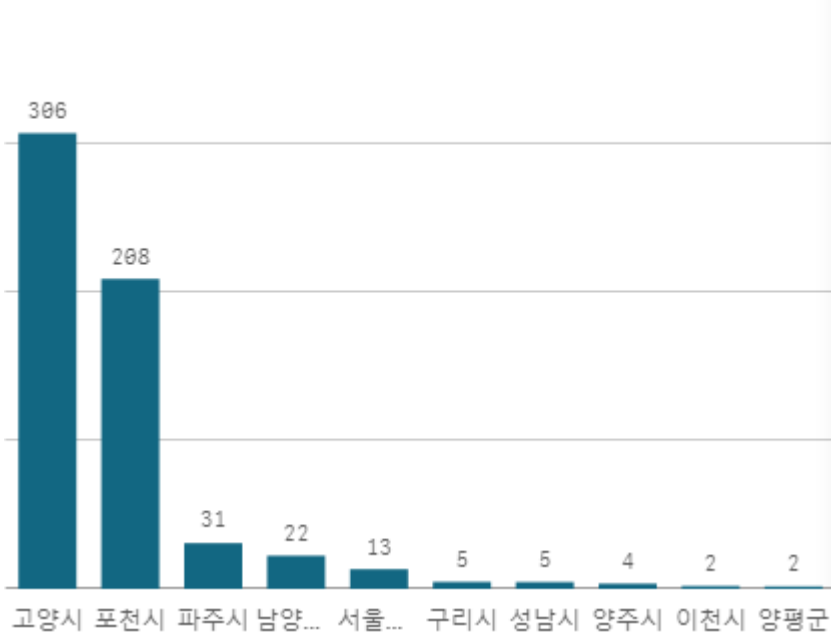


도매시장 법인별 거래금액(백만원)



열무(4Kg)

산지별 거래물량(톤)



출하산지(개소)

17

출하건수(천건)

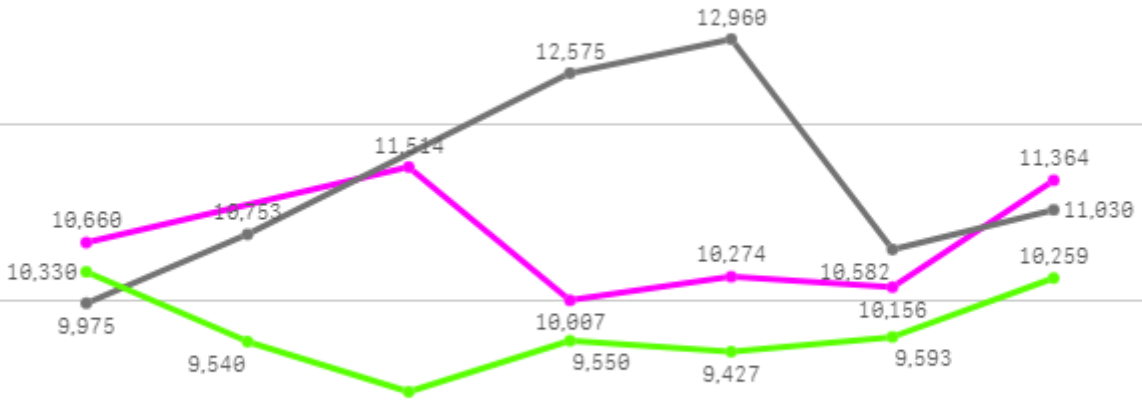
2

산지별 주출하 시군구



주간 도매가격(원)

◆ 2025 ● 2024 ◆ 평년



04/05 04/06 04/07 04/08 04/09 04/10 04/11

구분	금주(A)	전주(B)	전월(C)	전년(D)	평년(E)	A/B	A/C	A/D	A/E
가격(원)	10,663	12,533	17,103	11,313	10,358	85.1%	62.3%	94.3%	102.9%

※ 상품 가격 기준

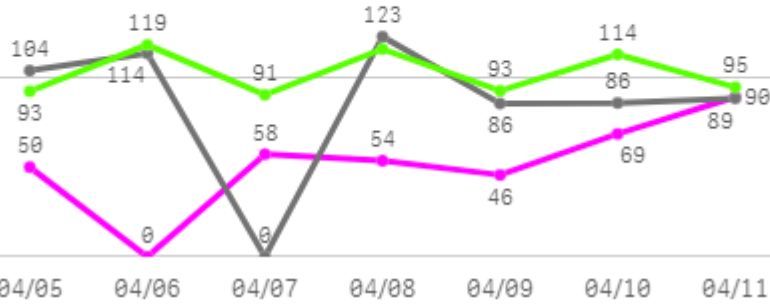
□ 열무(4Kg) 주간 가격

구분	Q	품종	Q	단량	Q	특	상	보통	하
2025-04-05		열무		4Kg		-	10,660	8,822	7,214
2025-04-07		열무		4Kg		-	11,514	8,782	6,825
2025-04-08		열무		4Kg		-	10,007	7,944	5,935
2025-04-09		열무		4Kg		-	10,274	7,356	5,123
2025-04-10		열무		4Kg		-	10,156	7,655	5,592
2025-04-11		열무		4Kg		-	11,364	7,918	5,484
평균						-	10,663	8,080	6,029

참외

주간 반입량(톤)

◆ 2025 ● 2024 ▲ 평년



구분	금주(A)	전주(B)	전월(C)	전년(D)	평년(E)	A/B	A/C	A/D	A/E
물량(톤)	366	242	264	603	619	151.1%	139.0%	60.7%	59.2%

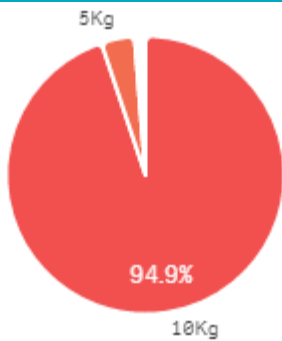
출하 품종별 거래물량 구성비



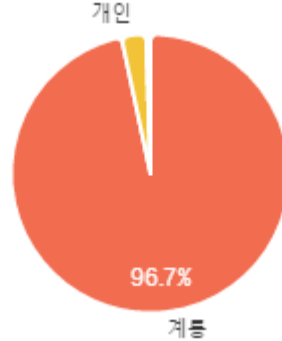
출하 품종별 거래금액 구성비



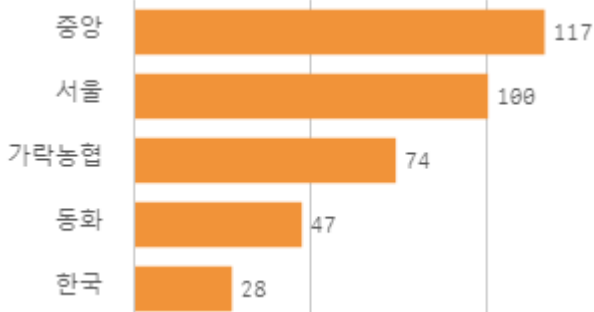
거래 단량별 물량 구성비



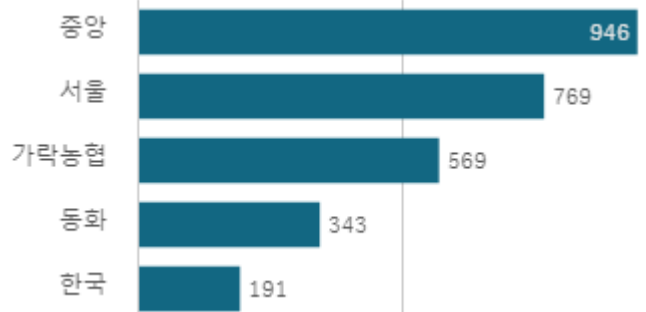
출하자별 거래물량 구성비



도매시장 법인별 거래물량(톤)

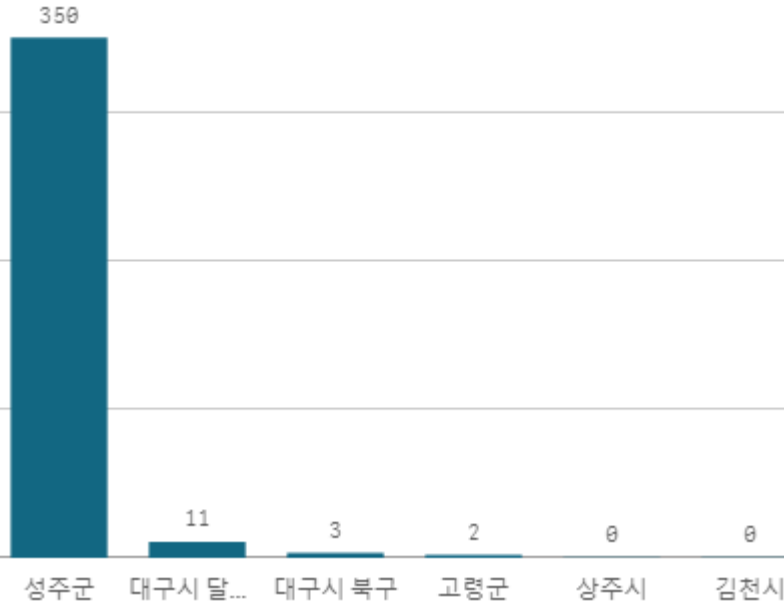


도매시장 법인별 거래금액(백만원)



참외(일반)(10Kg)

산지별 거래물량(톤)



출하산지(개소)

6

출하건수(천건)

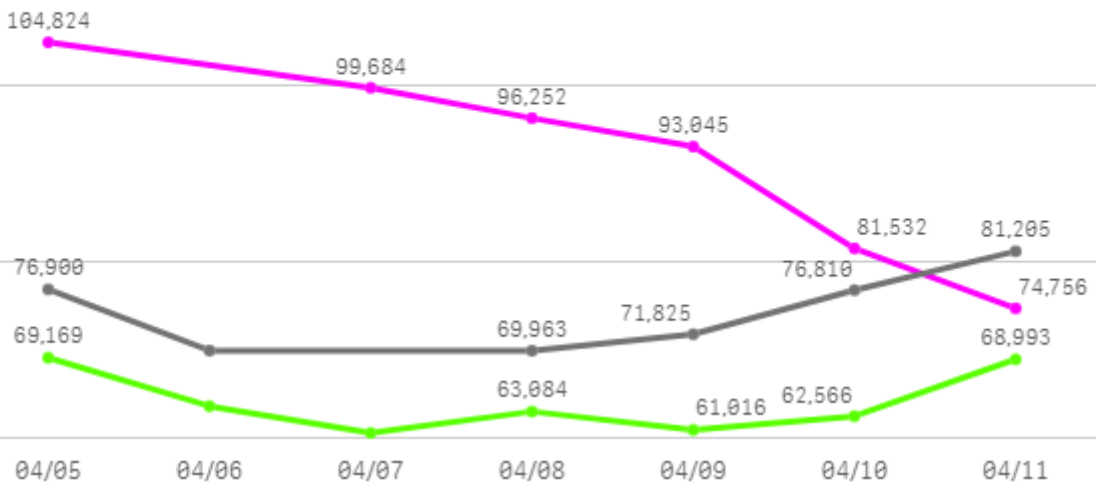
8

산지별 주출하 시군구



주간 도매가격(원)

◆ 2025 ● 2024 ◆ 평년



구분	금주(A)	전주(B)	전월(C)	전년(D)	평년(E)	A/B	A/C	A/D	A/E
가격(원)	91,682	123,198	80,691	74,447	72,691	74.4%	113.6%	123.2%	126.1%

※ 상품 가격 기준

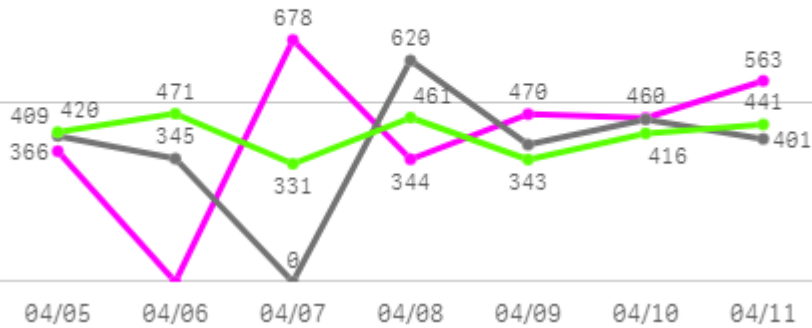
□ 참외(일반)(10Kg) 주간 가격

구분	Q	품종	Q	단량	Q	특	상	보통	하
2025-03-29		참외(일반)		10Kg		156,084	119,598	81,215	46,464
2025-03-31		참외(일반)		10Kg		137,431	106,742	78,998	49,856
2025-04-01		참외(일반)		10Kg		147,029	112,671	82,171	50,728
2025-04-02		참외(일반)		10Kg		152,888	132,077	95,207	56,105
2025-04-03		참외(일반)		10Kg		175,940	149,958	108,848	63,682
2025-04-04		참외(일반)		10Kg		143,370	118,140	93,327	61,703
평균						152,124	123,198	89,961	54,756

오이

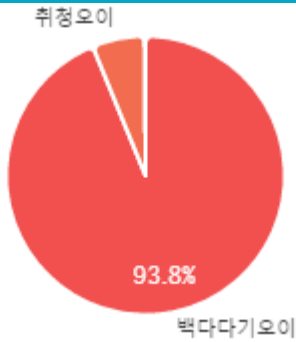
주간 반입량(톤)

◆ 2025 ● 2024 ▲ 평년

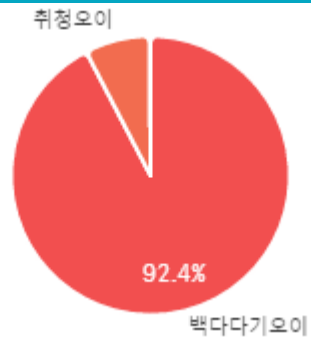


구분	금주(A)	전주(B)	전월(C)	전년(D)	평년(E)	A/B	A/C	A/D	A/E
물량(톤)	2,881	2,228	1,176	2,616	2,828	129.3%	244.9%	110.1%	101.9%

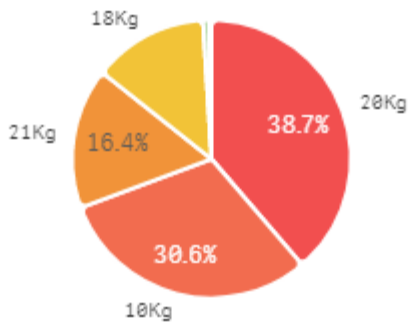
출하 품종별 거래물량 구성비



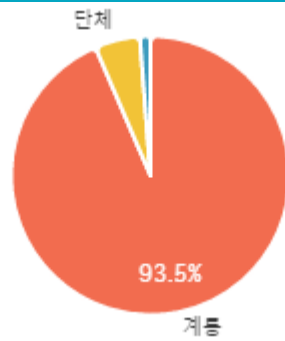
출하 품종별 거래금액 구성비



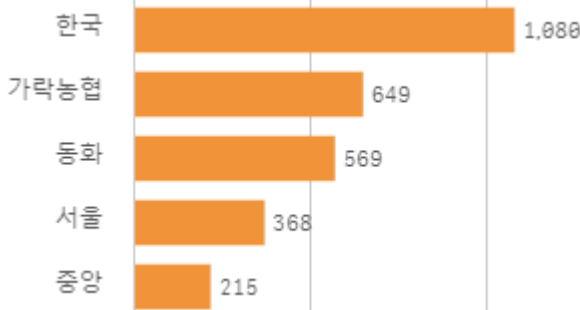
거래 단량별 물량 구성비



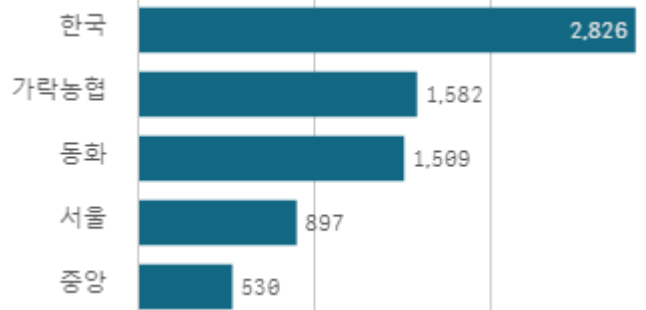
출하자별 거래물량 구성비



도매시장 법인별 거래물량(톤)

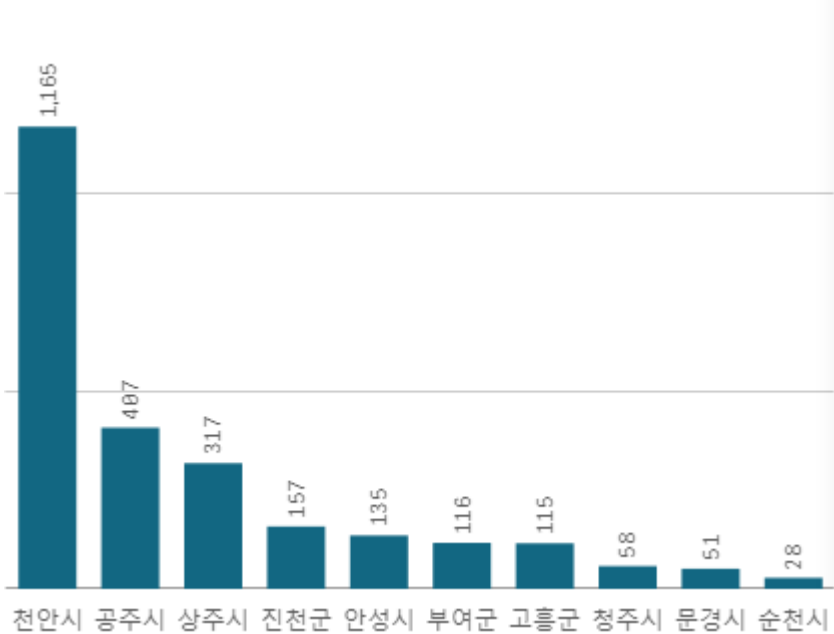


도매시장 법인별 거래금액(백만원)



백다다기오이(100개)

산지별 거래물량(톤)



출하산지(개소)

41

출하건수(천건)

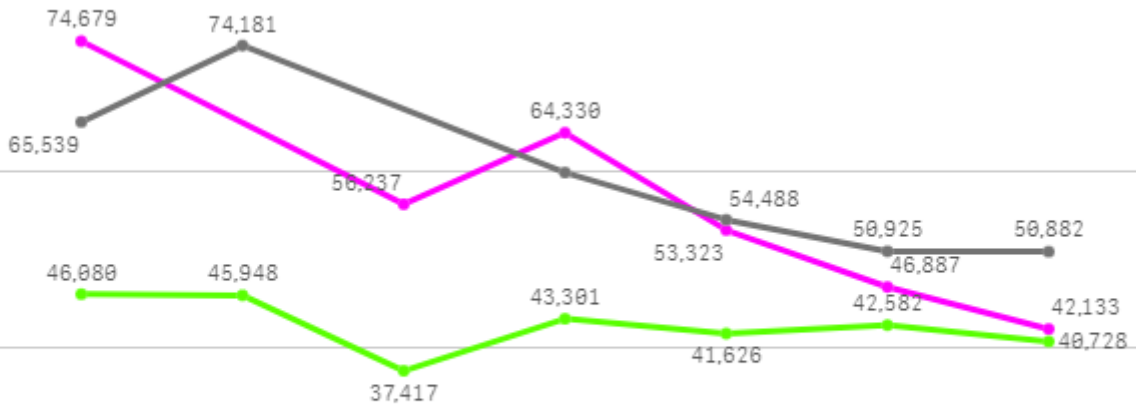
11

산지별 주출하 시군구



주간 도매가격(원)

◆ 2025 ● 2024 ◆ 평년



04/05 04/06 04/07 04/08 04/09 04/10 04/11

구분	금주(A)	전주(B)	전월(C)	전년(D)	평년(E)	A/B	A/C	A/D	A/E
가격(원)	56,265	61,811	92,518	59,308	47,422	91.0%	60.8%	94.9%	118.6%

※ 상품 가격 기준

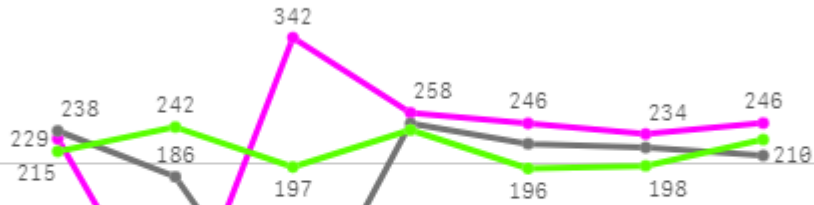
□ 백다다기오이(100개) 주간 가격

구분	Q	품종	Q	단량	Q	특	상	보통	하
2025-03-29		백다다기오이		100개		60,242	55,568	48,166	35,375
2025-03-31		백다다기오이		100개		61,080	56,493	50,633	38,645
2025-04-01		백다다기오이		100개		59,718	56,528	52,968	41,504
2025-04-02		백다다기오이		100개		60,918	57,030	53,733	43,682
2025-04-03		백다다기오이		100개		70,655	65,997	62,645	52,157
2025-04-04		백다다기오이		100개		82,049	79,251	75,460	61,430
평균						65,777	61,811	57,268	45,466

호박

주간 반입량(톤)

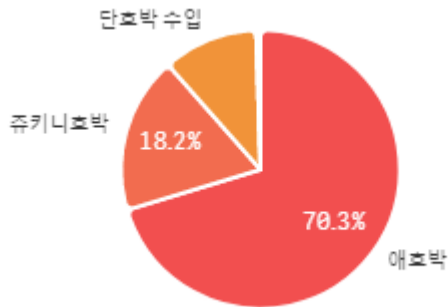
2025 2024 평년



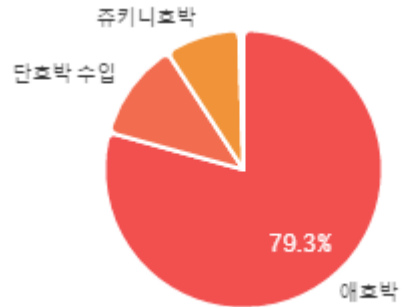
04/05 04/06 04/07 04/08 04/09 04/10 04/11

구분	금주(A)	전주(B)	전월(C)	전년(D)	평년(E)	A/B	A/C	A/D	A/E
물량(톤)	1,556	1,259	991	1,322	1,475	123.6%	157.0%	117.7%	105.5%

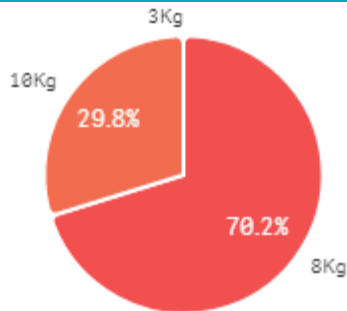
출하 품종별 거래물량 구성비



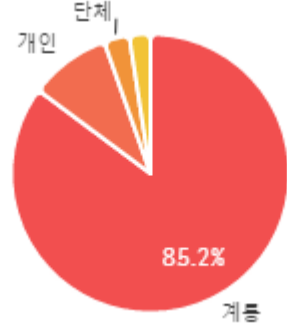
출하 품종별 거래금액 구성비



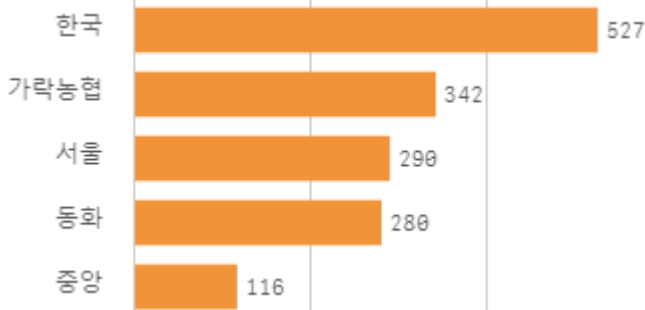
거래 단량별 물량 구성비



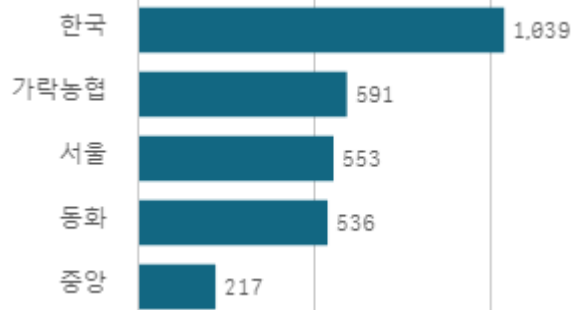
출하자별 거래물량 구성비



도매시장 법인별 거래물량(톤)

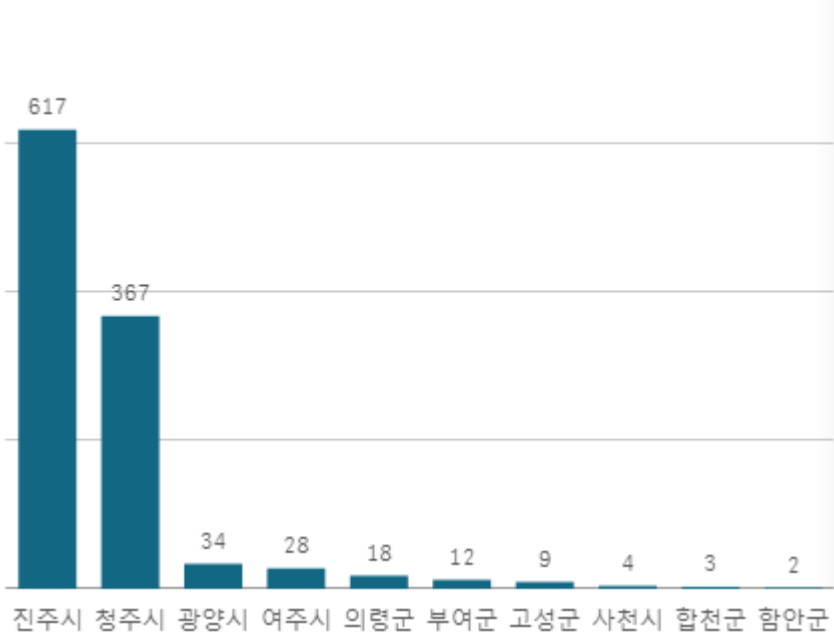


도매시장 법인별 거래금액(백만원)



애호박(20개)

산지별 거래물량(톤)



출하산지(개소)

11

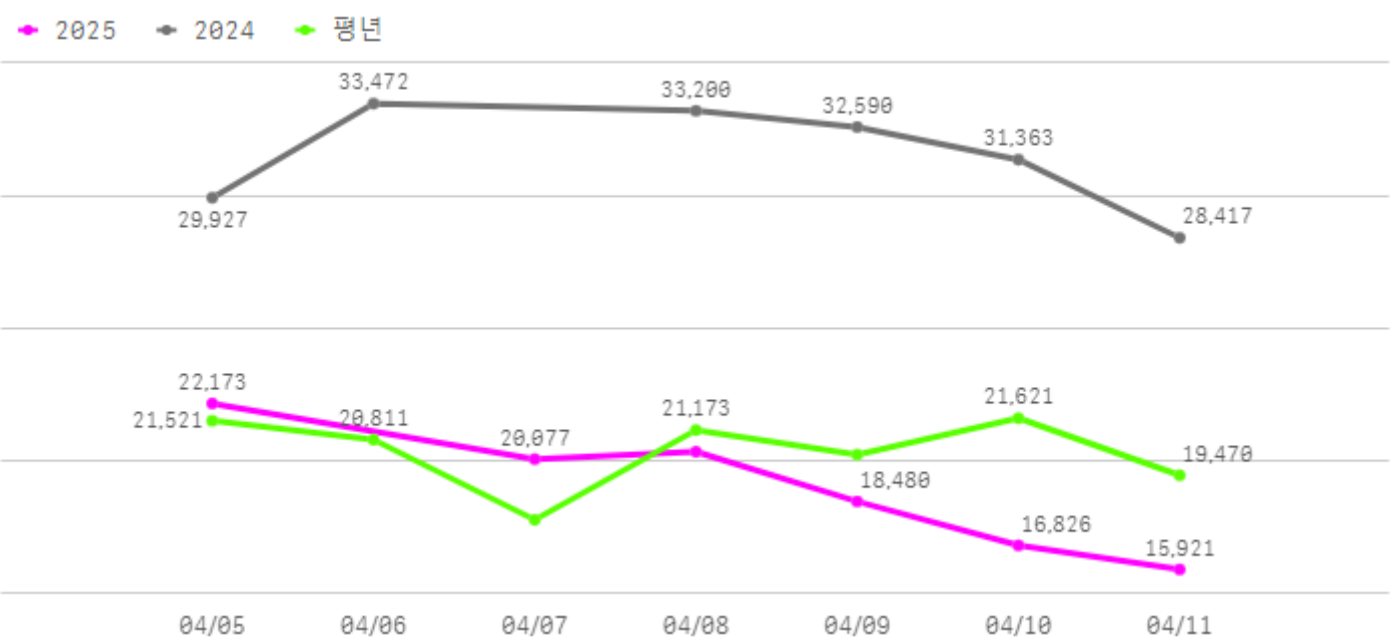
출하건수(천건)

6

산지별 주출하 시군구



주간 도매가격(원)



구분	금주(A)	전주(B)	전월(C)	전년(D)	평년(E)	A/B	A/C	A/D	A/E
가격(원)	18,973	24,126	35,590	31,495	21,439	78.6%	53.3%	60.2%	88.5%

※ 상품 가격 기준

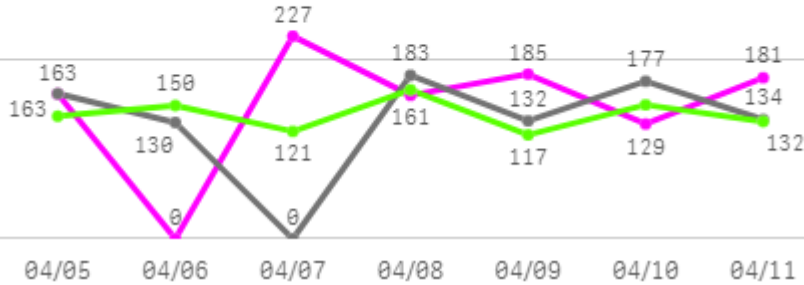
□ 애호박(20개) 주간 가격

구분	Q	품종	Q	단량	Q	특	상	보통	하
2025-03-29		애호박		20개		24,708	21,032	17,623	12,350
2025-03-31		애호박		20개		25,925	22,928	19,741	14,783
2025-04-01		애호박		20개		26,156	23,328	20,634	15,377
2025-04-02		애호박		20개		27,751	24,589	22,541	18,032
2025-04-03		애호박		20개		30,385	26,779	24,891	20,237
2025-04-04		애호박		20개		29,077	26,099	24,152	20,209
평균						27,334	24,126	21,597	16,831

토마토

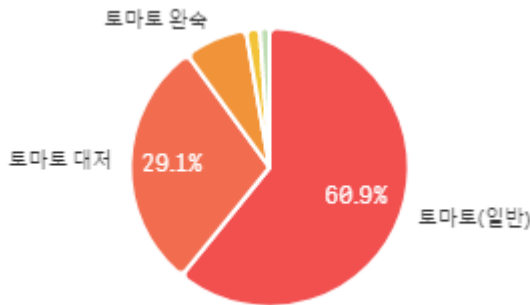
주간 반입량(톤)

◆ 2025 ● 2024 ▲ 평년

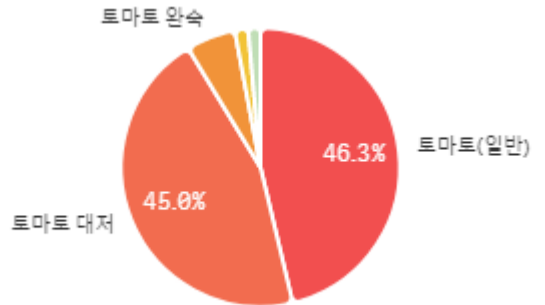


구분	금주(A)	전주(B)	전월(C)	전년(D)	평년(E)	A/B	A/C	A/D	A/E
물량(톤)	1,045	1,126	695	919	1,006	92.8%	150.4%	113.6%	103.9%

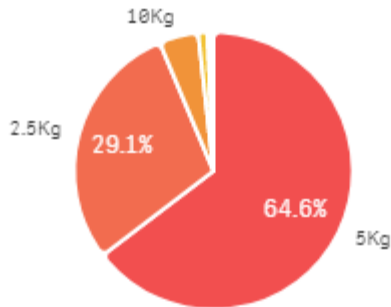
출하 품종별 거래물량 구성비



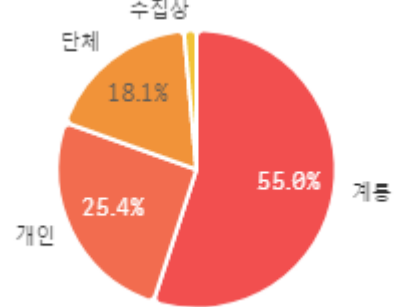
출하 품종별 거래금액 구성비



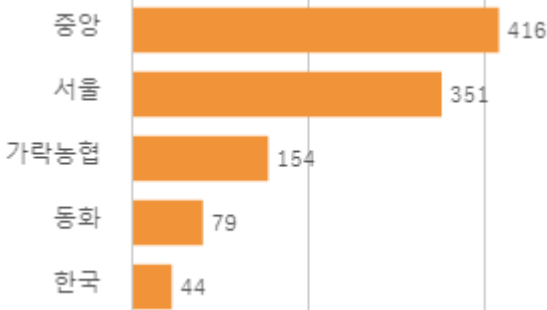
거래 단량별 물량 구성비



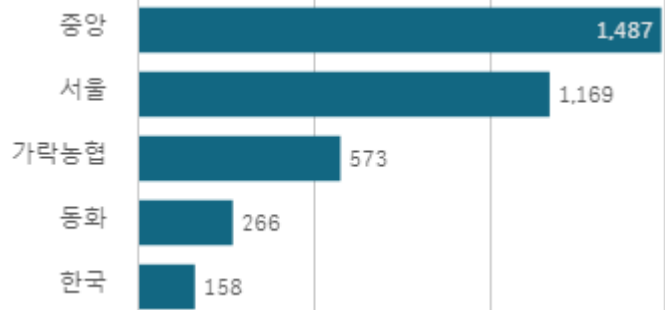
출하자별 거래물량 구성비



도매시장 법인별 거래물량(톤)

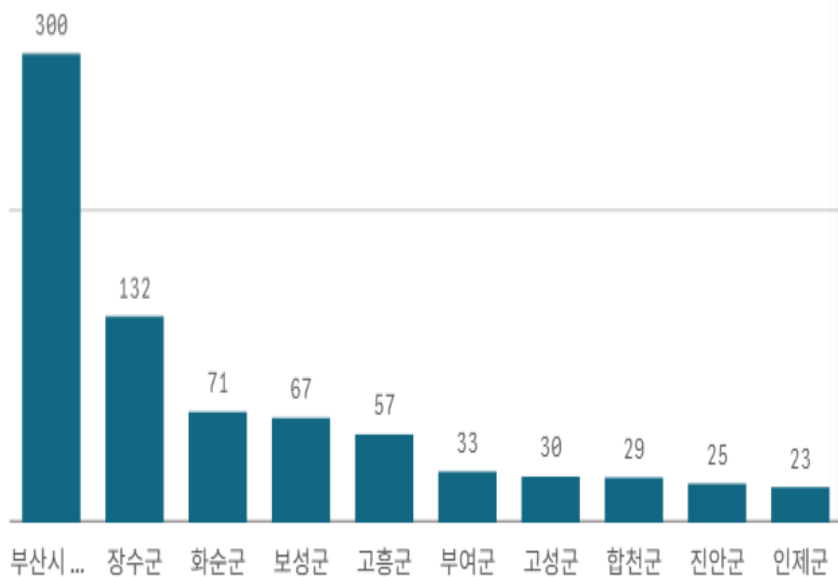


도매시장 법인별 거래금액(백만원)



토마토(5Kg)

산지별 거래물량(톤)



출하산지(개소)

52

출하건수(천건)

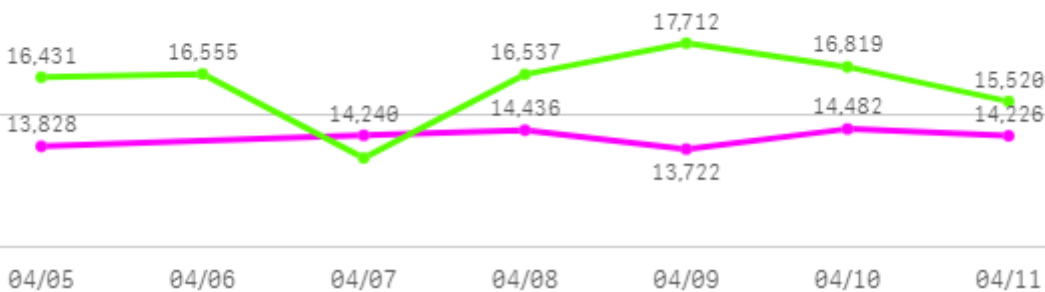
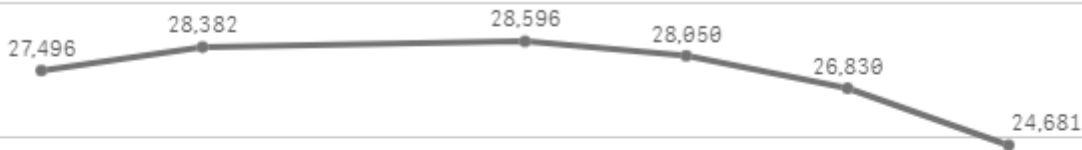
10

산지별 주출하 시군구



주간 도매가격(원)

◆ 2025 ● 2024 ▲ 평년



구분	금주(A)	전주(B)	전월(C)	전년(D)	평년(E)	A/B	A/C	A/D	A/E
가격(원)	14,156	14,119	18,064	27,339	15,900	100.3%	78.4%	51.8%	89.0%

※ 상품 가격 기준

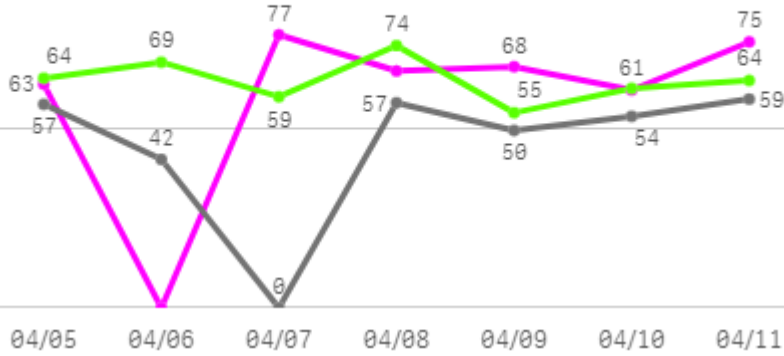
□ 토마토(5Kg) 주간 가격

구분	Q	품종	Q	단량	Q	특	상	보통	하
2025-03-29		토마토		5Kg		15,520	14,248	12,809	10,930
2025-03-31		토마토		5Kg		16,000	14,598	13,154	11,405
2025-04-01		토마토		5Kg		15,093	13,514	12,596	10,842
2025-04-02		토마토		5Kg		14,697	13,724	12,774	11,110
2025-04-03		토마토		5Kg		15,896	14,494	13,397	11,740
2025-04-04		토마토		5Kg		15,307	14,138	12,740	11,466
평균						15,419	14,119	12,912	11,249

방울토마토

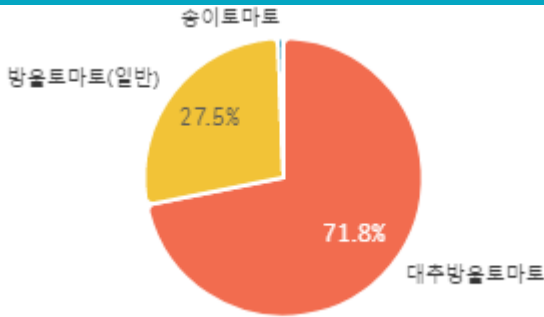
주간 반입량(톤)

◆ 2025 ● 2024 ▲ 평년

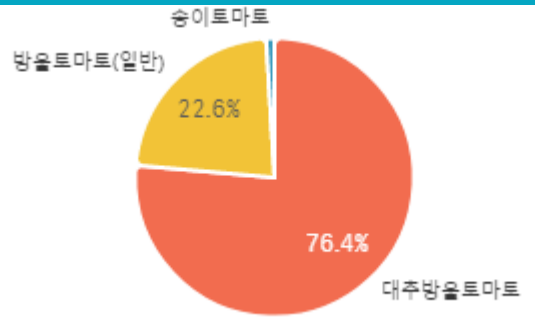


구분	금주(A)	전주(B)	전월(C)	전년(D)	평년(E)	A/B	A/C	A/D	A/E
물량(톤)	409	418	346	318	444	97.9%	118.2%	128.5%	92.1%

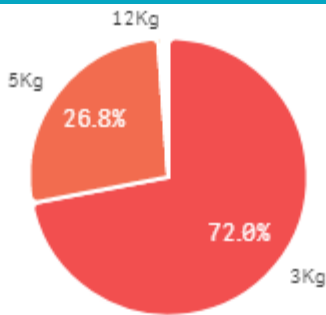
출하 품종별 거래물량 구성비



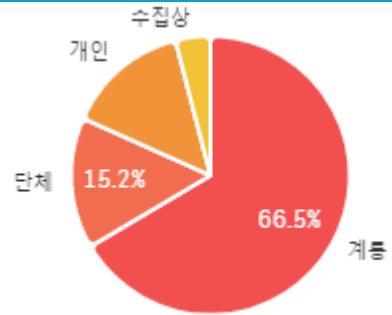
출하 품종별 거래금액 구성비



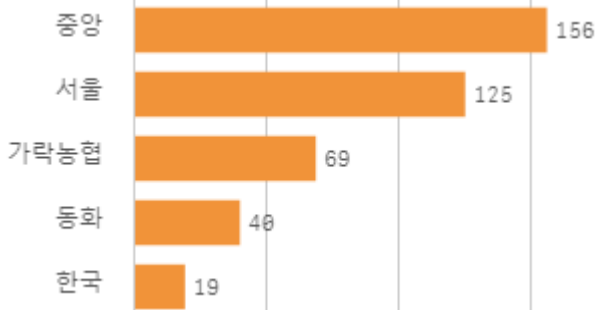
거래 단량별 물량 구성비



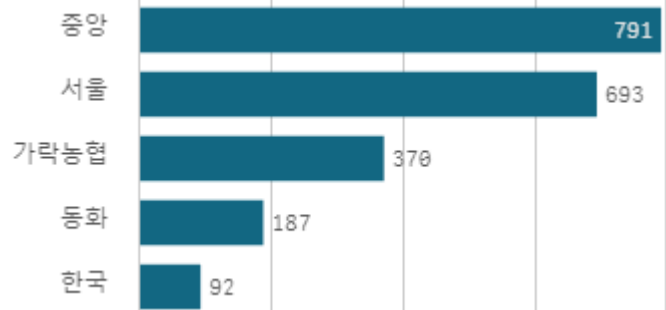
출하자별 거래물량 구성비



도매시장 법인별 거래물량(톤)

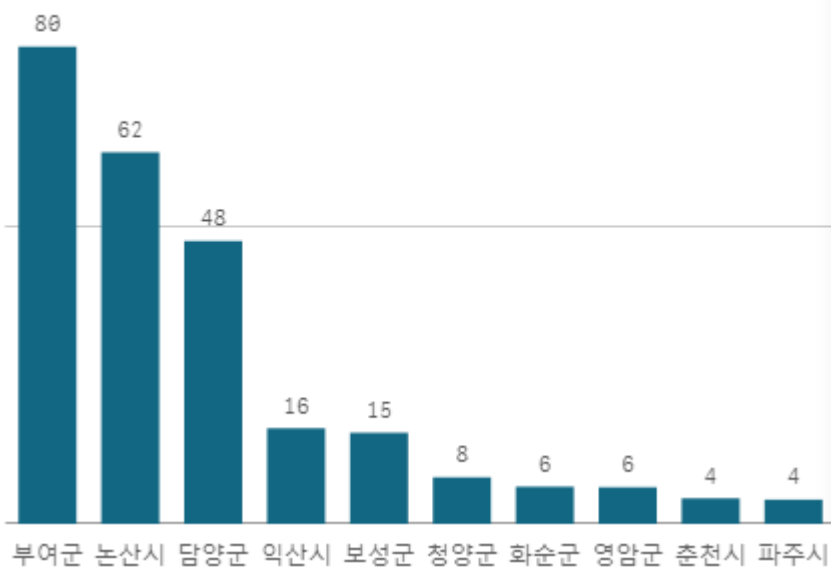


도매시장 법인별 거래금액(백만원)



대추방울토마토(3Kg)

산지별 거래물량(톤)



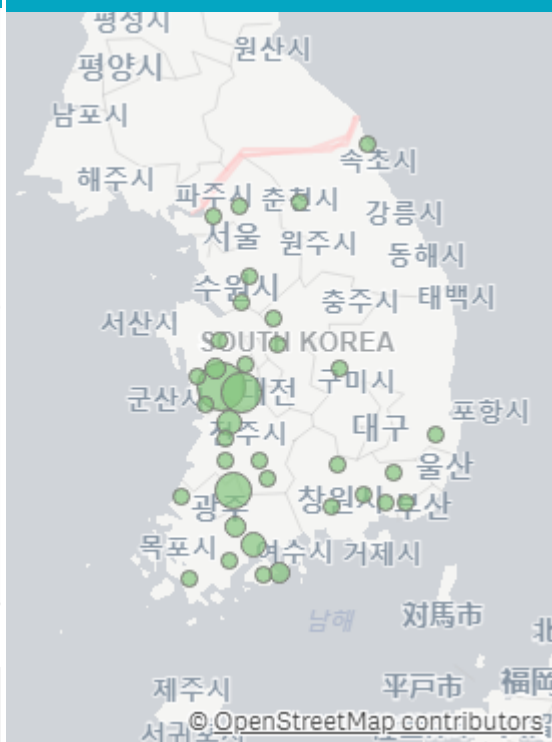
출하산지(개소)

40

출하건수(천건)

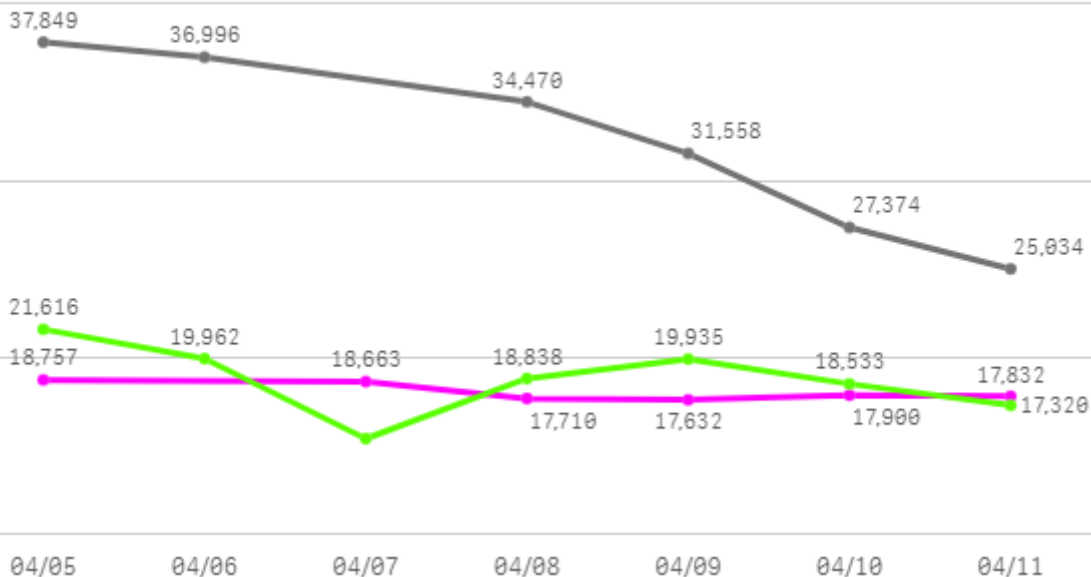
3

산지별 주출하 시군구



주간 도매가격(원)

◆ 2025 ● 2024 ◆ 평년



구분	금주(A)	전주(B)	전월(C)	전년(D)	평년(E)	A/B	A/C	A/D	A/E
가격(원)	18,082	18,970	19,520	32,214	19,073	95.3%	92.6%	56.1%	94.8%

※ 상품 가격 기준

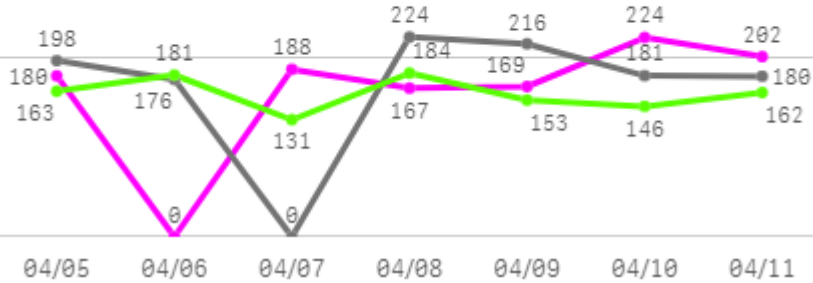
□ 대추방울토마토(3Kg) 주간 가격

구분	Q	품종	Q	단량	Q	특	상	보통	하
2025-03-29		대추방울토마토		3Kg		25,182	20,071	18,078	14,007
2025-03-31		대추방울토마토		3Kg		25,552	19,539	17,323	13,405
2025-04-01		대추방울토마토		3Kg		27,711	18,625	16,268	12,106
2025-04-02		대추방울토마토		3Kg		27,366	18,649	16,481	13,131
2025-04-03		대추방울토마토		3Kg		23,670	18,663	16,197	12,102
2025-04-04		대추방울토마토		3Kg		25,761	18,270	16,013	12,471
평균						25,874	18,970	16,727	12,870

딸기

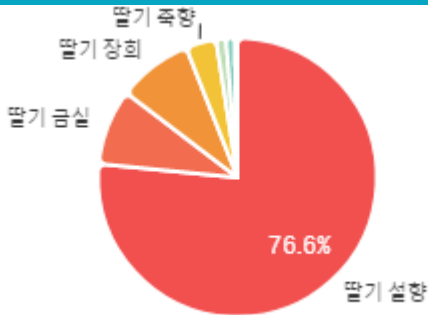
주간 반입량(톤)

◆ 2025 ● 2024 ▲ 평년

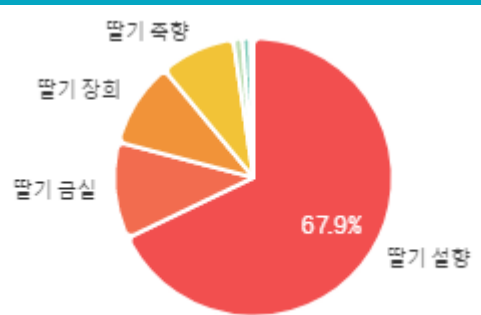


구분	금주(A)	전주(B)	전월(C)	전년(D)	평년(E)	A/B	A/C	A/D	A/E
물량(톤)	1,129	1,128	1,146	1,175	1,122	100.1%	98.5%	96.1%	100.6%

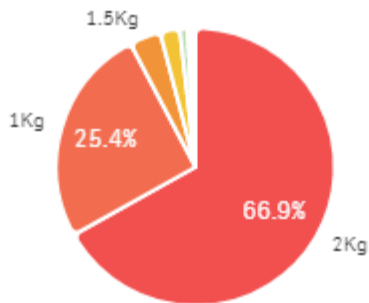
출하 품종별 거래물량 구성비



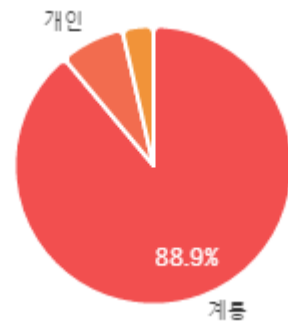
출하 품종별 거래금액 구성비



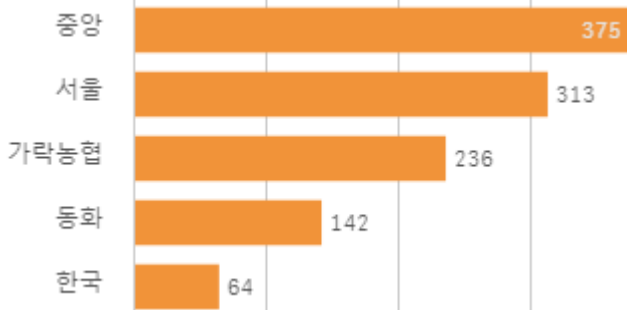
거래 단량별 물량 구성비



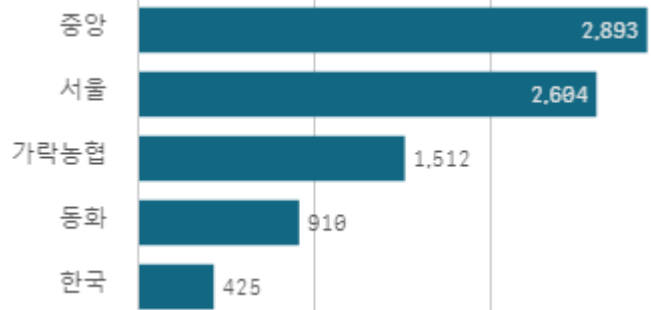
출하자별 거래물량 구성비



도매시장 법인별 거래물량(톤)

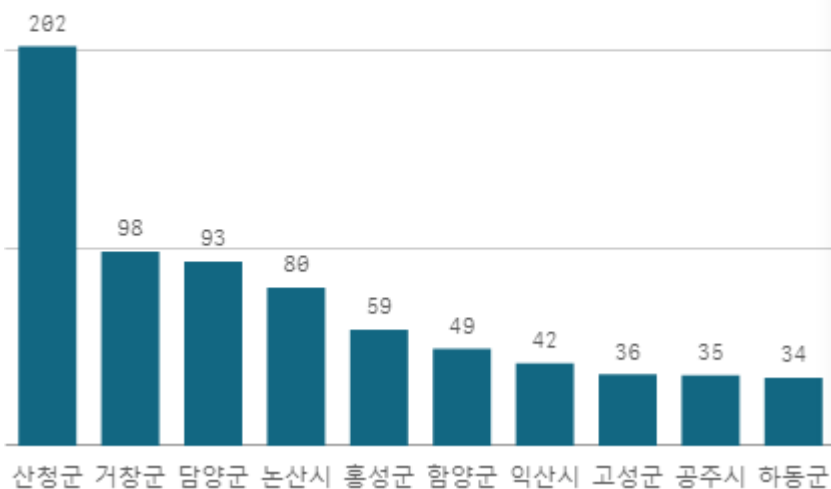


도매시장 법인별 거래금액(백만원)



딸기 설향(2Kg)

산지별 거래물량(톤)



출하산지(개소)

31

출하건수(천건)

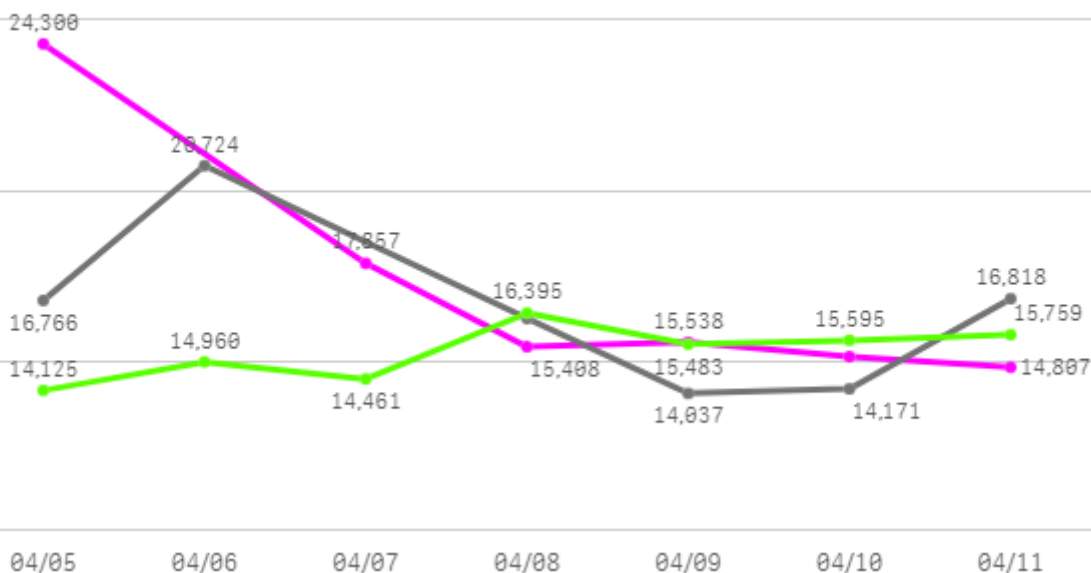
19

산지별 주출하 시군구



주간 도매가격(원)

◆ 2025 ● 2024 ▲ 평년



구분	금주(A)	전주(B)	전월(C)	전년(D)	평년(E)	A/B	A/C	A/D	A/E
가격(원)	17,171	18,451	21,094	16,459	15,681	93.1%	81.4%	104.3%	109.5%

※ 상품 가격 기준

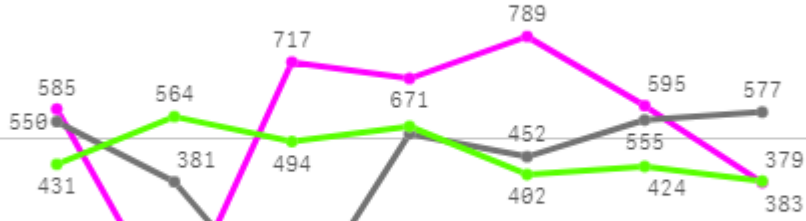
□ 딸기 설향(2Kg) 주간 가격

구분	Q	품종	Q	단량	Q	특	상	보통	하
2025-03-29		딸기 설향		2Kg		23,343	18,844	13,741	9,172
2025-03-31		딸기 설향		2Kg		19,706	15,369	11,802	8,394
2025-04-01		딸기 설향		2Kg		19,029	15,407	11,914	8,605
2025-04-02		딸기 설향		2Kg		21,892	17,926	13,775	9,706
2025-04-03		딸기 설향		2Kg		25,215	20,554	15,272	10,535
2025-04-04		딸기 설향		2Kg		27,071	22,607	17,062	11,459
평균						22,709	18,451	13,928	9,645

무

주간 반입량(톤)

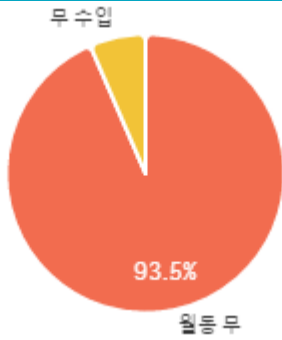
◆ 2025 ● 2024 ▲ 평년



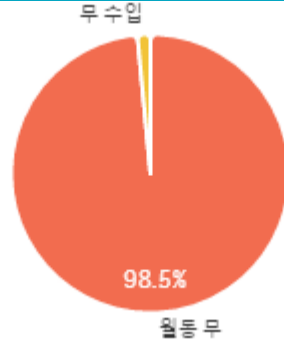
04/05 04/06 04/07 04/08 04/09 04/10 04/11

구분	금주(A)	전주(B)	전월(C)	전년(D)	평년(E)	A/B	A/C	A/D	A/E
물량(톤)	3,736	3,421	3,550	3,031	3,381	109.2%	105.2%	123.3%	110.5%

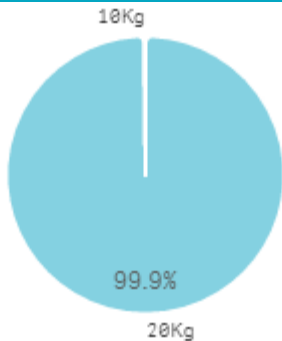
출하 품종별 거래물량 구성비



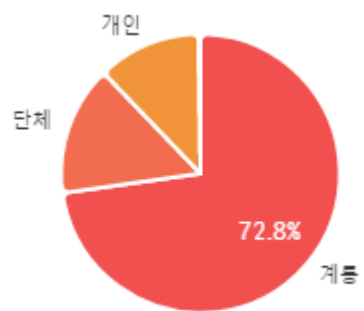
출하 품종별 거래금액 구성비



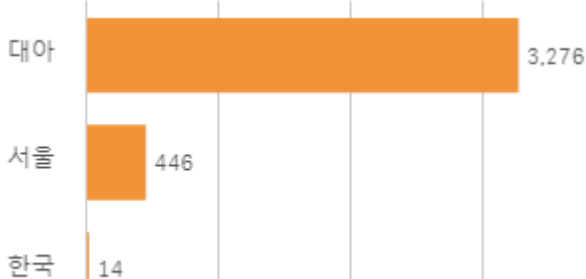
거래 단량별 물량 구성비




출하자별 거래물량 구성비



도매시장 법인별 거래물량(톤)

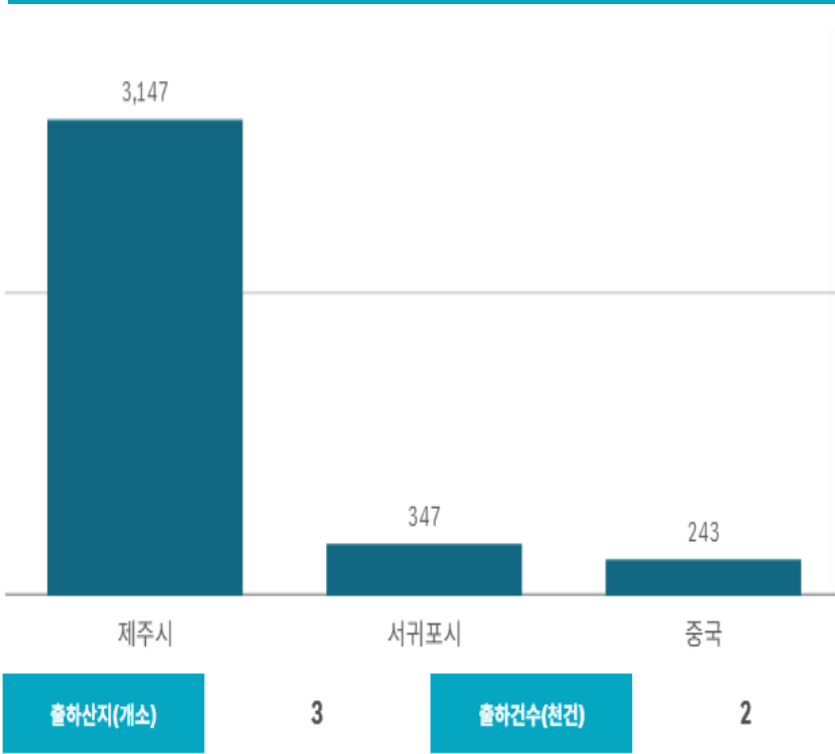


도매시장 법인별 거래금액(백만원)

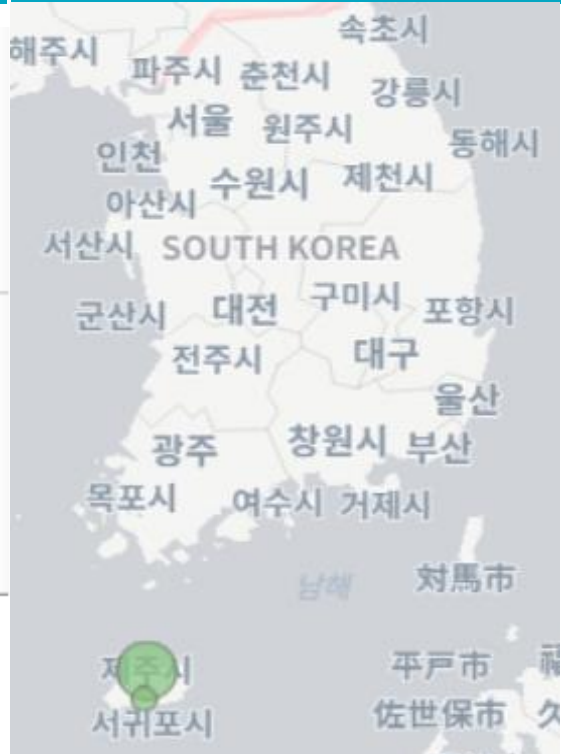


무(20Kg)

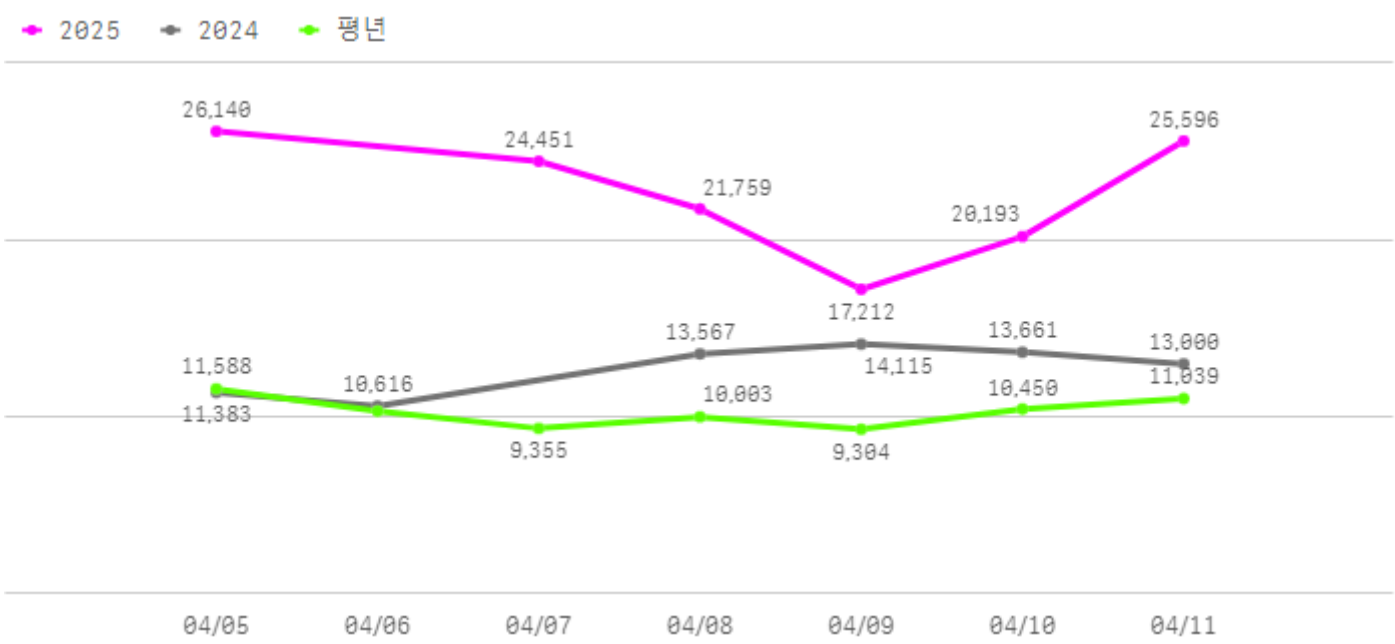
산지별 거래물량(톤)



산지별 주출하 시군구



주간 도매가격(원)



구분	금주(A)	전주(B)	전월(C)	전년(D)	평년(E)	A/B	A/C	A/D	A/E
가격(원)	22,559	27,219	30,001	12,724	13,216	82.9%	75.2%	177.3%	170.7%

※ 상품 가격 기준

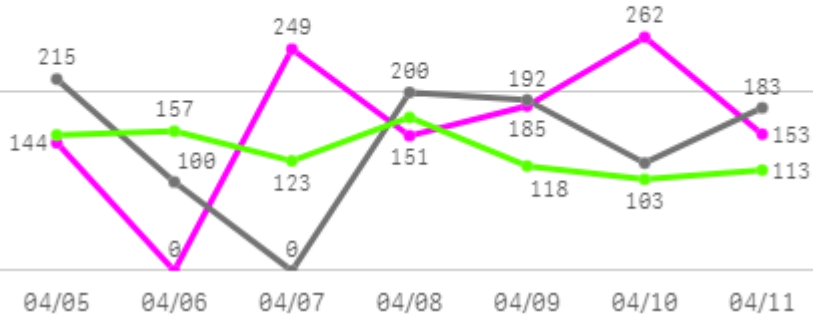
□ 무(20Kg) 주간 가격

구분	Q	품종	Q	단량	Q	특	상	보통	하
2025-03-29		무		20Kg		32,098	29,129	22,758	16,019
2025-03-31		무		20Kg		31,145	29,386	25,428	18,456
2025-04-01		무		20Kg		29,127	27,091	23,126	14,769
2025-04-02		무		20Kg		27,220	25,017	19,604	12,105
2025-04-03		무		20Kg		27,362	25,419	21,525	13,095
2025-04-04		무		20Kg		28,816	27,274	24,160	16,230
평균						29,295	27,219	22,767	15,112

당근

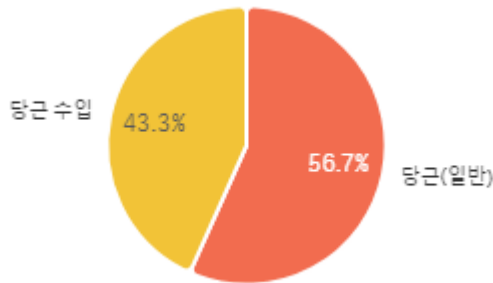
주간 반입량(톤)

◆ 2025 ● 2024 ▲ 평년

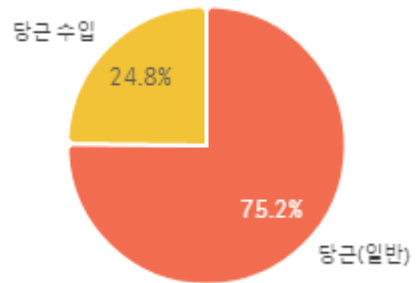


구분	금주(A)	전주(B)	전월(C)	전년(D)	평년(E)	A/B	A/C	A/D	A/E
물량(톤)	1,144	887	958	1,010	986	128.9%	119.4%	113.2%	116.0%

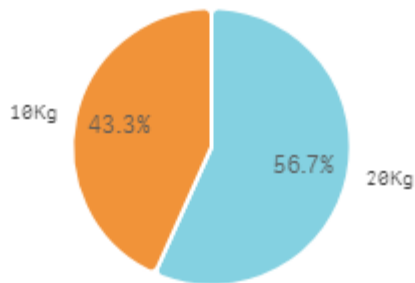
출하 품종별 거래물량 구성비



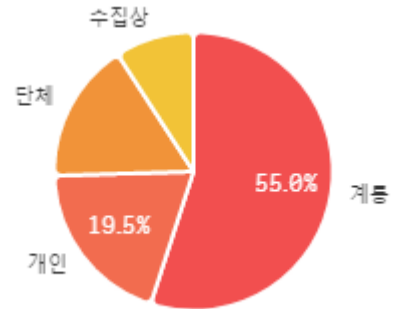
출하 품종별 거래금액 구성비



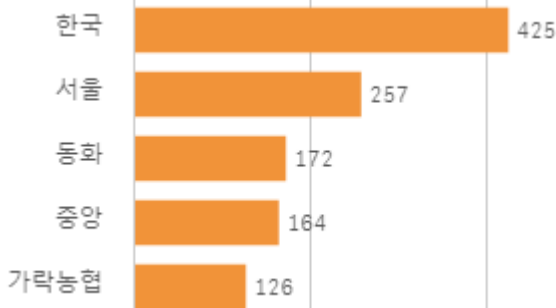
거래 단량별 물량 구성비



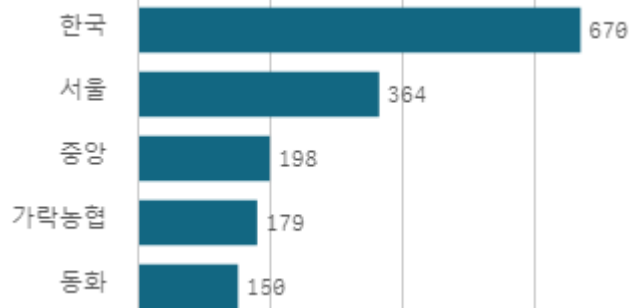
출하자별 거래물량 구성비



도매시장 법인별 거래물량(톤)

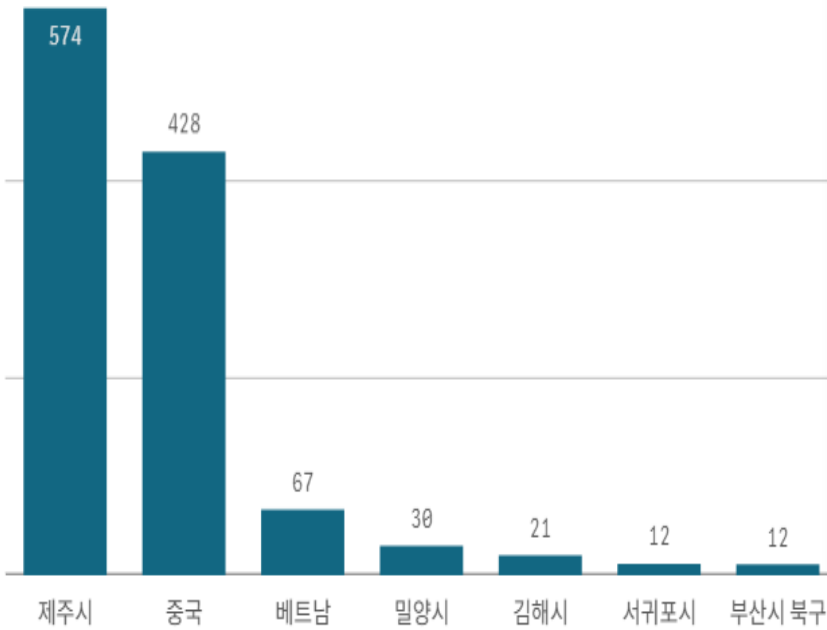


도매시장 법인별 거래금액(백만원)



당근(20Kg)

산지별 거래물량(톤)



출하산지(개소)

7

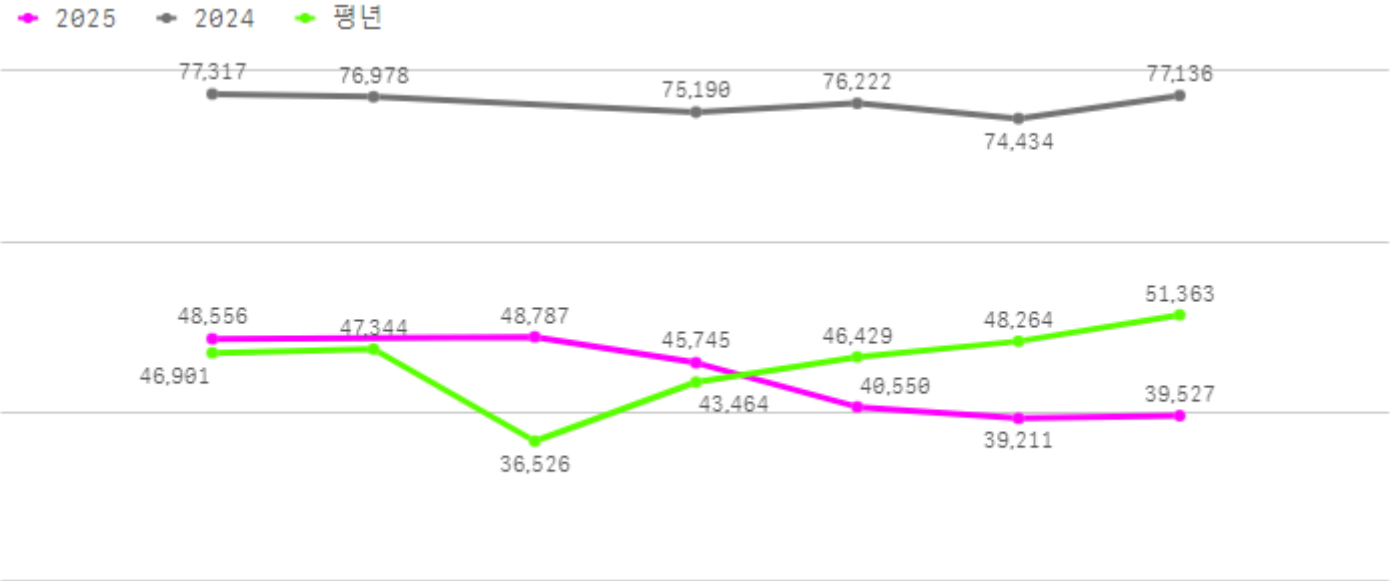
출하건수(천건)

1

산지별 주출하 시군구



주간 도매가격(원)



04/05 04/06 04/07 04/08 04/09 04/10 04/11

구분	금주(A)	전주(B)	전월(C)	전년(D)	평년(E)	A/B	A/C	A/D	A/E
가격(원)	43,729	52,634	68,994	76,213	44,566	83.1%	63.4%	57.4%	98.1%

※ 상품 가격 기준

□ 당근(20Kg) 주간 가격

구분	Q	품종	Q	단량	Q	특	상	보통	하
2025-03-29		당근		20Kg		61,134	40,384	29,008	21,264
2025-03-31		당근		20Kg		71,982	60,952	38,399	27,471
2025-04-01		당근		20Kg		69,000	54,029	37,321	27,997
2025-04-02		당근		20Kg		71,000	53,233	36,595	27,974
2025-04-03		당근		20Kg		71,090	53,341	39,281	31,021
2025-04-04		당근		20Kg		69,990	53,866	40,198	32,493
평균						69,033	52,634	36,800	28,037

생고추

주간 반입량(톤)

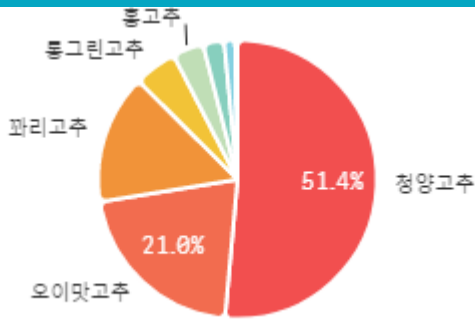
2025 (파란색 선) 2024 (회색 선) 평년 (녹색 선)



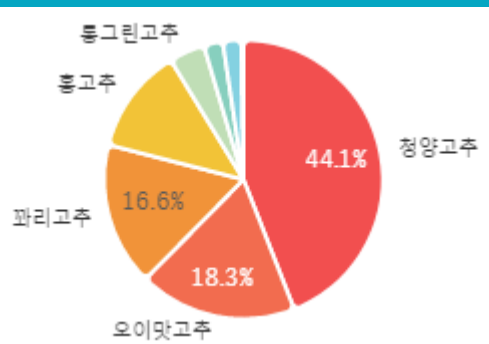
04/05 04/06 04/07 04/08 04/09 04/10 04/11

구분	금주(A)	전주(B)	전월(C)	전년(D)	평년(E)	A/B	A/C	A/D	A/E
물량(톤)	965	868	683	898	934	111.1%	141.2%	107.4%	103.3%

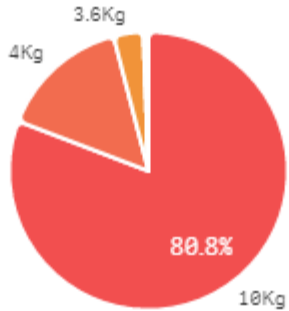
출하 품종별 거래물량 구성비



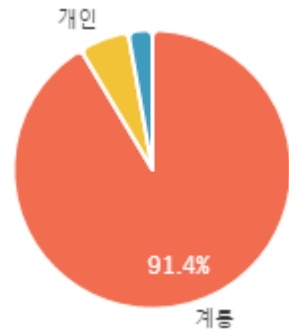
출하 품종별 거래금액 구성비



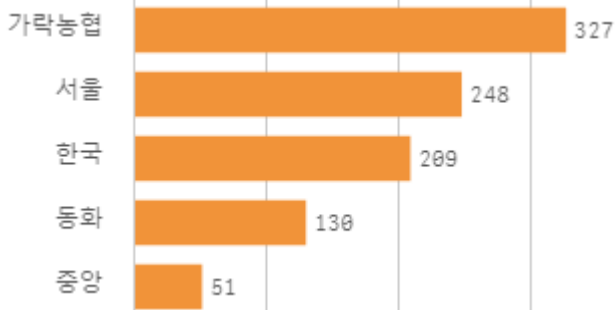
거래 단량별 물량 구성비



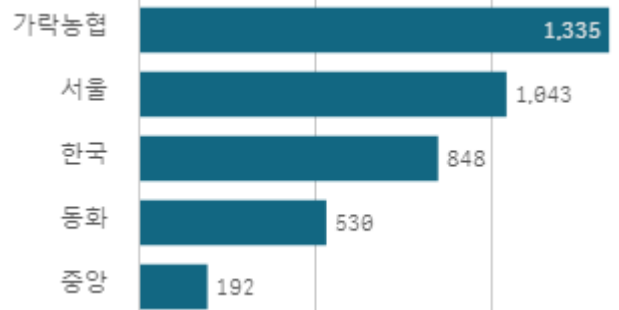
출하자별 거래물량 구성비



도매시장 법인별 거래물량(톤)

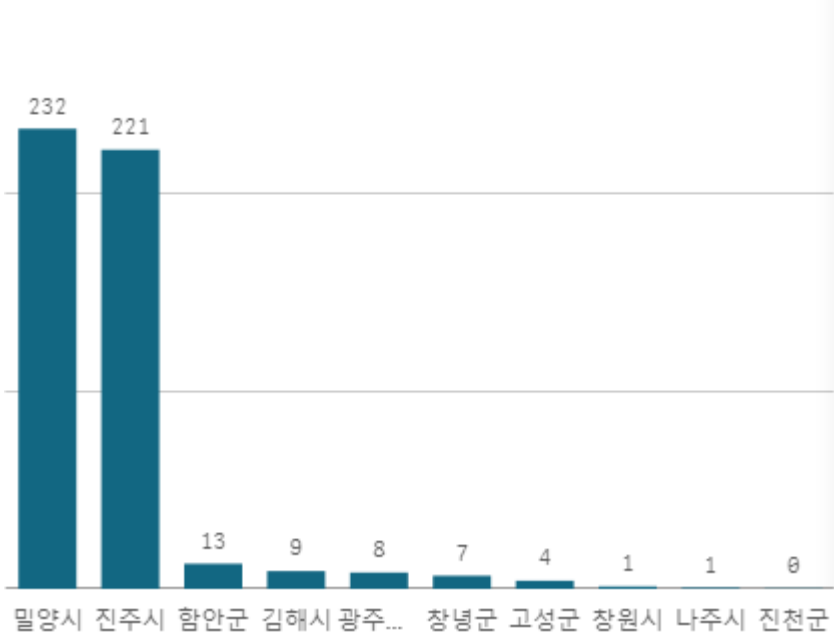


도매시장 법인별 거래금액(백만원)



청양고추(10Kg)

산지별 거래물량(톤)



출하산지(개소)

11

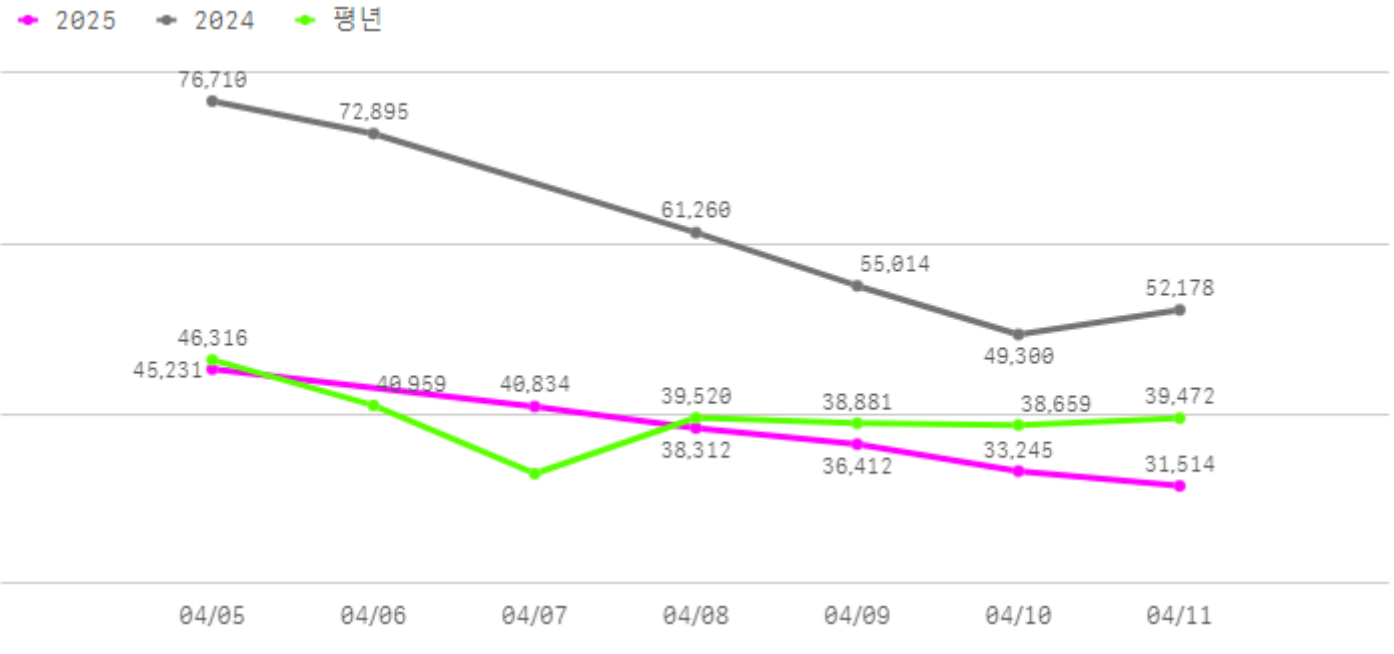
출하건수(천건)

4

산지별 주출하 시군구



주간 도매가격(원)



구분	금주(A)	전주(B)	전월(C)	전년(D)	평년(E)	A/B	A/C	A/D	A/E
가격(원)	37,591	41,712	73,366	61,226	41,066	90.1%	51.2%	61.4%	91.5%

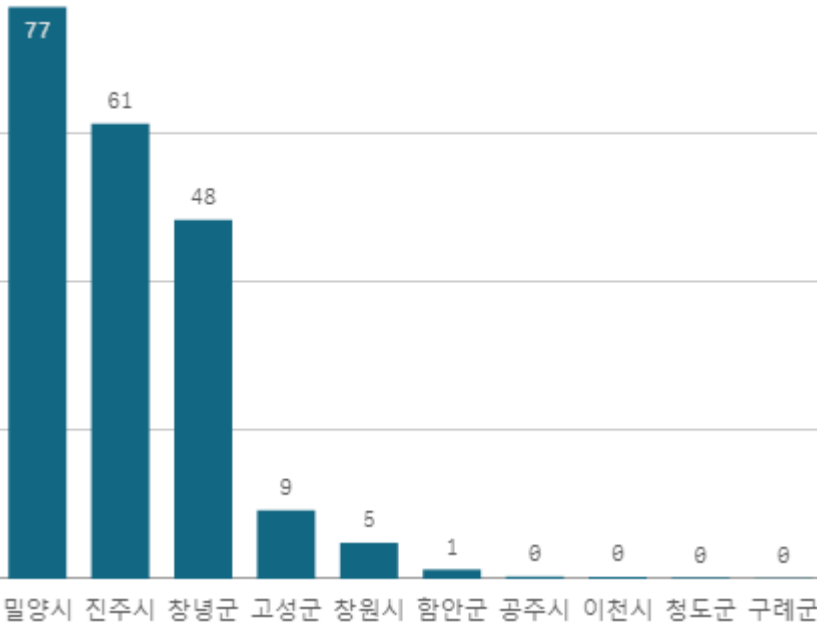
※ 상품 가격 기준

□ 청양고추(10Kg) 주간 가격

구분	Q	품종	Q	단량	Q	특	상	보통	하
2025-03-29		청양고추		10Kg		42,953	39,957	37,077	31,142
2025-03-31		청양고추		10Kg		42,457	39,061	36,199	30,781
2025-04-01		청양고추		10Kg		44,858	40,245	35,202	29,297
2025-04-02		청양고추		10Kg		44,716	41,352	36,993	29,290
2025-04-03		청양고추		10Kg		47,716	43,900	39,913	32,172
2025-04-04		청양고추		10Kg		48,198	45,757	41,740	34,493
평균						45,150	41,712	37,854	31,196

오이맛고추(10Kg)

산지별 거래물량(톤)



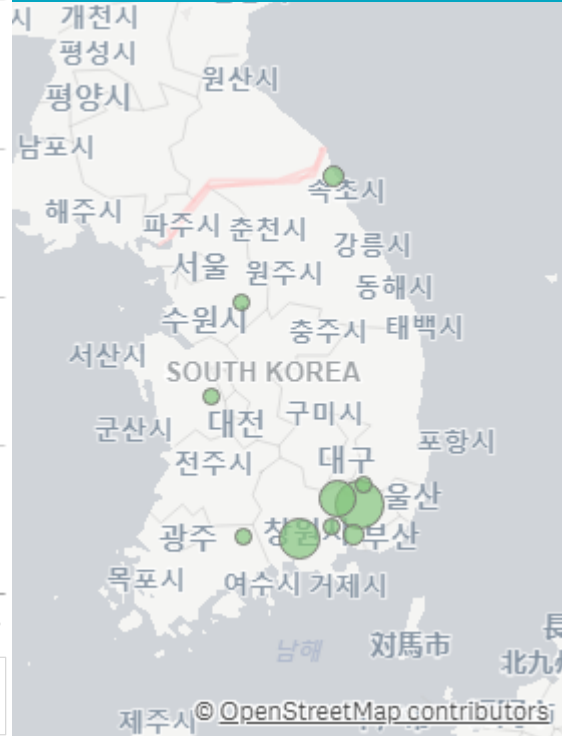
출하산지(개소)

10

출하건수(천건)

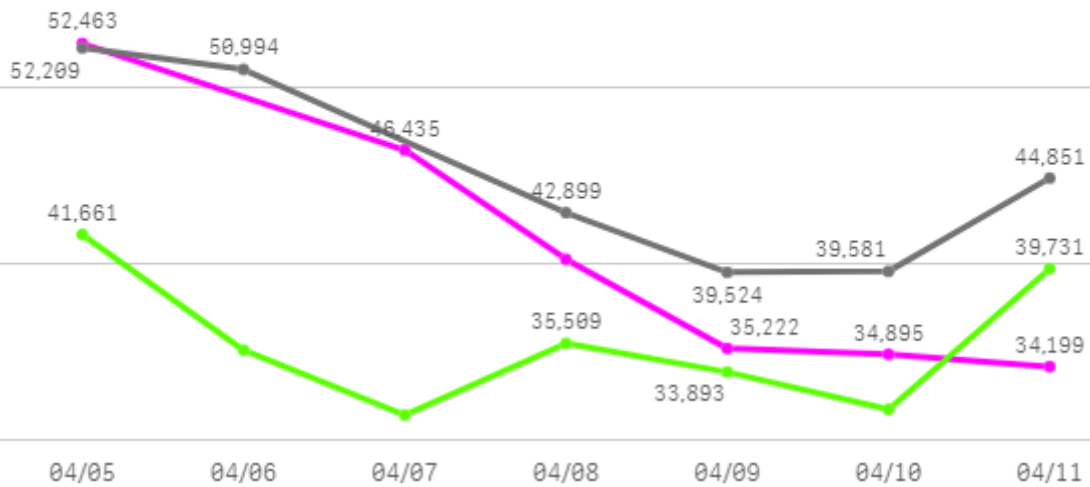
2

산지별 주출하 시군구



주간 도매가격(원)

◆ 2025 ● 2024 ◆ 평년



구분	금주(A)	전주(B)	전월(C)	전년(D)	평년(E)	A/B	A/C	A/D	A/E
가격(원)	40,579	62,458	83,112	45,010	39,246	65.0%	48.8%	90.2%	103.4%

※ 상품 가격 기준

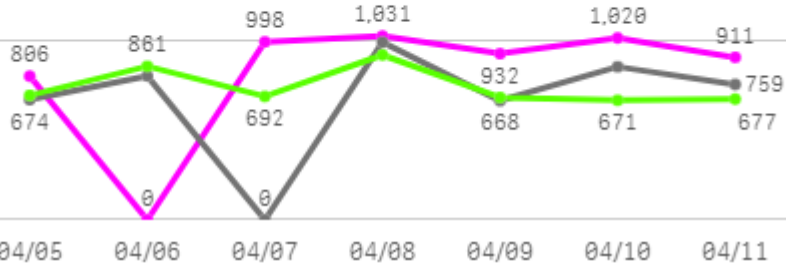
□ 오이맛고추(10Kg) 주간 가격

구분	Q	품종	Q	단량	Q	특	상	보통	하
2025-03-29		오이맛고추		10Kg		81,870	71,657	50,757	30,121
2025-03-31		오이맛고추		10Kg		68,912	61,150	42,468	25,724
2025-04-01		오이맛고추		10Kg		63,631	57,576	43,969	24,995
2025-04-02		오이맛고추		10Kg		64,593	57,998	46,422	27,436
2025-04-03		오이맛고추		10Kg		68,979	62,221	49,811	32,234
2025-04-04		오이맛고추		10Kg		74,902	64,143	52,083	36,280
평균						70,481	62,458	47,585	29,465

양파

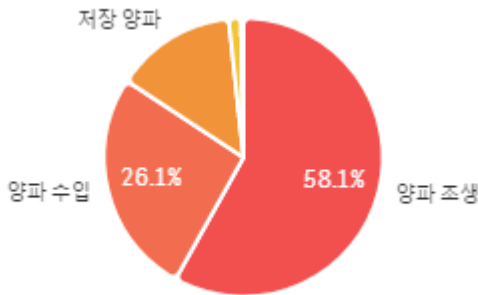
주간 반입량(톤)

◆ 2025 ● 2024 ▲ 평년

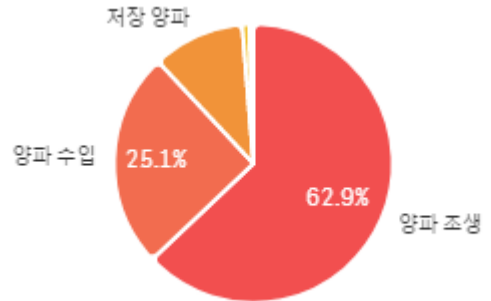


구분	금주(A)	전주(B)	전월(C)	전년(D)	평년(E)	A/B	A/C	A/D	A/E
물량(톤)	5,697	5,165	3,624	4,762	5,224	110.3%	157.2%	119.6%	109.1%

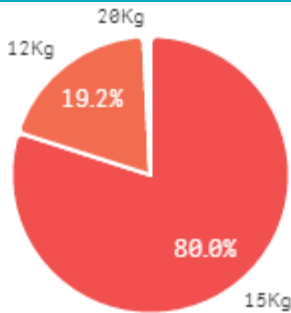
출하 품종별 거래물량 구성비



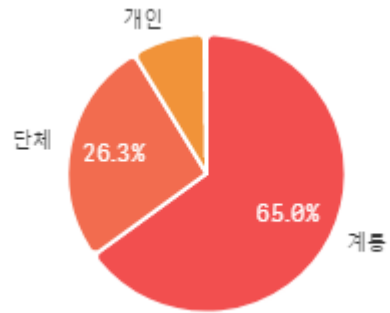
출하 품종별 거래금액 구성비



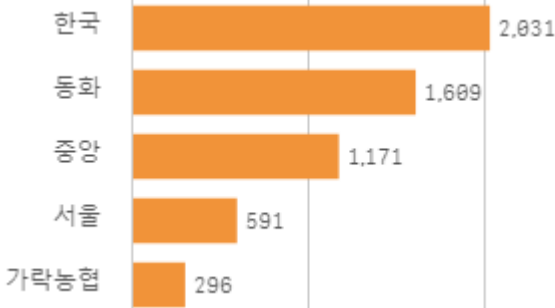
거래 단량별 물량 구성비



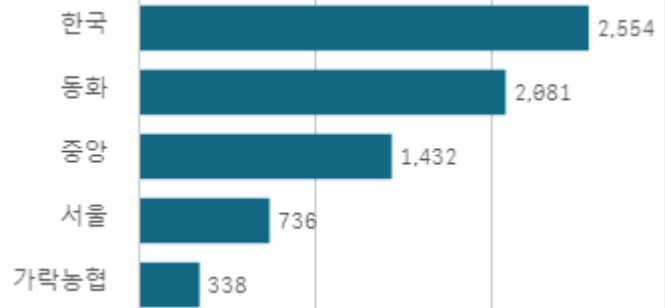
출하자별 거래물량 구성비



도매시장 법인별 거래물량(톤)

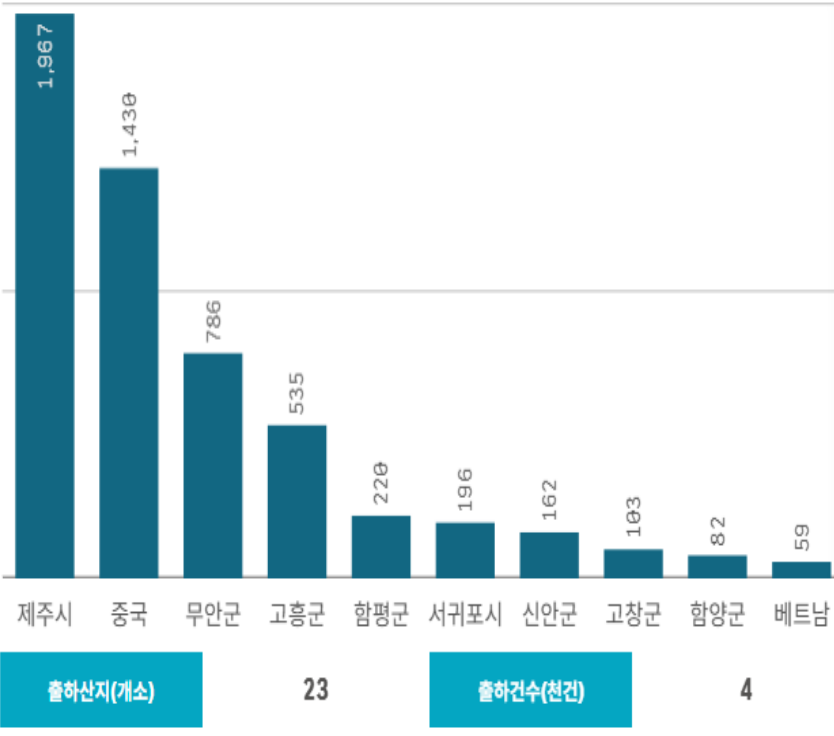


도매시장 법인별 거래금액(백만원)



양파(1Kg)

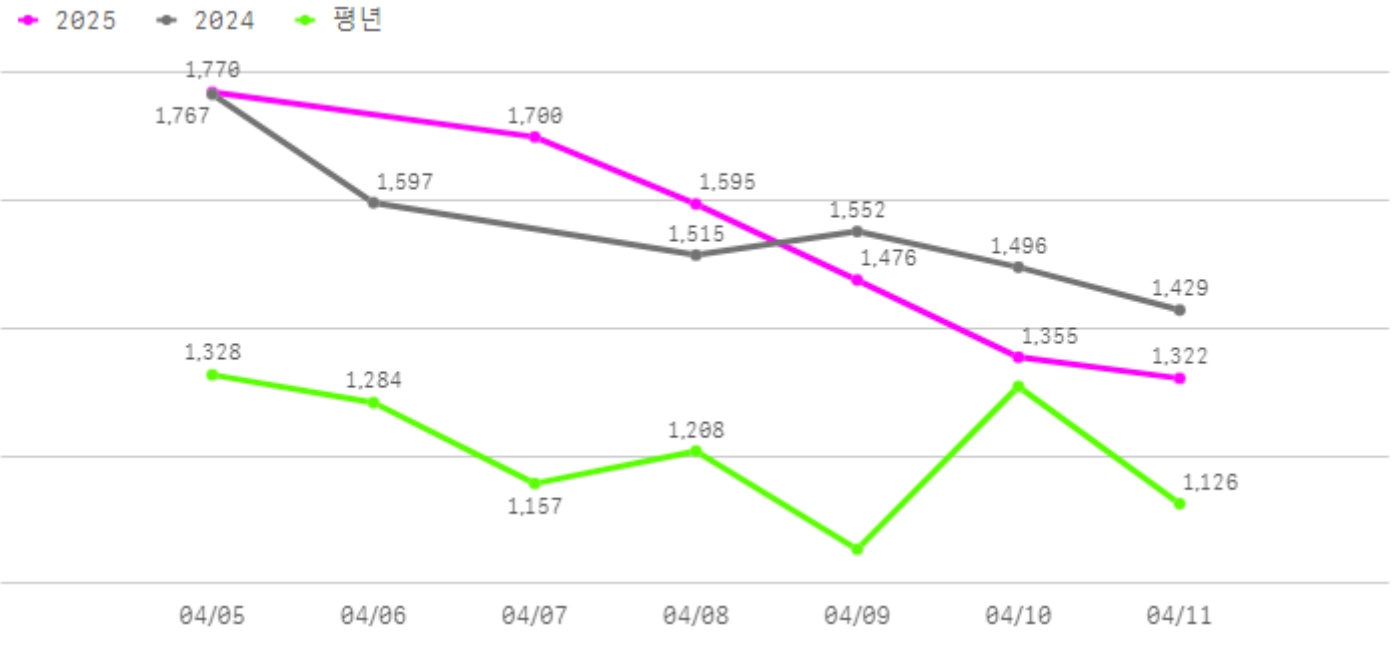
산지별 거래물량(톤)



산지별 주출하 시군구



주간 도매가격(원)



구분	금주(A)	전주(B)	전월(C)	전년(D)	평년(E)	A/B	A/C	A/D	A/E
가격(원)	1,536	1,573	1,983	1,559	1,310	97.7%	77.5%	98.5%	117.3%

※ 상품 가격 기준

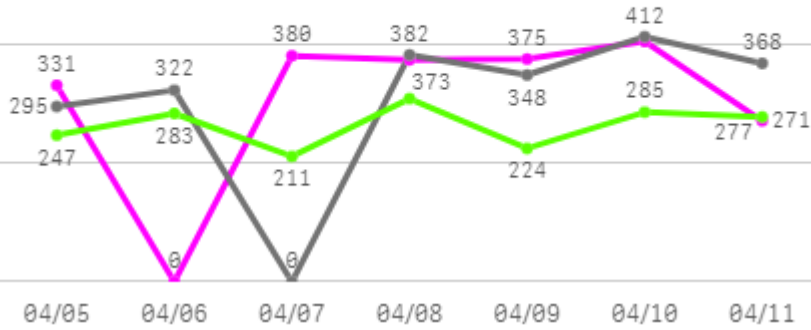
□ 양파(1Kg) 주간 가격

구분	Q	품종	Q	단량	Q	특	상	보통	하
2025-03-29		양파		1Kg		2,209	1,697	1,319	1,001
2025-03-31		양파		1Kg		2,328	1,660	1,282	880
2025-04-01		양파		1Kg		2,115	1,504	1,275	850
2025-04-02		양파		1Kg		1,896	1,448	1,234	819
2025-04-03		양파		1Kg		2,014	1,452	1,135	646
2025-04-04		양파		1Kg		2,296	1,676	1,218	630
평균						2,143	1,573	1,244	804

대파

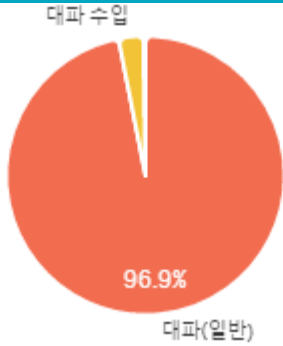
주간 반입량(톤)

◆ 2025 ● 2024 ▲ 평년

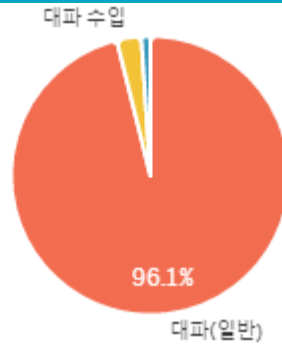


구분	금주(A)	전주(B)	전월(C)	전년(D)	평년(E)	A/B	A/C	A/D	A/E
물량(톤)	2,134	2,158	1,893	2,127	1,929	98.9%	112.7%	100.4%	110.6%

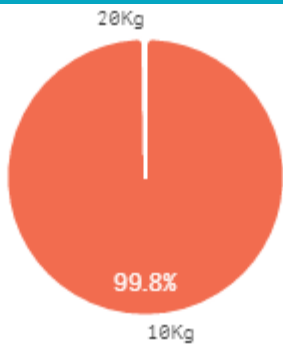
출하 품종별 거래물량 구성비



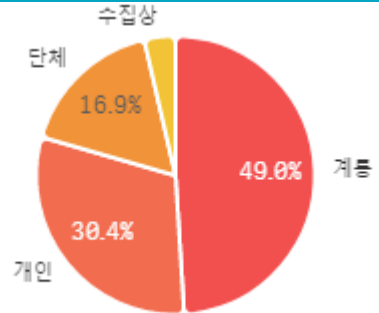
출하 품종별 거래금액 구성비



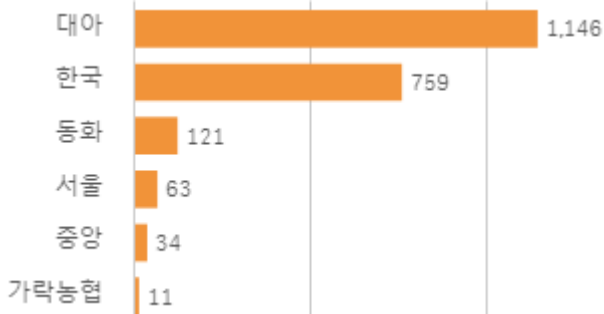
거래 단량별 물량 구성비



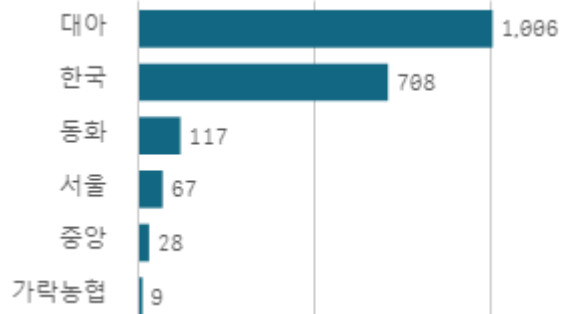
출하자별 거래물량 구성비



도매시장 법인별 거래물량(톤)

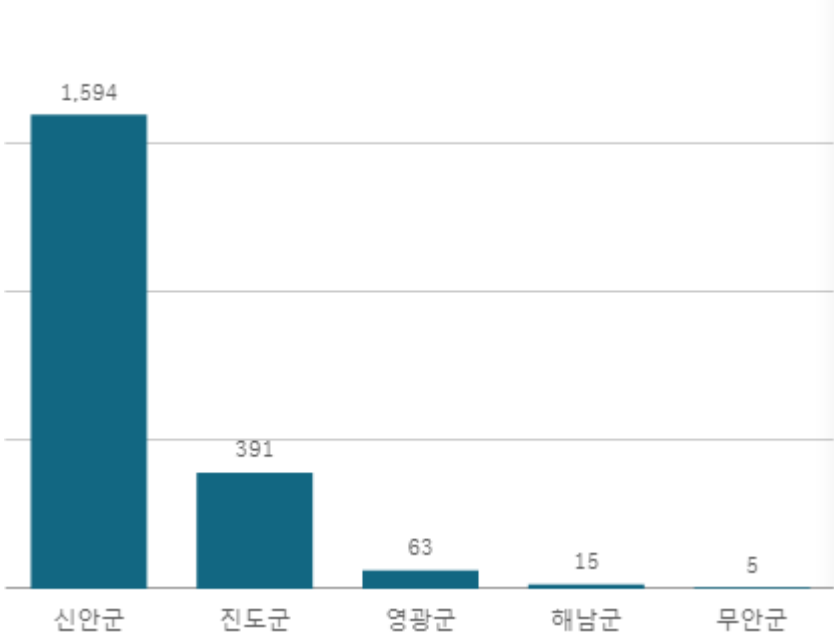


도매시장 법인별 거래금액(백만원)




대파(일반)(1Kg)

산지별 거래물량(톤)



산지별 주출하 시군구



출하산지(개소)

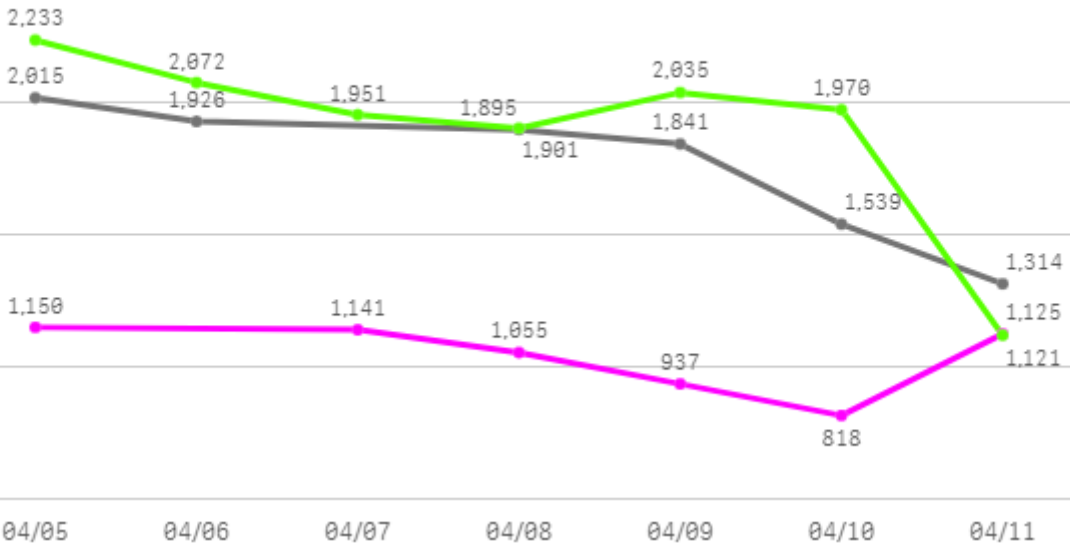
5

출하건수(천건)

1

주간 도매가격(원)

◆ 2025 ● 2024 ◆ 평년



구분	금주(A)	전주(B)	전월(C)	전년(D)	평년(E)	A/B	A/C	A/D	A/E
가격(원)	1,038	1,243	2,158	1,755	1,936	83.5%	48.1%	59.1%	53.6%

※ 상품 가격 기준

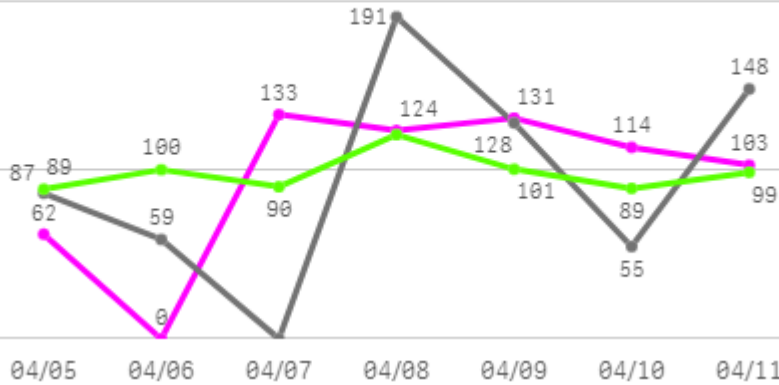
□ 대파(일반)(1Kg) 주간 가격

구분	Q	품종	Q	단량	Q	특	상	보통	하
2025-04-05		대파(일반)		1Kg		1,276	1,150	994	838
2025-04-07		대파(일반)		1Kg		1,292	1,141	948	801
2025-04-08		대파(일반)		1Kg		1,254	1,055	903	685
2025-04-09		대파(일반)		1Kg		1,104	937	776	596
2025-04-10		대파(일반)		1Kg		1,038	818	704	526
2025-04-11		대파(일반)		1Kg		1,319	1,125	951	730
평균						1,214	1,038	879	696

쪽파

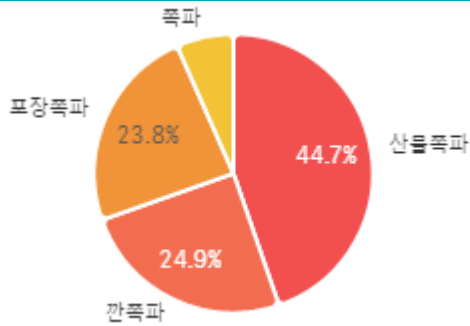
주간 반입량(톤)

◆ 2025 ● 2024 ▲ 평년

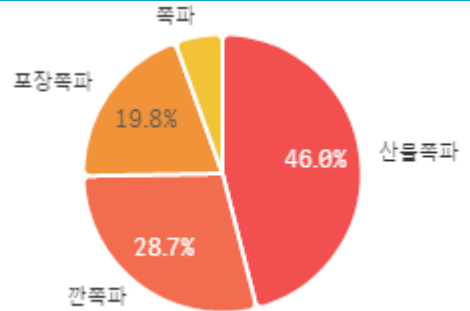


구분	금주(A)	전주(B)	전월(C)	전년(D)	평년(E)	A/B	A/C	A/D	A/E
물량(톤)	667	768	411	668	701	86.9%	162.3%	99.8%	95.2%

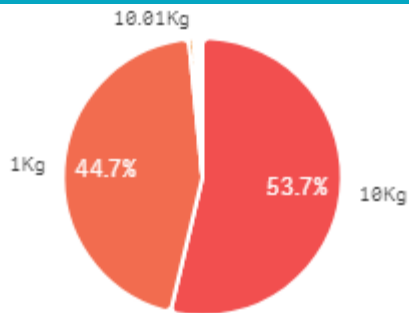
출하 품종별 거래물량 구성비



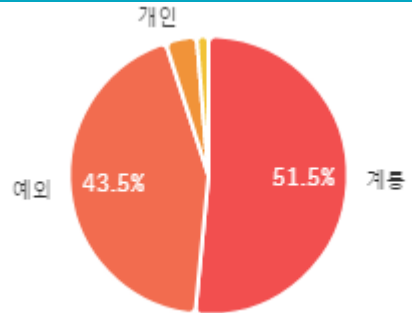
출하 품종별 거래금액 구성비



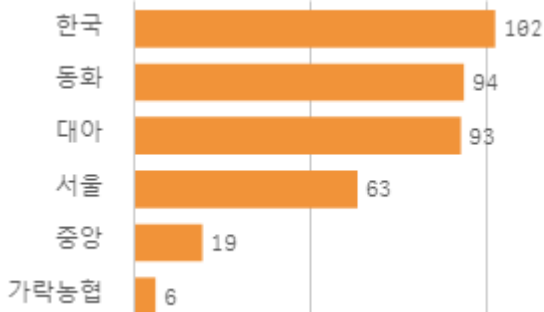
거래 단량별 물량 구성비



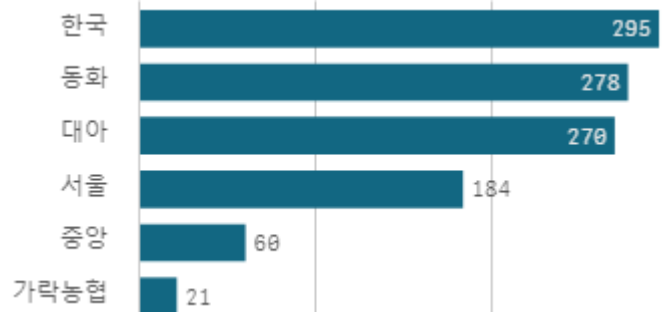
출하자별 거래물량 구성비



도매시장 법인별 거래물량(톤)

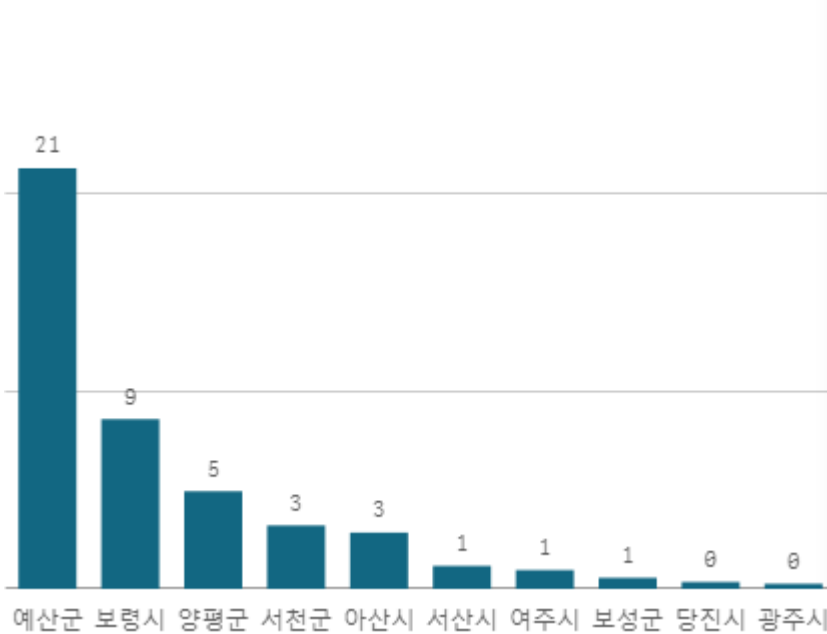


도매시장 법인별 거래금액(백만원)



쪽파(10Kg)

산지별 거래물량(톤)



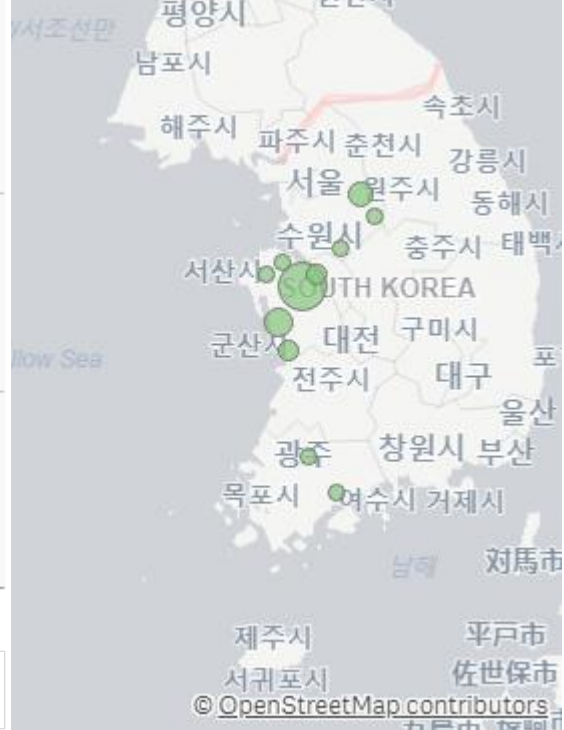
출하산지(개소)

11

출하건수(천건)

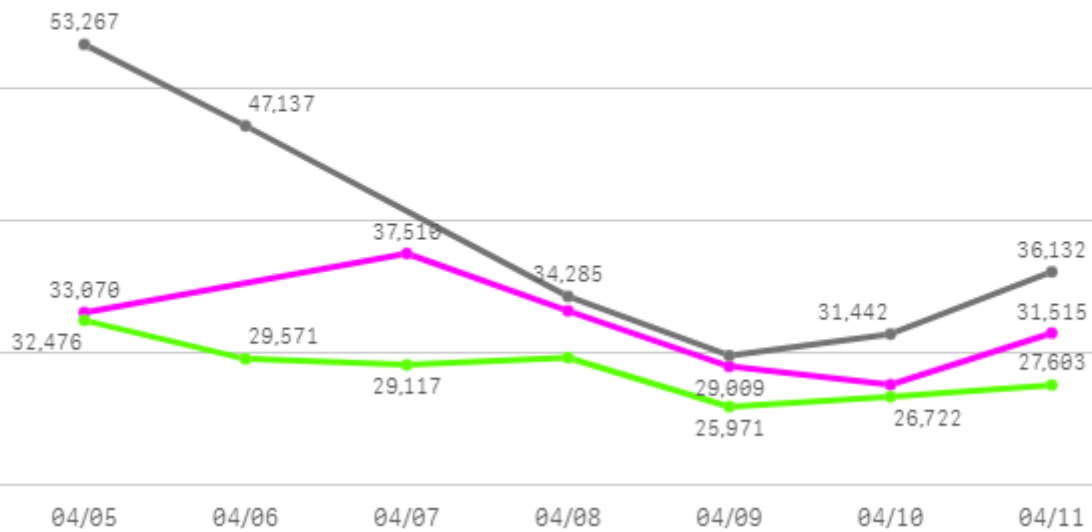
0

산지별 주출하 시군구



주간 도매가격(원)

2025 (pink line), 2024 (grey line), 평년 (green line)



구분	금주(A)	전주(B)	전월(C)	전년(D)	평년(E)	A/B	A/C	A/D	A/E
가격(원)	31,986	31,401	50,722	38,680	30,079	101.9%	63.1%	82.7%	106.3%

※ 상품 가격 기준

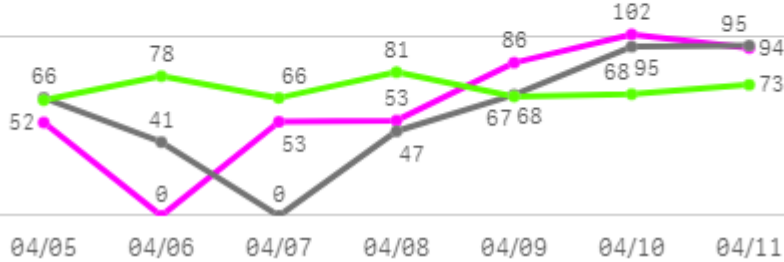
□ 쪽파(10Kg) 주간 가격

구분	Q	품종	Q	단량	Q	특	상	보통	하
2025-04-05		쪽파		10Kg		38,422	33,070	25,190	17,370
2025-04-07		쪽파		10Kg		41,095	37,510	30,308	20,943
2025-04-08		쪽파		10Kg		38,594	33,187	26,148	17,973
2025-04-09		쪽파		10Kg		35,743	29,009	20,564	11,656
2025-04-10		쪽파		10Kg		32,611	27,626	18,499	9,960
2025-04-11		쪽파		10Kg		37,898	31,515	20,498	11,384
평균						37,394	31,986	23,535	14,881

파프리카

주간 반입량(톤)

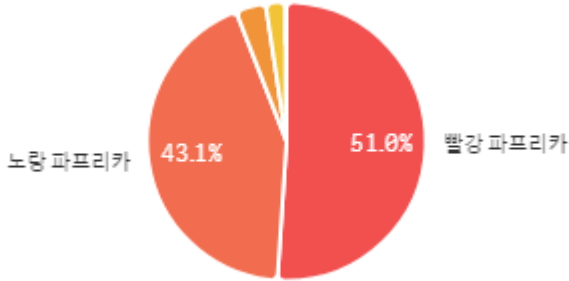
◆ 2025 ● 2024 ▲ 평년



구분	금주(A)	전주(B)	전월(C)	전년(D)	평년(E)	A/B	A/C	A/D	A/E
물량(톤)	440	404	406	413	471	108.9%	108.4%	106.5%	93.4%

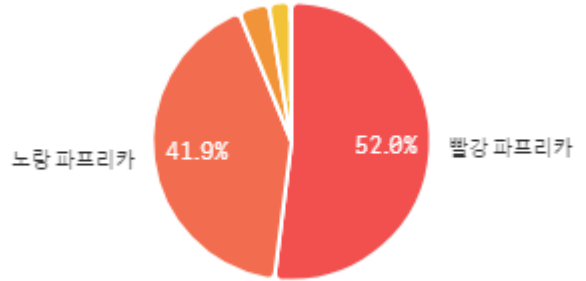
출하 품종별 거래물량 구성비

청색 파프리카



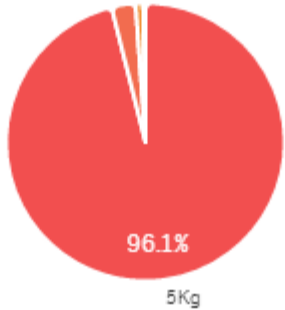
출하 품종별 거래금액 구성비

청색 파프리카



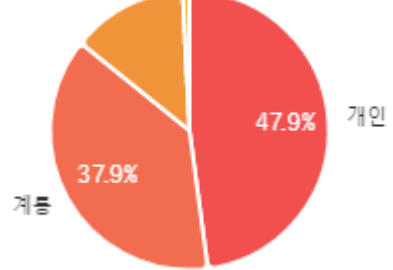
거래 단량별 물량 구성비

10Kg

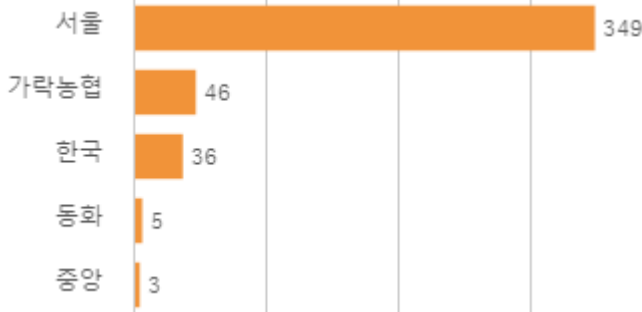


출하자별 거래물량 구성비

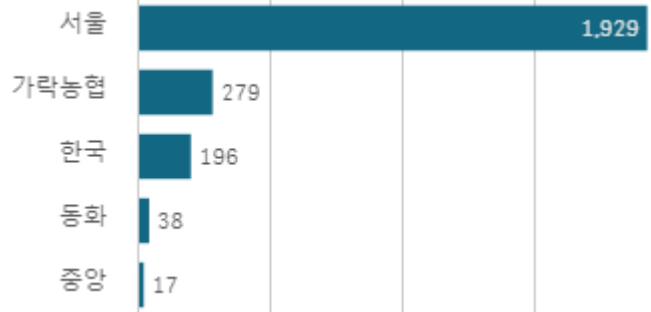
단체



도매시장 법인별 거래물량(톤)

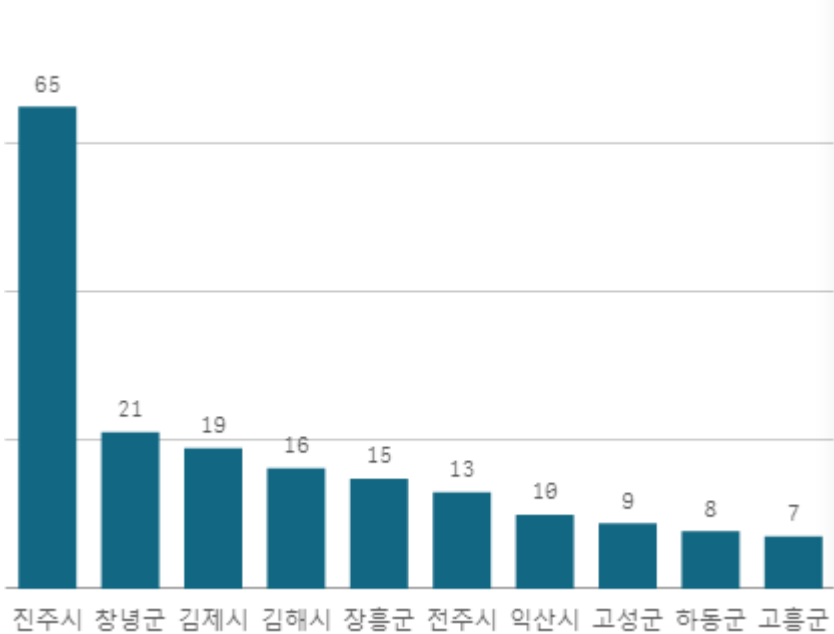


도매시장 법인별 거래금액(백만원)



빨강 파프리카(5Kg)

산지별 거래물량(톤)



출하산지(개소)

24

출하건수(천건)

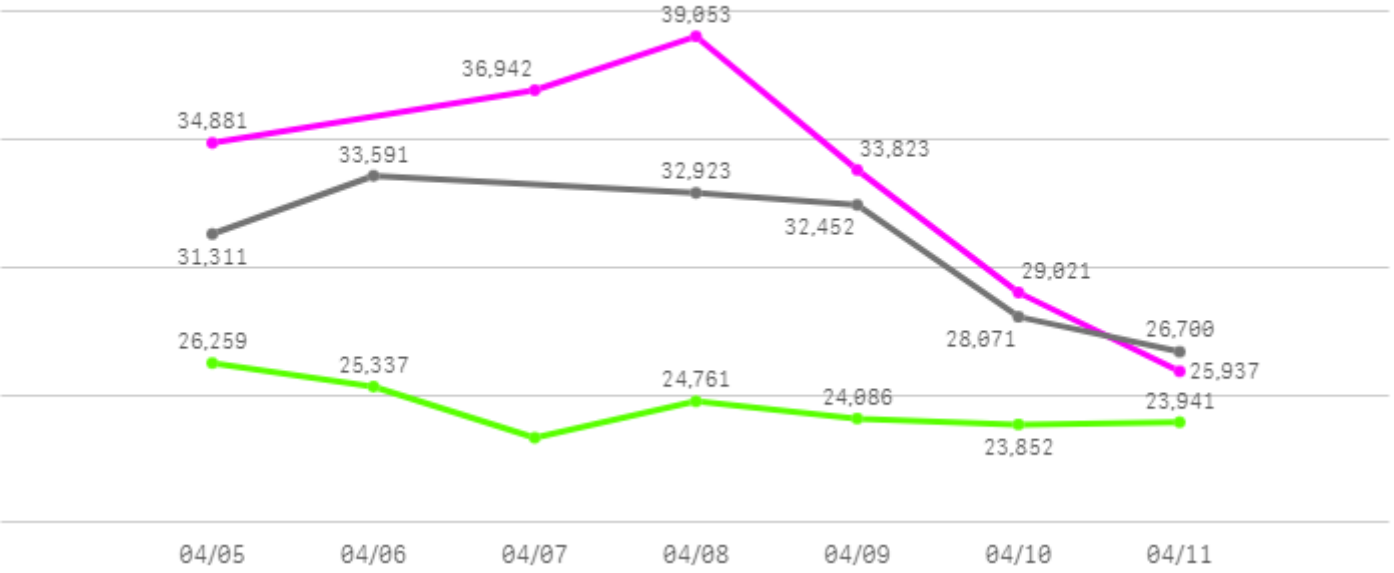
1

산지별 주출하 시군구



주간 도매가격(원)

◆ 2025 ● 2024 ◆ 평년



구분	금주(A)	전주(B)	전월(C)	전년(D)	평년(E)	A/B	A/C	A/D	A/E
가격(원)	33,276	37,507	36,002	30,841	26,626	88.7%	92.4%	107.9%	125.0%

※ 상품 가격 기준

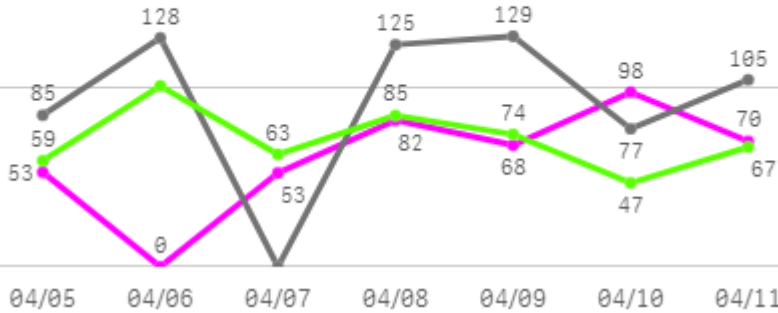
□ 빨강 파프리카(5Kg) 주간 가격

구분	Q	품종	Q	단량	Q	특	상	보통	하
2025-04-05		빨강 파프리카		5Kg		-	34,881	31,600	28,385
2025-04-07		빨강 파프리카		5Kg		-	36,942	34,628	30,566
2025-04-08		빨강 파프리카		5Kg		-	39,053	34,638	28,849
2025-04-09		빨강 파프리카		5Kg		-	33,823	31,134	28,222
2025-04-10		빨강 파프리카		5Kg		-	29,021	25,833	23,431
2025-04-11		빨강 파프리카		5Kg		-	25,937	23,638	19,963
평균						-	33,276	30,245	26,569

양상추

주간 반입량(톤)

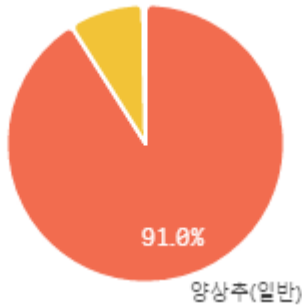
◆ 2025 ● 2024 ▲ 평년



구분	금주(A)	전주(B)	전월(C)	전년(D)	평년(E)	A/B	A/C	A/D	A/E
물량(톤)	424	478	463	649	498	88.7%	91.7%	65.4%	85.3%

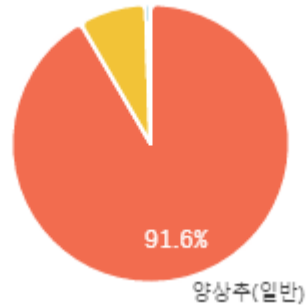
출하 품종별 거래물량 구성비

양상추 수입

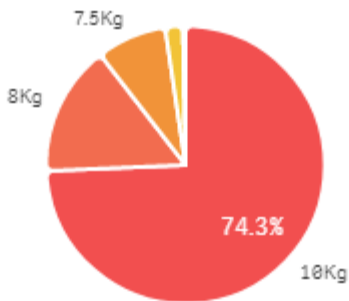


출하 품종별 거래금액 구성비

양상추 수입

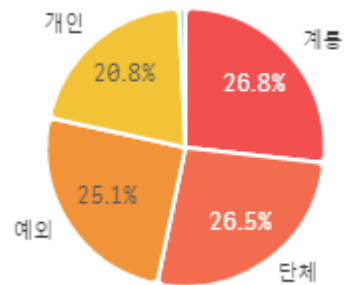


거래 단량별 물량 구성비

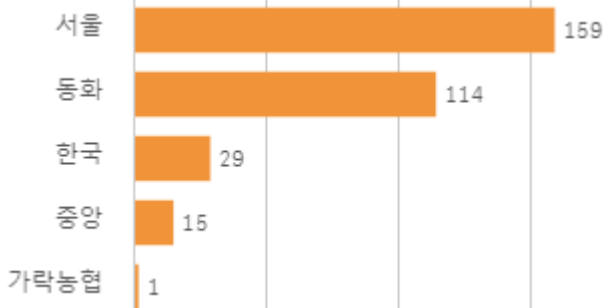


출하자별 거래물량 구성비

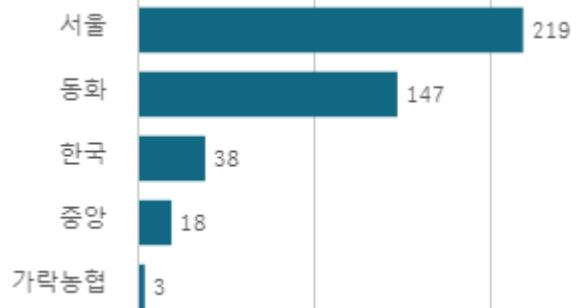
수집상



도매시장 법인별 거래물량(톤)

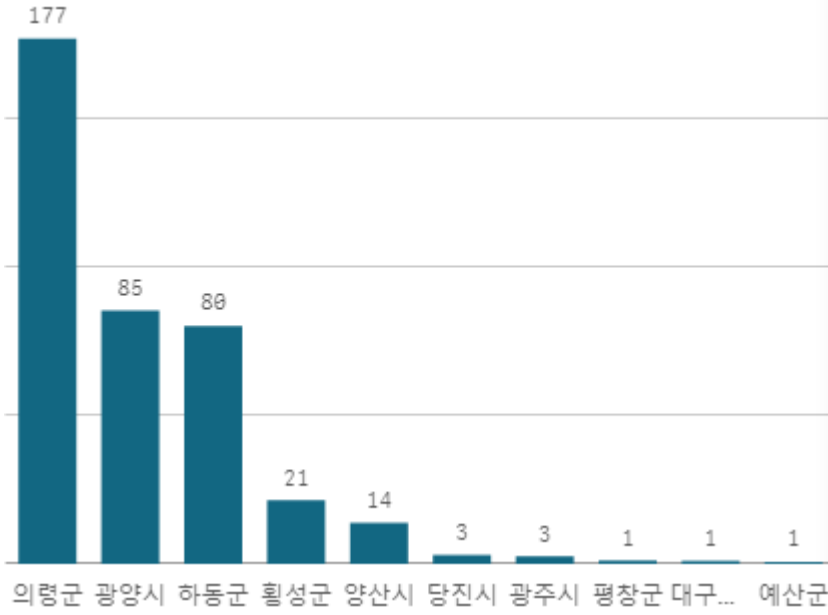


도매시장 법인별 거래금액(백만원)



양상추(일반)(10Kg)

산지별 거래물량(톤)



출하산지(개소)

13

출하건수(천건)

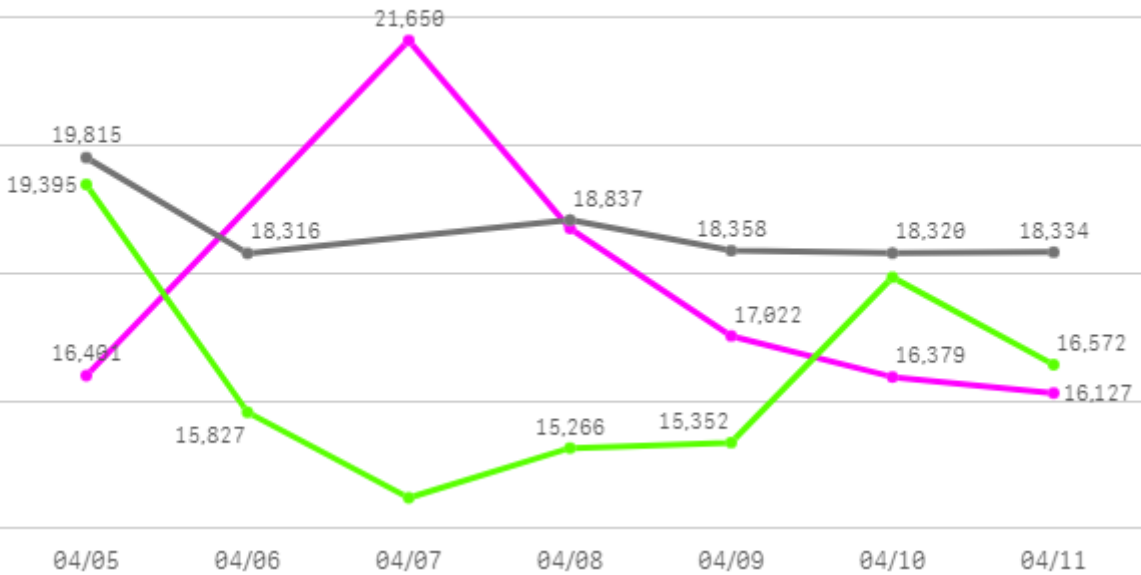
1

산지별 주출하 시군구



주간 도매가격(원)

◆ 2025 ● 2024 ◆ 평년



구분	금주(A)	전주(B)	전월(C)	전년(D)	평년(E)	A/B	A/C	A/D	A/E
가격(원)	17,714	16,790	17,394	18,663	17,937	105.5%	101.8%	94.9%	98.8%

※ 상품 가격 기준

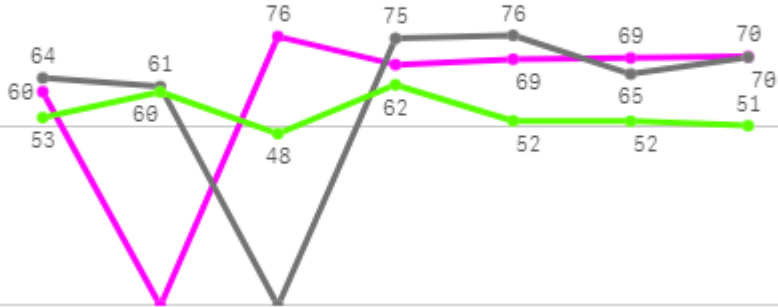
□ 양상추(일반)(10Kg) 주간 가격

구분	Q	품종	Q	단량	Q	특	상	보통	하
2025-04-05		양상추(일반)		10Kg		-	16,401	14,504	8,774
2025-04-07		양상추(일반)		10Kg		-	21,650	19,006	15,557
2025-04-08		양상추(일반)		10Kg		-	18,707	15,235	10,098
2025-04-09		양상추(일반)		10Kg		-	17,022	14,901	10,536
2025-04-10		양상추(일반)		10Kg		-	16,379	13,286	8,950
2025-04-11		양상추(일반)		10Kg		-	16,127	12,889	9,249
평균						-	17,714	14,970	10,527

청경채

주간 반입량(톤)

◆ 2025 ● 2024 ▲ 평년



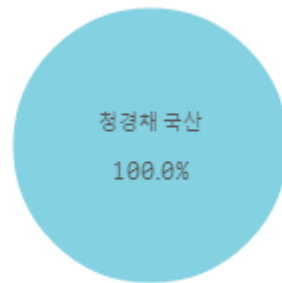
04/05 04/06 04/07 04/08 04/09 04/10 04/11

구분	금주(A)	전주(B)	전월(C)	전년(D)	평년(E)	A/B	A/C	A/D	A/E
물량(톤)	412	442	413	411	391	93.1%	99.7%	100.2%	105.4%

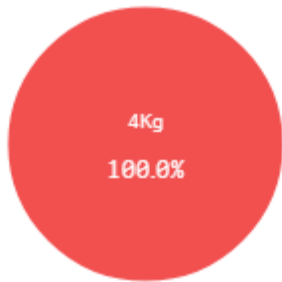
출하 품종별 거래물량 구성비



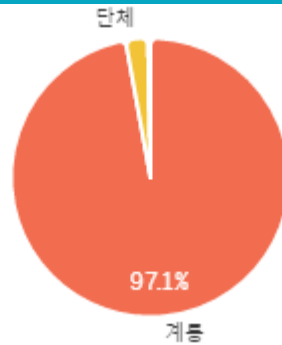
출하 품종별 거래금액 구성비



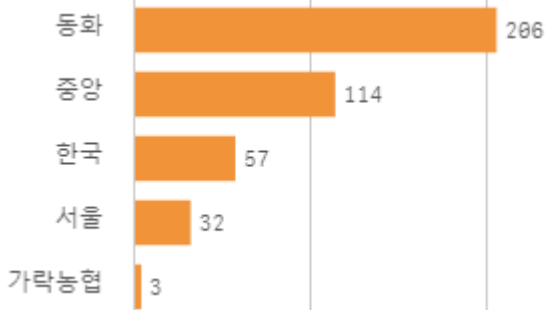
거래 단량별 물량 구성비



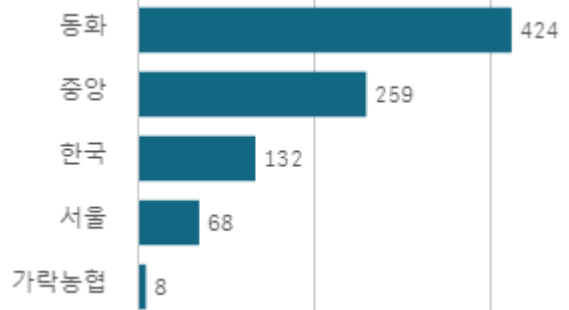
출하자별 거래물량 구성비



도매시장 법인별 거래물량(톤)

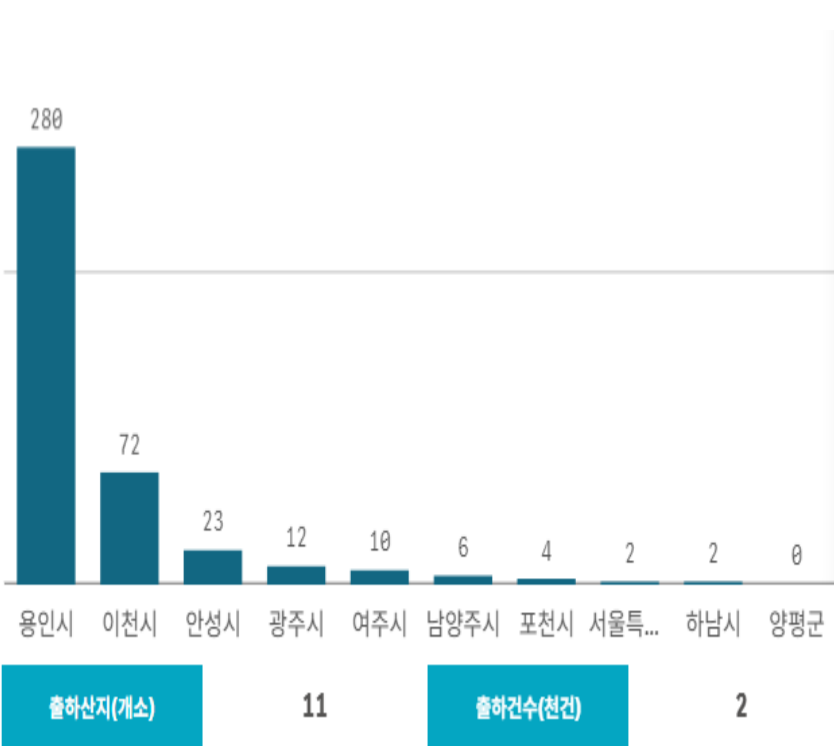


도매시장 법인별 거래금액(백만원)



청경채(4Kg)

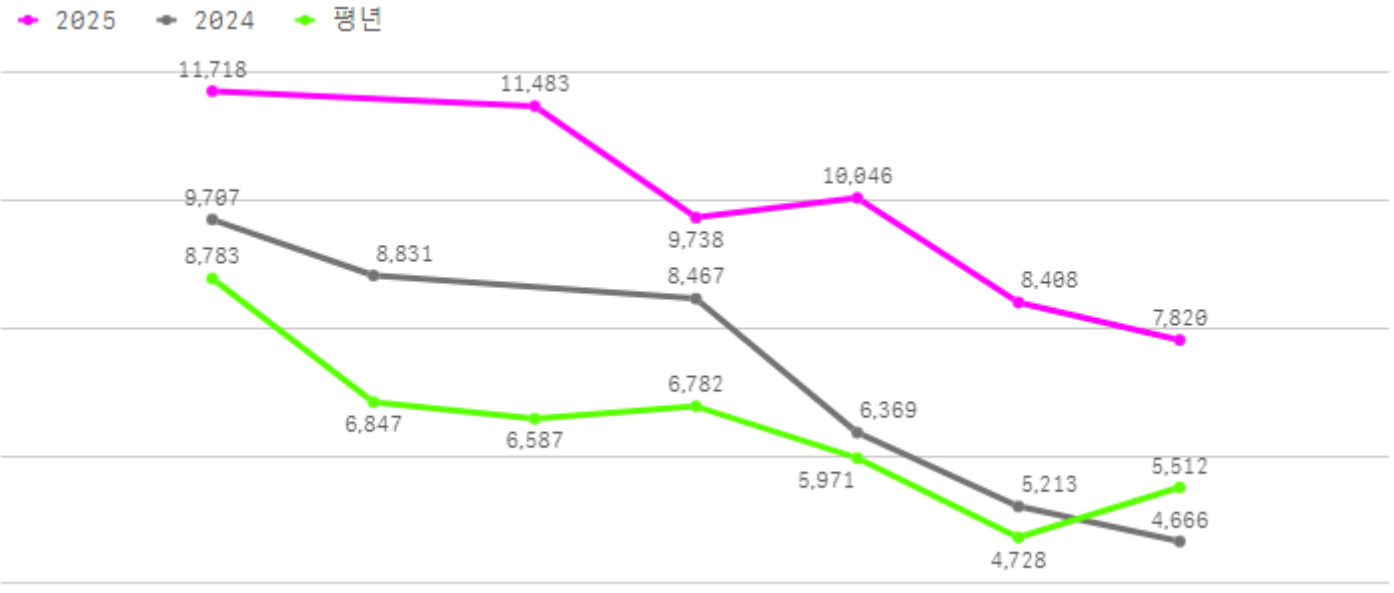
산지별 거래물량(톤)



산지별 주출하 시군구



주간 도매가격(원)



구분	금주(A)	전주(B)	전월(C)	전년(D)	평년(E)	A/B	A/C	A/D	A/E
가격(원)	9,869	9,047	7,685	7,209	7,903	109.1%	128.4%	136.9%	124.9%

※ 상품 가격 기준

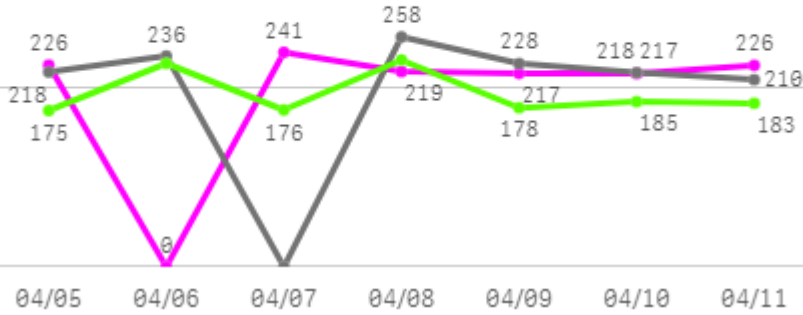
□ 청경채(4Kg) 주간 가격

구분	Q	품종	Q	단량	Q	특	상	보통	하
2025-04-05		청경채		4Kg		-	11,718	9,651	8,410
2025-04-07		청경채		4Kg		-	11,483	10,547	9,620
2025-04-08		청경채		4Kg		-	9,738	8,989	8,185
2025-04-09		청경채		4Kg		-	10,046	8,686	7,636
2025-04-10		청경채		4Kg		-	8,408	7,645	7,128
2025-04-11		청경채		4Kg		-	7,820	7,203	6,447
평균						-	9,869	8,787	7,904

버섯

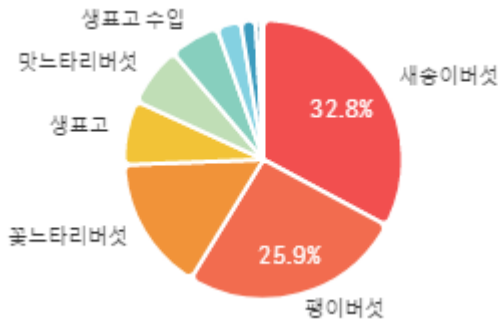
주간 반입량(톤)

◆ 2025 ● 2024 ▲ 평년

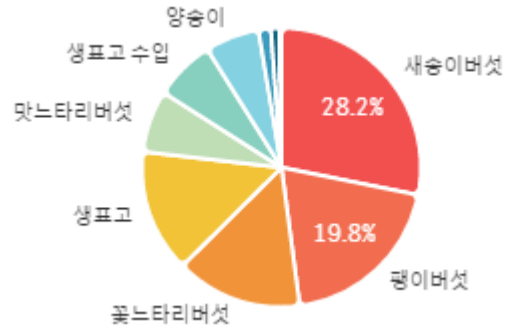


구분	금주(A)	전주(B)	전월(C)	전년(D)	평년(E)	A/B	A/C	A/D	A/E
물량(톤)	1,345	1,324	1,278	1,368	1,350	101.6%	105.3%	98.3%	99.6%

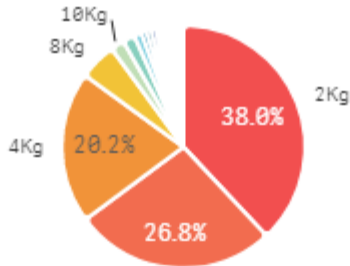
출하 품종별 거래물량 구성비



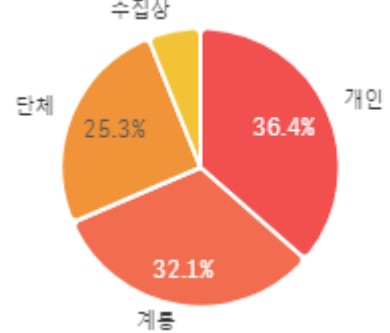
출하 품종별 거래금액 구성비



거래 단량별 물량 구성비

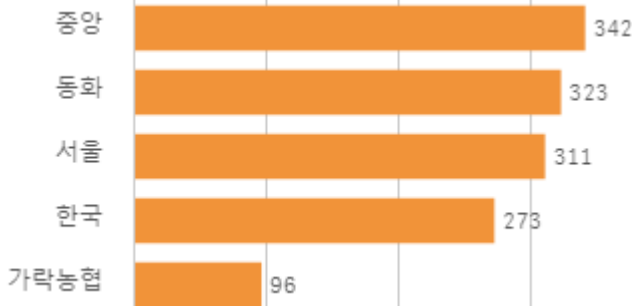


출하자별 거래물량 구성비

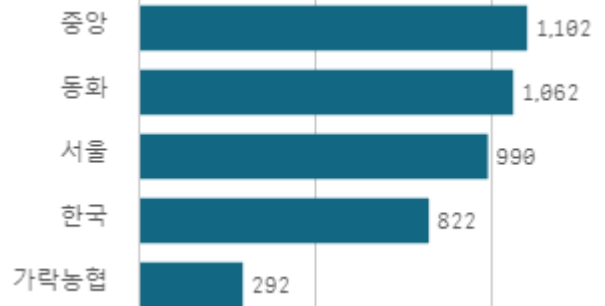


* The data set contains negative or zero values that cannot ...

도매시장 법인별 거래물량(톤)

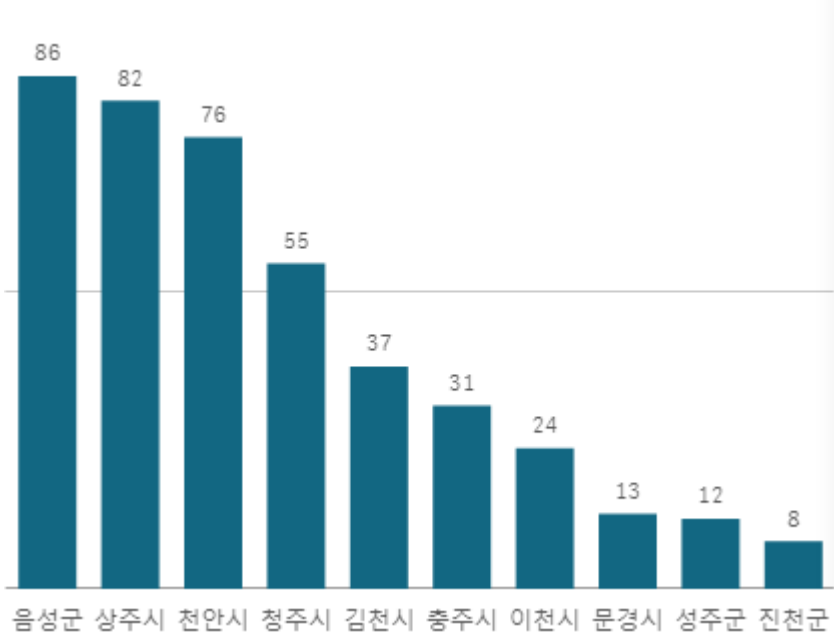


도매시장 법인별 거래금액(백만원)



새송이버섯(2Kg)

산지별 거래물량(톤)



산지별 주출하 시군구



출하산지(개소)

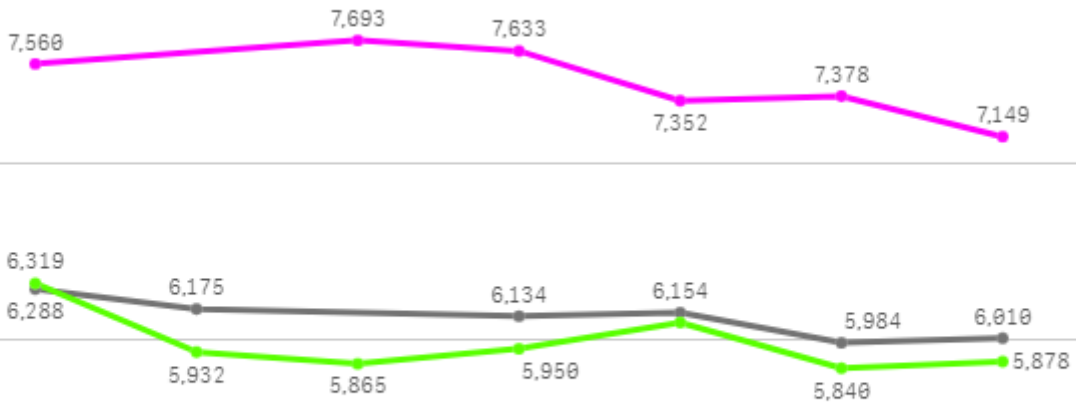
20

출하건수(천건)

3

주간 도매가격(원)

◆ 2025 ● 2024 ◆ 평년



04/05 04/06 04/07 04/08 04/09 04/10 04/11

구분	금주(A)	전주(B)	전월(C)	전년(D)	평년(E)	A/B	A/C	A/D	A/E
가격(원)	7,461	7,295	8,327	6,124	6,525	102.3%	89.6%	121.8%	114.3%

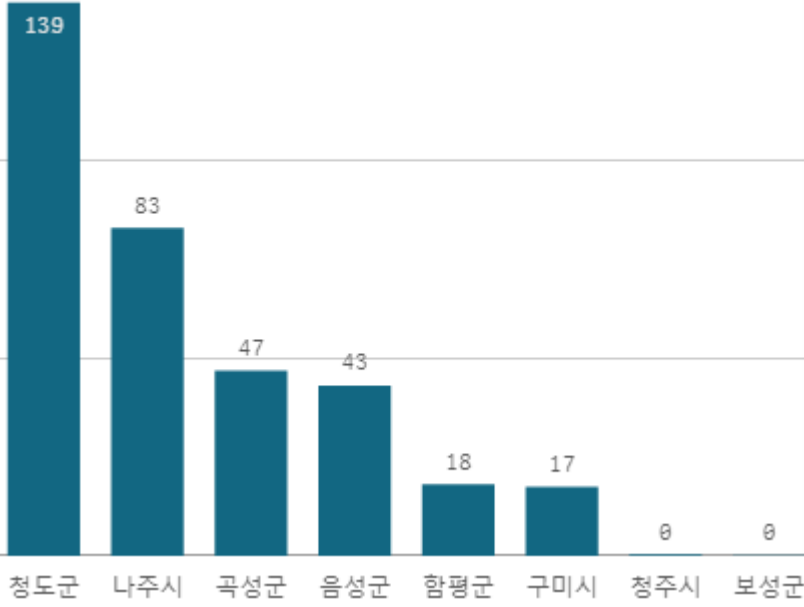
※ 상품 가격 기준

□ 새송이버섯(2Kg) 주간 가격

구분	Q	품종	Q	단량	Q	특	상	보통	하
2025-04-05		새송이버섯		2Kg		8,796	7,560	6,472	4,722
2025-04-07		새송이버섯		2Kg		8,795	7,693	6,654	4,844
2025-04-08		새송이버섯		2Kg		8,714	7,633	6,803	4,898
2025-04-09		새송이버섯		2Kg		8,592	7,352	6,527	4,551
2025-04-10		새송이버섯		2Kg		8,408	7,378	6,438	4,377
2025-04-11		새송이버섯		2Kg		8,252	7,149	6,494	4,629
평균						8,593	7,461	6,565	4,670

팬이버섯(5Kg)

산지별 거래물량(톤)



출하산지(개소)

8

출하건수(천건)

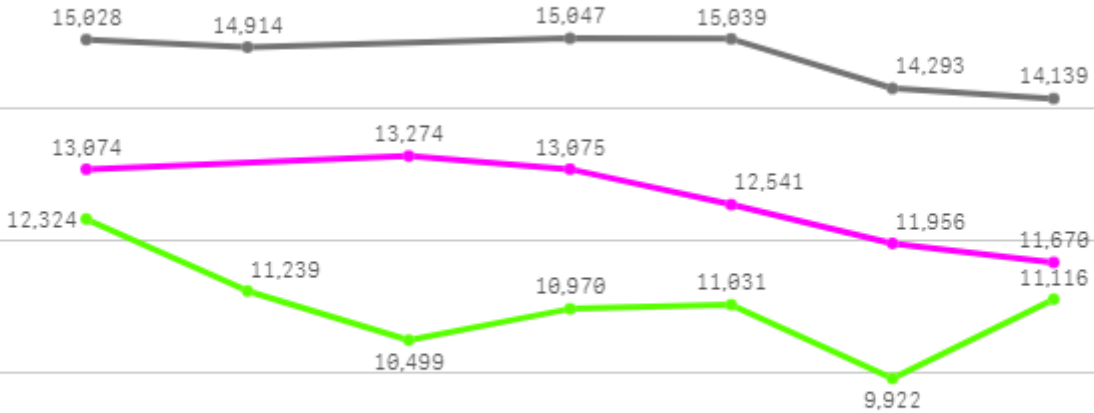
1

산지별 주출하 시군구



주간 도매가격(원)

◆ 2025 ● 2024 ◆ 평년



04/05 04/06 04/07 04/08 04/09 04/10 04/11

구분	금주(A)	전주(B)	전월(C)	전년(D)	평년(E)	A/B	A/C	A/D	A/E
가격(원)	12,598	13,269	13,635	14,743	12,214	94.9%	92.4%	85.5%	103.1%

※ 상품 가격 기준

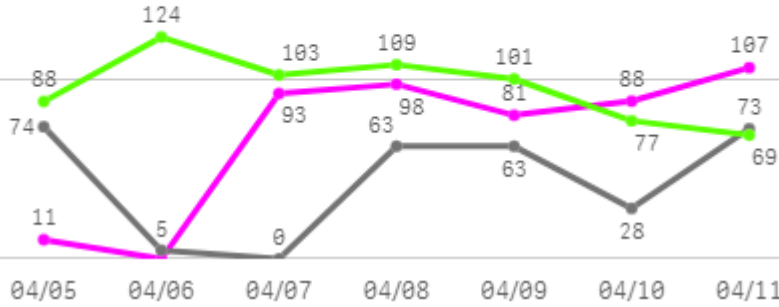
□ 팽이버섯(5Kg) 주간 가격

구분	Q	품종	Q	단량	Q	특	상	보통	하
2025-04-05		팽이버섯		5Kg		13,500	13,074	12,821	11,975
2025-04-07		팽이버섯		5Kg		14,007	13,274	12,906	12,322
2025-04-08		팽이버섯		5Kg		14,026	13,075	12,261	11,558
2025-04-09		팽이버섯		5Kg		13,287	12,541	11,689	10,990
2025-04-10		팽이버섯		5Kg		12,711	11,956	11,318	10,556
2025-04-11		팽이버섯		5Kg		12,228	11,670	11,191	10,488
평균						13,293	12,598	12,031	11,315

사과

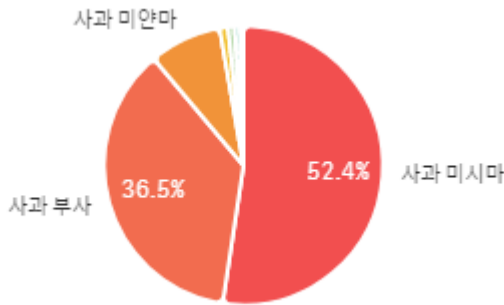
주간 반입량(톤)

◆ 2025 ● 2024 ▲ 평년

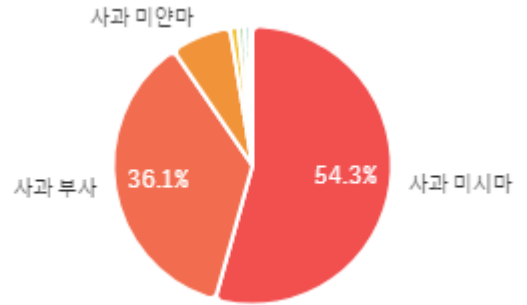


구분	금주(A)	전주(B)	전월(C)	전년(D)	평년(E)	A/B	A/C	A/D	A/E
물량(톤)	477	389	409	306	567	122.6%	116.7%	155.8%	84.2%

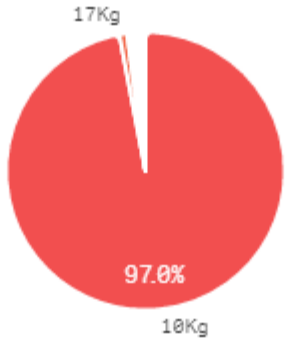
출하 품종별 거래물량 구성비



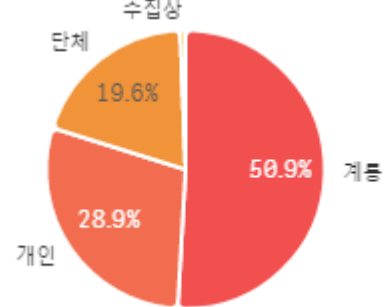
출하 품종별 거래금액 구성비



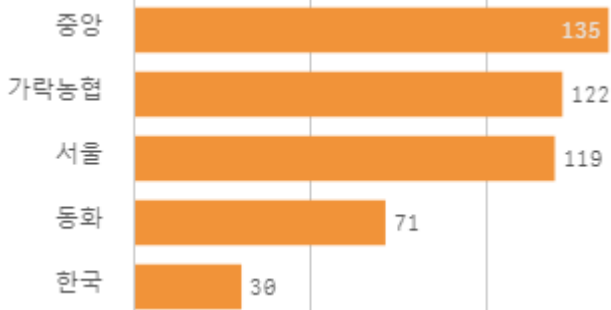
거래 단량별 물량 구성비



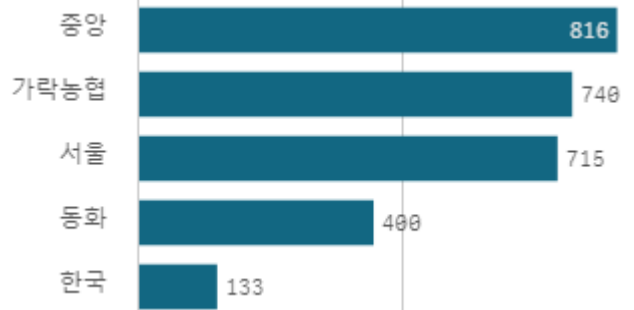
출하자별 거래물량 구성비



도매시장 법인별 거래물량(톤)

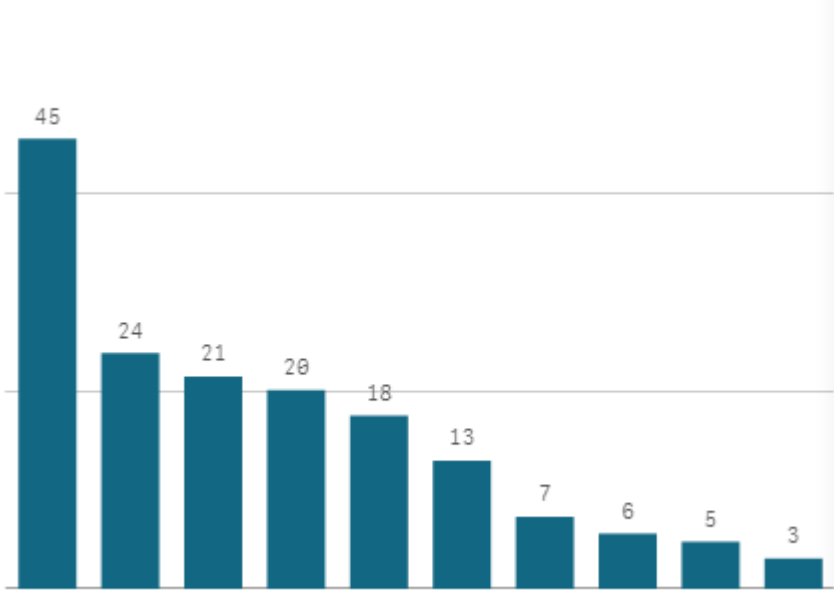


도매시장 법인별 거래금액(백만원)



사과 부사(10Kg)

산지별 거래물량(톤)



출하산지(개소)

20

출하건수(천건)

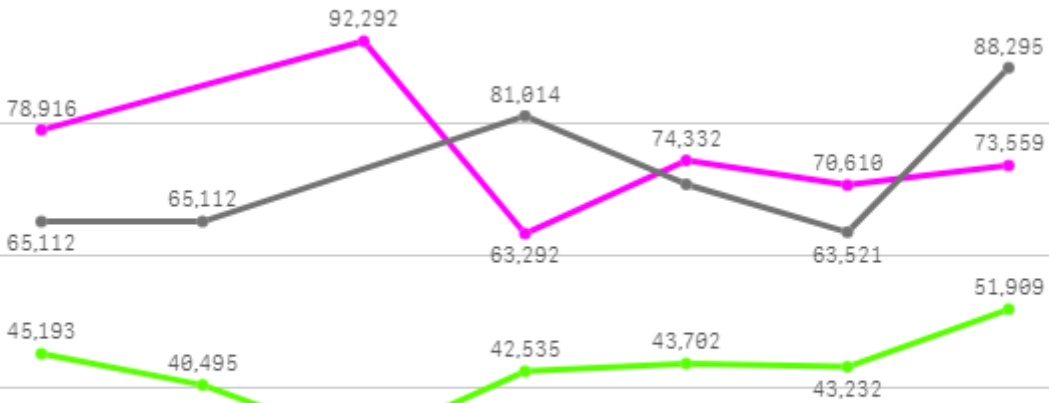
1

산지별 주출하 시군구



주간 도매가격(원)

◆ 2025 ● 2024 ◆ 평년



04/05 04/06 04/07 04/08 04/09 04/10 04/11

구분	금주(A)	전주(B)	전월(C)	전년(D)	평년(E)	A/B	A/C	A/D	A/E
가격(원)	75,500	76,798	71,179	72,296	51,877	98.3%	106.1%	104.4%	145.5%

※ 상품 가격 기준

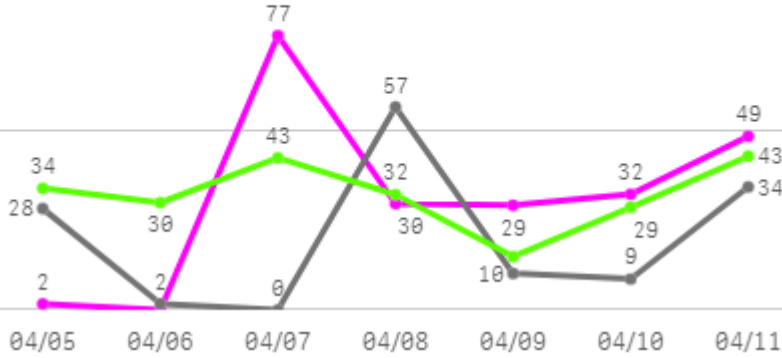
□ 사과 부사(10Kg) 주간 가격

구분	Q	품종	Q	단량	Q	특	상	보통	하
2025-04-05		사과 부사		10Kg		110,000	78,916	48,273	33,524
2025-04-07		사과 부사		10Kg		157,372	92,292	67,047	36,796
2025-04-08		사과 부사		10Kg		72,861	63,292	46,504	26,889
2025-04-09		사과 부사		10Kg		86,267	74,332	55,956	36,425
2025-04-10		사과 부사		10Kg		92,772	70,610	54,886	34,171
2025-04-11		사과 부사		10Kg		102,429	73,559	52,499	29,797
평균						103,617	75,500	54,194	32,934

배

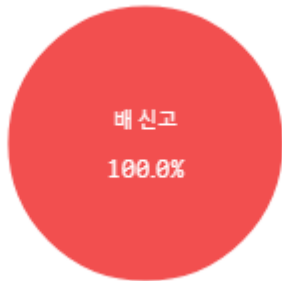
주간 반입량(톤)

◆ 2025 ● 2024 ▲ 평년

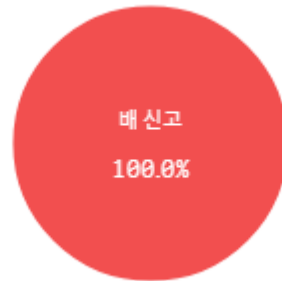


구분	금주(A)	전주(B)	전월(C)	전년(D)	평년(E)	A/B	A/C	A/D	A/E
물량(톤)	219	189	167	140	221	115.6%	130.9%	155.9%	98.9%

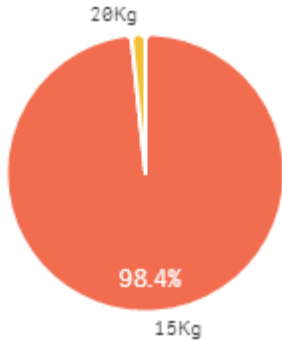
출하 품종별 거래물량 구성비



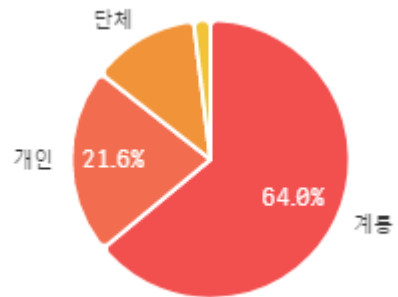
출하 품종별 거래금액 구성비



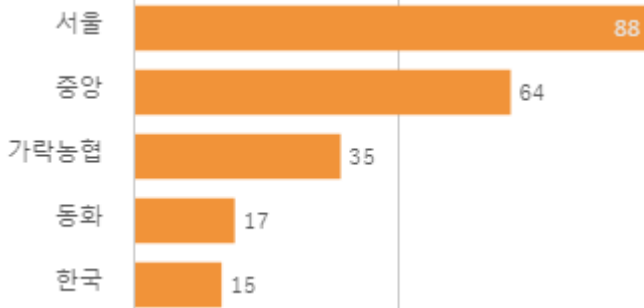
거래 단량별 물량 구성비



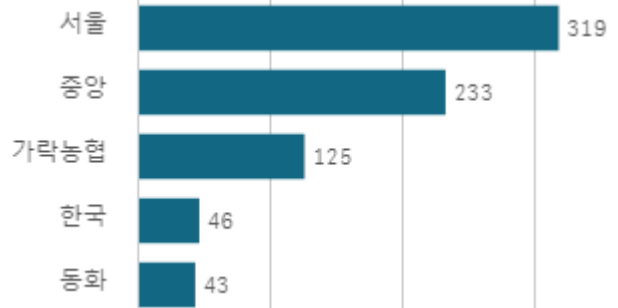
출하자별 거래물량 구성비



도매시장 법인별 거래물량(톤)

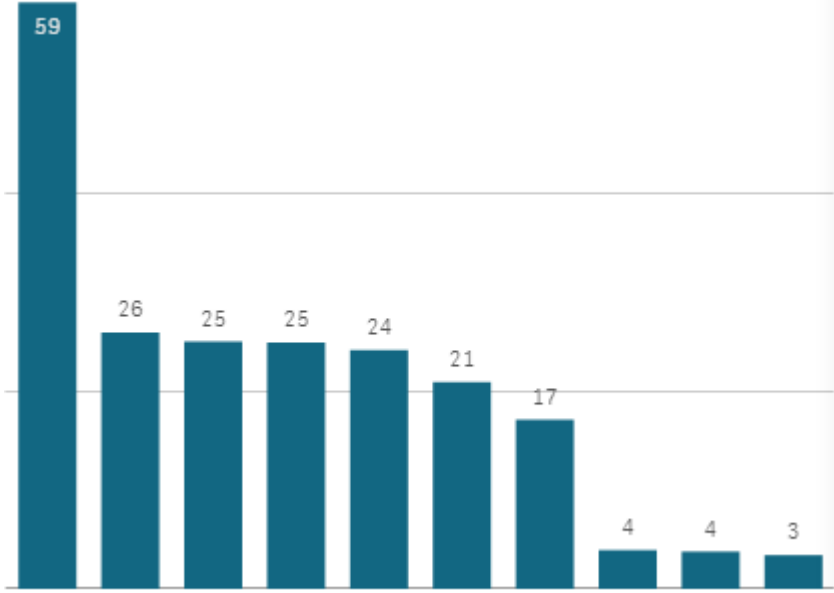


도매시장 법인별 거래금액(백만원)



배 신고(15Kg)

산지별 거래물량(톤)



출하산지(개소)

21

출하건수(천건)

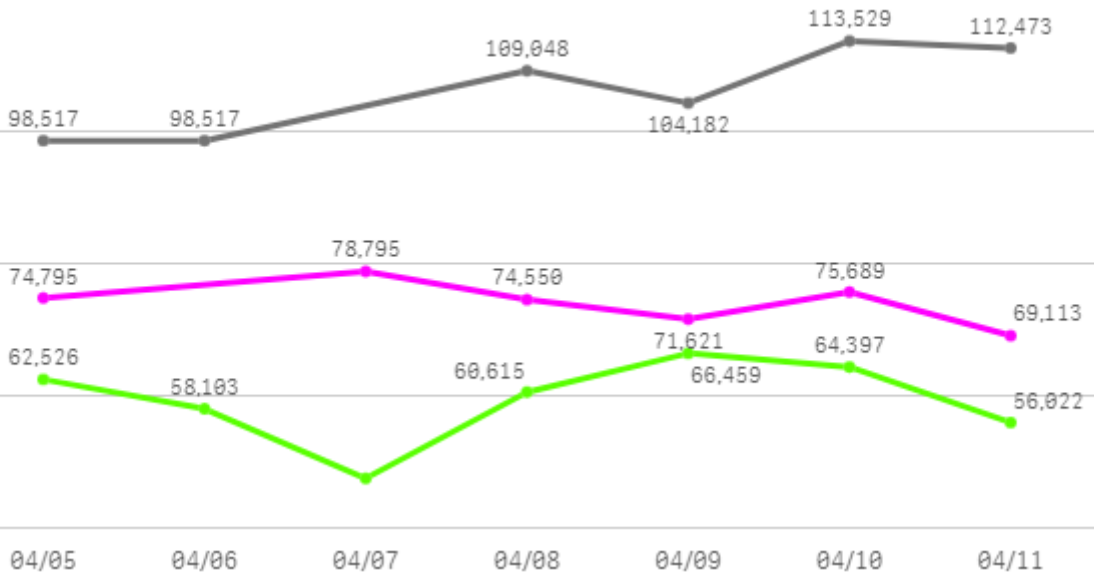
1

산지별 주출하 시군구



주간 도매가격(원)

◆ 2025 ● 2024 ◆ 평년



구분	금주(A)	전주(B)	전월(C)	전년(D)	평년(E)	A/B	A/C	A/D	A/E
가격(원)	74,094	74,215	66,708	106,044	67,521	99.8%	111.1%	69.9%	109.7%

※ 상품 가격 기준

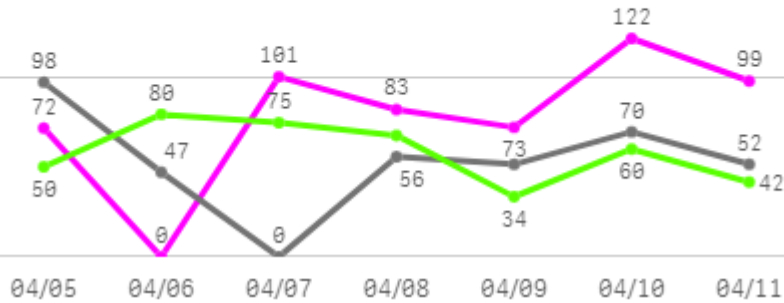
□ 배 신고(15Kg) 주간 가격

구분	Q	품종	Q	단량	Q	특	상	보통	하
2025-04-05		배 신고		15Kg		107,000	74,795	45,727	20,147
2025-04-07		배 신고		15Kg		116,180	78,795	47,566	21,959
2025-04-08		배 신고		15Kg		120,480	74,550	48,317	25,502
2025-04-09		배 신고		15Kg		115,881	71,621	39,025	11,496
2025-04-10		배 신고		15Kg		107,757	75,689	41,590	15,711
2025-04-11		배 신고		15Kg		88,635	69,113	44,056	19,078
평균						109,322	74,094	44,380	18,982

포도

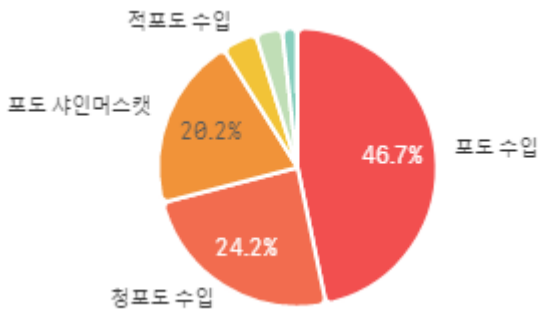
주간 반입량(톤)

◆ 2025 ● 2024 ▲ 평년

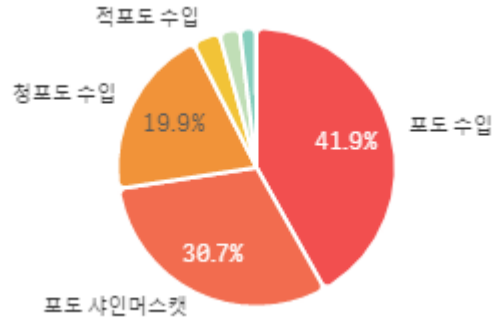


구분	금주(A)	전주(B)	전월(C)	전년(D)	평년(E)	A/B	A/C	A/D	A/E
물량(톤)	549	545	491	375	428	100.8%	111.8%	146.4%	128.4%

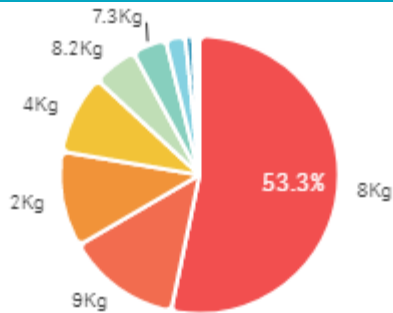
출하 품종별 거래물량 구성비



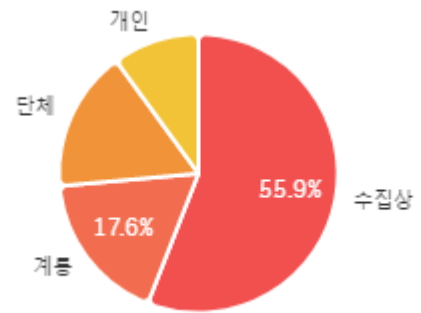
출하 품종별 거래금액 구성비



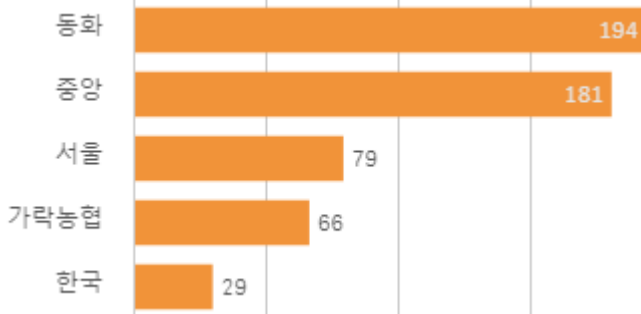
거래 단량별 물량 구성비



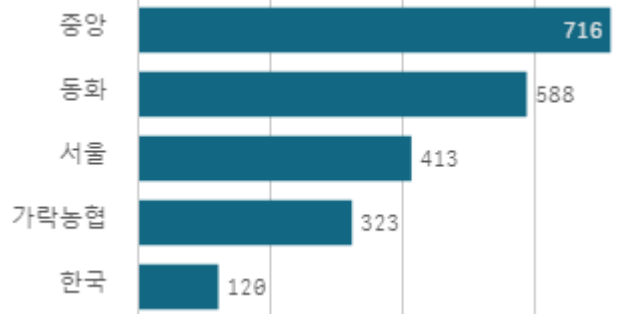
출하자별 거래물량 구성비



도매시장 법인별 거래물량(톤)

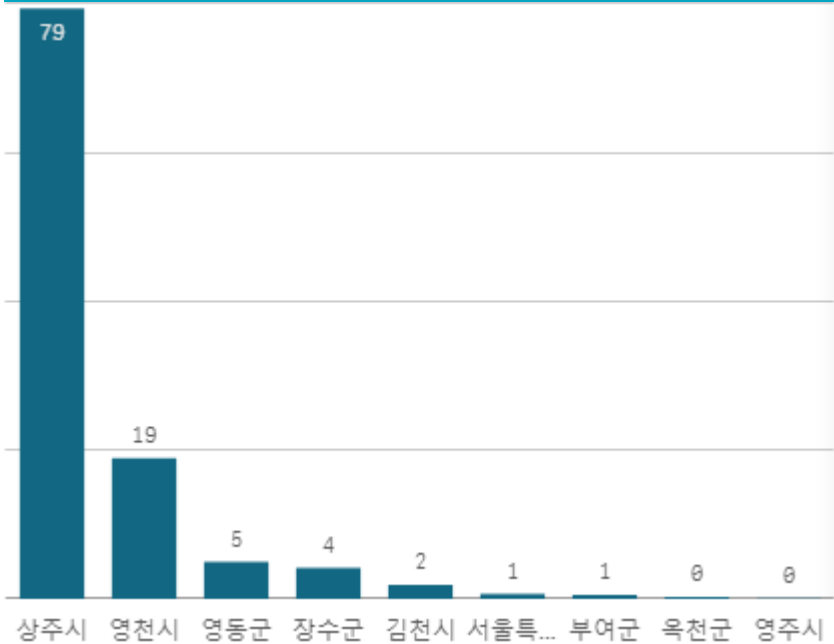


도매시장 법인별 거래금액(백만원)



포도 샤인머스캣(2Kg)

산지별 거래물량(톤)



출하산지(개소)

9

출하건수(천건)

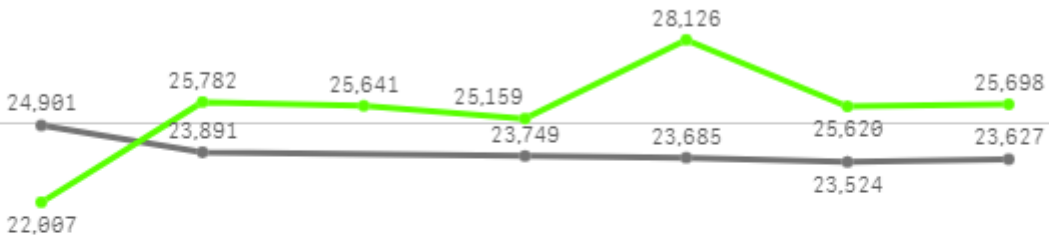
1

산지별 주출하 시군구



주간 도매가격(원)

◆ 2025 ● 2024 ▲ 평년



04/05 04/06 04/07 04/08 04/09 04/10 04/11

구분	금주(A)	전주(B)	전월(C)	전년(D)	평년(E)	A/B	A/C	A/D	A/E
가격(원)	14,900	12,905	10,813	23,896	19,574	115.5%	137.8%	62.4%	76.1%

※ 상품 가격 기준

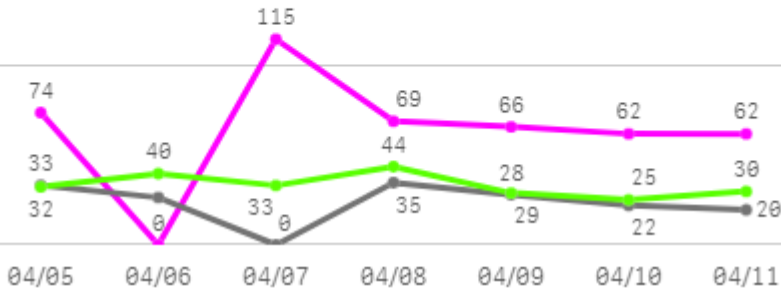
□ 포도 샤인머스켓(2Kg) 주간 가격

구분	Q	품종	Q	단량	Q	특	상	보통	하
2025-04-05		포도 샤인머스켓		2Kg		20,840	13,833	7,799	4,310
2025-04-07		포도 샤인머스켓		2Kg		21,333	15,275	10,580	5,915
2025-04-08		포도 샤인머스켓		2Kg		19,185	15,115	8,600	5,214
2025-04-09		포도 샤인머스켓		2Kg		19,845	15,868	9,954	5,616
2025-04-10		포도 샤인머스켓		2Kg		19,483	14,527	9,377	6,258
2025-04-11		포도 샤인머스켓		2Kg		17,693	14,783	8,810	5,825
평균						19,730	14,900	9,187	5,523

만감

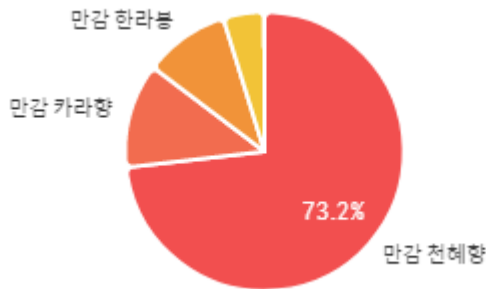
주간 반입량(톤)

◆ 2025 ● 2024 ▲ 평년

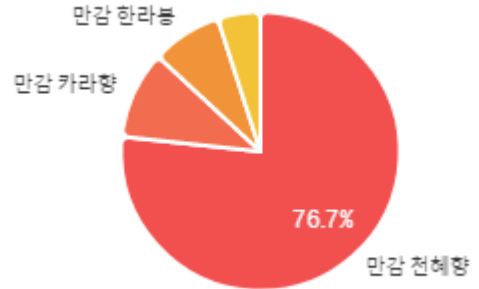


구분	금주(A)	전주(B)	전월(C)	전년(D)	평년(E)	A/B	A/C	A/D	A/E
물량(톤)	449	507	546	165	284	88.6%	82.3%	272.7%	158.2%

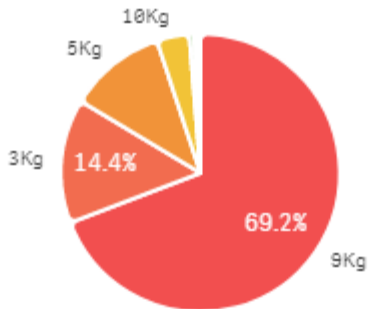
출하 품종별 거래물량 구성비



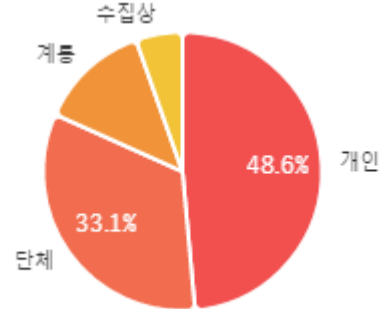
출하 품종별 거래금액 구성비



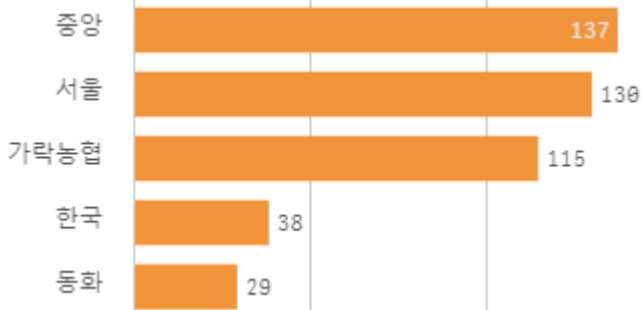
거래 단량별 물량 구성비



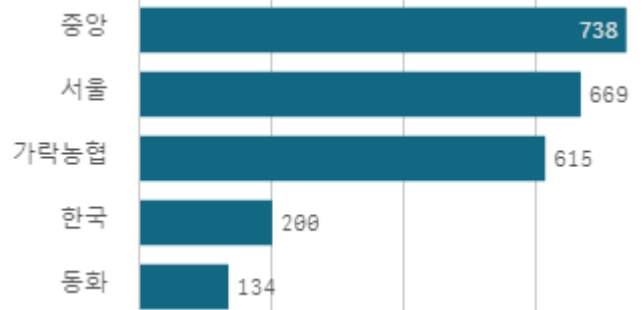
출하자별 거래물량 구성비



도매시장 법인별 거래물량(톤)

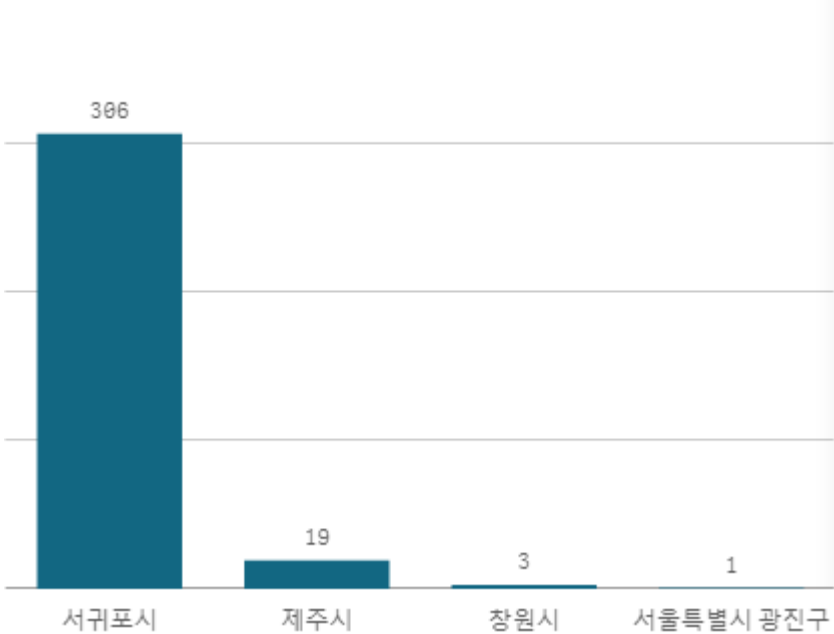


도매시장 법인별 거래금액(백만원)



만감 천혜향(3Kg)

산지별 거래물량(톤)



출하산지(개소)

4

출하건수(천건)

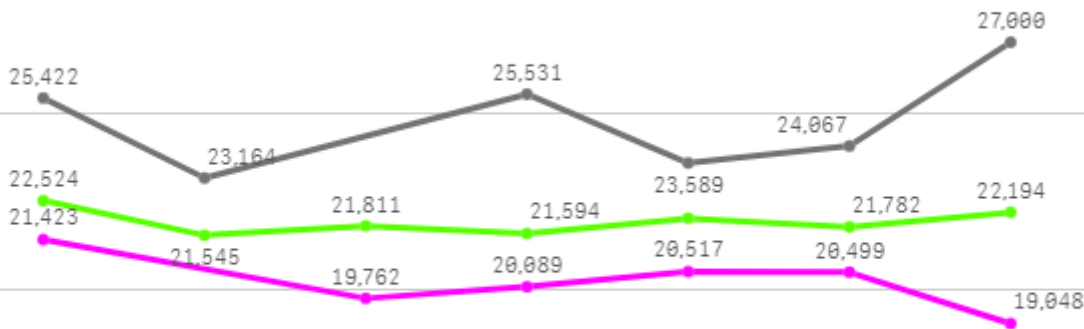
2

산지별 주출하 시군구



주간 도매가격(원)

◆ 2025 ◆ 2024 ◆ 평년



04/05 04/06 04/07 04/08 04/09 04/10 04/11

구분	금주(A)	전주(B)	전월(C)	전년(D)	평년(E)	A/B	A/C	A/D	A/E
가격(원)	20,223	17,657	17,411	24,796	21,750	114.5%	116.2%	81.6%	93.0%

※ 상품 가격 기준

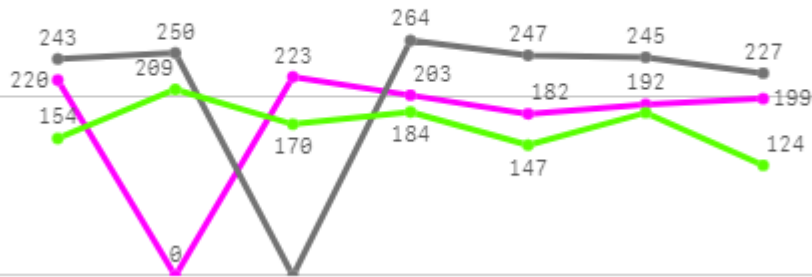
□ 만감 천혜향(3Kg) 주간 가격

구분	Q	품종	Q	단량	Q	특	상	보통	하
2025-04-05		만감 천혜향		3Kg		24,197	21,423	18,334	16,028
2025-04-07		만감 천혜향		3Kg		21,000	19,762	18,088	15,666
2025-04-08		만감 천혜향		3Kg		22,000	20,089	17,383	15,172
2025-04-09		만감 천혜향		3Kg		22,000	20,517	18,477	16,210
2025-04-10		만감 천혜향		3Kg		21,280	20,499	18,748	16,709
2025-04-11		만감 천혜향		3Kg		22,061	19,048	17,189	15,313
평균						22,090	20,223	18,037	15,850

바나나

주간 반입량(톤)

◆ 2025 ● 2024 ▲ 평년



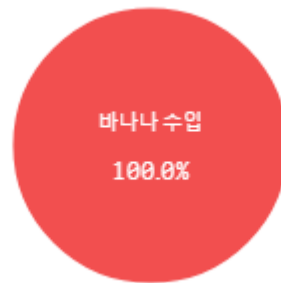
04/05 04/06 04/07 04/08 04/09 04/10 04/11

구분	금주(A)	전주(B)	전월(C)	전년(D)	평년(E)	A/B	A/C	A/D	A/E
물량(톤)	1,218	1,122	973	1,477	1,190	108.5%	125.2%	82.5%	102.3%

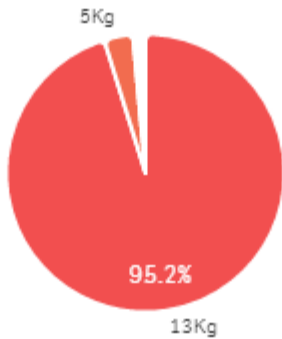
출하 품종별 거래물량 구성비



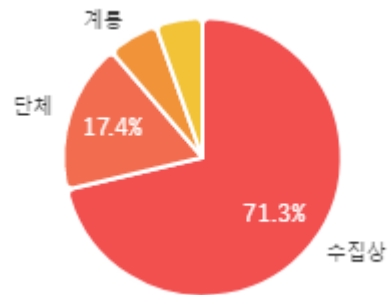
출하 품종별 거래금액 구성비



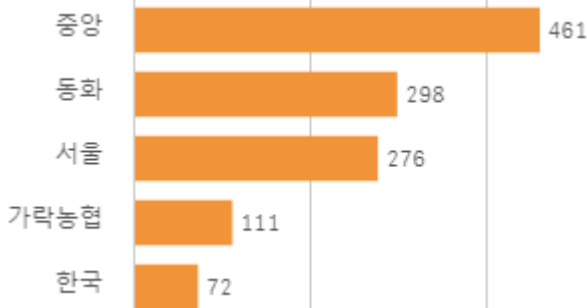
거래 단량별 물량 구성비



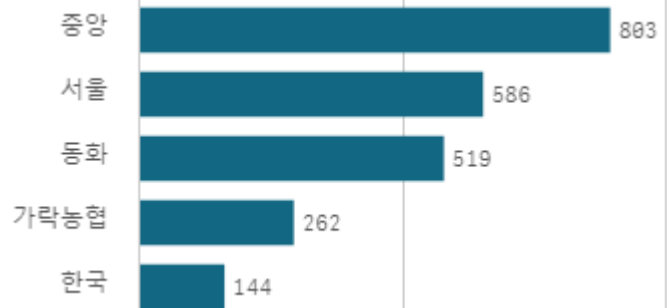
출하자별 거래물량 구성비



도매시장 법인별 거래물량(톤)

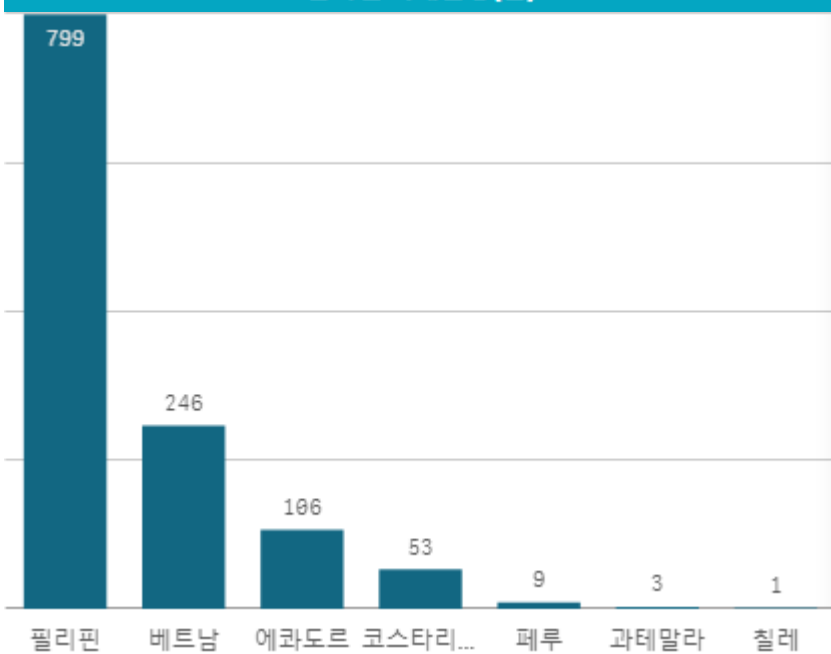


도매시장 법인별 거래금액(백만원)



바나나 수입(13Kg)

산지별 거래물량(톤)



산지별 주출하 시군구



출하산지(개소)

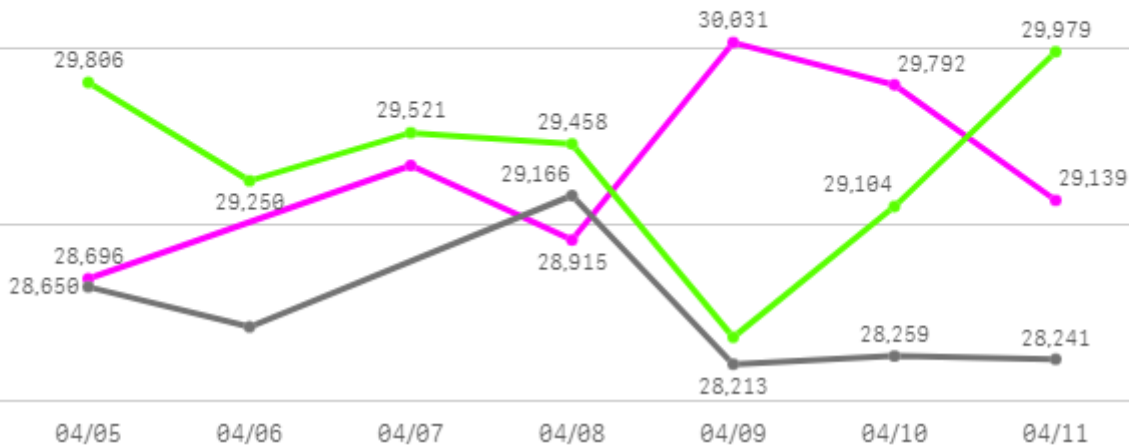
7

출하건수(천건)

2

주간 도매가격(원)

◆ 2025 ◀ 2024 ◆ 평년



구분	금주(A)	전주(B)	전월(C)	전년(D)	평년(E)	A/B	A/C	A/D	A/E
가격(원)	29,318	29,925	26,371	28,492	29,753	98.0%	111.2%	102.9%	98.5%

※ 상품 가격 기준

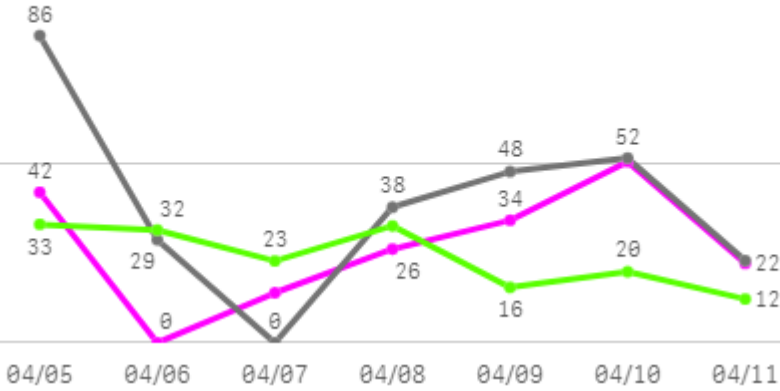
□ 바나나 수입(13Kg) 주간 가격

구분	Q	품종	Q	단량	Q	특	상	보통	하
2025-04-05		바나나 수입		13Kg		34,894	28,696	21,112	13,452
2025-04-07		바나나 수입		13Kg		35,614	29,336	20,707	13,873
2025-04-08		바나나 수입		13Kg		34,974	28,915	21,800	14,157
2025-04-09		바나나 수입		13Kg		35,690	30,031	23,741	14,114
2025-04-10		바나나 수입		13Kg		36,518	29,792	22,451	14,108
2025-04-11		바나나 수입		13Kg		35,465	29,139	21,661	13,731
평균						35,526	29,318	21,912	13,906

파인애플

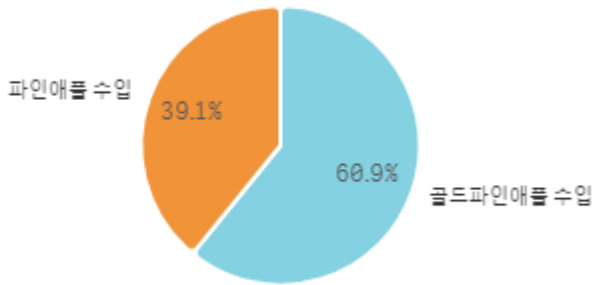
주간 반입량(톤)

◆ 2025 ● 2024 ▲ 평년

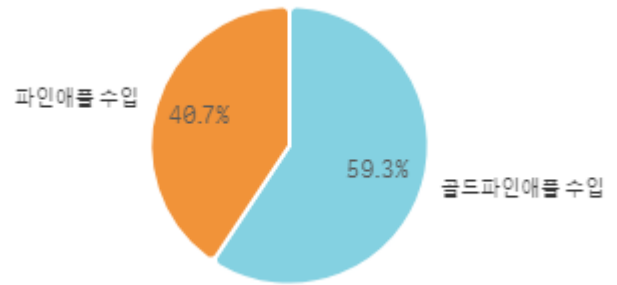


구분	금주(A)	전주(B)	전월(C)	전년(D)	평년(E)	A/B	A/C	A/D	A/E
물량(톤)	190	255	157	276	184	74.4%	120.6%	68.8%	103.0%

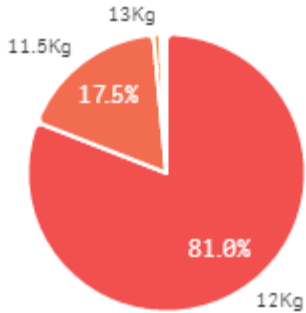
출하 품종별 거래물량 구성비



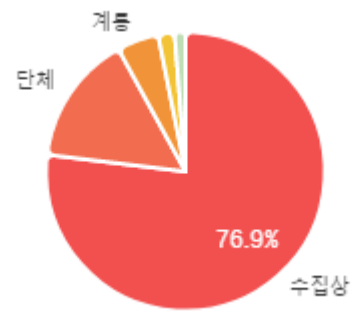
출하 품종별 거래금액 구성비



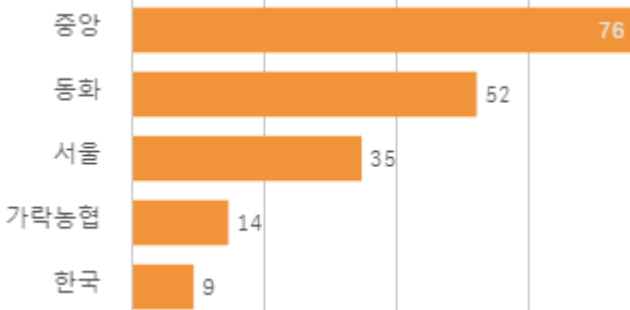
거래 단량별 물량 구성비



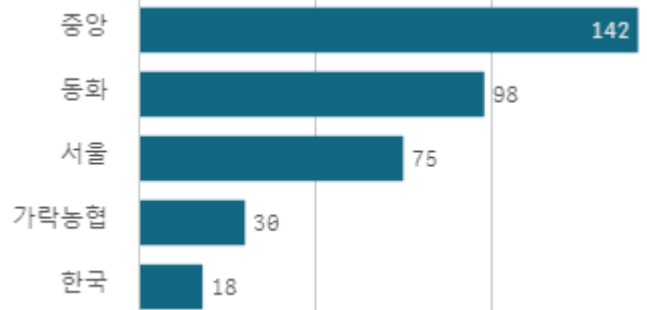
출하자별 거래물량 구성비



도매시장 법인별 거래물량(톤)

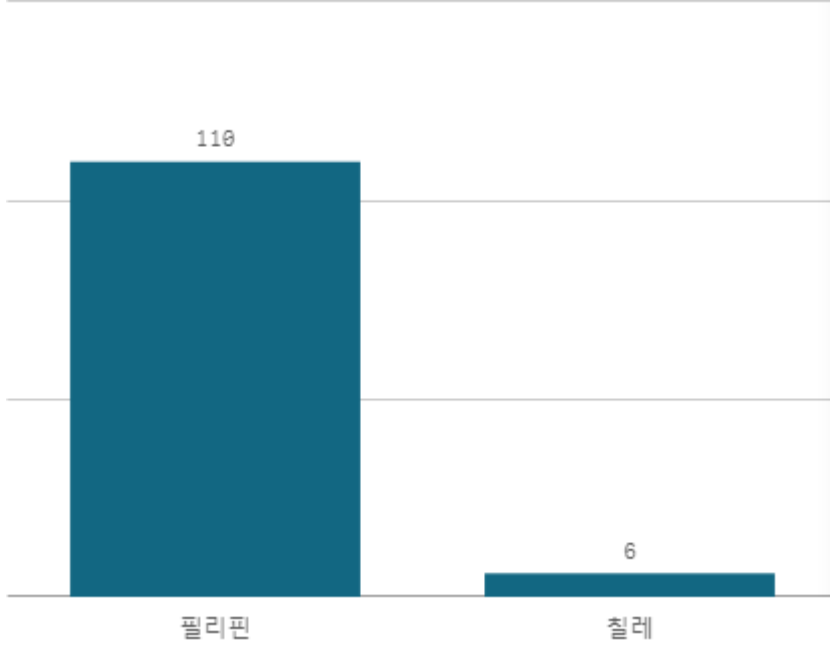


도매시장 법인별 거래금액(백만원)



골드파인애플 수입(12Kg)

산지별 거래물량(톤)



산지별 주출하 시군구



출하산지(개소)

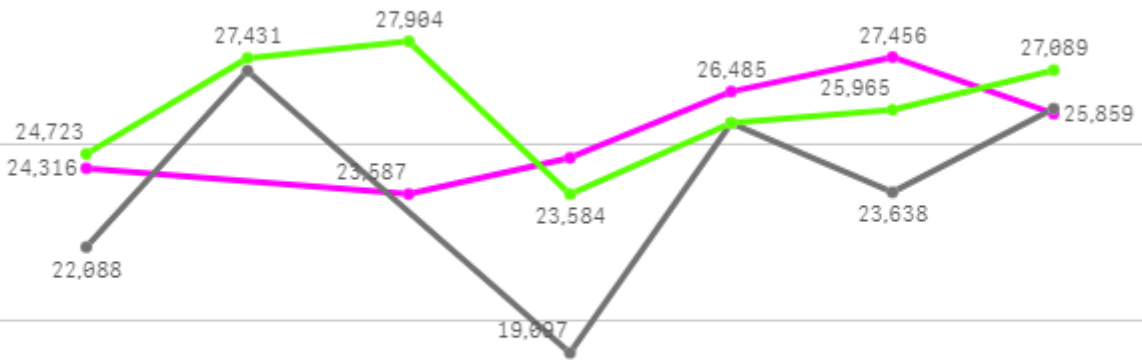
2

출하건수(천건)

0

주간 도매가격(원)

◆ 2025 ● 2024 ◆ 평년



04/05 04/06 04/07 04/08 04/09 04/10 04/11

구분	금주(A)	전주(B)	전월(C)	전년(D)	평년(E)	A/B	A/C	A/D	A/E
가격(원)	25,385	24,239	24,502	23,915	26,110	104.7%	103.6%	106.1%	97.2%

※ 상품 가격 기준

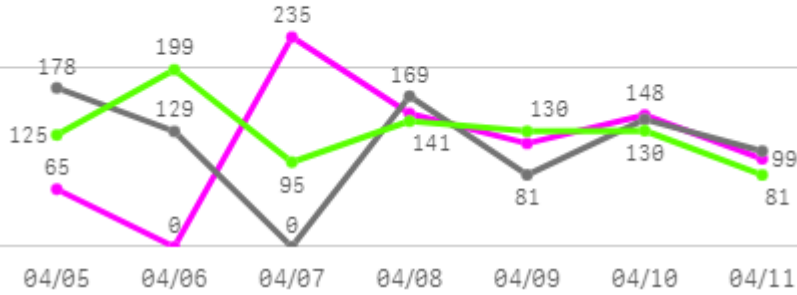
□ 골드파인애플 수입(12Kg) 주간 가격

구분	Q	품종	Q	단량	Q	특	상	보통	하
2025-04-05		골드파인애플 수입		12Kg		27,552	24,316	22,400	20,609
2025-04-07		골드파인애플 수입		12Kg		24,563	23,587	22,336	20,674
2025-04-08		골드파인애플 수입		12Kg		27,628	24,611	22,457	19,859
2025-04-09		골드파인애플 수입		12Kg		27,683	26,485	24,088	21,611
2025-04-10		골드파인애플 수입		12Kg		29,072	27,456	24,349	21,268
2025-04-11		골드파인애플 수입		12Kg		27,715	25,859	23,552	21,329
평균						27,369	25,385	23,197	20,891

오렌지

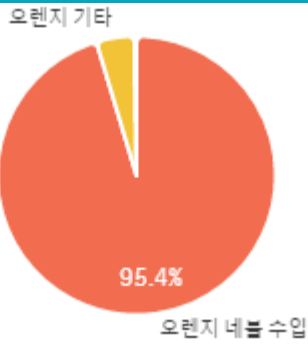
주간 반입량(톤)

◆ 2025 ● 2024 ▲ 평년

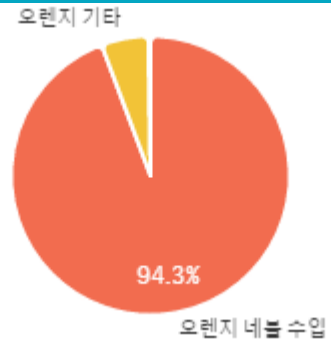


구분	금주(A)	전주(B)	전월(C)	전년(D)	평년(E)	A/B	A/C	A/D	A/E
물량(톤)	812	755	817	808	899	107.5%	99.3%	100.5%	90.3%

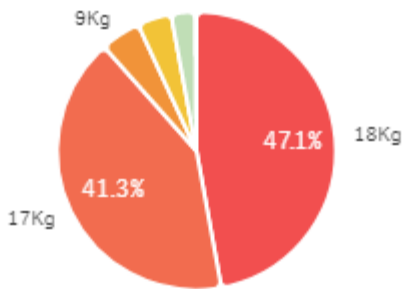
출하 품종별 거래물량 구성비



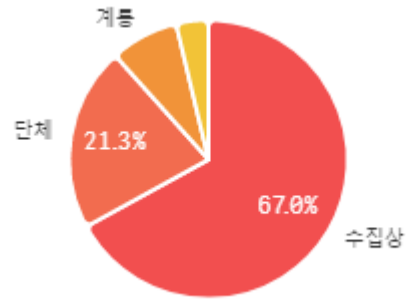
출하 품종별 거래금액 구성비



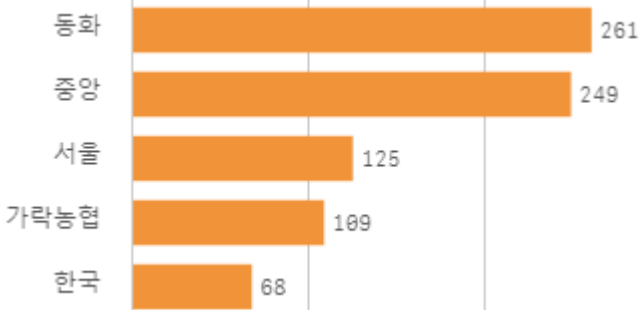
거래 단량별 물량 구성비



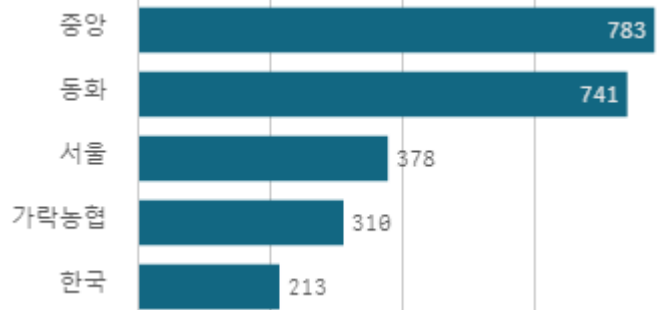
출하자별 거래물량 구성비



도매시장 법인별 거래물량(톤)

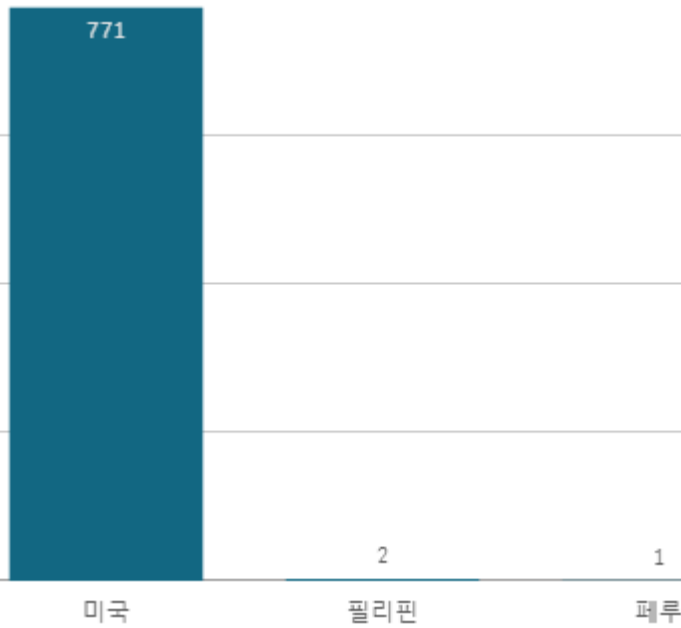


도매시장 법인별 거래금액(백만원)

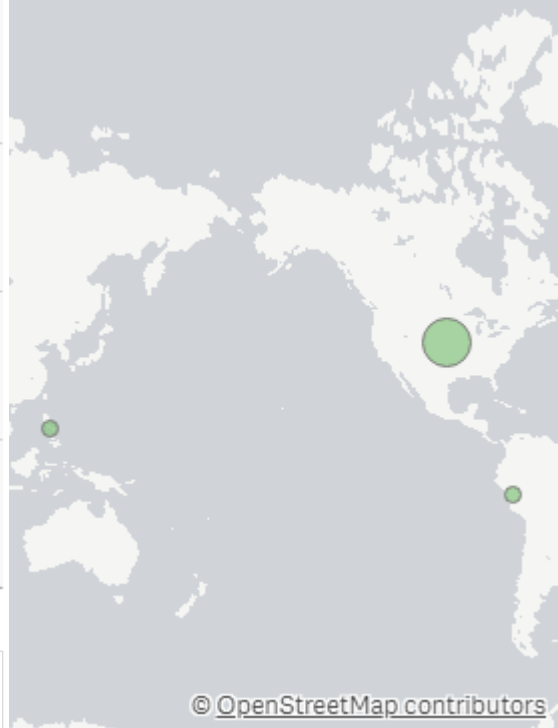


오렌지 네블 수입(18Kg)

산지별 거래물량(톤)



산지별 주출하 시군구



출하산지(개소)

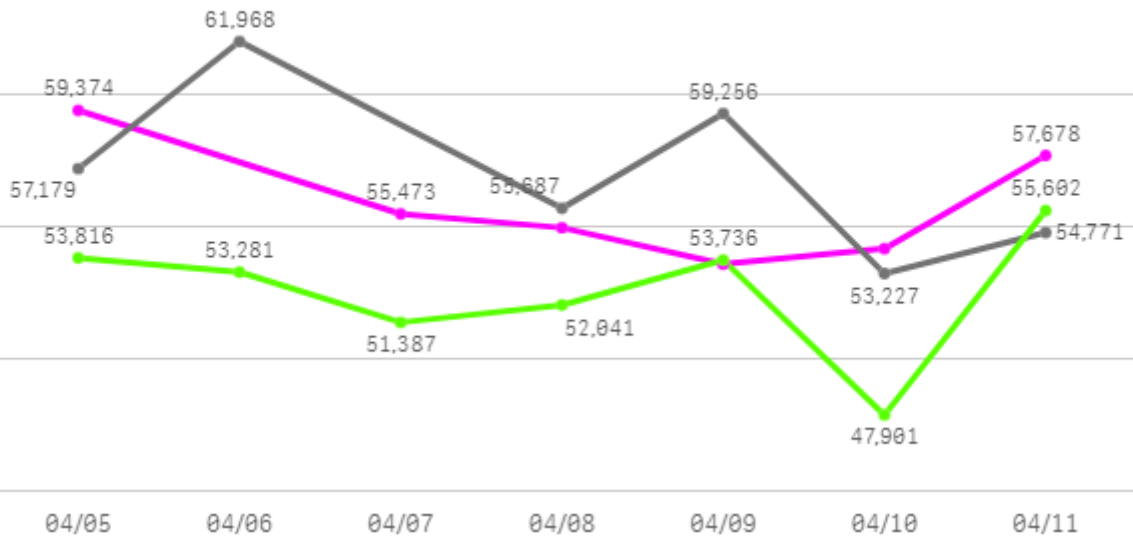
3

출하건수(천건)

1

주간 도매가격(원)

◆ 2025 ● 2024 ◆ 평년



구분	금주(A)	전주(B)	전월(C)	전년(D)	평년(E)	A/B	A/C	A/D	A/E
가격(원)	55,870	54,130	57,687	57,015	55,137	103.2%	96.9%	98.0%	101.3%

※ 상품 가격 기준

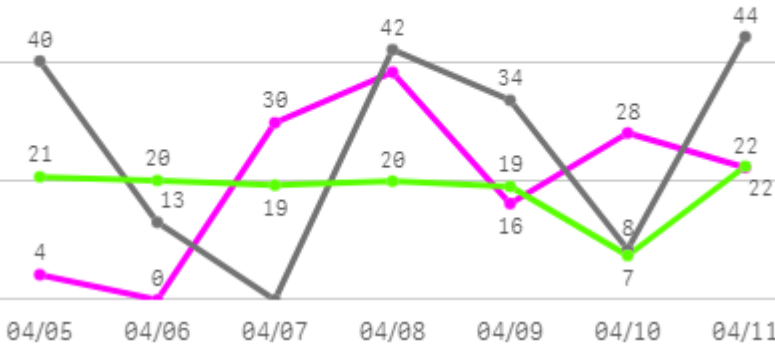
□ 오렌지 네블 수입(18Kg) 주간 가격

구분	Q	품종	Q	단량	Q	특	상	보통	하
2025-04-05		오렌지 네블 수입		18Kg		65,986	59,374	50,694	42,534
2025-04-07		오렌지 네블 수입		18Kg		65,261	55,473	47,052	42,043
2025-04-08		오렌지 네블 수입		18Kg		63,861	54,953	44,489	33,936
2025-04-09		오렌지 네블 수입		18Kg		60,858	53,579	45,244	40,000
2025-04-10		오렌지 네블 수입		18Kg		62,426	54,164	46,779	41,459
2025-04-11		오렌지 네블 수입		18Kg		65,239	57,678	42,073	38,000
평균						63,939	55,870	46,055	39,662

망고

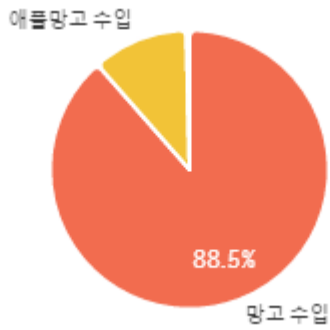
주간 반입량(톤)

◆ 2025 ● 2024 ▲ 평년

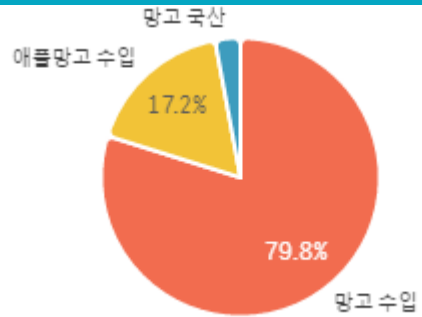


구분	금주(A)	전주(B)	전월(C)	전년(D)	평년(E)	A/B	A/C	A/D	A/E
물량(톤)	139	147	143	182	144	94.3%	96.8%	76.4%	96.3%

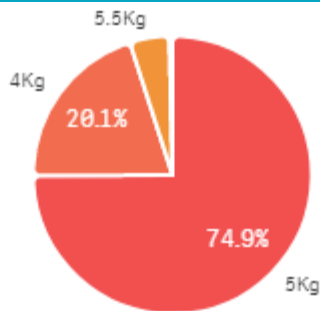
출하 품종별 거래물량 구성비



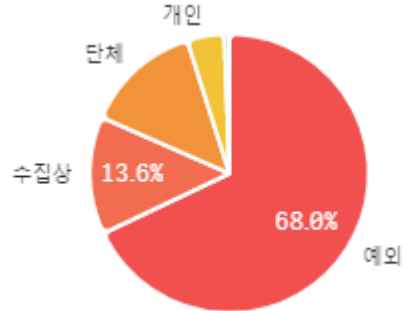
출하 품종별 거래금액 구성비



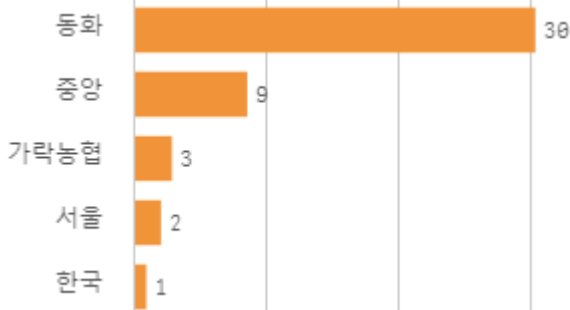
거래 단량별 물량 구성비



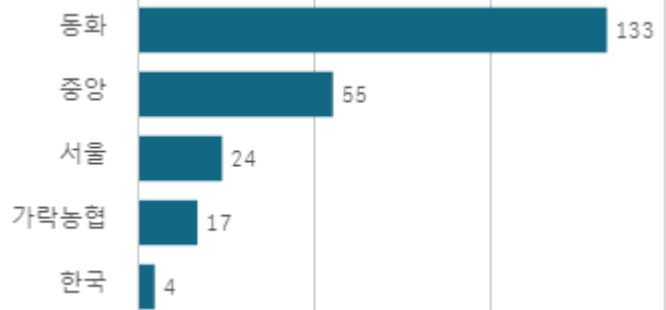
출하자별 거래물량 구성비



도매시장 법인별 거래물량(톤)

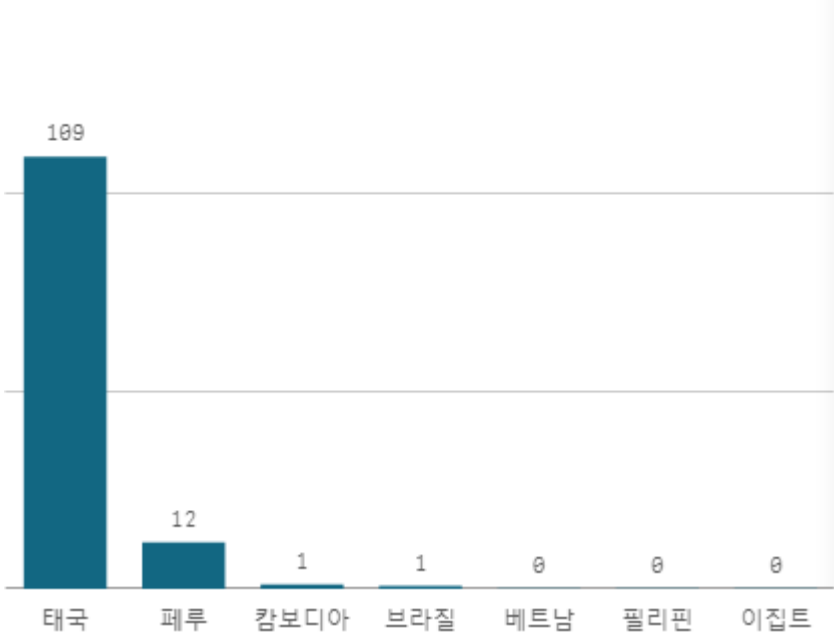


도매시장 법인별 거래금액(백만원)

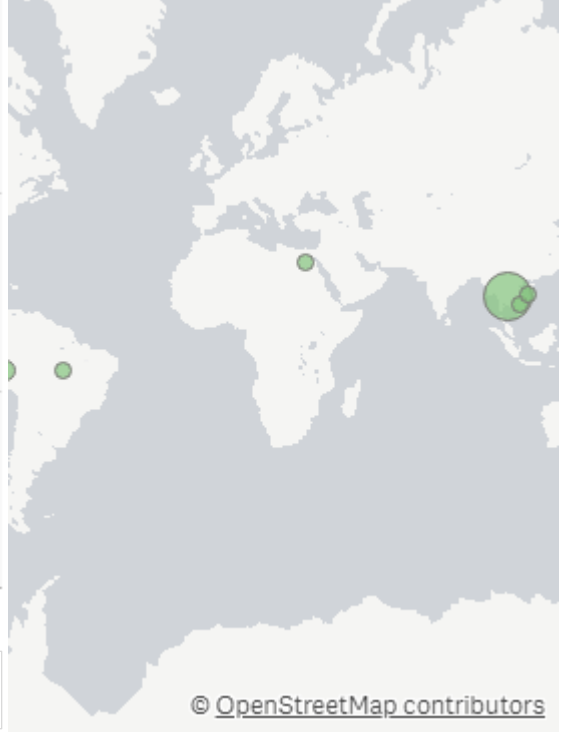


망고 수입(5Kg)

산지별 거래물량(톤)



산지별 주출하 시군구



출하산지(개소)

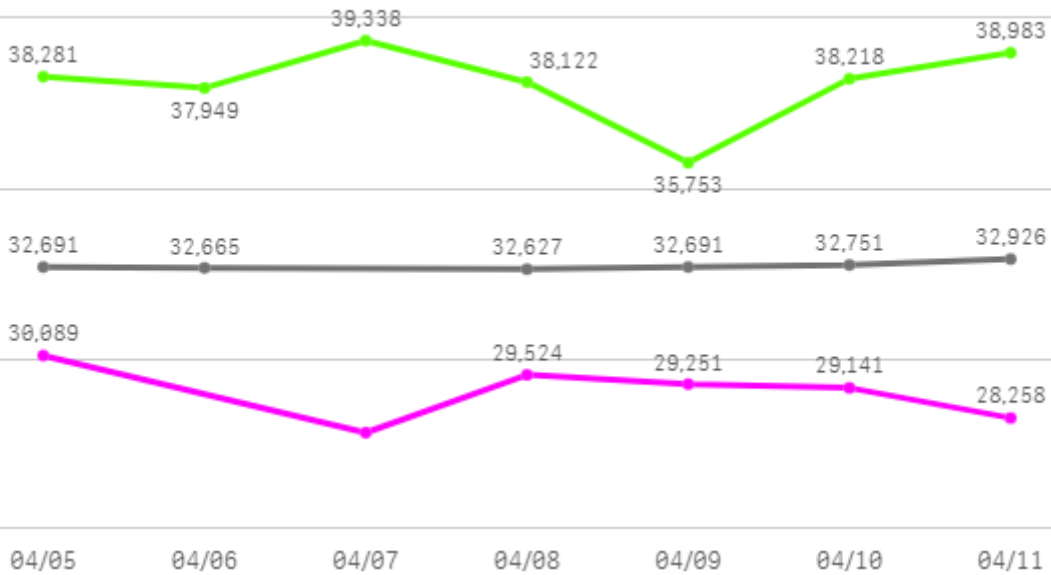
7

출하건수(천건)

0

주간 도매가격(원)

◆ 2025 ● 2024 ◆ 평년



구분	금주(A)	전주(B)	전월(C)	전년(D)	평년(E)	A/B	A/C	A/D	A/E
가격(원)	29,015	28,052	30,010	32,754	34,905	103.4%	96.7%	88.6%	83.1%

※ 상품 가격 기준

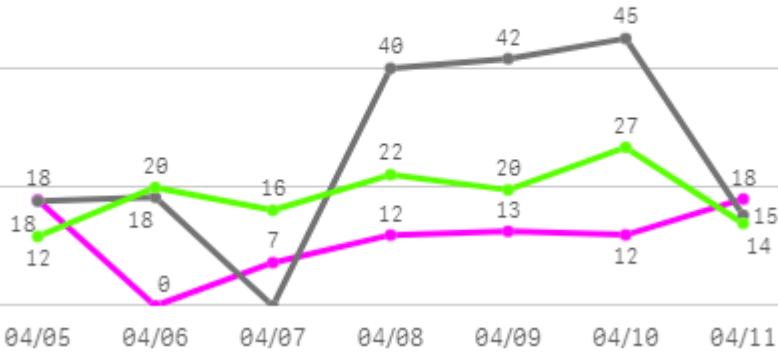
□ 망고 수입(5Kg) 주간 가격

구분	Q	품종	Q	단량	Q	특	상	보통	하
2025-04-05		망고 수입		5Kg		35,779	30,089	28,310	26,288
2025-04-07		망고 수입		5Kg		32,822	27,826	24,986	23,087
2025-04-08		망고 수입		5Kg		32,259	29,524	27,673	23,568
2025-04-09		망고 수입		5Kg		32,146	29,251	27,105	25,037
2025-04-10		망고 수입		5Kg		31,869	29,141	27,116	25,329
2025-04-11		망고 수입		5Kg		31,491	28,258	27,107	25,373
평균						32,727	29,015	27,049	24,780

고등어

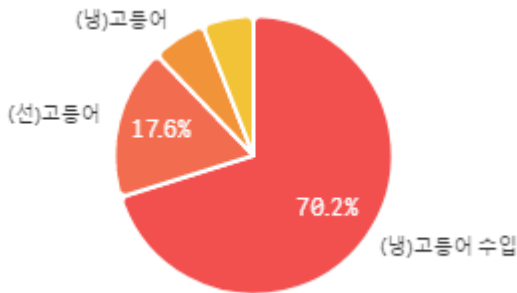
주간 반입량(톤)

◆ 2025 ● 2024 ▲ 평년

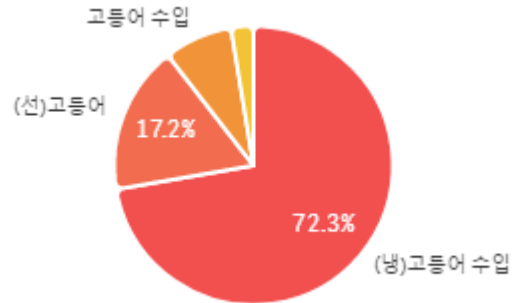


구분	금주(A)	전주(B)	전월(C)	전년(D)	평년(E)	A/B	A/C	A/D	A/E
물량(톤)	79	118	103	178	117	67.4%	77.1%	44.7%	68.2%

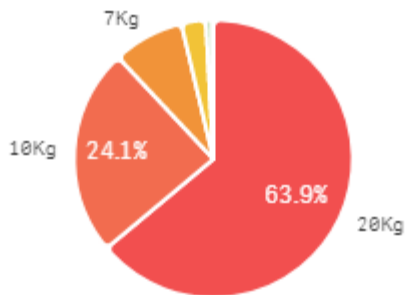
출하 품종별 거래물량 구성비



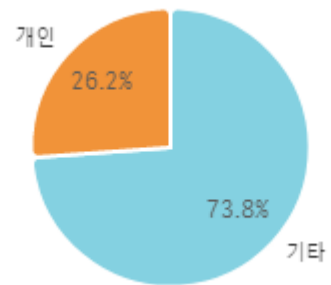
출하 품종별 거래금액 구성비



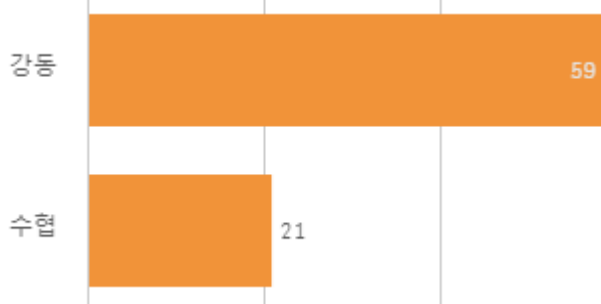
거래 단량별 물량 구성비



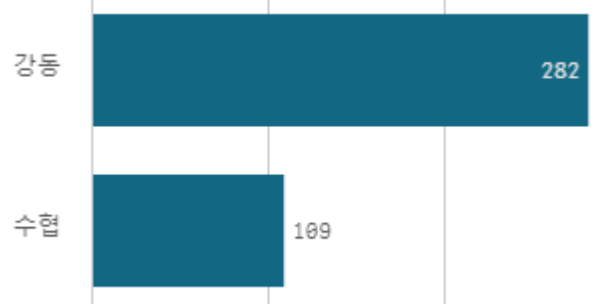
출하자별 거래물량 구성비



도매시장 법인별 거래물량(톤)

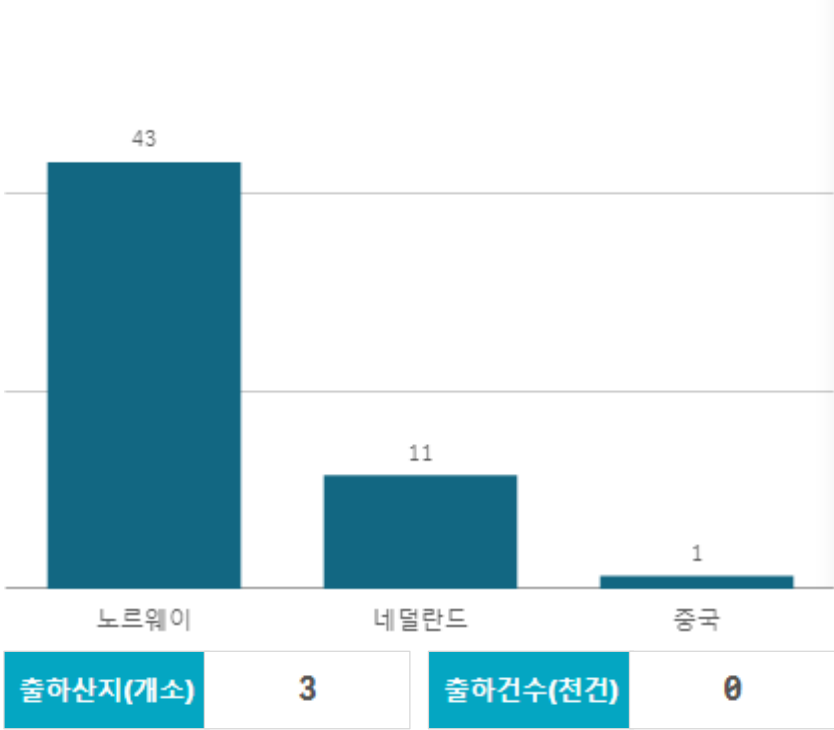


도매시장 법인별 거래금액(백만원)



(냉)고등어 수입(10Kg)

산지별 거래물량(톤)

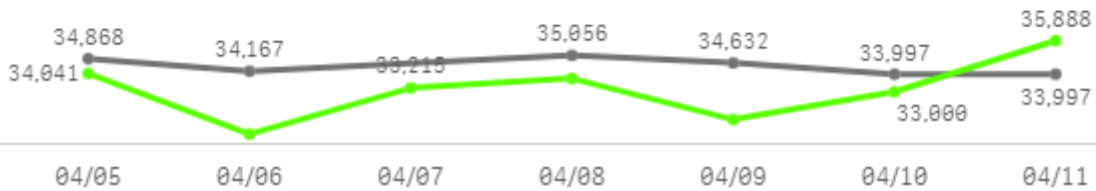


산지별 주출하 시군구



주간 도매가격(원)

◆ 2025 ● 2024 ◆ 평년



구분	금주(A)	전주(B)	전월(C)	전년(D)	평년(E)	A/B	A/C	A/D	A/E
가격(원)	49,730	50,994	48,793	34,453	37,113	97.5%	101.9%	144.3%	134.0%

※ 상품 가격 기준

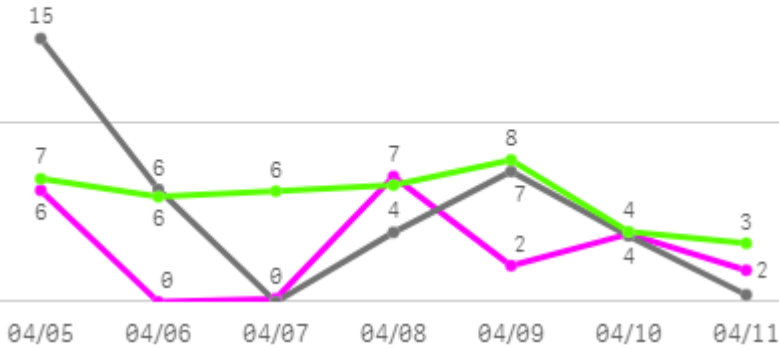
□ (냉)고등어 수입(10Kg) 주간 가격

구분	Q	품종	Q	단량	Q	특	상	보통	하
2025-04-05		(냉)고등어 수입		10Kg		-	50,229	-	-
2025-04-07		(냉)고등어 수입		10Kg		-	51,016	-	-
2025-04-08		(냉)고등어 수입		10Kg		-	50,100	-	-
2025-04-09		(냉)고등어 수입		10Kg		-	48,978	-	-
2025-04-10		(냉)고등어 수입		10Kg		-	49,147	-	-
2025-04-11		(냉)고등어 수입		10Kg		-	48,912	-	-
평균						-	49,730	-	-

명태

주간 반입량(톤)

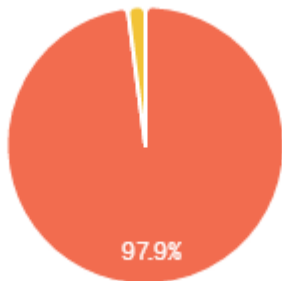
◆ 2025 ● 2024 ▲ 평년



구분	금주(A)	전주(B)	전월(C)	전년(D)	평년(E)	A/B	A/C	A/D	A/E
물량(톤)	21	31	23	36	34	68.9%	91.9%	57.9%	61.8%

출하 품종별 거래물량 구성비

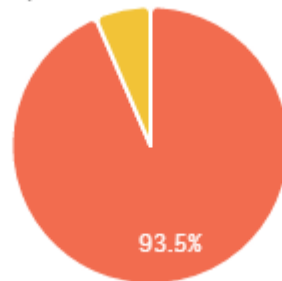
(선)명태 수입



(냉)명태 수입

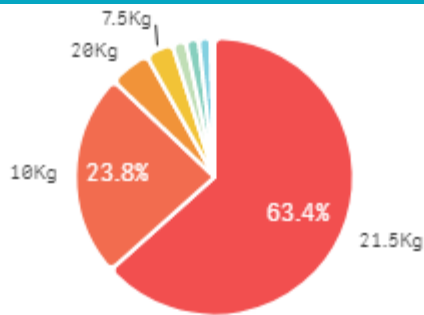
출하 품종별 거래금액 구성비

(선)명태 수입

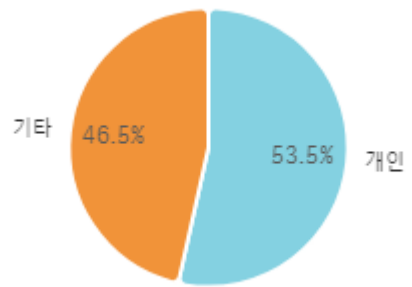


(냉)명태 수입

거래 단량별 물량 구성비



출하자별 거래물량 구성비



도매시장 법인별 거래물량(톤)




도매시장 법인별 거래금액(백만원)



(선)명태 수입(10Kg)

산지별 거래물량(톤)



일본

출하산지(개소)

1

출하건수(천건)

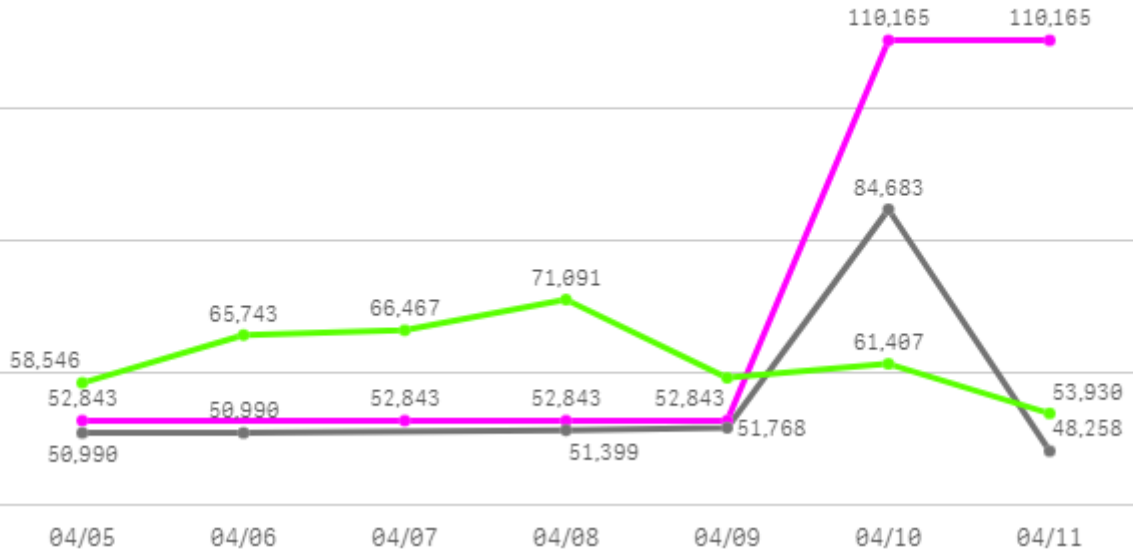
0

산지별 주출하 시군구



주간 도매가격(원)

◆ 2025 ● 2024 ◆ 평년



구분	금주(A)	전주(B)	전월(C)	전년(D)	평년(E)	A/B	A/C	A/D	A/E
가격(원)	71,950	57,325	76,671	56,348	64,614	125.5%	93.8%	127.7%	111.4%

※ 상품 가격 기준

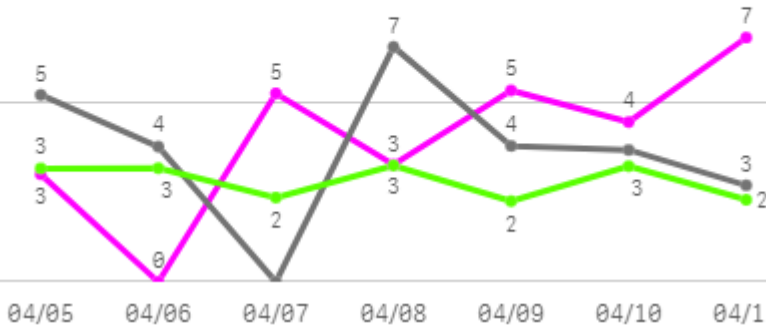
□ (선)명태 수입(10Kg) 주간 가격

구분	Q	품종	Q	단량	Q	특	상	보통	하
2025-04-05		(선)명태 수입		10Kg		-	52,843	45,805	-
2025-04-07		(선)명태 수입		10Kg		-	52,843	45,805	-
2025-04-08		(선)명태 수입		10Kg		-	52,843	45,805	-
2025-04-09		(선)명태 수입		10Kg		-	52,843	45,805	-
2025-04-10		(선)명태 수입		10Kg		-	110,165	78,366	-
2025-04-11		(선)명태 수입		10Kg		-	110,165	78,366	-
평균						-	71,950	56,659	-

대구

주간 반입량(톤)

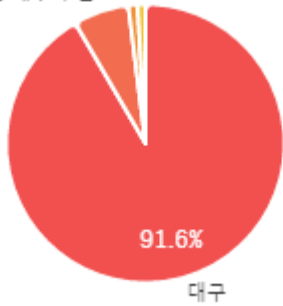
◆ 2025 ● 2024 ▲ 평년



구분	금주(A)	전주(B)	전월(C)	전년(D)	평년(E)	A/B	A/C	A/D	A/E
물량(톤)	28	35	22	26	20	81.5%	127.5%	109.5%	143.1%

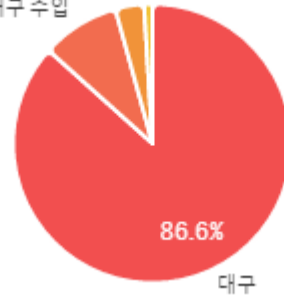
출하 품종별 거래물량 구성비

냉동 대구 수입

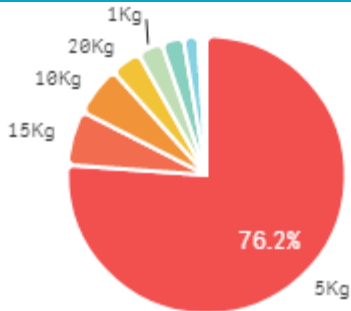


출하 품종별 거래금액 구성비

냉동 대구 수입

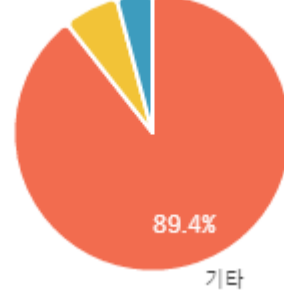


거래 단량별 물량 구성비



출하자별 거래물량 구성비

예외



도매시장 법인별 거래물량(톤)

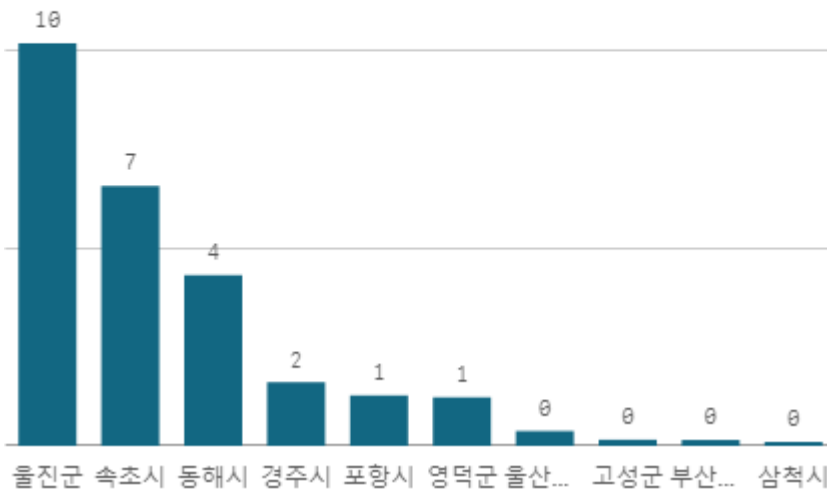


도매시장 법인별 거래금액(백만원)



대구(1Kg)

산지별 거래물량(톤)



출하산지(개소)

11

출하건수(천건)

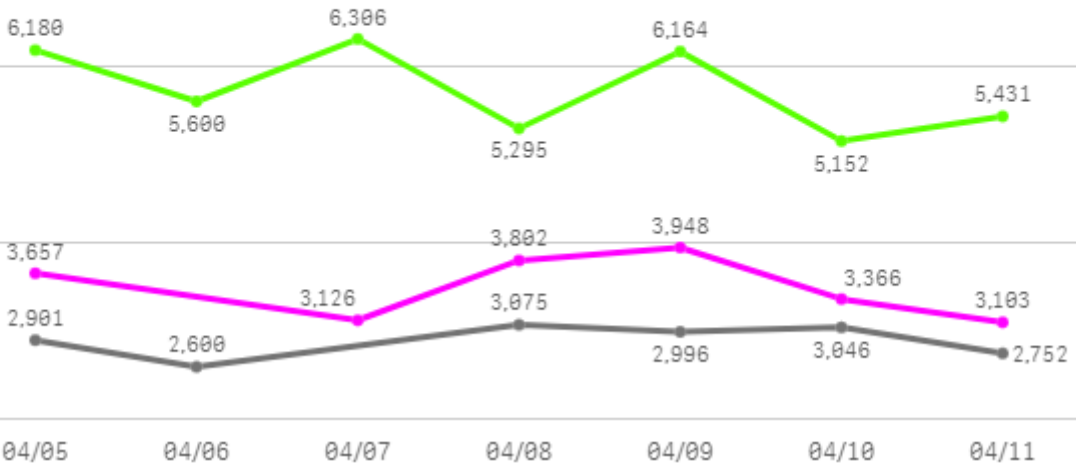
1

산지별 주출하 시군구



주간 도매가격(원)

◆ 2025 ● 2024 ▲ 평년



구분	금주(A)	전주(B)	전월(C)	전년(D)	평년(E)	A/B	A/C	A/D	A/E
가격(원)	3,500	3,840	6,336	2,895	5,403	91.2%	55.2%	120.9%	64.8%

※ 상품 가격 기준

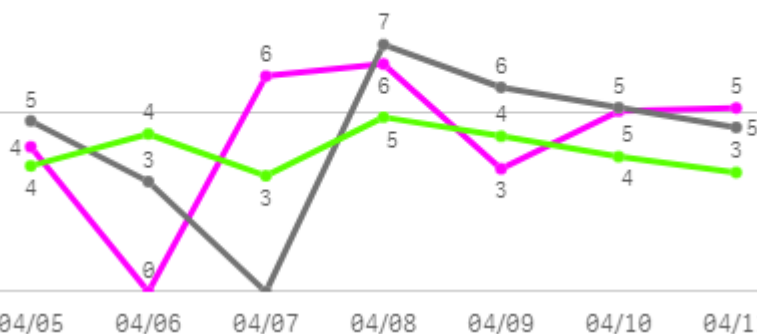
□ 대구(1Kg) 주간 가격

구분	Q	품종	Q	단량	Q	특	상	보통	하
2025-04-05		대구		1Kg		-	3,657	-	-
2025-04-07		대구		1Kg		-	3,126	-	-
2025-04-08		대구		1Kg		-	3,802	-	-
2025-04-09		대구		1Kg		-	3,948	-	-
2025-04-10		대구		1Kg		-	3,366	-	-
2025-04-11		대구		1Kg		-	3,103	-	-
평균						-	3,500	-	-

가자미류

주간 반입량(톤)

◆ 2025 ● 2024 ▲ 평년

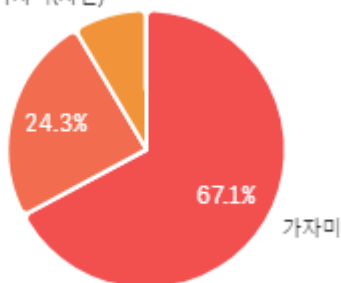


구분	금주(A)	전주(B)	전월(C)	전년(D)	평년(E)	A/B	A/C	A/D	A/E
물량(톤)	30	29	25	30	28	104.5%	118.6%	99.5%	108.1%

출하 품종별 거래물량 구성비

활 가자미(자연)

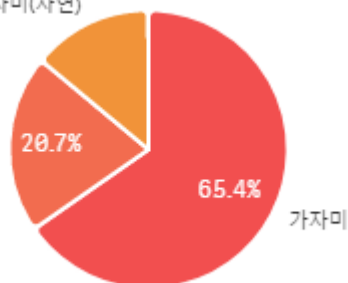
냉동 가자미 수입



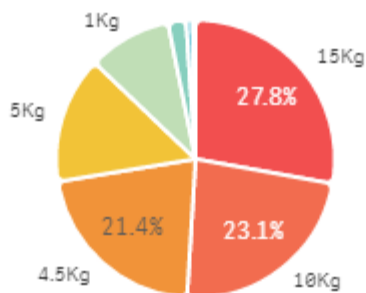
출하 품종별 거래금액 구성비

활 가자미(자연)

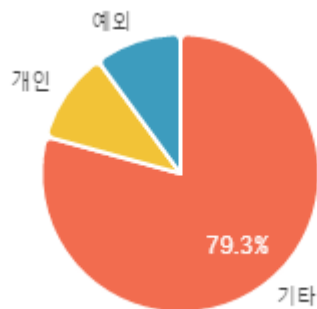
냉동 가자미 수입



거래 단량별 물량 구성비



출하자별 거래물량 구성비



도매시장 법인별 거래물량(톤)

강동

24

수협

3

도매시장 법인별 거래금액(백만원)

강동

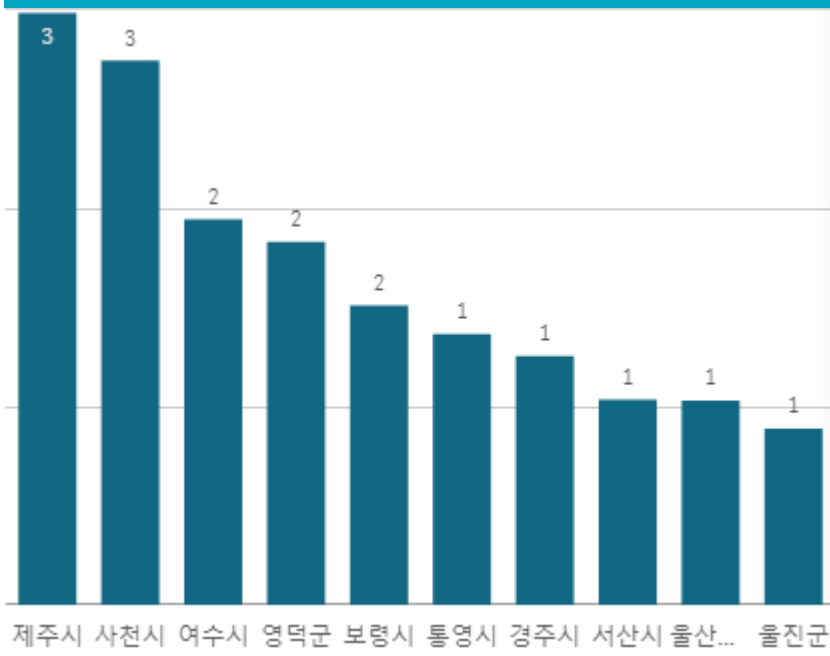
138

수협

16

가자미(8Kg)

산지별 거래물량(톤)



산지별 주출하 시군구



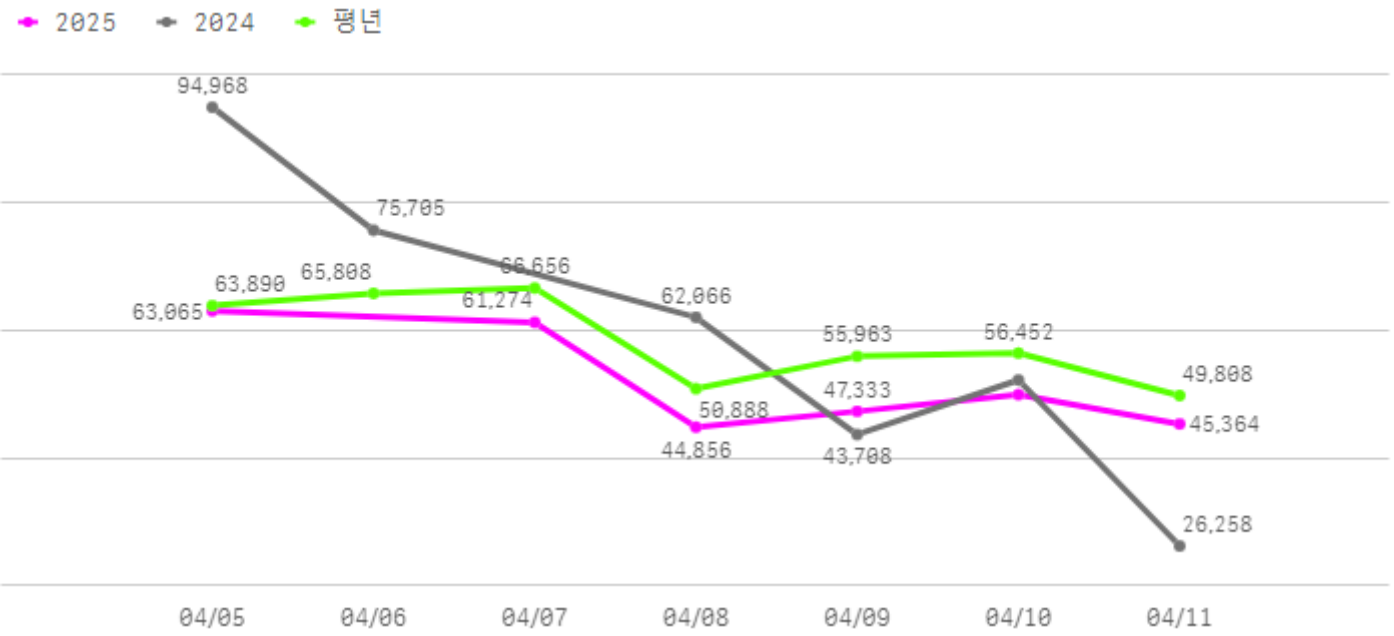
출하산지(개소)

20

출하건수(천건)

1

주간 도매가격(원)



구분	금주(A)	전주(B)	전월(C)	전년(D)	평년(E)	A/B	A/C	A/D	A/E
가격(원)	51,974	38,857	48,005	59,159	58,229	133.8%	108.3%	87.9%	89.3%

※ 상품 가격 기준

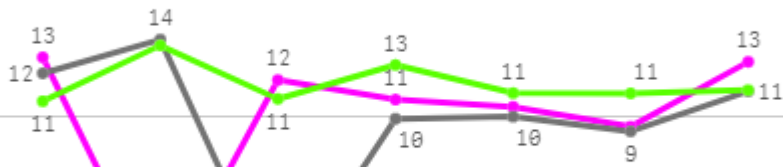
□ 가자미(8Kg) 주간 가격

구분	Q	품종	Q	단량	Q	특	상	보통	하
2025-04-05		가자미		8Kg		-	63,065	43,151	24,058
2025-04-07		가자미		8Kg		-	61,274	39,411	19,308
2025-04-08		가자미		8Kg		-	44,856	25,098	12,000
2025-04-09		가자미		8Kg		-	47,333	18,153	10,306
2025-04-10		가자미		8Kg		-	49,952	19,642	15,158
2025-04-11		가자미		8Kg		-	45,364	32,276	16,630
평균						-	51,974	29,622	16,243

종합

주간 반입량(톤)

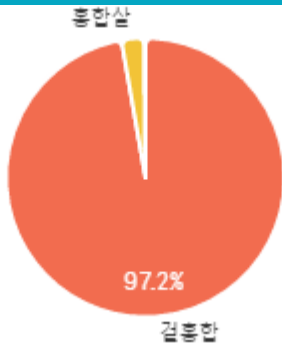
◆ 2025 ● 2024 ▲ 평년



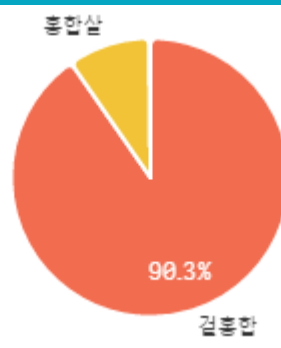
04/05 04/06 04/07 04/08 04/09 04/10 04/11

구분	금주(A)	전주(B)	전월(C)	전년(D)	평년(E)	A/B	A/C	A/D	A/E
물량(톤)	70	69	67	68	78	100.9%	103.2%	103.2%	89.4%

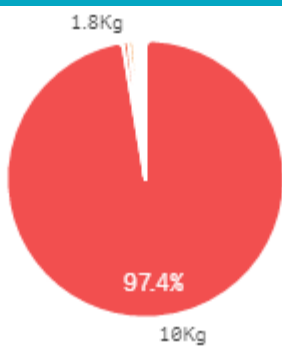
출하 품종별 거래물량 구성비



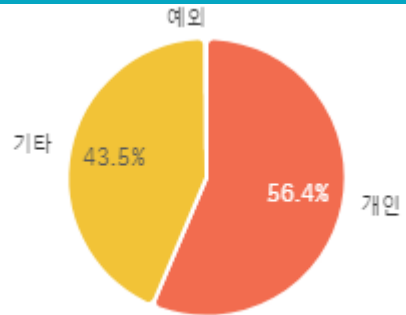
출하 품종별 거래금액 구성비




거래 단량별 물량 구성비



출하자별 거래물량 구성비



도매시장 법인별 거래물량(톤)

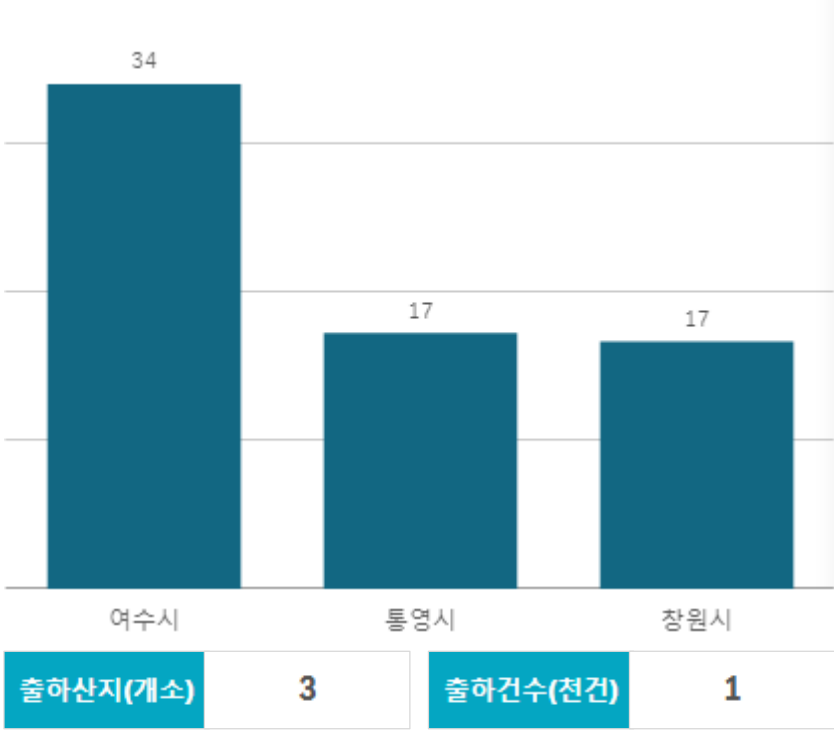


도매시장 법인별 거래금액(백만원)



겉흙합(10Kg)

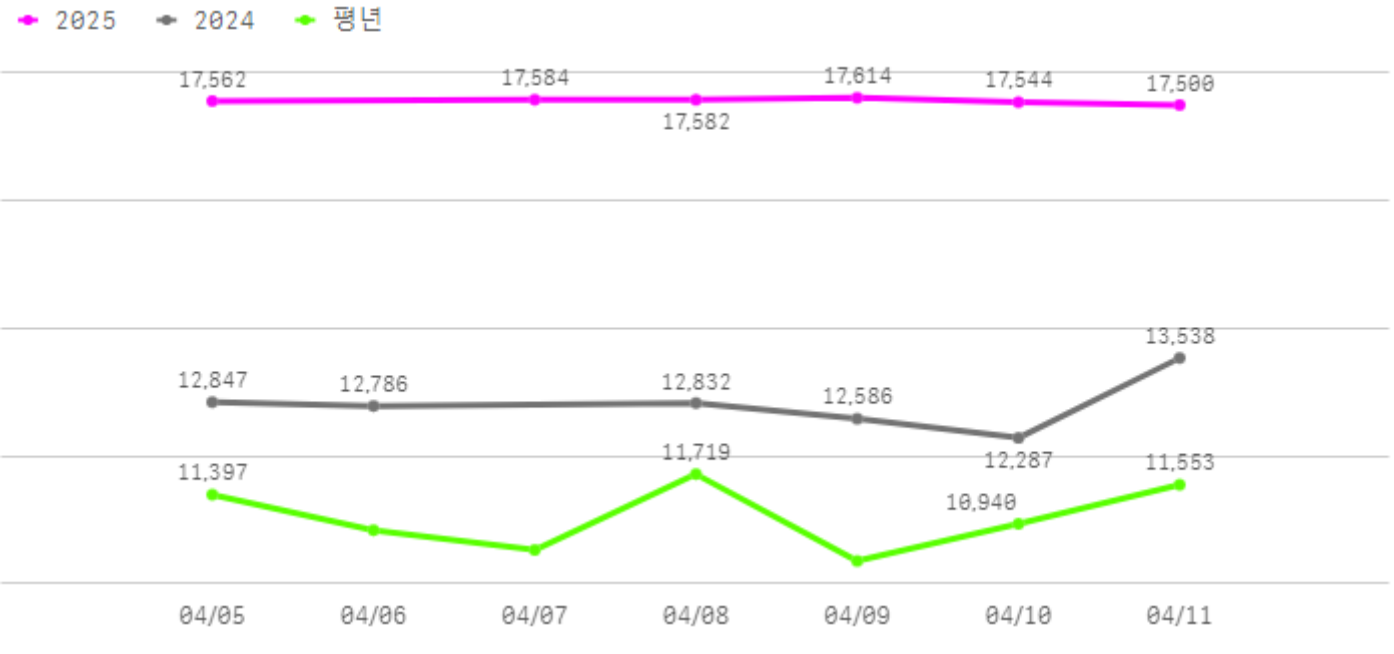
산지별 거래물량(톤)



산지별 주출하 시군구



주간 도매가격(원)



구분	금주(A)	전주(B)	전월(C)	전년(D)	평년(E)	A/B	A/C	A/D	A/E
가격(원)	17,564	17,546	17,522	12,813	12,751	100.1%	100.2%	137.1%	137.7%

※ 상품 가격 기준

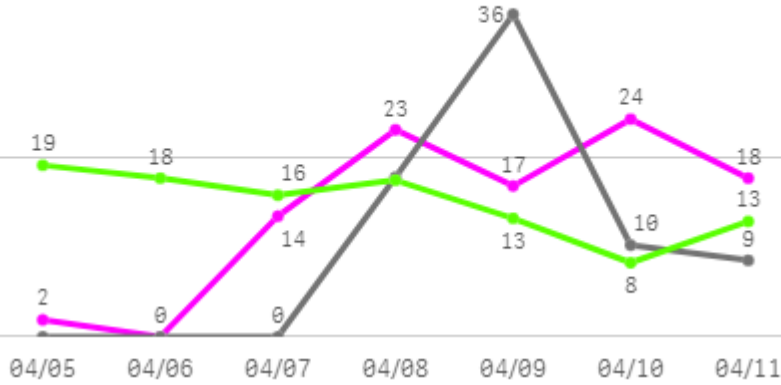
□ 곁홍합(10Kg) 주간 가격

구분	Q	품종	Q	단량	Q	특	상	보통	하
2025-04-05		곁홍합		10Kg		-	17,562	16,831	15,250
2025-04-07		곁홍합		10Kg		-	17,584	16,789	15,350
2025-04-08		곁홍합		10Kg		-	17,582	17,108	15,951
2025-04-09		곁홍합		10Kg		-	17,614	16,915	15,466
2025-04-10		곁홍합		10Kg		-	17,544	16,788	13,895
2025-04-11		곁홍합		10Kg		-	17,500	17,146	15,477
평균						-	17,564	16,930	15,232

건멸치

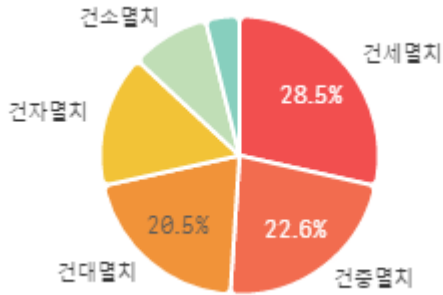
주간 반입량(톤)

◆ 2025 ● 2024 ▲ 평년

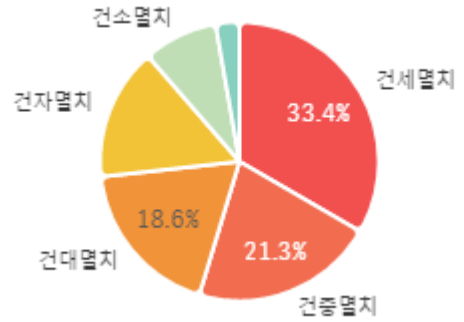


구분	금주(A)	전주(B)	전월(C)	전년(D)	평년(E)	A/B	A/C	A/D	A/E
물량(톤)	98	91	84	73	103	107.9%	116.5%	134.1%	95.0%

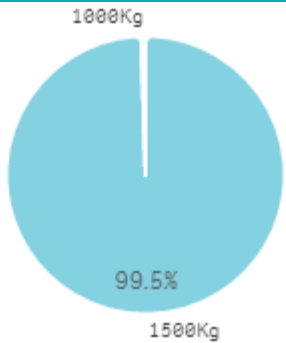
출하 품종별 거래물량 구성비



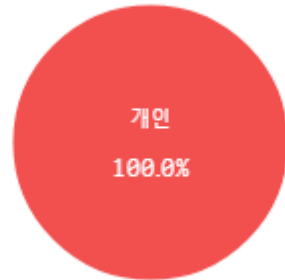
출하 품종별 거래금액 구성비



거래 단량별 물량 구성비



출하자별 거래물량 구성비



도매시장 법인별 거래물량(톤)

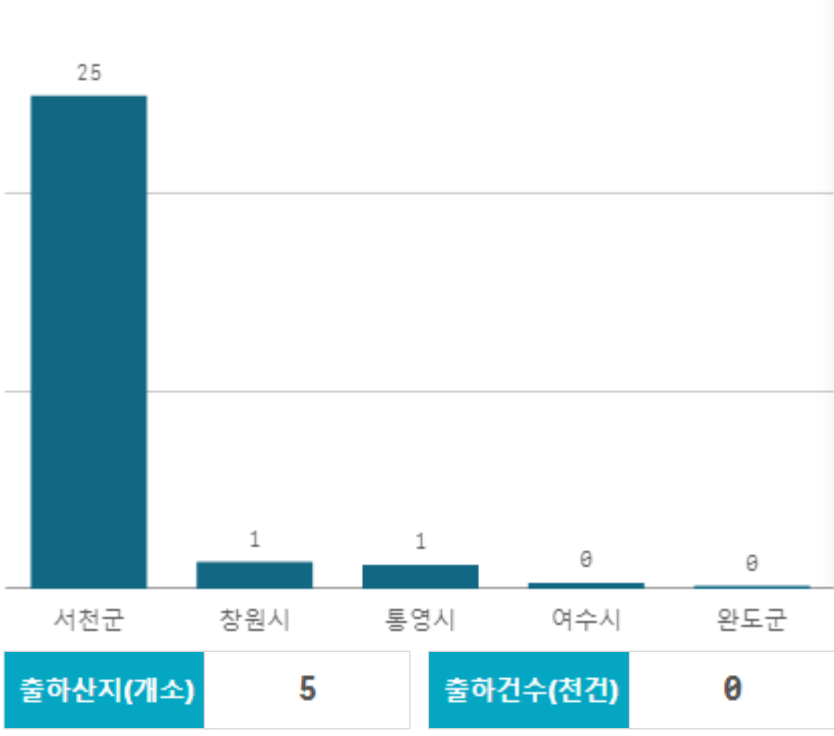
건해 98

도매시장 법인별 거래금액(백만원)

건해 843

건세멸치(1.5Kg)

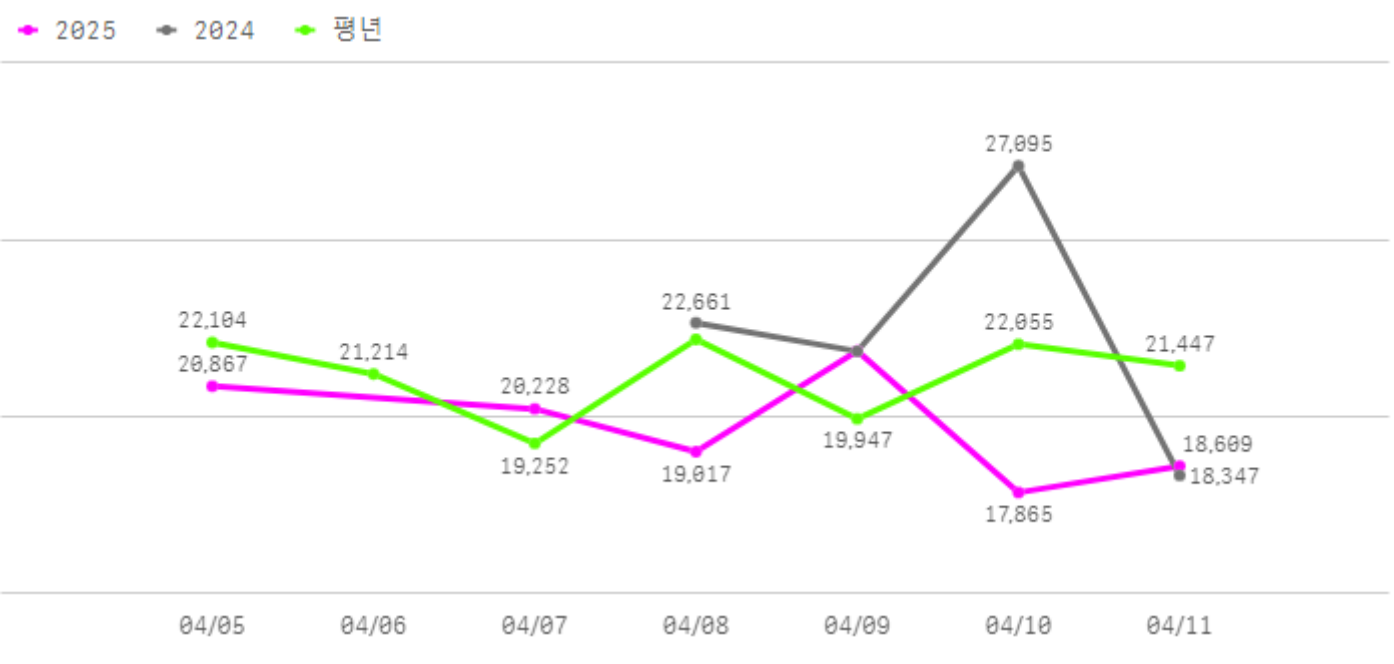
산지별 거래물량(톤)



산지별 주출하 시군구



주간 도매가격(원)



구분	금주(A)	전주(B)	전월(C)	전년(D)	평년(E)	A/B	A/C	A/D	A/E
가격(원)	19,742	22,270	20,416	22,490	20,629	88.6%	96.7%	87.8%	95.7%

※ 상품 가격 기준

□ 건세멸치(1.5Kg) 주간 가격

구분	Q	품종	Q	단량	Q	특	상	보통	하
2025-04-05		건세멸치		1.5Kg		-	20,867	15,978	11,082
2025-04-07		건세멸치		1.5Kg		-	20,228	14,842	11,006
2025-04-08		건세멸치		1.5Kg		-	19,017	13,841	9,411
2025-04-09		건세멸치		1.5Kg		-	21,865	15,469	9,569
2025-04-10		건세멸치		1.5Kg		-	17,865	13,866	9,603
2025-04-11		건세멸치		1.5Kg		-	18,609	14,270	8,959
평균						-	19,742	14,711	9,938