
2025년 가락시장

주요 품목 주간 거래동향

11월 1주차 주요 동향

[2025. 11.1. ~ 11.7.]



서울특별시농수산물공사

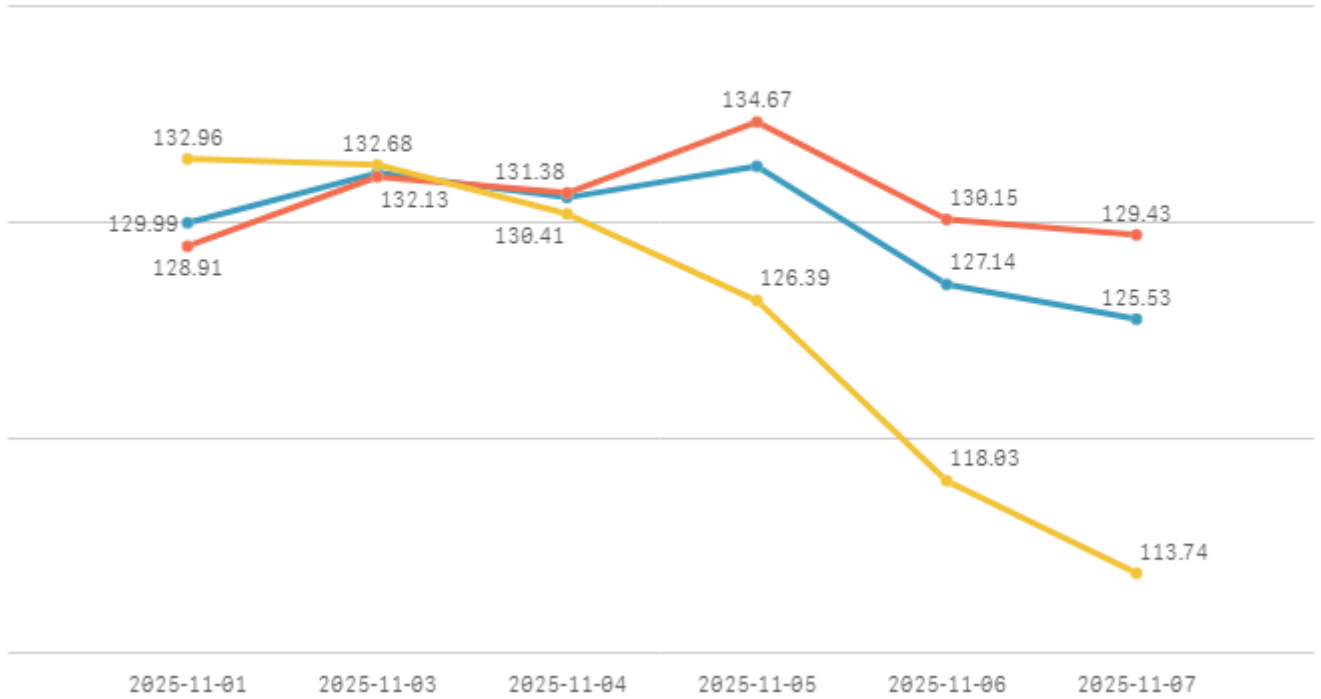
[데이터전략팀]

1. 주간 표준지수

※ 직전 5개년 평균가격을 지수 100으로 산정하여 100 이상일 경우 평년보다 상승, 100 이하일 경우 평년보다 하락

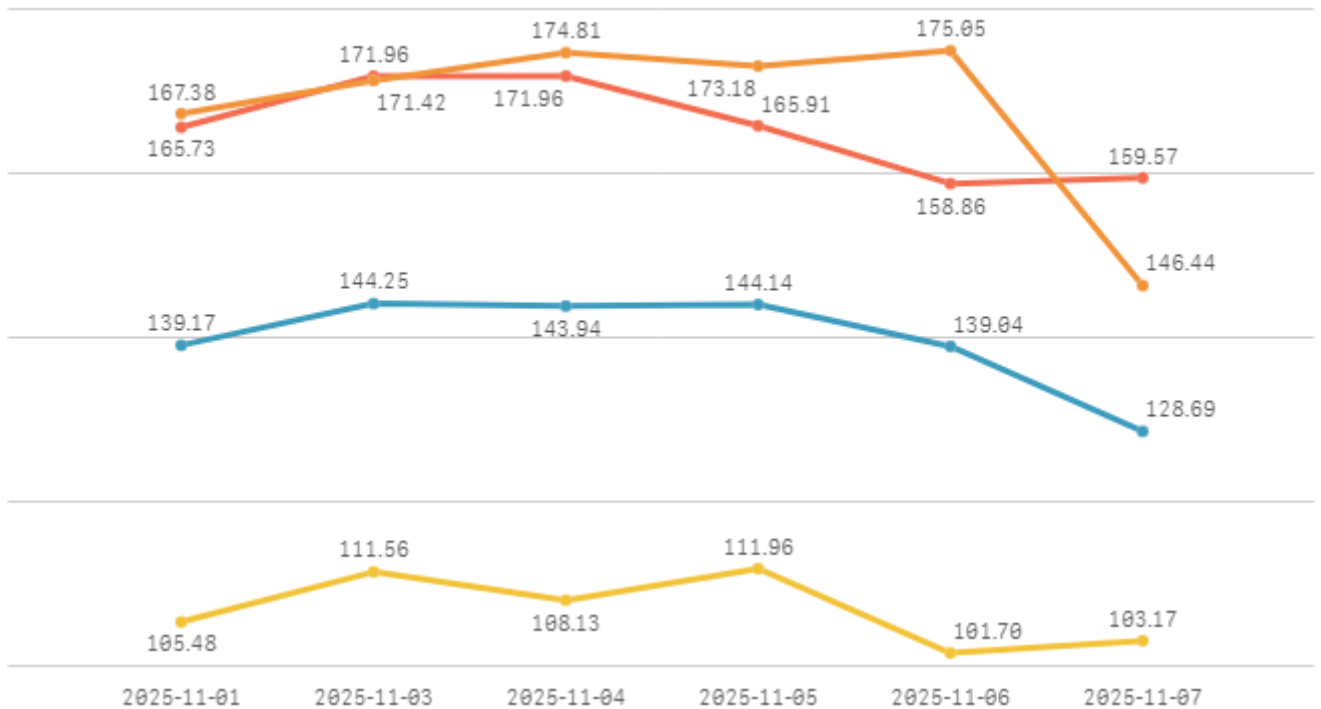
□ 청과부류

합계 채소계 과일계



□ 수산부류

합계 생선류 조개류 건어류



2. 11월 1주차 주요 품목 주간 거래동향

주요 품목(종) 주간동향 (11.01 ~ 11.07)

품종 단위	금주평균	전주평균	전월평균	전년평균	5년평균 가격	전주대비	전월대비	전년대비	5년평균 대비
(냉)고등어 수입(10키로상자)	68,043	71,108	66,457	47,082	44,643	-4% ▼	2% ▲	45% ▲	52% ▲
(선)갈치(5키로상자)	143,313	130,572	172,977	115,295	122,831	10% ▲	-17% ▼	24% ▲	17% ▲
가지(8키로상자)	26,996	26,854	21,178	21,535	23,070	1% ▲	27% ▲	25% ▲	17% ▲
감글 하우스(3키로상자)	15,349	16,046	20,250	18,620	16,874	-4% ▼	-24% ▼	-18% ▼	-9% ▼
감자 수미(햇)(20키로상자)	37,194	39,475	40,904	29,070	30,962	-6% ▼	-9% ▼	28% ▲	20% ▲
건세 열치(1.5키로상자)	15,529	14,788	18,919	19,069	19,951	5% ▲	-18% ▼	-19% ▼	-22% ▼
겉홍합(10키로망대)	9,030	11,407	12,165	17,884	14,664	-21% ▼	-26% ▼	-50% ▼	-38% ▼
간마늘 대서(20키로)	149,216	147,660	147,532	136,124	143,921	1% ▲	1% ▲	10% ▲	4% ▲
단감 부유(10키로상자)	26,897	30,744	-	29,051	28,861	-13% ▼	-	-7% ▼	-7% ▼
당근(20키로상자)	18,255	18,252	29,563	69,119	43,151	0% ▲	-38% ▼	-74% ▼	-58% ▼
대추방울토마토(3키로상자)	22,753	19,438	18,956	25,361	20,811	17% ▲	20% ▲	-10% ▼	9% ▲
대파(일반)(1키로단)	1,777	1,612	2,031	1,813	2,018	10% ▲	-13% ▼	-2% ▼	-12% ▼
돌미나리(4키로상자)	28,763	26,268	44,444	19,557	20,530	9% ▲	-35% ▼	47% ▲	40% ▲
무(20키로상자)	9,998	9,741	11,926	19,374	12,741	3% ▲	-16% ▼	-48% ▼	-22% ▼
물오징어(6키로상자)	65,570	65,570	104,174	68,003	79,027	0% ▲	-37% ▼	-4% ▼	-17% ▼
바나나 수입(13키로상자)	25,945	26,697	28,084	24,617	25,205	-3% ▼	-8% ▼	5% ▲	3% ▲
배 신고(15키로상자)	45,791	48,625	45,582	68,899	47,108	-6% ▼	0% ▲	-34% ▼	-3% ▼
배추(10키로망대)	9,306	8,603	16,884	8,757	8,115	8% ▲	-45% ▼	6% ▲	15% ▲
백다다기오이(100개)	53,630	77,315	63,752	88,933	58,115	-31% ▼	-16% ▼	-40% ▼	-8% ▼
부추(일반)(500그람단)	5,569	3,980	2,535	2,822	3,825	40% ▲	120% ▲	97% ▲	46% ▲
빨강 파프리카(5키로상자)	29,940	35,907	42,445	29,938	21,998	-17% ▼	-29% ▼	0% ▲	36% ▲
사과 부사(10키로상자)	63,057	70,925	47,988	57,081	43,366	-11% ▼	31% ▲	10% ▲	45% ▲
상추 포기잡(4키로상자)	28,701	43,150	57,876	32,155	21,275	-33% ▼	-50% ▼	-11% ▼	35% ▲
새송이버섯(2키로상자)	7,240	8,603	7,945	7,600	7,125	-16% ▼	-9% ▼	-5% ▼	2% ▲
수박(10키로상자)	-	-	-	-	29,324	-	-	-	-
시금치(4키로상자)	22,180	28,381	47,057	20,366	16,486	-22% ▼	-53% ▼	9% ▲	35% ▲
알배기배추(8키로상자)	18,515	18,896	35,884	22,467	18,193	-2% ▼	-48% ▼	-18% ▼	2% ▲
애호박(20개)	23,377	33,962	31,457	37,161	23,546	-31% ▼	-26% ▼	-37% ▼	-1% ▼
양배추(8키로망대)	4,344	5,050	5,129	12,295	8,087	-14% ▼	-15% ▼	-65% ▼	-46% ▼
양상추(일반)(12개)	58,949	42,470	28,125	23,883	33,850	39% ▲	110% ▲	147% ▲	74% ▲
양파(1키로)	1,058	1,059	1,093	1,242	1,189	-0% ▼	-3% ▼	-15% ▼	-11% ▼
열무(4키로상자)	10,645	9,190	9,569	8,633	8,672	16% ▲	11% ▲	23% ▲	23% ▲
오렌지 네블 수입(18키로상자)	63,579	62,238	59,151	63,885	58,743	2% ▲	7% ▲	-0% ▼	8% ▲
오이맛고추(10키로상자)	53,634	40,125	56,776	41,767	48,466	34% ▲	-6% ▼	28% ▲	11% ▲
쭈키니호박(10키로상자)	23,819	29,518	15,904	24,740	20,398	-19% ▼	50% ▲	-4% ▼	17% ▲
쪽파(10키로상자)	71,379	83,414	67,988	49,240	50,166	-14% ▼	5% ▲	45% ▲	42% ▲
참외(일반)(10키로상자)	23,500	21,710	27,087	52,214	34,958	8% ▲	-13% ▼	-55% ▼	-33% ▼
청경채(4키로상자)	6,600	16,241	17,771	11,464	7,445	-59% ▼	-63% ▼	-42% ▼	-11% ▼
청양고추(10키로상자)	49,075	53,083	50,723	73,036	55,705	-8% ▼	-3% ▼	-33% ▼	-12% ▼
토마토(5키로상자)	26,981	29,125	14,700	25,878	19,784	-7% ▼	84% ▲	4% ▲	36% ▲
팽이버섯(5키로상자)	8,867	10,487	13,296	10,210	11,572	-15% ▼	-33% ▼	-13% ▼	-23% ▼
포도 샤인머스켓(2키로상자)	5,805	6,208	7,845	8,904	13,464	-6% ▼	-26% ▼	-35% ▼	-57% ▼
호박밤 고구마(10키로상자)	21,982	21,927	23,193	24,883	22,052	0% ▲	-5% ▼	-12% ▼	-0% ▼

□ 품종별 등락가격 비교(전주대비)

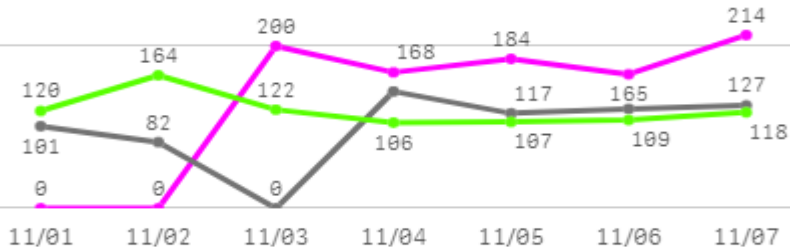
구분	품목(종)명
상승 품목(종)	(선)갈치(10%),건세멸치(5%),대추방울토마토(17%),대파(일반)(10%),돌미나리(9%),배추(8%),부추(일반)(40%),양상추(일반)(39%),열무(16%),오이맛고추(34%),참외(일반)(8%)
하락 품목(종)	감자 수미(햇)(-6%),겉흙합(-21%),단감 부유(-13%),배 신고(-6%),백다다기오이(-31%),빨강 파프리카(-17%),사과 부사(-11%),상추 포기잡(-33%),새송이버섯(-16%),시금치(-22%),애호박(-31%),양배추(-14%),쥬키니호박(-19%),쪽파(-14%),청경채(-59%),청양고추(-8%),토마토(-7%),팽이버섯(-15%),포도 샤인머스켓(-6%)
보합 품목(종)(+5%)	(냉)고등어 수입,가지,감귤 하우스,깐마늘 대서,당근,무,물오징어,바나나 수입,알배기배추,양파,오렌지 네블 수입,호박밤 고구마

3. 11월 1주차 품목(종)별 주간 거래동향

고구마

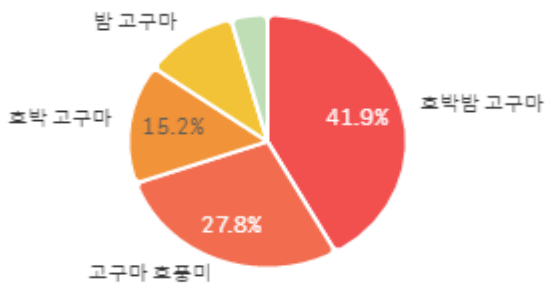
주간 반입량(톤)

◆ 2025 ● 2024 ▲ 평년

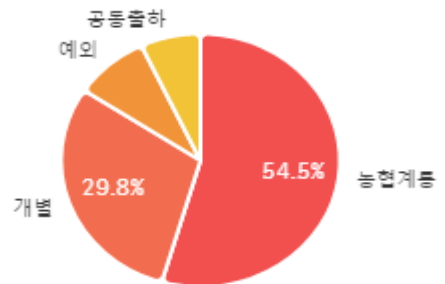


구분	금주(A)	전주(B)	전월(C)	전년(D)	평년(E)	A/B	A/C	A/D	A/E
물량(톤)	931	1,011	425	694	837	92.1%	219.2%	134.2%	111.3%

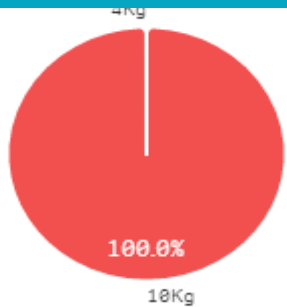
출하 품종별 거래물량 구성비



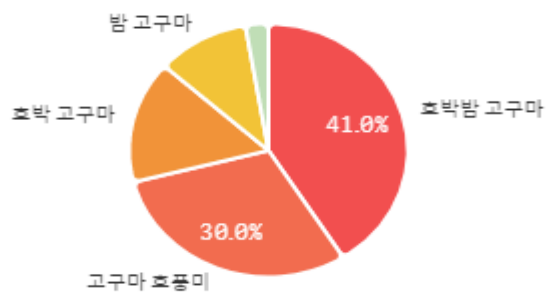
출하자별 거래물량 구성비



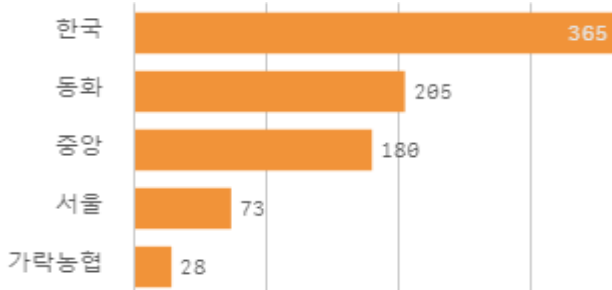
거래 단량별 물량 구성비



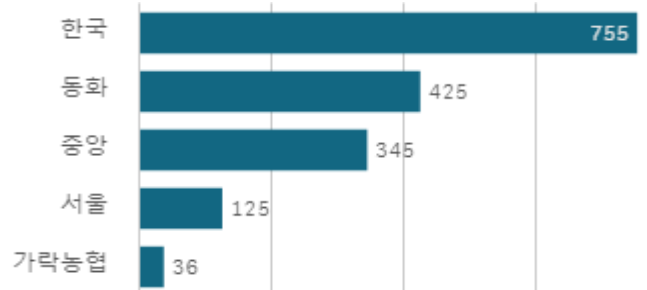
출하 품종별 거래금액 구성비



도매시장 법인별 거래물량(톤)

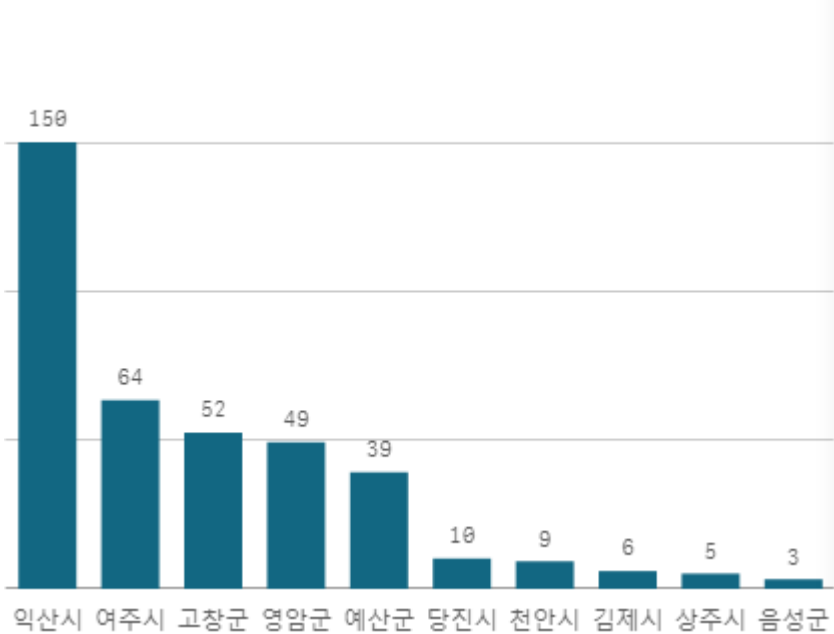


도매시장 법인별 거래금액(백만원)



호박밤 고구마(10Kg)

산지별 거래물량(톤)



출하산지(개소)

13

출하건수(천건)

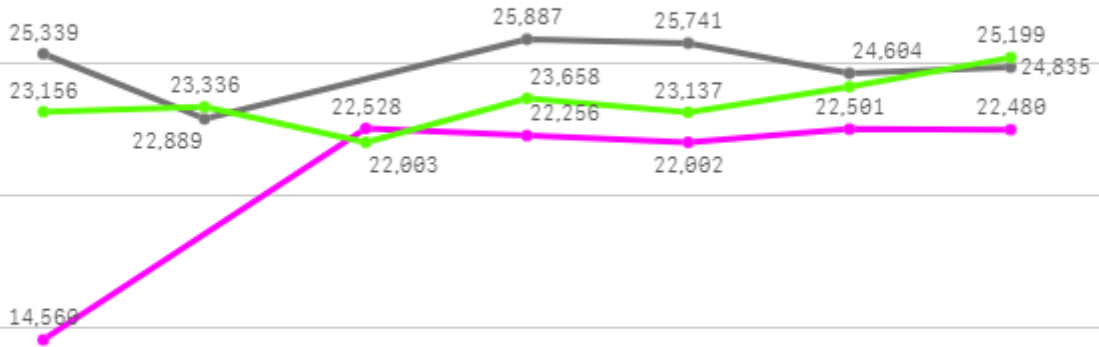
1

산지별 주출하 시군구



주간 도매가격(원)

◆ 2025 ● 2024 ◆ 평년



11/01 11/02 11/03 11/04 11/05 11/06 11/07

구분	금주(A)	전주(B)	전월(C)	전년(D)	평년(E)	A/B	A/C	A/D	A/E
가격(원)	21,982	21,927	23,193	24,883	22,052	100.3%	94.8%	88.3%	99.7%

※ 상품 가격 기준

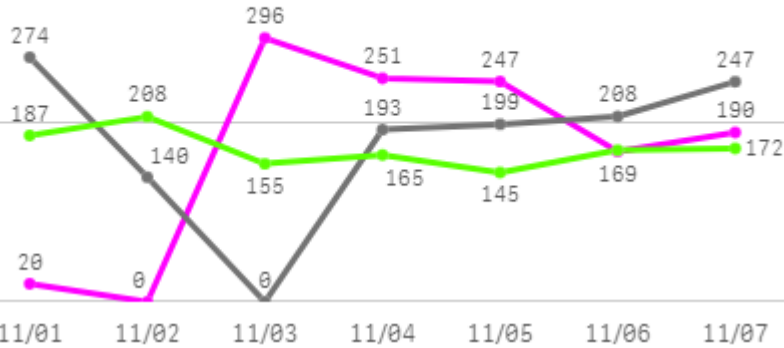
□ 호박밤 고구마(10Kg) 주간 가격

구분	Q	품종	Q	단량	Q	특	상	보통	하
2025-11-01		호박밤 고구마		10Kg		17,000	14,560	8,705	5,709
2025-11-03		호박밤 고구마		10Kg		26,732	22,528	17,148	11,774
2025-11-04		호박밤 고구마		10Kg		27,226	22,256	17,272	12,036
2025-11-05		호박밤 고구마		10Kg		27,217	22,002	16,350	11,570
2025-11-06		호박밤 고구마		10Kg		27,652	22,501	17,046	11,147
2025-11-07		호박밤 고구마		10Kg		27,402	22,480	17,548	11,872
평균						25,538	21,054	15,678	10,685

감자

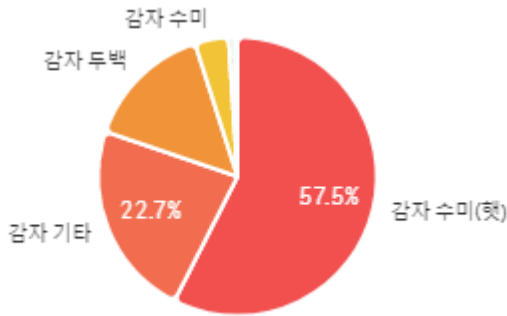
주간 반입량(톤)

◆ 2025 ● 2024 ▲ 평년

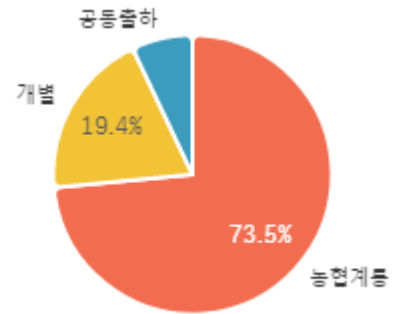


구분	금주(A)	전주(B)	전월(C)	전년(D)	평년(E)	A/B	A/C	A/D	A/E
물량(톤)	1,173	1,415	493	1,261	1,229	82.8%	237.6%	93.0%	95.4%

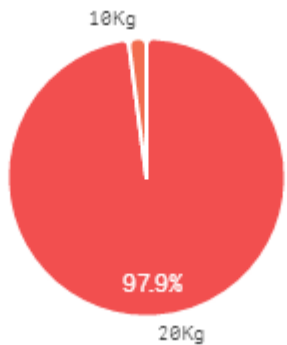
출하 품종별 거래물량 구성비



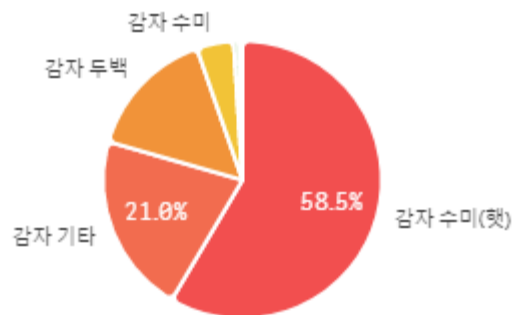
출하자별 거래물량 구성비



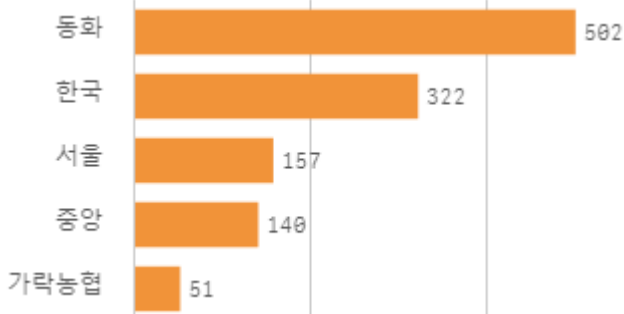
거래 단량별 물량 구성비



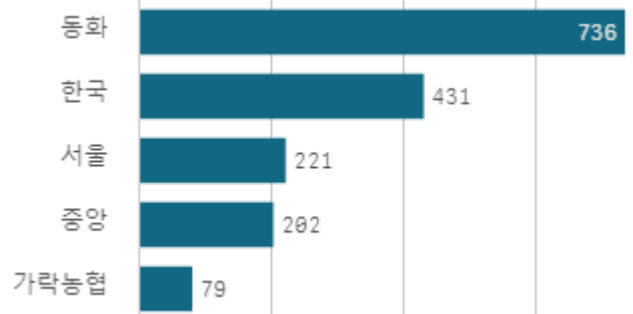
출하 품종별 거래금액 구성비



도매시장 법인별 거래물량(톤)

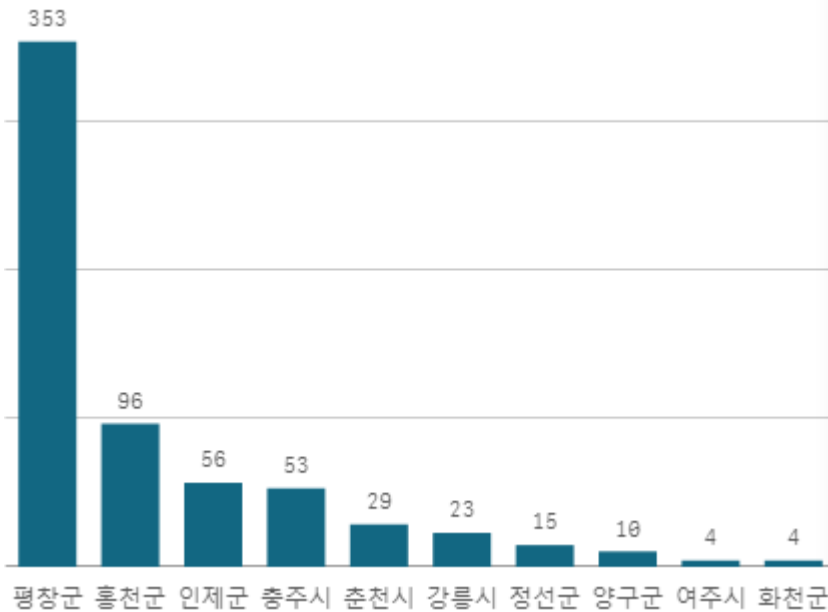


도매시장 법인별 거래금액(백만원)



감자 수미(햇) (20Kg)

산지별 거래물량(톤)



출하산지(개소)

15

출하건수(천건)

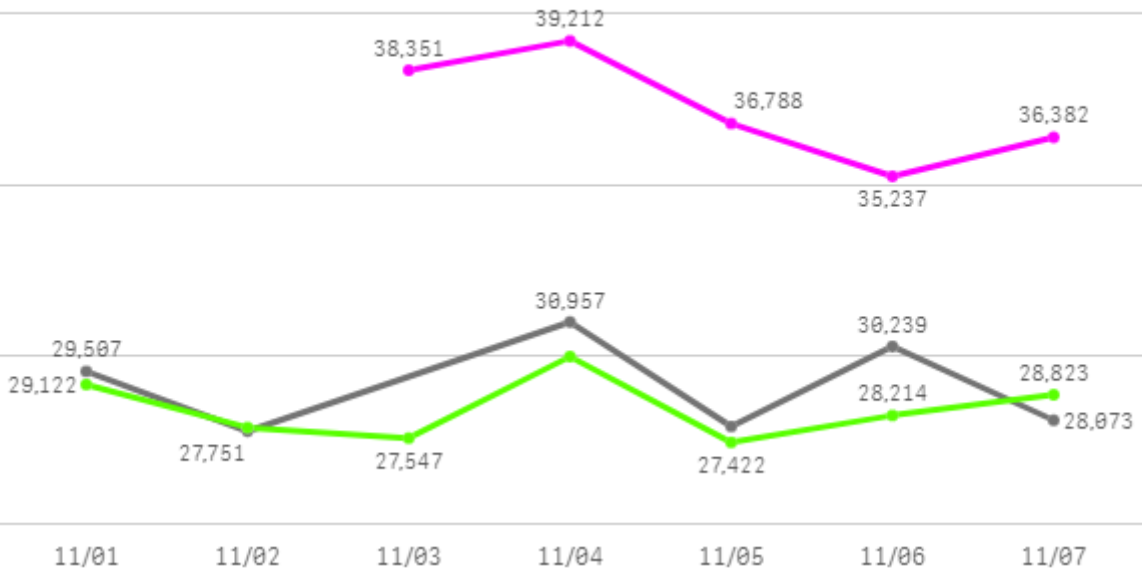
1

산지별 주출하 시군구



주간 도매가격(원)

● 2025 ● 2024 ● 평년



11/01 11/02 11/03 11/04 11/05 11/06 11/07

구분	금주(A)	전주(B)	전월(C)	전년(D)	평년(E)	A/B	A/C	A/D	A/E
가격(원)	37,194	39,475	40,904	29,070	30,962	94.2%	90.9%	127.9%	120.1%

※ 상품 가격 기준

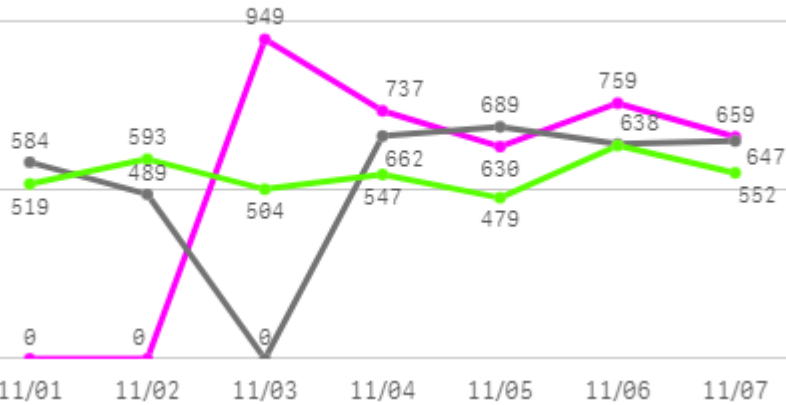
□ 감자 수미(햇)(20Kg) 주간 가격

구분	Q	품종	Q	단량	Q	특	상	보통	하
2025-11-03		감자 수미(햇)		20Kg		44,046	38,351	28,511	14,614
2025-11-04		감자 수미(햇)		20Kg		42,684	39,212	31,635	18,031
2025-11-05		감자 수미(햇)		20Kg		41,294	36,788	28,631	16,598
2025-11-06		감자 수미(햇)		20Kg		40,411	35,237	27,212	16,232
2025-11-07		감자 수미(햇)		20Kg		40,604	36,382	27,212	14,589
평균						41,808	37,194	28,640	16,013

배추

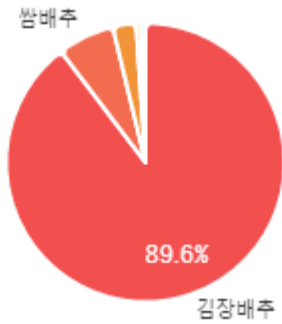
주간 반입량(톤)

◆ 2025 ● 2024 ▲ 평년

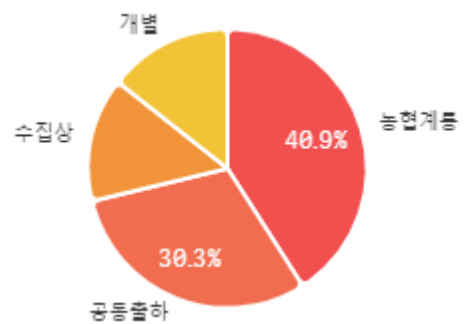


구분	금주(A)	전주(B)	전월(C)	전년(D)	평년(E)	A/B	A/C	A/D	A/E
물량(톤)	3,734	3,260	3,053	3,709	3,787	114.6%	122.3%	100.7%	98.6%

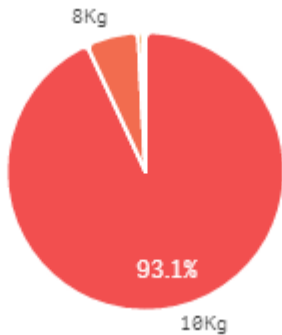
출하 품종별 거래물량 구성비



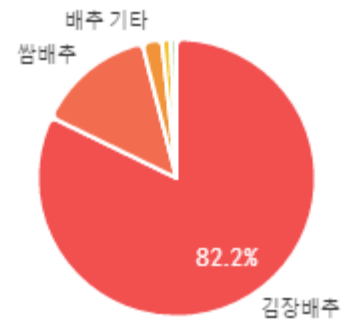
출하자별 거래물량 구성비



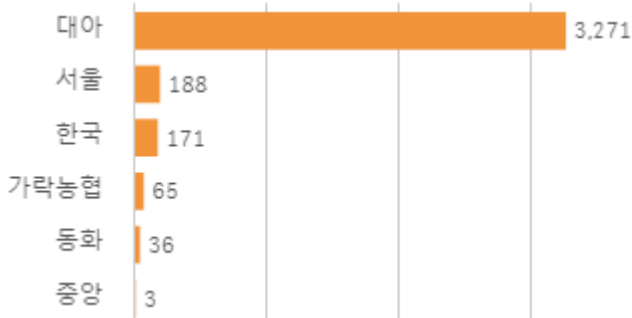
거래 단량별 물량 구성비



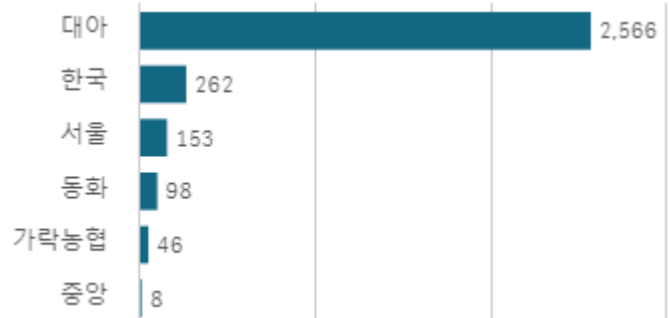
출하 품종별 거래금액 구성비



도매시장 법인별 거래물량(톤)

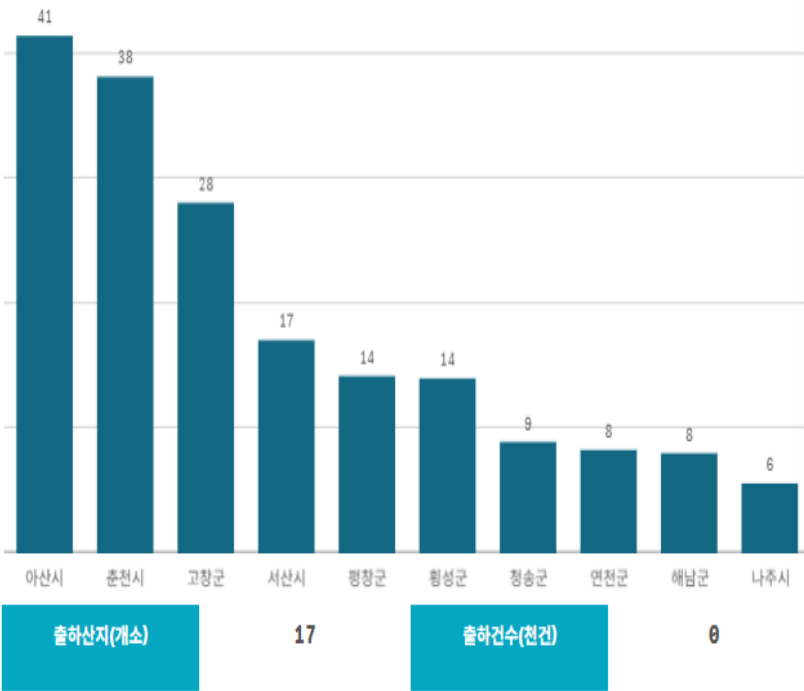


도매시장 법인별 거래금액(백만원)



배추(10Kg)

산지별 거래물량(톤)

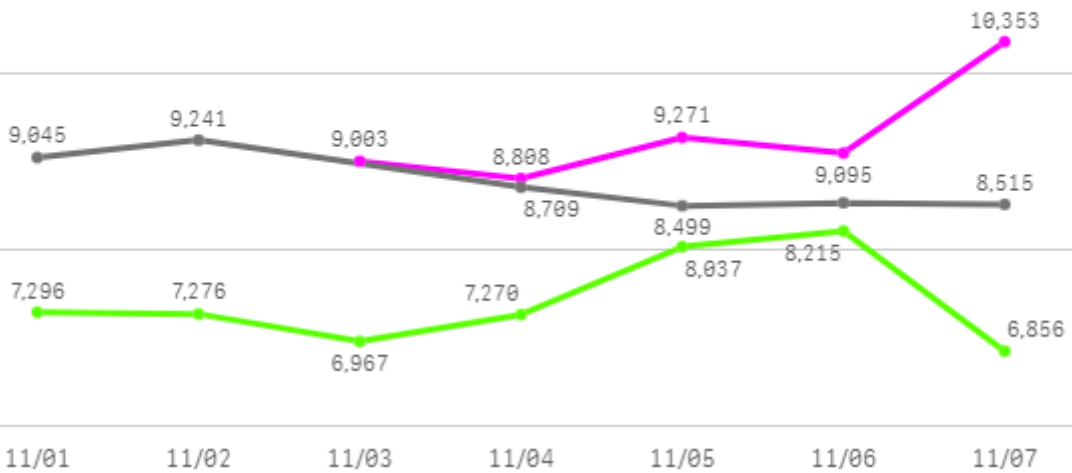


산지별 주출하 시군구



주간 도매가격(원)

● 2025 ● 2024 ● 평년



구분	금주(A)	전주(B)	전월(C)	전년(D)	평년(E)	A/B	A/C	A/D	A/E
가격(원)	9,306	8,603	16,884	8,757	8,115	108.2%	55.1%	106.3%	114.7%

※ 상품 가격 기준

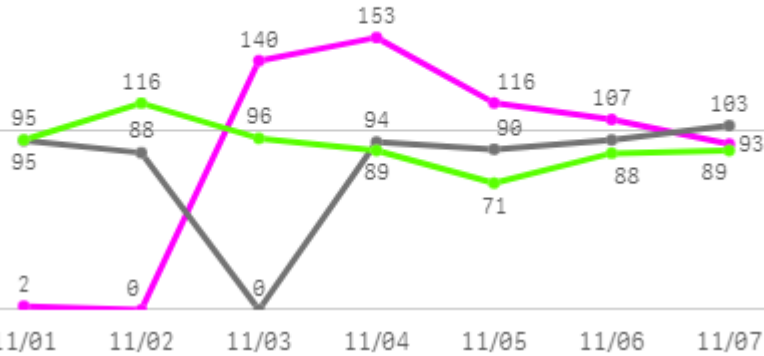
□ 배추(10Kg) 주간 가격

구분	Q	품종	Q	단량	Q	특	상	보통	하
2025-11-03		배추		10Kg		11,838	9,003	7,242	4,238
2025-11-04		배추		10Kg		11,166	8,808	6,597	3,660
2025-11-05		배추		10Kg		11,619	9,271	7,374	4,420
2025-11-06		배추		10Kg		11,979	9,095	7,253	4,807
2025-11-07		배추		10Kg		12,677	10,353	8,305	5,248
평균						11,856	9,306	7,354	4,475

알배기배추

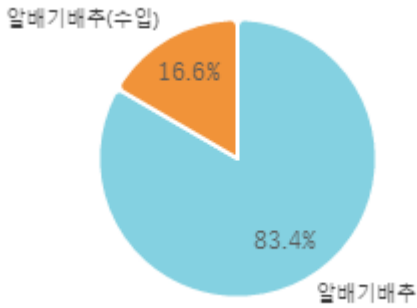
주간 반입량(톤)

◆ 2025 ● 2024 ▲ 평년

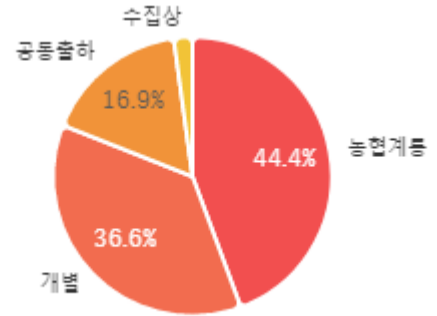


구분	금주(A)	전주(B)	전월(C)	전년(D)	평년(E)	A/B	A/C	A/D	A/E
물량(톤)	610	786	761	566	635	77.6%	80.1%	107.9%	96.0%

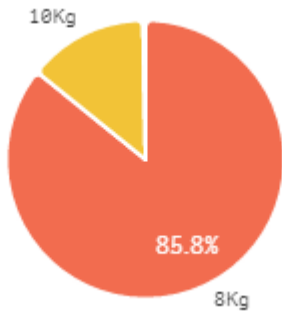
출하 품종별 거래물량 구성비



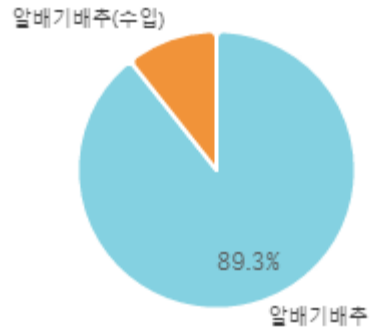
출하자별 거래물량 구성비



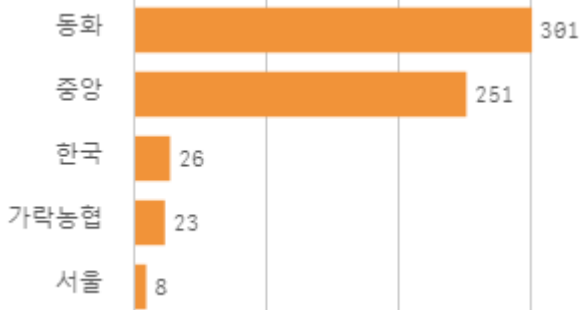
거래 단량별 물량 구성비



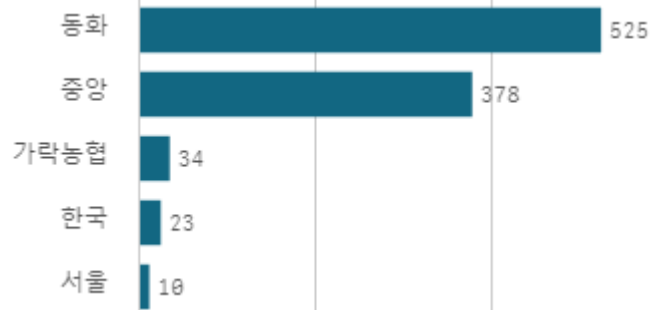
출하 품종별 거래금액 구성비



도매시장 법인별 거래물량(톤)

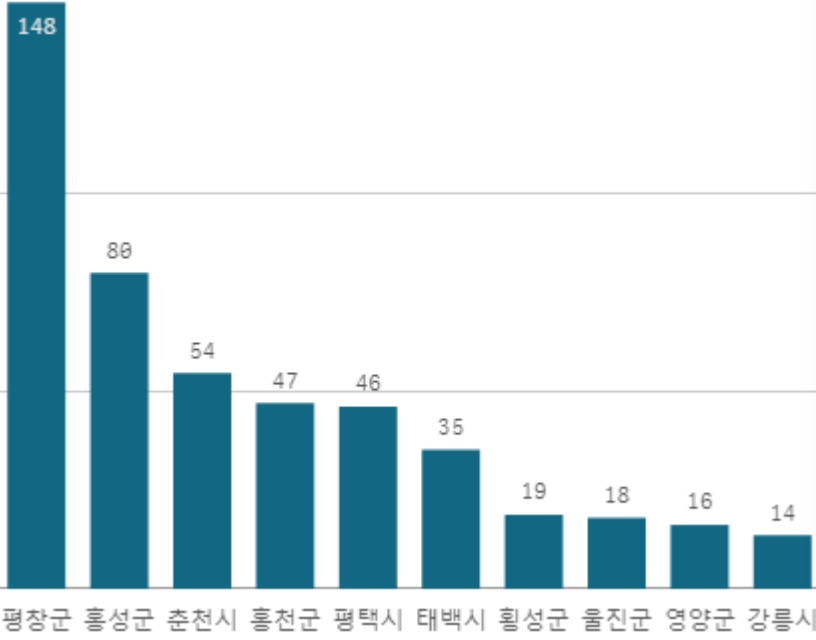


도매시장 법인별 거래금액(백만원)



알배기배추(8Kg)

산지별 거래물량(톤)



출하산지(개소)

16

출하건수(천건)

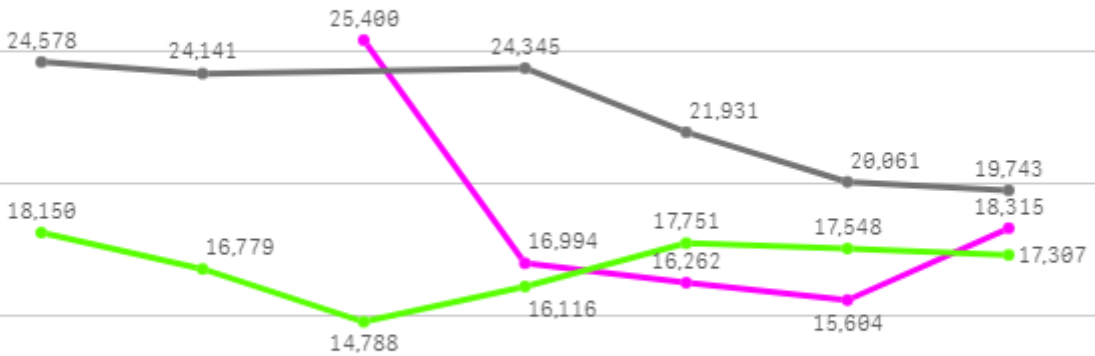
1

산지별 주출하 시군구



주간 도매가격(원)

◆ 2025 ● 2024 ◆ 평년



11/01 11/02 11/03 11/04 11/05 11/06 11/07

구분	금주(A)	전주(B)	전월(C)	전년(D)	평년(E)	A/B	A/C	A/D	A/E
가격(원)	18,515	18,896	35,884	22,467	18,193	98.0%	51.6%	82.4%	101.8%

※ 상품 가격 기준

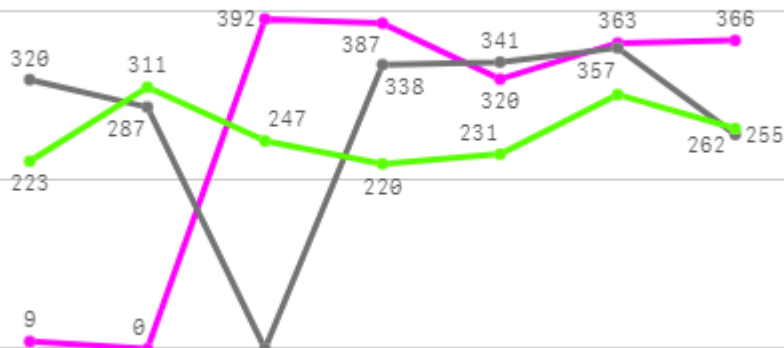
□ 알배기배추(8Kg) 주간 가격

구분	Q	품종	Q	단량	Q	특	상	보통	하
2025-11-03		알배기배추		8Kg		35,305	25,400	13,531	7,355
2025-11-04		알배기배추		8Kg		22,265	16,994	10,240	5,543
2025-11-05		알배기배추		8Kg		21,275	16,262	9,253	5,945
2025-11-06		알배기배추		8Kg		21,927	15,604	10,546	6,318
2025-11-07		알배기배추		8Kg		26,778	18,315	12,192	6,685
평균						25,510	18,515	11,152	6,369

양배추

주간 반입량(톤)

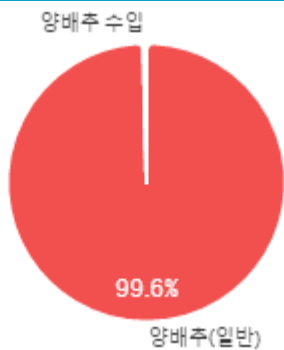
◆ 2025 ● 2024 ▲ 평년



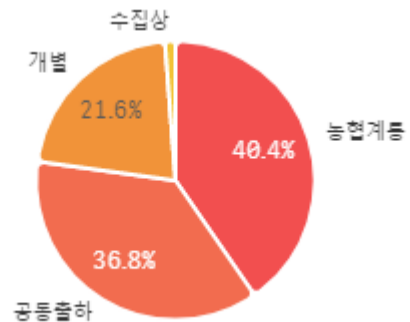
11/01 11/02 11/03 11/04 11/05 11/06 11/07

구분	금주(A)	전주(B)	전월(C)	전년(D)	평년(E)	A/B	A/C	A/D	A/E
물량(톤)	1,838	2,147	1,533	1,897	1,799	85.6%	119.9%	96.9%	102.1%

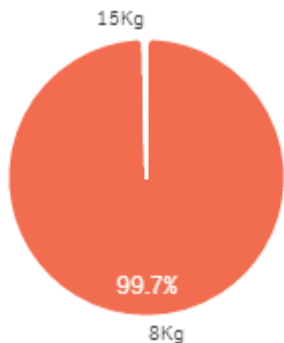
출하 품종별 거래물량 구성비



출하자별 거래물량 구성비



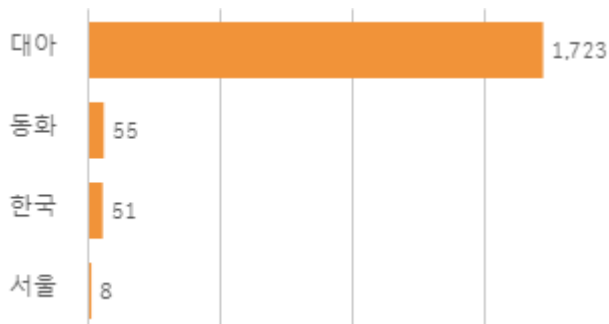
거래 단량별 물량 구성비




출하 품종별 거래금액 구성비



도매시장 법인별 거래물량(톤)

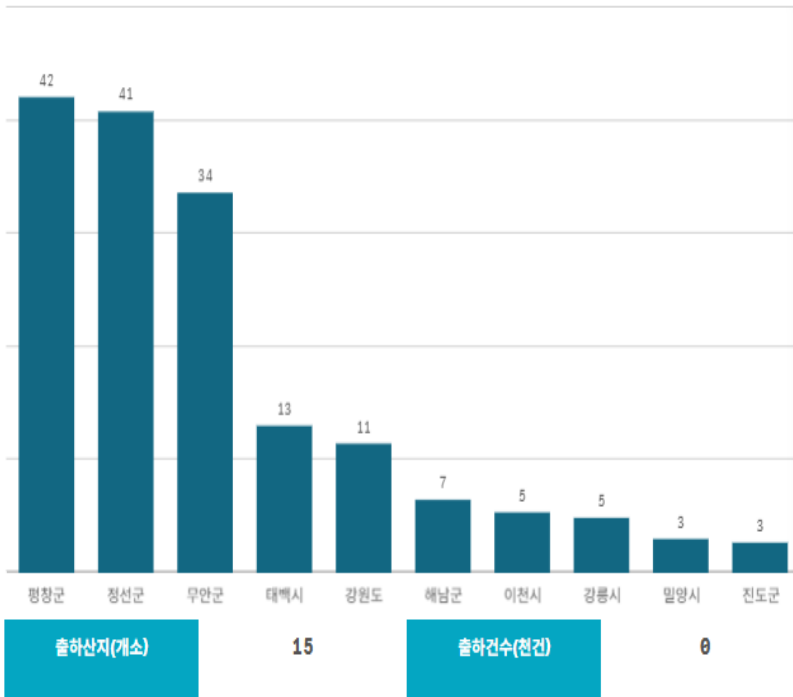


도매시장 법인별 거래금액(백만원)



양배추(8Kg)

산지별 거래물량(톤)

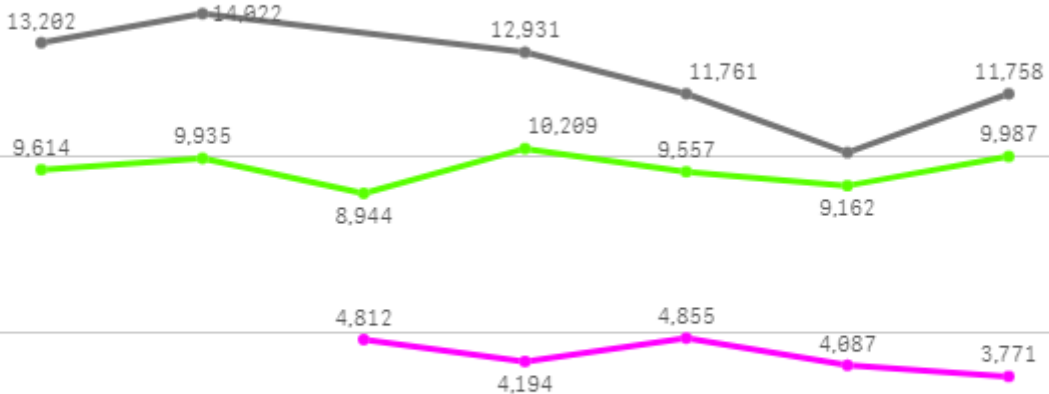


산지별 주출하 시군구



주간 도매가격(원)

◆ 2025 ◆ 2024 ◆ 평년



11/01 11/02 11/03 11/04 11/05 11/06 11/07

구분	금주(A)	전주(B)	전월(C)	전년(D)	평년(E)	A/B	A/C	A/D	A/E
가격(원)	4,344	5,050	5,129	12,295	8,087	86.0%	84.7%	35.3%	53.7%

※ 상품 가격 기준

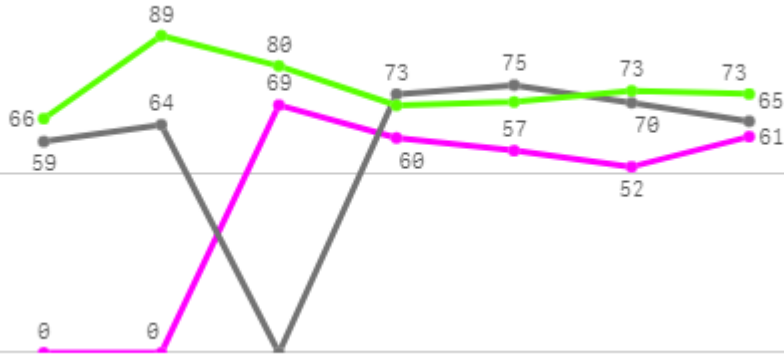
□ 양배추(8Kg) 주간 가격

구분	Q	품종	Q	단량	Q	특	상	보통	하
2025-11-03		양배추		8Kg		6,663	4,812	3,259	1,643
2025-11-04		양배추		8Kg		6,167	4,194	2,763	1,673
2025-11-05		양배추		8Kg		7,319	4,855	3,179	2,149
2025-11-06		양배추		8Kg		5,890	4,087	2,763	1,900
2025-11-07		양배추		8Kg		6,037	3,771	2,385	1,464
평균						6,415	4,344	2,870	1,766

시금치

주간 반입량(톤)

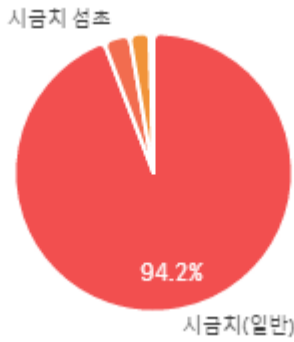
2025 2024 평년



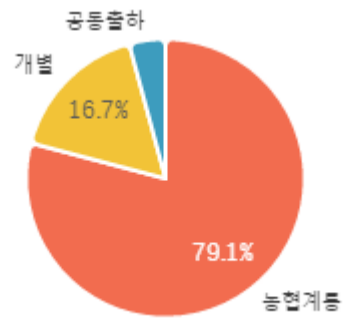
11/01 11/02 11/03 11/04 11/05 11/06 11/07

구분	금주(A)	전주(B)	전월(C)	전년(D)	평년(E)	A/B	A/C	A/D	A/E
물량(톤)	299	298	337	406	464	100.3%	88.8%	73.7%	64.4%

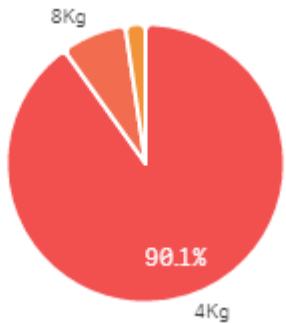
출하 품종별 거래물량 구성비



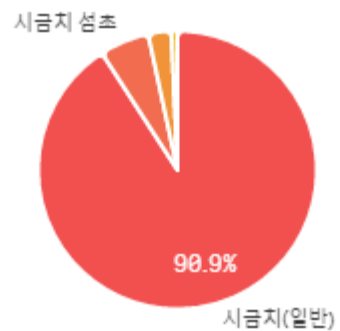
출하자별 거래물량 구성비



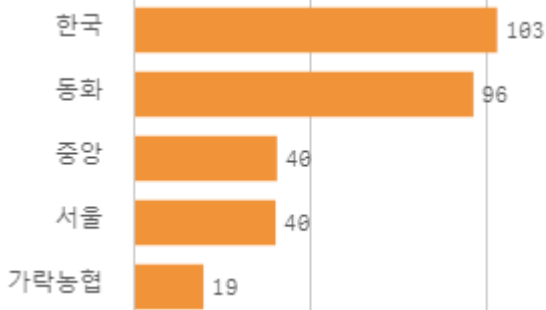
거래 단량별 물량 구성비



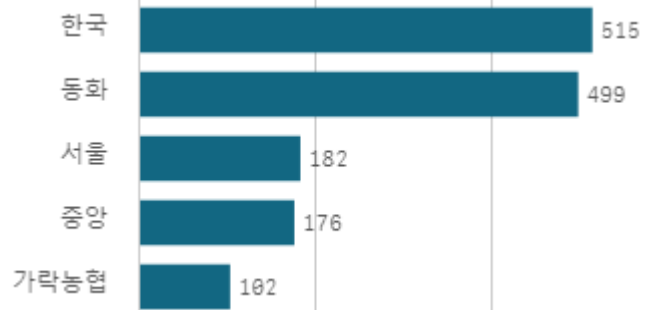
출하 품종별 거래금액 구성비



도매시장 법인별 거래물량(톤)

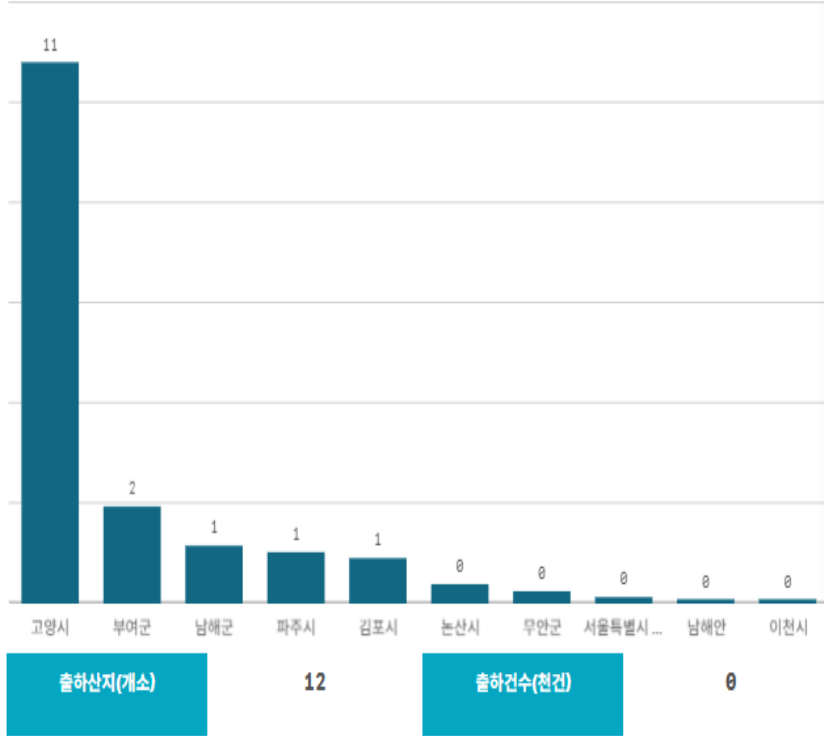


도매시장 법인별 거래금액(백만원)



시금치(4Kg)

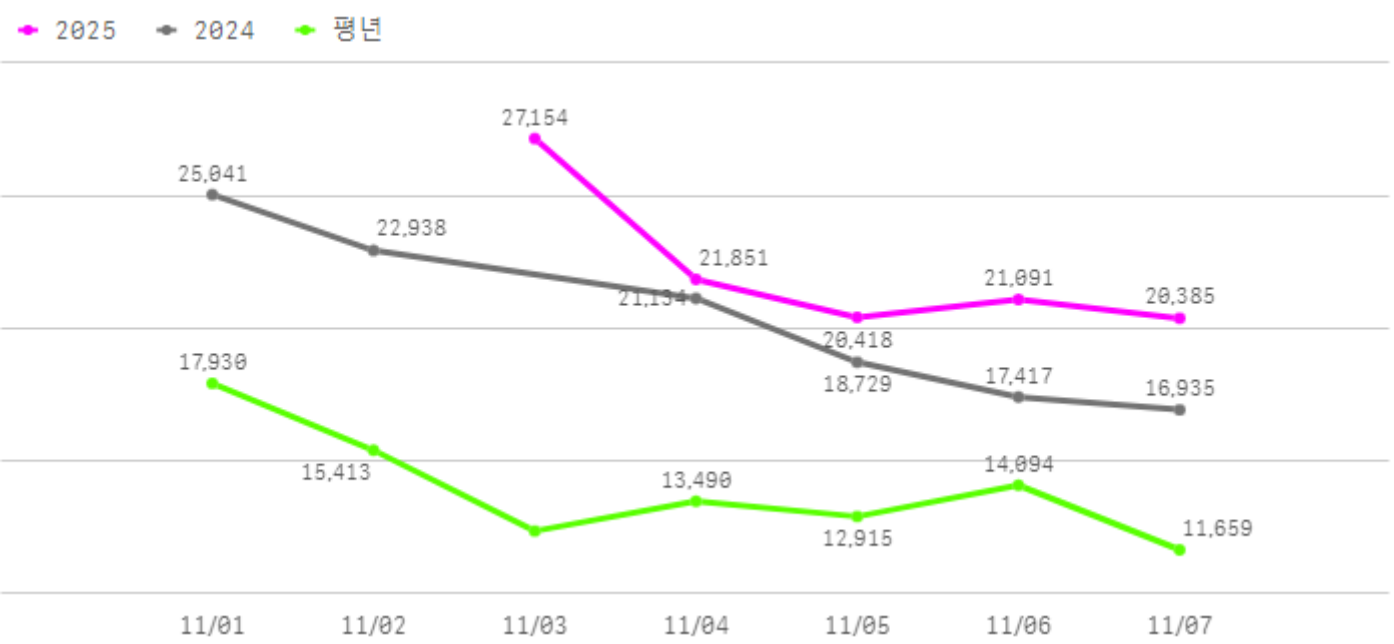
산지별 거래물량(톤)



산지별 주출하 시군구



주간 도매가격(원)



구분	금주(A)	전주(B)	전월(C)	전년(D)	평년(E)	A/B	A/C	A/D	A/E
가격(원)	22,180	28,381	47,057	20,366	16,486	78.2%	47.1%	108.9%	134.5%

※ 상품 가격 기준

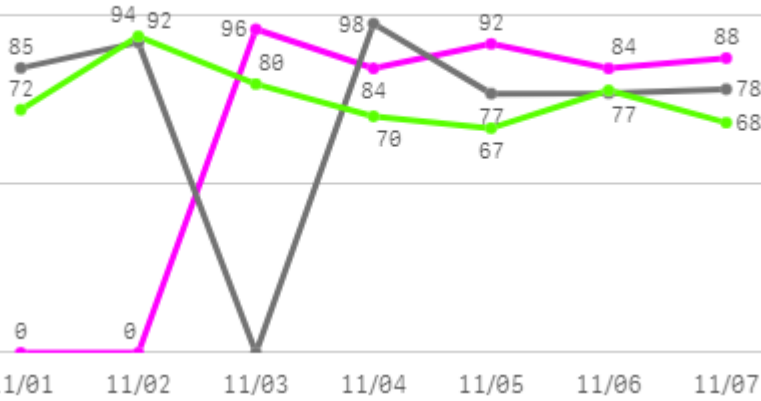
□ 시금치(4Kg) 주간 가격

구분	Q	품종	Q	단량	Q	특	상	보통	하
2025-11-03		시금치		4Kg		31,166	27,154	20,641	14,761
2025-11-04		시금치		4Kg		25,504	21,851	17,659	13,011
2025-11-05		시금치		4Kg		24,851	20,418	17,356	13,602
2025-11-06		시금치		4Kg		25,459	21,091	16,658	13,104
2025-11-07		시금치		4Kg		25,916	20,385	15,104	10,076
평균						26,579	22,180	17,484	12,911

상추

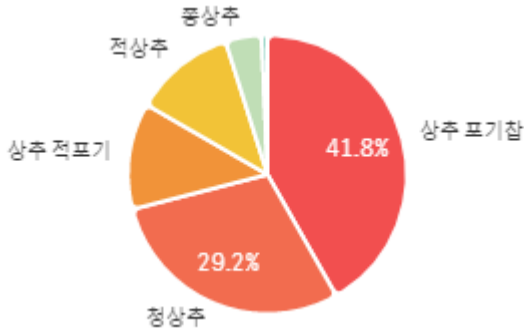
주간 반입량(톤)

◆ 2025 ● 2024 ▲ 평년

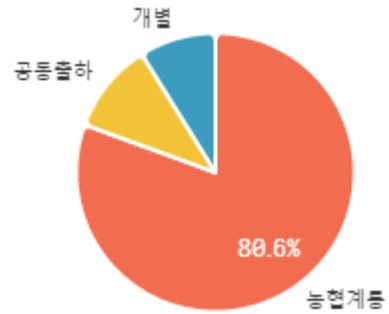


구분	금주(A)	전주(B)	전월(C)	전년(D)	평년(E)	A/B	A/C	A/D	A/E
물량(톤)	444	502	342	507	508	88.6%	130.0%	87.6%	87.5%

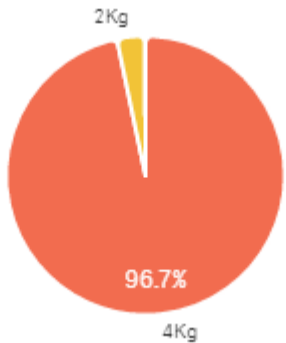
출하 품종별 거래물량 구성비



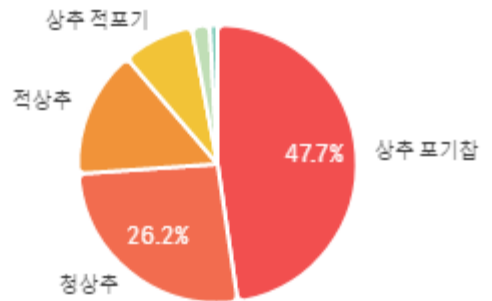
출하자별 거래물량 구성비



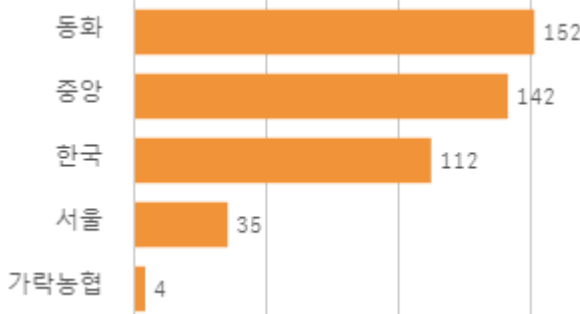
거래 단량별 물량 구성비



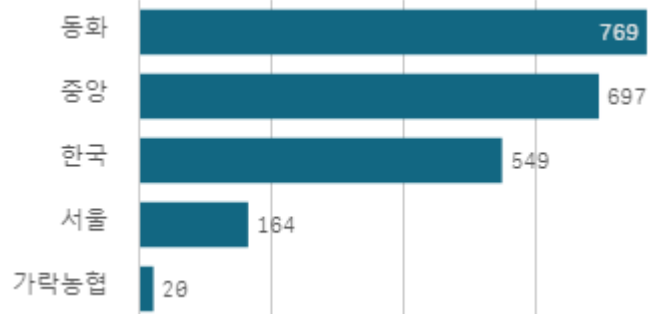
출하 품종별 거래금액 구성비



도매시장 법인별 거래물량(톤)

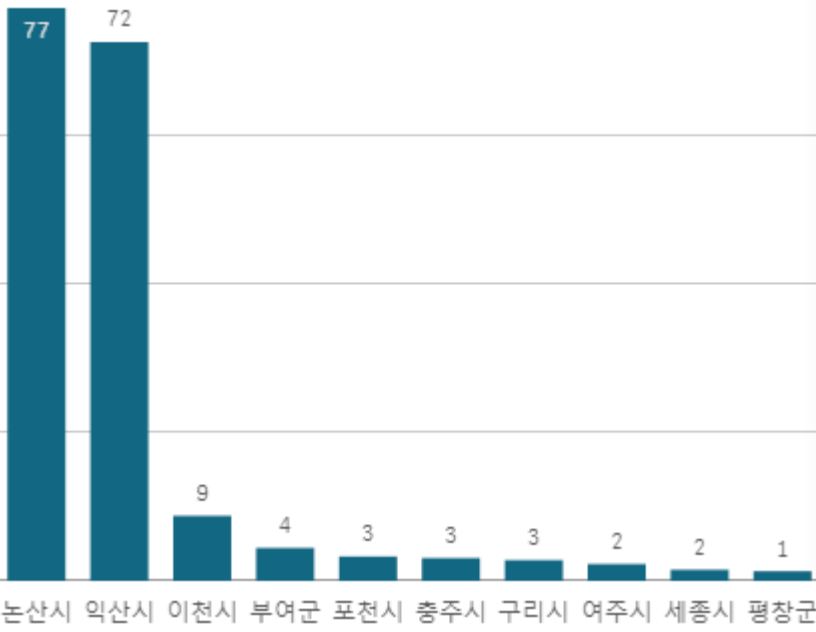


도매시장 법인별 거래금액(백만원)



상추 포기잡(4Kg)

산지별 거래물량(톤)



출하산지(개소)

27

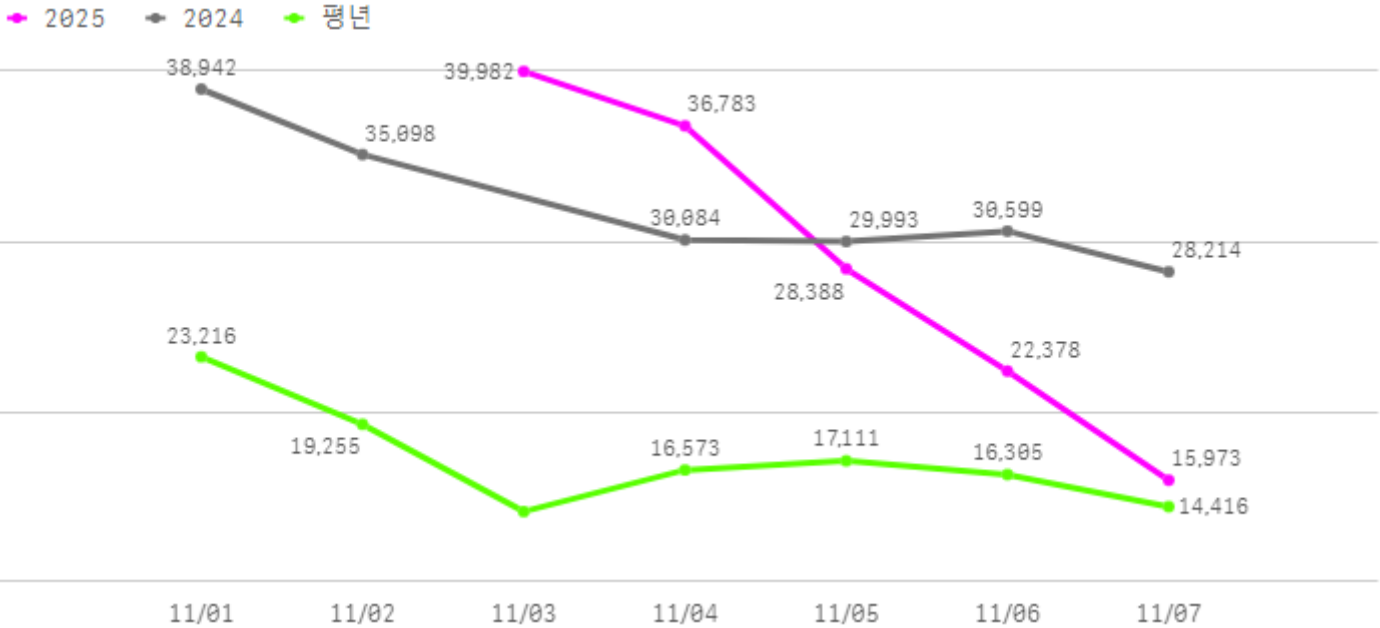
출하건수(천건)

2

산지별 주출하 시군구



주간 도매가격(원)



구분	금주(A)	전주(B)	전월(C)	전년(D)	평년(E)	A/B	A/C	A/D	A/E
가격(원)	28,701	43,150	57,876	32,155	21,275	66.5%	49.6%	89.3%	134.9%

※ 상품 가격 기준

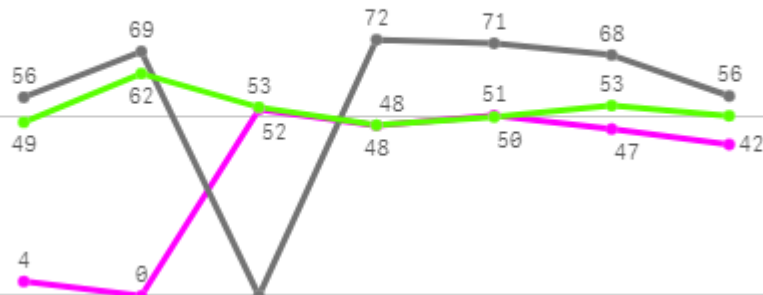
□ 상추 포기잡(4Kg) 주간 가격

구분	Q	품종	Q	단량	Q	특	상	보통	하
2025-11-03		상추 포기잡		4Kg		-	39,982	34,204	23,186
2025-11-04		상추 포기잡		4Kg		-	36,783	32,785	25,490
2025-11-05		상추 포기잡		4Kg		-	28,388	24,507	19,621
2025-11-06		상추 포기잡		4Kg		-	22,378	18,021	14,754
2025-11-07		상추 포기잡		4Kg		-	15,973	12,590	9,917
평균						-	28,701	24,421	18,594

부추

주간 반입량(톤)

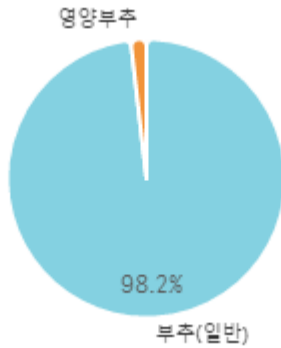
◆ 2025 ● 2024 ▲ 평년



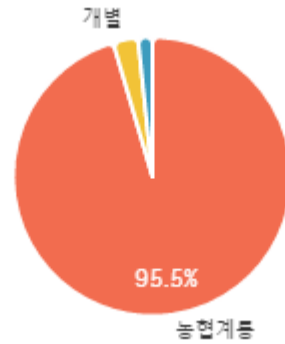
11/01 11/02 11/03 11/04 11/05 11/06 11/07

구분	금주(A)	전주(B)	전월(C)	전년(D)	평년(E)	A/B	A/C	A/D	A/E
물량(톤)	244	364	359	390	343	67.0%	68.0%	62.5%	71.1%

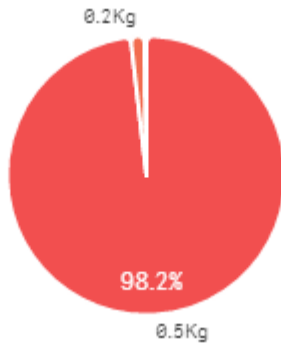
출하 품종별 거래물량 구성비



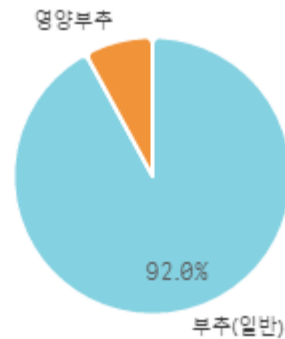
출하자별 거래물량 구성비



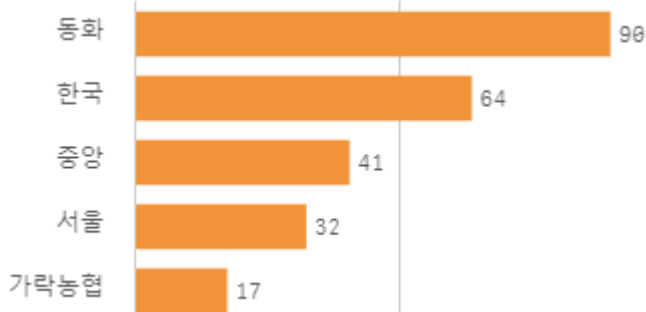
거래 단량별 물량 구성비



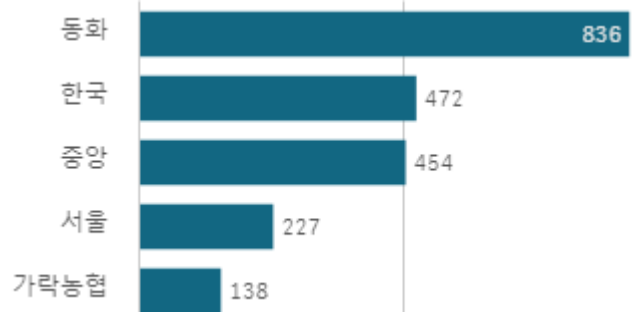
출하 품종별 거래금액 구성비



도매시장 법인별 거래물량(톤)

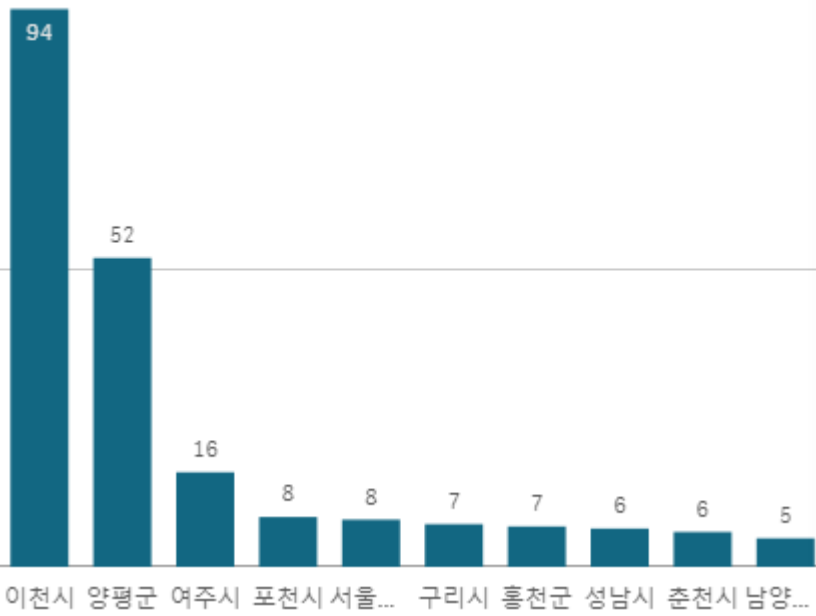


도매시장 법인별 거래금액(백만원)



부추(일반) (0.5Kg)

산지별 거래물량(톤)



출하산지(개소)

26

출하건수(천건)

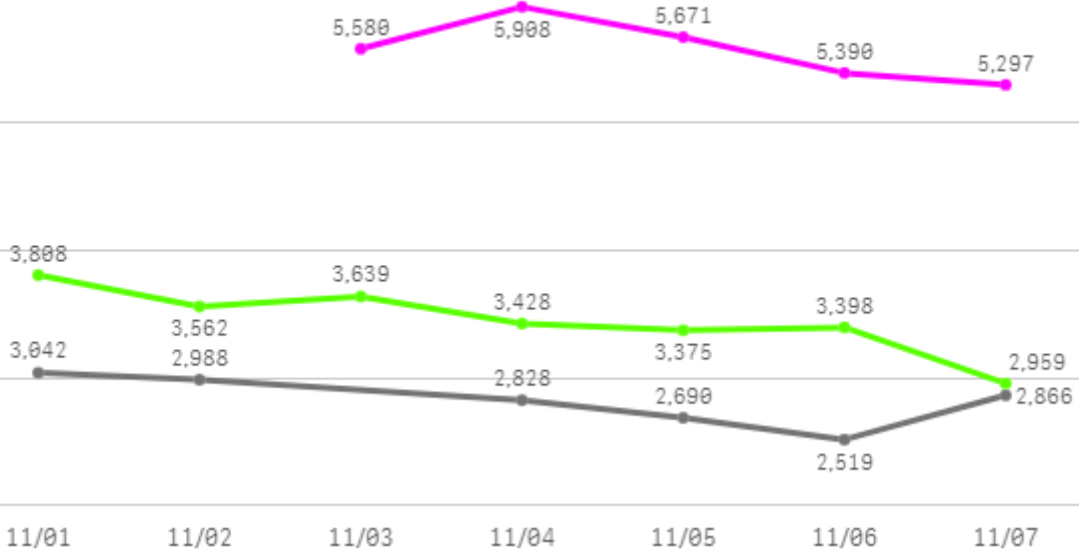
2

산지별 주출하 시군구



주간 도매가격(원)

◆ 2025 ● 2024 ◆ 평년



구분	금주(A)	전주(B)	전월(C)	전년(D)	평년(E)	A/B	A/C	A/D	A/E
가격(원)	5,569	3,980	2,535	2,822	3,825	139.9%	219.7%	197.3%	145.6%

※ 상품 가격 기준

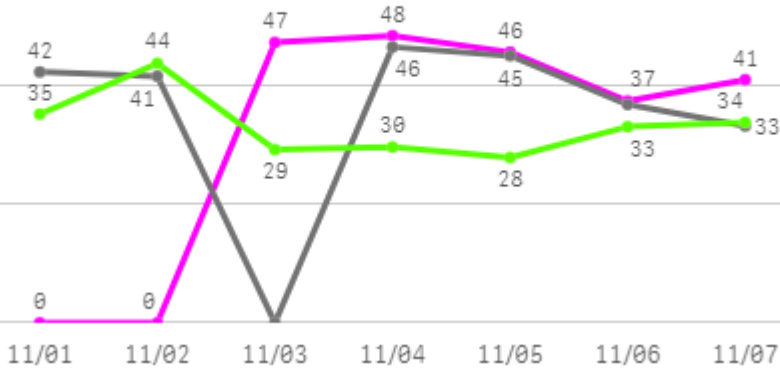
□ 부추(일반)(0.5Kg) 주간 가격

구분	Q	품종	Q	단량	Q	특	상	보통	하
2025-11-03		부추(일반)		0.5Kg		-	5,580	4,527	3,211
2025-11-04		부추(일반)		0.5Kg		-	5,908	4,729	3,146
2025-11-05		부추(일반)		0.5Kg		-	5,671	4,443	3,012
2025-11-06		부추(일반)		0.5Kg		-	5,390	4,077	2,655
2025-11-07		부추(일반)		0.5Kg		-	5,297	4,312	2,873
평균						-	5,569	4,418	2,979

미나리

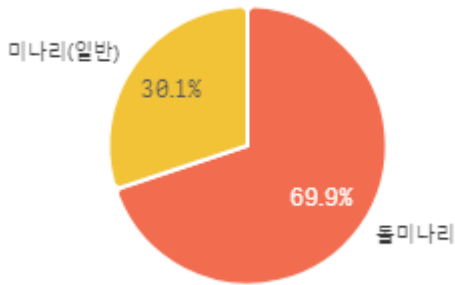
주간 반입량(톤)

◆ 2025 ● 2024 ▲ 평년

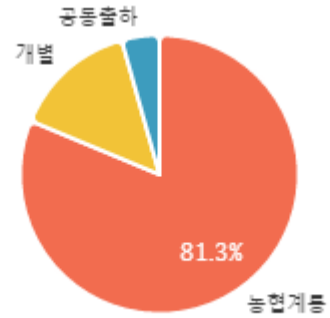


구분	금주(A)	전주(B)	전월(C)	전년(D)	평년(E)	A/B	A/C	A/D	A/E
물량(톤)	219	275	192	245	228	79.8%	114.2%	89.5%	96.0%

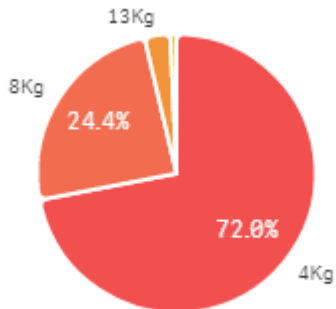
출하 품종별 거래물량 구성비



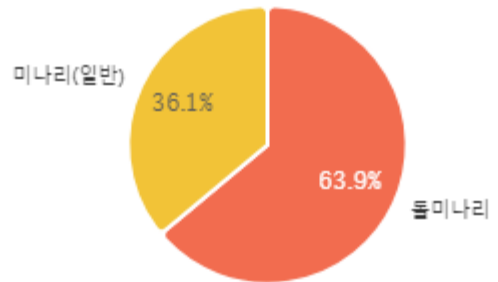
출하자별 거래물량 구성비



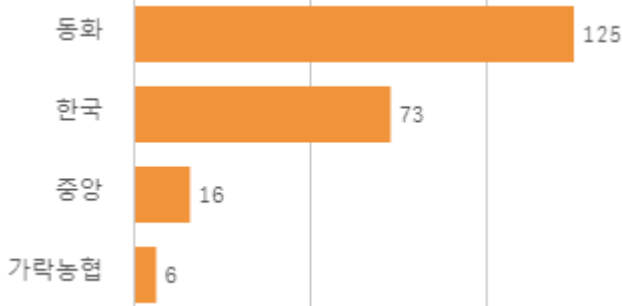
거래 단량별 물량 구성비



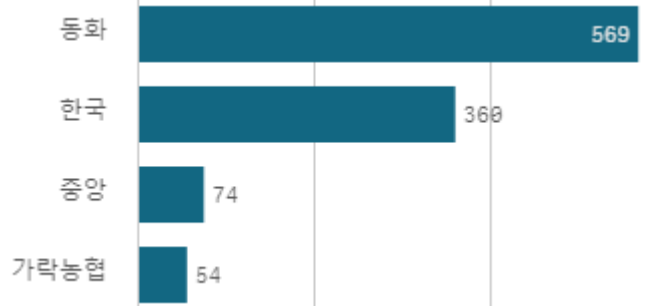
출하 품종별 거래금액 구성비



도매시장 법인별 거래물량(톤)

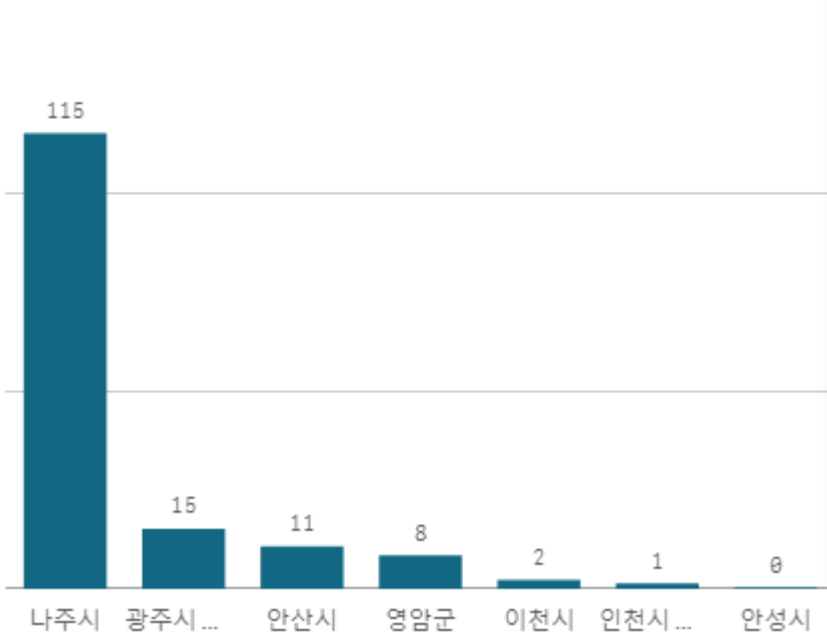


도매시장 법인별 거래금액(백만원)



돌미나리(4Kg)

산지별 거래물량(톤)



출하산지(개소)

7

출하건수(천건)

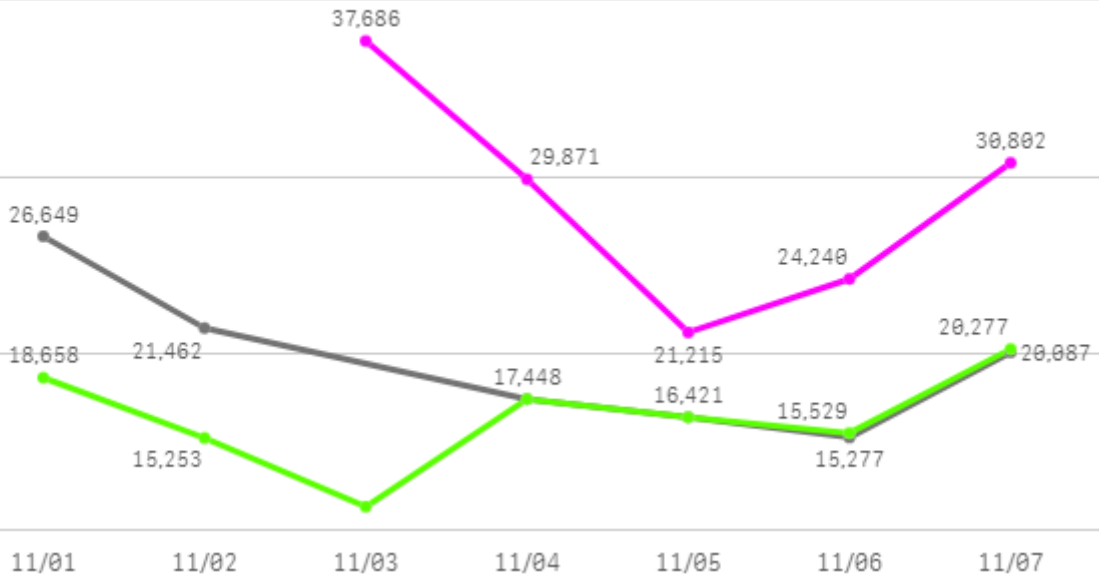
1

산지별 주출하 시군구



주간 도매가격(원)

● 2025 ● 2024 ● 평년



구분	금주(A)	전주(B)	전월(C)	전년(D)	평년(E)	A/B	A/C	A/D	A/E
가격(원)	28,763	26,268	44,444	19,557	20,530	109.5%	64.7%	147.1%	140.1%

※ 상품 가격 기준

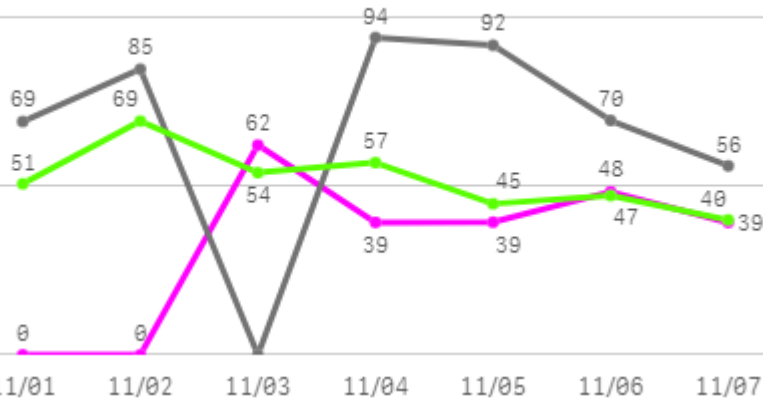
□ 돌미나리(4Kg) 주간 가격

구분	Q	품종	Q	단량	Q	특	상	보통	하
2025-11-03		돌미나리		4Kg		-	37,686	30,197	17,281
2025-11-04		돌미나리		4Kg		-	29,871	16,315	9,992
2025-11-05		돌미나리		4Kg		-	21,215	10,843	6,838
2025-11-06		돌미나리		4Kg		-	24,240	15,206	8,598
2025-11-07		돌미나리		4Kg		-	30,802	18,997	11,633
평균						-	28,763	18,312	10,868

열무

주간 반입량(톤)

◆ 2025 ● 2024 ▲ 평년

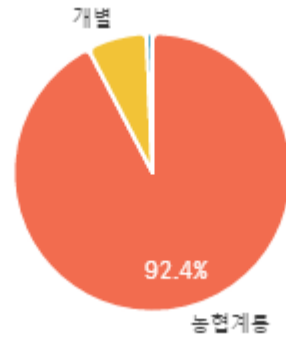


구분	금주(A)	전주(B)	전월(C)	전년(D)	평년(E)	A/B	A/C	A/D	A/E
물량(톤)	229	412	299	466	325	55.5%	76.6%	49.1%	70.5%

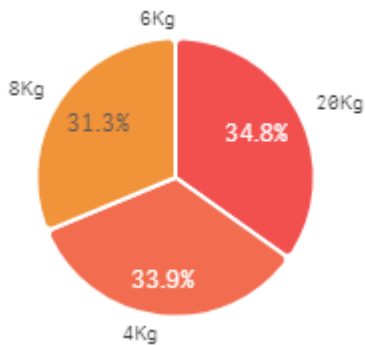
출하 품종별 거래물량 구성비



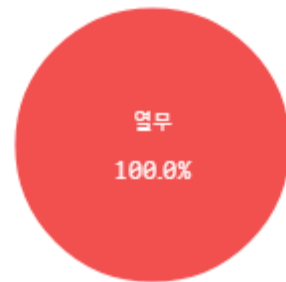
출하자별 거래물량 구성비



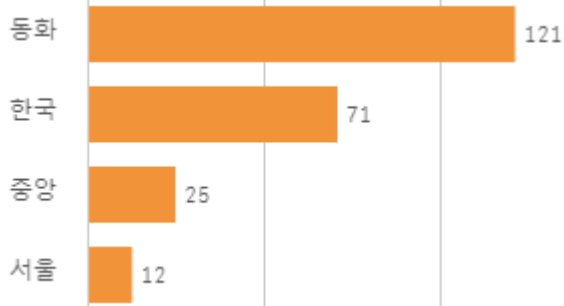
거래 단량별 물량 구성비



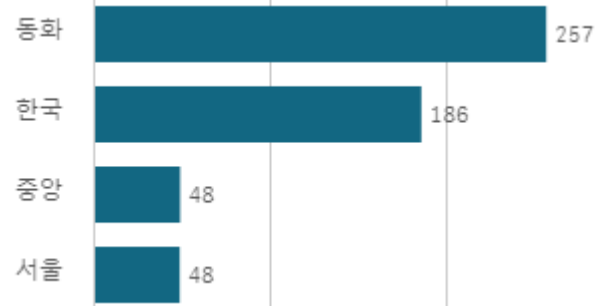
출하 품종별 거래금액 구성비



도매시장 법인별 거래물량(톤)

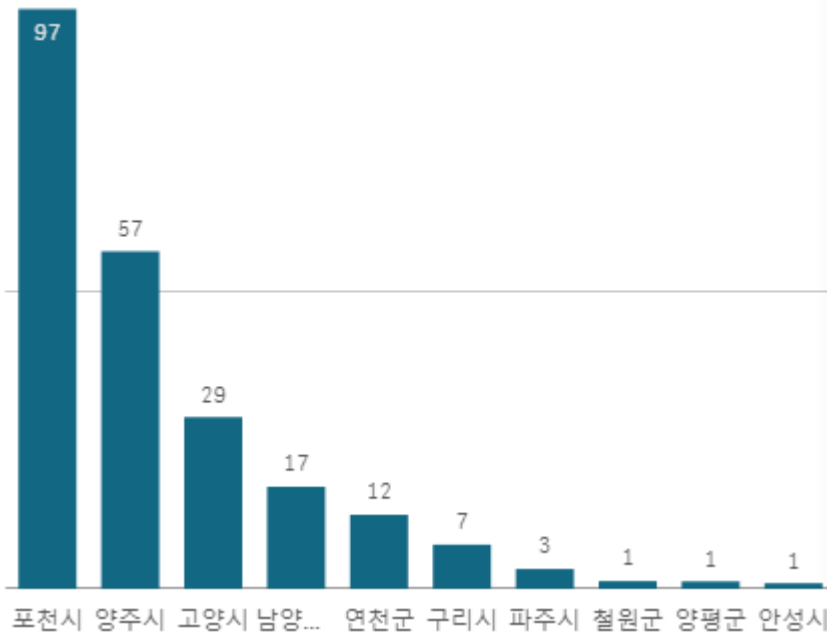


도매시장 법인별 거래금액(백만원)



열무(4Kg)

산지별 거래물량(톤)



출하산지(개소)

14

출하건수(천건)

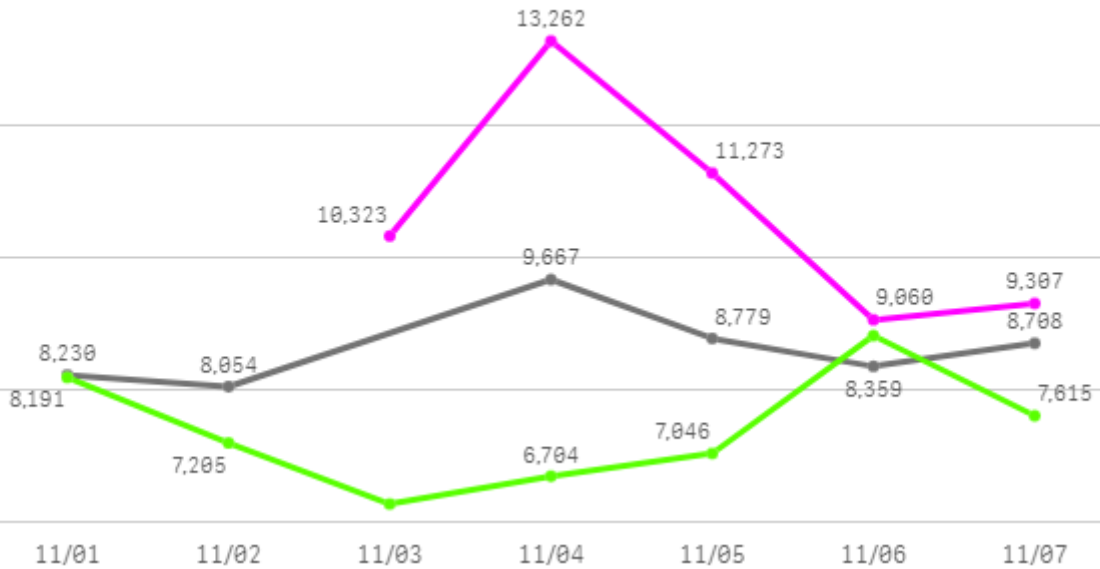
1

산지별 주출하 시군구



주간 도매가격(원)

◆ 2025 ● 2024 ◆ 평년



구분	금주(A)	전주(B)	전월(C)	전년(D)	평년(E)	A/B	A/C	A/D	A/E
가격(원)	10,645	9,190	9,569	8,633	8,672	115.8%	111.3%	123.3%	122.7%

※ 상품 가격 기준

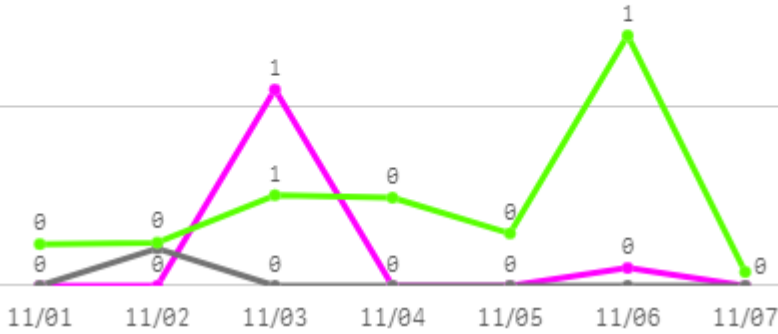
□ 열무(4Kg) 주간 가격

구분	Q	품종	Q	단량	Q	특	상	보통	하
2025-11-03		열무		4Kg		-	10,323	8,530	5,924
2025-11-04		열무		4Kg		-	13,262	10,732	8,926
2025-11-05		열무		4Kg		-	11,273	10,116	8,617
2025-11-06		열무		4Kg		-	9,060	8,030	6,729
2025-11-07		열무		4Kg		-	9,307	8,087	6,825
평균						-	10,645	9,099	7,404

참외

주간 반입량(톤)

◆ 2025 ● 2024 ▲ 평년



구분	금주(A)	전주(B)	전월(C)	전년(D)	평년(E)	A/B	A/C	A/D	A/E
물량(톤)	1	4	57	0	2	30.5%	2.1%	571.4%	65.3%

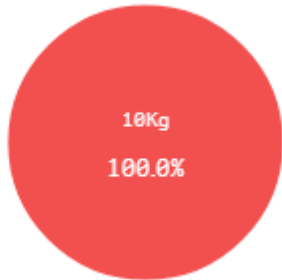
출하 품종별 거래물량 구성비



출하자별 거래물량 구성비



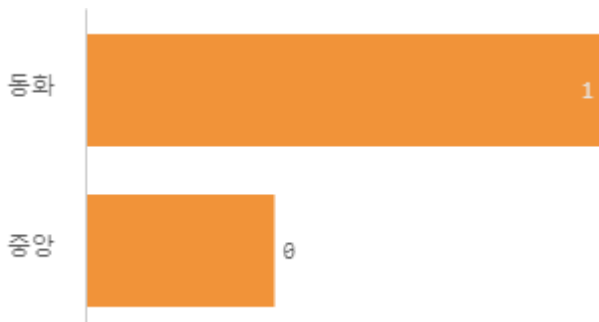
거래 단량별 물량 구성비



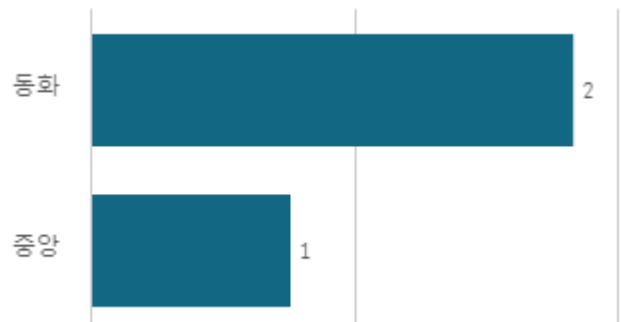
출하 품종별 거래금액 구성비



도매시장 법인별 거래물량(톤)

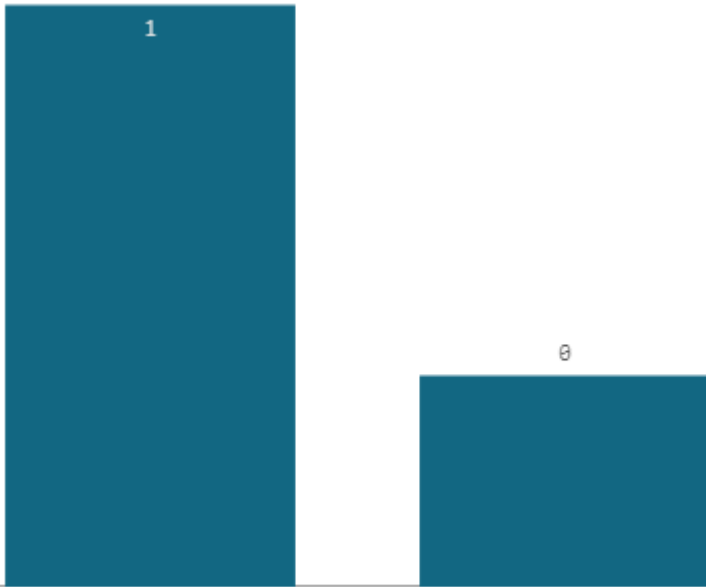


도매시장 법인별 거래금액(백만원)



참외(일반)(10Kg)

산지별 거래물량(톤)



성주군

김천시

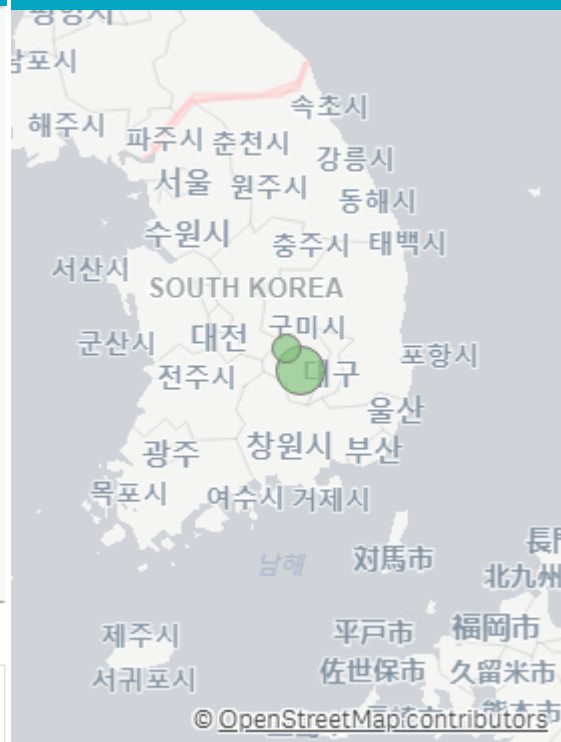
출하산지(개소)

2

출하건수(천건)

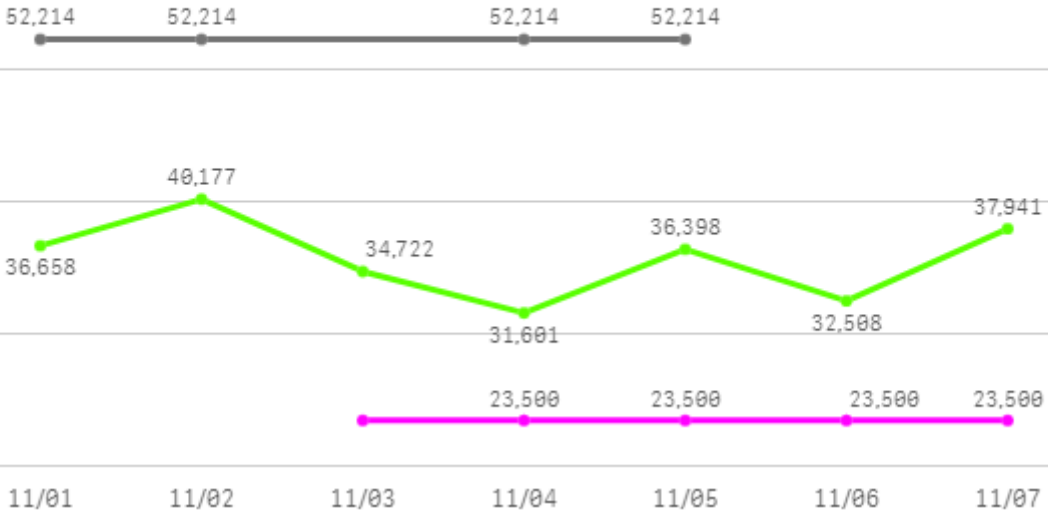
0

산지별 주출하 시군구



주간 도매가격(원)

◆ 2025 ◀ 2024 ◆ 평년



11/01

11/02

11/03

11/04

11/05

11/06

11/07

구분	금주(A)	전주(B)	전월(C)	전년(D)	평년(E)	A/B	A/C	A/D	A/E
가격(원)	23,500	21,710	27,087	52,214	34,958	108.2%	86.8%	45.0%	67.2%

※ 상품 가격 기준

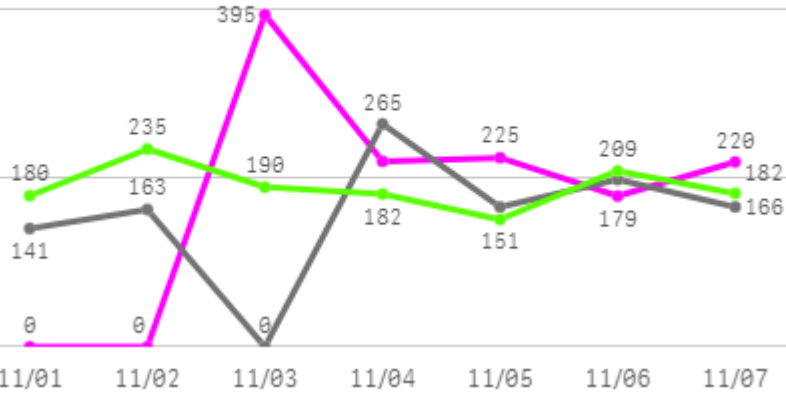
□ 참외(일반)(10Kg) 주간 가격

구분	Q	품종	Q	단량	Q	특	상	보통	하
2025-11-03		참외(일반)		10Kg		31,200	23,500	20,867	15,524
2025-11-04		참외(일반)		10Kg		31,200	23,500	20,867	15,524
2025-11-05		참외(일반)		10Kg		31,200	23,500	20,867	15,524
2025-11-06		참외(일반)		10Kg		31,200	23,500	20,867	15,524
2025-11-07		참외(일반)		10Kg		31,200	23,500	20,867	15,524
평균						31,200	23,500	20,867	15,524

오이

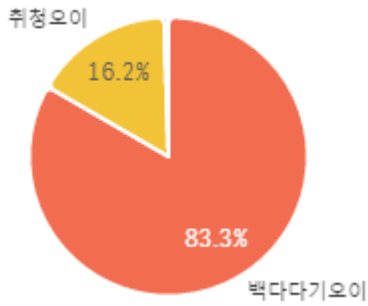
주간 반입량(톤)

2025 (파란색 선) 2024 (회색 선) 평년 (녹색 선)

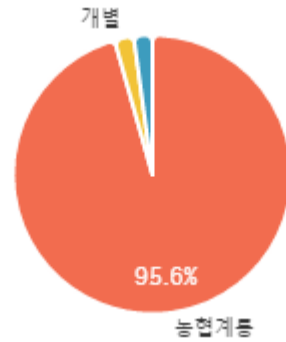


구분	금주(A)	전주(B)	전월(C)	전년(D)	평년(E)	A/B	A/C	A/D	A/E
물량(톤)	1,238	1,260	1,268	1,100	1,274	98.3%	97.7%	112.6%	97.2%

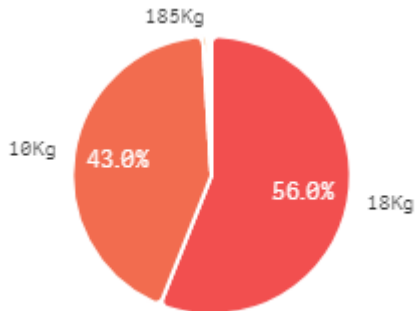
출하 품종별 거래물량 구성비



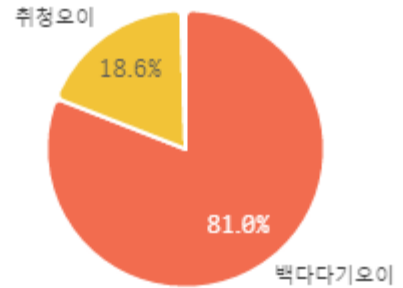
출하자별 거래물량 구성비



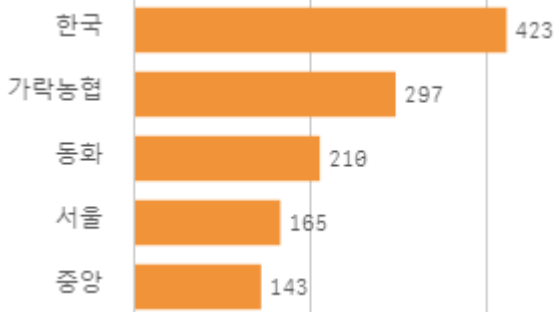
거래 단량별 물량 구성비



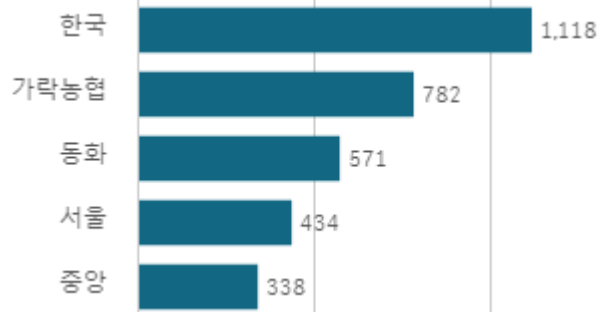
출하 품종별 거래금액 구성비



도매시장 법인별 거래물량(톤)

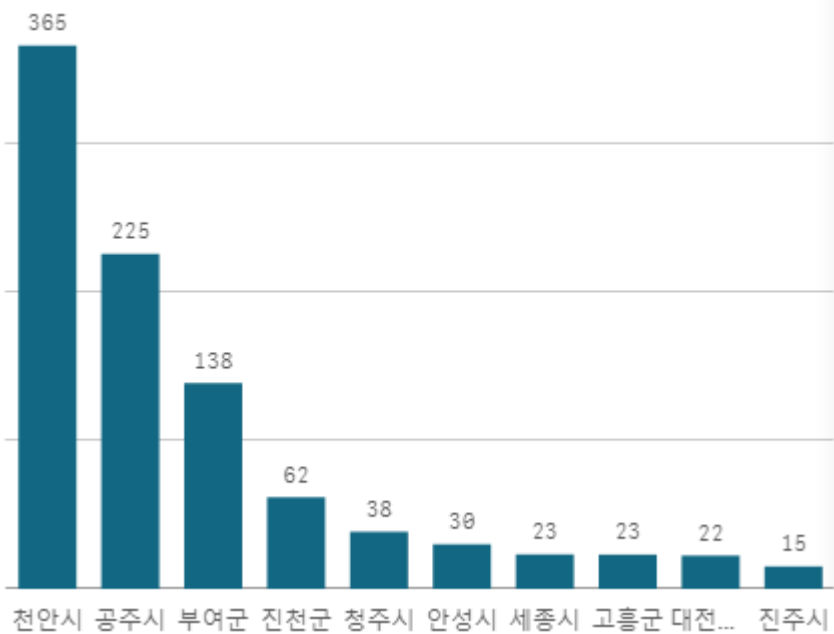


도매시장 법인별 거래금액(백만원)



백다다기오이(100개)

산지별 거래물량(톤)



출하산지(개소)

33

출하건수(천건)

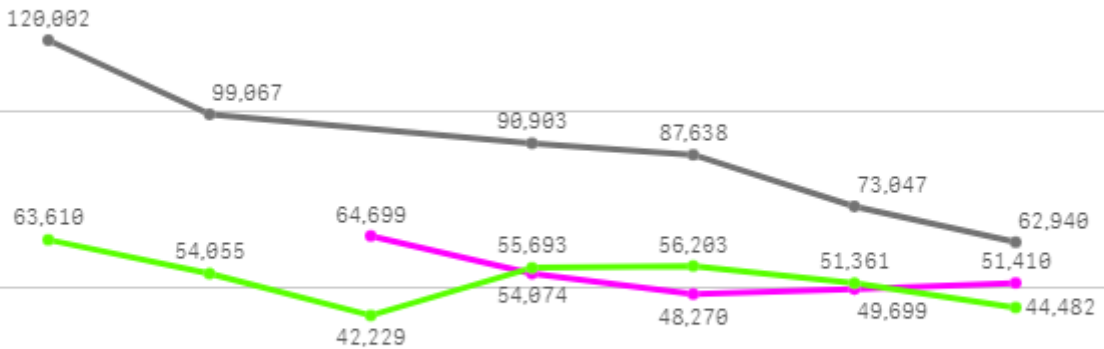
6

산지별 주출하 시군구



주간 도매가격(원)

◆ 2025 ◆ 2024 ◆ 평년



11/01 11/02 11/03 11/04 11/05 11/06 11/07

구분	금주(A)	전주(B)	전월(C)	전년(D)	평년(E)	A/B	A/C	A/D	A/E
가격(원)	53,630	77,315	63,752	88,933	58,115	69.4%	84.1%	60.3%	92.3%

※ 상품 가격 기준

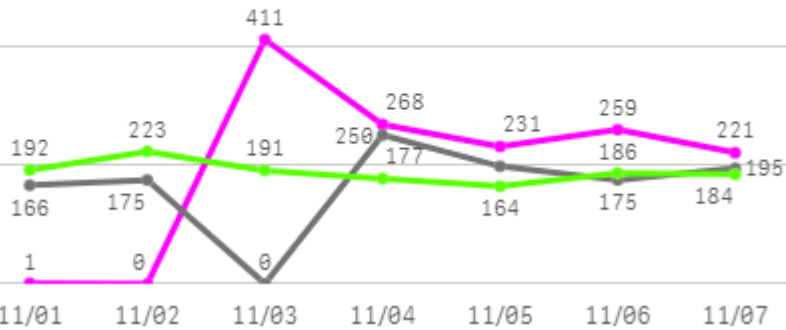
□ 백다다기오이(100개) 주간 가격

구분	Q	품종	Q	단량	Q	특	상	보통	하
2025-11-03		백다다기오이		100개		70,680	64,699	55,018	40,135
2025-11-04		백다다기오이		100개		61,242	54,074	45,909	31,816
2025-11-05		백다다기오이		100개		54,986	48,270	42,217	31,210
2025-11-06		백다다기오이		100개		55,143	49,699	42,785	31,570
2025-11-07		백다다기오이		100개		58,172	51,410	43,085	32,528
평균						60,045	53,630	45,803	33,452

호박

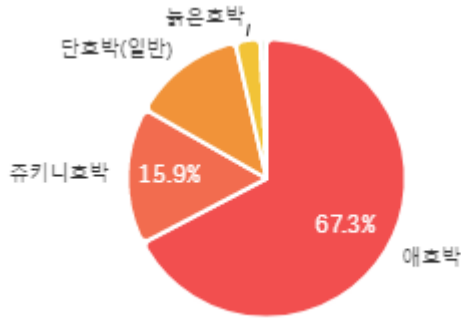
주간 반입량(톤)

◆ 2025 ● 2024 ▲ 평년

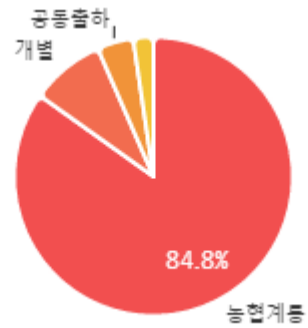


구분	금주(A)	전주(B)	전월(C)	전년(D)	평년(E)	A/B	A/C	A/D	A/E
물량(톤)	1,391	1,261	987	1,158	1,313	110.3%	140.9%	120.1%	105.9%

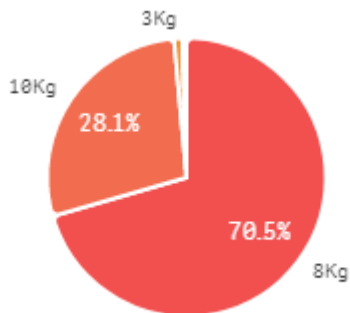
출하 품종별 거래물량 구성비



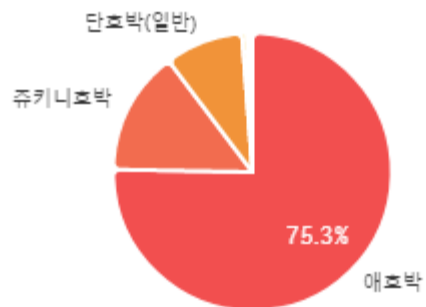
출하자별 거래물량 구성비



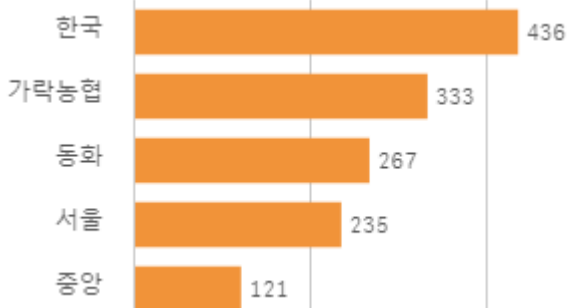
거래 단량별 물량 구성비



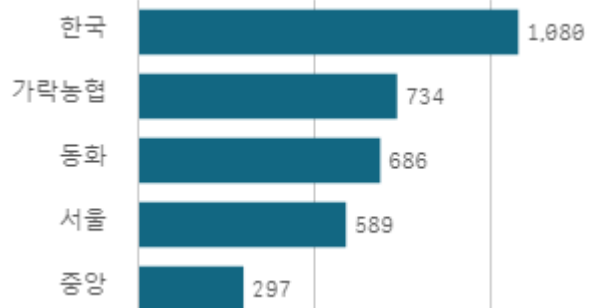
출하 품종별 거래금액 구성비



도매시장 법인별 거래물량(톤)

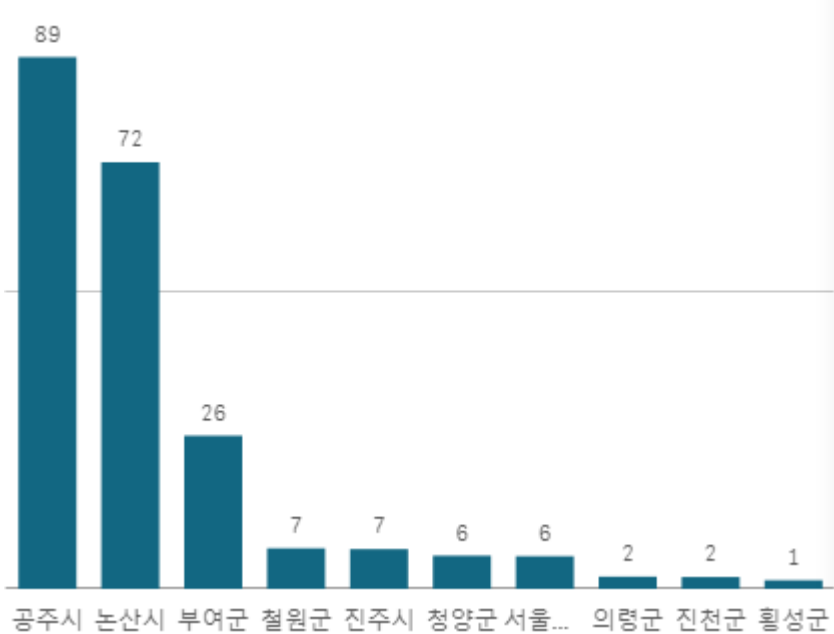


도매시장 법인별 거래금액(백만원)



쥬키니호박(10Kg)

산지별 거래물량(톤)



출하산지(개소)

19

출하건수(천건)

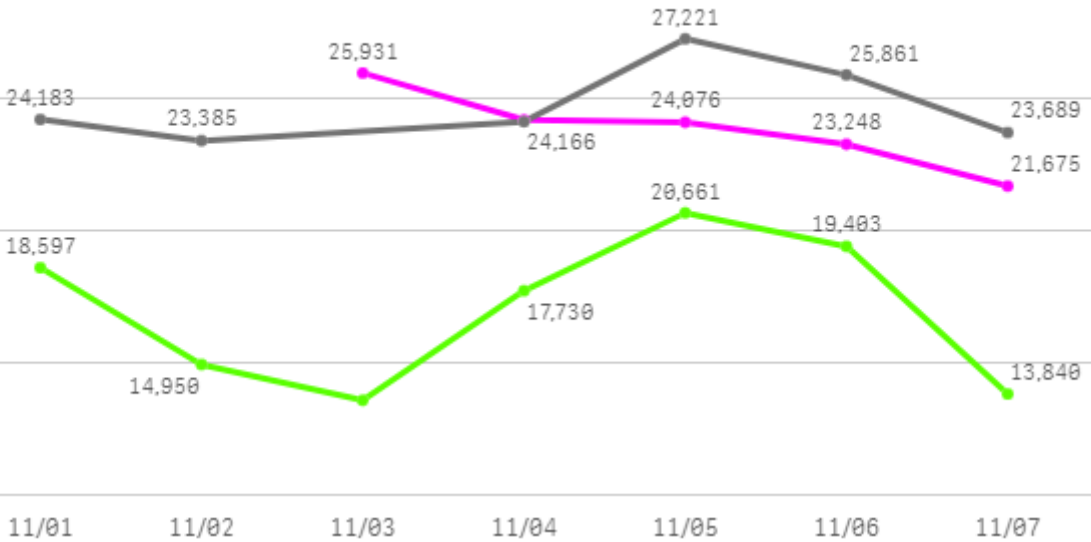
2

산지별 주출하 시군구



주간 도매가격(원)

● 2025 ● 2024 ● 평년



구분	금주(A)	전주(B)	전월(C)	전년(D)	평년(E)	A/B	A/C	A/D	A/E
가격(원)	23,819	29,518	15,904	24,740	20,398	80.7%	149.8%	96.3%	116.8%

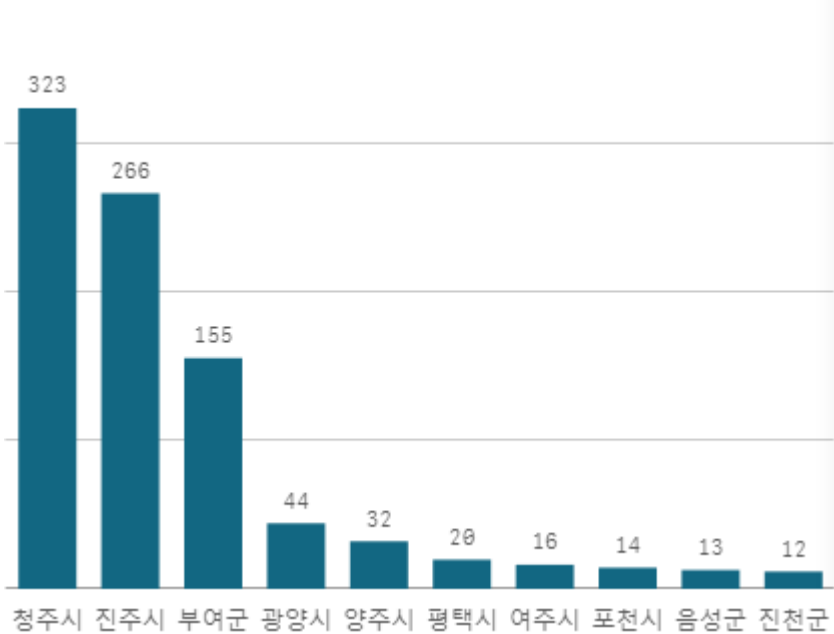
※ 상품 가격 기준

□ 쥬키니호박(10Kg) 주간 가격

구분	Q	품종	Q	단량	Q	특	상	보통	하
2025-11-03		쥬키니호박		10Kg		27,863	25,931	23,007	18,312
2025-11-04		쥬키니호박		10Kg		26,612	24,166	22,499	18,308
2025-11-05		쥬키니호박		10Kg		25,865	24,076	22,586	18,978
2025-11-06		쥬키니호박		10Kg		24,257	23,248	22,090	18,172
2025-11-07		쥬키니호박		10Kg		23,295	21,675	19,833	17,045
평균						25,578	23,819	22,003	18,163

애호박(20개)

산지별 거래물량(톤)



출하산지(개소)

27

출하건수(천건)

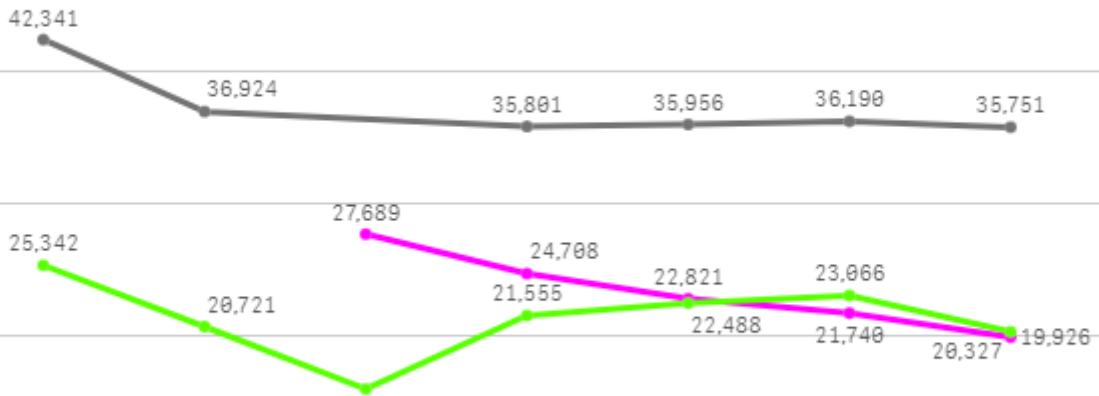
5

산지별 주출하 시군구



주간 도매가격(원)

◆ 2025 ● 2024 ◆ 평년



11/01 11/02 11/03 11/04 11/05 11/06 11/07

구분	금주(A)	전주(B)	전월(C)	전년(D)	평년(E)	A/B	A/C	A/D	A/E
가격(원)	23,377	33,962	31,457	37,161	23,546	68.8%	74.3%	62.9%	99.3%

※ 상품 가격 기준

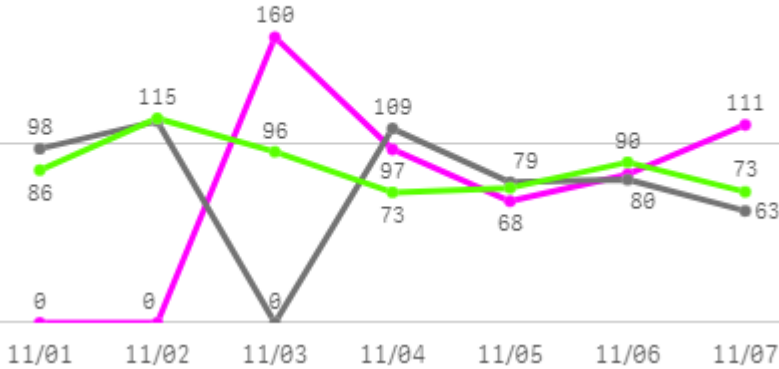
□ 애호박(20개) 주간 가격

구분	Q	품종	Q	단량	Q	특	상	보통	하
2025-11-03		애호박		20개		30,940	27,689	25,304	19,905
2025-11-04		애호박		20개		27,283	24,708	22,351	17,260
2025-11-05		애호박		20개		25,502	22,821	20,816	17,191
2025-11-06		애호박		20개		24,309	21,740	19,105	16,137
2025-11-07		애호박		20개		23,355	19,926	17,490	14,164
평균						26,278	23,377	21,013	16,931

토마토

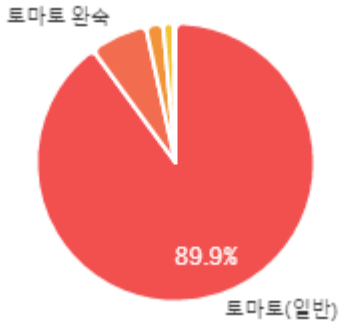
주간 반입량(톤)

2025 (파란색 선) 2024 (회색 선) 평년 (초록색 선)

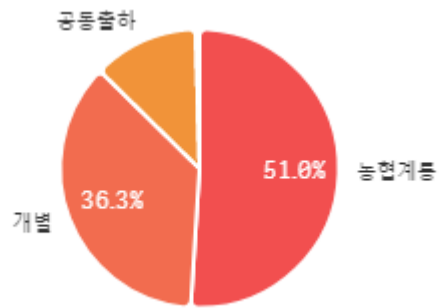


구분	금주(A)	전주(B)	전월(C)	전년(D)	평년(E)	A/B	A/C	A/D	A/E
물량(톤)	520	676	633	541	594	76.9%	82.1%	96.0%	87.5%

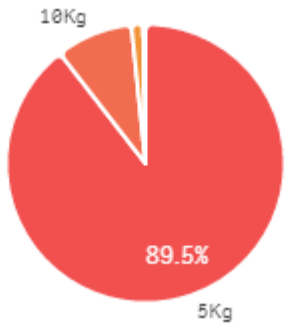
출하 품종별 거래물량 구성비



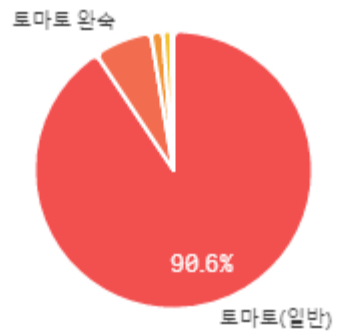
출하자별 거래물량 구성비



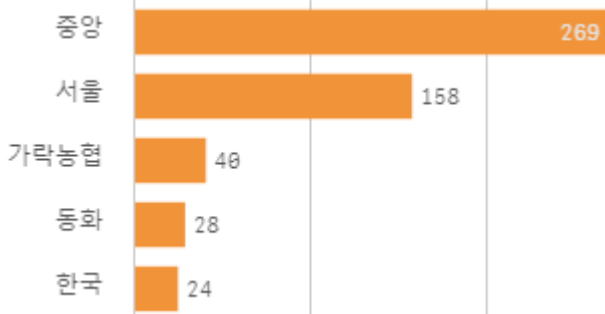
거래 단량별 물량 구성비



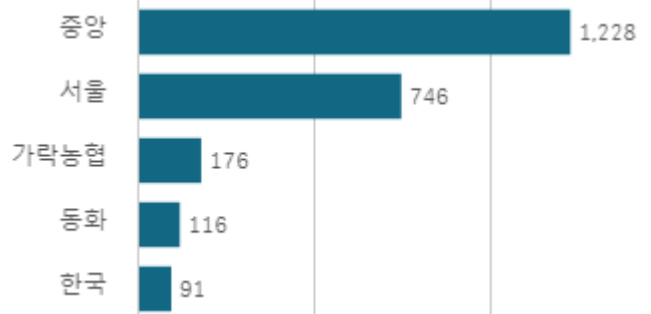
출하 품종별 거래금액 구성비



도매시장 법인별 거래물량(톤)

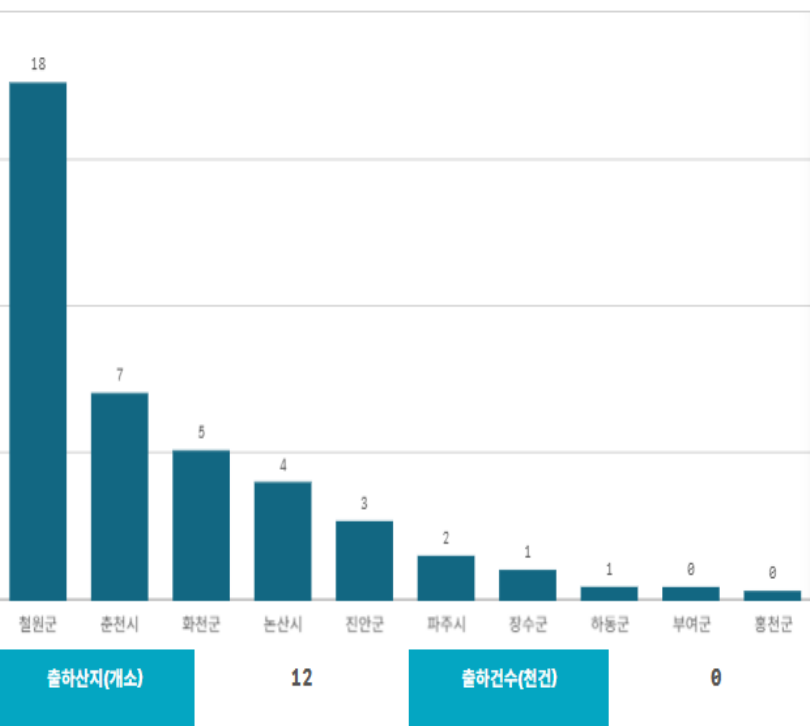


도매시장 법인별 거래금액(백만원)



토마토(5Kg)

산지별 거래물량(톤)

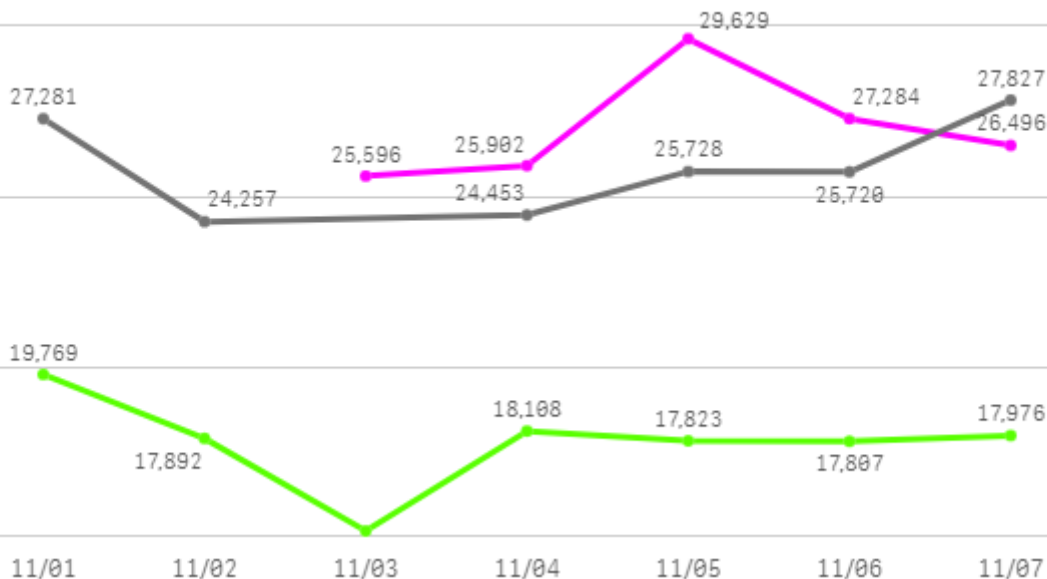


산지별 주출하 시군구



주간 도매가격(원)

● 2025 ● 2024 ● 평년



구분	금주(A)	전주(B)	전월(C)	전년(D)	평년(E)	A/B	A/C	A/D	A/E
가격(원)	26,981	29,125	14,700	25,878	19,784	92.6%	183.5%	104.3%	136.4%

※ 상품 가격 기준

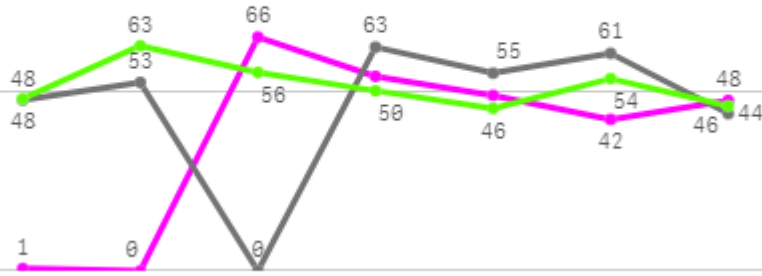
□ 토마토(5Kg) 주간 가격

구분	Q	품종	Q	단량	Q	특	상	보통	하
2025-11-03		토마토		5Kg		29,135	25,596	22,365	15,739
2025-11-04		토마토		5Kg		29,622	25,902	22,347	15,805
2025-11-05		토마토		5Kg		32,911	29,629	24,733	18,276
2025-11-06		토마토		5Kg		32,921	27,284	23,609	17,470
2025-11-07		토마토		5Kg		31,922	26,496	23,313	17,596
평균						31,302	26,981	23,273	16,977

방울토마토

주간 반입량(톤)

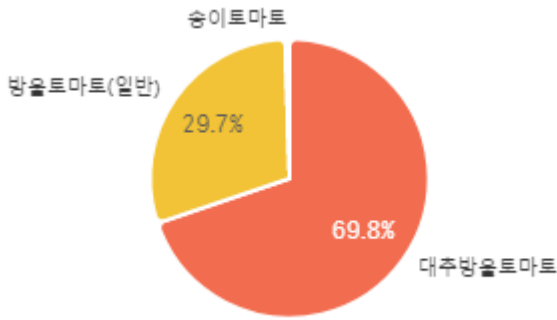
◆ 2025 ● 2024 ▲ 평년



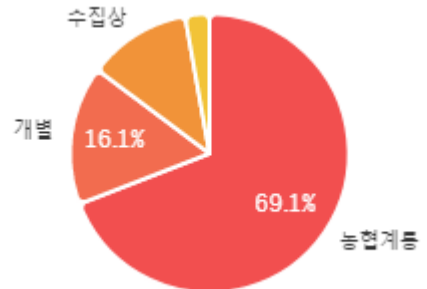
11/01 11/02 11/03 11/04 11/05 11/06 11/07

구분	금주(A)	전주(B)	전월(C)	전년(D)	평년(E)	A/B	A/C	A/D	A/E
물량(톤)	260	382	264	324	342	68.1%	98.3%	80.3%	76.1%

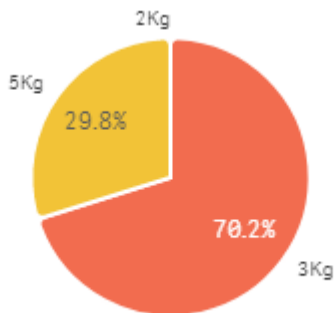
출하 품종별 거래물량 구성비



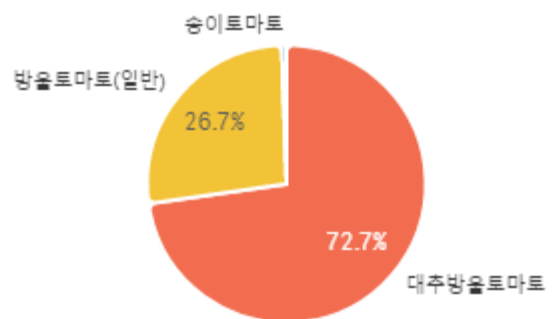
출하자별 거래물량 구성비



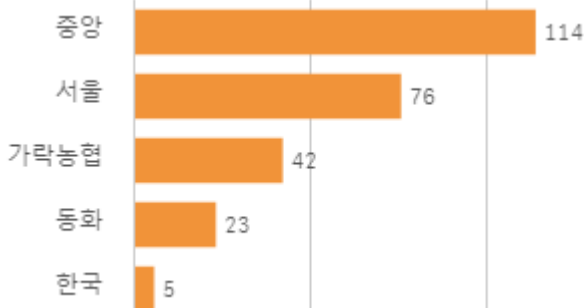
거래 단량별 물량 구성비



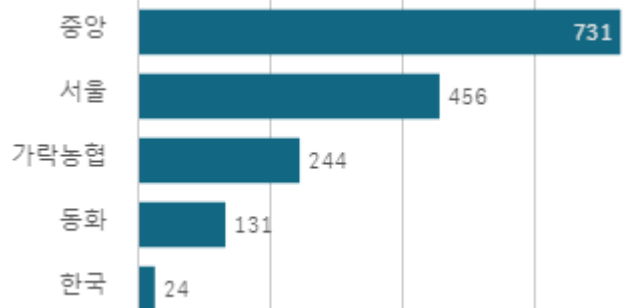
출하 품종별 거래금액 구성비



도매시장 법인별 거래물량(톤)

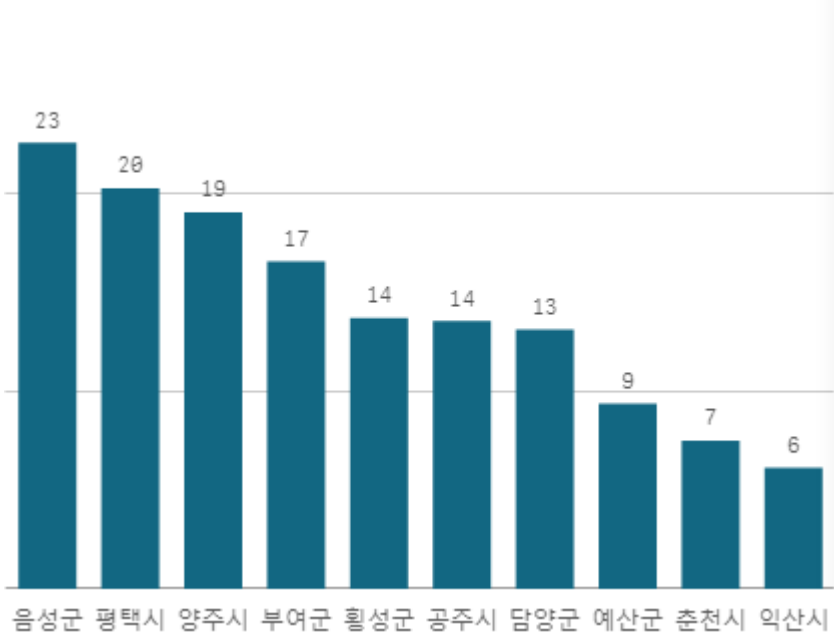


도매시장 법인별 거래금액(백만원)



대추방울토마토(3Kg)

산지별 거래물량(톤)



출하산지(개소)

38

출하건수(천건)

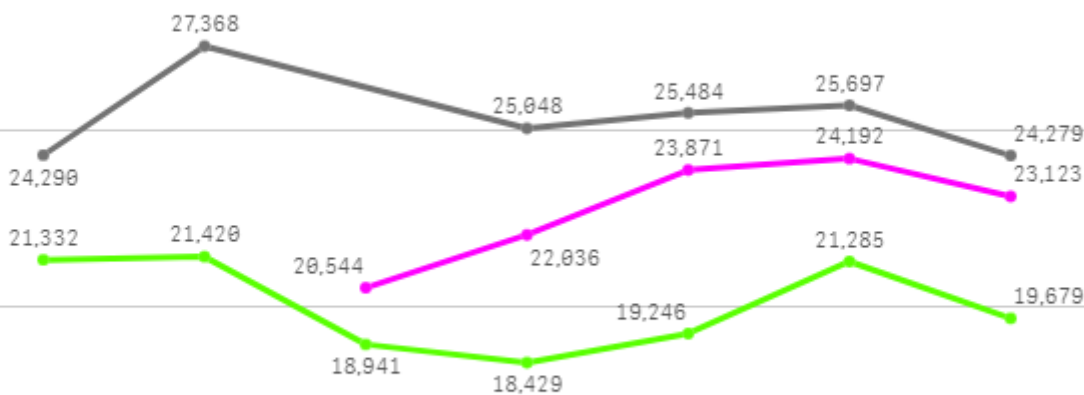
2

산지별 주출하 시군구



주간 도매가격(원)

◆ 2025 ● 2024 ◆ 평년



11/01 11/02 11/03 11/04 11/05 11/06 11/07

구분	금주(A)	전주(B)	전월(C)	전년(D)	평년(E)	A/B	A/C	A/D	A/E
가격(원)	22,753	19,438	18,956	25,361	20,811	117.1%	120.0%	89.7%	109.3%

※ 상품 가격 기준

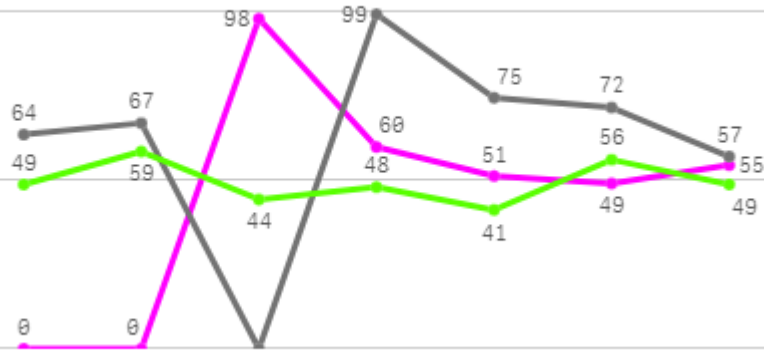
□ 대추방울토마토(3Kg) 주간 가격

구분	Q	품종	Q	단량	Q	특	상	보통	하
2025-11-03		대추방울토마토		3Kg		28,251	20,544	16,548	11,670
2025-11-04		대추방울토마토		3Kg		29,253	22,036	17,261	12,053
2025-11-05		대추방울토마토		3Kg		28,131	23,871	19,423	13,354
2025-11-06		대추방울토마토		3Kg		27,902	24,192	19,718	13,411
2025-11-07		대추방울토마토		3Kg		28,012	23,123	20,326	15,048
평균						28,310	22,753	18,655	13,107

가지

주간 반입량(톤)

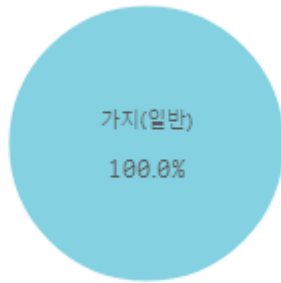
◆ 2025 ● 2024 ▲ 평년



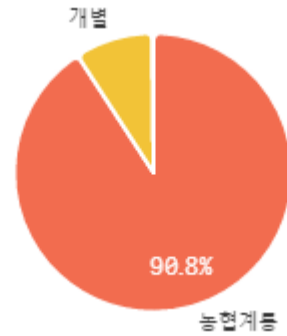
11/01 11/02 11/03 11/04 11/05 11/06 11/07

구분	금주(A)	전주(B)	전월(C)	전년(D)	평년(E)	A/B	A/C	A/D	A/E
물량(톤)	313	424	340	433	351	73.8%	92.1%	72.2%	89.1%

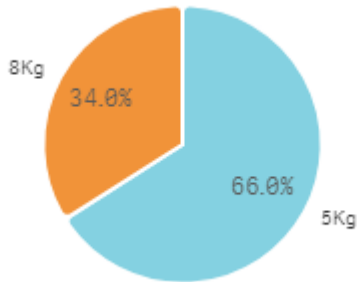
출하 품종별 거래물량 구성비



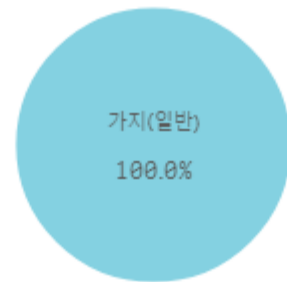
출하자별 거래물량 구성비



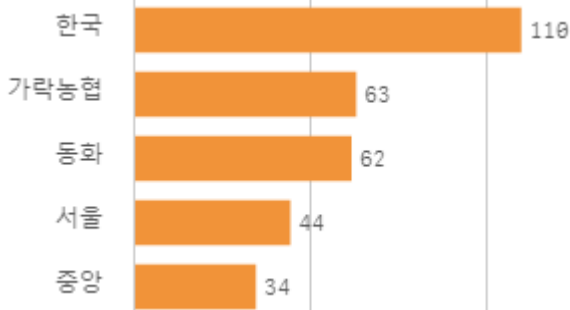
거래 단량별 물량 구성비



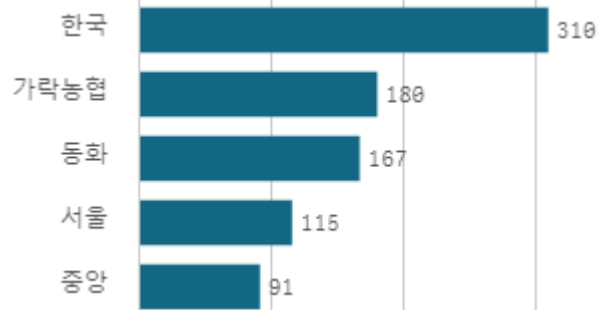
출하 품종별 거래금액 구성비



도매시장 법인별 거래물량(톤)

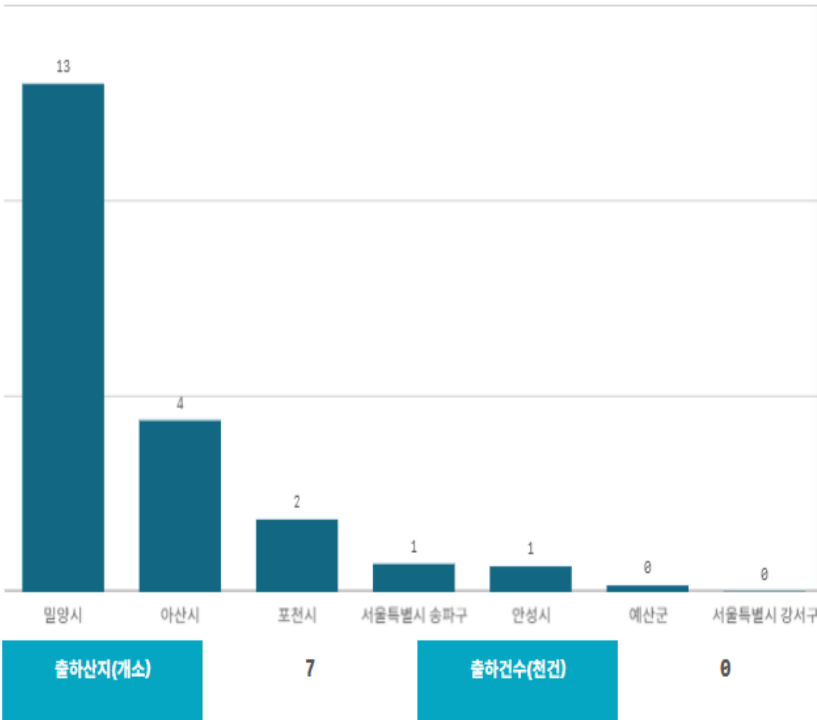


도매시장 법인별 거래금액(백만원)



가지(8Kg)

산지별 거래물량(톤)

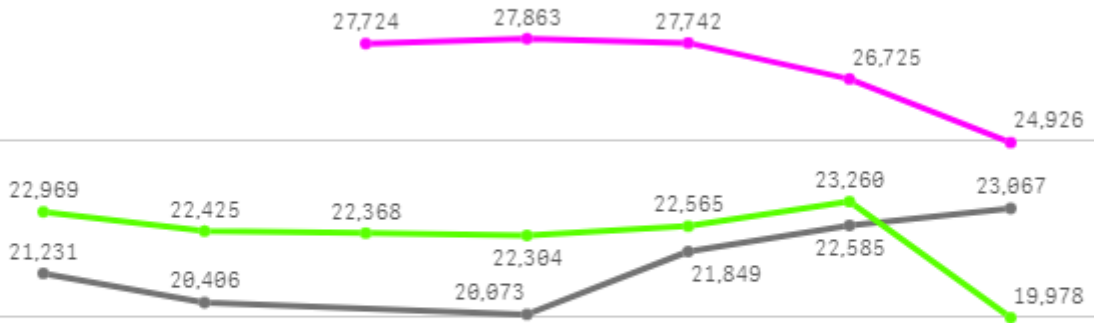


산지별 주출하 시군구



주간 도매가격(원)

◆ 2025 ● 2024 ◆ 평년



11/01 11/02 11/03 11/04 11/05 11/06 11/07

구분	금주(A)	전주(B)	전월(C)	전년(D)	평년(E)	A/B	A/C	A/D	A/E
가격(원)	26,996	26,854	21,178	21,535	23,070	100.5%	127.5%	125.4%	117.0%

※ 상품 가격 기준

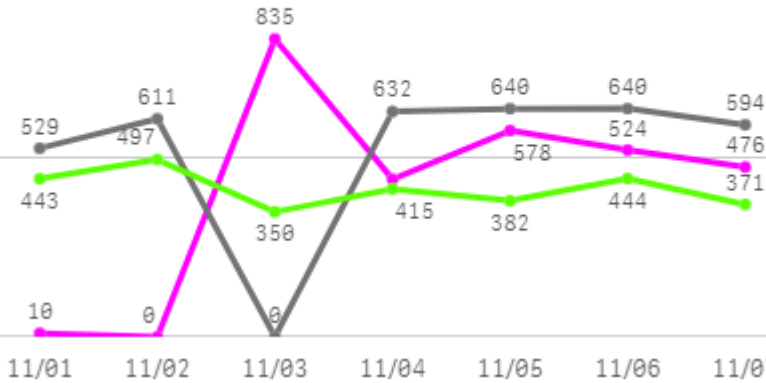
□ 가지(8Kg) 주간 가격

구분	Q	품종	Q	단량	Q	특	상	보통	하
2025-11-03		가지		8Kg		-	27,724	21,000	12,792
2025-11-04		가지		8Kg		-	27,863	22,663	14,580
2025-11-05		가지		8Kg		-	27,742	24,936	17,404
2025-11-06		가지		8Kg		-	26,725	23,440	17,899
2025-11-07		가지		8Kg		-	24,926	20,652	11,642
평균						-	26,996	22,538	14,863

무

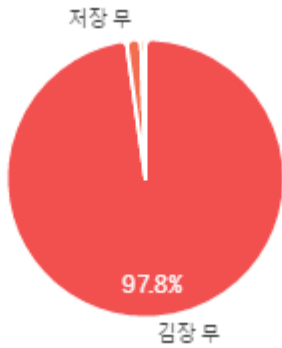
주간 반입량(톤)

◆ 2025 ● 2024 ▲ 평년

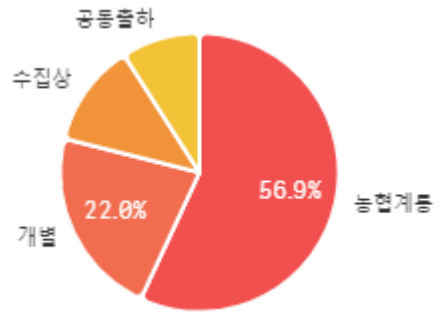


구분	금주(A)	전주(B)	전월(C)	전년(D)	평년(E)	A/B	A/C	A/D	A/E
물량(톤)	2,865	3,820	3,017	3,645	2,902	75.0%	95.0%	78.6%	98.7%

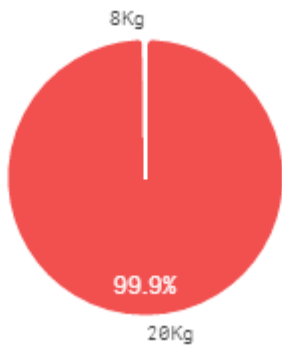
출하 품종별 거래물량 구성비



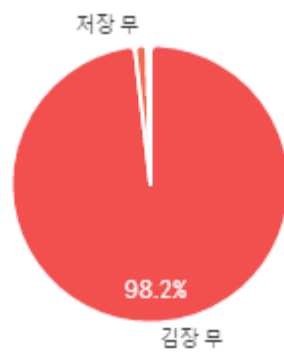
출하자별 거래물량 구성비



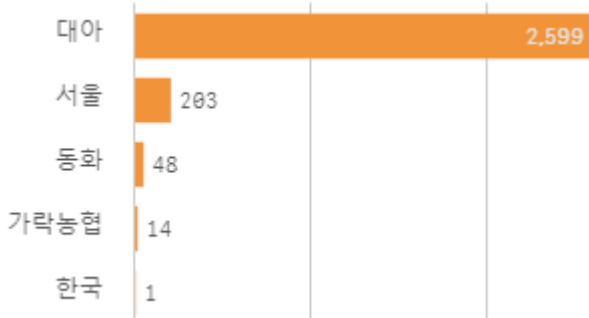
거래 단량별 물량 구성비



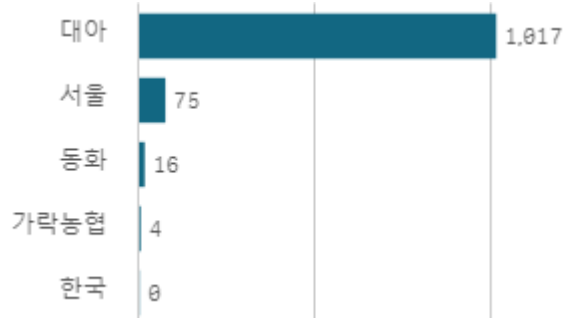
출하 품종별 거래금액 구성비



도매시장 법인별 거래물량(톤)

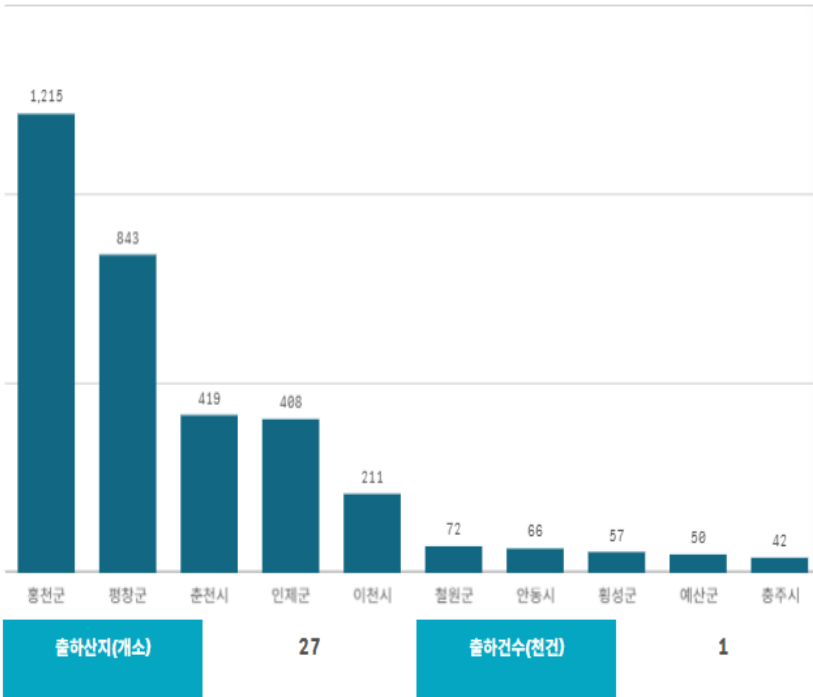


도매시장 법인별 거래금액(백만원)



무(20Kg)

산지별 거래물량(톤)

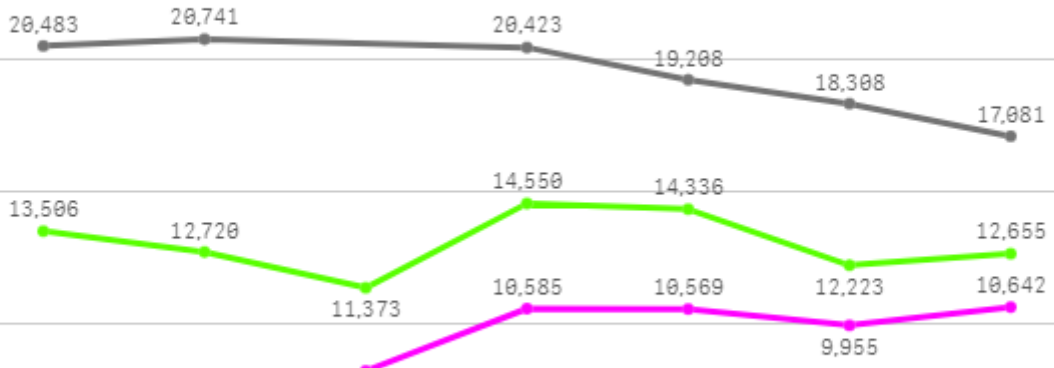


산지별 주출하 시군구



주간 도매가격(원)

◆ 2025 ● 2024 ◆ 평년



11/01 11/02 11/03 11/04 11/05 11/06 11/07

구분	금주(A)	전주(B)	전월(C)	전년(D)	평년(E)	A/B	A/C	A/D	A/E
가격(원)	9,998	9,741	11,926	19,374	12,741	102.6%	83.8%	51.6%	78.5%

※ 상품 가격 기준

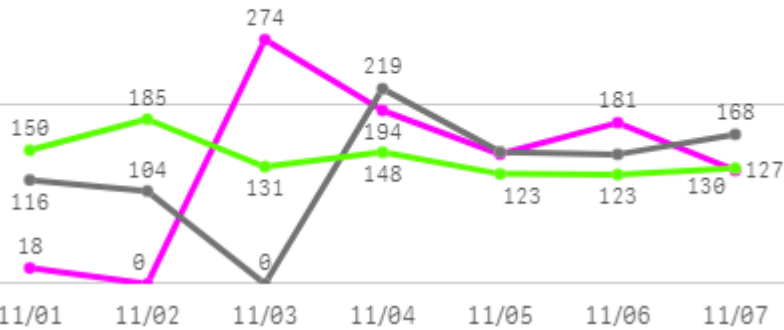
□ 무(20Kg) 주간 가격

구분	Q	품종	Q	단량	Q	특	상	보통	하
2025-11-03		무		20Kg		12,229	8,240	5,332	2,605
2025-11-04		무		20Kg		13,138	10,585	7,571	4,967
2025-11-05		무		20Kg		13,149	10,569	7,614	4,491
2025-11-06		무		20Kg		12,855	9,955	7,764	4,784
2025-11-07		무		20Kg		13,390	10,642	7,821	5,679
평균						12,952	9,998	7,220	4,505

당근

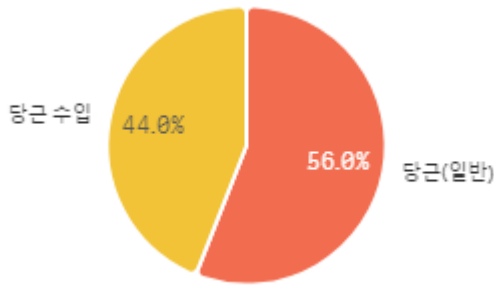
주간 반입량(톤)

◆ 2025 ● 2024 ▲ 평년

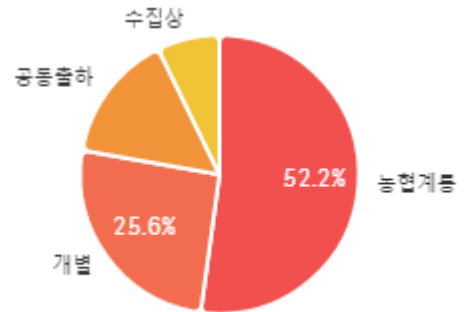


구분	금주(A)	전주(B)	전월(C)	전년(D)	평년(E)	A/B	A/C	A/D	A/E
물량(톤)	939	1,068	700	900	963	88.0%	134.2%	104.4%	97.5%

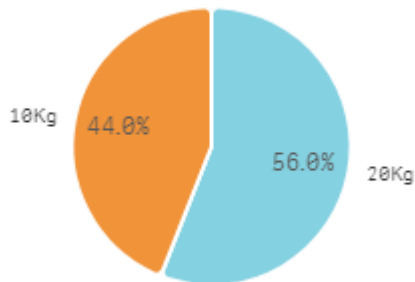
출하 품종별 거래물량 구성비



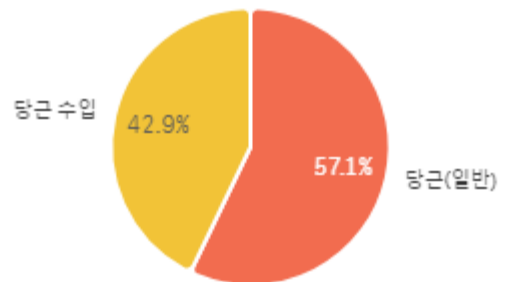
출하자별 거래물량 구성비



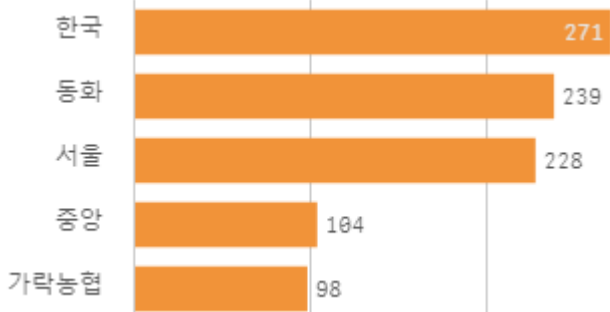
거래 단량별 물량 구성비



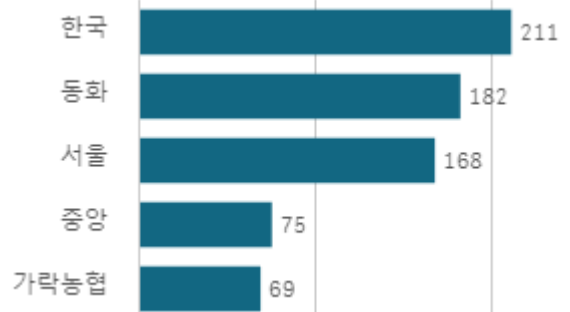
출하 품종별 거래금액 구성비



도매시장 법인별 거래물량(톤)

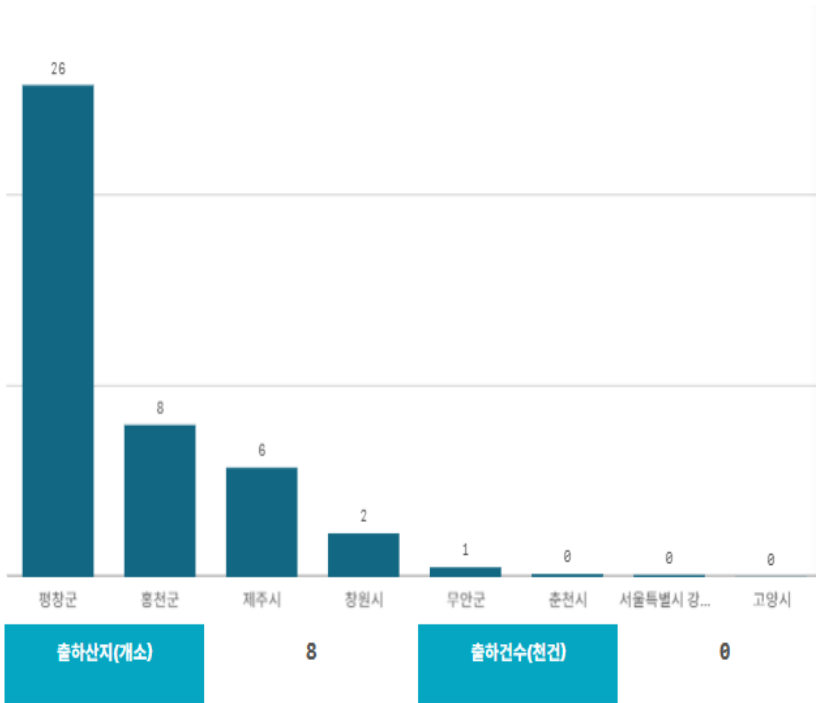


도매시장 법인별 거래금액(백만원)



당근(20Kg)

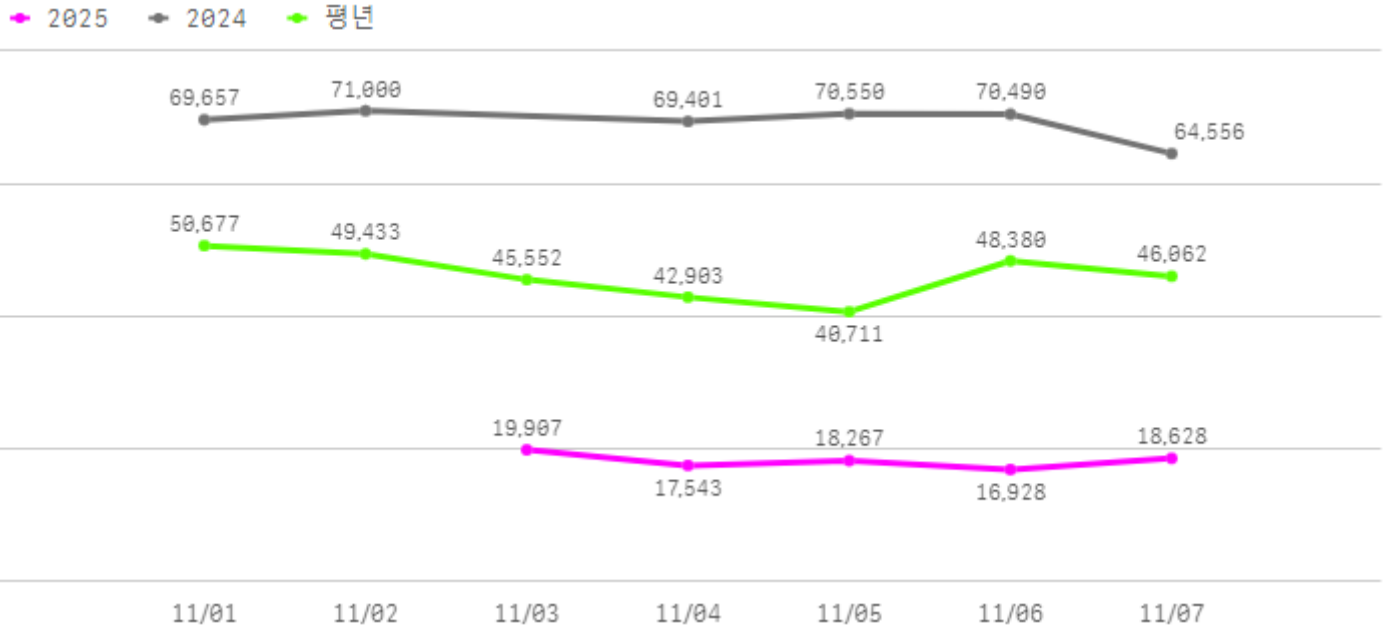
산지별 거래물량(톤)



산지별 주출하 시군구



주간 도매가격(원)



구분	금주(A)	전주(B)	전월(C)	전년(D)	평년(E)	A/B	A/C	A/D	A/E
가격(원)	18,255	18,252	29,563	69,119	43,151	100.0%	61.7%	26.4%	42.3%

※ 상품 가격 기준

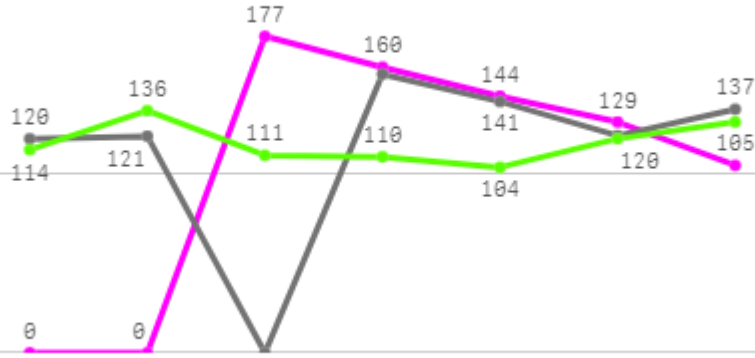
□ 당근(20Kg) 주간 가격

구분	Q	품종	Q	단량	Q	특	상	보통	하
2025-11-03		당근		20Kg		22,500	19,907	15,448	11,731
2025-11-04		당근		20Kg		21,000	17,543	13,689	10,143
2025-11-05		당근		20Kg		19,000	18,267	13,763	11,052
2025-11-06		당근		20Kg		17,500	16,928	14,129	11,097
2025-11-07		당근		20Kg		19,000	18,628	15,393	11,790
평균						19,800	18,255	14,484	11,163

생고추

주간 반입량(톤)

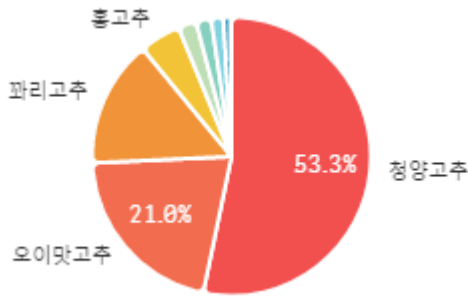
◆ 2025 ● 2024 ▲ 평년



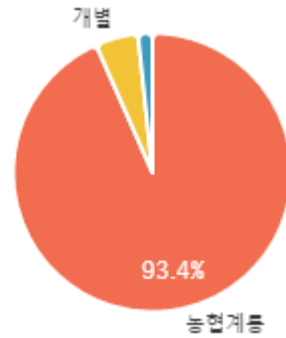
11/01 11/02 11/03 11/04 11/05 11/06 11/07

구분	금주(A)	전주(B)	전월(C)	전년(D)	평년(E)	A/B	A/C	A/D	A/E
물량(톤)	716	889	737	797	799	80.6%	97.2%	89.8%	89.6%

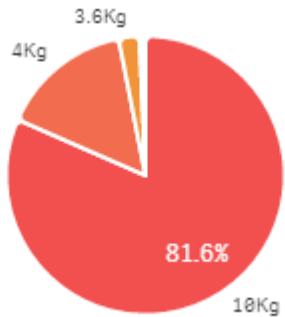
출하 품종별 거래물량 구성비



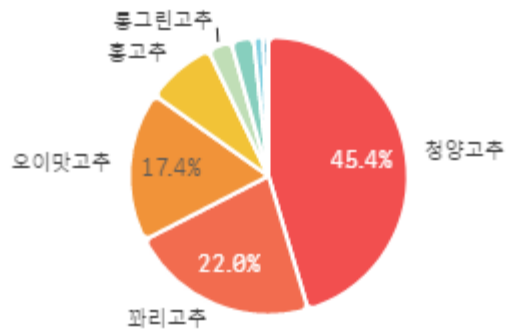
출하자별 거래물량 구성비



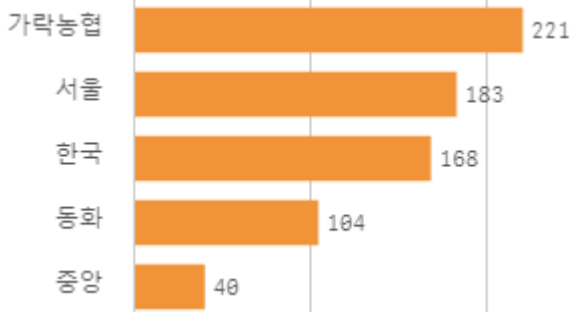
거래 단량별 물량 구성비



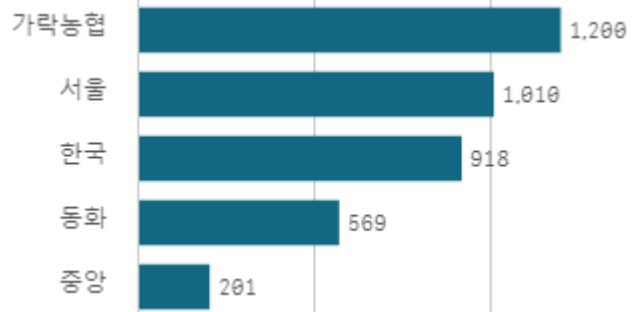
출하 품종별 거래금액 구성비



도매시장 법인별 거래물량(톤)

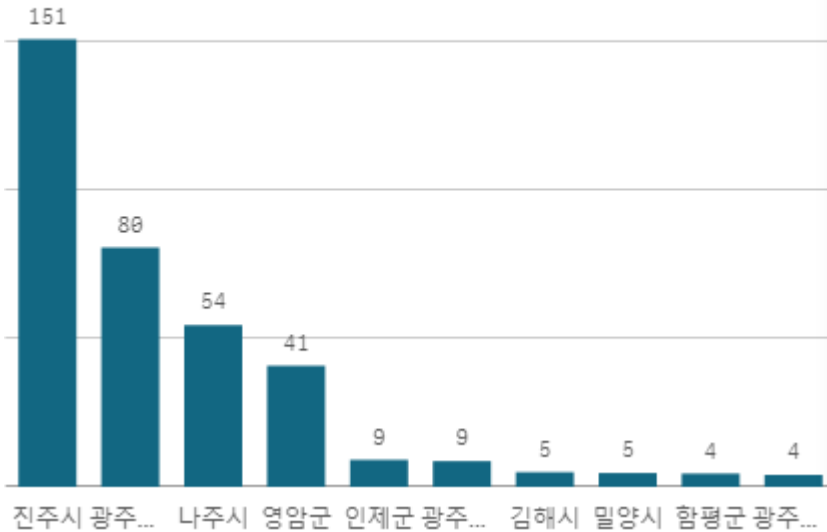


도매시장 법인별 거래금액(백만원)



청양고추(10Kg)

산지별 거래물량(톤)



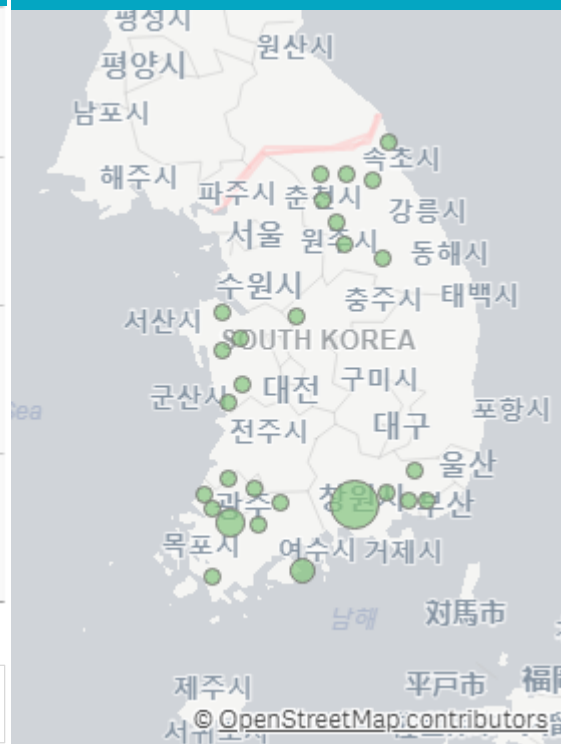
출하산지(개소)

31

출하건수(천건)

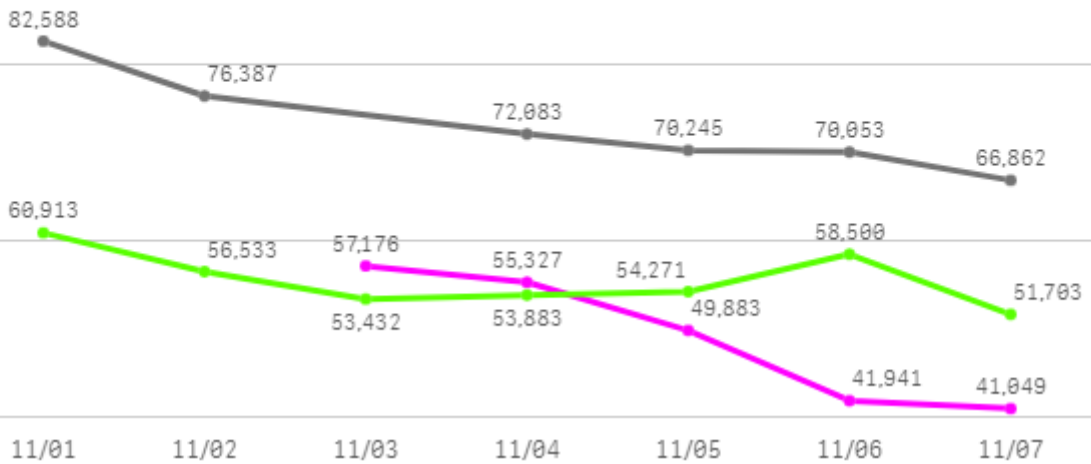
3

산지별 주출하 시군구



주간 도매가격(원)

◆ 2025 ● 2024 ◆ 평년



구분	금주(A)	전주(B)	전월(C)	전년(D)	평년(E)	A/B	A/C	A/D	A/E
가격(원)	49,075	53,083	50,723	73,036	55,705	92.5%	96.8%	67.2%	88.1%

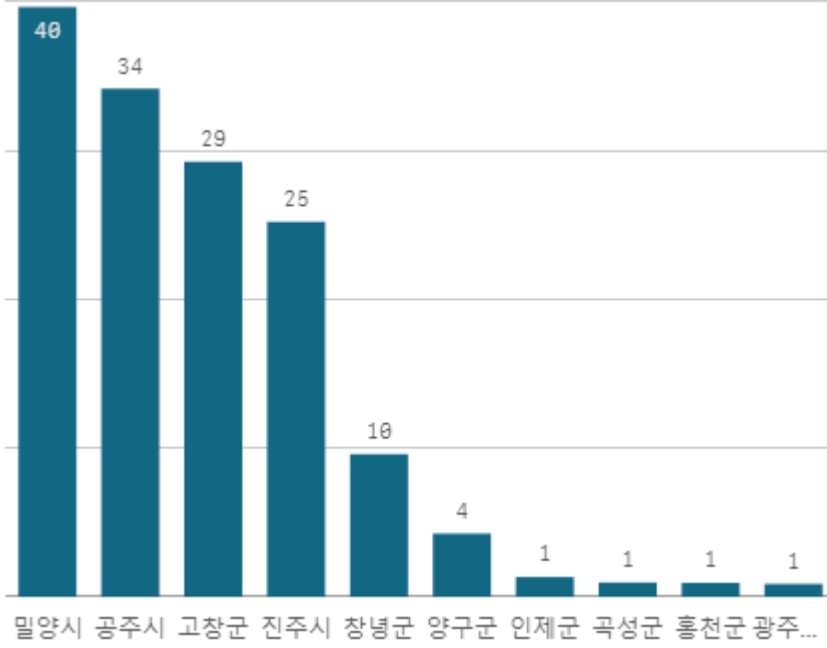
※ 상품 가격 기준

□ 청양고추(10Kg) 주간 가격

구분	Q	품종	Q	단량	Q	특	상	보통	하
2025-11-03		청양고추		10Kg		60,522	57,176	53,484	47,399
2025-11-04		청양고추		10Kg		60,204	55,327	50,953	44,018
2025-11-05		청양고추		10Kg		54,975	49,883	45,994	41,351
2025-11-06		청양고추		10Kg		46,018	41,941	37,787	33,970
2025-11-07		청양고추		10Kg		44,420	41,049	38,556	35,437
평균						53,228	49,075	45,355	40,435

오이맛고추(10Kg)

산지별 거래물량(톤)



출하산지(개소)

20

출하건수(천건)

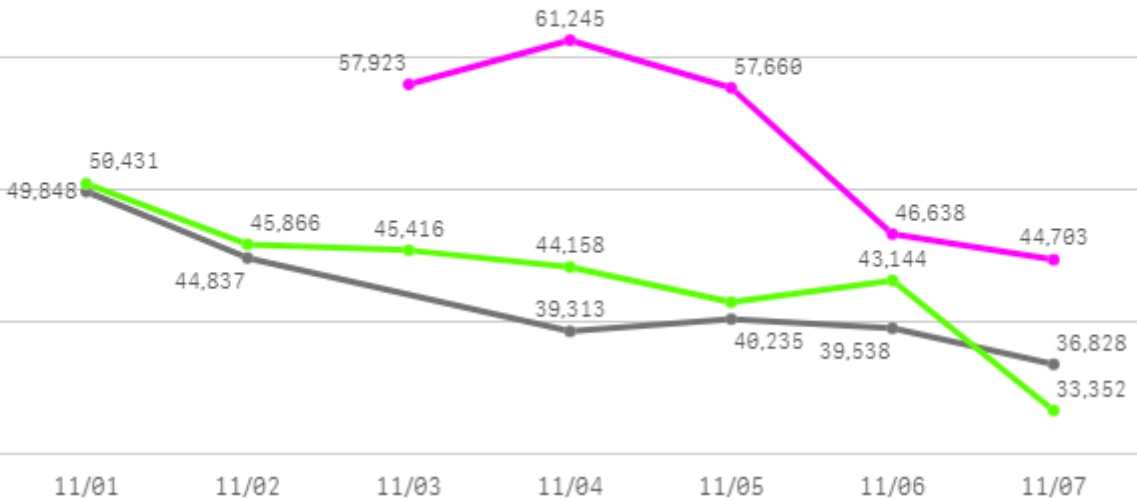
1

산지별 주출하 시군구



주간 도매가격(원)

◆ 2025 ● 2024 ◆ 평년



구분	금주(A)	전주(B)	전월(C)	전년(D)	평년(E)	A/B	A/C	A/D	A/E
가격(원)	53,634	40,125	56,776	41,767	48,466	133.7%	94.5%	128.4%	110.7%

※ 상품 가격 기준

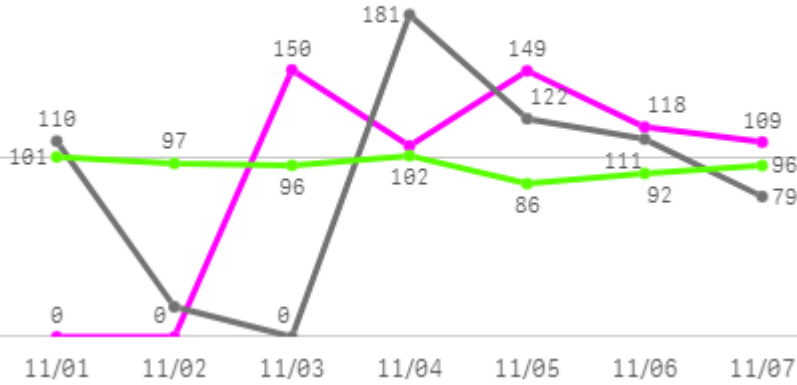
□ 오이맛고추(10Kg) 주간 가격

구분	Q	품종	Q	단량	Q	특	상	보통	하
2025-11-03		오이맛고추		10Kg		68,828	57,923	46,430	30,014
2025-11-04		오이맛고추		10Kg		67,764	61,245	47,237	33,320
2025-11-05		오이맛고추		10Kg		68,618	57,660	45,906	34,993
2025-11-06		오이맛고추		10Kg		52,724	46,638	38,689	28,634
2025-11-07		오이맛고추		10Kg		50,273	44,703	36,517	27,892
평균						61,641	53,634	42,956	30,971

마늘

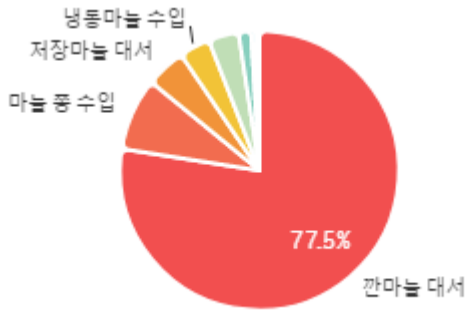
주간 반입량(톤)

◆ 2025 ● 2024 ▲ 평년

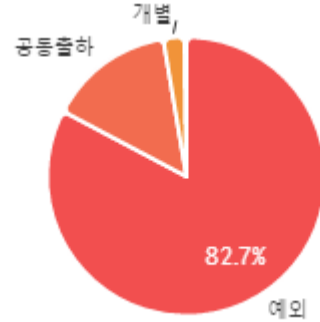


구분	금주(A)	전주(B)	전월(C)	전년(D)	평년(E)	A/B	A/C	A/D	A/E
물량(톤)	633	657	289	619	665	96.3%	219.3%	102.2%	95.1%

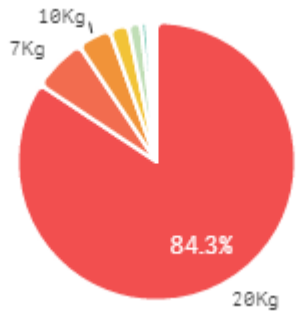
출하 품종별 거래물량 구성비



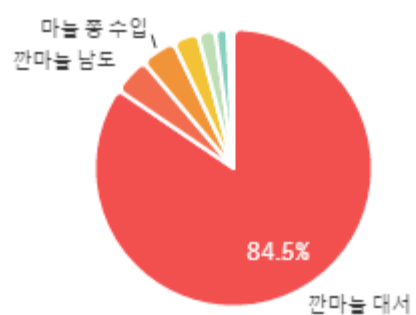
출하자별 거래물량 구성비



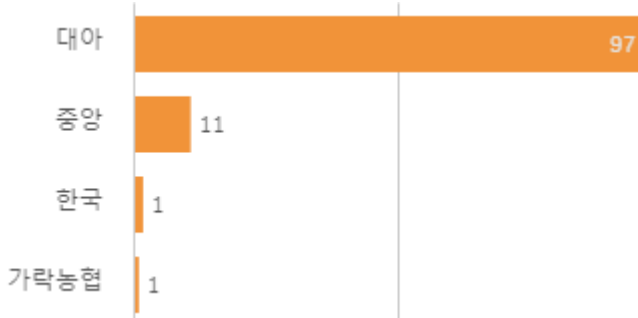
거래 단량별 물량 구성비



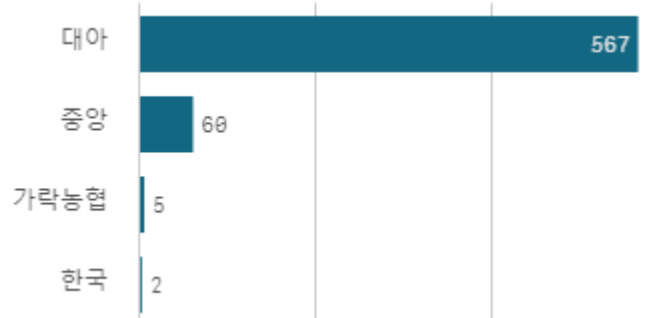
출하 품종별 거래금액 구성비



도매시장 법인별 거래물량(톤)

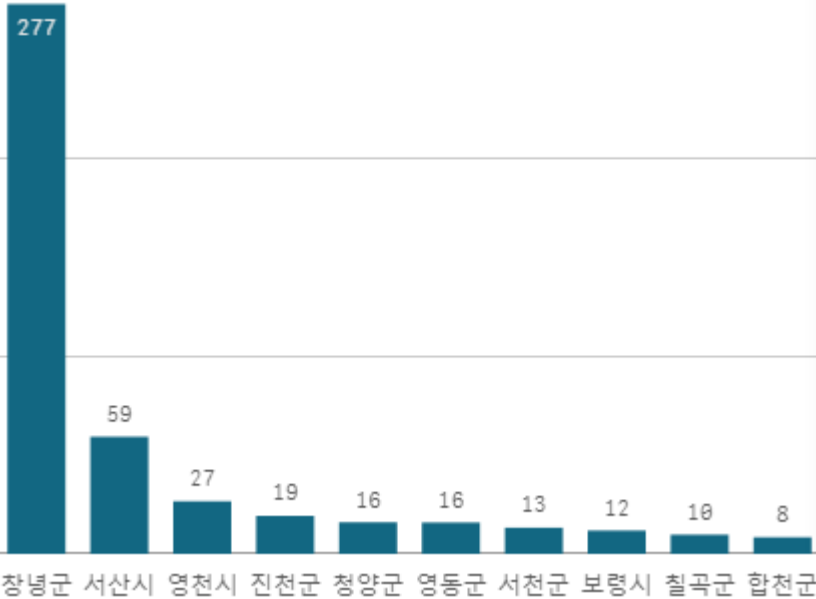


도매시장 법인별 거래금액(백만원)



깁마늘 대서(20Kg)

산지별 거래물량(톤)



출하산지(개소)

16

출하건수(천건)

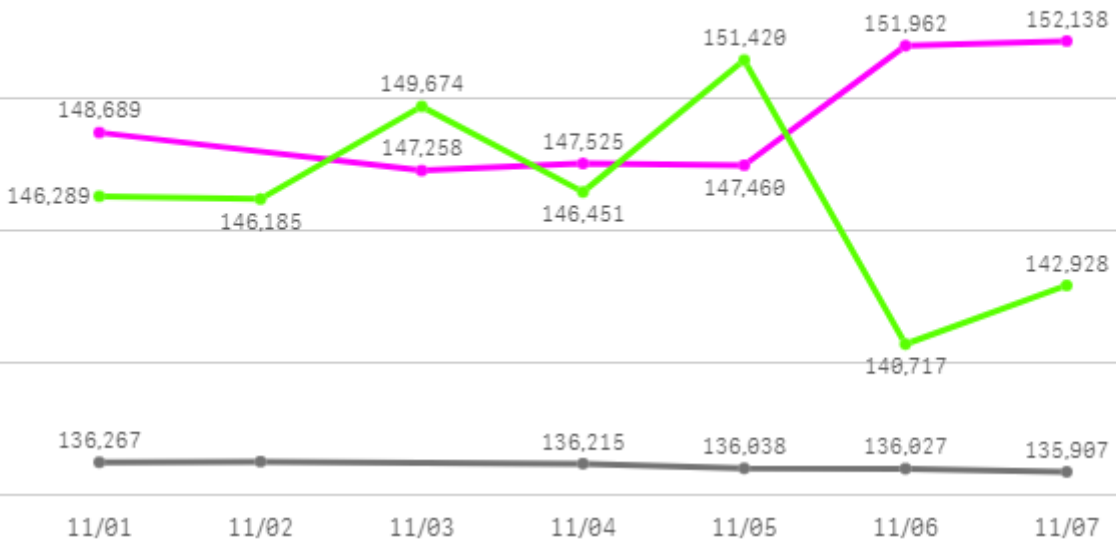
1

산지별 주출하 시군구



주간 도매가격(원)

◆ 2025 ● 2024 ◆ 평년



구분	금주(A)	전주(B)	전월(C)	전년(D)	평년(E)	A/B	A/C	A/D	A/E
가격(원)	149,216	147,660	147,532	136,124	143,921	101.1%	101.1%	109.6%	103.7%

※ 상품 가격 기준

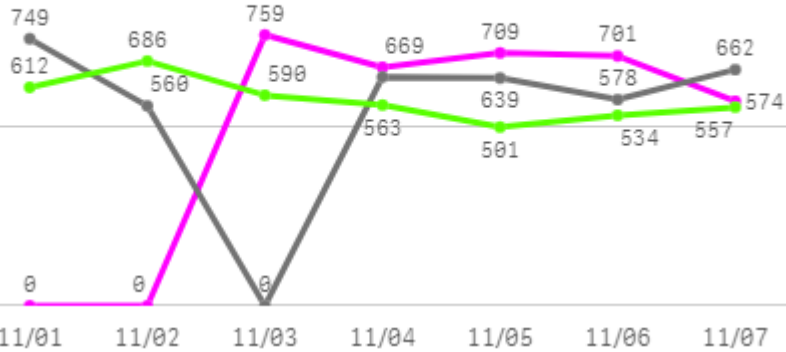
□ 깐마늘 대서(20Kg) 주간 가격

구분	Q	품종	Q	단량	Q	특	상	보통	하
2025-11-01		깐마늘 대서		20Kg		-	148,689	135,496	92,501
2025-11-03		깐마늘 대서		20Kg		-	147,258	133,422	88,948
2025-11-04		깐마늘 대서		20Kg		-	147,525	135,110	91,965
2025-11-05		깐마늘 대서		20Kg		-	147,460	133,801	94,913
2025-11-06		깐마늘 대서		20Kg		-	151,962	138,433	94,346
2025-11-07		깐마늘 대서		20Kg		-	152,138	136,784	92,190
평균						-	149,172	135,508	92,477

양파

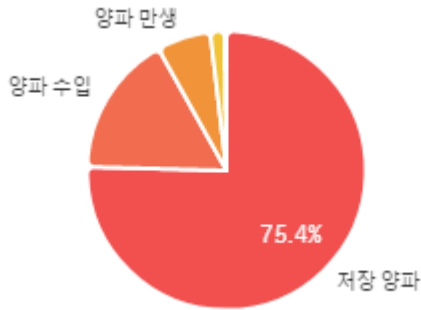
주간 반입량(톤)

◆ 2025 ● 2024 ▲ 평년

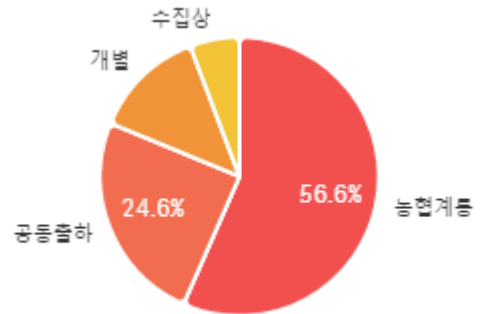


구분	금주(A)	전주(B)	전월(C)	전년(D)	평년(E)	A/B	A/C	A/D	A/E
물량(톤)	3,411	4,208	2,480	3,830	3,913	81.1%	137.6%	89.1%	87.2%

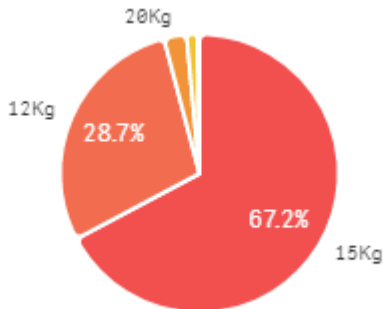
출하 품종별 거래물량 구성비



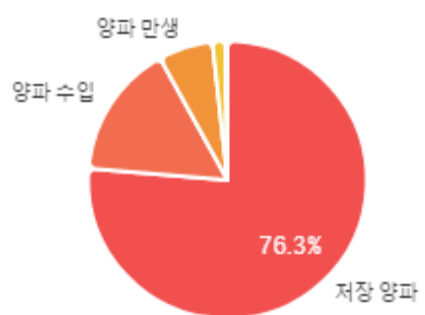
출하자별 거래물량 구성비



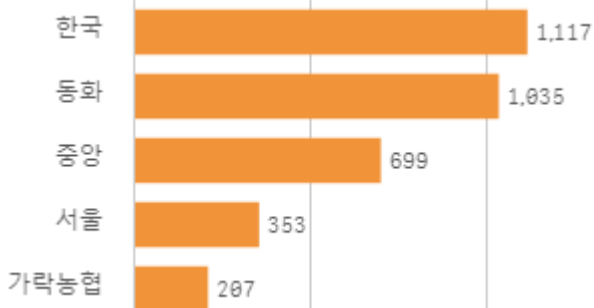
거래 단량별 물량 구성비



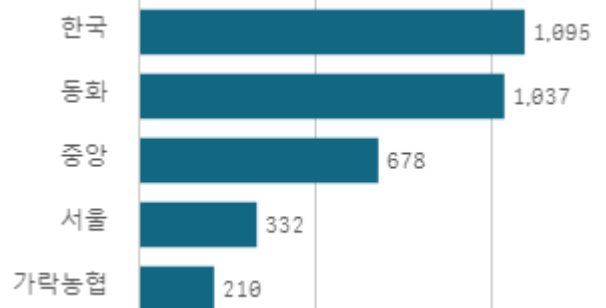
출하 품종별 거래금액 구성비



도매시장 법인별 거래물량(톤)



도매시장 법인별 거래금액(백만원)



양파(1Kg)

산지별 거래물량(톤)



함양군

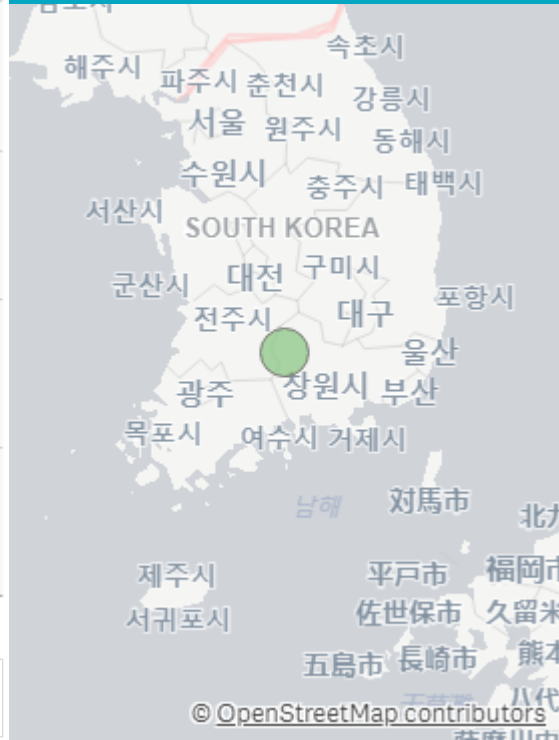
출하산지(개소)

1

출하건수(천건)

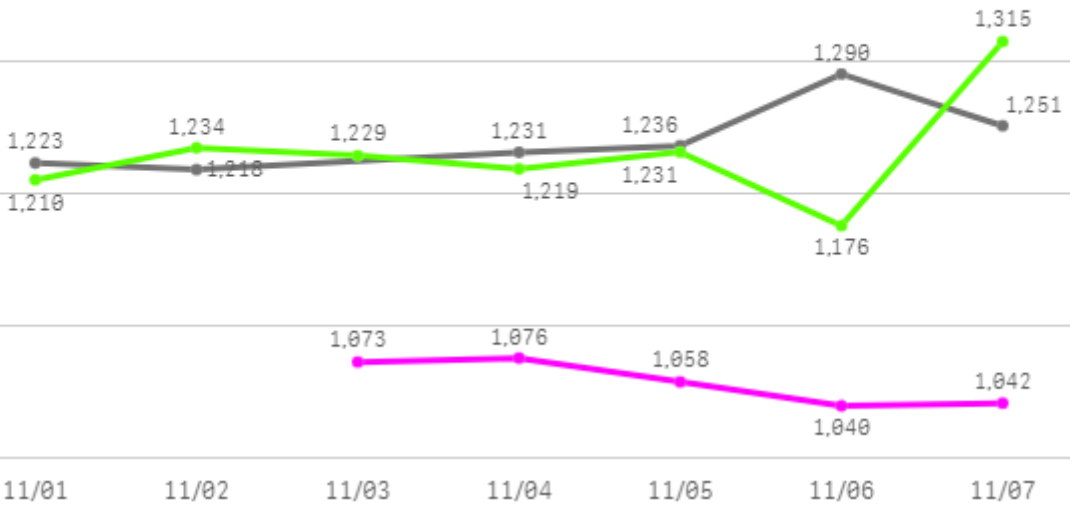
0

산지별 주출하 시군구



주간 도매가격(원)

◆ 2025 ● 2024 ◆ 평년



구분	금주(A)	전주(B)	전월(C)	전년(D)	평년(E)	A/B	A/C	A/D	A/E
가격(원)	1,058	1,059	1,093	1,242	1,189	99.9%	96.8%	85.2%	88.9%

※ 상품 가격 기준

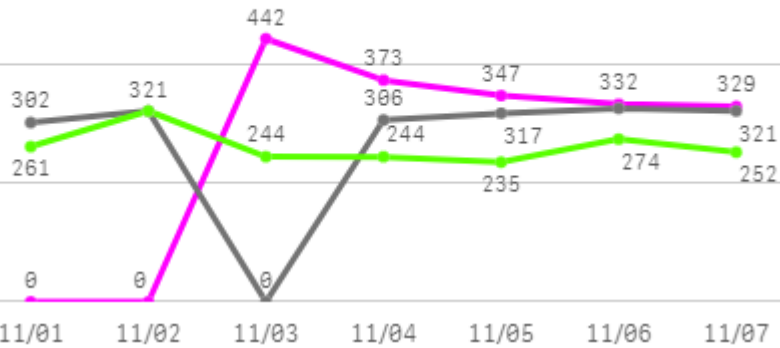
□ 양파(1Kg) 주간 가격

구분	Q	품종	Q	단량	Q	특	상	보통	하
2025-11-03		양파		1Kg		1,171	1,073	998	870
2025-11-04		양파		1Kg		1,172	1,076	1,018	889
2025-11-05		양파		1Kg		1,171	1,058	999	871
2025-11-06		양파		1Kg		1,174	1,040	962	823
2025-11-07		양파		1Kg		1,193	1,042	951	793
평균						1,176	1,058	986	849

대파

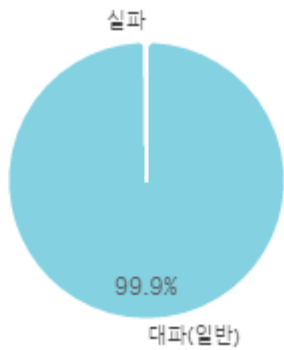
주간 반입량(톤)

◆ 2025 ● 2024 ▲ 평년

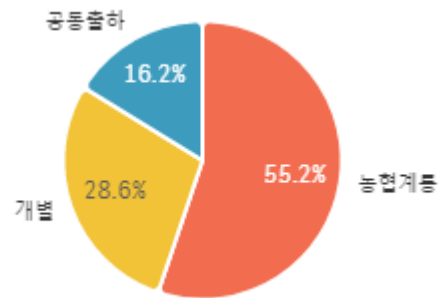


구분	금주(A)	전주(B)	전월(C)	전년(D)	평년(E)	A/B	A/C	A/D	A/E
물량(톤)	1,823	2,348	1,585	1,892	1,824	77.6%	115.1%	96.4%	100.0%

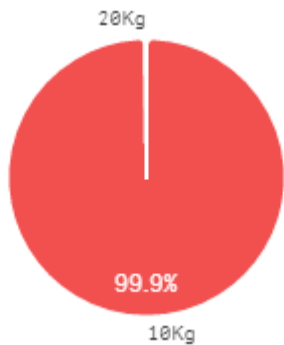
출하 품종별 거래물량 구성비



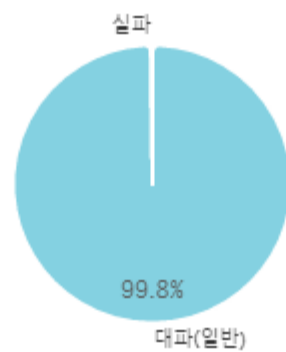
출하자별 거래물량 구성비



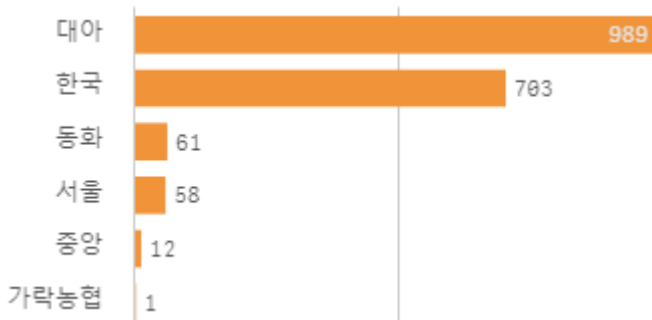
거래 단량별 물량 구성비



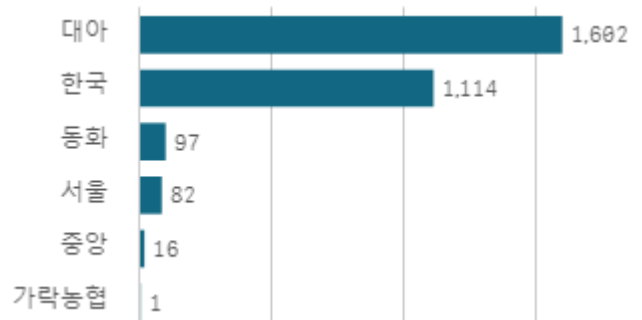
출하 품종별 거래금액 구성비



도매시장 법인별 거래물량(톤)

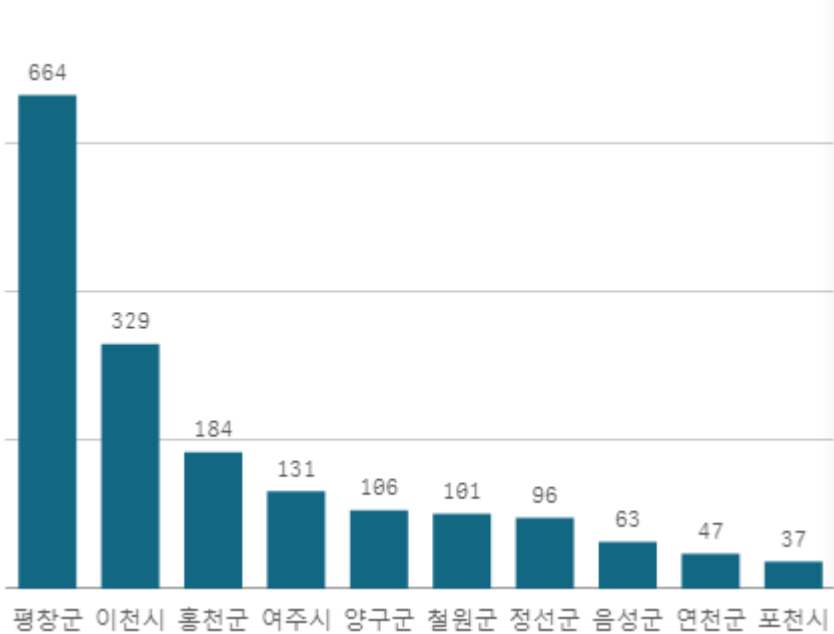


도매시장 법인별 거래금액(백만원)



대파(일반)(1Kg)

산지별 거래물량(톤)



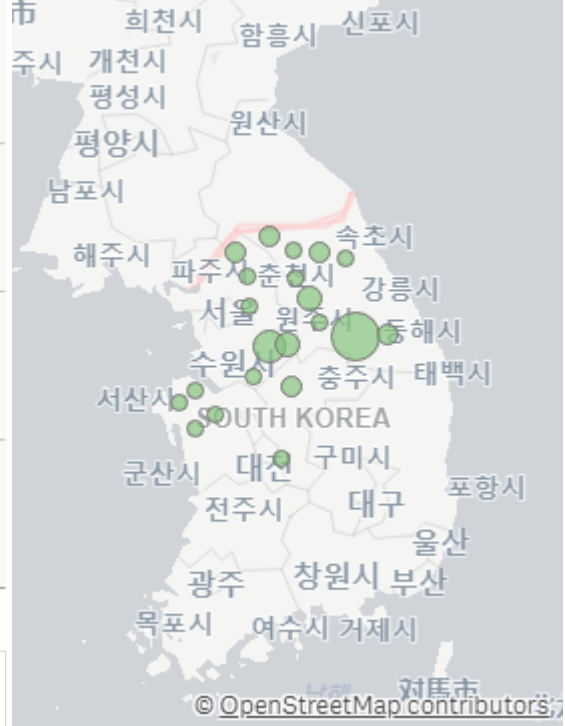
출하산지(개소)

21

출하건수(천건)

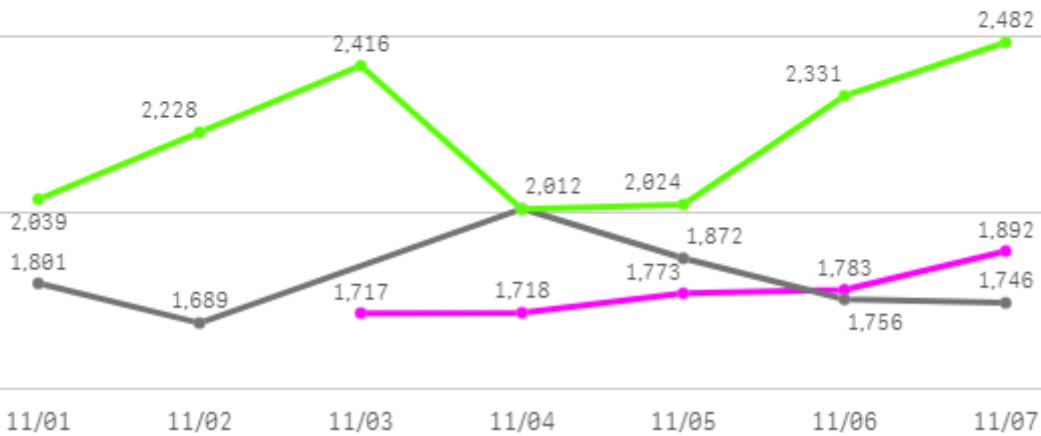
1

산지별 주출하 시군구



주간 도매가격(원)

◆ 2025 ● 2024 ◆ 평년



구분	금주(A)	전주(B)	전월(C)	전년(D)	평년(E)	A/B	A/C	A/D	A/E
가격(원)	1,777	1,612	2,031	1,813	2,018	110.2%	87.5%	98.0%	88.0%

※ 상품 가격 기준

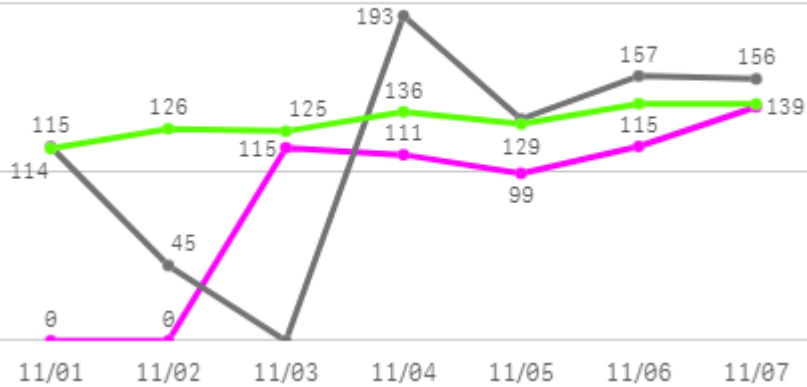
□ 대파(일반)(1Kg) 주간 가격

구분	Q	품종	Q	단량	Q	특	상	보통	하
2025-11-03		대파(일반)		1Kg		2,015	1,717	1,465	1,212
2025-11-04		대파(일반)		1Kg		2,090	1,718	1,478	1,259
2025-11-05		대파(일반)		1Kg		2,128	1,773	1,571	1,397
2025-11-06		대파(일반)		1Kg		2,143	1,783	1,540	1,329
2025-11-07		대파(일반)		1Kg		2,224	1,892	1,666	1,459
평균						2,120	1,777	1,544	1,331

쪽파

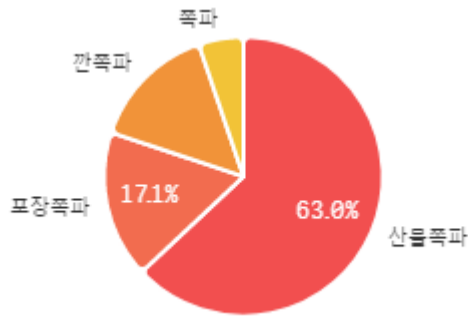
주간 반입량(톤)

◆ 2025 ● 2024 ▲ 평년

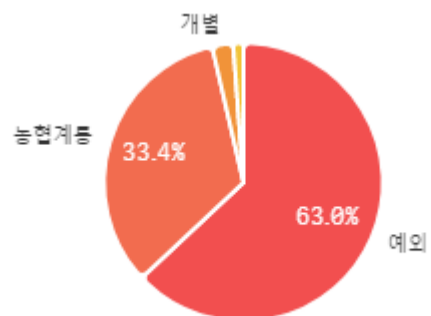


구분	금주(A)	전주(B)	전월(C)	전년(D)	평년(E)	A/B	A/C	A/D	A/E
물량(톤)	579	450	439	798	837	128.7%	132.0%	72.6%	69.2%

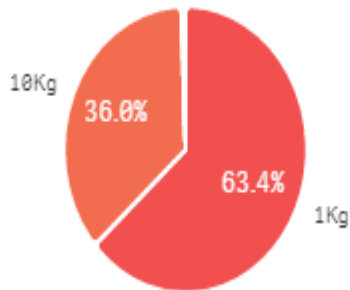
출하 품종별 거래물량 구성비



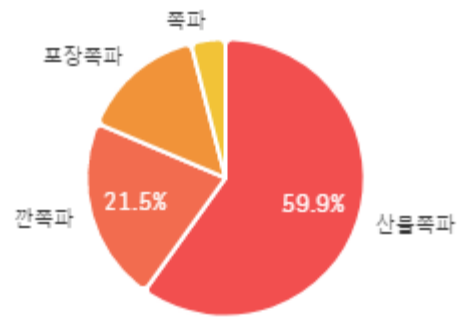
출하자별 거래물량 구성비



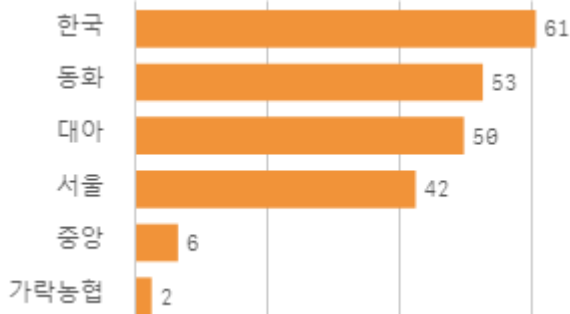
거래 단량별 물량 구성비



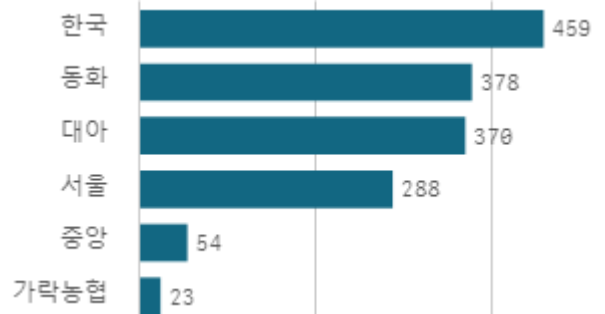
출하 품종별 거래금액 구성비



도매시장 법인별 거래물량(톤)

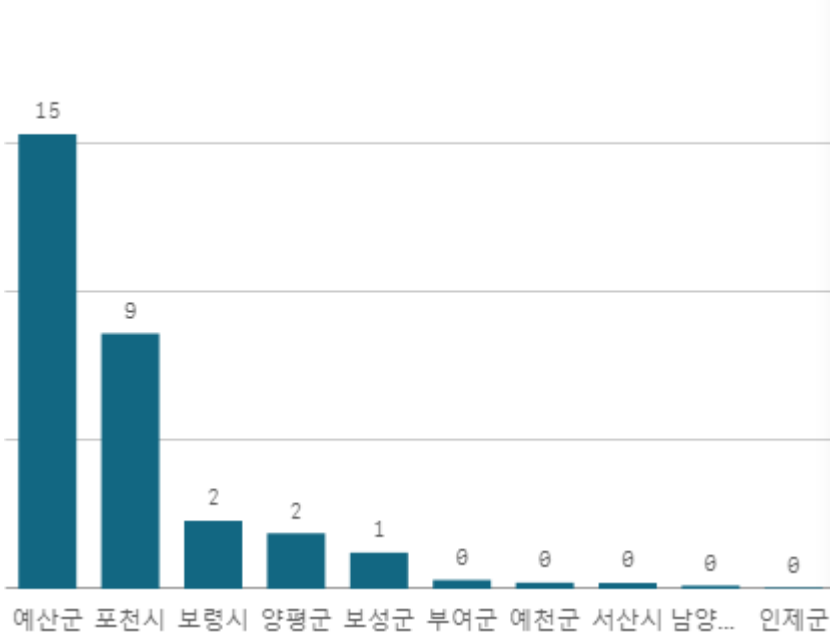


도매시장 법인별 거래금액(백만원)



쪽파(10Kg)

산지별 거래물량(톤)



출하산지(개소)

11

출하건수(천건)

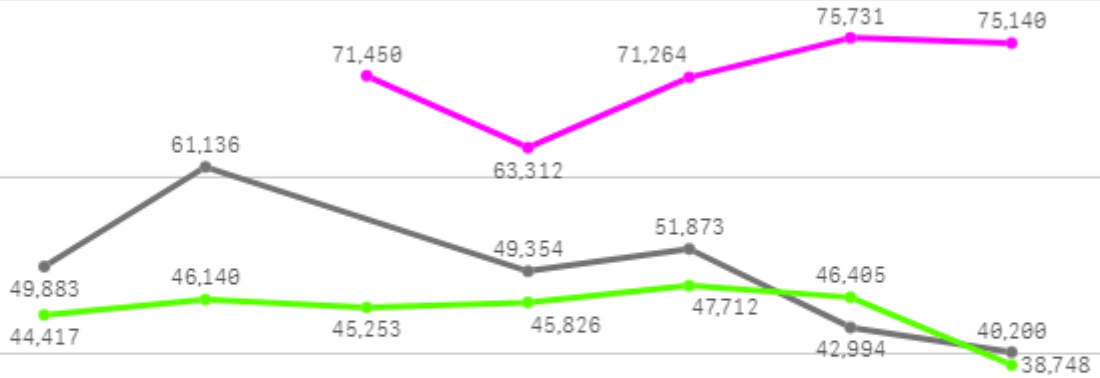
0

산지별 주출하 시군구



주간 도매가격(원)

● 2025 ● 2024 ● 평년



11/01 11/02 11/03 11/04 11/05 11/06 11/07

구분	금주(A)	전주(B)	전월(C)	전년(D)	평년(E)	A/B	A/C	A/D	A/E
가격(원)	71,379	83,414	67,988	49,240	50,166	85.6%	105.0%	145.0%	142.3%

※ 상품 가격 기준

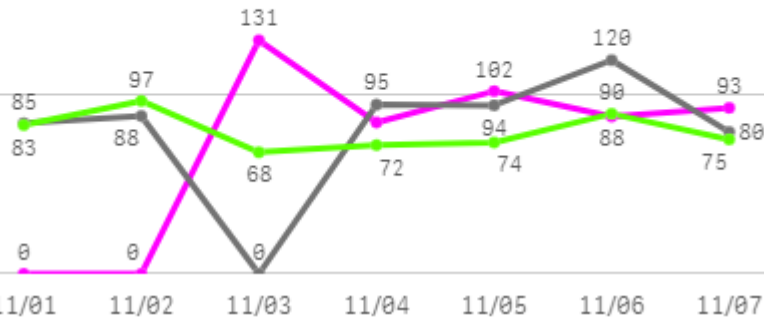
□ 쪽파(10Kg) 주간 가격

구분	Q	품종	Q	단량	Q	특	상	보통	하
2025-11-03		쪽파		10Kg		86,128	71,450	53,143	33,291
2025-11-04		쪽파		10Kg		83,190	63,312	48,152	32,870
2025-11-05		쪽파		10Kg		87,957	71,264	52,843	35,534
2025-11-06		쪽파		10Kg		95,661	75,731	55,918	34,198
2025-11-07		쪽파		10Kg		91,816	75,140	58,229	33,576
평균						88,950	71,379	53,657	33,894

파프리카

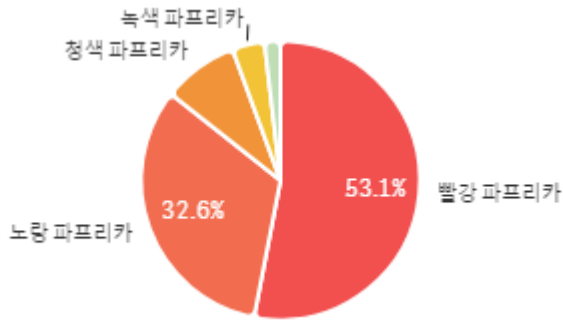
주간 반입량(톤)

◆ 2025 ● 2024 ▲ 평년

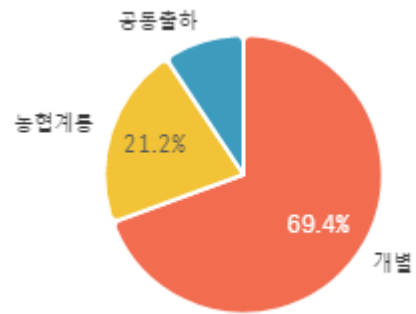


구분	금주(A)	전주(B)	전월(C)	전년(D)	평년(E)	A/B	A/C	A/D	A/E
물량(톤)	500	559	383	562	552	89.3%	130.5%	88.9%	90.5%

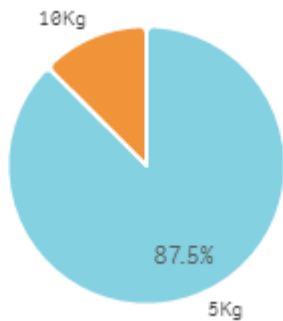
출하 품종별 거래물량 구성비



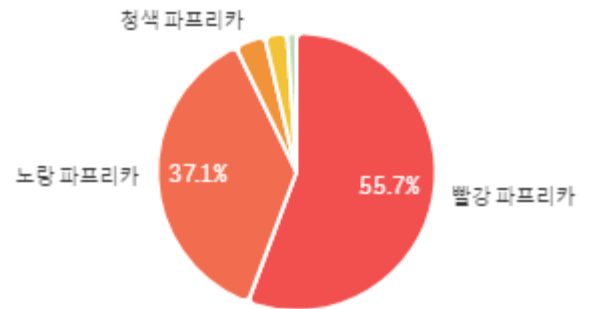
출하자별 거래물량 구성비



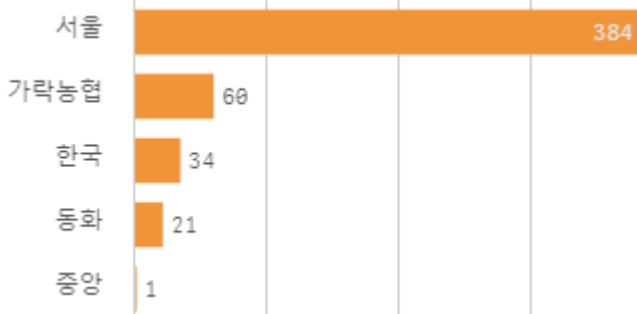
거래 단량별 물량 구성비



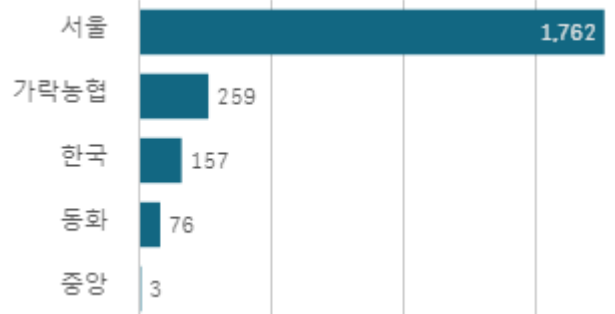
출하 품종별 거래금액 구성비



도매시장 법인별 거래물량(톤)

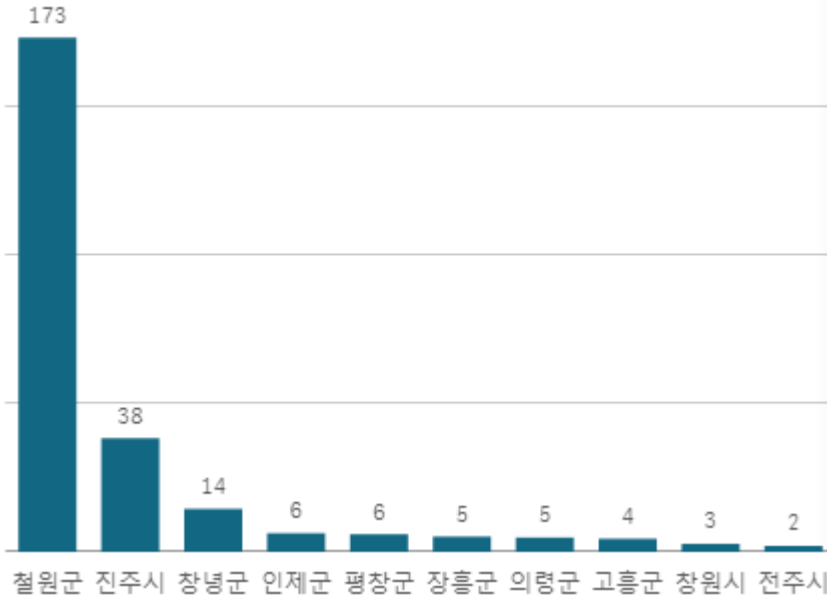


도매시장 법인별 거래금액(백만원)



빨강 파프리카(5Kg)

산지별 거래물량(톤)



출하산지(개소)

18

출하건수(천건)

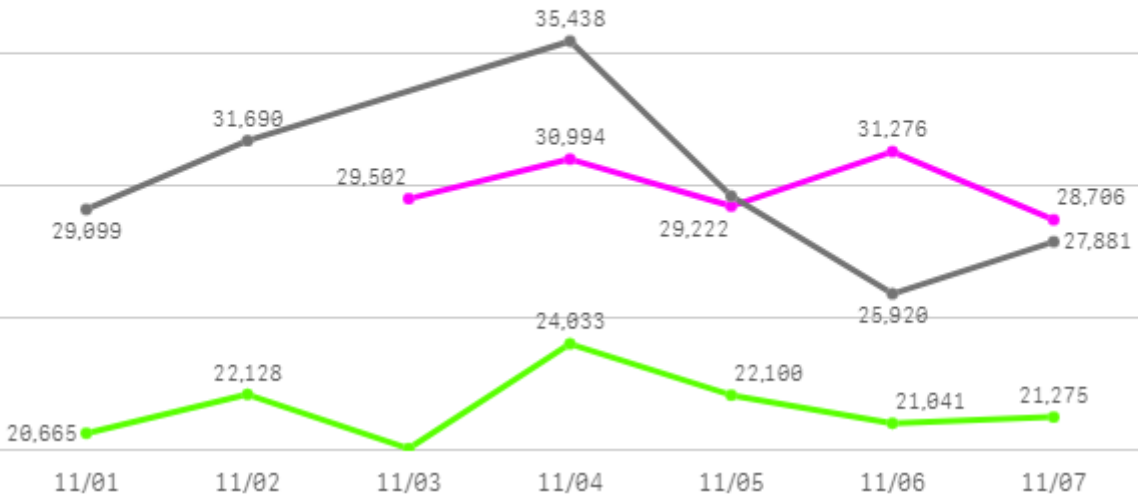
2

산지별 주출하 시군구



주간 도매가격(원)

◆ 2025 ● 2024 ◆ 평년



구분	금주(A)	전주(B)	전월(C)	전년(D)	평년(E)	A/B	A/C	A/D	A/E
가격(원)	29,940	35,907	42,445	29,938	21,998	83.4%	70.5%	100.0%	136.1%

※ 상품 가격 기준

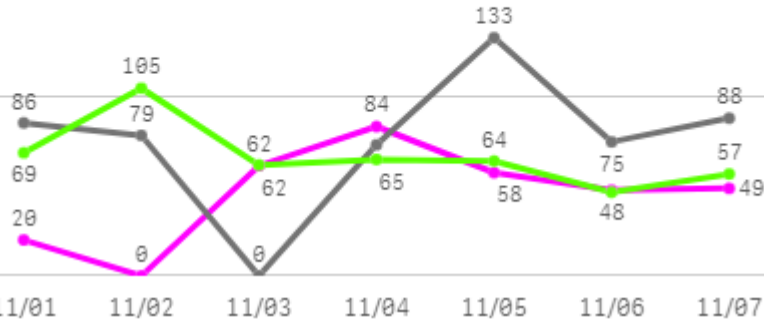
□ 빨강 파프리카(5Kg) 주간 가격

구분	Q	품종	Q	단량	Q	특	상	보통	하
2025-11-03		빨강 파프리카		5Kg		-	29,502	25,277	19,847
2025-11-04		빨강 파프리카		5Kg		-	30,994	26,387	19,546
2025-11-05		빨강 파프리카		5Kg		-	29,222	25,196	18,950
2025-11-06		빨강 파프리카		5Kg		-	31,276	25,828	18,894
2025-11-07		빨강 파프리카		5Kg		-	28,706	25,054	17,916
평균						-	29,940	25,548	19,031

양상추

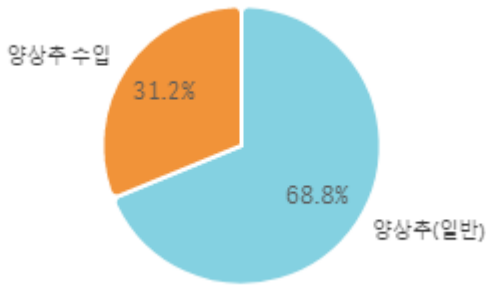
주간 반입량(톤)

◆ 2025 ● 2024 ▲ 평년

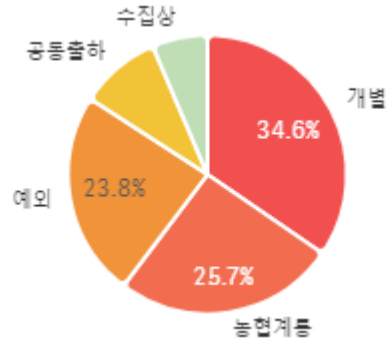


구분	금주(A)	전주(B)	전월(C)	전년(D)	평년(E)	A/B	A/C	A/D	A/E
물량(톤)	320	466	312	535	436	68.8%	102.7%	59.9%	73.4%

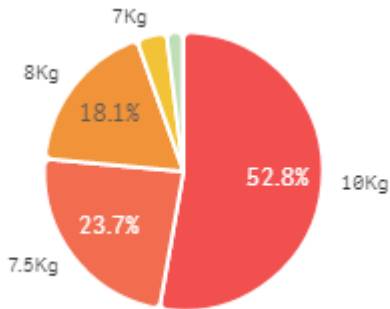
출하 품종별 거래물량 구성비



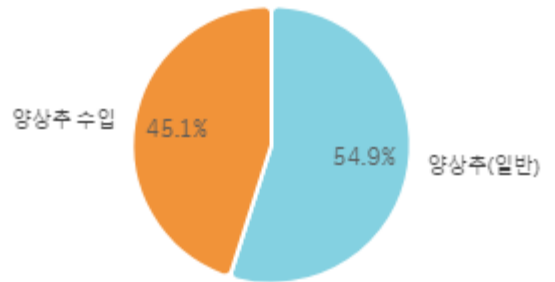
출하자별 거래물량 구성비



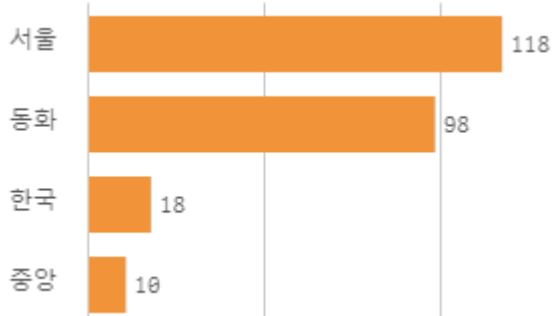
거래 단량별 물량 구성비



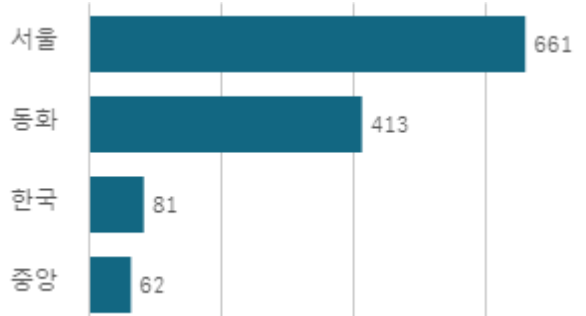
출하 품종별 거래금액 구성비



도매시장 법인별 거래물량(톤)

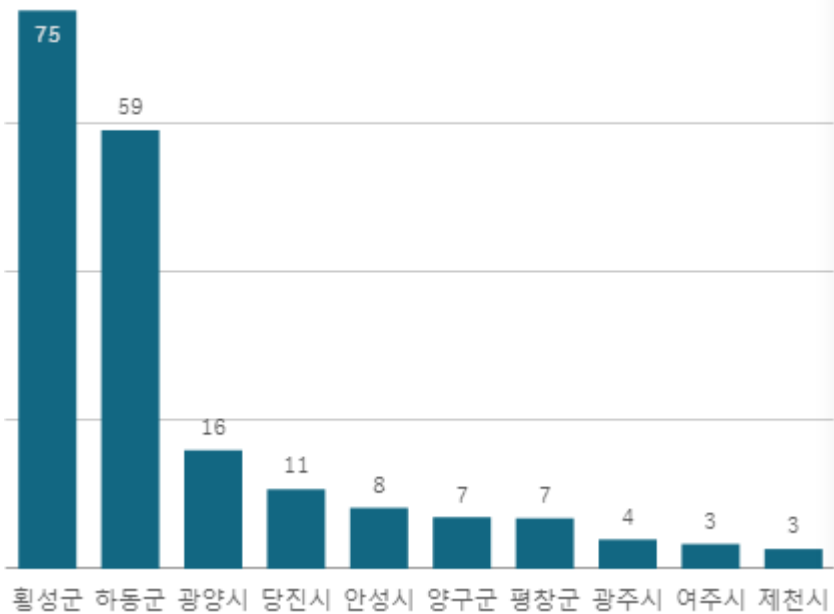


도매시장 법인별 거래금액(백만원)



양상추(일반)(12개)

산지별 거래물량(톤)



출하산지(개소)

18

출하건수(천건)

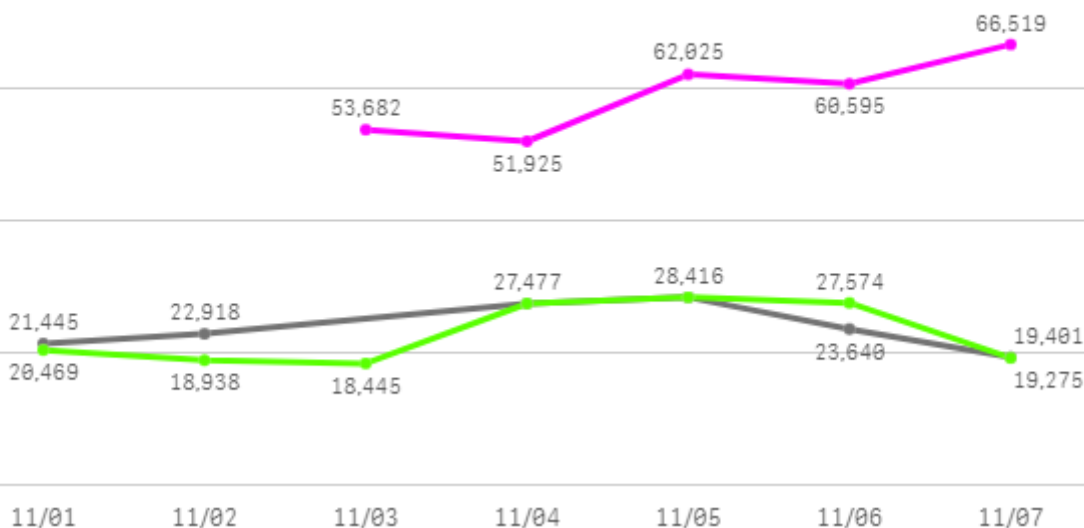
0

산지별 주출하 시군구



주간 도매가격(원)

◆ 2025 ● 2024 ◆ 평년



구분	금주(A)	전주(B)	전월(C)	전년(D)	평년(E)	A/B	A/C	A/D	A/E
가격(원)	58,949	42,470	28,125	23,883	33,850	138.8%	209.6%	246.8%	174.2%

※ 상품 가격 기준

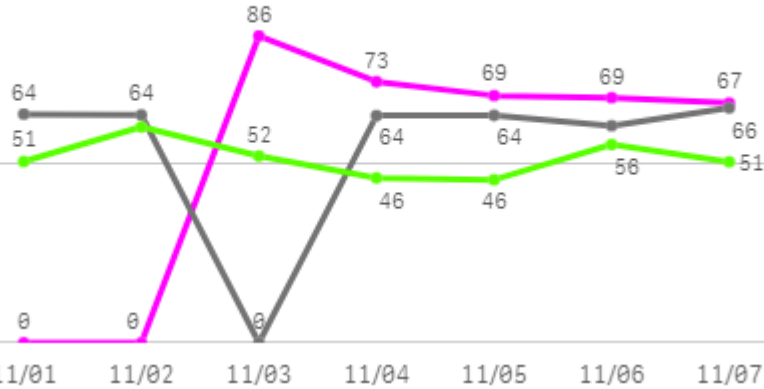
□ 양상추(일반)(12개) 주간 가격

구분	Q	품종	Q	단량	Q	특	상	보통	하
2025-11-03		양상추(일반)		12개		-	53,682	45,458	26,347
2025-11-04		양상추(일반)		12개		-	51,925	39,569	24,319
2025-11-05		양상추(일반)		12개		-	62,025	46,435	25,946
2025-11-06		양상추(일반)		12개		-	60,595	49,814	28,030
2025-11-07		양상추(일반)		12개		-	66,519	55,829	32,259
평균						-	58,949	47,421	27,380

청경채

주간 반입량(톤)

2025 (파란색 선) 2024 (회색 선) 평년 (녹색 선)

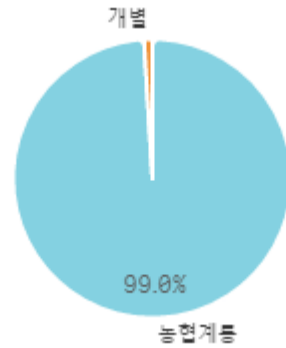


구분	금주(A)	전주(B)	전월(C)	전년(D)	평년(E)	A/B	A/C	A/D	A/E
물량(톤)	364	388	292	382	374	93.9%	125.0%	95.4%	97.6%

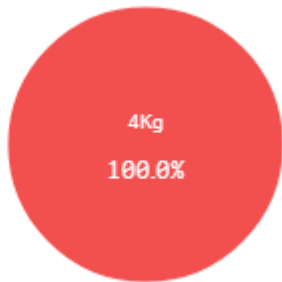
출하 품종별 거래물량 구성비



출하자별 거래물량 구성비



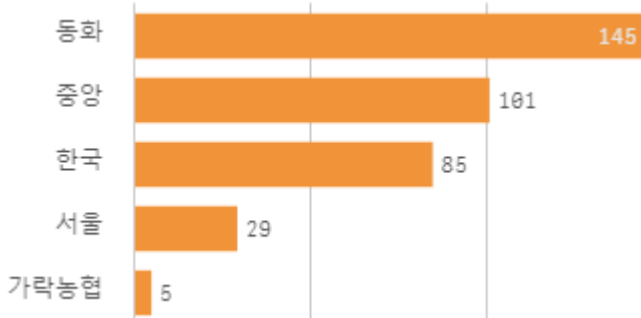
거래 단량별 물량 구성비



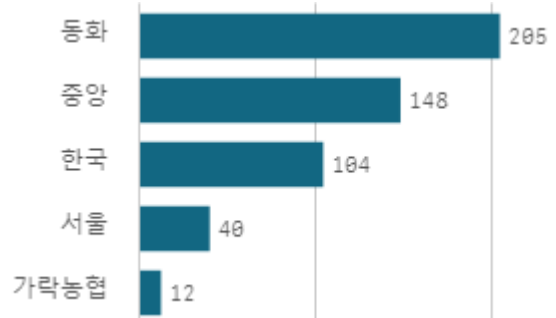
출하 품종별 거래금액 구성비



도매시장 법인별 거래물량(톤)

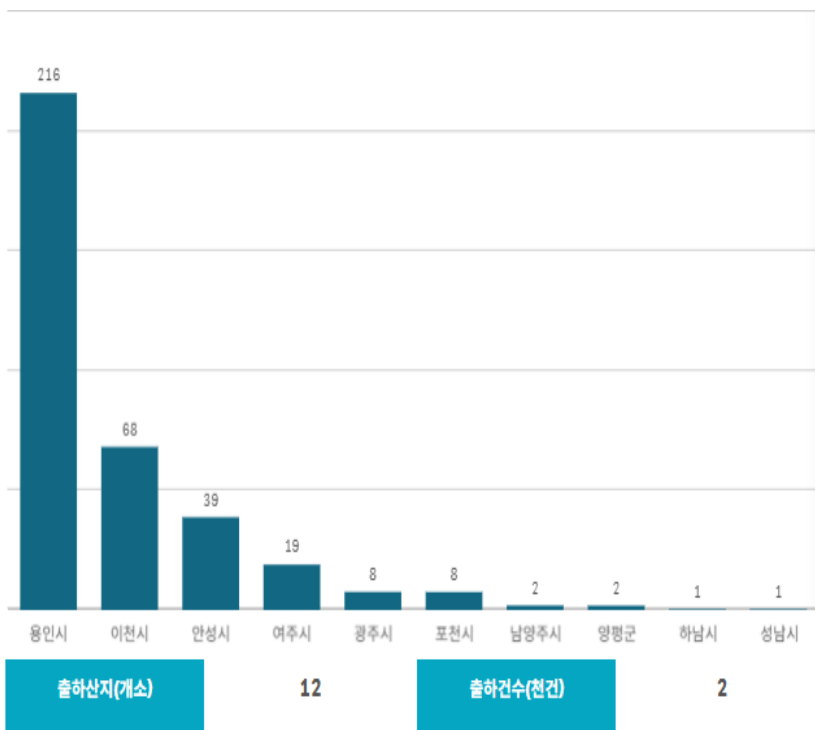


도매시장 법인별 거래금액(백만원)



청경채(4Kg)

산지별 거래물량(톤)

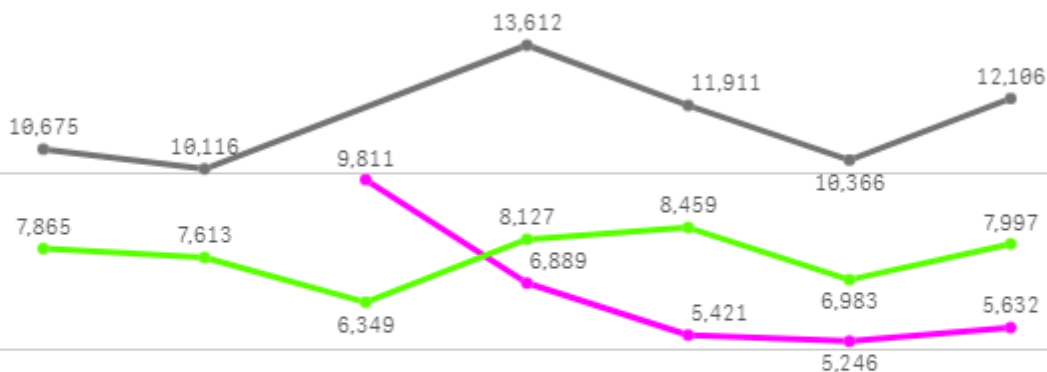


산지별 주출하 시군구



주간 도매가격(원)

◆ 2025 ● 2024 ◆ 평년



11/01 11/02 11/03 11/04 11/05 11/06 11/07

구분	금주(A)	전주(B)	전월(C)	전년(D)	평년(E)	A/B	A/C	A/D	A/E
가격(원)	6,600	16,241	17,771	11,464	7,445	40.6%	37.1%	57.6%	88.6%

※ 상품 가격 기준

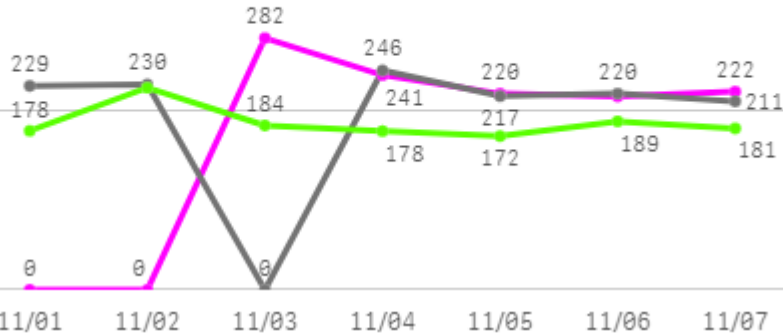
□ 청경채(4Kg) 주간 가격

구분	Q	품종	Q	단량	Q	특	상	보통	하
2025-11-03		청경채		4Kg		-	9,811	8,001	6,600
2025-11-04		청경채		4Kg		-	6,889	5,883	4,643
2025-11-05		청경채		4Kg		-	5,421	4,748	4,032
2025-11-06		청경채		4Kg		-	5,246	4,760	3,914
2025-11-07		청경채		4Kg		-	5,632	4,841	3,885
평균						-	6,600	5,647	4,615

버섯

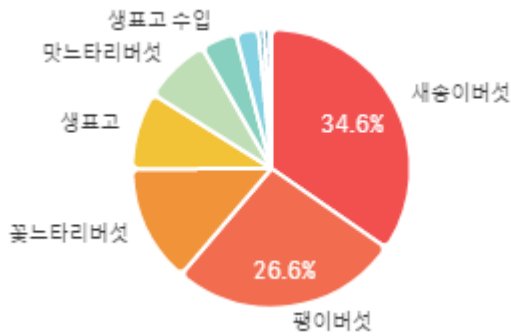
주간 반입량(톤)

◆ 2025 ● 2024 ▲ 평년

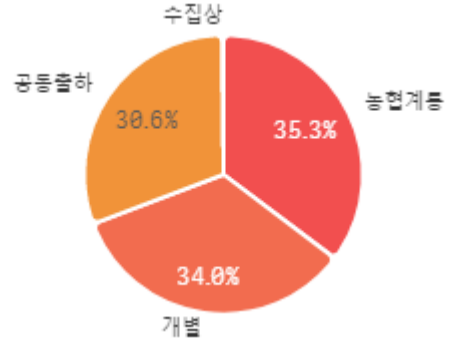


구분	금주(A)	전주(B)	전월(C)	전년(D)	평년(E)	A/B	A/C	A/D	A/E
물량(톤)	1,182	1,443	1,168	1,354	1,274	81.9%	101.2%	87.3%	92.8%

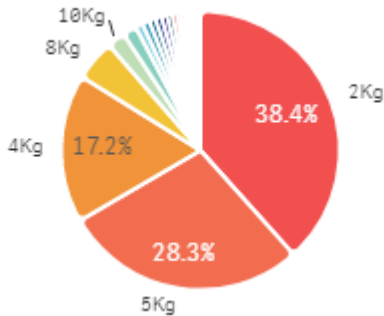
출하 품종별 거래물량 구성비



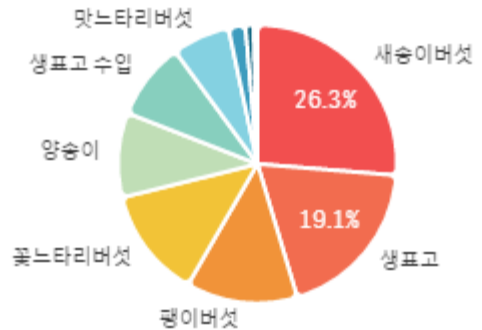
출하자별 거래물량 구성비



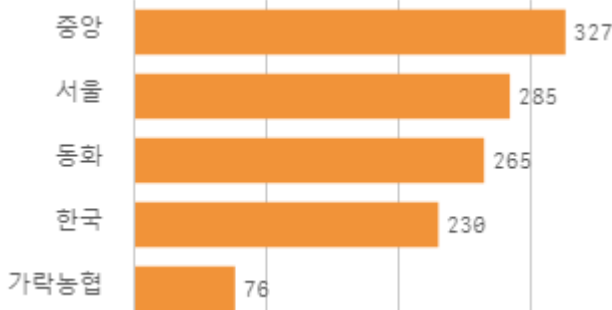
거래 단량별 물량 구성비



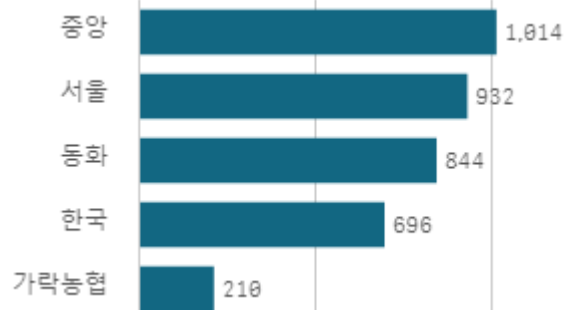
출하 품종별 거래금액 구성비



도매시장 법인별 거래물량(톤)

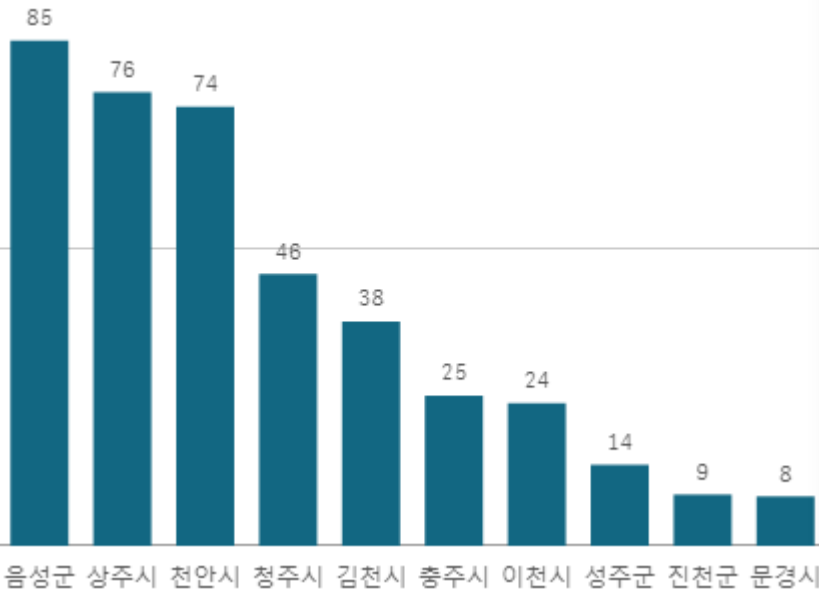


도매시장 법인별 거래금액(백만원)



새송이버섯(2Kg)

산지별 거래물량(톤)



출하산지(개소)

15

출하건수(전건)

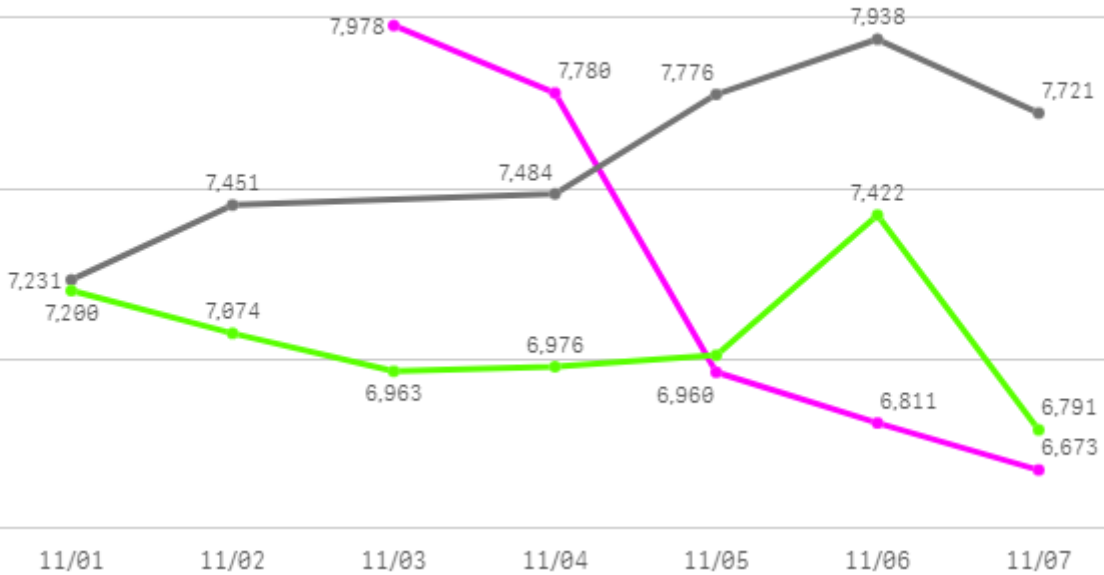
3

산지별 주출하 시군구



주간 도매가격(원)

◆ 2025 ● 2024 ◆ 평년



구분	금주(A)	전주(B)	전월(C)	전년(D)	평년(E)	A/B	A/C	A/D	A/E
가격(원)	7,240	8,603	7,945	7,600	7,125	84.2%	91.1%	95.3%	101.6%

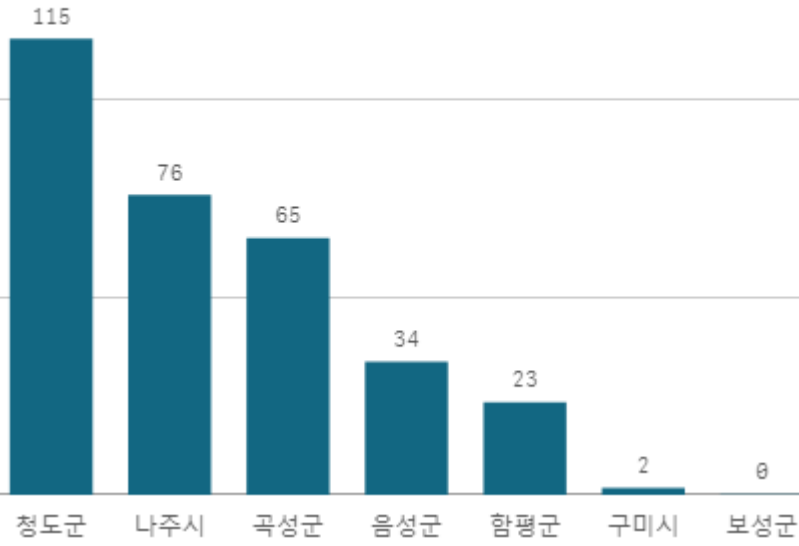
※ 상품 가격 기준

□ 새송이버섯(2Kg) 주간 가격

구분	Q	품종	Q	단량	Q	특	상	보통	하
2025-11-03		새송이버섯		2Kg		10,142	7,978	7,262	4,084
2025-11-04		새송이버섯		2Kg		9,528	7,780	6,711	4,029
2025-11-05		새송이버섯		2Kg		8,569	6,960	6,113	3,450
2025-11-06		새송이버섯		2Kg		8,523	6,811	5,920	3,249
2025-11-07		새송이버섯		2Kg		8,277	6,673	5,877	3,872
평균						9,008	7,240	6,377	3,737

팬이버섯(5Kg)

산지별 거래물량(톤)



출하산지(개소)

7

출하건수(천건)

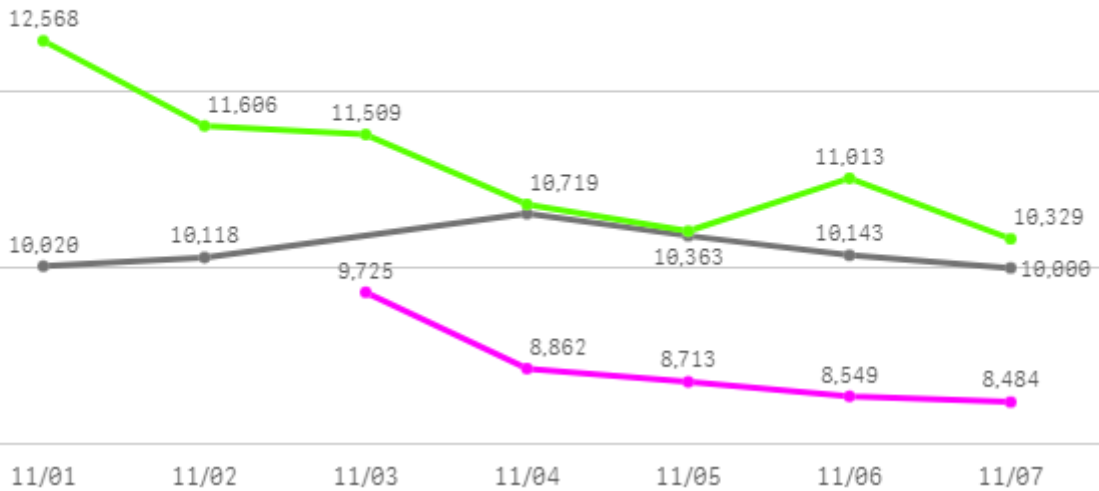
1

산지별 주출하 시군구



주간 도매가격(원)

◆ 2025 ● 2024 ◆ 평년



구분	금주(A)	전주(B)	전월(C)	전년(D)	평년(E)	A/B	A/C	A/D	A/E
가격(원)	8,867	10,487	13,296	10,210	11,572	84.6%	66.7%	86.8%	76.6%

※ 상품 가격 기준

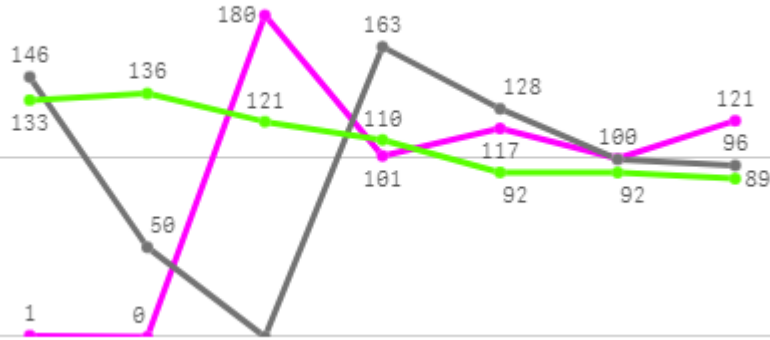
□ 팽이버섯(5Kg) 주간 가격

구분	Q	품종	Q	단량	Q	특	상	보통	하
2025-11-03		팽이버섯		5Kg		11,920	9,725	7,656	6,361
2025-11-04		팽이버섯		5Kg		9,892	8,862	7,373	6,460
2025-11-05		팽이버섯		5Kg		9,535	8,713	7,237	6,432
2025-11-06		팽이버섯		5Kg		9,448	8,549	6,831	6,266
2025-11-07		팽이버섯		5Kg		9,096	8,484	6,756	6,298
평균						9,978	8,867	7,171	6,363

사과

주간 반입량(톤)

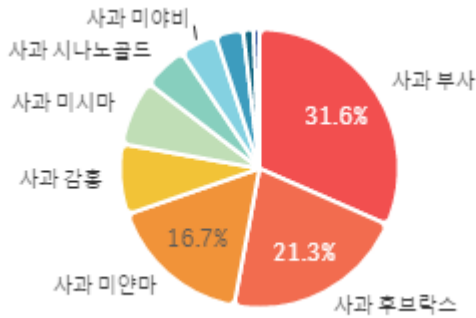
◆ 2025 ● 2024 ▲ 평년



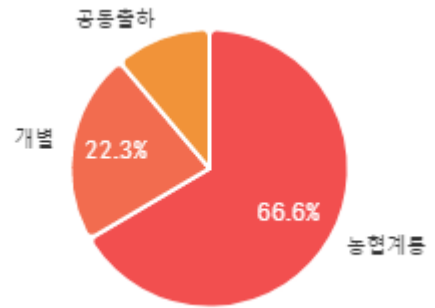
11/01 11/02 11/03 11/04 11/05 11/06 11/07

구분	금주(A)	전주(B)	전월(C)	전년(D)	평년(E)	A/B	A/C	A/D	A/E
물량(톤)	620	625	392	682	729	99.2%	158.1%	91.0%	85.1%

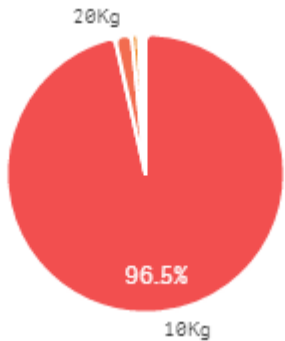
출하 품종별 거래물량 구성비



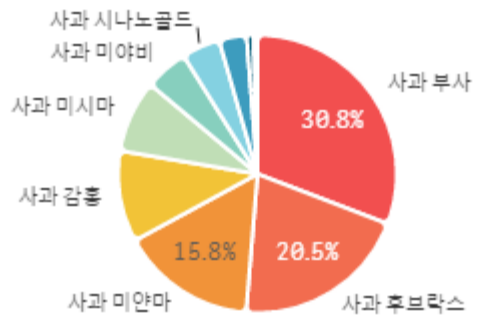
출하자별 거래물량 구성비



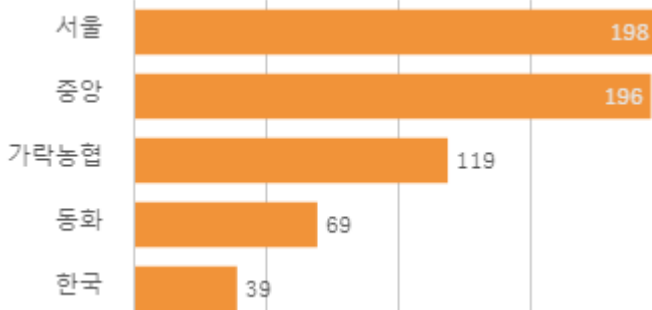
거래 단량별 물량 구성비



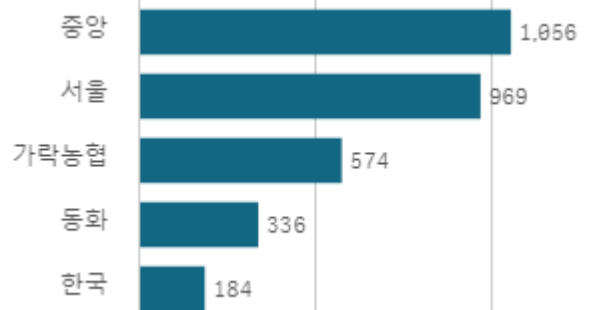
출하 품종별 거래금액 구성비



도매시장 법인별 거래물량(톤)

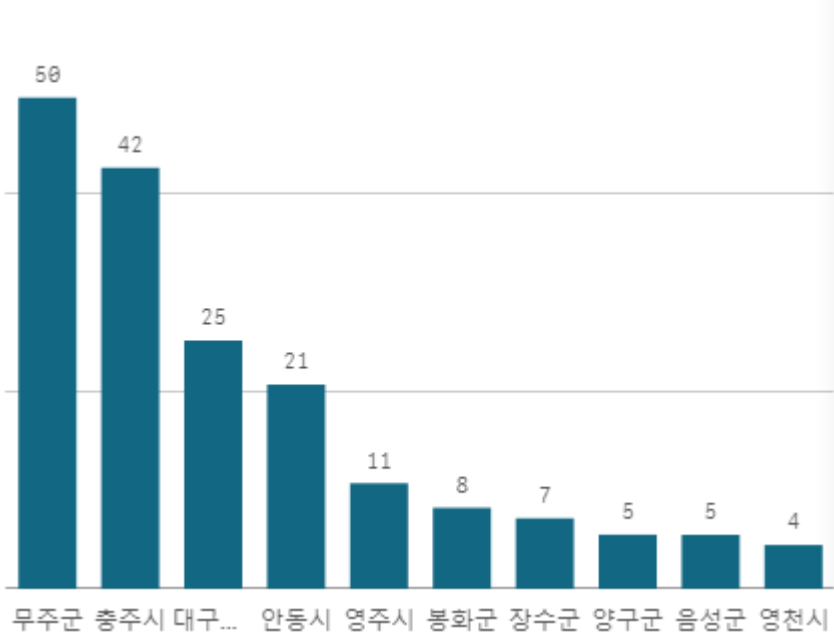


도매시장 법인별 거래금액(백만원)



사과 부사(10Kg)

산지별 거래물량(톤)



출하산지(개소)

20

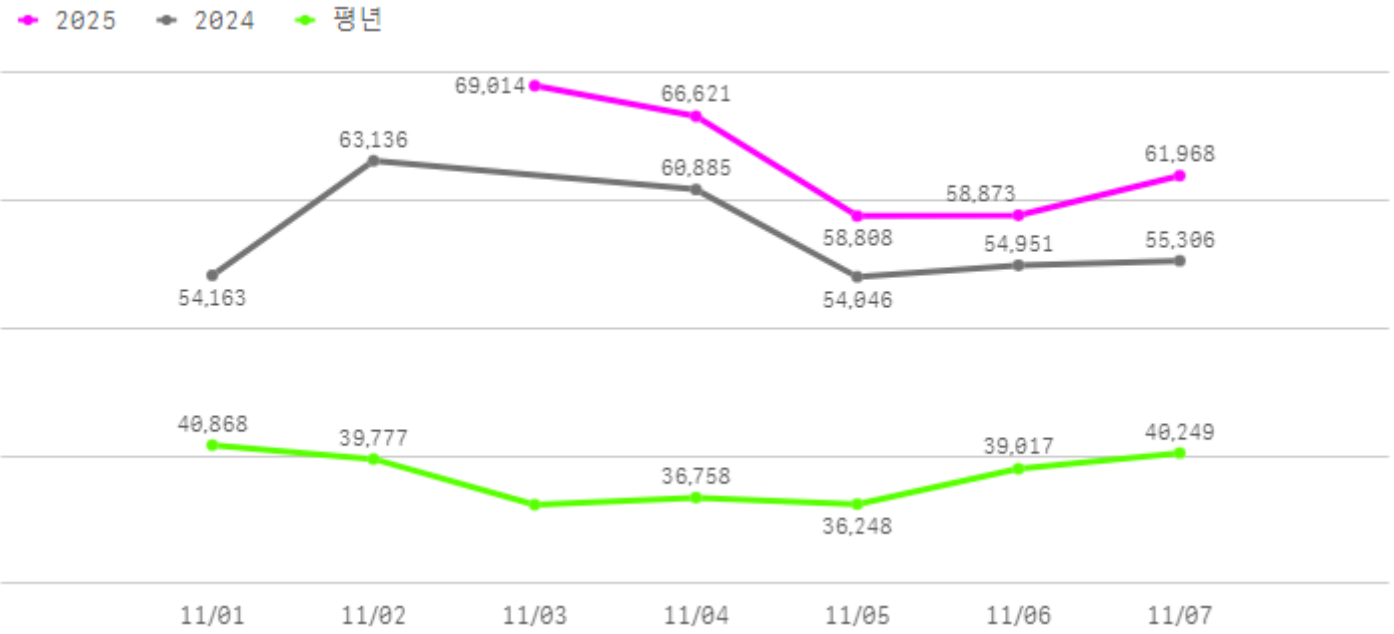
출하건수(천건)

1

산지별 주출하 시군구



주간 도매가격(원)



구분	금주(A)	전주(B)	전월(C)	전년(D)	평년(E)	A/B	A/C	A/D	A/E
가격(원)	63,057	70,925	47,988	57,081	43,366	88.9%	131.4%	110.5%	145.4%

※ 상품 가격 기준

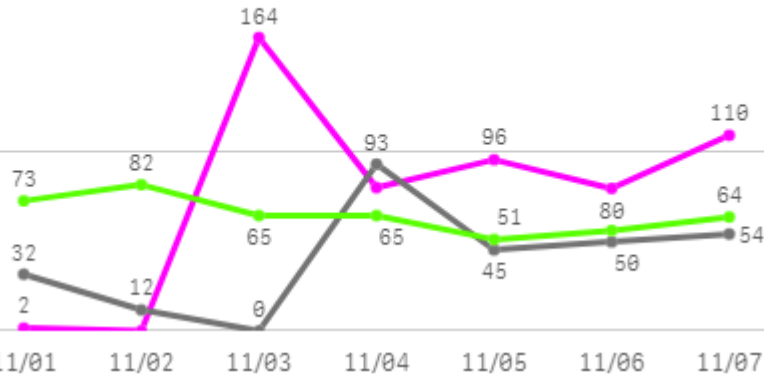
□ 사과 부사(10Kg) 주간 가격

구분	Q	품종	Q	단량	Q	특	상	보통	하
2025-11-03		사과 부사		10Kg		102,370	69,014	47,825	32,624
2025-11-04		사과 부사		10Kg		108,182	66,621	45,088	27,669
2025-11-05		사과 부사		10Kg		107,200	58,808	42,401	27,618
2025-11-06		사과 부사		10Kg		127,804	58,873	40,917	25,253
2025-11-07		사과 부사		10Kg		103,595	61,968	41,823	22,910
평균						109,830	63,057	43,611	27,215

배

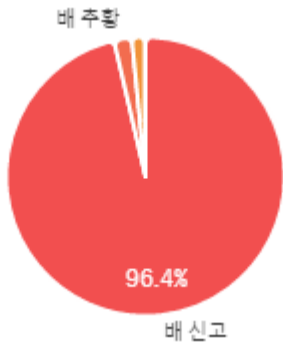
주간 반입량(톤)

◆ 2025 ● 2024 ▲ 평년

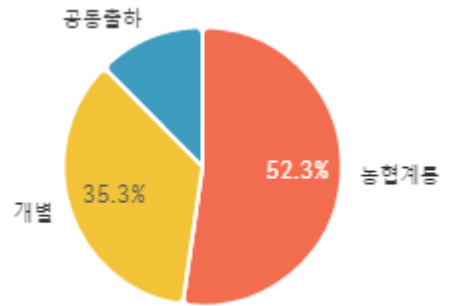


구분	금주(A)	전주(B)	전월(C)	전년(D)	평년(E)	A/B	A/C	A/D	A/E
물량(톤)	532	290	392	286	477	183.6%	135.6%	185.6%	111.4%

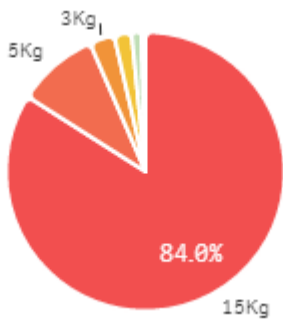
출하 품종별 거래물량 구성비



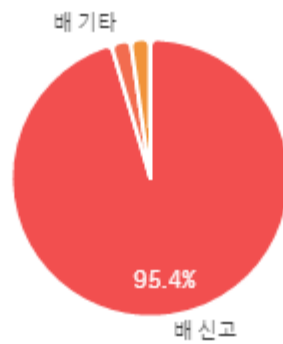
출하자별 거래물량 구성비



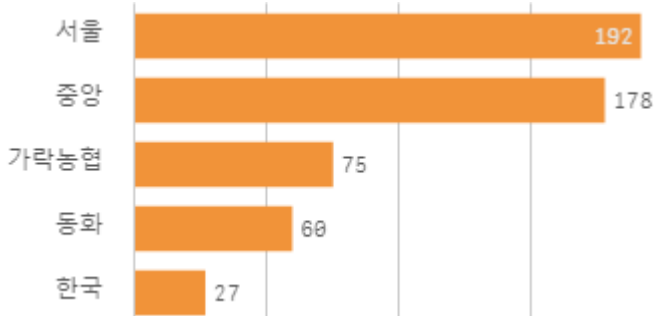
거래 단량별 물량 구성비



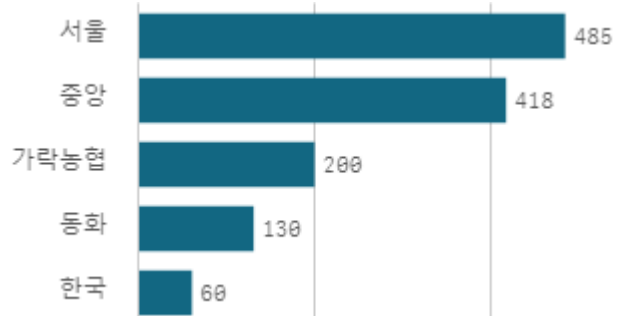
출하 품종별 거래금액 구성비



도매시장 법인별 거래물량(톤)

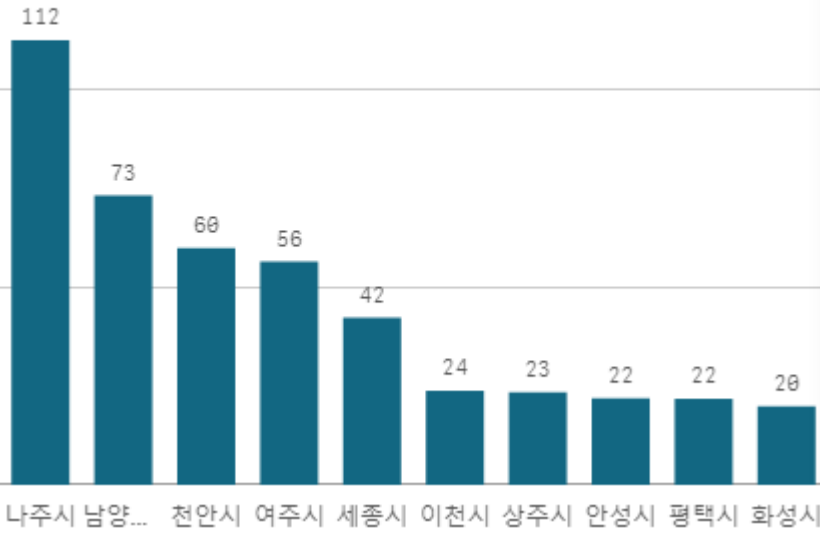


도매시장 법인별 거래금액(백만원)



배 신고(15Kg)

산지별 거래물량(톤)



출하산지(개소)

25

출하건수(천건)

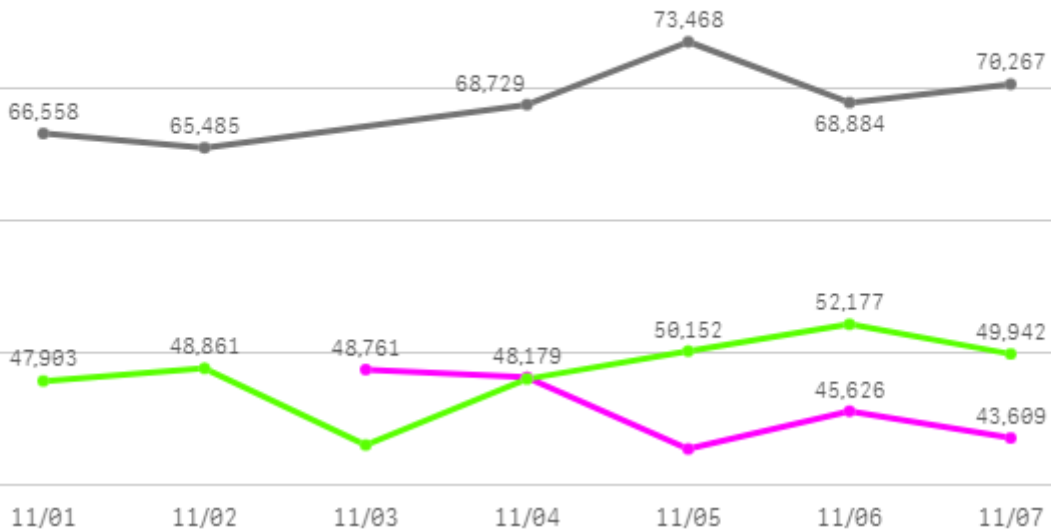
2

산지별 주출하 시군구



주간 도매가격(원)

◆ 2025 ● 2024 ◆ 평년



구분	금주(A)	전주(B)	전월(C)	전년(D)	평년(E)	A/B	A/C	A/D	A/E
가격(원)	45,791	48,625	45,582	68,899	47,108	94.2%	100.5%	66.5%	97.2%

※ 상품 가격 기준

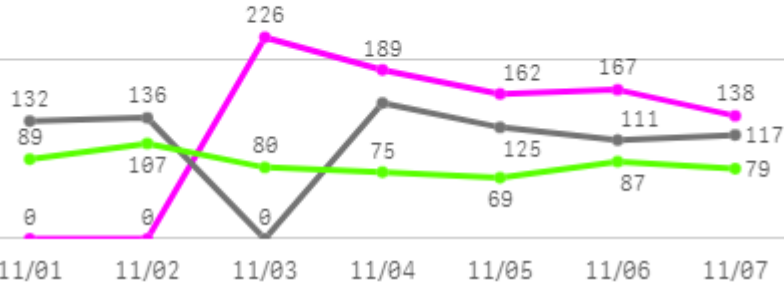
□ 배 신고(15Kg) 주간 가격

구분	Q	품종	Q	단량	Q	특	상	보통	하
2025-11-03		배 신고		15Kg		72,882	48,761	33,647	20,841
2025-11-04		배 신고		15Kg		75,253	48,179	32,973	16,976
2025-11-05		배 신고		15Kg		63,812	42,782	29,572	18,362
2025-11-06		배 신고		15Kg		75,116	45,626	31,706	18,448
2025-11-07		배 신고		15Kg		68,836	43,609	31,488	17,440
평균						71,180	45,791	31,877	18,413

포도

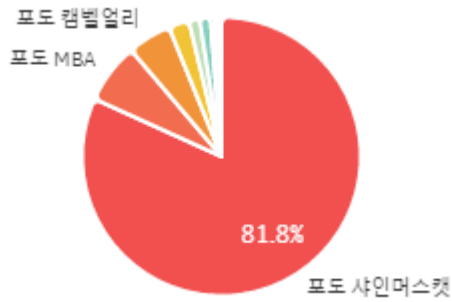
주간 반입량(톤)

◆ 2025 ● 2024 ▲ 평년

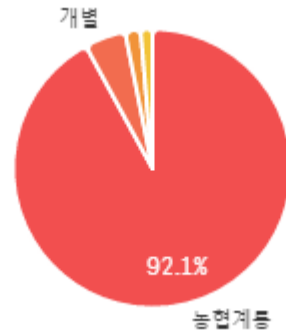


구분	금주(A)	전주(B)	전월(C)	전년(D)	평년(E)	A/B	A/C	A/D	A/E
물량(톤)	883	1,107	1,575	772	671	79.8%	56.1%	114.3%	131.6%

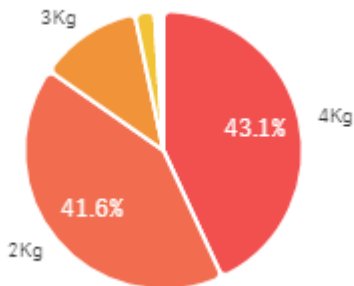
출하 품종별 거래물량 구성비



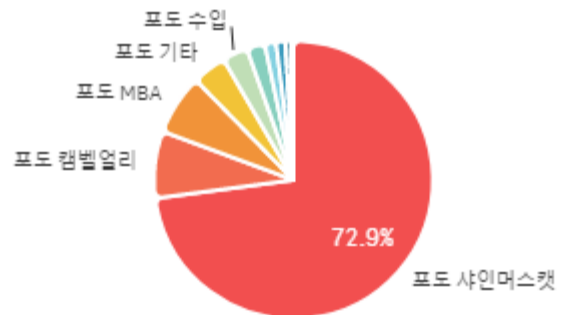
출하자별 거래물량 구성비



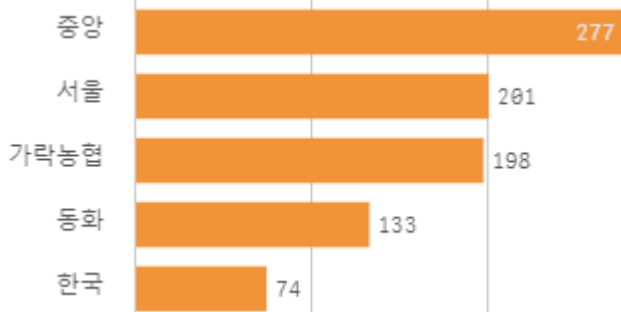
거래 단량별 물량 구성비



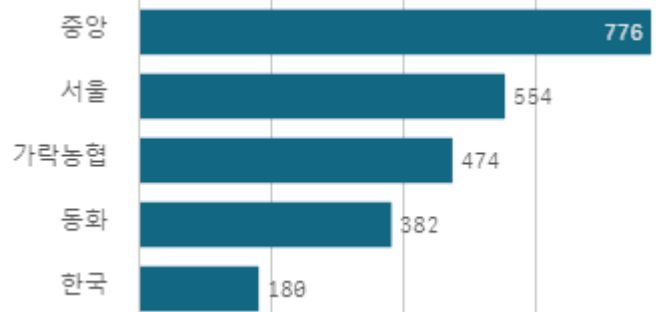
출하 품종별 거래금액 구성비



도매시장 법인별 거래물량(톤)

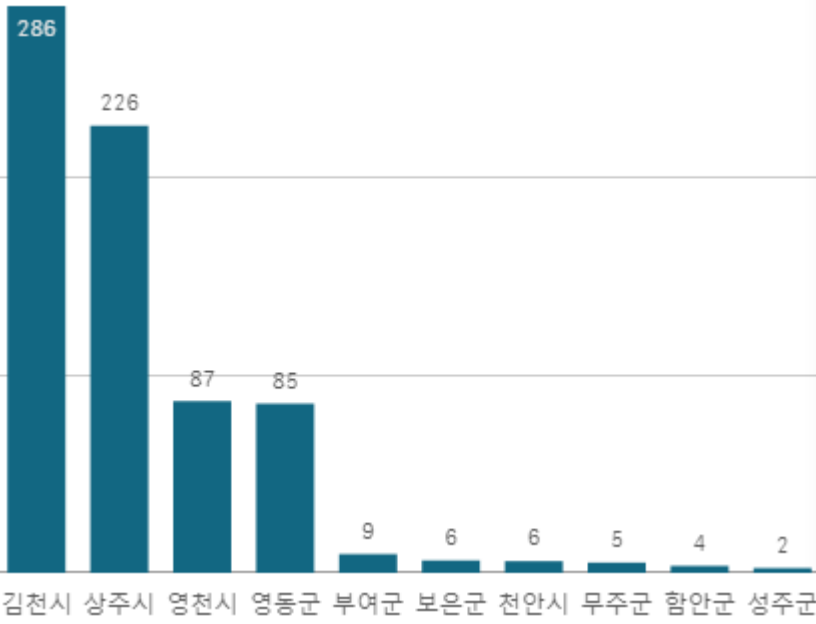


도매시장 법인별 거래금액(백만원)



포도 샤인머스캣(2Kg)

산지별 거래물량(톤)



출하산지(개소)

16

출하건수(천건)

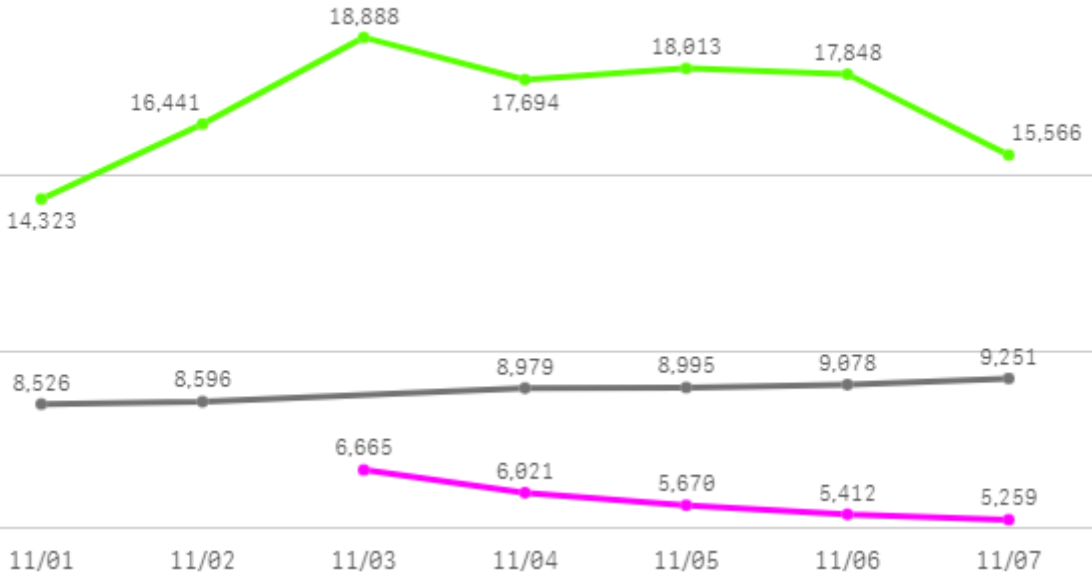
6

산지별 주출하 시군구



주간 도매가격(원)

● 2025 ● 2024 ● 평년



구분	금주(A)	전주(B)	전월(C)	전년(D)	평년(E)	A/B	A/C	A/D	A/E
가격(원)	5,805	6,208	7,845	8,904	13,464	93.5%	74.0%	65.2%	43.1%

※ 상품 가격 기준

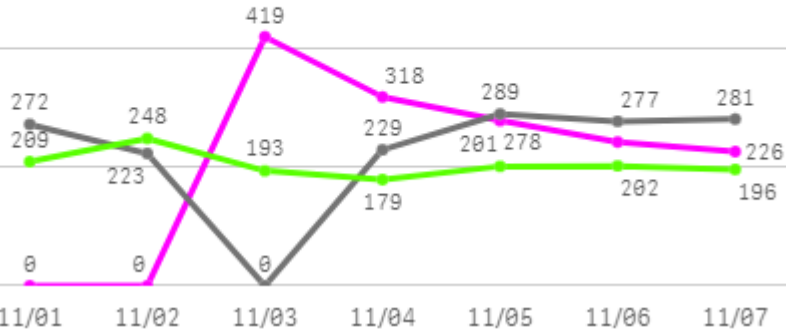
□ 포도 샤인머스켓(2Kg) 주간 가격

구분	Q	품종	Q	단량	Q	특	상	보통	하
2025-11-03		포도 샤인머스켓		2Kg		9,416	6,665	4,677	3,305
2025-11-04		포도 샤인머스켓		2Kg		8,971	6,021	4,251	2,827
2025-11-05		포도 샤인머스켓		2Kg		9,803	5,670	3,885	2,743
2025-11-06		포도 샤인머스켓		2Kg		8,419	5,412	3,429	2,262
2025-11-07		포도 샤인머스켓		2Kg		8,964	5,259	3,582	2,311
평균						9,115	5,805	3,965	2,690

단감

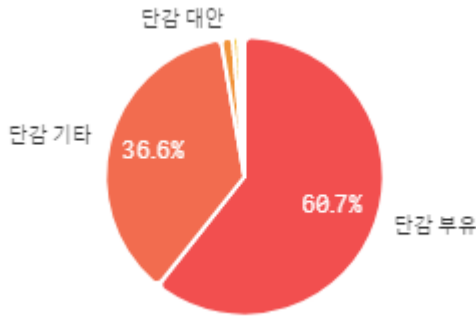
주간 반입량(톤)

◆ 2025 ● 2024 ▲ 평년

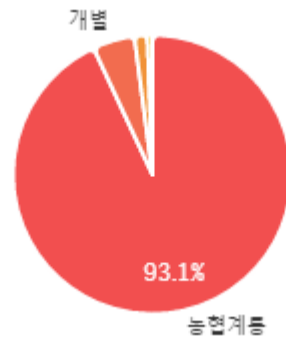


구분	금주(A)	전주(B)	전월(C)	전년(D)	평년(E)	A/B	A/C	A/D	A/E
물량(톤)	1,482	1,552	359	1,570	1,420	95.5%	412.4%	94.4%	104.4%

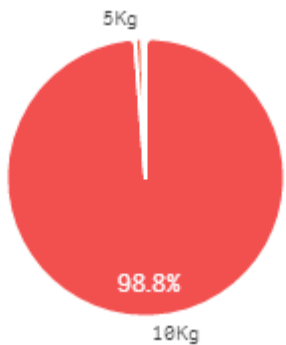
출하 품종별 거래물량 구성비



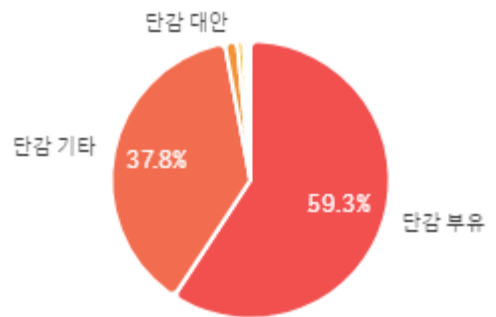
출하자별 거래물량 구성비



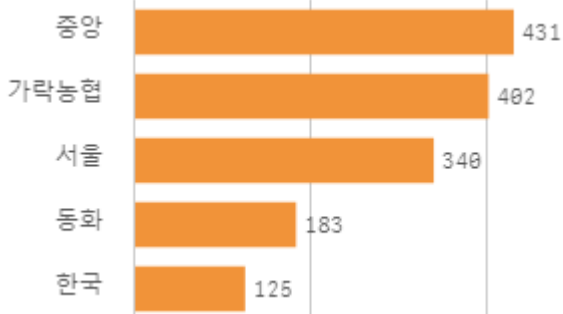
거래 단량별 물량 구성비



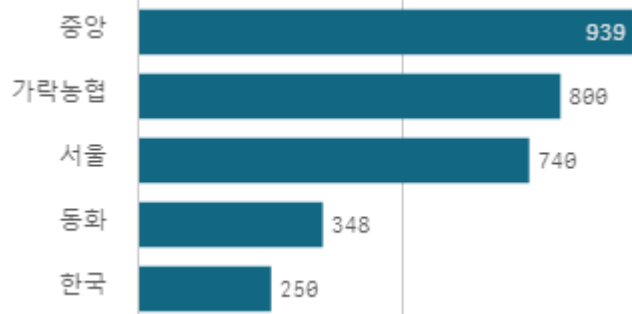
출하 품종별 거래금액 구성비



도매시장 법인별 거래물량(톤)

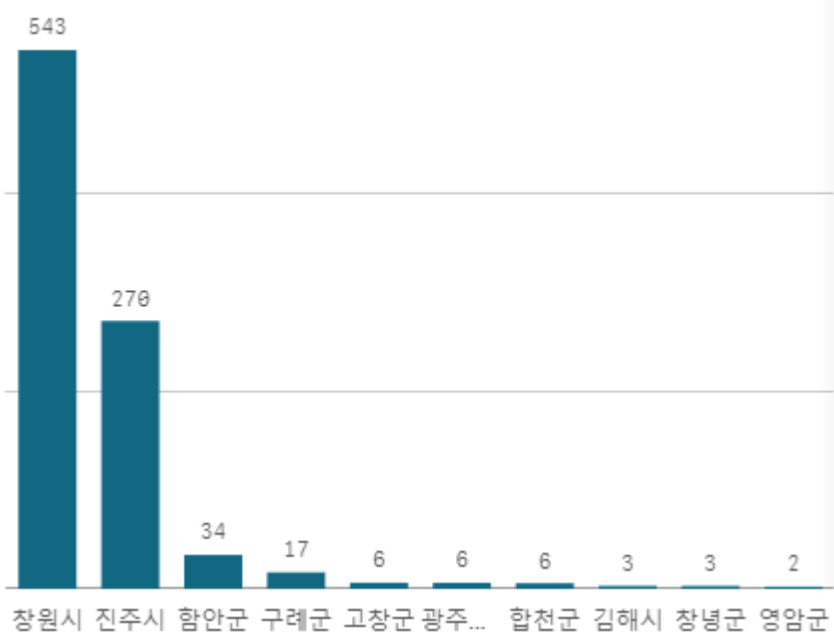


도매시장 법인별 거래금액(백만원)

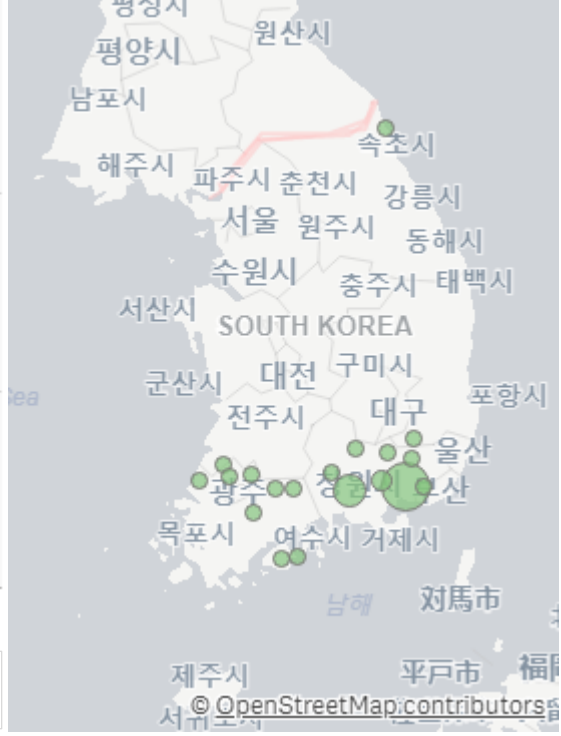


단감 부유(10Kg)

산지별 거래물량(톤)



산지별 주출하 시군구



출하산지(개소)

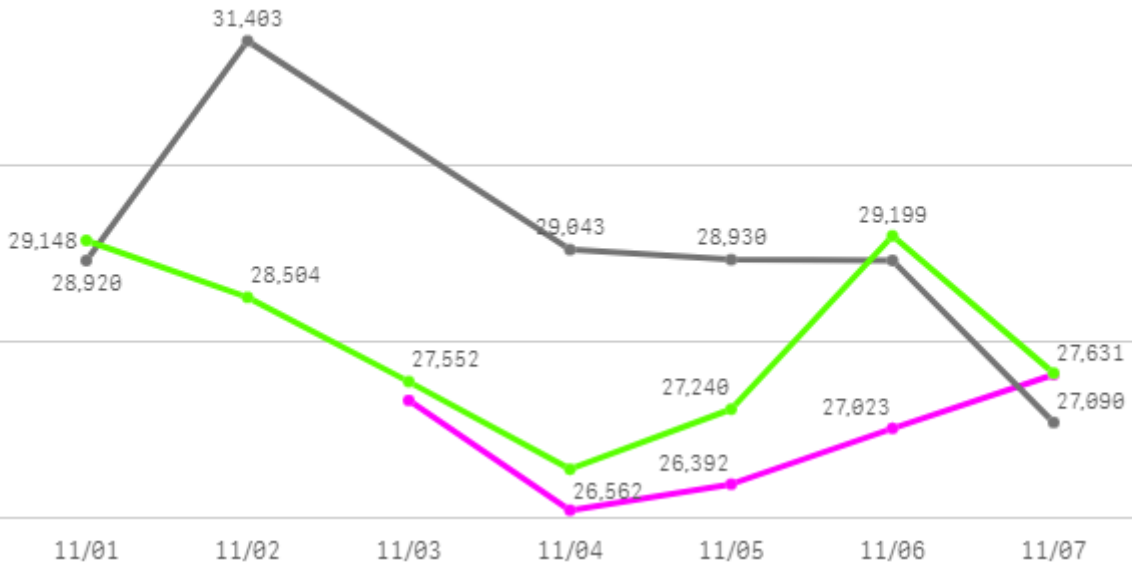
20

출하건수(천건)

8

주간 도매가격(원)

◆ 2025 ● 2024 ◆ 평년



구분	금주(A)	전주(B)	전월(C)	전년(D)	평년(E)	A/B	A/C	A/D	A/E
가격(원)	26,897	30,744	-	29,051	28,861	87.5%	-	92.6%	93.2%

※ 상품 가격 기준

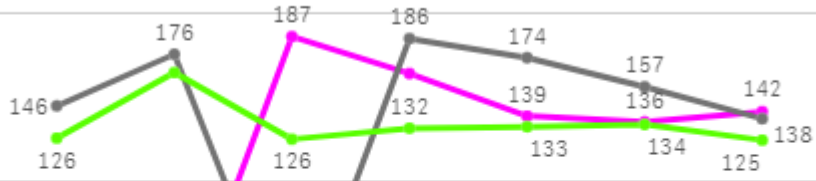
□ 단감 부유(10Kg) 주간 가격

구분	Q	품종	Q	단량	Q	특	상	보통	하
2025-11-03		단감 부유		10Kg		34,455	27,339	21,052	12,312
2025-11-04		단감 부유		10Kg		34,675	26,098	19,076	11,041
2025-11-05		단감 부유		10Kg		33,965	26,392	18,681	10,013
2025-11-06		단감 부유		10Kg		34,178	27,023	18,490	10,370
2025-11-07		단감 부유		10Kg		34,848	27,631	18,334	9,976
평균						34,424	26,897	19,127	10,742

바나나

주간 반입량(톤)

2025 2024 평년



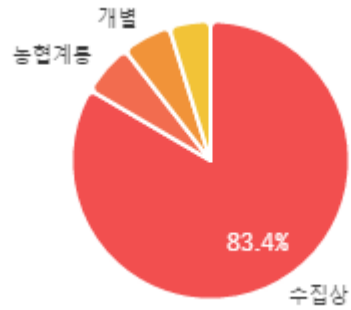
11/01 11/02 11/03 11/04 11/05 11/06 11/07

구분	금주(A)	전주(B)	전월(C)	전년(D)	평년(E)	A/B	A/C	A/D	A/E
물량(톤)	769	961	650	976	899	80.0%	118.4%	78.8%	85.6%

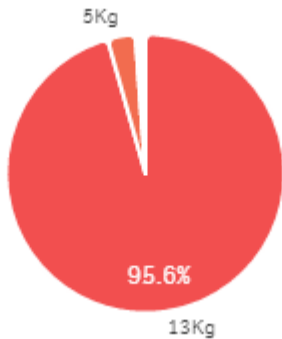
출하 품종별 거래물량 구성비



출하자별 거래물량 구성비



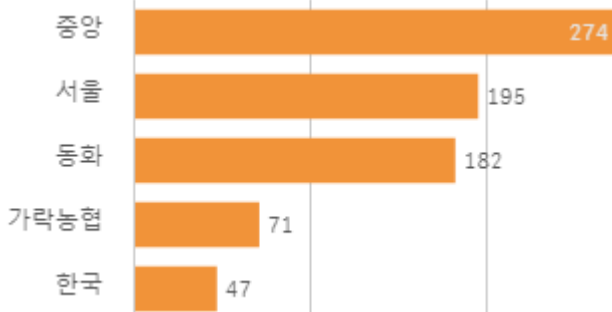
거래 단량별 물량 구성비



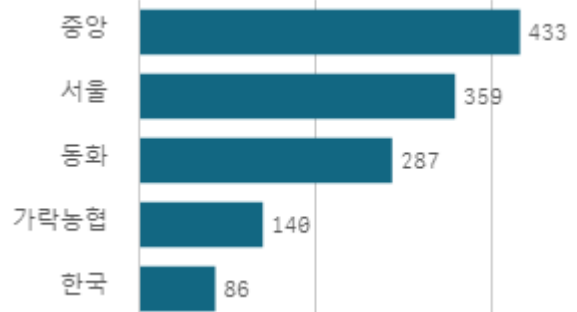
출하 품종별 거래금액 구성비



도매시장 법인별 거래물량(톤)

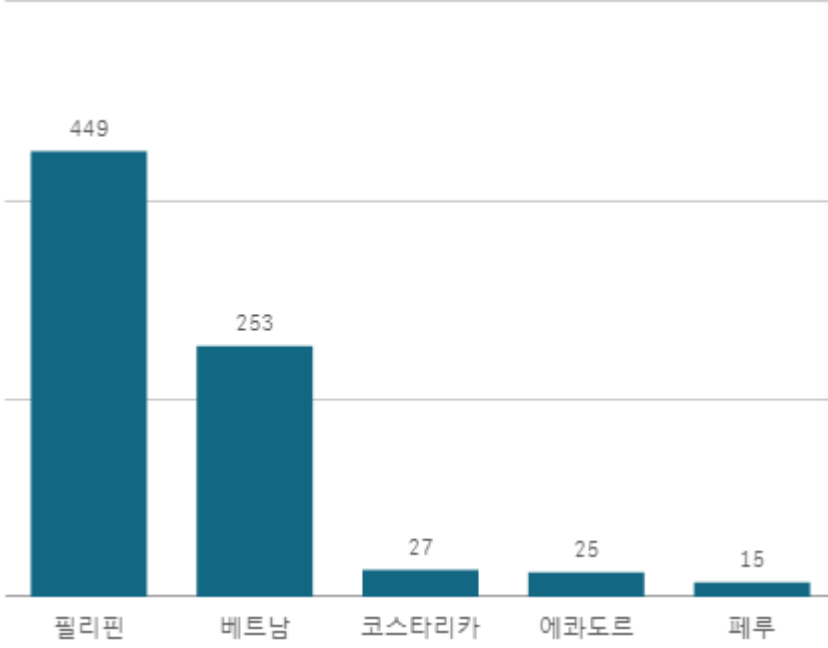


도매시장 법인별 거래금액(백만원)

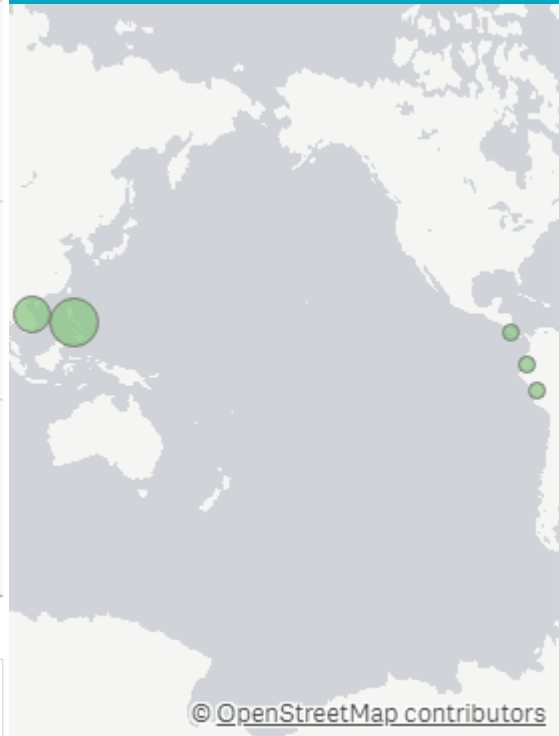


바나나 수입(13Kg)

산지별 거래물량(톤)



산지별 주출하 시군구



출하산지(개소)

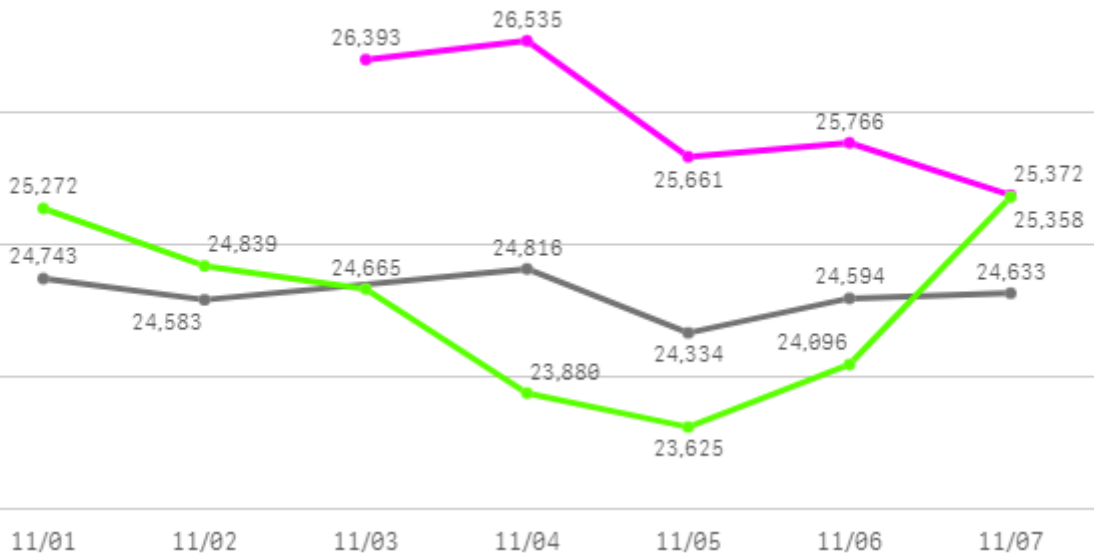
5

출하건수(천건)

2

주간 도매가격(원)

◆ 2025 ● 2024 ◆ 평년



구분	금주(A)	전주(B)	전월(C)	전년(D)	평년(E)	A/B	A/C	A/D	A/E
가격(원)	25,945	26,697	28,084	24,617	25,205	97.2%	92.4%	105.4%	102.9%

※ 상품 가격 기준

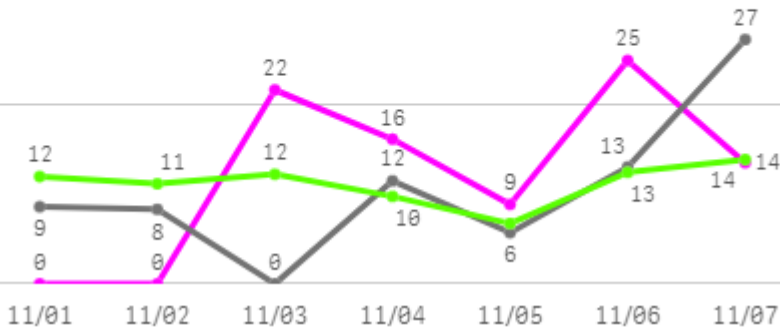
□ 바나나 수입(13Kg) 주간 가격

구분	Q	품종	Q	단량	Q	특	상	보통	하
2025-11-03		바나나 수입		13Kg		31,812	26,393	17,083	11,315
2025-11-04		바나나 수입		13Kg		31,343	26,535	18,326	12,793
2025-11-05		바나나 수입		13Kg		31,310	25,661	19,696	12,552
2025-11-06		바나나 수입		13Kg		30,972	25,766	17,666	12,412
2025-11-07		바나나 수입		13Kg		30,914	25,372	18,661	12,373
평균						31,270	25,945	18,286	12,289

오렌지

주간 반입량(톤)

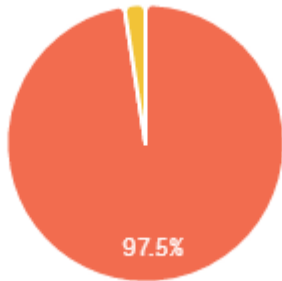
◆ 2025 ● 2024 ▲ 평년



구분	금주(A)	전주(B)	전월(C)	전년(D)	평년(E)	A/B	A/C	A/D	A/E
물량(톤)	86	87	95	75	83	98.7%	89.6%	114.3%	102.7%

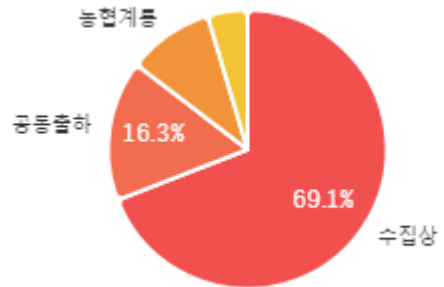
출하 품종별 거래물량 구성비

오렌지 발렌샤 수입

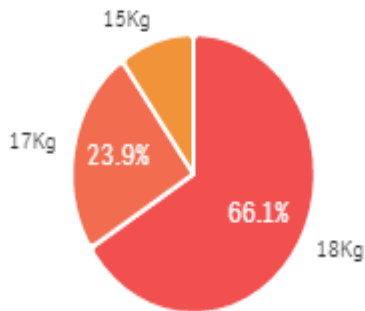


오렌지 네블 수입

출하자별 거래물량 구성비

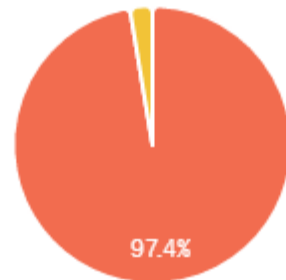


거래 단량별 물량 구성비



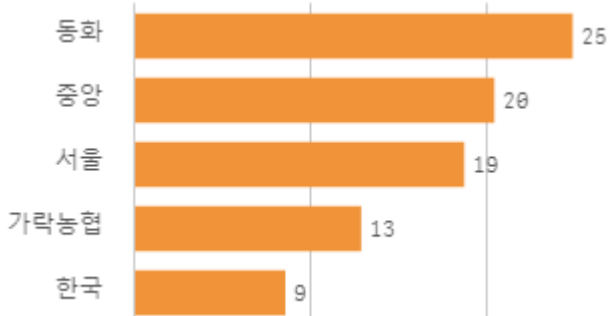
출하 품종별 거래금액 구성비

오렌지 발렌샤 수입

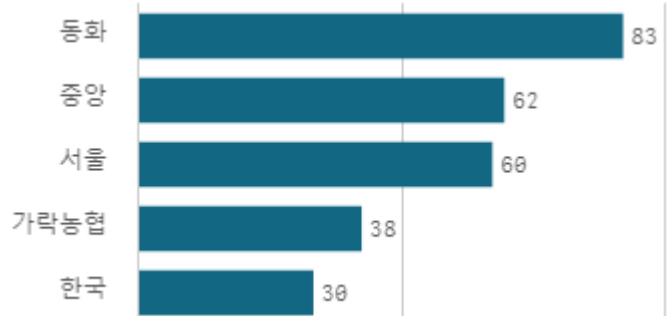


오렌지 네블 수입

도매시장 법인별 거래물량(톤)

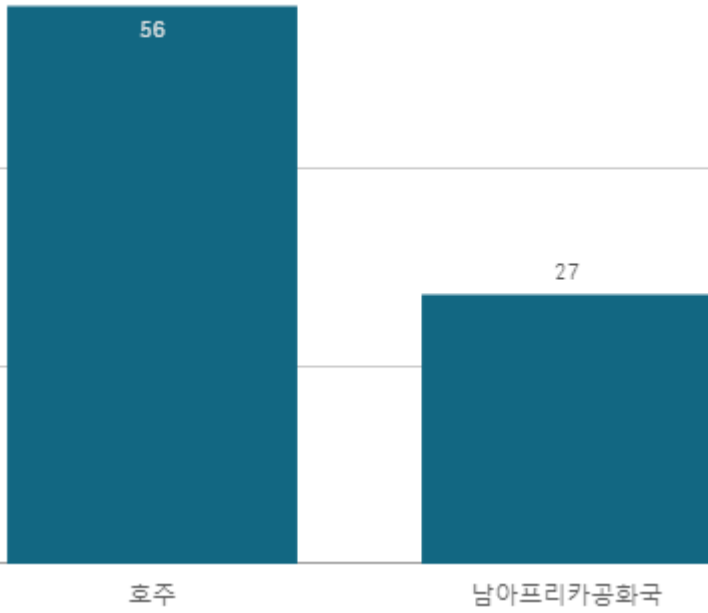


도매시장 법인별 거래금액(백만원)

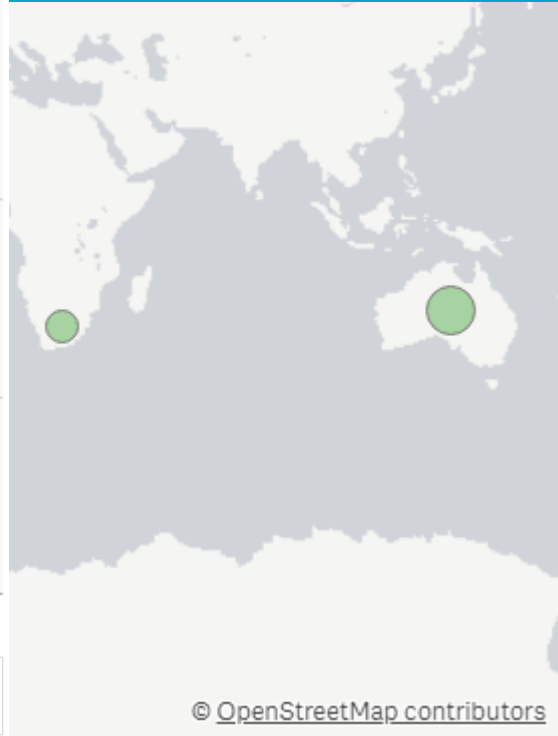


오렌지 네블 수입(18Kg)

산지별 거래물량(톤)



산지별 주출하 시군구



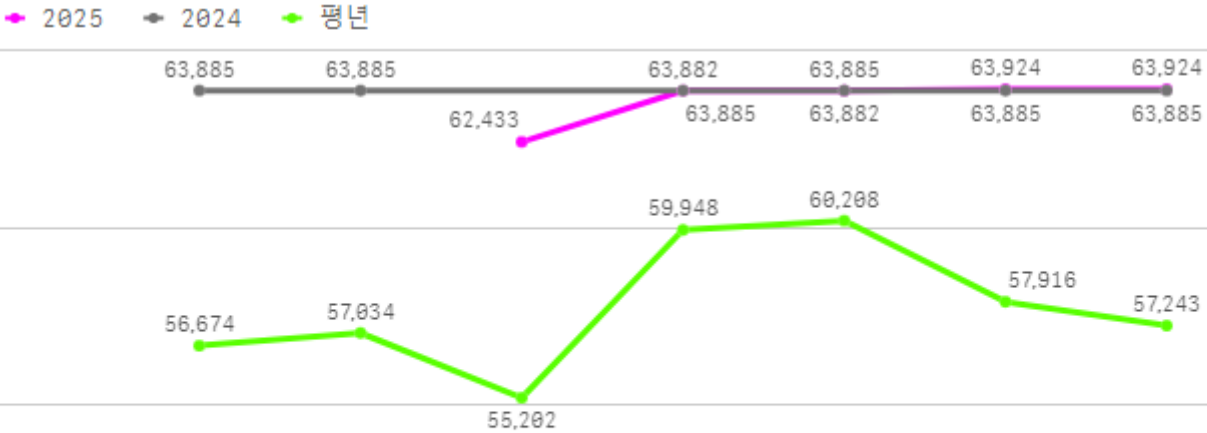
출하산지(개소)

2

출하건수(천건)

0

주간 도매가격(원)



11/01 11/02 11/03 11/04 11/05 11/06 11/07

구분	금주(A)	전주(B)	전월(C)	전년(D)	평년(E)	A/B	A/C	A/D	A/E
가격(원)	63,579	62,238	59,151	63,885	58,743	102.2%	107.5%	99.5%	108.2%

※ 상품 가격 기준

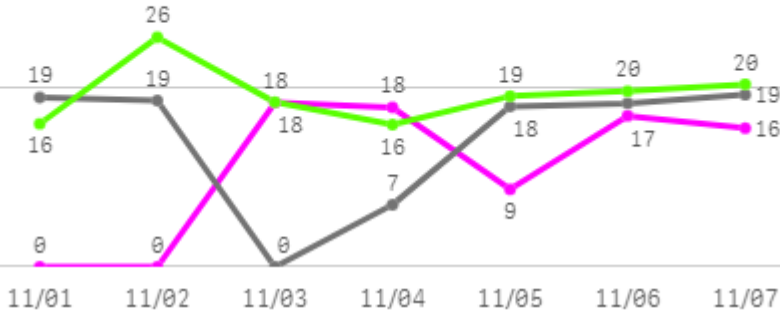
□ 오렌지 네블 수입(18Kg) 주간 가격

구분	Q	품종	Q	단량	Q	특	상	보통	하
2025-11-03		오렌지 네블 수입		18Kg		65,769	62,433	57,000	53,000
2025-11-04		오렌지 네블 수입		18Kg		68,000	63,882	57,963	56,000
2025-11-05		오렌지 네블 수입		18Kg		68,000	63,882	57,963	56,000
2025-11-06		오렌지 네블 수입		18Kg		67,000	63,924	55,352	49,000
2025-11-07		오렌지 네블 수입		18Kg		67,000	63,924	55,352	49,000
평균						67,154	63,609	56,726	52,600

고등어

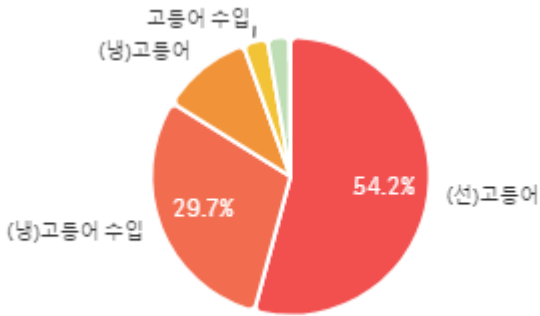
주간 반입량(톤)

◆ 2025 ● 2024 ▲ 평년

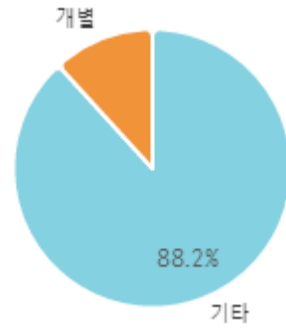


구분	금주(A)	전주(B)	전월(C)	전년(D)	평년(E)	A/B	A/C	A/D	A/E
물량(톤)	77	100	61	100	125	77.4%	127.4%	77.3%	61.9%

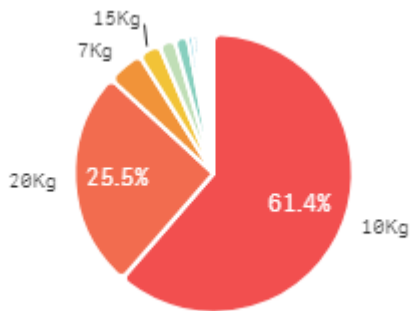
출하 품종별 거래물량 구성비



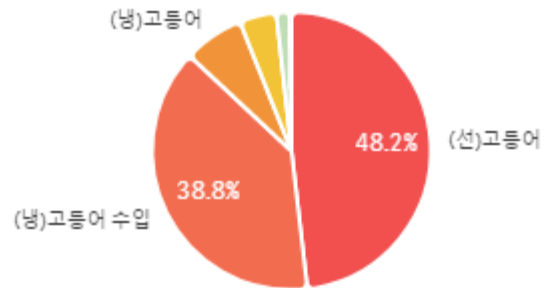
출하자별 거래물량 구성비



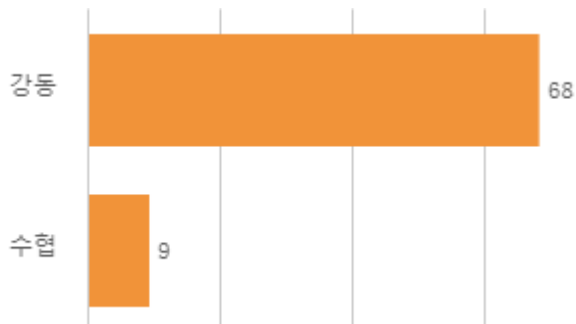
거래 단량별 물량 구성비



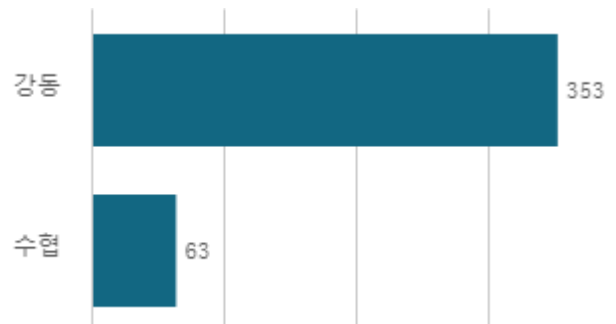
출하 품종별 거래금액 구성비



도매시장 법인별 거래물량(톤)

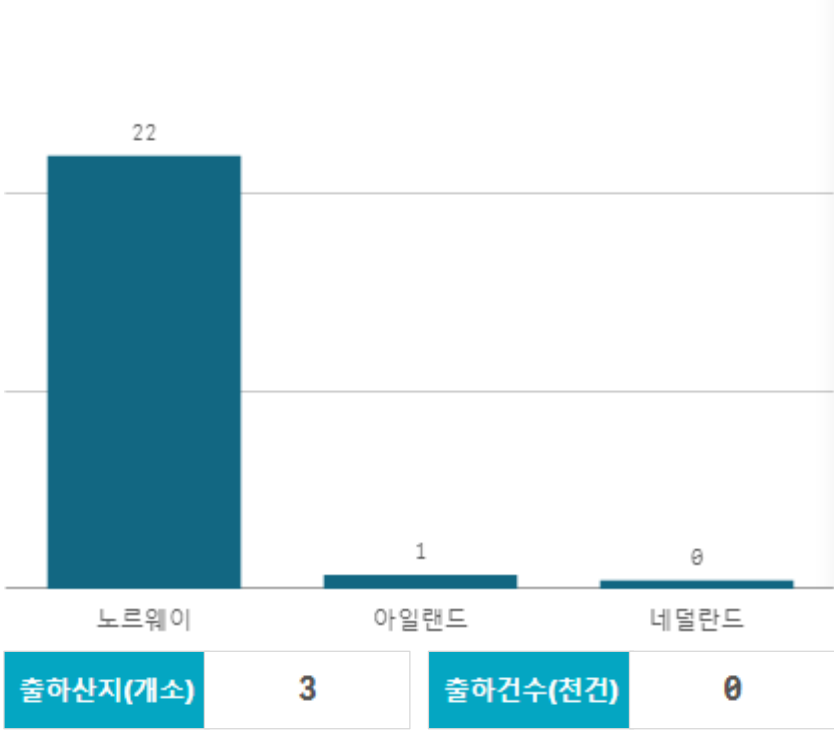


도매시장 법인별 거래금액(백만원)



(냉)고등어 수입(10Kg)

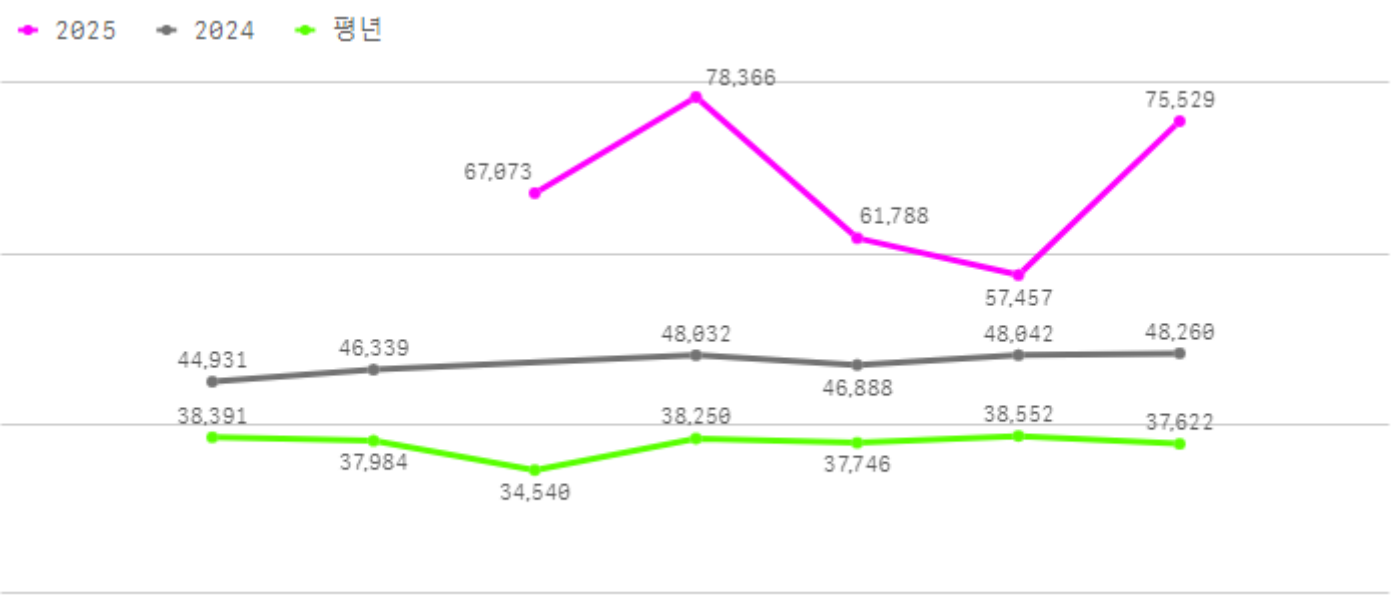
산지별 거래물량(톤)



산지별 주출하 시군구



주간 도매가격(원)



구분	금주(A)	전주(B)	전월(C)	전년(D)	평년(E)	A/B	A/C	A/D	A/E
가격(원)	68,043	71,108	66,457	47,082	44,643	95.7%	102.4%	144.5%	152.4%

※ 상품 가격 기준

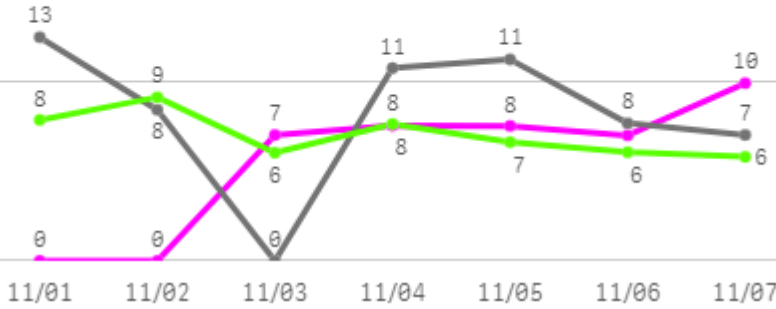
□ (냉)고등어 수입(10Kg) 주간 가격

구분	Q	품종	Q	단량	Q	특	상	보통	하
2025-11-03		(냉)고등어 수입		10Kg		-	67,073	-	-
2025-11-04		(냉)고등어 수입		10Kg		-	78,366	-	-
2025-11-05		(냉)고등어 수입		10Kg		-	61,788	-	-
2025-11-06		(냉)고등어 수입		10Kg		-	57,457	-	-
2025-11-07		(냉)고등어 수입		10Kg		-	75,529	-	-
평균						-	68,043	-	-

갈치

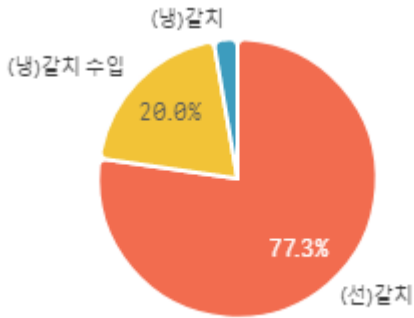
주간 반입량(톤)

◆ 2025 ● 2024 ▲ 평년

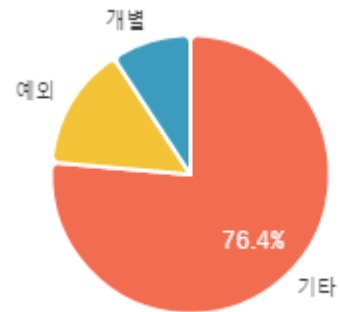


구분	금주(A)	전주(B)	전월(C)	전년(D)	평년(E)	A/B	A/C	A/D	A/E
물량(톤)	39	37	22	58	49	107.0%	177.5%	67.7%	80.3%

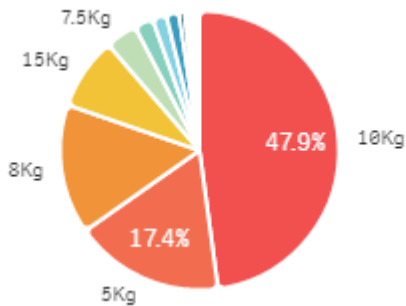
출하 품종별 거래물량 구성비



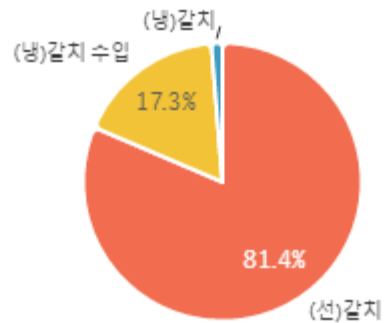
출하자별 거래물량 구성비



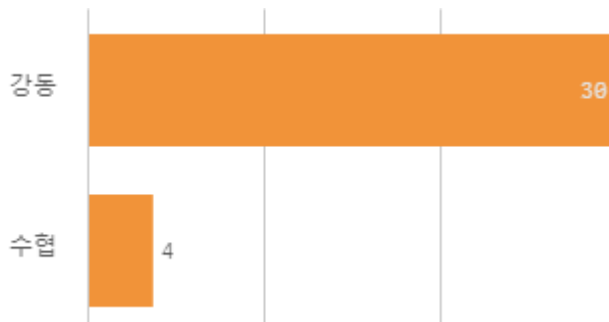
거래 단량별 물량 구성비



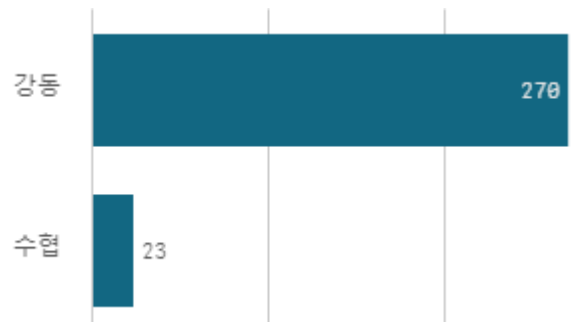
출하 품종별 거래금액 구성비



도매시장 법인별 거래물량(톤)

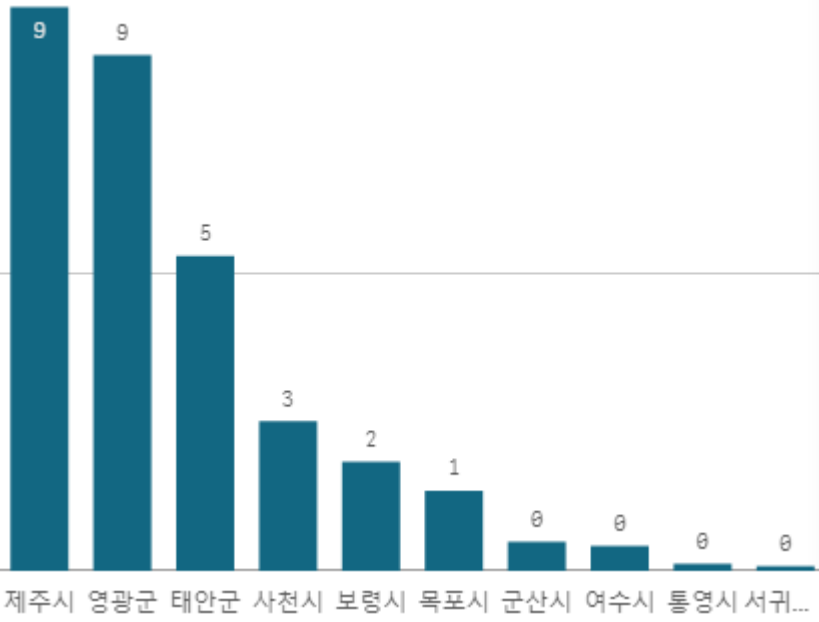


도매시장 법인별 거래금액(백만원)



(선)갈치(5Kg)

산지별 거래물량(톤)



출하산지(개소)

11

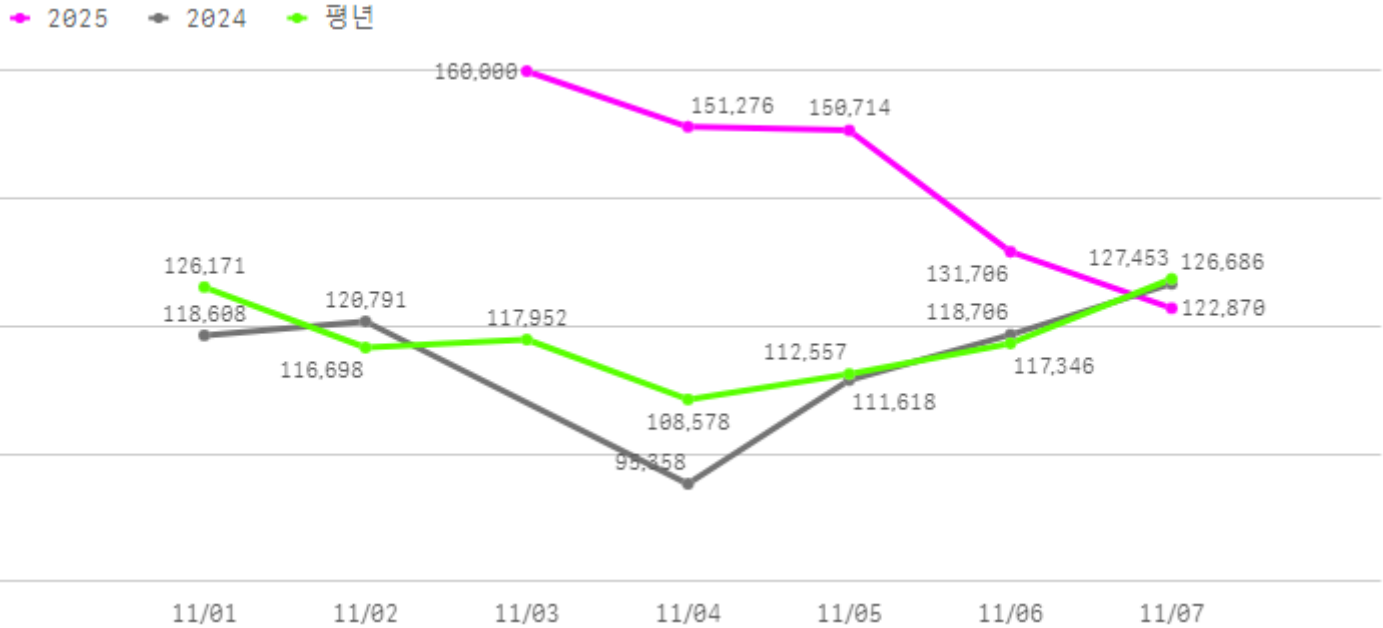
출하건수(천건)

1

산지별 주출하 시군구



주간 도매가격(원)



구분	금주(A)	전주(B)	전월(C)	전년(D)	평년(E)	A/B	A/C	A/D	A/E
가격(원)	143,313	130,572	172,977	115,295	122,831	109.8%	82.9%	124.3%	116.7%

※ 상품 가격 기준

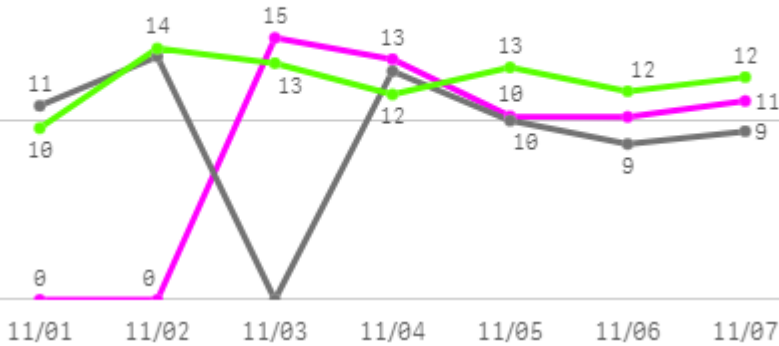
□ (선)갈치(5Kg) 주간 가격

구분	Q	품종	Q	단량	Q	특	상	보통	하
2025-11-03		(선)갈치		5Kg		-	160,000	88,806	29,885
2025-11-04		(선)갈치		5Kg		-	151,276	93,754	54,483
2025-11-05		(선)갈치		5Kg		-	150,714	88,895	51,818
2025-11-06		(선)갈치		5Kg		-	131,706	54,297	26,719
2025-11-07		(선)갈치		5Kg		-	122,870	40,817	25,500
평균						-	143,313	73,314	37,681

홍합

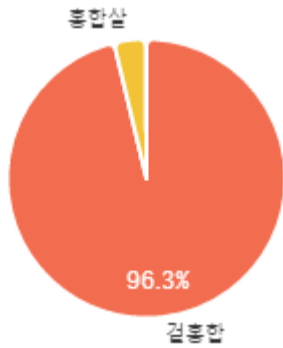
주간 반입량(톤)

◆ 2025 ● 2024 ▲ 평년

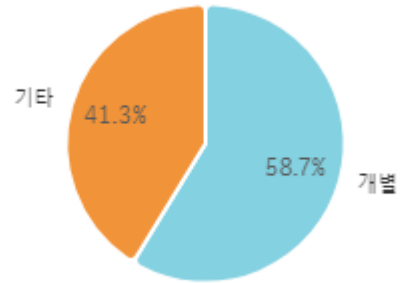


구분	금주(A)	전주(B)	전월(C)	전년(D)	평년(E)	A/B	A/C	A/D	A/E
물량(톤)	60	88	69	66	76	68.2%	86.4%	91.3%	78.6%

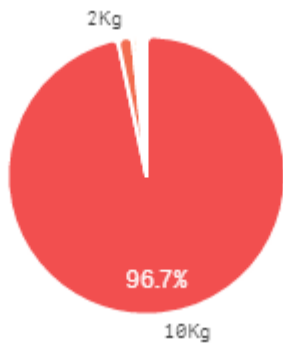
출하 품종별 거래물량 구성비



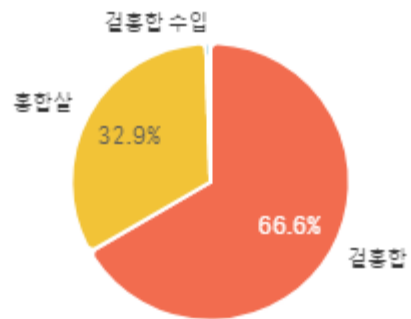
출하자별 거래물량 구성비



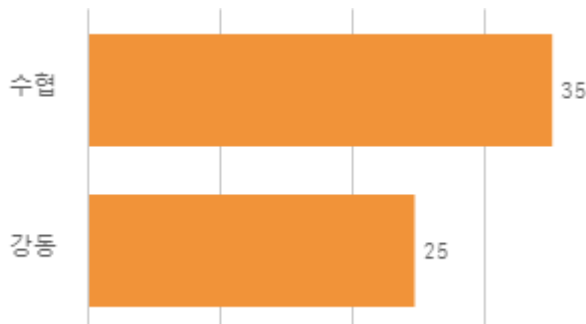
거래 단량별 물량 구성비



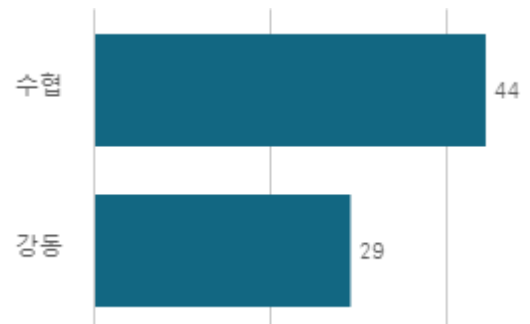
출하 품종별 거래금액 구성비



도매시장 법인별 거래물량(톤)

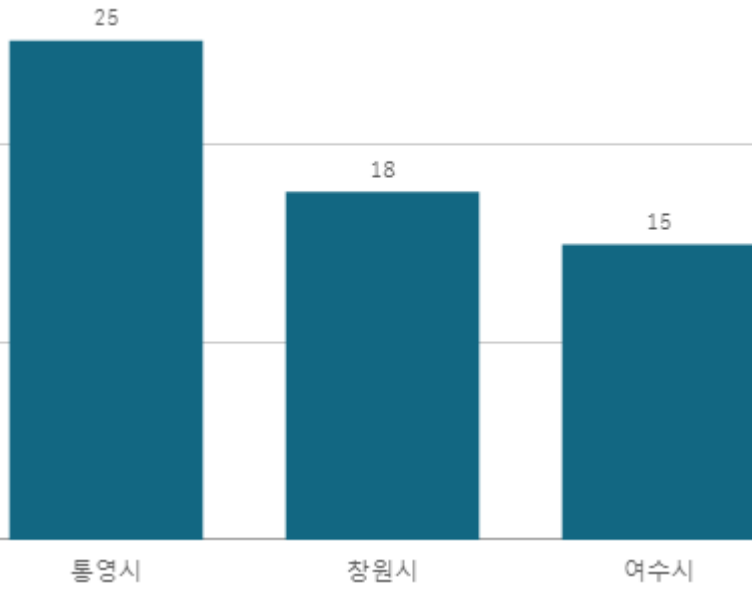


도매시장 법인별 거래금액(백만원)



겉홍합(10Kg)

산지별 거래물량(톤)



산지별 주출하 시군구



출하산지(개소)

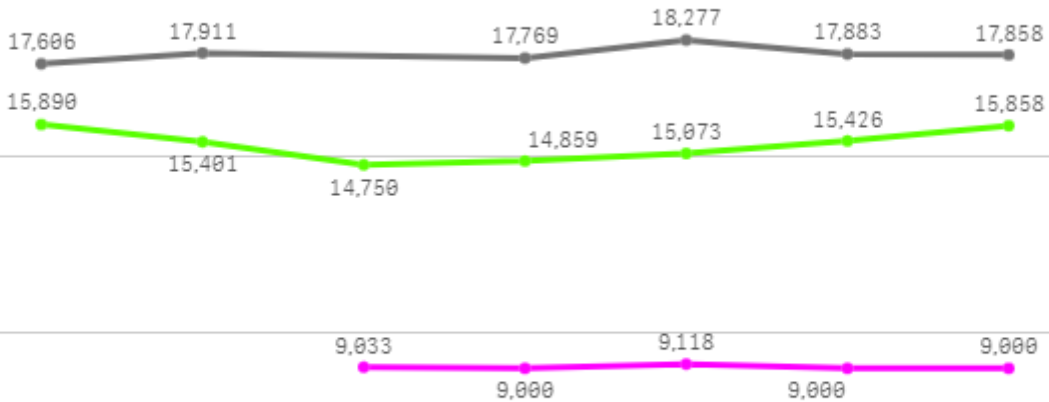
3

출하건수(천건)

0

주간 도매가격(원)

◆ 2025 ● 2024 ◆ 평년



11/01 11/02 11/03 11/04 11/05 11/06 11/07

구분	금주(A)	전주(B)	전월(C)	전년(D)	평년(E)	A/B	A/C	A/D	A/E
가격(원)	9,030	11,407	12,165	17,884	14,664	79.2%	74.2%	50.5%	61.6%

※ 상품 가격 기준

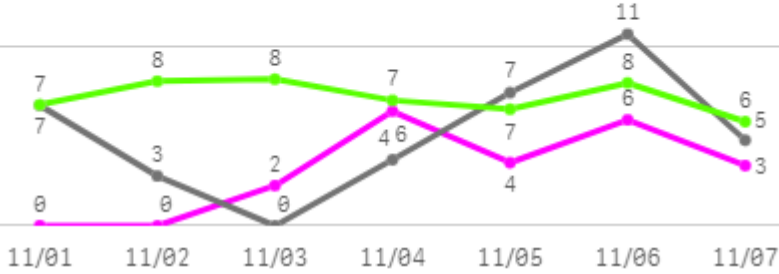
□ 곁홍합(10Kg) 주간 가격

구분	Q	품종	Q	단량	Q	특	상	보통	하
2025-11-03		곁홍합		10Kg		-	9,033	9,000	9,000
2025-11-04		곁홍합		10Kg		-	9,000	9,000	7,746
2025-11-05		곁홍합		10Kg		-	9,118	7,697	5,000
2025-11-06		곁홍합		10Kg		-	9,000	8,433	6,037
2025-11-07		곁홍합		10Kg		-	9,000	8,925	7,500
평균						-	9,030	8,611	7,057

오징어

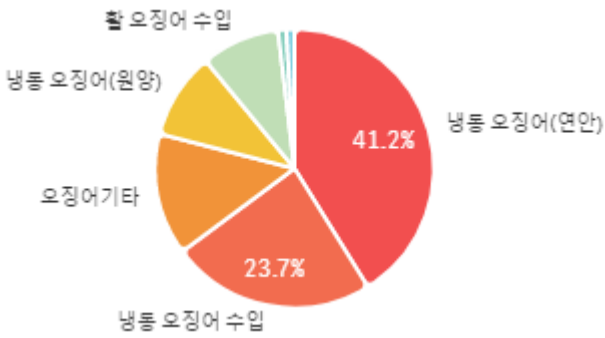
주간 반입량(톤)

◆ 2025 ● 2024 ▲ 평년

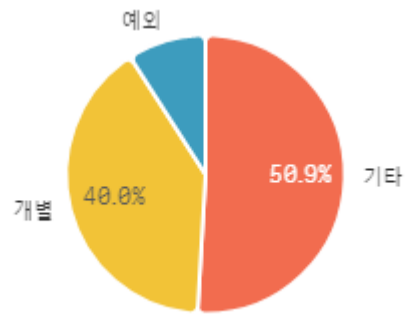


구분	금주(A)	전주(B)	전월(C)	전년(D)	평년(E)	A/B	A/C	A/D	A/E
물량(톤)	22	30	30	36	43	72.3%	71.4%	59.4%	49.6%

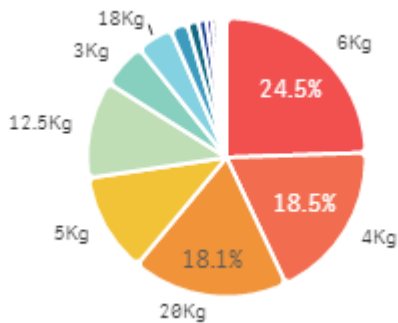
출하 품종별 거래물량 구성비



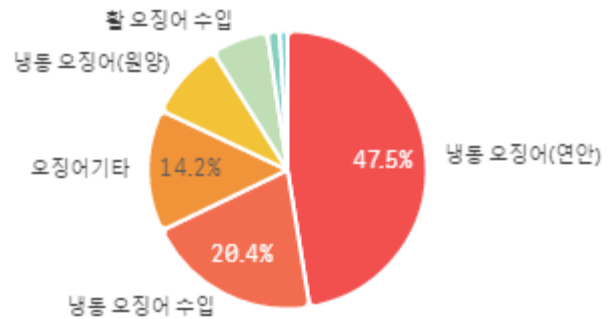
출하자별 거래물량 구성비



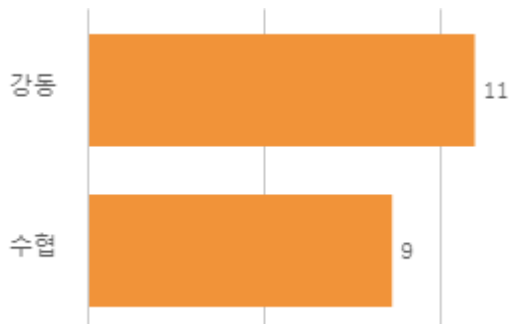
거래 단량별 물량 구성비



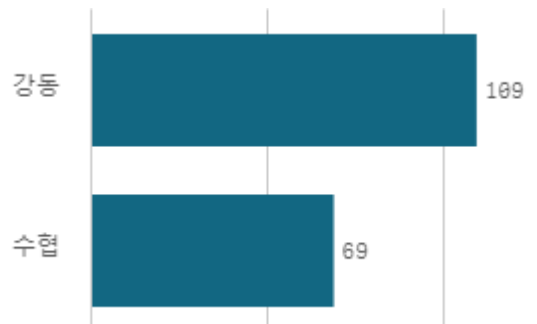
출하 품종별 거래금액 구성비



도매시장 법인별 거래물량(톤)

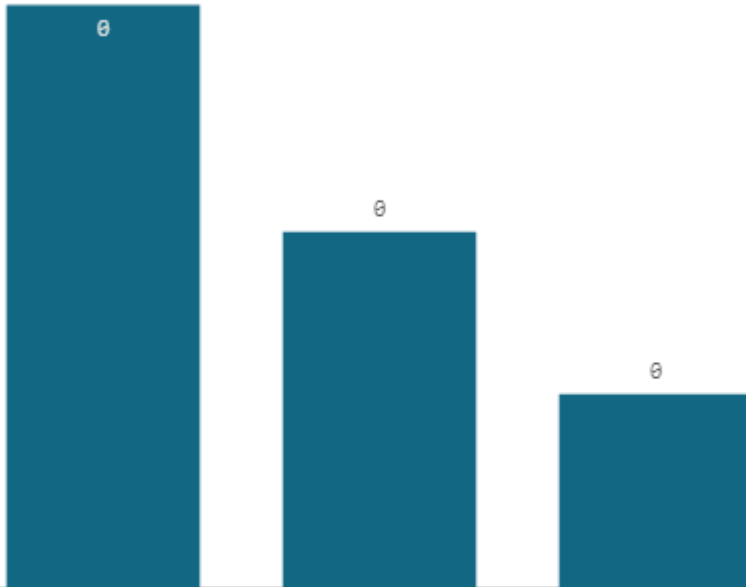


도매시장 법인별 거래금액(백만원)



물오징어(6Kg)

산지별 거래물량(톤)



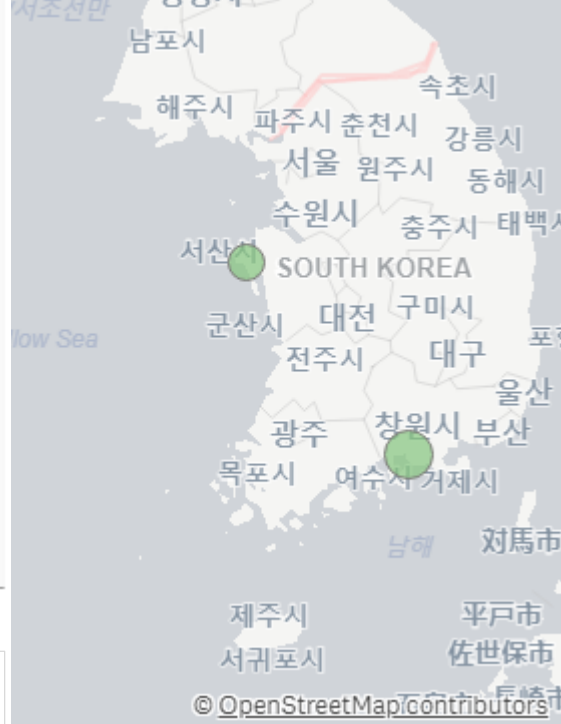
출하산지(개소)

3

출하건수(천건)

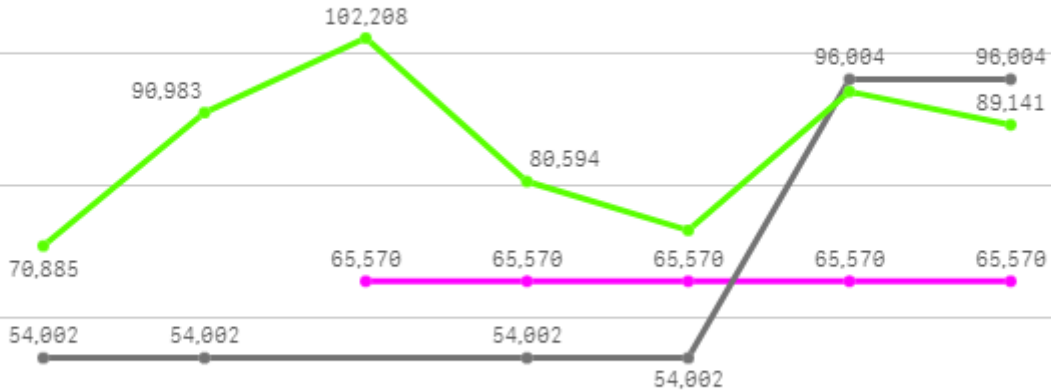
0

산지별 주출하 시군구



주간 도매가격(원)

◆ 2025 ◆ 2024 ◆ 평년



11/01 11/02 11/03 11/04 11/05 11/06 11/07

구분	금주(A)	전주(B)	전월(C)	전년(D)	평년(E)	A/B	A/C	A/D	A/E
가격(원)	65,570	65,570	104,174	68,003	79,027	100.0%	62.9%	96.4%	83.0%

※ 상품 가격 기준

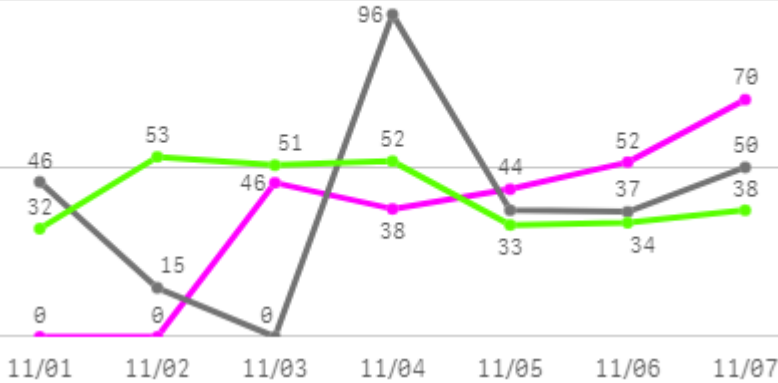
□ 물오징어(6Kg) 주간 가격

구분	Q	품종	Q	단량	Q	특	상	보통	하
2025-11-03		물오징어		6Kg		-	65,570	58,333	47,170
2025-11-04		물오징어		6Kg		-	65,570	58,333	47,170
2025-11-05		물오징어		6Kg		-	65,570	58,333	47,170
2025-11-06		물오징어		6Kg		-	65,570	58,333	47,170
2025-11-07		물오징어		6Kg		-	65,570	58,333	47,170
평균						-	65,570	58,333	47,170

건멸치

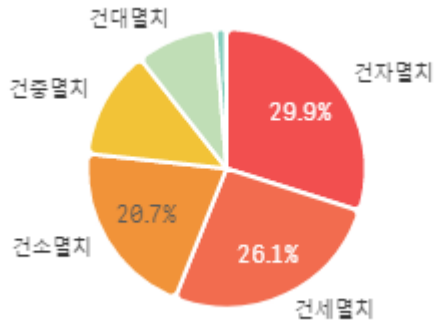
주간 반입량(톤)

◆ 2025 ● 2024 ▲ 평년

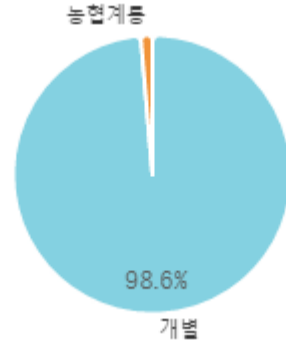


구분	금주(A)	전주(B)	전월(C)	전년(D)	평년(E)	A/B	A/C	A/D	A/E
물량(톤)	250	349	222	281	248	71.6%	112.4%	88.8%	100.7%

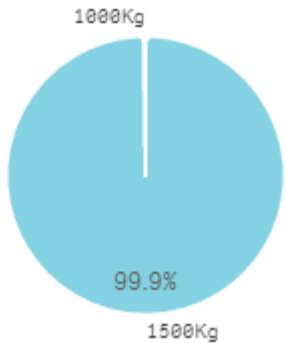
출하 품종별 거래물량 구성비



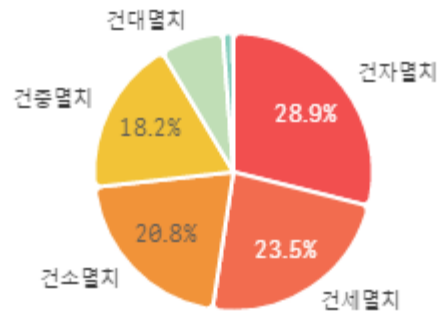
출하자별 거래물량 구성비



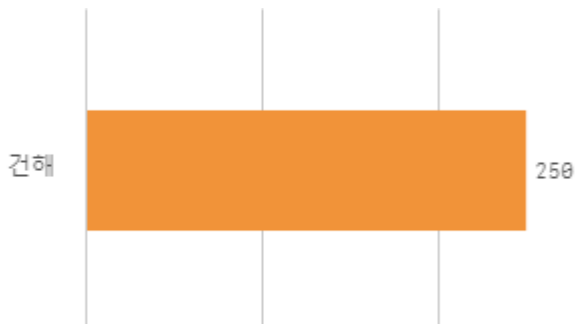
거래 단량별 물량 구성비



출하 품종별 거래금액 구성비



도매시장 법인별 거래물량(톤)



도매시장 법인별 거래금액(백만원)



건세열치(1.5Kg)

산지별 거래물량(톤)



출하산지(개소)

10

출하건수(천건)

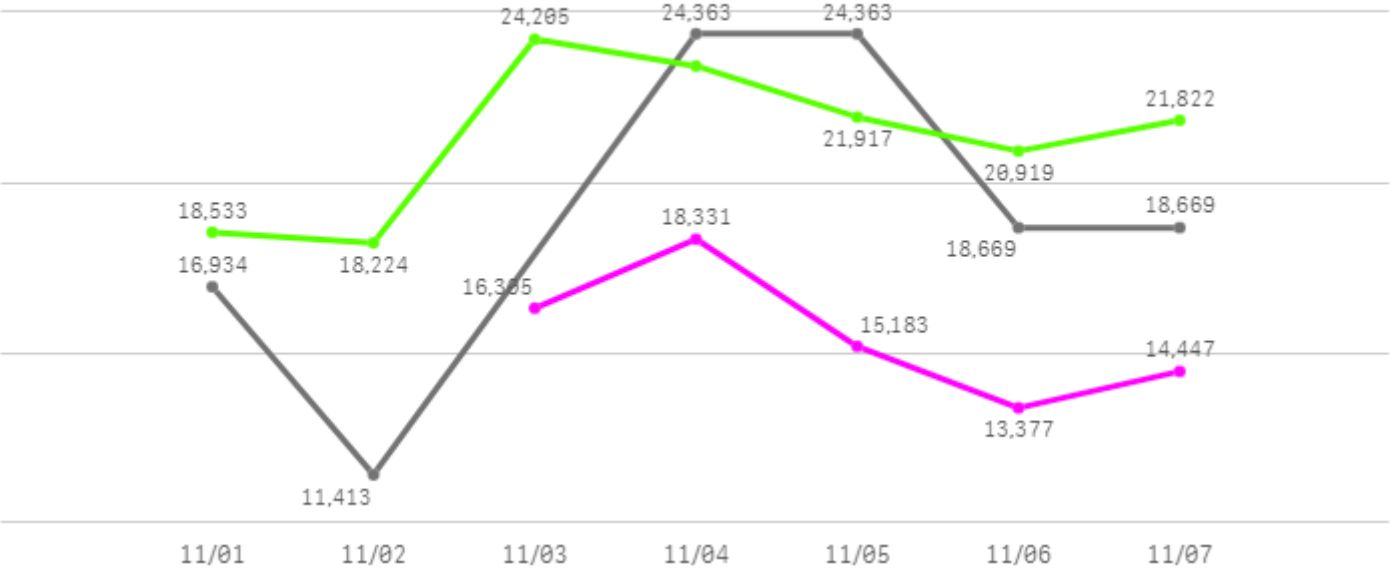
1

산지별 주출하 시군구



주간 도매가격(원)

◆ 2025 ● 2024 ◆ 평년



구분	금주(A)	전주(B)	전월(C)	전년(D)	평년(E)	A/B	A/C	A/D	A/E
가격(원)	15,529	14,788	18,919	19,069	19,951	105.0%	82.1%	81.4%	77.8%

※ 상품 가격 기준

□ 견세멸치(1.5Kg) 주간 가격

구분	Q	품종	Q	단량	Q	특	상	보통	하
2025-11-03		견세멸치		1.5Kg		-	16,305	10,428	7,163
2025-11-04		견세멸치		1.5Kg		-	18,331	12,093	7,375
2025-11-05		견세멸치		1.5Kg		-	15,183	9,260	5,943
2025-11-06		견세멸치		1.5Kg		-	13,377	11,035	8,497
2025-11-07		견세멸치		1.5Kg		-	14,447	10,027	7,712
평균						-	15,529	10,569	7,338