

---

2025년 가락시장

# 주요 품목 주간 거래동향

---

5월 2주차 주요 동향

[2025. 5.10. ~ 5.16.]



서울특별시농수산물공사

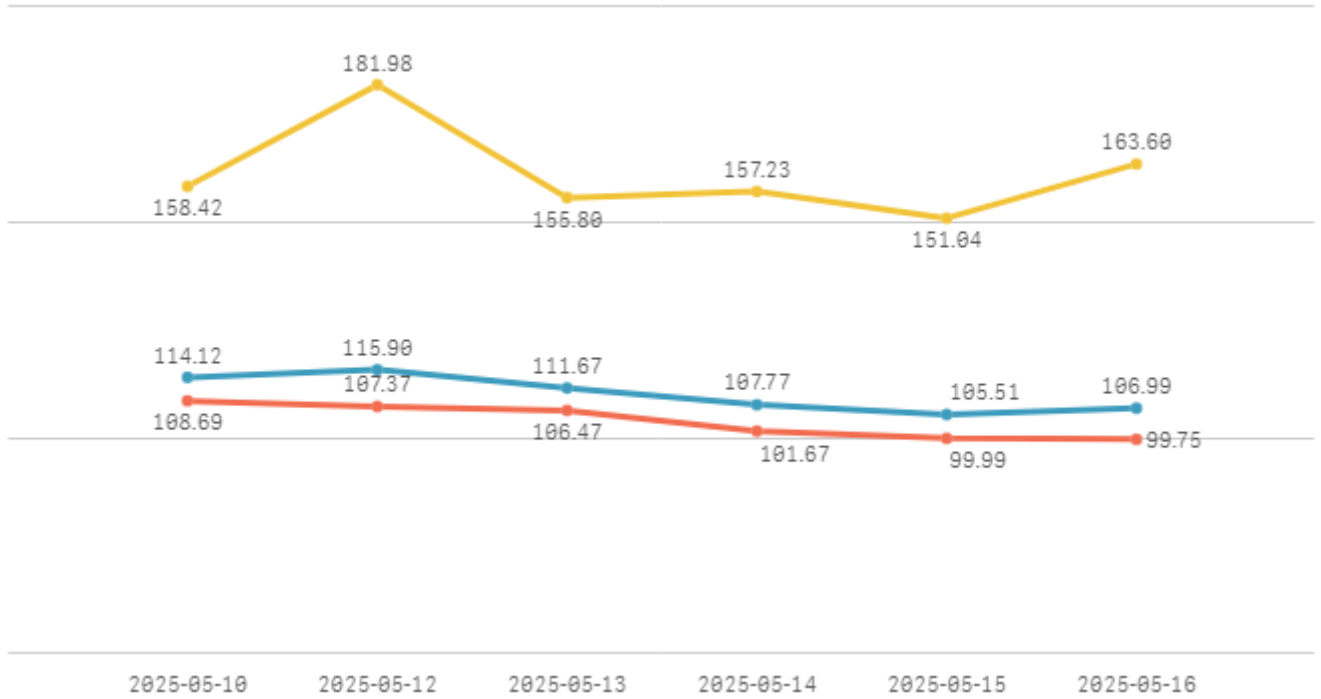
[데이터전략팀]

# 1. 주간 표준지수

※ 직전 5개년 평균가격을 지수 100으로 산정하여 100 이상일 경우 평년보다 상승, 100 이하일 경우 평년보다 하락

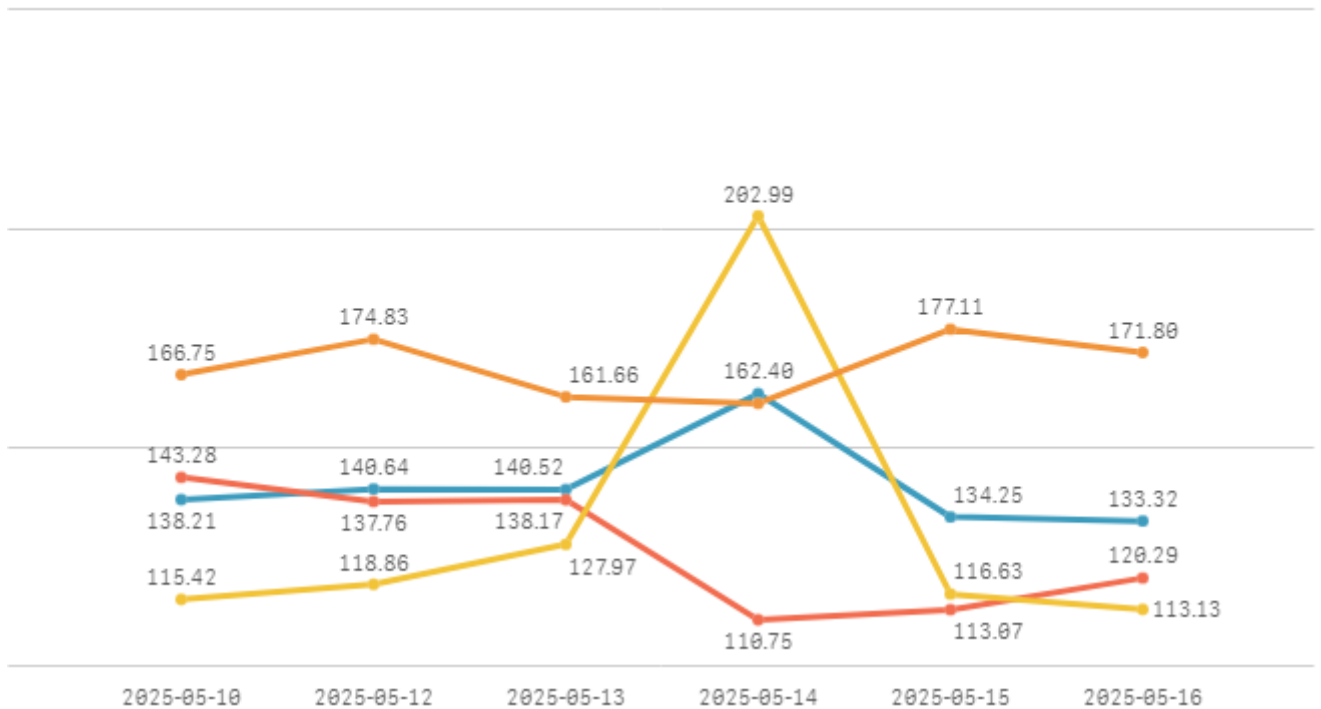
## □ 청과부류

합계 채소계 과일계



## □ 수산부류

합계 생선류 조개류 건어류



## 2. 주요 품목 주간 거래동향

### 주요 품목(종) 주간동향 (2025.05.10 ~ 05.16)

품종 단위	Q	금주평균	전주평균	전월평균	전년평균	5년평균 가격	전주대비	전월대비	전년대비	5년평균 대비
(선)갈치(5키로상자)		202,062	194,787	193,992	199,596	168,740	4% ▲	4% ▲	1% ▲	20% ▲
간마늘 대서(20키로)		174,399	165,763	154,347	130,341	152,010	5% ▲	13% ▲	34% ▲	15% ▲
감자 수미(햇)(20키로상자)		60,857	56,139	61,612	52,081	53,218	8% ▲	-1% ▼	17% ▲	14% ▲
사과 부사(10키로상자)		56,455	67,583	62,861	86,341	52,343	-16% ▼	-10% ▼	-35% ▼	8% ▲
오렌지 네블 수입(18키로상자)		53,927	56,114	54,888	61,823	54,562	-4% ▼	-2% ▼	-13% ▼	-1% ▼
(냉)고등어 수입(10키로상자)		49,549	49,243	49,474	35,576	37,320	1% ▲	0% ▲	39% ▲	33% ▲
배 신고(15키로상자)		49,218	56,645	68,663	109,836	64,761	-13% ▼	-28% ▼	-55% ▼	-24% ▼
오이맛고추(10키로상자)		42,330	35,077	29,914	36,701	43,124	21% ▲	42% ▲	15% ▲	-2% ▼
포도 수입(8키로상자)		37,418	33,784	31,817	63,032	45,779	11% ▲	18% ▲	-41% ▼	-18% ▼
백다다기오이(100개)		34,344	40,050	42,751	37,227	30,980	-14% ▼	-20% ▼	-8% ▼	11% ▲
청양고추(10키로상자)		31,175	28,801	29,222	34,473	37,276	8% ▲	7% ▲	-10% ▼	-16% ▼
망고 수입(5키로상자)		29,266	28,060	29,148	33,629	34,255	4% ▲	0% ▲	-13% ▼	-15% ▼
골드파인애플 수입(12키로상자)		29,204	28,316	26,311	26,302	29,274	3% ▲	11% ▲	11% ▲	-0% ▼
참외(일반)(10키로상자)		27,874	35,705	68,851	39,895	35,590	-22% ▼	-60% ▼	-30% ▼	-22% ▼
바나나 수입(13키로상자)		27,548	28,354	29,285	25,334	28,585	-3% ▼	-6% ▼	9% ▲	-4% ▼
수박(일반)(10키로상자)		27,296	31,789	37,741	30,349	26,236	-14% ▼	-28% ▼	-10% ▼	4% ▲
당근(20키로상자)		24,598	32,435	41,925	53,049	33,814	-24% ▼	-41% ▼	-54% ▼	-27% ▼
빨강 파프리카(5키로상자)		22,897	28,673	29,148	18,869	22,664	-20% ▼	-21% ▼	21% ▲	1% ▲
호박밥 고무마(10키로상자)		22,523	23,086	21,487	35,300	29,672	-2% ▼	5% ▲	-36% ▼	-24% ▼
무(20키로상자)		21,707	22,355	24,817	15,698	15,329	-3% ▼	-13% ▼	38% ▲	42% ▲
건세멸치(1.5키로상자)		20,604	18,703	18,608	22,414	21,859	10% ▲	11% ▲	-8% ▼	-6% ▼
가지(5키로상자)		19,462	16,025	16,073	17,603	16,173	21% ▲	21% ▲	11% ▲	20% ▲
겉종합(10키로망대)		18,457	18,156	17,425	11,774	12,971	2% ▲	6% ▲	57% ▲	42% ▲
상추 포기잡(4키로상자)		16,933	19,920	11,945	14,973	15,003	-15% ▼	42% ▲	13% ▲	13% ▲
알배기배추(8키로상자)		16,235	22,317	20,832	18,895	18,308	-27% ▼	-22% ▼	-14% ▼	-11% ▼
애호박(20개)		16,203	14,543	16,668	15,815	14,854	11% ▲	-3% ▼	2% ▲	9% ▲
딸기 설향(2키로상자)		14,355	18,134	14,888	17,236	15,491	-21% ▼	-4% ▼	-17% ▼	-7% ▼
대추방울토마토(3키로상자)		13,021	10,403	17,794	17,271	13,077	25% ▲	-27% ▼	-25% ▼	-0% ▼
시금치(4키로상자)		12,481	11,021	11,495	11,149	13,413	13% ▲	9% ▲	12% ▲	-7% ▼
돌미나리(4키로상자)		11,831	10,537	21,105	14,419	13,125	12% ▲	-44% ▼	-18% ▼	-10% ▼
토마토(5키로상자)		11,509	9,864	14,279	16,141	11,895	17% ▲	-19% ▼	-29% ▼	-3% ▼
랭이버섯(5키로상자)		10,449	10,934	11,550	14,788	11,123	-4% ▼	-10% ▼	-29% ▼	-6% ▼
양배추(8키로망대)		9,329	13,336	13,449	15,425	9,948	-30% ▼	-31% ▼	-40% ▼	-6% ▼
새송이버섯(2키로상자)		6,959	7,579	7,154	7,091	7,745	-8% ▼	-3% ▼	-2% ▼	-10% ▼
열무(4키로상자)		6,530	7,722	10,103	11,143	8,513	-15% ▼	-35% ▼	-41% ▼	-23% ▼
배추(10키로망대)		5,487	7,319	10,135	12,837	8,155	-25% ▼	-46% ▼	-57% ▼	-33% ▼
배추얼갈이(4키로상자)		3,668	3,981	5,364	4,520	4,827	-8% ▼	-32% ▼	-19% ▼	-24% ▼
청경채(4키로상자)		3,590	4,759	6,839	4,570	4,497	-25% ▼	-48% ▼	-21% ▼	-20% ▼
대구(1키로)		3,540	3,317	3,179	3,508	4,690	7% ▲	11% ▲	1% ▲	-25% ▼
부추(일반)(500그램단)		1,780	2,287	2,276	1,432	1,602	-22% ▼	-22% ▼	24% ▲	11% ▲
대파(일반)(1키로단)		1,073	925	1,041	1,785	1,684	16% ▲	3% ▲	-40% ▼	-36% ▼
양파(1키로)		892	1,004	1,423	1,244	857	-11% ▼	-37% ▼	-28% ▼	4% ▲

## □ 품종별 등락가격 비교(전주대비)

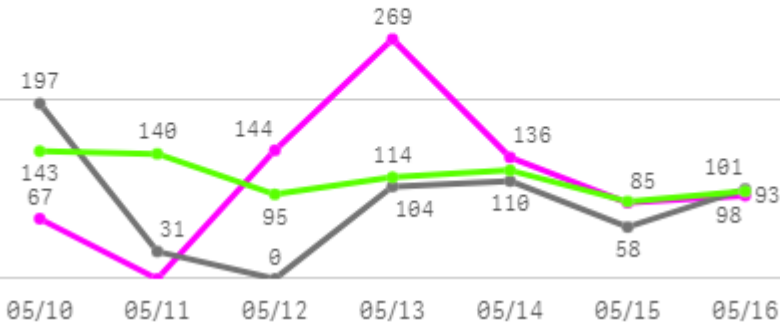
구분	품목(종)명
상승 품목(종)	가지(21%),감자 수미(햇)(8%),건세멸치(10%),깐마늘 대서(5%),대구(7%),대추 방울토마토(25%),대파(일반)(16%),들미나리(12%),시금치(13%),애호박(11%),오이맛고추(21%),청양고추(8%),토마토(17%),포도 수입(11%)
하락 품목(종)	당근(-24%),딸기 설향(-21%),배 신고(-13%),배추(-25%),배추얼갈이(-8%),백다다기오이(-14%),부추(일반)(-22%),빨강 파프리카(-20%),사과 부사(-16%),상추 포기잡(-15%),새송이버섯(-8%),수박(일반)(-14%),알배기배추(-27%),양배추(-30%),양파(-11%),열무(-15%),참외(일반)(-22%),청경채(-25%)
보합 품목(종)(+5%)	(냉)고등어 수입,(선)갈치,겉홍합,골드파인애플 수입,망고 수입,무,바나나 수입,오렌지 네블 수입,팽이버섯,호박밤 고구마

# 3. 품목(종)별 주간 거래동향

## 고구마

주간 반입량(톤)

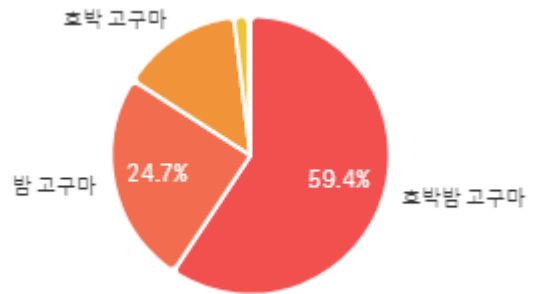
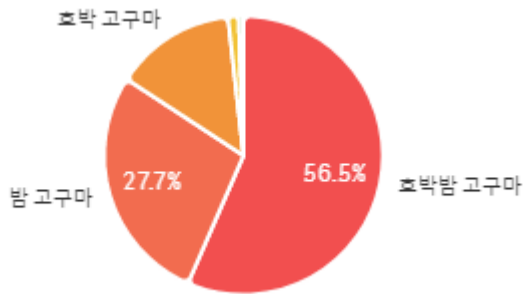
● 2025   ● 2024   ● 평년



구분	금주(A)	전주(B)	전월(C)	전년(D)	평년(E)	A/B	A/C	A/D	A/E
물량(톤)	795	859	980	599	824	92.5%	81.1%	132.7%	96.5%

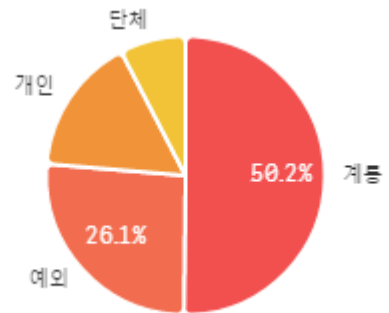
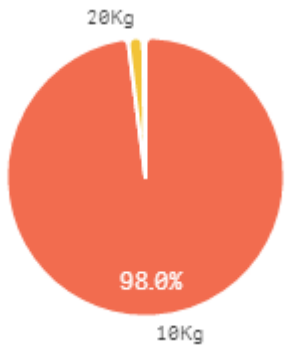
출하 품종별 거래물량 구성비

출하 품종별 거래금액 구성비



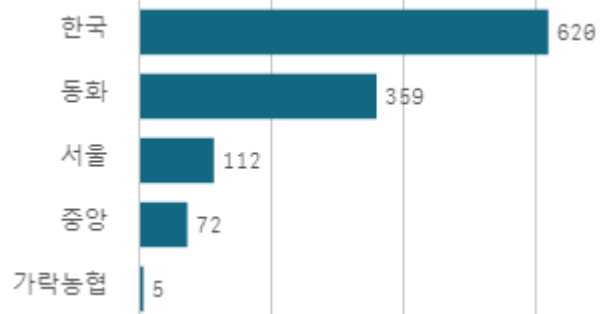
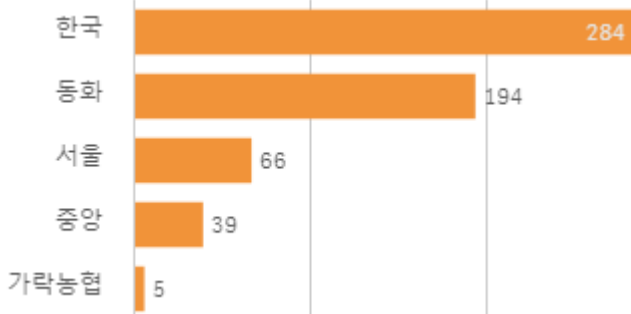
거래 단량별 물량 구성비

출하자별 거래물량 구성비



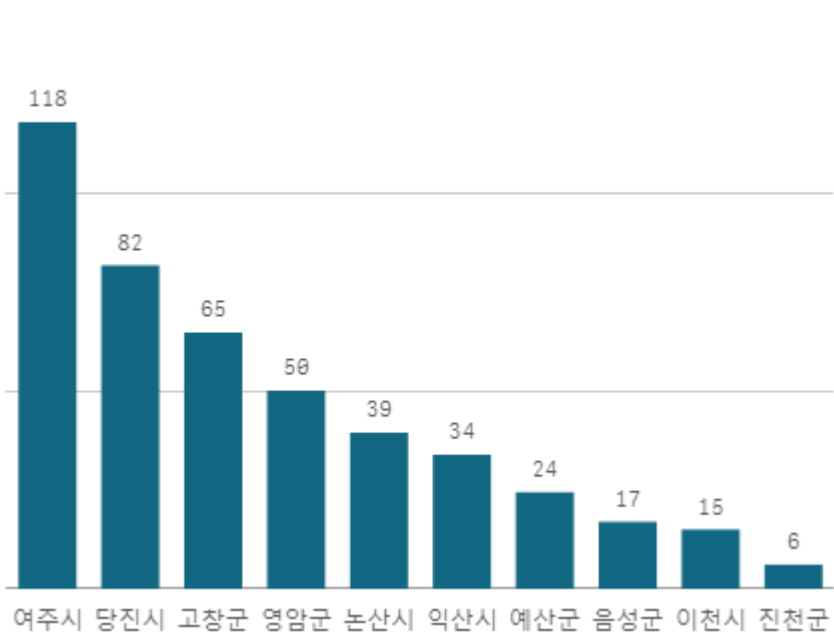
도매시장 법인별 거래물량(톤)

도매시장 법인별 거래금액(백만원)



# 호박밤 고구마(10Kg)

산지별 거래물량(톤)



출하산지(개소)

10

출하건수(천건)

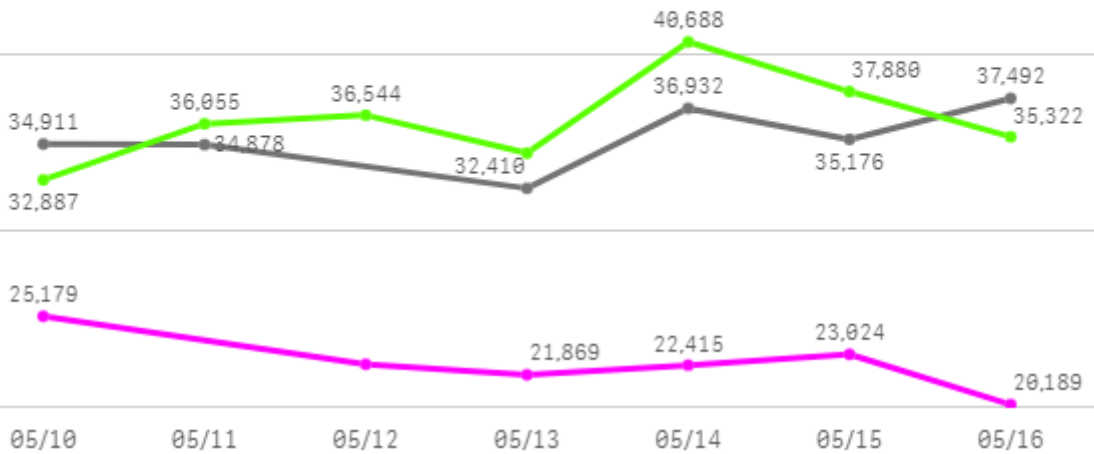
1

산지별 주출하 시군구



주간 도매가격(원)

◆ 2025    ● 2024    ◆ 평년



구분	금주(A)	전주(B)	전월(C)	전년(D)	평년(E)	A/B	A/C	A/D	A/E
가격(원)	22,523	23,086	21,487	35,300	29,672	97.6%	104.8%	63.8%	75.9%

※ 상품 가격 기준

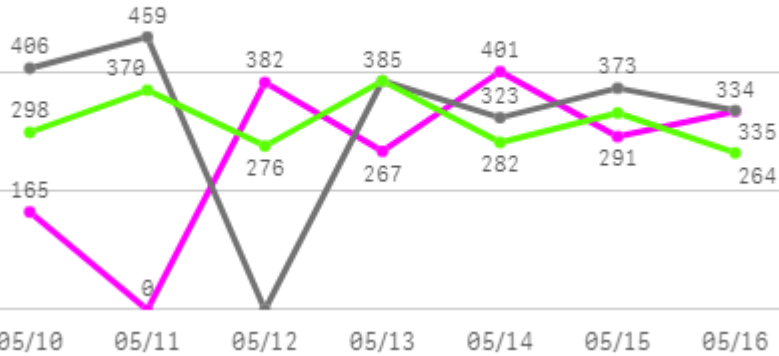
## □ 호박밤 고구마(10Kg) 주간 가격

구분	Q	품종	Q	단량	Q	특	상	보통	하
2025-05-10		호박밤 고구마		10Kg		31,234	25,179	19,124	9,564
2025-05-12		호박밤 고구마		10Kg		31,231	22,464	18,008	8,726
2025-05-13		호박밤 고구마		10Kg		27,825	21,869	15,174	7,694
2025-05-14		호박밤 고구마		10Kg		29,477	22,415	15,236	7,568
2025-05-15		호박밤 고구마		10Kg		32,569	23,024	15,014	8,188
2025-05-16		호박밤 고구마		10Kg		25,366	20,189	14,655	7,576
평균						<b>29,617</b>	<b>22,523</b>	<b>16,202</b>	<b>8,219</b>

# 감자

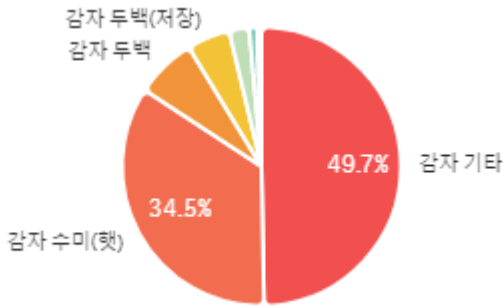
## 주간 반입량(톤)

2025 2024 평년

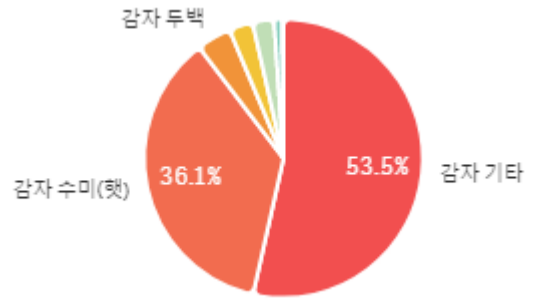


구분	금주(A)	전주(B)	전월(C)	전년(D)	평년(E)	A/B	A/C	A/D	A/E
물량(톤)	1,840	2,183	1,826	2,282	2,187	84.3%	100.8%	80.6%	84.1%

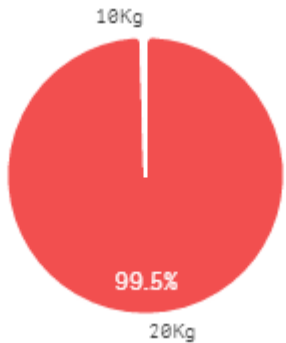
## 출하 품종별 거래물량 구성비



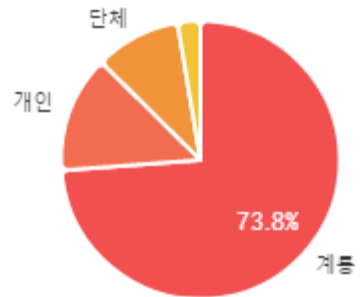
## 출하 품종별 거래금액 구성비



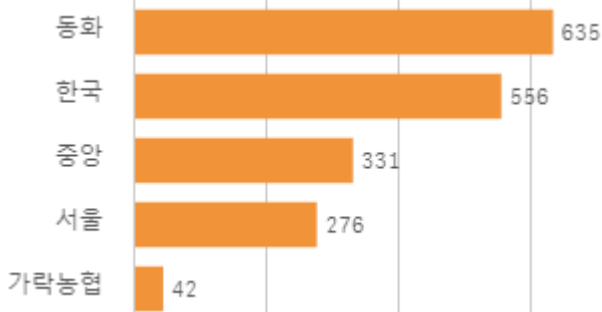
## 거래 단량별 물량 구성비



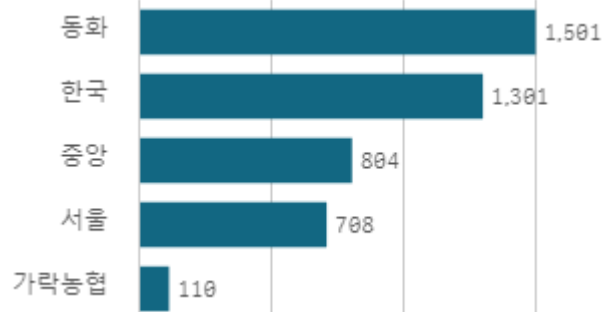
## 출하자별 거래물량 구성비



## 도매시장 법인별 거래물량(톤)

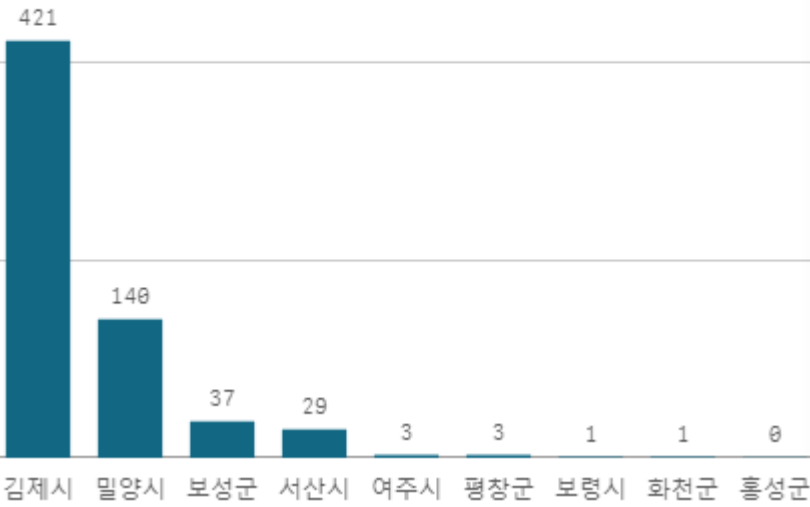


## 도매시장 법인별 거래금액(백만원)



# 감자 수미(햇) (20Kg)

산지별 거래물량(톤)



출하산지(개소)

9

출하건수(천건)

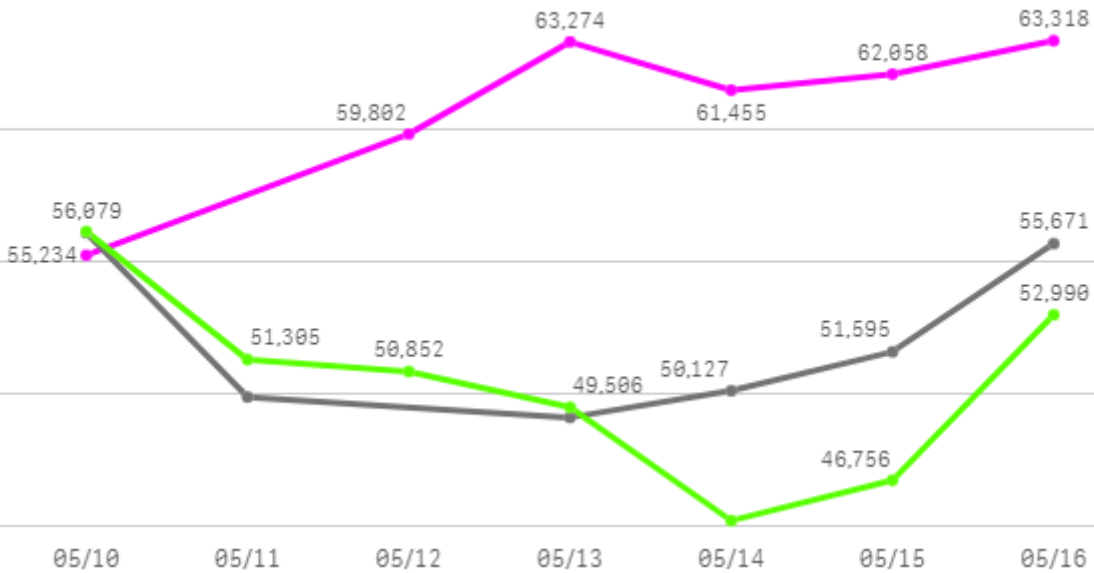
1

산지별 주출하 시군구



주간 도매가격(원)

◆ 2025    ● 2024    ◆ 평년



구분	금주(A)	전주(B)	전월(C)	전년(D)	평년(E)	A/B	A/C	A/D	A/E
가격(원)	60,857	56,139	61,612	52,081	53,218	108.4%	98.8%	116.8%	114.4%

※ 상품 가격 기준

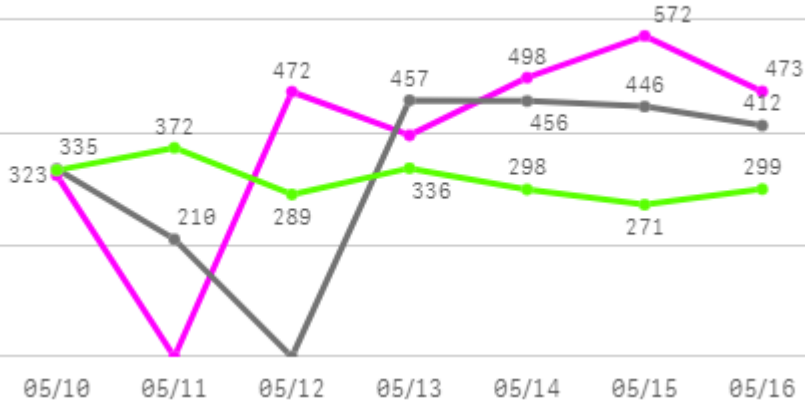
## □ 감자 수미(햇)(20Kg) 주간 가격

구분	Q	품종	Q	단량	Q	특	상	보통	하
2025-05-10		감자 수미(햇)		20Kg		57,000	55,234	52,767	33,826
2025-05-12		감자 수미(햇)		20Kg		62,564	59,802	54,906	35,765
2025-05-13		감자 수미(햇)		20Kg		66,438	63,274	57,928	34,874
2025-05-14		감자 수미(햇)		20Kg		64,366	61,455	56,332	32,952
2025-05-15		감자 수미(햇)		20Kg		65,896	62,058	55,047	33,828
2025-05-16		감자 수미(햇)		20Kg		67,925	63,318	56,503	34,813
평균						<b>64,032</b>	<b>60,857</b>	<b>55,581</b>	<b>34,343</b>

# 배추

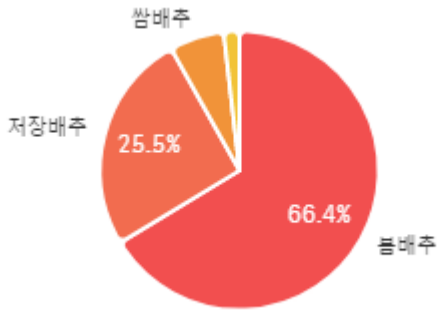
## 주간 반입량(톤)

◆ 2025    ● 2024    ▲ 평년

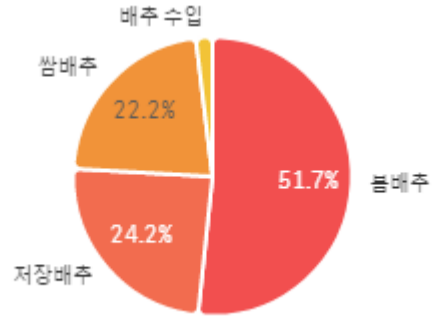


구분	금주(A)	전주(B)	전월(C)	전년(D)	평년(E)	A/B	A/C	A/D	A/E
물량(톤)	2,733	2,649	2,653	2,316	2,304	103.2%	103.0%	118.0%	118.6%

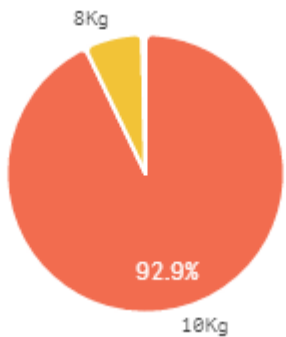
## 출하 품종별 거래물량 구성비



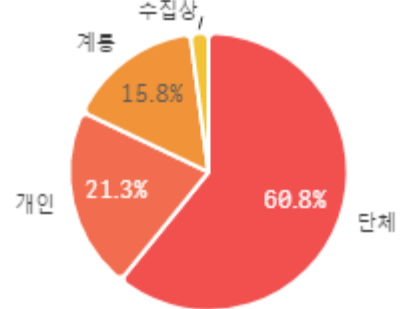
## 출하 품종별 거래금액 구성비



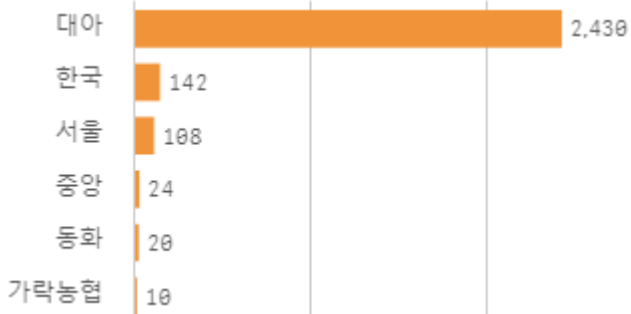
## 거래 단량별 물량 구성비



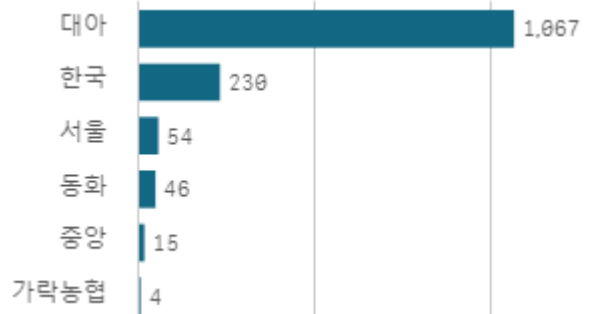
## 출하자별 거래물량 구성비



## 도매시장 법인별 거래물량(톤)

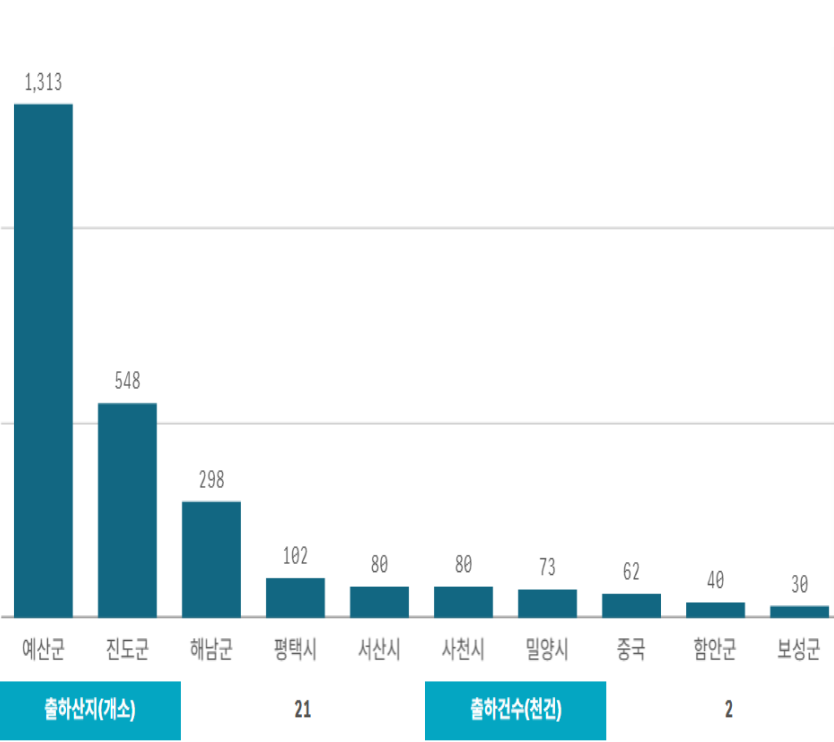


## 도매시장 법인별 거래금액(백만원)



# 배추(10Kg)

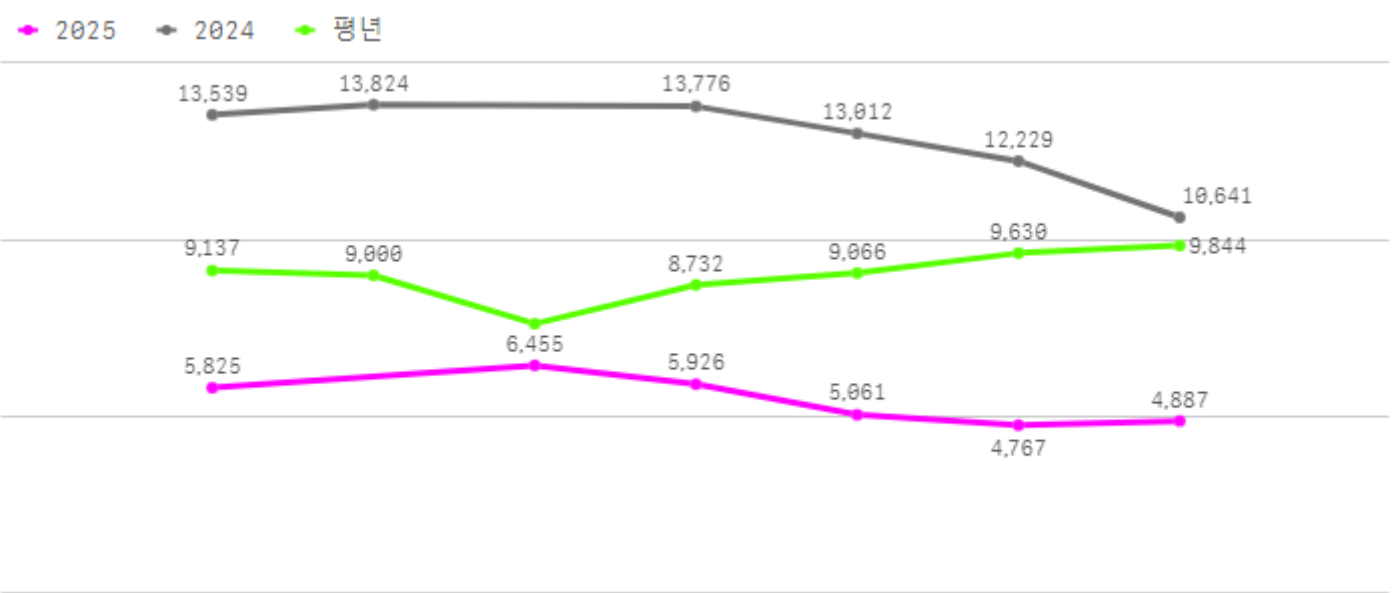
산지별 거래물량(톤)



산지별 주출하 시군구



주간 도매가격(원)



구분	금주(A)	전주(B)	전월(C)	전년(D)	평년(E)	A/B	A/C	A/D	A/E
가격(원)	5,487	7,319	10,135	12,837	8,155	75.0%	54.1%	42.7%	67.3%

※ 상품 가격 기준

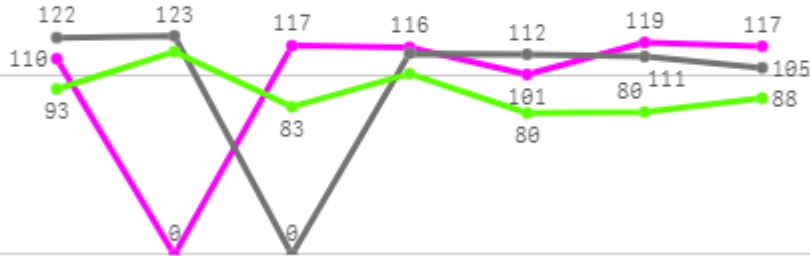
## □ 배추(10Kg) 주간 가격

구분	Q	품종	Q	단량	Q	특	상	보통	하
2025-05-10		배추		10Kg		11,520	5,825	3,557	2,503
2025-05-12		배추		10Kg		13,439	6,455	4,218	2,382
2025-05-13		배추		10Kg		9,980	5,926	4,473	3,362
2025-05-14		배추		10Kg		9,361	5,061	4,037	1,472
2025-05-15		배추		10Kg		10,318	4,767	3,042	1,114
2025-05-16		배추		10Kg		5,514	4,887	2,814	937
평균						<b>10,022</b>	<b>5,487</b>	<b>3,690</b>	<b>1,962</b>

# 배추얼갈이

## 주간 반입량(톤)

◆ 2025    ● 2024    ▲ 평년



05/10    05/11    05/12    05/13    05/14    05/15    05/16

구분	금주(A)	전주(B)	전월(C)	전년(D)	평년(E)	A/B	A/C	A/D	A/E
물량(톤)	681	658	619	686	646	103.5%	110.0%	99.2%	105.3%

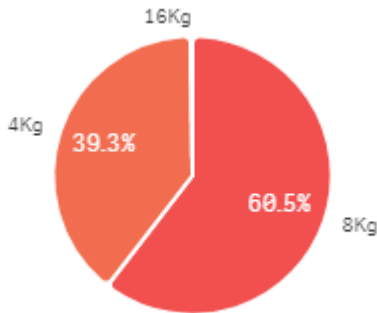
## 출하 품종별 거래물량 구성비



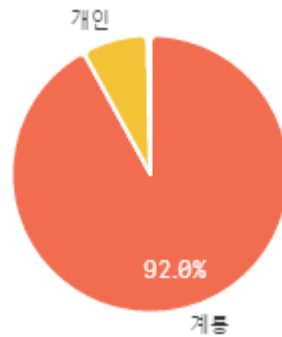
## 출하 품종별 거래금액 구성비



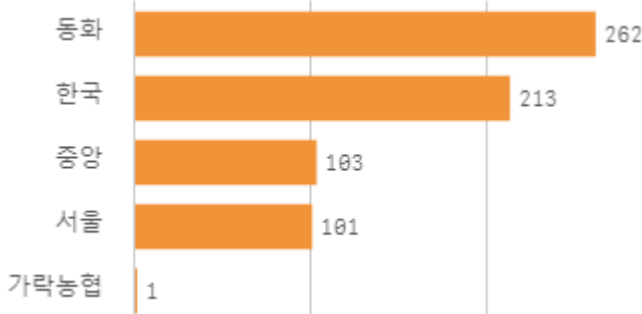
## 거래 단량별 물량 구성비



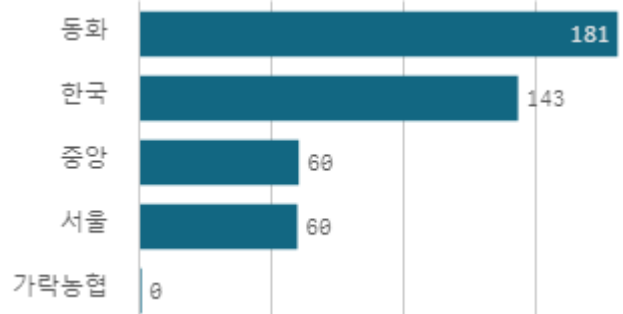
## 출하자별 거래물량 구성비



## 도매시장 법인별 거래물량(톤)

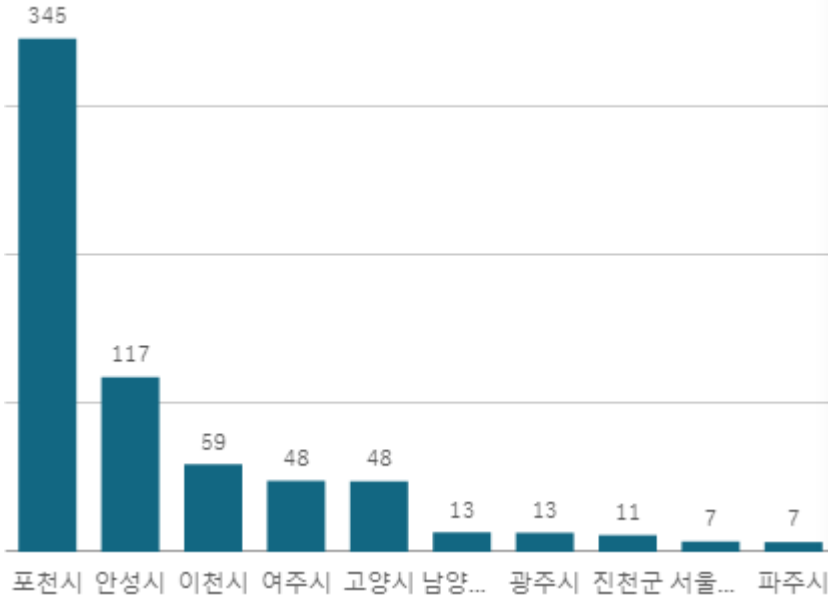


## 도매시장 법인별 거래금액(백만원)



# 배추얼갈이(4Kg)

산지별 거래물량(톤)



출하산지(개소)

18

출하건수(천건)

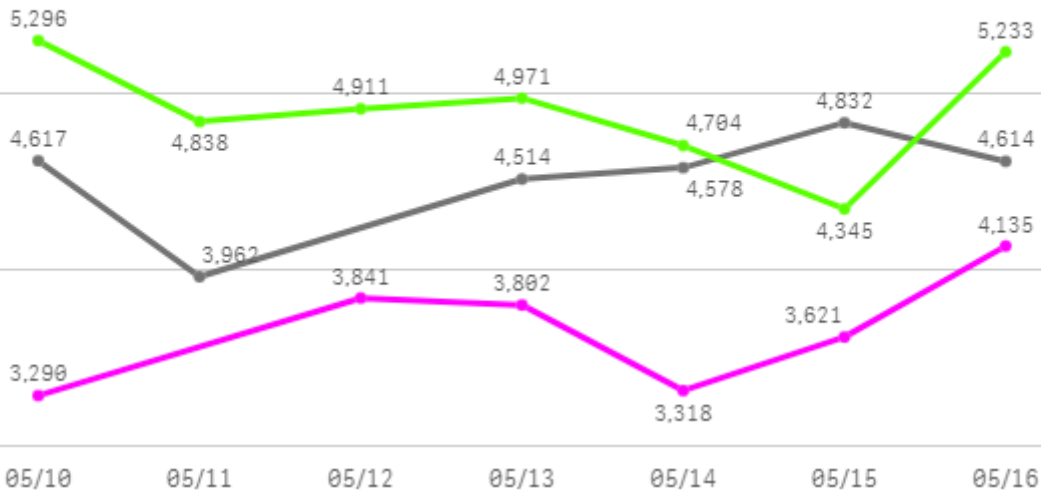
2

산지별 주출하 시군구



주간 도매가격(원)

◆ 2025    ● 2024    ◆ 평년



구분	금주(A)	전주(B)	전월(C)	전년(D)	평년(E)	A/B	A/C	A/D	A/E
가격(원)	3,668	3,981	5,364	4,520	4,827	92.1%	68.4%	81.2%	76.0%

※ 상품 가격 기준

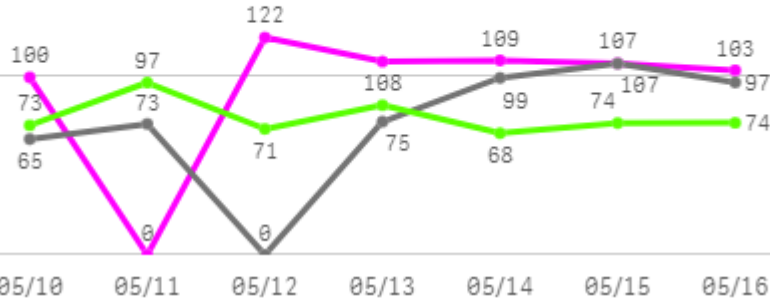
## □ 배추얼갈이(4Kg) 주간 가격

구분	Q	품종	Q	단량	Q	특	상	보통	하
2025-05-10		배추얼갈이		4Kg		-	3,290	2,136	1,433
2025-05-12		배추얼갈이		4Kg		-	3,841	2,911	2,251
2025-05-13		배추얼갈이		4Kg		-	3,802	2,685	1,899
2025-05-14		배추얼갈이		4Kg		-	3,318	2,217	1,521
2025-05-15		배추얼갈이		4Kg		-	3,621	2,513	1,592
2025-05-16		배추얼갈이		4Kg		-	4,135	3,130	2,140
평균						-	<b>3,668</b>	<b>2,599</b>	<b>1,806</b>

# 알배기배추

## 주간 반입량(톤)

◆ 2025    ● 2024    ▲ 평년



구분	금주(A)	전주(B)	전월(C)	전년(D)	평년(E)	A/B	A/C	A/D	A/E
물량(톤)	650	529	493	516	570	122.7%	131.8%	125.9%	113.9%

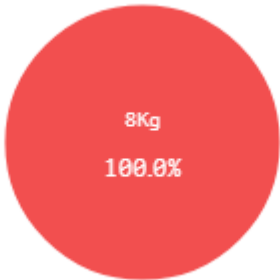
### 출하 품종별 거래물량 구성비



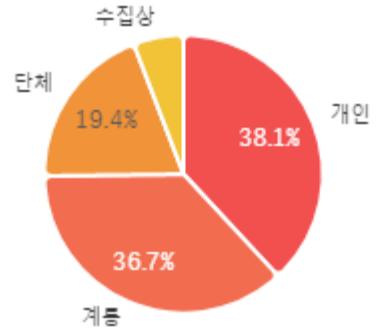
### 출하 품종별 거래금액 구성비



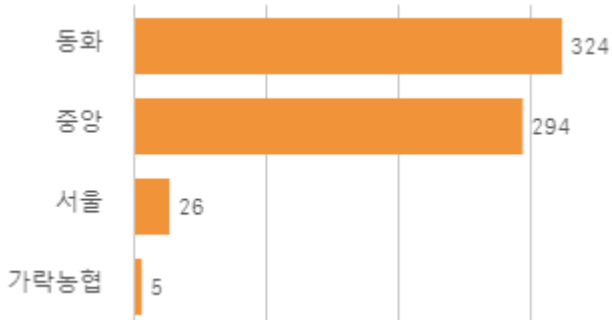
### 거래 단량별 물량 구성비



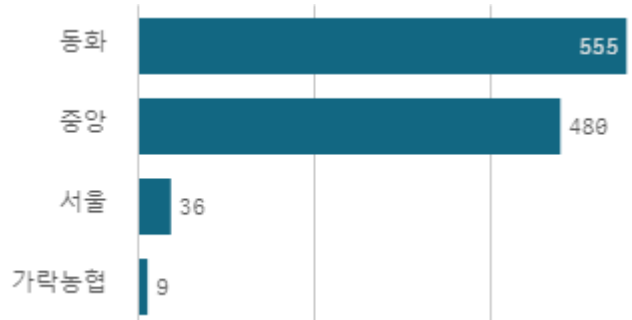
### 출하자별 거래물량 구성비



### 도매시장 법인별 거래물량(톤)

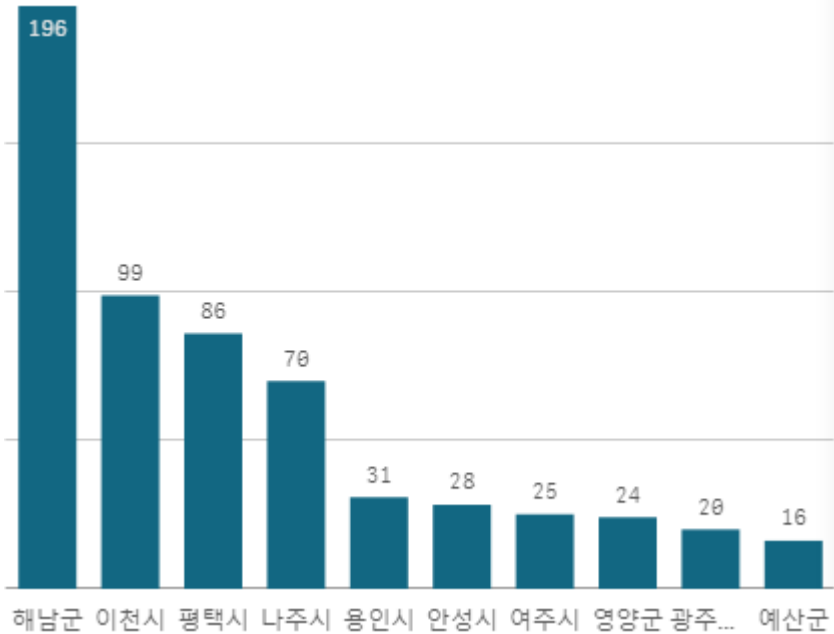


### 도매시장 법인별 거래금액(백만원)



# 알배기배추(8Kg)

산지별 거래물량(톤)



출하산지(개소)

18

출하건수(천건)

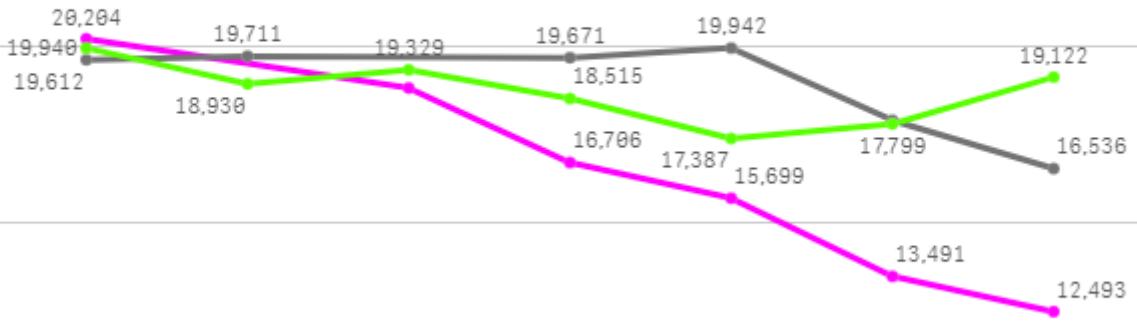
2

산지별 주출하 시군구



주간 도매가격(원)

◆ 2025    ● 2024    ◆ 평년



05/10    05/11    05/12    05/13    05/14    05/15    05/16

구분	금주(A)	전주(B)	전월(C)	전년(D)	평년(E)	A/B	A/C	A/D	A/E
가격(원)	16,235	22,317	20,832	18,895	18,308	72.7%	77.9%	85.9%	88.7%

※ 상품 가격 기준

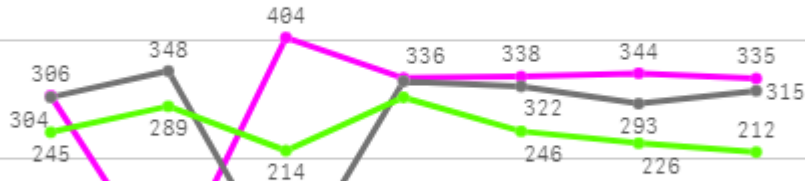
## □ 알배기배추(8Kg) 주간 가격

구분	Q	품종	Q	단량	Q	특	상	보통	하
2025-05-10		알배기배추		8Kg		24,926	20,204	15,542	7,455
2025-05-12		알배기배추		8Kg		23,296	18,815	14,175	8,041
2025-05-13		알배기배추		8Kg		19,168	16,706	13,047	8,294
2025-05-14		알배기배추		8Kg		18,709	15,699	11,107	6,748
2025-05-15		알배기배추		8Kg		15,590	13,491	9,669	5,905
2025-05-16		알배기배추		8Kg		15,408	12,493	8,865	4,283
평균						<b>19,516</b>	<b>16,235</b>	<b>12,068</b>	<b>6,788</b>

# 양배추

## 주간 반입량(톤)

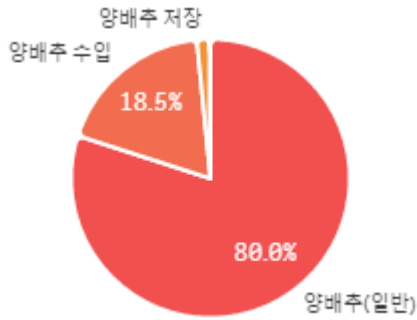
◆ 2025    ● 2024    ▲ 평년



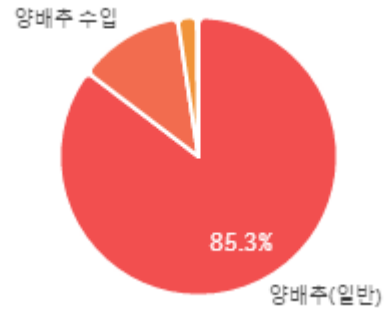
05/10    05/11    05/12    05/13    05/14    05/15    05/16

구분	금주(A)	전주(B)	전월(C)	전년(D)	평년(E)	A/B	A/C	A/D	A/E
물량(톤)	2,064	1,853	2,002	1,912	1,793	111.4%	103.1%	108.0%	115.1%

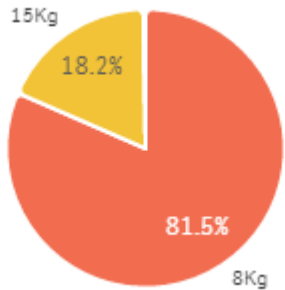
### 출하 품종별 거래물량 구성비



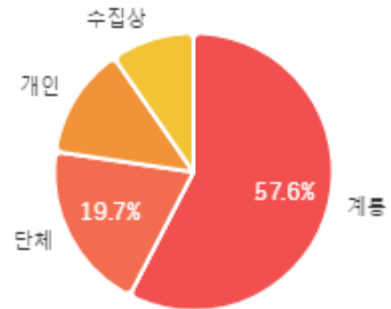
### 출하 품종별 거래금액 구성비



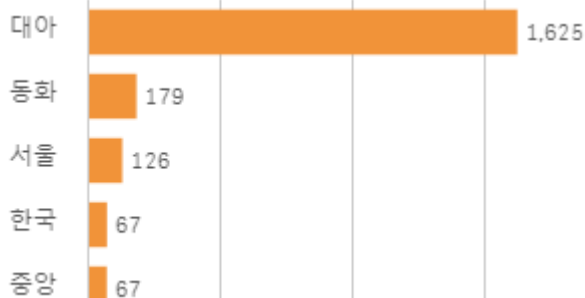
### 거래 단량별 물량 구성비



### 출하자별 거래물량 구성비



### 도매시장 법인별 거래물량(톤)

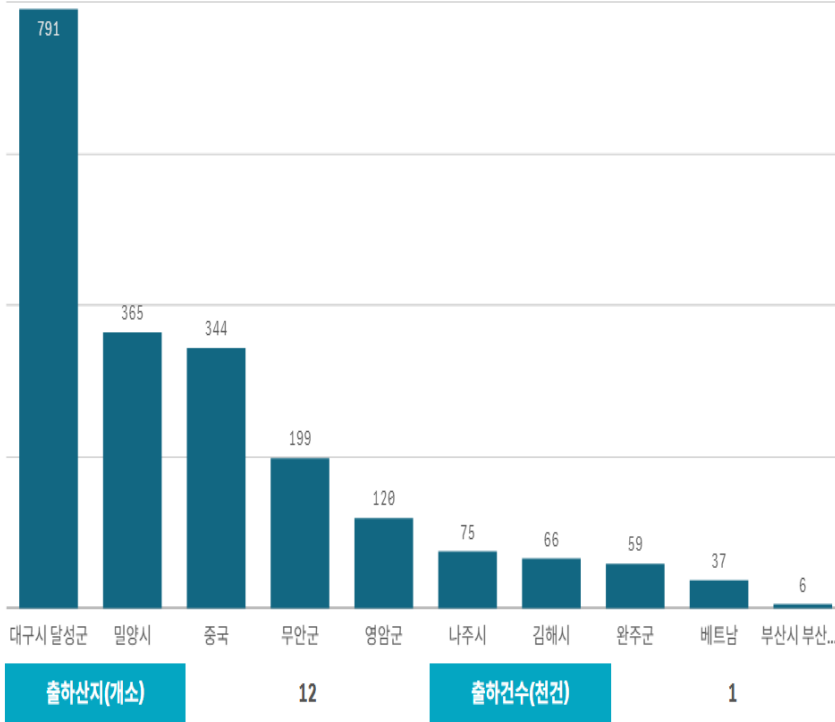


### 도매시장 법인별 거래금액(백만원)



# 양배추(8Kg)

산지별 거래물량(톤)

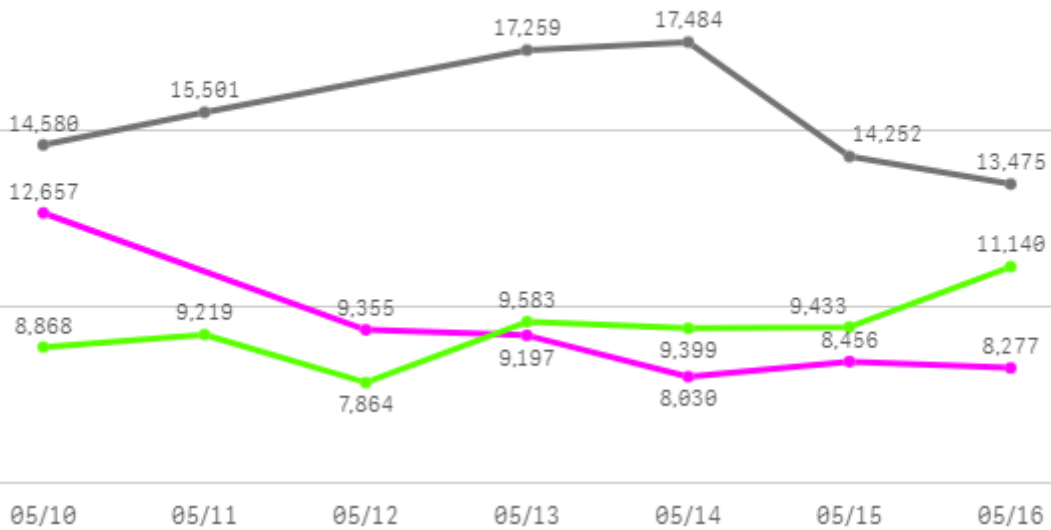


산지별 주출하 시군구



주간 도매가격(원)

2025 (pink line), 2024 (grey line), 평년 (green line)



구분	금주(A)	전주(B)	전월(C)	전년(D)	평년(E)	A/B	A/C	A/D	A/E
가격(원)	9,329	13,336	13,449	15,425	9,948	70.0%	69.4%	60.5%	93.8%

※ 상품 가격 기준

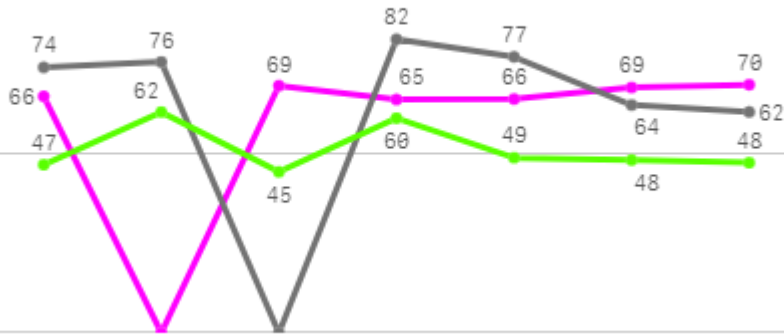
## □ 양배추(8Kg) 주간 가격

구분	Q	품종	Q	단량	Q	특	상	보통	하
2025-05-10		양배추		8Kg		15,703	12,657	9,805	5,714
2025-05-12		양배추		8Kg		11,798	9,355	8,099	5,893
2025-05-13		양배추		8Kg		11,362	9,197	7,802	6,412
2025-05-14		양배추		8Kg		10,394	8,030	6,712	5,614
2025-05-15		양배추		8Kg		10,687	8,456	6,609	5,410
2025-05-16		양배추		8Kg		10,901	8,277	6,651	4,850
평균						<b>11,808</b>	<b>9,329</b>	<b>7,613</b>	<b>5,649</b>

# 시금치

## 주간 반입량(톤)

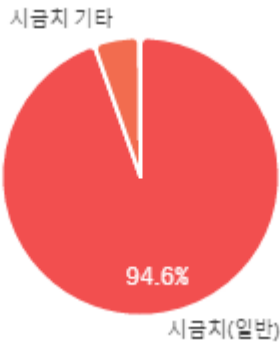
◆ 2025    ● 2024    ▲ 평년



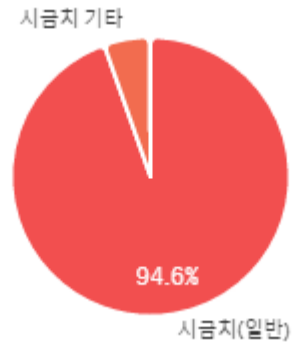
05/10    05/11    05/12    05/13    05/14    05/15    05/16

구분	금주(A)	전주(B)	전월(C)	전년(D)	평년(E)	A/B	A/C	A/D	A/E
물량(톤)	405	394	527	436	364	102.7%	76.8%	92.9%	111.3%

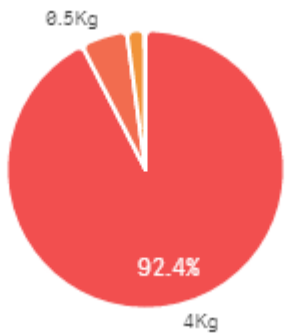
## 출하 품종별 거래물량 구성비



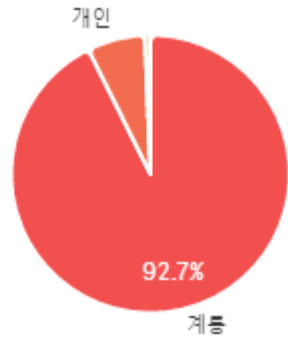
## 출하 품종별 거래금액 구성비



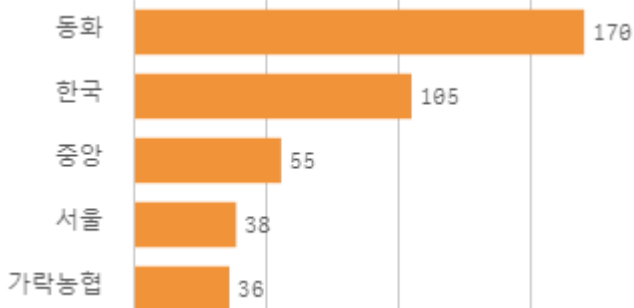
## 거래 단량별 물량 구성비



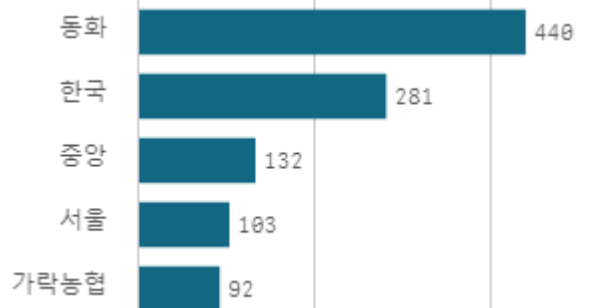
## 출하자별 거래물량 구성비



## 도매시장 법인별 거래물량(톤)

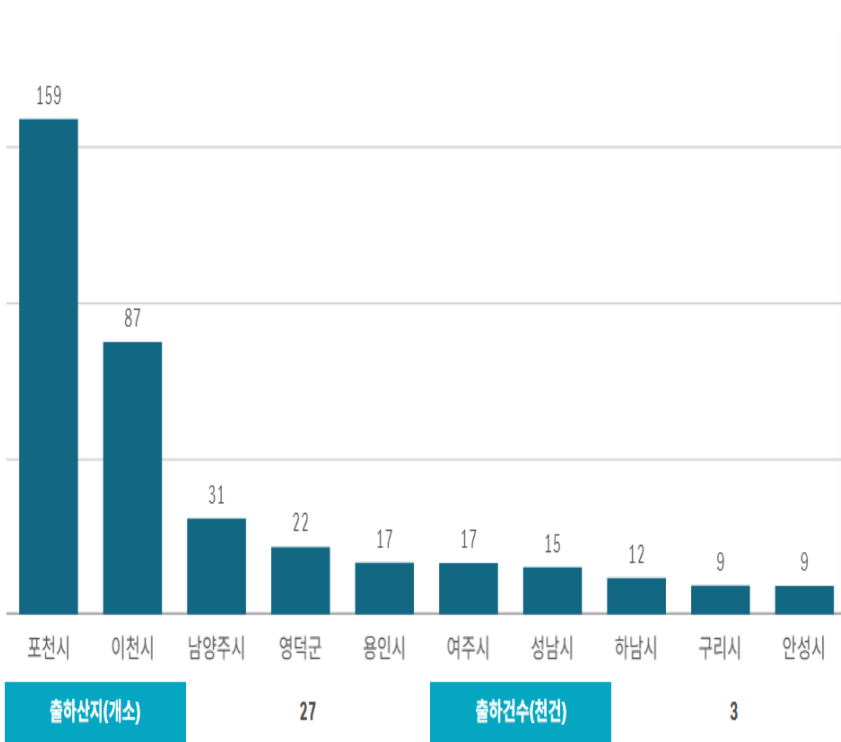


## 도매시장 법인별 거래금액(백만원)



# 시금치(4Kg)

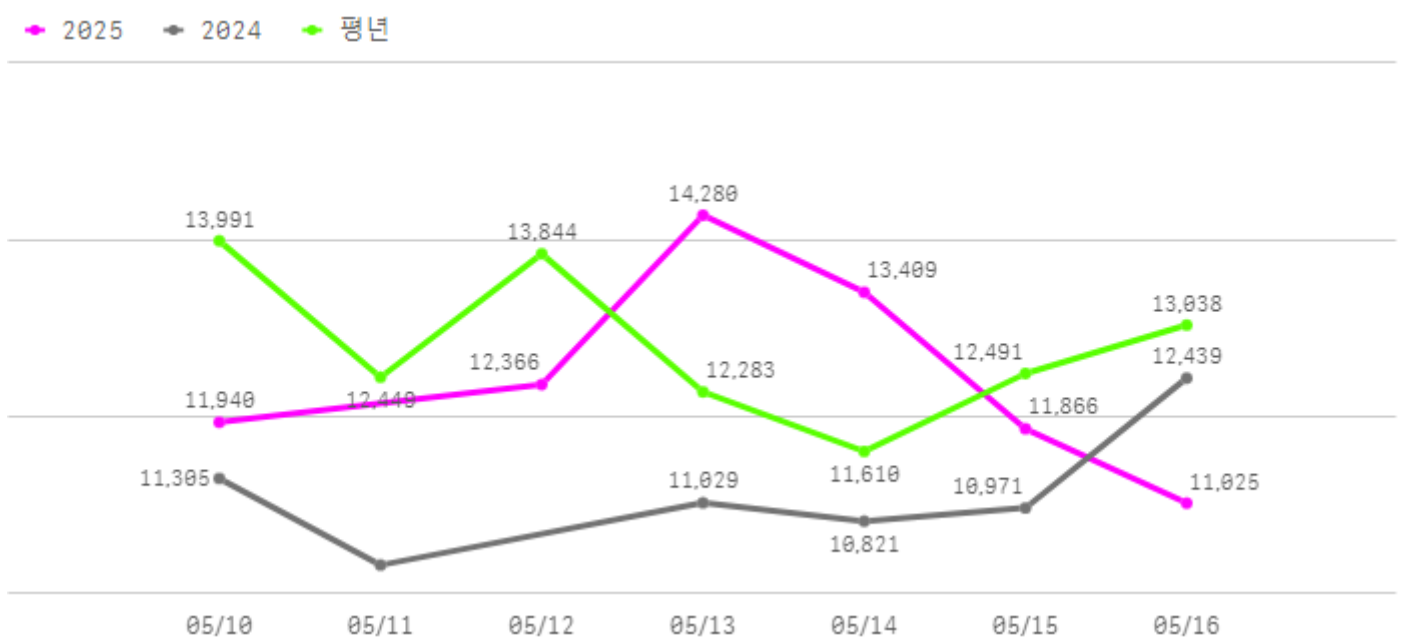
산지별 거래물량(톤)



산지별 주출하 시군구



주간 도매가격(원)



구분	금주(A)	전주(B)	전월(C)	전년(D)	평년(E)	A/B	A/C	A/D	A/E
가격(원)	12,481	11,021	11,495	11,149	13,413	113.3%	108.6%	112.0%	93.1%

※ 상품 가격 기준

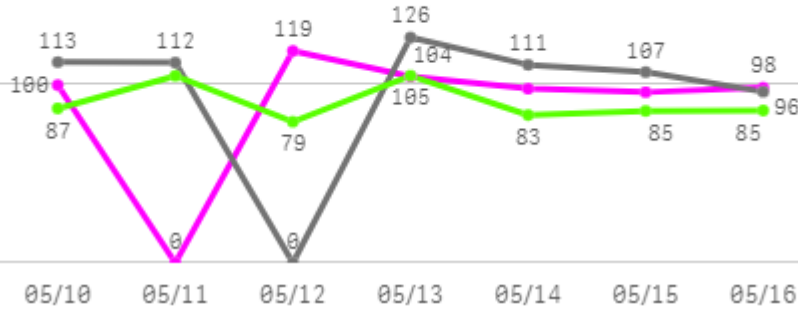
## □ 시금치(4Kg) 주간 가격

구분	Q	품종	Q	단량	Q	특	상	보통	하
2025-05-10		시금치		4Kg		13,415	11,940	9,182	7,338
2025-05-12		시금치		4Kg		15,083	12,366	9,344	7,596
2025-05-13		시금치		4Kg		16,411	14,280	10,325	8,135
2025-05-14		시금치		4Kg		15,824	13,409	10,808	8,506
2025-05-15		시금치		4Kg		13,842	11,866	10,044	8,145
2025-05-16		시금치		4Kg		13,297	11,025	9,663	7,187
평균						<b>14,645</b>	<b>12,481</b>	<b>9,894</b>	<b>7,818</b>

# 상추

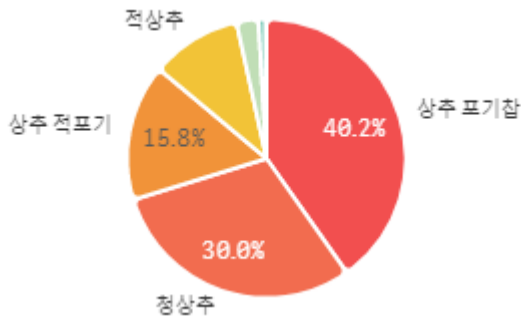
## 주간 반입량(톤)

◆ 2025    ● 2024    ▲ 평년

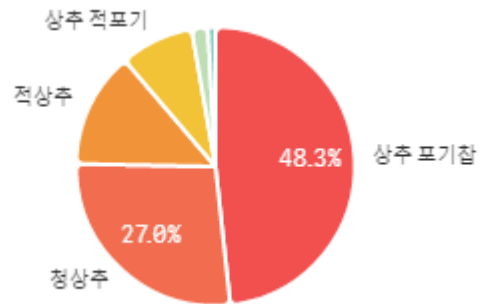


구분	금주(A)	전주(B)	전월(C)	전년(D)	평년(E)	A/B	A/C	A/D	A/E
물량(톤)	614	597	644	665	628	102.9%	95.4%	92.4%	97.8%

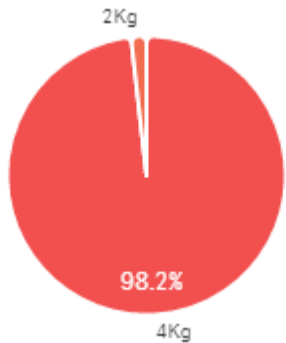
## 출하 품종별 거래물량 구성비



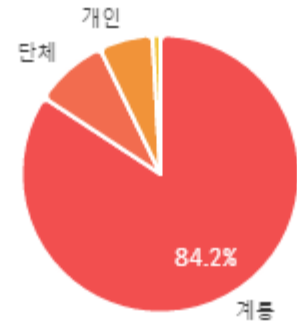
## 출하 품종별 거래금액 구성비



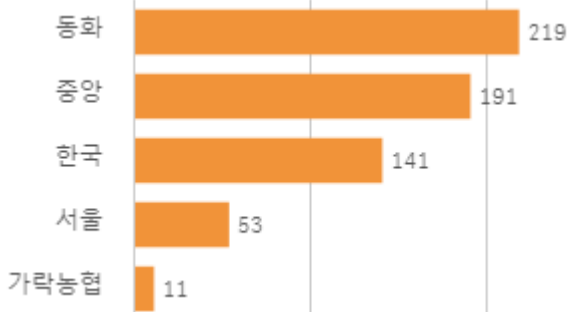
## 거래 단량별 물량 구성비



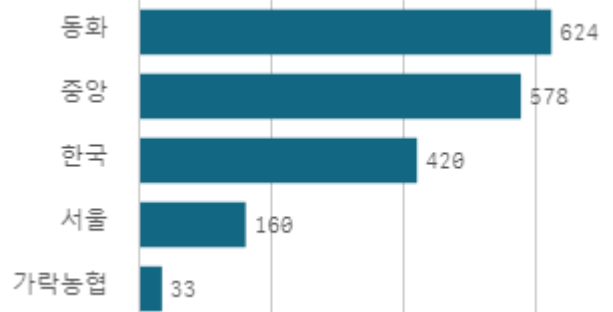
## 출하자별 거래물량 구성비



## 도매시장 법인별 거래물량(톤)

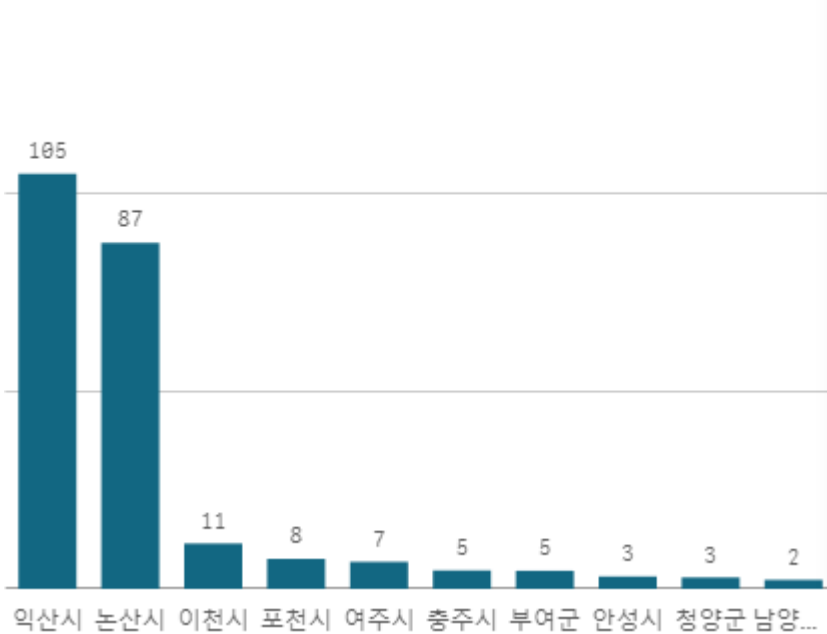


## 도매시장 법인별 거래금액(백만원)



# 상추 포기잡(4Kg)

산지별 거래물량(톤)



출하산지(개소)

22

출하건수(천건)

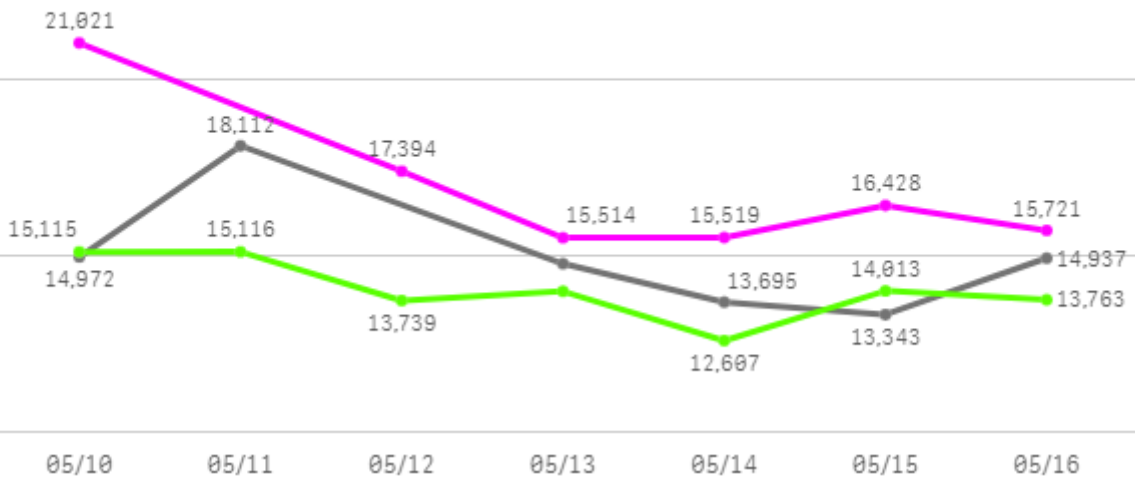
2

산지별 주출하 시군구



주간 도매가격(원)

◆ 2025    ● 2024    ◆ 평년



구분	금주(A)	전주(B)	전월(C)	전년(D)	평년(E)	A/B	A/C	A/D	A/E
가격(원)	16,933	19,920	11,945	14,973	15,003	85.0%	141.8%	113.1%	112.9%

※ 상품 가격 기준

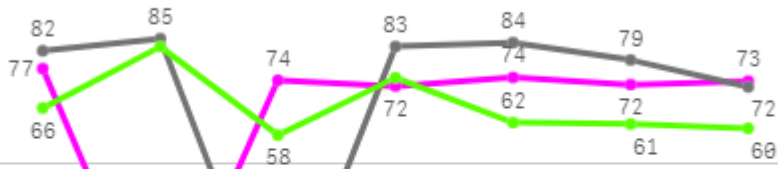
## □ 상추 포기잡(4Kg) 주간 가격

구분	Q	품종	Q	단량	Q	특	상	보통	하
2025-05-10		상추 포기잡		4Kg		-	21,021	18,553	15,530
2025-05-12		상추 포기잡		4Kg		-	17,394	15,118	12,437
2025-05-13		상추 포기잡		4Kg		-	15,514	13,085	9,892
2025-05-14		상추 포기잡		4Kg		-	15,519	13,287	10,886
2025-05-15		상추 포기잡		4Kg		-	16,428	14,110	11,149
2025-05-16		상추 포기잡		4Kg		-	15,721	13,645	11,507
평균						-	<b>16,933</b>	<b>14,633</b>	<b>11,900</b>

# 부추

## 주간 반입량(톤)

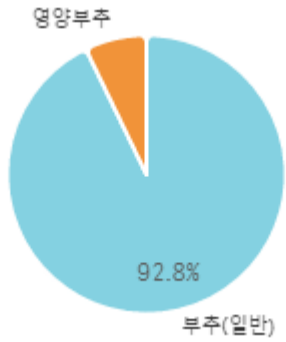
◆ 2025    ● 2024    ▲ 평년



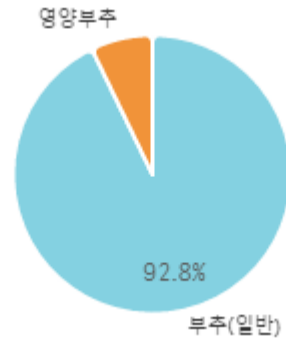
05/10    05/11    05/12    05/13    05/14    05/15    05/16

구분	금주(A)	전주(B)	전월(C)	전년(D)	평년(E)	A/B	A/C	A/D	A/E
물량(톤)	443	444	498	485	457	99.7%	88.9%	91.2%	96.8%

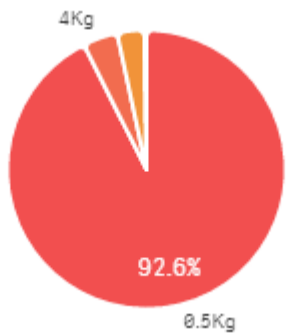
## 출하 품종별 거래물량 구성비



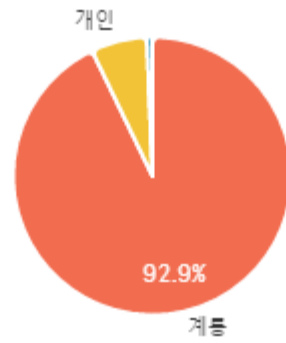
## 출하 품종별 거래금액 구성비



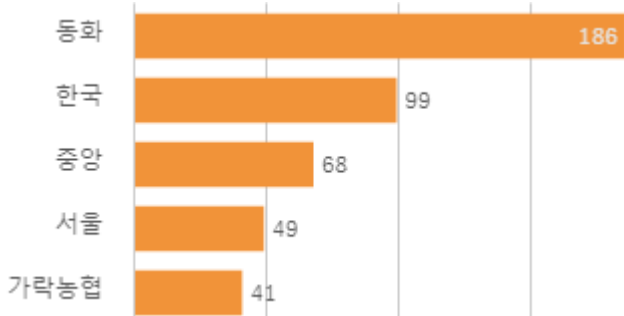
## 거래 단량별 물량 구성비



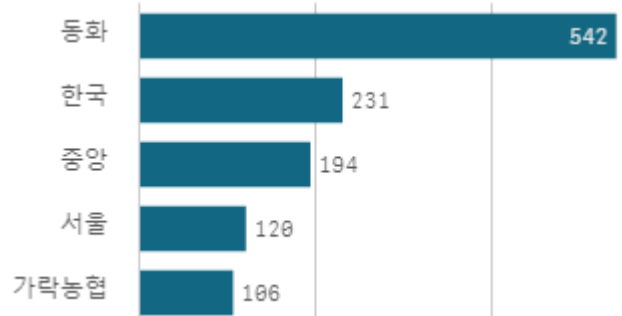
## 출하자별 거래물량 구성비



## 도매시장 법인별 거래물량(톤)

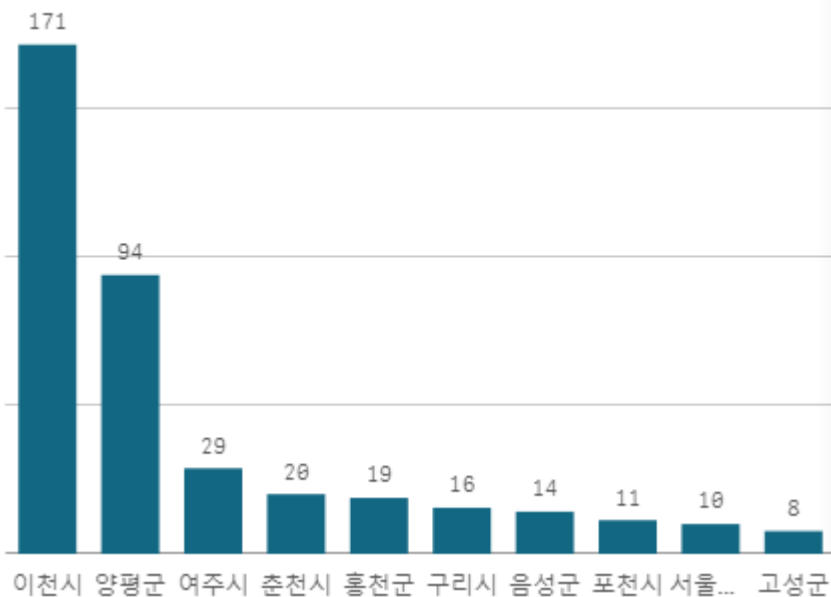


## 도매시장 법인별 거래금액(백만원)



# 부추(일반) (0.5Kg)

산지별 거래물량(톤)



출하산지(개소)

21

출하건수(천건)

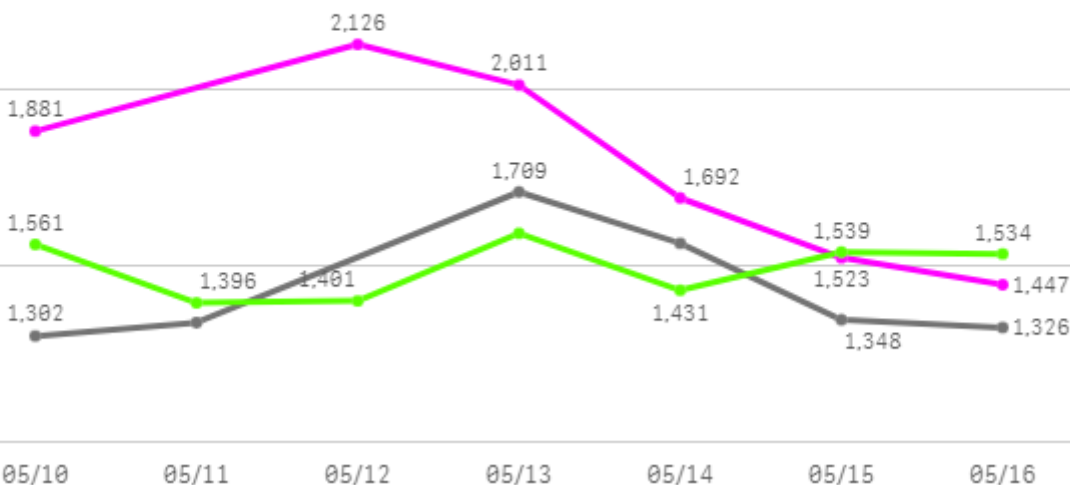
2

산지별 주출하 시군구



주간 도매가격(원)

◆ 2025    ● 2024    ◆ 평년



구분	금주(A)	전주(B)	전월(C)	전년(D)	평년(E)	A/B	A/C	A/D	A/E
가격(원)	1,780	2,287	2,276	1,432	1,602	77.8%	78.2%	124.3%	111.1%

※ 상품 가격 기준

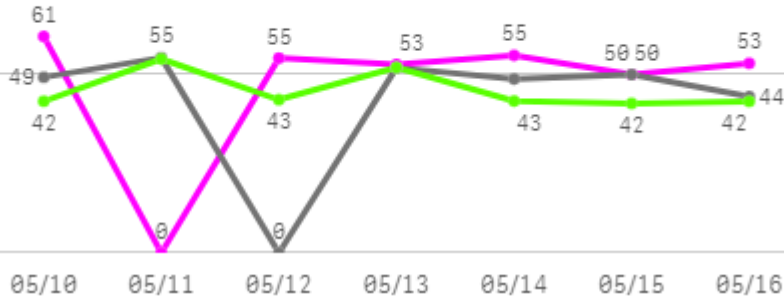
## □ 부추(일반)(0.5Kg) 주간 가격

구분	Q	품종	Q	단량	Q	특	상	보통	하
2025-05-10		부추(일반)		0.5Kg		-	1,881	1,425	924
2025-05-12		부추(일반)		0.5Kg		-	2,126	1,689	1,284
2025-05-13		부추(일반)		0.5Kg		-	2,011	1,719	1,421
2025-05-14		부추(일반)		0.5Kg		-	1,692	1,352	1,040
2025-05-15		부추(일반)		0.5Kg		-	1,523	1,178	877
2025-05-16		부추(일반)		0.5Kg		-	1,447	1,093	809
평균						-	<b>1,780</b>	<b>1,409</b>	<b>1,059</b>

# 미나리

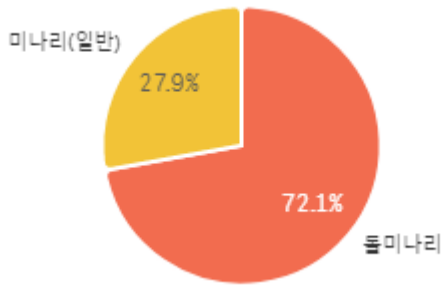
## 주간 반입량(톤)

◆ 2025    ● 2024    ▲ 평년

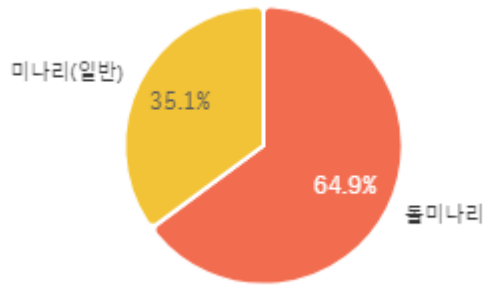


구분	금주(A)	전주(B)	전월(C)	전년(D)	평년(E)	A/B	A/C	A/D	A/E
물량(톤)	327	362	397	298	314	90.2%	82.2%	109.4%	104.0%

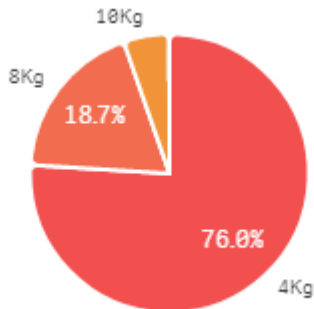
### 출하 품종별 거래물량 구성비



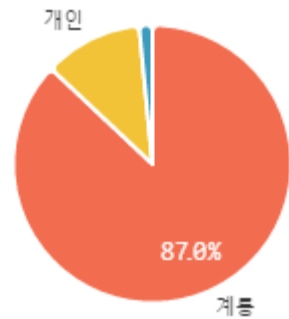
### 출하 품종별 거래금액 구성비



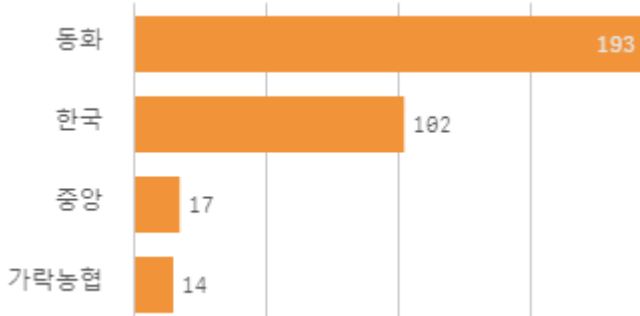
### 거래 단량별 물량 구성비



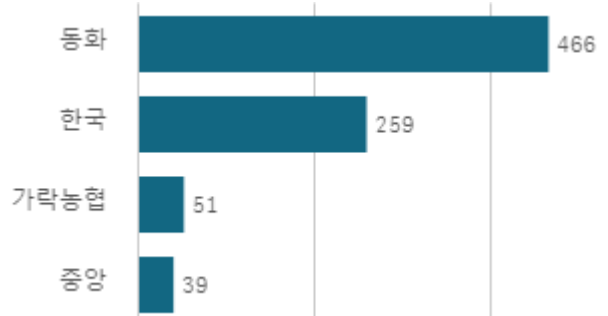
### 출하자별 거래물량 구성비



### 도매시장 법인별 거래물량(톤)

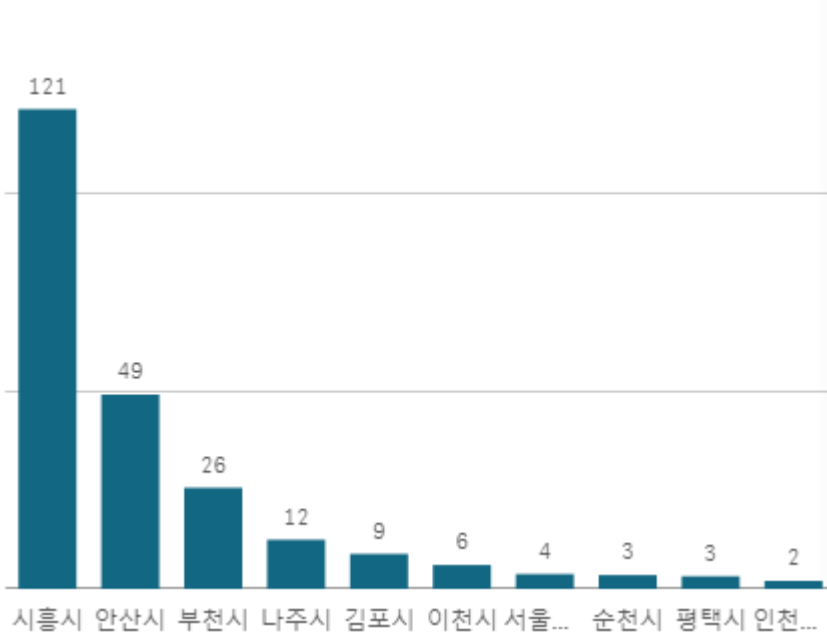


### 도매시장 법인별 거래금액(백만원)



# 돌미나리(4Kg)

산지별 거래물량(톤)



출하산지(개소)

12

출하건수(천건)

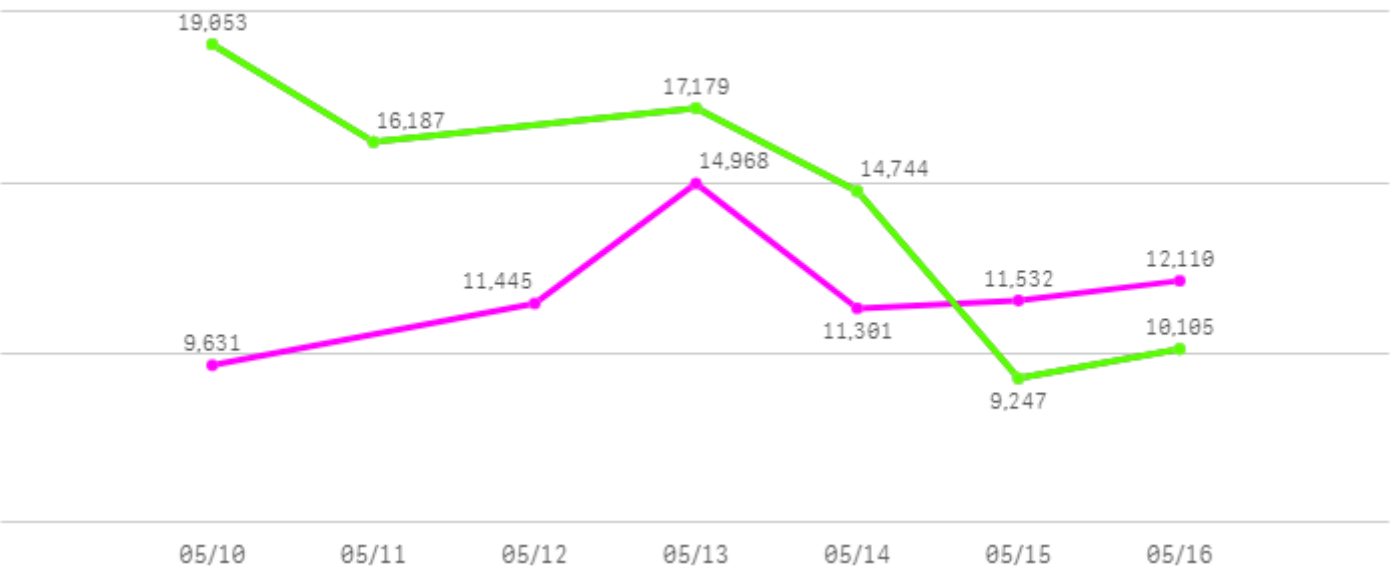
1

산지별 주출하 시군구



주간 도매가격(원)

◆ 2025    ◀ 2024    ◆ 평년



구분	금주(A)	전주(B)	전월(C)	전년(D)	평년(E)	A/B	A/C	A/D	A/E
가격(원)	11,831	10,537	21,105	14,419	13,125	112.3%	56.1%	82.1%	90.1%

※ 상품 가격 기준

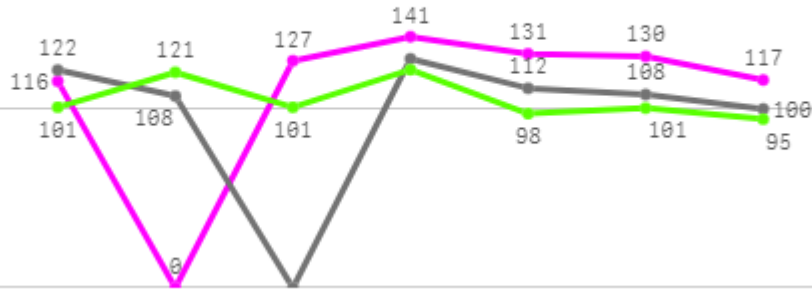
## □ 돌미나리(4Kg) 주간 가격

구분	Q	품종	Q	단량	Q	특	상	보통	하
2025-05-10		돌미나리		4Kg		-	9,631	7,516	5,503
2025-05-12		돌미나리		4Kg		-	11,445	8,545	7,342
2025-05-13		돌미나리		4Kg		-	14,968	12,757	9,490
2025-05-14		돌미나리		4Kg		-	11,301	8,049	6,826
2025-05-15		돌미나리		4Kg		-	11,532	8,536	7,343
2025-05-16		돌미나리		4Kg		-	12,110	9,985	8,088
평균						-	<b>11,831</b>	<b>9,231</b>	<b>7,432</b>

# 열무

## 주간 반입량(톤)

◆ 2025    ● 2024    ▲ 평년



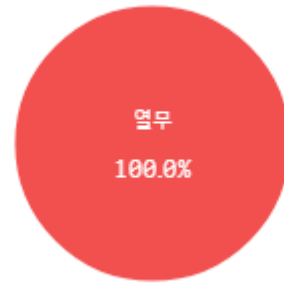
05/10    05/11    05/12    05/13    05/14    05/15    05/16

구분	금주(A)	전주(B)	전월(C)	전년(D)	평년(E)	A/B	A/C	A/D	A/E
물량(톤)	761	753	673	679	727	101.1%	113.2%	112.2%	104.7%

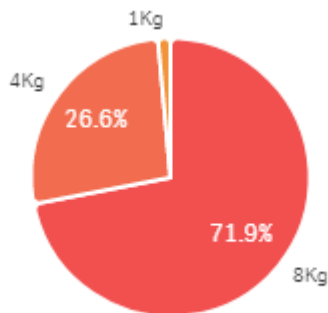
## 출하 품종별 거래물량 구성비



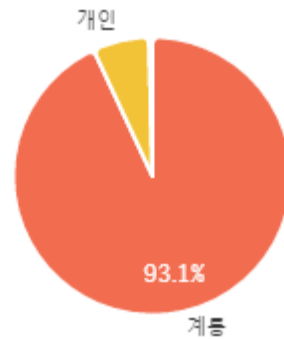
## 출하 품종별 거래금액 구성비



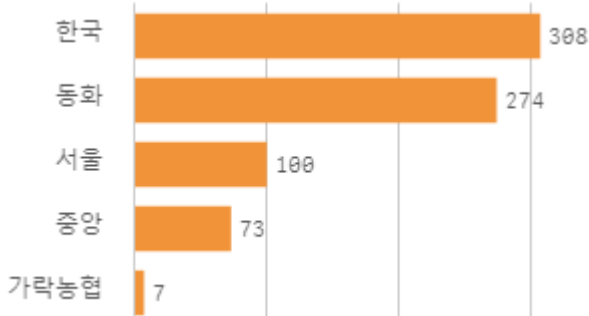
## 거래 단량별 물량 구성비



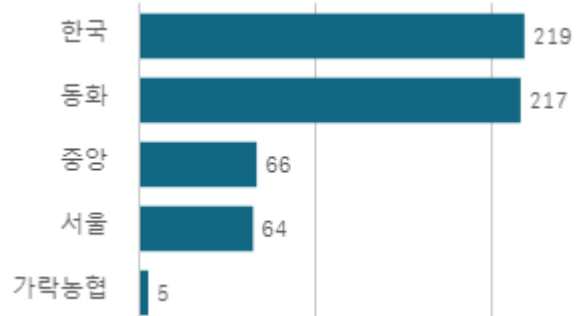
## 출하자별 거래물량 구성비



## 도매시장 법인별 거래물량(톤)

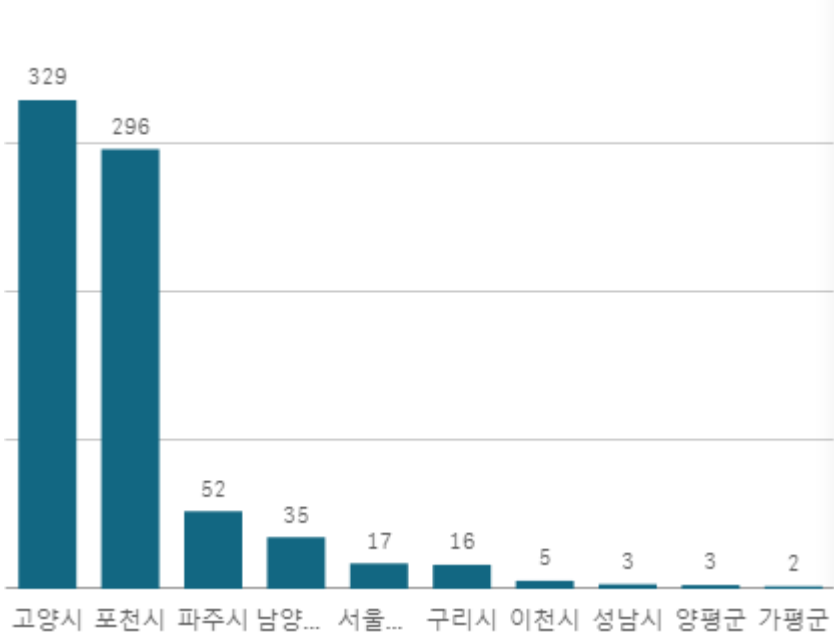


## 도매시장 법인별 거래금액(백만원)



# 열무(4Kg)

산지별 거래물량(톤)



출하산지(개소)

19

출하건수(천건)

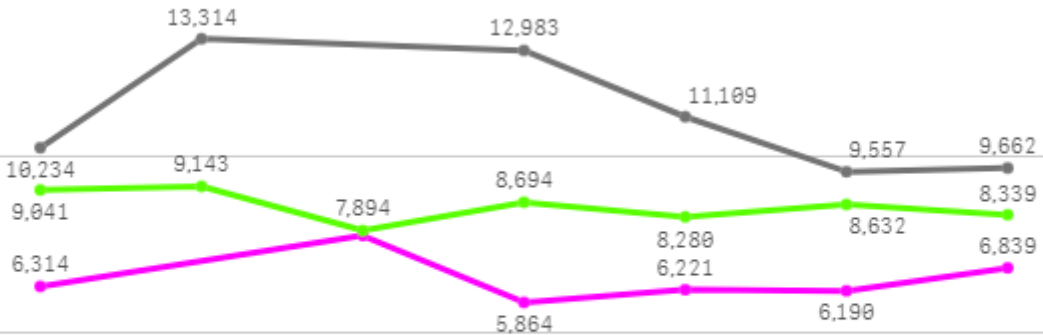
3

산지별 주출하 시군구



주간 도매가격(원)

◆ 2025    ● 2024    ◆ 평년



05/10    05/11    05/12    05/13    05/14    05/15    05/16

구분	금주(A)	전주(B)	전월(C)	전년(D)	평년(E)	A/B	A/C	A/D	A/E
가격(원)	6,530	7,722	10,103	11,143	8,513	84.6%	64.6%	58.6%	76.7%

※ 상품 가격 기준

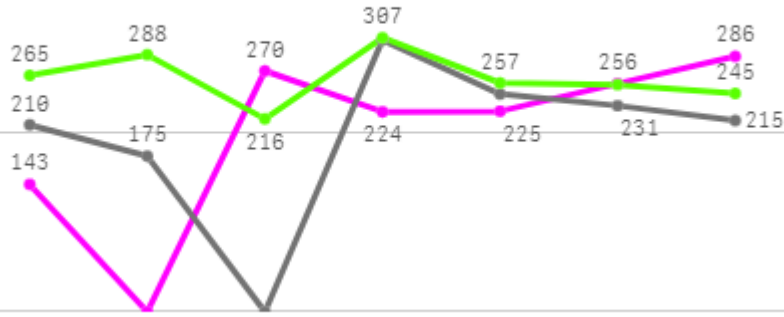
## □ 열무(4Kg) 주간 가격

구분	Q	품종	Q	단량	Q	특	상	보통	하
2025-05-10		열무		4Kg		-	6,314	3,771	2,290
2025-05-12		열무		4Kg		-	7,754	4,930	2,638
2025-05-13		열무		4Kg		-	5,864	3,843	2,082
2025-05-14		열무		4Kg		-	6,221	3,901	2,075
2025-05-15		열무		4Kg		-	6,190	4,205	2,252
2025-05-16		열무		4Kg		-	6,839	4,584	2,579
평균						-	<b>6,530</b>	<b>4,206</b>	<b>2,319</b>

# 수박

## 주간 반입량(톤)

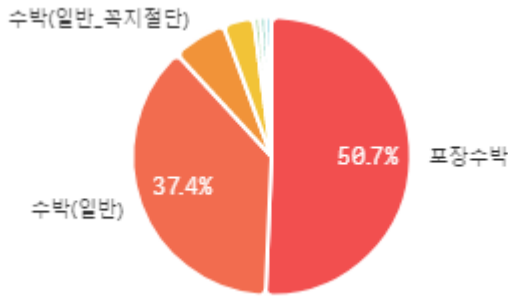
◆ 2025    ● 2024    ▲ 평년



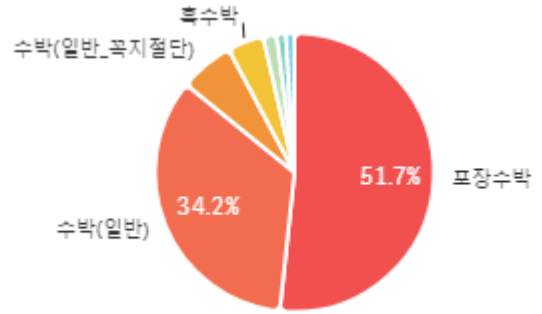
05/10    05/11    05/12    05/13    05/14    05/15    05/16

구분	금주(A)	전주(B)	전월(C)	전년(D)	평년(E)	A/B	A/C	A/D	A/E
물량(톤)	1,405	1,255	346	1,379	1,717	111.9%	405.7%	101.9%	81.8%

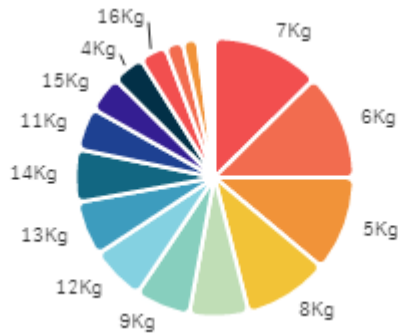
## 출하 품종별 거래물량 구성비



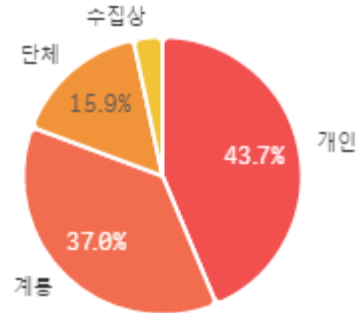
## 출하 품종별 거래금액 구성비



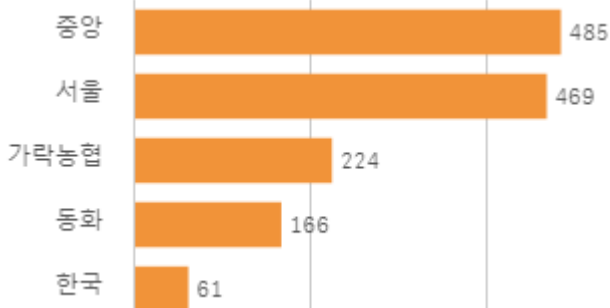
## 거래 단량별 물량 구성비



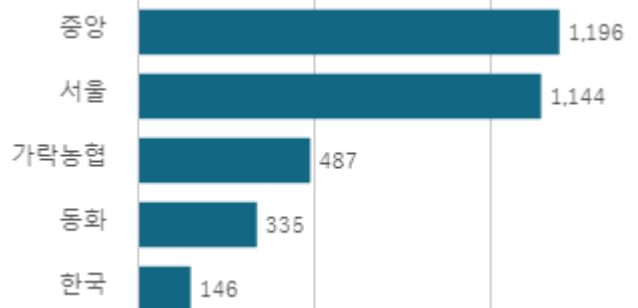
## 출하자별 거래물량 구성비



## 도매시장 법인별 거래물량(톤)

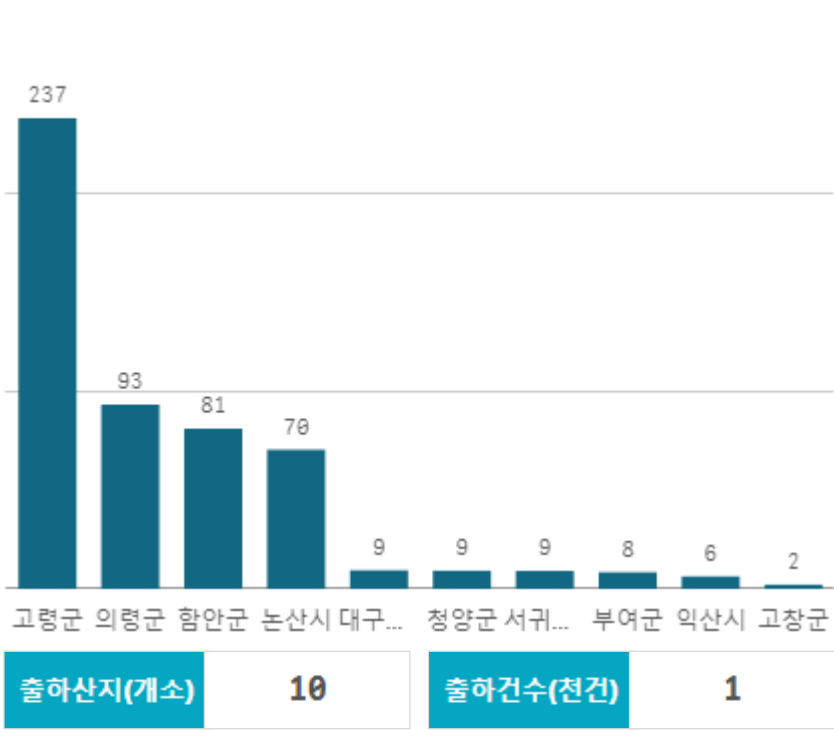


## 도매시장 법인별 거래금액(백만원)



# 수박(일반)(10Kg)

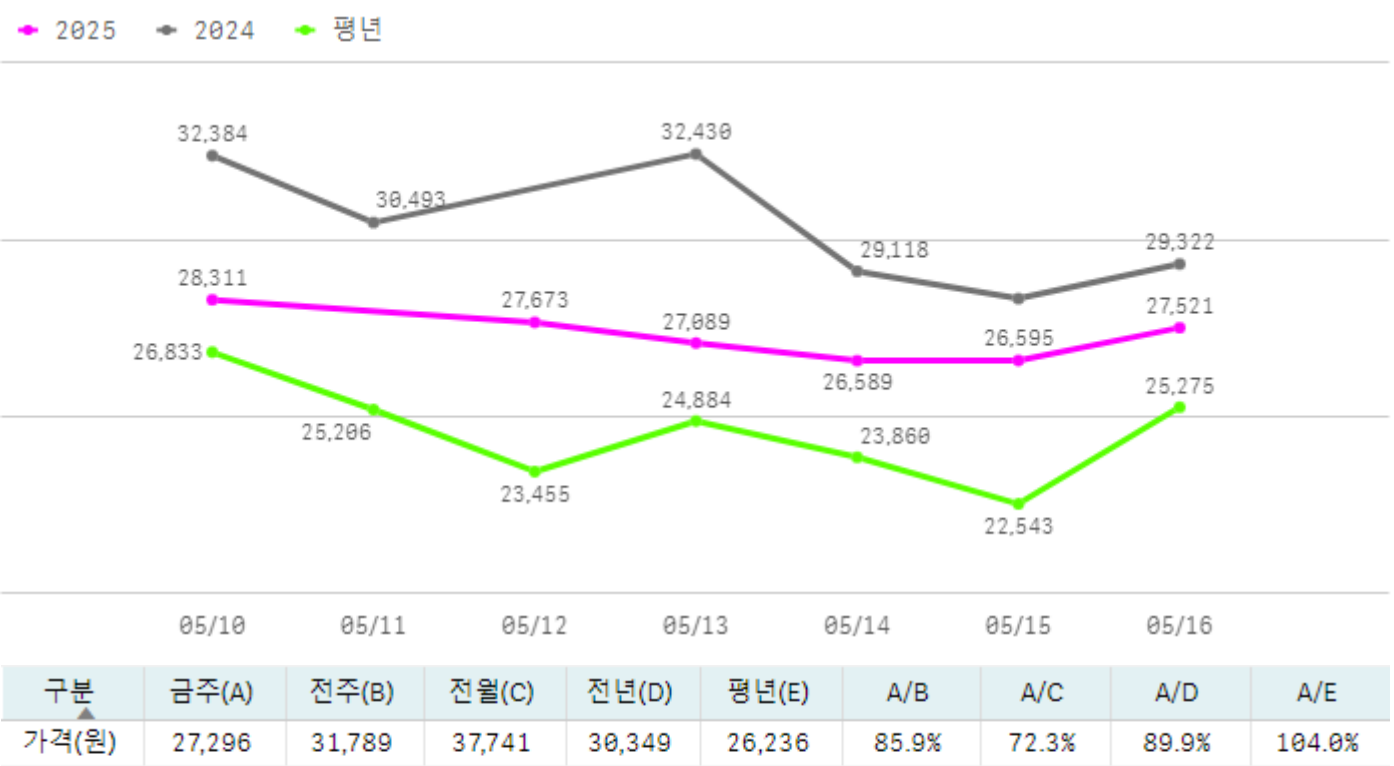
산지별 거래물량(톤)



산지별 주출하 시군구



주간 도매가격(원)



※ 상품 가격 기준

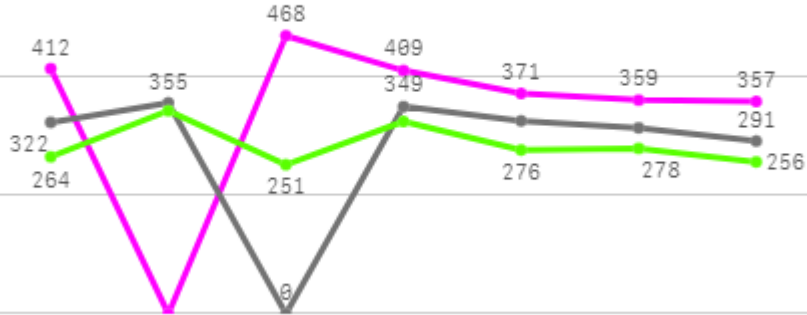
## □ 수박(일반)(10Kg) 주간 가격

구분	Q	품종	Q	단량	Q	특	상	보통	하
2025-05-10		수박(일반)		10Kg		32,742	28,311	22,901	17,305
2025-05-12		수박(일반)		10Kg		33,434	27,673	22,462	16,648
2025-05-13		수박(일반)		10Kg		32,801	27,089	21,942	16,944
2025-05-14		수박(일반)		10Kg		32,211	26,589	21,177	15,225
2025-05-15		수박(일반)		10Kg		30,913	26,595	21,441	15,619
2025-05-16		수박(일반)		10Kg		32,276	27,521	21,626	14,712
평균						<b>32,396</b>	<b>27,296</b>	<b>21,925</b>	<b>16,076</b>

# 참외

## 주간 반입량(톤)

◆ 2025    ● 2024    ▲ 평년



05/10    05/11    05/12    05/13    05/14    05/15    05/16

구분	금주(A)	전주(B)	전월(C)	전년(D)	평년(E)	A/B	A/C	A/D	A/E
물량(톤)	2,377	2,174	644	1,954	1,993	109.4%	369.0%	121.7%	119.3%

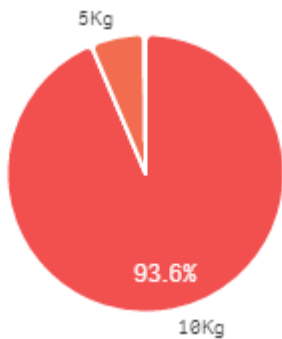
## 출하 품종별 거래물량 구성비



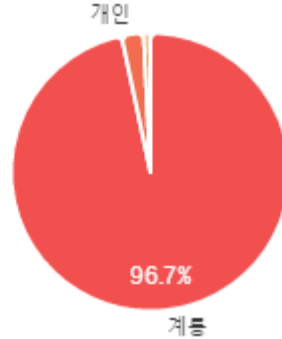
## 출하 품종별 거래금액 구성비



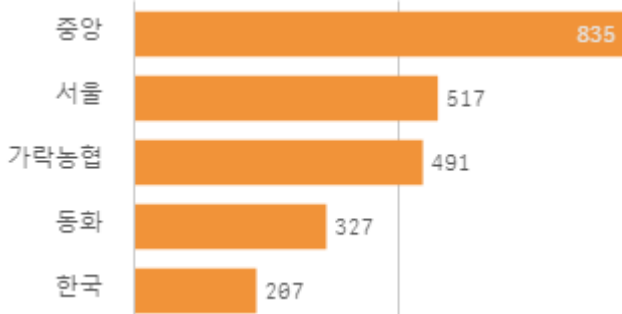
## 거래 단량별 물량 구성비



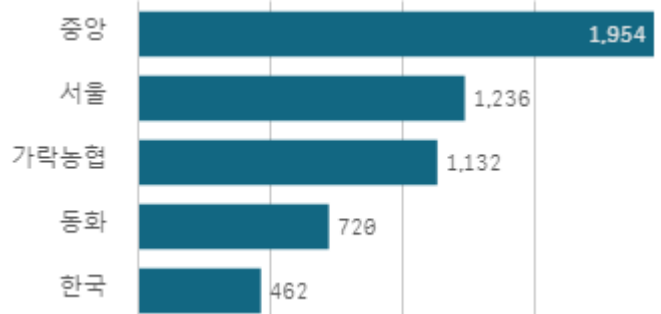
## 출하자별 거래물량 구성비



## 도매시장 법인별 거래물량(톤)

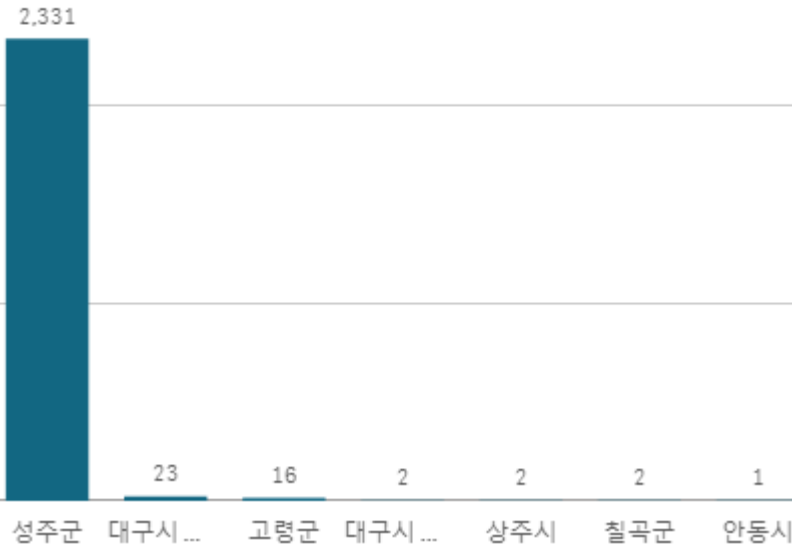


## 도매시장 법인별 거래금액(백만원)



# 참외(일반)(10Kg)

산지별 거래물량(톤)



출하산지(개소)

7

출하건수(천건)

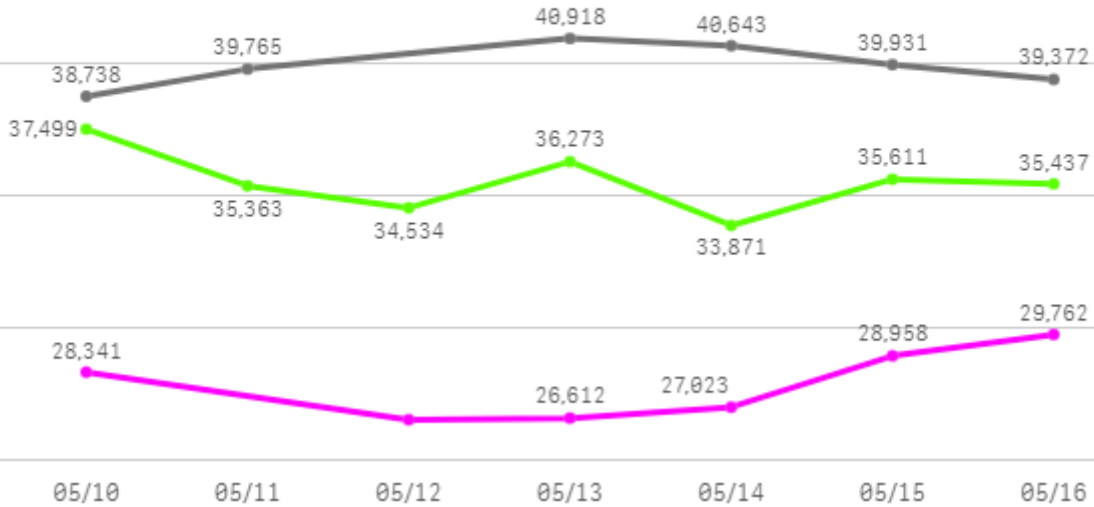
28

산지별 주출하 시군구



주간 도매가격(원)

◆ 2025    ● 2024    ◆ 평년



구분	금주(A)	전주(B)	전월(C)	전년(D)	평년(E)	A/B	A/C	A/D	A/E
가격(원)	27,874	35,705	68,851	39,895	35,590	78.1%	40.5%	69.9%	78.3%

※ 상품 가격 기준

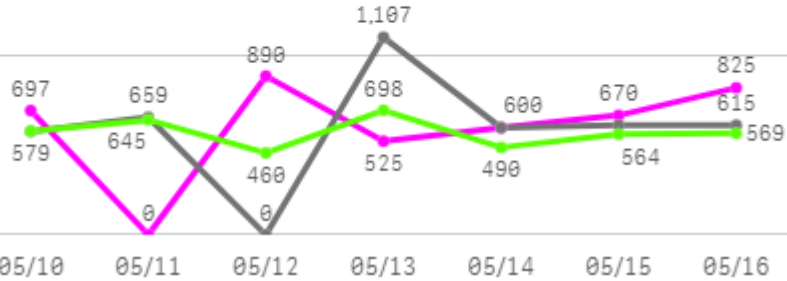
## □ 참외(일반)(10Kg) 주간 가격

구분	Q	품종	Q	단량	Q	특	상	보통	하
2025-05-10		참외(일반)		10Kg		38,280	28,341	23,253	16,152
2025-05-12		참외(일반)		10Kg		35,930	26,550	21,108	14,916
2025-05-13		참외(일반)		10Kg		34,286	26,612	20,777	14,345
2025-05-14		참외(일반)		10Kg		36,224	27,023	21,101	14,480
2025-05-15		참외(일반)		10Kg		38,238	28,958	22,103	14,505
2025-05-16		참외(일반)		10Kg		38,850	29,762	22,750	14,520
평균						<b>36,968</b>	<b>27,874</b>	<b>21,849</b>	<b>14,820</b>

# 오이

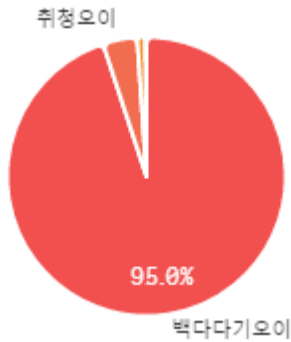
## 주간 반입량(톤)

◆ 2025    ● 2024    ▲ 평년

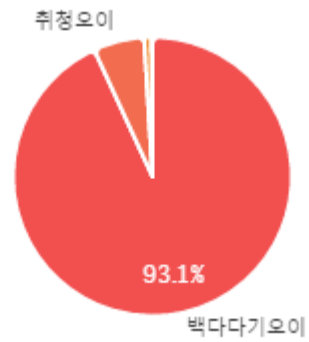


구분	금주(A)	전주(B)	전월(C)	전년(D)	평년(E)	A/B	A/C	A/D	A/E
물량(톤)	4,207	4,224	3,363	4,177	4,185	99.6%	125.1%	100.7%	100.5%

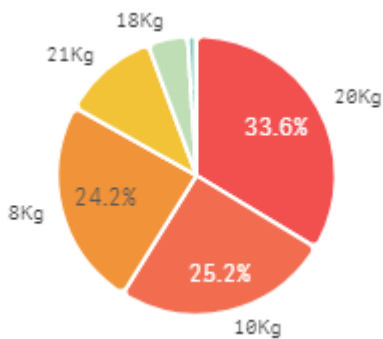
### 출하 품종별 거래물량 구성비



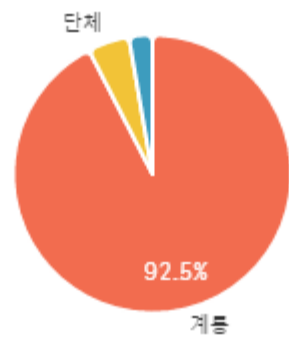
### 출하 품종별 거래금액 구성비



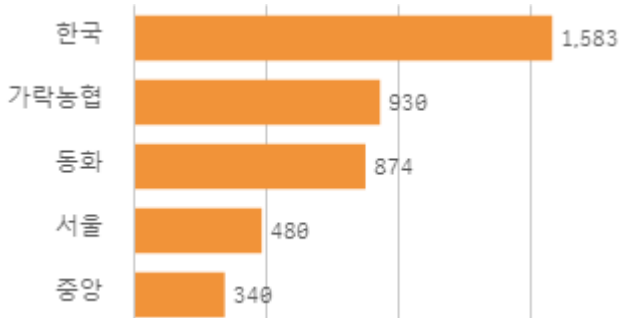
### 거래 단량별 물량 구성비



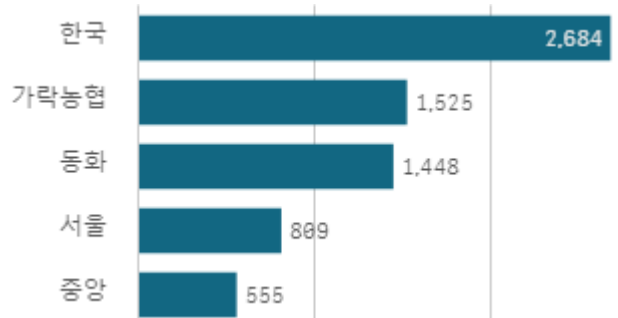
### 출하자별 거래물량 구성비



### 도매시장 법인별 거래물량(톤)

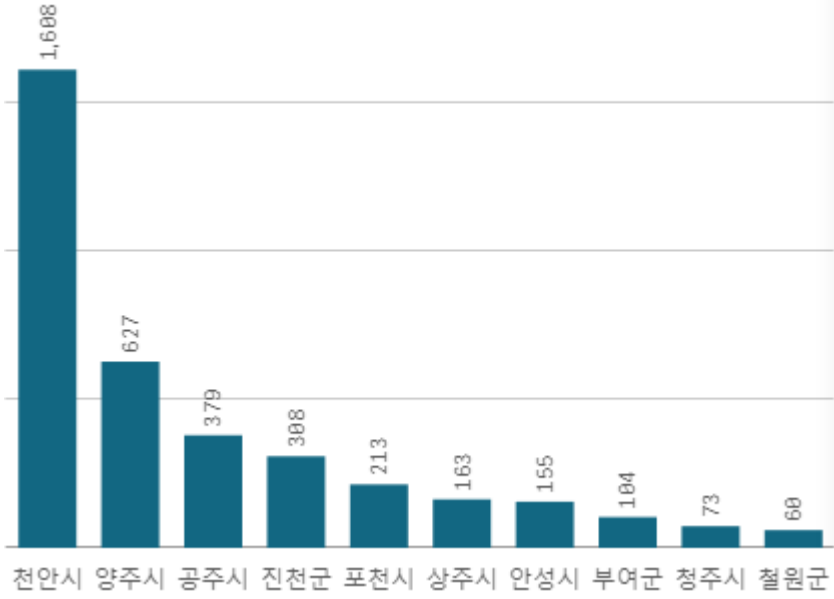


### 도매시장 법인별 거래금액(백만원)



# 백다다기오이(100개)

산지별 거래물량(톤)



출하산지(개소)

42

출하건수(천건)

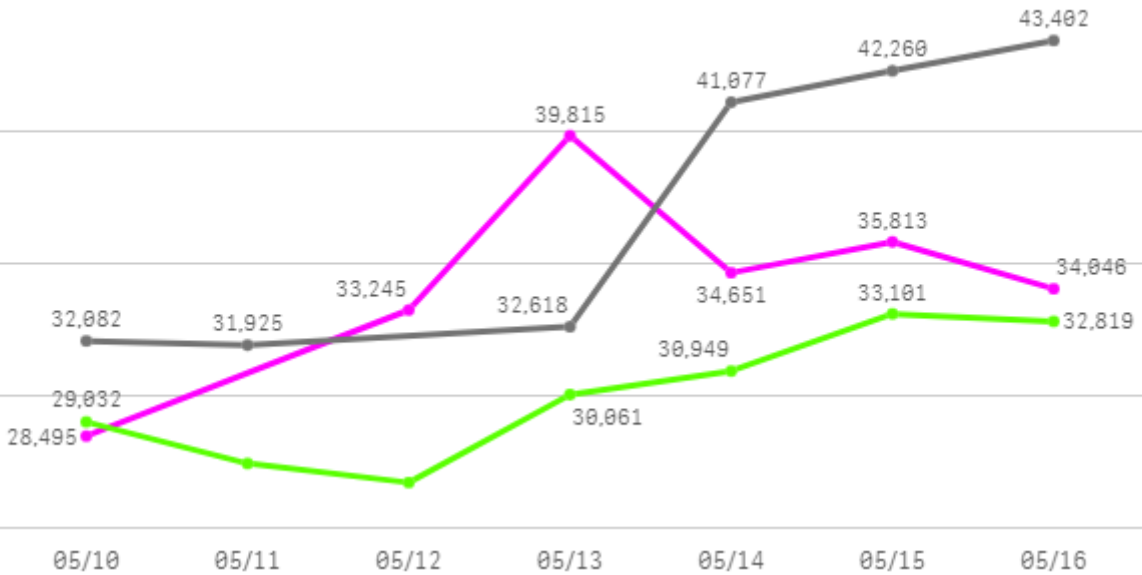
12

산지별 주출하 시군구



주간 도매가격(원)

◆ 2025    ● 2024    ◆ 평년



구분	금주(A)	전주(B)	전월(C)	전년(D)	평년(E)	A/B	A/C	A/D	A/E
가격(원)	34,344	40,050	42,751	37,227	30,980	85.8%	80.3%	92.3%	110.9%

※ 상품 가격 기준

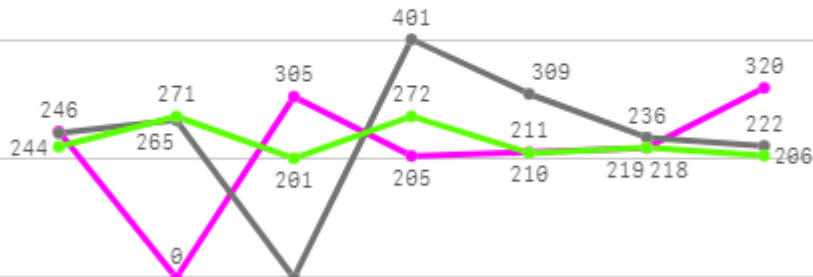
## □ 백다다기오이(100개) 주간 가격

구분	Q	품종	Q	단량	Q	특	상	보통	하
2025-05-10		백다다기오이		100개		32,544	28,495	26,155	20,609
2025-05-12		백다다기오이		100개		37,019	33,245	30,883	25,563
2025-05-13		백다다기오이		100개		44,315	39,815	36,088	29,544
2025-05-14		백다다기오이		100개		39,960	34,651	32,853	26,260
2025-05-15		백다다기오이		100개		39,514	35,813	33,917	29,847
2025-05-16		백다다기오이		100개		37,547	34,046	32,101	27,853
평균						<b>38,483</b>	<b>34,344</b>	<b>32,000</b>	<b>26,613</b>

# 호박

## 주간 반입량(톤)

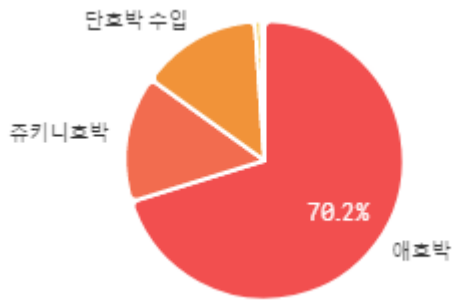
◆ 2025    ● 2024    ▲ 평년



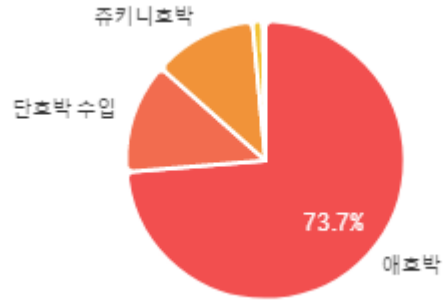
05/10    05/11    05/12    05/13    05/14    05/15    05/16

구분	금주(A)	전주(B)	전월(C)	전년(D)	평년(E)	A/B	A/C	A/D	A/E
물량(톤)	1,505	1,421	1,470	1,678	1,560	106.0%	102.4%	89.7%	96.5%

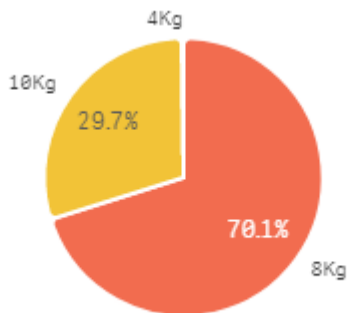
## 출하 품종별 거래물량 구성비



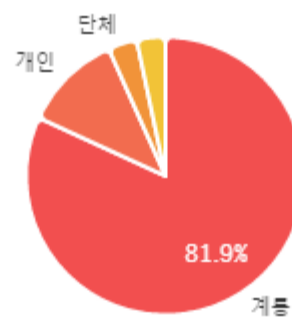
## 출하 품종별 거래금액 구성비



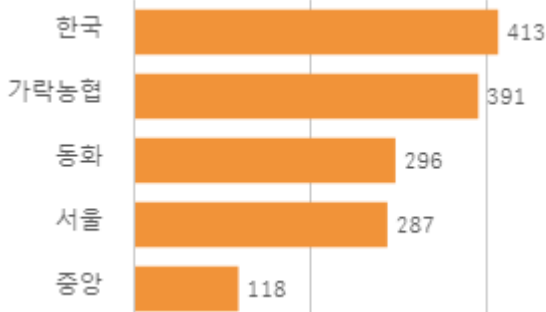
## 거래 단량별 물량 구성비



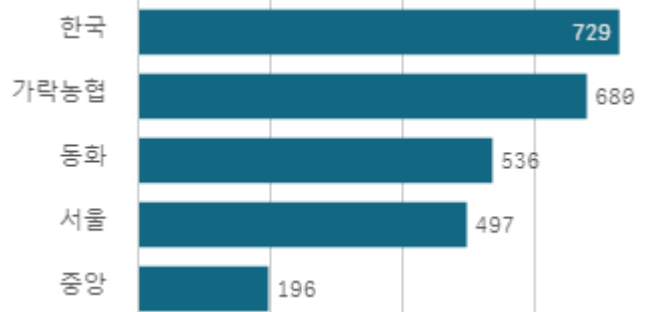
## 출하자별 거래물량 구성비



## 도매시장 법인별 거래물량(톤)

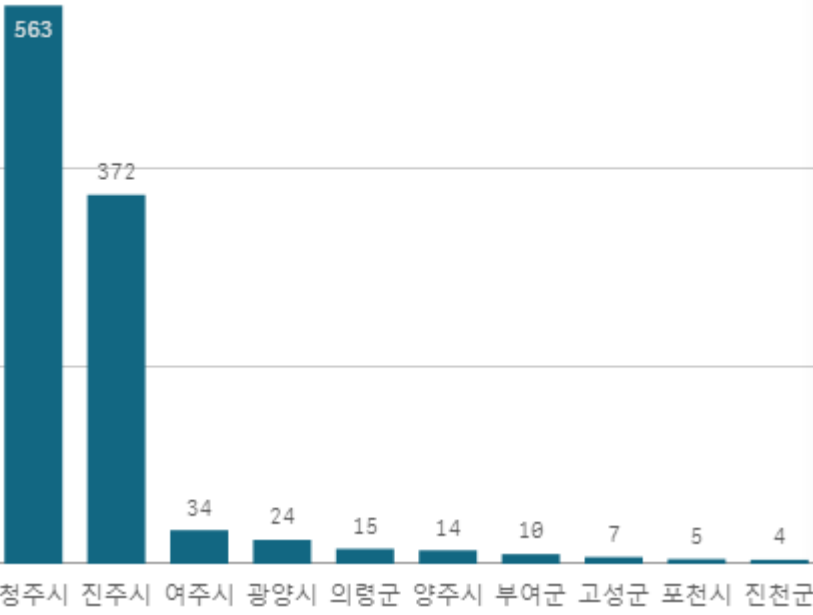


## 도매시장 법인별 거래금액(백만원)



# 애호박(20개)

산지별 거래물량(톤)



출하산지(개소)

22

출하건수(천건)

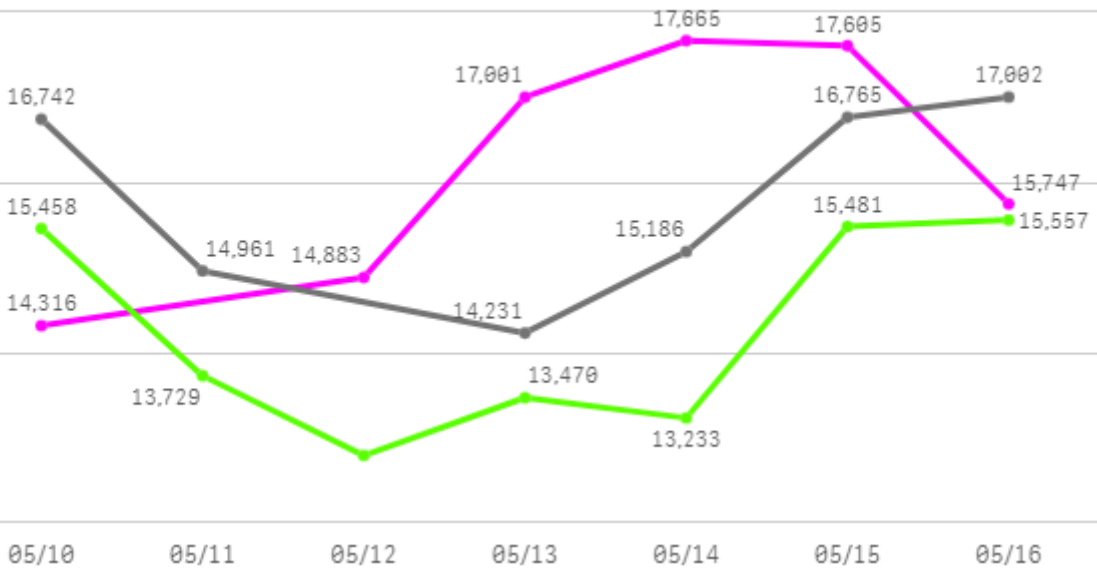
5

산지별 주출하 시군구



주간 도매가격(원)

◆ 2025    ● 2024    ◆ 평년



구분	금주(A)	전주(B)	전월(C)	전년(D)	평년(E)	A/B	A/C	A/D	A/E
가격(원)	16,203	14,543	16,668	15,815	14,854	111.4%	97.2%	102.5%	109.1%

※ 상품 가격 기준

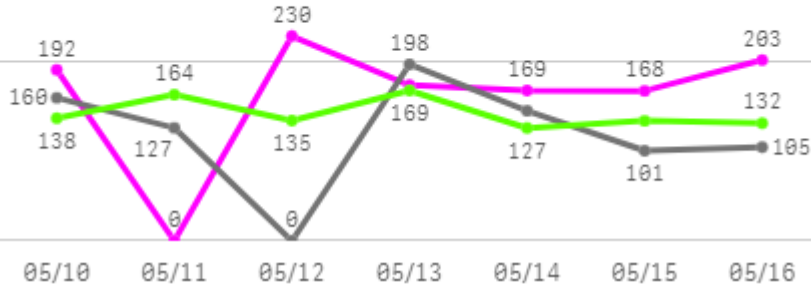
## □ 애호박(20개) 주간 가격

구분	Q	품종	Q	단량	Q	특	상	보통	하
2025-05-10		애호박		20개		15,763	14,316	13,240	10,900
2025-05-12		애호박		20개		16,560	14,883	13,692	11,147
2025-05-13		애호박		20개		19,455	17,001	15,414	12,610
2025-05-14		애호박		20개		20,697	17,665	16,295	13,154
2025-05-15		애호박		20개		21,006	17,605	16,277	13,110
2025-05-16		애호박		20개		17,919	15,747	14,722	12,025
평균						<b>18,567</b>	<b>16,203</b>	<b>14,940</b>	<b>12,158</b>

# 토마토

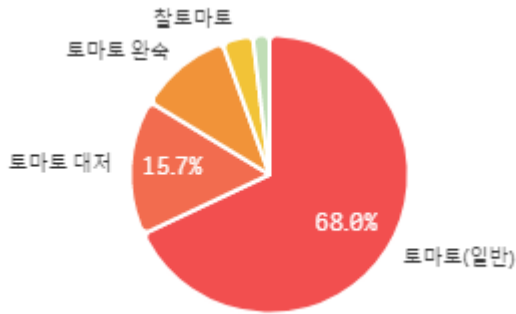
## 주간 반입량(톤)

◆ 2025    ● 2024    ▲ 평년

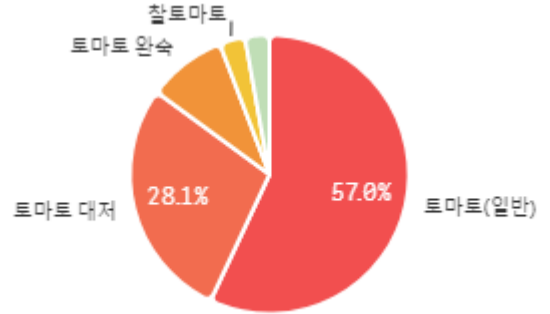


구분	금주(A)	전주(B)	전월(C)	전년(D)	평년(E)	A/B	A/C	A/D	A/E
물량(톤)	1,136	1,168	1,048	837	989	97.3%	108.4%	135.7%	114.8%

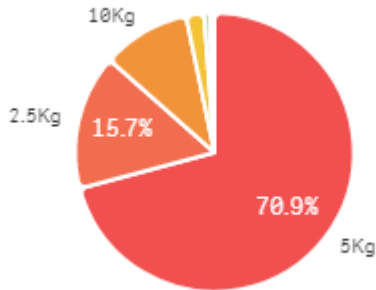
### 출하 품종별 거래물량 구성비



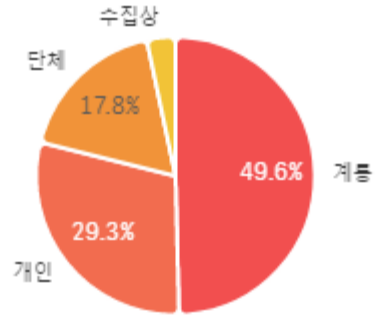
### 출하 품종별 거래금액 구성비



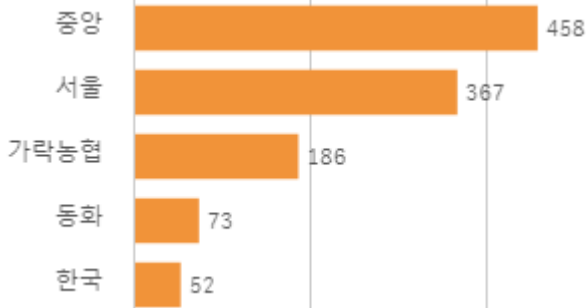
### 거래 단량별 물량 구성비



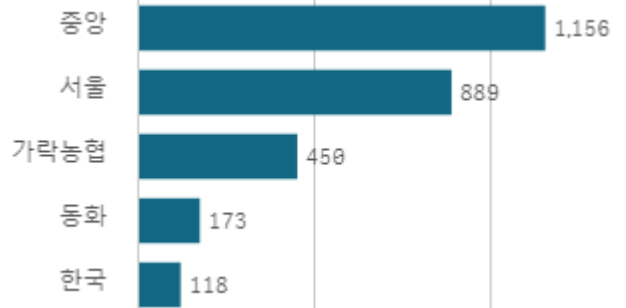
### 출하자별 거래물량 구성비



### 도매시장 법인별 거래물량(톤)

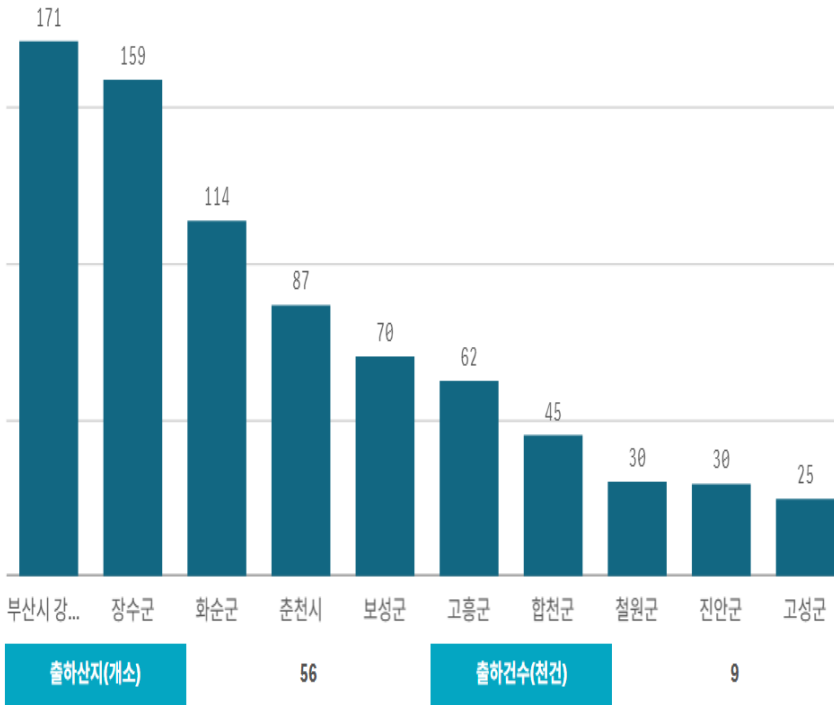


### 도매시장 법인별 거래금액(백만원)



# 토마토(5Kg)

산지별 거래물량(톤)

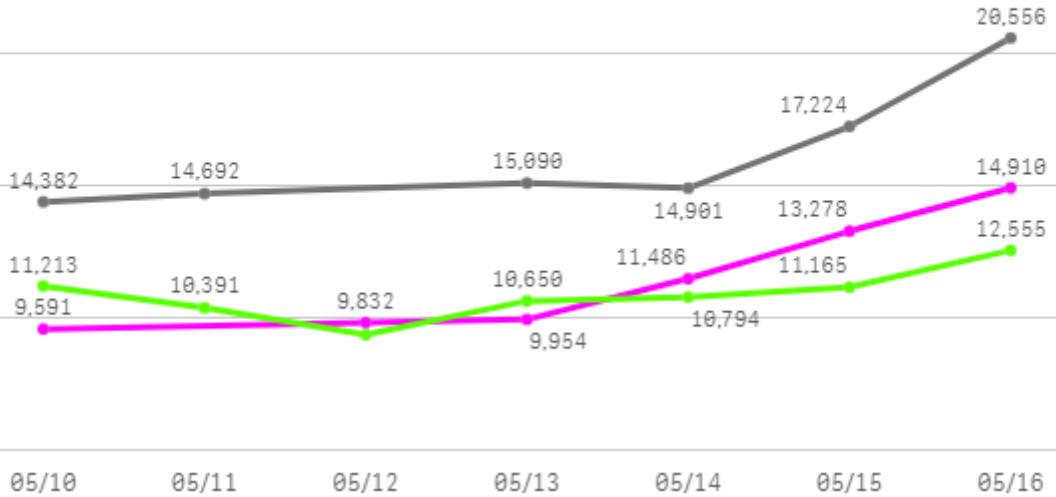


산지별 주출하 시군구



주간 도매가격(원)

● 2025   ● 2024   ● 평년



구분	금주(A)	전주(B)	전월(C)	전년(D)	평년(E)	A/B	A/C	A/D	A/E
가격(원)	11,509	9,864	14,279	16,141	11,895	116.7%	80.6%	71.3%	96.8%

※ 상품 가격 기준

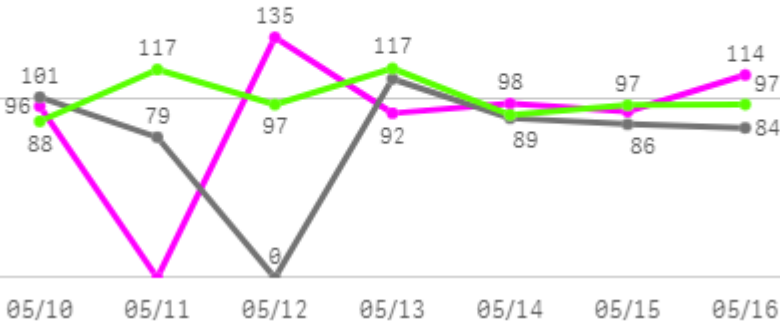
## □ 토마토(5Kg) 주간 가격

구분	Q	품종	Q	단량	Q	특	상	보통	하
2025-05-10		토마토		5Kg		10,359	9,591	8,579	6,977
2025-05-12		토마토		5Kg		10,223	9,832	8,914	7,631
2025-05-13		토마토		5Kg		10,381	9,954	8,932	7,505
2025-05-14		토마토		5Kg		13,000	11,486	9,651	8,093
2025-05-15		토마토		5Kg		14,614	13,278	12,036	9,089
2025-05-16		토마토		5Kg		16,000	14,910	12,968	10,459
평균						<b>12,430</b>	<b>11,509</b>	<b>10,180</b>	<b>8,292</b>

# 방울토마토

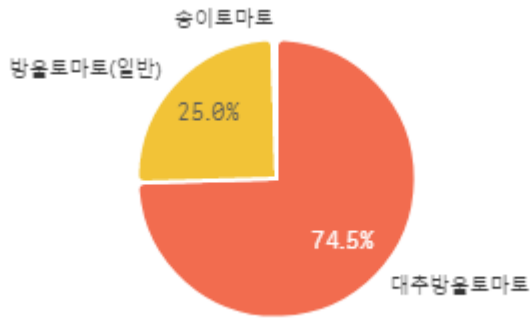
## 주간 반입량(톤)

◆ 2025    ● 2024    ▲ 평년

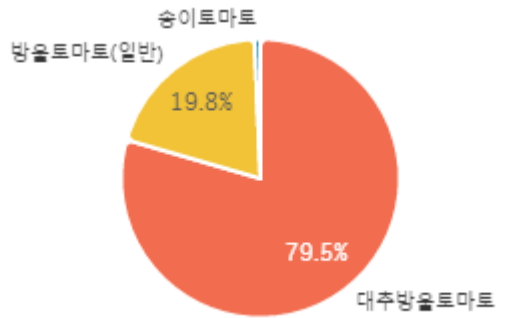


구분	금주(A)	전주(B)	전월(C)	전년(D)	평년(E)	A/B	A/C	A/D	A/E
물량(톤)	628	715	440	551	658	87.9%	142.8%	113.9%	95.5%

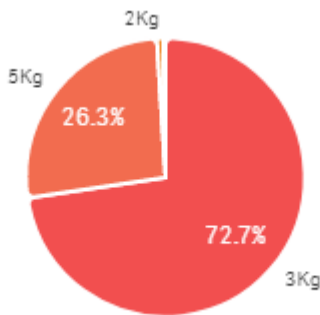
### 출하 품종별 거래물량 구성비



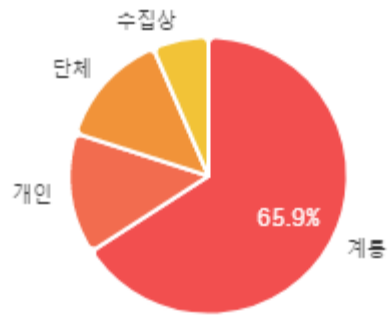
### 출하 품종별 거래금액 구성비



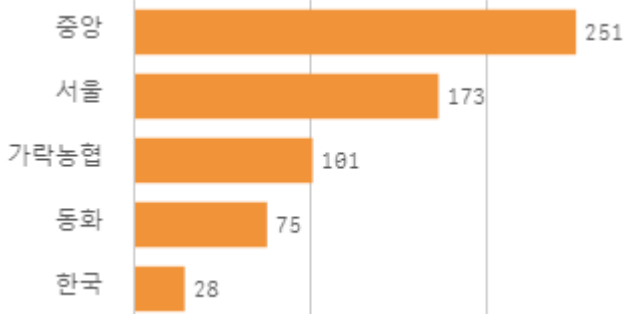
### 거래 단량별 물량 구성비



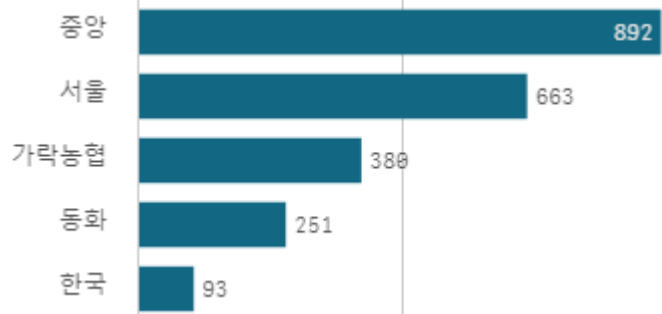
### 출하자별 거래물량 구성비



### 도매시장 법인별 거래물량(톤)

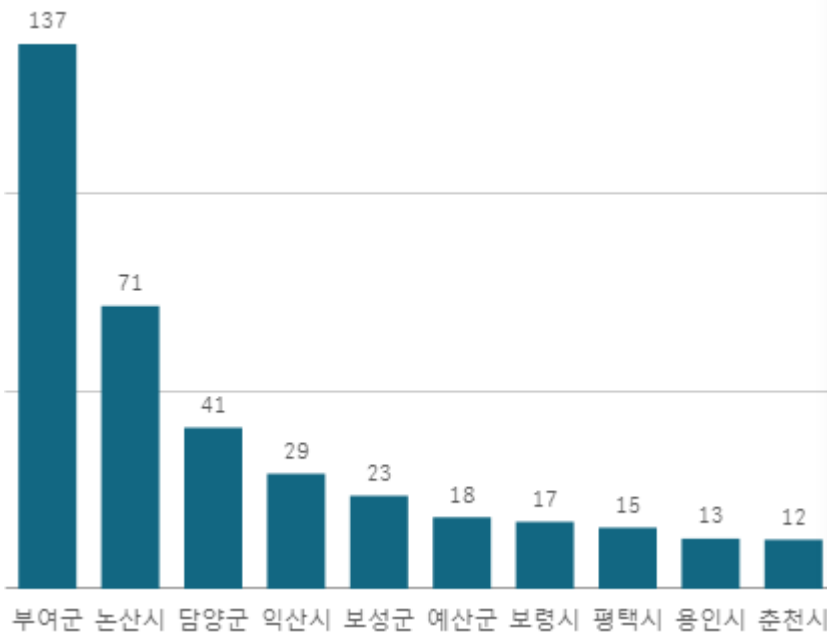


### 도매시장 법인별 거래금액(백만원)



# 대추방울토마토(3Kg)

산지별 거래물량(톤)



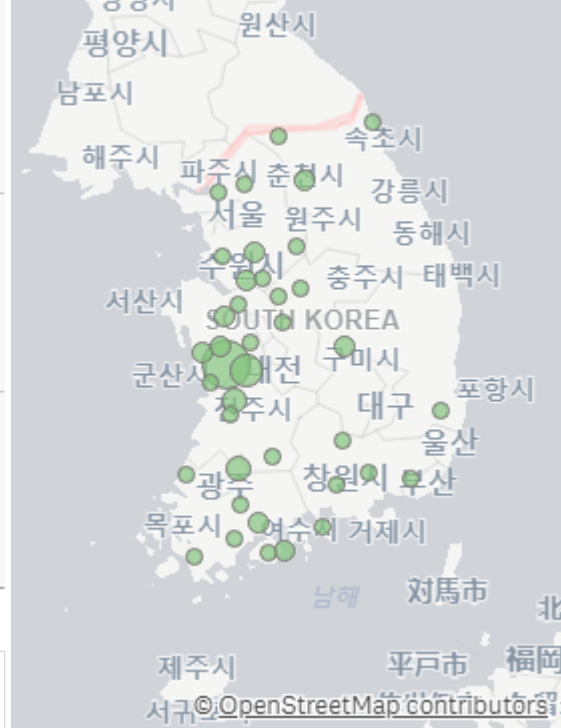
출하산지(개소)

42

출하건수(천건)

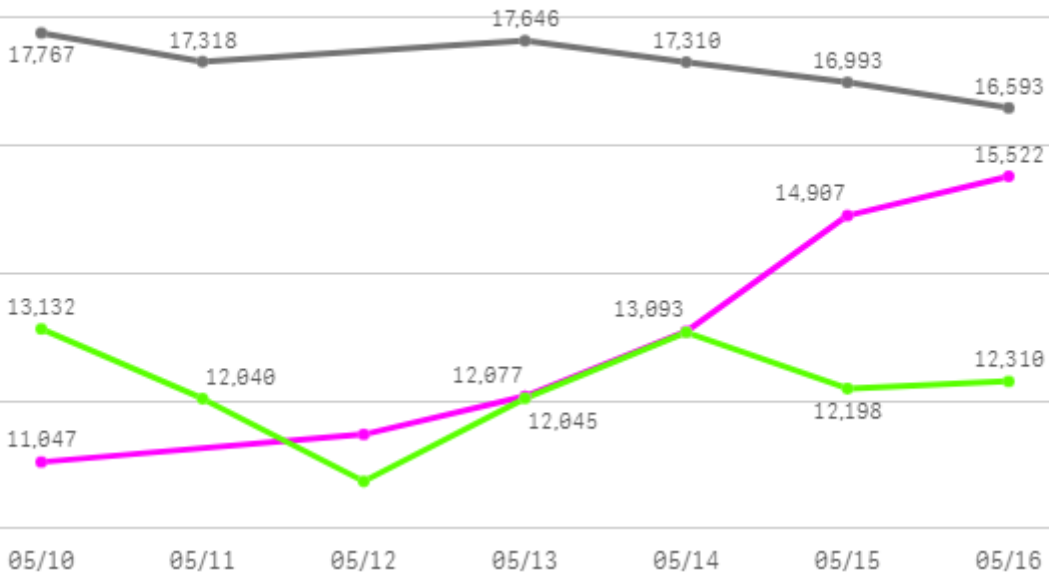
4

산지별 주출하 시군구



주간 도매가격(원)

◆ 2025    ● 2024    ◆ 평년



구분	금주(A)	전주(B)	전월(C)	전년(D)	평년(E)	A/B	A/C	A/D	A/E
가격(원)	13,021	10,403	17,794	17,271	13,077	125.2%	73.2%	75.4%	99.6%

※ 상품 가격 기준

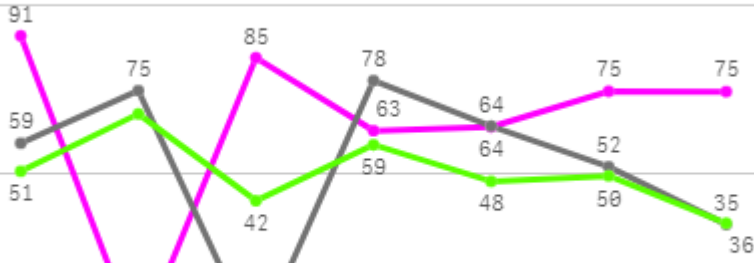
## □ 대추방울토마토(3Kg) 주간 가격

구분	Q	품종	Q	단량	Q	특	상	보통	하
2025-05-10		대추방울토마토		3Kg		15,214	11,047	9,388	7,121
2025-05-12		대추방울토마토		3Kg		16,004	11,479	9,830	7,813
2025-05-13		대추방울토마토		3Kg		15,775	12,077	10,621	8,176
2025-05-14		대추방울토마토		3Kg		17,177	13,093	11,467	9,455
2025-05-15		대추방울토마토		3Kg		18,631	14,907	13,329	10,312
2025-05-16		대추방울토마토		3Kg		18,972	15,522	13,984	11,423
평균						<b>16,962</b>	<b>13,021</b>	<b>11,437</b>	<b>9,050</b>

# 딸기

## 주간 반입량(톤)

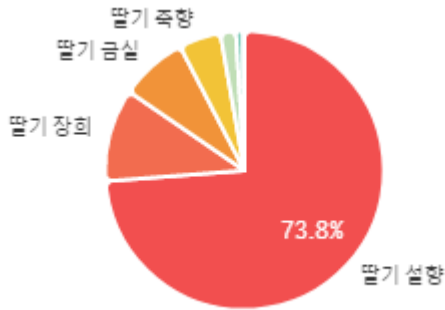
◆ 2025    ● 2024    ▲ 평년



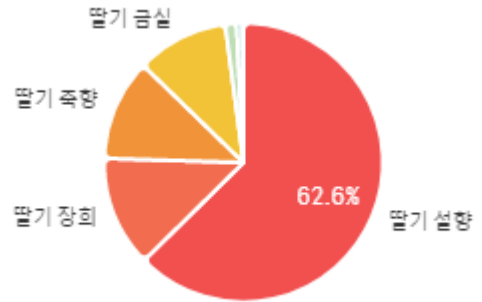
05/10    05/11    05/12    05/13    05/14    05/15    05/16

구분	금주(A)	전주(B)	전월(C)	전년(D)	평년(E)	A/B	A/C	A/D	A/E
물량(톤)	452	455	1,141	364	370	99.4%	39.7%	124.3%	122.3%

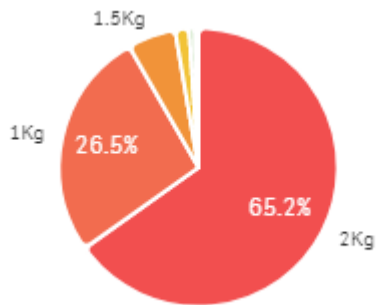
## 출하 품종별 거래물량 구성비



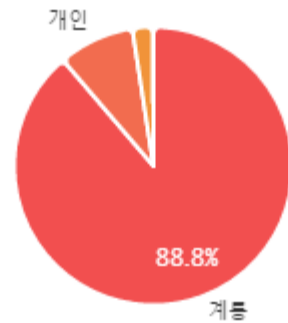
## 출하 품종별 거래금액 구성비



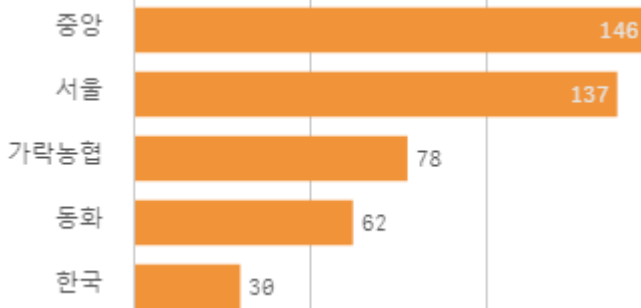
## 거래 단량별 물량 구성비



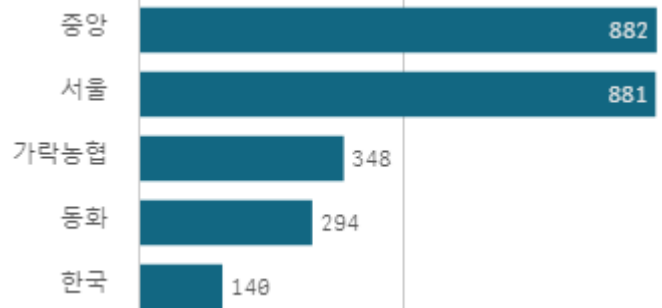
## 출하자별 거래물량 구성비



## 도매시장 법인별 거래물량(톤)

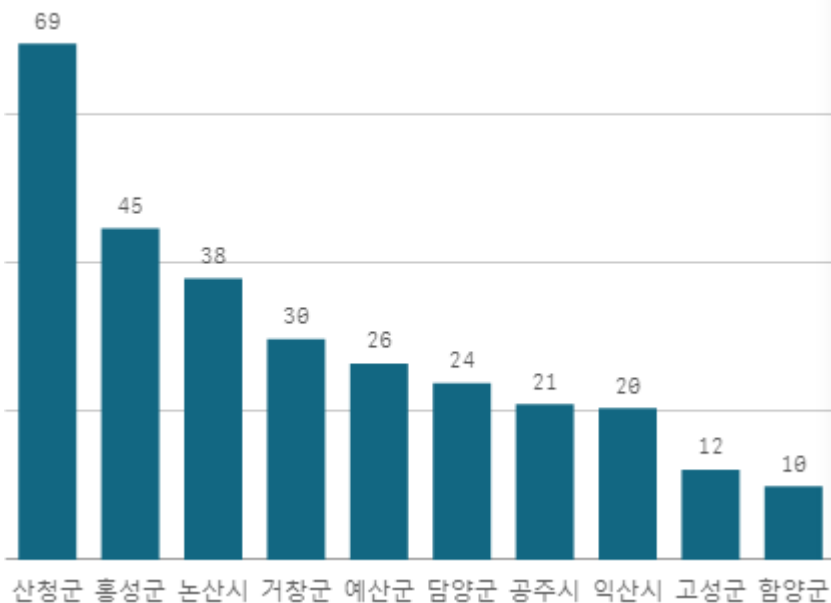


## 도매시장 법인별 거래금액(백만원)



# 딸기 설향(2Kg)

산지별 거래물량(톤)



출하산지(개소)

25

출하건수(천건)

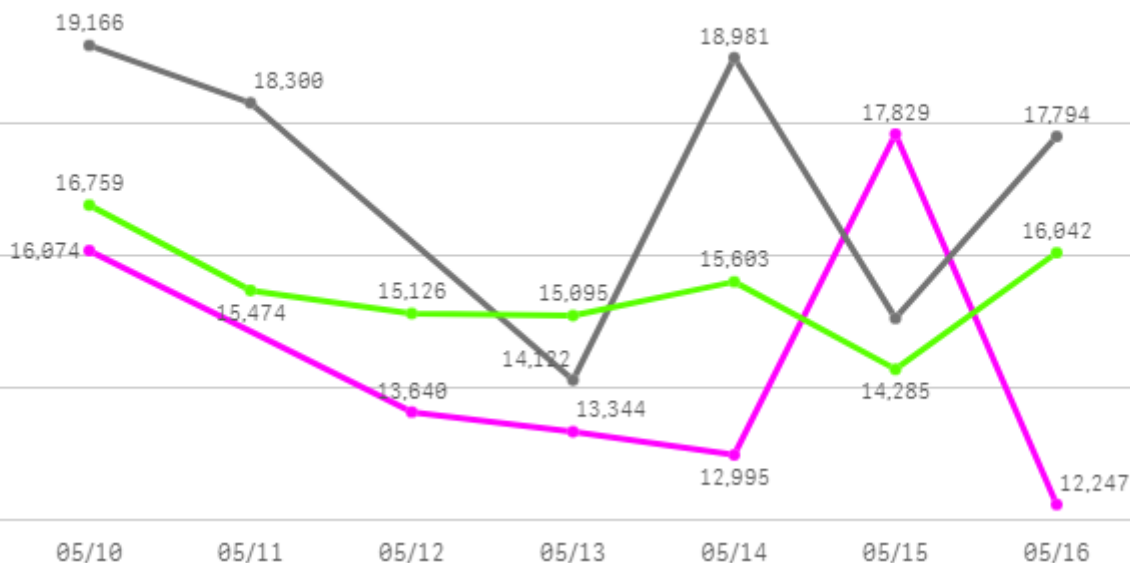
7

산지별 주출하 시군구



주간 도매가격(원)

◆ 2025    ◆ 2024    ◆ 평년



구분	금주(A)	전주(B)	전월(C)	전년(D)	평년(E)	A/B	A/C	A/D	A/E
가격(원)	14,355	18,134	14,888	17,236	15,491	79.2%	96.4%	83.3%	92.7%

※ 상품 가격 기준

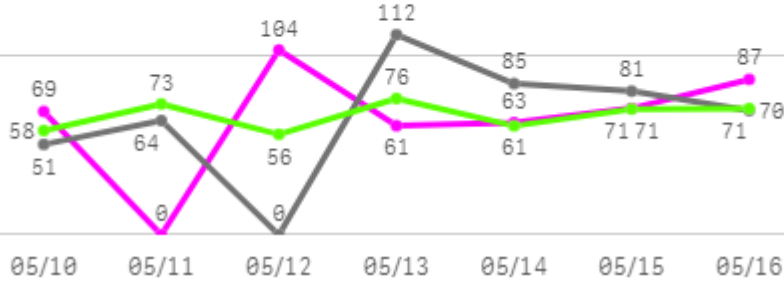
## □ 딸기 설향(2Kg) 주간 가격

구분	Q	품종	Q	단량	Q	특	상	보통	하
2025-05-10		딸기 설향		2Kg		21,053	16,074	10,599	6,043
2025-05-12		딸기 설향		2Kg		20,136	13,640	9,123	6,051
2025-05-13		딸기 설향		2Kg		17,831	13,344	9,374	6,081
2025-05-14		딸기 설향		2Kg		17,198	12,995	9,014	5,823
2025-05-15		딸기 설향		2Kg		20,014	17,829	9,996	6,276
2025-05-16		딸기 설향		2Kg		16,901	12,247	8,562	5,748
평균						<b>18,856</b>	<b>14,355</b>	<b>9,445</b>	<b>6,004</b>

# 가지

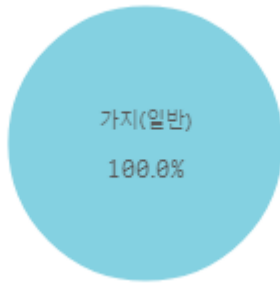
## 주간 반입량(톤)

◆ 2025    ● 2024    ▲ 평년

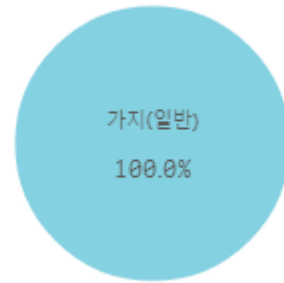


구분	금주(A)	전주(B)	전월(C)	전년(D)	평년(E)	A/B	A/C	A/D	A/E
물량(톤)	455	426	402	462	460	106.8%	113.2%	98.5%	99.0%

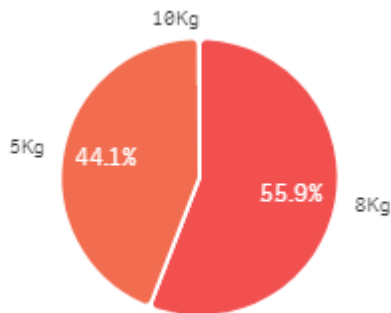
## 출하 품종별 거래물량 구성비



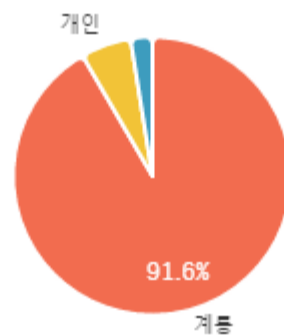
## 출하 품종별 거래금액 구성비



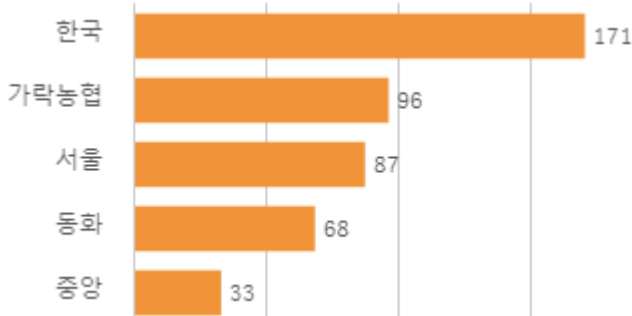
## 거래 단량별 물량 구성비



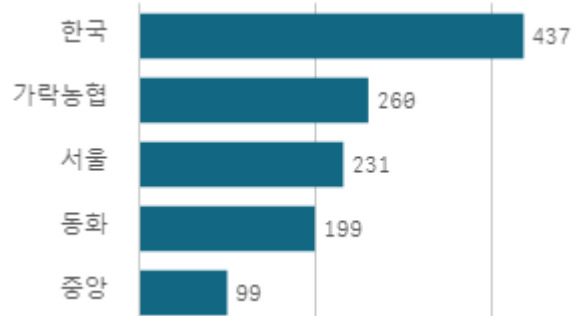
## 출하자별 거래물량 구성비



## 도매시장 법인별 거래물량(톤)

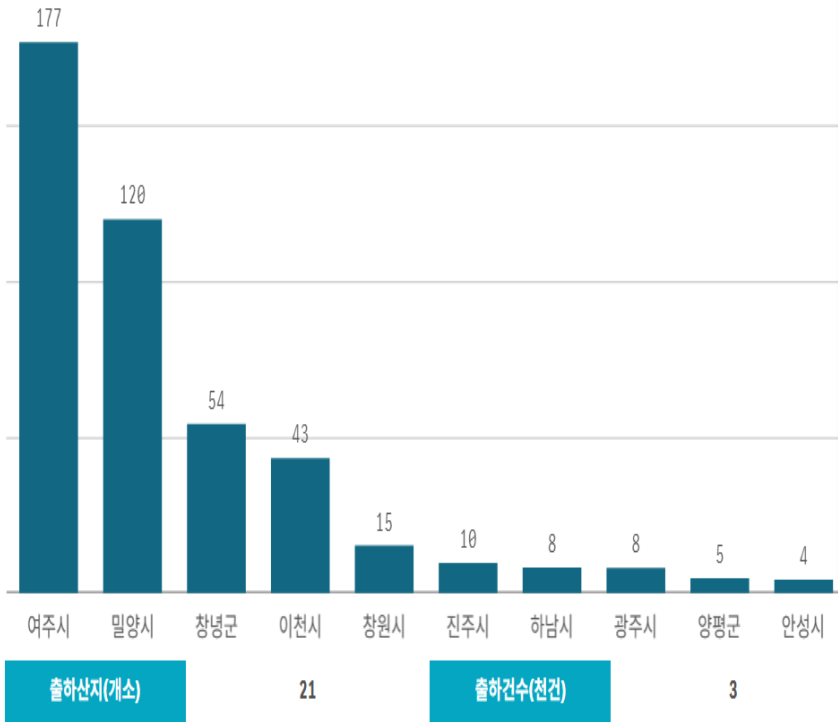


## 도매시장 법인별 거래금액(백만원)



# 가지(5Kg)

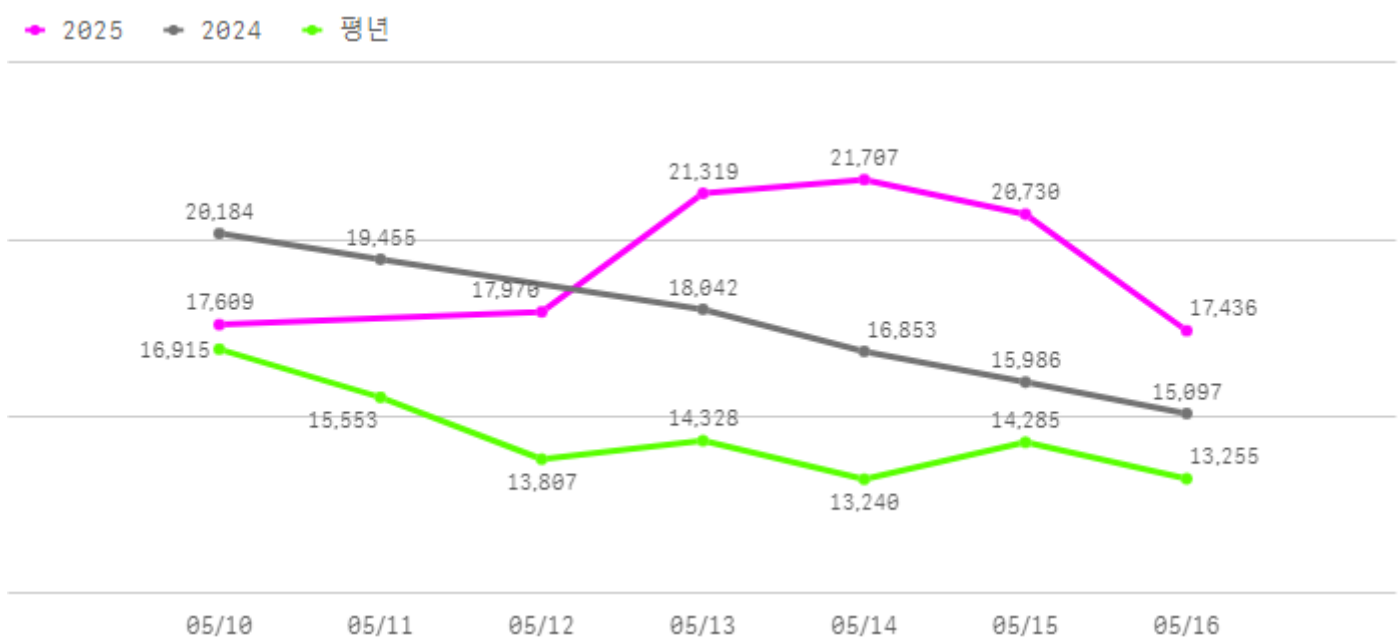
산지별 거래물량(톤)



산지별 주출하 시군구



주간 도매가격(원)



구분	금주(A)	전주(B)	전월(C)	전년(D)	평년(E)	A/B	A/C	A/D	A/E
가격(원)	19,462	16,025	16,073	17,603	16,173	121.4%	121.1%	110.6%	120.3%

※ 상품 가격 기준

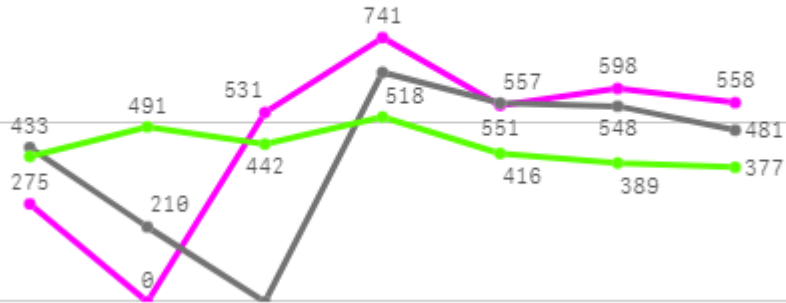
## □ 가지(5Kg) 주간 가격

구분	Q	품종	Q	단량	Q	특	상	보통	하
2025-05-10		가지		5Kg		-	17,609	14,210	8,595
2025-05-12		가지		5Kg		-	17,970	14,656	9,645
2025-05-13		가지		5Kg		-	21,319	16,951	10,797
2025-05-14		가지		5Kg		-	21,707	17,469	11,076
2025-05-15		가지		5Kg		-	20,730	16,277	10,353
2025-05-16		가지		5Kg		-	17,436	13,501	8,347
평균						-	<b>19,462</b>	<b>15,511</b>	<b>9,802</b>

# 무

## 주간 반입량(톤)

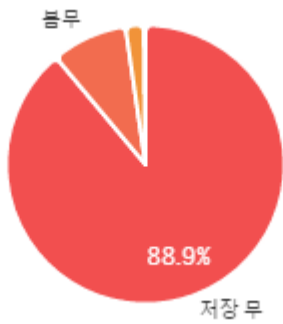
◆ 2025    ● 2024    ▲ 평년



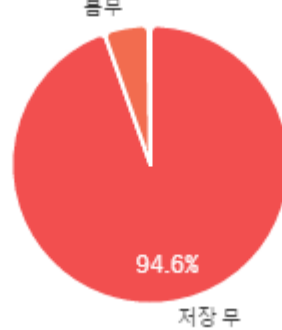
05/10    05/11    05/12    05/13    05/14    05/15    05/16

구분	금주(A)	전주(B)	전월(C)	전년(D)	평년(E)	A/B	A/C	A/D	A/E
물량(톤)	3,253	3,154	3,321	2,873	3,025	103.1%	98.0%	113.2%	107.5%

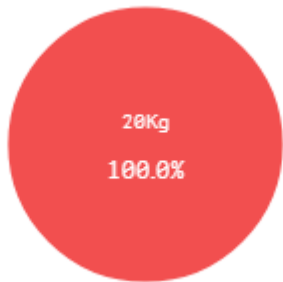
### 출하 품종별 거래물량 구성비



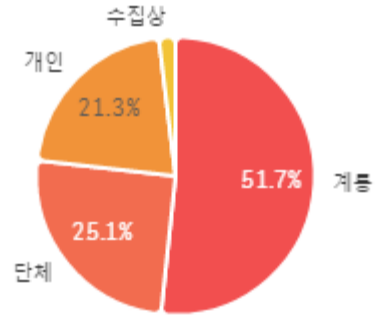
### 출하 품종별 거래금액 구성비



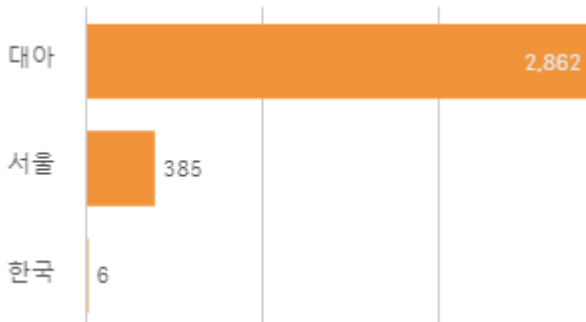
### 거래 단량별 물량 구성비



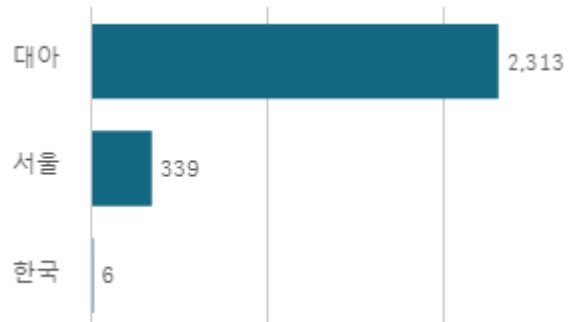
### 출하자별 거래물량 구성비



### 도매시장 법인별 거래물량(톤)

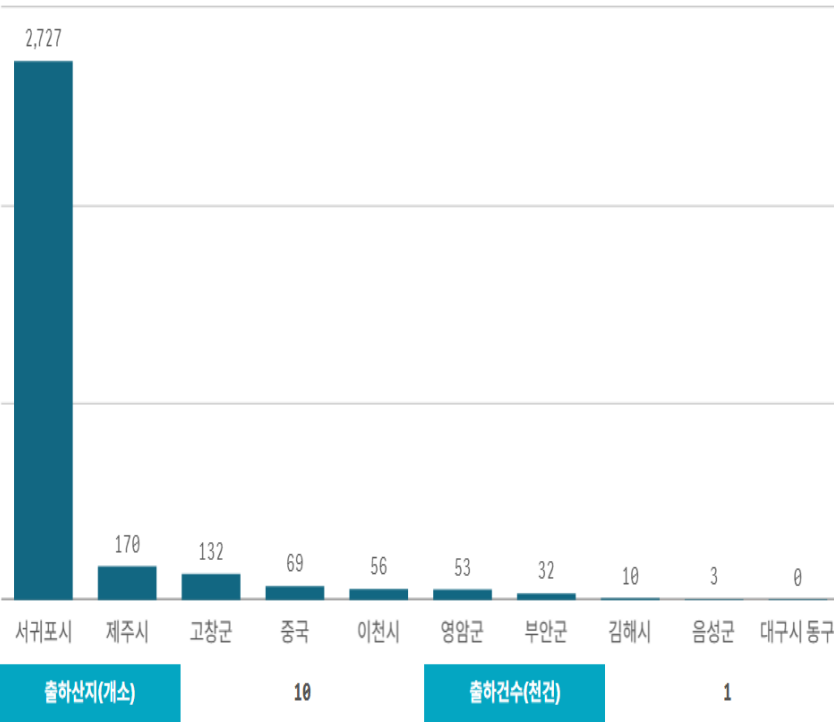


### 도매시장 법인별 거래금액(백만원)

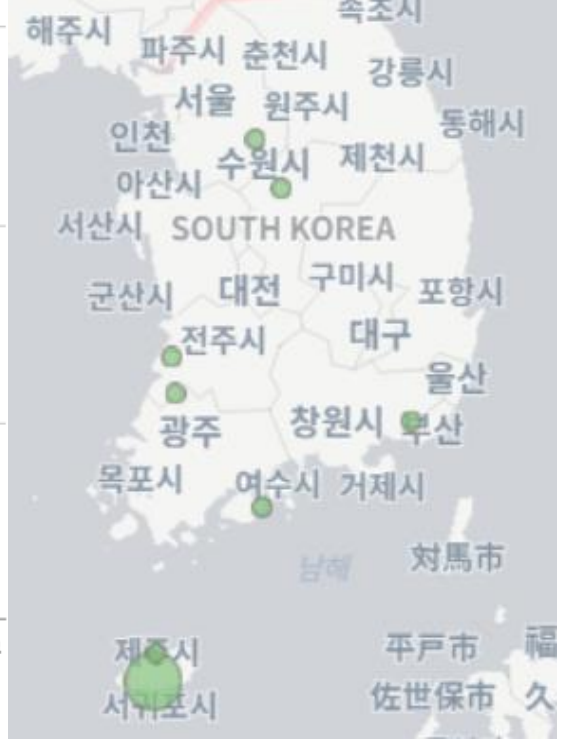


# 무(20Kg)

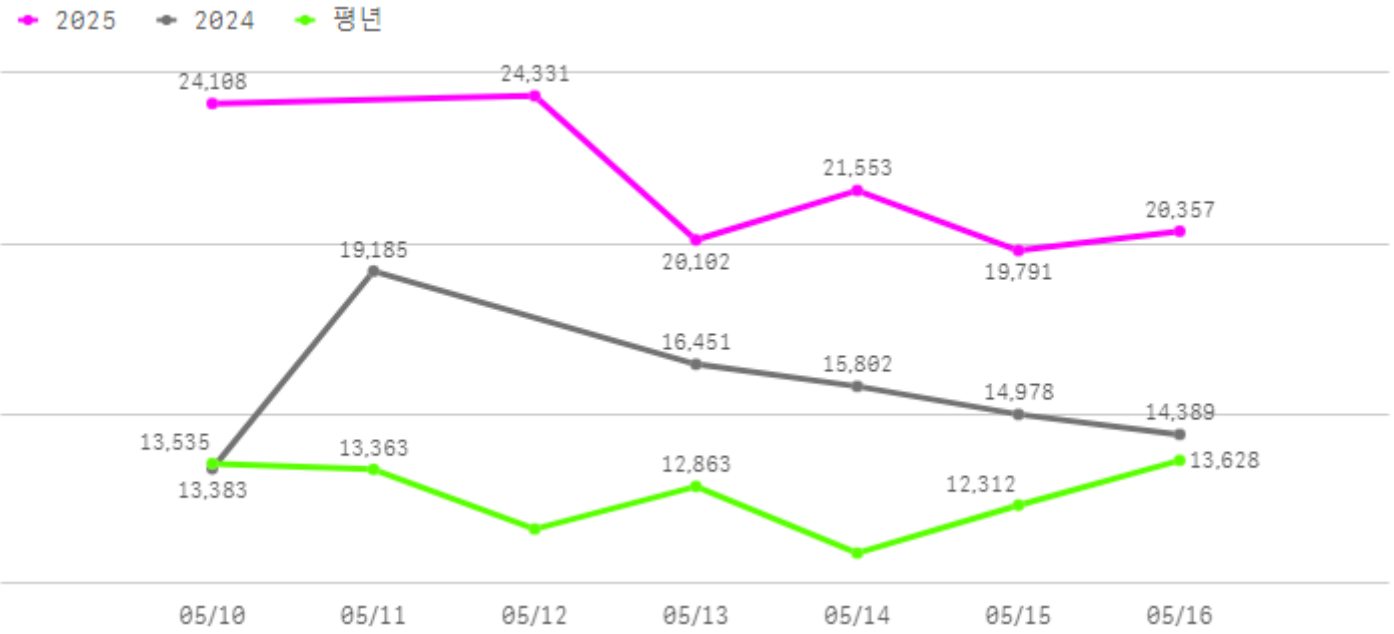
산지별 거래물량(톤)



산지별 주출하 시군구



주간 도매가격(원)



구분	금주(A)	전주(B)	전월(C)	전년(D)	평년(E)	A/B	A/C	A/D	A/E
가격(원)	21,707	22,355	24,817	15,698	15,329	97.1%	87.5%	138.3%	141.6%

※ 상품 가격 기준

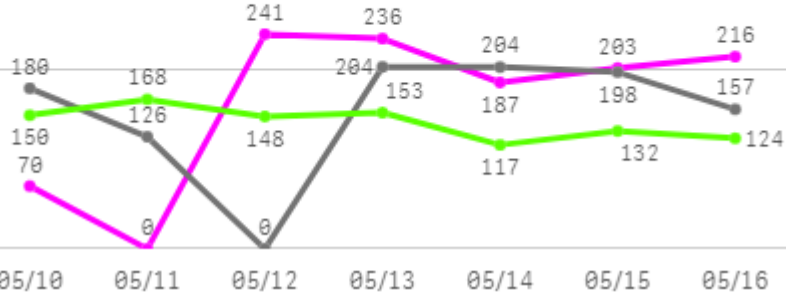
## □ 무(20Kg) 주간 가격

구분	Q	품종	Q	단량	Q	특	상	보통	하
2025-05-10		무		20Kg		26,195	24,108	19,984	14,147
2025-05-12		무		20Kg		27,151	24,331	19,816	13,785
2025-05-13		무		20Kg		25,104	20,102	13,433	8,451
2025-05-14		무		20Kg		25,544	21,553	14,761	9,211
2025-05-15		무		20Kg		25,463	19,791	12,318	7,280
2025-05-16		무		20Kg		24,457	20,357	13,224	8,492
평균						<b>25,652</b>	<b>21,707</b>	<b>15,589</b>	<b>10,228</b>

# 당근

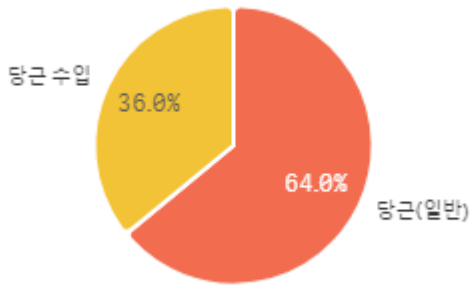
## 주간 반입량(톤)

◆ 2025    ● 2024    ▲ 평년

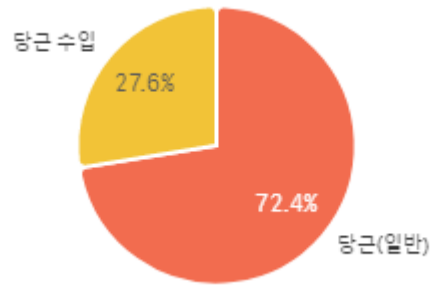


구분	금주(A)	전주(B)	전월(C)	전년(D)	평년(E)	A/B	A/C	A/D	A/E
물량(톤)	1,152	1,128	1,142	1,068	1,036	102.1%	100.9%	107.8%	111.2%

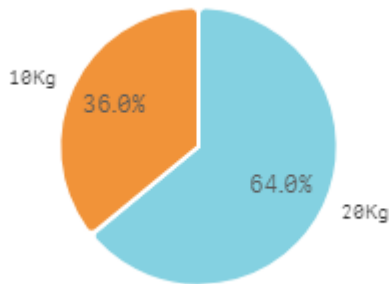
## 출하 품종별 거래물량 구성비



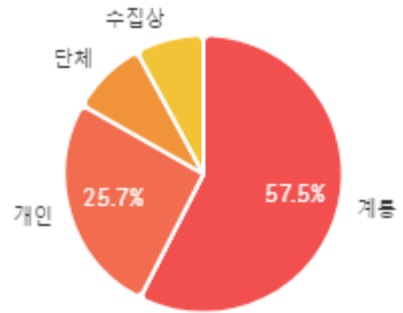
## 출하 품종별 거래금액 구성비



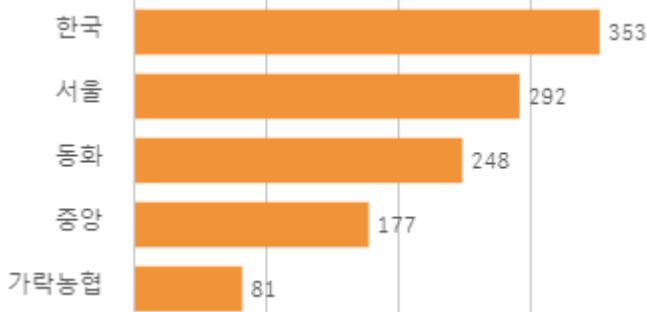
## 거래 단량별 물량 구성비



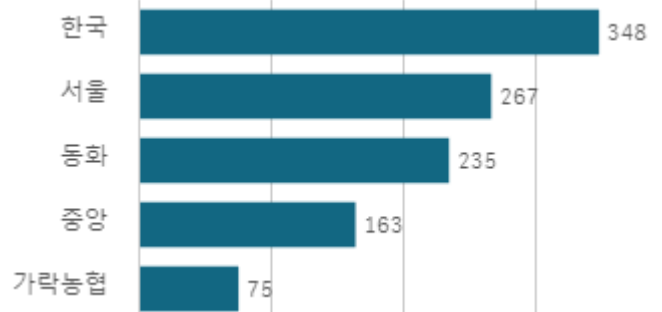
## 출하자별 거래물량 구성비



## 도매시장 법인별 거래물량(톤)

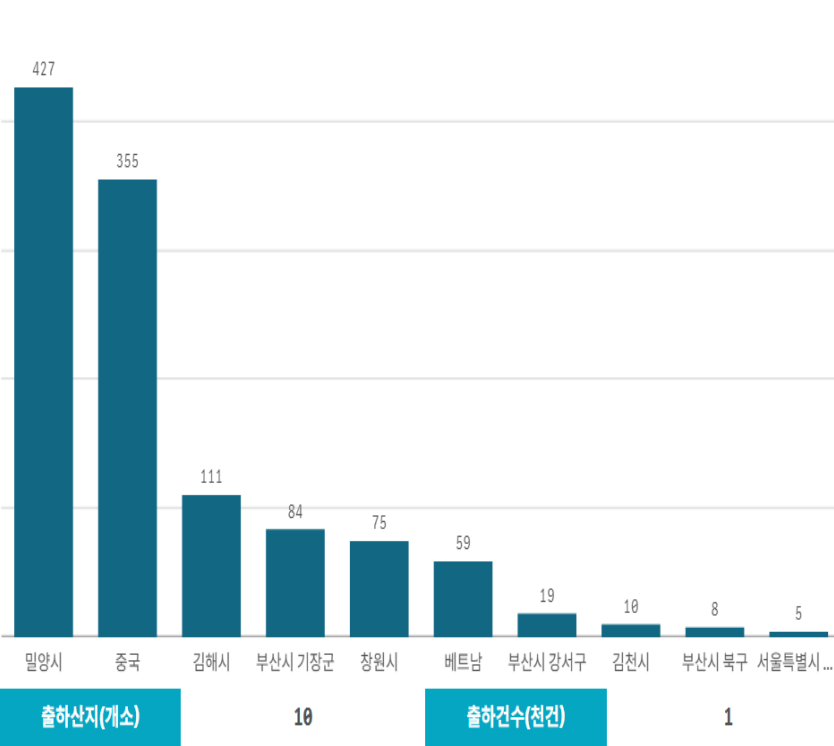


## 도매시장 법인별 거래금액(백만원)



# 당근(20Kg)

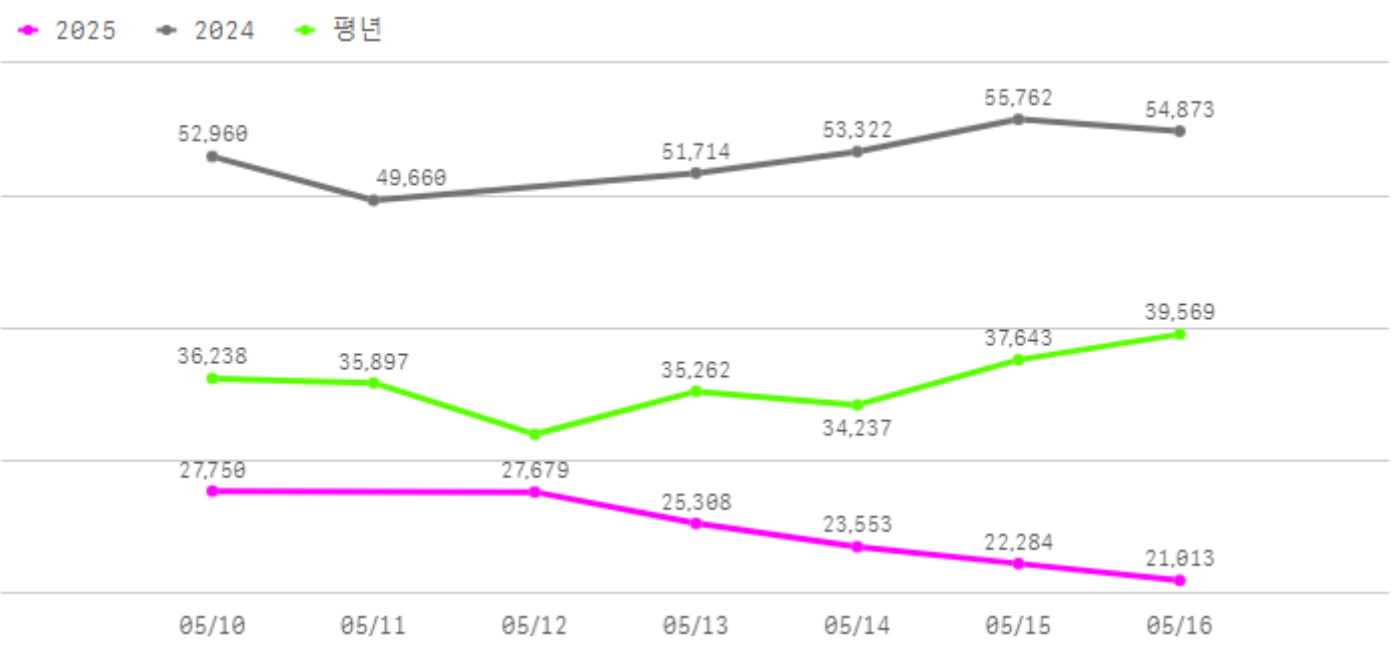
산지별 거래물량(톤)



산지별 주출하 시군구



주간 도매가격(원)



구분	금주(A)	전주(B)	전월(C)	전년(D)	평년(E)	A/B	A/C	A/D	A/E
가격(원)	24,598	32,435	41,925	53,049	33,814	75.8%	58.7%	46.4%	72.7%

※ 상품 가격 기준

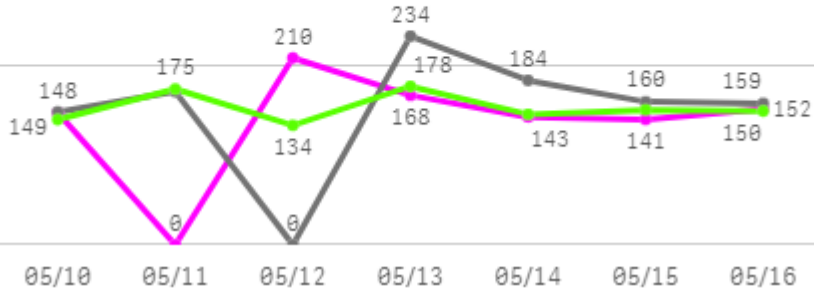
## □ 당근(20Kg) 주간 가격

구분	Q	품종	Q	단량	Q	특	상	보통	하
2025-05-10		당근		20Kg		30,500	27,750	22,985	16,965
2025-05-12		당근		20Kg		31,015	27,679	24,167	15,292
2025-05-13		당근		20Kg		28,000	25,308	21,897	17,528
2025-05-14		당근		20Kg		26,260	23,553	20,864	16,349
2025-05-15		당근		20Kg		24,000	22,284	19,700	16,497
2025-05-16		당근		20Kg		22,284	21,013	18,840	16,212
평균						<b>27,010</b>	<b>24,598</b>	<b>21,409</b>	<b>16,474</b>

# 생고추

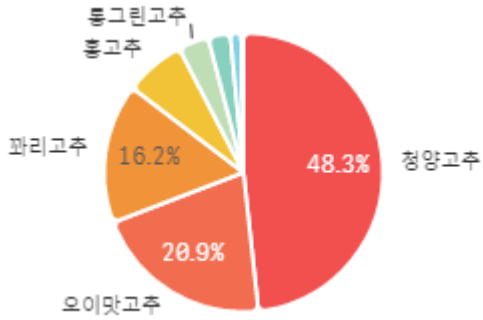
## 주간 반입량(톤)

◆ 2025    ● 2024    ▲ 평년

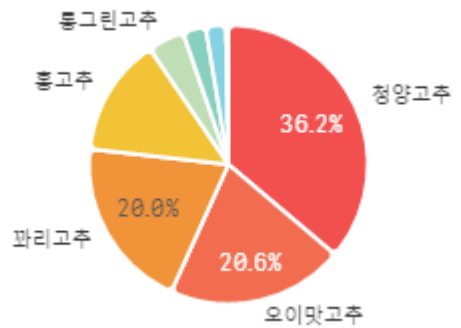


구분	금주(A)	전주(B)	전월(C)	전년(D)	평년(E)	A/B	A/C	A/D	A/E
물량(톤)	962	1,053	1,015	1,058	1,025	91.3%	94.8%	90.9%	93.9%

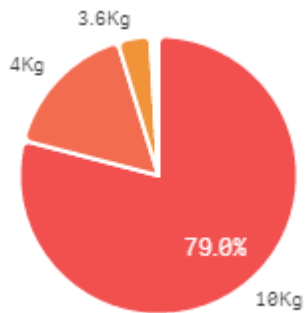
### 출하 품종별 거래물량 구성비



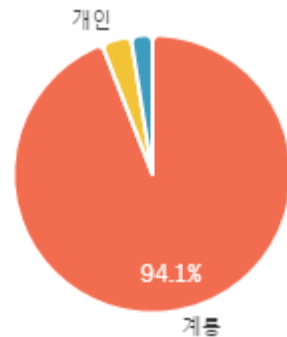
### 출하 품종별 거래금액 구성비



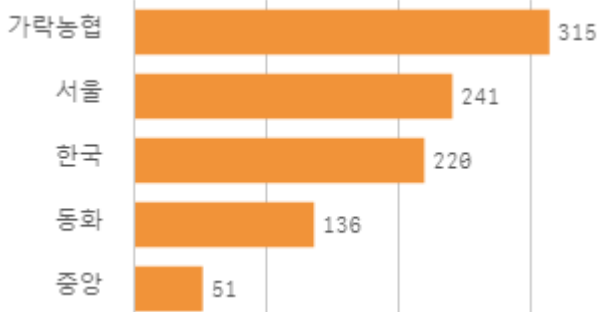
### 거래 단량별 물량 구성비



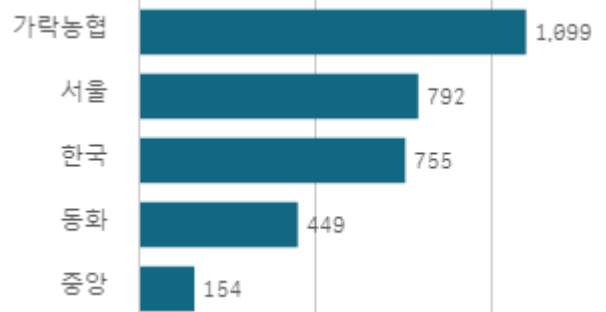
### 출하자별 거래물량 구성비



### 도매시장 법인별 거래물량(톤)

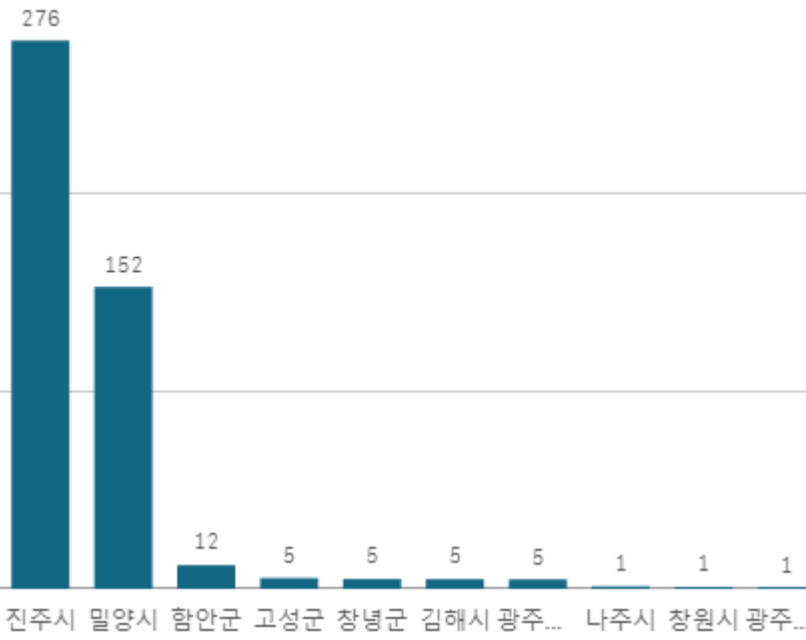


### 도매시장 법인별 거래금액(백만원)



# 청양고추(10Kg)

산지별 거래물량(톤)



산지별 주출하 시군구



출하산지(개소)

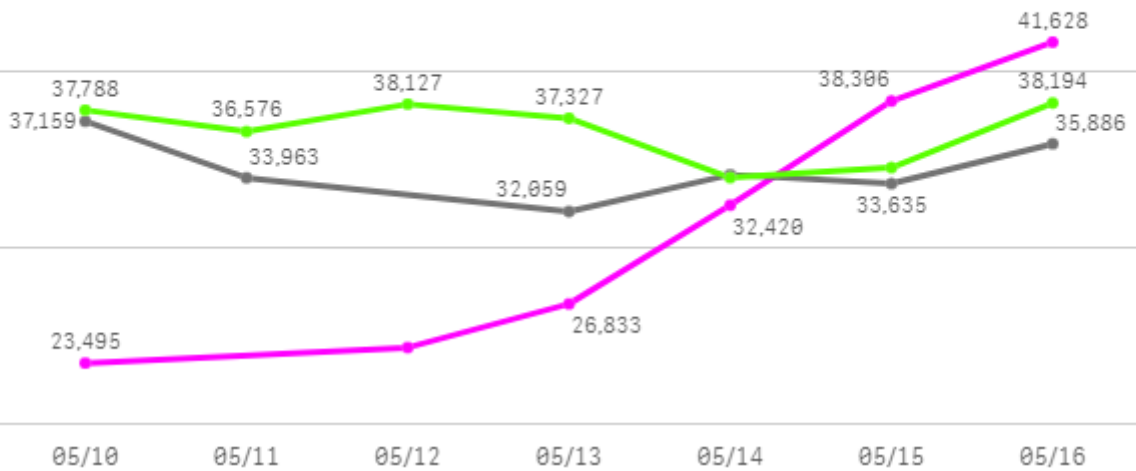
13

출하건수(천건)

3

주간 도매가격(원)

◆ 2025    ● 2024    ◆ 평년



구분	금주(A)	전주(B)	전월(C)	전년(D)	평년(E)	A/B	A/C	A/D	A/E
가격(원)	31,175	28,801	29,222	34,473	37,276	108.2%	106.7%	90.4%	83.6%

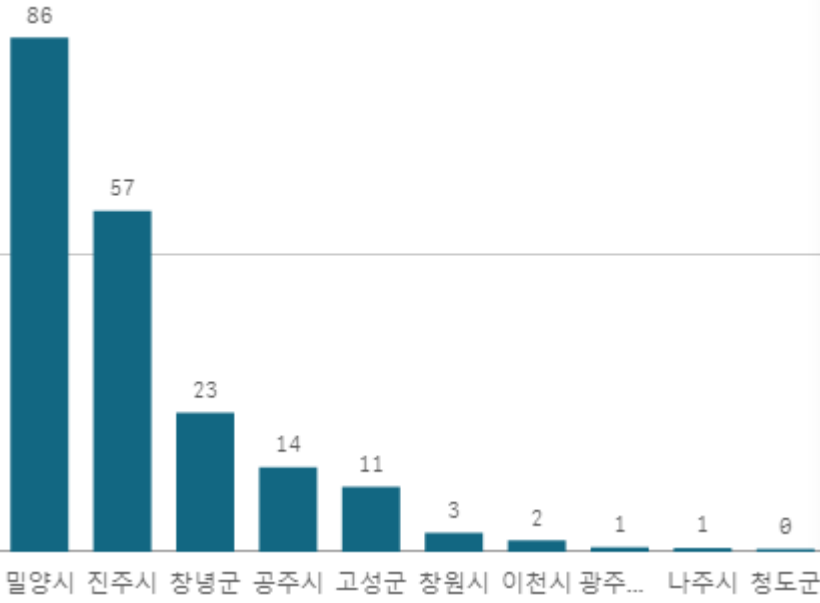
※ 상품 가격 기준

## □ 청양고추(10Kg) 주간 가격

구분	Q	품종	Q	단량	Q	특	상	보통	하
2025-05-10		청양고추		10Kg		30,702	23,495	19,456	14,388
2025-05-12		청양고추		10Kg		32,273	24,370	20,793	15,130
2025-05-13		청양고추		10Kg		35,899	26,833	20,868	14,554
2025-05-14		청양고추		10Kg		38,765	32,420	24,395	16,903
2025-05-15		청양고추		10Kg		45,845	38,306	32,829	22,862
2025-05-16		청양고추		10Kg		50,116	41,628	33,704	24,083
평균						<b>38,933</b>	<b>31,175</b>	<b>25,341</b>	<b>17,987</b>

# 오이맛고추(10Kg)

산지별 거래물량(톤)



산지별 주출하 시군구



출하산지(개소)

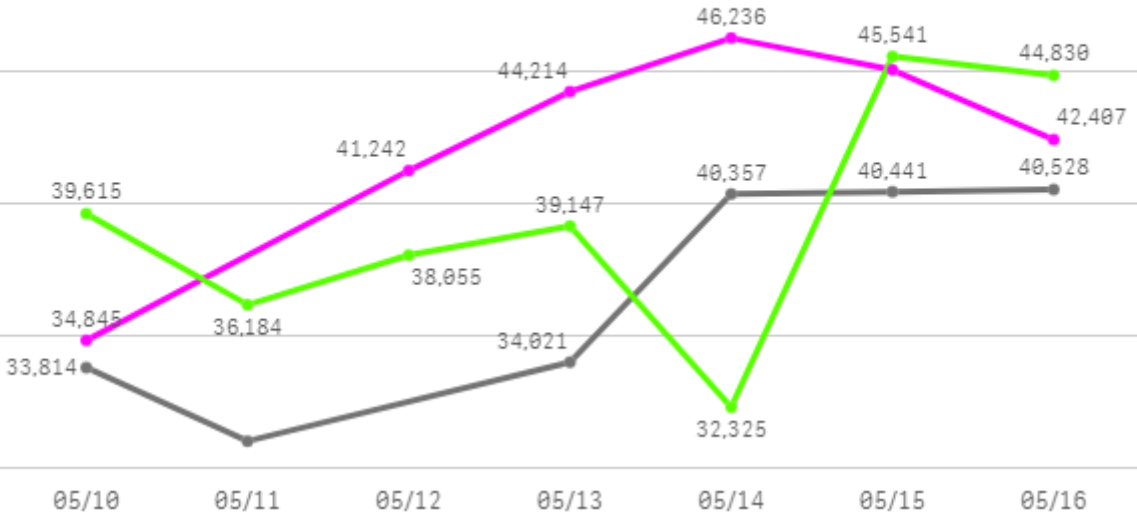
17

출하건수(천건)

2

주간 도매가격(원)

◆ 2025    ● 2024    ◆ 평년



구분	금주(A)	전주(B)	전월(C)	전년(D)	평년(E)	A/B	A/C	A/D	A/E
가격(원)	42,330	35,077	29,914	36,701	43,124	120.7%	141.5%	115.3%	98.2%

※ 상품 가격 기준

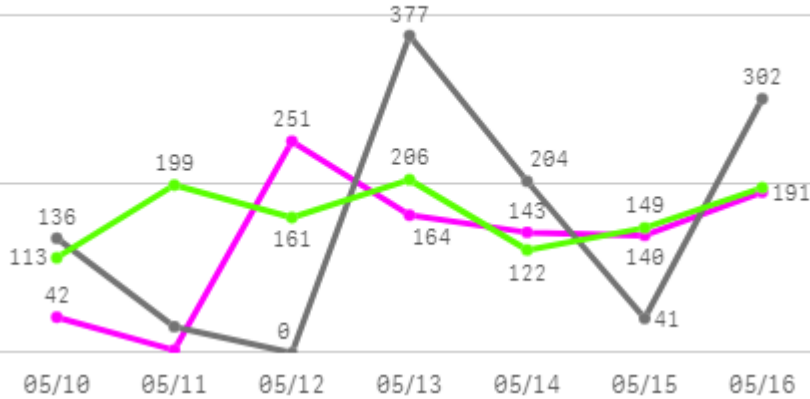
## □ 오이맛고추(10Kg) 주간 가격

구분	Q	품종	Q	단량	Q	특	상	보통	하
2025-05-10		오이맛고추		10Kg		47,448	34,845	19,850	10,738
2025-05-12		오이맛고추		10Kg		50,298	41,242	25,858	12,776
2025-05-13		오이맛고추		10Kg		54,269	44,214	30,746	17,421
2025-05-14		오이맛고추		10Kg		56,408	46,236	34,000	19,760
2025-05-15		오이맛고추		10Kg		55,424	45,035	32,991	18,045
2025-05-16		오이맛고추		10Kg		52,805	42,407	31,361	18,001
평균						<b>52,775</b>	<b>42,330</b>	<b>29,134</b>	<b>16,124</b>

# 마늘

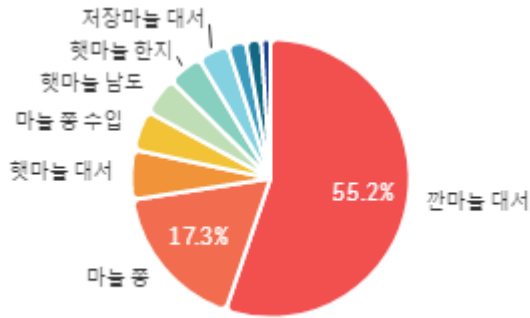
## 주간 반입량(톤)

◆ 2025    ● 2024    ▲ 평년

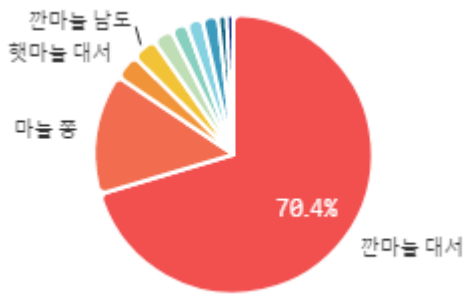


구분	금주(A)	전주(B)	전월(C)	전년(D)	평년(E)	A/B	A/C	A/D	A/E
물량(톤)	934	700	676	1,091	1,057	133.4%	138.1%	85.7%	88.4%

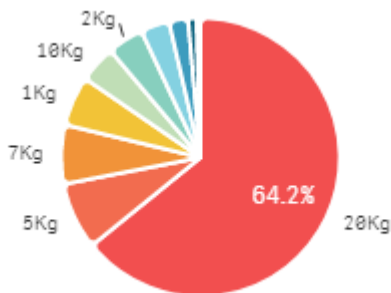
## 출하 품종별 거래물량 구성비



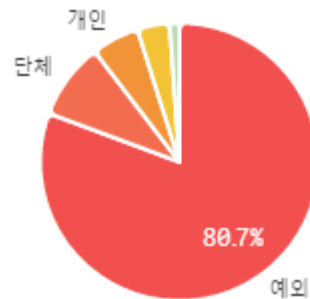
## 출하 품종별 거래금액 구성비



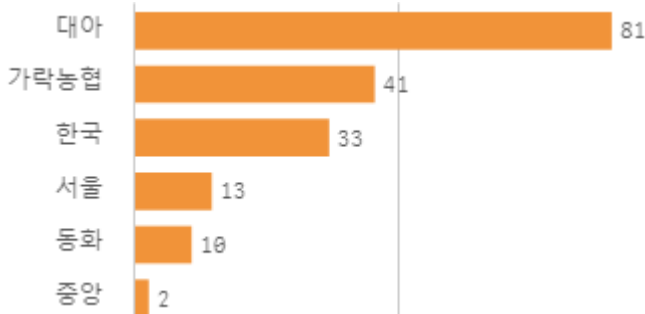
## 거래 단량별 물량 구성비



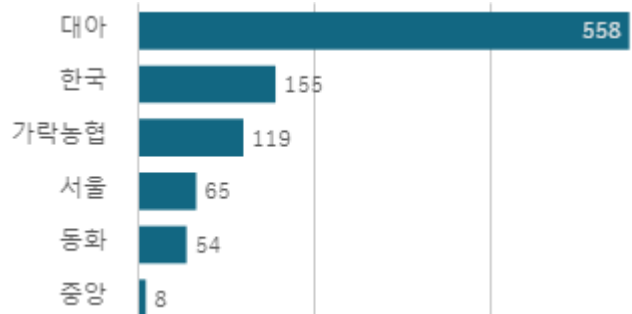
## 출하자별 거래물량 구성비



## 도매시장 법인별 거래물량(톤)

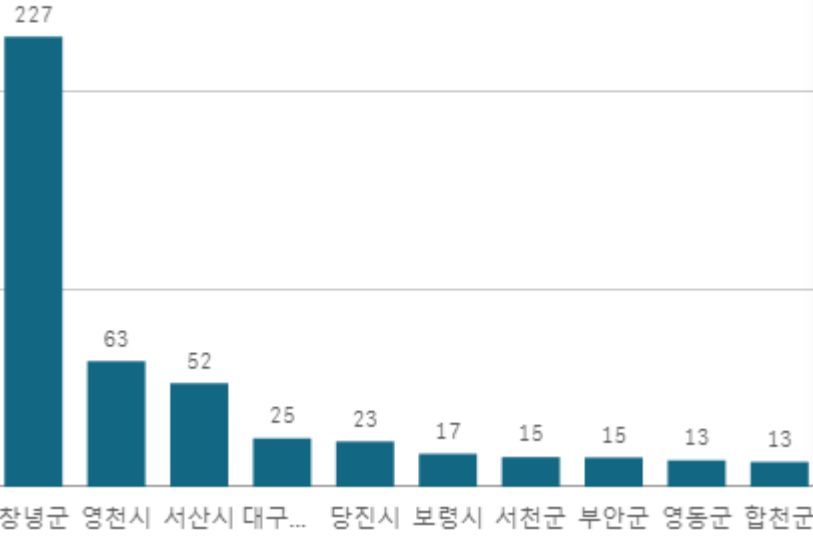


## 도매시장 법인별 거래금액(백만원)



# 간마늘 대서(20Kg)

산지별 거래물량(톤)



출하산지(개소)

19

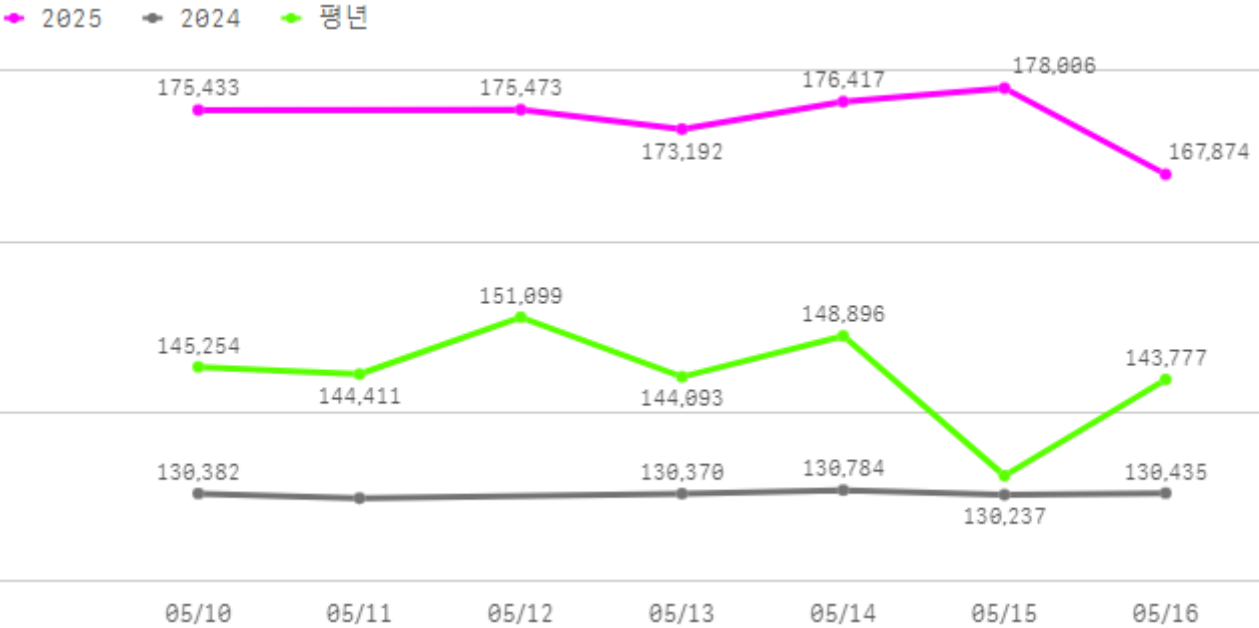
출하건수(천건)

2

산지별 주출하 시군구



주간 도매가격(원)



구분	금주(A)	전주(B)	전월(C)	전년(D)	평년(E)	A/B	A/C	A/D	A/E
가격(원)	174,399	165,763	154,347	130,341	152,010	105.2%	113.0%	133.8%	114.7%

※ 상품 가격 기준

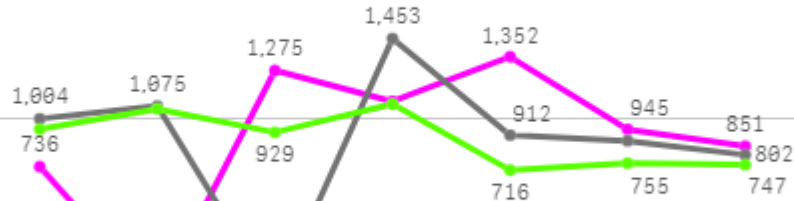
## □ 깐마늘 대서(20Kg) 주간 가격

구분	Q	품종	Q	단량	Q	특	상	보통	하
2025-05-10		깐마늘 대서		20Kg		-	175,433	161,770	129,870
2025-05-12		깐마늘 대서		20Kg		-	175,473	162,982	132,835
2025-05-13		깐마늘 대서		20Kg		-	173,192	140,117	115,730
2025-05-14		깐마늘 대서		20Kg		-	176,417	159,525	125,130
2025-05-15		깐마늘 대서		20Kg		-	178,006	164,617	133,704
2025-05-16		깐마늘 대서		20Kg		-	167,874	139,291	116,405
평균						-	<b>174,399</b>	<b>154,717</b>	<b>125,612</b>

# 양파

## 주간 반입량(톤)

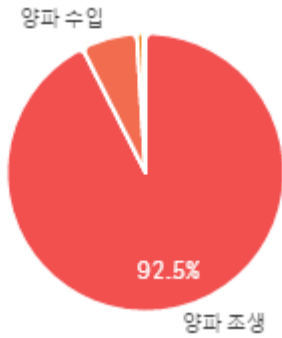
◆ 2025    ● 2024    ▲ 평년



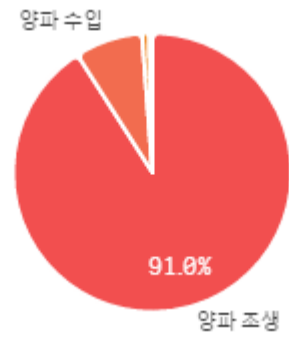
05/10    05/11    05/12    05/13    05/14    05/15    05/16

구분	금주(A)	전주(B)	전월(C)	전년(D)	평년(E)	A/B	A/C	A/D	A/E
물량(톤)	6,259	5,641	4,796	6,127	6,360	111.0%	130.5%	102.2%	98.4%

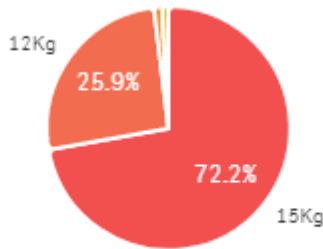
## 출하 품종별 거래물량 구성비



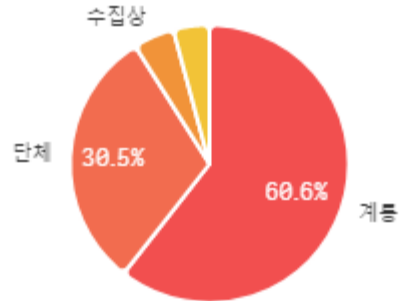
## 출하 품종별 거래금액 구성비



## 거래 단량별 물량 구성비

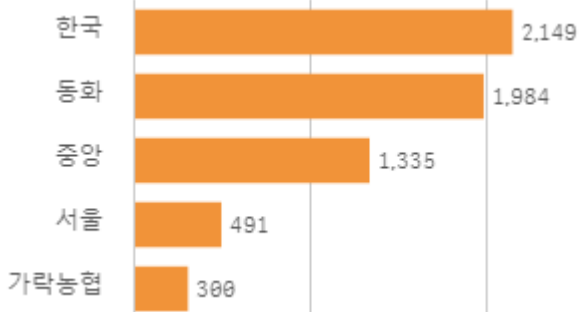


## 출하자별 거래물량 구성비

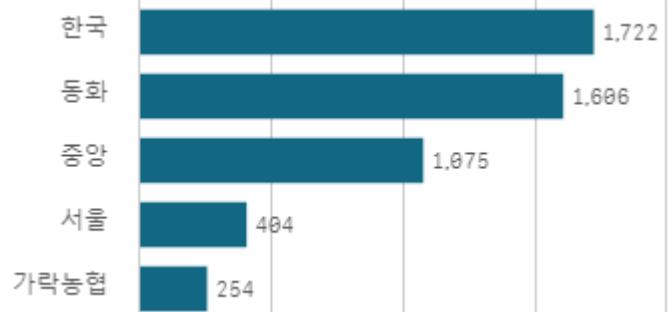


\* The data set contains negative or zero values that cannot ...

## 도매시장 법인별 거래물량(톤)

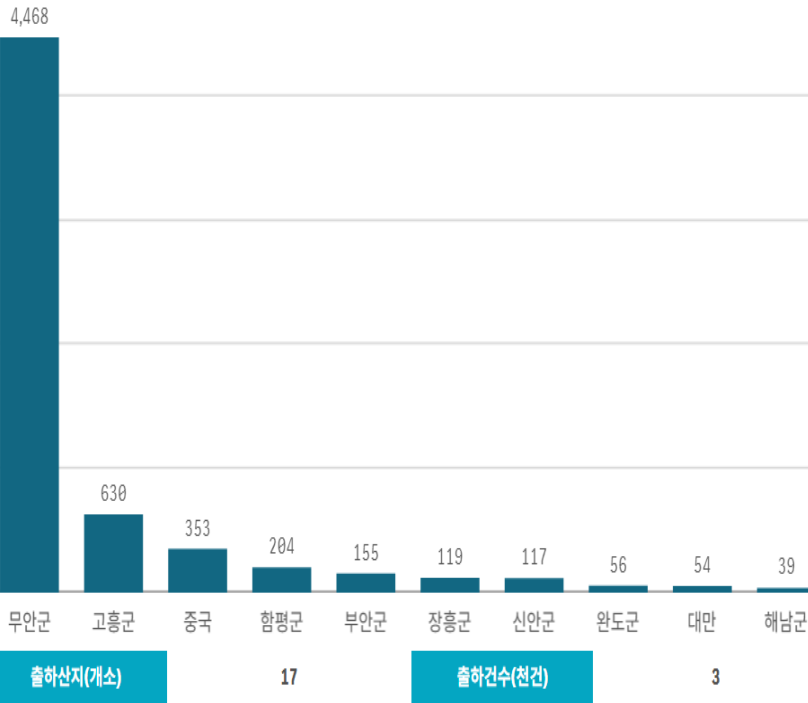


## 도매시장 법인별 거래금액(백만원)



# 양파(1Kg)

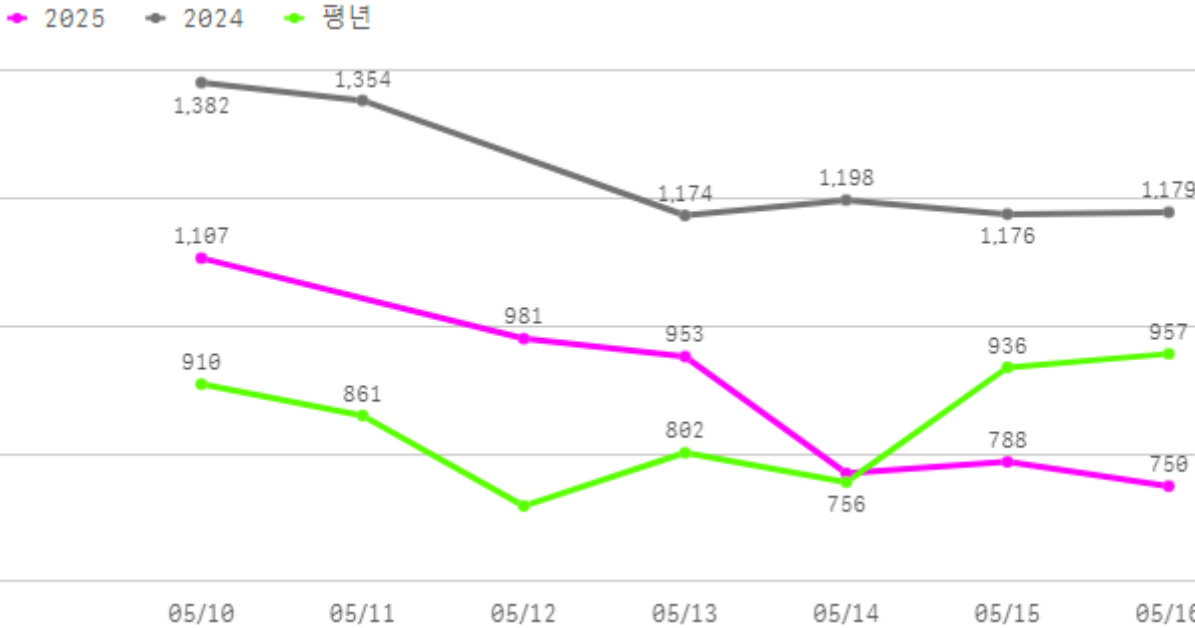
산지별 거래물량(톤)



산지별 주출하 시군구



주간 도매가격(원)



구분	금주(A)	전주(B)	전월(C)	전년(D)	평년(E)	A/B	A/C	A/D	A/E
가격(원)	892	1,004	1,423	1,244	857	88.8%	62.6%	71.7%	104.0%

※ 상품 가격 기준

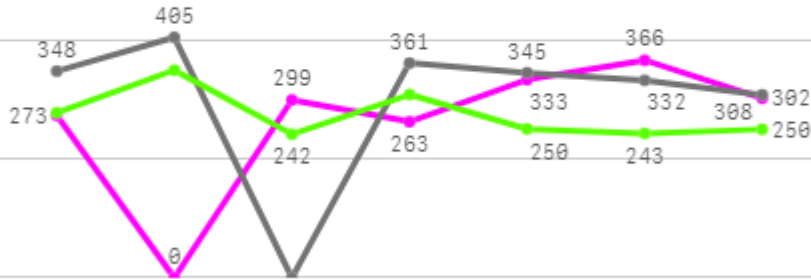
## □ 양파(1Kg) 주간 가격

구분	Q	품종	Q	단량	Q	특	상	보통	하
2025-05-10		양파		1Kg		1,279	1,107	880	804
2025-05-12		양파		1Kg		1,232	981	811	726
2025-05-13		양파		1Kg		1,153	953	789	717
2025-05-14		양파		1Kg		942	770	674	607
2025-05-15		양파		1Kg		992	788	682	603
2025-05-16		양파		1Kg		907	750	634	540
평균						<b>1,084</b>	<b>892</b>	<b>745</b>	<b>666</b>

# 대파

## 주간 반입량(톤)

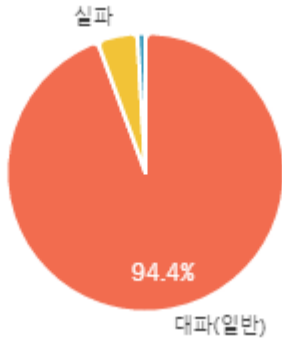
◆ 2025    ● 2024    ▲ 평년



05/10    05/11    05/12    05/13    05/14    05/15    05/16

구분	금주(A)	전주(B)	전월(C)	전년(D)	평년(E)	A/B	A/C	A/D	A/E
물량(톤)	1,837	1,944	1,951	2,099	1,963	94.5%	94.1%	87.5%	93.6%

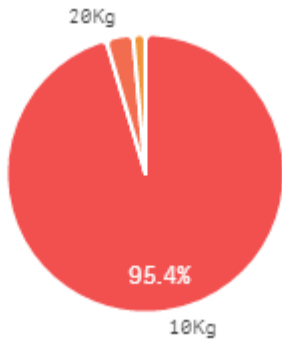
## 출하 품종별 거래물량 구성비



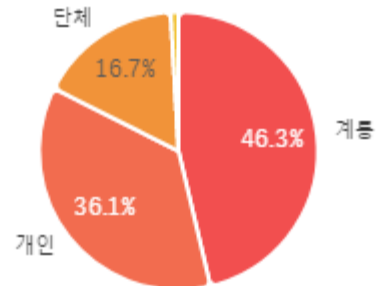
## 출하 품종별 거래금액 구성비



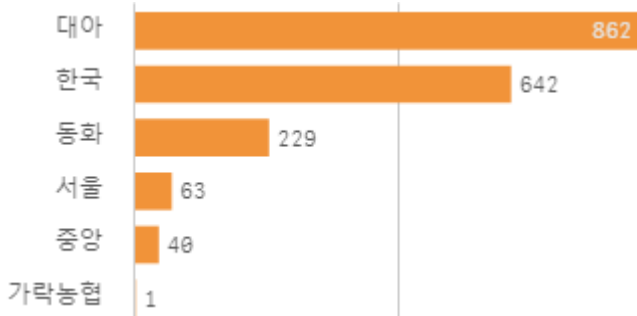
## 거래 단량별 물량 구성비



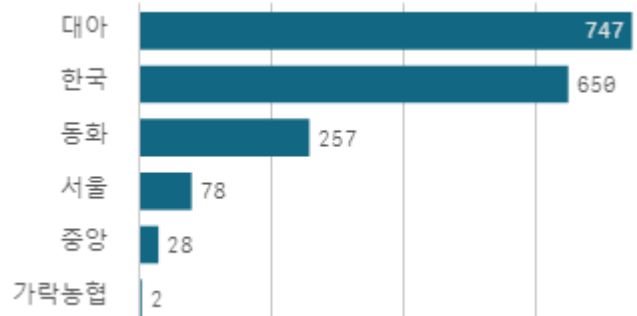
## 출하자별 거래물량 구성비



## 도매시장 법인별 거래물량(톤)

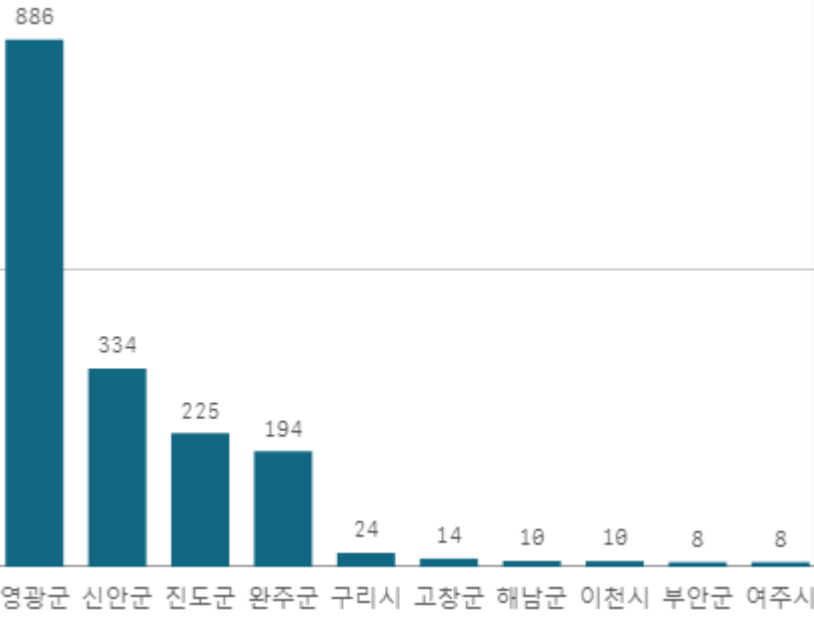


## 도매시장 법인별 거래금액(백만원)



# 대파(일반)(1Kg)

산지별 거래물량(톤)



산지별 주출하 시군구



출하산지(개소)

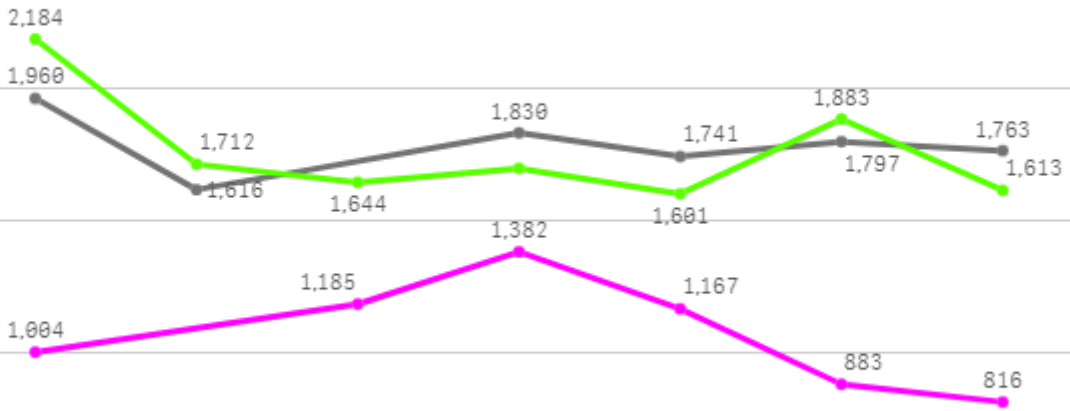
15

출하건수(천건)

1

주간 도매가격(원)

◆ 2025    ● 2024    ◆ 평년



05/10    05/11    05/12    05/13    05/14    05/15    05/16

구분	금주(A)	전주(B)	전월(C)	전년(D)	평년(E)	A/B	A/C	A/D	A/E
가격(원)	1,073	925	1,041	1,785	1,684	116.0%	103.1%	60.1%	63.7%

※ 상품 가격 기준

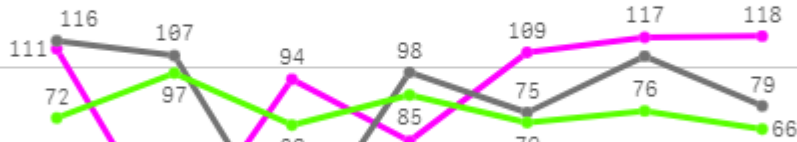
## □ 대파(일반)(1Kg) 주간 가격

구분	Q	품종	Q	단량	Q	특	상	보통	하
2025-05-10		대파(일반)		1Kg		1,100	1,004	818	514
2025-05-12		대파(일반)		1Kg		1,274	1,185	993	681
2025-05-13		대파(일반)		1Kg		1,478	1,382	1,229	885
2025-05-14		대파(일반)		1Kg		1,298	1,167	975	641
2025-05-15		대파(일반)		1Kg		1,074	883	687	467
2025-05-16		대파(일반)		1Kg		975	816	666	397
평균						<b>1,200</b>	<b>1,073</b>	<b>895</b>	<b>598</b>

# 파프리카

## 주간 반입량(톤)

2025 (파란색 선) 2024 (회색 선) 평년 (초록색 선)

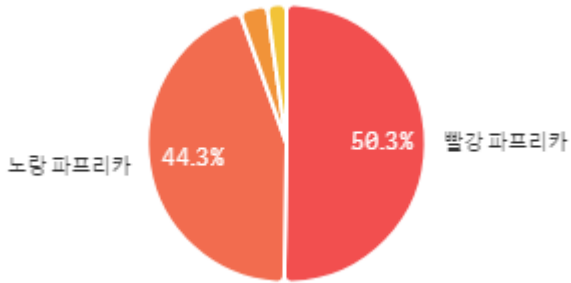


05/10 05/11 05/12 05/13 05/14 05/15 05/16

구분	금주(A)	전주(B)	전월(C)	전년(D)	평년(E)	A/B	A/C	A/D	A/E
물량(톤)	609	528	497	582	530	115.4%	122.5%	104.7%	114.8%

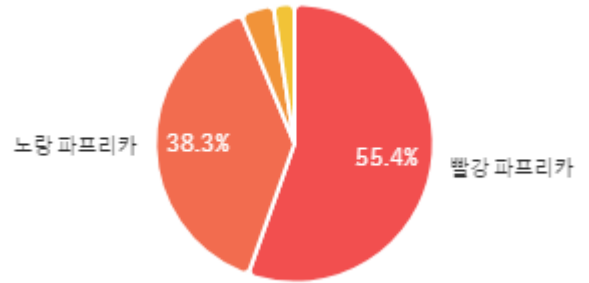
### 출하 품종별 거래물량 구성비

오렌지 파프리카



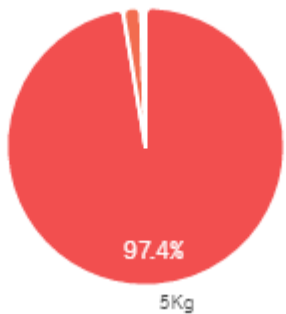
### 출하 품종별 거래금액 구성비

오렌지 파프리카



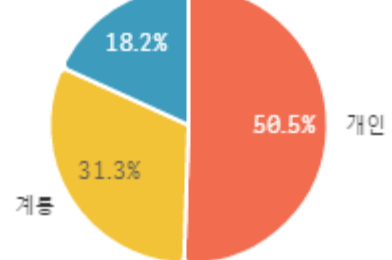
### 거래 단량별 물량 구성비

10Kg

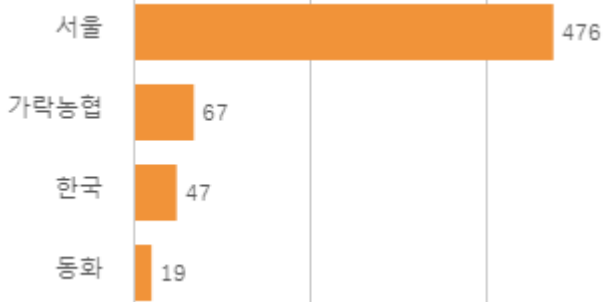


### 출하자별 거래물량 구성비

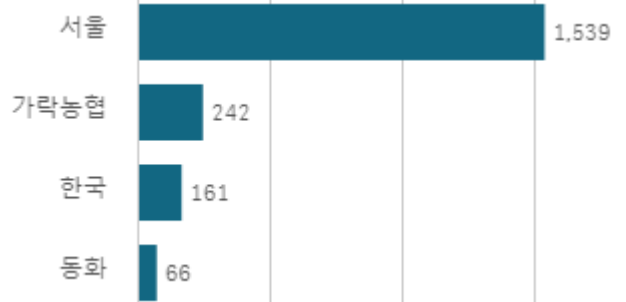
단체



### 도매시장 법인별 거래물량(톤)

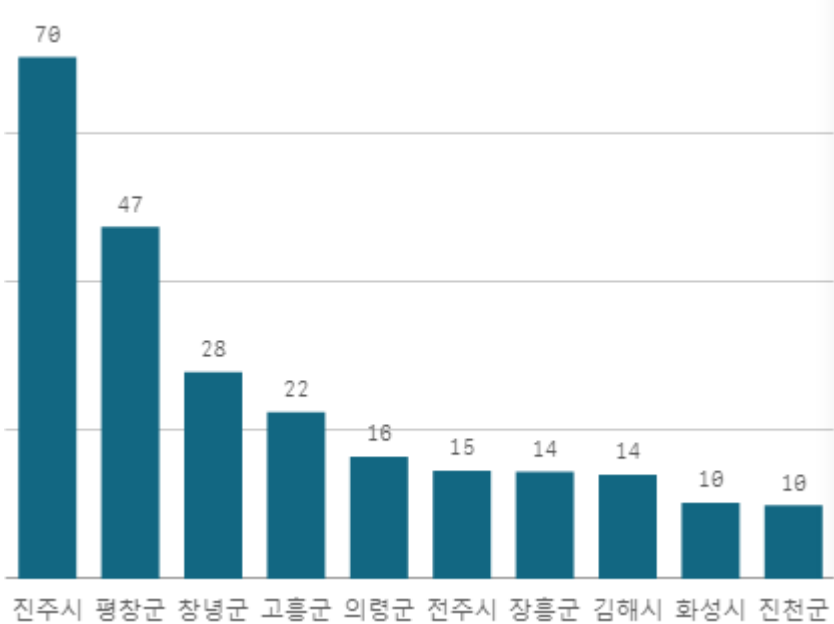


### 도매시장 법인별 거래금액(백만원)



# 빨강 파프리카(5Kg)

산지별 거래물량(톤)



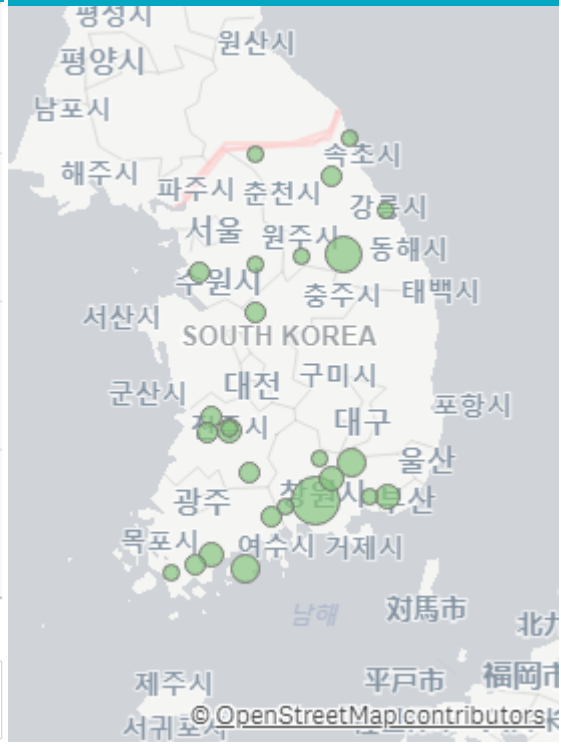
출하산지(개소)

26

출하건수(천건)

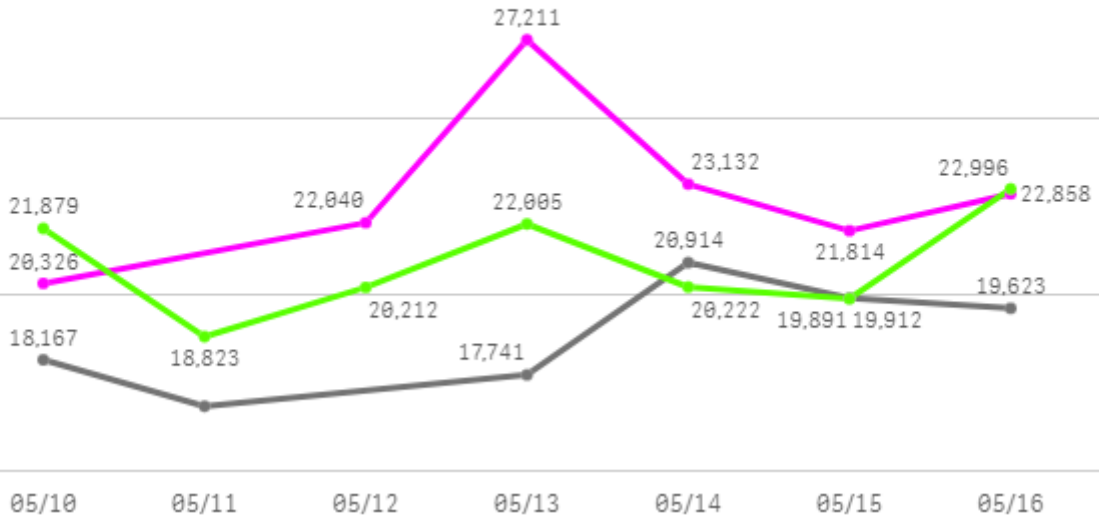
1

산지별 주출하 시군구



주간 도매가격(원)

◆ 2025    ● 2024    ◆ 평년



구분	금주(A)	전주(B)	전월(C)	전년(D)	평년(E)	A/B	A/C	A/D	A/E
가격(원)	22,897	28,673	29,148	18,869	22,664	79.9%	78.6%	121.3%	101.0%

※ 상품 가격 기준

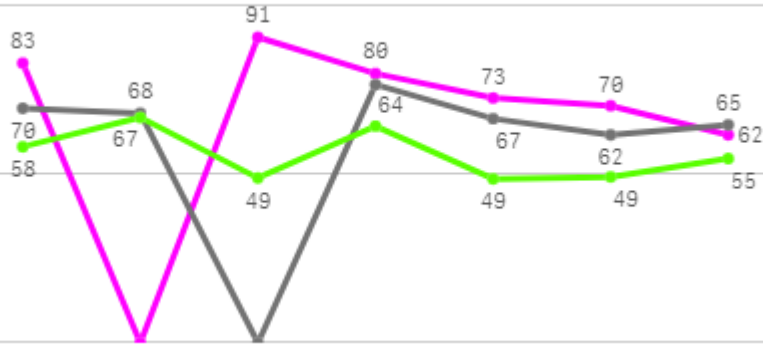
## □ 빨강 파프리카(5Kg) 주간 가격

구분	Q	품종	Q	단량	Q	특	상	보통	하
2025-05-10		빨강 파프리카		5Kg		-	20,326	17,272	13,232
2025-05-12		빨강 파프리카		5Kg		-	22,040	19,795	15,847
2025-05-13		빨강 파프리카		5Kg		-	27,211	24,379	18,441
2025-05-14		빨강 파프리카		5Kg		-	23,132	20,416	15,546
2025-05-15		빨강 파프리카		5Kg		-	21,814	19,026	14,458
2025-05-16		빨강 파프리카		5Kg		-	22,858	19,215	14,277
평균						-	<b>22,897</b>	<b>20,017</b>	<b>15,300</b>

# 청경채

## 주간 반입량(톤)

◆ 2025    ● 2024    ▲ 평년



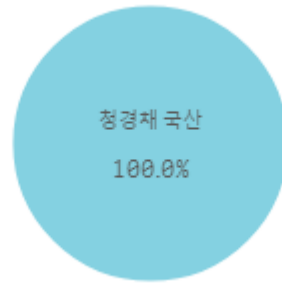
05/10    05/11    05/12    05/13    05/14    05/15    05/16

구분	금주(A)	전주(B)	전월(C)	전년(D)	평년(E)	A/B	A/C	A/D	A/E
물량(톤)	459	448	433	408	423	102.4%	105.9%	112.5%	108.5%

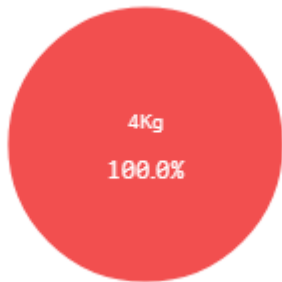
## 출하 품종별 거래물량 구성비



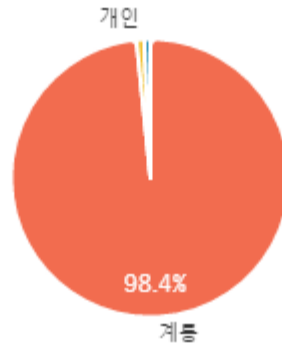
## 출하 품종별 거래금액 구성비



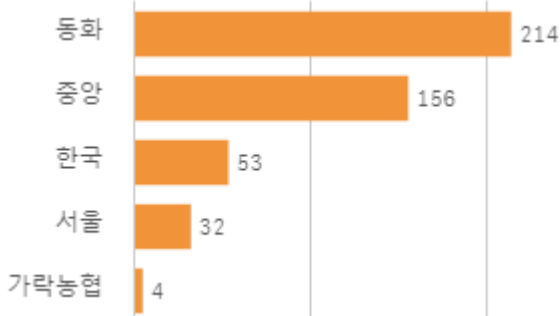
## 거래 단량별 물량 구성비



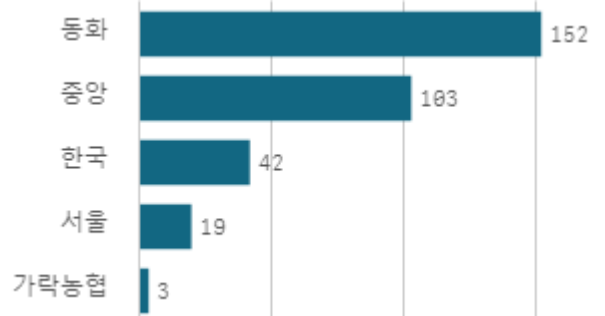
## 출하자별 거래물량 구성비



## 도매시장 법인별 거래물량(톤)

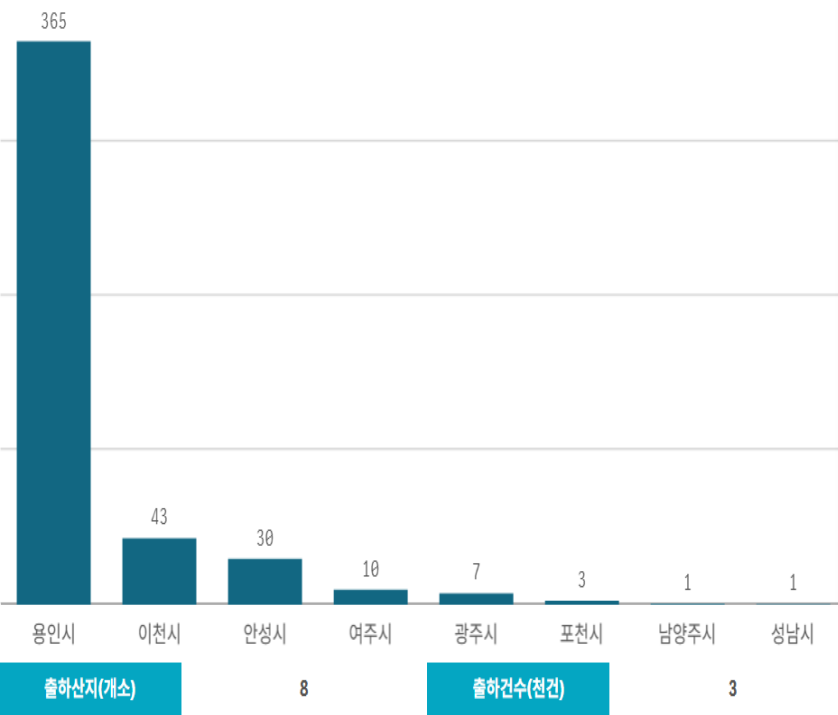


## 도매시장 법인별 거래금액(백만원)



# 청경채(4Kg)

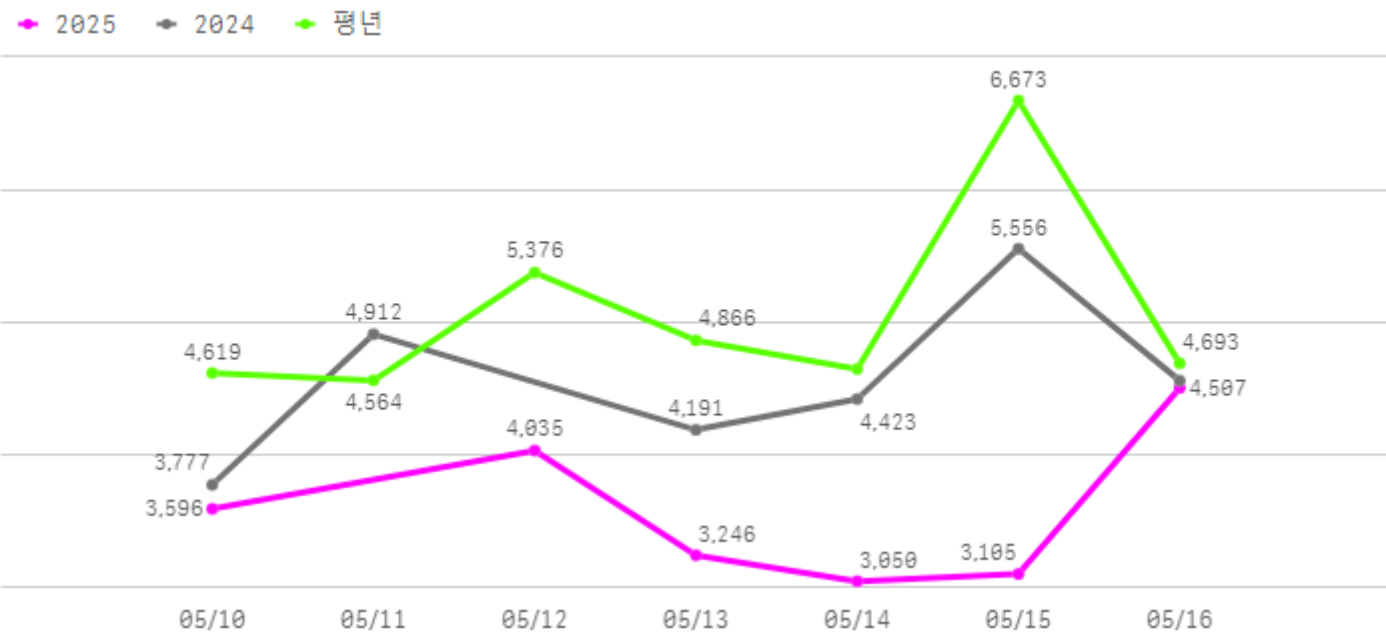
산지별 거래물량(톤)



산지별 주출하 시군구



주간 도매가격(원)



구분	금주(A)	전주(B)	전월(C)	전년(D)	평년(E)	A/B	A/C	A/D	A/E
가격(원)	3,590	4,759	6,839	4,570	4,497	75.4%	52.5%	78.5%	79.8%

※ 상품 가격 기준

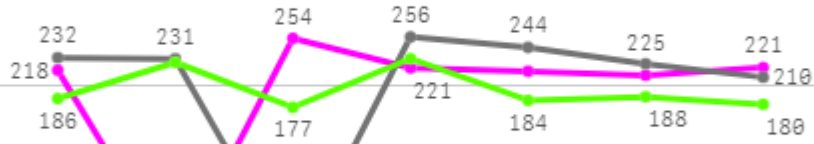
## □ 청경채(4Kg) 주간 가격

구분	Q	품종	Q	단량	Q	특	상	보통	하
2025-05-10		청경채		4Kg		-	3,596	3,011	2,293
2025-05-12		청경채		4Kg		-	4,035	3,279	2,444
2025-05-13		청경채		4Kg		-	3,246	2,600	1,886
2025-05-14		청경채		4Kg		-	3,050	2,503	2,010
2025-05-15		청경채		4Kg		-	3,105	2,439	2,004
2025-05-16		청경채		4Kg		-	4,507	3,786	2,897
평균						-	<b>3,590</b>	<b>2,936</b>	<b>2,256</b>

# 버섯

## 주간 반입량(톤)

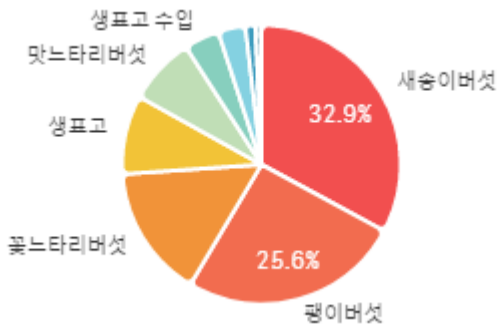
◆ 2025    ● 2024    ▲ 평년



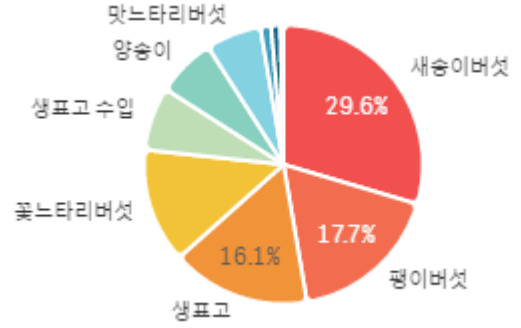
05/10    05/11    05/12    05/13    05/14    05/15    05/16

구분	금주(A)	전주(B)	전월(C)	전년(D)	평년(E)	A/B	A/C	A/D	A/E
물량(톤)	1,344	1,336	1,358	1,399	1,366	100.6%	99.0%	96.1%	98.4%

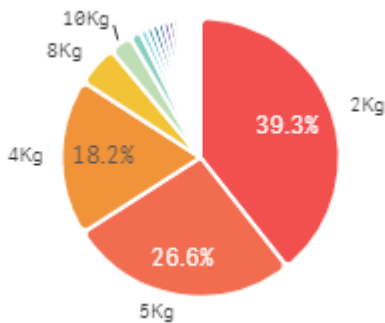
## 출하 품종별 거래물량 구성비



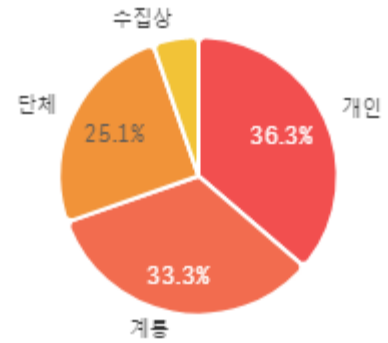
## 출하 품종별 거래금액 구성비



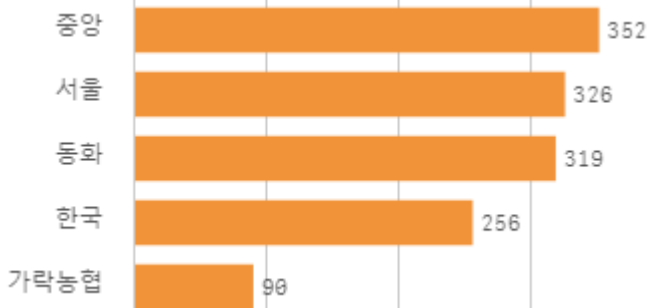
## 거래 단량별 물량 구성비



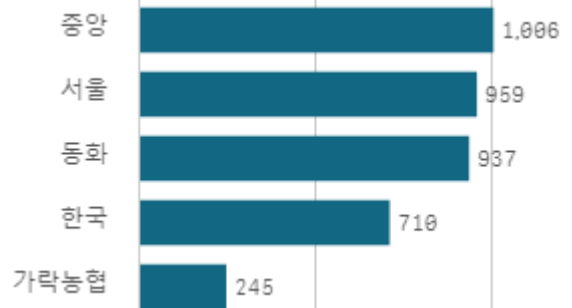
## 출하자별 거래물량 구성비



## 도매시장 법인별 거래물량(톤)

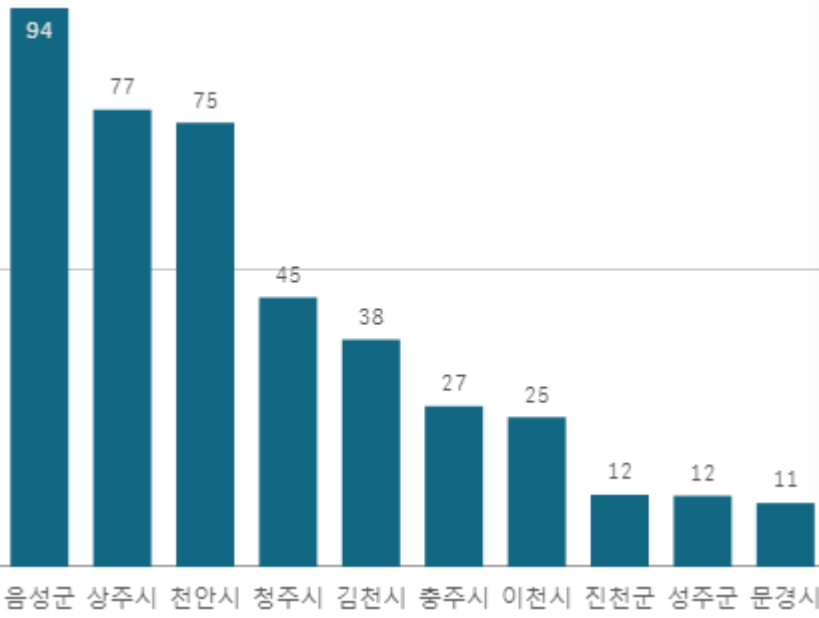


## 도매시장 법인별 거래금액(백만원)



# 새송이버섯(2Kg)

산지별 거래물량(톤)



출하산지(개소)

22

출하건수(천건)

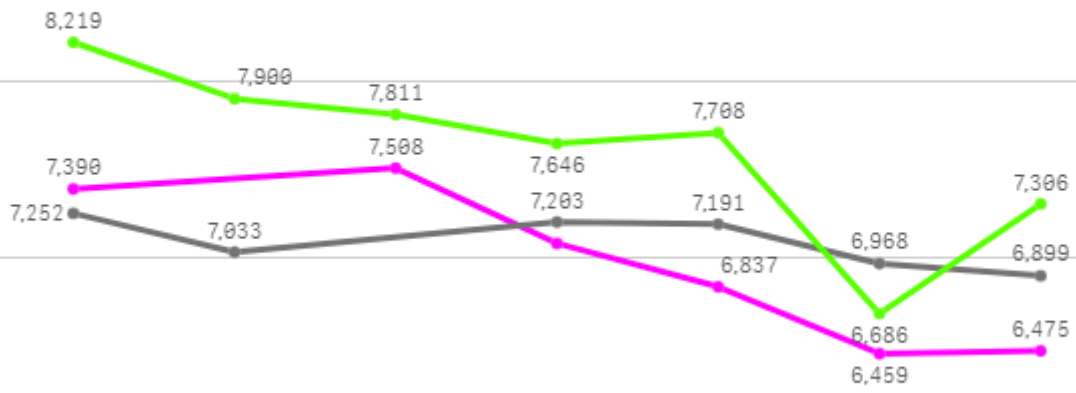
3

산지별 주출하 시군구



주간 도매가격(원)

◆ 2025    ● 2024    ▲ 평년



05/10    05/11    05/12    05/13    05/14    05/15    05/16

구분	금주(A)	전주(B)	전월(C)	전년(D)	평년(E)	A/B	A/C	A/D	A/E
가격(원)	6,959	7,579	7,154	7,091	7,745	91.8%	97.3%	98.1%	89.8%

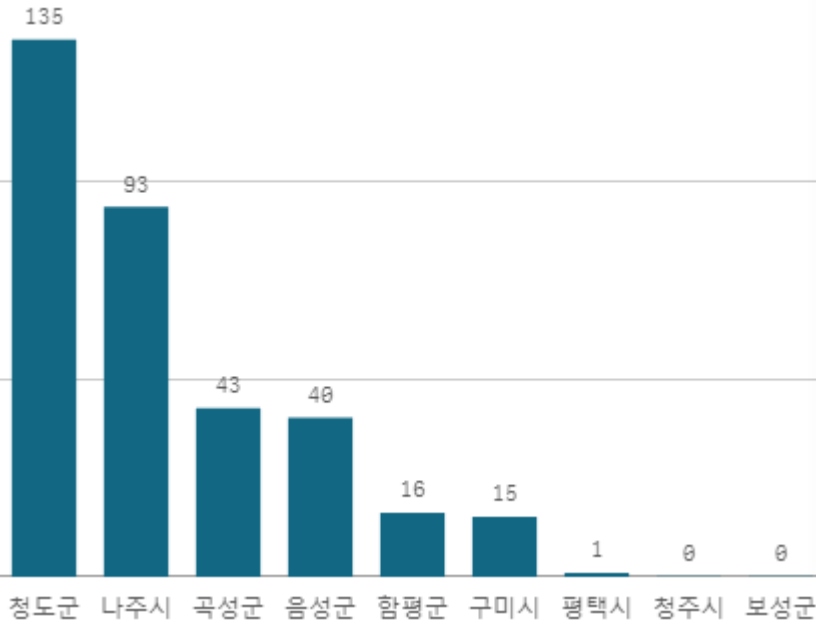
※ 상품 가격 기준

## □ 새송이버섯(2Kg) 주간 가격

구분	Q	품종	Q	단량	Q	특	상	보통	하
2025-05-10		새송이버섯		2Kg		10,360	7,390	6,257	4,235
2025-05-12		새송이버섯		2Kg		10,326	7,508	6,475	4,159
2025-05-13		새송이버섯		2Kg		9,759	7,082	6,264	4,132
2025-05-14		새송이버섯		2Kg		9,284	6,837	5,924	4,201
2025-05-15		새송이버섯		2Kg		8,464	6,459	5,724	4,314
2025-05-16		새송이버섯		2Kg		8,569	6,475	5,591	4,202
평균						<b>9,460</b>	<b>6,959</b>	<b>6,039</b>	<b>4,207</b>

# 팬이버섯(5Kg)

산지별 거래물량(톤)



출하산지(개소)

9

출하건수(천건)

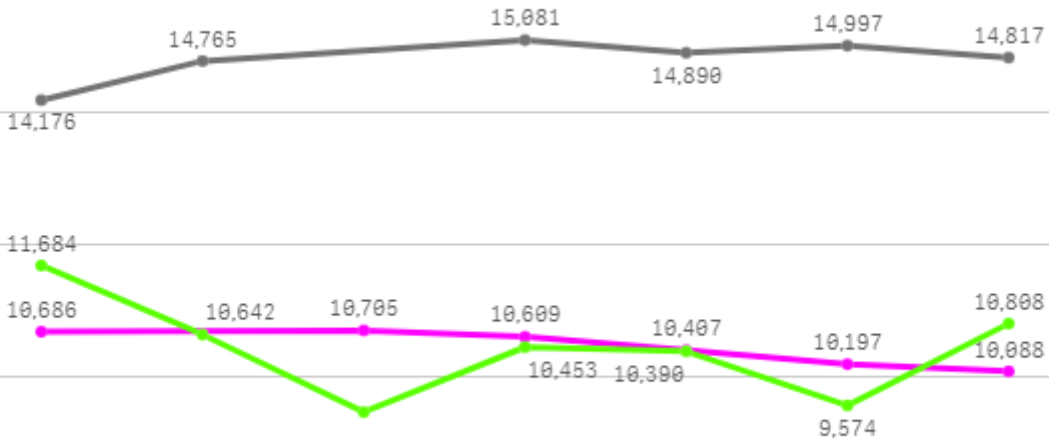
1

산지별 주출하 시군구



주간 도매가격(원)

◆ 2025    ● 2024    ◆ 평년



05/10    05/11    05/12    05/13    05/14    05/15    05/16

구분	금주(A)	전주(B)	전월(C)	전년(D)	평년(E)	A/B	A/C	A/D	A/E
가격(원)	10,449	10,934	11,550	14,788	11,123	95.6%	90.5%	70.7%	93.9%

※ 상품 가격 기준

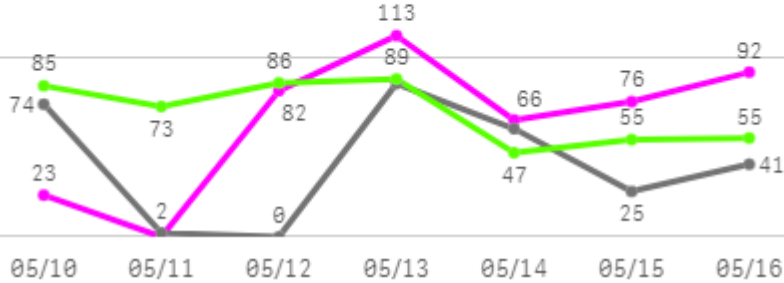
## □ 팽이버섯(5Kg) 주간 가격

구분	Q	품종	Q	단량	Q	특	상	보통	하
2025-05-10		팽이버섯		5Kg		11,270	10,686	10,166	9,371
2025-05-12		팽이버섯		5Kg		11,101	10,705	10,194	9,525
2025-05-13		팽이버섯		5Kg		11,086	10,609	9,758	9,319
2025-05-14		팽이버섯		5Kg		11,000	10,407	9,538	8,813
2025-05-15		팽이버섯		5Kg		10,809	10,197	9,354	8,571
2025-05-16		팽이버섯		5Kg		10,826	10,088	9,214	8,441
평균						<b>11,015</b>	<b>10,449</b>	<b>9,704</b>	<b>9,007</b>

# 사과

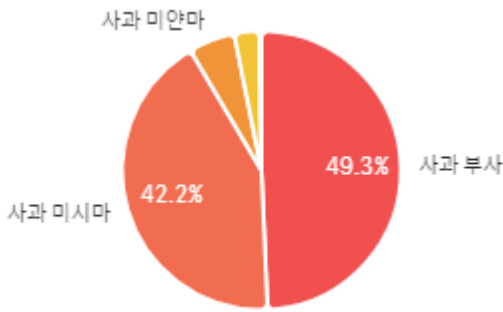
## 주간 반입량(톤)

2025 (파란색 선) 2024 (회색 선) 평년 (녹색 선)

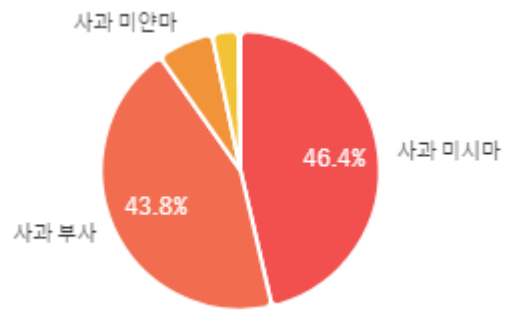


구분	금주(A)	전주(B)	전월(C)	전년(D)	평년(E)	A/B	A/C	A/D	A/E
물량(톤)	452	345	513	289	498	130.9%	88.1%	156.1%	90.7%

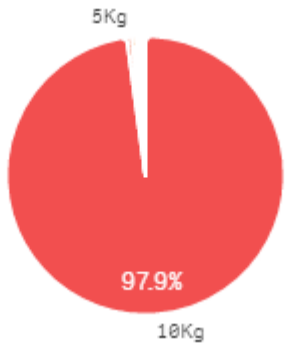
### 출하 품종별 거래물량 구성비



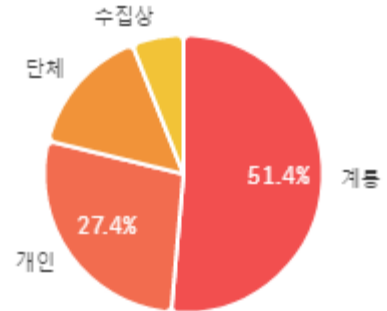
### 출하 품종별 거래금액 구성비



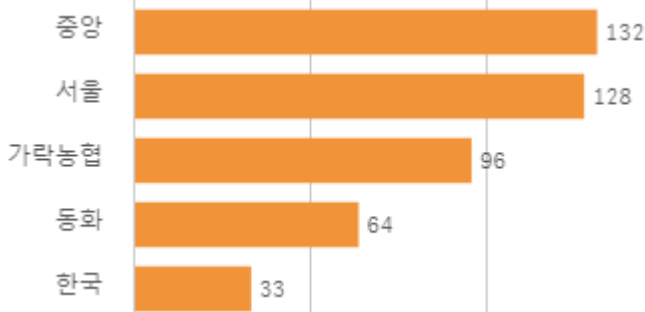
### 거래 단량별 물량 구성비



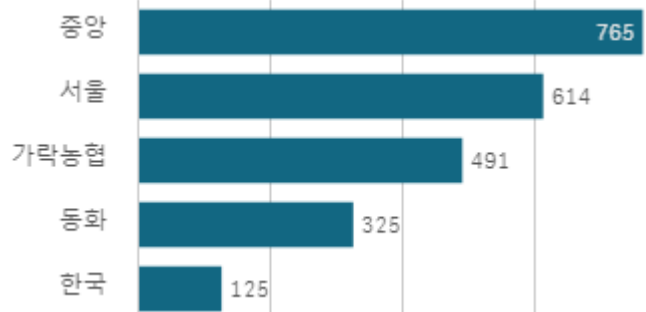
### 출하자별 거래물량 구성비



### 도매시장 법인별 거래물량(톤)

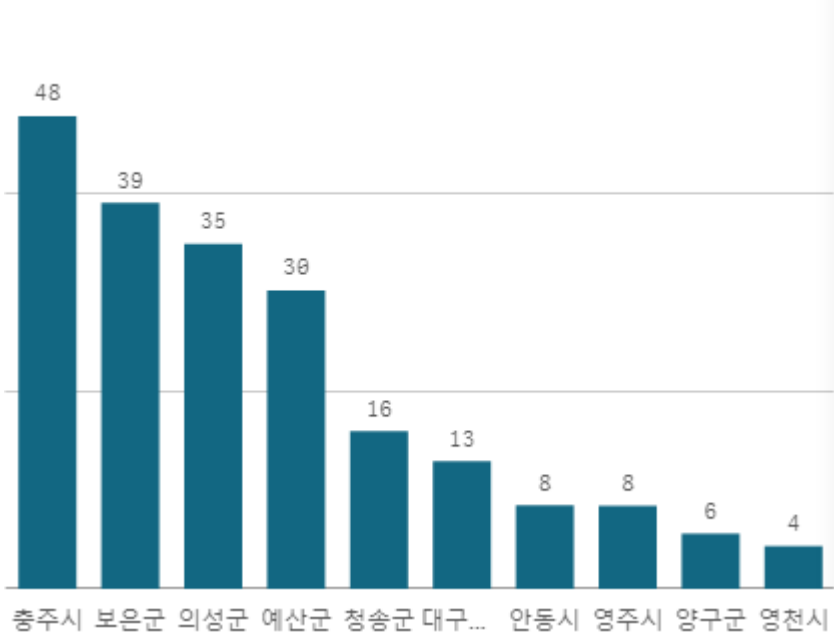


### 도매시장 법인별 거래금액(백만원)



# 사과 부사(10Kg)

산지별 거래물량(톤)



출하산지(개소)

20

출하건수(천건)

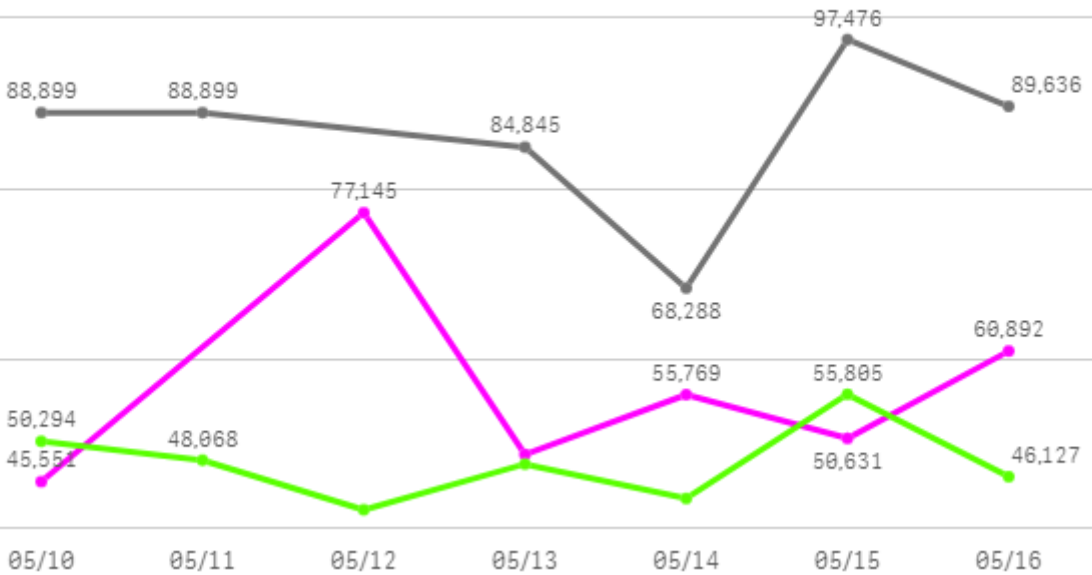
1

산지별 주출하 시군구



주간 도매가격(원)

◆ 2025    ● 2024    ◆ 평년



구분	금주(A)	전주(B)	전월(C)	전년(D)	평년(E)	A/B	A/C	A/D	A/E
가격(원)	56,455	67,583	62,861	86,341	52,343	83.5%	89.8%	65.4%	107.9%

※ 상품 가격 기준

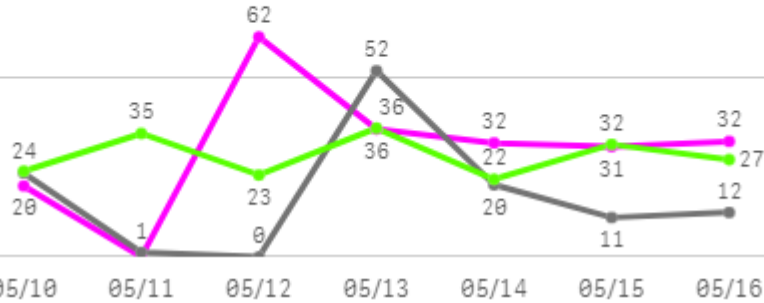
## □ 사과 부사(10Kg) 주간 가격

구분	Q	품종	Q	단량	Q	특	상	보통	하
2025-05-10		사과 부사		10Kg		51,848	45,551	39,741	30,765
2025-05-12		사과 부사		10Kg		150,852	77,145	46,437	28,936
2025-05-13		사과 부사		10Kg		71,582	48,744	40,847	30,910
2025-05-14		사과 부사		10Kg		74,341	55,769	39,359	26,060
2025-05-15		사과 부사		10Kg		63,964	50,631	37,782	14,481
2025-05-16		사과 부사		10Kg		83,092	60,892	41,102	29,919
평균						<b>82,613</b>	<b>56,455</b>	<b>40,878</b>	<b>26,845</b>

# 배

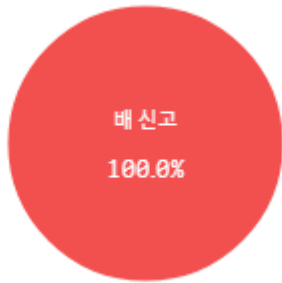
## 주간 반입량(톤)

◆ 2025    ● 2024    ▲ 평년

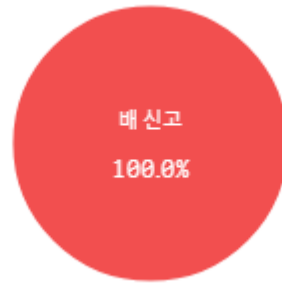


구분	금주(A)	전주(B)	전월(C)	전년(D)	평년(E)	A/B	A/C	A/D	A/E
물량(톤)	213	207	266	121	196	102.8%	79.9%	176.3%	108.3%

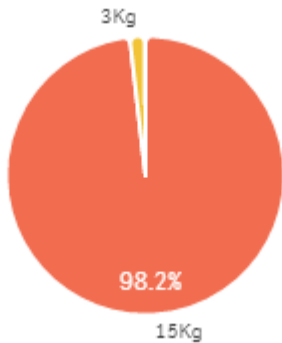
### 출하 품종별 거래물량 구성비



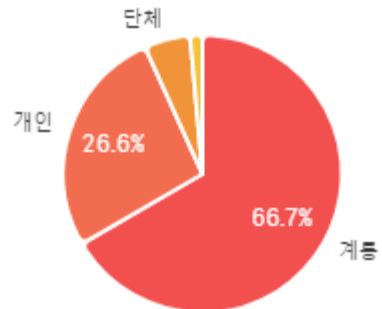
### 출하 품종별 거래금액 구성비



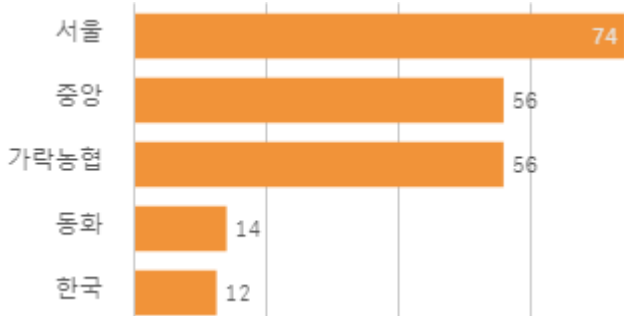
### 거래 단량별 물량 구성비



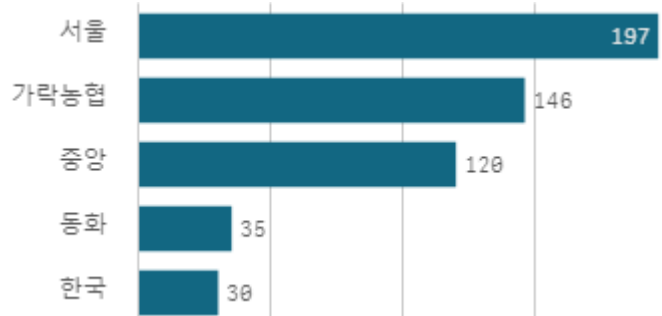
### 출하자별 거래물량 구성비



### 도매시장 법인별 거래물량(톤)

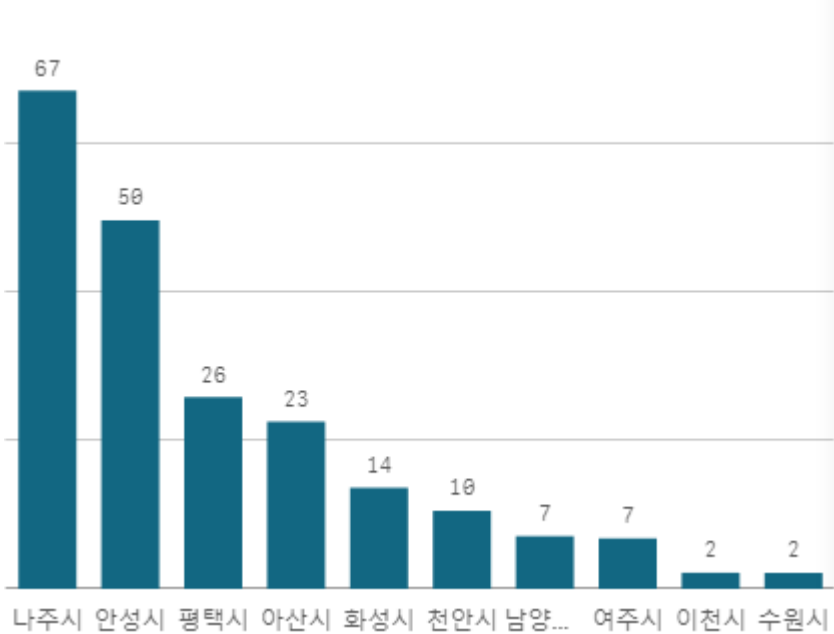


### 도매시장 법인별 거래금액(백만원)



# 배 신고(15Kg)

산지별 거래물량(톤)



출하산지(개소)

14

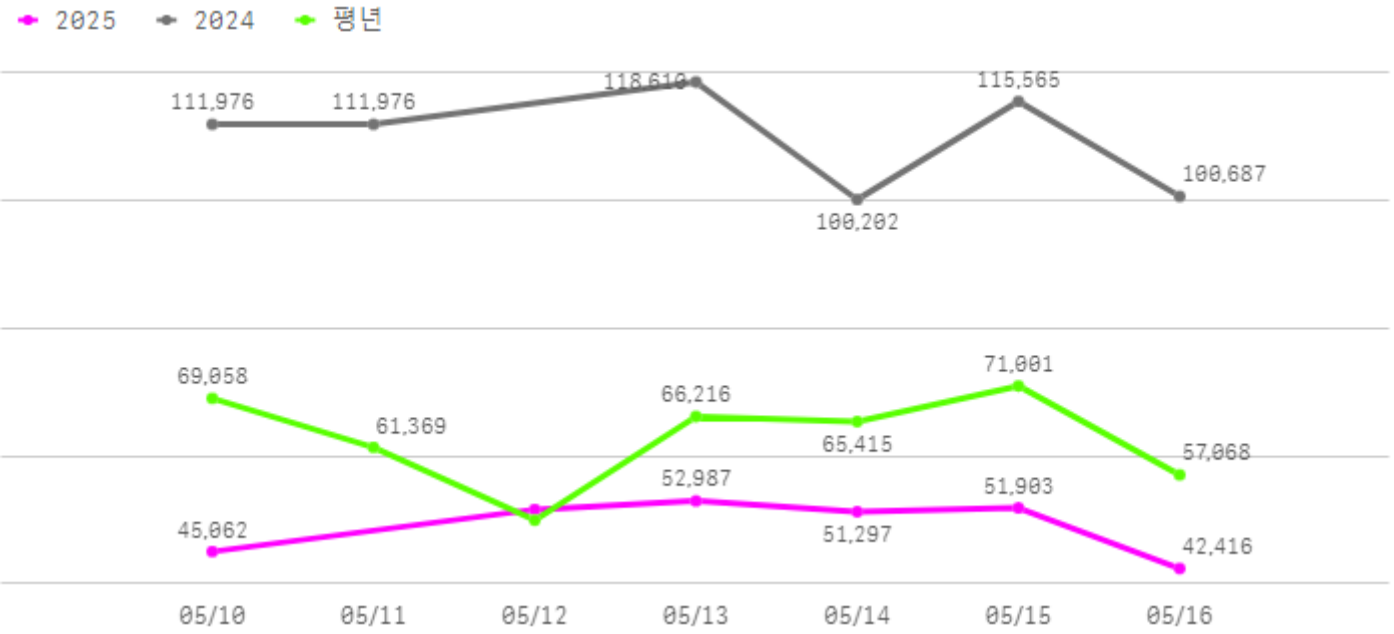
출하건수(천건)

1

산지별 주출하 시군구



주간 도매가격(원)



구분	금주(A)	전주(B)	전월(C)	전년(D)	평년(E)	A/B	A/C	A/D	A/E
가격(원)	49,218	56,645	68,663	109,836	64,761	86.9%	71.7%	44.8%	76.0%

※ 상품 가격 기준

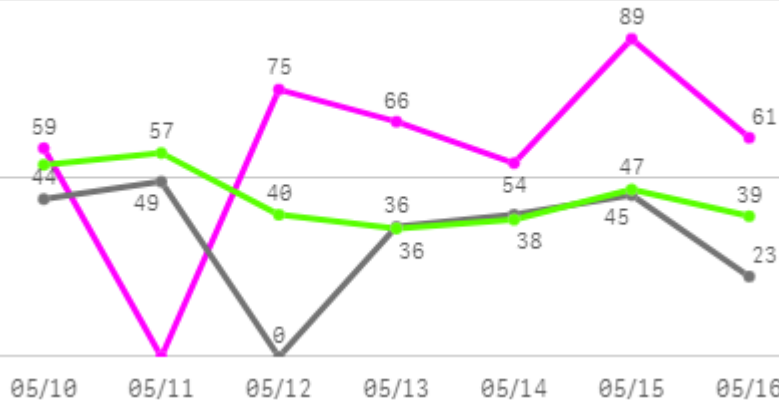
## □ 배 신고(15Kg) 주간 가격

구분	Q	품종	Q	단량	Q	특	상	보통	하
2025-05-10		배 신고		15Kg		61,646	45,062	32,957	24,391
2025-05-12		배 신고		15Kg		101,905	51,644	29,704	15,017
2025-05-13		배 신고		15Kg		112,479	52,987	32,056	17,081
2025-05-14		배 신고		15Kg		90,365	51,297	31,783	19,839
2025-05-15		배 신고		15Kg		99,117	51,903	30,288	18,088
2025-05-16		배 신고		15Kg		62,248	42,416	28,542	16,850
평균						<b>87,960</b>	<b>49,218</b>	<b>30,888</b>	<b>18,544</b>

# 포도

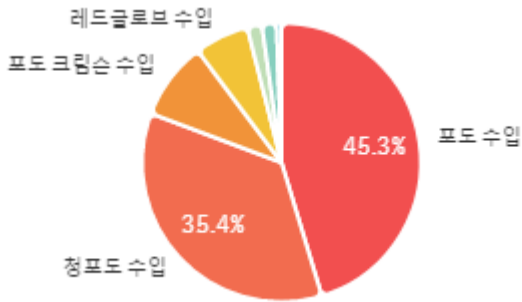
## 주간 반입량(톤)

◆ 2025    ● 2024    ▲ 평년

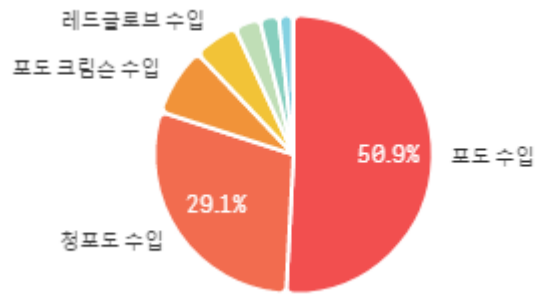


구분	금주(A)	전주(B)	전월(C)	전년(D)	평년(E)	A/B	A/C	A/D	A/E
물량(톤)	404	418	604	238	318	96.6%	66.9%	170.2%	127.1%

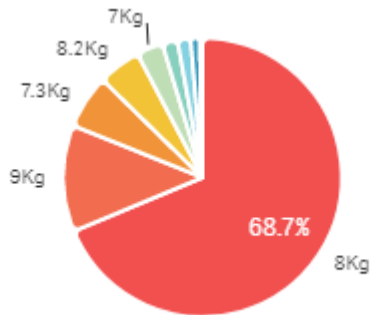
## 출하 품종별 거래물량 구성비



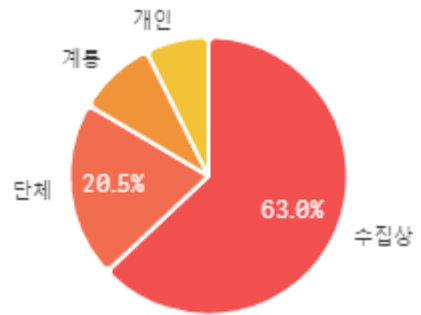
## 출하 품종별 거래금액 구성비



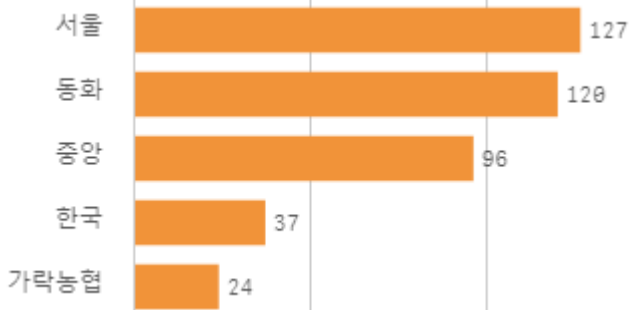
## 거래 단량별 물량 구성비



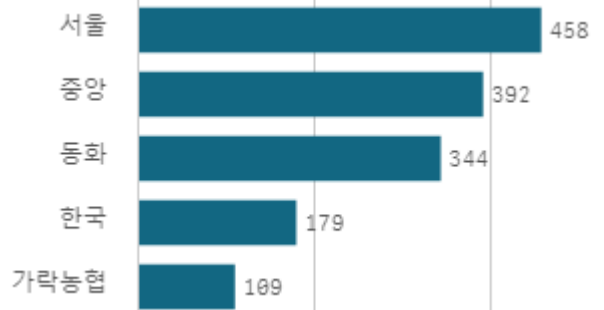
## 출하자별 거래물량 구성비



## 도매시장 법인별 거래물량(톤)

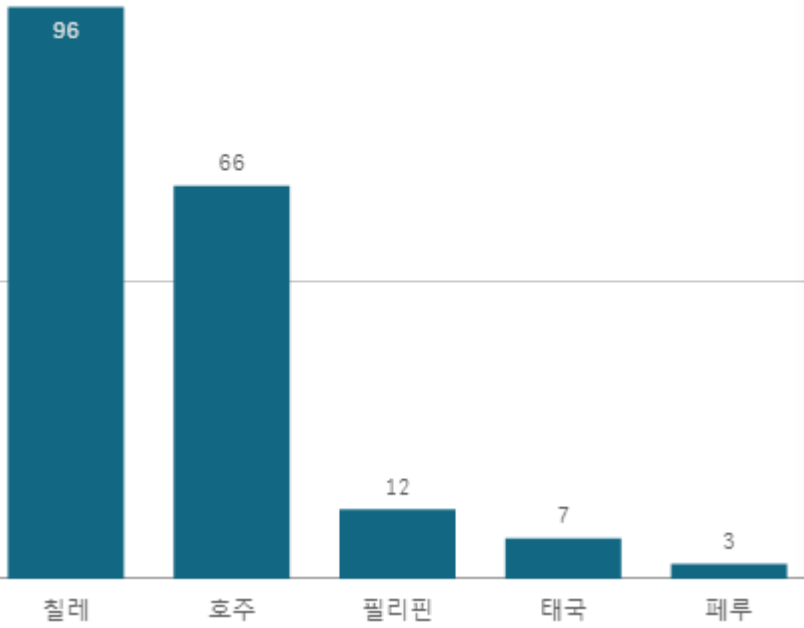


## 도매시장 법인별 거래금액(백만원)

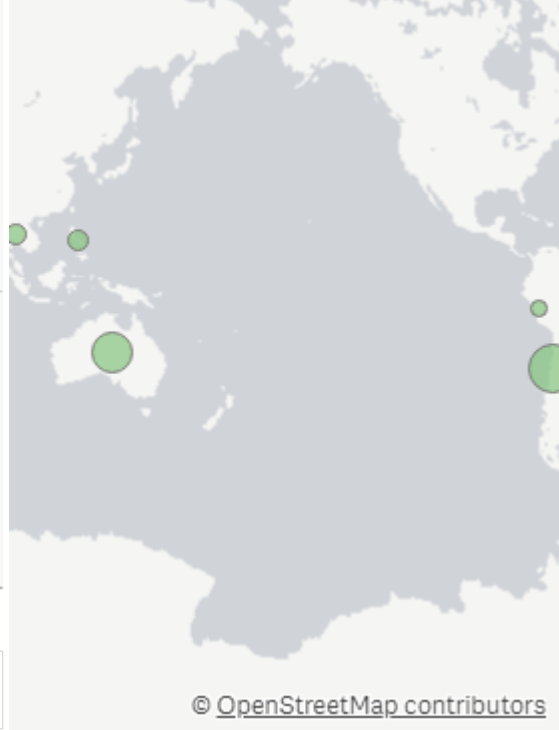


# 포도 수입(8Kg)

산지별 거래물량(톤)



산지별 주출하 시군구



출하산지(개소)

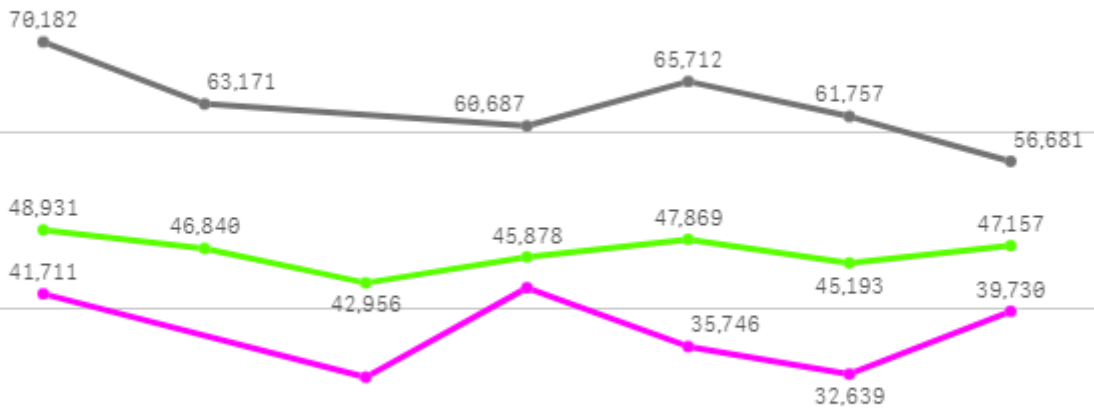
5

출하건수(천건)

0

주간 도매가격(원)

◆ 2025    ● 2024    ◆ 평년



05/10    05/11    05/12    05/13    05/14    05/15    05/16

구분	금주(A)	전주(B)	전월(C)	전년(D)	평년(E)	A/B	A/C	A/D	A/E
가격(원)	37,418	33,784	31,817	63,032	45,779	110.8%	117.6%	59.4%	81.7%

※ 상품 가격 기준

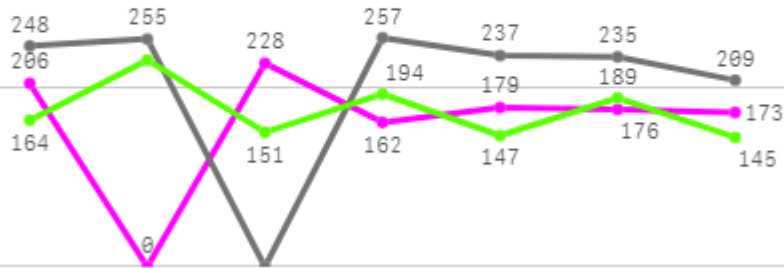
## □ 포도 수입(8Kg) 주간 가격

구분	Q	품종	Q	단량	Q	특	상	보통	하
2025-05-10		포도 수입		8Kg		49,284	41,711	23,753	5,236
2025-05-12		포도 수입		8Kg		45,029	32,284	21,086	20,478
2025-05-13		포도 수입		8Kg		47,405	42,397	26,017	20,439
2025-05-14		포도 수입		8Kg		45,496	35,746	23,115	22,000
2025-05-15		포도 수입		8Kg		45,275	32,639	23,492	22,617
2025-05-16		포도 수입		8Kg		47,259	39,730	24,130	21,510
평균						<b>46,625</b>	<b>37,418</b>	<b>23,599</b>	<b>18,713</b>

# 바나나

## 주간 반입량(톤)

◆ 2025    ● 2024    ▲ 평년



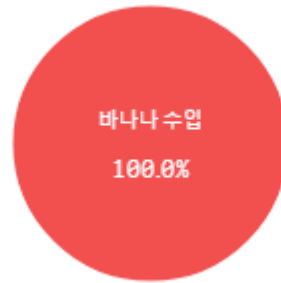
05/10    05/11    05/12    05/13    05/14    05/15    05/16

구분	금주(A)	전주(B)	전월(C)	전년(D)	평년(E)	A/B	A/C	A/D	A/E
물량(톤)	1,124	1,216	1,124	1,441	1,204	92.5%	100.0%	78.0%	93.4%

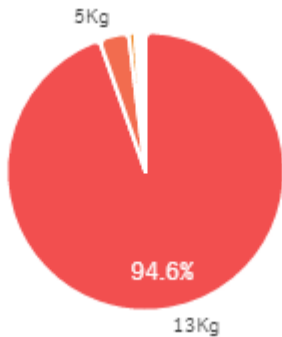
## 출하 품종별 거래물량 구성비



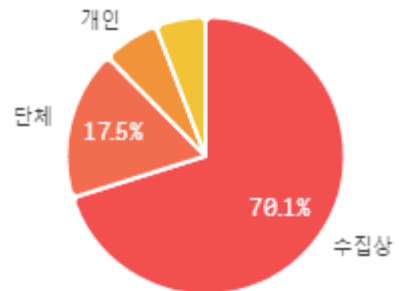
## 출하 품종별 거래금액 구성비



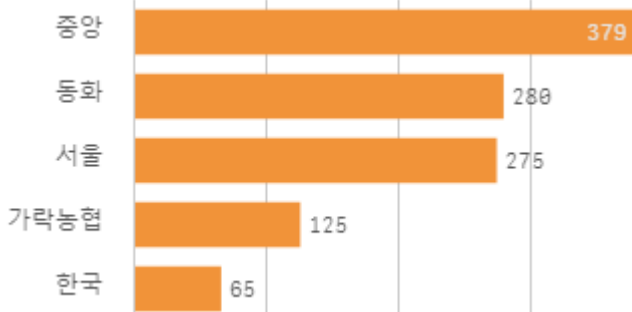
## 거래 단량별 물량 구성비



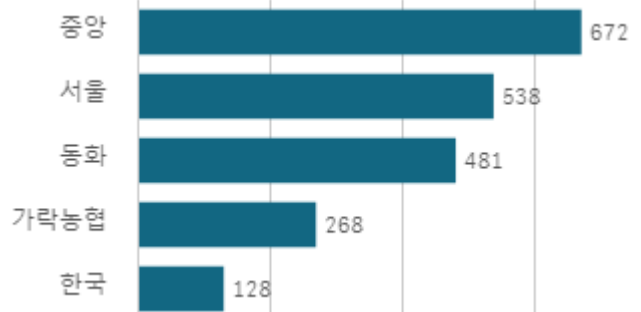
## 출하자별 거래물량 구성비



## 도매시장 법인별 거래물량(톤)

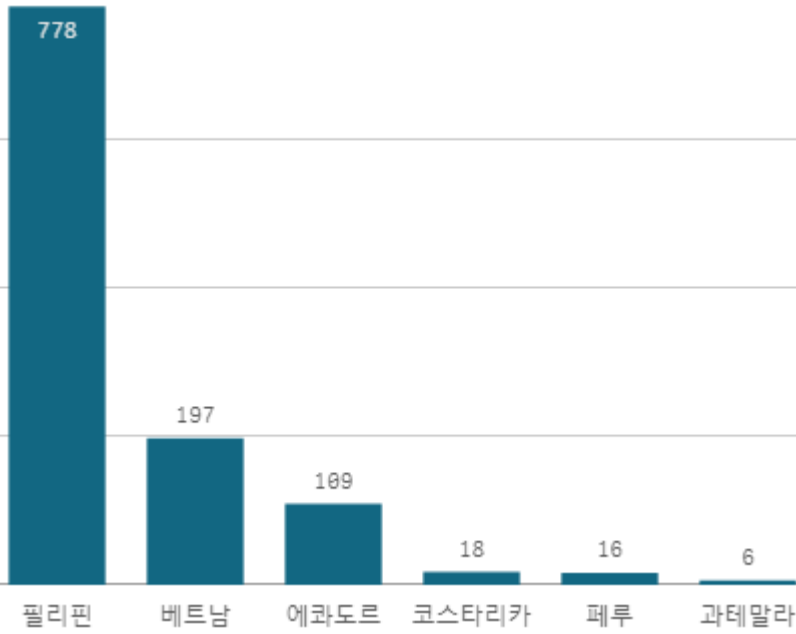


## 도매시장 법인별 거래금액(백만원)

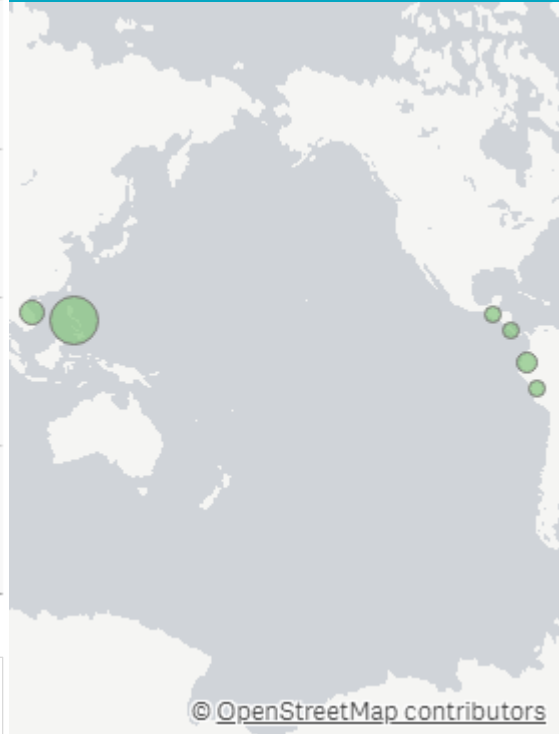


# 바나나 수입(13Kg)

산지별 거래물량(톤)



산지별 주출하 시군구



출하산지(개소)

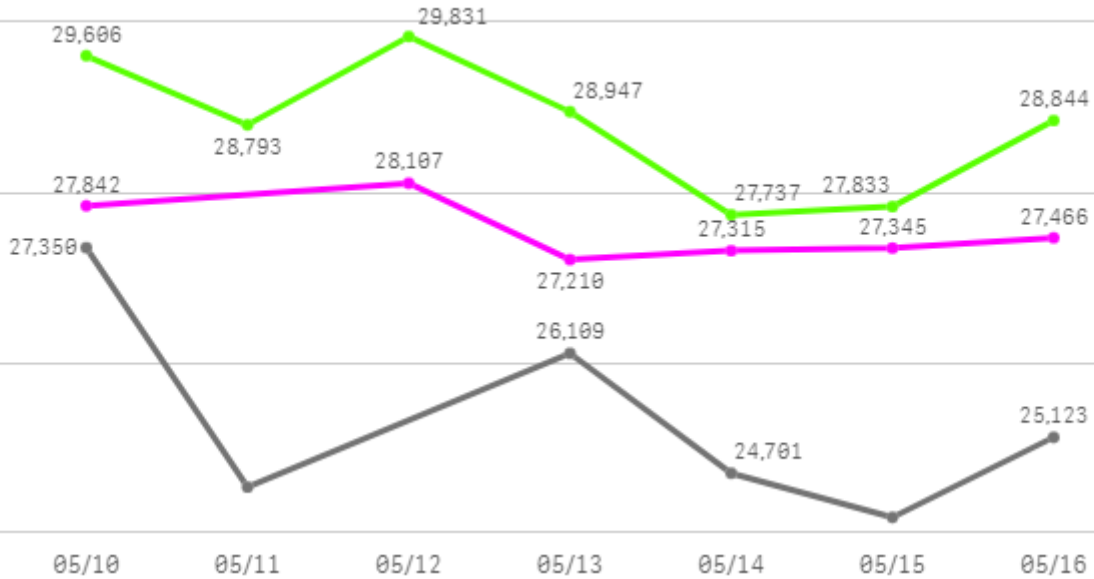
6

출하건수(천건)

2

주간 도매가격(원)

◆ 2025    ● 2024    ◆ 평년



구분	금주(A)	전주(B)	전월(C)	전년(D)	평년(E)	A/B	A/C	A/D	A/E
가격(원)	27,548	28,354	29,285	25,334	28,585	97.2%	94.1%	108.7%	96.4%

※ 상품 가격 기준

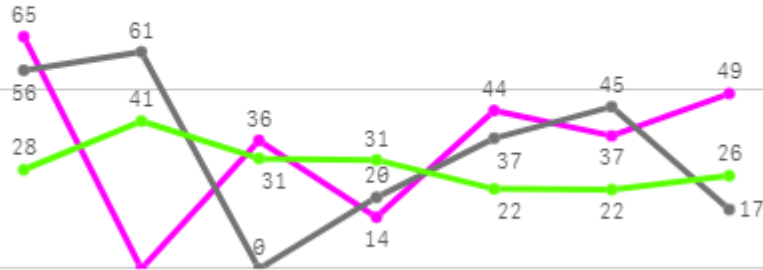
## □ 바나나 수입(13Kg) 주간 가격

구분	Q	품종	Q	단량	Q	특	상	보통	하
2025-05-10		바나나 수입		13Kg		33,699	27,842	20,348	12,955
2025-05-12		바나나 수입		13Kg		33,478	28,107	20,446	13,741
2025-05-13		바나나 수입		13Kg		32,077	27,210	22,374	13,493
2025-05-14		바나나 수입		13Kg		32,968	27,315	23,001	13,367
2025-05-15		바나나 수입		13Kg		32,735	27,345	23,175	12,981
2025-05-16		바나나 수입		13Kg		32,679	27,466	23,974	16,248
평균						<b>32,939</b>	<b>27,548</b>	<b>22,220</b>	<b>13,798</b>

# 파인애플

## 주간 반입량(톤)

◆ 2025    ● 2024    ▲ 평년

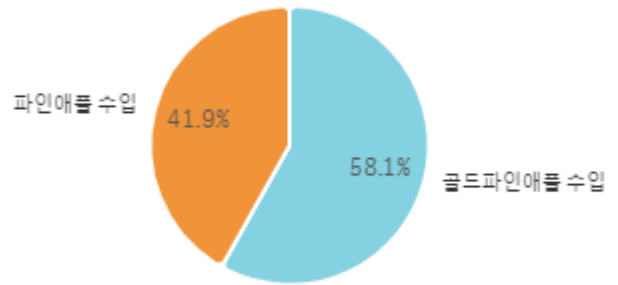
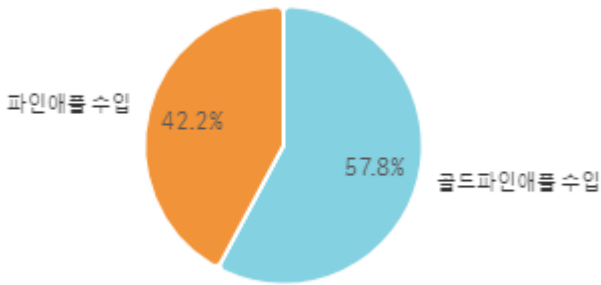


05/10    05/11    05/12    05/13    05/14    05/15    05/16

구분	금주(A)	전주(B)	전월(C)	전년(D)	평년(E)	A/B	A/C	A/D	A/E
물량(톤)	246	145	168	235	219	169.6%	146.7%	104.8%	112.3%

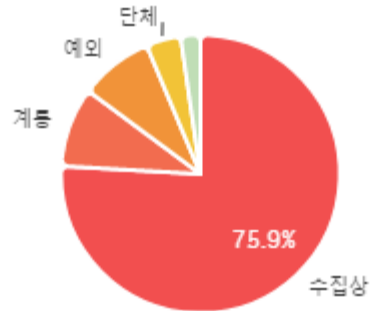
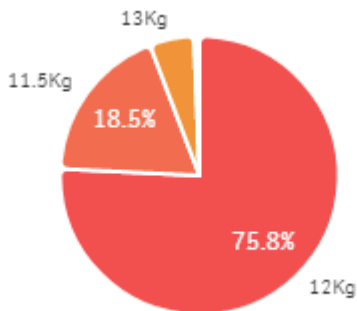
## 출하 품종별 거래물량 구성비

## 출하 품종별 거래금액 구성비



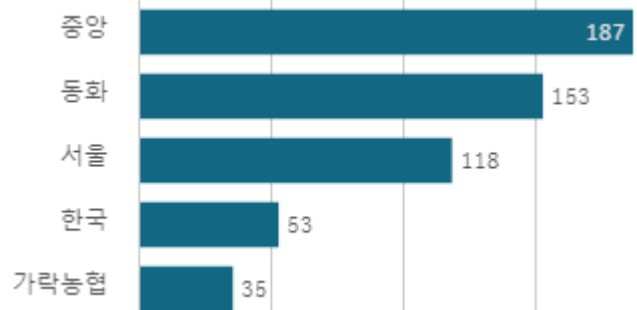
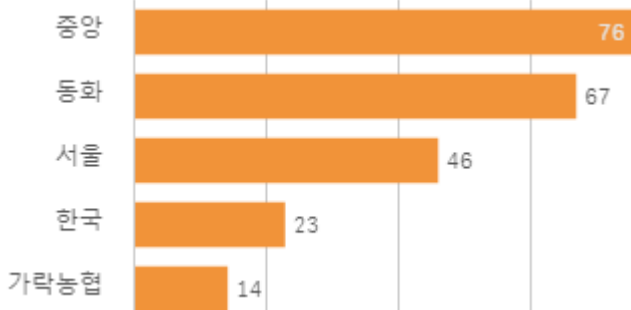
## 거래 단량별 물량 구성비

## 출하자별 거래물량 구성비



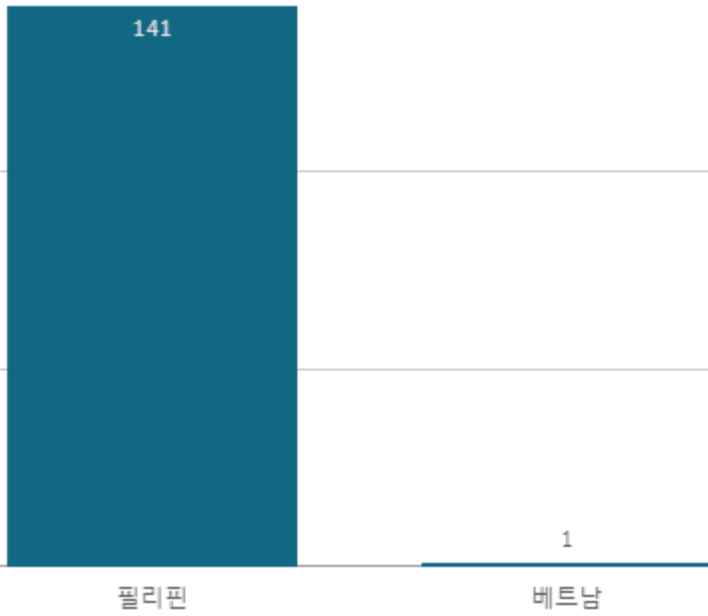
## 도매시장 법인별 거래물량(톤)

## 도매시장 법인별 거래금액(백만원)



# 골드파인애플 수입(12Kg)

산지별 거래물량(톤)



산지별 주출하 시군구



출하산지(개소)

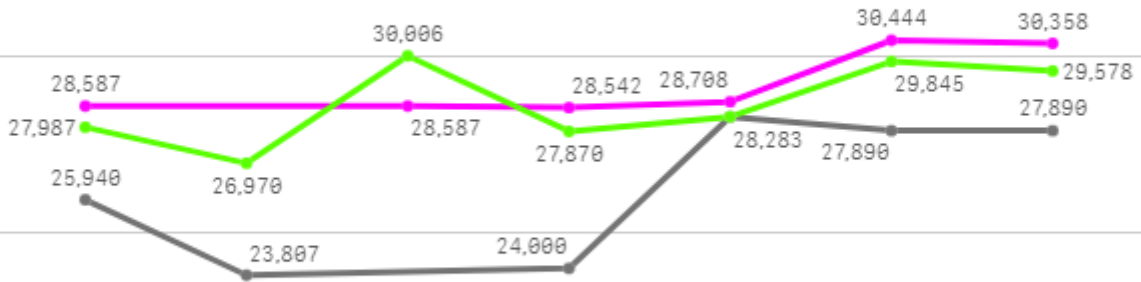
2

출하건수(천건)

0

주간 도매가격(원)

◆ 2025    ● 2024    ◆ 평년



05/10    05/11    05/12    05/13    05/14    05/15    05/16

구분	금주(A)	전주(B)	전월(C)	전년(D)	평년(E)	A/B	A/C	A/D	A/E
가격(원)	29,204	28,316	26,311	26,302	29,274	103.1%	111.0%	111.0%	99.8%

※ 상품 가격 기준

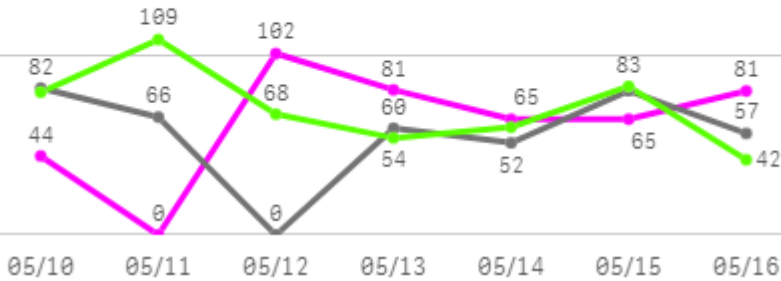
## □ 골드파인애플 수입(12Kg) 주간 가격

구분	Q	품종	Q	단량	Q	특	상	보통	하
2025-05-10		골드파인애플 수입		12Kg		29,194	28,587	27,260	24,785
2025-05-12		골드파인애플 수입		12Kg		28,683	28,587	27,169	24,174
2025-05-13		골드파인애플 수입		12Kg		28,683	28,542	26,835	25,174
2025-05-14		골드파인애플 수입		12Kg		29,183	28,708	26,673	24,674
2025-05-15		골드파인애플 수입		12Kg		31,307	30,444	29,672	26,158
2025-05-16		골드파인애플 수입		12Kg		31,687	30,358	28,254	26,631
평균						<b>29,789</b>	<b>29,204</b>	<b>27,644</b>	<b>25,266</b>

# 오렌지

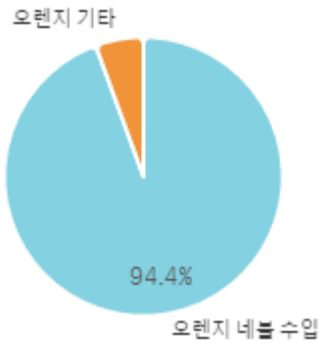
## 주간 반입량(톤)

◆ 2025    ● 2024    ▲ 평년

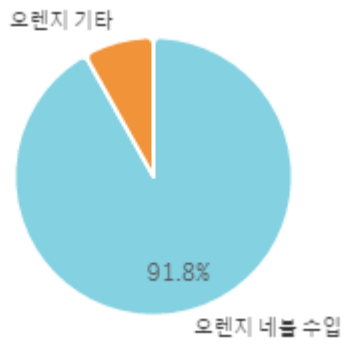


구분	금주(A)	전주(B)	전월(C)	전년(D)	평년(E)	A/B	A/C	A/D	A/E
물량(톤)	437	490	786	397	447	89.2%	55.7%	110.1%	97.8%

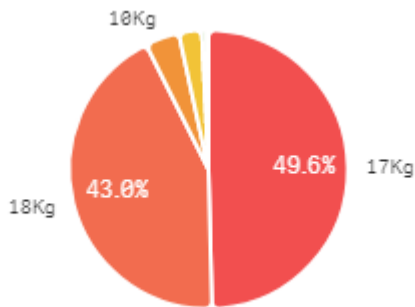
### 출하 품종별 거래물량 구성비



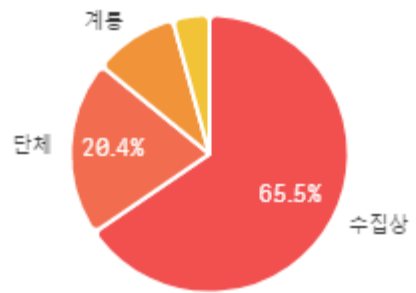
### 출하 품종별 거래금액 구성비



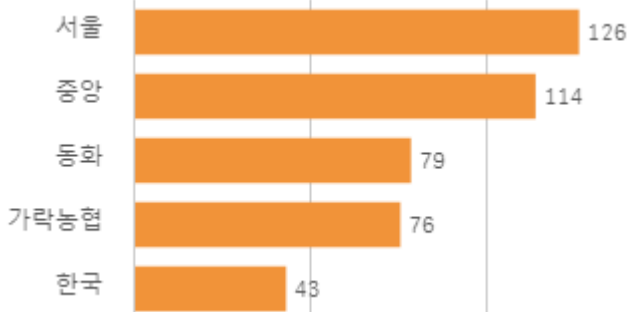
### 거래 단량별 물량 구성비



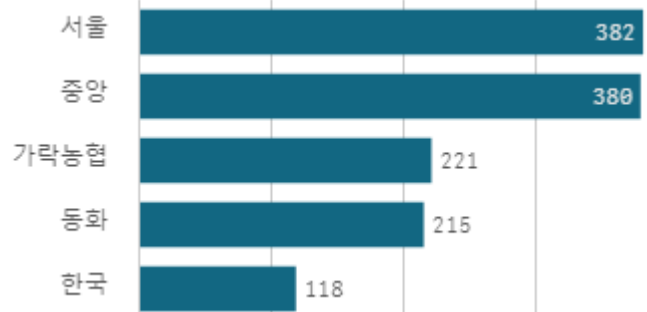
### 출하자별 거래물량 구성비



### 도매시장 법인별 거래물량(톤)

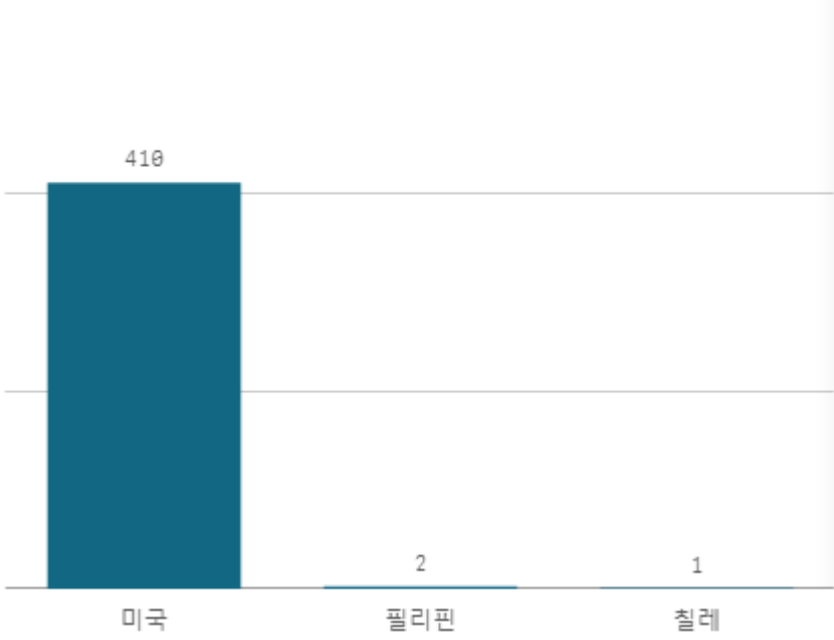


### 도매시장 법인별 거래금액(백만원)

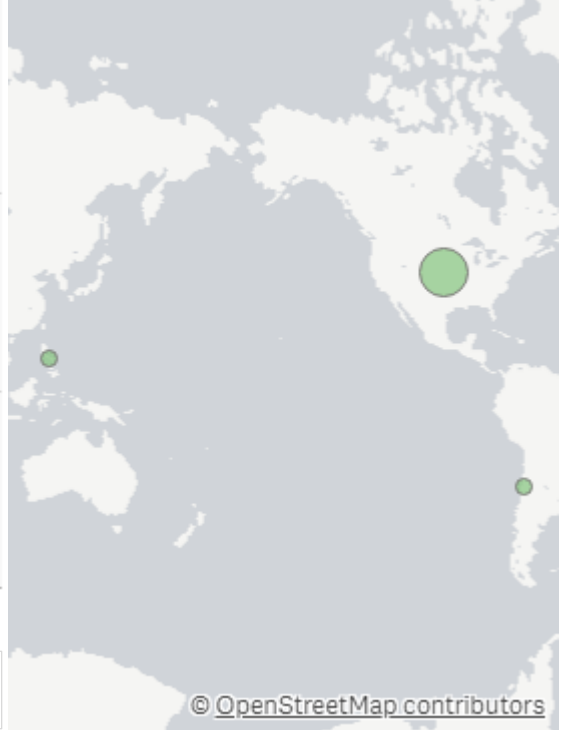


# 오렌지 네블 수입(18Kg)

산지별 거래물량(톤)



산지별 주출하 시군구



출하산지(개소)

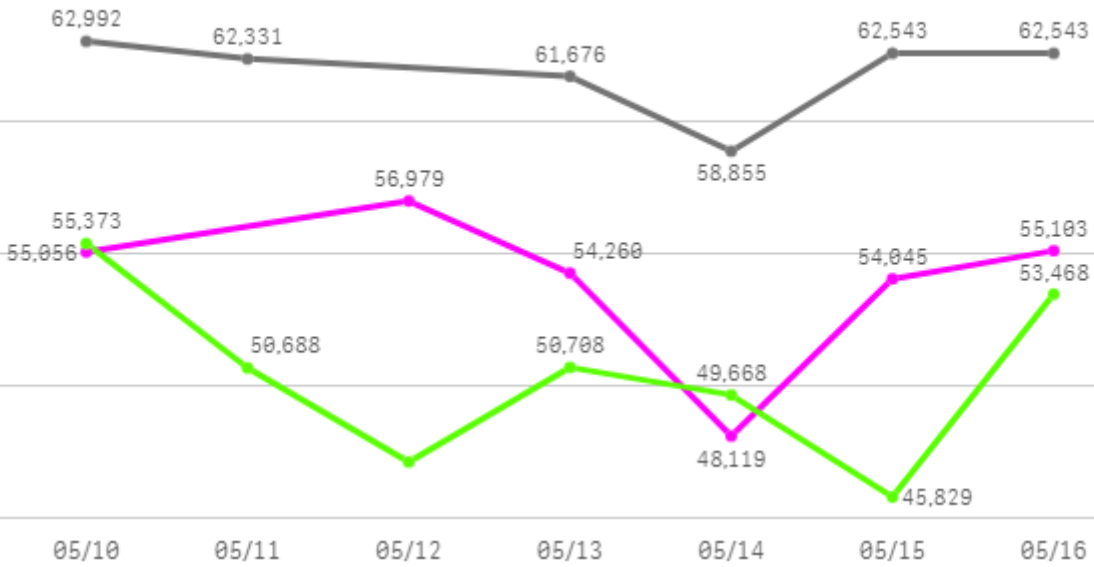
3

출하건수(천건)

0

주간 도매가격(원)

◆ 2025    ◀ 2024    ◆ 평년



구분	금주(A)	전주(B)	전월(C)	전년(D)	평년(E)	A/B	A/C	A/D	A/E
가격(원)	53,927	56,114	54,888	61,823	54,562	96.1%	98.3%	87.2%	98.8%

※ 상품 가격 기준

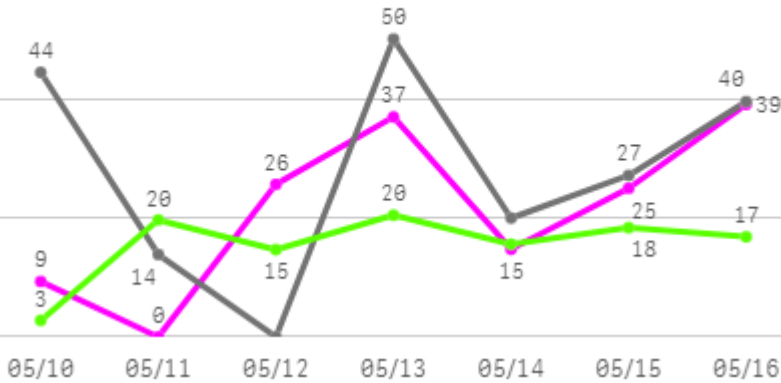
## □ 오렌지 네블 수입(18Kg) 주간 가격

구분	Q	품종	Q	단량	Q	특	상	보통	하
2025-05-10		오렌지 네블 수입		18Kg		67,054	55,056	46,246	41,204
2025-05-12		오렌지 네블 수입		18Kg		66,417	56,979	43,345	33,589
2025-05-13		오렌지 네블 수입		18Kg		66,327	54,260	42,877	35,000
2025-05-14		오렌지 네블 수입		18Kg		66,993	48,119	40,322	35,846
2025-05-15		오렌지 네블 수입		18Kg		59,000	54,045	44,251	42,000
2025-05-16		오렌지 네블 수입		18Kg		66,678	55,103	43,927	34,483
평균						<b>65,412</b>	<b>53,927</b>	<b>43,495</b>	<b>37,020</b>

# 망고

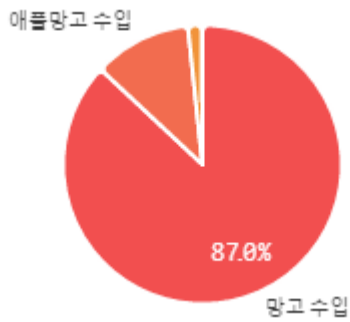
## 주간 반입량(톤)

◆ 2025    ● 2024    ▲ 평년

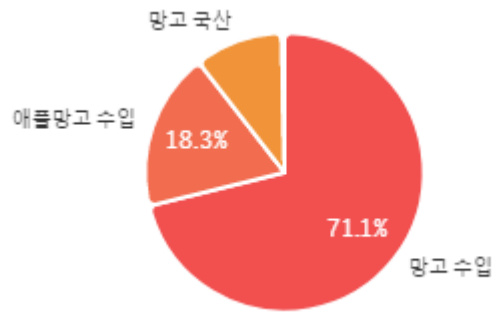


구분	금주(A)	전주(B)	전월(C)	전년(D)	평년(E)	A/B	A/C	A/D	A/E
물량(톤)	151	155	142	195	127	97.5%	106.4%	77.3%	118.7%

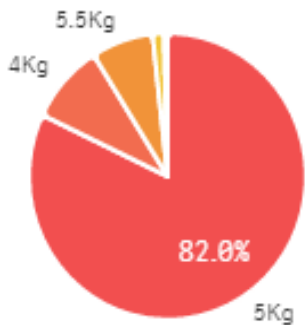
## 출하 품종별 거래물량 구성비



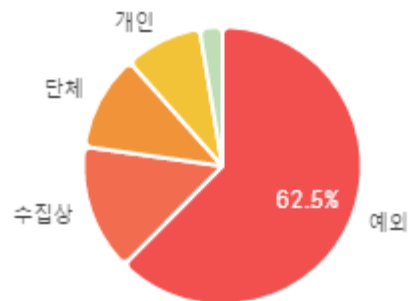
## 출하 품종별 거래금액 구성비



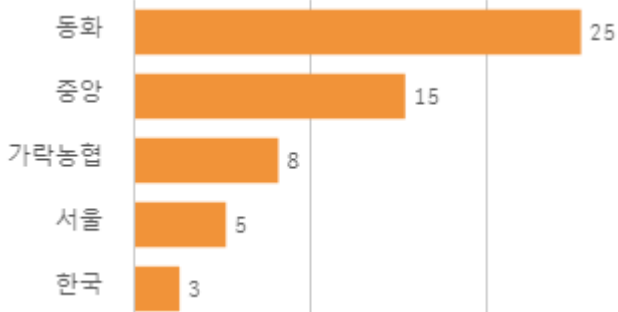
## 거래 단량별 물량 구성비



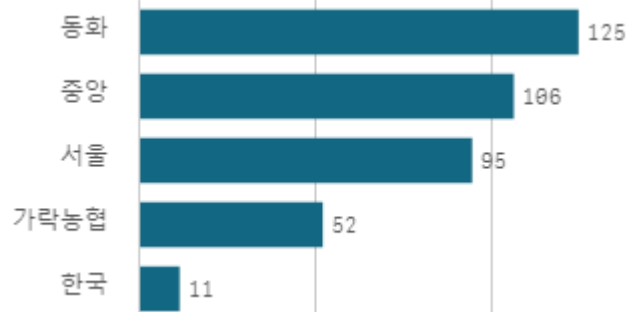
## 출하자별 거래물량 구성비



## 도매시장 법인별 거래물량(톤)

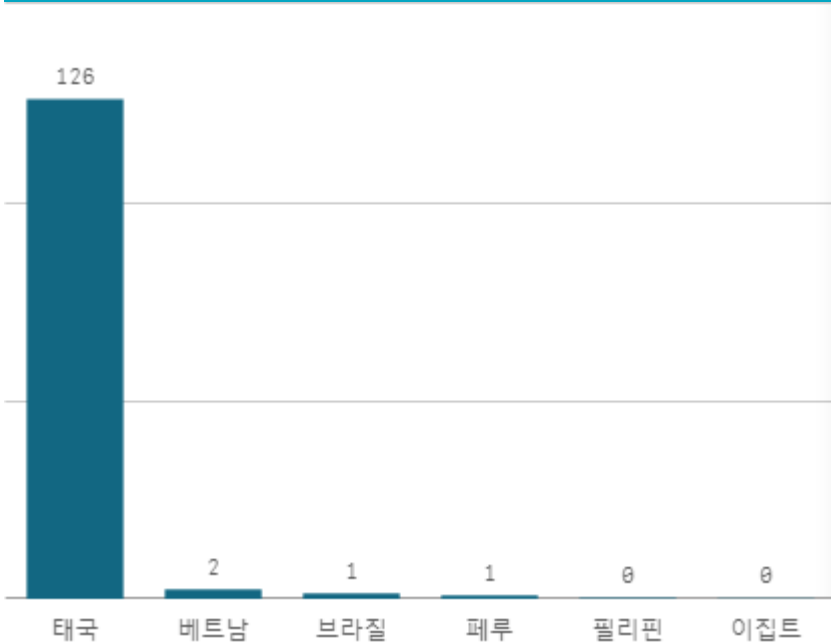


## 도매시장 법인별 거래금액(백만원)

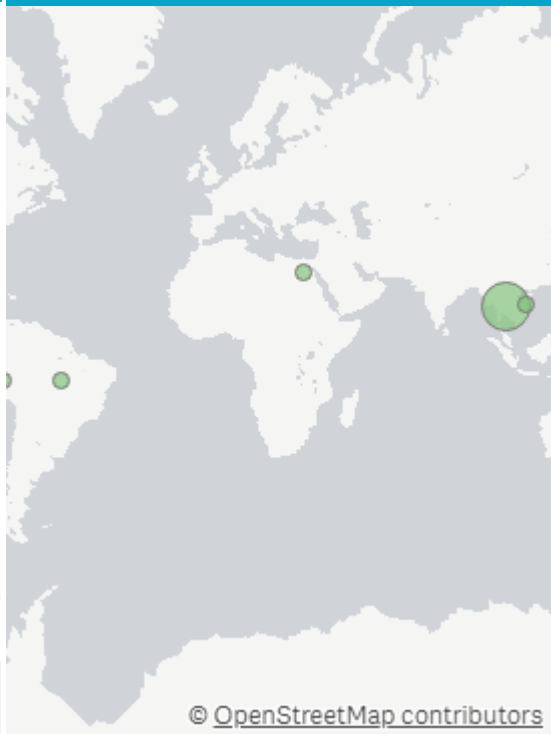


# 망고 수입(5Kg)

산지별 거래물량(톤)



산지별 주출하 시군구



출하산지(개소)

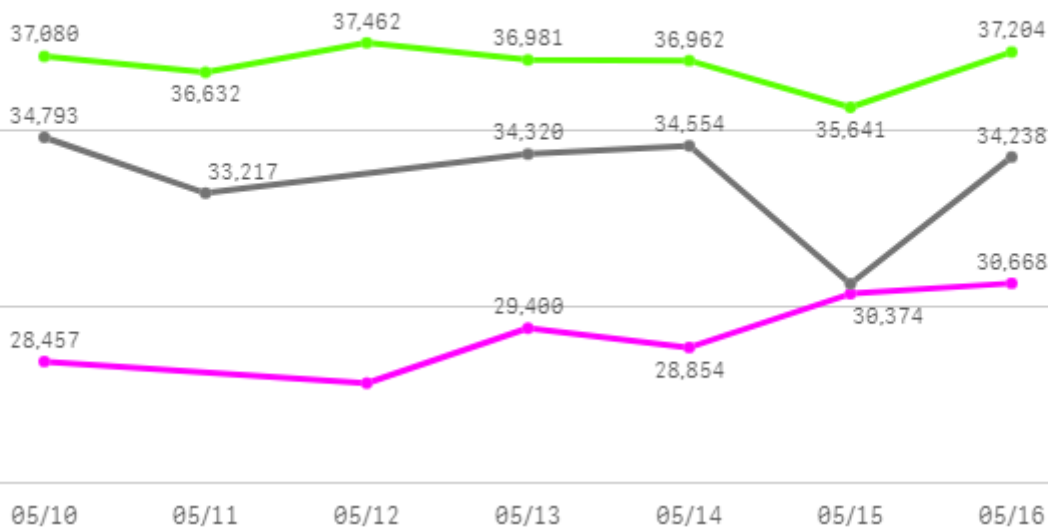
6

출하건수(천건)

1

주간 도매가격(원)

◆ 2025    ● 2024    ◆ 평년



구분	금주(A)	전주(B)	전월(C)	전년(D)	평년(E)	A/B	A/C	A/D	A/E
가격(원)	29,266	28,060	29,148	33,629	34,255	104.3%	100.4%	87.0%	85.4%

※ 상품 가격 기준

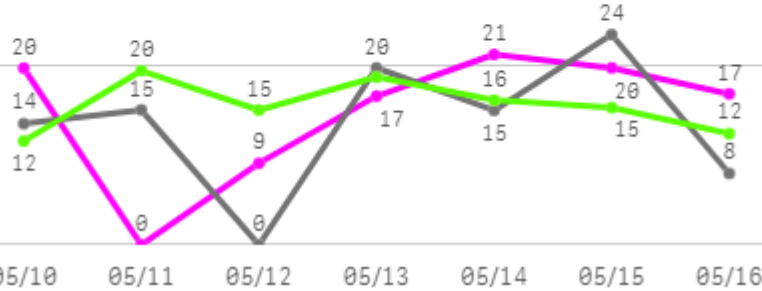
## □ 망고 수입(5Kg) 주간 가격

구분	Q	품종	Q	단량	Q	특	상	보통	하
2025-05-10		망고 수입		5Kg		34,419	28,457	21,693	14,985
2025-05-12		망고 수입		5Kg		32,157	27,846	25,521	16,732
2025-05-13		망고 수입		5Kg		34,752	29,400	26,250	22,513
2025-05-14		망고 수입		5Kg		33,907	28,854	26,070	23,609
2025-05-15		망고 수입		5Kg		33,861	30,374	27,411	23,599
2025-05-16		망고 수입		5Kg		34,008	30,668	26,631	23,218
평균						<b>33,850</b>	<b>29,266</b>	<b>25,596</b>	<b>20,776</b>

# 고등어

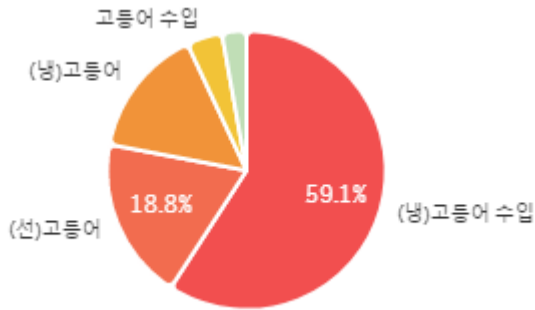
## 주간 반입량(톤)

◆ 2025    ● 2024    ▲ 평년

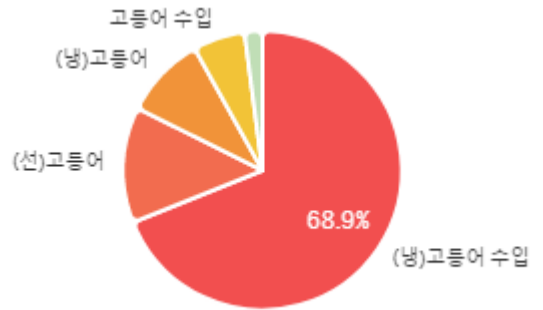


구분	금주(A)	전주(B)	전월(C)	전년(D)	평년(E)	A/B	A/C	A/D	A/E
물량(톤)	104	70	78	95	104	149.1%	133.6%	109.0%	99.4%

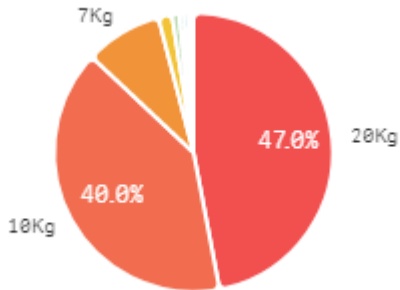
### 출하 품종별 거래물량 구성비



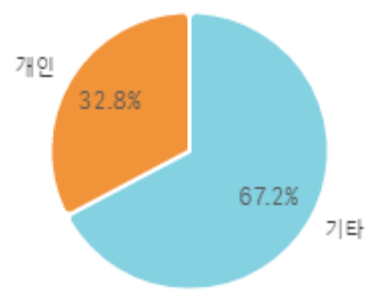
### 출하 품종별 거래금액 구성비



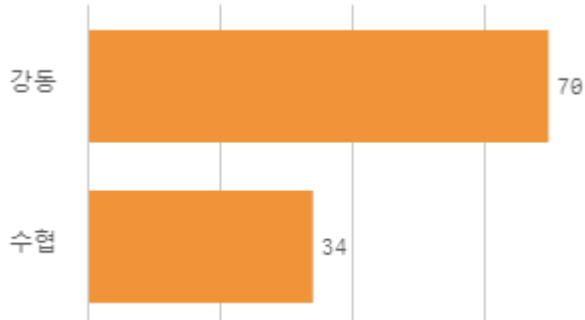
### 거래 단량별 물량 구성비



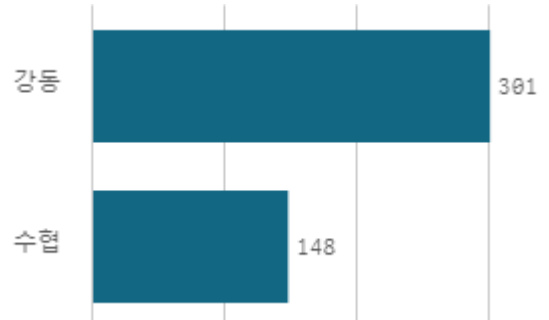
### 출하자별 거래물량 구성비



### 도매시장 법인별 거래물량(톤)

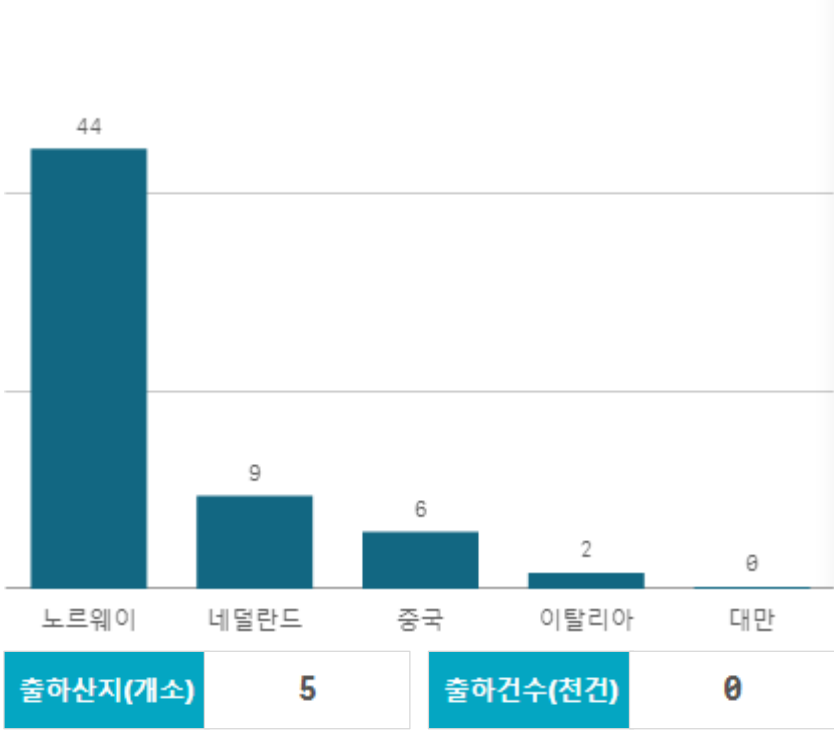


### 도매시장 법인별 거래금액(백만원)

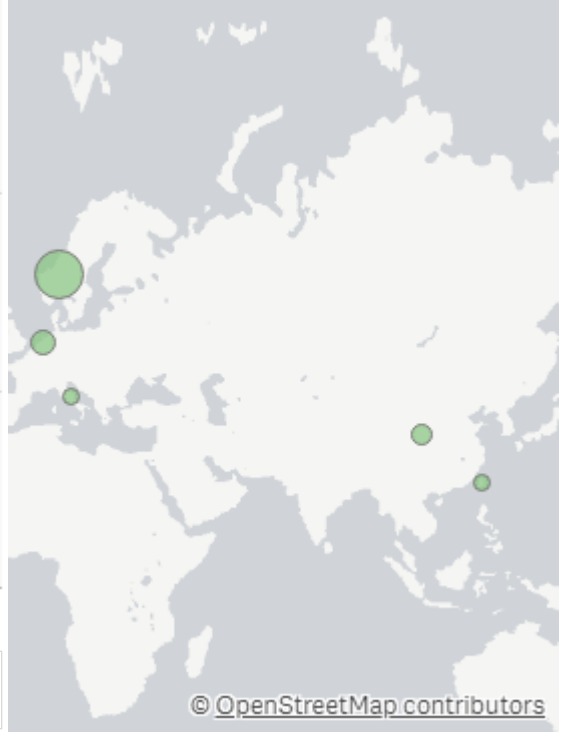


# (냉)고등어 수입(10Kg)

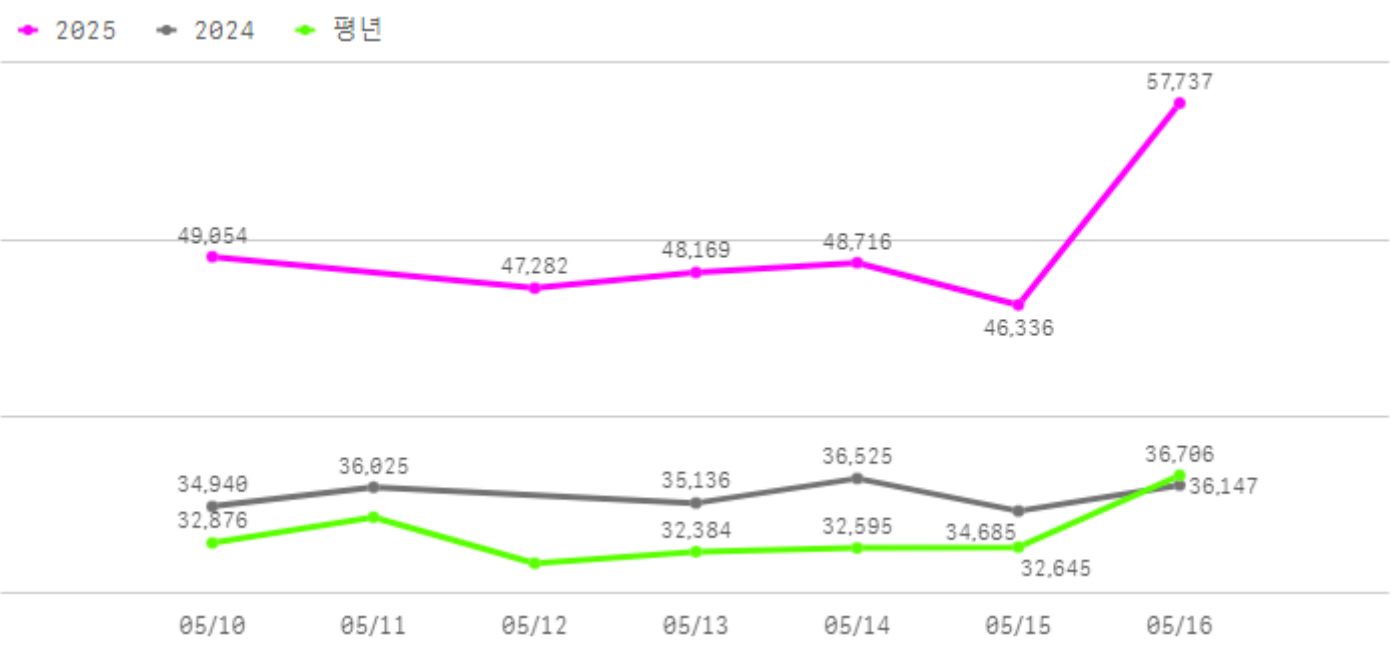
산지별 거래물량(톤)



산지별 주출하 시군구



주간 도매가격(원)



구분	금주(A)	전주(B)	전월(C)	전년(D)	평년(E)	A/B	A/C	A/D	A/E
가격(원)	49,549	49,243	49,474	35,576	37,320	100.6%	100.2%	139.3%	132.8%

※ 상품 가격 기준

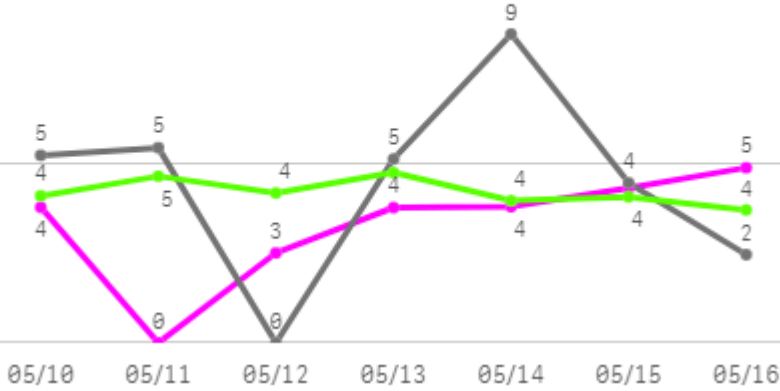
## □ (냉)고등어 수입(10Kg) 주간 가격

구분	Q	품종	Q	단량	Q	특	상	보통	하
2025-05-10		(냉)고등어 수입		10Kg		-	49,054	-	-
2025-05-12		(냉)고등어 수입		10Kg		-	47,282	-	-
2025-05-13		(냉)고등어 수입		10Kg		-	48,169	-	-
2025-05-14		(냉)고등어 수입		10Kg		-	48,716	-	-
2025-05-15		(냉)고등어 수입		10Kg		-	46,336	-	-
2025-05-16		(냉)고등어 수입		10Kg		-	57,737	-	-
평균						-	<b>49,549</b>	-	-

# 갈치

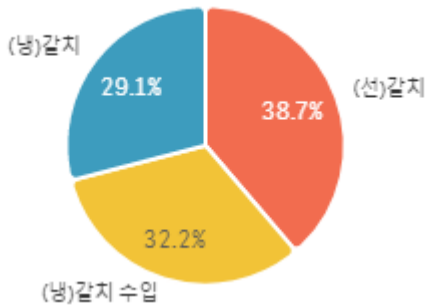
## 주간 반입량(톤)

◆ 2025    ● 2024    ▲ 평년

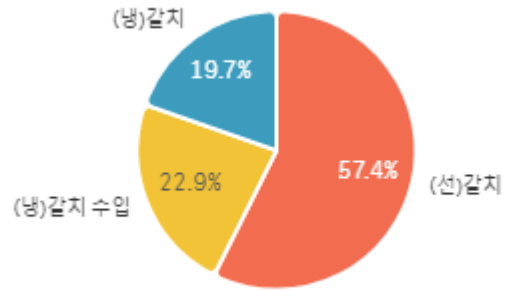


구분	금주(A)	전주(B)	전월(C)	전년(D)	평년(E)	A/B	A/C	A/D	A/E
물량(톤)	23	29	19	31	28	80.6%	124.4%	73.6%	81.7%

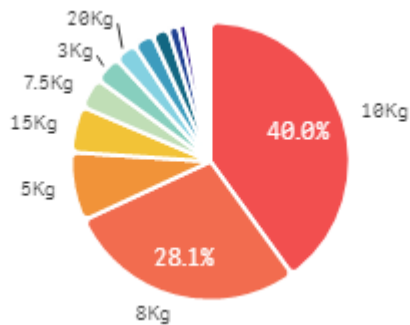
## 출하 품종별 거래물량 구성비



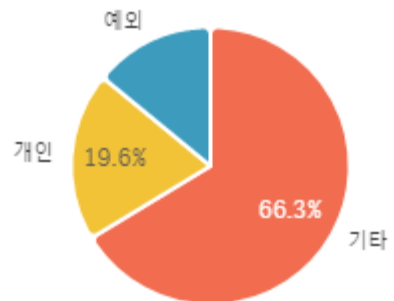
## 출하 품종별 거래금액 구성비



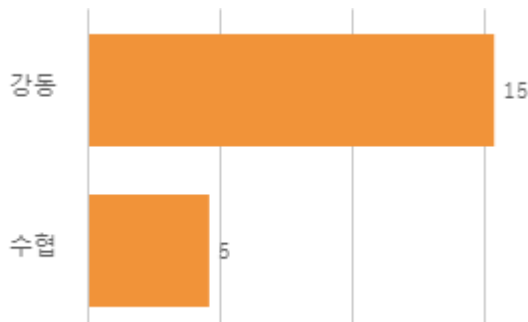
## 거래 단량별 물량 구성비



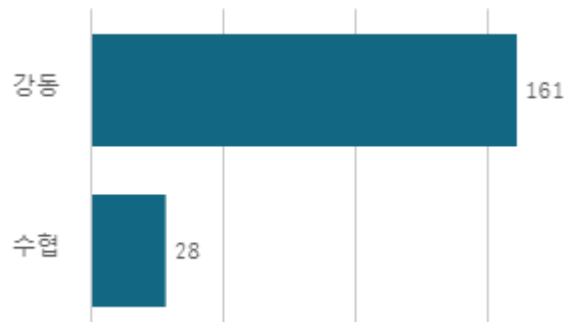
## 출하자별 거래물량 구성비



## 도매시장 법인별 거래물량(톤)

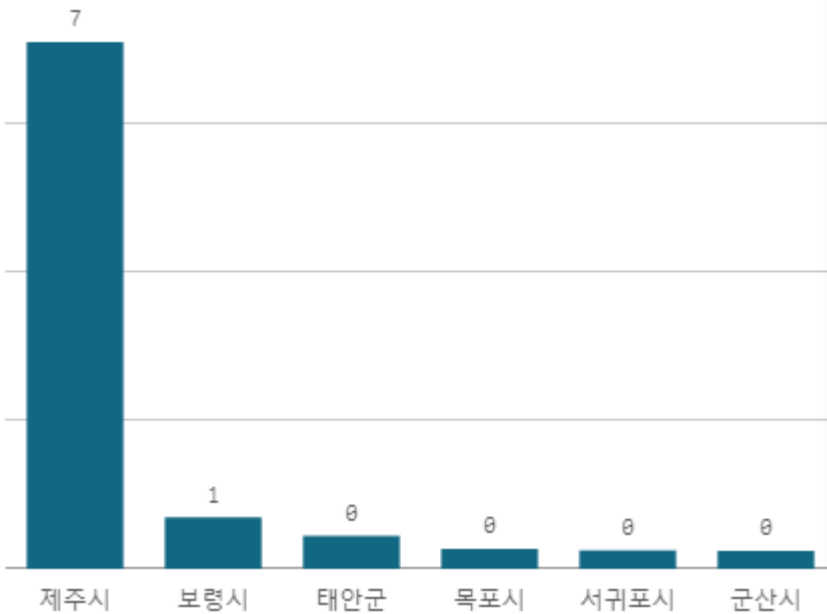


## 도매시장 법인별 거래금액(백만원)



# (선)갈치(5Kg)

산지별 거래물량(톤)



산지별 주출하 시군구



출하산지(개소)

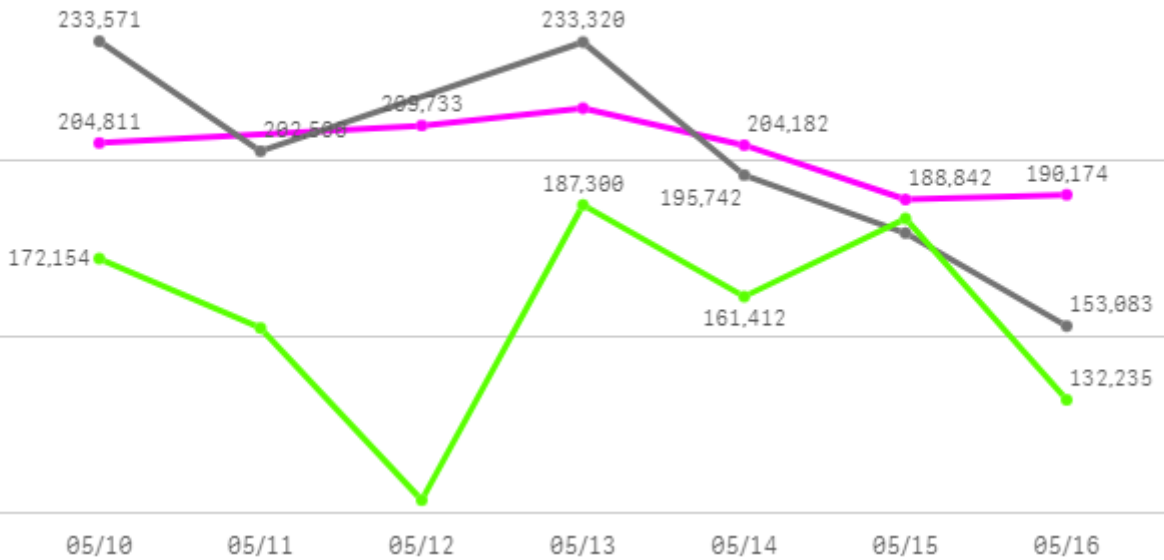
6

출하건수(천건)

0

주간 도매가격(원)

◆ 2025    ● 2024    ◆ 평년



구분	금주(A)	전주(B)	전월(C)	전년(D)	평년(E)	A/B	A/C	A/D	A/E
가격(원)	202,062	194,787	193,992	199,596	168,740	103.7%	104.2%	101.2%	119.7%

※ 상품 가격 기준

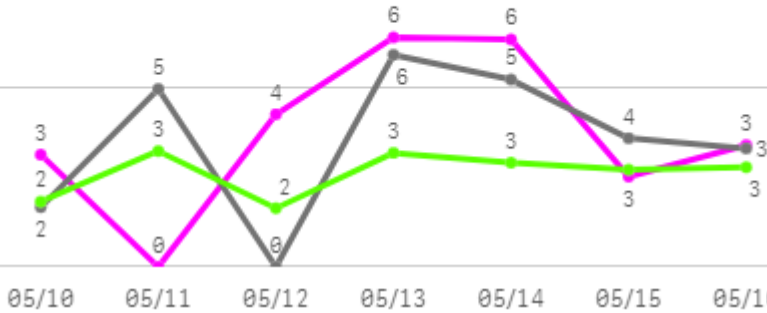
## □ (선)갈치(5Kg) 주간 가격

구분	Q	품종	Q	단량	Q	특	상	보통	하
2025-05-10		(선)갈치		5Kg		-	204,811	122,568	29,219
2025-05-12		(선)갈치		5Kg		-	209,733	146,183	37,308
2025-05-13		(선)갈치		5Kg		-	214,630	176,481	117,314
2025-05-14		(선)갈치		5Kg		-	204,182	142,528	29,309
2025-05-15		(선)갈치		5Kg		-	188,842	109,842	25,402
2025-05-16		(선)갈치		5Kg		-	190,174	86,875	45,250
평균						-	<b>202,062</b>	<b>130,746</b>	<b>47,300</b>

# 대구

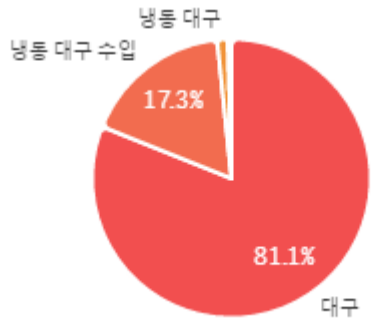
## 주간 반입량(톤)

◆ 2025    ● 2024    ▲ 평년

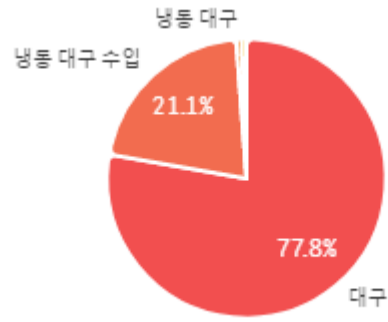


구분	금주(A)	전주(B)	전월(C)	전년(D)	평년(E)	A/B	A/C	A/D	A/E
물량(톤)	26	26	33	25	20	102.6%	78.2%	105.6%	133.4%

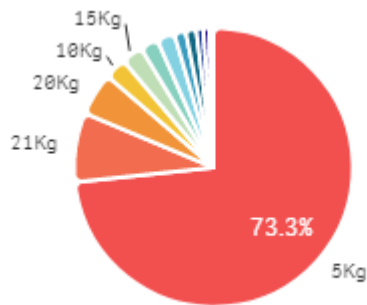
## 출하 품종별 거래물량 구성비



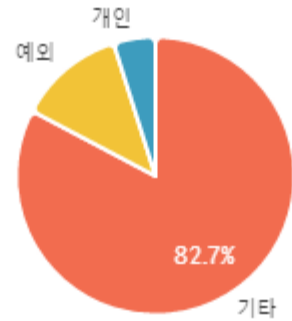
## 출하 품종별 거래금액 구성비



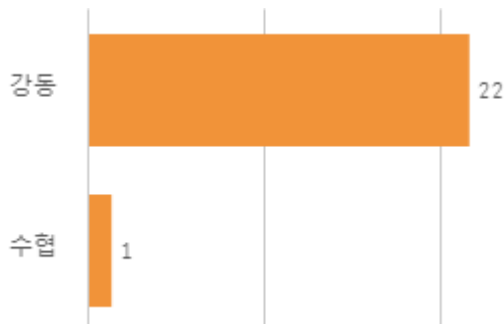
## 거래 단량별 물량 구성비



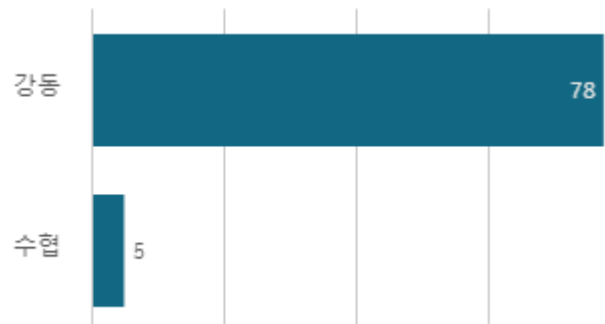
## 출하자별 거래물량 구성비



## 도매시장 법인별 거래물량(톤)

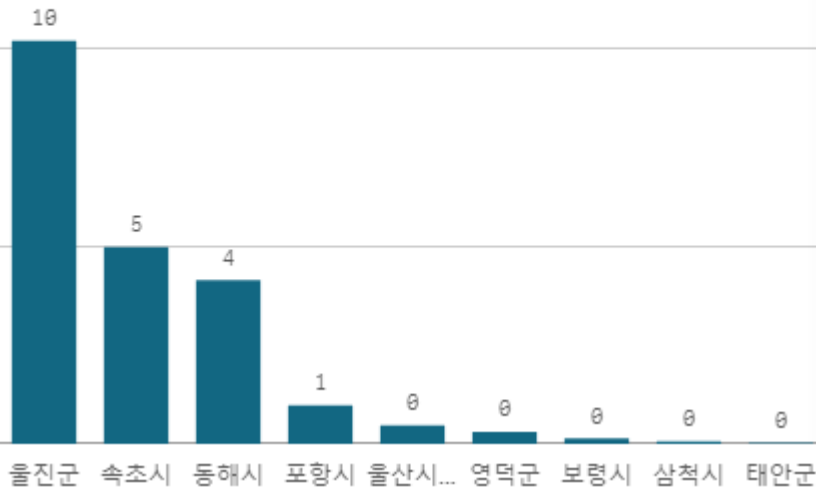


## 도매시장 법인별 거래금액(백만원)



# 대구(1Kg)

산지별 거래물량(톤)



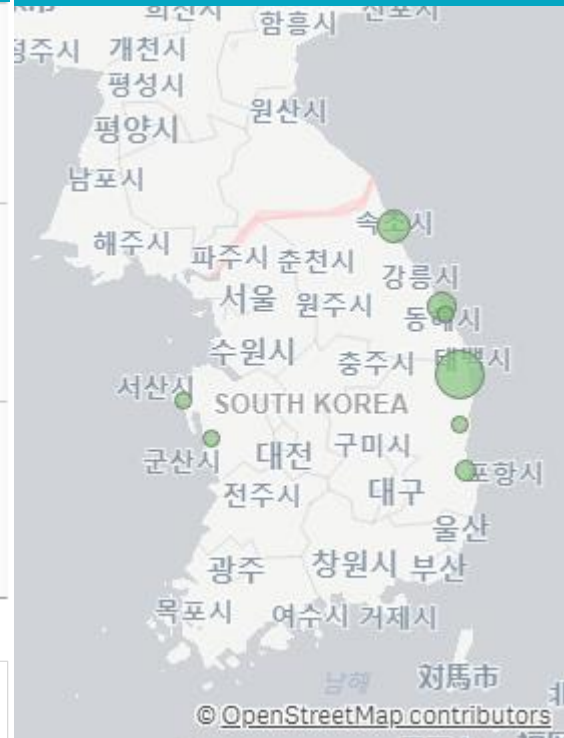
출하산지(개소)

9

출하건수(천건)

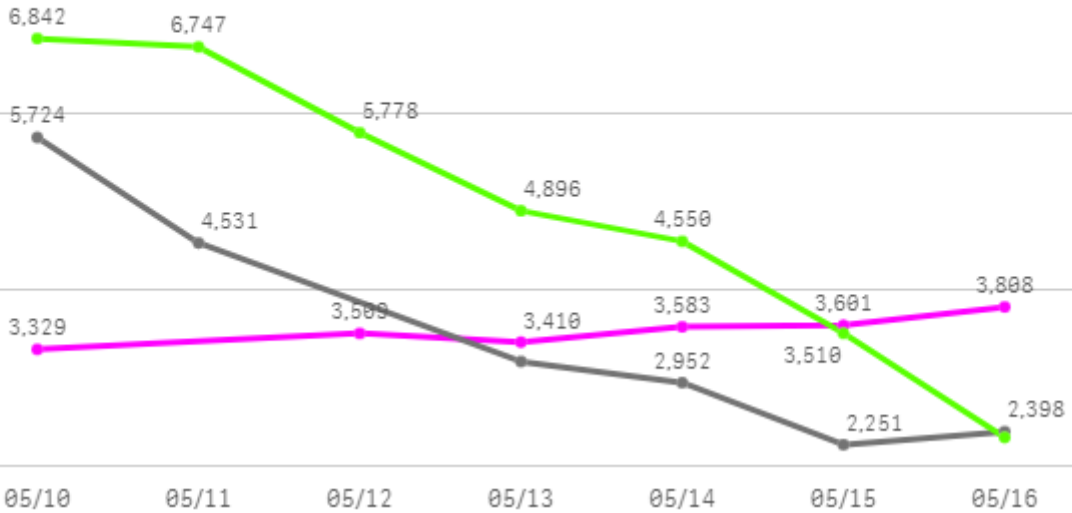
1

산지별 주출하 시군구



주간 도매가격(원)

◆ 2025    ● 2024    ◆ 평년



구분	금주(A)	전주(B)	전월(C)	전년(D)	평년(E)	A/B	A/C	A/D	A/E
가격(원)	3,540	3,317	3,179	3,508	4,690	106.7%	111.4%	100.9%	75.5%

※ 상품 가격 기준

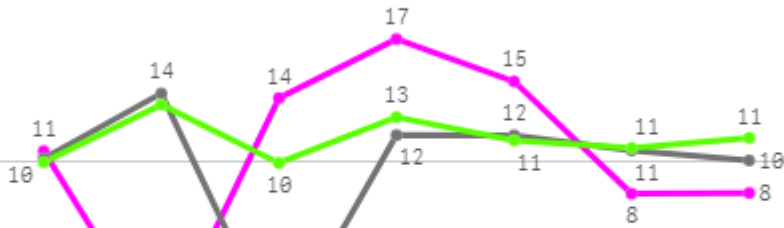
## □ 대구(1Kg) 주간 가격

구분	Q	품종	Q	단량	Q	특	상	보통	하
2025-05-10		대구		1Kg		-	3,329	-	-
2025-05-12		대구		1Kg		-	3,509	-	-
2025-05-13		대구		1Kg		-	3,410	-	-
2025-05-14		대구		1Kg		-	3,583	-	-
2025-05-15		대구		1Kg		-	3,601	-	-
2025-05-16		대구		1Kg		-	3,808	-	-
평균						-	<b>3,540</b>	-	-

# 홍합

## 주간 반입량(톤)

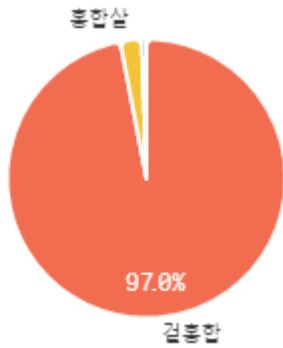
◆ 2025    ● 2024    ▲ 평년



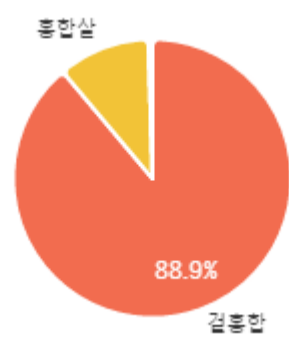
05/10    05/11    05/12    05/13    05/14    05/15    05/16

구분	금주(A)	전주(B)	전월(C)	전년(D)	평년(E)	A/B	A/C	A/D	A/E
물량(톤)	72	77	68	68	75	93.9%	105.9%	106.3%	96.1%

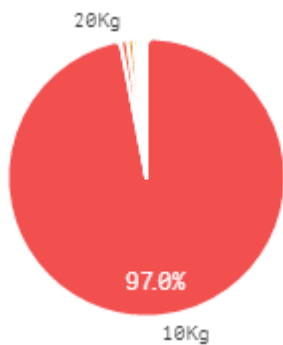
## 출하 품종별 거래물량 구성비



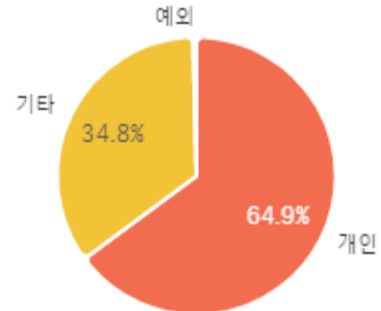
## 출하 품종별 거래금액 구성비



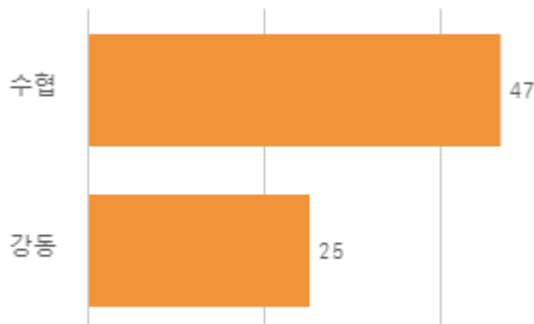
## 거래 단량별 물량 구성비



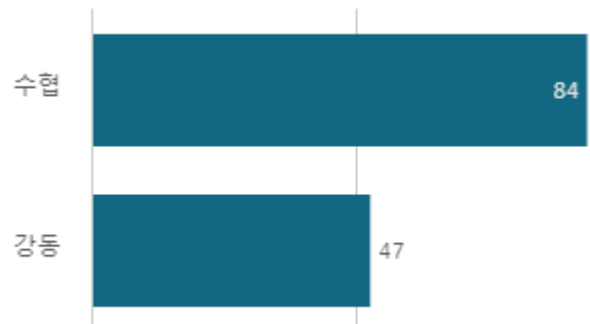
## 출하자별 거래물량 구성비



## 도매시장 법인별 거래물량(톤)

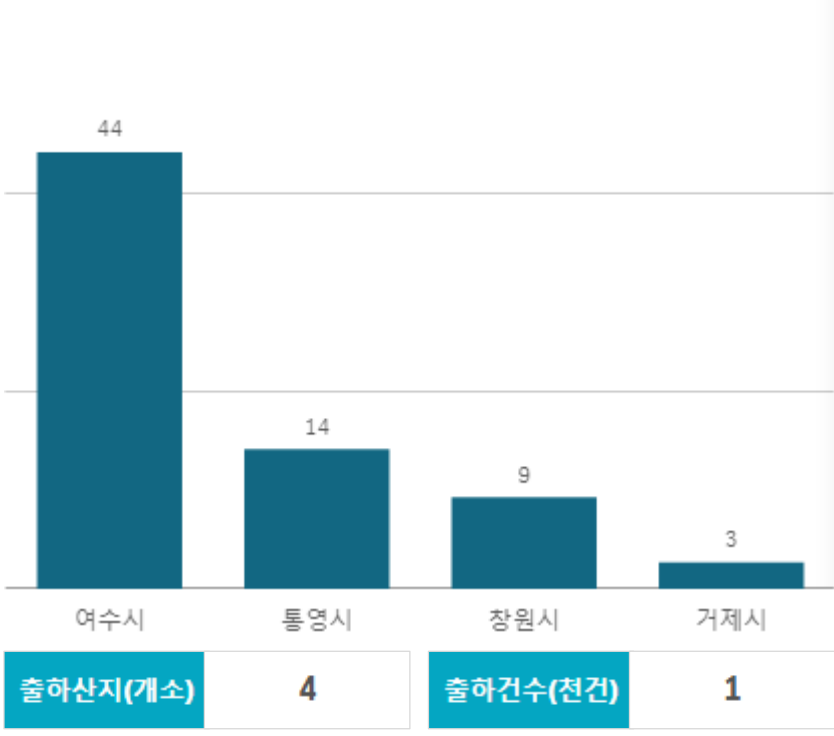


## 도매시장 법인별 거래금액(백만원)



# 겉흙합(10Kg)

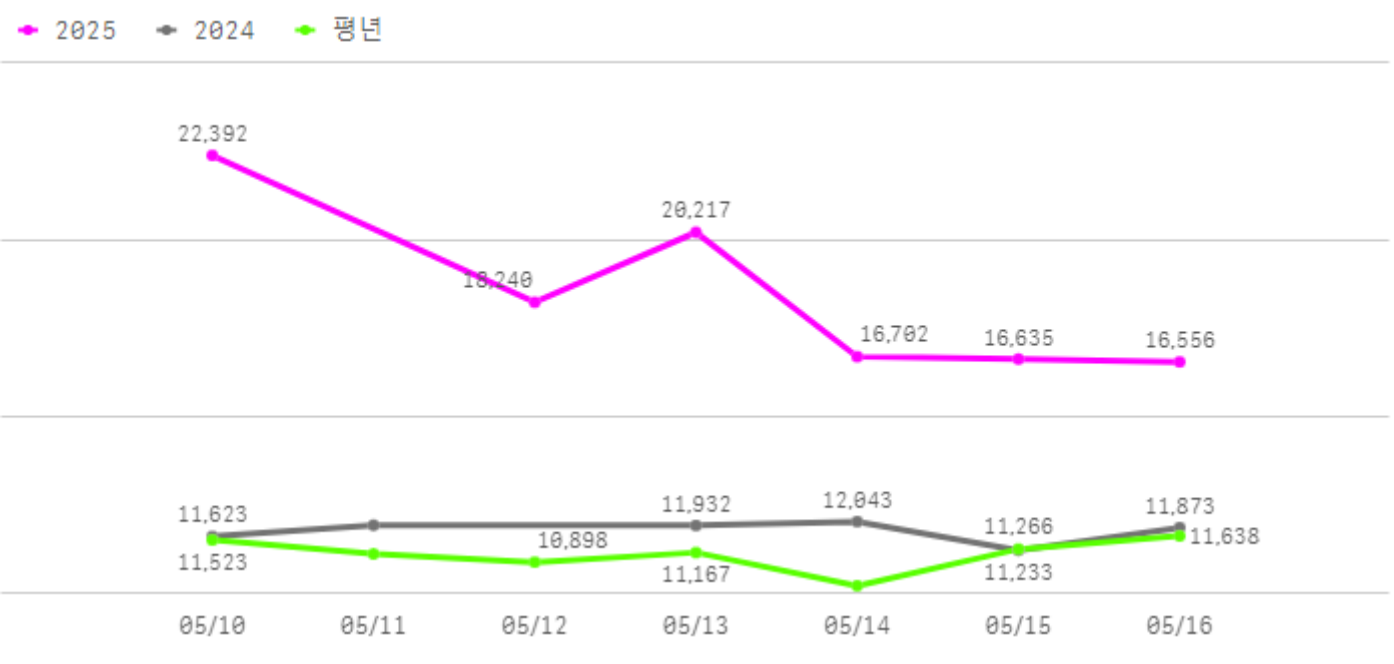
산지별 거래물량(톤)



산지별 주출하 시군구



주간 도매가격(원)



구분	금주(A)	전주(B)	전월(C)	전년(D)	평년(E)	A/B	A/C	A/D	A/E
가격(원)	18,457	18,156	17,425	11,774	12,971	101.7%	105.9%	156.8%	142.3%

※ 상품 가격 기준

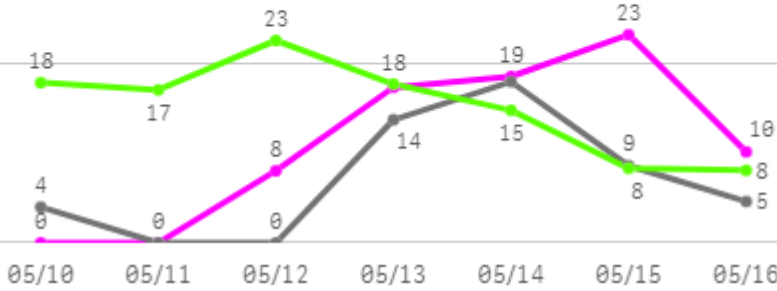
## □ 곁홍합(10Kg) 주간 가격

구분	Q	품종	Q	단량	Q	특	상	보통	하
2025-05-10		곁홍합		10Kg		-	22,392	17,592	16,500
2025-05-12		곁홍합		10Kg		-	18,240	17,284	16,500
2025-05-13		곁홍합		10Kg		-	20,217	17,544	16,500
2025-05-14		곁홍합		10Kg		-	16,702	16,076	11,875
2025-05-15		곁홍합		10Kg		-	16,635	15,908	12,279
2025-05-16		곁홍합		10Kg		-	16,556	16,272	13,050
평균						-	<b>18,457</b>	<b>16,779</b>	<b>14,451</b>

# 건멸치

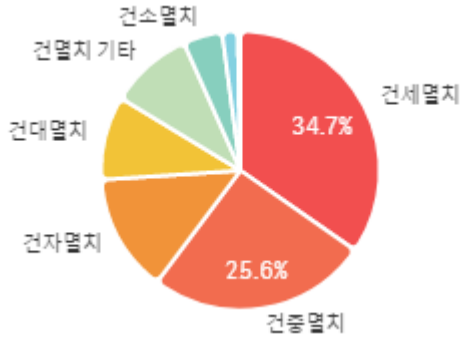
## 주간 반입량(톤)

◆ 2025    ● 2024    ▲ 평년

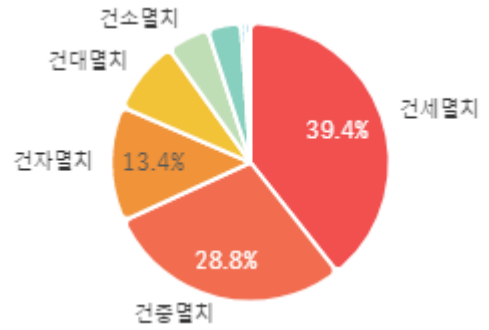


구분	금주(A)	전주(B)	전월(C)	전년(D)	평년(E)	A/B	A/C	A/D	A/E
물량(톤)	78	38	87	49	91	206.8%	89.0%	158.0%	85.2%

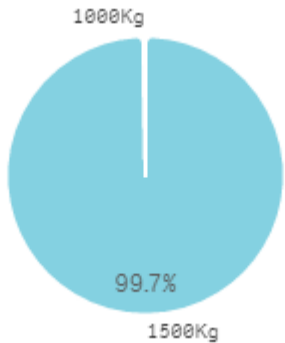
## 출하 품종별 거래물량 구성비



## 출하 품종별 거래금액 구성비



## 거래 단량별 물량 구성비




## 출하자별 거래물량 구성비



## 도매시장 법인별 거래물량(톤)

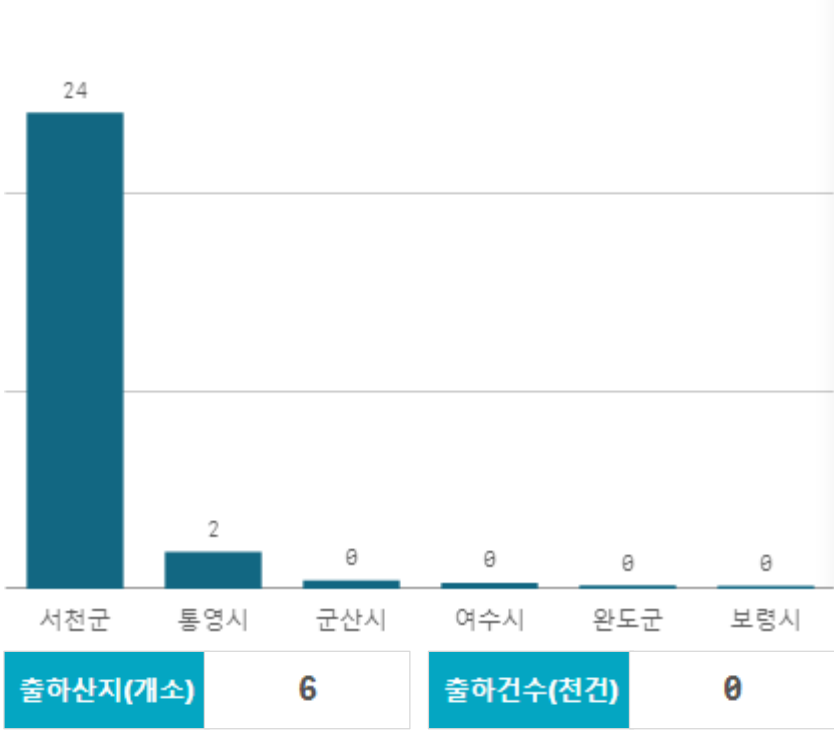


## 도매시장 법인별 거래금액(백만원)

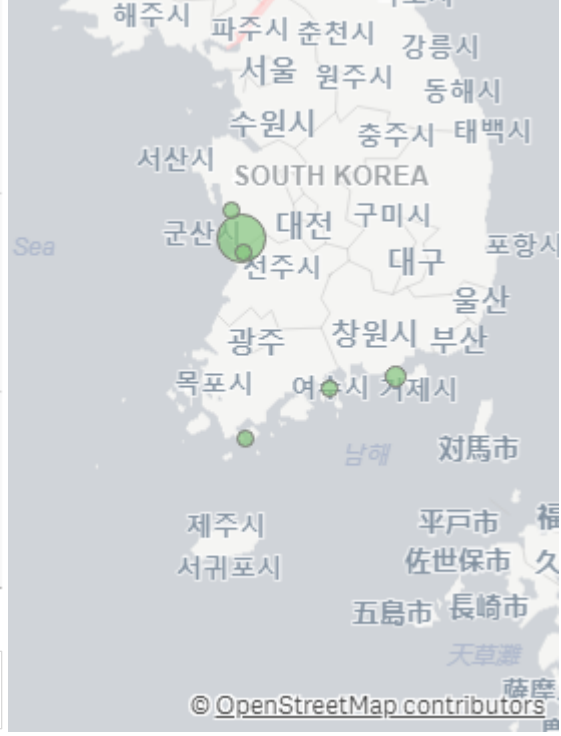


# 건세멸치(1.5Kg)

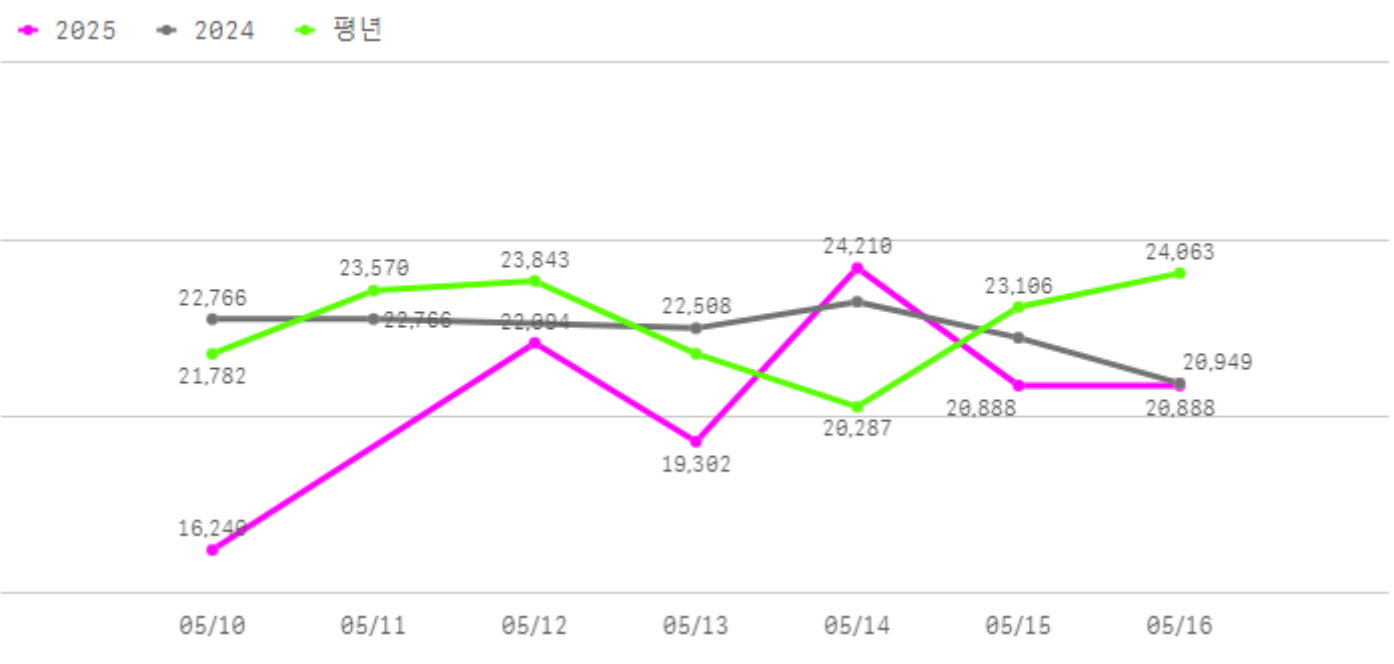
산지별 거래물량(톤)



산지별 주출하 시군구



주간 도매가격(원)



구분	금주(A)	전주(B)	전월(C)	전년(D)	평년(E)	A/B	A/C	A/D	A/E
가격(원)	20,604	18,703	18,608	22,414	21,859	110.2%	110.7%	91.9%	94.3%

※ 상품 가격 기준

## □ 건세멸치(1.5Kg) 주간 가격

구분	Q	품종	Q	단량	Q	특	상	보통	하
2025-05-10		건세멸치		1.5Kg		-	16,240	11,439	10,000
2025-05-12		건세멸치		1.5Kg		-	22,094	17,861	10,709
2025-05-13		건세멸치		1.5Kg		-	19,302	14,717	10,977
2025-05-14		건세멸치		1.5Kg		-	24,210	11,619	7,588
2025-05-15		건세멸치		1.5Kg		-	20,888	13,786	8,972
2025-05-16		건세멸치		1.5Kg		-	20,888	13,786	8,972
평균						-	<b>20,604</b>	<b>13,868</b>	<b>9,536</b>